



# Full wwPDB X-ray Structure Validation Report ⓘ

Mar 20, 2025 – 08:11 AM EDT

PDB ID : 4V7M  
Title : The structures of Capreomycin bound to the 70S ribosome.  
Authors : Stanley, R.E.; Blaha, G.  
Deposited on : 2009-11-12  
Resolution : 3.45 Å(reported)

This is a Full wwPDB X-ray Structure Validation Report for a publicly released PDB entry.

We welcome your comments at [validation@mail.wwpdb.org](mailto:validation@mail.wwpdb.org)

A user guide is available at

<https://www.wwpdb.org/validation/2017/XrayValidationReportHelp>

with specific help available everywhere you see the ⓘ symbol.

The types of validation reports are described at

<http://www.wwpdb.org/validation/2017/FAQs#types>.

---

The following versions of software and data (see [references ⓘ](#)) were used in the production of this report:

MolProbity : 4.02b-467  
Mogul : 2022.3.0, CSD as543be (2022)  
Xtriage (Phenix) : 1.21  
EDS : 3.0  
Percentile statistics : 20231227.v01 (using entries in the PDB archive December 27th 2023)  
CCP4 : 9.0.004 (Gargrove)  
Density-Fitness : 1.0.11  
Ideal geometry (proteins) : Engh & Huber (2001)  
Ideal geometry (DNA, RNA) : Parkinson et al. (1996)  
Validation Pipeline (wwPDB-VP) : 2.41.4

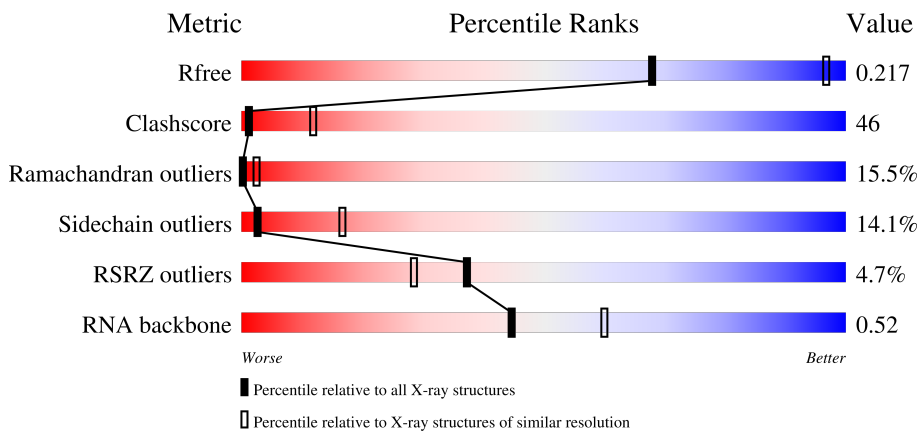
# 1 Overall quality at a glance i

The following experimental techniques were used to determine the structure:

*X-RAY DIFFRACTION*

The reported resolution of this entry is 3.45 Å.

Percentile scores (ranging between 0-100) for global validation metrics of the entry are shown in the following graphic. The table shows the number of entries on which the scores are based.



Metric	Whole archive (#Entries)	Similar resolution (#Entries, resolution range(Å))
$R_{free}$	164625	1597 (3.52-3.40)
Clashscore	180529	1041 (3.50-3.42)
Ramachandran outliers	177936	1026 (3.50-3.42)
Sidechain outliers	177891	1027 (3.50-3.42)
RSRZ outliers	164620	1596 (3.52-3.40)
RNA backbone	3690	1057 (3.92-3.00)

The table below summarises the geometric issues observed across the polymeric chains and their fit to the electron density. The red, orange, yellow and green segments of the lower bar indicate the fraction of residues that contain outliers for  $\geq 3$ , 2, 1 and 0 types of geometric quality criteria respectively. A grey segment represents the fraction of residues that are not modelled. The numeric value for each fraction is indicated below the corresponding segment, with a dot representing fractions  $\leq 5\%$ . The upper red bar (where present) indicates the fraction of residues that have poor fit to the electron density. The numeric value is given above the bar.

Mol	Chain	Length	Quality of chain
1	AA	1508	 2% 22% 62% 13% ..
1	CA	1508	 3% 20% 63% 14% ..
2	AB	256	 5% 13% 61% 16% • 8%
2	CB	256	 5% 17% 58% 14% • 8%


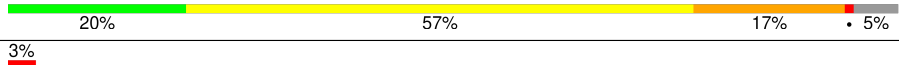

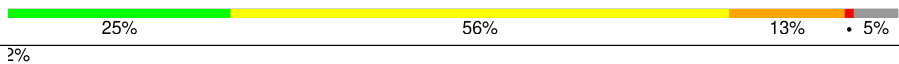
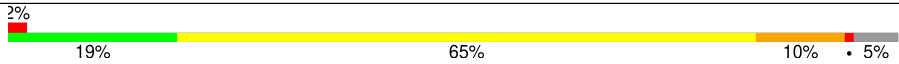
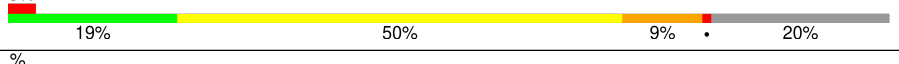
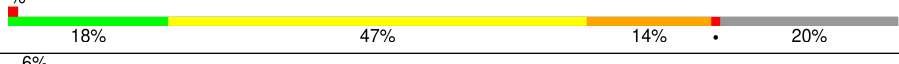
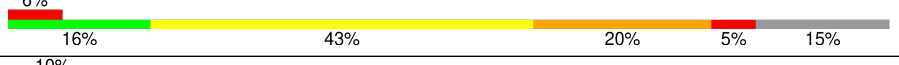
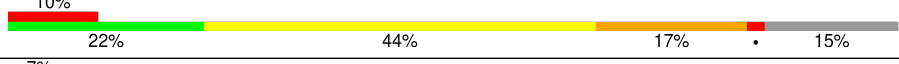



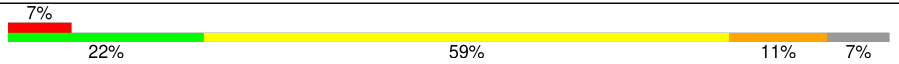


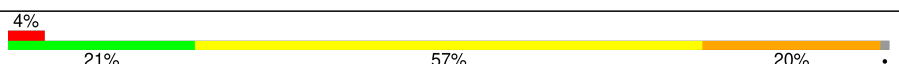
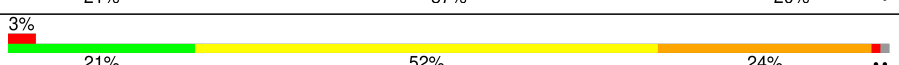

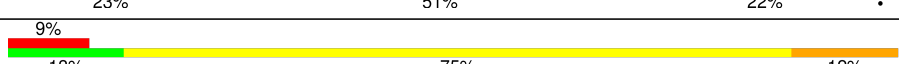

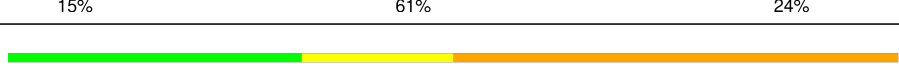


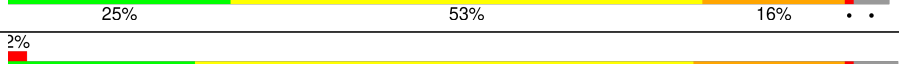
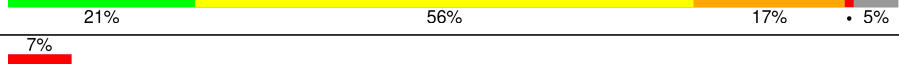
Continued on next page...

Continued from previous page...

Mol	Chain	Length	Quality of chain
3	AC	239	3% 15% 56% 14% 13%
3	CC	239	4% 16% 54% 16% 14%
4	AD	209	3% 24% 56% 18%
4	CD	209	3% 31% 54% 11%
5	AE	162	22% 59% 11% 7%
5	CE	162	22% 55% 16% 7%
6	AF	101	26% 59% 14%
6	CF	101	20% 63% 17%
7	AG	156	6% 27% 56% 15%
7	CG	156	4% 28% 56% 14%
8	AH	138	20% 66% 13%
8	CH	138	28% 59% 12%
9	AI	128	7% 16% 66% 16%
9	CI	128	10% 16% 68% 12%
10	AJ	105	12% 13% 60% 19% 6%
10	CJ	105	10% 18% 58% 17% 6%
11	AK	129	2% 28% 55% 6% 10%
11	CK	129	5% 22% 57% 13% 8%
12	AL	132	3% 27% 53% 12% 5%
12	CL	132	4% 29% 46% 17% 5%
13	AM	126	6% 21% 52% 21%
13	CM	126	10% 10% 62% 21% 6%
14	AN	61	7% 30% 51% 15%
14	CN	61	10% 15% 72% 8%
15	AO	89	24% 58% 16%

Continued on next page...

Continued from previous page...

Mol	Chain	Length	Quality of chain
15	CO	89	
16	AP	88	
16	CP	88	
17	AQ	105	
17	CQ	105	
18	AR	88	
18	CR	88	
19	AS	93	
19	CS	93	
20	AT	106	
20	CT	106	
21	AU	27	
21	CU	27	
22	AV	30	
22	CV	30	
23	AW	75	
23	CW	75	
24	AX	77	
25	AY	75	
25	CY	75	
26	AZ	6	
26	CZ	6	
27	BA	2915	
27	DA	2915	
28	BB	122	




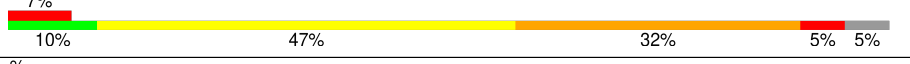
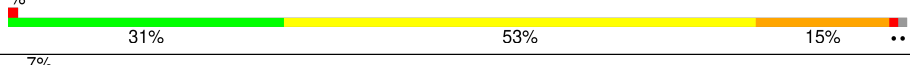
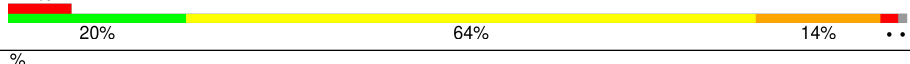
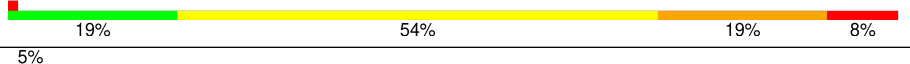
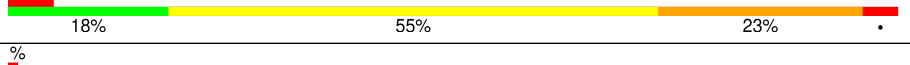
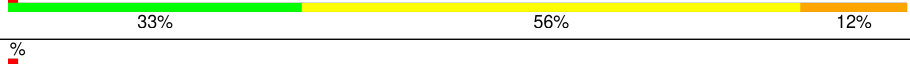
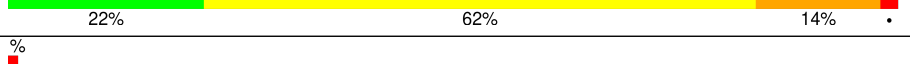







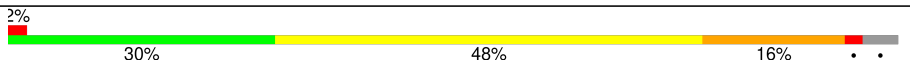



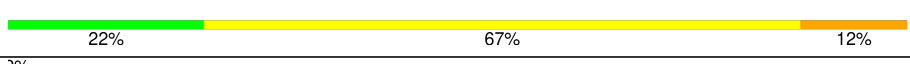
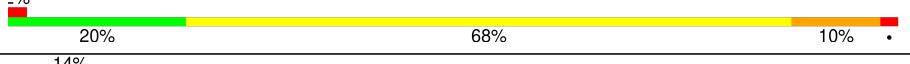


Continued on next page...

Continued from previous page...

Mol	Chain	Length	Quality of chain
28	DB	122	
29	BC	229	
29	DC	229	
30	BD	276	
30	DD	276	
31	BE	206	
31	DE	206	
32	BF	210	
32	DF	210	
33	BG	182	
33	DG	182	
34	BH	180	
34	DH	180	
35	BI	148	
35	DI	148	
36	BN	140	
36	DN	140	
37	BO	122	
37	DO	122	
38	BP	150	
38	DP	150	
39	BQ	141	
39	DQ	141	
40	BR	118	
40	DR	118	


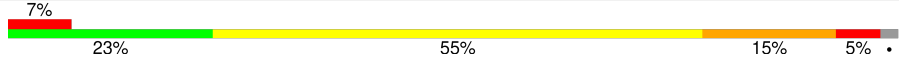


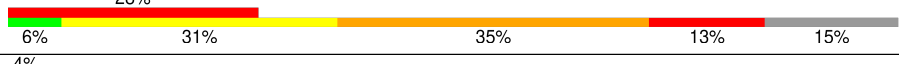
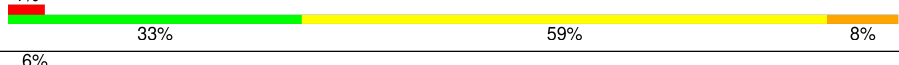
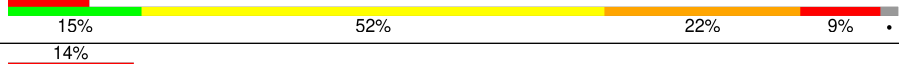
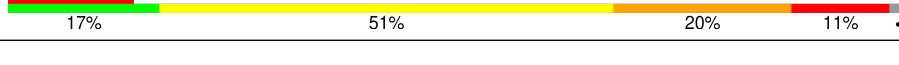


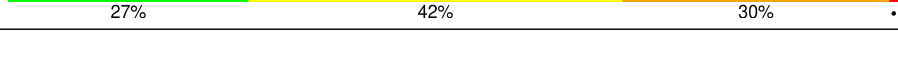
Continued on next page...

Continued from previous page...

Mol	Chain	Length	Quality of chain
41	BS	112	
41	DS	112	
42	BT	146	
42	DT	146	
43	BU	118	
43	DU	118	
44	BV	101	
44	DV	101	
45	BW	113	
45	DW	113	
46	BX	96	
46	DX	96	
47	BY	110	
47	DY	110	
48	BZ	206	
48	DZ	206	
49	B0	85	
49	D0	85	
50	B1	98	
50	D1	98	
51	B2	72	
51	D2	72	
52	B3	60	
52	D3	60	
53	B4	71	

Continued on next page...

Continued from previous page...

Mol	Chain	Length	Quality of chain
53	D4	71	
54	B5	60	
54	D5	60	
55	B6	54	
55	D6	54	
56	B7	49	
56	D7	49	
57	B8	65	
57	D8	65	
58	B9	37	
58	D9	37	
59	CX	77	

The following table lists non-polymeric compounds, carbohydrate monomers and non-standard residues in protein, DNA, RNA chains that are outliers for geometric or electron-density-fit criteria:

Mol	Type	Chain	Res	Chirality	Geometry	Clashes	Electron density
26	DPP	AZ	2	-	-	X	-
26	KBE	CZ	1	-	-	X	-
26	DPP	CZ	2	-	-	X	-
60	MG	AA	1630	-	-	-	X
60	MG	AA	1648	-	-	-	X
60	MG	BA	3201	-	-	-	X

## 2 Entry composition

There are 61 unique types of molecules in this entry. The entry contains 293848 atoms, of which 0 are hydrogens and 0 are deuteriums.

In the tables below, the ZeroOcc column contains the number of atoms modelled with zero occupancy, the AltConf column contains the number of residues with at least one atom in alternate conformation and the Trace column contains the number of residues modelled with at most 2 atoms.

- Molecule 1 is a RNA chain called 16S ribosomal RNA.

Mol	Chain	Residues	Atoms					ZeroOcc	AltConf	Trace
			Total	C	N	O	P			
1	AA	1495	Total 32132	C 14303	N 5953	O 10382	P 1494	0	0	0
1	CA	1493	Total 32098	C 14287	N 5956	O 10363	P 1492	0	0	0

- Molecule 2 is a protein called 30S ribosomal protein S2.

Mol	Chain	Residues	Atoms					ZeroOcc	AltConf	Trace
			Total	C	N	O	S			
2	AB	235	Total 1901	C 1213	N 342	O 341	S 5	0	0	1
2	CB	235	Total 1901	C 1213	N 342	O 341	S 5	0	0	1

- Molecule 3 is a protein called 30S ribosomal protein S3.

Mol	Chain	Residues	Atoms					ZeroOcc	AltConf	Trace
			Total	C	N	O	S			
3	AC	207	Total 1613	C 1016	N 315	O 281	S 1	0	0	1
3	CC	206	Total 1604	C 1011	N 314	O 278	S 1	0	0	1

- Molecule 4 is a protein called 30S ribosomal protein S4.

Mol	Chain	Residues	Atoms					ZeroOcc	AltConf	Trace
			Total	C	N	O	S			
4	AD	208	Total 1703	C 1066	N 339	O 291	S 7	0	0	0
4	CD	208	Total 1703	C 1066	N 339	O 291	S 7	0	0	0

- Molecule 5 is a protein called 30S ribosomal protein S5.



Mol	Chain	Residues	Atoms					ZeroOcc	AltConf	Trace
5	AE	151	Total	C	N	O	S	0	0	1
			1147	724	218	201	4			
5	CE	151	Total	C	N	O	S	0	0	1
			1147	724	218	201	4			

- Molecule 6 is a protein called 30S ribosomal protein S6.

Mol	Chain	Residues	Atoms					ZeroOcc	AltConf	Trace
6	AF	101	Total	C	N	O	S	0	0	0
			843	531	155	154	3			
6	CF	101	Total	C	N	O	S	0	0	0
			843	531	155	154	3			

- Molecule 7 is a protein called 30S ribosomal protein S7.

Mol	Chain	Residues	Atoms					ZeroOcc	AltConf	Trace
7	AG	155	Total	C	N	O	S	0	0	0
			1257	781	252	218	6			
7	CG	154	Total	C	N	O	S	0	0	0
			1249	776	251	217	5			

- Molecule 8 is a protein called 30S ribosomal protein S8.

Mol	Chain	Residues	Atoms					ZeroOcc	AltConf	Trace
8	AH	138	Total	C	N	O	S	0	0	0
			1116	705	215	193	3			
8	CH	138	Total	C	N	O	S	0	0	0
			1116	705	215	193	3			

- Molecule 9 is a protein called 30S ribosomal protein S9.

Mol	Chain	Residues	Atoms				ZeroOcc	AltConf	Trace
9	AI	127	Total	C	N	O	0	0	0
			1006	637	195	174			
9	CI	127	Total	C	N	O	0	0	0
			1006	637	195	174			

- Molecule 10 is a protein called 30S ribosomal protein S10.

Mol	Chain	Residues	Atoms					ZeroOcc	AltConf	Trace
10	AJ	99	Total	C	N	O	S	0	0	1
			795	499	157	138	1			

*Continued on next page...*

*Continued from previous page...*

Mol	Chain	Residues	Atoms					ZeroOcc	AltConf	Trace
			Total	C	N	O	S			
10	CJ	99	795	499	157	138	1	0	0	1

- Molecule 11 is a protein called 30S ribosomal protein S11.

Mol	Chain	Residues	Atoms					ZeroOcc	AltConf	Trace
			Total	C	N	O	S			
11	AK	116	864	537	164	160	3	0	0	0
11	CK	119	885	549	168	165	3	0	0	0

- Molecule 12 is a protein called 30S ribosomal protein S12.

Mol	Chain	Residues	Atoms					ZeroOcc	AltConf	Trace
			Total	C	N	O	S			
12	AL	125	971	611	196	163	1	0	0	1
12	CL	125	971	611	196	163	1	0	0	1

- Molecule 13 is a protein called 30S ribosomal protein S13.

Mol	Chain	Residues	Atoms					ZeroOcc	AltConf	Trace
			Total	C	N	O	S			
13	AM	122	965	597	200	166	2	0	0	1
13	CM	118	937	579	193	163	2	0	0	0

- Molecule 14 is a protein called 30S ribosomal protein S14.

Mol	Chain	Residues	Atoms					ZeroOcc	AltConf	Trace
			Total	C	N	O	S			
14	AN	60	492	312	104	72	4	0	0	0
14	CN	60	492	312	104	72	4	0	0	0

- Molecule 15 is a protein called 30S ribosomal protein S15.

Mol	Chain	Residues	Atoms					ZeroOcc	AltConf	Trace
			Total	C	N	O	S			
15	AO	88	734	459	147	126	2	0	0	0
15	CO	88	734	459	147	126	2	0	0	0

- Molecule 16 is a protein called 30S ribosomal protein S16.

Mol	Chain	Residues	Atoms					ZeroOcc	AltConf	Trace
16	AP	84	Total	C	N	O	S	0	0	1
			701	443	140	117	1			
16	CP	84	Total	C	N	O	S	0	0	1
			701	443	140	117	1			

- Molecule 17 is a protein called 30S ribosomal protein S17.

Mol	Chain	Residues	Atoms					ZeroOcc	AltConf	Trace
17	AQ	100	Total	C	N	O	S	0	0	1
			824	528	152	142	2			
17	CQ	100	Total	C	N	O	S	0	0	1
			824	528	152	142	2			

- Molecule 18 is a protein called 30S ribosomal protein S18.

Mol	Chain	Residues	Atoms				ZeroOcc	AltConf	Trace
18	AR	70	Total	C	N	O	0	0	0
			574	367	112	95			
18	CR	70	Total	C	N	O	0	0	0
			574	367	112	95			

- Molecule 19 is a protein called 30S ribosomal protein S19.

Mol	Chain	Residues	Atoms					ZeroOcc	AltConf	Trace
19	AS	79	Total	C	N	O	S	0	0	1
			630	403	115	110	2			
19	CS	79	Total	C	N	O	S	0	0	1
			630	403	115	110	2			

- Molecule 20 is a protein called 30S ribosomal protein S20.

Mol	Chain	Residues	Atoms					ZeroOcc	AltConf	Trace
20	AT	99	Total	C	N	O	S	0	0	0
			763	470	162	129	2			
20	CT	99	Total	C	N	O	S	0	0	0
			763	470	162	129	2			

- Molecule 21 is a protein called 30S ribosomal protein Thx.

Mol	Chain	Residues	Atoms				ZeroOcc	AltConf	Trace
21	AU	25	Total	C	N	O	0	0	1
			209	128	51	30			
21	CU	25	Total	C	N	O	0	0	1
			209	128	51	30			

- Molecule 22 is a RNA chain called RNA (5'-R(\*AP\*AP\*AP\*AP\*AP\*GP\*GP\*AP\*AP\*AP\*UP\*A\*AP\*AP\*AP\*AP\*UP\*GP\*CP\*AP\*GP\*UP\*UP\*CP\*AP\*AP\*UP\*CP\*UP\*A)-3').

Mol	Chain	Residues	Atoms					ZeroOcc	AltConf	Trace
22	AV	10	Total	C	N	O	P	0	0	0
			205	93	40	63	9			
22	CV	10	Total	C	N	O	P	0	0	0
			213	97	42	65	9			

- Molecule 23 is a RNA chain called tRNA-Gln.

Mol	Chain	Residues	Atoms					ZeroOcc	AltConf	Trace
23	AW	74	Total	C	N	O	P	0	0	0
			1573	702	279	518	74			
23	CW	74	Total	C	N	O	P	0	0	0
			1573	702	279	518	74			

- Molecule 24 is a RNA chain called tRNA-Met.

Mol	Chain	Residues	Atoms					ZeroOcc	AltConf	Trace
24	AX	77	Total	C	N	O	P	0	0	0
			1639	732	297	534	76			

- Molecule 25 is a RNA chain called tRNA-Gln.

Mol	Chain	Residues	Atoms					ZeroOcc	AltConf	Trace
25	AY	75	Total	C	N	O	P	0	0	0
			1591	711	280	526	74			
25	CY	75	Total	C	N	O	P	0	0	0
			1591	711	280	526	74			

There are 4 discrepancies between the modelled and reference sequences:

Chain	Residue	Modelled	Actual	Comment	Reference
AY	33	G	C	conflict	GB CP001790.1
AY	44	U	A	conflict	GB CP001790.1
CY	33	G	C	conflict	GB CP001790.1
CY	44	U	A	conflict	GB CP001790.1

- Molecule 26 is a protein called capreomycin IA.

Mol	Chain	Residues	Atoms				ZeroOcc	AltConf	Trace
			Total	C	N	O			
26	AZ	6	47	25	14	8	0	0	0
26	CZ	6	47	25	14	8	0	0	0

- Molecule 27 is a RNA chain called 23S ribosomal RNA.

Mol	Chain	Residues	Atoms					ZeroOcc	AltConf	Trace
			Total	C	N	O	P			
27	BA	2789	60072	26734	11238	19312	2788	0	0	0
27	DA	2775	59767	26598	11176	19219	2774	0	0	0

- Molecule 28 is a RNA chain called 5S ribosomal RNA.

Mol	Chain	Residues	Atoms					ZeroOcc	AltConf	Trace
			Total	C	N	O	P			
28	BB	119	2551	1136	471	826	118	0	0	0
28	DB	119	2551	1136	471	826	118	0	0	0

- Molecule 29 is a protein called 50S ribosomal protein L1.

Mol	Chain	Residues	Atoms				ZeroOcc	AltConf	Trace
			Total	C	N	O			
29	BC	191	1142	691	221	230	0	0	1
29	DC	191	1142	691	221	230	0	0	1

- Molecule 30 is a protein called 50S ribosomal protein L2.

Mol	Chain	Residues	Atoms					ZeroOcc	AltConf	Trace
			Total	C	N	O	S			
30	BD	272	2105	1329	417	356	3	0	0	1
30	DD	272	2105	1329	417	356	3	0	0	1

- Molecule 31 is a protein called 50S ribosomal protein L3.

Mol	Chain	Residues	Atoms					ZeroOcc	AltConf	Trace
31	BE	205	Total	C	N	O	S	0	0	1
			1564	988	300	270	6			
31	DE	205	Total	C	N	O	S	0	0	1
			1564	988	300	270	6			

- Molecule 32 is a protein called 50S ribosomal protein L4.

Mol	Chain	Residues	Atoms					ZeroOcc	AltConf	Trace
32	BF	206	Total	C	N	O	S	0	0	1
			1607	1024	301	280	2			
32	DF	208	Total	C	N	O	S	0	0	1
			1624	1035	304	282	3			

- Molecule 33 is a protein called 50S ribosomal protein L5.

Mol	Chain	Residues	Atoms					ZeroOcc	AltConf	Trace
33	BG	181	Total	C	N	O	S	0	0	0
			1474	942	268	260	4			
33	DG	181	Total	C	N	O	S	0	0	0
			1474	942	268	260	4			

- Molecule 34 is a protein called 50S ribosomal protein L6.

Mol	Chain	Residues	Atoms					ZeroOcc	AltConf	Trace
34	BH	161	Total	C	N	O	S	0	0	0
			1233	783	227	222	1			
34	DH	160	Total	C	N	O	S	0	0	1
			1223	773	229	220	1			

- Molecule 35 is a protein called 50S ribosomal protein L9.

Mol	Chain	Residues	Atoms					ZeroOcc	AltConf	Trace
35	BI	146	Total	C	N	O	S	0	0	1
			1132	723	201	207	1			
35	DI	146	Total	C	N	O	S	0	0	1
			1132	723	201	207	1			

- Molecule 36 is a protein called 50S ribosomal protein L13.

Mol	Chain	Residues	Atoms					ZeroOcc	AltConf	Trace
36	BN	139	Total	C	N	O	S	0	0	1
			1105	712	207	182	4			

*Continued on next page...*

Continued from previous page...

Mol	Chain	Residues	Atoms					ZeroOcc	AltConf	Trace
36	DN	139	Total	C	N	O	S	0	0	1
			1105	712	207	182	4			

- Molecule 37 is a protein called 50S ribosomal protein L14.

Mol	Chain	Residues	Atoms					ZeroOcc	AltConf	Trace
37	BO	122	Total	C	N	O	S	0	0	0
			933	588	171	170	4			
37	DO	122	Total	C	N	O	S	0	0	0
			933	588	171	170	4			

- Molecule 38 is a protein called 50S ribosomal protein L15.

Mol	Chain	Residues	Atoms					ZeroOcc	AltConf	Trace
38	BP	146	Total	C	N	O	S	0	0	0
			1114	692	227	193	2			
38	DP	146	Total	C	N	O	S	0	0	0
			1114	692	227	193	2			

- Molecule 39 is a protein called 50S ribosomal protein L16.

Mol	Chain	Residues	Atoms					ZeroOcc	AltConf	Trace
39	BQ	139	Total	C	N	O	S	0	0	0
			1107	707	209	184	7			
39	DQ	138	Total	C	N	O	S	0	0	0
			1094	697	205	185	7			

- Molecule 40 is a protein called 50S ribosomal protein L17.

Mol	Chain	Residues	Atoms				ZeroOcc	AltConf	Trace
40	BR	117	Total	C	N	O	0	0	0
			960	599	202	159			
40	DR	117	Total	C	N	O	0	0	0
			960	599	202	159			

- Molecule 41 is a protein called 50S ribosomal protein L18.

Mol	Chain	Residues	Atoms				ZeroOcc	AltConf	Trace
41	BS	99	Total	C	N	O	0	0	1
			771	486	155	130			
41	DS	99	Total	C	N	O	0	0	1
			771	486	155	130			

- Molecule 42 is a protein called 50S ribosomal protein L19.

Mol	Chain	Residues	Atoms					ZeroOcc	AltConf	Trace
42	BT	138	Total	C	N	O	S	0	0	1
			1142	710	235	196	1			
42	DT	138	Total	C	N	O	S	0	0	1
			1142	710	235	196	1			

- Molecule 43 is a protein called 50S ribosomal protein L20.

Mol	Chain	Residues	Atoms					ZeroOcc	AltConf	Trace
43	BU	117	Total	C	N	O	S	0	0	0
			958	604	202	151	1			
43	DU	117	Total	C	N	O	S	0	0	0
			958	604	202	151	1			

- Molecule 44 is a protein called 50S ribosomal protein L21.

Mol	Chain	Residues	Atoms					ZeroOcc	AltConf	Trace
44	BV	101	Total	C	N	O	S	0	0	0
			779	501	142	135	1			
44	DV	101	Total	C	N	O	S	0	0	0
			779	501	142	135	1			

- Molecule 45 is a protein called 50S ribosomal protein L22.

Mol	Chain	Residues	Atoms					ZeroOcc	AltConf	Trace
45	BW	113	Total	C	N	O	S	0	0	0
			896	563	176	155	2			
45	DW	113	Total	C	N	O	S	0	0	0
			896	563	176	155	2			

- Molecule 46 is a protein called 50S ribosomal protein L23.

Mol	Chain	Residues	Atoms				ZeroOcc	AltConf	Trace
46	BX	93	Total	C	N	O	0	0	1
			726	471	132	123			
46	DX	93	Total	C	N	O	0	0	1
			726	471	132	123			

- Molecule 47 is a protein called 50S ribosomal protein L24.



Mol	Chain	Residues	Atoms					ZeroOcc	AltConf	Trace
47	BY	88	Total	C	N	O	S	0	0	1
			672	432	131	105	4			
47	DY	101	Total	C	N	O	S	0	0	1
			776	500	149	123	4			

- Molecule 48 is a protein called 50S ribosomal protein L25.

Mol	Chain	Residues	Atoms					ZeroOcc	AltConf	Trace
48	BZ	177	Total	C	N	O	S	0	0	1
			1404	897	253	252	2			
48	DZ	177	Total	C	N	O	S	0	0	1
			1404	897	253	252	2			

- Molecule 49 is a protein called 50S ribosomal protein L27.

Mol	Chain	Residues	Atoms					ZeroOcc	AltConf	Trace
49	B0	84	Total	C	N	O	S	0	0	0
			662	410	140	111	1			
49	D0	84	Total	C	N	O	S	0	0	0
			662	410	140	111	1			

- Molecule 50 is a protein called 50S ribosomal protein L28.

Mol	Chain	Residues	Atoms					ZeroOcc	AltConf	Trace
50	B1	94	Total	C	N	O	S	0	0	1
			732	460	146	125	1			
50	D1	94	Total	C	N	O	S	0	0	1
			732	460	146	125	1			

- Molecule 51 is a protein called 50S ribosomal protein L29.

Mol	Chain	Residues	Atoms					ZeroOcc	AltConf	Trace
51	B2	71	Total	C	N	O	S	0	0	0
			598	370	121	106	1			
51	D2	71	Total	C	N	O	S	0	0	0
			598	370	121	106	1			

- Molecule 52 is a protein called 50S ribosomal protein L30.

Mol	Chain	Residues	Atoms					ZeroOcc	AltConf	Trace
52	B3	60	Total	C	N	O	S	0	0	1
			468	298	91	78	1			

*Continued on next page...*

*Continued from previous page...*

Mol	Chain	Residues	Atoms					ZeroOcc	AltConf	Trace
52	D3	60	Total	C	N	O	S	0	0	1
			468	298	91	78	1			

- Molecule 53 is a protein called 50S ribosomal protein L31.

Mol	Chain	Residues	Atoms					ZeroOcc	AltConf	Trace
53	B4	49	Total	C	N	O	S	0	0	1
			344	215	60	65	4			
53	D4	49	Total	C	N	O	S	0	0	1
			344	215	60	65	4			

- Molecule 54 is a protein called 50S ribosomal protein L32.

Mol	Chain	Residues	Atoms					ZeroOcc	AltConf	Trace
54	B5	59	Total	C	N	O	S	0	0	0
			459	288	90	76	5			
54	D5	59	Total	C	N	O	S	0	0	0
			459	288	90	76	5			

- Molecule 55 is a protein called 50S ribosomal protein L33.

Mol	Chain	Residues	Atoms					ZeroOcc	AltConf	Trace
55	B6	48	Total	C	N	O	S	0	0	1
			402	249	83	66	4			
55	D6	46	Total	C	N	O	S	0	0	1
			390	241	80	65	4			

- Molecule 56 is a protein called 50S ribosomal protein L34.

Mol	Chain	Residues	Atoms					ZeroOcc	AltConf	Trace
56	B7	49	Total	C	N	O	S	0	0	1
			419	257	105	55	2			
56	D7	49	Total	C	N	O	S	0	0	1
			419	257	105	55	2			

- Molecule 57 is a protein called 50S ribosomal protein L35.

Mol	Chain	Residues	Atoms					ZeroOcc	AltConf	Trace
57	B8	64	Total	C	N	O	S	0	0	1
			508	326	102	78	2			
57	D8	64	Total	C	N	O	S	0	0	1
			508	326	102	78	2			

- Molecule 58 is a protein called 50S ribosomal protein L36.

Mol	Chain	Residues	Atoms					ZeroOcc	AltConf	Trace
			Total	C	N	O	S			
58	B9	36	299	183	67	46	3	0	0	0
58	D9	36	299	183	67	46	3	0	0	0

- Molecule 59 is a RNA chain called RNA (77-MER).

Mol	Chain	Residues	Atoms					ZeroOcc	AltConf	Trace
			Total	C	N	O	P			
59	CX	77	1640	732	297	535	76	0	0	0

There is a discrepancy between the modelled and reference sequences:

Chain	Residue	Modelled	Actual	Comment	Reference
CX	46	G	A	conflict	GB CP001637.1

- Molecule 60 is MAGNESIUM ION (three-letter code: MG) (formula: Mg).

Mol	Chain	Residues	Atoms		ZeroOcc	AltConf
60	AA	114	Total 114	Mg 114	0	0
60	AG	1	Total 1	Mg 1	0	0
60	AW	4	Total 4	Mg 4	0	0
60	AX	9	Total 9	Mg 9	0	0
60	BA	334	Total 334	Mg 334	0	0
60	BB	5	Total 5	Mg 5	0	0
60	BD	1	Total 1	Mg 1	0	0
60	BE	3	Total 3	Mg 3	0	0
60	BF	1	Total 1	Mg 1	0	0
60	BG	1	Total 1	Mg 1	0	0
60	BP	2	Total 2	Mg 2	0	0

*Continued on next page...*

*Continued from previous page...*

Mol	Chain	Residues	Atoms	ZeroOcc	AltConf
60	BR	1	Total Mg 1 1	0	0
60	BU	2	Total Mg 2 2	0	0
60	BX	1	Total Mg 1 1	0	0
60	B0	3	Total Mg 3 3	0	0
60	B5	1	Total Mg 1 1	0	0
60	CA	102	Total Mg 102 102	0	0
60	CE	1	Total Mg 1 1	0	0
60	CK	1	Total Mg 1 1	0	0
60	CV	1	Total Mg 1 1	0	0
60	CW	4	Total Mg 4 4	0	0
60	DA	239	Total Mg 239 239	0	0
60	DB	3	Total Mg 3 3	0	0
60	DD	2	Total Mg 2 2	0	0
60	DE	1	Total Mg 1 1	0	0
60	DF	1	Total Mg 1 1	0	0
60	DO	1	Total Mg 1 1	0	0
60	D0	1	Total Mg 1 1	0	0
60	D5	1	Total Mg 1 1	0	0
60	D7	1	Total Mg 1 1	0	0

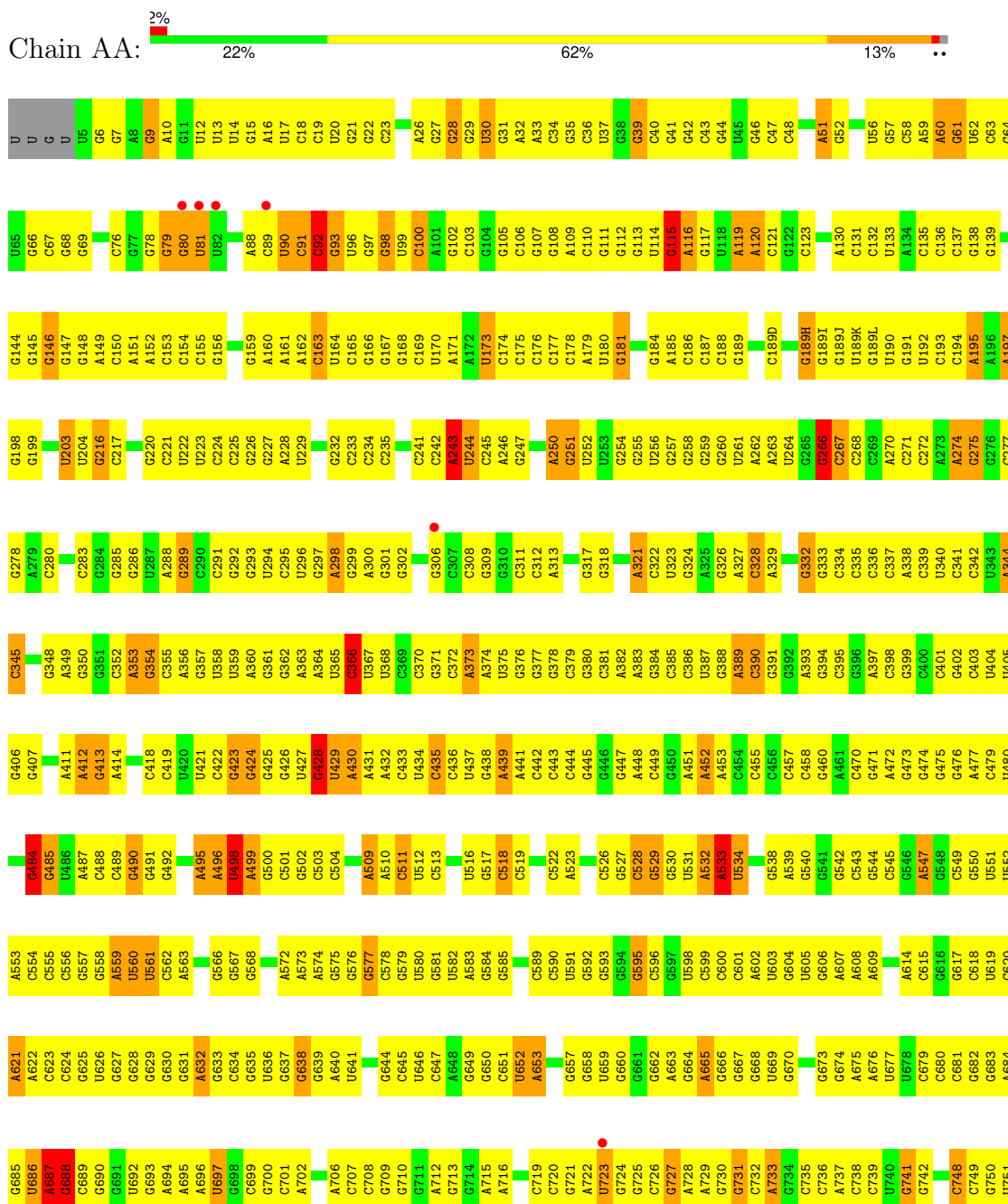
- Molecule 61 is ZINC ION (three-letter code: ZN) (formula: Zn).

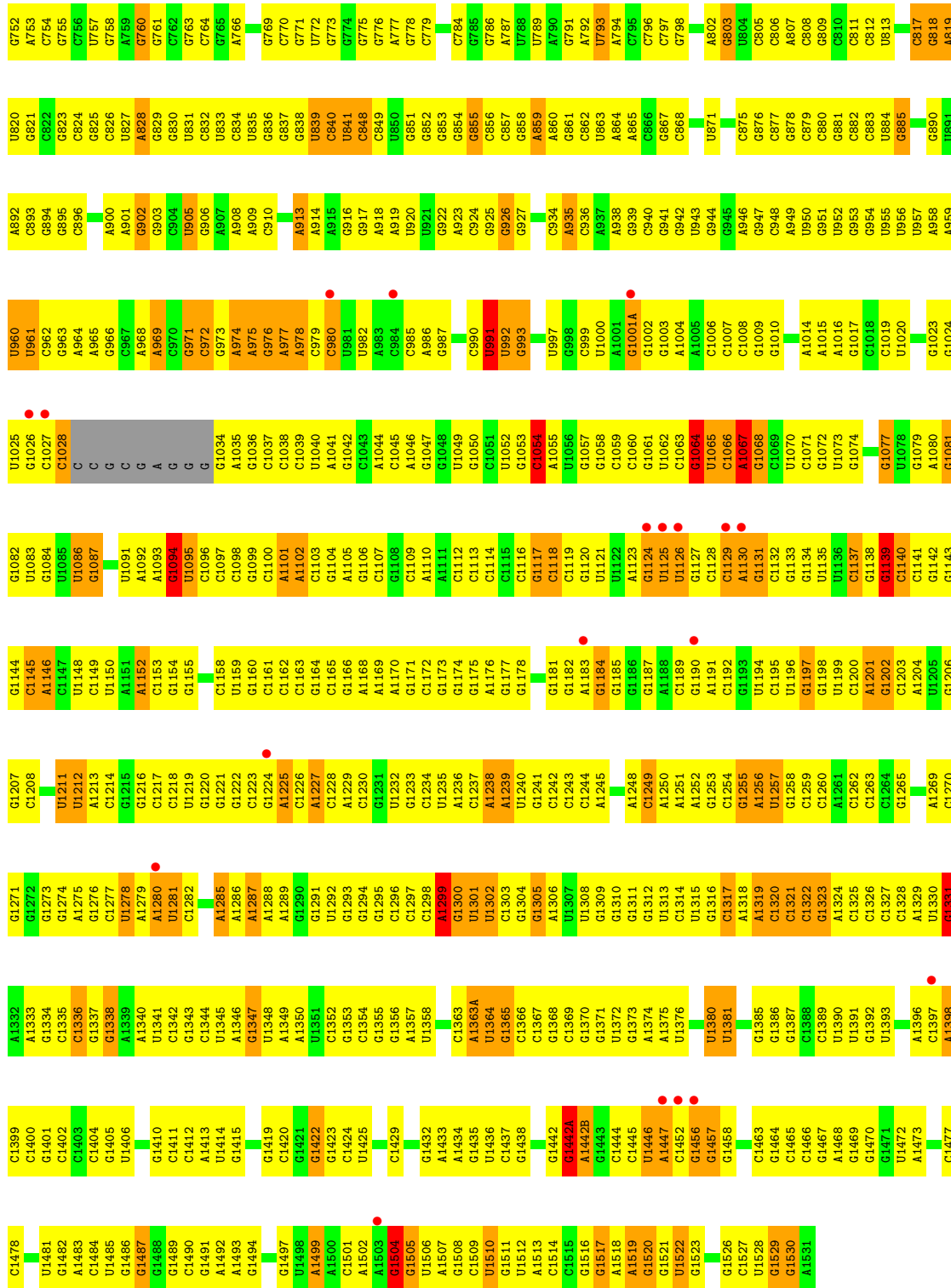
Mol	Chain	Residues	Atoms		ZeroOcc	AltConf
61	AD	1	Total 1	Zn 1	0	0
61	B4	1	Total 1	Zn 1	0	0
61	B5	1	Total 1	Zn 1	0	0
61	B9	1	Total 1	Zn 1	0	0
61	CD	1	Total 1	Zn 1	0	0
61	D4	1	Total 1	Zn 1	0	0
61	D5	1	Total 1	Zn 1	0	0
61	D9	1	Total 1	Zn 1	0	0

### 3 Residue-property plots

These plots are drawn for all protein, RNA, DNA and oligosaccharide chains in the entry. The first graphic for a chain summarises the proportions of the various outlier classes displayed in the second graphic. The second graphic shows the sequence view annotated by issues in geometry and electron density. Residues are color-coded according to the number of geometric quality criteria for which they contain at least one outlier: green = 0, yellow = 1, orange = 2 and red = 3 or more. A red dot above a residue indicates a poor fit to the electron density ( $RSRZ > 2$ ). Stretches of 2 or more consecutive residues without any outlier are shown as a green connector. Residues present in the sample, but not in the model, are shown in grey.


- Molecule 1: 16S ribosomal RNA



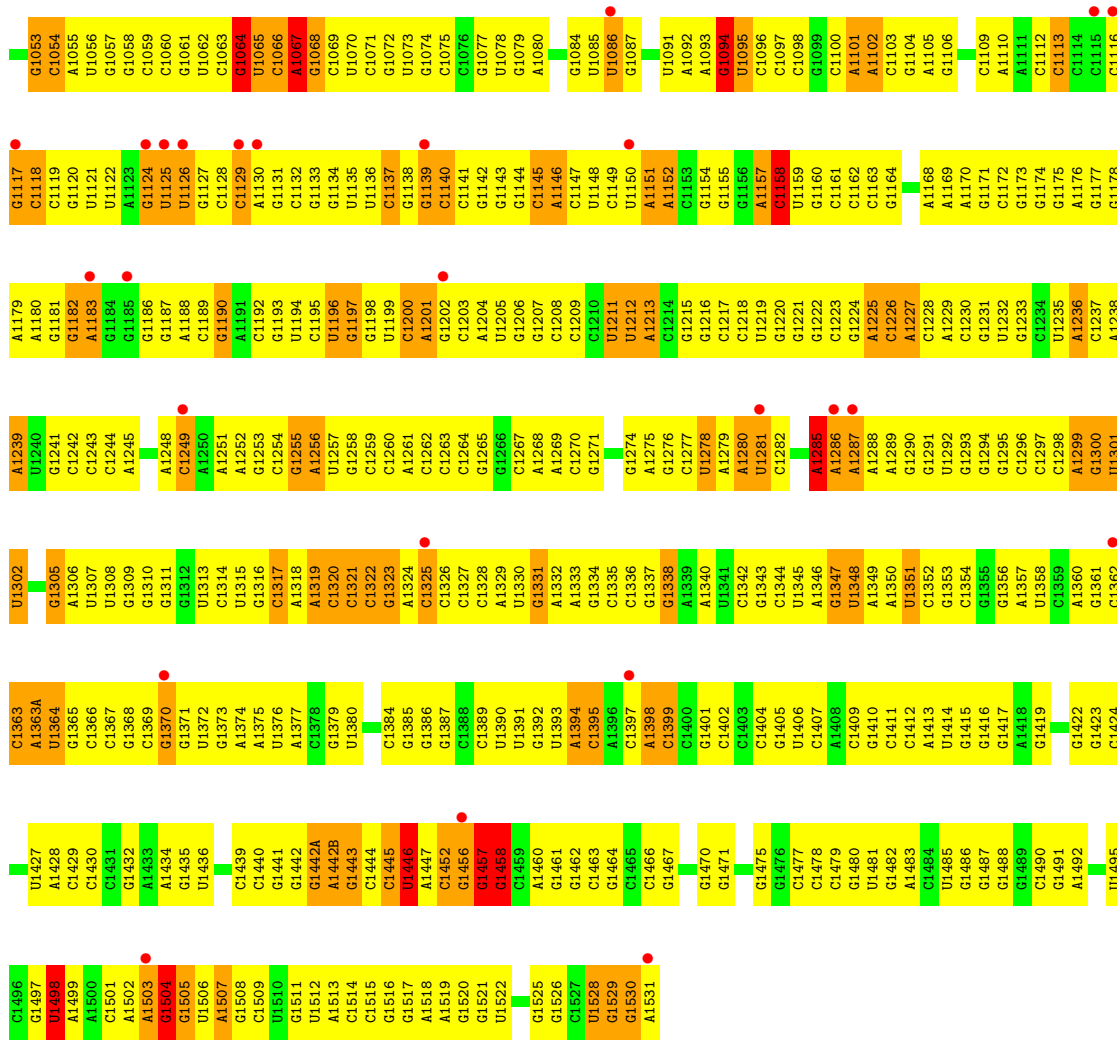


● Molecule 1: 16S ribosomal RNA

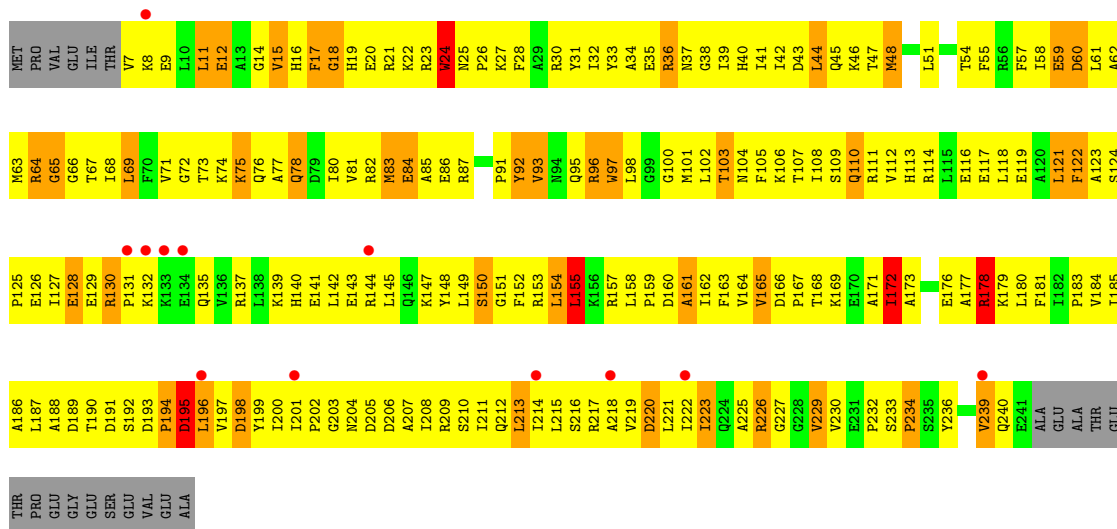
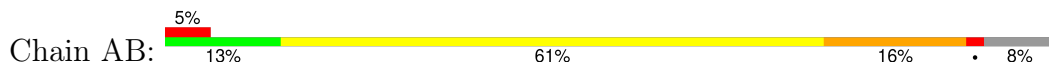




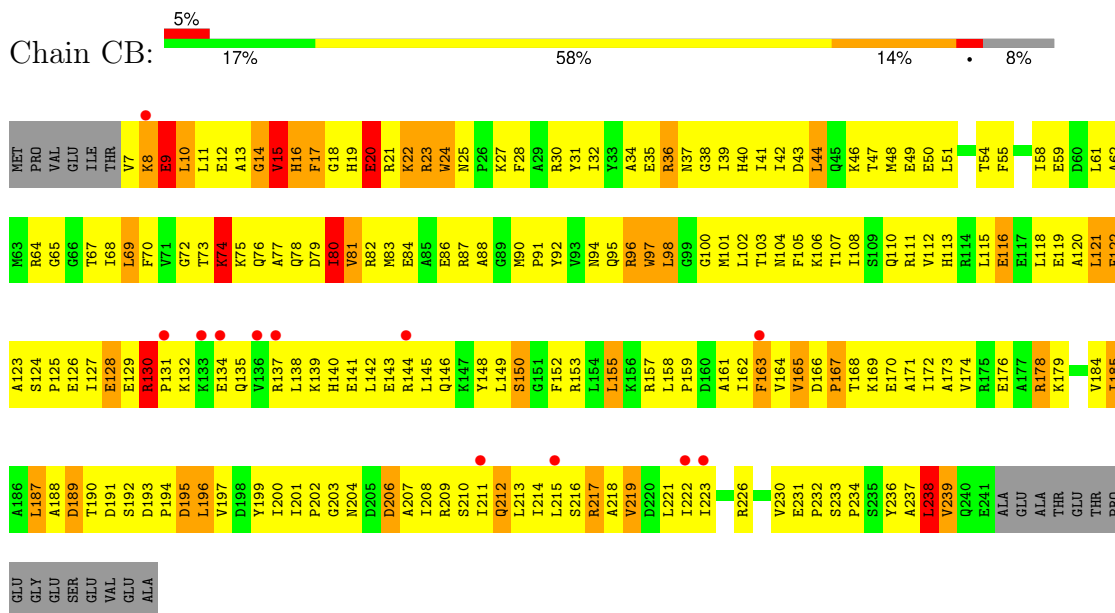




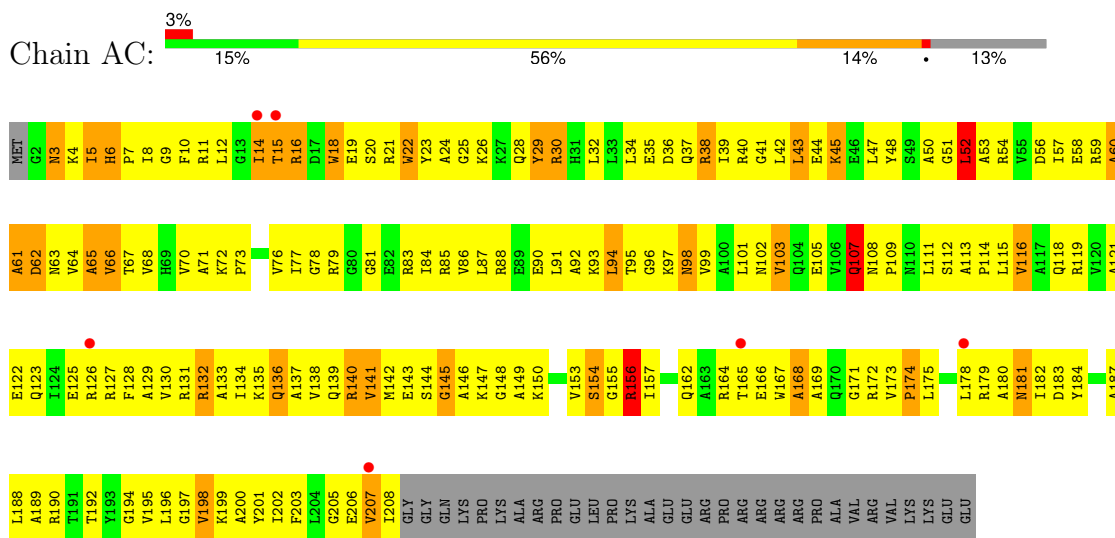
• Molecule 2: 30S ribosomal protein S2



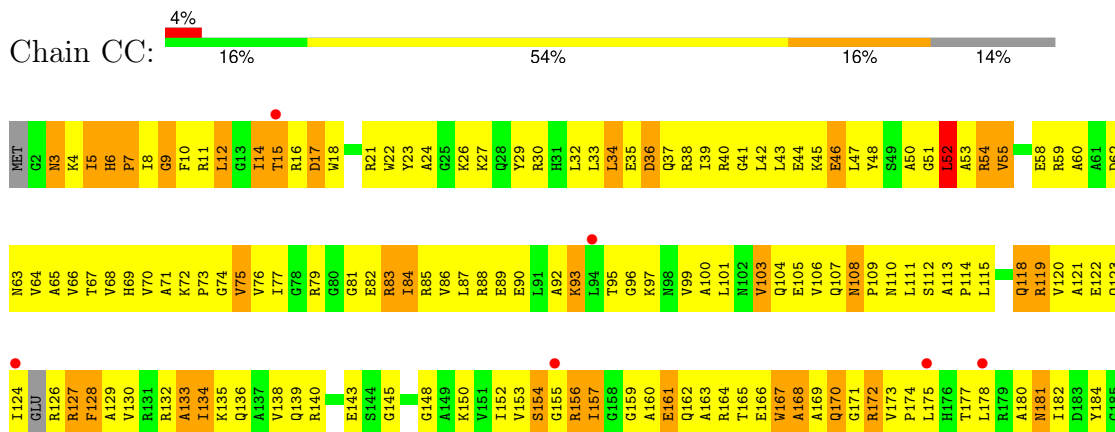
- Molecule 2: 30S ribosomal protein S2

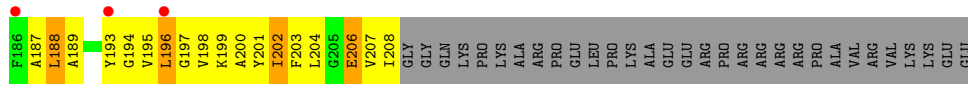


- Molecule 3: 30S ribosomal protein S3

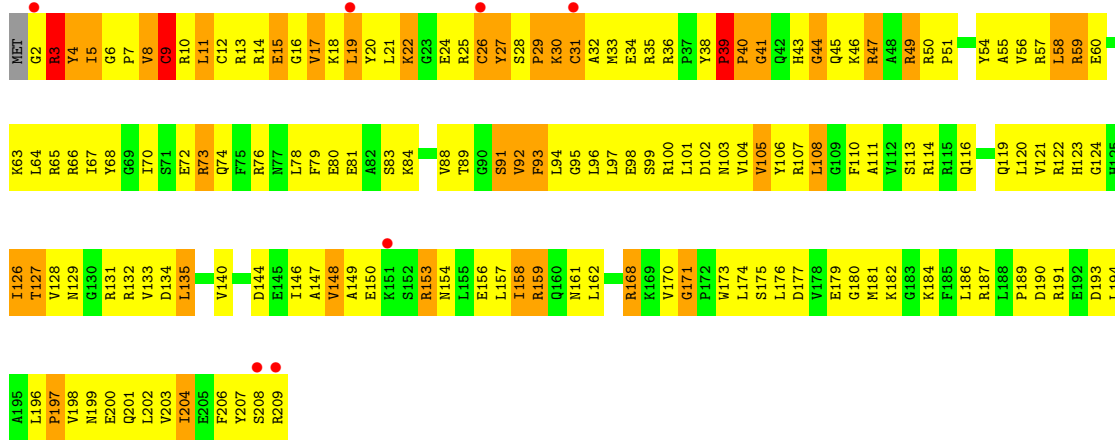


- Molecule 3: 30S ribosomal protein S3

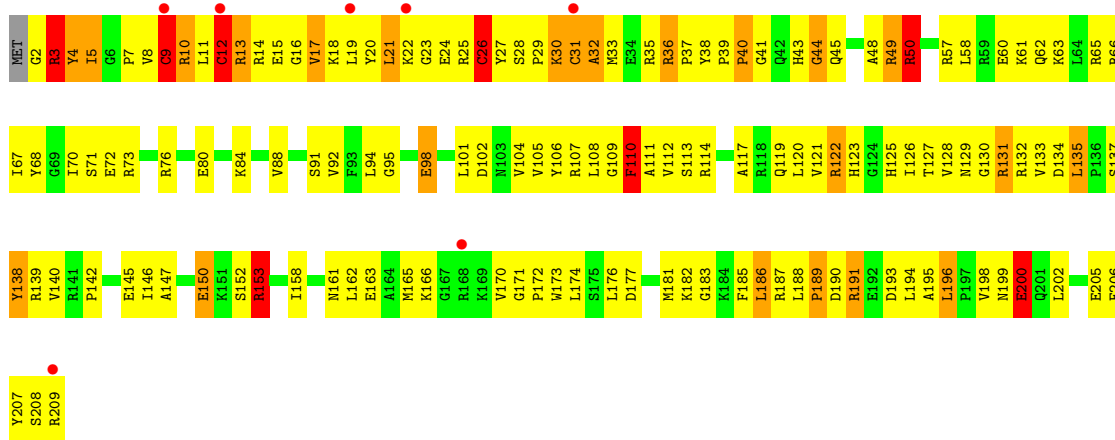




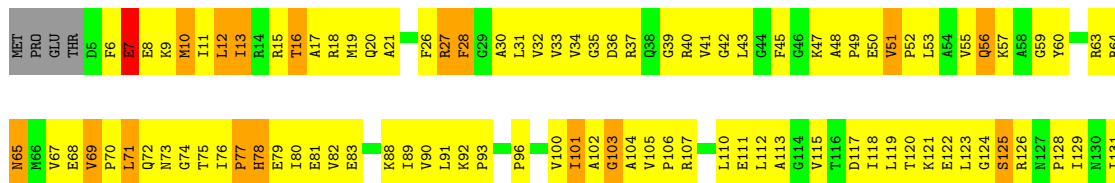
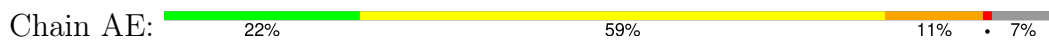
• Molecule 4: 30S ribosomal protein S4

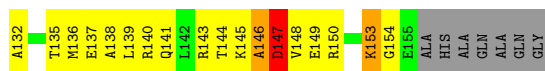


• Molecule 4: 30S ribosomal protein S4

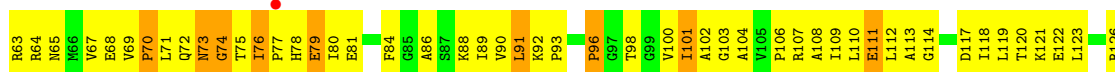
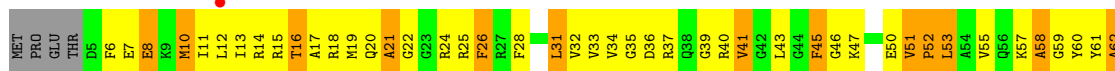


• Molecule 5: 30S ribosomal protein S5

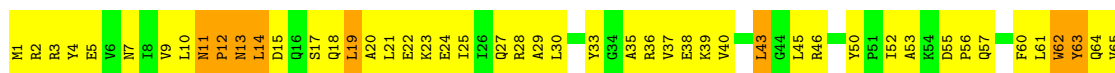




- Molecule 5: 30S ribosomal protein S5



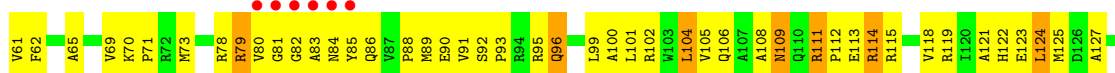
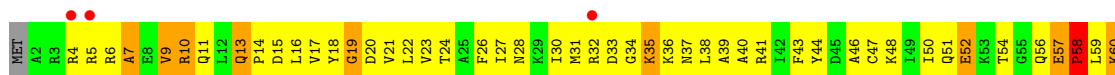
- Molecule 6: 30S ribosomal protein S6



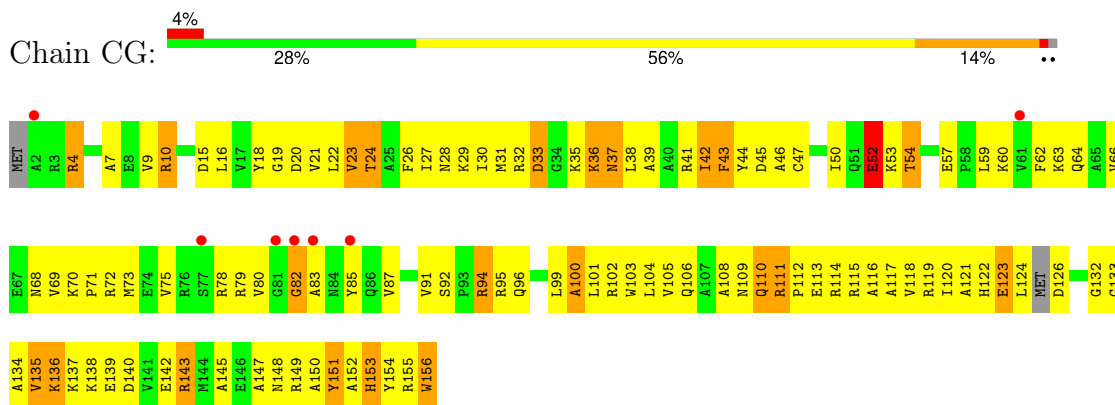
- Molecule 6: 30S ribosomal protein S6



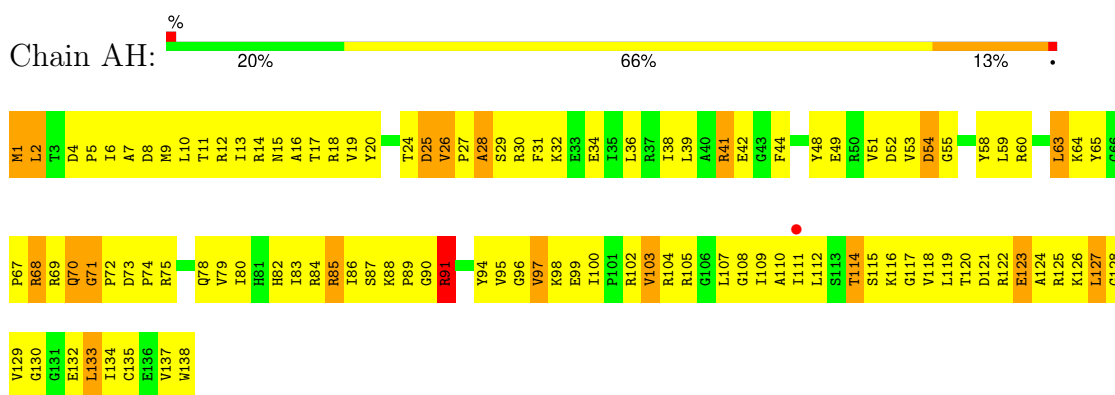
- Molecule 7: 30S ribosomal protein S7



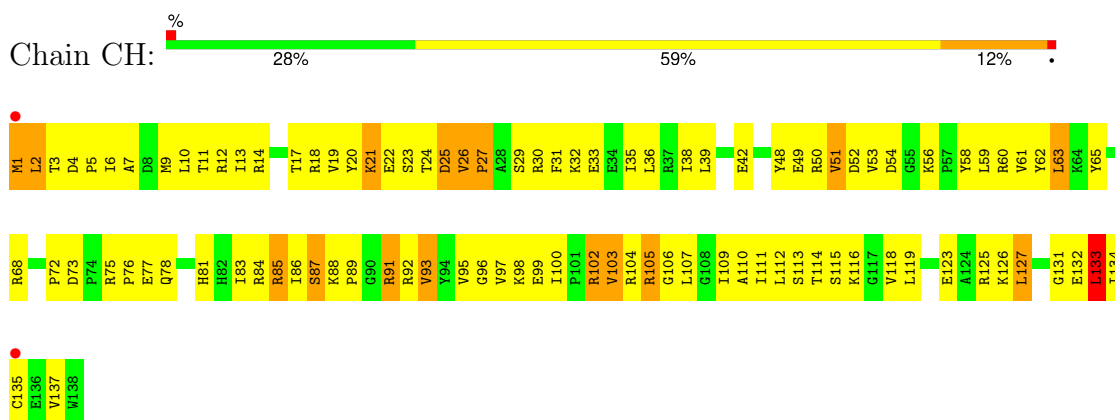
- Molecule 7: 30S ribosomal protein S7



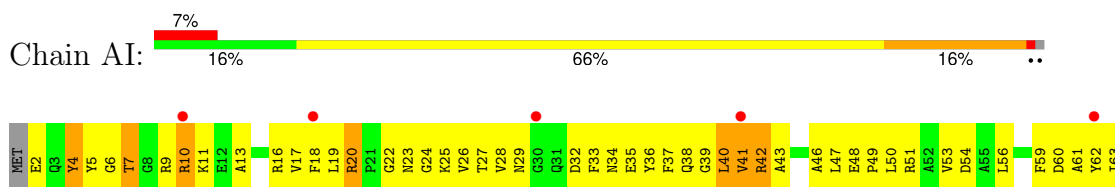
- Molecule 8: 30S ribosomal protein S8

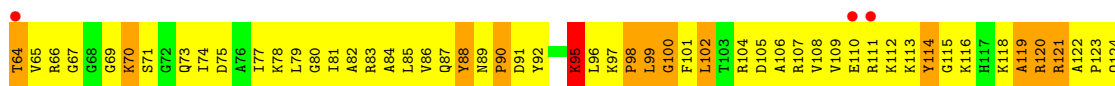


- Molecule 8: 30S ribosomal protein S8




- Molecule 9: 30S ribosomal protein S9

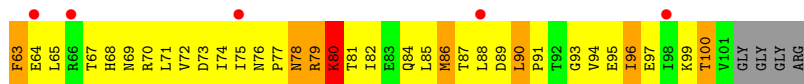

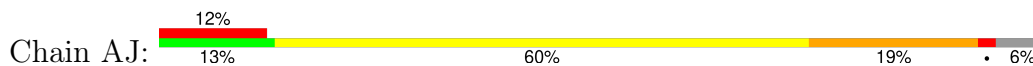




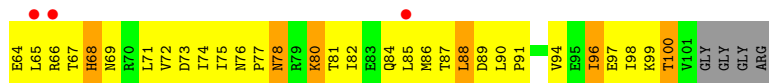
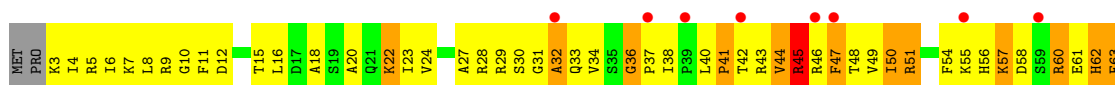
• Molecule 9: 30S ribosomal protein S9



• Molecule 10: 30S ribosomal protein S10

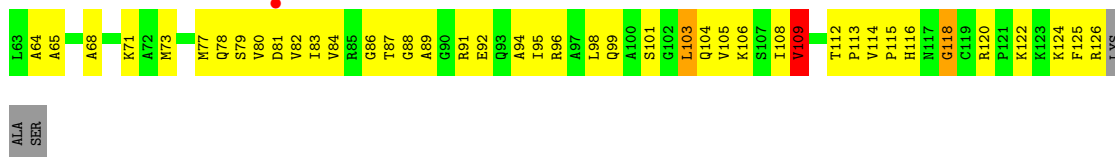


• Molecule 10: 30S ribosomal protein S10

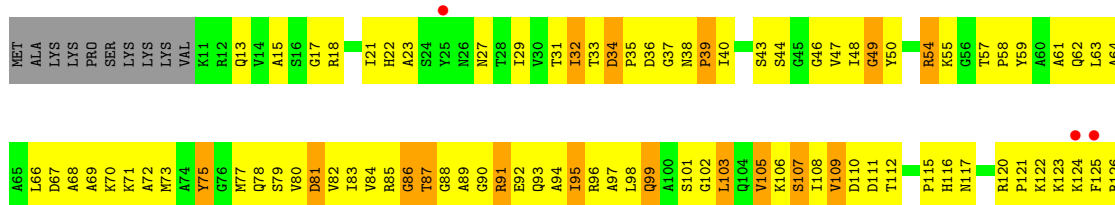


• Molecule 11: 30S ribosomal protein S11

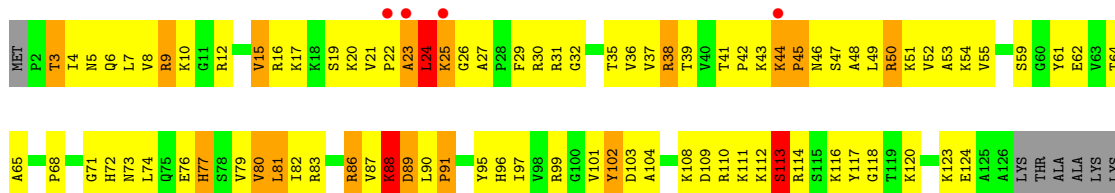




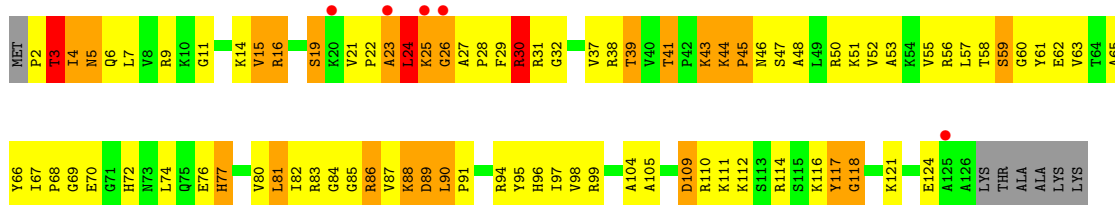
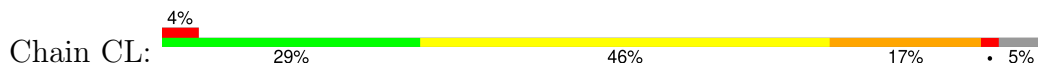
• Molecule 11: 30S ribosomal protein S11




• Molecule 12: 30S ribosomal protein S12




• Molecule 12: 30S ribosomal protein S12

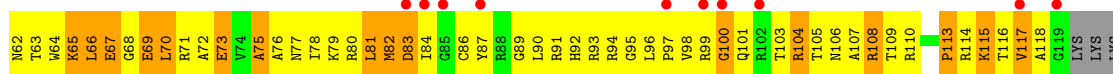
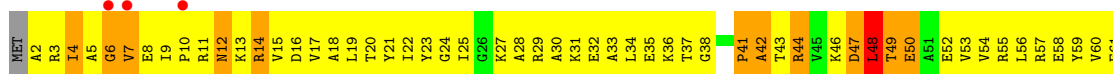
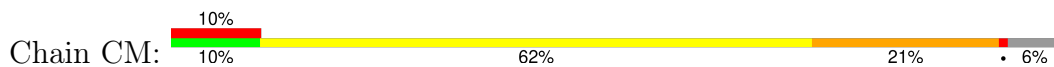


• Molecule 13: 30S ribosomal protein S13






• Molecule 13: 30S ribosomal protein S13

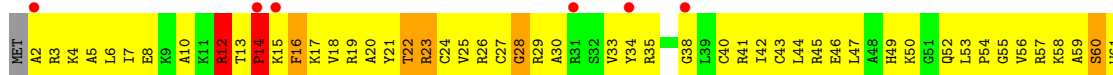


ALA  
PRO  
ARG  
LYS

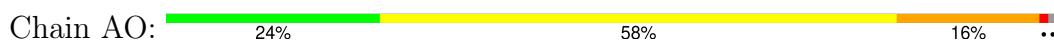
• Molecule 14: 30S ribosomal protein S14



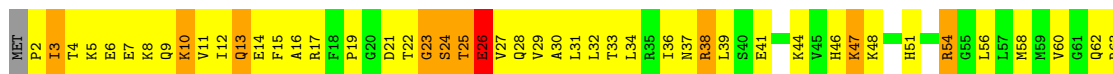
• Molecule 14: 30S ribosomal protein S14




• Molecule 15: 30S ribosomal protein S15



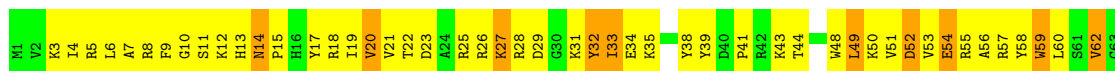
• Molecule 15: 30S ribosomal protein S15



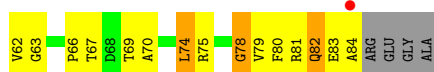
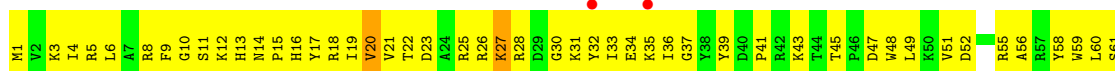




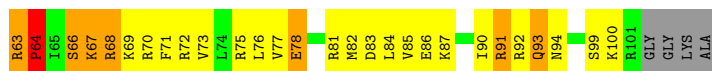
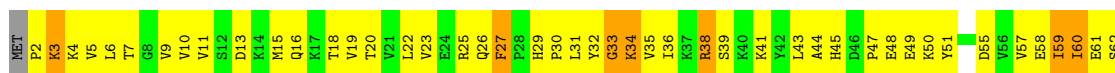
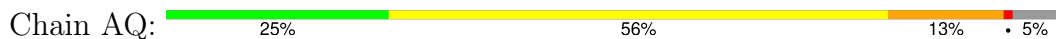
- Molecule 16: 30S ribosomal protein S16



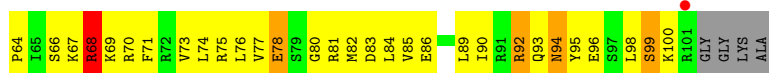
- Molecule 16: 30S ribosomal protein S16



- Molecule 17: 30S ribosomal protein S17




- Molecule 17: 30S ribosomal protein S17

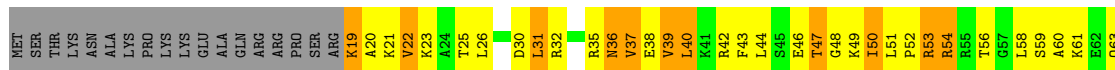
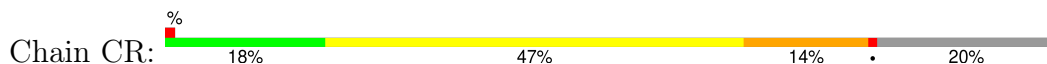


- Molecule 18: 30S ribosomal protein S18

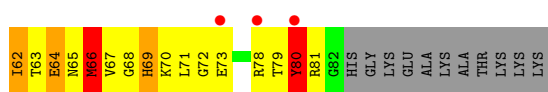
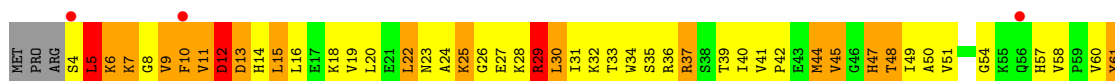
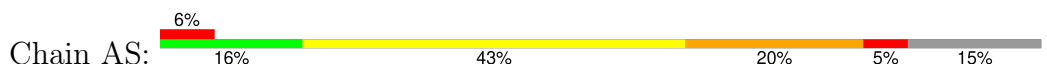




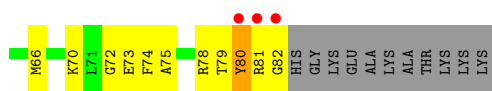

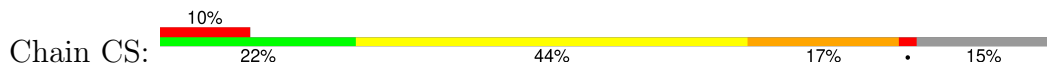
• Molecule 18: 30S ribosomal protein S18



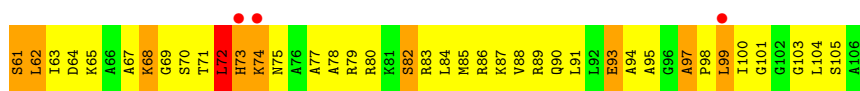
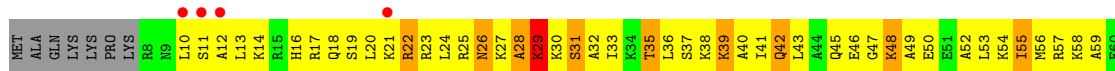
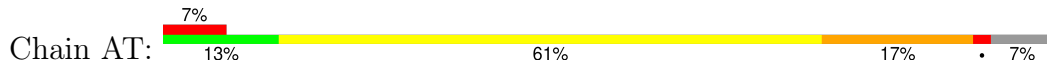
• Molecule 19: 30S ribosomal protein S19



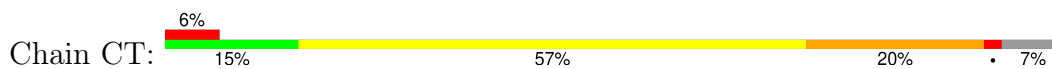
• Molecule 19: 30S ribosomal protein S19



• Molecule 20: 30S ribosomal protein S20



• Molecule 20: 30S ribosomal protein S20



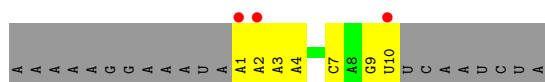
- Molecule 21: 30S ribosomal protein Thx



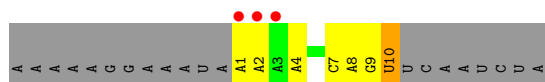
- Molecule 21: 30S ribosomal protein Thx



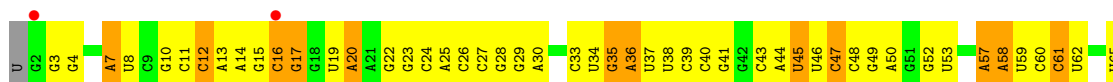

- Molecule 22: RNA (5'-R(\*AP\*AP\*AP\*AP\*AP\*GP\*GP\*AP\*AP\*AP\*UP\*A\*AP\*AP\*AP\*AP\*UP\*GP\*CP\*AP\*GP\*UP\*UP\*CP\*AP\*AP\*UP\*CP\*UP\*A)-3')

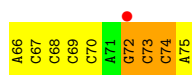


- Molecule 22: RNA (5'-R(\*AP\*AP\*AP\*AP\*AP\*GP\*GP\*AP\*AP\*AP\*UP\*A\*AP\*AP\*AP\*AP\*UP\*GP\*CP\*AP\*GP\*UP\*UP\*CP\*AP\*AP\*UP\*CP\*UP\*A)-3')

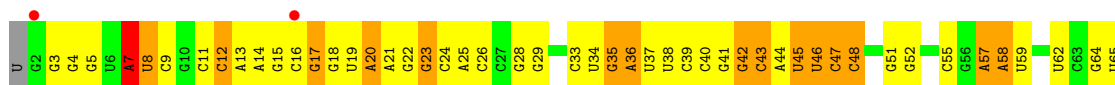


- Molecule 23: tRNA-Gln





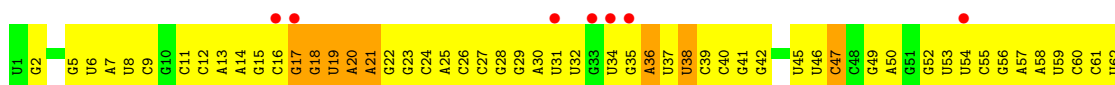
- Molecule 23: tRNA-Gln



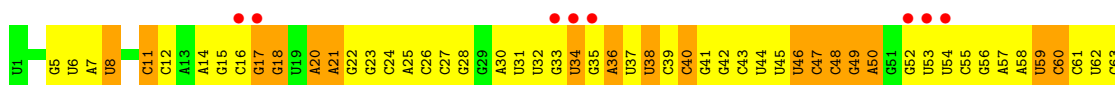
- Molecule 24: tRNA-Met



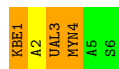
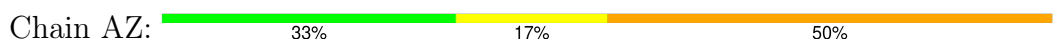
- Molecule 25: tRNA-Gln



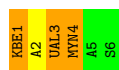
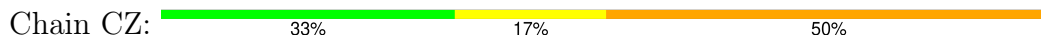
- Molecule 25: tRNA-Gln



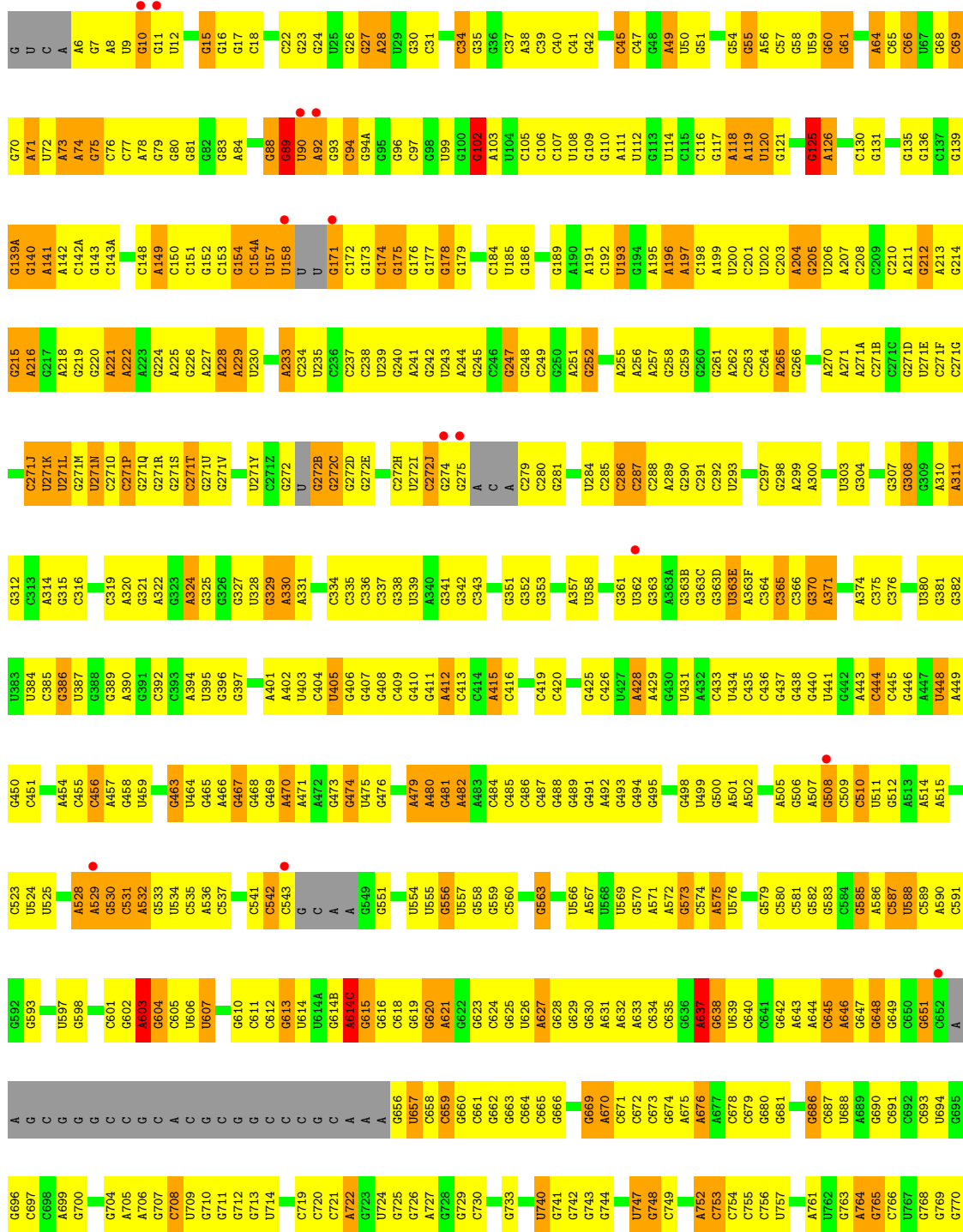
- Molecule 26: capreomycin IA



- Molecule 26: capreomycin IA

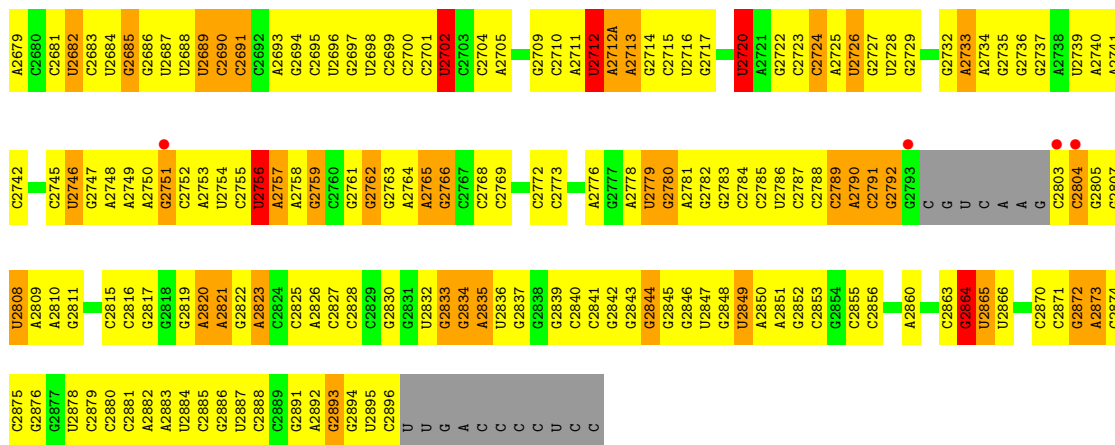


● Molecule 27: 23S ribosomal RNA

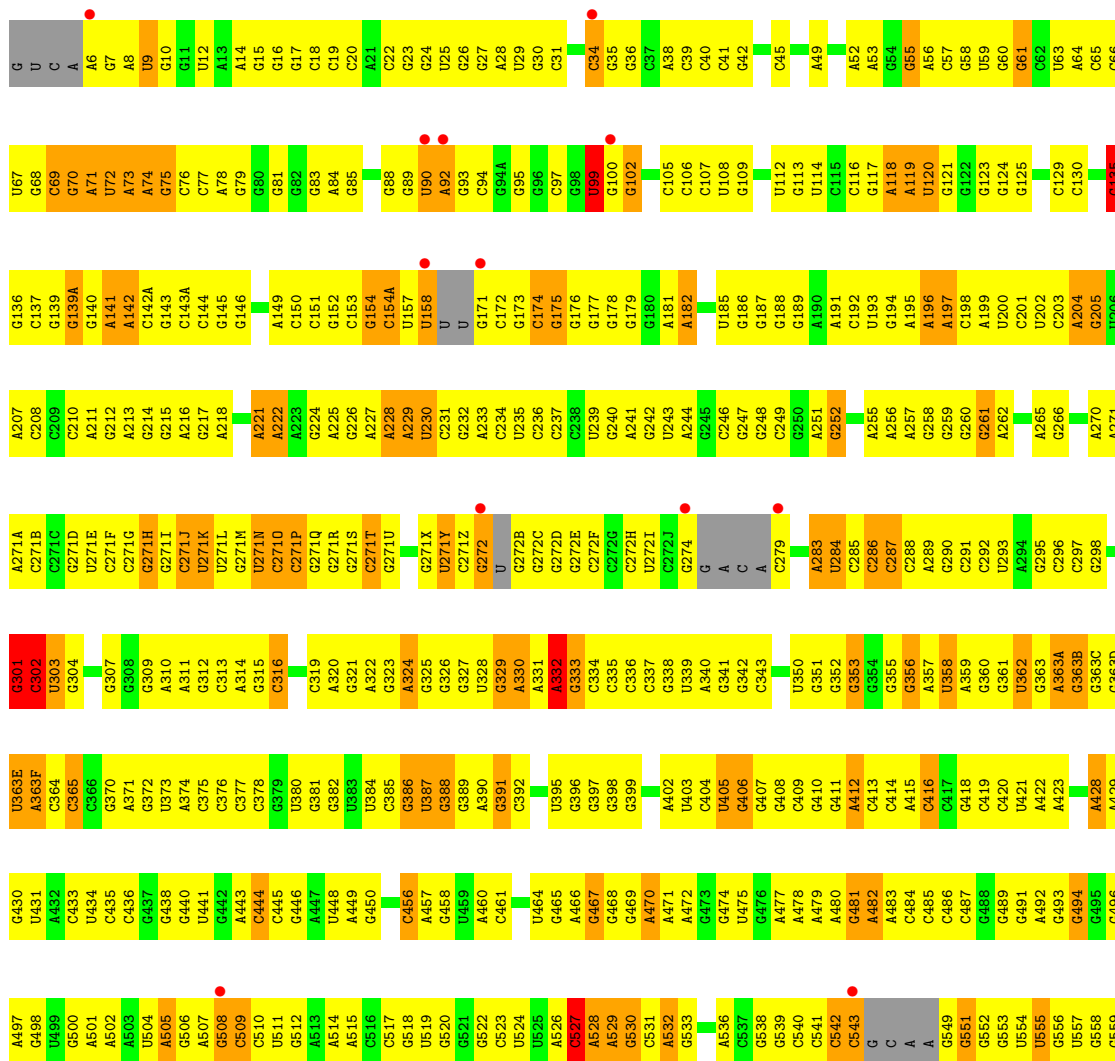


U1626	G1626	A1558	C1498	G1436	G1368	U1300	U1154	G1099	U963	A900	G836	G771
G1627	C1437	G1559	C1489	C1437	G1369	A1301	A1155	G1030	C964	A901	C837	C772
U1628	U1438	C1564	G1500	U1438	C1370	A1302	A1156	U1033	C965	C902	C838	U773
G1629	A1439	C1565	C1501	A1439	G1371	G1303	G1161	G1034	C966	C903	U839	A774
G1630	G1440	C1566	C1502	G1441	A1373	C1304	C1162	U1035	C967	C904	C840	G775
C1631	G1441	C1567	C1503	G1442	A1374	C1305	G1163	G1036	C968	U905	G842	G776
A1631A	G1442	C1568	U1503	G1443	C1375	C1306	G1164	U1039	C969	G906	G843	A777
A1632	G1443	C1569	C1504	G1444	C1376	A1307	G1165	G1040	C970	U907	G844	G778
G1633	G1444	C1570	C1506	G1444	G1377	A1308	U1166	C1041	C971	C908	G845	U779
A1634	A1445	C1571	A1507	A1445	A1378	G1309	C1167	C1042	C972	C909	G846	U780
G1635	A1445A	C1572	A1508	A1445A	A1379	G1310	U1167	G1043	C973	A910	C847	A781
C1636	C1446	C1573	C1509	C1446	G1360	G1311	G1168	G1044	C974	A911	C848	A782
A1637	G1447	C1574	A1509A	G1447	G1361	U1312	G1169	C1045	C975	C912	G849	A783
C1638	G1448	C1575	A1509B	G1448	G1361	U1313	G1170	G1046	C976	G913	A849	A784
U1639	A1449	C1576	A1509C	A1384	A1384	C1314	G1171	A1045	C977	C914	C850	G785
G1640	G1450	C1577	G1385	G1385	G1385	G1245	G	A1046	C978	C915	C851	C786
A1641	C1450A	C1578	A1386	A1386	A1246	A1246	U1108	G1047	A983	C916	C852	U787
G1642	C1451	C1579	C1387	C1387	A1247	A1247	U	A1048	A984	G917	C853	A788
G1643	A1452	C1580	G1388	G1388	G1248	G1248	C	C1049	A985	A917	C854	A789
C1644	U1453	G1581	G1389	G1389	U1249	U1249	A	A1050	C986	G921	C855	C790
G1645	G1455	C1582	U1390	U1391	G1251	G1251	G1110	G1051	C987	U922	C856	C791
C1648	G1459	U1517	U1391	U1391	G1252	G1252	G1111	C1052	A988	U923	C857	G792
G1649	A1460	G1518	U1394	U1394	G1253	G1253	G1112	A1054	A989	C924	C858	A793
A1652	G1461	G1519	U1395	U1395	A1253	A1253	G1113	G1055	A990	C925	C859	G794
G1653	C1462	U1520	U1396	U1396	G1256	G1256	G1114	G	C991	A926	U860	G795
A1654	C1463	G1524	U1397	U1397	C1257	C1257	G1115	G	C992	G927	A861	C796
C1655	G1464	U1525	C1403	C1403	C1258	C1258	G1116	A	C993	U928	C862	C797
A1656	A1465	G1526	C1404	C1404	G1259	G1259	G1117	C	C994	G930	A863	G798
C1657	U1465	G1527	G1405	G1405	G1260	G1260	G1118	G	C995	U931	A864	G799
G1658	G1467	A1528	U1406	U1406	G1261	G1261	G1119	U	C996	G932	C865	A800
U1659	C1468	A1528A	U1407	U1407	C1262	C1262	G1120	U	C997	A866	A866	G801
G1660	A1469	G1529	C1408	C1408	A1263	A1263	G1121	G	C998	G934	A867	A802
A1661	G1470	C1530	C1409	C1409	U1263	U1263	G1122	U	C999	C935	C868	U803
C1662	A1471	C1531	G1410	G1410	C1270	C1270	G1123	C	A1000	C936	A870	A804
C1663	G1472	C	C1411	C1411	G1271	G1271	G1124	U	U937	U937	U871	G805
A1664	C1473	U	A1412	A1412	A1272	A1272	G1125	U	G938	G938	A872	C806
A1665	G1474	U	G1413	G1413	U1273	U1273	G1126	A	G939	G939	G873	U807
G1666	C1475	A	G1414	G1414	A1274	A1274	G1130	G	G940	G940	G874	G808
C1667	G1476	C	U1415	U1415	A1275	A1275	G1131	U	A941	A941	G875	G809
A1668	A1477	G	G1344	G1344	A1276	A1276	A1132	A	C1006	C1007	U810	U810
A1669	G1478	G	C1345	C1345	G1277	G1277	U1133	A	G942	G942	G879	U811
C1670	G1479	U	G1346	G1346	G1278	G1278	C1135	C	U943	U943	G880	U812
A1608	U1480	G	G1347	G1347	G1279	G1279	C1136	A	A944	A944	G881	U813
A1609	U1481	G	A1348	A1348	G1280	G1280	G1137	C	A945	A945	G882	C814
C1607	U1482	A	C1349	C1349	G1281	G1281	G1138	C	G947	G947	G883	C815
A1610	G1482	C	C1350	C1350	U1282	U1282	G1139	C	C948	C948	C884	C816
C1611	G1483	C	G1351	G1351	U1282	U1282	U1141	A	G949	G949	C885	C817
C1612	G1484	C	A1352	A1352	A1286	A1286	U1142	U	C950	C950	C886	G818
G1613	A1485	A1544	G1423	G1423	A1287	A1287	A1143	C	G951	G951	A887	A819
A1614	G1486	C1545	G1424	G1424	U1288	U1288	A1142A	U	C952	C952	C888	C825
G1615	G1487	C1546	G1425	G1425	U1289	U1289	G1144	U	A953	A953	C889	C826
A1616	U1488	C1547	G1426	G1426	C1289	C1289	G1145	A	G954	G954	A890	U827
A1617	A1489	C1548	A1427	A1427	C1290	C1290	C1146	U	C955	C955	C892	U828
C1618	A1490	C1549	G1358	G1358	C1291	C1291	A1147	A	G956	G956	C893	U829
A1619	G1491	C1550	A1359	A1359	C1292	C1292	G1147	A	A957	A957	C894	A829
C1620	G1492	C1551	A1360	A1360	U1293	U1293	G1216	A	G1024	G1024	U958	G830
U1621	A1494	C1552	C1363	C1363	C1293	C1293	G1217	G	A896	A896	G851	G851
G1622	A1495	C1553	A1364	A1364	C1297	C1297	G1218	A	U1026	U1026	G852	G852
A1696	G1496	C1554	A1365	A1365	C1298	C1298	G1219	A	C961	C961	C898	C898
U1697	U1497	C1555	A1366	A1366	G1299	G1299	C1153	U	A1028	A1028	A899	A899
C1625	U1497	C1557	G1435	G1435	G1435	G1435	C1153	U	G962	G962	A835	A835





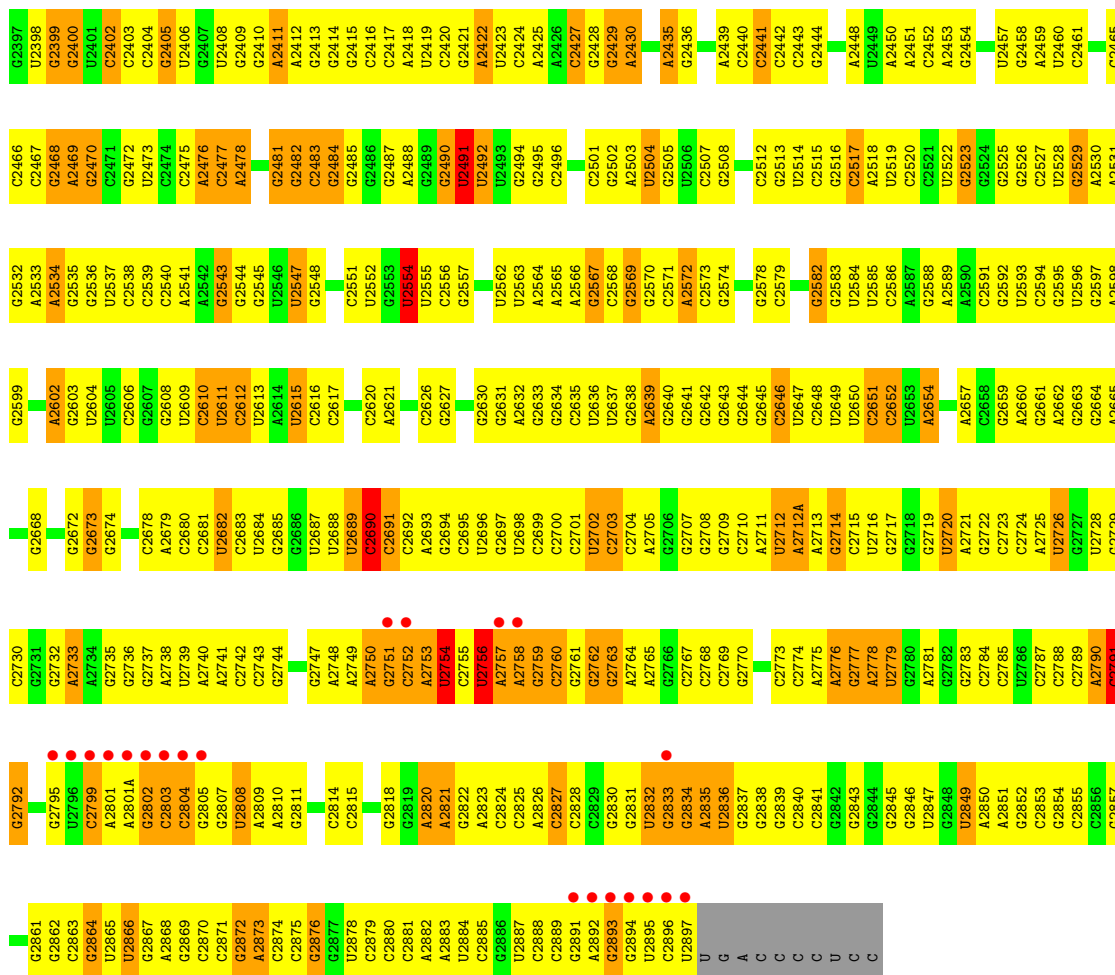
• Molecule 27: 23S ribosomal RNA



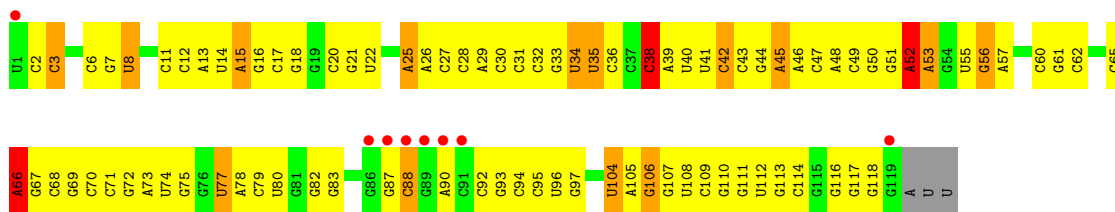




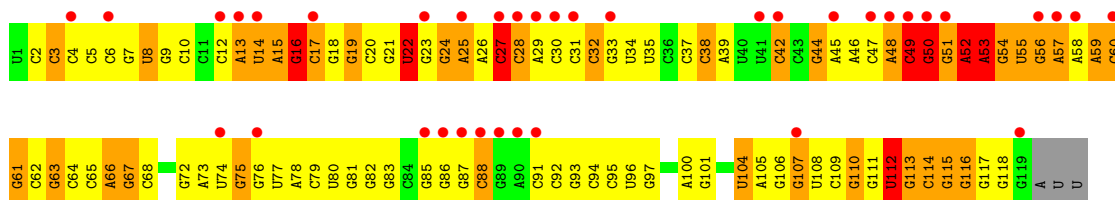
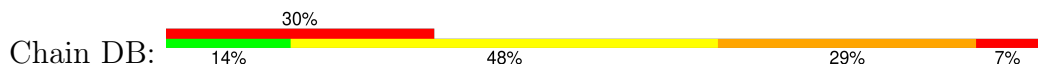
U1393	A2368	G2191	C1996	U1926	G1850	A1786	C1708	U1639	U1576	A1509B	C1445A
A2369	A2269	G2192	G1997	A1927	U1851	A1787	U1709	C1640	C1577	G1510	G1448
A2370	A2270	G2193	C1998	A1928	C1852	C1788	C1710	A1644	U1578	C1511	A1449
A2371	A2271	U2132	C1999	G1929	A1853	A1789	C1711	G1642	A1579	U1512	G1450
A2372	A2272	C2063	A2000	G1930	A1854	C1790	C1712	C1643	A1580	C1513	G1450A
A2373	A2273	C2065	A2001	G1933	G1855	A1791	U1713	C1644	G1581	U1514	G1451
A2374	A2274	G2067	G2004	G1934	G1856	G1792	G1714	C1645	C1582	G1515	A1452
A2375	A2275	G2068	G2005	G1935	G1857	C1793	G1717	C1646	A1583	G1516	A1453
A2376	A2276	G2069	C2007	G1936	G1858	U1794	G1718	G1647	A1584	G1517	A1454
A2377	A2277	G2070	C2008	A1936	A1859	G1795	G1719	C1648	A1586	U1518	G1455
A2378	A2278	A2071	C2009	A1937	G1862	U1796	U1720	G1649	A1587	G1519	G1456
A2379	A2279	G2072	G2010	G1938	G1863	C1797	G1721	G1650	G1588	G1520	A1457
A2380	A2280	C2073	G2011	U1939	A1864	U1798	A1722	G1651	C1589	U1523	G1458
A2381	A2281	U2074	U2011	U1940	U1864	G1799	U1739	A1652	U1590	G1524	G1459
A2382	A2282	U2075	G2012	C1941	G1865	A1800	G1740	G1653	G1591	G1525	A1460
A2383	A2283	G2076	A2013	G1942	C1866	G1801	G1745	A1654	A1592	G1526	A1461
A2384	A2284	C2077	A2014	A1943	A1867	C1804	C1742	A1655	C1592	G1527	G1465
A2385	A2285	A2078	A2015	U1944	A1877	G1805	C1743	C1656	G1594	A1528	G1466
A2386	A2286	G2080	G2018	G1945	G1878	A1806	C1744	C1657	G1595	G1467	G1466
A2387	A2287	C2081	G2019	U1946	A1879	G1807	C1745	C1658	A1596	C1468	G1467
A2388	A2288	C2082	G2020	C1947	C1880	U1808	G1746	U1659	C1597	C1469	A1469
A2389	A2289	A2083	A2021	G1948	C1881	A1809	G1747	C1660	C1598	C1470	G1470
A2390	A2290	C2084	C2021	G1949	A1882	G1810	G1747A	G1661	C1600	U1471	A1471
A2391	A2291	G2085	U2022	U1951	G1883	A1811	G1748	C1662	G1601	U1472	A1472
A2392	A2292	U2086	G2023	A1952	A1884	G1812	G1748	C1663	U1602	G1473	G1473
A2393	A2293	G2087	G2024	A1953	A1885	A1812	A1749	A1664	A1603	G1474	G1474
A2394	A2294	C2088	C2025	G1954	C1886	G1813	G1750	A1665	C1604	C1475	G1475
A2395	A2295	U2089	C2026	U1955	A1887	G1814	C1751	G1666	C1605	G1476	G1476
A2396	A2296	G2090	G2027	U1956	G1888	A1815	G1752	G1667	G1606	G1477	G1477
A2397	A2297	C2091	U2028	C1957	A1889	A1816	G1753	A1668	G1607	G1478	G1478
A2398	A2298	U2092	G2029	G1958	A1890	G1817	G1754	A1669	U1608	G1479	G1479
A2399	A2299	G2093	A2030	C1959	G1891	U1818	A1755	C1670	A1609	U1480	U1480
A2400	A2300	G2094	A2031	G1959	C1892	A1819	G1756	U1671	A1610	U1481	U1481
A2401	A2301	C2097	G2032	U1962	G1897	A1820	U1757	C1672	A1611	G1482	G1482
A2402	A2302	U2098	A2033	U1963	U1898	A1821	G1758	U1673	G1612	A1544	G1484
A2403	A2303	G2099	U2034	G1964	A1899	G1822	A1759	C1674	G1613	A1545	G1485
A2404	A2304	U2099	G2035	G1965	G1899	G1823	A1760	C1675	C1546	G1486	G1486
A2405	A2305	G2100	C2036	C1967	A1900	G1824	C1761	A1676	A1614	C1547	G1488
A2406	A2306	C2101	G2037	G1968	A1901	A1825	A1762	A1677	C1615	C1548	U1489
A2407	A2307	U2102	G2038	A1969	C1902	G1826	G1763	G1678	A1616	A1490	A1490
A2408	A2308	G2103	C2039	A1970	G1903	C1827	G1764	C1679	C1617	G1491	G1491
A2409	A2309	C2104	C2040	A1971	G1904	G1828	C1765	G1680	A1618	G1492	G1492
A2410	A2310	G2104	U2041	A1972	C1905	A1829	U1766	C1681	G1619	G1493	G1493
A2411	A2311	G2110	A2042	G1966	G1906	U1833	C1767	C1682	C1620	A1494	A1494
A2412	A2312	C2111	C2043	G1967	C1907	U1834	U1768	C1683	U1621	A1495	A1495
A2413	A2313	G2112	G2044	A1981	C1908	G1835	C1771	U1687	G1622	A1496	A1496
A2414	A2314	A2114	G2045	C1982	U1911	G1836	G1772	U1688	G1623	U1497	U1497
A2415	A2315	G2115	G2046	G1983	A1912	A1837	A1773	A1689	C1624	G1563	C1498
A2416	A2316	C2116	G2047	G1984	U1913	G1837	C1774	C1690	C1625	C1564	C1499
A2417	A2317	A2117	A2051	G1985	A1914	G1840	U1775	U1693	G1626	G1565	G1500
A2418	A2318	G2117	C2052	A1986	U1915	U1841	G1776	C1694	A1627	A1566	C1501
A2419	A2319	U2118	G2053	G1987	G1916	A1842	U1777	G1695	U1629	A1567	C1502
A2420	A2320	C2118	A2054	C1988	A1917	G1843	U1779	G1696	A1632	G1568	U1503
A2421	A2321	G2119	G2055	G1989	U1917	A1844	C1781	G1697	A1633	C1504	C1504
A2422	A2322	C2120	C2056	G1990	A1918	C1845	G1781	A1698	A1570	C1505	C1505
A2423	A2323	U2121	G2056	U1991	A1919	G1845	C1781	A1699	A1571	C1506	C1506
A2424	A2324	G2122	A2057	G1992	U1919	G1846	C1782	A1700	A1572	C1507	C1507
A2425	A2325	C2123	C2058	U1993	A1923	A1847	G1783	A1701	G1636	A1508	A1508
A2426	A2326	G2124	A2059	G1994	C1924	A1848	A1784	A1637	C1574	C1509	C1509
A2427	A2327	A2126	A2060	U1995	C1925	G1849	A1785	G1707	C1575	C1510	A1509A



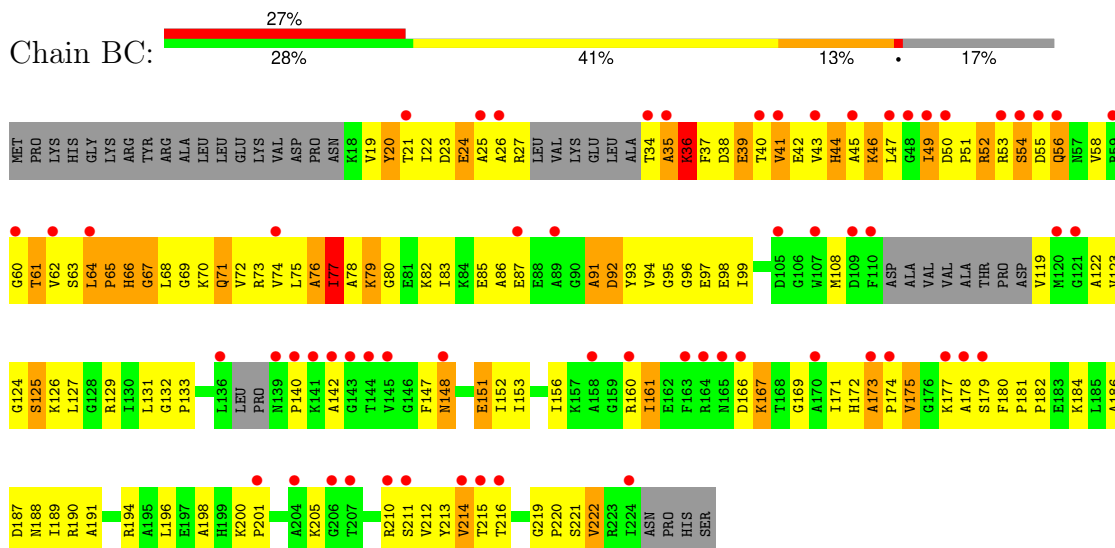
• Molecule 28: 5S ribosomal RNA



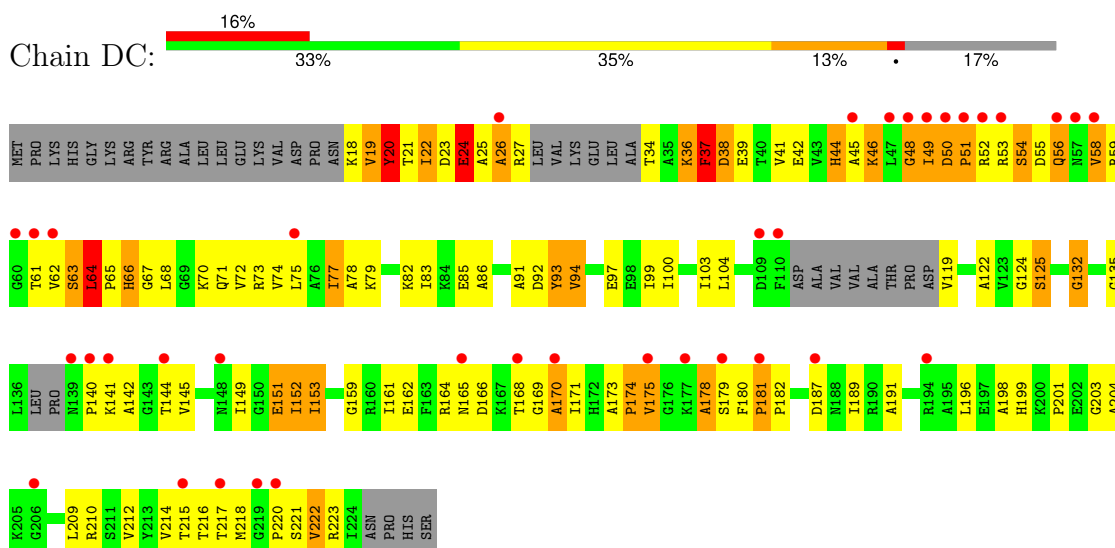
• Molecule 28: 5S ribosomal RNA



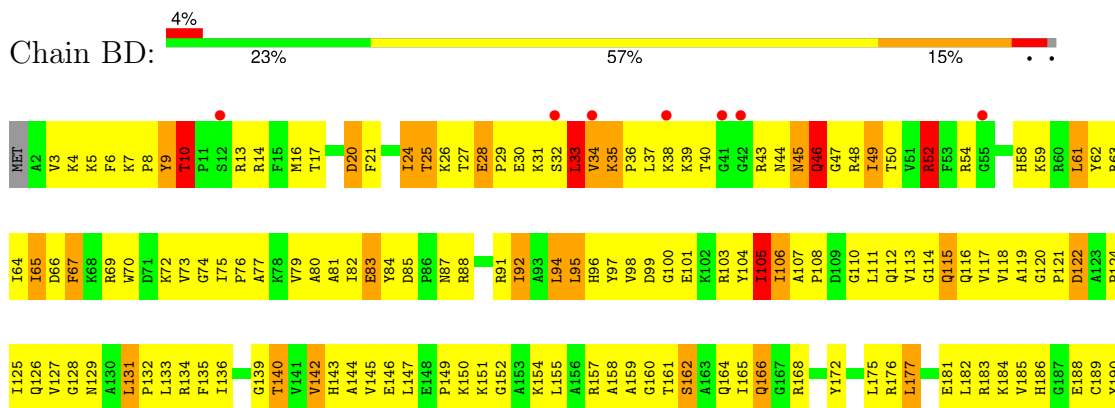
• Molecule 29: 50S ribosomal protein L1

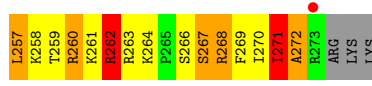
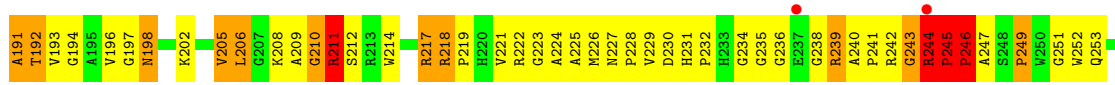


• Molecule 29: 50S ribosomal protein L1

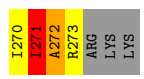
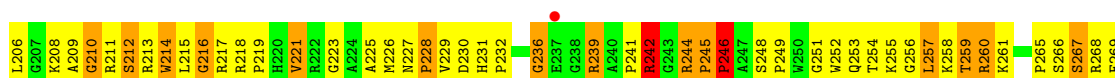
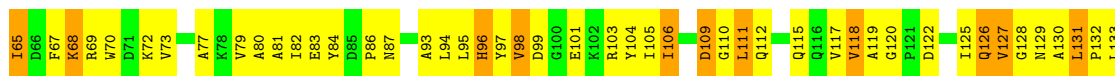
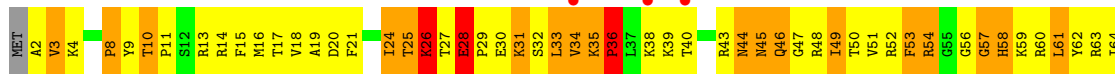


• Molecule 30: 50S ribosomal protein L2

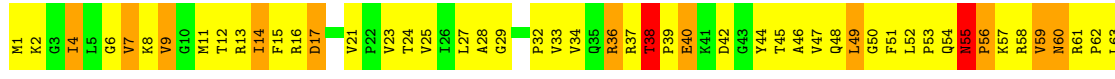




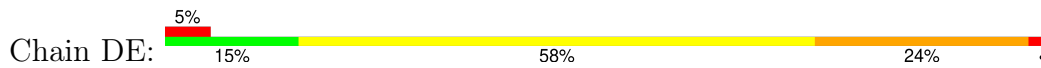
• Molecule 30: 50S ribosomal protein L2

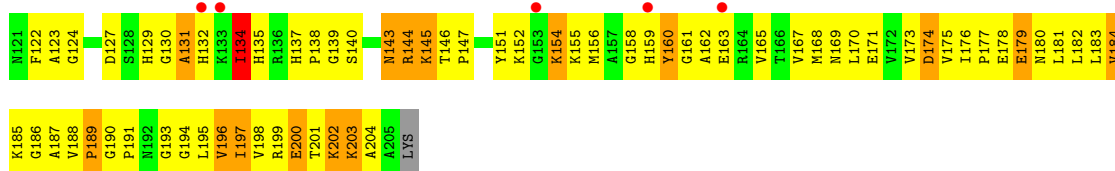


• Molecule 31: 50S ribosomal protein L3

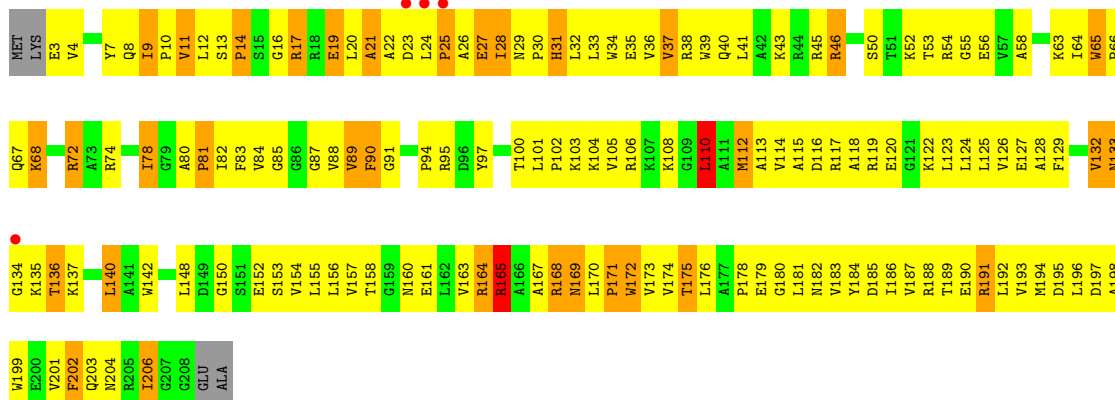


• Molecule 31: 50S ribosomal protein L3

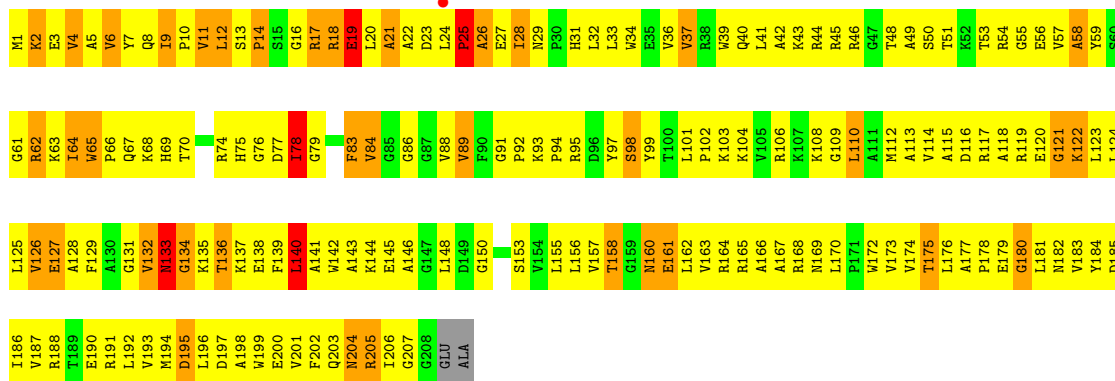




• Molecule 32: 50S ribosomal protein L4

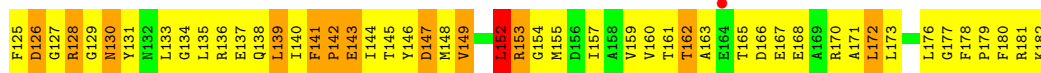


• Molecule 32: 50S ribosomal protein L4

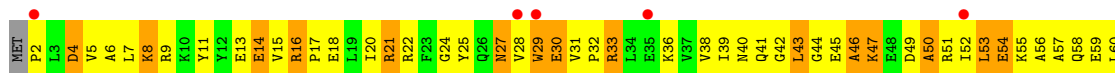
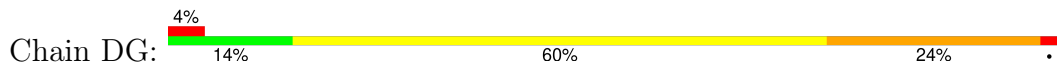


• Molecule 33: 50S ribosomal protein L5


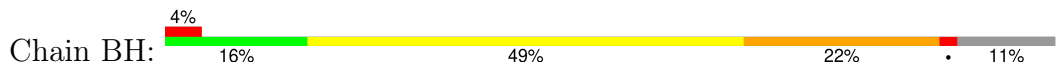




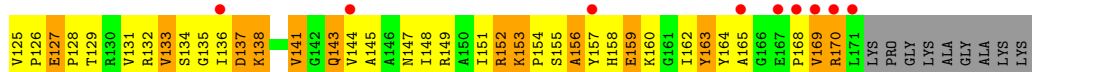
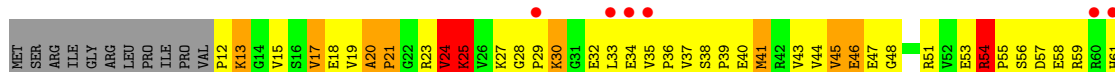
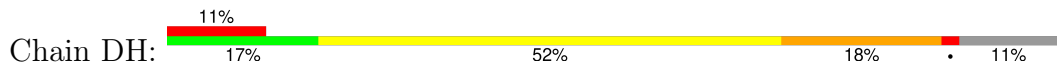
• Molecule 33: 50S ribosomal protein L5



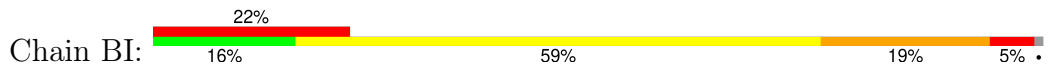
• Molecule 34: 50S ribosomal protein L6

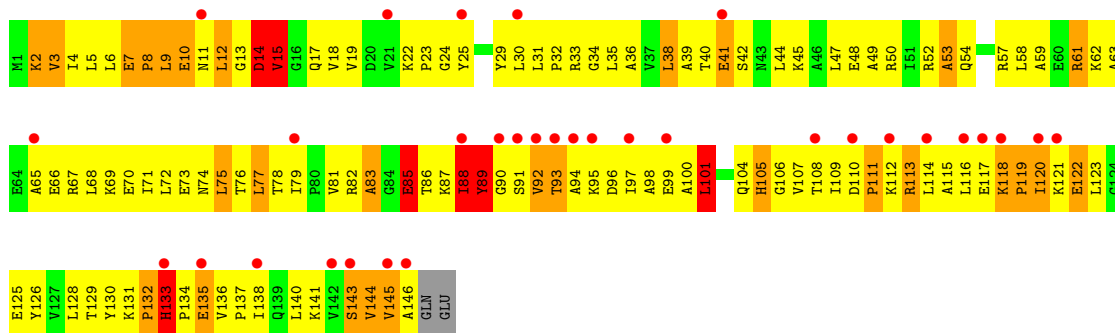


• Molecule 34: 50S ribosomal protein L6

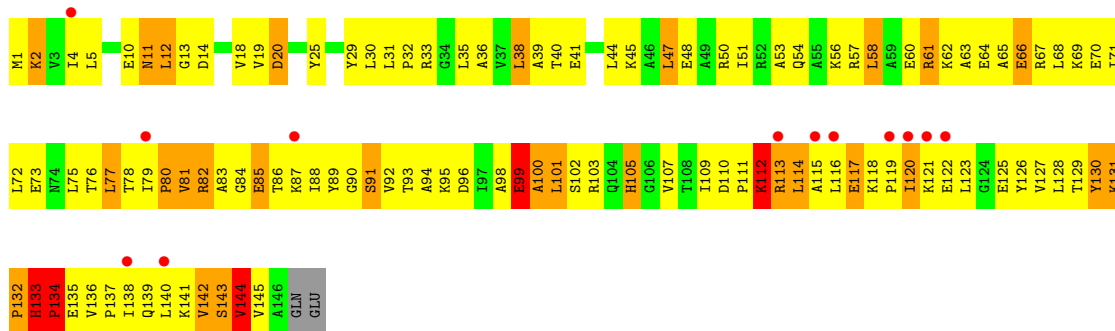


• Molecule 35: 50S ribosomal protein L9





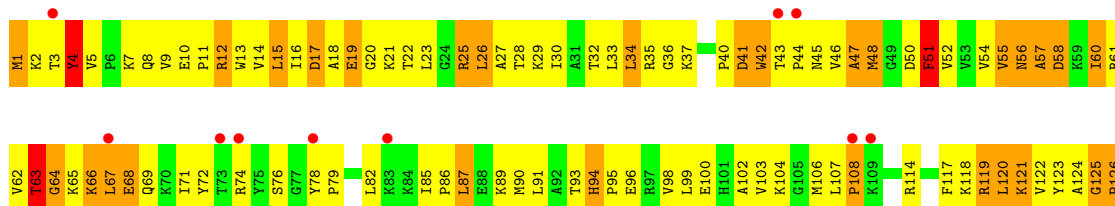
• Molecule 35: 50S ribosomal protein L9



• Molecule 36: 50S ribosomal protein L13



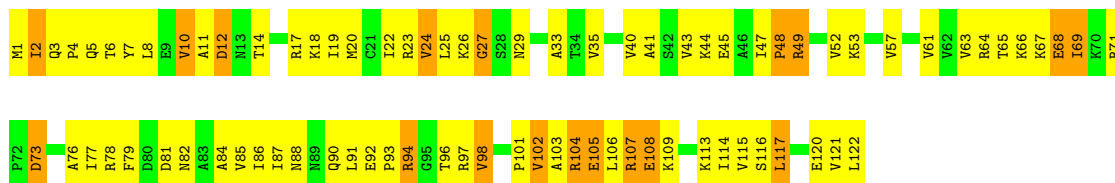
• Molecule 36: 50S ribosomal protein L13



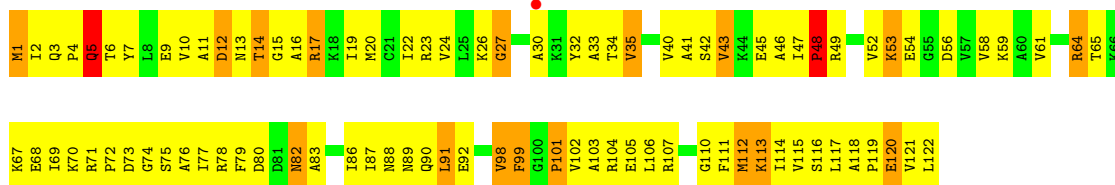




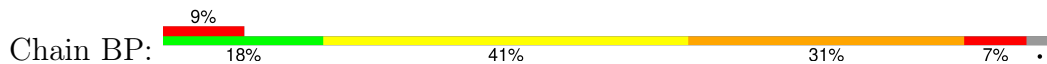
- Molecule 37: 50S ribosomal protein L14



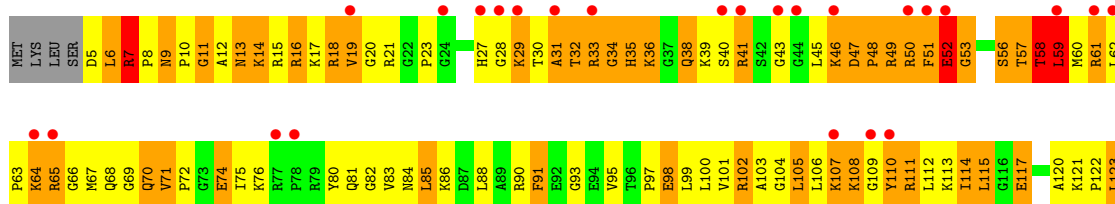
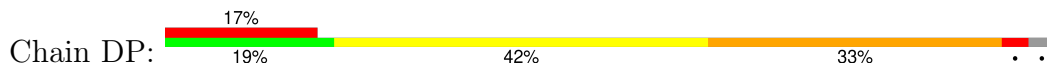
- Molecule 37: 50S ribosomal protein L14

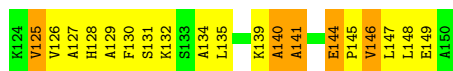


- Molecule 38: 50S ribosomal protein L15




- Molecule 38: 50S ribosomal protein L15

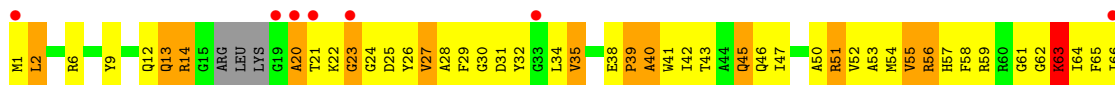





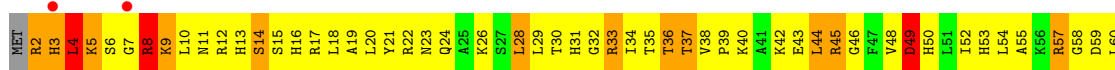
• Molecule 39: 50S ribosomal protein L16



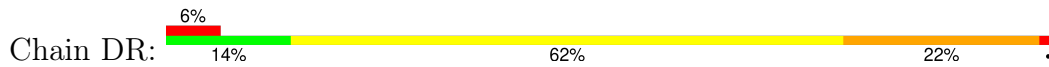
• Molecule 39: 50S ribosomal protein L16




• Molecule 40: 50S ribosomal protein L17

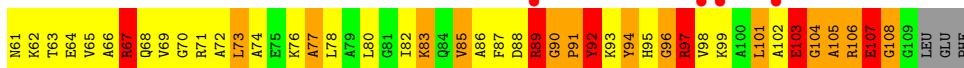


• Molecule 40: 50S ribosomal protein L17


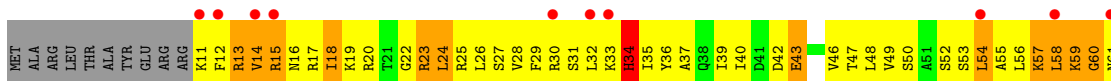
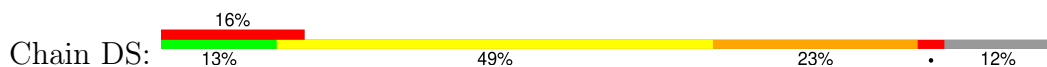




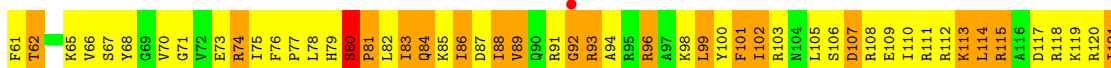
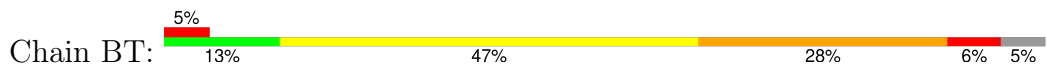
- Molecule 41: 50S ribosomal protein L18



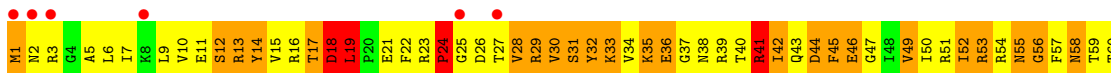
- Molecule 41: 50S ribosomal protein L18



- Molecule 42: 50S ribosomal protein L19

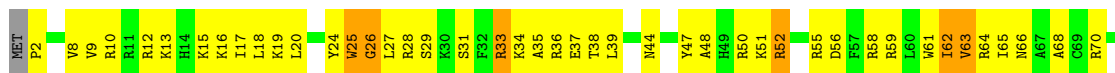


- Molecule 42: 50S ribosomal protein L19

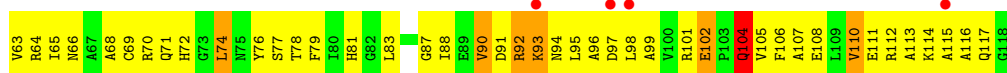
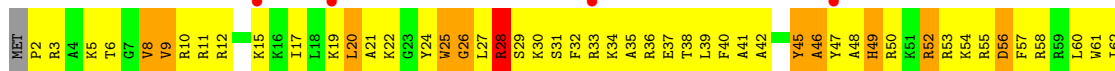




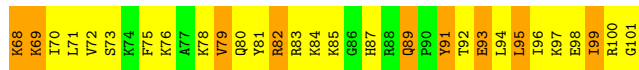
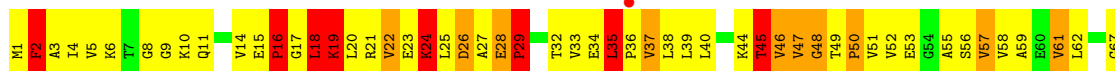
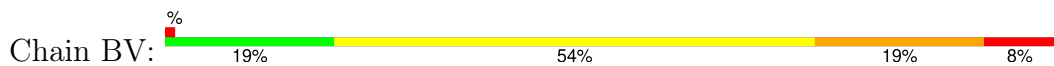
• Molecule 43: 50S ribosomal protein L20



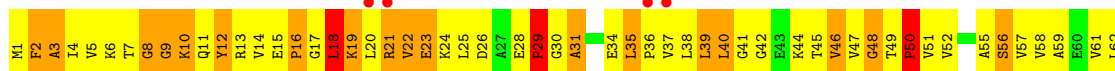
• Molecule 43: 50S ribosomal protein L20



• Molecule 44: 50S ribosomal protein L21

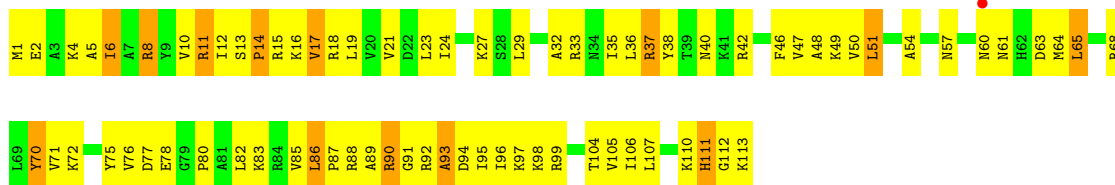


• Molecule 44: 50S ribosomal protein L21

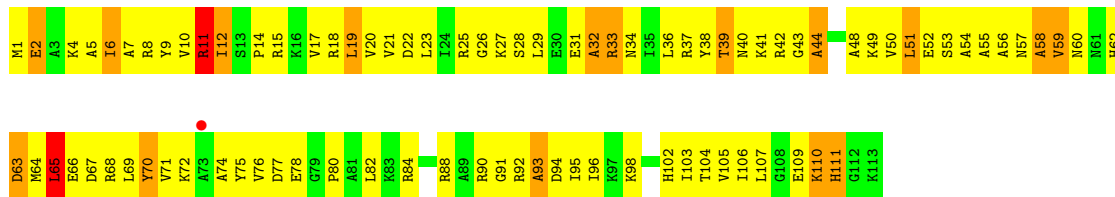


• Molecule 45: 50S ribosomal protein L22





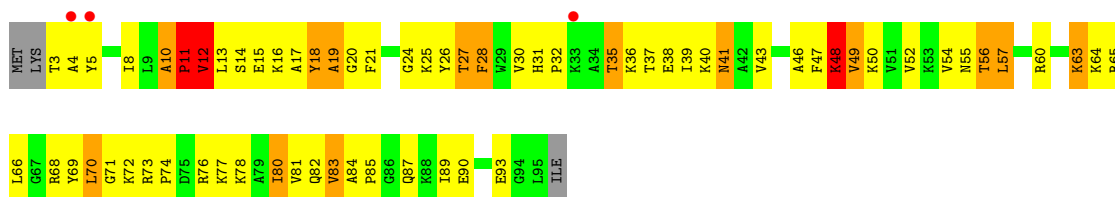
• Molecule 45: 50S ribosomal protein L22



• Molecule 46: 50S ribosomal protein L23



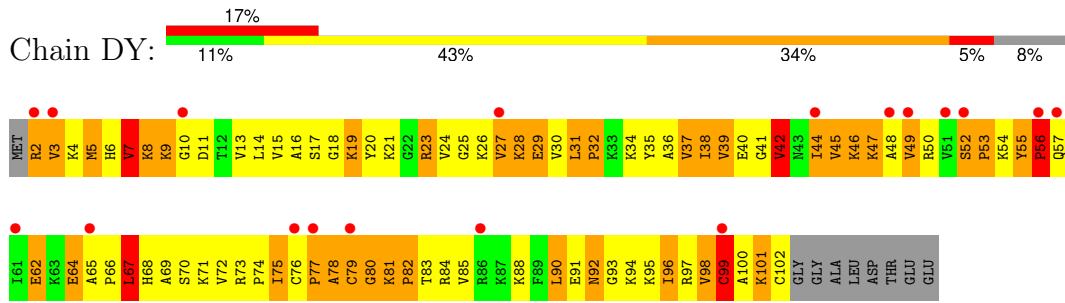
• Molecule 46: 50S ribosomal protein L23



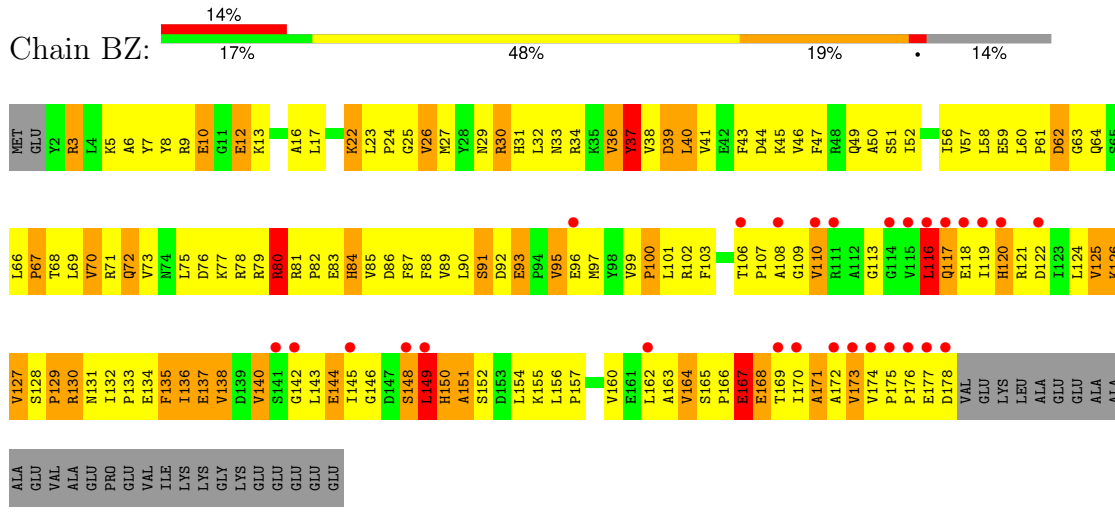
• Molecule 47: 50S ribosomal protein L24



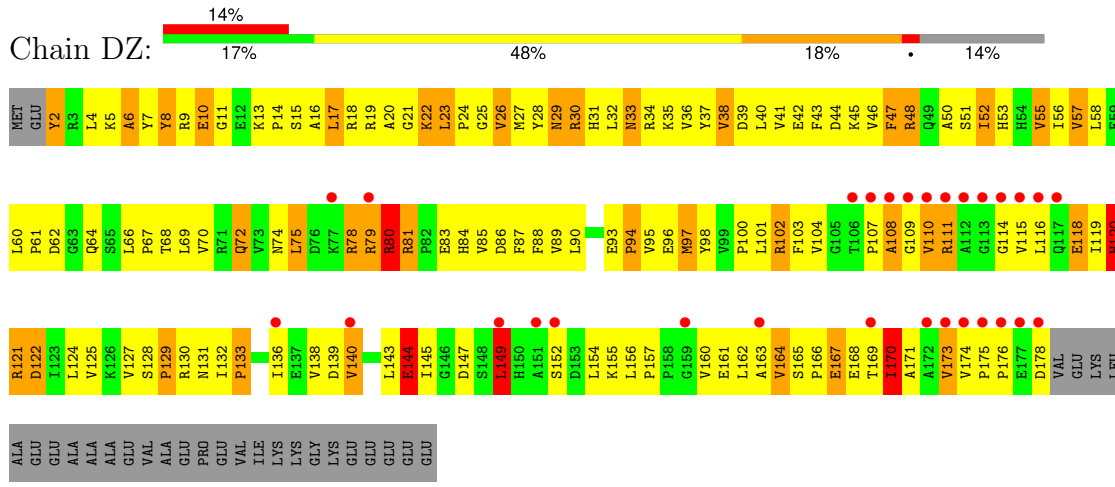
• Molecule 47: 50S ribosomal protein L24



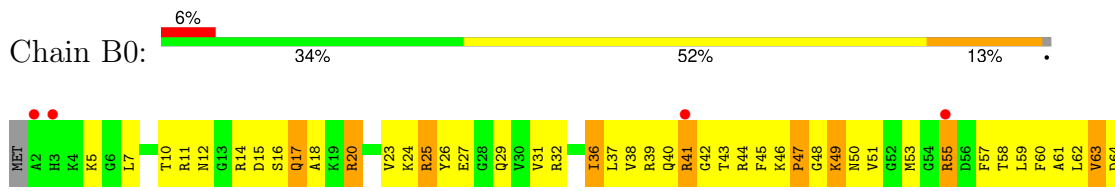
• Molecule 48: 50S ribosomal protein L25




• Molecule 48: 50S ribosomal protein L25

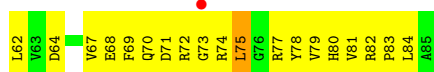


• Molecule 49: 50S ribosomal protein L27

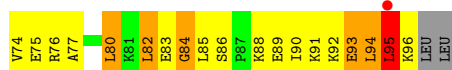





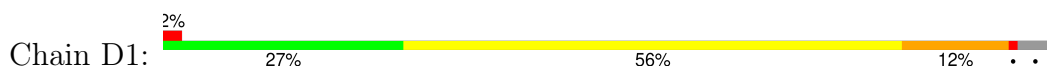
- Molecule 49: 50S ribosomal protein L27



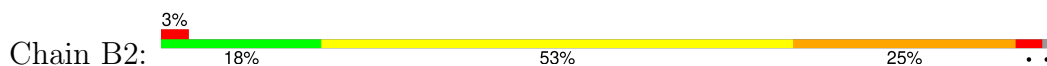
- Molecule 50: 50S ribosomal protein L28



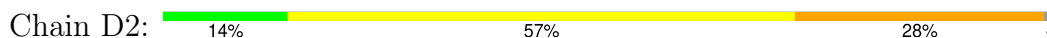
- Molecule 50: 50S ribosomal protein L28

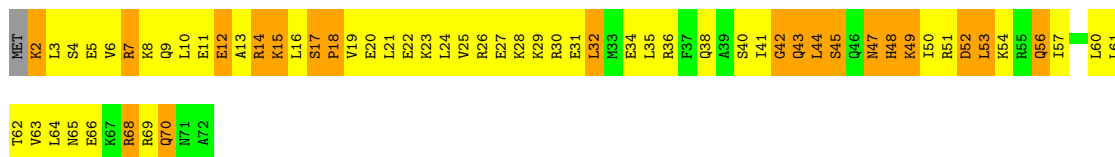


- Molecule 51: 50S ribosomal protein L29

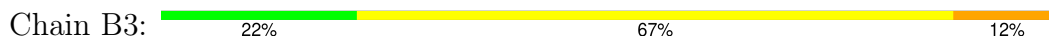


- Molecule 51: 50S ribosomal protein L29





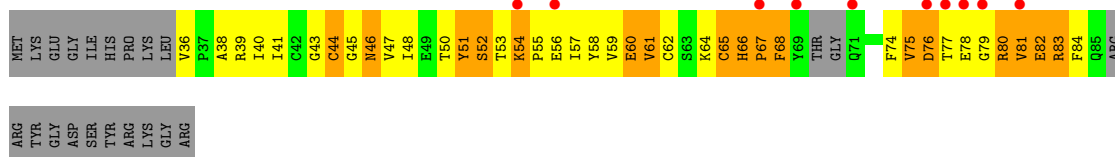
• Molecule 52: 50S ribosomal protein L30



• Molecule 52: 50S ribosomal protein L30



• Molecule 53: 50S ribosomal protein L31



• Molecule 53: 50S ribosomal protein L31



• Molecule 54: 50S ribosomal protein L32



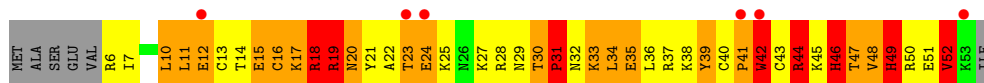
• Molecule 54: 50S ribosomal protein L32



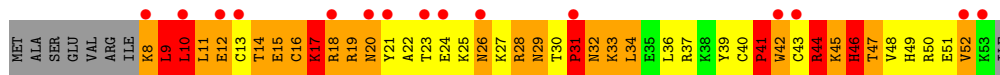






• Molecule 55: 50S ribosomal protein L33



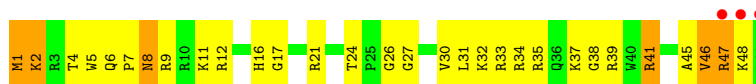
• Molecule 55: 50S ribosomal protein L33



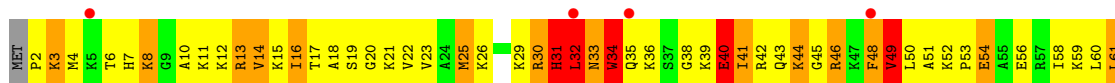
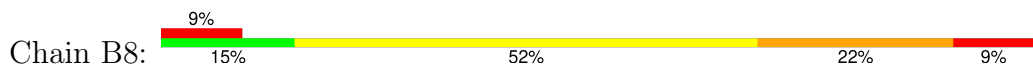
• Molecule 56: 50S ribosomal protein L34



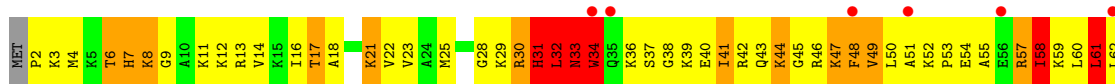
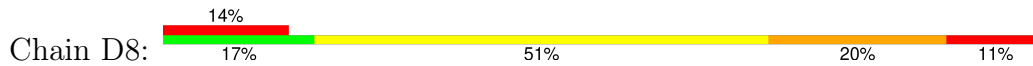
• Molecule 56: 50S ribosomal protein L34



• Molecule 57: 50S ribosomal protein L35



• Molecule 57: 50S ribosomal protein L35





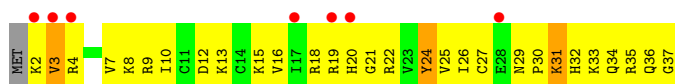
- Molecule 58: 50S ribosomal protein L36

Chain B9: 27% 65% 5%



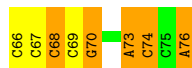
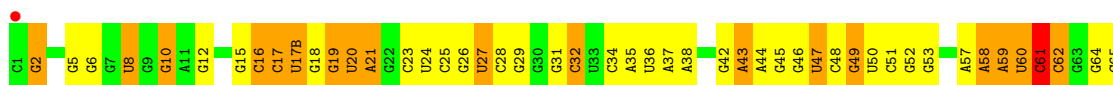
- Molecule 58: 50S ribosomal protein L36

Chain D9: 19% 19% 70% 8%



- Molecule 59: RNA (77-MER)

Chain CX: 27% 42% 30%



## 4 Data and refinement statistics

Property	Value	Source
Space group	P 21 21 21	Depositor
Cell constants a, b, c, $\alpha$ , $\beta$ , $\gamma$	210.35Å 448.24Å 631.16Å 90.00° 90.00° 90.00°	Depositor
Resolution (Å)	50.00 – 3.45 50.00 – 3.45	Depositor EDS
% Data completeness (in resolution range)	(Not available) (50.00-3.45) 85.3 (50.00-3.45)	Depositor EDS
$R_{merge}$	0.20	Depositor
$R_{sym}$	(Not available)	Depositor
$\langle I/\sigma(I) \rangle$ <sup>1</sup>	1.24 (at 3.40Å)	Xtrriage
Refinement program	CNS	Depositor
R, $R_{free}$	0.218 , 0.268 0.218 , 0.217	Depositor DCC
$R_{free}$ test set	33186 reflections (5.02%)	wwPDB-VP
Wilson B-factor (Å <sup>2</sup> )	74.9	Xtrriage
Anisotropy	0.240	Xtrriage
Bulk solvent $k_{sol}$ (e/Å <sup>3</sup> ), $B_{sol}$ (Å <sup>2</sup> )	0.24 , 50.1	EDS
L-test for twinning <sup>2</sup>	$\langle  L  \rangle = 0.46$ , $\langle L^2 \rangle = 0.28$	Xtrriage
Estimated twinning fraction	No twinning to report.	Xtrriage
$F_o, F_c$ correlation	0.91	EDS
Total number of atoms	293848	wwPDB-VP
Average B, all atoms (Å <sup>2</sup> )	77.0	wwPDB-VP

Xtrriage's analysis on translational NCS is as follows: *The largest off-origin peak in the Patterson function is 1.86% of the height of the origin peak. No significant pseudotranslation is detected.*

<sup>1</sup>Intensities estimated from amplitudes.

<sup>2</sup>Theoretical values of  $\langle |L| \rangle$ ,  $\langle L^2 \rangle$  for acentric reflections are 0.5, 0.333 respectively for untwinned datasets, and 0.375, 0.2 for perfectly twinned datasets.

## 5 Model quality i

### 5.1 Standard geometry i

Bond lengths and bond angles in the following residue types are not validated in this section: ZN, MG, DPP, MYN, KBE, UAL

The Z score for a bond length (or angle) is the number of standard deviations the observed value is removed from the expected value. A bond length (or angle) with  $|Z| > 5$  is considered an outlier worth inspection. RMSZ is the root-mean-square of all Z scores of the bond lengths (or angles).

Mol	Chain	Bond lengths		Bond angles	
		RMSZ	# Z  >5	RMSZ	# Z  >5
1	AA	0.48	0/35968	0.74	23/56136 (0.0%)
1	CA	0.50	9/35932 (0.0%)	0.75	27/56082 (0.0%)
2	AB	0.39	0/1936	0.68	0/2611
2	CB	0.37	0/1936	0.66	0/2611
3	AC	0.38	0/1637	0.65	0/2207
3	CC	0.37	0/1627	0.67	0/2192
4	AD	0.42	0/1733	0.71	0/2318
4	CD	0.44	0/1733	0.72	1/2318 (0.0%)
5	AE	0.41	0/1163	0.68	0/1566
5	CE	0.42	0/1163	0.68	0/1566
6	AF	0.44	0/856	0.75	1/1154 (0.1%)
6	CF	0.43	0/856	0.71	0/1154
7	AG	0.38	0/1276	0.61	0/1709
7	CG	0.39	0/1267	0.62	0/1696
8	AH	0.40	0/1136	0.72	0/1527
8	CH	0.38	0/1136	0.70	0/1527
9	AI	0.38	0/1024	0.68	0/1372
9	CI	0.36	0/1024	0.67	0/1372
10	AJ	0.36	0/808	0.66	0/1087
10	CJ	0.36	0/808	0.67	0/1087
11	AK	0.41	0/879	0.75	0/1187
11	CK	0.39	0/900	0.68	0/1213
12	AL	0.44	0/987	0.80	0/1322
12	CL	0.44	0/987	0.74	0/1322
13	AM	0.37	0/975	0.75	2/1305 (0.2%)
13	CM	0.36	0/947	0.72	0/1270
14	AN	0.41	0/501	0.69	0/664
14	CN	0.45	0/501	0.67	0/664
15	AO	0.39	0/745	0.64	0/992
15	CO	0.37	0/745	0.64	0/992
16	AP	0.40	0/717	0.70	0/965
16	CP	0.43	0/717	0.74	0/965

Mol	Chain	Bond lengths		Bond angles	
		RMSZ	# Z  >5	RMSZ	# Z  >5
17	AQ	0.43	0/837	0.67	0/1119
17	CQ	0.40	0/837	0.68	0/1119
18	AR	0.48	0/579	0.75	0/768
18	CR	0.41	0/579	0.72	0/768
19	AS	0.40	0/643	0.70	1/867 (0.1%)
19	CS	0.37	0/643	0.66	0/867
20	AT	0.38	0/765	0.72	1/1007 (0.1%)
20	CT	0.37	0/765	0.70	0/1007
21	AU	0.42	0/213	0.60	0/279
21	CU	0.34	0/213	0.62	0/279
22	AV	0.48	0/230	0.65	0/357
22	CV	0.45	0/239	0.69	0/371
23	AW	0.47	0/1756	0.78	0/2734
23	CW	0.46	0/1756	0.75	2/2734 (0.1%)
24	AX	0.58	2/1831 (0.1%)	0.87	6/2853 (0.2%)
25	AY	0.37	0/1776	0.71	0/2766
25	CY	0.36	0/1776	0.71	0/2766
26	AZ	0.91	0/5	0.51	0/5
26	CZ	0.51	0/5	0.85	0/5
27	BA	0.61	3/67273 (0.0%)	0.79	62/105005 (0.1%)
27	DA	0.51	1/66930 (0.0%)	0.77	45/104469 (0.0%)
28	BB	0.57	0/2853	0.81	6/4451 (0.1%)
28	DB	0.79	6/2853 (0.2%)	0.95	13/4451 (0.3%)
29	BC	0.31	0/1145	0.60	0/1556
29	DC	0.30	0/1145	0.61	0/1556
30	BD	0.54	0/2155	0.86	3/2907 (0.1%)
30	DD	0.51	0/2155	0.82	2/2907 (0.1%)
31	BE	0.56	0/1597	0.87	2/2155 (0.1%)
31	DE	0.42	0/1597	0.75	0/2155
32	BF	0.50	0/1642	0.82	1/2225 (0.0%)
32	DF	0.42	0/1659	0.75	1/2246 (0.0%)
33	BG	0.44	0/1499	0.78	0/2016
33	DG	0.40	0/1499	0.72	0/2016
34	BH	0.59	0/1258	0.91	2/1703 (0.1%)
34	DH	0.33	0/1246	0.67	0/1684
35	BI	0.39	0/1147	0.74	0/1553
35	DI	0.37	0/1147	0.75	0/1553
36	BN	0.54	0/1132	0.91	2/1527 (0.1%)
36	DN	0.41	0/1132	0.77	1/1527 (0.1%)
37	BO	0.54	0/943	0.80	0/1269
37	DO	0.44	0/943	0.69	0/1269
38	BP	0.59	0/1131	1.16	5/1504 (0.3%)
38	DP	0.48	0/1131	1.00	5/1504 (0.3%)

Mol	Chain	Bond lengths		Bond angles	
		RMSZ	# Z  >5	RMSZ	# Z  >5
39	BQ	0.53	0/1128	0.77	0/1508
39	DQ	0.42	0/1114	0.68	0/1488
40	BR	0.55	0/974	0.92	2/1302 (0.2%)
40	DR	0.43	0/974	0.81	0/1302
41	BS	0.55	0/779	0.97	2/1038 (0.2%)
41	DS	0.43	0/779	0.75	0/1038
42	BT	0.57	0/1156	0.96	5/1544 (0.3%)
42	DT	0.46	0/1156	0.83	1/1544 (0.1%)
43	BU	0.57	0/975	0.85	0/1297
43	DU	0.38	0/975	0.69	0/1297
44	BV	0.58	0/790	0.95	2/1057 (0.2%)
44	DV	0.41	0/790	0.72	0/1057
45	BW	0.53	0/907	0.77	0/1216
45	DW	0.41	0/907	0.72	0/1216
46	BX	0.51	0/740	0.78	0/995
46	DX	0.48	0/740	0.73	0/995
47	BY	0.61	0/680	0.93	1/904 (0.1%)
47	DY	0.46	0/789	0.82	1/1053 (0.1%)
48	BZ	0.41	0/1436	0.72	0/1951
48	DZ	0.36	0/1436	0.70	0/1951
49	B0	0.47	0/671	0.74	0/892
49	D0	0.41	0/671	0.67	0/892
50	B1	0.49	0/739	0.76	1/983 (0.1%)
50	D1	0.43	0/739	0.76	0/983
51	B2	0.45	0/600	0.74	0/793
51	D2	0.39	0/600	0.67	0/793
52	B3	0.48	0/473	0.76	0/636
52	D3	0.34	0/473	0.63	0/636
53	B4	0.43	0/349	0.71	0/474
53	D4	0.39	0/349	0.64	0/474
54	B5	0.62	0/473	1.04	2/639 (0.3%)
54	D5	0.50	0/473	0.82	0/639
55	B6	0.72	0/409	1.07	0/548
55	D6	0.70	0/397	1.12	4/531 (0.8%)
56	B7	0.55	0/427	0.80	0/563
56	D7	0.48	0/427	0.73	0/563
57	B8	0.63	0/516	1.02	2/681 (0.3%)
57	D8	0.51	0/516	0.87	1/681 (0.1%)
58	B9	0.53	0/302	0.80	0/397
58	D9	0.39	0/302	0.70	0/397
59	CX	0.47	0/1832	0.75	1/2855 (0.0%)
All	All	0.51	21/318243 (0.0%)	0.77	239/475835 (0.1%)

Chiral center outliers are detected by calculating the chiral volume of a chiral center and verifying if the center is modelled as a planar moiety or with the opposite hand. A planarity outlier is detected by checking planarity of atoms in a peptide group, atoms in a mainchain group or atoms of a sidechain that are expected to be planar.

Mol	Chain	#Chirality outliers	#Planarity outliers
1	AA	0	35
1	CA	1	31
19	AS	0	1
23	AW	0	1
23	CW	0	1
24	AX	0	1
27	BA	4	96
27	DA	0	63
28	BB	0	3
28	DB	0	6
42	BT	0	1
59	CX	0	2
All	All	5	241

All (21) bond length outliers are listed below:

Mol	Chain	Res	Type	Atoms	Z	Observed(Å)	Ideal(Å)
24	AX	46	A	C6-N6	-11.79	1.24	1.33
1	CA	101	A	C6-N6	-8.09	1.27	1.33
1	CA	1458	G	C5-C6	-7.73	1.34	1.42
1	CA	70	G	C5-C6	-7.36	1.34	1.42
1	CA	1446	U	N1-C2	-7.30	1.31	1.38
1	CA	1446	U	C4-C5	-6.90	1.37	1.43
1	CA	97	G	C5-C6	6.59	1.49	1.42
1	CA	68	G	C2-N2	-6.47	1.28	1.34
28	DB	52	A	C5-C6	-6.13	1.35	1.41
28	DB	27	C	N1-C2	6.07	1.46	1.40
24	AX	46	A	C6-N1	6.04	1.39	1.35
27	BA	2593	U	C4-O4	5.77	1.28	1.23
27	DA	2192	G	C8-N7	5.60	1.34	1.30
27	BA	2573	C	N1-C2	5.45	1.45	1.40
28	DB	49	C	C2-N3	5.36	1.40	1.35
28	DB	53	A	P-OP2	5.25	1.57	1.49
1	CA	1457	G	C2-N2	5.24	1.39	1.34
27	BA	783	A	C5-C6	-5.24	1.36	1.41
28	DB	51	G	C5-C6	5.22	1.47	1.42
1	CA	101	A	N9-C4	5.08	1.40	1.37
28	DB	50	G	O3'-P	5.04	1.67	1.61

All (239) bond angle outliers are listed below:

Mol	Chain	Res	Type	Atoms	Z	Observed(°)	Ideal(°)
24	AX	46	A	C5-C6-N1	-12.54	111.43	117.70
28	DB	53	A	O5'-P-OP2	11.96	125.06	110.70
24	AX	46	A	C6-N1-C2	10.83	125.10	118.60
24	AX	46	A	N1-C2-N3	-10.72	123.94	129.30
27	BA	1992	G	C2'-C3'-O3'	10.30	132.16	109.50
27	DA	1992	G	C2'-C3'-O3'	9.78	131.01	109.50
38	BP	52	GLU	N-CA-C	9.52	136.69	111.00
28	DB	53	A	O5'-P-OP1	-9.50	97.15	105.70
27	BA	2497	A	C2'-C3'-O3'	9.36	130.09	109.50
27	BA	1799	G	C2'-C3'-O3'	9.11	129.54	109.50
27	BA	1653	G	C2'-C3'-O3'	8.99	129.27	109.50
1	CA	533	A	C2'-C3'-O3'	8.75	128.74	109.50
1	CA	68	G	N3-C2-N2	-8.55	113.91	119.90
1	CA	913	A	C2'-C3'-O3'	8.28	127.72	109.50
27	DA	302	C	N1-C1'-C2'	-8.24	102.94	112.00
1	AA	1067	A	C2'-C3'-O3'	8.23	127.61	109.50
27	BA	790	C	C2'-C3'-O3'	8.22	127.58	109.50
1	AA	913	A	C2'-C3'-O3'	8.20	127.55	109.50
1	AA	115	G	C2'-C3'-O3'	8.17	127.48	109.50
27	BA	1378	A	C2'-C3'-O3'	8.14	127.41	109.50
30	BD	244	ARG	C-N-CD	-8.09	102.81	120.60
38	BP	53	GLY	N-CA-C	-8.09	92.89	113.10
1	CA	68	G	N9-C1'-C2'	-8.07	103.12	112.00
38	DP	52	GLU	N-CA-C	8.04	132.71	111.00
27	BA	1786	A	N9-C1'-C2'	8.00	124.40	114.00
1	AA	243	A	C2'-C3'-O3'	7.93	126.94	109.50
27	BA	89	G	C5'-C4'-O4'	-7.86	99.67	109.10
1	CA	1064	G	C2'-C3'-O3'	7.80	126.67	109.50
1	CA	748	C	C2'-C3'-O3'	7.76	126.58	109.50
38	BP	59	LEU	N-CA-C	-7.74	90.10	111.00
54	B5	33	CYS	CA-CB-SG	-7.71	100.12	114.00
59	CX	61	C	N1-C1'-C2'	-7.56	103.68	112.00
57	B8	32	LEU	CA-CB-CG	7.51	132.58	115.30
1	AA	366	C	C2'-C3'-O3'	7.48	125.97	109.50
1	AA	498	U	N1-C1'-C2'	-7.45	103.81	112.00
27	DA	332	A	C2'-C3'-O3'	7.43	125.85	109.50
27	DA	1786	A	N9-C1'-C2'	7.42	123.64	114.00
27	DA	1300	U	N1-C1'-C2'	7.32	123.52	114.00
27	DA	1819	A	C2'-C3'-O3'	7.30	125.57	109.50
1	AA	428	G	C2'-C3'-O3'	7.27	125.50	109.50
1	CA	198	G	N9-C1'-C2'	-7.23	104.04	112.00
1	AA	509	A	C2'-C3'-O3'	7.23	125.40	109.50

*Continued on next page...*



*Continued from previous page...*

Mol	Chain	Res	Type	Atoms	Z	Observed(°)	Ideal(°)
27	DA	1558	A	C2'-C3'-O3'	7.19	125.32	109.50
27	BA	856	C	C2'-C3'-O3'	7.10	125.11	109.50
27	BA	2477	C	N1-C1'-C2'	7.08	123.21	114.00
28	DB	50	G	C5'-C4'-C3'	-7.08	104.67	116.00
1	AA	266	G	C2'-C3'-O3'	7.07	125.06	109.50
55	D6	9	LEU	CA-CB-CG	-7.03	99.13	115.30
40	BR	8	ARG	N-CA-C	6.95	129.77	111.00
1	AA	748	C	C2'-C3'-O3'	6.94	124.81	113.70
41	BS	16	ASN	N-CA-C	-6.87	92.46	111.00
38	DP	53	GLY	N-CA-C	-6.87	95.93	113.10
1	CA	428	G	C2'-C3'-O3'	6.86	124.68	113.70
27	BA	1698	A	O4'-C1'-N9	6.86	113.69	108.20
30	BD	245	PRO	N-CA-C	-6.86	94.28	112.10
34	BH	156	ALA	N-CA-C	-6.83	92.56	111.00
44	BV	35	LEU	CA-CB-CG	6.69	130.68	115.30
23	CW	7	A	N9-C1'-C2'	6.67	122.67	114.00
38	BP	58	THR	N-CA-C	-6.65	93.05	111.00
1	AA	1201	A	C2'-C3'-O3'	6.64	124.32	113.70
27	BA	585	G	OP2-P-O3'	6.63	119.79	105.20
55	D6	44	ARG	N-CA-C	6.63	128.90	111.00
27	BA	1286	A	C1'-O4'-C4'	-6.61	104.61	109.90
42	BT	30	VAL	N-CA-C	6.60	128.83	111.00
27	DA	1504	C	N1-C1'-C2'	-6.59	104.75	112.00
1	CA	266	G	C2'-C3'-O3'	6.59	124.24	113.70
27	BA	1419	A	N9-C1'-C2'	6.56	122.53	114.00
27	DA	2225	A	C2'-C3'-O3'	6.54	124.16	113.70
57	D8	32	LEU	CA-CB-CG	6.53	130.32	115.30
27	BA	1427	A	C2'-C3'-O3'	6.50	124.10	113.70
27	DA	2610	C	C2'-C3'-O3'	6.48	124.07	113.70
1	AA	533	A	C2'-C3'-O3'	6.48	124.07	113.70
42	BT	80	SER	N-CA-C	6.44	128.39	111.00
27	DA	1427	A	C2'-C3'-O3'	6.42	123.97	113.70
38	DP	41	ARG	N-CA-C	-6.39	93.73	111.00
24	AX	43	A	C2'-C3'-O3'	6.36	123.87	113.70
27	BA	1558	A	C2'-C3'-O3'	6.35	123.87	113.70
1	AA	1285	A	C2'-C3'-O3'	6.29	123.77	113.70
24	AX	59	A	N9-C1'-C2'	-6.29	105.08	112.00
27	DA	2193	G	C5'-C4'-O4'	-6.27	101.58	109.10
27	DA	1493	C	N1-C1'-C2'	6.25	122.12	114.00
1	AA	1054	C	N1-C1'-C2'	6.23	122.10	114.00
24	AX	46	A	C5-C6-N6	6.21	128.67	123.70
20	AT	39	LYS	CD-CE-NZ	-6.16	97.53	111.70

*Continued on next page...*

*Continued from previous page...*

Mol	Chain	Res	Type	Atoms	Z	Observed(°)	Ideal(°)
27	DA	2346	A	N9-C1'-C2'	6.12	121.96	114.00
1	CA	1158	C	N1-C1'-C2'	6.10	121.93	114.00
27	BA	1799	G	C4'-C3'-O3'	6.09	125.19	113.00
31	BE	118	LYS	N-CA-C	-6.05	94.67	111.00
28	DB	53	A	C5'-C4'-O4'	6.05	116.36	109.10
30	BD	210	GLY	N-CA-C	-6.05	97.99	113.10
1	AA	687	A	C2'-C3'-O3'	6.04	123.37	113.70
1	CA	1285	A	C2'-C3'-O3'	5.98	123.27	113.70
1	CA	687	A	C2'-C3'-O3'	5.96	123.24	113.70
1	CA	388	G	N9-C1'-C2'	5.96	121.74	114.00
27	BA	1616	A	N9-C1'-C2'	5.95	121.73	114.00
27	DA	301	G	N9-C1'-C2'	5.92	121.70	114.00
27	BA	212	G	N9-C1'-C2'	-5.92	105.49	112.00
27	BA	945	A	O4'-C1'-N9	5.91	112.93	108.20
28	DB	49	C	N1-C1'-C2'	5.90	121.67	114.00
1	AA	1331	G	N9-C1'-C2'	5.88	121.65	114.00
28	DB	49	C	OP2-P-O3'	5.88	118.13	105.20
27	BA	1819	A	C2'-C3'-O3'	5.86	123.07	113.70
27	BA	1698	A	N9-C1'-C2'	5.85	121.61	114.00
42	BT	59	THR	N-CA-C	-5.85	95.21	111.00
27	BA	2346	A	O4'-C1'-N9	5.85	112.88	108.20
27	BA	1286	A	O4'-C1'-N9	5.84	112.87	108.20
27	DA	1530	C	N1-C1'-C2'	5.83	121.58	114.00
27	DA	1141	U	N1-C1'-C2'	5.83	121.58	114.00
47	DY	7	VAL	N-CA-C	5.82	126.72	111.00
55	D6	46	HIS	N-CA-C	5.82	126.71	111.00
27	BA	1379	A	N9-C1'-C2'	5.82	121.56	114.00
27	DA	2035	G	N9-C1'-C2'	5.81	121.55	114.00
1	CA	509	A	C2'-C3'-O3'	5.80	122.98	113.70
28	DB	35	U	N1-C1'-C2'	5.80	121.54	114.00
27	BA	265	A	N9-C1'-C2'	5.77	121.50	114.00
36	BN	124	ALA	N-CA-C	-5.76	95.43	111.00
31	BE	50	GLY	N-CA-C	-5.76	98.69	113.10
27	DA	1039	G	OP1-P-O3'	5.74	117.82	105.20
27	BA	2346	A	N9-C1'-C2'	5.73	121.44	114.00
27	DA	2093	G	N9-C1'-C2'	-5.70	105.73	112.00
27	BA	1443	G	C5'-C4'-C3'	-5.69	106.89	116.00
1	AA	1504	G	C2'-C3'-O3'	5.68	122.79	113.70
1	AA	686	U	N1-C1'-C2'	5.65	121.34	114.00
27	DA	2192	G	N9-C1'-C2'	5.64	121.33	114.00
27	BA	102	G	N9-C1'-C2'	5.62	121.30	114.00
1	CA	1067	A	C2'-C3'-O3'	5.61	122.67	113.70

*Continued on next page...*

Continued from previous page...

Mol	Chain	Res	Type	Atoms	Z	Observed(°)	Ideal(°)
30	DD	210	GLY	N-CA-C	-5.59	99.13	113.10
1	AA	484	G	N9-C1'-C2'	5.59	121.26	114.00
30	DD	212	SER	N-CA-C	-5.58	95.93	111.00
27	BA	316	C	C5'-C4'-C3'	-5.57	107.08	116.00
27	DA	1698	A	O4'-C1'-N9	5.56	112.65	108.20
42	BT	29	ARG	N-CA-C	5.55	125.99	111.00
28	DB	49	C	OP1-P-O3'	-5.55	92.99	105.20
28	BB	52	A	N9-C1'-C2'	5.54	121.20	114.00
38	DP	59	LEU	CA-CB-CG	5.53	128.02	115.30
41	BS	58	LEU	N-CA-C	5.52	125.91	111.00
23	CW	46	U	N1-C1'-C2'	5.52	121.18	114.00
27	DA	729	G	N9-C1'-C2'	5.51	121.16	114.00
1	AA	108	G	O4'-C1'-N9	5.50	112.60	108.20
27	BA	1378	A	C4'-C3'-O3'	5.50	124.00	113.00
28	BB	38	C	N1-C1'-C2'	-5.50	105.95	112.00
27	BA	1947	C	C5'-C4'-C3'	-5.49	107.22	116.00
28	DB	52	A	N1-C6-N6	5.47	121.88	118.60
27	BA	1208	C	C5'-C4'-C3'	-5.46	107.27	116.00
27	DA	1698	A	N9-C1'-C2'	5.46	121.10	114.00
27	BA	1052	C	N1-C1'-C2'	5.46	121.09	114.00
38	BP	41	ARG	N-CA-C	-5.45	96.28	111.00
1	AA	1422	G	N9-C1'-C2'	-5.44	106.01	112.00
27	BA	178	G	N9-C1'-C2'	-5.44	106.01	112.00
28	DB	16	G	N9-C1'-C2'	5.43	121.06	114.00
27	BA	140	G	C4'-C3'-O3'	-5.43	98.00	109.40
27	BA	748	G	N9-C1'-C2'	5.42	121.05	114.00
1	CA	1504	G	C2'-C3'-O3'	5.42	122.37	113.70
27	DA	845	G	N9-C1'-C2'	5.41	121.04	114.00
27	DA	1653	G	C2'-C3'-O3'	5.40	122.35	113.70
13	AM	70	LEU	N-CA-C	-5.40	96.41	111.00
27	BA	1015	G	C5'-C4'-C3'	-5.40	107.36	116.00
1	AA	92	C	C2'-C3'-O3'	5.39	122.32	113.70
27	BA	1781	C	N1-C1'-C2'	5.38	121.00	114.00
27	BA	1987	G	C5'-C4'-O4'	-5.36	102.66	109.10
27	BA	944	G	N9-C1'-C2'	5.35	120.96	114.00
27	DA	945	A	N9-C1'-C2'	5.35	120.96	114.00
27	BA	906	G	C5'-C4'-C3'	-5.35	107.44	116.00
27	DA	1505	C	N1-C1'-C2'	5.34	120.95	114.00
27	BA	955	C	C5'-C4'-C3'	-5.34	107.46	116.00
38	DP	58	THR	N-CA-C	-5.33	96.61	111.00
42	BT	29	ARG	C-N-CA	5.33	135.02	121.70
47	BY	4	LYS	N-CA-C	-5.32	96.63	111.00

Continued on next page...

*Continued from previous page...*

Mol	Chain	Res	Type	Atoms	Z	Observed(°)	Ideal(°)
27	BA	2610	C	OP1-P-O3'	5.32	116.90	105.20
28	DB	16	G	OP1-P-O3'	-5.32	93.50	105.20
36	BN	43	THR	N-CA-C	-5.31	96.66	111.00
55	D6	10	LEU	CA-CB-CG	5.31	127.51	115.30
27	BA	2285	C	C5'-C4'-C3'	-5.30	107.52	116.00
27	BA	2429	G	OP2-P-O3'	5.30	116.85	105.20
1	CA	226	G	N9-C1'-C2'	-5.29	106.18	112.00
27	DA	140	G	C4'-C3'-O3'	-5.26	98.36	109.40
27	DA	944	G	N9-C1'-C2'	5.26	120.83	114.00
1	CA	108	G	O4'-C1'-N9	5.24	112.39	108.20
27	BA	1912	A	N9-C1'-C2'	5.24	120.81	114.00
57	B8	38	GLY	N-CA-C	-5.23	100.02	113.10
27	BA	474	G	C2'-C3'-O3'	5.23	122.06	113.70
1	CA	532	A	N9-C1'-C2'	-5.22	106.25	112.00
27	BA	614(C)	A	N9-C1'-C2'	5.22	120.78	114.00
1	CA	530	G	N9-C1'-C2'	5.21	120.78	114.00
27	DA	1653	G	N9-C1'-C2'	5.21	120.78	114.00
34	BH	50	VAL	N-CA-C	5.21	125.07	111.00
27	BA	676	A	O4'-C1'-N9	5.21	112.37	108.20
27	BA	805	G	OP1-P-O3'	5.21	116.66	105.20
27	DA	135	G	N9-C1'-C2'	-5.20	106.28	112.00
27	BA	2497	A	C4'-C3'-C2'	5.20	107.80	102.60
27	BA	193	U	C5'-C4'-C3'	-5.19	107.69	116.00
44	BV	18	LEU	CA-CB-CG	5.19	127.23	115.30
1	CA	115	G	N9-C1'-C2'	5.18	120.74	114.00
1	CA	1086	U	N1-C1'-C2'	5.17	120.72	114.00
6	AF	14	LEU	CA-CB-CG	5.16	127.18	115.30
1	CA	115	G	C2'-C3'-O3'	5.16	121.95	113.70
28	DB	17	C	O5'-P-OP1	5.16	116.89	110.70
28	BB	66	A	N9-C1'-C2'	5.16	120.70	114.00
27	BA	603	A	N9-C1'-C2'	5.15	120.70	114.00
40	BR	3	HIS	N-CA-C	-5.15	97.10	111.00
27	DA	856	C	C2'-C3'-O3'	5.14	121.93	113.70
1	AA	1064	G	N9-C1'-C2'	5.14	120.68	114.00
28	BB	117	G	N9-C1'-C2'	-5.14	106.35	112.00
27	BA	2720	U	C5'-C4'-C3'	-5.12	107.80	116.00
4	CD	12	CYS	N-CA-C	-5.12	97.17	111.00
27	BA	2405	G	N9-C1'-C2'	5.12	120.65	114.00
27	BA	2864	G	C5'-C4'-O4'	-5.11	102.97	109.10
27	BA	1113	U	N1-C1'-C2'	5.11	120.64	114.00
27	BA	783	A	N9-C1'-C2'	-5.10	106.39	112.00
27	DA	932	G	N9-C1'-C2'	5.10	120.62	114.00

*Continued on next page...*

Continued from previous page...

Mol	Chain	Res	Type	Atoms	Z	Observed(°)	Ideal(°)
27	DA	2118	U	N1-C1'-C2'	5.09	120.62	114.00
1	CA	533	A	C4'-C3'-O3'	5.09	123.18	113.00
27	DA	1686	C	C5'-C4'-O4'	-5.09	102.99	109.10
28	BB	106	G	N9-C1'-C2'	-5.09	106.40	112.00
28	DB	52	A	C6-C5-N7	-5.09	128.74	132.30
50	B1	95	LEU	CA-CB-CG	5.09	127.00	115.30
27	BA	1427	A	C4'-C3'-C2'	5.08	107.68	102.60
27	BA	1499	C	C5'-C4'-C3'	-5.08	107.87	116.00
32	BF	58	ALA	N-CA-C	5.07	124.69	111.00
19	AS	5	LEU	CA-CB-CG	5.06	126.94	115.30
27	DA	1528(A)	A	N9-C1'-C2'	5.06	120.58	114.00
27	DA	1963	U	N1-C1'-C2'	5.06	120.58	114.00
32	DF	58	ALA	N-CA-C	5.06	124.65	111.00
27	BA	857	C	C5'-C4'-C3'	-5.05	107.91	116.00
27	DA	2000	G	N9-C1'-C2'	-5.05	106.45	112.00
54	B5	4	HIS	C-N-CD	5.04	138.99	128.40
27	DA	527	C	C5'-C4'-O4'	5.03	115.13	109.10
1	CA	1397	C	N1-C1'-C2'	5.03	120.53	114.00
13	AM	85	GLY	N-CA-C	5.02	125.66	113.10
27	DA	193	U	C5'-C4'-C3'	-5.02	107.96	116.00
36	DN	67	LEU	N-CA-C	-5.02	97.45	111.00
1	CA	149	A	N9-C1'-C2'	5.02	120.52	114.00
27	DA	1458	C	N1-C1'-C2'	5.01	120.51	114.00
28	BB	77	U	C5'-C4'-C3'	-5.01	107.99	116.00
27	DA	1118	C	N1-C1'-C2'	5.01	120.51	114.00
27	DA	2791	C	O4'-C1'-N1	5.01	112.20	108.20
27	DA	2491	U	C5'-C4'-O4'	-5.00	103.09	109.10
1	CA	1124	G	N9-C1'-C2'	5.00	120.50	114.00
42	DT	82	LEU	CA-CB-CG	5.00	126.80	115.30

All (5) chirality outliers are listed below:

Mol	Chain	Res	Type	Atom
27	BA	1378	A	C3'
27	BA	1799	G	C3'
27	BA	1992	G	C3'
27	BA	2497	A	C3'
1	CA	533	A	C3'

All (241) planarity outliers are listed below:

Mol	Chain	Res	Type	Group
1	AA	1064	G	Sidechain
1	AA	1077	G	Sidechain
1	AA	1081	G	Sidechain
1	AA	1094	G	Sidechain
1	AA	1139	G	Sidechain
1	AA	1299	A	Sidechain
1	AA	1331	G	Sidechain
1	AA	1345	U	Sidechain
1	AA	1442(A)	G	Sidechain
1	AA	1510	U	Sidechain
1	AA	1522	U	Sidechain
1	AA	181	G	Sidechain
1	AA	298	A	Sidechain
1	AA	37	U	Sidechain
1	AA	388	G	Sidechain
1	AA	490	G	Sidechain
1	AA	498	U	Sidechain
1	AA	518	C	Sidechain
1	AA	528	C	Sidechain
1	AA	529	G	Sidechain
1	AA	575	G	Sidechain
1	AA	621	A	Sidechain
1	AA	638	G	Sidechain
1	AA	688	G	Sidechain
1	AA	697	U	Sidechain
1	AA	727	G	Sidechain
1	AA	741	G	Sidechain
1	AA	760	G	Sidechain
1	AA	773	G	Sidechain
1	AA	803	G	Sidechain
1	AA	813	U	Sidechain
1	AA	855	G	Sidechain
1	AA	905	U	Sidechain
1	AA	991	U	Sidechain
1	AA	997	U	Sidechain
19	AS	80	TYR	Sidechain
23	AW	35	G	Sidechain
24	AX	19	G	Sidechain
27	BA	1000	A	Sidechain
27	BA	102	G	Sidechain
27	BA	1048	A	Sidechain
27	BA	1113	U	Sidechain
27	BA	1151	G	Sidechain

*Continued on next page...*

*Continued from previous page...*

<b>Mol</b>	<b>Chain</b>	<b>Res</b>	<b>Type</b>	<b>Group</b>
27	BA	1188	U	Sidechain
27	BA	1191	G	Sidechain
27	BA	1225	G	Sidechain
27	BA	125	G	Sidechain
27	BA	1297	C	Sidechain
27	BA	1312	U	Sidechain
27	BA	1324	G	Sidechain
27	BA	1379	A	Sidechain
27	BA	1385	G	Sidechain
27	BA	1391	U	Sidechain
27	BA	1419	A	Sidechain
27	BA	1455	G	Sidechain
27	BA	15	G	Sidechain
27	BA	1526	G	Sidechain
27	BA	1578	U	Sidechain
27	BA	1597	A	Sidechain
27	BA	1649	G	Sidechain
27	BA	1666	G	Sidechain
27	BA	1681	G	Sidechain
27	BA	171	G	Sidechain
27	BA	1779	U	Sidechain
27	BA	1801	G	Sidechain
27	BA	1833	U	Sidechain
27	BA	1835	G	Sidechain
27	BA	1855	G	Sidechain
27	BA	1910	G	Sidechain
27	BA	1939	U	Sidechain
27	BA	1940	U	Sidechain
27	BA	1992	G	Sidechain
27	BA	2000	G	Sidechain
27	BA	2041	U	Sidechain
27	BA	2086	U	Sidechain
27	BA	2229	C	Sidechain
27	BA	2238	G	Sidechain
27	BA	2249	U	Sidechain
27	BA	2263	C	Sidechain
27	BA	2280	G	Sidechain
27	BA	2375	G	Sidechain
27	BA	2390	U	Sidechain
27	BA	2441	C	Sidechain
27	BA	247	G	Sidechain
27	BA	2475	C	Sidechain

*Continued on next page...*

*Continued from previous page...*

<b>Mol</b>	<b>Chain</b>	<b>Res</b>	<b>Type</b>	<b>Group</b>
27	BA	2477	C	Sidechain
27	BA	249	C	Sidechain
27	BA	2500	U	Sidechain
27	BA	2517	C	Sidechain
27	BA	2529	G	Sidechain
27	BA	2542	A	Sidechain
27	BA	2548	G	Sidechain
27	BA	2571	C	Sidechain
27	BA	2585	U	Sidechain
27	BA	259	G	Sidechain
27	BA	2593	U	Sidechain
27	BA	2594	C	Sidechain
27	BA	2595	G	Sidechain
27	BA	2596	U	Sidechain
27	BA	2629	A	Sidechain
27	BA	2685	G	Sidechain
27	BA	2702	U	Sidechain
27	BA	2712	U	Sidechain
27	BA	272(B)	G	Sidechain
27	BA	2720	U	Sidechain
27	BA	2724	C	Sidechain
27	BA	2746	U	Sidechain
27	BA	2756	U	Sidechain
27	BA	2873	A	Sidechain
27	BA	308	G	Sidechain
27	BA	395	U	Sidechain
27	BA	431	U	Sidechain
27	BA	463	G	Sidechain
27	BA	467	G	Sidechain
27	BA	50	U	Sidechain
27	BA	597	U	Sidechain
27	BA	625	G	Sidechain
27	BA	637	A	Sidechain
27	BA	638	G	Sidechain
27	BA	648	G	Sidechain
27	BA	651	G	Sidechain
27	BA	657	U	Sidechain
27	BA	66	C	Sidechain
27	BA	670	A	Sidechain
27	BA	704	G	Sidechain
27	BA	726	G	Sidechain
27	BA	727	A	Sidechain

*Continued on next page...*



*Continued from previous page...*

<b>Mol</b>	<b>Chain</b>	<b>Res</b>	<b>Type</b>	<b>Group</b>
27	BA	780	G	Sidechain
27	BA	842	G	Sidechain
27	BA	856	C	Sidechain
27	BA	858	U	Sidechain
27	BA	89	G	Sidechain
27	BA	956	G	Sidechain
27	BA	987	G	Sidechain
28	BB	104	U	Sidechain
28	BB	38	C	Sidechain
28	BB	66	A	Sidechain
42	BT	32	TYR	Sidechain
1	CA	101	A	Sidechain
1	CA	102	G	Sidechain
1	CA	103	C	Sidechain
1	CA	1048	G	Sidechain
1	CA	1077	G	Sidechain
1	CA	1094	G	Sidechain
1	CA	112	G	Sidechain
1	CA	1200	C	Sidechain
1	CA	1345	U	Sidechain
1	CA	1348	U	Sidechain
1	CA	1351	U	Sidechain
1	CA	1394	A	Sidechain
1	CA	1445	C	Sidechain
1	CA	1458	G	Sidechain
1	CA	1485	U	Sidechain
1	CA	149	A	Sidechain
1	CA	1498	U	Sidechain
1	CA	198	G	Sidechain
1	CA	222	U	Sidechain
1	CA	254	G	Sidechain
1	CA	37	U	Sidechain
1	CA	38	G	Sidechain
1	CA	388	G	Sidechain
1	CA	516	U	Sidechain
1	CA	586	C	Sidechain
1	CA	68	G	Sidechain
1	CA	69	G	Sidechain
1	CA	760	G	Sidechain
1	CA	773	G	Sidechain
1	CA	884	U	Sidechain
1	CA	983	A	Sidechain

*Continued on next page...*

*Continued from previous page...*

<b>Mol</b>	<b>Chain</b>	<b>Res</b>	<b>Type</b>	<b>Group</b>
23	CW	35	G	Sidechain
59	CX	27	U	Sidechain
59	CX	61	C	Sidechain
27	DA	1039	G	Sidechain
27	DA	1041	C	Sidechain
27	DA	1215	G	Sidechain
27	DA	1248	G	Sidechain
27	DA	1273	U	Sidechain
27	DA	1301	A	Sidechain
27	DA	1341	U	Sidechain
27	DA	135	G	Sidechain
27	DA	1491	G	Sidechain
27	DA	1518	U	Sidechain
27	DA	1613	G	Sidechain
27	DA	1626	G	Sidechain
27	DA	1633	G	Sidechain
27	DA	1649	G	Sidechain
27	DA	1673	U	Sidechain
27	DA	1807	G	Sidechain
27	DA	1955	U	Sidechain
27	DA	1992	G	Sidechain
27	DA	200	U	Sidechain
27	DA	2012	G	Sidechain
27	DA	2053	G	Sidechain
27	DA	2067	G	Sidechain
27	DA	2086	U	Sidechain
27	DA	2090	G	Sidechain
27	DA	2093	G	Sidechain
27	DA	2112	G	Sidechain
27	DA	2202	C	Sidechain
27	DA	2221	G	Sidechain
27	DA	2280	G	Sidechain
27	DA	2286	A	Sidechain
27	DA	230	U	Sidechain
27	DA	2390	U	Sidechain
27	DA	2393	A	Sidechain
27	DA	2405	G	Sidechain
27	DA	2411	A	Sidechain
27	DA	2504	U	Sidechain
27	DA	2517	C	Sidechain
27	DA	2547	U	Sidechain
27	DA	2554	U	Sidechain

*Continued on next page...*

*Continued from previous page...*

Mol	Chain	Res	Type	Group
27	DA	2569	G	Sidechain
27	DA	2595	G	Sidechain
27	DA	2690	C	Sidechain
27	DA	2754	U	Sidechain
27	DA	2756	U	Sidechain
27	DA	2857	G	Sidechain
27	DA	302	C	Sidechain
27	DA	395	U	Sidechain
27	DA	434	U	Sidechain
27	DA	467	G	Sidechain
27	DA	528	A	Sidechain
27	DA	555	U	Sidechain
27	DA	599	G	Sidechain
27	DA	642	G	Sidechain
27	DA	70	G	Sidechain
27	DA	700	G	Sidechain
27	DA	72	U	Sidechain
27	DA	729	G	Sidechain
27	DA	775	G	Sidechain
27	DA	845	G	Sidechain
27	DA	9	U	Sidechain
27	DA	977	G	Sidechain
27	DA	987	G	Sidechain
27	DA	99	U	Sidechain
28	DB	104	U	Sidechain
28	DB	112	U	Sidechain
28	DB	16	G	Sidechain
28	DB	17	C	Sidechain
28	DB	22	U	Sidechain
28	DB	54	G	Sidechain

## 5.2 Too-close contacts [i](#)

In the following table, the Non-H and H(model) columns list the number of non-hydrogen atoms and hydrogen atoms in the chain respectively. The H(added) column lists the number of hydrogen atoms added and optimized by MolProbity. The Clashes column lists the number of clashes within the asymmetric unit, whereas Symm-Clashes lists symmetry-related clashes.

Mol	Chain	Non-H	H(model)	H(added)	Clashes	Symm-Clashes
1	AA	32132	0	16219	1429	0
1	CA	32098	0	16199	1614	0
2	AB	1901	0	1951	312	0

*Continued on next page...*

*Continued from previous page...*

Mol	Chain	Non-H	H(model)	H(added)	Clashes	Symm-Clashes
2	CB	1901	0	1951	269	0
3	AC	1613	0	1677	278	0
3	CC	1604	0	1670	270	0
4	AD	1703	0	1763	264	0
4	CD	1703	0	1763	197	0
5	AE	1147	0	1207	160	0
5	CE	1147	0	1207	172	0
6	AF	843	0	857	91	0
6	CF	843	0	857	99	0
7	AG	1257	0	1296	161	0
7	CG	1249	0	1286	155	0
8	AH	1116	0	1177	165	0
8	CH	1116	0	1177	143	0
9	AI	1006	0	1034	176	0
9	CI	1006	0	1034	201	0
10	AJ	795	0	840	159	0
10	CJ	795	0	840	175	0
11	AK	864	0	881	94	0
11	CK	885	0	904	117	0
12	AL	971	0	1057	122	0
12	CL	971	0	1057	128	0
13	AM	965	0	1034	166	0
13	CM	937	0	995	162	0
14	AN	492	0	533	77	0
14	CN	492	0	533	108	0
15	AO	734	0	771	94	0
15	CO	734	0	771	99	0
16	AP	701	0	720	107	0
16	CP	701	0	720	96	0
17	AQ	824	0	891	114	0
17	CQ	824	0	891	125	0
18	AR	574	0	644	87	0
18	CR	574	0	644	83	0
19	AS	630	0	652	126	0
19	CS	630	0	652	110	0
20	AT	763	0	861	134	0
20	CT	763	0	861	131	0
21	AU	209	0	221	26	0
21	CU	209	0	221	24	0
22	AV	205	0	106	7	0
22	CV	213	0	110	11	0
23	AW	1573	0	800	86	0

*Continued on next page...*

*Continued from previous page...*

Mol	Chain	Non-H	H(model)	H(added)	Clashes	Symm-Clashes
23	CW	1573	0	800	72	0
24	AX	1639	0	835	72	0
25	AY	1591	0	810	72	0
25	CY	1591	0	810	81	0
26	AZ	47	0	40	11	0
26	CZ	47	0	40	14	0
27	BA	60072	0	30294	2481	0
27	DA	59767	0	30140	2934	0
28	BB	2551	0	1295	107	0
28	DB	2551	0	1295	201	0
29	BC	1142	0	865	119	0
29	DC	1142	0	865	116	0
30	BD	2105	0	2182	345	0
30	DD	2105	0	2182	317	0
31	BE	1564	0	1629	250	0
31	DE	1564	0	1629	346	0
32	BF	1607	0	1652	226	0
32	DF	1624	0	1677	293	0
33	BG	1474	0	1535	250	0
33	DG	1474	0	1535	310	0
34	BH	1233	0	1294	217	0
34	DH	1223	0	1282	184	0
35	BI	1132	0	1218	207	0
35	DI	1132	0	1218	223	0
36	BN	1105	0	1180	153	0
36	DN	1105	0	1180	195	0
37	BO	933	0	996	114	0
37	DO	933	0	996	145	0
38	BP	1114	0	1187	303	0
38	DP	1114	0	1187	329	0
39	BQ	1107	0	1166	179	0
39	DQ	1094	0	1141	150	0
40	BR	960	0	1021	148	0
40	DR	960	0	1021	182	0
41	BS	771	0	832	185	0
41	DS	771	0	832	188	0
42	BT	1142	0	1202	236	0
42	DT	1142	0	1202	303	0
43	BU	958	0	1014	151	0
43	DU	958	0	1015	187	0
44	BV	779	0	852	162	0
44	DV	779	0	852	141	0

*Continued on next page...*

*Continued from previous page...*

Mol	Chain	Non-H	H(model)	H(added)	Clashes	Symm-Clashes
45	BW	896	0	953	108	0
45	DW	896	0	953	135	0
46	BX	726	0	778	75	0
46	DX	726	0	778	87	0
47	BY	672	0	766	190	0
47	DY	776	0	870	211	0
48	BZ	1404	0	1432	215	0
48	DZ	1404	0	1432	266	0
49	B0	662	0	688	83	0
49	D0	662	0	688	92	0
50	B1	732	0	808	97	0
50	D1	732	0	808	98	0
51	B2	598	0	653	75	0
51	D2	598	0	653	95	0
52	B3	468	0	523	46	0
52	D3	468	0	523	71	0
53	B4	344	0	305	69	0
53	D4	344	0	305	62	0
54	B5	459	0	476	80	0
54	D5	459	0	477	62	0
55	B6	402	0	413	109	0
55	D6	390	0	404	135	0
56	B7	419	0	467	46	0
56	D7	419	0	467	41	0
57	B8	508	0	576	130	0
57	D8	508	0	576	138	0
58	B9	299	0	323	34	0
58	D9	299	0	323	57	0
59	CX	1640	0	837	62	0
60	AA	114	0	0	0	0
60	AG	1	0	0	0	0
60	AW	4	0	0	0	0
60	AX	9	0	0	0	0
60	B0	3	0	0	0	0
60	B5	1	0	0	0	0
60	BA	334	0	0	0	0
60	BB	5	0	0	0	0
60	BD	1	0	0	0	0
60	BE	3	0	0	0	0
60	BF	1	0	0	0	0
60	BG	1	0	0	0	0
60	BP	2	0	0	0	0

*Continued on next page...*

Continued from previous page...

Mol	Chain	Non-H	H(model)	H(added)	Clashes	Symm-Clashes
60	BR	1	0	0	0	0
60	BU	2	0	0	0	0
60	BX	1	0	0	0	0
60	CA	102	0	0	0	0
60	CE	1	0	0	0	0
60	CK	1	0	0	0	0
60	CV	1	0	0	0	0
60	CW	4	0	0	0	0
60	D0	1	0	0	0	0
60	D5	1	0	0	0	0
60	D7	1	0	0	0	0
60	DA	239	0	0	0	0
60	DB	3	0	0	0	0
60	DD	2	0	0	0	0
60	DE	1	0	0	0	0
60	DF	1	0	0	0	0
60	DO	1	0	0	0	0
61	AD	1	0	0	0	0
61	B4	1	0	0	0	0
61	B5	1	0	0	0	0
61	B9	1	0	0	0	0
61	CD	1	0	0	0	0
61	D4	1	0	0	0	0
61	D5	1	0	0	0	0
61	D9	1	0	0	0	0
All	All	293848	0	198788	22560	0

The all-atom clashscore is defined as the number of clashes found per 1000 atoms (including hydrogen atoms). The all-atom clashscore for this structure is 46.

All (22560) close contacts within the same asymmetric unit are listed below, sorted by their clash magnitude.

Atom-1	Atom-2	Interatomic distance (Å)	Clash overlap (Å)
55:B6:15:GLU:CD	55:B6:18:ARG:HE	1.41	1.22
4:AD:19:LEU:HD11	4:AD:67:ILE:HG13	1.24	1.19
1:CA:1321:C:H3'	1:CA:1322:C:H5''	1.21	1.19
13:AM:90:LEU:HD23	13:AM:93:ARG:HG2	1.23	1.18
2:AB:166:ASP:HB3	2:AB:169:LYS:HB2	1.24	1.18
2:AB:21:ARG:HB3	2:AB:39:ILE:HA	1.23	1.18
35:DI:81:VAL:HG21	35:DI:142:VAL:HG12	1.23	1.18
42:BT:88:ILE:HG22	42:BT:89:VAL:H	1.05	1.17

Continued on next page...

*Continued from previous page...*

Atom-1	Atom-2	Interatomic distance (Å)	Clash overlap (Å)
27:BA:2758:A:H2'	27:BA:2759:G:H5''	1.26	1.17
41:BS:97:ARG:NH2	41:BS:98:VAL:HA	1.59	1.17
55:B6:20:ASN:ND2	55:B6:21:TYR:H	1.39	1.17
27:DA:1879:C:H2'	27:DA:1880:C:H5''	1.21	1.17
47:BY:76:CYS:SG	47:BY:77:PRO:HD2	1.85	1.16
42:BT:27:THR:HG23	42:BT:28:VAL:H	1.08	1.16
27:BA:1403:C:H5''	27:BA:1471:A:H1'	1.27	1.15
40:BR:33:ARG:HD3	54:B5:55:ARG:HG2	1.18	1.15
47:BY:10:GLY:HA2	47:BY:27:VAL:HG13	1.26	1.15
49:B0:23:VAL:HA	49:B0:38:VAL:HG22	1.29	1.15
44:DV:64:HIS:HB3	44:DV:92:THR:HA	1.22	1.15
35:BI:133:HIS:HB2	35:BI:134:PRO:HD3	1.22	1.15
45:BW:19:LEU:HB3	54:B5:25:LEU:HD11	1.15	1.14
1:CA:721:G:H4'	1:CA:722:A:O5'	1.46	1.14
27:DA:1590:U:H2'	27:DA:1591:G:H5''	1.24	1.14
27:BA:1879:C:H2'	27:BA:1880:C:H5''	1.23	1.14
27:BA:2701:C:H3'	27:BA:2702:U:H5''	1.17	1.14
27:DA:2875:C:H4'	42:DT:5:ALA:HB2	1.22	1.14
27:DA:2801(A):A:H4'	27:DA:2802:G:H5'	1.27	1.14
27:BA:271(S):G:H2'	27:BA:271(T):C:H5''	1.16	1.13
27:DA:888:C:H2'	27:DA:889:C:H5'	1.30	1.13
2:CB:34:ALA:HB1	2:CB:36:ARG:HE	1.05	1.13
33:BG:76:SER:HB2	33:BG:83:ARG:HB2	1.29	1.13
27:DA:2348:U:H2'	27:DA:2349:G:H5''	1.19	1.13
1:AA:1445:C:H2'	1:AA:1446:U:H5''	1.29	1.13
1:CA:979:C:H3'	1:CA:980:C:H5''	1.24	1.13
27:DA:1114:G:H2'	27:DA:1115:G:H5''	1.26	1.13
46:DX:12:VAL:HB	46:DX:17:ALA:HB1	1.25	1.13
27:BA:271(S):G:C2'	27:BA:271(T):C:H5''	1.79	1.12
51:D2:65:ASN:HB3	51:D2:69:ARG:HH12	1.04	1.13
24:AX:19:G:H3'	24:AX:20:U:H5''	1.20	1.12
38:DP:58:THR:HG22	38:DP:61:ARG:HE	1.08	1.12
41:BS:85:VAL:H	41:BS:106:ARG:HB2	1.07	1.12
27:DA:925:C:H2'	27:DA:926:A:H5''	1.17	1.12
12:CL:38:ARG:HG2	12:CL:39:THR:H	1.13	1.12
4:AD:49:ARG:HA	4:AD:49:ARG:HH11	1.08	1.11
27:BA:2227:A:H5'	30:BD:263:ARG:HH12	1.08	1.11
34:BH:8:PRO:HB3	34:BH:69:ARG:HG3	1.29	1.11
10:CJ:7:LYS:HB2	10:CJ:97:GLU:HB2	1.23	1.11
27:BA:1141:U:H2'	36:BN:63:THR:HG21	1.33	1.11
39:BQ:79:LEU:HD23	39:BQ:80:GLU:HG3	1.30	1.11

*Continued on next page...*



*Continued from previous page...*

Atom-1	Atom-2	Interatomic distance (Å)	Clash overlap (Å)
30:DD:24:ILE:HG23	30:DD:25:THR:H	1.15	1.11
42:DT:91:ARG:HB3	42:DT:116:ALA:HA	1.32	1.11
27:BA:242:G:H5''	57:B8:62:LEU:HD13	1.20	1.10
27:BA:2476:A:H2'	27:BA:2477:C:H5''	1.30	1.10
27:DA:1899:G:N2	27:DA:1902:C:H41	1.47	1.10
42:DT:89:VAL:HG11	42:DT:91:ARG:HE	1.12	1.10
27:BA:2312:U:H2'	27:BA:2313:C:H5''	1.26	1.10
27:DA:925:C:C2'	27:DA:926:A:H5''	1.80	1.10
27:DA:2701:C:H3'	27:DA:2702:U:H5''	1.18	1.10
42:DT:13:ARG:CZ	42:DT:13:ARG:HA	1.82	1.10
42:DT:29:ARG:HE	42:DT:86:ILE:HG23	1.17	1.10
27:BA:89:G:H3'	27:BA:90:U:H5''	1.13	1.10
27:BA:89:G:H3'	27:BA:90:U:C5'	1.79	1.10
30:DD:44:ASN:HB3	30:DD:49:ILE:HA	1.32	1.10
38:DP:126:VAL:HA	38:DP:145:PRO:HB2	1.25	1.10
53:D4:66:HIS:HB3	53:D4:67:PRO:HD3	1.30	1.10
41:BS:106:ARG:NH1	41:BS:108:GLY:HA3	1.67	1.10
32:BF:101:LEU:HD12	32:BF:102:PRO:HD2	1.23	1.09
46:BX:63:LYS:HE3	46:BX:72:LYS:HE3	1.33	1.09
27:DA:612:C:H2'	27:DA:613:G:H5''	1.19	1.09
27:DA:2579:C:O2'	31:DE:131:ALA:HB2	1.47	1.09
41:DS:89:ARG:HB3	41:DS:92:TYR:CB	1.81	1.09
43:DU:65:ILE:HD11	43:DU:93:LYS:HA	1.34	1.09
27:BA:2645:G:H3'	27:BA:2646:C:H5'	1.31	1.09
27:BA:1685:C:H2'	27:BA:1686:C:H5''	1.32	1.09
33:BG:60:LEU:HD22	33:BG:63:ILE:HD11	1.35	1.09
36:DN:2:LYS:HG2	43:DU:101:ARG:HH22	1.07	1.09
41:DS:89:ARG:HB3	41:DS:92:TYR:HB3	1.10	1.09
27:BA:1590:U:H2'	27:BA:1591:G:H5''	1.17	1.08
35:DI:81:VAL:H	35:DI:143:SER:HB2	1.16	1.08
27:BA:612:C:H2'	27:BA:613:G:H5''	1.25	1.08
33:DG:16:ARG:HE	33:DG:31:VAL:HG11	1.17	1.08
38:DP:23:PRO:HB2	38:DP:33:ARG:CD	1.83	1.08
38:BP:23:PRO:HB2	38:BP:33:ARG:HD2	1.28	1.08
41:DS:74:ALA:HB1	41:DS:103:GLU:HG3	1.29	1.08
27:DA:2312:U:H2'	27:DA:2313:C:H5''	1.36	1.08
35:BI:82:ARG:HH22	1:CA:56:U:H4'	1.10	1.07
38:BP:75:ILE:H	38:BP:75:ILE:HD12	1.11	1.07
20:CT:100:ILE:H	20:CT:100:ILE:HD12	1.07	1.07
38:DP:30:THR:HG22	38:DP:31:ALA:H	1.15	1.07
39:DQ:12:GLN:HE21	39:DQ:72:LYS:HG3	1.12	1.07

*Continued on next page...*

*Continued from previous page...*

Atom-1	Atom-2	Interatomic distance (Å)	Clash overlap (Å)
23:AW:16:C:H4'	23:AW:17:G:H5''	1.36	1.07
30:BD:79:VAL:HG21	30:BD:111:LEU:HD11	1.35	1.07
27:DA:1884:A:H2'	27:DA:1885:A:H5''	1.33	1.07
35:DI:82:ARG:HB2	35:DI:82:ARG:HH11	1.18	1.07
38:BP:23:PRO:HB2	38:BP:33:ARG:CD	1.85	1.07
12:CL:44:LYS:HB3	12:CL:45:PRO:HD2	1.34	1.07
36:DN:19:GLU:HG3	36:DN:20:GLY:H	1.15	1.07
39:BQ:30:GLY:HA2	39:BQ:107:ALA:HB2	1.32	1.07
13:AM:49:THR:HB	13:AM:52:GLU:HG3	1.36	1.06
49:B0:10:THR:HG22	49:B0:12:ASN:H	1.15	1.06
48:DZ:75:LEU:HD22	48:DZ:75:LEU:H	1.16	1.06
32:BF:31:HIS:HB2	38:BP:13:ASN:ND2	1.69	1.06
27:BA:612:C:C2'	27:BA:613:G:H5''	1.84	1.06
41:BS:97:ARG:HH21	41:BS:98:VAL:HA	0.91	1.06
10:CJ:6:ILE:HG22	10:CJ:98:ILE:HG13	1.33	1.06
44:DV:25:LEU:H	44:DV:92:THR:HG21	1.18	1.06
55:B6:22:ALA:O	55:B6:23:THR:HG23	1.55	1.06
18:CR:36:ASN:HD22	18:CR:39:VAL:HG21	1.19	1.06
33:DG:76:SER:HB2	33:DG:83:ARG:HB2	1.33	1.06
13:CM:3:ARG:HB2	53:D4:60:GLU:HG2	1.34	1.05
1:AA:376:G:H5''	16:AP:5:ARG:HD2	1.33	1.05
13:AM:102:ARG:HH11	13:AM:102:ARG:HB3	1.13	1.05
27:BA:1190:G:H5''	38:BP:35:HIS:HA	1.33	1.05
11:CK:32:ILE:HD12	11:CK:72:ALA:HB2	1.33	1.05
33:DG:72:ARG:HD3	33:DG:86:MET:HA	1.36	1.05
1:AA:255:G:H1'	17:AQ:16:GLN:NE2	1.71	1.05
44:BV:62:LEU:HD21	44:BV:95:LEU:HB2	1.32	1.05
27:DA:1697:G:H3'	27:DA:1698:A:H5''	1.35	1.05
42:DT:83:ILE:HG13	42:DT:84:GLN:H	1.22	1.05
56:D7:41:ARG:HB2	56:D7:41:ARG:HH11	1.05	1.05
1:AA:979:C:H3'	1:AA:980:C:H5''	1.37	1.05
4:AD:189:PRO:HB2	4:AD:194:LEU:HD21	1.35	1.05
42:BT:89:VAL:HG11	42:BT:91:ARG:NE	1.71	1.05
55:B6:15:GLU:CG	55:B6:18:ARG:HE	1.69	1.05
9:CI:95:LYS:HD3	9:CI:96:LEU:N	1.72	1.05
41:DS:67:ARG:HH12	41:DS:100:ALA:HB3	1.20	1.05
30:BD:70:TRP:CH2	30:BD:150:LYS:HA	1.90	1.04
36:BN:40:PRO:HB3	43:BU:68:ALA:HB2	1.40	1.04
30:DD:133:LEU:HB3	30:DD:173:VAL:HG11	1.36	1.04
41:DS:24:LEU:HB3	41:DS:85:VAL:HG12	1.39	1.04
39:BQ:43:THR:HB	39:BQ:45:GLN:HE21	1.11	1.04

*Continued on next page...*

*Continued from previous page...*

Atom-1	Atom-2	Interatomic distance (Å)	Clash overlap (Å)
27:DA:2491:U:H5'	27:DA:2491:U:H6	1.23	1.04
39:DQ:81:VAL:HB	49:D0:7:LEU:HD21	1.38	1.04
27:BA:1657:C:H4'	31:BE:133:LYS:HB3	1.40	1.04
37:DO:86:ILE:HD12	37:DO:86:ILE:H	1.21	1.04
48:DZ:96:GLU:HB3	48:DZ:124:LEU:HD11	1.39	1.04
27:BA:1590:U:C2'	27:BA:1591:G:H5''	1.87	1.04
44:DV:51:VAL:HG12	44:DV:52:VAL:H	1.22	1.04
31:DE:24:THR:HG23	31:DE:184:VAL:HG23	1.38	1.04
41:DS:89:ARG:HD3	41:DS:92:TYR:HA	1.34	1.04
49:D0:23:VAL:HA	49:D0:38:VAL:HG22	1.38	1.04
1:CA:1445:C:H2'	1:CA:1446:U:H5''	1.39	1.03
27:DA:2758:A:H2'	27:DA:2759:G:H5''	1.08	1.03
4:AD:9:CYS:HA	4:AD:12:CYS:HB2	1.39	1.03
41:BS:97:ARG:HH21	41:BS:98:VAL:CA	1.71	1.03
38:DP:63:PRO:HB3	57:D8:13:ARG:HB3	1.38	1.03
12:AL:38:ARG:HH11	12:AL:38:ARG:HB3	1.19	1.03
48:BZ:73:VAL:HG22	48:BZ:85:VAL:HG12	1.39	1.03
27:DA:2833:G:H3'	27:DA:2834:G:H5''	1.38	1.03
31:DE:59:VAL:HG21	31:DE:63:LEU:HA	1.40	1.03
35:DI:81:VAL:HG12	35:DI:82:ARG:H	1.15	1.03
1:CA:975:A:H4'	1:CA:976:G:H5''	1.40	1.03
3:CC:188:LEU:HD13	3:CC:189:ALA:H	1.19	1.03
41:DS:30:ARG:HH22	41:DS:62:LYS:HB3	1.24	1.03
55:D6:20:ASN:ND2	55:D6:21:TYR:H	1.54	1.03
27:BA:812:C:H5'	38:BP:25:SER:HB2	1.36	1.03
55:B6:33:LYS:HE2	55:B6:33:LYS:HA	1.36	1.03
14:CN:26:ARG:HH22	14:CN:47:LEU:HD21	1.18	1.03
38:DP:23:PRO:HB2	38:DP:33:ARG:HD2	1.39	1.03
3:AC:189:ALA:HB2	3:AC:196:LEU:HB2	1.39	1.02
10:AJ:49:VAL:HG23	14:AN:41:ARG:HB2	1.41	1.02
45:DW:40:ASN:O	45:DW:41:LYS:HG2	1.59	1.02
48:DZ:118:GLU:HB2	48:DZ:121:ARG:HD2	1.40	1.02
20:AT:50:GLU:HB2	20:AT:100:ILE:HG12	1.41	1.02
27:DA:2748:A:O2'	34:DH:63:SER:HA	1.59	1.02
27:DA:2348:U:C2'	27:DA:2349:G:H5''	1.88	1.02
47:DY:50:ARG:HD3	47:DY:53:PRO:HA	1.04	1.02
4:AD:49:ARG:HA	4:AD:49:ARG:NH1	1.75	1.02
1:CA:1128:C:H4'	9:CI:16:ARG:HH12	1.24	1.02
32:DF:158:THR:HG23	32:DF:160:ASN:H	1.21	1.02
27:BA:1411:C:H2'	27:BA:1412:A:H8	1.23	1.01
30:BD:43:ARG:HD2	30:BD:44:ASN:OD1	1.56	1.01

*Continued on next page...*

*Continued from previous page...*

Atom-1	Atom-2	Interatomic distance (Å)	Clash overlap (Å)
43:BU:52:ARG:HH11	43:BU:52:ARG:HB3	1.23	1.01
28:DB:48:A:H2'	28:DB:49:C:O4'	1.59	1.01
42:DT:88:ILE:HG22	42:DT:89:VAL:HG23	1.39	1.01
9:AI:112:LYS:HA	9:AI:119:ALA:HB2	1.42	1.01
35:BI:133:HIS:HB2	35:BI:134:PRO:CD	1.90	1.01
1:CA:1101:A:H4'	1:CA:1102:A:O5'	1.54	1.01
27:DA:1685:C:H2'	27:DA:1686:C:H5''	1.38	1.01
30:DD:70:TRP:CH2	30:DD:150:LYS:HA	1.95	1.01
48:DZ:149:LEU:HD21	48:DZ:171:ALA:HB3	1.37	1.01
2:AB:18:GLY:H	2:AB:42:ILE:HG22	1.19	1.01
33:BG:39:ILE:HD11	33:BG:155:MET:HB2	1.42	1.01
35:BI:111:PRO:HA	35:BI:114:LEU:HD11	1.42	1.01
1:AA:1054:C:H42	23:AW:33:C:H1'	1.23	1.01
30:BD:49:ILE:HD11	30:BD:52:ARG:HA	1.42	1.01
55:B6:15:GLU:CD	55:B6:18:ARG:NE	2.14	1.01
32:DF:78:ILE:H	32:DF:78:ILE:HD13	1.25	1.01
10:AJ:78:ASN:HD21	10:AJ:80:LYS:HB2	1.21	1.01
38:BP:30:THR:HG22	38:BP:31:ALA:H	1.26	1.01
27:DA:271(S):G:H2'	27:DA:271(T):C:H5'	1.42	1.01
9:AI:4:TYR:HB2	9:AI:19:LEU:HB2	1.42	1.00
27:DA:2189:U:H3'	27:DA:2190:G:H5''	1.43	1.00
42:DT:42:ILE:HD12	42:DT:42:ILE:H	1.23	1.00
54:D5:4:HIS:HB3	54:D5:5:PRO:HD3	1.38	1.00
27:BA:1179:C:H2'	27:BA:1180:C:H5''	1.42	1.00
27:BA:2876:G:H4'	42:BT:3:ARG:HE	1.21	1.00
27:BA:2864:G:H8	27:BA:2864:G:H5'	1.25	1.00
32:BF:160:ASN:HD22	32:BF:163:VAL:H	1.09	1.00
27:DA:1685:C:C2'	27:DA:1686:C:H5''	1.91	1.00
33:DG:82:LEU:HD22	33:DG:87:PRO:HG3	1.43	1.00
27:DA:2245:U:H5'	27:DA:2246:G:H5'	1.42	1.00
1:AA:1101:A:H4'	1:AA:1102:A:O5'	1.59	1.00
2:AB:77:ALA:HB2	2:AB:211:ILE:HD13	1.40	1.00
31:BE:77:ILE:HG22	31:BE:78:LEU:H	1.19	1.00
5:AE:126:ARG:HG3	5:AE:126:ARG:HH11	1.27	1.00
27:BA:1365:A:H5''	50:B1:41:ARG:HH22	1.20	1.00
47:BY:8:LYS:HD2	47:BY:8:LYS:H	1.22	1.00
29:DC:68:LEU:HB2	29:DC:70:LYS:HE2	1.44	1.00
43:DU:92:ARG:HD2	44:DV:11:GLN:NE2	1.77	1.00
17:AQ:22:LEU:HD11	17:AQ:39:SER:HB2	1.41	1.00
27:DA:1654:A:OP2	40:DR:3:HIS:HB2	1.59	1.00
38:DP:7:ARG:H	38:DP:8:PRO:HD2	1.26	1.00

*Continued on next page...*

*Continued from previous page...*

Atom-1	Atom-2	Interatomic distance (Å)	Clash overlap (Å)
42:DT:118:ARG:HH11	42:DT:118:ARG:HB3	1.27	1.00
35:BI:2:LYS:HG2	35:BI:39:ALA:HB3	1.44	0.99
38:BP:62:LEU:HD11	57:B8:25:MET:HB3	1.43	0.99
31:DE:179:GLU:HB3	31:DE:181:LEU:HD13	1.40	0.99
17:AQ:7:THR:HG22	17:AQ:58:GLU:HG2	1.41	0.99
27:BA:1697:G:H3'	27:BA:1698:A:H5''	1.38	0.99
33:BG:44:GLY:H	33:BG:88:ILE:HD11	1.24	0.99
2:CB:34:ALA:HB1	2:CB:36:ARG:NE	1.76	0.99
27:BA:2068:U:H3	27:BA:2430:A:H2	1.03	0.99
36:BN:3:THR:O	36:BN:5:VAL:N	1.94	0.99
40:DR:33:ARG:HG3	40:DR:115:GLU:HB3	1.42	0.99
47:DY:28:LYS:HD2	47:DY:39:VAL:HG22	1.43	0.99
48:DZ:124:LEU:HD12	48:DZ:125:VAL:H	1.28	0.99
4:AD:9:CYS:HB2	4:AD:22:LYS:HD2	1.45	0.99
38:BP:23:PRO:HD2	38:BP:33:ARG:CZ	1.92	0.99
28:DB:106:G:H2'	28:DB:107:G:H8	1.25	0.99
15:CO:70:LEU:HD11	15:CO:77:ARG:HD2	1.42	0.99
32:DF:123:LEU:HD12	32:DF:124:LEU:H	1.25	0.99
30:BD:24:ILE:HD12	30:BD:84:TYR:HB2	1.44	0.99
27:DA:1170:G:H1	27:DA:1179:C:H42	1.00	0.99
50:D1:76:ARG:NH2	50:D1:95:LEU:HD13	1.77	0.99
32:BF:7:TYR:HB3	32:BF:16:GLY:H	1.22	0.99
48:BZ:9:ARG:NH2	48:BZ:25:GLY:H	1.60	0.99
2:CB:165:VAL:HG23	2:CB:166:ASP:H	1.26	0.99
45:BW:92:ARG:HH11	45:BW:92:ARG:HG2	1.26	0.99
32:BF:9:ILE:HG23	32:BF:11:VAL:O	1.62	0.98
27:DA:1114:G:C2'	27:DA:1115:G:H5''	1.93	0.98
31:DE:109:LYS:HG2	31:DE:191:PRO:HG3	1.45	0.98
1:AA:76:C:H42	1:AA:93:G:H1	1.11	0.98
48:BZ:140:VAL:HG23	48:BZ:143:LEU:HD23	1.43	0.98
54:B5:4:HIS:HB3	54:B5:5:PRO:HD3	1.46	0.98
5:CE:101:ILE:HD11	5:CE:119:LEU:HD23	1.45	0.98
32:DF:20:LEU:HG	32:DF:21:ALA:H	1.24	0.98
27:BA:1685:C:C2'	27:BA:1686:C:H5''	1.92	0.98
27:BA:2758:A:C2'	27:BA:2759:G:H5''	1.93	0.98
3:CC:71:ALA:HB2	3:CC:106:VAL:HB	1.42	0.98
19:CS:19:VAL:HG13	19:CS:44:MET:HE1	1.45	0.98
17:AQ:18:THR:HG23	17:AQ:69:LYS:HE3	1.45	0.98
54:B5:25:LEU:H	54:B5:25:LEU:HD12	1.28	0.98
3:CC:14:ILE:HG12	3:CC:15:THR:H	1.28	0.98
18:CR:40:LEU:H	18:CR:40:LEU:HD12	1.24	0.98

*Continued on next page...*

*Continued from previous page...*

Atom-1	Atom-2	Interatomic distance (Å)	Clash overlap (Å)
30:DD:112:GLN:H	30:DD:115:GLN:NE2	1.61	0.98
1:AA:93:G:C2'	1:AA:96:U:H5'	1.93	0.98
30:BD:24:ILE:HG23	30:BD:25:THR:H	1.28	0.98
33:BG:47:LYS:HE3	33:BG:81:LYS:HB2	1.46	0.98
27:BA:1531:C:H5''	27:BA:1531:C:H6	1.25	0.98
9:CI:112:LYS:HA	9:CI:119:ALA:HB2	1.46	0.98
30:DD:49:ILE:HD11	30:DD:52:ARG:HA	1.44	0.98
31:DE:65:GLY:HA2	31:DE:70:ALA:HB1	1.43	0.98
16:AP:4:ILE:HB	16:AP:66:PRO:HB3	1.42	0.98
47:BY:68:HIS:H	47:BY:71:LYS:HZ3	1.03	0.98
42:DT:55:ASN:H	42:DT:59:THR:HG22	1.26	0.98
27:BA:27:G:H22	27:BA:512:G:H2'	1.29	0.97
10:CJ:44:VAL:HA	10:CJ:66:ARG:HA	1.45	0.97
28:DB:5:C:H2'	28:DB:6:C:H6	1.29	0.97
27:BA:1482:G:H22	27:BA:1507:A:H1'	1.27	0.97
30:BD:26:LYS:HB3	30:BD:26:LYS:NZ	1.76	0.97
17:CQ:67:LYS:HA	17:CQ:70:ARG:HH12	1.27	0.97
35:DI:88:ILE:HG22	35:DI:89:TYR:H	1.29	0.97
27:BA:2206:G:H21	27:BA:2207:G:H5'	1.29	0.97
49:B0:41:ARG:HD2	49:B0:41:ARG:H	1.28	0.97
27:BA:1879:C:C2'	27:BA:1880:C:H5''	1.95	0.97
29:DC:100:ILE:HG23	29:DC:132:GLY:HA3	1.46	0.97
42:DT:28:VAL:HG21	42:DT:46:GLU:HG3	1.44	0.97
15:AO:87:ILE:HG22	15:AO:88:ARG:H	1.28	0.97
27:BA:2287:A:H62	27:BA:2344:U:H3	1.12	0.97
42:BT:88:ILE:HG22	42:BT:89:VAL:N	1.80	0.97
47:BY:17:SER:HB2	47:BY:71:LYS:HB3	1.46	0.97
1:CA:539:A:H2'	1:CA:540:G:C8	1.99	0.97
27:DA:1039:G:C6	27:DA:1117:G:C5	2.52	0.97
20:CT:50:GLU:HA	20:CT:100:ILE:HG21	1.46	0.97
27:DA:2758:A:C2'	27:DA:2759:G:H5''	1.94	0.97
31:DE:59:VAL:HG11	31:DE:63:LEU:HG	1.47	0.97
18:AR:58:LEU:H	18:AR:58:LEU:HD12	1.28	0.97
27:BA:1411:C:H2'	27:BA:1412:A:C8	1.98	0.97
7:CG:23:VAL:HG12	7:CG:27:ILE:HD11	1.45	0.97
20:CT:89:ARG:HD2	20:CT:104:LEU:HD11	1.45	0.97
4:AD:7:PRO:HB2	4:AD:10:ARG:HD2	1.45	0.97
44:BV:51:VAL:HG12	44:BV:52:VAL:N	1.80	0.97
53:B4:40:ILE:HG13	53:B4:57:ILE:HG21	1.47	0.97
27:DA:39:C:H2'	27:DA:40:C:H6	1.27	0.97
46:DX:12:VAL:HG13	46:DX:27:THR:O	1.64	0.97

*Continued on next page...*

*Continued from previous page...*

Atom-1	Atom-2	Interatomic distance (Å)	Clash overlap (Å)
42:BT:28:VAL:HG22	42:BT:47:GLY:N	1.78	0.96
1:CA:1116:C:H2'	1:CA:1117:G:H5''	1.45	0.96
13:CM:10:PRO:HB2	13:CM:18:ALA:HB1	1.46	0.96
29:DC:49:ILE:H	29:DC:49:ILE:HD12	1.30	0.96
37:DO:47:ILE:HG13	37:DO:48:PRO:HD2	1.46	0.96
42:DT:29:ARG:HB3	42:DT:85:LYS:HA	1.46	0.96
37:BO:104:ARG:HE	42:BT:33:LYS:HE3	1.29	0.96
1:CA:1342:C:H1'	9:CI:124:GLN:HE22	1.28	0.96
10:CJ:44:VAL:HG13	10:CJ:66:ARG:HG2	1.44	0.96
28:DB:62:C:H2'	28:DB:63:G:O4'	1.64	0.96
31:DE:154:LYS:HE3	31:DE:154:LYS:HA	1.48	0.96
4:AD:120:LEU:HB3	4:AD:126:ILE:HD11	1.47	0.96
27:BA:1607:C:H4'	27:BA:1608:A:O5'	1.61	0.96
30:BD:26:LYS:HB3	30:BD:26:LYS:HZ2	1.24	0.96
2:AB:102:LEU:HB2	2:AB:176:GLU:HG2	1.48	0.96
5:CE:15:ARG:HG3	5:CE:28:PHE:HE2	1.29	0.96
45:DW:15:ARG:HD2	54:D5:20:ARG:HH12	1.28	0.96
55:D6:19:ARG:HG2	55:D6:20:ASN:H	1.27	0.96
38:BP:146:VAL:HG22	38:BP:147:LEU:H	1.27	0.96
24:AX:19:G:H3'	24:AX:20:U:C5'	1.96	0.96
35:BI:17:GLN:HG2	35:BI:18:VAL:H	1.28	0.96
42:BT:28:VAL:HG12	42:BT:29:ARG:HD3	1.47	0.96
56:B7:46:VAL:HG12	56:B7:47:ARG:H	1.27	0.96
14:CN:26:ARG:NH2	14:CN:47:LEU:HD21	1.80	0.96
44:DV:64:HIS:ND1	44:DV:92:THR:HG22	1.79	0.96
10:AJ:29:ARG:HH22	10:AJ:84:GLN:HG2	1.29	0.96
41:BS:85:VAL:N	41:BS:106:ARG:HB2	1.80	0.96
35:DI:115:ALA:HB2	35:DI:129:THR:HG22	1.44	0.96
13:AM:66:LEU:HA	13:AM:70:LEU:HD12	1.46	0.96
31:BE:51:PHE:O	31:BE:74:PRO:HB2	1.64	0.96
27:DA:2068:U:H3	27:DA:2430:A:H2	1.12	0.96
13:AM:9:ILE:HG21	13:AM:11:ARG:HH21	1.28	0.95
37:DO:2:ILE:HD12	37:DO:6:THR:HG21	1.48	0.95
42:DT:50:ILE:HD11	42:DT:100:TYR:HA	1.45	0.95
46:DX:50:LYS:HD3	46:DX:84:ALA:HB2	1.48	0.95
9:AI:97:LYS:HB3	9:AI:98:PRO:HD3	1.46	0.95
27:BA:910:A:H62	39:BQ:12:GLN:HA	1.30	0.95
57:B8:32:LEU:HB2	57:B8:36:LYS:NZ	1.80	0.95
27:DA:1378:A:O2'	27:DA:1379:A:H5'	1.66	0.95
39:DQ:108:GLY:HA3	48:DZ:115:VAL:HG11	1.48	0.95
47:DY:98:VAL:HG12	47:DY:99:CYS:SG	2.06	0.95

*Continued on next page...*

*Continued from previous page...*

Atom-1	Atom-2	Interatomic distance (Å)	Clash overlap (Å)
54:D5:40:LYS:HB2	54:D5:41:PRO:HD2	1.44	0.95
1:AA:92:C:H2'	1:AA:93:G:C8	2.00	0.95
1:AA:1321:C:H3'	1:AA:1322:C:H5''	1.47	0.95
26:AZ:2:DPP:O	26:AZ:3:UAL:N1	1.99	0.95
27:BA:2701:C:H3'	27:BA:2702:U:C5'	1.94	0.95
27:DA:1879:C:C2'	27:DA:1880:C:H5''	1.95	0.95
27:BA:593:G:H4'	57:B8:61:LEU:HD22	1.47	0.95
27:BA:2645:G:H3'	27:BA:2646:C:C5'	1.95	0.95
1:CA:1128:C:H5'	9:CI:16:ARG:HH22	1.31	0.95
35:BI:82:ARG:NH2	1:CA:56:U:H4'	1.80	0.95
49:B0:53:MET:HB3	49:B0:59:LEU:HD23	1.45	0.95
48:DZ:138:VAL:HG12	48:DZ:139:ASP:H	1.29	0.95
12:AL:43:LYS:HG2	12:AL:44:LYS:H	1.30	0.95
29:BC:75:LEU:HD12	29:BC:119:VAL:N	1.82	0.95
2:CB:96:ARG:HD2	2:CB:96:ARG:H	1.31	0.95
28:DB:2:C:H2'	28:DB:3:C:C6	2.02	0.95
47:DY:14:LEU:HD12	47:DY:15:VAL:H	1.29	0.95
54:D5:3:LYS:HA	54:D5:3:LYS:HE3	1.49	0.95
54:D5:3:LYS:HG3	54:D5:4:HIS:H	1.25	0.95
1:AA:1239:A:H62	1:AA:1299:A:H62	1.04	0.95
35:BI:66:GLU:HA	35:BI:69:LYS:HB3	1.48	0.95
5:CE:12:LEU:HD22	5:CE:13:ILE:H	1.30	0.95
11:CK:88:GLY:O	11:CK:91:ARG:HB2	1.64	0.95
13:CM:65:LYS:HD2	13:CM:69:GLU:HG3	1.48	0.95
42:DT:55:ASN:N	42:DT:59:THR:HG22	1.82	0.95
11:CK:27:ASN:HD21	11:CK:55:LYS:HD2	1.32	0.95
47:DY:28:LYS:HB3	47:DY:39:VAL:N	1.80	0.95
20:AT:35:THR:HG22	20:AT:36:LEU:HD22	1.45	0.95
27:DA:674:G:H1'	32:DF:74:ARG:HD2	1.46	0.95
55:D6:33:LYS:HE2	55:D6:33:LYS:HA	1.48	0.95
37:BO:18:LYS:HB2	37:BO:45:GLU:HG2	1.47	0.95
43:BU:90:VAL:HG22	44:BV:39:LEU:HD23	1.46	0.95
1:CA:1057:G:H5''	3:CC:154:SER:HB2	1.47	0.95
3:AC:9:GLY:HA2	3:AC:12:LEU:HD23	1.48	0.94
31:BE:59:VAL:HG11	31:BE:63:LEU:HD12	1.46	0.94
1:CA:1239:A:H62	1:CA:1299:A:N6	1.65	0.94
15:CO:87:ILE:HG22	15:CO:88:ARG:H	1.31	0.94
27:DA:330:A:H2	27:DA:1210:A:H2'	1.28	0.94
2:CB:158:LEU:H	2:CB:158:LEU:HD12	1.32	0.94
27:DA:2756:U:H1'	27:DA:2757:A:H5''	1.47	0.94
43:DU:92:ARG:HH22	43:DU:94:ASN:HD22	1.14	0.94

*Continued on next page...*



*Continued from previous page...*

Atom-1	Atom-2	Interatomic distance (Å)	Clash overlap (Å)
27:BA:1884:A:H2'	27:BA:1885:A:H5''	1.48	0.94
12:CL:29:PHE:HB3	12:CL:81:LEU:HD21	1.46	0.94
27:DA:1899:G:H22	27:DA:1902:C:N4	1.65	0.94
27:DA:2199:A:H3'	27:DA:2200:C:H6	1.32	0.94
38:DP:23:PRO:HD2	38:DP:33:ARG:CZ	1.96	0.94
3:AC:50:ALA:HB1	3:AC:70:VAL:HG11	1.49	0.94
27:DA:2833:G:H3'	27:DA:2834:G:C5'	1.97	0.94
28:DB:114:C:H2'	28:DB:115:G:H8	1.29	0.94
24:AX:20:U:O2'	24:AX:21:A:H5'	1.67	0.94
15:CO:16:ALA:HB1	15:CO:21:ASP:HB3	1.50	0.94
27:DA:1240:U:O2'	27:DA:1241:A:H5'	1.68	0.94
59:CX:5:G:H1	59:CX:68:C:H42	1.15	0.94
28:DB:106:G:H2'	28:DB:107:G:C8	2.01	0.94
52:D3:10:LYS:HG3	52:D3:11:SER:H	1.31	0.94
27:BA:1482:G:N2	27:BA:1507:A:H1'	1.82	0.94
1:CA:1347:G:N2	1:CA:1373:G:H2'	1.82	0.94
12:CL:43:LYS:HG2	12:CL:44:LYS:H	1.30	0.94
27:DA:1169:G:H1	27:DA:1180:C:H42	1.14	0.94
37:DO:98:VAL:HG12	37:DO:117:LEU:HD22	1.50	0.94
1:AA:473:G:H2'	1:AA:474:G:H8	1.31	0.94
27:BA:1902:C:H1'	30:BD:244:ARG:HG3	1.47	0.94
33:BG:113:ARG:HH22	53:B4:66:HIS:HB2	1.30	0.94
1:CA:1456:G:H2'	20:CT:39:LYS:HZ3	1.31	0.94
59:CX:19:G:H3'	59:CX:20:U:C5'	1.97	0.94
59:CX:19:G:H3'	59:CX:20:U:H5''	1.50	0.94
27:DA:61:G:H1	27:DA:94:C:N4	1.64	0.94
27:DA:2476:A:H2'	27:DA:2477:C:H5''	1.47	0.94
27:BA:2808:U:H5'	27:BA:2891:G:O6	1.67	0.94
37:BO:107:ARG:NH1	42:BT:35:LYS:HB2	1.83	0.94
4:CD:173:TRP:CD1	4:CD:174:LEU:HG	2.02	0.94
27:DA:39:C:H2'	27:DA:40:C:C6	2.02	0.94
27:DA:847:U:H2'	27:DA:848:G:H5''	1.50	0.94
27:DA:1590:U:C2'	27:DA:1591:G:H5''	1.97	0.94
32:DF:50:SER:HB2	32:DF:94:PRO:HD3	1.49	0.94
43:DU:90:VAL:HG12	43:DU:91:ASP:H	1.31	0.94
1:AA:389:A:H2'	1:AA:390:C:H5'	1.48	0.94
1:AA:1445:C:C2'	1:AA:1446:U:H5''	1.98	0.94
31:BE:59:VAL:HG22	31:BE:60:ASN:H	1.31	0.94
33:BG:101:ILE:HD13	33:BG:102:PHE:H	1.30	0.94
1:CA:1116:C:C2'	1:CA:1117:G:H5''	1.97	0.94
12:CL:22:PRO:O	12:CL:24:LEU:HD13	1.68	0.94

*Continued on next page...*

*Continued from previous page...*

Atom-1	Atom-2	Interatomic distance (Å)	Clash overlap (Å)
12:CL:44:LYS:CB	12:CL:45:PRO:HD2	1.93	0.94
24:AX:3:C:H2'	24:AX:4:G:H5''	1.50	0.93
48:DZ:56:ILE:HG22	48:DZ:57:VAL:H	1.34	0.93
48:DZ:138:VAL:HG22	48:DZ:154:LEU:HD21	1.49	0.93
1:AA:1305:G:H22	1:AA:1331:G:H2'	1.33	0.93
5:AE:31:LEU:HD23	5:AE:45:PHE:HB2	1.50	0.93
40:BR:2:ARG:HH21	40:BR:5:LYS:NZ	1.65	0.93
1:CA:1445:C:C4	1:CA:1446:U:C5	2.55	0.93
13:CM:15:VAL:O	13:CM:19:LEU:HD23	1.68	0.93
8:CH:84:ARG:O	8:CH:135:CYS:HB2	1.68	0.93
47:DY:76:CYS:SG	47:DY:77:PRO:HD2	2.09	0.93
12:AL:38:ARG:HB3	12:AL:38:ARG:NH1	1.82	0.93
33:BG:161:THR:HG22	33:BG:163:ALA:H	1.33	0.93
48:BZ:119:ILE:O	48:BZ:170:ILE:HA	1.68	0.93
48:DZ:17:LEU:HD22	48:DZ:24:PRO:HG3	1.51	0.93
57:D8:51:ALA:HA	57:D8:54:GLU:OE1	1.67	0.93
4:AD:49:ARG:HH11	4:AD:49:ARG:CA	1.79	0.93
27:BA:2810:A:H2'	31:BE:61:ARG:NH2	1.84	0.93
1:CA:1151:A:HO2'	1:CA:1152:A:H8	0.94	0.93
10:CJ:51:ARG:HE	10:CJ:61:GLU:HB2	1.34	0.93
27:DA:2787:C:H1'	31:DE:61:ARG:HG3	1.48	0.93
31:DE:77:ILE:HG22	31:DE:78:LEU:H	1.31	0.93
47:DY:28:LYS:HG3	47:DY:37:VAL:HB	1.50	0.93
27:BA:571:A:H5'	27:BA:2030:A:H62	1.32	0.93
27:DA:1158:C:C2'	27:DA:1159:U:H5''	1.98	0.93
1:AA:1053:G:HO2'	1:AA:1199:U:H5	1.03	0.93
1:AA:1363(A):A:H4'	1:AA:1364:U:H5''	1.49	0.93
27:BA:958:U:O2	28:BB:90:A:H4'	1.68	0.93
27:BA:1494:A:C2'	27:BA:1495:A:H5''	1.99	0.93
27:DA:2741:A:H5''	58:D9:22:ARG:HH12	1.34	0.93
28:DB:114:C:H2'	28:DB:115:G:C8	2.03	0.93
15:AO:75:PRO:O	15:AO:78:TYR:HB3	1.68	0.93
27:BA:1359:A:H2'	27:BA:1360:A:H5'	1.51	0.93
41:BS:57:LYS:HD2	41:BS:58:LEU:H	1.31	0.93
27:DA:1665:A:H1'	37:DO:1:MET:HE3	1.50	0.93
10:AJ:48:THR:HA	10:AJ:62:HIS:HB3	1.51	0.93
30:BD:44:ASN:HB3	30:BD:49:ILE:HA	1.51	0.93
46:BX:63:LYS:HB3	46:BX:72:LYS:HG3	1.48	0.93
38:DP:83:VAL:CG1	38:DP:112:LEU:HD21	1.99	0.93
1:AA:93:G:H2'	1:AA:96:U:H5'	1.51	0.92
13:AM:102:ARG:HH11	13:AM:102:ARG:CB	1.81	0.92

*Continued on next page...*

*Continued from previous page...*

Atom-1	Atom-2	Interatomic distance (Å)	Clash overlap (Å)
24:AX:6:G:H1	24:AX:67:C:H42	1.02	0.92
53:B4:66:HIS:HB3	53:B4:67:PRO:HD3	1.50	0.92
3:CC:11:ARG:HE	3:CC:180:ALA:HB3	1.34	0.92
27:BA:1846:G:H5'	27:BA:1847:A:OP2	1.69	0.92
9:CI:85:LEU:HD13	9:CI:92:TYR:HD2	1.34	0.92
27:DA:626:U:H3	38:DP:105:LEU:HB3	1.32	0.92
27:DA:1482:G:H22	27:DA:1507:A:H1'	1.35	0.92
27:DA:1899:G:H22	27:DA:1902:C:H41	0.96	0.92
4:AD:111:ALA:HA	4:AD:161:ASN:HD22	1.33	0.92
43:BU:112:ARG:HH11	43:BU:112:ARG:HG2	1.34	0.92
18:AR:43:PHE:HE2	18:AR:58:LEU:HD11	1.33	0.92
19:AS:16:LEU:HD12	19:AS:20:LEU:HD11	1.52	0.92
31:BE:76:ARG:HG3	31:BE:195:LEU:HD22	1.47	0.92
31:BE:77:ILE:CG2	31:BE:78:LEU:HD23	2.00	0.92
34:BH:12:PRO:HD2	34:BH:49:VAL:HG12	1.51	0.92
1:CA:69:G:C6	1:CA:101:A:N6	2.37	0.92
10:CJ:44:VAL:HG12	10:CJ:45:ARG:H	1.31	0.92
33:BG:6:ALA:HB3	33:BG:104:GLU:OE1	1.67	0.92
26:CZ:2:DPP:O	26:CZ:3:UAL:N1	2.02	0.92
36:DN:56:ASN:H	36:DN:126:PRO:HA	1.34	0.92
27:BA:2227:A:H5'	30:BD:263:ARG:NH1	1.84	0.92
34:BH:42:ARG:C	34:BH:53:GLU:HG3	1.90	0.92
1:CA:539:A:H2'	1:CA:540:G:H8	1.33	0.92
5:CE:53:LEU:H	5:CE:53:LEU:HD12	1.33	0.92
27:DA:1403:C:H5''	27:DA:1471:A:H1'	1.50	0.92
27:DA:2199:A:H3'	27:DA:2200:C:C6	2.03	0.92
28:DB:112:U:H2'	28:DB:113:G:H8	1.35	0.92
33:DG:130:ASN:HB3	33:DG:160:VAL:HA	1.49	0.92
1:AA:255:G:H1'	17:AQ:16:GLN:HE21	1.33	0.92
27:DA:774:A:H2	27:DA:787:U:HO2'	0.99	0.92
33:DG:119:GLY:HA3	33:DG:181:ARG:HB2	1.48	0.92
8:AH:116:LYS:HD3	8:AH:127:LEU:HD11	1.52	0.92
23:CW:20:A:N6	23:CW:44:A:H2'	1.85	0.92
47:DY:27:VAL:C	47:DY:28:LYS:HD3	1.90	0.92
27:BA:613:G:H8	27:BA:613:G:H5'	1.33	0.92
42:BT:28:VAL:HG22	42:BT:47:GLY:H	1.34	0.92
37:DO:111:PHE:HB3	37:DO:114:ILE:HD12	1.50	0.92
3:AC:15:THR:HG22	3:AC:16:ARG:N	1.85	0.92
27:DA:612:C:C2'	27:DA:613:G:H5''	1.99	0.92
27:DA:947:G:H2'	27:DA:948:G:C8	2.04	0.92
27:DA:2080:G:O5'	50:D1:35:THR:HG21	1.69	0.92

*Continued on next page...*

*Continued from previous page...*

Atom-1	Atom-2	Interatomic distance (Å)	Clash overlap (Å)
47:DY:7:VAL:HG21	47:DY:8:LYS:NZ	1.85	0.92
8:AH:34:GLU:HB3	8:AH:118:VAL:HG21	1.52	0.91
16:AP:72:ARG:HH21	16:AP:73:LEU:HD21	1.34	0.91
23:AW:57:A:H4'	23:AW:58:A:OP1	1.71	0.91
31:BE:134:ILE:HD13	31:BE:134:ILE:H	1.34	0.91
9:CI:13:ALA:HA	9:CI:67:GLY:O	1.70	0.91
23:CW:57:A:H4'	23:CW:58:A:OP1	1.69	0.91
2:AB:223:ILE:HA	2:AB:226:ARG:HB3	1.50	0.91
8:AH:60:ARG:HH11	8:AH:60:ARG:HG3	1.34	0.91
27:BA:911:A:H2'	39:BQ:9:TYR:OH	1.69	0.91
33:BG:60:LEU:O	33:BG:64:THR:HG22	1.69	0.91
1:CA:255:G:H1'	17:CQ:16:GLN:HE21	1.33	0.91
43:DU:92:ARG:HD2	44:DV:11:GLN:CD	1.90	0.91
44:DV:19:LYS:HE2	44:DV:20:LEU:H	1.34	0.91
7:AG:70:LYS:HB3	7:AG:96:GLN:HG2	1.52	0.91
11:AK:99:GLN:HA	11:AK:105:VAL:HG11	1.49	0.91
13:CM:91:ARG:HD3	19:CS:81:ARG:NH2	1.84	0.91
43:DU:95:LEU:HD13	44:DV:4:ILE:HG21	1.52	0.91
1:AA:76:C:N4	1:AA:93:G:H1	1.67	0.91
2:AB:30:ARG:HH21	2:AB:194:PRO:CG	1.83	0.91
2:AB:44:LEU:H	2:AB:44:LEU:HD12	1.35	0.91
2:AB:204:ASN:HD21	2:AB:207:ALA:H	0.98	0.91
13:AM:39:ILE:HD12	13:AM:56:LEU:HD23	1.50	0.91
38:BP:101:VAL:HB	38:BP:107:LYS:HA	1.51	0.91
1:CA:1239:A:H62	1:CA:1299:A:H62	0.92	0.91
27:DA:1378:A:H4'	27:DA:1379:A:OP1	1.67	0.91
56:D7:41:ARG:HB2	56:D7:41:ARG:NH1	1.86	0.91
12:AL:3:THR:HG23	12:AL:6:GLN:HG3	1.51	0.91
1:CA:1445:C:C2'	1:CA:1446:U:H5''	1.99	0.91
33:BG:57:ALA:HA	33:BG:90:LEU:HD11	1.52	0.91
27:DA:1039:G:C6	27:DA:1117:G:C6	2.59	0.91
27:DA:1884:A:C2'	27:DA:1885:A:H5''	2.00	0.91
1:AA:405:U:H3'	1:AA:406:G:H5'	1.53	0.91
24:AX:49:G:H1	24:AX:65:C:H42	1.15	0.91
2:CB:172:ILE:HD12	2:CB:172:ILE:H	1.34	0.91
3:CC:70:VAL:HG12	3:CC:72:LYS:H	1.35	0.91
27:DA:271(A):A:H5'	27:DA:271(B):C:OP2	1.71	0.91
1:AA:1071:C:H5''	5:AE:49:PRO:HG2	1.50	0.91
3:AC:14:ILE:HG12	3:AC:15:THR:H	1.34	0.91
38:BP:125:VAL:HG11	38:BP:138:LEU:HD21	1.52	0.91
4:CD:196:LEU:H	4:CD:196:LEU:HD12	1.34	0.91

*Continued on next page...*

*Continued from previous page...*

Atom-1	Atom-2	Interatomic distance (Å)	Clash overlap (Å)
47:DY:8:LYS:HE2	47:DY:72:VAL:HG23	1.52	0.91
27:BA:612:C:H2'	27:BA:613:G:C5'	2.01	0.91
1:CA:1347:G:H22	1:CA:1373:G:H2'	1.34	0.91
19:CS:48:THR:HG22	19:CS:61:TYR:HA	1.50	0.91
32:DF:7:TYR:HB3	32:DF:16:GLY:H	1.36	0.91
35:DI:114:LEU:HG	35:DI:130:TYR:HB2	1.53	0.91
43:DU:92:ARG:HH21	43:DU:95:LEU:HG	1.35	0.91
2:AB:24:TRP:CZ3	2:AB:26:PRO:HA	2.06	0.90
2:AB:84:GLU:HB3	2:AB:219:VAL:HG21	1.50	0.90
3:AC:30:ARG:HH21	14:AN:35:ARG:HA	1.32	0.90
10:AJ:46:ARG:HG2	10:AJ:64:GLU:HB3	1.53	0.90
1:CA:1320:C:H5''	19:CS:70:LYS:HG3	1.52	0.90
48:DZ:157:PRO:HG2	48:DZ:160:VAL:HG21	1.51	0.90
51:D2:65:ASN:HB3	51:D2:69:ARG:NH1	1.85	0.90
15:CO:36:ILE:HG23	15:CO:56:LEU:HD11	1.51	0.90
27:DA:285:C:H2'	27:DA:286:C:H5''	1.51	0.90
31:DE:26:ILE:HG22	31:DE:27:LEU:H	1.35	0.90
3:AC:70:VAL:HG12	3:AC:72:LYS:H	1.34	0.90
39:BQ:29:PHE:HB3	39:BQ:65:PHE:CE1	2.06	0.90
45:BW:110:LYS:HG3	45:BW:111:HIS:ND1	1.85	0.90
1:CA:959:A:H3'	1:CA:960:U:H5''	1.53	0.90
3:CC:107:GLN:O	3:CC:108:ASN:HB2	1.70	0.90
27:DA:2528:U:H5''	58:D9:31:LYS:NZ	1.86	0.90
27:BA:365:C:H5'	27:BA:365:C:H6	1.35	0.90
27:DA:873:G:H1	27:DA:904:C:H42	1.17	0.90
30:BD:108:PRO:HG2	30:BD:111:LEU:HB2	1.51	0.90
38:BP:59:LEU:HA	38:BP:61:ARG:CZ	2.00	0.90
43:BU:92:ARG:HH11	43:BU:92:ARG:HG2	1.36	0.90
48:BZ:125:VAL:HG23	48:BZ:126:LYS:H	1.35	0.90
2:CB:61:LEU:HD23	2:CB:68:ILE:HD11	1.49	0.90
4:CD:150:GLU:HA	4:CD:153:ARG:HB2	1.53	0.90
27:DA:671:C:OP1	38:DP:43:GLY:HA2	1.70	0.90
27:DA:2866:U:H6	27:DA:2868:A:H1'	1.36	0.90
28:DB:112:U:H2'	28:DB:113:G:C8	2.05	0.90
27:DA:2189:U:C3'	27:DA:2190:G:H5''	2.01	0.90
41:DS:31:SER:HB3	41:DS:34:HIS:HD1	1.36	0.90
47:DY:50:ARG:HD3	47:DY:53:PRO:CA	1.98	0.90
57:B8:61:LEU:H	57:B8:61:LEU:HD12	1.34	0.90
1:CA:1054:C:H2'	1:CA:1054:C:O2	1.70	0.90
13:CM:91:ARG:HD3	19:CS:81:ARG:HH22	1.37	0.90
52:D3:4:LEU:HD21	52:D3:56:VAL:HG12	1.54	0.90

*Continued on next page...*

Continued from previous page...

Atom-1	Atom-2	Interatomic distance (Å)	Clash overlap (Å)
4:AD:111:ALA:HA	4:AD:161:ASN:ND2	1.87	0.90
42:BT:28:VAL:HG13	42:BT:46:GLU:HA	1.52	0.90
12:CL:90:LEU:HD23	12:CL:90:LEU:H	1.36	0.90
27:DA:1328:G:H2'	27:DA:1330:C:C5	2.06	0.90
27:DA:2365:G:H4'	49:D0:60:PHE:CE2	2.06	0.90
1:AA:1239:A:H62	1:AA:1299:A:N6	1.70	0.90
19:AS:41:VAL:HG13	19:AS:42:PRO:HD2	1.54	0.90
27:BA:2015:A:H1'	54:B5:2:ALA:HA	1.53	0.90
32:BF:28:ILE:HG21	32:BF:116:ASP:HB2	1.54	0.90
33:BG:43:LEU:HB2	33:BG:88:ILE:HD11	1.54	0.90
34:BH:138:LYS:O	34:BH:141:VAL:HG23	1.72	0.90
56:B7:8:ASN:HD22	56:B7:11:LYS:HB2	1.36	0.90
27:DA:2290:G:H5'	27:DA:2290:G:H8	1.37	0.90
33:DG:76:SER:CB	33:DG:83:ARG:HB2	2.01	0.90
1:AA:1054:C:H42	23:AW:33:C:C1'	1.84	0.90
27:BA:271(T):C:H5'	27:BA:271(T):C:H6	1.35	0.90
27:BA:2052:G:H8	27:BA:2052:G:H5'	1.37	0.90
38:BP:96:THR:HG22	38:BP:126:VAL:HB	1.54	0.90
9:CI:27:THR:HG23	9:CI:31:GLN:H	1.35	0.90
40:DR:8:ARG:NE	40:DR:9:LYS:H	1.70	0.90
27:BA:479:A:H4'	27:BA:480:A:OP1	1.72	0.89
27:BA:2348:U:C2'	27:BA:2349:G:H5''	2.01	0.89
33:BG:51:ARG:HA	33:BG:51:ARG:NE	1.85	0.89
38:BP:62:LEU:N	38:BP:62:LEU:HD23	1.85	0.89
10:CJ:24:VAL:HG21	10:CJ:37:PRO:HG3	1.53	0.89
28:DB:14:U:HO2'	28:DB:108:U:HO2'	1.04	0.89
30:DD:186:HIS:HD2	30:DD:188:GLU:H	1.20	0.89
1:AA:92:C:O2'	1:AA:93:G:H5'	1.72	0.89
20:CT:49:ALA:HB1	20:CT:100:ILE:HD11	1.54	0.89
27:DA:2579:C:H4'	31:DE:134:ILE:HG21	1.53	0.89
32:DF:25:PRO:HG3	32:DF:119:ARG:HB2	1.54	0.89
34:DH:25:LYS:HD3	34:DH:25:LYS:H	1.35	0.89
27:BA:271(M):G:H2'	27:BA:271(N):U:H5''	1.55	0.89
29:BC:83:ILE:HG23	29:BC:94:VAL:HG23	1.52	0.89
33:BG:72:ARG:NH1	33:BG:86:MET:HG2	1.87	0.89
1:CA:274:A:HO2'	1:CA:275:G:H8	0.92	0.89
47:DY:27:VAL:HA	47:DY:28:LYS:NZ	1.88	0.89
27:BA:1884:A:C2'	27:BA:1885:A:H5''	2.02	0.89
2:CB:84:GLU:HB3	2:CB:219:VAL:HG21	1.55	0.89
32:DF:108:LYS:O	32:DF:112:MET:HB2	1.72	0.89
1:AA:975:A:H4'	1:AA:976:G:H5''	1.53	0.89

Continued on next page...

*Continued from previous page...*

Atom-1	Atom-2	Interatomic distance (Å)	Clash overlap (Å)
2:AB:80:ILE:HD11	2:AB:212:GLN:HA	1.55	0.89
3:AC:61:ALA:H	3:AC:63:ASN:HD21	1.14	0.89
45:BW:88:ARG:HB2	45:BW:92:ARG:HB3	1.52	0.89
48:BZ:151:ALA:HB2	48:BZ:167:GLU:HA	1.54	0.89
1:CA:190:U:H2'	1:CA:191:G:C8	2.08	0.89
27:DA:1035:U:H5'	34:DH:59:ARG:HD3	1.53	0.89
27:DA:2090:G:H21	50:D1:45:ASN:HD21	1.11	0.89
28:DB:7:G:H3'	28:DB:8:U:H5''	1.54	0.89
47:DY:8:LYS:N	47:DY:8:LYS:HD2	1.88	0.89
27:DA:947:G:H2'	27:DA:948:G:H8	1.38	0.89
27:DA:2199:A:H5''	27:DA:2200:C:H5	1.36	0.89
32:DF:161:GLU:O	32:DF:165:ARG:HG2	1.72	0.89
23:AW:11:C:H2'	23:AW:12:C:C6	2.07	0.89
31:BE:75:VAL:O	31:BE:77:ILE:N	2.05	0.89
43:BU:92:ARG:NH2	43:BU:95:LEU:HD12	1.88	0.89
47:BY:88:LYS:HZ3	47:BY:93:GLY:N	1.70	0.89
6:CF:14:LEU:HD13	6:CF:18:GLN:HE21	1.38	0.89
36:DN:10:GLU:HG3	36:DN:11:PRO:HD2	1.55	0.89
8:AH:6:ILE:H	8:AH:6:ILE:HD12	1.35	0.89
10:AJ:78:ASN:ND2	10:AJ:80:LYS:HB2	1.87	0.89
27:BA:1899:G:N2	27:BA:1902:C:H41	1.70	0.89
41:BS:95:HIS:O	41:BS:98:VAL:HG23	1.73	0.89
47:BY:88:LYS:HZ3	47:BY:93:GLY:H	0.94	0.89
48:BZ:9:ARG:HH21	48:BZ:25:GLY:H	1.12	0.89
48:BZ:164:VAL:HG12	48:BZ:165:SER:H	1.37	0.89
28:DB:105:A:H3'	28:DB:106:G:H8	1.38	0.89
30:DD:133:LEU:HD23	30:DD:189:CYS:O	1.70	0.89
39:DQ:131:ILE:O	39:DQ:132:VAL:HG13	1.72	0.89
1:AA:1456:G:C2'	20:AT:39:LYS:HZ1	1.85	0.89
27:BA:227:A:H5''	38:BP:76:LYS:HE2	1.55	0.89
27:BA:285:C:H2'	27:BA:286:C:H5''	1.54	0.89
41:DS:15:ARG:C	41:DS:17:ARG:H	1.73	0.89
27:BA:1179:C:C2'	27:BA:1180:C:H5''	2.01	0.89
27:BA:1986:A:C2'	27:BA:1987:G:H5''	2.03	0.89
1:CA:17:U:H2'	1:CA:18:C:C6	2.08	0.89
27:DA:1158:C:H2'	27:DA:1159:U:H5''	1.54	0.89
3:AC:64:VAL:HG22	3:AC:98:ASN:O	1.72	0.88
3:AC:129:ALA:HB3	3:AC:132:ARG:HD2	1.56	0.88
11:AK:108:ILE:O	11:AK:109:VAL:HG13	1.73	0.88
11:AK:124:LYS:HD2	11:AK:125:PHE:CE1	2.08	0.88
21:AU:15:ARG:HB2	21:AU:15:ARG:HH11	1.36	0.88

*Continued on next page...*

*Continued from previous page...*

Atom-1	Atom-2	Interatomic distance (Å)	Clash overlap (Å)
2:CB:178:ARG:HH22	2:CB:196:LEU:HA	1.36	0.88
27:BA:2593:U:H2'	27:BA:2594:C:C6	2.07	0.88
43:BU:55:ARG:HA	43:BU:58:ARG:HG3	1.54	0.88
3:CC:58:GLU:H	3:CC:65:ALA:HB3	1.38	0.88
27:DA:2758:A:H2'	27:DA:2759:G:C5'	2.01	0.88
35:DI:66:GLU:HB3	35:DI:70:GLU:HG3	1.54	0.88
1:AA:942:G:H21	9:AI:124:GLN:NE2	1.71	0.88
19:AS:63:THR:HG22	19:AS:66:MET:SD	2.13	0.88
1:CA:972:C:O3'	10:CJ:57:LYS:HG3	1.73	0.88
27:DA:271(M):G:H2'	27:DA:271(N):U:H5''	1.52	0.88
27:DA:1846:G:H5'	27:DA:1847:A:OP2	1.73	0.88
32:DF:164:ARG:HD2	32:DF:175:THR:HG23	1.54	0.88
3:AC:61:ALA:H	3:AC:63:ASN:ND2	1.71	0.88
51:B2:3:LEU:HD22	51:B2:7:ARG:HH12	1.36	0.88
1:CA:1149:C:H2'	1:CA:1150:U:H6	1.38	0.88
38:DP:6:LEU:HG	38:DP:9:ASN:ND2	1.87	0.88
5:CE:127:ASN:O	5:CE:131:ILE:HG12	1.73	0.88
27:DA:1019:U:H3	27:DA:1142(A):A:H62	1.17	0.88
27:DA:2681:C:H5	27:DA:2725:A:H62	1.13	0.88
30:DD:21:PHE:O	30:DD:24:ILE:HG22	1.74	0.88
33:DG:72:ARG:NH1	33:DG:86:MET:HG3	1.88	0.88
34:DH:102:ALA:HB2	34:DH:117:PRO:HD3	1.56	0.88
52:D3:6:VAL:HB	52:D3:54:VAL:HG11	1.56	0.88
27:BA:27:G:N2	27:BA:512:G:H2'	1.89	0.88
27:BA:806:C:OP2	38:BP:39:LYS:HB3	1.71	0.88
39:BQ:63:LYS:HB3	39:BQ:65:PHE:HE2	1.38	0.88
6:CF:74:ASP:HA	6:CF:77:ARG:HH12	1.38	0.88
20:CT:27:LYS:HZ1	20:CT:31:SER:HB3	1.37	0.88
31:DE:101:ARG:HH22	31:DE:171:GLU:HB2	1.36	0.88
40:DR:38:VAL:HB	40:DR:39:PRO:HD3	1.53	0.88
3:AC:175:LEU:HD21	3:AC:201:TYR:HE2	1.36	0.88
32:BF:20:LEU:HB3	32:BF:23:ASP:OD2	1.73	0.88
48:BZ:107:PRO:HB3	48:BZ:116:LEU:HD13	1.56	0.88
27:DA:1024:G:H3'	27:DA:1025:G:H5''	1.56	0.88
34:DH:19:VAL:HA	34:DH:24:VAL:HG12	1.55	0.88
17:AQ:5:VAL:HG22	17:AQ:60:ILE:HA	1.54	0.88
44:BV:18:LEU:HD13	44:BV:19:LYS:H	1.39	0.88
28:DB:20:C:H2'	28:DB:21:G:H5'	1.53	0.88
36:DN:99:LEU:HD12	36:DN:122:VAL:HG21	1.55	0.88
53:D4:38:ALA:HB1	53:D4:55:PRO:HA	1.56	0.88
27:BA:1484:G:H3'	27:BA:1485:G:H5''	1.55	0.88

*Continued on next page...*



*Continued from previous page...*

Atom-1	Atom-2	Interatomic distance (Å)	Clash overlap (Å)
27:BA:2875:C:H4'	42:BT:5:ALA:HB2	1.56	0.88
30:BD:4:LYS:HE3	30:BD:20:ASP:HA	1.55	0.88
34:BH:44:VAL:HB	34:BH:46:GLU:OE1	1.74	0.88
39:BQ:137:TYR:OH	48:BZ:80:ARG:HD3	1.74	0.88
42:BT:27:THR:CG2	42:BT:28:VAL:H	1.86	0.88
27:DA:1170:G:H1	27:DA:1179:C:N4	1.72	0.88
33:DG:137:GLU:HG2	33:DG:152:LEU:HD11	1.56	0.88
35:DI:82:ARG:HB2	35:DI:82:ARG:NH1	1.88	0.88
55:D6:10:LEU:H	55:D6:10:LEU:HD22	1.38	0.88
27:BA:286:C:H2'	27:BA:287:C:H5'	1.54	0.88
27:BA:1042:G:H1'	27:BA:1114:G:H22	1.38	0.88
30:BD:26:LYS:NZ	30:BD:82:ILE:H	1.71	0.88
35:BI:101:LEU:HG	35:BI:109:ILE:HD11	1.54	0.88
42:BT:27:THR:HG23	42:BT:28:VAL:N	1.88	0.88
47:BY:7:VAL:HB	47:BY:8:LYS:HD2	1.53	0.88
40:DR:53:HIS:HA	40:DR:56:LYS:HD3	1.52	0.88
27:BA:2334:G:H21	41:BS:18:ILE:HD11	1.39	0.87
44:BV:18:LEU:HD22	44:BV:19:LYS:N	1.88	0.87
44:BV:25:LEU:H	44:BV:92:THR:HG21	1.37	0.87
1:CA:1208:C:H2'	1:CA:1209:C:C6	2.08	0.87
6:CF:37:VAL:HG12	6:CF:38:GLU:H	1.37	0.87
31:DE:59:VAL:HG22	31:DE:60:ASN:H	1.38	0.87
32:BF:123:LEU:HD12	32:BF:124:LEU:H	1.39	0.87
34:BH:53:GLU:O	34:BH:54:ARG:HB3	1.75	0.87
47:BY:26:LYS:HG2	47:BY:27:VAL:H	1.40	0.87
55:B6:20:ASN:ND2	55:B6:21:TYR:N	2.20	0.87
27:DA:2050:C:H1'	31:DE:156:MET:HE1	1.56	0.87
30:DD:72:LYS:HE3	30:DD:99:ASP:OD1	1.74	0.87
5:AE:50:GLU:HG3	5:AE:52:PRO:HD2	1.56	0.87
36:BN:15:LEU:HD12	36:BN:136:GLU:HG3	1.56	0.87
38:BP:97:PRO:O	38:BP:99:LEU:N	2.06	0.87
3:CC:118:GLN:O	3:CC:122:GLU:HG3	1.74	0.87
28:DB:55:U:H2'	28:DB:56:G:C8	2.09	0.87
41:DS:66:ALA:HA	41:DS:69:VAL:HG12	1.55	0.87
1:CA:165:C:H2'	1:CA:166:G:C8	2.09	0.87
1:CA:255:G:H1'	17:CQ:16:GLN:NE2	1.89	0.87
27:DA:1159:U:H5'	27:DA:1159:U:H6	1.37	0.87
37:DO:1:MET:HE2	37:DO:67:LYS:HG2	1.55	0.87
46:DX:60:ARG:HH12	56:D7:47:ARG:NH2	1.72	0.87
38:BP:58:THR:O	38:BP:61:ARG:NE	2.08	0.87
28:DB:55:U:O2'	33:DG:27:ASN:HB3	1.73	0.87

*Continued on next page...*

*Continued from previous page...*

Atom-1	Atom-2	Interatomic distance (Å)	Clash overlap (Å)
32:DF:20:LEU:HD22	32:DF:203:GLN:HE22	1.37	0.87
38:DP:144:GLU:N	38:DP:145:PRO:HD3	1.90	0.87
40:DR:2:ARG:CZ	40:DR:5:LYS:HE3	2.04	0.87
41:DS:17:ARG:HA	41:DS:20:ARG:NH2	1.89	0.87
1:AA:473:G:H2'	1:AA:474:G:C8	2.09	0.87
41:BS:52:SER:HB2	41:BS:55:ALA:HB3	1.57	0.87
1:CA:93:G:H2'	1:CA:96:U:H5'	1.56	0.87
2:CB:112:VAL:HG22	2:CB:149:LEU:HD22	1.57	0.87
12:CL:38:ARG:HG2	12:CL:39:THR:N	1.89	0.87
27:DA:2022:U:O2'	27:DA:2617:C:H5'	1.73	0.87
27:DA:2807:G:H3'	27:DA:2808:U:H5''	1.54	0.87
42:DT:89:VAL:CG1	42:DT:91:ARG:HE	1.87	0.87
48:DZ:119:ILE:O	48:DZ:170:ILE:HA	1.75	0.87
1:AA:1504:G:OP1	1:AA:1507:A:H4'	1.74	0.87
27:BA:141:A:H8	27:BA:1408:C:O2'	1.57	0.87
27:BA:1434:A:H61	27:BA:1558:A:H62	1.14	0.87
34:BH:85:LYS:HZ3	34:BH:145:ALA:HA	1.39	0.87
43:BU:90:VAL:HG12	43:BU:91:ASP:H	1.40	0.87
55:B6:18:ARG:NH1	55:B6:18:ARG:HB3	1.89	0.87
9:CI:17:VAL:HG11	9:CI:81:ILE:HD13	1.54	0.87
36:DN:1:MET:HG2	36:DN:2:LYS:N	1.87	0.87
2:AB:165:VAL:HG23	2:AB:166:ASP:H	1.39	0.87
13:AM:49:THR:HG22	13:AM:51:ALA:H	1.39	0.87
15:AO:39:LEU:HD13	15:AO:56:LEU:HB2	1.56	0.87
27:BA:1673:U:H2'	27:BA:1674:G:H5'	1.55	0.87
35:BI:92:VAL:O	35:BI:96:ASP:HB2	1.75	0.87
50:B1:52:ARG:HD2	50:B1:53:VAL:H	1.39	0.87
3:CC:43:LEU:O	3:CC:47:LEU:HB2	1.75	0.87
27:DA:271(F):C:H2'	27:DA:271(G):C:H6	1.40	0.87
27:DA:2312:U:C2'	27:DA:2313:C:H5''	2.05	0.87
27:DA:2377:A:H4'	41:DS:107:GLU:HB3	1.57	0.87
27:DA:2815:C:O2'	54:D5:43:HIS:HD2	1.58	0.87
29:DC:41:VAL:HG23	29:DC:178:ALA:HB3	1.56	0.87
42:DT:33:LYS:HZ2	42:DT:74:ARG:HH21	1.21	0.87
19:AS:49:ILE:H	19:AS:49:ILE:HD12	1.37	0.87
27:BA:784:A:N7	30:BD:229:VAL:HG21	1.90	0.87
44:BV:35:LEU:HB3	44:BV:37:VAL:HG23	1.56	0.87
47:BY:7:VAL:HG21	47:BY:8:LYS:NZ	1.89	0.87
27:DA:1902:C:H1'	30:DD:244:ARG:HG3	1.55	0.87
27:DA:2394:C:OP1	38:DP:63:PRO:HD2	1.75	0.87
35:BI:8:PRO:HG3	35:BI:14:ASP:N	1.90	0.86

*Continued on next page...*

*Continued from previous page...*

Atom-1	Atom-2	Interatomic distance (Å)	Clash overlap (Å)
5:CE:51:VAL:HG23	5:CE:52:PRO:HD3	1.55	0.86
27:DA:27:G:HO2'	27:DA:28:A:H8	1.16	0.86
27:DA:203:C:H3'	27:DA:204:A:H5''	1.55	0.86
36:DN:19:GLU:HG3	36:DN:20:GLY:N	1.90	0.86
1:AA:1141:C:H2'	1:AA:1142:G:C8	2.09	0.86
3:AC:76:VAL:HG21	3:AC:103:VAL:HG11	1.57	0.86
13:AM:97:PRO:HA	13:AM:110:ARG:HD3	1.57	0.86
27:BA:1403:C:H5''	27:BA:1471:A:C1'	2.03	0.86
27:BA:1987:G:H5'	27:BA:1987:G:H8	1.40	0.86
47:BY:95:LYS:HG3	47:BY:100:ALA:HA	1.56	0.86
48:BZ:107:PRO:HG3	48:BZ:116:LEU:HB2	1.55	0.86
38:DP:50:ARG:HB3	57:D8:59:LYS:HE2	1.57	0.86
1:AA:1116:C:H2'	1:AA:1117:G:H5''	1.56	0.86
29:BC:72:VAL:HG12	29:BC:74:VAL:HG23	1.55	0.86
30:BD:10:THR:HG23	30:BD:13:ARG:HB2	1.58	0.86
32:BF:31:HIS:HB2	38:BP:13:ASN:HD21	1.41	0.86
38:DP:16:ARG:NE	38:DP:18:ARG:HD3	1.91	0.86
1:AA:92:C:H2'	1:AA:93:G:H8	1.31	0.86
10:AJ:6:ILE:HG12	10:AJ:72:VAL:O	1.76	0.86
27:BA:1531:C:H5''	27:BA:1531:C:C6	2.11	0.86
27:BA:2415:G:O3'	38:BP:66:GLY:HA3	1.74	0.86
31:BE:54:GLN:HG3	31:BE:55:ASN:N	1.89	0.86
36:BN:63:THR:HG22	36:BN:64:GLY:H	1.39	0.86
9:CI:96:LEU:HD21	9:CI:102:LEU:HD23	1.57	0.86
30:DD:25:THR:HG22	30:DD:26:LYS:H	1.40	0.86
27:BA:740:U:H5'	27:BA:740:U:H6	1.39	0.86
43:BU:92:ARG:HH21	43:BU:95:LEU:HD12	1.41	0.86
1:CA:644:G:H4'	8:CH:92:ARG:HH12	1.41	0.86
11:CK:27:ASN:ND2	11:CK:55:LYS:HD2	1.91	0.86
27:DA:272(D):G:H2'	27:DA:272(E):G:H8	1.39	0.86
31:DE:11:MET:HB2	31:DE:23:VAL:O	1.76	0.86
42:DT:80:SER:HB3	42:DT:81:PRO:HD3	1.55	0.86
1:AA:1305:G:H5'	21:AU:4:GLY:HA3	1.58	0.86
2:AB:91:PRO:HG2	2:AB:155:LEU:HB2	1.58	0.86
5:AE:78:HIS:HB3	8:AH:107:LEU:HD12	1.58	0.86
27:BA:2443:C:O2'	27:BA:2444:G:H5'	1.76	0.86
31:BE:77:ILE:HG22	31:BE:78:LEU:HD23	1.57	0.86
41:BS:17:ARG:HA	41:BS:20:ARG:NH1	1.91	0.86
9:CI:16:ARG:HB2	9:CI:64:THR:HG23	1.58	0.86
19:CS:41:VAL:HB	19:CS:44:MET:SD	2.15	0.86
27:DA:1504:C:O2'	27:DA:1505:C:H5'	1.75	0.86

*Continued on next page...*

*Continued from previous page...*

Atom-1	Atom-2	Interatomic distance (Å)	Clash overlap (Å)
38:DP:85:LEU:HD23	38:DP:86:LYS:H	1.40	0.86
48:DZ:97:MET:H	48:DZ:124:LEU:CD1	1.88	0.86
48:DZ:164:VAL:HG12	48:DZ:165:SER:H	1.41	0.86
27:BA:1416:G:HO2'	27:BA:1417:C:H6	1.21	0.86
35:BI:75:LEU:HD12	35:BI:76:THR:H	1.40	0.86
40:BR:117:VAL:O	40:BR:118:GLU:HB2	1.75	0.86
47:BY:74:PRO:O	47:BY:75:ILE:HB	1.73	0.86
1:CA:979:C:H3'	1:CA:980:C:C5'	2.04	0.86
4:CD:30:LYS:HA	4:CD:35:ARG:HD2	1.56	0.86
10:CJ:4:ILE:HD11	10:CJ:77:PRO:HB3	1.56	0.86
13:CM:49:THR:HG22	13:CM:50:GLU:H	1.39	0.86
30:DD:118:VAL:HG22	30:DD:119:ALA:H	1.38	0.86
38:DP:23:PRO:HD2	38:DP:33:ARG:NH2	1.91	0.86
38:DP:59:LEU:HA	38:DP:61:ARG:CZ	2.06	0.86
28:BB:48:A:H4'	41:BS:95:HIS:HD2	1.38	0.86
27:DA:2262:U:C2'	27:DA:2263:C:H5'	2.06	0.86
42:DT:30:VAL:HG21	42:DT:83:ILE:HG13	1.58	0.86
45:DW:19:LEU:HB3	54:D5:25:LEU:HD12	1.57	0.86
12:AL:5:ASN:HD22	17:AQ:34:LYS:HE2	1.39	0.86
27:BA:1441:G:H2'	27:BA:1442:G:H8	1.40	0.86
31:BE:33:VAL:HG12	31:BE:89:ASP:O	1.74	0.86
41:BS:13:ARG:O	41:BS:15:ARG:HG2	1.75	0.86
42:BT:106:SER:HA	42:BT:110:ILE:HG13	1.57	0.86
10:CJ:3:LYS:HD2	10:CJ:77:PRO:HG2	1.56	0.86
59:CX:31:G:H2'	59:CX:32:C:H5''	1.56	0.86
50:D1:60:PHE:HZ	50:D1:94:LEU:HD12	1.41	0.86
35:BI:131:LYS:HG3	35:BI:132:PRO:HD2	1.57	0.86
57:B8:32:LEU:HB2	57:B8:36:LYS:HZ1	1.40	0.86
1:CA:965:A:H4'	1:CA:966:G:OP1	1.73	0.86
1:CA:1296:C:H5'	1:CA:1297:C:OP2	1.76	0.86
27:DA:709:U:H2'	27:DA:710:G:C8	2.11	0.86
41:DS:74:ALA:HB1	41:DS:103:GLU:CG	2.06	0.86
34:BH:17:VAL:HG11	34:BH:50:VAL:HG21	1.58	0.85
19:CS:15:LEU:HD22	19:CS:15:LEU:H	1.39	0.85
35:DI:79:ILE:HG12	35:DI:140:LEU:HD11	1.56	0.85
5:AE:148:VAL:HG21	8:AH:107:LEU:HD22	1.57	0.85
31:BE:119:ARG:HD3	31:BE:160:TYR:HB2	1.58	0.85
32:BF:63:LYS:HZ1	32:BF:67:GLN:HB2	1.41	0.85
32:BF:152:GLU:OE1	32:BF:191:ARG:HD2	1.76	0.85
1:CA:1190:G:OP1	3:CC:5:ILE:HG13	1.75	0.85
31:DE:47:VAL:HG21	31:DE:86:PRO:HD3	1.58	0.85

*Continued on next page...*

*Continued from previous page...*

Atom-1	Atom-2	Interatomic distance (Å)	Clash overlap (Å)
45:DW:75:TYR:CZ	45:DW:104:THR:HG21	2.11	0.85
10:AJ:48:THR:HA	10:AJ:62:HIS:CB	2.05	0.85
27:BA:1779:U:H5	27:BA:1784:A:N7	1.74	0.85
27:BA:2327:A:H2'	27:BA:2328:A:C8	2.11	0.85
57:B8:43:GLN:C	57:B8:44:LYS:HD2	1.96	0.85
41:DS:89:ARG:CB	41:DS:92:TYR:HB3	2.00	0.85
50:D1:3:LYS:HG3	50:D1:4:VAL:H	1.37	0.85
27:BA:92:A:H2'	27:BA:93:G:C8	2.12	0.85
30:BD:44:ASN:CB	30:BD:49:ILE:HA	2.06	0.85
1:CA:472:A:H1'	16:CP:82:GLN:OE1	1.77	0.85
27:DA:580:C:H2'	27:DA:581:C:H6	1.40	0.85
27:DA:888:C:C2'	27:DA:889:C:H5'	2.06	0.85
27:DA:1593:G:C3'	27:DA:1594:G:H5''	2.04	0.85
28:DB:114:C:O2'	41:DS:46:VAL:HG13	1.76	0.85
38:DP:83:VAL:HG12	38:DP:112:LEU:HD21	1.55	0.85
39:DQ:35:VAL:HG23	39:DQ:100:GLY:O	1.77	0.85
10:AJ:5:ARG:HB3	10:AJ:99:LYS:HB2	1.56	0.85
27:BA:1021:A:H62	27:BA:1141:U:H3	1.21	0.85
55:B6:16:CYS:O	55:B6:17:LYS:HB2	1.75	0.85
1:CA:1037:C:H2'	1:CA:1038:C:C6	2.11	0.85
27:DA:1490:A:H5'	27:DA:1491:G:OP2	1.77	0.85
14:AN:53:LEU:HB3	14:AN:56:VAL:HG21	1.58	0.85
27:BA:2562:U:H1'	37:BO:23:ARG:HH11	1.42	0.85
30:BD:26:LYS:HZ1	30:BD:82:ILE:H	1.20	0.85
30:BD:33:LEU:O	30:BD:35:LYS:N	2.10	0.85
27:DA:2199:A:H5'	27:DA:2200:C:OP2	1.75	0.85
27:DA:2262:U:H2'	27:DA:2263:C:H5'	1.58	0.85
57:D8:33:ASN:HA	57:D8:36:LYS:HD3	1.58	0.85
27:BA:1505:C:H2'	27:BA:1506:C:H6	1.41	0.85
27:BA:2864:G:H5'	27:BA:2864:G:C8	2.11	0.85
36:BN:4:TYR:HB2	43:BU:64:ARG:HH22	1.41	0.85
40:BR:54:LEU:HD23	40:BR:66:VAL:HG23	1.57	0.85
42:BT:100:TYR:HD2	42:BT:103:ARG:HH21	1.24	0.85
1:CA:751:U:H4'	15:CO:24:SER:HB2	1.58	0.85
1:CA:1445:C:N3	1:CA:1446:U:C6	2.45	0.85
17:CQ:59:ILE:CG2	17:CQ:71:PHE:HB3	2.06	0.85
27:DA:328:U:O2'	47:DY:71:LYS:HD3	1.76	0.85
1:AA:1321:C:H5''	1:AA:1322:C:C5'	2.07	0.85
27:BA:588:U:H2'	27:BA:589:C:C6	2.10	0.85
27:BA:1678:G:N2	27:BA:1989:G:H22	1.75	0.85
27:BA:2348:U:H2'	27:BA:2349:G:C5'	2.06	0.85

*Continued on next page...*

*Continued from previous page...*

Atom-1	Atom-2	Interatomic distance (Å)	Clash overlap (Å)
38:BP:47:ASP:HB2	38:BP:51:PHE:CD2	2.12	0.85
7:CG:24:THR:HA	7:CG:27:ILE:HD12	1.58	0.85
31:DE:105:THR:HB	31:DE:197:ILE:HG23	1.58	0.85
38:DP:16:ARG:HD3	38:DP:16:ARG:O	1.76	0.85
38:DP:121:LYS:HE3	38:DP:123:LEU:HD21	1.56	0.85
48:DZ:107:PRO:HG3	48:DZ:116:LEU:HB2	1.57	0.85
49:D0:25:ARG:HD2	49:D0:29:GLN:NE2	1.91	0.85
10:AJ:51:ARG:HD3	14:AN:45:ARG:HH12	1.41	0.85
27:BA:203:C:H3'	27:BA:204:A:H5''	1.57	0.85
28:BB:7:G:H3'	28:BB:8:U:H5''	1.56	0.85
31:BE:61:ARG:HG2	31:BE:62:PRO:HD3	1.59	0.85
3:CC:135:LYS:NZ	5:CE:53:LEU:HD11	1.90	0.85
33:DG:22:ARG:HH11	33:DG:22:ARG:HB3	1.42	0.85
33:DG:161:THR:HG22	33:DG:163:ALA:H	1.41	0.85
35:DI:88:ILE:HG22	35:DI:89:TYR:N	1.89	0.85
55:D6:20:ASN:ND2	55:D6:21:TYR:N	2.24	0.85
27:BA:2206:G:N2	27:BA:2207:G:H5'	1.92	0.85
5:CE:51:VAL:O	5:CE:55:VAL:HG23	1.75	0.85
14:CN:3:ARG:HG2	14:CN:3:ARG:O	1.75	0.85
14:CN:45:ARG:HH11	14:CN:45:ARG:HG3	1.42	0.85
27:DA:999:U:H2'	27:DA:1000:A:H5''	1.58	0.85
27:DA:2830:G:H5'	31:DE:58:ARG:HH22	1.41	0.85
27:DA:2870:C:H5''	40:DR:65:LEU:HD21	1.59	0.85
32:DF:170:LEU:HD23	32:DF:172:TRP:CZ2	2.12	0.85
55:D6:16:CYS:O	55:D6:17:LYS:HB2	1.75	0.85
6:AF:37:VAL:HA	6:AF:65:VAL:HG12	1.58	0.84
20:AT:50:GLU:HG3	20:AT:100:ILE:HG21	1.56	0.84
55:B6:20:ASN:HD22	55:B6:21:TYR:H	1.25	0.84
1:CA:460:G:O6	1:CA:470:C:H5''	1.76	0.84
23:CW:20:A:H2'	23:CW:44:A:H62	1.41	0.84
37:DO:53:LYS:H	37:DO:53:LYS:HD2	1.40	0.84
47:DY:37:VAL:HG23	47:DY:38:ILE:H	1.41	0.84
47:DY:98:VAL:O	47:DY:99:CYS:SG	2.35	0.84
27:BA:271(S):G:H2'	27:BA:271(T):C:C5'	2.06	0.84
38:BP:18:ARG:HB3	38:BP:18:ARG:NH1	1.91	0.84
1:CA:1342:C:H1'	9:CI:124:GLN:NE2	1.92	0.84
12:CL:44:LYS:HB3	12:CL:45:PRO:CD	2.06	0.84
27:DA:1796:U:H2'	27:DA:1797:C:C6	2.12	0.84
45:DW:50:VAL:HG22	45:DW:105:VAL:HG23	1.55	0.84
15:AO:10:LYS:HG3	15:AO:11:VAL:N	1.91	0.84
27:BA:2701:C:C3'	27:BA:2702:U:H5''	2.05	0.84

*Continued on next page...*

*Continued from previous page...*

Atom-1	Atom-2	Interatomic distance (Å)	Clash overlap (Å)
36:BN:62:VAL:HG22	36:BN:66:LYS:CD	2.07	0.84
47:BY:84:ARG:HH11	47:BY:84:ARG:HG3	1.42	0.84
27:DA:2830:G:H5'	31:DE:58:ARG:NH2	1.92	0.84
39:DQ:63:LYS:HD2	48:DZ:174:VAL:HG11	1.58	0.84
46:DX:65:ARG:HD3	46:DX:70:LEU:HG	1.57	0.84
19:AS:10:PHE:HZ	19:AS:70:LYS:HZ3	1.25	0.84
27:BA:242:G:H5''	57:B8:62:LEU:CD1	2.07	0.84
48:BZ:152:SER:HB3	48:BZ:166:PRO:HB3	1.59	0.84
1:CA:982:U:H5''	14:CN:6:LEU:HD13	1.59	0.84
27:DA:2756:U:C1'	27:DA:2757:A:H5''	2.06	0.84
9:AI:17:VAL:HG21	9:AI:80:GLY:HA3	1.59	0.84
27:BA:1021:A:H3'	27:BA:1021:A:C8	2.12	0.84
47:BY:28:LYS:O	47:BY:38:ILE:HG12	1.76	0.84
38:DP:83:VAL:HG23	38:DP:105:LEU:HD12	1.60	0.84
40:DR:62:ALA:HA	40:DR:65:LEU:HB2	1.58	0.84
47:DY:28:LYS:O	47:DY:38:ILE:HB	1.76	0.84
9:AI:70:LYS:O	9:AI:74:ILE:HG13	1.76	0.84
27:BA:111:A:H5''	51:B2:69:ARG:HH12	1.42	0.84
27:BA:676:A:H8	27:BA:2069:G:H21	1.24	0.84
27:BA:926:A:H5'	27:BA:926:A:H8	1.42	0.84
4:CD:19:LEU:HD11	4:CD:67:ILE:HG12	1.57	0.84
29:DC:73:ARG:HA	29:DC:92:ASP:OD1	1.77	0.84
4:AD:148:VAL:HG12	4:AD:149:ALA:H	1.43	0.84
1:CA:625:G:H4'	16:CP:16:HIS:CD2	2.12	0.84
12:CL:43:LYS:HG2	12:CL:44:LYS:N	1.92	0.84
20:CT:100:ILE:HD12	20:CT:100:ILE:N	1.89	0.84
23:CW:52:G:H5''	39:DQ:56:ARG:HH12	1.42	0.84
36:DN:1:MET:HG2	36:DN:2:LYS:H	1.42	0.84
47:DY:75:ILE:HG13	47:DY:78:ALA:O	1.75	0.84
6:AF:46:ARG:HH22	18:AR:37:VAL:HG21	1.42	0.84
27:BA:2103:C:C3'	27:BA:2104:G:H5''	2.08	0.84
27:BA:2172:U:H1'	27:BA:2173:A:OP1	1.78	0.84
30:BD:139:GLY:H	30:BD:165:ILE:HB	1.43	0.84
27:DA:1438:U:H2'	27:DA:1439:A:H8	1.41	0.84
27:DA:2681:C:H5	27:DA:2725:A:N6	1.75	0.84
32:DF:9:ILE:HG12	32:DF:12:LEU:O	1.78	0.84
42:DT:115:ARG:HA	42:DT:115:ARG:HE	1.43	0.84
47:DY:7:VAL:HG21	47:DY:8:LYS:HZ3	1.42	0.84
3:AC:30:ARG:NH2	14:AN:35:ARG:HA	1.93	0.84
27:BA:1505:C:H2'	27:BA:1506:C:C6	2.12	0.84
30:BD:147:LEU:HD13	30:BD:155:LEU:HD11	1.58	0.84

*Continued on next page...*

*Continued from previous page...*

Atom-1	Atom-2	Interatomic distance (Å)	Clash overlap (Å)
32:BF:11:VAL:HG12	32:BF:12:LEU:H	1.43	0.84
41:BS:34:HIS:CG	41:BS:54:LEU:HB2	2.12	0.84
55:B6:18:ARG:HB3	55:B6:18:ARG:HH11	1.40	0.84
1:CA:1241:G:H2'	1:CA:1242:C:C6	2.13	0.84
32:BF:24:LEU:O	32:BF:26:ALA:N	2.09	0.84
40:BR:97:VAL:HG22	40:BR:114:VAL:HG22	1.58	0.84
41:BS:83:LYS:HG2	41:BS:105:ALA:HB3	1.60	0.84
45:BW:92:ARG:HG2	45:BW:92:ARG:NH1	1.88	0.84
47:BY:68:HIS:H	47:BY:71:LYS:NZ	1.74	0.84
1:CA:250:A:H4'	1:CA:251:G:O5'	1.78	0.84
1:CA:1148:U:H2'	1:CA:1149:C:O4'	1.77	0.84
1:CA:1321:C:C3'	1:CA:1322:C:H5''	2.06	0.84
27:DA:1242:A:H5'	27:DA:1243:G:OP2	1.78	0.84
28:DB:32:C:H2'	28:DB:33:G:C8	2.13	0.84
47:DY:95:LYS:HG3	47:DY:99:CYS:O	1.78	0.84
53:D4:66:HIS:HB3	53:D4:67:PRO:CD	2.08	0.84
55:D6:51:GLU:O	55:D6:52:VAL:HG23	1.78	0.84
59:CX:60:U:H5''	59:CX:61:C:C5	2.13	0.83
27:DA:71:A:H5''	27:DA:73:A:C8	2.13	0.83
29:DC:68:LEU:HD22	29:DC:180:PHE:H	1.43	0.83
35:DI:78:THR:OG1	35:DI:141:LYS:HB2	1.77	0.83
38:DP:147:LEU:HG	38:DP:148:LEU:H	1.43	0.83
47:DY:10:GLY:HA2	47:DY:27:VAL:HG13	1.60	0.83
1:AA:79:G:H4'	1:AA:80:G:OP1	1.77	0.83
1:AA:1321:C:H5''	1:AA:1322:C:H5''	1.59	0.83
1:AA:1456:G:H2'	20:AT:39:LYS:NZ	1.93	0.83
2:AB:97:TRP:HZ2	2:AB:102:LEU:HD13	1.41	0.83
2:AB:163:PHE:HA	2:AB:185:ILE:HG13	1.60	0.83
32:BF:22:ALA:O	32:BF:26:ALA:HB2	1.79	0.83
38:BP:62:LEU:HD23	38:BP:62:LEU:H	1.39	0.83
44:BV:51:VAL:CG1	44:BV:52:VAL:H	1.91	0.83
47:BY:95:LYS:HE3	47:BY:99:CYS:O	1.78	0.83
27:DA:1341:U:O4	46:DX:16:LYS:HE2	1.77	0.83
27:DA:2158:A:H4'	27:DA:2159:G:O5'	1.78	0.83
41:DS:82:ILE:HG22	41:DS:83:LYS:H	1.43	0.83
10:AJ:79:ARG:NH1	10:AJ:82:ILE:HG13	1.94	0.83
19:AS:62:ILE:HD12	19:AS:66:MET:HG3	1.59	0.83
20:AT:89:ARG:HD2	20:AT:104:LEU:HD11	1.58	0.83
27:BA:554:U:O2'	27:BA:555:U:H5'	1.79	0.83
27:BA:2571:C:H5'	27:BA:2572:A:H5''	1.60	0.83
30:BD:36:PRO:HA	30:BD:62:TYR:O	1.78	0.83

*Continued on next page...*



*Continued from previous page...*

Atom-1	Atom-2	Interatomic distance (Å)	Clash overlap (Å)
33:BG:64:THR:HG23	33:BG:66:GLN:H	1.41	0.83
33:BG:76:SER:HB2	33:BG:83:ARG:CB	2.08	0.83
36:BN:3:THR:C	36:BN:4:TYR:CD1	2.52	0.83
42:BT:31:SER:HB2	42:BT:32:TYR:CE1	2.13	0.83
18:CR:36:ASN:HD22	18:CR:39:VAL:CG2	1.90	0.83
33:DG:51:ARG:NE	33:DG:51:ARG:HA	1.93	0.83
54:D5:36:CYS:SG	54:D5:37:LYS:N	2.50	0.83
1:AA:1456:G:C2'	20:AT:39:LYS:NZ	2.41	0.83
7:AG:15:ASP:HB3	7:AG:20:ASP:H	1.44	0.83
1:CA:1117:G:N2	1:CA:1180:A:H1'	1.92	0.83
30:DD:215:LEU:O	30:DD:217:ARG:N	2.10	0.83
38:DP:16:ARG:HB2	38:DP:16:ARG:NH1	1.92	0.83
39:DQ:43:THR:HB	39:DQ:45:GLN:HG2	1.58	0.83
57:D8:33:ASN:ND2	57:D8:33:ASN:H	1.76	0.83
27:BA:2312:U:C2'	27:BA:2313:C:H5''	2.07	0.83
27:BA:2555:U:H2'	27:BA:2556:C:H5'	1.61	0.83
29:BC:95:GLY:HA3	29:BC:99:ILE:HD11	1.58	0.83
32:BF:132:VAL:HG22	32:BF:133:ASN:H	1.43	0.83
38:BP:48:PRO:HG2	38:BP:49:ARG:H	1.41	0.83
9:CI:65:VAL:HG21	9:CI:73:GLN:HB3	1.57	0.83
11:CK:123:LYS:HA	11:CK:126:ARG:HG3	1.57	0.83
27:DA:925:C:H2'	27:DA:926:A:C5'	2.07	0.83
28:DB:29:A:H2'	28:DB:30:C:C6	2.12	0.83
37:DO:80:ASP:HB2	42:DT:71:GLY:O	1.78	0.83
38:DP:144:GLU:H	38:DP:145:PRO:HD3	1.43	0.83
39:DQ:132:VAL:HB	48:DZ:80:ARG:HH22	1.44	0.83
2:AB:18:GLY:N	2:AB:42:ILE:HG22	1.92	0.83
11:AK:17:GLY:HA3	11:AK:77:MET:SD	2.19	0.83
27:BA:2111:C:H42	27:BA:2147:G:H22	1.27	0.83
32:BF:8:GLN:HB3	32:BF:126:VAL:HA	1.59	0.83
42:BT:85:LYS:HB3	42:BT:85:LYS:NZ	1.92	0.83
57:B8:50:LEU:HD12	57:B8:51:ALA:H	1.42	0.83
9:CI:70:LYS:O	9:CI:74:ILE:HG13	1.79	0.83
39:DQ:32:TYR:HE2	39:DQ:111:GLU:HG3	1.44	0.83
41:DS:49:VAL:HG21	41:DS:77:ALA:HA	1.59	0.83
54:D5:4:HIS:HB3	54:D5:5:PRO:CD	2.08	0.83
5:AE:11:ILE:HG21	5:AE:105:VAL:HG22	1.61	0.83
7:AG:15:ASP:O	7:AG:19:GLY:HA2	1.78	0.83
10:AJ:7:LYS:H	10:AJ:97:GLU:HB2	1.44	0.83
12:AL:21:VAL:HG23	12:AL:95:TYR:CE2	2.14	0.83
27:BA:34:C:O2'	27:BA:35:G:H5'	1.77	0.83

*Continued on next page...*

*Continued from previous page...*

Atom-1	Atom-2	Interatomic distance (Å)	Clash overlap (Å)
27:BA:614(C):A:O2'	27:BA:615:G:O4'	1.97	0.83
31:BE:167:VAL:HG22	31:BE:170:LEU:HD11	1.60	0.83
23:CW:24:C:H2'	23:CW:25:A:H5'	1.61	0.83
27:DA:1779:U:H5	27:DA:1784:A:N7	1.77	0.83
28:DB:117:G:H5'	41:DS:55:ALA:HB1	1.61	0.83
30:DD:30:GLU:HG3	30:DD:63:ARG:CZ	2.09	0.83
31:DE:181:LEU:HD21	42:DT:7:ILE:CG2	2.09	0.83
35:DI:143:SER:O	35:DI:144:VAL:HG13	1.77	0.83
9:AI:95:LYS:NZ	9:AI:96:LEU:HB2	1.92	0.83
27:BA:674:G:H1'	32:BF:74:ARG:HD3	1.59	0.83
27:BA:958:U:H5''	39:BQ:14:ARG:HD3	1.57	0.83
27:BA:2223:G:H2'	27:BA:2224:G:H5'	1.59	0.83
4:CD:33:MET:CE	4:CD:37:PRO:HA	2.09	0.83
10:CJ:47:PHE:HB2	14:CN:34:TYR:HE2	1.44	0.83
27:DA:586:A:H5'	32:DF:89:VAL:HG21	1.61	0.83
1:AA:376:G:C5'	16:AP:5:ARG:HD2	2.07	0.83
7:AG:4:ARG:HB3	7:AG:5:ARG:HH11	1.42	0.83
8:AH:10:LEU:HD23	8:AH:83:ILE:HD11	1.59	0.83
32:BF:101:LEU:HD12	32:BF:102:PRO:CD	2.08	0.83
33:BG:72:ARG:HD3	33:BG:86:MET:HA	1.59	0.83
42:BT:33:LYS:HE2	42:BT:43:GLN:NE2	1.94	0.83
1:CA:1326:C:OP1	21:CU:12:LYS:HD2	1.78	0.83
9:CI:46:ALA:O	9:CI:49:PRO:HD2	1.78	0.83
19:CS:60:VAL:HG21	19:CS:74:PHE:HB3	1.59	0.83
27:DA:1593:G:C2'	27:DA:1594:G:H5''	2.08	0.83
38:DP:58:THR:HG22	38:DP:61:ARG:NE	1.91	0.83
1:AA:532:A:H3'	1:AA:533:A:C5'	2.08	0.83
48:BZ:52:ILE:HG22	48:BZ:70:VAL:O	1.79	0.83
4:CD:173:TRP:NE1	4:CD:174:LEU:HG	1.93	0.83
27:DA:286:C:H2'	27:DA:287:C:C5'	2.09	0.83
31:DE:55:ASN:O	31:DE:57:LYS:N	2.12	0.83
32:DF:78:ILE:HA	32:DF:83:PHE:CD1	2.13	0.83
44:DV:21:ARG:HG2	44:DV:91:TYR:CD2	2.13	0.83
1:AA:1313:U:P	19:AS:6:LYS:HG3	2.18	0.82
27:BA:1986:A:H2'	27:BA:1987:G:H5''	1.61	0.82
27:BA:2161:C:H2'	27:BA:2162:G:C8	2.14	0.82
34:BH:10:PRO:HG3	34:BH:50:VAL:O	1.78	0.82
48:BZ:60:LEU:HB3	48:BZ:61:PRO:HD2	1.61	0.82
57:B8:33:ASN:N	57:B8:36:LYS:HZ3	1.76	0.82
3:CC:17:ASP:HB3	3:CC:21:ARG:HH12	1.44	0.82
6:CF:23:LYS:O	6:CF:27:GLN:HG2	1.80	0.82

*Continued on next page...*

*Continued from previous page...*

Atom-1	Atom-2	Interatomic distance (Å)	Clash overlap (Å)
11:CK:127:LYS:HE2	11:CK:127:LYS:HA	1.61	0.82
13:CM:104:ARG:HG2	13:CM:105:THR:H	1.42	0.82
18:CR:37:VAL:HG23	18:CR:38:GLU:H	1.42	0.82
27:DA:1484:G:H2'	27:DA:1485:G:H5''	1.60	0.82
27:DA:1805:U:O2	30:DD:50:THR:HB	1.79	0.82
31:DE:101:ARG:NH2	31:DE:171:GLU:HB2	1.93	0.82
40:DR:103:ARG:HD2	45:DW:40:ASN:HD21	1.44	0.82
34:BH:91:GLY:HA2	34:BH:160:LYS:HB3	1.61	0.82
9:CI:53:VAL:HG11	9:CI:85:LEU:HD22	1.61	0.82
12:CL:22:PRO:C	12:CL:24:LEU:H	1.81	0.82
27:DA:580:C:H2'	27:DA:581:C:C6	2.14	0.82
46:DX:24:GLY:O	46:DX:83:VAL:HG23	1.78	0.82
1:AA:677:U:H3	1:AA:713:G:H22	1.26	0.82
27:BA:1021:A:H3'	27:BA:1021:A:H8	1.43	0.82
28:BB:30:C:H1'	28:BB:57:A:H61	1.44	0.82
37:BO:104:ARG:HH22	42:BT:35:LYS:HZ2	1.25	0.82
1:CA:102:G:N2	1:CA:103:C:C2	2.47	0.82
9:CI:79:LEU:HD21	9:CI:102:LEU:HA	1.60	0.82
11:CK:86:GLY:HA2	11:CK:112:THR:HG23	1.61	0.82
23:CW:11:C:H2'	23:CW:12:C:C6	2.14	0.82
28:DB:5:C:H2'	28:DB:6:C:C6	2.15	0.82
35:DI:81:VAL:N	35:DI:143:SER:HB2	1.93	0.82
38:DP:49:ARG:HD2	57:D8:58:ILE:HG21	1.62	0.82
27:BA:1952:A:C2	37:BO:22:ILE:HG23	2.14	0.82
31:BE:104:VAL:HG22	31:BE:198:VAL:HG22	1.61	0.82
32:BF:20:LEU:HG	32:BF:21:ALA:H	1.44	0.82
1:CA:1145:C:H4'	1:CA:1146:A:H5'	1.60	0.82
12:CL:86:ARG:HA	12:CL:94:ARG:HA	1.61	0.82
27:DA:1411:C:H2'	27:DA:1412:A:C8	2.13	0.82
27:DA:2787:C:H1'	31:DE:61:ARG:CG	2.08	0.82
27:DA:2875:C:H4'	42:DT:5:ALA:CB	2.08	0.82
29:DC:58:VAL:HG21	29:DC:166:ASP:H	1.43	0.82
30:DD:79:VAL:HG21	30:DD:111:LEU:HD21	1.62	0.82
42:DT:29:ARG:CB	42:DT:85:LYS:HA	2.09	0.82
42:DT:65:LYS:HZ2	42:DT:66:VAL:H	1.24	0.82
55:D6:14:THR:O	55:D6:16:CYS:N	2.12	0.82
11:AK:79:SER:HB2	11:AK:106:LYS:HD2	1.62	0.82
24:AX:60:U:H5''	24:AX:61:C:H5	1.44	0.82
27:BA:237:C:O2'	27:BA:238:C:H5'	1.80	0.82
3:CC:150:LYS:HE2	3:CC:152:ILE:HD11	1.61	0.82
10:CJ:78:ASN:ND2	10:CJ:80:LYS:H	1.78	0.82

*Continued on next page...*

*Continued from previous page...*

Atom-1	Atom-2	Interatomic distance (Å)	Clash overlap (Å)
12:CL:41:THR:HG21	26:CZ:4:MYN:H21A	1.60	0.82
31:DE:76:ARG:HG2	31:DE:195:LEU:HD13	1.62	0.82
3:AC:15:THR:HG21	3:AC:181:ASN:HA	1.62	0.82
27:BA:96:G:H4'	51:B2:48:HIS:CD2	2.14	0.82
27:BA:951:C:O2'	27:BA:952:G:H5'	1.79	0.82
57:B8:43:GLN:O	57:B8:44:LYS:HD2	1.80	0.82
1:CA:98:G:H2'	1:CA:99:U:H5'	1.61	0.82
1:CA:346:G:H5''	42:DT:41:ARG:NH2	1.94	0.82
1:CA:1445:C:C3'	1:CA:1446:U:H5''	2.09	0.82
3:CC:123:GLN:O	3:CC:128:PHE:HB2	1.79	0.82
25:CY:17:G:H22	25:CY:54:U:H6	1.27	0.82
27:DA:2080:G:P	50:D1:35:THR:HG21	2.20	0.82
30:DD:183:ARG:HH11	30:DD:183:ARG:HG2	1.44	0.82
37:DO:107:ARG:NH2	42:DT:35:LYS:HD2	1.93	0.82
40:DR:101:ALA:O	40:DR:102:GLU:HB2	1.77	0.82
42:DT:65:LYS:HA	42:DT:65:LYS:NZ	1.93	0.82
1:AA:92:C:C2'	1:AA:93:G:H8	1.92	0.82
1:AA:1502:A:H2	1:AA:1505:G:H1	1.26	0.82
4:AD:70:ILE:HD11	4:AD:74:GLN:HB3	1.62	0.82
24:AX:51:C:H2'	24:AX:52:G:H8	1.45	0.82
38:BP:101:VAL:HG12	38:BP:106:LEU:HD23	1.61	0.82
41:BS:57:LYS:HD2	41:BS:58:LEU:N	1.94	0.82
50:B1:53:VAL:HG22	50:B1:74:VAL:HG13	1.61	0.82
3:CC:44:GLU:HA	3:CC:52:LEU:HD11	1.61	0.82
32:DF:20:LEU:HG	32:DF:21:ALA:N	1.95	0.82
45:DW:10:VAL:O	45:DW:11:ARG:HB2	1.77	0.82
47:DY:47:LYS:HD2	47:DY:47:LYS:H	1.44	0.82
52:D3:6:VAL:HG22	52:D3:37:LEU:HD21	1.62	0.82
27:BA:1494:A:H2'	27:BA:1495:A:H5''	1.61	0.82
27:BA:2467:C:H4'	39:BQ:123:HIS:ND1	1.95	0.82
39:BQ:55:VAL:HG23	39:BQ:56:ARG:H	1.44	0.82
40:BR:2:ARG:HH21	40:BR:5:LYS:HZ3	1.25	0.82
46:BX:55:ASN:HB2	46:BX:80:ILE:HG23	1.60	0.82
27:DA:2532:G:H4'	27:DA:2657:A:H2	1.44	0.82
28:DB:111:G:H3'	28:DB:112:U:H5''	1.62	0.82
53:D4:40:ILE:HB	53:D4:48:ILE:HD12	1.61	0.82
1:AA:673:G:H2'	1:AA:674:G:C8	2.15	0.82
16:AP:51:VAL:HG12	16:AP:51:VAL:O	1.79	0.82
27:BA:1050:A:H2'	27:BA:1051:G:H8	1.44	0.82
27:BA:1490:A:H5'	27:BA:1491:G:OP2	1.79	0.82
28:BB:65:C:H41	28:BB:109:C:H2'	1.44	0.82

*Continued on next page...*

*Continued from previous page...*

Atom-1	Atom-2	Interatomic distance (Å)	Clash overlap (Å)
34:BH:89:ILE:HD11	34:BH:129:THR:HB	1.60	0.82
42:BT:35:LYS:HG3	42:BT:36:GLU:H	1.44	0.82
57:B8:33:ASN:HB3	57:B8:36:LYS:HD2	1.62	0.82
2:CB:88:ALA:HB2	2:CB:219:VAL:HG13	1.62	0.82
4:CD:138:TYR:HD2	4:CD:139:ARG:N	1.77	0.82
27:DA:1503:U:H2'	27:DA:1504:C:C6	2.15	0.82
1:AA:1116:C:C2'	1:AA:1117:G:H5''	2.10	0.82
27:BA:662:G:OP1	38:BP:18:ARG:NE	2.13	0.82
34:BH:30:LYS:NZ	34:BH:81:GLU:HA	1.94	0.82
1:CA:1457:G:N2	1:CA:1458:G:C4	2.48	0.82
11:CK:57:THR:HG22	11:CK:59:TYR:H	1.45	0.82
27:DA:2593:U:H2'	27:DA:2594:C:C6	2.14	0.82
41:DS:19:LYS:C	41:DS:20:ARG:HH11	1.84	0.82
1:AA:57:G:H2'	1:AA:58:C:C6	2.15	0.81
15:AO:87:ILE:HG22	15:AO:88:ARG:N	1.95	0.81
27:BA:71:A:H2	46:BX:31:HIS:HE1	1.24	0.81
27:BA:2348:U:O2'	27:BA:2349:G:H5''	1.79	0.81
27:BA:2415:G:H4'	38:BP:67:MET:H	1.45	0.81
46:BX:84:ALA:HB3	46:BX:87:GLN:NE2	1.95	0.81
48:BZ:3:ARG:HG2	48:BZ:59:GLU:OE2	1.80	0.81
3:CC:181:ASN:ND2	3:CC:204:LEU:HB2	1.94	0.81
4:CD:30:LYS:C	4:CD:32:ALA:H	1.80	0.81
6:CF:14:LEU:HD13	6:CF:18:GLN:NE2	1.94	0.81
27:DA:29:U:H2'	27:DA:30:G:C8	2.14	0.81
27:DA:1484:G:C3'	27:DA:1485:G:H5''	2.10	0.81
27:DA:2555:U:H2'	27:DA:2556:C:H5'	1.61	0.81
34:DH:98:LEU:HD22	34:DH:125:VAL:HB	1.62	0.81
39:DQ:12:GLN:NE2	39:DQ:72:LYS:HG3	1.93	0.81
42:DT:52:ILE:HG23	42:DT:61:PHE:HB3	1.62	0.81
44:DV:39:LEU:HD12	44:DV:47:VAL:HG11	1.61	0.81
52:D3:10:LYS:HB3	52:D3:53:LEU:HD23	1.61	0.81
3:AC:173:VAL:O	3:AC:175:LEU:HD12	1.80	0.81
27:BA:2593:U:H2'	27:BA:2594:C:H6	1.43	0.81
44:BV:51:VAL:CG1	44:BV:52:VAL:N	2.43	0.81
55:B6:17:LYS:O	55:B6:18:ARG:HB3	1.78	0.81
25:CY:5:G:H1	25:CY:67:C:H42	1.27	0.81
27:DA:1717:G:C3'	27:DA:1718:G:H5''	2.09	0.81
27:DA:2352:A:H2	49:D0:33:ALA:HB1	1.45	0.81
42:DT:80:SER:CB	42:DT:81:PRO:HD3	2.08	0.81
55:D6:11:LEU:HD13	55:D6:11:LEU:O	1.79	0.81
55:D6:15:GLU:CD	55:D6:18:ARG:NH2	2.32	0.81

*Continued on next page...*

*Continued from previous page...*

Atom-1	Atom-2	Interatomic distance (Å)	Clash overlap (Å)
1:AA:460:G:O6	1:AA:470:C:H5''	1.78	0.81
4:AD:49:ARG:NH1	4:AD:50:ARG:H	1.77	0.81
6:AF:43:LEU:H	6:AF:43:LEU:HD12	1.44	0.81
12:AL:22:PRO:C	12:AL:24:LEU:H	1.83	0.81
15:AO:54:ARG:HH11	15:AO:54:ARG:HG2	1.45	0.81
44:BV:51:VAL:HG12	44:BV:52:VAL:H	1.45	0.81
47:BY:88:LYS:NZ	47:BY:93:GLY:H	1.77	0.81
52:B3:8:LEU:HD13	52:B3:31:LEU:HD23	1.61	0.81
4:CD:111:ALA:HB2	4:CD:120:LEU:HD12	1.60	0.81
32:DF:9:ILE:HG23	32:DF:12:LEU:CA	2.11	0.81
42:DT:28:VAL:HG13	42:DT:46:GLU:HA	1.60	0.81
43:DU:90:VAL:HG13	44:DV:11:GLN:NE2	1.96	0.81
47:DY:46:LYS:HG3	47:DY:47:LYS:HD2	1.63	0.81
51:D2:13:ALA:HA	51:D2:16:LEU:HD12	1.62	0.81
55:D6:41:PRO:CD	55:D6:46:HIS:H	1.92	0.81
1:AA:1123:A:H4'	10:AJ:36:GLY:HA3	1.62	0.81
11:AK:30:VAL:HG21	11:AK:65:ALA:HA	1.63	0.81
27:BA:1747(A):G:O2'	27:BA:1748:G:H5'	1.81	0.81
36:BN:133:GLN:HG2	36:BN:134:ARG:N	1.93	0.81
39:BQ:21:THR:HG21	39:BQ:101:ARG:HD3	1.62	0.81
47:BY:96:ILE:HB	47:BY:99:CYS:HB2	1.62	0.81
48:BZ:165:SER:HB2	48:BZ:167:GLU:N	1.95	0.81
1:CA:1340:A:OP1	25:CY:34:U:H5''	1.80	0.81
7:CG:20:ASP:HB3	7:CG:23:VAL:HG23	1.61	0.81
10:CJ:6:ILE:HD11	10:CJ:72:VAL:HB	1.60	0.81
14:CN:24:CYS:HG	14:CN:27:CYS:HG	1.27	0.81
20:CT:71:THR:HG22	20:CT:72:LEU:H	1.44	0.81
33:DG:5:VAL:H	33:DG:8:LYS:HG3	1.45	0.81
48:DZ:94:PRO:HA	48:DZ:128:SER:HA	1.62	0.81
2:AB:11:LEU:HD11	2:AB:217:ARG:HH22	1.45	0.81
54:B5:4:HIS:HB3	54:B5:5:PRO:CD	2.10	0.81
7:CG:26:PHE:O	7:CG:30:ILE:HG12	1.80	0.81
27:DA:2833:G:C3'	27:DA:2834:G:H5''	2.10	0.81
28:DB:18:G:H2'	28:DB:19:G:O4'	1.79	0.81
31:DE:1:MET:H3	31:DE:84:PHE:HB2	1.46	0.81
2:AB:9:GLU:HA	2:AB:12:GLU:CD	2.00	0.81
18:AR:37:VAL:HG12	18:AR:78:LEU:HB3	1.60	0.81
42:BT:80:SER:HB3	42:BT:81:PRO:HD3	1.63	0.81
48:BZ:68:THR:HG22	48:BZ:89:VAL:HA	1.62	0.81
1:CA:882:C:O2'	1:CA:883:C:H5'	1.81	0.81
27:DA:2046:G:H5'	54:D5:19:ARG:HG3	1.61	0.81

*Continued on next page...*

*Continued from previous page...*

Atom-1	Atom-2	Interatomic distance (Å)	Clash overlap (Å)
37:DO:77:ILE:HD13	42:DT:74:ARG:HG2	1.62	0.81
42:DT:83:ILE:HG13	42:DT:84:GLN:N	1.96	0.81
48:DZ:28:TYR:OH	48:DZ:86:ASP:HB3	1.80	0.81
55:D6:19:ARG:HG2	55:D6:20:ASN:N	1.94	0.81
5:AE:101:ILE:H	5:AE:101:ILE:HD13	1.45	0.81
27:BA:1012:U:O4	36:BN:28:THR:HG21	1.80	0.81
27:BA:1798:U:H5'	30:BD:259:THR:HG23	1.63	0.81
31:BE:54:GLN:HG3	31:BE:55:ASN:H	1.44	0.81
35:BI:17:GLN:HG2	35:BI:18:VAL:N	1.96	0.81
43:BU:52:ARG:HB3	43:BU:52:ARG:NH1	1.94	0.81
45:BW:68:ARG:NH2	45:BW:112:GLY:HA2	1.95	0.81
11:CK:87:THR:HG22	11:CK:88:GLY:H	1.43	0.81
17:CQ:45:HIS:NE2	17:CQ:47:PRO:HB3	1.96	0.81
18:CR:87:ARG:HH11	18:CR:87:ARG:HG2	1.46	0.81
25:CY:27:C:H2'	25:CY:28:G:H8	1.46	0.81
28:DB:53:A:C2	28:DB:54:G:C8	2.68	0.81
30:DD:70:TRP:HA	30:DD:73:VAL:HG23	1.62	0.81
32:DF:132:VAL:HG22	32:DF:133:ASN:H	1.45	0.81
37:DO:17:ARG:HE	37:DO:47:ILE:HD13	1.45	0.81
27:BA:2290:G:H8	27:BA:2290:G:H5'	1.44	0.81
27:BA:2387:U:H5'	27:BA:2388:A:OP2	1.80	0.81
1:CA:266:G:H5''	1:CA:267:C:H5	1.46	0.81
2:CB:84:GLU:HB3	2:CB:219:VAL:CG2	2.11	0.81
15:CO:5:LYS:O	15:CO:9:GLN:HG2	1.79	0.81
40:DR:4:LEU:O	40:DR:5:LYS:HD2	1.81	0.81
55:D6:44:ARG:HA	55:D6:44:ARG:NH1	1.95	0.81
27:BA:271(U):G:O2'	27:BA:271(V):G:H5'	1.81	0.81
30:BD:105:ILE:HD12	30:BD:106:ILE:HG22	1.62	0.81
34:BH:103:LEU:HD23	34:BH:148:ILE:HD12	1.63	0.81
48:BZ:106:THR:HB	48:BZ:107:PRO:HD2	1.62	0.81
48:BZ:150:HIS:CB	48:BZ:169:THR:HA	2.11	0.81
44:DV:15:GLU:HB3	44:DV:16:PRO:HD2	1.61	0.81
48:DZ:149:LEU:HD21	48:DZ:171:ALA:CB	2.11	0.81
19:AS:20:LEU:HA	19:AS:23:ASN:HD22	1.46	0.81
27:BA:807:U:OP2	38:BP:39:LYS:HG3	1.81	0.81
30:BD:70:TRP:HZ3	30:BD:146:GLU:OE2	1.64	0.81
1:CA:1207:G:H2'	1:CA:1208:C:C6	2.15	0.81
8:CH:2:LEU:HD11	8:CH:5:PRO:HA	1.63	0.81
10:CJ:63:PHE:HA	14:CN:59:ALA:HB2	1.59	0.81
32:DF:182:ASN:O	32:DF:186:ILE:HG12	1.81	0.81
35:DI:114:LEU:CG	35:DI:130:TYR:HB2	2.11	0.81

*Continued on next page...*

*Continued from previous page...*

Atom-1	Atom-2	Interatomic distance (Å)	Clash overlap (Å)
48:DZ:41:VAL:HG22	48:DZ:45:LYS:HE2	1.63	0.81
53:D4:66:HIS:CB	53:D4:67:PRO:HD3	2.11	0.81
1:AA:742:G:H5''	15:AO:58:MET:HE1	1.63	0.80
2:AB:75:LYS:HA	2:AB:78:GLN:HB2	1.64	0.80
27:BA:1722:A:O2'	27:BA:1739:U:H5''	1.82	0.80
1:CA:1015:A:H2'	1:CA:1016:A:C8	2.16	0.80
27:DA:1525:G:H2'	27:DA:1526:G:H8	1.46	0.80
27:DA:2150:U:H2'	27:DA:2151:G:C8	2.16	0.80
55:D6:41:PRO:HD3	55:D6:46:HIS:HA	1.60	0.80
12:AL:43:LYS:HG2	12:AL:44:LYS:N	1.96	0.80
16:AP:53:VAL:HG13	16:AP:79:VAL:HG22	1.63	0.80
19:AS:40:ILE:HD13	19:AS:62:ILE:HD11	1.63	0.80
24:AX:10:G:H8	24:AX:10:G:H5'	1.46	0.80
27:BA:2059:A:H5'	27:BA:2060:A:OP2	1.81	0.80
27:BA:2415:G:H4'	38:BP:67:MET:N	1.97	0.80
47:BY:81:LYS:NZ	47:BY:97:ARG:HG3	1.96	0.80
54:B5:54:GLY:H	54:B5:56:LYS:NZ	1.79	0.80
7:CG:66:VAL:HG12	7:CG:70:LYS:HE3	1.62	0.80
7:CG:108:ALA:O	7:CG:111:ARG:HB2	1.82	0.80
10:CJ:32:ALA:HB1	10:CJ:75:ILE:HD11	1.63	0.80
18:CR:53:ARG:HH21	18:CR:60:ALA:N	1.79	0.80
27:DA:754:C:H2'	27:DA:755:C:H6	1.46	0.80
27:DA:873:G:H2'	27:DA:874:G:H5'	1.61	0.80
31:DE:203:LYS:HE2	31:DE:204:ALA:HB2	1.60	0.80
42:DT:27:THR:HG23	42:DT:28:VAL:H	1.46	0.80
43:DU:98:LEU:HD11	44:DV:4:ILE:HD11	1.61	0.80
53:D4:64:LYS:O	53:D4:65:CYS:HB2	1.82	0.80
57:D8:33:ASN:H	57:D8:33:ASN:HD22	1.29	0.80
53:B4:65:CYS:O	53:B4:66:HIS:HB3	1.80	0.80
1:CA:963:G:H21	10:CJ:55:LYS:HZ3	1.27	0.80
4:CD:108:LEU:HD12	4:CD:174:LEU:HD13	1.62	0.80
9:CI:5:TYR:HE2	9:CI:16:ARG:HG2	1.45	0.80
27:DA:620:G:H5'	27:DA:621:A:OP1	1.80	0.80
27:DA:2866:U:C6	27:DA:2868:A:H1'	2.16	0.80
30:DD:35:LYS:H	30:DD:36:PRO:CD	1.94	0.80
42:DT:55:ASN:H	42:DT:59:THR:CG2	1.93	0.80
2:AB:33:TYR:HB3	2:AB:41:ILE:HG22	1.63	0.80
3:AC:77:ILE:O	3:AC:83:ARG:HB3	1.81	0.80
7:AG:93:PRO:HA	7:AG:96:GLN:HE21	1.46	0.80
17:AQ:5:VAL:HG13	17:AQ:59:ILE:O	1.80	0.80
27:BA:747:U:C2	54:B5:2:ALA:HB3	2.16	0.80

*Continued on next page...*



*Continued from previous page...*

Atom-1	Atom-2	Interatomic distance (Å)	Clash overlap (Å)
27:BA:925:C:H2'	27:BA:926:A:H5''	1.62	0.80
27:BA:1504:C:C2'	27:BA:1505:C:H5''	2.10	0.80
27:BA:2158:A:H4'	27:BA:2159:G:O5'	1.82	0.80
30:BD:33:LEU:HD12	30:BD:33:LEU:H	1.46	0.80
33:BG:44:GLY:H	33:BG:88:ILE:CD1	1.94	0.80
33:BG:129:GLY:O	33:BG:161:THR:HB	1.80	0.80
39:BQ:137:TYR:HE1	48:BZ:80:ARG:NH1	1.78	0.80
41:BS:96:GLY:O	41:BS:98:VAL:N	2.14	0.80
42:BT:89:VAL:HG11	42:BT:91:ARG:CZ	2.11	0.80
1:CA:190:U:H2'	1:CA:191:G:H8	1.46	0.80
1:CA:976:G:H5'	1:CA:1358:U:O2'	1.81	0.80
2:CB:55:PHE:HA	2:CB:58:ILE:HG12	1.63	0.80
4:CD:112:VAL:HG13	4:CD:161:ASN:HD21	1.46	0.80
14:CN:21:TYR:HE2	14:CN:23:ARG:HH21	1.30	0.80
27:DA:528:A:N1	27:DA:2042:A:H2'	1.96	0.80
27:DA:953:A:O2'	27:DA:954:G:H5'	1.82	0.80
32:DF:6:VAL:HG12	32:DF:7:TYR:H	1.47	0.80
53:D4:38:ALA:O	53:D4:49:GLU:HG3	1.80	0.80
1:AA:848:C:H2'	1:AA:849:C:H6	1.46	0.80
8:AH:12:ARG:NH1	8:AH:27:PRO:HD3	1.96	0.80
27:BA:1042:G:H1'	27:BA:1114:G:N2	1.96	0.80
27:BA:2787:C:O2'	31:BE:61:ARG:HB2	1.81	0.80
51:B2:28:LYS:HD2	51:B2:53:LEU:HD21	1.63	0.80
54:B5:16:ARG:HH11	54:B5:16:ARG:HG2	1.45	0.80
27:DA:28:A:N6	27:DA:512:G:H1'	1.97	0.80
27:DA:1858:G:H2'	27:DA:1883:G:H22	1.46	0.80
27:DA:2532:G:H4'	27:DA:2657:A:C2	2.17	0.80
34:DH:47:GLU:HG2	34:DH:48:GLY:H	1.47	0.80
47:DY:38:ILE:HG22	47:DY:39:VAL:N	1.95	0.80
27:BA:1956:U:H2'	27:BA:1957:C:H5'	1.63	0.80
34:BH:8:PRO:O	34:BH:9:ILE:HG13	1.82	0.80
41:BS:66:ALA:O	41:BS:69:VAL:HG12	1.81	0.80
50:B1:73:LEU:O	50:B1:77:ALA:HB2	1.81	0.80
3:CC:180:ALA:O	3:CC:181:ASN:HB3	1.82	0.80
20:CT:64:ASP:OD1	20:CT:81:LYS:HD2	1.81	0.80
27:DA:614(C):A:O2'	27:DA:615:G:O4'	1.98	0.80
36:DN:2:LYS:HG2	43:DU:101:ARG:NH2	1.92	0.80
1:AA:153:C:H2'	1:AA:154:C:C6	2.16	0.80
3:AC:108:ASN:HD22	3:AC:111:LEU:HD12	1.46	0.80
4:AD:119:GLN:HG3	4:AD:123:HIS:CD2	2.17	0.80
38:BP:62:LEU:H	38:BP:62:LEU:CD2	1.94	0.80

*Continued on next page...*

*Continued from previous page...*

Atom-1	Atom-2	Interatomic distance (Å)	Clash overlap (Å)
47:BY:15:VAL:HG22	47:BY:72:VAL:HG12	1.63	0.80
3:CC:50:ALA:HB1	3:CC:70:VAL:HG11	1.61	0.80
14:CN:13:THR:N	14:CN:14:PRO:HD2	1.95	0.80
29:DC:83:ILE:HG23	29:DC:94:VAL:HB	1.62	0.80
33:DG:2:PRO:HG2	53:D4:51:TYR:CE2	2.17	0.80
38:DP:85:LEU:HD23	38:DP:86:LYS:N	1.96	0.80
44:DV:38:LEU:O	44:DV:39:LEU:HD13	1.82	0.80
12:AL:52:VAL:HG12	12:AL:53:ALA:H	1.44	0.80
20:AT:72:LEU:O	20:AT:72:LEU:HD23	1.82	0.80
20:AT:84:LEU:HD13	20:AT:88:VAL:HG21	1.64	0.80
27:BA:676:A:H2	27:BA:802:A:H61	1.28	0.80
27:BA:1594:G:H8	27:BA:1594:G:H5'	1.46	0.80
27:BA:2161:C:H2'	27:BA:2162:G:H8	1.45	0.80
3:CC:85:ARG:HD2	3:CC:88:ARG:HD2	1.64	0.80
5:CE:100:VAL:HG22	5:CE:118:ILE:HG22	1.64	0.80
15:CO:75:PRO:O	15:CO:78:TYR:HB3	1.81	0.80
27:DA:271(S):G:C2'	27:DA:271(T):C:H5'	2.11	0.80
30:DD:44:ASN:HB2	30:DD:48:ARG:O	1.80	0.80
31:DE:134:ILE:HA	31:DE:137:HIS:HD2	1.44	0.80
4:AD:49:ARG:CZ	4:AD:50:ARG:H	1.93	0.80
4:AD:147:ALA:HB1	4:AD:181:MET:O	1.82	0.80
27:BA:1673:U:C2'	27:BA:1674:G:H5'	2.11	0.80
30:BD:30:GLU:HG3	30:BD:63:ARG:CZ	2.12	0.80
31:BE:97:LYS:HA	31:BE:97:LYS:NZ	1.96	0.80
38:BP:71:VAL:O	38:BP:73:GLY:N	2.14	0.80
49:B0:49:LYS:HB2	49:B0:80:HIS:HB3	1.61	0.80
1:CA:685:G:O2'	1:CA:686:U:H5'	1.81	0.80
16:CP:20:VAL:HG21	16:CP:32:TYR:HB2	1.64	0.80
59:CX:10:G:H5'	59:CX:10:G:H8	1.47	0.80
1:AA:386:C:O2'	1:AA:387:U:H5'	1.81	0.80
1:AA:1152:A:H5''	10:AJ:13:HIS:CD2	2.17	0.80
2:AB:42:ILE:HD13	2:AB:203:GLY:HA2	1.64	0.80
8:AH:82:HIS:HB3	8:AH:138:TRP:NE1	1.97	0.80
23:AW:16:C:C4'	23:AW:17:G:H5''	2.12	0.80
27:BA:1718:G:H8	27:BA:1718:G:H5'	1.44	0.80
39:BQ:43:THR:HB	39:BQ:45:GLN:NE2	1.95	0.80
43:BU:26:GLY:C	43:BU:28:ARG:H	1.85	0.80
47:BY:27:VAL:C	47:BY:28:LYS:HE3	2.03	0.80
50:B1:82:LEU:H	50:B1:82:LEU:HD22	1.45	0.80
1:CA:98:G:C2'	1:CA:99:U:H5'	2.11	0.80
1:CA:555:C:H2'	1:CA:556:C:C6	2.17	0.80

*Continued on next page...*

*Continued from previous page...*

Atom-1	Atom-2	Interatomic distance (Å)	Clash overlap (Å)
3:CC:188:LEU:CD1	3:CC:189:ALA:H	1.94	0.80
35:DI:115:ALA:CB	35:DI:129:THR:HG22	2.12	0.80
39:DQ:31:ASP:HB3	39:DQ:134:ARG:NH1	1.97	0.80
3:AC:52:LEU:H	3:AC:52:LEU:HD23	1.46	0.79
8:AH:12:ARG:HH12	8:AH:27:PRO:HD3	1.46	0.79
27:BA:382:G:H1	27:BA:392:C:H42	1.30	0.79
27:BA:1620:G:O2'	56:B7:2:LYS:HG2	1.81	0.79
30:BD:118:VAL:HG22	30:BD:119:ALA:H	1.47	0.79
33:BG:124:SER:HB3	33:BG:131:TYR:CE1	2.16	0.79
38:BP:23:PRO:HD2	38:BP:33:ARG:NE	1.97	0.79
45:BW:19:LEU:CB	54:B5:25:LEU:HD11	2.07	0.79
50:B1:52:ARG:CD	50:B1:53:VAL:H	1.95	0.79
1:CA:106:C:H2'	1:CA:107:G:H8	1.47	0.79
1:CA:266:G:H5''	1:CA:267:C:C5	2.16	0.79
3:CC:154:SER:OG	3:CC:196:LEU:HD13	1.81	0.79
11:CK:22:HIS:HB3	11:CK:29:ILE:HG23	1.63	0.79
27:DA:27:G:O2'	27:DA:28:A:H8	1.63	0.79
54:D5:3:LYS:HG3	54:D5:4:HIS:N	1.98	0.79
1:AA:192:U:H2'	1:AA:193:C:H6	1.47	0.79
7:AG:15:ASP:HB3	7:AG:20:ASP:N	1.96	0.79
31:BE:47:VAL:HG21	31:BE:86:PRO:HD2	1.63	0.79
42:BT:28:VAL:HG21	42:BT:46:GLU:HG3	1.61	0.79
7:CG:15:ASP:HB3	7:CG:19:GLY:H	1.48	0.79
11:CK:96:ARG:HA	11:CK:99:GLN:CG	2.12	0.79
20:CT:49:ALA:HB1	20:CT:100:ILE:CD1	2.12	0.79
27:DA:588:U:H2'	27:DA:589:C:C6	2.17	0.79
27:DA:1573:G:H2'	27:DA:1574:C:H5'	1.63	0.79
29:DC:21:THR:HG21	29:DC:191:ALA:HB1	1.64	0.79
30:DD:68:LYS:O	30:DD:70:TRP:N	2.14	0.79
33:DG:173:LEU:HB3	33:DG:178:PHE:CD2	2.18	0.79
43:DU:92:ARG:NH2	43:DU:94:ASN:HB3	1.98	0.79
48:DZ:95:VAL:HG12	48:DZ:96:GLU:H	1.46	0.79
1:AA:90:U:OP1	1:AA:91:C:H5''	1.82	0.79
1:AA:1296:C:H5'	1:AA:1297:C:OP2	1.83	0.79
1:AA:1330:U:H4'	13:AM:23:TYR:HE2	1.46	0.79
17:AQ:86:GLU:O	17:AQ:90:ILE:HG12	1.81	0.79
27:BA:2262:U:H2'	27:BA:2263:C:H6	1.46	0.79
35:BI:38:LEU:H	35:BI:38:LEU:HD12	1.47	0.79
42:BT:56:GLY:O	42:BT:59:THR:HG22	1.82	0.79
52:B3:54:VAL:HG12	52:B3:55:ARG:N	1.97	0.79
25:CY:35:G:H2'	25:CY:36:A:C8	2.18	0.79

*Continued on next page...*

*Continued from previous page...*

Atom-1	Atom-2	Interatomic distance (Å)	Clash overlap (Å)
27:DA:30:G:H2'	27:DA:31:C:C6	2.16	0.79
27:DA:2197:U:O2'	27:DA:2198:A:H2'	1.81	0.79
27:DA:2741:A:C5'	58:D9:22:ARG:HH12	1.94	0.79
34:DH:25:LYS:HD3	34:DH:25:LYS:N	1.96	0.79
34:DH:33:LEU:HD11	34:DH:136:ILE:HG22	1.65	0.79
2:AB:30:ARG:HG3	2:AB:31:TYR:CD2	2.18	0.79
7:AG:73:MET:HG2	7:AG:90:GLU:HA	1.64	0.79
14:AN:23:ARG:HD2	14:AN:28:GLY:O	1.82	0.79
16:AP:22:THR:HA	16:AP:33:ILE:HG12	1.65	0.79
23:AW:16:C:H4'	23:AW:17:G:C5'	2.11	0.79
27:BA:174:C:H3'	27:BA:175:G:H5''	1.65	0.79
1:CA:1139:G:H5'	1:CA:1140:C:OP1	1.81	0.79
6:CF:8:ILE:HG22	6:CF:10:LEU:HD13	1.64	0.79
27:DA:335:C:H2'	27:DA:336:C:C6	2.16	0.79
27:DA:883:G:C2'	27:DA:884:C:H5'	2.12	0.79
1:AA:191:G:C4	20:AT:105:SER:HB3	2.18	0.79
1:AA:1072:G:H2'	1:AA:1073:U:C6	2.17	0.79
3:AC:164:ARG:NH1	3:AC:164:ARG:HB2	1.98	0.79
6:AF:61:LEU:O	6:AF:62:TRP:HB2	1.82	0.79
27:BA:848:G:H2'	27:BA:849:A:C8	2.17	0.79
28:BB:48:A:H4'	41:BS:95:HIS:CD2	2.18	0.79
31:BE:176:ILE:HG22	31:BE:179:GLU:H	1.48	0.79
42:BT:108:ARG:HA	42:BT:111:ARG:NH1	1.98	0.79
47:BY:96:ILE:HG22	47:BY:97:ARG:N	1.98	0.79
1:CA:254:G:OP1	17:CQ:67:LYS:O	2.01	0.79
1:CA:1457:G:C2	1:CA:1458:G:C8	2.71	0.79
2:CB:91:PRO:HG2	2:CB:155:LEU:HD23	1.65	0.79
5:CE:91:LEU:HD12	5:CE:120:THR:HG22	1.62	0.79
27:DA:1039:G:C5	27:DA:1117:G:C6	2.71	0.79
55:D6:19:ARG:CG	55:D6:20:ASN:H	1.90	0.79
1:AA:390:C:H2'	1:AA:391:G:H8	1.48	0.79
19:AS:6:LYS:H	19:AS:6:LYS:HD2	1.48	0.79
27:BA:922:U:H2'	27:BA:923:C:C6	2.17	0.79
27:BA:2230:G:H1'	50:B1:45:ASN:HB2	1.64	0.79
38:BP:16:ARG:HD3	38:BP:18:ARG:H	1.47	0.79
44:BV:95:LEU:HD22	44:BV:96:ILE:N	1.96	0.79
52:B3:52:HIS:H	52:B3:52:HIS:CD2	1.99	0.79
1:CA:636:U:H2'	1:CA:637:G:C8	2.18	0.79
5:CE:101:ILE:HD11	5:CE:119:LEU:HA	1.64	0.79
15:CO:63:ARG:O	15:CO:67:LEU:HB2	1.81	0.79
17:CQ:10:VAL:HG23	17:CQ:54:GLY:H	1.46	0.79

*Continued on next page...*

*Continued from previous page...*

Atom-1	Atom-2	Interatomic distance (Å)	Clash overlap (Å)
27:DA:857:C:HO2'	49:D0:26:TYR:HE2	1.31	0.79
27:DA:914:C:H2'	27:DA:915:C:H5'	1.63	0.79
30:DD:26:LYS:CE	30:DD:82:ILE:H	1.95	0.79
35:DI:115:ALA:HB2	35:DI:129:THR:CG2	2.11	0.79
41:DS:106:ARG:HD2	41:DS:107:GLU:O	1.81	0.79
47:DY:31:LEU:HB2	47:DY:32:PRO:HA	1.63	0.79
3:AC:47:LEU:HD21	3:AC:68:VAL:HG11	1.64	0.79
27:BA:90:U:H3'	27:BA:92:A:H5''	1.65	0.79
27:BA:2317:C:C2'	27:BA:2318:G:H5'	2.13	0.79
33:BG:113:ARG:HH22	53:B4:66:HIS:CB	1.95	0.79
33:BG:114:ILE:O	33:BG:116:ASP:N	2.16	0.79
42:BT:30:VAL:O	42:BT:31:SER:HB3	1.81	0.79
47:BY:35:TYR:CE2	47:BY:69:ALA:HB3	2.17	0.79
1:CA:192:U:H4'	20:CT:103:GLY:HA2	1.64	0.79
9:CI:50:LEU:HA	9:CI:53:VAL:HG22	1.65	0.79
17:CQ:45:HIS:HE2	17:CQ:47:PRO:HB3	1.45	0.79
17:CQ:59:ILE:HG21	17:CQ:71:PHE:HB3	1.62	0.79
27:DA:229:A:H3'	27:DA:230:U:H5'	1.64	0.79
28:DB:60:C:H2'	28:DB:61:G:H5'	1.64	0.79
33:DG:88:ILE:HD12	33:DG:89:GLY:H	1.48	0.79
34:DH:102:ALA:CB	34:DH:117:PRO:HD3	2.12	0.79
37:DO:86:ILE:HD12	37:DO:86:ILE:N	1.97	0.79
19:AS:6:LYS:H	19:AS:6:LYS:CD	1.96	0.79
25:AY:17:G:H22	25:AY:54:U:H6	1.30	0.79
27:BA:1170:G:H1	27:BA:1179:C:H42	1.31	0.79
27:BA:2569:G:C2'	27:BA:2570:G:H5'	2.13	0.79
31:BE:117:MET:O	31:BE:117:MET:HG3	1.81	0.79
38:BP:50:ARG:O	38:BP:57:THR:HG22	1.81	0.79
40:BR:67:LEU:HD12	40:BR:76:VAL:HG21	1.65	0.79
46:BX:24:GLY:O	46:BX:82:GLN:HA	1.81	0.79
1:CA:1445:C:C2	1:CA:1446:U:C6	2.70	0.79
27:DA:1899:G:N2	27:DA:1902:C:N4	2.23	0.79
32:DF:20:LEU:HD22	32:DF:203:GLN:NE2	1.97	0.79
32:DF:101:LEU:HD12	32:DF:102:PRO:HD2	1.63	0.79
1:AA:585:G:H4'	12:AL:5:ASN:HD21	1.48	0.79
1:AA:961:U:OP2	1:AA:1223:C:H4'	1.83	0.79
1:AA:1169:A:H2'	1:AA:1170:A:C8	2.18	0.79
3:AC:130:VAL:HG21	3:AC:157:ILE:HG23	1.64	0.79
17:AQ:25:ARG:HG2	17:AQ:26:GLN:N	1.96	0.79
27:BA:613:G:H5'	27:BA:613:G:C8	2.17	0.79
27:BA:925:C:C2'	27:BA:926:A:H5''	2.12	0.79

*Continued on next page...*

*Continued from previous page...*

Atom-1	Atom-2	Interatomic distance (Å)	Clash overlap (Å)
27:BA:1114:G:C3'	27:BA:1115:G:H5''	2.13	0.79
27:BA:2134:A:N6	27:BA:2157:G:H1'	1.97	0.79
31:BE:179:GLU:HB3	31:BE:181:LEU:CD2	2.12	0.79
50:B1:3:LYS:HG3	50:B1:4:VAL:H	1.48	0.79
15:CO:3:ILE:HA	15:CO:38:ARG:HH21	1.46	0.79
27:DA:27:G:N2	27:DA:512:G:H2'	1.98	0.79
27:DA:2647:U:H2'	27:DA:2648:C:H6	1.47	0.79
27:DA:2700:C:O2'	27:DA:2701:C:H5'	1.83	0.79
27:DA:2822:G:H2'	27:DA:2823:A:H5''	1.65	0.79
34:DH:37:VAL:HG21	34:DH:72:ILE:HD11	1.65	0.79
36:DN:57:ALA:H	36:DN:124:ALA:HA	1.47	0.79
47:DY:97:ARG:O	47:DY:97:ARG:HG3	1.81	0.79
48:DZ:9:ARG:HH21	48:DZ:24:PRO:HB3	1.47	0.79
38:BP:47:ASP:HB3	38:BP:48:PRO:O	1.83	0.79
1:CA:130:A:C8	17:CQ:63:ARG:HG3	2.18	0.79
1:CA:532:A:H2	1:CA:1207:G:H4'	1.45	0.79
1:CA:1149:C:H2'	1:CA:1150:U:C6	2.16	0.79
2:CB:112:VAL:HG11	2:CB:153:ARG:HA	1.63	0.79
4:CD:28:SER:HB3	4:CD:30:LYS:HE2	1.65	0.79
27:DA:1257:C:H4'	32:DF:83:PHE:CE2	2.18	0.79
33:DG:96:ARG:O	33:DG:99:MET:HB3	1.83	0.79
34:DH:121:ILE:HG12	34:DH:135:GLY:HA2	1.63	0.79
40:DR:99:LYS:HB2	40:DR:99:LYS:NZ	1.98	0.79
47:DY:23:ARG:HH22	47:DY:40:GLU:HB2	1.47	0.79
49:D0:53:MET:HB3	49:D0:59:LEU:HD23	1.66	0.79
9:AI:43:ALA:HA	9:AI:74:ILE:HD13	1.64	0.78
27:BA:855:G:H2'	27:BA:856:C:C6	2.18	0.78
48:BZ:127:VAL:HG22	48:BZ:128:SER:N	1.97	0.78
27:DA:2741:A:H5''	58:D9:22:ARG:NH1	1.97	0.78
29:DC:83:ILE:HD12	29:DC:94:VAL:HB	1.64	0.78
30:DD:70:TRP:HH2	30:DD:150:LYS:HA	1.47	0.78
32:DF:3:GLU:HB3	32:DF:24:LEU:HG	1.65	0.78
34:DH:54:ARG:HH11	34:DH:54:ARG:HB2	1.48	0.78
43:DU:102:GLU:HG3	44:DV:2:PHE:CZ	2.18	0.78
7:AG:62:PHE:HA	7:AG:124:LEU:CD2	2.12	0.78
9:AI:17:VAL:HG11	9:AI:81:ILE:HD13	1.65	0.78
28:BB:41:U:C5	33:BG:69:ALA:HB1	2.18	0.78
33:BG:45:GLU:HA	33:BG:45:GLU:OE1	1.83	0.78
47:BY:35:TYR:HE2	47:BY:69:ALA:HB3	1.48	0.78
48:BZ:157:PRO:HG2	48:BZ:160:VAL:HG21	1.64	0.78
1:CA:499:A:H4'	1:CA:500:G:OP1	1.82	0.78

*Continued on next page...*

*Continued from previous page...*

Atom-1	Atom-2	Interatomic distance (Å)	Clash overlap (Å)
3:CC:130:VAL:HG11	3:CC:157:ILE:HG23	1.64	0.78
5:CE:81:GLU:HG2	5:CE:90:VAL:HG12	1.65	0.78
27:DA:2103:C:H3'	27:DA:2104:G:H5''	1.64	0.78
29:DC:19:VAL:HG11	29:DC:22:ILE:HD11	1.66	0.78
31:DE:168:MET:O	31:DE:170:LEU:HD12	1.83	0.78
38:DP:62:LEU:HD23	38:DP:63:PRO:N	1.98	0.78
50:D1:70:VAL:O	50:D1:74:VAL:HG23	1.84	0.78
9:AI:125:TYR:HD2	9:AI:126:SER:H	1.29	0.78
11:AK:80:VAL:HG13	11:AK:103:LEU:HD11	1.65	0.78
27:BA:1286:A:O2'	27:BA:1288:U:OP2	2.00	0.78
31:BE:14:ILE:HG12	31:BE:15:PHE:N	1.98	0.78
40:BR:63:ARG:HA	40:BR:80:PHE:CE2	2.18	0.78
49:B0:25:ARG:HH11	49:B0:25:ARG:HG2	1.46	0.78
19:CS:29:ARG:C	19:CS:31:ILE:H	1.86	0.78
27:DA:7:G:H2'	27:DA:8:A:C8	2.17	0.78
27:DA:1482:G:N2	27:DA:1507:A:H1'	1.98	0.78
27:DA:2654:A:N1	27:DA:2665:A:H5''	1.97	0.78
27:DA:2701:C:H3'	27:DA:2702:U:C5'	2.08	0.78
38:DP:16:ARG:CZ	38:DP:18:ARG:HD3	2.12	0.78
42:DT:29:ARG:NE	42:DT:86:ILE:HG23	1.96	0.78
42:DT:100:TYR:HD2	42:DT:103:ARG:HH21	1.31	0.78
49:D0:50:ASN:O	49:D0:62:LEU:HB2	1.84	0.78
1:AA:1148:U:H2'	1:AA:1149:C:O4'	1.82	0.78
2:AB:14:GLY:O	2:AB:15:VAL:HG13	1.83	0.78
2:AB:141:GLU:O	2:AB:145:LEU:HD23	1.84	0.78
27:BA:272(J):C:H3'	27:BA:274:G:H21	1.47	0.78
27:BA:2476:A:C2'	27:BA:2477:C:H5''	2.10	0.78
32:BF:9:ILE:HA	32:BF:13:SER:O	1.83	0.78
35:BI:120:ILE:HG22	35:BI:122:GLU:H	1.48	0.78
4:CD:22:LYS:HB2	4:CD:26:CYS:SG	2.24	0.78
9:CI:24:GLY:HA2	9:CI:59:PHE:O	1.84	0.78
13:CM:23:TYR:HE1	13:CM:70:LEU:HD22	1.49	0.78
15:CO:23:GLY:O	15:CO:24:SER:HB3	1.83	0.78
20:CT:27:LYS:NZ	20:CT:31:SER:HB3	1.99	0.78
27:DA:1409:C:H2'	27:DA:1410:G:C8	2.19	0.78
27:DA:2641:G:P	36:DN:74:ARG:HH21	2.06	0.78
30:DD:242:ARG:H	30:DD:242:ARG:HH11	1.31	0.78
2:AB:95:GLN:HG3	2:AB:148:TYR:HD1	1.47	0.78
3:AC:15:THR:HG22	3:AC:16:ARG:H	1.48	0.78
27:BA:141:A:H8	27:BA:1408:C:HO2'	0.79	0.78
31:BE:78:LEU:C	31:BE:79:ARG:HD2	2.04	0.78

*Continued on next page...*

*Continued from previous page...*

Atom-1	Atom-2	Interatomic distance (Å)	Clash overlap (Å)
41:BS:96:GLY:C	41:BS:98:VAL:H	1.85	0.78
3:CC:71:ALA:CB	3:CC:106:VAL:HB	2.13	0.78
27:DA:153:C:OP1	50:D1:92:LYS:HE2	1.83	0.78
27:DA:392:C:H5''	27:DA:409:C:H5''	1.66	0.78
32:DF:158:THR:HG23	32:DF:160:ASN:N	1.98	0.78
33:DG:101:ILE:HD11	53:D4:51:TYR:O	1.83	0.78
38:DP:49:ARG:HD2	57:D8:58:ILE:CG2	2.13	0.78
38:DP:107:LYS:O	38:DP:109:GLY:N	2.16	0.78
41:DS:97:ARG:NH2	41:DS:98:VAL:HA	1.97	0.78
42:DT:9:LEU:HA	42:DT:12:SER:HB2	1.63	0.78
2:AB:92:TYR:HE1	2:AB:150:SER:HB2	1.48	0.78
4:AD:9:CYS:HA	4:AD:12:CYS:CB	2.14	0.78
6:AF:63:TYR:O	6:AF:65:VAL:HG13	1.84	0.78
10:AJ:54:PHE:CG	10:AJ:55:LYS:HE3	2.19	0.78
15:AO:9:GLN:HB3	15:AO:13:GLN:NE2	1.97	0.78
27:BA:528:A:N1	27:BA:2042:A:H2'	1.97	0.78
27:BA:1365:A:H5''	50:B1:41:ARG:NH2	1.98	0.78
27:BA:1654:A:OP2	40:BR:3:HIS:HB2	1.83	0.78
27:BA:2068:U:N3	27:BA:2430:A:H2	1.80	0.78
10:CJ:6:ILE:HG12	10:CJ:72:VAL:O	1.83	0.78
10:CJ:48:THR:HG23	10:CJ:62:HIS:HB3	1.64	0.78
27:DA:1593:G:H2'	27:DA:1594:G:H5''	1.65	0.78
27:DA:2556:C:H2'	27:DA:2557:G:O4'	1.83	0.78
47:DY:95:LYS:HG3	47:DY:100:ALA:HA	1.66	0.78
3:AC:113:ALA:HB3	3:AC:114:PRO:HD3	1.66	0.78
33:BG:78:SER:O	33:BG:80:PHE:N	2.17	0.78
41:BS:34:HIS:ND1	41:BS:54:LEU:HB2	1.99	0.78
42:BT:34:VAL:HG13	42:BT:39:ARG:HA	1.63	0.78
45:BW:75:TYR:CE2	45:BW:104:THR:HB	2.19	0.78
50:B1:12:PRO:HB3	50:B1:43:TYR:HD2	1.49	0.78
59:CX:60:U:H5''	59:CX:61:C:H5	1.46	0.78
27:DA:784:A:H5'	27:DA:785:G:OP1	1.83	0.78
27:DA:2123:G:H2'	27:DA:2124:G:C8	2.19	0.78
28:DB:111:G:C3'	28:DB:112:U:H5''	2.13	0.78
32:DF:24:LEU:O	32:DF:26:ALA:N	2.17	0.78
38:DP:50:ARG:HB3	57:D8:59:LYS:CE	2.13	0.78
47:DY:55:TYR:HB2	47:DY:56:PRO:HD2	1.65	0.78
50:D1:86:SER:HB2	50:D1:89:GLU:HB2	1.64	0.78
10:AJ:46:ARG:HA	10:AJ:64:GLU:HA	1.65	0.78
27:BA:197:A:H8	27:BA:197:A:H5'	1.48	0.78
27:BA:560:C:H4'	43:BU:52:ARG:HH21	1.47	0.78

*Continued on next page...*



*Continued from previous page...*

Atom-1	Atom-2	Interatomic distance (Å)	Clash overlap (Å)
27:BA:560:C:H4'	43:BU:52:ARG:NH2	1.98	0.78
27:BA:1639:U:C2'	27:BA:1640:C:H5''	2.13	0.78
29:BC:74:VAL:O	29:BC:94:VAL:HG12	1.83	0.78
1:CA:979:C:C3'	1:CA:980:C:H5''	2.11	0.78
8:CH:11:THR:HA	8:CH:14:ARG:NH1	1.99	0.78
9:CI:16:ARG:HB2	9:CI:64:THR:CG2	2.14	0.78
59:CX:31:G:C2'	59:CX:32:C:H5''	2.13	0.78
27:DA:889:C:H1'	27:DA:890:A:O4'	1.83	0.78
27:DA:999:U:C2'	27:DA:1000:A:H5''	2.12	0.78
27:DA:1484:G:C2'	27:DA:1485:G:H5''	2.14	0.78
35:DI:93:THR:H	35:DI:96:ASP:HB2	1.48	0.78
10:AJ:6:ILE:HD11	10:AJ:72:VAL:HB	1.64	0.78
10:AJ:7:LYS:HB2	10:AJ:97:GLU:HG3	1.63	0.78
27:BA:1593:G:C3'	27:BA:1594:G:H5''	2.13	0.78
42:BT:16:ARG:HH11	42:BT:16:ARG:HB3	1.49	0.78
44:BV:15:GLU:HB3	44:BV:16:PRO:HD2	1.65	0.78
44:BV:71:LEU:HD22	44:BV:84:LYS:HE3	1.66	0.78
1:CA:405:U:H3'	1:CA:406:G:H5'	1.66	0.78
7:CG:15:ASP:HB3	7:CG:19:GLY:N	1.99	0.78
25:CY:8:U:H4'	25:CY:47:C:H4'	1.66	0.78
31:DE:4:ILE:HD12	31:DE:31:CYS:SG	2.24	0.78
35:DI:81:VAL:HG21	35:DI:142:VAL:CG1	2.10	0.78
38:DP:7:ARG:H	38:DP:8:PRO:CD	1.95	0.78
45:DW:82:LEU:HD22	45:DW:84:ARG:HH12	1.48	0.78
10:AJ:89:ASP:C	10:AJ:90:LEU:HD12	2.05	0.78
27:BA:322:A:H3'	32:BF:169:ASN:ND2	1.99	0.78
27:BA:883:G:H2'	27:BA:884:C:H5'	1.65	0.78
27:BA:1165:U:H2'	27:BA:1166:C:C6	2.19	0.78
27:BA:1843:C:H5'	30:BD:253:GLN:NE2	1.98	0.78
36:BN:91:LEU:HG	36:BN:98:VAL:HG21	1.66	0.78
42:BT:98:LYS:HB3	42:BT:100:TYR:CE1	2.18	0.78
19:CS:44:MET:HA	19:CS:44:MET:CE	2.14	0.78
27:DA:582:G:H2'	27:DA:583:G:C8	2.18	0.78
27:DA:1348:G:H2'	27:DA:1349:A:H5''	1.66	0.78
27:DA:1713:U:O2'	27:DA:1714:G:H5'	1.83	0.78
27:DA:1987:G:H8	27:DA:1987:G:H5'	1.47	0.78
27:DA:2645:G:H3'	27:DA:2646:C:H5'	1.66	0.78
31:DE:65:GLY:HA2	31:DE:70:ALA:CB	2.12	0.78
42:DT:28:VAL:HG22	42:DT:46:GLU:HA	1.66	0.78
47:DY:75:ILE:HA	47:DY:80:GLY:HA2	1.66	0.78
1:AA:1298:C:H2'	7:AG:114:ARG:HH12	1.49	0.77

*Continued on next page...*

*Continued from previous page...*

Atom-1	Atom-2	Interatomic distance (Å)	Clash overlap (Å)
1:AA:1330:U:H4'	13:AM:23:TYR:CE2	2.19	0.77
2:AB:60:ASP:O	2:AB:64:ARG:HG2	1.84	0.77
27:BA:1108:U:H2'	27:BA:1109:C:H5'	1.67	0.77
27:BA:2128:C:OP1	29:BC:35:ALA:HB1	1.84	0.77
27:BA:2712:U:H1'	27:BA:2712(A):A:C8	2.19	0.77
35:BI:8:PRO:O	35:BI:9:LEU:HB2	1.82	0.77
38:BP:79:ARG:HH21	38:BP:109:GLY:HA3	1.47	0.77
41:BS:53:SER:OG	41:BS:54:LEU:HD22	1.83	0.77
44:BV:62:LEU:HD21	44:BV:95:LEU:CB	2.13	0.77
49:B0:43:THR:HG23	49:B0:43:THR:O	1.84	0.77
52:B3:5:LYS:HG3	52:B3:36:VAL:HG12	1.65	0.77
55:B6:14:THR:O	55:B6:49:HIS:HA	1.83	0.77
2:CB:48:MET:HA	2:CB:51:LEU:HD12	1.67	0.77
6:CF:60:PHE:C	6:CF:61:LEU:HD12	2.03	0.77
19:CS:10:PHE:HZ	19:CS:70:LYS:HZ3	1.31	0.77
27:DA:174:C:H3'	27:DA:175:G:H5''	1.66	0.77
27:DA:2310:A:O2'	27:DA:2311:A:H5''	1.84	0.77
28:DB:32:C:H2'	28:DB:33:G:H8	1.49	0.77
32:DF:7:TYR:HB3	32:DF:16:GLY:N	1.97	0.77
42:DT:13:ARG:HA	42:DT:13:ARG:NH1	1.97	0.77
47:DY:8:LYS:HE3	47:DY:74:PRO:HD3	1.66	0.77
52:D3:6:VAL:HB	52:D3:54:VAL:CG1	2.13	0.77
7:AG:56:GLN:HB3	7:AG:61:VAL:HG22	1.66	0.77
27:BA:1179:C:C3'	27:BA:1180:C:H5''	2.13	0.77
27:BA:1416:G:O2'	27:BA:1417:C:H6	1.67	0.77
30:BD:25:THR:HG22	30:BD:26:LYS:H	1.47	0.77
36:BN:87:LEU:HD22	36:BN:91:LEU:HD11	1.64	0.77
38:BP:40:SER:O	38:BP:41:ARG:HD3	1.85	0.77
54:B5:54:GLY:H	54:B5:56:LYS:HZ2	1.32	0.77
1:CA:68:G:N2	1:CA:102:G:C2	2.52	0.77
27:DA:26:G:H1'	27:DA:515:A:H61	1.49	0.77
27:DA:322:A:H5'	27:DA:340:A:H1'	1.66	0.77
1:AA:1442(A):G:H5'	1:AA:1442(B):A:OP2	1.83	0.77
2:AB:97:TRP:HH2	2:AB:176:GLU:CD	1.86	0.77
10:AJ:4:ILE:HD12	10:AJ:74:ILE:HD11	1.67	0.77
27:BA:1717:G:H2'	27:BA:1718:G:H5''	1.65	0.77
31:BE:44:TYR:O	31:BE:45:THR:HB	1.83	0.77
33:BG:106:LEU:HA	33:BG:110:ALA:HB3	1.66	0.77
38:BP:111:ARG:NH1	38:BP:149:GLU:HG3	2.00	0.77
42:BT:83:ILE:HG13	42:BT:84:GLN:HG3	1.65	0.77
44:BV:46:VAL:HG22	44:BV:47:VAL:H	1.48	0.77

*Continued on next page...*

*Continued from previous page...*

Atom-1	Atom-2	Interatomic distance (Å)	Clash overlap (Å)
18:CR:70:ILE:O	18:CR:74:ARG:HG3	1.84	0.77
27:DA:907:U:H2'	27:DA:908:C:H5''	1.66	0.77
36:DN:19:GLU:O	36:DN:60:ILE:HA	1.84	0.77
42:DT:19:LEU:HD12	42:DT:19:LEU:N	2.00	0.77
42:DT:33:LYS:NZ	42:DT:74:ARG:HH21	1.81	0.77
1:AA:1154:G:H2'	1:AA:1155:G:H8	1.49	0.77
2:AB:69:LEU:HD13	2:AB:91:PRO:HB2	1.65	0.77
7:AG:15:ASP:CB	7:AG:20:ASP:H	1.97	0.77
36:BN:15:LEU:HD13	36:BN:16:ILE:N	2.00	0.77
1:CA:975:A:C4'	1:CA:976:G:H5''	2.15	0.77
2:CB:210:SER:O	2:CB:214:ILE:HG12	1.83	0.77
5:CE:80:ILE:HG22	8:CH:104:ARG:CZ	2.15	0.77
7:CG:16:LEU:CD1	9:CI:42:ARG:HA	2.14	0.77
14:CN:25:VAL:HG23	14:CN:38:GLY:O	1.83	0.77
39:DQ:58:PHE:CD1	39:DQ:61:GLY:HA3	2.20	0.77
42:DT:118:ARG:HH11	42:DT:118:ARG:CB	1.98	0.77
47:DY:3:VAL:H	47:DY:5:MET:HE2	1.48	0.77
48:DZ:124:LEU:HD12	48:DZ:125:VAL:N	1.98	0.77
1:AA:979:C:C3'	1:AA:980:C:H5''	2.14	0.77
32:BF:4:VAL:HA	32:BF:19:GLU:HB3	1.67	0.77
32:BF:191:ARG:HH11	32:BF:191:ARG:HB3	1.49	0.77
34:BH:85:LYS:HD3	34:BH:133:VAL:HB	1.66	0.77
35:BI:113:ARG:HH21	35:BI:132:PRO:HG3	1.50	0.77
38:BP:35:HIS:O	38:BP:36:LYS:HB2	1.84	0.77
38:BP:65:ARG:HD2	57:B8:46:ARG:NH2	1.99	0.77
1:CA:1368:G:H4'	10:CJ:46:ARG:HH12	1.48	0.77
16:CP:20:VAL:CG2	16:CP:32:TYR:HB2	2.14	0.77
27:DA:330:A:C2	27:DA:1210:A:H2'	2.17	0.77
27:DA:1419:A:H2'	27:DA:1421:G:N7	2.00	0.77
27:DA:2092:U:H4'	27:DA:2093:G:O5'	1.82	0.77
35:DI:83:ALA:HA	35:DI:89:TYR:HE1	1.49	0.77
35:DI:129:THR:HG23	35:DI:130:TYR:N	1.99	0.77
38:DP:95:VAL:HG22	38:DP:125:VAL:HG12	1.66	0.77
45:DW:6:ILE:HG12	45:DW:104:THR:HA	1.67	0.77
48:DZ:88:PHE:HE1	48:DZ:95:VAL:HG11	1.49	0.77
1:AA:390:C:H2'	1:AA:391:G:C8	2.20	0.77
7:AG:111:ARG:HB3	7:AG:113:GLU:OE2	1.85	0.77
33:BG:72:ARG:HH11	33:BG:86:MET:HG2	1.49	0.77
1:CA:1502:A:H2	1:CA:1505:G:H22	1.30	0.77
2:CB:218:ALA:O	2:CB:222:ILE:HG13	1.85	0.77
5:CE:147:ASP:O	5:CE:151:LEU:HG	1.85	0.77

*Continued on next page...*

*Continued from previous page...*

Atom-1	Atom-2	Interatomic distance (Å)	Clash overlap (Å)
27:DA:270:A:O2'	27:DA:271:A:H5'	1.83	0.77
27:DA:2327:A:H2'	27:DA:2328:A:C8	2.19	0.77
38:DP:6:LEU:HG	38:DP:9:ASN:HD22	1.47	0.77
39:DQ:108:GLY:CA	48:DZ:115:VAL:HG11	2.14	0.77
12:AL:24:LEU:HG	12:AL:59:SER:OG	1.84	0.77
23:AW:24:C:O2'	23:AW:25:A:H5'	1.84	0.77
27:BA:1251:C:OP1	43:BU:10:ARG:HG3	1.84	0.77
27:BA:2285:C:H5	55:B6:27:LYS:HE3	1.50	0.77
27:BA:2571:C:C5'	27:BA:2572:A:H5''	2.15	0.77
27:BA:2663:G:H2'	27:BA:2664:G:H8	1.50	0.77
30:BD:270:ILE:C	30:BD:271:ILE:HG12	2.04	0.77
39:BQ:29:PHE:HB3	39:BQ:65:PHE:HE1	1.48	0.77
43:BU:65:ILE:HD11	43:BU:93:LYS:HA	1.65	0.77
10:CJ:6:ILE:HG22	10:CJ:98:ILE:CG1	2.13	0.77
27:DA:272(B):G:H2'	27:DA:272(C):G:H8	1.50	0.77
27:DA:1645:G:H5''	27:DA:1646:C:H5'	1.66	0.77
27:DA:1693:U:O2'	30:DD:14:ARG:NH2	2.18	0.77
27:DA:2742:C:OP1	58:D9:35:ARG:HD3	1.85	0.77
48:DZ:75:LEU:HD22	48:DZ:75:LEU:N	1.97	0.77
1:AA:447:G:H2'	1:AA:485:G:N2	2.00	0.77
18:AR:31:LEU:HD23	18:AR:31:LEU:H	1.49	0.77
19:AS:18:LYS:HD2	19:AS:22:LEU:HD23	1.65	0.77
27:BA:1620:G:O3'	56:B7:2:LYS:HE2	1.85	0.77
35:BI:2:LYS:HG2	35:BI:39:ALA:CB	2.14	0.77
35:BI:79:ILE:HG12	35:BI:141:LYS:O	1.85	0.77
1:CA:1105:A:H2'	1:CA:1106:G:H8	1.50	0.77
27:DA:315:G:H2'	27:DA:316:C:C6	2.20	0.77
33:DG:54:GLU:OE1	33:DG:54:GLU:HA	1.84	0.77
40:DR:92:GLY:HA2	40:DR:94:TYR:CE1	2.19	0.77
1:AA:250:A:H4'	1:AA:251:G:O5'	1.82	0.77
2:AB:30:ARG:HG3	2:AB:31:TYR:CE2	2.19	0.77
18:AR:51:LEU:HD22	18:AR:52:PRO:HD2	1.67	0.77
23:AW:46:U:HO2'	23:AW:47:C:H6	1.32	0.77
27:BA:2103:C:H3'	27:BA:2104:G:H5''	1.67	0.77
33:BG:142:PRO:HG2	33:BG:143:GLU:OE2	1.84	0.77
41:BS:89:ARG:HB3	41:BS:92:TYR:CB	2.15	0.77
27:DA:686:G:H5''	56:D7:11:LYS:HE2	1.65	0.77
27:DA:994:C:H3'	43:DU:54:LYS:HE3	1.67	0.77
27:DA:1796:U:H2'	27:DA:1797:C:H6	1.49	0.77
27:DA:2199:A:H5''	27:DA:2200:C:C5	2.19	0.77
31:DE:92:THR:O	31:DE:95:ILE:HD13	1.83	0.77

*Continued on next page...*

Continued from previous page...

Atom-1	Atom-2	Interatomic distance (Å)	Clash overlap (Å)
32:DF:66:PRO:HD2	32:DF:70:THR:HG21	1.66	0.77
34:DH:23:ARG:O	34:DH:24:VAL:HG13	1.85	0.77
42:DT:61:PHE:CE2	42:DT:76:PHE:HB2	2.19	0.77
1:AA:501:C:H2'	1:AA:502:G:H8	1.50	0.77
13:AM:24:GLY:C	13:AM:25:ILE:HD12	2.05	0.77
17:AQ:59:ILE:HG22	17:AQ:73:VAL:HA	1.65	0.77
27:BA:1141:U:C2'	36:BN:63:THR:HG21	2.13	0.77
27:BA:1170:G:H1	27:BA:1179:C:N4	1.83	0.77
27:BA:2394:C:OP1	38:BP:63:PRO:HG3	1.84	0.77
30:BD:10:THR:HG23	30:BD:13:ARG:CB	2.15	0.77
31:BE:101:ARG:HB2	31:BE:201:THR:HG21	1.67	0.77
33:BG:137:GLU:HG2	33:BG:152:LEU:HD12	1.66	0.77
47:BY:29:GLU:N	47:BY:29:GLU:OE1	2.17	0.77
47:BY:66:PRO:O	47:BY:67:LEU:HB2	1.82	0.77
10:CJ:63:PHE:HA	14:CN:59:ALA:CB	2.14	0.77
32:DF:2:LYS:HE2	32:DF:119:ARG:HG3	1.67	0.77
34:DH:98:LEU:HD13	34:DH:125:VAL:HG23	1.67	0.77
41:DS:34:HIS:HB3	41:DS:54:LEU:HD23	1.65	0.77
43:DU:92:ARG:NH2	43:DU:94:ASN:HD22	1.83	0.77
1:AA:93:G:H2'	1:AA:96:U:C5'	2.15	0.76
7:AG:15:ASP:H	7:AG:20:ASP:H	1.29	0.76
27:BA:1590:U:H2'	27:BA:1591:G:C5'	2.07	0.76
27:BA:2287:A:N1	27:BA:2346:A:H2	1.83	0.76
48:BZ:96:GLU:HA	48:BZ:126:LYS:HA	1.65	0.76
1:CA:1452:C:H4'	1:CA:1456:G:OP2	1.85	0.76
27:DA:528:A:H2	27:DA:2043:C:H5'	1.47	0.76
27:DA:919:G:H5'	28:DB:81:G:H1'	1.65	0.76
30:DD:36:PRO:HA	30:DD:62:TYR:O	1.85	0.76
30:DD:186:HIS:CD2	30:DD:188:GLU:H	2.03	0.76
37:DO:104:ARG:HH12	42:DT:35:LYS:HD3	1.49	0.76
38:DP:146:VAL:HG22	38:DP:147:LEU:H	1.50	0.76
39:DQ:32:TYR:CE2	39:DQ:111:GLU:HG3	2.18	0.76
39:DQ:65:PHE:HB2	39:DQ:105:GLU:HG3	1.67	0.76
47:DY:8:LYS:HD2	47:DY:8:LYS:H	1.48	0.76
55:D6:41:PRO:HD2	55:D6:46:HIS:H	1.50	0.76
1:AA:1373:G:H5''	7:AG:36:LYS:HB2	1.67	0.76
3:AC:92:ALA:HB2	3:AC:99:VAL:HG21	1.66	0.76
16:AP:59:TRP:O	16:AP:64:ALA:HB3	1.85	0.76
17:AQ:59:ILE:H	17:AQ:59:ILE:HD13	1.50	0.76
27:BA:197:A:H5'	27:BA:197:A:C8	2.19	0.76
27:BA:2787:C:H1'	31:BE:61:ARG:HD3	1.67	0.76

Continued on next page...

Continued from previous page...

Atom-1	Atom-2	Interatomic distance (Å)	Clash overlap (Å)
31:BE:32:PRO:HB3	31:BE:69:LYS:HE2	1.65	0.76
38:BP:146:VAL:HG22	38:BP:147:LEU:N	1.99	0.76
54:B5:57:VAL:O	54:B5:58:LEU:HG	1.84	0.76
1:CA:1239:A:N6	1:CA:1299:A:H62	1.77	0.76
10:CJ:49:VAL:HG23	14:CN:41:ARG:HB2	1.67	0.76
26:CZ:1:KBE:O	26:CZ:2:DPP:HA	1.85	0.76
27:DA:1233:C:H2'	27:DA:1234:U:H6	1.50	0.76
35:DI:10:GLU:O	35:DI:11:ASN:HB3	1.85	0.76
37:DO:35:VAL:HG11	37:DO:103:ALA:HB3	1.67	0.76
43:DU:105:VAL:O	43:DU:108:GLU:HB2	1.84	0.76
49:D0:51:VAL:HG21	49:D0:79:VAL:O	1.84	0.76
1:AA:848:C:H2'	1:AA:849:C:C6	2.20	0.76
10:AJ:16:LEU:HD11	10:AJ:70:ARG:HB2	1.67	0.76
27:BA:2810:A:H2'	31:BE:61:ARG:HH21	1.48	0.76
27:BA:2876:G:H4'	42:BT:3:ARG:NE	2.00	0.76
31:BE:2:LYS:HA	31:BE:84:PHE:CD2	2.19	0.76
34:BH:156:ALA:O	34:BH:157:TYR:C	2.23	0.76
36:BN:62:VAL:HG22	36:BN:66:LYS:HD2	1.67	0.76
37:BO:104:ARG:HH22	42:BT:35:LYS:NZ	1.84	0.76
48:BZ:40:LEU:HD11	48:BZ:81:ARG:HH11	1.51	0.76
1:CA:186:C:O3'	20:CT:82:SER:HB3	1.84	0.76
1:CA:194:C:H2'	1:CA:195:A:H5''	1.66	0.76
1:CA:1116:C:H2'	1:CA:1117:G:C5'	2.15	0.76
3:CC:17:ASP:HB3	3:CC:21:ARG:NH1	1.99	0.76
27:DA:1639:U:C2'	27:DA:1640:C:H5''	2.14	0.76
27:DA:1719:G:O2'	27:DA:1720:U:H5'	1.85	0.76
27:DA:2571:C:H5'	27:DA:2572:A:H5'	1.67	0.76
31:DE:176:ILE:HD12	31:DE:176:ILE:N	2.01	0.76
42:DT:33:LYS:HZ3	42:DT:43:GLN:NE2	1.83	0.76
50:D1:29:GLY:O	50:D1:30:VAL:HG22	1.85	0.76
1:AA:750:G:N3	15:AO:23:GLY:HA3	2.00	0.76
3:AC:150:LYS:HG3	3:AC:169:ALA:HB2	1.66	0.76
10:AJ:6:ILE:HA	10:AJ:97:GLU:O	1.86	0.76
24:AX:71:C:H2'	24:AX:72:A:H5''	1.67	0.76
27:BA:1019:U:H3	27:BA:1142(A):A:H62	1.33	0.76
32:BF:160:ASN:ND2	32:BF:163:VAL:H	1.83	0.76
37:BO:104:ARG:HH12	42:BT:35:LYS:HD3	1.49	0.76
39:BQ:80:GLU:O	49:B0:5:LYS:HG3	1.83	0.76
40:BR:33:ARG:CD	54:B5:55:ARG:HG2	2.10	0.76
49:B0:10:THR:HG22	49:B0:12:ASN:N	1.98	0.76
11:CK:36:ASP:HB2	11:CK:38:ASN:HD22	1.49	0.76

Continued on next page...

*Continued from previous page...*

Atom-1	Atom-2	Interatomic distance (Å)	Clash overlap (Å)
27:DA:1935:G:H1	27:DA:1962:C:H2'	1.51	0.76
27:DA:2098:U:H2'	27:DA:2099:U:C6	2.19	0.76
48:DZ:4:LEU:HD22	48:DZ:46:VAL:HG21	1.66	0.76
53:D4:39:ARG:HG2	53:D4:49:GLU:OE1	1.85	0.76
1:AA:353:A:H5'	1:AA:353:A:H8	1.50	0.76
1:AA:460:G:C6	1:AA:470:C:H5''	2.20	0.76
1:AA:1316:G:H4'	14:AN:18:VAL:CG1	2.16	0.76
2:AB:63:MET:HB3	2:AB:225:ALA:HB1	1.66	0.76
14:AN:12:ARG:C	14:AN:14:PRO:HD2	2.06	0.76
27:BA:2283:C:H2'	27:BA:2284:C:H5'	1.68	0.76
35:BI:87:LYS:C	35:BI:88:ILE:HD13	2.06	0.76
40:BR:67:LEU:O	40:BR:69:ASP:N	2.17	0.76
1:CA:918:A:H2'	1:CA:919:A:H8	1.51	0.76
2:CB:17:PHE:HB2	2:CB:42:ILE:CG2	2.15	0.76
27:DA:1368:G:O2'	27:DA:1369:G:H5'	1.86	0.76
30:DD:244:ARG:HG2	30:DD:245:PRO:HG3	1.67	0.76
10:AJ:65:LEU:HD12	14:AN:56:VAL:HG22	1.68	0.76
18:AR:32:ARG:HA	18:AR:69:THR:HG21	1.66	0.76
37:BO:63:VAL:HB	37:BO:102:VAL:HG12	1.67	0.76
37:BO:65:THR:HA	37:BO:82:ASN:HD22	1.51	0.76
1:CA:1038:C:H2'	1:CA:1039:C:C6	2.20	0.76
1:CA:1066:C:O2'	1:CA:1067:A:H5'	1.86	0.76
3:CC:26:LYS:HG3	3:CC:27:LYS:N	2.01	0.76
27:DA:2721:A:H1'	27:DA:2873:A:O2'	1.85	0.76
27:DA:2807:G:C3'	27:DA:2808:U:H5''	2.16	0.76
34:DH:120:GLY:O	34:DH:121:ILE:HG13	1.86	0.76
42:DT:89:VAL:HG11	42:DT:91:ARG:NE	1.95	0.76
50:D1:52:ARG:NH1	50:D1:78:LYS:HD3	2.00	0.76
51:D2:14:ARG:HH11	51:D2:14:ARG:HG3	1.50	0.76
1:AA:130:A:C8	17:AQ:63:ARG:HG3	2.21	0.76
27:BA:2111:C:H42	27:BA:2147:G:N2	1.83	0.76
28:BB:7:G:C3'	28:BB:8:U:H5''	2.15	0.76
31:BE:48:GLN:HE22	31:BE:64:LYS:NZ	1.84	0.76
31:BE:75:VAL:C	31:BE:77:ILE:H	1.88	0.76
34:BH:104:GLU:HG3	34:BH:114:VAL:HG22	1.66	0.76
35:BI:110:ASP:N	35:BI:130:TYR:OH	2.17	0.76
36:BN:57:ALA:O	36:BN:58:ASP:O	2.03	0.76
1:CA:1080:A:H5'	5:CE:14:ARG:NH2	2.00	0.76
2:CB:134:GLU:O	2:CB:138:LEU:HG	1.85	0.76
27:DA:1434:A:H61	27:DA:1558:A:H62	1.30	0.76
32:DF:9:ILE:HG23	32:DF:12:LEU:N	2.00	0.76

*Continued on next page...*

*Continued from previous page...*

Atom-1	Atom-2	Interatomic distance (Å)	Clash overlap (Å)
38:DP:84:ASN:O	38:DP:88:LEU:HD13	1.86	0.76
38:DP:126:VAL:HA	38:DP:145:PRO:CB	2.12	0.76
41:DS:42:ASP:O	41:DS:43:GLU:HB2	1.85	0.76
46:DX:10:ALA:O	46:DX:28:PHE:HB3	1.85	0.76
49:D0:25:ARG:HD2	49:D0:29:GLN:HE22	1.50	0.76
1:AA:434:U:H2'	1:AA:435:C:C6	2.21	0.76
27:BA:1468:C:H2'	27:BA:1469:A:H8	1.50	0.76
40:BR:38:VAL:HA	40:BR:112:ALA:HB2	1.67	0.76
41:BS:78:LEU:HD11	41:BS:103:GLU:HB3	1.67	0.76
27:DA:674:G:H2'	27:DA:804:A:H61	1.51	0.76
27:DA:1313:U:H4'	27:DA:1332:G:H4'	1.66	0.76
31:DE:68:ALA:HB3	31:DE:69:LYS:NZ	2.01	0.76
35:DI:114:LEU:HG	35:DI:130:TYR:CB	2.15	0.76
37:DO:71:ARG:HH12	42:DT:74:ARG:NH2	1.83	0.76
44:DV:30:GLY:HA2	44:DV:61:VAL:O	1.86	0.76
29:BC:45:ALA:HA	29:BC:210:ARG:HA	1.67	0.76
38:BP:79:ARG:NH2	38:BP:109:GLY:HA3	2.00	0.76
41:BS:17:ARG:HA	41:BS:20:ARG:HH12	1.50	0.76
47:BY:26:LYS:CG	47:BY:27:VAL:H	1.99	0.76
47:BY:27:VAL:HG12	47:BY:29:GLU:OE1	1.86	0.76
50:B1:18:ILE:HG21	50:B1:20:ARG:CZ	2.15	0.76
1:CA:10:A:OP2	5:CE:126:ARG:HD3	1.85	0.76
1:CA:664:G:H22	1:CA:741:G:H1	1.34	0.76
23:CW:20:A:H62	23:CW:44:A:H2'	1.48	0.76
27:DA:1569:A:O2'	30:DD:38:LYS:HG3	1.85	0.76
27:DA:1686:C:H5'	27:DA:1686:C:C6	2.21	0.76
28:DB:56:G:H21	28:DB:59:A:N6	1.83	0.76
30:DD:28:GLU:H	30:DD:29:PRO:HD2	1.50	0.76
30:DD:45:ASN:CG	30:DD:46:GLN:H	1.89	0.76
38:DP:30:THR:CG2	38:DP:31:ALA:H	1.96	0.76
55:D6:20:ASN:HD22	55:D6:21:TYR:H	1.30	0.76
27:BA:631:A:OP1	38:BP:64:LYS:HE2	1.86	0.76
27:BA:1801:G:OP2	30:BD:154:LYS:HE2	1.86	0.76
27:BA:1854:A:H3'	27:BA:1855:G:H8	1.51	0.76
30:BD:181:GLU:HA	30:BD:272:ALA:HB3	1.68	0.76
32:BF:3:GLU:HB2	32:BF:24:LEU:HG	1.67	0.76
40:BR:63:ARG:HA	40:BR:80:PHE:HE2	1.51	0.76
1:CA:1346:A:H61	1:CA:1374:A:H3'	1.51	0.76
5:CE:101:ILE:CD1	5:CE:119:LEU:HD23	2.15	0.76
16:CP:25:ARG:HH11	16:CP:25:ARG:HG3	1.51	0.76
27:DA:409:C:O2'	27:DA:410:G:H5'	1.86	0.76

*Continued on next page...*



*Continued from previous page...*

Atom-1	Atom-2	Interatomic distance (Å)	Clash overlap (Å)
27:DA:863:A:O2'	27:DA:864:G:H5'	1.86	0.76
27:DA:2716:U:H2'	27:DA:2717:G:C8	2.21	0.76
35:DI:114:LEU:HG	35:DI:130:TYR:CG	2.21	0.76
41:DS:28:VAL:HB	41:DS:89:ARG:HG2	1.68	0.76
48:DZ:56:ILE:HG22	48:DZ:57:VAL:N	2.00	0.76
10:AJ:49:VAL:CG2	14:AN:41:ARG:HB2	2.16	0.75
27:BA:2271:G:OP1	49:B0:18:ALA:HB1	1.85	0.75
39:BQ:59:ARG:HG3	39:BQ:59:ARG:HH11	1.50	0.75
39:BQ:63:LYS:HB3	39:BQ:65:PHE:CE2	2.21	0.75
43:BU:92:ARG:C	43:BU:94:ASN:H	1.87	0.75
3:CC:124:ILE:C	3:CC:126:ARG:N	2.39	0.75
59:CX:47:U:C2	59:CX:50:U:H5'	2.22	0.75
27:DA:708:C:H42	27:DA:723:G:H1	1.34	0.75
27:DA:2694:G:O2'	27:DA:2695:C:H5'	1.85	0.75
33:DG:72:ARG:CD	33:DG:86:MET:HA	2.16	0.75
1:AA:544:G:H2'	1:AA:545:C:H6	1.51	0.75
33:BG:13:GLU:O	33:BG:14:GLU:HB2	1.86	0.75
34:BH:91:GLY:CA	34:BH:160:LYS:HB3	2.16	0.75
38:BP:17:LYS:O	38:BP:17:LYS:HG2	1.85	0.75
46:BX:12:VAL:HG22	46:BX:27:THR:O	1.86	0.75
48:BZ:116:LEU:HA	48:BZ:173:VAL:HA	1.67	0.75
1:CA:606:G:H2'	1:CA:631:G:N2	2.01	0.75
1:CA:1137:C:H4'	1:CA:1138:G:C2	2.21	0.75
1:CA:1445:C:H2'	1:CA:1446:U:C5'	2.15	0.75
14:CN:29:ARG:HB3	14:CN:40:CYS:HB3	1.68	0.75
27:DA:2647:U:H2'	27:DA:2648:C:C6	2.20	0.75
36:DN:133:GLN:HG2	36:DN:134:ARG:H	1.51	0.75
41:DS:87:PHE:O	41:DS:88:ASP:HB2	1.87	0.75
1:AA:979:C:H3'	1:AA:980:C:C5'	2.16	0.75
3:AC:61:ALA:N	3:AC:63:ASN:HD21	1.82	0.75
27:BA:7:G:H2'	27:BA:8:A:C8	2.21	0.75
27:BA:1479:G:H5'	27:BA:1558:A:H2	1.51	0.75
27:BA:1721:G:C6	27:BA:1739:U:H5'	2.20	0.75
27:BA:2475:C:H42	27:BA:2529:G:H22	1.31	0.75
40:BR:28:LEU:HD12	40:BR:48:VAL:HG21	1.67	0.75
1:CA:552:U:H4'	12:CL:83:ARG:HG2	1.68	0.75
5:CE:126:ARG:HA	5:CE:131:ILE:HD11	1.68	0.75
8:CH:86:ILE:HG21	8:CH:133:LEU:HD13	1.68	0.75
12:CL:7:LEU:HB3	17:CQ:32:TYR:CE2	2.21	0.75
27:DA:892:G:H2'	27:DA:893:C:C6	2.20	0.75
27:DA:2650:U:H2'	27:DA:2651:C:H6	1.51	0.75

*Continued on next page...*

*Continued from previous page...*

Atom-1	Atom-2	Interatomic distance (Å)	Clash overlap (Å)
27:DA:2791:C:H1'	27:DA:2792:G:N7	2.01	0.75
33:DG:133:LEU:HD11	33:DG:157:ILE:HD12	1.69	0.75
48:DZ:118:GLU:CB	48:DZ:121:ARG:HD2	2.16	0.75
53:D4:40:ILE:HA	53:D4:57:ILE:HB	1.68	0.75
27:BA:71:A:C2	46:BX:31:HIS:HE1	2.04	0.75
27:BA:2873:A:C2	40:BR:6:SER:HB2	2.22	0.75
34:BH:30:LYS:HZ1	34:BH:81:GLU:HA	1.51	0.75
47:BY:81:LYS:HD3	47:BY:97:ARG:HB3	1.67	0.75
1:CA:818:G:C3'	1:CA:819:A:H5''	2.17	0.75
7:CG:133:GLY:O	7:CG:136:LYS:HB2	1.87	0.75
14:CN:22:THR:HB	14:CN:33:VAL:HG21	1.68	0.75
14:CN:40:CYS:HG	14:CN:43:CYS:HG	1.33	0.75
15:CO:25:THR:HG21	15:CO:70:LEU:HB2	1.66	0.75
27:DA:303:U:H2'	27:DA:304:G:C8	2.21	0.75
31:DE:1:MET:N	31:DE:84:PHE:HB2	2.00	0.75
38:DP:64:LYS:HD3	38:DP:65:ARG:N	2.00	0.75
48:DZ:169:THR:HG22	48:DZ:170:ILE:H	1.51	0.75
55:D6:8:LYS:O	55:D6:9:LEU:HB2	1.86	0.75
1:AA:723:U:H2'	1:AA:723:U:O2	1.85	0.75
1:AA:939:G:H5''	7:AG:102:ARG:NH2	2.02	0.75
1:AA:1128:C:H5'	9:AI:16:ARG:HH22	1.50	0.75
12:AL:123:LYS:HZ2	12:AL:124:GLU:HG2	1.50	0.75
47:BY:95:LYS:HA	47:BY:101:LYS:H	1.51	0.75
58:B9:13:LYS:HD3	58:B9:28:GLU:OE2	1.87	0.75
1:CA:985:C:H2'	1:CA:986:A:C8	2.22	0.75
17:CQ:9:VAL:HG21	17:CQ:84:LEU:HD12	1.68	0.75
21:CU:9:ARG:NH1	21:CU:22:ARG:HG3	2.01	0.75
27:DA:538:G:H2'	27:DA:539:G:C8	2.22	0.75
27:DA:1844:C:H5''	30:DD:258:LYS:HG3	1.68	0.75
30:DD:24:ILE:HG23	30:DD:25:THR:N	1.97	0.75
31:DE:9:VAL:HG22	31:DE:25:VAL:HB	1.67	0.75
35:DI:65:ALA:HB2	35:DI:131:LYS:HE2	1.67	0.75
55:D6:11:LEU:HD21	55:D6:51:GLU:HA	1.66	0.75
27:BA:642:G:H21	27:BA:646:A:H2	1.35	0.75
31:BE:59:VAL:HG22	31:BE:60:ASN:N	2.01	0.75
35:BI:5:LEU:H	35:BI:5:LEU:HD12	1.51	0.75
44:BV:47:VAL:HB	44:BV:50:PRO:O	1.87	0.75
53:B4:41:ILE:O	53:B4:58:TYR:HA	1.85	0.75
58:B9:26:ILE:HD12	58:B9:26:ILE:N	2.01	0.75
1:CA:102:G:N2	1:CA:103:C:N1	2.34	0.75
7:CG:80:VAL:HG21	7:CG:85:TYR:CD1	2.21	0.75

*Continued on next page...*

*Continued from previous page...*

Atom-1	Atom-2	Interatomic distance (Å)	Clash overlap (Å)
11:CK:67:ASP:OD2	11:CK:71:LYS:HE3	1.87	0.75
59:CX:27:U:H3	59:CX:43:A:H61	1.33	0.75
27:DA:2591:C:OP2	30:DD:239:ARG:HB3	1.86	0.75
34:DH:15:VAL:HG12	34:DH:79:VAL:HG21	1.66	0.75
35:DI:113:ARG:O	35:DI:130:TYR:HA	1.86	0.75
40:DR:2:ARG:NH2	40:DR:5:LYS:HE3	2.01	0.75
40:DR:11:ASN:O	40:DR:12:ARG:HG3	1.86	0.75
1:AA:973:G:H1'	10:AJ:55:LYS:HZ3	1.50	0.75
2:AB:114:ARG:NH1	2:AB:118:LEU:HD21	2.02	0.75
2:AB:208:ILE:HA	2:AB:211:ILE:HD12	1.69	0.75
9:AI:37:PHE:CE1	9:AI:74:ILE:HG12	2.22	0.75
14:AN:27:CYS:O	14:AN:27:CYS:SG	2.44	0.75
36:BN:4:TYR:HB2	43:BU:64:ARG:NH2	2.02	0.75
39:BQ:130:LYS:HZ2	48:BZ:79:ARG:HD3	1.51	0.75
43:BU:88:ILE:O	43:BU:88:ILE:HG13	1.86	0.75
53:B4:62:CYS:SG	53:B4:64:LYS:HB3	2.27	0.75
1:CA:72:C:H2'	1:CA:73:G:C8	2.22	0.75
3:CC:64:VAL:HG13	3:CC:97:LYS:NZ	2.02	0.75
17:CQ:31:LEU:HD23	17:CQ:32:TYR:HE1	1.51	0.75
27:DA:1411:C:H2'	27:DA:1412:A:H8	1.52	0.75
27:DA:1525:G:H2'	27:DA:1526:G:C8	2.22	0.75
28:DB:65:C:H3'	28:DB:109:C:H42	1.51	0.75
32:DF:6:VAL:HG12	32:DF:7:TYR:N	2.02	0.75
32:DF:155:LEU:HD12	32:DF:174:VAL:O	1.87	0.75
37:DO:1:MET:HB2	37:DO:32:TYR:HB3	1.67	0.75
37:DO:42:SER:HA	37:DO:56:ASP:O	1.86	0.75
43:DU:53:ARG:HA	43:DU:56:ASP:HB2	1.68	0.75
1:AA:523:A:H61	12:AL:89:ASP:HB2	1.52	0.75
1:AA:1190:G:OP1	3:AC:5:ILE:HG13	1.86	0.75
7:AG:62:PHE:HA	7:AG:124:LEU:HD22	1.66	0.75
10:AJ:33:GLN:HB2	10:AJ:75:ILE:HD11	1.68	0.75
35:BI:68:LEU:O	35:BI:68:LEU:HD23	1.87	0.75
42:BT:85:LYS:HB3	42:BT:85:LYS:HZ1	1.52	0.75
48:BZ:127:VAL:HG21	48:BZ:131:ASN:O	1.86	0.75
1:CA:21:G:H2'	1:CA:22:G:C8	2.21	0.75
1:CA:346:G:H5''	42:DT:41:ARG:HH21	1.48	0.75
3:CC:172:ARG:HB3	3:CC:172:ARG:NH1	2.02	0.75
20:CT:100:ILE:H	20:CT:100:ILE:CD1	1.84	0.75
27:DA:582:G:H2'	27:DA:583:G:H8	1.51	0.75
33:DG:177:GLY:O	33:DG:179:PRO:HD3	1.87	0.75
1:AA:56:U:H2'	1:AA:57:G:H8	1.51	0.75

*Continued on next page...*

Continued from previous page...

Atom-1	Atom-2	Interatomic distance (Å)	Clash overlap (Å)
1:AA:386:C:C2'	1:AA:387:U:H5'	2.17	0.75
4:AD:132:ARG:O	4:AD:132:ARG:HG3	1.85	0.75
17:AQ:70:ARG:O	17:AQ:71:PHE:HD2	1.70	0.75
24:AX:62:C:H2'	24:AX:63:G:C8	2.22	0.75
27:BA:271(T):C:H5'	27:BA:271(T):C:C6	2.22	0.75
27:BA:1717:G:C2'	27:BA:1718:G:H5''	2.17	0.75
27:BA:2698:U:H2'	27:BA:2699:C:C6	2.21	0.75
36:BN:99:LEU:O	36:BN:102:ALA:HB3	1.86	0.75
48:BZ:109:GLY:HA3	48:BZ:144:GLU:CG	2.17	0.75
55:B6:20:ASN:O	55:B6:21:TYR:CG	2.40	0.75
56:B7:8:ASN:HD22	56:B7:11:LYS:CB	2.00	0.75
1:CA:72:C:N4	1:CA:97:G:O6	2.19	0.75
3:CC:70:VAL:O	3:CC:105:GLU:HA	1.86	0.75
17:CQ:5:VAL:C	17:CQ:6:LEU:HD12	2.06	0.75
30:DD:35:LYS:H	30:DD:36:PRO:HD2	1.51	0.75
42:DT:112:ARG:HA	42:DT:115:ARG:NH2	2.02	0.75
48:DZ:52:ILE:CG2	48:DZ:70:VAL:HB	2.16	0.75
2:AB:158:LEU:H	2:AB:158:LEU:HD12	1.51	0.74
27:BA:2348:U:H2'	27:BA:2349:G:H5''	1.65	0.74
30:BD:43:ARG:HB3	30:BD:54:ARG:HB3	1.69	0.74
48:BZ:162:LEU:HD12	48:BZ:162:LEU:H	1.52	0.74
1:CA:235:C:H5'	17:CQ:70:ARG:HG2	1.66	0.74
2:CB:19:HIS:ND1	2:CB:20:GLU:HG2	2.01	0.74
27:DA:301:G:H1	27:DA:316:C:H42	1.32	0.74
27:DA:2866:U:O2	27:DA:2866:U:H2'	1.86	0.74
36:DN:133:GLN:HG2	36:DN:135:PRO:HD3	1.69	0.74
44:DV:25:LEU:H	44:DV:92:THR:CG2	1.98	0.74
46:DX:35:THR:HB	46:DX:38:GLU:HB2	1.66	0.74
47:DY:46:LYS:HD3	47:DY:62:GLU:HG2	1.68	0.74
1:AA:404:U:H2'	1:AA:405:U:H6	1.51	0.74
1:AA:1313:U:OP1	19:AS:6:LYS:HG3	1.87	0.74
1:AA:1321:C:C3'	1:AA:1322:C:H5''	2.16	0.74
15:AO:10:LYS:HG3	15:AO:11:VAL:H	1.52	0.74
15:AO:36:ILE:HD13	15:AO:60:VAL:HG22	1.69	0.74
27:BA:2285:C:C5	55:B6:27:LYS:HE3	2.20	0.74
27:BA:2469:A:H5'	27:BA:2470:G:OP2	1.87	0.74
27:BA:2645:G:C3'	27:BA:2646:C:H5'	2.13	0.74
27:BA:2834:G:H5'	27:BA:2835:A:OP2	1.88	0.74
39:BQ:45:GLN:NE2	39:BQ:45:GLN:H	1.85	0.74
39:BQ:68:ILE:HG23	39:BQ:103:MET:HA	1.69	0.74
41:BS:35:ILE:HG23	41:BS:53:SER:HB2	1.67	0.74

Continued on next page...

*Continued from previous page...*

Atom-1	Atom-2	Interatomic distance (Å)	Clash overlap (Å)
42:BT:3:ARG:HB3	42:BT:6:LEU:H	1.51	0.74
57:B8:32:LEU:CB	57:B8:36:LYS:HZ1	1.99	0.74
2:CB:219:VAL:HA	2:CB:222:ILE:HD12	1.68	0.74
27:DA:1722:A:O2'	27:DA:1739:U:H5''	1.85	0.74
42:DT:28:VAL:O	42:DT:29:ARG:HB2	1.87	0.74
45:DW:15:ARG:HD2	54:D5:20:ARG:NH1	2.02	0.74
2:AB:204:ASN:HD21	2:AB:207:ALA:N	1.80	0.74
12:AL:123:LYS:NZ	12:AL:124:GLU:HG2	2.01	0.74
27:BA:8:A:H2'	27:BA:9:U:C6	2.22	0.74
27:BA:314:A:O2'	27:BA:315:G:H5'	1.85	0.74
33:BG:109:VAL:HG21	53:B4:40:ILE:HG21	1.69	0.74
1:CA:180:U:H2'	1:CA:181:G:H5''	1.68	0.74
1:CA:1060:C:H4'	10:CJ:51:ARG:HB3	1.69	0.74
3:CC:111:LEU:HD12	3:CC:204:LEU:HD22	1.68	0.74
27:DA:661:C:H4'	38:DP:16:ARG:HH12	1.52	0.74
27:DA:1384:A:N3	27:DA:1405:U:H1'	2.01	0.74
27:DA:2388:A:H5'	27:DA:2389:G:OP2	1.87	0.74
27:DA:2701:C:C3'	27:DA:2702:U:H5''	2.11	0.74
35:DI:19:VAL:HG22	35:DI:20:ASP:H	1.51	0.74
36:DN:40:PRO:HB3	43:DU:68:ALA:HB2	1.68	0.74
40:DR:99:LYS:HB2	40:DR:99:LYS:HZ3	1.51	0.74
47:DY:96:ILE:HG22	47:DY:97:ARG:H	1.50	0.74
2:AB:204:ASN:ND2	2:AB:207:ALA:H	1.80	0.74
3:AC:30:ARG:HH21	14:AN:35:ARG:CA	2.00	0.74
6:AF:72:VAL:HG13	6:AF:73:ASN:N	2.03	0.74
24:AX:3:C:C2'	24:AX:4:G:H5''	2.15	0.74
27:BA:1899:G:N2	27:BA:1902:C:N4	2.34	0.74
27:BA:2845:G:O2'	27:BA:2846:G:H5'	1.86	0.74
31:BE:78:LEU:O	31:BE:79:ARG:HD2	1.88	0.74
44:BV:39:LEU:O	44:BV:40:LEU:HG	1.86	0.74
1:CA:102:G:N2	1:CA:103:C:C1'	2.50	0.74
13:CM:2:ALA:HB3	13:CM:9:ILE:HG23	1.68	0.74
19:CS:42:PRO:HG3	53:D4:80:ARG:HH21	1.50	0.74
27:DA:361:G:H2'	27:DA:362:U:H5''	1.68	0.74
27:DA:796:C:H2'	27:DA:797:C:C6	2.21	0.74
27:DA:2134:A:H62	27:DA:2157:G:H1'	1.52	0.74
31:DE:59:VAL:HG22	31:DE:60:ASN:N	2.02	0.74
38:DP:105:LEU:N	38:DP:105:LEU:HD23	2.01	0.74
47:DY:27:VAL:HA	47:DY:28:LYS:HZ2	1.51	0.74
55:D6:11:LEU:HD22	55:D6:12:GLU:N	2.01	0.74
4:AD:9:CYS:CB	4:AD:22:LYS:HD2	2.16	0.74

*Continued on next page...*

*Continued from previous page...*

Atom-1	Atom-2	Interatomic distance (Å)	Clash overlap (Å)
8:AH:63:LEU:HB2	8:AH:65:TYR:HE1	1.52	0.74
13:AM:94:ARG:NH2	27:BA:887:A:H3'	2.02	0.74
14:AN:25:VAL:HG23	14:AN:38:GLY:O	1.87	0.74
24:AX:51:C:H2'	24:AX:52:G:C8	2.21	0.74
27:BA:1434:A:H61	27:BA:1558:A:N6	1.83	0.74
27:BA:1484:G:C3'	27:BA:1485:G:H5''	2.18	0.74
27:BA:1504:C:H2'	27:BA:1505:C:H5''	1.68	0.74
35:BI:79:ILE:O	35:BI:143:SER:HB3	1.87	0.74
37:BO:64:ARG:HD2	37:BO:81:ASP:OD2	1.86	0.74
48:BZ:127:VAL:HG22	48:BZ:128:SER:H	1.52	0.74
3:CC:181:ASN:HD21	3:CC:204:LEU:HD12	1.51	0.74
20:CT:50:GLU:N	20:CT:100:ILE:HG12	2.01	0.74
27:DA:645:C:H2'	27:DA:645:C:O2	1.86	0.74
27:DA:1021:A:H3'	27:DA:1021:A:H8	1.53	0.74
27:DA:2134:A:C2	27:DA:2159:G:H1'	2.22	0.74
27:DA:2349:G:H4'	55:D6:42:TRP:CZ2	2.22	0.74
30:DD:118:VAL:HG22	30:DD:119:ALA:N	2.01	0.74
42:DT:11:GLU:O	42:DT:13:ARG:N	2.20	0.74
48:DZ:169:THR:HG22	48:DZ:170:ILE:N	2.02	0.74
55:D6:11:LEU:HD12	55:D6:26:ASN:HD21	1.51	0.74
1:AA:433:C:H2'	1:AA:434:U:C6	2.22	0.74
1:AA:1456:G:H2'	20:AT:39:LYS:HZ2	1.49	0.74
5:AE:102:ALA:HA	5:AE:120:THR:OG1	1.88	0.74
13:AM:8:GLU:OE1	13:AM:22:ILE:HG23	1.87	0.74
16:AP:48:TRP:O	16:AP:49:LEU:HB2	1.87	0.74
27:BA:554:U:C2'	27:BA:555:U:H5'	2.18	0.74
27:BA:2443:C:H2'	27:BA:2444:G:H8	1.50	0.74
27:BA:2808:U:O2'	27:BA:2809:A:H5'	1.87	0.74
29:BC:75:LEU:HD21	29:BC:99:ILE:HD12	1.69	0.74
36:BN:67:LEU:HA	36:BN:87:LEU:HB3	1.68	0.74
41:BS:89:ARG:HB3	41:BS:92:TYR:HB3	1.69	0.74
43:BU:104:GLN:H	43:BU:104:GLN:NE2	1.86	0.74
47:BY:76:CYS:HB3	47:BY:96:ILE:HD11	1.69	0.74
3:CC:14:ILE:HG12	3:CC:15:THR:N	2.03	0.74
9:CI:27:THR:HG23	9:CI:31:GLN:N	2.03	0.74
12:CL:38:ARG:CG	12:CL:39:THR:H	1.97	0.74
23:CW:39:C:H2'	23:CW:40:C:C6	2.23	0.74
27:DA:2061:G:H5''	27:DA:2503:A:C2	2.23	0.74
27:DA:2537:U:H2'	27:DA:2538:C:C6	2.22	0.74
32:DF:63:LYS:HZ1	32:DF:67:GLN:HB2	1.53	0.74
34:DH:43:VAL:HG12	34:DH:53:GLU:HG3	1.68	0.74

*Continued on next page...*

*Continued from previous page...*

Atom-1	Atom-2	Interatomic distance (Å)	Clash overlap (Å)
40:DR:8:ARG:CZ	40:DR:9:LYS:H	2.00	0.74
50:D1:82:LEU:HD11	50:D1:93:GLU:HG3	1.68	0.74
5:AE:31:LEU:HD11	5:AE:43:LEU:HD11	1.70	0.74
27:BA:71:A:H8	27:BA:71:A:H5'	1.52	0.74
1:CA:192:U:C4'	20:CT:103:GLY:HA2	2.18	0.74
1:CA:1313:U:OP1	19:CS:6:LYS:HG3	1.87	0.74
1:CA:1490:C:O2'	1:CA:1491:G:H5'	1.87	0.74
27:DA:2527:C:H5'	58:D9:30:PRO:HB2	1.70	0.74
33:DG:47:LYS:N	33:DG:51:ARG:HG3	2.03	0.74
36:DN:56:ASN:HA	36:DN:125:GLY:H	1.51	0.74
36:DN:67:LEU:O	36:DN:68:GLU:HB2	1.85	0.74
43:DU:62:ILE:HD13	43:DU:93:LYS:HG2	1.69	0.74
3:AC:59:ARG:HG2	3:AC:63:ASN:O	1.88	0.74
18:AR:66:LEU:HD11	18:AR:70:ILE:HD11	1.68	0.74
25:AY:18:G:H22	25:AY:55:C:H42	1.36	0.74
35:BI:109:ILE:O	35:BI:111:PRO:HD3	1.87	0.74
38:BP:144:GLU:N	38:BP:145:PRO:HD3	2.03	0.74
48:BZ:10:GLU:HB2	48:BZ:12:GLU:OE1	1.86	0.74
1:CA:563:A:H2'	1:CA:563:A:N3	2.03	0.74
1:CA:620:C:H2'	1:CA:621:A:O4'	1.88	0.74
1:CA:1305:G:H5'	21:CU:4:GLY:HA3	1.69	0.74
27:DA:779:U:OP1	30:DD:49:ILE:HG22	1.86	0.74
44:DV:19:LYS:CE	44:DV:20:LEU:H	2.00	0.74
1:AA:1270:C:O2'	1:AA:1271:G:H5'	1.87	0.74
16:AP:7:ALA:HB2	16:AP:20:VAL:HG11	1.70	0.74
27:BA:1292:U:H2'	27:BA:1293:C:H6	1.53	0.74
27:BA:2020:A:OP1	43:BU:26:GLY:HA3	1.88	0.74
30:BD:31:LYS:O	30:BD:35:LYS:HB2	1.87	0.74
43:BU:92:ARG:HD2	44:BV:11:GLN:CD	2.08	0.74
1:CA:59:A:H1'	1:CA:354:G:N2	2.02	0.74
1:CA:1145:C:H1'	1:CA:1146:A:N7	2.03	0.74
1:CA:1226:C:OP2	13:CM:103:THR:HG21	1.86	0.74
2:CB:47:THR:O	2:CB:51:LEU:HG	1.88	0.74
3:CC:169:ALA:O	3:CC:170:GLN:HB2	1.87	0.74
27:DA:676:A:H8	27:DA:2069:G:H21	1.32	0.74
27:DA:2539:C:H2'	27:DA:2540:C:H6	1.52	0.74
45:DW:4:LYS:HG2	45:DW:106:ILE:HG12	1.70	0.74
47:DY:50:ARG:HB2	47:DY:53:PRO:HG3	1.70	0.74
1:AA:1120:G:H2'	1:AA:1121:U:H6	1.53	0.74
12:AL:44:LYS:HB2	12:AL:45:PRO:HD3	1.70	0.74
16:AP:8:ARG:O	16:AP:9:PHE:HD2	1.70	0.74

*Continued on next page...*

*Continued from previous page...*

Atom-1	Atom-2	Interatomic distance (Å)	Clash overlap (Å)
24:AX:17:C:H2'	24:AX:17(B):U:C5	2.22	0.74
27:BA:2134:A:H62	27:BA:2157:G:H1'	1.53	0.74
30:BD:30:GLU:HG3	30:BD:63:ARG:NH2	2.03	0.74
48:BZ:101:LEU:HB2	48:BZ:121:ARG:O	1.87	0.74
27:DA:575:A:O2'	27:DA:576:U:H5'	1.86	0.74
27:DA:907:U:C2'	27:DA:908:C:H5''	2.18	0.74
31:DE:13:ARG:HA	31:DE:22:PRO:HA	1.69	0.74
33:DG:47:LYS:HE3	33:DG:81:LYS:HB2	1.68	0.74
35:DI:68:LEU:O	35:DI:68:LEU:HD23	1.87	0.74
35:DI:111:PRO:O	35:DI:112:LYS:HG3	1.88	0.74
1:AA:538:G:H5''	12:AL:111:LYS:HB2	1.69	0.73
1:AA:1072:G:H2'	1:AA:1073:U:H6	1.51	0.73
4:AD:4:TYR:O	4:AD:5:ILE:HB	1.87	0.73
12:AL:7:LEU:HB3	17:AQ:32:TYR:CE1	2.23	0.73
13:AM:19:LEU:HB3	13:AM:25:ILE:HG21	1.70	0.73
24:AX:19:G:C3'	24:AX:20:U:H5''	2.11	0.73
27:BA:922:U:H2'	27:BA:923:C:H6	1.51	0.73
29:BC:78:ALA:CB	29:BC:82:LYS:HB2	2.18	0.73
32:BF:7:TYR:HB3	32:BF:16:GLY:N	2.02	0.73
38:BP:47:ASP:HB3	38:BP:48:PRO:C	2.07	0.73
39:BQ:79:LEU:HD23	39:BQ:80:GLU:CG	2.15	0.73
2:CB:83:MET:SD	2:CB:234:PRO:HG2	2.28	0.73
3:CC:92:ALA:HB2	3:CC:99:VAL:CG2	2.17	0.73
10:CJ:65:LEU:HD13	14:CN:56:VAL:HG22	1.68	0.73
27:DA:481:G:O5'	47:DY:47:LYS:HE3	1.86	0.73
27:DA:1503:U:H2'	27:DA:1504:C:H6	1.52	0.73
33:DG:22:ARG:HB3	33:DG:22:ARG:NH1	2.01	0.73
38:DP:122:PRO:HA	38:DP:141:ALA:O	1.88	0.73
43:DU:58:ARG:O	43:DU:62:ILE:HG12	1.88	0.73
47:DY:101:LYS:HG2	47:DY:102:CYS:N	2.03	0.73
11:AK:27:ASN:ND2	11:AK:55:LYS:HE3	2.03	0.73
14:AN:44:LEU:C	14:AN:44:LEU:HD12	2.08	0.73
27:BA:1169:G:H1	27:BA:1180:C:H42	1.35	0.73
27:BA:1300:U:H1'	27:BA:1626:G:C2	2.23	0.73
27:BA:2406:U:O4	38:BP:70:GLN:HB3	1.88	0.73
36:BN:120:LEU:CD2	36:BN:122:VAL:HG23	2.18	0.73
38:BP:75:ILE:HD12	38:BP:75:ILE:N	1.97	0.73
41:BS:83:LYS:CG	41:BS:105:ALA:HB3	2.18	0.73
48:BZ:103:PHE:HB3	48:BZ:140:VAL:HG12	1.68	0.73
48:BZ:149:LEU:HD21	48:BZ:171:ALA:HB3	1.68	0.73
1:CA:637:G:H2'	1:CA:638:G:H8	1.53	0.73

*Continued on next page...*



Continued from previous page...

Atom-1	Atom-2	Interatomic distance (Å)	Clash overlap (Å)
1:CA:818:G:C2'	1:CA:819:A:H5''	2.18	0.73
1:CA:1457:G:N1	1:CA:1458:G:C5	2.56	0.73
1:CA:1513:A:H2'	1:CA:1514:C:C6	2.23	0.73
5:CE:12:LEU:HD13	5:CE:13:ILE:N	2.03	0.73
10:CJ:50:ILE:HA	10:CJ:60:ARG:HB3	1.71	0.73
14:CN:7:ILE:O	14:CN:10:ALA:HB3	1.87	0.73
27:DA:297:C:H2'	27:DA:298:G:O4'	1.87	0.73
27:DA:587:C:C5	38:DP:33:ARG:HD3	2.23	0.73
27:DA:1163:G:O2'	27:DA:1164:G:H5'	1.88	0.73
28:DB:28:C:H2'	28:DB:29:A:C8	2.22	0.73
37:DO:71:ARG:HH12	42:DT:74:ARG:HH22	1.34	0.73
27:BA:64:A:H61	27:BA:90:U:H3	1.33	0.73
27:BA:634:C:H2'	27:BA:635:C:C6	2.23	0.73
27:BA:1494:A:O2'	27:BA:1495:A:H5''	1.88	0.73
33:BG:51:ARG:NE	33:BG:51:ARG:CA	2.51	0.73
43:BU:92:ARG:HD2	44:BV:11:GLN:NE2	2.02	0.73
44:BV:76:LYS:HB2	44:BV:81:TYR:HB3	1.70	0.73
48:BZ:164:VAL:HG12	48:BZ:165:SER:N	2.02	0.73
27:DA:1117:G:C4	27:DA:1118:C:H1'	2.23	0.73
27:DA:2018:G:H21	43:DU:34:LYS:NZ	1.87	0.73
27:DA:2490:G:H4'	27:DA:2491:U:OP1	1.85	0.73
32:DF:177:ALA:HB1	32:DF:178:PRO:HD2	1.69	0.73
43:DU:61:TRP:HB3	43:DU:93:LYS:O	1.87	0.73
43:DU:92:ARG:NH2	43:DU:95:LEU:HG	2.01	0.73
45:DW:25:ARG:NH1	45:DW:25:ARG:HB2	2.03	0.73
52:D3:43:ILE:O	52:D3:47:VAL:HG23	1.88	0.73
1:AA:579:G:H5'	1:AA:728:A:H1'	1.68	0.73
1:AA:1305:G:N2	1:AA:1331:G:H2'	2.03	0.73
19:AS:29:ARG:CD	19:AS:30:LEU:H	2.00	0.73
21:AU:24:ARG:O	21:AU:25:LYS:HB2	1.88	0.73
27:BA:2012:G:O3'	45:BW:96:ILE:HD11	1.88	0.73
29:BC:46:LYS:NZ	29:BC:172:HIS:HA	2.02	0.73
1:CA:179:A:H2'	1:CA:180:U:H6	1.53	0.73
1:CA:1208:C:H2'	1:CA:1209:C:H6	1.52	0.73
1:CA:1457:G:C2	1:CA:1458:G:C4	2.75	0.73
8:CH:42:GLU:HG3	8:CH:109:ILE:HD12	1.70	0.73
9:CI:5:TYR:HD2	9:CI:18:PHE:CE2	2.06	0.73
10:CJ:4:ILE:HB	10:CJ:74:ILE:HG13	1.70	0.73
27:DA:1456:G:H2'	27:DA:1457:A:H8	1.53	0.73
27:DA:1590:U:H2'	27:DA:1591:G:C5'	2.12	0.73
28:DB:74:U:H2'	28:DB:75:G:O4'	1.87	0.73

Continued on next page...

*Continued from previous page...*

Atom-1	Atom-2	Interatomic distance (Å)	Clash overlap (Å)
30:DD:161:THR:O	30:DD:196:VAL:HG23	1.89	0.73
34:DH:27:LYS:HG2	34:DH:32:GLU:HB2	1.70	0.73
36:DN:2:LYS:CG	43:DU:101:ARG:HH22	1.93	0.73
43:DU:31:SER:CB	43:DU:34:LYS:HB2	2.18	0.73
48:DZ:165:SER:HB2	48:DZ:166:PRO:C	2.09	0.73
55:D6:32:ASN:O	55:D6:33:LYS:HG2	1.88	0.73
3:AC:150:LYS:HB3	3:AC:201:TYR:HB2	1.70	0.73
3:AC:206:GLU:O	3:AC:208:ILE:N	2.22	0.73
27:BA:1292:U:H2'	27:BA:1293:C:C6	2.23	0.73
27:BA:1639:U:O2'	27:BA:1640:C:H5''	1.89	0.73
42:BT:89:VAL:HG11	42:BT:91:ARG:HE	1.51	0.73
42:BT:89:VAL:CG1	42:BT:91:ARG:NE	2.50	0.73
2:CB:80:ILE:HD12	2:CB:212:GLN:HG2	1.70	0.73
27:DA:2025:C:H2'	27:DA:2026:C:C6	2.22	0.73
27:DA:2028:U:H2'	27:DA:2029:G:C8	2.22	0.73
27:DA:2808:U:O2'	27:DA:2809:A:H5'	1.88	0.73
1:AA:93:G:O2'	1:AA:96:U:H5'	1.88	0.73
1:AA:1278:U:H5''	1:AA:1279:A:O4'	1.89	0.73
3:AC:130:VAL:O	3:AC:134:ILE:HG12	1.89	0.73
8:AH:41:ARG:HH11	8:AH:41:ARG:CB	2.02	0.73
18:AR:53:ARG:HH21	18:AR:60:ALA:N	1.87	0.73
27:BA:2266:A:H4'	27:BA:2267:A:C2	2.23	0.73
27:BA:2475:C:H5'	27:BA:2476:A:OP2	1.88	0.73
35:BI:7:GLU:OE2	35:BI:8:PRO:HD2	1.88	0.73
44:BV:16:PRO:O	44:BV:96:ILE:HG22	1.88	0.73
1:CA:407:G:H1	1:CA:435:C:H42	1.33	0.73
1:CA:1095:U:H2'	1:CA:1096:C:C6	2.24	0.73
3:CC:53:ALA:O	3:CC:54:ARG:HB2	1.86	0.73
6:CF:78:GLU:O	6:CF:81:ILE:HG12	1.89	0.73
9:CI:4:TYR:CD2	9:CI:19:LEU:HD12	2.24	0.73
17:CQ:17:LYS:HG2	17:CQ:47:PRO:HA	1.69	0.73
20:CT:26:ASN:O	20:CT:30:LYS:HB2	1.89	0.73
30:DD:35:LYS:O	30:DD:64:ILE:HG22	1.86	0.73
35:DI:81:VAL:HG12	35:DI:82:ARG:N	1.96	0.73
42:DT:33:LYS:HE2	42:DT:43:GLN:OE1	1.89	0.73
51:D2:18:PRO:HG2	51:D2:19:VAL:H	1.54	0.73
55:D6:36:LEU:HD13	55:D6:50:ARG:NH2	2.03	0.73
20:AT:22:ARG:HH11	20:AT:22:ARG:HB2	1.54	0.73
27:BA:320:A:H2'	32:BF:136:THR:HG21	1.70	0.73
27:BA:556:G:H2'	27:BA:557:U:C6	2.23	0.73
27:BA:1987:G:H5'	27:BA:1987:G:C8	2.24	0.73

*Continued on next page...*

*Continued from previous page...*

Atom-1	Atom-2	Interatomic distance (Å)	Clash overlap (Å)
30:BD:80:ALA:HB3	30:BD:94:LEU:HD13	1.69	0.73
30:BD:218:ARG:HG3	30:BD:218:ARG:HH11	1.54	0.73
33:BG:98:ARG:O	33:BG:101:ILE:HD11	1.88	0.73
39:BQ:133:ARG:HG2	39:BQ:134:ARG:N	2.02	0.73
1:CA:57:G:H2'	1:CA:58:C:C6	2.23	0.73
1:CA:1026:G:H2'	1:CA:1026:G:N3	2.01	0.73
3:CC:9:GLY:HA3	14:CN:49:HIS:HA	1.70	0.73
27:DA:991:C:H5'	27:DA:991:C:H6	1.53	0.73
27:DA:1138:G:H2'	27:DA:1139:G:O4'	1.88	0.73
31:DE:32:PRO:HB3	31:DE:69:LYS:HB3	1.69	0.73
38:DP:64:LYS:O	38:DP:65:ARG:C	2.27	0.73
38:DP:112:LEU:H	38:DP:128:HIS:HD2	1.34	0.73
47:DY:74:PRO:O	47:DY:80:GLY:HA3	1.88	0.73
50:D1:86:SER:O	50:D1:90:ILE:HG12	1.88	0.73
55:D6:15:GLU:OE1	55:D6:18:ARG:CZ	2.37	0.73
1:AA:267:C:OP2	17:AQ:67:LYS:HD2	1.88	0.73
1:AA:443:C:H2'	1:AA:444:C:C6	2.24	0.73
1:AA:751:U:H4'	15:AO:24:SER:HA	1.69	0.73
2:AB:187:LEU:HD23	2:AB:201:ILE:HG22	1.70	0.73
27:BA:1114:G:H2'	27:BA:1115:G:H5''	1.71	0.73
33:BG:133:LEU:HD11	33:BG:157:ILE:HD12	1.71	0.73
34:BH:85:LYS:HZ3	34:BH:145:ALA:CA	2.01	0.73
37:BO:2:ILE:N	37:BO:2:ILE:HD13	2.03	0.73
38:BP:79:ARG:O	38:BP:111:ARG:HB2	1.89	0.73
42:BT:11:GLU:N	42:BT:13:ARG:HH21	1.86	0.73
1:CA:102:G:N2	1:CA:103:C:H1'	2.02	0.73
1:CA:1194:U:H2'	1:CA:1195:C:C6	2.24	0.73
13:CM:86:CYS:HA	19:CS:73:GLU:O	1.88	0.73
25:CY:46:U:O4	25:CY:49:G:H3'	1.89	0.73
27:DA:285:C:C2'	27:DA:286:C:H5''	2.19	0.73
27:DA:1286:A:H2'	27:DA:1288:U:OP2	1.88	0.73
27:DA:2012:G:O3'	45:DW:96:ILE:HD11	1.87	0.73
27:DA:2090:G:H21	50:D1:45:ASN:ND2	1.85	0.73
27:DA:2348:U:H2'	27:DA:2349:G:C5'	2.11	0.73
27:DA:2749:A:O2'	34:DH:59:ARG:HG3	1.89	0.73
28:DB:76:G:H5''	48:DZ:14:PRO:HB3	1.70	0.73
28:DB:105:A:H3'	28:DB:106:G:C8	2.22	0.73
38:DP:121:LYS:HE3	38:DP:123:LEU:CD2	2.19	0.73
48:DZ:118:GLU:HB2	48:DZ:121:ARG:CD	2.17	0.73
1:AA:57:G:H2'	1:AA:58:C:H6	1.52	0.73
3:AC:154:SER:O	3:AC:165:THR:HA	1.89	0.73

*Continued on next page...*

*Continued from previous page...*

Atom-1	Atom-2	Interatomic distance (Å)	Clash overlap (Å)
27:BA:674:G:H1'	32:BF:74:ARG:CD	2.19	0.73
35:BI:68:LEU:HA	35:BI:71:ILE:HD11	1.70	0.73
37:BO:19:ILE:HG22	37:BO:43:VAL:HA	1.71	0.73
1:CA:918:A:H2'	1:CA:919:A:C8	2.22	0.73
3:CC:34:LEU:HD21	3:CC:38:ARG:CZ	2.18	0.73
23:CW:28:G:H2'	23:CW:29:G:O4'	1.89	0.73
27:DA:969:U:OP1	52:D3:17:LYS:HG2	1.89	0.73
30:DD:43:ARG:NH1	30:DD:44:ASN:ND2	2.37	0.73
35:DI:93:THR:HG22	35:DI:119:PRO:HA	1.71	0.73
41:DS:31:SER:HB3	41:DS:34:HIS:ND1	2.03	0.73
27:BA:747:U:C4	54:B5:2:ALA:N	2.57	0.73
27:BA:1495:A:N3	27:BA:1496:A:C2	2.56	0.73
27:BA:1594:G:H5'	27:BA:1594:G:C8	2.24	0.73
31:BE:55:ASN:O	31:BE:57:LYS:N	2.21	0.73
31:BE:179:GLU:O	31:BE:180:ASN:HB2	1.89	0.73
38:BP:75:ILE:H	38:BP:75:ILE:CD1	1.87	0.73
55:B6:18:ARG:HG3	55:B6:19:ARG:N	2.04	0.73
1:CA:650:G:O2'	1:CA:651:C:H5'	1.89	0.73
1:CA:1030:C:H2'	1:CA:1030(A):G:H5'	1.70	0.73
2:CB:14:GLY:O	2:CB:15:VAL:HG13	1.88	0.73
12:CL:90:LEU:H	12:CL:90:LEU:CD2	1.96	0.73
17:CQ:36:ILE:HD11	17:CQ:38:ARG:NH2	2.03	0.73
27:DA:997:G:OP1	43:DU:93:LYS:HD3	1.89	0.73
27:DA:2020:A:O2'	27:DA:2021:C:H5'	1.88	0.73
31:DE:179:GLU:O	31:DE:180:ASN:HB2	1.88	0.73
32:DF:132:VAL:HG12	32:DF:138:GLU:OE1	1.88	0.73
35:DI:78:THR:HG23	35:DI:141:LYS:O	1.88	0.73
40:DR:51:LEU:HD23	40:DR:66:VAL:HG23	1.70	0.73
1:AA:585:G:H4'	12:AL:5:ASN:ND2	2.03	0.72
2:AB:220:ASP:O	2:AB:223:ILE:HG13	1.88	0.72
16:AP:8:ARG:C	16:AP:9:PHE:HD2	1.92	0.72
18:AR:82:THR:HG22	18:AR:83:GLU:N	2.04	0.72
34:BH:16:SER:HB2	34:BH:27:LYS:HB2	1.71	0.72
34:BH:47:GLU:HB2	34:BH:49:VAL:O	1.89	0.72
36:BN:87:LEU:HD22	36:BN:91:LEU:CD1	2.19	0.72
3:CC:132:ARG:HD3	3:CC:136:GLN:HE22	1.54	0.72
5:CE:53:LEU:H	5:CE:53:LEU:CD1	2.01	0.72
13:CM:47:ASP:O	13:CM:48:LEU:HB3	1.89	0.72
15:CO:39:LEU:HD12	15:CO:56:LEU:HD13	1.71	0.72
27:DA:363(C):G:H2'	27:DA:363(D):G:H8	1.54	0.72
27:DA:1257:C:H4'	32:DF:83:PHE:CD2	2.24	0.72

*Continued on next page...*

*Continued from previous page...*

Atom-1	Atom-2	Interatomic distance (Å)	Clash overlap (Å)
27:DA:2090:G:N2	50:D1:45:ASN:HD21	1.85	0.72
31:DE:200:GLU:HG2	31:DE:201:THR:N	2.04	0.72
32:DF:63:LYS:NZ	32:DF:67:GLN:HB2	2.04	0.72
32:DF:116:ASP:OD2	38:DP:5:ASP:HB2	1.89	0.72
43:DU:50:ARG:NH1	44:DV:72:VAL:HG12	2.04	0.72
1:AA:619:U:C2	4:AD:135:LEU:HD21	2.24	0.72
1:AA:1002:G:N2	1:AA:1003:G:H1'	2.03	0.72
1:AA:1028:C:H42	1:AA:1034:G:N2	1.86	0.72
1:AA:1228:C:H2'	1:AA:1229:A:H8	1.54	0.72
2:AB:65:GLY:HA2	2:AB:226:ARG:NH2	2.04	0.72
16:AP:25:ARG:HG3	16:AP:25:ARG:HH11	1.53	0.72
30:BD:48:ARG:NH1	30:BD:48:ARG:HG3	2.04	0.72
30:BD:112:GLN:H	30:BD:115:GLN:NE2	1.87	0.72
31:BE:97:LYS:HA	31:BE:97:LYS:HZ2	1.53	0.72
48:BZ:156:LEU:H	48:BZ:156:LEU:HD12	1.54	0.72
55:B6:15:GLU:OE2	55:B6:18:ARG:NE	2.22	0.72
1:CA:973:G:H3'	1:CA:974:A:H5''	1.70	0.72
8:CH:97:VAL:O	8:CH:100:ILE:HG13	1.89	0.72
10:CJ:44:VAL:HG12	10:CJ:45:ARG:N	2.04	0.72
27:DA:65:C:H2'	27:DA:66:C:C6	2.24	0.72
27:DA:883:G:H2'	27:DA:884:C:H5'	1.69	0.72
27:DA:969:U:P	52:D3:17:LYS:HZ2	2.12	0.72
27:DA:2776:A:H4'	27:DA:2777:G:O5'	1.88	0.72
32:DF:150:GLY:HA2	32:DF:172:TRP:CE3	2.23	0.72
36:DN:56:ASN:N	36:DN:126:PRO:HA	2.03	0.72
37:DO:86:ILE:H	37:DO:86:ILE:CD1	1.98	0.72
38:DP:63:PRO:CB	57:D8:13:ARG:HB3	2.18	0.72
41:DS:82:ILE:HG22	41:DS:83:LYS:N	2.03	0.72
43:DU:62:ILE:CD1	43:DU:93:LYS:HG2	2.18	0.72
49:D0:17:GLN:O	49:D0:19:LYS:HD3	1.89	0.72
52:D3:23:LEU:HD12	52:D3:50:VAL:HG11	1.71	0.72
1:AA:192:U:H2'	1:AA:193:C:C6	2.24	0.72
1:AA:1162:C:H2'	1:AA:1163:C:C6	2.24	0.72
1:AA:1172:C:H2'	1:AA:1173:G:H8	1.54	0.72
1:AA:1328:C:O2'	1:AA:1329:A:H5'	1.89	0.72
3:AC:73:PRO:O	3:AC:76:VAL:HG22	1.88	0.72
4:AD:119:GLN:HG3	4:AD:123:HIS:HD2	1.55	0.72
27:BA:1494:A:H2'	27:BA:1495:A:C5'	2.18	0.72
27:BA:2305:A:H5''	33:BG:134:GLY:HA3	1.70	0.72
33:BG:22:ARG:HH11	33:BG:22:ARG:HB3	1.54	0.72
56:B7:24:THR:HG23	56:B7:27:GLY:HA3	1.70	0.72

*Continued on next page...*

*Continued from previous page...*

Atom-1	Atom-2	Interatomic distance (Å)	Clash overlap (Å)
1:CA:963:G:N2	10:CJ:55:LYS:HZ3	1.87	0.72
1:CA:1112:C:N3	3:CC:178:LEU:HD23	2.04	0.72
7:CG:153:HIS:HA	7:CG:155:ARG:HH12	1.55	0.72
27:DA:1231:G:H2'	27:DA:1232:G:H8	1.53	0.72
27:DA:1375:C:H2'	27:DA:1376:C:H6	1.54	0.72
27:DA:1523:U:H2'	27:DA:1524:G:C8	2.24	0.72
28:DB:106:G:C2'	28:DB:107:G:H8	2.01	0.72
31:DE:35:GLN:HG2	31:DE:36:ARG:H	1.54	0.72
41:DS:15:ARG:C	41:DS:17:ARG:N	2.40	0.72
1:AA:188:C:H2'	1:AA:189:G:H8	1.52	0.72
1:AA:1086:U:O2'	1:AA:1087:G:H5'	1.87	0.72
2:AB:201:ILE:HG21	2:AB:214:ILE:HG21	1.69	0.72
27:BA:365:C:H5'	27:BA:365:C:C6	2.23	0.72
27:BA:1290:C:H2'	27:BA:1291:C:H6	1.54	0.72
27:BA:2734:A:H5'	27:BA:2735:G:OP2	1.89	0.72
33:BG:33:ARG:O	33:BG:162:THR:HG23	1.88	0.72
34:BH:113:VAL:HG11	34:BH:151:ILE:HD12	1.71	0.72
47:BY:27:VAL:HA	47:BY:28:LYS:HZ2	1.54	0.72
57:B8:6:THR:HG22	57:B8:63:PRO:HD3	1.70	0.72
34:DH:20:ALA:HB1	34:DH:21:PRO:CD	2.19	0.72
34:DH:85:LYS:HG3	34:DH:145:ALA:HB2	1.71	0.72
53:D4:59:VAL:HG11	53:D4:62:CYS:HB3	1.69	0.72
1:AA:923:A:OP1	5:AE:21:ALA:HB2	1.89	0.72
1:AA:1145:C:H5'	1:AA:1146:A:OP1	1.90	0.72
16:AP:72:ARG:NH2	16:AP:73:LEU:HD21	2.04	0.72
24:AX:21:A:H61	24:AX:46:A:H2'	1.54	0.72
27:BA:2308:G:N7	27:BA:2310:A:H5'	2.04	0.72
30:BD:58:HIS:HD2	30:BD:59:LYS:N	1.87	0.72
34:BH:43:VAL:HB	34:BH:51:ARG:O	1.89	0.72
36:BN:22:THR:HB	36:BN:25:ARG:HB2	1.72	0.72
38:BP:114:ILE:HD12	38:BP:115:LEU:N	2.04	0.72
47:BY:77:PRO:O	47:BY:99:CYS:SG	2.43	0.72
2:CB:187:LEU:HA	2:CB:201:ILE:HB	1.71	0.72
27:DA:538:G:H2'	27:DA:539:G:H8	1.51	0.72
27:DA:2632:A:C2	31:DE:61:ARG:HD3	2.23	0.72
28:DB:105:A:O2'	48:DZ:29:ASN:HA	1.89	0.72
42:DT:62:THR:HG22	42:DT:75:ILE:HG12	1.70	0.72
44:DV:1:MET:HB3	44:DV:42:GLY:H	1.54	0.72
44:DV:24:LYS:HA	44:DV:92:THR:HG23	1.70	0.72
46:DX:27:THR:HB	46:DX:80:ILE:HB	1.72	0.72
52:D3:4:LEU:HD21	52:D3:57:GLU:H	1.54	0.72

*Continued on next page...*

*Continued from previous page...*

Atom-1	Atom-2	Interatomic distance (Å)	Clash overlap (Å)
1:AA:130:A:H5'	17:AQ:63:ARG:HH21	1.54	0.72
1:AA:939:G:H5''	7:AG:102:ARG:HH22	1.55	0.72
1:AA:1225:A:H2'	1:AA:1225:A:N3	2.05	0.72
27:BA:2365:G:O6	57:B8:39:LYS:HE3	1.89	0.72
32:BF:157:VAL:HB	32:BF:194:MET:HB3	1.70	0.72
40:BR:32:GLY:HA2	40:BR:116:LEU:HD13	1.72	0.72
41:BS:57:LYS:HD2	41:BS:58:LEU:HD12	1.72	0.72
44:BV:38:LEU:C	44:BV:39:LEU:HD12	2.09	0.72
2:CB:201:ILE:HG21	2:CB:214:ILE:HG21	1.71	0.72
3:CC:95:THR:O	3:CC:97:LYS:N	2.23	0.72
3:CC:171:GLY:O	3:CC:172:ARG:HG2	1.90	0.72
4:CD:63:LYS:HD2	4:CD:198:VAL:HG22	1.72	0.72
4:CD:199:ASN:HD22	4:CD:202:LEU:HG	1.55	0.72
9:CI:125:TYR:HD2	9:CI:126:SER:H	1.35	0.72
12:CL:74:LEU:HD21	12:CL:104:ALA:HA	1.71	0.72
20:CT:16:HIS:O	20:CT:19:SER:HB3	1.88	0.72
25:CY:75:A:H1'	27:DA:2421:G:N2	2.03	0.72
27:DA:886:C:O2'	27:DA:887:A:H5'	1.89	0.72
27:DA:2398:U:H5'	27:DA:2399:G:OP2	1.90	0.72
33:DG:41:GLN:HE22	33:DG:153:ARG:HG2	1.54	0.72
36:DN:3:THR:HG22	36:DN:5:VAL:HG12	1.72	0.72
41:DS:95:HIS:CG	41:DS:96:GLY:H	2.06	0.72
52:D3:8:LEU:HD12	52:D3:31:LEU:HA	1.72	0.72
57:D8:4:MET:O	57:D8:62:LEU:HD12	1.90	0.72
1:AA:1062:U:H2'	1:AA:1063:C:C6	2.23	0.72
2:AB:166:ASP:CB	2:AB:169:LYS:HB2	2.11	0.72
3:AC:142:MET:HA	3:AC:146:ALA:HB3	1.70	0.72
5:AE:150:ARG:O	5:AE:153:LYS:HG2	1.88	0.72
13:AM:93:ARG:HA	13:AM:93:ARG:HE	1.55	0.72
25:AY:37:U:C3'	25:AY:38:U:H5''	2.20	0.72
27:BA:1666:G:C2'	27:BA:1667:G:H5'	2.19	0.72
27:BA:2569:G:H2'	27:BA:2570:G:H5'	1.71	0.72
34:BH:11:VAL:O	34:BH:11:VAL:HG13	1.89	0.72
38:BP:64:LYS:HD3	38:BP:65:ARG:H	1.53	0.72
45:BW:68:ARG:HD2	45:BW:110:LYS:HB3	1.72	0.72
47:BY:10:GLY:CA	47:BY:27:VAL:HG13	2.14	0.72
54:B5:25:LEU:HD12	54:B5:25:LEU:N	2.03	0.72
1:CA:648:A:H2'	1:CA:649:G:H8	1.54	0.72
1:CA:1100:C:O2'	1:CA:1101:A:H5'	1.88	0.72
1:CA:1457:G:N3	1:CA:1458:G:C8	2.57	0.72
2:CB:165:VAL:HG23	2:CB:166:ASP:N	2.04	0.72

*Continued on next page...*

*Continued from previous page...*

Atom-1	Atom-2	Interatomic distance (Å)	Clash overlap (Å)
27:DA:1169:G:H1	27:DA:1180:C:N4	1.88	0.72
28:DB:51:G:O6	41:DS:32:LEU:HB3	1.89	0.72
44:DV:51:VAL:HG12	44:DV:52:VAL:N	2.02	0.72
54:D5:40:LYS:HB2	54:D5:41:PRO:CD	2.18	0.72
1:AA:924:C:H2'	1:AA:925:G:C8	2.25	0.72
2:AB:102:LEU:HB2	2:AB:176:GLU:CG	2.19	0.72
8:AH:116:LYS:CD	8:AH:127:LEU:HD11	2.18	0.72
27:BA:71:A:H5'	27:BA:71:A:C8	2.25	0.72
27:BA:926:A:H5'	27:BA:926:A:C8	2.24	0.72
30:BD:85:ASP:HB2	30:BD:92:ILE:HD12	1.69	0.72
33:BG:101:ILE:HD13	33:BG:102:PHE:N	2.02	0.72
38:BP:16:ARG:CZ	38:BP:18:ARG:HG2	2.19	0.72
50:B1:52:ARG:HD2	50:B1:53:VAL:N	2.03	0.72
1:CA:310:G:H4'	16:CP:31:LYS:HD2	1.72	0.72
1:CA:337:C:H2'	1:CA:338:A:C8	2.24	0.72
1:CA:532:A:H3'	1:CA:533:A:C5'	2.19	0.72
1:CA:1030:C:C2'	1:CA:1030(A):G:H5'	2.20	0.72
23:CW:22:G:H2'	23:CW:23:G:C8	2.25	0.72
25:CY:14:A:H1'	25:CY:21:A:C6	2.24	0.72
27:DA:1614:A:H62	45:DW:93:ALA:HB2	1.53	0.72
28:DB:7:G:H1	28:DB:114:C:N4	1.87	0.72
30:DD:242:ARG:HH11	30:DD:242:ARG:N	1.86	0.72
33:DG:53:LEU:H	33:DG:53:LEU:HD22	1.53	0.72
35:DI:72:LEU:HD13	35:DI:72:LEU:O	1.90	0.72
38:DP:7:ARG:N	38:DP:8:PRO:HD2	2.03	0.72
46:DX:18:TYR:O	46:DX:20:GLY:N	2.23	0.72
6:AF:50:TYR:CE1	18:AR:77:GLY:HA2	2.25	0.72
27:BA:370:G:H4'	27:BA:371:A:OP2	1.88	0.72
27:BA:881:G:C2'	27:BA:882:G:H5'	2.19	0.72
27:BA:1210:A:H4'	27:BA:1211:U:O5'	1.90	0.72
31:BE:77:ILE:HG22	31:BE:78:LEU:N	2.00	0.72
33:BG:128:ARG:HB2	33:BG:130:ASN:ND2	2.05	0.72
34:BH:19:VAL:HG23	34:BH:45:VAL:HG23	1.71	0.72
38:BP:59:LEU:HA	38:BP:61:ARG:NH1	2.05	0.72
42:BT:10:VAL:O	42:BT:10:VAL:HG12	1.89	0.72
1:CA:591:U:H2'	1:CA:592:G:H8	1.55	0.72
5:CE:45:PHE:HD1	5:CE:46:GLY:N	1.87	0.72
14:CN:47:LEU:HD23	14:CN:50:LYS:HD3	1.72	0.72
27:DA:2233:U:H2'	27:DA:2234:G:C8	2.25	0.72
28:DB:56:G:H5'	33:DG:27:ASN:OD1	1.89	0.72
33:DG:120:LEU:HB2	33:DG:179:PRO:O	1.89	0.72

*Continued on next page...*



*Continued from previous page...*

Atom-1	Atom-2	Interatomic distance (Å)	Clash overlap (Å)
43:DU:15:LYS:HE2	43:DU:19:LYS:HE3	1.71	0.72
43:DU:79:PHE:O	43:DU:83:LEU:HB2	1.88	0.72
27:BA:784:A:C5	30:BD:229:VAL:HG21	2.25	0.72
27:BA:2425:A:H5''	27:BA:2427:C:O4'	1.90	0.72
28:BB:65:C:N4	28:BB:109:C:H2'	2.05	0.72
31:BE:95:ILE:HD12	31:BE:95:ILE:N	2.05	0.72
34:BH:80:SER:O	34:BH:81:GLU:HB2	1.89	0.72
1:CA:102:G:C2	1:CA:103:C:C6	2.78	0.72
4:CD:108:LEU:CD1	4:CD:174:LEU:HD13	2.19	0.72
5:CE:43:LEU:HD21	5:CE:132:ALA:HB1	1.72	0.72
7:CG:32:ARG:O	7:CG:33:ASP:HB2	1.90	0.72
9:CI:96:LEU:HG	9:CI:102:LEU:HB2	1.71	0.72
18:CR:56:THR:HB	18:CR:58:LEU:HD13	1.72	0.72
27:DA:286:C:H2'	27:DA:287:C:H5''	1.71	0.72
30:DD:39:LYS:HB2	30:DD:62:TYR:HB2	1.69	0.72
31:DE:7:VAL:HG21	42:DT:1:MET:CE	2.20	0.72
33:DG:40:ASN:HD22	33:DG:91:ARG:HB2	1.53	0.72
35:DI:83:ALA:HA	35:DI:89:TYR:CE1	2.24	0.72
38:DP:50:ARG:HB3	57:D8:59:LYS:CD	2.20	0.72
38:DP:64:LYS:HD2	57:D8:25:MET:SD	2.30	0.72
39:DQ:66:ILE:HG22	39:DQ:104:PHE:CE2	2.25	0.72
1:AA:598:U:H2'	1:AA:599:C:C6	2.25	0.71
1:AA:1510:U:H2'	1:AA:1511:G:C8	2.24	0.71
4:AD:94:LEU:HA	4:AD:97:LEU:HD12	1.72	0.71
4:AD:196:LEU:O	4:AD:198:VAL:N	2.22	0.71
18:AR:43:PHE:CE2	18:AR:58:LEU:HD11	2.23	0.71
27:BA:1301:A:O2'	27:BA:1302:A:H3'	1.89	0.71
27:BA:1444:G:H2'	27:BA:1445(A):C:C5	2.25	0.71
27:BA:2328:A:H2'	27:BA:2329:G:C8	2.24	0.71
33:BG:91:ARG:HD2	33:BG:92:VAL:N	2.05	0.71
42:BT:38:ASN:O	42:BT:38:ASN:ND2	2.23	0.71
44:BV:19:LYS:HB2	44:BV:96:ILE:HG12	1.71	0.71
1:CA:102:G:H21	1:CA:103:C:H1'	1.54	0.71
1:CA:984:C:H2'	1:CA:985:C:C6	2.24	0.71
1:CA:1265:G:H22	1:CA:1271:G:H1'	1.53	0.71
1:CA:1313:U:P	19:CS:6:LYS:HG3	2.29	0.71
2:CB:124:SER:OG	2:CB:125:PRO:HD2	1.90	0.71
9:CI:17:VAL:CG1	9:CI:81:ILE:HD13	2.19	0.71
27:DA:272(C):G:H2'	27:DA:272(D):G:H8	1.55	0.71
27:DA:286:C:H2'	27:DA:287:C:H5'	1.70	0.71
27:DA:541:C:H2'	27:DA:542:C:C6	2.25	0.71

*Continued on next page...*

*Continued from previous page...*

Atom-1	Atom-2	Interatomic distance (Å)	Clash overlap (Å)
27:DA:554:U:O2'	27:DA:555:U:H5'	1.90	0.71
27:DA:951:C:O2'	27:DA:952:G:H5'	1.90	0.71
27:DA:1509(A):A:H2'	27:DA:1509(B):A:C8	2.23	0.71
27:DA:1708:C:O2'	27:DA:1709:U:H5'	1.90	0.71
27:DA:2286:A:H3'	55:D6:31:PRO:HB3	1.72	0.71
27:DA:2815:C:H5'	54:D5:29:THR:HG21	1.70	0.71
30:DD:112:GLN:N	30:DD:115:GLN:NE2	2.38	0.71
42:DT:102:ILE:O	42:DT:106:SER:HB3	1.89	0.71
57:D8:52:LYS:N	57:D8:53:PRO:HD2	2.04	0.71
6:AF:100:ASN:HB2	18:AR:28:GLU:HA	1.71	0.71
11:AK:105:VAL:O	11:AK:105:VAL:HG23	1.90	0.71
20:AT:29:LYS:O	20:AT:33:ILE:HG12	1.90	0.71
27:BA:2019:A:O3'	43:BU:27:LEU:HD12	1.90	0.71
27:BA:2512:C:H4'	31:BE:122:PHE:CE2	2.24	0.71
30:BD:131:LEU:HA	30:BD:190:TYR:HE2	1.55	0.71
38:BP:23:PRO:O	38:BP:33:ARG:HD2	1.90	0.71
38:BP:46:LYS:HG3	38:BP:51:PHE:CD2	2.25	0.71
47:BY:8:LYS:H	47:BY:8:LYS:CD	1.98	0.71
48:BZ:10:GLU:OE2	48:BZ:12:GLU:HB2	1.90	0.71
48:BZ:47:PHE:HA	48:BZ:50:ALA:HB3	1.70	0.71
1:CA:957:U:H4'	19:CS:79:THR:HB	1.72	0.71
1:CA:1203:C:OP1	14:CN:3:ARG:HD3	1.90	0.71
1:CA:1346:A:H5''	9:CI:120:ARG:HH12	1.53	0.71
4:CD:57:ARG:HH11	4:CD:57:ARG:HG3	1.55	0.71
27:DA:528:A:C2	27:DA:2043:C:H5'	2.25	0.71
34:DH:89:ILE:HD12	34:DH:90:LYS:N	2.04	0.71
37:DO:111:PHE:O	37:DO:115:VAL:HG23	1.90	0.71
42:DT:100:TYR:H	42:DT:100:TYR:HD1	1.33	0.71
48:DZ:47:PHE:O	48:DZ:50:ALA:N	2.23	0.71
1:AA:741:G:H2'	1:AA:742:G:H8	1.54	0.71
1:AA:1228:C:OP1	13:AM:115:LYS:HD3	1.89	0.71
1:AA:1348:U:H4'	9:AI:120:ARG:HD2	1.72	0.71
19:AS:16:LEU:O	19:AS:20:LEU:HG	1.89	0.71
20:AT:89:ARG:CZ	20:AT:104:LEU:HD21	2.19	0.71
27:BA:863:A:O2'	27:BA:864:G:H5'	1.91	0.71
30:BD:118:VAL:HG22	30:BD:119:ALA:N	2.05	0.71
40:BR:2:ARG:NH2	40:BR:5:LYS:NZ	2.38	0.71
55:B6:33:LYS:HA	55:B6:33:LYS:CE	2.19	0.71
57:B8:52:LYS:N	57:B8:53:PRO:HD2	2.05	0.71
1:CA:1325:C:H4'	21:CU:17:THR:HG21	1.72	0.71
2:CB:130:ARG:HE	2:CB:130:ARG:HA	1.53	0.71

*Continued on next page...*

*Continued from previous page...*

Atom-1	Atom-2	Interatomic distance (Å)	Clash overlap (Å)
27:DA:288:C:H42	27:DA:353:G:H1	1.35	0.71
27:DA:2533:A:H3'	27:DA:2534:A:H5''	1.73	0.71
42:DT:28:VAL:CG2	42:DT:46:GLU:HG3	2.19	0.71
1:AA:256:U:H2'	1:AA:257:G:C8	2.25	0.71
15:AO:70:LEU:HD11	15:AO:77:ARG:HG3	1.72	0.71
23:AW:60:C:H2'	23:AW:61:C:H5'	1.70	0.71
27:BA:330:A:H2	27:BA:1210:A:H2'	1.55	0.71
27:BA:528:A:H2	27:BA:2043:C:H5'	1.56	0.71
27:BA:942:G:H5'	38:BP:35:HIS:CB	2.20	0.71
27:BA:1494:A:H3'	27:BA:1494:A:N3	2.04	0.71
27:BA:2334:G:N2	41:BS:18:ILE:HD11	2.05	0.71
32:BF:153:SER:HB2	32:BF:189:THR:HG22	1.71	0.71
38:BP:45:LEU:HD23	38:BP:45:LEU:C	2.11	0.71
38:BP:61:ARG:HH11	57:B8:13:ARG:HD2	1.55	0.71
1:CA:256:U:P	17:CQ:17:LYS:HZ2	2.14	0.71
1:CA:591:U:H2'	1:CA:592:G:C8	2.25	0.71
1:CA:1457:G:C4	1:CA:1458:G:C8	2.79	0.71
3:CC:11:ARG:NE	3:CC:180:ALA:HB3	2.05	0.71
23:CW:37:U:OP1	26:CZ:1:KBE:HDA	1.90	0.71
27:DA:360:G:H2'	27:DA:361:G:H8	1.53	0.71
27:DA:1386:C:H2'	27:DA:1387:C:H6	1.54	0.71
27:DA:2415:G:H4'	38:DP:67:MET:N	2.05	0.71
27:DA:2876:G:H4'	42:DT:3:ARG:HD2	1.72	0.71
33:DG:72:ARG:HD3	33:DG:86:MET:CA	2.19	0.71
1:AA:359:U:H2'	1:AA:360:A:C8	2.25	0.71
8:AH:4:ASP:OD1	8:AH:7:ALA:HB2	1.90	0.71
10:AJ:63:PHE:HA	14:AN:59:ALA:HB2	1.71	0.71
27:BA:271(T):C:H6	27:BA:271(T):C:C5'	2.03	0.71
27:BA:528:A:C2	27:BA:2042:A:H2'	2.26	0.71
27:BA:2400:G:H4'	55:B6:19:ARG:HB3	1.71	0.71
32:BF:179:GLU:CD	32:BF:179:GLU:H	1.94	0.71
36:BN:36:GLY:O	36:BN:42:TRP:HE3	1.74	0.71
42:BT:27:THR:O	42:BT:28:VAL:HB	1.90	0.71
48:BZ:100:PRO:O	48:BZ:101:LEU:HD12	1.90	0.71
51:B2:68:ARG:O	51:B2:69:ARG:HG3	1.91	0.71
1:CA:1321:C:H3'	1:CA:1322:C:C5'	2.11	0.71
14:CN:57:ARG:HG2	14:CN:58:LYS:H	1.54	0.71
25:CY:67:C:H2'	25:CY:68:C:O4'	1.91	0.71
27:DA:709:U:H2'	27:DA:710:G:H8	1.56	0.71
27:DA:1430:C:H2'	27:DA:1431:U:C6	2.24	0.71
27:DA:2562:U:H1'	37:DO:23:ARG:NH1	2.04	0.71

*Continued on next page...*

*Continued from previous page...*

Atom-1	Atom-2	Interatomic distance (Å)	Clash overlap (Å)
27:DA:2621:A:O2'	31:DE:159:HIS:HB2	1.89	0.71
36:DN:62:VAL:HG22	36:DN:66:LYS:HE3	1.70	0.71
51:D2:12:GLU:O	51:D2:16:LEU:HG	1.90	0.71
1:AA:1015:A:H2'	1:AA:1016:A:C8	2.25	0.71
4:AD:22:LYS:HG3	4:AD:26:CYS:SG	2.31	0.71
27:BA:1718:G:H5'	27:BA:1718:G:C8	2.25	0.71
32:BF:32:LEU:HD22	32:BF:112:MET:HE2	1.70	0.71
38:BP:71:VAL:CG1	38:BP:72:PRO:HD3	2.20	0.71
48:BZ:127:VAL:HG13	48:BZ:128:SER:H	1.54	0.71
48:BZ:143:LEU:HG	48:BZ:149:LEU:HD12	1.71	0.71
51:B2:53:LEU:HA	51:B2:56:GLN:HG3	1.71	0.71
1:CA:67:C:O2'	1:CA:171:A:H1'	1.91	0.71
2:CB:132:LYS:HA	2:CB:135:GLN:HB2	1.72	0.71
27:DA:910:A:N7	39:DQ:13:GLN:HG3	2.04	0.71
27:DA:2528:U:H5''	58:D9:31:LYS:HZ3	1.53	0.71
28:DB:16:G:O6	28:DB:109:C:H1'	1.89	0.71
33:DG:5:VAL:HG12	53:D4:51:TYR:HE1	1.53	0.71
35:DI:79:ILE:HD12	35:DI:100:ALA:HB3	1.73	0.71
44:DV:46:VAL:HG22	44:DV:47:VAL:H	1.56	0.71
2:AB:57:PHE:O	2:AB:61:LEU:HB2	1.90	0.71
27:BA:2475:C:H42	27:BA:2529:G:N2	1.89	0.71
31:BE:2:LYS:HA	31:BE:84:PHE:CE2	2.26	0.71
41:BS:27:SER:HA	41:BS:88:ASP:HB3	1.72	0.71
54:B5:20:ARG:HA	54:B5:23:HIS:ND1	2.05	0.71
1:CA:60:A:H4'	1:CA:61:G:O5'	1.91	0.71
1:CA:284:G:H2'	1:CA:285:G:H8	1.55	0.71
1:CA:1162:C:H2'	1:CA:1163:C:C6	2.26	0.71
3:CC:15:THR:HG21	3:CC:181:ASN:HA	1.71	0.71
5:CE:73:ASN:O	5:CE:75:THR:N	2.22	0.71
27:DA:469:G:O6	56:D7:37:LYS:HE2	1.91	0.71
27:DA:754:C:H2'	27:DA:755:C:C6	2.24	0.71
27:DA:769:G:O2'	27:DA:770:G:H5'	1.89	0.71
27:DA:1024:G:OP2	27:DA:1025:G:H3'	1.90	0.71
27:DA:2839:G:H1	27:DA:2878:U:H3	1.39	0.71
28:DB:105:A:H2'	28:DB:106:G:O4'	1.91	0.71
31:DE:111:ARG:HD2	31:DE:160:TYR:HE1	1.56	0.71
32:DF:9:ILE:HA	32:DF:13:SER:O	1.90	0.71
46:DX:12:VAL:CB	46:DX:17:ALA:HB1	2.13	0.71
52:D3:6:VAL:HG12	52:D3:56:VAL:HA	1.70	0.71
1:AA:1152:A:H5''	10:AJ:13:HIS:HD2	1.53	0.71
3:AC:83:ARG:O	3:AC:86:VAL:HG22	1.90	0.71

*Continued on next page...*

*Continued from previous page...*

Atom-1	Atom-2	Interatomic distance (Å)	Clash overlap (Å)
4:AD:114:ARG:HH11	4:AD:114:ARG:HG3	1.55	0.71
27:BA:2348:U:H2'	27:BA:2349:G:H5'	1.71	0.71
40:BR:11:ASN:O	40:BR:12:ARG:HG3	1.90	0.71
53:B4:65:CYS:O	53:B4:66:HIS:CB	2.39	0.71
1:CA:27:G:H5'	4:CD:209:ARG:HG2	1.71	0.71
1:CA:170:U:O2'	1:CA:171:A:H5'	1.91	0.71
1:CA:963:G:H21	10:CJ:55:LYS:NZ	1.89	0.71
1:CA:1128:C:H4'	9:CI:16:ARG:NH1	2.04	0.71
4:CD:114:ARG:O	4:CD:117:ALA:HB3	1.90	0.71
27:DA:492:A:H2'	27:DA:493:G:O4'	1.90	0.71
27:DA:2050:C:H1'	31:DE:156:MET:CE	2.21	0.71
31:DE:116:VAL:HG21	31:DE:122:PHE:CD2	2.25	0.71
38:DP:18:ARG:O	38:DP:20:GLY:N	2.24	0.71
48:DZ:164:VAL:HG12	48:DZ:165:SER:N	2.06	0.71
57:D8:64:TYR:H	57:D8:64:TYR:HD1	1.37	0.71
1:AA:80:G:N7	1:AA:81:U:H5	1.88	0.71
1:AA:1432:G:OP1	42:BT:107:ASP:HB2	1.91	0.71
19:AS:6:LYS:H	19:AS:6:LYS:CE	2.03	0.71
30:BD:92:ILE:HG13	30:BD:104:TYR:CD2	2.26	0.71
33:BG:126:ASP:HA	33:BG:166:ASP:OD1	1.91	0.71
38:BP:125:VAL:O	38:BP:145:PRO:HD2	1.89	0.71
48:BZ:80:ARG:NH1	48:BZ:80:ARG:HB3	2.06	0.71
10:CJ:5:ARG:O	10:CJ:98:ILE:HA	1.91	0.71
13:CM:67:GLU:O	13:CM:69:GLU:N	2.23	0.71
27:DA:1038:C:H4'	27:DA:1039:G:OP1	1.90	0.71
27:DA:2134:A:N6	27:DA:2157:G:H1'	2.06	0.71
32:DF:178:PRO:HB2	32:DF:201:VAL:HG11	1.71	0.71
48:DZ:78:ARG:O	48:DZ:79:ARG:HB2	1.90	0.71
9:AI:46:ALA:HB2	9:AI:74:ILE:HG23	1.73	0.71
15:AO:76:GLU:HA	15:AO:79:ARG:HH11	1.55	0.71
25:AY:24:C:H2'	25:AY:25:A:H8	1.56	0.71
27:BA:2065:C:O2'	27:BA:2066:C:H5'	1.91	0.71
31:BE:101:ARG:CZ	31:BE:171:GLU:HB2	2.21	0.71
35:BI:85:GLU:O	35:BI:123:LEU:HD11	1.90	0.71
41:BS:33:LYS:HB3	41:BS:34:HIS:CD2	2.25	0.71
57:B8:17:THR:HG23	57:B8:21:LYS:HB2	1.70	0.71
1:CA:68:G:N2	1:CA:102:G:N2	2.39	0.71
11:CK:32:ILE:CD1	11:CK:72:ALA:HB2	2.18	0.71
17:CQ:16:GLN:O	17:CQ:17:LYS:HB2	1.91	0.71
18:CR:56:THR:HB	18:CR:58:LEU:CD1	2.20	0.71
27:DA:634:C:H2'	27:DA:635:C:C6	2.25	0.71

*Continued on next page...*

*Continued from previous page...*

Atom-1	Atom-2	Interatomic distance (Å)	Clash overlap (Å)
27:DA:2303:G:H1'	33:DG:132:ASN:HD22	1.56	0.71
27:DA:2645:G:H3'	27:DA:2646:C:C5'	2.20	0.71
32:DF:28:ILE:O	32:DF:28:ILE:HD12	1.90	0.71
40:DR:58:GLY:HA2	40:DR:80:PHE:CE1	2.26	0.71
1:AA:1065:U:H4'	1:AA:1066:C:O5'	1.91	0.70
1:AA:1316:G:H4'	14:AN:18:VAL:HG11	1.73	0.70
2:AB:92:TYR:CE1	2:AB:150:SER:HB2	2.27	0.70
4:AD:154:ASN:HA	4:AD:159:ARG:NH2	2.05	0.70
8:AH:63:LEU:HB2	8:AH:65:TYR:CE1	2.25	0.70
27:BA:17:G:H4'	43:BU:25:TRP:CH2	2.26	0.70
27:BA:412:A:H2'	27:BA:413:C:H5'	1.73	0.70
27:BA:1305:C:O2'	27:BA:1306:C:H5'	1.90	0.70
27:BA:1887:C:H3'	27:BA:1888:G:H5''	1.72	0.70
30:BD:46:GLN:N	30:BD:46:GLN:OE1	2.24	0.70
33:BG:144:ILE:O	33:BG:144:ILE:HG23	1.90	0.70
42:BT:9:LEU:O	42:BT:13:ARG:NH2	2.23	0.70
47:BY:68:HIS:O	47:BY:71:LYS:HE2	1.90	0.70
47:BY:96:ILE:HG21	47:BY:99:CYS:SG	2.31	0.70
50:B1:53:VAL:CG2	50:B1:74:VAL:HG13	2.21	0.70
4:CD:173:TRP:O	4:CD:186:LEU:HB2	1.91	0.70
9:CI:77:ILE:O	9:CI:81:ILE:HG12	1.91	0.70
27:DA:230:U:H2'	27:DA:230:U:O2	1.90	0.70
27:DA:969:U:H2'	27:DA:970:C:C6	2.26	0.70
27:DA:1884:A:H2'	27:DA:1885:A:C5'	2.17	0.70
30:DD:44:ASN:CB	30:DD:48:ARG:O	2.38	0.70
31:DE:16:ARG:O	31:DE:17:ASP:HB2	1.90	0.70
33:DG:128:ARG:HB3	33:DG:130:ASN:ND2	2.06	0.70
38:DP:36:LYS:HA	38:DP:41:ARG:HD3	1.72	0.70
38:DP:122:PRO:HG3	38:DP:141:ALA:HB3	1.72	0.70
47:DY:28:LYS:HB2	47:DY:37:VAL:C	2.11	0.70
1:AA:628:G:O2'	1:AA:629:G:H5'	1.90	0.70
1:AA:838:G:H2'	1:AA:839:U:H5''	1.73	0.70
1:AA:1137:C:H4'	1:AA:1138:G:N2	2.06	0.70
13:AM:90:LEU:CD2	13:AM:93:ARG:HG2	2.12	0.70
27:BA:49:A:H5''	27:BA:51:G:O4'	1.92	0.70
27:BA:755:C:H2'	27:BA:756:C:H6	1.56	0.70
27:BA:1884:A:H2'	27:BA:1885:A:C5'	2.21	0.70
27:BA:1887:C:C3'	27:BA:1888:G:H5''	2.21	0.70
37:BO:17:ARG:HD3	37:BO:47:ILE:HD13	1.73	0.70
38:BP:18:ARG:HH11	38:BP:18:ARG:CG	2.04	0.70
1:CA:627:G:O2'	1:CA:628:G:H5'	1.91	0.70

*Continued on next page...*

*Continued from previous page...*

Atom-1	Atom-2	Interatomic distance (Å)	Clash overlap (Å)
6:CF:74:ASP:HA	6:CF:77:ARG:NH1	2.06	0.70
23:CW:24:C:C2'	23:CW:25:A:H5'	2.20	0.70
23:CW:65:U:H2'	23:CW:66:A:C8	2.26	0.70
27:DA:874:G:H5'	27:DA:874:G:H8	1.56	0.70
27:DA:1286:A:C2'	27:DA:1288:U:OP2	2.39	0.70
27:DA:2712:U:H1'	27:DA:2712(A):A:C8	2.25	0.70
36:DN:21:LYS:O	36:DN:60:ILE:HG23	1.90	0.70
42:DT:66:VAL:HA	42:DT:71:GLY:HA2	1.73	0.70
44:DV:25:LEU:N	44:DV:92:THR:HG21	2.01	0.70
1:AA:222:U:H2'	1:AA:223:U:C6	2.25	0.70
1:AA:1109:C:H2'	1:AA:1110:A:O4'	1.91	0.70
3:AC:30:ARG:NH1	14:AN:38:GLY:HA2	2.06	0.70
3:AC:90:GLU:O	3:AC:93:LYS:HB3	1.90	0.70
7:AG:102:ARG:HG2	7:AG:106:GLN:NE2	2.06	0.70
16:AP:11:SER:H	16:AP:14:ASN:HD22	1.36	0.70
27:BA:536:A:H2'	27:BA:537:C:C6	2.27	0.70
27:BA:902:C:O2'	27:BA:903:C:H5'	1.92	0.70
27:BA:958:U:H5''	39:BQ:14:ARG:CD	2.20	0.70
27:BA:1568:G:H21	30:BD:58:HIS:HE1	1.39	0.70
27:BA:1666:G:O2'	27:BA:1667:G:H5'	1.91	0.70
27:BA:1689:A:H62	27:BA:1698:A:H2	1.37	0.70
27:BA:2041:U:O2'	27:BA:2042:A:H5'	1.89	0.70
28:BB:3:C:H42	28:BB:118:G:H1	1.40	0.70
39:BQ:55:VAL:HG23	39:BQ:56:ARG:N	2.06	0.70
42:BT:28:VAL:CG1	42:BT:46:GLU:HA	2.21	0.70
44:BV:18:LEU:HD22	44:BV:19:LYS:HA	1.74	0.70
48:BZ:116:LEU:HB2	48:BZ:173:VAL:HG22	1.73	0.70
51:B2:31:GLU:HB2	51:B2:53:LEU:HD11	1.72	0.70
2:CB:168:THR:HG23	2:CB:192:SER:HB3	1.72	0.70
3:CC:155:GLY:O	3:CC:156:ARG:HB2	1.92	0.70
5:CE:73:ASN:HD22	5:CE:73:ASN:C	1.94	0.70
16:CP:13:HIS:C	16:CP:15:PRO:HD3	2.11	0.70
27:DA:848:G:H8	27:DA:848:G:H5'	1.56	0.70
27:DA:2801(A):A:C4'	27:DA:2802:G:H5'	2.15	0.70
30:DD:61:LEU:HB3	30:DD:63:ARG:NH1	2.06	0.70
41:DS:89:ARG:HD3	41:DS:92:TYR:CA	2.19	0.70
42:DT:60:THR:HG22	42:DT:77:PRO:HA	1.74	0.70
48:DZ:119:ILE:O	48:DZ:120:HIS:HB2	1.90	0.70
48:DZ:120:HIS:O	48:DZ:170:ILE:HG22	1.90	0.70
3:AC:175:LEU:HD21	3:AC:201:TYR:CE2	2.24	0.70
5:AE:101:ILE:HD11	5:AE:119:LEU:HD23	1.73	0.70

*Continued on next page...*

*Continued from previous page...*

Atom-1	Atom-2	Interatomic distance (Å)	Clash overlap (Å)
19:AS:6:LYS:O	19:AS:7:LYS:HD3	1.91	0.70
20:AT:55:ILE:HG22	20:AT:56:MET:N	2.05	0.70
34:BH:44:VAL:C	34:BH:46:GLU:H	1.92	0.70
35:BI:108:THR:C	35:BI:109:ILE:HD12	2.11	0.70
43:BU:90:VAL:HG12	43:BU:91:ASP:N	2.05	0.70
47:BY:28:LYS:CB	47:BY:37:VAL:HB	2.21	0.70
57:B8:61:LEU:H	57:B8:61:LEU:CD1	1.95	0.70
1:CA:390:C:H2'	1:CA:391:G:C8	2.26	0.70
1:CA:495:A:H4'	1:CA:496:A:OP1	1.90	0.70
1:CA:1095:U:H2'	1:CA:1096:C:H6	1.55	0.70
31:DE:34:VAL:HG23	31:DE:48:GLN:HE21	1.55	0.70
32:DF:29:ASN:HB2	32:DF:112:MET:HE3	1.73	0.70
2:AB:178:ARG:HD2	8:AH:71:GLY:O	1.90	0.70
13:AM:91:ARG:NH1	13:AM:96:LEU:HD13	2.06	0.70
27:BA:89:G:C3'	27:BA:90:U:C5'	2.66	0.70
27:BA:2189:U:C3'	27:BA:2190:G:H5''	2.21	0.70
27:BA:2283:C:C2'	27:BA:2284:C:H5'	2.21	0.70
42:BT:55:ASN:H	42:BT:59:THR:HB	1.55	0.70
44:BV:21:ARG:N	44:BV:21:ARG:HD3	2.06	0.70
50:B1:5:CYS:SG	50:B1:62:VAL:HG23	2.31	0.70
1:CA:472:A:H4'	16:CP:80:PHE:O	1.91	0.70
1:CA:644:G:H5'	8:CH:92:ARG:HH22	1.57	0.70
9:CI:5:TYR:CE2	9:CI:16:ARG:HG2	2.26	0.70
27:DA:752:A:O2'	27:DA:753:C:OP2	2.07	0.70
27:DA:1717:G:C2'	27:DA:1718:G:H5''	2.22	0.70
29:DC:68:LEU:HD22	29:DC:180:PHE:N	2.06	0.70
31:DE:112:GLY:HA3	40:DR:2:ARG:HG2	1.74	0.70
32:DF:6:VAL:HG11	32:DF:124:LEU:HD13	1.73	0.70
32:DF:157:VAL:HB	32:DF:194:MET:HB3	1.72	0.70
33:DG:129:GLY:O	33:DG:161:THR:HB	1.92	0.70
37:DO:113:LYS:HA	37:DO:116:SER:OG	1.91	0.70
42:DT:80:SER:HB3	42:DT:81:PRO:CD	2.21	0.70
48:DZ:27:MET:HA	48:DZ:87:PHE:O	1.91	0.70
48:DZ:47:PHE:CE1	48:DZ:51:SER:HA	2.27	0.70
48:DZ:93:GLU:O	48:DZ:95:VAL:HG23	1.91	0.70
1:AA:693:G:H1'	7:AG:82:GLY:HA3	1.73	0.70
3:AC:63:ASN:H	3:AC:97:LYS:HZ3	1.39	0.70
7:AG:15:ASP:OD2	7:AG:16:LEU:N	2.24	0.70
11:AK:21:ILE:HB	11:AK:84:VAL:HG12	1.72	0.70
16:AP:50:LYS:NZ	16:AP:52:ASP:HB2	2.07	0.70
27:BA:2261:C:OP1	49:B0:17:GLN:NE2	2.24	0.70

*Continued on next page...*



*Continued from previous page...*

Atom-1	Atom-2	Interatomic distance (Å)	Clash overlap (Å)
33:BG:85:GLY:C	33:BG:87:PRO:HD2	2.12	0.70
36:BN:67:LEU:H	36:BN:67:LEU:HD12	1.55	0.70
42:BT:23:ARG:HB2	42:BT:24:PRO:HD2	1.73	0.70
1:CA:1207:G:H2'	1:CA:1208:C:H6	1.54	0.70
16:CP:67:THR:HB	16:CP:70:ALA:HB2	1.73	0.70
27:DA:30:G:H2'	27:DA:31:C:H6	1.55	0.70
27:DA:319:C:H2'	27:DA:320:A:C8	2.26	0.70
27:DA:592:G:O2'	57:D8:4:MET:HB2	1.91	0.70
27:DA:1998:G:H4'	27:DA:2724:C:O2'	1.90	0.70
27:DA:2523:G:H5'	27:DA:2523:G:H8	1.55	0.70
28:DB:24:G:H4'	28:DB:25:A:C8	2.26	0.70
32:DF:123:LEU:HD12	32:DF:124:LEU:N	2.04	0.70
38:DP:59:LEU:CA	38:DP:61:ARG:CZ	2.69	0.70
38:DP:71:VAL:H	38:DP:72:PRO:HD3	1.56	0.70
41:DS:88:ASP:OD2	41:DS:89:ARG:N	2.24	0.70
44:DV:72:VAL:HG23	44:DV:85:LYS:HB3	1.74	0.70
47:DY:84:ARG:HH12	47:DY:97:ARG:HB3	1.56	0.70
1:AA:96:U:H2'	1:AA:97:G:C8	2.26	0.70
1:AA:650:G:O2'	1:AA:651:C:H5'	1.91	0.70
3:AC:148:GLY:HA3	3:AC:172:ARG:O	1.91	0.70
4:AD:7:PRO:CB	4:AD:10:ARG:HD2	2.19	0.70
4:AD:199:ASN:HD22	4:AD:202:LEU:HG	1.57	0.70
7:AG:140:ASP:HA	7:AG:143:ARG:NH1	2.07	0.70
9:AI:89:ASN:HB3	9:AI:92:TYR:HB2	1.72	0.70
11:AK:12:ARG:HH21	11:AK:14:VAL:HG11	1.57	0.70
27:BA:27:G:N2	27:BA:512:G:C2'	2.54	0.70
27:BA:598:G:H5''	38:BP:14:LYS:HD3	1.73	0.70
27:BA:1636:C:H2'	27:BA:1637:A:C8	2.25	0.70
27:BA:2023:G:H5'	27:BA:2617:C:H4'	1.73	0.70
27:BA:2298:A:H2'	27:BA:2299:G:O4'	1.92	0.70
32:BF:123:LEU:HD12	32:BF:124:LEU:N	2.07	0.70
33:BG:22:ARG:HB3	33:BG:22:ARG:NH1	2.06	0.70
36:BN:16:ILE:HD11	36:BN:26:LEU:HD11	1.74	0.70
57:B8:51:ALA:HA	57:B8:54:GLU:OE2	1.91	0.70
57:B8:61:LEU:HD12	57:B8:61:LEU:N	2.05	0.70
1:CA:376:G:H5''	16:CP:5:ARG:HD2	1.73	0.70
5:CE:6:PHE:HB2	5:CE:34:VAL:HG12	1.73	0.70
14:CN:47:LEU:HA	14:CN:50:LYS:HD3	1.74	0.70
20:CT:26:ASN:HB2	20:CT:71:THR:HG23	1.74	0.70
59:CX:49:G:H1	59:CX:65:C:H42	1.35	0.70
27:DA:338:G:H2'	27:DA:339:U:C6	2.27	0.70

*Continued on next page...*

*Continued from previous page...*

Atom-1	Atom-2	Interatomic distance (Å)	Clash overlap (Å)
27:DA:1141:U:C5	36:DN:64:GLY:HA3	2.27	0.70
27:DA:1528(A):A:H3'	27:DA:1529:G:H5''	1.73	0.70
27:DA:2178:C:H4'	29:DC:46:LYS:NZ	2.06	0.70
33:DG:43:LEU:HD22	33:DG:43:LEU:H	1.57	0.70
35:DI:114:LEU:HG	35:DI:130:TYR:CD1	2.26	0.70
47:DY:28:LYS:HB3	47:DY:39:VAL:H	1.55	0.70
56:D7:8:ASN:HD22	56:D7:8:ASN:C	1.94	0.70
3:AC:135:LYS:HZ1	5:AE:50:GLU:HG2	1.55	0.70
6:AF:100:ASN:O	18:AR:28:GLU:HB2	1.92	0.70
27:BA:15:G:O2'	27:BA:16:G:H5'	1.91	0.70
27:BA:779:U:OP1	30:BD:49:ILE:HG22	1.92	0.70
27:BA:2134:A:C2	27:BA:2159:G:H1'	2.27	0.70
38:BP:30:THR:CG2	38:BP:31:ALA:H	2.05	0.70
1:CA:784:C:H4'	27:DA:1837:C:OP1	1.91	0.70
3:CC:47:LEU:HD23	3:CC:68:VAL:HG11	1.72	0.70
4:CD:30:LYS:CA	4:CD:35:ARG:HD2	2.20	0.70
9:CI:20:ARG:HB2	9:CI:60:ASP:HB2	1.71	0.70
27:DA:435:C:O2'	27:DA:436:C:H5'	1.91	0.70
27:DA:1021:A:H3'	27:DA:1021:A:C8	2.27	0.70
27:DA:1416:G:H21	27:DA:1586:A:N6	1.88	0.70
27:DA:2331:G:H4'	49:D0:43:THR:H	1.56	0.70
27:DA:2334:G:H21	41:DS:18:ILE:HD11	1.57	0.70
27:DA:2672:G:H2'	27:DA:2673:G:H5''	1.74	0.70
30:DD:65:ILE:HD11	30:DD:67:PHE:CE1	2.26	0.70
31:DE:134:ILE:HA	31:DE:137:HIS:CD2	2.26	0.70
33:DG:128:ARG:C	33:DG:130:ASN:H	1.94	0.70
34:DH:28:GLY:HA3	34:DH:79:VAL:HB	1.74	0.70
48:DZ:95:VAL:HG12	48:DZ:96:GLU:N	2.06	0.70
52:D3:8:LEU:CD1	52:D3:31:LEU:HA	2.21	0.70
57:D8:6:THR:CG2	57:D8:63:PRO:HD3	2.22	0.70
1:AA:1444:C:H2'	1:AA:1445:C:C6	2.26	0.70
7:AG:102:ARG:HG2	7:AG:106:GLN:HE21	1.56	0.70
18:AR:56:THR:HB	18:AR:58:LEU:CD1	2.22	0.70
18:AR:66:LEU:CD1	18:AR:70:ILE:HD11	2.21	0.70
20:AT:97:ALA:O	20:AT:99:LEU:N	2.22	0.70
30:BD:168:ARG:HG3	30:BD:168:ARG:HH11	1.56	0.70
33:BG:161:THR:HG22	33:BG:163:ALA:N	2.06	0.70
38:BP:23:PRO:HB2	38:BP:33:ARG:CG	2.21	0.70
38:BP:29:LYS:N	38:BP:29:LYS:HD2	2.07	0.70
45:BW:36:LEU:HD13	45:BW:48:ALA:HA	1.73	0.70
49:B0:51:VAL:HG22	49:B0:81:VAL:HG23	1.72	0.70

*Continued on next page...*

*Continued from previous page...*

Atom-1	Atom-2	Interatomic distance (Å)	Clash overlap (Å)
50:B1:40:ARG:HD3	50:B1:40:ARG:C	2.12	0.70
54:B5:20:ARG:HA	54:B5:23:HIS:CE1	2.26	0.70
1:CA:1068:G:N7	1:CA:1094:G:H2'	2.07	0.70
1:CA:1291:G:H4'	9:CI:39:GLY:HA3	1.74	0.70
2:CB:236:TYR:HA	2:CB:239:VAL:HG23	1.73	0.70
4:CD:199:ASN:ND2	4:CD:202:LEU:HG	2.07	0.70
23:CW:35:G:HO2'	23:CW:36:A:H8	1.39	0.70
27:DA:631:A:OP1	38:DP:64:LYS:HE2	1.91	0.70
27:DA:2223:G:H2'	27:DA:2224:G:H5'	1.72	0.70
28:DB:20:C:H2'	28:DB:21:G:C5'	2.22	0.70
30:DD:134:ARG:HG3	30:DD:135:PHE:CD1	2.27	0.70
31:DE:37:ARG:HA	31:DE:42:ASP:OD2	1.91	0.70
33:DG:60:LEU:HD12	33:DG:68:PRO:HG2	1.72	0.70
35:DI:30:LEU:HD23	35:DI:35:LEU:HD12	1.73	0.70
38:DP:80:TYR:CE1	38:DP:111:ARG:HD3	2.27	0.70
42:DT:25:GLY:O	42:DT:49:VAL:HG12	1.92	0.70
55:D6:41:PRO:CD	55:D6:46:HIS:N	2.55	0.70
1:AA:1026:G:N3	1:AA:1026:G:H2'	2.06	0.70
2:AB:30:ARG:HH21	2:AB:194:PRO:HG3	1.56	0.70
3:AC:63:ASN:H	3:AC:97:LYS:NZ	1.89	0.70
4:AD:8:VAL:O	4:AD:10:ARG:N	2.23	0.70
4:AD:49:ARG:C	4:AD:49:ARG:HD3	2.11	0.70
4:AD:129:ASN:HD21	4:AD:144:ASP:HA	1.57	0.70
10:AJ:34:VAL:HG22	10:AJ:74:ILE:HG22	1.73	0.70
10:AJ:79:ARG:HH11	10:AJ:79:ARG:HA	1.56	0.70
12:AL:5:ASN:ND2	17:AQ:34:LYS:HE2	2.05	0.70
27:BA:285:C:C2'	27:BA:286:C:H5''	2.22	0.70
27:BA:2036:C:H5'	27:BA:2036:C:H6	1.57	0.70
27:BA:2330:G:H4'	49:B0:44:ARG:HH12	1.56	0.70
42:BT:125:ARG:O	42:BT:128:GLU:HG3	1.92	0.70
43:BU:8:VAL:HG12	43:BU:12:ARG:HG3	1.72	0.70
45:BW:29:LEU:HD21	45:BW:33:ARG:HH21	1.56	0.70
49:B0:36:ILE:C	49:B0:36:ILE:HD12	2.11	0.70
50:B1:90:ILE:O	50:B1:94:LEU:HD12	1.92	0.70
55:B6:15:GLU:OE1	55:B6:43:CYS:HB3	1.91	0.70
1:CA:1054:C:O2	1:CA:1054:C:C2'	2.40	0.70
1:CA:1117:G:O3'	9:CI:104:ARG:HG3	1.92	0.70
4:CD:3:ARG:NE	4:CD:5:ILE:HG13	2.06	0.70
6:CF:77:ARG:NH1	6:CF:77:ARG:HB3	2.07	0.70
17:CQ:17:LYS:HA	17:CQ:46:ASP:O	1.91	0.70
27:DA:389:G:H22	38:DP:72:PRO:CG	2.04	0.70

*Continued on next page...*

*Continued from previous page...*

Atom-1	Atom-2	Interatomic distance (Å)	Clash overlap (Å)
27:DA:1444:G:H2'	27:DA:1445(A):C:C5	2.27	0.70
27:DA:2672:G:C3'	27:DA:2673:G:H5''	2.22	0.70
27:DA:2892:A:H3'	27:DA:2893:G:H5''	1.73	0.70
35:DI:2:LYS:HA	35:DI:20:ASP:CB	2.22	0.70
49:D0:27:GLU:HA	49:D0:67:VAL:HG12	1.73	0.70
55:D6:11:LEU:HD22	55:D6:11:LEU:C	2.11	0.70
8:AH:11:THR:HA	8:AH:14:ARG:NH1	2.07	0.69
13:AM:91:ARG:HB3	13:AM:98:VAL:HG22	1.73	0.69
27:BA:1114:G:C2'	27:BA:1115:G:H5''	2.22	0.69
30:BD:35:LYS:NZ	30:BD:103:ARG:HA	2.07	0.69
31:BE:16:ARG:HH12	31:BE:171:GLU:CD	1.95	0.69
37:BO:14:THR:HG22	37:BO:52:VAL:CG1	2.22	0.69
38:BP:63:PRO:HA	57:B8:13:ARG:HB2	1.74	0.69
38:BP:64:LYS:O	38:BP:65:ARG:C	2.31	0.69
41:BS:92:TYR:CD1	41:BS:93:LYS:N	2.59	0.69
47:BY:2:ARG:O	47:BY:5:MET:HG2	1.91	0.69
47:BY:28:LYS:HB2	47:BY:37:VAL:HB	1.74	0.69
50:B1:18:ILE:HG21	50:B1:20:ARG:NH2	2.06	0.69
57:B8:48:PHE:O	57:B8:49:VAL:HG13	1.92	0.69
1:CA:736:C:H2'	1:CA:737:A:C8	2.27	0.69
2:CB:131:PRO:HG2	2:CB:134:GLU:HB2	1.73	0.69
2:CB:167:PRO:HD3	2:CB:188:ALA:HA	1.74	0.69
2:CB:209:ARG:HH11	2:CB:239:VAL:HG11	1.57	0.69
7:CG:52:GLU:O	7:CG:54:THR:N	2.25	0.69
8:CH:10:LEU:HD22	8:CH:83:ILE:HD11	1.73	0.69
17:CQ:94:ASN:O	17:CQ:98:LEU:HG	1.92	0.69
18:CR:43:PHE:HE2	18:CR:58:LEU:HD11	1.57	0.69
27:DA:272(D):G:H2'	27:DA:272(E):G:C8	2.27	0.69
27:DA:1335:U:H2'	27:DA:1336:A:H8	1.55	0.69
27:DA:1902:C:O2'	30:DD:244:ARG:HB2	1.92	0.69
30:DD:210:GLY:O	30:DD:211:ARG:HB3	1.90	0.69
31:DE:47:VAL:HG21	31:DE:86:PRO:CD	2.22	0.69
40:DR:24:GLN:NE2	40:DR:36:THR:HG21	2.07	0.69
40:DR:103:ARG:HD2	45:DW:40:ASN:ND2	2.06	0.69
42:DT:88:ILE:HG22	42:DT:89:VAL:N	2.07	0.69
52:D3:26:LEU:HD21	52:D3:46:ASN:HB2	1.74	0.69
1:AA:56:U:H2'	1:AA:57:G:C8	2.25	0.69
1:AA:153:C:H2'	1:AA:154:C:H6	1.57	0.69
1:AA:389:A:C2'	1:AA:390:C:H5'	2.22	0.69
5:AE:50:GLU:OE2	5:AE:51:VAL:HG23	1.91	0.69
19:AS:6:LYS:C	19:AS:7:LYS:HD3	2.13	0.69

*Continued on next page...*

*Continued from previous page...*

Atom-1	Atom-2	Interatomic distance (Å)	Clash overlap (Å)
29:BC:72:VAL:CG1	29:BC:74:VAL:HG23	2.21	0.69
33:BG:63:ILE:HB	33:BG:141:PHE:CD1	2.26	0.69
36:BN:56:ASN:HA	36:BN:125:GLY:H	1.55	0.69
36:BN:62:VAL:HG22	36:BN:66:LYS:HD3	1.71	0.69
37:BO:35:VAL:HG11	37:BO:103:ALA:HB3	1.73	0.69
41:BS:28:VAL:HB	41:BS:89:ARG:CG	2.22	0.69
42:BT:16:ARG:NH2	42:BT:82:LEU:O	2.25	0.69
47:BY:12:THR:O	47:BY:75:ILE:HG22	1.92	0.69
47:BY:28:LYS:HA	47:BY:39:VAL:H	1.55	0.69
1:CA:817:C:H4'	1:CA:818:G:OP1	1.91	0.69
9:CI:45:ALA:HB3	9:CI:74:ILE:HG21	1.73	0.69
18:CR:36:ASN:ND2	18:CR:39:VAL:HG21	2.03	0.69
20:CT:23:ARG:O	20:CT:27:LYS:HB2	1.92	0.69
26:CZ:1:KBE:O	26:CZ:1:KBE:HEA	1.91	0.69
27:DA:34:C:O2'	27:DA:35:G:H5'	1.92	0.69
27:DA:848:G:C2	27:DA:933:A:H1'	2.27	0.69
27:DA:1019:U:H3	27:DA:1142(A):A:N6	1.90	0.69
32:DF:66:PRO:O	32:DF:67:GLN:HB3	1.91	0.69
33:DG:5:VAL:N	33:DG:8:LYS:HG3	2.07	0.69
36:DN:23:LEU:HB3	36:DN:60:ILE:HG21	1.74	0.69
38:DP:33:ARG:O	38:DP:34:GLY:C	2.31	0.69
40:DR:2:ARG:NH2	40:DR:5:LYS:CE	2.55	0.69
42:DT:13:ARG:HA	42:DT:13:ARG:NE	2.08	0.69
48:DZ:175:PRO:HB3	48:DZ:176:PRO:HD2	1.74	0.69
55:D6:33:LYS:O	55:D6:34:LEU:HB2	1.91	0.69
57:D8:50:LEU:HD12	57:D8:51:ALA:H	1.57	0.69
1:AA:1169:A:H2'	1:AA:1170:A:H8	1.56	0.69
1:AA:1499:A:H1'	1:AA:1520:G:H5'	1.74	0.69
2:AB:222:ILE:O	2:AB:226:ARG:HB2	1.91	0.69
19:AS:5:LEU:H	19:AS:6:LYS:HZ1	1.40	0.69
25:AY:7:A:O2'	25:AY:8:U:H5'	1.91	0.69
27:BA:476:G:H4'	27:BA:502:A:N1	2.07	0.69
27:BA:845:G:HO2'	27:BA:846:C:H5	1.36	0.69
27:BA:1000:A:H8	27:BA:1000:A:H5'	1.57	0.69
29:BC:95:GLY:HA3	29:BC:99:ILE:CD1	2.22	0.69
30:BD:24:ILE:HG23	30:BD:25:THR:N	2.06	0.69
31:BE:68:ALA:O	31:BE:70:ALA:N	2.24	0.69
31:BE:143:ASN:HB2	31:BE:147:PRO:HD2	1.74	0.69
32:BF:63:LYS:NZ	32:BF:67:GLN:HB2	2.07	0.69
37:BO:18:LYS:CB	37:BO:45:GLU:HG2	2.21	0.69
38:BP:64:LYS:HD2	57:B8:25:MET:SD	2.32	0.69

*Continued on next page...*

*Continued from previous page...*

Atom-1	Atom-2	Interatomic distance (Å)	Clash overlap (Å)
39:BQ:21:THR:HG21	39:BQ:101:ARG:CD	2.21	0.69
43:BU:104:GLN:HB2	44:BV:44:LYS:NZ	2.07	0.69
1:CA:99:U:H5''	1:CA:100:C:OP1	1.91	0.69
1:CA:382:A:H2'	1:CA:383:A:H8	1.56	0.69
8:CH:85:ARG:HD3	8:CH:86:ILE:N	2.07	0.69
14:CN:46:GLU:O	14:CN:50:LYS:HG3	1.92	0.69
23:CW:73:C:H2'	23:CW:74:C:H5'	1.74	0.69
27:DA:1365:A:H5''	50:D1:41:ARG:HH12	1.57	0.69
35:DI:10:GLU:CD	35:DI:11:ASN:N	2.45	0.69
43:DU:74:LEU:HD12	43:DU:78:THR:HB	1.73	0.69
3:AC:5:ILE:HD13	3:AC:6:HIS:H	1.57	0.69
27:BA:1902:C:C1'	30:BD:244:ARG:HG3	2.22	0.69
27:BA:2334:G:H5'	41:BS:13:ARG:HG2	1.74	0.69
27:BA:2552:U:H2'	27:BA:2554:U:H5''	1.74	0.69
31:BE:63:LEU:O	31:BE:63:LEU:HD23	1.92	0.69
31:BE:95:ILE:HD12	31:BE:95:ILE:H	1.56	0.69
32:BF:183:VAL:O	32:BF:187:VAL:HG23	1.92	0.69
33:BG:82:LEU:HD22	33:BG:87:PRO:HG3	1.75	0.69
40:BR:32:GLY:O	40:BR:115:GLU:HA	1.92	0.69
1:CA:710:G:H2'	1:CA:711:G:H8	1.58	0.69
1:CA:1363(A):A:H4'	1:CA:1364:U:H5''	1.73	0.69
1:CA:1513:A:H2'	1:CA:1514:C:H6	1.58	0.69
8:CH:112:LEU:HD12	8:CH:112:LEU:O	1.93	0.69
9:CI:10:ARG:HD3	9:CI:75:ASP:HB3	1.73	0.69
10:CJ:40:LEU:HD23	10:CJ:40:LEU:H	1.56	0.69
11:CK:61:ALA:HB3	11:CK:90:GLY:HA3	1.74	0.69
27:DA:896:A:H1'	48:DZ:145:ILE:HD11	1.75	0.69
27:DA:1754:C:OP1	42:DT:96:ARG:NH1	2.26	0.69
27:DA:2491:U:H5'	27:DA:2491:U:C6	2.15	0.69
38:DP:111:ARG:HA	38:DP:128:HIS:CD2	2.27	0.69
41:DS:67:ARG:NH1	41:DS:100:ALA:HB3	2.02	0.69
42:DT:23:ARG:O	42:DT:25:GLY:N	2.25	0.69
42:DT:63:VAL:O	42:DT:73:GLU:HA	1.92	0.69
48:DZ:14:PRO:O	48:DZ:18:ARG:HG3	1.92	0.69
1:AA:731:G:OP1	1:AA:766:A:H1'	1.92	0.69
1:AA:1174:G:H2'	1:AA:1175:G:C8	2.27	0.69
2:AB:27:LYS:HE2	2:AB:195:ASP:HB2	1.73	0.69
12:AL:23:ALA:C	12:AL:24:LEU:HD22	2.13	0.69
20:AT:86:ARG:HG3	20:AT:86:ARG:HH11	1.57	0.69
31:BE:12:THR:HG23	42:BT:8:LYS:HE2	1.73	0.69
44:BV:19:LYS:NZ	44:BV:20:LEU:HB2	2.07	0.69

*Continued on next page...*

*Continued from previous page...*

Atom-1	Atom-2	Interatomic distance (Å)	Clash overlap (Å)
48:BZ:116:LEU:HD12	48:BZ:173:VAL:CG2	2.23	0.69
50:B1:14:VAL:HG22	50:B1:41:ARG:HG2	1.75	0.69
1:CA:1409:C:H4'	27:DA:1915:U:O4	1.91	0.69
1:CA:1457:G:C6	1:CA:1458:G:N7	2.61	0.69
2:CB:166:ASP:HB3	2:CB:169:LYS:CB	2.23	0.69
3:CC:84:ILE:O	3:CC:88:ARG:HG3	1.93	0.69
10:CJ:34:VAL:HG13	10:CJ:73:ASP:O	1.92	0.69
10:CJ:38:ILE:HG12	10:CJ:71:LEU:O	1.91	0.69
19:CS:61:TYR:HD2	19:CS:62:ILE:N	1.91	0.69
27:DA:1268:A:H2'	27:DA:1269:A:O4'	1.92	0.69
27:DA:1689:A:H62	27:DA:1698:A:H2	1.39	0.69
27:DA:2098:U:H2'	27:DA:2099:U:H6	1.56	0.69
31:DE:25:VAL:HG13	31:DE:183:LEU:HD12	1.75	0.69
35:DI:10:GLU:O	35:DI:11:ASN:CB	2.40	0.69
43:DU:92:ARG:C	43:DU:94:ASN:H	1.95	0.69
47:DY:7:VAL:CG2	47:DY:8:LYS:NZ	2.55	0.69
48:DZ:62:ASP:C	48:DZ:64:GLN:H	1.95	0.69
55:D6:15:GLU:HG2	55:D6:15:GLU:O	1.92	0.69
1:AA:194:C:H2'	1:AA:195:A:H5''	1.75	0.69
1:AA:542:G:H5'	4:AD:41:GLY:HA3	1.75	0.69
1:AA:1038:C:H2'	1:AA:1039:C:C6	2.27	0.69
2:AB:122:PHE:HA	2:AB:139:LYS:NZ	2.06	0.69
3:AC:16:ARG:HA	3:AC:16:ARG:HH11	1.57	0.69
3:AC:64:VAL:HG22	3:AC:99:VAL:HA	1.73	0.69
4:AD:30:LYS:C	4:AD:32:ALA:H	1.95	0.69
12:AL:38:ARG:HG2	12:AL:39:THR:H	1.58	0.69
27:BA:8:A:H2'	27:BA:9:U:C5	2.27	0.69
27:BA:16:G:H2'	27:BA:17:G:H8	1.57	0.69
27:BA:910:A:C5	39:BQ:13:GLN:HG3	2.27	0.69
27:BA:1798:U:H5'	30:BD:259:THR:CG2	2.21	0.69
42:BT:60:THR:HG22	42:BT:77:PRO:HA	1.75	0.69
47:BY:7:VAL:HG21	47:BY:8:LYS:HZ1	1.56	0.69
53:B4:40:ILE:HG23	53:B4:57:ILE:HG22	1.74	0.69
1:CA:179:A:H2'	1:CA:180:U:C6	2.27	0.69
2:CB:28:PHE:CE1	2:CB:31:TYR:HB2	2.28	0.69
10:CJ:37:PRO:HA	10:CJ:72:VAL:HG22	1.73	0.69
13:CM:54:VAL:O	13:CM:58:GLU:HG2	1.92	0.69
15:CO:15:PHE:CE2	15:CO:84:LYS:HD3	2.28	0.69
27:DA:27:G:H22	27:DA:512:G:H2'	1.54	0.69
27:DA:65:C:H2'	27:DA:66:C:H6	1.58	0.69
27:DA:355:G:H2'	27:DA:356:G:H5'	1.74	0.69

*Continued on next page...*

*Continued from previous page...*

Atom-1	Atom-2	Interatomic distance (Å)	Clash overlap (Å)
27:DA:500:G:N2	27:DA:502:A:H3'	2.08	0.69
27:DA:626:U:N3	38:DP:105:LEU:HB3	2.04	0.69
31:DE:203:LYS:HG3	31:DE:204:ALA:H	1.56	0.69
32:DF:78:ILE:H	32:DF:78:ILE:CD1	2.04	0.69
33:DG:76:SER:CA	33:DG:83:ARG:HB2	2.21	0.69
33:DG:171:ALA:O	33:DG:175:LEU:HD13	1.90	0.69
36:DN:10:GLU:CG	36:DN:11:PRO:HD2	2.23	0.69
40:DR:8:ARG:HA	40:DR:8:ARG:HE	1.56	0.69
45:DW:15:ARG:O	45:DW:19:LEU:HD13	1.92	0.69
1:AA:532:A:H2	1:AA:1207:G:H4'	1.57	0.69
1:AA:1053:G:C3'	1:AA:1054:C:H5'	2.23	0.69
1:AA:1279:A:H5''	1:AA:1280:A:OP1	1.92	0.69
27:BA:66:C:C2	27:BA:89:G:C2	2.81	0.69
27:BA:845:G:O2'	27:BA:846:C:H5	1.75	0.69
27:BA:1430:C:H2'	27:BA:1431:U:C6	2.28	0.69
27:BA:2123:G:H2'	27:BA:2124:G:C8	2.27	0.69
27:BA:2807:G:H3'	27:BA:2808:U:H5''	1.75	0.69
30:BD:28:GLU:HB2	30:BD:29:PRO:CD	2.23	0.69
33:BG:82:LEU:HD22	33:BG:87:PRO:CG	2.23	0.69
35:BI:8:PRO:HA	35:BI:13:GLY:CA	2.23	0.69
38:BP:65:ARG:HH11	38:BP:65:ARG:HG2	1.57	0.69
43:BU:92:ARG:CZ	44:BV:11:GLN:HB2	2.23	0.69
55:B6:12:GLU:O	55:B6:51:GLU:O	2.09	0.69
1:CA:198:G:HO2'	1:CA:199:G:H8	1.39	0.69
1:CA:222:U:H2'	1:CA:223:U:C6	2.27	0.69
1:CA:532:A:H3'	1:CA:533:A:H5'	1.73	0.69
1:CA:1479:C:H2'	1:CA:1480:G:H8	1.56	0.69
17:CQ:82:MET:O	17:CQ:85:VAL:HB	1.91	0.69
19:CS:45:VAL:HA	19:CS:62:ILE:HG23	1.75	0.69
27:DA:2815:C:O2'	54:D5:43:HIS:CD2	2.44	0.69
27:DA:2863:C:C2'	27:DA:2864:G:H5''	2.23	0.69
27:DA:2875:C:H2'	27:DA:2876:G:O4'	1.93	0.69
28:DB:19:G:H2'	28:DB:20:C:O4'	1.93	0.69
29:DC:18:LYS:HD3	29:DC:19:VAL:N	2.08	0.69
30:DD:35:LYS:HZ3	30:DD:103:ARG:HA	1.58	0.69
30:DD:43:ARG:HH11	30:DD:44:ASN:ND2	1.90	0.69
35:DI:115:ALA:HB3	35:DI:129:THR:N	2.07	0.69
41:DS:34:HIS:HB3	41:DS:54:LEU:CD2	2.22	0.69
46:DX:36:LYS:HE3	46:DX:56:THR:HG22	1.72	0.69
48:DZ:79:ARG:O	48:DZ:81:ARG:N	2.21	0.69
1:AA:173:U:H5''	1:AA:197:A:O4'	1.93	0.69

*Continued on next page...*



*Continued from previous page...*

Atom-1	Atom-2	Interatomic distance (Å)	Clash overlap (Å)
1:AA:595:G:H2'	1:AA:641:U:O4	1.93	0.69
1:AA:676:A:H1'	11:AK:115:PRO:HB3	1.74	0.69
1:AA:695:A:H2'	1:AA:696:A:C8	2.28	0.69
3:AC:139:GLN:O	3:AC:143:GLU:HG3	1.93	0.69
3:AC:155:GLY:HA2	3:AC:164:ARG:O	1.92	0.69
10:AJ:4:ILE:HB	10:AJ:74:ILE:CG1	2.23	0.69
12:AL:41:THR:HG21	26:AZ:4:MYN:H22	1.74	0.69
27:BA:593:G:H4'	57:B8:61:LEU:CD2	2.20	0.69
27:BA:856:C:H1'	49:B0:27:GLU:HB3	1.72	0.69
27:BA:1203:G:H3'	27:BA:1204:A:H5''	1.74	0.69
27:BA:1614:A:N1	45:BW:91:GLY:HA2	2.08	0.69
27:BA:1880:C:H5'	27:BA:1880:C:H6	1.58	0.69
27:BA:2271:G:H5''	49:B0:20:ARG:NH1	2.08	0.69
30:BD:48:ARG:HG3	30:BD:48:ARG:HH11	1.57	0.69
32:BF:39:TRP:O	32:BF:43:LYS:HG2	1.92	0.69
32:BF:65:TRP:HB3	32:BF:66:PRO:CD	2.23	0.69
36:BN:55:VAL:HG22	36:BN:126:PRO:HA	1.74	0.69
37:BO:71:ARG:NH2	37:BO:77:ILE:HG21	2.08	0.69
38:BP:115:LEU:HA	38:BP:134:ALA:HB2	1.72	0.69
39:BQ:66:ILE:HG22	39:BQ:104:PHE:HD2	1.58	0.69
42:BT:51:ARG:HG2	42:BT:52:ILE:N	2.07	0.69
48:BZ:125:VAL:HG23	48:BZ:126:LYS:N	2.07	0.69
55:B6:32:ASN:CG	55:B6:33:LYS:N	2.44	0.69
57:B8:52:LYS:N	57:B8:53:PRO:CD	2.55	0.69
1:CA:137:C:H42	1:CA:226:G:H1	1.38	0.69
1:CA:1118:C:H1'	1:CA:1179:A:C4	2.27	0.69
1:CA:1302:U:C5	13:CM:17:VAL:HG21	2.26	0.69
1:CA:1385:G:O2'	1:CA:1386:G:H5'	1.93	0.69
2:CB:73:THR:HG23	2:CB:170:GLU:HG2	1.75	0.69
2:CB:98:LEU:HB2	2:CB:101:MET:CG	2.23	0.69
2:CB:121:LEU:O	2:CB:127:ILE:HD11	1.93	0.69
2:CB:194:PRO:HA	2:CB:200:ILE:HD11	1.73	0.69
4:CD:196:LEU:H	4:CD:196:LEU:CD1	2.05	0.69
5:CE:52:PRO:HB2	5:CE:53:LEU:HD12	1.72	0.69
6:CF:46:ARG:O	6:CF:57:GLN:HG2	1.93	0.69
27:DA:661:C:H4'	38:DP:16:ARG:NH1	2.07	0.69
27:DA:1386:C:H2'	27:DA:1387:C:C6	2.27	0.69
27:DA:1882:C:H5'	27:DA:1883:G:OP2	1.92	0.69
27:DA:2475:C:H5'	27:DA:2476:A:OP2	1.92	0.69
27:DA:2662:A:H3'	27:DA:2663:G:H8	1.58	0.69
27:DA:2880:C:O2'	40:DR:90:ARG:HD3	1.92	0.69

*Continued on next page...*

*Continued from previous page...*

Atom-1	Atom-2	Interatomic distance (Å)	Clash overlap (Å)
27:DA:2881:C:H4'	40:DR:117:VAL:HG21	1.74	0.69
32:DF:3:GLU:HB3	32:DF:19:GLU:HB2	1.74	0.69
35:DI:38:LEU:HD12	35:DI:38:LEU:H	1.58	0.69
35:DI:72:LEU:CD2	35:DI:75:LEU:HD23	2.22	0.69
37:DO:47:ILE:CG1	37:DO:48:PRO:HD2	2.20	0.69
38:DP:99:LEU:HG	38:DP:102:ARG:HH11	1.57	0.69
42:DT:30:VAL:HG21	42:DT:83:ILE:CG1	2.21	0.69
42:DT:100:TYR:O	42:DT:103:ARG:HG3	1.93	0.69
48:DZ:108:ALA:HB3	48:DZ:144:GLU:HA	1.74	0.69
49:DO:36:ILE:O	49:DO:36:ILE:HG13	1.92	0.69
1:AA:9:G:H5'	5:AE:122:GLU:OE2	1.93	0.69
1:AA:737:A:H2'	1:AA:738:C:C6	2.28	0.69
3:AC:5:ILE:CD1	3:AC:6:HIS:H	2.06	0.69
8:AH:12:ARG:NH1	8:AH:26:VAL:HA	2.08	0.69
10:AJ:51:ARG:HG3	10:AJ:60:ARG:HA	1.75	0.69
16:AP:39:TYR:CE2	16:AP:41:PRO:HB3	2.28	0.69
20:AT:38:LYS:O	20:AT:41:ILE:HG13	1.93	0.69
29:BC:36:LYS:HB2	29:BC:36:LYS:NZ	2.07	0.69
31:BE:60:ASN:O	31:BE:63:LEU:HB2	1.93	0.69
31:BE:77:ILE:HG23	31:BE:78:LEU:HD23	1.73	0.69
55:B6:32:ASN:ND2	55:B6:33:LYS:H	1.90	0.69
2:CB:96:ARG:HD2	2:CB:96:ARG:N	2.06	0.69
13:CM:104:ARG:HG2	13:CM:105:THR:N	2.08	0.69
27:DA:19:C:H2'	27:DA:20:C:H6	1.58	0.69
27:DA:338:G:H2'	27:DA:339:U:H6	1.57	0.69
27:DA:674:G:C1'	32:DF:74:ARG:HD2	2.23	0.69
27:DA:1329:U:H5''	27:DA:1330:C:H5	1.58	0.69
27:DA:2103:C:C3'	27:DA:2104:G:H5''	2.21	0.69
27:DA:2191:G:H3'	27:DA:2192:G:O4'	1.93	0.69
27:DA:2567:G:H2'	27:DA:2568:C:C6	2.28	0.69
28:DB:117:G:H5'	41:DS:55:ALA:CB	2.23	0.69
41:DS:17:ARG:HA	41:DS:20:ARG:CZ	2.22	0.69
45:DW:54:ALA:HB1	45:DW:107:LEU:HD13	1.74	0.69
47:DY:13:VAL:O	47:DY:24:VAL:HG13	1.93	0.69
47:DY:14:LEU:CD1	47:DY:15:VAL:H	2.05	0.69
47:DY:46:LYS:CG	47:DY:47:LYS:H	2.05	0.69
48:DZ:161:GLU:HG2	48:DZ:162:LEU:H	1.57	0.69
1:AA:557:G:H2'	1:AA:558:G:C8	2.28	0.69
9:AI:95:LYS:HZ2	9:AI:96:LEU:HB2	1.57	0.69
27:BA:1817:G:C2'	27:BA:1818:U:H5'	2.23	0.69
27:BA:2245:U:H5''	27:BA:2246:G:H5'	1.72	0.69

*Continued on next page...*

*Continued from previous page...*

Atom-1	Atom-2	Interatomic distance (Å)	Clash overlap (Å)
31:BE:101:ARG:HB2	31:BE:201:THR:CG2	2.23	0.69
32:BF:114:VAL:HG21	32:BF:202:PHE:CZ	2.28	0.69
43:BU:26:GLY:C	43:BU:28:ARG:N	2.44	0.69
44:BV:14:VAL:HB	44:BV:96:ILE:HG13	1.75	0.69
44:BV:24:LYS:HA	44:BV:92:THR:HG23	1.73	0.69
55:B6:15:GLU:HG2	55:B6:18:ARG:HH21	1.58	0.69
1:CA:1190:G:OP2	3:CC:5:ILE:HG23	1.92	0.69
3:CC:26:LYS:HG3	3:CC:27:LYS:H	1.55	0.69
7:CG:26:PHE:HB2	7:CG:101:LEU:HD22	1.75	0.69
8:CH:11:THR:HA	8:CH:14:ARG:HH12	1.57	0.69
12:CL:44:LYS:O	12:CL:46:ASN:N	2.26	0.69
18:CR:86:VAL:O	18:CR:87:ARG:HD3	1.93	0.69
21:CU:12:LYS:HG3	21:CU:17:THR:O	1.92	0.69
27:DA:1853:A:H2'	27:DA:1854:A:C8	2.28	0.69
27:DA:2084:C:H2'	27:DA:2085:C:C6	2.27	0.69
27:DA:2752:C:H2'	27:DA:2753:A:C8	2.28	0.69
28:DB:47:C:C3'	28:DB:48:A:H5''	2.23	0.69
33:DG:76:SER:HB2	33:DG:83:ARG:CB	2.17	0.69
34:DH:121:ILE:HG23	34:DH:134:SER:O	1.93	0.69
50:D1:60:PHE:CZ	50:D1:94:LEU:HD12	2.27	0.69
53:D4:38:ALA:CB	53:D4:55:PRO:HA	2.22	0.69
1:AA:1054:C:N4	23:AW:33:C:H1'	2.03	0.68
1:AA:1389:C:H2'	1:AA:1390:U:O4'	1.92	0.68
3:AC:7:PRO:O	3:AC:11:ARG:HG2	1.93	0.68
5:AE:126:ARG:HH11	5:AE:126:ARG:CG	2.04	0.68
8:AH:60:ARG:HG3	8:AH:60:ARG:NH1	2.06	0.68
13:AM:98:VAL:O	13:AM:99:ARG:HG3	1.93	0.68
25:AY:67:C:H2'	25:AY:68:C:C6	2.28	0.68
27:BA:1026:U:O2'	27:BA:1027:A:H5'	1.92	0.68
27:BA:1257:C:H4'	32:BF:83:PHE:CE2	2.29	0.68
29:BC:68:LEU:HD11	29:BC:180:PHE:N	2.08	0.68
29:BC:79:LYS:HA	29:BC:97:GLU:HG3	1.72	0.68
30:BD:39:LYS:HB2	30:BD:62:TYR:HB2	1.73	0.68
31:BE:117:MET:O	31:BE:117:MET:CG	2.40	0.68
42:BT:28:VAL:HG22	42:BT:46:GLU:HA	1.75	0.68
47:BY:7:VAL:HG21	47:BY:8:LYS:HZ2	1.58	0.68
1:CA:1003:G:H2'	1:CA:1004:A:C4'	2.23	0.68
2:CB:127:ILE:HG22	2:CB:127:ILE:O	1.91	0.68
3:CC:135:LYS:HZ1	5:CE:53:LEU:HD11	1.58	0.68
7:CG:113:GLU:CG	7:CG:119:ARG:HG2	2.23	0.68
7:CG:155:ARG:HH11	7:CG:155:ARG:HG3	1.58	0.68

*Continued on next page...*

Continued from previous page...

Atom-1	Atom-2	Interatomic distance (Å)	Clash overlap (Å)
27:DA:523:C:O2'	27:DA:524:U:H5'	1.93	0.68
27:DA:1721:G:O6	27:DA:1739:U:H5'	1.93	0.68
27:DA:1801:G:OP2	30:DD:154:LYS:HE2	1.92	0.68
27:DA:2246:G:H2'	27:DA:2247:A:H8	1.57	0.68
27:DA:2406:U:O4	38:DP:70:GLN:HB3	1.93	0.68
28:DB:62:C:O5'	28:DB:62:C:H6	1.74	0.68
36:DN:119:ARG:HH11	36:DN:119:ARG:CB	2.06	0.68
37:DO:14:THR:HG22	37:DO:14:THR:O	1.92	0.68
52:D3:10:LYS:HG3	52:D3:11:SER:N	2.06	0.68
53:D4:41:ILE:HA	53:D4:47:VAL:HG22	1.75	0.68
53:D4:81:VAL:O	53:D4:82:GLU:HB2	1.92	0.68
55:D6:40:CYS:HA	55:D6:46:HIS:HB3	1.74	0.68
57:D8:59:LYS:HB2	57:D8:59:LYS:NZ	2.06	0.68
1:AA:542:G:H5'	4:AD:41:GLY:CA	2.23	0.68
1:AA:544:G:H2'	1:AA:545:C:C6	2.28	0.68
1:AA:1499:A:H5'	1:AA:1499:A:H8	1.57	0.68
27:BA:792:G:H5''	27:BA:793:A:H5'	1.75	0.68
27:BA:1286:A:C2'	27:BA:1288:U:OP2	2.40	0.68
27:BA:2491:U:H4'	27:BA:2570:G:OP1	1.93	0.68
38:BP:101:VAL:HB	38:BP:107:LYS:CA	2.23	0.68
39:BQ:35:VAL:HG13	39:BQ:130:LYS:HB3	1.76	0.68
44:BV:17:GLY:HA2	44:BV:96:ILE:O	1.93	0.68
1:CA:570:G:H1'	1:CA:820:U:C4	2.29	0.68
11:CK:62:GLN:HB2	11:CK:93:GLN:HB3	1.75	0.68
18:CR:46:GLU:HB2	18:CR:85:LEU:HD13	1.75	0.68
19:CS:42:PRO:HG3	53:D4:80:ARG:NH2	2.06	0.68
27:DA:365:C:H5'	27:DA:365:C:H6	1.57	0.68
27:DA:910:A:C5	39:DQ:13:GLN:HG3	2.29	0.68
27:DA:1582:C:O2'	27:DA:1586:A:C8	2.46	0.68
27:DA:2529:G:H5''	27:DA:2530:A:H5''	1.75	0.68
41:DS:101:LEU:HD22	41:DS:102:ALA:O	1.93	0.68
45:DW:20:VAL:HG21	45:DW:43:GLY:HA3	1.74	0.68
55:D6:44:ARG:HA	55:D6:44:ARG:CZ	2.23	0.68
58:D9:22:ARG:HB2	58:D9:24:TYR:HE1	1.58	0.68
1:AA:349:A:O2'	1:AA:350:G:H5'	1.93	0.68
1:AA:659:U:O2'	1:AA:660:G:H5'	1.93	0.68
1:AA:1256:A:N6	1:AA:1278:U:H1'	2.08	0.68
7:AG:143:ARG:HB2	7:AG:143:ARG:HH11	1.57	0.68
11:AK:98:LEU:HA	11:AK:101:SER:HB3	1.74	0.68
19:AS:31:ILE:HG23	19:AS:49:ILE:HA	1.74	0.68
27:BA:202:U:O2'	27:BA:203:C:H5'	1.93	0.68

Continued on next page...

*Continued from previous page...*

Atom-1	Atom-2	Interatomic distance (Å)	Clash overlap (Å)
27:BA:1885:A:H8	27:BA:1885:A:H5'	1.59	0.68
30:BD:33:LEU:H	30:BD:33:LEU:CD1	2.06	0.68
33:BG:54:GLU:HA	33:BG:57:ALA:HB3	1.74	0.68
34:BH:26:VAL:HG11	34:BH:76:VAL:HA	1.73	0.68
36:BN:46:VAL:O	36:BN:47:ALA:HB3	1.91	0.68
40:BR:54:LEU:HD21	40:BR:65:LEU:HB3	1.74	0.68
57:B8:50:LEU:HD12	57:B8:51:ALA:N	2.07	0.68
1:CA:1262:C:H2'	1:CA:1263:C:C6	2.28	0.68
1:CA:1445:C:N3	1:CA:1446:U:C5	2.59	0.68
20:CT:12:ALA:O	20:CT:15:ARG:HB2	1.92	0.68
28:DB:82:G:H2'	28:DB:83:G:H8	1.57	0.68
30:DD:79:VAL:HG11	30:DD:111:LEU:HD11	1.76	0.68
38:DP:108:LYS:C	38:DP:110:TYR:H	1.95	0.68
42:DT:28:VAL:HG11	42:DT:46:GLU:OE1	1.94	0.68
43:DU:58:ARG:HA	43:DU:61:TRP:CE3	2.27	0.68
47:DY:28:LYS:CG	47:DY:37:VAL:HB	2.24	0.68
48:DZ:22:LYS:HE2	48:DZ:39:ASP:HB2	1.74	0.68
4:AD:8:VAL:HG12	4:AD:21:LEU:CD1	2.23	0.68
27:BA:310:A:OP1	47:BY:17:SER:O	2.11	0.68
27:BA:2348:U:C2'	27:BA:2349:G:C5'	2.66	0.68
34:BH:104:GLU:CG	34:BH:114:VAL:HG22	2.23	0.68
35:BI:5:LEU:HD11	35:BI:19:VAL:HG12	1.75	0.68
38:BP:9:ASN:O	38:BP:11:GLY:N	2.26	0.68
48:BZ:30:ARG:HH21	48:BZ:93:GLU:HG3	1.57	0.68
1:CA:344:A:H3'	1:CA:346:G:O6	1.92	0.68
11:CK:96:ARG:HA	11:CK:99:GLN:HG3	1.73	0.68
13:CM:8:GLU:OE1	13:CM:22:ILE:HA	1.93	0.68
13:CM:12:ASN:OD1	13:CM:46:LYS:HE3	1.93	0.68
18:CR:44:LEU:HD22	18:CR:48:GLY:O	1.94	0.68
23:CW:73:C:H2'	23:CW:74:C:C5'	2.24	0.68
27:DA:1826:G:H2'	27:DA:1827:C:H6	1.56	0.68
30:DD:131:LEU:HD12	30:DD:131:LEU:N	2.08	0.68
31:DE:48:GLN:NE2	31:DE:78:LEU:HD13	2.08	0.68
32:DF:64:ILE:HD11	32:DF:65:TRP:CZ3	2.28	0.68
45:DW:84:ARG:O	45:DW:96:ILE:HG22	1.93	0.68
47:DY:13:VAL:HG12	47:DY:74:PRO:HA	1.74	0.68
57:D8:8:LYS:O	57:D8:12:LYS:HG3	1.93	0.68
57:D8:57:ARG:O	57:D8:59:LYS:N	2.27	0.68
1:AA:625:G:H2'	1:AA:626:U:C6	2.29	0.68
1:AA:965:A:C2	1:AA:969:A:C2	2.82	0.68
1:AA:1265:G:N2	1:AA:1271:G:H1'	2.09	0.68

*Continued on next page...*

*Continued from previous page...*

Atom-1	Atom-2	Interatomic distance (Å)	Clash overlap (Å)
3:AC:107:GLN:O	3:AC:109:PRO:HD3	1.94	0.68
7:AG:18:TYR:CE2	7:AG:59:LEU:HB2	2.29	0.68
27:BA:1652:A:C2'	27:BA:1653:G:H5'	2.23	0.68
27:BA:1956:U:C2'	27:BA:1957:C:H5'	2.23	0.68
27:BA:2182:G:H2'	27:BA:2183:C:C6	2.28	0.68
27:BA:2186:G:C3'	27:BA:2187:G:H5''	2.24	0.68
31:BE:130:GLY:O	31:BE:131:ALA:HB3	1.92	0.68
35:BI:7:GLU:CD	35:BI:8:PRO:HD2	2.13	0.68
35:BI:8:PRO:HA	35:BI:13:GLY:HA3	1.74	0.68
36:BN:32:THR:HG22	36:BN:37:LYS:HB3	1.75	0.68
38:BP:7:ARG:C	38:BP:9:ASN:H	1.97	0.68
38:BP:65:ARG:HD2	57:B8:46:ARG:HH22	1.58	0.68
38:BP:130:PHE:HB2	38:BP:135:LEU:CD2	2.23	0.68
49:B0:36:ILE:HD12	49:B0:37:LEU:N	2.07	0.68
1:CA:35:G:H2'	1:CA:36:C:C6	2.27	0.68
1:CA:377:G:OP1	16:CP:3:LYS:HD2	1.92	0.68
1:CA:491:G:H2'	1:CA:492:G:H8	1.58	0.68
1:CA:662:G:H2'	1:CA:663:A:C8	2.29	0.68
1:CA:1112:C:C4	3:CC:178:LEU:HD23	2.28	0.68
1:CA:1154:G:H2'	1:CA:1155:G:H8	1.59	0.68
4:CD:132:ARG:HH11	4:CD:132:ARG:HG2	1.59	0.68
8:CH:9:MET:HB2	8:CH:32:LYS:HE3	1.76	0.68
8:CH:103:VAL:HG21	8:CH:109:ILE:CA	2.24	0.68
9:CI:114:TYR:HD1	10:CJ:60:ARG:HG3	1.57	0.68
27:DA:174:C:C3'	27:DA:175:G:H5''	2.24	0.68
27:DA:1252:G:O4'	43:DU:33:ARG:HD2	1.94	0.68
27:DA:1718:G:H5'	27:DA:1718:G:C8	2.29	0.68
27:DA:2739:U:O2'	27:DA:2740:A:H5'	1.93	0.68
27:DA:2822:G:O6	40:DR:4:LEU:HD12	1.94	0.68
31:DE:67:PHE:HD2	31:DE:69:LYS:HE3	1.59	0.68
40:DR:54:LEU:HG	40:DR:62:ALA:HB1	1.75	0.68
42:DT:33:LYS:HZ2	42:DT:74:ARG:NH2	1.90	0.68
49:D0:27:GLU:HG3	49:D0:68:GLU:HA	1.75	0.68
52:D3:40:THR:CA	52:D3:44:ARG:HH21	2.06	0.68
55:D6:40:CYS:N	55:D6:46:HIS:HB3	2.08	0.68
1:AA:88:A:OP1	1:AA:90:U:H1'	1.93	0.68
1:AA:1363(A):A:H1'	1:AA:1365:G:N7	2.09	0.68
3:AC:50:ALA:HB1	3:AC:70:VAL:CG1	2.23	0.68
3:AC:63:ASN:N	3:AC:97:LYS:HZ3	1.92	0.68
3:AC:187:ALA:H	3:AC:198:VAL:HG23	1.58	0.68
9:AI:56:LEU:O	9:AI:56:LEU:HD23	1.93	0.68

*Continued on next page...*

*Continued from previous page...*

Atom-1	Atom-2	Interatomic distance (Å)	Clash overlap (Å)
24:AX:10:G:N2	24:AX:26:G:H1'	2.08	0.68
27:BA:1495:A:OP1	27:BA:1495:A:C8	2.46	0.68
27:BA:2018:G:O2'	43:BU:34:LYS:HE3	1.93	0.68
27:BA:2346:A:H5'	27:BA:2383:G:H1'	1.74	0.68
27:BA:2729:G:H1'	31:BE:187:ALA:HB2	1.75	0.68
27:BA:2732:G:O2'	27:BA:2733:A:H5'	1.93	0.68
31:BE:47:VAL:HG21	31:BE:86:PRO:CD	2.23	0.68
41:BS:35:ILE:HD11	41:BS:99:LYS:HD3	1.75	0.68
44:BV:19:LYS:HZ1	44:BV:20:LEU:HB2	1.58	0.68
46:BX:60:ARG:HA	46:BX:75:ASP:OD2	1.93	0.68
1:CA:1169:A:H2'	1:CA:1170:A:C8	2.28	0.68
10:CJ:50:ILE:HD13	10:CJ:50:ILE:N	2.09	0.68
12:CL:114:ARG:NH2	12:CL:121:LYS:HB2	2.08	0.68
14:CN:27:CYS:SG	14:CN:29:ARG:HB2	2.33	0.68
27:DA:1503:U:O2'	27:DA:1504:C:H5'	1.94	0.68
27:DA:1717:G:H2'	27:DA:1718:G:H5''	1.75	0.68
27:DA:2150:U:H2'	27:DA:2151:G:H8	1.55	0.68
32:DF:132:VAL:HG22	32:DF:133:ASN:N	2.08	0.68
41:DS:85:VAL:HG23	41:DS:106:ARG:HB2	1.74	0.68
42:DT:35:LYS:O	42:DT:37:GLY:N	2.26	0.68
27:BA:1409:C:H2'	27:BA:1410:G:C8	2.28	0.68
27:BA:2650:U:O2'	27:BA:2651:C:H5'	1.93	0.68
32:BF:132:VAL:O	32:BF:133:ASN:C	2.32	0.68
33:BG:64:THR:HG23	33:BG:65:GLY:N	2.09	0.68
36:BN:58:ASP:O	36:BN:60:ILE:N	2.24	0.68
36:BN:133:GLN:HG2	36:BN:134:ARG:H	1.56	0.68
47:BY:77:PRO:HB2	47:BY:99:CYS:HB3	1.75	0.68
12:CL:72:HIS:CD2	12:CL:74:LEU:H	2.12	0.68
27:DA:2579:C:HO2'	31:DE:131:ALA:HB2	1.57	0.68
28:DB:47:C:H2'	28:DB:48:A:H5''	1.74	0.68
31:DE:59:VAL:HG13	31:DE:60:ASN:N	2.08	0.68
36:DN:7:LYS:O	36:DN:9:VAL:N	2.26	0.68
38:DP:114:ILE:HD12	38:DP:115:LEU:N	2.09	0.68
41:DS:49:VAL:CG2	41:DS:77:ALA:HA	2.23	0.68
43:DU:31:SER:HB3	43:DU:34:LYS:HB2	1.74	0.68
55:D6:19:ARG:O	55:D6:20:ASN:O	2.11	0.68
57:D8:61:LEU:CD1	57:D8:62:LEU:H	2.07	0.68
58:D9:7:VAL:HG13	58:D9:34:GLN:NE2	2.09	0.68
1:AA:617:G:H4'	16:AP:44:THR:HB	1.76	0.68
1:AA:724:G:O2'	1:AA:725:G:H5'	1.94	0.68
3:AC:109:PRO:HB3	3:AC:115:LEU:HD13	1.74	0.68

*Continued on next page...*

*Continued from previous page...*

Atom-1	Atom-2	Interatomic distance (Å)	Clash overlap (Å)
7:AG:105:VAL:O	7:AG:109:ASN:HB2	1.94	0.68
12:AL:22:PRO:O	12:AL:24:LEU:HD13	1.93	0.68
16:AP:82:GLN:O	16:AP:83:GLU:HB2	1.94	0.68
27:BA:94:C:H5'	27:BA:94(A):G:OP2	1.93	0.68
27:BA:1146:C:O2'	27:BA:1147:C:H5'	1.93	0.68
39:BQ:10:ARG:HH11	39:BQ:10:ARG:HG2	1.58	0.68
39:BQ:45:GLN:H	39:BQ:45:GLN:CD	1.97	0.68
43:BU:66:ASN:O	43:BU:70:ARG:HB2	1.93	0.68
1:CA:922:G:N3	1:CA:1398:A:H2	1.91	0.68
1:CA:1157:A:H4'	1:CA:1158:C:O5'	1.94	0.68
1:CA:1457:G:C2	1:CA:1458:G:C5	2.82	0.68
2:CB:119:GLU:O	2:CB:122:PHE:HB3	1.93	0.68
3:CC:160:ALA:O	3:CC:162:GLN:N	2.27	0.68
20:CT:13:LEU:HD12	20:CT:14:LYS:N	2.09	0.68
27:DA:149:A:H2'	27:DA:150:C:O4'	1.94	0.68
27:DA:560:C:H4'	43:DU:52:ARG:NH1	2.08	0.68
27:DA:1686:C:H5'	27:DA:1686:C:H6	1.57	0.68
27:DA:1790:C:H5''	27:DA:1791:A:OP1	1.93	0.68
27:DA:2555:U:C2'	27:DA:2556:C:H5'	2.24	0.68
27:DA:2762:G:H2'	27:DA:2763:G:H5''	1.76	0.68
28:DB:52:A:HO2'	28:DB:53:A:H8	1.41	0.68
31:DE:60:ASN:OD1	31:DE:62:PRO:HD2	1.93	0.68
32:DF:6:VAL:HG12	32:DF:7:TYR:O	1.94	0.68
32:DF:57:VAL:O	32:DF:57:VAL:HG13	1.93	0.68
33:DG:85:GLY:C	33:DG:87:PRO:HD2	2.14	0.68
37:DO:87:ILE:CG2	37:DO:88:ASN:N	2.57	0.68
53:D4:60:GLU:O	53:D4:61:VAL:HB	1.94	0.68
57:D8:29:LYS:O	57:D8:29:LYS:HG3	1.94	0.68
1:AA:1176:A:H2'	1:AA:1177:G:C8	2.29	0.68
2:AB:112:VAL:HG11	2:AB:153:ARG:HA	1.75	0.68
3:AC:63:ASN:HA	3:AC:98:ASN:CG	2.14	0.68
8:AH:41:ARG:HH11	8:AH:41:ARG:HB2	1.58	0.68
24:AX:52:G:O2'	24:AX:53:G:H5'	1.93	0.68
27:BA:1441:G:H2'	27:BA:1442:G:C8	2.28	0.68
34:BH:159:GLU:HG3	34:BH:160:LYS:H	1.59	0.68
36:BN:133:GLN:O	36:BN:134:ARG:HG3	1.94	0.68
46:BX:84:ALA:O	46:BX:87:GLN:HG2	1.94	0.68
1:CA:824:C:H2'	1:CA:825:G:H8	1.57	0.68
4:CD:146:ILE:HD12	4:CD:146:ILE:N	2.08	0.68
9:CI:45:ALA:HB3	9:CI:74:ILE:CG2	2.22	0.68
27:DA:2821:A:OP2	40:DR:2:ARG:NH2	2.26	0.68

*Continued on next page...*



*Continued from previous page...*

Atom-1	Atom-2	Interatomic distance (Å)	Clash overlap (Å)
33:DG:76:SER:HB2	33:DG:83:ARG:HD2	1.76	0.68
34:DH:41:MET:HB3	34:DH:53:GLU:HB2	1.76	0.68
48:DZ:26:VAL:HG23	48:DZ:35:LYS:HA	1.76	0.68
48:DZ:157:PRO:HG2	48:DZ:160:VAL:CG2	2.23	0.68
49:D0:53:MET:HB3	49:D0:59:LEU:CD2	2.23	0.68
55:D6:41:PRO:HD3	55:D6:46:HIS:N	2.08	0.68
58:D9:29:ASN:HD21	58:D9:31:LYS:HB2	1.58	0.68
2:AB:32:ILE:HD11	2:AB:40:HIS:HB3	1.76	0.68
16:AP:21:VAL:HG12	16:AP:34:GLU:O	1.93	0.68
27:BA:1670:C:O2	31:BE:129:HIS:HE1	1.77	0.68
27:BA:2013:A:H4'	45:BW:96:ILE:HD12	1.76	0.68
27:BA:2617:C:O2'	27:BA:2618:G:H5'	1.94	0.68
42:BT:28:VAL:HG11	42:BT:46:GLU:HG3	1.74	0.68
42:BT:31:SER:HB2	42:BT:32:TYR:CZ	2.29	0.68
48:BZ:30:ARG:HD2	48:BZ:31:HIS:CE1	2.29	0.68
1:CA:72:C:N3	1:CA:97:G:N1	2.37	0.68
1:CA:1305:G:C5'	21:CU:4:GLY:HA3	2.24	0.68
1:CA:1466:C:H2'	1:CA:1467:G:O4'	1.93	0.68
2:CB:94:ASN:HB3	2:CB:95:GLN:NE2	2.09	0.68
2:CB:233:SER:OG	2:CB:234:PRO:HD2	1.94	0.68
7:CG:109:ASN:HA	7:CG:119:ARG:NH1	2.08	0.68
9:CI:18:PHE:O	9:CI:19:LEU:HD23	1.94	0.68
20:CT:10:LEU:HD23	20:CT:11:SER:N	2.08	0.68
27:DA:1484:G:H3'	27:DA:1485:G:H5''	1.76	0.68
27:DA:1639:U:H2'	27:DA:1640:C:H5''	1.76	0.68
27:DA:2571:C:H5''	27:DA:2572:A:H5''	1.76	0.68
27:DA:2648:C:H2'	27:DA:2649:U:C6	2.29	0.68
29:DC:75:LEU:HB3	29:DC:119:VAL:CB	2.24	0.68
30:DD:182:LEU:H	30:DD:272:ALA:HB3	1.57	0.68
36:DN:58:ASP:C	36:DN:60:ILE:H	1.95	0.68
42:DT:98:LYS:N	42:DT:98:LYS:HD2	2.09	0.68
45:DW:5:ALA:O	45:DW:6:ILE:HB	1.93	0.68
46:DX:56:THR:OG1	46:DX:77:LYS:HE2	1.93	0.68
1:AA:33:A:H2'	1:AA:34:C:C6	2.29	0.67
1:AA:1120:G:H2'	1:AA:1121:U:C6	2.29	0.67
4:AD:92:VAL:O	4:AD:96:LEU:HD13	1.94	0.67
7:AG:140:ASP:HA	7:AG:143:ARG:HH12	1.58	0.67
9:AI:50:LEU:HA	9:AI:53:VAL:HG22	1.76	0.67
15:AO:29:VAL:HG21	15:AO:81:LEU:HD21	1.75	0.67
21:AU:15:ARG:HB2	21:AU:15:ARG:NH1	2.08	0.67
23:AW:35:G:O2'	23:AW:36:A:H8	1.77	0.67

*Continued on next page...*

*Continued from previous page...*

Atom-1	Atom-2	Interatomic distance (Å)	Clash overlap (Å)
27:BA:389:G:H1	38:BP:71:VAL:HG12	1.58	0.67
27:BA:481:G:H1'	27:BA:506:G:N2	2.09	0.67
27:BA:2308:G:O6	27:BA:2310:A:H2'	1.94	0.67
27:BA:2317:C:O2'	27:BA:2318:G:H5'	1.93	0.67
31:BE:69:LYS:C	31:BE:71:GLY:N	2.42	0.67
38:BP:63:PRO:O	38:BP:64:LYS:C	2.32	0.67
38:BP:71:VAL:HG12	38:BP:72:PRO:HD3	1.74	0.67
39:BQ:63:LYS:HD2	48:BZ:174:VAL:CG2	2.24	0.67
40:BR:38:VAL:HB	40:BR:39:PRO:HD3	1.74	0.67
47:BY:96:ILE:HD12	47:BY:99:CYS:HB2	1.76	0.67
55:B6:33:LYS:O	55:B6:34:LEU:C	2.32	0.67
56:B7:28:ARG:HH11	56:B7:28:ARG:HG3	1.59	0.67
1:CA:646:U:H2'	1:CA:647:C:C6	2.28	0.67
1:CA:1145:C:H4'	1:CA:1146:A:C5'	2.24	0.67
9:CI:63:ILE:HD13	9:CI:77:ILE:HG23	1.76	0.67
27:DA:563:G:H2'	27:DA:564:C:H6	1.58	0.67
39:DQ:27:VAL:HG23	39:DQ:137:TYR:CE1	2.29	0.67
44:DV:24:LYS:NZ	44:DV:26:ASP:HA	2.09	0.67
48:DZ:130:ARG:O	48:DZ:132:ILE:HG13	1.94	0.67
50:D1:90:ILE:O	50:D1:93:GLU:HB2	1.94	0.67
55:D6:10:LEU:H	55:D6:10:LEU:CD2	2.07	0.67
4:AD:14:ARG:HA	4:AD:39:PRO:HA	1.77	0.67
9:AI:125:TYR:CD2	9:AI:126:SER:N	2.62	0.67
27:BA:999:U:C2'	27:BA:1000:A:H5''	2.24	0.67
27:BA:1130:U:O2	27:BA:2025:C:H5''	1.94	0.67
27:BA:1925:C:O2'	27:BA:1926:U:H5'	1.94	0.67
27:BA:2219:G:O2'	27:BA:2220:G:H5'	1.94	0.67
34:BH:12:PRO:HB2	34:BH:15:VAL:CG2	2.24	0.67
38:BP:23:PRO:HD2	38:BP:33:ARG:NH2	2.09	0.67
1:CA:1030(A):G:H1'	1:CA:1031:G:H22	1.58	0.67
1:CA:1423:G:H5'	37:DO:49:ARG:HH22	1.59	0.67
3:CC:99:VAL:O	3:CC:99:VAL:HG23	1.93	0.67
17:CQ:67:LYS:HA	17:CQ:70:ARG:NH1	2.07	0.67
19:CS:9:VAL:O	19:CS:11:VAL:N	2.27	0.67
27:DA:2292:C:O2'	27:DA:2293:C:H5'	1.95	0.67
30:DD:267:SER:C	30:DD:269:PHE:H	1.96	0.67
34:DH:54:ARG:HH11	34:DH:54:ARG:CB	2.07	0.67
37:DO:107:ARG:HH22	42:DT:35:LYS:HD2	1.59	0.67
1:AA:1168:A:H2'	1:AA:1169:A:C8	2.29	0.67
1:AA:1355:G:H2'	1:AA:1356:G:C8	2.29	0.67
1:AA:1445:C:H2'	1:AA:1446:U:C5'	2.17	0.67

*Continued on next page...*

Continued from previous page...

Atom-1	Atom-2	Interatomic distance (Å)	Clash overlap (Å)
2:AB:54:THR:O	2:AB:58:ILE:HG12	1.94	0.67
23:AW:16:C:O2'	23:AW:17:G:OP2	2.08	0.67
27:BA:402:A:O2'	27:BA:403:U:H5'	1.95	0.67
27:BA:464:U:H2'	27:BA:465:G:O4'	1.95	0.67
27:BA:1396:U:H2'	27:BA:1396:U:O2	1.94	0.67
27:BA:1813:G:H1'	30:BD:50:THR:OG1	1.94	0.67
27:BA:2759:G:H5'	27:BA:2759:G:C8	2.30	0.67
29:BC:72:VAL:HG21	29:BC:161:ILE:CB	2.24	0.67
30:BD:206:LEU:HD23	30:BD:211:ARG:HG2	1.75	0.67
34:BH:10:PRO:CG	34:BH:50:VAL:O	2.41	0.67
38:BP:21:ARG:O	38:BP:23:PRO:HD3	1.93	0.67
43:BU:92:ARG:O	43:BU:94:ASN:N	2.26	0.67
50:B1:11:ARG:HB2	50:B1:12:PRO:HD2	1.76	0.67
1:CA:954:G:H2'	1:CA:955:U:C6	2.30	0.67
2:CB:97:TRP:HZ2	2:CB:102:LEU:HD13	1.60	0.67
9:CI:20:ARG:HG3	9:CI:20:ARG:HH11	1.59	0.67
13:CM:23:TYR:CE2	13:CM:71:ARG:HD3	2.30	0.67
27:DA:589:C:H2'	27:DA:590:A:C8	2.29	0.67
27:DA:1140:C:H5''	36:DN:66:LYS:NZ	2.09	0.67
27:DA:1799:G:H4'	27:DA:1800:C:O5'	1.93	0.67
31:DE:59:VAL:CG2	31:DE:63:LEU:HA	2.21	0.67
33:DG:118:ARG:HB2	33:DG:181:ARG:NH2	2.10	0.67
33:DG:125:PHE:O	33:DG:128:ARG:HG2	1.93	0.67
38:DP:105:LEU:O	38:DP:106:LEU:HB3	1.94	0.67
43:DU:90:VAL:CG2	44:DV:39:LEU:HG	2.24	0.67
55:D6:9:LEU:CD1	55:D6:28:ARG:HG3	2.25	0.67
1:AA:973:G:H1'	10:AJ:55:LYS:HE2	1.76	0.67
1:AA:1294:G:O2'	1:AA:1295:G:H5'	1.94	0.67
9:AI:119:ALA:O	9:AI:120:ARG:HB2	1.94	0.67
27:BA:176:G:O2'	27:BA:177:G:H5'	1.93	0.67
27:BA:271(E):U:H2'	27:BA:271(F):C:C6	2.30	0.67
27:BA:784:A:C8	30:BD:229:VAL:HG21	2.29	0.67
27:BA:1178:C:H2'	27:BA:1179:C:H6	1.59	0.67
27:BA:1711:C:O2'	27:BA:1712:C:H5'	1.94	0.67
27:BA:2189:U:H3'	27:BA:2190:G:H5''	1.76	0.67
27:BA:2863:C:C2'	27:BA:2864:G:H5''	2.24	0.67
28:BB:35:U:O2'	28:BB:36:C:H5'	1.94	0.67
46:BX:80:ILE:HD13	46:BX:80:ILE:O	1.94	0.67
48:BZ:52:ILE:HA	48:BZ:70:VAL:HG23	1.74	0.67
57:B8:51:ALA:N	57:B8:53:PRO:HD2	2.09	0.67
1:CA:828:A:H5''	1:CA:859:A:C2	2.29	0.67

Continued on next page...

*Continued from previous page...*

Atom-1	Atom-2	Interatomic distance (Å)	Clash overlap (Å)
1:CA:984:C:H2'	1:CA:985:C:H6	1.58	0.67
4:CD:162:LEU:HD12	4:CD:181:MET:SD	2.33	0.67
11:CK:79:SER:HB2	11:CK:106:LYS:HB2	1.75	0.67
12:CL:7:LEU:HB3	17:CQ:32:TYR:HE2	1.56	0.67
13:CM:3:ARG:HH22	33:DG:113:ARG:HB3	1.58	0.67
18:CR:58:LEU:H	18:CR:58:LEU:HD12	1.59	0.67
27:DA:380:U:H5'	50:D1:18:ILE:HD13	1.76	0.67
27:DA:1523:U:H2'	27:DA:1524:G:H8	1.59	0.67
27:DA:2018:G:H21	43:DU:34:LYS:HZ2	1.43	0.67
27:DA:2172:U:H1'	27:DA:2173:A:OP1	1.94	0.67
27:DA:2330:G:H1'	49:D0:41:ARG:HB3	1.76	0.67
27:DA:2845:G:O2'	27:DA:2846:G:H5'	1.93	0.67
29:DC:78:ALA:HB3	29:DC:83:ILE:HD11	1.75	0.67
42:DT:65:LYS:HA	42:DT:65:LYS:HZ3	1.58	0.67
1:AA:950:U:H2'	1:AA:951:G:C8	2.30	0.67
1:AA:1077:G:N2	1:AA:1079:G:H3'	2.10	0.67
1:AA:1091:U:H2'	1:AA:1093:A:OP2	1.94	0.67
1:AA:1133:G:N2	1:AA:1143:G:H1'	2.10	0.67
2:AB:215:LEU:O	2:AB:219:VAL:HG23	1.94	0.67
4:AD:147:ALA:HB2	4:AD:182:LYS:HB3	1.76	0.67
7:AG:18:TYR:CD2	7:AG:59:LEU:HB2	2.29	0.67
9:AI:48:GLU:N	9:AI:49:PRO:HD2	2.09	0.67
9:AI:95:LYS:HD3	9:AI:96:LEU:N	2.10	0.67
10:AJ:3:LYS:O	10:AJ:100:THR:HA	1.94	0.67
12:AL:76:GLU:O	12:AL:77:HIS:HB2	1.94	0.67
13:AM:3:ARG:HB2	53:B4:60:GLU:OE1	1.94	0.67
13:AM:40:ASN:HD21	13:AM:42:ALA:HB3	1.60	0.67
14:AN:60:SER:O	14:AN:61:TRP:HB3	1.94	0.67
19:AS:10:PHE:HZ	19:AS:70:LYS:NZ	1.93	0.67
23:AW:73:C:H2'	23:AW:74:C:C5'	2.24	0.67
27:BA:1784:A:H4'	27:BA:1785:A:C5'	2.25	0.67
27:BA:1844:C:O2'	27:BA:1845:G:H5'	1.95	0.67
30:BD:131:LEU:HA	30:BD:190:TYR:CE2	2.29	0.67
30:BD:231:HIS:CG	30:BD:232:PRO:HD2	2.29	0.67
35:BI:92:VAL:O	35:BI:93:THR:O	2.11	0.67
38:BP:47:ASP:HB3	38:BP:48:PRO:CA	2.23	0.67
41:BS:95:HIS:CG	41:BS:96:GLY:N	2.63	0.67
50:B1:50:ARG:HG3	50:B1:59:THR:HG22	1.76	0.67
56:B7:48:LYS:HD3	56:B7:48:LYS:N	2.08	0.67
1:CA:537:G:H2'	1:CA:538:G:H8	1.60	0.67
1:CA:601:C:H2'	1:CA:602:A:H8	1.58	0.67

*Continued on next page...*

*Continued from previous page...*

Atom-1	Atom-2	Interatomic distance (Å)	Clash overlap (Å)
5:CE:11:ILE:HG13	5:CE:33:VAL:HG23	1.76	0.67
14:CN:24:CYS:HB3	14:CN:29:ARG:H	1.58	0.67
27:DA:29:U:H2'	27:DA:30:G:H8	1.56	0.67
27:DA:1986:A:C3'	27:DA:1987:G:H5''	2.25	0.67
27:DA:2543:G:H2'	27:DA:2544:G:C8	2.29	0.67
38:DP:101:VAL:HG11	38:DP:108:LYS:H	1.59	0.67
39:DQ:22:LYS:HG2	39:DQ:23:GLY:H	1.58	0.67
40:DR:10:LEU:HB3	40:DR:17:ARG:NE	2.10	0.67
42:DT:98:LYS:HB3	42:DT:100:TYR:CE1	2.30	0.67
43:DU:15:LYS:HE2	43:DU:19:LYS:CE	2.24	0.67
55:D6:17:LYS:HD3	55:D6:17:LYS:O	1.95	0.67
57:D8:6:THR:HG22	57:D8:63:PRO:HD3	1.77	0.67
1:AA:681:C:H2'	1:AA:682:G:H8	1.58	0.67
9:AI:86:VAL:HG23	9:AI:92:TYR:O	1.94	0.67
16:AP:57:ARG:HD3	16:AP:79:VAL:HG13	1.76	0.67
27:BA:620:G:H4'	27:BA:621:A:C5'	2.24	0.67
27:BA:1109:C:H5''	27:BA:1110:G:OP2	1.94	0.67
27:BA:1200:C:H2'	27:BA:1201:C:H6	1.59	0.67
49:B0:51:VAL:N	49:B0:62:LEU:HD12	2.09	0.67
1:CA:344:A:H5''	1:CA:345:C:OP2	1.95	0.67
1:CA:1346:A:N6	1:CA:1374:A:H3'	2.09	0.67
7:CG:72:ARG:O	7:CG:73:MET:HG3	1.94	0.67
10:CJ:78:ASN:ND2	10:CJ:80:LYS:HB2	2.10	0.67
27:DA:833:U:H2'	27:DA:834:C:C6	2.29	0.67
27:DA:1718:G:H5'	27:DA:1718:G:H8	1.59	0.67
27:DA:1887:C:H3'	27:DA:1888:G:H5''	1.75	0.67
27:DA:2491:U:O2'	27:DA:2492:U:H5'	1.95	0.67
29:DC:83:ILE:HG22	29:DC:83:ILE:O	1.94	0.67
30:DD:142:VAL:HG22	30:DD:143:HIS:N	2.08	0.67
30:DD:172:TYR:HD1	30:DD:186:HIS:HA	1.60	0.67
31:DE:97:LYS:H	31:DE:100:GLU:CD	1.97	0.67
32:DF:178:PRO:HG2	32:DF:179:GLU:CD	2.14	0.67
34:DH:20:ALA:HB1	34:DH:21:PRO:HD2	1.77	0.67
38:DP:30:THR:HG22	38:DP:31:ALA:N	1.99	0.67
40:DR:81:ASP:O	40:DR:82:GLU:HB2	1.94	0.67
43:DU:112:ARG:HH11	43:DU:112:ARG:HG2	1.60	0.67
47:DY:98:VAL:C	47:DY:99:CYS:SG	2.73	0.67
49:D0:10:THR:HG22	49:D0:11:ARG:H	1.60	0.67
50:D1:41:ARG:HD3	50:D1:43:TYR:CE2	2.30	0.67
58:D9:7:VAL:HG13	58:D9:34:GLN:CD	2.15	0.67
10:AJ:51:ARG:NE	10:AJ:61:GLU:HB2	2.10	0.67

*Continued on next page...*

*Continued from previous page...*

Atom-1	Atom-2	Interatomic distance (Å)	Clash overlap (Å)
13:AM:49:THR:HG22	13:AM:51:ALA:N	2.10	0.67
15:AO:3:ILE:HD13	15:AO:3:ILE:H	1.59	0.67
16:AP:6:LEU:HB3	16:AP:17:TYR:HD2	1.59	0.67
16:AP:21:VAL:CG1	16:AP:34:GLU:HB3	2.25	0.67
27:BA:651:G:OP1	57:B8:19:SER:OG	2.13	0.67
27:BA:1022:G:H4'	27:BA:1023:U:H5'	1.76	0.67
27:BA:2126:A:H5'	29:BC:36:LYS:HE2	1.75	0.67
27:BA:2349:G:H5'	27:BA:2349:G:H8	1.60	0.67
36:BN:120:LEU:HD23	36:BN:121:LYS:N	2.09	0.67
39:BQ:12:GLN:HG2	39:BQ:73:PRO:HD2	1.75	0.67
41:BS:95:HIS:CG	41:BS:96:GLY:H	2.13	0.67
44:BV:49:THR:CG2	44:BV:50:PRO:HD2	2.25	0.67
47:BY:8:LYS:HD2	47:BY:8:LYS:N	2.03	0.67
47:BY:90:LEU:HD12	47:BY:91:GLU:HG2	1.77	0.67
1:CA:590:C:OP1	8:CH:29:SER:HA	1.95	0.67
1:CA:763:G:H2'	1:CA:764:C:H6	1.58	0.67
1:CA:999:C:O2'	1:CA:1000:U:H5'	1.95	0.67
3:CC:14:ILE:HG23	3:CC:15:THR:N	2.10	0.67
13:CM:11:ARG:HH22	33:DG:146:TYR:HD2	1.43	0.67
27:DA:2068:U:N3	27:DA:2430:A:H2	1.88	0.67
33:DG:58:GLN:O	33:DG:62:LEU:HD13	1.93	0.67
35:DI:45:LYS:O	35:DI:48:GLU:HB2	1.93	0.67
37:DO:1:MET:HG3	37:DO:32:TYR:CD1	2.30	0.67
39:DQ:69:PHE:CD1	39:DQ:70:PRO:HD2	2.30	0.67
44:DV:2:PHE:HB2	44:DV:42:GLY:HA2	1.77	0.67
47:DY:4:LYS:HD2	47:DY:32:PRO:CG	2.24	0.67
47:DY:46:LYS:HG2	47:DY:47:LYS:H	1.58	0.67
55:D6:26:ASN:HB3	55:D6:32:ASN:CG	2.15	0.67
3:AC:36:ASP:O	3:AC:39:ILE:HB	1.94	0.67
14:AN:53:LEU:HB3	14:AN:56:VAL:CG2	2.25	0.67
25:AY:65:U:H2'	25:AY:66:A:C8	2.30	0.67
27:BA:951:C:C2'	27:BA:952:G:H5'	2.24	0.67
27:BA:1598:C:H5'	46:BX:36:LYS:HB2	1.75	0.67
27:BA:2468:G:O2'	27:BA:2476:A:C8	2.47	0.67
30:BD:49:ILE:HD11	30:BD:52:ARG:CA	2.20	0.67
31:BE:27:LEU:HD22	42:BT:1:MET:N	2.09	0.67
31:BE:79:ARG:HH11	31:BE:79:ARG:HG2	1.60	0.67
35:BI:33:ARG:HH11	35:BI:33:ARG:HG2	1.60	0.67
35:BI:75:LEU:HD21	35:BI:105:HIS:CD2	2.30	0.67
38:BP:18:ARG:HH11	38:BP:18:ARG:HG3	1.60	0.67
42:BT:38:ASN:HD22	42:BT:38:ASN:C	1.99	0.67

*Continued on next page...*

*Continued from previous page...*

Atom-1	Atom-2	Interatomic distance (Å)	Clash overlap (Å)
48:BZ:116:LEU:HG	48:BZ:171:ALA:O	1.94	0.67
3:CC:206:GLU:O	3:CC:208:ILE:N	2.28	0.67
11:CK:108:ILE:O	18:CR:87:ARG:N	2.28	0.67
27:DA:363(E):U:O2	27:DA:363(E):U:H2'	1.93	0.67
27:DA:1403:C:H5''	27:DA:1471:A:C1'	2.22	0.67
27:DA:1760:A:H2'	27:DA:1761:C:H5'	1.76	0.67
27:DA:1826:G:H2'	27:DA:1827:C:C6	2.29	0.67
27:DA:1934:C:O2'	27:DA:1935:G:H5'	1.95	0.67
27:DA:2030:A:H4'	27:DA:2031:A:H8	1.58	0.67
33:DG:51:ARG:HA	33:DG:51:ARG:HE	1.58	0.67
39:DQ:81:VAL:CB	49:D0:7:LEU:HD21	2.21	0.67
42:DT:121:ILE:HG22	42:DT:122:ASP:OD1	1.94	0.67
48:DZ:41:VAL:O	48:DZ:45:LYS:HG2	1.94	0.67
50:D1:53:VAL:HG11	50:D1:90:ILE:CG2	2.25	0.67
51:D2:8:LYS:O	51:D2:12:GLU:HB2	1.94	0.67
1:AA:1398:A:H8	1:AA:1398:A:C5'	2.08	0.67
3:AC:92:ALA:HB2	3:AC:99:VAL:HG11	1.77	0.67
4:AD:29:PRO:HA	4:AD:34:GLU:HG2	1.75	0.67
24:AX:60:U:H5''	24:AX:61:C:C5	2.30	0.67
27:BA:2663:G:H2'	27:BA:2664:G:C8	2.29	0.67
45:BW:38:TYR:OH	54:B5:47:PRO:HG3	1.95	0.67
52:B3:59:VAL:HG12	52:B3:60:GLU:N	2.10	0.67
53:B4:44:CYS:SG	53:B4:64:LYS:O	2.53	0.67
1:CA:107:G:C2'	1:CA:108:G:H5'	2.25	0.67
2:CB:211:ILE:O	2:CB:215:LEU:HB2	1.95	0.67
27:DA:1812:A:H2'	27:DA:1813:G:H8	1.59	0.67
27:DA:2290:G:H2'	27:DA:2291:U:O4'	1.95	0.67
32:DF:68:LYS:HG3	32:DF:69:HIS:CD2	2.29	0.67
33:DG:105:LYS:HB2	33:DG:105:LYS:NZ	2.10	0.67
33:DG:124:SER:HB3	33:DG:132:ASN:O	1.95	0.67
1:AA:1064:G:N2	1:AA:1190:G:H2'	2.10	0.67
2:AB:55:PHE:HE1	2:AB:218:ALA:HA	1.60	0.67
7:AG:15:ASP:H	7:AG:20:ASP:N	1.93	0.67
7:AG:71:PRO:HA	7:AG:138:LYS:HG3	1.77	0.67
8:AH:63:LEU:N	8:AH:63:LEU:HD22	2.10	0.67
8:AH:103:VAL:HG21	8:AH:110:ALA:HB2	1.77	0.67
27:BA:888:C:C2'	27:BA:889:C:H5'	2.24	0.67
27:BA:953:A:O2'	27:BA:954:G:H5'	1.95	0.67
27:BA:2700:C:O2'	27:BA:2701:C:H5'	1.95	0.67
38:BP:23:PRO:CB	38:BP:33:ARG:HD2	2.17	0.67
41:BS:85:VAL:C	41:BS:106:ARG:HG3	2.15	0.67

*Continued on next page...*

*Continued from previous page...*

Atom-1	Atom-2	Interatomic distance (Å)	Clash overlap (Å)
44:BV:49:THR:HG22	44:BV:50:PRO:HD2	1.77	0.67
2:CB:55:PHE:HA	2:CB:58:ILE:CG1	2.24	0.67
9:CI:26:VAL:HG22	9:CI:61:ALA:HB3	1.76	0.67
10:CJ:87:THR:O	10:CJ:89:ASP:N	2.27	0.67
11:CK:82:VAL:HB	11:CK:108:ILE:HG12	1.77	0.67
59:CX:8:U:H5'	59:CX:49:G:H5'	1.76	0.67
27:DA:61:G:H5'	51:D2:50:ILE:HG21	1.76	0.67
27:DA:1198:U:H2'	27:DA:1199:U:C6	2.30	0.67
27:DA:1423:G:H2'	27:DA:1424:G:H8	1.59	0.67
27:DA:2839:G:H5'	40:DR:46:GLY:HA2	1.75	0.67
32:DF:40:GLN:NE2	32:DF:182:ASN:HB2	2.10	0.67
33:DG:104:GLU:OE2	53:D4:50:THR:HB	1.95	0.67
36:DN:12:ARG:HA	36:DN:12:ARG:HE	1.60	0.67
37:DO:104:ARG:NH1	42:DT:35:LYS:HD3	2.10	0.67
40:DR:79:LEU:O	40:DR:79:LEU:HD23	1.95	0.67
44:DV:59:ALA:HA	44:DV:95:LEU:O	1.94	0.67
1:AA:627:G:O2'	1:AA:628:G:H5'	1.94	0.66
1:AA:1319:A:H2'	1:AA:1323:G:N7	2.10	0.66
4:AD:189:PRO:HB2	4:AD:194:LEU:CD2	2.21	0.66
8:AH:127:LEU:HD12	8:AH:129:VAL:HG13	1.77	0.66
16:AP:6:LEU:HB3	16:AP:17:TYR:CD2	2.29	0.66
18:AR:58:LEU:H	18:AR:58:LEU:CD1	2.04	0.66
20:AT:98:PRO:C	20:AT:100:ILE:H	1.98	0.66
27:BA:284:U:H2'	27:BA:285:C:C6	2.31	0.66
27:BA:1049:C:N4	27:BA:1111:A:C2	2.63	0.66
27:BA:1654:A:P	40:BR:3:HIS:HB2	2.34	0.66
27:BA:2093:G:O5'	35:BI:24:GLY:HA3	1.94	0.66
27:BA:2571:C:H5'	27:BA:2572:A:C5'	2.25	0.66
32:BF:126:VAL:O	32:BF:196:LEU:HG	1.95	0.66
41:BS:35:ILE:C	41:BS:36:TYR:HD1	1.99	0.66
42:BT:36:GLU:HB3	42:BT:38:ASN:OD1	1.95	0.66
1:CA:337:C:H2'	1:CA:338:A:H8	1.59	0.66
1:CA:838:G:H2'	1:CA:839:U:H5''	1.76	0.66
11:CK:92:GLU:HB3	11:CK:93:GLN:NE2	2.10	0.66
13:CM:66:LEU:HD12	13:CM:66:LEU:N	2.09	0.66
15:CO:4:THR:HG23	15:CO:7:GLU:OE1	1.96	0.66
16:CP:74:LEU:HD23	16:CP:79:VAL:HG21	1.76	0.66
19:CS:10:PHE:HZ	19:CS:70:LYS:NZ	1.93	0.66
27:DA:962:G:O2'	27:DA:963:U:H5'	1.95	0.66
32:DF:122:LYS:O	32:DF:191:ARG:HG2	1.95	0.66
34:DH:89:ILE:HD11	34:DH:129:THR:HG22	1.77	0.66

*Continued on next page...*



*Continued from previous page...*

Atom-1	Atom-2	Interatomic distance (Å)	Clash overlap (Å)
35:DI:85:GLU:O	35:DI:123:LEU:HD12	1.95	0.66
58:D9:22:ARG:HB2	58:D9:24:TYR:CE1	2.31	0.66
1:AA:96:U:H2'	1:AA:97:G:H8	1.58	0.66
1:AA:189(K):U:H2'	1:AA:189(L):G:C8	2.29	0.66
1:AA:234:C:H2'	1:AA:235:C:H6	1.60	0.66
1:AA:1037:C:H2'	1:AA:1038:C:C6	2.31	0.66
1:AA:1371:G:O3'	9:AI:69:GLY:HA3	1.95	0.66
8:AH:44:PHE:HE2	8:AH:109:ILE:HG21	1.60	0.66
19:AS:49:ILE:HD12	19:AS:49:ILE:N	2.10	0.66
27:BA:848:G:H2'	27:BA:849:A:H8	1.60	0.66
27:BA:999:U:H2'	27:BA:1000:A:H5''	1.77	0.66
27:BA:2756:U:H4'	27:BA:2757:A:OP1	1.94	0.66
27:BA:2784:C:H1'	31:BE:37:ARG:HH12	1.58	0.66
33:BG:39:ILE:HD13	33:BG:157:ILE:HG12	1.77	0.66
35:BI:130:TYR:HB3	35:BI:136:VAL:CG1	2.25	0.66
36:BN:47:ALA:HB2	36:BN:112:LEU:HD11	1.76	0.66
37:BO:64:ARG:HG2	37:BO:79:PHE:CG	2.30	0.66
38:BP:63:PRO:HA	57:B8:13:ARG:CB	2.25	0.66
57:B8:30:ARG:O	57:B8:31:HIS:HB3	1.95	0.66
1:CA:265:G:H2'	1:CA:266:G:H5''	1.77	0.66
1:CA:1003:G:C2'	1:CA:1004:A:H4'	2.24	0.66
15:CO:3:ILE:HA	15:CO:38:ARG:NH2	2.10	0.66
27:DA:1337:G:H2'	27:DA:1338:G:H8	1.60	0.66
27:DA:2230:G:H1'	50:D1:45:ASN:HB2	1.75	0.66
27:DA:2376:A:H2'	27:DA:2377:A:O4'	1.94	0.66
30:DD:175:LEU:HD12	30:DD:185:VAL:HG21	1.76	0.66
32:DF:123:LEU:CD1	32:DF:124:LEU:H	2.06	0.66
36:DN:34:LEU:HD21	36:DN:120:LEU:HB2	1.76	0.66
1:AA:828:A:H2'	1:AA:829:G:O4'	1.94	0.66
4:AD:11:LEU:HD13	4:AD:66:ARG:HD3	1.78	0.66
4:AD:98:GLU:HA	4:AD:103:ASN:ND2	2.10	0.66
5:AE:6:PHE:HB3	5:AE:35:GLY:O	1.94	0.66
7:AG:44:TYR:HA	7:AG:47:CYS:SG	2.35	0.66
8:AH:120:THR:HG23	8:AH:123:GLU:OE2	1.94	0.66
10:AJ:29:ARG:NH2	10:AJ:84:GLN:HG2	2.09	0.66
20:AT:27:LYS:O	20:AT:30:LYS:HB2	1.94	0.66
25:AY:67:C:H2'	25:AY:68:C:H6	1.59	0.66
27:BA:212:G:O2'	27:BA:213:A:H5'	1.95	0.66
27:BA:1300:U:O2'	27:BA:1301:A:OP2	2.12	0.66
27:BA:1441:G:O2'	27:BA:1442:G:H5'	1.95	0.66
27:BA:2126:A:H4'	27:BA:2127:G:O5'	1.95	0.66

*Continued on next page...*

*Continued from previous page...*

Atom-1	Atom-2	Interatomic distance (Å)	Clash overlap (Å)
27:BA:2282:G:H5'	27:BA:2283:C:O4'	1.95	0.66
27:BA:2815:C:H5'	54:B5:29:THR:HG21	1.76	0.66
27:BA:2815:C:O2'	54:B5:43:HIS:HD2	1.77	0.66
27:BA:2827:C:H5'	27:BA:2828:C:OP2	1.94	0.66
31:BE:116:VAL:O	31:BE:117:MET:HG2	1.95	0.66
32:BF:132:VAL:HG13	32:BF:133:ASN:N	2.09	0.66
33:BG:81:LYS:O	33:BG:82:LEU:O	2.14	0.66
39:BQ:28:ALA:O	39:BQ:29:PHE:HB2	1.95	0.66
42:BT:20:PRO:HD2	42:BT:85:LYS:HB2	1.76	0.66
42:BT:88:ILE:CG2	42:BT:89:VAL:N	2.55	0.66
45:BW:1:MET:CE	45:BW:2:GLU:H	2.09	0.66
47:BY:94:LYS:O	47:BY:101:LYS:HA	1.94	0.66
1:CA:723:U:O2	1:CA:723:U:H2'	1.94	0.66
4:CD:30:LYS:C	4:CD:32:ALA:N	2.49	0.66
9:CI:45:ALA:O	9:CI:48:GLU:HB2	1.95	0.66
10:CJ:75:ILE:O	10:CJ:77:PRO:HD3	1.95	0.66
10:CJ:84:GLN:CD	10:CJ:84:GLN:H	1.99	0.66
16:CP:21:VAL:HG12	16:CP:34:GLU:HB3	1.77	0.66
27:DA:999:U:H2'	27:DA:1000:A:C5'	2.24	0.66
27:DA:1336:A:H2'	27:DA:1337:G:C8	2.30	0.66
27:DA:1512:U:H2'	27:DA:1513:C:C6	2.30	0.66
27:DA:2732:G:C3'	27:DA:2733:A:H5'	2.25	0.66
29:DC:18:LYS:HD2	29:DC:19:VAL:HG23	1.77	0.66
32:DF:63:LYS:HE3	32:DF:67:GLN:HB2	1.77	0.66
32:DF:160:ASN:HD22	32:DF:161:GLU:N	1.93	0.66
33:DG:39:ILE:HD13	33:DG:157:ILE:HG12	1.77	0.66
38:DP:101:VAL:C	38:DP:103:ALA:H	1.95	0.66
42:DT:129:ARG:HH22	42:DT:133:GLU:HB2	1.61	0.66
48:DZ:149:LEU:HD13	48:DZ:149:LEU:H	1.60	0.66
1:AA:1007:C:H2'	1:AA:1008:C:C6	2.30	0.66
1:AA:1397:C:H42	22:AV:10:U:H2'	1.60	0.66
4:AD:126:ILE:HD13	4:AD:126:ILE:N	2.10	0.66
5:AE:91:LEU:HB3	5:AE:118:ILE:HD11	1.77	0.66
7:AG:23:VAL:HG12	7:AG:27:ILE:HD11	1.77	0.66
10:AJ:3:LYS:HD2	10:AJ:77:PRO:CG	2.25	0.66
11:AK:48:ILE:HG22	11:AK:49:GLY:H	1.61	0.66
19:AS:9:VAL:O	19:AS:11:VAL:N	2.28	0.66
23:AW:60:C:C2'	23:AW:61:C:H5'	2.25	0.66
24:AX:10:G:C2	24:AX:26:G:H1'	2.31	0.66
27:BA:330:A:O2'	27:BA:331:A:H8	1.79	0.66
27:BA:380:U:H2'	27:BA:381:G:H8	1.60	0.66

*Continued on next page...*

*Continued from previous page...*

Atom-1	Atom-2	Interatomic distance (Å)	Clash overlap (Å)
27:BA:729:G:O2'	27:BA:763:G:H4'	1.96	0.66
27:BA:1019:U:HO2'	27:BA:1021:A:H2	1.43	0.66
27:BA:1678:G:H22	27:BA:1989:G:H22	1.41	0.66
27:BA:2074:U:H2'	27:BA:2075:U:C6	2.30	0.66
27:BA:2271:G:H5''	49:B0:20:ARG:HH11	1.60	0.66
32:BF:20:LEU:HD22	32:BF:203:GLN:HE22	1.60	0.66
44:BV:35:LEU:HB3	44:BV:37:VAL:CG2	2.26	0.66
44:BV:99:ILE:HD13	44:BV:99:ILE:H	1.59	0.66
45:BW:70:TYR:CE1	45:BW:72:LYS:HA	2.30	0.66
46:BX:64:LYS:HZ1	46:BX:73:ARG:HH21	1.43	0.66
50:B1:46:LEU:HA	50:B1:63:ALA:HA	1.76	0.66
54:B5:54:GLY:O	54:B5:56:LYS:HD2	1.96	0.66
1:CA:134:A:H61	16:CP:25:ARG:NH1	1.93	0.66
1:CA:165:C:H2'	1:CA:166:G:H8	1.59	0.66
1:CA:256:U:H2'	1:CA:257:G:C8	2.31	0.66
1:CA:625:G:H2'	1:CA:626:U:H6	1.59	0.66
1:CA:1096:C:O2'	1:CA:1097:C:H5'	1.95	0.66
7:CG:16:LEU:HD13	9:CI:44:VAL:HG22	1.77	0.66
27:DA:336:C:O2'	27:DA:337:C:H5'	1.95	0.66
27:DA:1300:U:O2	27:DA:1626:G:H2'	1.95	0.66
27:DA:1751:C:H2'	27:DA:1752:C:H6	1.59	0.66
27:DA:2303:G:H1	27:DA:2313:C:N4	1.93	0.66
27:DA:2371:G:H4'	55:D6:45:LYS:HG3	1.78	0.66
27:DA:2537:U:H2'	27:DA:2538:C:H6	1.61	0.66
27:DA:2863:C:H2'	27:DA:2864:G:H5''	1.78	0.66
31:DE:4:ILE:HG12	31:DE:28:ALA:HB1	1.77	0.66
43:DU:65:ILE:HD11	43:DU:93:LYS:CA	2.20	0.66
47:DY:31:LEU:H	47:DY:31:LEU:HD22	1.60	0.66
48:DZ:68:THR:HA	48:DZ:88:PHE:O	1.95	0.66
1:AA:1038:C:H2'	1:AA:1039:C:C5	2.31	0.66
1:AA:1139:G:H1'	1:AA:1141:C:H41	1.60	0.66
2:AB:236:TYR:HA	2:AB:239:VAL:CG2	2.26	0.66
7:AG:100:ALA:O	7:AG:104:LEU:HD23	1.96	0.66
9:AI:4:TYR:N	9:AI:4:TYR:CD1	2.62	0.66
16:AP:14:ASN:N	16:AP:15:PRO:HD3	2.10	0.66
27:BA:925:C:H2'	27:BA:926:A:C5'	2.26	0.66
27:BA:956:G:OP2	39:BQ:14:ARG:NH2	2.29	0.66
27:BA:2491:U:O2'	27:BA:2492:U:H5'	1.95	0.66
32:BF:3:GLU:O	32:BF:19:GLU:CB	2.43	0.66
37:BO:66:LYS:H	37:BO:82:ASN:HD21	1.43	0.66
51:B2:26:ARG:HH11	51:B2:26:ARG:HG3	1.60	0.66

*Continued on next page...*

*Continued from previous page...*

Atom-1	Atom-2	Interatomic distance (Å)	Clash overlap (Å)
1:CA:1117:G:H21	1:CA:1180:A:H1'	1.59	0.66
27:DA:1040:C:O2'	27:DA:1041:C:C6	2.47	0.66
27:DA:1355:G:O2'	27:DA:1356:G:H5'	1.96	0.66
27:DA:1686:C:H6	27:DA:1686:C:C5'	2.08	0.66
27:DA:1782:C:H1'	27:DA:2609:U:H5''	1.77	0.66
27:DA:2126:A:H4'	27:DA:2127:G:O5'	1.96	0.66
27:DA:2184:G:H2'	27:DA:2185:C:C6	2.31	0.66
27:DA:2415:G:H4'	38:DP:67:MET:H	1.60	0.66
30:DD:145:VAL:HG22	30:DD:191:ALA:HB1	1.78	0.66
30:DD:218:ARG:HB3	30:DD:219:PRO:HD2	1.77	0.66
37:DO:87:ILE:HG22	37:DO:88:ASN:N	2.09	0.66
38:DP:59:LEU:HA	38:DP:61:ARG:NH1	2.10	0.66
1:AA:288:A:H2'	1:AA:289:G:H4'	1.77	0.66
1:AA:394:G:H2'	1:AA:395:C:H6	1.59	0.66
2:AB:54:THR:HG21	2:AB:201:ILE:HD11	1.77	0.66
5:AE:10:MET:HB2	5:AE:32:VAL:HG22	1.78	0.66
7:AG:50:ILE:O	7:AG:54:THR:HG22	1.96	0.66
10:AJ:76:ASN:OD1	10:AJ:78:ASN:HB3	1.96	0.66
27:BA:11:G:O2'	27:BA:12:U:H5'	1.96	0.66
27:BA:185:U:H4'	27:BA:218:A:H4'	1.76	0.66
28:BB:66:A:H61	28:BB:108:U:H2'	1.60	0.66
34:BH:13:LYS:HD3	34:BH:13:LYS:C	2.16	0.66
36:BN:3:THR:O	36:BN:4:TYR:HD1	1.79	0.66
38:BP:16:ARG:NE	38:BP:18:ARG:HG2	2.10	0.66
44:BV:59:ALA:HB2	44:BV:96:ILE:HD13	1.78	0.66
47:BY:17:SER:OG	47:BY:71:LYS:HD2	1.96	0.66
1:CA:191:G:C4	20:CT:105:SER:HB3	2.31	0.66
1:CA:1163:C:H2'	1:CA:1164:G:H8	1.60	0.66
1:CA:1317:C:OP1	14:CN:17:LYS:HG2	1.95	0.66
1:CA:1323:G:H4'	1:CA:1363:C:N3	2.11	0.66
11:CK:36:ASP:HB2	11:CK:38:ASN:ND2	2.10	0.66
11:CK:61:ALA:CB	11:CK:90:GLY:HA3	2.26	0.66
13:CM:90:LEU:O	13:CM:91:ARG:HB2	1.95	0.66
59:CX:49:G:H1	59:CX:65:C:N4	1.94	0.66
27:DA:302:C:O2'	27:DA:303:U:H6	1.78	0.66
27:DA:2790:A:H2'	27:DA:2790:A:N3	2.10	0.66
29:DC:58:VAL:HG21	29:DC:166:ASP:N	2.10	0.66
33:DG:60:LEU:HD13	33:DG:60:LEU:O	1.95	0.66
37:DO:53:LYS:HD2	37:DO:53:LYS:N	2.11	0.66
38:DP:68:GLN:OE1	57:D8:12:LYS:HB3	1.95	0.66
41:DS:13:ARG:O	41:DS:15:ARG:HG2	1.95	0.66

*Continued on next page...*

*Continued from previous page...*

Atom-1	Atom-2	Interatomic distance (Å)	Clash overlap (Å)
46:DX:60:ARG:HH12	56:D7:47:ARG:HH22	1.41	0.66
47:DY:88:LYS:NZ	47:DY:93:GLY:HA3	2.11	0.66
50:D1:50:ARG:HA	50:D1:59:THR:HG22	1.78	0.66
50:D1:76:ARG:HH22	50:D1:95:LEU:HD13	1.60	0.66
1:AA:1163:C:H2'	1:AA:1164:G:C8	2.30	0.66
10:AJ:49:VAL:O	10:AJ:60:ARG:HB2	1.96	0.66
27:BA:158:U:H2'	27:BA:158:U:O2	1.95	0.66
27:BA:889:C:H1'	27:BA:890:A:O4'	1.95	0.66
27:BA:2208:A:H1'	27:BA:2219:G:C4	2.31	0.66
29:BC:76:ALA:C	29:BC:78:ALA:H	1.98	0.66
30:BD:206:LEU:HD23	30:BD:211:ARG:CG	2.26	0.66
37:BO:17:ARG:HD3	37:BO:47:ILE:CD1	2.26	0.66
37:BO:120:GLU:HG2	37:BO:122:LEU:HD21	1.78	0.66
42:BT:32:TYR:HD2	42:BT:81:PRO:HB2	1.61	0.66
42:BT:42:ILE:H	42:BT:42:ILE:HD12	1.61	0.66
48:BZ:116:LEU:HD12	48:BZ:173:VAL:HG22	1.78	0.66
1:CA:434:U:H2'	1:CA:435:C:C6	2.30	0.66
1:CA:625:G:H2'	1:CA:626:U:C6	2.30	0.66
1:CA:1054:C:H5	1:CA:1196:U:C6	2.13	0.66
14:CN:12:ARG:C	14:CN:14:PRO:HD2	2.16	0.66
15:CO:3:ILE:HG21	15:CO:34:LEU:HD21	1.78	0.66
17:CQ:81:ARG:NH1	17:CQ:84:LEU:HD21	2.11	0.66
23:CW:20:A:H62	23:CW:46:U:H1'	1.60	0.66
25:CY:24:C:H2'	25:CY:25:A:H8	1.61	0.66
27:DA:740:U:H5'	27:DA:740:U:H6	1.61	0.66
27:DA:2747:G:O6	27:DA:2755:C:H5''	1.95	0.66
27:DA:2787:C:O2	31:DE:61:ARG:NH1	2.29	0.66
28:DB:56:G:H4'	28:DB:57:A:O5'	1.95	0.66
29:DC:58:VAL:HG22	29:DC:166:ASP:O	1.95	0.66
33:DG:125:PHE:CD2	33:DG:131:TYR:HD1	2.14	0.66
34:DH:65:HIS:CE1	34:DH:69:ARG:HD3	2.31	0.66
44:DV:18:LEU:HD13	44:DV:19:LYS:N	2.11	0.66
46:DX:57:LEU:HD12	46:DX:78:LYS:O	1.96	0.66
48:DZ:75:LEU:HB3	48:DZ:80:ARG:O	1.96	0.66
1:AA:393:A:O2'	1:AA:394:G:H5'	1.95	0.66
1:AA:1096:C:O2'	1:AA:1097:C:H5'	1.96	0.66
1:AA:1239:A:N6	1:AA:1299:A:H62	1.87	0.66
4:AD:49:ARG:CZ	4:AD:50:ARG:N	2.58	0.66
5:AE:144:THR:O	5:AE:148:VAL:HG23	1.94	0.66
7:AG:144:MET:O	7:AG:146:GLU:N	2.26	0.66
15:AO:75:PRO:HB2	15:AO:79:ARG:NH2	2.11	0.66

*Continued on next page...*

*Continued from previous page...*

Atom-1	Atom-2	Interatomic distance (Å)	Clash overlap (Å)
25:AY:37:U:H3'	25:AY:38:U:H5''	1.78	0.66
33:BG:129:GLY:HA3	33:BG:163:ALA:O	1.96	0.66
38:BP:58:THR:O	38:BP:61:ARG:CZ	2.44	0.66
43:BU:66:ASN:HD21	43:BU:70:ARG:HH21	1.42	0.66
46:BX:47:PHE:O	46:BX:49:VAL:HG13	1.96	0.66
52:B3:3:ARG:HB3	52:B3:60:GLU:N	2.11	0.66
4:CD:19:LEU:HD11	4:CD:67:ILE:CG1	2.23	0.66
8:CH:100:ILE:HG23	8:CH:112:LEU:HD21	1.77	0.66
11:CK:21:ILE:HB	11:CK:84:VAL:HG12	1.77	0.66
14:CN:13:THR:O	14:CN:15:LYS:N	2.29	0.66
15:CO:65:ARG:HH11	15:CO:65:ARG:HG2	1.60	0.66
27:DA:271(K):U:H3	35:DI:50:ARG:NH1	1.93	0.66
27:DA:1028:A:N6	27:DA:1125:G:H2'	2.11	0.66
27:DA:1854:A:H5'	27:DA:1855:G:OP2	1.95	0.66
27:DA:2057:A:C2	54:D5:4:HIS:HA	2.30	0.66
27:DA:2315:G:H2'	27:DA:2316:C:C6	2.31	0.66
27:DA:2853:C:H2'	27:DA:2854:G:H8	1.60	0.66
31:DE:59:VAL:CG2	31:DE:60:ASN:H	2.06	0.66
33:DG:161:THR:HG22	33:DG:162:THR:N	2.10	0.66
35:DI:77:LEU:HD13	35:DI:105:HIS:NE2	2.10	0.66
36:DN:46:VAL:O	36:DN:47:ALA:HB3	1.95	0.66
38:DP:7:ARG:O	38:DP:10:PRO:HD2	1.96	0.66
38:DP:16:ARG:HB2	38:DP:16:ARG:HH11	1.59	0.66
38:DP:101:VAL:HG23	38:DP:102:ARG:N	2.10	0.66
43:DU:52:ARG:NH2	43:DU:55:ARG:HH21	1.94	0.66
48:DZ:26:VAL:HG12	48:DZ:84:HIS:HE1	1.60	0.66
57:D8:33:ASN:CA	57:D8:36:LYS:HD3	2.26	0.66
1:AA:188:C:H2'	1:AA:189:G:C8	2.30	0.66
1:AA:477:A:O2'	1:AA:479:C:H5'	1.96	0.66
1:AA:1117:G:H2'	1:AA:1118:C:H5'	1.78	0.66
1:AA:1189:C:H5''	3:AC:5:ILE:HG21	1.78	0.66
5:AE:126:ARG:HG3	5:AE:126:ARG:NH1	2.03	0.66
13:AM:54:VAL:O	13:AM:58:GLU:HB2	1.96	0.66
19:AS:50:ALA:HB1	19:AS:57:HIS:HB3	1.77	0.66
23:AW:57:A:O2'	23:AW:58:A:H3'	1.95	0.66
27:BA:174:C:C3'	27:BA:175:G:H5''	2.26	0.66
27:BA:1688:U:H1'	27:BA:1701:A:C6	2.30	0.66
27:BA:2396:G:C2'	27:BA:2397:G:H5'	2.26	0.66
27:BA:2875:C:O2'	42:BT:5:ALA:HB3	1.95	0.66
30:BD:75:ILE:HG21	30:BD:99:ASP:HB2	1.77	0.66
32:BF:53:THR:HG22	32:BF:56:GLU:CD	2.17	0.66

*Continued on next page...*

*Continued from previous page...*

Atom-1	Atom-2	Interatomic distance (Å)	Clash overlap (Å)
38:BP:97:PRO:O	38:BP:98:GLU:HG2	1.96	0.66
38:BP:130:PHE:HB2	38:BP:135:LEU:HD22	1.78	0.66
41:BS:28:VAL:HB	41:BS:89:ARG:HG3	1.77	0.66
53:B4:46:ASN:HD22	53:B4:47:VAL:N	1.94	0.66
55:B6:18:ARG:CG	55:B6:19:ARG:N	2.56	0.66
1:CA:554:C:H2'	1:CA:555:C:C6	2.30	0.66
5:CE:18:ARG:NH2	5:CE:25:ARG:HD2	2.11	0.66
10:CJ:47:PHE:HB2	14:CN:34:TYR:CE2	2.31	0.66
13:CM:49:THR:HG22	13:CM:50:GLU:N	2.11	0.66
13:CM:94:ARG:HD2	13:CM:94:ARG:N	2.10	0.66
27:DA:1710:C:O2'	27:DA:1711:C:H5'	1.95	0.66
27:DA:2389:G:H5''	27:DA:2390:U:O4'	1.96	0.66
27:DA:2853:C:H2'	27:DA:2854:G:C8	2.31	0.66
33:DG:118:ARG:HB2	33:DG:181:ARG:CZ	2.25	0.66
34:DH:85:LYS:HD3	34:DH:133:VAL:O	1.95	0.66
45:DW:18:ARG:HH11	45:DW:18:ARG:HG2	1.61	0.66
54:D5:4:HIS:CB	54:D5:5:PRO:HD3	2.19	0.66
1:AA:854:G:H3'	1:AA:871:U:O4	1.95	0.66
3:AC:83:ARG:HE	3:AC:87:LEU:HD21	1.61	0.66
4:AD:17:VAL:HG11	4:AD:197:PRO:CB	2.26	0.66
4:AD:135:LEU:H	4:AD:135:LEU:HD22	1.59	0.66
9:AI:13:ALA:HA	9:AI:67:GLY:O	1.93	0.66
12:AL:73:ASN:O	12:AL:74:LEU:HD23	1.96	0.66
14:AN:27:CYS:O	14:AN:29:ARG:N	2.29	0.66
27:BA:89:G:H8	27:BA:89:G:H5'	1.61	0.66
27:BA:712:G:H2'	27:BA:713:G:H5'	1.78	0.66
27:BA:1209:G:H21	27:BA:1210:A:H62	1.43	0.66
27:BA:2230:G:H1'	50:B1:45:ASN:CB	2.25	0.66
33:BG:26:GLN:O	33:BG:28:VAL:N	2.25	0.66
33:BG:165:THR:OG1	33:BG:168:GLU:HG3	1.95	0.66
48:BZ:150:HIS:CG	48:BZ:151:ALA:H	2.14	0.66
55:B6:40:CYS:SG	55:B6:45:LYS:NZ	2.66	0.66
1:CA:651:C:H2'	1:CA:652:U:C6	2.30	0.66
1:CA:971:G:O2'	1:CA:1365:G:O2'	2.12	0.66
1:CA:1412:C:H2'	1:CA:1413:A:C8	2.30	0.66
3:CC:92:ALA:HB2	3:CC:99:VAL:HG21	1.77	0.66
4:CD:107:ARG:HD2	4:CD:173:TRP:HZ2	1.60	0.66
9:CI:9:ARG:HB3	9:CI:104:ARG:HD3	1.78	0.66
12:CL:25:LYS:HE3	12:CL:30:ARG:HH22	1.61	0.66
19:CS:24:ALA:O	19:CS:25:LYS:HB2	1.96	0.66
22:CV:10:U:H2'	22:CV:10:U:O2	1.94	0.66

*Continued on next page...*

*Continued from previous page...*

Atom-1	Atom-2	Interatomic distance (Å)	Clash overlap (Å)
27:DA:212:G:O2'	27:DA:213:A:H5'	1.95	0.66
27:DA:651:G:H5''	57:D8:18:ALA:HB3	1.78	0.66
27:DA:1658:C:OP1	31:DE:132:HIS:O	2.14	0.66
27:DA:1697:G:H3'	27:DA:1698:A:C5'	2.21	0.66
27:DA:2416:C:H5''	38:DP:64:LYS:HE3	1.78	0.66
30:DD:10:THR:HG23	30:DD:13:ARG:CB	2.26	0.66
30:DD:57:GLY:HA3	30:DD:216:GLY:H	1.61	0.66
32:DF:10:PRO:CD	32:DF:13:SER:HB2	2.26	0.66
33:DG:111:LEU:HB2	33:DG:112:PRO:HD3	1.78	0.66
34:DH:76:VAL:O	34:DH:79:VAL:HG22	1.96	0.66
35:DI:13:GLY:O	35:DI:14:ASP:HB2	1.94	0.66
36:DN:43:THR:HB	36:DN:46:VAL:HG12	1.77	0.66
41:DS:61:ASN:O	41:DS:63:THR:N	2.29	0.66
42:DT:24:PRO:HA	42:DT:49:VAL:HG13	1.77	0.66
42:DT:96:ARG:HB3	42:DT:96:ARG:CZ	2.25	0.66
44:DV:49:THR:HB	44:DV:50:PRO:HD2	1.76	0.66
55:D6:15:GLU:CD	55:D6:18:ARG:CZ	2.64	0.66
1:AA:601:C:H2'	1:AA:602:A:C8	2.31	0.65
10:AJ:96:ILE:H	10:AJ:96:ILE:HD13	1.60	0.65
11:AK:108:ILE:HB	18:AR:87:ARG:HA	1.77	0.65
12:AL:31:ARG:HG3	12:AL:102:TYR:CE1	2.32	0.65
27:BA:1778:U:H2'	27:BA:1784:A:N6	2.12	0.65
27:BA:1916:A:H2'	27:BA:1917:U:O4'	1.96	0.65
27:BA:2060:A:OP1	32:BF:68:LYS:O	2.14	0.65
27:BA:2732:G:C2'	27:BA:2733:A:H5'	2.26	0.65
27:BA:2758:A:C5	34:BH:67:LEU:HD21	2.30	0.65
30:BD:31:LYS:HG3	30:BD:33:LEU:HD13	1.77	0.65
30:BD:35:LYS:HD2	30:BD:104:TYR:HD1	1.61	0.65
32:BF:32:LEU:HD11	32:BF:105:VAL:HG13	1.78	0.65
35:BI:13:GLY:O	35:BI:14:ASP:HB2	1.94	0.65
35:BI:82:ARG:HH22	1:CA:56:U:C4'	2.00	0.65
38:BP:80:TYR:CE1	38:BP:111:ARG:HD3	2.30	0.65
47:BY:28:LYS:HE3	47:BY:28:LYS:N	2.11	0.65
1:CA:192:U:H2'	1:CA:193:C:H6	1.61	0.65
1:CA:284:G:H2'	1:CA:285:G:C8	2.31	0.65
2:CB:112:VAL:O	2:CB:115:LEU:HB3	1.96	0.65
2:CB:166:ASP:HB3	2:CB:169:LYS:HB3	1.76	0.65
4:CD:101:LEU:O	4:CD:105:VAL:HG23	1.96	0.65
17:CQ:81:ARG:HD3	17:CQ:83:ASP:OD1	1.96	0.65
27:DA:893:C:H2'	27:DA:894:C:O4'	1.96	0.65
27:DA:1721:G:H8	27:DA:1741:A:H62	1.43	0.65

*Continued on next page...*



*Continued from previous page...*

Atom-1	Atom-2	Interatomic distance (Å)	Clash overlap (Å)
27:DA:2223:G:C2'	27:DA:2224:G:H5'	2.26	0.65
28:DB:48:A:H8	28:DB:48:A:H5'	1.61	0.65
31:DE:104:VAL:HG11	31:DE:188:VAL:HG23	1.77	0.65
34:DH:70:THR:HA	34:DH:73:ALA:HB3	1.78	0.65
34:DH:102:ALA:HB2	34:DH:117:PRO:CD	2.26	0.65
35:DI:78:THR:CG2	35:DI:79:ILE:N	2.59	0.65
35:DI:125:GLU:OE2	35:DI:141:LYS:HG2	1.96	0.65
36:DN:7:LYS:N	36:DN:7:LYS:HD2	2.11	0.65
43:DU:90:VAL:HA	44:DV:11:GLN:HE22	1.60	0.65
44:DV:15:GLU:HB3	44:DV:16:PRO:CD	2.26	0.65
44:DV:28:GLU:HB3	44:DV:29:PRO:HD2	1.78	0.65
49:D0:19:LYS:HB2	49:D0:21:LEU:HD21	1.76	0.65
55:D6:12:GLU:HG3	55:D6:21:TYR:HB3	1.77	0.65
1:AA:404:U:H2'	1:AA:405:U:C6	2.30	0.65
1:AA:601:C:H2'	1:AA:602:A:H8	1.59	0.65
4:AD:3:ARG:HH21	4:AD:5:ILE:HD11	1.60	0.65
9:AI:4:TYR:N	9:AI:4:TYR:HD1	1.94	0.65
12:AL:80:VAL:HG12	12:AL:81:LEU:H	1.59	0.65
13:AM:25:ILE:HD11	13:AM:66:LEU:HD23	1.78	0.65
27:BA:185:U:H2'	27:BA:186:G:H8	1.59	0.65
27:BA:1688:U:H5'	27:BA:1689:A:OP1	1.96	0.65
27:BA:1902:C:H4'	30:BD:244:ARG:HA	1.77	0.65
27:BA:2030:A:H4'	27:BA:2031:A:C8	2.32	0.65
30:BD:44:ASN:HB2	30:BD:48:ARG:O	1.95	0.65
30:BD:186:HIS:CD2	30:BD:188:GLU:H	2.14	0.65
32:BF:20:LEU:HD22	32:BF:203:GLN:NE2	2.11	0.65
32:BF:20:LEU:C	32:BF:24:LEU:HD23	2.16	0.65
33:BG:141:PHE:N	33:BG:141:PHE:HD2	1.94	0.65
34:BH:12:PRO:HD2	34:BH:49:VAL:CG1	2.26	0.65
35:BI:52:ARG:C	35:BI:54:GLN:H	1.98	0.65
35:BI:79:ILE:O	35:BI:81:VAL:HG23	1.96	0.65
39:BQ:67:ARG:HD2	39:BQ:105:GLU:OE1	1.97	0.65
43:BU:90:VAL:O	43:BU:92:ARG:N	2.27	0.65
48:BZ:142:GLY:C	48:BZ:143:LEU:HD22	2.16	0.65
1:CA:558:G:H2'	1:CA:559:A:H2	1.60	0.65
1:CA:1457:G:OP1	20:CT:39:LYS:NZ	2.21	0.65
5:CE:53:LEU:HD12	5:CE:53:LEU:N	2.10	0.65
7:CG:113:GLU:HB2	7:CG:119:ARG:HG2	1.78	0.65
9:CI:95:LYS:HD3	9:CI:96:LEU:H	1.61	0.65
27:DA:352:G:N2	27:DA:429:A:H4'	2.11	0.65
27:DA:2133:G:H2'	27:DA:2157:G:N2	2.12	0.65

*Continued on next page...*

*Continued from previous page...*

Atom-1	Atom-2	Interatomic distance (Å)	Clash overlap (Å)
27:DA:2191:G:H5''	27:DA:2192:G:OP2	1.96	0.65
27:DA:2650:U:H2'	27:DA:2651:C:C6	2.29	0.65
27:DA:2869:G:H2'	27:DA:2870:C:C6	2.31	0.65
29:DC:36:LYS:HB2	29:DC:36:LYS:NZ	2.11	0.65
31:DE:6:GLY:O	31:DE:196:VAL:HG22	1.96	0.65
35:DI:127:VAL:O	35:DI:128:LEU:HD23	1.94	0.65
35:DI:129:THR:O	35:DI:130:TYR:HB2	1.95	0.65
41:DS:17:ARG:C	41:DS:19:LYS:H	1.97	0.65
42:DT:23:ARG:HG2	42:DT:120:ARG:NH1	2.11	0.65
43:DU:45:TYR:O	43:DU:46:ALA:C	2.35	0.65
47:DY:46:LYS:CG	47:DY:47:LYS:HD2	2.26	0.65
48:DZ:156:LEU:HD21	48:DZ:162:LEU:HD11	1.76	0.65
1:AA:1305:G:H22	1:AA:1331:G:C2'	2.08	0.65
6:AF:9:VAL:HB	6:AF:87:ARG:HB2	1.77	0.65
10:AJ:40:LEU:HG	10:AJ:69:ASN:HB3	1.78	0.65
13:AM:84:ILE:O	13:AM:84:ILE:HG22	1.96	0.65
14:AN:39:LEU:HD13	14:AN:44:LEU:HA	1.78	0.65
18:AR:36:ASN:HB2	18:AR:39:VAL:HG23	1.77	0.65
27:BA:2199:A:H5'	27:BA:2200:C:OP2	1.97	0.65
27:BA:2643:G:O2'	27:BA:2644:G:H5'	1.96	0.65
27:BA:2756:U:H1'	27:BA:2757:A:H5''	1.78	0.65
31:BE:61:ARG:C	31:BE:63:LEU:H	1.99	0.65
33:BG:21:ARG:HD3	33:BG:21:ARG:C	2.17	0.65
38:BP:23:PRO:CD	38:BP:33:ARG:CZ	2.71	0.65
38:BP:83:VAL:HG11	38:BP:112:LEU:HD21	1.79	0.65
39:BQ:29:PHE:HB3	39:BQ:65:PHE:CD1	2.30	0.65
40:BR:83:ILE:O	40:BR:86:ARG:HG2	1.97	0.65
42:BT:28:VAL:HG13	42:BT:46:GLU:CA	2.25	0.65
44:BV:29:PRO:O	44:BV:61:VAL:HG22	1.96	0.65
1:CA:558:G:H2'	1:CA:559:A:C2	2.31	0.65
1:CA:797:C:OP1	11:CK:124:LYS:HE2	1.97	0.65
1:CA:1298:C:H4'	1:CA:1299:A:C4	2.31	0.65
3:CC:181:ASN:ND2	3:CC:204:LEU:HD12	2.11	0.65
7:CG:15:ASP:O	7:CG:19:GLY:HA2	1.96	0.65
7:CG:113:GLU:HB2	7:CG:119:ARG:HD3	1.78	0.65
8:CH:20:TYR:O	8:CH:21:LYS:HB2	1.95	0.65
16:CP:21:VAL:CG1	16:CP:34:GLU:HB3	2.26	0.65
27:DA:234:C:H2'	27:DA:235:U:H6	1.61	0.65
27:DA:271(J):C:H3'	27:DA:271(K):U:H5''	1.77	0.65
27:DA:1165:U:H2'	27:DA:1166:C:C6	2.31	0.65
30:DD:30:GLU:HG3	30:DD:63:ARG:NE	2.11	0.65

*Continued on next page...*

*Continued from previous page...*

Atom-1	Atom-2	Interatomic distance (Å)	Clash overlap (Å)
30:DD:231:HIS:CG	30:DD:232:PRO:HD2	2.31	0.65
30:DD:248:SER:HB2	30:DD:249:PRO:HD2	1.79	0.65
33:DG:57:ALA:HB2	33:DG:90:LEU:HD11	1.78	0.65
38:DP:83:VAL:HG23	38:DP:105:LEU:CD1	2.26	0.65
41:DS:85:VAL:CG2	41:DS:106:ARG:HB2	2.26	0.65
43:DU:66:ASN:HB2	43:DU:76:TYR:HB2	1.79	0.65
45:DW:51:LEU:O	45:DW:54:ALA:HB3	1.96	0.65
1:AA:976:G:H5'	1:AA:1358:U:O2'	1.96	0.65
2:AB:19:HIS:CE1	2:AB:191:ASP:HB2	2.32	0.65
3:AC:63:ASN:HA	3:AC:98:ASN:HB3	1.78	0.65
4:AD:31:CYS:O	4:AD:31:CYS:SG	2.54	0.65
6:AF:98:LEU:HD22	18:AR:28:GLU:OE1	1.96	0.65
8:AH:103:VAL:CG2	8:AH:110:ALA:HB2	2.26	0.65
11:AK:18:ARG:HB3	11:AK:33:THR:OG1	1.95	0.65
16:AP:31:LYS:HG2	16:AP:32:TYR:H	1.61	0.65
23:AW:46:U:O2'	23:AW:47:C:H6	1.79	0.65
24:AX:35:A:O2'	24:AX:36:U:H5'	1.97	0.65
27:BA:2391:G:OP1	57:B8:32:LEU:HD12	1.96	0.65
36:BN:133:GLN:C	36:BN:134:ARG:HG3	2.17	0.65
41:BS:35:ILE:CG2	41:BS:53:SER:HB2	2.25	0.65
41:BS:106:ARG:HH12	41:BS:108:GLY:HA3	1.56	0.65
57:B8:32:LEU:HB2	57:B8:36:LYS:CE	2.26	0.65
1:CA:1056:U:C5'	3:CC:163:ALA:HB2	2.26	0.65
1:CA:1097:C:O2'	1:CA:1098:C:H5'	1.96	0.65
1:CA:1479:C:H2'	1:CA:1480:G:C8	2.32	0.65
2:CB:11:LEU:HB3	2:CB:213:LEU:HD11	1.79	0.65
3:CC:113:ALA:HA	3:CC:202:ILE:HD11	1.78	0.65
3:CC:134:ILE:HG21	3:CC:168:ALA:HB3	1.79	0.65
12:CL:29:PHE:O	12:CL:30:ARG:HB2	1.96	0.65
27:DA:651:G:H5''	57:D8:18:ALA:CB	2.27	0.65
27:DA:2821:A:P	40:DR:2:ARG:HH22	2.19	0.65
28:DB:50:G:OP2	41:DS:62:LYS:NZ	2.28	0.65
29:DC:212:VAL:O	29:DC:218:MET:HA	1.97	0.65
36:DN:22:THR:HA	36:DN:61:ARG:O	1.96	0.65
55:D6:11:LEU:HD21	55:D6:51:GLU:CA	2.25	0.65
2:AB:36:ARG:H	2:AB:41:ILE:HD13	1.62	0.65
14:AN:26:ARG:HG3	14:AN:27:CYS:H	1.59	0.65
15:AO:17:ARG:HG3	15:AO:17:ARG:HH11	1.60	0.65
27:BA:1022:G:H4'	27:BA:1023:U:C5'	2.26	0.65
27:BA:1412:A:H2'	27:BA:1413:G:C8	2.31	0.65
31:BE:60:ASN:CG	31:BE:62:PRO:HD2	2.17	0.65

*Continued on next page...*

*Continued from previous page...*

Atom-1	Atom-2	Interatomic distance (Å)	Clash overlap (Å)
38:BP:33:ARG:O	38:BP:35:HIS:O	2.15	0.65
38:BP:97:PRO:HD3	38:BP:126:VAL:O	1.95	0.65
40:BR:37:THR:HG23	40:BR:40:LYS:HB2	1.77	0.65
52:B3:54:VAL:CG1	52:B3:55:ARG:N	2.59	0.65
1:CA:27:G:C5'	4:CD:209:ARG:HG2	2.26	0.65
1:CA:135:C:H2'	1:CA:136:C:H5'	1.78	0.65
1:CA:555:C:H2'	1:CA:556:C:H6	1.61	0.65
1:CA:1223:C:P	1:CA:1224:G:H2'	2.37	0.65
14:CN:57:ARG:HG2	14:CN:58:LYS:N	2.12	0.65
27:DA:539:G:H2'	27:DA:540:C:H6	1.61	0.65
27:DA:627:A:H4'	27:DA:628:G:OP1	1.97	0.65
27:DA:861:A:C2	27:DA:862:G:H1'	2.30	0.65
27:DA:1328:G:H2'	27:DA:1330:C:C4	2.31	0.65
27:DA:1647:G:H3'	27:DA:1647:G:OP2	1.96	0.65
27:DA:1719:G:C2'	27:DA:1720:U:H5'	2.27	0.65
27:DA:2123:G:H2'	27:DA:2124:G:H8	1.62	0.65
38:DP:71:VAL:H	38:DP:72:PRO:CD	2.09	0.65
48:DZ:62:ASP:C	48:DZ:64:GLN:N	2.48	0.65
55:D6:8:LYS:N	55:D6:27:LYS:HZ3	1.95	0.65
1:AA:1054:C:O2'	1:AA:1055:A:H5''	1.95	0.65
1:AA:1323:G:H4'	1:AA:1363:C:N3	2.12	0.65
5:AE:11:ILE:HD11	5:AE:33:VAL:CG2	2.27	0.65
7:AG:60:LYS:HA	7:AG:60:LYS:NZ	2.11	0.65
9:AI:28:VAL:HA	9:AI:63:ILE:O	1.96	0.65
10:AJ:65:LEU:HD23	10:AJ:65:LEU:O	1.96	0.65
26:AZ:2:DPP:C	26:AZ:3:UAL:H6	2.07	0.65
27:BA:1192:G:O2'	27:BA:1193:G:H5'	1.96	0.65
27:BA:1666:G:O3'	37:BO:6:THR:HG23	1.96	0.65
27:BA:1824:G:OP1	30:BD:52:ARG:HD3	1.97	0.65
30:BD:25:THR:O	30:BD:26:LYS:HB3	1.96	0.65
30:BD:26:LYS:HD2	30:BD:81:ALA:HA	1.77	0.65
33:BG:128:ARG:HB3	33:BG:128:ARG:NH1	2.11	0.65
33:BG:128:ARG:HG3	33:BG:130:ASN:CB	2.27	0.65
39:BQ:30:GLY:CA	39:BQ:107:ALA:HB2	2.20	0.65
39:BQ:59:ARG:HG3	39:BQ:59:ARG:NH1	2.11	0.65
39:BQ:63:LYS:HD2	48:BZ:174:VAL:HG23	1.77	0.65
46:BX:60:ARG:HH22	56:B7:47:ARG:NH2	1.95	0.65
50:B1:86:SER:HB2	50:B1:89:GLU:HB2	1.78	0.65
55:B6:32:ASN:ND2	55:B6:33:LYS:N	2.45	0.65
1:CA:1278:U:H5''	1:CA:1279:A:O4'	1.96	0.65
27:DA:644:A:H4'	27:DA:645:C:C5	2.31	0.65

*Continued on next page...*

*Continued from previous page...*

Atom-1	Atom-2	Interatomic distance (Å)	Clash overlap (Å)
27:DA:774:A:H2	27:DA:787:U:O2'	1.77	0.65
27:DA:2147:G:H2'	27:DA:2148:G:O4'	1.97	0.65
27:DA:2298:A:H2'	27:DA:2299:G:O4'	1.96	0.65
27:DA:2303:G:O2'	33:DG:132:ASN:HB2	1.96	0.65
27:DA:2476:A:C2'	27:DA:2477:C:H5''	2.23	0.65
33:DG:91:ARG:HD2	33:DG:92:VAL:N	2.12	0.65
33:DG:111:LEU:HB3	33:DG:117:PHE:CE2	2.31	0.65
43:DU:90:VAL:HG12	43:DU:91:ASP:N	2.09	0.65
56:D7:41:ARG:HH11	56:D7:41:ARG:CB	1.96	0.65
1:AA:60:A:H4'	1:AA:61:G:O5'	1.96	0.65
1:AA:729:A:H2'	1:AA:730:G:H8	1.61	0.65
1:AA:1199:U:H4'	10:AJ:54:PHE:CZ	2.31	0.65
1:AA:1298:C:H4'	1:AA:1299:A:C4	2.32	0.65
13:AM:10:PRO:HG2	13:AM:18:ALA:HB1	1.78	0.65
25:AY:34:U:O2'	25:AY:35:G:H5'	1.97	0.65
27:BA:991:C:H5'	27:BA:991:C:H6	1.62	0.65
27:BA:1495:A:OP1	27:BA:1495:A:H8	1.78	0.65
27:BA:1594:G:H8	27:BA:1594:G:C5'	2.10	0.65
27:BA:1819:A:OP1	30:BD:161:THR:HG21	1.97	0.65
27:BA:1833:U:H2'	27:BA:1834:U:H6	1.60	0.65
27:BA:2702:U:H6	27:BA:2702:U:OP1	1.80	0.65
27:BA:2779:U:H4'	27:BA:2780:G:H5'	1.78	0.65
30:BD:124:PRO:O	30:BD:126:GLN:HG2	1.97	0.65
33:BG:47:LYS:HD3	33:BG:82:LEU:HG	1.78	0.65
34:BH:27:LYS:HE3	34:BH:32:GLU:HB2	1.77	0.65
38:BP:64:LYS:O	38:BP:66:GLY:N	2.30	0.65
40:BR:2:ARG:NH2	40:BR:5:LYS:HZ3	1.92	0.65
48:BZ:107:PRO:CG	48:BZ:116:LEU:HB2	2.27	0.65
1:CA:1105:A:H2'	1:CA:1106:G:C8	2.32	0.65
6:CF:4:TYR:HD1	6:CF:92:LYS:HA	1.61	0.65
8:CH:23:SER:HA	8:CH:63:LEU:HD22	1.79	0.65
18:CR:43:PHE:HA	18:CR:51:LEU:HD12	1.79	0.65
19:CS:41:VAL:HG23	19:CS:44:MET:HG2	1.78	0.65
27:DA:15:G:O2'	27:DA:16:G:H5'	1.96	0.65
27:DA:528:A:C2	27:DA:2043:C:C5'	2.79	0.65
27:DA:2850:A:H2'	27:DA:2851:A:C8	2.31	0.65
32:DF:1:MET:SD	32:DF:26:ALA:HA	2.36	0.65
34:DH:53:GLU:O	34:DH:54:ARG:HB3	1.97	0.65
35:DI:128:LEU:O	35:DI:137:PRO:HA	1.97	0.65
36:DN:15:LEU:HB3	36:DN:136:GLU:HG2	1.78	0.65
38:DP:38:GLN:CG	38:DP:41:ARG:HD2	2.26	0.65

*Continued on next page...*

*Continued from previous page...*

Atom-1	Atom-2	Interatomic distance (Å)	Clash overlap (Å)
38:DP:101:VAL:HG12	38:DP:107:LYS:N	2.11	0.65
41:DS:106:ARG:HD2	41:DS:106:ARG:O	1.97	0.65
56:D7:9:ARG:HG3	56:D7:9:ARG:HH11	1.61	0.65
57:D8:61:LEU:HD13	57:D8:62:LEU:H	1.60	0.65
58:D9:2:LYS:N	58:D9:4:ARG:HH21	1.95	0.65
1:AA:818:G:C3'	1:AA:819:A:H5''	2.27	0.65
1:AA:1251:A:H1'	1:AA:1369:C:HO2'	1.62	0.65
1:AA:1305:G:OP1	21:AU:2:GLY:HA3	1.96	0.65
7:AG:15:ASP:N	7:AG:20:ASP:H	1.94	0.65
9:AI:125:TYR:HD2	9:AI:126:SER:N	1.95	0.65
10:AJ:12:ASP:HB3	10:AJ:15:THR:OG1	1.97	0.65
10:AJ:19:SER:HA	10:AJ:22:LYS:HB2	1.78	0.65
19:AS:40:ILE:HG21	19:AS:66:MET:O	1.97	0.65
24:AX:43:A:H2'	24:AX:44:A:C8	2.31	0.65
25:AY:18:G:C4'	25:AY:56:G:H22	2.10	0.65
27:BA:1880:C:H6	27:BA:1880:C:C5'	2.09	0.65
27:BA:2287:A:N6	27:BA:2344:U:H3	1.89	0.65
31:BE:187:ALA:O	31:BE:188:VAL:HB	1.96	0.65
38:BP:89:ALA:HA	38:BP:121:LYS:HD3	1.77	0.65
41:BS:85:VAL:H	41:BS:106:ARG:CB	1.96	0.65
42:BT:128:GLU:O	42:BT:130:ALA:N	2.30	0.65
47:BY:81:LYS:HZ3	47:BY:97:ARG:HG3	1.58	0.65
1:CA:250:A:H1'	1:CA:252:U:C5	2.31	0.65
1:CA:302:G:N3	1:CA:556:C:H4'	2.12	0.65
1:CA:770:C:O2'	1:CA:771:G:H5'	1.96	0.65
2:CB:209:ARG:HH11	2:CB:239:VAL:CG1	2.09	0.65
11:CK:85:ARG:HG2	11:CK:111:ASP:O	1.97	0.65
16:CP:32:TYR:HE2	16:CP:35:LYS:HB2	1.61	0.65
20:CT:104:LEU:HD23	20:CT:105:SER:N	2.12	0.65
27:DA:539:G:H2'	27:DA:540:C:C6	2.31	0.65
27:DA:883:G:H8	27:DA:883:G:H5'	1.61	0.65
27:DA:1497:U:O2	27:DA:1497:U:H2'	1.97	0.65
27:DA:2030:A:H4'	27:DA:2031:A:C8	2.32	0.65
31:DE:33:VAL:HG22	31:DE:33:VAL:O	1.97	0.65
32:DF:40:GLN:HE22	32:DF:182:ASN:HB2	1.60	0.65
32:DF:132:VAL:HG13	32:DF:133:ASN:N	2.11	0.65
36:DN:91:LEU:HG	36:DN:98:VAL:HG21	1.78	0.65
37:DO:68:GLU:HB3	37:DO:78:ARG:HB2	1.79	0.65
39:DQ:21:THR:HG23	39:DQ:99:PRO:O	1.96	0.65
42:DT:80:SER:CB	42:DT:81:PRO:CD	2.75	0.65
48:DZ:22:LYS:O	48:DZ:24:PRO:HD3	1.96	0.65

*Continued on next page...*

*Continued from previous page...*

Atom-1	Atom-2	Interatomic distance (Å)	Clash overlap (Å)
48:DZ:78:ARG:N	48:DZ:78:ARG:HD2	2.12	0.65
2:AB:200:ILE:HG22	2:AB:201:ILE:N	2.12	0.65
3:AC:121:ALA:O	3:AC:125:GLU:HG3	1.96	0.65
12:AL:22:PRO:HD2	12:AL:95:TYR:OH	1.97	0.65
13:AM:112:GLY:O	13:AM:113:PRO:O	2.15	0.65
14:AN:24:CYS:HB2	14:AN:40:CYS:HB3	1.78	0.65
27:BA:191:A:O2'	27:BA:192:C:H5'	1.97	0.65
27:BA:1262:A:C2	54:B5:10:LYS:HD2	2.31	0.65
27:BA:2310:A:O2'	27:BA:2311:A:H5'	1.97	0.65
30:BD:155:LEU:HD23	30:BD:177:LEU:CD2	2.27	0.65
32:BF:9:ILE:HG22	32:BF:128:ALA:HB2	1.79	0.65
33:BG:126:ASP:O	33:BG:128:ARG:NE	2.29	0.65
34:BH:89:ILE:HD12	34:BH:90:LYS:N	2.11	0.65
35:BI:8:PRO:HG3	35:BI:14:ASP:CA	2.27	0.65
38:BP:64:LYS:HB3	57:B8:25:MET:HG3	1.77	0.65
41:BS:74:ALA:HB1	41:BS:103:GLU:HB2	1.77	0.65
42:BT:83:ILE:HG13	42:BT:84:GLN:H	1.61	0.65
45:BW:105:VAL:O	45:BW:105:VAL:HG12	1.96	0.65
46:BX:41:ASN:O	46:BX:45:THR:HG23	1.97	0.65
48:BZ:149:LEU:HD23	48:BZ:170:ILE:HG13	1.78	0.65
1:CA:93:G:C2'	1:CA:96:U:H5'	2.27	0.65
1:CA:274:A:O2'	1:CA:275:G:H8	1.71	0.65
1:CA:505:G:H2'	1:CA:506:G:H8	1.61	0.65
2:CB:13:ALA:O	2:CB:15:VAL:N	2.30	0.65
7:CG:26:PHE:CE2	7:CG:30:ILE:HD11	2.31	0.65
7:CG:37:ASN:HD21	9:CI:41:VAL:H	1.45	0.65
13:CM:76:ALA:HA	13:CM:79:LYS:HB2	1.78	0.65
15:CO:3:ILE:H	15:CO:3:ILE:CD1	2.09	0.65
27:DA:271(J):C:C3'	27:DA:271(K):U:H5''	2.27	0.65
27:DA:1033:U:H2'	27:DA:2750:A:N6	2.12	0.65
27:DA:2528:U:H5''	58:D9:31:LYS:HZ1	1.59	0.65
27:DA:2672:G:C2'	27:DA:2673:G:H5''	2.27	0.65
27:DA:2875:C:O2'	42:DT:5:ALA:HB3	1.97	0.65
27:DA:2884:U:H1'	54:D5:52:TYR:HH	1.61	0.65
31:DE:53:PRO:O	31:DE:74:PRO:HA	1.97	0.65
33:DG:40:ASN:ND2	33:DG:91:ARG:HB2	2.11	0.65
41:DS:34:HIS:HB3	41:DS:54:LEU:CG	2.26	0.65
43:DU:92:ARG:HH11	43:DU:92:ARG:HG2	1.61	0.65
48:DZ:32:LEU:HD23	48:DZ:89:VAL:HG21	1.77	0.65
49:D0:51:VAL:HG22	49:D0:81:VAL:HG23	1.79	0.65
57:D8:13:ARG:O	57:D8:14:VAL:HG23	1.96	0.65

*Continued on next page...*

*Continued from previous page...*

Atom-1	Atom-2	Interatomic distance (Å)	Clash overlap (Å)
1:AA:736:C:H2'	1:AA:737:A:C8	2.32	0.65
1:AA:738:C:H5''	6:AF:69:GLU:HB2	1.78	0.65
24:AX:10:G:H5'	24:AX:10:G:C8	2.30	0.65
27:BA:1479:G:H5'	27:BA:1558:A:C2	2.32	0.65
27:BA:1593:G:C2'	27:BA:1594:G:H5''	2.27	0.65
27:BA:2772:C:H2'	27:BA:2773:C:H6	1.61	0.65
31:BE:137:HIS:HB3	31:BE:138:PRO:HD2	1.78	0.65
37:BO:113:LYS:O	37:BO:117:LEU:HB2	1.96	0.65
41:BS:59:LYS:HE3	41:BS:68:GLN:HE22	1.62	0.65
42:BT:54:ARG:HA	42:BT:59:THR:OG1	1.97	0.65
1:CA:72:C:H2'	1:CA:73:G:H8	1.60	0.65
1:CA:102:G:C2	1:CA:103:C:N1	2.65	0.65
1:CA:1056:U:H5'	3:CC:163:ALA:CB	2.27	0.65
2:CB:88:ALA:HB2	2:CB:219:VAL:CG1	2.26	0.65
9:CI:125:TYR:CD2	9:CI:126:SER:N	2.65	0.65
11:CK:120:ARG:NH1	11:CK:126:ARG:HD2	2.12	0.65
12:CL:80:VAL:HG12	12:CL:81:LEU:N	2.12	0.65
27:DA:2494:G:H2'	27:DA:2495:G:H8	1.62	0.65
27:DA:2833:G:C3'	27:DA:2834:G:C5'	2.72	0.65
27:DA:2882:A:H5'	40:DR:96:ARG:HG3	1.79	0.65
31:DE:112:GLY:HA3	40:DR:2:ARG:CG	2.26	0.65
32:DF:22:ALA:O	32:DF:26:ALA:HB2	1.96	0.65
32:DF:25:PRO:HB3	32:DF:119:ARG:HD3	1.79	0.65
33:DG:131:TYR:HB3	33:DG:159:VAL:HG22	1.79	0.65
34:DH:65:HIS:HE1	34:DH:69:ARG:HD3	1.61	0.65
35:DI:88:ILE:CG2	35:DI:89:TYR:H	2.05	0.65
36:DN:30:ILE:HG23	36:DN:52:VAL:HG11	1.79	0.65
39:DQ:132:VAL:CB	48:DZ:80:ARG:HH22	2.09	0.65
41:DS:12:PHE:CE1	41:DS:14:VAL:HG22	2.32	0.65
41:DS:106:ARG:NH1	41:DS:107:GLU:O	2.31	0.65
43:DU:79:PHE:O	43:DU:83:LEU:HD13	1.97	0.65
44:DV:91:TYR:O	44:DV:92:THR:HG23	1.96	0.65
48:DZ:101:LEU:O	48:DZ:102:ARG:HB2	1.97	0.65
52:D3:4:LEU:HD12	52:D3:39:ASP:OD1	1.97	0.65
55:D6:32:ASN:O	55:D6:33:LYS:CG	2.43	0.65
56:D7:8:ASN:HD22	56:D7:9:ARG:N	1.94	0.65
1:AA:599:C:H5''	8:AH:95:VAL:O	1.97	0.64
1:AA:1445:C:C3'	1:AA:1446:U:H5''	2.26	0.64
3:AC:70:VAL:HG21	3:AC:76:VAL:HG11	1.80	0.64
4:AD:15:GLU:HG2	4:AD:63:LYS:CG	2.27	0.64
11:AK:46:GLY:HA2	11:AK:50:TYR:O	1.98	0.64

*Continued on next page...*



*Continued from previous page...*

Atom-1	Atom-2	Interatomic distance (Å)	Clash overlap (Å)
16:AP:53:VAL:O	16:AP:57:ARG:HG2	1.96	0.64
17:AQ:83:ASP:O	17:AQ:86:GLU:HB2	1.98	0.64
27:BA:54:G:O2'	56:B7:35:ARG:HD3	1.95	0.64
27:BA:286:C:C2'	27:BA:287:C:H5'	2.26	0.64
27:BA:1420:U:O2'	27:BA:1421:G:H5'	1.97	0.64
27:BA:2206:G:H21	27:BA:2207:G:C5'	2.06	0.64
40:BR:9:LYS:O	40:BR:10:LEU:HG	1.96	0.64
41:BS:14:VAL:HG12	41:BS:15:ARG:N	2.11	0.64
44:BV:5:VAL:HG21	44:BV:35:LEU:HG	1.78	0.64
48:BZ:150:HIS:HB3	48:BZ:169:THR:HA	1.79	0.64
58:B9:25:VAL:HB	58:B9:34:GLN:HB2	1.77	0.64
1:CA:1170:A:H2'	1:CA:1171:G:H5'	1.78	0.64
3:CC:79:ARG:HG3	3:CC:82:GLU:OE2	1.97	0.64
3:CC:132:ARG:HD3	3:CC:136:GLN:NE2	2.12	0.64
3:CC:135:LYS:HZ3	5:CE:53:LEU:HD11	1.60	0.64
11:CK:85:ARG:HA	11:CK:111:ASP:O	1.96	0.64
14:CN:41:ARG:HG3	14:CN:42:ILE:N	2.12	0.64
19:CS:61:TYR:CD2	19:CS:62:ILE:N	2.64	0.64
27:DA:335:C:H5''	47:DY:73:ARG:NH2	2.11	0.64
27:DA:2059:A:H5'	27:DA:2060:A:OP2	1.96	0.64
27:DA:2443:C:O2'	27:DA:2444:G:H5'	1.97	0.64
27:DA:2527:C:C5'	58:D9:30:PRO:HB2	2.27	0.64
30:DD:93:ALA:HB3	30:DD:105:ILE:HG23	1.78	0.64
31:DE:9:VAL:CG2	31:DE:25:VAL:HB	2.27	0.64
32:DF:63:LYS:CE	32:DF:67:GLN:HB2	2.26	0.64
32:DF:134:GLY:N	32:DF:162:LEU:HB3	2.12	0.64
33:DG:46:ALA:O	33:DG:82:LEU:HD11	1.97	0.64
33:DG:51:ARG:NE	33:DG:51:ARG:CA	2.60	0.64
33:DG:63:ILE:HA	33:DG:143:GLU:HG3	1.80	0.64
33:DG:91:ARG:HD2	33:DG:91:ARG:C	2.17	0.64
33:DG:178:PHE:HB3	33:DG:180:PHE:CZ	2.32	0.64
35:DI:76:THR:HB	35:DI:139:GLN:NE2	2.12	0.64
43:DU:90:VAL:HG21	44:DV:39:LEU:HG	1.79	0.64
1:AA:1314:C:OP2	19:AS:6:LYS:HD3	1.97	0.64
4:AD:135:LEU:HD22	4:AD:135:LEU:N	2.13	0.64
6:AF:24:GLU:OE1	4:CD:172:PRO:HG2	1.96	0.64
6:AF:72:VAL:HG13	6:AF:73:ASN:H	1.62	0.64
9:AI:53:VAL:HB	9:AI:92:TYR:HE2	1.60	0.64
9:AI:92:TYR:C	9:AI:95:LYS:HD2	2.18	0.64
15:AO:37:ASN:N	15:AO:37:ASN:HD22	1.94	0.64
17:AQ:58:GLU:HG3	17:AQ:77:VAL:CG2	2.27	0.64

*Continued on next page...*

*Continued from previous page...*

Atom-1	Atom-2	Interatomic distance (Å)	Clash overlap (Å)
27:BA:524:U:H2'	27:BA:525:U:C6	2.32	0.64
27:BA:903:C:H2'	27:BA:904:C:C6	2.32	0.64
27:BA:1501:C:H1'	30:BD:100:GLY:HA2	1.79	0.64
27:BA:1797:C:O2'	30:BD:259:THR:HG21	1.96	0.64
29:BC:36:LYS:HD3	29:BC:37:PHE:N	2.11	0.64
32:BF:9:ILE:CG1	32:BF:14:PRO:HA	2.28	0.64
32:BF:29:ASN:HB3	32:BF:112:MET:HE1	1.78	0.64
33:BG:97:ASP:O	33:BG:101:ILE:HD12	1.97	0.64
34:BH:89:ILE:HD12	34:BH:90:LYS:H	1.62	0.64
42:BT:28:VAL:CG2	42:BT:46:GLU:HG3	2.26	0.64
45:BW:111:HIS:CD2	45:BW:113:LYS:H	2.15	0.64
48:BZ:102:ARG:HD3	48:BZ:135:PHE:CD2	2.32	0.64
55:B6:41:PRO:HG2	55:B6:42:TRP:H	1.62	0.64
57:B8:17:THR:CG2	57:B8:21:LYS:HB2	2.26	0.64
1:CA:34:C:O2'	1:CA:35:G:H5'	1.96	0.64
1:CA:392:G:H2'	1:CA:393:A:H8	1.62	0.64
1:CA:1003:G:H2'	1:CA:1004:A:H4'	1.79	0.64
1:CA:1321:C:C5	1:CA:1322:C:H2'	2.33	0.64
3:CC:35:GLU:O	3:CC:39:ILE:HG13	1.97	0.64
27:DA:321:G:H5'	32:DF:134:GLY:O	1.98	0.64
27:DA:907:U:OP1	39:DQ:24:GLY:N	2.23	0.64
27:DA:1157:G:H5'	27:DA:1157:G:C8	2.32	0.64
27:DA:1374:G:H2'	27:DA:1375:C:C6	2.32	0.64
29:DC:45:ALA:O	29:DC:46:LYS:HB2	1.96	0.64
30:DD:26:LYS:HE2	30:DD:82:ILE:H	1.60	0.64
30:DD:166:GLN:N	30:DD:166:GLN:HE21	1.94	0.64
31:DE:199:ARG:HH22	31:DE:202:LYS:HE2	1.62	0.64
32:DF:155:LEU:HD23	32:DF:186:ILE:HD13	1.77	0.64
32:DF:181:LEU:HD11	32:DF:186:ILE:HD11	1.79	0.64
35:DI:19:VAL:HG22	35:DI:20:ASP:N	2.12	0.64
40:DR:79:LEU:HD23	40:DR:79:LEU:C	2.18	0.64
42:DT:32:TYR:CD2	42:DT:32:TYR:N	2.65	0.64
55:D6:15:GLU:OE2	55:D6:18:ARG:NH2	2.30	0.64
57:D8:9:GLY:O	57:D8:13:ARG:HG2	1.98	0.64
1:AA:299:G:H2'	1:AA:300:A:C8	2.31	0.64
1:AA:1003:G:H2'	1:AA:1004:A:C4'	2.28	0.64
1:AA:1343:G:H2'	1:AA:1344:C:C6	2.31	0.64
3:AC:6:HIS:ND1	14:AN:49:HIS:HB3	2.12	0.64
4:AD:3:ARG:O	4:AD:5:ILE:HG13	1.96	0.64
4:AD:15:GLU:HG2	4:AD:63:LYS:HG3	1.77	0.64
16:AP:26:ARG:NH1	16:AP:31:LYS:HB3	2.12	0.64

*Continued on next page...*

*Continued from previous page...*

Atom-1	Atom-2	Interatomic distance (Å)	Clash overlap (Å)
20:AT:99:LEU:C	20:AT:100:ILE:HD12	2.17	0.64
27:BA:364:C:H2'	27:BA:365:C:H5''	1.78	0.64
27:BA:645:C:O2	27:BA:645:C:H2'	1.96	0.64
27:BA:690:G:H2'	27:BA:691:C:C6	2.32	0.64
27:BA:1114:G:H3'	27:BA:1115:G:H5''	1.79	0.64
27:BA:2052:G:H5'	27:BA:2052:G:C8	2.25	0.64
31:BE:4:ILE:HD13	31:BE:91:VAL:HG12	1.80	0.64
33:BG:44:GLY:N	33:BG:88:ILE:HD11	2.07	0.64
40:BR:84:ALA:HB3	40:BR:85:PRO:HD3	1.79	0.64
44:BV:69:LYS:HG3	44:BV:70:ILE:N	2.12	0.64
52:B3:11:SER:OG	52:B3:13:ILE:HD13	1.97	0.64
53:B4:53:THR:O	53:B4:54:LYS:HG2	1.98	0.64
55:B6:17:LYS:O	55:B6:18:ARG:NH1	2.29	0.64
1:CA:1348:U:H4'	9:CI:120:ARG:HH11	1.63	0.64
2:CB:35:GLU:H	2:CB:36:ARG:HH21	1.43	0.64
5:CE:79:GLU:OE1	8:CH:104:ARG:HA	1.98	0.64
10:CJ:48:THR:HA	10:CJ:62:HIS:HB3	1.79	0.64
13:CM:104:ARG:HG2	13:CM:105:THR:HG23	1.78	0.64
15:CO:33:THR:HG23	15:CO:63:ARG:NH1	2.12	0.64
17:CQ:14:LYS:HB2	17:CQ:14:LYS:NZ	2.12	0.64
18:CR:87:ARG:HG2	18:CR:87:ARG:NH1	2.12	0.64
19:CS:40:ILE:HD11	19:CS:74:PHE:CE2	2.32	0.64
29:DC:18:LYS:HD3	29:DC:19:VAL:H	1.61	0.64
30:DD:16:MET:HG3	30:DD:206:LEU:O	1.98	0.64
31:DE:16:ARG:HH11	31:DE:16:ARG:HG3	1.62	0.64
32:DF:9:ILE:HG23	32:DF:12:LEU:HA	1.77	0.64
33:DG:76:SER:HB2	33:DG:83:ARG:CD	2.27	0.64
35:DI:38:LEU:HB2	35:DI:40:THR:HG23	1.80	0.64
35:DI:57:ARG:NH2	35:DI:60:GLU:HG2	2.12	0.64
38:DP:144:GLU:H	38:DP:145:PRO:CD	2.10	0.64
40:DR:32:GLY:O	40:DR:115:GLU:HA	1.97	0.64
47:DY:14:LEU:HD12	47:DY:15:VAL:N	2.09	0.64
48:DZ:30:ARG:HD2	48:DZ:31:HIS:CE1	2.32	0.64
1:AA:298:A:H2'	1:AA:299:G:O4'	1.97	0.64
1:AA:838:G:C2'	1:AA:839:U:H5''	2.27	0.64
1:AA:1321:C:H5''	1:AA:1322:C:H5'	1.79	0.64
2:AB:19:HIS:ND1	2:AB:20:GLU:HG2	2.11	0.64
2:AB:76:GLN:O	2:AB:208:ILE:HG12	1.96	0.64
6:AF:23:LYS:O	6:AF:27:GLN:HG2	1.97	0.64
6:AF:82:ARG:HB2	6:AF:85:VAL:HG23	1.79	0.64
10:AJ:4:ILE:HB	10:AJ:74:ILE:HG12	1.78	0.64

*Continued on next page...*

*Continued from previous page...*

Atom-1	Atom-2	Interatomic distance (Å)	Clash overlap (Å)
25:AY:37:U:H2'	25:AY:38:U:H5''	1.79	0.64
27:BA:140:G:N2	27:BA:1596:A:H4'	2.13	0.64
27:BA:1417:C:H42	27:BA:1581:G:H1	1.43	0.64
27:BA:2103:C:C2'	27:BA:2104:G:H5''	2.28	0.64
27:BA:2313:C:H4'	33:BG:40:ASN:ND2	2.13	0.64
27:BA:2364:C:O2'	27:BA:2365:G:H5'	1.97	0.64
27:BA:2850:A:OP2	27:BA:2866:U:H5	1.81	0.64
30:BD:172:TYR:CD1	30:BD:186:HIS:HA	2.33	0.64
32:BF:103:LYS:HA	32:BF:106:ARG:HG3	1.80	0.64
33:BG:68:PRO:HB2	33:BG:90:LEU:HD21	1.78	0.64
34:BH:159:GLU:HG3	34:BH:160:LYS:N	2.11	0.64
35:BI:111:PRO:CA	35:BI:114:LEU:HD11	2.25	0.64
39:BQ:17:LEU:HD21	39:BQ:41:TRP:NE1	2.13	0.64
41:BS:101:LEU:HD13	41:BS:101:LEU:O	1.98	0.64
48:BZ:164:VAL:HG11	48:BZ:168:GLU:HB2	1.79	0.64
55:B6:48:VAL:O	55:B6:49:HIS:HB2	1.97	0.64
1:CA:1032:G:H2'	1:CA:1033:G:C8	2.33	0.64
3:CC:172:ARG:HB3	3:CC:172:ARG:HH11	1.61	0.64
4:CD:112:VAL:HG13	4:CD:161:ASN:ND2	2.11	0.64
12:CL:43:LYS:CG	12:CL:44:LYS:H	2.02	0.64
14:CN:15:LYS:HD2	14:CN:16:PHE:CE2	2.33	0.64
16:CP:20:VAL:HG21	16:CP:32:TYR:CB	2.26	0.64
20:CT:10:LEU:HD23	20:CT:11:SER:H	1.62	0.64
27:DA:78:A:H2'	27:DA:79:G:H8	1.61	0.64
27:DA:176:G:O2'	27:DA:177:G:H5'	1.97	0.64
27:DA:314:A:O2'	27:DA:315:G:H5'	1.98	0.64
27:DA:649:G:H2'	27:DA:650:C:C6	2.33	0.64
27:DA:2365:G:H4'	49:D0:60:PHE:CZ	2.33	0.64
27:DA:2591:C:H2'	27:DA:2592:G:C8	2.32	0.64
30:DD:48:ARG:HH11	30:DD:48:ARG:HG3	1.62	0.64
31:DE:59:VAL:CG1	31:DE:63:LEU:HG	2.26	0.64
31:DE:181:LEU:HD21	42:DT:7:ILE:HG23	1.78	0.64
35:DI:2:LYS:HA	35:DI:20:ASP:HB2	1.79	0.64
48:DZ:149:LEU:HD23	48:DZ:170:ILE:HG13	1.78	0.64
52:D3:15:TYR:HD2	52:D3:19:GLN:HE22	1.45	0.64
1:AA:92:C:C2'	1:AA:93:G:C8	2.73	0.64
3:AC:116:VAL:O	3:AC:119:ARG:HB3	1.98	0.64
4:AD:60:GLU:OE1	4:AD:198:VAL:HA	1.97	0.64
5:AE:105:VAL:N	5:AE:106:PRO:HD2	2.12	0.64
10:AJ:34:VAL:CG2	10:AJ:74:ILE:HG22	2.27	0.64
27:BA:270:A:O2'	27:BA:271:A:H5'	1.98	0.64

*Continued on next page...*

*Continued from previous page...*

Atom-1	Atom-2	Interatomic distance (Å)	Clash overlap (Å)
27:BA:310:A:OP1	47:BY:18:GLY:HA2	1.97	0.64
27:BA:558:G:OP1	36:BN:111:PRO:HD2	1.98	0.64
27:BA:1006:C:O2	36:BN:106:MET:HG2	1.98	0.64
27:BA:2090:G:H21	50:B1:45:ASN:ND2	1.96	0.64
27:BA:2555:U:C2'	27:BA:2556:C:H5'	2.26	0.64
27:BA:2685:G:H5'	37:BO:68:GLU:OE2	1.98	0.64
27:BA:2716:U:O2'	27:BA:2717:G:H5'	1.98	0.64
29:BC:58:VAL:HG21	29:BC:166:ASP:N	2.11	0.64
33:BG:51:ARG:CA	33:BG:51:ARG:HE	2.09	0.64
34:BH:44:VAL:HB	34:BH:46:GLU:CD	2.17	0.64
35:BI:2:LYS:HE2	35:BI:2:LYS:H	1.63	0.64
35:BI:8:PRO:HG3	35:BI:14:ASP:HA	1.80	0.64
35:BI:145:VAL:HG12	35:BI:146:ALA:N	2.12	0.64
43:BU:48:ALA:O	43:BU:52:ARG:HG2	1.97	0.64
44:BV:39:LEU:HA	44:BV:47:VAL:CG1	2.27	0.64
1:CA:1079:G:H2'	1:CA:1080:A:C8	2.32	0.64
1:CA:1389:C:H2'	1:CA:1390:U:O4'	1.98	0.64
4:CD:8:VAL:CG1	4:CD:21:LEU:HD22	2.26	0.64
10:CJ:33:GLN:O	10:CJ:75:ILE:HG12	1.97	0.64
27:DA:236:C:H2'	27:DA:237:C:H6	1.62	0.64
27:DA:1159:U:H6	27:DA:1159:U:C5'	2.08	0.64
27:DA:1655:A:H4'	31:DE:115:GLY:H	1.63	0.64
27:DA:2827:C:H5'	27:DA:2828:C:OP2	1.98	0.64
30:DD:54:ARG:HH11	30:DD:54:ARG:HB3	1.63	0.64
31:DE:28:ALA:HB3	31:DE:93:VAL:HG22	1.80	0.64
37:DO:3:GLN:HB2	37:DO:4:PRO:HD2	1.80	0.64
42:DT:28:VAL:CG1	42:DT:46:GLU:HA	2.26	0.64
43:DU:8:VAL:HG11	43:DU:12:ARG:CZ	2.27	0.64
45:DW:15:ARG:CD	54:D5:20:ARG:HH12	2.09	0.64
50:D1:62:VAL:HG22	50:D1:63:ALA:N	2.12	0.64
51:D2:18:PRO:HA	51:D2:21:LEU:HD12	1.79	0.64
54:D5:51:TYR:O	54:D5:54:GLY:N	2.30	0.64
55:D6:26:ASN:N	55:D6:26:ASN:HD22	1.95	0.64
1:AA:165:C:H2'	1:AA:166:G:C8	2.32	0.64
3:AC:19:GLU:HG2	3:AC:19:GLU:O	1.98	0.64
8:AH:96:GLY:O	8:AH:98:LYS:N	2.30	0.64
15:AO:39:LEU:HD12	15:AO:59:MET:HE1	1.80	0.64
16:AP:28:ARG:HG2	16:AP:29:ASP:OD2	1.98	0.64
16:AP:39:TYR:HE2	16:AP:41:PRO:HB3	1.61	0.64
24:AX:20:U:C2'	24:AX:21:A:H5'	2.27	0.64
27:BA:972:G:OP2	27:BA:974:G:H5''	1.97	0.64

*Continued on next page...*

*Continued from previous page...*

Atom-1	Atom-2	Interatomic distance (Å)	Clash overlap (Å)
27:BA:1782:C:H1'	27:BA:2609:U:H5''	1.80	0.64
30:BD:210:GLY:O	30:BD:211:ARG:HB3	1.97	0.64
32:BF:9:ILE:HG22	32:BF:9:ILE:O	1.96	0.64
32:BF:150:GLY:HA2	32:BF:172:TRP:CD2	2.32	0.64
44:BV:18:LEU:HD22	44:BV:19:LYS:CA	2.27	0.64
49:B0:20:ARG:HH11	49:B0:20:ARG:HG2	1.62	0.64
55:B6:15:GLU:HB3	55:B6:18:ARG:HG2	1.80	0.64
1:CA:145:G:H5'	1:CA:146:G:OP2	1.98	0.64
1:CA:677:U:H3	1:CA:713:G:H22	1.45	0.64
1:CA:1528:U:H4'	1:CA:1529:G:O5'	1.98	0.64
11:CK:128:ALA:O	11:CK:129:SER:HB2	1.97	0.64
18:CR:50:ILE:HG12	18:CR:74:ARG:HH12	1.63	0.64
19:CS:20:LEU:O	19:CS:23:ASN:HB3	1.98	0.64
25:CY:75:A:H1'	27:DA:2421:G:H22	1.62	0.64
27:DA:61:G:H1	27:DA:94:C:H42	0.79	0.64
27:DA:1019:U:H2'	27:DA:1020:A:C8	2.32	0.64
27:DA:1505:C:H2'	27:DA:1506:C:O4'	1.98	0.64
27:DA:1654:A:OP2	40:DR:3:HIS:CB	2.40	0.64
27:DA:2539:C:C5'	58:D9:3:VAL:HG11	2.27	0.64
27:DA:2740:A:H2'	27:DA:2741:A:C8	2.32	0.64
27:DA:2784:C:H4'	31:DE:41:LYS:O	1.97	0.64
35:DI:4:ILE:HG12	35:DI:18:VAL:HG22	1.80	0.64
42:DT:27:THR:OG1	42:DT:28:VAL:N	2.28	0.64
48:DZ:74:ASN:O	48:DZ:83:GLU:HB2	1.97	0.64
48:DZ:138:VAL:HG12	48:DZ:139:ASP:N	2.07	0.64
1:AA:159:G:N2	1:AA:161:A:H3'	2.12	0.64
1:AA:973:G:H1'	10:AJ:55:LYS:NZ	2.12	0.64
9:AI:95:LYS:HZ3	9:AI:96:LEU:HB2	1.62	0.64
13:AM:4:ILE:HG22	13:AM:5:ALA:N	2.12	0.64
13:AM:90:LEU:O	13:AM:91:ARG:HB2	1.98	0.64
13:AM:94:ARG:CZ	27:BA:887:A:H3'	2.28	0.64
14:AN:14:PRO:O	14:AN:15:LYS:HB2	1.97	0.64
27:BA:92:A:H2'	27:BA:93:G:H8	1.62	0.64
27:BA:528:A:C2	27:BA:2043:C:H5'	2.32	0.64
27:BA:962:G:O2'	27:BA:963:U:H5'	1.97	0.64
27:BA:1677:A:H2'	27:BA:1678:G:C8	2.32	0.64
29:BC:49:ILE:HG22	29:BC:50:ASP:OD1	1.97	0.64
32:BF:67:GLN:O	32:BF:68:LYS:HB2	1.96	0.64
33:BG:57:ALA:CA	33:BG:90:LEU:HD11	2.27	0.64
33:BG:141:PHE:N	33:BG:141:PHE:CD2	2.66	0.64
39:BQ:110:THR:OG1	39:BQ:112:GLU:HB3	1.98	0.64

*Continued on next page...*

*Continued from previous page...*

Atom-1	Atom-2	Interatomic distance (Å)	Clash overlap (Å)
40:BR:67:LEU:CD1	40:BR:76:VAL:HG21	2.28	0.64
43:BU:104:GLN:HB2	44:BV:44:LYS:HZ3	1.62	0.64
45:BW:1:MET:HE2	45:BW:2:GLU:H	1.62	0.64
47:BY:7:VAL:HB	47:BY:8:LYS:CD	2.27	0.64
47:BY:68:HIS:N	47:BY:71:LYS:HZ3	1.87	0.64
55:B6:13:CYS:O	55:B6:21:TYR:HA	1.98	0.64
57:B8:51:ALA:C	57:B8:53:PRO:HD2	2.18	0.64
1:CA:1181:G:H2'	1:CA:1182:G:C4	2.33	0.64
14:CN:24:CYS:N	14:CN:33:VAL:HG11	2.12	0.64
27:DA:1762:A:H5''	27:DA:1763:G:OP2	1.98	0.64
32:DF:25:PRO:HG3	32:DF:119:ARG:CB	2.26	0.64
32:DF:34:TRP:CE2	38:DP:12:ALA:HB2	2.33	0.64
33:DG:125:PHE:HD1	33:DG:126:ASP:H	1.42	0.64
36:DN:133:GLN:HG2	36:DN:134:ARG:N	2.12	0.64
40:DR:38:VAL:CB	40:DR:39:PRO:HD3	2.27	0.64
43:DU:90:VAL:HG13	44:DV:11:GLN:HE22	1.59	0.64
47:DY:7:VAL:HB	47:DY:8:LYS:HD2	1.79	0.64
47:DY:27:VAL:HG12	47:DY:29:GLU:H	1.62	0.64
51:D2:7:ARG:O	51:D2:11:GLU:HG2	1.96	0.64
1:AA:264:U:O2'	17:AQ:64:PRO:HB2	1.98	0.64
1:AA:973:G:C1'	10:AJ:55:LYS:HE2	2.28	0.64
1:AA:1310:G:O2'	1:AA:1311:G:H5'	1.98	0.64
2:AB:165:VAL:HG23	2:AB:166:ASP:N	2.11	0.64
11:AK:53:SER:C	11:AK:55:LYS:H	2.02	0.64
12:AL:5:ASN:O	12:AL:9:ARG:HG3	1.96	0.64
18:AR:51:LEU:CD2	18:AR:52:PRO:HD2	2.28	0.64
23:AW:26:C:OP1	26:AZ:1:KBE:HGA	1.97	0.64
27:BA:607:U:OP1	32:BF:102:PRO:HA	1.97	0.64
27:BA:765:G:H2'	27:BA:766:C:C6	2.32	0.64
27:BA:782:A:H5'	27:BA:783:A:C2	2.33	0.64
27:BA:1416:G:O2'	27:BA:1417:C:C6	2.40	0.64
27:BA:2619:C:O2'	27:BA:2620:C:H5'	1.97	0.64
28:BB:41:U:O4	33:BG:71:THR:HA	1.98	0.64
29:BC:36:LYS:HB2	29:BC:36:LYS:HZ2	1.63	0.64
31:BE:176:ILE:HD12	31:BE:176:ILE:N	2.12	0.64
36:BN:36:GLY:O	36:BN:42:TRP:CE3	2.51	0.64
38:BP:48:PRO:O	38:BP:50:ARG:N	2.30	0.64
39:BQ:11:LYS:HE2	39:BQ:88:GLY:O	1.97	0.64
44:BV:47:VAL:O	44:BV:48:GLY:C	2.36	0.64
47:BY:84:ARG:HG3	47:BY:84:ARG:NH1	2.12	0.64
48:BZ:30:ARG:HH21	48:BZ:93:GLU:CG	2.10	0.64

*Continued on next page...*

*Continued from previous page...*

Atom-1	Atom-2	Interatomic distance (Å)	Clash overlap (Å)
48:BZ:127:VAL:HG13	48:BZ:128:SER:N	2.13	0.64
55:B6:16:CYS:O	55:B6:17:LYS:CB	2.46	0.64
1:CA:939:G:H2'	1:CA:940:C:C6	2.33	0.64
1:CA:1163:C:H2'	1:CA:1164:G:C8	2.33	0.64
1:CA:1256:A:H61	1:CA:1278:U:H1'	1.61	0.64
3:CC:157:ILE:HD11	3:CC:166:GLU:HB2	1.79	0.64
4:CD:2:GLY:O	4:CD:3:ARG:O	2.16	0.64
5:CE:126:ARG:HH11	5:CE:126:ARG:HG3	1.63	0.64
9:CI:4:TYR:O	9:CI:18:PHE:HA	1.98	0.64
16:CP:67:THR:HG22	16:CP:69:THR:H	1.63	0.64
25:CY:65:U:H2'	25:CY:66:A:C8	2.33	0.64
27:DA:143(A):C:H4'	46:DX:38:GLU:OE1	1.98	0.64
27:DA:189:G:H2'	27:DA:205:G:N2	2.13	0.64
27:DA:1572:A:O2'	27:DA:1573:G:H5'	1.98	0.64
30:DD:145:VAL:HG12	30:DD:146:GLU:N	2.11	0.64
33:DG:47:LYS:CE	33:DG:81:LYS:HB2	2.28	0.64
42:DT:11:GLU:OE2	42:DT:11:GLU:N	2.31	0.64
47:DY:7:VAL:CG2	47:DY:8:LYS:HZ3	2.10	0.64
47:DY:78:ALA:O	47:DY:80:GLY:N	2.27	0.64
52:D3:31:LEU:HD23	52:D3:32:GLN:H	1.62	0.64
53:D4:41:ILE:HB	53:D4:58:TYR:CD2	2.33	0.64
1:AA:741:G:H2'	1:AA:742:G:C8	2.32	0.64
5:AE:6:PHE:O	5:AE:8:GLU:N	2.31	0.64
10:AJ:6:ILE:O	10:AJ:71:LEU:HD12	1.98	0.64
13:AM:97:PRO:HA	13:AM:110:ARG:CD	2.28	0.64
16:AP:75:ARG:C	16:AP:77:ALA:H	2.00	0.64
19:AS:6:LYS:CE	19:AS:6:LYS:N	2.61	0.64
27:BA:826:U:H2'	27:BA:828:U:O4'	1.97	0.64
27:BA:1278:A:OP1	40:BR:36:THR:HG22	1.98	0.64
27:BA:1637:A:H4'	27:BA:2711:A:O2'	1.98	0.64
27:BA:1827:C:C2'	27:BA:1828:G:H5'	2.28	0.64
27:BA:1986:A:H2'	27:BA:1987:G:C5'	2.28	0.64
27:BA:2022:U:O2'	27:BA:2617:C:H5'	1.98	0.64
27:BA:2305:A:C2	27:BA:2306:C:H1'	2.33	0.64
33:BG:113:ARG:O	33:BG:140:ILE:HG23	1.98	0.64
33:BG:133:LEU:CD1	33:BG:157:ILE:HB	2.28	0.64
35:BI:71:ILE:HG13	35:BI:72:LEU:CD2	2.27	0.64
39:BQ:54:MET:HB3	39:BQ:64:ILE:HD13	1.78	0.64
41:BS:88:ASP:OD2	41:BS:89:ARG:N	2.31	0.64
43:BU:89:GLU:O	43:BU:89:GLU:HG3	1.97	0.64
1:CA:818:G:H3'	1:CA:819:A:C5'	2.26	0.64

*Continued on next page...*



*Continued from previous page...*

Atom-1	Atom-2	Interatomic distance (Å)	Clash overlap (Å)
1:CA:1251:A:H2'	1:CA:1252:A:C8	2.33	0.64
1:CA:1445:C:H3'	1:CA:1446:U:H5''	1.79	0.64
1:CA:1486:G:H2'	1:CA:1487:G:O4'	1.96	0.64
3:CC:187:ALA:O	3:CC:197:GLY:HA2	1.97	0.64
4:CD:10:ARG:HG2	4:CD:11:LEU:HG	1.79	0.64
5:CE:64:ARG:HG3	5:CE:64:ARG:HH11	1.62	0.64
6:CF:69:GLU:O	6:CF:72:VAL:HG12	1.97	0.64
8:CH:23:SER:HA	8:CH:63:LEU:CD2	2.27	0.64
27:DA:373:U:H2'	27:DA:374:A:H8	1.63	0.64
27:DA:1438:U:H2'	27:DA:1439:A:C8	2.30	0.64
27:DA:1721:G:H2'	27:DA:1741:A:H61	1.63	0.64
30:DD:145:VAL:HG12	30:DD:146:GLU:O	1.96	0.64
34:DH:70:THR:C	34:DH:72:ILE:H	2.01	0.64
35:DI:130:TYR:CG	35:DI:131:LYS:N	2.66	0.64
37:DO:71:ARG:NH1	42:DT:74:ARG:HH22	1.96	0.64
38:DP:18:ARG:HH11	38:DP:18:ARG:CB	2.11	0.64
42:DT:118:ARG:HB3	42:DT:118:ARG:NH1	2.08	0.64
47:DY:31:LEU:HB2	47:DY:32:PRO:CA	2.28	0.64
1:AA:877:C:O2'	1:AA:878:G:H5'	1.98	0.64
2:AB:200:ILE:HG22	2:AB:201:ILE:H	1.60	0.64
6:AF:100:ASN:HD21	18:AR:23:LYS:HE3	1.63	0.64
12:AL:65:ALA:HB1	12:AL:97:ILE:HG13	1.80	0.64
19:AS:29:ARG:HD3	19:AS:30:LEU:H	1.62	0.64
19:AS:42:PRO:HD3	53:B4:80:ARG:NH2	2.13	0.64
23:AW:13:A:H1'	23:AW:22:G:H1	1.61	0.64
27:BA:1784:A:H4'	27:BA:1785:A:H5''	1.81	0.64
30:BD:70:TRP:CZ3	30:BD:146:GLU:OE2	2.47	0.64
30:BD:262:ARG:HG2	30:BD:262:ARG:HH11	1.63	0.64
32:BF:8:GLN:HG2	32:BF:126:VAL:HG12	1.80	0.64
32:BF:117:ARG:HD2	32:BF:190:GLU:O	1.98	0.64
34:BH:35:VAL:O	34:BH:37:VAL:HG23	1.98	0.64
35:BI:66:GLU:HA	35:BI:69:LYS:CB	2.25	0.64
35:BI:118:LYS:HD2	35:BI:119:PRO:HD2	1.80	0.64
51:B2:64:LEU:HD21	51:B2:68:ARG:NH1	2.13	0.64
1:CA:826:C:H5'	8:CH:12:ARG:HH21	1.63	0.64
1:CA:939:G:H5''	7:CG:102:ARG:NH2	2.13	0.64
1:CA:1265:G:N2	1:CA:1271:G:H1'	2.11	0.64
2:CB:158:LEU:H	2:CB:158:LEU:CD1	2.09	0.64
7:CG:135:VAL:O	7:CG:136:LYS:C	2.35	0.64
13:CM:48:LEU:HG	13:CM:53:VAL:HG23	1.79	0.64
18:CR:86:VAL:C	18:CR:87:ARG:HD3	2.17	0.64

*Continued on next page...*

*Continued from previous page...*

Atom-1	Atom-2	Interatomic distance (Å)	Clash overlap (Å)
59:CX:73:A:H5'	59:CX:74:C:H5'	1.79	0.64
27:DA:105:C:H2'	47:DY:2:ARG:HG3	1.79	0.64
27:DA:708:C:N4	27:DA:723:G:H1	1.96	0.64
27:DA:2023:G:H5'	27:DA:2617:C:H4'	1.79	0.64
27:DA:2468:G:H22	27:DA:2481:G:H2'	1.63	0.64
30:DD:181:GLU:HA	30:DD:272:ALA:HB3	1.78	0.64
32:DF:18:ARG:HD2	32:DF:19:GLU:H	1.62	0.64
32:DF:83:PHE:O	32:DF:84:VAL:HB	1.99	0.64
37:DO:64:ARG:NH1	37:DO:83:ALA:HB3	2.13	0.64
37:DO:104:ARG:CZ	42:DT:33:LYS:HD2	2.27	0.64
39:DQ:24:GLY:HA3	39:DQ:101:ARG:HH11	1.62	0.64
43:DU:47:TYR:HA	43:DU:50:ARG:NH2	2.13	0.64
44:DV:19:LYS:HB2	44:DV:96:ILE:HG12	1.80	0.64
57:D8:4:MET:HE3	57:D8:61:LEU:HD22	1.80	0.64
1:AA:91:C:C5	1:AA:92:C:H1'	2.33	0.63
1:AA:636:U:H2'	1:AA:637:G:C8	2.33	0.63
1:AA:1053:G:N7	1:AA:1200:C:H5''	2.12	0.63
1:AA:1057:G:H5''	3:AC:154:SER:HB2	1.79	0.63
1:AA:1203:C:H2'	1:AA:1204:A:H8	1.62	0.63
2:AB:24:TRP:HD1	2:AB:24:TRP:H	1.45	0.63
3:AC:140:ARG:HG3	3:AC:140:ARG:HH11	1.63	0.63
13:AM:47:ASP:O	13:AM:48:LEU:HB3	1.98	0.63
27:BA:2014:A:H2'	27:BA:2015:A:C8	2.33	0.63
30:BD:241:PRO:O	30:BD:242:ARG:HB2	1.97	0.63
31:BE:21:VAL:O	31:BE:23:VAL:HG13	1.97	0.63
31:BE:78:LEU:HD23	31:BE:78:LEU:N	2.13	0.63
32:BF:17:ARG:HH11	32:BF:17:ARG:HG3	1.63	0.63
34:BH:85:LYS:CD	34:BH:141:VAL:HG12	2.28	0.63
34:BH:98:LEU:HD22	34:BH:125:VAL:HG23	1.78	0.63
35:BI:75:LEU:CD1	35:BI:76:THR:H	2.11	0.63
35:BI:133:HIS:CB	35:BI:134:PRO:CD	2.71	0.63
38:BP:116:GLY:O	38:BP:117:GLU:HB2	1.97	0.63
38:BP:122:PRO:HA	38:BP:141:ALA:O	1.97	0.63
7:CG:140:ASP:HA	7:CG:143:ARG:NH1	2.13	0.63
7:CG:153:HIS:HA	7:CG:155:ARG:NH1	2.13	0.63
8:CH:63:LEU:HD22	8:CH:63:LEU:H	1.63	0.63
15:CO:37:ASN:N	15:CO:37:ASN:HD22	1.96	0.63
27:DA:1717:G:H3'	27:DA:1718:G:H5''	1.80	0.63
27:DA:2535:G:H2'	27:DA:2536:G:H8	1.62	0.63
27:DA:2687:U:O2'	27:DA:2688:U:H5'	1.98	0.63
27:DA:2729:G:H1'	31:DE:187:ALA:HB2	1.79	0.63

*Continued on next page...*

*Continued from previous page...*

Atom-1	Atom-2	Interatomic distance (Å)	Clash overlap (Å)
28:DB:92:C:H2'	28:DB:93:G:C8	2.33	0.63
30:DD:33:LEU:O	30:DD:35:LYS:N	2.31	0.63
38:DP:101:VAL:CG1	38:DP:106:LEU:HG	2.29	0.63
57:D8:43:GLN:C	57:D8:44:LYS:HD2	2.18	0.63
1:AA:443:C:H2'	1:AA:444:C:H6	1.63	0.63
1:AA:1499:A:C1'	1:AA:1520:G:H5'	2.28	0.63
5:AE:72:GLN:HE21	5:AE:144:THR:HG22	1.64	0.63
9:AI:5:TYR:CG	9:AI:6:GLY:N	2.66	0.63
27:BA:712:G:C2'	27:BA:713:G:H5'	2.28	0.63
27:BA:1451:C:N3	27:BA:1459:G:O6	2.31	0.63
28:BB:78:A:H2'	28:BB:79:C:O4'	1.98	0.63
30:BD:131:LEU:HD12	30:BD:131:LEU:N	2.13	0.63
52:B3:32:GLN:HA	52:B3:32:GLN:NE2	2.13	0.63
1:CA:102:G:N1	1:CA:103:C:C4	2.67	0.63
1:CA:160:A:C2	1:CA:343:U:H1'	2.32	0.63
1:CA:348:G:O2'	1:CA:349:A:H5'	1.98	0.63
1:CA:392:G:H2'	1:CA:393:A:C8	2.33	0.63
2:CB:223:ILE:HA	2:CB:226:ARG:HG2	1.80	0.63
9:CI:85:LEU:HD13	9:CI:92:TYR:CD2	2.26	0.63
11:CK:96:ARG:O	11:CK:99:GLN:HB2	1.98	0.63
13:CM:48:LEU:HG	13:CM:53:VAL:CG2	2.28	0.63
17:CQ:31:LEU:O	17:CQ:31:LEU:HG	1.98	0.63
59:CX:10:G:N2	59:CX:26:G:H1'	2.12	0.63
27:DA:95:G:H1'	51:D2:47:ASN:HD22	1.63	0.63
27:DA:664:C:H4'	27:DA:941:A:OP1	1.98	0.63
27:DA:2062:A:O2'	27:DA:2063:C:H5'	1.98	0.63
28:DB:92:C:H2'	28:DB:93:G:H8	1.62	0.63
28:DB:111:G:C6	28:DB:112:U:C2	2.86	0.63
28:DB:111:G:N1	28:DB:112:U:C2	2.66	0.63
34:DH:44:VAL:HG12	34:DH:45:VAL:H	1.63	0.63
34:DH:96:ALA:HB2	34:DH:105:LEU:HD13	1.79	0.63
35:DI:93:THR:H	35:DI:96:ASP:CB	2.11	0.63
36:DN:57:ALA:N	36:DN:124:ALA:HA	2.13	0.63
43:DU:102:GLU:HB3	43:DU:104:GLN:HE22	1.62	0.63
48:DZ:97:MET:N	48:DZ:124:LEU:CD1	2.61	0.63
57:D8:33:ASN:HD22	57:D8:36:LYS:HD3	1.62	0.63
1:AA:1206:G:H4'	3:AC:192:THR:O	1.99	0.63
1:AA:1254:C:H2'	1:AA:1255:G:C8	2.33	0.63
3:AC:83:ARG:C	3:AC:85:ARG:H	2.01	0.63
5:AE:145:LYS:O	5:AE:149:GLU:HG2	1.97	0.63
7:AG:95:ARG:HG2	7:AG:99:LEU:HD11	1.81	0.63

*Continued on next page...*

*Continued from previous page...*

Atom-1	Atom-2	Interatomic distance (Å)	Clash overlap (Å)
9:AI:126:SER:O	9:AI:127:LYS:HB2	1.98	0.63
20:AT:13:LEU:C	20:AT:13:LEU:HD12	2.18	0.63
27:BA:1378:A:O2'	27:BA:1379:A:H5'	1.98	0.63
27:BA:1935:G:H1'	27:BA:1964:G:N2	2.13	0.63
28:BB:65:C:C2'	28:BB:66:A:H5'	2.29	0.63
33:BG:51:ARG:HE	33:BG:51:ARG:N	1.97	0.63
35:BI:110:ASP:C	35:BI:112:LYS:H	2.02	0.63
36:BN:120:LEU:HD21	36:BN:122:VAL:HG23	1.80	0.63
42:BT:42:ILE:HD12	42:BT:42:ILE:N	2.13	0.63
43:BU:112:ARG:NE	44:BV:46:VAL:HG11	2.12	0.63
49:B0:24:LYS:CG	49:B0:36:ILE:HD11	2.29	0.63
54:B5:16:ARG:NH1	54:B5:17:ASP:OD1	2.27	0.63
1:CA:1286:A:H2'	1:CA:1287:A:H4'	1.79	0.63
2:CB:185:ILE:CG2	2:CB:199:TYR:HB2	2.28	0.63
4:CD:108:LEU:O	4:CD:176:LEU:HD22	1.98	0.63
12:CL:76:GLU:O	12:CL:77:HIS:HB2	1.98	0.63
27:DA:1348:G:C2'	27:DA:1349:A:H5''	2.29	0.63
34:DH:83:TYR:HA	34:DH:135:GLY:H	1.62	0.63
36:DN:131:GLN:NE2	36:DN:133:GLN:H	1.95	0.63
40:DR:21:TYR:HB3	40:DR:47:PHE:CD2	2.33	0.63
42:DT:32:TYR:CD2	42:DT:81:PRO:HB2	2.33	0.63
47:DY:26:LYS:HG2	47:DY:27:VAL:H	1.64	0.63
52:D3:4:LEU:HB2	52:D3:39:ASP:OD1	1.97	0.63
1:AA:1131:G:H2'	1:AA:1132:C:C6	2.34	0.63
7:AG:23:VAL:O	7:AG:27:ILE:HG13	1.97	0.63
8:AH:86:ILE:HG12	8:AH:135:CYS:HA	1.80	0.63
11:AK:58:PRO:HG2	11:AK:59:TYR:H	1.62	0.63
16:AP:51:VAL:O	16:AP:52:ASP:C	2.37	0.63
25:AY:37:U:H2'	25:AY:38:U:O4'	1.98	0.63
27:BA:814:C:H41	38:BP:27:HIS:CD2	2.16	0.63
27:BA:1375:C:H2'	27:BA:1376:C:H6	1.64	0.63
27:BA:2014:A:O2'	54:B5:2:ALA:HB2	1.99	0.63
30:BD:5:LYS:HG3	30:BD:17:THR:HG22	1.81	0.63
36:BN:63:THR:HG22	36:BN:64:GLY:N	2.11	0.63
38:BP:98:GLU:O	38:BP:101:VAL:HG22	1.97	0.63
44:BV:39:LEU:CB	44:BV:47:VAL:HG11	2.28	0.63
45:BW:12:ILE:HD13	45:BW:17:VAL:HG12	1.79	0.63
47:BY:49:VAL:O	47:BY:49:VAL:HG12	1.97	0.63
50:B1:82:LEU:HD22	50:B1:82:LEU:N	2.13	0.63
1:CA:198:G:O2'	1:CA:199:G:H8	1.81	0.63
1:CA:1305:G:OP1	21:CU:2:GLY:HA3	1.99	0.63

*Continued on next page...*

*Continued from previous page...*

Atom-1	Atom-2	Interatomic distance (Å)	Clash overlap (Å)
1:CA:1307:U:H2'	1:CA:1308:U:C6	2.34	0.63
1:CA:1442(A):G:H5'	1:CA:1442(B):A:OP2	1.98	0.63
2:CB:167:PRO:CD	2:CB:188:ALA:HA	2.28	0.63
5:CE:55:VAL:O	5:CE:58:ALA:HB3	1.97	0.63
15:CO:54:ARG:HH11	15:CO:54:ARG:HG2	1.63	0.63
19:CS:50:ALA:HB1	19:CS:57:HIS:HB3	1.79	0.63
23:CW:20:A:H2'	23:CW:44:A:N6	2.12	0.63
27:DA:389:G:H1	38:DP:71:VAL:HG12	1.63	0.63
27:DA:910:A:C8	39:DQ:13:GLN:HG3	2.33	0.63
27:DA:1150:C:O2'	27:DA:1151:G:H5'	1.99	0.63
27:DA:2741:A:N6	27:DA:2763:G:H1'	2.13	0.63
29:DC:68:LEU:HD13	29:DC:179:SER:HA	1.79	0.63
36:DN:4:TYR:N	36:DN:4:TYR:CD1	2.67	0.63
42:DT:93:ARG:HG2	42:DT:93:ARG:HH11	1.64	0.63
44:DV:72:VAL:CG2	44:DV:85:LYS:HB3	2.28	0.63
47:DY:4:LYS:HD2	47:DY:32:PRO:HG2	1.81	0.63
48:DZ:88:PHE:CE1	48:DZ:95:VAL:HG11	2.31	0.63
1:AA:80:G:H3'	1:AA:81:U:C5'	2.28	0.63
1:AA:323:U:O3'	20:AT:22:ARG:HD2	1.97	0.63
1:AA:1154:G:H2'	1:AA:1155:G:C8	2.33	0.63
1:AA:1255:G:H5'	3:AC:26:LYS:HZ2	1.64	0.63
2:AB:223:ILE:HA	2:AB:226:ARG:CB	2.27	0.63
6:AF:45:LEU:HD11	6:AF:57:GLN:OE1	1.98	0.63
13:AM:15:VAL:O	13:AM:19:LEU:HD23	1.98	0.63
13:AM:102:ARG:HB3	13:AM:102:ARG:NH1	1.99	0.63
13:AM:102:ARG:CB	13:AM:102:ARG:NH1	2.60	0.63
17:AQ:63:ARG:HG2	17:AQ:64:PRO:HD2	1.79	0.63
17:AQ:67:LYS:HA	17:AQ:70:ARG:HH12	1.63	0.63
27:BA:1257:C:H4'	32:BF:83:PHE:CD2	2.33	0.63
27:BA:1403:C:C5'	27:BA:1471:A:H1'	2.18	0.63
27:BA:1657:C:O2'	27:BA:1658:C:H5'	1.99	0.63
27:BA:2223:G:C2'	27:BA:2224:G:H5'	2.29	0.63
30:BD:65:ILE:HD11	30:BD:67:PHE:CE1	2.33	0.63
31:BE:101:ARG:NH1	31:BE:171:GLU:HB2	2.13	0.63
33:BG:59:GLU:HA	33:BG:62:LEU:HD13	1.80	0.63
35:BI:131:LYS:CG	35:BI:132:PRO:HD2	2.28	0.63
36:BN:13:TRP:O	36:BN:134:ARG:HA	1.97	0.63
41:BS:20:ARG:HH11	41:BS:20:ARG:HG2	1.64	0.63
52:B3:26:LEU:O	52:B3:35:ARG:HD3	1.98	0.63
1:CA:69:G:C5	1:CA:101:A:N6	2.67	0.63
1:CA:167:G:O2'	1:CA:168:G:H5'	1.99	0.63

*Continued on next page...*

*Continued from previous page...*

Atom-1	Atom-2	Interatomic distance (Å)	Clash overlap (Å)
1:CA:411:A:O2'	1:CA:413:G:H5'	1.99	0.63
1:CA:838:G:C2'	1:CA:839:U:H5''	2.29	0.63
15:CO:17:ARG:HD3	15:CO:26:GLU:HG3	1.79	0.63
15:CO:28:GLN:CB	15:CO:66:LEU:HD21	2.28	0.63
25:CY:47:C:H2'	25:CY:47:C:OP2	1.98	0.63
27:DA:756:C:O2'	27:DA:757:U:H5'	1.99	0.63
27:DA:873:G:H1	27:DA:904:C:N4	1.91	0.63
27:DA:2126:A:H5''	29:DC:36:LYS:HE2	1.81	0.63
27:DA:2467:C:H4'	39:DQ:123:HIS:CD2	2.33	0.63
27:DA:2837:G:H2'	27:DA:2838:G:H8	1.63	0.63
29:DC:41:VAL:HA	29:DC:214:VAL:H	1.64	0.63
29:DC:49:ILE:HG22	29:DC:50:ASP:OD1	1.99	0.63
35:DI:65:ALA:HB2	35:DI:131:LYS:CE	2.29	0.63
42:DT:115:ARG:HA	42:DT:115:ARG:NE	2.12	0.63
47:DY:37:VAL:O	47:DY:38:ILE:HG12	1.98	0.63
50:D1:76:ARG:HH21	50:D1:95:LEU:HD13	1.60	0.63
52:D3:37:LEU:HD23	52:D3:37:LEU:H	1.62	0.63
55:D6:25:LYS:C	55:D6:26:ASN:HD22	2.01	0.63
1:AA:658:G:OP1	15:AO:31:LEU:HD21	1.98	0.63
1:AA:1003:G:C2'	1:AA:1004:A:H4'	2.28	0.63
1:AA:1062:U:H2'	1:AA:1063:C:C5	2.34	0.63
1:AA:1131:G:H2'	1:AA:1132:C:C5	2.34	0.63
1:AA:1133:G:H22	1:AA:1143:G:H1'	1.64	0.63
9:AI:97:LYS:C	9:AI:99:LEU:H	2.02	0.63
20:AT:84:LEU:HD13	20:AT:88:VAL:CG2	2.28	0.63
27:BA:271(J):C:C3'	27:BA:271(K):U:H5''	2.28	0.63
27:BA:753:C:O5'	27:BA:753:C:H6	1.80	0.63
27:BA:963:U:H2'	27:BA:964:C:H6	1.64	0.63
27:BA:996:A:OP2	43:BU:94:ASN:ND2	2.31	0.63
27:BA:1019:U:O2'	27:BA:1021:A:H2	1.80	0.63
27:BA:1697:G:C3'	27:BA:1698:A:H5''	2.21	0.63
30:BD:24:ILE:HG12	30:BD:25:THR:N	2.12	0.63
30:BD:58:HIS:CD2	30:BD:59:LYS:N	2.67	0.63
34:BH:70:THR:HB	34:BH:74:ASN:ND2	2.14	0.63
34:BH:70:THR:O	34:BH:72:ILE:N	2.32	0.63
35:BI:47:LEU:C	35:BI:47:LEU:HD23	2.19	0.63
38:BP:83:VAL:HG11	38:BP:112:LEU:CD2	2.29	0.63
40:BR:30:THR:HG22	40:BR:31:HIS:CD2	2.33	0.63
41:BS:17:ARG:CA	41:BS:20:ARG:HH12	2.12	0.63
1:CA:265:G:H4'	17:CQ:66:SER:HA	1.80	0.63
1:CA:404:U:H2'	1:CA:405:U:C6	2.33	0.63

*Continued on next page...*

*Continued from previous page...*

Atom-1	Atom-2	Interatomic distance (Å)	Clash overlap (Å)
1:CA:1411:C:H2'	1:CA:1412:C:H6	1.64	0.63
3:CC:29:TYR:OH	14:CN:54:PRO:HD2	1.99	0.63
5:CE:8:GLU:HG3	5:CE:34:VAL:HG22	1.80	0.63
5:CE:102:ALA:HB2	5:CE:120:THR:OG1	1.99	0.63
6:CF:15:ASP:OD1	6:CF:17:SER:N	2.32	0.63
6:CF:43:LEU:H	6:CF:43:LEU:HD12	1.62	0.63
9:CI:11:LYS:H	9:CI:104:ARG:NH2	1.96	0.63
27:DA:195:A:H61	27:DA:198:C:H3'	1.63	0.63
27:DA:1040:C:H5''	48:DZ:41:VAL:HG21	1.80	0.63
27:DA:1693:U:H4'	27:DA:1694:C:OP2	1.97	0.63
27:DA:1772:G:N2	27:DA:1774:C:H5''	2.14	0.63
27:DA:2662:A:H2'	27:DA:2663:G:O4'	1.98	0.63
32:DF:114:VAL:HG11	32:DF:202:PHE:CE2	2.33	0.63
32:DF:150:GLY:HA2	32:DF:172:TRP:CD2	2.34	0.63
33:DG:76:SER:HB2	33:DG:84:LYS:H	1.63	0.63
33:DG:131:TYR:HB3	33:DG:159:VAL:CG2	2.29	0.63
36:DN:48:MET:CE	36:DN:48:MET:H	2.11	0.63
38:DP:147:LEU:O	38:DP:148:LEU:HB2	1.97	0.63
42:DT:82:LEU:O	42:DT:83:ILE:C	2.37	0.63
1:AA:80:G:H22	1:AA:90:U:H4'	1.63	0.63
1:AA:1234:C:H4'	1:AA:1364:U:H1'	1.80	0.63
1:AA:1317:C:OP1	14:AN:17:LYS:HG2	1.99	0.63
1:AA:1347:G:N2	1:AA:1373:G:H2'	2.13	0.63
5:AE:31:LEU:CD1	5:AE:43:LEU:HD11	2.28	0.63
10:AJ:4:ILE:HD12	10:AJ:74:ILE:CD1	2.28	0.63
12:AL:44:LYS:CB	12:AL:45:PRO:HD3	2.29	0.63
12:AL:82:ILE:CG2	12:AL:95:TYR:HB3	2.29	0.63
27:BA:747:U:N1	54:B5:2:ALA:HB3	2.14	0.63
27:BA:1704:G:O2'	27:BA:1705:G:H5'	1.99	0.63
27:BA:2029:G:H2'	27:BA:2031:A:OP1	1.98	0.63
30:BD:183:ARG:HH11	30:BD:183:ARG:HG3	1.64	0.63
34:BH:85:LYS:NZ	34:BH:133:VAL:HG21	2.13	0.63
35:BI:71:ILE:C	35:BI:72:LEU:HD22	2.18	0.63
37:BO:102:VAL:HB	37:BO:106:LEU:HD12	1.80	0.63
42:BT:35:LYS:O	42:BT:37:GLY:N	2.23	0.63
42:BT:36:GLU:C	42:BT:38:ASN:H	2.02	0.63
43:BU:95:LEU:HD13	44:BV:4:ILE:HG23	1.80	0.63
45:BW:5:ALA:HB1	45:BW:50:VAL:CG2	2.29	0.63
47:BY:76:CYS:HB3	47:BY:96:ILE:CD1	2.27	0.63
1:CA:624:C:O3'	16:CP:10:GLY:HA2	1.98	0.63
1:CA:824:C:H2'	1:CA:825:G:C8	2.34	0.63

*Continued on next page...*

*Continued from previous page...*

Atom-1	Atom-2	Interatomic distance (Å)	Clash overlap (Å)
1:CA:1151:A:OP1	10:CJ:41:PRO:HA	1.98	0.63
1:CA:1325:C:OP1	21:CU:15:ARG:HD2	1.99	0.63
6:CF:17:SER:C	6:CF:21:LEU:HD23	2.19	0.63
12:CL:23:ALA:C	12:CL:24:LEU:HD22	2.18	0.63
20:CT:71:THR:HG22	20:CT:72:LEU:N	2.14	0.63
27:DA:225:A:O2'	27:DA:257:A:H4'	1.98	0.63
27:DA:271(X):G:H2'	27:DA:271(Y):U:C6	2.34	0.63
27:DA:1278:A:H5''	40:DR:36:THR:HG22	1.79	0.63
27:DA:1434:A:H61	27:DA:1558:A:N6	1.96	0.63
27:DA:1902:C:C1'	30:DD:244:ARG:HG3	2.27	0.63
27:DA:2024:G:H2'	27:DA:2025:C:C6	2.32	0.63
27:DA:2093:G:H1'	27:DA:2198:A:C2	2.34	0.63
29:DC:49:ILE:HG22	29:DC:50:ASP:H	1.62	0.63
33:DG:31:VAL:HG22	33:DG:32:PRO:HD2	1.80	0.63
33:DG:51:ARG:NH1	33:DG:53:LEU:HD21	2.14	0.63
36:DN:13:TRP:O	36:DN:135:PRO:HD2	1.99	0.63
37:DO:19:ILE:HB	37:DO:41:ALA:HB1	1.81	0.63
38:DP:50:ARG:NH2	38:DP:50:ARG:HG2	2.12	0.63
38:DP:107:LYS:C	38:DP:109:GLY:H	2.02	0.63
57:D8:58:ILE:O	57:D8:61:LEU:HG	1.99	0.63
1:AA:792:A:H4'	1:AA:793:U:O5'	1.99	0.63
1:AA:1079:G:H2'	1:AA:1080:A:C8	2.34	0.63
3:AC:73:PRO:HG3	3:AC:105:GLU:HG3	1.81	0.63
8:AH:11:THR:HA	8:AH:14:ARG:HH12	1.64	0.63
27:BA:330:A:HO2'	27:BA:331:A:H8	1.47	0.63
27:BA:620:G:H4'	27:BA:621:A:H5'	1.78	0.63
27:BA:2123:G:H2'	27:BA:2124:G:H8	1.64	0.63
27:BA:2331:G:O3'	49:B0:43:THR:HG22	1.98	0.63
31:BE:62:PRO:C	31:BE:64:LYS:H	2.03	0.63
35:BI:115:ALA:CB	35:BI:129:THR:H	2.10	0.63
37:BO:23:ARG:HG3	37:BO:24:VAL:N	2.13	0.63
39:BQ:133:ARG:HB2	39:BQ:133:ARG:HH11	1.64	0.63
40:BR:26:LYS:HE2	40:BR:71:GLN:H	1.64	0.63
43:BU:102:GLU:HG3	44:BV:2:PHE:CZ	2.33	0.63
44:BV:21:ARG:O	44:BV:22:VAL:HG13	1.99	0.63
1:CA:859:A:H2'	1:CA:860:A:O4'	1.97	0.63
1:CA:932:C:H5'	7:CG:4:ARG:HG2	1.81	0.63
5:CE:33:VAL:HG11	5:CE:109:ILE:HA	1.81	0.63
10:CJ:7:LYS:CB	10:CJ:97:GLU:HB2	2.15	0.63
12:CL:86:ARG:HB2	12:CL:86:ARG:HH11	1.63	0.63
27:DA:402:A:O2'	27:DA:403:U:H5'	1.97	0.63

*Continued on next page...*



*Continued from previous page...*

Atom-1	Atom-2	Interatomic distance (Å)	Clash overlap (Å)
27:DA:576:U:O5'	27:DA:576:U:H6	1.81	0.63
27:DA:686:G:C5'	56:D7:11:LYS:HE2	2.29	0.63
27:DA:1866:C:H2'	27:DA:1876:A:O4'	1.99	0.63
27:DA:2230:G:H1'	50:D1:45:ASN:CB	2.29	0.63
27:DA:2485:G:H5''	39:DQ:46:GLN:HE21	1.64	0.63
27:DA:2591:C:P	30:DD:239:ARG:HB3	2.38	0.63
27:DA:2876:G:H4'	42:DT:3:ARG:CD	2.28	0.63
28:DB:47:C:C2'	28:DB:48:A:H5''	2.29	0.63
30:DD:125:ILE:O	30:DD:126:GLN:HB3	1.99	0.63
31:DE:61:ARG:HB3	31:DE:62:PRO:HD3	1.81	0.63
31:DE:178:GLU:HG3	31:DE:179:GLU:OE1	1.98	0.63
33:DG:32:PRO:O	33:DG:172:LEU:HD22	1.99	0.63
38:DP:16:ARG:HD3	38:DP:16:ARG:C	2.19	0.63
41:DS:37:ALA:CB	41:DS:73:LEU:HD12	2.28	0.63
55:D6:15:GLU:HG2	55:D6:18:ARG:NH1	2.14	0.63
55:D6:40:CYS:CA	55:D6:46:HIS:HB3	2.27	0.63
1:AA:203:U:H1'	1:AA:216:G:C6	2.34	0.63
2:AB:15:VAL:H	2:AB:16:HIS:CE1	2.15	0.63
3:AC:78:GLY:HA3	3:AC:83:ARG:HB3	1.81	0.63
4:AD:170:VAL:HG21	4:AD:176:LEU:HB2	1.81	0.63
17:AQ:91:ARG:HA	17:AQ:94:ASN:ND2	2.14	0.63
19:AS:15:LEU:HD13	19:AS:31:ILE:HD11	1.81	0.63
19:AS:41:VAL:CG1	19:AS:42:PRO:HD2	2.26	0.63
27:BA:380:U:H5'	50:B1:18:ILE:HD13	1.79	0.63
31:BE:9:VAL:HG22	31:BE:25:VAL:HB	1.80	0.63
32:BF:8:GLN:CB	32:BF:126:VAL:HA	2.28	0.63
34:BH:85:LYS:HE2	34:BH:145:ALA:HB2	1.81	0.63
38:BP:46:LYS:HG2	38:BP:52:GLU:HG2	1.79	0.63
41:BS:39:ILE:HD12	41:BS:85:VAL:HG11	1.79	0.63
43:BU:92:ARG:HH11	43:BU:92:ARG:CG	2.12	0.63
44:BV:95:LEU:HD22	44:BV:95:LEU:C	2.19	0.63
47:BY:6:HIS:NE2	47:BY:32:PRO:HB3	2.14	0.63
1:CA:19:C:H5''	5:CE:86:ALA:HB3	1.81	0.63
1:CA:194:C:C2'	1:CA:195:A:H5''	2.29	0.63
1:CA:724:G:O2'	1:CA:725:G:H5'	1.99	0.63
1:CA:818:G:H3'	1:CA:819:A:H5''	1.81	0.63
1:CA:1330:U:H5'	1:CA:1331:G:OP2	1.99	0.63
2:CB:97:TRP:CZ2	2:CB:102:LEU:HD13	2.34	0.63
2:CB:207:ALA:O	2:CB:211:ILE:HG13	1.99	0.63
4:CD:162:LEU:HD12	4:CD:181:MET:CE	2.28	0.63
7:CG:26:PHE:CZ	7:CG:30:ILE:HD11	2.34	0.63

*Continued on next page...*

*Continued from previous page...*

Atom-1	Atom-2	Interatomic distance (Å)	Clash overlap (Å)
13:CM:7:VAL:HG22	33:DG:113:ARG:HD2	1.81	0.63
16:CP:52:ASP:OD1	16:CP:55:ARG:HG2	1.99	0.63
59:CX:21:A:H2'	59:CX:46:G:O6	1.99	0.63
27:DA:614(A):U:H4'	27:DA:614(B):G:O5'	1.98	0.63
27:DA:1340:U:H4'	27:DA:1341:U:OP2	1.98	0.63
27:DA:1887:C:C3'	27:DA:1888:G:H5''	2.29	0.63
27:DA:2184:G:H2'	27:DA:2185:C:H6	1.63	0.63
27:DA:2402:C:H6	27:DA:2402:C:H3'	1.64	0.63
27:DA:2768:C:O2'	27:DA:2769:C:H5'	1.98	0.63
27:DA:2864:G:H8	27:DA:2864:G:H5'	1.64	0.63
30:DD:182:LEU:N	30:DD:272:ALA:HB3	2.13	0.63
31:DE:44:TYR:O	31:DE:45:THR:HB	1.99	0.63
32:DF:10:PRO:HD2	32:DF:13:SER:HB2	1.81	0.63
33:DG:41:GLN:NE2	33:DG:153:ARG:HG2	2.12	0.63
33:DG:51:ARG:HE	33:DG:51:ARG:CA	2.12	0.63
38:DP:6:LEU:CG	38:DP:9:ASN:HD22	2.11	0.63
47:DY:27:VAL:HG12	47:DY:28:LYS:H	1.64	0.63
47:DY:46:LYS:CD	47:DY:62:GLU:HG2	2.28	0.63
47:DY:96:ILE:HD12	47:DY:99:CYS:SG	2.39	0.63
51:D2:4:SER:O	51:D2:7:ARG:HG2	1.98	0.63
55:D6:10:LEU:HD13	57:D8:34:TRP:CD1	2.34	0.63
1:AA:151:A:H2'	1:AA:152:A:O4'	1.98	0.62
1:AA:626:U:H2'	1:AA:627:G:H8	1.64	0.62
1:AA:683:G:H2'	1:AA:684:A:C8	2.34	0.62
5:AE:11:ILE:CG2	5:AE:105:VAL:HG22	2.29	0.62
17:AQ:81:ARG:HH11	17:AQ:81:ARG:HG3	1.64	0.62
20:AT:70:SER:HA	20:AT:73:HIS:HD2	1.63	0.62
27:BA:286:C:H2'	27:BA:287:C:C5'	2.27	0.62
27:BA:375:C:H2'	27:BA:376:C:C6	2.34	0.62
27:BA:708:C:H5'	27:BA:709:U:OP2	1.98	0.62
27:BA:1652:A:H2'	27:BA:1653:G:H5'	1.81	0.62
27:BA:2290:G:H5'	27:BA:2290:G:C8	2.32	0.62
31:BE:81:ILE:O	31:BE:82:ARG:HB2	1.98	0.62
34:BH:17:VAL:CG1	34:BH:50:VAL:HG21	2.27	0.62
38:BP:148:LEU:O	38:BP:149:GLU:HB2	1.97	0.62
39:BQ:17:LEU:HD21	39:BQ:41:TRP:HE1	1.64	0.62
42:BT:3:ARG:O	42:BT:7:ILE:HG13	1.99	0.62
43:BU:52:ARG:HH11	43:BU:52:ARG:CB	2.07	0.62
50:B1:26:ARG:HH11	50:B1:26:ARG:HG3	1.64	0.62
53:B4:81:VAL:HG12	53:B4:82:GLU:H	1.63	0.62
58:B9:22:ARG:HB2	58:B9:24:TYR:HE1	1.64	0.62

*Continued on next page...*

*Continued from previous page...*

Atom-1	Atom-2	Interatomic distance (Å)	Clash overlap (Å)
1:CA:35:G:H2'	1:CA:36:C:H6	1.61	0.62
1:CA:328:C:H2'	1:CA:328:C:O2	1.98	0.62
1:CA:959:A:H3'	1:CA:960:U:C5'	2.27	0.62
1:CA:1511:G:H2'	1:CA:1512:U:O4'	1.99	0.62
2:CB:98:LEU:HB2	2:CB:101:MET:HG2	1.79	0.62
3:CC:64:VAL:O	3:CC:100:ALA:HB3	1.98	0.62
8:CH:95:VAL:HB	8:CH:99:GLU:HB2	1.81	0.62
8:CH:109:ILE:CG2	8:CH:137:VAL:HB	2.29	0.62
9:CI:37:PHE:HD2	9:CI:40:LEU:HD12	1.64	0.62
27:DA:174:C:H5'	27:DA:175:G:OP2	1.98	0.62
27:DA:302:C:O2'	27:DA:303:U:O5'	2.17	0.62
27:DA:816:C:O2'	27:DA:817:C:H5'	1.98	0.62
27:DA:1119:C:H2'	27:DA:1120:G:H8	1.63	0.62
27:DA:2287:A:H62	27:DA:2344:U:H3	1.44	0.62
27:DA:2469:A:C2	27:DA:2470:G:H1'	2.34	0.62
35:DI:80:PRO:HA	35:DI:143:SER:OG	1.98	0.62
37:DO:70:LYS:HA	37:DO:76:ALA:CB	2.28	0.62
38:DP:50:ARG:HG2	38:DP:50:ARG:HH21	1.62	0.62
38:DP:147:LEU:HG	38:DP:148:LEU:N	2.14	0.62
43:DU:50:ARG:HH12	44:DV:72:VAL:HG12	1.62	0.62
47:DY:36:ALA:HA	47:DY:69:ALA:HB2	1.81	0.62
57:D8:61:LEU:C	57:D8:63:PRO:HD2	2.19	0.62
1:AA:580:U:H2'	1:AA:581:G:O4'	1.99	0.62
1:AA:1003:G:H2'	1:AA:1004:A:H4'	1.79	0.62
1:AA:1007:C:H2'	1:AA:1008:C:H6	1.64	0.62
2:AB:11:LEU:HD11	2:AB:217:ARG:NH2	2.11	0.62
3:AC:84:ILE:HG12	3:AC:84:ILE:O	1.98	0.62
12:AL:19:SER:C	12:AL:21:VAL:H	2.02	0.62
20:AT:23:ARG:O	20:AT:27:LYS:HB2	1.99	0.62
27:BA:74:A:H4'	27:BA:75:G:O5'	1.98	0.62
27:BA:185:U:H2'	27:BA:186:G:C8	2.34	0.62
27:BA:807:U:O2'	27:BA:808:G:H5'	1.98	0.62
27:BA:1178:C:H2'	27:BA:1179:C:C6	2.34	0.62
27:BA:1657:C:H2'	27:BA:1658:C:C6	2.33	0.62
27:BA:2712:U:O2'	27:BA:2713:A:H5'	1.99	0.62
28:BB:40:U:H1'	28:BB:45:A:N6	2.14	0.62
30:BD:223:GLY:O	30:BD:226:MET:HG3	1.98	0.62
32:BF:150:GLY:HA2	32:BF:172:TRP:CE3	2.34	0.62
33:BG:63:ILE:HG22	33:BG:144:ILE:HB	1.81	0.62
34:BH:147:ASN:HD22	34:BH:147:ASN:N	1.96	0.62
35:BI:130:TYR:HD1	35:BI:131:LYS:N	1.96	0.62

*Continued on next page...*

*Continued from previous page...*

Atom-1	Atom-2	Interatomic distance (Å)	Clash overlap (Å)
36:BN:13:TRP:O	36:BN:135:PRO:HD2	1.99	0.62
37:BO:98:VAL:HG12	37:BO:117:LEU:HD22	1.80	0.62
48:BZ:172:ALA:O	48:BZ:174:VAL:HG13	1.99	0.62
58:B9:29:ASN:HD21	58:B9:31:LYS:HB2	1.62	0.62
1:CA:69:G:N1	1:CA:101:A:N6	2.46	0.62
1:CA:353:A:H8	1:CA:353:A:H5'	1.65	0.62
1:CA:532:A:C2	1:CA:1207:G:H4'	2.32	0.62
1:CA:751:U:C4'	15:CO:24:SER:HB2	2.29	0.62
1:CA:932:C:H2'	1:CA:932:C:O2	1.99	0.62
1:CA:1346:A:N1	1:CA:1374:A:H5''	2.15	0.62
4:CD:173:TRP:HA	4:CD:187:ARG:NH1	2.13	0.62
14:CN:2:ALA:O	14:CN:6:LEU:HB2	1.98	0.62
14:CN:22:THR:HB	14:CN:33:VAL:CG2	2.28	0.62
27:DA:271(E):U:H2'	27:DA:271(F):C:C6	2.34	0.62
27:DA:1336:A:H2'	27:DA:1337:G:H8	1.63	0.62
28:DB:110:G:H2'	28:DB:111:G:C8	2.34	0.62
29:DC:83:ILE:HG23	29:DC:94:VAL:CB	2.29	0.62
31:DE:59:VAL:O	31:DE:60:ASN:HB3	1.98	0.62
31:DE:101:ARG:HB2	31:DE:201:THR:HG21	1.81	0.62
32:DF:155:LEU:HD11	32:DF:176:LEU:HD22	1.81	0.62
34:DH:71:LEU:H	34:DH:74:ASN:ND2	1.97	0.62
35:DI:92:VAL:CG1	35:DI:120:ILE:HB	2.30	0.62
35:DI:92:VAL:HG13	35:DI:120:ILE:HD12	1.81	0.62
38:DP:146:VAL:HG22	38:DP:147:LEU:N	2.14	0.62
42:DT:28:VAL:HG22	42:DT:46:GLU:CA	2.28	0.62
42:DT:33:LYS:NZ	42:DT:43:GLN:HE22	1.97	0.62
47:DY:2:ARG:CZ	47:DY:3:VAL:HG23	2.29	0.62
51:D2:5:GLU:O	51:D2:8:LYS:HB2	1.99	0.62
57:D8:6:THR:HB	57:D8:63:PRO:HG3	1.81	0.62
1:AA:640:A:C2'	1:AA:641:U:H5'	2.30	0.62
11:AK:34:ASP:HB2	11:AK:35:PRO:HD2	1.81	0.62
13:AM:4:ILE:HG23	13:AM:57:ARG:HG3	1.81	0.62
15:AO:87:ILE:CG2	15:AO:88:ARG:H	2.07	0.62
16:AP:57:ARG:HE	16:AP:79:VAL:HA	1.64	0.62
16:AP:68:ASP:C	16:AP:70:ALA:H	2.03	0.62
27:BA:582:G:H2'	27:BA:583:G:C8	2.34	0.62
27:BA:852:G:O2'	27:BA:853:G:H5'	2.00	0.62
27:BA:2286:A:H4'	27:BA:2287:A:O4'	1.99	0.62
27:BA:2564:A:C2	27:BA:2647:U:H4'	2.34	0.62
29:BC:46:LYS:HZ2	29:BC:172:HIS:HA	1.63	0.62
30:BD:4:LYS:CE	30:BD:20:ASP:HA	2.28	0.62

*Continued on next page...*

*Continued from previous page...*

Atom-1	Atom-2	Interatomic distance (Å)	Clash overlap (Å)
36:BN:58:ASP:C	36:BN:60:ILE:H	2.02	0.62
36:BN:67:LEU:O	36:BN:88:GLU:HG3	1.97	0.62
37:BO:2:ILE:HG12	37:BO:33:ALA:HB3	1.80	0.62
38:BP:35:HIS:O	38:BP:36:LYS:CB	2.47	0.62
38:BP:39:LYS:NZ	38:BP:42:SER:OG	2.33	0.62
39:BQ:19:GLY:HA2	39:BQ:99:PRO:HD2	1.79	0.62
42:BT:12:SER:N	42:BT:13:ARG:NH2	2.47	0.62
42:BT:21:GLU:O	42:BT:22:PHE:HB3	1.98	0.62
42:BT:23:ARG:O	42:BT:25:GLY:N	2.30	0.62
42:BT:78:LEU:O	42:BT:79:HIS:CD2	2.52	0.62
50:B1:61:ARG:HH11	50:B1:61:ARG:HB3	1.64	0.62
55:B6:15:GLU:HA	55:B6:49:HIS:CE1	2.33	0.62
57:B8:22:VAL:HG21	57:B8:53:PRO:HB2	1.81	0.62
1:CA:437:U:O2'	1:CA:438:G:H5'	1.99	0.62
1:CA:505:G:H2'	1:CA:506:G:C8	2.34	0.62
2:CB:9:GLU:OE2	2:CB:10:LEU:N	2.33	0.62
3:CC:76:VAL:HG21	3:CC:103:VAL:HG11	1.80	0.62
3:CC:114:PRO:O	3:CC:118:GLN:CD	2.38	0.62
7:CG:91:VAL:HG12	7:CG:96:GLN:HB2	1.81	0.62
7:CG:95:ARG:O	7:CG:99:LEU:HG	2.00	0.62
20:CT:26:ASN:HD22	20:CT:27:LYS:N	1.98	0.62
20:CT:30:LYS:HZ1	20:CT:80:ARG:HH22	1.47	0.62
27:DA:139:G:H3'	27:DA:139(A):G:H5''	1.80	0.62
27:DA:271(T):C:O2'	27:DA:271(U):G:H5'	2.00	0.62
27:DA:570:G:H2'	27:DA:2030:A:C5	2.35	0.62
27:DA:782:A:H5'	27:DA:783:A:C2	2.34	0.62
27:DA:1259:G:H2'	27:DA:1260:G:H8	1.65	0.62
31:DE:19:ARG:O	31:DE:19:ARG:HG3	1.99	0.62
36:DN:91:LEU:CD2	36:DN:98:VAL:HG21	2.29	0.62
39:DQ:50:ALA:HB1	39:DQ:121:ALA:HB1	1.81	0.62
42:DT:65:LYS:HZ2	42:DT:66:VAL:N	1.96	0.62
48:DZ:96:GLU:CB	48:DZ:124:LEU:HD11	2.24	0.62
48:DZ:173:VAL:HG12	48:DZ:174:VAL:H	1.64	0.62
49:D0:19:LYS:HB2	49:D0:21:LEU:CD2	2.29	0.62
1:AA:221:C:O2'	1:AA:222:U:H5'	2.00	0.62
1:AA:824:C:H1'	8:AH:1:MET:HE1	1.80	0.62
1:AA:1481:U:H2'	1:AA:1482:G:H8	1.64	0.62
4:AD:19:LEU:HD11	4:AD:67:ILE:CG1	2.14	0.62
9:AI:112:LYS:HG3	9:AI:118:LYS:HA	1.82	0.62
13:AM:94:ARG:HE	27:BA:887:A:H5''	1.63	0.62
27:BA:135:G:O2'	27:BA:136:G:H5'	1.99	0.62

*Continued on next page...*

*Continued from previous page...*

Atom-1	Atom-2	Interatomic distance (Å)	Clash overlap (Å)
27:BA:2260:C:O2'	27:BA:2261:C:H5'	2.00	0.62
29:BC:58:VAL:HG21	29:BC:166:ASP:H	1.64	0.62
30:BD:80:ALA:HB3	30:BD:94:LEU:CD1	2.28	0.62
30:BD:271:ILE:O	30:BD:272:ALA:CB	2.47	0.62
31:BE:48:GLN:NE2	31:BE:78:LEU:HD12	2.14	0.62
35:BI:5:LEU:HD12	35:BI:5:LEU:N	2.14	0.62
35:BI:5:LEU:O	35:BI:6:LEU:HD23	1.98	0.62
35:BI:71:ILE:HG13	35:BI:72:LEU:HD22	1.80	0.62
37:BO:102:VAL:HG23	37:BO:121:VAL:HG22	1.80	0.62
40:BR:48:VAL:HG13	40:BR:52:ILE:HD11	1.81	0.62
43:BU:13:LYS:O	43:BU:16:LYS:HB2	1.99	0.62
52:B3:19:GLN:HE22	52:B3:52:HIS:CE1	2.17	0.62
52:B3:32:GLN:HA	52:B3:32:GLN:HE21	1.64	0.62
1:CA:76:C:N4	1:CA:93:G:N1	2.46	0.62
1:CA:255:G:H2'	1:CA:256:U:C6	2.35	0.62
1:CA:333:G:O2'	1:CA:334:C:H5'	1.99	0.62
1:CA:522:C:H41	12:CL:50:ARG:HH22	1.47	0.62
1:CA:936:C:H2'	1:CA:937:A:C8	2.34	0.62
1:CA:1194:U:H2'	1:CA:1195:C:H6	1.62	0.62
1:CA:1218:C:H2'	1:CA:1219:U:C6	2.33	0.62
1:CA:1255:G:OP1	10:CJ:45:ARG:NH2	2.31	0.62
1:CA:1258:G:H2'	1:CA:1259:C:C6	2.35	0.62
1:CA:1504:G:OP1	1:CA:1507:A:H4'	1.99	0.62
3:CC:32:LEU:HD22	3:CC:59:ARG:NH1	2.14	0.62
9:CI:87:GLN:HG2	9:CI:87:GLN:O	1.99	0.62
12:CL:5:ASN:ND2	17:CQ:34:LYS:HE2	2.14	0.62
25:CY:20:A:H62	25:CY:45:U:H2'	1.63	0.62
25:CY:65:U:H2'	25:CY:66:A:H8	1.64	0.62
27:DA:83:G:C2	27:DA:102:G:H2'	2.35	0.62
27:DA:1001:A:H2'	27:DA:1002:G:O4'	2.00	0.62
27:DA:1139:G:O2'	27:DA:1143:A:N1	2.29	0.62
27:DA:1654:A:OP2	40:DR:3:HIS:CD2	2.52	0.62
27:DA:1658:C:OP1	31:DE:132:HIS:ND1	2.32	0.62
27:DA:1786:A:C2	27:DA:2606:C:H1'	2.33	0.62
29:DC:19:VAL:HG12	29:DC:20:TYR:HD1	1.64	0.62
31:DE:36:ARG:HD3	31:DE:85:ASN:HD21	1.64	0.62
38:DP:7:ARG:NE	38:DP:7:ARG:HA	2.14	0.62
41:DS:58:LEU:HD23	41:DS:65:VAL:CG1	2.30	0.62
42:DT:11:GLU:CD	42:DT:11:GLU:H	2.02	0.62
43:DU:92:ARG:NE	43:DU:95:LEU:HD12	2.14	0.62
43:DU:99:ALA:HB2	43:DU:106:PHE:CE1	2.34	0.62

*Continued on next page...*

*Continued from previous page...*

Atom-1	Atom-2	Interatomic distance (Å)	Clash overlap (Å)
44:DV:81:TYR:CE2	44:DV:83:ARG:HG2	2.35	0.62
50:D1:77:ALA:C	50:D1:79:GLY:H	2.01	0.62
55:D6:13:CYS:O	55:D6:21:TYR:HA	1.99	0.62
55:D6:43:CYS:O	55:D6:44:ARG:HB2	1.98	0.62
57:D8:28:GLY:HA2	57:D8:32:LEU:HD21	1.81	0.62
1:AA:489:C:H2'	1:AA:490:G:H8	1.62	0.62
1:AA:751:U:C4'	15:AO:24:SER:HA	2.29	0.62
2:AB:172:ILE:H	2:AB:172:ILE:HD12	1.64	0.62
4:AD:13:ARG:O	4:AD:14:ARG:HB3	1.99	0.62
6:AF:22:GLU:OE1	6:AF:84:ASN:HB2	2.00	0.62
7:AG:51:GLN:HG2	7:AG:58:PRO:CD	2.30	0.62
20:AT:25:ARG:HH11	20:AT:25:ARG:HG3	1.64	0.62
27:BA:1653:G:O6	40:BR:11:ASN:HB2	1.99	0.62
27:BA:1797:C:O3'	30:BD:259:THR:HG22	1.99	0.62
27:BA:2186:G:H3'	27:BA:2187:G:H5''	1.81	0.62
30:BD:76:PRO:O	30:BD:98:VAL:HG23	2.00	0.62
30:BD:142:VAL:HG23	30:BD:192:THR:O	2.00	0.62
31:BE:134:ILE:H	31:BE:134:ILE:CD1	2.09	0.62
31:BE:137:HIS:HB3	31:BE:138:PRO:CD	2.29	0.62
32:BF:83:PHE:O	32:BF:84:VAL:HB	1.99	0.62
32:BF:89:VAL:HG12	32:BF:90:PHE:H	1.65	0.62
44:BV:18:LEU:CD1	44:BV:19:LYS:H	2.12	0.62
47:BY:74:PRO:O	47:BY:80:GLY:HA2	1.98	0.62
51:B2:50:ILE:HG23	51:B2:51:ARG:N	2.13	0.62
55:B6:10:LEU:HD11	57:B8:34:TRP:CE2	2.34	0.62
1:CA:981:U:H5'	14:CN:21:TYR:CZ	2.34	0.62
1:CA:1121:U:H2'	1:CA:1122:U:H6	1.63	0.62
5:CE:107:ARG:O	5:CE:109:ILE:N	2.32	0.62
6:CF:94:GLN:NE2	18:CR:32:ARG:HD2	2.13	0.62
12:CL:90:LEU:HD23	12:CL:90:LEU:N	2.12	0.62
20:CT:69:GLY:O	20:CT:73:HIS:CD2	2.52	0.62
27:DA:108:U:H2'	27:DA:109:G:H8	1.64	0.62
27:DA:836:G:H2'	27:DA:837:C:C6	2.34	0.62
27:DA:1145:C:H2'	27:DA:1146:C:C6	2.35	0.62
27:DA:2162:G:H2'	27:DA:2163:C:C6	2.34	0.62
27:DA:2527:C:H5'	58:D9:30:PRO:CB	2.28	0.62
27:DA:2762:G:H3'	27:DA:2763:G:H5'	1.81	0.62
31:DE:111:ARG:H	31:DE:161:GLY:HA3	1.64	0.62
31:DE:203:LYS:HG3	31:DE:204:ALA:N	2.15	0.62
32:DF:187:VAL:HG12	38:DP:7:ARG:NH2	2.14	0.62
33:DG:49:ASP:O	33:DG:50:ALA:HB3	2.00	0.62

*Continued on next page...*

*Continued from previous page...*

Atom-1	Atom-2	Interatomic distance (Å)	Clash overlap (Å)
34:DH:98:LEU:HD13	34:DH:125:VAL:CG2	2.30	0.62
34:DH:114:VAL:HG12	34:DH:114:VAL:O	1.99	0.62
46:DX:47:PHE:O	46:DX:49:VAL:HG13	1.99	0.62
47:DY:16:ALA:HA	47:DY:21:LYS:HD2	1.80	0.62
49:D0:31:VAL:HG22	49:D0:67:VAL:HG23	1.81	0.62
1:AA:333:G:H4'	20:AT:16:HIS:CE1	2.35	0.62
1:AA:973:G:H1'	10:AJ:55:LYS:CE	2.30	0.62
1:AA:1141:C:H2'	1:AA:1142:G:N7	2.14	0.62
1:AA:1319:A:H5'	1:AA:1320:C:OP1	1.98	0.62
3:AC:129:ALA:HB3	3:AC:132:ARG:CD	2.29	0.62
4:AD:13:ARG:O	4:AD:15:GLU:N	2.32	0.62
13:AM:110:ARG:HH11	13:AM:110:ARG:HG2	1.61	0.62
19:AS:20:LEU:HA	19:AS:23:ASN:ND2	2.13	0.62
19:AS:40:ILE:HD13	19:AS:62:ILE:CD1	2.29	0.62
27:BA:228:A:H2'	27:BA:230:U:O4'	1.98	0.62
27:BA:1590:U:C3'	27:BA:1591:G:H5''	2.28	0.62
27:BA:2010:G:H5''	45:BW:42:ARG:HB2	1.81	0.62
30:BD:8:PRO:O	30:BD:10:THR:N	2.30	0.62
34:BH:67:LEU:O	34:BH:71:LEU:HB2	2.00	0.62
38:BP:101:VAL:HG12	38:BP:106:LEU:CD2	2.29	0.62
48:BZ:23:LEU:HD11	48:BZ:84:HIS:HA	1.82	0.62
51:B2:19:VAL:O	51:B2:23:LYS:HG3	1.99	0.62
52:B3:24:LYS:HA	52:B3:24:LYS:HE3	1.80	0.62
1:CA:629:G:H2'	1:CA:630:G:O4'	2.00	0.62
1:CA:1249:C:H5'	1:CA:1249:C:H6	1.64	0.62
1:CA:1321:C:C6	1:CA:1322:C:H2'	2.34	0.62
1:CA:1444:C:N4	1:CA:1445:C:N4	2.47	0.62
3:CC:46:GLU:HB3	3:CC:83:ARG:NH2	2.14	0.62
5:CE:59:GLY:O	5:CE:62:ALA:HB3	1.99	0.62
13:CM:11:ARG:O	13:CM:13:LYS:N	2.31	0.62
20:CT:53:LEU:O	20:CT:56:MET:HB3	2.00	0.62
27:DA:528:A:C2	27:DA:2043:C:H4'	2.34	0.62
27:DA:795:C:H2'	27:DA:796:C:C6	2.34	0.62
27:DA:935:C:H2'	27:DA:936:C:C6	2.34	0.62
27:DA:2064:C:H2'	27:DA:2065:C:C6	2.35	0.62
27:DA:2290:G:H5'	27:DA:2290:G:C8	2.28	0.62
29:DC:52:ARG:O	29:DC:53:ARG:HG3	2.00	0.62
31:DE:137:HIS:HB3	31:DE:138:PRO:HD2	1.82	0.62
32:DF:3:GLU:HA	32:DF:24:LEU:HD12	1.82	0.62
32:DF:7:TYR:OH	32:DF:10:PRO:HB3	1.99	0.62
34:DH:70:THR:O	34:DH:72:ILE:N	2.24	0.62

*Continued on next page...*



*Continued from previous page...*

Atom-1	Atom-2	Interatomic distance (Å)	Clash overlap (Å)
35:DI:2:LYS:HB2	35:DI:39:ALA:HB3	1.82	0.62
42:DT:109:GLU:HG2	42:DT:112:ARG:HH12	1.62	0.62
1:AA:1172:C:H2'	1:AA:1173:G:C8	2.35	0.62
3:AC:47:LEU:CD2	3:AC:68:VAL:HG11	2.28	0.62
5:AE:11:ILE:HD11	5:AE:33:VAL:HG23	1.81	0.62
6:AF:39:LYS:HG2	6:AF:40:VAL:H	1.65	0.62
10:AJ:9:ARG:O	10:AJ:16:LEU:HD23	2.00	0.62
16:AP:31:LYS:HG2	16:AP:32:TYR:N	2.15	0.62
19:AS:6:LYS:CD	19:AS:7:LYS:HE2	2.29	0.62
24:AX:58:A:H4'	24:AX:59:A:OP1	1.99	0.62
25:AY:17:G:N2	25:AY:54:U:H6	1.97	0.62
25:AY:32:U:H2'	25:AY:34:U:OP2	2.00	0.62
27:BA:2235:G:H2'	27:BA:2236:C:C6	2.33	0.62
27:BA:2317:C:H2'	27:BA:2318:G:H5'	1.81	0.62
27:BA:2646:C:OP2	27:BA:2732:G:O2'	2.18	0.62
29:BC:41:VAL:HG23	29:BC:178:ALA:HB3	1.81	0.62
29:BC:44:HIS:CD2	29:BC:175:VAL:HA	2.35	0.62
30:BD:8:PRO:C	30:BD:10:THR:H	2.03	0.62
32:BF:201:VAL:HA	32:BF:204:ASN:HB3	1.82	0.62
47:BY:96:ILE:CG2	47:BY:97:ARG:N	2.63	0.62
49:B0:41:ARG:HD2	49:B0:41:ARG:N	2.08	0.62
1:CA:64:G:N2	1:CA:68:G:O6	2.31	0.62
1:CA:763:G:H2'	1:CA:764:C:C6	2.35	0.62
1:CA:1435:G:H2'	1:CA:1436:U:C6	2.33	0.62
8:CH:111:ILE:HG22	8:CH:112:LEU:N	2.14	0.62
13:CM:3:ARG:HD3	53:D4:60:GLU:HB2	1.82	0.62
20:CT:43:LEU:HD13	20:CT:51:GLU:HG3	1.82	0.62
20:CT:50:GLU:CA	20:CT:100:ILE:HG12	2.30	0.62
27:DA:92:A:H2'	27:DA:93:G:C8	2.34	0.62
27:DA:320:A:H3'	32:DF:136:THR:CG2	2.30	0.62
27:DA:851:U:OP1	52:D3:49:LYS:NZ	2.31	0.62
27:DA:1840:G:H1	27:DA:1902:C:H42	1.46	0.62
27:DA:2259:G:H1'	27:DA:2427:C:C2	2.35	0.62
27:DA:2392:A:H2	27:DA:2424:C:H42	1.47	0.62
29:DC:79:LYS:HA	29:DC:97:GLU:CD	2.20	0.62
31:DE:77:ILE:HG22	31:DE:78:LEU:N	2.09	0.62
34:DH:85:LYS:HD3	34:DH:133:VAL:HB	1.81	0.62
38:DP:64:LYS:HB3	57:D8:25:MET:HG3	1.82	0.62
47:DY:45:VAL:O	47:DY:46:LYS:HB2	2.00	0.62
58:D9:13:LYS:O	58:D9:27:CYS:HA	2.00	0.62
1:AA:375:U:OP1	16:AP:69:THR:HG21	2.00	0.62

*Continued on next page...*

*Continued from previous page...*

Atom-1	Atom-2	Interatomic distance (Å)	Clash overlap (Å)
2:AB:27:LYS:O	2:AB:194:PRO:HD2	1.99	0.62
2:AB:144:ARG:HB2	2:AB:148:TYR:CE2	2.35	0.62
4:AD:58:LEU:HD13	4:AD:59:ARG:N	2.15	0.62
8:AH:26:VAL:HG13	8:AH:59:LEU:HB2	1.81	0.62
9:AI:115:GLY:HA2	10:AJ:58:ASP:OD1	1.99	0.62
19:AS:63:THR:H	19:AS:66:MET:CG	2.12	0.62
27:BA:443:A:H1'	27:BA:1201:C:O4'	1.99	0.62
27:BA:1865:G:H5''	27:BA:1865:G:H8	1.65	0.62
29:BC:27:ARG:C	29:BC:34:THR:N	2.53	0.62
30:BD:129:ASN:O	30:BD:193:VAL:HG12	1.98	0.62
31:BE:61:ARG:HG2	31:BE:62:PRO:CD	2.29	0.62
35:BI:115:ALA:HB3	35:BI:129:THR:H	1.63	0.62
39:BQ:6:ARG:O	39:BQ:7:MET:HG3	2.00	0.62
39:BQ:12:GLN:HE21	39:BQ:73:PRO:CD	2.11	0.62
39:BQ:68:ILE:HD13	39:BQ:103:MET:HG2	1.82	0.62
50:B1:77:ALA:O	50:B1:82:LEU:HD21	1.99	0.62
1:CA:832:C:O2'	1:CA:833:U:H5'	1.99	0.62
1:CA:1206:G:O4'	3:CC:194:GLY:HA2	2.00	0.62
1:CA:1288:A:H1'	1:CA:1352:C:O2'	2.00	0.62
3:CC:32:LEU:O	3:CC:36:ASP:HB2	1.99	0.62
5:CE:146:ALA:O	5:CE:149:GLU:N	2.29	0.62
22:CV:1:A:H2'	22:CV:1:A:N3	2.15	0.62
27:DA:851:U:O2'	52:D3:45:GLY:HA3	1.98	0.62
27:DA:1666:G:C2'	27:DA:1667:G:H5'	2.29	0.62
27:DA:2700:C:HO2'	27:DA:2701:C:H5'	1.64	0.62
28:DB:62:C:H2'	28:DB:63:G:C4'	2.30	0.62
29:DC:20:TYR:HE1	29:DC:22:ILE:HD13	1.65	0.62
30:DD:43:ARG:HG2	30:DD:54:ARG:O	1.99	0.62
31:DE:11:MET:HB3	31:DE:24:THR:HA	1.82	0.62
31:DE:35:GLN:HB3	31:DE:48:GLN:HB3	1.80	0.62
31:DE:57:LYS:C	31:DE:59:VAL:H	2.01	0.62
31:DE:175:VAL:HG12	31:DE:182:LEU:HD13	1.81	0.62
35:DI:56:LYS:HG3	35:DI:57:ARG:HD2	1.82	0.62
36:DN:96:GLU:CD	36:DN:96:GLU:H	2.03	0.62
39:DQ:41:TRP:HB3	39:DQ:94:VAL:HB	1.81	0.62
40:DR:84:ALA:N	40:DR:85:PRO:CD	2.62	0.62
42:DT:13:ARG:NH1	42:DT:15:VAL:HG12	2.14	0.62
43:DU:83:LEU:HD12	43:DU:113:ALA:HB2	1.82	0.62
44:DV:12:TYR:CD2	44:DV:12:TYR:N	2.68	0.62
56:D7:26:GLY:O	56:D7:30:VAL:HG23	2.00	0.62
1:AA:382:A:H2'	1:AA:383:A:C8	2.35	0.62

*Continued on next page...*

*Continued from previous page...*

Atom-1	Atom-2	Interatomic distance (Å)	Clash overlap (Å)
1:AA:495:A:H4'	1:AA:496:A:OP1	1.99	0.62
1:AA:1014:A:H2'	1:AA:1015:A:C8	2.35	0.62
1:AA:1139:G:N2	1:AA:1143:G:N1	2.48	0.62
2:AB:8:LYS:O	2:AB:12:GLU:HG3	1.99	0.62
3:AC:5:ILE:CD1	3:AC:6:HIS:N	2.63	0.62
15:AO:6:GLU:O	15:AO:8:LYS:N	2.32	0.62
20:AT:32:ALA:O	20:AT:36:LEU:HD23	1.99	0.62
20:AT:84:LEU:O	20:AT:88:VAL:HG23	2.00	0.62
27:BA:402:A:C2'	27:BA:403:U:H5'	2.30	0.62
27:BA:1991:U:H2'	27:BA:1992:G:H5''	1.81	0.62
27:BA:2475:C:N4	27:BA:2529:G:H22	1.97	0.62
27:BA:2481:G:HO2'	27:BA:2482:G:P	2.22	0.62
27:BA:2537:U:H2'	27:BA:2538:C:C6	2.35	0.62
33:BG:38:VAL:HG22	33:BG:93:THR:HG23	1.80	0.62
38:BP:58:THR:O	38:BP:61:ARG:NH2	2.33	0.62
38:BP:146:VAL:HG13	38:BP:147:LEU:N	2.15	0.62
39:BQ:48:GLU:HG3	39:BQ:52:VAL:CG2	2.29	0.62
44:BV:98:GLU:OE1	44:BV:100:ARG:HD3	1.99	0.62
51:B2:4:SER:HA	51:B2:7:ARG:HH11	1.65	0.62
51:B2:28:LYS:HD2	51:B2:53:LEU:CD2	2.30	0.62
55:B6:42:TRP:HA	55:B6:42:TRP:CE3	2.35	0.62
1:CA:20:U:H2'	1:CA:21:G:O4'	2.00	0.62
1:CA:1226:C:N4	13:CM:104:ARG:HD2	2.15	0.62
7:CG:113:GLU:HB2	7:CG:119:ARG:CG	2.28	0.62
18:CR:40:LEU:H	18:CR:40:LEU:CD1	1.98	0.62
19:CS:44:MET:O	19:CS:62:ILE:HG21	1.99	0.62
25:CY:14:A:H1'	25:CY:21:A:N6	2.13	0.62
27:DA:90:U:O2'	27:DA:92:A:H5''	2.00	0.62
27:DA:1210:A:H5'	27:DA:1212:G:H5'	1.82	0.62
27:DA:1259:G:H2'	27:DA:1260:G:C8	2.35	0.62
27:DA:1751:C:H2'	27:DA:1752:C:C6	2.35	0.62
27:DA:2334:G:H5'	41:DS:13:ARG:HG2	1.80	0.62
27:DA:2389:G:H5''	27:DA:2390:U:H5'	1.81	0.62
27:DA:2795:G:C2	27:DA:2799:C:H5'	2.35	0.62
30:DD:182:LEU:HB2	30:DD:271:ILE:O	1.99	0.62
30:DD:197:GLY:O	30:DD:198:ASN:HB3	2.00	0.62
35:DI:94:ALA:CB	35:DI:116:LEU:HD21	2.30	0.62
38:DP:23:PRO:HB2	38:DP:33:ARG:CG	2.30	0.62
41:DS:19:LYS:C	41:DS:20:ARG:NH1	2.54	0.62
42:DT:27:THR:CG2	42:DT:28:VAL:H	2.04	0.62
42:DT:62:THR:CG2	42:DT:75:ILE:HG12	2.29	0.62

*Continued on next page...*

*Continued from previous page...*

Atom-1	Atom-2	Interatomic distance (Å)	Clash overlap (Å)
1:AA:1068:G:OP2	1:AA:1094:G:H5'	1.98	0.62
1:AA:1225:A:OP1	13:AM:102:ARG:HA	1.99	0.62
1:AA:1434:A:H2'	1:AA:1435:G:H5'	1.81	0.62
3:AC:108:ASN:HD22	3:AC:111:LEU:CD1	2.13	0.62
4:AD:51:PRO:HB3	4:AD:55:ALA:CB	2.30	0.62
8:AH:20:TYR:HA	8:AH:65:TYR:HE2	1.64	0.62
13:AM:90:LEU:HA	13:AM:93:ARG:HB2	1.82	0.62
27:BA:1459:G:H2'	27:BA:1459:G:N3	2.15	0.62
30:BD:267:SER:O	30:BD:269:PHE:N	2.33	0.62
36:BN:34:LEU:O	36:BN:49:GLY:HA3	2.00	0.62
37:BO:43:VAL:HG21	37:BO:52:VAL:CG2	2.30	0.62
48:BZ:9:ARG:NH2	48:BZ:25:GLY:O	2.33	0.62
1:CA:541:G:H2'	1:CA:542:G:H8	1.64	0.62
3:CC:5:ILE:CD1	3:CC:6:HIS:H	2.13	0.62
7:CG:113:GLU:CB	7:CG:119:ARG:HG2	2.30	0.62
12:CL:22:PRO:O	12:CL:24:LEU:N	2.32	0.62
12:CL:22:PRO:C	12:CL:24:LEU:N	2.53	0.62
26:CZ:1:KBE:HEA	26:CZ:1:KBE:N	2.14	0.62
27:DA:528:A:C2	27:DA:2042:A:H2'	2.35	0.62
27:DA:614(C):A:O2'	27:DA:615:G:O5'	2.16	0.62
27:DA:1505:C:H3'	27:DA:1506:C:C6	2.35	0.62
27:DA:1721:G:C6	27:DA:1739:U:H5'	2.35	0.62
32:DF:187:VAL:HG12	38:DP:7:ARG:HH21	1.64	0.62
33:DG:5:VAL:HG12	53:D4:51:TYR:CE1	2.35	0.62
34:DH:30:LYS:NZ	34:DH:83:TYR:OH	2.33	0.62
38:DP:101:VAL:HG23	38:DP:102:ARG:H	1.64	0.62
41:DS:67:ARG:HH11	41:DS:67:ARG:HG2	1.64	0.62
43:DU:65:ILE:HG12	43:DU:96:ALA:CB	2.30	0.62
44:DV:77:ALA:O	44:DV:79:VAL:HG12	2.00	0.62
48:DZ:43:PHE:CE2	48:DZ:85:VAL:HG11	2.34	0.62
1:AA:92:C:C3'	1:AA:93:G:H8	2.14	0.61
1:AA:600:C:OP1	8:AH:97:VAL:HG12	2.00	0.61
1:AA:1117:G:O3'	9:AI:104:ARG:NH1	2.33	0.61
1:AA:1128:C:H4'	9:AI:16:ARG:HH12	1.65	0.61
1:AA:1513:A:H2'	1:AA:1514:C:C6	2.35	0.61
3:AC:41:GLY:O	3:AC:45:LYS:HG3	2.00	0.61
4:AD:14:ARG:HG3	4:AD:15:GLU:N	2.15	0.61
7:AG:108:ALA:HA	7:AG:111:ARG:HD2	1.80	0.61
17:AQ:59:ILE:HD13	17:AQ:59:ILE:N	2.14	0.61
19:AS:33:THR:OG1	19:AS:34:TRP:N	2.32	0.61
19:AS:49:ILE:H	19:AS:49:ILE:CD1	2.11	0.61

*Continued on next page...*

*Continued from previous page...*

Atom-1	Atom-2	Interatomic distance (Å)	Clash overlap (Å)
25:AY:21:A:H2'	25:AY:22:G:O4'	2.00	0.61
27:BA:1034:G:H5'	58:B9:18:ARG:HD2	1.82	0.61
27:BA:1045:A:H2'	27:BA:1045:A:N3	2.15	0.61
27:BA:1503:U:H2'	27:BA:1504:C:C6	2.35	0.61
27:BA:2015:A:N3	54:B5:2:ALA:HA	2.14	0.61
27:BA:2037:G:H2'	27:BA:2038:G:C8	2.35	0.61
30:BD:106:ILE:O	30:BD:106:ILE:HG23	2.00	0.61
31:BE:7:VAL:HG13	31:BE:27:LEU:HB3	1.82	0.61
31:BE:54:GLN:CG	31:BE:55:ASN:N	2.60	0.61
33:BG:56:ALA:HB2	33:BG:153:ARG:CZ	2.30	0.61
34:BH:85:LYS:HD3	34:BH:141:VAL:HG12	1.81	0.61
36:BN:120:LEU:HD22	36:BN:122:VAL:HG23	1.82	0.61
45:BW:32:ALA:HB1	45:BW:51:LEU:HD11	1.82	0.61
1:CA:15:G:H4'	5:CE:24:ARG:HH22	1.65	0.61
1:CA:579:G:H5'	1:CA:728:A:H1'	1.82	0.61
1:CA:600:C:OP1	8:CH:97:VAL:HG12	2.00	0.61
1:CA:1145:C:H5'	1:CA:1146:A:OP1	2.00	0.61
20:CT:31:SER:HA	20:CT:34:LYS:HD2	1.82	0.61
27:DA:320:A:H3'	32:DF:136:THR:HG21	1.82	0.61
27:DA:519:U:H2'	27:DA:520:G:H8	1.64	0.61
27:DA:533:G:H5'	43:DU:24:TYR:CE2	2.35	0.61
27:DA:639:U:H2'	27:DA:640:C:C6	2.34	0.61
27:DA:747:U:C5	54:D5:3:LYS:HB2	2.35	0.61
27:DA:1493:C:H4'	27:DA:1494:A:OP1	2.00	0.61
27:DA:1620:G:O4'	56:D7:1:MET:HA	2.00	0.61
27:DA:2513:G:N2	31:DE:143:ASN:HD21	1.97	0.61
27:DA:2884:U:H1'	54:D5:52:TYR:OH	2.00	0.61
28:DB:28:C:H2'	28:DB:29:A:H8	1.63	0.61
30:DD:35:LYS:NZ	30:DD:103:ARG:HA	2.15	0.61
31:DE:77:ILE:CG2	31:DE:78:LEU:H	2.11	0.61
33:DG:114:ILE:HG22	33:DG:115:ARG:N	2.15	0.61
36:DN:1:MET:HE2	36:DN:1:MET:C	2.20	0.61
36:DN:55:VAL:HG22	36:DN:126:PRO:CA	2.30	0.61
39:DQ:80:GLU:HB2	49:D0:5:LYS:HE3	1.82	0.61
39:DQ:110:THR:HG23	39:DQ:113:GLN:HB2	1.80	0.61
39:DQ:135:ASP:HB2	48:DZ:48:ARG:NH1	2.15	0.61
42:DT:88:ILE:HG22	42:DT:89:VAL:CG2	2.23	0.61
50:D1:64:ALA:O	50:D1:67:ILE:HG13	2.00	0.61
1:AA:681:C:H2'	1:AA:682:G:C8	2.35	0.61
2:AB:30:ARG:HH21	2:AB:194:PRO:HG2	1.64	0.61
2:AB:155:LEU:HD13	2:AB:155:LEU:O	2.00	0.61

*Continued on next page...*

*Continued from previous page...*

Atom-1	Atom-2	Interatomic distance (Å)	Clash overlap (Å)
7:AG:13:GLN:O	7:AG:24:THR:HG21	2.00	0.61
9:AI:122:ALA:HB1	9:AI:123:PRO:HD2	1.81	0.61
13:AM:94:ARG:O	13:AM:96:LEU:N	2.23	0.61
19:AS:6:LYS:HD3	19:AS:7:LYS:HE2	1.81	0.61
27:BA:699:A:H4'	27:BA:1634:A:N7	2.15	0.61
27:BA:860:U:O2'	27:BA:861:A:H5'	2.00	0.61
27:BA:883:G:C2'	27:BA:884:C:H5'	2.30	0.61
27:BA:1713:U:O2'	27:BA:1714:G:H5'	2.00	0.61
27:BA:2476:A:C2	27:BA:2477:C:C6	2.87	0.61
32:BF:72:ARG:NH1	32:BF:72:ARG:HB3	2.13	0.61
33:BG:138:GLN:NE2	33:BG:153:ARG:HB2	2.15	0.61
41:BS:37:ALA:CB	41:BS:99:LYS:NZ	2.63	0.61
42:BT:32:TYR:O	42:BT:33:LYS:HB2	2.00	0.61
55:B6:19:ARG:O	55:B6:20:ASN:O	2.17	0.61
1:CA:538:G:O2'	1:CA:539:A:H5'	2.00	0.61
1:CA:743:U:H2'	1:CA:744:C:H6	1.65	0.61
1:CA:983:A:HO2'	1:CA:1049:U:HO2'	1.46	0.61
1:CA:1118:C:H5''	9:CI:104:ARG:HG2	1.81	0.61
4:CD:133:VAL:HG11	4:CD:138:TYR:HD1	1.66	0.61
6:CF:39:LYS:HB3	6:CF:62:TRP:HZ3	1.65	0.61
12:CL:44:LYS:CB	12:CL:45:PRO:CD	2.73	0.61
14:CN:4:LYS:O	14:CN:7:ILE:HG12	2.00	0.61
15:CO:24:SER:N	15:CO:28:GLN:HE21	1.98	0.61
27:DA:1039:G:N1	27:DA:1117:G:N7	2.47	0.61
27:DA:1039:G:N1	27:DA:1117:G:C5	2.68	0.61
27:DA:1158:C:H4'	52:D3:32:GLN:HB2	1.82	0.61
27:DA:1914:C:H2'	27:DA:1915:U:O4'	1.99	0.61
27:DA:1986:A:C2'	27:DA:1987:G:H5''	2.30	0.61
27:DA:2093:G:H1'	27:DA:2198:A:H2	1.65	0.61
27:DA:2330:G:O2'	49:D0:41:ARG:HB2	1.99	0.61
27:DA:2870:C:C5'	40:DR:65:LEU:HD21	2.28	0.61
34:DH:106:THR:HG22	34:DH:112:PRO:HB3	1.82	0.61
36:DN:65:LYS:O	36:DN:67:LEU:N	2.33	0.61
37:DO:58:VAL:HG23	37:DO:59:LYS:N	2.14	0.61
39:DQ:22:LYS:HG2	39:DQ:23:GLY:N	2.15	0.61
39:DQ:41:TRP:C	39:DQ:42:ILE:HD12	2.21	0.61
42:DT:28:VAL:CG2	42:DT:46:GLU:HA	2.30	0.61
43:DU:102:GLU:CA	43:DU:104:GLN:HE22	2.13	0.61
43:DU:108:GLU:CG	44:DV:44:LYS:HZ2	2.13	0.61
1:AA:267:C:P	17:AQ:67:LYS:HB2	2.40	0.61
1:AA:663:A:O2'	1:AA:664:G:H5'	2.00	0.61

*Continued on next page...*

*Continued from previous page...*

Atom-1	Atom-2	Interatomic distance (Å)	Clash overlap (Å)
2:AB:97:TRP:CZ2	2:AB:102:LEU:HD13	2.31	0.61
4:AD:49:ARG:NH1	4:AD:50:ARG:N	2.48	0.61
5:AE:59:GLY:O	5:AE:63:ARG:HG3	2.00	0.61
5:AE:71:LEU:HD11	5:AE:113:ALA:O	2.00	0.61
7:AG:124:LEU:O	7:AG:127:ALA:HB3	2.00	0.61
12:AL:80:VAL:HG11	12:AL:97:ILE:CG2	2.31	0.61
21:AU:6:ARG:HG3	21:AU:15:ARG:NH2	2.15	0.61
24:AX:6:G:H1	24:AX:67:C:N4	1.87	0.61
27:BA:71:A:H2	46:BX:31:HIS:CE1	2.13	0.61
27:BA:89:G:C3'	27:BA:90:U:H5''	2.08	0.61
27:BA:601:C:O2'	27:BA:605:C:OP1	2.18	0.61
27:BA:848:G:H5'	27:BA:848:G:H8	1.66	0.61
27:BA:1345:C:O2'	27:BA:1346:G:H5'	2.01	0.61
27:BA:2473:U:O2	27:BA:2473:U:H2'	1.99	0.61
28:BB:65:C:H2'	28:BB:66:A:H5'	1.83	0.61
32:BF:3:GLU:O	32:BF:19:GLU:HB2	2.00	0.61
39:BQ:109:VAL:HG12	39:BQ:110:THR:N	2.13	0.61
40:BR:78:LYS:O	40:BR:82:GLU:HB3	2.00	0.61
42:BT:50:ILE:HD12	42:BT:99:LEU:CD1	2.30	0.61
43:BU:112:ARG:HG2	43:BU:112:ARG:NH1	2.07	0.61
44:BV:19:LYS:HA	44:BV:19:LYS:HE2	1.82	0.61
47:BY:46:LYS:HG2	47:BY:47:LYS:H	1.64	0.61
51:B2:2:LYS:HE3	51:B2:2:LYS:HA	1.82	0.61
53:B4:40:ILE:HG23	53:B4:57:ILE:CG2	2.30	0.61
55:B6:11:LEU:C	55:B6:11:LEU:HD22	2.21	0.61
55:B6:34:LEU:O	55:B6:35:GLU:HB2	1.99	0.61
57:B8:62:LEU:N	57:B8:63:PRO:HD2	2.14	0.61
1:CA:125:U:H2'	1:CA:126:G:C8	2.34	0.61
1:CA:409:G:P	4:CD:24:GLU:HB2	2.40	0.61
1:CA:606:G:N2	1:CA:631:G:H2'	2.14	0.61
1:CA:962:C:H2'	1:CA:963:G:H8	1.65	0.61
1:CA:1324:A:O4'	1:CA:1362:C:H4'	2.01	0.61
2:CB:178:ARG:NH2	2:CB:196:LEU:HA	2.11	0.61
9:CI:99:LEU:HD13	9:CI:99:LEU:O	2.01	0.61
9:CI:106:ALA:O	9:CI:108:VAL:HG13	2.00	0.61
11:CK:87:THR:HG22	11:CK:88:GLY:N	2.15	0.61
11:CK:127:LYS:HE2	11:CK:127:LYS:CA	2.30	0.61
27:DA:1223:G:H5'	27:DA:1224:C:OP2	2.01	0.61
27:DA:1509(B):A:H2'	27:DA:1510:G:C8	2.35	0.61
27:DA:2319:G:O2'	27:DA:2320:A:O5'	2.14	0.61
27:DA:2329:G:H2'	27:DA:2330:G:C8	2.35	0.61

*Continued on next page...*

Continued from previous page...

Atom-1	Atom-2	Interatomic distance (Å)	Clash overlap (Å)
27:DA:2539:C:H2'	27:DA:2540:C:C6	2.34	0.61
30:DD:133:LEU:CB	30:DD:173:VAL:HG11	2.22	0.61
31:DE:199:ARG:CZ	31:DE:199:ARG:HB2	2.31	0.61
34:DH:144:VAL:O	34:DH:148:ILE:HG12	2.00	0.61
35:DI:81:VAL:CG1	35:DI:82:ARG:H	1.99	0.61
38:DP:93:GLY:O	38:DP:123:LEU:HB2	1.99	0.61
38:DP:144:GLU:N	38:DP:145:PRO:CD	2.60	0.61
39:DQ:114:ALA:O	39:DQ:118:LEU:HG	1.99	0.61
42:DT:27:THR:HG23	42:DT:28:VAL:N	2.14	0.61
42:DT:31:SER:HB2	42:DT:32:TYR:CD2	2.35	0.61
44:DV:24:LYS:HZ3	44:DV:26:ASP:HA	1.63	0.61
50:D1:11:ARG:HA	50:D1:44:PRO:HG2	1.82	0.61
1:AA:197:A:N6	1:AA:221:C:H5'	2.15	0.61
3:AC:63:ASN:HA	3:AC:98:ASN:CB	2.30	0.61
5:AE:78:HIS:CD2	8:AH:104:ARG:HE	2.18	0.61
6:AF:22:GLU:HA	6:AF:22:GLU:OE2	2.00	0.61
6:AF:71:ARG:HG3	6:AF:71:ARG:HH11	1.66	0.61
10:AJ:7:LYS:HB2	10:AJ:97:GLU:CG	2.30	0.61
10:AJ:31:GLY:HA2	10:AJ:76:ASN:ND2	2.15	0.61
27:BA:121:G:H4'	27:BA:149:A:H5'	1.82	0.61
27:BA:228:A:H5'	27:BA:229:A:OP2	1.99	0.61
27:BA:1050:A:C2	27:BA:2751:G:C4	2.88	0.61
27:BA:2103:C:H2'	27:BA:2104:G:H5''	1.82	0.61
27:BA:2481:G:O2'	27:BA:2482:G:P	2.58	0.61
27:BA:2724:C:OP1	31:BE:118:LYS:HE3	2.00	0.61
28:BB:114:C:O2'	41:BS:46:VAL:HG13	2.00	0.61
30:BD:245:PRO:O	30:BD:246:PRO:C	2.38	0.61
39:BQ:51:ARG:NH1	39:BQ:52:VAL:HG22	2.15	0.61
40:BR:28:LEU:HD22	40:BR:116:LEU:HD11	1.81	0.61
41:BS:90:GLY:O	41:BS:92:TYR:N	2.32	0.61
1:CA:192:U:H2'	1:CA:193:C:C6	2.35	0.61
1:CA:265:G:H2'	1:CA:267:C:H5	1.64	0.61
3:CC:5:ILE:HD13	3:CC:6:HIS:H	1.65	0.61
3:CC:46:GLU:HB3	3:CC:83:ARG:HH22	1.65	0.61
4:CD:31:CYS:C	4:CD:33:MET:H	2.02	0.61
4:CD:110:PHE:H	4:CD:110:PHE:HD1	1.48	0.61
4:CD:138:TYR:CD2	4:CD:139:ARG:N	2.66	0.61
7:CG:105:VAL:HG12	7:CG:109:ASN:ND2	2.15	0.61
9:CI:96:LEU:CG	9:CI:102:LEU:HB2	2.30	0.61
12:CL:109:ASP:O	12:CL:111:LYS:HG3	2.01	0.61
13:CM:90:LEU:HA	13:CM:93:ARG:CB	2.31	0.61

Continued on next page...



*Continued from previous page...*

Atom-1	Atom-2	Interatomic distance (Å)	Clash overlap (Å)
27:DA:971:C:H2'	27:DA:972:G:O4'	2.00	0.61
27:DA:1594:G:H5'	27:DA:1594:G:H8	1.65	0.61
27:DA:2262:U:H4'	27:DA:2328:A:H2	1.65	0.61
28:DB:85:G:H2'	28:DB:86:G:C8	2.35	0.61
35:DI:11:ASN:ND2	35:DI:12:LEU:HD22	2.15	0.61
36:DN:57:ALA:HB2	36:DN:123:TYR:O	1.99	0.61
36:DN:58:ASP:O	36:DN:60:ILE:N	2.28	0.61
39:DQ:27:VAL:HG21	39:DQ:134:ARG:HG2	1.83	0.61
45:DW:50:VAL:HG22	45:DW:105:VAL:CG2	2.27	0.61
46:DX:63:LYS:HA	46:DX:72:LYS:HA	1.82	0.61
48:DZ:18:ARG:HH11	48:DZ:18:ARG:HG2	1.65	0.61
1:AA:59:A:H5'	1:AA:60:A:C5'	2.30	0.61
1:AA:382:A:H2'	1:AA:383:A:H8	1.66	0.61
1:AA:453:A:H4'	16:AP:72:ARG:HG3	1.81	0.61
1:AA:707:C:O2'	1:AA:708:C:H5'	2.00	0.61
1:AA:1256:A:H61	1:AA:1278:U:H1'	1.64	0.61
1:AA:1414:U:H2'	1:AA:1415:G:H8	1.64	0.61
13:AM:23:TYR:HE1	13:AM:71:ARG:HB2	1.66	0.61
25:AY:27:C:H42	25:AY:41:G:H1	1.47	0.61
27:BA:661:C:O3'	38:BP:18:ARG:HD2	1.99	0.61
27:BA:996:A:O3'	43:BU:92:ARG:HB3	2.00	0.61
27:BA:1509(A):A:H2'	27:BA:1509(B):A:C8	2.35	0.61
27:BA:2201:C:O2'	27:BA:2202:C:H5'	1.99	0.61
27:BA:2863:C:H2'	27:BA:2864:G:H5''	1.82	0.61
30:BD:35:LYS:HD2	30:BD:104:TYR:CD1	2.35	0.61
31:BE:8:LYS:HE2	31:BE:192:ASN:ND2	2.16	0.61
31:BE:59:VAL:CG1	31:BE:63:LEU:HD12	2.24	0.61
33:BG:47:LYS:HG2	33:BG:82:LEU:HD12	1.82	0.61
33:BG:64:THR:OG1	33:BG:94:LEU:HD21	2.00	0.61
34:BH:85:LYS:CD	34:BH:133:VAL:HB	2.30	0.61
35:BI:10:GLU:HG2	35:BI:11:ASN:N	2.15	0.61
35:BI:75:LEU:HD11	35:BI:105:HIS:NE2	2.16	0.61
36:BN:67:LEU:HD12	36:BN:67:LEU:N	2.15	0.61
37:BO:69:ILE:HD12	37:BO:77:ILE:HG23	1.82	0.61
38:BP:23:PRO:HB3	38:BP:29:LYS:O	2.00	0.61
38:BP:105:LEU:O	38:BP:106:LEU:HB3	1.99	0.61
38:BP:114:ILE:HD12	38:BP:115:LEU:H	1.63	0.61
39:BQ:21:THR:HG21	39:BQ:101:ARG:HB2	1.82	0.61
41:BS:49:VAL:HG22	41:BS:80:LEU:HD22	1.80	0.61
49:B0:41:ARG:H	49:B0:41:ARG:CD	2.09	0.61
1:CA:922:G:H4'	5:CE:20:GLN:HA	1.81	0.61

*Continued on next page...*

Continued from previous page...

Atom-1	Atom-2	Interatomic distance (Å)	Clash overlap (Å)
6:CF:74:ASP:CA	6:CF:77:ARG:HH12	2.11	0.61
9:CI:28:VAL:HA	9:CI:63:ILE:O	2.01	0.61
9:CI:91:ASP:C	9:CI:93:ARG:H	2.02	0.61
10:CJ:5:ARG:NH2	10:CJ:99:LYS:HD2	2.16	0.61
18:CR:22:VAL:O	18:CR:25:THR:HB	2.00	0.61
27:DA:418:G:O2'	27:DA:419:C:H5'	2.01	0.61
27:DA:890:A:H2'	27:DA:892:G:O4'	2.00	0.61
27:DA:1340:U:H1'	27:DA:1603:A:H5''	1.81	0.61
27:DA:1491:G:H5'	30:DD:99:ASP:OD1	2.01	0.61
27:DA:1854:A:H3'	27:DA:1855:G:H8	1.64	0.61
27:DA:2056:G:N2	54:D5:4:HIS:O	2.34	0.61
27:DA:2703:C:H2'	27:DA:2704:C:H6	1.64	0.61
38:DP:146:VAL:HG13	38:DP:147:LEU:N	2.15	0.61
40:DR:24:GLN:HE22	40:DR:36:THR:HG21	1.65	0.61
42:DT:28:VAL:HG22	42:DT:46:GLU:C	2.21	0.61
42:DT:42:ILE:HG21	42:DT:83:ILE:HD11	1.83	0.61
47:DY:7:VAL:HG21	47:DY:8:LYS:HZ2	1.63	0.61
48:DZ:9:ARG:HD2	48:DZ:35:LYS:HD2	1.81	0.61
1:AA:636:U:H5'	17:AQ:2:PRO:HG2	1.82	0.61
1:AA:1258:G:H2'	1:AA:1259:C:C6	2.34	0.61
2:AB:47:THR:HG23	2:AB:202:PRO:HG2	1.81	0.61
3:AC:28:GLN:HA	3:AC:28:GLN:NE2	2.15	0.61
6:AF:30:LEU:HB3	6:AF:35:ALA:HB3	1.81	0.61
7:AG:32:ARG:HH11	7:AG:32:ARG:HG2	1.66	0.61
27:BA:589:C:H2'	27:BA:590:A:C8	2.35	0.61
27:BA:1820:U:C4	30:BD:160:GLY:HA3	2.35	0.61
29:BC:187:ASP:O	29:BC:189:ILE:N	2.33	0.61
30:BD:184:LYS:HB2	30:BD:269:PHE:HB3	1.82	0.61
35:BI:91:SER:HA	35:BI:121:LYS:HG3	1.83	0.61
35:BI:131:LYS:HG3	35:BI:132:PRO:CD	2.27	0.61
43:BU:17:ILE:HG23	43:BU:39:LEU:HD12	1.82	0.61
47:BY:68:HIS:N	47:BY:71:LYS:NZ	2.48	0.61
48:BZ:143:LEU:HD12	48:BZ:148:SER:O	2.01	0.61
55:B6:15:GLU:OE1	55:B6:41:PRO:HB2	2.01	0.61
57:B8:35:GLN:O	57:B8:35:GLN:HG3	2.00	0.61
1:CA:266:G:C5'	1:CA:267:C:C5	2.83	0.61
2:CB:171:ALA:HA	2:CB:174:VAL:HG23	1.83	0.61
10:CJ:16:LEU:O	10:CJ:20:ALA:HB2	2.00	0.61
13:CM:69:GLU:OE1	13:CM:72:ALA:HB3	2.01	0.61
13:CM:91:ARG:CD	19:CS:81:ARG:HH22	2.12	0.61
14:CN:23:ARG:NH1	14:CN:30:ALA:HB2	2.16	0.61

Continued on next page...

Continued from previous page...

Atom-1	Atom-2	Interatomic distance (Å)	Clash overlap (Å)
19:CS:58:VAL:O	19:CS:58:VAL:HG23	1.99	0.61
27:DA:363(F):A:H4'	27:DA:363(F):A:OP1	2.00	0.61
27:DA:1266:G:P	54:D5:19:ARG:HH12	2.22	0.61
27:DA:1677:A:H2'	27:DA:1678:G:C8	2.35	0.61
27:DA:2236:C:H2'	27:DA:2237:G:H5'	1.82	0.61
28:DB:20:C:C2'	28:DB:21:G:H5'	2.27	0.61
28:DB:87:G:H2'	28:DB:88:C:H5''	1.82	0.61
29:DC:38:ASP:HB2	29:DC:181:PRO:CB	2.31	0.61
30:DD:246:PRO:HB2	30:DD:255:LYS:HG2	1.83	0.61
32:DF:114:VAL:HG21	32:DF:202:PHE:CZ	2.35	0.61
32:DF:153:SER:OG	32:DF:190:GLU:HG3	2.00	0.61
33:DG:76:SER:CB	33:DG:84:LYS:H	2.12	0.61
33:DG:135:LEU:O	33:DG:154:GLY:HA2	2.00	0.61
36:DN:35:ARG:HE	36:DN:42:TRP:HH2	1.48	0.61
37:DO:70:LYS:HA	37:DO:76:ALA:HB2	1.82	0.61
40:DR:33:ARG:HG3	40:DR:115:GLU:CB	2.23	0.61
42:DT:100:TYR:HB3	42:DT:103:ARG:HE	1.65	0.61
48:DZ:75:LEU:H	48:DZ:75:LEU:CD2	1.89	0.61
53:D4:36:VAL:HB	53:D4:37:PRO:HD2	1.81	0.61
55:D6:41:PRO:HD3	55:D6:46:HIS:CA	2.29	0.61
1:AA:1081:G:O2'	1:AA:1082:G:H5'	2.00	0.61
4:AD:146:ILE:HD12	4:AD:146:ILE:N	2.16	0.61
8:AH:41:ARG:HD3	8:AH:42:GLU:OE2	2.00	0.61
23:AW:73:C:H2'	23:AW:74:C:H5'	1.82	0.61
27:BA:184:C:H2'	27:BA:185:U:C6	2.35	0.61
27:BA:747:U:C2	54:B5:2:ALA:CB	2.83	0.61
27:BA:1581:G:H3'	27:BA:1582:C:C6	2.35	0.61
27:BA:2579:C:O2'	27:BA:2580:U:H5'	2.00	0.61
27:BA:2863:C:H2'	27:BA:2864:G:C5'	2.31	0.61
31:BE:14:ILE:HD13	31:BE:21:VAL:CG2	2.30	0.61
31:BE:57:LYS:HZ3	31:BE:59:VAL:CG1	2.13	0.61
32:BF:24:LEU:HB3	32:BF:25:PRO:HD2	1.83	0.61
37:BO:87:ILE:HG22	37:BO:88:ASN:N	2.14	0.61
42:BT:62:THR:HB	42:BT:75:ILE:HG12	1.82	0.61
44:BV:15:GLU:HB3	44:BV:16:PRO:CD	2.28	0.61
45:BW:29:LEU:O	45:BW:33:ARG:HG3	2.00	0.61
1:CA:707:C:O2'	1:CA:708:C:H5'	2.01	0.61
2:CB:104:ASN:OD1	2:CB:107:THR:HB	1.98	0.61
3:CC:121:ALA:HB1	3:CC:188:LEU:O	2.01	0.61
7:CG:16:LEU:HD11	9:CI:42:ARG:HG3	1.81	0.61
11:CK:91:ARG:HD2	11:CK:91:ARG:C	2.21	0.61

Continued on next page...

*Continued from previous page...*

Atom-1	Atom-2	Interatomic distance (Å)	Clash overlap (Å)
12:CL:55:VAL:O	12:CL:62:GLU:HA	2.00	0.61
27:DA:686:G:N2	27:DA:788:A:H61	1.98	0.61
27:DA:1140:C:O3'	36:DN:25:ARG:NH1	2.33	0.61
27:DA:1360:A:H5'	27:DA:1361:G:OP2	2.00	0.61
27:DA:1883:G:HO2'	27:DA:1884:A:H8	1.47	0.61
27:DA:2897:U:H2'	27:DA:2897:U:O2	2.00	0.61
28:DB:75:G:H2'	48:DZ:84:HIS:CD2	2.35	0.61
32:DF:136:THR:HG23	32:DF:137:LYS:H	1.66	0.61
33:DG:43:LEU:HB2	33:DG:88:ILE:HG12	1.82	0.61
33:DG:103:LEU:HA	33:DG:106:LEU:HB3	1.83	0.61
40:DR:62:ALA:HA	40:DR:65:LEU:CB	2.28	0.61
41:DS:17:ARG:HG3	41:DS:18:ILE:N	2.16	0.61
41:DS:88:ASP:CG	41:DS:89:ARG:H	2.04	0.61
42:DT:49:VAL:HG13	42:DT:49:VAL:O	2.00	0.61
48:DZ:56:ILE:CG2	48:DZ:57:VAL:H	2.11	0.61
1:AA:1134:G:H2'	1:AA:1135:U:H5'	1.81	0.61
1:AA:1254:C:H2'	1:AA:1255:G:H8	1.64	0.61
2:AB:211:ILE:O	2:AB:215:LEU:HB2	2.01	0.61
6:AF:21:LEU:O	6:AF:24:GLU:HG3	2.00	0.61
8:AH:13:ILE:O	8:AH:17:THR:HG23	2.01	0.61
12:AL:65:ALA:HA	12:AL:95:TYR:O	2.01	0.61
17:AQ:50:LYS:HE3	17:AQ:51:TYR:HE1	1.65	0.61
19:AS:66:MET:N	19:AS:66:MET:HE2	2.15	0.61
20:AT:104:LEU:HD23	20:AT:105:SER:N	2.16	0.61
27:BA:34:C:C2'	27:BA:35:G:H5'	2.30	0.61
27:BA:435:C:H2'	27:BA:436:C:H5'	1.83	0.61
27:BA:639:U:H2'	27:BA:640:C:C6	2.35	0.61
27:BA:1655:A:H1'	31:BE:113:PHE:CD2	2.36	0.61
30:BD:36:PRO:HB3	30:BD:61:LEU:HD12	1.82	0.61
30:BD:210:GLY:O	30:BD:211:ARG:CB	2.47	0.61
33:BG:111:LEU:CD1	33:BG:120:LEU:HD11	2.31	0.61
35:BI:120:ILE:HG22	35:BI:121:LYS:N	2.15	0.61
36:BN:34:LEU:HD23	36:BN:107:LEU:HD11	1.82	0.61
37:BO:6:THR:HG22	37:BO:7:TYR:N	2.13	0.61
38:BP:47:ASP:HB2	38:BP:51:PHE:HB2	1.82	0.61
43:BU:47:TYR:O	43:BU:51:LYS:HG2	2.00	0.61
43:BU:90:VAL:C	43:BU:92:ARG:HD3	2.21	0.61
45:BW:87:PRO:HA	45:BW:93:ALA:HA	1.83	0.61
49:B0:32:ARG:HA	49:B0:64:ASP:OD1	2.01	0.61
1:CA:107:G:H2'	1:CA:108:G:H5'	1.82	0.61
1:CA:275:G:H5'	17:CQ:14:LYS:HZ2	1.64	0.61

*Continued on next page...*

*Continued from previous page...*

Atom-1	Atom-2	Interatomic distance (Å)	Clash overlap (Å)
1:CA:1016:A:H2'	1:CA:1017:G:O4'	2.00	0.61
1:CA:1074:G:O3'	2:CB:103:THR:HG21	2.01	0.61
1:CA:1128:C:H5'	9:CI:16:ARG:NH2	2.11	0.61
1:CA:1141:C:H2'	1:CA:1142:G:C8	2.36	0.61
1:CA:1199:U:H4'	10:CJ:54:PHE:CE2	2.34	0.61
7:CG:43:PHE:HE1	7:CG:47:CYS:SG	2.23	0.61
15:CO:3:ILE:H	15:CO:3:ILE:HD13	1.65	0.61
17:CQ:40:LYS:HD3	17:CQ:42:TYR:CZ	2.36	0.61
27:DA:486:C:H4'	45:DW:60:ASN:ND2	2.16	0.61
27:DA:919:G:C5'	28:DB:81:G:H1'	2.31	0.61
27:DA:1339:G:H21	27:DA:1603:A:H1'	1.66	0.61
27:DA:2687:U:C2'	27:DA:2688:U:H5'	2.30	0.61
29:DC:59:ARG:HH21	29:DC:199:HIS:CB	2.14	0.61
33:DG:42:GLY:O	33:DG:44:GLY:N	2.34	0.61
34:DH:12:PRO:HG2	34:DH:48:GLY:O	2.00	0.61
35:DI:102:SER:HA	35:DI:107:VAL:H	1.66	0.61
35:DI:110:ASP:CG	35:DI:112:LYS:HE3	2.21	0.61
35:DI:129:THR:HG23	35:DI:130:TYR:H	1.63	0.61
37:DO:4:PRO:O	37:DO:5:GLN:HB2	2.00	0.61
37:DO:42:SER:O	37:DO:43:VAL:C	2.39	0.61
57:D8:59:LYS:NZ	57:D8:59:LYS:CB	2.63	0.61
1:AA:322:C:H4'	20:AT:23:ARG:HD2	1.83	0.61
2:AB:119:GLU:O	2:AB:122:PHE:HB3	2.00	0.61
3:AC:14:ILE:HG12	3:AC:15:THR:N	2.13	0.61
3:AC:15:THR:CG2	3:AC:16:ARG:N	2.57	0.61
5:AE:91:LEU:HD12	5:AE:120:THR:HG22	1.83	0.61
5:AE:91:LEU:N	5:AE:91:LEU:HD22	2.15	0.61
13:AM:27:LYS:HE3	13:AM:31:LYS:HE3	1.81	0.61
13:AM:79:LYS:O	13:AM:82:MET:HB3	2.01	0.61
13:AM:93:ARG:HA	13:AM:93:ARG:NE	2.16	0.61
16:AP:76:GLN:O	16:AP:76:GLN:HG2	2.01	0.61
19:AS:5:LEU:HA	19:AS:6:LYS:HZ2	1.65	0.61
27:BA:271(A):A:H5'	27:BA:271(B):C:OP2	2.01	0.61
27:BA:879:G:N2	27:BA:899:A:H1'	2.16	0.61
27:BA:884:C:C2'	27:BA:885:C:H5'	2.31	0.61
29:BC:73:ARG:NH1	29:BC:93:TYR:HB2	2.16	0.61
34:BH:43:VAL:HG12	34:BH:52:VAL:HA	1.83	0.61
35:BI:40:THR:O	35:BI:42:SER:N	2.32	0.61
43:BU:90:VAL:CG1	43:BU:91:ASP:H	2.03	0.61
47:BY:37:VAL:HG21	47:BY:72:VAL:HG21	1.83	0.61
47:BY:68:HIS:HB3	47:BY:71:LYS:HE2	1.81	0.61

*Continued on next page...*

*Continued from previous page...*

Atom-1	Atom-2	Interatomic distance (Å)	Clash overlap (Å)
49:B0:25:ARG:HD2	49:B0:29:GLN:NE2	2.16	0.61
55:B6:15:GLU:CG	55:B6:18:ARG:NE	2.53	0.61
55:B6:27:LYS:O	55:B6:29:ASN:N	2.33	0.61
1:CA:32:A:H2'	1:CA:33:A:C8	2.35	0.61
1:CA:648:A:H2'	1:CA:649:G:C8	2.36	0.61
1:CA:1274:G:N2	1:CA:1275:A:H62	1.99	0.61
5:CE:78:HIS:O	5:CE:93:PRO:HD3	2.00	0.61
59:CX:16:C:H5''	59:CX:17:C:OP2	2.01	0.61
27:DA:66:C:C2	27:DA:89:G:C2	2.89	0.61
27:DA:444:C:H4'	32:DF:49:ALA:HB2	1.83	0.61
27:DA:467:G:OP1	56:D7:33:ARG:NH1	2.33	0.61
27:DA:920:G:H2'	27:DA:921:G:C8	2.36	0.61
27:DA:1168:G:O2'	27:DA:1169:G:H5'	2.01	0.61
27:DA:1473:G:O2'	27:DA:1474:C:H5'	2.01	0.61
27:DA:1986:A:H2'	27:DA:1987:G:H5''	1.82	0.61
27:DA:2246:G:H2'	27:DA:2247:A:C8	2.35	0.61
27:DA:2250:G:C8	27:DA:2496:C:H5''	2.36	0.61
27:DA:2564:A:C2	27:DA:2647:U:H4'	2.36	0.61
27:DA:2641:G:O3'	36:DN:76:SER:HB3	2.00	0.61
28:DB:27:C:O3'	41:DS:34:HIS:CE1	2.54	0.61
28:DB:37:C:H2'	28:DB:38:C:O4'	2.01	0.61
32:DF:162:LEU:HD12	32:DF:162:LEU:N	2.16	0.61
33:DG:25:TYR:CZ	33:DG:32:PRO:HD3	2.36	0.61
33:DG:159:VAL:HG23	33:DG:159:VAL:O	1.99	0.61
34:DH:148:ILE:O	34:DH:151:ILE:HB	2.00	0.61
35:DI:80:PRO:HA	35:DI:143:SER:CB	2.30	0.61
36:DN:78:TYR:H	36:DN:78:TYR:HD1	1.45	0.61
41:DS:104:GLY:C	41:DS:106:ARG:H	2.04	0.61
42:DT:23:ARG:H	42:DT:120:ARG:HH12	1.49	0.61
42:DT:46:GLU:O	42:DT:65:LYS:HD2	2.00	0.61
47:DY:79:CYS:O	47:DY:81:LYS:N	2.33	0.61
1:AA:78:G:N2	1:AA:79:G:O6	2.31	0.61
1:AA:1369:C:H2'	1:AA:1370:G:C8	2.36	0.61
1:AA:1386:G:H2'	1:AA:1387:G:H8	1.66	0.61
2:AB:91:PRO:CG	2:AB:155:LEU:HB2	2.29	0.61
4:AD:148:VAL:HG12	4:AD:149:ALA:N	2.14	0.61
19:AS:79:THR:O	19:AS:80:TYR:HB3	2.00	0.61
20:AT:71:THR:O	20:AT:72:LEU:C	2.38	0.61
27:BA:244:A:C2	27:BA:255:A:C4	2.88	0.61
27:BA:524:U:H2'	27:BA:525:U:H6	1.66	0.61
27:BA:1747(A):G:C2'	27:BA:1748:G:H5'	2.31	0.61

*Continued on next page...*

*Continued from previous page...*

Atom-1	Atom-2	Interatomic distance (Å)	Clash overlap (Å)
30:BD:30:GLU:CD	30:BD:63:ARG:HE	2.04	0.61
31:BE:54:GLN:HA	31:BE:72:VAL:HG11	1.83	0.61
33:BG:141:PHE:HD2	33:BG:141:PHE:H	1.49	0.61
35:BI:48:GLU:C	35:BI:50:ARG:H	2.03	0.61
41:BS:26:LEU:HD13	41:BS:87:PHE:HD1	1.66	0.61
43:BU:91:ASP:C	43:BU:93:LYS:N	2.54	0.61
1:CA:128:G:H4'	17:CQ:3:LYS:HG2	1.83	0.61
1:CA:180:U:H2'	1:CA:181:G:C5'	2.30	0.61
1:CA:985:C:H2'	1:CA:986:A:H8	1.66	0.61
1:CA:1170:A:C2'	1:CA:1171:G:H5'	2.31	0.61
7:CG:122:HIS:O	7:CG:124:LEU:N	2.33	0.61
7:CG:124:LEU:C	7:CG:126:ASP:N	2.54	0.61
16:CP:19:ILE:N	16:CP:37:GLY:O	2.32	0.61
20:CT:56:MET:SD	20:CT:88:VAL:HG11	2.41	0.61
27:DA:158:U:H2'	27:DA:158:U:O2	2.00	0.61
27:DA:2091:U:O2'	50:D1:47:GLN:HG3	2.01	0.61
27:DA:2236:C:C2'	27:DA:2237:G:H5'	2.31	0.61
28:DB:2:C:H2'	28:DB:3:C:C5	2.36	0.61
29:DC:49:ILE:HG22	29:DC:50:ASP:N	2.16	0.61
33:DG:60:LEU:O	33:DG:64:THR:HG22	2.01	0.61
36:DN:94:HIS:N	36:DN:95:PRO:CD	2.64	0.61
41:DS:66:ALA:HA	41:DS:69:VAL:CG1	2.30	0.61
43:DU:31:SER:OG	43:DU:34:LYS:HB2	2.01	0.61
49:D0:10:THR:HG22	49:D0:12:ASN:H	1.64	0.61
54:D5:52:TYR:O	54:D5:53:ALA:HB3	2.01	0.61
1:AA:68:G:H2'	1:AA:69:G:O4'	1.99	0.60
1:AA:1398:A:C5'	1:AA:1398:A:C8	2.84	0.60
2:AB:111:ARG:HD3	2:AB:145:LEU:HD11	1.83	0.60
2:AB:229:VAL:HG12	2:AB:230:VAL:N	2.16	0.60
4:AD:199:ASN:ND2	4:AD:202:LEU:HG	2.15	0.60
13:AM:11:ARG:HH22	33:BG:146:TYR:HD2	1.47	0.60
16:AP:54:GLU:OE2	16:AP:54:GLU:HA	1.99	0.60
17:AQ:41:LYS:NZ	17:AQ:92:ARG:HH12	1.98	0.60
27:BA:287:C:H2'	27:BA:288:C:O4'	2.00	0.60
27:BA:1593:G:H2'	27:BA:1594:G:H5''	1.83	0.60
30:BD:49:ILE:CD1	30:BD:52:ARG:HA	2.24	0.60
35:BI:138:ILE:O	35:BI:138:ILE:HG13	1.99	0.60
37:BO:1:MET:CE	37:BO:67:LYS:HG2	2.30	0.60
41:BS:85:VAL:HG22	41:BS:106:ARG:HB3	1.82	0.60
45:BW:19:LEU:HB3	54:B5:25:LEU:CD1	2.10	0.60
47:BY:97:ARG:O	47:BY:98:VAL:HB	2.00	0.60

*Continued on next page...*

*Continued from previous page...*

Atom-1	Atom-2	Interatomic distance (Å)	Clash overlap (Å)
1:CA:636:U:H2'	1:CA:637:G:H8	1.65	0.60
1:CA:1027:C:H2'	1:CA:1028:C:C5	2.36	0.60
1:CA:1417:G:N2	1:CA:1482:G:H2'	2.16	0.60
3:CC:198:VAL:HG12	3:CC:199:LYS:N	2.15	0.60
4:CD:108:LEU:HB3	4:CD:110:PHE:CE1	2.36	0.60
8:CH:87:SER:HA	8:CH:93:VAL:CG2	2.31	0.60
23:CW:37:U:H2'	23:CW:38:U:O4'	2.00	0.60
27:DA:292:C:O2'	27:DA:293:U:H5'	2.00	0.60
27:DA:435:C:C2'	27:DA:436:C:H5'	2.31	0.60
27:DA:601:C:O2'	27:DA:605:C:H5''	2.01	0.60
27:DA:1495:A:H3'	27:DA:1496:A:C2	2.36	0.60
27:DA:1497:U:H5'	27:DA:1498:C:C5	2.35	0.60
30:DD:24:ILE:HD12	30:DD:84:TYR:HB2	1.83	0.60
30:DD:132:PRO:HG3	30:DD:190:TYR:CE1	2.36	0.60
31:DE:68:ALA:HB3	31:DE:69:LYS:HZ3	1.66	0.60
31:DE:110:GLY:HA2	31:DE:161:GLY:HA3	1.83	0.60
38:DP:81:GLN:NE2	38:DP:109:GLY:HA3	2.16	0.60
43:DU:98:LEU:CD1	44:DV:4:ILE:HD11	2.29	0.60
51:D2:43:GLN:O	51:D2:44:LEU:HB2	2.01	0.60
52:D3:18:ASP:O	52:D3:21:ALA:N	2.34	0.60
2:AB:144:ARG:HE	2:AB:148:TYR:HE2	1.47	0.60
4:AD:153:ARG:HH22	4:AD:180:GLY:HA2	1.66	0.60
6:AF:86:ARG:O	6:AF:87:ARG:HG2	2.00	0.60
8:AH:84:ARG:HH11	8:AH:84:ARG:HG2	1.65	0.60
8:AH:86:ILE:HG21	8:AH:133:LEU:HD22	1.82	0.60
10:AJ:54:PHE:CD1	10:AJ:55:LYS:HE3	2.36	0.60
13:AM:14:ARG:NH1	13:AM:42:ALA:HA	2.17	0.60
27:BA:64:A:C4	46:BX:66:LEU:HD13	2.36	0.60
27:BA:66:C:C2	27:BA:89:G:N1	2.70	0.60
27:BA:1719:G:O2'	27:BA:1720:U:H5'	2.01	0.60
27:BA:2394:C:OP1	38:BP:63:PRO:CG	2.49	0.60
30:BD:72:LYS:HG3	30:BD:103:ARG:HH11	1.67	0.60
30:BD:85:ASP:HB2	30:BD:92:ILE:CD1	2.30	0.60
31:BE:51:PHE:C	31:BE:74:PRO:HB2	2.21	0.60
34:BH:10:PRO:CD	34:BH:50:VAL:O	2.50	0.60
34:BH:132:ARG:HH11	34:BH:132:ARG:HG3	1.66	0.60
35:BI:40:THR:O	35:BI:44:LEU:HB2	2.01	0.60
41:BS:56:LEU:O	41:BS:56:LEU:HD23	2.01	0.60
43:BU:110:VAL:HG12	43:BU:114:LYS:HD2	1.82	0.60
49:B0:73:GLY:C	49:B0:75:LEU:H	2.05	0.60
50:B1:93:GLU:O	50:B1:95:LEU:N	2.27	0.60

*Continued on next page...*



*Continued from previous page...*

Atom-1	Atom-2	Interatomic distance (Å)	Clash overlap (Å)
57:B8:22:VAL:CG2	57:B8:53:PRO:HB2	2.31	0.60
1:CA:163:C:H2'	1:CA:164:U:H6	1.65	0.60
1:CA:631:G:H5''	1:CA:632:A:OP1	2.01	0.60
1:CA:1267:C:O2	21:CU:20:LYS:HD2	2.01	0.60
7:CG:135:VAL:O	7:CG:138:LYS:N	2.34	0.60
18:CR:37:VAL:HG23	18:CR:38:GLU:N	2.13	0.60
20:CT:18:GLN:O	20:CT:22:ARG:HG3	2.01	0.60
23:CW:52:G:H5''	39:DQ:56:ARG:NH1	2.15	0.60
27:DA:274:G:H1'	27:DA:363:G:C2	2.37	0.60
27:DA:319:C:H2'	27:DA:320:A:H8	1.66	0.60
27:DA:1035:U:H2'	27:DA:1036:G:C8	2.36	0.60
27:DA:1039:G:N1	27:DA:1117:G:C8	2.69	0.60
27:DA:1039:G:O6	27:DA:1116:C:N3	2.34	0.60
27:DA:1116:C:H2'	27:DA:1117:G:H5'	1.83	0.60
27:DA:1335:U:H2'	27:DA:1336:A:C8	2.34	0.60
27:DA:2178:C:H4'	29:DC:46:LYS:HZ3	1.64	0.60
27:DA:2273:A:O2'	27:DA:2274:A:H5'	2.01	0.60
27:DA:2596:U:H2'	27:DA:2597:G:O4'	2.01	0.60
30:DD:13:ARG:HD2	30:DD:16:MET:HE3	1.83	0.60
30:DD:94:LEU:HD11	30:DD:96:HIS:CE1	2.36	0.60
32:DF:32:LEU:HD23	32:DF:32:LEU:C	2.21	0.60
35:DI:79:ILE:HD12	35:DI:100:ALA:CB	2.31	0.60
35:DI:81:VAL:HG11	35:DI:88:ILE:HD12	1.82	0.60
36:DN:27:ALA:HB1	36:DN:103:VAL:HG22	1.82	0.60
38:DP:126:VAL:CA	38:DP:145:PRO:HB2	2.17	0.60
41:DS:71:ARG:O	41:DS:74:ALA:HB3	2.01	0.60
41:DS:85:VAL:HG23	41:DS:106:ARG:CB	2.31	0.60
42:DT:28:VAL:O	42:DT:29:ARG:CB	2.49	0.60
46:DX:47:PHE:N	46:DX:47:PHE:CD1	2.69	0.60
46:DX:72:LYS:N	46:DX:72:LYS:HD2	2.15	0.60
50:D1:67:ILE:N	50:D1:68:PRO:HD2	2.15	0.60
53:D4:41:ILE:HB	53:D4:58:TYR:HD2	1.65	0.60
55:D6:10:LEU:CD1	57:D8:34:TRP:CD1	2.84	0.60
55:D6:12:GLU:HB3	55:D6:23:THR:HA	1.83	0.60
1:AA:863:U:H2'	1:AA:865:A:OP2	2.01	0.60
1:AA:1219:U:P	14:AN:19:ARG:HH22	2.23	0.60
2:AB:60:ASP:HA	2:AB:63:MET:HG2	1.82	0.60
2:AB:196:LEU:CD1	2:AB:197:VAL:HG23	2.32	0.60
8:AH:20:TYR:HD1	8:AH:65:TYR:CE2	2.19	0.60
9:AI:112:LYS:CA	9:AI:119:ALA:HB2	2.26	0.60
13:AM:95:GLY:O	13:AM:110:ARG:HB3	2.01	0.60

*Continued on next page...*

*Continued from previous page...*

Atom-1	Atom-2	Interatomic distance (Å)	Clash overlap (Å)
27:BA:1202:C:O2'	38:BP:7:ARG:NH1	2.34	0.60
27:BA:1755:A:H2'	27:BA:1756:G:H5'	1.82	0.60
27:BA:1880:C:H5'	27:BA:1880:C:C6	2.36	0.60
27:BA:2262:U:H2'	27:BA:2263:C:C6	2.34	0.60
27:BA:2539:C:H5'	58:B9:3:VAL:HG11	1.83	0.60
28:BB:51:G:H5'	28:BB:52:A:OP2	2.01	0.60
29:BC:49:ILE:HG22	29:BC:50:ASP:N	2.16	0.60
30:BD:24:ILE:HA	30:BD:82:ILE:HG22	1.83	0.60
32:BF:160:ASN:HD22	32:BF:163:VAL:N	1.91	0.60
38:BP:108:LYS:HD2	38:BP:108:LYS:N	2.17	0.60
41:BS:106:ARG:HD2	41:BS:107:GLU:O	2.02	0.60
42:BT:27:THR:HA	42:BT:87:ASP:HB2	1.83	0.60
47:BY:26:LYS:HG2	47:BY:27:VAL:N	2.13	0.60
48:BZ:117:GLN:O	48:BZ:171:ALA:HA	2.01	0.60
53:B4:46:ASN:HD22	53:B4:47:VAL:H	1.47	0.60
56:B7:46:VAL:HG12	56:B7:47:ARG:N	2.08	0.60
1:CA:1256:A:N6	1:CA:1278:U:H1'	2.15	0.60
5:CE:12:LEU:HD22	5:CE:13:ILE:N	2.10	0.60
7:CG:70:LYS:N	7:CG:138:LYS:HG3	2.16	0.60
8:CH:83:ILE:HG13	8:CH:137:VAL:HG22	1.82	0.60
8:CH:103:VAL:HG21	8:CH:109:ILE:C	2.21	0.60
9:CI:5:TYR:HD2	9:CI:18:PHE:HE2	1.47	0.60
10:CJ:34:VAL:HG22	10:CJ:74:ILE:HA	1.83	0.60
15:CO:36:ILE:HG23	15:CO:56:LEU:CD1	2.30	0.60
25:CY:67:C:O2'	25:CY:68:C:H5'	2.02	0.60
27:DA:691:C:O2'	27:DA:692:C:H5'	2.01	0.60
27:DA:751:A:H5'	45:DW:90:ARG:HA	1.81	0.60
27:DA:1760:A:C2'	27:DA:1761:C:H5'	2.31	0.60
27:DA:1760:A:C6	27:DA:1761:C:N4	2.70	0.60
28:DB:49:C:H2'	28:DB:50:G:C8	2.37	0.60
30:DD:26:LYS:NZ	30:DD:82:ILE:H	2.00	0.60
30:DD:35:LYS:HZ3	30:DD:104:TYR:N	2.00	0.60
34:DH:98:LEU:HD22	34:DH:125:VAL:CB	2.31	0.60
37:DO:13:ASN:C	37:DO:15:GLY:H	2.04	0.60
41:DS:37:ALA:HB1	41:DS:73:LEU:HD12	1.82	0.60
42:DT:24:PRO:HD3	42:DT:52:ILE:CD1	2.31	0.60
46:DX:8:ILE:HA	46:DX:30:VAL:HG12	1.82	0.60
58:D9:9:ARG:NH1	58:D9:9:ARG:HB3	2.16	0.60
1:AA:17:U:H2'	1:AA:18:C:C6	2.36	0.60
1:AA:818:G:C2'	1:AA:819:A:H5''	2.31	0.60
1:AA:1226:C:H2'	13:AM:103:THR:HB	1.82	0.60

*Continued on next page...*

*Continued from previous page...*

Atom-1	Atom-2	Interatomic distance (Å)	Clash overlap (Å)
2:AB:19:HIS:HB3	2:AB:190:THR:OG1	2.01	0.60
2:AB:25:ASN:OD1	2:AB:27:LYS:HB3	2.01	0.60
3:AC:175:LEU:HD12	3:AC:175:LEU:H	1.67	0.60
9:AI:10:ARG:HD3	9:AI:75:ASP:HB3	1.82	0.60
27:BA:812:C:H5'	38:BP:25:SER:CB	2.22	0.60
27:BA:1262:A:H2	54:B5:10:LYS:HD2	1.64	0.60
27:BA:1986:A:O2'	27:BA:1987:G:H5''	2.00	0.60
29:BC:78:ALA:O	29:BC:80:GLY:N	2.34	0.60
31:BE:117:MET:HA	31:BE:122:PHE:H	1.65	0.60
32:BF:20:LEU:O	32:BF:24:LEU:HD23	2.01	0.60
33:BG:39:ILE:HD11	33:BG:155:MET:CB	2.24	0.60
34:BH:32:GLU:O	34:BH:33:LEU:HD23	2.00	0.60
38:BP:79:ARG:HG2	38:BP:109:GLY:O	2.01	0.60
44:BV:19:LYS:NZ	44:BV:20:LEU:H	2.00	0.60
1:CA:71:C:H2'	1:CA:72:C:H5'	1.83	0.60
1:CA:197:A:N6	1:CA:221:C:H5'	2.17	0.60
1:CA:530:G:O6	22:CV:9:G:H1'	2.01	0.60
1:CA:1318:A:O2'	19:CS:37:ARG:HB2	2.02	0.60
4:CD:8:VAL:O	4:CD:10:ARG:N	2.34	0.60
4:CD:28:SER:O	4:CD:30:LYS:HG2	2.01	0.60
10:CJ:22:LYS:NZ	10:CJ:23:ILE:HG12	2.16	0.60
10:CJ:40:LEU:HB2	10:CJ:41:PRO:HD2	1.83	0.60
27:DA:7:G:H1	27:DA:2896:C:H42	1.46	0.60
27:DA:26:G:H1'	27:DA:515:A:N6	2.17	0.60
27:DA:323:G:H1'	27:DA:1205:U:O2	2.01	0.60
27:DA:458:G:H3'	56:D7:38:GLY:O	2.00	0.60
27:DA:852:G:O2'	27:DA:853:G:H5'	2.02	0.60
27:DA:1277:G:O2'	27:DA:1278:A:H5'	2.02	0.60
27:DA:1504:C:O2'	27:DA:1505:C:C5'	2.47	0.60
27:DA:2317:C:O2'	27:DA:2318:G:H5'	2.01	0.60
27:DA:2443:C:H2'	27:DA:2444:G:H8	1.65	0.60
29:DC:45:ALA:H	29:DC:174:PRO:CB	2.14	0.60
39:DQ:54:MET:C	39:DQ:56:ARG:H	2.03	0.60
53:D4:45:GLY:O	53:D4:47:VAL:HG23	2.00	0.60
55:D6:41:PRO:HD3	55:D6:46:HIS:H	1.62	0.60
55:D6:45:LYS:HD2	55:D6:45:LYS:N	2.16	0.60
1:AA:178:C:O2'	1:AA:179:A:H5'	2.01	0.60
1:AA:321:A:H2'	1:AA:322:C:H6	1.66	0.60
1:AA:687:A:N3	1:AA:688:G:H1'	2.16	0.60
3:AC:76:VAL:HG21	3:AC:103:VAL:CG1	2.30	0.60
7:AG:60:LYS:HA	7:AG:60:LYS:HZ1	1.66	0.60

*Continued on next page...*

*Continued from previous page...*

Atom-1	Atom-2	Interatomic distance (Å)	Clash overlap (Å)
13:AM:68:GLY:O	13:AM:70:LEU:N	2.34	0.60
15:AO:17:ARG:HD3	15:AO:26:GLU:HG3	1.83	0.60
15:AO:39:LEU:HD12	15:AO:59:MET:CE	2.31	0.60
16:AP:18:ARG:O	16:AP:20:VAL:HG12	2.01	0.60
24:AX:17:C:H2'	24:AX:17(B):U:C6	2.36	0.60
27:BA:174:C:H5'	27:BA:175:G:OP2	2.01	0.60
27:BA:404:C:H4'	27:BA:405:U:H5'	1.82	0.60
27:BA:671:C:O2'	27:BA:672:C:H5'	2.00	0.60
27:BA:1169:G:H1	27:BA:1180:C:N4	1.99	0.60
31:BE:203:LYS:O	31:BE:203:LYS:HD2	2.02	0.60
33:BG:115:ARG:HD2	33:BG:137:GLU:OE1	2.01	0.60
36:BN:90:MET:O	36:BN:93:THR:O	2.19	0.60
40:BR:38:VAL:HG23	40:BR:110:PRO:O	2.02	0.60
41:BS:105:ALA:C	41:BS:107:GLU:H	2.03	0.60
46:BX:25:LYS:HA	46:BX:81:VAL:O	2.01	0.60
56:B7:35:ARG:HG3	56:B7:42:LEU:HD11	1.84	0.60
1:CA:270:A:H2'	1:CA:271:C:C6	2.37	0.60
1:CA:407:G:H1	1:CA:435:C:N4	2.00	0.60
1:CA:427:U:OP1	4:CD:40:PRO:HA	2.02	0.60
1:CA:1060:C:O2'	1:CA:1061:G:H5'	2.01	0.60
2:CB:168:THR:HA	2:CB:171:ALA:HB2	1.84	0.60
4:CD:170:VAL:HG12	4:CD:171:GLY:N	2.17	0.60
5:CE:6:PHE:CB	5:CE:34:VAL:HG12	2.32	0.60
16:CP:25:ARG:HG3	16:CP:25:ARG:NH1	2.17	0.60
17:CQ:45:HIS:CD2	17:CQ:47:PRO:HD3	2.37	0.60
20:CT:63:ILE:HD13	20:CT:80:ARG:HB2	1.81	0.60
23:CW:20:A:N6	23:CW:46:U:H1'	2.16	0.60
27:DA:213:A:H2'	27:DA:214:G:O4'	2.02	0.60
27:DA:363(A):A:H3'	27:DA:363(B):G:H5''	1.84	0.60
27:DA:893:C:H2'	27:DA:894:C:H6	1.65	0.60
27:DA:2741:A:H61	27:DA:2763:G:H1'	1.66	0.60
31:DE:60:ASN:CG	31:DE:62:PRO:HD2	2.21	0.60
33:DG:102:PHE:HA	33:DG:105:LYS:NZ	2.17	0.60
34:DH:35:VAL:HG11	34:DH:71:LEU:O	2.01	0.60
38:DP:115:LEU:C	38:DP:134:ALA:HB2	2.22	0.60
42:DT:126:ALA:C	42:DT:128:GLU:H	2.05	0.60
1:AA:67:C:O2'	1:AA:171:A:H1'	2.01	0.60
1:AA:375:U:H4'	16:AP:17:TYR:CE2	2.36	0.60
1:AA:592:G:H2'	1:AA:593:G:H8	1.67	0.60
1:AA:1411:C:H2'	1:AA:1412:C:H6	1.65	0.60
12:AL:112:LYS:O	12:AL:114:ARG:N	2.34	0.60

*Continued on next page...*

*Continued from previous page...*

Atom-1	Atom-2	Interatomic distance (Å)	Clash overlap (Å)
13:AM:115:LYS:O	13:AM:117:VAL:HG23	2.00	0.60
20:AT:97:ALA:O	20:AT:99:LEU:HG	2.01	0.60
27:BA:1387:C:H5'	27:BA:1469:A:H4'	1.82	0.60
27:BA:2080:G:OP1	50:B1:35:THR:HG21	2.01	0.60
27:BA:2495:G:H5''	39:BQ:82:ARG:HB3	1.83	0.60
30:BD:35:LYS:HZ2	30:BD:103:ARG:HA	1.65	0.60
30:BD:218:ARG:HG3	30:BD:218:ARG:NH1	2.17	0.60
31:BE:134:ILE:HD13	31:BE:134:ILE:N	2.10	0.60
42:BT:117:ASP:O	42:BT:121:ILE:HB	2.01	0.60
1:CA:1060:C:H4'	10:CJ:51:ARG:CB	2.31	0.60
1:CA:1270:C:O2'	1:CA:1271:G:H5'	2.02	0.60
15:CO:7:GLU:O	15:CO:11:VAL:HG23	2.02	0.60
20:CT:27:LYS:O	20:CT:27:LYS:HE2	2.02	0.60
20:CT:73:HIS:O	20:CT:74:LYS:O	2.18	0.60
27:DA:154:G:C6	27:DA:154(A):C:N4	2.69	0.60
27:DA:307:G:N2	27:DA:309:G:H3'	2.17	0.60
27:DA:1035:U:H5''	34:DH:59:ARG:NH1	2.17	0.60
27:DA:1041:C:H2'	27:DA:1042:G:C8	2.35	0.60
27:DA:1844:C:O2'	27:DA:1845:G:H5'	2.02	0.60
27:DA:2008:C:H2'	27:DA:2009:G:H8	1.67	0.60
27:DA:2704:C:H2'	27:DA:2705:A:O4'	2.01	0.60
27:DA:2716:U:H2'	27:DA:2717:G:H8	1.65	0.60
28:DB:75:G:H21	48:DZ:84:HIS:CE1	2.20	0.60
28:DB:78:A:H2'	28:DB:79:C:O4'	2.00	0.60
38:DP:6:LEU:HD23	38:DP:6:LEU:H	1.67	0.60
40:DR:22:ARG:O	40:DR:26:LYS:HG3	2.01	0.60
41:DS:85:VAL:HG23	41:DS:106:ARG:HG3	1.83	0.60
1:AA:29:G:O2'	1:AA:30:U:H5'	2.02	0.60
1:AA:321:A:C2	1:AA:333:G:C2	2.90	0.60
1:AA:376:G:OP2	16:AP:67:THR:HG21	2.01	0.60
1:AA:918:A:H2'	1:AA:919:A:C8	2.37	0.60
1:AA:1006:C:H42	1:AA:1024:G:H21	1.49	0.60
1:AA:1243:C:OP2	21:AU:10:ARG:NH2	2.35	0.60
1:AA:1517:G:H1'	27:BA:1919:A:O3'	2.02	0.60
2:AB:69:LEU:HB3	2:AB:162:ILE:HG22	1.84	0.60
4:AD:80:GLU:O	4:AD:84:LYS:HG2	2.01	0.60
8:AH:103:VAL:HG11	8:AH:109:ILE:O	2.01	0.60
14:AN:59:ALA:O	14:AN:60:SER:HB2	2.00	0.60
27:BA:729:G:C5	30:BD:208:LYS:HB2	2.36	0.60
27:BA:1474:C:H2'	27:BA:1475:G:H8	1.66	0.60
31:BE:37:ARG:HA	31:BE:42:ASP:OD2	2.01	0.60

*Continued on next page...*

*Continued from previous page...*

Atom-1	Atom-2	Interatomic distance (Å)	Clash overlap (Å)
31:BE:54:GLN:HA	31:BE:72:VAL:CG1	2.31	0.60
32:BF:89:VAL:O	32:BF:91:GLY:N	2.33	0.60
33:BG:107:LEU:HD11	33:BG:178:PHE:CE1	2.37	0.60
34:BH:44:VAL:O	34:BH:50:VAL:HG13	2.02	0.60
34:BH:89:ILE:HD11	34:BH:129:THR:CB	2.30	0.60
37:BO:78:ARG:O	37:BO:78:ARG:HG3	1.99	0.60
38:BP:64:LYS:CD	38:BP:65:ARG:H	2.14	0.60
40:BR:86:ARG:HB2	40:BR:118:GLU:OE2	2.01	0.60
42:BT:10:VAL:C	42:BT:13:ARG:HH21	2.03	0.60
50:B1:72:GLU:O	50:B1:76:ARG:HG2	2.00	0.60
1:CA:1065:U:H4'	1:CA:1066:C:O5'	2.02	0.60
2:CB:16:HIS:HD2	2:CB:210:SER:HA	1.65	0.60
3:CC:148:GLY:HA3	3:CC:172:ARG:O	2.00	0.60
14:CN:23:ARG:HD2	14:CN:28:GLY:O	2.01	0.60
25:CY:66:A:H2'	25:CY:67:C:C6	2.36	0.60
27:DA:363(C):G:H2'	27:DA:363(D):G:C8	2.37	0.60
27:DA:814:C:H5	38:DP:27:HIS:CE1	2.19	0.60
27:DA:1224:C:O2'	27:DA:1225:G:H5'	2.01	0.60
27:DA:1286:A:O2'	27:DA:1288:U:OP2	2.20	0.60
27:DA:1712:C:O2'	27:DA:1713:U:H5'	2.02	0.60
27:DA:2571:C:C5'	27:DA:2572:A:H5'	2.32	0.60
27:DA:2689:U:H5''	27:DA:2690:C:H5'	1.82	0.60
33:DG:6:ALA:HB3	33:DG:104:GLU:OE1	2.01	0.60
33:DG:82:LEU:HD22	33:DG:87:PRO:CG	2.27	0.60
37:DO:104:ARG:HH21	42:DT:33:LYS:CE	2.14	0.60
38:DP:82:GLY:HA3	38:DP:115:LEU:HD21	1.82	0.60
40:DR:76:VAL:O	40:DR:79:LEU:HB3	2.01	0.60
40:DR:78:LYS:O	40:DR:83:ILE:HG12	2.02	0.60
41:DS:74:ALA:CB	41:DS:103:GLU:HG3	2.19	0.60
42:DT:62:THR:HA	42:DT:74:ARG:O	2.01	0.60
1:AA:324:G:OP1	20:AT:22:ARG:CD	2.49	0.60
1:AA:433:C:H2'	1:AA:434:U:H6	1.62	0.60
1:AA:556:C:O2'	1:AA:557:G:H5'	2.02	0.60
1:AA:1466:C:H2'	1:AA:1467:G:O4'	2.01	0.60
6:AF:7:ASN:ND2	18:AR:34:TYR:OH	2.34	0.60
7:AG:113:GLU:HG2	7:AG:119:ARG:HG2	1.84	0.60
10:AJ:32:ALA:HB3	10:AJ:76:ASN:HB2	1.83	0.60
13:AM:87:TYR:N	19:AS:73:GLU:O	2.34	0.60
19:AS:29:ARG:HD2	19:AS:29:ARG:N	2.16	0.60
25:AY:18:G:H4'	25:AY:56:G:H22	1.67	0.60
27:BA:65:C:H2'	27:BA:66:C:H6	1.67	0.60

*Continued on next page...*

*Continued from previous page...*

Atom-1	Atom-2	Interatomic distance (Å)	Clash overlap (Å)
27:BA:111:A:H4'	51:B2:69:ARG:HH22	1.66	0.60
27:BA:852:G:H5'	52:B3:45:GLY:HA3	1.83	0.60
27:BA:2062:A:HO2'	27:BA:2063:C:C5'	2.15	0.60
29:BC:22:ILE:CG2	29:BC:24:GLU:HB2	2.31	0.60
31:BE:69:LYS:HE3	31:BE:89:ASP:O	2.01	0.60
33:BG:64:THR:HG23	33:BG:65:GLY:H	1.66	0.60
36:BN:57:ALA:C	36:BN:58:ASP:O	2.37	0.60
40:BR:118:GLU:HA	40:BR:118:GLU:OE1	2.02	0.60
41:BS:19:LYS:O	41:BS:20:ARG:HD3	2.01	0.60
57:B8:30:ARG:HA	57:B8:30:ARG:HE	1.65	0.60
1:CA:59:A:H5'	1:CA:60:A:C5'	2.32	0.60
1:CA:285:G:H2'	1:CA:286:G:H8	1.66	0.60
1:CA:320:C:H2'	1:CA:321:A:C8	2.37	0.60
1:CA:1031:G:H2'	1:CA:1032:G:C8	2.36	0.60
1:CA:1231:G:O2'	1:CA:1232:U:H5'	2.02	0.60
1:CA:1411:C:H2'	1:CA:1412:C:C6	2.37	0.60
2:CB:141:GLU:O	2:CB:145:LEU:HD23	2.02	0.60
3:CC:112:SER:HB3	3:CC:115:LEU:HD12	1.83	0.60
3:CC:156:ARG:NH2	3:CC:159:GLY:O	2.35	0.60
5:CE:18:ARG:HE	5:CE:25:ARG:HB2	1.66	0.60
6:CF:12:PRO:HD2	6:CF:86:ARG:NH1	2.17	0.60
8:CH:20:TYR:HA	8:CH:65:TYR:CE2	2.35	0.60
11:CK:92:GLU:HG3	11:CK:96:ARG:HD3	1.84	0.60
15:CO:28:GLN:HB3	15:CO:66:LEU:HD21	1.82	0.60
25:CY:11:C:H2'	25:CY:12:C:C6	2.36	0.60
27:DA:92:A:H2'	27:DA:93:G:H8	1.64	0.60
27:DA:303:U:H2'	27:DA:304:G:H8	1.64	0.60
27:DA:360:G:H2'	27:DA:361:G:C8	2.36	0.60
27:DA:1505:C:H3'	27:DA:1506:C:H6	1.67	0.60
27:DA:2732:G:O2'	27:DA:2733:A:H5'	2.01	0.60
27:DA:2753:A:O2'	27:DA:2754:U:C6	2.52	0.60
29:DC:100:ILE:CG2	29:DC:132:GLY:HA3	2.28	0.60
30:DD:45:ASN:ND2	30:DD:46:GLN:H	1.99	0.60
31:DE:24:THR:OG1	31:DE:188:VAL:HG11	2.02	0.60
38:DP:48:PRO:O	38:DP:50:ARG:N	2.34	0.60
38:DP:97:PRO:O	38:DP:98:GLU:HB3	2.02	0.60
42:DT:35:LYS:HG3	42:DT:36:GLU:N	2.17	0.60
46:DX:36:LYS:CE	46:DX:56:THR:HG22	2.31	0.60
47:DY:16:ALA:HA	47:DY:21:LYS:CD	2.32	0.60
48:DZ:52:ILE:HG22	48:DZ:70:VAL:HB	1.84	0.60
50:D1:73:LEU:HD22	50:D1:94:LEU:HB3	1.82	0.60

*Continued on next page...*

*Continued from previous page...*

Atom-1	Atom-2	Interatomic distance (Å)	Clash overlap (Å)
57:D8:39:LYS:HA	57:D8:42:ARG:HH12	1.67	0.60
1:AA:232:G:H1'	1:AA:262:A:N1	2.17	0.60
1:AA:1281:U:H5'	1:AA:1282:C:H5	1.66	0.60
1:AA:1356:G:H2'	1:AA:1357:A:C8	2.36	0.60
2:AB:144:ARG:NE	2:AB:148:TYR:HE2	1.99	0.60
4:AD:111:ALA:CA	4:AD:161:ASN:HD22	2.10	0.60
5:AE:32:VAL:O	5:AE:43:LEU:HD12	2.02	0.60
8:AH:28:ALA:HA	8:AH:59:LEU:HG	1.84	0.60
9:AI:78:LYS:HE3	9:AI:101:PHE:CE2	2.37	0.60
15:AO:37:ASN:N	15:AO:37:ASN:ND2	2.50	0.60
19:AS:65:ASN:HB2	19:AS:66:MET:CE	2.32	0.60
27:BA:558:G:P	36:BN:111:PRO:HD2	2.42	0.60
31:BE:8:LYS:NZ	31:BE:188:VAL:HG13	2.17	0.60
33:BG:63:ILE:HB	33:BG:141:PHE:HD1	1.64	0.60
34:BH:31:GLY:N	34:BH:79:VAL:HG13	2.17	0.60
34:BH:65:HIS:CE1	34:BH:69:ARG:HD2	2.37	0.60
35:BI:92:VAL:O	35:BI:96:ASP:CB	2.49	0.60
41:BS:85:VAL:HG23	41:BS:86:ALA:N	2.17	0.60
55:B6:12:GLU:HB2	55:B6:23:THR:N	2.17	0.60
1:CA:175:C:H4'	20:CT:25:ARG:HD3	1.84	0.60
1:CA:840:C:H4'	1:CA:841:U:OP1	2.01	0.60
1:CA:1456:G:C2'	20:CT:39:LYS:HZ3	2.10	0.60
2:CB:72:GLY:HA2	2:CB:165:VAL:HG22	1.82	0.60
2:CB:223:ILE:HA	2:CB:226:ARG:CD	2.32	0.60
3:CC:64:VAL:HG13	3:CC:97:LYS:HZ2	1.67	0.60
6:CF:97:PHE:O	18:CR:31:LEU:HD23	2.01	0.60
7:CG:79:ARG:HG3	7:CG:83:ALA:O	2.02	0.60
11:CK:86:GLY:CA	11:CK:112:THR:HG23	2.30	0.60
13:CM:3:ARG:HB2	53:D4:60:GLU:CG	2.21	0.60
14:CN:45:ARG:HG3	14:CN:45:ARG:NH1	2.14	0.60
14:CN:53:LEU:HB3	14:CN:56:VAL:HG21	1.84	0.60
27:DA:271(Q):G:H2'	27:DA:271(R):G:H8	1.65	0.60
27:DA:330:A:O2'	27:DA:331:A:H8	1.85	0.60
27:DA:356:G:O2'	27:DA:357:A:H5'	2.01	0.60
27:DA:2869:G:H2'	27:DA:2870:C:H6	1.67	0.60
33:DG:101:ILE:HD13	33:DG:101:ILE:O	2.00	0.60
36:DN:57:ALA:HB3	36:DN:124:ALA:HB2	1.84	0.60
37:DO:77:ILE:CD1	42:DT:74:ARG:HG2	2.31	0.60
38:DP:47:ASP:HB3	38:DP:48:PRO:HA	1.84	0.60
40:DR:98:LEU:HD12	40:DR:113:LEU:HD23	1.83	0.60
45:DW:72:LYS:HB3	45:DW:106:ILE:HG22	1.84	0.60

*Continued on next page...*



*Continued from previous page...*

Atom-1	Atom-2	Interatomic distance (Å)	Clash overlap (Å)
45:DW:84:ARG:HB2	45:DW:96:ILE:CG2	2.32	0.60
51:D2:31:GLU:O	51:D2:34:GLU:HB3	2.01	0.60
53:D4:39:ARG:C	53:D4:40:ILE:HD12	2.22	0.60
57:D8:22:VAL:HG23	57:D8:53:PRO:HB2	1.83	0.60
1:AA:155:C:H2'	1:AA:156:G:C8	2.37	0.60
1:AA:345:C:H5'	42:BT:36:GLU:HG3	1.83	0.60
1:AA:1036:G:H5'	1:AA:1037:C:OP2	2.02	0.60
2:AB:75:LYS:HA	2:AB:78:GLN:CB	2.31	0.60
3:AC:139:GLN:HG3	3:AC:143:GLU:OE2	2.01	0.60
3:AC:187:ALA:HB3	3:AC:198:VAL:CG2	2.32	0.60
6:AF:12:PRO:O	6:AF:14:LEU:N	2.35	0.60
8:AH:137:VAL:O	8:AH:138:TRP:HB3	2.01	0.60
10:AJ:84:GLN:O	10:AJ:88:LEU:HB3	2.02	0.60
19:AS:62:ILE:O	19:AS:62:ILE:HG23	2.02	0.60
27:BA:284:U:H2'	27:BA:285:C:H6	1.66	0.60
27:BA:748:G:C8	45:BW:89:ALA:HB1	2.36	0.60
27:BA:1497:U:H3	27:BA:1578:U:P	2.24	0.60
27:BA:2392:A:OP1	57:B8:32:LEU:HD13	2.01	0.60
27:BA:2709:G:O2'	27:BA:2710:C:H5'	2.02	0.60
30:BD:121:PRO:HB3	30:BD:135:PHE:CE1	2.36	0.60
33:BG:46:ALA:CA	33:BG:51:ARG:HD3	2.32	0.60
36:BN:104:LYS:HB2	36:BN:117:PHE:CE1	2.37	0.60
38:BP:7:ARG:O	38:BP:9:ASN:N	2.34	0.60
38:BP:16:ARG:HD3	38:BP:16:ARG:C	2.22	0.60
41:BS:95:HIS:C	41:BS:98:VAL:HG23	2.21	0.60
48:BZ:109:GLY:HA3	48:BZ:144:GLU:CD	2.22	0.60
1:CA:637:G:H2'	1:CA:638:G:C8	2.35	0.60
1:CA:936:C:H2'	1:CA:937:A:H8	1.65	0.60
4:CD:145:GLU:C	4:CD:146:ILE:HD12	2.23	0.60
6:CF:87:ARG:HH11	6:CF:87:ARG:HG2	1.67	0.60
7:CG:16:LEU:HD13	9:CI:44:VAL:CG2	2.31	0.60
11:CK:34:ASP:HB2	11:CK:35:PRO:CD	2.32	0.60
13:CM:91:ARG:HH12	13:CM:103:THR:HG21	1.67	0.60
15:CO:25:THR:O	15:CO:27:VAL:N	2.35	0.60
19:CS:29:ARG:C	19:CS:31:ILE:N	2.56	0.60
25:CY:71:A:O2'	25:CY:72:G:H5'	2.02	0.60
27:DA:70:G:H21	27:DA:71:A:H62	1.49	0.60
27:DA:265:A:C8	27:DA:266:G:H1'	2.37	0.60
27:DA:2082:A:H2'	27:DA:2083:G:O4'	2.01	0.60
27:DA:2759:G:H2'	27:DA:2760:C:H5'	1.84	0.60
30:DD:130:ALA:C	30:DD:131:LEU:HD12	2.22	0.60

*Continued on next page...*

*Continued from previous page...*

Atom-1	Atom-2	Interatomic distance (Å)	Clash overlap (Å)
30:DD:174:ILE:HD12	30:DD:174:ILE:N	2.17	0.60
31:DE:91:VAL:HG13	31:DE:95:ILE:HG12	1.84	0.60
33:DG:22:ARG:HH11	33:DG:22:ARG:CB	2.12	0.60
33:DG:46:ALA:C	33:DG:51:ARG:HG3	2.22	0.60
33:DG:60:LEU:HD12	33:DG:68:PRO:CG	2.31	0.60
38:DP:99:LEU:O	38:DP:99:LEU:HD23	2.00	0.60
42:DT:24:PRO:HD3	42:DT:52:ILE:HD11	1.84	0.60
42:DT:88:ILE:CG2	42:DT:89:VAL:HG23	2.24	0.60
44:DV:17:GLY:HA2	44:DV:96:ILE:O	2.01	0.60
44:DV:39:LEU:N	44:DV:39:LEU:HD22	2.16	0.60
48:DZ:169:THR:CG2	48:DZ:170:ILE:H	2.15	0.60
51:D2:5:GLU:HA	51:D2:8:LYS:HG3	1.84	0.60
1:AA:501:C:O2'	1:AA:502:G:H5'	2.02	0.59
1:AA:619:U:C4	4:AD:135:LEU:HD11	2.37	0.59
2:AB:73:THR:O	2:AB:78:GLN:HG2	2.02	0.59
2:AB:187:LEU:HA	2:AB:201:ILE:HB	1.83	0.59
7:AG:95:ARG:HG2	7:AG:99:LEU:CD1	2.32	0.59
8:AH:20:TYR:HA	8:AH:65:TYR:CE2	2.37	0.59
15:AO:20:GLY:O	15:AO:22:THR:HG23	2.02	0.59
27:BA:466:A:H2'	27:BA:467:G:H5'	1.83	0.59
29:BC:70:LYS:O	29:BC:72:VAL:HG23	2.02	0.59
32:BF:89:VAL:HG12	32:BF:90:PHE:N	2.16	0.59
37:BO:2:ILE:HG21	37:BO:8:LEU:HD11	1.84	0.59
38:BP:50:ARG:HG2	38:BP:50:ARG:NH2	2.17	0.59
39:BQ:1:MET:HG2	39:BQ:1:MET:O	2.02	0.59
45:BW:16:LYS:O	45:BW:19:LEU:HD12	2.02	0.59
45:BW:68:ARG:CZ	45:BW:112:GLY:HA2	2.32	0.59
48:BZ:60:LEU:HD22	48:BZ:60:LEU:N	2.16	0.59
49:B0:70:GLN:NE2	49:B0:80:HIS:NE2	2.50	0.59
54:B5:50:GLY:HA3	54:B5:56:LYS:CB	2.32	0.59
57:B8:19:SER:HB2	57:B8:21:LYS:HG3	1.83	0.59
1:CA:16:A:O2'	1:CA:17:U:H5'	2.02	0.59
1:CA:960:U:H2'	1:CA:960:U:O2	2.01	0.59
1:CA:1229:A:N6	13:CM:105:THR:HG22	2.17	0.59
1:CA:1320:C:H5''	19:CS:70:LYS:CG	2.28	0.59
1:CA:1323:G:H2'	1:CA:1324:A:C8	2.37	0.59
1:CA:1521:G:H2'	1:CA:1522:U:H6	1.65	0.59
2:CB:8:LYS:HD3	2:CB:8:LYS:N	2.17	0.59
3:CC:71:ALA:CB	3:CC:109:PRO:HG3	2.32	0.59
3:CC:73:PRO:O	3:CC:76:VAL:HG22	2.01	0.59
4:CD:2:GLY:O	4:CD:3:ARG:HD3	2.02	0.59

*Continued on next page...*

*Continued from previous page...*

Atom-1	Atom-2	Interatomic distance (Å)	Clash overlap (Å)
5:CE:6:PHE:HB2	5:CE:34:VAL:CG1	2.31	0.59
5:CE:51:VAL:CG2	5:CE:52:PRO:HD3	2.30	0.59
10:CJ:6:ILE:O	10:CJ:71:LEU:HD12	2.02	0.59
10:CJ:63:PHE:N	10:CJ:63:PHE:CD2	2.65	0.59
12:CL:22:PRO:O	12:CL:24:LEU:CD1	2.48	0.59
13:CM:50:GLU:O	13:CM:54:VAL:HG23	2.01	0.59
16:CP:51:VAL:HG12	16:CP:52:ASP:N	2.17	0.59
17:CQ:54:GLY:O	17:CQ:81:ARG:HB2	2.02	0.59
59:CX:27:U:H3	59:CX:43:A:N6	1.99	0.59
27:DA:141:A:H8	27:DA:1408:C:HO2'	1.46	0.59
27:DA:914:C:C2'	27:DA:915:C:H5'	2.31	0.59
27:DA:1363:C:H2'	27:DA:1364:G:H8	1.67	0.59
27:DA:1455:G:C8	40:DR:60:LEU:HD11	2.36	0.59
27:DA:2469:A:H5'	27:DA:2470:G:OP2	2.02	0.59
27:DA:2527:C:H4'	58:D9:30:PRO:HB2	1.84	0.59
27:DA:2820:A:O2'	31:DE:191:PRO:HG2	2.02	0.59
28:DB:92:C:O2'	28:DB:93:G:H5'	2.02	0.59
28:DB:111:G:H2'	28:DB:112:U:H5''	1.84	0.59
33:DG:111:LEU:HD22	33:DG:117:PHE:HE2	1.66	0.59
48:DZ:43:PHE:C	48:DZ:43:PHE:CD1	2.75	0.59
48:DZ:128:SER:OG	48:DZ:129:PRO:HD2	2.02	0.59
55:D6:15:GLU:HG2	55:D6:18:ARG:HH12	1.67	0.59
57:D8:22:VAL:HB	57:D8:53:PRO:HB3	1.84	0.59
1:AA:262:A:H2'	1:AA:263:A:C8	2.38	0.59
1:AA:857:C:H2'	1:AA:858:G:O4'	2.01	0.59
1:AA:923:A:H2'	1:AA:924:C:C6	2.37	0.59
1:AA:948:C:O2'	1:AA:949:A:H5'	2.02	0.59
1:AA:1028:C:H42	1:AA:1034:G:H21	1.50	0.59
1:AA:1152:A:H5'	10:AJ:70:ARG:HH12	1.67	0.59
1:AA:1372:U:OP1	9:AI:71:SER:HB3	2.03	0.59
4:AD:8:VAL:HG12	4:AD:21:LEU:HD13	1.83	0.59
17:AQ:67:LYS:O	17:AQ:68:ARG:CB	2.49	0.59
24:AX:49:G:H1	24:AX:65:C:N4	1.95	0.59
27:BA:680:G:H2'	27:BA:681:G:C8	2.37	0.59
27:BA:1204:A:N1	27:BA:1241:A:H2	2.00	0.59
27:BA:1464:C:O2'	27:BA:1528:A:C8	2.54	0.59
27:BA:1952:A:C6	27:BA:1953:A:N1	2.70	0.59
27:BA:2334:G:H21	41:BS:18:ILE:CD1	2.13	0.59
27:BA:2808:U:C2'	27:BA:2809:A:H5'	2.33	0.59
28:BB:106:G:O2'	28:BB:107:G:H5'	2.02	0.59
31:BE:47:VAL:HG12	31:BE:49:LEU:HD13	1.84	0.59

*Continued on next page...*

*Continued from previous page...*

Atom-1	Atom-2	Interatomic distance (Å)	Clash overlap (Å)
33:BG:17:PRO:HA	33:BG:20:ILE:HD12	1.84	0.59
33:BG:137:GLU:HG2	33:BG:152:LEU:CD1	2.32	0.59
40:BR:10:LEU:CD2	40:BR:17:ARG:HD2	2.31	0.59
42:BT:10:VAL:O	42:BT:10:VAL:CG1	2.49	0.59
44:BV:52:VAL:HG23	44:BV:55:ALA:HB3	1.84	0.59
46:BX:63:LYS:HE3	46:BX:72:LYS:CE	2.22	0.59
56:B7:17:GLY:O	56:B7:21:ARG:HG2	2.03	0.59
1:CA:597:G:H2'	1:CA:598:U:H5'	1.85	0.59
1:CA:1298:C:H2'	7:CG:114:ARG:HH12	1.67	0.59
14:CN:24:CYS:HB2	14:CN:29:ARG:HB3	1.82	0.59
27:DA:66:C:O2'	27:DA:67:U:H5'	2.02	0.59
27:DA:207:A:H2'	27:DA:208:C:O4'	2.01	0.59
27:DA:291:C:H2'	27:DA:292:C:H6	1.65	0.59
27:DA:413:C:H42	27:DA:2410:G:H1	1.50	0.59
27:DA:1666:G:O2'	27:DA:1667:G:H5'	2.02	0.59
28:DB:9:G:C2	28:DB:10:C:C2	2.90	0.59
28:DB:56:G:H21	28:DB:59:A:H61	1.49	0.59
28:DB:111:G:C2'	28:DB:112:U:H5''	2.32	0.59
32:DF:53:THR:HG22	32:DF:56:GLU:CD	2.22	0.59
33:DG:64:THR:HG23	33:DG:65:GLY:N	2.16	0.59
35:DI:84:GLY:O	35:DI:85:GLU:HB2	2.02	0.59
38:DP:21:ARG:C	38:DP:23:PRO:HD3	2.22	0.59
41:DS:95:HIS:CD2	41:DS:96:GLY:H	2.19	0.59
1:AA:935:A:H2'	1:AA:936:C:C6	2.37	0.59
1:AA:1065:U:O2'	1:AA:1066:C:OP2	2.17	0.59
1:AA:1468:A:H2'	1:AA:1469:G:O4'	2.03	0.59
1:AA:1481:U:H2'	1:AA:1482:G:C8	2.37	0.59
4:AD:153:ARG:NH2	4:AD:180:GLY:HA2	2.18	0.59
9:AI:111:ARG:NH2	10:AJ:62:HIS:NE2	2.50	0.59
10:AJ:56:HIS:O	10:AJ:58:ASP:N	2.35	0.59
13:AM:66:LEU:O	13:AM:70:LEU:HB2	2.02	0.59
27:BA:534:U:H2'	27:BA:535:C:C6	2.37	0.59
27:BA:942:G:O2'	27:BA:943:U:H5'	2.02	0.59
27:BA:2396:G:H2'	27:BA:2397:G:H5'	1.84	0.59
31:BE:59:VAL:HG13	31:BE:60:ASN:N	2.16	0.59
32:BF:40:GLN:NE2	32:BF:184:TYR:HB2	2.17	0.59
39:BQ:130:LYS:NZ	48:BZ:79:ARG:HD3	2.17	0.59
47:BY:95:LYS:CG	47:BY:100:ALA:HA	2.31	0.59
53:B4:43:GLY:C	53:B4:45:GLY:H	2.04	0.59
1:CA:20:U:O2'	1:CA:21:G:H5'	2.03	0.59
1:CA:1226:C:H2'	13:CM:103:THR:OG1	2.02	0.59

*Continued on next page...*

*Continued from previous page...*

Atom-1	Atom-2	Interatomic distance (Å)	Clash overlap (Å)
1:CA:1348:U:H4'	9:CI:120:ARG:HD2	1.84	0.59
2:CB:209:ARG:NH1	2:CB:239:VAL:HG11	2.17	0.59
10:CJ:15:THR:O	10:CJ:94:VAL:HG21	2.02	0.59
10:CJ:75:ILE:HG13	10:CJ:76:ASN:N	2.16	0.59
27:DA:631:A:O2'	38:DP:67:MET:HB3	2.03	0.59
27:DA:637:A:N1	27:DA:651:G:H1'	2.17	0.59
27:DA:1866:C:O5'	27:DA:1866:C:H6	1.85	0.59
30:DD:44:ASN:HB3	30:DD:49:ILE:CA	2.21	0.59
32:DF:18:ARG:CD	32:DF:19:GLU:H	2.15	0.59
32:DF:184:TYR:O	32:DF:188:ARG:HB2	2.03	0.59
33:DG:56:ALA:HB2	33:DG:153:ARG:NE	2.17	0.59
35:DI:98:ALA:O	35:DI:101:LEU:HB3	2.01	0.59
35:DI:115:ALA:CA	35:DI:129:THR:HG22	2.31	0.59
35:DI:133:HIS:HB2	35:DI:134:PRO:HD2	1.84	0.59
51:D2:43:GLN:O	51:D2:44:LEU:CB	2.49	0.59
55:D6:28:ARG:HA	55:D6:32:ASN:HD22	1.67	0.59
4:AD:60:GLU:HG2	4:AD:202:LEU:HD12	1.84	0.59
5:AE:41:VAL:CG1	5:AE:113:ALA:HA	2.33	0.59
9:AI:16:ARG:O	9:AI:63:ILE:HG23	2.02	0.59
27:BA:184:C:H2'	27:BA:185:U:H6	1.65	0.59
27:BA:397:G:OP2	50:B1:10:LYS:HE2	2.02	0.59
27:BA:741:G:O2'	27:BA:742:G:H5'	2.02	0.59
27:BA:1745(A):C:H5'	27:BA:1746:G:OP2	2.02	0.59
27:BA:2030:A:H4'	27:BA:2031:A:H8	1.67	0.59
27:BA:2355:C:H2'	27:BA:2356:C:O4'	2.01	0.59
29:BC:36:LYS:HD3	29:BC:37:PHE:H	1.65	0.59
37:BO:87:ILE:HG22	37:BO:88:ASN:O	2.02	0.59
44:BV:38:LEU:O	44:BV:51:VAL:HG13	2.03	0.59
46:BX:41:ASN:HD22	46:BX:41:ASN:N	2.00	0.59
47:BY:20:TYR:CZ	47:BY:42:VAL:HA	2.38	0.59
1:CA:41:G:H2'	1:CA:42:G:H8	1.67	0.59
1:CA:729:A:H2'	1:CA:730:G:H8	1.68	0.59
1:CA:936:C:O2'	1:CA:937:A:H5'	2.03	0.59
1:CA:1126:U:O2'	1:CA:1127:G:H5'	2.02	0.59
2:CB:112:VAL:CG1	2:CB:153:ARG:HA	2.32	0.59
5:CE:50:GLU:HB3	5:CE:53:LEU:HD13	1.84	0.59
9:CI:47:LEU:HD13	9:CI:47:LEU:H	1.67	0.59
9:CI:84:ALA:O	9:CI:87:GLN:HB3	2.01	0.59
10:CJ:4:ILE:HB	10:CJ:74:ILE:CG1	2.31	0.59
13:CM:3:ARG:HE	13:CM:7:VAL:HG13	1.66	0.59
17:CQ:7:THR:HG22	17:CQ:58:GLU:HG2	1.84	0.59

*Continued on next page...*

*Continued from previous page...*

Atom-1	Atom-2	Interatomic distance (Å)	Clash overlap (Å)
20:CT:89:ARG:HB2	20:CT:104:LEU:HD11	1.83	0.59
59:CX:61:C:HO2'	59:CX:62:C:H6	1.47	0.59
25:CY:52:G:H2'	25:CY:53:U:C6	2.37	0.59
27:DA:76:C:O2'	27:DA:77:C:H5'	2.01	0.59
27:DA:121:G:H4'	27:DA:149:A:H5'	1.83	0.59
27:DA:2779:U:H3'	27:DA:2779:U:OP1	2.02	0.59
27:DA:2862:G:H2'	27:DA:2863:C:H6	1.67	0.59
28:DB:62:C:O2	28:DB:63:G:H1'	2.03	0.59
30:DD:213:ARG:NH2	30:DD:218:ARG:HD2	2.17	0.59
31:DE:48:GLN:HE22	31:DE:64:LYS:HE3	1.67	0.59
33:DG:81:LYS:O	33:DG:82:LEU:O	2.21	0.59
34:DH:80:SER:O	34:DH:81:GLU:HB2	2.02	0.59
34:DH:152:ARG:NH1	34:DH:153:LYS:HE3	2.16	0.59
36:DN:3:THR:HG22	36:DN:3:THR:O	2.02	0.59
36:DN:16:ILE:HG12	36:DN:17:ASP:N	2.17	0.59
38:DP:7:ARG:CZ	38:DP:7:ARG:HB2	2.32	0.59
38:DP:46:LYS:HG2	38:DP:52:GLU:CD	2.22	0.59
41:DS:66:ALA:CA	41:DS:69:VAL:HG12	2.31	0.59
42:DT:100:TYR:CD1	42:DT:100:TYR:N	2.69	0.59
44:DV:6:LYS:HG2	44:DV:10:LYS:O	2.03	0.59
47:DY:23:ARG:NH2	47:DY:40:GLU:HB2	2.18	0.59
1:AA:170:U:O2'	1:AA:171:A:H5'	2.02	0.59
1:AA:1404:C:H2'	1:AA:1405:G:C8	2.37	0.59
7:AG:16:LEU:CD1	9:AI:42:ARG:HA	2.32	0.59
7:AG:21:VAL:HG23	7:AG:22:LEU:H	1.68	0.59
12:AL:22:PRO:C	12:AL:24:LEU:N	2.56	0.59
19:AS:66:MET:HE2	19:AS:66:MET:H	1.66	0.59
20:AT:50:GLU:CB	20:AT:100:ILE:HG12	2.24	0.59
27:BA:245:G:N7	57:B8:8:LYS:NZ	2.50	0.59
27:BA:629:G:H5''	57:B8:15:LYS:NZ	2.18	0.59
27:BA:2330:G:H1'	49:B0:41:ARG:HB3	1.84	0.59
27:BA:2746:U:H5'	34:BH:139:GLN:HA	1.84	0.59
30:BD:161:THR:OG1	30:BD:196:VAL:HG21	2.02	0.59
38:BP:18:ARG:HB3	38:BP:18:ARG:HH11	1.67	0.59
39:BQ:2:LEU:HD12	39:BQ:69:PHE:HE1	1.68	0.59
42:BT:28:VAL:O	42:BT:29:ARG:CB	2.50	0.59
42:BT:30:VAL:HG11	42:BT:84:GLN:NE2	2.16	0.59
44:BV:5:VAL:HG23	44:BV:37:VAL:HG23	1.83	0.59
44:BV:58:VAL:O	44:BV:97:LYS:HB2	2.01	0.59
46:BX:63:LYS:HA	46:BX:72:LYS:HA	1.84	0.59
46:BX:84:ALA:HB3	46:BX:87:GLN:HE21	1.66	0.59

*Continued on next page...*

*Continued from previous page...*

Atom-1	Atom-2	Interatomic distance (Å)	Clash overlap (Å)
48:BZ:174:VAL:HB	48:BZ:175:PRO:HD2	1.85	0.59
51:B2:50:ILE:CG2	51:B2:51:ARG:N	2.65	0.59
57:B8:62:LEU:N	57:B8:63:PRO:CD	2.65	0.59
1:CA:15:G:H4'	5:CE:24:ARG:NH2	2.16	0.59
1:CA:101:A:H2'	1:CA:102:G:H8	1.68	0.59
1:CA:189(D):C:H1'	1:CA:189(H):G:N2	2.18	0.59
1:CA:624:C:H2'	1:CA:625:G:H8	1.67	0.59
1:CA:1528:U:O2'	1:CA:1529:G:H3'	2.03	0.59
2:CB:19:HIS:NE2	2:CB:206:ASP:OD1	2.35	0.59
9:CI:79:LEU:HD13	9:CI:79:LEU:O	2.03	0.59
10:CJ:30:SER:O	10:CJ:80:LYS:HB3	2.02	0.59
13:CM:90:LEU:HA	13:CM:93:ARG:HB2	1.85	0.59
18:CR:46:GLU:CD	18:CR:46:GLU:H	2.04	0.59
27:DA:271(Q):G:H2'	27:DA:271(R):G:C8	2.36	0.59
27:DA:335:C:H2'	27:DA:336:C:H6	1.67	0.59
27:DA:696:G:O2'	27:DA:697:C:H5'	2.02	0.59
27:DA:863:A:H2'	27:DA:864:G:H8	1.67	0.59
27:DA:1400:G:H2'	27:DA:1401:G:C8	2.38	0.59
27:DA:1779:U:C5	27:DA:1784:A:N7	2.67	0.59
27:DA:1812:A:H2'	27:DA:1813:G:C8	2.37	0.59
27:DA:2015:A:H1'	54:D5:2:ALA:HA	1.83	0.59
27:DA:2387:U:H5'	27:DA:2388:A:OP2	2.03	0.59
27:DA:2776:A:H4'	27:DA:2777:G:C5'	2.33	0.59
29:DC:37:PHE:CD2	29:DC:39:GLU:HG3	2.37	0.59
30:DD:211:ARG:HA	30:DD:214:TRP:CG	2.38	0.59
31:DE:188:VAL:O	31:DE:188:VAL:HG13	2.03	0.59
38:DP:38:GLN:OE1	38:DP:41:ARG:HD2	2.03	0.59
42:DT:33:LYS:NZ	42:DT:43:GLN:NE2	2.50	0.59
42:DT:106:SER:O	42:DT:107:ASP:CB	2.50	0.59
42:DT:106:SER:O	42:DT:107:ASP:HB3	2.02	0.59
46:DX:36:LYS:HD2	46:DX:54:VAL:HB	1.85	0.59
57:D8:47:LYS:HE3	57:D8:49:VAL:HG13	1.84	0.59
1:AA:91:C:C6	1:AA:92:C:H1'	2.36	0.59
1:AA:954:G:H21	1:AA:1227:A:H62	1.50	0.59
12:AL:15:VAL:HG23	12:AL:16:ARG:H	1.65	0.59
12:AL:29:PHE:HB3	12:AL:81:LEU:CD2	2.32	0.59
16:AP:65:GLN:N	16:AP:65:GLN:OE1	2.36	0.59
17:AQ:6:LEU:HB3	17:AQ:23:VAL:HG11	1.85	0.59
27:BA:271(Q):G:H2'	27:BA:271(R):G:H8	1.68	0.59
27:BA:384:U:H2'	27:BA:385:C:H6	1.68	0.59
27:BA:1665:A:H5''	37:BO:66:LYS:HG3	1.83	0.59

*Continued on next page...*

*Continued from previous page...*

Atom-1	Atom-2	Interatomic distance (Å)	Clash overlap (Å)
27:BA:2354:G:O2'	49:B0:36:ILE:HG23	2.03	0.59
27:BA:2394:C:H6	27:BA:2394:C:O5'	1.85	0.59
27:BA:2756:U:H5''	58:B9:19:ARG:HB2	1.84	0.59
32:BF:195:ASP:HB2	32:BF:198:ALA:CB	2.33	0.59
33:BG:47:LYS:HE3	33:BG:81:LYS:HE3	1.84	0.59
33:BG:142:PRO:HB2	53:B4:57:ILE:HD12	1.84	0.59
47:BY:76:CYS:HG	47:BY:77:PRO:HD2	1.65	0.59
53:B4:40:ILE:HB	53:B4:48:ILE:HB	1.83	0.59
1:CA:431:A:O2'	1:CA:432:A:H5'	2.02	0.59
1:CA:1262:C:H2'	1:CA:1263:C:H6	1.64	0.59
2:CB:132:LYS:HA	2:CB:135:GLN:CB	2.32	0.59
4:CD:25:ARG:C	4:CD:27:TYR:H	2.06	0.59
4:CD:176:LEU:HD12	4:CD:177:ASP:N	2.18	0.59
7:CG:108:ALA:HA	7:CG:111:ARG:HD2	1.85	0.59
12:CL:25:LYS:HB2	12:CL:30:ARG:HH12	1.67	0.59
13:CM:20:THR:C	13:CM:22:ILE:H	2.06	0.59
18:CR:52:PRO:O	18:CR:56:THR:HG23	2.02	0.59
59:CX:31:G:H2'	59:CX:32:C:C5'	2.31	0.59
25:CY:63:C:H2'	25:CY:64:G:H8	1.68	0.59
27:DA:247:G:H4'	27:DA:386:G:C5	2.37	0.59
27:DA:364:C:O5'	27:DA:364:C:H6	1.85	0.59
27:DA:857:C:O2'	49:D0:26:TYR:HE2	1.85	0.59
27:DA:1453:U:OP1	40:DR:77:ARG:HD3	2.03	0.59
27:DA:1594:G:H5'	27:DA:1594:G:C8	2.38	0.59
27:DA:1599:C:H2'	27:DA:1600:C:H6	1.67	0.59
27:DA:2349:G:H8	27:DA:2349:G:H5'	1.66	0.59
27:DA:2535:G:H2'	27:DA:2536:G:C8	2.37	0.59
31:DE:111:ARG:HB3	31:DE:160:TYR:HD1	1.67	0.59
35:DI:86:THR:HB	35:DI:122:GLU:OE2	2.03	0.59
36:DN:23:LEU:HD13	36:DN:98:VAL:HG12	1.84	0.59
42:DT:42:ILE:HD12	42:DT:42:ILE:N	2.07	0.59
52:D3:8:LEU:HD13	52:D3:31:LEU:HD23	1.84	0.59
1:AA:1171:G:H2'	1:AA:1172:C:C6	2.38	0.59
1:AA:1207:G:O2'	1:AA:1208:C:H5'	2.02	0.59
1:AA:1412:C:H2'	1:AA:1413:A:C8	2.38	0.59
7:AG:32:ARG:O	7:AG:34:GLY:N	2.36	0.59
15:AO:35:ARG:O	15:AO:38:ARG:HB2	2.02	0.59
15:AO:54:ARG:HG2	15:AO:54:ARG:NH1	2.17	0.59
27:BA:862:G:H2'	27:BA:863:A:O4'	2.01	0.59
28:BB:17:C:H2'	28:BB:18:G:O4'	2.03	0.59
30:BD:92:ILE:HG13	30:BD:104:TYR:HD2	1.67	0.59

*Continued on next page...*



*Continued from previous page...*

Atom-1	Atom-2	Interatomic distance (Å)	Clash overlap (Å)
42:BT:38:ASN:ND2	42:BT:38:ASN:C	2.56	0.59
43:BU:62:ILE:HD13	43:BU:93:LYS:HG2	1.85	0.59
46:BX:60:ARG:HH22	56:B7:47:ARG:CZ	2.16	0.59
47:BY:26:LYS:HG2	47:BY:27:VAL:HG23	1.85	0.59
51:B2:10:LEU:HD21	51:B2:59:ARG:HG2	1.84	0.59
51:B2:38:GLN:HB3	51:B2:44:LEU:HB3	1.84	0.59
1:CA:72:C:O2	1:CA:97:G:N2	2.33	0.59
1:CA:262:A:C6	1:CA:263:A:C6	2.91	0.59
1:CA:403:C:H2'	1:CA:404:U:H6	1.68	0.59
1:CA:794:A:H2'	1:CA:795:C:C6	2.37	0.59
1:CA:833:U:H2'	1:CA:834:C:H6	1.67	0.59
1:CA:878:G:H5'	8:CH:89:PRO:HG2	1.85	0.59
2:CB:69:LEU:HD13	2:CB:91:PRO:HB2	1.84	0.59
4:CD:111:ALA:HB2	4:CD:120:LEU:CD1	2.32	0.59
6:CF:3:ARG:HB3	6:CF:93:SER:HB3	1.84	0.59
9:CI:53:VAL:HG11	9:CI:85:LEU:CD2	2.32	0.59
10:CJ:31:GLY:HA3	10:CJ:76:ASN:HD22	1.66	0.59
12:CL:72:HIS:HD2	12:CL:74:LEU:H	1.49	0.59
19:CS:19:VAL:O	19:CS:23:ASN:HB2	2.03	0.59
27:DA:66:C:C2	27:DA:89:G:N1	2.71	0.59
27:DA:1039:G:C6	27:DA:1117:G:N7	2.70	0.59
27:DA:1041:C:H2'	27:DA:1042:G:H8	1.67	0.59
27:DA:1441:G:H2'	27:DA:1442:G:H8	1.65	0.59
27:DA:1784:A:H4'	27:DA:1785:A:O5'	2.03	0.59
27:DA:2162:G:H2'	27:DA:2163:C:H6	1.68	0.59
27:DA:2394:C:P	38:DP:62:LEU:HG	2.42	0.59
27:DA:2720:U:H2'	27:DA:2720:U:O2	2.03	0.59
28:DB:32:C:N3	28:DB:51:G:N2	2.50	0.59
31:DE:15:PHE:CD1	31:DE:20:ALA:HB2	2.37	0.59
32:DF:121:GLY:C	32:DF:123:LEU:H	2.06	0.59
35:DI:92:VAL:HG13	35:DI:120:ILE:HB	1.84	0.59
41:DS:30:ARG:HD3	41:DS:31:SER:N	2.18	0.59
47:DY:31:LEU:HD22	47:DY:31:LEU:N	2.16	0.59
47:DY:68:HIS:ND1	47:DY:70:SER:HB3	2.17	0.59
1:AA:80:G:H3'	1:AA:81:U:H5'	1.84	0.59
1:AA:488:C:O2'	1:AA:489:C:H5'	2.02	0.59
1:AA:840:C:H5'	1:AA:848:C:O2	2.02	0.59
1:AA:1064:G:H21	1:AA:1190:G:H2'	1.68	0.59
1:AA:1086:U:H5	1:AA:1099:G:H22	1.51	0.59
1:AA:1218:C:H2'	1:AA:1219:U:C6	2.37	0.59
1:AA:1298:C:H2'	7:AG:114:ARG:NH1	2.16	0.59

*Continued on next page...*

*Continued from previous page...*

Atom-1	Atom-2	Interatomic distance (Å)	Clash overlap (Å)
2:AB:66:GLY:O	2:AB:67:THR:HG23	2.03	0.59
4:AD:11:LEU:HD11	4:AD:21:LEU:HD11	1.83	0.59
4:AD:59:ARG:NE	4:AD:59:ARG:HA	2.18	0.59
4:AD:132:ARG:O	4:AD:132:ARG:CG	2.51	0.59
5:AE:104:ALA:H	5:AE:106:PRO:HD2	1.68	0.59
8:AH:119:LEU:HA	8:AH:123:GLU:OE1	2.03	0.59
12:AL:52:VAL:HG12	12:AL:53:ALA:N	2.16	0.59
15:AO:14:GLU:O	15:AO:14:GLU:OE1	2.20	0.59
19:AS:6:LYS:N	19:AS:6:LYS:HE3	2.17	0.59
27:BA:363(C):G:H2'	27:BA:363(D):G:H8	1.66	0.59
27:BA:754:C:H2'	27:BA:755:C:C6	2.36	0.59
27:BA:816:C:O2'	27:BA:817:C:H5'	2.03	0.59
27:BA:874:G:O2'	27:BA:875:G:H5'	2.01	0.59
27:BA:1021:A:C8	27:BA:1021:A:C3'	2.76	0.59
27:BA:1784:A:H4'	27:BA:1785:A:O5'	2.03	0.59
27:BA:2681:C:H5	27:BA:2725:A:H62	1.47	0.59
28:BB:92:C:H2'	28:BB:93:G:H8	1.68	0.59
34:BH:31:GLY:H	34:BH:79:VAL:HG13	1.67	0.59
35:BI:42:SER:O	35:BI:45:LYS:HG2	2.03	0.59
35:BI:129:THR:O	35:BI:130:TYR:HB2	2.02	0.59
36:BN:116:LEU:O	36:BN:119:ARG:N	2.26	0.59
38:BP:21:ARG:C	38:BP:23:PRO:HD3	2.23	0.59
39:BQ:12:GLN:HE21	39:BQ:73:PRO:HD2	1.67	0.59
40:BR:32:GLY:HA2	40:BR:116:LEU:CD1	2.33	0.59
41:BS:33:LYS:C	41:BS:34:HIS:HD2	2.06	0.59
42:BT:12:SER:C	42:BT:14:TYR:H	2.04	0.59
42:BT:122:ASP:C	42:BT:124:ASP:H	2.06	0.59
45:BW:68:ARG:O	45:BW:110:LYS:HB2	2.02	0.59
49:B0:45:PHE:O	49:B0:59:LEU:HD11	2.02	0.59
50:B1:86:SER:O	50:B1:90:ILE:HG12	2.02	0.59
53:B4:66:HIS:CB	53:B4:67:PRO:HD3	2.31	0.59
55:B6:17:LYS:O	55:B6:18:ARG:CB	2.51	0.59
57:B8:4:MET:SD	57:B8:61:LEU:HD21	2.42	0.59
1:CA:1121:U:H2'	1:CA:1122:U:C6	2.38	0.59
1:CA:1151:A:O2'	1:CA:1152:A:H8	1.75	0.59
1:CA:1346:A:C5'	9:CI:120:ARG:HH12	2.15	0.59
8:CH:73:ASP:OD2	8:CH:75:ARG:HD3	2.02	0.59
18:CR:50:ILE:HG12	18:CR:74:ARG:NH1	2.17	0.59
23:CW:14:A:H2'	23:CW:15:G:O4'	2.03	0.59
25:CY:22:G:H2'	25:CY:23:G:H8	1.67	0.59
27:DA:967:C:O2'	27:DA:968:G:H5'	2.02	0.59

*Continued on next page...*

*Continued from previous page...*

Atom-1	Atom-2	Interatomic distance (Å)	Clash overlap (Å)
27:DA:1448:G:H21	27:DA:1528(A):A:H2	1.49	0.59
27:DA:1997:G:O2'	27:DA:1998:G:H5'	2.03	0.59
27:DA:2161:C:H2'	27:DA:2162:G:C8	2.38	0.59
30:DD:129:ASN:O	30:DD:193:VAL:HG12	2.03	0.59
42:DT:14:TYR:N	42:DT:14:TYR:CD1	2.69	0.59
1:AA:403:C:O2'	1:AA:404:U:H5'	2.02	0.59
1:AA:1291:G:H5''	9:AI:39:GLY:O	2.03	0.59
1:AA:1405:G:O2'	1:AA:1406:U:H5'	2.03	0.59
2:AB:71:VAL:HG22	2:AB:93:VAL:HG21	1.85	0.59
4:AD:60:GLU:OE1	4:AD:199:ASN:N	2.35	0.59
5:AE:70:PRO:O	5:AE:72:GLN:N	2.35	0.59
14:AN:24:CYS:H	14:AN:33:VAL:HG11	1.67	0.59
23:AW:38:U:H2'	23:AW:39:C:C6	2.38	0.59
27:BA:1582:C:O2'	27:BA:1586:A:C8	2.56	0.59
29:BC:78:ALA:HB1	29:BC:82:LYS:HB2	1.83	0.59
32:BF:32:LEU:CD1	32:BF:105:VAL:HG13	2.33	0.59
38:BP:33:ARG:O	38:BP:34:GLY:C	2.40	0.59
40:BR:2:ARG:NH2	40:BR:5:LYS:HE2	2.18	0.59
42:BT:40:THR:O	42:BT:41:ARG:HB2	2.03	0.59
42:BT:133:GLU:O	42:BT:133:GLU:HG3	2.03	0.59
43:BU:55:ARG:HA	43:BU:58:ARG:CG	2.30	0.59
51:B2:10:LEU:HB3	51:B2:14:ARG:NH1	2.18	0.59
1:CA:407:G:H2'	1:CA:408:A:H8	1.67	0.59
1:CA:606:G:H21	1:CA:631:G:H2'	1.67	0.59
1:CA:709:G:H2'	1:CA:710:G:H8	1.68	0.59
3:CC:71:ALA:HB1	3:CC:109:PRO:HG3	1.83	0.59
3:CC:178:LEU:C	3:CC:180:ALA:H	2.06	0.59
7:CG:75:VAL:HG23	7:CG:75:VAL:O	2.02	0.59
10:CJ:80:LYS:HE3	10:CJ:80:LYS:O	2.02	0.59
15:CO:3:ILE:HD13	15:CO:3:ILE:N	2.18	0.59
16:CP:12:LYS:O	16:CP:13:HIS:HB2	2.02	0.59
27:DA:108:U:H2'	27:DA:109:G:C8	2.38	0.59
27:DA:541:C:H2'	27:DA:542:C:C5	2.37	0.59
27:DA:575:A:HO2'	27:DA:576:U:H5'	1.66	0.59
27:DA:1349:A:N6	27:DA:1598:C:N4	2.51	0.59
27:DA:1783:A:H5'	27:DA:2608:G:H4'	1.83	0.59
27:DA:2022:U:HO2'	27:DA:2617:C:H5'	1.68	0.59
27:DA:2295:C:O2'	27:DA:2296:U:H5'	2.02	0.59
27:DA:2345:G:N3	27:DA:2381:C:H2'	2.18	0.59
30:DD:133:LEU:HA	30:DD:136:ILE:HD12	1.85	0.59
30:DD:186:HIS:HD2	30:DD:188:GLU:N	1.96	0.59

*Continued on next page...*

*Continued from previous page...*

Atom-1	Atom-2	Interatomic distance (Å)	Clash overlap (Å)
31:DE:120:TRP:CE2	31:DE:155:LYS:HB3	2.37	0.59
35:DI:109:ILE:HD11	35:DI:114:LEU:CD2	2.33	0.59
42:DT:115:ARG:HE	42:DT:115:ARG:CA	2.14	0.59
45:DW:95:ILE:O	45:DW:95:ILE:HG13	2.02	0.59
50:D1:50:ARG:HH11	50:D1:50:ARG:HG3	1.68	0.59
50:D1:76:ARG:HG3	50:D1:76:ARG:O	2.02	0.59
1:AA:501:C:H2'	1:AA:502:G:C8	2.36	0.59
1:AA:797:C:OP1	11:AK:124:LYS:HE2	2.02	0.59
1:AA:940:C:O2'	1:AA:941:G:H5'	2.03	0.59
1:AA:1422:G:O2'	1:AA:1423:G:H5'	2.03	0.59
3:AC:70:VAL:HG12	3:AC:71:ALA:N	2.17	0.59
5:AE:82:VAL:HG21	5:AE:138:ALA:HA	1.85	0.59
6:AF:36:ARG:NH2	6:AF:66:GLU:HG2	2.18	0.59
8:AH:51:VAL:HG11	8:AH:60:ARG:HG3	1.85	0.59
25:AY:37:U:C2'	25:AY:38:U:H5''	2.33	0.59
27:BA:1055:G:C2	27:BA:1108:U:H1'	2.38	0.59
27:BA:1168:G:O2'	27:BA:1169:G:H5'	2.03	0.59
27:BA:1479:G:H2'	27:BA:1480:G:O4'	2.03	0.59
27:BA:2450:A:C2	27:BA:2451:A:C4	2.90	0.59
31:BE:155:LYS:O	31:BE:156:MET:HG3	2.03	0.59
34:BH:30:LYS:HB2	34:BH:79:VAL:HA	1.85	0.59
34:BH:155:SER:OG	34:BH:156:ALA:N	2.34	0.59
46:BX:52:VAL:HG12	46:BX:52:VAL:O	2.02	0.59
47:BY:28:LYS:O	47:BY:38:ILE:CG1	2.49	0.59
47:BY:75:ILE:O	47:BY:76:CYS:HB2	2.03	0.59
48:BZ:120:HIS:HB3	48:BZ:170:ILE:HG22	1.83	0.59
52:B3:52:HIS:H	52:B3:52:HIS:HD2	1.50	0.59
54:B5:25:LEU:H	54:B5:25:LEU:CD1	2.11	0.59
55:B6:15:GLU:O	55:B6:18:ARG:NH2	2.36	0.59
1:CA:115:G:H1'	1:CA:116:A:N7	2.17	0.59
1:CA:323:U:H5'	20:CT:23:ARG:HB2	1.83	0.59
1:CA:592:G:H2'	1:CA:593:G:H8	1.67	0.59
1:CA:673:G:H2'	1:CA:674:G:C8	2.38	0.59
1:CA:1056:U:H5'	3:CC:163:ALA:HB2	1.83	0.59
2:CB:61:LEU:CD2	2:CB:68:ILE:HD11	2.28	0.59
3:CC:44:GLU:HG2	3:CC:52:LEU:HD11	1.84	0.59
10:CJ:9:ARG:HG2	10:CJ:69:ASN:OD1	2.03	0.59
13:CM:33:ALA:HA	13:CM:59:TYR:CE2	2.37	0.59
13:CM:98:VAL:C	13:CM:100:GLY:H	2.07	0.59
27:DA:1654:A:P	40:DR:3:HIS:HB2	2.42	0.59
27:DA:2029:G:H2'	27:DA:2031:A:OP1	2.03	0.59

*Continued on next page...*

*Continued from previous page...*

Atom-1	Atom-2	Interatomic distance (Å)	Clash overlap (Å)
27:DA:2036:C:H5'	27:DA:2036:C:H6	1.68	0.59
27:DA:2126:A:C6	27:DA:2163:C:H4'	2.38	0.59
27:DA:2330:G:H1'	49:D0:41:ARG:CB	2.33	0.59
27:DA:2571:C:C5'	27:DA:2572:A:C5'	2.81	0.59
27:DA:2839:G:H2'	27:DA:2840:C:C6	2.38	0.59
31:DE:30:PRO:O	31:DE:32:PRO:HD3	2.02	0.59
32:DF:34:TRP:HB2	38:DP:10:PRO:O	2.03	0.59
33:DG:142:PRO:HG2	33:DG:143:GLU:H	1.67	0.59
34:DH:47:GLU:HG2	34:DH:48:GLY:N	2.18	0.59
36:DN:58:ASP:O	36:DN:60:ILE:HG13	2.03	0.59
37:DO:1:MET:CE	37:DO:1:MET:H1	2.16	0.59
50:D1:51:VAL:O	50:D1:57:GLU:O	2.21	0.59
51:D2:4:SER:HA	51:D2:7:ARG:HH11	1.68	0.59
1:AA:179:A:H2'	1:AA:180:U:C6	2.38	0.58
1:AA:358:U:H2'	1:AA:359:U:C6	2.38	0.58
1:AA:532:A:H3'	1:AA:533:A:H5''	1.84	0.58
1:AA:1137:C:H4'	1:AA:1138:G:C2	2.38	0.58
2:AB:187:LEU:HD13	2:AB:187:LEU:O	2.03	0.58
3:AC:58:GLU:H	3:AC:65:ALA:HB3	1.68	0.58
3:AC:115:LEU:O	3:AC:119:ARG:HB2	2.03	0.58
4:AD:67:ILE:CG2	4:AD:68:TYR:N	2.65	0.58
5:AE:69:VAL:HG13	5:AE:139:LEU:HD22	1.83	0.58
7:AG:111:ARG:HE	7:AG:123:GLU:HB2	1.68	0.58
7:AG:111:ARG:NE	7:AG:123:GLU:HB2	2.18	0.58
13:AM:45:VAL:O	13:AM:48:LEU:HD22	2.03	0.58
15:AO:6:GLU:O	15:AO:9:GLN:N	2.36	0.58
27:BA:11:G:C2'	27:BA:12:U:H5'	2.33	0.58
27:BA:438:G:O2'	27:BA:440:G:H5'	2.04	0.58
27:BA:1036:G:OP1	34:BH:59:ARG:HB2	2.02	0.58
27:BA:1946:U:H2'	27:BA:1947:C:H6	1.68	0.58
30:BD:79:VAL:CG2	30:BD:111:LEU:HD11	2.24	0.58
31:BE:47:VAL:HG12	31:BE:49:LEU:CD1	2.33	0.58
33:BG:152:LEU:HD23	33:BG:152:LEU:C	2.23	0.58
34:BH:154:PRO:O	34:BH:155:SER:O	2.20	0.58
35:BI:12:LEU:HB2	35:BI:19:VAL:HG11	1.85	0.58
38:BP:126:VAL:HA	38:BP:145:PRO:HB2	1.84	0.58
41:BS:19:LYS:O	41:BS:19:LYS:HG2	2.02	0.58
41:BS:20:ARG:NH1	41:BS:20:ARG:HG2	2.18	0.58
45:BW:86:LEU:C	45:BW:86:LEU:HD12	2.22	0.58
45:BW:90:ARG:HH11	45:BW:90:ARG:HG3	1.68	0.58
49:B0:65:GLY:HA3	49:B0:83:PRO:HA	1.85	0.58

*Continued on next page...*

*Continued from previous page...*

Atom-1	Atom-2	Interatomic distance (Å)	Clash overlap (Å)
1:CA:407:G:H2'	1:CA:408:A:C8	2.37	0.58
1:CA:710:G:H2'	1:CA:711:G:C8	2.38	0.58
1:CA:722:A:H2'	1:CA:724:G:C8	2.38	0.58
1:CA:1497:G:C2'	1:CA:1498:U:H5'	2.33	0.58
2:CB:28:PHE:HD1	2:CB:32:ILE:HD11	1.67	0.58
2:CB:200:ILE:HG22	2:CB:202:PRO:N	2.18	0.58
5:CE:15:ARG:HG3	5:CE:28:PHE:CE2	2.21	0.58
15:CO:56:LEU:O	15:CO:60:VAL:HG23	2.02	0.58
17:CQ:20:THR:HA	17:CQ:43:LEU:HD23	1.84	0.58
19:CS:15:LEU:O	19:CS:19:VAL:HG23	2.03	0.58
19:CS:48:THR:CG2	19:CS:61:TYR:HA	2.29	0.58
27:DA:858:U:O2	27:DA:2268:A:H2'	2.03	0.58
27:DA:2183:C:H2'	27:DA:2184:G:H8	1.67	0.58
27:DA:2197:U:O2'	27:DA:2198:A:O5'	2.21	0.58
27:DA:2309:A:C2	27:DA:2310:A:H2	2.21	0.58
27:DA:2533:A:C3'	27:DA:2534:A:H5''	2.33	0.58
28:DB:94:C:H2'	28:DB:95:C:C6	2.38	0.58
33:DG:39:ILE:HD11	33:DG:155:MET:HB2	1.85	0.58
35:DI:64:GLU:OE2	35:DI:67:ARG:HD2	2.03	0.58
36:DN:128:HIS:O	36:DN:128:HIS:CG	2.55	0.58
38:DP:83:VAL:HG11	38:DP:112:LEU:HD21	1.84	0.58
40:DR:10:LEU:HB3	40:DR:17:ARG:CZ	2.33	0.58
42:DT:3:ARG:C	42:DT:5:ALA:N	2.55	0.58
42:DT:41:ARG:HH11	42:DT:43:GLN:HA	1.66	0.58
47:DY:28:LYS:O	47:DY:37:VAL:O	2.21	0.58
48:DZ:156:LEU:HD12	48:DZ:156:LEU:N	2.18	0.58
1:AA:226:G:O2'	1:AA:227:G:H5'	2.03	0.58
1:AA:373:A:O2'	1:AA:374:A:H5'	2.04	0.58
4:AD:147:ALA:HB2	4:AD:182:LYS:CB	2.33	0.58
9:AI:82:ALA:HB1	9:AI:96:LEU:HD13	1.84	0.58
10:AJ:45:ARG:HG3	10:AJ:45:ARG:HH11	1.68	0.58
11:AK:38:ASN:HD22	11:AK:38:ASN:N	2.00	0.58
14:AN:41:ARG:HH11	14:AN:41:ARG:HG2	1.68	0.58
19:AS:65:ASN:HB2	19:AS:66:MET:HE3	1.84	0.58
27:BA:661:C:H4'	38:BP:16:ARG:HH12	1.67	0.58
27:BA:855:G:H1	27:BA:922:U:H3	1.51	0.58
27:BA:882:G:H2'	27:BA:883:G:O4'	2.03	0.58
27:BA:1209:G:N2	27:BA:1210:A:H62	2.01	0.58
27:BA:1681:G:H8	27:BA:1681:G:OP2	1.85	0.58
27:BA:1906:G:O2'	27:BA:1907:G:H5'	2.03	0.58
27:BA:1932:A:H2'	27:BA:1933:G:O4'	2.03	0.58

*Continued on next page...*

*Continued from previous page...*

Atom-1	Atom-2	Interatomic distance (Å)	Clash overlap (Å)
27:BA:2013:A:C4'	45:BW:96:ILE:HD12	2.33	0.58
29:BC:56:GLN:NE2	29:BC:173:ALA:HB1	2.17	0.58
30:BD:155:LEU:HD23	30:BD:177:LEU:HD22	1.86	0.58
38:BP:65:ARG:NH1	57:B8:46:ARG:NH2	2.51	0.58
38:BP:107:LYS:O	38:BP:109:GLY:N	2.36	0.58
53:B4:40:ILE:HG13	53:B4:57:ILE:CG2	2.28	0.58
1:CA:187:C:H5''	20:CT:86:ARG:HD2	1.84	0.58
1:CA:521:G:O2'	1:CA:522:C:H5'	2.03	0.58
1:CA:551:U:H2'	1:CA:552:U:H6	1.68	0.58
1:CA:758:G:C5'	1:CA:880:C:H1'	2.33	0.58
1:CA:851:G:H2'	1:CA:852:G:H8	1.68	0.58
3:CC:8:ILE:HB	14:CN:49:HIS:O	2.03	0.58
4:CD:21:LEU:H	4:CD:21:LEU:HD12	1.68	0.58
27:DA:176:G:C2'	27:DA:177:G:H5'	2.33	0.58
27:DA:271(H):G:H5'	50:D1:81:LYS:HD3	1.85	0.58
27:DA:407:G:H2'	27:DA:408:G:H8	1.68	0.58
27:DA:1423:G:H2'	27:DA:1424:G:C8	2.38	0.58
27:DA:1479:G:H5'	27:DA:1558:A:H2	1.68	0.58
27:DA:2359:C:H2'	27:DA:2360:A:O4'	2.04	0.58
27:DA:2680:C:O2'	27:DA:2681:C:H5'	2.03	0.58
27:DA:2755:C:C2	58:D9:19:ARG:HD3	2.37	0.58
30:DD:61:LEU:O	30:DD:63:ARG:NH1	2.36	0.58
31:DE:110:GLY:HA2	31:DE:162:ALA:N	2.18	0.58
33:DG:107:LEU:HD13	33:DG:177:GLY:O	2.03	0.58
33:DG:169:ALA:O	33:DG:171:ALA:N	2.36	0.58
34:DH:86:GLU:N	34:DH:86:GLU:OE1	2.35	0.58
36:DN:120:LEU:C	36:DN:121:LYS:HD2	2.23	0.58
38:DP:6:LEU:HB2	38:DP:8:PRO:HD2	1.85	0.58
43:DU:95:LEU:CD1	44:DV:4:ILE:HG21	2.28	0.58
52:D3:13:ILE:HD12	52:D3:13:ILE:H	1.67	0.58
1:AA:973:G:H3'	1:AA:974:A:H5''	1.85	0.58
1:AA:1258:G:O2'	1:AA:1259:C:H5'	2.04	0.58
1:AA:1275:A:H2'	1:AA:1276:G:O4'	2.03	0.58
1:AA:1381:U:C4	7:AG:156:TRP:HZ3	2.21	0.58
5:AE:101:ILE:CD1	5:AE:119:LEU:HD23	2.33	0.58
6:AF:67:MET:CE	6:AF:75:LEU:HD12	2.33	0.58
18:AR:19:LYS:O	18:AR:20:ALA:HB3	2.04	0.58
23:AW:29:G:H2'	23:AW:30:A:H8	1.66	0.58
23:AW:39:C:H2'	23:AW:40:C:C6	2.38	0.58
24:AX:62:C:H2'	24:AX:63:G:H8	1.68	0.58
24:AX:71:C:C2'	24:AX:72:A:H5''	2.33	0.58

*Continued on next page...*

*Continued from previous page...*

Atom-1	Atom-2	Interatomic distance (Å)	Clash overlap (Å)
27:BA:1368:G:O2'	27:BA:1369:G:H5'	2.04	0.58
27:BA:1607:C:C4'	27:BA:1608:A:O5'	2.46	0.58
29:BC:56:GLN:HE22	29:BC:167:LYS:C	2.07	0.58
30:BD:161:THR:O	30:BD:196:VAL:HG23	2.03	0.58
34:BH:46:GLU:HB2	34:BH:47:GLU:OE2	2.03	0.58
36:BN:39:ARG:C	36:BN:41:ASP:H	2.06	0.58
37:BO:1:MET:HE2	37:BO:67:LYS:HG2	1.84	0.58
37:BO:2:ILE:CG2	37:BO:8:LEU:HD11	2.34	0.58
38:BP:18:ARG:NH1	38:BP:18:ARG:CB	2.66	0.58
41:BS:18:ILE:HG22	41:BS:19:LYS:N	2.18	0.58
41:BS:52:SER:CB	41:BS:55:ALA:HB3	2.31	0.58
44:BV:34:GLU:O	44:BV:36:PRO:HD3	2.02	0.58
48:BZ:13:LYS:HB3	48:BZ:16:ALA:HB3	1.85	0.58
51:B2:13:ALA:HA	51:B2:16:LEU:HD12	1.84	0.58
2:CB:162:ILE:O	2:CB:185:ILE:HG13	2.03	0.58
3:CC:70:VAL:HG12	3:CC:71:ALA:N	2.18	0.58
3:CC:92:ALA:HB2	3:CC:99:VAL:HG22	1.83	0.58
12:CL:66:TYR:O	12:CL:68:PRO:HD3	2.03	0.58
17:CQ:43:LEU:O	17:CQ:69:LYS:HG3	2.02	0.58
20:CT:82:SER:O	20:CT:86:ARG:HB2	2.02	0.58
27:DA:2065:C:H2'	27:DA:2066:C:C6	2.38	0.58
30:DD:231:HIS:CD2	30:DD:249:PRO:HB3	2.38	0.58
32:DF:5:ALA:N	32:DF:18:ARG:O	2.28	0.58
34:DH:85:LYS:CE	34:DH:144:VAL:HB	2.34	0.58
34:DH:121:ILE:CG1	34:DH:135:GLY:HA2	2.33	0.58
38:DP:64:LYS:O	38:DP:66:GLY:N	2.36	0.58
41:DS:30:ARG:NH2	41:DS:62:LYS:HB3	2.07	0.58
45:DW:6:ILE:HG12	45:DW:104:THR:CA	2.32	0.58
47:DY:15:VAL:HG23	47:DY:23:ARG:O	2.03	0.58
47:DY:77:PRO:O	47:DY:78:ALA:HB2	2.03	0.58
48:DZ:149:LEU:HB2	48:DZ:170:ILE:HG13	1.84	0.58
1:AA:589:C:O2'	1:AA:590:C:H5'	2.02	0.58
1:AA:851:G:H2'	1:AA:852:G:H8	1.67	0.58
2:AB:114:ARG:HH12	2:AB:118:LEU:HD21	1.66	0.58
3:AC:130:VAL:CG2	3:AC:157:ILE:HG23	2.34	0.58
5:AE:83:GLU:HG2	5:AE:88:LYS:HB2	1.84	0.58
9:AI:24:GLY:HA2	9:AI:59:PHE:O	2.03	0.58
27:BA:116:C:O2'	27:BA:117:G:H5'	2.04	0.58
27:BA:125:G:H5''	56:B7:19:ARG:HD3	1.84	0.58
27:BA:272(B):G:O2'	27:BA:272(C):G:OP2	2.19	0.58
27:BA:870:A:H2'	27:BA:871:U:O4'	2.03	0.58

*Continued on next page...*



*Continued from previous page...*

Atom-1	Atom-2	Interatomic distance (Å)	Clash overlap (Å)
27:BA:2758:A:C3'	27:BA:2759:G:H5''	2.33	0.58
31:BE:177:PRO:HG2	31:BE:178:GLU:H	1.68	0.58
32:BF:113:ALA:HB1	32:BF:186:ILE:HG21	1.86	0.58
32:BF:156:LEU:HD21	32:BF:163:VAL:HG12	1.85	0.58
35:BI:110:ASP:H	35:BI:130:TYR:HH	1.51	0.58
35:BI:129:THR:HG22	35:BI:137:PRO:HG3	1.84	0.58
38:BP:64:LYS:CG	38:BP:65:ARG:N	2.65	0.58
53:B4:44:CYS:SG	53:B4:65:CYS:HB2	2.43	0.58
1:CA:192:U:H4'	20:CT:102:GLY:O	2.02	0.58
1:CA:288:A:H2'	1:CA:289:G:H4'	1.84	0.58
1:CA:309:G:H1'	1:CA:608:A:C2	2.38	0.58
1:CA:491:G:H2'	1:CA:492:G:C8	2.38	0.58
1:CA:532:A:H2	1:CA:1207:G:C4'	2.15	0.58
1:CA:1457:G:C2	1:CA:1458:G:N7	2.72	0.58
2:CB:42:ILE:CD1	2:CB:203:GLY:HA2	2.33	0.58
10:CJ:31:GLY:CA	10:CJ:76:ASN:HD22	2.14	0.58
15:CO:87:ILE:O	15:CO:88:ARG:HB2	2.04	0.58
16:CP:82:GLN:NE2	16:CP:82:GLN:N	2.51	0.58
27:DA:252:G:OP2	38:DP:50:ARG:NH1	2.35	0.58
27:DA:430:G:H5''	27:DA:431:U:OP2	2.04	0.58
27:DA:445:C:O2'	27:DA:446:G:H5'	2.04	0.58
27:DA:614(C):A:O2'	27:DA:615:G:P	2.62	0.58
27:DA:2097:C:O2'	27:DA:2098:U:H5'	2.03	0.58
27:DA:2376:A:O2'	41:DS:108:GLY:HA2	2.02	0.58
27:DA:2485:G:OP1	39:DQ:46:GLN:NE2	2.36	0.58
27:DA:2552:U:H2'	27:DA:2554:U:OP2	2.03	0.58
32:DF:167:ALA:HB1	32:DF:173:VAL:HG11	1.85	0.58
33:DG:25:TYR:CD2	33:DG:31:VAL:HG23	2.39	0.58
33:DG:111:LEU:HB3	33:DG:117:PHE:HE2	1.67	0.58
40:DR:10:LEU:HA	40:DR:17:ARG:HD3	1.84	0.58
42:DT:107:ASP:CG	42:DT:108:ARG:H	2.06	0.58
45:DW:20:VAL:HG11	45:DW:44:ALA:HA	1.85	0.58
1:AA:664:G:H22	1:AA:741:G:H1	1.50	0.58
1:AA:742:G:H5''	15:AO:58:MET:CE	2.33	0.58
1:AA:876:G:H1'	8:AH:11:THR:HG21	1.86	0.58
3:AC:92:ALA:HB2	3:AC:99:VAL:CG2	2.33	0.58
3:AC:155:GLY:O	3:AC:156:ARG:HB2	2.02	0.58
4:AD:110:PHE:HE2	4:AD:147:ALA:HA	1.68	0.58
14:AN:27:CYS:C	14:AN:29:ARG:H	2.06	0.58
17:AQ:25:ARG:HG2	17:AQ:26:GLN:H	1.64	0.58
18:AR:74:ARG:HB3	18:AR:81:PHE:CE1	2.39	0.58

*Continued on next page...*

*Continued from previous page...*

Atom-1	Atom-2	Interatomic distance (Å)	Clash overlap (Å)
24:AX:19:G:C3'	24:AX:20:U:C5'	2.78	0.58
27:BA:110:G:O2'	27:BA:111:A:H5'	2.04	0.58
27:BA:271(F):C:H2'	27:BA:271(G):C:O4'	2.03	0.58
27:BA:307:G:H21	27:BA:330:A:H62	1.51	0.58
27:BA:581:C:OP1	43:BU:31:SER:HB2	2.03	0.58
27:BA:856:C:C6	27:BA:856:C:H5''	2.38	0.58
27:BA:934:G:H2'	27:BA:935:C:H6	1.68	0.58
27:BA:1180:C:C2'	27:BA:1181:C:H5'	2.33	0.58
27:BA:1817:G:H2'	27:BA:1818:U:H5'	1.84	0.58
27:BA:1858:G:H1'	27:BA:1884:A:N6	2.17	0.58
28:BB:60:C:H2'	28:BB:61:G:H8	1.67	0.58
30:BD:231:HIS:HD2	30:BD:249:PRO:HB3	1.68	0.58
32:BF:32:LEU:HD22	32:BF:112:MET:CE	2.34	0.58
35:BI:130:TYR:CD1	35:BI:131:LYS:N	2.71	0.58
37:BO:96:THR:O	37:BO:117:LEU:HD11	2.04	0.58
38:BP:30:THR:HG22	38:BP:31:ALA:N	2.08	0.58
38:BP:96:THR:O	38:BP:100:LEU:HB2	2.03	0.58
39:BQ:133:ARG:HB2	39:BQ:133:ARG:NH1	2.19	0.58
40:BR:104:ARG:NH1	40:BR:107:ASP:OD1	2.36	0.58
41:BS:25:ARG:O	41:BS:39:ILE:HA	2.04	0.58
41:BS:56:LEU:HD22	41:BS:58:LEU:HD13	1.85	0.58
54:B5:40:LYS:HB2	54:B5:41:PRO:HD2	1.85	0.58
1:CA:44:G:OP2	16:CP:12:LYS:HE3	2.03	0.58
1:CA:643:C:H5'	8:CH:31:PHE:CD1	2.38	0.58
1:CA:991:U:O2	1:CA:993:G:H8	1.85	0.58
1:CA:1442(B):A:H2'	1:CA:1442(B):A:N3	2.19	0.58
2:CB:115:LEU:HD13	2:CB:145:LEU:HB3	1.86	0.58
2:CB:140:HIS:O	2:CB:143:GLU:HB2	2.04	0.58
4:CD:132:ARG:HG2	4:CD:132:ARG:NH1	2.18	0.58
27:DA:225:A:H2'	27:DA:226:G:H5'	1.85	0.58
27:DA:1608:A:H1'	27:DA:1610:A:OP2	2.03	0.58
27:DA:1644:C:H2'	27:DA:1644:C:O2	2.01	0.58
27:DA:1996:C:H5	37:DO:32:TYR:HH	1.51	0.58
27:DA:2019:A:O4'	43:DU:34:LYS:HE3	2.03	0.58
28:DB:53:A:N3	28:DB:54:G:C8	2.71	0.58
28:DB:111:G:H2'	28:DB:112:U:C4'	2.33	0.58
34:DH:25:LYS:HD2	34:DH:34:GLU:OE1	2.03	0.58
34:DH:158:HIS:NE2	34:DH:170:ARG:HA	2.19	0.58
40:DR:44:LEU:HD13	40:DR:44:LEU:O	2.03	0.58
43:DU:92:ARG:HD3	43:DU:92:ARG:N	2.17	0.58
46:DX:28:PHE:N	46:DX:28:PHE:CD1	2.72	0.58

*Continued on next page...*

*Continued from previous page...*

Atom-1	Atom-2	Interatomic distance (Å)	Clash overlap (Å)
47:DY:46:LYS:HE3	47:DY:47:LYS:HZ3	1.68	0.58
56:D7:24:THR:HG23	56:D7:27:GLY:HA3	1.84	0.58
1:AA:386:C:H2'	1:AA:387:U:H5'	1.86	0.58
1:AA:693:G:N2	25:AY:36:A:H2	2.02	0.58
1:AA:1260:C:H3'	1:AA:1260:C:H6	1.69	0.58
3:AC:60:ALA:HB3	3:AC:63:ASN:HD21	1.69	0.58
5:AE:28:PHE:N	5:AE:28:PHE:CD1	2.72	0.58
7:AG:69:VAL:HG12	7:AG:69:VAL:O	2.03	0.58
8:AH:85:ARG:NE	8:AH:87:SER:O	2.37	0.58
23:AW:24:C:C2'	23:AW:25:A:H5'	2.33	0.58
27:BA:514:A:H1'	27:BA:581:C:O2'	2.03	0.58
27:BA:999:U:H2'	27:BA:1000:A:C5'	2.33	0.58
27:BA:1550:C:H2'	27:BA:1551:C:H6	1.68	0.58
27:BA:1707:G:H2'	27:BA:1708:C:C6	2.39	0.58
31:BE:12:THR:HG23	42:BT:8:LYS:CE	2.33	0.58
32:BF:9:ILE:HG12	32:BF:14:PRO:HA	1.86	0.58
34:BH:23:ARG:HD3	34:BH:34:GLU:OE1	2.04	0.58
35:BI:48:GLU:O	35:BI:52:ARG:HG2	2.04	0.58
38:BP:62:LEU:HD11	57:B8:25:MET:CB	2.25	0.58
43:BU:24:TYR:HB2	43:BU:29:SER:HB3	1.84	0.58
43:BU:92:ARG:HE	43:BU:95:LEU:HB2	1.69	0.58
45:BW:4:LYS:HG2	45:BW:106:ILE:HD12	1.85	0.58
45:BW:37:ARG:NH1	45:BW:38:TYR:CZ	2.72	0.58
46:BX:91:ALA:O	46:BX:92:LEU:HD23	2.02	0.58
53:B4:81:VAL:O	53:B4:82:GLU:HB2	2.04	0.58
1:CA:750:G:H1'	15:CO:22:THR:OG1	2.04	0.58
1:CA:1037:C:H2'	1:CA:1038:C:H6	1.66	0.58
3:CC:36:ASP:HA	3:CC:39:ILE:HD12	1.86	0.58
3:CC:113:ALA:HB2	3:CC:202:ILE:HG12	1.86	0.58
4:CD:22:LYS:HB2	4:CD:26:CYS:CB	2.33	0.58
4:CD:33:MET:HE2	4:CD:37:PRO:HA	1.82	0.58
13:CM:48:LEU:O	13:CM:48:LEU:HD23	2.04	0.58
15:CO:87:ILE:HG22	15:CO:88:ARG:N	2.12	0.58
17:CQ:17:LYS:CG	17:CQ:47:PRO:HA	2.32	0.58
27:DA:2177:C:H1'	29:DC:44:HIS:HD2	1.68	0.58
27:DA:2305:A:H5''	33:DG:134:GLY:HA3	1.84	0.58
27:DA:2331:G:O2'	49:D0:43:THR:HG22	2.03	0.58
31:DE:15:PHE:CE2	42:DT:80:SER:HB2	2.39	0.58
34:DH:19:VAL:HG23	34:DH:45:VAL:CG2	2.34	0.58
37:DO:49:ARG:HH11	37:DO:49:ARG:HG2	1.67	0.58
43:DU:8:VAL:HG12	43:DU:12:ARG:HG3	1.84	0.58

*Continued on next page...*

*Continued from previous page...*

Atom-1	Atom-2	Interatomic distance (Å)	Clash overlap (Å)
44:DV:62:LEU:CD2	44:DV:95:LEU:HB2	2.34	0.58
47:DY:10:GLY:HA2	47:DY:27:VAL:CG1	2.32	0.58
53:D4:40:ILE:HG23	53:D4:57:ILE:HG21	1.86	0.58
57:D8:59:LYS:HB2	57:D8:59:LYS:HZ1	1.67	0.58
1:AA:321:A:H2'	1:AA:322:C:C6	2.39	0.58
1:AA:385:C:O2'	1:AA:386:C:H5'	2.03	0.58
1:AA:646:U:H2'	1:AA:647:C:C6	2.39	0.58
1:AA:1391:U:H2'	1:AA:1392:G:C8	2.38	0.58
2:AB:75:LYS:HA	2:AB:78:GLN:CG	2.33	0.58
2:AB:181:PHE:CE1	8:AH:70:GLN:HB3	2.38	0.58
3:AC:23:TYR:CG	3:AC:24:ALA:N	2.72	0.58
4:AD:63:LYS:HE3	4:AD:198:VAL:HG22	1.85	0.58
16:AP:26:ARG:HG2	16:AP:27:LYS:N	2.19	0.58
27:BA:61:G:H5'	51:B2:50:ILE:HG21	1.84	0.58
27:BA:1205:U:C5	32:BF:171:PRO:HA	2.39	0.58
27:BA:1495:A:C2	27:BA:1496:A:C2	2.92	0.58
27:BA:1519:G:H5'	27:BA:1520:G:OP1	2.03	0.58
27:BA:1766:U:O2'	27:BA:1767:C:H5'	2.04	0.58
27:BA:2147:G:H2'	27:BA:2148:G:O4'	2.03	0.58
27:BA:2552:U:C2	27:BA:2554:U:H5'	2.38	0.58
27:BA:2816:C:O3'	40:BR:99:LYS:HE2	2.03	0.58
32:BF:28:ILE:HG22	32:BF:112:MET:HG3	1.86	0.58
38:BP:16:ARG:CZ	38:BP:16:ARG:HB2	2.34	0.58
56:B7:19:ARG:HH11	56:B7:19:ARG:HG2	1.69	0.58
1:CA:761:G:O5'	1:CA:761:G:H8	1.85	0.58
1:CA:1014:A:H2'	1:CA:1015:A:C8	2.38	0.58
1:CA:1048:G:OP1	14:CN:4:LYS:HB2	2.04	0.58
1:CA:1475:G:OP1	27:DA:1689:A:H1'	2.03	0.58
2:CB:97:TRP:CZ3	2:CB:173:ALA:HA	2.38	0.58
3:CC:11:ARG:HH11	3:CC:11:ARG:HG2	1.69	0.58
59:CX:17:C:C5'	59:CX:17(B):U:H2'	2.34	0.58
27:DA:407:G:H2'	27:DA:408:G:C8	2.38	0.58
27:DA:614(C):A:C4	32:DF:180:GLY:HA2	2.39	0.58
27:DA:817:C:O2'	27:DA:839:U:H5''	2.04	0.58
27:DA:1012:U:C5	36:DN:28:THR:HG21	2.39	0.58
27:DA:1373:A:H2'	27:DA:1374:G:O4'	2.04	0.58
27:DA:2287:A:C2	27:DA:2346:A:H2	2.21	0.58
27:DA:2788:C:O2'	27:DA:2809:A:N3	2.36	0.58
30:DD:213:ARG:C	30:DD:215:LEU:N	2.57	0.58
31:DE:69:LYS:O	31:DE:71:GLY:O	2.22	0.58
32:DF:78:ILE:HA	32:DF:83:PHE:HD1	1.66	0.58

*Continued on next page...*

*Continued from previous page...*

Atom-1	Atom-2	Interatomic distance (Å)	Clash overlap (Å)
38:DP:23:PRO:HD2	38:DP:33:ARG:NE	2.19	0.58
38:DP:104:GLY:C	38:DP:105:LEU:HD23	2.24	0.58
41:DS:17:ARG:HA	41:DS:20:ARG:HH22	1.68	0.58
41:DS:28:VAL:HG22	41:DS:99:LYS:NZ	2.19	0.58
41:DS:88:ASP:CG	41:DS:89:ARG:N	2.57	0.58
42:DT:124:ASP:HA	42:DT:127:ALA:HB3	1.85	0.58
47:DY:20:TYR:CZ	47:DY:42:VAL:HA	2.39	0.58
50:D1:87:PRO:HG2	50:D1:88:LYS:H	1.69	0.58
52:D3:35:ARG:O	52:D3:37:LEU:HD23	2.04	0.58
53:D4:50:THR:OG1	53:D4:51:TYR:N	2.35	0.58
1:AA:174:C:H2'	1:AA:175:C:C6	2.39	0.58
1:AA:324:G:OP1	20:AT:22:ARG:HD3	2.04	0.58
1:AA:971:G:N2	1:AA:1363(A):A:OP2	2.35	0.58
1:AA:1002:G:H21	1:AA:1003:G:H1'	1.68	0.58
1:AA:1274:G:N2	1:AA:1275:A:H62	2.00	0.58
5:AE:42:GLY:HA3	5:AE:65:ASN:O	2.04	0.58
8:AH:84:ARG:O	8:AH:135:CYS:HB2	2.04	0.58
9:AI:105:ASP:OD2	9:AI:107:ARG:HD3	2.02	0.58
10:AJ:7:LYS:N	10:AJ:97:GLU:HB2	2.18	0.58
10:AJ:42:THR:HG23	10:AJ:68:HIS:HA	1.86	0.58
14:AN:3:ARG:O	14:AN:7:ILE:HG23	2.04	0.58
18:AR:53:ARG:NH2	18:AR:60:ALA:N	2.51	0.58
18:AR:82:THR:CG2	18:AR:83:GLU:N	2.66	0.58
27:BA:319:C:O2'	27:BA:320:A:H5'	2.04	0.58
27:BA:1180:C:H2'	27:BA:1181:C:H5'	1.86	0.58
27:BA:1569:A:H2'	27:BA:1570:A:O4'	2.04	0.58
27:BA:1798:U:C5'	30:BD:259:THR:HG23	2.33	0.58
27:BA:2131:G:OP1	27:BA:2132:U:H3'	2.03	0.58
30:BD:161:THR:O	30:BD:162:SER:HB3	2.04	0.58
32:BF:7:TYR:HB2	32:BF:17:ARG:N	2.19	0.58
33:BG:75:LYS:O	33:BG:84:LYS:HA	2.03	0.58
35:BI:71:ILE:O	35:BI:72:LEU:HD13	2.03	0.58
36:BN:1:MET:O	36:BN:2:LYS:CG	2.52	0.58
36:BN:72:TYR:HD1	36:BN:90:MET:HG3	1.68	0.58
38:BP:38:GLN:HG3	38:BP:39:LYS:H	1.68	0.58
39:BQ:103:MET:HE1	39:BQ:125:LEU:HD13	1.86	0.58
42:BT:92:GLY:O	42:BT:93:ARG:C	2.41	0.58
45:BW:10:VAL:HG12	45:BW:12:ILE:HG22	1.86	0.58
47:BY:46:LYS:HG2	47:BY:47:LYS:N	2.17	0.58
1:CA:52:G:O2'	1:CA:53:A:H5'	2.04	0.58
1:CA:386:C:O2'	1:CA:387:U:H5'	2.03	0.58

*Continued on next page...*

*Continued from previous page...*

Atom-1	Atom-2	Interatomic distance (Å)	Clash overlap (Å)
1:CA:1054:C:O2	23:CW:33:C:O4'	2.21	0.58
1:CA:1528:U:O2'	1:CA:1530:G:H5'	2.03	0.58
2:CB:14:GLY:O	2:CB:15:VAL:HG22	2.04	0.58
6:CF:19:LEU:O	6:CF:22:GLU:HB2	2.04	0.58
9:CI:118:LYS:CB	9:CI:118:LYS:HZ2	2.17	0.58
17:CQ:89:LEU:O	17:CQ:92:ARG:HB3	2.04	0.58
21:CU:18:TYR:HE2	21:CU:22:ARG:CZ	2.17	0.58
27:DA:151:C:O2'	27:DA:152:G:H5'	2.03	0.58
27:DA:391:G:H2'	27:DA:392:C:O4'	2.04	0.58
27:DA:530:G:N1	27:DA:2022:U:OP1	2.37	0.58
27:DA:1231:G:H2'	27:DA:1232:G:C8	2.38	0.58
27:DA:1308:A:H2'	27:DA:1309:G:O4'	2.04	0.58
27:DA:2759:G:C2'	27:DA:2760:C:H5'	2.34	0.58
31:DE:130:GLY:O	31:DE:131:ALA:C	2.42	0.58
32:DF:126:VAL:HG11	32:DF:142:TRP:HH2	1.69	0.58
33:DG:124:SER:HB2	33:DG:131:TYR:CE1	2.39	0.58
34:DH:158:HIS:O	34:DH:159:GLU:CB	2.52	0.58
35:DI:125:GLU:OE2	35:DI:125:GLU:HA	2.03	0.58
39:DQ:25:ASP:HA	39:DQ:102:VAL:HG23	1.86	0.58
45:DW:40:ASN:O	45:DW:41:LYS:CG	2.44	0.58
46:DX:80:ILE:HD13	46:DX:80:ILE:O	2.03	0.58
54:D5:32:PRO:HA	54:D5:38:ALA:O	2.02	0.58
55:D6:36:LEU:HD13	55:D6:50:ARG:CZ	2.32	0.58
1:AA:376:G:C4'	16:AP:5:ARG:HD2	2.34	0.58
1:AA:499:A:H4'	1:AA:500:G:OP1	2.04	0.58
2:AB:178:ARG:HD2	8:AH:72:PRO:HA	1.85	0.58
5:AE:7:GLU:OE1	5:AE:37:ARG:NE	2.37	0.58
5:AE:12:LEU:HD23	5:AE:13:ILE:H	1.69	0.58
6:AF:21:LEU:O	6:AF:25:ILE:HG12	2.04	0.58
10:AJ:49:VAL:HG22	10:AJ:50:ILE:N	2.18	0.58
11:AK:24:SER:HB3	11:AK:27:ASN:O	2.04	0.58
13:AM:56:LEU:O	13:AM:60:VAL:HG23	2.04	0.58
13:AM:106:ASN:O	13:AM:107:ALA:HB3	2.04	0.58
15:AO:5:LYS:O	15:AO:9:GLN:HG2	2.04	0.58
17:AQ:3:LYS:CD	17:AQ:60:ILE:HD11	2.33	0.58
27:BA:271(F):C:H2'	27:BA:271(G):C:H6	1.68	0.58
27:BA:271(M):G:H5'	35:BI:53:ALA:HB1	1.85	0.58
27:BA:271(Q):G:H2'	27:BA:271(R):G:C8	2.39	0.58
27:BA:673:C:H5'	32:BF:54:ARG:HH12	1.69	0.58
27:BA:754:C:H2'	27:BA:755:C:H6	1.68	0.58
27:BA:832:G:OP1	38:BP:40:SER:HB3	2.04	0.58

*Continued on next page...*

*Continued from previous page...*

Atom-1	Atom-2	Interatomic distance (Å)	Clash overlap (Å)
27:BA:943:U:OP2	38:BP:38:GLN:CD	2.42	0.58
27:BA:992:C:O2'	27:BA:993:G:H5'	2.03	0.58
27:BA:1465:G:O4'	27:BA:1528:A:H8	1.87	0.58
27:BA:1657:C:H4'	31:BE:133:LYS:CB	2.24	0.58
29:BC:71:GLN:HE21	29:BC:73:ARG:HG2	1.68	0.58
34:BH:46:GLU:O	34:BH:47:GLU:O	2.22	0.58
37:BO:14:THR:HG22	37:BO:52:VAL:HG12	1.86	0.58
37:BO:66:LYS:H	37:BO:82:ASN:ND2	2.01	0.58
38:BP:107:LYS:C	38:BP:109:GLY:H	2.03	0.58
38:BP:135:LEU:HD11	38:BP:144:GLU:HG3	1.85	0.58
42:BT:16:ARG:HB3	42:BT:18:ASP:OD1	2.04	0.58
52:B3:54:VAL:CG1	52:B3:55:ARG:H	2.17	0.58
1:CA:191:G:N3	20:CT:105:SER:HB3	2.19	0.58
1:CA:253:U:H2'	1:CA:254:G:H8	1.69	0.58
1:CA:1112:C:C2	3:CC:178:LEU:HB2	2.39	0.58
1:CA:1176:A:H2'	1:CA:1177:G:C8	2.39	0.58
2:CB:236:TYR:HA	2:CB:239:VAL:CG2	2.34	0.58
5:CE:16:THR:OG1	5:CE:17:ALA:N	2.37	0.58
8:CH:86:ILE:HG12	8:CH:135:CYS:HA	1.84	0.58
9:CI:3:GLN:C	9:CI:4:TYR:HD1	2.07	0.58
10:CJ:24:VAL:HG22	10:CJ:72:VAL:HG11	1.85	0.58
10:CJ:43:ARG:O	10:CJ:67:THR:HG22	2.03	0.58
27:DA:321:G:OP2	32:DF:136:THR:HG22	2.04	0.58
27:DA:1573:G:C2'	27:DA:1574:C:H5'	2.33	0.58
27:DA:2823:A:H8	27:DA:2823:A:O5'	1.87	0.58
28:DB:53:A:N3	28:DB:53:A:H2'	2.19	0.58
28:DB:65:C:H3'	28:DB:109:C:N4	2.16	0.58
32:DF:20:LEU:HD23	32:DF:23:ASP:CG	2.24	0.58
38:DP:6:LEU:HD12	38:DP:9:ASN:HB3	1.86	0.58
38:DP:80:TYR:CE1	38:DP:111:ARG:HB3	2.39	0.58
38:DP:110:TYR:CE2	38:DP:111:ARG:NH2	2.72	0.58
41:DS:33:LYS:O	41:DS:54:LEU:HG	2.03	0.58
43:DU:90:VAL:C	43:DU:92:ARG:HD3	2.24	0.58
43:DU:96:ALA:C	43:DU:98:LEU:H	2.05	0.58
43:DU:102:GLU:CB	43:DU:104:GLN:HE22	2.17	0.58
46:DX:90:GLU:HA	46:DX:93:GLU:HG2	1.86	0.58
47:DY:32:PRO:O	47:DY:35:TYR:N	2.37	0.58
51:D2:5:GLU:HA	51:D2:8:LYS:CG	2.34	0.58
53:D4:40:ILE:HG23	53:D4:57:ILE:CG2	2.34	0.58
1:AA:498:U:O2'	1:AA:499:A:H8	1.85	0.58
1:AA:1060:C:H5''	10:AJ:51:ARG:HB3	1.86	0.58

*Continued on next page...*

*Continued from previous page...*

Atom-1	Atom-2	Interatomic distance (Å)	Clash overlap (Å)
1:AA:1398:A:C8	1:AA:1398:A:H5'	2.39	0.58
3:AC:83:ARG:HH11	3:AC:83:ARG:HG2	1.69	0.58
6:AF:11:ASN:OD1	6:AF:14:LEU:HB2	2.04	0.58
7:AG:143:ARG:O	7:AG:146:GLU:HB2	2.03	0.58
10:AJ:54:PHE:CD2	10:AJ:55:LYS:HE3	2.39	0.58
10:AJ:96:ILE:HD13	10:AJ:96:ILE:N	2.19	0.58
18:AR:69:THR:O	18:AR:72:ARG:HB2	2.03	0.58
23:AW:69:C:C2'	23:AW:70:C:H5'	2.34	0.58
27:BA:330:A:O2'	27:BA:331:A:C8	2.55	0.58
27:BA:444:C:OP2	43:BU:2:PRO:HD3	2.04	0.58
27:BA:448:U:H1'	32:BF:84:VAL:HG13	1.85	0.58
27:BA:1779:U:C5	27:BA:1784:A:N7	2.66	0.58
27:BA:2732:G:C3'	27:BA:2733:A:H5'	2.34	0.58
28:BB:96:U:H2'	28:BB:97:G:C8	2.39	0.58
32:BF:101:LEU:O	32:BF:106:ARG:NH1	2.33	0.58
37:BO:14:THR:HG22	37:BO:52:VAL:HG11	1.85	0.58
43:BU:91:ASP:CG	43:BU:96:ALA:HB2	2.25	0.58
1:CA:69:G:N2	1:CA:102:G:C4	2.67	0.58
1:CA:77:G:N3	1:CA:77:G:H2'	2.17	0.58
1:CA:554:C:H2'	1:CA:555:C:H6	1.69	0.58
1:CA:818:G:O2'	1:CA:819:A:H5''	2.04	0.58
1:CA:994:A:O2'	14:CN:8:GLU:HG2	2.04	0.58
1:CA:1205:U:O2'	3:CC:195:VAL:HG23	2.04	0.58
1:CA:1244:C:H2'	1:CA:1245:A:C8	2.39	0.58
7:CG:69:VAL:HG12	7:CG:69:VAL:O	2.02	0.58
9:CI:18:PHE:O	9:CI:61:ALA:HA	2.03	0.58
10:CJ:78:ASN:HD21	10:CJ:80:LYS:CB	2.17	0.58
11:CK:97:ALA:O	11:CK:101:SER:HB3	2.04	0.58
12:CL:21:VAL:HG12	12:CL:23:ALA:HB2	1.85	0.58
19:CS:6:LYS:HD2	19:CS:6:LYS:H	1.69	0.58
26:CZ:2:DPP:C	26:CZ:3:UAL:H6	2.10	0.58
27:DA:221:A:H4'	27:DA:222:A:O5'	2.04	0.58
27:DA:286:C:C2'	27:DA:287:C:C5'	2.82	0.58
27:DA:1264:G:OP1	54:D5:19:ARG:NH2	2.37	0.58
27:DA:1508:A:H4'	27:DA:1509(A):A:C5	2.38	0.58
27:DA:1902:C:H4'	30:DD:244:ARG:HA	1.85	0.58
27:DA:2649:U:O5'	27:DA:2649:U:H6	1.87	0.58
27:DA:2762:G:H3'	27:DA:2763:G:C5'	2.34	0.58
31:DE:32:PRO:O	31:DE:34:VAL:HG13	2.03	0.58
33:DG:96:ARG:O	33:DG:99:MET:N	2.36	0.58
35:DI:115:ALA:N	35:DI:129:THR:HG22	2.18	0.58

*Continued on next page...*



Continued from previous page...

Atom-1	Atom-2	Interatomic distance (Å)	Clash overlap (Å)
36:DN:18:ALA:O	36:DN:20:GLY:N	2.37	0.58
37:DO:61:VAL:HG21	37:DO:111:PHE:CD1	2.39	0.58
39:DQ:39:PRO:HA	39:DQ:98:LYS:HA	1.85	0.58
50:D1:12:PRO:HA	50:D1:42:GLN:O	2.04	0.58
55:D6:41:PRO:HD2	55:D6:46:HIS:N	2.17	0.58
1:AA:22:G:H2'	1:AA:23:C:H6	1.69	0.57
1:AA:165:C:H2'	1:AA:166:G:H8	1.67	0.57
1:AA:798:G:P	11:AK:122:LYS:HZ1	2.27	0.57
3:AC:153:VAL:HB	3:AC:166:GLU:HB3	1.86	0.57
7:AG:50:ILE:HG21	7:AG:61:VAL:HG21	1.85	0.57
13:AM:39:ILE:O	13:AM:41:PRO:HD3	2.04	0.57
17:AQ:48:GLU:O	17:AQ:49:GLU:C	2.43	0.57
20:AT:49:ALA:HB3	20:AT:100:ILE:HD13	1.86	0.57
25:AY:69:C:H5'	25:AY:69:C:H6	1.68	0.57
27:BA:384:U:H2'	27:BA:385:C:C6	2.39	0.57
27:BA:1188:U:H4'	44:BV:79:VAL:HG22	1.87	0.57
27:BA:1259:G:O2'	27:BA:1260:G:H5'	2.04	0.57
27:BA:1438:U:O2'	27:BA:1439:A:H5'	2.04	0.57
27:BA:1639:U:H2'	27:BA:1640:C:H5''	1.86	0.57
27:BA:2494:G:H2'	27:BA:2495:G:H8	1.69	0.57
30:BD:77:ALA:CB	30:BD:97:TYR:HA	2.34	0.57
30:BD:121:PRO:HB3	30:BD:135:PHE:HE1	1.68	0.57
31:BE:68:ALA:C	31:BE:70:ALA:H	2.08	0.57
32:BF:24:LEU:HB3	32:BF:25:PRO:CD	2.33	0.57
34:BH:48:GLY:O	34:BH:49:VAL:HG13	2.04	0.57
35:BI:136:VAL:O	35:BI:136:VAL:HG13	2.04	0.57
35:BI:143:SER:OG	35:BI:144:VAL:N	2.37	0.57
37:BO:24:VAL:HG23	37:BO:33:ALA:HB2	1.86	0.57
39:BQ:65:PHE:N	39:BQ:65:PHE:CD2	2.72	0.57
47:BY:79:CYS:O	47:BY:80:GLY:C	2.43	0.57
48:BZ:135:PHE:HD1	48:BZ:137:GLU:H	1.51	0.57
50:B1:64:ALA:O	50:B1:67:ILE:HG13	2.04	0.57
57:B8:6:THR:CG2	57:B8:63:PRO:HD3	2.33	0.57
1:CA:331:G:OP1	1:CA:332:G:H5'	2.04	0.57
3:CC:51:GLY:O	3:CC:115:LEU:HD21	2.04	0.57
9:CI:97:LYS:HB3	9:CI:98:PRO:HD3	1.86	0.57
10:CJ:30:SER:OG	10:CJ:81:THR:HG22	2.04	0.57
15:CO:46:HIS:O	15:CO:48:LYS:N	2.36	0.57
16:CP:67:THR:HG22	16:CP:69:THR:N	2.18	0.57
27:DA:85:G:O5'	47:DY:30:VAL:HB	2.05	0.57
27:DA:239:U:H2'	27:DA:240:G:O4'	2.04	0.57

Continued on next page...

Continued from previous page...

Atom-1	Atom-2	Interatomic distance (Å)	Clash overlap (Å)
27:DA:271(S):G:C2'	27:DA:271(T):C:C5'	2.81	0.57
27:DA:604:G:O2'	27:DA:605:C:H5'	2.03	0.57
27:DA:1142(A):A:H4'	36:DN:25:ARG:NH2	2.20	0.57
27:DA:1240:U:HO2'	27:DA:1241:A:H5'	1.69	0.57
27:DA:1410:G:H2'	27:DA:1411:C:C6	2.38	0.57
27:DA:1685:C:H2'	27:DA:1686:C:C5'	2.26	0.57
27:DA:2080:G:H2'	27:DA:2081:C:H6	1.69	0.57
27:DA:2872:G:C2	27:DA:2873:A:N6	2.72	0.57
28:DB:87:G:C3'	28:DB:88:C:H5''	2.34	0.57
29:DC:68:LEU:CB	29:DC:70:LYS:HE2	2.27	0.57
30:DD:14:ARG:HG2	30:DD:15:PHE:N	2.18	0.57
30:DD:117:VAL:HG22	30:DD:118:VAL:N	2.19	0.57
34:DH:44:VAL:HG12	34:DH:45:VAL:N	2.18	0.57
38:DP:18:ARG:HH11	38:DP:18:ARG:HB3	1.70	0.57
45:DW:14:PRO:HG2	45:DW:78:GLU:HG3	1.86	0.57
48:DZ:9:ARG:NH1	48:DZ:36:VAL:O	2.37	0.57
48:DZ:26:VAL:HG22	48:DZ:27:MET:N	2.18	0.57
48:DZ:149:LEU:HB2	48:DZ:170:ILE:CD1	2.33	0.57
49:D0:37:LEU:H	49:D0:60:PHE:HA	1.68	0.57
1:AA:475:G:H2'	1:AA:476:G:H8	1.68	0.57
1:AA:603:U:H2'	1:AA:604:G:H8	1.68	0.57
1:AA:1152:A:H2'	1:AA:1153:C:H6	1.69	0.57
1:AA:1429:C:H4'	27:BA:1703:G:O2'	2.04	0.57
3:AC:205:GLY:O	3:AC:206:GLU:HG3	2.05	0.57
4:AD:127:THR:CG2	4:AD:149:ALA:HB2	2.34	0.57
27:BA:10:G:C6	27:BA:2629:A:C8	2.93	0.57
27:BA:321:G:C2	27:BA:341:G:H4'	2.39	0.57
27:BA:881:G:O2'	27:BA:882:G:H5'	2.04	0.57
30:BD:21:PHE:HB3	30:BD:24:ILE:CG2	2.34	0.57
30:BD:209:ALA:O	30:BD:212:SER:HB3	2.04	0.57
35:BI:92:VAL:HG11	35:BI:120:ILE:HB	1.85	0.57
38:BP:64:LYS:CG	38:BP:65:ARG:H	2.16	0.57
39:BQ:103:MET:CE	39:BQ:125:LEU:HD13	2.34	0.57
41:BS:22:GLY:O	41:BS:23:ARG:O	2.21	0.57
41:BS:61:ASN:OD1	41:BS:64:GLU:HB2	2.04	0.57
42:BT:84:GLN:OE1	42:BT:86:ILE:HD12	2.04	0.57
44:BV:99:ILE:HD13	44:BV:99:ILE:N	2.18	0.57
47:BY:88:LYS:NZ	47:BY:93:GLY:CA	2.67	0.57
55:B6:15:GLU:CD	55:B6:43:CYS:HB3	2.25	0.57
1:CA:152:A:N6	1:CA:170:U:C2	2.72	0.57
1:CA:322:C:H4'	20:CT:23:ARG:HD2	1.85	0.57

Continued on next page...

*Continued from previous page...*

Atom-1	Atom-2	Interatomic distance (Å)	Clash overlap (Å)
1:CA:382:A:H2'	1:CA:383:A:C8	2.39	0.57
1:CA:954:G:H2'	1:CA:955:U:H6	1.70	0.57
1:CA:1444:C:H2'	1:CA:1445:C:C6	2.39	0.57
2:CB:21:ARG:HB3	2:CB:39:ILE:HA	1.85	0.57
6:CF:14:LEU:CD1	6:CF:18:GLN:HB3	2.33	0.57
8:CH:103:VAL:HG11	8:CH:109:ILE:O	2.04	0.57
12:CL:51:LYS:HB3	12:CL:67:ILE:HD12	1.86	0.57
13:CM:55:ARG:O	13:CM:58:GLU:HB2	2.04	0.57
14:CN:13:THR:N	14:CN:14:PRO:CD	2.66	0.57
59:CX:35:A:O2'	59:CX:36:U:H5'	2.03	0.57
27:DA:233:A:C2'	27:DA:234:C:H5'	2.34	0.57
32:DF:59:TYR:CD2	32:DF:78:ILE:HG12	2.39	0.57
33:DG:72:ARG:NH1	33:DG:86:MET:CG	2.64	0.57
35:DI:69:LYS:HE2	35:DI:73:GLU:OE1	2.04	0.57
39:DQ:38:GLU:HA	39:DQ:99:PRO:HG3	1.86	0.57
51:D2:69:ARG:O	51:D2:70:GLN:HG2	2.04	0.57
55:D6:8:LYS:O	55:D6:9:LEU:CB	2.53	0.57
1:AA:166:G:O2'	1:AA:167:G:H5'	2.03	0.57
1:AA:401:C:H2'	1:AA:402:G:H8	1.69	0.57
1:AA:1073:U:OP2	5:AE:57:LYS:HE2	2.04	0.57
1:AA:1248:A:H2'	1:AA:1249:C:H5'	1.85	0.57
1:AA:1373:G:C5'	7:AG:36:LYS:HB2	2.33	0.57
4:AD:58:LEU:O	4:AD:58:LEU:HD22	2.04	0.57
9:AI:114:TYR:HD1	10:AJ:60:ARG:HG2	1.68	0.57
11:AK:99:GLN:HA	11:AK:105:VAL:CG1	2.28	0.57
13:AM:86:CYS:HA	19:AS:73:GLU:O	2.04	0.57
20:AT:93:GLU:OE1	20:AT:94:ALA:N	2.38	0.57
27:BA:271(P):C:H2'	27:BA:271(Q):G:C8	2.39	0.57
27:BA:310:A:P	47:BY:18:GLY:HA2	2.44	0.57
27:BA:335:C:H2'	27:BA:336:C:H6	1.70	0.57
27:BA:892:G:H2'	27:BA:893:C:C6	2.39	0.57
27:BA:957:A:N1	27:BA:2458:G:H4'	2.19	0.57
27:BA:1221:C:OP1	44:BV:68:LYS:HE2	2.04	0.57
27:BA:1708:C:O2'	27:BA:1709:U:H5'	2.04	0.57
27:BA:2712:U:H1'	27:BA:2712(A):A:H8	1.69	0.57
28:BB:48:A:H2'	28:BB:49:C:C6	2.39	0.57
30:BD:110:GLY:O	30:BD:112:GLN:HG3	2.04	0.57
31:BE:51:PHE:CE1	31:BE:52:LEU:HD13	2.39	0.57
33:BG:45:GLU:C	33:BG:47:LYS:H	2.07	0.57
37:BO:88:ASN:OD1	37:BO:92:GLU:N	2.38	0.57
38:BP:139:LYS:C	38:BP:141:ALA:H	2.08	0.57

*Continued on next page...*

*Continued from previous page...*

Atom-1	Atom-2	Interatomic distance (Å)	Clash overlap (Å)
44:BV:87:HIS:NE2	44:BV:89:GLN:HG2	2.18	0.57
47:BY:39:VAL:HG12	47:BY:40:GLU:H	1.69	0.57
47:BY:96:ILE:CB	47:BY:99:CYS:HB2	2.33	0.57
48:BZ:6:ALA:HA	48:BZ:38:VAL:HG12	1.86	0.57
1:CA:1086:U:H2'	1:CA:1087:G:H8	1.70	0.57
1:CA:1223:C:P	19:CS:78:ARG:HH21	2.27	0.57
2:CB:107:THR:HG22	2:CB:107:THR:O	2.04	0.57
4:CD:128:VAL:HG12	4:CD:129:ASN:ND2	2.19	0.57
6:CF:82:ARG:HB2	6:CF:85:VAL:CG2	2.34	0.57
8:CH:103:VAL:HG13	8:CH:110:ALA:HB2	1.86	0.57
11:CK:123:LYS:O	11:CK:126:ARG:HB2	2.04	0.57
12:CL:58:THR:C	12:CL:60:GLY:H	2.08	0.57
16:CP:8:ARG:HB2	16:CP:17:TYR:CE2	2.40	0.57
20:CT:10:LEU:HD22	20:CT:12:ALA:HB2	1.87	0.57
21:CU:25:LYS:HB2	21:CU:25:LYS:NZ	2.19	0.57
23:CW:40:C:O2'	23:CW:41:G:H5'	2.05	0.57
27:DA:1309:G:H3'	56:D7:9:ARG:HH12	1.69	0.57
27:DA:1509(A):A:H2'	27:DA:1509(B):A:H8	1.65	0.57
27:DA:2491:U:H6	27:DA:2491:U:C5'	2.07	0.57
30:DD:21:PHE:O	30:DD:24:ILE:CG2	2.49	0.57
30:DD:25:THR:O	30:DD:27:THR:N	2.35	0.57
32:DF:6:VAL:CG1	32:DF:7:TYR:H	2.16	0.57
32:DF:66:PRO:HD2	32:DF:70:THR:CG2	2.34	0.57
34:DH:169:VAL:O	34:DH:169:VAL:HG13	2.04	0.57
36:DN:3:THR:O	36:DN:5:VAL:HG12	2.05	0.57
51:D2:54:LYS:O	51:D2:57:ILE:HB	2.03	0.57
1:AA:332:G:O2'	1:AA:333:G:H5'	2.05	0.57
1:AA:862:C:O2'	1:AA:863:U:H5'	2.05	0.57
1:AA:1324:A:H2'	1:AA:1325:C:H6	1.70	0.57
2:AB:112:VAL:CG1	2:AB:153:ARG:HA	2.34	0.57
3:AC:14:ILE:CG1	3:AC:15:THR:H	2.09	0.57
5:AE:72:GLN:HE21	5:AE:144:THR:CG2	2.17	0.57
7:AG:20:ASP:O	7:AG:24:THR:HG23	2.03	0.57
7:AG:79:ARG:HG2	7:AG:84:ASN:OD1	2.04	0.57
16:AP:72:ARG:HG2	16:AP:72:ARG:O	2.05	0.57
23:AW:52:G:O2'	23:AW:53:U:H5'	2.05	0.57
27:BA:631:A:O2'	38:BP:67:MET:HB3	2.04	0.57
27:BA:1043:C:HO2'	27:BA:1044:G:H8	1.53	0.57
27:BA:1120:G:H2'	27:BA:1121:C:H6	1.69	0.57
27:BA:1693:U:H4'	27:BA:1694:C:OP2	2.04	0.57
27:BA:1980:G:O2'	27:BA:1982:C:OP2	2.21	0.57

*Continued on next page...*

*Continued from previous page...*

Atom-1	Atom-2	Interatomic distance (Å)	Clash overlap (Å)
27:BA:2759:G:H5'	27:BA:2759:G:H8	1.68	0.57
31:BE:48:GLN:HE22	31:BE:64:LYS:HZ3	1.52	0.57
32:BF:20:LEU:HB3	32:BF:23:ASP:CG	2.25	0.57
47:BY:26:LYS:CG	47:BY:27:VAL:N	2.68	0.57
1:CA:346:G:H5''	42:DT:41:ARG:CZ	2.33	0.57
1:CA:1060:C:C5'	10:CJ:51:ARG:HB3	2.33	0.57
1:CA:1316:G:N1	1:CA:1319:A:OP2	2.37	0.57
1:CA:1352:C:H2'	1:CA:1353:G:C8	2.39	0.57
2:CB:51:LEU:HD23	2:CB:201:ILE:HD12	1.87	0.57
3:CC:47:LEU:CD2	3:CC:68:VAL:HG11	2.34	0.57
5:CE:92:LYS:O	5:CE:118:ILE:HD12	2.05	0.57
6:CF:100:ASN:H	18:CR:23:LYS:HZ2	1.52	0.57
13:CM:116:THR:HG22	13:CM:117:VAL:N	2.19	0.57
15:CO:7:GLU:O	15:CO:10:LYS:HG3	2.04	0.57
20:CT:46:GLU:OE1	20:CT:48:LYS:HE2	2.04	0.57
27:DA:517:C:OP1	54:D5:16:ARG:NH2	2.38	0.57
27:DA:2067:G:H4'	27:DA:2068:U:OP2	2.03	0.57
27:DA:2223:G:H2'	27:DA:2224:G:C5'	2.33	0.57
27:DA:2533:A:H2'	27:DA:2534:A:O4'	2.05	0.57
28:DB:47:C:H3'	28:DB:48:A:C5'	2.35	0.57
34:DH:85:LYS:O	34:DH:132:ARG:HA	2.03	0.57
40:DR:77:ARG:O	40:DR:79:LEU:N	2.37	0.57
41:DS:58:LEU:HD23	41:DS:65:VAL:HG13	1.86	0.57
42:DT:65:LYS:HZ2	42:DT:65:LYS:HA	1.67	0.57
43:DU:60:LEU:HD13	43:DU:60:LEU:C	2.24	0.57
45:DW:26:GLY:HA2	45:DW:71:VAL:O	2.03	0.57
47:DY:2:ARG:HH11	47:DY:2:ARG:HG2	1.70	0.57
47:DY:88:LYS:HZ1	47:DY:93:GLY:HA3	1.69	0.57
49:D0:75:LEU:HD22	49:D0:75:LEU:O	2.03	0.57
1:AA:817:C:H1'	1:AA:819:A:H5'	1.86	0.57
1:AA:818:G:O2'	1:AA:819:A:H5''	2.04	0.57
3:AC:77:ILE:HA	3:AC:84:ILE:HB	1.86	0.57
3:AC:116:VAL:HG21	3:AC:202:ILE:HD11	1.86	0.57
7:AG:26:PHE:O	7:AG:30:ILE:HG12	2.04	0.57
7:AG:65:ALA:HB1	7:AG:127:ALA:HB3	1.84	0.57
7:AG:132:GLY:O	7:AG:135:VAL:HG23	2.04	0.57
19:AS:62:ILE:HA	19:AS:66:MET:HG3	1.86	0.57
27:BA:303:U:H2'	27:BA:304:G:C8	2.39	0.57
27:BA:454:A:H4'	27:BA:455:C:OP2	2.04	0.57
27:BA:713:G:H2'	27:BA:714:U:C6	2.40	0.57
27:BA:765:G:H2'	27:BA:766:C:H6	1.70	0.57

*Continued on next page...*

*Continued from previous page...*

Atom-1	Atom-2	Interatomic distance (Å)	Clash overlap (Å)
27:BA:1448:G:N3	27:BA:1528(A):A:H2	2.02	0.57
27:BA:1721:G:C2	27:BA:1739:U:OP2	2.58	0.57
27:BA:1934:C:O2'	27:BA:1935:G:H5'	2.04	0.57
27:BA:2195:C:O2'	27:BA:2196:C:H5'	2.03	0.57
32:BF:133:ASN:O	32:BF:135:LYS:N	2.38	0.57
34:BH:41:MET:O	34:BH:42:ARG:HB2	2.04	0.57
37:BO:86:ILE:HG22	37:BO:94:ARG:HG3	1.85	0.57
38:BP:47:ASP:HB2	38:BP:51:PHE:CG	2.40	0.57
41:BS:34:HIS:CB	41:BS:54:LEU:HD23	2.35	0.57
46:BX:26:TYR:OH	46:BX:88:LYS:HB2	2.04	0.57
47:BY:35:TYR:O	47:BY:35:TYR:HD2	1.87	0.57
48:BZ:78:ARG:O	48:BZ:79:ARG:HB2	2.04	0.57
57:B8:4:MET:O	57:B8:62:LEU:HD11	2.03	0.57
1:CA:59:A:H5'	1:CA:60:A:H5''	1.86	0.57
1:CA:260:G:H2'	1:CA:261:U:C6	2.40	0.57
1:CA:376:G:OP2	16:CP:67:THR:HG21	2.05	0.57
1:CA:959:A:H2'	1:CA:960:U:H4'	1.86	0.57
1:CA:1305:G:O2'	1:CA:1306:A:H8	1.85	0.57
5:CE:73:ASN:HD22	5:CE:74:GLY:N	2.02	0.57
7:CG:43:PHE:C	7:CG:43:PHE:CD1	2.78	0.57
13:CM:65:LYS:HG3	13:CM:69:GLU:O	2.04	0.57
15:CO:65:ARG:HG2	15:CO:65:ARG:NH1	2.18	0.57
20:CT:90:GLN:HA	20:CT:93:GLU:OE2	2.04	0.57
27:DA:325:G:O2'	27:DA:326:G:H5'	2.04	0.57
27:DA:589:C:H2'	27:DA:590:A:H8	1.67	0.57
27:DA:1682:G:H5'	27:DA:1762:A:H2'	1.85	0.57
27:DA:2795:G:N2	27:DA:2799:C:H5'	2.20	0.57
28:DB:72:G:N2	28:DB:104:U:C5	2.72	0.57
29:DC:77:ILE:HD11	29:DC:100:ILE:HD11	1.87	0.57
29:DC:93:TYR:O	29:DC:94:VAL:HG13	2.04	0.57
32:DF:3:GLU:CB	32:DF:19:GLU:HB2	2.34	0.57
36:DN:78:TYR:CD1	36:DN:78:TYR:N	2.68	0.57
39:DQ:31:ASP:OD2	39:DQ:107:ALA:HA	2.04	0.57
41:DS:74:ALA:HB2	41:DS:101:LEU:HD23	1.86	0.57
47:DY:95:LYS:CG	47:DY:100:ALA:HA	2.33	0.57
1:AA:66:G:H4'	1:AA:173:U:C5	2.40	0.57
1:AA:97:G:O2'	1:AA:98:G:O5'	2.22	0.57
1:AA:308:C:H2'	1:AA:309:G:H8	1.68	0.57
1:AA:353:A:H5'	1:AA:353:A:C8	2.38	0.57
1:AA:553:A:H2'	1:AA:554:C:C6	2.40	0.57
1:AA:956:U:O2'	1:AA:957:U:H5'	2.05	0.57

*Continued on next page...*

*Continued from previous page...*

Atom-1	Atom-2	Interatomic distance (Å)	Clash overlap (Å)
1:AA:1502:A:H2	1:AA:1505:G:N1	2.00	0.57
3:AC:8:ILE:HG12	3:AC:184:TYR:HB3	1.85	0.57
16:AP:21:VAL:HG11	16:AP:34:GLU:HB3	1.86	0.57
20:AT:50:GLU:CG	20:AT:100:ILE:HG21	2.34	0.57
27:BA:28:A:N6	27:BA:512:G:H1'	2.20	0.57
27:BA:251:A:H2'	27:BA:252:G:O4'	2.04	0.57
27:BA:271(T):C:H2'	27:BA:271(U):G:H8	1.69	0.57
27:BA:470:A:H2'	27:BA:471:A:O4'	2.04	0.57
27:BA:586:A:H5'	32:BF:89:VAL:HG21	1.87	0.57
27:BA:881:G:H2'	27:BA:882:G:H5'	1.85	0.57
27:BA:995:C:O2	36:BN:4:TYR:OH	2.22	0.57
27:BA:1417:C:N4	27:BA:1581:G:H1	2.02	0.57
27:BA:2273:A:H2'	27:BA:2274:A:C8	2.38	0.57
27:BA:2779:U:H4'	27:BA:2780:G:C5'	2.34	0.57
28:BB:68:C:H2'	28:BB:69:G:H8	1.70	0.57
30:BD:165:ILE:HD13	30:BD:175:LEU:HD21	1.86	0.57
33:BG:72:ARG:CD	33:BG:86:MET:HA	2.33	0.57
33:BG:128:ARG:HG3	33:BG:130:ASN:HB2	1.87	0.57
34:BH:44:VAL:C	34:BH:46:GLU:N	2.57	0.57
41:BS:103:GLU:O	41:BS:104:GLY:C	2.42	0.57
42:BT:27:THR:O	42:BT:28:VAL:CB	2.53	0.57
44:BV:44:LYS:O	44:BV:45:THR:HG23	2.05	0.57
46:BX:12:VAL:HG23	46:BX:17:ALA:HB1	1.86	0.57
48:BZ:76:ASP:HB2	48:BZ:83:GLU:HG3	1.87	0.57
48:BZ:107:PRO:HB3	48:BZ:116:LEU:CD1	2.33	0.57
48:BZ:116:LEU:CB	48:BZ:173:VAL:HG22	2.34	0.57
55:B6:15:GLU:OE2	55:B6:43:CYS:HB3	2.03	0.57
1:CA:433:C:H2'	1:CA:434:U:C6	2.39	0.57
1:CA:542:G:H5'	4:CD:41:GLY:CA	2.35	0.57
1:CA:674:G:O2'	1:CA:675:A:H5'	2.03	0.57
1:CA:848:C:H2'	1:CA:849:C:H6	1.69	0.57
1:CA:967:C:H2'	1:CA:968:A:C8	2.39	0.57
1:CA:1002:G:N2	1:CA:1003:G:H1'	2.20	0.57
1:CA:1097:C:H2'	1:CA:1098:C:H6	1.67	0.57
1:CA:1226:C:C4	13:CM:104:ARG:HB2	2.40	0.57
2:CB:30:ARG:HH21	2:CB:194:PRO:CB	2.18	0.57
2:CB:97:TRP:CH2	2:CB:173:ALA:HA	2.40	0.57
3:CC:62:ASP:HA	3:CC:97:LYS:HE2	1.87	0.57
5:CE:10:MET:CB	5:CE:32:VAL:HG22	2.34	0.57
12:CL:68:PRO:O	12:CL:99:ARG:HD3	2.04	0.57
17:CQ:86:GLU:O	17:CQ:90:ILE:HG12	2.05	0.57

*Continued on next page...*

*Continued from previous page...*

Atom-1	Atom-2	Interatomic distance (Å)	Clash overlap (Å)
23:CW:35:G:O2'	23:CW:36:A:H8	1.87	0.57
25:CY:20:A:N6	25:CY:45:U:H2'	2.18	0.57
27:DA:397:G:H2'	27:DA:398:G:H8	1.69	0.57
27:DA:559:G:H22	43:DU:49:HIS:CD2	2.22	0.57
27:DA:935:C:H2'	27:DA:936:C:H6	1.69	0.57
27:DA:1310:G:OP2	56:D7:9:ARG:NH1	2.38	0.57
27:DA:1980:G:O2'	27:DA:1982:C:OP2	2.20	0.57
27:DA:2419:U:O4	57:D8:30:ARG:CZ	2.53	0.57
28:DB:60:C:C2'	28:DB:61:G:H5'	2.31	0.57
32:DF:2:LYS:HE2	32:DF:25:PRO:HB3	1.87	0.57
32:DF:136:THR:HG23	32:DF:137:LYS:N	2.19	0.57
32:DF:160:ASN:ND2	32:DF:162:LEU:H	2.01	0.57
33:DG:166:ASP:O	33:DG:169:ALA:HB3	2.04	0.57
37:DO:88:ASN:HD21	37:DO:90:GLN:HB2	1.68	0.57
38:DP:113:LYS:HA	38:DP:129:ALA:O	2.04	0.57
42:DT:52:ILE:HG23	42:DT:61:PHE:CB	2.34	0.57
43:DU:65:ILE:HG12	43:DU:96:ALA:HB1	1.86	0.57
47:DY:10:GLY:C	47:DY:27:VAL:HG22	2.24	0.57
1:AA:228:A:H2'	1:AA:229:U:O4'	2.05	0.57
1:AA:309:G:H1'	1:AA:608:A:C2	2.38	0.57
1:AA:1199:U:H4'	10:AJ:54:PHE:CE1	2.40	0.57
3:AC:64:VAL:CG2	3:AC:99:VAL:HA	2.33	0.57
4:AD:70:ILE:HD11	4:AD:74:GLN:CB	2.34	0.57
5:AE:6:PHE:O	5:AE:7:GLU:C	2.43	0.57
9:AI:83:ARG:O	9:AI:86:VAL:HG12	2.04	0.57
13:AM:57:ARG:HH11	13:AM:57:ARG:HB3	1.68	0.57
19:AS:45:VAL:HA	19:AS:62:ILE:HG23	1.87	0.57
19:AS:61:TYR:O	19:AS:62:ILE:HB	2.03	0.57
27:BA:89:G:H3'	27:BA:90:U:C4'	2.34	0.57
27:BA:856:C:C1'	49:B0:27:GLU:HB3	2.35	0.57
27:BA:1108:U:C2'	27:BA:1109:C:H5'	2.33	0.57
27:BA:2847:U:OP1	42:BT:98:LYS:HD3	2.03	0.57
32:BF:67:GLN:HG3	32:BF:74:ARG:HB2	1.87	0.57
32:BF:132:VAL:HG22	32:BF:133:ASN:N	2.18	0.57
36:BN:27:ALA:HB1	36:BN:106:MET:HE3	1.86	0.57
36:BN:36:GLY:O	36:BN:42:TRP:HB2	2.04	0.57
1:CA:166:G:O2'	1:CA:167:G:H5'	2.05	0.57
1:CA:1227:A:O2'	13:CM:115:LYS:HB3	2.05	0.57
4:CD:22:LYS:HB2	4:CD:26:CYS:HB2	1.84	0.57
4:CD:190:ASP:HB3	4:CD:193:ASP:OD2	2.04	0.57
13:CM:90:LEU:HD13	19:CS:82:GLY:N	2.20	0.57

*Continued on next page...*



*Continued from previous page...*

Atom-1	Atom-2	Interatomic distance (Å)	Clash overlap (Å)
14:CN:2:ALA:O	14:CN:6:LEU:HD12	2.04	0.57
25:CY:37:U:H2'	25:CY:38:U:O4'	2.05	0.57
26:CZ:2:DPP:O	27:DA:1914:C:OP2	2.22	0.57
27:DA:142:A:C8	27:DA:1408:C:H1'	2.40	0.57
27:DA:870:A:H5''	39:DQ:6:ARG:HB2	1.87	0.57
27:DA:884:C:H2'	27:DA:885:C:H5'	1.86	0.57
27:DA:1453:U:H5'	40:DR:63:ARG:HE	1.69	0.57
27:DA:1678:G:H22	27:DA:1989:G:H22	1.51	0.57
27:DA:1678:G:N2	27:DA:1989:G:H22	2.03	0.57
27:DA:2172:U:H1'	27:DA:2173:A:P	2.45	0.57
27:DA:2393:A:H5'	38:DP:62:LEU:HB2	1.87	0.57
28:DB:34:U:N3	28:DB:48:A:C2	2.72	0.57
31:DE:110:GLY:O	40:DR:2:ARG:CZ	2.53	0.57
32:DF:101:LEU:HD12	32:DF:102:PRO:CD	2.34	0.57
32:DF:162:LEU:HD12	32:DF:162:LEU:H	1.69	0.57
37:DO:71:ARG:HH12	42:DT:74:ARG:CZ	2.17	0.57
37:DO:117:LEU:HD23	37:DO:117:LEU:O	2.05	0.57
43:DU:112:ARG:HG2	43:DU:112:ARG:NH1	2.20	0.57
45:DW:50:VAL:CG2	45:DW:105:VAL:HG23	2.33	0.57
47:DY:2:ARG:HD3	47:DY:3:VAL:HG23	1.87	0.57
50:D1:18:ILE:HD12	50:D1:18:ILE:N	2.20	0.57
55:D6:37:ARG:O	55:D6:48:VAL:O	2.22	0.57
2:AB:95:GLN:NE2	2:AB:147:LYS:HE2	2.20	0.57
2:AB:217:ARG:O	2:AB:221:LEU:HD23	2.05	0.57
3:AC:65:ALA:O	3:AC:66:VAL:HB	2.05	0.57
9:AI:5:TYR:O	9:AI:84:ALA:HA	2.05	0.57
16:AP:82:GLN:O	16:AP:83:GLU:CB	2.52	0.57
20:AT:89:ARG:NH2	20:AT:104:LEU:HD11	2.19	0.57
27:BA:380:U:H2'	27:BA:381:G:C8	2.38	0.57
27:BA:541:C:H2'	27:BA:542:C:C6	2.40	0.57
27:BA:814:C:O2'	27:BA:815:C:H5'	2.04	0.57
27:BA:2875:C:C4'	42:BT:5:ALA:HB2	2.32	0.57
32:BF:164:ARG:HH11	32:BF:164:ARG:HG2	1.70	0.57
38:BP:71:VAL:C	38:BP:73:GLY:N	2.58	0.57
40:BR:17:ARG:HH11	40:BR:17:ARG:HG2	1.68	0.57
48:BZ:109:GLY:HA3	48:BZ:144:GLU:HG2	1.85	0.57
48:BZ:118:GLU:O	48:BZ:121:ARG:HG3	2.04	0.57
57:B8:33:ASN:CB	57:B8:36:LYS:HD2	2.34	0.57
1:CA:403:C:H2'	1:CA:404:U:C6	2.40	0.57
1:CA:452:A:O2'	1:CA:453:A:H8	1.88	0.57
1:CA:624:C:H2'	1:CA:625:G:C8	2.39	0.57

*Continued on next page...*

*Continued from previous page...*

Atom-1	Atom-2	Interatomic distance (Å)	Clash overlap (Å)
3:CC:72:LYS:O	3:CC:75:VAL:HG23	2.04	0.57
5:CE:53:LEU:O	5:CE:57:LYS:HB2	2.05	0.57
12:CL:4:ILE:HG21	17:CQ:34:LYS:HB2	1.87	0.57
12:CL:50:ARG:C	12:CL:51:LYS:HD2	2.25	0.57
23:CW:65:U:H2'	23:CW:66:A:H8	1.68	0.57
25:CY:57:A:H2'	25:CY:60:C:H41	1.68	0.57
27:DA:479:A:H4'	27:DA:480:A:OP1	2.04	0.57
27:DA:1409:C:H2'	27:DA:1410:G:H8	1.67	0.57
27:DA:1479:G:H5'	27:DA:1558:A:C2	2.40	0.57
27:DA:1899:G:H21	27:DA:1902:C:H5	1.53	0.57
27:DA:2161:C:H2'	27:DA:2162:G:H8	1.68	0.57
27:DA:2192:G:N2	27:DA:2193:G:C8	2.73	0.57
29:DC:83:ILE:HG23	29:DC:94:VAL:CG2	2.35	0.57
30:DD:48:ARG:HG3	30:DD:48:ARG:NH1	2.19	0.57
31:DE:7:VAL:HG21	42:DT:1:MET:HE2	1.87	0.57
31:DE:35:GLN:HG2	31:DE:36:ARG:N	2.19	0.57
31:DE:111:ARG:N	31:DE:161:GLY:HA3	2.19	0.57
32:DF:34:TRP:CZ2	38:DP:12:ALA:HB2	2.40	0.57
34:DH:47:GLU:CG	34:DH:48:GLY:H	2.16	0.57
34:DH:85:LYS:CD	34:DH:133:VAL:HB	2.35	0.57
41:DS:27:SER:HA	41:DS:88:ASP:HB3	1.85	0.57
41:DS:82:ILE:CG2	41:DS:83:LYS:H	2.16	0.57
43:DU:92:ARG:O	43:DU:94:ASN:N	2.38	0.57
47:DY:2:ARG:HD3	47:DY:2:ARG:C	2.25	0.57
47:DY:96:ILE:HD12	47:DY:98:VAL:O	2.05	0.57
50:D1:35:THR:HG22	50:D1:36:GLY:N	2.20	0.57
50:D1:52:ARG:HH12	50:D1:78:LYS:HD3	1.70	0.57
55:D6:22:ALA:C	55:D6:23:THR:HG23	2.25	0.57
1:AA:137:C:H42	1:AA:226:G:H1	1.51	0.57
1:AA:189(K):U:H2'	1:AA:189(L):G:H8	1.70	0.57
1:AA:1313:U:OP2	19:AS:6:LYS:HB3	2.04	0.57
2:AB:187:LEU:HD23	2:AB:201:ILE:CG2	2.35	0.57
3:AC:189:ALA:HB3	3:AC:196:LEU:H	1.69	0.57
9:AI:48:GLU:N	9:AI:49:PRO:CD	2.68	0.57
17:AQ:78:GLU:OE1	17:AQ:81:ARG:HD3	2.05	0.57
17:AQ:86:GLU:HA	17:AQ:86:GLU:OE1	2.04	0.57
27:BA:203:C:C3'	27:BA:204:A:H5''	2.33	0.57
27:BA:729:G:OP2	30:BD:13:ARG:NH1	2.37	0.57
27:BA:755:C:H2'	27:BA:756:C:C6	2.37	0.57
27:BA:1247:A:OP1	32:BF:95:ARG:NH2	2.37	0.57
27:BA:1509(B):A:H2'	27:BA:1510:G:C8	2.40	0.57

*Continued on next page...*

*Continued from previous page...*

Atom-1	Atom-2	Interatomic distance (Å)	Clash overlap (Å)
27:BA:2162:G:H2'	27:BA:2163:C:C6	2.40	0.57
32:BF:28:ILE:HG12	32:BF:119:ARG:HH21	1.70	0.57
32:BF:126:VAL:HG21	32:BF:129:PHE:CZ	2.40	0.57
33:BG:59:GLU:O	33:BG:63:ILE:HG23	2.05	0.57
38:BP:105:LEU:HD23	38:BP:105:LEU:N	2.20	0.57
38:BP:120:ALA:HB1	38:BP:138:LEU:CD1	2.34	0.57
42:BT:16:ARG:HH11	42:BT:16:ARG:CB	2.17	0.57
43:BU:90:VAL:O	43:BU:92:ARG:HD3	2.05	0.57
44:BV:14:VAL:O	44:BV:14:VAL:HG23	2.05	0.57
45:BW:13:SER:HB3	45:BW:16:LYS:HG3	1.86	0.57
53:B4:79:GLY:O	53:B4:80:ARG:HB3	2.04	0.57
1:CA:1321:C:H5'	1:CA:1322:C:C5'	2.35	0.57
7:CG:16:LEU:HD22	9:CI:44:VAL:HG23	1.87	0.57
7:CG:85:TYR:HD1	7:CG:154:TYR:HE1	1.50	0.57
9:CI:126:SER:O	9:CI:128:ARG:HD3	2.04	0.57
10:CJ:7:LYS:HD3	10:CJ:71:LEU:HD13	1.87	0.57
10:CJ:50:ILE:HG12	14:CN:41:ARG:CD	2.35	0.57
12:CL:3:THR:HG23	12:CL:6:GLN:OE1	2.04	0.57
59:CX:61:C:O2'	59:CX:62:C:H6	1.86	0.57
27:DA:1747(A):G:H2'	27:DA:1748:G:H5'	1.87	0.57
32:DF:64:ILE:HD11	32:DF:65:TRP:CE3	2.40	0.57
36:DN:133:GLN:C	36:DN:134:ARG:HG3	2.24	0.57
38:DP:23:PRO:HB3	38:DP:29:LYS:HB3	1.87	0.57
40:DR:74:LYS:CE	40:DR:77:ARG:HH21	2.18	0.57
40:DR:100:LEU:CD2	40:DR:113:LEU:HB2	2.35	0.57
42:DT:34:VAL:O	42:DT:35:LYS:HB3	2.05	0.57
43:DU:99:ALA:HB2	43:DU:106:PHE:CD1	2.40	0.57
49:D0:48:GLY:HA3	49:D0:80:HIS:HD1	1.68	0.57
55:D6:15:GLU:OE2	55:D6:41:PRO:CG	2.53	0.57
55:D6:17:LYS:O	55:D6:18:ARG:HB3	2.05	0.57
1:AA:79:G:H1'	1:AA:80:G:O4'	2.05	0.57
1:AA:1052:U:H2'	1:AA:1055:A:OP1	2.05	0.57
2:AB:163:PHE:CA	2:AB:185:ILE:HG13	2.33	0.57
3:AC:112:SER:HB3	3:AC:115:LEU:HD12	1.86	0.57
4:AD:8:VAL:HG12	4:AD:21:LEU:HD12	1.86	0.57
4:AD:200:GLU:HG2	4:AD:201:GLN:N	2.18	0.57
5:AE:146:ALA:C	5:AE:148:VAL:H	2.08	0.57
6:AF:72:VAL:CG1	6:AF:73:ASN:N	2.68	0.57
7:AG:5:ARG:N	7:AG:5:ARG:HD2	2.20	0.57
8:AH:83:ILE:HG12	8:AH:83:ILE:O	2.04	0.57
9:AI:110:GLU:OE2	9:AI:113:LYS:NZ	2.38	0.57

*Continued on next page...*

*Continued from previous page...*

Atom-1	Atom-2	Interatomic distance (Å)	Clash overlap (Å)
13:AM:25:ILE:HD11	13:AM:66:LEU:CD2	2.34	0.57
13:AM:40:ASN:ND2	13:AM:42:ALA:HB3	2.19	0.57
17:AQ:67:LYS:CA	17:AQ:70:ARG:HH12	2.17	0.57
27:BA:142:A:H5'	27:BA:142(A):C:OP2	2.05	0.57
27:BA:884:C:H2'	27:BA:885:C:H5'	1.87	0.57
27:BA:2822:G:H2'	27:BA:2823:A:H5''	1.86	0.57
33:BG:55:LYS:HZ1	33:BG:148:MET:C	2.08	0.57
34:BH:8:PRO:HB3	34:BH:69:ARG:CG	2.18	0.57
35:BI:89:TYR:C	35:BI:91:SER:H	2.08	0.57
38:BP:111:ARG:HH11	38:BP:149:GLU:HG3	1.70	0.57
41:BS:48:LEU:HD12	41:BS:48:LEU:N	2.19	0.57
41:BS:92:TYR:HD1	41:BS:93:LYS:H	1.51	0.57
49:B0:46:LYS:HB3	49:B0:47:PRO:HD2	1.86	0.57
55:B6:34:LEU:O	55:B6:35:GLU:CB	2.53	0.57
1:CA:433:C:O5'	1:CA:433:C:H6	1.87	0.57
1:CA:1365:G:H2'	1:CA:1366:C:H6	1.68	0.57
2:CB:168:THR:HG23	2:CB:192:SER:CB	2.34	0.57
5:CE:41:VAL:O	5:CE:67:VAL:HG12	2.04	0.57
5:CE:96:PRO:HA	5:CE:117:ASP:OD2	2.05	0.57
7:CG:113:GLU:HG3	7:CG:119:ARG:HG2	1.87	0.57
17:CQ:57:VAL:HB	17:CQ:73:VAL:HG13	1.86	0.57
27:DA:116:C:H2'	27:DA:117:G:C8	2.40	0.57
27:DA:387:U:H4'	27:DA:388:G:OP1	2.04	0.57
27:DA:563:G:H2'	27:DA:564:C:C6	2.40	0.57
27:DA:669:G:N3	27:DA:669:G:H2'	2.20	0.57
27:DA:792:G:H2'	27:DA:2440:C:O2	2.05	0.57
27:DA:979:G:H3'	27:DA:980:A:H5''	1.87	0.57
27:DA:1028:A:H61	27:DA:1125:G:H2'	1.70	0.57
27:DA:2347:C:H2'	27:DA:2348:U:H6	1.69	0.57
27:DA:2351:G:O6	57:D8:39:LYS:HG3	2.04	0.57
27:DA:2514:U:H2'	27:DA:2515:C:H6	1.70	0.57
27:DA:2756:U:O5'	27:DA:2756:U:H6	1.87	0.57
29:DC:79:LYS:HG2	29:DC:97:GLU:OE2	2.05	0.57
30:DD:271:ILE:O	30:DD:272:ALA:HB2	2.05	0.57
31:DE:154:LYS:HE3	31:DE:154:LYS:CA	2.30	0.57
32:DF:127:GLU:HB2	32:DF:196:LEU:HG	1.87	0.57
33:DG:43:LEU:HB2	33:DG:88:ILE:CG1	2.35	0.57
33:DG:97:ASP:O	33:DG:101:ILE:HG22	2.05	0.57
39:DQ:27:VAL:HG23	39:DQ:137:TYR:HE1	1.70	0.57
39:DQ:43:THR:OG1	39:DQ:46:GLN:HG3	2.05	0.57
39:DQ:141:GLN:HG2	48:DZ:98:TYR:CE2	2.38	0.57

*Continued on next page...*

*Continued from previous page...*

Atom-1	Atom-2	Interatomic distance (Å)	Clash overlap (Å)
43:DU:15:LYS:O	43:DU:19:LYS:HG3	2.05	0.57
45:DW:6:ILE:HD11	45:DW:104:THR:HG23	1.87	0.57
51:D2:14:ARG:HG3	51:D2:14:ARG:NH1	2.20	0.57
1:AA:46:G:O2'	1:AA:365:U:H1'	2.04	0.56
1:AA:1318:A:O3'	19:AS:10:PHE:CD2	2.58	0.56
1:AA:1477:C:H2'	1:AA:1478:C:C6	2.41	0.56
3:AC:195:VAL:HG12	3:AC:196:LEU:H	1.68	0.56
4:AD:14:ARG:HA	4:AD:39:PRO:HG3	1.85	0.56
5:AE:13:ILE:CD1	5:AE:30:ALA:HB2	2.35	0.56
7:AG:51:GLN:HG2	7:AG:58:PRO:HD3	1.85	0.56
9:AI:4:TYR:HA	9:AI:88:TYR:CE1	2.40	0.56
11:AK:58:PRO:O	11:AK:61:ALA:HB3	2.05	0.56
16:AP:50:LYS:HZ3	16:AP:52:ASP:HB2	1.70	0.56
16:AP:51:VAL:O	16:AP:51:VAL:CG1	2.51	0.56
18:AR:53:ARG:HG2	18:AR:53:ARG:NH1	2.19	0.56
27:BA:154(A):C:N4	27:BA:171:G:C6	2.73	0.56
27:BA:1497:U:N3	27:BA:1578:U:OP1	2.21	0.56
27:BA:2114:A:H2'	27:BA:2115:G:O4'	2.04	0.56
27:BA:2558:C:H2'	27:BA:2559:C:H6	1.70	0.56
27:BA:2590:A:O2'	27:BA:2591:C:H5'	2.03	0.56
28:BB:20:C:C2'	28:BB:21:G:H5'	2.35	0.56
29:BC:20:TYR:CE1	29:BC:22:ILE:HD13	2.40	0.56
31:BE:57:LYS:HZ3	31:BE:57:LYS:HB3	1.69	0.56
33:BG:46:ALA:C	33:BG:51:ARG:HD3	2.25	0.56
35:BI:77:LEU:HD11	35:BI:100:ALA:O	2.05	0.56
35:BI:110:ASP:O	35:BI:114:LEU:HD21	2.05	0.56
38:BP:99:LEU:HD23	38:BP:99:LEU:C	2.25	0.56
39:BQ:68:ILE:HD13	39:BQ:103:MET:HB3	1.87	0.56
41:BS:26:LEU:HD13	41:BS:87:PHE:CD1	2.40	0.56
42:BT:106:SER:O	42:BT:107:ASP:CB	2.53	0.56
47:BY:87:LYS:O	47:BY:88:LYS:HB2	2.05	0.56
47:BY:88:LYS:NZ	47:BY:93:GLY:N	2.43	0.56
53:B4:50:THR:C	53:B4:51:TYR:CD1	2.78	0.56
1:CA:975:A:H4'	1:CA:976:G:C5'	2.26	0.56
1:CA:1142:G:H2'	1:CA:1143:G:O4'	2.05	0.56
1:CA:1353:G:C2	1:CA:1370:G:C2	2.93	0.56
1:CA:1511:G:H8	1:CA:1511:G:O5'	1.88	0.56
2:CB:82:ARG:HH11	2:CB:82:ARG:HG2	1.70	0.56
4:CD:14:ARG:HA	4:CD:39:PRO:HG3	1.86	0.56
5:CE:6:PHE:HB3	5:CE:35:GLY:O	2.04	0.56
5:CE:57:LYS:HG2	5:CE:61:TYR:CE2	2.40	0.56

*Continued on next page...*

*Continued from previous page...*

Atom-1	Atom-2	Interatomic distance (Å)	Clash overlap (Å)
6:CF:30:LEU:O	6:CF:35:ALA:HB3	2.05	0.56
7:CG:115:ARG:O	7:CG:118:VAL:HG22	2.03	0.56
12:CL:21:VAL:HG12	12:CL:21:VAL:O	2.05	0.56
19:CS:51:VAL:HG12	19:CS:52:TYR:N	2.19	0.56
27:DA:893:C:H2'	27:DA:894:C:C6	2.40	0.56
27:DA:1309:G:O2'	27:DA:1310:G:H5'	2.04	0.56
27:DA:1455:G:H8	40:DR:60:LEU:HD11	1.70	0.56
27:DA:1614:A:N1	45:DW:91:GLY:HA2	2.20	0.56
27:DA:2009:G:H1'	40:DR:107:ASP:O	2.04	0.56
27:DA:2197:U:O2'	27:DA:2198:A:C8	2.58	0.56
27:DA:2759:G:H8	27:DA:2759:G:H5'	1.70	0.56
30:DD:31:LYS:HB3	30:DD:33:LEU:HD13	1.86	0.56
31:DE:199:ARG:NH1	31:DE:199:ARG:CB	2.68	0.56
32:DF:23:ASP:CG	32:DF:24:LEU:H	2.09	0.56
32:DF:144:LYS:C	32:DF:146:ALA:H	2.08	0.56
33:DG:82:LEU:HD13	33:DG:87:PRO:HB3	1.87	0.56
33:DG:161:THR:HG21	33:DG:172:LEU:HD23	1.87	0.56
35:DI:112:LYS:O	35:DI:116:LEU:HB3	2.05	0.56
37:DO:87:ILE:CG2	37:DO:88:ASN:H	2.18	0.56
38:DP:95:VAL:CG2	38:DP:125:VAL:HG12	2.35	0.56
38:DP:139:LYS:C	38:DP:141:ALA:H	2.08	0.56
40:DR:2:ARG:O	40:DR:3:HIS:O	2.23	0.56
49:D0:68:GLU:O	49:D0:68:GLU:HG3	2.04	0.56
55:D6:20:ASN:C	55:D6:21:TYR:CG	2.79	0.56
1:AA:555:C:H2'	1:AA:556:C:C6	2.40	0.56
1:AA:1292:U:H5'	9:AI:38:GLN:OE1	2.04	0.56
9:AI:128:ARG:HG2	9:AI:128:ARG:OXT	2.04	0.56
11:AK:108:ILE:HG22	11:AK:109:VAL:N	2.20	0.56
14:AN:29:ARG:HG3	14:AN:30:ALA:N	2.20	0.56
27:BA:571:A:O2'	44:BV:78:LYS:HE2	2.05	0.56
27:BA:1518:U:H2'	27:BA:1519:G:C8	2.40	0.56
27:BA:1688:U:O2	27:BA:1700:A:H5'	2.06	0.56
27:BA:2233:U:H2'	27:BA:2234:G:C8	2.40	0.56
30:BD:131:LEU:HD13	30:BD:136:ILE:HD11	1.86	0.56
38:BP:17:LYS:C	38:BP:19:VAL:H	2.09	0.56
40:BR:24:GLN:HE22	40:BR:36:THR:HG21	1.70	0.56
41:BS:57:LYS:CD	41:BS:58:LEU:N	2.68	0.56
47:BY:87:LYS:C	47:BY:89:PHE:H	2.06	0.56
50:B1:17:SER:HB3	50:B1:38:SER:HB3	1.87	0.56
51:B2:63:VAL:O	51:B2:66:GLU:HG2	2.06	0.56
53:B4:80:ARG:HG3	53:B4:81:VAL:N	2.21	0.56

*Continued on next page...*

*Continued from previous page...*

Atom-1	Atom-2	Interatomic distance (Å)	Clash overlap (Å)
54:B5:50:GLY:O	54:B5:51:TYR:O	2.23	0.56
1:CA:542:G:H5'	4:CD:41:GLY:HA3	1.86	0.56
1:CA:1137:C:H4'	1:CA:1138:G:N2	2.20	0.56
1:CA:1216:G:H2'	1:CA:1217:C:C6	2.40	0.56
2:CB:77:ALA:HB2	2:CB:211:ILE:HD13	1.87	0.56
3:CC:8:ILE:C	3:CC:10:PHE:H	2.09	0.56
7:CG:43:PHE:HE1	7:CG:47:CYS:HG	1.50	0.56
7:CG:106:GLN:O	7:CG:110:GLN:HB2	2.05	0.56
8:CH:12:ARG:HH11	8:CH:26:VAL:HA	1.70	0.56
13:CM:97:PRO:HB3	13:CM:101:GLN:OE1	2.04	0.56
18:CR:53:ARG:HH21	18:CR:59:SER:C	2.08	0.56
27:DA:210:C:H2'	27:DA:211:A:C8	2.40	0.56
27:DA:480:A:H1'	47:DY:44:ILE:HG21	1.87	0.56
27:DA:910:A:H62	39:DQ:12:GLN:HA	1.69	0.56
27:DA:1114:G:C3'	27:DA:1115:G:H5''	2.36	0.56
27:DA:1412:A:H2'	27:DA:1413:G:C8	2.41	0.56
27:DA:2392:A:OP1	57:D8:32:LEU:HD22	2.05	0.56
27:DA:2836:U:H2'	27:DA:2837:G:C8	2.41	0.56
28:DB:38:C:C4	28:DB:39:A:N7	2.73	0.56
30:DD:25:THR:C	30:DD:27:THR:H	2.07	0.56
31:DE:175:VAL:O	31:DE:175:VAL:HG23	2.05	0.56
32:DF:192:LEU:HD23	32:DF:193:VAL:N	2.20	0.56
34:DH:71:LEU:H	34:DH:74:ASN:HD22	1.51	0.56
35:DI:111:PRO:HG2	35:DI:112:LYS:HE2	1.86	0.56
40:DR:77:ARG:C	40:DR:79:LEU:H	2.09	0.56
41:DS:22:GLY:O	41:DS:23:ARG:O	2.22	0.56
42:DT:18:ASP:OD1	42:DT:18:ASP:N	2.34	0.56
42:DT:41:ARG:NH1	42:DT:43:GLN:HA	2.20	0.56
43:DU:102:GLU:HG3	44:DV:2:PHE:HZ	1.68	0.56
44:DV:21:ARG:HB3	44:DV:91:TYR:HB2	1.86	0.56
48:DZ:101:LEU:O	48:DZ:102:ARG:CB	2.53	0.56
48:DZ:104:VAL:O	48:DZ:104:VAL:HG13	2.05	0.56
1:AA:256:U:H2'	1:AA:257:G:H8	1.69	0.56
1:AA:580:U:O2'	15:AO:57:LEU:HD22	2.05	0.56
1:AA:878:G:C5'	8:AH:89:PRO:HG2	2.35	0.56
1:AA:1434:A:C2'	1:AA:1435:G:H5'	2.35	0.56
3:AC:108:ASN:HB3	3:AC:111:LEU:HD12	1.86	0.56
3:AC:195:VAL:HG12	3:AC:196:LEU:N	2.20	0.56
4:AD:103:ASN:O	4:AD:106:TYR:HB3	2.05	0.56
4:AD:170:VAL:HG12	4:AD:174:LEU:HB2	1.87	0.56
6:AF:20:ALA:HA	6:AF:23:LYS:HD3	1.88	0.56

*Continued on next page...*

*Continued from previous page...*

Atom-1	Atom-2	Interatomic distance (Å)	Clash overlap (Å)
8:AH:48:TYR:HA	8:AH:60:ARG:O	2.05	0.56
8:AH:86:ILE:HG13	8:AH:133:LEU:HD22	1.88	0.56
12:AL:19:SER:O	12:AL:21:VAL:N	2.38	0.56
13:AM:108:ARG:N	13:AM:108:ARG:HD2	2.20	0.56
14:AN:42:ILE:O	14:AN:46:GLU:HG3	2.05	0.56
15:AO:3:ILE:HD13	15:AO:3:ILE:N	2.20	0.56
15:AO:3:ILE:H	15:AO:3:ILE:CD1	2.18	0.56
17:AQ:3:LYS:O	17:AQ:5:VAL:HG23	2.06	0.56
17:AQ:45:HIS:NE2	17:AQ:47:PRO:HB3	2.20	0.56
19:AS:35:SER:C	19:AS:37:ARG:H	2.07	0.56
25:AY:28:G:H2'	25:AY:29:G:H8	1.70	0.56
27:BA:140:G:H21	27:BA:1596:A:H4'	1.71	0.56
27:BA:210:C:OP2	56:B7:29:LYS:HE2	2.04	0.56
27:BA:528:A:C2	27:BA:2043:C:C5'	2.88	0.56
27:BA:857:C:H1'	49:B0:26:TYR:CE2	2.40	0.56
27:BA:888:C:O2'	27:BA:889:C:H5'	2.05	0.56
27:BA:987:G:O2'	27:BA:1000:A:H1'	2.05	0.56
27:BA:1428:C:O2'	27:BA:1429:G:H5'	2.05	0.56
27:BA:1810:A:H2'	27:BA:1811:G:O4'	2.04	0.56
27:BA:1816:G:H1	30:BD:37:LEU:HD12	1.69	0.56
27:BA:1827:C:O2'	27:BA:1828:G:H5'	2.06	0.56
27:BA:2148:G:O2'	27:BA:2149:G:H5'	2.05	0.56
27:BA:2351:G:HO2'	27:BA:2352:A:H8	1.52	0.56
27:BA:2463:C:O2'	27:BA:2464:C:H5'	2.05	0.56
27:BA:2556:C:H2'	27:BA:2557:G:O4'	2.04	0.56
27:BA:2788:C:O2'	27:BA:2809:A:N3	2.35	0.56
28:BB:40:U:H1'	28:BB:45:A:H61	1.70	0.56
28:BB:82:G:O2'	28:BB:83:G:H5'	2.06	0.56
31:BE:95:ILE:H	31:BE:95:ILE:CD1	2.18	0.56
31:BE:188:VAL:HG13	31:BE:188:VAL:O	2.05	0.56
32:BF:29:ASN:HB3	32:BF:112:MET:CE	2.35	0.56
32:BF:198:ALA:O	32:BF:201:VAL:HG12	2.05	0.56
33:BG:51:ARG:HA	33:BG:51:ARG:HE	1.67	0.56
34:BH:89:ILE:CD1	34:BH:129:THR:HB	2.35	0.56
35:BI:83:ALA:CB	35:BI:88:ILE:HG23	2.36	0.56
35:BI:128:LEU:O	35:BI:137:PRO:HA	2.05	0.56
38:BP:25:SER:O	38:BP:30:THR:HG23	2.04	0.56
38:BP:96:THR:HG22	38:BP:126:VAL:CB	2.32	0.56
38:BP:106:LEU:HD22	38:BP:112:LEU:HD23	1.87	0.56
39:BQ:21:THR:CG2	39:BQ:101:ARG:HD3	2.34	0.56
39:BQ:56:ARG:HH11	39:BQ:56:ARG:HG2	1.70	0.56

*Continued on next page...*



*Continued from previous page...*

Atom-1	Atom-2	Interatomic distance (Å)	Clash overlap (Å)
40:BR:4:LEU:O	40:BR:5:LYS:CG	2.52	0.56
40:BR:9:LYS:C	40:BR:10:LEU:HG	2.25	0.56
41:BS:61:ASN:HB3	41:BS:64:GLU:HB3	1.87	0.56
41:BS:89:ARG:HB3	41:BS:92:TYR:HB2	1.87	0.56
43:BU:87:GLY:O	44:BV:50:PRO:HD3	2.04	0.56
47:BY:2:ARG:HD3	47:BY:3:VAL:H	1.70	0.56
53:B4:46:ASN:ND2	53:B4:47:VAL:N	2.53	0.56
55:B6:41:PRO:HG2	55:B6:42:TRP:N	2.20	0.56
57:B8:50:LEU:C	57:B8:53:PRO:HD2	2.25	0.56
1:CA:56:U:H2'	1:CA:57:G:C8	2.41	0.56
1:CA:409:G:OP1	4:CD:24:GLU:HB2	2.05	0.56
1:CA:551:U:H2'	1:CA:552:U:C6	2.39	0.56
1:CA:1003:G:H2'	1:CA:1004:A:O4'	2.06	0.56
1:CA:1021:G:N2	1:CA:1022:G:H1'	2.20	0.56
1:CA:1084:G:OP1	1:CA:1086:U:C4	2.58	0.56
1:CA:1187:G:OP1	9:CI:113:LYS:HE2	2.05	0.56
1:CA:1319:A:H2'	1:CA:1323:G:N7	2.19	0.56
2:CB:20:GLU:O	2:CB:39:ILE:HG23	2.05	0.56
3:CC:153:VAL:HG12	3:CC:196:LEU:HD12	1.87	0.56
3:CC:159:GLY:HA2	3:CC:193:TYR:CD1	2.40	0.56
4:CD:130:GLY:O	4:CD:131:ARG:O	2.23	0.56
4:CD:135:LEU:N	4:CD:135:LEU:CD1	2.68	0.56
5:CE:11:ILE:HB	5:CE:31:LEU:HB3	1.87	0.56
5:CE:81:GLU:CG	5:CE:90:VAL:HG12	2.33	0.56
8:CH:97:VAL:HG13	8:CH:98:LYS:N	2.20	0.56
12:CL:116:LYS:O	12:CL:117:TYR:HB2	2.06	0.56
14:CN:59:ALA:HB1	14:CN:61:TRP:HZ3	1.70	0.56
16:CP:9:PHE:HE2	16:CP:18:ARG:NE	2.02	0.56
17:CQ:4:LYS:HG3	17:CQ:6:LEU:HD11	1.86	0.56
18:CR:40:LEU:HB3	18:CR:70:ILE:CD1	2.35	0.56
25:CY:18:G:H1'	25:CY:56:G:H22	1.70	0.56
25:CY:41:G:N2	25:CY:42:G:H1'	2.20	0.56
27:DA:57:C:O2'	27:DA:58:G:H5'	2.06	0.56
27:DA:322:A:H5'	27:DA:340:A:C1'	2.35	0.56
27:DA:365:C:H5'	27:DA:365:C:C6	2.39	0.56
27:DA:528:A:H2	27:DA:2043:C:C5'	2.13	0.56
27:DA:690:G:H2'	27:DA:691:C:C6	2.40	0.56
27:DA:807:U:OP2	38:DP:39:LYS:HG3	2.05	0.56
27:DA:923:C:O2'	27:DA:924:C:H5'	2.06	0.56
27:DA:1688:U:H1'	27:DA:1701:A:C6	2.40	0.56
27:DA:1824:G:N3	30:DD:254:THR:OG1	2.38	0.56

*Continued on next page...*

*Continued from previous page...*

Atom-1	Atom-2	Interatomic distance (Å)	Clash overlap (Å)
27:DA:2282:G:H5''	27:DA:2283:C:O4'	2.05	0.56
27:DA:2457:U:C2'	27:DA:2458:G:H5'	2.35	0.56
27:DA:2469:A:H4'	39:DQ:56:ARG:HD2	1.86	0.56
27:DA:2803:C:H5'	27:DA:2804:C:OP1	2.06	0.56
27:DA:2821:A:OP2	31:DE:110:GLY:HA3	2.04	0.56
28:DB:48:A:H2'	28:DB:49:C:C4'	2.35	0.56
28:DB:87:G:C2'	28:DB:88:C:H5''	2.35	0.56
28:DB:91:C:O2'	28:DB:92:C:H5'	2.04	0.56
29:DC:20:TYR:CG	29:DC:21:THR:N	2.72	0.56
31:DE:68:ALA:HB3	31:DE:69:LYS:HZ1	1.69	0.56
31:DE:111:ARG:CD	31:DE:160:TYR:HE1	2.16	0.56
33:DG:5:VAL:H	33:DG:8:LYS:CG	2.17	0.56
33:DG:18:GLU:O	33:DG:22:ARG:HG3	2.06	0.56
35:DI:99:GLU:O	35:DI:101:LEU:N	2.31	0.56
35:DI:125:GLU:OE1	35:DI:141:LYS:HE2	2.05	0.56
36:DN:41:ASP:O	43:DU:64:ARG:NE	2.38	0.56
38:DP:6:LEU:CD1	38:DP:9:ASN:HB3	2.35	0.56
38:DP:21:ARG:HD3	38:DP:29:LYS:HE3	1.86	0.56
38:DP:47:ASP:HB3	38:DP:48:PRO:CA	2.35	0.56
41:DS:16:ASN:HD22	41:DS:92:TYR:HE1	1.53	0.56
42:DT:23:ARG:HB2	42:DT:24:PRO:HD2	1.88	0.56
45:DW:51:LEU:HD13	45:DW:51:LEU:C	2.25	0.56
49:D0:31:VAL:CG2	49:D0:67:VAL:HG23	2.35	0.56
51:D2:48:HIS:HA	51:D2:51:ARG:HG2	1.87	0.56
52:D3:23:LEU:CD1	52:D3:50:VAL:HG11	2.35	0.56
52:D3:40:THR:HA	52:D3:44:ARG:HH21	1.68	0.56
57:D8:33:ASN:HD22	57:D8:36:LYS:CD	2.18	0.56
1:AA:90:U:H5''	1:AA:91:C:C5'	2.36	0.56
3:AC:35:GLU:O	3:AC:39:ILE:HG13	2.04	0.56
5:AE:67:VAL:HG13	5:AE:69:VAL:CG2	2.35	0.56
6:AF:46:ARG:HH22	18:AR:37:VAL:CG2	2.14	0.56
7:AG:86:GLN:NE2	25:AY:30:A:H2	2.04	0.56
9:AI:5:TYR:CD2	9:AI:6:GLY:N	2.69	0.56
10:AJ:49:VAL:HG21	14:AN:41:ARG:O	2.05	0.56
13:AM:57:ARG:HB3	13:AM:57:ARG:NH1	2.20	0.56
14:AN:46:GLU:O	14:AN:50:LYS:HG3	2.06	0.56
17:AQ:27:PHE:HD2	17:AQ:27:PHE:H	1.53	0.56
17:AQ:76:LEU:HD11	17:AQ:78:GLU:O	2.05	0.56
19:AS:51:VAL:HG11	19:AS:71:LEU:O	2.05	0.56
25:AY:69:C:H2'	25:AY:70:C:H6	1.70	0.56
27:BA:119:A:H5'	27:BA:120:U:OP1	2.05	0.56

*Continued on next page...*

*Continued from previous page...*

Atom-1	Atom-2	Interatomic distance (Å)	Clash overlap (Å)
27:BA:903:C:H2'	27:BA:904:C:H6	1.70	0.56
27:BA:2285:C:H5	55:B6:27:LYS:CE	2.18	0.56
27:BA:2609:U:OP1	27:BA:2609:U:H4'	2.05	0.56
30:BD:268:ARG:HB3	30:BD:268:ARG:NH1	2.20	0.56
32:BF:72:ARG:HB3	32:BF:72:ARG:HH11	1.70	0.56
34:BH:67:LEU:O	34:BH:67:LEU:HD12	2.05	0.56
38:BP:11:GLY:O	38:BP:12:ALA:C	2.43	0.56
40:BR:2:ARG:NH2	40:BR:5:LYS:CE	2.68	0.56
40:BR:53:HIS:CD2	40:BR:94:TYR:OH	2.58	0.56
41:BS:34:HIS:HA	41:BS:54:LEU:HD23	1.86	0.56
48:BZ:143:LEU:O	48:BZ:173:VAL:HG21	2.06	0.56
1:CA:939:G:H5''	7:CG:102:ARG:HH22	1.68	0.56
1:CA:1269:A:H2'	1:CA:1270:C:O4'	2.04	0.56
1:CA:1328:C:O2'	1:CA:1329:A:H5'	2.05	0.56
2:CB:17:PHE:HB2	2:CB:42:ILE:HG22	1.88	0.56
4:CD:13:ARG:O	4:CD:15:GLU:N	2.33	0.56
4:CD:138:TYR:HD2	4:CD:139:ARG:H	1.51	0.56
7:CG:103:TRP:HD1	7:CG:106:GLN:NE2	2.02	0.56
8:CH:96:GLY:N	8:CH:99:GLU:OE2	2.38	0.56
10:CJ:44:VAL:HG13	10:CJ:66:ARG:CG	2.28	0.56
13:CM:90:LEU:C	13:CM:92:HIS:H	2.09	0.56
14:CN:44:LEU:HD12	14:CN:44:LEU:O	2.05	0.56
19:CS:31:ILE:O	19:CS:49:ILE:HG23	2.05	0.56
20:CT:75:ASN:O	20:CT:79:ARG:N	2.38	0.56
59:CX:15:G:H2'	59:CX:59:A:N1	2.20	0.56
27:DA:191:A:O2'	27:DA:192:C:H5'	2.06	0.56
27:DA:224:G:N7	27:DA:420:C:H4'	2.20	0.56
27:DA:286:C:C2'	27:DA:287:C:H5''	2.35	0.56
27:DA:554:U:C2'	27:DA:555:U:H5'	2.35	0.56
27:DA:747:U:O2	27:DA:2014:A:H1'	2.05	0.56
27:DA:814:C:OP1	44:DV:83:ARG:HA	2.05	0.56
27:DA:1224:C:O2'	44:DV:85:LYS:HD3	2.05	0.56
27:DA:1311:G:HO2'	27:DA:1312:U:H5	1.54	0.56
27:DA:2177:C:H2'	27:DA:2178:C:O4'	2.05	0.56
27:DA:2632:A:H2	31:DE:61:ARG:HD3	1.69	0.56
30:DD:2:ALA:HB3	30:DD:20:ASP:HB2	1.86	0.56
30:DD:97:TYR:O	30:DD:99:ASP:N	2.38	0.56
32:DF:101:LEU:O	32:DF:106:ARG:NH1	2.37	0.56
36:DN:12:ARG:NH2	36:DN:133:GLN:HE22	2.03	0.56
37:DO:99:PHE:N	37:DO:99:PHE:CD2	2.73	0.56
38:DP:108:LYS:C	38:DP:110:TYR:N	2.58	0.56

*Continued on next page...*

*Continued from previous page...*

Atom-1	Atom-2	Interatomic distance (Å)	Clash overlap (Å)
39:DQ:22:LYS:O	39:DQ:23:GLY:O	2.22	0.56
39:DQ:39:PRO:O	39:DQ:40:ALA:CB	2.53	0.56
42:DT:45:PHE:CE1	42:DT:74:ARG:HG3	2.41	0.56
47:DY:28:LYS:HB2	47:DY:38:ILE:N	2.21	0.56
48:DZ:62:ASP:HB2	48:DZ:64:GLN:CG	2.36	0.56
48:DZ:107:PRO:C	48:DZ:109:GLY:H	2.08	0.56
48:DZ:149:LEU:CD2	48:DZ:171:ALA:HB3	2.24	0.56
56:D7:8:ASN:C	56:D7:8:ASN:ND2	2.57	0.56
57:D8:49:VAL:O	57:D8:53:PRO:HG3	2.06	0.56
1:AA:1355:G:H2'	1:AA:1356:G:H8	1.68	0.56
12:AL:43:LYS:CG	12:AL:44:LYS:H	2.12	0.56
14:AN:43:CYS:O	14:AN:46:GLU:HB2	2.06	0.56
27:BA:286:C:C2'	27:BA:287:C:C5'	2.84	0.56
27:BA:648:G:O2'	27:BA:649:G:H5'	2.06	0.56
27:BA:847:U:H2'	27:BA:848:G:H5''	1.88	0.56
27:BA:1642:G:O2'	27:BA:1643:G:H5'	2.05	0.56
27:BA:1655:A:H1'	31:BE:113:PHE:HD2	1.71	0.56
27:BA:1946:U:H2'	27:BA:1947:C:C6	2.40	0.56
27:BA:2562:U:C2'	27:BA:2563:U:H5'	2.35	0.56
42:BT:61:PHE:CE1	42:BT:76:PHE:HD1	2.23	0.56
49:B0:51:VAL:HG21	49:B0:80:HIS:HA	1.87	0.56
51:B2:23:LYS:O	51:B2:26:ARG:HB2	2.06	0.56
55:B6:15:GLU:HG2	55:B6:15:GLU:O	2.05	0.56
1:CA:9:G:OP2	5:CE:121:LYS:HD2	2.06	0.56
1:CA:593:G:O2'	1:CA:594:G:H5'	2.06	0.56
1:CA:606:G:H2'	1:CA:631:G:H22	1.69	0.56
1:CA:818:G:C3'	1:CA:819:A:C5'	2.81	0.56
1:CA:962:C:H2'	1:CA:963:G:C8	2.41	0.56
6:CF:76:ALA:HB1	6:CF:80:ARG:HH21	1.70	0.56
25:CY:18:G:N2	25:CY:55:C:H42	2.03	0.56
27:DA:92:A:O2'	27:DA:93:G:H5'	2.05	0.56
27:DA:676:A:H8	27:DA:2069:G:N2	2.01	0.56
27:DA:1362:C:O2'	27:DA:1363:C:H5'	2.06	0.56
27:DA:2134:A:N3	27:DA:2159:G:H1'	2.21	0.56
27:DA:2759:G:H5'	27:DA:2759:G:C8	2.40	0.56
28:DB:75:G:H2'	48:DZ:84:HIS:NE2	2.20	0.56
28:DB:75:G:H5''	28:DB:76:G:OP2	2.05	0.56
30:DD:267:SER:C	30:DD:269:PHE:N	2.59	0.56
31:DE:26:ILE:HG22	31:DE:27:LEU:N	2.12	0.56
31:DE:167:VAL:HG13	31:DE:170:LEU:HD11	1.87	0.56
33:DG:33:ARG:H	33:DG:162:THR:CG2	2.19	0.56

*Continued on next page...*

*Continued from previous page...*

Atom-1	Atom-2	Interatomic distance (Å)	Clash overlap (Å)
36:DN:27:ALA:HB3	36:DN:106:MET:HE1	1.86	0.56
43:DU:102:GLU:HG3	44:DV:2:PHE:CE1	2.40	0.56
47:DY:45:VAL:O	47:DY:46:LYS:CB	2.54	0.56
48:DZ:32:LEU:HD12	48:DZ:33:ASN:H	1.71	0.56
55:D6:15:GLU:OE2	55:D6:43:CYS:O	2.23	0.56
1:AA:522:C:H41	12:AL:50:ARG:NH2	2.03	0.56
1:AA:942:G:H21	9:AI:124:GLN:HE21	1.49	0.56
1:AA:1228:C:H2'	1:AA:1229:A:C8	2.39	0.56
1:AA:1288:A:O2'	1:AA:1289:A:H5'	2.04	0.56
2:AB:154:LEU:O	2:AB:155:LEU:C	2.44	0.56
3:AC:44:GLU:HA	3:AC:52:LEU:HD11	1.87	0.56
5:AE:101:ILE:HG12	5:AE:101:ILE:O	2.06	0.56
13:AM:34:LEU:HB3	13:AM:41:PRO:HG3	1.86	0.56
13:AM:83:ASP:CG	13:AM:84:ILE:H	2.08	0.56
25:AY:56:G:H2'	25:AY:57:A:H5'	1.86	0.56
25:AY:68:C:H2'	25:AY:69:C:H5'	1.88	0.56
27:BA:271(M):G:C2'	27:BA:271(N):U:H5''	2.32	0.56
27:BA:605:C:O2'	27:BA:606:U:H5'	2.04	0.56
27:BA:1286:A:H2'	27:BA:1288:U:OP2	2.05	0.56
27:BA:1336:A:O2'	27:BA:1337:G:H5'	2.04	0.56
27:BA:1363:C:H2'	27:BA:1364:G:H8	1.71	0.56
27:BA:1474:C:H2'	27:BA:1475:G:C8	2.40	0.56
27:BA:2240:C:O2'	27:BA:2241:A:H5'	2.05	0.56
27:BA:2809:A:C2	27:BA:2892:A:N3	2.74	0.56
27:BA:2810:A:C2'	31:BE:61:ARG:NH2	2.66	0.56
30:BD:264:LYS:HG2	30:BD:266:SER:HB3	1.86	0.56
33:BG:57:ALA:HA	33:BG:90:LEU:CD1	2.30	0.56
34:BH:126:PRO:O	34:BH:127:GLU:HB2	2.06	0.56
35:BI:118:LYS:HD2	35:BI:119:PRO:CD	2.35	0.56
38:BP:50:ARG:HG2	38:BP:50:ARG:HH21	1.70	0.56
48:BZ:125:VAL:O	48:BZ:126:LYS:HB2	2.06	0.56
48:BZ:149:LEU:HD11	48:BZ:171:ALA:O	2.06	0.56
48:BZ:150:HIS:ND1	48:BZ:151:ALA:N	2.37	0.56
50:B1:84:GLY:O	50:B1:86:SER:N	2.33	0.56
54:B5:56:LYS:HE2	54:B5:59:GLU:HG3	1.86	0.56
1:CA:977:A:H1'	1:CA:982:U:O4	2.05	0.56
2:CB:81:VAL:HG22	2:CB:215:LEU:CD1	2.34	0.56
5:CE:144:THR:O	5:CE:148:VAL:HG23	2.05	0.56
8:CH:19:VAL:O	8:CH:20:TYR:HB2	2.06	0.56
9:CI:114:TYR:CD1	10:CJ:60:ARG:HG3	2.40	0.56
10:CJ:32:ALA:H	10:CJ:76:ASN:HB3	1.70	0.56

*Continued on next page...*

*Continued from previous page...*

Atom-1	Atom-2	Interatomic distance (Å)	Clash overlap (Å)
10:CJ:78:ASN:ND2	10:CJ:80:LYS:N	2.50	0.56
16:CP:49:LEU:O	16:CP:51:VAL:HG23	2.04	0.56
19:CS:51:VAL:HG12	19:CS:52:TYR:H	1.71	0.56
27:DA:236:C:H2'	27:DA:237:C:C6	2.40	0.56
27:DA:557:U:H2'	27:DA:558:G:H8	1.71	0.56
27:DA:925:C:C3'	27:DA:926:A:H5''	2.35	0.56
27:DA:2152:G:H2'	27:DA:2153:G:C8	2.39	0.56
27:DA:2680:C:H2'	27:DA:2681:C:O2	2.06	0.56
27:DA:2862:G:H2'	27:DA:2863:C:C6	2.41	0.56
38:DP:140:ALA:O	38:DP:141:ALA:HB3	2.05	0.56
39:DQ:140:ALA:O	48:DZ:52:ILE:HD13	2.06	0.56
40:DR:20:LEU:HD23	40:DR:21:TYR:CE2	2.41	0.56
44:DV:55:ALA:HA	44:DV:101:GLY:HA2	1.88	0.56
45:DW:88:ARG:HB2	45:DW:92:ARG:HB3	1.86	0.56
52:D3:10:LYS:CB	52:D3:53:LEU:HD23	2.35	0.56
55:D6:32:ASN:O	55:D6:33:LYS:CB	2.54	0.56
1:AA:706:A:H1'	11:AK:29:ILE:HD11	1.86	0.56
1:AA:1207:G:H2'	1:AA:1208:C:H6	1.69	0.56
1:AA:1234:C:H2'	1:AA:1235:U:H6	1.70	0.56
3:AC:52:LEU:H	3:AC:52:LEU:CD2	2.14	0.56
3:AC:108:ASN:HD21	3:AC:144:SER:CB	2.18	0.56
4:AD:60:GLU:CG	4:AD:202:LEU:HD12	2.36	0.56
4:AD:156:GLU:N	4:AD:156:GLU:OE1	2.38	0.56
8:AH:127:LEU:O	8:AH:127:LEU:HD13	2.06	0.56
9:AI:49:PRO:HG2	9:AI:81:ILE:HG21	1.88	0.56
12:AL:31:ARG:HG3	12:AL:102:TYR:HE1	1.70	0.56
20:AT:22:ARG:HB2	20:AT:22:ARG:NH1	2.19	0.56
27:BA:481:G:HO2'	27:BA:482:A:P	2.28	0.56
27:BA:514:A:O2'	27:BA:515:A:H5'	2.06	0.56
27:BA:573:G:O2'	27:BA:574:C:H3'	2.06	0.56
27:BA:747:U:C4	27:BA:2613:U:C5	2.94	0.56
27:BA:1278:A:H2'	27:BA:1279:G:H8	1.70	0.56
27:BA:2340:G:O2'	27:BA:2341:G:H5'	2.06	0.56
27:BA:2476:A:C2	27:BA:2477:C:C5	2.94	0.56
27:BA:2772:C:H2'	27:BA:2773:C:C6	2.40	0.56
28:BB:14:U:OP2	28:BB:70:C:O2'	2.20	0.56
28:BB:92:C:H5'	48:BZ:78:ARG:HH22	1.69	0.56
30:BD:77:ALA:HB2	30:BD:97:TYR:HA	1.88	0.56
30:BD:98:VAL:C	30:BD:100:GLY:H	2.08	0.56
31:BE:57:LYS:HB3	31:BE:57:LYS:NZ	2.20	0.56
35:BI:110:ASP:O	35:BI:112:LYS:N	2.38	0.56

*Continued on next page...*

*Continued from previous page...*

Atom-1	Atom-2	Interatomic distance (Å)	Clash overlap (Å)
38:BP:18:ARG:HH11	38:BP:18:ARG:CB	2.18	0.56
43:BU:8:VAL:HG11	43:BU:12:ARG:NE	2.20	0.56
43:BU:91:ASP:OD2	43:BU:96:ALA:HA	2.06	0.56
47:BY:7:VAL:CB	47:BY:8:LYS:HD2	2.31	0.56
47:BY:81:LYS:CE	47:BY:97:ARG:HG3	2.35	0.56
49:B0:10:THR:HG22	49:B0:11:ARG:N	2.19	0.56
57:B8:21:LYS:HD3	57:B8:48:PHE:CZ	2.40	0.56
1:CA:221:C:O2'	1:CA:222:U:H5'	2.06	0.56
1:CA:737:A:H1'	6:CF:73:ASN:ND2	2.21	0.56
1:CA:739:C:O2'	1:CA:740:U:H5'	2.05	0.56
1:CA:959:A:C2'	1:CA:960:U:H4'	2.36	0.56
3:CC:6:HIS:ND1	14:CN:49:HIS:HB2	2.20	0.56
7:CG:43:PHE:O	7:CG:46:ALA:HB3	2.06	0.56
8:CH:97:VAL:HG13	8:CH:98:LYS:H	1.70	0.56
9:CI:75:ASP:O	9:CI:78:LYS:HB3	2.06	0.56
13:CM:57:ARG:NH2	53:D4:60:GLU:HG3	2.20	0.56
16:CP:48:TRP:CE3	16:CP:48:TRP:O	2.59	0.56
17:CQ:31:LEU:HD23	17:CQ:32:TYR:CE1	2.37	0.56
27:DA:1614:A:H2'	27:DA:1615:C:H5'	1.86	0.56
27:DA:1862:G:O2'	27:DA:1863:G:H5'	2.05	0.56
27:DA:2672:G:H3'	27:DA:2673:G:H5''	1.88	0.56
27:DA:2791:C:O5'	27:DA:2792:G:OP1	2.24	0.56
29:DC:65:PRO:O	29:DC:66:HIS:HB2	2.06	0.56
31:DE:79:ARG:HH11	31:DE:79:ARG:HG2	1.69	0.56
33:DG:71:THR:O	33:DG:89:GLY:HA3	2.06	0.56
33:DG:111:LEU:HD22	33:DG:117:PHE:CE2	2.41	0.56
34:DH:46:GLU:HG3	34:DH:51:ARG:HE	1.71	0.56
38:DP:63:PRO:O	38:DP:64:LYS:C	2.44	0.56
41:DS:52:SER:HB3	41:DS:55:ALA:HB3	1.87	0.56
44:DV:20:LEU:N	44:DV:20:LEU:HD12	2.21	0.56
44:DV:64:HIS:ND1	44:DV:92:THR:CG2	2.62	0.56
48:DZ:98:TYR:CD2	48:DZ:124:LEU:HB2	2.41	0.56
48:DZ:118:GLU:HG2	48:DZ:118:GLU:O	2.06	0.56
1:AA:376:G:O2'	1:AA:377:G:H5'	2.05	0.56
2:AB:111:ARG:HB3	2:AB:149:LEU:HD11	1.88	0.56
4:AD:147:ALA:CB	4:AD:182:LYS:HB3	2.35	0.56
7:AG:57:GLU:HG3	7:AG:60:LYS:CB	2.35	0.56
7:AG:89:MET:HB3	7:AG:155:ARG:HG2	1.88	0.56
8:AH:91:ARG:O	8:AH:91:ARG:HD3	2.05	0.56
11:AK:18:ARG:HG2	11:AK:20:TYR:CE1	2.41	0.56
13:AM:20:THR:C	13:AM:22:ILE:H	2.10	0.56

*Continued on next page...*

*Continued from previous page...*

Atom-1	Atom-2	Interatomic distance (Å)	Clash overlap (Å)
23:AW:74:C:H2'	23:AW:75:A:C8	2.41	0.56
27:BA:65:C:H2'	27:BA:66:C:C6	2.41	0.56
27:BA:1190:G:H5''	38:BP:35:HIS:CA	2.22	0.56
27:BA:1373:A:H2'	27:BA:1374:G:O4'	2.05	0.56
27:BA:1396:U:O2	27:BA:1396:U:C2'	2.54	0.56
27:BA:1468:C:H2'	27:BA:1469:A:C8	2.36	0.56
27:BA:2790:A:H2'	27:BA:2790:A:N3	2.21	0.56
30:BD:33:LEU:O	30:BD:34:VAL:C	2.44	0.56
33:BG:133:LEU:HD11	33:BG:157:ILE:HB	1.88	0.56
40:BR:10:LEU:HB3	40:BR:17:ARG:NE	2.21	0.56
41:BS:18:ILE:O	41:BS:20:ARG:N	2.37	0.56
42:BT:28:VAL:HG12	42:BT:29:ARG:CD	2.30	0.56
44:BV:81:TYR:C	44:BV:82:ARG:HD2	2.26	0.56
55:B6:21:TYR:HE2	55:B6:52:VAL:HG21	1.71	0.56
55:B6:41:PRO:O	55:B6:42:TRP:HB2	2.04	0.56
1:CA:1422:G:O2'	1:CA:1423:G:H5'	2.05	0.56
3:CC:108:ASN:C	3:CC:110:ASN:H	2.09	0.56
6:CF:1:MET:HB2	6:CF:66:GLU:HG2	1.87	0.56
7:CG:118:VAL:HG23	7:CG:119:ARG:N	2.21	0.56
8:CH:134:ILE:O	8:CH:135:CYS:HB3	2.06	0.56
27:DA:197:A:C8	27:DA:197:A:H5'	2.41	0.56
27:DA:298:G:H8	27:DA:298:G:O5'	1.88	0.56
27:DA:1441:G:O2'	27:DA:1442:G:H5'	2.06	0.56
27:DA:1491:G:O2'	30:DD:101:GLU:HB2	2.06	0.56
27:DA:2177:C:O2'	27:DA:2178:C:H5'	2.06	0.56
28:DB:3:C:O2'	28:DB:4:C:H5'	2.06	0.56
28:DB:28:C:O2'	28:DB:29:A:H5'	2.06	0.56
28:DB:111:G:H2'	28:DB:112:U:O4'	2.05	0.56
31:DE:76:ARG:O	31:DE:77:ILE:O	2.22	0.56
33:DG:4:ASP:HA	33:DG:8:LYS:HD3	1.88	0.56
34:DH:88:LEU:HD22	34:DH:88:LEU:N	2.21	0.56
36:DN:1:MET:CG	36:DN:2:LYS:N	2.64	0.56
38:DP:95:VAL:HG22	38:DP:125:VAL:HA	1.87	0.56
39:DQ:39:PRO:O	39:DQ:40:ALA:HB3	2.06	0.56
43:DU:57:PHE:O	43:DU:60:LEU:N	2.39	0.56
48:DZ:169:THR:CG2	48:DZ:170:ILE:N	2.69	0.56
49:D0:46:LYS:HB2	49:D0:78:TYR:CE2	2.41	0.56
1:AA:1082:G:O2'	1:AA:1083:U:H5'	2.06	0.56
4:AD:16:GLY:O	4:AD:17:VAL:C	2.45	0.56
4:AD:127:THR:HG21	4:AD:149:ALA:HB2	1.87	0.56
5:AE:13:ILE:HD11	5:AE:30:ALA:HB2	1.88	0.56

*Continued on next page...*



*Continued from previous page...*

Atom-1	Atom-2	Interatomic distance (Å)	Clash overlap (Å)
7:AG:16:LEU:HD11	9:AI:42:ARG:HA	1.87	0.56
8:AH:109:ILE:HG12	8:AH:110:ALA:N	2.20	0.56
10:AJ:38:ILE:HG12	10:AJ:71:LEU:O	2.05	0.56
10:AJ:99:LYS:O	10:AJ:100:THR:HG23	2.06	0.56
11:AK:79:SER:CB	11:AK:106:LYS:HD2	2.35	0.56
12:AL:80:VAL:HG11	12:AL:97:ILE:HG21	1.88	0.56
14:AN:9:LYS:HG3	14:AN:12:ARG:NH2	2.21	0.56
25:AY:5:G:O2'	25:AY:6:U:H5'	2.06	0.56
27:BA:109:G:O2'	27:BA:110:G:H5'	2.06	0.56
27:BA:836:G:H2'	27:BA:837:C:C6	2.41	0.56
36:BN:120:LEU:C	36:BN:121:LYS:HD2	2.25	0.56
43:BU:92:ARG:HH21	43:BU:95:LEU:CD1	2.16	0.56
45:BW:92:ARG:NH1	45:BW:92:ARG:CG	2.65	0.56
49:B0:25:ARG:HG2	49:B0:25:ARG:NH1	2.20	0.56
50:B1:94:LEU:O	50:B1:96:LYS:N	2.39	0.56
55:B6:47:THR:OG1	55:B6:48:VAL:N	2.37	0.56
57:B8:61:LEU:HD12	57:B8:62:LEU:H	1.70	0.56
1:CA:425:G:O2'	1:CA:426:G:H5'	2.06	0.56
1:CA:749:C:O2'	1:CA:750:G:H5'	2.05	0.56
1:CA:940:C:H2'	1:CA:941:G:H8	1.69	0.56
1:CA:1186:G:N2	14:CN:61:TRP:O	2.36	0.56
1:CA:1228:C:OP2	13:CM:108:ARG:NH2	2.39	0.56
1:CA:1460:A:H2'	1:CA:1461:G:O4'	2.05	0.56
2:CB:9:GLU:O	2:CB:11:LEU:N	2.39	0.56
2:CB:200:ILE:HG22	2:CB:202:PRO:HD3	1.87	0.56
6:CF:19:LEU:HD11	6:CF:59:TYR:CE2	2.41	0.56
7:CG:82:GLY:HA2	22:CV:1:A:H8	1.70	0.56
8:CH:1:MET:HE3	8:CH:3:THR:H	1.70	0.56
9:CI:118:LYS:CB	9:CI:118:LYS:NZ	2.69	0.56
25:CY:69:C:H5'	25:CY:69:C:H6	1.71	0.56
27:DA:38:A:H2'	27:DA:39:C:C6	2.41	0.56
27:DA:78:A:H2'	27:DA:79:G:C8	2.41	0.56
27:DA:523:C:C2'	27:DA:524:U:H5'	2.35	0.56
27:DA:857:C:H4'	49:D0:23:VAL:HG21	1.87	0.56
27:DA:1289:C:H2'	27:DA:1290:C:H6	1.70	0.56
27:DA:1399:C:H2'	27:DA:1400:G:H8	1.71	0.56
27:DA:1666:G:H2'	27:DA:1667:G:H5'	1.87	0.56
27:DA:1963:U:O2	27:DA:1963:U:H2'	2.06	0.56
27:DA:2191:G:H2'	27:DA:2192:G:H1'	1.87	0.56
28:DB:83:G:H5'	52:D3:52:HIS:CD2	2.41	0.56
29:DC:71:GLN:O	29:DC:71:GLN:HG3	2.06	0.56

*Continued on next page...*

*Continued from previous page...*

Atom-1	Atom-2	Interatomic distance (Å)	Clash overlap (Å)
30:DD:270:ILE:HD12	30:DD:270:ILE:O	2.05	0.56
31:DE:117:MET:HA	31:DE:122:PHE:H	1.71	0.56
31:DE:176:ILE:N	31:DE:176:ILE:CD1	2.68	0.56
32:DF:33:LEU:O	32:DF:37:VAL:HG22	2.05	0.56
35:DI:114:LEU:HA	35:DI:130:TYR:CA	2.36	0.56
37:DO:104:ARG:HE	42:DT:33:LYS:HE3	1.71	0.56
40:DR:59:ASP:O	40:DR:60:LEU:C	2.44	0.56
42:DT:134:GLU:O	42:DT:135:ALA:HB3	2.06	0.56
44:DV:52:VAL:HG11	44:DV:55:ALA:CB	2.36	0.56
47:DY:96:ILE:CD1	47:DY:99:CYS:HB2	2.36	0.56
48:DZ:149:LEU:HD21	48:DZ:171:ALA:CA	2.35	0.56
49:D0:11:ARG:O	49:D0:14:ARG:NH2	2.39	0.56
53:D4:40:ILE:HD12	53:D4:40:ILE:N	2.20	0.56
1:AA:254:G:H21	17:AQ:16:GLN:CD	2.09	0.56
1:AA:1486:G:H2'	1:AA:1487:G:O4'	2.06	0.56
3:AC:164:ARG:HB2	3:AC:164:ARG:CZ	2.36	0.56
5:AE:35:GLY:HA3	5:AE:41:VAL:HG12	1.87	0.56
12:AL:24:LEU:HD11	12:AL:61:TYR:CG	2.41	0.56
13:AM:9:ILE:HG22	13:AM:11:ARG:HE	1.69	0.56
17:AQ:15:MET:CE	17:AQ:43:LEU:HD22	2.36	0.56
27:BA:274:G:H1'	27:BA:363:G:N2	2.21	0.56
27:BA:627:A:C5	27:BA:637:A:N7	2.74	0.56
27:BA:908:C:OP1	39:BQ:22:LYS:HB3	2.06	0.56
27:BA:1278:A:O2'	27:BA:1279:G:H5'	2.06	0.56
27:BA:1462:C:H2'	27:BA:1463:C:O4'	2.06	0.56
27:BA:2253:G:H2'	27:BA:2254:C:H6	1.71	0.56
27:BA:2453:A:H61	27:BA:2500:U:H3	1.54	0.56
27:BA:2835:A:H61	27:BA:2878:U:H2'	1.71	0.56
32:BF:7:TYR:OH	32:BF:10:PRO:HG3	2.04	0.56
33:BG:101:ILE:CD1	33:BG:102:PHE:H	2.13	0.56
34:BH:85:LYS:HZ1	34:BH:133:VAL:HG21	1.68	0.56
38:BP:61:ARG:HD3	57:B8:13:ARG:HD2	1.88	0.56
42:BT:28:VAL:CG1	42:BT:46:GLU:HG3	2.36	0.56
46:BX:57:LEU:CD1	46:BX:78:LYS:HG3	2.35	0.56
50:B1:94:LEU:C	50:B1:96:LYS:N	2.59	0.56
55:B6:15:GLU:CB	55:B6:18:ARG:HE	2.18	0.56
1:CA:586:C:O2'	1:CA:587:G:H5'	2.06	0.56
1:CA:693:G:H2'	1:CA:694:A:C8	2.41	0.56
3:CC:52:LEU:CD2	3:CC:52:LEU:H	2.19	0.56
9:CI:9:ARG:HG3	9:CI:14:VAL:HG22	1.87	0.56
9:CI:82:ALA:HA	9:CI:85:LEU:HG	1.88	0.56

*Continued on next page...*

*Continued from previous page...*

Atom-1	Atom-2	Interatomic distance (Å)	Clash overlap (Å)
10:CJ:22:LYS:C	10:CJ:22:LYS:HD2	2.25	0.56
10:CJ:78:ASN:ND2	10:CJ:80:LYS:CB	2.68	0.56
19:CS:29:ARG:O	19:CS:31:ILE:N	2.38	0.56
59:CX:10:G:C2	59:CX:26:G:H1'	2.41	0.56
27:DA:57:C:H2'	27:DA:58:G:O4'	2.05	0.56
27:DA:171:G:H2'	27:DA:172:C:C6	2.41	0.56
27:DA:863:A:H2'	27:DA:864:G:C8	2.41	0.56
27:DA:1396:U:O2	27:DA:1396:U:H2'	2.05	0.56
27:DA:1686:C:C6	27:DA:1686:C:C5'	2.86	0.56
27:DA:1747:G:H2'	27:DA:1747(A):G:H8	1.71	0.56
27:DA:2061:G:N7	27:DA:2501:C:H4'	2.21	0.56
28:DB:22:U:C2	28:DB:61:G:N1	2.74	0.56
30:DD:270:ILE:O	30:DD:271:ILE:HG23	2.06	0.56
31:DE:36:ARG:HD3	31:DE:85:ASN:ND2	2.21	0.56
32:DF:51:THR:HG23	32:DF:92:PRO:HG2	1.87	0.56
34:DH:158:HIS:O	34:DH:159:GLU:HB3	2.05	0.56
38:DP:23:PRO:HB2	38:DP:33:ARG:NE	2.21	0.56
38:DP:59:LEU:HA	38:DP:61:ARG:NE	2.20	0.56
38:DP:85:LEU:H	38:DP:85:LEU:CD2	2.18	0.56
38:DP:112:LEU:N	38:DP:128:HIS:HD2	2.04	0.56
38:DP:126:VAL:CG1	38:DP:148:LEU:HD11	2.36	0.56
38:DP:131:SER:O	38:DP:134:ALA:N	2.38	0.56
39:DQ:59:ARG:O	48:DZ:178:ASP:N	2.39	0.56
48:DZ:18:ARG:HG2	48:DZ:18:ARG:NH1	2.21	0.56
57:D8:39:LYS:HA	57:D8:42:ARG:NH1	2.20	0.56
58:D9:32:HIS:O	58:D9:34:GLN:N	2.38	0.56
1:AA:41:G:O2'	1:AA:42:G:H5'	2.06	0.55
1:AA:363:A:N7	12:AL:27:ALA:HB1	2.21	0.55
1:AA:601:C:O2'	1:AA:602:A:H5'	2.06	0.55
1:AA:1163:C:H2'	1:AA:1164:G:H8	1.69	0.55
1:AA:1522:U:O2'	1:AA:1523:G:H5'	2.06	0.55
2:AB:17:PHE:HA	2:AB:42:ILE:CG2	2.36	0.55
4:AD:9:CYS:SG	4:AD:31:CYS:O	2.64	0.55
4:AD:127:THR:HG23	4:AD:147:ALA:O	2.06	0.55
5:AE:33:VAL:HG12	5:AE:112:LEU:HD12	1.88	0.55
6:AF:18:GLN:HA	6:AF:21:LEU:HD23	1.89	0.55
6:AF:89:MET:SD	18:AR:76:LEU:HD21	2.46	0.55
7:AG:122:HIS:CD2	7:AG:122:HIS:H	2.24	0.55
10:AJ:48:THR:HA	10:AJ:62:HIS:HB2	1.84	0.55
18:AR:52:PRO:O	18:AR:56:THR:HG23	2.05	0.55
19:AS:42:PRO:O	19:AS:44:MET:SD	2.63	0.55

*Continued on next page...*

*Continued from previous page...*

Atom-1	Atom-2	Interatomic distance (Å)	Clash overlap (Å)
27:BA:1824:G:O2'	27:BA:1825:A:H5'	2.06	0.55
27:BA:2314:C:H2'	27:BA:2315:G:C8	2.41	0.55
30:BD:79:VAL:HG12	30:BD:79:VAL:O	2.05	0.55
38:BP:48:PRO:HG2	38:BP:49:ARG:N	2.17	0.55
40:BR:18:LEU:HD13	40:BR:18:LEU:C	2.26	0.55
42:BT:33:LYS:HG3	42:BT:43:GLN:HB3	1.88	0.55
43:BU:74:LEU:HD12	43:BU:74:LEU:O	2.06	0.55
49:B0:51:VAL:HG21	49:B0:79:VAL:O	2.07	0.55
57:B8:61:LEU:N	57:B8:63:PRO:HD2	2.20	0.55
1:CA:404:U:H2'	1:CA:405:U:H6	1.70	0.55
1:CA:421:U:OP2	1:CA:422:C:H5	1.89	0.55
1:CA:734:G:H2'	1:CA:735:C:H6	1.70	0.55
2:CB:96:ARG:O	2:CB:98:LEU:N	2.39	0.55
4:CD:108:LEU:HD21	4:CD:183:GLY:HA3	1.87	0.55
7:CG:18:TYR:HE2	7:CG:59:LEU:HB2	1.71	0.55
13:CM:16:ASP:HA	13:CM:34:LEU:HD11	1.88	0.55
17:CQ:48:GLU:O	17:CQ:49:GLU:C	2.44	0.55
19:CS:36:ARG:HH12	19:CS:75:ALA:HB3	1.71	0.55
20:CT:67:ALA:O	20:CT:73:HIS:CE1	2.59	0.55
22:CV:7:C:C2	23:CW:36:A:C2	2.94	0.55
27:DA:271(M):G:C2'	27:DA:271(N):U:H5''	2.31	0.55
27:DA:449:A:H1'	43:DU:3:ARG:NH1	2.21	0.55
27:DA:483:A:N7	27:DA:497:A:H2	2.03	0.55
27:DA:581:C:H2'	27:DA:582:G:C8	2.41	0.55
27:DA:716:A:C2	27:DA:717:G:H1'	2.41	0.55
27:DA:1021:A:C8	27:DA:1021:A:C3'	2.88	0.55
27:DA:1570:A:H2'	27:DA:1571:A:C8	2.41	0.55
27:DA:1925:C:O2'	27:DA:1926:U:H5'	2.06	0.55
27:DA:1971:A:C2	30:DD:241:PRO:HD3	2.41	0.55
27:DA:2282:G:O2'	27:DA:2283:C:OP2	2.21	0.55
27:DA:2543:G:H2'	27:DA:2544:G:H8	1.71	0.55
27:DA:2821:A:OP2	31:DE:110:GLY:CA	2.54	0.55
27:DA:2846:G:H2'	27:DA:2847:U:C6	2.41	0.55
35:DI:92:VAL:CG1	35:DI:120:ILE:HD12	2.34	0.55
36:DN:46:VAL:O	36:DN:47:ALA:CB	2.54	0.55
36:DN:125:GLY:HA3	36:DN:126:PRO:O	2.07	0.55
38:DP:13:ASN:O	38:DP:15:ARG:N	2.39	0.55
42:DT:29:ARG:HG2	42:DT:85:LYS:C	2.26	0.55
45:DW:15:ARG:CD	54:D5:20:ARG:NH1	2.69	0.55
45:DW:75:TYR:CE1	45:DW:104:THR:HG21	2.41	0.55
48:DZ:143:LEU:HD22	48:DZ:143:LEU:H	1.71	0.55

*Continued on next page...*

*Continued from previous page...*

Atom-1	Atom-2	Interatomic distance (Å)	Clash overlap (Å)
50:D1:51:VAL:CG2	50:D1:53:VAL:HG23	2.36	0.55
52:D3:4:LEU:CD2	52:D3:56:VAL:HG12	2.34	0.55
57:D8:52:LYS:N	57:D8:53:PRO:CD	2.68	0.55
1:AA:407:G:O2'	4:AD:116:GLN:HG3	2.05	0.55
1:AA:1120:G:O2'	1:AA:1121:U:H5'	2.06	0.55
1:AA:1251:A:H1'	1:AA:1369:C:O2'	2.06	0.55
2:AB:71:VAL:HA	2:AB:93:VAL:HG23	1.87	0.55
9:AI:114:TYR:HD1	10:AJ:60:ARG:CG	2.19	0.55
11:AK:23:ALA:HB1	11:AK:88:GLY:HA3	1.88	0.55
20:AT:27:LYS:O	20:AT:27:LYS:HD3	2.06	0.55
23:AW:22:G:O2'	23:AW:23:G:H5'	2.06	0.55
25:AY:74:C:H5''	50:B1:30:VAL:HG21	1.88	0.55
27:BA:634:C:H2'	27:BA:635:C:H6	1.69	0.55
27:BA:1763:G:OP1	27:BA:1763:G:H4'	2.07	0.55
27:BA:1777:U:O2'	27:BA:1778:U:H5'	2.06	0.55
28:BB:39:A:H2'	28:BB:39:A:N3	2.21	0.55
30:BD:35:LYS:HE3	30:BD:103:ARG:HA	1.88	0.55
30:BD:182:LEU:HB2	30:BD:271:ILE:O	2.07	0.55
31:BE:57:LYS:HZ3	31:BE:59:VAL:HG12	1.72	0.55
31:BE:59:VAL:CG2	31:BE:60:ASN:H	2.06	0.55
34:BH:70:THR:HB	34:BH:74:ASN:HD21	1.71	0.55
35:BI:63:ALA:O	35:BI:67:ARG:HB2	2.06	0.55
37:BO:101:PRO:HG3	42:BT:67:SER:HB3	1.88	0.55
42:BT:28:VAL:HG22	42:BT:46:GLU:CA	2.36	0.55
44:BV:34:GLU:C	44:BV:36:PRO:HD3	2.26	0.55
46:BX:64:LYS:HZ1	46:BX:73:ARG:NH2	2.03	0.55
47:BY:27:VAL:HA	47:BY:28:LYS:NZ	2.20	0.55
48:BZ:75:LEU:N	48:BZ:75:LEU:HD22	2.22	0.55
2:CB:74:LYS:HE3	2:CB:166:ASP:HB2	1.87	0.55
2:CB:163:PHE:HA	2:CB:185:ILE:O	2.07	0.55
2:CB:167:PRO:HG3	2:CB:188:ALA:HA	1.88	0.55
2:CB:172:ILE:H	2:CB:172:ILE:CD1	2.11	0.55
3:CC:82:GLU:O	3:CC:84:ILE:N	2.39	0.55
5:CE:10:MET:HG2	5:CE:10:MET:O	2.05	0.55
7:CG:36:LYS:C	7:CG:38:LEU:H	2.09	0.55
8:CH:48:TYR:CD1	8:CH:48:TYR:C	2.80	0.55
13:CM:3:ARG:NH2	33:DG:113:ARG:HB3	2.21	0.55
16:CP:26:ARG:HH11	16:CP:26:ARG:HG2	1.71	0.55
23:CW:13:A:H1'	23:CW:22:G:H22	1.71	0.55
27:DA:271(K):U:N3	35:DI:50:ARG:NH1	2.53	0.55
27:DA:272(C):G:H2'	27:DA:272(D):G:C8	2.38	0.55

*Continued on next page...*

*Continued from previous page...*

Atom-1	Atom-2	Interatomic distance (Å)	Clash overlap (Å)
27:DA:549:G:H2'	27:DA:551:G:O4'	2.06	0.55
27:DA:815:C:O2'	27:DA:816:C:H5'	2.06	0.55
27:DA:1119:C:H2'	27:DA:1120:G:C8	2.41	0.55
27:DA:1791:A:N6	27:DA:1828:G:O2'	2.38	0.55
27:DA:2145:C:H4'	27:DA:2146:C:OP2	2.06	0.55
27:DA:2404:C:H2'	27:DA:2405:G:O4'	2.06	0.55
27:DA:2880:C:O2	40:DR:93:GLY:HA3	2.06	0.55
28:DB:24:G:H4'	28:DB:25:A:H8	1.70	0.55
32:DF:137:LYS:O	32:DF:140:LEU:HB2	2.07	0.55
34:DH:101:ARG:CG	34:DH:122:THR:HG23	2.36	0.55
35:DI:54:GLN:O	35:DI:58:LEU:HB3	2.05	0.55
38:DP:107:LYS:C	38:DP:109:GLY:N	2.56	0.55
39:DQ:65:PHE:HB2	39:DQ:105:GLU:CG	2.36	0.55
41:DS:95:HIS:CG	41:DS:96:GLY:N	2.73	0.55
42:DT:102:ILE:C	42:DT:104:ASN:H	2.10	0.55
43:DU:25:TRP:CD1	43:DU:26:GLY:N	2.74	0.55
45:DW:25:ARG:HB2	45:DW:25:ARG:CZ	2.36	0.55
47:DY:8:LYS:N	47:DY:8:LYS:CD	2.66	0.55
47:DY:47:LYS:HD2	47:DY:47:LYS:N	2.16	0.55
50:D1:77:ALA:O	50:D1:79:GLY:N	2.39	0.55
1:AA:271:C:H2'	1:AA:272:C:C6	2.42	0.55
1:AA:425:G:O2'	1:AA:426:G:H5'	2.06	0.55
1:AA:560:U:H5'	1:AA:566:G:N2	2.21	0.55
1:AA:736:C:H2'	1:AA:737:A:H8	1.69	0.55
1:AA:963:G:H21	10:AJ:55:LYS:HD3	1.69	0.55
1:AA:975:A:H8	1:AA:975:A:H5'	1.72	0.55
1:AA:1324:A:H2'	1:AA:1325:C:C6	2.42	0.55
2:AB:41:ILE:HG22	2:AB:41:ILE:O	2.05	0.55
2:AB:77:ALA:O	2:AB:81:VAL:HG23	2.06	0.55
2:AB:160:ASP:O	2:AB:161:ALA:HB2	2.06	0.55
4:AD:22:LYS:HB2	4:AD:26:CYS:SG	2.46	0.55
4:AD:67:ILE:HG22	4:AD:68:TYR:N	2.22	0.55
7:AG:43:PHE:O	7:AG:46:ALA:HB3	2.06	0.55
8:AH:6:ILE:HB	8:AH:85:ARG:HH12	1.71	0.55
14:AN:23:ARG:HD3	14:AN:29:ARG:O	2.06	0.55
18:AR:56:THR:HB	18:AR:58:LEU:HD13	1.88	0.55
27:BA:151:C:O2'	27:BA:152:G:H5'	2.07	0.55
27:BA:192:C:O2'	27:BA:802:A:N3	2.37	0.55
27:BA:675:A:N6	27:BA:676:A:N6	2.55	0.55
27:BA:1187:G:H5''	44:BV:81:TYR:CE2	2.42	0.55
27:BA:1528:A:O2'	27:BA:1528(A):A:H5'	2.06	0.55

*Continued on next page...*

*Continued from previous page...*

Atom-1	Atom-2	Interatomic distance (Å)	Clash overlap (Å)
27:BA:2021:C:H4'	27:BA:2022:U:OP2	2.06	0.55
27:BA:2476:A:N1	27:BA:2477:C:C5	2.74	0.55
27:BA:2697:G:H2'	27:BA:2698:U:O4'	2.06	0.55
27:BA:2783:G:H2'	27:BA:2784:C:C6	2.41	0.55
27:BA:2816:C:O2	27:BA:2883:A:O2'	2.24	0.55
28:BB:83:G:H5''	52:B3:52:HIS:CE1	2.42	0.55
32:BF:192:LEU:HD23	32:BF:193:VAL:N	2.22	0.55
34:BH:43:VAL:HG12	34:BH:53:GLU:H	1.71	0.55
34:BH:107:VAL:O	34:BH:107:VAL:HG23	2.05	0.55
37:BO:104:ARG:HE	42:BT:33:LYS:CE	2.09	0.55
40:BR:14:SER:OG	40:BR:15:SER:N	2.38	0.55
41:BS:34:HIS:HB2	41:BS:36:TYR:HE1	1.70	0.55
41:BS:66:ALA:O	41:BS:67:ARG:C	2.44	0.55
42:BT:52:ILE:HG12	42:BT:61:PHE:CB	2.36	0.55
42:BT:56:GLY:C	42:BT:57:PHE:O	2.38	0.55
46:BX:26:TYR:CG	46:BX:89:ILE:HD12	2.42	0.55
50:B1:80:LEU:HD12	50:B1:80:LEU:N	2.20	0.55
57:B8:30:ARG:HA	57:B8:30:ARG:NE	2.22	0.55
1:CA:474:G:H2'	1:CA:475:G:H8	1.71	0.55
1:CA:1057:G:H5''	3:CC:154:SER:CB	2.30	0.55
1:CA:1457:G:C2	1:CA:1458:G:N9	2.74	0.55
1:CA:1457:G:C5	1:CA:1458:G:N7	2.75	0.55
3:CC:15:THR:HG21	3:CC:181:ASN:CA	2.36	0.55
4:CD:147:ALA:HB2	4:CD:182:LYS:HB3	1.88	0.55
13:CM:116:THR:HG22	13:CM:117:VAL:H	1.71	0.55
13:CM:117:VAL:HG12	13:CM:118:ALA:N	2.21	0.55
20:CT:50:GLU:HA	20:CT:100:ILE:CG2	2.31	0.55
23:CW:55:C:N4	27:DA:898:C:H5'	2.21	0.55
27:DA:271(D):G:H2'	27:DA:271(E):U:C6	2.40	0.55
27:DA:894:C:O2'	27:DA:895:U:H5'	2.07	0.55
27:DA:1021:A:OP2	36:DN:65:LYS:NZ	2.38	0.55
27:DA:1416:G:O2'	27:DA:1417:C:C6	2.57	0.55
27:DA:1591:G:O2'	27:DA:1592:C:H5'	2.07	0.55
27:DA:1593:G:C3'	27:DA:1594:G:C5'	2.81	0.55
30:DD:183:ARG:HG2	30:DD:183:ARG:NH1	2.16	0.55
31:DE:17:ASP:O	31:DE:18:ASP:HB2	2.06	0.55
32:DF:155:LEU:CD2	32:DF:186:ILE:HD13	2.36	0.55
34:DH:88:LEU:HD22	34:DH:88:LEU:H	1.71	0.55
37:DO:102:VAL:HB	37:DO:106:LEU:HD12	1.88	0.55
38:DP:101:VAL:HG13	38:DP:106:LEU:HD23	1.88	0.55
38:DP:113:LYS:HG3	38:DP:129:ALA:C	2.26	0.55

*Continued on next page...*

*Continued from previous page...*

Atom-1	Atom-2	Interatomic distance (Å)	Clash overlap (Å)
42:DT:3:ARG:C	42:DT:5:ALA:H	2.08	0.55
48:DZ:94:PRO:HG3	48:DZ:128:SER:HB2	1.88	0.55
55:D6:22:ALA:O	55:D6:23:THR:OG1	2.24	0.55
57:D8:32:LEU:O	57:D8:33:ASN:O	2.24	0.55
1:AA:552:U:H4'	12:AL:83:ARG:HG2	1.89	0.55
1:AA:726:C:O2'	1:AA:727:G:H5'	2.06	0.55
1:AA:1371:G:H2'	1:AA:1372:U:H6	1.70	0.55
3:AC:43:LEU:HD22	3:AC:68:VAL:HG21	1.87	0.55
4:AD:9:CYS:SG	4:AD:22:LYS:HD2	2.46	0.55
6:AF:91:VAL:CG1	18:AR:72:ARG:NH2	2.70	0.55
7:AG:18:TYR:OH	7:AG:58:PRO:HB2	2.06	0.55
7:AG:93:PRO:HA	7:AG:96:GLN:NE2	2.18	0.55
8:AH:8:ASP:O	8:AH:12:ARG:N	2.38	0.55
8:AH:36:LEU:HA	8:AH:39:LEU:HD23	1.89	0.55
8:AH:86:ILE:HG22	8:AH:87:SER:N	2.21	0.55
8:AH:119:LEU:HB3	8:AH:123:GLU:HB3	1.88	0.55
11:AK:78:GLN:O	11:AK:103:LEU:HD13	2.06	0.55
18:AR:73:ALA:HB3	18:AR:79:LEU:HD12	1.88	0.55
27:BA:70:G:H21	27:BA:71:A:H62	1.55	0.55
27:BA:118:A:H5'	27:BA:119:A:H8	1.71	0.55
27:BA:270:A:C2'	27:BA:271:A:H5'	2.36	0.55
27:BA:535:C:O2'	27:BA:536:A:H5'	2.06	0.55
27:BA:1431:U:O2'	27:BA:1432:C:H5'	2.06	0.55
27:BA:1490:A:H2'	30:BD:99:ASP:OD2	2.05	0.55
27:BA:2175:C:H1'	29:BC:215:THR:HA	1.87	0.55
27:BA:2396:G:H5'	50:B1:25:LYS:HD2	1.87	0.55
27:BA:2396:G:O5'	50:B1:25:LYS:HE3	2.07	0.55
28:BB:55:U:H2'	28:BB:56:G:C8	2.42	0.55
33:BG:159:VAL:O	33:BG:159:VAL:HG13	2.06	0.55
34:BH:30:LYS:HZ2	34:BH:81:GLU:HA	1.71	0.55
37:BO:2:ILE:HD13	37:BO:2:ILE:H	1.71	0.55
38:BP:16:ARG:HB2	38:BP:16:ARG:NH1	2.20	0.55
38:BP:45:LEU:HD23	38:BP:46:LYS:N	2.21	0.55
39:BQ:18:LYS:O	39:BQ:19:GLY:O	2.25	0.55
40:BR:94:TYR:C	40:BR:117:VAL:HG23	2.27	0.55
42:BT:32:TYR:CD2	42:BT:81:PRO:HG2	2.41	0.55
43:BU:102:GLU:HG3	44:BV:2:PHE:CE1	2.41	0.55
48:BZ:91:SER:O	48:BZ:129:PRO:HG2	2.06	0.55
48:BZ:99:VAL:O	48:BZ:122:ASP:HB2	2.05	0.55
48:BZ:142:GLY:O	48:BZ:143:LEU:HD22	2.06	0.55
48:BZ:149:LEU:O	48:BZ:170:ILE:CG1	2.54	0.55

*Continued on next page...*



*Continued from previous page...*

Atom-1	Atom-2	Interatomic distance (Å)	Clash overlap (Å)
1:CA:227:G:O2'	1:CA:228:A:H5'	2.05	0.55
1:CA:346:G:C5'	42:DT:41:ARG:NE	2.70	0.55
1:CA:708:C:H2'	1:CA:709:G:H8	1.71	0.55
1:CA:955:U:H1'	1:CA:1227:A:N6	2.21	0.55
2:CB:213:LEU:O	2:CB:213:LEU:HD23	2.05	0.55
3:CC:189:ALA:HB3	3:CC:196:LEU:HB2	1.87	0.55
4:CD:187:ARG:NH2	4:CD:193:ASP:OD2	2.40	0.55
8:CH:61:VAL:O	8:CH:63:LEU:HD22	2.06	0.55
8:CH:92:ARG:HD2	8:CH:92:ARG:N	2.21	0.55
8:CH:126:LYS:HG2	8:CH:126:LYS:O	2.06	0.55
9:CI:79:LEU:HD21	9:CI:102:LEU:HD22	1.88	0.55
16:CP:56:ALA:HB1	16:CP:74:LEU:HD21	1.88	0.55
27:DA:572:A:H5''	27:DA:573:G:OP2	2.06	0.55
27:DA:1351:C:O2'	27:DA:1571:A:H1'	2.06	0.55
27:DA:1786:A:H2	27:DA:2606:C:H1'	1.71	0.55
27:DA:1885:A:H2'	27:DA:1886:C:O4'	2.07	0.55
27:DA:2522:U:H1'	27:DA:2647:U:H5''	1.89	0.55
27:DA:2850:A:H2'	27:DA:2851:A:O4'	2.06	0.55
29:DC:22:ILE:HG22	29:DC:22:ILE:O	2.04	0.55
30:DD:26:LYS:NZ	30:DD:27:THR:HG22	2.22	0.55
31:DE:104:VAL:HG11	31:DE:188:VAL:CG2	2.36	0.55
32:DF:192:LEU:HD11	32:DF:194:MET:HE3	1.87	0.55
33:DG:150:ASP:O	33:DG:151:ALA:HB2	2.06	0.55
34:DH:119:GLU:HG2	34:DH:120:GLY:N	2.20	0.55
38:DP:50:ARG:HD3	57:D8:7:HIS:CD2	2.42	0.55
42:DT:70:VAL:HG12	42:DT:71:GLY:N	2.20	0.55
43:DU:115:ALA:C	43:DU:117:GLN:H	2.08	0.55
48:DZ:38:VAL:HG21	48:DZ:43:PHE:CD2	2.42	0.55
48:DZ:165:SER:HB2	48:DZ:166:PRO:CA	2.36	0.55
55:D6:40:CYS:SG	55:D6:45:LYS:NZ	2.73	0.55
1:AA:836:G:C6	1:AA:851:G:C6	2.95	0.55
3:AC:137:ALA:O	3:AC:141:VAL:HG23	2.06	0.55
8:AH:6:ILE:HG12	8:AH:31:PHE:HE2	1.71	0.55
11:AK:18:ARG:HG2	11:AK:20:TYR:HE1	1.71	0.55
15:AO:3:ILE:HA	15:AO:7:GLU:OE2	2.06	0.55
27:BA:214:G:H1'	27:BA:216:A:O2'	2.06	0.55
27:BA:686:G:O6	56:B7:12:ARG:HG3	2.07	0.55
27:BA:886:C:C2'	27:BA:889:C:H42	2.20	0.55
27:BA:1192:G:C2'	27:BA:1193:G:H5'	2.36	0.55
27:BA:2320:A:C2	27:BA:2333:A:C8	2.95	0.55
27:BA:2657:A:O2'	34:BH:160:LYS:HE3	2.07	0.55

*Continued on next page...*

*Continued from previous page...*

Atom-1	Atom-2	Interatomic distance (Å)	Clash overlap (Å)
27:BA:2689:U:H5'	27:BA:2690:C:H5'	1.88	0.55
27:BA:2762:G:H5'	27:BA:2763:G:OP2	2.07	0.55
29:BC:52:ARG:O	29:BC:53:ARG:HG3	2.06	0.55
30:BD:35:LYS:CE	30:BD:103:ARG:HA	2.36	0.55
32:BF:171:PRO:O	32:BF:173:VAL:N	2.39	0.55
33:BG:75:LYS:NZ	33:BG:77:ILE:HD11	2.22	0.55
33:BG:128:ARG:CG	33:BG:130:ASN:H	2.19	0.55
33:BG:152:LEU:HD23	33:BG:153:ARG:N	2.21	0.55
38:BP:114:ILE:O	38:BP:130:PHE:HA	2.06	0.55
48:BZ:71:ARG:O	48:BZ:72:GLN:HB3	2.07	0.55
1:CA:37:U:O2'	1:CA:38:G:H5'	2.07	0.55
1:CA:98:G:C3'	1:CA:99:U:H5'	2.35	0.55
1:CA:417:C:O2'	1:CA:418:C:H5'	2.06	0.55
1:CA:1043:C:H2'	1:CA:1044:A:C8	2.40	0.55
1:CA:1445:C:N4	1:CA:1446:U:C5	2.75	0.55
2:CB:200:ILE:HG22	2:CB:202:PRO:CD	2.37	0.55
5:CE:76:ILE:CG2	5:CE:118:ILE:HD13	2.37	0.55
5:CE:78:HIS:HE1	5:CE:143:ARG:H	1.54	0.55
9:CI:95:LYS:HD3	9:CI:96:LEU:CA	2.36	0.55
20:CT:94:ALA:O	20:CT:95:ALA:HB3	2.06	0.55
25:CY:5:G:H1	25:CY:67:C:N4	2.00	0.55
27:DA:848:G:H2'	27:DA:849:A:C8	2.41	0.55
27:DA:1118:C:O2	27:DA:1118:C:H2'	2.04	0.55
30:DD:28:GLU:N	30:DD:28:GLU:CD	2.60	0.55
30:DD:213:ARG:C	30:DD:215:LEU:H	2.10	0.55
32:DF:32:LEU:HD13	32:DF:112:MET:HE1	1.87	0.55
32:DF:128:ALA:O	32:DF:142:TRP:NE1	2.39	0.55
33:DG:129:GLY:HA3	33:DG:163:ALA:O	2.07	0.55
36:DN:91:LEU:CG	36:DN:98:VAL:HG21	2.36	0.55
37:DO:99:PHE:N	37:DO:99:PHE:HD2	2.05	0.55
37:DO:104:ARG:NH2	42:DT:33:LYS:HD2	2.22	0.55
38:DP:58:THR:C	38:DP:60:MET:H	2.09	0.55
40:DR:2:ARG:NH2	40:DR:5:LYS:NZ	2.54	0.55
47:DY:27:VAL:HG12	47:DY:28:LYS:N	2.21	0.55
50:D1:77:ALA:C	50:D1:79:GLY:N	2.57	0.55
51:D2:9:GLN:O	51:D2:13:ALA:N	2.38	0.55
55:D6:8:LYS:O	55:D6:8:LYS:HG3	2.06	0.55
1:AA:184:G:O2'	1:AA:185:A:H5'	2.05	0.55
1:AA:1240:U:C4'	7:AG:38:LEU:HD21	2.36	0.55
3:AC:35:GLU:O	3:AC:38:ARG:HG3	2.06	0.55
4:AD:5:ILE:HG22	4:AD:5:ILE:O	2.05	0.55

*Continued on next page...*

*Continued from previous page...*

Atom-1	Atom-2	Interatomic distance (Å)	Clash overlap (Å)
8:AH:91:ARG:HH12	17:AQ:33:GLY:HA3	1.70	0.55
13:AM:3:ARG:HG2	13:AM:9:ILE:HG12	1.88	0.55
16:AP:58:TYR:O	16:AP:62:VAL:HG22	2.06	0.55
17:AQ:45:HIS:HB2	17:AQ:69:LYS:HE2	1.87	0.55
27:BA:154:G:C6	27:BA:154(A):C:N4	2.75	0.55
27:BA:412:A:C2'	27:BA:413:C:H5'	2.36	0.55
27:BA:784:A:N7	30:BD:229:VAL:CG2	2.69	0.55
27:BA:963:U:H2'	27:BA:964:C:C6	2.41	0.55
27:BA:1154:G:O5'	27:BA:1154:G:H8	1.90	0.55
27:BA:1859:A:N6	27:BA:1883:G:O2'	2.40	0.55
27:BA:2203:U:O4'	30:BD:151:LYS:HE2	2.07	0.55
27:BA:2282:G:O2'	27:BA:2283:C:OP2	2.22	0.55
29:BC:43:VAL:HG11	29:BC:194:ARG:CB	2.36	0.55
30:BD:45:ASN:O	30:BD:47:GLY:N	2.40	0.55
30:BD:95:LEU:HD12	30:BD:103:ARG:O	2.06	0.55
32:BF:9:ILE:CG2	32:BF:128:ALA:HB2	2.36	0.55
32:BF:113:ALA:HB1	32:BF:186:ILE:CG2	2.37	0.55
33:BG:114:ILE:C	33:BG:116:ASP:H	2.10	0.55
36:BN:46:VAL:O	36:BN:47:ALA:CB	2.54	0.55
36:BN:72:TYR:O	36:BN:85:ILE:HG13	2.07	0.55
36:BN:75:TYR:HA	36:BN:81:GLY:O	2.06	0.55
36:BN:91:LEU:HA	36:BN:95:PRO:HB3	1.87	0.55
39:BQ:26:TYR:O	39:BQ:26:TYR:HD1	1.89	0.55
44:BV:35:LEU:O	44:BV:37:VAL:O	2.24	0.55
47:BY:26:LYS:O	47:BY:27:VAL:O	2.24	0.55
51:B2:46:GLN:HE21	51:B2:49:LYS:HD2	1.71	0.55
54:B5:54:GLY:O	54:B5:55:ARG:C	2.44	0.55
55:B6:48:VAL:O	55:B6:49:HIS:CB	2.54	0.55
1:CA:1525:G:H2'	1:CA:1526:G:C8	2.41	0.55
4:CD:11:LEU:O	4:CD:13:ARG:O	2.25	0.55
4:CD:30:LYS:O	4:CD:32:ALA:N	2.39	0.55
9:CI:26:VAL:HG13	9:CI:61:ALA:HB3	1.89	0.55
9:CI:95:LYS:CD	9:CI:96:LEU:N	2.60	0.55
10:CJ:10:GLY:O	10:CJ:11:PHE:CD2	2.60	0.55
11:CK:89:ALA:C	11:CK:91:ARG:H	2.09	0.55
13:CM:25:ILE:HD11	13:CM:66:LEU:HD23	1.88	0.55
25:CY:73:C:H4'	50:D1:23:LYS:HB2	1.89	0.55
27:DA:105:C:C2'	47:DY:2:ARG:HG3	2.36	0.55
27:DA:493:G:O2'	45:DW:7:ALA:HA	2.07	0.55
27:DA:657:U:O2'	27:DA:658:C:H5'	2.05	0.55
27:DA:2189:U:C2'	27:DA:2190:G:H5''	2.37	0.55

*Continued on next page...*

*Continued from previous page...*

Atom-1	Atom-2	Interatomic distance (Å)	Clash overlap (Å)
27:DA:2457:U:O2'	27:DA:2458:G:H5'	2.06	0.55
27:DA:2579:C:O2'	31:DE:131:ALA:CB	2.38	0.55
27:DA:2825:C:H2'	27:DA:2826:A:O4'	2.05	0.55
31:DE:2:LYS:HE2	31:DE:95:ILE:HG22	1.89	0.55
33:DG:161:THR:HG22	33:DG:163:ALA:N	2.16	0.55
36:DN:15:LEU:HD13	36:DN:16:ILE:H	1.72	0.55
37:DO:58:VAL:HG21	37:DO:86:ILE:HG23	1.88	0.55
42:DT:16:ARG:HH11	42:DT:19:LEU:HD11	1.71	0.55
47:DY:66:PRO:O	47:DY:67:LEU:O	2.25	0.55
48:DZ:26:VAL:HG12	48:DZ:84:HIS:CE1	2.40	0.55
50:D1:44:PRO:O	50:D1:46:LEU:N	2.38	0.55
50:D1:46:LEU:HG	50:D1:61:ARG:HD3	1.89	0.55
51:D2:17:SER:O	51:D2:21:LEU:HG	2.06	0.55
1:AA:685:G:O2'	1:AA:686:U:H5'	2.06	0.55
1:AA:818:G:H3'	1:AA:819:A:C5'	2.36	0.55
1:AA:1227:A:OP2	13:AM:111:LYS:HE3	2.07	0.55
1:AA:1305:G:H5''	21:AU:5:ASP:N	2.22	0.55
1:AA:1456:G:C1'	20:AT:39:LYS:HZ1	2.17	0.55
2:AB:168:THR:HG23	2:AB:192:SER:CB	2.36	0.55
4:AD:30:LYS:O	4:AD:32:ALA:N	2.39	0.55
7:AG:21:VAL:HG23	7:AG:22:LEU:N	2.21	0.55
10:AJ:12:ASP:OD2	10:AJ:14:LYS:HD2	2.07	0.55
12:AL:21:VAL:HG23	12:AL:95:TYR:HE2	1.68	0.55
16:AP:71:ARG:O	16:AP:73:LEU:N	2.39	0.55
25:AY:14:A:H1'	25:AY:21:A:C6	2.41	0.55
27:BA:1021:A:H2'	27:BA:1023:U:H5'	1.89	0.55
30:BD:32:SER:O	30:BD:33:LEU:O	2.24	0.55
32:BF:63:LYS:CE	32:BF:67:GLN:HB2	2.37	0.55
32:BF:116:ASP:OD2	38:BP:5:ASP:HB3	2.07	0.55
33:BG:22:ARG:HH11	33:BG:22:ARG:CB	2.18	0.55
33:BG:43:LEU:HD13	33:BG:153:ARG:HG2	1.88	0.55
33:BG:52:ILE:HG22	33:BG:54:GLU:CD	2.27	0.55
35:BI:144:VAL:HG23	35:BI:145:VAL:HG23	1.89	0.55
42:BT:28:VAL:O	42:BT:29:ARG:CG	2.55	0.55
48:BZ:155:LYS:HG2	48:BZ:155:LYS:O	2.06	0.55
58:B9:17:ILE:HG22	58:B9:18:ARG:N	2.22	0.55
1:CA:1007:C:H2'	1:CA:1008:C:H6	1.70	0.55
2:CB:59:GLU:O	2:CB:62:ALA:HB3	2.06	0.55
2:CB:216:SER:C	2:CB:218:ALA:H	2.09	0.55
3:CC:42:LEU:HD12	3:CC:45:LYS:NZ	2.21	0.55
3:CC:71:ALA:HA	3:CC:106:VAL:H	1.71	0.55

*Continued on next page...*

*Continued from previous page...*

Atom-1	Atom-2	Interatomic distance (Å)	Clash overlap (Å)
3:CC:160:ALA:O	3:CC:161:GLU:C	2.45	0.55
4:CD:150:GLU:CA	4:CD:153:ARG:HB2	2.33	0.55
6:CF:100:ASN:H	18:CR:23:LYS:NZ	2.05	0.55
8:CH:4:ASP:OD2	8:CH:85:ARG:NH1	2.39	0.55
8:CH:29:SER:OG	8:CH:32:LYS:HB2	2.06	0.55
27:DA:404:C:H4'	27:DA:405:U:H5'	1.88	0.55
27:DA:1313:U:O3'	27:DA:1332:G:H5'	2.07	0.55
27:DA:1824:G:OP1	30:DD:52:ARG:HD3	2.06	0.55
27:DA:2148:G:O2'	27:DA:2149:G:H5'	2.06	0.55
27:DA:2183:C:H2'	27:DA:2184:G:C8	2.42	0.55
27:DA:2283:C:C2'	27:DA:2284:C:H5'	2.36	0.55
27:DA:2753:A:HO2'	27:DA:2754:U:H6	1.49	0.55
30:DD:2:ALA:N	30:DD:20:ASP:HB3	2.22	0.55
31:DE:116:VAL:HG22	31:DE:117:MET:N	2.21	0.55
33:DG:45:GLU:O	33:DG:46:ALA:HB2	2.06	0.55
34:DH:12:PRO:O	34:DH:13:LYS:HB2	2.06	0.55
34:DH:27:LYS:HE3	34:DH:32:GLU:HB2	1.89	0.55
37:DO:98:VAL:HG13	37:DO:119:PRO:HD3	1.88	0.55
38:DP:56:SER:HB3	38:DP:60:MET:HG2	1.89	0.55
38:DP:80:TYR:CZ	38:DP:111:ARG:HD3	2.42	0.55
39:DQ:31:ASP:HB3	39:DQ:134:ARG:HH12	1.68	0.55
39:DQ:50:ALA:HB1	39:DQ:121:ALA:CB	2.37	0.55
42:DT:107:ASP:OD2	42:DT:109:GLU:N	2.27	0.55
43:DU:96:ALA:C	43:DU:98:LEU:N	2.59	0.55
51:D2:41:ILE:O	51:D2:43:GLN:N	2.39	0.55
1:AA:26:A:N6	1:AA:558:G:H1'	2.22	0.55
1:AA:35:G:C6	1:AA:36:C:N4	2.74	0.55
1:AA:80:G:N7	1:AA:81:U:C5	2.72	0.55
1:AA:189(J):G:O2'	1:AA:189(K):U:H5'	2.06	0.55
1:AA:376:G:H2'	1:AA:377:G:H8	1.72	0.55
1:AA:922:G:N3	1:AA:1398:A:H2	2.05	0.55
1:AA:1002:G:N3	1:AA:1002:G:H2'	2.22	0.55
3:AC:22:TRP:CE2	14:AN:54:PRO:HG2	2.42	0.55
6:AF:72:VAL:CG1	6:AF:73:ASN:H	2.20	0.55
9:AI:5:TYR:OH	9:AI:7:THR:HG23	2.06	0.55
9:AI:83:ARG:HH21	9:AI:102:LEU:CD1	2.19	0.55
19:AS:40:ILE:HG21	19:AS:62:ILE:HD11	1.88	0.55
23:AW:12:C:H2'	23:AW:13:A:H5'	1.87	0.55
25:AY:18:G:H22	25:AY:55:C:N4	2.03	0.55
27:BA:389:G:N1	38:BP:71:VAL:HG12	2.22	0.55
27:BA:1120:G:H2'	27:BA:1121:C:C6	2.42	0.55

*Continued on next page...*

*Continued from previous page...*

Atom-1	Atom-2	Interatomic distance (Å)	Clash overlap (Å)
27:BA:1762:A:H8	27:BA:1762:A:O5'	1.89	0.55
27:BA:1914:C:H2'	27:BA:1915:U:O4'	2.07	0.55
32:BF:160:ASN:ND2	32:BF:163:VAL:N	2.54	0.55
35:BI:130:TYR:HD1	35:BI:131:LYS:H	1.49	0.55
36:BN:63:THR:CG2	36:BN:64:GLY:H	2.07	0.55
38:BP:16:ARG:C	38:BP:16:ARG:HH11	2.09	0.55
42:BT:106:SER:HA	42:BT:110:ILE:CG1	2.31	0.55
42:BT:107:ASP:CG	42:BT:108:ARG:H	2.08	0.55
43:BU:91:ASP:OD2	43:BU:96:ALA:CB	2.55	0.55
43:BU:105:VAL:O	43:BU:109:LEU:HG	2.07	0.55
47:BY:14:LEU:O	47:BY:14:LEU:HG	2.07	0.55
47:BY:79:CYS:O	47:BY:81:LYS:N	2.40	0.55
55:B6:42:TRP:HA	55:B6:42:TRP:HE3	1.70	0.55
1:CA:1211:U:H5'	1:CA:1212:U:OP2	2.07	0.55
2:CB:28:PHE:HD1	2:CB:32:ILE:CD1	2.20	0.55
2:CB:139:LYS:O	2:CB:143:GLU:HG2	2.07	0.55
2:CB:141:GLU:C	2:CB:143:GLU:H	2.08	0.55
5:CE:69:VAL:O	5:CE:71:LEU:HG	2.07	0.55
5:CE:126:ARG:CA	5:CE:131:ILE:HD11	2.36	0.55
8:CH:10:LEU:O	8:CH:13:ILE:HB	2.06	0.55
9:CI:99:LEU:HD12	9:CI:101:PHE:HE1	1.71	0.55
11:CK:67:ASP:O	11:CK:71:LYS:HG3	2.06	0.55
11:CK:81:ASP:OD2	11:CK:107:SER:HB3	2.07	0.55
15:CO:34:LEU:O	15:CO:38:ARG:HB2	2.06	0.55
19:CS:35:SER:C	19:CS:37:ARG:H	2.10	0.55
25:CY:22:G:H2'	25:CY:23:G:C8	2.42	0.55
27:DA:806:C:OP2	38:DP:39:LYS:HB3	2.07	0.55
27:DA:1329:U:H5''	27:DA:1330:C:C5	2.41	0.55
27:DA:1637:A:H4'	27:DA:2711:A:O2'	2.07	0.55
27:DA:1827:C:H2'	27:DA:1828:G:O4'	2.06	0.55
27:DA:2141:G:H2'	27:DA:2142:C:C6	2.42	0.55
27:DA:2319:G:HO2'	27:DA:2320:A:C5'	2.20	0.55
27:DA:2697:G:H2'	27:DA:2698:U:O4'	2.07	0.55
30:DD:117:VAL:HG21	30:DD:128:GLY:O	2.07	0.55
31:DE:47:VAL:HG12	31:DE:49:LEU:HD12	1.88	0.55
32:DF:125:LEU:HD11	32:DF:199:TRP:CD1	2.42	0.55
34:DH:124:GLU:OE1	34:DH:132:ARG:HD2	2.07	0.55
35:DI:114:LEU:CD2	35:DI:130:TYR:HB2	2.36	0.55
37:DO:11:ALA:O	37:DO:98:VAL:HG23	2.07	0.55
40:DR:3:HIS:O	40:DR:4:LEU:O	2.25	0.55
45:DW:18:ARG:HG2	45:DW:18:ARG:NH1	2.20	0.55

*Continued on next page...*

*Continued from previous page...*

Atom-1	Atom-2	Interatomic distance (Å)	Clash overlap (Å)
47:DY:28:LYS:HD3	47:DY:28:LYS:N	2.21	0.55
48:DZ:110:VAL:HG22	48:DZ:110:VAL:O	2.06	0.55
1:AA:189(H):G:H2'	1:AA:189(I):G:H8	1.70	0.55
1:AA:529:G:O6	12:AL:46:ASN:ND2	2.39	0.55
1:AA:778:G:O2'	1:AA:779:C:H5'	2.06	0.55
1:AA:1174:G:H2'	1:AA:1175:G:H8	1.67	0.55
2:AB:17:PHE:O	2:AB:17:PHE:HD2	1.90	0.55
2:AB:166:ASP:HB3	2:AB:169:LYS:CB	2.16	0.55
7:AG:102:ARG:O	7:AG:106:GLN:HG3	2.07	0.55
10:AJ:79:ARG:HH11	10:AJ:79:ARG:CA	2.19	0.55
27:BA:796:C:H2'	27:BA:797:C:C6	2.41	0.55
27:BA:1290:C:H2'	27:BA:1291:C:C6	2.39	0.55
27:BA:1717:G:C3'	27:BA:1718:G:H5''	2.37	0.55
27:BA:2419:U:O2'	27:BA:2420:C:H5'	2.06	0.55
27:BA:2632:A:H1'	31:BE:61:ARG:HH12	1.71	0.55
30:BD:35:LYS:HB2	30:BD:36:PRO:HD3	1.89	0.55
30:BD:110:GLY:O	30:BD:111:LEU:C	2.44	0.55
33:BG:111:LEU:HD11	33:BG:120:LEU:HD11	1.89	0.55
34:BH:33:LEU:HD21	34:BH:136:ILE:CG2	2.37	0.55
34:BH:68:THR:C	34:BH:70:THR:N	2.60	0.55
38:BP:45:LEU:C	38:BP:45:LEU:CD2	2.75	0.55
40:BR:64:ARG:O	40:BR:67:LEU:HB2	2.07	0.55
42:BT:106:SER:O	42:BT:107:ASP:OD1	2.25	0.55
44:BV:46:VAL:HG22	44:BV:47:VAL:N	2.21	0.55
46:BX:30:VAL:HG21	46:BX:39:ILE:HD11	1.89	0.55
47:BY:65:ALA:O	47:BY:66:PRO:O	2.24	0.55
48:BZ:50:ALA:HB1	48:BZ:56:ILE:HD11	1.87	0.55
48:BZ:62:ASP:O	48:BZ:64:GLN:N	2.37	0.55
1:CA:230:G:OP1	16:CP:33:ILE:HD11	2.07	0.55
1:CA:319:G:O2'	1:CA:320:C:H5'	2.07	0.55
1:CA:750:G:H21	15:CO:24:SER:H	1.54	0.55
3:CC:83:ARG:HA	3:CC:86:VAL:HG22	1.88	0.55
3:CC:103:VAL:O	3:CC:103:VAL:HG12	2.07	0.55
7:CG:60:LYS:NZ	7:CG:63:LYS:HB3	2.22	0.55
12:CL:52:VAL:HG12	12:CL:53:ALA:N	2.22	0.55
13:CM:16:ASP:HB2	13:CM:31:LYS:HE2	1.89	0.55
18:CR:26:LEU:HD21	18:CR:42:ARG:CZ	2.37	0.55
27:DA:228:A:H5'	27:DA:229:A:OP2	2.06	0.55
27:DA:1142(A):A:H4'	36:DN:25:ARG:HH22	1.72	0.55
27:DA:1568:G:H4'	30:DD:59:LYS:HG3	1.89	0.55
27:DA:2085:C:O2'	27:DA:2086:U:H5'	2.06	0.55

*Continued on next page...*

*Continued from previous page...*

Atom-1	Atom-2	Interatomic distance (Å)	Clash overlap (Å)
27:DA:2257:U:H2'	27:DA:2258:C:C6	2.42	0.55
27:DA:2350:C:C2'	27:DA:2351:G:H5'	2.37	0.55
27:DA:2408:U:H2'	27:DA:2409:G:H8	1.72	0.55
27:DA:2820:A:O2'	31:DE:191:PRO:CG	2.55	0.55
27:DA:2892:A:H2'	27:DA:2893:G:H4'	1.89	0.55
28:DB:116:G:H2'	28:DB:116:G:N3	2.22	0.55
29:DC:48:GLY:HA3	29:DC:204:ALA:HB1	1.87	0.55
30:DD:143:HIS:CE1	30:DD:192:THR:HG23	2.42	0.55
31:DE:2:LYS:HE2	31:DE:95:ILE:CG2	2.37	0.55
31:DE:48:GLN:NE2	31:DE:78:LEU:CD1	2.70	0.55
32:DF:8:GLN:HB3	32:DF:126:VAL:HA	1.89	0.55
32:DF:195:ASP:OD1	32:DF:196:LEU:N	2.32	0.55
38:DP:82:GLY:HA2	38:DP:113:LYS:O	2.06	0.55
43:DU:101:ARG:C	43:DU:102:GLU:HG2	2.27	0.55
48:DZ:39:ASP:OD1	48:DZ:41:VAL:HG13	2.07	0.55
1:AA:533:A:O2'	1:AA:534:U:H5''	2.07	0.55
1:AA:798:G:OP1	11:AK:122:LYS:NZ	2.40	0.55
1:AA:1520:G:O2'	1:AA:1521:G:H5'	2.07	0.55
2:AB:220:ASP:C	2:AB:222:ILE:H	2.09	0.55
3:AC:22:TRP:CH2	3:AC:32:LEU:HB2	2.42	0.55
3:AC:28:GLN:HA	3:AC:28:GLN:HE21	1.71	0.55
8:AH:110:ALA:HB3	8:AH:121:ASP:HB3	1.89	0.55
18:AR:30:ASP:C	18:AR:32:ARG:H	2.10	0.55
20:AT:26:ASN:HB3	20:AT:71:THR:OG1	2.07	0.55
27:BA:971:C:H2'	27:BA:972:G:H5'	1.89	0.55
27:BA:2126:A:H1'	27:BA:2127:G:O4'	2.06	0.55
27:BA:2415:G:O2'	27:BA:2416:C:H5'	2.07	0.55
27:BA:2441:C:O2'	27:BA:2442:C:H5'	2.07	0.55
27:BA:2555:U:H2'	27:BA:2556:C:C5'	2.36	0.55
30:BD:26:LYS:HD2	30:BD:81:ALA:CB	2.37	0.55
37:BO:53:LYS:HD2	37:BO:53:LYS:N	2.22	0.55
49:B0:31:VAL:O	49:B0:64:ASP:HA	2.07	0.55
57:B8:17:THR:O	57:B8:20:GLY:N	2.40	0.55
1:CA:99:U:O2'	1:CA:100:C:C6	2.58	0.55
1:CA:128:G:O2'	1:CA:129:U:H5'	2.06	0.55
1:CA:622:A:C8	1:CA:623:C:C6	2.95	0.55
1:CA:817:C:H1'	1:CA:819:A:H5'	1.89	0.55
6:CF:68:PRO:HB2	6:CF:70:ASP:OD1	2.07	0.55
6:CF:82:ARG:HB2	6:CF:85:VAL:HG23	1.88	0.55
10:CJ:48:THR:CG2	10:CJ:62:HIS:HB3	2.36	0.55
11:CK:92:GLU:HG2	11:CK:96:ARG:HH11	1.71	0.55

*Continued on next page...*



*Continued from previous page...*

Atom-1	Atom-2	Interatomic distance (Å)	Clash overlap (Å)
15:CO:15:PHE:HE2	15:CO:84:LYS:HD3	1.72	0.55
16:CP:51:VAL:CG1	16:CP:52:ASP:N	2.70	0.55
17:CQ:74:LEU:HD12	17:CQ:75:ARG:HG2	1.89	0.55
19:CS:9:VAL:C	19:CS:11:VAL:H	2.10	0.55
27:DA:130:C:O3'	27:DA:1349:A:H1'	2.07	0.55
27:DA:384:U:H2'	27:DA:385:C:H6	1.72	0.55
27:DA:638:G:C6	27:DA:651:G:N7	2.75	0.55
27:DA:873:G:C2'	27:DA:874:G:H5'	2.33	0.55
27:DA:883:G:H5'	27:DA:883:G:C8	2.40	0.55
27:DA:995:C:O2	36:DN:4:TYR:OH	2.25	0.55
27:DA:1596:A:O2'	27:DA:1597:A:H5'	2.07	0.55
27:DA:1625:C:H2'	27:DA:1626:G:O4'	2.07	0.55
27:DA:1836:C:O2'	27:DA:1837:C:H5'	2.06	0.55
27:DA:1847:A:H2'	27:DA:1847:A:N3	2.22	0.55
27:DA:2200:C:C2	27:DA:2201:C:C5	2.95	0.55
27:DA:2522:U:H2'	27:DA:2523:G:H5''	1.89	0.55
30:DD:28:GLU:H	30:DD:29:PRO:CD	2.19	0.55
30:DD:35:LYS:C	30:DD:64:ILE:HG22	2.28	0.55
31:DE:27:LEU:HD12	31:DE:180:ASN:O	2.07	0.55
31:DE:52:LEU:HD23	31:DE:75:VAL:HB	1.89	0.55
34:DH:43:VAL:CG1	34:DH:53:GLU:H	2.20	0.55
36:DN:85:ILE:CG2	36:DN:90:MET:HG2	2.36	0.55
36:DN:119:ARG:HH11	36:DN:119:ARG:HB3	1.72	0.55
38:DP:68:GLN:CD	57:D8:12:LYS:HB3	2.27	0.55
40:DR:54:LEU:HD21	40:DR:65:LEU:HB3	1.87	0.55
41:DS:101:LEU:HD13	41:DS:101:LEU:O	2.07	0.55
48:DZ:26:VAL:HG22	48:DZ:27:MET:H	1.72	0.55
48:DZ:43:PHE:HE2	48:DZ:85:VAL:HG11	1.71	0.55
48:DZ:107:PRO:CG	48:DZ:116:LEU:HB2	2.35	0.55
54:D5:3:LYS:CG	54:D5:4:HIS:H	2.07	0.55
54:D5:41:PRO:HG2	54:D5:44:THR:OG1	2.07	0.55
55:D6:44:ARG:HH12	55:D6:45:LYS:HD3	1.71	0.55
1:AA:10:A:OP2	5:AE:126:ARG:HD3	2.07	0.54
1:AA:274:A:H4'	1:AA:275:G:OP1	2.07	0.54
1:AA:640:A:O2'	1:AA:641:U:H5'	2.07	0.54
4:AD:22:LYS:HB2	4:AD:26:CYS:HB2	1.88	0.54
5:AE:124:GLY:O	5:AE:125:SER:C	2.45	0.54
5:AE:137:GLU:O	5:AE:141:GLN:HG3	2.06	0.54
7:AG:65:ALA:CB	7:AG:124:LEU:HD23	2.36	0.54
9:AI:83:ARG:HH21	9:AI:102:LEU:HD11	1.72	0.54
10:AJ:5:ARG:CG	10:AJ:71:LEU:HD11	2.37	0.54

*Continued on next page...*

*Continued from previous page...*

Atom-1	Atom-2	Interatomic distance (Å)	Clash overlap (Å)
10:AJ:34:VAL:HG13	10:AJ:74:ILE:HG22	1.89	0.54
19:AS:62:ILE:O	19:AS:62:ILE:CG2	2.55	0.54
23:AW:61:C:H2'	23:AW:62:U:H6	1.72	0.54
27:BA:205:G:O2'	27:BA:206:U:P	2.65	0.54
27:BA:678:C:H2'	27:BA:679:C:C6	2.41	0.54
27:BA:819:A:OP2	27:BA:1187:G:N2	2.29	0.54
27:BA:1473:G:O2'	27:BA:1474:C:H5'	2.08	0.54
27:BA:1750:G:O2'	27:BA:1751:C:H5'	2.08	0.54
27:BA:2075:U:H2'	27:BA:2238:G:N2	2.20	0.54
27:BA:2238:G:N3	27:BA:2238:G:H2'	2.21	0.54
27:BA:2260:C:H2'	27:BA:2261:C:H6	1.72	0.54
27:BA:2870:C:H5''	40:BR:65:LEU:HD21	1.88	0.54
28:BB:87:G:H2'	28:BB:88:C:H5''	1.88	0.54
30:BD:131:LEU:CA	30:BD:190:TYR:CE2	2.90	0.54
31:BE:37:ARG:O	31:BE:38:THR:O	2.25	0.54
32:BF:53:THR:HG22	32:BF:56:GLU:OE2	2.07	0.54
33:BG:107:LEU:HD23	33:BG:111:LEU:HD12	1.89	0.54
33:BG:167:GLU:O	33:BG:170:ARG:HB3	2.08	0.54
34:BH:70:THR:O	34:BH:73:ALA:N	2.40	0.54
36:BN:72:TYR:CD1	36:BN:90:MET:HG3	2.41	0.54
39:BQ:21:THR:CG2	39:BQ:101:ARG:HB2	2.38	0.54
40:BR:92:GLY:HA2	40:BR:94:TYR:CE1	2.43	0.54
40:BR:111:LEU:HD22	40:BR:111:LEU:N	2.22	0.54
41:BS:17:ARG:O	41:BS:18:ILE:HB	2.07	0.54
43:BU:91:ASP:C	43:BU:93:LYS:H	2.09	0.54
44:BV:19:LYS:HG3	44:BV:20:LEU:O	2.07	0.54
46:BX:53:LYS:HB3	46:BX:82:GLN:HB3	1.89	0.54
48:BZ:51:SER:OG	48:BZ:52:ILE:N	2.40	0.54
57:B8:59:LYS:HB3	57:B8:59:LYS:HZ2	1.72	0.54
1:CA:163:C:O2'	1:CA:164:U:H5'	2.06	0.54
1:CA:1351:U:H5'	7:CG:33:ASP:OD1	2.06	0.54
3:CC:126:ARG:O	3:CC:127:ARG:HG3	2.07	0.54
6:CF:3:ARG:HA	6:CF:65:VAL:O	2.07	0.54
13:CM:78:ILE:O	13:CM:81:LEU:HB2	2.08	0.54
15:CO:14:GLU:HG3	15:CO:15:PHE:CE1	2.41	0.54
15:CO:54:ARG:O	15:CO:58:MET:HG3	2.06	0.54
16:CP:67:THR:HB	16:CP:70:ALA:CB	2.37	0.54
18:CR:70:ILE:HG23	18:CR:79:LEU:CD1	2.37	0.54
19:CS:29:ARG:O	19:CS:31:ILE:HG22	2.08	0.54
27:DA:19:C:H2'	27:DA:20:C:C6	2.40	0.54
27:DA:65:C:H5'	46:DX:71:GLY:HA3	1.90	0.54

*Continued on next page...*

*Continued from previous page...*

Atom-1	Atom-2	Interatomic distance (Å)	Clash overlap (Å)
27:DA:319:C:H2'	27:DA:320:A:O4'	2.07	0.54
27:DA:1210:A:H4'	27:DA:1211:U:O5'	2.07	0.54
27:DA:1445:A:H2'	27:DA:1445:A:N3	2.22	0.54
27:DA:2069:G:C2'	27:DA:2070:G:H5'	2.37	0.54
27:DA:2615:U:H2'	27:DA:2616:C:H6	1.70	0.54
30:DD:70:TRP:CD1	30:DD:70:TRP:C	2.80	0.54
31:DE:101:ARG:O	31:DE:201:THR:HG22	2.07	0.54
31:DE:134:ILE:HD13	31:DE:134:ILE:C	2.28	0.54
32:DF:24:LEU:HB3	32:DF:25:PRO:HD2	1.89	0.54
32:DF:132:VAL:HG13	32:DF:133:ASN:H	1.71	0.54
33:DG:31:VAL:HG22	33:DG:32:PRO:CD	2.37	0.54
33:DG:46:ALA:C	33:DG:82:LEU:HD11	2.28	0.54
33:DG:117:PHE:CD1	33:DG:118:ARG:N	2.75	0.54
38:DP:57:THR:HB	38:DP:59:LEU:H	1.71	0.54
39:DQ:111:GLU:O	39:DQ:115:MET:HG2	2.07	0.54
41:DS:28:VAL:HG12	41:DS:29:PHE:N	2.22	0.54
43:DU:39:LEU:O	43:DU:42:ALA:HB3	2.07	0.54
51:D2:65:ASN:CB	51:D2:69:ARG:HH12	1.97	0.54
52:D3:4:LEU:HD23	52:D3:5:LYS:N	2.22	0.54
57:D8:50:LEU:HD12	57:D8:51:ALA:N	2.20	0.54
1:AA:63:C:H5'	1:AA:64:G:OP2	2.07	0.54
1:AA:243:A:C2	1:AA:246:A:C8	2.95	0.54
1:AA:620:C:H2'	1:AA:621:A:O4'	2.07	0.54
1:AA:693:G:H22	25:AY:36:A:H2	1.55	0.54
1:AA:729:A:H2'	1:AA:730:G:C8	2.40	0.54
1:AA:807:A:H2'	1:AA:808:C:C6	2.43	0.54
1:AA:1219:U:H2'	1:AA:1220:G:H8	1.72	0.54
3:AC:22:TRP:CB	3:AC:59:ARG:HB2	2.36	0.54
3:AC:22:TRP:CZ2	14:AN:54:PRO:HG2	2.42	0.54
8:AH:19:VAL:HG23	8:AH:19:VAL:O	2.07	0.54
9:AI:17:VAL:CG2	9:AI:80:GLY:HA3	2.33	0.54
9:AI:46:ALA:O	9:AI:49:PRO:HD2	2.08	0.54
13:AM:40:ASN:C	13:AM:42:ALA:H	2.11	0.54
20:AT:13:LEU:HD12	20:AT:14:LYS:N	2.23	0.54
27:BA:329:G:O6	47:BY:19:LYS:HB2	2.07	0.54
27:BA:894:C:O2'	27:BA:895:U:H5'	2.08	0.54
27:BA:1022:G:O2'	27:BA:1023:U:OP2	2.23	0.54
27:BA:1797:C:O2'	30:BD:259:THR:CG2	2.55	0.54
27:BA:1899:G:H22	27:BA:1902:C:N4	2.05	0.54
27:BA:2319:G:OP2	27:BA:2319:G:H4'	2.06	0.54
32:BF:185:ASP:HA	32:BF:188:ARG:HB3	1.89	0.54

*Continued on next page...*

*Continued from previous page...*

Atom-1	Atom-2	Interatomic distance (Å)	Clash overlap (Å)
33:BG:178:PHE:HB3	33:BG:180:PHE:CE1	2.42	0.54
34:BH:73:ALA:O	34:BH:76:VAL:HB	2.06	0.54
37:BO:104:ARG:NE	42:BT:33:LYS:HE3	2.12	0.54
47:BY:2:ARG:CD	47:BY:3:VAL:H	2.21	0.54
47:BY:81:LYS:NZ	47:BY:98:VAL:HG23	2.23	0.54
52:B3:54:VAL:HG12	52:B3:55:ARG:H	1.71	0.54
53:B4:64:LYS:O	53:B4:65:CYS:HB2	2.07	0.54
53:B4:80:ARG:HG3	53:B4:81:VAL:H	1.72	0.54
1:CA:1439:C:H42	1:CA:1462:G:H1	1.53	0.54
1:CA:1525:G:H2'	1:CA:1526:G:H8	1.71	0.54
2:CB:72:GLY:HA2	2:CB:165:VAL:CG2	2.37	0.54
4:CD:22:LYS:HG3	4:CD:26:CYS:SG	2.47	0.54
6:CF:91:VAL:HG11	18:CR:72:ARG:NH1	2.22	0.54
8:CH:24:THR:HG22	8:CH:25:ASP:N	2.22	0.54
11:CK:15:ALA:HB1	11:CK:78:GLN:CG	2.37	0.54
12:CL:80:VAL:CG1	12:CL:81:LEU:N	2.69	0.54
12:CL:117:TYR:N	12:CL:117:TYR:HD1	2.05	0.54
15:CO:24:SER:CA	15:CO:28:GLN:HE21	2.20	0.54
25:CY:32:U:H2'	25:CY:34:U:OP2	2.07	0.54
27:DA:233:A:H2'	27:DA:234:C:H5'	1.89	0.54
27:DA:536:A:H5'	43:DU:53:ARG:HD3	1.89	0.54
27:DA:552:G:H1'	27:DA:1220:A:C2	2.41	0.54
27:DA:847:U:C2'	27:DA:848:G:H5''	2.32	0.54
27:DA:1438:U:O2'	27:DA:1439:A:H5'	2.07	0.54
27:DA:2287:A:C2	27:DA:2346:A:C2	2.95	0.54
27:DA:2408:U:O2'	27:DA:2409:G:H5'	2.06	0.54
28:DB:111:G:N1	28:DB:112:U:O2	2.40	0.54
31:DE:51:PHE:O	31:DE:74:PRO:HB2	2.07	0.54
31:DE:170:LEU:HD12	31:DE:170:LEU:N	2.22	0.54
33:DG:41:GLN:HG2	33:DG:155:MET:HB3	1.89	0.54
33:DG:45:GLU:O	33:DG:88:ILE:HB	2.08	0.54
33:DG:174:GLU:HA	33:DG:178:PHE:HB2	1.89	0.54
34:DH:115:VAL:HG11	34:DH:148:ILE:HD12	1.88	0.54
46:DX:65:ARG:CD	46:DX:70:LEU:HG	2.34	0.54
46:DX:71:GLY:C	46:DX:72:LYS:HD2	2.28	0.54
47:DY:38:ILE:C	47:DY:39:VAL:HG23	2.28	0.54
1:AA:59:A:H5'	1:AA:60:A:H5''	1.89	0.54
1:AA:92:C:H3'	1:AA:93:G:C8	2.43	0.54
1:AA:393:A:OP2	16:AP:12:LYS:HD3	2.07	0.54
1:AA:636:U:C5'	17:AQ:2:PRO:HG2	2.37	0.54
1:AA:674:G:H2'	1:AA:675:A:H8	1.73	0.54

*Continued on next page...*

*Continued from previous page...*

Atom-1	Atom-2	Interatomic distance (Å)	Clash overlap (Å)
1:AA:890:G:N2	1:AA:906:G:H2'	2.22	0.54
1:AA:1119:C:OP1	9:AI:83:ARG:NH1	2.40	0.54
1:AA:1265:G:H22	1:AA:1271:G:H1'	1.72	0.54
2:AB:233:SER:OG	2:AB:234:PRO:HD2	2.07	0.54
17:AQ:58:GLU:HG3	17:AQ:77:VAL:HG21	1.90	0.54
18:AR:21:LYS:NZ	18:AR:54:ARG:O	2.33	0.54
18:AR:58:LEU:HD12	18:AR:58:LEU:N	2.09	0.54
23:AW:11:C:H2'	23:AW:12:C:H6	1.69	0.54
27:BA:39:C:H2'	27:BA:40:C:C6	2.43	0.54
27:BA:42:G:H1'	27:BA:437:G:N2	2.23	0.54
27:BA:271(D):G:O2'	27:BA:271(E):U:H5'	2.07	0.54
27:BA:364:C:C2'	27:BA:365:C:H5''	2.37	0.54
27:BA:433:C:O2'	27:BA:434:U:H5'	2.07	0.54
27:BA:811:U:C2	27:BA:1251:C:C5	2.95	0.54
27:BA:1022:G:H4'	27:BA:1023:U:O5'	2.07	0.54
27:BA:1887:C:H2'	27:BA:1888:G:H5''	1.90	0.54
27:BA:2206:G:C2	27:BA:2207:G:H5'	2.42	0.54
29:BC:67:GLY:O	29:BC:68:LEU:HB2	2.08	0.54
30:BD:106:ILE:HD11	30:BD:157:ARG:O	2.07	0.54
31:BE:27:LEU:HD22	42:BT:1:MET:H1	1.73	0.54
31:BE:47:VAL:CG2	31:BE:84:PHE:O	2.55	0.54
35:BI:109:ILE:HA	35:BI:130:TYR:OH	2.07	0.54
36:BN:4:TYR:CD1	36:BN:4:TYR:N	2.75	0.54
40:BR:37:THR:OG1	40:BR:39:PRO:HD2	2.06	0.54
41:BS:13:ARG:O	41:BS:15:ARG:N	2.40	0.54
41:BS:33:LYS:C	41:BS:34:HIS:CD2	2.81	0.54
43:BU:25:TRP:CD1	43:BU:26:GLY:N	2.75	0.54
43:BU:92:ARG:HG2	43:BU:92:ARG:NH1	2.11	0.54
43:BU:95:LEU:HD13	44:BV:4:ILE:CG2	2.37	0.54
44:BV:5:VAL:HG21	44:BV:35:LEU:CG	2.38	0.54
46:BX:63:LYS:CB	46:BX:72:LYS:HG3	2.30	0.54
49:B0:50:ASN:C	49:B0:62:LEU:HD12	2.28	0.54
55:B6:11:LEU:O	55:B6:24:GLU:N	2.38	0.54
1:CA:778:G:O2'	1:CA:779:C:H5'	2.07	0.54
1:CA:781:A:H5'	1:CA:782:A:OP2	2.07	0.54
1:CA:1501:C:OP2	1:CA:1504:G:H2'	2.08	0.54
2:CB:171:ALA:HA	2:CB:174:VAL:CG2	2.37	0.54
9:CI:96:LEU:HD21	9:CI:102:LEU:CD2	2.33	0.54
10:CJ:44:VAL:O	10:CJ:45:ARG:HB2	2.07	0.54
27:DA:271(P):C:H2'	27:DA:271(Q):G:H8	1.72	0.54
27:DA:1309:G:C2'	27:DA:1310:G:H5'	2.37	0.54

*Continued on next page...*

*Continued from previous page...*

Atom-1	Atom-2	Interatomic distance (Å)	Clash overlap (Å)
27:DA:1345:C:H2'	27:DA:1346:G:H8	1.72	0.54
27:DA:1775:U:H2'	27:DA:1776:G:H5'	1.90	0.54
27:DA:2661:G:H2'	27:DA:2662:A:C8	2.43	0.54
27:DA:2732:G:C2'	27:DA:2733:A:H5'	2.37	0.54
29:DC:41:VAL:HG23	29:DC:41:VAL:O	2.07	0.54
30:DD:33:LEU:H	30:DD:33:LEU:HD12	1.72	0.54
33:DG:9:ARG:O	33:DG:13:GLU:HG2	2.07	0.54
34:DH:19:VAL:HG23	34:DH:45:VAL:HG22	1.89	0.54
35:DI:110:ASP:OD1	35:DI:112:LYS:HB2	2.07	0.54
36:DN:46:VAL:HG13	36:DN:48:MET:HG3	1.89	0.54
36:DN:65:LYS:C	36:DN:67:LEU:H	2.11	0.54
37:DO:77:ILE:HD11	42:DT:72:VAL:HG12	1.89	0.54
39:DQ:34:LEU:HD11	39:DQ:129:THR:HB	1.88	0.54
40:DR:28:LEU:HD21	40:DR:114:VAL:HG12	1.88	0.54
41:DS:101:LEU:HD22	41:DS:101:LEU:C	2.28	0.54
42:DT:52:ILE:CG2	42:DT:61:PHE:HB3	2.37	0.54
42:DT:104:ASN:O	42:DT:106:SER:N	2.33	0.54
47:DY:97:ARG:O	47:DY:98:VAL:HB	2.07	0.54
49:D0:49:LYS:H	49:D0:80:HIS:HD1	1.56	0.54
53:D4:43:GLY:C	53:D4:45:GLY:H	2.11	0.54
54:D5:3:LYS:HE3	54:D5:3:LYS:CA	2.31	0.54
55:D6:42:TRP:CE3	55:D6:42:TRP:HA	2.42	0.54
58:D9:35:ARG:HH21	58:D9:37:GLY:HA3	1.71	0.54
1:AA:1238:A:C8	1:AA:1303:C:H1'	2.42	0.54
1:AA:1305:G:O2'	1:AA:1306:A:H8	1.89	0.54
2:AB:24:TRP:CD1	2:AB:24:TRP:N	2.73	0.54
2:AB:45:GLN:O	2:AB:48:MET:HB3	2.07	0.54
2:AB:178:ARG:HB2	2:AB:178:ARG:HH11	1.73	0.54
8:AH:12:ARG:HH11	8:AH:26:VAL:HA	1.72	0.54
10:AJ:3:LYS:N	10:AJ:74:ILE:O	2.40	0.54
19:AS:6:LYS:HG2	19:AS:7:LYS:HD3	1.90	0.54
19:AS:29:ARG:HD2	19:AS:30:LEU:H	1.72	0.54
27:BA:1885:A:H2'	27:BA:1886:C:O4'	2.07	0.54
30:BD:262:ARG:HG2	30:BD:262:ARG:NH1	2.20	0.54
32:BF:124:LEU:HD12	32:BF:125:LEU:N	2.21	0.54
33:BG:7:LEU:HD12	33:BG:104:GLU:HA	1.89	0.54
34:BH:159:GLU:HG3	34:BH:160:LYS:HG2	1.90	0.54
38:BP:17:LYS:O	38:BP:19:VAL:N	2.40	0.54
42:BT:28:VAL:CG2	42:BT:46:GLU:HA	2.37	0.54
42:BT:122:ASP:C	42:BT:124:ASP:N	2.61	0.54
43:BU:95:LEU:O	43:BU:98:LEU:HG	2.08	0.54

*Continued on next page...*

*Continued from previous page...*

Atom-1	Atom-2	Interatomic distance (Å)	Clash overlap (Å)
48:BZ:116:LEU:HA	48:BZ:173:VAL:CA	2.37	0.54
58:B9:2:LYS:HE2	58:B9:33:LYS:O	2.07	0.54
1:CA:67:C:O2	1:CA:171:A:H2	1.89	0.54
1:CA:115:G:O2'	1:CA:116:A:OP2	2.24	0.54
1:CA:639:G:O2'	1:CA:640:A:H5'	2.07	0.54
1:CA:995:C:O2'	1:CA:996:A:H5'	2.07	0.54
2:CB:42:ILE:HD12	2:CB:203:GLY:HA2	1.89	0.54
2:CB:167:PRO:HG2	2:CB:192:SER:OG	2.06	0.54
3:CC:16:ARG:HA	3:CC:16:ARG:HH11	1.72	0.54
3:CC:134:ILE:CG2	3:CC:168:ALA:HB3	2.37	0.54
8:CH:2:LEU:CD1	8:CH:5:PRO:HA	2.37	0.54
13:CM:67:GLU:OE2	13:CM:71:ARG:NH2	2.40	0.54
15:CO:8:LYS:O	15:CO:12:ILE:HG13	2.08	0.54
27:DA:329:G:OP1	27:DA:329:G:H3'	2.07	0.54
27:DA:1709:U:H2'	27:DA:1710:C:H6	1.71	0.54
27:DA:1858:G:HO2'	27:DA:1859:A:H8	1.51	0.54
27:DA:2567:G:H2'	27:DA:2568:C:H6	1.71	0.54
27:DA:2820:A:H1'	40:DR:5:LYS:HE2	1.89	0.54
32:DF:101:LEU:CD1	32:DF:102:PRO:HD2	2.35	0.54
33:DG:16:ARG:O	33:DG:20:ILE:HG13	2.06	0.54
37:DO:88:ASN:O	37:DO:90:GLN:N	2.40	0.54
46:DX:57:LEU:HD11	46:DX:78:LYS:HG3	1.88	0.54
47:DY:66:PRO:O	47:DY:67:LEU:HD12	2.07	0.54
47:DY:96:ILE:HD12	47:DY:99:CYS:HB2	1.89	0.54
57:D8:33:ASN:ND2	57:D8:36:LYS:HE2	2.22	0.54
1:AA:46:G:H2'	1:AA:366:C:C5	2.43	0.54
1:AA:295:C:H2'	1:AA:296:U:C6	2.42	0.54
1:AA:924:C:H2'	1:AA:925:G:H8	1.69	0.54
1:AA:1097:C:O2'	1:AA:1098:C:H5'	2.08	0.54
1:AA:1397:C:H42	22:AV:10:U:C2'	2.20	0.54
2:AB:223:ILE:O	2:AB:227:GLY:N	2.41	0.54
3:AC:9:GLY:HA3	14:AN:49:HIS:HA	1.88	0.54
3:AC:16:ARG:HH11	3:AC:16:ARG:CA	2.20	0.54
6:AF:12:PRO:HG2	6:AF:13:ASN:H	1.72	0.54
10:AJ:30:SER:O	10:AJ:81:THR:HG23	2.07	0.54
14:AN:24:CYS:HB3	14:AN:27:CYS:O	2.06	0.54
15:AO:76:GLU:HA	15:AO:79:ARG:NH1	2.21	0.54
16:AP:26:ARG:HG2	16:AP:27:LYS:H	1.72	0.54
20:AT:10:LEU:CD2	20:AT:12:ALA:HB3	2.37	0.54
23:AW:68:C:H2'	23:AW:69:C:H6	1.73	0.54
25:AY:62:U:O2'	25:AY:63:C:H5'	2.07	0.54

*Continued on next page...*

*Continued from previous page...*

Atom-1	Atom-2	Interatomic distance (Å)	Clash overlap (Å)
27:BA:782:A:O2'	27:BA:1788:C:H4'	2.08	0.54
27:BA:1123:C:H1'	58:B9:18:ARG:HH22	1.72	0.54
27:BA:1240:U:O2'	27:BA:1241:A:H5'	2.08	0.54
27:BA:2031:A:C6	27:BA:2498:C:H1'	2.43	0.54
27:BA:2394:C:OP1	38:BP:63:PRO:CD	2.55	0.54
27:BA:2645:G:C3'	27:BA:2646:C:C5'	2.77	0.54
30:BD:108:PRO:HB3	30:BD:143:HIS:CE1	2.43	0.54
33:BG:82:LEU:HD13	33:BG:87:PRO:HB3	1.89	0.54
36:BN:32:THR:CG2	36:BN:37:LYS:HB3	2.37	0.54
41:BS:40:ILE:CG2	41:BS:41:ASP:N	2.69	0.54
41:BS:103:GLU:N	41:BS:103:GLU:OE1	2.40	0.54
45:BW:38:TYR:O	54:B5:28:PRO:HB3	2.06	0.54
47:BY:15:VAL:HG22	47:BY:72:VAL:CG1	2.34	0.54
47:BY:25:GLY:HA3	47:BY:39:VAL:CG1	2.37	0.54
52:B3:6:VAL:HG12	52:B3:56:VAL:HG22	1.89	0.54
55:B6:40:CYS:HA	55:B6:46:HIS:HA	1.90	0.54
1:CA:366:C:O2'	1:CA:394:G:N2	2.37	0.54
1:CA:1030(D):A:H2'	1:CA:1031:G:H5'	1.90	0.54
1:CA:1363:C:H5'	1:CA:1363(A):A:O5'	2.07	0.54
2:CB:132:LYS:HG3	2:CB:135:GLN:HB2	1.90	0.54
4:CD:111:ALA:HA	4:CD:161:ASN:HD22	1.72	0.54
6:CF:43:LEU:H	6:CF:43:LEU:CD1	2.19	0.54
7:CG:43:PHE:CE1	7:CG:47:CYS:SG	3.01	0.54
11:CK:58:PRO:HA	11:CK:90:GLY:CA	2.38	0.54
11:CK:93:GLN:NE2	11:CK:93:GLN:H	2.06	0.54
16:CP:21:VAL:O	16:CP:33:ILE:HB	2.07	0.54
19:CS:36:ARG:HH11	19:CS:36:ARG:HB3	1.73	0.54
20:CT:33:ILE:HD12	20:CT:63:ILE:CG1	2.37	0.54
27:DA:139:G:C3'	27:DA:139(A):G:H5''	2.38	0.54
27:DA:686:G:H21	27:DA:788:A:H61	1.56	0.54
27:DA:779:U:P	30:DD:49:ILE:HG22	2.48	0.54
27:DA:1033:U:C2'	27:DA:2750:A:N6	2.71	0.54
27:DA:1326:U:O2'	27:DA:1327:C:H5'	2.08	0.54
27:DA:2086:U:H2'	27:DA:2087:G:C8	2.43	0.54
27:DA:2189:U:H2'	27:DA:2190:G:O4'	2.06	0.54
27:DA:2527:C:C4'	58:D9:30:PRO:HB2	2.38	0.54
28:DB:3:C:H42	28:DB:118:G:H1	1.55	0.54
29:DC:61:THR:HA	29:DC:164:ARG:HA	1.89	0.54
33:DG:43:LEU:HB2	33:DG:88:ILE:HD11	1.89	0.54
33:DG:54:GLU:O	33:DG:57:ALA:HB3	2.07	0.54
33:DG:86:MET:N	33:DG:87:PRO:HD2	2.22	0.54

*Continued on next page...*



*Continued from previous page...*

Atom-1	Atom-2	Interatomic distance (Å)	Clash overlap (Å)
35:DI:54:GLN:HA	35:DI:57:ARG:HB2	1.89	0.54
35:DI:78:THR:HG23	35:DI:79:ILE:N	2.22	0.54
36:DN:35:ARG:HG3	36:DN:37:LYS:HB2	1.88	0.54
37:DO:14:THR:O	37:DO:52:VAL:HG12	2.07	0.54
37:DO:68:GLU:HB3	37:DO:78:ARG:HH11	1.73	0.54
38:DP:59:LEU:N	38:DP:61:ARG:CZ	2.70	0.54
40:DR:27:SER:HA	40:DR:30:THR:HB	1.89	0.54
42:DT:64:ARG:HD2	42:DT:73:GLU:CD	2.28	0.54
42:DT:80:SER:OG	42:DT:81:PRO:HD3	2.05	0.54
47:DY:16:ALA:HB1	47:DY:21:LYS:NZ	2.23	0.54
47:DY:46:LYS:CG	47:DY:47:LYS:N	2.70	0.54
47:DY:96:ILE:HB	47:DY:98:VAL:O	2.06	0.54
49:D0:10:THR:HG22	49:D0:11:ARG:N	2.22	0.54
58:D9:29:ASN:ND2	58:D9:31:LYS:HB2	2.22	0.54
1:AA:460:G:H1'	1:AA:472:A:H61	1.71	0.54
1:AA:786:G:C2	1:AA:787:A:H1'	2.43	0.54
1:AA:942:G:H21	9:AI:124:GLN:HE22	1.52	0.54
1:AA:1132:C:O2'	1:AA:1133:G:H5'	2.07	0.54
1:AA:1164:G:O2'	1:AA:1165:C:H5'	2.08	0.54
1:AA:1446:U:O2'	1:AA:1447:A:H5''	2.08	0.54
8:AH:11:THR:HG22	8:AH:15:ASN:ND2	2.22	0.54
10:AJ:45:ARG:HG3	10:AJ:45:ARG:NH1	2.21	0.54
11:AK:24:SER:OG	11:AK:25:TYR:N	2.41	0.54
13:AM:68:GLY:O	13:AM:71:ARG:N	2.34	0.54
15:AO:75:PRO:HB2	15:AO:79:ARG:CZ	2.38	0.54
17:AQ:91:ARG:HH11	17:AQ:91:ARG:HB3	1.71	0.54
19:AS:19:VAL:O	19:AS:19:VAL:HG12	2.08	0.54
19:AS:63:THR:O	19:AS:66:MET:HG2	2.07	0.54
20:AT:97:ALA:HB3	20:AT:99:LEU:HG	1.90	0.54
25:AY:68:C:O2'	25:AY:69:C:H5''	2.07	0.54
27:BA:176:G:C2'	27:BA:177:G:H5'	2.38	0.54
27:BA:287:C:H2'	27:BA:288:C:H6	1.73	0.54
27:BA:829:A:N7	27:BA:2248:C:H5'	2.21	0.54
27:BA:869:G:O2'	27:BA:870:A:H5'	2.08	0.54
27:BA:2172:U:H1'	27:BA:2173:A:P	2.47	0.54
27:BA:2654:A:N1	27:BA:2665:A:H5''	2.23	0.54
27:BA:2789:C:N3	27:BA:2894:G:O6	2.40	0.54
32:BF:125:LEU:HD11	32:BF:199:TRP:CG	2.43	0.54
33:BG:32:PRO:O	33:BG:33:ARG:HG3	2.08	0.54
36:BN:56:ASN:HA	36:BN:125:GLY:N	2.21	0.54
36:BN:74:ARG:NH1	36:BN:85:ILE:HD11	2.23	0.54

*Continued on next page...*

*Continued from previous page...*

Atom-1	Atom-2	Interatomic distance (Å)	Clash overlap (Å)
37:BO:71:ARG:HG3	37:BO:71:ARG:HH11	1.73	0.54
43:BU:112:ARG:HH11	43:BU:112:ARG:CG	2.13	0.54
44:BV:46:VAL:HG13	44:BV:47:VAL:N	2.22	0.54
57:B8:2:PRO:O	57:B8:3:LYS:C	2.46	0.54
1:CA:275:G:H5'	17:CQ:14:LYS:NZ	2.23	0.54
1:CA:767:A:H2'	1:CA:768:A:O4'	2.08	0.54
1:CA:923:A:OP1	5:CE:21:ALA:HB2	2.08	0.54
2:CB:14:GLY:C	2:CB:15:VAL:HG22	2.28	0.54
2:CB:95:GLN:O	2:CB:96:ARG:C	2.45	0.54
2:CB:131:PRO:O	2:CB:134:GLU:N	2.41	0.54
7:CG:57:GLU:O	7:CG:57:GLU:HG3	2.08	0.54
7:CG:100:ALA:O	7:CG:104:LEU:HD23	2.07	0.54
10:CJ:42:THR:HG23	10:CJ:68:HIS:HA	1.90	0.54
12:CL:3:THR:HG23	12:CL:6:GLN:CD	2.28	0.54
19:CS:6:LYS:O	19:CS:7:LYS:HD3	2.07	0.54
27:DA:271(J):C:H5'	27:DA:271(K):U:OP2	2.08	0.54
27:DA:581:C:OP1	43:DU:33:ARG:HG3	2.08	0.54
27:DA:873:G:H2'	27:DA:874:G:C5'	2.35	0.54
27:DA:1010:A:H5'	43:DU:62:ILE:CG2	2.37	0.54
27:DA:1146:C:O2'	27:DA:1147:C:H5'	2.07	0.54
27:DA:1767:C:O2'	27:DA:1768:U:H5'	2.07	0.54
27:DA:1987:G:H5'	27:DA:1987:G:C8	2.36	0.54
30:DD:10:THR:O	30:DD:13:ARG:HB3	2.07	0.54
30:DD:130:ALA:HB2	30:DD:192:THR:HB	1.88	0.54
31:DE:36:ARG:NH2	31:DE:88:GLY:O	2.40	0.54
31:DE:63:LEU:O	31:DE:65:GLY:N	2.40	0.54
34:DH:107:VAL:HG23	34:DH:107:VAL:O	2.07	0.54
37:DO:105:GLU:OE1	37:DO:105:GLU:N	2.40	0.54
38:DP:71:VAL:N	38:DP:72:PRO:CD	2.71	0.54
38:DP:144:GLU:HG2	38:DP:144:GLU:O	2.07	0.54
41:DS:19:LYS:HB3	41:DS:20:ARG:HH12	1.72	0.54
42:DT:98:LYS:N	42:DT:98:LYS:CD	2.70	0.54
46:DX:56:THR:OG1	46:DX:57:LEU:N	2.38	0.54
48:DZ:22:LYS:HG3	48:DZ:38:VAL:O	2.08	0.54
52:D3:2:PRO:HG2	52:D3:3:ARG:H	1.73	0.54
1:AA:46:G:HO2'	1:AA:365:U:H1'	1.72	0.54
1:AA:176:C:H2'	1:AA:177:C:C6	2.43	0.54
1:AA:386:C:H2'	1:AA:387:U:C5'	2.37	0.54
1:AA:474:G:H2'	1:AA:475:G:H8	1.73	0.54
1:AA:1010:G:N2	1:AA:1020:U:H1'	2.22	0.54
2:AB:11:LEU:HB2	2:AB:213:LEU:HD11	1.90	0.54

*Continued on next page...*

*Continued from previous page...*

Atom-1	Atom-2	Interatomic distance (Å)	Clash overlap (Å)
2:AB:55:PHE:CE1	2:AB:218:ALA:HA	2.43	0.54
9:AI:29:ASN:OD1	9:AI:65:VAL:HG12	2.07	0.54
11:AK:44:SER:OG	11:AK:47:VAL:HG23	2.07	0.54
24:AX:1:C:H2'	24:AX:2:G:H8	1.73	0.54
24:AX:4:G:H2'	24:AX:5:G:C8	2.43	0.54
27:BA:321:G:C2	32:BF:165:ARG:NH1	2.76	0.54
27:BA:612:C:O2'	27:BA:613:G:H5''	2.07	0.54
27:BA:696:G:O2'	27:BA:697:C:H5'	2.08	0.54
27:BA:855:G:H2'	27:BA:856:C:H6	1.71	0.54
27:BA:1021:A:N6	27:BA:1141:U:H3	2.00	0.54
27:BA:1480:G:N2	27:BA:1481:U:H1'	2.22	0.54
27:BA:2313:C:H2'	27:BA:2314:C:C6	2.43	0.54
27:BA:2533:A:H2'	27:BA:2534:A:O4'	2.06	0.54
27:BA:2807:G:C3'	27:BA:2808:U:H5''	2.37	0.54
29:BC:38:ASP:O	29:BC:39:GLU:HG3	2.08	0.54
30:BD:61:LEU:O	30:BD:63:ARG:NH1	2.41	0.54
31:BE:97:LYS:HB2	31:BE:100:GLU:HG3	1.89	0.54
32:BF:184:TYR:CE2	32:BF:188:ARG:HD2	2.43	0.54
33:BG:5:VAL:HG23	33:BG:8:LYS:H	1.72	0.54
33:BG:146:TYR:O	33:BG:148:MET:N	2.41	0.54
34:BH:19:VAL:HG23	34:BH:45:VAL:CG2	2.37	0.54
39:BQ:133:ARG:O	39:BQ:134:ARG:HG2	2.08	0.54
42:BT:118:ARG:HH11	42:BT:118:ARG:HG3	1.73	0.54
47:BY:39:VAL:HG12	47:BY:40:GLU:N	2.22	0.54
52:B3:8:LEU:HG	52:B3:23:LEU:HD23	1.90	0.54
52:B3:19:GLN:HE22	52:B3:52:HIS:HE1	1.54	0.54
55:B6:15:GLU:HB3	55:B6:18:ARG:NE	2.22	0.54
2:CB:69:LEU:HD22	2:CB:155:LEU:HG	1.90	0.54
3:CC:77:ILE:HA	3:CC:84:ILE:HB	1.89	0.54
5:CE:76:ILE:HG23	5:CE:118:ILE:HD13	1.88	0.54
7:CG:50:ILE:O	7:CG:54:THR:HG23	2.08	0.54
8:CH:50:ARG:HA	8:CH:59:LEU:HD23	1.89	0.54
11:CK:93:GLN:N	11:CK:93:GLN:CD	2.59	0.54
13:CM:100:GLY:O	13:CM:101:GLN:NE2	2.41	0.54
17:CQ:17:LYS:HG2	17:CQ:47:PRO:CA	2.35	0.54
20:CT:98:PRO:O	20:CT:99:LEU:C	2.46	0.54
27:DA:12:U:O2	27:DA:2626:C:O3'	2.26	0.54
27:DA:328:U:H4'	47:DY:68:HIS:CD2	2.43	0.54
27:DA:981:A:H8	27:DA:982:C:C5	2.26	0.54
27:DA:1291:C:O2'	27:DA:1292:U:H5'	2.07	0.54
27:DA:1344:G:H4'	27:DA:1384:A:N7	2.22	0.54

*Continued on next page...*

*Continued from previous page...*

Atom-1	Atom-2	Interatomic distance (Å)	Clash overlap (Å)
27:DA:1951:U:H2'	27:DA:1953:A:OP2	2.07	0.54
27:DA:2602:A:H8	49:D0:3:HIS:HE2	1.55	0.54
27:DA:2759:G:H2'	27:DA:2760:C:C5'	2.37	0.54
29:DC:196:LEU:C	29:DC:198:ALA:H	2.09	0.54
30:DD:142:VAL:HG23	30:DD:192:THR:O	2.07	0.54
30:DD:172:TYR:CD1	30:DD:186:HIS:HA	2.42	0.54
30:DD:183:ARG:HG3	30:DD:269:PHE:O	2.07	0.54
31:DE:63:LEU:O	31:DE:64:LYS:C	2.46	0.54
32:DF:156:LEU:HD12	32:DF:193:VAL:O	2.07	0.54
33:DG:68:PRO:HB2	33:DG:90:LEU:CD2	2.38	0.54
35:DI:47:LEU:HD23	35:DI:47:LEU:C	2.28	0.54
36:DN:43:THR:HB	36:DN:46:VAL:CG1	2.38	0.54
37:DO:12:ASP:HA	37:DO:98:VAL:HA	1.88	0.54
37:DO:90:GLN:O	37:DO:92:GLU:HG3	2.08	0.54
38:DP:101:VAL:O	38:DP:103:ALA:N	2.41	0.54
40:DR:59:ASP:O	40:DR:61:HIS:N	2.41	0.54
42:DT:64:ARG:HH11	42:DT:64:ARG:HG2	1.73	0.54
44:DV:5:VAL:HB	44:DV:38:LEU:HD12	1.88	0.54
44:DV:6:LYS:HG3	44:DV:11:GLN:HG2	1.89	0.54
45:DW:21:VAL:HG12	45:DW:22:ASP:N	2.22	0.54
47:DY:28:LYS:CD	47:DY:39:VAL:HG22	2.27	0.54
51:D2:50:ILE:HG22	51:D2:51:ARG:N	2.21	0.54
54:D5:6:VAL:HG22	54:D5:7:PRO:HD2	1.89	0.54
55:D6:11:LEU:HD12	55:D6:26:ASN:ND2	2.19	0.54
1:AA:7:G:H5'	1:AA:298:A:O4'	2.08	0.54
1:AA:106:C:H2'	1:AA:107:G:H8	1.73	0.54
1:AA:266:G:H5''	1:AA:268:C:H41	1.73	0.54
1:AA:337:C:H2'	1:AA:338:A:C8	2.43	0.54
13:AM:11:ARG:O	13:AM:12:ASN:HB2	2.08	0.54
27:BA:662:G:P	38:BP:18:ARG:HE	2.30	0.54
27:BA:780:G:OP1	30:BD:218:ARG:NH2	2.41	0.54
27:BA:906:G:H5'	39:BQ:26:TYR:OH	2.08	0.54
27:BA:1508:A:H4'	27:BA:1509(A):A:C4	2.42	0.54
27:BA:2314:C:H2'	27:BA:2315:G:H8	1.72	0.54
30:BD:190:TYR:O	30:BD:191:ALA:HB2	2.08	0.54
32:BF:9:ILE:HG13	32:BF:14:PRO:HA	1.90	0.54
33:BG:23:PHE:HB2	33:BG:25:TYR:CE2	2.43	0.54
37:BO:90:GLN:O	37:BO:91:LEU:HB2	2.06	0.54
39:BQ:28:ALA:O	39:BQ:105:GLU:OE2	2.26	0.54
43:BU:8:VAL:HG11	43:BU:12:ARG:HE	1.72	0.54
45:BW:51:LEU:O	45:BW:51:LEU:HD23	2.08	0.54

*Continued on next page...*

*Continued from previous page...*

Atom-1	Atom-2	Interatomic distance (Å)	Clash overlap (Å)
1:CA:45:U:H2'	1:CA:46:G:C8	2.42	0.54
1:CA:974:A:OP2	14:CN:41:ARG:NH1	2.40	0.54
1:CA:1270:C:O5'	1:CA:1270:C:H6	1.91	0.54
3:CC:14:ILE:CG1	3:CC:15:THR:H	2.03	0.54
5:CE:101:ILE:HD13	5:CE:101:ILE:H	1.73	0.54
6:CF:61:LEU:HD12	6:CF:61:LEU:N	2.23	0.54
7:CG:32:ARG:HH11	7:CG:32:ARG:HG2	1.73	0.54
8:CH:42:GLU:HG3	8:CH:109:ILE:CD1	2.35	0.54
9:CI:118:LYS:NZ	9:CI:118:LYS:HB3	2.23	0.54
10:CJ:67:THR:O	10:CJ:67:THR:HG23	2.08	0.54
12:CL:30:ARG:HG2	12:CL:57:LEU:HD12	1.88	0.54
16:CP:21:VAL:O	16:CP:21:VAL:HG13	2.07	0.54
18:CR:59:SER:OG	18:CR:60:ALA:N	2.41	0.54
18:CR:66:LEU:O	18:CR:67:ALA:C	2.46	0.54
59:CX:10:G:H5'	59:CX:10:G:C8	2.35	0.54
27:DA:536:A:OP1	43:DU:53:ARG:NH1	2.40	0.54
27:DA:1131:G:HO2'	27:DA:1132:A:H8	1.56	0.54
27:DA:1314:C:OP1	27:DA:1332:G:H5'	2.07	0.54
27:DA:1508:A:H4'	27:DA:1509(A):A:C4	2.42	0.54
27:DA:1971:A:OP2	30:DD:242:ARG:NH2	2.41	0.54
27:DA:2313:C:H4'	33:DG:40:ASN:ND2	2.23	0.54
27:DA:2348:U:C3'	27:DA:2349:G:H5''	2.37	0.54
27:DA:2612:C:H2'	27:DA:2613:U:H5'	1.90	0.54
27:DA:2759:G:O2'	27:DA:2760:C:H5'	2.08	0.54
27:DA:2831:G:O4'	27:DA:2883:A:C2	2.61	0.54
30:DD:52:ARG:O	30:DD:54:ARG:HG2	2.08	0.54
30:DD:142:VAL:CG2	30:DD:143:HIS:N	2.70	0.54
31:DE:16:ARG:HG3	31:DE:16:ARG:NH1	2.20	0.54
33:DG:33:ARG:O	33:DG:161:THR:HG23	2.07	0.54
34:DH:86:GLU:HA	34:DH:131:VAL:O	2.07	0.54
36:DN:51:PHE:HD1	36:DN:51:PHE:H	1.56	0.54
38:DP:131:SER:O	38:DP:132:LYS:C	2.45	0.54
41:DS:34:HIS:HB3	41:DS:54:LEU:HG	1.89	0.54
43:DU:90:VAL:CG1	43:DU:91:ASP:H	2.09	0.54
45:DW:1:MET:CE	45:DW:2:GLU:H	2.20	0.54
51:D2:40:SER:C	51:D2:42:GLY:H	2.10	0.54
1:AA:271:C:H2'	1:AA:272:C:H6	1.73	0.54
1:AA:938:A:H8	1:AA:938:A:O5'	1.91	0.54
1:AA:1326:C:H2'	1:AA:1327:C:C6	2.42	0.54
3:AC:111:LEU:HD21	3:AC:145:GLY:O	2.08	0.54
5:AE:78:HIS:CE1	5:AE:143:ARG:H	2.26	0.54

*Continued on next page...*

*Continued from previous page...*

Atom-1	Atom-2	Interatomic distance (Å)	Clash overlap (Å)
5:AE:101:ILE:CD1	5:AE:118:ILE:O	2.56	0.54
5:AE:104:ALA:N	5:AE:106:PRO:HD2	2.22	0.54
7:AG:78:ARG:HH11	7:AG:78:ARG:HG2	1.72	0.54
8:AH:25:ASP:HA	8:AH:59:LEU:O	2.08	0.54
12:AL:81:LEU:O	12:AL:82:ILE:HD13	2.07	0.54
13:AM:9:ILE:CG2	13:AM:11:ARG:HH21	2.12	0.54
16:AP:53:VAL:O	16:AP:53:VAL:HG12	2.07	0.54
27:BA:709:U:H2'	27:BA:710:G:C8	2.42	0.54
27:BA:784:A:C8	27:BA:792:G:C5	2.95	0.54
27:BA:923:C:H2'	27:BA:924:C:C6	2.43	0.54
27:BA:1503:U:H2'	27:BA:1504:C:H6	1.73	0.54
29:BC:96:GLY:C	29:BC:98:GLU:H	2.10	0.54
30:BD:264:LYS:HG2	30:BD:266:SER:H	1.72	0.54
31:BE:21:VAL:O	31:BE:21:VAL:HG23	2.08	0.54
31:BE:33:VAL:O	31:BE:33:VAL:HG13	2.07	0.54
31:BE:79:ARG:HH11	31:BE:79:ARG:CG	2.21	0.54
33:BG:21:ARG:HG3	33:BG:21:ARG:HH11	1.73	0.54
33:BG:128:ARG:C	33:BG:130:ASN:H	2.11	0.54
34:BH:85:LYS:HE2	34:BH:145:ALA:N	2.23	0.54
35:BI:52:ARG:C	35:BI:54:GLN:N	2.61	0.54
39:BQ:48:GLU:OE1	39:BQ:51:ARG:HD3	2.07	0.54
42:BT:3:ARG:C	42:BT:5:ALA:N	2.60	0.54
42:BT:30:VAL:HG22	42:BT:84:GLN:O	2.08	0.54
45:BW:60:ASN:C	45:BW:61:ASN:HD22	2.11	0.54
47:BY:27:VAL:HG12	47:BY:29:GLU:H	1.71	0.54
48:BZ:144:GLU:O	48:BZ:146:GLY:N	2.40	0.54
1:CA:161:A:H2'	1:CA:162:A:C8	2.43	0.54
1:CA:236:G:OP1	17:CQ:40:LYS:NZ	2.38	0.54
1:CA:734:G:H2'	1:CA:735:C:C6	2.42	0.54
1:CA:956:U:O2'	1:CA:957:U:H5'	2.07	0.54
1:CA:1168:A:H2'	1:CA:1169:A:C8	2.43	0.54
3:CC:130:VAL:CG1	3:CC:157:ILE:HG23	2.35	0.54
5:CE:78:HIS:HE1	5:CE:143:ARG:N	2.05	0.54
13:CM:80:ARG:C	13:CM:82:MET:H	2.11	0.54
18:CR:37:VAL:HG23	18:CR:38:GLU:HG3	1.90	0.54
27:DA:295:G:C2'	27:DA:296:C:H5'	2.37	0.54
27:DA:315:G:H2'	27:DA:316:C:O4'	2.08	0.54
27:DA:402:A:C2'	27:DA:403:U:H5'	2.38	0.54
27:DA:729:G:OP2	30:DD:208:LYS:NZ	2.41	0.54
27:DA:792:G:H5''	27:DA:793:A:H5'	1.90	0.54
27:DA:1317:A:H2'	27:DA:1318:C:H6	1.73	0.54

*Continued on next page...*

*Continued from previous page...*

Atom-1	Atom-2	Interatomic distance (Å)	Clash overlap (Å)
27:DA:2394:C:OP1	38:DP:63:PRO:CD	2.54	0.54
27:DA:2711:A:OP1	27:DA:2712(A):A:P	2.66	0.54
27:DA:2758:A:P	27:DA:2758:A:H3'	2.48	0.54
27:DA:2762:G:C3'	27:DA:2763:G:C5'	2.85	0.54
27:DA:2810:A:O2'	31:DE:61:ARG:NH1	2.40	0.54
30:DD:18:VAL:HG12	30:DD:211:ARG:HH12	1.72	0.54
30:DD:227:ASN:HB3	30:DD:228:PRO:HD2	1.90	0.54
34:DH:105:LEU:HD12	34:DH:107:VAL:HG13	1.89	0.54
35:DI:2:LYS:HA	35:DI:20:ASP:HB3	1.89	0.54
35:DI:115:ALA:HB2	35:DI:129:THR:CB	2.37	0.54
35:DI:129:THR:O	35:DI:130:TYR:CB	2.56	0.54
39:DQ:66:ILE:HG22	39:DQ:104:PHE:CD2	2.43	0.54
40:DR:26:LYS:HE3	40:DR:71:GLN:N	2.23	0.54
43:DU:22:LYS:NZ	43:DU:30:LYS:NZ	2.56	0.54
45:DW:75:TYR:O	45:DW:104:THR:HB	2.08	0.54
46:DX:41:ASN:N	46:DX:41:ASN:HD22	2.05	0.54
48:DZ:55:VAL:HG12	48:DZ:56:ILE:O	2.07	0.54
50:D1:51:VAL:HG22	50:D1:53:VAL:HG23	1.90	0.54
1:AA:1104:G:H4'	2:AB:111:ARG:NH1	2.23	0.54
3:AC:47:LEU:HD11	3:AC:76:VAL:HG12	1.89	0.54
4:AD:36:ARG:HB3	4:AD:38:TYR:CE2	2.42	0.54
4:AD:63:LYS:HE3	4:AD:198:VAL:CG2	2.38	0.54
7:AG:15:ASP:C	7:AG:19:GLY:HA2	2.28	0.54
7:AG:111:ARG:NH1	7:AG:113:GLU:OE2	2.41	0.54
10:AJ:30:SER:HB2	10:AJ:80:LYS:HD3	1.89	0.54
16:AP:71:ARG:C	16:AP:73:LEU:H	2.11	0.54
27:BA:365:C:H6	27:BA:365:C:C5'	2.13	0.54
27:BA:601:C:O2	27:BA:605:C:H4'	2.08	0.54
27:BA:661:C:H4'	38:BP:16:ARG:NH1	2.23	0.54
27:BA:2498:C:O2'	27:BA:2499:C:H5'	2.08	0.54
27:BA:2655:G:N2	27:BA:2664:G:H2'	2.23	0.54
27:BA:2682:U:H5'	27:BA:2682:U:C6	2.43	0.54
27:BA:2695:C:H2'	27:BA:2696:U:C6	2.43	0.54
30:BD:231:HIS:CD2	30:BD:232:PRO:HD2	2.43	0.54
31:BE:60:ASN:ND2	31:BE:62:PRO:HD2	2.23	0.54
31:BE:69:LYS:C	31:BE:71:GLY:H	2.09	0.54
31:BE:134:ILE:CD1	31:BE:134:ILE:N	2.70	0.54
33:BG:146:TYR:O	33:BG:149:VAL:HG22	2.07	0.54
39:BQ:48:GLU:O	39:BQ:49:ALA:C	2.46	0.54
39:BQ:61:GLY:C	39:BQ:63:LYS:N	2.61	0.54
40:BR:48:VAL:O	40:BR:52:ILE:HG12	2.07	0.54

*Continued on next page...*

*Continued from previous page...*

Atom-1	Atom-2	Interatomic distance (Å)	Clash overlap (Å)
42:BT:25:GLY:O	42:BT:26:ASP:HB2	2.08	0.54
42:BT:70:VAL:HG12	42:BT:71:GLY:N	2.23	0.54
45:BW:5:ALA:HB1	45:BW:50:VAL:HG23	1.90	0.54
48:BZ:149:LEU:O	48:BZ:170:ILE:HG12	2.07	0.54
1:CA:155:C:H2'	1:CA:156:G:C8	2.43	0.54
1:CA:1321:C:H4'	13:CM:87:TYR:CE2	2.43	0.54
2:CB:86:GLU:C	2:CB:88:ALA:H	2.11	0.54
2:CB:120:ALA:O	2:CB:124:SER:HB3	2.08	0.54
2:CB:194:PRO:O	2:CB:196:LEU:N	2.41	0.54
4:CD:25:ARG:O	4:CD:27:TYR:N	2.40	0.54
7:CG:150:ALA:C	7:CG:152:ALA:H	2.11	0.54
10:CJ:33:GLN:O	10:CJ:75:ILE:HG23	2.07	0.54
14:CN:23:ARG:HG3	14:CN:28:GLY:HA2	1.90	0.54
20:CT:16:HIS:O	20:CT:20:LEU:HG	2.08	0.54
27:DA:58:G:N3	27:DA:73:A:H2	2.06	0.54
27:DA:172:C:H2'	27:DA:173:G:H8	1.73	0.54
27:DA:572:A:OP2	44:DV:78:LYS:NZ	2.37	0.54
27:DA:957:A:N1	27:DA:2458:G:H4'	2.22	0.54
27:DA:1020:A:N1	27:DA:1141:U:O2'	2.37	0.54
27:DA:1161:C:O2'	27:DA:1162:G:H5'	2.07	0.54
27:DA:1233:C:H2'	27:DA:1234:U:C6	2.37	0.54
27:DA:1453:U:C4	27:DA:2702:U:O4	2.61	0.54
27:DA:1766:U:O2'	27:DA:1767:C:H5'	2.08	0.54
27:DA:2080:G:H2'	27:DA:2081:C:C6	2.43	0.54
27:DA:2377:A:H4'	41:DS:107:GLU:CB	2.36	0.54
27:DA:2473:U:H2'	27:DA:2473:U:O2	2.07	0.54
32:DF:134:GLY:HA3	32:DF:165:ARG:HB2	1.90	0.54
33:DG:111:LEU:HD11	33:DG:120:LEU:HD11	1.90	0.54
35:DI:94:ALA:C	35:DI:96:ASP:H	2.12	0.54
37:DO:22:ILE:N	37:DO:40:VAL:O	2.41	0.54
37:DO:61:VAL:HG21	37:DO:111:PHE:CE1	2.43	0.54
37:DO:68:GLU:HG2	37:DO:68:GLU:O	2.08	0.54
40:DR:55:ALA:HA	40:DR:80:PHE:CE1	2.43	0.54
44:DV:36:PRO:HA	44:DV:56:SER:HA	1.89	0.54
44:DV:61:VAL:HA	44:DV:94:LEU:HD23	1.90	0.54
1:AA:180:U:H2'	1:AA:181:G:H5''	1.89	0.53
1:AA:598:U:H4'	8:AH:94:TYR:CD2	2.42	0.53
1:AA:716:A:H1'	11:AK:118:GLY:HA2	1.90	0.53
1:AA:957:U:H2'	1:AA:959:A:OP2	2.07	0.53
1:AA:999:C:O2'	1:AA:1000:U:H5'	2.09	0.53
1:AA:1424:C:O2'	1:AA:1425:U:H5'	2.09	0.53

*Continued on next page...*



*Continued from previous page...*

Atom-1	Atom-2	Interatomic distance (Å)	Clash overlap (Å)
2:AB:7:VAL:O	2:AB:11:LEU:HG	2.08	0.53
2:AB:19:HIS:CE1	2:AB:20:GLU:HG2	2.43	0.53
3:AC:157:ILE:HD11	3:AC:166:GLU:HB2	1.89	0.53
5:AE:6:PHE:HB3	5:AE:35:GLY:C	2.28	0.53
5:AE:43:LEU:HD21	5:AE:132:ALA:HB1	1.90	0.53
6:AF:67:MET:HB2	6:AF:68:PRO:HD2	1.90	0.53
7:AG:88:PRO:HB2	7:AG:145:ALA:HB1	1.90	0.53
21:AU:5:ASP:O	21:AU:11:GLY:HA3	2.09	0.53
23:AW:29:G:H2'	23:AW:30:A:C8	2.41	0.53
27:BA:207:A:H2'	27:BA:208:C:O4'	2.09	0.53
27:BA:386:G:H4'	27:BA:387:U:OP2	2.07	0.53
27:BA:409:C:O2'	27:BA:410:G:H5'	2.08	0.53
27:BA:942:G:H5'	38:BP:35:HIS:HB2	1.89	0.53
27:BA:942:G:H5''	38:BP:36:LYS:H	1.72	0.53
27:BA:1123:C:H1'	58:B9:18:ARG:NH2	2.22	0.53
27:BA:2331:G:O2'	27:BA:2336:A:N1	2.35	0.53
27:BA:2419:U:H5'	55:B6:23:THR:HG22	1.89	0.53
27:BA:2698:U:H2'	27:BA:2699:C:H6	1.71	0.53
27:BA:2726:U:O2'	27:BA:2727:G:H5'	2.09	0.53
30:BD:70:TRP:CH2	30:BD:150:LYS:CA	2.80	0.53
30:BD:223:GLY:HA2	30:BD:226:MET:HE3	1.88	0.53
31:BE:16:ARG:O	31:BE:17:ASP:HB3	2.07	0.53
40:BR:10:LEU:HB3	40:BR:17:ARG:CD	2.37	0.53
41:BS:17:ARG:O	41:BS:19:LYS:N	2.36	0.53
43:BU:108:GLU:HG3	44:BV:44:LYS:HD3	1.90	0.53
48:BZ:30:ARG:NH2	48:BZ:93:GLU:HG3	2.23	0.53
48:BZ:60:LEU:HB3	48:BZ:61:PRO:CD	2.35	0.53
52:B3:35:ARG:NE	52:B3:37:LEU:HD21	2.23	0.53
58:B9:7:VAL:HG13	58:B9:34:GLN:HB3	1.90	0.53
1:CA:952:U:C4	13:CM:104:ARG:NH2	2.75	0.53
1:CA:1365:G:O2'	1:CA:1366:C:H5'	2.08	0.53
4:CD:33:MET:HE1	4:CD:37:PRO:HA	1.90	0.53
11:CK:82:VAL:N	11:CK:107:SER:O	2.40	0.53
15:CO:82:ILE:CD1	15:CO:87:ILE:HB	2.38	0.53
17:CQ:4:LYS:HE3	17:CQ:6:LEU:HD11	1.90	0.53
19:CS:6:LYS:CD	19:CS:7:LYS:HE3	2.37	0.53
59:CX:23:C:H2'	59:CX:24:U:C6	2.43	0.53
25:CY:69:C:H5'	25:CY:69:C:C6	2.43	0.53
27:DA:583:G:OP2	43:DU:10:ARG:HD2	2.08	0.53
27:DA:620:G:H4'	27:DA:621:A:H5''	1.89	0.53
27:DA:658:C:H2'	27:DA:659:C:C6	2.43	0.53

*Continued on next page...*

*Continued from previous page...*

Atom-1	Atom-2	Interatomic distance (Å)	Clash overlap (Å)
27:DA:856:C:C1'	49:D0:27:GLU:HB3	2.38	0.53
27:DA:1339:G:N2	27:DA:1603:A:H1'	2.23	0.53
27:DA:2286:A:H3'	55:D6:31:PRO:CB	2.37	0.53
27:DA:2512:C:H4'	31:DE:122:PHE:CE2	2.43	0.53
30:DD:259:THR:O	30:DD:259:THR:OG1	2.26	0.53
31:DE:4:ILE:HG13	31:DE:5:LEU:N	2.23	0.53
31:DE:9:VAL:HG13	31:DE:25:VAL:O	2.09	0.53
31:DE:62:PRO:C	31:DE:64:LYS:H	2.10	0.53
31:DE:103:ASP:OD2	31:DE:201:THR:HA	2.08	0.53
32:DF:133:ASN:O	32:DF:135:LYS:N	2.33	0.53
33:DG:139:LEU:H	33:DG:139:LEU:CD2	2.20	0.53
34:DH:40:GLU:O	34:DH:41:MET:HB2	2.08	0.53
34:DH:117:PRO:HB3	34:DH:123:PHE:CE1	2.44	0.53
36:DN:57:ALA:O	36:DN:58:ASP:C	2.47	0.53
37:DO:45:GLU:HA	37:DO:54:GLU:HG2	1.91	0.53
38:DP:62:LEU:HD23	38:DP:64:LYS:N	2.23	0.53
38:DP:95:VAL:O	38:DP:95:VAL:HG23	2.08	0.53
39:DQ:24:GLY:HA2	39:DQ:67:ARG:HH22	1.73	0.53
43:DU:37:GLU:HA	43:DU:40:PHE:HD1	1.71	0.53
43:DU:106:PHE:O	43:DU:110:VAL:HG23	2.09	0.53
1:AA:1040:U:H2'	1:AA:1041:A:C8	2.44	0.53
1:AA:1477:C:H2'	1:AA:1478:C:H6	1.74	0.53
5:AE:41:VAL:HG13	5:AE:113:ALA:HA	1.90	0.53
9:AI:82:ALA:HB1	9:AI:96:LEU:CD1	2.38	0.53
11:AK:56:GLY:O	11:AK:57:THR:O	2.25	0.53
12:AL:29:PHE:HB3	12:AL:81:LEU:HD22	1.90	0.53
15:AO:18:PHE:CD1	15:AO:18:PHE:O	2.61	0.53
15:AO:25:THR:HG21	15:AO:70:LEU:HB2	1.91	0.53
17:AQ:18:THR:CG2	17:AQ:69:LYS:HE3	2.28	0.53
27:BA:449:A:O2'	27:BA:450:G:H5'	2.08	0.53
27:BA:581:C:O2'	27:BA:582:G:H5'	2.07	0.53
27:BA:1363:C:O2'	27:BA:1364:G:H5'	2.07	0.53
27:BA:1790:C:O2'	30:BD:209:ALA:HB2	2.08	0.53
27:BA:2715:C:H2'	27:BA:2716:U:C6	2.43	0.53
27:BA:2735:G:O2'	27:BA:2736:G:H5'	2.07	0.53
30:BD:126:GLN:O	30:BD:193:VAL:HG11	2.09	0.53
31:BE:65:GLY:HA2	31:BE:70:ALA:CB	2.38	0.53
32:BF:67:GLN:O	32:BF:67:GLN:HG2	2.07	0.53
34:BH:158:HIS:O	34:BH:159:GLU:CB	2.56	0.53
48:BZ:29:ASN:O	48:BZ:30:ARG:HB2	2.08	0.53
48:BZ:116:LEU:N	48:BZ:173:VAL:HG13	2.23	0.53

*Continued on next page...*

*Continued from previous page...*

Atom-1	Atom-2	Interatomic distance (Å)	Clash overlap (Å)
1:CA:977:A:H2	1:CA:1224:G:C5	2.26	0.53
1:CA:1096:C:H2'	1:CA:1097:C:C6	2.43	0.53
1:CA:1251:A:H4'	9:CI:12:GLU:OE1	2.09	0.53
1:CA:1444:C:H2'	1:CA:1445:C:H6	1.73	0.53
2:CB:98:LEU:HB2	2:CB:101:MET:HG3	1.91	0.53
2:CB:223:ILE:HA	2:CB:226:ARG:CG	2.38	0.53
3:CC:188:LEU:HD13	3:CC:189:ALA:N	2.04	0.53
3:CC:195:VAL:HG12	3:CC:196:LEU:N	2.23	0.53
4:CD:8:VAL:HA	4:CD:11:LEU:HD12	1.90	0.53
4:CD:57:ARG:HG3	4:CD:57:ARG:NH1	2.20	0.53
5:CE:76:ILE:HG13	5:CE:77:PRO:HD2	1.90	0.53
5:CE:144:THR:HG23	5:CE:147:ASP:OD2	2.09	0.53
10:CJ:62:HIS:O	14:CN:59:ALA:HB3	2.07	0.53
11:CK:98:LEU:O	11:CK:99:GLN:C	2.45	0.53
17:CQ:17:LYS:CD	17:CQ:47:PRO:HA	2.39	0.53
23:CW:51:G:O2'	27:DA:2470:G:O2'	2.26	0.53
59:CX:44:A:O2'	59:CX:45:G:H5'	2.07	0.53
25:CY:61:C:H2'	25:CY:62:U:C6	2.43	0.53
27:DA:364:C:H2'	27:DA:365:C:C5'	2.38	0.53
27:DA:1224:C:H4'	44:DV:86:GLY:O	2.08	0.53
27:DA:2331:G:O4'	49:D0:42:GLY:HA3	2.07	0.53
27:DA:2712:U:O2'	27:DA:2712(A):A:P	2.66	0.53
27:DA:2749:A:H5'	34:DH:62:LYS:O	2.08	0.53
27:DA:2750:A:HO2'	27:DA:2752:C:H5	1.56	0.53
29:DC:19:VAL:HG12	29:DC:20:TYR:CD1	2.43	0.53
35:DI:115:ALA:CB	35:DI:129:THR:N	2.71	0.53
39:DQ:58:PHE:HD1	39:DQ:58:PHE:O	1.89	0.53
41:DS:92:TYR:CG	41:DS:93:LYS:N	2.76	0.53
47:DY:17:SER:HB2	47:DY:71:LYS:NZ	2.23	0.53
48:DZ:9:ARG:NH2	48:DZ:24:PRO:HB3	2.21	0.53
48:DZ:42:GLU:O	48:DZ:46:VAL:HG23	2.08	0.53
48:DZ:96:GLU:HB3	48:DZ:124:LEU:CD1	2.25	0.53
58:D9:32:HIS:O	58:D9:34:GLN:HG2	2.08	0.53
1:AA:194:C:C2'	1:AA:195:A:H5''	2.36	0.53
1:AA:778:G:H2'	1:AA:779:C:O4'	2.07	0.53
1:AA:1116:C:H2'	1:AA:1117:G:C5'	2.33	0.53
1:AA:1203:C:H2'	1:AA:1204:A:C8	2.43	0.53
1:AA:1269:A:C2	1:AA:1313:U:O4'	2.62	0.53
1:AA:1349:A:OP1	9:AI:121:ARG:HB2	2.08	0.53
3:AC:60:ALA:HB3	3:AC:63:ASN:ND2	2.22	0.53
3:AC:61:ALA:H	3:AC:63:ASN:CG	2.11	0.53

*Continued on next page...*

*Continued from previous page...*

Atom-1	Atom-2	Interatomic distance (Å)	Clash overlap (Å)
4:AD:162:LEU:HD13	4:AD:181:MET:HG2	1.91	0.53
5:AE:32:VAL:HG12	5:AE:33:VAL:N	2.21	0.53
5:AE:48:ALA:C	5:AE:50:GLU:H	2.12	0.53
10:AJ:32:ALA:CB	10:AJ:76:ASN:HB2	2.38	0.53
11:AK:108:ILE:CG2	11:AK:109:VAL:N	2.70	0.53
19:AS:31:ILE:CG2	19:AS:49:ILE:HG13	2.38	0.53
27:BA:375:C:H2'	27:BA:376:C:H6	1.73	0.53
27:BA:523:C:O2'	27:BA:524:U:H5'	2.08	0.53
27:BA:843:G:O2'	27:BA:844:C:H5'	2.07	0.53
27:BA:969:U:OP1	52:B3:17:LYS:HE2	2.09	0.53
27:BA:1470:G:H22	27:BA:1519:G:H3'	1.74	0.53
27:BA:1475:G:H2'	27:BA:1475:G:N3	2.23	0.53
27:BA:2642:G:O2'	27:BA:2643:G:H5'	2.08	0.53
27:BA:2728:U:O2'	27:BA:2729:G:H5'	2.07	0.53
29:BC:76:ALA:O	29:BC:78:ALA:N	2.41	0.53
30:BD:24:ILE:O	30:BD:25:THR:O	2.25	0.53
30:BD:70:TRP:C	30:BD:70:TRP:CD1	2.82	0.53
30:BD:166:GLN:HE21	30:BD:166:GLN:HA	1.74	0.53
32:BF:46:ARG:NH1	32:BF:46:ARG:HG2	2.22	0.53
33:BG:83:ARG:O	33:BG:85:GLY:N	2.35	0.53
35:BI:88:ILE:C	35:BI:89:TYR:CG	2.81	0.53
45:BW:68:ARG:O	45:BW:110:LYS:N	2.38	0.53
45:BW:92:ARG:HH11	45:BW:92:ARG:CG	2.07	0.53
48:BZ:110:VAL:HG22	48:BZ:110:VAL:O	2.08	0.53
55:B6:20:ASN:CG	55:B6:21:TYR:N	2.61	0.53
1:CA:9:G:OP1	5:CE:122:GLU:HB2	2.07	0.53
1:CA:848:C:H2'	1:CA:849:C:C6	2.44	0.53
1:CA:959:A:H2'	1:CA:960:U:C4'	2.38	0.53
1:CA:1004:A:C5'	1:CA:1025:U:H3	2.22	0.53
1:CA:1370:G:C8	9:CI:109:VAL:HG11	2.43	0.53
2:CB:95:GLN:HB2	2:CB:148:TYR:HD1	1.72	0.53
2:CB:100:GLY:HA2	2:CB:176:GLU:OE2	2.08	0.53
3:CC:164:ARG:HH11	3:CC:164:ARG:HB3	1.73	0.53
5:CE:144:THR:OG1	5:CE:146:ALA:HB3	2.08	0.53
10:CJ:4:ILE:HD11	10:CJ:77:PRO:CB	2.33	0.53
10:CJ:16:LEU:O	10:CJ:16:LEU:HD13	2.08	0.53
17:CQ:61:GLU:HA	17:CQ:71:PHE:CE1	2.44	0.53
20:CT:30:LYS:NZ	20:CT:80:ARG:HH22	2.05	0.53
23:CW:25:A:H2'	23:CW:26:C:C6	2.43	0.53
25:CY:67:C:C2'	25:CY:68:C:H5'	2.38	0.53
27:DA:36:G:N3	27:DA:450:G:O2'	2.41	0.53

*Continued on next page...*

Continued from previous page...

Atom-1	Atom-2	Interatomic distance (Å)	Clash overlap (Å)
27:DA:295:G:O2'	27:DA:296:C:H5'	2.09	0.53
27:DA:341:G:O2'	27:DA:342:G:H5'	2.08	0.53
27:DA:903:C:H2'	27:DA:904:C:C6	2.43	0.53
27:DA:1024:G:OP2	27:DA:1026:U:OP1	2.27	0.53
27:DA:1216:G:O2'	27:DA:1217:C:H5'	2.09	0.53
27:DA:1448:G:H5'	27:DA:1449:A:OP1	2.07	0.53
27:DA:1603:A:H8	27:DA:1603:A:H5'	1.73	0.53
27:DA:2056:G:N2	27:DA:2057:A:C4	2.77	0.53
27:DA:2126:A:C5'	29:DC:36:LYS:HE2	2.38	0.53
30:DD:65:ILE:H	30:DD:65:ILE:HD13	1.73	0.53
30:DD:181:GLU:HA	30:DD:273:ARG:N	2.24	0.53
31:DE:40:GLU:HG2	31:DE:41:LYS:HG3	1.90	0.53
32:DF:202:PHE:CE1	32:DF:206:ILE:HD13	2.43	0.53
34:DH:17:VAL:O	34:DH:45:VAL:HG21	2.08	0.53
34:DH:122:THR:HG22	34:DH:123:PHE:N	2.23	0.53
35:DI:5:LEU:HD22	35:DI:13:GLY:HA2	1.89	0.53
35:DI:133:HIS:CB	35:DI:134:PRO:CD	2.87	0.53
37:DO:104:ARG:HH21	42:DT:33:LYS:HE2	1.72	0.53
38:DP:7:ARG:NE	38:DP:7:ARG:CA	2.70	0.53
42:DT:16:ARG:NH1	42:DT:18:ASP:OD2	2.41	0.53
44:DV:5:VAL:HG12	44:DV:14:VAL:HG22	1.89	0.53
51:D2:4:SER:O	51:D2:8:LYS:HG3	2.09	0.53
57:D8:21:LYS:HD3	57:D8:48:PHE:CZ	2.43	0.53
57:D8:51:ALA:C	57:D8:53:PRO:HD2	2.28	0.53
1:AA:833:U:H2'	1:AA:834:C:C6	2.43	0.53
2:AB:22:LYS:HD3	2:AB:35:GLU:OE2	2.09	0.53
8:AH:83:ILE:O	8:AH:83:ILE:HG23	2.09	0.53
27:BA:449:A:C2'	27:BA:450:G:H5'	2.39	0.53
27:BA:911:A:H5''	27:BA:912:C:H5''	1.89	0.53
27:BA:1130:U:C2	27:BA:2025:C:H5''	2.42	0.53
27:BA:1297:C:O2'	27:BA:1298:C:H5'	2.07	0.53
27:BA:1310:G:C2'	27:BA:1311:G:H5'	2.39	0.53
32:BF:8:GLN:CG	32:BF:126:VAL:HA	2.38	0.53
35:BI:38:LEU:HB2	35:BI:40:THR:HG23	1.88	0.53
36:BN:58:ASP:O	36:BN:59:LYS:HB2	2.08	0.53
39:BQ:66:ILE:HG22	39:BQ:104:PHE:CD2	2.40	0.53
39:BQ:70:PRO:HA	39:BQ:94:VAL:O	2.09	0.53
41:BS:46:VAL:HG12	41:BS:47:THR:N	2.22	0.53
42:BT:26:ASP:HB3	42:BT:89:VAL:O	2.09	0.53
42:BT:28:VAL:HG22	42:BT:46:GLU:C	2.28	0.53
42:BT:112:ARG:O	42:BT:115:ARG:HG2	2.09	0.53

Continued on next page...

*Continued from previous page...*

Atom-1	Atom-2	Interatomic distance (Å)	Clash overlap (Å)
45:BW:6:ILE:CG2	45:BW:8:ARG:HD3	2.38	0.53
47:BY:65:ALA:HB1	47:BY:66:PRO:HD2	1.90	0.53
48:BZ:162:LEU:HD12	48:BZ:162:LEU:N	2.23	0.53
51:B2:52:ASP:O	51:B2:56:GLN:HG2	2.08	0.53
1:CA:20:U:C2'	1:CA:21:G:H5'	2.37	0.53
1:CA:71:C:C2'	1:CA:72:C:H5'	2.37	0.53
1:CA:125:U:H2'	1:CA:126:G:H8	1.74	0.53
1:CA:625:G:OP1	16:CP:9:PHE:HB3	2.08	0.53
1:CA:1190:G:H8	3:CC:3:ASN:ND2	2.06	0.53
1:CA:1432:G:H8	1:CA:1432:G:O5'	1.90	0.53
2:CB:137:ARG:O	2:CB:140:HIS:HB3	2.08	0.53
2:CB:185:ILE:HG22	2:CB:199:TYR:HB2	1.89	0.53
5:CE:20:GLN:O	5:CE:21:ALA:O	2.27	0.53
5:CE:80:ILE:HD11	5:CE:138:ALA:CA	2.38	0.53
7:CG:52:GLU:C	7:CG:54:THR:H	2.12	0.53
7:CG:72:ARG:HB3	7:CG:142:GLU:OE2	2.08	0.53
7:CG:152:ALA:C	7:CG:154:TYR:H	2.12	0.53
9:CI:73:GLN:O	9:CI:77:ILE:HG13	2.08	0.53
9:CI:105:ASP:OD2	9:CI:107:ARG:HD3	2.08	0.53
10:CJ:32:ALA:CB	10:CJ:76:ASN:HB2	2.38	0.53
11:CK:63:LEU:O	11:CK:63:LEU:HD23	2.09	0.53
27:DA:105:C:O2	47:DY:2:ARG:HG3	2.08	0.53
27:DA:375:C:H2'	27:DA:376:C:C6	2.44	0.53
27:DA:1345:C:H2'	27:DA:1346:G:C8	2.44	0.53
27:DA:1675:C:C2	31:DE:129:HIS:CD2	2.97	0.53
27:DA:2291:U:H2'	27:DA:2292:C:C6	2.43	0.53
27:DA:2406:U:C4	38:DP:72:PRO:HD2	2.44	0.53
27:DA:2526:G:H5'	27:DA:2742:C:O2'	2.08	0.53
28:DB:27:C:O3'	41:DS:34:HIS:NE2	2.42	0.53
31:DE:37:ARG:O	31:DE:45:THR:HA	2.09	0.53
31:DE:167:VAL:HG22	31:DE:168:MET:H	1.74	0.53
33:DG:27:ASN:O	33:DG:29:TRP:N	2.40	0.53
33:DG:56:ALA:HB2	33:DG:153:ARG:CZ	2.39	0.53
42:DT:132:LYS:C	42:DT:134:GLU:H	2.11	0.53
48:DZ:4:LEU:HD11	48:DZ:42:GLU:OE1	2.09	0.53
58:D9:9:ARG:HH11	58:D9:9:ARG:CB	2.21	0.53
1:AA:92:C:H3'	1:AA:93:G:H8	1.73	0.53
1:AA:458:C:H2'	1:AA:460:G:H8	1.73	0.53
4:AD:28:SER:O	4:AD:30:LYS:HG2	2.09	0.53
4:AD:51:PRO:HB3	4:AD:55:ALA:HB1	1.90	0.53
4:AD:105:VAL:HG13	4:AD:110:PHE:HB2	1.90	0.53

*Continued on next page...*

*Continued from previous page...*

Atom-1	Atom-2	Interatomic distance (Å)	Clash overlap (Å)
8:AH:51:VAL:HG11	8:AH:60:ARG:CG	2.38	0.53
8:AH:85:ARG:HD3	8:AH:86:ILE:N	2.24	0.53
8:AH:91:ARG:NH1	17:AQ:33:GLY:HA3	2.23	0.53
12:AL:8:VAL:HG21	17:AQ:34:LYS:HD3	1.90	0.53
13:AM:9:ILE:HG21	13:AM:11:ARG:NH2	2.10	0.53
18:AR:44:LEU:HA	18:AR:49:LYS:O	2.08	0.53
19:AS:61:TYR:O	19:AS:62:ILE:CB	2.56	0.53
20:AT:41:ILE:HG13	20:AT:42:GLN:N	2.24	0.53
24:AX:17:C:OP1	24:AX:61:C:H5'	2.09	0.53
24:AX:47:U:H3'	24:AX:48:C:C5'	2.38	0.53
27:BA:125:G:H4'	27:BA:126:A:OP2	2.06	0.53
27:BA:2219:G:O5'	27:BA:2219:G:H8	1.92	0.53
27:BA:2253:G:H2'	27:BA:2254:C:C6	2.44	0.53
27:BA:2291:U:H2'	27:BA:2292:C:C6	2.43	0.53
27:BA:2296:U:H4'	27:BA:2297:C:OP1	2.08	0.53
27:BA:2839:G:H4'	40:BR:49:ASP:OD2	2.08	0.53
30:BD:166:GLN:HE21	30:BD:166:GLN:CA	2.22	0.53
32:BF:184:TYR:CE1	38:BP:7:ARG:NH2	2.76	0.53
37:BO:61:VAL:HG12	37:BO:87:ILE:HD11	1.90	0.53
39:BQ:33:GLY:HA2	39:BQ:105:GLU:HA	1.91	0.53
41:BS:93:LYS:O	41:BS:93:LYS:HG3	2.08	0.53
42:BT:24:PRO:HA	42:BT:49:VAL:HG13	1.89	0.53
43:BU:24:TYR:CD1	43:BU:38:THR:HG21	2.43	0.53
44:BV:17:GLY:HA2	44:BV:96:ILE:HB	1.91	0.53
47:BY:89:PHE:O	47:BY:90:LEU:HB3	2.07	0.53
55:B6:36:LEU:HD13	55:B6:50:ARG:NH2	2.23	0.53
57:B8:33:ASN:CA	57:B8:36:LYS:HZ3	2.22	0.53
57:B8:53:PRO:HA	57:B8:56:GLU:CB	2.39	0.53
1:CA:995:C:N3	1:CA:1046:A:O2'	2.38	0.53
2:CB:104:ASN:OD1	2:CB:104:ASN:O	2.26	0.53
4:CD:68:TYR:OH	4:CD:196:LEU:HD21	2.09	0.53
9:CI:82:ALA:HB1	9:CI:96:LEU:HD13	1.89	0.53
14:CN:45:ARG:HH11	14:CN:45:ARG:CG	2.18	0.53
19:CS:6:LYS:HG2	19:CS:7:LYS:HE2	1.89	0.53
27:DA:14:A:N6	27:DA:15:G:C2	2.77	0.53
27:DA:16:G:H1	27:DA:524:U:H3	1.56	0.53
27:DA:92:A:H2'	27:DA:93:G:O4'	2.08	0.53
27:DA:389:G:N1	38:DP:71:VAL:HG12	2.23	0.53
27:DA:592:G:O3'	57:D8:62:LEU:HD21	2.09	0.53
27:DA:874:G:H5'	27:DA:874:G:C8	2.42	0.53
27:DA:940:G:H2'	27:DA:941:A:O4'	2.09	0.53

*Continued on next page...*

*Continued from previous page...*

Atom-1	Atom-2	Interatomic distance (Å)	Clash overlap (Å)
27:DA:979:G:H3'	27:DA:980:A:C5'	2.39	0.53
27:DA:1971:A:H5'	27:DA:1971:A:H8	1.74	0.53
27:DA:2001:A:H4'	27:DA:2689:U:H2'	1.90	0.53
27:DA:2467:C:OP1	58:D9:8:LYS:HE3	2.09	0.53
27:DA:2539:C:H5''	58:D9:3:VAL:HG11	1.91	0.53
27:DA:2696:U:H2'	27:DA:2697:G:C8	2.43	0.53
30:DD:8:PRO:HB3	30:DD:14:ARG:HB3	1.90	0.53
30:DD:134:ARG:HD3	30:DD:188:GLU:OE2	2.08	0.53
31:DE:27:LEU:CD2	42:DT:1:MET:HB2	2.39	0.53
33:DG:139:LEU:H	33:DG:139:LEU:HD23	1.73	0.53
35:DI:130:TYR:O	35:DI:131:LYS:HB3	2.08	0.53
36:DN:19:GLU:C	36:DN:21:LYS:H	2.11	0.53
37:DO:71:ARG:HH12	42:DT:74:ARG:NH1	2.07	0.53
40:DR:38:VAL:O	40:DR:41:ALA:HB3	2.08	0.53
41:DS:56:LEU:O	41:DS:57:LYS:HB2	2.08	0.53
42:DT:29:ARG:HG2	42:DT:86:ILE:O	2.08	0.53
42:DT:85:LYS:HB3	42:DT:85:LYS:HZ2	1.73	0.53
45:DW:36:LEU:HD13	45:DW:48:ALA:HA	1.91	0.53
48:DZ:149:LEU:HD13	48:DZ:149:LEU:N	2.23	0.53
51:D2:12:GLU:OE1	51:D2:16:LEU:HD11	2.08	0.53
1:AA:114:U:H2'	1:AA:115:G:C8	2.43	0.53
1:AA:189(D):C:H1'	1:AA:189(H):G:N2	2.24	0.53
1:AA:266:G:H1	1:AA:270:A:H62	1.54	0.53
1:AA:633:G:H3'	1:AA:634:C:H6	1.73	0.53
1:AA:693:G:N2	25:AY:36:A:C2	2.77	0.53
1:AA:797:C:O2'	1:AA:798:G:H5'	2.09	0.53
1:AA:1000:U:N3	1:AA:1042:G:N2	2.56	0.53
1:AA:1306:A:N6	1:AA:1331:G:H1'	2.24	0.53
2:AB:51:LEU:HD22	2:AB:55:PHE:HE2	1.74	0.53
2:AB:137:ARG:HA	2:AB:140:HIS:HB3	1.90	0.53
9:AI:97:LYS:CB	9:AI:98:PRO:HD3	2.30	0.53
27:BA:486:C:H2'	27:BA:487:C:C6	2.43	0.53
27:BA:1019:U:O2'	27:BA:1021:A:C2	2.54	0.53
27:BA:1919:A:H2'	27:BA:1919:A:N3	2.24	0.53
27:BA:2199:A:H3'	27:BA:2200:C:H6	1.72	0.53
27:BA:2308:G:N7	27:BA:2310:A:C5'	2.71	0.53
27:BA:2335:A:C8	27:BA:2337:G:C5	2.96	0.53
27:BA:2396:G:O2'	27:BA:2397:G:H5'	2.09	0.53
32:BF:83:PHE:O	32:BF:85:GLY:N	2.38	0.53
34:BH:10:PRO:HG3	34:BH:50:VAL:C	2.28	0.53
35:BI:22:LYS:O	35:BI:23:PRO:C	2.46	0.53

*Continued on next page...*



*Continued from previous page...*

Atom-1	Atom-2	Interatomic distance (Å)	Clash overlap (Å)
35:BI:109:ILE:HG23	35:BI:130:TYR:CE2	2.43	0.53
37:BO:87:ILE:CG2	37:BO:88:ASN:N	2.71	0.53
38:BP:23:PRO:HG3	38:BP:29:LYS:HB3	1.91	0.53
38:BP:71:VAL:HG13	38:BP:72:PRO:N	2.23	0.53
44:BV:35:LEU:C	44:BV:37:VAL:N	2.60	0.53
47:BY:10:GLY:O	47:BY:27:VAL:HG22	2.09	0.53
56:B7:47:ARG:C	56:B7:48:LYS:HD3	2.29	0.53
1:CA:161:A:O2'	1:CA:162:A:H5'	2.09	0.53
1:CA:709:G:H2'	1:CA:710:G:C8	2.44	0.53
1:CA:777:A:H2'	1:CA:778:G:C8	2.43	0.53
1:CA:1015:A:H2'	1:CA:1016:A:H8	1.70	0.53
1:CA:1292:U:H5'	9:CI:38:GLN:OE1	2.07	0.53
1:CA:1360:A:H8	1:CA:1360:A:OP1	1.91	0.53
2:CB:81:VAL:HG12	2:CB:81:VAL:O	2.09	0.53
2:CB:103:THR:OG1	2:CB:176:GLU:HG3	2.09	0.53
3:CC:76:VAL:CG2	3:CC:103:VAL:HG11	2.38	0.53
4:CD:58:LEU:HD23	4:CD:206:PHE:CE1	2.44	0.53
8:CH:38:ILE:HD11	8:CH:118:VAL:O	2.09	0.53
16:CP:55:ARG:O	16:CP:58:TYR:N	2.42	0.53
18:CR:40:LEU:HD12	18:CR:40:LEU:N	2.08	0.53
25:CY:69:C:H2'	25:CY:70:C:O4'	2.07	0.53
27:DA:113:G:H5'	27:DA:114:U:OP1	2.09	0.53
27:DA:158:U:O3'	27:DA:171:G:C8	2.61	0.53
27:DA:173:G:C2	27:DA:174:C:C2	2.97	0.53
27:DA:332:A:O2'	27:DA:333:G:H5''	2.08	0.53
27:DA:816:C:H2'	27:DA:817:C:H6	1.73	0.53
27:DA:1670:C:O2	31:DE:129:HIS:HE1	1.91	0.53
27:DA:1843:C:H2'	27:DA:1844:C:H6	1.73	0.53
27:DA:1924:C:O2'	27:DA:1925:C:H5'	2.09	0.53
27:DA:1926:U:H2'	27:DA:1928:A:OP2	2.08	0.53
28:DB:111:G:H2'	28:DB:112:U:C5'	2.39	0.53
30:DD:267:SER:O	30:DD:269:PHE:N	2.42	0.53
38:DP:101:VAL:CG1	38:DP:108:LYS:H	2.20	0.53
38:DP:112:LEU:H	38:DP:128:HIS:CD2	2.23	0.53
42:DT:30:VAL:HA	42:DT:44:ASP:HA	1.90	0.53
42:DT:36:GLU:HG2	42:DT:36:GLU:O	2.08	0.53
45:DW:5:ALA:O	45:DW:6:ILE:CB	2.57	0.53
45:DW:6:ILE:HA	45:DW:103:ILE:O	2.09	0.53
55:D6:41:PRO:C	55:D6:43:CYS:H	2.11	0.53
1:AA:719:C:H1'	18:AR:49:LYS:HB3	1.91	0.53
1:AA:802:A:H2'	1:AA:803:G:O4'	2.08	0.53

*Continued on next page...*

*Continued from previous page...*

Atom-1	Atom-2	Interatomic distance (Å)	Clash overlap (Å)
1:AA:1070:U:H2'	1:AA:1071:C:C6	2.44	0.53
2:AB:95:GLN:HE21	2:AB:147:LYS:HG2	1.72	0.53
2:AB:236:TYR:HA	2:AB:239:VAL:HG23	1.91	0.53
5:AE:13:ILE:HG22	5:AE:13:ILE:O	2.07	0.53
7:AG:85:TYR:HD1	7:AG:154:TYR:HE1	1.56	0.53
8:AH:25:ASP:C	8:AH:26:VAL:HG12	2.29	0.53
9:AI:119:ALA:O	9:AI:120:ARG:CB	2.57	0.53
10:AJ:58:ASP:O	10:AJ:59:SER:C	2.46	0.53
17:AQ:67:LYS:O	17:AQ:68:ARG:HB3	2.09	0.53
20:AT:26:ASN:HB2	20:AT:71:THR:HG23	1.89	0.53
23:AW:40:C:O2'	23:AW:41:G:H5'	2.08	0.53
23:AW:69:C:O2'	23:AW:70:C:H5'	2.09	0.53
27:BA:271(F):C:O2'	27:BA:271(G):C:H5'	2.08	0.53
27:BA:271(U):G:C2'	27:BA:271(V):G:H5'	2.39	0.53
27:BA:330:A:C2	27:BA:1210:A:H2'	2.40	0.53
27:BA:633:A:H2'	27:BA:634:C:H5'	1.89	0.53
27:BA:1115:G:H2'	27:BA:1116:C:C6	2.44	0.53
27:BA:2086:U:H2'	27:BA:2087:G:C8	2.44	0.53
27:BA:2116:G:O2'	27:BA:2117:A:OP1	2.24	0.53
27:BA:2266:A:H4'	27:BA:2267:A:N3	2.23	0.53
27:BA:2549:G:C2'	27:BA:2550:G:H5'	2.39	0.53
27:BA:2852:G:H2'	27:BA:2853:C:C6	2.43	0.53
27:BA:2872:G:O2'	27:BA:2873:A:H5'	2.09	0.53
33:BG:43:LEU:CB	33:BG:88:ILE:HD11	2.34	0.53
33:BG:104:GLU:OE2	53:B4:50:THR:HG22	2.08	0.53
34:BH:10:PRO:HD3	34:BH:50:VAL:O	2.07	0.53
34:BH:24:VAL:CG2	34:BH:35:VAL:HB	2.39	0.53
35:BI:41:GLU:HG2	35:BI:44:LEU:HD23	1.91	0.53
36:BN:133:GLN:CG	36:BN:134:ARG:H	2.21	0.53
47:BY:2:ARG:HD3	47:BY:3:VAL:N	2.23	0.53
47:BY:96:ILE:CD1	47:BY:99:CYS:HB2	2.38	0.53
53:B4:41:ILE:HD13	53:B4:47:VAL:HG13	1.90	0.53
55:B6:18:ARG:HG3	55:B6:19:ARG:H	1.73	0.53
56:B7:24:THR:HG23	56:B7:27:GLY:CA	2.37	0.53
1:CA:14:U:O2	1:CA:17:U:H5	1.92	0.53
1:CA:104:G:O2'	1:CA:105:G:H5'	2.09	0.53
1:CA:325:A:N6	1:CA:326:G:N1	2.57	0.53
1:CA:1320:C:C2	19:CS:72:GLY:HA3	2.43	0.53
2:CB:46:LYS:HA	2:CB:49:GLU:OE1	2.08	0.53
2:CB:51:LEU:HD23	2:CB:201:ILE:CD1	2.38	0.53
3:CC:34:LEU:HD11	3:CC:38:ARG:NH2	2.23	0.53

*Continued on next page...*

*Continued from previous page...*

Atom-1	Atom-2	Interatomic distance (Å)	Clash overlap (Å)
3:CC:182:ILE:HG23	3:CC:202:ILE:O	2.08	0.53
23:CW:71:A:H5'	23:CW:72:G:OP2	2.08	0.53
27:DA:2331:G:H4'	49:D0:43:THR:N	2.22	0.53
27:DA:2533:A:H5''	27:DA:2665:A:O2'	2.09	0.53
27:DA:2571:C:H5'	27:DA:2572:A:C5'	2.38	0.53
27:DA:2747:G:H4'	34:DH:67:LEU:CD1	2.39	0.53
30:DD:24:ILE:HG13	30:DD:82:ILE:O	2.08	0.53
30:DD:26:LYS:HE2	30:DD:81:ALA:HA	1.91	0.53
30:DD:34:VAL:O	30:DD:34:VAL:HG13	2.09	0.53
33:DG:52:ILE:O	33:DG:54:GLU:HG2	2.09	0.53
33:DG:101:ILE:CD1	33:DG:105:LYS:HE3	2.38	0.53
33:DG:128:ARG:C	33:DG:130:ASN:N	2.61	0.53
35:DI:94:ALA:HB2	35:DI:116:LEU:HD21	1.90	0.53
40:DR:54:LEU:HD23	40:DR:66:VAL:HB	1.89	0.53
42:DT:29:ARG:HG2	42:DT:86:ILE:N	2.23	0.53
43:DU:22:LYS:HZ3	43:DU:30:LYS:NZ	2.07	0.53
46:DX:35:THR:HG22	46:DX:38:GLU:N	2.24	0.53
47:DY:76:CYS:O	47:DY:99:CYS:SG	2.66	0.53
47:DY:81:LYS:HB3	47:DY:82:PRO:HD2	1.90	0.53
1:AA:291:C:O2'	1:AA:292:G:H5'	2.08	0.53
1:AA:324:G:P	20:AT:22:ARG:HD2	2.49	0.53
1:AA:1255:G:H5'	3:AC:26:LYS:NZ	2.24	0.53
1:AA:1410:G:H2'	1:AA:1411:C:C6	2.43	0.53
2:AB:11:LEU:HD23	2:AB:11:LEU:N	2.24	0.53
2:AB:96:ARG:O	2:AB:98:LEU:N	2.42	0.53
2:AB:132:LYS:HA	2:AB:135:GLN:HB2	1.89	0.53
4:AD:149:ALA:O	4:AD:153:ARG:N	2.38	0.53
4:AD:173:TRP:HA	4:AD:187:ARG:NH1	2.24	0.53
6:AF:62:TRP:CD1	18:AR:35:ARG:CZ	2.92	0.53
7:AG:50:ILE:HB	7:AG:58:PRO:HG3	1.91	0.53
7:AG:57:GLU:HG3	7:AG:60:LYS:HB3	1.89	0.53
17:AQ:15:MET:HE3	17:AQ:43:LEU:HD22	1.91	0.53
20:AT:98:PRO:O	20:AT:100:ILE:N	2.39	0.53
25:AY:69:C:H2'	25:AY:70:C:C6	2.44	0.53
27:BA:363(C):G:H2'	27:BA:363(D):G:C8	2.44	0.53
27:BA:1000:A:H5'	27:BA:1000:A:C8	2.41	0.53
27:BA:1655:A:H3'	27:BA:1656:C:C6	2.44	0.53
27:BA:1677:A:H2'	27:BA:1678:G:H8	1.73	0.53
27:BA:2347:C:H2'	27:BA:2348:U:C6	2.44	0.53
27:BA:2570:G:H2'	27:BA:2571:C:O4'	2.09	0.53
27:BA:2755:C:C4	58:B9:19:ARG:NH1	2.76	0.53

*Continued on next page...*

*Continued from previous page...*

Atom-1	Atom-2	Interatomic distance (Å)	Clash overlap (Å)
29:BC:83:ILE:CG2	29:BC:94:VAL:HG23	2.32	0.53
29:BC:169:GLY:HA3	29:BC:172:HIS:O	2.08	0.53
30:BD:142:VAL:HG23	30:BD:192:THR:C	2.29	0.53
30:BD:270:ILE:O	30:BD:271:ILE:HG23	2.08	0.53
31:BE:57:LYS:C	31:BE:59:VAL:H	2.12	0.53
35:BI:29:TYR:HD2	35:BI:30:LEU:HD23	1.74	0.53
38:BP:18:ARG:O	38:BP:20:GLY:N	2.42	0.53
38:BP:48:PRO:O	38:BP:49:ARG:C	2.46	0.53
41:BS:90:GLY:C	41:BS:92:TYR:H	2.11	0.53
44:BV:19:LYS:HG2	44:BV:94:LEU:HB2	1.89	0.53
49:B0:24:LYS:HB2	49:B0:36:ILE:HD11	1.91	0.53
50:B1:80:LEU:HD12	50:B1:80:LEU:H	1.73	0.53
51:B2:32:LEU:HD11	51:B2:54:LYS:HD3	1.91	0.53
1:CA:68:G:N2	1:CA:102:G:N1	2.55	0.53
1:CA:106:C:H2'	1:CA:107:G:C8	2.36	0.53
1:CA:386:C:C2'	1:CA:387:U:H5'	2.38	0.53
1:CA:797:C:O2'	1:CA:798:G:H5'	2.08	0.53
1:CA:895:G:H2'	1:CA:896:C:C6	2.44	0.53
1:CA:940:C:O2'	1:CA:941:G:H5'	2.08	0.53
1:CA:963:G:N2	10:CJ:55:LYS:NZ	2.54	0.53
1:CA:1053:G:N7	1:CA:1200:C:H5''	2.24	0.53
1:CA:1132:C:O2'	1:CA:1133:G:H5'	2.09	0.53
1:CA:1226:C:C5	13:CM:104:ARG:HB2	2.44	0.53
1:CA:1348:U:H2'	1:CA:1349:A:H8	1.72	0.53
3:CC:64:VAL:HG22	3:CC:99:VAL:HA	1.90	0.53
4:CD:28:SER:O	4:CD:30:LYS:N	2.42	0.53
12:CL:38:ARG:HG2	12:CL:39:THR:O	2.09	0.53
13:CM:56:LEU:HD13	13:CM:56:LEU:C	2.29	0.53
19:CS:24:ALA:O	19:CS:25:LYS:CB	2.56	0.53
27:DA:141:A:H8	27:DA:1408:C:O2'	1.92	0.53
27:DA:185:U:H2'	27:DA:186:G:H8	1.74	0.53
27:DA:271(P):C:H2'	27:DA:271(Q):G:C8	2.43	0.53
27:DA:479:A:OP1	47:DY:34:LYS:NZ	2.42	0.53
27:DA:603:A:H5'	27:DA:604:G:OP1	2.08	0.53
27:DA:1278:A:OP1	40:DR:36:THR:HG22	2.09	0.53
27:DA:1590:U:C3'	27:DA:1591:G:H5''	2.38	0.53
27:DA:2283:C:H2'	27:DA:2284:C:H5'	1.90	0.53
27:DA:2531:A:H61	27:DA:2662:A:H61	1.56	0.53
30:DD:44:ASN:OD1	30:DD:44:ASN:N	2.39	0.53
30:DD:213:ARG:O	30:DD:215:LEU:N	2.42	0.53
33:DG:117:PHE:HD1	33:DG:118:ARG:N	2.07	0.53

*Continued on next page...*

*Continued from previous page...*

Atom-1	Atom-2	Interatomic distance (Å)	Clash overlap (Å)
33:DG:128:ARG:HE	33:DG:128:ARG:H	1.55	0.53
35:DI:129:THR:OG1	35:DI:135:GLU:HB3	2.09	0.53
42:DT:26:ASP:C	42:DT:26:ASP:OD2	2.47	0.53
42:DT:128:GLU:O	42:DT:130:ALA:N	2.40	0.53
44:DV:18:LEU:CD1	44:DV:19:LYS:N	2.72	0.53
45:DW:110:LYS:HG3	45:DW:111:HIS:ND1	2.24	0.53
46:DX:60:ARG:NH1	56:D7:47:ARG:NH2	2.51	0.53
51:D2:63:VAL:HG22	51:D2:66:GLU:OE2	2.08	0.53
1:AA:152:A:N7	1:AA:169:C:N4	2.56	0.53
1:AA:161:A:O2'	1:AA:162:A:H5'	2.09	0.53
1:AA:637:G:H2'	1:AA:638:G:H8	1.73	0.53
1:AA:1053:G:C4'	1:AA:1054:C:H5'	2.39	0.53
1:AA:1251:A:H2'	1:AA:1252:A:C8	2.44	0.53
1:AA:1305:G:O2'	1:AA:1306:A:C8	2.62	0.53
3:AC:12:LEU:HD12	3:AC:18:TRP:CD1	2.44	0.53
3:AC:109:PRO:C	3:AC:111:LEU:H	2.12	0.53
3:AC:118:GLN:O	3:AC:122:GLU:HG3	2.08	0.53
7:AG:111:ARG:HD2	7:AG:123:GLU:HB2	1.90	0.53
13:AM:49:THR:HB	13:AM:52:GLU:CG	2.25	0.53
15:AO:17:ARG:HG3	15:AO:17:ARG:NH1	2.24	0.53
17:AQ:63:ARG:HG2	17:AQ:64:PRO:CD	2.39	0.53
20:AT:31:SER:O	20:AT:35:THR:HB	2.09	0.53
27:BA:8:A:H2	27:BA:2896:C:N3	2.07	0.53
27:BA:686:G:H5''	56:B7:11:LYS:HE2	1.91	0.53
27:BA:946:G:O2'	27:BA:947:G:H5'	2.09	0.53
27:BA:1171:G:H2'	27:BA:1171:G:N3	2.23	0.53
27:BA:1495:A:N3	27:BA:1496:A:H2	2.04	0.53
27:BA:1657:C:H2'	27:BA:1658:C:H6	1.73	0.53
27:BA:2313:C:C4'	33:BG:40:ASN:ND2	2.71	0.53
27:BA:2803:C:H2'	27:BA:2804:C:C2	2.44	0.53
30:BD:136:ILE:O	30:BD:168:ARG:NH2	2.42	0.53
33:BG:56:ALA:HA	33:BG:59:GLU:HG2	1.90	0.53
35:BI:83:ALA:HB2	35:BI:88:ILE:HG23	1.91	0.53
38:BP:56:SER:O	38:BP:58:THR:N	2.42	0.53
38:BP:77:ARG:HB2	38:BP:78:PRO:HD2	1.91	0.53
38:BP:120:ALA:HB1	38:BP:138:LEU:HD13	1.89	0.53
39:BQ:16:ARG:C	39:BQ:17:LEU:HD23	2.28	0.53
41:BS:91:PRO:O	41:BS:93:LYS:N	2.42	0.53
42:BT:106:SER:O	42:BT:107:ASP:HB3	2.09	0.53
42:BT:107:ASP:CG	42:BT:108:ARG:N	2.62	0.53
45:BW:6:ILE:HG22	45:BW:8:ARG:HD3	1.91	0.53

*Continued on next page...*

*Continued from previous page...*

Atom-1	Atom-2	Interatomic distance (Å)	Clash overlap (Å)
1:CA:223:U:O2'	1:CA:224:C:H5'	2.08	0.53
1:CA:253:U:H2'	1:CA:254:G:C8	2.43	0.53
1:CA:472:A:H2'	1:CA:473:G:O4'	2.09	0.53
1:CA:1445:C:C4	1:CA:1446:U:H5	2.23	0.53
2:CB:39:ILE:HG22	2:CB:40:HIS:N	2.24	0.53
2:CB:44:LEU:H	2:CB:44:LEU:HD12	1.73	0.53
4:CD:150:GLU:CD	4:CD:150:GLU:N	2.62	0.53
8:CH:60:ARG:HH11	8:CH:60:ARG:HG3	1.74	0.53
8:CH:132:GLU:O	8:CH:134:ILE:N	2.41	0.53
10:CJ:50:ILE:HD12	10:CJ:60:ARG:NH1	2.24	0.53
15:CO:12:ILE:C	15:CO:14:GLU:H	2.12	0.53
17:CQ:10:VAL:HG12	17:CQ:19:VAL:HB	1.91	0.53
17:CQ:77:VAL:O	17:CQ:78:GLU:HB3	2.08	0.53
27:DA:335:C:H2'	27:DA:336:C:C5	2.44	0.53
27:DA:625:G:O6	38:DP:107:LYS:HD2	2.08	0.53
27:DA:769:G:H2'	27:DA:770:G:H8	1.73	0.53
27:DA:814:C:C5	38:DP:27:HIS:CE1	2.97	0.53
27:DA:1041:C:H5'	27:DA:1042:G:OP2	2.09	0.53
27:DA:1149:G:H2'	27:DA:1150:C:C6	2.44	0.53
27:DA:1300:U:H1'	27:DA:1626:G:C2	2.43	0.53
27:DA:1638:C:OP1	27:DA:2710:C:O2'	2.27	0.53
27:DA:2736:G:O2'	27:DA:2737:G:H5'	2.09	0.53
27:DA:2839:G:C5'	40:DR:46:GLY:HA2	2.38	0.53
28:DB:55:U:H2'	28:DB:56:G:H8	1.67	0.53
30:DD:10:THR:HG23	30:DD:13:ARG:HB2	1.90	0.53
30:DD:110:GLY:O	30:DD:112:GLN:HG3	2.09	0.53
30:DD:145:VAL:CG1	30:DD:146:GLU:N	2.72	0.53
32:DF:78:ILE:HD13	32:DF:78:ILE:N	2.09	0.53
33:DG:43:LEU:HD22	33:DG:43:LEU:N	2.21	0.53
35:DI:4:ILE:HG12	35:DI:18:VAL:CG2	2.39	0.53
35:DI:81:VAL:HG23	35:DI:143:SER:N	2.24	0.53
35:DI:111:PRO:C	35:DI:112:LYS:HE2	2.28	0.53
38:DP:64:LYS:CB	57:D8:25:MET:HG3	2.38	0.53
40:DR:28:LEU:HA	40:DR:34:ILE:HG12	1.90	0.53
42:DT:67:SER:O	42:DT:68:TYR:HB2	2.09	0.53
47:DY:28:LYS:CB	47:DY:39:VAL:H	2.21	0.53
47:DY:81:LYS:HB3	47:DY:82:PRO:CD	2.39	0.53
48:DZ:70:VAL:HA	48:DZ:86:ASP:O	2.07	0.53
48:DZ:98:TYR:CE2	48:DZ:124:LEU:HB2	2.44	0.53
51:D2:3:LEU:O	51:D2:3:LEU:HD23	2.09	0.53
55:D6:48:VAL:O	55:D6:49:HIS:HB2	2.09	0.53

*Continued on next page...*

*Continued from previous page...*

Atom-1	Atom-2	Interatomic distance (Å)	Clash overlap (Å)
57:D8:37:SER:C	57:D8:39:LYS:N	2.60	0.53
1:AA:1098:C:O4'	1:AA:1168:A:H2	1.91	0.53
1:AA:1396:A:H4'	1:AA:1397:C:H5''	1.91	0.53
2:AB:77:ALA:HB1	2:AB:211:ILE:HG21	1.91	0.53
3:AC:97:LYS:HG2	3:AC:98:ASN:H	1.74	0.53
4:AD:67:ILE:HG22	4:AD:68:TYR:H	1.72	0.53
4:AD:105:VAL:HG21	4:AD:126:ILE:HG21	1.89	0.53
8:AH:137:VAL:HG12	8:AH:138:TRP:N	2.23	0.53
9:AI:50:LEU:C	9:AI:53:VAL:HG22	2.30	0.53
12:AL:3:THR:CG2	12:AL:6:GLN:HG3	2.33	0.53
13:AM:50:GLU:O	13:AM:54:VAL:HG23	2.09	0.53
13:AM:82:MET:O	13:AM:83:ASP:C	2.46	0.53
16:AP:74:LEU:HD12	16:AP:74:LEU:N	2.25	0.53
20:AT:26:ASN:ND2	20:AT:26:ASN:H	2.06	0.53
25:AY:20:A:N6	25:AY:45:U:H1'	2.24	0.53
25:AY:23:G:H2'	25:AY:24:C:O4'	2.09	0.53
27:BA:41:C:H2'	27:BA:42:G:O4'	2.09	0.53
27:BA:141:A:C8	27:BA:1408:C:O2'	2.44	0.53
27:BA:1326:U:H2'	27:BA:1327:C:C6	2.44	0.53
27:BA:1345:C:C2'	27:BA:1346:G:H5'	2.39	0.53
27:BA:2207:G:H2'	27:BA:2207:G:N3	2.24	0.53
27:BA:2335:A:O2'	27:BA:2336:A:H5''	2.09	0.53
30:BD:7:LYS:HB3	30:BD:8:PRO:HD2	1.91	0.53
31:BE:44:TYR:O	31:BE:45:THR:CB	2.56	0.53
32:BF:34:TRP:CZ2	38:BP:12:ALA:HB2	2.44	0.53
32:BF:114:VAL:HG11	32:BF:202:PHE:CE2	2.44	0.53
34:BH:89:ILE:O	34:BH:161:GLY:O	2.27	0.53
35:BI:52:ARG:O	35:BI:54:GLN:N	2.42	0.53
36:BN:1:MET:HE2	36:BN:2:LYS:N	2.24	0.53
38:BP:65:ARG:CD	57:B8:46:ARG:HH22	2.22	0.53
41:BS:41:ASP:OD2	41:BS:44:LYS:HB3	2.09	0.53
43:BU:92:ARG:CG	43:BU:92:ARG:NH1	2.69	0.53
57:B8:53:PRO:HA	57:B8:56:GLU:HB2	1.90	0.53
58:B9:22:ARG:HB2	58:B9:24:TYR:CE1	2.42	0.53
1:CA:13:U:O2'	1:CA:14:U:H5'	2.09	0.53
1:CA:631:G:O2'	1:CA:632:A:C8	2.58	0.53
1:CA:736:C:H2'	1:CA:737:A:H8	1.74	0.53
1:CA:853:G:O2'	1:CA:854:G:H5'	2.09	0.53
2:CB:208:ILE:HG22	2:CB:208:ILE:O	2.09	0.53
4:CD:146:ILE:N	4:CD:146:ILE:CD1	2.72	0.53
5:CE:7:GLU:HB3	5:CE:112:LEU:HD13	1.91	0.53

*Continued on next page...*

*Continued from previous page...*

Atom-1	Atom-2	Interatomic distance (Å)	Clash overlap (Å)
7:CG:69:VAL:HG22	7:CG:135:VAL:HA	1.91	0.53
8:CH:53:VAL:O	8:CH:56:LYS:HB2	2.09	0.53
10:CJ:61:GLU:OE1	14:CN:58:LYS:HE2	2.09	0.53
17:CQ:77:VAL:O	17:CQ:78:GLU:CB	2.57	0.53
20:CT:73:HIS:O	20:CT:74:LYS:C	2.47	0.53
20:CT:97:ALA:C	20:CT:99:LEU:H	2.12	0.53
27:DA:195:A:OP1	38:DP:46:LYS:HE2	2.09	0.53
27:DA:239:U:H1'	27:DA:259:G:N2	2.23	0.53
27:DA:377:C:H2'	27:DA:378:C:C6	2.44	0.53
27:DA:559:G:O2'	27:DA:560:C:H5'	2.09	0.53
27:DA:996:A:OP1	44:DV:10:LYS:HG2	2.09	0.53
27:DA:1221:C:O2'	27:DA:1221(A):C:H5'	2.09	0.53
27:DA:1357:U:H2'	27:DA:1358:G:C8	2.44	0.53
27:DA:2756:U:O5'	27:DA:2756:U:C6	2.61	0.53
27:DA:2823:A:OP1	31:DE:113:PHE:HB2	2.08	0.53
28:DB:21:G:C4	28:DB:22:U:C6	2.97	0.53
29:DC:18:LYS:CD	29:DC:19:VAL:HG23	2.37	0.53
31:DE:69:LYS:O	31:DE:70:ALA:C	2.46	0.53
32:DF:29:ASN:HB2	32:DF:112:MET:CE	2.38	0.53
33:DG:104:GLU:HG2	53:D4:50:THR:HG21	1.90	0.53
38:DP:29:LYS:HD2	38:DP:29:LYS:N	2.23	0.53
39:DQ:57:HIS:O	39:DQ:57:HIS:ND1	2.40	0.53
45:DW:10:VAL:O	45:DW:11:ARG:CB	2.52	0.53
47:DY:27:VAL:HA	47:DY:28:LYS:HZ1	1.71	0.53
48:DZ:62:ASP:HB2	48:DZ:64:GLN:HB2	1.90	0.53
48:DZ:67:PRO:O	48:DZ:89:VAL:HA	2.09	0.53
48:DZ:156:LEU:HB3	48:DZ:160:VAL:O	2.08	0.53
1:AA:370:C:O2'	1:AA:371:G:H5'	2.09	0.52
9:AI:10:ARG:HG2	9:AI:104:ARG:O	2.08	0.52
10:AJ:5:ARG:HA	10:AJ:73:ASP:OD1	2.08	0.52
11:AK:41:THR:HG21	11:AK:71:LYS:CB	2.38	0.52
12:AL:21:VAL:CG2	12:AL:23:ALA:HB2	2.39	0.52
17:AQ:66:SER:O	17:AQ:67:LYS:C	2.48	0.52
18:AR:56:THR:CB	18:AR:58:LEU:HD13	2.39	0.52
27:BA:843:G:C2'	27:BA:844:C:H5'	2.39	0.52
27:BA:908:C:O2'	27:BA:909:A:H5'	2.09	0.52
27:BA:1816:G:N1	30:BD:37:LEU:HD12	2.25	0.52
30:BD:26:LYS:HD2	30:BD:81:ALA:CA	2.39	0.52
30:BD:69:ARG:NH1	30:BD:128:GLY:O	2.38	0.52
30:BD:198:ASN:ND2	30:BD:198:ASN:O	2.42	0.52
34:BH:126:PRO:O	34:BH:127:GLU:CB	2.57	0.52

*Continued on next page...*



*Continued from previous page...*

Atom-1	Atom-2	Interatomic distance (Å)	Clash overlap (Å)
35:BI:130:TYR:HB3	35:BI:136:VAL:HG12	1.90	0.52
38:BP:61:ARG:HH11	57:B8:13:ARG:CD	2.22	0.52
42:BT:8:LYS:O	42:BT:11:GLU:HB2	2.09	0.52
48:BZ:156:LEU:H	48:BZ:156:LEU:CD1	2.20	0.52
1:CA:137:C:N4	1:CA:226:G:H1	2.07	0.52
1:CA:142:G:H2'	1:CA:143:A:H8	1.73	0.52
1:CA:628:G:O2'	1:CA:629:G:H5'	2.08	0.52
1:CA:678:U:H2'	1:CA:679:C:C6	2.44	0.52
1:CA:1190:G:H3'	3:CC:3:ASN:HD21	1.73	0.52
1:CA:1429:C:H2'	1:CA:1430:C:C6	2.44	0.52
2:CB:46:LYS:O	2:CB:50:GLU:HG2	2.09	0.52
4:CD:119:GLN:CG	4:CD:123:HIS:CD2	2.92	0.52
7:CG:20:ASP:HB3	7:CG:23:VAL:CG2	2.36	0.52
7:CG:60:LYS:HZ3	7:CG:63:LYS:HB3	1.74	0.52
7:CG:113:GLU:HB2	7:CG:119:ARG:CD	2.38	0.52
9:CI:4:TYR:HB2	9:CI:19:LEU:HG	1.90	0.52
12:CL:117:TYR:N	12:CL:117:TYR:CD1	2.76	0.52
25:CY:41:G:C2	25:CY:42:G:H1'	2.45	0.52
27:DA:186:G:O2'	27:DA:187:G:H5'	2.08	0.52
27:DA:818:G:N1	27:DA:1188:U:OP2	2.38	0.52
27:DA:914:C:H2'	27:DA:915:C:C5'	2.37	0.52
27:DA:1441:G:H2'	27:DA:1442:G:C8	2.43	0.52
27:DA:1653:G:O2'	27:DA:1654:A:OP2	2.21	0.52
27:DA:1709:U:H2'	27:DA:1710:C:C6	2.44	0.52
27:DA:2317:C:C2'	27:DA:2318:G:H5'	2.39	0.52
27:DA:2523:G:H5'	27:DA:2523:G:C8	2.41	0.52
27:DA:2750:A:O2'	27:DA:2752:C:H5	1.90	0.52
30:DD:13:ARG:HD2	30:DD:16:MET:CE	2.39	0.52
33:DG:72:ARG:CZ	33:DG:86:MET:HG3	2.39	0.52
35:DI:116:LEU:HD12	35:DI:117:GLU:N	2.24	0.52
37:DO:64:ARG:HD3	37:DO:79:PHE:CD2	2.44	0.52
38:DP:115:LEU:N	38:DP:115:LEU:HD23	2.24	0.52
39:DQ:42:ILE:HG22	39:DQ:47:ILE:HG13	1.91	0.52
39:DQ:43:THR:CB	39:DQ:45:GLN:HG2	2.36	0.52
40:DR:2:ARG:HH21	40:DR:5:LYS:NZ	2.07	0.52
42:DT:16:ARG:O	42:DT:17:THR:HB	2.08	0.52
42:DT:104:ASN:C	42:DT:106:SER:H	2.10	0.52
43:DU:17:ILE:HG23	43:DU:39:LEU:CD1	2.39	0.52
43:DU:90:VAL:CG1	44:DV:11:GLN:HE22	2.21	0.52
44:DV:21:ARG:HG2	44:DV:91:TYR:CE2	2.44	0.52
45:DW:15:ARG:HA	45:DW:18:ARG:HD2	1.90	0.52

*Continued on next page...*

*Continued from previous page...*

Atom-1	Atom-2	Interatomic distance (Å)	Clash overlap (Å)
45:DW:82:LEU:HD22	45:DW:84:ARG:NH1	2.22	0.52
1:AA:152:A:H3'	1:AA:153:C:C6	2.45	0.52
1:AA:538:G:OP1	12:AL:110:ARG:HD2	2.09	0.52
1:AA:582:U:H2'	1:AA:583:A:H8	1.75	0.52
1:AA:584:G:H2'	1:AA:585:G:C8	2.45	0.52
1:AA:1309:G:O2'	1:AA:1310:G:H5'	2.09	0.52
1:AA:1508:G:O2'	1:AA:1509:C:H5'	2.08	0.52
2:AB:155:LEU:HD21	2:AB:157:ARG:O	2.09	0.52
3:AC:36:ASP:HA	3:AC:39:ILE:HD12	1.90	0.52
3:AC:113:ALA:HB3	3:AC:183:ASP:OD2	2.09	0.52
3:AC:164:ARG:NH1	3:AC:164:ARG:CB	2.71	0.52
11:AK:48:ILE:HD13	11:AK:48:ILE:N	2.24	0.52
12:AL:83:ARG:HH21	12:AL:96:HIS:CB	2.22	0.52
17:AQ:3:LYS:HD3	17:AQ:60:ILE:HD11	1.91	0.52
23:AW:3:G:O2'	23:AW:4:G:H5'	2.10	0.52
27:BA:859:G:H5'	27:BA:2268:A:O2'	2.09	0.52
27:BA:1142(A):A:H8	27:BA:1142(A):A:H5'	1.75	0.52
27:BA:1408:C:H2'	27:BA:1409:C:C6	2.44	0.52
27:BA:1773:A:H2'	27:BA:1774:C:O4'	2.10	0.52
27:BA:2359:C:H2'	27:BA:2360:A:O4'	2.09	0.52
31:BE:173:VAL:O	31:BE:174:ASP:O	2.26	0.52
34:BH:68:THR:O	34:BH:70:THR:N	2.42	0.52
36:BN:55:VAL:CG2	36:BN:126:PRO:HA	2.38	0.52
36:BN:87:LEU:O	36:BN:91:LEU:HD12	2.08	0.52
38:BP:9:ASN:O	38:BP:10:PRO:C	2.44	0.52
46:BX:12:VAL:CG2	46:BX:17:ALA:HB1	2.39	0.52
48:BZ:7:TYR:HB2	48:BZ:37:TYR:CE2	2.44	0.52
1:CA:245:C:H2'	1:CA:246:A:H5'	1.90	0.52
1:CA:429:U:H1'	1:CA:430:A:H5''	1.91	0.52
2:CB:92:TYR:OH	2:CB:150:SER:HB3	2.09	0.52
2:CB:194:PRO:O	2:CB:195:ASP:C	2.48	0.52
3:CC:181:ASN:HD22	3:CC:204:LEU:HB2	1.71	0.52
5:CE:72:GLN:O	5:CE:73:ASN:HB3	2.09	0.52
5:CE:101:ILE:HD13	5:CE:118:ILE:O	2.08	0.52
8:CH:53:VAL:O	8:CH:54:ASP:HB2	2.09	0.52
11:CK:48:ILE:HG22	11:CK:49:GLY:H	1.74	0.52
11:CK:80:VAL:HG22	11:CK:103:LEU:HD12	1.91	0.52
11:CK:106:LYS:O	11:CK:107:SER:CB	2.57	0.52
12:CL:24:LEU:HD22	12:CL:24:LEU:N	2.24	0.52
16:CP:26:ARG:HG2	16:CP:26:ARG:NH1	2.24	0.52
18:CR:53:ARG:NH2	18:CR:60:ALA:N	2.54	0.52

*Continued on next page...*

Continued from previous page...

Atom-1	Atom-2	Interatomic distance (Å)	Clash overlap (Å)
27:DA:272(B):G:H2'	27:DA:272(C):G:C8	2.37	0.52
27:DA:355:G:H2'	27:DA:356:G:C5'	2.36	0.52
27:DA:828:U:H4'	27:DA:831:G:N1	2.24	0.52
27:DA:1388:G:O2'	27:DA:1389:G:H5'	2.08	0.52
27:DA:1833:U:O2'	27:DA:1969:A:N1	2.33	0.52
27:DA:2111:C:O4'	27:DA:2118:U:H1'	2.09	0.52
27:DA:2165:G:H2'	27:DA:2166:G:C8	2.44	0.52
28:DB:21:G:H1	28:DB:62:C:H42	1.57	0.52
31:DE:134:ILE:HG12	31:DE:134:ILE:O	2.09	0.52
32:DF:160:ASN:OD1	32:DF:163:VAL:HG23	2.09	0.52
33:DG:161:THR:CG2	33:DG:162:THR:N	2.71	0.52
36:DN:3:THR:O	36:DN:5:VAL:N	2.42	0.52
36:DN:32:THR:HG23	36:DN:37:LYS:HD3	1.92	0.52
39:DQ:141:GLN:OXT	48:DZ:98:TYR:N	2.33	0.52
40:DR:28:LEU:CD2	40:DR:114:VAL:HG12	2.40	0.52
41:DS:96:GLY:O	41:DS:98:VAL:N	2.39	0.52
41:DS:101:LEU:HD22	41:DS:102:ALA:C	2.29	0.52
43:DU:15:LYS:HG2	43:DU:19:LYS:HE2	1.90	0.52
43:DU:45:TYR:O	43:DU:47:TYR:N	2.42	0.52
48:DZ:75:LEU:N	48:DZ:75:LEU:HD13	2.23	0.52
55:D6:26:ASN:O	55:D6:27:LYS:HD3	2.09	0.52
57:D8:37:SER:OG	57:D8:39:LYS:HB3	2.09	0.52
1:AA:1207:G:H2'	1:AA:1208:C:C6	2.44	0.52
1:AA:1398:A:H8	1:AA:1398:A:H5'	1.75	0.52
2:AB:83:MET:O	2:AB:86:GLU:N	2.42	0.52
2:AB:109:SER:C	2:AB:111:ARG:H	2.12	0.52
3:AC:5:ILE:HD13	3:AC:6:HIS:N	2.24	0.52
5:AE:71:LEU:HD21	5:AE:115:VAL:HG22	1.91	0.52
16:AP:21:VAL:O	16:AP:33:ILE:HG12	2.10	0.52
19:AS:24:ALA:O	19:AS:25:LYS:HB2	2.10	0.52
20:AT:84:LEU:C	20:AT:86:ARG:H	2.13	0.52
24:AX:3:C:C3'	24:AX:4:G:H5''	2.39	0.52
27:BA:66:C:N3	27:BA:89:G:C6	2.77	0.52
27:BA:1594:G:C8	27:BA:1594:G:C5'	2.90	0.52
27:BA:1854:A:H5'	27:BA:1855:G:OP2	2.09	0.52
27:BA:2012:G:O2'	45:BW:96:ILE:HD11	2.09	0.52
27:BA:2308:G:H2'	27:BA:2309:A:C8	2.44	0.52
27:BA:2373:G:H2'	27:BA:2374:C:C6	2.43	0.52
27:BA:2648:C:H2'	27:BA:2649:U:C6	2.44	0.52
29:BC:27:ARG:O	29:BC:27:ARG:HG3	2.08	0.52
30:BD:118:VAL:O	30:BD:129:ASN:HA	2.10	0.52

Continued on next page...

*Continued from previous page...*

Atom-1	Atom-2	Interatomic distance (Å)	Clash overlap (Å)
34:BH:18:GLU:O	34:BH:24:VAL:HA	2.09	0.52
34:BH:41:MET:CE	34:BH:54:ARG:HA	2.38	0.52
35:BI:73:GLU:HG2	35:BI:73:GLU:O	2.10	0.52
35:BI:75:LEU:HD11	35:BI:105:HIS:CE1	2.44	0.52
36:BN:19:GLU:HG3	36:BN:20:GLY:N	2.24	0.52
38:BP:105:LEU:HD23	38:BP:105:LEU:H	1.74	0.52
40:BR:2:ARG:O	40:BR:3:HIS:C	2.47	0.52
41:BS:57:LYS:CD	41:BS:58:LEU:H	2.14	0.52
41:BS:105:ALA:C	41:BS:107:GLU:N	2.60	0.52
46:BX:57:LEU:HD12	46:BX:57:LEU:N	2.25	0.52
47:BY:15:VAL:CG2	47:BY:72:VAL:HG12	2.36	0.52
47:BY:97:ARG:NE	47:BY:98:VAL:HG23	2.25	0.52
48:BZ:103:PHE:HB3	48:BZ:140:VAL:CG1	2.37	0.52
55:B6:20:ASN:HD22	55:B6:21:TYR:N	1.98	0.52
57:B8:17:THR:O	57:B8:19:SER:N	2.42	0.52
1:CA:44:G:H2'	1:CA:45:U:O4'	2.08	0.52
1:CA:64:G:C2	1:CA:68:G:O6	2.62	0.52
1:CA:522:C:H2'	1:CA:523:A:O4'	2.09	0.52
1:CA:1005:A:H61	1:CA:1025:U:H5'	1.75	0.52
1:CA:1161:C:H42	1:CA:1175:G:H1	1.56	0.52
1:CA:1349:A:H2'	1:CA:1350:A:C8	2.44	0.52
8:CH:6:ILE:HD12	8:CH:6:ILE:N	2.23	0.52
11:CK:92:GLU:HB3	11:CK:93:GLN:HE22	1.73	0.52
17:CQ:83:ASP:CG	17:CQ:84:LEU:H	2.13	0.52
25:CY:56:G:H2'	25:CY:57:A:H5'	1.91	0.52
27:DA:251:A:H2'	27:DA:252:G:O4'	2.09	0.52
27:DA:570:G:H2'	27:DA:2030:A:C6	2.44	0.52
27:DA:1161:C:H2'	27:DA:1162:G:C8	2.45	0.52
27:DA:1656:C:H42	27:DA:2004:G:H1	1.55	0.52
27:DA:1817:G:H2'	27:DA:1818:U:H5'	1.91	0.52
27:DA:2758:A:H3'	27:DA:2758:A:OP2	2.10	0.52
30:DD:145:VAL:HG22	30:DD:191:ALA:CB	2.38	0.52
31:DE:61:ARG:HB3	31:DE:62:PRO:CD	2.39	0.52
31:DE:201:THR:OG1	31:DE:202:LYS:N	2.42	0.52
33:DG:152:LEU:HG	33:DG:153:ARG:H	1.74	0.52
35:DI:57:ARG:O	35:DI:61:ARG:HD2	2.09	0.52
36:DN:55:VAL:HG13	36:DN:126:PRO:HB3	1.90	0.52
39:DQ:31:ASP:HB3	39:DQ:134:ARG:HH11	1.73	0.52
39:DQ:58:PHE:O	39:DQ:61:GLY:N	2.43	0.52
40:DR:48:VAL:HA	40:DR:51:LEU:HD12	1.91	0.52
40:DR:77:ARG:C	40:DR:79:LEU:N	2.62	0.52

*Continued on next page...*

*Continued from previous page...*

Atom-1	Atom-2	Interatomic distance (Å)	Clash overlap (Å)
42:DT:82:LEU:O	42:DT:83:ILE:O	2.27	0.52
44:DV:21:ARG:O	44:DV:22:VAL:HG13	2.09	0.52
45:DW:51:LEU:O	45:DW:51:LEU:HD13	2.10	0.52
47:DY:18:GLY:O	47:DY:20:TYR:N	2.42	0.52
47:DY:46:LYS:HD3	47:DY:62:GLU:CG	2.37	0.52
51:D2:63:VAL:HA	51:D2:66:GLU:OE2	2.08	0.52
52:D3:46:ASN:O	52:D3:49:LYS:N	2.42	0.52
55:D6:12:GLU:CB	55:D6:23:THR:HA	2.39	0.52
1:AA:132:C:O2'	1:AA:133:U:H5'	2.09	0.52
1:AA:574:A:H1'	1:AA:883:C:H1'	1.91	0.52
1:AA:721:G:H4'	1:AA:722:A:O5'	2.10	0.52
1:AA:741:G:H2'	1:AA:742:G:O4'	2.10	0.52
1:AA:753:A:H4'	1:AA:754:C:C5'	2.39	0.52
1:AA:832:C:O2'	1:AA:833:U:H5'	2.08	0.52
1:AA:1139:G:N2	1:AA:1143:G:C2	2.78	0.52
2:AB:84:GLU:OE1	2:AB:216:SER:HA	2.10	0.52
3:AC:103:VAL:HG12	3:AC:103:VAL:O	2.08	0.52
3:AC:157:ILE:CD1	3:AC:166:GLU:HB2	2.40	0.52
12:AL:65:ALA:CB	12:AL:97:ILE:HG13	2.39	0.52
15:AO:46:HIS:O	15:AO:48:LYS:N	2.42	0.52
15:AO:65:ARG:HB2	15:AO:65:ARG:HH11	1.73	0.52
17:AQ:18:THR:HG22	17:AQ:19:VAL:N	2.24	0.52
18:AR:76:LEU:N	18:AR:76:LEU:HD22	2.25	0.52
18:AR:82:THR:HG22	18:AR:83:GLU:H	1.75	0.52
19:AS:41:VAL:O	19:AS:44:MET:HB2	2.10	0.52
19:AS:42:PRO:HD3	53:B4:80:ARG:HH22	1.74	0.52
24:AX:65:C:C2'	24:AX:66:C:H5'	2.40	0.52
27:BA:97:C:H5''	51:B2:2:LYS:CB	2.39	0.52
27:BA:524:U:H4'	27:BA:555:U:H4'	1.91	0.52
27:BA:2276:G:C2	27:BA:2277:G:N7	2.78	0.52
27:BA:2491:U:H5'	27:BA:2570:G:H5''	1.92	0.52
27:BA:2584:U:O5'	27:BA:2584:U:H6	1.92	0.52
32:BF:17:ARG:HG3	32:BF:17:ARG:NH1	2.23	0.52
33:BG:45:GLU:HG3	33:BG:51:ARG:HH12	1.74	0.52
36:BN:133:GLN:CG	36:BN:134:ARG:N	2.67	0.52
41:BS:49:VAL:CG2	41:BS:80:LEU:HD22	2.40	0.52
44:BV:21:ARG:HB3	44:BV:91:TYR:HB2	1.91	0.52
1:CA:15:G:H2'	1:CA:16:A:C8	2.45	0.52
1:CA:502:G:H2'	1:CA:503:C:O4'	2.10	0.52
1:CA:1227:A:H2'	1:CA:1228:C:O5'	2.09	0.52
1:CA:1360:A:H2'	1:CA:1361:G:O4'	2.09	0.52

*Continued on next page...*

*Continued from previous page...*

Atom-1	Atom-2	Interatomic distance (Å)	Clash overlap (Å)
2:CB:141:GLU:O	2:CB:143:GLU:N	2.42	0.52
4:CD:65:ARG:NH1	4:CD:72:GLU:N	2.57	0.52
8:CH:12:ARG:NH1	8:CH:26:VAL:HA	2.23	0.52
12:CL:57:LEU:HD21	12:CL:63:VAL:HG22	1.91	0.52
27:DA:231:C:O2'	27:DA:232:G:H5'	2.10	0.52
27:DA:869:G:O2'	27:DA:870:A:H5'	2.09	0.52
27:DA:873:G:C2'	27:DA:874:G:C5'	2.88	0.52
27:DA:2420:C:O5'	27:DA:2420:C:H6	1.92	0.52
27:DA:2776:A:O2'	27:DA:2777:G:OP2	2.23	0.52
30:DD:13:ARG:HA	30:DD:16:MET:HE3	1.90	0.52
31:DE:48:GLN:HE21	31:DE:78:LEU:HD13	1.74	0.52
31:DE:199:ARG:HH11	31:DE:199:ARG:HB3	1.75	0.52
32:DF:17:ARG:O	32:DF:18:ARG:HB2	2.08	0.52
32:DF:23:ASP:CG	32:DF:24:LEU:N	2.62	0.52
33:DG:56:ALA:O	33:DG:60:LEU:HB2	2.08	0.52
35:DI:47:LEU:HD23	35:DI:48:GLU:N	2.24	0.52
36:DN:57:ALA:O	36:DN:58:ASP:O	2.27	0.52
39:DQ:130:LYS:HZ2	48:DZ:79:ARG:HD3	1.74	0.52
42:DT:7:ILE:O	42:DT:10:VAL:HB	2.09	0.52
43:DU:72:HIS:CE1	43:DU:107:ALA:HB2	2.45	0.52
44:DV:89:GLN:OE1	44:DV:90:PRO:HD2	2.09	0.52
46:DX:8:ILE:HD11	46:DX:43:VAL:HA	1.91	0.52
53:D4:61:VAL:HG12	53:D4:61:VAL:O	2.09	0.52
1:AA:1392:G:O2'	1:AA:1393:U:H5'	2.09	0.52
2:AB:69:LEU:HD13	2:AB:91:PRO:CB	2.39	0.52
3:AC:149:ALA:HA	3:AC:201:TYR:O	2.10	0.52
5:AE:150:ARG:HG3	5:AE:150:ARG:HH11	1.74	0.52
7:AG:143:ARG:HH11	7:AG:143:ARG:CB	2.21	0.52
9:AI:84:ALA:O	9:AI:87:GLN:N	2.39	0.52
13:AM:4:ILE:HA	13:AM:57:ARG:HG3	1.90	0.52
18:AR:53:ARG:HA	18:AR:63:GLN:NE2	2.25	0.52
23:AW:14:A:H2'	23:AW:15:G:O4'	2.10	0.52
24:AX:47:U:H3'	24:AX:48:C:H5''	1.92	0.52
27:BA:78:A:H2'	27:BA:79:G:H8	1.74	0.52
27:BA:710:G:O2'	27:BA:711:G:H5'	2.09	0.52
27:BA:1230:C:H2'	27:BA:1231:G:C8	2.45	0.52
27:BA:1448:G:H1'	27:BA:1528:A:N6	2.24	0.52
27:BA:1505:C:C2'	27:BA:1506:C:H6	2.17	0.52
27:BA:1698:A:C8	27:BA:1700:A:H5''	2.45	0.52
27:BA:2071:A:C2	27:BA:2441:C:N3	2.78	0.52
27:BA:2523:G:H8	27:BA:2523:G:H5'	1.74	0.52

*Continued on next page...*

*Continued from previous page...*

Atom-1	Atom-2	Interatomic distance (Å)	Clash overlap (Å)
29:BC:147:PHE:O	29:BC:148:ASN:CB	2.58	0.52
31:BE:60:ASN:O	31:BE:63:LEU:CB	2.57	0.52
32:BF:124:LEU:O	32:BF:193:VAL:HA	2.09	0.52
34:BH:44:VAL:N	34:BH:46:GLU:OE2	2.39	0.52
35:BI:75:LEU:HD21	35:BI:105:HIS:NE2	2.25	0.52
39:BQ:137:TYR:HH	48:BZ:80:ARG:HD3	1.70	0.52
40:BR:33:ARG:NE	40:BR:115:GLU:OE2	2.41	0.52
44:BV:5:VAL:HG22	44:BV:6:LYS:N	2.24	0.52
47:BY:81:LYS:NZ	47:BY:98:VAL:CG2	2.72	0.52
50:B1:91:LYS:HA	50:B1:94:LEU:HD12	1.92	0.52
55:B6:20:ASN:O	55:B6:21:TYR:CD1	2.61	0.52
1:CA:665:A:H1'	1:CA:733:A:O4'	2.09	0.52
1:CA:702:A:H3'	1:CA:703:G:H5'	1.90	0.52
1:CA:1211:U:H4'	1:CA:1212:U:OP1	2.10	0.52
1:CA:1326:C:H2'	1:CA:1327:C:C6	2.44	0.52
4:CD:7:PRO:HB2	4:CD:10:ARG:HD2	1.91	0.52
10:CJ:20:ALA:C	10:CJ:22:LYS:H	2.13	0.52
13:CM:41:PRO:O	13:CM:43:THR:N	2.43	0.52
27:DA:363(B):G:H2'	27:DA:363(C):G:C8	2.45	0.52
27:DA:370:G:H4'	27:DA:371:A:OP2	2.10	0.52
27:DA:744:G:OP1	31:DE:132:HIS:HB3	2.10	0.52
27:DA:796:C:H2'	27:DA:797:C:H6	1.70	0.52
27:DA:1794:U:H2'	27:DA:1795:C:H6	1.74	0.52
27:DA:1797:C:O2'	30:DD:259:THR:HG23	2.09	0.52
27:DA:2221:G:H2'	27:DA:2222:G:H5''	1.90	0.52
27:DA:2821:A:O2'	27:DA:2822:G:H5'	2.09	0.52
27:DA:2872:G:C4	27:DA:2873:A:N7	2.78	0.52
36:DN:42:TRP:HA	36:DN:42:TRP:CE3	2.45	0.52
36:DN:66:LYS:O	36:DN:87:LEU:HD12	2.08	0.52
39:DQ:42:ILE:CG2	39:DQ:47:ILE:HG13	2.40	0.52
39:DQ:62:GLY:HA3	39:DQ:107:ALA:O	2.10	0.52
41:DS:99:LYS:O	41:DS:101:LEU:HD12	2.10	0.52
1:AA:59:A:H2'	1:AA:59:A:N3	2.23	0.52
1:AA:59:A:C5'	1:AA:60:A:H5''	2.40	0.52
1:AA:484:G:H4'	1:AA:485:G:O5'	2.10	0.52
1:AA:973:G:C1'	10:AJ:55:LYS:HZ3	2.21	0.52
2:AB:178:ARG:HH11	2:AB:178:ARG:CB	2.22	0.52
2:AB:217:ARG:HA	2:AB:220:ASP:OD2	2.09	0.52
3:AC:25:GLY:O	3:AC:28:GLN:O	2.28	0.52
3:AC:79:ARG:O	3:AC:79:ARG:HG3	2.10	0.52
3:AC:164:ARG:CB	3:AC:164:ARG:HH11	2.22	0.52

*Continued on next page...*

*Continued from previous page...*

Atom-1	Atom-2	Interatomic distance (Å)	Clash overlap (Å)
5:AE:126:ARG:CG	5:AE:126:ARG:NH1	2.66	0.52
7:AG:9:VAL:O	7:AG:10:ARG:C	2.48	0.52
8:AH:63:LEU:HD22	8:AH:63:LEU:H	1.75	0.52
9:AI:114:TYR:CD1	10:AJ:60:ARG:HG2	2.45	0.52
16:AP:68:ASP:C	16:AP:70:ALA:N	2.63	0.52
20:AT:53:LEU:O	20:AT:54:LYS:C	2.48	0.52
23:AW:40:C:H2'	23:AW:41:G:H8	1.75	0.52
27:BA:69:C:H2'	27:BA:73:A:O2'	2.09	0.52
27:BA:70:G:N2	27:BA:114:U:N3	2.58	0.52
27:BA:111:A:H5''	51:B2:69:ARG:NH1	2.18	0.52
27:BA:990:A:N6	27:BA:1186:G:H1'	2.24	0.52
27:BA:1743:C:H2'	27:BA:1744:C:O4'	2.10	0.52
27:BA:1952:A:C5	37:BO:22:ILE:HD12	2.44	0.52
27:BA:2466:C:O2'	27:BA:2467:C:H5'	2.09	0.52
27:BA:2536:G:C6	27:BA:2537:U:C4	2.97	0.52
29:BC:39:GLU:HG2	29:BC:180:PHE:CB	2.39	0.52
29:BC:47:LEU:HD23	29:BC:47:LEU:N	2.24	0.52
29:BC:87:GLU:O	29:BC:92:ASP:HA	2.09	0.52
31:BE:119:ARG:CD	31:BE:160:TYR:HB2	2.34	0.52
32:BF:164:ARG:HG3	32:BF:175:THR:HG23	1.92	0.52
32:BF:202:PHE:CE1	32:BF:206:ILE:HD11	2.45	0.52
34:BH:85:LYS:HD3	34:BH:133:VAL:CB	2.37	0.52
37:BO:3:GLN:O	37:BO:4:PRO:C	2.48	0.52
37:BO:115:VAL:HG13	37:BO:121:VAL:HG21	1.90	0.52
39:BQ:137:TYR:OH	48:BZ:80:ARG:CD	2.52	0.52
40:BR:64:ARG:HA	40:BR:67:LEU:HD22	1.91	0.52
44:BV:39:LEU:CA	44:BV:47:VAL:CG1	2.87	0.52
58:B9:25:VAL:C	58:B9:26:ILE:HD12	2.29	0.52
1:CA:334:C:O2'	1:CA:335:C:H5'	2.09	0.52
3:CC:23:TYR:CB	10:CJ:10:GLY:HA2	2.40	0.52
4:CD:9:CYS:HA	4:CD:12:CYS:HB2	1.92	0.52
5:CE:145:LYS:HA	8:CH:107:LEU:CD2	2.40	0.52
6:CF:1:MET:HB3	6:CF:67:MET:O	2.10	0.52
8:CH:7:ALA:HB2	8:CH:85:ARG:HH11	1.75	0.52
10:CJ:84:GLN:O	10:CJ:88:LEU:HB3	2.09	0.52
13:CM:3:ARG:CB	53:D4:60:GLU:HG2	2.23	0.52
15:CO:46:HIS:C	15:CO:48:LYS:H	2.13	0.52
20:CT:44:ALA:HA	20:CT:92:LEU:HD21	1.92	0.52
27:DA:107:C:H2'	27:DA:108:U:C6	2.44	0.52
27:DA:320:A:H4'	27:DA:322:A:C8	2.44	0.52
27:DA:514:A:O2'	27:DA:515:A:H5'	2.09	0.52

*Continued on next page...*



Continued from previous page...

Atom-1	Atom-2	Interatomic distance (Å)	Clash overlap (Å)
27:DA:995:C:C4	36:DN:1:MET:HG3	2.45	0.52
27:DA:1494:A:C2'	27:DA:1495:A:H5''	2.40	0.52
27:DA:1629:U:O2	27:DA:2698:U:H5''	2.10	0.52
27:DA:1756:G:H4'	27:DA:1758:G:O4'	2.08	0.52
27:DA:2309:A:H2	27:DA:2310:A:H2	1.56	0.52
27:DA:2519:U:OP1	27:DA:2519:U:H3'	2.10	0.52
27:DA:2852:G:O5'	27:DA:2852:G:H8	1.92	0.52
27:DA:2873:A:H5''	27:DA:2874:C:OP2	2.09	0.52
29:DC:68:LEU:CD1	29:DC:179:SER:HA	2.39	0.52
31:DE:173:VAL:O	31:DE:174:ASP:C	2.48	0.52
32:DF:53:THR:HG22	32:DF:56:GLU:OE2	2.09	0.52
33:DG:59:GLU:OE2	33:DG:149:VAL:HG12	2.09	0.52
33:DG:72:ARG:HB3	33:DG:85:GLY:O	2.09	0.52
33:DG:125:PHE:HA	33:DG:131:TYR:HA	1.92	0.52
34:DH:158:HIS:CD2	34:DH:170:ARG:HA	2.45	0.52
35:DI:94:ALA:O	35:DI:96:ASP:N	2.43	0.52
38:DP:16:ARG:HH11	38:DP:16:ARG:CB	2.23	0.52
39:DQ:139:GLU:OE2	39:DQ:139:GLU:HA	2.08	0.52
42:DT:28:VAL:HG22	42:DT:47:GLY:N	2.24	0.52
48:DZ:9:ARG:HH11	48:DZ:9:ARG:HB3	1.74	0.52
48:DZ:95:VAL:CG1	48:DZ:96:GLU:H	2.20	0.52
48:DZ:175:PRO:CB	48:DZ:176:PRO:HD2	2.39	0.52
57:D8:2:PRO:O	57:D8:3:LYS:C	2.48	0.52
1:AA:516:U:O4	1:AA:533:A:OP2	2.28	0.52
1:AA:770:C:O4'	1:AA:900:A:H2	1.92	0.52
1:AA:818:G:H3'	1:AA:819:A:H5''	1.90	0.52
1:AA:973:G:O4'	10:AJ:55:LYS:HB3	2.10	0.52
2:AB:158:LEU:HD23	2:AB:180:LEU:HD13	1.91	0.52
5:AE:67:VAL:HG13	5:AE:69:VAL:HG22	1.92	0.52
6:AF:24:GLU:HB2	6:AF:28:ARG:NH1	2.25	0.52
6:AF:81:ILE:HG22	6:AF:82:ARG:N	2.25	0.52
6:AF:82:ARG:HB2	6:AF:85:VAL:CG2	2.40	0.52
8:AH:60:ARG:NH1	8:AH:60:ARG:CG	2.70	0.52
12:AL:24:LEU:HB2	12:AL:30:ARG:HD2	1.92	0.52
12:AL:88:LYS:HG3	12:AL:89:ASP:N	2.25	0.52
17:AQ:67:LYS:HA	17:AQ:70:ARG:NH1	2.25	0.52
20:AT:18:GLN:O	20:AT:19:SER:C	2.47	0.52
24:AX:68:C:H2'	24:AX:69:C:C6	2.45	0.52
27:BA:659:C:H1'	32:BF:102:PRO:HD3	1.92	0.52
27:BA:1047:G:C8	27:BA:1110:G:C6	2.98	0.52
27:BA:1499:C:C2'	27:BA:1500:G:H5'	2.40	0.52

Continued on next page...

*Continued from previous page...*

Atom-1	Atom-2	Interatomic distance (Å)	Clash overlap (Å)
27:BA:1613:G:C6	27:BA:1619:G:O6	2.63	0.52
27:BA:2277:G:C2'	27:BA:2278:A:H5'	2.40	0.52
27:BA:2681:C:H5	27:BA:2725:A:N6	2.07	0.52
27:BA:2844:G:C6	27:BA:2845:G:C4	2.98	0.52
29:BC:76:ALA:C	29:BC:78:ALA:N	2.63	0.52
30:BD:132:PRO:HD3	30:BD:190:TYR:CE2	2.45	0.52
30:BD:267:SER:C	30:BD:269:PHE:H	2.12	0.52
31:BE:79:ARG:HD2	31:BE:79:ARG:N	2.21	0.52
34:BH:54:ARG:NH2	34:BH:62:LYS:HG2	2.24	0.52
35:BI:114:LEU:O	35:BI:115:ALA:HB3	2.09	0.52
38:BP:89:ALA:O	38:BP:91:PHE:N	2.43	0.52
42:BT:28:VAL:O	42:BT:29:ARG:HB2	2.10	0.52
43:BU:92:ARG:C	43:BU:94:ASN:N	2.53	0.52
47:BY:95:LYS:CE	47:BY:99:CYS:O	2.54	0.52
48:BZ:43:PHE:C	48:BZ:43:PHE:CD1	2.83	0.52
49:B0:40:GLN:HG3	49:B0:42:GLY:O	2.10	0.52
52:B3:8:LEU:HG	52:B3:23:LEU:CD2	2.40	0.52
53:B4:75:VAL:O	53:B4:76:ASP:CB	2.58	0.52
1:CA:68:G:H3'	1:CA:68:G:C8	2.45	0.52
1:CA:69:G:H2'	1:CA:70:G:C8	2.44	0.52
1:CA:1182:G:H4'	1:CA:1183:A:H5''	1.92	0.52
3:CC:52:LEU:HD23	3:CC:52:LEU:N	2.25	0.52
3:CC:70:VAL:C	3:CC:106:VAL:HG23	2.30	0.52
3:CC:182:ILE:HG23	3:CC:202:ILE:C	2.30	0.52
5:CE:10:MET:HA	5:CE:32:VAL:HA	1.90	0.52
9:CI:27:THR:CG2	9:CI:30:GLY:HA2	2.40	0.52
10:CJ:8:LEU:HB3	10:CJ:16:LEU:HD21	1.91	0.52
15:CO:24:SER:H	15:CO:28:GLN:HE21	1.56	0.52
19:CS:6:LYS:HG2	19:CS:7:LYS:CE	2.40	0.52
20:CT:89:ARG:HB2	20:CT:104:LEU:CD1	2.39	0.52
27:DA:472:A:O3'	27:DA:508:G:N2	2.40	0.52
27:DA:485:C:O2'	27:DA:486:C:H5'	2.10	0.52
27:DA:713:G:H2'	27:DA:714:U:C6	2.44	0.52
27:DA:820:A:H1'	27:DA:943:U:H1'	1.92	0.52
27:DA:1352:U:O2'	27:DA:1353:A:H5'	2.10	0.52
27:DA:1566:A:OP1	30:DD:211:ARG:NH1	2.42	0.52
27:DA:2110:G:H8	27:DA:2110:G:OP2	1.91	0.52
27:DA:2319:G:H4'	27:DA:2320:A:OP1	2.10	0.52
31:DE:27:LEU:HD21	42:DT:1:MET:HB2	1.91	0.52
36:DN:104:LYS:C	36:DN:106:MET:H	2.12	0.52
37:DO:67:LYS:O	37:DO:69:ILE:HD12	2.09	0.52

*Continued on next page...*

*Continued from previous page...*

Atom-1	Atom-2	Interatomic distance (Å)	Clash overlap (Å)
37:DO:104:ARG:CZ	37:DO:104:ARG:HB3	2.40	0.52
41:DS:67:ARG:HH12	41:DS:100:ALA:CB	2.07	0.52
41:DS:80:LEU:HD12	41:DS:80:LEU:H	1.75	0.52
42:DT:14:TYR:HD1	42:DT:14:TYR:H	1.55	0.52
47:DY:75:ILE:HA	47:DY:80:GLY:CA	2.38	0.52
47:DY:77:PRO:O	47:DY:78:ALA:CB	2.58	0.52
50:D1:3:LYS:HG3	50:D1:4:VAL:N	2.17	0.52
50:D1:66:HIS:C	50:D1:68:PRO:HD2	2.30	0.52
57:D8:43:GLN:O	57:D8:44:LYS:HD2	2.10	0.52
1:AA:59:A:H1'	1:AA:354:G:N2	2.25	0.52
1:AA:97:G:HO2'	1:AA:98:G:C5'	2.23	0.52
1:AA:376:G:OP1	16:AP:5:ARG:HB2	2.10	0.52
1:AA:820:U:H4'	1:AA:821:G:OP2	2.10	0.52
1:AA:1280:A:H5''	10:AJ:40:LEU:HD13	1.91	0.52
1:AA:1366:C:H2'	1:AA:1367:C:C6	2.44	0.52
2:AB:18:GLY:HA2	2:AB:40:HIS:O	2.10	0.52
4:AD:119:GLN:O	4:AD:123:HIS:HB2	2.09	0.52
9:AI:11:LYS:C	9:AI:13:ALA:H	2.13	0.52
12:AL:112:LYS:O	12:AL:113:SER:C	2.47	0.52
13:AM:10:PRO:CG	13:AM:18:ALA:HB1	2.38	0.52
15:AO:63:ARG:O	15:AO:67:LEU:HG	2.09	0.52
20:AT:72:LEU:HD11	20:AT:80:ARG:HG3	1.92	0.52
24:AX:43:A:H2'	24:AX:44:A:H8	1.74	0.52
27:BA:26:G:OP1	45:BW:80:PRO:HB3	2.10	0.52
27:BA:97:C:H5''	51:B2:2:LYS:HB3	1.90	0.52
27:BA:1278:A:H2'	27:BA:1279:G:C8	2.44	0.52
27:BA:2327:A:H2'	27:BA:2328:A:H8	1.68	0.52
32:BF:27:GLU:O	32:BF:27:GLU:HG3	2.08	0.52
34:BH:81:GLU:O	34:BH:82:GLY:O	2.27	0.52
36:BN:55:VAL:HG22	36:BN:56:ASN:N	2.25	0.52
38:BP:105:LEU:N	38:BP:105:LEU:CD2	2.73	0.52
39:BQ:45:GLN:CD	39:BQ:45:GLN:N	2.63	0.52
48:BZ:36:VAL:O	48:BZ:37:TYR:HB3	2.09	0.52
48:BZ:68:THR:HA	48:BZ:90:LEU:HD13	1.91	0.52
56:B7:28:ARG:HG3	56:B7:28:ARG:NH1	2.24	0.52
57:B8:23:VAL:CG1	57:B8:46:ARG:HB3	2.39	0.52
1:CA:160:A:H2	1:CA:343:U:H1'	1.74	0.52
1:CA:578:C:H2'	1:CA:579:G:O4'	2.10	0.52
1:CA:620:C:N1	4:CD:135:LEU:HD23	2.25	0.52
1:CA:955:U:O2'	1:CA:956:U:H5'	2.09	0.52
1:CA:1456:G:H2'	20:CT:39:LYS:NZ	2.15	0.52

*Continued on next page...*

*Continued from previous page...*

Atom-1	Atom-2	Interatomic distance (Å)	Clash overlap (Å)
5:CE:79:GLU:HA	5:CE:91:LEU:O	2.10	0.52
5:CE:80:ILE:HD11	5:CE:138:ALA:HB1	1.92	0.52
11:CK:116:HIS:O	11:CK:117:ASN:HB2	2.09	0.52
27:DA:937:U:H2'	27:DA:938:G:C8	2.45	0.52
27:DA:2287:A:N6	27:DA:2344:U:H3	2.08	0.52
27:DA:2312:U:O2	33:DG:42:GLY:HA3	2.10	0.52
27:DA:2336:A:H61	49:D0:43:THR:CG2	2.23	0.52
28:DB:100:A:C4	28:DB:101:G:C8	2.98	0.52
29:DC:22:ILE:CG2	29:DC:24:GLU:HB2	2.40	0.52
29:DC:124:GLY:O	29:DC:125:SER:CB	2.58	0.52
33:DG:47:LYS:HD2	33:DG:81:LYS:HD3	1.92	0.52
34:DH:18:GLU:HB2	34:DH:25:LYS:NZ	2.25	0.52
36:DN:58:ASP:C	36:DN:60:ILE:N	2.63	0.52
38:DP:18:ARG:HH11	38:DP:18:ARG:CA	2.22	0.52
40:DR:56:LYS:HE2	40:DR:94:TYR:OH	2.09	0.52
40:DR:103:ARG:HB2	40:DR:109:ALA:O	2.10	0.52
44:DV:47:VAL:O	44:DV:48:GLY:C	2.47	0.52
47:DY:50:ARG:NH1	47:DY:54:LYS:H	2.08	0.52
49:D0:54:GLY:O	49:D0:56:ASP:N	2.43	0.52
52:D3:56:VAL:O	52:D3:57:GLU:HB2	2.09	0.52
55:D6:29:ASN:O	55:D6:30:THR:C	2.48	0.52
58:D9:30:PRO:O	58:D9:32:HIS:N	2.42	0.52
1:AA:324:G:OP1	20:AT:22:ARG:HD2	2.10	0.52
1:AA:753:A:H4'	1:AA:754:C:H5''	1.92	0.52
1:AA:812:C:OP1	1:AA:903:G:H1'	2.10	0.52
1:AA:1168:A:C6	1:AA:1169:A:C6	2.98	0.52
1:AA:1238:A:N7	1:AA:1303:C:H1'	2.25	0.52
4:AD:15:GLU:CG	4:AD:63:LYS:HG3	2.39	0.52
4:AD:108:LEU:CD1	4:AD:108:LEU:N	2.73	0.52
11:AK:91:ARG:O	11:AK:94:ALA:HB3	2.10	0.52
20:AT:16:HIS:NE2	20:AT:20:LEU:HD21	2.25	0.52
20:AT:23:ARG:HA	20:AT:26:ASN:HD21	1.74	0.52
27:BA:153:C:H6	27:BA:153:C:H5''	1.74	0.52
27:BA:971:C:C2'	27:BA:972:G:H5'	2.40	0.52
27:BA:1816:G:H1	30:BD:37:LEU:CD1	2.23	0.52
27:BA:2785:C:H2'	27:BA:2786:U:H6	1.75	0.52
28:BB:50:G:OP1	41:BS:63:THR:HG23	2.10	0.52
30:BD:44:ASN:ND2	30:BD:47:GLY:O	2.43	0.52
32:BF:25:PRO:HG3	32:BF:119:ARG:HB2	1.92	0.52
35:BI:13:GLY:O	35:BI:14:ASP:CB	2.58	0.52
38:BP:61:ARG:H	38:BP:61:ARG:HD2	1.75	0.52

*Continued on next page...*

*Continued from previous page...*

Atom-1	Atom-2	Interatomic distance (Å)	Clash overlap (Å)
38:BP:71:VAL:C	38:BP:73:GLY:H	2.13	0.52
39:BQ:130:LYS:HD3	48:BZ:79:ARG:HE	1.74	0.52
42:BT:26:ASP:C	42:BT:26:ASP:OD2	2.47	0.52
45:BW:21:VAL:HG21	45:BW:76:VAL:HG23	1.90	0.52
45:BW:37:ARG:NH1	45:BW:38:TYR:OH	2.43	0.52
55:B6:30:THR:O	55:B6:31:PRO:C	2.47	0.52
1:CA:149:A:H2'	1:CA:150:C:C6	2.45	0.52
1:CA:575:G:H4'	1:CA:576:G:H5'	1.92	0.52
1:CA:1007:C:H2'	1:CA:1008:C:C6	2.45	0.52
1:CA:1243:C:OP2	21:CU:10:ARG:NH2	2.42	0.52
1:CA:1251:A:O2'	1:CA:1252:A:H5'	2.09	0.52
27:DA:377:C:H2'	27:DA:378:C:H6	1.75	0.52
27:DA:797:C:P	32:DF:62:ARG:HG3	2.50	0.52
27:DA:997:G:C2'	27:DA:998:C:H5'	2.40	0.52
27:DA:1022:G:O2'	27:DA:1023:U:OP2	2.24	0.52
27:DA:1024:G:C3'	27:DA:1025:G:H5''	2.31	0.52
27:DA:1206:G:C2	27:DA:1207:C:C2	2.98	0.52
27:DA:1495:A:N3	27:DA:1496:A:C2	2.78	0.52
27:DA:1790:C:O2'	30:DD:209:ALA:HB2	2.09	0.52
27:DA:2640:G:O3'	36:DN:74:ARG:NE	2.42	0.52
27:DA:2691:C:H2'	27:DA:2692:C:H6	1.74	0.52
28:DB:15:A:H1'	28:DB:110:G:C5	2.45	0.52
31:DE:25:VAL:HG13	31:DE:183:LEU:CD1	2.39	0.52
32:DF:10:PRO:CG	32:DF:13:SER:HB2	2.40	0.52
32:DF:119:ARG:HH11	32:DF:119:ARG:HG2	1.75	0.52
32:DF:185:ASP:OD1	32:DF:188:ARG:NH1	2.43	0.52
33:DG:58:GLN:NE2	33:DG:59:GLU:N	2.57	0.52
33:DG:131:TYR:HE2	33:DG:133:LEU:HD23	1.75	0.52
35:DI:5:LEU:CD2	35:DI:13:GLY:HA2	2.40	0.52
35:DI:110:ASP:O	35:DI:112:LYS:N	2.41	0.52
37:DO:68:GLU:HB3	37:DO:78:ARG:NH1	2.25	0.52
38:DP:34:GLY:O	38:DP:35:HIS:HB2	2.10	0.52
38:DP:74:GLU:HG3	38:DP:75:ILE:N	2.24	0.52
45:DW:82:LEU:HB2	45:DW:98:LYS:O	2.10	0.52
48:DZ:80:ARG:O	48:DZ:81:ARG:C	2.49	0.52
48:DZ:118:GLU:CG	48:DZ:121:ARG:HD2	2.40	0.52
51:D2:44:LEU:O	51:D2:45:SER:HB2	2.08	0.52
52:D3:29:ARG:NH1	52:D3:29:ARG:HG3	2.24	0.52
1:AA:198:G:H2'	1:AA:199:G:H8	1.74	0.52
1:AA:301:G:H2'	1:AA:302:G:O4'	2.09	0.52
1:AA:681:C:O2'	1:AA:682:G:H5'	2.10	0.52

*Continued on next page...*

*Continued from previous page...*

Atom-1	Atom-2	Interatomic distance (Å)	Clash overlap (Å)
1:AA:905:U:H2'	1:AA:906:G:H5'	1.92	0.52
1:AA:1230:C:H4'	24:AX:31:G:OP1	2.09	0.52
1:AA:1249:C:H5'	1:AA:1249:C:H6	1.75	0.52
1:AA:1315:U:H2'	1:AA:1316:G:O4'	2.10	0.52
2:AB:98:LEU:HB2	2:AB:101:MET:HG3	1.92	0.52
3:AC:138:VAL:O	3:AC:141:VAL:HB	2.10	0.52
8:AH:6:ILE:H	8:AH:6:ILE:CD1	2.14	0.52
9:AI:22:GLY:HA3	9:AI:60:ASP:OD2	2.10	0.52
13:AM:26:GLY:O	13:AM:28:ALA:N	2.43	0.52
18:AR:82:THR:CG2	18:AR:83:GLU:H	2.23	0.52
20:AT:84:LEU:CD1	20:AT:88:VAL:HG21	2.38	0.52
22:AV:1:A:H2'	22:AV:2:A:H5'	1.91	0.52
27:BA:24:G:O2'	45:BW:78:GLU:O	2.25	0.52
27:BA:27:G:O2'	27:BA:28:A:P	2.67	0.52
27:BA:407:G:H2'	27:BA:408:G:H8	1.75	0.52
27:BA:779:U:P	30:BD:49:ILE:HG22	2.49	0.52
27:BA:807:U:H2'	27:BA:808:G:H8	1.75	0.52
27:BA:911:A:H2	27:BA:2277:G:N3	2.08	0.52
27:BA:1488:G:C6	27:BA:1489:U:N3	2.78	0.52
27:BA:1497:U:O2	27:BA:1497:U:H3'	2.10	0.52
27:BA:1508:A:N3	27:BA:1508:A:H2'	2.25	0.52
27:BA:1639:U:H4'	27:BA:2699:C:H4'	1.91	0.52
27:BA:2019:A:H2'	27:BA:2020:A:O5'	2.09	0.52
29:BC:169:GLY:O	29:BC:171:ILE:N	2.38	0.52
30:BD:155:LEU:HD23	30:BD:177:LEU:HD21	1.91	0.52
34:BH:42:ARG:O	34:BH:53:GLU:HG3	2.09	0.52
35:BI:89:TYR:CD1	35:BI:89:TYR:N	2.78	0.52
41:BS:35:ILE:CD1	41:BS:99:LYS:HD3	2.40	0.52
41:BS:51:ALA:HB3	41:BS:73:LEU:HG	1.91	0.52
41:BS:76:LYS:O	41:BS:80:LEU:HD13	2.10	0.52
42:BT:118:ARG:O	42:BT:121:ILE:N	2.43	0.52
47:BY:76:CYS:CB	47:BY:96:ILE:HD11	2.40	0.52
50:B1:3:LYS:HG3	50:B1:4:VAL:N	2.21	0.52
53:B4:41:ILE:N	53:B4:57:ILE:O	2.42	0.52
53:B4:59:VAL:HG12	53:B4:61:VAL:O	2.10	0.52
1:CA:6:G:H4'	1:CA:298:A:H4'	1.92	0.52
1:CA:507:C:H2'	1:CA:508:C:C5	2.44	0.52
1:CA:537:G:H2'	1:CA:538:G:C8	2.43	0.52
1:CA:965:A:C4'	1:CA:966:G:OP1	2.52	0.52
1:CA:980:C:HO2'	14:CN:21:TYR:HE1	1.58	0.52
1:CA:1221:G:H4'	19:CS:53:ASN:O	2.10	0.52

*Continued on next page...*

*Continued from previous page...*

Atom-1	Atom-2	Interatomic distance (Å)	Clash overlap (Å)
1:CA:1229:A:H2'	1:CA:1230:C:C6	2.45	0.52
1:CA:1349:A:P	9:CI:118:LYS:NZ	2.83	0.52
1:CA:1409:C:H5'	27:DA:1916:A:N1	2.25	0.52
6:CF:9:VAL:HB	6:CF:87:ARG:HB2	1.90	0.52
7:CG:24:THR:CA	7:CG:27:ILE:HD12	2.36	0.52
7:CG:46:ALA:O	7:CG:50:ILE:HG12	2.09	0.52
8:CH:84:ARG:HG3	8:CH:85:ARG:N	2.24	0.52
18:CR:43:PHE:CE2	18:CR:58:LEU:HD11	2.40	0.52
19:CS:15:LEU:HD22	19:CS:15:LEU:N	2.17	0.52
19:CS:33:THR:OG1	19:CS:34:TRP:N	2.43	0.52
27:DA:242:G:H5''	57:D8:62:LEU:HD13	1.92	0.52
27:DA:1198:U:H2'	27:DA:1199:U:H6	1.73	0.52
27:DA:1472:A:H2'	27:DA:1473:G:C8	2.45	0.52
27:DA:1579:A:H2'	27:DA:1580:A:O4'	2.10	0.52
27:DA:1747:G:H2'	27:DA:1747(A):G:C8	2.45	0.52
27:DA:2698:U:H2'	27:DA:2699:C:C6	2.44	0.52
28:DB:47:C:C3'	28:DB:48:A:C5'	2.88	0.52
29:DC:100:ILE:HG23	29:DC:132:GLY:CA	2.32	0.52
30:DD:245:PRO:O	30:DD:246:PRO:C	2.46	0.52
30:DD:270:ILE:C	30:DD:271:ILE:HG12	2.29	0.52
31:DE:113:PHE:C	31:DE:113:PHE:CD2	2.81	0.52
31:DE:197:ILE:HG12	31:DE:197:ILE:O	2.09	0.52
34:DH:103:LEU:HD22	34:DH:123:PHE:CD2	2.45	0.52
38:DP:62:LEU:CD1	57:D8:30:ARG:HG3	2.40	0.52
38:DP:101:VAL:C	38:DP:103:ALA:N	2.62	0.52
42:DT:43:GLN:HG2	42:DT:44:ASP:O	2.10	0.52
45:DW:25:ARG:NH2	45:DW:74:ALA:O	2.42	0.52
47:DY:2:ARG:HG2	47:DY:2:ARG:NH1	2.25	0.52
47:DY:29:GLU:CD	47:DY:29:GLU:N	2.63	0.52
58:D9:15:LYS:N	58:D9:26:ILE:O	2.37	0.52
1:AA:15:G:H8	1:AA:1396:A:HO2'	1.54	0.51
1:AA:226:G:H2'	1:AA:227:G:H8	1.75	0.51
1:AA:413:G:N2	1:AA:428:G:H1'	2.25	0.51
1:AA:1138:G:C2	1:AA:1140:C:C4	2.98	0.51
1:AA:1256:A:H5'	1:AA:1257:U:OP1	2.09	0.51
2:AB:129:GLU:O	2:AB:130:ARG:C	2.48	0.51
2:AB:178:ARG:HD2	8:AH:71:GLY:C	2.30	0.51
4:AD:93:PHE:O	4:AD:94:LEU:C	2.49	0.51
5:AE:92:LYS:HB2	5:AE:119:LEU:HB2	1.90	0.51
12:AL:50:ARG:HH11	12:AL:90:LEU:HD21	1.75	0.51
17:AQ:51:TYR:CD2	17:AQ:73:VAL:HG11	2.46	0.51

*Continued on next page...*

*Continued from previous page...*

Atom-1	Atom-2	Interatomic distance (Å)	Clash overlap (Å)
24:AX:19:G:C2	24:AX:57:A:N3	2.79	0.51
27:BA:560:C:C4'	43:BU:52:ARG:NH2	2.72	0.51
27:BA:817:C:H4'	27:BA:932:G:C5	2.45	0.51
27:BA:953:A:C2'	27:BA:954:G:H5'	2.40	0.51
27:BA:1670:C:O2	31:BE:129:HIS:CE1	2.61	0.51
27:BA:1858:G:O2'	27:BA:1884:A:N6	2.43	0.51
27:BA:2259:G:H1'	27:BA:2427:C:C2	2.44	0.51
27:BA:2364:C:C2'	27:BA:2365:G:H5'	2.40	0.51
27:BA:2466:C:H5''	58:B9:6:SER:HB2	1.92	0.51
28:BB:42:C:H4'	33:BG:67:LYS:O	2.10	0.51
32:BF:165:ARG:HG3	32:BF:165:ARG:HH11	1.75	0.51
38:BP:50:ARG:HG3	38:BP:51:PHE:N	2.24	0.51
41:BS:37:ALA:HB2	41:BS:99:LYS:HZ3	1.75	0.51
42:BT:100:TYR:O	42:BT:102:ILE:N	2.42	0.51
44:BV:18:LEU:CD2	44:BV:19:LYS:N	2.68	0.51
44:BV:47:VAL:O	44:BV:49:THR:O	2.29	0.51
45:BW:71:VAL:HG12	45:BW:71:VAL:O	2.09	0.51
45:BW:111:HIS:CD2	45:BW:112:GLY:H	2.28	0.51
48:BZ:30:ARG:HH21	48:BZ:93:GLU:CD	2.13	0.51
1:CA:1324:A:C4'	1:CA:1362:C:H4'	2.40	0.51
1:CA:1423:G:H2'	1:CA:1424:C:H6	1.75	0.51
1:CA:1441:G:H4'	1:CA:1442:G:C4	2.45	0.51
1:CA:1457:G:N1	1:CA:1458:G:N7	2.57	0.51
1:CA:1507:A:C2	1:CA:1508:G:C4	2.98	0.51
4:CD:121:VAL:O	4:CD:134:ASP:HA	2.10	0.51
5:CE:77:PRO:HG2	5:CE:142:LEU:HD22	1.92	0.51
5:CE:141:GLN:C	5:CE:143:ARG:HH21	2.13	0.51
6:CF:67:MET:HB2	6:CF:68:PRO:HD2	1.92	0.51
7:CG:43:PHE:HD1	7:CG:44:TYR:N	2.07	0.51
15:CO:39:LEU:HD13	15:CO:39:LEU:O	2.09	0.51
27:DA:364:C:C2'	27:DA:365:C:H5''	2.40	0.51
27:DA:902:C:O2'	27:DA:903:C:H5'	2.10	0.51
27:DA:1012:U:O4	36:DN:28:THR:HG21	2.10	0.51
27:DA:1042:G:H1'	27:DA:1114:G:N2	2.25	0.51
27:DA:1301:A:H4'	27:DA:1302:A:OP1	2.10	0.51
27:DA:1408:C:O2'	27:DA:1409:C:H5'	2.10	0.51
27:DA:1843:C:H2'	27:DA:1844:C:C6	2.46	0.51
27:DA:2094:G:H2'	27:DA:2094:G:N3	2.24	0.51
27:DA:2146:C:H4'	27:DA:2147:G:C8	2.45	0.51
27:DA:2287:A:N6	27:DA:2344:U:N3	2.58	0.51
27:DA:2735:G:H2'	27:DA:2736:G:H8	1.75	0.51

*Continued on next page...*



*Continued from previous page...*

Atom-1	Atom-2	Interatomic distance (Å)	Clash overlap (Å)
28:DB:20:C:C2'	28:DB:21:G:C5'	2.88	0.51
28:DB:75:G:C5'	28:DB:76:G:OP2	2.58	0.51
28:DB:85:G:H2'	28:DB:86:G:H8	1.72	0.51
29:DC:49:ILE:H	29:DC:49:ILE:CD1	2.08	0.51
29:DC:58:VAL:HG23	29:DC:165:ASN:CB	2.40	0.51
30:DD:118:VAL:CG2	30:DD:119:ALA:N	2.73	0.51
30:DD:139:GLY:H	30:DD:165:ILE:HB	1.75	0.51
33:DG:43:LEU:HB2	33:DG:88:ILE:CD1	2.39	0.51
33:DG:55:LYS:C	33:DG:57:ALA:H	2.12	0.51
36:DN:117:PHE:C	36:DN:119:ARG:H	2.14	0.51
38:DP:13:ASN:C	38:DP:13:ASN:HD22	2.13	0.51
38:DP:28:GLY:C	38:DP:29:LYS:HD2	2.30	0.51
39:DQ:27:VAL:HG23	39:DQ:137:TYR:CD1	2.45	0.51
41:DS:67:ARG:NH1	41:DS:67:ARG:HG2	2.24	0.51
42:DT:27:THR:O	42:DT:28:VAL:HG23	2.11	0.51
42:DT:81:PRO:C	42:DT:82:LEU:HD12	2.30	0.51
46:DX:65:ARG:HD3	46:DX:70:LEU:CG	2.36	0.51
52:D3:7:LYS:HA	52:D3:33:GLN:O	2.09	0.51
54:D5:49:CYS:O	54:D5:56:LYS:HB3	2.10	0.51
55:D6:10:LEU:HD12	57:D8:34:TRP:CG	2.45	0.51
1:AA:312:C:H2'	1:AA:313:A:C8	2.45	0.51
1:AA:401:C:H2'	1:AA:402:G:C8	2.46	0.51
1:AA:805:C:O2'	1:AA:806:C:H5'	2.09	0.51
1:AA:942:G:O2'	1:AA:943:U:H5'	2.09	0.51
1:AA:953:G:C5'	1:AA:965:A:H61	2.23	0.51
1:AA:1006:C:N4	1:AA:1023:G:H1	2.08	0.51
1:AA:1287:A:H2'	1:AA:1288:A:C8	2.45	0.51
1:AA:1321:C:C5'	1:AA:1322:C:H5''	2.36	0.51
1:AA:1484:C:O2'	1:AA:1485:U:H5'	2.11	0.51
5:AE:90:VAL:O	5:AE:91:LEU:HD13	2.10	0.51
7:AG:111:ARG:CD	7:AG:123:GLU:HB2	2.41	0.51
13:AM:4:ILE:HG22	13:AM:5:ALA:H	1.74	0.51
19:AS:11:VAL:O	19:AS:11:VAL:HG13	2.10	0.51
19:AS:35:SER:C	19:AS:37:ARG:N	2.64	0.51
23:AW:10:G:N3	23:AW:10:G:H2'	2.25	0.51
27:BA:70:G:H5''	27:BA:112:U:O2	2.10	0.51
27:BA:256:A:H2'	27:BA:257:A:C8	2.46	0.51
27:BA:374:A:C2	27:BA:401:A:C4	2.98	0.51
27:BA:495:G:O2'	45:BW:57:ASN:HB3	2.11	0.51
27:BA:818:G:H4'	27:BA:838:C:O3'	2.11	0.51
27:BA:893:C:H2'	27:BA:894:C:C6	2.44	0.51

*Continued on next page...*

Continued from previous page...

Atom-1	Atom-2	Interatomic distance (Å)	Clash overlap (Å)
27:BA:1246:A:OP2	38:BP:18:ARG:HG3	2.10	0.51
27:BA:1520:G:H2'	27:BA:1523:U:O4'	2.09	0.51
27:BA:1920:C:O2'	27:BA:1921:G:H5'	2.10	0.51
27:BA:1925:C:C2'	27:BA:1926:U:H5'	2.40	0.51
27:BA:2295:C:O2'	27:BA:2296:U:H5'	2.11	0.51
27:BA:2347:C:H2'	27:BA:2348:U:H6	1.75	0.51
28:BB:66:A:O4'	28:BB:109:C:N4	2.43	0.51
31:BE:6:GLY:O	31:BE:195:LEU:HD12	2.09	0.51
32:BF:53:THR:HG23	32:BF:55:GLY:H	1.74	0.51
32:BF:110:LEU:HD12	32:BF:202:PHE:CE1	2.45	0.51
33:BG:149:VAL:HG23	33:BG:149:VAL:O	2.09	0.51
34:BH:86:GLU:O	34:BH:86:GLU:HG2	2.10	0.51
35:BI:114:LEU:C	35:BI:116:LEU:H	2.12	0.51
38:BP:65:ARG:CD	57:B8:46:ARG:NH2	2.71	0.51
39:BQ:133:ARG:HH11	39:BQ:133:ARG:CB	2.23	0.51
42:BT:102:ILE:O	42:BT:103:ARG:C	2.49	0.51
47:BY:100:ALA:O	47:BY:101:LYS:HB3	2.11	0.51
48:BZ:67:PRO:HG2	48:BZ:67:PRO:O	2.09	0.51
51:B2:14:ARG:O	51:B2:15:LYS:HB3	2.10	0.51
57:B8:33:ASN:N	57:B8:36:LYS:NZ	2.53	0.51
1:CA:140:A:O2'	1:CA:141:A:H5'	2.10	0.51
1:CA:437:U:O2'	4:CD:123:HIS:CD2	2.63	0.51
1:CA:631:G:C2'	1:CA:632:A:C8	2.94	0.51
1:CA:803:G:O2'	1:CA:804:U:H5'	2.10	0.51
1:CA:977:A:O2'	1:CA:978:A:H5'	2.11	0.51
1:CA:994:A:O2'	14:CN:12:ARG:NH1	2.44	0.51
1:CA:1188:A:O3'	14:CN:58:LYS:NZ	2.40	0.51
3:CC:11:ARG:HH21	3:CC:180:ALA:CB	2.23	0.51
5:CE:106:PRO:O	5:CE:110:LEU:HG	2.10	0.51
6:CF:62:TRP:CH2	6:CF:64:GLN:HB2	2.45	0.51
6:CF:96:PRO:O	6:CF:98:LEU:HD12	2.10	0.51
10:CJ:5:ARG:CG	10:CJ:71:LEU:HD11	2.40	0.51
12:CL:15:VAL:O	12:CL:16:ARG:CB	2.59	0.51
12:CL:37:VAL:HG11	12:CL:74:LEU:O	2.10	0.51
15:CO:11:VAL:O	15:CO:14:GLU:HB3	2.09	0.51
16:CP:21:VAL:HG21	16:CP:59:TRP:CG	2.45	0.51
19:CS:16:LEU:HA	19:CS:19:VAL:CG2	2.40	0.51
23:CW:40:C:H2'	23:CW:41:G:H8	1.74	0.51
25:CY:14:A:H62	25:CY:15:G:H21	1.57	0.51
27:DA:83:G:N2	27:DA:102:G:H2'	2.25	0.51
27:DA:289:A:H3'	27:DA:290:G:H8	1.76	0.51

Continued on next page...

*Continued from previous page...*

Atom-1	Atom-2	Interatomic distance (Å)	Clash overlap (Å)
27:DA:291:C:H2'	27:DA:292:C:C6	2.44	0.51
30:DD:134:ARG:HG3	30:DD:135:PHE:CE1	2.45	0.51
31:DE:11:MET:O	31:DE:12:THR:HG23	2.10	0.51
32:DF:4:VAL:N	32:DF:19:GLU:HB3	2.25	0.51
32:DF:160:ASN:HD22	32:DF:160:ASN:C	2.11	0.51
37:DO:4:PRO:O	37:DO:5:GLN:CB	2.58	0.51
37:DO:104:ARG:NE	42:DT:33:LYS:HD2	2.25	0.51
38:DP:21:ARG:HD2	38:DP:29:LYS:HG2	1.92	0.51
38:DP:99:LEU:HG	38:DP:102:ARG:NH1	2.23	0.51
38:DP:112:LEU:C	38:DP:112:LEU:HD13	2.30	0.51
42:DT:27:THR:O	42:DT:88:ILE:HG13	2.10	0.51
42:DT:61:PHE:N	42:DT:61:PHE:CD2	2.78	0.51
42:DT:65:LYS:NZ	42:DT:66:VAL:H	2.02	0.51
43:DU:108:GLU:HG3	44:DV:44:LYS:HZ2	1.75	0.51
44:DV:30:GLY:O	44:DV:31:ALA:O	2.27	0.51
44:DV:51:VAL:CG1	44:DV:52:VAL:H	2.06	0.51
46:DX:14:SER:O	46:DX:17:ALA:HB3	2.10	0.51
46:DX:18:TYR:O	46:DX:21:PHE:N	2.42	0.51
47:DY:8:LYS:H	47:DY:8:LYS:CD	2.22	0.51
48:DZ:149:LEU:N	48:DZ:149:LEU:HD22	2.26	0.51
50:D1:21:ARG:O	50:D1:32:LYS:HE2	2.10	0.51
50:D1:57:GLU:O	50:D1:58:ILE:O	2.28	0.51
55:D6:51:GLU:O	55:D6:52:VAL:CG2	2.55	0.51
1:AA:973:G:OP1	10:AJ:57:LYS:NZ	2.42	0.51
10:AJ:34:VAL:CG1	10:AJ:74:ILE:HG22	2.40	0.51
16:AP:58:TYR:C	16:AP:60:LEU:H	2.13	0.51
19:AS:48:THR:HG22	19:AS:61:TYR:HA	1.91	0.51
19:AS:63:THR:HG23	19:AS:65:ASN:H	1.74	0.51
20:AT:89:ARG:NH2	20:AT:104:LEU:HD21	2.24	0.51
23:AW:33:C:H2'	23:AW:34:U:C6	2.46	0.51
27:BA:827:U:H2'	27:BA:2068:U:C2	2.45	0.51
27:BA:1042:G:H3'	27:BA:1043:C:O4'	2.09	0.51
27:BA:1179:C:H3'	27:BA:1180:C:H5''	1.91	0.51
27:BA:1411:C:O5'	27:BA:1411:C:H6	1.93	0.51
27:BA:1485:G:N2	27:BA:1505:C:C2	2.76	0.51
27:BA:1548:C:H2'	27:BA:1549:C:H6	1.74	0.51
27:BA:1564:C:H2'	27:BA:1565:C:C6	2.46	0.51
27:BA:2283:C:H2'	27:BA:2284:C:C5'	2.38	0.51
27:BA:2836:U:C4	27:BA:2883:A:N6	2.78	0.51
28:BB:51:G:H2'	28:BB:52:A:C1'	2.40	0.51
29:BC:86:ALA:CB	29:BC:94:VAL:HG11	2.41	0.51

*Continued on next page...*

*Continued from previous page...*

Atom-1	Atom-2	Interatomic distance (Å)	Clash overlap (Å)
30:BD:21:PHE:HB3	30:BD:24:ILE:HG21	1.92	0.51
30:BD:24:ILE:HD12	30:BD:84:TYR:CB	2.28	0.51
31:BE:97:LYS:HA	31:BE:97:LYS:HZ3	1.74	0.51
34:BH:54:ARG:HH11	34:BH:65:HIS:CD2	2.28	0.51
39:BQ:31:ASP:OD1	39:BQ:134:ARG:NH1	2.44	0.51
41:BS:34:HIS:CA	41:BS:54:LEU:HD23	2.41	0.51
44:BV:69:LYS:HG3	44:BV:70:ILE:H	1.75	0.51
47:BY:37:VAL:C	47:BY:38:ILE:HD13	2.31	0.51
48:BZ:107:PRO:C	48:BZ:109:GLY:H	2.14	0.51
51:B2:7:ARG:HH11	51:B2:7:ARG:HG2	1.74	0.51
54:B5:13:LYS:O	54:B5:17:ASP:HB2	2.09	0.51
54:B5:50:GLY:HA3	54:B5:56:LYS:HB2	1.93	0.51
55:B6:11:LEU:CD1	55:B6:25:LYS:HA	2.39	0.51
1:CA:35:G:C2	1:CA:550:G:C2	2.98	0.51
1:CA:473:G:H4'	16:CP:81:ARG:NH2	2.24	0.51
1:CA:676:A:H1'	11:CK:115:PRO:HB3	1.93	0.51
1:CA:861:G:O2'	1:CA:862:C:H5'	2.10	0.51
1:CA:1054:C:H5	1:CA:1196:U:C5	2.28	0.51
1:CA:1235:U:H2'	1:CA:1236:A:O5'	2.10	0.51
1:CA:1294:G:O2'	1:CA:1295:G:H5'	2.11	0.51
5:CE:35:GLY:HA2	5:CE:40:ARG:O	2.11	0.51
14:CN:8:GLU:HB3	14:CN:12:ARG:NH1	2.25	0.51
17:CQ:63:ARG:HG2	17:CQ:64:PRO:HD2	1.91	0.51
19:CS:49:ILE:H	19:CS:49:ILE:HD12	1.76	0.51
20:CT:39:LYS:HA	20:CT:42:GLN:HB3	1.91	0.51
59:CX:17:C:H5'	59:CX:17(B):U:H2'	1.92	0.51
27:DA:198:C:H5'	27:DA:2244:U:OP1	2.11	0.51
27:DA:481:G:P	47:DY:47:LYS:HE3	2.50	0.51
27:DA:506:G:O3'	27:DA:507:A:H8	1.92	0.51
27:DA:832:G:H21	38:DP:53:GLY:HA3	1.76	0.51
27:DA:1264:G:H5'	54:D5:11:THR:OG1	2.10	0.51
27:DA:1431:U:O2'	27:DA:1432:C:H5'	2.10	0.51
27:DA:1491:G:H2'	27:DA:1492:G:H8	1.76	0.51
27:DA:1506:C:O2	27:DA:1506:C:H2'	2.10	0.51
27:DA:1655:A:O2'	31:DE:115:GLY:HA3	2.09	0.51
27:DA:1663:C:O2'	27:DA:1664:A:H8	1.93	0.51
27:DA:2011:U:C2'	27:DA:2012:G:H5'	2.41	0.51
27:DA:2182:G:H2'	27:DA:2183:C:C6	2.45	0.51
27:DA:2262:U:H4'	27:DA:2328:A:C2	2.44	0.51
27:DA:2615:U:H2'	27:DA:2616:C:C6	2.45	0.51
27:DA:2762:G:C2'	27:DA:2763:G:H5''	2.38	0.51

*Continued on next page...*

*Continued from previous page...*

Atom-1	Atom-2	Interatomic distance (Å)	Clash overlap (Å)
27:DA:2881:C:H4'	40:DR:117:VAL:CG2	2.40	0.51
28:DB:33:G:C2	28:DB:50:G:C2	2.98	0.51
29:DC:97:GLU:C	29:DC:99:ILE:H	2.13	0.51
31:DE:28:ALA:O	31:DE:93:VAL:HG22	2.10	0.51
31:DE:49:LEU:HD22	31:DE:81:ILE:HD11	1.91	0.51
31:DE:67:PHE:O	31:DE:70:ALA:HB3	2.10	0.51
31:DE:76:ARG:HG2	31:DE:195:LEU:HD22	1.91	0.51
33:DG:131:TYR:CE2	33:DG:133:LEU:HD23	2.46	0.51
33:DG:137:GLU:HG2	33:DG:152:LEU:CD1	2.35	0.51
34:DH:25:LYS:H	34:DH:25:LYS:CD	2.18	0.51
39:DQ:52:VAL:HA	39:DQ:55:VAL:HG12	1.92	0.51
52:D3:12:PRO:O	52:D3:13:ILE:C	2.48	0.51
52:D3:44:ARG:O	52:D3:48:GLU:N	2.41	0.51
55:D6:10:LEU:HD12	57:D8:34:TRP:HB2	1.92	0.51
57:D8:62:LEU:N	57:D8:63:PRO:HD2	2.25	0.51
1:AA:16:A:O2'	1:AA:17:U:H5'	2.10	0.51
1:AA:1220:G:O3'	19:AS:36:ARG:HD3	2.09	0.51
1:AA:1352:C:H2'	1:AA:1353:G:C8	2.45	0.51
1:AA:1472:U:O2'	1:AA:1473:A:H5'	2.11	0.51
2:AB:101:MET:C	2:AB:102:LEU:HD12	2.30	0.51
3:AC:35:GLU:CD	3:AC:95:THR:HG21	2.31	0.51
5:AE:148:VAL:HG21	8:AH:107:LEU:CD2	2.36	0.51
8:AH:17:THR:HB	8:AH:78:GLN:OE1	2.11	0.51
10:AJ:16:LEU:HD13	10:AJ:17:ASP:N	2.25	0.51
12:AL:76:GLU:O	12:AL:77:HIS:CB	2.59	0.51
15:AO:74:ASP:OD1	15:AO:77:ARG:HG2	2.11	0.51
27:BA:556:G:H2'	27:BA:557:U:H6	1.73	0.51
27:BA:857:C:H5'	49:B0:77:ARG:HH22	1.76	0.51
27:BA:934:G:H2'	27:BA:935:C:C6	2.44	0.51
27:BA:1594:G:H2'	27:BA:1595:G:O4'	2.11	0.51
27:BA:1887:C:C2'	27:BA:1888:G:H5''	2.40	0.51
27:BA:2507:C:O2'	27:BA:2508:G:H5'	2.11	0.51
28:BB:46:A:H2'	28:BB:47:C:H6	1.75	0.51
33:BG:90:LEU:HD23	33:BG:90:LEU:C	2.31	0.51
38:BP:46:LYS:HG2	38:BP:52:GLU:CG	2.39	0.51
38:BP:121:LYS:O	38:BP:123:LEU:N	2.42	0.51
40:BR:22:ARG:C	40:BR:24:GLN:H	2.12	0.51
42:BT:28:VAL:C	42:BT:29:ARG:HD3	2.30	0.51
42:BT:32:TYR:HD2	42:BT:81:PRO:HG2	1.75	0.51
42:BT:39:ARG:O	42:BT:40:THR:C	2.48	0.51
45:BW:29:LEU:HD11	45:BW:33:ARG:HE	1.76	0.51

*Continued on next page...*

*Continued from previous page...*

Atom-1	Atom-2	Interatomic distance (Å)	Clash overlap (Å)
51:B2:21:LEU:O	51:B2:24:LEU:HB3	2.10	0.51
53:B4:40:ILE:HD12	53:B4:40:ILE:N	2.26	0.51
56:B7:8:ASN:ND2	56:B7:11:LYS:H	2.09	0.51
1:CA:142:G:H2'	1:CA:143:A:C8	2.44	0.51
1:CA:226:G:O2'	1:CA:227:G:H5'	2.10	0.51
1:CA:643:C:H5'	8:CH:31:PHE:CE1	2.46	0.51
3:CC:70:VAL:HG12	3:CC:72:LYS:N	2.15	0.51
9:CI:9:ARG:HE	9:CI:14:VAL:HG13	1.74	0.51
18:CR:70:ILE:HG22	18:CR:74:ARG:HD2	1.91	0.51
27:DA:16:G:H2'	27:DA:17:G:H8	1.75	0.51
27:DA:466:A:N3	27:DA:683:C:H1'	2.25	0.51
27:DA:1313:U:O3'	27:DA:1332:G:C5'	2.58	0.51
27:DA:2070:G:C2	27:DA:2442:C:C2	2.99	0.51
27:DA:2286:A:O5'	55:D6:31:PRO:HB2	2.09	0.51
27:DA:2481:G:H4'	27:DA:2482:G:H5'	1.91	0.51
27:DA:2483:C:N3	39:DQ:124:LYS:NZ	2.58	0.51
27:DA:2849:U:H5''	27:DA:2867:G:N2	2.25	0.51
32:DF:134:GLY:H	32:DF:162:LEU:HB3	1.75	0.51
33:DG:25:TYR:CD1	33:DG:30:GLU:HG2	2.45	0.51
33:DG:49:ASP:O	33:DG:50:ALA:CB	2.59	0.51
35:DI:90:GLY:O	35:DI:91:SER:O	2.29	0.51
36:DN:15:LEU:HD13	36:DN:16:ILE:N	2.25	0.51
37:DO:88:ASN:O	37:DO:91:LEU:N	2.44	0.51
37:DO:98:VAL:HG13	37:DO:98:VAL:O	2.10	0.51
38:DP:62:LEU:CD2	38:DP:64:LYS:N	2.73	0.51
38:DP:80:TYR:CD1	38:DP:111:ARG:HB3	2.45	0.51
40:DR:66:VAL:CG1	40:DR:67:LEU:N	2.73	0.51
41:DS:62:LYS:NZ	41:DS:62:LYS:HB2	2.26	0.51
42:DT:9:LEU:CA	42:DT:12:SER:HB2	2.38	0.51
42:DT:27:THR:O	42:DT:28:VAL:HB	2.10	0.51
44:DV:62:LEU:HD21	44:DV:95:LEU:HB2	1.92	0.51
52:D3:13:ILE:H	52:D3:13:ILE:CD1	2.23	0.51
55:D6:20:ASN:O	55:D6:21:TYR:CD2	2.64	0.51
55:D6:25:LYS:HG2	57:D8:34:TRP:HE1	1.75	0.51
1:AA:260:G:H2'	1:AA:261:U:C6	2.46	0.51
1:AA:311:C:O2'	1:AA:312:C:H5'	2.11	0.51
1:AA:475:G:H2'	1:AA:476:G:C8	2.45	0.51
1:AA:817:C:H4'	1:AA:818:G:OP1	2.11	0.51
1:AA:878:G:H5'	8:AH:89:PRO:HG2	1.92	0.51
1:AA:959:A:H2'	1:AA:960:U:C4'	2.40	0.51
1:AA:1060:C:O2'	1:AA:1061:G:H5'	2.10	0.51

*Continued on next page...*

*Continued from previous page...*

Atom-1	Atom-2	Interatomic distance (Å)	Clash overlap (Å)
1:AA:1070:U:H2'	1:AA:1071:C:H6	1.75	0.51
1:AA:1373:G:H5''	7:AG:36:LYS:HD2	1.93	0.51
2:AB:164:VAL:HB	2:AB:186:ALA:HB2	1.93	0.51
3:AC:58:GLU:H	3:AC:65:ALA:CB	2.23	0.51
3:AC:109:PRO:HA	3:AC:115:LEU:HD12	1.92	0.51
3:AC:199:LYS:HB3	3:AC:201:TYR:HE1	1.75	0.51
4:AD:14:ARG:HA	4:AD:39:PRO:CA	2.39	0.51
4:AD:64:LEU:O	4:AD:67:ILE:HG22	2.10	0.51
7:AG:30:ILE:HD13	7:AG:105:VAL:HG13	1.92	0.51
9:AI:4:TYR:HA	9:AI:88:TYR:HE1	1.74	0.51
10:AJ:27:ALA:O	10:AJ:31:GLY:N	2.44	0.51
10:AJ:65:LEU:HG	14:AN:55:GLY:O	2.11	0.51
10:AJ:89:ASP:HB3	10:AJ:91:PRO:HD3	1.93	0.51
13:AM:82:MET:O	13:AM:83:ASP:O	2.29	0.51
18:AR:65:ILE:O	18:AR:69:THR:HG23	2.10	0.51
19:AS:42:PRO:CD	53:B4:80:ARG:NH2	2.74	0.51
20:AT:40:ALA:HB2	20:AT:55:ILE:HG22	1.91	0.51
27:BA:139:G:H2'	27:BA:140:G:N7	2.25	0.51
27:BA:859:G:N2	27:BA:917:A:OP2	2.41	0.51
27:BA:960:A:C8	27:BA:962:G:C8	2.98	0.51
27:BA:1030:G:OP2	39:BQ:128:LYS:HE2	2.10	0.51
27:BA:2822:G:O6	40:BR:4:LEU:HG	2.11	0.51
30:BD:228:PRO:HD3	30:BD:235:GLY:HA2	1.92	0.51
33:BG:16:ARG:N	33:BG:17:PRO:HD2	2.26	0.51
33:BG:39:ILE:HG23	33:BG:92:VAL:HG12	1.92	0.51
34:BH:127:GLU:C	34:BH:129:THR:H	2.14	0.51
36:BN:21:LYS:HD3	36:BN:26:LEU:HD13	1.93	0.51
36:BN:58:ASP:C	36:BN:60:ILE:N	2.64	0.51
39:BQ:34:LEU:HD11	39:BQ:129:THR:HB	1.91	0.51
40:BR:74:LYS:HD2	40:BR:77:ARG:HH21	1.75	0.51
44:BV:67:GLY:O	44:BV:68:LYS:C	2.49	0.51
45:BW:88:ARG:HB2	45:BW:92:ARG:CB	2.34	0.51
48:BZ:13:LYS:HD3	48:BZ:16:ALA:HB2	1.92	0.51
49:B0:24:LYS:HG3	49:B0:36:ILE:HD11	1.93	0.51
1:CA:272:C:H2'	1:CA:273:A:C8	2.46	0.51
1:CA:756:C:H2'	1:CA:757:U:O4'	2.11	0.51
1:CA:969:A:O2'	1:CA:970:C:H5'	2.11	0.51
1:CA:1112:C:O2	3:CC:178:LEU:HB2	2.10	0.51
1:CA:1132:C:N4	1:CA:1133:G:C6	2.78	0.51
1:CA:1225:A:H2'	1:CA:1226:C:C6	2.45	0.51
1:CA:1290:G:H3'	1:CA:1291:G:H8	1.75	0.51

*Continued on next page...*

*Continued from previous page...*

Atom-1	Atom-2	Interatomic distance (Å)	Clash overlap (Å)
2:CB:155:LEU:HD21	2:CB:159:PRO:HG3	1.91	0.51
4:CD:176:LEU:HD12	4:CD:177:ASP:H	1.74	0.51
5:CE:103:GLY:O	5:CE:104:ALA:C	2.49	0.51
6:CF:50:TYR:CE1	18:CR:77:GLY:HA2	2.46	0.51
6:CF:89:MET:SD	18:CR:76:LEU:HD22	2.51	0.51
13:CM:49:THR:HB	13:CM:52:GLU:HG3	1.93	0.51
13:CM:103:THR:O	13:CM:104:ARG:O	2.29	0.51
13:CM:116:THR:O	13:CM:117:VAL:HB	2.10	0.51
20:CT:92:LEU:C	20:CT:94:ALA:H	2.13	0.51
23:CW:70:C:H2'	23:CW:71:A:O4'	2.10	0.51
59:CX:28:C:H2'	59:CX:29:G:H8	1.73	0.51
27:DA:185:U:H2'	27:DA:186:G:C8	2.46	0.51
27:DA:234:C:H2'	27:DA:235:U:C6	2.43	0.51
27:DA:301:G:C4	27:DA:302:C:C5	2.98	0.51
27:DA:337:C:H2'	27:DA:338:G:O4'	2.11	0.51
27:DA:942:G:OP1	38:DP:35:HIS:HB3	2.10	0.51
27:DA:964:C:O2'	27:DA:2273:A:N3	2.33	0.51
27:DA:1190:G:H5''	38:DP:35:HIS:HA	1.92	0.51
27:DA:1456:G:H2'	27:DA:1457:A:C8	2.39	0.51
27:DA:1813:G:H1'	30:DD:50:THR:OG1	2.11	0.51
27:DA:2484:G:C2	27:DA:2485:G:C8	2.99	0.51
27:DA:2759:G:C5'	27:DA:2759:G:H8	2.23	0.51
27:DA:2850:A:H2'	27:DA:2851:A:H8	1.73	0.51
28:DB:9:G:H2'	28:DB:10:C:C6	2.45	0.51
30:DD:94:LEU:HD11	30:DD:96:HIS:HE1	1.74	0.51
31:DE:111:ARG:HB3	31:DE:160:TYR:O	2.10	0.51
33:DG:114:ILE:HG22	33:DG:115:ARG:H	1.74	0.51
33:DG:123:ASN:O	33:DG:126:ASP:OD2	2.29	0.51
36:DN:23:LEU:CD1	36:DN:98:VAL:HG12	2.39	0.51
40:DR:57:ARG:O	40:DR:57:ARG:HG3	2.10	0.51
41:DS:89:ARG:O	41:DS:92:TYR:HB3	2.10	0.51
45:DW:6:ILE:HG12	45:DW:104:THR:CB	2.41	0.51
47:DY:11:ASP:O	47:DY:26:LYS:HG3	2.10	0.51
50:D1:82:LEU:HD12	50:D1:90:ILE:HD13	1.93	0.51
54:D5:52:TYR:O	54:D5:53:ALA:CB	2.58	0.51
1:AA:135:C:H2'	1:AA:136:C:H5'	1.92	0.51
1:AA:328:C:O2	1:AA:328:C:H2'	2.10	0.51
1:AA:412:A:C6	4:AD:35:ARG:HB3	2.45	0.51
1:AA:890:G:H22	1:AA:906:G:H2'	1.76	0.51
1:AA:1016:A:H2'	1:AA:1017:G:O4'	2.11	0.51
1:AA:1080:A:H5''	5:AE:16:THR:HG21	1.92	0.51

*Continued on next page...*



Continued from previous page...

Atom-1	Atom-2	Interatomic distance (Å)	Clash overlap (Å)
2:AB:33:TYR:HB2	2:AB:43:ASP:HB2	1.92	0.51
3:AC:19:GLU:O	3:AC:40:ARG:NH2	2.44	0.51
8:AH:20:TYR:HD1	8:AH:65:TYR:CD2	2.29	0.51
12:AL:19:SER:C	12:AL:21:VAL:N	2.64	0.51
13:AM:25:ILE:HD12	13:AM:25:ILE:N	2.25	0.51
21:AU:9:ARG:O	21:AU:13:ILE:HG13	2.10	0.51
25:AY:31:U:C2'	25:AY:32:U:H5'	2.40	0.51
27:BA:90:U:C3'	27:BA:92:A:H5''	2.37	0.51
27:BA:142:A:C8	27:BA:1408:C:H1'	2.44	0.51
27:BA:686:G:N2	27:BA:788:A:H61	2.08	0.51
27:BA:873:G:C2	27:BA:905:U:O2	2.64	0.51
27:BA:998:C:OP1	43:BU:84:LYS:HE3	2.11	0.51
27:BA:999:U:O2'	27:BA:1000:A:H5''	2.11	0.51
27:BA:1301:A:C8	27:BA:1303:G:C8	2.98	0.51
27:BA:1385:G:H4'	27:BA:1386:C:OP1	2.10	0.51
27:BA:1689:A:O2'	27:BA:1690:A:H5'	2.11	0.51
27:BA:1783:A:H5'	27:BA:2608:G:H4'	1.93	0.51
27:BA:2165:G:C6	27:BA:2166:G:C6	2.98	0.51
27:BA:2460:U:H2'	27:BA:2461:C:H5'	1.92	0.51
27:BA:2682:U:H5'	27:BA:2682:U:H6	1.75	0.51
27:BA:2822:G:OP2	40:BR:2:ARG:HD3	2.10	0.51
28:BB:38:C:H6	28:BB:38:C:O5'	1.92	0.51
31:BE:14:ILE:HD13	31:BE:21:VAL:HG22	1.92	0.51
31:BE:102:VAL:HG22	31:BE:170:LEU:O	2.11	0.51
33:BG:47:LYS:HA	33:BG:82:LEU:HD11	1.93	0.51
34:BH:85:LYS:HZ2	34:BH:133:VAL:CG2	2.23	0.51
35:BI:2:LYS:H	35:BI:2:LYS:CE	2.24	0.51
35:BI:9:LEU:O	35:BI:12:LEU:O	2.29	0.51
36:BN:29:LYS:O	36:BN:33:LEU:HD13	2.10	0.51
38:BP:17:LYS:C	38:BP:19:VAL:N	2.63	0.51
42:BT:83:ILE:HG13	42:BT:84:GLN:N	2.24	0.51
48:BZ:8:TYR:CE1	48:BZ:60:LEU:HD12	2.45	0.51
48:BZ:13:LYS:HD3	48:BZ:16:ALA:CB	2.41	0.51
49:B0:43:THR:O	49:B0:43:THR:CG2	2.56	0.51
50:B1:69:LYS:O	50:B1:72:GLU:HB2	2.11	0.51
57:B8:4:MET:O	57:B8:62:LEU:CD1	2.59	0.51
1:CA:15:G:H2'	1:CA:16:A:H8	1.75	0.51
1:CA:99:U:O2	1:CA:100:C:N4	2.44	0.51
1:CA:246:A:O3'	1:CA:247:G:H4'	2.11	0.51
1:CA:255:G:H4'	17:CQ:17:LYS:HE3	1.93	0.51
1:CA:363:A:OP2	12:CL:58:THR:HG21	2.11	0.51

Continued on next page...

*Continued from previous page...*

Atom-1	Atom-2	Interatomic distance (Å)	Clash overlap (Å)
1:CA:376:G:OP1	16:CP:5:ARG:HB2	2.11	0.51
1:CA:644:G:H4'	8:CH:92:ARG:NH1	2.19	0.51
1:CA:927:G:OP2	1:CA:1503:A:C5	2.63	0.51
1:CA:1288:A:H2'	1:CA:1289:A:H8	1.76	0.51
4:CD:43:HIS:O	4:CD:45:GLN:N	2.44	0.51
6:CF:17:SER:O	6:CF:18:GLN:C	2.47	0.51
6:CF:22:GLU:OE1	6:CF:84:ASN:ND2	2.44	0.51
7:CG:78:ARG:HH11	7:CG:78:ARG:HG2	1.75	0.51
8:CH:100:ILE:HB	8:CH:125:ARG:NH1	2.26	0.51
10:CJ:38:ILE:HD11	10:CJ:71:LEU:HB3	1.93	0.51
10:CJ:49:VAL:HG23	14:CN:41:ARG:HD2	1.92	0.51
12:CL:80:VAL:HG11	12:CL:97:ILE:HD13	1.91	0.51
17:CQ:36:ILE:HD11	17:CQ:38:ARG:HH21	1.74	0.51
27:DA:620:G:H4'	27:DA:621:A:C5'	2.41	0.51
27:DA:1284:A:H2'	27:DA:1285:G:O4'	2.11	0.51
27:DA:1292:U:H2'	27:DA:1293:C:C6	2.45	0.51
27:DA:1798:U:H5''	30:DD:260:ARG:HB3	1.91	0.51
27:DA:1804:C:O5'	27:DA:1804:C:H6	1.93	0.51
27:DA:2262:U:O2'	27:DA:2263:C:H5'	2.10	0.51
27:DA:2312:U:C3'	27:DA:2313:C:H5''	2.40	0.51
28:DB:47:C:H3'	28:DB:48:A:H5''	1.93	0.51
29:DC:37:PHE:C	29:DC:39:GLU:H	2.13	0.51
30:DD:231:HIS:ND1	30:DD:232:PRO:HD2	2.26	0.51
31:DE:59:VAL:HG13	31:DE:60:ASN:H	1.72	0.51
33:DG:68:PRO:HB2	33:DG:90:LEU:HD23	1.93	0.51
33:DG:120:LEU:O	33:DG:121:ASN:C	2.48	0.51
34:DH:27:LYS:HG2	34:DH:32:GLU:HG3	1.92	0.51
34:DH:155:SER:OG	34:DH:156:ALA:N	2.44	0.51
38:DP:48:PRO:CD	38:DP:49:ARG:H	2.23	0.51
39:DQ:51:ARG:HA	39:DQ:54:MET:CE	2.41	0.51
44:DV:38:LEU:C	44:DV:39:LEU:HD13	2.30	0.51
45:DW:28:SER:OG	45:DW:31:GLU:HB2	2.11	0.51
47:DY:97:ARG:O	47:DY:98:VAL:CB	2.58	0.51
55:D6:39:TYR:C	55:D6:46:HIS:HB3	2.31	0.51
55:D6:42:TRP:HA	55:D6:42:TRP:HE3	1.75	0.51
1:AA:908:A:H2'	1:AA:909:A:C8	2.45	0.51
1:AA:1273:G:H3'	1:AA:1274:G:H8	1.76	0.51
1:AA:1318:A:H4'	19:AS:10:PHE:HB2	1.93	0.51
2:AB:42:ILE:HD13	2:AB:203:GLY:CA	2.39	0.51
2:AB:122:PHE:HA	2:AB:139:LYS:HZ1	1.74	0.51
3:AC:108:ASN:ND2	3:AC:144:SER:OG	2.41	0.51

*Continued on next page...*

*Continued from previous page...*

Atom-1	Atom-2	Interatomic distance (Å)	Clash overlap (Å)
4:AD:17:VAL:HG11	4:AD:197:PRO:HB2	1.93	0.51
4:AD:100:ARG:O	4:AD:103:ASN:HB3	2.11	0.51
4:AD:198:VAL:O	4:AD:198:VAL:HG12	2.09	0.51
6:AF:21:LEU:HA	6:AF:24:GLU:HG2	1.93	0.51
7:AG:85:TYR:CD1	7:AG:154:TYR:HE1	2.28	0.51
9:AI:50:LEU:CA	9:AI:53:VAL:HG22	2.41	0.51
9:AI:65:VAL:HG21	9:AI:73:GLN:NE2	2.25	0.51
10:AJ:40:LEU:HG	10:AJ:69:ASN:CB	2.41	0.51
12:AL:89:ASP:O	12:AL:91:PRO:HD3	2.11	0.51
14:AN:32:SER:HB3	14:AN:41:ARG:HB3	1.93	0.51
17:AQ:82:MET:HA	17:AQ:85:VAL:HG23	1.93	0.51
19:AS:4:SER:O	19:AS:5:LEU:CB	2.59	0.51
19:AS:29:ARG:HG2	19:AS:48:THR:OG1	2.10	0.51
20:AT:87:LYS:O	20:AT:91:LEU:HG	2.11	0.51
27:BA:303:U:H2'	27:BA:304:G:H8	1.76	0.51
27:BA:871:U:H4'	39:BQ:69:PHE:CE2	2.45	0.51
27:BA:1006:C:O2'	27:BA:1007:C:H5'	2.11	0.51
27:BA:1223:G:H5'	27:BA:1224:C:OP2	2.11	0.51
27:BA:1750:G:O2'	27:BA:2860:A:N1	2.38	0.51
27:BA:2615:U:C2	54:B5:7:PRO:HA	2.46	0.51
29:BC:75:LEU:HB2	29:BC:119:VAL:CB	2.41	0.51
30:BD:75:ILE:HD13	30:BD:99:ASP:OD1	2.11	0.51
31:BE:9:VAL:CG2	31:BE:25:VAL:HB	2.40	0.51
31:BE:11:MET:CB	31:BE:24:THR:HA	2.40	0.51
34:BH:19:VAL:HG21	34:BH:44:VAL:HA	1.92	0.51
35:BI:8:PRO:CA	35:BI:13:GLY:HA3	2.39	0.51
37:BO:86:ILE:O	37:BO:87:ILE:HD13	2.11	0.51
41:BS:90:GLY:C	41:BS:92:TYR:N	2.63	0.51
41:BS:106:ARG:HD2	41:BS:106:ARG:C	2.31	0.51
43:BU:92:ARG:CD	44:BV:11:GLN:NE2	2.73	0.51
44:BV:55:ALA:CB	44:BV:101:GLY:HA3	2.40	0.51
53:B4:40:ILE:CG1	53:B4:57:ILE:HG21	2.31	0.51
53:B4:53:THR:O	53:B4:54:LYS:CG	2.59	0.51
53:B4:62:CYS:C	53:B4:64:LYS:H	2.13	0.51
1:CA:457:C:O2'	1:CA:458:C:H5'	2.10	0.51
1:CA:690:G:H2'	1:CA:691:G:O4'	2.11	0.51
1:CA:840:C:H5'	1:CA:848:C:O2	2.10	0.51
1:CA:1028:C:H2'	1:CA:1033:G:H22	1.75	0.51
1:CA:1148:U:O3'	9:CI:14:VAL:HG11	2.10	0.51
1:CA:1282:C:O5'	1:CA:1282:C:H6	1.93	0.51
1:CA:1512:U:H2'	1:CA:1513:A:C8	2.46	0.51

*Continued on next page...*

*Continued from previous page...*

Atom-1	Atom-2	Interatomic distance (Å)	Clash overlap (Å)
2:CB:30:ARG:HH21	2:CB:194:PRO:HB2	1.75	0.51
2:CB:77:ALA:HB2	2:CB:211:ILE:HG21	1.91	0.51
4:CD:106:TYR:CE1	4:CD:113:SER:HA	2.46	0.51
8:CH:63:LEU:HB2	8:CH:65:TYR:CE1	2.46	0.51
10:CJ:50:ILE:HG23	10:CJ:60:ARG:HD3	1.92	0.51
13:CM:91:ARG:CD	19:CS:81:ARG:NH2	2.66	0.51
16:CP:22:THR:OG1	16:CP:23:ASP:N	2.43	0.51
23:CW:52:G:C5'	39:DQ:56:ARG:HH12	2.18	0.51
59:CX:64:G:H2'	59:CX:65:C:O4'	2.10	0.51
27:DA:29:U:O2'	27:DA:30:G:H5'	2.11	0.51
27:DA:542:C:H2'	27:DA:543:C:OP1	2.11	0.51
27:DA:635:C:O2'	27:DA:639:U:OP1	2.27	0.51
27:DA:692:C:O2'	27:DA:693:C:H5'	2.10	0.51
27:DA:2189:U:H3'	27:DA:2190:G:C5'	2.29	0.51
27:DA:2271:G:H2'	27:DA:2272:U:H6	1.75	0.51
27:DA:2308:G:N7	27:DA:2310:A:H5'	2.25	0.51
27:DA:2843:G:H1	27:DA:2874:C:H42	1.59	0.51
28:DB:61:G:H5'	28:DB:61:G:H8	1.74	0.51
35:DI:110:ASP:OD1	35:DI:112:LYS:HE3	2.11	0.51
36:DN:17:ASP:OD2	36:DN:19:GLU:HB3	2.11	0.51
36:DN:62:VAL:HG22	36:DN:66:LYS:HB2	1.93	0.51
36:DN:87:LEU:HD22	36:DN:91:LEU:HD12	1.92	0.51
39:DQ:27:VAL:HG11	39:DQ:134:ARG:HG2	1.92	0.51
41:DS:101:LEU:O	41:DS:102:ALA:O	2.29	0.51
42:DT:28:VAL:HB	42:DT:88:ILE:HG13	1.92	0.51
43:DU:108:GLU:CD	44:DV:44:LYS:HD3	2.31	0.51
47:DY:39:VAL:HG12	47:DY:40:GLU:HG2	1.92	0.51
48:DZ:169:THR:O	48:DZ:170:ILE:HG23	2.11	0.51
55:D6:15:GLU:OE1	55:D6:18:ARG:NH2	2.42	0.51
55:D6:44:ARG:HA	55:D6:44:ARG:HH11	1.74	0.51
57:D8:4:MET:CE	57:D8:61:LEU:HD22	2.40	0.51
58:D9:10:ILE:HD12	58:D9:32:HIS:CB	2.41	0.51
1:AA:1176:A:H2'	1:AA:1177:G:H8	1.73	0.51
4:AD:49:ARG:HH11	4:AD:49:ARG:CG	2.23	0.51
4:AD:133:VAL:HG13	4:AD:135:LEU:CD2	2.41	0.51
13:AM:15:VAL:HG12	13:AM:45:VAL:HG22	1.92	0.51
13:AM:19:LEU:HD11	13:AM:56:LEU:HD11	1.92	0.51
13:AM:70:LEU:H	13:AM:72:ALA:H	1.59	0.51
19:AS:13:ASP:C	19:AS:15:LEU:H	2.14	0.51
20:AT:62:LEU:O	20:AT:65:LYS:HB2	2.11	0.51
27:BA:27:G:O2'	27:BA:28:A:H8	1.94	0.51

*Continued on next page...*

*Continued from previous page...*

Atom-1	Atom-2	Interatomic distance (Å)	Clash overlap (Å)
27:BA:402:A:H2'	27:BA:403:U:H5'	1.92	0.51
27:BA:491:G:H2'	27:BA:492:A:H8	1.75	0.51
27:BA:580:C:H2'	27:BA:581:C:C6	2.44	0.51
27:BA:637:A:H4'	27:BA:638:G:O5'	2.09	0.51
27:BA:850:C:O2'	27:BA:851:U:H5'	2.10	0.51
27:BA:2012:G:O3'	45:BW:96:ILE:CD1	2.57	0.51
27:BA:2280:G:O2'	27:BA:2388:A:N1	2.36	0.51
32:BF:160:ASN:ND2	32:BF:163:VAL:HG23	2.25	0.51
35:BI:78:THR:HG22	35:BI:143:SER:HB2	1.92	0.51
40:BR:55:ALA:HA	40:BR:80:PHE:CE1	2.45	0.51
42:BT:82:LEU:HD12	42:BT:82:LEU:N	2.26	0.51
55:B6:40:CYS:SG	55:B6:45:LYS:CE	2.99	0.51
57:B8:16:ILE:HG23	57:B8:64:TYR:CD2	2.45	0.51
1:CA:603:U:H2'	1:CA:604:G:H8	1.74	0.51
1:CA:718:G:H21	18:CR:49:LYS:NZ	2.09	0.51
1:CA:856:C:H2'	1:CA:857:C:H6	1.76	0.51
1:CA:1306:A:O2'	1:CA:1307:U:H5'	2.10	0.51
2:CB:96:ARG:N	2:CB:96:ARG:CD	2.74	0.51
2:CB:146:GLN:O	2:CB:146:GLN:HG2	2.10	0.51
2:CB:166:ASP:O	2:CB:170:GLU:OE1	2.29	0.51
2:CB:185:ILE:HG23	2:CB:199:TYR:HB2	1.92	0.51
4:CD:114:ARG:HG3	4:CD:114:ARG:HH11	1.75	0.51
5:CE:100:VAL:HG13	5:CE:118:ILE:CG2	2.41	0.51
9:CI:96:LEU:O	9:CI:101:PHE:N	2.44	0.51
11:CK:23:ALA:O	11:CK:87:THR:O	2.28	0.51
14:CN:15:LYS:O	14:CN:16:PHE:O	2.28	0.51
14:CN:59:ALA:O	14:CN:60:SER:HB2	2.10	0.51
23:CW:67:C:O2'	23:CW:68:C:H5'	2.10	0.51
27:DA:26:G:OP1	45:DW:80:PRO:HB3	2.11	0.51
27:DA:38:A:O2'	27:DA:39:C:H5'	2.11	0.51
27:DA:481:G:HO2'	27:DA:482:A:P	2.34	0.51
27:DA:884:C:C2'	27:DA:885:C:H5'	2.41	0.51
27:DA:1161:C:H2'	27:DA:1162:G:H8	1.75	0.51
27:DA:1474:C:H2'	27:DA:1475:G:C8	2.46	0.51
27:DA:1654:A:H2	31:DE:113:PHE:CE1	2.29	0.51
27:DA:2007:C:H4'	27:DA:2824:C:H4'	1.93	0.51
27:DA:2494:G:H2'	27:DA:2495:G:C8	2.45	0.51
27:DA:2540:C:H2'	27:DA:2541:A:O4'	2.10	0.51
29:DC:63:SER:O	29:DC:64:LEU:HB2	2.08	0.51
30:DD:109:ASP:CG	30:DD:197:GLY:HA2	2.31	0.51
31:DE:4:ILE:O	31:DE:5:LEU:HD23	2.10	0.51

*Continued on next page...*

*Continued from previous page...*

Atom-1	Atom-2	Interatomic distance (Å)	Clash overlap (Å)
31:DE:13:ARG:CA	31:DE:22:PRO:HA	2.38	0.51
34:DH:97:ARG:HB2	34:DH:104:GLU:HB3	1.92	0.51
36:DN:55:VAL:HG23	36:DN:128:HIS:HB3	1.92	0.51
37:DO:24:VAL:CG1	37:DO:33:ALA:HB2	2.41	0.51
40:DR:28:LEU:HA	40:DR:34:ILE:CG1	2.41	0.51
45:DW:6:ILE:CG1	45:DW:104:THR:HG23	2.41	0.51
48:DZ:29:ASN:O	48:DZ:31:HIS:N	2.42	0.51
48:DZ:138:VAL:CG2	48:DZ:154:LEU:HD21	2.32	0.51
50:D1:29:GLY:C	50:D1:30:VAL:HG13	2.31	0.51
51:D2:27:GLU:O	51:D2:30:ARG:HG2	2.11	0.51
56:D7:9:ARG:HG3	56:D7:9:ARG:NH1	2.26	0.51
57:D8:32:LEU:HG	57:D8:36:LYS:HZ1	1.76	0.51
1:AA:78:G:O2'	1:AA:79:G:N2	2.44	0.51
1:AA:311:C:HO2'	1:AA:312:C:H5'	1.76	0.51
1:AA:437:U:O2'	1:AA:438:G:H5'	2.11	0.51
1:AA:763:G:H2'	1:AA:764:C:H6	1.76	0.51
1:AA:953:G:H5'	1:AA:965:A:H61	1.76	0.51
1:AA:986:A:H1'	19:AS:54:GLY:O	2.10	0.51
1:AA:1457:G:H2'	1:AA:1458:G:H8	1.76	0.51
2:AB:114:ARG:O	2:AB:117:GLU:HB3	2.10	0.51
2:AB:167:PRO:HG2	2:AB:192:SER:CB	2.40	0.51
4:AD:4:TYR:O	4:AD:5:ILE:CB	2.55	0.51
4:AD:110:PHE:CE2	4:AD:147:ALA:HA	2.46	0.51
23:AW:35:G:O2'	23:AW:36:A:P	2.69	0.51
25:AY:70:C:H2'	25:AY:71:A:H8	1.75	0.51
26:AZ:1:KBE:N	26:AZ:1:KBE:HEA	2.26	0.51
27:BA:638:G:C6	27:BA:651:G:N7	2.79	0.51
27:BA:675:A:C8	27:BA:804:A:C6	2.99	0.51
27:BA:797:C:H2'	27:BA:798:G:O4'	2.11	0.51
27:BA:2549:G:O2'	27:BA:2550:G:H5'	2.10	0.51
27:BA:2768:C:O2'	27:BA:2769:C:H5'	2.11	0.51
27:BA:2821:A:H2'	27:BA:2822:G:C8	2.46	0.51
28:BB:30:C:H2'	28:BB:31:C:O4'	2.11	0.51
28:BB:51:G:H2'	28:BB:52:A:H1'	1.93	0.51
28:BB:107:G:O2'	28:BB:108:U:H5'	2.11	0.51
29:BC:51:PRO:O	29:BC:53:ARG:N	2.44	0.51
30:BD:38:LYS:O	30:BD:38:LYS:HG2	2.11	0.51
30:BD:105:ILE:CD1	30:BD:106:ILE:HG22	2.37	0.51
33:BG:146:TYR:O	33:BG:147:ASP:C	2.49	0.51
35:BI:72:LEU:HD12	35:BI:75:LEU:HD23	1.93	0.51
37:BO:18:LYS:HB2	37:BO:45:GLU:CG	2.32	0.51

*Continued on next page...*

*Continued from previous page...*

Atom-1	Atom-2	Interatomic distance (Å)	Clash overlap (Å)
38:BP:130:PHE:CD2	38:BP:130:PHE:N	2.77	0.51
42:BT:100:TYR:O	42:BT:103:ARG:HG3	2.11	0.51
43:BU:66:ASN:ND2	43:BU:70:ARG:HH21	2.08	0.51
47:BY:100:ALA:O	47:BY:101:LYS:CB	2.59	0.51
1:CA:340:U:O2'	1:CA:341:C:H5'	2.11	0.51
1:CA:836:G:C6	1:CA:851:G:C6	2.98	0.51
1:CA:1445:C:H2'	1:CA:1446:U:C4'	2.41	0.51
8:CH:22:GLU:O	8:CH:62:TYR:HA	2.11	0.51
8:CH:123:GLU:O	8:CH:127:LEU:N	2.44	0.51
12:CL:4:ILE:HG22	12:CL:5:ASN:N	2.25	0.51
15:CO:27:VAL:C	15:CO:29:VAL:N	2.62	0.51
17:CQ:37:LYS:O	17:CQ:38:ARG:HB2	2.10	0.51
18:CR:70:ILE:HG23	18:CR:79:LEU:HD13	1.92	0.51
21:CU:6:ARG:O	21:CU:12:LYS:HE3	2.11	0.51
25:CY:33:G:H2'	25:CY:33:G:N3	2.25	0.51
27:DA:445:C:OP1	43:DU:2:PRO:HA	2.11	0.51
27:DA:483:A:H4'	47:DY:49:VAL:CG2	2.40	0.51
27:DA:673:C:O2'	27:DA:674:G:H5'	2.10	0.51
27:DA:692:C:H2'	27:DA:693:C:H6	1.76	0.51
27:DA:1794:U:O2'	27:DA:1795:C:H5'	2.11	0.51
27:DA:2257:U:O2'	27:DA:2258:C:H5'	2.11	0.51
28:DB:22:U:C2	28:DB:61:G:C6	2.99	0.51
30:DD:35:LYS:HZ3	30:DD:103:ARG:CA	2.23	0.51
32:DF:199:TRP:CZ3	32:DF:203:GLN:HG3	2.46	0.51
35:DI:101:LEU:HD23	35:DI:109:ILE:HG12	1.93	0.51
36:DN:14:VAL:HG23	36:DN:50:ASP:HB3	1.93	0.51
38:DP:101:VAL:HG13	38:DP:106:LEU:CD2	2.40	0.51
39:DQ:68:ILE:CG2	39:DQ:103:MET:HA	2.41	0.51
41:DS:25:ARG:HD3	41:DS:42:ASP:OD1	2.10	0.51
42:DT:82:LEU:O	42:DT:84:GLN:O	2.28	0.51
48:DZ:4:LEU:HD22	48:DZ:46:VAL:CG2	2.40	0.51
50:D1:3:LYS:CG	50:D1:4:VAL:H	2.14	0.51
51:D2:16:LEU:O	51:D2:20:GLU:HB3	2.10	0.51
55:D6:24:GLU:HA	55:D6:24:GLU:OE1	2.11	0.51
1:AA:51:A:H4'	1:AA:52:G:C5'	2.41	0.51
1:AA:640:A:H2'	1:AA:641:U:H5'	1.93	0.51
1:AA:1152:A:H2'	1:AA:1153:C:C6	2.45	0.51
1:AA:1241:G:H2'	1:AA:1242:C:C6	2.45	0.51
1:AA:1305:G:H5'	21:AU:4:GLY:CA	2.36	0.51
2:AB:27:LYS:HD3	2:AB:193:ASP:OD1	2.10	0.51
2:AB:126:GLU:C	2:AB:128:GLU:H	2.15	0.51

*Continued on next page...*

*Continued from previous page...*

Atom-1	Atom-2	Interatomic distance (Å)	Clash overlap (Å)
3:AC:29:TYR:HD1	14:AN:36:PHE:CZ	2.28	0.51
3:AC:64:VAL:O	3:AC:64:VAL:HG23	2.09	0.51
3:AC:179:ARG:O	3:AC:206:GLU:HA	2.11	0.51
6:AF:91:VAL:HG13	18:AR:72:ARG:NH2	2.26	0.51
8:AH:137:VAL:HG12	8:AH:138:TRP:H	1.76	0.51
10:AJ:90:LEU:N	10:AJ:91:PRO:CD	2.74	0.51
12:AL:41:THR:CB	26:AZ:4:MYN:H22	2.40	0.51
16:AP:8:ARG:C	16:AP:9:PHE:CD2	2.80	0.51
17:AQ:33:GLY:O	17:AQ:34:LYS:C	2.50	0.51
18:AR:19:LYS:O	18:AR:20:ALA:CB	2.59	0.51
19:AS:24:ALA:O	19:AS:25:LYS:CB	2.58	0.51
19:AS:29:ARG:O	19:AS:30:LEU:C	2.49	0.51
20:AT:18:GLN:HE21	20:AT:22:ARG:HH22	1.58	0.51
27:BA:6:A:O2'	27:BA:7:G:H5'	2.11	0.51
27:BA:242:G:O5'	57:B8:3:LYS:HE2	2.10	0.51
27:BA:322:A:H3'	32:BF:169:ASN:HD21	1.75	0.51
27:BA:407:G:H2'	27:BA:408:G:C8	2.46	0.51
27:BA:942:G:C2'	27:BA:943:U:H5'	2.41	0.51
27:BA:1042:G:N3	27:BA:1042:G:H2'	2.26	0.51
27:BA:1138:G:H2'	27:BA:1139:G:O4'	2.11	0.51
27:BA:1799:G:H8	30:BD:181:GLU:OE1	1.94	0.51
27:BA:2729:G:N3	31:BE:187:ALA:HB2	2.26	0.51
27:BA:2881:C:H2'	27:BA:2882:A:C8	2.46	0.51
30:BD:211:ARG:HA	30:BD:214:TRP:CD2	2.46	0.51
34:BH:73:ALA:O	34:BH:77:LYS:HG2	2.10	0.51
34:BH:88:LEU:N	34:BH:88:LEU:HD22	2.26	0.51
35:BI:66:GLU:HG2	35:BI:69:LYS:HD3	1.93	0.51
35:BI:96:ASP:C	35:BI:98:ALA:N	2.63	0.51
35:BI:110:ASP:C	35:BI:112:LYS:N	2.63	0.51
36:BN:70:LYS:O	36:BN:86:PRO:HA	2.11	0.51
37:BO:11:ALA:O	37:BO:12:ASP:HB3	2.11	0.51
37:BO:104:ARG:NH2	42:BT:35:LYS:NZ	2.56	0.51
39:BQ:137:TYR:CE1	48:BZ:80:ARG:NH1	2.69	0.51
42:BT:38:ASN:ND2	42:BT:40:THR:O	2.43	0.51
46:BX:39:ILE:HD13	46:BX:79:ALA:HB2	1.93	0.51
50:B1:18:ILE:HG22	50:B1:18:ILE:O	2.11	0.51
53:B4:43:GLY:O	53:B4:45:GLY:N	2.44	0.51
1:CA:424:G:C2	1:CA:425:G:C8	2.99	0.51
1:CA:606:G:C2'	1:CA:631:G:N2	2.73	0.51
1:CA:743:U:H2'	1:CA:744:C:C6	2.46	0.51
1:CA:1116:C:O2'	1:CA:1117:G:H5''	2.11	0.51

*Continued on next page...*



*Continued from previous page...*

Atom-1	Atom-2	Interatomic distance (Å)	Clash overlap (Å)
1:CA:1368:G:H4'	10:CJ:46:ARG:NH1	2.23	0.51
1:CA:1423:G:O2'	1:CA:1424:C:H5'	2.11	0.51
2:CB:47:THR:HG23	2:CB:202:PRO:O	2.11	0.51
3:CC:18:TRP:NE1	14:CN:55:GLY:N	2.59	0.51
3:CC:138:VAL:HG12	3:CC:170:GLN:HE21	1.76	0.51
7:CG:87:VAL:HG11	7:CG:154:TYR:C	2.32	0.51
16:CP:20:VAL:HG23	16:CP:32:TYR:HB2	1.91	0.51
23:CW:17:G:H4'	23:CW:59:U:O2	2.11	0.51
27:DA:271(S):G:C6	27:DA:271(T):C:C4	2.99	0.51
27:DA:443:A:H1'	27:DA:1201:C:O4'	2.11	0.51
27:DA:519:U:H2'	27:DA:520:G:C8	2.46	0.51
27:DA:533:G:H5'	43:DU:24:TYR:CD2	2.46	0.51
27:DA:808:G:H2'	27:DA:809:G:C8	2.45	0.51
27:DA:1160:G:N2	44:DV:10:LYS:HE2	2.26	0.51
27:DA:1272:A:OP2	27:DA:1647:G:OP1	2.29	0.51
27:DA:1917:U:H2'	27:DA:1918:A:O4'	2.11	0.51
27:DA:1981:A:H5''	27:DA:1982:C:OP2	2.11	0.51
27:DA:2413:G:N2	27:DA:2414:G:H1'	2.26	0.51
27:DA:2694:G:C2'	27:DA:2695:C:H5'	2.41	0.51
27:DA:2889:C:H2'	27:DA:2891:G:O4'	2.11	0.51
31:DE:3:GLY:O	31:DE:4:ILE:HB	2.10	0.51
31:DE:152:LYS:HB3	36:DN:78:TYR:HA	1.91	0.51
39:DQ:118:LEU:HD12	39:DQ:131:ILE:CG2	2.41	0.51
41:DS:28:VAL:HG22	41:DS:99:LYS:HZ1	1.76	0.51
42:DT:57:PHE:CG	42:DT:58:ASN:N	2.79	0.51
44:DV:64:HIS:CD2	44:DV:64:HIS:N	2.77	0.51
47:DY:38:ILE:CG2	47:DY:39:VAL:N	2.68	0.51
48:DZ:47:PHE:O	48:DZ:48:ARG:C	2.49	0.51
51:D2:63:VAL:HA	51:D2:66:GLU:HG3	1.93	0.51
1:AA:105:G:H2'	1:AA:106:C:C6	2.46	0.50
1:AA:254:G:OP1	17:AQ:67:LYS:O	2.29	0.50
1:AA:839:U:O2	1:AA:839:U:H2'	2.11	0.50
1:AA:1109:C:O2'	1:AA:1110:A:H5'	2.11	0.50
2:AB:80:ILE:HD11	2:AB:212:GLN:CA	2.35	0.50
4:AD:147:ALA:HB2	4:AD:182:LYS:HA	1.92	0.50
5:AE:28:PHE:H	5:AE:28:PHE:HD1	1.59	0.50
9:AI:9:ARG:O	9:AI:104:ARG:HD2	2.11	0.50
9:AI:96:LEU:HD11	9:AI:102:LEU:HB2	1.93	0.50
13:AM:90:LEU:O	13:AM:92:HIS:N	2.41	0.50
18:AR:44:LEU:HD21	18:AR:70:ILE:HG21	1.93	0.50
25:AY:70:C:H2'	25:AY:71:A:C8	2.46	0.50

*Continued on next page...*

*Continued from previous page...*

Atom-1	Atom-2	Interatomic distance (Å)	Clash overlap (Å)
27:BA:555:U:H1'	27:BA:556:G:N7	2.26	0.50
27:BA:1146:C:C2'	27:BA:1147:C:H5'	2.41	0.50
27:BA:1274:A:N1	27:BA:1645:G:H5'	2.25	0.50
27:BA:1817:G:O2'	27:BA:1818:U:H5'	2.10	0.50
27:BA:2199:A:H2'	27:BA:2199:A:N3	2.25	0.50
27:BA:2225:A:H5'	27:BA:2226:C:O4'	2.11	0.50
30:BD:28:GLU:HB2	30:BD:29:PRO:HD3	1.93	0.50
33:BG:85:GLY:O	33:BG:87:PRO:HD2	2.10	0.50
35:BI:6:LEU:O	35:BI:7:GLU:HB2	2.11	0.50
36:BN:51:PHE:CZ	36:BN:119:ARG:CD	2.93	0.50
37:BO:104:ARG:CZ	42:BT:33:LYS:HD2	2.41	0.50
37:BO:120:GLU:HB2	42:BT:68:TYR:HE2	1.76	0.50
39:BQ:65:PHE:O	39:BQ:104:PHE:HB3	2.09	0.50
42:BT:34:VAL:O	42:BT:35:LYS:HB3	2.10	0.50
45:BW:12:ILE:HG23	45:BW:17:VAL:HG11	1.92	0.50
45:BW:57:ASN:ND2	45:BW:57:ASN:H	2.09	0.50
45:BW:111:HIS:CG	45:BW:112:GLY:H	2.28	0.50
50:B1:46:LEU:O	50:B1:47:GLN:NE2	2.44	0.50
1:CA:524:G:H2'	1:CA:525:C:C6	2.46	0.50
1:CA:1106:G:H5''	3:CC:172:ARG:CD	2.41	0.50
1:CA:1405:G:O2'	1:CA:1406:U:H5'	2.12	0.50
2:CB:132:LYS:C	2:CB:134:GLU:H	2.13	0.50
3:CC:83:ARG:C	3:CC:85:ARG:H	2.14	0.50
5:CE:26:PHE:N	5:CE:26:PHE:CD1	2.78	0.50
9:CI:17:VAL:HG11	9:CI:81:ILE:HA	1.93	0.50
10:CJ:30:SER:HB2	10:CJ:80:LYS:O	2.09	0.50
11:CK:33:THR:HA	11:CK:40:ILE:HG12	1.92	0.50
12:CL:25:LYS:HB2	12:CL:30:ARG:NH1	2.25	0.50
13:CM:69:GLU:OE1	13:CM:69:GLU:HA	2.10	0.50
19:CS:29:ARG:N	19:CS:29:ARG:HD2	2.26	0.50
23:CW:4:G:N2	23:CW:69:C:C2	2.79	0.50
27:DA:614(C):A:HO2'	27:DA:615:G:C4'	2.21	0.50
27:DA:1198:U:O2	27:DA:1249:U:H1'	2.11	0.50
27:DA:1204:A:N1	27:DA:1241:A:H2	2.09	0.50
27:DA:2310:A:O2'	27:DA:2311:A:C5'	2.57	0.50
27:DA:2350:C:H2'	27:DA:2351:G:O4'	2.10	0.50
27:DA:2864:G:O2'	27:DA:2865:U:H5'	2.11	0.50
27:DA:2881:C:C2	27:DA:2882:A:C8	2.99	0.50
29:DC:37:PHE:O	29:DC:39:GLU:N	2.43	0.50
30:DD:147:LEU:HD13	30:DD:155:LEU:CD1	2.41	0.50
33:DG:110:ALA:O	33:DG:111:LEU:C	2.49	0.50

*Continued on next page...*

*Continued from previous page...*

Atom-1	Atom-2	Interatomic distance (Å)	Clash overlap (Å)
33:DG:119:GLY:O	33:DG:120:LEU:HG	2.10	0.50
35:DI:31:LEU:HB2	35:DI:32:PRO:HD3	1.93	0.50
35:DI:105:HIS:O	35:DI:107:VAL:HG23	2.11	0.50
37:DO:20:MET:O	37:DO:41:ALA:HA	2.11	0.50
37:DO:24:VAL:HG21	37:DO:30:ALA:O	2.11	0.50
39:DQ:32:TYR:O	39:DQ:105:GLU:HA	2.11	0.50
40:DR:51:LEU:HD23	40:DR:66:VAL:CG2	2.38	0.50
41:DS:16:ASN:ND2	41:DS:92:TYR:HE1	2.09	0.50
42:DT:34:VAL:HG12	42:DT:35:LYS:N	2.26	0.50
43:DU:28:ARG:HH11	43:DU:28:ARG:HG2	1.76	0.50
44:DV:10:LYS:HE3	44:DV:10:LYS:N	2.26	0.50
45:DW:40:ASN:C	45:DW:41:LYS:HG2	2.29	0.50
47:DY:46:LYS:HG2	47:DY:47:LYS:N	2.25	0.50
1:AA:692:U:OP1	11:AK:124:LYS:NZ	2.44	0.50
1:AA:1036:G:H3'	1:AA:1037:C:C6	2.46	0.50
1:AA:1084:G:OP1	1:AA:1086:U:C4	2.64	0.50
1:AA:1160:G:O6	1:AA:1181:G:C6	2.65	0.50
1:AA:1190:G:H3'	3:AC:3:ASN:ND2	2.26	0.50
1:AA:1219:U:OP1	14:AN:19:ARG:NH2	2.37	0.50
2:AB:124:SER:OG	2:AB:125:PRO:HD2	2.10	0.50
3:AC:21:ARG:O	3:AC:58:GLU:HA	2.10	0.50
9:AI:33:PHE:C	9:AI:35:GLU:H	2.15	0.50
10:AJ:8:LEU:O	10:AJ:16:LEU:HD21	2.10	0.50
12:AL:82:ILE:HG22	12:AL:83:ARG:N	2.25	0.50
16:AP:50:LYS:HZ1	16:AP:52:ASP:HB2	1.76	0.50
19:AS:23:ASN:O	19:AS:25:LYS:N	2.43	0.50
23:AW:66:A:H2'	23:AW:67:C:C6	2.47	0.50
27:BA:8:A:C2	27:BA:2896:C:N3	2.80	0.50
27:BA:106:C:H2'	27:BA:107:C:C6	2.45	0.50
27:BA:629:G:H5''	57:B8:15:LYS:HZ1	1.75	0.50
27:BA:1027:A:C2	27:BA:2488:A:H5'	2.46	0.50
27:BA:1308:A:H2'	27:BA:1309:G:O4'	2.11	0.50
27:BA:1435:G:H2'	27:BA:1436:G:H8	1.76	0.50
27:BA:1471:A:H2'	27:BA:1471:A:N3	2.27	0.50
27:BA:2401:U:O2'	27:BA:2402:C:OP1	2.29	0.50
29:BC:41:VAL:CG2	29:BC:178:ALA:HB3	2.40	0.50
35:BI:101:LEU:HG	35:BI:109:ILE:CD1	2.35	0.50
36:BN:1:MET:C	36:BN:2:LYS:HG3	2.31	0.50
37:BO:86:ILE:CG2	37:BO:87:ILE:N	2.74	0.50
38:BP:26:GLY:HA2	38:BP:30:THR:HG23	1.94	0.50
38:BP:131:SER:O	38:BP:134:ALA:HB3	2.12	0.50

*Continued on next page...*

*Continued from previous page...*

Atom-1	Atom-2	Interatomic distance (Å)	Clash overlap (Å)
41:BS:82:ILE:O	41:BS:83:LYS:HB2	2.11	0.50
41:BS:82:ILE:HG22	41:BS:83:LYS:N	2.26	0.50
42:BT:45:PHE:CE2	42:BT:74:ARG:HB2	2.47	0.50
42:BT:113:LYS:HD2	42:BT:113:LYS:H	1.76	0.50
44:BV:39:LEU:CA	44:BV:47:VAL:HG11	2.41	0.50
47:BY:17:SER:HB2	47:BY:71:LYS:CB	2.30	0.50
48:BZ:43:PHE:CZ	48:BZ:85:VAL:HG11	2.45	0.50
48:BZ:150:HIS:HB2	48:BZ:169:THR:HA	1.92	0.50
52:B3:32:GLN:NE2	52:B3:32:GLN:CA	2.72	0.50
1:CA:154:C:O2'	1:CA:155:C:H5'	2.11	0.50
1:CA:597:G:C6	1:CA:644:G:C6	3.00	0.50
1:CA:1030(B):C:H2'	1:CA:1030(C):G:H5'	1.93	0.50
1:CA:1049:U:H1'	1:CA:1201:A:C5	2.45	0.50
1:CA:1101:A:C4'	1:CA:1102:A:O5'	2.43	0.50
1:CA:1205:U:H4'	3:CC:195:VAL:CG2	2.41	0.50
1:CA:1310:G:O2'	1:CA:1311:G:H5'	2.11	0.50
3:CC:83:ARG:HH11	3:CC:83:ARG:HG2	1.75	0.50
3:CC:113:ALA:HB3	3:CC:114:PRO:HD3	1.93	0.50
6:CF:45:LEU:O	6:CF:46:ARG:HG2	2.11	0.50
7:CG:71:PRO:HG3	7:CG:103:TRP:CH2	2.47	0.50
17:CQ:20:THR:HG21	17:CQ:41:LYS:HD2	1.93	0.50
19:CS:61:TYR:O	19:CS:62:ILE:HB	2.11	0.50
27:DA:467:G:O2'	27:DA:468:G:H5'	2.12	0.50
27:DA:856:C:H1'	49:D0:27:GLU:HB3	1.92	0.50
27:DA:993:G:OP1	43:DU:50:ARG:NH2	2.44	0.50
27:DA:2050:C:H2'	27:DA:2051:A:O4'	2.11	0.50
27:DA:2787:C:O2'	31:DE:61:ARG:HG3	2.10	0.50
28:DB:34:U:C2	28:DB:44:G:O6	2.65	0.50
32:DF:134:GLY:HA2	32:DF:162:LEU:O	2.11	0.50
33:DG:175:LEU:C	33:DG:177:GLY:H	2.15	0.50
37:DO:10:VAL:HG21	37:DO:16:ALA:O	2.11	0.50
39:DQ:53:ALA:HB1	39:DQ:120:ILE:HG21	1.92	0.50
42:DT:125:ARG:HH11	42:DT:125:ARG:HA	1.76	0.50
1:AA:92:C:H2'	1:AA:93:G:O4'	2.12	0.50
1:AA:234:C:H2'	1:AA:235:C:C6	2.42	0.50
1:AA:542:G:O2'	1:AA:543:C:H5'	2.12	0.50
1:AA:1298:C:C4	7:AG:114:ARG:HD2	2.46	0.50
2:AB:127:ILE:HG22	2:AB:127:ILE:O	2.12	0.50
5:AE:67:VAL:HG22	5:AE:68:GLU:N	2.26	0.50
5:AE:81:GLU:HG2	5:AE:90:VAL:HG13	1.92	0.50
10:AJ:6:ILE:CD1	10:AJ:72:VAL:HB	2.39	0.50

*Continued on next page...*

*Continued from previous page...*

Atom-1	Atom-2	Interatomic distance (Å)	Clash overlap (Å)
10:AJ:22:LYS:O	10:AJ:22:LYS:HD2	2.11	0.50
13:AM:80:ARG:C	13:AM:82:MET:N	2.64	0.50
15:AO:46:HIS:C	15:AO:48:LYS:H	2.14	0.50
19:AS:11:VAL:O	19:AS:12:ASP:C	2.49	0.50
27:BA:96:G:H4'	51:B2:48:HIS:NE2	2.26	0.50
27:BA:969:U:OP1	52:B3:17:LYS:HG2	2.10	0.50
27:BA:2704:C:H2'	27:BA:2705:A:O4'	2.11	0.50
27:BA:2835:A:H62	27:BA:2878:U:H3'	1.75	0.50
27:BA:2850:A:H2'	27:BA:2851:A:C8	2.46	0.50
31:BE:170:LEU:HD23	31:BE:184:VAL:HG11	1.94	0.50
32:BF:53:THR:HG22	32:BF:56:GLU:CG	2.41	0.50
32:BF:140:LEU:HD21	32:BF:170:LEU:HD11	1.92	0.50
34:BH:44:VAL:O	34:BH:46:GLU:OE2	2.28	0.50
35:BI:8:PRO:HD3	35:BI:15:VAL:H	1.75	0.50
35:BI:44:LEU:O	35:BI:47:LEU:HB3	2.11	0.50
35:BI:92:VAL:C	35:BI:96:ASP:HB2	2.32	0.50
36:BN:116:LEU:O	36:BN:119:ARG:HB2	2.10	0.50
45:BW:5:ALA:HB1	45:BW:50:VAL:HG22	1.92	0.50
45:BW:88:ARG:H	45:BW:93:ALA:H	1.59	0.50
51:B2:43:GLN:O	51:B2:44:LEU:HB2	2.10	0.50
57:B8:60:LEU:HB3	57:B8:63:PRO:HG2	1.92	0.50
1:CA:545:C:O2'	1:CA:546:G:H5'	2.11	0.50
1:CA:840:C:C4'	1:CA:841:U:OP1	2.59	0.50
1:CA:1277:C:O2'	1:CA:1279:A:H8	1.94	0.50
1:CA:1497:G:H2'	1:CA:1498:U:H5'	1.92	0.50
2:CB:166:ASP:HB3	2:CB:169:LYS:HB2	1.91	0.50
4:CD:23:GLY:H	4:CD:26:CYS:HB2	1.77	0.50
4:CD:70:ILE:HG12	4:CD:71:SER:H	1.75	0.50
4:CD:102:ASP:O	4:CD:105:VAL:HB	2.10	0.50
4:CD:188:LEU:O	4:CD:190:ASP:N	2.44	0.50
8:CH:39:LEU:N	8:CH:39:LEU:HD22	2.25	0.50
8:CH:77:GLU:HG2	8:CH:78:GLN:H	1.76	0.50
12:CL:44:LYS:CG	12:CL:45:PRO:HD2	2.40	0.50
23:CW:7:A:H4'	23:CW:8:U:OP2	2.12	0.50
27:DA:196:A:OP1	38:DP:51:PHE:HZ	1.94	0.50
27:DA:519:U:O2'	27:DA:520:G:H5'	2.12	0.50
27:DA:1203:G:O2'	27:DA:1242:A:N6	2.42	0.50
27:DA:1257:C:H4'	32:DF:83:PHE:HE2	1.71	0.50
27:DA:1479:G:H2'	27:DA:1480:G:O4'	2.11	0.50
27:DA:2491:U:C2'	27:DA:2492:U:H5'	2.41	0.50
27:DA:2538:C:O2'	27:DA:2539:C:H5'	2.11	0.50

*Continued on next page...*

*Continued from previous page...*

Atom-1	Atom-2	Interatomic distance (Å)	Clash overlap (Å)
27:DA:2753:A:N3	58:D9:15:LYS:NZ	2.50	0.50
27:DA:2846:G:H2'	27:DA:2847:U:O4'	2.11	0.50
28:DB:22:U:H2'	28:DB:23:G:C8	2.47	0.50
30:DD:260:ARG:O	30:DD:261:LYS:C	2.50	0.50
31:DE:76:ARG:HG2	31:DE:195:LEU:CD1	2.38	0.50
31:DE:101:ARG:HA	31:DE:170:LEU:O	2.11	0.50
32:DF:202:PHE:O	32:DF:206:ILE:HG12	2.11	0.50
36:DN:121:LYS:HD2	36:DN:121:LYS:N	2.25	0.50
37:DO:111:PHE:N	37:DO:111:PHE:CD2	2.79	0.50
38:DP:38:GLN:HG3	38:DP:41:ARG:HG3	1.92	0.50
41:DS:26:LEU:HA	41:DS:39:ILE:HD13	1.94	0.50
42:DT:18:ASP:O	42:DT:19:LEU:C	2.49	0.50
42:DT:89:VAL:CG1	42:DT:91:ARG:NE	2.63	0.50
44:DV:18:LEU:HD13	44:DV:19:LYS:H	1.74	0.50
45:DW:27:LYS:HE3	45:DW:31:GLU:HG2	1.93	0.50
47:DY:90:LEU:HD12	47:DY:91:GLU:HB2	1.94	0.50
55:D6:41:PRO:C	55:D6:43:CYS:N	2.63	0.50
58:D9:7:VAL:CG2	58:D9:36:GLN:HB2	2.42	0.50
1:AA:22:G:H4'	1:AA:885:G:C8	2.46	0.50
1:AA:46:G:H2'	1:AA:366:C:H5	1.76	0.50
1:AA:78:G:N2	1:AA:79:G:C6	2.66	0.50
1:AA:431:A:C2'	1:AA:432:A:H5'	2.42	0.50
1:AA:1253:G:H5'	10:AJ:44:VAL:HG12	1.93	0.50
1:AA:1464:G:OP1	42:BT:108:ARG:HD2	2.10	0.50
2:AB:212:GLN:NE2	2:AB:216:SER:HB2	2.27	0.50
3:AC:137:ALA:O	3:AC:140:ARG:HB3	2.11	0.50
3:AC:172:ARG:HB3	3:AC:174:PRO:HD3	1.93	0.50
4:AD:105:VAL:CG2	4:AD:126:ILE:HG21	2.41	0.50
5:AE:80:ILE:HB	8:AH:104:ARG:NH2	2.25	0.50
7:AG:5:ARG:C	7:AG:7:ALA:H	2.15	0.50
10:AJ:13:HIS:CE1	10:AJ:14:LYS:HG3	2.47	0.50
11:AK:84:VAL:CG1	11:AK:95:ILE:HD11	2.41	0.50
18:AR:56:THR:OG1	18:AR:58:LEU:HD13	2.12	0.50
20:AT:89:ARG:CD	20:AT:104:LEU:HD11	2.35	0.50
27:BA:428:A:H3'	27:BA:429:A:H8	1.77	0.50
27:BA:459:U:H4'	56:B7:40:TRP:CZ3	2.45	0.50
27:BA:481:G:O2'	27:BA:482:A:P	2.69	0.50
27:BA:1389:G:H2'	27:BA:1390:U:H6	1.75	0.50
27:BA:2564:A:OP1	27:BA:2648:C:H4'	2.10	0.50
27:BA:2830:G:H5'	31:BE:58:ARG:NH2	2.25	0.50
29:BC:71:GLN:NE2	29:BC:73:ARG:HG2	2.26	0.50

*Continued on next page...*

*Continued from previous page...*

Atom-1	Atom-2	Interatomic distance (Å)	Clash overlap (Å)
30:BD:135:PHE:CD2	30:BD:135:PHE:N	2.76	0.50
30:BD:238:GLY:O	30:BD:239:ARG:HB3	2.09	0.50
30:BD:264:LYS:HG2	30:BD:266:SER:CB	2.42	0.50
31:BE:178:GLU:O	31:BE:178:GLU:OE1	2.29	0.50
33:BG:142:PRO:C	33:BG:144:ILE:H	2.15	0.50
35:BI:57:ARG:O	35:BI:61:ARG:HD3	2.12	0.50
35:BI:96:ASP:O	35:BI:98:ALA:N	2.45	0.50
37:BO:104:ARG:NH1	37:BO:104:ARG:HB3	2.27	0.50
38:BP:111:ARG:HG3	38:BP:111:ARG:HH21	1.76	0.50
39:BQ:55:VAL:CG1	39:BQ:64:ILE:HD12	2.41	0.50
40:BR:28:LEU:HA	40:BR:34:ILE:CG1	2.42	0.50
42:BT:96:ARG:CZ	42:BT:96:ARG:HB3	2.42	0.50
45:BW:36:LEU:HD13	45:BW:48:ALA:CA	2.39	0.50
47:BY:96:ILE:HG22	47:BY:97:ARG:H	1.76	0.50
48:BZ:57:VAL:HA	48:BZ:66:LEU:O	2.11	0.50
48:BZ:148:SER:C	48:BZ:149:LEU:HD13	2.32	0.50
48:BZ:165:SER:HB2	48:BZ:167:GLU:H	1.75	0.50
55:B6:22:ALA:O	55:B6:23:THR:CG2	2.44	0.50
1:CA:19:C:H5'	5:CE:86:ALA:CB	2.40	0.50
1:CA:569:C:H1'	1:CA:574:A:C4	2.45	0.50
1:CA:1097:C:H2'	1:CA:1098:C:C6	2.46	0.50
1:CA:1222:G:O2'	1:CA:1223:C:H5'	2.10	0.50
1:CA:1223:C:OP2	1:CA:1224:G:H2'	2.11	0.50
1:CA:1444:C:C4	1:CA:1445:C:N4	2.79	0.50
2:CB:167:PRO:CG	2:CB:188:ALA:HA	2.40	0.50
2:CB:217:ARG:HH11	2:CB:217:ARG:HG3	1.76	0.50
4:CD:30:LYS:HA	4:CD:35:ARG:CD	2.36	0.50
5:CE:20:GLN:O	5:CE:21:ALA:C	2.49	0.50
9:CI:113:LYS:H	9:CI:119:ALA:HA	1.75	0.50
13:CM:69:GLU:O	13:CM:70:LEU:HB2	2.10	0.50
15:CO:26:GLU:OE1	15:CO:77:ARG:HD3	2.11	0.50
15:CO:87:ILE:CG2	15:CO:88:ARG:H	2.11	0.50
27:DA:330:A:HO2'	27:DA:331:A:H8	1.60	0.50
27:DA:673:C:C2'	27:DA:674:G:H5'	2.41	0.50
27:DA:1933:G:N2	27:DA:1968:G:H1'	2.26	0.50
27:DA:2192:G:C2	27:DA:2193:G:N7	2.79	0.50
27:DA:2319:G:H2'	27:DA:2319:G:N3	2.26	0.50
27:DA:2811:G:OP1	31:DE:60:ASN:HB2	2.11	0.50
28:DB:21:G:C6	28:DB:63:G:C6	2.99	0.50
33:DG:55:LYS:HD2	33:DG:150:ASP:HB3	1.93	0.50
38:DP:83:VAL:HG12	38:DP:112:LEU:CD2	2.34	0.50

*Continued on next page...*

*Continued from previous page...*

Atom-1	Atom-2	Interatomic distance (Å)	Clash overlap (Å)
39:DQ:24:GLY:HA3	39:DQ:101:ARG:NH1	2.26	0.50
40:DR:12:ARG:HD3	40:DR:16:HIS:CG	2.46	0.50
41:DS:34:HIS:CB	41:DS:54:LEU:HD23	2.40	0.50
41:DS:82:ILE:CG2	41:DS:83:LYS:N	2.74	0.50
45:DW:27:LYS:O	45:DW:70:TYR:HB2	2.10	0.50
47:DY:37:VAL:O	47:DY:38:ILE:CG1	2.59	0.50
48:DZ:165:SER:HB2	48:DZ:167:GLU:N	2.26	0.50
50:D1:6:GLU:OE1	50:D1:60:PHE:HA	2.11	0.50
51:D2:48:HIS:O	51:D2:52:ASP:HB2	2.11	0.50
1:AA:6:G:H4'	1:AA:298:A:H4'	1.93	0.50
1:AA:624:C:O3'	16:AP:10:GLY:HA2	2.12	0.50
1:AA:978:A:H1'	1:AA:1322:C:O2	2.12	0.50
1:AA:1236:A:H4'	1:AA:1304:G:H4'	1.93	0.50
2:AB:187:LEU:HD11	2:AB:204:ASN:O	2.12	0.50
2:AB:196:LEU:HD12	2:AB:197:VAL:HG23	1.94	0.50
3:AC:187:ALA:HB3	3:AC:198:VAL:HG21	1.92	0.50
4:AD:14:ARG:HB2	4:AD:40:PRO:HD2	1.92	0.50
7:AG:28:ASN:O	7:AG:31:MET:HB3	2.11	0.50
7:AG:155:ARG:HG3	7:AG:155:ARG:HH11	1.76	0.50
8:AH:109:ILE:CG1	8:AH:110:ALA:N	2.74	0.50
9:AI:79:LEU:HD13	9:AI:79:LEU:O	2.12	0.50
13:AM:26:GLY:O	13:AM:27:LYS:C	2.49	0.50
16:AP:18:ARG:CG	16:AP:35:LYS:HE3	2.41	0.50
20:AT:48:LYS:O	20:AT:52:ALA:HB2	2.12	0.50
24:AX:66:C:H2'	24:AX:67:C:O4'	2.12	0.50
27:BA:781:A:C8	30:BD:219:PRO:HG3	2.47	0.50
27:BA:1204:A:N1	27:BA:1241:A:C2	2.78	0.50
27:BA:2098:U:H2'	27:BA:2099:U:O4'	2.11	0.50
27:BA:2364:C:H2'	27:BA:2365:G:O4'	2.12	0.50
27:BA:2757:A:N1	34:BH:67:LEU:HD22	2.26	0.50
30:BD:46:GLN:CD	30:BD:46:GLN:H	2.14	0.50
30:BD:142:VAL:HA	30:BD:194:GLY:O	2.11	0.50
31:BE:47:VAL:HG21	31:BE:85:ASN:HA	1.92	0.50
31:BE:158:GLY:O	31:BE:159:HIS:C	2.50	0.50
31:BE:203:LYS:O	31:BE:203:LYS:CD	2.59	0.50
32:BF:25:PRO:O	32:BF:26:ALA:C	2.48	0.50
34:BH:159:GLU:CG	34:BH:160:LYS:N	2.71	0.50
35:BI:75:LEU:HD12	35:BI:76:THR:N	2.18	0.50
38:BP:7:ARG:C	38:BP:9:ASN:N	2.62	0.50
43:BU:97:ASP:C	43:BU:99:ALA:N	2.63	0.50
44:BV:27:ALA:O	44:BV:28:GLU:O	2.30	0.50

*Continued on next page...*



*Continued from previous page...*

Atom-1	Atom-2	Interatomic distance (Å)	Clash overlap (Å)
44:BV:38:LEU:HD23	44:BV:39:LEU:N	2.26	0.50
47:BY:28:LYS:CB	47:BY:38:ILE:H	2.24	0.50
49:B0:41:ARG:HD3	49:B0:44:ARG:NH1	2.27	0.50
1:CA:107:G:O2'	1:CA:108:G:H5'	2.12	0.50
1:CA:186:C:H2'	1:CA:187:C:H6	1.77	0.50
1:CA:501:C:O2'	1:CA:502:G:H5'	2.12	0.50
1:CA:620:C:C2	4:CD:135:LEU:HD23	2.46	0.50
1:CA:773:G:O2'	1:CA:774:G:H5'	2.10	0.50
1:CA:913:A:H1'	1:CA:914:A:O4'	2.12	0.50
1:CA:926:G:H22	22:CV:4:A:P	2.35	0.50
1:CA:1321:C:H5''	1:CA:1322:C:H5'	1.93	0.50
6:CF:33:TYR:CE2	6:CF:74:ASP:HB3	2.46	0.50
6:CF:40:VAL:HG22	6:CF:40:VAL:O	2.11	0.50
6:CF:83:ASP:O	6:CF:85:VAL:N	2.45	0.50
7:CG:71:PRO:HD3	7:CG:103:TRP:HZ3	1.77	0.50
9:CI:3:GLN:O	9:CI:88:TYR:CZ	2.64	0.50
10:CJ:76:ASN:ND2	10:CJ:78:ASN:OD1	2.45	0.50
10:CJ:99:LYS:O	10:CJ:100:THR:HG23	2.12	0.50
11:CK:44:SER:OG	11:CK:47:VAL:HG23	2.11	0.50
13:CM:81:LEU:HB3	13:CM:89:GLY:HA2	1.93	0.50
15:CO:6:GLU:O	15:CO:7:GLU:C	2.50	0.50
19:CS:5:LEU:HG	19:CS:10:PHE:CD1	2.47	0.50
25:CY:17:G:N2	25:CY:54:U:H6	2.03	0.50
27:DA:85:G:OP1	47:DY:9:LYS:HA	2.12	0.50
27:DA:139:G:H3'	27:DA:139(A):G:C5'	2.42	0.50
27:DA:189:G:H2'	27:DA:205:G:H22	1.74	0.50
27:DA:857:C:H2'	27:DA:857:C:O2	2.10	0.50
27:DA:1038:C:H2'	27:DA:1039:G:C8	2.46	0.50
27:DA:1275:A:H4'	27:DA:1276:A:O5'	2.11	0.50
27:DA:1451:C:N3	27:DA:1459:G:O6	2.45	0.50
27:DA:1503:U:C4	27:DA:1504:C:N4	2.79	0.50
27:DA:1843:C:H5'	30:DD:253:GLN:NE2	2.26	0.50
27:DA:1899:G:N2	27:DA:1903:G:C5	2.80	0.50
27:DA:2219:G:H2'	27:DA:2220:G:H8	1.77	0.50
27:DA:2632:A:N3	31:DE:61:ARG:HD3	2.25	0.50
28:DB:76:G:H2'	28:DB:77:U:O5'	2.12	0.50
30:DD:24:ILE:CG2	30:DD:25:THR:H	1.98	0.50
31:DE:143:ASN:OD1	31:DE:143:ASN:N	2.43	0.50
32:DF:51:THR:HB	32:DF:88:VAL:HG11	1.93	0.50
35:DI:130:TYR:HB3	35:DI:136:VAL:CG1	2.41	0.50
39:DQ:64:ILE:HG12	39:DQ:106:VAL:HG12	1.92	0.50

*Continued on next page...*

*Continued from previous page...*

Atom-1	Atom-2	Interatomic distance (Å)	Clash overlap (Å)
39:DQ:85:LYS:HG3	49:D0:7:LEU:HD13	1.94	0.50
39:DQ:100:GLY:O	39:DQ:101:ARG:C	2.49	0.50
40:DR:74:LYS:HD2	40:DR:77:ARG:HH21	1.74	0.50
41:DS:62:LYS:NZ	41:DS:62:LYS:CB	2.74	0.50
42:DT:54:ARG:HA	42:DT:59:THR:HG22	1.93	0.50
42:DT:102:ILE:C	42:DT:104:ASN:N	2.63	0.50
44:DV:95:LEU:HD23	44:DV:95:LEU:C	2.31	0.50
45:DW:54:ALA:HB1	45:DW:107:LEU:CD1	2.39	0.50
46:DX:36:LYS:HE2	46:DX:55:ASN:HA	1.94	0.50
47:DY:17:SER:OG	47:DY:18:GLY:N	2.43	0.50
47:DY:38:ILE:HG22	47:DY:39:VAL:H	1.74	0.50
57:D8:11:LYS:HG3	57:D8:64:TYR:OH	2.11	0.50
57:D8:33:ASN:HA	57:D8:36:LYS:CD	2.37	0.50
1:AA:39:G:O2'	1:AA:40:C:H5'	2.11	0.50
1:AA:344:A:H5''	1:AA:345:C:OP2	2.12	0.50
1:AA:617:G:H1	1:AA:623:C:H42	1.59	0.50
1:AA:828:A:H5''	1:AA:859:A:N1	2.26	0.50
1:AA:1105:A:H2'	1:AA:1106:G:H8	1.77	0.50
1:AA:1250:A:H2'	1:AA:1251:A:C8	2.46	0.50
1:AA:1437:C:H2'	1:AA:1438:G:C8	2.46	0.50
2:AB:11:LEU:O	2:AB:16:HIS:CE1	2.65	0.50
3:AC:54:ARG:NH1	3:AC:56:ASP:OD1	2.44	0.50
3:AC:189:ALA:HB3	3:AC:196:LEU:N	2.25	0.50
4:AD:6:GLY:O	4:AD:8:VAL:HG22	2.11	0.50
5:AE:26:PHE:O	5:AE:27:ARG:HB2	2.10	0.50
5:AE:72:GLN:NE2	5:AE:144:THR:HG22	2.27	0.50
5:AE:102:ALA:HA	5:AE:120:THR:HG1	1.74	0.50
7:AG:111:ARG:HE	7:AG:123:GLU:CB	2.24	0.50
8:AH:41:ARG:HB2	8:AH:41:ARG:NH1	2.25	0.50
9:AI:97:LYS:HB3	9:AI:98:PRO:CD	2.31	0.50
11:AK:21:ILE:HA	11:AK:30:VAL:HG12	1.94	0.50
13:AM:2:ALA:HB3	13:AM:9:ILE:HG22	1.93	0.50
13:AM:91:ARG:HH11	19:AS:81:ARG:HH22	1.60	0.50
16:AP:25:ARG:HG3	16:AP:25:ARG:NH1	2.23	0.50
17:AQ:66:SER:O	17:AQ:69:LYS:N	2.43	0.50
17:AQ:99:SER:C	17:AQ:100:LYS:HG3	2.32	0.50
27:BA:221:A:H4'	27:BA:222:A:O5'	2.12	0.50
27:BA:1155:A:O2'	27:BA:1156:A:H2'	2.11	0.50
27:BA:1217:C:OP2	43:BU:15:LYS:HE3	2.11	0.50
27:BA:1494:A:C2'	27:BA:1495:A:C5'	2.79	0.50
27:BA:1602:U:H3'	27:BA:1603:A:C5'	2.41	0.50

*Continued on next page...*

Continued from previous page...

Atom-1	Atom-2	Interatomic distance (Å)	Clash overlap (Å)
27:BA:1794:U:H2'	27:BA:1795:C:H6	1.76	0.50
27:BA:2343:C:HO2'	27:BA:2373:G:HO2'	1.60	0.50
27:BA:2476:A:H2	27:BA:2477:C:C6	2.30	0.50
27:BA:2740:A:H2'	27:BA:2741:A:C8	2.45	0.50
30:BD:30:GLU:HA	30:BD:83:GLU:OE1	2.12	0.50
30:BD:146:GLU:HG2	30:BD:152:GLY:C	2.32	0.50
30:BD:259:THR:O	30:BD:260:ARG:C	2.50	0.50
32:BF:195:ASP:HB2	32:BF:198:ALA:HB3	1.93	0.50
35:BI:42:SER:C	35:BI:44:LEU:H	2.13	0.50
47:BY:46:LYS:HE2	47:BY:47:LYS:NZ	2.27	0.50
47:BY:76:CYS:O	47:BY:77:PRO:C	2.49	0.50
49:B0:50:ASN:HB3	49:B0:63:VAL:CG1	2.42	0.50
54:B5:16:ARG:HG2	54:B5:16:ARG:NH1	2.21	0.50
57:B8:32:LEU:HB2	57:B8:36:LYS:HE2	1.92	0.50
57:B8:33:ASN:HA	57:B8:36:LYS:HZ3	1.77	0.50
1:CA:265:G:H4'	17:CQ:66:SER:CA	2.41	0.50
1:CA:328:C:H4'	1:CA:329:A:H5'	1.92	0.50
1:CA:774:G:H2'	1:CA:775:G:H8	1.77	0.50
1:CA:957:U:H2'	1:CA:959:A:OP2	2.11	0.50
1:CA:1064:G:N2	1:CA:1190:G:H2'	2.27	0.50
1:CA:1226:C:H4'	1:CA:1227:A:OP1	2.11	0.50
2:CB:78:GLN:NE2	2:CB:95:GLN:HE22	2.09	0.50
2:CB:113:HIS:HA	2:CB:116:GLU:OE1	2.11	0.50
2:CB:194:PRO:HG2	2:CB:195:ASP:H	1.76	0.50
3:CC:50:ALA:O	3:CC:70:VAL:HG13	2.11	0.50
3:CC:76:VAL:HG21	3:CC:103:VAL:CG1	2.42	0.50
7:CG:37:ASN:HD21	9:CI:41:VAL:N	2.09	0.50
11:CK:37:GLY:O	11:CK:39:PRO:HD3	2.11	0.50
14:CN:2:ALA:HB3	14:CN:6:LEU:CD1	2.40	0.50
15:CO:25:THR:C	15:CO:27:VAL:H	2.15	0.50
15:CO:33:THR:HG23	15:CO:63:ARG:HH12	1.76	0.50
23:CW:37:U:C2'	23:CW:38:U:H5'	2.42	0.50
27:DA:154:G:H3'	27:DA:154(A):C:O2	2.11	0.50
27:DA:203:C:C3'	27:DA:204:A:H5''	2.33	0.50
27:DA:364:C:H2'	27:DA:365:C:H5'	1.94	0.50
27:DA:413:C:H2'	27:DA:414:C:C6	2.47	0.50
27:DA:510:C:O2'	27:DA:511:U:H5'	2.12	0.50
27:DA:908:C:OP1	39:DQ:22:LYS:HB3	2.11	0.50
27:DA:1600:C:O2'	27:DA:1601:G:H5'	2.11	0.50
27:DA:2267:A:H5''	27:DA:2268:A:H5'	1.92	0.50
27:DA:2866:U:O2	27:DA:2866:U:C2'	2.57	0.50

Continued on next page...

*Continued from previous page...*

Atom-1	Atom-2	Interatomic distance (Å)	Clash overlap (Å)
28:DB:106:G:N3	28:DB:107:G:C8	2.80	0.50
31:DE:110:GLY:O	40:DR:2:ARG:NH2	2.45	0.50
31:DE:163:GLU:O	31:DE:165:VAL:HG23	2.11	0.50
33:DG:18:GLU:OE2	33:DG:21:ARG:NH1	2.45	0.50
33:DG:39:ILE:HD11	33:DG:155:MET:CG	2.42	0.50
33:DG:135:LEU:HD11	33:DG:157:ILE:HD11	1.94	0.50
33:DG:174:GLU:O	33:DG:177:GLY:N	2.44	0.50
37:DO:26:LYS:O	37:DO:27:GLY:C	2.48	0.50
38:DP:23:PRO:CD	38:DP:33:ARG:CZ	2.82	0.50
38:DP:91:PHE:N	38:DP:91:PHE:CD1	2.79	0.50
38:DP:110:TYR:CZ	38:DP:111:ARG:NH2	2.79	0.50
41:DS:66:ALA:O	41:DS:69:VAL:HG12	2.12	0.50
43:DU:92:ARG:N	43:DU:92:ARG:CD	2.75	0.50
49:D0:25:ARG:HH11	49:D0:25:ARG:HG2	1.75	0.50
1:AA:241:C:O2'	1:AA:242:C:H5'	2.11	0.50
1:AA:379:C:O2'	1:AA:380:G:H5'	2.11	0.50
1:AA:784:C:H4'	27:BA:1837:C:OP1	2.10	0.50
1:AA:1149:C:H2'	1:AA:1150:U:H6	1.77	0.50
1:AA:1225:A:H1'	19:AS:78:ARG:HD3	1.93	0.50
1:AA:1340:A:OP1	25:AY:34:U:H5''	2.12	0.50
1:AA:1465:C:H2'	1:AA:1466:C:O4'	2.12	0.50
2:AB:46:LYS:C	2:AB:48:MET:N	2.65	0.50
2:AB:160:ASP:O	2:AB:161:ALA:CB	2.60	0.50
2:AB:219:VAL:O	2:AB:222:ILE:HB	2.12	0.50
3:AC:58:GLU:HB2	3:AC:65:ALA:HB2	1.94	0.50
3:AC:113:ALA:N	3:AC:183:ASP:OD1	2.44	0.50
3:AC:116:VAL:CG2	3:AC:202:ILE:HD11	2.42	0.50
3:AC:135:LYS:NZ	5:AE:50:GLU:HG2	2.27	0.50
3:AC:178:LEU:N	3:AC:178:LEU:HD22	2.27	0.50
4:AD:101:LEU:O	4:AD:102:ASP:C	2.48	0.50
8:AH:79:VAL:HG12	8:AH:79:VAL:O	2.12	0.50
9:AI:16:ARG:CZ	9:AI:64:THR:HG21	2.42	0.50
10:AJ:16:LEU:HD11	10:AJ:70:ARG:CB	2.39	0.50
11:AK:34:ASP:HB3	11:AK:40:ILE:HD11	1.93	0.50
11:AK:108:ILE:C	11:AK:109:VAL:HG22	2.32	0.50
12:AL:43:LYS:HG2	12:AL:44:LYS:HG3	1.93	0.50
13:AM:65:LYS:O	13:AM:65:LYS:HG3	2.11	0.50
15:AO:6:GLU:C	15:AO:8:LYS:N	2.65	0.50
15:AO:31:LEU:O	15:AO:35:ARG:HG3	2.11	0.50
20:AT:64:ASP:O	20:AT:67:ALA:HB3	2.11	0.50
27:BA:102:G:H4'	27:BA:102:G:OP1	2.11	0.50

*Continued on next page...*

*Continued from previous page...*

Atom-1	Atom-2	Interatomic distance (Å)	Clash overlap (Å)
27:BA:458:G:O2'	27:BA:469:G:O6	2.23	0.50
27:BA:889:C:O2'	27:BA:890:A:O5'	2.25	0.50
27:BA:907:U:OP1	39:BQ:24:GLY:N	2.45	0.50
27:BA:2061:G:N7	27:BA:2501:C:H4'	2.27	0.50
27:BA:2158:A:H5''	27:BA:2159:G:OP1	2.11	0.50
27:BA:2287:A:C2	27:BA:2346:A:C2	3.00	0.50
27:BA:2394:C:OP1	38:BP:63:PRO:HD3	2.12	0.50
27:BA:2512:C:H4'	31:BE:122:PHE:HE2	1.72	0.50
27:BA:2612:C:C5	27:BA:2613:U:H5	2.30	0.50
29:BC:78:ALA:O	29:BC:96:GLY:HA2	2.11	0.50
30:BD:30:GLU:HG3	30:BD:63:ARG:NE	2.25	0.50
30:BD:70:TRP:O	30:BD:73:VAL:HG23	2.11	0.50
30:BD:134:ARG:HG3	30:BD:135:PHE:CD2	2.47	0.50
33:BG:70:VAL:HG23	33:BG:70:VAL:O	2.10	0.50
35:BI:2:LYS:HB2	35:BI:18:VAL:HG13	1.94	0.50
35:BI:89:TYR:O	35:BI:91:SER:N	2.45	0.50
38:BP:47:ASP:CB	38:BP:51:PHE:HB2	2.41	0.50
42:BT:122:ASP:O	42:BT:124:ASP:N	2.44	0.50
42:BT:129:ARG:CZ	42:BT:131:ALA:O	2.60	0.50
43:BU:91:ASP:OD2	43:BU:96:ALA:HB2	2.11	0.50
45:BW:61:ASN:HD22	45:BW:61:ASN:N	2.09	0.50
45:BW:95:ILE:O	45:BW:95:ILE:HG13	2.10	0.50
48:BZ:39:ASP:C	48:BZ:39:ASP:OD1	2.49	0.50
48:BZ:39:ASP:OD1	48:BZ:41:VAL:N	2.45	0.50
48:BZ:119:ILE:O	48:BZ:170:ILE:CA	2.51	0.50
1:CA:9:G:OP1	5:CE:122:GLU:N	2.40	0.50
1:CA:377:G:H2'	1:CA:378:G:C8	2.46	0.50
1:CA:388:G:HO2'	1:CA:389:A:P	2.34	0.50
1:CA:477:A:O2'	1:CA:479:C:H5'	2.12	0.50
1:CA:542:G:O2'	1:CA:543:C:H5'	2.11	0.50
1:CA:944:G:N2	1:CA:1338:G:C8	2.80	0.50
1:CA:1290:G:N3	1:CA:1290:G:H2'	2.26	0.50
1:CA:1319:A:OP2	19:CS:5:LEU:HD23	2.12	0.50
2:CB:17:PHE:CD2	2:CB:17:PHE:N	2.80	0.50
2:CB:18:GLY:C	2:CB:39:ILE:HG21	2.32	0.50
3:CC:54:ARG:HH11	3:CC:54:ARG:HG2	1.77	0.50
3:CC:111:LEU:CD1	3:CC:204:LEU:HD22	2.38	0.50
5:CE:101:ILE:CD1	5:CE:119:LEU:HA	2.38	0.50
7:CG:38:LEU:O	7:CG:42:ILE:HG13	2.12	0.50
9:CI:100:GLY:O	9:CI:101:PHE:CD1	2.65	0.50
11:CK:73:MET:HA	11:CK:77:MET:H	1.77	0.50

*Continued on next page...*

*Continued from previous page...*

Atom-1	Atom-2	Interatomic distance (Å)	Clash overlap (Å)
11:CK:125:PHE:N	11:CK:125:PHE:CD1	2.78	0.50
12:CL:117:TYR:O	12:CL:118:GLY:O	2.29	0.50
13:CM:13:LYS:HA	13:CM:44:ARG:HH11	1.77	0.50
18:CR:66:LEU:O	18:CR:69:THR:N	2.45	0.50
27:DA:234:C:O2'	27:DA:235:U:H5'	2.11	0.50
27:DA:415:A:H2'	27:DA:416:C:O4'	2.11	0.50
27:DA:874:G:H2'	27:DA:875:G:O4'	2.11	0.50
27:DA:1604:C:O2'	27:DA:1605:C:H5'	2.12	0.50
27:DA:2339:G:H2'	27:DA:2340:G:C8	2.47	0.50
27:DA:2347:C:H2'	27:DA:2348:U:C6	2.46	0.50
27:DA:2481:G:O2'	27:DA:2482:G:P	2.69	0.50
27:DA:2525:G:C1'	27:DA:2741:A:H2	2.25	0.50
27:DA:2662:A:H3'	27:DA:2663:G:C8	2.41	0.50
27:DA:2712:U:H1'	27:DA:2712(A):A:H8	1.75	0.50
27:DA:2720:U:H5'	27:DA:2721:A:OP2	2.12	0.50
28:DB:7:G:N1	28:DB:115:G:C6	2.80	0.50
28:DB:13:A:O2'	28:DB:15:A:H5''	2.12	0.50
31:DE:38:THR:O	31:DE:43:GLY:N	2.38	0.50
32:DF:140:LEU:HD13	32:DF:170:LEU:HD21	1.93	0.50
32:DF:164:ARG:HG2	32:DF:164:ARG:NH1	2.26	0.50
32:DF:179:GLU:O	32:DF:181:LEU:N	2.44	0.50
34:DH:43:VAL:HG11	34:DH:53:GLU:H	1.77	0.50
36:DN:30:ILE:HG22	36:DN:30:ILE:O	2.11	0.50
36:DN:85:ILE:HG21	36:DN:90:MET:HG2	1.94	0.50
38:DP:48:PRO:HG2	38:DP:49:ARG:N	2.26	0.50
38:DP:62:LEU:HD11	57:D8:30:ARG:HG3	1.93	0.50
38:DP:147:LEU:CG	38:DP:148:LEU:H	2.11	0.50
42:DT:42:ILE:H	42:DT:42:ILE:CD1	1.96	0.50
43:DU:62:ILE:HD11	43:DU:93:LYS:HG2	1.94	0.50
44:DV:76:LYS:O	44:DV:79:VAL:HG12	2.12	0.50
48:DZ:5:LYS:O	48:DZ:6:ALA:HB2	2.11	0.50
53:D4:64:LYS:O	53:D4:65:CYS:CB	2.59	0.50
1:AA:96:U:C2	1:AA:97:G:N7	2.80	0.50
1:AA:155:C:O5'	1:AA:155:C:H6	1.94	0.50
1:AA:376:G:H4'	16:AP:5:ARG:HD2	1.94	0.50
1:AA:567:G:H2'	1:AA:568:G:O4'	2.10	0.50
1:AA:880:C:O2'	1:AA:881:G:H5'	2.12	0.50
1:AA:1410:G:H2'	1:AA:1411:C:H6	1.75	0.50
1:AA:1442(A):G:N7	42:BT:118:ARG:HG3	2.27	0.50
2:AB:19:HIS:HE1	2:AB:191:ASP:HB2	1.74	0.50
3:AC:92:ALA:HB2	3:AC:99:VAL:CG1	2.41	0.50

*Continued on next page...*

*Continued from previous page...*

Atom-1	Atom-2	Interatomic distance (Å)	Clash overlap (Å)
3:AC:154:SER:OG	3:AC:197:GLY:N	2.44	0.50
4:AD:100:ARG:HH11	4:AD:100:ARG:HG3	1.77	0.50
5:AE:106:PRO:O	5:AE:110:LEU:HG	2.12	0.50
9:AI:17:VAL:HG21	9:AI:80:GLY:CA	2.38	0.50
11:AK:21:ILE:HD12	11:AK:21:ILE:N	2.26	0.50
11:AK:53:SER:C	11:AK:55:LYS:N	2.65	0.50
13:AM:91:ARG:CB	13:AM:98:VAL:HG22	2.38	0.50
18:AR:56:THR:OG1	18:AR:57:GLY:N	2.43	0.50
20:AT:10:LEU:HD22	20:AT:12:ALA:HB3	1.92	0.50
27:BA:107:C:H2'	27:BA:108:U:H6	1.74	0.50
27:BA:195:A:OP1	38:BP:46:LYS:HE2	2.11	0.50
27:BA:237:C:C2'	27:BA:238:C:H5'	2.42	0.50
27:BA:575:A:O2'	27:BA:576:U:H5'	2.12	0.50
27:BA:813:U:H2'	27:BA:814:C:C6	2.46	0.50
27:BA:1505:C:O2'	27:BA:1506:C:O5'	2.30	0.50
27:BA:1982:C:O5'	27:BA:1982:C:H6	1.95	0.50
27:BA:2090:G:H21	50:B1:45:ASN:HD21	1.57	0.50
27:BA:2571:C:H5''	27:BA:2572:A:H5''	1.91	0.50
28:BB:21:G:H2'	28:BB:22:U:C6	2.47	0.50
30:BD:197:GLY:O	30:BD:198:ASN:HB3	2.11	0.50
30:BD:245:PRO:O	30:BD:246:PRO:O	2.30	0.50
32:BF:32:LEU:O	32:BF:36:VAL:HG23	2.11	0.50
34:BH:31:GLY:H	34:BH:79:VAL:CG1	2.25	0.50
34:BH:43:VAL:HA	34:BH:53:GLU:HG2	1.94	0.50
34:BH:147:ASN:N	34:BH:147:ASN:ND2	2.58	0.50
34:BH:158:HIS:O	34:BH:159:GLU:HB2	2.11	0.50
35:BI:2:LYS:H	35:BI:2:LYS:CD	2.25	0.50
37:BO:22:ILE:HB	37:BO:40:VAL:HG12	1.94	0.50
38:BP:89:ALA:C	38:BP:91:PHE:H	2.15	0.50
38:BP:97:PRO:HG3	38:BP:112:LEU:CB	2.42	0.50
38:BP:144:GLU:O	38:BP:144:GLU:HG2	2.12	0.50
39:BQ:32:TYR:O	39:BQ:105:GLU:HB2	2.12	0.50
39:BQ:48:GLU:HG3	39:BQ:52:VAL:HG21	1.94	0.50
39:BQ:134:ARG:C	39:BQ:137:TYR:HD2	2.16	0.50
41:BS:85:VAL:HG22	41:BS:106:ARG:CB	2.42	0.50
41:BS:89:ARG:HD3	41:BS:92:TYR:HB3	1.93	0.50
41:BS:106:ARG:HD2	41:BS:106:ARG:O	2.11	0.50
42:BT:32:TYR:CD2	42:BT:81:PRO:HB2	2.44	0.50
42:BT:34:VAL:O	42:BT:35:LYS:CB	2.60	0.50
44:BV:19:LYS:CE	44:BV:20:LEU:H	2.24	0.50
45:BW:57:ASN:HD22	45:BW:57:ASN:N	2.10	0.50

*Continued on next page...*

*Continued from previous page...*

Atom-1	Atom-2	Interatomic distance (Å)	Clash overlap (Å)
46:BX:11:PRO:HD3	51:B2:37:PHE:CE2	2.47	0.50
47:BY:27:VAL:CG1	47:BY:29:GLU:OE1	2.60	0.50
52:B3:56:VAL:HG12	52:B3:57:GLU:N	2.27	0.50
55:B6:15:GLU:O	55:B6:16:CYS:C	2.50	0.50
1:CA:366:C:H4'	1:CA:367:U:OP1	2.12	0.50
1:CA:1194:U:H4'	5:CE:22:GLY:O	2.12	0.50
1:CA:1251:A:H1'	1:CA:1369:C:O2'	2.11	0.50
2:CB:168:THR:O	2:CB:169:LYS:C	2.46	0.50
2:CB:237:ALA:C	2:CB:238:LEU:HD23	2.32	0.50
3:CC:82:GLU:O	3:CC:85:ARG:N	2.36	0.50
13:CM:20:THR:C	13:CM:22:ILE:N	2.65	0.50
13:CM:90:LEU:O	13:CM:91:ARG:CB	2.59	0.50
59:CX:58:A:H4'	59:CX:59:A:OP1	2.12	0.50
27:DA:271(R):G:H2'	27:DA:271(S):G:H8	1.76	0.50
27:DA:1290:C:H2'	27:DA:1291:C:C6	2.46	0.50
27:DA:1384:A:H1'	27:DA:1405:U:O4'	2.10	0.50
27:DA:1465:G:O4'	27:DA:1528:A:H8	1.95	0.50
27:DA:1750:G:O2'	27:DA:1751:C:H5'	2.12	0.50
27:DA:1782:C:O2	27:DA:2609:U:H5'	2.12	0.50
27:DA:1794:U:H2'	27:DA:1795:C:C6	2.46	0.50
27:DA:2302:G:C6	27:DA:2303:G:C5	3.00	0.50
27:DA:2737:G:H2'	27:DA:2738:A:H8	1.76	0.50
27:DA:2787:C:C1'	31:DE:61:ARG:HG3	2.32	0.50
28:DB:3:C:C2'	28:DB:4:C:H5'	2.42	0.50
28:DB:4:C:H2'	28:DB:5:C:C6	2.47	0.50
28:DB:96:U:H2'	28:DB:97:G:C8	2.47	0.50
30:DD:257:LEU:C	30:DD:257:LEU:HD23	2.32	0.50
31:DE:7:VAL:HG21	42:DT:1:MET:HE1	1.92	0.50
31:DE:33:VAL:CG1	31:DE:89:ASP:HA	2.42	0.50
31:DE:116:VAL:O	31:DE:117:MET:HB3	2.12	0.50
35:DI:4:ILE:HD11	35:DI:44:LEU:HA	1.94	0.50
35:DI:20:ASP:C	35:DI:20:ASP:OD2	2.50	0.50
35:DI:122:GLU:CD	35:DI:123:LEU:H	2.15	0.50
35:DI:138:ILE:HG22	35:DI:138:ILE:O	2.12	0.50
36:DN:57:ALA:HB3	36:DN:124:ALA:CB	2.41	0.50
40:DR:13:HIS:O	40:DR:14:SER:C	2.50	0.50
40:DR:63:ARG:O	40:DR:66:VAL:HG12	2.12	0.50
42:DT:22:PHE:CD1	42:DT:22:PHE:O	2.64	0.50
42:DT:102:ILE:HB	42:DT:110:ILE:HD12	1.94	0.50
43:DU:36:ARG:O	43:DU:39:LEU:HB2	2.12	0.50
43:DU:39:LEU:HA	43:DU:42:ALA:HB3	1.94	0.50

*Continued on next page...*



*Continued from previous page...*

Atom-1	Atom-2	Interatomic distance (Å)	Clash overlap (Å)
46:DX:15:GLU:H	46:DX:15:GLU:CD	2.14	0.50
47:DY:37:VAL:HG23	47:DY:38:ILE:N	2.20	0.50
48:DZ:162:LEU:HD12	48:DZ:162:LEU:N	2.27	0.50
54:D5:46:CYS:SG	54:D5:48:GLU:OE2	2.69	0.50
54:D5:56:LYS:HE3	54:D5:59:GLU:CG	2.42	0.50
55:D6:8:LYS:N	55:D6:27:LYS:HD3	2.27	0.50
1:AA:254:G:O2'	1:AA:255:G:H5'	2.11	0.50
1:AA:255:G:C1'	17:AQ:16:GLN:HE21	2.17	0.50
1:AA:603:U:H2'	1:AA:604:G:C8	2.47	0.50
1:AA:860:A:H2'	1:AA:861:G:O4'	2.12	0.50
1:AA:882:C:H41	12:AL:6:GLN:HE22	1.59	0.50
1:AA:959:A:C2'	1:AA:960:U:H4'	2.42	0.50
1:AA:1054:C:N4	23:AW:33:C:C1'	2.66	0.50
1:AA:1249:C:H5''	9:AI:36:TYR:HE1	1.77	0.50
2:AB:24:TRP:CE3	2:AB:26:PRO:HA	2.44	0.50
2:AB:44:LEU:O	2:AB:47:THR:N	2.45	0.50
2:AB:72:GLY:HA2	2:AB:165:VAL:CG2	2.42	0.50
3:AC:39:ILE:C	3:AC:41:GLY:H	2.14	0.50
4:AD:11:LEU:HD11	4:AD:21:LEU:CD1	2.42	0.50
8:AH:91:ARG:HG3	12:AL:4:ILE:HG13	1.93	0.50
9:AI:88:TYR:O	9:AI:89:ASN:ND2	2.45	0.50
11:AK:34:ASP:HB2	11:AK:35:PRO:CD	2.42	0.50
12:AL:21:VAL:HG22	12:AL:23:ALA:HB2	1.93	0.50
16:AP:52:ASP:OD2	16:AP:54:GLU:HB2	2.12	0.50
18:AR:66:LEU:CG	18:AR:70:ILE:HD11	2.42	0.50
23:AW:20:A:H2'	23:AW:44:A:H62	1.76	0.50
23:AW:73:C:C2'	23:AW:74:C:H5'	2.42	0.50
27:BA:171:G:H2'	27:BA:172:C:C6	2.45	0.50
27:BA:921:G:H4'	27:BA:2269:A:C5	2.47	0.50
27:BA:1024:G:H3'	27:BA:1025:G:H5''	1.94	0.50
27:BA:1424:G:H2'	27:BA:1425:G:O4'	2.12	0.50
27:BA:1682:G:C2	27:BA:1683:C:C2	2.99	0.50
27:BA:2109:U:H1'	27:BA:2181:G:N2	2.27	0.50
27:BA:2443:C:H2'	27:BA:2444:G:C8	2.39	0.50
29:BC:77:ILE:O	29:BC:77:ILE:HG23	2.10	0.50
29:BC:86:ALA:HB1	29:BC:94:VAL:HG11	1.93	0.50
29:BC:124:GLY:O	29:BC:125:SER:CB	2.59	0.50
29:BC:221:SER:O	29:BC:222:VAL:C	2.49	0.50
33:BG:108:ASN:O	33:BG:112:PRO:HG2	2.12	0.50
34:BH:43:VAL:CG1	34:BH:52:VAL:HA	2.42	0.50
34:BH:66:GLY:HA2	34:BH:69:ARG:CB	2.41	0.50

*Continued on next page...*

*Continued from previous page...*

Atom-1	Atom-2	Interatomic distance (Å)	Clash overlap (Å)
38:BP:24:GLY:O	38:BP:25:SER:HB3	2.11	0.50
39:BQ:63:LYS:HD2	48:BZ:174:VAL:HG21	1.94	0.50
40:BR:45:ARG:O	40:BR:49:ASP:HB2	2.12	0.50
42:BT:78:LEU:O	42:BT:78:LEU:HG	2.12	0.50
43:BU:58:ARG:O	43:BU:62:ILE:HG12	2.12	0.50
43:BU:106:PHE:O	43:BU:110:VAL:HG23	2.12	0.50
48:BZ:83:GLU:O	48:BZ:84:HIS:HB2	2.11	0.50
48:BZ:107:PRO:HG3	48:BZ:116:LEU:CB	2.36	0.50
1:CA:41:G:H2'	1:CA:42:G:C8	2.46	0.50
1:CA:802:A:H2'	1:CA:803:G:O4'	2.11	0.50
1:CA:868:C:H2'	1:CA:869:G:O4'	2.12	0.50
1:CA:1170:A:H2'	1:CA:1171:G:C5'	2.41	0.50
1:CA:1222:G:OP1	19:CS:78:ARG:NH1	2.45	0.50
1:CA:1452:C:C4'	1:CA:1456:G:OP2	2.60	0.50
1:CA:1456:G:H3'	20:CT:39:LYS:NZ	2.27	0.50
8:CH:123:GLU:O	8:CH:127:LEU:HB2	2.12	0.50
9:CI:103:THR:HG22	9:CI:105:ASP:H	1.77	0.50
23:CW:73:C:C2'	23:CW:74:C:H5'	2.41	0.50
27:DA:1040:C:H5''	48:DZ:41:VAL:CG2	2.42	0.50
27:DA:1141:U:H6	36:DN:63:THR:CG2	2.25	0.50
27:DA:1161:C:O4'	44:DV:8:GLY:O	2.29	0.50
27:DA:1811:G:O2'	27:DA:1812:A:H5'	2.12	0.50
27:DA:1991:U:H2'	27:DA:1992:G:H5''	1.94	0.50
27:DA:2100:G:H1'	27:DA:2190:G:N2	2.27	0.50
27:DA:2263:C:O2'	27:DA:2264:C:H5'	2.12	0.50
27:DA:2296:U:H4'	27:DA:2297:C:OP1	2.12	0.50
27:DA:2389:G:H5''	27:DA:2390:U:C5'	2.42	0.50
27:DA:2468:G:N2	27:DA:2481:G:H2'	2.25	0.50
27:DA:2742:C:O5'	27:DA:2742:C:H6	1.95	0.50
29:DC:19:VAL:HB	29:DC:22:ILE:HG13	1.93	0.50
30:DD:118:VAL:CG2	30:DD:119:ALA:H	2.16	0.50
31:DE:79:ARG:HH11	31:DE:79:ARG:CG	2.25	0.50
31:DE:91:VAL:CG1	31:DE:95:ILE:HG12	2.42	0.50
32:DF:3:GLU:CB	32:DF:24:LEU:HG	2.37	0.50
35:DI:77:LEU:HD22	35:DI:105:HIS:CE1	2.47	0.50
38:DP:63:PRO:HB3	57:D8:13:ARG:CB	2.27	0.50
40:DR:57:ARG:HH21	40:DR:62:ALA:HB2	1.76	0.50
40:DR:94:TYR:CD1	40:DR:94:TYR:N	2.79	0.50
41:DS:40:ILE:HG22	41:DS:47:THR:HA	1.94	0.50
47:DY:24:VAL:HG12	47:DY:25:GLY:N	2.27	0.50
48:DZ:27:MET:CE	48:DZ:36:VAL:HG11	2.42	0.50

*Continued on next page...*

*Continued from previous page...*

Atom-1	Atom-2	Interatomic distance (Å)	Clash overlap (Å)
48:DZ:138:VAL:HG22	48:DZ:154:LEU:CD2	2.31	0.50
49:D0:41:ARG:H	49:D0:41:ARG:HD2	1.77	0.50
50:D1:53:VAL:HG11	50:D1:90:ILE:HG21	1.93	0.50
53:D4:39:ARG:O	53:D4:57:ILE:HB	2.12	0.50
1:AA:381:C:H2'	1:AA:382:A:C8	2.46	0.49
1:AA:990:C:H2'	1:AA:991:U:C6	2.46	0.49
1:AA:1244:C:H2'	1:AA:1245:A:C8	2.47	0.49
2:AB:82:ARG:O	2:AB:86:GLU:HG2	2.12	0.49
3:AC:11:ARG:HG2	3:AC:11:ARG:HH11	1.76	0.49
4:AD:10:ARG:HG2	4:AD:11:LEU:HD23	1.92	0.49
4:AD:156:GLU:O	4:AD:157:LEU:C	2.50	0.49
5:AE:32:VAL:CG1	5:AE:33:VAL:N	2.75	0.49
10:AJ:34:VAL:HG13	10:AJ:73:ASP:O	2.12	0.49
12:AL:37:VAL:HG12	12:AL:37:VAL:O	2.10	0.49
12:AL:38:ARG:HD2	12:AL:39:THR:O	2.12	0.49
20:AT:35:THR:HG22	20:AT:36:LEU:N	2.27	0.49
20:AT:61:SER:O	20:AT:65:LYS:HG2	2.12	0.49
25:AY:49:G:O2'	25:AY:50:A:H5'	2.11	0.49
27:BA:861:A:H2'	27:BA:862:G:O4'	2.12	0.49
27:BA:958:U:C5'	39:BQ:14:ARG:HD3	2.36	0.49
27:BA:1276:A:H1'	40:BR:16:HIS:HE1	1.77	0.49
27:BA:1518:U:H2'	27:BA:1519:G:H8	1.77	0.49
27:BA:1526:G:H2'	27:BA:1527:G:O4'	2.12	0.49
27:BA:1550:C:H2'	27:BA:1551:C:C6	2.46	0.49
27:BA:2082:A:H2'	27:BA:2083:G:O4'	2.12	0.49
27:BA:2133:G:H2'	27:BA:2157:G:N2	2.27	0.49
27:BA:2394:C:P	38:BP:63:PRO:HD3	2.52	0.49
27:BA:2691:C:H5'	27:BA:2691:C:H6	1.77	0.49
29:BC:44:HIS:HD2	29:BC:175:VAL:HA	1.75	0.49
30:BD:54:ARG:O	30:BD:218:ARG:NH1	2.45	0.49
31:BE:81:ILE:O	31:BE:82:ARG:CB	2.57	0.49
39:BQ:55:VAL:CG2	39:BQ:56:ARG:H	2.19	0.49
39:BQ:59:ARG:O	39:BQ:60:ARG:HB2	2.12	0.49
40:BR:8:ARG:CZ	40:BR:8:ARG:HA	2.42	0.49
40:BR:50:HIS:CD2	40:BR:50:HIS:C	2.84	0.49
42:BT:129:ARG:HH21	42:BT:133:GLU:HB2	1.77	0.49
43:BU:25:TRP:O	43:BU:26:GLY:O	2.30	0.49
50:B1:12:PRO:HA	50:B1:42:GLN:O	2.12	0.49
55:B6:15:GLU:CG	55:B6:47:THR:HG21	2.42	0.49
1:CA:397:A:H5''	1:CA:397:A:N3	2.27	0.49
1:CA:953:G:N7	13:CM:104:ARG:NH2	2.59	0.49

*Continued on next page...*

*Continued from previous page...*

Atom-1	Atom-2	Interatomic distance (Å)	Clash overlap (Å)
1:CA:994:A:H2	14:CN:4:LYS:HG3	1.77	0.49
1:CA:1091:U:H2'	1:CA:1093:A:OP2	2.13	0.49
1:CA:1334:G:H5'	1:CA:1335:C:OP2	2.12	0.49
3:CC:5:ILE:O	3:CC:6:HIS:HB2	2.12	0.49
4:CD:150:GLU:HA	4:CD:153:ARG:CD	2.42	0.49
7:CG:21:VAL:HG23	7:CG:22:LEU:N	2.27	0.49
14:CN:8:GLU:HG3	14:CN:12:ARG:HH11	1.77	0.49
15:CO:37:ASN:N	15:CO:37:ASN:ND2	2.60	0.49
20:CT:47:GLY:O	20:CT:48:LYS:O	2.29	0.49
59:CX:25:C:H2'	59:CX:26:G:C8	2.47	0.49
27:DA:154(A):C:O2	27:DA:154(A):C:O4'	2.29	0.49
27:DA:227:A:H5''	38:DP:76:LYS:HE2	1.93	0.49
27:DA:440:G:H2'	27:DA:441:U:H6	1.77	0.49
27:DA:482:A:H1'	27:DA:498:G:N2	2.26	0.49
27:DA:756:C:C2'	27:DA:757:U:H5'	2.41	0.49
27:DA:833:U:H2'	27:DA:834:C:H6	1.73	0.49
27:DA:864:G:H1'	27:DA:914:C:N4	2.26	0.49
27:DA:880:G:H2'	27:DA:881:G:C8	2.47	0.49
27:DA:921:G:H4'	27:DA:2269:A:C5	2.47	0.49
27:DA:975(A):G:O2'	27:DA:976:C:H5'	2.12	0.49
27:DA:1484:G:H3'	27:DA:1485:G:C5'	2.42	0.49
27:DA:2078:C:H2'	27:DA:2079:U:C6	2.46	0.49
27:DA:2402:C:C3'	27:DA:2402:C:C6	2.95	0.49
27:DA:2504:U:O5'	27:DA:2504:U:H6	1.95	0.49
27:DA:2584:U:O2	27:DA:2585:U:C4	2.65	0.49
27:DA:2635:C:H5''	31:DE:78:LEU:O	2.12	0.49
27:DA:2854:G:H2'	27:DA:2855:C:C6	2.46	0.49
30:DD:65:ILE:HD13	30:DD:65:ILE:O	2.11	0.49
30:DD:120:GLY:C	30:DD:122:ASP:H	2.15	0.49
31:DE:67:PHE:O	31:DE:70:ALA:CB	2.60	0.49
31:DE:202:LYS:N	31:DE:202:LYS:CD	2.75	0.49
32:DF:7:TYR:HD2	32:DF:16:GLY:H	1.60	0.49
32:DF:125:LEU:HD22	32:DF:125:LEU:N	2.27	0.49
32:DF:170:LEU:N	32:DF:170:LEU:HD12	2.27	0.49
33:DG:106:LEU:O	33:DG:110:ALA:HB3	2.11	0.49
34:DH:114:VAL:O	34:DH:116:GLU:N	2.41	0.49
35:DI:94:ALA:C	35:DI:96:ASP:N	2.65	0.49
36:DN:117:PHE:C	36:DN:117:PHE:CD2	2.85	0.49
38:DP:9:ASN:H	38:DP:10:PRO:CD	2.24	0.49
38:DP:135:LEU:HD13	38:DP:135:LEU:C	2.32	0.49
41:DS:17:ARG:C	41:DS:19:LYS:N	2.66	0.49

*Continued on next page...*

*Continued from previous page...*

Atom-1	Atom-2	Interatomic distance (Å)	Clash overlap (Å)
44:DV:28:GLU:O	44:DV:29:PRO:O	2.29	0.49
45:DW:10:VAL:HG12	45:DW:12:ILE:HG22	1.93	0.49
46:DX:14:SER:N	46:DX:17:ALA:HB3	2.27	0.49
48:DZ:55:VAL:HG12	48:DZ:56:ILE:N	2.27	0.49
1:AA:243:A:H4'	1:AA:244:U:O5'	2.12	0.49
1:AA:512:U:H2'	1:AA:513:C:C6	2.48	0.49
4:AD:83:SER:HA	4:AD:89:THR:CG2	2.42	0.49
4:AD:149:ALA:O	4:AD:153:ARG:HB2	2.12	0.49
7:AG:113:GLU:CG	7:AG:119:ARG:HG2	2.42	0.49
10:AJ:50:ILE:HA	10:AJ:60:ARG:HB2	1.94	0.49
12:AL:4:ILE:O	12:AL:8:VAL:HG23	2.12	0.49
19:AS:41:VAL:HG13	19:AS:42:PRO:CD	2.35	0.49
27:BA:130:C:O3'	27:BA:1349:A:H1'	2.12	0.49
27:BA:679:C:H2'	27:BA:680:G:H8	1.76	0.49
27:BA:1467:C:C2	27:BA:1526:G:N2	2.80	0.49
27:BA:1525:G:H2'	27:BA:1526:G:C8	2.46	0.49
27:BA:2277:G:H2'	27:BA:2278:A:H5'	1.93	0.49
27:BA:2291:U:O2'	27:BA:2374:C:H1'	2.12	0.49
27:BA:2803:C:H2'	27:BA:2804:C:N1	2.27	0.49
28:BB:93:G:O2'	28:BB:94:C:H5'	2.12	0.49
29:BC:83:ILE:HA	29:BC:94:VAL:HG21	1.94	0.49
30:BD:43:ARG:HB2	30:BD:54:ARG:HB2	1.94	0.49
30:BD:94:LEU:HD22	30:BD:95:LEU:N	2.26	0.49
30:BD:134:ARG:O	30:BD:168:ARG:NH2	2.46	0.49
31:BE:27:LEU:HD22	42:BT:1:MET:H3	1.75	0.49
32:BF:108:LYS:O	32:BF:112:MET:HB2	2.12	0.49
32:BF:178:PRO:HB3	32:BF:201:VAL:HG11	1.94	0.49
33:BG:118:ARG:O	33:BG:181:ARG:HG3	2.12	0.49
36:BN:112:LEU:O	36:BN:116:LEU:HG	2.11	0.49
41:BS:34:HIS:CE1	41:BS:54:LEU:HB2	2.46	0.49
43:BU:95:LEU:HD22	44:BV:4:ILE:HD13	1.94	0.49
44:BV:5:VAL:CG2	44:BV:6:LYS:N	2.75	0.49
45:BW:12:ILE:CG2	45:BW:17:VAL:HG11	2.42	0.49
47:BY:26:LYS:O	47:BY:28:LYS:CE	2.60	0.49
51:B2:26:ARG:HG3	51:B2:26:ARG:NH1	2.27	0.49
54:B5:37:LYS:HG3	54:B5:38:ALA:H	1.77	0.49
1:CA:152:A:H2'	1:CA:153:C:O4'	2.11	0.49
1:CA:443:C:H2'	1:CA:444:C:C6	2.47	0.49
1:CA:619:U:N3	4:CD:135:LEU:HD11	2.27	0.49
1:CA:1003:G:N2	1:CA:1038:C:N3	2.60	0.49
1:CA:1223:C:H3'	1:CA:1224:G:H5''	1.94	0.49

*Continued on next page...*

*Continued from previous page...*

Atom-1	Atom-2	Interatomic distance (Å)	Clash overlap (Å)
1:CA:1521:G:H2'	1:CA:1522:U:C6	2.45	0.49
2:CB:25:ASN:OD1	2:CB:27:LYS:HB2	2.12	0.49
3:CC:157:ILE:CD1	3:CC:166:GLU:HB2	2.42	0.49
6:CF:6:VAL:HG13	6:CF:90:VAL:HG22	1.94	0.49
6:CF:10:LEU:HD12	6:CF:85:VAL:HA	1.94	0.49
9:CI:126:SER:C	9:CI:128:ARG:H	2.15	0.49
12:CL:43:LYS:O	12:CL:44:LYS:O	2.30	0.49
12:CL:110:ARG:HH11	12:CL:110:ARG:HG2	1.77	0.49
14:CN:22:THR:O	14:CN:23:ARG:HB2	2.11	0.49
14:CN:24:CYS:CB	14:CN:27:CYS:HG	2.21	0.49
20:CT:13:LEU:O	20:CT:16:HIS:HB3	2.12	0.49
59:CX:21:A:N6	59:CX:48:C:C6	2.80	0.49
25:CY:68:C:O2'	25:CY:69:C:H5''	2.11	0.49
27:DA:106:C:H1'	47:DY:2:ARG:NH2	2.27	0.49
27:DA:324:A:N6	27:DA:338:G:O2'	2.45	0.49
27:DA:438:G:O2'	27:DA:440:G:H5'	2.12	0.49
27:DA:1378:A:C4'	27:DA:1379:A:OP1	2.52	0.49
27:DA:1766:U:C2	27:DA:1987:G:C2	3.00	0.49
27:DA:1905:C:O4'	27:DA:1928:A:H2	1.96	0.49
27:DA:1962:C:O2'	27:DA:1964:G:OP2	2.22	0.49
27:DA:2018:G:N2	43:DU:34:LYS:NZ	2.59	0.49
27:DA:2019:A:H2'	27:DA:2020:A:O5'	2.11	0.49
27:DA:2673:G:O2'	27:DA:2674:G:H5'	2.12	0.49
27:DA:2768:C:C2'	27:DA:2769:C:H5'	2.42	0.49
28:DB:34:U:N3	28:DB:48:A:H2	2.11	0.49
28:DB:76:G:C5'	48:DZ:14:PRO:HB3	2.41	0.49
35:DI:10:GLU:CD	35:DI:11:ASN:H	2.16	0.49
35:DI:71:ILE:HG13	35:DI:72:LEU:N	2.27	0.49
37:DO:101:PRO:HA	37:DO:120:GLU:O	2.12	0.49
40:DR:79:LEU:C	40:DR:79:LEU:CD2	2.79	0.49
43:DU:72:HIS:HE1	43:DU:107:ALA:HB2	1.77	0.49
46:DX:25:LYS:HA	46:DX:81:VAL:O	2.13	0.49
46:DX:35:THR:O	46:DX:39:ILE:HG12	2.12	0.49
47:DY:2:ARG:C	47:DY:4:LYS:H	2.15	0.49
50:D1:45:ASN:ND2	50:D1:45:ASN:O	2.44	0.49
57:D8:32:LEU:HG	57:D8:36:LYS:NZ	2.26	0.49
57:D8:33:ASN:HD22	57:D8:33:ASN:N	1.95	0.49
1:AA:270:A:O2'	1:AA:271:C:H5'	2.12	0.49
1:AA:582:U:H2'	1:AA:583:A:C8	2.47	0.49
1:AA:1237:C:OP1	1:AA:1238:A:H1'	2.13	0.49
1:AA:1287:A:H2	1:AA:1353:G:N3	2.09	0.49

*Continued on next page...*

Continued from previous page...

Atom-1	Atom-2	Interatomic distance (Å)	Clash overlap (Å)
4:AD:35:ARG:C	4:AD:36:ARG:HG3	2.33	0.49
4:AD:104:VAL:HG21	4:AD:140:VAL:HG21	1.95	0.49
6:AF:4:TYR:HD1	6:AF:92:LYS:HA	1.77	0.49
7:AG:44:TYR:C	7:AG:46:ALA:N	2.63	0.49
10:AJ:5:ARG:HG3	10:AJ:71:LEU:HD11	1.95	0.49
12:AL:79:VAL:HB	12:AL:103:ASP:OD2	2.12	0.49
17:AQ:60:ILE:HD13	17:AQ:61:GLU:O	2.12	0.49
20:AT:39:LYS:HA	20:AT:42:GLN:HB3	1.94	0.49
27:BA:59:U:H5''	27:BA:60:G:OP2	2.11	0.49
27:BA:189:G:OP2	50:B1:39:LYS:NZ	2.45	0.49
27:BA:711:G:O2'	27:BA:712:G:H5'	2.12	0.49
27:BA:769:G:O2'	27:BA:770:G:H5'	2.12	0.49
27:BA:1142(A):A:C4	27:BA:1144:G:C8	3.00	0.49
27:BA:1436:G:H1'	27:BA:1477:A:O2'	2.12	0.49
27:BA:1452:A:O2'	27:BA:1453:U:H2'	2.11	0.49
27:BA:1952:A:C5	27:BA:1953:A:C6	3.00	0.49
27:BA:1991:U:C2'	27:BA:1992:G:H5''	2.42	0.49
27:BA:2586:C:C5	27:BA:2608:G:N2	2.80	0.49
28:BB:49:C:O5'	28:BB:49:C:H6	1.95	0.49
32:BF:65:TRP:HB3	32:BF:66:PRO:HD3	1.94	0.49
33:BG:16:ARG:O	33:BG:19:LEU:HB2	2.12	0.49
33:BG:131:TYR:O	33:BG:159:VAL:HG12	2.13	0.49
33:BG:163:ALA:HB1	33:BG:168:GLU:HB2	1.94	0.49
34:BH:89:ILE:HD11	34:BH:129:THR:CG2	2.43	0.49
35:BI:143:SER:O	35:BI:144:VAL:HG13	2.12	0.49
40:BR:94:TYR:O	40:BR:117:VAL:HG23	2.13	0.49
41:BS:24:LEU:HA	41:BS:40:ILE:O	2.11	0.49
42:BT:57:PHE:O	42:BT:59:THR:N	2.45	0.49
43:BU:81:HIS:O	43:BU:85:LYS:N	2.45	0.49
45:BW:5:ALA:O	45:BW:6:ILE:CB	2.59	0.49
50:B1:86:SER:CB	50:B1:89:GLU:HB2	2.43	0.49
1:CA:155:C:H2'	1:CA:156:G:H8	1.76	0.49
1:CA:178:C:O2'	1:CA:179:A:H5'	2.12	0.49
1:CA:266:G:O2'	1:CA:267:C:OP2	2.22	0.49
1:CA:473:G:OP2	16:CP:75:ARG:NH1	2.45	0.49
1:CA:640:A:O2'	8:CH:115:SER:O	2.27	0.49
1:CA:1362:C:H2'	1:CA:1363:C:H5''	1.94	0.49
1:CA:1365:G:H2'	1:CA:1366:C:C6	2.46	0.49
1:CA:1368:G:O2'	1:CA:1369:C:H5'	2.12	0.49
2:CB:87:ARG:O	2:CB:87:ARG:HD2	2.11	0.49
3:CC:35:GLU:HG2	3:CC:39:ILE:HD11	1.93	0.49

Continued on next page...

*Continued from previous page...*

Atom-1	Atom-2	Interatomic distance (Å)	Clash overlap (Å)
4:CD:125:HIS:HA	4:CD:152:SER:OG	2.11	0.49
7:CG:82:GLY:HA2	22:CV:1:A:C8	2.48	0.49
7:CG:145:ALA:C	7:CG:147:ALA:H	2.16	0.49
12:CL:25:LYS:O	12:CL:26:GLY:C	2.50	0.49
13:CM:55:ARG:HA	13:CM:58:GLU:HG3	1.94	0.49
23:CW:73:C:H42	27:DA:2508:G:H5'	1.76	0.49
25:CY:6:U:O2'	25:CY:7:A:H5'	2.13	0.49
27:DA:329:G:O4'	27:DA:477:A:H1'	2.13	0.49
27:DA:481:G:O2'	27:DA:482:A:P	2.70	0.49
27:DA:760:G:H2'	27:DA:761:A:O4'	2.13	0.49
27:DA:826:U:C5	27:DA:828:U:H6	2.30	0.49
27:DA:1276:A:H1'	40:DR:16:HIS:HE1	1.78	0.49
27:DA:1314:C:P	27:DA:1332:G:H5'	2.52	0.49
27:DA:1693:U:C4'	27:DA:1694:C:OP2	2.60	0.49
27:DA:1996:C:H5	37:DO:32:TYR:OH	1.95	0.49
27:DA:2189:U:C3'	27:DA:2190:G:C5'	2.84	0.49
27:DA:2220:G:H2'	27:DA:2221:G:H8	1.76	0.49
27:DA:2241:A:O2'	27:DA:2242:G:H5'	2.13	0.49
27:DA:2402:C:H3'	27:DA:2402:C:C6	2.46	0.49
27:DA:2741:A:OP1	58:D9:22:ARG:NH2	2.46	0.49
27:DA:2822:G:H5''	31:DE:159:HIS:NE2	2.27	0.49
28:DB:56:G:H8	28:DB:56:G:O5'	1.96	0.49
30:DD:26:LYS:HZ3	30:DD:27:THR:HG22	1.76	0.49
30:DD:31:LYS:O	30:DD:35:LYS:HB2	2.12	0.49
31:DE:134:ILE:O	31:DE:134:ILE:CG1	2.59	0.49
31:DE:182:LEU:HD12	31:DE:183:LEU:N	2.28	0.49
32:DF:2:LYS:HG2	32:DF:25:PRO:HG2	1.95	0.49
32:DF:7:TYR:HB2	32:DF:17:ARG:N	2.27	0.49
32:DF:164:ARG:HG2	32:DF:164:ARG:HH11	1.77	0.49
37:DO:111:PHE:N	37:DO:111:PHE:HD2	2.10	0.49
38:DP:113:LYS:HG3	38:DP:129:ALA:O	2.12	0.49
38:DP:125:VAL:HG23	38:DP:125:VAL:O	2.12	0.49
42:DT:27:THR:O	42:DT:28:VAL:CB	2.59	0.49
43:DU:76:TYR:C	43:DU:78:THR:H	2.16	0.49
52:D3:18:ASP:O	52:D3:22:ALA:N	2.44	0.49
53:D4:51:TYR:O	53:D4:52:SER:HB3	2.11	0.49
57:D8:4:MET:O	57:D8:62:LEU:CD1	2.57	0.49
1:AA:786:G:H2'	1:AA:787:A:O4'	2.12	0.49
1:AA:837:G:O2'	1:AA:838:G:H5'	2.13	0.49
1:AA:1053:G:H3'	1:AA:1054:C:H5'	1.94	0.49
1:AA:1123:A:C4'	10:AJ:36:GLY:HA3	2.38	0.49

*Continued on next page...*



*Continued from previous page...*

Atom-1	Atom-2	Interatomic distance (Å)	Clash overlap (Å)
1:AA:1292:U:OP2	7:AG:41:ARG:NH2	2.44	0.49
1:AA:1413:A:O2'	1:AA:1414:U:H5'	2.12	0.49
2:AB:28:PHE:HD1	2:AB:28:PHE:O	1.95	0.49
2:AB:155:LEU:HG	2:AB:159:PRO:HG3	1.94	0.49
2:AB:161:ALA:HB2	2:AB:183:PRO:HB2	1.94	0.49
3:AC:132:ARG:HG3	3:AC:132:ARG:HH11	1.77	0.49
5:AE:71:LEU:CD2	5:AE:115:VAL:HG22	2.43	0.49
6:AF:62:TRP:O	6:AF:63:TYR:CG	2.65	0.49
7:AG:57:GLU:HG3	7:AG:57:GLU:O	2.12	0.49
11:AK:120:ARG:NH1	11:AK:126:ARG:NE	2.61	0.49
12:AL:41:THR:CG2	26:AZ:4:MYN:H22	2.39	0.49
22:AV:1:A:C2'	22:AV:2:A:H5'	2.43	0.49
24:AX:21:A:N6	24:AX:46:A:H2'	2.25	0.49
27:BA:271(M):G:C5'	35:BI:53:ALA:HB1	2.41	0.49
27:BA:492:A:C2	27:BA:493:G:H1'	2.47	0.49
27:BA:528:A:O2'	27:BA:529:A:H5'	2.13	0.49
27:BA:1141:U:H5''	27:BA:1142(A):A:O4'	2.12	0.49
27:BA:1163:G:O2'	27:BA:1164:G:H5'	2.12	0.49
27:BA:1686:C:H6	27:BA:1686:C:C5'	2.26	0.49
27:BA:1718:G:O2'	27:BA:1719:G:H5'	2.12	0.49
27:BA:2050:C:H1'	31:BE:156:MET:HE1	1.93	0.49
27:BA:2715:C:H2'	27:BA:2716:U:H6	1.78	0.49
30:BD:34:VAL:O	30:BD:34:VAL:HG13	2.12	0.49
30:BD:92:ILE:HA	30:BD:107:ALA:H	1.78	0.49
31:BE:110:GLY:O	40:BR:2:ARG:NE	2.45	0.49
32:BF:117:ARG:HD3	32:BF:120:GLU:OE1	2.13	0.49
34:BH:24:VAL:HG23	34:BH:35:VAL:HB	1.94	0.49
35:BI:121:LYS:HE3	1:CA:368:U:OP2	2.11	0.49
36:BN:51:PHE:CZ	36:BN:119:ARG:HD3	2.48	0.49
38:BP:144:GLU:N	38:BP:145:PRO:CD	2.73	0.49
46:BX:57:LEU:HD13	46:BX:78:LYS:CG	2.42	0.49
48:BZ:27:MET:HA	48:BZ:87:PHE:O	2.11	0.49
1:CA:620:C:C1'	4:CD:135:LEU:HD23	2.43	0.49
1:CA:1256:A:H61	1:CA:1278:U:C1'	2.26	0.49
1:CA:1305:G:H5''	21:CU:4:GLY:C	2.33	0.49
1:CA:1392:G:O2'	1:CA:1393:U:H5'	2.12	0.49
2:CB:58:ILE:HD11	2:CB:185:ILE:HG21	1.94	0.49
2:CB:132:LYS:HA	2:CB:135:GLN:CG	2.42	0.49
5:CE:28:PHE:HD1	5:CE:51:VAL:N	2.09	0.49
6:CF:43:LEU:HD12	6:CF:43:LEU:N	2.26	0.49
6:CF:91:VAL:CG1	6:CF:92:LYS:N	2.75	0.49

*Continued on next page...*

*Continued from previous page...*

Atom-1	Atom-2	Interatomic distance (Å)	Clash overlap (Å)
12:CL:46:ASN:N	12:CL:46:ASN:HD22	2.10	0.49
17:CQ:14:LYS:HB2	17:CQ:14:LYS:HZ2	1.77	0.49
22:CV:9:G:H1	23:CW:33:C:H42	1.59	0.49
27:DA:76:C:O5'	27:DA:76:C:H6	1.94	0.49
27:DA:412:A:N7	27:DA:2411:A:H2	2.09	0.49
27:DA:1262:A:N3	54:D5:10:LYS:HE3	2.27	0.49
27:DA:1759:A:C8	27:DA:2696:U:H1'	2.47	0.49
27:DA:2545:G:N3	27:DA:2565:A:H2	2.10	0.49
27:DA:2582:G:O2'	27:DA:2583:G:H5'	2.12	0.49
27:DA:2663:G:H2'	27:DA:2664:G:C8	2.48	0.49
27:DA:2700:C:C2'	27:DA:2701:C:H5'	2.42	0.49
33:DG:146:TYR:O	33:DG:149:VAL:HG22	2.12	0.49
34:DH:27:LYS:HG2	34:DH:32:GLU:CB	2.39	0.49
36:DN:55:VAL:HG22	36:DN:126:PRO:HA	1.95	0.49
37:DO:22:ILE:HB	37:DO:40:VAL:HG12	1.93	0.49
37:DO:98:VAL:CG1	37:DO:118:ALA:HA	2.43	0.49
38:DP:65:ARG:HH11	38:DP:65:ARG:HG2	1.76	0.49
39:DQ:132:VAL:HG11	48:DZ:80:ARG:NH2	2.27	0.49
41:DS:30:ARG:NH1	41:DS:62:LYS:HD2	2.27	0.49
42:DT:50:ILE:HD11	42:DT:99:LEU:O	2.12	0.49
42:DT:100:TYR:HD2	42:DT:103:ARG:NH2	2.05	0.49
44:DV:19:LYS:HG3	44:DV:20:LEU:N	2.27	0.49
47:DY:14:LEU:CG	47:DY:15:VAL:N	2.75	0.49
48:DZ:28:TYR:O	48:DZ:29:ASN:HB3	2.12	0.49
51:D2:17:SER:HB3	51:D2:20:GLU:CB	2.42	0.49
51:D2:21:LEU:HD13	51:D2:64:LEU:HA	1.94	0.49
56:D7:37:LYS:HG2	56:D7:37:LYS:O	2.13	0.49
57:D8:62:LEU:N	57:D8:63:PRO:CD	2.74	0.49
1:AA:308:C:H2'	1:AA:309:G:C8	2.47	0.49
1:AA:472:A:O2'	1:AA:473:G:H5'	2.13	0.49
1:AA:532:A:H3'	1:AA:533:A:H5'	1.91	0.49
1:AA:958:A:C6	1:AA:959:A:C6	3.01	0.49
1:AA:1262:C:H2'	1:AA:1263:C:C6	2.47	0.49
1:AA:1372:U:C4	1:AA:1373:G:C5	3.00	0.49
3:AC:187:ALA:O	3:AC:188:LEU:HD22	2.12	0.49
5:AE:122:GLU:O	5:AE:123:LEU:HD23	2.11	0.49
15:AO:76:GLU:HA	15:AO:76:GLU:OE1	2.13	0.49
16:AP:11:SER:N	16:AP:14:ASN:HD22	2.08	0.49
17:AQ:10:VAL:HG23	17:AQ:55:ASP:O	2.12	0.49
17:AQ:68:ARG:HH11	17:AQ:68:ARG:HG2	1.76	0.49
17:AQ:84:LEU:HA	17:AQ:87:LYS:HG2	1.95	0.49

*Continued on next page...*

*Continued from previous page...*

Atom-1	Atom-2	Interatomic distance (Å)	Clash overlap (Å)
24:AX:65:C:H2'	24:AX:66:C:H5'	1.93	0.49
27:BA:229:A:H3'	27:BA:230:U:H5'	1.95	0.49
27:BA:585:G:H2'	27:BA:1251:C:H42	1.77	0.49
27:BA:811:U:H3'	38:BP:25:SER:HA	1.94	0.49
27:BA:935:C:H2'	27:BA:936:C:H6	1.77	0.49
27:BA:1054:A:H1'	27:BA:1055:G:C8	2.47	0.49
27:BA:1519:G:H5'	27:BA:1520:G:P	2.53	0.49
27:BA:1582:C:H2'	27:BA:1583:A:H8	1.77	0.49
27:BA:2136:C:N4	27:BA:2155:G:H1	2.11	0.49
27:BA:2457:U:O2'	27:BA:2458:G:H5'	2.12	0.49
28:BB:46:A:H2'	28:BB:47:C:C6	2.48	0.49
30:BD:26:LYS:HZ1	30:BD:82:ILE:N	1.97	0.49
31:BE:78:LEU:N	31:BE:78:LEU:CD2	2.76	0.49
32:BF:46:ARG:HH11	32:BF:46:ARG:CG	2.25	0.49
33:BG:47:LYS:HG2	33:BG:82:LEU:CD1	2.43	0.49
37:BO:2:ILE:H	37:BO:2:ILE:CD1	2.25	0.49
37:BO:35:VAL:HG21	37:BO:69:ILE:HD13	1.94	0.49
40:BR:117:VAL:HG12	40:BR:118:GLU:N	2.27	0.49
42:BT:92:GLY:HA2	42:BT:114:LEU:HD13	1.94	0.49
43:BU:92:ARG:N	43:BU:92:ARG:HD3	2.28	0.49
44:BV:49:THR:HG22	44:BV:50:PRO:CD	2.41	0.49
47:BY:18:GLY:O	47:BY:19:LYS:C	2.51	0.49
51:B2:25:VAL:O	51:B2:26:ARG:C	2.51	0.49
54:B5:45:VAL:O	54:B5:46:CYS:C	2.50	0.49
57:B8:10:ALA:O	57:B8:13:ARG:N	2.45	0.49
1:CA:39:G:O2'	1:CA:40:C:H5'	2.13	0.49
1:CA:266:G:H1	1:CA:270:A:H62	1.61	0.49
1:CA:922:G:H1'	5:CE:19:MET:HB3	1.93	0.49
2:CB:132:LYS:HB2	2:CB:135:GLN:NE2	2.27	0.49
3:CC:32:LEU:HD22	3:CC:59:ARG:HH12	1.77	0.49
5:CE:12:LEU:CD2	5:CE:13:ILE:H	2.15	0.49
7:CG:50:ILE:HD11	7:CG:121:ALA:HA	1.93	0.49
9:CI:118:LYS:HZ2	9:CI:118:LYS:HB2	1.77	0.49
10:CJ:27:ALA:C	10:CJ:29:ARG:H	2.14	0.49
10:CJ:84:GLN:O	10:CJ:88:LEU:N	2.45	0.49
20:CT:36:LEU:HG	20:CT:62:LEU:CD1	2.43	0.49
20:CT:89:ARG:NH2	20:CT:104:LEU:HD21	2.27	0.49
21:CU:9:ARG:HH11	21:CU:22:ARG:HG3	1.75	0.49
25:CY:34:U:C2'	25:CY:35:G:H5'	2.43	0.49
27:DA:118:A:H1'	27:DA:178:G:O4'	2.12	0.49
27:DA:343:C:H2'	27:DA:343:C:O2	2.12	0.49

*Continued on next page...*

*Continued from previous page...*

Atom-1	Atom-2	Interatomic distance (Å)	Clash overlap (Å)
27:DA:588:U:H6	27:DA:588:U:O5'	1.96	0.49
27:DA:626:U:H3	38:DP:105:LEU:CB	2.15	0.49
27:DA:747:U:C5	27:DA:2613:U:C5	3.01	0.49
27:DA:1012:U:C4	36:DN:28:THR:HG21	2.48	0.49
27:DA:1155:A:H4'	43:DU:55:ARG:NH1	2.27	0.49
27:DA:1336:A:C2	27:DA:1337:G:C5	3.00	0.49
27:DA:1654:A:OP1	40:DR:2:ARG:HB2	2.13	0.49
27:DA:1785:A:O2'	27:DA:1786:A:H2'	2.13	0.49
27:DA:1797:C:O2'	30:DD:259:THR:CG2	2.60	0.49
30:DD:21:PHE:HB3	30:DD:24:ILE:CG2	2.42	0.49
32:DF:3:GLU:HA	32:DF:24:LEU:CD1	2.42	0.49
32:DF:32:LEU:HD13	32:DF:112:MET:CE	2.42	0.49
32:DF:143:ALA:HB1	32:DF:148:LEU:O	2.12	0.49
35:DI:79:ILE:C	35:DI:143:SER:HG	2.15	0.49
38:DP:105:LEU:N	38:DP:105:LEU:CD2	2.72	0.49
38:DP:114:ILE:HG23	38:DP:130:PHE:CD1	2.48	0.49
41:DS:93:LYS:O	41:DS:94:TYR:C	2.51	0.49
47:DY:98:VAL:O	47:DY:99:CYS:CB	2.61	0.49
48:DZ:68:THR:HG22	48:DZ:89:VAL:HA	1.95	0.49
49:D0:25:ARG:CZ	49:D0:35:ASN:HD22	2.26	0.49
54:D5:46:CYS:HB3	54:D5:50:GLY:H	1.77	0.49
55:D6:15:GLU:OE2	55:D6:41:PRO:HG3	2.12	0.49
1:AA:190:U:H2'	1:AA:191:G:H8	1.77	0.49
1:AA:376:G:H2'	1:AA:377:G:C8	2.48	0.49
1:AA:426:G:H2'	1:AA:427:U:C6	2.48	0.49
1:AA:637:G:H2'	1:AA:638:G:C8	2.48	0.49
1:AA:1346:A:OP1	9:AI:120:ARG:NH1	2.39	0.49
1:AA:1363:C:H5'	1:AA:1363(A):A:O5'	2.12	0.49
2:AB:28:PHE:O	2:AB:28:PHE:CD1	2.65	0.49
2:AB:87:ARG:HG2	2:AB:87:ARG:O	2.11	0.49
2:AB:166:ASP:OD2	2:AB:168:THR:OG1	2.30	0.49
2:AB:223:ILE:C	2:AB:225:ALA:H	2.14	0.49
3:AC:83:ARG:C	3:AC:85:ARG:N	2.64	0.49
3:AC:173:VAL:N	3:AC:174:PRO:CD	2.76	0.49
5:AE:75:THR:OG1	5:AE:93:PRO:HA	2.12	0.49
5:AE:144:THR:O	5:AE:148:VAL:CG2	2.61	0.49
6:AF:1:MET:HB3	6:AF:66:GLU:HG3	1.93	0.49
9:AI:4:TYR:CB	9:AI:19:LEU:HB2	2.30	0.49
9:AI:53:VAL:HB	9:AI:92:TYR:CE2	2.46	0.49
12:AL:3:THR:HG23	12:AL:6:GLN:CG	2.32	0.49
12:AL:25:LYS:O	12:AL:26:GLY:C	2.51	0.49

*Continued on next page...*

*Continued from previous page...*

Atom-1	Atom-2	Interatomic distance (Å)	Clash overlap (Å)
12:AL:74:LEU:HD21	12:AL:104:ALA:CB	2.43	0.49
18:AR:53:ARG:HG2	18:AR:53:ARG:HH11	1.75	0.49
19:AS:18:LYS:O	19:AS:22:LEU:HB2	2.11	0.49
19:AS:58:VAL:O	19:AS:58:VAL:HG13	2.13	0.49
25:AY:52:G:H2'	25:AY:53:U:C6	2.47	0.49
27:BA:17:G:H2'	27:BA:18:C:C6	2.47	0.49
27:BA:125:G:C6	56:B7:10:ARG:HG3	2.48	0.49
27:BA:557:U:H2'	27:BA:558:G:H8	1.77	0.49
27:BA:954:G:N2	27:BA:964:C:H1'	2.27	0.49
27:BA:1005:C:H1'	27:BA:1012:U:N3	2.28	0.49
27:BA:1311:G:C2	46:BX:60:ARG:NH1	2.81	0.49
27:BA:1342:A:C6	27:BA:1345:C:C2	3.01	0.49
27:BA:1528(A):A:H3'	27:BA:1529:G:H5''	1.95	0.49
27:BA:1847:A:N3	27:BA:1847:A:H2'	2.27	0.49
27:BA:1907:G:O2'	27:BA:1908:C:H5'	2.13	0.49
27:BA:2543:G:H2'	27:BA:2544:G:C8	2.48	0.49
27:BA:2631:G:N3	27:BA:2810:A:H2	2.11	0.49
29:BC:77:ILE:HG21	29:BC:122:ALA:C	2.32	0.49
30:BD:27:THR:HG21	30:BD:83:GLU:HG2	1.94	0.49
30:BD:58:HIS:HD2	30:BD:59:LYS:H	1.59	0.49
31:BE:117:MET:HA	31:BE:122:PHE:N	2.25	0.49
32:BF:165:ARG:HA	32:BF:168:ARG:NE	2.28	0.49
33:BG:133:LEU:O	33:BG:133:LEU:HD12	2.12	0.49
34:BH:60:ARG:O	34:BH:63:SER:HB2	2.12	0.49
34:BH:152:ARG:HB2	34:BH:162:ILE:HG13	1.93	0.49
35:BI:12:LEU:HD23	35:BI:12:LEU:H	1.77	0.49
36:BN:66:LYS:O	36:BN:68:GLU:N	2.45	0.49
39:BQ:51:ARG:NH1	39:BQ:51:ARG:HG2	2.28	0.49
39:BQ:51:ARG:HG2	39:BQ:51:ARG:HH11	1.76	0.49
39:BQ:62:GLY:O	39:BQ:63:LYS:HG3	2.13	0.49
42:BT:30:VAL:CG1	42:BT:84:GLN:NE2	2.76	0.49
45:BW:5:ALA:O	45:BW:6:ILE:HB	2.13	0.49
47:BY:2:ARG:O	47:BY:4:LYS:N	2.45	0.49
47:BY:29:GLU:N	47:BY:29:GLU:CD	2.65	0.49
48:BZ:93:GLU:O	48:BZ:95:VAL:HG23	2.13	0.49
48:BZ:144:GLU:OE1	48:BZ:173:VAL:HG11	2.13	0.49
51:B2:31:GLU:CB	51:B2:53:LEU:HD11	2.40	0.49
54:B5:52:TYR:CD1	54:B5:52:TYR:O	2.66	0.49
1:CA:261:U:H2'	1:CA:263:A:OP2	2.12	0.49
1:CA:276:G:O2'	1:CA:277:C:H5'	2.13	0.49
1:CA:1057:G:C5	1:CA:1204:A:C2	3.01	0.49

*Continued on next page...*

*Continued from previous page...*

Atom-1	Atom-2	Interatomic distance (Å)	Clash overlap (Å)
1:CA:1228:C:OP1	13:CM:115:LYS:HE3	2.12	0.49
1:CA:1395:C:H5'	1:CA:1402:C:H4'	1.94	0.49
2:CB:8:LYS:O	2:CB:9:GLU:O	2.31	0.49
2:CB:219:VAL:HA	2:CB:222:ILE:CD1	2.40	0.49
4:CD:30:LYS:HB2	4:CD:35:ARG:HH11	1.77	0.49
5:CE:73:ASN:O	5:CE:75:THR:HG22	2.13	0.49
6:CF:60:PHE:N	6:CF:60:PHE:CD1	2.80	0.49
7:CG:134:ALA:O	7:CG:135:VAL:C	2.50	0.49
9:CI:4:TYR:HD1	9:CI:4:TYR:N	2.11	0.49
10:CJ:63:PHE:HB2	14:CN:57:ARG:O	2.12	0.49
11:CK:92:GLU:O	11:CK:95:ILE:N	2.46	0.49
20:CT:33:ILE:HD12	20:CT:63:ILE:HG12	1.94	0.49
27:DA:64:A:H2'	27:DA:65:C:O4'	2.12	0.49
27:DA:686:G:O6	56:D7:12:ARG:HA	2.12	0.49
27:DA:1363:C:H2'	27:DA:1364:G:C8	2.46	0.49
27:DA:1514:U:H2'	27:DA:1515:G:C8	2.48	0.49
27:DA:1675:C:H2'	27:DA:1676:A:O4'	2.12	0.49
27:DA:2306:C:C5	27:DA:2307:G:H1'	2.46	0.49
27:DA:2364:C:H2'	27:DA:2365:G:O4'	2.13	0.49
27:DA:2660:A:H2'	27:DA:2661:G:C8	2.48	0.49
27:DA:2756:U:H3'	58:D9:19:ARG:HA	1.94	0.49
31:DE:2:LYS:NZ	31:DE:95:ILE:O	2.41	0.49
32:DF:20:LEU:CG	32:DF:21:ALA:H	2.11	0.49
32:DF:95:ARG:NH2	32:DF:97:TYR:CE1	2.79	0.49
38:DP:64:LYS:HD2	57:D8:25:MET:CE	2.43	0.49
40:DR:103:ARG:HD3	40:DR:108:GLY:C	2.33	0.49
43:DU:91:ASP:OD2	43:DU:96:ALA:CA	2.60	0.49
44:DV:19:LYS:HE2	44:DV:20:LEU:N	2.16	0.49
45:DW:57:ASN:O	45:DW:58:ALA:C	2.50	0.49
47:DY:15:VAL:HB	47:DY:20:TYR:O	2.12	0.49
48:DZ:78:ARG:CD	48:DZ:78:ARG:H	2.24	0.49
48:DZ:107:PRO:O	48:DZ:109:GLY:N	2.43	0.49
48:DZ:120:HIS:C	48:DZ:122:ASP:H	2.14	0.49
54:D5:3:LYS:HA	54:D5:3:LYS:CE	2.34	0.49
55:D6:39:TYR:O	55:D6:49:HIS:CE1	2.66	0.49
1:AA:179:A:H2'	1:AA:180:U:H6	1.77	0.49
1:AA:652:U:H1'	1:AA:653:A:H2	1.77	0.49
1:AA:877:C:OP1	8:AH:88:LYS:HE3	2.13	0.49
1:AA:1066:C:O2'	1:AA:1067:A:H5'	2.13	0.49
1:AA:1190:G:H3'	3:AC:3:ASN:HD21	1.78	0.49
1:AA:1219:U:H2'	1:AA:1220:G:C8	2.46	0.49

*Continued on next page...*

*Continued from previous page...*

Atom-1	Atom-2	Interatomic distance (Å)	Clash overlap (Å)
1:AA:1380:U:H4'	1:AA:1381:U:O5'	2.13	0.49
2:AB:60:ASP:O	2:AB:64:ARG:CG	2.59	0.49
2:AB:167:PRO:HG3	2:AB:188:ALA:HB2	1.94	0.49
2:AB:168:THR:HG23	2:AB:192:SER:OG	2.13	0.49
3:AC:147:LYS:HB2	3:AC:203:PHE:CD2	2.48	0.49
4:AD:22:LYS:O	4:AD:113:SER:HB3	2.12	0.49
4:AD:58:LEU:HD22	4:AD:58:LEU:C	2.33	0.49
5:AE:68:GLU:O	5:AE:69:VAL:C	2.51	0.49
6:AF:100:ASN:HD22	6:AF:100:ASN:N	2.11	0.49
10:AJ:67:THR:O	10:AJ:67:THR:HG23	2.11	0.49
14:AN:26:ARG:HD2	14:AN:43:CYS:HB3	1.93	0.49
16:AP:33:ILE:O	16:AP:34:GLU:HB2	2.13	0.49
23:AW:46:U:H2'	23:AW:46:U:O2	2.13	0.49
27:BA:61:G:H1	27:BA:94:C:H42	1.60	0.49
27:BA:1263:U:H1'	54:B5:10:LYS:HG3	1.95	0.49
27:BA:1662:C:O2'	27:BA:1663:C:H5'	2.12	0.49
27:BA:1817:G:OP1	30:BD:88:ARG:NH2	2.46	0.49
27:BA:1854:A:H3'	27:BA:1855:G:C8	2.38	0.49
27:BA:1897:G:H2'	27:BA:1898:U:O4'	2.13	0.49
27:BA:2562:U:H2'	27:BA:2563:U:H5'	1.95	0.49
27:BA:2756:U:H5''	58:B9:19:ARG:CB	2.42	0.49
27:BA:2832:U:H4'	27:BA:2833:G:H5''	1.95	0.49
30:BD:13:ARG:O	30:BD:14:ARG:C	2.51	0.49
30:BD:77:ALA:O	30:BD:116:GLN:HG3	2.12	0.49
31:BE:69:LYS:CE	31:BE:89:ASP:O	2.61	0.49
35:BI:109:ILE:HG23	35:BI:130:TYR:OH	2.12	0.49
36:BN:1:MET:O	36:BN:2:LYS:HG2	2.12	0.49
39:BQ:50:ALA:HB2	39:BQ:124:LYS:HB2	1.95	0.49
39:BQ:61:GLY:O	39:BQ:63:LYS:N	2.46	0.49
42:BT:54:ARG:HA	42:BT:59:THR:CB	2.42	0.49
43:BU:44:ASN:HD21	44:BV:75:PHE:N	2.11	0.49
43:BU:104:GLN:CB	44:BV:44:LYS:HZ1	2.26	0.49
44:BV:55:ALA:HA	44:BV:101:GLY:HA2	1.94	0.49
48:BZ:116:LEU:CD2	48:BZ:171:ALA:HB1	2.43	0.49
50:B1:13:ILE:HD11	50:B1:42:GLN:OE1	2.12	0.49
55:B6:17:LYS:O	55:B6:17:LYS:HD3	2.12	0.49
55:B6:36:LEU:HD13	55:B6:50:ARG:CZ	2.42	0.49
1:CA:233:C:O2'	1:CA:234:C:H5'	2.12	0.49
1:CA:484:G:H4'	1:CA:485:G:O5'	2.13	0.49
1:CA:488:C:O2'	1:CA:489:C:H5'	2.12	0.49
1:CA:545:C:OP1	4:CD:61:LYS:NZ	2.45	0.49

*Continued on next page...*

*Continued from previous page...*

Atom-1	Atom-2	Interatomic distance (Å)	Clash overlap (Å)
1:CA:1316:G:H4'	14:CN:18:VAL:HG11	1.95	0.49
1:CA:1321:C:H5''	1:CA:1322:C:H5''	1.95	0.49
1:CA:1353:G:N2	1:CA:1370:G:N3	2.61	0.49
1:CA:1443:G:C6	1:CA:1460:A:C2	2.99	0.49
2:CB:81:VAL:HG22	2:CB:215:LEU:HD11	1.94	0.49
4:CD:60:GLU:HG2	4:CD:202:LEU:HB2	1.95	0.49
7:CG:118:VAL:HG23	7:CG:119:ARG:H	1.75	0.49
8:CH:20:TYR:CE1	8:CH:76:PRO:HG2	2.48	0.49
9:CI:10:ARG:O	9:CI:11:LYS:HB3	2.12	0.49
9:CI:33:PHE:C	9:CI:35:GLU:H	2.15	0.49
12:CL:59:SER:O	12:CL:61:TYR:HD1	1.95	0.49
13:CM:28:ALA:O	13:CM:30:ALA:N	2.46	0.49
15:CO:23:GLY:O	15:CO:24:SER:CB	2.58	0.49
15:CO:28:GLN:HB2	15:CO:66:LEU:HD21	1.93	0.49
17:CQ:31:LEU:C	17:CQ:32:TYR:HD1	2.15	0.49
19:CS:22:LEU:HD13	19:CS:27:GLU:HB2	1.94	0.49
20:CT:41:ILE:HG22	20:CT:87:LYS:HB3	1.95	0.49
20:CT:51:GLU:O	20:CT:55:ILE:HG12	2.12	0.49
27:DA:444:C:C4'	32:DF:49:ALA:HB2	2.43	0.49
27:DA:807:U:H2'	27:DA:808:G:C8	2.48	0.49
27:DA:953:A:C2'	27:DA:954:G:H5'	2.42	0.49
27:DA:1140:C:H5''	36:DN:66:LYS:HZ1	1.76	0.49
27:DA:1279:G:H2'	27:DA:1280:G:H8	1.78	0.49
27:DA:1337:G:H2'	27:DA:1338:G:C8	2.45	0.49
27:DA:1599:C:H2'	27:DA:1600:C:C6	2.48	0.49
27:DA:1607:C:H4'	27:DA:1608:A:O5'	2.12	0.49
27:DA:1907:G:O2'	27:DA:1908:C:H5'	2.12	0.49
27:DA:2363:C:O2	49:D0:39:ARG:NH2	2.43	0.49
27:DA:2774:C:H2'	27:DA:2775:A:C8	2.48	0.49
28:DB:76:G:O2'	48:DZ:18:ARG:NH2	2.45	0.49
29:DC:20:TYR:CE1	29:DC:22:ILE:HD13	2.45	0.49
30:DD:111:LEU:HD22	30:DD:112:GLN:N	2.28	0.49
33:DG:51:ARG:CZ	33:DG:53:LEU:HD21	2.43	0.49
33:DG:101:ILE:HD13	33:DG:101:ILE:C	2.33	0.49
33:DG:143:GLU:OE2	53:D4:52:SER:HB2	2.13	0.49
35:DI:143:SER:C	35:DI:144:VAL:HG22	2.33	0.49
37:DO:75:SER:HB2	42:DT:75:ILE:O	2.13	0.49
38:DP:122:PRO:HG3	38:DP:141:ALA:CB	2.41	0.49
41:DS:30:ARG:HH12	41:DS:62:LYS:HD2	1.77	0.49
42:DT:114:LEU:O	42:DT:115:ARG:O	2.30	0.49
43:DU:91:ASP:N	43:DU:92:ARG:HD3	2.28	0.49

*Continued on next page...*



*Continued from previous page...*

Atom-1	Atom-2	Interatomic distance (Å)	Clash overlap (Å)
45:DW:38:TYR:CZ	54:D5:41:PRO:HD3	2.48	0.49
48:DZ:173:VAL:O	48:DZ:174:VAL:HG13	2.13	0.49
49:D0:36:ILE:HA	49:D0:60:PHE:CB	2.43	0.49
50:D1:4:VAL:HG23	50:D1:10:LYS:O	2.13	0.49
1:AA:91:C:OP2	1:AA:92:C:C6	2.65	0.49
1:AA:356:A:H1'	1:AA:368:U:O2'	2.12	0.49
1:AA:542:G:H5'	4:AD:41:GLY:HA2	1.95	0.49
1:AA:971:G:HO2'	1:AA:1365:G:HO2'	1.61	0.49
1:AA:1055:A:N6	1:AA:1206:G:C5	2.80	0.49
1:AA:1194:U:H2'	1:AA:1195:C:C6	2.48	0.49
2:AB:184:VAL:HG12	2:AB:197:VAL:HG13	1.95	0.49
3:AC:34:LEU:O	3:AC:38:ARG:HG2	2.13	0.49
4:AD:119:GLN:CG	4:AD:123:HIS:HD2	2.22	0.49
7:AG:156:TRP:HD1	7:AG:156:TRP:H	1.60	0.49
11:AK:27:ASN:ND2	11:AK:55:LYS:CE	2.74	0.49
27:BA:154(A):C:O4'	27:BA:154(A):C:O2	2.29	0.49
27:BA:214:G:O2'	27:BA:215:G:O4'	2.23	0.49
27:BA:271(T):C:C5'	27:BA:271(T):C:C6	2.92	0.49
27:BA:536:A:H2'	27:BA:537:C:H6	1.78	0.49
27:BA:662:G:OP1	38:BP:18:ARG:CZ	2.61	0.49
27:BA:721:C:H3'	27:BA:722:A:H8	1.78	0.49
27:BA:752:A:O2'	27:BA:753:C:OP2	2.28	0.49
27:BA:774:A:H2	27:BA:787:U:HO2'	1.60	0.49
27:BA:1219:G:OP2	43:BU:19:LYS:NZ	2.40	0.49
27:BA:1667:G:H5''	37:BO:5:GLN:O	2.12	0.49
27:BA:1911:U:H2'	27:BA:1918:A:N1	2.28	0.49
27:BA:2056:G:N2	54:B5:4:HIS:O	2.45	0.49
27:BA:2330:G:O2'	49:B0:41:ARG:HB2	2.13	0.49
27:BA:2732:G:H3'	27:BA:2733:A:C5'	2.41	0.49
29:BC:45:ALA:O	29:BC:46:LYS:HB2	2.12	0.49
29:BC:73:ARG:HH11	29:BC:93:TYR:HB2	1.78	0.49
30:BD:270:ILE:O	30:BD:271:ILE:HG12	2.12	0.49
31:BE:130:GLY:O	31:BE:131:ALA:CB	2.57	0.49
32:BF:41:LEU:HD11	32:BF:184:TYR:CE1	2.47	0.49
38:BP:23:PRO:HB2	38:BP:33:ARG:HG3	1.94	0.49
38:BP:65:ARG:HH11	57:B8:46:ARG:NH2	2.10	0.49
38:BP:75:ILE:N	38:BP:75:ILE:CD1	2.64	0.49
38:BP:91:PHE:N	38:BP:91:PHE:CD1	2.80	0.49
40:BR:4:LEU:O	40:BR:5:LYS:HG3	2.12	0.49
40:BR:18:LEU:HD11	40:BR:22:ARG:NE	2.27	0.49
40:BR:96:ARG:HG2	40:BR:97:VAL:N	2.28	0.49

*Continued on next page...*

*Continued from previous page...*

Atom-1	Atom-2	Interatomic distance (Å)	Clash overlap (Å)
47:BY:35:TYR:O	47:BY:35:TYR:CD2	2.66	0.49
48:BZ:143:LEU:CG	48:BZ:149:LEU:HD12	2.39	0.49
49:B0:20:ARG:HH11	49:B0:20:ARG:CG	2.25	0.49
50:B1:46:LEU:HD23	50:B1:46:LEU:H	1.78	0.49
53:B4:44:CYS:SG	53:B4:65:CYS:CB	3.00	0.49
1:CA:224:C:H2'	1:CA:225:C:H6	1.77	0.49
1:CA:285:G:H2'	1:CA:286:G:C8	2.47	0.49
1:CA:502:G:H2'	1:CA:503:C:H6	1.78	0.49
1:CA:851:G:H2'	1:CA:852:G:C8	2.47	0.49
1:CA:1226:C:OP1	19:CS:81:ARG:NH1	2.46	0.49
1:CA:1406:U:H2'	1:CA:1407:C:O4'	2.12	0.49
4:CD:150:GLU:HA	4:CD:153:ARG:HD3	1.95	0.49
5:CE:80:ILE:HG22	8:CH:104:ARG:NH2	2.27	0.49
7:CG:15:ASP:CB	7:CG:20:ASP:H	2.26	0.49
7:CG:92:SER:HB3	7:CG:94:ARG:HH21	1.77	0.49
8:CH:87:SER:HA	8:CH:93:VAL:HG23	1.95	0.49
9:CI:88:TYR:O	9:CI:89:ASN:ND2	2.46	0.49
10:CJ:33:GLN:H	10:CJ:75:ILE:HD11	1.78	0.49
11:CK:13:GLN:HG2	11:CK:75:TYR:HA	1.94	0.49
12:CL:97:ILE:CG2	12:CL:98:VAL:N	2.76	0.49
16:CP:43:LYS:HG3	16:CP:48:TRP:CD2	2.48	0.49
17:CQ:10:VAL:HG23	17:CQ:54:GLY:N	2.23	0.49
23:CW:21:A:H2'	23:CW:22:G:O4'	2.13	0.49
27:DA:158:U:H4'	27:DA:171:G:N3	2.28	0.49
27:DA:322:A:C5'	27:DA:340:A:H1'	2.40	0.49
27:DA:605:C:O2	27:DA:657:U:O2'	2.28	0.49
27:DA:969:U:OP1	52:D3:17:LYS:CG	2.60	0.49
27:DA:1791:A:H5'	30:DD:206:LEU:HD12	1.94	0.49
27:DA:1904:G:N2	27:DA:1905:C:H1'	2.28	0.49
27:DA:1983:C:O2'	27:DA:1984:G:H5'	2.12	0.49
27:DA:2466:C:O2'	27:DA:2467:C:H5'	2.12	0.49
28:DB:42:C:O2	33:DG:93:THR:HB	2.12	0.49
32:DF:42:ALA:O	32:DF:45:ARG:HB3	2.13	0.49
33:DG:18:GLU:HG3	33:DG:22:ARG:HD2	1.95	0.49
33:DG:126:ASP:O	33:DG:128:ARG:HG2	2.13	0.49
34:DH:89:ILE:HG12	34:DH:129:THR:HA	1.94	0.49
34:DH:92:ILE:HG22	34:DH:93:GLY:N	2.27	0.49
34:DH:125:VAL:HG12	34:DH:127:GLU:O	2.13	0.49
35:DI:76:THR:O	35:DI:77:LEU:O	2.30	0.49
37:DO:13:ASN:O	37:DO:15:GLY:N	2.46	0.49
40:DR:41:ALA:HB1	40:DR:114:VAL:CG2	2.42	0.49

*Continued on next page...*

*Continued from previous page...*

Atom-1	Atom-2	Interatomic distance (Å)	Clash overlap (Å)
42:DT:34:VAL:O	42:DT:35:LYS:CB	2.61	0.49
43:DU:113:ALA:C	43:DU:115:ALA:H	2.14	0.49
45:DW:55:ALA:O	45:DW:58:ALA:HB3	2.13	0.49
46:DX:10:ALA:HB1	46:DX:11:PRO:CD	2.43	0.49
46:DX:25:LYS:HG3	46:DX:82:GLN:OE1	2.12	0.49
47:DY:68:HIS:O	47:DY:71:LYS:HG2	2.13	0.49
48:DZ:25:GLY:HA2	48:DZ:84:HIS:CE1	2.48	0.49
48:DZ:26:VAL:HG23	48:DZ:34:ARG:O	2.13	0.49
51:D2:13:ALA:CA	51:D2:16:LEU:HD12	2.38	0.49
55:D6:26:ASN:O	55:D6:27:LYS:CD	2.61	0.49
57:D8:37:SER:O	57:D8:38:GLY:C	2.51	0.49
1:AA:487:A:H2'	1:AA:488:C:O4'	2.13	0.49
1:AA:922:G:C6	1:AA:923:A:C6	3.01	0.49
1:AA:926:G:H22	22:AV:4:A:P	2.36	0.49
1:AA:1077:G:H22	1:AA:1079:G:H3'	1.76	0.49
1:AA:1258:G:H2'	1:AA:1259:C:H6	1.76	0.49
2:AB:55:PHE:O	2:AB:58:ILE:HB	2.12	0.49
2:AB:144:ARG:HG3	2:AB:145:LEU:HD22	1.94	0.49
4:AD:30:LYS:C	4:AD:32:ALA:N	2.65	0.49
10:AJ:79:ARG:HH12	10:AJ:82:ILE:HG13	1.72	0.49
20:AT:16:HIS:O	20:AT:19:SER:HB3	2.13	0.49
27:BA:329:G:OP2	47:BY:71:LYS:HD3	2.13	0.49
27:BA:445:C:O2'	27:BA:446:G:H5'	2.12	0.49
27:BA:554:U:H2'	27:BA:555:U:H5'	1.94	0.49
27:BA:724:U:O2'	27:BA:725:G:H5'	2.13	0.49
27:BA:1572:A:O2'	27:BA:1573:G:H5'	2.13	0.49
27:BA:1587:A:H2'	27:BA:1588:C:C6	2.48	0.49
27:BA:2062:A:O2'	27:BA:2063:C:C5'	2.61	0.49
27:BA:2235:G:H2'	27:BA:2236:C:H6	1.77	0.49
27:BA:2642:G:H2'	27:BA:2643:G:H8	1.77	0.49
29:BC:49:ILE:HG22	29:BC:50:ASP:H	1.78	0.49
31:BE:187:ALA:O	31:BE:188:VAL:CB	2.61	0.49
32:BF:7:TYR:HD2	32:BF:16:GLY:N	2.11	0.49
35:BI:120:ILE:HD13	35:BI:126:TYR:CE1	2.48	0.49
37:BO:121:VAL:C	37:BO:122:LEU:HD23	2.33	0.49
38:BP:85:LEU:HD13	38:BP:120:ALA:HB2	1.92	0.49
40:BR:26:LYS:CE	40:BR:71:GLN:H	2.25	0.49
42:BT:23:ARG:HB2	42:BT:24:PRO:CD	2.42	0.49
47:BY:96:ILE:HD12	47:BY:99:CYS:CB	2.43	0.49
53:B4:38:ALA:CB	53:B4:55:PRO:HA	2.43	0.49
56:B7:19:ARG:HG2	56:B7:19:ARG:NH1	2.26	0.49

*Continued on next page...*

*Continued from previous page...*

Atom-1	Atom-2	Interatomic distance (Å)	Clash overlap (Å)
1:CA:526:C:C4	1:CA:527:G:H1'	2.48	0.49
5:CE:102:ALA:H	5:CE:107:ARG:NH2	2.11	0.49
6:CF:5:GLU:HG2	6:CF:62:TRP:CZ2	2.48	0.49
6:CF:19:LEU:HD23	6:CF:20:ALA:N	2.27	0.49
6:CF:30:LEU:HD23	6:CF:75:LEU:HD11	1.95	0.49
6:CF:52:ILE:O	6:CF:53:ALA:HB3	2.13	0.49
13:CM:49:THR:CG2	13:CM:50:GLU:H	2.20	0.49
16:CP:11:SER:H	16:CP:14:ASN:HB3	1.78	0.49
17:CQ:86:GLU:HA	17:CQ:86:GLU:OE1	2.12	0.49
19:CS:13:ASP:N	19:CS:13:ASP:OD2	2.46	0.49
23:CW:42:G:H4'	23:CW:43:C:OP1	2.11	0.49
27:DA:15:G:H2'	27:DA:16:G:H8	1.78	0.49
27:DA:118:A:H2'	27:DA:120:U:O4	2.12	0.49
27:DA:272:G:O6	27:DA:421:U:H2'	2.12	0.49
27:DA:729:G:H2'	27:DA:1775:U:H1'	1.95	0.49
27:DA:992:C:O2'	27:DA:993:G:H5'	2.13	0.49
27:DA:2181:G:O2'	27:DA:2182:G:H5'	2.13	0.49
27:DA:2236:C:H2'	27:DA:2237:G:C5'	2.42	0.49
27:DA:2724:C:OP1	31:DE:111:ARG:HD3	2.12	0.49
27:DA:2732:G:H3'	27:DA:2733:A:C5'	2.43	0.49
27:DA:2767:C:H2'	27:DA:2768:C:H6	1.78	0.49
32:DF:139:PHE:HE2	32:DF:170:LEU:HD22	1.78	0.49
32:DF:181:LEU:CD1	32:DF:186:ILE:HD11	2.42	0.49
33:DG:28:VAL:O	33:DG:31:VAL:HG12	2.13	0.49
34:DH:46:GLU:CG	34:DH:51:ARG:HE	2.25	0.49
34:DH:98:LEU:HB2	34:DH:125:VAL:HG21	1.93	0.49
34:DH:126:PRO:HG3	34:DH:132:ARG:CZ	2.43	0.49
35:DI:93:THR:N	35:DI:96:ASP:HB2	2.23	0.49
36:DN:29:LYS:O	36:DN:33:LEU:N	2.42	0.49
36:DN:40:PRO:O	43:DU:64:ARG:HG2	2.12	0.49
38:DP:110:TYR:OH	38:DP:111:ARG:NH2	2.46	0.49
42:DT:61:PHE:CD2	42:DT:76:PHE:O	2.66	0.49
43:DU:112:ARG:O	43:DU:116:ALA:HB2	2.13	0.49
45:DW:18:ARG:HG2	45:DW:76:VAL:CG1	2.43	0.49
48:DZ:7:TYR:O	48:DZ:36:VAL:HB	2.13	0.49
48:DZ:9:ARG:NH1	48:DZ:35:LYS:HB2	2.28	0.49
48:DZ:173:VAL:HG12	48:DZ:174:VAL:N	2.28	0.49
51:D2:69:ARG:O	51:D2:70:GLN:CB	2.60	0.49
58:D9:7:VAL:HG21	58:D9:36:GLN:HB2	1.95	0.49
1:AA:90:U:H5''	1:AA:91:C:H5'	1.95	0.49
1:AA:735:C:H2'	1:AA:736:C:H6	1.76	0.49

*Continued on next page...*

*Continued from previous page...*

Atom-1	Atom-2	Interatomic distance (Å)	Clash overlap (Å)
1:AA:1437:C:H2'	1:AA:1438:G:H8	1.77	0.49
2:AB:80:ILE:HG12	2:AB:80:ILE:O	2.11	0.49
3:AC:66:VAL:HG12	3:AC:66:VAL:O	2.12	0.49
4:AD:96:LEU:CD1	4:AD:96:LEU:N	2.76	0.49
5:AE:35:GLY:CA	5:AE:41:VAL:HG12	2.43	0.49
6:AF:50:TYR:CZ	18:AR:77:GLY:HA2	2.47	0.49
7:AG:23:VAL:HG12	7:AG:27:ILE:CD1	2.41	0.49
9:AI:83:ARG:NH2	9:AI:102:LEU:HD11	2.28	0.49
24:AX:41:C:O2'	24:AX:42:G:H5'	2.13	0.49
27:BA:271(T):C:H2'	27:BA:271(U):G:C8	2.48	0.49
27:BA:470:A:O2'	27:BA:471:A:H5'	2.12	0.49
27:BA:646:A:H2'	27:BA:647:G:O4'	2.13	0.49
27:BA:884:C:H2'	27:BA:885:C:O4'	2.13	0.49
27:BA:942:G:H5'	38:BP:35:HIS:HB3	1.95	0.49
27:BA:1043:C:O2'	27:BA:1044:G:H8	1.96	0.49
27:BA:1311:G:C4	56:B7:47:ARG:NH2	2.81	0.49
27:BA:1505:C:O2'	27:BA:1506:C:O4'	2.20	0.49
27:BA:1578:U:H6	27:BA:1578:U:OP2	1.95	0.49
27:BA:1742:G:N7	27:BA:1743:C:C4	2.81	0.49
27:BA:2357:U:OP1	49:B0:20:ARG:NE	2.46	0.49
27:BA:2392:A:N3	27:BA:2392:A:H5'	2.28	0.49
27:BA:2839:G:C5'	40:BR:46:GLY:HA2	2.42	0.49
29:BC:71:GLN:NE2	29:BC:73:ARG:NE	2.61	0.49
31:BE:47:VAL:HG21	31:BE:84:PHE:O	2.13	0.49
32:BF:24:LEU:N	32:BF:24:LEU:HD22	2.28	0.49
33:BG:39:ILE:HD13	33:BG:157:ILE:CG1	2.42	0.49
33:BG:41:GLN:HG2	33:BG:155:MET:HB3	1.95	0.49
33:BG:98:ARG:O	33:BG:101:ILE:CD1	2.58	0.49
37:BO:107:ARG:CZ	42:BT:35:LYS:HB2	2.41	0.49
41:BS:28:VAL:HG21	41:BS:87:PHE:CZ	2.47	0.49
43:BU:47:TYR:HA	43:BU:50:ARG:NH2	2.27	0.49
44:BV:32:THR:HG22	44:BV:33:VAL:N	2.28	0.49
44:BV:39:LEU:HB3	44:BV:47:VAL:HG11	1.94	0.49
47:BY:26:LYS:O	47:BY:28:LYS:HE3	2.13	0.49
1:CA:384:G:H2'	1:CA:385:C:C6	2.48	0.49
1:CA:476:G:H2'	1:CA:477:A:H8	1.78	0.49
1:CA:805:C:O2'	1:CA:806:C:H5'	2.13	0.49
1:CA:976:G:N2	1:CA:1362:C:H2'	2.28	0.49
1:CA:1228:C:H2'	1:CA:1229:A:H8	1.78	0.49
1:CA:1333:A:H2'	1:CA:1334:G:O4'	2.13	0.49
2:CB:74:LYS:HB2	2:CB:76:GLN:NE2	2.28	0.49

*Continued on next page...*

Continued from previous page...

Atom-1	Atom-2	Interatomic distance (Å)	Clash overlap (Å)
4:CD:195:ALA:O	4:CD:196:LEU:C	2.51	0.49
5:CE:73:ASN:C	5:CE:73:ASN:ND2	2.63	0.49
7:CG:95:ARG:HH11	7:CG:95:ARG:HG3	1.78	0.49
10:CJ:18:ALA:C	10:CJ:20:ALA:H	2.16	0.49
13:CM:104:ARG:CG	13:CM:105:THR:H	2.10	0.49
17:CQ:36:ILE:HG12	17:CQ:37:LYS:N	2.26	0.49
18:CR:37:VAL:CG2	18:CR:38:GLU:H	2.21	0.49
27:DA:97:C:H5''	51:D2:2:LYS:HB3	1.93	0.49
27:DA:143:G:O2'	46:DX:35:THR:HG21	2.13	0.49
27:DA:873:G:O2'	27:DA:874:G:H5''	2.11	0.49
27:DA:1203:G:H3'	27:DA:1204:A:H5''	1.94	0.49
27:DA:1420:U:O2'	27:DA:1421:G:H5'	2.13	0.49
27:DA:1494:A:O2'	27:DA:1495:A:H5''	2.13	0.49
27:DA:1662:C:H1'	27:DA:2687:U:H5''	1.94	0.49
27:DA:1745(A):C:H5'	27:DA:1746:G:OP2	2.12	0.49
27:DA:2678:C:O2'	27:DA:2679:A:H5'	2.13	0.49
27:DA:2887:U:H2'	27:DA:2888:C:H6	1.77	0.49
28:DB:75:G:N2	48:DZ:86:ASP:OD1	2.46	0.49
30:DD:56:GLY:O	30:DD:57:GLY:O	2.31	0.49
31:DE:59:VAL:HG11	31:DE:63:LEU:CG	2.33	0.49
31:DE:111:ARG:H	31:DE:161:GLY:CA	2.26	0.49
32:DF:178:PRO:HG2	32:DF:179:GLU:H	1.77	0.49
33:DG:108:ASN:O	33:DG:112:PRO:HG2	2.13	0.49
33:DG:131:TYR:HE2	33:DG:133:LEU:HB3	1.78	0.49
36:DN:132:ALA:O	36:DN:133:GLN:HB3	2.13	0.49
37:DO:77:ILE:HD11	42:DT:72:VAL:CG1	2.43	0.49
38:DP:146:VAL:HG13	38:DP:147:LEU:H	1.76	0.49
41:DS:97:ARG:HH21	41:DS:98:VAL:HG12	1.78	0.49
42:DT:119:LYS:O	42:DT:121:ILE:N	2.45	0.49
44:DV:52:VAL:CG1	44:DV:55:ALA:HB3	2.43	0.49
45:DW:12:ILE:HG23	45:DW:12:ILE:O	2.12	0.49
46:DX:57:LEU:CD1	46:DX:78:LYS:CG	2.91	0.49
49:D0:70:GLN:HE22	49:D0:72:ARG:HD3	1.78	0.49
50:D1:51:VAL:HG21	50:D1:74:VAL:CG2	2.43	0.49
51:D2:17:SER:HB3	51:D2:20:GLU:HB2	1.95	0.49
51:D2:34:GLU:HA	51:D2:34:GLU:OE1	2.13	0.49
57:D8:60:LEU:O	57:D8:63:PRO:HG2	2.13	0.49
1:AA:361:G:H2'	1:AA:362:G:O4'	2.13	0.48
1:AA:737:A:H2'	1:AA:738:C:H6	1.75	0.48
1:AA:875:C:H1'	8:AH:15:ASN:OD1	2.13	0.48
1:AA:950:U:H2'	1:AA:951:G:H8	1.73	0.48

Continued on next page...

*Continued from previous page...*

Atom-1	Atom-2	Interatomic distance (Å)	Clash overlap (Å)
1:AA:1014:A:H4'	19:AS:14:HIS:CD2	2.48	0.48
1:AA:1112:C:C4	3:AC:178:LEU:HD23	2.47	0.48
1:AA:1490:C:H2'	1:AA:1491:G:C8	2.48	0.48
2:AB:31:TYR:CD2	2:AB:31:TYR:N	2.81	0.48
2:AB:229:VAL:CG1	2:AB:230:VAL:N	2.76	0.48
2:AB:236:TYR:HA	2:AB:239:VAL:HG21	1.94	0.48
3:AC:35:GLU:OE2	3:AC:95:THR:HG21	2.13	0.48
3:AC:70:VAL:HG12	3:AC:72:LYS:N	2.16	0.48
3:AC:114:PRO:O	3:AC:118:GLN:HG3	2.13	0.48
3:AC:139:GLN:O	3:AC:141:VAL:N	2.46	0.48
8:AH:53:VAL:O	8:AH:54:ASP:C	2.51	0.48
11:AK:53:SER:O	11:AK:55:LYS:N	2.46	0.48
27:BA:77:C:O3'	51:B2:14:ARG:NH2	2.46	0.48
27:BA:627:A:C6	27:BA:637:A:C8	3.01	0.48
27:BA:656:G:H8	27:BA:656:G:P	2.35	0.48
27:BA:1556:C:H2'	27:BA:1557:C:C6	2.48	0.48
27:BA:1659:U:O2'	27:BA:1660:C:H5'	2.13	0.48
27:BA:1880:C:C5'	27:BA:1880:C:C6	2.94	0.48
27:BA:2019:A:H62	54:B5:9:LYS:HE3	1.78	0.48
27:BA:2066:C:O2'	27:BA:2067:G:H5'	2.13	0.48
27:BA:2178:C:H2'	27:BA:2179:C:C6	2.48	0.48
27:BA:2467:C:C4'	39:BQ:123:HIS:ND1	2.71	0.48
27:BA:2617:C:C2'	27:BA:2618:G:H5'	2.43	0.48
27:BA:2785:C:H2'	27:BA:2786:U:C6	2.48	0.48
27:BA:2819:G:C6	27:BA:2821:A:C2	3.01	0.48
27:BA:2833:G:O2'	27:BA:2834:G:P	2.71	0.48
29:BC:22:ILE:HG22	29:BC:24:GLU:H	1.78	0.48
29:BC:66:HIS:O	29:BC:68:LEU:N	2.46	0.48
30:BD:27:THR:CG2	30:BD:83:GLU:HG2	2.43	0.48
30:BD:30:GLU:OE1	30:BD:63:ARG:NE	2.40	0.48
31:BE:61:ARG:N	31:BE:62:PRO:HD2	2.28	0.48
33:BG:28:VAL:O	33:BG:31:VAL:HG12	2.12	0.48
33:BG:38:VAL:CG2	33:BG:93:THR:HG23	2.43	0.48
34:BH:121:ILE:HD12	34:BH:144:VAL:HG21	1.94	0.48
37:BO:117:LEU:O	37:BO:117:LEU:HD23	2.13	0.48
42:BT:74:ARG:HD2	42:BT:76:PHE:CE2	2.48	0.48
44:BV:91:TYR:C	44:BV:91:TYR:CD1	2.87	0.48
45:BW:78:GLU:OE2	45:BW:99:ARG:HD2	2.13	0.48
56:B7:46:VAL:CG1	56:B7:47:ARG:H	2.09	0.48
1:CA:187:C:H5''	20:CT:86:ARG:CD	2.43	0.48
1:CA:304:U:H2'	1:CA:305:G:C8	2.47	0.48

*Continued on next page...*

*Continued from previous page...*

Atom-1	Atom-2	Interatomic distance (Å)	Clash overlap (Å)
1:CA:522:C:O2'	1:CA:523:A:H5'	2.13	0.48
1:CA:643:C:H2'	1:CA:644:G:H8	1.77	0.48
1:CA:1060:C:C4'	10:CJ:51:ARG:HB3	2.41	0.48
1:CA:1084:G:OP1	1:CA:1086:U:C5	2.66	0.48
1:CA:1269:A:H5'	21:CU:18:TYR:O	2.12	0.48
4:CD:150:GLU:CD	4:CD:150:GLU:H	2.16	0.48
5:CE:18:ARG:HH21	5:CE:25:ARG:HD2	1.78	0.48
7:CG:36:LYS:NZ	7:CG:36:LYS:HB2	2.28	0.48
9:CI:4:TYR:N	9:CI:4:TYR:CD1	2.81	0.48
10:CJ:24:VAL:HG21	10:CJ:37:PRO:CG	2.34	0.48
11:CK:102:GLY:O	11:CK:103:LEU:HD22	2.12	0.48
12:CL:39:THR:HA	12:CL:50:ARG:O	2.13	0.48
15:CO:65:ARG:C	15:CO:67:LEU:H	2.15	0.48
20:CT:75:ASN:H	20:CT:75:ASN:HD22	1.60	0.48
25:CY:37:U:H2'	25:CY:38:U:C4'	2.43	0.48
27:DA:1246:A:O2'	27:DA:1247:A:H5'	2.13	0.48
27:DA:1899:G:O2'	27:DA:1900:A:H5''	2.13	0.48
27:DA:2743:C:H2'	27:DA:2744:G:O4'	2.13	0.48
27:DA:2822:G:OP2	40:DR:2:ARG:NH1	2.46	0.48
27:DA:2875:C:C4'	42:DT:5:ALA:HB2	2.15	0.48
28:DB:15:A:H5'	28:DB:16:G:C8	2.48	0.48
28:DB:16:G:O6	28:DB:66:A:C2	2.66	0.48
32:DF:64:ILE:HG23	32:DF:76:GLY:O	2.13	0.48
34:DH:126:PRO:O	34:DH:127:GLU:HB2	2.13	0.48
34:DH:149:ARG:HD2	34:DH:164:TYR:HD1	1.78	0.48
35:DI:105:HIS:HB3	35:DI:107:VAL:HG23	1.95	0.48
36:DN:51:PHE:HD1	36:DN:51:PHE:N	2.10	0.48
36:DN:99:LEU:O	36:DN:102:ALA:N	2.46	0.48
36:DN:134:ARG:O	36:DN:136:GLU:N	2.46	0.48
37:DO:72:PRO:C	37:DO:74:GLY:H	2.17	0.48
38:DP:33:ARG:O	38:DP:34:GLY:O	2.31	0.48
38:DP:59:LEU:HB2	38:DP:61:ARG:NH1	2.28	0.48
38:DP:97:PRO:O	38:DP:98:GLU:CB	2.61	0.48
41:DS:25:ARG:CZ	41:DS:40:ILE:HD11	2.42	0.48
41:DS:58:LEU:HB3	41:DS:65:VAL:HG13	1.95	0.48
43:DU:35:ALA:O	43:DU:38:THR:HB	2.13	0.48
48:DZ:67:PRO:O	48:DZ:68:THR:HG23	2.13	0.48
50:D1:73:LEU:CD2	50:D1:94:LEU:HB3	2.43	0.48
51:D2:13:ALA:O	51:D2:16:LEU:HB2	2.13	0.48
52:D3:44:ARG:HA	52:D3:47:VAL:HB	1.95	0.48
1:AA:152:A:N6	1:AA:170:U:C2	2.81	0.48

*Continued on next page...*



*Continued from previous page...*

Atom-1	Atom-2	Interatomic distance (Å)	Clash overlap (Å)
1:AA:386:C:C2'	1:AA:387:U:C5'	2.89	0.48
1:AA:818:G:C3'	1:AA:819:A:C5'	2.91	0.48
1:AA:959:A:H2'	1:AA:960:U:H4'	1.94	0.48
2:AB:44:LEU:HD12	2:AB:44:LEU:N	2.16	0.48
2:AB:51:LEU:HD23	2:AB:201:ILE:HD12	1.96	0.48
2:AB:77:ALA:CB	2:AB:211:ILE:HG21	2.42	0.48
8:AH:120:THR:H	8:AH:123:GLU:HB2	1.77	0.48
9:AI:40:LEU:O	9:AI:41:VAL:C	2.51	0.48
11:AK:87:THR:HG22	11:AK:88:GLY:N	2.29	0.48
15:AO:51:HIS:O	15:AO:54:ARG:HB3	2.12	0.48
16:AP:71:ARG:C	16:AP:73:LEU:N	2.66	0.48
20:AT:10:LEU:O	20:AT:12:ALA:N	2.46	0.48
21:AU:6:ARG:CG	21:AU:15:ARG:NH2	2.76	0.48
23:AW:34:U:O2'	23:AW:35:G:H5'	2.13	0.48
27:BA:582:G:H2'	27:BA:583:G:H8	1.77	0.48
27:BA:705:A:O2'	27:BA:706:A:H5'	2.12	0.48
27:BA:1048:A:N6	27:BA:1054:A:C5	2.81	0.48
27:BA:1331:A:O2'	27:BA:1332:G:H8	1.96	0.48
27:BA:1485:G:C8	27:BA:1486:A:N7	2.81	0.48
27:BA:1827:C:H2'	27:BA:1828:G:H5'	1.95	0.48
27:BA:1890:A:H2'	27:BA:1891:G:O4'	2.13	0.48
27:BA:1958:C:O2'	27:BA:1959:G:H5'	2.13	0.48
27:BA:2015:A:H1'	54:B5:2:ALA:CA	2.35	0.48
27:BA:2110:G:H5''	27:BA:2111:C:OP2	2.13	0.48
27:BA:2225:A:H4'	27:BA:2226:C:H6	1.78	0.48
27:BA:2673:G:O2'	27:BA:2674:G:H5'	2.13	0.48
28:BB:66:A:H61	28:BB:108:U:C2'	2.24	0.48
29:BC:38:ASP:HB2	29:BC:181:PRO:CB	2.44	0.48
29:BC:83:ILE:HA	29:BC:94:VAL:CG2	2.42	0.48
30:BD:43:ARG:HB3	30:BD:54:ARG:CB	2.40	0.48
32:BF:40:GLN:OE1	32:BF:182:ASN:HB2	2.13	0.48
33:BG:24:GLY:O	33:BG:25:TYR:O	2.31	0.48
34:BH:45:VAL:HA	34:BH:50:VAL:HG22	1.94	0.48
36:BN:48:MET:H	36:BN:48:MET:HE3	1.78	0.48
37:BO:64:ARG:CG	37:BO:79:PHE:CG	2.95	0.48
38:BP:65:ARG:HG2	38:BP:65:ARG:NH1	2.27	0.48
40:BR:2:ARG:HE	40:BR:2:ARG:N	2.11	0.48
40:BR:29:LEU:HD11	40:BR:48:VAL:HG13	1.94	0.48
41:BS:68:GLN:C	41:BS:70:GLY:N	2.66	0.48
42:BT:32:TYR:HD2	42:BT:81:PRO:CB	2.25	0.48
48:BZ:156:LEU:HD12	48:BZ:156:LEU:N	2.25	0.48

*Continued on next page...*

*Continued from previous page...*

Atom-1	Atom-2	Interatomic distance (Å)	Clash overlap (Å)
50:B1:83:GLU:HG3	50:B1:84:GLY:H	1.78	0.48
1:CA:124:G:H2'	1:CA:125:U:C6	2.48	0.48
1:CA:346:G:H5'	42:DT:41:ARG:NE	2.28	0.48
1:CA:544:G:H5''	4:CD:62:GLN:HE21	1.77	0.48
1:CA:777:A:H2'	1:CA:778:G:H8	1.78	0.48
1:CA:1129:C:OP1	9:CI:62:TYR:HE2	1.96	0.48
2:CB:178:ARG:HH22	2:CB:196:LEU:CA	2.18	0.48
3:CC:177:THR:O	3:CC:180:ALA:HB2	2.12	0.48
4:CD:187:ARG:HH11	4:CD:187:ARG:HG2	1.77	0.48
8:CH:63:LEU:HD22	8:CH:63:LEU:N	2.27	0.48
9:CI:121:ARG:NH1	9:CI:122:ALA:O	2.47	0.48
11:CK:21:ILE:HD13	11:CK:82:VAL:HG13	1.95	0.48
12:CL:15:VAL:HG23	12:CL:16:ARG:H	1.78	0.48
15:CO:2:PRO:HB2	15:CO:3:ILE:HD13	1.94	0.48
15:CO:3:ILE:CA	15:CO:38:ARG:HH21	2.22	0.48
18:CR:79:LEU:HD22	18:CR:80:PRO:HD2	1.95	0.48
22:CV:9:G:C5	22:CV:10:U:H5	2.31	0.48
27:DA:74:A:O2'	27:DA:75:G:OP2	2.24	0.48
27:DA:302:C:H42	27:DA:315:G:H1	1.60	0.48
27:DA:528:A:C2	27:DA:2043:C:C4'	2.95	0.48
27:DA:533:G:N3	43:DU:45:TYR:CE1	2.81	0.48
27:DA:753:C:H2'	27:DA:754:C:C6	2.48	0.48
27:DA:753:C:H2'	27:DA:754:C:H6	1.78	0.48
27:DA:1158:C:H2'	27:DA:1159:U:C5'	2.35	0.48
27:DA:1274:A:N3	27:DA:1297:C:H1'	2.28	0.48
27:DA:1328:G:H4'	27:DA:1329:U:H5	1.78	0.48
27:DA:1935:G:N1	27:DA:1962:C:H2'	2.22	0.48
27:DA:2302:G:C6	27:DA:2315:G:C6	3.01	0.48
27:DA:2441:C:OP2	27:DA:2586:C:O2'	2.31	0.48
27:DA:2654:A:C2	27:DA:2665:A:H5''	2.47	0.48
27:DA:2660:A:H2'	27:DA:2661:G:O4'	2.13	0.48
30:DD:143:HIS:ND1	30:DD:192:THR:O	2.46	0.48
40:DR:59:ASP:C	40:DR:61:HIS:N	2.66	0.48
40:DR:66:VAL:HG13	40:DR:67:LEU:N	2.28	0.48
46:DX:49:VAL:HB	46:DX:87:GLN:NE2	2.28	0.48
49:D0:68:GLU:HB3	49:D0:82:ARG:HE	1.78	0.48
50:D1:81:LYS:C	50:D1:82:LEU:HD22	2.32	0.48
53:D4:42:CYS:HA	53:D4:59:VAL:HB	1.95	0.48
55:D6:11:LEU:HD11	55:D6:51:GLU:HG2	1.95	0.48
1:AA:638:G:O2'	1:AA:639:G:H5'	2.12	0.48
1:AA:664:G:N2	1:AA:741:G:H1	2.11	0.48

*Continued on next page...*

*Continued from previous page...*

Atom-1	Atom-2	Interatomic distance (Å)	Clash overlap (Å)
1:AA:769:G:O2'	1:AA:770:C:H5'	2.14	0.48
1:AA:949:A:C2	1:AA:1233:G:N3	2.81	0.48
1:AA:1027:C:H1'	1:AA:1035:A:C2	2.47	0.48
1:AA:1321:C:C5'	1:AA:1322:C:C5'	2.87	0.48
1:AA:1349:A:H2'	1:AA:1350:A:H8	1.79	0.48
1:AA:1399:C:C2	1:AA:1502:A:N6	2.80	0.48
1:AA:1456:G:C1'	20:AT:39:LYS:NZ	2.76	0.48
2:AB:55:PHE:HE1	2:AB:218:ALA:CA	2.25	0.48
3:AC:42:LEU:HD12	3:AC:42:LEU:H	1.77	0.48
5:AE:7:GLU:CG	5:AE:8:GLU:N	2.77	0.48
5:AE:96:PRO:HA	5:AE:117:ASP:OD2	2.13	0.48
5:AE:105:VAL:N	5:AE:106:PRO:CD	2.74	0.48
13:AM:27:LYS:HE3	13:AM:31:LYS:CE	2.43	0.48
14:AN:41:ARG:HG2	14:AN:41:ARG:NH1	2.28	0.48
16:AP:14:ASN:N	16:AP:15:PRO:CD	2.74	0.48
17:AQ:27:PHE:CD2	17:AQ:27:PHE:N	2.74	0.48
17:AQ:41:LYS:HZ1	17:AQ:92:ARG:HH12	1.61	0.48
17:AQ:67:LYS:N	17:AQ:70:ARG:HH12	2.11	0.48
27:BA:499:U:O2'	27:BA:500:G:H5'	2.13	0.48
27:BA:693:C:O2'	27:BA:694:U:H5'	2.12	0.48
27:BA:1691:C:O2'	27:BA:1692:U:H5'	2.13	0.48
27:BA:1997:G:O2'	27:BA:1998:G:H5'	2.14	0.48
27:BA:2065:C:H2'	27:BA:2066:C:H6	1.79	0.48
27:BA:2193:G:C4	27:BA:2194:G:C8	3.01	0.48
27:BA:2402:C:OP1	27:BA:2402:C:C4'	2.61	0.48
27:BA:2636:U:H4'	31:BE:80:GLU:OE1	2.13	0.48
29:BC:49:ILE:O	29:BC:51:PRO:CD	2.61	0.48
30:BD:131:LEU:HB2	30:BD:136:ILE:HD11	1.94	0.48
31:BE:48:GLN:CD	31:BE:78:LEU:HD12	2.33	0.48
34:BH:80:SER:O	34:BH:81:GLU:CB	2.60	0.48
34:BH:83:TYR:O	34:BH:84:SER:O	2.31	0.48
35:BI:87:LYS:O	35:BI:88:ILE:HD13	2.11	0.48
35:BI:94:ALA:O	35:BI:111:PRO:HB3	2.13	0.48
38:BP:65:ARG:HH11	57:B8:46:ARG:HH21	1.60	0.48
38:BP:71:VAL:HG13	38:BP:72:PRO:CD	2.42	0.48
39:BQ:1:MET:O	39:BQ:2:LEU:CB	2.60	0.48
39:BQ:101:ARG:HG3	39:BQ:102:VAL:N	2.28	0.48
40:BR:103:ARG:HH11	45:BW:40:ASN:ND2	2.10	0.48
43:BU:92:ARG:CZ	43:BU:92:ARG:HB2	2.43	0.48
47:BY:8:LYS:HE2	47:BY:72:VAL:O	2.13	0.48
48:BZ:127:VAL:CG1	48:BZ:128:SER:H	2.17	0.48

*Continued on next page...*

*Continued from previous page...*

Atom-1	Atom-2	Interatomic distance (Å)	Clash overlap (Å)
1:CA:377:G:H2'	1:CA:378:G:H8	1.79	0.48
1:CA:942:G:H2'	1:CA:943:U:C6	2.48	0.48
1:CA:1054:C:C2	23:CW:33:C:O4'	2.66	0.48
1:CA:1134:G:N2	1:CA:1141:C:C2	2.81	0.48
2:CB:35:GLU:HG2	2:CB:35:GLU:O	2.14	0.48
2:CB:221:LEU:CD2	2:CB:221:LEU:N	2.76	0.48
3:CC:109:PRO:HA	3:CC:115:LEU:HD12	1.95	0.48
4:CD:14:ARG:HA	4:CD:39:PRO:CG	2.43	0.48
4:CD:76:ARG:HD3	4:CD:207:TYR:CE2	2.48	0.48
7:CG:102:ARG:O	7:CG:106:GLN:HG3	2.13	0.48
8:CH:68:ARG:HH11	8:CH:68:ARG:HG2	1.77	0.48
8:CH:85:ARG:HH11	8:CH:85:ARG:HG3	1.77	0.48
9:CI:9:ARG:HB3	9:CI:104:ARG:CD	2.43	0.48
12:CL:21:VAL:O	12:CL:23:ALA:N	2.40	0.48
12:CL:29:PHE:HB3	12:CL:81:LEU:CD2	2.33	0.48
12:CL:97:ILE:HG22	12:CL:98:VAL:N	2.29	0.48
13:CM:5:ALA:O	13:CM:7:VAL:N	2.47	0.48
15:CO:51:HIS:O	15:CO:54:ARG:HB3	2.13	0.48
16:CP:58:TYR:O	16:CP:61:SER:N	2.46	0.48
18:CR:50:ILE:HD11	18:CR:70:ILE:HG21	1.95	0.48
25:CY:37:U:C3'	25:CY:38:U:H5''	2.43	0.48
27:DA:142:A:H8	27:DA:1408:C:H1'	1.79	0.48
27:DA:309:G:H4'	47:DY:18:GLY:HA3	1.95	0.48
27:DA:684:G:OP1	56:D7:16:HIS:ND1	2.46	0.48
27:DA:1455:G:C2	27:DA:1456:G:C8	3.01	0.48
27:DA:1754:C:H4'	42:DT:101:PHE:CD2	2.48	0.48
27:DA:2356:C:H2'	27:DA:2357:U:O4'	2.13	0.48
27:DA:2408:U:H2'	27:DA:2409:G:C8	2.48	0.48
27:DA:2631:G:N3	27:DA:2810:A:H2	2.11	0.48
27:DA:2687:U:H2'	27:DA:2688:U:H5'	1.94	0.48
27:DA:2872:G:H2'	27:DA:2873:A:C8	2.48	0.48
29:DC:52:ARG:C	29:DC:53:ARG:HG3	2.34	0.48
29:DC:59:ARG:HD3	29:DC:59:ARG:N	2.29	0.48
30:DD:35:LYS:HZ3	30:DD:104:TYR:H	1.61	0.48
31:DE:59:VAL:O	31:DE:60:ASN:CB	2.59	0.48
33:DG:88:ILE:HD12	33:DG:89:GLY:N	2.22	0.48
33:DG:107:LEU:HD22	33:DG:177:GLY:O	2.13	0.48
35:DI:109:ILE:HD11	35:DI:114:LEU:HD21	1.95	0.48
41:DS:12:PHE:CD1	41:DS:12:PHE:O	2.66	0.48
44:DV:3:ALA:HB1	44:DV:38:LEU:HD11	1.94	0.48
44:DV:19:LYS:NZ	44:DV:22:VAL:HG13	2.28	0.48

*Continued on next page...*

*Continued from previous page...*

Atom-1	Atom-2	Interatomic distance (Å)	Clash overlap (Å)
46:DX:57:LEU:CD1	46:DX:78:LYS:HG2	2.43	0.48
48:DZ:13:LYS:O	48:DZ:17:LEU:HB2	2.13	0.48
55:D6:27:LYS:O	55:D6:29:ASN:N	2.46	0.48
1:AA:267:C:OP1	17:AQ:67:LYS:HB2	2.13	0.48
1:AA:1211:U:H4'	1:AA:1212:U:OP1	2.13	0.48
2:AB:7:VAL:HG12	2:AB:217:ARG:HH22	1.79	0.48
5:AE:100:VAL:HG13	5:AE:118:ILE:CG2	2.43	0.48
7:AG:36:LYS:O	7:AG:39:ALA:HB3	2.14	0.48
8:AH:17:THR:HG22	8:AH:63:LEU:HG	1.95	0.48
9:AI:85:LEU:C	9:AI:85:LEU:HD12	2.33	0.48
12:AL:24:LEU:HD22	12:AL:24:LEU:N	2.28	0.48
15:AO:9:GLN:HB3	15:AO:13:GLN:HE22	1.77	0.48
15:AO:29:VAL:CG2	15:AO:81:LEU:HD21	2.44	0.48
15:AO:83:GLU:O	15:AO:84:LYS:C	2.51	0.48
18:AR:47:THR:O	18:AR:83:GLU:N	2.46	0.48
20:AT:29:LYS:HA	20:AT:32:ALA:HB3	1.95	0.48
20:AT:56:MET:O	20:AT:59:ALA:HB3	2.12	0.48
20:AT:97:ALA:C	20:AT:99:LEU:H	2.14	0.48
24:AX:17:C:H2'	24:AX:17:C:O2	2.11	0.48
27:BA:81:G:H1	27:BA:105:C:H42	1.61	0.48
27:BA:256:A:H2'	27:BA:257:A:H8	1.79	0.48
27:BA:264:C:H4'	27:BA:428:A:N1	2.29	0.48
27:BA:271(S):G:C3'	27:BA:271(T):C:H5''	2.43	0.48
27:BA:606:U:H4'	27:BA:658:C:H4'	1.94	0.48
27:BA:747:U:O2	27:BA:2014:A:H1'	2.13	0.48
27:BA:1167:U:H2'	27:BA:1168:G:C8	2.48	0.48
27:BA:1195:G:C2'	27:BA:1196:C:H5'	2.44	0.48
27:BA:1363:C:H2'	27:BA:1364:G:C8	2.48	0.48
27:BA:1865:G:H8	27:BA:1865:G:C5'	2.24	0.48
27:BA:2203:U:H1'	30:BD:151:LYS:HE3	1.95	0.48
27:BA:2820:A:OP1	40:BR:5:LYS:HA	2.12	0.48
27:BA:2863:C:O2'	27:BA:2864:G:H5''	2.12	0.48
30:BD:64:ILE:O	30:BD:64:ILE:HG13	2.13	0.48
31:BE:176:ILE:HG22	31:BE:176:ILE:O	2.13	0.48
31:BE:184:VAL:CG1	31:BE:185:LYS:N	2.76	0.48
33:BG:95:ARG:HA	33:BG:99:MET:HE2	1.95	0.48
34:BH:13:LYS:H	34:BH:15:VAL:HG22	1.79	0.48
34:BH:41:MET:HE2	34:BH:54:ARG:HA	1.95	0.48
34:BH:91:GLY:CA	34:BH:160:LYS:CB	2.88	0.48
36:BN:57:ALA:O	36:BN:58:ASP:C	2.52	0.48
37:BO:102:VAL:HB	37:BO:106:LEU:CD1	2.43	0.48

*Continued on next page...*

Continued from previous page...

Atom-1	Atom-2	Interatomic distance (Å)	Clash overlap (Å)
38:BP:111:ARG:HA	38:BP:128:HIS:CD2	2.48	0.48
42:BT:28:VAL:HG21	42:BT:46:GLU:CG	2.36	0.48
42:BT:35:LYS:C	42:BT:37:GLY:H	2.13	0.48
47:BY:26:LYS:O	47:BY:27:VAL:C	2.51	0.48
48:BZ:22:LYS:HG2	48:BZ:37:TYR:CE1	2.48	0.48
57:B8:29:LYS:HE2	57:B8:44:LYS:HB3	1.96	0.48
1:CA:245:C:C2'	1:CA:246:A:H5'	2.44	0.48
1:CA:350:G:H2'	1:CA:351:G:C8	2.48	0.48
1:CA:655:A:C2	1:CA:754:C:N4	2.81	0.48
1:CA:674:G:H2'	1:CA:675:A:H8	1.77	0.48
1:CA:790:A:N1	1:CA:1497:G:H5''	2.28	0.48
1:CA:1038:C:H2'	1:CA:1039:C:C5	2.48	0.48
1:CA:1154:G:H2'	1:CA:1155:G:C8	2.45	0.48
1:CA:1443:G:H5'	1:CA:1444:C:OP2	2.14	0.48
3:CC:55:VAL:HG12	3:CC:55:VAL:O	2.13	0.48
4:CD:105:VAL:HG21	4:CD:121:VAL:HG22	1.96	0.48
4:CD:198:VAL:HG12	4:CD:199:ASN:N	2.28	0.48
9:CI:10:ARG:HG2	9:CI:105:ASP:HB3	1.95	0.48
9:CI:40:LEU:C	9:CI:42:ARG:H	2.15	0.48
9:CI:45:ALA:O	9:CI:48:GLU:CB	2.60	0.48
10:CJ:48:THR:HA	10:CJ:62:HIS:CB	2.42	0.48
17:CQ:40:LYS:HD3	17:CQ:42:TYR:OH	2.13	0.48
23:CW:39:C:H2'	23:CW:40:C:H6	1.78	0.48
27:DA:185:U:H4'	27:DA:218:A:H4'	1.96	0.48
27:DA:233:A:O2'	27:DA:234:C:H5'	2.14	0.48
27:DA:593:G:H2'	27:DA:594:U:H6	1.78	0.48
27:DA:775:G:O2'	27:DA:776:G:OP2	2.26	0.48
27:DA:1158:C:C3'	27:DA:1159:U:H5''	2.43	0.48
27:DA:1340:U:C4'	27:DA:1341:U:OP2	2.61	0.48
27:DA:1685:C:C3'	27:DA:1686:C:H5''	2.43	0.48
27:DA:2110:G:H5''	27:DA:2111:C:OP2	2.12	0.48
27:DA:2475:C:H42	27:DA:2529:G:N2	2.12	0.48
27:DA:2563:U:O2	27:DA:2565:A:H8	1.97	0.48
27:DA:2571:C:C5'	27:DA:2572:A:H5''	2.42	0.48
27:DA:2757:A:OP1	58:D9:21:GLY:HA2	2.13	0.48
27:DA:2892:A:H3'	27:DA:2893:G:C5'	2.43	0.48
28:DB:27:C:H4'	41:DS:34:HIS:NE2	2.27	0.48
28:DB:27:C:H5'	41:DS:33:LYS:CB	2.44	0.48
29:DC:19:VAL:HB	29:DC:22:ILE:CG1	2.43	0.48
31:DE:130:GLY:O	31:DE:131:ALA:O	2.31	0.48
32:DF:6:VAL:CG1	32:DF:7:TYR:N	2.71	0.48

Continued on next page...

*Continued from previous page...*

Atom-1	Atom-2	Interatomic distance (Å)	Clash overlap (Å)
33:DG:111:LEU:O	33:DG:114:ILE:HG13	2.13	0.48
35:DI:25:TYR:HE2	35:DI:29:TYR:CD2	2.31	0.48
35:DI:29:TYR:O	35:DI:32:PRO:HD2	2.13	0.48
35:DI:114:LEU:HA	35:DI:130:TYR:HA	1.95	0.48
36:DN:43:THR:O	36:DN:45:ASN:N	2.44	0.48
38:DP:58:THR:C	38:DP:61:ARG:NE	2.67	0.48
40:DR:87:TYR:O	40:DR:89:ASP:N	2.46	0.48
42:DT:78:LEU:O	42:DT:78:LEU:HD23	2.13	0.48
44:DV:52:VAL:HG11	44:DV:55:ALA:HB2	1.95	0.48
48:DZ:128:SER:C	48:DZ:130:ARG:H	2.17	0.48
49:D0:36:ILE:HA	49:D0:60:PHE:HB3	1.94	0.48
54:D5:51:TYR:O	54:D5:52:TYR:C	2.52	0.48
55:D6:8:LYS:HE2	55:D6:8:LYS:HB2	1.40	0.48
1:AA:358:U:H2'	1:AA:359:U:H6	1.76	0.48
1:AA:769:G:H4'	1:AA:1513:A:H4'	1.96	0.48
1:AA:976:G:OP1	14:AN:32:SER:N	2.36	0.48
1:AA:985:C:H42	1:AA:1220:G:H1	1.62	0.48
1:AA:1082:G:C2'	1:AA:1083:U:H5'	2.43	0.48
1:AA:1305:G:C5'	21:AU:4:GLY:HA3	2.36	0.48
1:AA:1316:G:H5''	14:AN:17:LYS:HE2	1.95	0.48
4:AD:176:LEU:HD12	4:AD:182:LYS:O	2.12	0.48
4:AD:196:LEU:H	4:AD:196:LEU:HD12	1.78	0.48
9:AI:126:SER:O	9:AI:127:LYS:CB	2.62	0.48
10:AJ:4:ILE:CD1	10:AJ:74:ILE:HD11	2.40	0.48
13:AM:22:ILE:CG2	13:AM:25:ILE:HD13	2.43	0.48
13:AM:29:ARG:HB3	13:AM:64:TRP:CZ2	2.48	0.48
14:AN:15:LYS:HD2	14:AN:16:PHE:CE2	2.47	0.48
17:AQ:45:HIS:HA	17:AQ:69:LYS:CE	2.42	0.48
27:BA:198:C:H6	27:BA:198:C:O5'	1.96	0.48
27:BA:528:A:C2	27:BA:2043:C:H4'	2.48	0.48
27:BA:588:U:O4	27:BA:670:A:H1'	2.13	0.48
27:BA:935:C:H2'	27:BA:936:C:C6	2.48	0.48
27:BA:1579:A:H2'	27:BA:1580:A:O4'	2.13	0.48
27:BA:2171:A:O2'	27:BA:2172:U:O5'	2.17	0.48
27:BA:2189:U:H2'	27:BA:2190:G:H5''	1.95	0.48
27:BA:2821:A:O2'	27:BA:2822:G:H5'	2.14	0.48
30:BD:139:GLY:O	30:BD:140:THR:C	2.51	0.48
30:BD:228:PRO:HD3	30:BD:235:GLY:CA	2.43	0.48
32:BF:36:VAL:CG1	32:BF:183:VAL:HG21	2.42	0.48
32:BF:194:MET:CE	32:BF:199:TRP:HD1	2.26	0.48
34:BH:8:PRO:C	34:BH:9:ILE:HD12	2.34	0.48

*Continued on next page...*

*Continued from previous page...*

Atom-1	Atom-2	Interatomic distance (Å)	Clash overlap (Å)
35:BI:12:LEU:HD23	35:BI:12:LEU:N	2.28	0.48
35:BI:77:LEU:CD1	35:BI:101:LEU:HD22	2.42	0.48
35:BI:129:THR:HG21	35:BI:135:GLU:OE1	2.13	0.48
38:BP:71:VAL:O	38:BP:72:PRO:C	2.49	0.48
38:BP:135:LEU:O	38:BP:139:LYS:N	2.47	0.48
38:BP:146:VAL:CG2	38:BP:147:LEU:H	2.00	0.48
39:BQ:10:ARG:HH11	39:BQ:10:ARG:CG	2.25	0.48
41:BS:74:ALA:HB2	41:BS:101:LEU:HD23	1.95	0.48
47:BY:101:LYS:HG2	47:BY:102:CYS:N	2.28	0.48
55:B6:20:ASN:CG	55:B6:21:TYR:H	2.09	0.48
58:B9:3:VAL:O	58:B9:3:VAL:HG13	2.13	0.48
1:CA:7:G:H5'	1:CA:298:A:O4'	2.14	0.48
1:CA:203:U:H1'	1:CA:216:G:O6	2.13	0.48
1:CA:415:A:H2'	1:CA:416:G:C8	2.48	0.48
1:CA:437:U:H2'	1:CA:438:G:C8	2.48	0.48
1:CA:601:C:H2'	1:CA:602:A:C8	2.43	0.48
1:CA:1131:G:H2'	1:CA:1132:C:C5	2.49	0.48
1:CA:1158:C:N3	1:CA:1181:G:N2	2.56	0.48
1:CA:1305:G:H5''	21:CU:4:GLY:CA	2.43	0.48
1:CA:1306:A:N6	1:CA:1331:G:H1'	2.28	0.48
1:CA:1315:U:H2'	1:CA:1316:G:O4'	2.12	0.48
1:CA:1502:A:H2	1:CA:1505:G:N2	2.06	0.48
3:CC:23:TYR:HB2	10:CJ:10:GLY:HA2	1.95	0.48
4:CD:8:VAL:CG1	4:CD:21:LEU:HD13	2.44	0.48
4:CD:13:ARG:NH2	4:CD:36:ARG:HH11	2.11	0.48
10:CJ:12:ASP:OD1	10:CJ:15:THR:HG23	2.13	0.48
10:CJ:32:ALA:CB	10:CJ:75:ILE:HD11	2.39	0.48
11:CK:92:GLU:CG	11:CK:96:ARG:HH11	2.27	0.48
18:CR:53:ARG:HA	18:CR:56:THR:OG1	2.13	0.48
19:CS:49:ILE:HD12	19:CS:49:ILE:N	2.28	0.48
23:CW:34:U:H2'	23:CW:35:G:H5'	1.95	0.48
59:CX:47:U:O2	59:CX:50:U:H5'	2.13	0.48
27:DA:856:C:H2'	27:DA:857:C:H6	1.79	0.48
27:DA:869:G:H2'	27:DA:870:A:H8	1.78	0.48
27:DA:987:G:H2'	27:DA:988:A:O4'	2.14	0.48
27:DA:1000:A:H8	27:DA:1000:A:H5'	1.77	0.48
27:DA:1663:C:HO2'	27:DA:1664:A:H8	1.56	0.48
27:DA:1718:G:H8	27:DA:1718:G:C5'	2.25	0.48
27:DA:1795:C:H2'	27:DA:1796:U:H6	1.77	0.48
27:DA:1814:G:H4'	30:DD:51:VAL:HG21	1.95	0.48
27:DA:1947:C:H42	27:DA:1959:G:H1	1.61	0.48

*Continued on next page...*



*Continued from previous page...*

Atom-1	Atom-2	Interatomic distance (Å)	Clash overlap (Å)
27:DA:1971:A:H2'	27:DA:1972:A:OP1	2.14	0.48
27:DA:2022:U:O2'	27:DA:2617:C:C5'	2.54	0.48
27:DA:2735:G:N2	27:DA:2770:G:H1'	2.28	0.48
27:DA:2755:C:C4	58:D9:19:ARG:NH1	2.82	0.48
27:DA:2773:C:H2'	27:DA:2774:C:H6	1.78	0.48
27:DA:2801:A:O2'	27:DA:2895:U:H4'	2.13	0.48
27:DA:2805:G:N2	27:DA:2893:G:O6	2.46	0.48
29:DC:169:GLY:O	29:DC:170:ALA:C	2.52	0.48
31:DE:11:MET:CB	31:DE:24:THR:HA	2.42	0.48
31:DE:102:VAL:HG12	31:DE:199:ARG:O	2.13	0.48
33:DG:133:LEU:HD11	33:DG:157:ILE:CD1	2.39	0.48
34:DH:32:GLU:HG2	34:DH:33:LEU:N	2.28	0.48
36:DN:56:ASN:C	36:DN:56:ASN:HD22	2.16	0.48
39:DQ:42:ILE:HD12	39:DQ:42:ILE:N	2.27	0.48
40:DR:118:GLU:HA	40:DR:118:GLU:OE1	2.13	0.48
42:DT:61:PHE:N	42:DT:61:PHE:HD2	2.11	0.48
44:DV:23:GLU:O	44:DV:24:LYS:C	2.52	0.48
45:DW:69:LEU:HD13	45:DW:107:LEU:HD23	1.95	0.48
47:DY:37:VAL:HG21	47:DY:72:VAL:HG11	1.96	0.48
48:DZ:164:VAL:CG1	48:DZ:165:SER:H	2.11	0.48
52:D3:40:THR:HA	52:D3:44:ARG:NH2	2.28	0.48
55:D6:20:ASN:CG	55:D6:21:TYR:N	2.66	0.48
57:D8:29:LYS:HD3	57:D8:44:LYS:CB	2.44	0.48
1:AA:147:G:O2'	1:AA:148:G:H5'	2.13	0.48
1:AA:560:U:O2'	1:AA:561:U:OP2	2.28	0.48
1:AA:738:C:H2'	1:AA:739:C:C6	2.48	0.48
1:AA:1184:G:H2'	1:AA:1185:G:H8	1.77	0.48
3:AC:134:ILE:C	3:AC:136:GLN:N	2.66	0.48
4:AD:43:HIS:O	4:AD:45:GLN:N	2.47	0.48
4:AD:51:PRO:HB3	4:AD:55:ALA:HB3	1.96	0.48
11:AK:29:ILE:HA	11:AK:44:SER:HA	1.95	0.48
11:AK:79:SER:HB2	11:AK:106:LYS:CD	2.40	0.48
13:AM:20:THR:HA	13:AM:25:ILE:O	2.14	0.48
13:AM:87:TYR:C	13:AM:89:GLY:N	2.67	0.48
14:AN:13:THR:N	14:AN:14:PRO:HD2	2.28	0.48
15:AO:3:ILE:HG12	15:AO:3:ILE:O	2.14	0.48
15:AO:6:GLU:O	15:AO:7:GLU:C	2.52	0.48
19:AS:19:VAL:HG11	19:AS:44:MET:HG3	1.95	0.48
21:AU:15:ARG:HH11	21:AU:15:ARG:CB	2.17	0.48
24:AX:17:C:C5'	24:AX:17(B):U:H2'	2.44	0.48
27:BA:825:C:O2	38:BP:55:ARG:HD3	2.13	0.48

*Continued on next page...*

*Continued from previous page...*

Atom-1	Atom-2	Interatomic distance (Å)	Clash overlap (Å)
27:BA:887:A:H1'	27:BA:889:C:N4	2.29	0.48
27:BA:952:G:C6	27:BA:953:A:N7	2.81	0.48
27:BA:1351:C:O2'	27:BA:1571:A:H1'	2.13	0.48
27:BA:1479:G:O5'	27:BA:1479:G:H8	1.97	0.48
27:BA:1512:U:H2'	27:BA:1513:C:C6	2.49	0.48
27:BA:2150:U:H2'	27:BA:2151:G:C8	2.49	0.48
27:BA:2468:G:HO2'	27:BA:2476:A:H8	1.50	0.48
28:BB:7:G:H3'	28:BB:8:U:C5'	2.37	0.48
30:BD:182:LEU:O	30:BD:271:ILE:HG13	2.13	0.48
32:BF:182:ASN:ND2	32:BF:185:ASP:OD2	2.45	0.48
39:BQ:19:GLY:O	39:BQ:20:ALA:HB3	2.14	0.48
41:BS:88:ASP:CG	41:BS:89:ARG:H	2.15	0.48
42:BT:125:ARG:O	42:BT:128:GLU:CG	2.62	0.48
47:BY:88:LYS:HZ1	47:BY:93:GLY:CA	2.26	0.48
49:B0:62:LEU:C	49:B0:63:VAL:HG12	2.33	0.48
52:B3:9:VAL:HG11	52:B3:55:ARG:HE	1.78	0.48
52:B3:26:LEU:HD21	52:B3:47:VAL:HG23	1.96	0.48
54:B5:54:GLY:O	54:B5:55:ARG:O	2.31	0.48
55:B6:15:GLU:OE1	55:B6:43:CYS:CB	2.62	0.48
1:CA:184:G:O2'	1:CA:185:A:H5'	2.12	0.48
1:CA:346:G:H2'	1:CA:346:G:N3	2.29	0.48
1:CA:373:A:O2'	1:CA:374:A:H5'	2.13	0.48
1:CA:613:C:C2	1:CA:628:G:N2	2.82	0.48
1:CA:859:A:O2'	1:CA:860:A:H5'	2.13	0.48
1:CA:949:A:C2	1:CA:1233:G:N3	2.81	0.48
1:CA:1058:G:H2'	1:CA:1059:C:C6	2.49	0.48
1:CA:1092:A:H5''	7:CG:4:ARG:NH2	2.28	0.48
1:CA:1399:C:C2	1:CA:1401:G:C5	3.01	0.48
2:CB:87:ARG:NE	2:CB:233:SER:HB2	2.28	0.48
3:CC:8:ILE:HG23	3:CC:16:ARG:HG2	1.95	0.48
3:CC:83:ARG:C	3:CC:85:ARG:N	2.66	0.48
3:CC:195:VAL:HG12	3:CC:196:LEU:O	2.13	0.48
4:CD:13:ARG:NH2	4:CD:36:ARG:NH1	2.61	0.48
5:CE:62:ALA:O	5:CE:65:ASN:N	2.33	0.48
5:CE:103:GLY:O	5:CE:106:PRO:HD2	2.13	0.48
7:CG:155:ARG:O	7:CG:156:TRP:O	2.32	0.48
13:CM:23:TYR:CE1	13:CM:70:LEU:HD22	2.38	0.48
16:CP:14:ASN:N	16:CP:15:PRO:HD3	2.28	0.48
16:CP:58:TYR:CD1	16:CP:59:TRP:N	2.81	0.48
17:CQ:76:LEU:HD12	17:CQ:77:VAL:H	1.78	0.48
17:CQ:93:GLN:O	17:CQ:95:TYR:N	2.46	0.48

*Continued on next page...*

Continued from previous page...

Atom-1	Atom-2	Interatomic distance (Å)	Clash overlap (Å)
27:DA:398:G:H2'	27:DA:399:G:H8	1.79	0.48
27:DA:469:G:C6	56:D7:39:ARG:NH1	2.81	0.48
27:DA:848:G:H5'	27:DA:848:G:C8	2.44	0.48
27:DA:920:G:H2'	27:DA:921:G:H8	1.77	0.48
27:DA:1408:C:H2'	27:DA:1409:C:C6	2.47	0.48
27:DA:1856:G:H2'	27:DA:1857:G:H5'	1.94	0.48
27:DA:2202:C:H2'	27:DA:2203:U:H6	1.78	0.48
27:DA:2231:C:H2'	27:DA:2232:U:O4'	2.13	0.48
27:DA:2340:G:O2'	27:DA:2341:G:H5'	2.12	0.48
27:DA:2533:A:H2'	27:DA:2534:A:C4'	2.44	0.48
27:DA:2569:G:O2'	27:DA:2570:G:H5'	2.13	0.48
27:DA:2591:C:OP1	30:DD:239:ARG:HG2	2.14	0.48
27:DA:2642:G:H5'	36:DN:78:TYR:CD1	2.47	0.48
27:DA:2683:C:H4'	31:DE:13:ARG:NH1	2.28	0.48
27:DA:2789:C:N3	27:DA:2894:G:O6	2.46	0.48
27:DA:2864:G:H2'	27:DA:2865:U:O4'	2.13	0.48
29:DC:67:GLY:C	29:DC:68:LEU:HG	2.34	0.48
30:DD:117:VAL:CG2	30:DD:118:VAL:N	2.76	0.48
30:DD:210:GLY:C	30:DD:212:SER:H	2.17	0.48
31:DE:97:LYS:O	31:DE:100:GLU:HG3	2.12	0.48
31:DE:101:ARG:CZ	31:DE:171:GLU:HB2	2.44	0.48
32:DF:7:TYR:CD2	32:DF:16:GLY:HA3	2.49	0.48
33:DG:77:ILE:O	33:DG:82:LEU:O	2.32	0.48
33:DG:124:SER:HB2	33:DG:131:TYR:CZ	2.48	0.48
38:DP:7:ARG:CZ	38:DP:7:ARG:CB	2.91	0.48
38:DP:85:LEU:HA	38:DP:88:LEU:HB2	1.96	0.48
39:DQ:42:ILE:HD13	39:DQ:97:VAL:HB	1.95	0.48
42:DT:62:THR:HG22	42:DT:75:ILE:HA	1.96	0.48
44:DV:7:THR:O	44:DV:9:GLY:N	2.46	0.48
44:DV:9:GLY:H	44:DV:10:LYS:HE3	1.78	0.48
47:DY:14:LEU:CD1	47:DY:15:VAL:N	2.74	0.48
47:DY:31:LEU:HD21	47:DY:36:ALA:HB3	1.94	0.48
54:D5:19:ARG:HH11	54:D5:19:ARG:HG2	1.79	0.48
1:AA:198:G:H2'	1:AA:199:G:C8	2.48	0.48
1:AA:277:C:H5''	17:AQ:68:ARG:NH2	2.28	0.48
1:AA:333:G:H4'	20:AT:16:HIS:ND1	2.27	0.48
1:AA:498:U:O2'	1:AA:499:A:O5'	2.32	0.48
1:AA:954:G:H2'	1:AA:955:U:C6	2.49	0.48
1:AA:1399:C:C2	1:AA:1401:G:C5	3.01	0.48
2:AB:23:ARG:HG2	2:AB:23:ARG:HH11	1.77	0.48
3:AC:48:TYR:O	3:AC:51:GLY:N	2.46	0.48

Continued on next page...

*Continued from previous page...*

Atom-1	Atom-2	Interatomic distance (Å)	Clash overlap (Å)
3:AC:123:GLN:HB3	3:AC:128:PHE:HD2	1.77	0.48
5:AE:51:VAL:O	5:AE:55:VAL:HG23	2.14	0.48
6:AF:2:ARG:HD2	6:AF:69:GLU:HB3	1.96	0.48
8:AH:28:ALA:H	8:AH:58:TYR:HA	1.78	0.48
9:AI:38:GLN:NE2	9:AI:39:GLY:N	2.62	0.48
11:AK:92:GLU:O	11:AK:96:ARG:HG3	2.13	0.48
13:AM:5:ALA:O	13:AM:7:VAL:N	2.47	0.48
14:AN:26:ARG:HG3	14:AN:43:CYS:SG	2.54	0.48
17:AQ:77:VAL:O	17:AQ:78:GLU:HB2	2.14	0.48
19:AS:79:THR:O	19:AS:80:TYR:CB	2.61	0.48
24:AX:36:U:H2'	24:AX:37:A:O4'	2.14	0.48
25:AY:34:U:H2'	25:AY:35:G:O4'	2.14	0.48
27:BA:234:C:O2'	27:BA:235:U:H5'	2.13	0.48
27:BA:271(M):G:O2'	27:BA:271(N):U:H3'	2.14	0.48
27:BA:290:G:O2'	27:BA:291:C:H5'	2.14	0.48
27:BA:674:G:C1'	32:BF:74:ARG:HD3	2.38	0.48
27:BA:1344:G:H5'	27:BA:1384:A:C6	2.48	0.48
27:BA:1493:C:O2	27:BA:1493:C:H2'	2.14	0.48
27:BA:1573:G:H2'	27:BA:1574:C:H5'	1.96	0.48
27:BA:1678:G:N2	27:BA:1989:G:N2	2.52	0.48
27:BA:2019:A:C2'	27:BA:2020:A:O5'	2.61	0.48
27:BA:2098:U:H2'	27:BA:2099:U:C1'	2.43	0.48
27:BA:2815:C:O2'	54:B5:42:PRO:HG2	2.14	0.48
31:BE:33:VAL:HG11	31:BE:36:ARG:HH21	1.78	0.48
31:BE:110:GLY:O	40:BR:2:ARG:CZ	2.62	0.48
32:BF:31:HIS:O	32:BF:34:TRP:HB3	2.14	0.48
33:BG:39:ILE:HD12	33:BG:40:ASN:H	1.77	0.48
33:BG:60:LEU:O	33:BG:63:ILE:HG12	2.13	0.48
34:BH:23:ARG:O	34:BH:24:VAL:HG13	2.13	0.48
34:BH:92:ILE:HG22	34:BH:93:GLY:N	2.28	0.48
35:BI:48:GLU:OE1	35:BI:52:ARG:NH2	2.46	0.48
39:BQ:66:ILE:HA	39:BQ:104:PHE:HB3	1.95	0.48
41:BS:89:ARG:O	41:BS:92:TYR:HB3	2.13	0.48
41:BS:106:ARG:HH11	41:BS:108:GLY:HA3	1.66	0.48
43:BU:101:ARG:C	43:BU:102:GLU:HG2	2.34	0.48
44:BV:4:ILE:HG22	44:BV:4:ILE:O	2.14	0.48
48:BZ:96:GLU:OE2	48:BZ:124:LEU:HD21	2.13	0.48
50:B1:40:ARG:HD3	50:B1:40:ARG:O	2.14	0.48
51:B2:32:LEU:HD22	51:B2:36:ARG:HH11	1.78	0.48
52:B3:48:GLU:O	52:B3:51:ALA:HB2	2.14	0.48
56:B7:35:ARG:HG3	56:B7:42:LEU:CD1	2.44	0.48

*Continued on next page...*

*Continued from previous page...*

Atom-1	Atom-2	Interatomic distance (Å)	Clash overlap (Å)
57:B8:45:GLY:O	57:B8:46:ARG:O	2.31	0.48
1:CA:26:A:N6	1:CA:558:G:H1'	2.29	0.48
1:CA:243:A:O2'	1:CA:244:U:OP2	2.27	0.48
1:CA:349:A:O2'	1:CA:350:G:H5'	2.14	0.48
1:CA:748:C:H1'	1:CA:749:C:H5	1.78	0.48
1:CA:1028:C:C2'	1:CA:1029:C:H5'	2.44	0.48
1:CA:1160:G:H2'	1:CA:1160:G:N3	2.28	0.48
1:CA:1206:G:H2'	1:CA:1207:G:O4'	2.12	0.48
2:CB:173:ALA:O	2:CB:176:GLU:N	2.47	0.48
15:CO:34:LEU:HD23	15:CO:34:LEU:C	2.33	0.48
17:CQ:59:ILE:HG22	17:CQ:60:ILE:N	2.28	0.48
19:CS:42:PRO:CG	53:D4:80:ARG:NH2	2.76	0.48
23:CW:66:A:O2'	23:CW:67:C:H5'	2.14	0.48
59:CX:61:C:O2'	59:CX:62:C:C6	2.62	0.48
25:CY:66:A:H2'	25:CY:67:C:H6	1.77	0.48
27:DA:242:G:H5''	57:D8:62:LEU:HB3	1.96	0.48
27:DA:258:G:O2'	27:DA:259:G:H5'	2.14	0.48
27:DA:398:G:H2'	27:DA:399:G:C8	2.48	0.48
27:DA:614(B):G:H1'	32:DF:44:ARG:HD2	1.95	0.48
27:DA:703:U:C2'	27:DA:704:G:H5'	2.43	0.48
27:DA:850:C:O2'	27:DA:851:U:H5'	2.13	0.48
27:DA:856:C:H4'	27:DA:857:C:OP1	2.12	0.48
27:DA:1042:G:H3'	27:DA:1043:C:O4'	2.14	0.48
27:DA:1042:G:H4'	27:DA:1042:G:OP1	2.13	0.48
27:DA:1956:U:H2'	27:DA:1957:C:H5'	1.96	0.48
27:DA:2335:A:C8	27:DA:2337:G:C5	3.02	0.48
27:DA:2850:A:C2	27:DA:2851:A:C4	3.02	0.48
28:DB:83:G:H5'	52:D3:52:HIS:NE2	2.29	0.48
31:DE:203:LYS:HE2	31:DE:204:ALA:CB	2.36	0.48
32:DF:9:ILE:O	32:DF:9:ILE:HG22	2.14	0.48
32:DF:61:GLY:O	32:DF:62:ARG:C	2.51	0.48
32:DF:109:GLY:HA2	32:DF:112:MET:CB	2.43	0.48
33:DG:46:ALA:HA	33:DG:51:ARG:CB	2.44	0.48
33:DG:135:LEU:CD1	33:DG:157:ILE:HD11	2.43	0.48
42:DT:19:LEU:HD12	42:DT:19:LEU:H	1.74	0.48
46:DX:57:LEU:HD12	46:DX:57:LEU:N	2.27	0.48
1:AA:599:C:H4'	8:AH:130:GLY:C	2.34	0.48
1:AA:626:U:H2'	1:AA:627:G:C8	2.45	0.48
1:AA:1113:C:H2'	1:AA:1114:C:H6	1.78	0.48
1:AA:1240:U:OP1	7:AG:119:ARG:NH2	2.47	0.48
1:AA:1349:A:H2'	1:AA:1350:A:C8	2.48	0.48

*Continued on next page...*

*Continued from previous page...*

Atom-1	Atom-2	Interatomic distance (Å)	Clash overlap (Å)
2:AB:36:ARG:H	2:AB:41:ILE:CD1	2.27	0.48
2:AB:161:ALA:CB	2:AB:183:PRO:HB2	2.44	0.48
3:AC:62:ASP:HA	3:AC:97:LYS:HE2	1.96	0.48
5:AE:9:LYS:O	5:AE:32:VAL:HG13	2.14	0.48
9:AI:42:ARG:NH2	9:AI:75:ASP:OD1	2.47	0.48
10:AJ:85:LEU:O	10:AJ:87:THR:N	2.47	0.48
18:AR:54:ARG:H	18:AR:54:ARG:HG3	1.47	0.48
20:AT:93:GLU:C	20:AT:95:ALA:H	2.16	0.48
27:BA:626:U:H5'	27:BA:627:A:H5'	1.95	0.48
27:BA:1200:C:H2'	27:BA:1201:C:C6	2.42	0.48
27:BA:1300:U:H5	27:BA:1634:A:N3	2.11	0.48
27:BA:1789:A:OP1	30:BD:221:VAL:HA	2.14	0.48
27:BA:2065:C:H2'	27:BA:2066:C:C6	2.49	0.48
27:BA:2072:G:O2'	27:BA:2073:C:H5'	2.13	0.48
27:BA:2481:G:C2'	27:BA:2482:G:OP2	2.62	0.48
27:BA:2663:G:O2'	27:BA:2664:G:H5'	2.14	0.48
27:BA:2850:A:OP2	27:BA:2866:U:C5	2.63	0.48
29:BC:46:LYS:HZ3	29:BC:172:HIS:HA	1.74	0.48
29:BC:46:LYS:HD2	29:BC:47:LEU:H	1.78	0.48
29:BC:77:ILE:HG21	29:BC:123:VAL:N	2.29	0.48
30:BD:62:TYR:HA	30:BD:87:ASN:HD21	1.79	0.48
30:BD:75:ILE:HD13	30:BD:99:ASP:CG	2.34	0.48
30:BD:85:ASP:OD2	30:BD:88:ARG:NH1	2.46	0.48
31:BE:132:HIS:HB3	31:BE:133:LYS:H	1.50	0.48
33:BG:101:ILE:CD1	33:BG:102:PHE:N	2.75	0.48
34:BH:98:LEU:HD13	34:BH:125:VAL:CG2	2.43	0.48
37:BO:104:ARG:NE	42:BT:33:LYS:CD	2.77	0.48
38:BP:7:ARG:O	38:BP:7:ARG:HD3	2.14	0.48
41:BS:15:ARG:HD3	41:BS:15:ARG:H	1.79	0.48
43:BU:97:ASP:C	43:BU:99:ALA:H	2.17	0.48
43:BU:102:GLU:HG3	44:BV:2:PHE:HZ	1.78	0.48
47:BY:47:LYS:O	47:BY:48:ALA:HB3	2.14	0.48
48:BZ:162:LEU:H	48:BZ:162:LEU:CD1	2.24	0.48
49:B0:73:GLY:C	49:B0:75:LEU:N	2.67	0.48
50:B1:58:ILE:HD12	50:B1:91:LYS:HA	1.96	0.48
51:B2:26:ARG:O	51:B2:27:GLU:C	2.52	0.48
57:B8:63:PRO:HB2	57:B8:64:TYR:HD1	1.77	0.48
1:CA:61:G:H2'	1:CA:62:U:O4'	2.13	0.48
1:CA:336:C:H2'	1:CA:337:C:C6	2.49	0.48
1:CA:580:U:H2'	1:CA:581:G:O4'	2.13	0.48
1:CA:1136:U:H5''	1:CA:1137:C:C4	2.49	0.48

*Continued on next page...*

*Continued from previous page...*

Atom-1	Atom-2	Interatomic distance (Å)	Clash overlap (Å)
1:CA:1141:C:H2'	1:CA:1142:G:N7	2.29	0.48
1:CA:1275:A:H2'	1:CA:1276:G:O4'	2.13	0.48
1:CA:1442:G:C8	1:CA:1442(B):A:C2	3.02	0.48
4:CD:122:ARG:HA	4:CD:134:ASP:HB2	1.96	0.48
6:CF:75:LEU:HD21	6:CF:79:LEU:HD11	1.96	0.48
12:CL:114:ARG:O	12:CL:116:LYS:O	2.31	0.48
15:CO:65:ARG:C	15:CO:67:LEU:N	2.66	0.48
17:CQ:15:MET:HB3	17:CQ:18:THR:HB	1.96	0.48
19:CS:45:VAL:HG12	19:CS:63:THR:HA	1.95	0.48
23:CW:13:A:H1'	23:CW:22:G:N2	2.28	0.48
59:CX:37:A:H3'	59:CX:38:A:H8	1.78	0.48
27:DA:142:A:H5'	27:DA:142(A):C:OP2	2.14	0.48
27:DA:279:C:N4	27:DA:361:G:H1	2.12	0.48
27:DA:470:A:H2'	27:DA:471:A:C8	2.49	0.48
27:DA:484:C:H2'	27:DA:485:C:C6	2.48	0.48
27:DA:725:G:O5'	27:DA:725:G:H8	1.97	0.48
27:DA:912:C:O2'	27:DA:913:U:H5'	2.14	0.48
27:DA:1022:G:O2'	27:DA:1023:U:P	2.71	0.48
27:DA:1747(A):G:H2'	27:DA:1748:G:C5'	2.44	0.48
27:DA:2243:U:H2'	27:DA:2244:U:C6	2.48	0.48
27:DA:2256:G:H2'	27:DA:2257:U:H6	1.77	0.48
27:DA:2468:G:N2	27:DA:2481:G:O2'	2.46	0.48
27:DA:2847:U:OP1	42:DT:98:LYS:HD3	2.14	0.48
29:DC:27:ARG:C	29:DC:34:THR:N	2.67	0.48
30:DD:62:TYR:HA	30:DD:87:ASN:HD21	1.79	0.48
31:DE:110:GLY:HA2	31:DE:161:GLY:CA	2.43	0.48
33:DG:110:ALA:HA	33:DG:140:ILE:O	2.13	0.48
34:DH:23:ARG:HA	34:DH:36:PRO:HA	1.96	0.48
36:DN:102:ALA:O	36:DN:106:MET:HG3	2.14	0.48
37:DO:58:VAL:CG2	37:DO:86:ILE:HG23	2.44	0.48
40:DR:45:ARG:O	40:DR:46:GLY:C	2.52	0.48
40:DR:80:PHE:O	40:DR:85:PRO:HD3	2.14	0.48
43:DU:91:ASP:O	43:DU:95:LEU:N	2.42	0.48
45:DW:58:ALA:O	45:DW:62:HIS:HB2	2.12	0.48
48:DZ:72:GLN:O	48:DZ:86:ASP:OD1	2.32	0.48
50:D1:30:VAL:CG2	50:D1:31:GLY:N	2.76	0.48
50:D1:52:ARG:HH11	50:D1:78:LYS:HD3	1.78	0.48
53:D4:52:SER:OG	53:D4:53:THR:N	2.45	0.48
1:AA:13:U:O2'	1:AA:14:U:H5'	2.14	0.48
1:AA:317:G:C6	1:AA:318:G:C5	3.02	0.48
1:AA:356:A:H2'	1:AA:357:G:H8	1.79	0.48

*Continued on next page...*

*Continued from previous page...*

Atom-1	Atom-2	Interatomic distance (Å)	Clash overlap (Å)
1:AA:373:A:H61	1:AA:391:G:H1'	1.79	0.48
1:AA:666:G:O2'	1:AA:667:G:H5'	2.14	0.48
1:AA:1226:C:H2'	13:AM:103:THR:CB	2.44	0.48
1:AA:1337:G:H5''	1:AA:1338:G:OP1	2.14	0.48
2:AB:71:VAL:HA	2:AB:93:VAL:CG2	2.44	0.48
6:AF:77:ARG:O	6:AF:78:GLU:C	2.52	0.48
9:AI:97:LYS:C	9:AI:99:LEU:N	2.67	0.48
11:AK:99:GLN:CA	11:AK:105:VAL:HG11	2.33	0.48
13:AM:23:TYR:HE1	13:AM:71:ARG:CB	2.26	0.48
14:AN:44:LEU:HD12	14:AN:44:LEU:O	2.12	0.48
20:AT:41:ILE:HG13	20:AT:42:GLN:H	1.78	0.48
21:AU:6:ARG:HG3	21:AU:15:ARG:HH22	1.78	0.48
24:AX:49:G:H8	24:AX:49:G:O5'	1.97	0.48
24:AX:53:G:O2'	24:AX:54:U:H5'	2.13	0.48
27:BA:61:G:C4	51:B2:47:ASN:OD1	2.66	0.48
27:BA:148:C:H5'	27:BA:149:A:OP2	2.14	0.48
27:BA:455:C:N3	27:BA:473:G:H5'	2.29	0.48
27:BA:643:A:O2'	27:BA:644:A:H5'	2.14	0.48
27:BA:795:C:H2'	27:BA:796:C:C6	2.49	0.48
27:BA:886:C:H2'	27:BA:889:C:H42	1.79	0.48
27:BA:993:G:H1'	44:BV:89:GLN:HG3	1.96	0.48
27:BA:1203:G:H3'	27:BA:1204:A:C5'	2.43	0.48
27:BA:1434:A:O2'	27:BA:1435:G:H5'	2.14	0.48
27:BA:1447:G:N2	27:BA:1464:C:O2	2.44	0.48
27:BA:1468:C:C2	27:BA:1525:G:N2	2.82	0.48
27:BA:2071:A:H2	27:BA:2441:C:N3	2.12	0.48
27:BA:2344:U:H4'	27:BA:2345:G:OP1	2.12	0.48
27:BA:2764:A:N7	27:BA:2766:G:C6	2.81	0.48
30:BD:35:LYS:O	30:BD:63:ARG:HA	2.13	0.48
30:BD:65:ILE:HD11	30:BD:67:PHE:CZ	2.49	0.48
31:BE:8:LYS:HE2	31:BE:192:ASN:HD21	1.77	0.48
35:BI:10:GLU:O	35:BI:11:ASN:HB3	2.14	0.48
35:BI:79:ILE:HD11	35:BI:140:LEU:HD11	1.95	0.48
36:BN:51:PHE:CE2	36:BN:119:ARG:HD3	2.49	0.48
37:BO:22:ILE:HG12	37:BO:41:ALA:HA	1.96	0.48
38:BP:59:LEU:CA	38:BP:61:ARG:CZ	2.86	0.48
40:BR:28:LEU:HA	40:BR:34:ILE:HG12	1.96	0.48
41:BS:34:HIS:CG	41:BS:54:LEU:HD23	2.49	0.48
43:BU:80:ILE:O	43:BU:81:HIS:C	2.52	0.48
45:BW:64:MET:O	45:BW:65:LEU:HB2	2.13	0.48
45:BW:111:HIS:HD2	45:BW:113:LYS:H	1.62	0.48

*Continued on next page...*



*Continued from previous page...*

Atom-1	Atom-2	Interatomic distance (Å)	Clash overlap (Å)
47:BY:37:VAL:O	47:BY:38:ILE:HD13	2.14	0.48
48:BZ:125:VAL:O	48:BZ:126:LYS:CB	2.61	0.48
53:B4:38:ALA:HB1	53:B4:55:PRO:HA	1.96	0.48
57:B8:61:LEU:CD1	57:B8:62:LEU:H	2.27	0.48
1:CA:68:G:C8	1:CA:68:G:C3'	2.97	0.48
1:CA:339:C:H2'	1:CA:340:U:C6	2.49	0.48
1:CA:1132:C:N4	1:CA:1133:G:N1	2.62	0.48
1:CA:1305:G:N2	1:CA:1331:G:O2'	2.37	0.48
2:CB:216:SER:C	2:CB:218:ALA:N	2.67	0.48
8:CH:24:THR:CG2	8:CH:25:ASP:N	2.77	0.48
11:CK:70:LYS:HA	11:CK:73:MET:CE	2.44	0.48
11:CK:96:ARG:HA	11:CK:99:GLN:HB2	1.95	0.48
18:CR:30:ASP:C	18:CR:32:ARG:H	2.17	0.48
27:DA:249:C:O2	57:D8:12:LYS:NZ	2.44	0.48
27:DA:271(S):G:O2'	27:DA:271(T):C:H5''	2.14	0.48
27:DA:614(B):G:N2	32:DF:45:ARG:HA	2.28	0.48
27:DA:669:G:N3	27:DA:669:G:C2'	2.76	0.48
27:DA:742:G:O2'	27:DA:743:G:H5'	2.13	0.48
27:DA:857:C:C2	27:DA:921:G:N2	2.82	0.48
27:DA:909:A:H2'	27:DA:912:C:C5	2.49	0.48
27:DA:917:A:H5'	27:DA:2268:A:N6	2.28	0.48
27:DA:1159:U:H5'	27:DA:1159:U:C6	2.29	0.48
27:DA:1165:U:H2'	27:DA:1166:C:H6	1.78	0.48
27:DA:2341:G:H2'	27:DA:2342:C:C6	2.48	0.48
27:DA:2683:C:O2'	27:DA:2684:U:H5'	2.14	0.48
27:DA:2840:C:H5''	40:DR:53:HIS:CD2	2.49	0.48
30:DD:43:ARG:NH1	30:DD:44:ASN:HD21	2.12	0.48
30:DD:111:LEU:C	30:DD:111:LEU:HD13	2.34	0.48
31:DE:24:THR:HG23	31:DE:184:VAL:CG2	2.27	0.48
31:DE:134:ILE:HD13	31:DE:134:ILE:O	2.13	0.48
32:DF:7:TYR:HD2	32:DF:16:GLY:N	2.11	0.48
32:DF:13:SER:O	32:DF:14:PRO:O	2.32	0.48
32:DF:36:VAL:HG11	32:DF:183:VAL:HG21	1.96	0.48
32:DF:113:ALA:O	32:DF:114:VAL:C	2.52	0.48
33:DG:57:ALA:CB	33:DG:90:LEU:HD11	2.44	0.48
33:DG:98:ARG:O	33:DG:101:ILE:HG22	2.13	0.48
33:DG:105:LYS:HB2	33:DG:105:LYS:HZ2	1.79	0.48
33:DG:115:ARG:NH1	33:DG:136:ARG:NH2	2.62	0.48
34:DH:85:LYS:HZ1	34:DH:133:VAL:HG11	1.79	0.48
35:DI:72:LEU:HD23	35:DI:75:LEU:HD23	1.94	0.48
37:DO:71:ARG:NH2	37:DO:122:LEU:OXT	2.47	0.48

*Continued on next page...*

*Continued from previous page...*

Atom-1	Atom-2	Interatomic distance (Å)	Clash overlap (Å)
40:DR:45:ARG:CB	40:DR:95:THR:HG21	2.44	0.48
40:DR:99:LYS:NZ	40:DR:99:LYS:CB	2.73	0.48
41:DS:19:LYS:O	41:DS:20:ARG:NH1	2.47	0.48
49:D0:40:GLN:HE22	49:D0:59:LEU:HD11	1.78	0.48
57:D8:14:VAL:CG1	57:D8:22:VAL:HG13	2.43	0.48
1:AA:394:G:H2'	1:AA:395:C:C6	2.45	0.48
1:AA:451:A:N6	1:AA:480:U:H2'	2.29	0.48
1:AA:547:A:OP2	4:AD:2:GLY:HA2	2.14	0.48
1:AA:574:A:H1'	1:AA:883:C:C1'	2.44	0.48
1:AA:818:G:HO2'	1:AA:820:U:H6	1.59	0.48
1:AA:1144:G:H21	1:AA:1146:A:N6	2.12	0.48
2:AB:35:GLU:O	2:AB:35:GLU:HG2	2.14	0.48
2:AB:105:PHE:HD1	2:AB:152:PHE:HZ	1.60	0.48
2:AB:155:LEU:HD22	2:AB:157:ARG:H	1.78	0.48
3:AC:14:ILE:O	3:AC:15:THR:C	2.51	0.48
8:AH:67:PRO:C	8:AH:68:ARG:O	2.50	0.48
8:AH:96:GLY:O	8:AH:97:VAL:C	2.52	0.48
11:AK:109:VAL:HA	18:AR:85:LEU:O	2.14	0.48
13:AM:89:GLY:O	13:AM:93:ARG:HD2	2.14	0.48
14:AN:36:PHE:CD1	14:AN:36:PHE:O	2.67	0.48
15:AO:23:GLY:O	15:AO:24:SER:O	2.32	0.48
20:AT:89:ARG:HH21	20:AT:104:LEU:HD11	1.79	0.48
27:BA:298:G:H8	27:BA:298:G:O5'	1.97	0.48
27:BA:481:G:HO2'	27:BA:507:A:H61	1.62	0.48
27:BA:530:G:C5	27:BA:2022:U:H5''	2.48	0.48
27:BA:591:C:H1'	57:B8:2:PRO:HA	1.95	0.48
27:BA:887:A:H1'	27:BA:889:C:C4	2.49	0.48
27:BA:901:A:H2'	27:BA:901:A:N3	2.29	0.48
27:BA:1692:U:H2'	27:BA:1694:C:C5	2.48	0.48
27:BA:1952:A:C4	37:BO:22:ILE:HD12	2.49	0.48
27:BA:2206:G:N2	27:BA:2207:G:C5'	2.70	0.48
28:BB:11:C:OP2	28:BB:12:C:H5	1.97	0.48
32:BF:8:GLN:NE2	32:BF:9:ILE:HB	2.28	0.48
33:BG:16:ARG:HH11	33:BG:16:ARG:HB3	1.79	0.48
35:BI:5:LEU:H	35:BI:5:LEU:CD1	2.23	0.48
35:BI:66:GLU:HG2	35:BI:69:LYS:CD	2.44	0.48
37:BO:78:ARG:HH21	42:BT:103:ARG:NH1	2.12	0.48
38:BP:71:VAL:CG1	38:BP:72:PRO:CD	2.90	0.48
44:BV:4:ILE:HD12	44:BV:40:LEU:HD12	1.96	0.48
45:BW:5:ALA:C	45:BW:6:ILE:HG13	2.34	0.48
46:BX:26:TYR:HD2	46:BX:92:LEU:HD12	1.79	0.48

*Continued on next page...*

*Continued from previous page...*

Atom-1	Atom-2	Interatomic distance (Å)	Clash overlap (Å)
50:B1:3:LYS:HB3	50:B1:61:ARG:HH12	1.79	0.48
51:B2:37:PHE:HA	51:B2:40:SER:OG	2.14	0.48
55:B6:24:GLU:HA	55:B6:24:GLU:OE1	2.14	0.48
55:B6:30:THR:HB	55:B6:31:PRO:HD2	1.96	0.48
58:B9:17:ILE:HG13	58:B9:26:ILE:HD13	1.96	0.48
1:CA:278:G:N2	17:CQ:95:TYR:HB3	2.29	0.48
1:CA:892:A:O2'	1:CA:1415:G:H4'	2.14	0.48
1:CA:981:U:O5'	1:CA:981:U:H6	1.97	0.48
1:CA:1220:G:O3'	19:CS:36:ARG:HD3	2.14	0.48
1:CA:1232:U:O5'	1:CA:1232:U:H6	1.97	0.48
1:CA:1276:G:O2'	1:CA:1277:C:H5'	2.14	0.48
1:CA:1301:U:H3'	1:CA:1302:U:H5''	1.95	0.48
2:CB:21:ARG:HB3	2:CB:39:ILE:N	2.28	0.48
7:CG:28:ASN:O	7:CG:31:MET:N	2.47	0.48
10:CJ:22:LYS:HD2	10:CJ:23:ILE:N	2.29	0.48
10:CJ:28:ARG:NH2	10:CJ:34:VAL:O	2.47	0.48
13:CM:53:VAL:O	13:CM:56:LEU:HB3	2.14	0.48
14:CN:7:ILE:HG13	14:CN:8:GLU:N	2.29	0.48
17:CQ:81:ARG:HH11	17:CQ:84:LEU:HD21	1.79	0.48
25:CY:63:C:H2'	25:CY:64:G:C8	2.49	0.48
27:DA:271(Z):C:H1'	27:DA:272(C):G:H1'	1.95	0.48
27:DA:532:A:N3	27:DA:532:A:H2'	2.27	0.48
27:DA:1557:C:H5''	27:DA:1558:A:OP2	2.14	0.48
27:DA:1885:A:H5'	27:DA:1885:A:H8	1.79	0.48
27:DA:1967:C:H2'	27:DA:1968:G:O4'	2.13	0.48
27:DA:1999:C:H4'	27:DA:2723:C:O2	2.14	0.48
27:DA:2175:C:O2'	29:DC:215:THR:N	2.47	0.48
27:DA:2692:C:O2'	27:DA:2693:A:H5'	2.14	0.48
27:DA:2715:C:H2'	27:DA:2716:U:C6	2.49	0.48
27:DA:2840:C:O2'	27:DA:2841:C:H5'	2.14	0.48
28:DB:21:G:C2	28:DB:63:G:C2	3.01	0.48
29:DC:41:VAL:O	29:DC:178:ALA:HB3	2.14	0.48
30:DD:35:LYS:N	30:DD:36:PRO:CD	2.68	0.48
30:DD:106:ILE:HD11	30:DD:196:VAL:HG13	1.94	0.48
32:DF:57:VAL:O	32:DF:59:TYR:N	2.47	0.48
33:DG:51:ARG:HE	33:DG:51:ARG:N	2.12	0.48
33:DG:64:THR:CG2	33:DG:65:GLY:N	2.76	0.48
35:DI:133:HIS:HB2	35:DI:134:PRO:CD	2.42	0.48
37:DO:35:VAL:HG11	37:DO:103:ALA:CB	2.41	0.48
37:DO:104:ARG:C	37:DO:106:LEU:N	2.66	0.48
41:DS:85:VAL:HG23	41:DS:106:ARG:CG	2.42	0.48

*Continued on next page...*

*Continued from previous page...*

Atom-1	Atom-2	Interatomic distance (Å)	Clash overlap (Å)
43:DU:29:SER:OG	43:DU:30:LYS:HE2	2.13	0.48
47:DY:16:ALA:CB	47:DY:21:LYS:NZ	2.77	0.48
47:DY:30:VAL:HG12	47:DY:31:LEU:N	2.29	0.48
52:D3:29:ARG:HG3	52:D3:29:ARG:HH11	1.78	0.48
52:D3:50:VAL:O	52:D3:53:LEU:HB2	2.14	0.48
1:AA:277:C:O2'	1:AA:278:G:H5'	2.14	0.47
1:AA:501:C:C6	1:AA:501:C:H3'	2.49	0.47
1:AA:709:G:O2'	1:AA:710:G:H5'	2.13	0.47
1:AA:1000:U:H3	1:AA:1042:G:N2	2.12	0.47
7:AG:71:PRO:HG3	7:AG:99:LEU:HD13	1.95	0.47
8:AH:10:LEU:CD2	8:AH:83:ILE:HD11	2.37	0.47
8:AH:11:THR:HG23	8:AH:14:ARG:NH1	2.28	0.47
8:AH:38:ILE:HD11	8:AH:118:VAL:HG12	1.96	0.47
8:AH:112:LEU:HD12	8:AH:114:THR:HG22	1.95	0.47
8:AH:121:ASP:CG	8:AH:122:ARG:H	2.18	0.47
10:AJ:56:HIS:O	10:AJ:57:LYS:C	2.52	0.47
12:AL:68:PRO:O	12:AL:99:ARG:HD3	2.14	0.47
12:AL:101:VAL:O	12:AL:102:TYR:HB2	2.14	0.47
16:AP:21:VAL:O	16:AP:21:VAL:HG13	2.14	0.47
17:AQ:57:VAL:HA	17:AQ:77:VAL:HG23	1.96	0.47
20:AT:43:LEU:O	20:AT:46:GLU:N	2.47	0.47
20:AT:53:LEU:HA	20:AT:56:MET:CE	2.43	0.47
25:AY:65:U:H2'	25:AY:66:A:H8	1.79	0.47
27:BA:121:G:H5''	27:BA:149:A:H5'	1.96	0.47
27:BA:121:G:C5'	27:BA:149:A:H5'	2.44	0.47
27:BA:466:A:C2'	27:BA:467:G:H5'	2.44	0.47
27:BA:747:U:N3	54:B5:2:ALA:N	2.62	0.47
27:BA:988:A:OP1	52:B3:10:LYS:HG3	2.14	0.47
27:BA:1310:G:O2'	27:BA:1311:G:H5'	2.14	0.47
27:BA:1328:G:H2'	27:BA:1330:C:C5	2.49	0.47
27:BA:1488:G:C2	27:BA:1489:U:O2	2.67	0.47
27:BA:1790:C:H5''	27:BA:1791:A:OP1	2.14	0.47
27:BA:2528:U:C5'	58:B9:31:LYS:HZ3	2.27	0.47
27:BA:2569:G:O2'	27:BA:2570:G:H5'	2.13	0.47
27:BA:2820:A:O4'	40:BR:5:LYS:HG2	2.14	0.47
27:BA:2873:A:N3	40:BR:6:SER:HB2	2.29	0.47
30:BD:79:VAL:HG11	30:BD:111:LEU:CD1	2.44	0.47
30:BD:91:ARG:O	30:BD:107:ALA:HB3	2.14	0.47
32:BF:78:ILE:HD13	32:BF:78:ILE:H	1.79	0.47
32:BF:120:GLU:OE2	38:BP:5:ASP:N	2.47	0.47
33:BG:3:LEU:O	33:BG:4:ASP:HB2	2.14	0.47

*Continued on next page...*

*Continued from previous page...*

Atom-1	Atom-2	Interatomic distance (Å)	Clash overlap (Å)
33:BG:16:ARG:HH11	33:BG:16:ARG:CG	2.27	0.47
34:BH:47:GLU:C	34:BH:49:VAL:H	2.14	0.47
34:BH:113:VAL:HG21	34:BH:151:ILE:CG2	2.43	0.47
37:BO:65:THR:HA	37:BO:82:ASN:ND2	2.24	0.47
38:BP:108:LYS:C	38:BP:110:TYR:N	2.67	0.47
39:BQ:71:ASP:O	39:BQ:73:PRO:HD3	2.14	0.47
40:BR:13:HIS:CE1	40:BR:16:HIS:HB2	2.49	0.47
43:BU:35:ALA:O	43:BU:36:ARG:C	2.51	0.47
43:BU:66:ASN:OD1	43:BU:76:TYR:HB2	2.14	0.47
43:BU:81:HIS:HD2	43:BU:117:GLN:OE1	1.97	0.47
45:BW:18:ARG:HG2	45:BW:18:ARG:HH11	1.79	0.47
48:BZ:10:GLU:CD	48:BZ:10:GLU:H	2.18	0.47
49:B0:14:ARG:O	49:B0:15:ASP:HB2	2.12	0.47
1:CA:148:G:H2'	1:CA:149:A:C8	2.49	0.47
1:CA:595:G:H8	1:CA:595:G:O5'	1.97	0.47
1:CA:662:G:O2'	1:CA:836:G:H5'	2.14	0.47
1:CA:1251:A:H2'	1:CA:1252:A:H8	1.79	0.47
1:CA:1376:U:H2'	1:CA:1377:A:C8	2.49	0.47
3:CC:90:GLU:OE1	3:CC:93:LYS:HD2	2.14	0.47
3:CC:182:ILE:HG12	3:CC:203:PHE:HD1	1.79	0.47
5:CE:60:TYR:CE1	5:CE:64:ARG:HD3	2.49	0.47
6:CF:83:ASP:OD2	6:CF:83:ASP:N	2.36	0.47
11:CK:96:ARG:HA	11:CK:99:GLN:CB	2.44	0.47
13:CM:90:LEU:HD22	13:CM:94:ARG:HD3	1.95	0.47
19:CS:10:PHE:HZ	19:CS:70:LYS:CE	2.26	0.47
59:CX:17:C:H5''	59:CX:17(B):U:H2'	1.95	0.47
59:CX:28:C:H2'	59:CX:29:G:C8	2.49	0.47
25:CY:37:U:H3'	25:CY:38:U:H5''	1.96	0.47
26:CZ:1:KBE:N	26:CZ:1:KBE:CE	2.76	0.47
27:DA:59:U:H3	27:DA:68:G:H1	1.62	0.47
27:DA:194:G:H2'	27:DA:195:A:O4'	2.14	0.47
27:DA:501:A:H2'	27:DA:502:A:C8	2.48	0.47
27:DA:533:G:N3	43:DU:45:TYR:HE1	2.12	0.47
27:DA:705:A:O2'	27:DA:706:A:H5'	2.13	0.47
27:DA:1166:C:H2'	27:DA:1167:U:O4'	2.13	0.47
27:DA:1333:C:O5'	27:DA:1333:C:H6	1.97	0.47
27:DA:1430:C:H2'	27:DA:1431:U:H6	1.74	0.47
27:DA:1498:C:H5'	27:DA:1577:C:C5'	2.44	0.47
27:DA:1505:C:H2'	27:DA:1506:C:H6	1.79	0.47
27:DA:1697:G:C3'	27:DA:1698:A:H5''	2.23	0.47
27:DA:2282:G:H4'	27:DA:2283:C:O5'	2.14	0.47

*Continued on next page...*

*Continued from previous page...*

Atom-1	Atom-2	Interatomic distance (Å)	Clash overlap (Å)
27:DA:2729:G:H2'	27:DA:2730:C:C6	2.48	0.47
27:DA:2732:G:C3'	27:DA:2733:A:C5'	2.92	0.47
27:DA:2790:A:N3	27:DA:2790:A:C2'	2.75	0.47
28:DB:20:C:O5'	28:DB:20:C:H6	1.97	0.47
28:DB:28:C:N4	28:DB:29:A:N6	2.62	0.47
30:DD:45:ASN:CG	30:DD:46:GLN:N	2.61	0.47
30:DD:97:TYR:HB2	30:DD:101:GLU:O	2.14	0.47
33:DG:80:PHE:O	33:DG:81:LYS:O	2.32	0.47
33:DG:118:ARG:HB2	33:DG:181:ARG:NE	2.29	0.47
35:DI:61:ARG:HD2	35:DI:61:ARG:H	1.79	0.47
36:DN:99:LEU:O	36:DN:100:GLU:C	2.52	0.47
38:DP:6:LEU:CB	38:DP:9:ASN:HD22	2.27	0.47
38:DP:108:LYS:O	38:DP:110:TYR:N	2.47	0.47
41:DS:17:ARG:HG3	41:DS:18:ILE:H	1.78	0.47
44:DV:35:LEU:HB2	44:DV:57:VAL:HG13	1.96	0.47
45:DW:41:LYS:HE3	54:D5:25:LEU:HD11	1.95	0.47
47:DY:90:LEU:HD12	47:DY:91:GLU:N	2.29	0.47
1:AA:377:G:OP1	16:AP:3:LYS:HD2	2.14	0.47
1:AA:629:G:H2'	1:AA:630:G:O4'	2.14	0.47
1:AA:657:G:H4'	15:AO:28:GLN:HG2	1.96	0.47
1:AA:706:A:C1'	11:AK:29:ILE:HD11	2.44	0.47
1:AA:721:G:C6	1:AA:733:A:C2	3.02	0.47
1:AA:1129:C:O5'	1:AA:1130:A:H5'	2.14	0.47
2:AB:233:SER:O	2:AB:234:PRO:C	2.52	0.47
3:AC:136:GLN:HG2	3:AC:140:ARG:NH2	2.29	0.47
3:AC:173:VAL:O	3:AC:173:VAL:HG12	2.14	0.47
4:AD:94:LEU:CA	4:AD:97:LEU:HD12	2.43	0.47
9:AI:41:VAL:HG12	9:AI:42:ARG:N	2.29	0.47
9:AI:97:LYS:O	9:AI:100:GLY:N	2.43	0.47
10:AJ:24:VAL:HG21	10:AJ:37:PRO:HG3	1.96	0.47
13:AM:70:LEU:C	13:AM:72:ALA:N	2.66	0.47
16:AP:48:TRP:O	16:AP:49:LEU:CB	2.58	0.47
20:AT:26:ASN:O	20:AT:30:LYS:HG2	2.14	0.47
25:AY:18:G:N2	25:AY:55:C:H42	2.08	0.47
27:BA:381:G:H2'	27:BA:382:G:H8	1.78	0.47
27:BA:710:G:H2'	27:BA:711:G:H8	1.78	0.47
27:BA:874:G:N2	27:BA:904:C:C2	2.82	0.47
27:BA:1050:A:H2'	27:BA:1051:G:C8	2.36	0.47
27:BA:2189:U:C2'	27:BA:2190:G:H5''	2.44	0.47
27:BA:2225:A:H4'	27:BA:2226:C:C6	2.49	0.47
27:BA:2307:G:H3'	27:BA:2307:G:N3	2.29	0.47

*Continued on next page...*

*Continued from previous page...*

Atom-1	Atom-2	Interatomic distance (Å)	Clash overlap (Å)
27:BA:2416:C:H2'	27:BA:2417:C:H6	1.79	0.47
27:BA:2635:C:H5''	31:BE:78:LEU:O	2.13	0.47
27:BA:2881:C:H2'	27:BA:2882:A:H8	1.79	0.47
30:BD:72:LYS:HG3	30:BD:103:ARG:NH1	2.29	0.47
30:BD:263:ARG:CZ	30:BD:263:ARG:HB2	2.44	0.47
31:BE:11:MET:C	42:BT:8:LYS:HE3	2.33	0.47
34:BH:121:ILE:HG23	34:BH:133:VAL:HG13	1.96	0.47
35:BI:74:ASN:OD1	35:BI:75:LEU:N	2.47	0.47
41:BS:34:HIS:CD2	41:BS:54:LEU:HG	2.49	0.47
41:BS:89:ARG:O	41:BS:92:TYR:CG	2.67	0.47
41:BS:89:ARG:C	41:BS:92:TYR:HB3	2.34	0.47
42:BT:133:GLU:OE2	42:BT:137:LYS:HB2	2.14	0.47
44:BV:34:GLU:HG2	44:BV:58:VAL:HG22	1.96	0.47
44:BV:57:VAL:HB	44:BV:99:ILE:HG22	1.96	0.47
48:BZ:127:VAL:CG2	48:BZ:128:SER:H	2.16	0.47
49:B0:25:ARG:HH11	49:B0:25:ARG:CG	2.21	0.47
54:B5:57:VAL:O	54:B5:58:LEU:CG	2.58	0.47
1:CA:65:U:HO2'	1:CA:381:C:H5	1.61	0.47
1:CA:376:G:P	16:CP:67:THR:HG21	2.54	0.47
1:CA:391:G:C6	1:CA:392:G:C5	3.02	0.47
1:CA:1444:C:C4	1:CA:1445:C:C4	3.02	0.47
2:CB:80:ILE:HD11	2:CB:212:GLN:HA	1.95	0.47
2:CB:111:ARG:HE	2:CB:111:ARG:HA	1.78	0.47
3:CC:181:ASN:HD21	3:CC:204:LEU:CD1	2.23	0.47
3:CC:198:VAL:CG1	3:CC:199:LYS:N	2.76	0.47
4:CD:18:LYS:HE3	4:CD:20:TYR:CZ	2.49	0.47
8:CH:51:VAL:HG11	8:CH:60:ARG:HG2	1.96	0.47
9:CI:41:VAL:O	9:CI:41:VAL:HG12	2.13	0.47
9:CI:89:ASN:HB3	9:CI:92:TYR:CD1	2.48	0.47
10:CJ:50:ILE:HA	10:CJ:60:ARG:CB	2.42	0.47
11:CK:106:LYS:O	11:CK:107:SER:HB2	2.12	0.47
12:CL:47:SER:O	12:CL:48:ALA:HB2	2.15	0.47
13:CM:33:ALA:HA	13:CM:59:TYR:HE2	1.77	0.47
13:CM:78:ILE:HD13	13:CM:92:HIS:NE2	2.29	0.47
16:CP:74:LEU:O	16:CP:79:VAL:HG23	2.14	0.47
17:CQ:10:VAL:HG21	17:CQ:52:LYS:O	2.14	0.47
17:CQ:83:ASP:OD2	17:CQ:84:LEU:HD23	2.14	0.47
18:CR:44:LEU:CD1	18:CR:79:LEU:HD22	2.44	0.47
20:CT:49:ALA:O	20:CT:52:ALA:HB3	2.13	0.47
27:DA:6:A:O2'	36:DN:130:HIS:HB3	2.14	0.47
27:DA:196:A:OP1	38:DP:51:PHE:CZ	2.66	0.47

*Continued on next page...*

*Continued from previous page...*

Atom-1	Atom-2	Interatomic distance (Å)	Clash overlap (Å)
27:DA:310:A:OP1	47:DY:17:SER:O	2.32	0.47
27:DA:586:A:C5'	32:DF:89:VAL:HG21	2.40	0.47
27:DA:603:A:O3'	38:DP:90:ARG:NH2	2.47	0.47
27:DA:1022:G:N2	27:DA:1142(A):A:C2	2.82	0.47
27:DA:1131:G:H4'	36:DN:82:LEU:HB2	1.96	0.47
27:DA:1337:G:C4	27:DA:1338:G:C8	3.02	0.47
27:DA:1338:G:N3	27:DA:1393:A:H2	2.12	0.47
27:DA:1510:G:H2'	27:DA:1511:C:C6	2.49	0.47
27:DA:1664:A:O5'	27:DA:1664:A:C8	2.67	0.47
27:DA:2056:G:N3	27:DA:2056:G:H2'	2.29	0.47
27:DA:2178:C:H2'	27:DA:2179:C:C6	2.49	0.47
28:DB:14:U:H5''	28:DB:15:A:OP2	2.14	0.47
29:DC:36:LYS:HD3	29:DC:36:LYS:C	2.34	0.47
30:DD:44:ASN:HB3	30:DD:48:ARG:O	2.14	0.47
30:DD:174:ILE:HD12	30:DD:174:ILE:H	1.79	0.47
31:DE:111:ARG:HB3	31:DE:160:TYR:CD1	2.49	0.47
31:DE:199:ARG:HB2	31:DE:199:ARG:NH1	2.28	0.47
32:DF:3:GLU:O	32:DF:4:VAL:C	2.51	0.47
32:DF:131:GLY:O	32:DF:132:VAL:O	2.32	0.47
32:DF:155:LEU:HA	32:DF:174:VAL:HB	1.95	0.47
33:DG:20:ILE:O	33:DG:24:GLY:HA2	2.14	0.47
33:DG:47:LYS:HD3	33:DG:82:LEU:HD12	1.96	0.47
33:DG:148:MET:O	33:DG:149:VAL:HG13	2.14	0.47
34:DH:84:SER:O	34:DH:85:LYS:HB3	2.13	0.47
35:DI:2:LYS:HB2	35:DI:39:ALA:CB	2.43	0.47
35:DI:123:LEU:HD23	35:DI:142:VAL:HB	1.95	0.47
36:DN:51:PHE:N	36:DN:51:PHE:CD1	2.80	0.47
38:DP:58:THR:HB	38:DP:61:ARG:HH21	1.79	0.47
39:DQ:26:TYR:CE1	39:DQ:28:ALA:HB2	2.49	0.47
40:DR:8:ARG:NE	40:DR:9:LYS:N	2.52	0.47
40:DR:8:ARG:O	40:DR:9:LYS:O	2.32	0.47
41:DS:39:ILE:HD12	41:DS:85:VAL:HG11	1.95	0.47
48:DZ:133:PRO:HG2	48:DZ:160:VAL:HG21	1.95	0.47
50:D1:83:GLU:O	50:D1:84:GLY:O	2.31	0.47
51:D2:31:GLU:O	51:D2:35:LEU:HG	2.14	0.47
52:D3:35:ARG:CG	52:D3:37:LEU:HD22	2.44	0.47
53:D4:38:ALA:C	53:D4:49:GLU:HG3	2.35	0.47
55:D6:12:GLU:HB2	55:D6:23:THR:H	1.79	0.47
1:AA:244:U:C6	1:AA:894:G:N2	2.82	0.47
1:AA:255:G:C6	1:AA:256:U:C4	3.02	0.47
1:AA:542:G:OP1	4:AD:10:ARG:NH2	2.47	0.47

*Continued on next page...*



*Continued from previous page...*

Atom-1	Atom-2	Interatomic distance (Å)	Clash overlap (Å)
1:AA:852:G:O2'	1:AA:853:G:H5'	2.14	0.47
1:AA:946:A:H2'	1:AA:947:G:C8	2.49	0.47
1:AA:961:U:OP2	1:AA:1223:C:C4'	2.58	0.47
1:AA:1117:G:C2'	1:AA:1118:C:H5'	2.42	0.47
1:AA:1333:A:H2'	1:AA:1334:G:O4'	2.13	0.47
5:AE:89:ILE:HD13	5:AE:135:THR:OG1	2.14	0.47
7:AG:115:ARG:O	7:AG:119:ARG:HG3	2.13	0.47
9:AI:2:GLU:HG2	9:AI:2:GLU:O	2.15	0.47
27:BA:79:G:H2'	27:BA:80:G:H8	1.78	0.47
27:BA:142:A:H8	27:BA:1408:C:H1'	1.78	0.47
27:BA:175:G:O2'	27:BA:176:G:H5'	2.15	0.47
27:BA:724:U:H2'	27:BA:725:G:O4'	2.14	0.47
27:BA:784:A:C6	30:BD:229:VAL:HG11	2.49	0.47
27:BA:1389:G:H2'	27:BA:1390:U:C6	2.49	0.47
27:BA:1657:C:C4'	31:BE:133:LYS:HB3	2.29	0.47
27:BA:2520:C:O5'	27:BA:2520:C:H6	1.98	0.47
27:BA:2572:A:OP1	31:BE:144:ARG:HB2	2.15	0.47
27:BA:2578:G:OP2	27:BA:2578:G:H4'	2.13	0.47
27:BA:2817:G:OP1	40:BR:42:LYS:NZ	2.34	0.47
27:BA:2841:C:O2'	27:BA:2842:G:H5'	2.14	0.47
29:BC:129:ARG:C	29:BC:131:LEU:H	2.17	0.47
31:BE:70:ALA:O	31:BE:71:GLY:C	2.52	0.47
31:BE:184:VAL:HG12	31:BE:185:LYS:N	2.29	0.47
33:BG:11:TYR:CZ	33:BG:16:ARG:HD3	2.49	0.47
35:BI:33:ARG:HG2	35:BI:33:ARG:NH1	2.27	0.47
36:BN:94:HIS:N	36:BN:95:PRO:CD	2.77	0.47
39:BQ:36:ALA:HB1	39:BQ:127:ILE:HD12	1.96	0.47
42:BT:31:SER:CB	42:BT:32:TYR:CE1	2.92	0.47
44:BV:79:VAL:O	44:BV:80:GLN:HB2	2.14	0.47
45:BW:36:LEU:O	45:BW:37:ARG:C	2.51	0.47
46:BX:66:LEU:C	46:BX:66:LEU:HD23	2.35	0.47
47:BY:28:LYS:O	47:BY:38:ILE:CB	2.62	0.47
48:BZ:97:MET:O	48:BZ:124:LEU:HA	2.14	0.47
48:BZ:149:LEU:HD21	48:BZ:171:ALA:CB	2.41	0.47
53:B4:53:THR:C	53:B4:54:LYS:HG2	2.33	0.47
54:B5:6:VAL:HG23	54:B5:7:PRO:N	2.28	0.47
55:B6:41:PRO:CG	55:B6:42:TRP:H	2.23	0.47
1:CA:98:G:C6	1:CA:99:U:O2	2.66	0.47
1:CA:189(D):C:H1'	1:CA:189(H):G:C2	2.49	0.47
1:CA:605:U:H2'	1:CA:606:G:O4'	2.15	0.47
1:CA:758:G:H5'	1:CA:880:C:H1'	1.95	0.47

*Continued on next page...*

*Continued from previous page...*

Atom-1	Atom-2	Interatomic distance (Å)	Clash overlap (Å)
1:CA:965:A:C2	1:CA:969:A:C2	3.02	0.47
1:CA:977:A:C2	1:CA:1224:G:C5	3.02	0.47
1:CA:1237:C:O5'	1:CA:1237:C:H6	1.97	0.47
3:CC:113:ALA:HB2	3:CC:202:ILE:CG1	2.45	0.47
3:CC:175:LEU:HD21	3:CC:201:TYR:CE2	2.49	0.47
4:CD:10:ARG:HA	4:CD:13:ARG:HG3	1.96	0.47
4:CD:49:ARG:O	4:CD:50:ARG:C	2.52	0.47
7:CG:155:ARG:HH11	7:CG:155:ARG:CG	2.26	0.47
8:CH:111:ILE:CG2	8:CH:112:LEU:N	2.78	0.47
10:CJ:47:PHE:CD1	10:CJ:47:PHE:O	2.68	0.47
12:CL:2:PRO:O	12:CL:3:THR:C	2.52	0.47
18:CR:46:GLU:HG3	18:CR:85:LEU:HD22	1.96	0.47
59:CX:65:C:N4	59:CX:66:C:N4	2.62	0.47
27:DA:99:U:H1'	27:DA:102:G:C2	2.49	0.47
27:DA:265:A:H8	27:DA:266:G:H1'	1.75	0.47
27:DA:292:C:C2'	27:DA:293:U:H5'	2.45	0.47
27:DA:373:U:H2'	27:DA:374:A:C8	2.45	0.47
27:DA:1151:G:H2'	27:DA:1152:C:C6	2.49	0.47
27:DA:1528:A:C6	27:DA:1544:A:C6	3.03	0.47
27:DA:2078:C:H2'	27:DA:2079:U:H6	1.79	0.47
27:DA:2327:A:C2	27:DA:2388:A:C2	3.02	0.47
27:DA:2693:A:H2'	27:DA:2694:G:H8	1.79	0.47
27:DA:2696:U:H2'	27:DA:2697:G:H8	1.79	0.47
28:DB:30:C:H2'	28:DB:31:C:O4'	2.13	0.47
29:DC:196:LEU:C	29:DC:198:ALA:N	2.67	0.47
31:DE:9:VAL:HG22	31:DE:25:VAL:O	2.14	0.47
32:DF:158:THR:OG1	32:DF:195:ASP:HB2	2.14	0.47
34:DH:101:ARG:HG3	34:DH:122:THR:HG23	1.95	0.47
35:DI:1:MET:C	35:DI:20:ASP:HB2	2.35	0.47
35:DI:133:HIS:CB	35:DI:134:PRO:HD2	2.44	0.47
36:DN:57:ALA:HB3	36:DN:124:ALA:CA	2.44	0.47
36:DN:93:THR:O	36:DN:94:HIS:HB2	2.14	0.47
37:DO:17:ARG:NE	37:DO:47:ILE:HD13	2.22	0.47
41:DS:12:PHE:HE1	41:DS:14:VAL:HG22	1.75	0.47
46:DX:46:ALA:O	46:DX:48:LYS:NZ	2.48	0.47
48:DZ:97:MET:H	48:DZ:124:LEU:HD11	1.76	0.47
55:D6:26:ASN:OD1	55:D6:32:ASN:OD1	2.32	0.47
1:AA:19:C:O2'	1:AA:20:U:H5'	2.13	0.47
1:AA:1232:U:H2'	1:AA:1233:G:O4'	2.15	0.47
1:AA:1242:C:H42	1:AA:1295:G:H1	1.61	0.47
1:AA:1411:C:H2'	1:AA:1412:C:C6	2.48	0.47

*Continued on next page...*

*Continued from previous page...*

Atom-1	Atom-2	Interatomic distance (Å)	Clash overlap (Å)
3:AC:200:ALA:C	3:AC:201:TYR:HD1	2.18	0.47
4:AD:15:GLU:HG2	4:AD:63:LYS:HG2	1.95	0.47
4:AD:110:PHE:HE1	4:AD:176:LEU:HD11	1.79	0.47
6:AF:18:GLN:O	6:AF:21:LEU:HB2	2.14	0.47
13:AM:23:TYR:HB3	13:AM:67:GLU:HA	1.97	0.47
17:AQ:6:LEU:O	17:AQ:59:ILE:HD13	2.14	0.47
19:AS:47:HIS:O	19:AS:48:THR:HG23	2.14	0.47
20:AT:64:ASP:HA	20:AT:67:ALA:CB	2.44	0.47
20:AT:72:LEU:HD21	20:AT:77:ALA:HA	1.96	0.47
27:BA:27:G:O2'	27:BA:28:A:C8	2.67	0.47
27:BA:787:U:H5''	27:BA:788:A:H5'	1.96	0.47
27:BA:888:C:H2'	27:BA:889:C:H5'	1.95	0.47
27:BA:955:C:H5'	27:BA:956:G:OP2	2.14	0.47
27:BA:1204:A:H2	27:BA:1241:A:N1	2.12	0.47
27:BA:1310:G:H2'	27:BA:1311:G:H5'	1.95	0.47
27:BA:1972:A:H2'	27:BA:1973:G:H8	1.79	0.47
29:BC:53:ARG:O	29:BC:54:SER:CB	2.61	0.47
31:BE:11:MET:HB3	31:BE:24:THR:HA	1.96	0.47
31:BE:65:GLY:O	31:BE:66:HIS:O	2.33	0.47
34:BH:12:PRO:HB2	34:BH:15:VAL:HG21	1.94	0.47
34:BH:124:GLU:HB2	34:BH:132:ARG:HB3	1.96	0.47
35:BI:115:ALA:CB	35:BI:129:THR:OG1	2.62	0.47
38:BP:18:ARG:HB3	38:BP:18:ARG:CZ	2.44	0.47
38:BP:23:PRO:HB3	38:BP:29:LYS:HB3	1.95	0.47
38:BP:71:VAL:HG13	38:BP:72:PRO:HD3	1.95	0.47
39:BQ:65:PHE:N	39:BQ:65:PHE:HD2	2.12	0.47
44:BV:75:PHE:HA	44:BV:81:TYR:O	2.14	0.47
45:BW:110:LYS:HG3	45:BW:111:HIS:CE1	2.48	0.47
50:B1:12:PRO:HB3	50:B1:43:TYR:CD2	2.39	0.47
51:B2:27:GLU:O	51:B2:30:ARG:HG2	2.15	0.47
54:B5:50:GLY:HA3	54:B5:56:LYS:HB3	1.96	0.47
56:B7:43:THR:O	56:B7:45:ALA:N	2.47	0.47
57:B8:29:LYS:HA	57:B8:32:LEU:HD23	1.96	0.47
1:CA:164:U:O2'	1:CA:165:C:H5'	2.14	0.47
1:CA:280:C:C2	17:CQ:38:ARG:HG3	2.49	0.47
1:CA:321:A:O2'	1:CA:322:C:H5'	2.14	0.47
1:CA:474:G:H2'	1:CA:475:G:C8	2.48	0.47
1:CA:925:G:H4'	1:CA:1502:A:C2	2.49	0.47
1:CA:1029:C:H4'	1:CA:1033:G:N2	2.30	0.47
1:CA:1032:G:H2'	1:CA:1033:G:H8	1.80	0.47
1:CA:1445:C:C2	1:CA:1446:U:H6	2.29	0.47

*Continued on next page...*

*Continued from previous page...*

Atom-1	Atom-2	Interatomic distance (Å)	Clash overlap (Å)
2:CB:216:SER:O	2:CB:218:ALA:N	2.47	0.47
6:CF:77:ARG:HB3	6:CF:77:ARG:CZ	2.43	0.47
7:CG:133:GLY:O	7:CG:134:ALA:C	2.53	0.47
8:CH:114:THR:C	8:CH:116:LYS:H	2.17	0.47
9:CI:7:THR:H	9:CI:83:ARG:HD2	1.79	0.47
10:CJ:43:ARG:O	10:CJ:67:THR:CG2	2.63	0.47
10:CJ:50:ILE:HG21	10:CJ:57:LYS:HA	1.96	0.47
10:CJ:78:ASN:HD22	10:CJ:80:LYS:HB2	1.78	0.47
12:CL:52:VAL:HG13	12:CL:65:ALA:O	2.13	0.47
13:CM:66:LEU:O	13:CM:70:LEU:HB2	2.14	0.47
13:CM:79:LYS:O	13:CM:82:MET:HB3	2.14	0.47
16:CP:55:ARG:HH11	16:CP:55:ARG:HG3	1.79	0.47
19:CS:12:ASP:HB2	19:CS:15:LEU:HD21	1.95	0.47
23:CW:24:C:H2'	23:CW:25:A:C5'	2.40	0.47
59:CX:76:A:H2'	27:DA:2451:A:O2'	2.14	0.47
27:DA:64:A:C4	46:DX:66:LEU:HD13	2.50	0.47
27:DA:136:G:O2'	27:DA:137:C:H5'	2.14	0.47
27:DA:301:G:H5'	27:DA:334:C:O2'	2.14	0.47
27:DA:357:A:H2'	27:DA:358:U:C6	2.49	0.47
27:DA:419:C:O2'	27:DA:420:C:H5'	2.15	0.47
27:DA:703:U:H2'	27:DA:704:G:H5'	1.96	0.47
27:DA:1642:G:O2'	27:DA:1643:G:H5'	2.13	0.47
27:DA:1700:A:C2'	27:DA:1701:A:O5'	2.62	0.47
27:DA:2080:G:N2	27:DA:2241:A:C4	2.82	0.47
27:DA:2180:U:H2'	27:DA:2181:G:C8	2.50	0.47
27:DA:2533:A:H5'	27:DA:2665:A:H1'	1.96	0.47
29:DC:55:ASP:OD1	29:DC:56:GLN:N	2.45	0.47
32:DF:19:GLU:CD	32:DF:19:GLU:N	2.68	0.47
32:DF:132:VAL:HG13	32:DF:133:ASN:CG	2.34	0.47
33:DG:133:LEU:HD12	33:DG:133:LEU:O	2.15	0.47
34:DH:61:HIS:HD2	34:DH:64:LEU:HD12	1.79	0.47
36:DN:18:ALA:CB	36:DN:21:LYS:HB2	2.44	0.47
37:DO:110:GLY:HA2	37:DO:112:MET:HE3	1.95	0.47
37:DO:112:MET:O	37:DO:114:ILE:N	2.47	0.47
40:DR:74:LYS:HD2	40:DR:77:ARG:NH2	2.30	0.47
41:DS:103:GLU:O	41:DS:104:GLY:C	2.53	0.47
42:DT:57:PHE:O	42:DT:59:THR:N	2.48	0.47
44:DV:79:VAL:O	44:DV:80:GLN:HB2	2.15	0.47
47:DY:26:LYS:O	47:DY:28:LYS:HD3	2.13	0.47
47:DY:98:VAL:HG12	47:DY:99:CYS:HG	1.78	0.47
48:DZ:9:ARG:HH11	48:DZ:35:LYS:HB2	1.78	0.47

*Continued on next page...*

*Continued from previous page...*

Atom-1	Atom-2	Interatomic distance (Å)	Clash overlap (Å)
53:D4:83:ARG:O	53:D4:84:PHE:O	2.32	0.47
57:D8:55:ALA:O	57:D8:58:ILE:HB	2.14	0.47
1:AA:22:G:H2'	1:AA:23:C:C6	2.48	0.47
1:AA:335:C:H2'	1:AA:336:C:C6	2.50	0.47
1:AA:851:G:H2'	1:AA:852:G:C8	2.48	0.47
1:AA:935:A:H2'	1:AA:936:C:H6	1.77	0.47
1:AA:1237:C:H2'	1:AA:1336:C:C5	2.49	0.47
4:AD:94:LEU:O	4:AD:95:GLY:C	2.52	0.47
4:AD:114:ARG:HH11	4:AD:114:ARG:CG	2.26	0.47
4:AD:170:VAL:O	4:AD:171:GLY:C	2.53	0.47
4:AD:175:SER:OG	4:AD:184:LYS:HB2	2.14	0.47
5:AE:102:ALA:O	5:AE:103:GLY:O	2.33	0.47
7:AG:152:ALA:C	7:AG:154:TYR:H	2.18	0.47
8:AH:103:VAL:HG21	8:AH:109:ILE:O	2.14	0.47
15:AO:21:ASP:OD1	15:AO:24:SER:HB3	2.15	0.47
16:AP:22:THR:OG1	16:AP:23:ASP:N	2.47	0.47
19:AS:6:LYS:HG2	19:AS:7:LYS:CD	2.44	0.47
27:BA:57:C:O2'	27:BA:58:G:H5'	2.14	0.47
27:BA:197:A:N6	27:BA:2430:A:H2'	2.28	0.47
27:BA:510:C:O5'	27:BA:510:C:H6	1.98	0.47
27:BA:663:G:C5	27:BA:664:C:C5	3.03	0.47
27:BA:686:G:C5'	56:B7:11:LYS:HE2	2.45	0.47
27:BA:997:G:C2'	27:BA:998:C:H5'	2.44	0.47
27:BA:1858:G:HO2'	27:BA:1859:A:H8	1.61	0.47
27:BA:1860:G:H2'	27:BA:1861:G:H8	1.80	0.47
27:BA:2017:U:O2	54:B5:10:LYS:HB2	2.14	0.47
27:BA:2124:G:O2'	29:BC:40:THR:HA	2.14	0.47
27:BA:2355:C:H1'	49:B0:39:ARG:HH21	1.80	0.47
27:BA:2401:U:C2'	27:BA:2402:C:OP1	2.63	0.47
27:BA:2632:A:H1'	31:BE:61:ARG:NH1	2.28	0.47
28:BB:105:A:H2'	28:BB:106:G:O4'	2.14	0.47
29:BC:196:LEU:C	29:BC:198:ALA:N	2.67	0.47
30:BD:16:MET:HE1	30:BD:208:LYS:CD	2.44	0.47
30:BD:243:GLY:O	30:BD:244:ARG:O	2.32	0.47
31:BE:75:VAL:C	31:BE:77:ILE:N	2.58	0.47
33:BG:12:TYR:O	33:BG:17:PRO:HD3	2.15	0.47
36:BN:16:ILE:CD1	36:BN:26:LEU:HD11	2.41	0.47
36:BN:91:LEU:HD12	36:BN:91:LEU:N	2.29	0.47
37:BO:49:ARG:HH11	37:BO:49:ARG:HG2	1.79	0.47
41:BS:36:TYR:CD1	41:BS:36:TYR:N	2.83	0.47
41:BS:40:ILE:HG22	41:BS:41:ASP:N	2.28	0.47

*Continued on next page...*

*Continued from previous page...*

Atom-1	Atom-2	Interatomic distance (Å)	Clash overlap (Å)
43:BU:70:ARG:HA	43:BU:74:LEU:O	2.13	0.47
43:BU:90:VAL:CG2	44:BV:39:LEU:HD23	2.32	0.47
43:BU:92:ARG:NH2	44:BV:11:GLN:HB2	2.30	0.47
43:BU:113:ALA:C	43:BU:115:ALA:H	2.18	0.47
45:BW:13:SER:HB3	45:BW:16:LYS:NZ	2.28	0.47
48:BZ:29:ASN:O	48:BZ:30:ARG:CB	2.63	0.47
48:BZ:150:HIS:HB2	48:BZ:168:GLU:C	2.35	0.47
49:B0:49:LYS:H	49:B0:80:HIS:HD1	1.61	0.47
58:B9:7:VAL:HG12	58:B9:25:VAL:CG2	2.45	0.47
1:CA:59:A:H1'	1:CA:354:G:C2	2.48	0.47
1:CA:224:C:H2'	1:CA:225:C:C6	2.50	0.47
1:CA:295:C:H2'	1:CA:296:U:C6	2.49	0.47
1:CA:411:A:C5	1:CA:429:U:C5	3.02	0.47
1:CA:428:G:O4'	1:CA:430:A:C8	2.67	0.47
1:CA:1043:C:H2'	1:CA:1044:A:H8	1.80	0.47
1:CA:1244:C:H2'	1:CA:1245:A:H8	1.79	0.47
1:CA:1295:G:H4'	13:CM:14:ARG:HH12	1.79	0.47
5:CE:91:LEU:HD22	5:CE:138:ALA:HB1	1.95	0.47
12:CL:29:PHE:HD1	12:CL:82:ILE:O	1.96	0.47
17:CQ:67:LYS:HG2	17:CQ:68:ARG:N	2.29	0.47
18:CR:47:THR:HB	18:CR:49:LYS:HG3	1.95	0.47
27:DA:307:G:H21	27:DA:330:A:H62	1.61	0.47
27:DA:919:G:H2'	27:DA:920:G:C8	2.50	0.47
27:DA:934:G:H2'	27:DA:934:G:N3	2.30	0.47
27:DA:1636:C:H2'	27:DA:1637:A:C8	2.49	0.47
27:DA:1654:A:OP2	40:DR:3:HIS:CG	2.68	0.47
27:DA:1809:A:H2'	27:DA:1810:A:C8	2.49	0.47
27:DA:1833:U:H2'	27:DA:1834:U:H6	1.79	0.47
27:DA:1899:G:C2	27:DA:1903:G:C6	3.02	0.47
27:DA:1956:U:C2'	27:DA:1957:C:H5'	2.44	0.47
27:DA:2512:C:H2'	27:DA:2513:G:O4'	2.13	0.47
27:DA:2783:G:H2'	27:DA:2784:C:C6	2.49	0.47
27:DA:2892:A:H2'	27:DA:2893:G:C4'	2.44	0.47
28:DB:87:G:H1	28:DB:91:C:N4	2.13	0.47
32:DF:2:LYS:HE2	32:DF:119:ARG:CG	2.39	0.47
32:DF:109:GLY:HA2	32:DF:112:MET:HB2	1.96	0.47
32:DF:161:GLU:O	32:DF:165:ARG:CG	2.56	0.47
38:DP:48:PRO:CG	38:DP:49:ARG:N	2.78	0.47
38:DP:128:HIS:CE1	38:DP:149:GLU:HG2	2.49	0.47
42:DT:104:ASN:C	42:DT:106:SER:N	2.67	0.47
46:DX:12:VAL:CG1	46:DX:27:THR:OG1	2.62	0.47

*Continued on next page...*

*Continued from previous page...*

Atom-1	Atom-2	Interatomic distance (Å)	Clash overlap (Å)
46:DX:57:LEU:HD13	46:DX:78:LYS:HG2	1.96	0.47
48:DZ:140:VAL:O	48:DZ:140:VAL:HG13	2.14	0.47
50:D1:50:ARG:HD3	50:D1:57:GLU:OE2	2.13	0.47
51:D2:53:LEU:O	51:D2:54:LYS:C	2.53	0.47
55:D6:17:LYS:O	55:D6:18:ARG:CB	2.62	0.47
57:D8:37:SER:O	57:D8:40:GLU:N	2.42	0.47
1:AA:110:C:H2'	1:AA:111:G:O4'	2.14	0.47
1:AA:339:C:OP2	37:BO:97:ARG:NH1	2.47	0.47
1:AA:828:A:H5''	1:AA:859:A:C2	2.49	0.47
1:AA:840:C:H4'	1:AA:841:U:OP1	2.13	0.47
1:AA:965:A:H2	1:AA:969:A:N1	2.12	0.47
1:AA:1009:G:O2'	1:AA:1010:G:H5'	2.14	0.47
1:AA:1133:G:H2'	1:AA:1134:G:C8	2.50	0.47
1:AA:1367:C:H4'	10:AJ:48:THR:HG21	1.96	0.47
2:AB:17:PHE:C	2:AB:17:PHE:CD2	2.88	0.47
3:AC:37:GLN:O	3:AC:40:ARG:N	2.48	0.47
6:AF:62:TRP:CD1	18:AR:35:ARG:NH2	2.83	0.47
8:AH:65:TYR:HA	8:AH:79:VAL:HG23	1.97	0.47
8:AH:68:ARG:HG2	8:AH:69:ARG:H	1.80	0.47
10:AJ:43:ARG:O	10:AJ:67:THR:HG22	2.14	0.47
13:AM:8:GLU:OE2	13:AM:22:ILE:HA	2.14	0.47
15:AO:26:GLU:HG2	15:AO:77:ARG:HH12	1.79	0.47
16:AP:64:ALA:O	16:AP:65:GLN:C	2.52	0.47
19:AS:18:LYS:CD	19:AS:22:LEU:HD23	2.42	0.47
27:BA:61:G:H5'	51:B2:50:ILE:HD13	1.96	0.47
27:BA:178:G:O2'	27:BA:179:G:H5'	2.15	0.47
27:BA:616:G:H2'	27:BA:618:C:O4'	2.14	0.47
27:BA:1188:U:H4'	44:BV:79:VAL:CG2	2.43	0.47
27:BA:1410:G:H2'	27:BA:1411:C:C6	2.50	0.47
27:BA:1493:C:C5	27:BA:2206:G:O2'	2.68	0.47
27:BA:1686:C:H2'	27:BA:1687:G:H5'	1.95	0.47
27:BA:2315:G:H2'	27:BA:2316:C:C6	2.50	0.47
27:BA:2346:A:H5'	27:BA:2383:G:C1'	2.43	0.47
27:BA:2474:C:H2'	27:BA:2474:C:O2	2.14	0.47
27:BA:2512:C:H5''	31:BE:122:PHE:CD2	2.49	0.47
30:BD:142:VAL:HG21	30:BD:191:ALA:HB1	1.97	0.47
31:BE:101:ARG:CB	31:BE:201:THR:HG21	2.41	0.47
32:BF:171:PRO:C	32:BF:173:VAL:H	2.18	0.47
38:BP:16:ARG:NH1	38:BP:16:ARG:O	2.42	0.47
40:BR:3:HIS:O	40:BR:4:LEU:HB2	2.15	0.47
44:BV:38:LEU:O	44:BV:39:LEU:HD12	2.14	0.47

*Continued on next page...*

*Continued from previous page...*

Atom-1	Atom-2	Interatomic distance (Å)	Clash overlap (Å)
44:BV:47:VAL:CB	44:BV:50:PRO:O	2.59	0.47
47:BY:81:LYS:HD3	47:BY:97:ARG:CB	2.43	0.47
53:B4:51:TYR:CD1	53:B4:51:TYR:N	2.83	0.47
55:B6:43:CYS:O	55:B6:44:ARG:HB2	2.15	0.47
1:CA:866:C:C5	1:CA:867:G:H1'	2.50	0.47
1:CA:930:C:O2'	1:CA:931:C:H5'	2.14	0.47
1:CA:945:G:H2'	1:CA:945:G:N3	2.29	0.47
1:CA:994:A:C2	14:CN:4:LYS:HG3	2.49	0.47
1:CA:1001(A):G:C8	1:CA:1002:G:C8	3.03	0.47
1:CA:1002:G:H2'	1:CA:1002:G:N3	2.29	0.47
1:CA:1054:C:N3	23:CW:33:C:O4'	2.47	0.47
1:CA:1220:G:O2'	1:CA:1221:G:H5'	2.15	0.47
3:CC:34:LEU:HD12	14:CN:25:VAL:HG11	1.96	0.47
3:CC:90:GLU:HA	3:CC:93:LYS:HB2	1.96	0.47
4:CD:65:ARG:HH11	4:CD:65:ARG:HG3	1.79	0.47
5:CE:80:ILE:HD11	5:CE:138:ALA:HA	1.96	0.47
5:CE:141:GLN:HA	5:CE:143:ARG:NH2	2.30	0.47
7:CG:111:ARG:HG2	7:CG:112:PRO:HD2	1.95	0.47
8:CH:7:ALA:HB2	8:CH:85:ARG:HG3	1.97	0.47
9:CI:99:LEU:HD12	9:CI:101:PHE:CE1	2.49	0.47
12:CL:32:GLY:HA3	12:CL:55:VAL:CG1	2.45	0.47
15:CO:6:GLU:N	15:CO:6:GLU:OE2	2.48	0.47
27:DA:70:G:H5''	27:DA:112:U:O2	2.15	0.47
27:DA:361:G:C2'	27:DA:362:U:H5''	2.41	0.47
27:DA:626:U:C2	38:DP:105:LEU:HB3	2.50	0.47
27:DA:686:G:N7	56:D7:5:TRP:CH2	2.83	0.47
27:DA:768:G:H2'	27:DA:769:G:H8	1.80	0.47
27:DA:1141:U:H3'	36:DN:63:THR:HG21	1.97	0.47
27:DA:1215:G:O2'	27:DA:1216:G:H5'	2.14	0.47
27:DA:1407:C:H42	27:DA:1595:G:H1	1.62	0.47
27:DA:1747(A):G:O2'	27:DA:1748:G:H5''	2.14	0.47
27:DA:2062:A:O2'	27:DA:2063:C:C5'	2.62	0.47
27:DA:2078:C:O2'	27:DA:2079:U:H5'	2.14	0.47
27:DA:2203:U:O2	27:DA:2203:U:H2'	2.14	0.47
27:DA:2394:C:OP1	38:DP:62:LEU:HG	2.15	0.47
28:DB:64:C:O5'	28:DB:64:C:H6	1.98	0.47
28:DB:68:C:O5'	28:DB:68:C:H6	1.96	0.47
29:DC:77:ILE:O	29:DC:77:ILE:HG23	2.14	0.47
30:DD:60:ARG:HG3	30:DD:86:PRO:HB2	1.96	0.47
33:DG:92:VAL:O	33:DG:92:VAL:HG13	2.14	0.47
35:DI:53:ALA:O	35:DI:57:ARG:HG3	2.15	0.47

*Continued on next page...*



*Continued from previous page...*

Atom-1	Atom-2	Interatomic distance (Å)	Clash overlap (Å)
36:DN:42:TRP:HA	36:DN:42:TRP:HE3	1.79	0.47
37:DO:65:THR:HA	37:DO:82:ASN:ND2	2.29	0.47
42:DT:28:VAL:HG12	42:DT:29:ARG:N	2.28	0.47
45:DW:15:ARG:NE	54:D5:20:ARG:NH1	2.63	0.47
45:DW:76:VAL:O	45:DW:76:VAL:HG13	2.15	0.47
47:DY:88:LYS:NZ	47:DY:93:GLY:CA	2.76	0.47
49:D0:45:PHE:HA	49:D0:77:ARG:O	2.14	0.47
49:D0:46:LYS:HB2	49:D0:78:TYR:CD2	2.50	0.47
50:D1:13:ILE:O	50:D1:13:ILE:HG13	2.15	0.47
1:AA:138:G:O2'	1:AA:139:G:H5'	2.15	0.47
1:AA:185:A:H2'	1:AA:186:C:C6	2.50	0.47
1:AA:355:C:C4	1:AA:356:A:N7	2.82	0.47
1:AA:423:G:N2	1:AA:424:G:C8	2.82	0.47
1:AA:645:C:O2'	1:AA:646:U:H5'	2.15	0.47
1:AA:862:C:C2'	1:AA:863:U:H5'	2.45	0.47
1:AA:878:G:H5''	8:AH:89:PRO:HG2	1.95	0.47
1:AA:963:G:O2'	1:AA:964:A:H5'	2.15	0.47
1:AA:1046:A:H3'	1:AA:1047:G:H8	1.80	0.47
1:AA:1329:A:P	13:AM:28:ALA:HB3	2.55	0.47
1:AA:1340:A:C2'	1:AA:1341:U:H5'	2.45	0.47
1:AA:1365:G:O2'	1:AA:1366:C:H5'	2.14	0.47
2:AB:17:PHE:HD2	2:AB:17:PHE:C	2.17	0.47
2:AB:97:TRP:CH2	2:AB:176:GLU:CD	2.78	0.47
2:AB:173:ALA:O	2:AB:176:GLU:N	2.48	0.47
2:AB:187:LEU:CD1	2:AB:205:ASP:HA	2.44	0.47
2:AB:189:ASP:N	2:AB:189:ASP:OD1	2.47	0.47
2:AB:208:ILE:O	2:AB:212:GLN:HB2	2.15	0.47
4:AD:3:ARG:O	4:AD:3:ARG:HD3	2.14	0.47
4:AD:10:ARG:CG	4:AD:11:LEU:N	2.77	0.47
4:AD:31:CYS:O	4:AD:32:ALA:HB3	2.15	0.47
4:AD:173:TRP:CE2	4:AD:189:PRO:HB3	2.49	0.47
4:AD:173:TRP:O	4:AD:186:LEU:HB2	2.14	0.47
5:AE:11:ILE:HD11	5:AE:33:VAL:HG21	1.97	0.47
5:AE:68:GLU:O	5:AE:70:PRO:N	2.48	0.47
6:AF:94:GLN:NE2	18:AR:32:ARG:HD2	2.30	0.47
7:AG:32:ARG:HG2	7:AG:32:ARG:NH1	2.29	0.47
7:AG:80:VAL:HG21	7:AG:85:TYR:CD1	2.50	0.47
9:AI:25:LYS:HG2	9:AI:60:ASP:OD1	2.14	0.47
9:AI:50:LEU:HA	9:AI:53:VAL:CG2	2.41	0.47
9:AI:53:VAL:HG21	9:AI:85:LEU:HD22	1.96	0.47
9:AI:53:VAL:HG11	9:AI:85:LEU:CD2	2.44	0.47

*Continued on next page...*

*Continued from previous page...*

Atom-1	Atom-2	Interatomic distance (Å)	Clash overlap (Å)
9:AI:77:ILE:O	9:AI:81:ILE:HG12	2.15	0.47
9:AI:83:ARG:C	9:AI:86:VAL:HG12	2.35	0.47
9:AI:97:LYS:O	9:AI:99:LEU:N	2.48	0.47
9:AI:113:LYS:HD2	9:AI:119:ALA:CB	2.44	0.47
10:AJ:63:PHE:HA	14:AN:59:ALA:CB	2.40	0.47
12:AL:43:LYS:HE2	12:AL:44:LYS:HG3	1.97	0.47
13:AM:114:ARG:O	13:AM:115:LYS:HD2	2.14	0.47
18:AR:32:ARG:CA	18:AR:69:THR:HG21	2.38	0.47
23:AW:37:U:H2'	23:AW:38:U:O4'	2.15	0.47
23:AW:68:C:H2'	23:AW:69:C:C6	2.49	0.47
24:AX:20:U:C3'	24:AX:21:A:H5'	2.45	0.47
25:AY:25:A:H2'	25:AY:26:C:O4'	2.14	0.47
27:BA:139:G:H3'	27:BA:139(A):G:H5''	1.96	0.47
27:BA:173:G:C6	27:BA:174:C:C4	3.03	0.47
27:BA:364:C:H2'	27:BA:365:C:C5'	2.43	0.47
27:BA:425:G:O2'	27:BA:426:C:H5'	2.15	0.47
27:BA:614(C):A:O2'	27:BA:615:G:P	2.72	0.47
27:BA:720:C:H2'	27:BA:721:C:H6	1.80	0.47
27:BA:733:G:C8	27:BA:761:A:N6	2.83	0.47
27:BA:1019:U:H3	27:BA:1142(A):A:N6	2.09	0.47
27:BA:1179:C:H2'	27:BA:1180:C:C5'	2.31	0.47
27:BA:1252:G:O4'	43:BU:33:ARG:HD2	2.14	0.47
27:BA:1335:U:H2'	27:BA:1336:A:C8	2.49	0.47
27:BA:1453:U:C4	40:BR:67:LEU:HD21	2.49	0.47
27:BA:1508:A:H4'	27:BA:1509(A):A:C5	2.49	0.47
27:BA:1806:C:H2'	27:BA:1807:G:H8	1.80	0.47
27:BA:1825:A:OP1	30:BD:249:PRO:HD3	2.15	0.47
27:BA:2389:G:H5''	27:BA:2390:U:O4'	2.14	0.47
27:BA:2419:U:C5'	55:B6:23:THR:HG22	2.44	0.47
27:BA:2474:C:H5'	27:BA:2475:C:OP2	2.14	0.47
27:BA:2517:C:C4	27:BA:2542:A:C6	3.03	0.47
27:BA:2591:C:H2'	27:BA:2592:G:C8	2.49	0.47
27:BA:2611:U:H5'	27:BA:2611:U:H6	1.79	0.47
27:BA:2637:U:C2'	27:BA:2638:G:H5'	2.45	0.47
27:BA:2687:U:H2'	27:BA:2688:U:O4'	2.15	0.47
27:BA:2765:A:H3'	27:BA:2765:A:N3	2.29	0.47
27:BA:2768:C:C2'	27:BA:2769:C:H5'	2.45	0.47
27:BA:2787:C:H1'	31:BE:61:ARG:CD	2.42	0.47
27:BA:2790:A:N3	27:BA:2790:A:C2'	2.78	0.47
27:BA:2884:U:OP2	54:B5:43:HIS:HE1	1.97	0.47
28:BB:77:U:H6	28:BB:77:U:H5''	1.79	0.47

*Continued on next page...*

*Continued from previous page...*

Atom-1	Atom-2	Interatomic distance (Å)	Clash overlap (Å)
29:BC:82:LYS:HD3	29:BC:151:GLU:O	2.15	0.47
30:BD:66:ASP:OD2	30:BD:103:ARG:CZ	2.63	0.47
30:BD:98:VAL:C	30:BD:100:GLY:N	2.68	0.47
30:BD:227:ASN:HB3	30:BD:228:PRO:CD	2.45	0.47
30:BD:227:ASN:HB3	30:BD:228:PRO:HD2	1.95	0.47
31:BE:9:VAL:HG22	31:BE:25:VAL:O	2.15	0.47
31:BE:55:ASN:HD22	31:BE:55:ASN:HA	1.54	0.47
31:BE:186:GLY:O	31:BE:187:ALA:O	2.32	0.47
32:BF:40:GLN:NE2	32:BF:184:TYR:CB	2.77	0.47
33:BG:90:LEU:HD23	33:BG:91:ARG:N	2.30	0.47
33:BG:162:THR:O	33:BG:162:THR:OG1	2.31	0.47
34:BH:33:LEU:HD11	34:BH:136:ILE:O	2.14	0.47
34:BH:85:LYS:CE	34:BH:141:VAL:O	2.62	0.47
35:BI:109:ILE:HD12	35:BI:109:ILE:N	2.29	0.47
36:BN:39:ARG:C	36:BN:41:ASP:N	2.68	0.47
37:BO:101:PRO:CG	42:BT:67:SER:HB3	2.45	0.47
38:BP:124:LYS:HA	38:BP:142:GLY:O	2.14	0.47
41:BS:78:LEU:HD23	41:BS:82:ILE:O	2.14	0.47
42:BT:12:SER:C	42:BT:13:ARG:CZ	2.83	0.47
42:BT:33:LYS:NZ	42:BT:74:ARG:HH21	2.13	0.47
42:BT:128:GLU:C	42:BT:128:GLU:OE1	2.52	0.47
45:BW:57:ASN:ND2	45:BW:57:ASN:N	2.60	0.47
47:BY:88:LYS:NZ	47:BY:93:GLY:O	2.48	0.47
48:BZ:62:ASP:C	48:BZ:64:GLN:H	2.17	0.47
48:BZ:130:ARG:HG2	48:BZ:130:ARG:HH11	1.80	0.47
49:B0:40:GLN:NE2	49:B0:59:LEU:HG	2.29	0.47
50:B1:11:ARG:CB	50:B1:12:PRO:HD2	2.45	0.47
52:B3:2:PRO:O	52:B3:3:ARG:HB2	2.14	0.47
53:B4:48:ILE:HG22	53:B4:50:THR:HG23	1.95	0.47
55:B6:17:LYS:HB3	55:B6:18:ARG:HH12	1.80	0.47
56:B7:37:LYS:HG2	56:B7:37:LYS:O	2.13	0.47
57:B8:12:LYS:O	57:B8:13:ARG:HB3	2.14	0.47
1:CA:15:G:C4'	5:CE:24:ARG:NH2	2.77	0.47
1:CA:102:G:C2	1:CA:103:C:C2	3.02	0.47
1:CA:135:C:C2'	1:CA:136:C:H5'	2.44	0.47
1:CA:174:C:O2'	1:CA:175:C:H5'	2.15	0.47
1:CA:186:C:H2'	1:CA:187:C:C6	2.49	0.47
1:CA:199:G:O2'	1:CA:200:G:H5'	2.15	0.47
1:CA:238:G:O2'	1:CA:239:U:H5'	2.15	0.47
1:CA:336:C:H2'	1:CA:337:C:H6	1.80	0.47
1:CA:603:U:O2'	1:CA:604:G:H5'	2.15	0.47

*Continued on next page...*

*Continued from previous page...*

Atom-1	Atom-2	Interatomic distance (Å)	Clash overlap (Å)
1:CA:615:C:H2'	1:CA:616:G:O4'	2.14	0.47
1:CA:798:G:OP1	11:CK:122:LYS:NZ	2.48	0.47
1:CA:862:C:H2'	1:CA:862:C:O2	2.15	0.47
1:CA:881:G:P	12:CL:9:ARG:HH22	2.36	0.47
1:CA:923:A:N6	1:CA:1392:G:O6	2.48	0.47
1:CA:963:G:H21	10:CJ:55:LYS:CE	2.27	0.47
1:CA:998:G:H2'	1:CA:999:C:C6	2.49	0.47
1:CA:1096:C:H2'	1:CA:1097:C:H6	1.80	0.47
1:CA:1279:A:C2	10:CJ:43:ARG:NH2	2.83	0.47
1:CA:1288:A:O2'	1:CA:1289:A:H5'	2.15	0.47
2:CB:116:GLU:C	2:CB:118:LEU:H	2.17	0.47
2:CB:164:VAL:HG12	2:CB:165:VAL:N	2.30	0.47
2:CB:193:ASP:OD2	2:CB:196:LEU:HD11	2.14	0.47
5:CE:11:ILE:HD11	5:CE:33:VAL:CG2	2.45	0.47
7:CG:122:HIS:O	7:CG:126:ASP:OD2	2.33	0.47
9:CI:47:LEU:H	9:CI:47:LEU:CD1	2.27	0.47
9:CI:106:ALA:O	9:CI:108:VAL:HG22	2.15	0.47
10:CJ:5:ARG:HA	10:CJ:73:ASP:OD1	2.15	0.47
11:CK:86:GLY:O	11:CK:87:THR:O	2.32	0.47
13:CM:14:ARG:NE	13:CM:42:ALA:HA	2.30	0.47
13:CM:90:LEU:HA	13:CM:93:ARG:HB3	1.96	0.47
13:CM:93:ARG:HA	13:CM:93:ARG:HE	1.80	0.47
13:CM:116:THR:O	13:CM:117:VAL:CB	2.63	0.47
14:CN:29:ARG:CB	14:CN:40:CYS:HB3	2.43	0.47
17:CQ:10:VAL:CG2	17:CQ:55:ASP:H	2.28	0.47
17:CQ:32:TYR:N	17:CQ:32:TYR:CD1	2.82	0.47
17:CQ:77:VAL:O	17:CQ:77:VAL:HG12	2.15	0.47
19:CS:12:ASP:HB3	19:CS:14:HIS:CE1	2.50	0.47
25:CY:34:U:O2'	25:CY:35:G:H5'	2.15	0.47
27:DA:30:G:C4	27:DA:31:C:C5	3.03	0.47
27:DA:59:U:H1'	27:DA:73:A:C2	2.50	0.47
27:DA:187:G:N3	27:DA:1365:A:H2	2.13	0.47
27:DA:256:A:H2'	27:DA:257:A:H8	1.79	0.47
27:DA:286:C:N3	27:DA:287:C:C5	2.83	0.47
27:DA:301:G:H1	27:DA:316:C:N4	2.08	0.47
27:DA:320:A:H4'	27:DA:322:A:N7	2.29	0.47
27:DA:389:G:H22	38:DP:72:PRO:CD	2.27	0.47
27:DA:698:C:O2'	27:DA:734:A:N6	2.48	0.47
27:DA:848:G:H2'	27:DA:849:A:H8	1.77	0.47
27:DA:860:U:O2'	27:DA:861:A:H5'	2.15	0.47
27:DA:991:C:H5'	27:DA:991:C:C6	2.42	0.47

*Continued on next page...*

*Continued from previous page...*

Atom-1	Atom-2	Interatomic distance (Å)	Clash overlap (Å)
27:DA:1023:U:H2'	27:DA:1024:G:H5'	1.95	0.47
27:DA:1268:A:C2	27:DA:1269:A:H1'	2.49	0.47
27:DA:1300:U:H5	27:DA:1634:A:C4	2.33	0.47
27:DA:1323:U:OP1	45:DW:98:LYS:NZ	2.48	0.47
27:DA:1525:G:O2'	27:DA:1526:G:H5'	2.15	0.47
27:DA:1547:C:O2'	27:DA:1548:C:H5'	2.15	0.47
27:DA:1569:A:HO2'	30:DD:38:LYS:HG3	1.80	0.47
27:DA:1629:U:O2	27:DA:2698:U:C5'	2.63	0.47
27:DA:1743:C:H2'	27:DA:1744:C:O4'	2.14	0.47
27:DA:1748:G:H5'	27:DA:1748:G:H8	1.80	0.47
27:DA:1899:G:N2	27:DA:1902:C:C5	2.82	0.47
27:DA:2117:A:O2'	27:DA:2118:U:H3'	2.15	0.47
27:DA:2117:A:O2'	27:DA:2118:U:H5''	2.15	0.47
27:DA:2174:C:O2'	27:DA:2175:C:H5'	2.14	0.47
27:DA:2221:G:C2	27:DA:2222:G:C8	3.03	0.47
27:DA:2356:C:O3'	49:D0:20:ARG:HD3	2.14	0.47
27:DA:2465:C:O2'	27:DA:2466:C:H5'	2.15	0.47
27:DA:2571:C:H5''	27:DA:2572:A:C5'	2.44	0.47
27:DA:2679:A:H4'	31:DE:165:VAL:HG11	1.97	0.47
27:DA:2795:G:H2'	27:DA:2795:G:N3	2.30	0.47
30:DD:142:VAL:HG21	30:DD:191:ALA:HB1	1.97	0.47
31:DE:30:PRO:C	31:DE:32:PRO:HD3	2.35	0.47
32:DF:33:LEU:HD11	32:DF:112:MET:HG2	1.97	0.47
32:DF:57:VAL:O	32:DF:57:VAL:CG1	2.60	0.47
32:DF:205:ARG:O	32:DF:205:ARG:HG2	2.15	0.47
33:DG:7:LEU:CD2	33:DG:176:LEU:HD22	2.45	0.47
33:DG:159:VAL:CG2	33:DG:159:VAL:O	2.61	0.47
34:DH:70:THR:C	34:DH:72:ILE:N	2.64	0.47
34:DH:143:GLN:NE2	34:DH:147:ASN:HD21	2.12	0.47
35:DI:136:VAL:O	35:DI:136:VAL:HG13	2.15	0.47
38:DP:64:LYS:HB3	57:D8:25:MET:CG	2.44	0.47
40:DR:56:LYS:NZ	40:DR:87:TYR:O	2.48	0.47
42:DT:27:THR:C	42:DT:28:VAL:HG23	2.35	0.47
42:DT:50:ILE:HD11	42:DT:100:TYR:CA	2.30	0.47
46:DX:5:TYR:CZ	51:D2:30:ARG:HB3	2.50	0.47
47:DY:52:SER:O	47:DY:54:LYS:N	2.47	0.47
48:DZ:127:VAL:CG2	48:DZ:131:ASN:HB2	2.45	0.47
49:D0:48:GLY:CA	49:D0:80:HIS:HD1	2.27	0.47
50:D1:20:ARG:HH11	50:D1:20:ARG:HG2	1.80	0.47
54:D5:20:ARG:O	54:D5:23:HIS:HB2	2.14	0.47
55:D6:18:ARG:HH11	55:D6:18:ARG:HG2	1.80	0.47

*Continued on next page...*

*Continued from previous page...*

Atom-1	Atom-2	Interatomic distance (Å)	Clash overlap (Å)
57:D8:40:GLU:O	57:D8:43:GLN:N	2.32	0.47
1:AA:619:U:N3	4:AD:135:LEU:HD11	2.29	0.47
1:AA:620:C:O2'	1:AA:621:A:H5'	2.15	0.47
1:AA:1203:C:H6	1:AA:1203:C:O5'	1.97	0.47
2:AB:27:LYS:O	2:AB:194:PRO:CD	2.63	0.47
2:AB:183:PRO:HA	2:AB:198:ASP:OD1	2.15	0.47
8:AH:44:PHE:HD1	8:AH:79:VAL:O	1.98	0.47
8:AH:70:GLN:O	8:AH:71:GLY:O	2.32	0.47
12:AL:15:VAL:O	12:AL:16:ARG:HB3	2.14	0.47
12:AL:47:SER:O	12:AL:48:ALA:HB2	2.14	0.47
17:AQ:26:GLN:O	17:AQ:26:GLN:HG3	2.15	0.47
22:AV:7:C:N3	23:AW:36:A:C2	2.83	0.47
24:AX:71:C:C3'	24:AX:72:A:H5''	2.45	0.47
27:BA:324:A:H2'	27:BA:325:G:O4'	2.15	0.47
27:BA:465:G:C6	27:BA:466:A:N6	2.83	0.47
27:BA:614(C):A:H4'	27:BA:615:G:OP1	2.15	0.47
27:BA:662:G:O2'	27:BA:663:G:H5'	2.15	0.47
27:BA:826:U:H3'	27:BA:828:U:C6	2.50	0.47
27:BA:1023:U:H2'	27:BA:1024:G:H5'	1.95	0.47
27:BA:1641:A:H2'	27:BA:1642:G:O4'	2.15	0.47
27:BA:1906:G:C8	27:BA:1929:G:H2'	2.50	0.47
27:BA:2133:G:H1'	27:BA:2158:A:H61	1.80	0.47
27:BA:2275:C:O2	39:BQ:85:LYS:HD3	2.15	0.47
27:BA:2310:A:C8	33:BG:75:LYS:HE2	2.49	0.47
31:BE:161:GLY:O	31:BE:162:ALA:HB3	2.15	0.47
33:BG:45:GLU:C	33:BG:47:LYS:N	2.68	0.47
33:BG:68:PRO:CB	33:BG:90:LEU:HD21	2.45	0.47
34:BH:105:LEU:N	34:BH:113:VAL:O	2.46	0.47
36:BN:27:ALA:HB1	36:BN:106:MET:CE	2.45	0.47
37:BO:105:GLU:O	37:BO:108:GLU:OE2	2.32	0.47
39:BQ:60:ARG:O	39:BQ:61:GLY:C	2.53	0.47
41:BS:17:ARG:C	41:BS:19:LYS:N	2.68	0.47
41:BS:37:ALA:CB	41:BS:99:LYS:HZ1	2.27	0.47
41:BS:59:LYS:HB2	41:BS:65:VAL:CG2	2.45	0.47
42:BT:91:ARG:O	42:BT:93:ARG:N	2.44	0.47
43:BU:109:LEU:HD21	44:BV:46:VAL:HG23	1.97	0.47
44:BV:35:LEU:O	44:BV:37:VAL:N	2.48	0.47
45:BW:21:VAL:HG21	45:BW:76:VAL:CG2	2.45	0.47
46:BX:41:ASN:N	46:BX:41:ASN:ND2	2.62	0.47
46:BX:71:GLY:C	46:BX:72:LYS:HD2	2.35	0.47
1:CA:391:G:C6	1:CA:392:G:N7	2.83	0.47

*Continued on next page...*

*Continued from previous page...*

Atom-1	Atom-2	Interatomic distance (Å)	Clash overlap (Å)
1:CA:746:A:H2'	1:CA:747:C:C6	2.50	0.47
1:CA:878:G:C5'	8:CH:89:PRO:HG2	2.43	0.47
1:CA:939:G:H2'	1:CA:940:C:H6	1.79	0.47
1:CA:1033:G:C2'	1:CA:1034:G:H5'	2.45	0.47
1:CA:1041:A:H2'	1:CA:1042:G:O4'	2.15	0.47
1:CA:1049:U:H1'	1:CA:1201:A:N7	2.30	0.47
1:CA:1227:A:C2'	1:CA:1228:C:O5'	2.63	0.47
1:CA:1288:A:H2'	1:CA:1289:A:C8	2.49	0.47
1:CA:1371:G:OP2	9:CI:11:LYS:HD2	2.15	0.47
3:CC:150:LYS:HA	3:CC:169:ALA:HA	1.96	0.47
5:CE:90:VAL:CG2	5:CE:121:LYS:HB3	2.44	0.47
8:CH:20:TYR:HD1	8:CH:65:TYR:CD2	2.33	0.47
8:CH:36:LEU:O	8:CH:39:LEU:N	2.48	0.47
9:CI:10:ARG:HD2	9:CI:105:ASP:OD1	2.14	0.47
11:CK:13:GLN:HG2	11:CK:75:TYR:CA	2.45	0.47
20:CT:17:ARG:HA	20:CT:20:LEU:HG	1.97	0.47
20:CT:28:ALA:O	20:CT:30:LYS:N	2.47	0.47
20:CT:90:GLN:HA	20:CT:93:GLU:CD	2.36	0.47
27:DA:99:U:O2	27:DA:99:U:O4'	2.31	0.47
27:DA:135:G:C6	27:DA:136:G:N7	2.83	0.47
27:DA:271(A):A:N1	27:DA:272(D):G:O2'	2.42	0.47
27:DA:301:G:C6	27:DA:302:C:N4	2.83	0.47
27:DA:380:U:H5'	50:D1:18:ILE:CD1	2.43	0.47
27:DA:626:U:C5'	27:DA:627:A:H5'	2.45	0.47
27:DA:751:A:C6	27:DA:789:A:C5	3.02	0.47
27:DA:1011:G:C6	27:DA:1013:C:N3	2.83	0.47
27:DA:1201:C:H2'	27:DA:1202:C:H6	1.79	0.47
27:DA:1651:G:H2'	27:DA:1652:A:O4'	2.14	0.47
27:DA:2136:C:N4	27:DA:2155:G:H1	2.13	0.47
27:DA:2338:G:H2'	27:DA:2339:G:H8	1.80	0.47
27:DA:2468:G:H2'	27:DA:2476:A:N7	2.30	0.47
27:DA:2562:U:C2'	27:DA:2563:U:H5'	2.45	0.47
27:DA:2863:C:H2'	27:DA:2864:G:C5'	2.44	0.47
28:DB:114:C:H1'	41:DS:46:VAL:HG22	1.97	0.47
29:DC:45:ALA:HB3	29:DC:174:PRO:CB	2.45	0.47
34:DH:121:ILE:CD1	34:DH:135:GLY:HA2	2.45	0.47
34:DH:158:HIS:ND1	34:DH:168:PRO:HB2	2.30	0.47
35:DI:101:LEU:CD2	35:DI:109:ILE:HG12	2.44	0.47
36:DN:14:VAL:CG2	36:DN:50:ASP:HB3	2.44	0.47
39:DQ:52:VAL:HA	39:DQ:55:VAL:CG1	2.45	0.47
40:DR:63:ARG:HA	40:DR:80:PHE:CE2	2.50	0.47

*Continued on next page...*

*Continued from previous page...*

Atom-1	Atom-2	Interatomic distance (Å)	Clash overlap (Å)
40:DR:98:LEU:HB2	40:DR:113:LEU:HB3	1.96	0.47
41:DS:78:LEU:HD23	41:DS:78:LEU:N	2.30	0.47
42:DT:35:LYS:HG3	42:DT:36:GLU:H	1.78	0.47
43:DU:97:ASP:C	43:DU:99:ALA:H	2.18	0.47
44:DV:39:LEU:CD1	44:DV:47:VAL:HG11	2.38	0.47
45:DW:59:VAL:CG2	45:DW:65:LEU:H	2.27	0.47
46:DX:18:TYR:O	46:DX:19:ALA:C	2.53	0.47
47:DY:14:LEU:O	47:DY:72:VAL:HA	2.15	0.47
47:DY:42:VAL:CG2	47:DY:65:ALA:HB3	2.44	0.47
48:DZ:143:LEU:HD22	48:DZ:143:LEU:N	2.28	0.47
52:D3:9:VAL:HG21	52:D3:55:ARG:HG3	1.96	0.47
1:AA:137:C:N4	1:AA:226:G:H1	2.12	0.47
1:AA:373:A:C2	1:AA:374:A:C8	3.02	0.47
1:AA:607:A:H2'	1:AA:608:A:H8	1.80	0.47
1:AA:1095:U:H2'	1:AA:1096:C:O4'	2.15	0.47
1:AA:1189:C:P	10:AJ:51:ARG:HH22	2.38	0.47
1:AA:1252:A:H2'	1:AA:1253:G:O4'	2.15	0.47
1:AA:1277:C:O2'	1:AA:1279:A:C8	2.67	0.47
1:AA:1296:C:C5'	1:AA:1297:C:OP2	2.60	0.47
1:AA:1457:G:H2'	1:AA:1458:G:C8	2.49	0.47
3:AC:142:MET:HE1	3:AC:171:GLY:HA3	1.96	0.47
4:AD:7:PRO:HB2	4:AD:10:ARG:CD	2.32	0.47
4:AD:121:VAL:HA	4:AD:126:ILE:HG12	1.96	0.47
6:AF:78:GLU:HA	6:AF:78:GLU:OE2	2.14	0.47
12:AL:87:VAL:HG22	12:AL:96:HIS:CE1	2.50	0.47
13:AM:7:VAL:O	13:AM:8:GLU:O	2.33	0.47
19:AS:18:LYS:HD2	19:AS:22:LEU:CD2	2.42	0.47
20:AT:82:SER:O	20:AT:84:LEU:N	2.47	0.47
21:AU:22:ARG:N	21:AU:23:PRO:HD3	2.29	0.47
27:BA:242:G:C5'	57:B8:62:LEU:HD13	2.14	0.47
27:BA:272(B):G:O2'	27:BA:272(C):G:P	2.73	0.47
27:BA:669:G:C2	27:BA:801:G:C6	3.03	0.47
27:BA:1386:C:H2'	27:BA:1387:C:C6	2.49	0.47
27:BA:1771:C:H1'	27:BA:1786:A:C8	2.49	0.47
27:BA:1882:C:H5'	27:BA:1883:G:OP2	2.15	0.47
27:BA:1884:A:O2'	27:BA:1885:A:H5''	2.15	0.47
27:BA:1902:C:H2'	27:BA:1903:G:O4'	2.14	0.47
27:BA:2081:C:O2'	27:BA:2082:A:H5'	2.15	0.47
27:BA:2118:U:O2'	27:BA:2119:A:H5''	2.14	0.47
27:BA:2313:C:H4'	33:BG:40:ASN:HD22	1.77	0.47
27:BA:2317:C:H2'	27:BA:2318:G:C5'	2.43	0.47

*Continued on next page...*



Continued from previous page...

Atom-1	Atom-2	Interatomic distance (Å)	Clash overlap (Å)
27:BA:2396:G:C5'	50:B1:25:LYS:HD2	2.45	0.47
27:BA:2656:U:C4	27:BA:2664:G:N2	2.82	0.47
27:BA:2836:U:H2'	27:BA:2837:G:C8	2.50	0.47
29:BC:25:ALA:O	29:BC:27:ARG:N	2.46	0.47
29:BC:75:LEU:O	29:BC:77:ILE:N	2.48	0.47
30:BD:257:LEU:HD22	30:BD:258:LYS:O	2.14	0.47
31:BE:76:ARG:O	31:BE:77:ILE:C	2.53	0.47
32:BF:45:ARG:CZ	32:BF:97:TYR:CE1	2.98	0.47
32:BF:185:ASP:HA	32:BF:188:ARG:CB	2.44	0.47
35:BI:107:VAL:HG12	35:BI:108:THR:N	2.30	0.47
41:BS:42:ASP:O	41:BS:43:GLU:HB2	2.15	0.47
42:BT:52:ILE:HG12	42:BT:61:PHE:HB3	1.96	0.47
43:BU:83:LEU:HG	43:BU:88:ILE:HD11	1.97	0.47
44:BV:17:GLY:CA	44:BV:96:ILE:O	2.62	0.47
45:BW:61:ASN:N	45:BW:61:ASN:ND2	2.63	0.47
47:BY:38:ILE:O	47:BY:39:VAL:HB	2.14	0.47
1:CA:515:G:C2	1:CA:537:G:C2	3.03	0.47
1:CA:601:C:N3	1:CA:638:G:C2	2.82	0.47
1:CA:644:G:C5'	8:CH:92:ARG:HH22	2.26	0.47
1:CA:1228:C:OP1	13:CM:115:LYS:HB2	2.15	0.47
1:CA:1323:G:H4'	1:CA:1363:C:C2	2.49	0.47
3:CC:70:VAL:O	3:CC:106:VAL:N	2.48	0.47
4:CD:189:PRO:HB2	4:CD:194:LEU:HD21	1.97	0.47
6:CF:87:ARG:HG2	6:CF:87:ARG:NH1	2.30	0.47
8:CH:4:ASP:OD2	8:CH:89:PRO:HD3	2.14	0.47
9:CI:8:GLY:HA3	9:CI:76:ALA:O	2.15	0.47
12:CL:24:LEU:HB2	12:CL:30:ARG:HD2	1.96	0.47
13:CM:27:LYS:HE3	13:CM:31:LYS:NZ	2.30	0.47
18:CR:25:THR:CG2	18:CR:42:ARG:HH11	2.28	0.47
19:CS:41:VAL:CG2	19:CS:44:MET:HG2	2.45	0.47
20:CT:41:ILE:CG2	20:CT:87:LYS:HB3	2.45	0.47
23:CW:36:A:O2'	27:DA:1913:A:N1	2.48	0.47
27:DA:25:U:H2'	27:DA:26:G:C8	2.49	0.47
27:DA:97:C:H5''	51:D2:2:LYS:CB	2.45	0.47
27:DA:242:G:H5''	57:D8:62:LEU:CD1	2.44	0.47
27:DA:894:C:C2'	27:DA:895:U:H5'	2.45	0.47
27:DA:951:C:C2'	27:DA:952:G:H5'	2.45	0.47
27:DA:1043:C:HO2'	27:DA:1044:G:H8	1.63	0.47
27:DA:1230:C:H2'	27:DA:1231:G:C8	2.50	0.47
27:DA:1247:A:OP1	32:DF:95:ARG:NH2	2.47	0.47
27:DA:1259:G:O2'	27:DA:1260:G:H5'	2.15	0.47

Continued on next page...

*Continued from previous page...*

Atom-1	Atom-2	Interatomic distance (Å)	Clash overlap (Å)
27:DA:2037:G:O2'	27:DA:2038:G:H5'	2.14	0.47
27:DA:2133:G:H2'	27:DA:2157:G:H22	1.80	0.47
27:DA:2229:C:O2'	27:DA:2230:G:H5'	2.14	0.47
27:DA:2652:C:H42	27:DA:2668:G:H1	1.62	0.47
28:DB:93:G:O2'	28:DB:94:C:H5'	2.15	0.47
30:DD:126:GLN:O	30:DD:127:VAL:O	2.33	0.47
31:DE:32:PRO:HB3	31:DE:69:LYS:CB	2.41	0.47
31:DE:117:MET:CE	31:DE:124:GLY:HA3	2.45	0.47
32:DF:10:PRO:HD2	32:DF:13:SER:O	2.14	0.47
33:DG:5:VAL:HG22	33:DG:8:LYS:HG3	1.97	0.47
33:DG:33:ARG:H	33:DG:162:THR:HG23	1.79	0.47
33:DG:33:ARG:O	33:DG:162:THR:HG22	2.14	0.47
36:DN:117:PHE:C	36:DN:119:ARG:N	2.68	0.47
38:DP:101:VAL:CG2	38:DP:102:ARG:H	2.27	0.47
39:DQ:75:THR:HG23	39:DQ:88:GLY:HA3	1.97	0.47
40:DR:45:ARG:HB2	40:DR:95:THR:HG21	1.96	0.47
40:DR:103:ARG:HA	40:DR:111:LEU:HD23	1.95	0.47
41:DS:48:LEU:HD23	41:DS:82:ILE:HD11	1.97	0.47
42:DT:107:ASP:OD2	42:DT:108:ARG:N	2.48	0.47
43:DU:74:LEU:HD11	43:DU:79:PHE:HA	1.97	0.47
44:DV:49:THR:O	44:DV:50:PRO:C	2.53	0.47
45:DW:109:GLU:O	45:DW:110:LYS:O	2.33	0.47
46:DX:83:VAL:O	46:DX:84:ALA:C	2.52	0.47
47:DY:46:LYS:HE3	47:DY:47:LYS:NZ	2.29	0.47
52:D3:15:TYR:HB3	52:D3:19:GLN:NE2	2.30	0.47
55:D6:44:ARG:O	55:D6:45:LYS:CB	2.62	0.47
1:AA:102:G:H2'	1:AA:103:C:C6	2.50	0.47
1:AA:404:U:C2	1:AA:405:U:C5	3.03	0.47
1:AA:491:G:H2'	1:AA:492:G:H8	1.79	0.47
1:AA:961:U:O2'	1:AA:962:C:H5'	2.14	0.47
3:AC:112:SER:O	3:AC:115:LEU:HB2	2.15	0.47
4:AD:11:LEU:O	4:AD:13:ARG:O	2.33	0.47
4:AD:194:LEU:HB3	4:AD:196:LEU:HD11	1.96	0.47
5:AE:41:VAL:HG11	5:AE:113:ALA:HA	1.97	0.47
7:AG:24:THR:O	7:AG:28:ASN:N	2.46	0.47
8:AH:24:THR:CG2	8:AH:25:ASP:N	2.77	0.47
8:AH:91:ARG:O	8:AH:91:ARG:CD	2.63	0.47
9:AI:32:ASP:O	9:AI:33:PHE:C	2.53	0.47
9:AI:69:GLY:O	9:AI:71:SER:N	2.48	0.47
12:AL:36:VAL:HB	12:AL:54:LYS:HB2	1.97	0.47
13:AM:82:MET:SD	13:AM:83:ASP:N	2.88	0.47

*Continued on next page...*

*Continued from previous page...*

Atom-1	Atom-2	Interatomic distance (Å)	Clash overlap (Å)
13:AM:90:LEU:HD23	13:AM:93:ARG:CG	2.17	0.47
19:AS:13:ASP:C	19:AS:15:LEU:N	2.67	0.47
20:AT:50:GLU:HA	20:AT:100:ILE:HG21	1.97	0.47
27:BA:869:G:H1	27:BA:908:C:H42	1.63	0.47
27:BA:911:A:C6	39:BQ:9:TYR:CD2	3.03	0.47
27:BA:1042:G:C1'	27:BA:1114:G:N2	2.75	0.47
27:BA:1685:C:C3'	27:BA:1686:C:H5''	2.44	0.47
27:BA:1775:U:OP1	27:BA:1979:C:O2'	2.31	0.47
27:BA:2284:C:H41	55:B6:25:LYS:NZ	2.13	0.47
27:BA:2330:G:HO2'	27:BA:2331:G:H5'	1.80	0.47
28:BB:49:C:OP1	41:BS:97:ARG:HG3	2.15	0.47
31:BE:82:ARG:HD2	31:BE:83:ASP:OD2	2.15	0.47
31:BE:144:ARG:HB3	31:BE:145:LYS:H	1.42	0.47
34:BH:31:GLY:O	34:BH:79:VAL:HG11	2.14	0.47
34:BH:52:VAL:O	34:BH:53:GLU:O	2.33	0.47
34:BH:83:TYR:O	34:BH:84:SER:C	2.53	0.47
36:BN:16:ILE:HD11	36:BN:26:LEU:CD1	2.44	0.47
36:BN:41:ASP:O	36:BN:42:TRP:C	2.52	0.47
37:BO:104:ARG:CZ	37:BO:104:ARG:HB3	2.45	0.47
38:BP:91:PHE:HZ	38:BP:100:LEU:HD13	1.80	0.47
41:BS:13:ARG:O	41:BS:14:VAL:C	2.51	0.47
41:BS:42:ASP:C	41:BS:44:LYS:H	2.16	0.47
43:BU:24:TYR:HB3	43:BU:28:ARG:HB3	1.97	0.47
43:BU:97:ASP:O	43:BU:99:ALA:N	2.48	0.47
47:BY:95:LYS:HD2	47:BY:100:ALA:CB	2.44	0.47
53:B4:60:GLU:O	53:B4:61:VAL:HB	2.15	0.47
1:CA:243:A:H4'	1:CA:244:U:O5'	2.15	0.47
1:CA:668:G:O2'	1:CA:669:U:H5'	2.15	0.47
1:CA:792:A:N3	1:CA:794:A:C5	2.83	0.47
1:CA:969:A:C2'	1:CA:970:C:H5'	2.45	0.47
1:CA:1002:G:N2	1:CA:1039:C:O2	2.48	0.47
1:CA:1503:A:O2'	1:CA:1504:G:O5'	2.33	0.47
2:CB:15:VAL:N	2:CB:16:HIS:ND1	2.63	0.47
2:CB:17:PHE:N	2:CB:17:PHE:HD2	2.13	0.47
2:CB:31:TYR:C	2:CB:32:ILE:HD12	2.34	0.47
3:CC:69:HIS:CD2	3:CC:104:GLN:HB2	2.50	0.47
3:CC:119:ARG:O	3:CC:123:GLN:HG3	2.15	0.47
3:CC:178:LEU:C	3:CC:180:ALA:N	2.68	0.47
4:CD:21:LEU:HD12	4:CD:21:LEU:N	2.30	0.47
4:CD:131:ARG:HE	4:CD:131:ARG:HB2	1.57	0.47
5:CE:132:ALA:O	5:CE:135:THR:HB	2.15	0.47

*Continued on next page...*

*Continued from previous page...*

Atom-1	Atom-2	Interatomic distance (Å)	Clash overlap (Å)
5:CE:139:LEU:O	5:CE:141:GLN:N	2.48	0.47
6:CF:1:MET:HB2	6:CF:66:GLU:CG	2.45	0.47
8:CH:14:ARG:O	8:CH:18:ARG:HD3	2.15	0.47
9:CI:20:ARG:O	9:CI:22:GLY:N	2.48	0.47
9:CI:112:LYS:HA	9:CI:119:ALA:CB	2.31	0.47
9:CI:114:TYR:CD2	9:CI:114:TYR:N	2.82	0.47
11:CK:105:VAL:HG23	11:CK:105:VAL:O	2.14	0.47
12:CL:21:VAL:HG13	12:CL:95:TYR:CE2	2.50	0.47
20:CT:84:LEU:C	20:CT:84:LEU:HD13	2.34	0.47
27:DA:526:A:N6	27:DA:2626:C:H4'	2.30	0.47
27:DA:1216:G:C2'	27:DA:1217:C:H5'	2.45	0.47
27:DA:1316:U:O2'	27:DA:1317:A:H5'	2.15	0.47
27:DA:1473:G:H2'	27:DA:1474:C:C6	2.49	0.47
27:DA:1579:A:H2'	27:DA:1580:A:C8	2.50	0.47
27:DA:1899:G:C2'	27:DA:1900:A:OP2	2.63	0.47
27:DA:2320:A:N3	27:DA:2320:A:H2'	2.30	0.47
27:DA:2370:G:H2'	27:DA:2371:G:O4'	2.14	0.47
27:DA:2740:A:C6	27:DA:2764:A:C8	3.03	0.47
28:DB:7:G:N1	28:DB:114:C:N4	2.58	0.47
29:DC:151:GLU:C	29:DC:153:ILE:H	2.17	0.47
30:DD:267:SER:O	30:DD:268:ARG:HB2	2.15	0.47
31:DE:4:ILE:CG1	31:DE:28:ALA:HB1	2.43	0.47
32:DF:83:PHE:O	32:DF:84:VAL:CB	2.59	0.47
32:DF:132:VAL:CG2	32:DF:133:ASN:H	2.14	0.47
34:DH:138:LYS:N	34:DH:141:VAL:HG23	2.29	0.47
34:DH:149:ARG:HD2	34:DH:164:TYR:CD1	2.50	0.47
35:DI:77:LEU:O	35:DI:140:LEU:HD12	2.15	0.47
36:DN:56:ASN:O	36:DN:57:ALA:O	2.33	0.47
39:DQ:132:VAL:HG11	48:DZ:80:ARG:CZ	2.44	0.47
42:DT:28:VAL:C	42:DT:29:ARG:HD3	2.35	0.47
42:DT:106:SER:HA	42:DT:110:ILE:HB	1.96	0.47
43:DU:66:ASN:O	43:DU:70:ARG:HB2	2.15	0.47
43:DU:90:VAL:CG1	44:DV:11:GLN:NE2	2.74	0.47
43:DU:91:ASP:OD2	43:DU:96:ALA:HB2	2.15	0.47
46:DX:73:ARG:HB3	46:DX:74:PRO:HD2	1.96	0.47
47:DY:2:ARG:NE	47:DY:3:VAL:HG23	2.30	0.47
48:DZ:149:LEU:HB2	48:DZ:170:ILE:CG1	2.45	0.47
51:D2:28:LYS:HG3	51:D2:60:LEU:HD11	1.97	0.47
53:D4:61:VAL:HG13	53:D4:65:CYS:HB3	1.97	0.47
55:D6:44:ARG:O	55:D6:45:LYS:HG2	2.15	0.47
1:AA:21:G:H2'	1:AA:22:G:C8	2.50	0.46

*Continued on next page...*

*Continued from previous page...*

Atom-1	Atom-2	Interatomic distance (Å)	Clash overlap (Å)
1:AA:293:G:H2'	1:AA:294:U:H6	1.79	0.46
1:AA:437:U:C2'	1:AA:438:G:H5'	2.45	0.46
1:AA:625:G:OP1	16:AP:9:PHE:HB3	2.15	0.46
1:AA:1079:G:N2	1:AA:1080:A:C2	2.83	0.46
1:AA:1343:G:O2'	9:AI:121:ARG:NH1	2.48	0.46
3:AC:29:TYR:CD1	14:AN:36:PHE:CZ	3.03	0.46
4:AD:76:ARG:HD3	4:AD:207:TYR:CE2	2.50	0.46
5:AE:53:LEU:HD12	5:AE:53:LEU:N	2.30	0.46
7:AG:40:ALA:O	7:AG:41:ARG:C	2.54	0.46
9:AI:48:GLU:HA	9:AI:51:ARG:HH11	1.80	0.46
11:AK:88:GLY:O	11:AK:89:ALA:C	2.53	0.46
13:AM:39:ILE:CD1	13:AM:56:LEU:HD23	2.34	0.46
13:AM:108:ARG:HA	13:AM:108:ARG:HH11	1.79	0.46
24:AX:43:A:O2'	24:AX:44:A:H5'	2.15	0.46
26:AZ:2:DPP:C	26:AZ:3:UAL:N1	2.71	0.46
27:BA:247:G:H4'	27:BA:386:G:C5	2.49	0.46
27:BA:289:A:H61	27:BA:351:G:H1'	1.79	0.46
27:BA:498:G:O2'	27:BA:499:U:H5'	2.14	0.46
27:BA:627:A:H4'	27:BA:628:G:OP1	2.15	0.46
27:BA:1369:G:N2	27:BA:1370:C:H1'	2.30	0.46
27:BA:1588:C:H2'	27:BA:1588:C:O2	2.15	0.46
27:BA:1830:C:H42	27:BA:1975:G:H1	1.64	0.46
27:BA:2015:A:C1'	54:B5:2:ALA:HA	2.33	0.46
27:BA:2266:A:H1'	27:BA:2272:U:O4	2.15	0.46
27:BA:2285:C:C5	55:B6:27:LYS:CE	2.92	0.46
27:BA:2380:C:O2'	27:BA:2381:C:H5'	2.15	0.46
27:BA:2569:G:H5''	27:BA:2569:G:H8	1.80	0.46
27:BA:2822:G:OP2	40:BR:2:ARG:NH1	2.47	0.46
28:BB:72:G:N2	28:BB:104:U:H5	2.12	0.46
29:BC:79:LYS:HG2	29:BC:97:GLU:CD	2.35	0.46
30:BD:95:LEU:HD13	30:BD:97:TYR:CE1	2.51	0.46
35:BI:79:ILE:O	35:BI:81:VAL:N	2.48	0.46
35:BI:115:ALA:HB2	35:BI:129:THR:OG1	2.15	0.46
36:BN:133:GLN:O	36:BN:134:ARG:CG	2.62	0.46
41:BS:44:LYS:O	41:BS:46:VAL:HG23	2.15	0.46
41:BS:97:ARG:HE	41:BS:98:VAL:N	2.13	0.46
43:BU:104:GLN:CB	44:BV:44:LYS:NZ	2.78	0.46
45:BW:86:LEU:HG	45:BW:88:ARG:HD3	1.96	0.46
46:BX:3:THR:HA	46:BX:6:ASP:OD2	2.15	0.46
48:BZ:9:ARG:NH2	48:BZ:25:GLY:N	2.44	0.46
48:BZ:80:ARG:HB3	48:BZ:80:ARG:CZ	2.45	0.46

*Continued on next page...*

*Continued from previous page...*

Atom-1	Atom-2	Interatomic distance (Å)	Clash overlap (Å)
49:B0:5:LYS:O	49:B0:7:LEU:HD12	2.15	0.46
51:B2:63:VAL:O	51:B2:66:GLU:N	2.49	0.46
1:CA:423:G:H2'	1:CA:424:G:H5'	1.97	0.46
1:CA:1040:U:H2'	1:CA:1041:A:C8	2.50	0.46
1:CA:1074:G:H4'	2:CB:103:THR:HG22	1.97	0.46
1:CA:1440:C:N4	1:CA:1441:G:C6	2.84	0.46
1:CA:1508:G:O2'	1:CA:1509:C:H5'	2.14	0.46
2:CB:75:LYS:HA	2:CB:78:GLN:HB2	1.96	0.46
3:CC:47:LEU:CD2	3:CC:68:VAL:HG21	2.45	0.46
5:CE:84:PHE:CZ	5:CE:133:TYR:HD2	2.33	0.46
10:CJ:44:VAL:CG1	10:CJ:66:ARG:HG2	2.30	0.46
11:CK:108:ILE:O	18:CR:87:ARG:CA	2.63	0.46
13:CM:81:LEU:HD22	13:CM:86:CYS:SG	2.56	0.46
14:CN:26:ARG:HD2	14:CN:43:CYS:HB3	1.97	0.46
15:CO:22:THR:O	15:CO:23:GLY:O	2.32	0.46
15:CO:88:ARG:HH11	15:CO:88:ARG:HG2	1.80	0.46
17:CQ:10:VAL:HG22	17:CQ:55:ASP:O	2.16	0.46
18:CR:50:ILE:CD1	18:CR:70:ILE:HG21	2.45	0.46
20:CT:93:GLU:HG2	20:CT:93:GLU:O	2.14	0.46
59:CX:52:G:H2'	59:CX:53:G:O4'	2.16	0.46
25:CY:14:A:H62	25:CY:15:G:N2	2.13	0.46
27:DA:60:G:C8	27:DA:63:U:C5	3.03	0.46
27:DA:469:G:N1	56:D7:39:ARG:NH1	2.63	0.46
27:DA:619:G:O6	32:DF:103:LYS:HE3	2.15	0.46
27:DA:664:C:O2'	27:DA:665:C:H5'	2.15	0.46
27:DA:882:G:O2'	27:DA:883:G:H5'	2.15	0.46
27:DA:911:A:H2'	39:DQ:9:TYR:OH	2.14	0.46
27:DA:1144:G:H2'	27:DA:1145:C:C6	2.50	0.46
27:DA:1498:C:H4'	27:DA:1576:U:O2'	2.14	0.46
27:DA:1505:C:C3'	27:DA:1506:C:H6	2.28	0.46
27:DA:1578:U:H2'	27:DA:1579:A:C5'	2.45	0.46
27:DA:1751:C:C2	27:DA:1752:C:C5	3.02	0.46
27:DA:2075:U:C4	27:DA:2238:G:C5	3.03	0.46
27:DA:2307:G:H3'	27:DA:2307:G:N3	2.31	0.46
27:DA:2314:C:H5'	33:DG:38:VAL:HG11	1.96	0.46
27:DA:2366:A:H2'	27:DA:2367:G:O4'	2.15	0.46
28:DB:13:A:N7	49:D0:74:ARG:NH1	2.63	0.46
28:DB:52:A:O2'	28:DB:53:A:C8	2.67	0.46
30:DD:30:GLU:CD	30:DD:63:ARG:HE	2.18	0.46
30:DD:133:LEU:HD11	30:DD:175:LEU:HD11	1.97	0.46
31:DE:3:GLY:O	31:DE:4:ILE:CB	2.63	0.46

*Continued on next page...*

*Continued from previous page...*

Atom-1	Atom-2	Interatomic distance (Å)	Clash overlap (Å)
35:DI:79:ILE:O	35:DI:81:VAL:HG23	2.14	0.46
38:DP:14:LYS:HG2	38:DP:15:ARG:HE	1.80	0.46
38:DP:38:GLN:HG3	38:DP:41:ARG:HD2	1.96	0.46
38:DP:75:ILE:N	38:DP:75:ILE:HD12	2.30	0.46
39:DQ:13:GLN:C	39:DQ:14:ARG:HG2	2.35	0.46
40:DR:38:VAL:HB	40:DR:39:PRO:CD	2.36	0.46
41:DS:58:LEU:O	41:DS:59:LYS:O	2.33	0.46
41:DS:83:LYS:O	41:DS:83:LYS:HG2	2.15	0.46
43:DU:110:VAL:HG12	43:DU:114:LYS:CD	2.45	0.46
48:DZ:118:GLU:HB2	48:DZ:121:ARG:CG	2.46	0.46
50:D1:27:GLU:O	50:D1:29:GLY:N	2.48	0.46
50:D1:67:ILE:N	50:D1:68:PRO:CD	2.77	0.46
1:AA:297:G:H4'	1:AA:557:G:H4'	1.97	0.46
1:AA:605:U:O2'	1:AA:606:G:H5'	2.15	0.46
1:AA:667:G:H2'	1:AA:668:G:H8	1.81	0.46
1:AA:876:G:C1'	8:AH:11:THR:HG21	2.44	0.46
1:AA:1001(A):G:C8	1:AA:1002:G:H8	2.33	0.46
1:AA:1228:C:P	13:AM:108:ARG:HH22	2.38	0.46
1:AA:1292:U:H2'	1:AA:1293:G:H8	1.79	0.46
3:AC:113:ALA:HB3	3:AC:114:PRO:CD	2.43	0.46
3:AC:195:VAL:O	3:AC:196:LEU:HD22	2.15	0.46
4:AD:25:ARG:C	4:AD:27:TYR:H	2.18	0.46
5:AE:47:LYS:HD2	5:AE:47:LYS:N	2.29	0.46
5:AE:51:VAL:HB	5:AE:52:PRO:HD3	1.96	0.46
5:AE:78:HIS:HD2	8:AH:104:ARG:CG	2.27	0.46
5:AE:146:ALA:O	5:AE:148:VAL:N	2.48	0.46
6:AF:60:PHE:C	6:AF:61:LEU:HD12	2.36	0.46
8:AH:97:VAL:HA	8:AH:100:ILE:HD11	1.97	0.46
12:AL:74:LEU:HD21	12:AL:104:ALA:HB2	1.96	0.46
13:AM:88:ARG:HG3	13:AM:98:VAL:HG12	1.98	0.46
16:AP:4:ILE:HB	16:AP:66:PRO:CB	2.31	0.46
23:AW:35:G:HO2'	23:AW:36:A:P	2.38	0.46
27:BA:83:G:C2	27:BA:102:G:H2'	2.50	0.46
27:BA:149:A:H2'	27:BA:150:C:O4'	2.15	0.46
27:BA:271(A):A:H1'	27:BA:365:C:O4'	2.15	0.46
27:BA:271(P):C:H2'	27:BA:271(Q):G:H8	1.80	0.46
27:BA:381:G:C6	27:BA:394:A:C6	3.04	0.46
27:BA:721:C:H2'	27:BA:722:A:C8	2.50	0.46
27:BA:802:A:C6	27:BA:803:U:N3	2.84	0.46
27:BA:881:G:H1	27:BA:895:U:H3	1.63	0.46
27:BA:1048:A:O2'	27:BA:1049:C:P	2.72	0.46

*Continued on next page...*

*Continued from previous page...*

Atom-1	Atom-2	Interatomic distance (Å)	Clash overlap (Å)
27:BA:1368:G:C2	27:BA:1369:G:C8	3.03	0.46
27:BA:1412:A:C2	27:BA:1413:G:C4	3.03	0.46
27:BA:1758:G:H4'	27:BA:1759:A:OP2	2.16	0.46
27:BA:1796:U:H2'	27:BA:1797:C:C6	2.50	0.46
27:BA:1800:C:OP1	30:BD:266:SER:OG	2.33	0.46
27:BA:2283:C:C5	27:BA:2389:G:H2'	2.51	0.46
27:BA:2287:A:N6	27:BA:2344:U:N3	2.58	0.46
27:BA:2287:A:C2	27:BA:2289:G:C8	3.04	0.46
27:BA:2524:G:C8	27:BA:2524:G:H5''	2.50	0.46
27:BA:2695:C:H2'	27:BA:2696:U:H6	1.80	0.46
32:BF:178:PRO:HB3	32:BF:201:VAL:CG1	2.46	0.46
34:BH:10:PRO:O	34:BH:11:VAL:HB	2.15	0.46
36:BN:63:THR:O	36:BN:64:GLY:C	2.53	0.46
39:BQ:64:ILE:C	39:BQ:65:PHE:HD2	2.19	0.46
43:BU:19:LYS:HE3	43:BU:19:LYS:HB2	1.67	0.46
46:BX:11:PRO:HD3	51:B2:37:PHE:CD2	2.50	0.46
49:B0:24:LYS:CB	49:B0:36:ILE:HD11	2.44	0.46
50:B1:3:LYS:CG	50:B1:4:VAL:H	2.24	0.46
51:B2:8:LYS:HB3	51:B2:8:LYS:HE2	1.78	0.46
53:B4:56:GLU:O	53:B4:57:ILE:HG12	2.14	0.46
58:B9:17:ILE:CG1	58:B9:26:ILE:HD13	2.45	0.46
1:CA:45:U:H2'	1:CA:46:G:H8	1.80	0.46
1:CA:254:G:C2	1:CA:273:A:C2	3.04	0.46
1:CA:346:G:H5''	42:DT:41:ARG:NE	2.30	0.46
1:CA:575:G:H4'	1:CA:576:G:C5'	2.45	0.46
1:CA:633:G:H3'	1:CA:634:C:H6	1.80	0.46
1:CA:656:C:H4'	15:CO:62:GLN:NE2	2.29	0.46
1:CA:959:A:C3'	1:CA:960:U:C5'	2.93	0.46
1:CA:1030:C:C3'	1:CA:1030(A):G:H5'	2.45	0.46
1:CA:1096:C:O2'	1:CA:1097:C:C5'	2.62	0.46
1:CA:1325:C:O2'	1:CA:1326:C:H5'	2.16	0.46
1:CA:1349:A:OP2	9:CI:118:LYS:NZ	2.48	0.46
1:CA:1386:G:H2'	1:CA:1387:G:H8	1.80	0.46
2:CB:16:HIS:HA	2:CB:210:SER:OG	2.16	0.46
2:CB:113:HIS:O	2:CB:116:GLU:HG2	2.15	0.46
2:CB:193:ASP:OD2	2:CB:193:ASP:O	2.33	0.46
3:CC:52:LEU:C	3:CC:54:ARG:H	2.19	0.46
3:CC:113:ALA:O	3:CC:114:PRO:C	2.52	0.46
5:CE:78:HIS:CE1	5:CE:143:ARG:H	2.33	0.46
5:CE:79:GLU:HG3	8:CH:105:ARG:HG2	1.96	0.46
5:CE:146:ALA:O	5:CE:147:ASP:C	2.53	0.46

*Continued on next page...*



*Continued from previous page...*

Atom-1	Atom-2	Interatomic distance (Å)	Clash overlap (Å)
6:CF:3:ARG:HD3	6:CF:64:GLN:OE1	2.15	0.46
6:CF:8:ILE:CD1	6:CF:26:ILE:HD13	2.45	0.46
9:CI:6:GLY:HA2	9:CI:83:ARG:HG2	1.96	0.46
11:CK:99:GLN:NE2	11:CK:105:VAL:HG21	2.30	0.46
13:CM:20:THR:O	13:CM:22:ILE:N	2.48	0.46
16:CP:82:GLN:N	16:CP:82:GLN:HE21	2.12	0.46
27:DA:29:U:O5'	27:DA:29:U:H6	1.97	0.46
27:DA:141:A:O2'	27:DA:142:A:O4'	2.33	0.46
27:DA:171:G:C8	27:DA:172:C:C5	3.03	0.46
27:DA:320:A:C3'	32:DF:136:THR:HG21	2.46	0.46
27:DA:530:G:H21	27:DA:2021:C:H1'	1.79	0.46
27:DA:637:A:H4'	27:DA:638:G:O5'	2.15	0.46
27:DA:681:G:H2'	27:DA:682:G:H8	1.80	0.46
27:DA:741:G:H2'	27:DA:742:G:C8	2.50	0.46
27:DA:932:G:H4'	27:DA:933:A:O5'	2.15	0.46
27:DA:1345:C:O2'	27:DA:1346:G:H5'	2.15	0.46
27:DA:1829:A:O2'	30:DD:15:PHE:CE1	2.62	0.46
27:DA:1939:U:OP1	27:DA:2604:U:O2'	2.27	0.46
27:DA:2389:G:C5'	27:DA:2390:U:H5'	2.44	0.46
27:DA:2821:A:C2	27:DA:2822:G:C4	3.03	0.46
27:DA:2838:G:H2'	27:DA:2839:G:H8	1.79	0.46
28:DB:75:G:N2	48:DZ:84:HIS:ND1	2.62	0.46
30:DD:176:ARG:HH11	30:DD:176:ARG:HG2	1.80	0.46
31:DE:15:PHE:CD2	42:DT:80:SER:HB2	2.50	0.46
31:DE:144:ARG:O	31:DE:146:THR:N	2.48	0.46
35:DI:75:LEU:CD2	35:DI:77:LEU:HD11	2.44	0.46
38:DP:7:ARG:HB2	38:DP:7:ARG:NH1	2.30	0.46
42:DT:3:ARG:O	42:DT:5:ALA:N	2.48	0.46
42:DT:21:GLU:HG2	42:DT:22:PHE:N	2.29	0.46
42:DT:54:ARG:HH11	42:DT:54:ARG:HG2	1.80	0.46
43:DU:15:LYS:HE2	43:DU:19:LYS:HE2	1.97	0.46
43:DU:28:ARG:HG2	43:DU:38:THR:OG1	2.14	0.46
45:DW:32:ALA:O	45:DW:34:ASN:N	2.48	0.46
46:DX:37:THR:HG22	46:DX:37:THR:O	2.15	0.46
50:D1:11:ARG:CB	50:D1:12:PRO:HD2	2.45	0.46
50:D1:40:ARG:HH11	50:D1:40:ARG:HG2	1.80	0.46
1:AA:27:G:H2'	1:AA:28:G:O4'	2.15	0.46
1:AA:855:G:C6	1:AA:856:C:C4	3.02	0.46
1:AA:864:A:H2'	1:AA:865:A:C8	2.51	0.46
1:AA:1300:G:O2'	1:AA:1301:U:P	2.73	0.46
1:AA:1316:G:N1	1:AA:1319:A:OP2	2.43	0.46

*Continued on next page...*

*Continued from previous page...*

Atom-1	Atom-2	Interatomic distance (Å)	Clash overlap (Å)
1:AA:1375:A:H2'	1:AA:1376:U:C6	2.51	0.46
1:AA:1398:A:H8	1:AA:1398:A:H5''	1.78	0.46
1:AA:1412:C:H2'	1:AA:1413:A:H8	1.81	0.46
3:AC:28:GLN:HE21	3:AC:28:GLN:CA	2.28	0.46
4:AD:8:VAL:C	4:AD:10:ARG:N	2.69	0.46
7:AG:44:TYR:O	7:AG:46:ALA:N	2.48	0.46
8:AH:124:ALA:O	8:AH:128:GLY:N	2.46	0.46
12:AL:29:PHE:HB3	12:AL:81:LEU:HD21	1.98	0.46
13:AM:56:LEU:C	13:AM:56:LEU:HD13	2.36	0.46
13:AM:110:ARG:HG2	13:AM:110:ARG:NH1	2.29	0.46
19:AS:63:THR:HG22	19:AS:66:MET:CE	2.44	0.46
27:BA:22:C:H2'	27:BA:23:G:O4'	2.15	0.46
27:BA:224:G:N7	27:BA:420:C:H4'	2.31	0.46
27:BA:307:G:H22	27:BA:310:A:C5'	2.27	0.46
27:BA:419:C:H2'	27:BA:420:C:H6	1.80	0.46
27:BA:491:G:H2'	27:BA:492:A:C8	2.49	0.46
27:BA:1495:A:C4	27:BA:1496:A:H2	2.32	0.46
27:BA:1662:C:H1'	27:BA:2687:U:H5''	1.96	0.46
27:BA:1741:A:H2'	27:BA:1742:G:O4'	2.15	0.46
27:BA:1792:G:H5''	30:BD:205:VAL:HG22	1.96	0.46
27:BA:1804:C:H2'	27:BA:1805:U:H6	1.79	0.46
29:BC:83:ILE:HG22	29:BC:83:ILE:O	2.16	0.46
30:BD:118:VAL:CG2	30:BD:119:ALA:H	2.23	0.46
31:BE:60:ASN:ND2	31:BE:62:PRO:CD	2.79	0.46
31:BE:116:VAL:CG2	31:BE:122:PHE:CG	2.98	0.46
32:BF:179:GLU:CD	32:BF:179:GLU:N	2.67	0.46
33:BG:109:VAL:CG2	53:B4:40:ILE:HG21	2.43	0.46
33:BG:130:ASN:HB3	33:BG:160:VAL:HA	1.95	0.46
35:BI:92:VAL:CG2	35:BI:97:ILE:HG13	2.45	0.46
36:BN:35:ARG:O	36:BN:37:LYS:N	2.48	0.46
43:BU:61:TRP:O	43:BU:62:ILE:C	2.54	0.46
49:B0:42:GLY:HA2	49:B0:57:PHE:CD2	2.50	0.46
55:B6:22:ALA:HA	55:B6:39:TYR:HE2	1.80	0.46
57:B8:41:ILE:O	57:B8:42:ARG:C	2.52	0.46
1:CA:151:A:C2	1:CA:152:A:H1'	2.51	0.46
1:CA:235:C:H2'	1:CA:236:G:H8	1.80	0.46
1:CA:323:U:H5'	20:CT:23:ARG:CA	2.44	0.46
1:CA:438:G:H4'	1:CA:439:A:OP1	2.14	0.46
1:CA:522:C:H1'	1:CA:536:C:H5''	1.98	0.46
1:CA:541:G:O2'	1:CA:542:G:H5'	2.16	0.46
1:CA:690:G:H2'	1:CA:691:G:C8	2.51	0.46

*Continued on next page...*

*Continued from previous page...*

Atom-1	Atom-2	Interatomic distance (Å)	Clash overlap (Å)
1:CA:833:U:H2'	1:CA:834:C:C6	2.47	0.46
1:CA:1241:G:C6	1:CA:1242:C:N4	2.84	0.46
1:CA:1307:U:H2'	1:CA:1308:U:H6	1.80	0.46
2:CB:44:LEU:HD12	2:CB:44:LEU:N	2.31	0.46
2:CB:107:THR:HG23	2:CB:110:GLN:CD	2.36	0.46
2:CB:162:ILE:O	2:CB:162:ILE:HG13	2.15	0.46
3:CC:37:GLN:O	3:CC:40:ARG:N	2.49	0.46
3:CC:70:VAL:O	3:CC:106:VAL:HG23	2.14	0.46
3:CC:132:ARG:O	3:CC:134:ILE:N	2.48	0.46
3:CC:160:ALA:C	3:CC:162:GLN:N	2.68	0.46
4:CD:13:ARG:HD2	4:CD:38:TYR:O	2.15	0.46
5:CE:90:VAL:HG21	5:CE:121:LYS:HB3	1.96	0.46
6:CF:7:ASN:HB2	6:CF:89:MET:O	2.15	0.46
7:CG:44:TYR:O	7:CG:47:CYS:N	2.47	0.46
7:CG:108:ALA:HB2	7:CG:123:GLU:HG2	1.98	0.46
9:CI:17:VAL:HG22	9:CI:63:ILE:CD1	2.45	0.46
9:CI:37:PHE:CD2	9:CI:40:LEU:HD12	2.49	0.46
10:CJ:6:ILE:CD1	10:CJ:72:VAL:HB	2.38	0.46
13:CM:10:PRO:O	13:CM:11:ARG:HG3	2.14	0.46
13:CM:47:ASP:O	13:CM:48:LEU:CB	2.60	0.46
20:CT:29:LYS:O	20:CT:32:ALA:HB3	2.15	0.46
59:CX:19:G:C2	59:CX:57:A:N3	2.84	0.46
27:DA:271(R):G:H2'	27:DA:271(S):G:C8	2.50	0.46
27:DA:302:C:O2'	27:DA:303:U:C6	2.61	0.46
27:DA:320:A:H2'	32:DF:136:THR:HG21	1.97	0.46
27:DA:505:A:HO2'	27:DA:509:C:HO2'	1.64	0.46
27:DA:530:G:C5	27:DA:2022:U:H5''	2.50	0.46
27:DA:591:C:H1'	57:D8:2:PRO:HA	1.97	0.46
27:DA:614(B):G:H21	32:DF:45:ARG:HA	1.80	0.46
27:DA:615:G:OP2	32:DF:40:GLN:HG2	2.15	0.46
27:DA:807:U:H2'	27:DA:808:G:H8	1.80	0.46
27:DA:844:C:N4	27:DA:845:G:C2	2.83	0.46
27:DA:977:G:O2'	27:DA:978:G:H5'	2.16	0.46
27:DA:1114:G:H2'	27:DA:1115:G:C5'	2.19	0.46
27:DA:1722:A:C2	27:DA:1740:G:H2'	2.50	0.46
27:DA:1887:C:H2'	27:DA:1888:G:H5''	1.96	0.46
27:DA:2199:A:H2'	27:DA:2199:A:N3	2.31	0.46
27:DA:2637:U:OP1	31:DE:82:ARG:NE	2.38	0.46
28:DB:27:C:HO2'	28:DB:28:C:H6	1.60	0.46
29:DC:51:PRO:HD2	29:DC:54:SER:OG	2.15	0.46
30:DD:54:ARG:HH11	30:DD:54:ARG:CB	2.28	0.46

*Continued on next page...*

*Continued from previous page...*

Atom-1	Atom-2	Interatomic distance (Å)	Clash overlap (Å)
32:DF:23:ASP:OD2	32:DF:24:LEU:HD22	2.15	0.46
32:DF:156:LEU:HD23	32:DF:167:ALA:HB2	1.98	0.46
35:DI:57:ARG:HA	35:DI:60:GLU:HB2	1.96	0.46
35:DI:78:THR:HG23	35:DI:79:ILE:H	1.79	0.46
36:DN:91:LEU:HD21	36:DN:98:VAL:HG21	1.96	0.46
37:DO:91:LEU:N	37:DO:91:LEU:CD1	2.78	0.46
39:DQ:135:ASP:HB2	48:DZ:48:ARG:HH12	1.80	0.46
40:DR:45:ARG:HD3	40:DR:97:VAL:CG2	2.46	0.46
41:DS:33:LYS:HD3	41:DS:33:LYS:HA	1.70	0.46
41:DS:37:ALA:HB1	41:DS:73:LEU:CD1	2.45	0.46
42:DT:118:ARG:HD2	42:DT:118:ARG:HA	1.63	0.46
43:DU:91:ASP:HA	43:DU:95:LEU:HB2	1.97	0.46
45:DW:17:VAL:HG21	45:DW:76:VAL:HG21	1.98	0.46
51:D2:4:SER:HA	51:D2:7:ARG:NH1	2.30	0.46
55:D6:10:LEU:HD22	55:D6:10:LEU:N	2.20	0.46
55:D6:16:CYS:O	55:D6:17:LYS:CB	2.54	0.46
57:D8:23:VAL:HG13	57:D8:47:LYS:O	2.15	0.46
58:D9:19:ARG:C	58:D9:21:GLY:N	2.69	0.46
1:AA:495:A:C4'	1:AA:496:A:OP1	2.62	0.46
1:AA:516:U:C4	1:AA:517:G:C6	3.04	0.46
1:AA:618:C:N3	1:AA:622:A:N6	2.64	0.46
1:AA:679:C:O2'	1:AA:680:C:H5'	2.15	0.46
1:AA:778:G:C2'	1:AA:779:C:H5'	2.45	0.46
1:AA:1305:G:H5''	21:AU:4:GLY:C	2.36	0.46
1:AA:1493:A:N1	23:AW:36:A:H5'	2.31	0.46
3:AC:47:LEU:CD1	3:AC:76:VAL:HG12	2.45	0.46
3:AC:65:ALA:O	3:AC:66:VAL:CB	2.63	0.46
3:AC:92:ALA:CB	3:AC:99:VAL:HG11	2.44	0.46
4:AD:14:ARG:HB2	4:AD:40:PRO:CD	2.45	0.46
4:AD:159:ARG:HD3	4:AD:159:ARG:HA	1.61	0.46
6:AF:17:SER:O	6:AF:20:ALA:HB3	2.15	0.46
6:AF:52:ILE:O	6:AF:53:ALA:HB3	2.15	0.46
7:AG:56:GLN:O	7:AG:58:PRO:HD3	2.16	0.46
7:AG:111:ARG:HE	7:AG:123:GLU:CA	2.27	0.46
10:AJ:39:PRO:HB3	10:AJ:70:ARG:NE	2.31	0.46
10:AJ:48:THR:HG22	10:AJ:49:VAL:N	2.31	0.46
20:AT:63:ILE:HD13	20:AT:80:ARG:HB2	1.96	0.46
27:BA:71:A:C2	46:BX:31:HIS:CE1	2.94	0.46
27:BA:312:G:H5'	27:BA:331:A:O2'	2.14	0.46
27:BA:467:G:O2'	27:BA:468:G:H5'	2.16	0.46
27:BA:764:A:OP1	30:BD:208:LYS:HE2	2.16	0.46

*Continued on next page...*

*Continued from previous page...*

Atom-1	Atom-2	Interatomic distance (Å)	Clash overlap (Å)
27:BA:802:A:C2	27:BA:803:U:C2	3.03	0.46
27:BA:910:A:C6	39:BQ:13:GLN:HG3	2.50	0.46
27:BA:911:A:H5''	27:BA:912:C:C5'	2.45	0.46
27:BA:1261:C:C2'	27:BA:1262:A:O5'	2.63	0.46
27:BA:1369:G:N3	27:BA:1810:A:H2	2.13	0.46
27:BA:1766:U:H2'	27:BA:1767:C:H6	1.81	0.46
27:BA:1799:G:O2'	30:BD:181:GLU:OE2	2.30	0.46
27:BA:1951:U:H2'	27:BA:1953:A:OP2	2.15	0.46
27:BA:2020:A:O2'	27:BA:2021:C:H5'	2.16	0.46
27:BA:2043:C:H1'	27:BA:2779:U:O4	2.16	0.46
27:BA:2298:A:C2	27:BA:2299:G:H1'	2.51	0.46
27:BA:2404:C:H2'	27:BA:2405:G:O4'	2.15	0.46
27:BA:2512:C:C5'	31:BE:122:PHE:CD2	2.99	0.46
27:BA:2791:C:P	27:BA:2792:G:OP1	2.74	0.46
27:BA:2863:C:H2'	27:BA:2864:G:H5'	1.98	0.46
28:BB:44:G:H1'	28:BB:47:C:N4	2.30	0.46
28:BB:87:G:C3'	28:BB:88:C:H5''	2.45	0.46
31:BE:65:GLY:HA2	31:BE:70:ALA:HB1	1.97	0.46
33:BG:58:GLN:O	33:BG:61:ALA:HB3	2.15	0.46
55:B6:51:GLU:O	55:B6:52:VAL:O	2.34	0.46
1:CA:256:U:H6	1:CA:256:U:O5'	1.98	0.46
1:CA:904:C:O2'	1:CA:905:U:H5'	2.14	0.46
1:CA:1119:C:H2'	1:CA:1120:G:C8	2.50	0.46
1:CA:1139:G:C5'	1:CA:1140:C:OP1	2.61	0.46
1:CA:1399:C:C2	1:CA:1502:A:N6	2.84	0.46
3:CC:7:PRO:O	3:CC:11:ARG:HG2	2.15	0.46
6:CF:52:ILE:HG23	6:CF:87:ARG:HH12	1.80	0.46
8:CH:31:PHE:O	8:CH:35:ILE:HG13	2.15	0.46
9:CI:4:TYR:HB2	9:CI:19:LEU:CG	2.46	0.46
10:CJ:8:LEU:HD23	10:CJ:96:ILE:CG2	2.44	0.46
12:CL:19:SER:C	12:CL:21:VAL:H	2.19	0.46
12:CL:25:LYS:O	12:CL:27:ALA:N	2.49	0.46
13:CM:69:GLU:C	13:CM:69:GLU:CD	2.74	0.46
16:CP:18:ARG:O	16:CP:20:VAL:HG12	2.16	0.46
18:CR:61:LYS:O	18:CR:65:ILE:HG13	2.15	0.46
19:CS:63:THR:HG22	19:CS:66:MET:HE3	1.98	0.46
23:CW:7:A:C2	23:CW:66:A:C2	3.03	0.46
27:DA:41:C:H2'	27:DA:42:G:H8	1.81	0.46
27:DA:173:G:H2'	27:DA:173:G:N3	2.29	0.46
27:DA:389:G:H22	38:DP:72:PRO:HG3	1.81	0.46
27:DA:494:G:N2	45:DW:57:ASN:ND2	2.63	0.46

*Continued on next page...*

*Continued from previous page...*

Atom-1	Atom-2	Interatomic distance (Å)	Clash overlap (Å)
27:DA:1130:U:C2	27:DA:2025:C:H5'	2.50	0.46
27:DA:1513:C:H2'	27:DA:1514:U:C6	2.50	0.46
27:DA:1710:C:C2	27:DA:1749:A:C2	3.04	0.46
27:DA:2025:C:H2'	27:DA:2026:C:H6	1.74	0.46
27:DA:2152:G:H2'	27:DA:2153:G:H8	1.81	0.46
27:DA:2357:U:OP1	49:D0:20:ARG:NH1	2.48	0.46
27:DA:2682:U:H5'	27:DA:2682:U:C6	2.51	0.46
28:DB:75:G:H3'	28:DB:76:G:C8	2.51	0.46
30:DD:24:ILE:HG13	30:DD:83:GLU:HA	1.98	0.46
30:DD:213:ARG:HA	30:DD:213:ARG:HD2	1.71	0.46
31:DE:2:LYS:HB3	31:DE:95:ILE:CG2	2.46	0.46
31:DE:36:ARG:NH1	31:DE:85:ASN:OD1	2.48	0.46
31:DE:64:LYS:O	31:DE:70:ALA:HB1	2.16	0.46
32:DF:20:LEU:HD22	32:DF:203:GLN:CD	2.36	0.46
33:DG:31:VAL:O	33:DG:33:ARG:HD3	2.15	0.46
33:DG:107:LEU:HD11	33:DG:178:PHE:CD1	2.51	0.46
34:DH:61:HIS:CD2	34:DH:64:LEU:HD12	2.50	0.46
34:DH:81:GLU:HG3	34:DH:83:TYR:CE1	2.50	0.46
34:DH:148:ILE:HA	34:DH:151:ILE:HG12	1.97	0.46
34:DH:159:GLU:O	34:DH:163:TYR:OH	2.33	0.46
38:DP:91:PHE:CE2	38:DP:95:VAL:HG12	2.50	0.46
39:DQ:20:ALA:O	39:DQ:99:PRO:HD2	2.15	0.46
41:DS:24:LEU:O	41:DS:86:ALA:N	2.47	0.46
41:DS:97:ARG:CZ	41:DS:98:VAL:HA	2.44	0.46
42:DT:120:ARG:O	42:DT:124:ASP:OD1	2.33	0.46
43:DU:31:SER:C	43:DU:33:ARG:H	2.19	0.46
45:DW:1:MET:HG3	45:DW:2:GLU:N	2.30	0.46
52:D3:31:LEU:CD2	52:D3:32:GLN:H	2.26	0.46
55:D6:40:CYS:SG	55:D6:45:LYS:HE3	2.55	0.46
1:AA:359:U:H2'	1:AA:360:A:H8	1.78	0.46
1:AA:684:A:H1'	11:AK:38:ASN:HB3	1.96	0.46
1:AA:1092:A:O4'	1:AA:1183:A:N6	2.48	0.46
1:AA:1192:C:O5'	1:AA:1192:C:H6	1.97	0.46
1:AA:1469:G:H2'	1:AA:1470:G:C8	2.51	0.46
2:AB:19:HIS:CG	2:AB:20:GLU:N	2.83	0.46
2:AB:95:GLN:CG	2:AB:148:TYR:HD1	2.25	0.46
2:AB:168:THR:HG23	2:AB:192:SER:HB3	1.97	0.46
3:AC:52:LEU:HD23	3:AC:52:LEU:N	2.23	0.46
3:AC:54:ARG:HH11	3:AC:54:ARG:HG2	1.80	0.46
3:AC:63:ASN:CA	3:AC:98:ASN:HB3	2.46	0.46
3:AC:119:ARG:HH11	3:AC:119:ARG:HG3	1.81	0.46

*Continued on next page...*

*Continued from previous page...*

Atom-1	Atom-2	Interatomic distance (Å)	Clash overlap (Å)
4:AD:193:ASP:C	4:AD:194:LEU:HD22	2.35	0.46
5:AE:113:ALA:HB3	5:AE:115:VAL:HG23	1.97	0.46
9:AI:82:ALA:O	9:AI:86:VAL:HB	2.15	0.46
9:AI:85:LEU:HD13	9:AI:92:TYR:HD2	1.81	0.46
11:AK:21:ILE:HD13	11:AK:82:VAL:HG13	1.96	0.46
11:AK:41:THR:HG21	11:AK:71:LYS:HB2	1.97	0.46
16:AP:12:LYS:O	16:AP:13:HIS:HB2	2.15	0.46
19:AS:31:ILE:HG21	19:AS:49:ILE:HG13	1.96	0.46
19:AS:63:THR:CG2	19:AS:66:MET:HE3	2.45	0.46
20:AT:26:ASN:HD22	20:AT:27:LYS:N	2.13	0.46
27:BA:83:G:N2	27:BA:102:G:H2'	2.31	0.46
27:BA:271(J):C:H2'	27:BA:271(K):U:H5''	1.98	0.46
27:BA:285:C:C3'	27:BA:286:C:H5''	2.45	0.46
27:BA:581:C:OP1	43:BU:33:ARG:HG3	2.15	0.46
27:BA:763:G:O2'	27:BA:764:A:H3'	2.16	0.46
27:BA:870:A:C2	27:BA:871:U:H1'	2.50	0.46
27:BA:1469:A:O2'	27:BA:1470:G:H5'	2.15	0.46
27:BA:1479:G:C4	27:BA:1480:G:C8	3.03	0.46
27:BA:1531:C:C6	27:BA:1531:C:C5'	2.93	0.46
27:BA:2122:U:H2'	27:BA:2123:G:C8	2.51	0.46
27:BA:2224:G:O2'	27:BA:2225:A:O4'	2.31	0.46
31:BE:62:PRO:C	31:BE:64:LYS:N	2.69	0.46
32:BF:11:VAL:HG12	32:BF:12:LEU:N	2.20	0.46
32:BF:30:PRO:O	32:BF:31:HIS:C	2.54	0.46
33:BG:128:ARG:HB3	33:BG:128:ARG:CZ	2.46	0.46
39:BQ:68:ILE:HD13	39:BQ:103:MET:CB	2.45	0.46
40:BR:48:VAL:O	40:BR:49:ASP:C	2.54	0.46
43:BU:104:GLN:O	43:BU:107:ALA:N	2.38	0.46
46:BX:31:HIS:CD2	46:BX:33:LYS:H	2.32	0.46
47:BY:2:ARG:HA	47:BY:2:ARG:HH11	1.80	0.46
48:BZ:150:HIS:HB2	48:BZ:168:GLU:O	2.16	0.46
49:B0:51:VAL:CG2	49:B0:80:HIS:HA	2.45	0.46
50:B1:64:ALA:HA	50:B1:67:ILE:CD1	2.45	0.46
58:B9:26:ILE:HG22	58:B9:27:CYS:N	2.31	0.46
1:CA:253:U:O2	1:CA:275:G:H1'	2.16	0.46
1:CA:786:G:C2	1:CA:797:C:C2	3.04	0.46
1:CA:826:C:H5'	8:CH:12:ARG:NH2	2.28	0.46
1:CA:1001(A):G:O2'	1:CA:1002:G:H5'	2.15	0.46
1:CA:1091:U:C2	1:CA:1095:U:C4	3.03	0.46
1:CA:1286:A:H2'	1:CA:1287:A:C4'	2.45	0.46
2:CB:231:GLU:N	2:CB:231:GLU:OE1	2.49	0.46

*Continued on next page...*

*Continued from previous page...*

Atom-1	Atom-2	Interatomic distance (Å)	Clash overlap (Å)
3:CC:39:ILE:HG22	3:CC:43:LEU:HD12	1.97	0.46
3:CC:113:ALA:CA	3:CC:202:ILE:HD11	2.44	0.46
5:CE:98:THR:HB	5:CE:117:ASP:HB3	1.98	0.46
10:CJ:32:ALA:HB3	10:CJ:76:ASN:HB2	1.98	0.46
10:CJ:56:HIS:O	10:CJ:58:ASP:N	2.39	0.46
11:CK:93:GLN:H	11:CK:93:GLN:CD	2.18	0.46
13:CM:73:GLU:O	13:CM:77:ASN:HB2	2.16	0.46
16:CP:20:VAL:CG2	16:CP:21:VAL:N	2.79	0.46
18:CR:44:LEU:HD11	18:CR:79:LEU:HD22	1.97	0.46
27:DA:182:A:H2	27:DA:433:C:O2	1.99	0.46
27:DA:313:C:H2'	27:DA:314:A:C8	2.50	0.46
27:DA:481:G:C2'	27:DA:482:A:OP2	2.64	0.46
27:DA:857:C:H1'	49:D0:26:TYR:CE2	2.50	0.46
27:DA:2098:U:O2	27:DA:2192:G:N2	2.48	0.46
27:DA:2199:A:C5'	27:DA:2200:C:OP2	2.56	0.46
27:DA:2221:G:C2'	27:DA:2222:G:H5''	2.46	0.46
27:DA:2278:A:H2'	27:DA:2279:G:O5'	2.15	0.46
27:DA:2564:A:OP1	27:DA:2648:C:H4'	2.15	0.46
27:DA:2741:A:H2'	27:DA:2742:C:O4'	2.16	0.46
27:DA:2767:C:H2'	27:DA:2768:C:C6	2.50	0.46
27:DA:2824:C:H2'	27:DA:2825:C:H5'	1.98	0.46
28:DB:14:U:O2'	28:DB:108:U:O2'	1.95	0.46
29:DC:44:HIS:HA	29:DC:175:VAL:H	1.80	0.46
30:DD:226:MET:SD	30:DD:231:HIS:HB2	2.56	0.46
31:DE:116:VAL:O	31:DE:117:MET:CB	2.63	0.46
36:DN:15:LEU:HB2	36:DN:134:ARG:HB2	1.96	0.46
38:DP:18:ARG:HA	38:DP:18:ARG:HD2	1.67	0.46
40:DR:3:HIS:O	40:DR:4:LEU:C	2.53	0.46
42:DT:24:PRO:CD	42:DT:52:ILE:HD11	2.46	0.46
43:DU:26:GLY:C	43:DU:28:ARG:N	2.68	0.46
44:DV:6:LYS:HE3	44:DV:7:THR:N	2.31	0.46
48:DZ:60:LEU:H	48:DZ:60:LEU:HD22	1.81	0.46
48:DZ:93:GLU:O	48:DZ:95:VAL:N	2.49	0.46
52:D3:7:LYS:C	52:D3:54:VAL:HG13	2.35	0.46
52:D3:37:LEU:HD12	52:D3:43:ILE:CG2	2.45	0.46
56:D7:17:GLY:O	56:D7:21:ARG:HG2	2.14	0.46
1:AA:1003:G:H2'	1:AA:1004:A:O4'	2.16	0.46
1:AA:1066:C:H5''	1:AA:1066:C:H6	1.81	0.46
2:AB:185:ILE:HG22	2:AB:199:TYR:HB2	1.96	0.46
3:AC:22:TRP:HB2	3:AC:59:ARG:HB2	1.97	0.46
5:AE:12:LEU:HD23	5:AE:13:ILE:N	2.29	0.46

*Continued on next page...*



*Continued from previous page...*

Atom-1	Atom-2	Interatomic distance (Å)	Clash overlap (Å)
9:AI:49:PRO:HB3	9:AI:101:PHE:CD2	2.50	0.46
9:AI:51:ARG:O	9:AI:54:ASP:N	2.47	0.46
11:AK:50:TYR:HE2	11:AK:54:ARG:NH1	2.13	0.46
14:AN:44:LEU:C	14:AN:44:LEU:CD1	2.80	0.46
17:AQ:3:LYS:HD2	17:AQ:60:ILE:HD11	1.97	0.46
18:AR:72:ARG:O	18:AR:76:LEU:HD23	2.15	0.46
19:AS:29:ARG:HD2	19:AS:30:LEU:N	2.30	0.46
20:AT:10:LEU:HD23	20:AT:12:ALA:H	1.80	0.46
27:BA:480:A:H1'	47:BY:44:ILE:HG21	1.97	0.46
27:BA:699:A:H2'	27:BA:700:G:O4'	2.15	0.46
27:BA:1006:C:C2	27:BA:1138:G:N2	2.84	0.46
27:BA:1017:G:N2	27:BA:1018:C:H1'	2.30	0.46
27:BA:1612:C:O3'	56:B7:5:TRP:HD1	1.98	0.46
27:BA:1771:C:C1'	27:BA:1786:A:C8	2.98	0.46
27:BA:2320:A:H2'	27:BA:2320:A:N3	2.31	0.46
27:BA:2845:G:H5''	42:BT:55:ASN:HA	1.97	0.46
30:BD:36:PRO:CB	30:BD:61:LEU:HD12	2.45	0.46
30:BD:222:ARG:NH2	30:BD:225:ALA:HB2	2.31	0.46
34:BH:44:VAL:HG12	34:BH:45:VAL:N	2.31	0.46
35:BI:48:GLU:C	35:BI:50:ARG:N	2.68	0.46
35:BI:77:LEU:HD12	35:BI:101:LEU:HD22	1.97	0.46
36:BN:128:HIS:NE2	36:BN:134:ARG:HG2	2.31	0.46
37:BO:86:ILE:CG2	37:BO:94:ARG:HG3	2.44	0.46
38:BP:128:HIS:O	38:BP:129:ALA:HB2	2.16	0.46
41:BS:16:ASN:O	41:BS:20:ARG:NH1	2.45	0.46
41:BS:89:ARG:CB	41:BS:92:TYR:HB3	2.43	0.46
42:BT:19:LEU:HA	42:BT:20:PRO:HD3	1.71	0.46
46:BX:40:LYS:HG3	46:BX:51:VAL:HB	1.96	0.46
50:B1:46:LEU:HD11	50:B1:61:ARG:HH12	1.79	0.46
54:B5:54:GLY:O	54:B5:56:LYS:CD	2.63	0.46
1:CA:270:A:H2'	1:CA:271:C:H6	1.78	0.46
1:CA:370:C:O2'	1:CA:371:G:H5'	2.15	0.46
1:CA:957:U:O2	1:CA:960:U:H5''	2.16	0.46
1:CA:1120:G:H8	1:CA:1120:G:O5'	1.99	0.46
1:CA:1253:G:O2'	1:CA:1254:C:H5'	2.15	0.46
1:CA:1337:G:H5''	1:CA:1338:G:OP1	2.16	0.46
3:CC:6:HIS:CD2	3:CC:8:ILE:HG12	2.50	0.46
3:CC:9:GLY:CA	14:CN:49:HIS:HA	2.42	0.46
3:CC:138:VAL:HG12	3:CC:170:GLN:NE2	2.31	0.46
4:CD:19:LEU:HD23	4:CD:21:LEU:HD21	1.96	0.46
4:CD:63:LYS:O	4:CD:67:ILE:HG13	2.16	0.46

*Continued on next page...*

*Continued from previous page...*

Atom-1	Atom-2	Interatomic distance (Å)	Clash overlap (Å)
5:CE:11:ILE:CG1	5:CE:33:VAL:HG23	2.45	0.46
8:CH:24:THR:HG22	8:CH:25:ASP:O	2.15	0.46
8:CH:103:VAL:HG21	8:CH:109:ILE:HA	1.94	0.46
10:CJ:5:ARG:HG2	10:CJ:71:LEU:HD11	1.98	0.46
10:CJ:48:THR:CA	10:CJ:62:HIS:HB3	2.45	0.46
10:CJ:96:ILE:N	10:CJ:96:ILE:HD13	2.30	0.46
17:CQ:45:HIS:HB2	17:CQ:69:LYS:HE2	1.97	0.46
19:CS:11:VAL:HG23	19:CS:38:SER:HB2	1.98	0.46
20:CT:50:GLU:HG3	20:CT:51:GLU:H	1.80	0.46
27:DA:6:A:O2'	36:DN:130:HIS:CB	2.64	0.46
27:DA:71:A:H5'	27:DA:71:A:C8	2.51	0.46
27:DA:178:G:H2'	27:DA:179:G:H8	1.80	0.46
27:DA:820:A:N3	27:DA:943:U:H4'	2.31	0.46
27:DA:1040:C:O2'	27:DA:1041:C:OP2	2.32	0.46
27:DA:1795:C:O2	30:DD:255:LYS:NZ	2.47	0.46
27:DA:1817:G:C2'	27:DA:1818:U:H5'	2.44	0.46
27:DA:1825:A:OP1	30:DD:249:PRO:HD3	2.16	0.46
27:DA:2056:G:H4'	54:D5:8:LYS:NZ	2.31	0.46
27:DA:2074:U:H2'	27:DA:2075:U:C6	2.51	0.46
27:DA:2231:C:C4	27:DA:2232:U:C5	3.04	0.46
27:DA:2337:G:H2'	27:DA:2338:G:H8	1.81	0.46
27:DA:2369:A:O2'	27:DA:2370:G:H5'	2.15	0.46
27:DA:2468:G:N2	27:DA:2481:G:C2'	2.79	0.46
31:DE:193:GLY:O	31:DE:194:GLY:C	2.53	0.46
32:DF:117:ARG:NH2	38:DP:5:ASP:N	2.63	0.46
32:DF:192:LEU:HD21	32:DF:194:MET:CE	2.46	0.46
33:DG:55:LYS:C	33:DG:57:ALA:N	2.69	0.46
33:DG:61:ALA:HA	33:DG:64:THR:CG2	2.46	0.46
33:DG:83:ARG:O	33:DG:87:PRO:HG2	2.14	0.46
33:DG:98:ARG:O	33:DG:101:ILE:CG2	2.63	0.46
33:DG:137:GLU:HB3	33:DG:139:LEU:CD2	2.45	0.46
34:DH:12:PRO:HA	34:DH:15:VAL:HG21	1.97	0.46
34:DH:85:LYS:HE3	34:DH:144:VAL:HB	1.98	0.46
35:DI:25:TYR:CE2	35:DI:29:TYR:CD2	3.04	0.46
35:DI:79:ILE:O	35:DI:143:SER:OG	2.33	0.46
39:DQ:110:THR:HG23	39:DQ:113:GLN:CB	2.45	0.46
41:DS:73:LEU:O	41:DS:77:ALA:HB2	2.16	0.46
42:DT:42:ILE:HG21	42:DT:83:ILE:CD1	2.45	0.46
43:DU:92:ARG:HH11	43:DU:92:ARG:CG	2.27	0.46
45:DW:14:PRO:O	45:DW:17:VAL:HG22	2.16	0.46
45:DW:20:VAL:HG11	45:DW:44:ALA:CA	2.46	0.46

*Continued on next page...*

*Continued from previous page...*

Atom-1	Atom-2	Interatomic distance (Å)	Clash overlap (Å)
47:DY:37:VAL:O	47:DY:38:ILE:CB	2.64	0.46
48:DZ:6:ALA:C	48:DZ:7:TYR:CD1	2.89	0.46
52:D3:17:LYS:O	52:D3:20:LYS:HB2	2.15	0.46
1:AA:93:G:C2'	1:AA:96:U:C5'	2.77	0.46
1:AA:411:A:H2	1:AA:431:A:N6	2.14	0.46
1:AA:448:A:C5	1:AA:487:A:C2	3.04	0.46
1:AA:699:C:C4	1:AA:700:G:N7	2.84	0.46
1:AA:757:U:H2'	1:AA:758:G:O4'	2.14	0.46
1:AA:943:U:H1'	9:AI:124:GLN:HE22	1.79	0.46
1:AA:971:G:H5''	1:AA:972:C:H5''	1.98	0.46
1:AA:1074:G:O4'	2:AB:104:ASN:ND2	2.48	0.46
1:AA:1128:C:C4	1:AA:1139:G:C4	3.04	0.46
1:AA:1401:G:H2'	1:AA:1402:C:O4'	2.15	0.46
1:AA:1413:A:C2	1:AA:1414:U:C2	3.04	0.46
1:AA:1512:U:H2'	1:AA:1513:A:C8	2.50	0.46
3:AC:67:THR:HG23	3:AC:102:ASN:HB2	1.96	0.46
3:AC:107:GLN:HB3	3:AC:108:ASN:H	1.51	0.46
3:AC:162:GLN:HA	3:AC:162:GLN:NE2	2.30	0.46
4:AD:91:SER:O	4:AD:93:PHE:N	2.49	0.46
5:AE:53:LEU:HD12	5:AE:53:LEU:H	1.81	0.46
8:AH:64:LYS:C	8:AH:65:TYR:CD1	2.88	0.46
11:AK:32:ILE:HD12	11:AK:68:ALA:O	2.15	0.46
12:AL:87:VAL:O	12:AL:88:LYS:C	2.54	0.46
13:AM:25:ILE:CG2	13:AM:30:ALA:HB2	2.46	0.46
23:AW:26:C:H2'	23:AW:27:C:C6	2.50	0.46
24:AX:19:G:H4'	24:AX:20:U:OP2	2.16	0.46
25:AY:28:G:H2'	25:AY:29:G:C8	2.50	0.46
27:BA:81:G:C2	27:BA:106:C:N3	2.84	0.46
27:BA:227:A:H5''	38:BP:76:LYS:CE	2.36	0.46
27:BA:481:G:C4	27:BA:507:A:C2	3.04	0.46
27:BA:619:G:P	27:BA:620:G:H22	2.39	0.46
27:BA:672:C:H2'	27:BA:673:C:H6	1.80	0.46
27:BA:784:A:H5'	27:BA:785:G:OP1	2.16	0.46
27:BA:1448:G:H5'	27:BA:1449:A:OP1	2.15	0.46
27:BA:1808:U:H2'	27:BA:1809:A:O4'	2.16	0.46
27:BA:2100:G:H1	27:BA:2189:U:H3	1.63	0.46
27:BA:2300:G:O2'	27:BA:2301:C:H5'	2.16	0.46
27:BA:2623:G:H5'	27:BA:2826:A:O2'	2.16	0.46
27:BA:2683:C:H2'	27:BA:2684:U:C6	2.51	0.46
27:BA:2741:A:H2'	27:BA:2742:C:O4'	2.15	0.46
27:BA:2784:C:H1'	31:BE:37:ARG:NH1	2.27	0.46

*Continued on next page...*

*Continued from previous page...*

Atom-1	Atom-2	Interatomic distance (Å)	Clash overlap (Å)
29:BC:211:SER:HA	29:BC:219:GLY:O	2.15	0.46
30:BD:145:VAL:HG12	30:BD:146:GLU:O	2.16	0.46
30:BD:176:ARG:HH11	30:BD:176:ARG:HG2	1.80	0.46
31:BE:176:ILE:N	31:BE:176:ILE:CD1	2.78	0.46
31:BE:201:THR:OG1	31:BE:202:LYS:N	2.49	0.46
45:BW:68:ARG:CD	45:BW:110:LYS:HB3	2.43	0.46
48:BZ:23:LEU:HA	48:BZ:24:PRO:HD3	1.81	0.46
48:BZ:93:GLU:C	48:BZ:95:VAL:H	2.19	0.46
49:B0:42:GLY:HA2	49:B0:57:PHE:HD2	1.79	0.46
51:B2:6:VAL:O	51:B2:9:GLN:N	2.49	0.46
54:B5:41:PRO:HG2	54:B5:44:THR:OG1	2.16	0.46
1:CA:286:G:H2'	1:CA:287:U:O4'	2.16	0.46
1:CA:522:C:H41	12:CL:50:ARG:NH2	2.13	0.46
1:CA:624:C:H4'	16:CP:10:GLY:HA2	1.97	0.46
1:CA:744:C:O2'	1:CA:745:C:H5'	2.15	0.46
1:CA:940:C:H2'	1:CA:941:G:C8	2.50	0.46
1:CA:1000:U:N3	1:CA:1042:G:N2	2.62	0.46
1:CA:1106:G:H5''	3:CC:172:ARG:HD3	1.96	0.46
1:CA:1109:C:H2'	1:CA:1110:A:O4'	2.15	0.46
1:CA:1178:G:N2	1:CA:1180:A:H3'	2.30	0.46
1:CA:1188:A:H2'	1:CA:1189:C:H5'	1.97	0.46
2:CB:44:LEU:H	2:CB:44:LEU:CD1	2.28	0.46
2:CB:104:ASN:O	2:CB:106:LYS:N	2.49	0.46
3:CC:52:LEU:CD2	3:CC:52:LEU:N	2.78	0.46
3:CC:70:VAL:HG12	3:CC:71:ALA:H	1.81	0.46
3:CC:139:GLN:O	3:CC:143:GLU:HB2	2.14	0.46
4:CD:22:LYS:CB	4:CD:26:CYS:SG	3.02	0.46
7:CG:52:GLU:C	7:CG:54:THR:N	2.69	0.46
9:CI:23:ASN:O	9:CI:57:GLY:O	2.33	0.46
10:CJ:12:ASP:CG	10:CJ:15:THR:HG23	2.36	0.46
13:CM:66:LEU:HA	13:CM:70:LEU:HD12	1.98	0.46
17:CQ:21:VAL:O	17:CQ:41:LYS:HA	2.15	0.46
20:CT:50:GLU:HA	20:CT:100:ILE:HG12	1.98	0.46
27:DA:614(A):U:H5''	27:DA:614(B):G:OP1	2.15	0.46
27:DA:893:C:O2'	27:DA:894:C:H5'	2.15	0.46
27:DA:1399:C:O2'	27:DA:1400:G:H5'	2.15	0.46
27:DA:1581:G:H2'	27:DA:1582:C:O4'	2.16	0.46
27:DA:1599:C:C2	27:DA:1600:C:C5	3.03	0.46
27:DA:1719:G:H2'	27:DA:1720:U:H5'	1.97	0.46
27:DA:1848:A:C4	27:DA:1849:G:C8	3.04	0.46
27:DA:1971:A:C8	30:DD:241:PRO:HB3	2.51	0.46

*Continued on next page...*

*Continued from previous page...*

Atom-1	Atom-2	Interatomic distance (Å)	Clash overlap (Å)
27:DA:2239:G:H5'	30:DD:251:GLY:HA3	1.97	0.46
27:DA:2406:U:O4	38:DP:70:GLN:CB	2.62	0.46
27:DA:2543:G:O2'	27:DA:2544:G:H5'	2.16	0.46
27:DA:2808:U:C2'	27:DA:2809:A:H5'	2.44	0.46
30:DD:111:LEU:HA	30:DD:115:GLN:HE22	1.79	0.46
31:DE:57:LYS:C	31:DE:59:VAL:N	2.69	0.46
31:DE:119:ARG:HH11	31:DE:160:TYR:HB2	1.80	0.46
32:DF:118:ALA:C	32:DF:120:GLU:N	2.69	0.46
33:DG:27:ASN:O	33:DG:28:VAL:HB	2.15	0.46
33:DG:91:ARG:C	33:DG:91:ARG:CD	2.84	0.46
34:DH:84:SER:O	34:DH:85:LYS:CB	2.63	0.46
34:DH:95:ARG:HB2	34:DH:128:PRO:O	2.16	0.46
34:DH:123:PHE:HA	34:DH:133:VAL:HA	1.96	0.46
35:DI:75:LEU:HG	35:DI:77:LEU:CG	2.46	0.46
35:DI:81:VAL:HG23	35:DI:143:SER:H	1.80	0.46
35:DI:114:LEU:HA	35:DI:129:THR:O	2.16	0.46
36:DN:55:VAL:O	36:DN:56:ASN:C	2.53	0.46
36:DN:103:VAL:O	36:DN:106:MET:N	2.49	0.46
37:DO:19:ILE:HG22	37:DO:43:VAL:HA	1.98	0.46
37:DO:43:VAL:HG11	37:DO:46:ALA:HB2	1.96	0.46
38:DP:48:PRO:O	38:DP:51:PHE:N	2.48	0.46
38:DP:111:ARG:HA	38:DP:128:HIS:HD2	1.77	0.46
38:DP:114:ILE:HD12	38:DP:115:LEU:H	1.78	0.46
39:DQ:78:PRO:O	39:DQ:79:LEU:C	2.53	0.46
40:DR:6:SER:O	40:DR:7:GLY:O	2.33	0.46
40:DR:33:ARG:HE	40:DR:115:GLU:CD	2.19	0.46
41:DS:27:SER:HA	41:DS:88:ASP:CB	2.45	0.46
41:DS:36:TYR:N	41:DS:36:TYR:CD1	2.81	0.46
41:DS:74:ALA:HB2	41:DS:101:LEU:CD2	2.45	0.46
42:DT:61:PHE:HD2	42:DT:61:PHE:H	1.64	0.46
43:DU:113:ALA:C	43:DU:115:ALA:N	2.68	0.46
44:DV:40:LEU:N	44:DV:40:LEU:CD2	2.79	0.46
45:DW:41:LYS:C	45:DW:43:GLY:N	2.67	0.46
46:DX:12:VAL:HG12	46:DX:27:THR:OG1	2.16	0.46
48:DZ:10:GLU:CD	48:DZ:10:GLU:H	2.18	0.46
48:DZ:143:LEU:HD12	48:DZ:147:ASP:CB	2.46	0.46
49:D0:72:ARG:HE	49:D0:75:LEU:HD13	1.81	0.46
1:AA:191:G:H1'	20:AT:105:SER:HA	1.98	0.46
1:AA:676:A:C5	1:AA:677:U:C5	3.04	0.46
1:AA:823:G:C6	1:AA:878:G:C6	3.04	0.46
1:AA:957:U:O2	1:AA:960:U:H5''	2.16	0.46

*Continued on next page...*

*Continued from previous page...*

Atom-1	Atom-2	Interatomic distance (Å)	Clash overlap (Å)
1:AA:1464:G:O2'	1:AA:1465:C:H5'	2.16	0.46
2:AB:177:ALA:C	2:AB:179:LYS:N	2.69	0.46
3:AC:64:VAL:CG2	3:AC:64:VAL:O	2.63	0.46
7:AG:132:GLY:O	7:AG:135:VAL:N	2.45	0.46
9:AI:46:ALA:HB2	9:AI:74:ILE:CG2	2.45	0.46
11:AK:44:SER:H	11:AK:47:VAL:HB	1.81	0.46
16:AP:75:ARG:C	16:AP:77:ALA:N	2.67	0.46
17:AQ:4:LYS:HE3	17:AQ:6:LEU:HD21	1.97	0.46
23:AW:45:U:H4'	23:AW:46:U:C6	2.51	0.46
24:AX:61:C:O2'	24:AX:62:C:H5'	2.16	0.46
25:AY:37:U:H2'	25:AY:38:U:C4'	2.45	0.46
25:AY:37:U:H2'	25:AY:38:U:C5'	2.44	0.46
27:BA:659:C:H1'	32:BF:102:PRO:CD	2.46	0.46
27:BA:848:G:H5'	27:BA:848:G:C8	2.47	0.46
27:BA:1028:A:N6	27:BA:1125:G:H2'	2.30	0.46
27:BA:1042:G:C1'	27:BA:1114:G:H22	2.20	0.46
27:BA:1376:C:C2'	27:BA:1377:G:H5'	2.45	0.46
27:BA:1786:A:C2	27:BA:2606:C:H1'	2.51	0.46
27:BA:2243:U:O2	27:BA:2434:A:C2	2.69	0.46
27:BA:2849:U:O4	42:BT:23:ARG:NH2	2.48	0.46
28:BB:6:C:C2	28:BB:116:G:N2	2.84	0.46
29:BC:99:ILE:HG22	29:BC:99:ILE:O	2.15	0.46
30:BD:240:ALA:HB1	30:BD:241:PRO:HD2	1.96	0.46
31:BE:4:ILE:HG23	31:BE:4:ILE:O	2.15	0.46
32:BF:36:VAL:O	32:BF:40:GLN:HG3	2.15	0.46
34:BH:85:LYS:HZ2	34:BH:133:VAL:HB	1.81	0.46
35:BI:25:TYR:O	35:BI:29:TYR:HB3	2.15	0.46
35:BI:110:ASP:O	35:BI:114:LEU:CD2	2.63	0.46
40:BR:3:HIS:O	40:BR:4:LEU:CB	2.64	0.46
43:BU:59:ARG:O	43:BU:63:VAL:HG23	2.15	0.46
47:BY:10:GLY:C	47:BY:27:VAL:HG22	2.36	0.46
47:BY:84:ARG:NH1	47:BY:84:ARG:CG	2.77	0.46
48:BZ:62:ASP:OD2	48:BZ:64:GLN:NE2	2.49	0.46
48:BZ:69:LEU:HB2	48:BZ:90:LEU:HD11	1.97	0.46
50:B1:64:ALA:HA	50:B1:67:ILE:HG13	1.96	0.46
50:B1:77:ALA:HA	50:B1:80:LEU:CD1	2.45	0.46
58:B9:4:ARG:O	58:B9:36:GLN:HA	2.16	0.46
1:CA:15:G:C4'	5:CE:24:ARG:HH22	2.28	0.46
1:CA:67:C:O2	1:CA:171:A:C2	2.68	0.46
1:CA:102:G:N1	1:CA:103:C:C5	2.84	0.46
1:CA:323:U:H5'	20:CT:23:ARG:HA	1.98	0.46

*Continued on next page...*

*Continued from previous page...*

Atom-1	Atom-2	Interatomic distance (Å)	Clash overlap (Å)
1:CA:828:A:H2'	1:CA:829:G:O4'	2.15	0.46
1:CA:923:A:H2	1:CA:1395:C:N3	2.14	0.46
1:CA:1292:U:OP1	7:CG:41:ARG:NH2	2.49	0.46
1:CA:1375:A:H4'	7:CG:29:LYS:NZ	2.31	0.46
1:CA:1398:A:H5''	1:CA:1398:A:H8	1.80	0.46
2:CB:98:LEU:O	2:CB:101:MET:HG3	2.16	0.46
3:CC:5:ILE:CD1	3:CC:6:HIS:N	2.76	0.46
6:CF:81:ILE:HG13	6:CF:82:ARG:N	2.31	0.46
17:CQ:13:ASP:HA	17:CQ:19:VAL:HG12	1.97	0.46
20:CT:57:ARG:HB2	20:CT:57:ARG:NH1	2.29	0.46
59:CX:61:C:O2'	59:CX:62:C:O5'	2.34	0.46
27:DA:252:G:P	38:DP:50:ARG:HH11	2.38	0.46
27:DA:265:A:H1'	27:DA:266:G:O4'	2.16	0.46
27:DA:359:A:H2'	27:DA:360:G:C5'	2.46	0.46
27:DA:479:A:HO2'	27:DA:481:G:H8	1.63	0.46
27:DA:481:G:O2'	27:DA:482:A:OP2	2.29	0.46
27:DA:748:G:OP1	27:DA:2612:C:N4	2.49	0.46
27:DA:977:G:C6	27:DA:987:G:C6	3.04	0.46
27:DA:1402:C:O2'	27:DA:1403:C:H5'	2.16	0.46
27:DA:1495:A:C8	27:DA:1495:A:OP1	2.69	0.46
27:DA:1658:C:H2'	27:DA:1659:U:C6	2.51	0.46
27:DA:2038:G:H2'	27:DA:2039:C:O4'	2.16	0.46
27:DA:2305:A:C4	33:DG:154:GLY:HA3	2.50	0.46
27:DA:2409:G:O2'	27:DA:2410:G:H5'	2.16	0.46
29:DC:45:ALA:HA	29:DC:210:ARG:CB	2.46	0.46
29:DC:53:ARG:O	29:DC:54:SER:HB3	2.15	0.46
29:DC:221:SER:O	29:DC:222:VAL:O	2.34	0.46
30:DD:131:LEU:N	30:DD:131:LEU:CD1	2.79	0.46
34:DH:106:THR:CG2	34:DH:112:PRO:HB3	2.44	0.46
35:DI:4:ILE:HD11	35:DI:44:LEU:HD12	1.96	0.46
35:DI:131:LYS:HE3	35:DI:133:HIS:CE1	2.51	0.46
38:DP:48:PRO:HG2	38:DP:49:ARG:H	1.81	0.46
38:DP:101:VAL:CG2	38:DP:102:ARG:N	2.77	0.46
39:DQ:2:LEU:HD12	39:DQ:2:LEU:HA	1.83	0.46
41:DS:74:ALA:HB1	41:DS:103:GLU:CB	2.46	0.46
45:DW:50:VAL:HG11	45:DW:103:ILE:HG21	1.97	0.46
46:DX:50:LYS:HD3	46:DX:84:ALA:CB	2.31	0.46
50:D1:62:VAL:CG2	50:D1:63:ALA:N	2.78	0.46
52:D3:8:LEU:HB2	52:D3:28:LEU:CD1	2.46	0.46
52:D3:32:GLN:HA	52:D3:32:GLN:OE1	2.16	0.46
1:AA:67:C:H2'	1:AA:68:G:C8	2.51	0.46

*Continued on next page...*

*Continued from previous page...*

Atom-1	Atom-2	Interatomic distance (Å)	Clash overlap (Å)
1:AA:341:C:H2'	1:AA:342:C:C6	2.51	0.46
1:AA:342:C:N3	1:AA:348:G:C2	2.84	0.46
1:AA:892:A:O2'	1:AA:1415:G:H4'	2.15	0.46
1:AA:1060:C:C5'	10:AJ:51:ARG:HB3	2.46	0.46
1:AA:1139:G:H5'	1:AA:1140:C:OP1	2.16	0.46
3:AC:207:VAL:HG12	3:AC:207:VAL:O	2.15	0.46
6:AF:98:LEU:HD12	6:AF:98:LEU:O	2.15	0.46
7:AG:132:GLY:O	7:AG:133:GLY:C	2.53	0.46
9:AI:79:LEU:HD13	9:AI:79:LEU:C	2.36	0.46
10:AJ:6:ILE:HD11	10:AJ:72:VAL:CB	2.43	0.46
11:AK:29:ILE:O	11:AK:29:ILE:HG13	2.14	0.46
11:AK:124:LYS:HG2	11:AK:124:LYS:O	2.15	0.46
27:BA:89:G:H5'	27:BA:89:G:C8	2.47	0.46
27:BA:244:A:O3'	38:BP:74:GLU:HB3	2.16	0.46
27:BA:280:C:C5	27:BA:281:G:N7	2.84	0.46
27:BA:382:G:H1	27:BA:392:C:N4	2.05	0.46
27:BA:1484:G:H3'	27:BA:1485:G:C5'	2.36	0.46
27:BA:1591:G:O2'	27:BA:1592:C:H5'	2.16	0.46
27:BA:1999:C:H2'	27:BA:2000:G:O4'	2.16	0.46
27:BA:2567:G:H2'	27:BA:2568:C:C6	2.51	0.46
28:BB:96:U:H2'	28:BB:97:G:H8	1.80	0.46
30:BD:72:LYS:HD3	30:BD:75:ILE:HD12	1.97	0.46
32:BF:157:VAL:HA	32:BF:176:LEU:O	2.16	0.46
34:BH:54:ARG:CB	34:BH:65:HIS:HD2	2.28	0.46
35:BI:31:LEU:HB2	35:BI:32:PRO:HD3	1.98	0.46
38:BP:65:ARG:NH1	57:B8:46:ARG:HH21	2.13	0.46
39:BQ:60:ARG:H	48:BZ:178:ASP:N	2.14	0.46
41:BS:97:ARG:C	41:BS:97:ARG:NE	2.69	0.46
44:BV:62:LEU:N	44:BV:62:LEU:HD22	2.30	0.46
46:BX:25:LYS:NZ	46:BX:82:GLN:NE2	2.64	0.46
46:BX:65:ARG:HH11	46:BX:65:ARG:HG2	1.81	0.46
47:BY:97:ARG:HE	47:BY:98:VAL:HG23	1.81	0.46
48:BZ:56:ILE:HG22	48:BZ:58:LEU:HD23	1.98	0.46
49:B0:49:LYS:O	49:B0:50:ASN:HB2	2.16	0.46
51:B2:15:LYS:O	51:B2:15:LYS:HG3	2.15	0.46
54:B5:57:VAL:C	54:B5:58:LEU:HG	2.35	0.46
57:B8:29:LYS:HB2	57:B8:33:ASN:ND2	2.31	0.46
57:B8:32:LEU:CD2	57:B8:32:LEU:H	2.28	0.46
1:CA:559:A:OP1	5:CE:126:ARG:NH2	2.49	0.46
1:CA:590:C:O2'	1:CA:591:U:H5'	2.16	0.46
1:CA:908:A:H2'	1:CA:909:A:H8	1.81	0.46

*Continued on next page...*



*Continued from previous page...*

Atom-1	Atom-2	Interatomic distance (Å)	Clash overlap (Å)
1:CA:959:A:C3'	1:CA:960:U:H4'	2.46	0.46
1:CA:968:A:H4'	1:CA:969:A:OP2	2.16	0.46
1:CA:1288:A:N6	1:CA:1289:A:N6	2.64	0.46
1:CA:1308:U:H5'	13:CM:110:ARG:HD2	1.97	0.46
1:CA:1371:G:O3'	9:CI:69:GLY:HA3	2.16	0.46
1:CA:1445:C:H2'	1:CA:1446:U:O4'	2.16	0.46
10:CJ:3:LYS:HZ2	10:CJ:77:PRO:HD3	1.81	0.46
12:CL:66:TYR:HE2	12:CL:68:PRO:HA	1.81	0.46
16:CP:74:LEU:HD23	16:CP:79:VAL:CG2	2.44	0.46
18:CR:36:ASN:HD22	18:CR:39:VAL:CB	2.27	0.46
23:CW:34:U:C2'	23:CW:35:G:H5'	2.45	0.46
27:DA:563:G:C4	27:DA:564:C:C5	3.04	0.46
27:DA:593:G:H2'	27:DA:594:U:C6	2.50	0.46
27:DA:993:G:O2'	44:DV:89:GLN:HG3	2.16	0.46
27:DA:1497:U:O2	27:DA:1497:U:C2'	2.64	0.46
27:DA:2092:U:C4'	27:DA:2093:G:O5'	2.58	0.46
27:DA:2308:G:H22	33:DG:79:ASN:CG	2.19	0.46
27:DA:2352:A:C2	49:D0:33:ALA:HB1	2.36	0.46
27:DA:2468:G:H22	27:DA:2481:G:C2'	2.27	0.46
27:DA:2532:G:H2'	27:DA:2533:A:C8	2.51	0.46
27:DA:2574:G:O2'	31:DE:143:ASN:HB3	2.16	0.46
27:DA:2884:U:H2'	27:DA:2885:C:H5'	1.98	0.46
28:DB:3:C:C4	28:DB:4:C:C4	3.03	0.46
28:DB:113:G:H2'	28:DB:113:G:N3	2.30	0.46
30:DD:97:TYR:C	30:DD:99:ASP:N	2.68	0.46
30:DD:109:ASP:OD1	30:DD:197:GLY:HA2	2.15	0.46
30:DD:125:ILE:O	30:DD:126:GLN:CB	2.62	0.46
31:DE:110:GLY:O	40:DR:2:ARG:NE	2.49	0.46
31:DE:113:PHE:C	31:DE:113:PHE:HD2	2.19	0.46
33:DG:20:ILE:O	33:DG:24:GLY:N	2.48	0.46
33:DG:36:LYS:HB3	33:DG:95:ARG:NH1	2.31	0.46
33:DG:101:ILE:HD13	33:DG:105:LYS:HE3	1.96	0.46
33:DG:107:LEU:HD11	33:DG:178:PHE:CE1	2.51	0.46
35:DI:98:ALA:HA	35:DI:109:ILE:HG21	1.98	0.46
36:DN:114:ARG:O	36:DN:118:LYS:HG3	2.16	0.46
37:DO:49:ARG:HG2	37:DO:49:ARG:NH1	2.31	0.46
40:DR:78:LYS:O	40:DR:82:GLU:HB3	2.16	0.46
43:DU:20:LEU:HD13	43:DU:20:LEU:O	2.16	0.46
43:DU:26:GLY:C	43:DU:28:ARG:H	2.18	0.46
45:DW:9:TYR:H	45:DW:102:HIS:CD2	2.34	0.46
47:DY:30:VAL:HG22	47:DY:37:VAL:HG12	1.98	0.46

*Continued on next page...*

*Continued from previous page...*

Atom-1	Atom-2	Interatomic distance (Å)	Clash overlap (Å)
51:D2:40:SER:C	51:D2:42:GLY:N	2.68	0.46
53:D4:41:ILE:N	53:D4:57:ILE:O	2.43	0.46
58:D9:18:ARG:HA	58:D9:22:ARG:O	2.15	0.46
1:AA:324:G:N2	1:AA:327:A:C8	2.84	0.46
1:AA:538:G:O2'	1:AA:539:A:H5'	2.16	0.46
1:AA:657:G:O2'	1:AA:658:G:H5'	2.16	0.46
1:AA:667:G:H4'	15:AO:51:HIS:CE1	2.51	0.46
1:AA:942:G:N2	9:AI:124:GLN:NE2	2.51	0.46
1:AA:1073:U:H2'	1:AA:1074:G:C8	2.50	0.46
1:AA:1314:C:N4	19:AS:4:SER:N	2.64	0.46
2:AB:75:LYS:HA	2:AB:78:GLN:HG3	1.96	0.46
2:AB:108:ILE:O	2:AB:111:ARG:HB2	2.15	0.46
2:AB:163:PHE:CE1	2:AB:215:LEU:HD23	2.51	0.46
4:AD:58:LEU:HD13	4:AD:58:LEU:C	2.36	0.46
6:AF:14:LEU:HD23	6:AF:15:ASP:O	2.16	0.46
7:AG:58:PRO:O	7:AG:59:LEU:C	2.55	0.46
7:AG:91:VAL:HG12	7:AG:92:SER:O	2.16	0.46
7:AG:142:GLU:O	7:AG:143:ARG:C	2.53	0.46
10:AJ:24:VAL:HG22	10:AJ:72:VAL:HG11	1.97	0.46
12:AL:22:PRO:O	12:AL:24:LEU:N	2.48	0.46
12:AL:42:PRO:HB3	12:AL:50:ARG:NH1	2.31	0.46
12:AL:76:GLU:HG2	12:AL:77:HIS:CD2	2.51	0.46
19:AS:8:GLY:O	19:AS:9:VAL:CG2	2.64	0.46
19:AS:41:VAL:CG1	19:AS:42:PRO:CD	2.92	0.46
20:AT:28:ALA:O	20:AT:30:LYS:N	2.49	0.46
27:BA:26:G:C6	27:BA:27:G:N1	2.84	0.46
27:BA:56:A:H2'	27:BA:57:C:C6	2.50	0.46
27:BA:643:A:C2	27:BA:644:A:C4	3.03	0.46
27:BA:969:U:O3'	52:B3:14:GLY:HA2	2.15	0.46
27:BA:1375:C:H2'	27:BA:1376:C:C6	2.47	0.46
27:BA:1767:C:H2'	27:BA:1768:U:O4'	2.15	0.46
27:BA:2305:A:C4	33:BG:154:GLY:HA3	2.51	0.46
27:BA:2482:G:C2	27:BA:2483:C:H1'	2.50	0.46
27:BA:2732:G:C3'	27:BA:2733:A:C5'	2.94	0.46
28:BB:93:G:O5'	28:BB:93:G:C8	2.69	0.46
30:BD:8:PRO:C	30:BD:10:THR:N	2.70	0.46
30:BD:139:GLY:O	30:BD:164:GLN:HG3	2.16	0.46
31:BE:78:LEU:H	31:BE:78:LEU:HD23	1.80	0.46
33:BG:52:ILE:HG22	33:BG:54:GLU:CG	2.46	0.46
33:BG:64:THR:CG2	33:BG:65:GLY:N	2.76	0.46
35:BI:62:LYS:O	35:BI:62:LYS:HD3	2.15	0.46

*Continued on next page...*

*Continued from previous page...*

Atom-1	Atom-2	Interatomic distance (Å)	Clash overlap (Å)
35:BI:65:ALA:O	35:BI:69:LYS:HB2	2.16	0.46
35:BI:125:GLU:OE2	35:BI:141:LYS:HG2	2.16	0.46
36:BN:90:MET:HE1	36:BN:97:ARG:HD2	1.98	0.46
37:BO:105:GLU:O	37:BO:109:LYS:HB2	2.15	0.46
39:BQ:48:GLU:O	39:BQ:50:ALA:N	2.49	0.46
39:BQ:60:ARG:HB3	39:BQ:60:ARG:NH1	2.31	0.46
40:BR:10:LEU:HB3	40:BR:17:ARG:HD2	1.98	0.46
40:BR:10:LEU:HD23	40:BR:17:ARG:HD2	1.98	0.46
41:BS:42:ASP:C	41:BS:44:LYS:N	2.69	0.46
42:BT:76:PHE:HA	42:BT:77:PRO:HD3	1.76	0.46
43:BU:112:ARG:CZ	44:BV:46:VAL:HG11	2.46	0.46
46:BX:39:ILE:O	46:BX:42:ALA:HB3	2.16	0.46
47:BY:96:ILE:CG2	47:BY:97:ARG:H	2.29	0.46
48:BZ:71:ARG:HG2	48:BZ:88:PHE:HB2	1.97	0.46
50:B1:15:ALA:HB3	50:B1:40:ARG:HD2	1.98	0.46
51:B2:40:SER:C	51:B2:42:GLY:H	2.18	0.46
53:B4:43:GLY:C	53:B4:45:GLY:N	2.69	0.46
53:B4:67:PRO:O	53:B4:68:PHE:CG	2.69	0.46
54:B5:53:ALA:HA	54:B5:56:LYS:NZ	2.31	0.46
55:B6:15:GLU:OE1	55:B6:41:PRO:CB	2.63	0.46
55:B6:41:PRO:HD2	55:B6:45:LYS:HA	1.98	0.46
1:CA:149:A:C2	1:CA:150:C:N3	2.84	0.46
1:CA:302:G:H21	1:CA:556:C:C4'	2.29	0.46
1:CA:444:C:H2'	1:CA:445:G:H8	1.80	0.46
1:CA:933:G:N2	1:CA:1384:C:O2	2.47	0.46
1:CA:1028:C:H2'	1:CA:1029:C:H5'	1.98	0.46
1:CA:1226:C:H6	13:CM:103:THR:OG1	1.99	0.46
1:CA:1320:C:H5'	1:CA:1320:C:H6	1.80	0.46
2:CB:122:PHE:CG	2:CB:123:ALA:N	2.83	0.46
3:CC:8:ILE:C	3:CC:10:PHE:N	2.69	0.46
3:CC:42:LEU:HD12	3:CC:45:LYS:HZ3	1.81	0.46
4:CD:108:LEU:HB3	4:CD:110:PHE:CD1	2.51	0.46
4:CD:137:SER:O	4:CD:138:TYR:C	2.54	0.46
6:CF:4:TYR:CD1	6:CF:92:LYS:HA	2.47	0.46
7:CG:87:VAL:HG11	7:CG:154:TYR:O	2.17	0.46
8:CH:73:ASP:OD2	8:CH:75:ARG:CG	2.64	0.46
10:CJ:50:ILE:HD13	10:CJ:50:ILE:H	1.80	0.46
11:CK:46:GLY:CA	11:CK:55:LYS:HD3	2.46	0.46
11:CK:95:ILE:HG22	11:CK:96:ARG:N	2.30	0.46
13:CM:14:ARG:HG3	13:CM:16:ASP:OD2	2.16	0.46
14:CN:24:CYS:H	14:CN:33:VAL:HG11	1.81	0.46

*Continued on next page...*

*Continued from previous page...*

Atom-1	Atom-2	Interatomic distance (Å)	Clash overlap (Å)
15:CO:31:LEU:HD22	15:CO:31:LEU:H	1.80	0.46
18:CR:35:ARG:C	18:CR:37:VAL:H	2.17	0.46
19:CS:20:LEU:HA	19:CS:23:ASN:HB3	1.97	0.46
59:CX:19:G:C3'	59:CX:20:U:C5'	2.83	0.46
27:DA:188:G:C6	27:DA:189:G:C4	3.04	0.46
27:DA:189:G:O6	27:DA:205:G:O2'	2.28	0.46
27:DA:487:C:H1'	45:DW:53:SER:HA	1.97	0.46
27:DA:487:C:O4'	45:DW:56:ALA:CB	2.64	0.46
27:DA:718:A:H2'	27:DA:719:C:H5'	1.97	0.46
27:DA:904:C:H2'	27:DA:905:U:H5'	1.97	0.46
27:DA:1006:C:O2'	36:DN:106:MET:O	2.34	0.46
27:DA:1494:A:H3'	27:DA:1494:A:N3	2.31	0.46
27:DA:1517:G:H2'	27:DA:1518:U:O4'	2.16	0.46
27:DA:1568:G:P	30:DD:63:ARG:HH22	2.39	0.46
27:DA:1751:C:O2'	27:DA:1752:C:H5'	2.16	0.46
27:DA:2011:U:H2'	27:DA:2012:G:H5'	1.97	0.46
27:DA:2097:C:C2'	27:DA:2098:U:H5'	2.46	0.46
27:DA:2131:G:H5'	27:DA:2133:G:O5'	2.15	0.46
27:DA:2262:U:O2'	27:DA:2263:C:C5'	2.64	0.46
27:DA:2418:A:C2	27:DA:2419:U:C2	3.04	0.46
28:DB:96:U:H2'	28:DB:97:G:H8	1.81	0.46
30:DD:32:SER:O	30:DD:33:LEU:C	2.55	0.46
30:DD:166:GLN:CA	30:DD:166:GLN:NE2	2.77	0.46
30:DD:226:MET:HB3	30:DD:230:ASP:HB2	1.98	0.46
32:DF:65:TRP:CZ3	32:DF:75:HIS:HD2	2.34	0.46
32:DF:77:ASP:C	32:DF:79:GLY:H	2.19	0.46
32:DF:98:SER:OG	32:DF:99:TYR:N	2.47	0.46
32:DF:117:ARG:CZ	38:DP:5:ASP:N	2.78	0.46
33:DG:117:PHE:CZ	33:DG:119:GLY:O	2.68	0.46
34:DH:121:ILE:CG2	34:DH:133:VAL:HG12	2.46	0.46
36:DN:22:THR:OG1	36:DN:25:ARG:HB2	2.15	0.46
36:DN:72:TYR:N	36:DN:72:TYR:CD1	2.84	0.46
40:DR:9:LYS:HE3	40:DR:43:GLU:OE2	2.16	0.46
42:DT:32:TYR:HB3	42:DT:81:PRO:HB3	1.97	0.46
42:DT:53:ARG:HH11	42:DT:53:ARG:HG2	1.79	0.46
48:DZ:78:ARG:HD2	48:DZ:78:ARG:H	1.78	0.46
50:D1:82:LEU:C	50:D1:83:GLU:CD	2.75	0.46
52:D3:7:LYS:HB2	52:D3:34:GLU:HG2	1.98	0.46
57:D8:32:LEU:HB3	57:D8:36:LYS:HD2	1.96	0.46
1:AA:112:G:H21	1:AA:354:G:C4'	2.29	0.45
1:AA:511:C:C2	1:AA:512:U:C5	3.04	0.45

*Continued on next page...*

*Continued from previous page...*

Atom-1	Atom-2	Interatomic distance (Å)	Clash overlap (Å)
1:AA:662:G:H2'	1:AA:663:A:C8	2.51	0.45
1:AA:770:C:H1'	1:AA:900:A:C2	2.51	0.45
1:AA:943:U:H2'	1:AA:944:G:H5'	1.98	0.45
1:AA:1227:A:O2'	13:AM:115:LYS:CB	2.64	0.45
1:AA:1234:C:H2'	1:AA:1235:U:C6	2.49	0.45
1:AA:1292:U:H2'	1:AA:1293:G:C8	2.51	0.45
1:AA:1300:G:HO2'	1:AA:1301:U:P	2.39	0.45
2:AB:16:HIS:HA	2:AB:210:SER:OG	2.17	0.45
2:AB:37:ASN:C	2:AB:39:ILE:H	2.19	0.45
5:AE:146:ALA:C	5:AE:148:VAL:N	2.68	0.45
6:AF:39:LYS:CG	6:AF:40:VAL:H	2.29	0.45
7:AG:37:ASN:ND2	9:AI:41:VAL:HG23	2.31	0.45
8:AH:6:ILE:HD12	8:AH:6:ILE:N	2.17	0.45
9:AI:96:LEU:O	9:AI:100:GLY:N	2.49	0.45
11:AK:84:VAL:HG11	11:AK:95:ILE:HD11	1.97	0.45
14:AN:12:ARG:C	14:AN:14:PRO:CD	2.81	0.45
14:AN:26:ARG:O	14:AN:28:GLY:N	2.49	0.45
15:AO:9:GLN:O	15:AO:10:LYS:C	2.54	0.45
16:AP:70:ALA:O	16:AP:74:LEU:HD13	2.16	0.45
19:AS:16:LEU:HB3	19:AS:20:LEU:CD1	2.46	0.45
20:AT:86:ARG:HH11	20:AT:86:ARG:CG	2.27	0.45
23:AW:67:C:O2'	23:AW:68:C:H5'	2.16	0.45
23:AW:69:C:H2'	23:AW:70:C:H5'	1.97	0.45
27:BA:34:C:H6	27:BA:34:C:H5''	1.80	0.45
27:BA:118:A:H1'	27:BA:178:G:O4'	2.16	0.45
27:BA:679:C:H2'	27:BA:680:G:C8	2.50	0.45
27:BA:777:A:H2'	27:BA:778:G:H8	1.81	0.45
27:BA:955:C:C5'	27:BA:956:G:OP2	2.64	0.45
27:BA:1156:A:P	43:BU:55:ARG:HH11	2.39	0.45
27:BA:1337:G:H2'	27:BA:1338:G:H8	1.81	0.45
27:BA:1465:G:N3	27:BA:1545:A:H2	2.14	0.45
27:BA:1681:G:O2'	27:BA:1762:A:H2'	2.16	0.45
27:BA:1786:A:H2	27:BA:2606:C:H1'	1.80	0.45
27:BA:1839:G:H8	27:BA:1839:G:H5'	1.80	0.45
27:BA:2015:A:C4	54:B5:2:ALA:HA	2.50	0.45
27:BA:2287:A:N1	27:BA:2346:A:C2	2.74	0.45
27:BA:2586:C:O2'	27:BA:2587:A:H5'	2.15	0.45
30:BD:65:ILE:HD13	30:BD:65:ILE:O	2.16	0.45
30:BD:183:ARG:HG3	30:BD:183:ARG:NH1	2.31	0.45
33:BG:52:ILE:HG22	33:BG:54:GLU:HG2	1.98	0.45
34:BH:13:LYS:CG	34:BH:14:GLY:N	2.78	0.45

*Continued on next page...*

*Continued from previous page...*

Atom-1	Atom-2	Interatomic distance (Å)	Clash overlap (Å)
34:BH:85:LYS:CE	34:BH:145:ALA:N	2.79	0.45
36:BN:123:TYR:OH	36:BN:130:HIS:CE1	2.69	0.45
37:BO:7:TYR:CZ	37:BO:44:LYS:HG3	2.51	0.45
38:BP:81:GLN:HE21	38:BP:81:GLN:HB2	1.53	0.45
38:BP:108:LYS:C	38:BP:110:TYR:H	2.19	0.45
39:BQ:2:LEU:O	39:BQ:3:MET:HB3	2.16	0.45
39:BQ:42:ILE:HD13	39:BQ:97:VAL:CG2	2.46	0.45
39:BQ:47:ILE:CD1	39:BQ:70:PRO:HD3	2.45	0.45
41:BS:57:LYS:CG	41:BS:58:LEU:N	2.78	0.45
43:BU:33:ARG:O	43:BU:37:GLU:HG3	2.17	0.45
1:CA:676:A:O2'	1:CA:677:U:H5'	2.16	0.45
1:CA:899:C:O5'	1:CA:899:C:H6	1.98	0.45
1:CA:1143:G:H2'	1:CA:1144:G:C8	2.51	0.45
5:CE:11:ILE:HD12	5:CE:31:LEU:HD12	1.97	0.45
5:CE:35:GLY:HA3	5:CE:41:VAL:HG12	1.97	0.45
8:CH:6:ILE:HD12	8:CH:6:ILE:H	1.81	0.45
13:CM:24:GLY:C	13:CM:25:ILE:HD12	2.36	0.45
16:CP:43:LYS:CG	16:CP:48:TRP:CE2	2.99	0.45
17:CQ:6:LEU:HD12	17:CQ:6:LEU:N	2.31	0.45
19:CS:16:LEU:O	19:CS:19:VAL:HB	2.16	0.45
27:DA:397:G:H2'	27:DA:398:G:C8	2.49	0.45
27:DA:621:A:H2'	27:DA:622:G:H5'	1.97	0.45
27:DA:644:A:H4'	27:DA:645:C:C4	2.50	0.45
27:DA:714:U:H2'	27:DA:716:A:OP2	2.16	0.45
27:DA:737:C:H2'	27:DA:738:G:O5'	2.16	0.45
27:DA:759:G:O4'	27:DA:1981:A:C2	2.70	0.45
27:DA:775:G:C2	27:DA:777:A:N6	2.83	0.45
27:DA:882:G:H2'	27:DA:883:G:C8	2.52	0.45
27:DA:1563:G:H2'	27:DA:1564:C:H6	1.80	0.45
27:DA:2070:G:H2'	27:DA:2071:A:O4'	2.16	0.45
27:DA:2314:C:H2'	27:DA:2315:G:H8	1.81	0.45
27:DA:2636:U:H4'	31:DE:80:GLU:OE2	2.16	0.45
27:DA:2641:G:P	36:DN:74:ARG:HE	2.38	0.45
28:DB:79:C:H2'	28:DB:80:U:O4'	2.16	0.45
30:DD:241:PRO:O	30:DD:242:ARG:C	2.54	0.45
31:DE:110:GLY:HA2	31:DE:161:GLY:C	2.37	0.45
32:DF:126:VAL:HG21	32:DF:129:PHE:CZ	2.51	0.45
33:DG:11:TYR:O	33:DG:15:VAL:HB	2.17	0.45
37:DO:87:ILE:HD11	37:DO:114:ILE:HD11	1.98	0.45
38:DP:16:ARG:HB2	38:DP:16:ARG:CZ	2.46	0.45
39:DQ:130:LYS:NZ	48:DZ:79:ARG:HD3	2.31	0.45

*Continued on next page...*

*Continued from previous page...*

Atom-1	Atom-2	Interatomic distance (Å)	Clash overlap (Å)
41:DS:70:GLY:O	41:DS:73:LEU:N	2.49	0.45
41:DS:98:VAL:O	41:DS:98:VAL:HG23	2.16	0.45
42:DT:36:GLU:C	42:DT:38:ASN:H	2.20	0.45
55:D6:9:LEU:O	55:D6:10:LEU:C	2.54	0.45
1:AA:431:A:H2'	1:AA:432:A:H5'	1.97	0.45
1:AA:444:C:C2	1:AA:445:G:C8	3.04	0.45
1:AA:448:A:O2'	1:AA:449:C:H5'	2.17	0.45
1:AA:542:G:C5'	4:AD:41:GLY:CA	2.94	0.45
1:AA:1344:C:H5'	9:AI:120:ARG:O	2.16	0.45
3:AC:129:ALA:CB	3:AC:132:ARG:HD2	2.36	0.45
4:AD:67:ILE:HG22	4:AD:68:TYR:CD1	2.51	0.45
7:AG:5:ARG:O	7:AG:7:ALA:N	2.49	0.45
8:AH:84:ARG:HH12	8:AH:86:ILE:CD1	2.30	0.45
10:AJ:61:GLU:OE2	14:AN:45:ARG:NH1	2.48	0.45
12:AL:86:ARG:HD3	12:AL:88:LYS:N	2.31	0.45
13:AM:83:ASP:OD2	13:AM:85:GLY:N	2.49	0.45
20:AT:47:GLY:O	20:AT:49:ALA:N	2.49	0.45
20:AT:97:ALA:C	20:AT:99:LEU:N	2.69	0.45
24:AX:62:C:C2	24:AX:63:G:C8	3.04	0.45
27:BA:358:U:OP2	27:BA:358:U:H6	1.99	0.45
27:BA:753:C:H2'	27:BA:754:C:H6	1.80	0.45
27:BA:861:A:C2	27:BA:917:A:C4	3.04	0.45
27:BA:1020:A:N1	27:BA:1141:U:H1'	2.32	0.45
27:BA:1161:C:O2'	44:BV:8:GLY:HA2	2.17	0.45
27:BA:1326:U:H2'	27:BA:1327:C:H6	1.81	0.45
27:BA:1603:A:H5'	27:BA:1603:A:H8	1.81	0.45
27:BA:1710:C:O2'	27:BA:1711:C:H5'	2.15	0.45
27:BA:2579:C:C2'	27:BA:2580:U:H5'	2.47	0.45
27:BA:2593:U:H3	27:BA:2600:A:H61	1.64	0.45
28:BB:87:G:C2'	28:BB:88:C:H5''	2.46	0.45
32:BF:26:ALA:O	32:BF:27:GLU:HG2	2.15	0.45
34:BH:66:GLY:HA2	34:BH:69:ARG:HB2	1.97	0.45
34:BH:116:GLU:HG2	34:BH:117:PRO:N	2.31	0.45
35:BI:92:VAL:HG23	35:BI:97:ILE:HG13	1.97	0.45
38:BP:61:ARG:HD2	38:BP:61:ARG:N	2.31	0.45
40:BR:48:VAL:O	40:BR:50:HIS:N	2.49	0.45
41:BS:20:ARG:HD3	41:BS:20:ARG:HA	1.29	0.45
44:BV:15:GLU:O	44:BV:16:PRO:C	2.55	0.45
44:BV:35:LEU:O	44:BV:36:PRO:C	2.54	0.45
45:BW:83:LYS:HZ3	45:BW:97:LYS:HE2	1.81	0.45
46:BX:52:VAL:O	46:BX:52:VAL:CG1	2.64	0.45

*Continued on next page...*

*Continued from previous page...*

Atom-1	Atom-2	Interatomic distance (Å)	Clash overlap (Å)
48:BZ:60:LEU:N	48:BZ:60:LEU:CD2	2.79	0.45
55:B6:33:LYS:HE2	55:B6:33:LYS:CA	2.26	0.45
56:B7:31:LEU:HD22	56:B7:42:LEU:HD12	1.98	0.45
1:CA:335:C:H2'	1:CA:336:C:C6	2.50	0.45
1:CA:1172:C:H2'	1:CA:1173:G:C8	2.52	0.45
1:CA:1172:C:H2'	1:CA:1173:G:H8	1.82	0.45
1:CA:1308:U:OP1	13:CM:98:VAL:N	2.44	0.45
2:CB:8:LYS:CD	2:CB:8:LYS:H	2.30	0.45
2:CB:22:LYS:O	2:CB:24:TRP:N	2.48	0.45
2:CB:47:THR:HA	2:CB:202:PRO:HG2	1.98	0.45
2:CB:128:GLU:HB3	2:CB:129:GLU:H	1.62	0.45
3:CC:150:LYS:HG3	3:CC:169:ALA:HB2	1.97	0.45
4:CD:122:ARG:O	4:CD:122:ARG:HD3	2.15	0.45
5:CE:70:PRO:HB3	5:CE:144:THR:HG22	1.98	0.45
5:CE:138:ALA:O	5:CE:139:LEU:C	2.53	0.45
11:CK:59:TYR:O	11:CK:62:GLN:HB3	2.15	0.45
11:CK:91:ARG:HD2	11:CK:91:ARG:O	2.15	0.45
12:CL:55:VAL:HG12	12:CL:56:ARG:N	2.29	0.45
14:CN:50:LYS:HE3	14:CN:52:GLN:NE2	2.31	0.45
16:CP:58:TYR:O	16:CP:61:SER:OG	2.16	0.45
27:DA:68:G:H3'	27:DA:69:C:H6	1.81	0.45
27:DA:154:G:C3'	27:DA:154(A):C:O2	2.63	0.45
27:DA:315:G:H2'	27:DA:316:C:C1'	2.46	0.45
27:DA:941:A:H2'	27:DA:942:G:C8	2.51	0.45
27:DA:1314:C:H5'	27:DA:1314:C:H6	1.80	0.45
27:DA:1889:A:C6	27:DA:1890:A:C6	3.04	0.45
27:DA:1996:C:H4'	27:DA:1997:G:OP1	2.16	0.45
27:DA:2024:G:H2'	27:DA:2025:C:H6	1.77	0.45
27:DA:2050:C:C1'	31:DE:156:MET:HE1	2.37	0.45
27:DA:2391:G:OP1	57:D8:32:LEU:HD12	2.16	0.45
27:DA:2691:C:H2'	27:DA:2692:C:C6	2.51	0.45
27:DA:2721:A:H2'	27:DA:2722:G:O4'	2.17	0.45
27:DA:2743:C:O5'	27:DA:2743:C:H6	1.99	0.45
27:DA:2753:A:O2'	27:DA:2754:U:H6	1.93	0.45
27:DA:2803:C:H2'	27:DA:2804:C:C6	2.52	0.45
34:DH:137:ASP:OD1	34:DH:138:LYS:N	2.49	0.45
40:DR:81:ASP:N	40:DR:81:ASP:OD2	2.36	0.45
42:DT:96:ARG:NH1	42:DT:96:ARG:HB3	2.31	0.45
44:DV:2:PHE:O	44:DV:3:ALA:O	2.34	0.45
45:DW:32:ALA:O	45:DW:33:ARG:C	2.55	0.45
46:DX:8:ILE:O	51:D2:36:ARG:NH2	2.50	0.45

*Continued on next page...*



*Continued from previous page...*

Atom-1	Atom-2	Interatomic distance (Å)	Clash overlap (Å)
46:DX:12:VAL:HG13	46:DX:27:THR:C	2.32	0.45
49:D0:51:VAL:HG13	49:D0:60:PHE:O	2.16	0.45
49:D0:72:ARG:O	49:D0:75:LEU:HB3	2.16	0.45
55:D6:20:ASN:O	55:D6:21:TYR:CG	2.70	0.45
55:D6:22:ALA:O	55:D6:23:THR:HG23	2.15	0.45
1:AA:159:G:H21	1:AA:161:A:H3'	1.78	0.45
1:AA:789:U:O2	1:AA:791:G:C8	2.69	0.45
1:AA:859:A:O2'	1:AA:860:A:H5'	2.16	0.45
1:AA:1117:G:H8	1:AA:1117:G:H5'	1.80	0.45
1:AA:1305:G:N2	1:AA:1331:G:C2'	2.72	0.45
4:AD:49:ARG:HD3	4:AD:50:ARG:N	2.31	0.45
6:AF:14:LEU:HD21	6:AF:19:LEU:N	2.31	0.45
8:AH:38:ILE:CD1	8:AH:118:VAL:HG12	2.47	0.45
15:AO:76:GLU:C	15:AO:78:TYR:N	2.69	0.45
17:AQ:91:ARG:HH11	17:AQ:91:ARG:CB	2.29	0.45
20:AT:98:PRO:C	20:AT:100:ILE:N	2.67	0.45
21:AU:9:ARG:NH1	21:AU:22:ARG:HG2	2.31	0.45
23:AW:34:U:C2'	23:AW:35:G:H5'	2.46	0.45
27:BA:78:A:O2'	27:BA:79:G:H5'	2.16	0.45
27:BA:234:C:H2'	27:BA:235:U:C6	2.51	0.45
27:BA:428:A:H3'	27:BA:429:A:C8	2.52	0.45
27:BA:593:G:C4'	57:B8:61:LEU:HD22	2.33	0.45
27:BA:620:G:H4'	27:BA:621:A:H5''	1.98	0.45
27:BA:662:G:H2'	27:BA:663:G:H8	1.80	0.45
27:BA:780:G:H21	27:BA:783:A:H62	1.63	0.45
27:BA:843:G:H2'	27:BA:844:C:H5'	1.97	0.45
27:BA:1470:G:N2	27:BA:1519:G:H3'	2.30	0.45
27:BA:2171:A:HO2'	27:BA:2172:U:C5'	2.24	0.45
27:BA:2208:A:H1'	27:BA:2219:G:C5	2.50	0.45
27:BA:2330:G:H2'	27:BA:2331:G:O4'	2.16	0.45
27:BA:2344:U:H3'	55:B6:38:LYS:O	2.16	0.45
31:BE:77:ILE:CG2	31:BE:78:LEU:H	2.00	0.45
33:BG:7:LEU:CD2	33:BG:176:LEU:HD23	2.46	0.45
33:BG:114:ILE:C	33:BG:116:ASP:N	2.68	0.45
34:BH:24:VAL:HG23	34:BH:24:VAL:O	2.17	0.45
34:BH:138:LYS:C	34:BH:141:VAL:HG23	2.34	0.45
35:BI:109:ILE:HG23	35:BI:130:TYR:HE2	1.79	0.45
40:BR:79:LEU:HD23	40:BR:79:LEU:C	2.37	0.45
45:BW:5:ALA:HB2	45:BW:54:ALA:HB2	1.97	0.45
47:BY:87:LYS:HG3	47:BY:88:LYS:N	2.31	0.45
50:B1:91:LYS:HA	50:B1:94:LEU:CD1	2.46	0.45

*Continued on next page...*

*Continued from previous page...*

Atom-1	Atom-2	Interatomic distance (Å)	Clash overlap (Å)
1:CA:198:G:O2'	1:CA:199:G:O4'	2.35	0.45
1:CA:369:C:OP2	1:CA:388:G:N2	2.44	0.45
1:CA:389:A:H2'	1:CA:390:C:H5'	1.97	0.45
1:CA:633:G:H3'	1:CA:634:C:C6	2.51	0.45
1:CA:728:A:H2'	1:CA:729:A:C8	2.51	0.45
1:CA:792:A:H4'	1:CA:793:U:O5'	2.16	0.45
1:CA:840:C:H5''	1:CA:841:U:OP1	2.17	0.45
1:CA:1125:U:O4	10:CJ:5:ARG:HD3	2.17	0.45
1:CA:1205:U:H4'	3:CC:195:VAL:HG21	1.97	0.45
1:CA:1332:A:O2'	1:CA:1333:A:H5'	2.15	0.45
2:CB:9:GLU:O	2:CB:10:LEU:C	2.54	0.45
2:CB:74:LYS:CE	2:CB:166:ASP:HB2	2.46	0.45
3:CC:47:LEU:HD23	3:CC:68:VAL:CG1	2.44	0.45
3:CC:82:GLU:O	3:CC:83:ARG:C	2.55	0.45
3:CC:155:GLY:O	3:CC:156:ARG:CB	2.59	0.45
4:CD:117:ALA:O	4:CD:121:VAL:HG23	2.15	0.45
4:CD:134:ASP:N	4:CD:134:ASP:OD2	2.49	0.45
5:CE:50:GLU:HG3	5:CE:52:PRO:HD2	1.97	0.45
7:CG:151:TYR:CE2	11:CK:54:ARG:HD2	2.51	0.45
9:CI:26:VAL:HG12	9:CI:27:THR:N	2.31	0.45
11:CK:110:ASP:O	18:CR:84:LYS:HB3	2.17	0.45
12:CL:19:SER:C	12:CL:21:VAL:N	2.70	0.45
15:CO:26:GLU:H	15:CO:26:GLU:HG2	1.52	0.45
17:CQ:4:LYS:HG3	17:CQ:6:LEU:CD1	2.46	0.45
25:CY:75:A:N6	27:DA:2422:A:O4'	2.49	0.45
27:DA:449:A:C1'	43:DU:3:ARG:NH1	2.80	0.45
27:DA:848:G:N2	27:DA:933:A:H1'	2.31	0.45
27:DA:1014:U:H2'	27:DA:1015:G:H8	1.82	0.45
27:DA:1033:U:H5	58:D9:16:VAL:O	1.98	0.45
27:DA:1117:G:H2'	27:DA:1118:C:O2'	2.16	0.45
27:DA:1141:U:H5	36:DN:64:GLY:HA3	1.74	0.45
27:DA:1698:A:C1'	27:DA:1700:A:H5''	2.46	0.45
27:DA:1718:G:C8	27:DA:1718:G:C5'	2.99	0.45
27:DA:1880:C:H5'	27:DA:1880:C:H6	1.81	0.45
27:DA:1887:C:C2'	27:DA:1888:G:H5''	2.47	0.45
27:DA:1988:C:O2'	27:DA:1989:G:H5'	2.17	0.45
27:DA:2398:U:H2'	27:DA:2399:G:C8	2.51	0.45
27:DA:2485:G:H5''	39:DQ:46:GLN:NE2	2.31	0.45
27:DA:2758:A:C2'	27:DA:2759:G:C5'	2.79	0.45
28:DB:63:G:H2'	28:DB:64:C:C6	2.51	0.45
31:DE:6:GLY:HA2	31:DE:51:PHE:CZ	2.52	0.45

*Continued on next page...*

*Continued from previous page...*

Atom-1	Atom-2	Interatomic distance (Å)	Clash overlap (Å)
31:DE:171:GLU:HB3	31:DE:185:LYS:HG2	1.98	0.45
31:DE:199:ARG:NH1	31:DE:199:ARG:HB3	2.31	0.45
32:DF:11:VAL:O	32:DF:12:LEU:HG	2.16	0.45
33:DG:14:GLU:H	33:DG:17:PRO:CD	2.30	0.45
33:DG:139:LEU:C	33:DG:141:PHE:H	2.19	0.45
36:DN:43:THR:C	36:DN:45:ASN:H	2.19	0.45
37:DO:77:ILE:HD13	42:DT:74:ARG:CG	2.41	0.45
37:DO:87:ILE:HG23	37:DO:88:ASN:H	1.80	0.45
37:DO:104:ARG:C	37:DO:106:LEU:H	2.19	0.45
38:DP:66:GLY:O	38:DP:67:MET:HB3	2.16	0.45
38:DP:107:LYS:O	38:DP:107:LYS:HG3	2.16	0.45
38:DP:126:VAL:HG12	38:DP:148:LEU:HD11	1.98	0.45
40:DR:26:LYS:NZ	40:DR:71:GLN:HB3	2.32	0.45
42:DT:83:ILE:CG1	42:DT:84:GLN:H	2.05	0.45
42:DT:87:ASP:OD2	42:DT:90:GLN:HG3	2.17	0.45
43:DU:48:ALA:O	43:DU:52:ARG:HB2	2.17	0.45
44:DV:40:LEU:HD22	44:DV:46:VAL:HA	1.98	0.45
45:DW:2:GLU:OE2	45:DW:72:LYS:HG2	2.17	0.45
47:DY:2:ARG:CD	47:DY:3:VAL:HG23	2.45	0.45
48:DZ:6:ALA:HB2	48:DZ:58:LEU:HD22	1.99	0.45
48:DZ:8:TYR:HE2	48:DZ:34:ARG:NH1	2.15	0.45
48:DZ:98:TYR:HA	48:DZ:124:LEU:HA	1.98	0.45
53:D4:42:CYS:HB2	53:D4:59:VAL:HB	1.97	0.45
1:AA:51:A:C6	1:AA:353:A:C2	3.04	0.45
1:AA:166:G:H2'	1:AA:167:G:H8	1.82	0.45
1:AA:689:C:O2'	1:AA:690:G:H5'	2.16	0.45
1:AA:725:G:H2'	1:AA:726:C:H6	1.81	0.45
1:AA:825:G:C6	1:AA:826:C:C4	3.05	0.45
1:AA:1066:C:H5''	1:AA:1066:C:C6	2.51	0.45
1:AA:1067:A:H1'	1:AA:1068:G:O4'	2.17	0.45
1:AA:1084:G:OP1	1:AA:1086:U:N3	2.49	0.45
3:AC:78:GLY:HA3	3:AC:83:ARG:CB	2.46	0.45
8:AH:49:GLU:O	8:AH:51:VAL:HG13	2.15	0.45
10:AJ:51:ARG:HG3	10:AJ:60:ARG:CA	2.46	0.45
20:AT:75:ASN:O	20:AT:78:ALA:HB3	2.15	0.45
24:AX:2:G:N3	24:AX:2:G:H2'	2.32	0.45
27:BA:125:G:H1'	56:B7:13:ALA:HB1	1.98	0.45
27:BA:286:C:O2'	27:BA:287:C:H5''	2.16	0.45
27:BA:612:C:C2'	27:BA:613:G:C5'	2.71	0.45
27:BA:1001:A:H2'	27:BA:1002:G:O4'	2.16	0.45
27:BA:1010:A:N3	27:BA:1153:C:H1'	2.31	0.45

*Continued on next page...*

*Continued from previous page...*

Atom-1	Atom-2	Interatomic distance (Å)	Clash overlap (Å)
27:BA:1022:G:C6	27:BA:1141:U:C5	3.04	0.45
27:BA:1198:U:H2'	27:BA:1199:U:C6	2.51	0.45
27:BA:1448:G:H1'	27:BA:1528:A:H62	1.81	0.45
27:BA:1493:C:O2	27:BA:1493:C:C2'	2.63	0.45
27:BA:1790:C:H4'	30:BD:209:ALA:HB1	1.97	0.45
27:BA:1889:A:O2'	27:BA:2087:G:H5'	2.16	0.45
27:BA:2277:G:O2'	27:BA:2278:A:H5'	2.15	0.45
27:BA:2643:G:C2'	27:BA:2644:G:H5'	2.46	0.45
33:BG:154:GLY:O	33:BG:155:MET:HB3	2.16	0.45
34:BH:8:PRO:HG2	34:BH:65:HIS:CE1	2.51	0.45
34:BH:20:ALA:HB1	34:BH:21:PRO:HD2	1.99	0.45
34:BH:137:ASP:O	34:BH:138:LYS:HB2	2.17	0.45
35:BI:18:VAL:HG12	35:BI:18:VAL:O	2.14	0.45
36:BN:46:VAL:HG13	36:BN:47:ALA:N	2.31	0.45
36:BN:121:LYS:N	36:BN:121:LYS:HD2	2.30	0.45
39:BQ:81:VAL:HG22	39:BQ:82:ARG:N	2.31	0.45
41:BS:46:VAL:CG1	41:BS:47:THR:N	2.79	0.45
41:BS:66:ALA:O	41:BS:69:VAL:CG1	2.59	0.45
44:BV:19:LYS:HG3	44:BV:20:LEU:N	2.31	0.45
45:BW:110:LYS:HE3	45:BW:111:HIS:CE1	2.51	0.45
48:BZ:116:LEU:CD1	48:BZ:173:VAL:HG22	2.46	0.45
48:BZ:134:GLU:O	48:BZ:134:GLU:HG2	2.15	0.45
51:B2:35:LEU:O	51:B2:36:ARG:C	2.53	0.45
53:B4:41:ILE:CD1	53:B4:47:VAL:HG22	2.46	0.45
54:B5:53:ALA:HA	54:B5:56:LYS:HZ1	1.82	0.45
57:B8:7:HIS:CB	57:B8:59:LYS:HZ2	2.29	0.45
1:CA:22:G:H2'	1:CA:23:C:H6	1.80	0.45
1:CA:159:G:N1	1:CA:163:C:N4	2.65	0.45
1:CA:216:G:C2	1:CA:217:C:C2	3.04	0.45
1:CA:405:U:H5''	1:CA:406:G:O4'	2.16	0.45
1:CA:625:G:O2'	1:CA:626:U:H5'	2.17	0.45
1:CA:667:G:O2'	1:CA:668:G:H5'	2.16	0.45
1:CA:791:G:C6	1:CA:792:A:N7	2.85	0.45
1:CA:1029:C:C4'	1:CA:1033:G:H22	2.30	0.45
1:CA:1251:A:H1'	1:CA:1369:C:HO2'	1.81	0.45
2:CB:82:ARG:O	2:CB:86:GLU:OE1	2.34	0.45
3:CC:52:LEU:H	3:CC:52:LEU:HD23	1.82	0.45
4:CD:111:ALA:HA	4:CD:161:ASN:ND2	2.31	0.45
5:CE:88:LYS:HB3	5:CE:123:LEU:O	2.16	0.45
8:CH:114:THR:C	8:CH:116:LYS:N	2.69	0.45
9:CI:8:GLY:HA2	9:CI:79:LEU:HB3	1.97	0.45

*Continued on next page...*

*Continued from previous page...*

Atom-1	Atom-2	Interatomic distance (Å)	Clash overlap (Å)
11:CK:48:ILE:HG22	11:CK:49:GLY:N	2.31	0.45
20:CT:87:LYS:O	20:CT:91:LEU:HG	2.17	0.45
20:CT:94:ALA:O	20:CT:95:ALA:CB	2.64	0.45
22:CV:9:G:C6	22:CV:10:U:O4	2.70	0.45
23:CW:37:U:P	26:CZ:1:KBE:HDA	2.57	0.45
27:DA:431:U:H2'	27:DA:431:U:O2	2.15	0.45
27:DA:603:A:H4'	27:DA:604:G:O5'	2.17	0.45
27:DA:671:C:H2'	27:DA:672:C:H6	1.81	0.45
27:DA:826:U:H2'	27:DA:828:U:O4'	2.16	0.45
27:DA:1859:A:N6	27:DA:1883:G:O2'	2.49	0.45
27:DA:1879:C:C3'	27:DA:1880:C:H5''	2.45	0.45
27:DA:2178:C:H2'	27:DA:2179:C:H6	1.82	0.45
27:DA:2334:G:H21	41:DS:18:ILE:CD1	2.27	0.45
27:DA:2882:A:H5'	40:DR:96:ARG:CG	2.46	0.45
28:DB:9:G:C5	28:DB:10:C:C4	3.04	0.45
30:DD:28:GLU:OE1	30:DD:29:PRO:HD3	2.17	0.45
31:DE:24:THR:HG23	31:DE:24:THR:O	2.17	0.45
32:DF:93:LYS:O	32:DF:94:PRO:C	2.54	0.45
34:DH:19:VAL:HG21	34:DH:44:VAL:HA	1.99	0.45
39:DQ:131:ILE:C	39:DQ:132:VAL:HG22	2.37	0.45
41:DS:83:LYS:HG2	41:DS:105:ALA:HB3	1.97	0.45
42:DT:65:LYS:HE3	42:DT:66:VAL:N	2.31	0.45
44:DV:5:VAL:HG12	44:DV:14:VAL:CG2	2.46	0.45
44:DV:19:LYS:HZ3	44:DV:22:VAL:HG13	1.79	0.45
47:DY:8:LYS:O	47:DY:9:LYS:HB3	2.17	0.45
47:DY:97:ARG:O	47:DY:98:VAL:HG23	2.17	0.45
50:D1:51:VAL:HG22	50:D1:52:ARG:N	2.30	0.45
58:D9:30:PRO:C	58:D9:32:HIS:H	2.20	0.45
1:AA:41:G:H2'	1:AA:42:G:H8	1.80	0.45
1:AA:102:G:H2'	1:AA:103:C:H6	1.81	0.45
1:AA:430:A:C2'	1:AA:431:A:H5'	2.47	0.45
1:AA:1004:A:C5'	1:AA:1025:U:H3	2.29	0.45
1:AA:1041:A:H2'	1:AA:1042:G:C8	2.51	0.45
1:AA:1102:A:H2'	1:AA:1103:C:C6	2.51	0.45
1:AA:1299:A:C5	1:AA:1301:U:C2	3.05	0.45
1:AA:1369:C:H2'	1:AA:1370:G:O4'	2.17	0.45
2:AB:131:PRO:O	2:AB:135:GLN:HG3	2.17	0.45
2:AB:177:ALA:O	2:AB:179:LYS:N	2.49	0.45
3:AC:39:ILE:C	3:AC:41:GLY:N	2.70	0.45
7:AG:101:LEU:O	7:AG:104:LEU:HB2	2.16	0.45
7:AG:152:ALA:O	7:AG:154:TYR:N	2.46	0.45

*Continued on next page...*

*Continued from previous page...*

Atom-1	Atom-2	Interatomic distance (Å)	Clash overlap (Å)
12:AL:31:ARG:HG2	12:AL:32:GLY:N	2.32	0.45
13:AM:2:ALA:C	13:AM:9:ILE:HG23	2.37	0.45
13:AM:94:ARG:NE	27:BA:887:A:H5''	2.29	0.45
16:AP:58:TYR:O	16:AP:60:LEU:N	2.49	0.45
23:AW:16:C:H5'	23:AW:59:U:O2	2.16	0.45
25:AY:24:C:C2	25:AY:25:A:N7	2.84	0.45
25:AY:47:C:P	25:AY:47:C:H6	2.39	0.45
27:BA:484:C:H2'	27:BA:485:C:H6	1.82	0.45
27:BA:836:G:C5	27:BA:837:C:C4	3.05	0.45
27:BA:978:G:C2	27:BA:986:C:C2	3.05	0.45
27:BA:1000:A:C2	27:BA:1155:A:C4	3.05	0.45
27:BA:1504:C:C3'	27:BA:1505:C:H5''	2.46	0.45
27:BA:2239:G:H2'	27:BA:2240:C:H6	1.82	0.45
27:BA:2466:C:C2	27:BA:2485:G:C2	3.04	0.45
27:BA:2808:U:H2'	27:BA:2809:A:C5'	2.47	0.45
28:BB:50:G:OP2	41:BS:62:LYS:HB2	2.17	0.45
30:BD:238:GLY:O	30:BD:239:ARG:O	2.35	0.45
31:BE:93:VAL:C	31:BE:95:ILE:H	2.19	0.45
32:BF:20:LEU:N	32:BF:24:LEU:HD21	2.32	0.45
33:BG:94:LEU:HB3	33:BG:99:MET:HA	1.99	0.45
34:BH:143:GLN:O	34:BH:146:ALA:HB3	2.17	0.45
36:BN:39:ARG:NH2	36:BN:41:ASP:OD2	2.48	0.45
36:BN:125:GLY:HA3	36:BN:126:PRO:O	2.17	0.45
39:BQ:14:ARG:HG2	39:BQ:41:TRP:HH2	1.80	0.45
40:BR:37:THR:CG2	40:BR:40:LYS:HE3	2.47	0.45
40:BR:63:ARG:HA	40:BR:80:PHE:CZ	2.52	0.45
41:BS:28:VAL:HG12	41:BS:29:PHE:H	1.82	0.45
42:BT:92:GLY:C	42:BT:94:ALA:N	2.66	0.45
44:BV:47:VAL:HG12	44:BV:52:VAL:HG13	1.97	0.45
45:BW:36:LEU:HD11	45:BW:47:VAL:HG12	1.98	0.45
47:BY:95:LYS:HD2	47:BY:100:ALA:HB2	1.98	0.45
47:BY:96:ILE:HG22	47:BY:97:ARG:O	2.17	0.45
57:B8:14:VAL:HG21	57:B8:22:VAL:CG1	2.46	0.45
1:CA:232:G:H1'	1:CA:262:A:N1	2.32	0.45
1:CA:300:A:H2'	1:CA:301:G:O4'	2.16	0.45
1:CA:346:G:C5'	42:DT:41:ARG:HE	2.29	0.45
1:CA:346:G:C5'	42:DT:41:ARG:CZ	2.95	0.45
1:CA:903:G:H2'	1:CA:904:C:C6	2.51	0.45
1:CA:1195:C:H2'	1:CA:1197:G:O4'	2.15	0.45
1:CA:1206:G:O4'	3:CC:194:GLY:CA	2.63	0.45
2:CB:116:GLU:C	2:CB:118:LEU:N	2.69	0.45

*Continued on next page...*

*Continued from previous page...*

Atom-1	Atom-2	Interatomic distance (Å)	Clash overlap (Å)
4:CD:92:VAL:O	4:CD:95:GLY:N	2.49	0.45
6:CF:37:VAL:HG12	6:CF:38:GLU:N	2.18	0.45
8:CH:36:LEU:HA	8:CH:39:LEU:HD23	1.99	0.45
8:CH:113:SER:H	8:CH:134:ILE:HG12	1.80	0.45
10:CJ:22:LYS:C	10:CJ:24:VAL:H	2.20	0.45
10:CJ:56:HIS:C	10:CJ:58:ASP:H	2.20	0.45
11:CK:95:ILE:HG22	11:CK:99:GLN:HG2	1.99	0.45
13:CM:56:LEU:O	13:CM:60:VAL:HG23	2.17	0.45
17:CQ:11:VAL:HA	17:CQ:53:LEU:HD11	1.98	0.45
19:CS:50:ALA:HA	19:CS:58:VAL:O	2.17	0.45
23:CW:20:A:C2	23:CW:47:C:C2	3.05	0.45
27:DA:635:C:H2'	27:DA:636:G:O4'	2.17	0.45
27:DA:1039:G:N7	27:DA:1117:G:C6	2.83	0.45
27:DA:1272:A:H3'	27:DA:1273:U:H5'	1.97	0.45
27:DA:1385:G:H1'	27:DA:1386:C:C6	2.52	0.45
27:DA:1495:A:N3	27:DA:1495:A:H2'	2.32	0.45
27:DA:1567:A:H5'	30:DD:58:HIS:CD2	2.51	0.45
27:DA:1632:A:H8	27:DA:1632:A:O5'	2.00	0.45
27:DA:1659:U:C4	27:DA:1660:C:C5	3.05	0.45
27:DA:1998:G:H2'	27:DA:1999:C:C6	2.52	0.45
27:DA:2271:G:H2'	27:DA:2272:U:C6	2.51	0.45
27:DA:2562:U:H2'	27:DA:2563:U:H5'	1.97	0.45
27:DA:2611:U:H5'	27:DA:2611:U:H6	1.82	0.45
27:DA:2612:C:C5	27:DA:2613:U:H5	2.34	0.45
27:DA:2744:G:C2	27:DA:2761:G:C4	3.05	0.45
31:DE:44:TYR:O	31:DE:45:THR:CB	2.64	0.45
32:DF:18:ARG:HD2	32:DF:19:GLU:N	2.30	0.45
34:DH:111:HIS:HA	34:DH:112:PRO:HD2	1.75	0.45
36:DN:18:ALA:HB3	36:DN:21:LYS:HB2	1.97	0.45
37:DO:88:ASN:ND2	37:DO:90:GLN:HB2	2.31	0.45
40:DR:45:ARG:HD3	40:DR:97:VAL:HG21	1.98	0.45
41:DS:82:ILE:O	41:DS:83:LYS:HB2	2.17	0.45
42:DT:89:VAL:HG12	42:DT:121:ILE:HD11	1.99	0.45
47:DY:7:VAL:CG2	47:DY:8:LYS:HZ2	2.25	0.45
47:DY:28:LYS:N	47:DY:28:LYS:CD	2.77	0.45
47:DY:50:ARG:HD2	47:DY:57:GLN:O	2.17	0.45
47:DY:85:VAL:HG12	47:DY:92:ASN:OD1	2.17	0.45
49:D0:27:GLU:HA	49:D0:67:VAL:CG1	2.44	0.45
51:D2:7:ARG:HG2	51:D2:7:ARG:HH11	1.81	0.45
58:D9:26:ILE:HG22	58:D9:27:CYS:N	2.30	0.45
1:AA:149:A:O2'	1:AA:150:C:H5'	2.16	0.45

*Continued on next page...*

*Continued from previous page...*

Atom-1	Atom-2	Interatomic distance (Å)	Clash overlap (Å)
1:AA:327:A:C2	1:AA:329:A:C4	3.05	0.45
1:AA:939:G:P	7:AG:95:ARG:HH22	2.39	0.45
1:AA:992:U:O2'	1:AA:993:G:P	2.75	0.45
1:AA:1123:A:O3'	10:AJ:36:GLY:HA3	2.16	0.45
1:AA:1165:C:C4	1:AA:1166:G:N7	2.85	0.45
1:AA:1190:G:OP1	3:AC:4:LYS:HA	2.17	0.45
1:AA:1237:C:O3'	1:AA:1300:G:N2	2.50	0.45
1:AA:1269:A:H2	1:AA:1312:G:N3	2.15	0.45
2:AB:21:ARG:HB2	2:AB:38:GLY:O	2.17	0.45
2:AB:30:ARG:NH2	2:AB:194:PRO:HG2	2.31	0.45
2:AB:51:LEU:HD21	2:AB:214:ILE:HD12	1.98	0.45
2:AB:72:GLY:HA2	2:AB:165:VAL:HG22	1.98	0.45
3:AC:96:GLY:O	3:AC:97:LYS:HB2	2.16	0.45
4:AD:14:ARG:CA	4:AD:39:PRO:HA	2.46	0.45
4:AD:131:ARG:H	4:AD:131:ARG:HG3	1.50	0.45
5:AE:34:VAL:O	5:AE:41:VAL:HA	2.16	0.45
6:AF:60:PHE:O	6:AF:61:LEU:HD12	2.17	0.45
6:AF:71:ARG:HH11	6:AF:71:ARG:CG	2.28	0.45
8:AH:11:THR:O	8:AH:15:ASN:ND2	2.50	0.45
11:AK:57:THR:CG2	11:AK:58:PRO:HD2	2.45	0.45
15:AO:82:ILE:HG22	15:AO:83:GLU:N	2.32	0.45
23:AW:39:C:H2'	23:AW:40:C:H6	1.81	0.45
23:AW:68:C:O2'	23:AW:69:C:H5'	2.16	0.45
24:AX:23:C:H2'	24:AX:24:U:C6	2.52	0.45
25:AY:24:C:H2'	25:AY:25:A:C8	2.44	0.45
27:BA:175:G:C5'	27:BA:175:G:C8	3.00	0.45
27:BA:271(J):C:C2'	27:BA:271(K):U:H5''	2.47	0.45
27:BA:839:U:H2'	27:BA:840:C:C6	2.52	0.45
27:BA:1246:A:OP1	38:BP:18:ARG:HD3	2.16	0.45
27:BA:1607:C:N4	27:BA:1622:G:OP2	2.48	0.45
27:BA:1722:A:C2	27:BA:1740:G:H8	2.35	0.45
27:BA:1811:G:O2'	27:BA:1812:A:H5'	2.17	0.45
27:BA:2182:G:H2'	27:BA:2183:C:H6	1.80	0.45
27:BA:2238:G:H5'	27:BA:2239:G:N7	2.31	0.45
27:BA:2470:G:C2	27:BA:2471:C:C6	3.04	0.45
27:BA:2632:A:C2	31:BE:61:ARG:HD2	2.52	0.45
27:BA:2839:G:H5'	40:BR:46:GLY:HA2	1.98	0.45
30:BD:65:ILE:HD11	30:BD:67:PHE:CD1	2.51	0.45
30:BD:136:ILE:HD12	30:BD:136:ILE:N	2.31	0.45
30:BD:145:VAL:HG22	30:BD:191:ALA:HB1	1.97	0.45
31:BE:61:ARG:C	31:BE:63:LEU:N	2.68	0.45

*Continued on next page...*



*Continued from previous page...*

Atom-1	Atom-2	Interatomic distance (Å)	Clash overlap (Å)
32:BF:112:MET:O	32:BF:115:ALA:HB3	2.16	0.45
33:BG:99:MET:HG2	33:BG:100:TRP:N	2.31	0.45
34:BH:84:SER:O	34:BH:85:LYS:HB3	2.17	0.45
34:BH:146:ALA:O	34:BH:150:ALA:N	2.49	0.45
35:BI:8:PRO:HA	35:BI:13:GLY:HA2	1.99	0.45
37:BO:104:ARG:NH1	42:BT:35:LYS:HD3	2.25	0.45
39:BQ:61:GLY:O	39:BQ:62:GLY:C	2.54	0.45
41:BS:34:HIS:CD2	41:BS:34:HIS:N	2.82	0.45
48:BZ:5:LYS:HG2	48:BZ:59:GLU:HB2	1.98	0.45
48:BZ:156:LEU:HD21	48:BZ:162:LEU:HG	1.98	0.45
50:B1:51:VAL:HG21	50:B1:74:VAL:HG21	1.99	0.45
1:CA:56:U:H2'	1:CA:57:G:H8	1.78	0.45
1:CA:102:G:O2'	1:CA:103:C:H5'	2.16	0.45
1:CA:896:C:O2'	1:CA:897:C:H5'	2.17	0.45
1:CA:1512:U:H2'	1:CA:1513:A:H8	1.81	0.45
2:CB:141:GLU:C	2:CB:143:GLU:N	2.69	0.45
3:CC:59:ARG:HG2	3:CC:63:ASN:O	2.16	0.45
3:CC:85:ARG:HA	3:CC:88:ARG:HD2	1.98	0.45
8:CH:103:VAL:HG21	8:CH:110:ALA:N	2.32	0.45
9:CI:7:THR:O	9:CI:83:ARG:HD2	2.16	0.45
14:CN:29:ARG:HG2	14:CN:40:CYS:HB2	1.99	0.45
14:CN:45:ARG:NH1	14:CN:45:ARG:CG	2.76	0.45
25:CY:56:G:C2'	25:CY:57:A:H5'	2.46	0.45
27:DA:142:A:H1'	27:DA:1408:C:O4'	2.17	0.45
27:DA:384:U:H2'	27:DA:385:C:C6	2.50	0.45
27:DA:527:C:O2	27:DA:527:C:O4'	2.33	0.45
27:DA:662:G:OP1	38:DP:18:ARG:NH1	2.49	0.45
27:DA:754:C:O4'	27:DA:1618:A:H2	2.00	0.45
27:DA:815:C:O5'	27:DA:815:C:H6	1.99	0.45
27:DA:889:C:O2'	27:DA:890:A:O5'	2.32	0.45
27:DA:941:A:H4'	38:DP:35:HIS:CE1	2.51	0.45
27:DA:999:U:O2'	27:DA:1000:A:H5''	2.16	0.45
27:DA:1122:G:O2'	27:DA:1123:C:H5'	2.17	0.45
27:DA:1207:C:H2'	27:DA:1208:C:H6	1.82	0.45
27:DA:1416:G:O2'	27:DA:1417:C:H6	2.00	0.45
27:DA:1638:C:H4'	27:DA:2710:C:O2	2.17	0.45
27:DA:2036:C:H5'	27:DA:2036:C:C6	2.49	0.45
27:DA:2100:G:H1	27:DA:2189:U:H3	1.65	0.45
27:DA:2202:C:H2'	27:DA:2203:U:O4'	2.17	0.45
27:DA:2231:C:H2'	27:DA:2232:U:H6	1.80	0.45
27:DA:2399:G:C6	27:DA:2418:A:C2	3.04	0.45

*Continued on next page...*

*Continued from previous page...*

Atom-1	Atom-2	Interatomic distance (Å)	Clash overlap (Å)
27:DA:2476:A:N1	27:DA:2477:C:C5	2.85	0.45
28:DB:115:G:N2	28:DB:116:G:C4	2.85	0.45
30:DD:133:LEU:CD1	30:DD:175:LEU:HD21	2.47	0.45
31:DE:168:MET:C	31:DE:170:LEU:HD12	2.36	0.45
33:DG:46:ALA:HA	33:DG:51:ARG:HB3	1.98	0.45
33:DG:50:ALA:C	33:DG:51:ARG:HE	2.20	0.45
36:DN:63:THR:HG22	36:DN:64:GLY:H	1.81	0.45
39:DQ:109:VAL:HG13	39:DQ:113:GLN:OE1	2.17	0.45
40:DR:43:GLU:O	40:DR:45:ARG:N	2.50	0.45
42:DT:3:ARG:O	42:DT:7:ILE:HG12	2.16	0.45
45:DW:50:VAL:HG11	45:DW:103:ILE:CG2	2.46	0.45
46:DX:65:ARG:HG3	46:DX:69:TYR:O	2.17	0.45
48:DZ:60:LEU:O	48:DZ:62:ASP:N	2.42	0.45
48:DZ:78:ARG:N	48:DZ:78:ARG:CD	2.76	0.45
48:DZ:136:ILE:HG23	48:DZ:155:LYS:O	2.17	0.45
50:D1:86:SER:HB2	50:D1:89:GLU:CB	2.39	0.45
51:D2:17:SER:OG	51:D2:18:PRO:HD2	2.16	0.45
1:AA:280:C:O2	17:AQ:38:ARG:HG3	2.17	0.45
1:AA:460:G:N2	1:AA:471:G:C8	2.85	0.45
1:AA:501:C:C6	1:AA:501:C:C3'	3.00	0.45
1:AA:555:C:H2'	1:AA:556:C:H6	1.79	0.45
1:AA:1124:G:O2'	10:AJ:38:ILE:HG21	2.16	0.45
1:AA:1178:G:N7	9:AI:97:LYS:HD3	2.32	0.45
1:AA:1221:G:N2	1:AA:1222:G:H1'	2.31	0.45
1:AA:1490:C:H2'	1:AA:1491:G:H8	1.82	0.45
2:AB:11:LEU:HD12	2:AB:213:LEU:HD21	1.98	0.45
2:AB:95:GLN:HG3	2:AB:148:TYR:CD1	2.38	0.45
3:AC:14:ILE:CG1	3:AC:15:THR:N	2.74	0.45
4:AD:3:ARG:HH21	4:AD:5:ILE:CD1	2.28	0.45
4:AD:54:TYR:OH	4:AD:209:ARG:HD2	2.16	0.45
7:AG:20:ASP:HB3	7:AG:23:VAL:HG23	1.98	0.45
8:AH:9:MET:SD	8:AH:32:LYS:HD3	2.57	0.45
8:AH:53:VAL:O	8:AH:55:GLY:N	2.49	0.45
8:AH:120:THR:HG23	8:AH:123:GLU:CD	2.36	0.45
10:AJ:6:ILE:O	10:AJ:6:ILE:HG13	2.17	0.45
10:AJ:23:ILE:HG23	10:AJ:85:LEU:CD2	2.46	0.45
13:AM:32:GLU:O	13:AM:36:LYS:HG2	2.17	0.45
17:AQ:13:ASP:OD1	17:AQ:13:ASP:C	2.55	0.45
17:AQ:50:LYS:HG3	17:AQ:51:TYR:CD1	2.51	0.45
27:BA:26:G:H1'	27:BA:514:A:N6	2.32	0.45
27:BA:220:G:O2'	27:BA:233:A:N3	2.42	0.45

*Continued on next page...*

*Continued from previous page...*

Atom-1	Atom-2	Interatomic distance (Å)	Clash overlap (Å)
27:BA:272(B):G:HO2'	27:BA:272(C):G:P	2.37	0.45
27:BA:814:C:C5	38:BP:27:HIS:NE2	2.84	0.45
27:BA:1261:C:H2'	27:BA:1262:A:O5'	2.16	0.45
27:BA:1494:A:N3	27:BA:1494:A:C3'	2.75	0.45
27:BA:1577:C:H2'	27:BA:1578:U:C1'	2.47	0.45
27:BA:1819:A:H5''	30:BD:161:THR:HG21	1.98	0.45
27:BA:2419:U:OP1	57:B8:41:ILE:CD1	2.65	0.45
27:BA:2468:G:H22	27:BA:2481:G:H2'	1.81	0.45
27:BA:2547:U:H2'	27:BA:2548:G:C8	2.52	0.45
27:BA:2668:G:O2'	27:BA:2669:G:H5'	2.16	0.45
28:BB:43:C:H3'	28:BB:44:G:H5'	1.98	0.45
28:BB:111:G:H2'	28:BB:112:U:O4'	2.15	0.45
29:BC:60:GLY:O	29:BC:61:THR:HG23	2.17	0.45
31:BE:57:LYS:NZ	31:BE:59:VAL:CG1	2.80	0.45
31:BE:170:LEU:HD12	31:BE:170:LEU:N	2.32	0.45
33:BG:116:ASP:HB3	33:BG:117:PHE:H	1.57	0.45
33:BG:125:PHE:CD1	33:BG:131:TYR:HD1	2.34	0.45
34:BH:54:ARG:O	34:BH:54:ARG:HG3	2.17	0.45
35:BI:12:LEU:N	35:BI:12:LEU:CD2	2.80	0.45
35:BI:93:THR:C	35:BI:95:LYS:H	2.19	0.45
37:BO:73:ASP:O	37:BO:73:ASP:OD1	2.34	0.45
38:BP:90:ARG:HG2	38:BP:90:ARG:O	2.17	0.45
40:BR:2:ARG:C	40:BR:3:HIS:O	2.52	0.45
46:BX:28:PHE:N	46:BX:28:PHE:CD1	2.85	0.45
46:BX:80:ILE:HD13	46:BX:80:ILE:C	2.37	0.45
51:B2:53:LEU:O	51:B2:57:ILE:HG12	2.17	0.45
1:CA:189(C):C:O2'	1:CA:189(D):C:H5'	2.17	0.45
1:CA:774:G:C6	1:CA:775:G:C5	3.04	0.45
1:CA:1092:A:H8	1:CA:1092:A:O5'	1.99	0.45
1:CA:1140:C:C4	1:CA:1141:C:N3	2.85	0.45
1:CA:1486:G:H2'	1:CA:1487:G:C1'	2.46	0.45
3:CC:72:LYS:HG2	3:CC:75:VAL:CG2	2.47	0.45
5:CE:64:ARG:HG3	5:CE:64:ARG:NH1	2.31	0.45
5:CE:127:ASN:C	5:CE:131:ILE:HG12	2.35	0.45
8:CH:127:LEU:HD22	8:CH:127:LEU:HA	1.61	0.45
9:CI:3:GLN:HA	9:CI:19:LEU:O	2.17	0.45
15:CO:3:ILE:HA	15:CO:7:GLU:OE2	2.16	0.45
17:CQ:67:LYS:O	17:CQ:69:LYS:N	2.50	0.45
17:CQ:77:VAL:O	17:CQ:78:GLU:HG2	2.17	0.45
19:CS:9:VAL:O	19:CS:9:VAL:HG12	2.16	0.45
27:DA:16:G:H2'	27:DA:17:G:C8	2.52	0.45

*Continued on next page...*

Continued from previous page...

Atom-1	Atom-2	Interatomic distance (Å)	Clash overlap (Å)
27:DA:175:G:C2	27:DA:176:G:C4	3.05	0.45
27:DA:632:A:H2'	27:DA:633:A:C8	2.52	0.45
27:DA:651:G:H5''	57:D8:18:ALA:HB2	1.99	0.45
27:DA:1429:G:H2'	27:DA:1430:C:C6	2.51	0.45
27:DA:1707:G:H2'	27:DA:1708:C:C6	2.52	0.45
27:DA:1794:U:H1'	27:DA:1900:A:N3	2.32	0.45
27:DA:1897:G:C2'	27:DA:1898:U:H5'	2.47	0.45
27:DA:2163:C:OP1	27:DA:2165:G:O6	2.35	0.45
27:DA:2383:G:H2'	27:DA:2384:G:O4'	2.17	0.45
27:DA:2394:C:P	38:DP:63:PRO:HD2	2.57	0.45
28:DB:105:A:HO2'	48:DZ:29:ASN:HA	1.78	0.45
32:DF:132:VAL:O	32:DF:133:ASN:C	2.55	0.45
33:DG:139:LEU:C	33:DG:141:PHE:N	2.69	0.45
35:DI:62:LYS:HA	35:DI:131:LYS:HZ1	1.82	0.45
36:DN:103:VAL:HA	36:DN:106:MET:HE3	1.99	0.45
37:DO:1:MET:HE2	37:DO:1:MET:H1	1.81	0.45
37:DO:88:ASN:OD1	37:DO:92:GLU:N	2.42	0.45
38:DP:62:LEU:HD23	38:DP:63:PRO:CD	2.47	0.45
38:DP:97:PRO:HA	38:DP:100:LEU:HD23	1.98	0.45
39:DQ:58:PHE:CD1	39:DQ:58:PHE:O	2.69	0.45
40:DR:96:ARG:NH1	40:DR:115:GLU:OE1	2.49	0.45
41:DS:49:VAL:HG21	41:DS:77:ALA:CA	2.40	0.45
43:DU:65:ILE:CD1	43:DU:93:LYS:HA	2.25	0.45
43:DU:92:ARG:CZ	43:DU:92:ARG:HB2	2.45	0.45
46:DX:63:LYS:CB	46:DX:72:LYS:HG3	2.46	0.45
47:DY:39:VAL:O	47:DY:40:GLU:OE2	2.34	0.45
50:D1:84:GLY:O	50:D1:86:SER:N	2.50	0.45
51:D2:14:ARG:NH1	51:D2:14:ARG:CG	2.80	0.45
51:D2:61:LEU:O	51:D2:62:THR:C	2.54	0.45
57:D8:32:LEU:CB	57:D8:36:LYS:HD2	2.47	0.45
1:AA:16:A:O4'	5:AE:17:ALA:HB3	2.17	0.45
1:AA:267:C:O2'	1:AA:268:C:H5'	2.17	0.45
1:AA:775:G:O2'	1:AA:776:G:H5'	2.17	0.45
1:AA:1397:C:C3'	1:AA:1398:A:H5''	2.46	0.45
1:AA:1420:C:O5'	1:AA:1420:C:H6	2.00	0.45
4:AD:3:ARG:NH2	4:AD:5:ILE:HG12	2.31	0.45
4:AD:8:VAL:HA	4:AD:11:LEU:HD21	1.99	0.45
5:AE:67:VAL:CG2	5:AE:68:GLU:N	2.80	0.45
5:AE:107:ARG:O	5:AE:111:GLU:HB2	2.17	0.45
5:AE:147:ASP:N	5:AE:147:ASP:OD2	2.49	0.45
6:AF:91:VAL:HG11	18:AR:72:ARG:NH2	2.30	0.45

Continued on next page...

Continued from previous page...

Atom-1	Atom-2	Interatomic distance (Å)	Clash overlap (Å)
7:AG:65:ALA:HB3	7:AG:124:LEU:HD23	1.98	0.45
8:AH:67:PRO:O	8:AH:68:ARG:O	2.35	0.45
8:AH:120:THR:N	8:AH:123:GLU:HB2	2.32	0.45
12:AL:44:LYS:CB	12:AL:45:PRO:CD	2.94	0.45
16:AP:68:ASP:O	16:AP:70:ALA:N	2.50	0.45
20:AT:73:HIS:HB3	20:AT:74:LYS:H	1.49	0.45
20:AT:97:ALA:HB3	20:AT:99:LEU:CG	2.47	0.45
27:BA:299:A:C5	27:BA:322:A:C2	3.05	0.45
27:BA:563:G:H2'	27:BA:563:G:N3	2.32	0.45
27:BA:710:G:H2'	27:BA:711:G:C8	2.52	0.45
27:BA:893:C:H2'	27:BA:894:C:H6	1.81	0.45
27:BA:947:G:N3	27:BA:984:A:H2	2.15	0.45
27:BA:991:C:H5'	27:BA:991:C:C6	2.48	0.45
27:BA:1155:A:O3'	43:BU:55:ARG:NH1	2.50	0.45
27:BA:1599:C:H5''	46:BX:35:THR:HG22	1.99	0.45
27:BA:2632:A:N3	31:BE:61:ARG:NH1	2.64	0.45
27:BA:2693:A:H2'	27:BA:2694:G:H8	1.81	0.45
27:BA:2863:C:C2'	27:BA:2864:G:C5'	2.92	0.45
28:BB:106:G:H2'	28:BB:107:G:H8	1.81	0.45
30:BD:247:ALA:HB1	30:BD:251:GLY:O	2.17	0.45
32:BF:178:PRO:C	32:BF:180:GLY:H	2.18	0.45
33:BG:81:LYS:HB3	33:BG:82:LEU:H	1.46	0.45
33:BG:144:ILE:O	33:BG:144:ILE:CG2	2.63	0.45
34:BH:89:ILE:CD1	34:BH:90:LYS:N	2.78	0.45
36:BN:31:ALA:O	36:BN:35:ARG:HG3	2.17	0.45
38:BP:58:THR:HG22	38:BP:61:ARG:HG3	1.97	0.45
38:BP:96:THR:C	38:BP:97:PRO:O	2.55	0.45
38:BP:113:LYS:HA	38:BP:129:ALA:O	2.17	0.45
40:BR:77:ARG:O	40:BR:81:ASP:OD2	2.35	0.45
42:BT:3:ARG:HB3	42:BT:6:LEU:N	2.26	0.45
45:BW:35:ILE:HG23	54:B5:28:PRO:HD2	1.99	0.45
45:BW:82:LEU:HB2	45:BW:98:LYS:HB2	1.99	0.45
46:BX:14:SER:H	46:BX:17:ALA:HB3	1.80	0.45
46:BX:57:LEU:HD13	46:BX:78:LYS:HG2	1.99	0.45
47:BY:27:VAL:CA	47:BY:28:LYS:HE3	2.47	0.45
50:B1:67:ILE:N	50:B1:68:PRO:HD2	2.32	0.45
55:B6:15:GLU:CB	55:B6:18:ARG:NE	2.79	0.45
55:B6:51:GLU:C	55:B6:52:VAL:HG23	2.36	0.45
57:B8:29:LYS:HE2	57:B8:44:LYS:CB	2.46	0.45
1:CA:49:U:C2	1:CA:361:G:N2	2.84	0.45
1:CA:51:A:H61	1:CA:314:C:H1'	1.82	0.45

Continued on next page...

*Continued from previous page...*

Atom-1	Atom-2	Interatomic distance (Å)	Clash overlap (Å)
1:CA:229:U:O2'	1:CA:230:G:H5'	2.17	0.45
1:CA:256:U:OP1	17:CQ:17:LYS:NZ	2.48	0.45
1:CA:398:C:H2'	1:CA:399:G:C8	2.51	0.45
1:CA:460:G:C6	1:CA:470:C:H5''	2.50	0.45
1:CA:720:C:O5'	1:CA:720:C:H6	1.99	0.45
1:CA:802:A:C2'	1:CA:803:G:H5'	2.47	0.45
1:CA:955:U:H2'	1:CA:956:U:O4'	2.17	0.45
1:CA:1414:U:H2'	1:CA:1415:G:H8	1.82	0.45
3:CC:11:ARG:HB3	3:CC:15:THR:HB	1.98	0.45
3:CC:173:VAL:O	3:CC:175:LEU:HD12	2.16	0.45
4:CD:15:GLU:O	4:CD:17:VAL:N	2.50	0.45
5:CE:76:ILE:CD1	5:CE:142:LEU:HD21	2.47	0.45
8:CH:104:ARG:O	8:CH:106:GLY:N	2.50	0.45
9:CI:53:VAL:O	9:CI:54:ASP:HB2	2.17	0.45
10:CJ:90:LEU:N	10:CJ:91:PRO:CD	2.80	0.45
11:CK:48:ILE:O	11:CK:50:TYR:N	2.49	0.45
14:CN:44:LEU:HD12	14:CN:44:LEU:C	2.37	0.45
17:CQ:40:LYS:HG2	17:CQ:41:LYS:N	2.30	0.45
19:CS:18:LYS:HD2	19:CS:22:LEU:CD2	2.46	0.45
59:CX:69:C:H2'	59:CX:70:G:O4'	2.16	0.45
27:DA:249:C:OP2	27:DA:2394:C:O2'	2.27	0.45
27:DA:622:G:OP2	38:DP:108:LYS:HE3	2.17	0.45
27:DA:1042:G:H2'	27:DA:1042:G:N3	2.31	0.45
27:DA:1270:C:H5''	27:DA:1271:G:H5'	1.99	0.45
27:DA:1925:C:C2'	27:DA:1926:U:H5'	2.47	0.45
27:DA:2300:G:H2'	27:DA:2301:C:C6	2.52	0.45
27:DA:2712:U:OP1	27:DA:2714:G:H4'	2.17	0.45
27:DA:2833:G:C2'	27:DA:2834:G:H5''	2.46	0.45
31:DE:5:LEU:O	31:DE:28:ALA:HA	2.16	0.45
31:DE:116:VAL:CG2	31:DE:122:PHE:CG	3.00	0.45
32:DF:153:SER:H	32:DF:190:GLU:CD	2.20	0.45
34:DH:53:GLU:O	34:DH:54:ARG:CB	2.65	0.45
35:DI:4:ILE:O	35:DI:36:ALA:HB1	2.17	0.45
35:DI:114:LEU:CA	35:DI:129:THR:O	2.65	0.45
38:DP:147:LEU:CG	38:DP:148:LEU:N	2.77	0.45
41:DS:96:GLY:C	41:DS:98:VAL:H	2.20	0.45
42:DT:85:LYS:HZ2	42:DT:85:LYS:CB	2.30	0.45
44:DV:12:TYR:CE1	44:DV:22:VAL:HG12	2.52	0.45
44:DV:46:VAL:HG22	44:DV:47:VAL:N	2.29	0.45
47:DY:42:VAL:O	47:DY:64:GLU:HA	2.16	0.45
48:DZ:38:VAL:HG23	48:DZ:39:ASP:N	2.32	0.45

*Continued on next page...*

*Continued from previous page...*

Atom-1	Atom-2	Interatomic distance (Å)	Clash overlap (Å)
48:DZ:39:ASP:OD1	48:DZ:41:VAL:CG1	2.65	0.45
48:DZ:97:MET:N	48:DZ:124:LEU:HD13	2.30	0.45
51:D2:18:PRO:O	51:D2:21:LEU:HB2	2.17	0.45
51:D2:64:LEU:HD11	51:D2:68:ARG:HE	1.82	0.45
1:AA:44:G:N3	1:AA:399:G:C2	2.84	0.45
1:AA:418:C:H2'	1:AA:419:C:C6	2.52	0.45
1:AA:715:A:H2'	1:AA:716:A:C8	2.52	0.45
1:AA:1038:C:H6	1:AA:1038:C:O5'	2.00	0.45
1:AA:1106:G:H2'	1:AA:1107:C:C6	2.52	0.45
1:AA:1348:U:H2'	1:AA:1349:A:H8	1.81	0.45
1:AA:1371:G:H2'	1:AA:1372:U:C6	2.50	0.45
2:AB:22:LYS:H	2:AB:40:HIS:CE1	2.34	0.45
2:AB:82:ARG:O	2:AB:86:GLU:CG	2.64	0.45
4:AD:22:LYS:HB2	4:AD:26:CYS:CB	2.47	0.45
4:AD:24:GLU:O	4:AD:27:TYR:HB2	2.17	0.45
4:AD:121:VAL:HG12	4:AD:134:ASP:HA	1.98	0.45
5:AE:118:ILE:HG13	5:AE:119:LEU:N	2.31	0.45
6:AF:100:ASN:N	6:AF:100:ASN:ND2	2.64	0.45
7:AG:57:GLU:HG3	7:AG:60:LYS:HB2	1.99	0.45
8:AH:63:LEU:N	8:AH:63:LEU:CD2	2.80	0.45
8:AH:111:ILE:O	8:AH:112:LEU:HB3	2.16	0.45
10:AJ:50:ILE:N	10:AJ:50:ILE:HD13	2.31	0.45
11:AK:80:VAL:HG22	11:AK:103:LEU:HD12	1.99	0.45
13:AM:89:GLY:C	13:AM:90:LEU:O	2.55	0.45
18:AR:29:PHE:O	18:AR:29:PHE:HD2	2.00	0.45
18:AR:37:VAL:HG23	18:AR:38:GLU:HG3	1.98	0.45
20:AT:26:ASN:HD22	20:AT:27:LYS:H	1.65	0.45
21:AU:9:ARG:HD3	21:AU:22:ARG:HG3	1.99	0.45
23:AW:36:A:H2'	23:AW:37:U:O4'	2.16	0.45
23:AW:57:A:HO2'	23:AW:59:U:H5	1.65	0.45
25:AY:68:C:H2'	25:AY:69:C:C5'	2.46	0.45
27:BA:154:G:N3	27:BA:154:G:H2'	2.32	0.45
27:BA:201:C:C2'	27:BA:202:U:H5'	2.47	0.45
27:BA:638:G:N1	27:BA:651:G:C8	2.85	0.45
27:BA:883:G:H2'	27:BA:884:C:C5'	2.39	0.45
27:BA:1354:A:H2'	27:BA:1355:G:O4'	2.17	0.45
27:BA:1406:U:H3'	27:BA:1407:C:H6	1.80	0.45
27:BA:1668:A:N6	27:BA:1676:A:H61	2.15	0.45
27:BA:2014:A:O2'	54:B5:2:ALA:CB	2.64	0.45
28:BB:92:C:H2'	28:BB:93:G:C8	2.51	0.45
29:BC:85:GLU:HG2	29:BC:85:GLU:O	2.17	0.45

*Continued on next page...*

*Continued from previous page...*

Atom-1	Atom-2	Interatomic distance (Å)	Clash overlap (Å)
29:BC:214:VAL:C	29:BC:216:THR:N	2.69	0.45
30:BD:54:ARG:HD3	30:BD:54:ARG:HA	1.65	0.45
30:BD:117:VAL:HG21	30:BD:128:GLY:HA3	1.99	0.45
30:BD:166:GLN:HA	30:BD:166:GLN:NE2	2.32	0.45
31:BE:52:LEU:CD2	31:BE:76:ARG:HD3	2.47	0.45
31:BE:76:ARG:CG	31:BE:195:LEU:HD22	2.34	0.45
32:BF:36:VAL:HB	32:BF:183:VAL:HG21	1.98	0.45
34:BH:8:PRO:O	34:BH:9:ILE:CG1	2.58	0.45
34:BH:85:LYS:NZ	34:BH:145:ALA:CA	2.78	0.45
35:BI:96:ASP:C	35:BI:98:ALA:H	2.21	0.45
36:BN:78:TYR:N	36:BN:78:TYR:CD1	2.85	0.45
37:BO:24:VAL:CG2	37:BO:33:ALA:HB2	2.47	0.45
37:BO:85:VAL:HG12	37:BO:86:ILE:O	2.16	0.45
38:BP:147:LEU:HB3	38:BP:148:LEU:H	1.62	0.45
39:BQ:27:VAL:O	39:BQ:67:ARG:NH1	2.50	0.45
39:BQ:118:LEU:O	39:BQ:121:ALA:HB3	2.16	0.45
41:BS:68:GLN:O	41:BS:70:GLY:N	2.50	0.45
42:BT:23:ARG:HG2	42:BT:120:ARG:NH1	2.32	0.45
43:BU:44:ASN:OD1	44:BV:75:PHE:O	2.35	0.45
46:BX:27:THR:HB	46:BX:80:ILE:HB	1.99	0.45
46:BX:34:ALA:HA	46:BX:38:GLU:OE1	2.17	0.45
48:BZ:23:LEU:CD1	48:BZ:84:HIS:HA	2.45	0.45
50:B1:19:GLN:CB	50:B1:35:THR:HG22	2.46	0.45
50:B1:51:VAL:O	50:B1:57:GLU:O	2.35	0.45
53:B4:82:GLU:O	53:B4:83:ARG:CB	2.65	0.45
54:B5:54:GLY:O	54:B5:56:LYS:CE	2.65	0.45
57:B8:13:ARG:O	57:B8:14:VAL:HB	2.17	0.45
1:CA:159:G:H21	1:CA:161:A:H3'	1.82	0.45
1:CA:243:A:H4'	1:CA:244:U:C5'	2.46	0.45
1:CA:429:U:C1'	1:CA:430:A:H5''	2.47	0.45
1:CA:1206:G:O4'	3:CC:194:GLY:N	2.50	0.45
1:CA:1277:C:HO2'	1:CA:1279:A:H8	1.61	0.45
1:CA:1281:U:H5'	1:CA:1282:C:H5	1.82	0.45
1:CA:1356:G:H2'	1:CA:1357:A:C8	2.52	0.45
1:CA:1442(A):G:H2'	42:DT:118:ARG:HH12	1.82	0.45
1:CA:1495:U:O2'	27:DA:1919:A:N1	2.45	0.45
2:CB:7:VAL:HG12	2:CB:7:VAL:O	2.17	0.45
2:CB:16:HIS:CD2	2:CB:210:SER:HA	2.49	0.45
3:CC:54:ARG:HG2	3:CC:54:ARG:NH1	2.32	0.45
4:CD:8:VAL:HA	4:CD:11:LEU:CD1	2.47	0.45
4:CD:147:ALA:HB2	4:CD:182:LYS:CB	2.47	0.45

*Continued on next page...*



*Continued from previous page...*

Atom-1	Atom-2	Interatomic distance (Å)	Clash overlap (Å)
7:CG:37:ASN:ND2	9:CI:41:VAL:H	2.14	0.45
7:CG:44:TYR:C	7:CG:46:ALA:N	2.70	0.45
13:CM:75:ALA:C	13:CM:77:ASN:H	2.19	0.45
23:CW:3:G:H2'	23:CW:4:G:O4'	2.16	0.45
59:CX:58:A:O2'	59:CX:60:U:C6	2.69	0.45
27:DA:1005:C:C2	27:DA:1143:A:C5	3.05	0.45
27:DA:1319:G:H1'	27:DA:1334:G:N2	2.32	0.45
27:DA:1328:G:C2'	27:DA:1330:C:C5	2.89	0.45
27:DA:1513:C:H2'	27:DA:1514:U:H6	1.82	0.45
27:DA:1775:U:C2'	27:DA:1776:G:H5'	2.46	0.45
27:DA:1854:A:H3'	27:DA:1855:G:C8	2.48	0.45
27:DA:2018:G:C2	27:DA:2019:A:C4	3.05	0.45
27:DA:2307:G:N3	27:DA:2307:G:H5''	2.31	0.45
27:DA:2807:G:H1	27:DA:2892:A:H62	1.64	0.45
30:DD:28:GLU:N	30:DD:29:PRO:HD2	2.26	0.45
30:DD:130:ALA:HA	30:DD:192:THR:HA	1.98	0.45
30:DD:232:PRO:HD2	30:DD:249:PRO:HA	1.99	0.45
31:DE:48:GLN:HE22	31:DE:64:LYS:CE	2.30	0.45
31:DE:111:ARG:HE	31:DE:111:ARG:HB2	1.45	0.45
31:DE:111:ARG:O	40:DR:2:ARG:HG3	2.17	0.45
33:DG:39:ILE:HD11	33:DG:155:MET:CB	2.46	0.45
33:DG:86:MET:O	33:DG:87:PRO:C	2.55	0.45
33:DG:139:LEU:HD23	33:DG:139:LEU:N	2.32	0.45
35:DI:129:THR:CG2	35:DI:130:TYR:N	2.71	0.45
38:DP:59:LEU:HA	38:DP:61:ARG:HD2	1.98	0.45
41:DS:30:ARG:HD3	41:DS:31:SER:H	1.82	0.45
42:DT:19:LEU:N	42:DT:19:LEU:CD1	2.70	0.45
43:DU:17:ILE:HG23	43:DU:39:LEU:HD12	1.99	0.45
44:DV:41:GLY:HA3	44:DV:45:THR:OG1	2.17	0.45
45:DW:20:VAL:HG11	45:DW:44:ALA:N	2.32	0.45
46:DX:41:ASN:N	46:DX:41:ASN:ND2	2.63	0.45
47:DY:47:LYS:O	47:DY:48:ALA:HB3	2.17	0.45
48:DZ:96:GLU:O	48:DZ:97:MET:HB3	2.17	0.45
48:DZ:128:SER:O	48:DZ:130:ARG:N	2.50	0.45
49:D0:49:LYS:O	49:D0:51:VAL:HG23	2.16	0.45
50:D1:45:ASN:O	50:D1:45:ASN:CG	2.56	0.45
51:D2:29:LYS:O	51:D2:32:LEU:CB	2.65	0.45
56:D7:24:THR:HG23	56:D7:27:GLY:H	1.82	0.45
1:AA:336:C:O5'	1:AA:336:C:H6	2.00	0.45
1:AA:968:A:H4'	1:AA:969:A:OP2	2.17	0.45
2:AB:19:HIS:CG	2:AB:20:GLU:HG2	2.52	0.45

*Continued on next page...*

*Continued from previous page...*

Atom-1	Atom-2	Interatomic distance (Å)	Clash overlap (Å)
2:AB:21:ARG:HD3	2:AB:39:ILE:HG12	1.99	0.45
3:AC:92:ALA:CA	3:AC:99:VAL:HG11	2.47	0.45
4:AD:98:GLU:HG3	4:AD:103:ASN:HD21	1.81	0.45
4:AD:128:VAL:HG12	4:AD:129:ASN:HD22	1.81	0.45
5:AE:40:ARG:O	5:AE:41:VAL:HG13	2.17	0.45
8:AH:30:ARG:O	8:AH:31:PHE:C	2.55	0.45
8:AH:110:ALA:O	8:AH:112:LEU:HD23	2.17	0.45
9:AI:35:GLU:HA	9:AI:38:GLN:HB2	1.99	0.45
15:AO:2:PRO:HB2	15:AO:3:ILE:HD13	1.98	0.45
15:AO:55:GLY:O	15:AO:59:MET:HB2	2.17	0.45
17:AQ:59:ILE:N	17:AQ:59:ILE:CD1	2.79	0.45
18:AR:44:LEU:HD21	18:AR:70:ILE:CG2	2.47	0.45
27:BA:320:A:C2'	32:BF:136:THR:HG21	2.43	0.45
27:BA:660:G:O2'	27:BA:661:C:H5'	2.16	0.45
27:BA:1142(A):A:H5'	27:BA:1142(A):A:C8	2.52	0.45
27:BA:1722:A:C2	27:BA:1740:G:H2'	2.52	0.45
27:BA:1998:G:O2'	27:BA:1999:C:H5'	2.17	0.45
27:BA:2181:G:O2'	27:BA:2182:G:H5'	2.16	0.45
27:BA:2359:C:H6	27:BA:2359:C:O5'	2.00	0.45
27:BA:2847:U:C2'	27:BA:2848:G:H5'	2.47	0.45
29:BC:34:THR:OG1	29:BC:35:ALA:N	2.49	0.45
30:BD:70:TRP:HZ3	30:BD:146:GLU:CD	2.20	0.45
30:BD:245:PRO:O	30:BD:245:PRO:HD2	2.17	0.45
31:BE:8:LYS:HZ2	31:BE:188:VAL:HG13	1.81	0.45
32:BF:83:PHE:O	32:BF:84:VAL:CB	2.61	0.45
32:BF:110:LEU:HD12	32:BF:202:PHE:HE1	1.81	0.45
34:BH:113:VAL:HG21	34:BH:151:ILE:HG23	1.99	0.45
35:BI:71:ILE:CG1	35:BI:72:LEU:HD22	2.47	0.45
36:BN:87:LEU:CD2	36:BN:91:LEU:HD11	2.43	0.45
42:BT:25:GLY:O	42:BT:26:ASP:CB	2.64	0.45
43:BU:85:LYS:C	43:BU:87:GLY:H	2.20	0.45
44:BV:15:GLU:O	44:BV:96:ILE:HG21	2.17	0.45
57:B8:50:LEU:C	57:B8:53:PRO:CD	2.85	0.45
1:CA:579:G:C6	1:CA:580:U:C4	3.05	0.45
1:CA:621:A:C6	1:CA:622:A:C6	3.05	0.45
1:CA:625:G:H4'	16:CP:16:HIS:HD2	1.73	0.45
1:CA:1220:G:H2'	1:CA:1221:G:H8	1.82	0.45
1:CA:1292:U:H2'	1:CA:1293:G:C8	2.52	0.45
2:CB:24:TRP:CG	2:CB:25:ASN:N	2.85	0.45
2:CB:236:TYR:HD2	2:CB:239:VAL:HB	1.81	0.45
3:CC:92:ALA:N	3:CC:99:VAL:HG21	2.31	0.45

*Continued on next page...*

*Continued from previous page...*

Atom-1	Atom-2	Interatomic distance (Å)	Clash overlap (Å)
3:CC:167:TRP:O	3:CC:168:ALA:HB3	2.17	0.45
4:CD:9:CYS:O	4:CD:10:ARG:HB3	2.17	0.45
4:CD:49:ARG:HD3	4:CD:50:ARG:N	2.32	0.45
4:CD:191:ARG:O	4:CD:191:ARG:HD2	2.17	0.45
6:CF:19:LEU:HD11	6:CF:59:TYR:CZ	2.51	0.45
6:CF:19:LEU:HD23	6:CF:19:LEU:C	2.38	0.45
7:CG:92:SER:CB	7:CG:94:ARG:HH21	2.29	0.45
7:CG:120:ILE:O	7:CG:124:LEU:HD12	2.16	0.45
9:CI:79:LEU:CD2	9:CI:102:LEU:HA	2.37	0.45
11:CK:80:VAL:HG23	11:CK:80:VAL:O	2.16	0.45
13:CM:37:THR:HB	13:CM:55:ARG:HG2	1.99	0.45
15:CO:6:GLU:C	15:CO:8:LYS:N	2.68	0.45
17:CQ:93:GLN:O	17:CQ:96:GLU:N	2.50	0.45
18:CR:56:THR:O	18:CR:58:LEU:HD12	2.17	0.45
20:CT:10:LEU:CD2	20:CT:11:SER:N	2.77	0.45
20:CT:16:HIS:CD2	20:CT:20:LEU:HD21	2.51	0.45
25:CY:52:G:C2	25:CY:53:U:N3	2.85	0.45
27:DA:66:C:O2	27:DA:89:G:C2	2.70	0.45
27:DA:489:G:N7	45:DW:49:LYS:NZ	2.64	0.45
27:DA:907:U:C3'	27:DA:908:C:H5''	2.47	0.45
27:DA:1197:G:H2'	27:DA:1198:U:C6	2.51	0.45
27:DA:1307:A:N6	27:DA:1606:G:O2'	2.50	0.45
27:DA:2122:U:H2'	27:DA:2123:G:C8	2.52	0.45
27:DA:2142:C:O2'	27:DA:2143:C:H5'	2.17	0.45
27:DA:2287:A:N6	27:DA:2344:U:C2	2.84	0.45
27:DA:2302:G:N1	27:DA:2303:G:C4	2.85	0.45
27:DA:2338:G:H2'	27:DA:2339:G:C8	2.52	0.45
27:DA:2435:A:C6	27:DA:2436:G:C5	3.05	0.45
27:DA:2442:C:O5'	27:DA:2442:C:H6	2.00	0.45
27:DA:2638:G:OP2	31:DE:82:ARG:NH2	2.50	0.45
27:DA:2650:U:O5'	27:DA:2650:U:H6	2.00	0.45
27:DA:2744:G:N7	27:DA:2755:C:C2	2.85	0.45
27:DA:2759:G:C5'	27:DA:2759:G:C8	3.00	0.45
28:DB:42:C:H4'	33:DG:67:LYS:O	2.16	0.45
28:DB:77:U:P	48:DZ:18:ARG:HH21	2.40	0.45
31:DE:24:THR:O	31:DE:184:VAL:HG23	2.17	0.45
31:DE:112:GLY:HA3	40:DR:2:ARG:HG3	1.98	0.45
32:DF:53:THR:HG23	32:DF:55:GLY:H	1.81	0.45
32:DF:178:PRO:CB	32:DF:201:VAL:HG11	2.43	0.45
33:DG:44:GLY:H	33:DG:88:ILE:HG12	1.82	0.45
33:DG:68:PRO:HB3	33:DG:92:VAL:HB	1.99	0.45

*Continued on next page...*

*Continued from previous page...*

Atom-1	Atom-2	Interatomic distance (Å)	Clash overlap (Å)
34:DH:33:LEU:HD21	34:DH:136:ILE:CG2	2.47	0.45
35:DI:29:TYR:HE1	35:DI:33:ARG:CZ	2.30	0.45
42:DT:13:ARG:HH11	42:DT:15:VAL:HG12	1.82	0.45
42:DT:29:ARG:HE	42:DT:86:ILE:CG2	2.07	0.45
43:DU:21:ALA:HB1	43:DU:24:TYR:HD1	1.82	0.45
44:DV:2:PHE:CD1	44:DV:13:ARG:NH1	2.84	0.45
55:D6:33:LYS:O	55:D6:34:LEU:CB	2.62	0.45
1:AA:457:C:N4	1:AA:458:C:N4	2.64	0.44
1:AA:574:A:N3	1:AA:883:C:H1'	2.32	0.44
1:AA:725:G:C4	1:AA:726:C:C5	3.05	0.44
1:AA:1092:A:C2	1:AA:1183:A:C2	3.05	0.44
1:AA:1144:G:H21	1:AA:1146:A:H62	1.64	0.44
1:AA:1166:G:H2'	1:AA:1169:A:OP2	2.16	0.44
1:AA:1222:G:O2'	1:AA:1223:C:H5'	2.17	0.44
2:AB:19:HIS:ND1	2:AB:189:ASP:OD2	2.50	0.44
2:AB:74:LYS:HE3	2:AB:166:ASP:HB2	1.98	0.44
2:AB:220:ASP:HA	2:AB:223:ILE:CG1	2.48	0.44
3:AC:113:ALA:N	3:AC:202:ILE:HD12	2.32	0.44
4:AD:91:SER:O	4:AD:92:VAL:C	2.55	0.44
9:AI:23:ASN:N	9:AI:23:ASN:HD22	2.15	0.44
9:AI:113:LYS:HD2	9:AI:119:ALA:HB1	1.98	0.44
12:AL:38:ARG:HG2	12:AL:39:THR:N	2.27	0.44
13:AM:2:ALA:HB3	13:AM:9:ILE:CG2	2.47	0.44
15:AO:43:LEU:HD11	15:AO:53:HIS:HA	1.99	0.44
15:AO:65:ARG:HH11	15:AO:65:ARG:CB	2.30	0.44
20:AT:16:HIS:O	20:AT:17:ARG:C	2.55	0.44
20:AT:94:ALA:O	20:AT:95:ALA:HB3	2.17	0.44
23:AW:26:C:P	26:AZ:1:KBE:HGA	2.56	0.44
25:AY:64:G:H2'	25:AY:65:U:C6	2.52	0.44
26:AZ:1:KBE:O	26:AZ:2:DPP:HA	2.16	0.44
27:BA:66:C:O2	27:BA:89:G:C2	2.70	0.44
27:BA:158:U:O3'	27:BA:171:G:C8	2.70	0.44
27:BA:385:C:O2	27:BA:390:A:C2	2.69	0.44
27:BA:492:A:H2'	27:BA:493:G:O4'	2.17	0.44
27:BA:506:G:O3'	27:BA:507:A:H8	2.00	0.44
27:BA:587:C:H3'	38:BP:33:ARG:NH2	2.32	0.44
27:BA:1348:G:H2'	27:BA:1349:A:H5''	1.99	0.44
27:BA:1369:G:N3	27:BA:1810:A:C2	2.85	0.44
27:BA:1844:C:C2'	27:BA:1845:G:H5'	2.46	0.44
27:BA:2001:A:H4'	27:BA:2689:U:H2'	1.99	0.44
27:BA:2183:C:O2'	27:BA:2184:G:H5'	2.16	0.44

*Continued on next page...*

*Continued from previous page...*

Atom-1	Atom-2	Interatomic distance (Å)	Clash overlap (Å)
28:BB:28:C:H2'	28:BB:29:A:O4'	2.17	0.44
29:BC:184:LYS:C	29:BC:186:ALA:H	2.19	0.44
30:BD:64:ILE:O	30:BD:64:ILE:CG1	2.65	0.44
30:BD:131:LEU:HD13	30:BD:136:ILE:CD1	2.47	0.44
31:BE:11:MET:HB2	31:BE:23:VAL:O	2.17	0.44
31:BE:37:ARG:HB2	31:BE:46:ALA:HB3	1.99	0.44
33:BG:45:GLU:HB3	33:BG:46:ALA:H	1.54	0.44
33:BG:133:LEU:HD13	33:BG:135:LEU:HD13	1.98	0.44
35:BI:91:SER:CA	35:BI:121:LYS:HG3	2.47	0.44
36:BN:73:THR:HG22	36:BN:84:LYS:HA	1.99	0.44
44:BV:82:ARG:C	44:BV:83:ARG:HG2	2.38	0.44
48:BZ:26:VAL:HG23	48:BZ:34:ARG:O	2.17	0.44
48:BZ:113:GLY:O	48:BZ:176:PRO:HG3	2.17	0.44
49:B0:25:ARG:NH1	49:B0:25:ARG:CG	2.80	0.44
55:B6:21:TYR:OH	55:B6:52:VAL:HG11	2.17	0.44
56:B7:26:GLY:O	56:B7:30:VAL:HG23	2.18	0.44
1:CA:309:G:H1'	1:CA:608:A:N1	2.31	0.44
1:CA:352:C:H2'	1:CA:352:C:O2	2.17	0.44
1:CA:802:A:O2'	1:CA:803:G:H5'	2.16	0.44
1:CA:1055:A:N7	1:CA:1206:G:N1	2.65	0.44
1:CA:1058:G:OP1	3:CC:199:LYS:HE3	2.16	0.44
1:CA:1363(A):A:C4'	1:CA:1364:U:H5''	2.46	0.44
1:CA:1372:U:OP1	9:CI:71:SER:HB3	2.17	0.44
1:CA:1430:C:O5'	1:CA:1430:C:H6	2.00	0.44
2:CB:165:VAL:CG2	2:CB:166:ASP:H	2.11	0.44
5:CE:141:GLN:O	5:CE:143:ARG:NE	2.49	0.44
6:CF:5:GLU:HG2	6:CF:62:TRP:HZ2	1.81	0.44
8:CH:27:PRO:O	8:CH:32:LYS:HD2	2.17	0.44
9:CI:7:THR:H	9:CI:83:ARG:CD	2.29	0.44
9:CI:59:PHE:N	9:CI:59:PHE:CD1	2.85	0.44
10:CJ:34:VAL:CG2	10:CJ:74:ILE:HG22	2.47	0.44
11:CK:34:ASP:CB	11:CK:35:PRO:CD	2.96	0.44
11:CK:46:GLY:HA2	11:CK:50:TYR:O	2.17	0.44
12:CL:82:ILE:HD13	12:CL:82:ILE:HA	1.79	0.44
13:CM:91:ARG:O	13:CM:96:LEU:O	2.34	0.44
14:CN:23:ARG:CZ	14:CN:30:ALA:HB2	2.46	0.44
14:CN:29:ARG:O	14:CN:33:VAL:HG13	2.17	0.44
14:CN:35:ARG:HH11	14:CN:35:ARG:HG2	1.81	0.44
15:CO:27:VAL:O	15:CO:29:VAL:N	2.50	0.44
16:CP:4:ILE:HB	16:CP:66:PRO:HB3	1.99	0.44
16:CP:58:TYR:HD1	16:CP:59:TRP:N	2.15	0.44

*Continued on next page...*

*Continued from previous page...*

Atom-1	Atom-2	Interatomic distance (Å)	Clash overlap (Å)
17:CQ:15:MET:CB	17:CQ:18:THR:HB	2.47	0.44
19:CS:36:ARG:HD2	19:CS:52:TYR:O	2.16	0.44
23:CW:47:C:C2	23:CW:58:A:H1'	2.52	0.44
59:CX:42:G:H2'	59:CX:43:A:O5'	2.17	0.44
27:DA:356:G:H5'	27:DA:356:G:H8	1.82	0.44
27:DA:608:A:H3'	27:DA:609:A:H8	1.82	0.44
27:DA:957:A:C6	27:DA:2459:A:C8	3.05	0.44
27:DA:1127:A:N7	27:DA:2488:A:O2'	2.48	0.44
27:DA:1416:G:H21	27:DA:1586:A:H62	1.60	0.44
27:DA:1906:G:O2'	27:DA:1907:G:H5'	2.16	0.44
27:DA:2114:A:H2'	27:DA:2115:G:O4'	2.17	0.44
27:DA:2165:G:H2'	27:DA:2166:G:O4'	2.16	0.44
30:DD:166:GLN:HE21	30:DD:166:GLN:CA	2.29	0.44
31:DE:36:ARG:O	31:DE:38:THR:HG23	2.17	0.44
32:DF:125:LEU:HD12	32:DF:199:TRP:HB2	1.99	0.44
32:DF:161:GLU:O	32:DF:164:ARG:HB3	2.16	0.44
33:DG:102:PHE:HA	33:DG:105:LYS:HZ1	1.81	0.44
34:DH:38:SER:OG	34:DH:40:GLU:HG2	2.17	0.44
34:DH:122:THR:CG2	34:DH:123:PHE:N	2.80	0.44
35:DI:5:LEU:HD12	35:DI:5:LEU:N	2.32	0.44
35:DI:80:PRO:CA	35:DI:143:SER:OG	2.64	0.44
35:DI:87:LYS:HE2	35:DI:87:LYS:HA	1.99	0.44
39:DQ:109:VAL:HG12	39:DQ:113:GLN:HB2	1.99	0.44
40:DR:77:ARG:O	40:DR:80:PHE:N	2.50	0.44
40:DR:103:ARG:O	40:DR:104:ARG:C	2.56	0.44
43:DU:61:TRP:CZ2	43:DU:94:ASN:OD1	2.70	0.44
43:DU:110:VAL:HG12	43:DU:114:LYS:HD2	2.00	0.44
44:DV:52:VAL:HG11	44:DV:55:ALA:HB3	1.98	0.44
44:DV:89:GLN:HA	44:DV:90:PRO:HD3	1.81	0.44
46:DX:63:LYS:HE3	46:DX:72:LYS:HG3	1.99	0.44
47:DY:28:LYS:HA	47:DY:39:VAL:H	1.82	0.44
50:D1:62:VAL:HG22	50:D1:63:ALA:H	1.80	0.44
1:AA:61:G:H2'	1:AA:62:U:O4'	2.17	0.44
1:AA:232:G:H2'	1:AA:233:C:H6	1.82	0.44
1:AA:299:G:C6	1:AA:300:A:C6	3.05	0.44
1:AA:619:U:O2	4:AD:133:VAL:HA	2.18	0.44
1:AA:811:C:O2'	1:AA:901:A:N1	2.42	0.44
1:AA:840:C:C4'	1:AA:841:U:OP1	2.65	0.44
1:AA:1131:G:H1	1:AA:1143:G:H21	1.64	0.44
1:AA:1260:C:C3'	1:AA:1260:C:C6	3.00	0.44
1:AA:1342:C:O2'	1:AA:1343:G:H5'	2.17	0.44

*Continued on next page...*

*Continued from previous page...*

Atom-1	Atom-2	Interatomic distance (Å)	Clash overlap (Å)
4:AD:194:LEU:HB3	4:AD:196:LEU:CD1	2.48	0.44
4:AD:200:GLU:O	4:AD:203:VAL:N	2.51	0.44
5:AE:53:LEU:H	5:AE:53:LEU:CD1	2.29	0.44
5:AE:101:ILE:HD13	5:AE:118:ILE:O	2.17	0.44
7:AG:13:GLN:HA	7:AG:14:PRO:HD3	1.88	0.44
12:AL:44:LYS:HB2	12:AL:45:PRO:CD	2.46	0.44
13:AM:83:ASP:CG	13:AM:84:ILE:N	2.71	0.44
17:AQ:51:TYR:CE2	17:AQ:73:VAL:HG11	2.52	0.44
18:AR:86:VAL:HG12	18:AR:87:ARG:N	2.32	0.44
19:AS:32:LYS:HA	19:AS:50:ALA:HB3	2.00	0.44
21:AU:8:THR:O	21:AU:9:ARG:C	2.55	0.44
23:AW:28:G:N2	23:AW:29:G:H1'	2.32	0.44
24:AX:17:C:H5'	24:AX:17(B):U:H2'	2.00	0.44
27:BA:271(F):C:H2'	27:BA:271(G):C:C6	2.51	0.44
27:BA:298:G:N2	27:BA:339:U:C5	2.85	0.44
27:BA:605:C:H1'	27:BA:657:U:O2'	2.17	0.44
27:BA:614(C):A:HO2'	27:BA:615:G:C4'	2.26	0.44
27:BA:808:G:H2'	27:BA:809:G:C8	2.52	0.44
27:BA:883:G:C2'	27:BA:884:C:C5'	2.95	0.44
27:BA:1022:G:N2	27:BA:1142(A):A:C2	2.85	0.44
27:BA:1436:G:N2	27:BA:1437:C:H1'	2.33	0.44
27:BA:1759:A:H4'	27:BA:2715:C:O4'	2.17	0.44
27:BA:2135:A:H2'	27:BA:2136:C:H6	1.82	0.44
27:BA:2165:G:H2'	27:BA:2166:G:C8	2.53	0.44
27:BA:2736:G:O2'	27:BA:2737:G:H5'	2.17	0.44
27:BA:2843:G:H1	27:BA:2874:C:H42	1.64	0.44
28:BB:34:U:C2	28:BB:44:G:N7	2.85	0.44
30:BD:26:LYS:CE	30:BD:82:ILE:H	2.29	0.44
30:BD:34:VAL:O	30:BD:35:LYS:HG2	2.17	0.44
30:BD:43:ARG:CB	30:BD:54:ARG:CB	2.95	0.44
30:BD:241:PRO:O	30:BD:242:ARG:CB	2.65	0.44
31:BE:134:ILE:HG12	31:BE:134:ILE:O	2.17	0.44
32:BF:53:THR:HG23	32:BF:56:GLU:H	1.81	0.44
34:BH:94:TYR:CE2	34:BH:107:VAL:HB	2.52	0.44
39:BQ:58:PHE:O	39:BQ:59:ARG:C	2.55	0.44
40:BR:12:ARG:HG3	40:BR:12:ARG:HH11	1.81	0.44
43:BU:104:GLN:NE2	43:BU:104:GLN:N	2.60	0.44
44:BV:39:LEU:HA	44:BV:47:VAL:HG12	1.97	0.44
47:BY:47:LYS:HD3	47:BY:48:ALA:N	2.33	0.44
51:B2:6:VAL:HG13	51:B2:59:ARG:HD3	1.99	0.44
52:B3:20:LYS:C	52:B3:22:ALA:H	2.20	0.44

*Continued on next page...*

*Continued from previous page...*

Atom-1	Atom-2	Interatomic distance (Å)	Clash overlap (Å)
52:B3:25:ALA:C	52:B3:27:GLY:H	2.21	0.44
54:B5:56:LYS:HE2	54:B5:59:GLU:CG	2.48	0.44
57:B8:29:LYS:HG2	57:B8:44:LYS:HG2	1.99	0.44
1:CA:166:G:H2'	1:CA:167:G:H8	1.81	0.44
1:CA:274:A:O2'	1:CA:275:G:C8	2.56	0.44
1:CA:403:C:O2'	1:CA:404:U:H5'	2.16	0.44
1:CA:423:G:C2'	1:CA:424:G:H5'	2.47	0.44
1:CA:447:G:N2	1:CA:488:C:N4	2.65	0.44
1:CA:521:G:H5'	12:CL:69:GLY:O	2.17	0.44
1:CA:758:G:H5''	1:CA:880:C:H1'	2.00	0.44
1:CA:1010:G:H2'	1:CA:1011:G:C8	2.52	0.44
1:CA:1067:A:H1'	1:CA:1068:G:C8	2.52	0.44
1:CA:1199:U:H4'	10:CJ:54:PHE:CZ	2.52	0.44
1:CA:1241:G:H2'	1:CA:1242:C:C5	2.52	0.44
1:CA:1470:G:O2'	1:CA:1471:G:H5'	2.18	0.44
2:CB:21:ARG:O	2:CB:23:ARG:N	2.50	0.44
2:CB:42:ILE:HG12	2:CB:43:ASP:N	2.31	0.44
2:CB:59:GLU:O	2:CB:62:ALA:N	2.50	0.44
3:CC:83:ARG:HD2	3:CC:86:VAL:CG2	2.47	0.44
3:CC:174:PRO:HB2	3:CC:177:THR:OG1	2.18	0.44
7:CG:18:TYR:HD2	7:CG:59:LEU:HG	1.82	0.44
7:CG:155:ARG:HG3	7:CG:155:ARG:NH1	2.28	0.44
9:CI:40:LEU:C	9:CI:42:ARG:N	2.71	0.44
16:CP:9:PHE:CE2	16:CP:18:ARG:NE	2.83	0.44
19:CS:10:PHE:CZ	19:CS:70:LYS:NZ	2.75	0.44
23:CW:48:C:H42	23:CW:64:G:H1	1.64	0.44
25:CY:48:C:C6	25:CY:48:C:OP1	2.71	0.44
27:DA:55:G:C2	27:DA:116:C:C2	3.05	0.44
27:DA:107:C:H2'	27:DA:108:U:H6	1.82	0.44
27:DA:271(F):C:O5'	27:DA:271(F):C:H6	2.00	0.44
27:DA:271(S):G:C2	27:DA:271(T):C:C2	3.05	0.44
27:DA:355:G:C2'	27:DA:356:G:C5'	2.96	0.44
27:DA:614(C):A:H4'	27:DA:615:G:OP1	2.18	0.44
27:DA:672:C:O2'	27:DA:673:C:H5'	2.18	0.44
27:DA:792:G:C8	27:DA:2440:C:O2	2.70	0.44
27:DA:896:A:O2'	48:DZ:145:ILE:HD12	2.17	0.44
27:DA:981:A:C8	27:DA:982:C:C5	3.05	0.44
27:DA:1321:A:H2'	27:DA:1322:A:O4'	2.16	0.44
27:DA:1410:G:H2'	27:DA:1411:C:H6	1.82	0.44
27:DA:1493:C:H2'	27:DA:1493:C:O2	2.17	0.44
27:DA:1571:A:H2'	27:DA:1572:A:C8	2.53	0.44

*Continued on next page...*



*Continued from previous page...*

Atom-1	Atom-2	Interatomic distance (Å)	Clash overlap (Å)
27:DA:1577:C:H2'	27:DA:1578:U:C6	2.51	0.44
27:DA:1654:A:OP2	40:DR:3:HIS:HD2	1.97	0.44
27:DA:2078:C:C2	27:DA:2079:U:C6	3.05	0.44
27:DA:2230:G:O2'	27:DA:2231:C:H5'	2.16	0.44
27:DA:2695:C:H2'	27:DA:2696:U:C6	2.51	0.44
27:DA:2751:G:C2'	27:DA:2751:G:N3	2.80	0.44
27:DA:2818:G:H4'	27:DA:2837:G:O4'	2.17	0.44
27:DA:2838:G:H2'	27:DA:2839:G:C8	2.52	0.44
28:DB:27:C:H5'	41:DS:33:LYS:HB3	2.00	0.44
28:DB:114:C:O2'	41:DS:46:VAL:CG1	2.57	0.44
29:DC:75:LEU:HD21	29:DC:99:ILE:CD1	2.48	0.44
30:DD:93:ALA:HB3	30:DD:105:ILE:CG2	2.47	0.44
31:DE:28:ALA:HB3	31:DE:93:VAL:HG13	1.99	0.44
31:DE:201:THR:C	31:DE:202:LYS:HD2	2.38	0.44
35:DI:66:GLU:O	35:DI:70:GLU:HB2	2.17	0.44
36:DN:46:VAL:CG1	36:DN:48:MET:HG3	2.47	0.44
36:DN:57:ALA:HB3	36:DN:124:ALA:HA	1.99	0.44
37:DO:71:ARG:HH12	42:DT:74:ARG:HH12	1.65	0.44
37:DO:91:LEU:N	37:DO:91:LEU:HD12	2.33	0.44
38:DP:38:GLN:HG3	38:DP:41:ARG:CD	2.47	0.44
38:DP:48:PRO:CG	38:DP:49:ARG:H	2.30	0.44
41:DS:31:SER:HB3	41:DS:34:HIS:CE1	2.51	0.44
41:DS:93:LYS:O	41:DS:93:LYS:HG3	2.17	0.44
41:DS:106:ARG:CD	41:DS:107:GLU:O	2.60	0.44
45:DW:14:PRO:HG2	45:DW:78:GLU:CG	2.47	0.44
47:DY:29:GLU:N	47:DY:29:GLU:OE1	2.50	0.44
47:DY:30:VAL:CG1	47:DY:32:PRO:HB3	2.48	0.44
47:DY:96:ILE:HD12	47:DY:99:CYS:CB	2.47	0.44
48:DZ:143:LEU:HD12	48:DZ:147:ASP:HB2	1.99	0.44
51:D2:23:LYS:O	51:D2:27:GLU:HG3	2.17	0.44
53:D4:48:ILE:HD12	53:D4:48:ILE:H	1.81	0.44
53:D4:59:VAL:HG11	53:D4:62:CYS:CB	2.45	0.44
58:D9:12:ASP:OD2	58:D9:13:LYS:HG3	2.17	0.44
58:D9:12:ASP:CG	58:D9:13:LYS:N	2.70	0.44
1:AA:309:G:O2'	1:AA:607:A:N1	2.50	0.44
1:AA:406:G:H5''	4:AD:5:ILE:CG2	2.48	0.44
1:AA:532:A:H2	1:AA:1207:G:C4'	2.26	0.44
1:AA:688:G:H2'	1:AA:689:C:C6	2.53	0.44
1:AA:826:C:H2'	1:AA:827:U:C6	2.53	0.44
1:AA:909:A:H2'	1:AA:910:C:O4'	2.18	0.44
1:AA:952:U:H4'	1:AA:964:A:N1	2.32	0.44

*Continued on next page...*

*Continued from previous page...*

Atom-1	Atom-2	Interatomic distance (Å)	Clash overlap (Å)
1:AA:1145:C:H4'	1:AA:1146:A:H5'	1.98	0.44
1:AA:1434:A:H2'	1:AA:1435:G:C5'	2.47	0.44
3:AC:84:ILE:O	3:AC:88:ARG:HG3	2.18	0.44
4:AD:177:ASP:OD1	4:AD:179:GLU:HB2	2.17	0.44
5:AE:31:LEU:CD2	5:AE:45:PHE:HB2	2.36	0.44
6:AF:29:ALA:O	6:AF:33:TYR:HD1	2.01	0.44
7:AG:79:ARG:HA	7:AG:84:ASN:OD1	2.17	0.44
8:AH:25:ASP:O	8:AH:26:VAL:CB	2.65	0.44
15:AO:10:LYS:O	15:AO:14:GLU:HB3	2.17	0.44
18:AR:30:ASP:O	18:AR:32:ARG:N	2.50	0.44
27:BA:112:U:H5'	51:B2:65:ASN:OD1	2.17	0.44
27:BA:308:G:N7	27:BA:501:A:H1'	2.32	0.44
27:BA:463:G:N1	27:BA:467:G:C6	2.85	0.44
27:BA:558:G:H2'	27:BA:559:G:H8	1.82	0.44
27:BA:1625:C:H2'	27:BA:1626:G:O4'	2.17	0.44
27:BA:2162:G:H2'	27:BA:2163:C:H6	1.82	0.44
27:BA:2476:A:H2'	27:BA:2476:A:N3	2.32	0.44
27:BA:2712:U:H5''	27:BA:2712:U:O2	2.16	0.44
27:BA:2864:G:H2'	27:BA:2865:U:O4'	2.16	0.44
28:BB:20:C:H2'	28:BB:21:G:H5'	1.99	0.44
30:BD:35:LYS:HD3	30:BD:35:LYS:HA	1.72	0.44
32:BF:129:PHE:HE1	32:BF:142:TRP:CH2	2.35	0.44
37:BO:1:MET:O	37:BO:1:MET:HG3	2.17	0.44
37:BO:8:LEU:HD12	37:BO:82:ASN:HB3	1.99	0.44
42:BT:6:LEU:O	42:BT:6:LEU:HD23	2.17	0.44
42:BT:45:PHE:CZ	42:BT:74:ARG:HB2	2.53	0.44
43:BU:27:LEU:C	43:BU:29:SER:N	2.70	0.44
44:BV:24:LYS:HA	44:BV:92:THR:CG2	2.45	0.44
44:BV:51:VAL:HG13	44:BV:52:VAL:H	1.77	0.44
46:BX:57:LEU:HD12	46:BX:57:LEU:H	1.81	0.44
47:BY:77:PRO:O	47:BY:78:ALA:HB2	2.16	0.44
48:BZ:40:LEU:HD11	48:BZ:81:ARG:NH1	2.26	0.44
48:BZ:125:VAL:CG2	48:BZ:126:LYS:H	2.08	0.44
50:B1:82:LEU:H	50:B1:82:LEU:CD2	2.21	0.44
51:B2:34:GLU:HA	51:B2:34:GLU:OE1	2.18	0.44
51:B2:48:HIS:C	51:B2:50:ILE:N	2.71	0.44
51:B2:60:LEU:O	51:B2:63:VAL:N	2.50	0.44
52:B3:26:LEU:HD23	52:B3:37:LEU:HD13	1.99	0.44
53:B4:77:THR:O	53:B4:79:GLY:N	2.50	0.44
1:CA:15:G:H4'	5:CE:24:ARG:NH1	2.33	0.44
1:CA:28:G:O2'	1:CA:296:U:OP1	2.34	0.44

*Continued on next page...*

*Continued from previous page...*

Atom-1	Atom-2	Interatomic distance (Å)	Clash overlap (Å)
1:CA:373:A:C2	1:CA:482:A:C6	3.06	0.44
1:CA:757:U:H2'	1:CA:758:G:O4'	2.17	0.44
1:CA:1029:C:H4'	1:CA:1033:G:H22	1.82	0.44
1:CA:1066:C:C6	1:CA:1066:C:H5''	2.53	0.44
1:CA:1434:A:H2'	1:CA:1435:G:O4'	2.17	0.44
2:CB:21:ARG:HB3	2:CB:39:ILE:CA	2.47	0.44
2:CB:90:MET:HA	2:CB:90:MET:CE	2.47	0.44
2:CB:223:ILE:HD11	2:CB:230:VAL:HG21	1.98	0.44
4:CD:32:ALA:HA	4:CD:35:ARG:CG	2.46	0.44
5:CE:122:GLU:OE1	5:CE:126:ARG:HG2	2.18	0.44
7:CG:122:HIS:C	7:CG:124:LEU:N	2.71	0.44
8:CH:1:MET:HE2	8:CH:2:LEU:H	1.83	0.44
8:CH:20:TYR:HA	8:CH:65:TYR:CZ	2.52	0.44
8:CH:73:ASP:OD2	8:CH:75:ARG:HB2	2.17	0.44
10:CJ:46:ARG:CZ	14:CN:61:TRP:CZ2	3.01	0.44
13:CM:3:ARG:HD3	53:D4:60:GLU:CB	2.44	0.44
16:CP:43:LYS:HG2	16:CP:48:TRP:CE2	2.52	0.44
17:CQ:48:GLU:OE2	17:CQ:50:LYS:NZ	2.43	0.44
23:CW:4:G:H2'	23:CW:5:G:H8	1.81	0.44
27:DA:66:C:H5'	27:DA:456:C:O2	2.17	0.44
27:DA:225:A:C2'	27:DA:226:G:H5'	2.46	0.44
27:DA:271(N):U:O5'	27:DA:271(N):U:H6	2.00	0.44
27:DA:449:A:H1'	43:DU:3:ARG:HH12	1.81	0.44
27:DA:676:A:C8	27:DA:2069:G:N2	2.71	0.44
27:DA:1278:A:H5''	40:DR:36:THR:CG2	2.44	0.44
27:DA:1363:C:O2'	27:DA:1364:G:H5'	2.17	0.44
27:DA:1593:G:H3'	27:DA:1594:G:C5'	2.46	0.44
27:DA:1670:C:O2	31:DE:129:HIS:CE1	2.70	0.44
27:DA:1714:G:C4	27:DA:1746:G:C2	3.06	0.44
27:DA:1719:G:H2'	27:DA:1720:U:C5'	2.47	0.44
27:DA:1795:C:H2'	27:DA:1796:U:C6	2.52	0.44
27:DA:2189:U:H2'	27:DA:2190:G:H5''	2.00	0.44
27:DA:2865:U:C6	27:DA:2866:U:O2	2.70	0.44
30:DD:2:ALA:O	30:DD:3:VAL:HG23	2.17	0.44
30:DD:72:LYS:O	30:DD:73:VAL:C	2.56	0.44
30:DD:162:SER:HB3	30:DD:195:ALA:HA	2.00	0.44
31:DE:81:ILE:HG22	31:DE:81:ILE:O	2.17	0.44
32:DF:3:GLU:HB2	32:DF:19:GLU:HG3	1.98	0.44
33:DG:5:VAL:HG22	33:DG:8:LYS:CG	2.48	0.44
35:DI:60:GLU:O	35:DI:63:ALA:HB3	2.16	0.44
36:DN:35:ARG:C	36:DN:37:LYS:H	2.20	0.44

*Continued on next page...*

*Continued from previous page...*

Atom-1	Atom-2	Interatomic distance (Å)	Clash overlap (Å)
36:DN:107:LEU:C	36:DN:108:PRO:O	2.54	0.44
37:DO:98:VAL:HG13	37:DO:118:ALA:HA	2.00	0.44
37:DO:119:PRO:O	37:DO:120:GLU:HB3	2.18	0.44
40:DR:27:SER:O	40:DR:28:LEU:C	2.55	0.44
40:DR:35:THR:HG23	40:DR:113:LEU:CD1	2.47	0.44
42:DT:88:ILE:CG2	42:DT:89:VAL:N	2.77	0.44
47:DY:30:VAL:HG12	47:DY:32:PRO:HB3	1.98	0.44
50:D1:43:TYR:HA	50:D1:44:PRO:HD3	1.80	0.44
56:D7:6:GLN:HA	56:D7:7:PRO:HD2	1.75	0.44
57:D8:33:ASN:N	57:D8:36:LYS:CD	2.80	0.44
1:AA:296:U:O2'	1:AA:297:G:H5'	2.17	0.44
1:AA:299:G:C5	1:AA:300:A:C6	3.06	0.44
1:AA:364:A:H2'	1:AA:365:U:O2	2.17	0.44
1:AA:839:U:O2	1:AA:839:U:C2'	2.65	0.44
1:AA:840:C:H5''	1:AA:841:U:OP1	2.18	0.44
1:AA:1189:C:H5''	3:AC:5:ILE:CG2	2.47	0.44
1:AA:1256:A:H61	1:AA:1278:U:C1'	2.30	0.44
1:AA:1405:G:O4'	1:AA:1519:A:H4'	2.17	0.44
3:AC:94:LEU:C	3:AC:94:LEU:HD12	2.38	0.44
3:AC:139:GLN:HG3	3:AC:143:GLU:CD	2.37	0.44
4:AD:68:TYR:OH	4:AD:98:GLU:OE1	2.29	0.44
5:AE:40:ARG:HH11	5:AE:40:ARG:HG2	1.81	0.44
7:AG:105:VAL:O	7:AG:105:VAL:HG12	2.18	0.44
8:AH:44:PHE:CE2	8:AH:109:ILE:HG21	2.48	0.44
9:AI:9:ARG:HA	9:AI:13:ALA:O	2.18	0.44
9:AI:26:VAL:HG12	9:AI:27:THR:N	2.31	0.44
9:AI:113:LYS:NZ	9:AI:119:ALA:HB1	2.33	0.44
10:AJ:49:VAL:CG2	10:AJ:50:ILE:N	2.80	0.44
12:AL:24:LEU:O	12:AL:26:GLY:N	2.50	0.44
13:AM:69:GLU:O	13:AM:70:LEU:HB2	2.18	0.44
13:AM:93:ARG:NE	13:AM:93:ARG:CA	2.80	0.44
15:AO:35:ARG:NH1	15:AO:59:MET:SD	2.90	0.44
17:AQ:7:THR:CG2	17:AQ:58:GLU:HG2	2.30	0.44
20:AT:89:ARG:HB2	20:AT:104:LEU:CD1	2.48	0.44
21:AU:24:ARG:O	21:AU:25:LYS:CB	2.62	0.44
25:AY:2:G:C6	25:AY:71:A:C2	3.05	0.44
25:AY:63:C:H2'	25:AY:64:G:C8	2.53	0.44
27:BA:264:C:O2'	27:BA:265:A:H2'	2.17	0.44
27:BA:742:G:H2'	27:BA:743:G:H8	1.83	0.44
27:BA:917:A:N1	28:BB:80:U:H4'	2.32	0.44
27:BA:1109:C:H5	27:BA:1110:G:C5	2.35	0.44

*Continued on next page...*

*Continued from previous page...*

Atom-1	Atom-2	Interatomic distance (Å)	Clash overlap (Å)
27:BA:1274:A:H2	27:BA:1644:C:O2	2.00	0.44
27:BA:1593:G:H3'	27:BA:1594:G:H5''	1.96	0.44
27:BA:1953:A:H2'	27:BA:1954:G:H5'	2.00	0.44
27:BA:2001:A:H2'	27:BA:2002:G:C8	2.52	0.44
27:BA:2151:G:H2'	27:BA:2152:G:H8	1.81	0.44
27:BA:2528:U:H2'	27:BA:2530:A:O5'	2.17	0.44
27:BA:2543:G:C6	27:BA:2544:G:C6	3.06	0.44
27:BA:2626:C:H2'	27:BA:2627:G:O4'	2.18	0.44
28:BB:38:C:C3'	28:BB:38:C:C6	3.01	0.44
30:BD:28:GLU:N	30:BD:28:GLU:OE1	2.50	0.44
31:BE:1:MET:O	31:BE:84:PHE:HB2	2.17	0.44
32:BF:156:LEU:HD21	32:BF:163:VAL:CG1	2.47	0.44
35:BI:48:GLU:O	35:BI:50:ARG:N	2.50	0.44
37:BO:116:SER:OG	37:BO:117:LEU:N	2.50	0.44
38:BP:47:ASP:N	38:BP:51:PHE:HD2	2.14	0.44
39:BQ:2:LEU:CD1	39:BQ:69:PHE:HE1	2.29	0.44
40:BR:18:LEU:HD13	40:BR:19:ALA:N	2.32	0.44
42:BT:28:VAL:HG11	42:BT:46:GLU:CG	2.46	0.44
45:BW:12:ILE:CD1	45:BW:17:VAL:HG12	2.47	0.44
45:BW:13:SER:HA	45:BW:99:ARG:HB2	1.99	0.44
45:BW:90:ARG:HH11	45:BW:90:ARG:CG	2.31	0.44
48:BZ:69:LEU:HD11	48:BZ:132:ILE:HD13	1.98	0.44
57:B8:21:LYS:HD3	57:B8:48:PHE:HZ	1.81	0.44
1:CA:105:G:H2'	1:CA:106:C:C6	2.53	0.44
1:CA:222:U:N3	1:CA:223:U:C4	2.85	0.44
1:CA:251:G:N2	1:CA:253:U:C5	2.86	0.44
1:CA:966:G:C2	59:CX:34:C:H5'	2.52	0.44
1:CA:1006:C:H42	1:CA:1024:G:H21	1.65	0.44
1:CA:1014:A:H5'	19:CS:14:HIS:CD2	2.52	0.44
1:CA:1181:G:H2'	1:CA:1182:G:N9	2.32	0.44
1:CA:1347:G:C8	9:CI:107:ARG:HB3	2.52	0.44
1:CA:1353:G:N2	1:CA:1370:G:C2	2.86	0.44
1:CA:1457:G:H2'	1:CA:1458:G:H8	1.82	0.44
2:CB:54:THR:HG23	2:CB:199:TYR:HB3	1.98	0.44
2:CB:87:ARG:HE	2:CB:233:SER:HB2	1.81	0.44
2:CB:95:GLN:CB	2:CB:148:TYR:HD1	2.31	0.44
3:CC:92:ALA:HA	3:CC:99:VAL:HG11	2.00	0.44
5:CE:88:LYS:HG2	5:CE:89:ILE:N	2.32	0.44
8:CH:17:THR:HA	8:CH:65:TYR:OH	2.17	0.44
8:CH:31:PHE:HZ	8:CH:134:ILE:HD11	1.83	0.44
11:CK:29:ILE:HD12	11:CK:43:SER:O	2.17	0.44

*Continued on next page...*

*Continued from previous page...*

Atom-1	Atom-2	Interatomic distance (Å)	Clash overlap (Å)
13:CM:6:GLY:O	13:CM:7:VAL:HG23	2.17	0.44
13:CM:66:LEU:O	13:CM:70:LEU:CB	2.65	0.44
15:CO:37:ASN:ND2	15:CO:37:ASN:H	2.16	0.44
18:CR:56:THR:HG21	18:CR:63:GLN:HE22	1.81	0.44
27:DA:324:A:C2	27:DA:325:G:H1'	2.53	0.44
27:DA:631:A:HO2'	38:DP:67:MET:HB3	1.83	0.44
27:DA:666:G:OP1	38:DP:47:ASP:O	2.36	0.44
27:DA:773:U:H4'	30:DD:47:GLY:HA3	1.99	0.44
27:DA:828:U:C5	27:DA:829:A:N6	2.86	0.44
27:DA:969:U:P	52:D3:17:LYS:NZ	2.87	0.44
27:DA:1025:G:C4	27:DA:1135:C:H1'	2.52	0.44
27:DA:1313:U:H2'	27:DA:1610:A:C2	2.52	0.44
27:DA:1700:A:H2'	27:DA:1701:A:O5'	2.17	0.44
27:DA:2199:A:N7	27:DA:2225:A:C6	2.86	0.44
27:DA:2336:A:N3	27:DA:2385:C:H1'	2.33	0.44
27:DA:2832:U:O4	27:DA:2883:A:H5''	2.18	0.44
27:DA:2884:U:C2	54:D5:51:TYR:CE1	3.05	0.44
28:DB:27:C:H1'	28:DB:28:C:OP1	2.17	0.44
29:DC:25:ALA:O	29:DC:26:ALA:C	2.55	0.44
29:DC:49:ILE:HD12	29:DC:49:ILE:N	2.13	0.44
30:DD:145:VAL:HB	30:DD:155:LEU:HB2	2.00	0.44
31:DE:51:PHE:CD1	31:DE:52:LEU:N	2.86	0.44
31:DE:144:ARG:HB3	31:DE:145:LYS:H	1.58	0.44
31:DE:167:VAL:CG1	31:DE:170:LEU:HD11	2.46	0.44
32:DF:116:ASP:OD1	32:DF:119:ARG:NH2	2.50	0.44
32:DF:155:LEU:HD12	32:DF:174:VAL:HB	1.99	0.44
33:DG:5:VAL:O	33:DG:8:LYS:HB2	2.17	0.44
33:DG:47:LYS:HE2	33:DG:81:LYS:HD2	1.99	0.44
33:DG:88:ILE:CG1	33:DG:89:GLY:N	2.80	0.44
34:DH:158:HIS:NE2	34:DH:170:ARG:CA	2.79	0.44
35:DI:61:ARG:C	35:DI:63:ALA:H	2.20	0.44
35:DI:114:LEU:HD23	35:DI:130:TYR:HB2	1.99	0.44
35:DI:115:ALA:HB3	35:DI:128:LEU:C	2.37	0.44
36:DN:28:THR:HG23	36:DN:29:LYS:N	2.32	0.44
38:DP:49:ARG:CD	57:D8:58:ILE:HG21	2.41	0.44
39:DQ:108:GLY:O	39:DQ:109:VAL:HG23	2.18	0.44
40:DR:14:SER:O	40:DR:15:SER:C	2.55	0.44
42:DT:31:SER:HB2	42:DT:32:TYR:CE2	2.52	0.44
43:DU:81:HIS:CD2	43:DU:117:GLN:NE2	2.85	0.44
47:DY:8:LYS:CE	47:DY:72:VAL:HG23	2.37	0.44
48:DZ:4:LEU:HG	48:DZ:5:LYS:N	2.32	0.44

*Continued on next page...*

*Continued from previous page...*

Atom-1	Atom-2	Interatomic distance (Å)	Clash overlap (Å)
55:D6:40:CYS:HA	55:D6:46:HIS:CB	2.44	0.44
56:D7:24:THR:HG23	56:D7:27:GLY:CA	2.45	0.44
58:D9:2:LYS:HA	58:D9:34:GLN:HA	1.99	0.44
1:AA:628:G:C2'	1:AA:629:G:H5'	2.48	0.44
1:AA:796:C:O2'	1:AA:797:C:H5'	2.18	0.44
1:AA:956:U:C2'	1:AA:957:U:H5'	2.47	0.44
1:AA:1370:G:O2'	1:AA:1371:G:H5'	2.17	0.44
1:AA:1522:U:H2'	1:AA:1523:G:H8	1.83	0.44
3:AC:73:PRO:CG	3:AC:105:GLU:HG3	2.48	0.44
4:AD:25:ARG:NH1	4:AD:30:LYS:O	2.48	0.44
4:AD:80:GLU:O	4:AD:84:LYS:HE2	2.18	0.44
4:AD:180:GLY:HA3	4:AD:182:LYS:HE2	1.99	0.44
6:AF:7:ASN:ND2	18:AR:34:TYR:CE1	2.86	0.44
7:AG:65:ALA:HB1	7:AG:127:ALA:CB	2.47	0.44
12:AL:72:HIS:CB	12:AL:99:ARG:HH12	2.31	0.44
13:AM:88:ARG:HG3	13:AM:98:VAL:CG1	2.48	0.44
16:AP:18:ARG:HA	16:AP:38:TYR:HA	1.98	0.44
16:AP:76:GLN:O	16:AP:76:GLN:CG	2.66	0.44
17:AQ:50:LYS:HE3	17:AQ:51:TYR:CE1	2.49	0.44
19:AS:16:LEU:HB3	19:AS:20:LEU:HD12	2.00	0.44
23:AW:43:C:H2'	23:AW:43:C:O2	2.17	0.44
27:BA:27:G:N2	27:BA:512:G:O2'	2.50	0.44
27:BA:297:C:H2'	27:BA:298:G:O4'	2.17	0.44
27:BA:473:G:P	27:BA:508:G:H22	2.40	0.44
27:BA:510:C:C2'	27:BA:511:U:H5'	2.48	0.44
27:BA:673:C:H5'	32:BF:54:ARG:NH1	2.32	0.44
27:BA:835:A:N6	27:BA:836:G:C6	2.86	0.44
27:BA:958:U:OP2	39:BQ:14:ARG:NH1	2.50	0.44
27:BA:1477:A:H2	27:BA:1557:C:O2'	2.01	0.44
27:BA:1689:A:N6	27:BA:1698:A:H2	2.10	0.44
27:BA:1698:A:N9	27:BA:1700:A:H5''	2.32	0.44
27:BA:1879:C:C3'	27:BA:1880:C:H5''	2.44	0.44
27:BA:2276:G:C2	27:BA:2277:G:C8	3.06	0.44
27:BA:2574:G:H2'	27:BA:2575:C:O4'	2.17	0.44
27:BA:2835:A:N6	27:BA:2878:U:H2'	2.33	0.44
28:BB:31:C:H2'	28:BB:53:A:H61	1.82	0.44
28:BB:49:C:H2'	28:BB:50:G:C8	2.51	0.44
31:BE:69:LYS:O	31:BE:70:ALA:C	2.53	0.44
33:BG:106:LEU:HA	33:BG:110:ALA:CB	2.43	0.44
34:BH:94:TYR:CD2	34:BH:107:VAL:HB	2.53	0.44
34:BH:123:PHE:CD2	34:BH:133:VAL:HG22	2.53	0.44

*Continued on next page...*

*Continued from previous page...*

Atom-1	Atom-2	Interatomic distance (Å)	Clash overlap (Å)
34:BH:137:ASP:HB3	34:BH:140:LYS:HB3	2.00	0.44
35:BI:58:LEU:O	35:BI:58:LEU:HG	2.18	0.44
36:BN:1:MET:O	36:BN:2:LYS:HG3	2.17	0.44
36:BN:16:ILE:HG23	36:BN:54:VAL:HA	1.98	0.44
41:BS:30:ARG:O	41:BS:30:ARG:HG3	2.17	0.44
42:BT:32:TYR:HB2	42:BT:33:LYS:H	1.50	0.44
42:BT:125:ARG:O	42:BT:126:ALA:C	2.56	0.44
43:BU:92:ARG:NH1	44:BV:11:GLN:HG3	2.33	0.44
43:BU:98:LEU:O	43:BU:101:ARG:O	2.36	0.44
44:BV:21:ARG:HG3	44:BV:93:GLU:HB2	1.99	0.44
44:BV:40:LEU:HA	44:BV:40:LEU:HD23	1.67	0.44
47:BY:28:LYS:HB2	47:BY:38:ILE:H	1.82	0.44
48:BZ:125:VAL:CG2	48:BZ:126:LYS:N	2.75	0.44
50:B1:19:GLN:HB3	50:B1:35:THR:HG22	1.99	0.44
51:B2:46:GLN:NE2	51:B2:49:LYS:HD2	2.32	0.44
1:CA:97:G:O2'	1:CA:98:G:P	2.76	0.44
1:CA:346:G:N3	1:CA:346:G:C2'	2.81	0.44
1:CA:504:C:O2	1:CA:542:G:C2	2.70	0.44
1:CA:543:C:O2'	1:CA:544:G:H5'	2.17	0.44
1:CA:751:U:H4'	15:CO:24:SER:CB	2.40	0.44
1:CA:827:U:C2	1:CA:874:G:N2	2.86	0.44
1:CA:1005:A:N6	1:CA:1025:U:H5'	2.33	0.44
1:CA:1222:G:OP2	1:CA:1322:C:N4	2.50	0.44
1:CA:1427:U:H2'	1:CA:1428:A:C8	2.52	0.44
3:CC:33:LEU:O	3:CC:37:GLN:HG2	2.18	0.44
3:CC:195:VAL:CG1	3:CC:196:LEU:N	2.81	0.44
4:CD:61:LYS:HD3	4:CD:61:LYS:C	2.38	0.44
9:CI:47:LEU:CD1	9:CI:47:LEU:N	2.80	0.44
13:CM:81:LEU:O	13:CM:89:GLY:HA3	2.17	0.44
15:CO:29:VAL:HG12	15:CO:85:LEU:HD11	1.99	0.44
16:CP:48:TRP:O	16:CP:48:TRP:HE3	2.00	0.44
16:CP:82:GLN:O	16:CP:84:ALA:N	2.50	0.44
17:CQ:36:ILE:CG1	17:CQ:37:LYS:N	2.81	0.44
19:CS:35:SER:C	19:CS:37:ARG:N	2.71	0.44
27:DA:12:U:O2	27:DA:2627:G:P	2.76	0.44
27:DA:52:A:O2'	27:DA:53:A:H5'	2.18	0.44
27:DA:225:A:H2'	27:DA:226:G:C5'	2.46	0.44
27:DA:286:C:H1'	27:DA:356:G:N2	2.32	0.44
27:DA:587:C:H3'	38:DP:33:ARG:NH2	2.33	0.44
27:DA:832:G:OP1	38:DP:40:SER:HB3	2.18	0.44
27:DA:1038:C:H2'	27:DA:1039:G:H8	1.82	0.44

*Continued on next page...*



*Continued from previous page...*

Atom-1	Atom-2	Interatomic distance (Å)	Clash overlap (Å)
27:DA:1186:G:H2'	27:DA:1187:G:O4'	2.18	0.44
27:DA:1279:G:H2'	27:DA:1280:G:C8	2.52	0.44
27:DA:1421:G:C2	27:DA:1422:G:N7	2.86	0.44
27:DA:1645:G:H5''	27:DA:1646:C:C5'	2.41	0.44
27:DA:1794:U:C2	27:DA:1795:C:C5	3.06	0.44
27:DA:1993:U:H2'	27:DA:1994:C:O4'	2.18	0.44
27:DA:2392:A:H2	27:DA:2424:C:N4	2.14	0.44
27:DA:2393:A:H4'	38:DP:60:MET:O	2.18	0.44
27:DA:2453:A:H2'	27:DA:2454:G:C8	2.52	0.44
27:DA:2821:A:H2'	27:DA:2822:G:O4'	2.18	0.44
28:DB:29:A:H2'	28:DB:30:C:H6	1.76	0.44
28:DB:55:U:O2'	33:DG:27:ASN:CB	2.55	0.44
28:DB:87:G:N1	28:DB:91:C:N4	2.65	0.44
29:DC:37:PHE:CG	29:DC:39:GLU:HG3	2.53	0.44
30:DD:28:GLU:H	30:DD:28:GLU:CD	2.21	0.44
32:DF:53:THR:C	32:DF:55:GLY:H	2.20	0.44
32:DF:89:VAL:O	32:DF:91:GLY:N	2.45	0.44
34:DH:153:LYS:HG2	34:DH:155:SER:O	2.18	0.44
35:DI:99:GLU:O	35:DI:103:ARG:HG2	2.18	0.44
38:DP:7:ARG:N	38:DP:8:PRO:CD	2.61	0.44
38:DP:86:LYS:HB2	38:DP:117:GLU:O	2.17	0.44
39:DQ:25:ASP:O	39:DQ:26:TYR:HB3	2.17	0.44
39:DQ:75:THR:CG2	39:DQ:76:LYS:N	2.80	0.44
40:DR:74:LYS:CD	40:DR:77:ARG:HH21	2.30	0.44
42:DT:46:GLU:CD	42:DT:88:ILE:HD11	2.37	0.44
43:DU:98:LEU:HD11	44:DV:4:ILE:CD1	2.41	0.44
45:DW:14:PRO:O	45:DW:15:ARG:C	2.56	0.44
46:DX:84:ALA:HB3	46:DX:87:GLN:OE1	2.18	0.44
47:DY:2:ARG:HA	47:DY:5:MET:CE	2.48	0.44
55:D6:22:ALA:HB2	55:D6:39:TYR:CE2	2.53	0.44
1:AA:439:A:H2'	1:AA:441:A:O4'	2.17	0.44
1:AA:644:G:O2'	1:AA:645:C:H5'	2.18	0.44
1:AA:975:A:N6	1:AA:1367:C:O4'	2.50	0.44
1:AA:1086:U:H2'	1:AA:1087:G:H8	1.83	0.44
1:AA:1442(B):A:H2'	1:AA:1442(B):A:N3	2.33	0.44
1:AA:1499:A:H5'	1:AA:1499:A:C8	2.45	0.44
4:AD:100:ARG:O	4:AD:104:VAL:HG23	2.17	0.44
4:AD:147:ALA:HB2	4:AD:182:LYS:CA	2.48	0.44
4:AD:206:PHE:O	4:AD:206:PHE:CG	2.71	0.44
10:AJ:85:LEU:C	10:AJ:87:THR:H	2.20	0.44
13:AM:15:VAL:O	13:AM:19:LEU:CD2	2.64	0.44

*Continued on next page...*

*Continued from previous page...*

Atom-1	Atom-2	Interatomic distance (Å)	Clash overlap (Å)
13:AM:40:ASN:O	13:AM:42:ALA:N	2.51	0.44
15:AO:26:GLU:HG2	15:AO:77:ARG:NH1	2.33	0.44
20:AT:100:ILE:HG22	20:AT:101:GLY:N	2.33	0.44
23:AW:11:C:H6	23:AW:11:C:O5'	2.00	0.44
25:AY:71:A:H2'	25:AY:72:G:C8	2.53	0.44
27:BA:64:A:H2'	27:BA:65:C:O4'	2.18	0.44
27:BA:271(S):G:O2'	27:BA:271(T):C:H5''	2.15	0.44
27:BA:487:C:H2'	27:BA:488:G:H8	1.83	0.44
27:BA:883:G:N2	27:BA:894:C:C2	2.86	0.44
27:BA:1191:G:H2'	27:BA:1192:G:O4'	2.17	0.44
27:BA:1839:G:H5'	27:BA:1839:G:C8	2.52	0.44
27:BA:2199:A:C5'	27:BA:2200:C:OP2	2.63	0.44
27:BA:2289:G:H2'	27:BA:2290:G:H5'	2.00	0.44
27:BA:2389:G:H5''	27:BA:2390:U:H5'	1.99	0.44
27:BA:2428:G:H5''	27:BA:2429:G:O5'	2.18	0.44
28:BB:55:U:H2'	28:BB:56:G:H8	1.82	0.44
31:BE:59:VAL:CG2	31:BE:60:ASN:N	2.72	0.44
33:BG:58:GLN:HG3	33:BG:59:GLU:N	2.32	0.44
33:BG:173:LEU:HA	33:BG:176:LEU:HD12	2.00	0.44
36:BN:133:GLN:O	36:BN:134:ARG:CB	2.64	0.44
37:BO:26:LYS:O	37:BO:27:GLY:O	2.36	0.44
39:BQ:12:GLN:HE21	39:BQ:73:PRO:HD3	1.82	0.44
40:BR:45:ARG:HA	40:BR:95:THR:HG21	1.98	0.44
41:BS:36:TYR:HD1	41:BS:36:TYR:N	2.14	0.44
46:BX:26:TYR:CD2	46:BX:92:LEU:HD12	2.51	0.44
48:BZ:152:SER:H	48:BZ:166:PRO:HB3	1.82	0.44
53:B4:65:CYS:O	53:B4:67:PRO:HD3	2.17	0.44
1:CA:59:A:C5'	1:CA:60:A:H5''	2.47	0.44
1:CA:160:A:H4'	1:CA:344:A:C2	2.53	0.44
1:CA:193:C:O4'	20:CT:60:GLU:CD	2.56	0.44
1:CA:445:G:C6	1:CA:490:G:C6	3.06	0.44
1:CA:948:C:P	13:CM:109:THR:HG1	2.39	0.44
1:CA:1067:A:N3	1:CA:1068:G:H1'	2.33	0.44
1:CA:1228:C:H2'	1:CA:1229:A:C8	2.53	0.44
1:CA:1413:A:C2	1:CA:1488:G:C2	3.06	0.44
3:CC:87:LEU:C	3:CC:89:GLU:N	2.69	0.44
3:CC:123:GLN:O	3:CC:126:ARG:N	2.50	0.44
3:CC:136:GLN:O	3:CC:140:ARG:HB2	2.18	0.44
4:CD:57:ARG:HE	4:CD:205:GLU:HB3	1.82	0.44
5:CE:76:ILE:HG13	5:CE:77:PRO:CD	2.48	0.44
6:CF:82:ARG:O	6:CF:85:VAL:HB	2.18	0.44

*Continued on next page...*

*Continued from previous page...*

Atom-1	Atom-2	Interatomic distance (Å)	Clash overlap (Å)
8:CH:58:TYR:O	8:CH:59:LEU:HD23	2.17	0.44
11:CK:66:LEU:O	11:CK:67:ASP:C	2.56	0.44
12:CL:80:VAL:HG13	12:CL:97:ILE:HG23	1.99	0.44
14:CN:3:ARG:O	14:CN:3:ARG:CG	2.55	0.44
15:CO:39:LEU:O	15:CO:39:LEU:HD22	2.18	0.44
16:CP:8:ARG:HB2	16:CP:17:TYR:CD2	2.53	0.44
27:DA:197:A:H5'	27:DA:197:A:H8	1.79	0.44
27:DA:271(X):G:H2'	27:DA:271(Y):U:C5	2.53	0.44
27:DA:320:A:C2'	32:DF:136:THR:HG21	2.48	0.44
27:DA:324:A:N7	27:DA:339:U:H1'	2.32	0.44
27:DA:743:G:O2'	27:DA:744:G:H5'	2.18	0.44
27:DA:1652:A:N6	27:DA:1653:G:N2	2.65	0.44
27:DA:2249:U:H5''	27:DA:2250:G:OP2	2.17	0.44
27:DA:2721:A:H1'	27:DA:2873:A:HO2'	1.80	0.44
27:DA:2808:U:O2	27:DA:2892:A:C6	2.71	0.44
27:DA:2873:A:H3'	27:DA:2874:C:H6	1.82	0.44
28:DB:5:C:P	28:DB:61:G:HO2'	2.38	0.44
28:DB:34:U:O2	28:DB:44:G:O6	2.35	0.44
29:DC:36:LYS:HB2	29:DC:36:LYS:HZ2	1.83	0.44
29:DC:68:LEU:HD22	29:DC:179:SER:CA	2.47	0.44
29:DC:82:LYS:O	29:DC:86:ALA:HB2	2.17	0.44
30:DD:45:ASN:C	30:DD:46:GLN:OE1	2.56	0.44
31:DE:1:MET:O	31:DE:2:LYS:C	2.54	0.44
32:DF:2:LYS:CE	32:DF:119:ARG:HG3	2.43	0.44
33:DG:61:ALA:HA	33:DG:64:THR:HG22	2.00	0.44
34:DH:126:PRO:O	34:DH:127:GLU:CB	2.64	0.44
35:DI:77:LEU:HD13	35:DI:105:HIS:CE1	2.52	0.44
38:DP:98:GLU:HG3	38:DP:99:LEU:N	2.32	0.44
41:DS:17:ARG:O	41:DS:18:ILE:HB	2.18	0.44
42:DT:54:ARG:HA	42:DT:59:THR:CG2	2.47	0.44
43:DU:91:ASP:C	43:DU:92:ARG:HD3	2.38	0.44
44:DV:28:GLU:HB3	44:DV:29:PRO:CD	2.45	0.44
45:DW:6:ILE:HD11	45:DW:104:THR:CG2	2.47	0.44
46:DX:64:LYS:HD3	46:DX:73:ARG:NE	2.33	0.44
47:DY:3:VAL:N	47:DY:5:MET:HE2	2.26	0.44
47:DY:27:VAL:CA	47:DY:28:LYS:HD3	2.47	0.44
52:D3:13:ILE:HD12	52:D3:13:ILE:N	2.32	0.44
1:AA:16:A:H1'	5:AE:17:ALA:O	2.18	0.44
1:AA:503:C:O2'	1:AA:504:C:H5'	2.18	0.44
1:AA:563:A:C8	1:AA:567:G:O4'	2.71	0.44
1:AA:826:C:H2'	1:AA:827:U:H6	1.82	0.44

*Continued on next page...*

*Continued from previous page...*

Atom-1	Atom-2	Interatomic distance (Å)	Clash overlap (Å)
1:AA:1002:G:C2	1:AA:1003:G:N3	2.85	0.44
1:AA:1019:C:O2'	1:AA:1020:U:H5'	2.18	0.44
1:AA:1128:C:N4	1:AA:1139:G:N3	2.66	0.44
1:AA:1129:C:H5''	1:AA:1139:G:O6	2.17	0.44
1:AA:1129:C:H41	1:AA:1135:U:H3	1.64	0.44
1:AA:1483:A:H1'	27:BA:1948:G:H1'	2.00	0.44
2:AB:154:LEU:HB2	2:AB:155:LEU:H	1.54	0.44
2:AB:155:LEU:C	2:AB:155:LEU:HD22	2.37	0.44
3:AC:70:VAL:CG1	3:AC:71:ALA:N	2.81	0.44
4:AD:46:LYS:O	4:AD:47:ARG:C	2.55	0.44
4:AD:173:TRP:HA	4:AD:187:ARG:HH12	1.83	0.44
5:AE:57:LYS:O	5:AE:60:TYR:HB3	2.18	0.44
6:AF:21:LEU:O	6:AF:24:GLU:CG	2.65	0.44
7:AG:81:GLY:C	7:AG:83:ALA:H	2.19	0.44
9:AI:23:ASN:N	9:AI:23:ASN:ND2	2.66	0.44
9:AI:114:TYR:N	9:AI:114:TYR:CD2	2.85	0.44
10:AJ:3:LYS:HD2	10:AJ:77:PRO:HG2	1.98	0.44
10:AJ:63:PHE:CD2	10:AJ:63:PHE:N	2.85	0.44
16:AP:28:ARG:NH1	16:AP:29:ASP:OD2	2.50	0.44
16:AP:75:ARG:O	16:AP:77:ALA:N	2.50	0.44
17:AQ:55:ASP:HB3	17:AQ:76:LEU:CD1	2.48	0.44
18:AR:59:SER:HB3	18:AR:62:GLU:CD	2.37	0.44
20:AT:37:SER:O	20:AT:41:ILE:HG12	2.18	0.44
23:AW:15:G:H2'	23:AW:58:A:N1	2.32	0.44
23:AW:67:C:H2'	23:AW:68:C:C6	2.53	0.44
24:AX:48:C:C4	24:AX:59:A:C8	3.05	0.44
27:BA:428:A:H5'	27:BA:429:A:OP2	2.17	0.44
27:BA:807:U:C2	27:BA:808:G:C8	3.06	0.44
27:BA:1140:C:P	36:BN:66:LYS:HZ3	2.41	0.44
27:BA:1257:C:H2'	27:BA:1258:C:H6	1.83	0.44
27:BA:1313:U:H3'	27:BA:1313:U:O2	2.18	0.44
27:BA:1336:A:H2'	27:BA:1337:G:C8	2.53	0.44
27:BA:1509(A):A:H2'	27:BA:1509(B):A:H8	1.81	0.44
27:BA:1789:A:O2'	27:BA:1790:C:H5'	2.17	0.44
27:BA:1800:C:P	30:BD:266:SER:HG	2.40	0.44
27:BA:1817:G:C5	27:BA:1818:U:C5	3.06	0.44
27:BA:2062:A:O2'	27:BA:2063:C:H5'	2.17	0.44
27:BA:2083:G:C5	27:BA:2084:C:C4	3.05	0.44
27:BA:2349:G:H5'	27:BA:2349:G:C8	2.47	0.44
28:BB:38:C:C6	28:BB:38:C:H3'	2.52	0.44
28:BB:62:C:H6	28:BB:62:C:O5'	2.00	0.44

*Continued on next page...*

*Continued from previous page...*

Atom-1	Atom-2	Interatomic distance (Å)	Clash overlap (Å)
29:BC:42:GLU:H	29:BC:213:TYR:CA	2.31	0.44
30:BD:13:ARG:NH1	30:BD:16:MET:SD	2.90	0.44
30:BD:95:LEU:HD13	30:BD:97:TYR:HE1	1.81	0.44
31:BE:77:ILE:HG23	31:BE:78:LEU:CD2	2.46	0.44
32:BF:194:MET:HE1	32:BF:199:TRP:HD1	1.82	0.44
36:BN:18:ALA:HB2	36:BN:54:VAL:CG1	2.48	0.44
36:BN:18:ALA:HB3	36:BN:56:ASN:O	2.17	0.44
38:BP:85:LEU:HD22	38:BP:120:ALA:HB2	1.99	0.44
38:BP:96:THR:O	38:BP:97:PRO:O	2.36	0.44
38:BP:147:LEU:O	38:BP:148:LEU:CB	2.65	0.44
39:BQ:28:ALA:O	39:BQ:29:PHE:CB	2.62	0.44
44:BV:35:LEU:C	44:BV:37:VAL:HG22	2.38	0.44
47:BY:7:VAL:HG11	47:BY:8:LYS:HZ1	1.82	0.44
47:BY:8:LYS:HE2	47:BY:73:ARG:HA	1.98	0.44
47:BY:18:GLY:O	47:BY:21:LYS:N	2.40	0.44
49:B0:48:GLY:HA3	49:B0:80:HIS:HD1	1.82	0.44
51:B2:13:ALA:HA	51:B2:16:LEU:CD1	2.46	0.44
57:B8:22:VAL:O	57:B8:49:VAL:HG22	2.18	0.44
1:CA:93:G:N1	1:CA:96:U:C2	2.86	0.44
1:CA:108:G:O6	20:CT:15:ARG:HD2	2.18	0.44
1:CA:256:U:H2'	1:CA:257:G:O4'	2.18	0.44
1:CA:555:C:H2'	1:CA:556:C:C5	2.51	0.44
1:CA:612:C:O2'	1:CA:613:C:H5'	2.17	0.44
1:CA:694:A:H5''	7:CG:85:TYR:OH	2.18	0.44
1:CA:900:A:H2'	1:CA:901:A:C8	2.52	0.44
1:CA:1073:U:H2'	1:CA:1074:G:H8	1.82	0.44
1:CA:1085:U:O4'	1:CA:1094:G:C2	2.71	0.44
1:CA:1109:C:O2'	1:CA:1110:A:H5'	2.17	0.44
1:CA:1162:C:H2'	1:CA:1163:C:H6	1.79	0.44
1:CA:1178:G:C8	9:CI:97:LYS:HE3	2.53	0.44
1:CA:1226:C:OP2	13:CM:91:ARG:NH1	2.51	0.44
1:CA:1348:U:H4'	9:CI:120:ARG:NH1	2.31	0.44
2:CB:22:LYS:N	2:CB:40:HIS:NE2	2.64	0.44
2:CB:76:GLN:O	2:CB:208:ILE:HG12	2.18	0.44
2:CB:107:THR:HG23	2:CB:110:GLN:NE2	2.33	0.44
2:CB:172:ILE:HD12	2:CB:172:ILE:N	2.17	0.44
9:CI:5:TYR:CD2	9:CI:18:PHE:HE2	2.32	0.44
9:CI:20:ARG:HH11	9:CI:20:ARG:CG	2.27	0.44
9:CI:125:TYR:HD2	9:CI:126:SER:N	2.08	0.44
11:CK:111:ASP:HA	18:CR:84:LYS:HG3	1.98	0.44
16:CP:39:TYR:CZ	16:CP:41:PRO:HB3	2.53	0.44

*Continued on next page...*

*Continued from previous page...*

Atom-1	Atom-2	Interatomic distance (Å)	Clash overlap (Å)
19:CS:12:ASP:O	19:CS:15:LEU:HD23	2.17	0.44
20:CT:71:THR:C	20:CT:72:LEU:O	2.54	0.44
59:CX:18:G:C2	59:CX:58:A:C4	3.06	0.44
59:CX:48:C:C4	59:CX:59:A:C8	3.06	0.44
25:CY:71:A:C2'	25:CY:72:G:H5'	2.46	0.44
27:DA:17:G:H4'	43:DU:25:TRP:CH2	2.53	0.44
27:DA:81:G:N2	27:DA:106:C:C2	2.86	0.44
27:DA:500:G:C2	27:DA:502:A:H3'	2.52	0.44
27:DA:631:A:H2	27:DA:2403:C:O2	2.00	0.44
27:DA:1603:A:H5'	27:DA:1603:A:C8	2.53	0.44
27:DA:2012:G:O3'	45:DW:96:ILE:CD1	2.62	0.44
27:DA:2314:C:H2'	27:DA:2315:G:C8	2.53	0.44
27:DA:2392:A:OP2	57:D8:31:HIS:HE1	2.01	0.44
27:DA:2392:A:H2'	27:DA:2393:A:O4'	2.16	0.44
27:DA:2400:G:N2	27:DA:2417:C:C2	2.85	0.44
27:DA:2531:A:C6	27:DA:2532:G:C5	3.06	0.44
27:DA:2687:U:H2'	27:DA:2688:U:C5'	2.47	0.44
28:DB:52:A:O2'	28:DB:53:A:H8	1.98	0.44
29:DC:41:VAL:O	29:DC:178:ALA:CB	2.66	0.44
29:DC:99:ILE:HA	29:DC:103:ILE:CB	2.48	0.44
30:DD:17:THR:O	30:DD:211:ARG:NH2	2.49	0.44
30:DD:63:ARG:HD3	30:DD:63:ARG:N	2.33	0.44
30:DD:127:VAL:O	30:DD:127:VAL:HG13	2.17	0.44
30:DD:127:VAL:HA	30:DD:193:VAL:HG13	2.00	0.44
31:DE:151:TYR:HD1	36:DN:79:PRO:CG	2.30	0.44
33:DG:54:GLU:OE1	33:DG:57:ALA:HB2	2.17	0.44
36:DN:91:LEU:HD23	36:DN:95:PRO:CB	2.47	0.44
38:DP:85:LEU:H	38:DP:85:LEU:HD22	1.82	0.44
42:DT:28:VAL:HG21	42:DT:88:ILE:CD1	2.48	0.44
43:DU:74:LEU:HD12	43:DU:78:THR:CB	2.45	0.44
45:DW:62:HIS:O	45:DW:63:ASP:C	2.56	0.44
47:DY:4:LYS:O	47:DY:5:MET:O	2.35	0.44
47:DY:75:ILE:HG13	47:DY:80:GLY:H	1.83	0.44
55:D6:10:LEU:HD12	57:D8:34:TRP:CD1	2.52	0.44
1:AA:29:G:H5'	1:AA:296:U:OP1	2.18	0.44
1:AA:245:C:O2	1:AA:283:C:N3	2.51	0.44
1:AA:382:A:C2	1:AA:383:A:C4	3.05	0.44
1:AA:584:G:H2'	1:AA:585:G:H8	1.83	0.44
1:AA:830:G:O2'	1:AA:831:U:H5'	2.17	0.44
2:AB:118:LEU:HD13	2:AB:142:LEU:HB2	2.00	0.44
2:AB:167:PRO:O	2:AB:171:ALA:N	2.51	0.44

*Continued on next page...*

*Continued from previous page...*

Atom-1	Atom-2	Interatomic distance (Å)	Clash overlap (Å)
4:AD:98:GLU:CD	4:AD:107:ARG:HH21	2.21	0.44
6:AF:10:LEU:HA	6:AF:84:ASN:O	2.17	0.44
6:AF:30:LEU:HB3	6:AF:35:ALA:CB	2.48	0.44
8:AH:84:ARG:HG2	8:AH:84:ARG:NH1	2.31	0.44
9:AI:48:GLU:OE1	9:AI:51:ARG:HD3	2.17	0.44
9:AI:75:ASP:O	9:AI:78:LYS:HB3	2.16	0.44
11:AK:48:ILE:HD11	11:AK:64:ALA:HA	1.99	0.44
13:AM:92:HIS:CD2	13:AM:98:VAL:HG21	2.53	0.44
14:AN:24:CYS:SG	14:AN:27:CYS:O	2.76	0.44
18:AR:41:LYS:O	18:AR:41:LYS:HD2	2.18	0.44
27:BA:175:G:C8	27:BA:175:G:H5'	2.52	0.44
27:BA:307:G:H21	27:BA:330:A:N6	2.14	0.44
27:BA:614:U:O2	27:BA:614:U:O4'	2.36	0.44
27:BA:657:U:O2'	27:BA:658:C:H5'	2.17	0.44
27:BA:927:G:H3'	27:BA:928:G:H8	1.82	0.44
27:BA:931:G:H3'	27:BA:931:G:C8	2.52	0.44
27:BA:1204:A:C2	27:BA:1241:A:N1	2.86	0.44
27:BA:1655:A:H3'	27:BA:1656:C:H6	1.82	0.44
27:BA:2156:G:H2'	27:BA:2157:G:O4'	2.18	0.44
27:BA:2307:G:H3'	27:BA:2308:G:C5'	2.47	0.44
27:BA:2392:A:H8	38:BP:60:MET:HA	1.83	0.44
27:BA:2409:G:H2'	27:BA:2410:G:O4'	2.17	0.44
27:BA:2420:C:P	57:B8:33:ASN:O	2.75	0.44
27:BA:2469:A:N6	27:BA:2481:G:H1'	2.33	0.44
27:BA:2528:U:C5'	58:B9:31:LYS:NZ	2.81	0.44
27:BA:2776:A:C6	27:BA:2782:G:H1'	2.52	0.44
27:BA:2792:G:N7	27:BA:2893:G:O6	2.51	0.44
27:BA:2825:C:H2'	27:BA:2826:A:O4'	2.17	0.44
28:BB:45:A:C2	28:BB:46:A:H1'	2.53	0.44
30:BD:185:VAL:HG12	30:BD:189:CYS:SG	2.57	0.44
32:BF:3:GLU:O	32:BF:19:GLU:HB3	2.16	0.44
32:BF:157:VAL:HG11	32:BF:181:LEU:HD13	1.99	0.44
33:BG:43:LEU:CD1	33:BG:153:ARG:HG2	2.48	0.44
33:BG:141:PHE:HB2	33:BG:144:ILE:CG2	2.47	0.44
34:BH:28:GLY:N	34:BH:79:VAL:HG11	2.32	0.44
34:BH:85:LYS:HD2	34:BH:141:VAL:HG12	1.97	0.44
35:BI:5:LEU:C	35:BI:6:LEU:HD23	2.39	0.44
35:BI:136:VAL:O	35:BI:136:VAL:HG22	2.17	0.44
36:BN:67:LEU:H	36:BN:67:LEU:CD1	2.26	0.44
38:BP:64:LYS:C	38:BP:66:GLY:N	2.71	0.44
39:BQ:39:PRO:HG3	39:BQ:99:PRO:HD3	2.00	0.44

*Continued on next page...*

*Continued from previous page...*

Atom-1	Atom-2	Interatomic distance (Å)	Clash overlap (Å)
48:BZ:46:VAL:O	48:BZ:50:ALA:HB2	2.18	0.44
49:B0:23:VAL:HA	49:B0:38:VAL:CG2	2.21	0.44
1:CA:270:A:O2'	1:CA:271:C:H5'	2.18	0.44
1:CA:398:C:O2'	1:CA:399:G:H5'	2.18	0.44
1:CA:448:A:O2'	1:CA:449:C:H5'	2.18	0.44
1:CA:544:G:H5''	4:CD:62:GLN:NE2	2.32	0.44
1:CA:716:A:N3	11:CK:117:ASN:O	2.50	0.44
1:CA:735:C:H2'	1:CA:736:C:H6	1.83	0.44
1:CA:923:A:C2	1:CA:1395:C:N3	2.86	0.44
1:CA:983:A:O2'	1:CA:1049:U:O2'	2.17	0.44
1:CA:1147:C:O2	9:CI:16:ARG:NH1	2.50	0.44
1:CA:1241:G:H1	1:CA:1296:C:H42	1.65	0.44
1:CA:1343:G:H2'	1:CA:1344:C:C6	2.53	0.44
2:CB:74:LYS:CD	2:CB:165:VAL:HG21	2.48	0.44
3:CC:76:VAL:HG23	3:CC:77:ILE:N	2.33	0.44
3:CC:105:GLU:HG2	3:CC:106:VAL:N	2.32	0.44
3:CC:121:ALA:HB2	3:CC:187:ALA:HB1	2.00	0.44
3:CC:134:ILE:HD11	3:CC:153:VAL:HG21	2.00	0.44
4:CD:3:ARG:CD	4:CD:5:ILE:HG13	2.48	0.44
4:CD:4:TYR:O	4:CD:5:ILE:HB	2.18	0.44
4:CD:110:PHE:CD1	4:CD:110:PHE:N	2.86	0.44
4:CD:120:LEU:HD23	4:CD:125:HIS:HD2	1.83	0.44
4:CD:170:VAL:CG1	4:CD:171:GLY:N	2.80	0.44
6:CF:19:LEU:O	6:CF:23:LYS:HG3	2.17	0.44
9:CI:28:VAL:HG21	9:CI:37:PHE:HE1	1.83	0.44
10:CJ:48:THR:CB	10:CJ:62:HIS:HB3	2.48	0.44
10:CJ:55:LYS:HE2	10:CJ:55:LYS:HB3	1.70	0.44
14:CN:40:CYS:O	14:CN:41:ARG:C	2.56	0.44
18:CR:87:ARG:HG2	18:CR:87:ARG:O	2.18	0.44
21:CU:18:TYR:CE2	21:CU:22:ARG:CZ	2.99	0.44
23:CW:11:C:H2'	23:CW:12:C:H6	1.75	0.44
23:CW:37:U:O2'	23:CW:38:U:H5'	2.18	0.44
27:DA:27:G:H2'	27:DA:512:G:H22	1.82	0.44
27:DA:217:G:H2'	27:DA:218:A:O4'	2.17	0.44
27:DA:233:A:H2'	27:DA:234:C:C5'	2.48	0.44
27:DA:355:G:C2'	27:DA:356:G:H5'	2.44	0.44
27:DA:385:C:O2	27:DA:390:A:C2	2.71	0.44
27:DA:757:U:H2'	27:DA:758:C:O4'	2.18	0.44
27:DA:1296:G:OP1	27:DA:2709:G:H4'	2.18	0.44
27:DA:1439:A:H2'	27:DA:1440:G:O4'	2.17	0.44
27:DA:1990:C:H2'	27:DA:1991:U:O4'	2.17	0.44

*Continued on next page...*



*Continued from previous page...*

Atom-1	Atom-2	Interatomic distance (Å)	Clash overlap (Å)
27:DA:2043:C:H6	27:DA:2043:C:H5''	1.83	0.44
27:DA:2186:G:H3'	27:DA:2187:G:H5''	1.99	0.44
27:DA:2352:A:H2	49:D0:33:ALA:CB	2.22	0.44
27:DA:2643:G:O2'	27:DA:2644:G:H5'	2.18	0.44
27:DA:2775:A:H8	27:DA:2775:A:O5'	2.01	0.44
28:DB:116:G:H3'	28:DB:117:G:C8	2.53	0.44
29:DC:93:TYR:C	29:DC:94:VAL:HG22	2.38	0.44
30:DD:138:VAL:O	30:DD:138:VAL:HG13	2.17	0.44
30:DD:218:ARG:HH11	30:DD:218:ARG:HG3	1.82	0.44
31:DE:49:LEU:O	31:DE:78:LEU:HA	2.17	0.44
32:DF:2:LYS:O	32:DF:25:PRO:HD2	2.17	0.44
33:DG:117:PHE:CD1	33:DG:117:PHE:C	2.92	0.44
33:DG:170:ARG:O	33:DG:171:ALA:HB2	2.18	0.44
35:DI:73:GLU:OE2	35:DI:137:PRO:HD2	2.17	0.44
39:DQ:29:PHE:HB2	39:DQ:105:GLU:OE2	2.18	0.44
42:DT:114:LEU:HD23	42:DT:114:LEU:HA	1.85	0.44
43:DU:102:GLU:HA	43:DU:104:GLN:HE22	1.79	0.44
47:DY:16:ALA:HA	47:DY:21:LYS:NZ	2.32	0.44
51:D2:25:VAL:O	51:D2:29:LYS:HG2	2.17	0.44
1:AA:99:U:H2'	1:AA:100:C:O4'	2.17	0.44
1:AA:574:A:O2'	1:AA:882:C:O2'	2.30	0.44
1:AA:662:G:O2'	1:AA:836:G:H5''	2.17	0.44
1:AA:943:U:C2'	1:AA:944:G:H5'	2.47	0.44
1:AA:1055:A:C6	1:AA:1206:G:C5	3.06	0.44
1:AA:1240:U:H4'	7:AG:38:LEU:HD21	1.99	0.44
1:AA:1328:C:C2'	1:AA:1329:A:H5'	2.48	0.44
1:AA:1396:A:H2	5:AE:19:MET:HG3	1.83	0.44
2:AB:97:TRP:CH2	2:AB:176:GLU:OE2	2.71	0.44
2:AB:121:LEU:O	2:AB:121:LEU:HD23	2.18	0.44
2:AB:220:ASP:C	2:AB:222:ILE:N	2.71	0.44
4:AD:8:VAL:O	4:AD:11:LEU:HG	2.18	0.44
4:AD:17:VAL:O	4:AD:18:LYS:C	2.56	0.44
5:AE:11:ILE:HG21	5:AE:105:VAL:HA	1.99	0.44
11:AK:103:LEU:O	11:AK:104:GLN:C	2.55	0.44
12:AL:108:LYS:O	12:AL:109:ASP:HB2	2.18	0.44
13:AM:91:ARG:HH11	19:AS:81:ARG:NH2	2.14	0.44
13:AM:106:ASN:O	13:AM:107:ALA:CB	2.66	0.44
23:AW:35:G:O2'	23:AW:36:A:C8	2.64	0.44
23:AW:52:G:H4'	39:BQ:56:ARG:HD2	2.00	0.44
25:AY:57:A:O2'	25:AY:59:U:C6	2.70	0.44
27:BA:239:U:H2'	27:BA:240:G:O4'	2.18	0.44

*Continued on next page...*

*Continued from previous page...*

Atom-1	Atom-2	Interatomic distance (Å)	Clash overlap (Å)
27:BA:271(L):U:H4'	27:BA:271(M):G:C5	2.53	0.44
27:BA:601:C:H2'	27:BA:602:G:O4'	2.17	0.44
27:BA:706:A:C2	27:BA:707:G:H1'	2.52	0.44
27:BA:971:C:H2'	27:BA:972:G:C5'	2.48	0.44
27:BA:1169:G:H2'	27:BA:1170:G:O4'	2.18	0.44
27:BA:1494:A:H4'	27:BA:1494:A:OP1	2.17	0.44
27:BA:1582:C:H2'	27:BA:1583:A:C8	2.51	0.44
27:BA:1956:U:H2'	27:BA:1957:C:C5'	2.40	0.44
27:BA:2072:G:C6	27:BA:2073:C:C4	3.06	0.44
27:BA:2087:G:C2'	27:BA:2088:G:H5'	2.48	0.44
27:BA:2329:G:H2'	27:BA:2330:G:C8	2.52	0.44
27:BA:2379:G:H2'	27:BA:2380:C:C6	2.53	0.44
27:BA:2485:G:O2'	27:BA:2486:G:H5'	2.18	0.44
27:BA:2558:C:H2'	27:BA:2559:C:C6	2.49	0.44
28:BB:50:G:P	41:BS:62:LYS:HB2	2.58	0.44
30:BD:25:THR:HG22	30:BD:26:LYS:N	2.23	0.44
30:BD:168:ARG:HG3	30:BD:168:ARG:NH1	2.28	0.44
31:BE:57:LYS:NZ	31:BE:59:VAL:HG11	2.32	0.44
33:BG:124:SER:HB3	33:BG:131:TYR:CZ	2.53	0.44
35:BI:89:TYR:HH	1:CA:55:A:H2	1.66	0.44
36:BN:1:MET:C	36:BN:2:LYS:CG	2.86	0.44
36:BN:73:THR:HB	36:BN:82:LEU:HD11	1.99	0.44
37:BO:79:PHE:CD1	37:BO:79:PHE:N	2.86	0.44
38:BP:49:ARG:HD3	57:B8:58:ILE:HG22	2.00	0.44
38:BP:97:PRO:HG3	38:BP:112:LEU:HB3	1.99	0.44
39:BQ:81:VAL:CG2	49:B0:7:LEU:HG	2.48	0.44
39:BQ:134:ARG:HH22	48:BZ:118:GLU:HG3	1.83	0.44
40:BR:2:ARG:HH21	40:BR:5:LYS:HZ1	1.60	0.44
40:BR:79:LEU:HA	40:BR:83:ILE:CG1	2.48	0.44
43:BU:88:ILE:O	43:BU:88:ILE:CG1	2.57	0.44
44:BV:47:VAL:O	44:BV:49:THR:N	2.51	0.44
46:BX:10:ALA:HB1	46:BX:11:PRO:HD2	1.98	0.44
50:B1:89:GLU:HA	50:B1:92:LYS:HB3	2.00	0.44
51:B2:38:GLN:NE2	51:B2:44:LEU:HD12	2.32	0.44
1:CA:114:U:H2'	1:CA:115:G:C8	2.52	0.44
1:CA:402:G:C2'	1:CA:403:C:H5'	2.48	0.44
1:CA:644:G:H5'	8:CH:92:ARG:NH2	2.30	0.44
1:CA:706:A:C5	1:CA:707:C:C5	3.06	0.44
1:CA:824:C:O2'	1:CA:825:G:H5'	2.17	0.44
1:CA:1001(A):G:C8	1:CA:1002:G:H8	2.36	0.44
1:CA:1306:A:C6	1:CA:1307:U:C4	3.05	0.44

*Continued on next page...*

*Continued from previous page...*

Atom-1	Atom-2	Interatomic distance (Å)	Clash overlap (Å)
1:CA:1483:A:H1'	27:DA:1948:G:H1'	2.00	0.44
3:CC:118:GLN:HE21	3:CC:118:GLN:HB2	1.49	0.44
5:CE:135:THR:O	5:CE:136:MET:C	2.55	0.44
9:CI:76:ALA:C	9:CI:78:LYS:N	2.71	0.44
10:CJ:75:ILE:CG1	10:CJ:76:ASN:N	2.81	0.44
12:CL:3:THR:O	12:CL:4:ILE:C	2.56	0.44
15:CO:69:TYR:CZ	15:CO:73:GLU:HG3	2.52	0.44
17:CQ:83:ASP:O	17:CQ:84:LEU:C	2.56	0.44
18:CR:43:PHE:CA	18:CR:51:LEU:HD12	2.47	0.44
23:CW:66:A:C2	23:CW:67:C:C2	3.05	0.44
27:DA:9:U:O5'	27:DA:9:U:H6	2.01	0.44
27:DA:243:U:OP1	57:D8:6:THR:HG21	2.17	0.44
27:DA:270:A:C2'	27:DA:271:A:H5'	2.47	0.44
27:DA:302:C:N4	27:DA:315:G:H1	2.16	0.44
27:DA:1224:C:O3'	44:DV:86:GLY:HA3	2.18	0.44
27:DA:1289:C:H2'	27:DA:1290:C:C6	2.50	0.44
27:DA:1294:U:O2'	40:DR:23:ASN:ND2	2.51	0.44
27:DA:1662:C:O2'	27:DA:2687:U:OP1	2.36	0.44
27:DA:1789:A:H5'	30:DD:221:VAL:HG23	1.99	0.44
27:DA:1857:G:N2	27:DA:1886:C:N4	2.65	0.44
27:DA:1890:A:H2'	27:DA:1891:G:H5'	2.00	0.44
27:DA:2069:G:H2'	27:DA:2070:G:H5'	1.99	0.44
27:DA:2134:A:N1	27:DA:2135:A:C6	2.86	0.44
27:DA:2183:C:O2'	27:DA:2184:G:H5'	2.17	0.44
27:DA:2308:G:C2	27:DA:2309:A:N1	2.86	0.44
27:DA:2415:G:C2	27:DA:2416:C:C2	3.06	0.44
27:DA:2450:A:C2	27:DA:2451:A:C4	3.06	0.44
27:DA:2525:G:H1'	27:DA:2741:A:H2	1.82	0.44
27:DA:2592:G:H2'	27:DA:2593:U:O4'	2.18	0.44
27:DA:2603:G:C5	27:DA:2604:U:C5	3.06	0.44
27:DA:2703:C:C2	27:DA:2704:C:C5	3.06	0.44
27:DA:2803:C:O3'	27:DA:2804:C:O4'	2.36	0.44
27:DA:2814:C:O2'	54:D5:29:THR:CG2	2.66	0.44
27:DA:2849:U:N3	27:DA:2867:G:N3	2.66	0.44
27:DA:2887:U:H2'	27:DA:2888:C:C6	2.52	0.44
28:DB:82:G:N2	28:DB:96:U:C2	2.85	0.44
30:DD:120:GLY:O	30:DD:122:ASP:N	2.51	0.44
30:DD:147:LEU:HD13	30:DD:155:LEU:HD13	2.00	0.44
31:DE:120:TRP:CD2	31:DE:155:LYS:HB3	2.53	0.44
31:DE:173:VAL:O	31:DE:174:ASP:O	2.35	0.44
32:DF:42:ALA:O	32:DF:45:ARG:N	2.44	0.44

*Continued on next page...*

*Continued from previous page...*

Atom-1	Atom-2	Interatomic distance (Å)	Clash overlap (Å)
32:DF:110:LEU:HG	32:DF:205:ARG:NH2	2.33	0.44
32:DF:139:PHE:CE2	32:DF:170:LEU:HD22	2.53	0.44
34:DH:92:ILE:O	34:DH:94:TYR:N	2.43	0.44
34:DH:105:LEU:HD12	34:DH:107:VAL:CG1	2.48	0.44
35:DI:69:LYS:C	35:DI:71:ILE:N	2.70	0.44
35:DI:81:VAL:CG1	35:DI:82:ARG:N	2.68	0.44
35:DI:131:LYS:HE3	35:DI:133:HIS:ND1	2.32	0.44
36:DN:69:GLN:O	36:DN:71:ILE:HG13	2.17	0.44
37:DO:77:ILE:HD12	42:DT:73:GLU:O	2.18	0.44
40:DR:66:VAL:O	40:DR:68:ARG:N	2.51	0.44
40:DR:97:VAL:HA	40:DR:113:LEU:O	2.18	0.44
42:DT:70:VAL:CG1	42:DT:71:GLY:N	2.80	0.44
43:DU:8:VAL:HG11	43:DU:12:ARG:NH2	2.33	0.44
43:DU:28:ARG:HG2	43:DU:28:ARG:NH1	2.33	0.44
43:DU:92:ARG:C	43:DU:94:ASN:N	2.63	0.44
44:DV:94:LEU:HD23	44:DV:94:LEU:HA	1.77	0.44
45:DW:2:GLU:O	45:DW:2:GLU:HG3	2.18	0.44
45:DW:17:VAL:O	45:DW:20:VAL:N	2.47	0.44
48:DZ:32:LEU:CD2	48:DZ:89:VAL:HG21	2.44	0.44
50:D1:87:PRO:HG2	50:D1:88:LYS:N	2.30	0.44
58:D9:25:VAL:O	58:D9:25:VAL:HG12	2.17	0.44
1:AA:185:A:H2'	1:AA:186:C:H6	1.83	0.43
1:AA:859:A:H2'	1:AA:860:A:O4'	2.18	0.43
1:AA:918:A:O2'	1:AA:919:A:H5'	2.18	0.43
1:AA:1234:C:C4'	1:AA:1364:U:H1'	2.46	0.43
1:AA:1328:C:H2'	1:AA:1329:A:H8	1.82	0.43
1:AA:1349:A:P	9:AI:118:LYS:NZ	2.91	0.43
1:AA:1354:C:H2'	1:AA:1355:G:H8	1.82	0.43
2:AB:107:THR:O	2:AB:110:GLN:HB2	2.18	0.43
2:AB:207:ALA:O	2:AB:211:ILE:HG13	2.18	0.43
5:AE:78:HIS:HE1	5:AE:143:ARG:H	1.66	0.43
5:AE:150:ARG:CZ	5:AE:150:ARG:HB2	2.48	0.43
6:AF:55:ASP:HA	6:AF:56:PRO:HD3	1.87	0.43
8:AH:51:VAL:HG11	8:AH:60:ARG:NH1	2.33	0.43
8:AH:103:VAL:HG21	8:AH:109:ILE:C	2.37	0.43
13:AM:66:LEU:CA	13:AM:70:LEU:HD12	2.31	0.43
13:AM:69:GLU:OE1	13:AM:72:ALA:HB3	2.18	0.43
13:AM:83:ASP:OD2	13:AM:84:ILE:N	2.51	0.43
17:AQ:11:VAL:HG23	17:AQ:20:THR:HB	2.00	0.43
19:AS:5:LEU:HA	19:AS:6:LYS:NZ	2.32	0.43
19:AS:63:THR:H	19:AS:66:MET:HG2	1.81	0.43

*Continued on next page...*

*Continued from previous page...*

Atom-1	Atom-2	Interatomic distance (Å)	Clash overlap (Å)
24:AX:44:A:C6	24:AX:45:G:C6	3.06	0.43
27:BA:271(U):G:C2	27:BA:271(V):G:C8	3.06	0.43
27:BA:342:G:H2'	27:BA:343:C:H6	1.83	0.43
27:BA:588:U:H2'	27:BA:589:C:H6	1.76	0.43
27:BA:699:A:HO2'	27:BA:1634:A:H8	1.63	0.43
27:BA:924:C:H6	27:BA:924:C:O5'	2.01	0.43
27:BA:1195:G:O2'	27:BA:1196:C:H5'	2.18	0.43
27:BA:1263:U:C1'	54:B5:10:LYS:HG3	2.48	0.43
27:BA:1376:C:O2'	27:BA:1377:G:H5'	2.17	0.43
27:BA:2232:U:P	50:B1:40:ARG:HH22	2.41	0.43
29:BC:42:GLU:O	29:BC:212:VAL:HA	2.18	0.43
29:BC:50:ASP:HB2	29:BC:54:SER:O	2.18	0.43
29:BC:214:VAL:C	29:BC:216:THR:H	2.21	0.43
31:BE:48:GLN:HG2	31:BE:48:GLN:O	2.18	0.43
31:BE:170:LEU:HB3	31:BE:184:VAL:CG1	2.48	0.43
32:BF:11:VAL:O	32:BF:12:LEU:C	2.56	0.43
33:BG:41:GLN:HG2	33:BG:154:GLY:O	2.17	0.43
34:BH:86:GLU:HB3	34:BH:132:ARG:HG3	2.00	0.43
36:BN:87:LEU:O	36:BN:88:GLU:C	2.57	0.43
39:BQ:10:ARG:CG	39:BQ:10:ARG:NH1	2.81	0.43
39:BQ:26:TYR:C	39:BQ:26:TYR:CD1	2.91	0.43
44:BV:20:LEU:N	44:BV:20:LEU:CD1	2.81	0.43
47:BY:31:LEU:HD13	47:BY:31:LEU:HA	1.68	0.43
47:BY:36:ALA:HA	47:BY:67:LEU:O	2.18	0.43
47:BY:81:LYS:O	47:BY:82:PRO:O	2.35	0.43
48:BZ:165:SER:HB2	48:BZ:166:PRO:C	2.37	0.43
50:B1:57:GLU:C	50:B1:58:ILE:HG22	2.38	0.43
50:B1:91:LYS:CA	50:B1:94:LEU:HD12	2.48	0.43
57:B8:11:LYS:C	57:B8:13:ARG:H	2.21	0.43
57:B8:26:LYS:HB3	57:B8:44:LYS:HG3	2.00	0.43
1:CA:631:G:C5'	1:CA:632:A:OP1	2.66	0.43
1:CA:1203:C:O2'	1:CA:1204:A:H5'	2.18	0.43
1:CA:1248:A:H2'	1:CA:1249:C:H5'	2.00	0.43
1:CA:1313:U:H2'	1:CA:1314:C:H6	1.83	0.43
3:CC:112:SER:O	3:CC:115:LEU:HB2	2.18	0.43
3:CC:178:LEU:N	3:CC:178:LEU:HD22	2.32	0.43
4:CD:126:ILE:HG22	4:CD:127:THR:N	2.33	0.43
4:CD:130:GLY:O	4:CD:131:ARG:C	2.56	0.43
4:CD:196:LEU:HD12	4:CD:196:LEU:N	2.15	0.43
5:CE:70:PRO:O	5:CE:77:PRO:HD3	2.18	0.43
7:CG:143:ARG:NH1	25:CY:40:C:O2'	2.51	0.43

*Continued on next page...*

*Continued from previous page...*

Atom-1	Atom-2	Interatomic distance (Å)	Clash overlap (Å)
8:CH:20:TYR:CD1	8:CH:65:TYR:CD2	3.06	0.43
8:CH:54:ASP:C	8:CH:56:LYS:H	2.21	0.43
9:CI:3:GLN:O	9:CI:88:TYR:CE1	2.71	0.43
26:CZ:1:KBE:HE	27:DA:1913:A:N3	2.33	0.43
27:DA:271(F):C:O2'	27:DA:271(G):C:H5'	2.18	0.43
27:DA:494:G:N2	45:DW:57:ASN:HD21	2.16	0.43
27:DA:940:G:H2'	27:DA:941:A:C4'	2.47	0.43
27:DA:1008:C:N4	27:DA:1136:G:C6	2.86	0.43
27:DA:1010:A:H5'	43:DU:62:ILE:HG22	2.00	0.43
27:DA:1287:A:N7	40:DR:107:ASP:HB3	2.32	0.43
27:DA:1519:G:H5'	27:DA:1520:G:OP1	2.18	0.43
27:DA:1592:C:H2'	27:DA:1593:G:O4'	2.17	0.43
27:DA:1648:C:C2'	27:DA:1649:G:O5'	2.66	0.43
27:DA:1765:C:O5'	27:DA:1765:C:H6	2.01	0.43
27:DA:1814:G:C4'	30:DD:51:VAL:HG21	2.48	0.43
27:DA:1850:G:H2'	27:DA:1851:U:C6	2.53	0.43
27:DA:1905:C:H4'	27:DA:1928:A:C2	2.53	0.43
27:DA:2137:C:H2'	27:DA:2138:C:C6	2.53	0.43
27:DA:2395:C:H2'	27:DA:2396:G:O4'	2.18	0.43
27:DA:2472:G:H5'	27:DA:2473:U:H5''	1.99	0.43
27:DA:2876:G:O2'	42:DT:3:ARG:CZ	2.65	0.43
31:DE:138:PRO:HG2	31:DE:139:GLY:N	2.33	0.43
31:DE:167:VAL:HG22	31:DE:170:LEU:HD11	2.00	0.43
33:DG:60:LEU:O	33:DG:64:THR:CG2	2.66	0.43
34:DH:68:THR:C	34:DH:70:THR:H	2.21	0.43
35:DI:69:LYS:O	35:DI:73:GLU:HB3	2.17	0.43
35:DI:79:ILE:C	35:DI:143:SER:OG	2.56	0.43
37:DO:14:THR:HG22	37:DO:52:VAL:CG1	2.48	0.43
39:DQ:54:MET:C	39:DQ:56:ARG:N	2.68	0.43
40:DR:30:THR:HG22	40:DR:31:HIS:CD2	2.52	0.43
42:DT:134:GLU:HG3	42:DT:135:ALA:H	1.82	0.43
43:DU:46:ALA:O	43:DU:49:HIS:N	2.47	0.43
47:DY:7:VAL:CB	47:DY:8:LYS:HD2	2.46	0.43
47:DY:14:LEU:HG	47:DY:15:VAL:N	2.32	0.43
48:DZ:4:LEU:HB2	48:DZ:46:VAL:HG21	2.00	0.43
48:DZ:128:SER:OG	48:DZ:129:PRO:CD	2.67	0.43
48:DZ:156:LEU:N	48:DZ:156:LEU:CD1	2.80	0.43
49:D0:48:GLY:HA3	49:D0:80:HIS:ND1	2.33	0.43
50:D1:11:ARG:HB2	50:D1:12:PRO:HD2	1.99	0.43
50:D1:50:ARG:HH11	50:D1:50:ARG:CG	2.27	0.43
51:D2:24:LEU:HD11	51:D2:28:LYS:HE2	1.99	0.43

*Continued on next page...*

*Continued from previous page...*

Atom-1	Atom-2	Interatomic distance (Å)	Clash overlap (Å)
58:D9:9:ARG:NH1	58:D9:9:ARG:CB	2.79	0.43
1:AA:80:G:C6	1:AA:88:A:N7	2.86	0.43
1:AA:92:C:C6	1:AA:93:G:N7	2.86	0.43
1:AA:109:A:H2'	1:AA:326:G:N2	2.33	0.43
1:AA:216:G:O2'	1:AA:217:C:OP2	2.27	0.43
1:AA:624:C:H4'	16:AP:10:GLY:HA2	2.01	0.43
1:AA:917:G:C6	1:AA:918:A:C6	3.06	0.43
1:AA:992:U:H1'	1:AA:993:G:C2	2.53	0.43
1:AA:1433:A:O2'	1:AA:1434:A:H5'	2.18	0.43
2:AB:164:VAL:HG12	2:AB:165:VAL:N	2.34	0.43
2:AB:193:ASP:OD2	2:AB:193:ASP:C	2.56	0.43
2:AB:200:ILE:CG2	2:AB:201:ILE:N	2.81	0.43
3:AC:22:TRP:HB3	3:AC:59:ARG:HB2	2.00	0.43
3:AC:132:ARG:CG	3:AC:133:ALA:N	2.81	0.43
3:AC:206:GLU:HB3	3:AC:207:VAL:H	1.59	0.43
4:AD:28:SER:O	4:AD:30:LYS:N	2.51	0.43
4:AD:63:LYS:O	4:AD:64:LEU:C	2.56	0.43
4:AD:116:GLN:NE2	4:AD:157:LEU:HD11	2.33	0.43
4:AD:199:ASN:OD1	4:AD:201:GLN:HB2	2.18	0.43
8:AH:105:ARG:HD3	8:AH:105:ARG:HA	1.89	0.43
11:AK:23:ALA:HB3	11:AK:86:GLY:O	2.17	0.43
13:AM:48:LEU:HB2	13:AM:52:GLU:OE1	2.17	0.43
18:AR:56:THR:CB	18:AR:58:LEU:CD1	2.91	0.43
19:AS:9:VAL:C	19:AS:11:VAL:H	2.22	0.43
20:AT:33:ILE:HD13	20:AT:62:LEU:HD22	1.99	0.43
24:AX:53:G:H2'	24:AX:54:U:H6	1.83	0.43
25:AY:39:C:H2'	25:AY:40:C:H6	1.84	0.43
27:BA:56:A:H2'	27:BA:57:C:H6	1.83	0.43
27:BA:241:A:H5'	27:BA:243:U:H1'	2.00	0.43
27:BA:271(P):C:OP1	35:BI:45:LYS:HE3	2.18	0.43
27:BA:466:A:OP1	56:B7:34:ARG:NH1	2.51	0.43
27:BA:569:U:C4	27:BA:570:G:C6	3.06	0.43
27:BA:950:G:H2'	27:BA:951:C:C6	2.52	0.43
27:BA:951:C:H2'	27:BA:952:G:H5'	2.00	0.43
27:BA:1446:C:O2'	27:BA:1447:G:H5'	2.18	0.43
27:BA:1465:G:C4	27:BA:1466:G:C8	3.06	0.43
27:BA:1652:A:O2'	27:BA:1653:G:H5'	2.17	0.43
27:BA:1719:G:C6	27:BA:1720:U:C4	3.06	0.43
27:BA:1843:C:H5'	30:BD:253:GLN:HE22	1.80	0.43
27:BA:2419:U:O4	57:B8:30:ARG:NH1	2.50	0.43
27:BA:2808:U:H2'	27:BA:2809:A:H5'	1.99	0.43

*Continued on next page...*

*Continued from previous page...*

Atom-1	Atom-2	Interatomic distance (Å)	Clash overlap (Å)
27:BA:2865:U:C4	27:BA:2866:U:C4	3.07	0.43
28:BB:56:G:H4'	28:BB:57:A:O5'	2.18	0.43
30:BD:9:TYR:C	30:BD:10:THR:HG22	2.38	0.43
31:BE:37:ARG:HD3	31:BE:42:ASP:OD2	2.18	0.43
31:BE:52:LEU:HD23	31:BE:76:ARG:HD3	1.99	0.43
31:BE:137:HIS:CB	31:BE:138:PRO:CD	2.95	0.43
32:BF:161:GLU:O	32:BF:165:ARG:HB2	2.19	0.43
32:BF:167:ALA:O	32:BF:168:ARG:C	2.56	0.43
33:BG:111:LEU:HB2	33:BG:112:PRO:HD3	2.00	0.43
38:BP:47:ASP:HB2	38:BP:51:PHE:CB	2.46	0.43
38:BP:79:ARG:NE	38:BP:109:GLY:O	2.51	0.43
39:BQ:26:TYR:HD1	39:BQ:26:TYR:C	2.22	0.43
39:BQ:57:HIS:C	39:BQ:57:HIS:ND1	2.71	0.43
40:BR:4:LEU:O	40:BR:5:LYS:CB	2.65	0.43
41:BS:68:GLN:C	41:BS:70:GLY:H	2.19	0.43
42:BT:56:GLY:O	42:BT:57:PHE:O	2.36	0.43
44:BV:21:ARG:O	44:BV:22:VAL:CG1	2.64	0.43
44:BV:45:THR:O	44:BV:46:VAL:C	2.57	0.43
48:BZ:140:VAL:O	48:BZ:140:VAL:HG13	2.18	0.43
48:BZ:150:HIS:C	48:BZ:168:GLU:O	2.57	0.43
50:B1:52:ARG:CG	50:B1:53:VAL:H	2.30	0.43
58:B9:10:ILE:HG22	58:B9:10:ILE:O	2.18	0.43
58:B9:26:ILE:HG22	58:B9:27:CYS:H	1.82	0.43
1:CA:189:G:C2	1:CA:189(A):C:C2	3.06	0.43
1:CA:355:C:H4'	1:CA:388:G:O2'	2.18	0.43
1:CA:1067:A:H4'	1:CA:1068:G:O5'	2.17	0.43
1:CA:1091:U:N3	1:CA:1095:U:C4	2.86	0.43
1:CA:1189:C:H5''	3:CC:5:ILE:HG21	2.00	0.43
1:CA:1216:G:H5''	14:CN:5:ALA:HB2	1.99	0.43
1:CA:1258:G:H2'	1:CA:1259:C:H6	1.81	0.43
1:CA:1268:A:H2'	1:CA:1269:A:C8	2.53	0.43
1:CA:1458:G:H5''	20:CT:31:SER:OG	2.18	0.43
1:CA:1501:C:N4	1:CA:1504:G:C2	2.86	0.43
3:CC:6:HIS:HD1	14:CN:49:HIS:HB2	1.83	0.43
3:CC:83:ARG:O	3:CC:85:ARG:N	2.51	0.43
3:CC:86:VAL:O	3:CC:90:GLU:HG2	2.18	0.43
5:CE:80:ILE:HD11	5:CE:138:ALA:CB	2.48	0.43
6:CF:17:SER:O	6:CF:20:ALA:N	2.51	0.43
6:CF:98:LEU:HA	18:CR:30:ASP:HA	1.99	0.43
9:CI:16:ARG:NE	9:CI:64:THR:HG21	2.32	0.43
9:CI:79:LEU:CD2	9:CI:102:LEU:HD22	2.47	0.43

*Continued on next page...*



Continued from previous page...

Atom-1	Atom-2	Interatomic distance (Å)	Clash overlap (Å)
10:CJ:40:LEU:H	10:CJ:40:LEU:CD2	2.28	0.43
11:CK:99:GLN:HA	11:CK:105:VAL:HG11	1.99	0.43
13:CM:116:THR:CG2	13:CM:117:VAL:H	2.28	0.43
14:CN:26:ARG:HG3	14:CN:27:CYS:N	2.34	0.43
17:CQ:32:TYR:HD1	17:CQ:32:TYR:N	2.16	0.43
19:CS:40:ILE:HG22	19:CS:41:VAL:N	2.32	0.43
20:CT:54:LYS:HE2	20:CT:57:ARG:HH21	1.83	0.43
26:CZ:1:KBE:C	26:CZ:1:KBE:HD	2.48	0.43
27:DA:302:C:HO2'	27:DA:303:U:H6	1.49	0.43
27:DA:350:U:H2'	27:DA:351:G:O4'	2.17	0.43
27:DA:363(F):A:OP1	27:DA:363(F):A:C4'	2.65	0.43
27:DA:843:G:N2	27:DA:936:C:C2	2.86	0.43
27:DA:1003:G:N2	27:DA:1004:C:C2	2.87	0.43
27:DA:1039:G:C5	27:DA:1117:G:C5	3.03	0.43
27:DA:1039:G:N7	27:DA:1117:G:N1	2.66	0.43
27:DA:1478:G:HO2'	27:DA:1558:A:H2	1.65	0.43
27:DA:1495:A:H3'	27:DA:1496:A:H2	1.80	0.43
27:DA:1544:A:H2	27:DA:1545:A:C2	2.37	0.43
27:DA:1623:G:H2'	27:DA:1624:G:H8	1.83	0.43
27:DA:1796:U:O3'	30:DD:256:GLY:HA2	2.18	0.43
27:DA:1822:G:O2'	27:DA:1823:G:H5'	2.18	0.43
27:DA:2231:C:C5	27:DA:2232:U:C5	3.07	0.43
27:DA:2337:G:H2'	27:DA:2338:G:C8	2.52	0.43
27:DA:2649:U:H2'	27:DA:2650:U:C6	2.53	0.43
27:DA:2824:C:C2'	27:DA:2825:C:H5'	2.48	0.43
27:DA:2868:A:H2'	27:DA:2869:G:C8	2.53	0.43
28:DB:22:U:O2	28:DB:61:G:C6	2.71	0.43
30:DD:27:THR:CG2	30:DD:83:GLU:HG2	2.48	0.43
31:DE:107:THR:O	31:DE:190:GLY:HA2	2.17	0.43
31:DE:167:VAL:HG13	31:DE:170:LEU:CD1	2.48	0.43
32:DF:129:PHE:HA	32:DF:142:TRP:NE1	2.33	0.43
33:DG:88:ILE:CD1	33:DG:89:GLY:H	2.24	0.43
35:DI:111:PRO:CG	35:DI:112:LYS:HE2	2.47	0.43
38:DP:97:PRO:HD3	38:DP:126:VAL:O	2.18	0.43
38:DP:135:LEU:HD13	38:DP:135:LEU:O	2.17	0.43
40:DR:46:GLY:O	40:DR:47:PHE:C	2.56	0.43
40:DR:55:ALA:CB	40:DR:79:LEU:HD22	2.48	0.43
40:DR:58:GLY:HA2	40:DR:80:PHE:HE1	1.82	0.43
46:DX:57:LEU:HD11	46:DX:78:LYS:CG	2.48	0.43
48:DZ:55:VAL:HA	48:DZ:69:LEU:HD23	1.98	0.43
49:D0:51:VAL:C	49:D0:62:LEU:HD12	2.39	0.43

Continued on next page...

*Continued from previous page...*

Atom-1	Atom-2	Interatomic distance (Å)	Clash overlap (Å)
51:D2:6:VAL:C	51:D2:8:LYS:N	2.71	0.43
51:D2:18:PRO:HG2	51:D2:19:VAL:N	2.26	0.43
1:AA:189(H):G:H2'	1:AA:189(I):G:C8	2.52	0.43
1:AA:245:C:O2'	1:AA:246:A:H5'	2.18	0.43
1:AA:472:A:C4'	16:AP:82:GLN:HE22	2.31	0.43
1:AA:663:A:C2'	1:AA:664:G:H5'	2.49	0.43
1:AA:673:G:O3'	6:AF:87:ARG:NH2	2.51	0.43
1:AA:953:G:H2'	1:AA:954:G:O4'	2.18	0.43
1:AA:965:A:C2	1:AA:969:A:N1	2.87	0.43
1:AA:1100:C:OP2	2:AB:96:ARG:CD	2.66	0.43
1:AA:1229:A:C2	1:AA:1230:C:C4	3.06	0.43
1:AA:1305:G:C5'	21:AU:4:GLY:CA	2.95	0.43
2:AB:194:PRO:HG2	2:AB:195:ASP:H	1.82	0.43
3:AC:125:GLU:HG2	3:AC:189:ALA:O	2.18	0.43
3:AC:173:VAL:O	3:AC:175:LEU:N	2.51	0.43
3:AC:180:ALA:O	3:AC:181:ASN:HB3	2.18	0.43
4:AD:13:ARG:HA	4:AD:33:MET:SD	2.58	0.43
4:AD:60:GLU:CB	4:AD:202:LEU:HD12	2.49	0.43
4:AD:98:GLU:CG	4:AD:103:ASN:HD21	2.31	0.43
5:AE:88:LYS:HD2	5:AE:123:LEU:HB2	2.00	0.43
6:AF:28:ARG:HH11	6:AF:28:ARG:HG3	1.83	0.43
7:AG:48:LYS:O	7:AG:52:GLU:HB2	2.18	0.43
12:AL:5:ASN:HA	12:AL:8:VAL:HG23	2.01	0.43
12:AL:123:LYS:HG3	12:AL:124:GLU:H	1.83	0.43
13:AM:3:ARG:CG	13:AM:9:ILE:HG12	2.48	0.43
14:AN:45:ARG:HG3	14:AN:49:HIS:CE1	2.54	0.43
16:AP:28:ARG:HG2	16:AP:28:ARG:HH11	1.83	0.43
16:AP:58:TYR:C	16:AP:58:TYR:CD1	2.91	0.43
16:AP:74:LEU:HD12	16:AP:74:LEU:H	1.83	0.43
17:AQ:18:THR:HG22	17:AQ:19:VAL:H	1.82	0.43
18:AR:66:LEU:O	18:AR:69:THR:N	2.50	0.43
27:BA:38:A:H2'	27:BA:39:C:C6	2.53	0.43
27:BA:59:U:C5'	27:BA:60:G:OP2	2.66	0.43
27:BA:76:C:H6	27:BA:76:C:O5'	2.01	0.43
27:BA:603:A:H5'	27:BA:604:G:OP1	2.19	0.43
27:BA:1165:U:H2'	27:BA:1166:C:H6	1.80	0.43
27:BA:1763:G:OP1	27:BA:1763:G:C4'	2.66	0.43
27:BA:1820:U:H4'	27:BA:1821:A:OP2	2.18	0.43
27:BA:1858:G:H2'	27:BA:1883:G:N2	2.33	0.43
27:BA:2654:A:O4'	27:BA:2656:U:C6	2.71	0.43
27:BA:2747:G:O2'	34:BH:67:LEU:HD13	2.19	0.43

*Continued on next page...*

*Continued from previous page...*

Atom-1	Atom-2	Interatomic distance (Å)	Clash overlap (Å)
27:BA:2870:C:H2'	27:BA:2871:C:O4'	2.17	0.43
27:BA:2873:A:N3	40:BR:7:GLY:N	2.55	0.43
27:BA:2887:U:H2'	27:BA:2888:C:O4'	2.18	0.43
29:BC:23:ASP:C	29:BC:25:ALA:H	2.20	0.43
29:BC:60:GLY:O	29:BC:61:THR:OG1	2.25	0.43
30:BD:131:LEU:HD13	30:BD:136:ILE:CG1	2.48	0.43
31:BE:40:GLU:CD	31:BE:40:GLU:H	2.20	0.43
32:BF:178:PRO:CB	32:BF:201:VAL:HG11	2.47	0.43
33:BG:42:GLY:O	33:BG:88:ILE:HG13	2.18	0.43
33:BG:48:GLU:N	33:BG:51:ARG:HD2	2.34	0.43
33:BG:86:MET:O	33:BG:87:PRO:C	2.56	0.43
33:BG:111:LEU:O	33:BG:114:ILE:HG13	2.18	0.43
34:BH:121:ILE:CG2	34:BH:122:THR:N	2.82	0.43
34:BH:164:TYR:O	34:BH:165:ALA:HB2	2.18	0.43
38:BP:41:ARG:HD2	38:BP:41:ARG:HA	1.73	0.43
42:BT:29:ARG:HG2	42:BT:86:ILE:O	2.19	0.43
42:BT:128:GLU:O	42:BT:128:GLU:OE1	2.36	0.43
47:BY:67:LEU:HA	47:BY:71:LYS:HZ1	1.83	0.43
48:BZ:116:LEU:HD11	48:BZ:149:LEU:HD11	1.99	0.43
51:B2:42:GLY:O	51:B2:44:LEU:N	2.51	0.43
52:B3:11:SER:HA	52:B3:12:PRO:HD3	1.71	0.43
1:CA:20:U:H2'	1:CA:21:G:C5'	2.48	0.43
1:CA:359:U:H2'	1:CA:360:A:C8	2.54	0.43
1:CA:909:A:H2'	1:CA:910:C:O4'	2.18	0.43
1:CA:929:G:C6	1:CA:930:C:C4	3.06	0.43
1:CA:983:A:OP1	14:CN:6:LEU:HD11	2.18	0.43
1:CA:1033:G:H2'	1:CA:1034:G:H5'	2.00	0.43
1:CA:1062:U:H2'	1:CA:1063:C:C6	2.53	0.43
1:CA:1129:C:OP1	9:CI:62:TYR:CE2	2.71	0.43
1:CA:1289:A:O2'	7:CG:35:LYS:HE3	2.17	0.43
1:CA:1300:G:HO2'	1:CA:1301:U:P	2.41	0.43
3:CC:47:LEU:HD21	3:CC:68:VAL:HG21	2.00	0.43
4:CD:65:ARG:HH11	4:CD:65:ARG:CG	2.30	0.43
7:CG:28:ASN:C	7:CG:30:ILE:N	2.71	0.43
8:CH:100:ILE:O	8:CH:102:ARG:NH2	2.46	0.43
9:CI:10:ARG:CG	9:CI:105:ASP:HB3	2.48	0.43
10:CJ:7:LYS:N	10:CJ:97:GLU:O	2.41	0.43
11:CK:21:ILE:HB	11:CK:84:VAL:HA	2.00	0.43
12:CL:44:LYS:C	12:CL:46:ASN:H	2.20	0.43
16:CP:59:TRP:HA	16:CP:62:VAL:CG2	2.48	0.43
17:CQ:4:LYS:HE3	17:CQ:6:LEU:CD1	2.48	0.43

*Continued on next page...*

*Continued from previous page...*

Atom-1	Atom-2	Interatomic distance (Å)	Clash overlap (Å)
19:CS:16:LEU:HA	19:CS:19:VAL:HG23	2.00	0.43
27:DA:69:C:H2'	27:DA:73:A:O2'	2.18	0.43
27:DA:563:G:C6	27:DA:2018:G:C5	3.06	0.43
27:DA:777:A:H2'	27:DA:778:G:C8	2.53	0.43
27:DA:996:A:H2'	27:DA:997:G:H8	1.83	0.43
27:DA:1422:G:H4'	27:DA:1493:C:OP1	2.19	0.43
27:DA:1453:U:C4	40:DR:67:LEU:HD21	2.53	0.43
27:DA:1478:G:C2	27:DA:1479:G:C8	3.07	0.43
27:DA:1639:U:O2'	27:DA:1640:C:H5''	2.17	0.43
27:DA:1669:A:H2'	27:DA:1669:A:N3	2.33	0.43
27:DA:1936:A:C8	27:DA:1940:U:O2	2.72	0.43
27:DA:2009:G:H4'	45:DW:40:ASN:OD1	2.18	0.43
27:DA:2084:C:H2'	27:DA:2085:C:H6	1.78	0.43
27:DA:2088:G:N2	27:DA:2232:U:H1'	2.33	0.43
27:DA:2191:G:C5'	27:DA:2192:G:OP2	2.65	0.43
27:DA:2525:G:C2	27:DA:2539:C:C2	3.07	0.43
27:DA:2846:G:OP2	42:DT:54:ARG:HB2	2.18	0.43
30:DD:24:ILE:CD1	30:DD:84:TYR:HB2	2.48	0.43
30:DD:30:GLU:CG	30:DD:63:ARG:NE	2.80	0.43
33:DG:128:ARG:H	33:DG:128:ARG:NE	2.16	0.43
33:DG:133:LEU:HD12	33:DG:133:LEU:C	2.39	0.43
34:DH:85:LYS:HZ2	34:DH:133:VAL:HB	1.82	0.43
35:DI:75:LEU:HG	35:DI:77:LEU:HD21	2.00	0.43
39:DQ:52:VAL:O	39:DQ:56:ARG:HB2	2.19	0.43
39:DQ:140:ALA:HA	48:DZ:98:TYR:CD1	2.53	0.43
40:DR:100:LEU:HD21	40:DR:113:LEU:HB2	1.99	0.43
42:DT:1:MET:O	42:DT:2:ASN:C	2.56	0.43
42:DT:50:ILE:O	42:DT:99:LEU:HD12	2.18	0.43
45:DW:10:VAL:CG1	45:DW:12:ILE:HG22	2.49	0.43
47:DY:16:ALA:CB	47:DY:21:LYS:HZ2	2.32	0.43
48:DZ:131:ASN:C	48:DZ:133:PRO:HD3	2.38	0.43
50:D1:27:GLU:O	50:D1:28:GLY:C	2.57	0.43
50:D1:46:LEU:HA	50:D1:63:ALA:HA	2.01	0.43
51:D2:30:ARG:O	51:D2:34:GLU:HB2	2.18	0.43
55:D6:14:THR:O	55:D6:49:HIS:HA	2.18	0.43
55:D6:23:THR:OG1	55:D6:23:THR:O	2.36	0.43
58:D9:10:ILE:HD12	58:D9:32:HIS:CG	2.53	0.43
1:AA:167:G:O2'	1:AA:168:G:H5'	2.18	0.43
1:AA:221:C:C2'	1:AA:222:U:H5'	2.48	0.43
1:AA:614:A:C5	1:AA:615:C:C4	3.06	0.43
1:AA:685:G:H5'	11:AK:39:PRO:O	2.18	0.43

*Continued on next page...*

*Continued from previous page...*

Atom-1	Atom-2	Interatomic distance (Å)	Clash overlap (Å)
1:AA:1276:G:C2'	1:AA:1277:C:H5'	2.49	0.43
1:AA:1288:A:O4'	1:AA:1353:G:H4'	2.18	0.43
3:AC:30:ARG:HH21	14:AN:35:ARG:C	2.21	0.43
3:AC:126:ARG:HH11	3:AC:126:ARG:HG2	1.83	0.43
5:AE:42:GLY:CA	5:AE:65:ASN:O	2.66	0.43
8:AH:91:ARG:HH12	17:AQ:33:GLY:CA	2.32	0.43
11:AK:54:ARG:NH2	25:AY:39:C:H5''	2.33	0.43
11:AK:124:LYS:HD2	11:AK:125:PHE:CZ	2.51	0.43
13:AM:70:LEU:O	13:AM:74:VAL:HG23	2.19	0.43
13:AM:94:ARG:NH2	27:BA:887:A:C8	2.87	0.43
15:AO:54:ARG:NH1	15:AO:54:ARG:CG	2.80	0.43
20:AT:64:ASP:HA	20:AT:67:ALA:HB2	1.99	0.43
23:AW:20:A:H62	23:AW:44:A:C2'	2.31	0.43
27:BA:37:C:H4'	27:BA:451:C:OP1	2.18	0.43
27:BA:271(J):C:HO2'	27:BA:271(K):U:H6	1.64	0.43
27:BA:531:C:N3	27:BA:563:G:C8	2.86	0.43
27:BA:563:G:H5'	27:BA:572:A:H4'	1.99	0.43
27:BA:1471:A:N7	27:BA:1520:G:C6	2.87	0.43
27:BA:2049:G:N2	27:BA:2620:C:C2	2.86	0.43
27:BA:2330:G:O2'	27:BA:2331:G:H5'	2.17	0.43
27:BA:2336:A:H61	49:B0:43:THR:HG21	1.83	0.43
27:BA:2693:A:H2'	27:BA:2694:G:C8	2.53	0.43
27:BA:2761:G:H2'	27:BA:2761:G:N3	2.33	0.43
32:BF:132:VAL:CG2	32:BF:133:ASN:H	2.14	0.43
33:BG:64:THR:CG2	33:BG:65:GLY:H	2.30	0.43
34:BH:76:VAL:C	34:BH:78:GLY:N	2.70	0.43
36:BN:23:LEU:HD13	36:BN:98:VAL:HG12	2.01	0.43
36:BN:24:GLY:O	36:BN:25:ARG:C	2.55	0.43
36:BN:58:ASP:O	36:BN:59:LYS:CB	2.66	0.43
39:BQ:109:VAL:HG12	39:BQ:110:THR:H	1.83	0.43
43:BU:65:ILE:HD11	43:BU:96:ALA:HB3	2.00	0.43
43:BU:91:ASP:OD2	43:BU:96:ALA:CA	2.66	0.43
45:BW:5:ALA:CB	45:BW:50:VAL:HG22	2.48	0.43
47:BY:38:ILE:O	47:BY:39:VAL:CB	2.65	0.43
47:BY:81:LYS:O	47:BY:82:PRO:C	2.56	0.43
48:BZ:91:SER:HB3	48:BZ:92:ASP:H	1.59	0.43
48:BZ:143:LEU:HB3	48:BZ:149:LEU:HD12	2.00	0.43
50:B1:32:LYS:C	50:B1:33:LYS:HG2	2.38	0.43
53:B4:38:ALA:H	53:B4:51:TYR:HA	1.84	0.43
55:B6:44:ARG:O	55:B6:45:LYS:HG2	2.17	0.43
57:B8:33:ASN:O	57:B8:34:TRP:HB3	2.19	0.43

*Continued on next page...*

*Continued from previous page...*

Atom-1	Atom-2	Interatomic distance (Å)	Clash overlap (Å)
1:CA:68:G:H3'	1:CA:68:G:H8	1.82	0.43
1:CA:189(D):C:H2'	1:CA:189(E):U:O4'	2.18	0.43
1:CA:297:G:N2	1:CA:300:A:OP2	2.45	0.43
1:CA:328:C:O2	1:CA:328:C:C2'	2.65	0.43
1:CA:370:C:C2	1:CA:371:G:C8	3.06	0.43
1:CA:500:G:H2'	1:CA:501:C:C6	2.54	0.43
1:CA:583:A:H61	1:CA:758:G:H1'	1.83	0.43
1:CA:781:A:C3'	1:CA:782:A:H5'	2.48	0.43
1:CA:1222:G:H2'	1:CA:1223:C:O4'	2.18	0.43
1:CA:1321:C:O2'	19:CS:78:ARG:NH1	2.50	0.43
1:CA:1370:G:O2'	1:CA:1371:G:H5'	2.17	0.43
1:CA:1457:G:C4	1:CA:1458:G:N7	2.86	0.43
2:CB:80:ILE:CD1	2:CB:212:GLN:HA	2.49	0.43
5:CE:15:ARG:CG	5:CE:28:PHE:HE2	2.15	0.43
6:CF:3:ARG:HH11	6:CF:3:ARG:HG3	1.83	0.43
7:CG:36:LYS:C	7:CG:38:LEU:N	2.70	0.43
7:CG:36:LYS:O	7:CG:38:LEU:N	2.51	0.43
8:CH:19:VAL:O	8:CH:20:TYR:CB	2.65	0.43
8:CH:86:ILE:HB	8:CH:133:LEU:O	2.18	0.43
11:CK:15:ALA:HB1	11:CK:78:GLN:HG3	1.99	0.43
13:CM:28:ALA:C	13:CM:30:ALA:N	2.71	0.43
13:CM:82:MET:O	13:CM:83:ASP:C	2.57	0.43
14:CN:29:ARG:HG2	14:CN:40:CYS:CB	2.48	0.43
18:CR:81:PHE:O	18:CR:82:THR:OG1	2.32	0.43
20:CT:26:ASN:HD22	20:CT:27:LYS:H	1.67	0.43
20:CT:86:ARG:HH11	20:CT:86:ARG:HG2	1.83	0.43
27:DA:125:G:H21	56:D7:48:LYS:NZ	2.16	0.43
27:DA:144:C:O2'	27:DA:145:G:H5'	2.18	0.43
27:DA:265:A:C2	27:DA:428:A:C2	3.06	0.43
27:DA:301:G:C2	27:DA:302:C:C4	3.06	0.43
27:DA:740:U:H2'	27:DA:741:G:C8	2.52	0.43
27:DA:1323:U:H2'	27:DA:1324:G:H5'	2.00	0.43
27:DA:1614:A:H62	45:DW:93:ALA:CB	2.27	0.43
27:DA:1652:A:N6	27:DA:1653:G:C2	2.86	0.43
27:DA:1782:C:H1'	27:DA:2609:U:C5'	2.48	0.43
27:DA:1821:A:H2'	27:DA:1822:G:H8	1.83	0.43
27:DA:1885:A:C8	27:DA:1886:C:C6	3.07	0.43
27:DA:1933:G:H22	27:DA:1968:G:H1'	1.83	0.43
27:DA:2040:C:H2'	27:DA:2041:U:H6	1.84	0.43
27:DA:2117:A:C2'	27:DA:2118:U:H5''	2.48	0.43
27:DA:2247:A:H2'	27:DA:2248:C:H6	1.84	0.43

*Continued on next page...*

*Continued from previous page...*

Atom-1	Atom-2	Interatomic distance (Å)	Clash overlap (Å)
27:DA:2392:A:P	57:D8:31:HIS:HE1	2.40	0.43
27:DA:2551:C:H2'	27:DA:2552:U:C6	2.54	0.43
27:DA:2626:C:H2'	27:DA:2627:G:O4'	2.19	0.43
27:DA:2864:G:H5'	27:DA:2864:G:C8	2.49	0.43
31:DE:6:GLY:CA	31:DE:27:LEU:O	2.65	0.43
31:DE:199:ARG:CZ	31:DE:199:ARG:CB	2.95	0.43
32:DF:65:TRP:HZ3	32:DF:75:HIS:HD2	1.67	0.43
34:DH:68:THR:C	34:DH:70:THR:N	2.71	0.43
34:DH:85:LYS:CG	34:DH:133:VAL:HB	2.48	0.43
34:DH:121:ILE:HG12	34:DH:134:SER:O	2.17	0.43
34:DH:124:GLU:HB2	34:DH:132:ARG:HB2	2.00	0.43
36:DN:1:MET:C	36:DN:2:LYS:HD2	2.38	0.43
37:DO:53:LYS:N	37:DO:53:LYS:CD	2.77	0.43
38:DP:30:THR:O	38:DP:33:ARG:N	2.50	0.43
39:DQ:51:ARG:HH11	39:DQ:51:ARG:HG2	1.83	0.43
43:DU:91:ASP:OD2	43:DU:96:ALA:N	2.51	0.43
44:DV:21:ARG:CG	44:DV:91:TYR:CD2	2.95	0.43
47:DY:7:VAL:CB	47:DY:8:LYS:HZ2	2.31	0.43
47:DY:91:GLU:HB3	47:DY:92:ASN:H	1.38	0.43
48:DZ:9:ARG:HH11	48:DZ:9:ARG:CB	2.31	0.43
51:D2:53:LEU:O	51:D2:56:GLN:N	2.51	0.43
1:AA:184:G:H5'	1:AA:224:C:H4'	2.00	0.43
1:AA:190:U:H2'	1:AA:191:G:C8	2.53	0.43
1:AA:263:A:P	20:AT:79:ARG:HH12	2.41	0.43
1:AA:389:A:C6	1:AA:390:C:H1'	2.53	0.43
1:AA:532:A:C3'	1:AA:533:A:H5''	2.48	0.43
1:AA:1145:C:C5'	1:AA:1146:A:OP1	2.64	0.43
1:AA:1146:A:H5'	1:AA:1146:A:H8	1.84	0.43
1:AA:1288:A:C6	1:AA:1289:A:C5	3.06	0.43
1:AA:1309:G:C6	1:AA:1329:A:C2	3.07	0.43
2:AB:65:GLY:HA2	2:AB:226:ARG:HH22	1.80	0.43
2:AB:105:PHE:CD1	2:AB:152:PHE:CZ	3.06	0.43
3:AC:76:VAL:CG2	3:AC:103:VAL:HG11	2.38	0.43
4:AD:22:LYS:O	4:AD:113:SER:CB	2.66	0.43
4:AD:43:HIS:O	4:AD:44:GLY:C	2.57	0.43
4:AD:105:VAL:HG12	4:AD:105:VAL:O	2.17	0.43
8:AH:86:ILE:CB	8:AH:133:LEU:HD22	2.49	0.43
8:AH:125:ARG:HG3	8:AH:125:ARG:HH11	1.84	0.43
9:AI:20:ARG:HH11	9:AI:20:ARG:HG3	1.82	0.43
10:AJ:33:GLN:HB2	10:AJ:75:ILE:CD1	2.43	0.43
10:AJ:55:LYS:HE2	10:AJ:55:LYS:HB3	1.74	0.43

*Continued on next page...*

*Continued from previous page...*

Atom-1	Atom-2	Interatomic distance (Å)	Clash overlap (Å)
12:AL:54:LYS:HG2	12:AL:64:THR:CG2	2.48	0.43
13:AM:80:ARG:C	13:AM:82:MET:H	2.21	0.43
15:AO:67:LEU:HD23	15:AO:67:LEU:HA	1.86	0.43
16:AP:54:GLU:OE2	16:AP:54:GLU:CA	2.59	0.43
20:AT:85:MET:HA	20:AT:88:VAL:HB	2.00	0.43
24:AX:25:C:H2'	24:AX:26:G:O4'	2.18	0.43
24:AX:56:C:O2'	33:BG:77:ILE:HA	2.17	0.43
27:BA:114:U:O5'	27:BA:114:U:H6	2.02	0.43
27:BA:271(J):C:H2'	27:BA:271(J):C:O2	2.18	0.43
27:BA:292:C:H2'	27:BA:293:U:H6	1.82	0.43
27:BA:339:U:H6	27:BA:339:U:O5'	2.01	0.43
27:BA:812:C:H1'	27:BA:1250:G:N2	2.32	0.43
27:BA:931:G:C2	27:BA:933:A:C5	3.06	0.43
27:BA:1230:C:H2'	27:BA:1231:G:H8	1.80	0.43
27:BA:1239:G:H2'	27:BA:1240:U:O4'	2.18	0.43
27:BA:1304:C:O2	27:BA:1304:C:H2'	2.18	0.43
27:BA:1394:U:C4	27:BA:1395:A:C6	3.07	0.43
27:BA:1495:A:N3	27:BA:1495:A:H2'	2.34	0.43
27:BA:2048:G:C6	27:BA:2049:G:C5	3.07	0.43
27:BA:2078:C:H2'	27:BA:2079:U:C6	2.53	0.43
27:BA:2655:G:H22	27:BA:2664:G:H2'	1.81	0.43
30:BD:45:ASN:OD1	30:BD:50:THR:HG23	2.18	0.43
30:BD:223:GLY:HA3	30:BD:231:HIS:CE1	2.53	0.43
31:BE:12:THR:HB	31:BE:13:ARG:H	1.53	0.43
31:BE:48:GLN:CG	31:BE:78:LEU:HD12	2.48	0.43
31:BE:105:THR:O	31:BE:196:VAL:HA	2.17	0.43
31:BE:167:VAL:HG13	31:BE:170:LEU:HD11	2.00	0.43
33:BG:181:ARG:O	33:BG:182:LYS:OXT	2.36	0.43
36:BN:96:GLU:O	36:BN:100:GLU:HG3	2.18	0.43
38:BP:115:LEU:N	38:BP:115:LEU:CD2	2.81	0.43
38:BP:146:VAL:O	38:BP:148:LEU:HG	2.18	0.43
42:BT:84:GLN:HB2	42:BT:86:ILE:HG13	2.00	0.43
47:BY:31:LEU:CB	47:BY:32:PRO:HA	2.49	0.43
47:BY:96:ILE:CG2	47:BY:99:CYS:SG	3.02	0.43
48:BZ:168:GLU:HA	48:BZ:168:GLU:OE1	2.18	0.43
56:B7:34:ARG:HH21	56:B7:39:ARG:NE	2.17	0.43
1:CA:147:G:H1	1:CA:175:C:H42	1.66	0.43
1:CA:723:U:O2	1:CA:723:U:C2'	2.66	0.43
1:CA:793:U:O2	1:CA:1516:G:H4'	2.18	0.43
1:CA:820:U:H4'	1:CA:821:G:OP2	2.18	0.43
1:CA:1060:C:H5''	10:CJ:51:ARG:HD3	2.01	0.43

*Continued on next page...*



*Continued from previous page...*

Atom-1	Atom-2	Interatomic distance (Å)	Clash overlap (Å)
1:CA:1070:U:O2'	1:CA:1071:C:H5'	2.18	0.43
1:CA:1133:G:N2	1:CA:1143:G:H1'	2.33	0.43
1:CA:1422:G:H2'	1:CA:1423:G:H8	1.83	0.43
2:CB:70:PHE:CE2	2:CB:163:PHE:HD1	2.36	0.43
2:CB:108:ILE:CG2	2:CB:152:PHE:HE1	2.31	0.43
3:CC:23:TYR:CD1	3:CC:24:ALA:N	2.87	0.43
3:CC:35:GLU:O	3:CC:37:GLN:N	2.52	0.43
3:CC:42:LEU:HD12	3:CC:42:LEU:N	2.33	0.43
3:CC:181:ASN:HD21	3:CC:204:LEU:HB2	1.79	0.43
4:CD:135:LEU:N	4:CD:135:LEU:HD12	2.33	0.43
4:CD:198:VAL:CG1	4:CD:199:ASN:N	2.82	0.43
8:CH:84:ARG:CG	8:CH:85:ARG:N	2.81	0.43
15:CO:76:GLU:C	15:CO:78:TYR:N	2.72	0.43
20:CT:37:SER:O	20:CT:40:ALA:N	2.52	0.43
20:CT:62:LEU:O	20:CT:65:LYS:HB2	2.17	0.43
25:CY:43:C:OP2	25:CY:44:U:C4	2.72	0.43
25:CY:52:G:C2	25:CY:53:U:C4	3.07	0.43
26:CZ:1:KBE:O	26:CZ:1:KBE:CE	2.63	0.43
27:DA:64:A:O2'	27:DA:65:C:H5'	2.19	0.43
27:DA:435:C:H2'	27:DA:436:C:C5'	2.49	0.43
27:DA:477:A:C6	27:DA:478:A:C6	3.07	0.43
27:DA:529:A:C5	27:DA:2042:A:C2	3.06	0.43
27:DA:662:G:OP1	38:DP:18:ARG:CZ	2.66	0.43
27:DA:714:U:O2	27:DA:716:A:C8	2.71	0.43
27:DA:862:G:H2'	27:DA:863:A:O4'	2.19	0.43
27:DA:1000:A:C8	27:DA:1154:G:N2	2.86	0.43
27:DA:1210:A:H5'	27:DA:1212:G:C5'	2.47	0.43
27:DA:1418:G:OP1	27:DA:1588:C:O2'	2.34	0.43
27:DA:1497:U:H5'	27:DA:1498:C:H5	1.80	0.43
27:DA:1833:U:H2'	27:DA:1834:U:C6	2.53	0.43
27:DA:2348:U:O2'	55:D6:42:TRP:CE3	2.72	0.43
27:DA:2563:U:H2'	27:DA:2565:A:OP2	2.18	0.43
27:DA:2588:G:H2'	27:DA:2589:A:O4'	2.18	0.43
27:DA:2711:A:OP2	27:DA:2712(A):A:OP2	2.36	0.43
27:DA:2752:C:O2'	27:DA:2753:A:H5'	2.18	0.43
30:DD:2:ALA:O	30:DD:3:VAL:CB	2.66	0.43
30:DD:34:VAL:O	30:DD:35:LYS:HD2	2.18	0.43
30:DD:142:VAL:CG2	30:DD:143:HIS:H	2.31	0.43
30:DD:177:LEU:O	30:DD:180:GLY:N	2.45	0.43
31:DE:104:VAL:O	31:DE:167:VAL:HG12	2.19	0.43
32:DF:204:ASN:C	32:DF:206:ILE:H	2.22	0.43

*Continued on next page...*

*Continued from previous page...*

Atom-1	Atom-2	Interatomic distance (Å)	Clash overlap (Å)
33:DG:21:ARG:CD	33:DG:21:ARG:C	2.87	0.43
33:DG:102:PHE:CD2	33:DG:102:PHE:C	2.89	0.43
33:DG:104:GLU:OE2	53:D4:50:THR:CB	2.65	0.43
35:DI:77:LEU:HD13	35:DI:105:HIS:CD2	2.53	0.43
39:DQ:68:ILE:HG23	39:DQ:103:MET:HA	2.00	0.43
44:DV:45:THR:O	44:DV:46:VAL:HG12	2.18	0.43
46:DX:31:HIS:HA	46:DX:32:PRO:HD2	1.80	0.43
46:DX:48:LYS:HZ3	51:D2:30:ARG:NH2	2.17	0.43
47:DY:16:ALA:HB1	47:DY:21:LYS:HZ3	1.82	0.43
47:DY:18:GLY:C	47:DY:20:TYR:H	2.22	0.43
51:D2:53:LEU:O	51:D2:56:GLN:HB2	2.18	0.43
57:D8:14:VAL:HG13	57:D8:22:VAL:HG13	2.01	0.43
57:D8:61:LEU:HD12	57:D8:61:LEU:N	2.33	0.43
1:AA:59:A:C5'	1:AA:60:A:C5'	2.96	0.43
1:AA:110:C:O2'	16:AP:25:ARG:O	2.32	0.43
1:AA:631:G:H5''	1:AA:632:A:OP1	2.18	0.43
1:AA:652:U:H1'	1:AA:653:A:C2	2.52	0.43
1:AA:1232:U:O5'	1:AA:1232:U:H6	2.01	0.43
1:AA:1368:G:OP2	9:AI:112:LYS:HE3	2.19	0.43
2:AB:105:PHE:HD1	2:AB:152:PHE:CZ	2.37	0.43
2:AB:140:HIS:O	2:AB:143:GLU:N	2.43	0.43
4:AD:49:ARG:C	4:AD:49:ARG:CD	2.83	0.43
4:AD:64:LEU:HB2	4:AD:198:VAL:HG11	2.00	0.43
5:AE:76:ILE:HB	5:AE:77:PRO:HD2	2.01	0.43
13:AM:49:THR:CG2	13:AM:51:ALA:HB3	2.48	0.43
15:AO:39:LEU:CD1	15:AO:59:MET:HE1	2.49	0.43
17:AQ:62:SER:OG	17:AQ:72:ARG:HB2	2.18	0.43
20:AT:16:HIS:NE2	20:AT:20:LEU:HD11	2.33	0.43
23:AW:34:U:H2'	23:AW:35:G:H5'	2.01	0.43
25:AY:18:G:N2	25:AY:55:C:N4	2.66	0.43
27:BA:337:C:C2'	27:BA:338:G:O5'	2.67	0.43
27:BA:587:C:H2'	38:BP:33:ARG:NE	2.33	0.43
27:BA:606:U:OP2	32:BF:104:LYS:HE3	2.18	0.43
27:BA:1219:G:OP2	43:BU:19:LYS:HE2	2.17	0.43
27:BA:1313:U:H2'	27:BA:1610:A:C2	2.54	0.43
27:BA:1577:C:H2'	27:BA:1578:U:C6	2.54	0.43
27:BA:1629:U:H2'	27:BA:1630:G:C8	2.53	0.43
27:BA:1686:C:H5'	27:BA:1686:C:C6	2.54	0.43
27:BA:1999:C:H4'	27:BA:2723:C:O2	2.18	0.43
27:BA:2145:C:H4'	27:BA:2146:C:OP2	2.19	0.43
27:BA:2396:G:P	50:B1:25:LYS:HE3	2.59	0.43

*Continued on next page...*

*Continued from previous page...*

Atom-1	Atom-2	Interatomic distance (Å)	Clash overlap (Å)
27:BA:2481:G:O2'	27:BA:2482:G:OP2	2.36	0.43
27:BA:2766:G:H2'	27:BA:2766:G:N3	2.34	0.43
27:BA:2885:C:O2'	54:B5:34:PRO:HG3	2.18	0.43
28:BB:15:A:H5'	28:BB:16:G:C8	2.52	0.43
30:BD:72:LYS:CE	30:BD:101:GLU:OE2	2.66	0.43
30:BD:260:ARG:HD3	30:BD:261:LYS:O	2.19	0.43
30:BD:267:SER:HA	30:BD:270:ILE:HG13	1.99	0.43
31:BE:32:PRO:CB	31:BE:69:LYS:HE2	2.43	0.43
31:BE:167:VAL:CG2	31:BE:170:LEU:HD11	2.38	0.43
32:BF:32:LEU:C	32:BF:32:LEU:HD23	2.39	0.43
32:BF:64:ILE:HG23	32:BF:65:TRP:N	2.32	0.43
32:BF:113:ALA:O	32:BF:114:VAL:C	2.56	0.43
33:BG:21:ARG:HG3	33:BG:21:ARG:NH1	2.32	0.43
33:BG:86:MET:O	33:BG:87:PRO:O	2.36	0.43
34:BH:65:HIS:HE1	34:BH:69:ARG:HD2	1.83	0.43
36:BN:34:LEU:HD21	36:BN:120:LEU:HB2	2.00	0.43
37:BO:43:VAL:HG21	37:BO:52:VAL:HG21	1.99	0.43
40:BR:76:VAL:O	40:BR:79:LEU:HB3	2.18	0.43
41:BS:48:LEU:N	41:BS:48:LEU:CD1	2.82	0.43
42:BT:85:LYS:O	42:BT:86:ILE:C	2.56	0.43
42:BT:129:ARG:HH21	42:BT:133:GLU:CB	2.32	0.43
44:BV:91:TYR:C	44:BV:91:TYR:HD1	2.21	0.43
48:BZ:22:LYS:HG2	48:BZ:37:TYR:HE1	1.83	0.43
52:B3:46:ASN:O	52:B3:49:LYS:HB3	2.19	0.43
55:B6:13:CYS:HB3	55:B6:49:HIS:HB3	2.00	0.43
57:B8:59:LYS:NZ	57:B8:59:LYS:CB	2.80	0.43
1:CA:72:C:H5'	1:CA:72:C:H6	1.84	0.43
1:CA:243:A:H5'	1:CA:245:C:OP1	2.18	0.43
1:CA:473:G:H2'	1:CA:474:G:H8	1.83	0.43
1:CA:596:C:O2	1:CA:596:C:H2'	2.19	0.43
1:CA:702:A:C3'	1:CA:703:G:H5'	2.48	0.43
1:CA:980:C:H3'	1:CA:981:U:C6	2.54	0.43
1:CA:1198:G:H2'	1:CA:1199:U:C6	2.53	0.43
1:CA:1228:C:P	13:CM:108:ARG:HH22	2.41	0.43
1:CA:1307:U:H2'	1:CA:1308:U:O4'	2.18	0.43
2:CB:184:VAL:HG12	2:CB:197:VAL:HG13	1.99	0.43
2:CB:204:ASN:HD21	2:CB:207:ALA:HB3	1.83	0.43
3:CC:156:ARG:NH2	3:CC:161:GLU:HA	2.33	0.43
9:CI:33:PHE:CZ	9:CI:47:LEU:HD13	2.53	0.43
11:CK:94:ALA:O	11:CK:98:LEU:HG	2.18	0.43
12:CL:4:ILE:O	12:CL:7:LEU:N	2.52	0.43

*Continued on next page...*

*Continued from previous page...*

Atom-1	Atom-2	Interatomic distance (Å)	Clash overlap (Å)
12:CL:87:VAL:O	12:CL:88:LYS:C	2.56	0.43
15:CO:67:LEU:CD2	15:CO:78:TYR:CE1	3.02	0.43
18:CR:53:ARG:O	18:CR:54:ARG:C	2.57	0.43
27:DA:28:A:C2	43:DU:11:ARG:NH1	2.86	0.43
27:DA:435:C:H2'	27:DA:436:C:H5'	2.00	0.43
27:DA:510:C:C2'	27:DA:511:U:H5'	2.48	0.43
27:DA:778:G:H5''	30:DD:48:ARG:HD2	2.01	0.43
27:DA:1191:G:H2'	27:DA:1192:G:O4'	2.19	0.43
27:DA:1491:G:H1	27:DA:1499:C:H42	1.65	0.43
27:DA:1677:A:H2'	27:DA:1678:G:H8	1.80	0.43
27:DA:1924:C:H2'	27:DA:1925:C:C6	2.53	0.43
27:DA:2087:G:O2'	27:DA:2088:G:H5'	2.18	0.43
27:DA:2126:A:N6	27:DA:2163:C:H4'	2.33	0.43
27:DA:2220:G:H2'	27:DA:2221:G:C8	2.53	0.43
27:DA:2682:U:H5'	27:DA:2682:U:H6	1.83	0.43
27:DA:2762:G:C3'	27:DA:2763:G:H5''	2.48	0.43
27:DA:2870:C:O2'	27:DA:2871:C:H5'	2.19	0.43
30:DD:2:ALA:C	30:DD:3:VAL:HG23	2.38	0.43
30:DD:32:SER:C	30:DD:33:LEU:O	2.52	0.43
32:DF:10:PRO:O	32:DF:11:VAL:HG23	2.17	0.43
32:DF:136:THR:HA	32:DF:166:ALA:HB1	2.00	0.43
34:DH:17:VAL:O	34:DH:45:VAL:CG2	2.67	0.43
35:DI:114:LEU:HA	35:DI:129:THR:C	2.39	0.43
35:DI:133:HIS:O	35:DI:134:PRO:C	2.56	0.43
36:DN:57:ALA:N	36:DN:123:TYR:O	2.50	0.43
36:DN:85:ILE:HG22	36:DN:90:MET:HG2	2.00	0.43
38:DP:48:PRO:O	38:DP:49:ARG:C	2.57	0.43
41:DS:24:LEU:CB	41:DS:85:VAL:HG12	2.28	0.43
43:DU:36:ARG:CG	43:DU:40:PHE:CE1	3.01	0.43
45:DW:6:ILE:CD1	45:DW:104:THR:HG23	2.49	0.43
45:DW:19:LEU:N	45:DW:19:LEU:CD1	2.82	0.43
48:DZ:161:GLU:CG	48:DZ:162:LEU:H	2.27	0.43
49:D0:69:PHE:CD2	49:D0:79:VAL:HG22	2.53	0.43
49:D0:71:ASP:C	49:D0:73:GLY:H	2.22	0.43
51:D2:6:VAL:O	51:D2:9:GLN:N	2.52	0.43
55:D6:47:THR:HG22	55:D6:48:VAL:HG23	2.00	0.43
1:AA:146:G:N2	1:AA:147:G:H1'	2.33	0.43
1:AA:376:G:H1	1:AA:387:U:H3	1.67	0.43
1:AA:495:A:H4'	1:AA:496:A:H5''	2.01	0.43
1:AA:551:U:H2'	1:AA:552:U:C6	2.53	0.43
1:AA:608:A:H2'	1:AA:609:A:O4'	2.19	0.43

*Continued on next page...*

*Continued from previous page...*

Atom-1	Atom-2	Interatomic distance (Å)	Clash overlap (Å)
1:AA:1347:G:H3'	9:AI:108:VAL:O	2.19	0.43
1:AA:1521:G:H2'	1:AA:1522:U:C6	2.53	0.43
2:AB:71:VAL:HG22	2:AB:93:VAL:CG2	2.48	0.43
2:AB:92:TYR:CE1	2:AB:151:GLY:N	2.87	0.43
3:AC:10:PHE:CZ	3:AC:178:LEU:HD11	2.54	0.43
3:AC:109:PRO:C	3:AC:111:LEU:N	2.71	0.43
3:AC:135:LYS:HZ3	5:AE:53:LEU:HD11	1.83	0.43
4:AD:19:LEU:HD12	4:AD:20:TYR:H	1.84	0.43
6:AF:3:ARG:NH1	6:AF:38:GLU:OE1	2.51	0.43
8:AH:14:ARG:HD3	8:AH:18:ARG:HH12	1.82	0.43
13:AM:29:ARG:O	13:AM:33:ALA:HB3	2.19	0.43
13:AM:81:LEU:O	13:AM:89:GLY:CA	2.66	0.43
13:AM:94:ARG:NH2	27:BA:887:A:C3'	2.79	0.43
16:AP:66:PRO:C	16:AP:67:THR:O	2.57	0.43
18:AR:53:ARG:HA	18:AR:63:GLN:HE22	1.83	0.43
25:AY:19:U:H2'	25:AY:20:A:H4'	2.01	0.43
27:BA:225:A:O2'	27:BA:257:A:H4'	2.18	0.43
27:BA:566:U:H2'	27:BA:567:A:O4'	2.19	0.43
27:BA:626:U:H5'	27:BA:627:A:C5'	2.49	0.43
27:BA:1054:A:C2'	27:BA:1055:G:H8	2.32	0.43
27:BA:1141:U:C5'	27:BA:1142(A):A:O4'	2.67	0.43
27:BA:1142(A):A:C4	27:BA:1144:G:N7	2.86	0.43
27:BA:1211:U:H3'	27:BA:1212:G:H5'	2.00	0.43
27:BA:1216:G:O2'	27:BA:1217:C:H5'	2.18	0.43
27:BA:1587:A:H3'	27:BA:1588:C:H6	1.84	0.43
27:BA:1857:G:C2'	27:BA:1885:A:H61	2.32	0.43
27:BA:2186:G:H5'	27:BA:2187:G:OP2	2.18	0.43
27:BA:2542:A:H5'	27:BA:2543:G:OP1	2.18	0.43
30:BD:97:TYR:HB2	30:BD:101:GLU:O	2.18	0.43
30:BD:120:GLY:O	30:BD:122:ASP:N	2.49	0.43
30:BD:133:LEU:HD23	30:BD:133:LEU:HA	1.82	0.43
33:BG:143:GLU:H	33:BG:143:GLU:CD	2.21	0.43
33:BG:177:GLY:O	33:BG:179:PRO:HD3	2.19	0.43
34:BH:11:VAL:O	34:BH:11:VAL:CG1	2.60	0.43
34:BH:64:LEU:O	34:BH:65:HIS:C	2.57	0.43
34:BH:85:LYS:NZ	34:BH:133:VAL:CG2	2.77	0.43
35:BI:77:LEU:C	35:BI:77:LEU:HD23	2.39	0.43
38:BP:64:LYS:HD3	38:BP:65:ARG:HG3	2.00	0.43
40:BR:38:VAL:HA	40:BR:112:ALA:CB	2.44	0.43
42:BT:66:VAL:HA	42:BT:71:GLY:HA2	2.00	0.43
49:B0:24:LYS:O	49:B0:25:ARG:HD3	2.18	0.43

*Continued on next page...*

*Continued from previous page...*

Atom-1	Atom-2	Interatomic distance (Å)	Clash overlap (Å)
1:CA:145:G:C2	1:CA:178:C:C2	3.07	0.43
1:CA:582:U:H2'	1:CA:583:A:C8	2.54	0.43
1:CA:708:C:H2'	1:CA:709:G:C8	2.52	0.43
1:CA:738:C:H2'	1:CA:739:C:C6	2.54	0.43
1:CA:778:G:C2'	1:CA:779:C:H5'	2.49	0.43
1:CA:782:A:O3'	1:CA:1515:C:H4'	2.18	0.43
1:CA:810:C:H2'	1:CA:811:C:O4'	2.19	0.43
1:CA:1046:A:H3'	1:CA:1047:G:H8	1.83	0.43
1:CA:1457:G:N2	1:CA:1458:G:N9	2.67	0.43
1:CA:1477:C:H2'	1:CA:1478:C:O4'	2.19	0.43
1:CA:1530:G:H2'	1:CA:1531:A:O5'	2.18	0.43
2:CB:41:ILE:O	2:CB:41:ILE:HG22	2.19	0.43
2:CB:84:GLU:HB3	2:CB:219:VAL:HG22	1.97	0.43
4:CD:8:VAL:O	4:CD:9:CYS:C	2.57	0.43
4:CD:98:GLU:HB3	4:CD:189:PRO:HG3	1.99	0.43
5:CE:24:ARG:O	5:CE:24:ARG:HG3	2.18	0.43
5:CE:90:VAL:HG22	5:CE:121:LYS:O	2.19	0.43
6:CF:89:MET:HE3	18:CR:75:ILE:HB	2.01	0.43
7:CG:37:ASN:ND2	9:CI:41:VAL:HG23	2.33	0.43
7:CG:43:PHE:CD1	7:CG:44:TYR:N	2.85	0.43
7:CG:155:ARG:CZ	7:CG:155:ARG:HB2	2.49	0.43
9:CI:64:THR:HG23	9:CI:64:THR:O	2.18	0.43
9:CI:91:ASP:C	9:CI:93:ARG:N	2.71	0.43
15:CO:12:ILE:C	15:CO:14:GLU:N	2.71	0.43
27:DA:14:A:C6	27:DA:526:A:C2	3.06	0.43
27:DA:27:G:C4	27:DA:512:G:N2	2.87	0.43
27:DA:143:G:H5'	27:DA:1598:C:O2'	2.19	0.43
27:DA:244:A:O3'	38:DP:74:GLU:HB2	2.19	0.43
27:DA:330:A:O2'	27:DA:331:A:C8	2.68	0.43
27:DA:620:G:C5'	27:DA:621:A:OP1	2.57	0.43
27:DA:642:G:H4'	55:D6:42:TRP:HZ2	1.84	0.43
27:DA:723:G:H2'	27:DA:724:U:C6	2.53	0.43
27:DA:747:U:OP1	54:D5:3:LYS:HD2	2.18	0.43
27:DA:857:C:C2	27:DA:858:U:C5	3.07	0.43
27:DA:1444:G:C2	27:DA:1548:C:C2	3.06	0.43
27:DA:1682:G:H5'	27:DA:1762:A:C2'	2.48	0.43
27:DA:1791:A:H3'	27:DA:1792:G:H8	1.84	0.43
27:DA:2419:U:O4	57:D8:30:ARG:NH1	2.52	0.43
27:DA:2507:C:H2'	27:DA:2508:G:O4'	2.19	0.43
27:DA:2709:G:O2'	27:DA:2710:C:H5'	2.18	0.43
27:DA:2839:G:H4'	40:DR:49:ASP:HB2	2.00	0.43

*Continued on next page...*

*Continued from previous page...*

Atom-1	Atom-2	Interatomic distance (Å)	Clash overlap (Å)
30:DD:27:THR:HG23	30:DD:83:GLU:HG2	1.99	0.43
31:DE:108:SER:HB3	31:DE:163:GLU:HG2	2.01	0.43
31:DE:116:VAL:HG21	31:DE:122:PHE:CE2	2.52	0.43
33:DG:17:PRO:HA	33:DG:20:ILE:CD1	2.49	0.43
36:DN:16:ILE:CG1	36:DN:17:ASP:N	2.81	0.43
36:DN:52:VAL:O	36:DN:120:LEU:HD23	2.19	0.43
37:DO:34:THR:O	37:DO:35:VAL:C	2.57	0.43
37:DO:64:ARG:NH1	37:DO:83:ALA:CB	2.81	0.43
39:DQ:27:VAL:HG12	39:DQ:28:ALA:N	2.33	0.43
41:DS:17:ARG:O	41:DS:19:LYS:N	2.50	0.43
41:DS:19:LYS:HB3	41:DS:20:ARG:NH1	2.34	0.43
41:DS:58:LEU:HD23	41:DS:65:VAL:HG12	1.97	0.43
41:DS:80:LEU:HD12	41:DS:80:LEU:N	2.33	0.43
45:DW:59:VAL:CG1	45:DW:60:ASN:N	2.82	0.43
50:D1:51:VAL:HG21	50:D1:74:VAL:HG22	2.01	0.43
51:D2:12:GLU:O	51:D2:13:ALA:C	2.57	0.43
52:D3:6:VAL:HB	52:D3:54:VAL:HG12	1.97	0.43
52:D3:8:LEU:HB2	52:D3:28:LEU:HD13	1.99	0.43
57:D8:33:ASN:ND2	57:D8:33:ASN:N	2.48	0.43
1:AA:26:A:O2'	4:AD:209:ARG:HG2	2.19	0.43
1:AA:174:C:H2'	1:AA:175:C:H6	1.82	0.43
1:AA:184:G:C4'	1:AA:224:C:H4'	2.49	0.43
1:AA:398:C:O5'	1:AA:398:C:H6	2.01	0.43
1:AA:728:A:C8	15:AO:54:ARG:NH1	2.86	0.43
1:AA:1053:G:N7	1:AA:1199:U:H2'	2.33	0.43
1:AA:1058:G:H2'	1:AA:1059:C:C6	2.54	0.43
1:AA:1223:C:P	19:AS:78:ARG:HH21	2.42	0.43
1:AA:1260:C:H3'	1:AA:1260:C:C6	2.51	0.43
1:AA:1276:G:H2'	1:AA:1277:C:H5'	2.01	0.43
1:AA:1435:G:H2'	1:AA:1436:U:C6	2.53	0.43
1:AA:1457:G:O3'	20:AT:35:THR:HG21	2.19	0.43
2:AB:51:LEU:O	2:AB:55:PHE:HD2	2.01	0.43
2:AB:112:VAL:HG22	2:AB:149:LEU:HD13	2.00	0.43
3:AC:187:ALA:C	3:AC:188:LEU:HD22	2.38	0.43
4:AD:2:GLY:C	4:AD:3:ARG:HG3	2.39	0.43
6:AF:24:GLU:O	6:AF:28:ARG:HD2	2.19	0.43
6:AF:61:LEU:HD23	6:AF:63:TYR:CE2	2.54	0.43
6:AF:67:MET:HE1	6:AF:75:LEU:HD12	2.01	0.43
8:AH:104:ARG:CZ	8:AH:138:TRP:CZ2	3.02	0.43
9:AI:113:LYS:HD2	9:AI:113:LYS:H	1.83	0.43
13:AM:86:CYS:O	13:AM:89:GLY:N	2.52	0.43

*Continued on next page...*

*Continued from previous page...*

Atom-1	Atom-2	Interatomic distance (Å)	Clash overlap (Å)
15:AO:24:SER:O	15:AO:28:GLN:NE2	2.52	0.43
15:AO:32:LEU:HA	15:AO:32:LEU:HD23	1.82	0.43
15:AO:33:THR:HG23	15:AO:63:ARG:NH1	2.34	0.43
19:AS:70:LYS:C	19:AS:72:GLY:H	2.21	0.43
20:AT:22:ARG:O	20:AT:26:ASN:ND2	2.52	0.43
20:AT:28:ALA:C	20:AT:30:LYS:N	2.70	0.43
27:BA:212:G:C2'	27:BA:213:A:H5'	2.49	0.43
27:BA:415:A:H2'	27:BA:416:C:C6	2.52	0.43
27:BA:935:C:C2	27:BA:936:C:C5	3.06	0.43
27:BA:1481:U:H5'	27:BA:1482:G:OP2	2.18	0.43
27:BA:1482:G:H2'	27:BA:1484:G:C8	2.54	0.43
27:BA:1775:U:H2'	27:BA:1776:G:H5'	2.01	0.43
27:BA:2015:A:N3	54:B5:2:ALA:CA	2.80	0.43
27:BA:2369:A:H2'	27:BA:2370:G:H8	1.84	0.43
27:BA:2457:U:C2'	27:BA:2458:G:H5'	2.49	0.43
27:BA:2739:U:O2'	27:BA:2740:A:H5'	2.18	0.43
27:BA:2852:G:H2'	27:BA:2853:C:H6	1.83	0.43
28:BB:25:A:H2'	28:BB:26:A:O4'	2.18	0.43
28:BB:49:C:OP1	41:BS:97:ARG:CG	2.67	0.43
28:BB:50:G:H8	28:BB:50:G:O5'	2.02	0.43
29:BC:19:VAL:HB	29:BC:22:ILE:HD11	2.00	0.43
30:BD:132:PRO:HD3	30:BD:190:TYR:CZ	2.53	0.43
30:BD:149:PRO:HB3	30:BD:188:GLU:HB2	2.01	0.43
31:BE:63:LEU:O	31:BE:65:GLY:N	2.52	0.43
31:BE:69:LYS:HD3	31:BE:89:ASP:OD1	2.19	0.43
32:BF:102:PRO:HB2	32:BF:105:VAL:HG23	2.01	0.43
32:BF:172:TRP:CD1	32:BF:172:TRP:N	2.87	0.43
33:BG:47:LYS:CE	33:BG:81:LYS:HB2	2.33	0.43
33:BG:138:GLN:HE22	33:BG:153:ARG:HB2	1.83	0.43
34:BH:88:LEU:HD13	34:BH:130:ARG:HG2	2.01	0.43
35:BI:71:ILE:HG13	35:BI:72:LEU:HD23	2.00	0.43
36:BN:24:GLY:O	36:BN:28:THR:CG2	2.67	0.43
39:BQ:25:ASP:OD1	39:BQ:25:ASP:N	2.45	0.43
40:BR:18:LEU:HD11	40:BR:22:ARG:CZ	2.49	0.43
42:BT:65:LYS:HG3	42:BT:66:VAL:N	2.34	0.43
44:BV:20:LEU:N	44:BV:20:LEU:HD12	2.34	0.43
46:BX:3:THR:O	46:BX:4:ALA:HB3	2.18	0.43
48:BZ:156:LEU:HA	48:BZ:157:PRO:HD2	1.89	0.43
49:B0:41:ARG:HD3	49:B0:44:ARG:HD2	2.01	0.43
49:B0:53:MET:HA	49:B0:58:THR:O	2.19	0.43
49:B0:84:LEU:H	49:B0:84:LEU:HD12	1.84	0.43

*Continued on next page...*



*Continued from previous page...*

Atom-1	Atom-2	Interatomic distance (Å)	Clash overlap (Å)
51:B2:53:LEU:HD23	51:B2:56:GLN:HG3	2.01	0.43
57:B8:45:GLY:O	57:B8:46:ARG:C	2.57	0.43
1:CA:18:C:H4'	1:CA:1078:U:O2	2.19	0.43
1:CA:109:A:C6	1:CA:326:G:C6	3.06	0.43
1:CA:681:C:C2	1:CA:710:G:N2	2.87	0.43
1:CA:721:G:C4'	1:CA:722:A:O5'	2.38	0.43
1:CA:942:G:N2	1:CA:943:U:C2	2.87	0.43
1:CA:981:U:H5'	14:CN:21:TYR:CE1	2.52	0.43
1:CA:1013:G:HO2'	1:CA:1014:A:H8	1.65	0.43
1:CA:1069:C:HO2'	1:CA:1192:C:H1'	1.83	0.43
1:CA:1239:A:N6	1:CA:1299:A:N6	2.48	0.43
1:CA:1286:A:H2	21:CU:22:ARG:HH22	1.67	0.43
1:CA:1348:U:C4'	9:CI:120:ARG:HH11	2.29	0.43
1:CA:1405:G:O4'	1:CA:1519:A:H4'	2.17	0.43
1:CA:1410:G:H2'	1:CA:1411:C:C6	2.54	0.43
1:CA:1414:U:H2'	1:CA:1415:G:C8	2.53	0.43
3:CC:14:ILE:CG1	3:CC:15:THR:N	2.73	0.43
4:CD:134:ASP:C	4:CD:135:LEU:HD12	2.39	0.43
5:CE:18:ARG:HH21	5:CE:25:ARG:CD	2.32	0.43
5:CE:36:ASP:O	5:CE:37:ARG:HB2	2.18	0.43
8:CH:88:LYS:HB3	8:CH:89:PRO:HD2	2.01	0.43
14:CN:8:GLU:HB3	14:CN:12:ARG:HH12	1.84	0.43
14:CN:33:VAL:HG23	14:CN:33:VAL:O	2.19	0.43
17:CQ:10:VAL:CG2	17:CQ:55:ASP:N	2.82	0.43
18:CR:39:VAL:HB	18:CR:40:LEU:HD12	2.01	0.43
19:CS:13:ASP:O	19:CS:16:LEU:N	2.52	0.43
20:CT:63:ILE:C	20:CT:65:LYS:N	2.71	0.43
20:CT:92:LEU:C	20:CT:94:ALA:N	2.72	0.43
23:CW:46:U:O2	23:CW:46:U:H2'	2.18	0.43
59:CX:67:C:H5'	59:CX:68:C:P	2.59	0.43
27:DA:116:C:O2'	27:DA:117:G:H5'	2.18	0.43
27:DA:210:C:H2'	27:DA:211:A:H8	1.83	0.43
27:DA:246:C:H4'	27:DA:385:C:O4'	2.19	0.43
27:DA:522:G:H2'	27:DA:523:C:H6	1.83	0.43
27:DA:536:A:C2	27:DA:558:G:C6	3.07	0.43
27:DA:616:G:H2'	27:DA:618:C:O4'	2.19	0.43
27:DA:840:C:O5'	27:DA:840:C:H6	2.02	0.43
27:DA:1013:C:O2'	27:DA:1014:U:H5'	2.19	0.43
27:DA:2060:A:OP1	32:DF:68:LYS:O	2.37	0.43
27:DA:2525:G:O4'	27:DA:2741:A:H2	2.00	0.43
27:DA:2536:G:C6	27:DA:2537:U:C4	3.06	0.43

*Continued on next page...*

*Continued from previous page...*

Atom-1	Atom-2	Interatomic distance (Å)	Clash overlap (Å)
27:DA:2728:U:H2'	27:DA:2729:G:C8	2.54	0.43
27:DA:2839:G:H2'	27:DA:2840:C:H6	1.83	0.43
28:DB:15:A:H1'	28:DB:110:G:C4	2.52	0.43
28:DB:115:G:N3	28:DB:115:G:H2'	2.33	0.43
30:DD:77:ALA:HB2	30:DD:97:TYR:CG	2.53	0.43
31:DE:56:PRO:C	31:DE:58:ARG:N	2.72	0.43
31:DE:93:VAL:C	31:DE:95:ILE:H	2.21	0.43
32:DF:24:LEU:HD12	32:DF:25:PRO:HD2	2.00	0.43
32:DF:31:HIS:HB2	38:DP:13:ASN:CG	2.39	0.43
32:DF:41:LEU:O	32:DF:44:ARG:HG2	2.19	0.43
33:DG:9:ARG:HG2	33:DG:9:ARG:NH1	2.33	0.43
34:DH:98:LEU:HD12	34:DH:102:ALA:O	2.19	0.43
35:DI:115:ALA:HB3	35:DI:128:LEU:CA	2.48	0.43
35:DI:142:VAL:O	35:DI:143:SER:O	2.37	0.43
36:DN:18:ALA:HB3	36:DN:21:LYS:CB	2.49	0.43
36:DN:132:ALA:O	36:DN:133:GLN:CB	2.66	0.43
37:DO:14:THR:HG22	37:DO:52:VAL:HG12	2.00	0.43
39:DQ:54:MET:O	39:DQ:56:ARG:N	2.41	0.43
44:DV:58:VAL:HG12	44:DV:59:ALA:N	2.34	0.43
45:DW:88:ARG:HG3	45:DW:94:ASP:OD1	2.18	0.43
48:DZ:57:VAL:HA	48:DZ:66:LEU:O	2.19	0.43
49:D0:26:TYR:O	49:D0:29:GLN:HG3	2.19	0.43
57:D8:22:VAL:CG2	57:D8:53:PRO:HB2	2.49	0.43
57:D8:25:MET:HE3	57:D8:45:GLY:O	2.19	0.43
1:AA:88:A:OP1	1:AA:90:U:C1'	2.63	0.43
1:AA:680:C:H2'	1:AA:681:C:C6	2.54	0.43
1:AA:735:C:O2'	1:AA:736:C:H5'	2.18	0.43
1:AA:764:C:H4'	15:AO:50:HIS:HB3	2.01	0.43
1:AA:865:A:C2	1:AA:918:A:H4'	2.53	0.43
1:AA:968:A:H3'	1:AA:969:A:C5'	2.49	0.43
1:AA:973:G:O4'	10:AJ:55:LYS:HE2	2.18	0.43
1:AA:1240:U:O4'	7:AG:38:LEU:HD21	2.18	0.43
1:AA:1253:G:C6	1:AA:1254:C:C4	3.07	0.43
2:AB:106:LYS:O	2:AB:109:SER:HB2	2.19	0.43
3:AC:95:THR:O	3:AC:96:GLY:C	2.57	0.43
3:AC:140:ARG:HH11	3:AC:140:ARG:CG	2.27	0.43
4:AD:100:ARG:HG2	4:AD:102:ASP:OD1	2.18	0.43
6:AF:22:GLU:O	6:AF:25:ILE:HB	2.18	0.43
7:AG:78:ARG:HH11	7:AG:78:ARG:CG	2.32	0.43
7:AG:137:LYS:HD3	7:AG:141:VAL:HG23	2.01	0.43
8:AH:103:VAL:HG12	8:AH:108:GLY:HA3	2.01	0.43

*Continued on next page...*

*Continued from previous page...*

Atom-1	Atom-2	Interatomic distance (Å)	Clash overlap (Å)
10:AJ:86:MET:O	10:AJ:86:MET:HG3	2.19	0.43
12:AL:49:LEU:O	12:AL:51:LYS:HD2	2.19	0.43
13:AM:31:LYS:O	13:AM:32:GLU:C	2.57	0.43
17:AQ:25:ARG:CG	17:AQ:26:GLN:N	2.73	0.43
18:AR:22:VAL:HB	18:AR:56:THR:HA	2.01	0.43
19:AS:18:LYS:HA	19:AS:18:LYS:HD3	1.95	0.43
19:AS:69:HIS:HB3	19:AS:73:GLU:OE2	2.18	0.43
20:AT:38:LYS:HA	20:AT:41:ILE:HD11	2.00	0.43
23:AW:12:C:C2'	23:AW:13:A:H5'	2.49	0.43
25:AY:12:C:H2'	25:AY:13:A:O4'	2.18	0.43
27:BA:39:C:H2'	27:BA:40:C:H6	1.83	0.43
27:BA:175:G:C5'	27:BA:175:G:H8	2.31	0.43
27:BA:448:U:O4	27:BA:583:G:H1'	2.18	0.43
27:BA:688:U:H5'	27:BA:1780:A:C2	2.54	0.43
27:BA:1131:G:C8	27:BA:2025:C:H4'	2.54	0.43
27:BA:1608:A:H1'	27:BA:1610:A:OP2	2.19	0.43
27:BA:1697:G:H3'	27:BA:1698:A:C5'	2.28	0.43
27:BA:1804:C:H6	27:BA:1804:C:O5'	2.01	0.43
27:BA:1831:G:C6	27:BA:1832:C:N4	2.87	0.43
27:BA:2009:G:N3	40:BR:107:ASP:HA	2.34	0.43
27:BA:2300:G:C2	27:BA:2317:C:O2	2.71	0.43
27:BA:2306:C:H5'	27:BA:2307:G:O5'	2.19	0.43
28:BB:45:A:C2	28:BB:46:A:C1'	3.02	0.43
32:BF:3:GLU:CB	32:BF:24:LEU:HG	2.42	0.43
32:BF:197:ASP:OD2	32:BF:198:ALA:N	2.52	0.43
33:BG:99:MET:O	33:BG:102:PHE:HB3	2.19	0.43
35:BI:68:LEU:HD23	35:BI:68:LEU:C	2.38	0.43
36:BN:21:LYS:HG2	36:BN:26:LEU:HB2	2.00	0.43
36:BN:25:ARG:HH11	36:BN:25:ARG:HG2	1.84	0.43
36:BN:91:LEU:CG	36:BN:98:VAL:HG21	2.42	0.43
37:BO:78:ARG:HH21	42:BT:103:ARG:CZ	2.31	0.43
38:BP:45:LEU:O	38:BP:46:LYS:C	2.57	0.43
43:BU:34:LYS:HA	43:BU:34:LYS:HD3	1.83	0.43
43:BU:44:ASN:HD21	44:BV:75:PHE:H	1.67	0.43
44:BV:9:GLY:O	44:BV:10:LYS:HG3	2.19	0.43
47:BY:20:TYR:CD1	47:BY:20:TYR:N	2.87	0.43
47:BY:79:CYS:SG	47:BY:80:GLY:N	2.91	0.43
47:BY:81:LYS:HZ3	47:BY:98:VAL:HG23	1.82	0.43
47:BY:91:GLU:HB3	47:BY:92:ASN:H	1.56	0.43
48:BZ:103:PHE:HA	48:BZ:138:VAL:O	2.18	0.43
50:B1:57:GLU:C	50:B1:58:ILE:CG2	2.87	0.43

*Continued on next page...*

*Continued from previous page...*

Atom-1	Atom-2	Interatomic distance (Å)	Clash overlap (Å)
50:B1:70:VAL:O	50:B1:74:VAL:HG23	2.18	0.43
55:B6:15:GLU:HG2	55:B6:18:ARG:NH2	2.30	0.43
56:B7:24:THR:HG23	56:B7:27:GLY:H	1.83	0.43
1:CA:41:G:O2'	1:CA:42:G:H5'	2.19	0.43
1:CA:102:G:H21	1:CA:103:C:C1'	2.18	0.43
1:CA:312:C:O2'	1:CA:313:A:H5'	2.18	0.43
1:CA:932:C:H5'	7:CG:4:ARG:CG	2.48	0.43
1:CA:991:U:O2	1:CA:993:G:C8	2.70	0.43
1:CA:1019:C:H2'	1:CA:1020:U:O4'	2.18	0.43
1:CA:1324:A:H4'	1:CA:1362:C:O3'	2.18	0.43
1:CA:1379:G:C6	1:CA:1380:U:O4	2.72	0.43
2:CB:97:TRP:CH2	2:CB:176:GLU:OE1	2.72	0.43
4:CD:25:ARG:HE	4:CD:30:LYS:HG3	1.83	0.43
4:CD:98:GLU:HG2	4:CD:189:PRO:HG3	2.01	0.43
9:CI:114:TYR:CE1	10:CJ:60:ARG:N	2.87	0.43
10:CJ:54:PHE:CG	10:CJ:55:LYS:HE3	2.53	0.43
13:CM:32:GLU:O	13:CM:36:LYS:HG2	2.18	0.43
13:CM:84:ILE:HG22	13:CM:84:ILE:O	2.19	0.43
15:CO:33:THR:OG1	15:CO:85:LEU:HD13	2.19	0.43
15:CO:41:GLU:O	15:CO:44:LYS:HB3	2.19	0.43
17:CQ:20:THR:CG2	17:CQ:41:LYS:HD2	2.49	0.43
20:CT:33:ILE:HD11	20:CT:62:LEU:C	2.39	0.43
23:CW:71:A:OP1	27:DA:1942:C:H4'	2.18	0.43
59:CX:2:G:N3	59:CX:2:G:H2'	2.34	0.43
25:CY:38:U:H3'	25:CY:39:C:H6	1.83	0.43
25:CY:75:A:C1'	27:DA:2421:G:N2	2.77	0.43
27:DA:26:G:N1	27:DA:27:G:N2	2.67	0.43
27:DA:30:G:C6	27:DA:31:C:N4	2.87	0.43
27:DA:141:A:C8	27:DA:1408:C:O2'	2.65	0.43
27:DA:285:C:C3'	27:DA:286:C:H5''	2.49	0.43
27:DA:324:A:H2'	27:DA:325:G:O4'	2.19	0.43
27:DA:661:C:C4'	38:DP:16:ARG:HH12	2.28	0.43
27:DA:1039:G:H2'	27:DA:1040:C:H5'	2.00	0.43
27:DA:1286:A:OP1	40:DR:105:ARG:HD2	2.19	0.43
27:DA:1309:G:H2'	27:DA:1310:G:H5'	2.00	0.43
27:DA:1372:U:H2'	27:DA:1373:A:O4'	2.19	0.43
27:DA:1656:C:N4	27:DA:2004:G:H1	2.17	0.43
27:DA:1721:G:C2'	27:DA:1741:A:H61	2.31	0.43
27:DA:1799:G:C8	30:DD:181:GLU:OE2	2.72	0.43
27:DA:1800:C:H5''	30:DD:147:LEU:HD21	2.01	0.43
27:DA:1854:A:C5'	27:DA:1855:G:OP2	2.65	0.43

*Continued on next page...*

*Continued from previous page...*

Atom-1	Atom-2	Interatomic distance (Å)	Clash overlap (Å)
27:DA:2141:G:H2'	27:DA:2142:C:H6	1.83	0.43
27:DA:2200:C:C6	27:DA:2201:C:H5	2.37	0.43
27:DA:2308:G:N7	27:DA:2310:A:C5'	2.82	0.43
27:DA:2309:A:H2	27:DA:2310:A:C2	2.36	0.43
27:DA:2402:C:HO2'	27:DA:2403:C:H6	1.57	0.43
27:DA:2469:A:N3	27:DA:2470:G:H1'	2.33	0.43
27:DA:2791:C:H1'	27:DA:2792:G:C8	2.53	0.43
27:DA:2835:A:H4'	27:DA:2836:U:OP1	2.18	0.43
27:DA:2836:U:C4	27:DA:2883:A:N6	2.87	0.43
30:DD:32:SER:O	30:DD:33:LEU:O	2.36	0.43
30:DD:81:ALA:HB3	30:DD:94:LEU:HB3	2.01	0.43
31:DE:13:ARG:CB	31:DE:22:PRO:HA	2.48	0.43
31:DE:52:LEU:HA	31:DE:53:PRO:HD3	1.90	0.43
32:DF:3:GLU:O	32:DF:4:VAL:O	2.37	0.43
34:DH:85:LYS:HG2	34:DH:133:VAL:HB	2.00	0.43
34:DH:156:ALA:H	34:DH:158:HIS:H	1.66	0.43
37:DO:68:GLU:CB	37:DO:78:ARG:HB2	2.49	0.43
38:DP:95:VAL:HG22	38:DP:125:VAL:CG1	2.45	0.43
39:DQ:54:MET:HG2	39:DQ:117:ALA:O	2.19	0.43
39:DQ:58:PHE:HD1	39:DQ:61:GLY:HA3	1.80	0.43
39:DQ:137:TYR:O	39:DQ:138:ASP:O	2.37	0.43
40:DR:34:ILE:HG22	40:DR:35:THR:N	2.34	0.43
40:DR:59:ASP:OD2	40:DR:62:ALA:HB3	2.18	0.43
41:DS:59:LYS:HB2	41:DS:60:GLY:H	1.60	0.43
41:DS:61:ASN:HB3	41:DS:64:GLU:HG2	2.00	0.43
48:DZ:55:VAL:HG22	48:DZ:69:LEU:HG	2.01	0.43
52:D3:37:LEU:HD12	52:D3:43:ILE:HG23	2.01	0.43
53:D4:53:THR:O	53:D4:54:LYS:O	2.37	0.43
57:D8:29:LYS:HD3	57:D8:44:LYS:HB2	2.01	0.43
1:AA:160:A:H1'	1:AA:344:A:C8	2.54	0.43
1:AA:180:U:H2'	1:AA:181:G:C5'	2.49	0.43
1:AA:333:G:O2'	1:AA:334:C:H5'	2.19	0.43
1:AA:402:G:C6	1:AA:403:C:C5	3.07	0.43
1:AA:437:U:C5	1:AA:438:G:N7	2.86	0.43
1:AA:683:G:C6	1:AA:684:A:C6	3.07	0.43
1:AA:835:U:OP1	18:AR:61:LYS:HB2	2.19	0.43
1:AA:918:A:C6	1:AA:919:A:C6	3.07	0.43
1:AA:1130:A:C4	1:AA:1146:A:C2	3.07	0.43
1:AA:1158:C:C6	1:AA:1160:G:C8	3.07	0.43
1:AA:1206:G:O4'	3:AC:194:GLY:HA2	2.18	0.43
1:AA:1255:G:H3'	1:AA:1279:A:N6	2.33	0.43

*Continued on next page...*

Continued from previous page...

Atom-1	Atom-2	Interatomic distance (Å)	Clash overlap (Å)
1:AA:1385:G:O2'	1:AA:1386:G:H5'	2.19	0.43
1:AA:1494:G:H4'	27:BA:1913:A:N7	2.34	0.43
2:AB:167:PRO:HG2	2:AB:192:SER:OG	2.19	0.43
3:AC:14:ILE:HG23	3:AC:15:THR:N	2.33	0.43
3:AC:119:ARG:HG3	3:AC:119:ARG:NH1	2.33	0.43
9:AI:79:LEU:HD21	9:AI:102:LEU:HA	2.00	0.43
13:AM:49:THR:N	13:AM:52:GLU:OE1	2.52	0.43
17:AQ:81:ARG:HG3	17:AQ:81:ARG:NH1	2.29	0.43
18:AR:66:LEU:HG	18:AR:70:ILE:HD11	2.01	0.43
19:AS:15:LEU:HD22	19:AS:15:LEU:HA	1.78	0.43
20:AT:89:ARG:NH1	20:AT:104:LEU:HD21	2.34	0.43
23:AW:65:U:C4	23:AW:66:A:N7	2.87	0.43
25:AY:52:G:C2	25:AY:53:U:N3	2.87	0.43
27:BA:210:C:H2'	27:BA:211:A:C8	2.54	0.43
27:BA:219:G:H2'	27:BA:220:G:O4'	2.19	0.43
27:BA:271(N):U:O5'	27:BA:271(N):U:H6	2.02	0.43
27:BA:279:C:N4	27:BA:361:G:H1	2.17	0.43
27:BA:665:C:O2'	27:BA:666:G:H5'	2.19	0.43
27:BA:678:C:H2'	27:BA:679:C:H6	1.80	0.43
27:BA:775:G:C4	27:BA:794:G:C8	3.07	0.43
27:BA:827:U:H2'	27:BA:2068:U:O2	2.17	0.43
27:BA:1568:G:N2	30:BD:58:HIS:HE1	2.13	0.43
27:BA:1842:G:H2'	27:BA:1843:C:C6	2.54	0.43
27:BA:1858:G:H8	27:BA:1858:G:OP2	2.02	0.43
27:BA:2485:G:OP1	39:BQ:46:GLN:NE2	2.52	0.43
27:BA:2532:G:H2'	27:BA:2533:A:C8	2.54	0.43
27:BA:2544:G:H8	27:BA:2544:G:O5'	2.02	0.43
27:BA:2815:C:O2'	54:B5:43:HIS:CD2	2.65	0.43
28:BB:71:C:C2	28:BB:72:G:C8	3.07	0.43
30:BD:16:MET:HG3	30:BD:211:ARG:HH21	1.84	0.43
30:BD:72:LYS:CG	30:BD:103:ARG:NH1	2.82	0.43
31:BE:8:LYS:HG2	31:BE:192:ASN:HD22	1.83	0.43
33:BG:72:ARG:CG	33:BG:86:MET:HA	2.49	0.43
34:BH:57:ASP:O	34:BH:62:LYS:HE3	2.18	0.43
35:BI:7:GLU:O	35:BI:8:PRO:O	2.36	0.43
35:BI:92:VAL:CG1	35:BI:120:ILE:HB	2.48	0.43
38:BP:64:LYS:HG2	38:BP:65:ARG:N	2.34	0.43
38:BP:96:THR:CG2	38:BP:126:VAL:HB	2.38	0.43
40:BR:12:ARG:HB3	40:BR:16:HIS:CD2	2.54	0.43
40:BR:21:TYR:CZ	40:BR:43:GLU:HG2	2.54	0.43
40:BR:35:THR:HG23	40:BR:112:ALA:O	2.19	0.43

Continued on next page...

*Continued from previous page...*

Atom-1	Atom-2	Interatomic distance (Å)	Clash overlap (Å)
42:BT:6:LEU:HA	42:BT:9:LEU:HB2	2.00	0.43
43:BU:74:LEU:C	43:BU:74:LEU:CD1	2.88	0.43
45:BW:85:VAL:HG12	45:BW:86:LEU:N	2.34	0.43
46:BX:12:VAL:O	46:BX:13:LEU:HB2	2.19	0.43
54:B5:54:GLY:C	54:B5:55:ARG:O	2.57	0.43
55:B6:44:ARG:O	55:B6:45:LYS:CD	2.67	0.43
56:B7:46:VAL:O	56:B7:47:ARG:HB3	2.19	0.43
58:B9:26:ILE:N	58:B9:26:ILE:CD1	2.72	0.43
1:CA:192:U:O4'	20:CT:103:GLY:HA2	2.18	0.43
1:CA:475:G:H2'	1:CA:476:G:H8	1.84	0.43
1:CA:646:U:H2'	1:CA:647:C:H6	1.79	0.43
1:CA:730:G:C5	1:CA:731:G:H1'	2.54	0.43
1:CA:746:A:H2'	1:CA:747:C:H6	1.82	0.43
1:CA:1054:C:C5	1:CA:1196:U:C6	3.01	0.43
1:CA:1203:C:H2'	1:CA:1204:A:C8	2.54	0.43
1:CA:1270:C:H4'	1:CA:1313:U:O2'	2.19	0.43
1:CA:1330:U:H5'	1:CA:1331:G:P	2.58	0.43
2:CB:189:ASP:OD2	2:CB:191:ASP:HB2	2.18	0.43
4:CD:65:ARG:HH12	4:CD:71:SER:HA	1.84	0.43
6:CF:8:ILE:HD13	6:CF:26:ILE:HD13	2.00	0.43
7:CG:126:ASP:HB2	7:CG:132:GLY:HA3	2.00	0.43
10:CJ:82:ILE:HG22	10:CJ:82:ILE:O	2.17	0.43
13:CM:16:ASP:HB3	13:CM:41:PRO:HB3	2.00	0.43
13:CM:89:GLY:C	13:CM:90:LEU:O	2.52	0.43
14:CN:42:ILE:H	14:CN:42:ILE:HG13	1.68	0.43
15:CO:54:ARG:HG2	15:CO:54:ARG:NH1	2.30	0.43
16:CP:18:ARG:HH11	16:CP:35:LYS:HD2	1.84	0.43
17:CQ:31:LEU:C	17:CQ:32:TYR:CD1	2.92	0.43
20:CT:73:HIS:HB3	20:CT:74:LYS:H	1.39	0.43
27:DA:7:G:H22	27:DA:2896:C:H42	1.66	0.43
27:DA:29:U:C1'	43:DU:11:ARG:HH12	2.32	0.43
27:DA:36:G:N1	27:DA:445:C:C4	2.87	0.43
27:DA:381:G:O2'	27:DA:382:G:H5'	2.18	0.43
27:DA:734:A:H2'	27:DA:735:A:O4'	2.18	0.43
27:DA:874:G:O2'	27:DA:875:G:H5'	2.18	0.43
27:DA:1269:A:C6	27:DA:1270:C:N4	2.87	0.43
27:DA:1348:G:H2'	27:DA:1349:A:C5'	2.43	0.43
27:DA:1782:C:O2	27:DA:2609:U:C5'	2.66	0.43
27:DA:1946:U:H2'	27:DA:1947:C:H6	1.83	0.43
27:DA:2240:C:O2'	27:DA:2241:A:H5'	2.18	0.43
27:DA:2443:C:H2'	27:DA:2444:G:C8	2.50	0.43

*Continued on next page...*

*Continued from previous page...*

Atom-1	Atom-2	Interatomic distance (Å)	Clash overlap (Å)
29:DC:58:VAL:CG2	29:DC:166:ASP:N	2.78	0.43
30:DD:4:LYS:HD2	30:DD:18:VAL:CG2	2.49	0.43
31:DE:69:LYS:N	31:DE:69:LYS:HE2	2.33	0.43
31:DE:79:ARG:CG	31:DE:79:ARG:NH1	2.82	0.43
31:DE:81:ILE:HG21	31:DE:84:PHE:CD1	2.53	0.43
33:DG:54:GLU:HA	33:DG:57:ALA:CB	2.49	0.43
33:DG:105:LYS:HB2	33:DG:105:LYS:HZ3	1.81	0.43
34:DH:98:LEU:HA	34:DH:103:LEU:HA	2.01	0.43
35:DI:93:THR:H	35:DI:96:ASP:CG	2.23	0.43
37:DO:1:MET:HG3	37:DO:32:TYR:CG	2.54	0.43
38:DP:64:LYS:HD3	38:DP:65:ARG:H	1.83	0.43
39:DQ:47:ILE:CD1	39:DQ:70:PRO:HD3	2.49	0.43
40:DR:8:ARG:HE	40:DR:8:ARG:CA	2.29	0.43
42:DT:16:ARG:HB3	42:DT:19:LEU:HD11	2.01	0.43
42:DT:28:VAL:HG13	42:DT:46:GLU:CA	2.41	0.43
42:DT:50:ILE:CD1	42:DT:99:LEU:O	2.67	0.43
43:DU:111:GLU:O	43:DU:113:ALA:N	2.52	0.43
44:DV:49:THR:HB	44:DV:50:PRO:CD	2.46	0.43
44:DV:58:VAL:HG12	44:DV:97:LYS:HB2	2.01	0.43
47:DY:94:LYS:O	47:DY:101:LYS:HA	2.19	0.43
48:DZ:38:VAL:HG21	48:DZ:43:PHE:HD2	1.81	0.43
51:D2:38:GLN:O	51:D2:41:ILE:HG12	2.19	0.43
57:D8:61:LEU:N	57:D8:63:PRO:HD2	2.34	0.43
58:D9:19:ARG:C	58:D9:21:GLY:H	2.21	0.43
1:AA:145:G:H5'	1:AA:146:G:OP2	2.19	0.42
1:AA:377:G:O2'	1:AA:378:G:H5'	2.18	0.42
1:AA:495:A:H4'	1:AA:496:A:C5'	2.49	0.42
1:AA:523:A:N6	12:AL:89:ASP:HB2	2.26	0.42
1:AA:1315:U:H6	1:AA:1315:U:O5'	2.01	0.42
2:AB:11:LEU:O	2:AB:12:GLU:C	2.56	0.42
2:AB:103:THR:N	2:AB:176:GLU:OE1	2.49	0.42
2:AB:212:GLN:HE22	2:AB:216:SER:HB2	1.84	0.42
3:AC:41:GLY:O	3:AC:42:LEU:C	2.55	0.42
3:AC:189:ALA:CB	3:AC:196:LEU:N	2.82	0.42
6:AF:5:GLU:HG3	6:AF:93:SER:OG	2.19	0.42
6:AF:77:ARG:O	6:AF:79:LEU:N	2.51	0.42
8:AH:74:PRO:O	8:AH:75:ARG:C	2.57	0.42
8:AH:120:THR:O	8:AH:123:GLU:HB2	2.19	0.42
9:AI:18:PHE:HD1	9:AI:62:TYR:HD2	1.67	0.42
9:AI:118:LYS:O	9:AI:119:ALA:HB3	2.18	0.42
12:AL:7:LEU:HD21	12:AL:12:ARG:NE	2.34	0.42

*Continued on next page...*



*Continued from previous page...*

Atom-1	Atom-2	Interatomic distance (Å)	Clash overlap (Å)
15:AO:18:PHE:O	15:AO:19:PRO:C	2.57	0.42
20:AT:36:LEU:HD12	20:AT:55:ILE:HD12	2.00	0.42
27:BA:15:G:C2'	27:BA:16:G:H5'	2.49	0.42
27:BA:140:G:N3	27:BA:142:A:N1	2.67	0.42
27:BA:363(E):U:O2	27:BA:363(E):U:H2'	2.18	0.42
27:BA:510:C:H2'	27:BA:511:U:O4'	2.19	0.42
27:BA:623:G:H2'	27:BA:624:C:C6	2.54	0.42
27:BA:662:G:O3'	38:BP:20:GLY:HA2	2.19	0.42
27:BA:719:C:O2'	27:BA:720:C:H5'	2.19	0.42
27:BA:845:G:H8	27:BA:845:G:OP2	2.02	0.42
27:BA:1322:A:H2'	27:BA:1323:U:H6	1.84	0.42
27:BA:1358:G:O2'	27:BA:1373:A:N6	2.52	0.42
27:BA:1505:C:O2	27:BA:1505:C:O4'	2.33	0.42
27:BA:1547:C:H2'	27:BA:1548:C:C6	2.54	0.42
27:BA:1827:C:OP2	30:BD:222:ARG:NH1	2.51	0.42
27:BA:1972:A:H2'	27:BA:1973:G:C8	2.54	0.42
27:BA:2043:C:H2'	27:BA:2044:C:H6	1.84	0.42
27:BA:2256:G:O2'	27:BA:2257:U:H5'	2.18	0.42
27:BA:2309:A:H2'	27:BA:2310:A:C5'	2.48	0.42
27:BA:2681:C:O2	27:BA:2681:C:H2'	2.19	0.42
27:BA:2722:G:H2'	27:BA:2723:C:C6	2.54	0.42
27:BA:2759:G:C8	27:BA:2759:G:C5'	3.01	0.42
27:BA:2805:G:N2	27:BA:2893:G:O6	2.51	0.42
30:BD:33:LEU:HD12	30:BD:33:LEU:N	2.24	0.42
33:BG:105:LYS:HE2	53:B4:52:SER:HB3	2.00	0.42
34:BH:54:ARG:HG2	34:BH:65:HIS:HD2	1.84	0.42
34:BH:159:GLU:CG	34:BH:160:LYS:H	2.24	0.42
35:BI:132:PRO:O	35:BI:133:HIS:O	2.37	0.42
37:BO:98:VAL:CG1	37:BO:117:LEU:HB3	2.49	0.42
38:BP:107:LYS:C	38:BP:109:GLY:N	2.72	0.42
38:BP:115:LEU:H	38:BP:115:LEU:HD23	1.84	0.42
39:BQ:2:LEU:CD2	39:BQ:47:ILE:HG21	2.49	0.42
39:BQ:27:VAL:O	39:BQ:28:ALA:HB3	2.19	0.42
39:BQ:119:ARG:C	39:BQ:121:ALA:H	2.22	0.42
41:BS:74:ALA:O	41:BS:77:ALA:HB3	2.18	0.42
42:BT:88:ILE:HG22	42:BT:89:VAL:CG2	2.49	0.42
43:BU:112:ARG:NH1	43:BU:112:ARG:CG	2.71	0.42
44:BV:47:VAL:O	44:BV:49:THR:C	2.57	0.42
45:BW:14:PRO:O	45:BW:15:ARG:C	2.56	0.42
47:BY:87:LYS:C	47:BY:89:PHE:N	2.73	0.42
48:BZ:17:LEU:HD23	48:BZ:24:PRO:HG3	2.01	0.42

*Continued on next page...*

*Continued from previous page...*

Atom-1	Atom-2	Interatomic distance (Å)	Clash overlap (Å)
48:BZ:101:LEU:HD13	48:BZ:122:ASP:HA	2.01	0.42
49:B0:65:GLY:CA	49:B0:83:PRO:HA	2.49	0.42
50:B1:45:ASN:ND2	50:B1:45:ASN:C	2.72	0.42
52:B3:23:LEU:HB3	52:B3:28:LEU:HB2	2.01	0.42
53:B4:62:CYS:SG	53:B4:64:LYS:CB	3.03	0.42
53:B4:77:THR:C	53:B4:79:GLY:H	2.22	0.42
54:B5:52:TYR:O	54:B5:53:ALA:O	2.37	0.42
1:CA:310:G:H5''	16:CP:31:LYS:HB2	1.99	0.42
1:CA:326:G:H2'	1:CA:327:A:H5'	2.00	0.42
1:CA:344:A:C5'	1:CA:345:C:OP2	2.66	0.42
1:CA:507:C:H2'	1:CA:508:C:H5	1.83	0.42
1:CA:544:G:OP2	4:CD:66:ARG:NH2	2.52	0.42
1:CA:547:A:H4'	1:CA:548:G:O5'	2.19	0.42
1:CA:1079:G:C6	1:CA:1080:A:N6	2.87	0.42
1:CA:1113:C:O5'	1:CA:1113:C:H6	2.02	0.42
1:CA:1463:C:H2'	1:CA:1464:G:H8	1.84	0.42
2:CB:28:PHE:CZ	2:CB:189:ASP:HA	2.54	0.42
2:CB:78:GLN:HA	2:CB:94:ASN:OD1	2.18	0.42
3:CC:8:ILE:O	3:CC:10:PHE:N	2.52	0.42
3:CC:182:ILE:HG12	3:CC:203:PHE:HA	2.00	0.42
4:CD:171:GLY:HA2	4:CD:172:PRO:HD3	1.88	0.42
5:CE:10:MET:HB2	5:CE:32:VAL:HG22	2.00	0.42
7:CG:60:LYS:HZ1	7:CG:63:LYS:CG	2.32	0.42
8:CH:72:PRO:O	8:CH:73:ASP:HB3	2.18	0.42
12:CL:72:HIS:HB3	12:CL:99:ARG:NH1	2.34	0.42
15:CO:4:THR:C	15:CO:6:GLU:H	2.23	0.42
15:CO:17:ARG:N	15:CO:21:ASP:OD1	2.45	0.42
16:CP:56:ALA:O	16:CP:60:LEU:HG	2.19	0.42
17:CQ:29:HIS:CE1	17:CQ:30:PRO:HG2	2.54	0.42
17:CQ:59:ILE:HD13	17:CQ:73:VAL:HA	2.00	0.42
20:CT:38:LYS:O	20:CT:41:ILE:HG13	2.18	0.42
20:CT:53:LEU:HB3	20:CT:102:GLY:HA3	1.99	0.42
23:CW:22:G:H2'	23:CW:23:G:H8	1.82	0.42
23:CW:29:G:O6	23:CW:39:C:N3	2.52	0.42
27:DA:271(S):G:H2'	27:DA:271(T):C:C5'	2.29	0.42
27:DA:327:G:H2'	27:DA:328:U:C6	2.54	0.42
27:DA:469:G:C2'	27:DA:470:A:H5''	2.49	0.42
27:DA:494:G:H21	45:DW:57:ASN:ND2	2.17	0.42
27:DA:528:A:N1	27:DA:2043:C:O5'	2.52	0.42
27:DA:604:G:C6	27:DA:625:G:C2	3.07	0.42
27:DA:671:C:H2'	27:DA:672:C:C6	2.54	0.42

*Continued on next page...*

*Continued from previous page...*

Atom-1	Atom-2	Interatomic distance (Å)	Clash overlap (Å)
27:DA:883:G:O2'	27:DA:884:C:H5'	2.19	0.42
27:DA:909:A:H2'	27:DA:912:C:H5	1.83	0.42
27:DA:962:G:C2'	27:DA:963:U:H5'	2.49	0.42
27:DA:1007:C:H5''	36:DN:35:ARG:NH1	2.34	0.42
27:DA:1213:A:C2	27:DA:1214:A:C4	3.06	0.42
27:DA:1612:C:H4'	56:D7:5:TRP:O	2.19	0.42
27:DA:1853:A:H2'	27:DA:1854:A:H8	1.78	0.42
27:DA:2126:A:H5''	29:DC:36:LYS:CE	2.46	0.42
27:DA:2287:A:H2	27:DA:2346:A:C2	2.37	0.42
27:DA:2303:G:N2	27:DA:2313:C:C2	2.79	0.42
27:DA:2487:G:H2'	27:DA:2488:A:C8	2.53	0.42
27:DA:2555:U:H2'	27:DA:2556:C:C5'	2.43	0.42
27:DA:2612:C:C2'	27:DA:2613:U:H5'	2.48	0.42
30:DD:10:THR:C	30:DD:11:PRO:O	2.57	0.42
30:DD:53:PHE:O	30:DD:218:ARG:N	2.52	0.42
30:DD:174:ILE:N	30:DD:174:ILE:CD1	2.82	0.42
31:DE:63:LEU:O	31:DE:63:LEU:HD23	2.19	0.42
32:DF:9:ILE:HG22	32:DF:128:ALA:HB2	2.00	0.42
32:DF:9:ILE:CG2	32:DF:128:ALA:HB2	2.49	0.42
32:DF:121:GLY:C	32:DF:123:LEU:N	2.72	0.42
32:DF:193:VAL:O	32:DF:193:VAL:HG12	2.19	0.42
34:DH:93:GLY:C	34:DH:94:TYR:HD1	2.23	0.42
35:DI:31:LEU:CB	35:DI:32:PRO:HD3	2.48	0.42
35:DI:75:LEU:HD11	35:DI:77:LEU:HD21	2.00	0.42
35:DI:78:THR:O	35:DI:79:ILE:HD13	2.19	0.42
38:DP:101:VAL:HG13	38:DP:106:LEU:CG	2.48	0.42
38:DP:125:VAL:O	38:DP:145:PRO:HD2	2.19	0.42
41:DS:98:VAL:O	41:DS:98:VAL:CG2	2.66	0.42
42:DT:23:ARG:HA	42:DT:52:ILE:CD1	2.49	0.42
42:DT:102:ILE:O	42:DT:104:ASN:N	2.52	0.42
44:DV:75:PHE:HA	44:DV:81:TYR:O	2.19	0.42
45:DW:50:VAL:HG13	45:DW:105:VAL:CG2	2.49	0.42
47:DY:88:LYS:CE	47:DY:93:GLY:HA3	2.49	0.42
48:DZ:62:ASP:HB2	48:DZ:64:GLN:CB	2.48	0.42
48:DZ:108:ALA:HB3	48:DZ:144:GLU:CA	2.47	0.42
54:D5:57:VAL:HG23	54:D5:58:LEU:H	1.84	0.42
55:D6:18:ARG:NH2	55:D6:43:CYS:O	2.52	0.42
56:D7:2:LYS:H	56:D7:2:LYS:HG3	1.53	0.42
58:D9:16:VAL:HG13	58:D9:25:VAL:HG22	2.01	0.42
1:AA:186:C:C2	1:AA:187:C:C5	3.07	0.42
1:AA:224:C:H2'	1:AA:225:C:H6	1.83	0.42

*Continued on next page...*

*Continued from previous page...*

Atom-1	Atom-2	Interatomic distance (Å)	Clash overlap (Å)
1:AA:245:C:C2'	1:AA:246:A:H5'	2.49	0.42
1:AA:530:G:O6	22:AV:9:G:H1'	2.19	0.42
1:AA:1132:C:C2'	1:AA:1133:G:H5'	2.49	0.42
1:AA:1202:G:H21	14:AN:27:CYS:HB3	1.83	0.42
1:AA:1529:G:H4'	1:AA:1530:G:OP2	2.19	0.42
2:AB:9:GLU:OE2	2:AB:12:GLU:OE1	2.37	0.42
3:AC:28:GLN:O	3:AC:29:TYR:HB2	2.18	0.42
3:AC:84:ILE:HD12	3:AC:103:VAL:HG21	2.01	0.42
4:AD:65:ARG:HD2	4:AD:72:GLU:HA	2.01	0.42
5:AE:15:ARG:CZ	5:AE:26:PHE:CE2	3.02	0.42
9:AI:66:ARG:HB2	9:AI:66:ARG:HH11	1.84	0.42
12:AL:101:VAL:HG12	12:AL:102:TYR:CD2	2.54	0.42
13:AM:20:THR:O	13:AM:22:ILE:N	2.52	0.42
13:AM:93:ARG:O	13:AM:94:ARG:HD3	2.20	0.42
14:AN:12:ARG:O	14:AN:14:PRO:N	2.52	0.42
14:AN:26:ARG:HG3	14:AN:27:CYS:N	2.32	0.42
15:AO:43:LEU:HD21	15:AO:52:SER:HB2	2.01	0.42
15:AO:72:ARG:HG2	15:AO:73:GLU:N	2.34	0.42
16:AP:34:GLU:HG2	16:AP:35:LYS:N	2.34	0.42
17:AQ:22:LEU:CD1	17:AQ:39:SER:HB2	2.28	0.42
23:AW:35:G:O2'	23:AW:36:A:O5'	2.34	0.42
24:AX:58:A:HO2'	24:AX:59:A:P	2.41	0.42
27:BA:225:A:H2'	27:BA:226:G:H5'	2.01	0.42
27:BA:365:C:H2'	27:BA:366:C:O4'	2.19	0.42
27:BA:626:U:C5'	27:BA:627:A:H5'	2.49	0.42
27:BA:800:A:H4'	27:BA:801:G:O5'	2.19	0.42
27:BA:1018:C:O2'	27:BA:1019:U:H5'	2.18	0.42
27:BA:1180:C:H5'	27:BA:1180:C:H6	1.84	0.42
27:BA:1407:C:O2	27:BA:1407:C:H2'	2.18	0.42
27:BA:1449:A:O3'	27:BA:1530:C:N4	2.52	0.42
27:BA:1491:G:C5	27:BA:1500:G:N2	2.87	0.42
27:BA:1509(B):A:H2'	27:BA:1510:G:O4'	2.19	0.42
27:BA:1789:A:O2'	30:BD:219:PRO:HB3	2.19	0.42
27:BA:2880:C:O2'	40:BR:90:ARG:HD3	2.19	0.42
28:BB:72:G:N2	28:BB:104:U:C5	2.87	0.42
29:BC:52:ARG:C	29:BC:53:ARG:HG3	2.38	0.42
31:BE:60:ASN:O	31:BE:63:LEU:N	2.52	0.42
32:BF:31:HIS:O	32:BF:32:LEU:C	2.57	0.42
32:BF:67:GLN:O	32:BF:67:GLN:CG	2.61	0.42
33:BG:55:LYS:O	33:BG:59:GLU:HB3	2.19	0.42
33:BG:86:MET:N	33:BG:87:PRO:HD2	2.34	0.42

*Continued on next page...*

*Continued from previous page...*

Atom-1	Atom-2	Interatomic distance (Å)	Clash overlap (Å)
33:BG:171:ALA:O	33:BG:172:LEU:C	2.57	0.42
34:BH:157:TYR:HD1	34:BH:157:TYR:HA	1.79	0.42
35:BI:113:ARG:O	35:BI:113:ARG:HG2	2.18	0.42
36:BN:116:LEU:O	36:BN:118:LYS:N	2.52	0.42
38:BP:120:ALA:HB1	38:BP:138:LEU:HD12	2.01	0.42
39:BQ:55:VAL:O	39:BQ:59:ARG:N	2.52	0.42
41:BS:28:VAL:HG12	41:BS:29:PHE:N	2.34	0.42
42:BT:81:PRO:C	42:BT:82:LEU:HD12	2.39	0.42
42:BT:122:ASP:O	42:BT:126:ALA:N	2.52	0.42
45:BW:51:LEU:CD2	45:BW:51:LEU:C	2.87	0.42
46:BX:26:TYR:HE1	46:BX:83:VAL:HG21	1.85	0.42
47:BY:68:HIS:CB	47:BY:71:LYS:HE2	2.47	0.42
50:B1:80:LEU:HB2	50:B1:82:LEU:CD2	2.49	0.42
56:B7:34:ARG:O	56:B7:35:ARG:C	2.57	0.42
57:B8:14:VAL:CG2	57:B8:22:VAL:CG1	2.97	0.42
57:B8:29:LYS:HG3	57:B8:29:LYS:O	2.19	0.42
57:B8:61:LEU:HD13	57:B8:62:LEU:HG	2.01	0.42
1:CA:123:C:O2'	1:CA:124:G:H5'	2.20	0.42
1:CA:216:G:C2	1:CA:217:C:N3	2.87	0.42
1:CA:266:G:H5'	1:CA:268:C:C5	2.54	0.42
1:CA:316:G:H2'	1:CA:317:G:H8	1.84	0.42
1:CA:597:G:C2'	1:CA:598:U:H5'	2.48	0.42
1:CA:715:A:O2'	1:CA:716:A:H5'	2.19	0.42
1:CA:737:A:C2	1:CA:738:C:C2	3.07	0.42
1:CA:791:G:C5	1:CA:792:A:N7	2.87	0.42
1:CA:938:A:C6	1:CA:939:G:C5	3.07	0.42
1:CA:975:A:H8	1:CA:975:A:H5'	1.85	0.42
1:CA:1192:C:C5	1:CA:1193:G:C8	3.07	0.42
1:CA:1300:G:O2'	1:CA:1301:U:P	2.77	0.42
1:CA:1305:G:O2'	1:CA:1306:A:C8	2.66	0.42
1:CA:1348:U:H2'	1:CA:1349:A:C8	2.54	0.42
1:CA:1371:G:C6	1:CA:1372:U:C4	3.07	0.42
1:CA:1391:U:H2'	1:CA:1392:G:C8	2.55	0.42
3:CC:46:GLU:O	3:CC:47:LEU:HD12	2.19	0.42
3:CC:173:VAL:O	3:CC:173:VAL:HG12	2.19	0.42
5:CE:107:ARG:O	5:CE:110:LEU:N	2.52	0.42
9:CI:12:GLU:O	9:CI:67:GLY:C	2.57	0.42
9:CI:96:LEU:CD1	9:CI:102:LEU:HB2	2.49	0.42
11:CK:33:THR:OG1	11:CK:34:ASP:N	2.49	0.42
12:CL:2:PRO:O	12:CL:7:LEU:HG	2.19	0.42
12:CL:89:ASP:O	12:CL:91:PRO:HD3	2.19	0.42

*Continued on next page...*

*Continued from previous page...*

Atom-1	Atom-2	Interatomic distance (Å)	Clash overlap (Å)
13:CM:20:THR:HA	13:CM:25:ILE:HG22	2.01	0.42
13:CM:23:TYR:HB3	13:CM:67:GLU:HA	2.00	0.42
13:CM:91:ARG:O	13:CM:96:LEU:N	2.47	0.42
14:CN:8:GLU:C	14:CN:10:ALA:N	2.71	0.42
14:CN:15:LYS:HD2	14:CN:16:PHE:HE2	1.80	0.42
14:CN:34:TYR:CD1	14:CN:34:TYR:N	2.88	0.42
17:CQ:66:SER:O	17:CQ:70:ARG:NH1	2.52	0.42
59:CX:51:C:H2'	59:CX:52:G:H8	1.84	0.42
25:CY:36:A:H8	25:CY:36:A:OP2	2.02	0.42
27:DA:532:A:H4'	27:DA:533:G:O4'	2.18	0.42
27:DA:822:U:O2'	27:DA:823:G:H5'	2.20	0.42
27:DA:830:G:H4'	27:DA:831:G:OP2	2.19	0.42
27:DA:1278:A:O3'	40:DR:34:ILE:HG23	2.19	0.42
27:DA:1374:G:C2	27:DA:1375:C:C2	3.06	0.42
27:DA:1809:A:N1	27:DA:1810:A:C2	2.87	0.42
27:DA:1911:U:O2'	27:DA:1912:A:H5''	2.20	0.42
27:DA:1984:G:O2'	27:DA:1985:G:H5'	2.19	0.42
27:DA:2262:U:OP2	49:D0:19:LYS:NZ	2.52	0.42
27:DA:2291:U:H5''	27:DA:2380:C:O2	2.19	0.42
27:DA:2306:C:H5	27:DA:2307:G:H1'	1.83	0.42
27:DA:2436:G:N3	27:DA:2598:A:H2	2.17	0.42
27:DA:2490:G:C4'	27:DA:2491:U:OP1	2.60	0.42
27:DA:2578:G:C5	31:DE:140:SER:HB2	2.54	0.42
27:DA:2837:G:C5	27:DA:2838:G:N7	2.87	0.42
28:DB:21:G:C8	28:DB:22:U:C5	3.07	0.42
28:DB:46:A:C5	28:DB:47:C:C4	3.07	0.42
32:DF:8:GLN:CB	32:DF:126:VAL:HA	2.48	0.42
33:DG:39:ILE:HD12	33:DG:40:ASN:H	1.83	0.42
33:DG:72:ARG:CG	33:DG:86:MET:HA	2.48	0.42
33:DG:144:ILE:HD11	33:DG:148:MET:O	2.20	0.42
35:DI:122:GLU:HB3	35:DI:126:TYR:OH	2.19	0.42
38:DP:68:GLN:NE2	57:D8:12:LYS:HB3	2.33	0.42
39:DQ:77:LYS:HA	39:DQ:78:PRO:HD3	1.92	0.42
39:DQ:140:ALA:HB2	48:DZ:122:ASP:OD1	2.19	0.42
40:DR:33:ARG:NE	40:DR:115:GLU:HB2	2.34	0.42
43:DU:111:GLU:O	43:DU:112:ARG:C	2.58	0.42
45:DW:1:MET:HE2	45:DW:2:GLU:H	1.84	0.42
46:DX:48:LYS:N	46:DX:48:LYS:HD2	2.33	0.42
49:D0:48:GLY:H	49:D0:51:VAL:HB	1.84	0.42
49:D0:54:GLY:O	49:D0:57:PHE:N	2.52	0.42
51:D2:69:ARG:HH11	51:D2:69:ARG:HG2	1.84	0.42

*Continued on next page...*

*Continued from previous page...*

Atom-1	Atom-2	Interatomic distance (Å)	Clash overlap (Å)
53:D4:77:THR:O	53:D4:79:GLY:N	2.52	0.42
57:D8:30:ARG:O	57:D8:31:HIS:HB3	2.19	0.42
57:D8:61:LEU:C	57:D8:63:PRO:CD	2.86	0.42
1:AA:123:C:OP1	1:AA:311:C:O2'	2.36	0.42
1:AA:262:A:C6	1:AA:263:A:C6	3.07	0.42
1:AA:294:U:H2'	1:AA:295:C:C6	2.54	0.42
1:AA:340:U:O2'	1:AA:341:C:H5'	2.20	0.42
1:AA:649:G:H2'	1:AA:650:G:H8	1.84	0.42
1:AA:666:G:C6	1:AA:741:G:C6	3.07	0.42
1:AA:723:U:O2	1:AA:723:U:C2'	2.58	0.42
1:AA:890:G:O2'	1:AA:906:G:O6	2.32	0.42
1:AA:1370:G:N7	9:AI:109:VAL:HG11	2.34	0.42
2:AB:155:LEU:CD2	2:AB:157:ARG:O	2.68	0.42
2:AB:163:PHE:HA	2:AB:185:ILE:O	2.19	0.42
3:AC:130:VAL:O	3:AC:131:ARG:C	2.58	0.42
4:AD:153:ARG:O	4:AD:181:MET:HE1	2.18	0.42
5:AE:103:GLY:N	5:AE:106:PRO:HG2	2.34	0.42
6:AF:39:LYS:HG2	6:AF:40:VAL:N	2.31	0.42
7:AG:134:ALA:O	7:AG:137:LYS:N	2.53	0.42
7:AG:137:LYS:HD3	7:AG:137:LYS:C	2.39	0.42
9:AI:16:ARG:HB2	9:AI:64:THR:OG1	2.19	0.42
9:AI:47:LEU:HD12	9:AI:47:LEU:N	2.34	0.42
19:AS:6:LYS:CD	19:AS:6:LYS:N	2.64	0.42
20:AT:56:MET:HE2	20:AT:88:VAL:HG11	2.01	0.42
21:AU:18:TYR:N	21:AU:18:TYR:CD1	2.87	0.42
25:AY:35:G:H2'	25:AY:36:A:N9	2.35	0.42
27:BA:121:G:C4'	27:BA:149:A:H5'	2.49	0.42
27:BA:287:C:H2'	27:BA:288:C:C6	2.53	0.42
27:BA:777:A:H2'	27:BA:778:G:C8	2.54	0.42
27:BA:884:C:H2'	27:BA:885:C:C5'	2.48	0.42
27:BA:1045:A:H4'	27:BA:1047:G:O4'	2.19	0.42
27:BA:1186:G:H8	27:BA:1186:G:O5'	2.01	0.42
27:BA:1503:U:C4	27:BA:1504:C:N4	2.87	0.42
27:BA:1549:C:O2	27:BA:1549:C:H2'	2.19	0.42
27:BA:1789:A:H2'	27:BA:1790:C:O4'	2.20	0.42
27:BA:1859:A:C6	27:BA:1884:A:C8	3.08	0.42
27:BA:2056:G:C2	27:BA:2057:A:C8	3.07	0.42
27:BA:2085:C:H2'	27:BA:2086:U:O4'	2.19	0.42
27:BA:2223:G:H2'	27:BA:2224:G:C5'	2.41	0.42
27:BA:2241:A:H2'	27:BA:2242:G:C8	2.54	0.42
27:BA:2460:U:C2'	27:BA:2461:C:H5'	2.49	0.42

*Continued on next page...*

*Continued from previous page...*

Atom-1	Atom-2	Interatomic distance (Å)	Clash overlap (Å)
27:BA:2617:C:C4	27:BA:2618:G:N7	2.86	0.42
30:BD:30:GLU:CG	30:BD:63:ARG:NH2	2.80	0.42
30:BD:223:GLY:HA3	30:BD:231:HIS:ND1	2.34	0.42
33:BG:45:GLU:O	33:BG:46:ALA:HB3	2.20	0.42
33:BG:49:ASP:O	33:BG:51:ARG:NH2	2.52	0.42
35:BI:4:ILE:O	35:BI:36:ALA:HA	2.19	0.42
35:BI:6:LEU:O	35:BI:7:GLU:CB	2.67	0.42
35:BI:109:ILE:HA	35:BI:130:TYR:HH	1.82	0.42
36:BN:25:ARG:HD3	36:BN:25:ARG:HA	1.94	0.42
38:BP:23:PRO:CD	38:BP:33:ARG:NE	2.77	0.42
40:BR:60:LEU:O	40:BR:61:HIS:C	2.57	0.42
40:BR:67:LEU:HD12	40:BR:67:LEU:HA	1.89	0.42
45:BW:88:ARG:NH1	45:BW:94:ASP:OD1	2.52	0.42
46:BX:57:LEU:CD1	46:BX:78:LYS:CG	2.98	0.42
48:BZ:127:VAL:HG23	48:BZ:131:ASN:ND2	2.34	0.42
55:B6:15:GLU:HG2	55:B6:47:THR:HG21	2.01	0.42
55:B6:18:ARG:HH11	55:B6:18:ARG:CB	2.23	0.42
1:CA:59:A:H2'	1:CA:59:A:N3	2.32	0.42
1:CA:123:C:OP1	1:CA:312:C:H5'	2.20	0.42
1:CA:134:A:H61	16:CP:25:ARG:HH12	1.67	0.42
1:CA:390:C:H2'	1:CA:391:G:H8	1.78	0.42
1:CA:840:C:H4'	1:CA:848:C:C2	2.54	0.42
1:CA:952:U:H4'	1:CA:964:A:N1	2.34	0.42
1:CA:1102:A:H2'	1:CA:1103:C:C6	2.54	0.42
1:CA:1300:G:C2'	1:CA:1301:U:OP2	2.67	0.42
1:CA:1313:U:OP2	19:CS:6:LYS:HG3	2.20	0.42
2:CB:100:GLY:O	2:CB:101:MET:C	2.56	0.42
2:CB:173:ALA:O	2:CB:174:VAL:C	2.57	0.42
3:CC:37:GLN:HA	3:CC:37:GLN:NE2	2.34	0.42
3:CC:132:ARG:O	3:CC:133:ALA:C	2.58	0.42
4:CD:105:VAL:HG21	4:CD:121:VAL:CG2	2.50	0.42
4:CD:109:GLY:O	4:CD:111:ALA:N	2.52	0.42
4:CD:120:LEU:CD2	4:CD:158:ILE:HD11	2.50	0.42
7:CG:41:ARG:O	7:CG:42:ILE:C	2.58	0.42
7:CG:140:ASP:HA	7:CG:143:ARG:HH12	1.84	0.42
8:CH:95:VAL:HA	8:CH:99:GLU:OE2	2.18	0.42
12:CL:7:LEU:O	12:CL:11:GLY:N	2.53	0.42
12:CL:117:TYR:O	12:CL:118:GLY:C	2.57	0.42
19:CS:16:LEU:O	19:CS:20:LEU:HG	2.18	0.42
19:CS:22:LEU:HD13	19:CS:27:GLU:CB	2.49	0.42
19:CS:36:ARG:HB3	19:CS:36:ARG:NH1	2.33	0.42

*Continued on next page...*



*Continued from previous page...*

Atom-1	Atom-2	Interatomic distance (Å)	Clash overlap (Å)
25:CY:49:G:HO2'	25:CY:50:A:P	2.42	0.42
27:DA:34:C:C2'	27:DA:35:G:H5'	2.49	0.42
27:DA:283:A:H4'	27:DA:284:U:OP2	2.19	0.42
27:DA:320:A:OP2	32:DF:137:LYS:HD2	2.18	0.42
27:DA:364:C:H2'	27:DA:365:C:H5''	1.99	0.42
27:DA:637:A:C2	27:DA:651:G:H1'	2.53	0.42
27:DA:645:C:O2	27:DA:645:C:C2'	2.59	0.42
27:DA:1039:G:O6	27:DA:1116:C:N4	2.48	0.42
27:DA:1158:C:O2'	27:DA:1159:U:H5''	2.20	0.42
27:DA:1304:C:O2	27:DA:1304:C:H2'	2.19	0.42
27:DA:1412:A:H2'	27:DA:1413:G:O4'	2.20	0.42
27:DA:1491:G:O2'	27:DA:1492:G:H5'	2.19	0.42
27:DA:1671:U:H2'	27:DA:1673:U:OP2	2.19	0.42
27:DA:1747(A):G:C2'	27:DA:1748:G:H5''	2.49	0.42
27:DA:1771:C:HO2'	27:DA:1786:A:H8	1.67	0.42
27:DA:1773:A:N7	27:DA:1829:A:H1'	2.34	0.42
27:DA:1785:A:OP2	27:DA:1982:C:H5'	2.19	0.42
27:DA:1905:C:C4'	27:DA:1928:A:C2	3.02	0.42
27:DA:2034:U:O5'	27:DA:2034:U:H6	2.02	0.42
27:DA:2485:G:O3'	39:DQ:126:PRO:HA	2.20	0.42
27:DA:2516:G:C2	27:DA:2569:G:N3	2.87	0.42
27:DA:2756:U:C3'	58:D9:19:ARG:HA	2.50	0.42
29:DC:187:ASP:C	29:DC:189:ILE:H	2.22	0.42
32:DF:7:TYR:CB	32:DF:16:GLY:H	2.20	0.42
32:DF:198:ALA:C	32:DF:200:GLU:H	2.21	0.42
33:DG:54:GLU:CA	33:DG:57:ALA:HB3	2.49	0.42
33:DG:76:SER:CB	33:DG:84:LYS:N	2.81	0.42
33:DG:128:ARG:NE	33:DG:128:ARG:N	2.67	0.42
33:DG:165:THR:HG23	33:DG:168:GLU:OE2	2.19	0.42
34:DH:32:GLU:OE2	34:DH:34:GLU:HG2	2.19	0.42
35:DI:81:VAL:CG1	35:DI:88:ILE:HD12	2.49	0.42
37:DO:13:ASN:C	37:DO:15:GLY:N	2.70	0.42
37:DO:23:ARG:HA	37:DO:23:ARG:HD2	1.78	0.42
38:DP:18:ARG:HB3	38:DP:18:ARG:NH1	2.31	0.42
38:DP:34:GLY:O	38:DP:35:HIS:CB	2.67	0.42
38:DP:50:ARG:CB	57:D8:59:LYS:HE2	2.38	0.42
38:DP:97:PRO:HG2	38:DP:127:ALA:HA	2.01	0.42
39:DQ:13:GLN:O	39:DQ:14:ARG:CB	2.67	0.42
39:DQ:51:ARG:HG2	39:DQ:51:ARG:NH1	2.34	0.42
40:DR:54:LEU:HD11	40:DR:65:LEU:HD23	2.01	0.42
40:DR:116:LEU:O	40:DR:117:VAL:C	2.58	0.42

*Continued on next page...*

Continued from previous page...

Atom-1	Atom-2	Interatomic distance (Å)	Clash overlap (Å)
41:DS:37:ALA:HB3	41:DS:73:LEU:HD12	1.98	0.42
42:DT:35:LYS:CE	42:DT:41:ARG:HG3	2.49	0.42
43:DU:5:LYS:O	43:DU:6:THR:C	2.57	0.42
46:DX:36:LYS:HD2	46:DX:54:VAL:O	2.19	0.42
48:DZ:41:VAL:HG22	48:DZ:45:LYS:CE	2.43	0.42
48:DZ:144:GLU:HB3	48:DZ:145:ILE:H	1.52	0.42
49:D0:70:GLN:NE2	49:D0:72:ARG:HD3	2.34	0.42
51:D2:4:SER:O	51:D2:7:ARG:CG	2.65	0.42
51:D2:13:ALA:O	51:D2:14:ARG:C	2.56	0.42
55:D6:10:LEU:CD1	57:D8:34:TRP:CG	3.02	0.42
56:D7:35:ARG:C	56:D7:37:LYS:N	2.72	0.42
58:D9:10:ILE:HD12	58:D9:32:HIS:HB3	2.01	0.42
1:AA:42:G:O2'	1:AA:43:C:H5'	2.19	0.42
1:AA:119:A:O2'	1:AA:120:A:OP2	2.26	0.42
1:AA:186:C:H2'	1:AA:187:C:C6	2.54	0.42
1:AA:222:U:C2	1:AA:223:U:C5	3.08	0.42
1:AA:277:C:H5''	17:AQ:68:ARG:HH22	1.83	0.42
1:AA:394:G:O2'	1:AA:395:C:H5'	2.19	0.42
1:AA:498:U:HO2'	1:AA:499:A:P	2.42	0.42
1:AA:696:A:O2'	1:AA:697:U:H5'	2.19	0.42
1:AA:920:U:H1'	1:AA:1080:A:C2	2.54	0.42
1:AA:977:A:H1'	1:AA:982:U:O4	2.19	0.42
1:AA:1273:G:H3'	1:AA:1274:G:C8	2.55	0.42
1:AA:1374:A:C4	1:AA:1375:A:C8	3.08	0.42
2:AB:55:PHE:HA	2:AB:58:ILE:CG1	2.49	0.42
2:AB:122:PHE:CG	2:AB:123:ALA:N	2.84	0.42
4:AD:191:ARG:O	4:AD:191:ARG:NH1	2.51	0.42
5:AE:89:ILE:CD1	5:AE:135:THR:OG1	2.67	0.42
7:AG:44:TYR:C	7:AG:46:ALA:H	2.23	0.42
9:AI:41:VAL:O	9:AI:43:ALA:N	2.52	0.42
9:AI:50:LEU:HD23	9:AI:85:LEU:CD2	2.49	0.42
9:AI:114:TYR:CD1	10:AJ:60:ARG:CG	3.02	0.42
10:AJ:5:ARG:HG2	10:AJ:71:LEU:HD11	2.00	0.42
10:AJ:63:PHE:CE2	14:AN:44:LEU:HD11	2.54	0.42
13:AM:90:LEU:C	13:AM:92:HIS:N	2.73	0.42
23:AW:72:G:H5'	23:AW:73:C:OP1	2.20	0.42
27:BA:118:A:O2'	27:BA:178:G:H5'	2.19	0.42
27:BA:195:A:H5''	27:BA:196:A:OP2	2.19	0.42
27:BA:271(M):G:C5	27:BA:271(O):C:C4	3.07	0.42
27:BA:357:A:H2'	27:BA:358:U:C6	2.55	0.42
27:BA:441:U:C2'	32:BF:46:ARG:HH21	2.31	0.42

Continued on next page...

*Continued from previous page...*

Atom-1	Atom-2	Interatomic distance (Å)	Clash overlap (Å)
27:BA:644:A:C2	27:BA:2369:A:H1'	2.54	0.42
27:BA:791:C:H4'	27:BA:792:G:OP1	2.18	0.42
27:BA:807:U:H2'	27:BA:808:G:C8	2.54	0.42
27:BA:1270:C:H5''	27:BA:1271:G:O5'	2.19	0.42
27:BA:1515:G:O2'	27:BA:1516:C:H5'	2.20	0.42
27:BA:1601:G:OP2	46:BX:58:HIS:HD2	2.02	0.42
27:BA:1673:U:O2'	27:BA:1674:G:H5'	2.18	0.42
27:BA:1676:A:H2'	27:BA:1677:A:O4'	2.19	0.42
27:BA:1783:A:C2	27:BA:2587:A:C5	3.07	0.42
27:BA:1929:G:H4'	27:BA:1930:G:OP1	2.18	0.42
27:BA:2092:U:H4'	27:BA:2093:G:H5''	2.02	0.42
27:BA:2290:G:O2'	27:BA:2381:C:H1'	2.20	0.42
27:BA:2468:G:N2	27:BA:2481:G:O2'	2.53	0.42
27:BA:2475:C:H2'	27:BA:2477:C:OP1	2.19	0.42
27:BA:2518:A:C8	27:BA:2518:A:H5'	2.54	0.42
28:BB:45:A:H1'	33:BG:95:ARG:CZ	2.50	0.42
28:BB:74:U:H2'	28:BB:75:G:O4'	2.19	0.42
30:BD:268:ARG:HB3	30:BD:268:ARG:HH11	1.84	0.42
30:BD:271:ILE:O	30:BD:272:ALA:HB2	2.17	0.42
33:BG:11:TYR:OH	33:BG:16:ARG:HD3	2.20	0.42
33:BG:20:ILE:H	33:BG:20:ILE:HG13	1.71	0.42
33:BG:76:SER:O	33:BG:77:ILE:C	2.57	0.42
34:BH:48:GLY:O	34:BH:49:VAL:CG1	2.67	0.42
36:BN:123:TYR:OH	36:BN:130:HIS:HE1	2.02	0.42
37:BO:1:MET:HE3	37:BO:67:LYS:HG2	2.00	0.42
39:BQ:1:MET:HE1	39:BQ:45:GLN:CA	2.49	0.42
42:BT:36:GLU:C	42:BT:38:ASN:N	2.70	0.42
42:BT:55:ASN:O	42:BT:57:PHE:O	2.37	0.42
43:BU:35:ALA:O	43:BU:38:THR:N	2.53	0.42
51:B2:16:LEU:O	51:B2:20:GLU:HB3	2.20	0.42
57:B8:58:ILE:HG22	57:B8:58:ILE:O	2.20	0.42
1:CA:180:U:C2'	1:CA:181:G:H5''	2.45	0.42
1:CA:376:G:O2'	1:CA:377:G:H5'	2.19	0.42
1:CA:662:G:O2'	1:CA:836:G:C5'	2.68	0.42
1:CA:721:G:H1'	1:CA:722:A:C2	2.54	0.42
1:CA:1073:U:H2'	1:CA:1074:G:C8	2.55	0.42
1:CA:1334:G:C5'	1:CA:1335:C:OP2	2.67	0.42
3:CC:6:HIS:O	3:CC:8:ILE:N	2.53	0.42
4:CD:134:ASP:OD2	4:CD:135:LEU:CD1	2.68	0.42
5:CE:39:GLY:HA2	5:CE:113:ALA:O	2.19	0.42
5:CE:126:ARG:C	5:CE:131:ILE:HD11	2.40	0.42

*Continued on next page...*

*Continued from previous page...*

Atom-1	Atom-2	Interatomic distance (Å)	Clash overlap (Å)
6:CF:37:VAL:HA	6:CF:65:VAL:HG12	2.01	0.42
6:CF:40:VAL:O	6:CF:40:VAL:HG13	2.18	0.42
7:CG:23:VAL:CG1	7:CG:27:ILE:HD11	2.32	0.42
12:CL:30:ARG:H	12:CL:81:LEU:CD2	2.32	0.42
12:CL:89:ASP:CB	12:CL:90:LEU:HD23	2.48	0.42
13:CM:57:ARG:O	13:CM:61:GLU:N	2.48	0.42
13:CM:106:ASN:O	13:CM:107:ALA:HB3	2.19	0.42
15:CO:29:VAL:HG12	15:CO:30:ALA:N	2.33	0.42
17:CQ:14:LYS:NZ	17:CQ:14:LYS:CB	2.80	0.42
17:CQ:33:GLY:O	17:CQ:34:LYS:C	2.58	0.42
17:CQ:81:ARG:HH11	17:CQ:84:LEU:CD2	2.32	0.42
18:CR:37:VAL:CG1	18:CR:78:LEU:HB3	2.49	0.42
18:CR:79:LEU:HD23	18:CR:79:LEU:HA	1.83	0.42
20:CT:61:SER:O	20:CT:65:LYS:HG2	2.18	0.42
25:CY:34:U:H2'	25:CY:35:G:H5'	2.00	0.42
27:DA:422:A:H2'	27:DA:423:A:C8	2.54	0.42
27:DA:644:A:C2	27:DA:646:A:C4	3.07	0.42
27:DA:1021:A:H2'	27:DA:1023:U:H5'	2.00	0.42
27:DA:1041:C:H1'	27:DA:1115:G:N1	2.34	0.42
27:DA:1503:U:C2	27:DA:1504:C:C5	3.07	0.42
27:DA:1930:G:H22	27:DA:1968:G:H3'	1.84	0.42
27:DA:2099:U:O2	27:DA:2099:U:H2'	2.18	0.42
27:DA:2177:C:H1'	29:DC:44:HIS:CD2	2.53	0.42
27:DA:2192:G:C2	27:DA:2193:G:C8	3.08	0.42
27:DA:2228:G:C6	27:DA:2229:C:N3	2.88	0.42
27:DA:2320:A:C2	27:DA:2333:A:C8	3.08	0.42
27:DA:2475:C:H2'	27:DA:2477:C:OP1	2.19	0.42
28:DB:48:A:H5'	28:DB:48:A:C8	2.48	0.42
28:DB:78:A:C2	28:DB:100:A:C4	3.08	0.42
30:DD:248:SER:HB3	30:DD:252:TRP:CZ3	2.54	0.42
31:DE:38:THR:HB	31:DE:39:PRO:HD2	2.01	0.42
31:DE:117:MET:HE2	31:DE:123:ALA:C	2.40	0.42
31:DE:151:TYR:CD1	36:DN:79:PRO:HG2	2.54	0.42
31:DE:202:LYS:N	31:DE:202:LYS:HD2	2.33	0.42
32:DF:117:ARG:NH1	38:DP:5:ASP:N	2.67	0.42
33:DG:9:ARG:HG2	33:DG:9:ARG:HH11	1.83	0.42
33:DG:29:TRP:HA	33:DG:29:TRP:CE3	2.54	0.42
34:DH:141:VAL:O	34:DH:143:GLN:N	2.52	0.42
34:DH:147:ASN:O	34:DH:151:ILE:HG12	2.19	0.42
38:DP:123:LEU:HD12	38:DP:123:LEU:O	2.20	0.42
44:DV:2:PHE:CE1	44:DV:13:ARG:NH1	2.86	0.42

*Continued on next page...*

*Continued from previous page...*

Atom-1	Atom-2	Interatomic distance (Å)	Clash overlap (Å)
44:DV:34:GLU:CG	44:DV:56:SER:HB2	2.49	0.42
48:DZ:145:ILE:H	48:DZ:145:ILE:HG12	1.65	0.42
49:D0:72:ARG:HB2	49:D0:75:LEU:HB3	2.01	0.42
56:D7:39:ARG:C	56:D7:41:ARG:N	2.71	0.42
1:AA:14:U:H2'	1:AA:16:A:OP2	2.19	0.42
1:AA:252:U:H2'	1:AA:275:G:N2	2.34	0.42
1:AA:447:G:C6	1:AA:485:G:H1'	2.55	0.42
1:AA:530:G:N2	23:AW:35:G:O4'	2.53	0.42
1:AA:559:A:OP1	5:AE:126:ARG:NH2	2.52	0.42
1:AA:840:C:H4'	1:AA:848:C:C2	2.55	0.42
1:AA:939:G:H2'	1:AA:940:C:C6	2.55	0.42
1:AA:1149:C:H2'	1:AA:1150:U:C6	2.54	0.42
1:AA:1152:A:C5'	10:AJ:13:HIS:HD2	2.28	0.42
1:AA:1202:G:H2'	1:AA:1203:C:H5'	2.02	0.42
2:AB:34:ALA:HB1	2:AB:36:ARG:NE	2.35	0.42
2:AB:36:ARG:N	2:AB:36:ARG:NE	2.68	0.42
2:AB:68:ILE:HD12	2:AB:161:ALA:HB3	2.02	0.42
3:AC:50:ALA:O	3:AC:70:VAL:HG13	2.19	0.42
3:AC:108:ASN:ND2	3:AC:111:LEU:HD12	2.24	0.42
3:AC:155:GLY:O	3:AC:156:ARG:CB	2.66	0.42
3:AC:189:ALA:CB	3:AC:196:LEU:H	2.33	0.42
4:AD:49:ARG:NH1	4:AD:49:ARG:HG2	2.34	0.42
4:AD:116:GLN:HE22	4:AD:157:LEU:HD11	1.84	0.42
5:AE:20:GLN:HG2	5:AE:21:ALA:N	2.33	0.42
5:AE:26:PHE:CD1	5:AE:26:PHE:N	2.87	0.42
5:AE:136:MET:HB3	5:AE:140:ARG:NH2	2.34	0.42
7:AG:30:ILE:HD13	7:AG:105:VAL:HG22	2.01	0.42
9:AI:10:ARG:NH1	9:AI:105:ASP:OD1	2.51	0.42
10:AJ:13:HIS:ND1	10:AJ:14:LYS:HG3	2.35	0.42
11:AK:38:ASN:N	11:AK:38:ASN:ND2	2.67	0.42
11:AK:46:GLY:O	11:AK:48:ILE:O	2.38	0.42
11:AK:73:MET:CE	11:AK:103:LEU:HD23	2.50	0.42
13:AM:27:LYS:HE3	13:AM:31:LYS:NZ	2.33	0.42
16:AP:55:ARG:O	16:AP:56:ALA:C	2.57	0.42
17:AQ:22:LEU:HD12	17:AQ:23:VAL:N	2.33	0.42
19:AS:64:GLU:O	19:AS:67:VAL:HG23	2.19	0.42
20:AT:26:ASN:HB2	20:AT:71:THR:CG2	2.49	0.42
23:AW:48:C:H6	23:AW:48:C:O5'	2.02	0.42
25:AY:6:U:O2'	25:AY:7:A:H5'	2.20	0.42
27:BA:173:G:C2	27:BA:174:C:C2	3.08	0.42
27:BA:271(S):G:C6	27:BA:271(T):C:C4	3.08	0.42

*Continued on next page...*

*Continued from previous page...*

Atom-1	Atom-2	Interatomic distance (Å)	Clash overlap (Å)
27:BA:489:G:OP1	27:BA:489:G:H8	2.02	0.42
27:BA:626:U:H3	38:BP:105:LEU:CB	2.32	0.42
27:BA:645:C:O2	27:BA:645:C:C2'	2.67	0.42
27:BA:948:G:C2	27:BA:970:C:O2	2.73	0.42
27:BA:986:C:C2'	27:BA:987:G:H5'	2.49	0.42
27:BA:1221:C:H2'	27:BA:1221(A):C:H6	1.83	0.42
27:BA:1336:A:H2'	27:BA:1337:G:H8	1.84	0.42
27:BA:2050:C:H1'	31:BE:156:MET:CE	2.49	0.42
27:BA:2111:C:O4'	27:BA:2118:U:H1'	2.19	0.42
27:BA:2206:G:H3'	27:BA:2207:G:C5'	2.50	0.42
27:BA:2579:C:H4'	31:BE:134:ILE:HD12	2.01	0.42
27:BA:2884:U:H2'	27:BA:2885:C:O4'	2.19	0.42
27:BA:2886:G:O2'	54:B5:31:VAL:HB	2.19	0.42
32:BF:37:VAL:HG23	32:BF:184:TYR:HA	2.02	0.42
32:BF:102:PRO:HB2	32:BF:105:VAL:CG2	2.48	0.42
32:BF:165:ARG:NH1	32:BF:165:ARG:HG3	2.34	0.42
33:BG:137:GLU:HB3	33:BG:139:LEU:HD22	2.02	0.42
36:BN:100:GLU:O	36:BN:101:HIS:C	2.57	0.42
38:BP:126:VAL:HG22	38:BP:145:PRO:CB	2.50	0.42
39:BQ:120:ILE:HG22	39:BQ:120:ILE:O	2.20	0.42
39:BQ:130:LYS:NZ	48:BZ:79:ARG:HA	2.35	0.42
39:BQ:133:ARG:HG2	39:BQ:134:ARG:H	1.81	0.42
40:BR:22:ARG:C	40:BR:24:GLN:N	2.72	0.42
40:BR:26:LYS:HE3	40:BR:70:LEU:HA	2.00	0.42
40:BR:71:GLN:HA	40:BR:71:GLN:OE1	2.20	0.42
43:BU:83:LEU:HG	43:BU:88:ILE:CG1	2.49	0.42
45:BW:64:MET:O	45:BW:65:LEU:CB	2.67	0.42
50:B1:75:GLU:C	50:B1:77:ALA:H	2.22	0.42
51:B2:41:ILE:H	51:B2:41:ILE:HG12	1.64	0.42
58:B9:10:ILE:HB	58:B9:32:HIS:CD2	2.55	0.42
58:B9:27:CYS:SG	58:B9:28:GLU:N	2.92	0.42
1:CA:222:U:C2	1:CA:223:U:C5	3.08	0.42
1:CA:375:U:O2'	16:CP:28:ARG:HD2	2.20	0.42
1:CA:458:C:H2'	1:CA:460:G:C8	2.55	0.42
1:CA:556:C:O2'	1:CA:557:G:H5'	2.19	0.42
1:CA:774:G:C4	1:CA:775:G:C8	3.08	0.42
1:CA:1072:G:H2'	1:CA:1073:U:C6	2.55	0.42
2:CB:94:ASN:HB3	2:CB:95:GLN:HE21	1.81	0.42
3:CC:58:GLU:N	3:CC:65:ALA:HB3	2.19	0.42
5:CE:101:ILE:O	5:CE:101:ILE:HG12	2.19	0.42
7:CG:44:TYR:O	7:CG:45:ASP:C	2.58	0.42

*Continued on next page...*

Continued from previous page...

Atom-1	Atom-2	Interatomic distance (Å)	Clash overlap (Å)
8:CH:100:ILE:HB	8:CH:125:ARG:HH12	1.84	0.42
10:CJ:50:ILE:N	10:CJ:50:ILE:CD1	2.74	0.42
13:CM:33:ALA:HA	13:CM:59:TYR:CD2	2.55	0.42
15:CO:4:THR:H	15:CO:7:GLU:CD	2.22	0.42
17:CQ:18:THR:HA	17:CQ:44:ALA:O	2.19	0.42
19:CS:36:ARG:H	19:CS:36:ARG:HG2	1.66	0.42
20:CT:97:ALA:O	20:CT:99:LEU:N	2.52	0.42
21:CU:5:ASP:O	21:CU:11:GLY:HA3	2.19	0.42
59:CX:25:C:H2'	59:CX:26:G:O4'	2.20	0.42
25:CY:49:G:O2'	25:CY:50:A:H8	2.02	0.42
27:DA:118:A:O2'	27:DA:178:G:H5'	2.19	0.42
27:DA:154:G:H5'	27:DA:154(A):C:P	2.60	0.42
27:DA:579:G:C2	27:DA:1262:A:C5	3.07	0.42
27:DA:1286:A:C6	27:DA:1289:C:C2	3.07	0.42
27:DA:1594:G:H8	27:DA:1594:G:C5'	2.31	0.42
27:DA:1638:C:H2'	27:DA:1639:U:O4'	2.19	0.42
27:DA:1930:G:N2	27:DA:1968:G:H2'	2.34	0.42
27:DA:2023:G:H4'	27:DA:2617:C:O3'	2.19	0.42
27:DA:2072:G:C6	27:DA:2073:C:C4	3.08	0.42
27:DA:2219:G:H2'	27:DA:2220:G:C8	2.55	0.42
27:DA:2222:G:C2	27:DA:2223:G:C4	3.08	0.42
27:DA:2261:C:OP1	49:D0:17:GLN:HG2	2.20	0.42
27:DA:2403:C:H2'	27:DA:2404:C:C6	2.54	0.42
27:DA:2657:A:O2'	34:DH:160:LYS:HE3	2.20	0.42
29:DC:36:LYS:O	29:DC:37:PHE:O	2.37	0.42
29:DC:49:ILE:O	29:DC:51:PRO:CD	2.67	0.42
31:DE:14:ILE:HG13	31:DE:21:VAL:HG23	2.02	0.42
31:DE:45:THR:O	31:DE:45:THR:HG22	2.18	0.42
31:DE:73:GLU:HG3	31:DE:74:PRO:HD2	2.02	0.42
31:DE:167:VAL:HG22	31:DE:168:MET:N	2.34	0.42
33:DG:136:ARG:O	33:DG:153:ARG:O	2.37	0.42
34:DH:98:LEU:HD22	34:DH:125:VAL:CG2	2.50	0.42
35:DI:88:ILE:HG12	35:DI:122:GLU:N	2.34	0.42
37:DO:22:ILE:HB	37:DO:40:VAL:CG1	2.50	0.42
43:DU:27:LEU:O	43:DU:29:SER:N	2.52	0.42
43:DU:113:ALA:O	43:DU:116:ALA:N	2.52	0.42
44:DV:85:LYS:HB2	44:DV:85:LYS:HE2	1.85	0.42
48:DZ:68:THR:HG22	48:DZ:89:VAL:N	2.34	0.42
48:DZ:90:LEU:H	48:DZ:90:LEU:HD12	1.83	0.42
55:D6:26:ASN:N	55:D6:26:ASN:ND2	2.66	0.42
56:D7:35:ARG:C	56:D7:37:LYS:H	2.22	0.42

Continued on next page...

*Continued from previous page...*

Atom-1	Atom-2	Interatomic distance (Å)	Clash overlap (Å)
57:D8:41:ILE:H	57:D8:41:ILE:HG13	1.70	0.42
1:AA:591:U:OP2	8:AH:30:ARG:NH1	2.53	0.42
1:AA:604:G:C6	1:AA:635:G:C6	3.07	0.42
1:AA:622:A:C8	1:AA:623:C:C6	3.08	0.42
1:AA:669:U:H2'	1:AA:670:G:C8	2.55	0.42
1:AA:1125:U:C2'	1:AA:1126:U:OP2	2.68	0.42
1:AA:1308:U:OP1	13:AM:98:VAL:N	2.51	0.42
2:AB:19:HIS:HE1	2:AB:191:ASP:CB	2.32	0.42
2:AB:223:ILE:C	2:AB:225:ALA:N	2.72	0.42
3:AC:195:VAL:C	3:AC:196:LEU:HD22	2.40	0.42
4:AD:158:ILE:HG22	4:AD:159:ARG:N	2.35	0.42
5:AE:6:PHE:CD1	5:AE:6:PHE:N	2.87	0.42
9:AI:90:PRO:HG2	9:AI:91:ASP:H	1.84	0.42
9:AI:114:TYR:C	9:AI:116:LYS:H	2.23	0.42
10:AJ:12:ASP:OD1	10:AJ:14:LYS:HD2	2.20	0.42
17:AQ:9:VAL:HG21	17:AQ:84:LEU:CD1	2.50	0.42
17:AQ:93:GLN:HE21	17:AQ:93:GLN:HB3	1.57	0.42
18:AR:22:VAL:HG23	18:AR:55:ARG:O	2.20	0.42
18:AR:59:SER:HB3	18:AR:62:GLU:OE2	2.20	0.42
18:AR:72:ARG:C	18:AR:74:ARG:N	2.71	0.42
19:AS:61:TYR:O	19:AS:62:ILE:HG22	2.19	0.42
20:AT:93:GLU:C	20:AT:95:ALA:N	2.73	0.42
21:AU:12:LYS:NZ	21:AU:19:GLY:HA3	2.35	0.42
27:BA:99:U:C6	27:BA:102:G:N2	2.87	0.42
27:BA:143:G:H2'	27:BA:143(A):C:C6	2.55	0.42
27:BA:152:G:H1	27:BA:174:C:H42	1.67	0.42
27:BA:280:C:C2'	27:BA:281:G:H5'	2.49	0.42
27:BA:289:A:N6	27:BA:351:G:H1'	2.34	0.42
27:BA:341:G:C6	27:BA:342:G:C5	3.08	0.42
27:BA:675:A:H4'	32:BF:67:GLN:OE1	2.19	0.42
27:BA:720:C:H2'	27:BA:721:C:C6	2.55	0.42
27:BA:768:G:C4	27:BA:769:G:C8	3.08	0.42
27:BA:862:G:H8	27:BA:862:G:O5'	2.03	0.42
27:BA:874:G:H5''	48:BZ:174:VAL:CG1	2.49	0.42
27:BA:1322:A:O2'	27:BA:1323:U:H5'	2.19	0.42
27:BA:1666:G:H2'	27:BA:1667:G:H5'	1.98	0.42
27:BA:2134:A:N3	27:BA:2159:G:H1'	2.34	0.42
27:BA:2341:G:H2'	27:BA:2342:C:C6	2.55	0.42
27:BA:2528:U:H5''	58:B9:31:LYS:NZ	2.35	0.42
27:BA:2607:G:H2'	27:BA:2608:G:O4'	2.19	0.42
27:BA:2830:G:H2'	27:BA:2883:A:C2	2.55	0.42

*Continued on next page...*



*Continued from previous page...*

Atom-1	Atom-2	Interatomic distance (Å)	Clash overlap (Å)
27:BA:2842:G:O2'	27:BA:2843:G:H5'	2.19	0.42
28:BB:32:C:C4	28:BB:33:G:N7	2.88	0.42
28:BB:94:C:O2'	28:BB:95:C:H5'	2.20	0.42
29:BC:68:LEU:O	29:BC:69:GLY:C	2.56	0.42
30:BD:40:THR:O	30:BD:40:THR:HG22	2.19	0.42
30:BD:212:SER:O	30:BD:217:ARG:HG3	2.20	0.42
31:BE:51:PHE:CG	31:BE:52:LEU:N	2.87	0.42
32:BF:125:LEU:HD11	32:BF:199:TRP:CD1	2.54	0.42
33:BG:11:TYR:OH	33:BG:32:PRO:O	2.37	0.42
33:BG:39:ILE:CG2	33:BG:92:VAL:HG12	2.49	0.42
33:BG:110:ALA:C	33:BG:112:PRO:HD2	2.40	0.42
33:BG:123:ASN:O	33:BG:126:ASP:OD2	2.37	0.42
34:BH:52:VAL:O	34:BH:52:VAL:HG12	2.20	0.42
34:BH:91:GLY:O	34:BH:92:ILE:O	2.37	0.42
35:BI:25:TYR:CE2	35:BI:29:TYR:CD2	3.07	0.42
38:BP:120:ALA:HB3	38:BP:138:LEU:HA	2.00	0.42
40:BR:9:LYS:O	40:BR:10:LEU:CG	2.67	0.42
47:BY:73:ARG:O	47:BY:74:PRO:O	2.38	0.42
50:B1:88:LYS:HD3	50:B1:88:LYS:C	2.40	0.42
54:B5:33:CYS:O	54:B5:36:CYS:O	2.37	0.42
56:B7:32:LYS:HD3	56:B7:32:LYS:C	2.40	0.42
57:B8:35:GLN:O	57:B8:35:GLN:CG	2.66	0.42
1:CA:97:G:C4	1:CA:98:G:C8	3.08	0.42
1:CA:174:C:H2'	1:CA:175:C:H6	1.84	0.42
1:CA:255:G:C1'	17:CQ:16:GLN:HE21	2.18	0.42
1:CA:443:C:H2'	1:CA:444:C:H6	1.83	0.42
1:CA:721:G:H4'	1:CA:722:A:C5'	2.45	0.42
1:CA:771:G:C5	1:CA:772:U:C4	3.08	0.42
1:CA:814:A:H2'	1:CA:816:A:H5''	2.01	0.42
1:CA:912:C:H5''	12:CL:43:LYS:NZ	2.35	0.42
1:CA:1270:C:OP2	21:CU:24:ARG:NH2	2.52	0.42
1:CA:1305:G:O2'	1:CA:1306:A:P	2.78	0.42
2:CB:190:THR:C	2:CB:192:SER:H	2.22	0.42
5:CE:58:ALA:O	5:CE:59:GLY:C	2.58	0.42
6:CF:77:ARG:HB3	6:CF:77:ARG:HH11	1.81	0.42
7:CG:23:VAL:O	7:CG:27:ILE:HG13	2.20	0.42
7:CG:139:GLU:O	7:CG:143:ARG:HG3	2.20	0.42
9:CI:10:ARG:HD3	9:CI:75:ASP:CB	2.46	0.42
9:CI:29:ASN:OD1	9:CI:65:VAL:HG12	2.19	0.42
9:CI:33:PHE:O	9:CI:35:GLU:N	2.49	0.42
9:CI:46:ALA:C	9:CI:48:GLU:H	2.21	0.42

*Continued on next page...*

Continued from previous page...

Atom-1	Atom-2	Interatomic distance (Å)	Clash overlap (Å)
10:CJ:32:ALA:HB3	10:CJ:76:ASN:CB	2.50	0.42
11:CK:57:THR:HG23	11:CK:58:PRO:HD2	2.00	0.42
11:CK:124:LYS:HB3	11:CK:125:PHE:CD1	2.53	0.42
12:CL:7:LEU:HB3	17:CQ:32:TYR:CD2	2.54	0.42
12:CL:84:GLY:HA2	12:CL:95:TYR:HA	2.02	0.42
17:CQ:48:GLU:O	17:CQ:50:LYS:N	2.53	0.42
19:CS:15:LEU:H	19:CS:15:LEU:CD2	2.19	0.42
20:CT:38:LYS:O	20:CT:41:ILE:CG1	2.67	0.42
27:DA:34:C:H6	27:DA:34:C:H5''	1.85	0.42
27:DA:271(O):C:HO2'	27:DA:271(P):C:H6	1.60	0.42
27:DA:363(A):A:C3'	27:DA:363(B):G:H5''	2.49	0.42
27:DA:464:U:H2'	27:DA:465:G:O4'	2.20	0.42
27:DA:518:G:N3	27:DA:518:G:H2'	2.34	0.42
27:DA:542:C:C2'	27:DA:543:C:OP1	2.67	0.42
27:DA:553:G:C6	27:DA:554:U:N3	2.88	0.42
27:DA:744:G:O2'	27:DA:745:G:H5'	2.19	0.42
27:DA:997:G:O2'	27:DA:998:C:H5'	2.20	0.42
27:DA:1036:G:OP1	34:DH:59:ARG:HB2	2.19	0.42
27:DA:1789:A:H2'	27:DA:1790:C:O4'	2.20	0.42
27:DA:1821:A:H2'	27:DA:1822:G:C8	2.54	0.42
27:DA:1849:G:H2'	27:DA:1849:G:N3	2.34	0.42
27:DA:1936:A:C2	27:DA:1945:G:C6	3.08	0.42
27:DA:2420:C:OP1	57:D8:34:TRP:HB2	2.19	0.42
27:DA:2578:G:O2'	27:DA:2579:C:H5'	2.20	0.42
27:DA:2638:G:P	31:DE:82:ARG:NH2	2.93	0.42
27:DA:2779:U:H5'	27:DA:2781:A:O4'	2.20	0.42
27:DA:2785:C:O2'	31:DE:64:LYS:NZ	2.52	0.42
31:DE:49:LEU:HD13	31:DE:81:ILE:HG12	2.02	0.42
33:DG:66:GLN:HB3	33:DG:92:VAL:HG21	2.01	0.42
34:DH:20:ALA:CB	34:DH:21:PRO:CD	2.92	0.42
36:DN:5:VAL:O	36:DN:5:VAL:HG13	2.18	0.42
36:DN:54:VAL:HB	36:DN:122:VAL:HG13	2.00	0.42
37:DO:3:GLN:CB	37:DO:4:PRO:HD2	2.49	0.42
38:DP:38:GLN:CD	38:DP:41:ARG:HD2	2.39	0.42
40:DR:66:VAL:C	40:DR:68:ARG:N	2.72	0.42
41:DS:78:LEU:HD11	41:DS:103:GLU:OE1	2.19	0.42
44:DV:6:LYS:HE3	44:DV:7:THR:CA	2.49	0.42
47:DY:2:ARG:NH1	47:DY:3:VAL:HG23	2.34	0.42
48:DZ:37:TYR:CD1	48:DZ:37:TYR:O	2.73	0.42
48:DZ:103:PHE:HE1	48:DZ:138:VAL:HG21	1.84	0.42
51:D2:64:LEU:CD1	51:D2:68:ARG:HE	2.32	0.42

Continued on next page...

*Continued from previous page...*

Atom-1	Atom-2	Interatomic distance (Å)	Clash overlap (Å)
55:D6:9:LEU:HD12	55:D6:28:ARG:HG3	2.00	0.42
57:D8:37:SER:O	57:D8:39:LYS:N	2.53	0.42
1:AA:16:A:C2'	1:AA:17:U:H5'	2.50	0.42
1:AA:91:C:H5	1:AA:92:C:O2	2.03	0.42
1:AA:1001(A):G:O2'	1:AA:1002:G:H5'	2.19	0.42
1:AA:1248:A:C2'	1:AA:1249:C:H5'	2.48	0.42
2:AB:55:PHE:HA	2:AB:58:ILE:HB	2.02	0.42
2:AB:149:LEU:O	2:AB:150:SER:C	2.58	0.42
2:AB:217:ARG:HA	2:AB:217:ARG:HD3	1.88	0.42
3:AC:32:LEU:HB3	3:AC:59:ARG:NH1	2.35	0.42
3:AC:48:TYR:C	3:AC:51:GLY:H	2.23	0.42
3:AC:57:ILE:HA	3:AC:65:ALA:HB3	2.01	0.42
4:AD:49:ARG:NH1	4:AD:49:ARG:CA	2.56	0.42
4:AD:133:VAL:HG13	4:AD:135:LEU:HD22	2.00	0.42
5:AE:35:GLY:HA3	5:AE:112:LEU:O	2.19	0.42
5:AE:68:GLU:O	5:AE:70:PRO:CD	2.68	0.42
6:AF:81:ILE:O	6:AF:82:ARG:O	2.37	0.42
7:AG:112:PRO:O	7:AG:113:GLU:C	2.58	0.42
7:AG:122:HIS:CD2	7:AG:122:HIS:N	2.84	0.42
8:AH:29:SER:HB3	8:AH:32:LYS:HG3	2.02	0.42
8:AH:90:GLY:O	8:AH:91:ARG:HB2	2.18	0.42
10:AJ:9:ARG:HE	10:AJ:95:GLU:HG2	1.83	0.42
12:AL:112:LYS:O	12:AL:114:ARG:HG3	2.19	0.42
13:AM:108:ARG:HG3	13:AM:108:ARG:NH1	2.34	0.42
19:AS:5:LEU:H	19:AS:6:LYS:NZ	2.12	0.42
19:AS:39:THR:HG23	19:AS:68:GLY:O	2.19	0.42
27:BA:176:G:HO2'	27:BA:177:G:H5'	1.85	0.42
27:BA:191:A:H2'	27:BA:192:C:C6	2.55	0.42
27:BA:328:U:H4'	47:BY:68:HIS:CD2	2.55	0.42
27:BA:924:C:O2'	27:BA:925:C:H5'	2.19	0.42
27:BA:1764:G:C6	27:BA:1989:G:C2	3.08	0.42
27:BA:2291:U:O5'	27:BA:2291:U:H6	2.02	0.42
27:BA:2414:G:H21	38:BP:67:MET:CE	2.32	0.42
28:BB:2:C:H2'	28:BB:3:C:C6	2.54	0.42
28:BB:35:U:HO2'	28:BB:36:C:H5'	1.85	0.42
30:BD:161:THR:O	30:BD:162:SER:CB	2.65	0.42
31:BE:57:LYS:HZ1	31:BE:63:LEU:CD1	2.33	0.42
32:BF:37:VAL:HG22	32:BF:184:TYR:HD1	1.85	0.42
32:BF:148:LEU:HD13	32:BF:154:VAL:HG11	2.02	0.42
33:BG:116:ASP:O	33:BG:117:PHE:CB	2.67	0.42
33:BG:128:ARG:HG2	33:BG:130:ASN:H	1.82	0.42

*Continued on next page...*

*Continued from previous page...*

Atom-1	Atom-2	Interatomic distance (Å)	Clash overlap (Å)
34:BH:85:LYS:HE2	34:BH:141:VAL:O	2.20	0.42
34:BH:133:VAL:HG12	34:BH:141:VAL:HG12	2.01	0.42
35:BI:25:TYR:HE2	35:BI:29:TYR:CD2	2.38	0.42
35:BI:91:SER:CB	35:BI:121:LYS:HG3	2.49	0.42
35:BI:131:LYS:CG	35:BI:132:PRO:CD	2.96	0.42
38:BP:85:LEU:CD2	38:BP:114:ILE:HD11	2.50	0.42
38:BP:101:VAL:HA	38:BP:105:LEU:O	2.20	0.42
41:BS:16:ASN:ND2	41:BS:92:TYR:CE1	2.88	0.42
41:BS:58:LEU:O	41:BS:59:LYS:O	2.38	0.42
42:BT:57:PHE:CG	42:BT:58:ASN:N	2.88	0.42
44:BV:5:VAL:HG12	44:BV:14:VAL:HG22	2.02	0.42
45:BW:12:ILE:HG13	45:BW:42:ARG:NH1	2.35	0.42
45:BW:83:LYS:NZ	45:BW:97:LYS:HE2	2.34	0.42
45:BW:111:HIS:CG	45:BW:112:GLY:N	2.87	0.42
48:BZ:40:LEU:CD1	48:BZ:81:ARG:HH11	2.26	0.42
48:BZ:68:THR:HG22	48:BZ:89:VAL:CA	2.43	0.42
53:B4:41:ILE:CD1	53:B4:47:VAL:HG13	2.48	0.42
55:B6:44:ARG:O	55:B6:45:LYS:CG	2.67	0.42
1:CA:159:G:N2	1:CA:161:A:H3'	2.34	0.42
1:CA:336:C:O2'	1:CA:337:C:H5'	2.19	0.42
1:CA:689:C:H2'	1:CA:690:G:O4'	2.19	0.42
1:CA:735:C:H2'	1:CA:736:C:C6	2.55	0.42
1:CA:801:U:O2'	1:CA:802:A:H5'	2.20	0.42
1:CA:1010:G:H2'	1:CA:1011:G:H8	1.85	0.42
1:CA:1302:U:C6	13:CM:17:VAL:HG21	2.55	0.42
1:CA:1309:G:C6	1:CA:1329:A:C2	3.08	0.42
1:CA:1457:G:N2	1:CA:1458:G:N3	2.68	0.42
1:CA:1457:G:C6	1:CA:1458:G:C5	3.07	0.42
2:CB:8:LYS:HB2	2:CB:9:GLU:H	1.56	0.42
2:CB:157:ARG:O	2:CB:158:LEU:C	2.57	0.42
6:CF:62:TRP:HB2	18:CR:35:ARG:HH12	1.84	0.42
7:CG:37:ASN:ND2	9:CI:40:LEU:HA	2.34	0.42
7:CG:69:VAL:HA	7:CG:138:LYS:HG3	2.02	0.42
8:CH:25:ASP:OD2	8:CH:60:ARG:NE	2.52	0.42
8:CH:77:GLU:HG2	8:CH:78:GLN:N	2.34	0.42
8:CH:87:SER:HA	8:CH:93:VAL:HG22	2.01	0.42
8:CH:103:VAL:HG11	8:CH:109:ILE:C	2.40	0.42
9:CI:13:ALA:CA	9:CI:67:GLY:O	2.55	0.42
10:CJ:51:ARG:HG3	10:CJ:60:ARG:HA	2.01	0.42
11:CK:83:ILE:HG12	11:CK:109:VAL:HG23	2.01	0.42
11:CK:92:GLU:O	11:CK:95:ILE:HB	2.20	0.42

*Continued on next page...*

Continued from previous page...

Atom-1	Atom-2	Interatomic distance (Å)	Clash overlap (Å)
12:CL:4:ILE:HD13	12:CL:4:ILE:HA	1.84	0.42
16:CP:58:TYR:O	16:CP:62:VAL:HG22	2.19	0.42
19:CS:18:LYS:CE	19:CS:22:LEU:HD21	2.49	0.42
19:CS:22:LEU:CD2	19:CS:22:LEU:N	2.82	0.42
19:CS:78:ARG:HH11	19:CS:78:ARG:HG3	1.84	0.42
20:CT:74:LYS:H	20:CT:74:LYS:HD3	1.84	0.42
23:CW:73:C:C5	23:CW:74:C:C2	3.08	0.42
27:DA:27:G:O2'	27:DA:28:A:C8	2.49	0.42
27:DA:117:G:C6	27:DA:119:A:C6	3.08	0.42
27:DA:242:G:H3'	57:D8:6:THR:CG2	2.50	0.42
27:DA:783:A:H4'	27:DA:1779:U:O2	2.19	0.42
27:DA:803:U:O2'	27:DA:804:A:H5'	2.20	0.42
27:DA:1167:U:H2'	27:DA:1168:G:C8	2.55	0.42
27:DA:1292:U:O2'	27:DA:1293:C:H5'	2.19	0.42
27:DA:1480:G:H2'	27:DA:1480:G:N3	2.34	0.42
27:DA:1581:G:H3'	27:DA:1582:C:C6	2.54	0.42
27:DA:1664:A:H8	27:DA:1664:A:O5'	2.02	0.42
27:DA:1742:G:N7	27:DA:1743:C:C4	2.87	0.42
27:DA:2134:A:N6	27:DA:2157:G:O2'	2.53	0.42
27:DA:2197:U:O4	27:DA:2225:A:N7	2.53	0.42
28:DB:7:G:C2	28:DB:115:G:N1	2.88	0.42
28:DB:57:A:C2	33:DG:30:GLU:HA	2.54	0.42
31:DE:55:ASN:HD22	31:DE:55:ASN:HA	1.64	0.42
32:DF:120:GLU:C	32:DF:122:LYS:H	2.23	0.42
32:DF:178:PRO:HG2	32:DF:179:GLU:OE1	2.19	0.42
35:DI:61:ARG:O	35:DI:131:LYS:NZ	2.52	0.42
35:DI:69:LYS:HD3	35:DI:70:GLU:N	2.34	0.42
35:DI:78:THR:C	35:DI:79:ILE:HD13	2.40	0.42
36:DN:89:LYS:NZ	36:DN:89:LYS:HB3	2.34	0.42
38:DP:32:THR:O	38:DP:33:ARG:HB3	2.20	0.42
39:DQ:106:VAL:HB	39:DQ:107:ALA:H	1.71	0.42
41:DS:16:ASN:HB3	41:DS:92:TYR:CE1	2.54	0.42
41:DS:46:VAL:HG12	41:DS:47:THR:N	2.35	0.42
42:DT:13:ARG:NH1	42:DT:15:VAL:CG1	2.81	0.42
42:DT:65:LYS:NZ	42:DT:65:LYS:CA	2.75	0.42
45:DW:6:ILE:HG12	45:DW:104:THR:OG1	2.20	0.42
45:DW:11:ARG:NH1	45:DW:98:LYS:HD2	2.34	0.42
45:DW:66:GLU:O	45:DW:68:ARG:N	2.52	0.42
49:D0:78:TYR:N	49:D0:78:TYR:CD1	2.87	0.42
51:D2:5:GLU:HA	51:D2:8:LYS:HD2	2.02	0.42
57:D8:17:THR:CG2	57:D8:21:LYS:HB2	2.50	0.42

Continued on next page...

*Continued from previous page...*

Atom-1	Atom-2	Interatomic distance (Å)	Clash overlap (Å)
1:AA:363:A:O2'	1:AA:364:A:H5'	2.20	0.42
1:AA:411:A:C6	1:AA:429:U:C4	3.08	0.42
1:AA:418:C:H1'	1:AA:540:G:O2'	2.20	0.42
1:AA:501:C:H3'	1:AA:501:C:H6	1.85	0.42
1:AA:517:G:H5'	1:AA:519:C:C2	2.55	0.42
1:AA:577:G:H2'	1:AA:578:C:C6	2.55	0.42
1:AA:808:C:O2'	1:AA:809:G:H5'	2.20	0.42
1:AA:1131:G:C2	1:AA:1132:C:N4	2.88	0.42
1:AA:1216:G:O2'	1:AA:1217:C:H5'	2.20	0.42
1:AA:1334:G:H5'	1:AA:1335:C:OP2	2.20	0.42
2:AB:221:LEU:N	2:AB:221:LEU:HD22	2.35	0.42
5:AE:15:ARG:O	5:AE:16:THR:O	2.38	0.42
8:AH:6:ILE:HB	8:AH:85:ARG:NH1	2.34	0.42
8:AH:73:ASP:N	8:AH:74:PRO:CD	2.82	0.42
9:AI:118:LYS:NZ	9:AI:118:LYS:HB2	2.35	0.42
11:AK:92:GLU:O	11:AK:95:ILE:HB	2.20	0.42
15:AO:76:GLU:O	15:AO:78:TYR:N	2.53	0.42
17:AQ:13:ASP:OD1	17:AQ:13:ASP:O	2.37	0.42
19:AS:8:GLY:C	19:AS:9:VAL:HG23	2.40	0.42
19:AS:63:THR:HG22	19:AS:66:MET:HE3	2.02	0.42
27:BA:337:C:H2'	27:BA:338:G:O5'	2.19	0.42
27:BA:749:C:C4	27:BA:1618:A:C2	3.07	0.42
27:BA:849:A:H2	52:B3:24:LYS:HB3	1.84	0.42
27:BA:931:G:H3'	27:BA:931:G:H8	1.84	0.42
27:BA:977:G:O2'	27:BA:978:G:H5'	2.19	0.42
27:BA:1328:G:H2'	27:BA:1330:C:C4	2.55	0.42
27:BA:1335:U:O2'	27:BA:1336:A:H5'	2.20	0.42
27:BA:1385:G:H1'	27:BA:1386:C:C6	2.55	0.42
27:BA:1504:C:H2'	27:BA:1505:C:C5'	2.44	0.42
27:BA:1686:C:H6	27:BA:1686:C:H5'	1.83	0.42
27:BA:1722:A:N6	27:BA:1741:A:C2	2.87	0.42
27:BA:1791:A:H3'	27:BA:1792:G:H8	1.85	0.42
27:BA:2277:G:OP2	49:B0:10:THR:HG21	2.20	0.42
27:BA:2512:C:H2'	27:BA:2513:G:O4'	2.20	0.42
28:BB:57:A:H5'	33:BG:27:ASN:HB2	2.02	0.42
29:BC:196:LEU:C	29:BC:198:ALA:H	2.21	0.42
30:BD:158:ALA:O	30:BD:159:ALA:C	2.58	0.42
31:BE:4:ILE:HG12	31:BE:28:ALA:HB1	2.01	0.42
33:BG:75:LYS:HE3	33:BG:77:ILE:HG12	2.00	0.42
35:BI:75:LEU:CG	35:BI:76:THR:N	2.83	0.42
36:BN:56:ASN:C	36:BN:57:ALA:O	2.57	0.42

*Continued on next page...*

Continued from previous page...

Atom-1	Atom-2	Interatomic distance (Å)	Clash overlap (Å)
36:BN:67:LEU:HA	36:BN:87:LEU:CB	2.43	0.42
37:BO:8:LEU:HD22	37:BO:8:LEU:N	2.35	0.42
38:BP:50:ARG:CG	38:BP:51:PHE:N	2.83	0.42
38:BP:145:PRO:O	38:BP:146:VAL:O	2.38	0.42
39:BQ:130:LYS:NZ	48:BZ:79:ARG:CD	2.82	0.42
40:BR:11:ASN:OD1	40:BR:11:ASN:C	2.58	0.42
40:BR:33:ARG:HA	40:BR:114:VAL:O	2.20	0.42
41:BS:17:ARG:C	41:BS:19:LYS:H	2.20	0.42
41:BS:90:GLY:O	41:BS:92:TYR:CD1	2.73	0.42
41:BS:93:LYS:O	41:BS:94:TYR:C	2.58	0.42
45:BW:18:ARG:O	45:BW:19:LEU:C	2.57	0.42
47:BY:13:VAL:HB	47:BY:14:LEU:H	1.67	0.42
48:BZ:125:VAL:O	48:BZ:163:ALA:HB2	2.20	0.42
50:B1:14:VAL:CG2	50:B1:41:ARG:HG2	2.47	0.42
54:B5:46:CYS:HA	54:B5:47:PRO:HD2	1.89	0.42
55:B6:11:LEU:HD22	55:B6:12:GLU:N	2.33	0.42
1:CA:15:G:H4'	5:CE:24:ARG:CZ	2.49	0.42
1:CA:107:G:H2'	1:CA:108:G:C5'	2.50	0.42
1:CA:265:G:H4'	17:CQ:66:SER:N	2.34	0.42
1:CA:858:G:H8	1:CA:858:G:OP2	2.03	0.42
1:CA:947:G:H2'	1:CA:948:C:C6	2.55	0.42
1:CA:977:A:C2'	1:CA:978:A:H5'	2.50	0.42
1:CA:994:A:N7	1:CA:1216:G:H4'	2.35	0.42
1:CA:1242:C:H2'	1:CA:1243:C:C6	2.55	0.42
2:CB:16:HIS:O	2:CB:17:PHE:HB3	2.20	0.42
2:CB:221:LEU:N	2:CB:221:LEU:HD22	2.33	0.42
4:CD:80:GLU:O	4:CD:84:LYS:HG2	2.20	0.42
5:CE:31:LEU:CD1	5:CE:43:LEU:HD11	2.49	0.42
5:CE:111:GLU:C	5:CE:113:ALA:N	2.73	0.42
7:CG:155:ARG:NH1	7:CG:155:ARG:CG	2.81	0.42
9:CI:105:ASP:OD2	9:CI:107:ARG:CD	2.67	0.42
10:CJ:20:ALA:C	10:CJ:22:LYS:N	2.73	0.42
10:CJ:27:ALA:C	10:CJ:29:ARG:N	2.73	0.42
12:CL:28:PRO:O	12:CL:29:PHE:CG	2.73	0.42
12:CL:31:ARG:O	12:CL:58:THR:HG23	2.20	0.42
12:CL:65:ALA:HA	12:CL:95:TYR:O	2.20	0.42
12:CL:80:VAL:HG11	12:CL:97:ILE:CD1	2.49	0.42
12:CL:87:VAL:HG22	12:CL:96:HIS:CE1	2.55	0.42
13:CM:60:VAL:HG12	13:CM:66:LEU:CD2	2.49	0.42
13:CM:104:ARG:CG	13:CM:105:THR:N	2.70	0.42
16:CP:81:ARG:HG2	16:CP:83:GLU:OE2	2.20	0.42

Continued on next page...

Continued from previous page...

Atom-1	Atom-2	Interatomic distance (Å)	Clash overlap (Å)
17:CQ:4:LYS:HB3	17:CQ:61:GLU:OE2	2.20	0.42
17:CQ:7:THR:O	17:CQ:23:VAL:HG13	2.19	0.42
25:CY:55:C:O4'	27:DA:2169:A:H1'	2.19	0.42
27:DA:41:C:H2'	27:DA:42:G:C8	2.54	0.42
27:DA:99:U:C6	27:DA:102:G:N2	2.88	0.42
27:DA:123:G:O2'	27:DA:124:G:H5'	2.19	0.42
27:DA:364:C:C2'	27:DA:365:C:C5'	2.97	0.42
27:DA:406:G:C6	27:DA:407:G:C5	3.07	0.42
27:DA:543:C:N3	27:DA:551:G:C2	2.87	0.42
27:DA:579:G:C2	27:DA:1262:A:C4	3.08	0.42
27:DA:606:U:C4'	27:DA:658:C:H4'	2.49	0.42
27:DA:613:G:H5'	27:DA:613:G:H8	1.85	0.42
27:DA:1221:C:OP1	44:DV:68:LYS:HD2	2.20	0.42
27:DA:1416:G:O2'	27:DA:1417:C:P	2.78	0.42
27:DA:1488:G:C6	27:DA:1489:U:N3	2.88	0.42
27:DA:1505:C:H2'	27:DA:1506:C:C6	2.55	0.42
27:DA:1995:U:H5	27:DA:1996:C:HO2'	1.65	0.42
27:DA:2306:C:H5''	27:DA:2307:G:O4'	2.20	0.42
27:DA:2313:C:C4'	33:DG:40:ASN:ND2	2.82	0.42
27:DA:2522:U:H2'	27:DA:2523:G:C5'	2.47	0.42
27:DA:2650:U:O2'	27:DA:2651:C:H5'	2.20	0.42
27:DA:2769:C:H2'	27:DA:2770:G:O4'	2.20	0.42
29:DC:56:GLN:OE1	29:DC:56:GLN:O	2.38	0.42
30:DD:27:THR:HG21	30:DD:81:ALA:HB1	2.01	0.42
30:DD:80:ALA:O	30:DD:81:ALA:HB2	2.20	0.42
31:DE:97:LYS:HB3	31:DE:97:LYS:HE2	1.85	0.42
31:DE:104:VAL:HG23	31:DE:170:LEU:HD22	2.01	0.42
32:DF:2:LYS:NZ	32:DF:119:ARG:HD2	2.35	0.42
32:DF:20:LEU:CD2	32:DF:203:GLN:HE22	2.20	0.42
32:DF:118:ALA:C	32:DF:120:GLU:H	2.21	0.42
32:DF:179:GLU:C	32:DF:181:LEU:H	2.23	0.42
33:DG:45:GLU:HA	33:DG:45:GLU:OE1	2.20	0.42
33:DG:54:GLU:HA	33:DG:57:ALA:HB3	2.00	0.42
33:DG:88:ILE:HG13	33:DG:89:GLY:N	2.34	0.42
35:DI:72:LEU:O	35:DI:138:ILE:HD11	2.20	0.42
35:DI:89:TYR:O	35:DI:121:LYS:HE3	2.20	0.42
38:DP:83:VAL:HG22	38:DP:84:ASN:N	2.34	0.42
38:DP:101:VAL:HG13	38:DP:106:LEU:HG	1.98	0.42
42:DT:16:ARG:O	42:DT:17:THR:CB	2.68	0.42
45:DW:18:ARG:NH1	45:DW:76:VAL:HG13	2.35	0.42
1:AA:258:G:H2'	1:AA:259:G:H8	1.85	0.42

Continued on next page...



*Continued from previous page...*

Atom-1	Atom-2	Interatomic distance (Å)	Clash overlap (Å)
1:AA:607:A:C4	1:AA:608:A:C8	3.08	0.42
1:AA:1073:U:O2'	2:AB:104:ASN:ND2	2.53	0.42
1:AA:1469:G:H2'	1:AA:1470:G:H8	1.85	0.42
1:AA:1510:U:O2	1:AA:1526:G:C2	2.73	0.42
2:AB:112:VAL:O	2:AB:116:GLU:HG2	2.20	0.42
3:AC:113:ALA:O	3:AC:115:LEU:N	2.53	0.42
4:AD:96:LEU:N	4:AD:96:LEU:HD12	2.35	0.42
4:AD:108:LEU:HB3	4:AD:110:PHE:CE1	2.55	0.42
7:AG:59:LEU:C	7:AG:59:LEU:HD23	2.40	0.42
8:AH:86:ILE:HG13	8:AH:133:LEU:CD2	2.50	0.42
9:AI:51:ARG:C	9:AI:53:VAL:N	2.74	0.42
11:AK:82:VAL:HG12	11:AK:83:ILE:N	2.34	0.42
15:AO:2:PRO:HB2	15:AO:3:ILE:H	1.64	0.42
15:AO:65:ARG:HH11	15:AO:65:ARG:CG	2.33	0.42
17:AQ:99:SER:O	17:AQ:100:LYS:HG3	2.20	0.42
19:AS:6:LYS:HD2	19:AS:6:LYS:N	2.21	0.42
20:AT:55:ILE:O	20:AT:58:LYS:N	2.53	0.42
24:AX:24:U:H2'	24:AX:25:C:O4'	2.19	0.42
24:AX:40:C:H2'	24:AX:41:C:C6	2.55	0.42
25:AY:54:U:C5	25:AY:56:G:H5''	2.54	0.42
26:AZ:1:KBE:O	27:BA:1913:A:N3	2.53	0.42
27:BA:284:U:O2'	27:BA:285:C:H5'	2.20	0.42
27:BA:686:G:H21	27:BA:788:A:H61	1.67	0.42
27:BA:687:C:O2	27:BA:687:C:H2'	2.18	0.42
27:BA:690:G:H2'	27:BA:691:C:H6	1.83	0.42
27:BA:1131:G:OP2	27:BA:2515:C:H4'	2.20	0.42
27:BA:1380:G:C2	27:BA:1381:G:C8	3.07	0.42
27:BA:1423:G:C2	27:BA:1576:U:O2	2.72	0.42
27:BA:1431:U:O5'	27:BA:1431:U:H6	2.03	0.42
27:BA:1636:C:H2'	27:BA:1637:A:H8	1.79	0.42
27:BA:1689:A:N7	27:BA:1698:A:N1	2.68	0.42
27:BA:2647:U:O2'	27:BA:2648:C:H5'	2.19	0.42
29:BC:42:GLU:H	29:BC:213:TYR:HA	1.85	0.42
30:BD:218:ARG:HB3	30:BD:219:PRO:HD2	2.02	0.42
31:BE:4:ILE:HG22	31:BE:198:VAL:O	2.20	0.42
32:BF:50:SER:HB2	32:BF:94:PRO:HD3	2.01	0.42
32:BF:155:LEU:HD13	32:BF:174:VAL:HB	2.01	0.42
32:BF:168:ARG:C	32:BF:170:LEU:H	2.23	0.42
33:BG:101:ILE:HD13	33:BG:101:ILE:N	2.34	0.42
34:BH:61:HIS:O	34:BH:62:LYS:C	2.56	0.42
37:BO:10:VAL:HA	37:BO:84:ALA:O	2.19	0.42

*Continued on next page...*

*Continued from previous page...*

Atom-1	Atom-2	Interatomic distance (Å)	Clash overlap (Å)
38:BP:84:ASN:HA	38:BP:115:LEU:HD23	2.02	0.42
39:BQ:36:ALA:HB2	39:BQ:103:MET:SD	2.60	0.42
39:BQ:38:GLU:HA	39:BQ:99:PRO:HG3	2.02	0.42
43:BU:18:LEU:HA	43:BU:18:LEU:HD23	1.82	0.42
47:BY:86:ARG:HB3	47:BY:87:LYS:H	1.62	0.42
48:BZ:143:LEU:CB	48:BZ:149:LEU:HD12	2.49	0.42
49:B0:60:PHE:HD1	49:B0:61:ALA:O	2.02	0.42
50:B1:86:SER:C	50:B1:88:LYS:N	2.73	0.42
57:B8:33:ASN:CA	57:B8:36:LYS:HD2	2.48	0.42
57:B8:33:ASN:HB2	57:B8:41:ILE:HD11	2.00	0.42
1:CA:33:A:C6	1:CA:34:C:N4	2.88	0.42
1:CA:375:U:OP1	16:CP:69:THR:HG21	2.20	0.42
1:CA:560:U:H4'	1:CA:561:U:H5''	2.01	0.42
1:CA:952:U:C5	13:CM:104:ARG:NH2	2.87	0.42
1:CA:1053:G:N7	1:CA:1199:U:H3'	2.35	0.42
1:CA:1056:U:O2'	1:CA:1057:G:H5'	2.20	0.42
1:CA:1065:U:O2'	1:CA:1066:C:OP2	2.32	0.42
1:CA:1086:U:O2'	1:CA:1087:G:H5'	2.20	0.42
1:CA:1168:A:C6	1:CA:1169:A:C6	3.08	0.42
1:CA:1287:A:H2'	1:CA:1288:A:C8	2.55	0.42
1:CA:1374:A:C4	1:CA:1375:A:C8	3.08	0.42
1:CA:1442(B):A:C4	42:DT:118:ARG:NH2	2.88	0.42
2:CB:145:LEU:H	2:CB:145:LEU:HD22	1.85	0.42
3:CC:100:ALA:O	3:CC:101:LEU:HB2	2.19	0.42
9:CI:19:LEU:HA	9:CI:60:ASP:O	2.20	0.42
10:CJ:11:PHE:O	10:CJ:12:ASP:C	2.58	0.42
11:CK:93:GLN:NE2	11:CK:93:GLN:N	2.67	0.42
13:CM:11:ARG:NH2	33:DG:146:TYR:CD2	2.85	0.42
13:CM:118:ALA:HB2	59:CX:28:C:H4'	2.02	0.42
15:CO:32:LEU:O	15:CO:36:ILE:HG13	2.19	0.42
17:CQ:83:ASP:CG	17:CQ:84:LEU:N	2.72	0.42
18:CR:76:LEU:HD12	18:CR:76:LEU:HA	1.79	0.42
19:CS:19:VAL:O	19:CS:23:ASN:CB	2.68	0.42
20:CT:37:SER:O	20:CT:38:LYS:C	2.58	0.42
59:CX:12:G:H1'	27:DA:1923:U:O2'	2.20	0.42
26:CZ:1:KBE:O	26:CZ:1:KBE:N	2.52	0.42
27:DA:6:A:O2'	27:DA:7:G:H5'	2.20	0.42
27:DA:158:U:O3'	27:DA:171:G:N9	2.49	0.42
27:DA:271(T):C:H2'	27:DA:271(U):G:H8	1.85	0.42
27:DA:272(I):U:N3	27:DA:363(B):G:C6	2.88	0.42
27:DA:467:G:OP2	56:D7:34:ARG:NH1	2.50	0.42

*Continued on next page...*

Continued from previous page...

Atom-1	Atom-2	Interatomic distance (Å)	Clash overlap (Å)
27:DA:940:G:H3'	27:DA:941:A:H5''	2.00	0.42
27:DA:1028:A:OP2	27:DA:1126:A:N6	2.51	0.42
27:DA:1211:U:H3'	27:DA:1212:G:H5'	2.02	0.42
27:DA:1275:A:N1	27:DA:1295:C:O2'	2.50	0.42
27:DA:1499:C:C2'	27:DA:1500:G:H5'	2.49	0.42
27:DA:1508:A:H2'	27:DA:1508:A:N3	2.35	0.42
27:DA:1528(A):A:C3'	27:DA:1529:G:H5''	2.46	0.42
27:DA:1788:C:H2'	27:DA:1789:A:O4'	2.20	0.42
27:DA:2419:U:H2'	27:DA:2420:C:C6	2.55	0.42
27:DA:2420:C:N4	57:D8:30:ARG:O	2.48	0.42
29:DC:36:LYS:O	29:DC:37:PHE:C	2.58	0.42
30:DD:19:ALA:HB3	30:DD:21:PHE:CE2	2.55	0.42
30:DD:244:ARG:HG2	30:DD:245:PRO:CG	2.44	0.42
30:DD:265:PRO:O	30:DD:267:SER:N	2.52	0.42
31:DE:62:PRO:C	31:DE:64:LYS:N	2.73	0.42
31:DE:200:GLU:HG2	31:DE:201:THR:H	1.79	0.42
33:DG:117:PHE:CE1	33:DG:119:GLY:N	2.88	0.42
34:DH:27:LYS:HG2	34:DH:32:GLU:CG	2.50	0.42
36:DN:18:ALA:O	36:DN:19:GLU:C	2.57	0.42
42:DT:16:ARG:HB3	42:DT:17:THR:H	1.67	0.42
42:DT:19:LEU:HD23	42:DT:85:LYS:HD3	2.01	0.42
43:DU:57:PHE:O	43:DU:58:ARG:C	2.58	0.42
45:DW:62:HIS:O	45:DW:64:MET:HG3	2.20	0.42
46:DX:47:PHE:HD1	46:DX:47:PHE:H	1.66	0.42
47:DY:55:TYR:O	47:DY:56:PRO:O	2.38	0.42
48:DZ:95:VAL:CG1	48:DZ:96:GLU:N	2.77	0.42
48:DZ:114:GLY:HA2	48:DZ:173:VAL:HG12	2.02	0.42
48:DZ:138:VAL:CG1	48:DZ:139:ASP:H	2.13	0.42
51:D2:69:ARG:O	51:D2:70:GLN:HB3	2.20	0.42
52:D3:19:GLN:O	52:D3:23:LEU:HD13	2.19	0.42
1:AA:16:A:C4'	5:AE:17:ALA:HB3	2.50	0.42
1:AA:130:A:N7	17:AQ:63:ARG:HG3	2.34	0.42
1:AA:163:C:O2'	1:AA:164:U:H5'	2.20	0.42
1:AA:568:G:N3	1:AA:568:G:H2'	2.35	0.42
1:AA:674:G:H2'	1:AA:675:A:C8	2.53	0.42
1:AA:675:A:H1'	11:AK:116:HIS:CD2	2.55	0.42
1:AA:867:G:O2'	1:AA:868:C:H5'	2.20	0.42
1:AA:1126:U:OP2	1:AA:1281:U:O2	2.38	0.42
1:AA:1139:G:C1'	1:AA:1141:C:H41	2.30	0.42
1:AA:1175:G:H2'	1:AA:1176:A:C8	2.55	0.42
3:AC:182:ILE:HG23	3:AC:203:PHE:HA	2.02	0.42

Continued on next page...

*Continued from previous page...*

Atom-1	Atom-2	Interatomic distance (Å)	Clash overlap (Å)
4:AD:3:ARG:O	4:AD:4:TYR:C	2.58	0.42
4:AD:104:VAL:C	4:AD:106:TYR:N	2.73	0.42
5:AE:101:ILE:HD11	5:AE:118:ILE:O	2.19	0.42
6:AF:18:GLN:O	6:AF:21:LEU:N	2.53	0.42
7:AG:18:TYR:HB3	7:AG:59:LEU:HD12	2.02	0.42
12:AL:50:ARG:HH12	12:AL:89:ASP:HB3	1.84	0.42
20:AT:18:GLN:O	20:AT:21:LYS:N	2.53	0.42
27:BA:139:G:C3'	27:BA:139(A):G:H5''	2.50	0.42
27:BA:327:G:N2	47:BY:70:SER:OG	2.53	0.42
27:BA:632:A:H2	27:BA:2403:C:O4'	2.03	0.42
27:BA:742:G:H4'	27:BA:1676:A:H5'	2.02	0.42
27:BA:1007:C:OP1	36:BN:37:LYS:NZ	2.52	0.42
27:BA:1139:G:N3	27:BA:1143:A:H2	2.18	0.42
27:BA:1166:C:O2	27:BA:1184:G:C2	2.72	0.42
27:BA:1499:C:H2'	27:BA:1500:G:H5'	2.02	0.42
27:BA:1862:G:O2'	27:BA:1863:G:H5'	2.20	0.42
27:BA:2287:A:C2	27:BA:2346:A:H2	2.32	0.42
27:BA:2639:A:H2'	27:BA:2640:G:H5'	2.01	0.42
27:BA:2821:A:OP2	40:BR:2:ARG:CZ	2.68	0.42
27:BA:2846:G:H2'	27:BA:2847:U:O4'	2.19	0.42
29:BC:127:LEU:C	29:BC:129:ARG:H	2.23	0.42
30:BD:6:PHE:N	30:BD:6:PHE:CD1	2.88	0.42
30:BD:26:LYS:CD	30:BD:81:ALA:HA	2.46	0.42
30:BD:113:VAL:H	30:BD:113:VAL:HG23	1.57	0.42
30:BD:172:TYR:CE1	30:BD:186:HIS:HA	2.55	0.42
34:BH:94:TYR:CD2	34:BH:107:VAL:HG12	2.55	0.42
36:BN:5:VAL:O	36:BN:5:VAL:HG13	2.20	0.42
36:BN:87:LEU:O	36:BN:91:LEU:CD1	2.68	0.42
37:BO:7:TYR:CE1	37:BO:20:MET:HB2	2.55	0.42
38:BP:21:ARG:HD3	38:BP:29:LYS:HG2	2.02	0.42
39:BQ:65:PHE:O	39:BQ:104:PHE:CB	2.67	0.42
40:BR:103:ARG:HA	40:BR:111:LEU:HD23	2.02	0.42
41:BS:35:ILE:H	41:BS:53:SER:HB3	1.84	0.42
42:BT:61:PHE:CZ	42:BT:76:PHE:HD1	2.37	0.42
42:BT:88:ILE:HG22	42:BT:89:VAL:HG23	2.00	0.42
42:BT:117:ASP:CG	42:BT:120:ARG:HG3	2.40	0.42
43:BU:85:LYS:HD3	43:BU:116:ALA:HB1	2.02	0.42
44:BV:21:ARG:HA	44:BV:93:GLU:HA	2.02	0.42
44:BV:49:THR:HG22	44:BV:50:PRO:HG2	2.02	0.42
45:BW:50:VAL:HG13	45:BW:51:LEU:N	2.34	0.42
47:BY:19:LYS:HD3	47:BY:20:TYR:CE1	2.54	0.42

*Continued on next page...*

*Continued from previous page...*

Atom-1	Atom-2	Interatomic distance (Å)	Clash overlap (Å)
54:B5:16:ARG:HH12	54:B5:17:ASP:CG	2.19	0.42
55:B6:14:THR:C	55:B6:16:CYS:H	2.23	0.42
57:B8:59:LYS:HB3	57:B8:59:LYS:NZ	2.34	0.42
1:CA:134:A:H61	16:CP:25:ARG:CZ	2.32	0.42
1:CA:159:G:N2	1:CA:162:A:OP2	2.53	0.42
1:CA:189(K):U:H2'	1:CA:189(L):G:C8	2.54	0.42
1:CA:355:C:C4	1:CA:356:A:N7	2.87	0.42
1:CA:382:A:O2'	1:CA:383:A:H5'	2.19	0.42
1:CA:841:U:H3'	1:CA:848:C:C5'	2.50	0.42
1:CA:901:A:C5	1:CA:902:G:H1'	2.55	0.42
1:CA:1004:A:C3'	1:CA:1005:A:H5'	2.50	0.42
1:CA:1288:A:C6	1:CA:1289:A:C6	3.07	0.42
3:CC:34:LEU:C	3:CC:34:LEU:HD23	2.41	0.42
3:CC:65:ALA:O	3:CC:67:THR:N	2.53	0.42
3:CC:182:ILE:HA	3:CC:202:ILE:O	2.19	0.42
5:CE:112:LEU:HD23	5:CE:112:LEU:N	2.34	0.42
7:CG:37:ASN:HD21	9:CI:40:LEU:HA	1.84	0.42
7:CG:68:ASN:O	7:CG:138:LYS:HE3	2.20	0.42
7:CG:105:VAL:HG12	7:CG:109:ASN:HD21	1.84	0.42
8:CH:48:TYR:HB2	8:CH:60:ARG:O	2.20	0.42
8:CH:85:ARG:HD3	8:CH:85:ARG:C	2.40	0.42
8:CH:119:LEU:HB3	8:CH:123:GLU:HB2	2.01	0.42
10:CJ:74:ILE:HG13	10:CJ:74:ILE:O	2.20	0.42
11:CK:34:ASP:HB2	11:CK:35:PRO:HD3	2.00	0.42
12:CL:7:LEU:HD13	17:CQ:32:TYR:CE2	2.55	0.42
12:CL:72:HIS:HA	12:CL:99:ARG:HH12	1.85	0.42
13:CM:3:ARG:NH2	33:DG:113:ARG:HG3	2.35	0.42
19:CS:44:MET:HA	19:CS:44:MET:HE2	1.98	0.42
20:CT:10:LEU:HD22	20:CT:12:ALA:CB	2.49	0.42
23:CW:45:U:H4'	23:CW:46:U:C6	2.55	0.42
27:DA:56:A:C2	27:DA:57:C:C2	3.08	0.42
27:DA:313:C:H2'	27:DA:314:A:H8	1.85	0.42
27:DA:327:G:H2'	27:DA:328:U:H6	1.84	0.42
27:DA:364:C:O2'	27:DA:365:C:H5''	2.20	0.42
27:DA:389:G:H22	38:DP:72:PRO:HD3	1.84	0.42
27:DA:583:G:H5''	43:DU:10:ARG:NH1	2.34	0.42
27:DA:631:A:OP2	57:D8:46:ARG:NH2	2.43	0.42
27:DA:1042:G:O6	27:DA:1112:G:O6	2.36	0.42
27:DA:1424:G:H2'	27:DA:1425:G:O4'	2.20	0.42
27:DA:1427:A:H4'	27:DA:1428:C:O4'	2.20	0.42
27:DA:1578:U:H2'	27:DA:1579:A:H5'	2.02	0.42

*Continued on next page...*

Continued from previous page...

Atom-1	Atom-2	Interatomic distance (Å)	Clash overlap (Å)
27:DA:1620:G:O2'	27:DA:1621:U:H5'	2.20	0.42
27:DA:1772:G:N2	27:DA:1774:C:C5'	2.82	0.42
27:DA:1971:A:N3	30:DD:241:PRO:HD3	2.34	0.42
27:DA:2018:G:N2	43:DU:34:LYS:HZ1	2.18	0.42
27:DA:2036:C:H6	27:DA:2036:C:C5'	2.31	0.42
27:DA:2364:C:O2'	27:DA:2365:G:H5'	2.20	0.42
27:DA:2460:U:O2'	27:DA:2461:C:H5'	2.19	0.42
27:DA:2512:C:H1'	31:DE:140:SER:O	2.19	0.42
27:DA:2620:C:OP1	31:DE:152:LYS:O	2.37	0.42
27:DA:2639:A:H1'	27:DA:2778:A:C2	2.55	0.42
27:DA:2756:U:OP2	58:D9:19:ARG:HB3	2.20	0.42
31:DE:199:ARG:NH2	31:DE:202:LYS:HE2	2.33	0.42
33:DG:7:LEU:HD23	33:DG:176:LEU:HD22	2.02	0.42
34:DH:35:VAL:HG21	34:DH:75:ALA:HB2	2.00	0.42
34:DH:94:TYR:O	34:DH:95:ARG:HB3	2.20	0.42
39:DQ:34:LEU:HD12	39:DQ:130:LYS:O	2.20	0.42
39:DQ:42:ILE:HD13	39:DQ:97:VAL:CG2	2.49	0.42
42:DT:23:ARG:H	42:DT:120:ARG:NH1	2.17	0.42
43:DU:115:ALA:C	43:DU:117:GLN:N	2.73	0.42
44:DV:21:ARG:O	44:DV:22:VAL:CG1	2.67	0.42
45:DW:84:ARG:O	45:DW:96:ILE:N	2.44	0.42
45:DW:92:ARG:O	45:DW:93:ALA:HB3	2.20	0.42
48:DZ:9:ARG:NH1	48:DZ:9:ARG:CB	2.83	0.42
48:DZ:13:LYS:C	48:DZ:15:SER:N	2.70	0.42
48:DZ:16:ALA:HA	48:DZ:19:ARG:HB2	2.02	0.42
48:DZ:127:VAL:HG21	48:DZ:131:ASN:O	2.19	0.42
49:D0:24:LYS:HB2	49:D0:37:LEU:O	2.20	0.42
53:D4:66:HIS:CB	53:D4:67:PRO:CD	2.85	0.42
1:AA:123:C:OP1	1:AA:312:C:H5'	2.19	0.41
1:AA:556:C:OP2	12:AL:17:LYS:NZ	2.51	0.41
1:AA:667:G:H4'	15:AO:51:HIS:ND1	2.35	0.41
1:AA:1044:A:H2'	1:AA:1045:C:O5'	2.20	0.41
1:AA:1104:G:OP1	2:AB:111:ARG:HD2	2.19	0.41
1:AA:1161:C:H2'	1:AA:1162:C:C6	2.55	0.41
1:AA:1202:G:N2	14:AN:46:GLU:OE2	2.51	0.41
1:AA:1228:C:OP2	13:AM:108:ARG:NH2	2.53	0.41
1:AA:1442(A):G:C8	42:BT:118:ARG:HG3	2.55	0.41
1:AA:1446:U:H5'	1:AA:1446:U:H6	1.85	0.41
2:AB:59:GLU:O	2:AB:62:ALA:N	2.53	0.41
4:AD:13:ARG:O	4:AD:14:ARG:CB	2.64	0.41
4:AD:73:ARG:NH1	4:AD:73:ARG:HG2	2.35	0.41

Continued on next page...

*Continued from previous page...*

Atom-1	Atom-2	Interatomic distance (Å)	Clash overlap (Å)
5:AE:53:LEU:O	5:AE:56:GLN:HB2	2.20	0.41
6:AF:63:TYR:O	6:AF:64:GLN:C	2.58	0.41
7:AG:144:MET:C	7:AG:146:GLU:H	2.17	0.41
8:AH:29:SER:HB3	8:AH:32:LYS:HB2	2.02	0.41
12:AL:55:VAL:O	12:AL:62:GLU:HA	2.19	0.41
17:AQ:29:HIS:O	17:AQ:31:LEU:N	2.52	0.41
17:AQ:44:ALA:HA	17:AQ:71:PHE:O	2.20	0.41
27:BA:157:U:P	27:BA:157:U:O4'	2.78	0.41
27:BA:610:G:H2'	27:BA:611:C:C6	2.55	0.41
27:BA:631:A:H2'	27:BA:632:A:O4'	2.20	0.41
27:BA:648:G:C4'	27:BA:2351:G:H5''	2.50	0.41
27:BA:1334:G:C6	27:BA:1335:U:C4	3.08	0.41
27:BA:1661:G:C6	27:BA:1662:C:C4	3.08	0.41
27:BA:1904:G:H2'	27:BA:1905:C:O4'	2.20	0.41
27:BA:2038:G:C6	27:BA:2039:C:C4	3.08	0.41
27:BA:2494:G:H2'	27:BA:2495:G:C8	2.51	0.41
28:BB:34:U:O4	28:BB:44:G:H2'	2.20	0.41
31:BE:68:ALA:C	31:BE:70:ALA:N	2.73	0.41
32:BF:32:LEU:HD23	32:BF:33:LEU:N	2.35	0.41
32:BF:101:LEU:CD1	32:BF:102:PRO:HD2	2.18	0.41
34:BH:58:GLU:O	34:BH:59:ARG:C	2.58	0.41
40:BR:38:VAL:HB	40:BR:39:PRO:CD	2.48	0.41
41:BS:12:PHE:CD1	41:BS:12:PHE:O	2.73	0.41
41:BS:14:VAL:CG1	41:BS:15:ARG:N	2.76	0.41
42:BT:3:ARG:HG3	42:BT:6:LEU:HB2	2.02	0.41
43:BU:90:VAL:CG2	44:BV:47:VAL:HG21	2.50	0.41
45:BW:46:PHE:O	45:BW:49:LYS:HB2	2.19	0.41
48:BZ:150:HIS:CG	48:BZ:151:ALA:N	2.85	0.41
48:BZ:157:PRO:HG2	48:BZ:160:VAL:CG2	2.43	0.41
52:B3:18:ASP:HB2	52:B3:49:LYS:HZ1	1.85	0.41
1:CA:93:G:N2	1:CA:96:U:O2	2.53	0.41
1:CA:162:A:H8	1:CA:162:A:O5'	2.02	0.41
1:CA:514:C:O2'	1:CA:515:G:H5'	2.20	0.41
1:CA:552:U:O2'	1:CA:553:A:H5'	2.19	0.41
1:CA:811:C:O2'	1:CA:901:A:N1	2.52	0.41
1:CA:841:U:H3'	1:CA:848:C:H5'	2.01	0.41
1:CA:894:G:C6	1:CA:895:G:C5	3.08	0.41
1:CA:1223:C:H3'	1:CA:1224:G:C5'	2.50	0.41
1:CA:1261:A:H2'	1:CA:1262:C:H5'	2.02	0.41
3:CC:148:GLY:HA3	3:CC:203:PHE:HB3	2.02	0.41
4:CD:150:GLU:N	4:CD:150:GLU:OE1	2.53	0.41

*Continued on next page...*

*Continued from previous page...*

Atom-1	Atom-2	Interatomic distance (Å)	Clash overlap (Å)
5:CE:101:ILE:CD1	5:CE:101:ILE:H	2.33	0.41
6:CF:16:GLN:N	6:CF:16:GLN:CD	2.72	0.41
6:CF:52:ILE:HG23	6:CF:87:ARG:NH1	2.35	0.41
6:CF:88:VAL:HG12	6:CF:88:VAL:O	2.20	0.41
7:CG:92:SER:CB	7:CG:94:ARG:HE	2.32	0.41
8:CH:6:ILE:H	8:CH:6:ILE:CD1	2.33	0.41
8:CH:60:ARG:HG3	8:CH:60:ARG:NH1	2.35	0.41
8:CH:86:ILE:O	8:CH:88:LYS:N	2.53	0.41
9:CI:26:VAL:HG13	9:CI:61:ALA:O	2.20	0.41
10:CJ:23:ILE:HG23	10:CJ:85:LEU:CD2	2.50	0.41
10:CJ:32:ALA:HB2	10:CJ:76:ASN:HB2	2.02	0.41
12:CL:76:GLU:O	12:CL:77:HIS:CB	2.67	0.41
13:CM:4:ILE:HD12	13:CM:22:ILE:HD11	2.02	0.41
13:CM:47:ASP:C	13:CM:48:LEU:HD22	2.40	0.41
13:CM:65:LYS:HD2	13:CM:69:GLU:CG	2.35	0.41
13:CM:90:LEU:C	13:CM:92:HIS:N	2.73	0.41
14:CN:42:ILE:O	14:CN:45:ARG:HB3	2.20	0.41
15:CO:3:ILE:CG2	15:CO:34:LEU:HD21	2.47	0.41
20:CT:26:ASN:ND2	20:CT:26:ASN:H	2.18	0.41
20:CT:67:ALA:HB2	20:CT:77:ALA:HB2	2.01	0.41
27:DA:195:A:H5'	27:DA:196:A:OP2	2.20	0.41
27:DA:357:A:H2'	27:DA:358:U:H6	1.84	0.41
27:DA:528:A:H2'	27:DA:529:A:H5'	2.02	0.41
27:DA:875:G:C6	27:DA:876:C:C2	3.08	0.41
27:DA:995:C:N4	36:DN:1:MET:SD	2.93	0.41
27:DA:1023:U:H2'	27:DA:1024:G:C5'	2.50	0.41
27:DA:1040:C:O5'	27:DA:1040:C:H6	2.03	0.41
27:DA:1301:A:C8	27:DA:1303:G:C8	3.08	0.41
27:DA:1328:G:H8	27:DA:1328:G:O5'	2.03	0.41
27:DA:1841:U:H2'	27:DA:1842:G:C8	2.55	0.41
27:DA:1899:G:N2	27:DA:1902:C:C4	2.87	0.41
27:DA:2061:G:N7	27:DA:2501:C:C4'	2.83	0.41
27:DA:2078:C:H2'	27:DA:2079:U:O4'	2.20	0.41
27:DA:2331:G:O3'	49:D0:43:THR:HG22	2.20	0.41
27:DA:2525:G:C2	27:DA:2539:C:N3	2.88	0.41
27:DA:2615:U:C2	54:D5:7:PRO:HA	2.55	0.41
29:DC:159:GLY:C	29:DC:161:ILE:H	2.22	0.41
33:DG:70:VAL:O	33:DG:71:THR:C	2.58	0.41
34:DH:86:GLU:N	34:DH:86:GLU:CD	2.73	0.41
35:DI:83:ALA:HB2	35:DI:88:ILE:HA	2.03	0.41
36:DN:17:ASP:OD1	36:DN:17:ASP:O	2.38	0.41

*Continued on next page...*



*Continued from previous page...*

Atom-1	Atom-2	Interatomic distance (Å)	Clash overlap (Å)
36:DN:26:LEU:HD11	36:DN:30:ILE:HD11	2.01	0.41
36:DN:42:TRP:CD1	43:DU:63:VAL:HG11	2.55	0.41
36:DN:55:VAL:HG22	36:DN:126:PRO:C	2.41	0.41
37:DO:2:ILE:HD11	37:DO:82:ASN:HD21	1.85	0.41
37:DO:22:ILE:HG12	37:DO:41:ALA:HA	2.02	0.41
38:DP:46:LYS:HG2	38:DP:52:GLU:CG	2.50	0.41
38:DP:59:LEU:HA	38:DP:61:ARG:CD	2.50	0.41
41:DS:46:VAL:CG1	41:DS:47:THR:N	2.83	0.41
42:DT:108:ARG:HB2	42:DT:111:ARG:NH2	2.35	0.41
44:DV:19:LYS:HZ1	44:DV:20:LEU:HB2	1.85	0.41
45:DW:51:LEU:HA	45:DW:105:VAL:HG11	2.01	0.41
45:DW:84:ARG:HB2	45:DW:96:ILE:HG23	2.01	0.41
47:DY:19:LYS:C	47:DY:20:TYR:CD1	2.93	0.41
47:DY:28:LYS:CB	47:DY:37:VAL:HB	2.50	0.41
47:DY:38:ILE:O	47:DY:39:VAL:HG23	2.20	0.41
48:DZ:27:MET:HB2	48:DZ:89:VAL:HG23	2.02	0.41
49:D0:56:ASP:OD2	49:D0:58:THR:OG1	2.37	0.41
50:D1:8:SER:OG	50:D1:10:LYS:HG3	2.20	0.41
1:AA:15:G:H2'	1:AA:16:A:H8	1.85	0.41
1:AA:542:G:C5'	4:AD:41:GLY:HA3	2.47	0.41
1:AA:665:A:N3	1:AA:732:C:H2'	2.36	0.41
1:AA:676:A:C6	1:AA:677:U:C4	3.07	0.41
1:AA:902:G:O2'	1:AA:903:G:H5'	2.20	0.41
1:AA:942:G:C2	1:AA:1342:C:C2	3.08	0.41
1:AA:958:A:N6	1:AA:959:A:N6	2.68	0.41
1:AA:1165:C:H2'	1:AA:1166:G:H8	1.84	0.41
1:AA:1507:A:C2	1:AA:1508:G:C4	3.08	0.41
2:AB:14:GLY:HA3	2:AB:16:HIS:HE1	1.85	0.41
2:AB:15:VAL:N	2:AB:16:HIS:CE1	2.87	0.41
2:AB:30:ARG:C	2:AB:31:TYR:HD2	2.23	0.41
2:AB:102:LEU:HA	2:AB:105:PHE:HB2	2.03	0.41
2:AB:139:LYS:O	2:AB:142:LEU:HB3	2.20	0.41
4:AD:14:ARG:HA	4:AD:39:PRO:CG	2.49	0.41
5:AE:60:TYR:CE1	5:AE:64:ARG:CZ	3.04	0.41
6:AF:17:SER:O	6:AF:21:LEU:HD23	2.19	0.41
10:AJ:63:PHE:HZ	14:AN:45:ARG:HA	1.84	0.41
12:AL:54:LYS:HG2	12:AL:64:THR:HG23	2.02	0.41
13:AM:84:ILE:O	13:AM:84:ILE:CG2	2.66	0.41
14:AN:15:LYS:O	14:AN:16:PHE:C	2.58	0.41
16:AP:18:ARG:HD3	16:AP:35:LYS:HD2	2.01	0.41
20:AT:89:ARG:HD2	20:AT:104:LEU:CD1	2.39	0.41

*Continued on next page...*

*Continued from previous page...*

Atom-1	Atom-2	Interatomic distance (Å)	Clash overlap (Å)
27:BA:8:A:H2'	27:BA:9:U:H6	1.76	0.41
27:BA:191:A:H2'	27:BA:192:C:H6	1.83	0.41
27:BA:300:A:H2'	27:BA:334:C:H1'	2.02	0.41
27:BA:557:U:O2'	27:BA:558:G:H5'	2.20	0.41
27:BA:675:A:C6	27:BA:676:A:C6	3.08	0.41
27:BA:792:G:H2'	27:BA:2440:C:O2	2.20	0.41
27:BA:874:G:H2'	27:BA:875:G:H8	1.85	0.41
27:BA:904:C:C2'	27:BA:905:U:H5'	2.49	0.41
27:BA:969:U:H2'	27:BA:970:C:C6	2.55	0.41
27:BA:1245:G:OP1	38:BP:16:ARG:NE	2.53	0.41
27:BA:1660:C:H2'	27:BA:1661:G:H8	1.84	0.41
27:BA:1705:G:O2'	27:BA:1706:U:H5'	2.20	0.41
27:BA:1758:G:H2'	27:BA:2696:U:O4'	2.20	0.41
27:BA:1784:A:C4'	27:BA:1785:A:H5''	2.47	0.41
27:BA:2083:G:H2'	27:BA:2084:C:C6	2.55	0.41
27:BA:2452:C:O2'	27:BA:2453:A:H5'	2.20	0.41
28:BB:68:C:O2'	28:BB:69:G:H5'	2.19	0.41
30:BD:134:ARG:HG3	30:BD:135:PHE:CE2	2.55	0.41
33:BG:8:LYS:O	33:BG:11:TYR:HB3	2.20	0.41
33:BG:113:ARG:NH1	53:B4:61:VAL:CG1	2.83	0.41
35:BI:2:LYS:HB2	35:BI:18:VAL:CG1	2.51	0.41
35:BI:14:ASP:O	35:BI:15:VAL:C	2.59	0.41
38:BP:106:LEU:O	38:BP:107:LYS:O	2.38	0.41
39:BQ:55:VAL:HG13	39:BQ:64:ILE:HD12	2.01	0.41
40:BR:53:HIS:HD2	40:BR:94:TYR:OH	2.01	0.41
41:BS:88:ASP:O	41:BS:92:TYR:CD2	2.73	0.41
41:BS:97:ARG:HE	41:BS:97:ARG:C	2.23	0.41
42:BT:93:ARG:HD3	42:BT:93:ARG:O	2.20	0.41
44:BV:82:ARG:HD2	44:BV:82:ARG:N	2.34	0.41
45:BW:24:ILE:O	45:BW:27:LYS:HG3	2.20	0.41
46:BX:39:ILE:O	46:BX:43:VAL:HG23	2.19	0.41
46:BX:41:ASN:ND2	46:BX:41:ASN:H	2.18	0.41
48:BZ:134:GLU:O	48:BZ:135:PHE:HB3	2.20	0.41
48:BZ:136:ILE:O	48:BZ:137:GLU:O	2.38	0.41
48:BZ:164:VAL:CG1	48:BZ:165:SER:H	2.11	0.41
50:B1:46:LEU:CA	50:B1:63:ALA:HA	2.48	0.41
52:B3:8:LEU:HD13	52:B3:31:LEU:CD2	2.41	0.41
54:B5:54:GLY:H	54:B5:56:LYS:HZ1	1.63	0.41
1:CA:109:A:H5'	1:CA:110:C:H5	1.85	0.41
1:CA:323:U:H5'	20:CT:23:ARG:CB	2.49	0.41
1:CA:376:G:C5'	16:CP:5:ARG:HD2	2.45	0.41

*Continued on next page...*

Continued from previous page...

Atom-1	Atom-2	Interatomic distance (Å)	Clash overlap (Å)
1:CA:411:A:C6	1:CA:429:U:C5	3.09	0.41
1:CA:1041:A:H2'	1:CA:1042:G:C8	2.54	0.41
1:CA:1225:A:H5'	13:CM:103:THR:HG23	2.01	0.41
1:CA:1251:A:H2'	1:CA:1252:A:O4'	2.20	0.41
1:CA:1280:A:O4'	10:CJ:41:PRO:HG3	2.20	0.41
1:CA:1349:A:H2'	1:CA:1350:A:H8	1.84	0.41
3:CC:11:ARG:NH2	3:CC:177:THR:O	2.53	0.41
4:CD:106:TYR:HE1	4:CD:113:SER:HA	1.83	0.41
5:CE:107:ARG:C	5:CE:109:ILE:N	2.72	0.41
6:CF:13:ASN:ND2	6:CF:55:ASP:OD2	2.50	0.41
10:CJ:3:LYS:NZ	10:CJ:77:PRO:HD3	2.36	0.41
11:CK:17:GLY:C	11:CK:80:VAL:HG12	2.41	0.41
11:CK:21:ILE:HD12	11:CK:21:ILE:N	2.36	0.41
12:CL:85:GLY:O	12:CL:96:HIS:ND1	2.53	0.41
13:CM:35:GLU:HG3	13:CM:36:LYS:N	2.35	0.41
15:CO:12:ILE:O	15:CO:14:GLU:N	2.53	0.41
16:CP:39:TYR:CD1	16:CP:49:LEU:HD13	2.55	0.41
17:CQ:20:THR:HA	17:CQ:43:LEU:CD2	2.48	0.41
25:CY:25:A:H2'	25:CY:26:C:C6	2.55	0.41
25:CY:57:A:O2'	25:CY:59:U:C5	2.72	0.41
25:CY:67:C:H2'	25:CY:68:C:C5'	2.50	0.41
27:DA:95:G:O2'	51:D2:48:HIS:ND1	2.49	0.41
27:DA:221:A:C5	27:DA:266:G:N7	2.88	0.41
27:DA:231:C:H2'	27:DA:232:G:O4'	2.20	0.41
27:DA:233:A:H8	27:DA:233:A:O5'	2.03	0.41
27:DA:363(D):G:H2'	27:DA:363(D):G:N3	2.35	0.41
27:DA:579:G:N2	27:DA:1262:A:C4	2.88	0.41
27:DA:591:C:O2	57:D8:2:PRO:HA	2.20	0.41
27:DA:679:C:H2'	27:DA:680:G:C8	2.55	0.41
27:DA:773:U:H4'	30:DD:47:GLY:CA	2.50	0.41
27:DA:848:G:N3	27:DA:933:A:H1'	2.35	0.41
27:DA:852:G:H2'	27:DA:853:G:H8	1.85	0.41
27:DA:906:G:H5'	39:DQ:26:TYR:OH	2.21	0.41
27:DA:995:C:N3	36:DN:1:MET:HG3	2.35	0.41
27:DA:1018:C:O2'	27:DA:1019:U:H5'	2.20	0.41
27:DA:1027:A:C2	27:DA:2488:A:H5'	2.55	0.41
27:DA:1317:A:H2'	27:DA:1318:C:C6	2.53	0.41
27:DA:1844:C:C2'	27:DA:1845:G:H5'	2.49	0.41
27:DA:2392:A:H1'	38:DP:60:MET:HB3	2.02	0.41
27:DA:2418:A:C6	27:DA:2419:U:C4	3.08	0.41
27:DA:2484:G:O3'	39:DQ:46:GLN:HG2	2.19	0.41

Continued on next page...

*Continued from previous page...*

Atom-1	Atom-2	Interatomic distance (Å)	Clash overlap (Å)
27:DA:2547:U:H2'	27:DA:2548:G:C8	2.55	0.41
27:DA:2599:G:N7	30:DD:236:GLY:HA2	2.35	0.41
27:DA:2835:A:H5'	27:DA:2836:U:OP1	2.19	0.41
31:DE:61:ARG:HG3	31:DE:61:ARG:HH11	1.85	0.41
31:DE:65:GLY:O	31:DE:67:PHE:N	2.53	0.41
33:DG:62:LEU:C	33:DG:64:THR:H	2.23	0.41
34:DH:153:LYS:NZ	34:DH:156:ALA:HB2	2.35	0.41
34:DH:162:ILE:HG22	34:DH:163:TYR:N	2.34	0.41
35:DI:41:GLU:O	35:DI:45:LYS:HG2	2.20	0.41
35:DI:72:LEU:O	35:DI:72:LEU:CD1	2.65	0.41
36:DN:104:LYS:O	36:DN:106:MET:N	2.50	0.41
39:DQ:118:LEU:HD12	39:DQ:131:ILE:HG22	2.00	0.41
41:DS:83:LYS:O	41:DS:105:ALA:N	2.53	0.41
41:DS:87:PHE:O	41:DS:88:ASP:CB	2.56	0.41
44:DV:82:ARG:O	44:DV:83:ARG:HD3	2.19	0.41
45:DW:57:ASN:ND2	45:DW:57:ASN:N	2.68	0.41
46:DX:35:THR:CB	46:DX:38:GLU:HB2	2.44	0.41
48:DZ:108:ALA:HB3	48:DZ:143:LEU:O	2.20	0.41
51:D2:29:LYS:O	51:D2:32:LEU:N	2.53	0.41
1:AA:191:G:N3	20:AT:105:SER:HB3	2.34	0.41
1:AA:295:C:H2'	1:AA:296:U:H6	1.83	0.41
1:AA:771:G:H2'	1:AA:772:U:C6	2.55	0.41
1:AA:864:A:C2	1:AA:865:A:C2	3.08	0.41
1:AA:895:G:H2'	1:AA:896:C:C6	2.55	0.41
1:AA:939:G:H5''	7:AG:102:ARG:CZ	2.49	0.41
1:AA:1166:G:N2	1:AA:1169:A:O5'	2.53	0.41
1:AA:1166:G:H21	1:AA:1169:A:H3'	1.84	0.41
1:AA:1399:C:H4'	1:AA:1400:C:O5'	2.20	0.41
2:AB:118:LEU:HB2	2:AB:142:LEU:HD13	2.02	0.41
4:AD:194:LEU:HD22	4:AD:194:LEU:N	2.35	0.41
5:AE:124:GLY:O	5:AE:125:SER:O	2.38	0.41
9:AI:32:ASP:O	9:AI:35:GLU:N	2.53	0.41
9:AI:96:LEU:HD12	9:AI:101:PHE:HB2	2.02	0.41
9:AI:112:LYS:HA	9:AI:119:ALA:CB	2.31	0.41
13:AM:15:VAL:HG23	13:AM:16:ASP:N	2.35	0.41
15:AO:4:THR:OG1	15:AO:7:GLU:HG2	2.20	0.41
15:AO:71:GLN:HE21	15:AO:71:GLN:HB3	1.56	0.41
15:AO:76:GLU:C	15:AO:78:TYR:H	2.22	0.41
18:AR:40:LEU:CB	18:AR:79:LEU:HD11	2.50	0.41
20:AT:22:ARG:HH11	20:AT:22:ARG:CB	2.26	0.41
20:AT:67:ALA:O	20:AT:68:LYS:C	2.58	0.41

*Continued on next page...*

*Continued from previous page...*

Atom-1	Atom-2	Interatomic distance (Å)	Clash overlap (Å)
20:AT:79:ARG:NH1	20:AT:79:ARG:HB2	2.35	0.41
25:AY:68:C:C2'	25:AY:69:C:C5'	2.98	0.41
27:BA:55:G:H2'	27:BA:56:A:H8	1.84	0.41
27:BA:83:G:N2	27:BA:103:A:OP2	2.50	0.41
27:BA:321:G:N3	27:BA:341:G:H4'	2.35	0.41
27:BA:809:G:O2'	27:BA:810:U:H5'	2.19	0.41
27:BA:2124:G:H5''	29:BC:177:LYS:CB	2.51	0.41
27:BA:2232:U:OP2	50:B1:40:ARG:NH2	2.53	0.41
27:BA:2370:G:H2'	27:BA:2371:G:O4'	2.19	0.41
27:BA:2400:G:N2	27:BA:2417:C:C2	2.88	0.41
30:BD:92:ILE:CG1	30:BD:104:TYR:HD2	2.32	0.41
31:BE:147:PRO:HB2	31:BE:149:ARG:HG2	2.01	0.41
33:BG:98:ARG:C	33:BG:101:ILE:CD1	2.89	0.41
34:BH:85:LYS:HD3	34:BH:133:VAL:CG1	2.50	0.41
34:BH:85:LYS:HE2	34:BH:145:ALA:CB	2.49	0.41
34:BH:85:LYS:HD2	34:BH:141:VAL:CB	2.50	0.41
35:BI:89:TYR:C	35:BI:91:SER:N	2.73	0.41
37:BO:1:MET:HA	37:BO:33:ALA:O	2.20	0.41
37:BO:76:ALA:O	42:BT:74:ARG:HD3	2.20	0.41
38:BP:95:VAL:HG13	38:BP:123:LEU:HD13	2.02	0.41
39:BQ:48:GLU:HG3	39:BQ:52:VAL:HG23	2.01	0.41
39:BQ:68:ILE:HD13	39:BQ:103:MET:CG	2.48	0.41
40:BR:13:HIS:CE1	40:BR:15:SER:OG	2.73	0.41
40:BR:116:LEU:HD12	40:BR:116:LEU:N	2.35	0.41
41:BS:35:ILE:O	41:BS:53:SER:CB	2.68	0.41
41:BS:88:ASP:CG	41:BS:89:ARG:N	2.72	0.41
42:BT:24:PRO:HA	42:BT:49:VAL:O	2.20	0.41
42:BT:52:ILE:HG12	42:BT:61:PHE:HB2	2.01	0.41
42:BT:105:LEU:HD13	42:BT:109:GLU:OE2	2.21	0.41
47:BY:32:PRO:C	47:BY:34:LYS:N	2.73	0.41
47:BY:68:HIS:ND1	47:BY:70:SER:HB3	2.36	0.41
47:BY:74:PRO:O	47:BY:75:ILE:CB	2.52	0.41
48:BZ:32:LEU:HD12	48:BZ:33:ASN:H	1.84	0.41
48:BZ:80:ARG:HH11	48:BZ:80:ARG:CB	2.33	0.41
48:BZ:120:HIS:HB2	48:BZ:169:THR:O	2.20	0.41
57:B8:44:LYS:HD2	57:B8:44:LYS:N	2.29	0.41
1:CA:148:G:N2	1:CA:175:C:C2	2.88	0.41
1:CA:183:G:H2'	1:CA:184:G:H8	1.85	0.41
1:CA:716:A:C6	1:CA:717:C:C4	3.09	0.41
1:CA:927:G:OP2	1:CA:927:G:H4'	2.20	0.41
1:CA:932:C:O2	1:CA:932:C:C2'	2.67	0.41

*Continued on next page...*

*Continued from previous page...*

Atom-1	Atom-2	Interatomic distance (Å)	Clash overlap (Å)
1:CA:1160:G:O6	1:CA:1181:G:C6	2.73	0.41
1:CA:1190:G:P	3:CC:5:ILE:HG23	2.60	0.41
1:CA:1219:U:OP1	14:CN:19:ARG:NH2	2.49	0.41
1:CA:1239:A:C2	1:CA:1296:C:N3	2.88	0.41
1:CA:1353:G:O2'	1:CA:1354:C:H5'	2.20	0.41
1:CA:1372:U:C4	1:CA:1373:G:C5	3.09	0.41
1:CA:1401:G:O2'	1:CA:1402:C:H5'	2.20	0.41
1:CA:1432:G:OP1	42:DT:107:ASP:HB2	2.19	0.41
1:CA:1490:C:HO2'	1:CA:1491:G:H5'	1.84	0.41
2:CB:39:ILE:CG2	2:CB:40:HIS:N	2.82	0.41
2:CB:64:ARG:O	2:CB:64:ARG:HG3	2.19	0.41
2:CB:144:ARG:HG3	2:CB:145:LEU:N	2.34	0.41
6:CF:44:GLY:O	6:CF:45:LEU:O	2.38	0.41
7:CG:36:LYS:O	7:CG:39:ALA:N	2.54	0.41
8:CH:86:ILE:O	8:CH:88:LYS:HG3	2.20	0.41
9:CI:4:TYR:CE2	9:CI:88:TYR:CB	3.03	0.41
9:CI:5:TYR:HA	9:CI:17:VAL:O	2.20	0.41
9:CI:20:ARG:HG3	9:CI:20:ARG:NH1	2.32	0.41
9:CI:106:ALA:O	9:CI:107:ARG:C	2.58	0.41
10:CJ:85:LEU:C	10:CJ:87:THR:H	2.22	0.41
11:CK:18:ARG:O	11:CK:32:ILE:HA	2.21	0.41
14:CN:54:PRO:O	14:CN:56:VAL:HG23	2.19	0.41
16:CP:19:ILE:HG22	16:CP:36:ILE:HG13	2.02	0.41
17:CQ:60:ILE:HG12	17:CQ:61:GLU:N	2.35	0.41
18:CR:30:ASP:OD1	18:CR:32:ARG:HB3	2.20	0.41
25:CY:28:G:H1	25:CY:40:C:H42	1.68	0.41
25:CY:30:A:H2'	25:CY:31:U:H5'	2.02	0.41
27:DA:18:C:H6	27:DA:18:C:O5'	2.03	0.41
27:DA:201:C:C2'	27:DA:202:U:H5'	2.50	0.41
27:DA:289:A:H5'	27:DA:290:G:OP2	2.19	0.41
27:DA:380:U:H2'	27:DA:381:G:C8	2.55	0.41
27:DA:390:A:H4'	27:DA:391:G:H5'	2.02	0.41
27:DA:606:U:H4'	27:DA:658:C:H4'	2.01	0.41
27:DA:692:C:C2	27:DA:771:G:C2	3.09	0.41
27:DA:1024:G:C6	27:DA:1025:G:C6	3.08	0.41
27:DA:1168:G:N1	27:DA:1182:A:C2	2.88	0.41
27:DA:1505:C:O2	27:DA:1505:C:O4'	2.38	0.41
27:DA:1784:A:H4'	27:DA:1785:A:C5'	2.50	0.41
27:DA:1815:A:OP2	30:DD:54:ARG:NH2	2.53	0.41
27:DA:2303:G:H1'	33:DG:132:ASN:ND2	2.30	0.41
27:DA:2361:A:C2'	27:DA:2362:G:H5'	2.50	0.41

*Continued on next page...*

*Continued from previous page...*

Atom-1	Atom-2	Interatomic distance (Å)	Clash overlap (Å)
27:DA:2707:G:O2'	27:DA:2708:G:H5'	2.21	0.41
27:DA:2776:A:OP1	27:DA:2776:A:H3'	2.20	0.41
27:DA:2807:G:H22	27:DA:2892:A:N6	2.19	0.41
30:DD:65:ILE:H	30:DD:65:ILE:CD1	2.32	0.41
30:DD:215:LEU:O	30:DD:216:GLY:C	2.58	0.41
31:DE:3:GLY:HA3	31:DE:81:ILE:HG21	2.02	0.41
31:DE:78:LEU:C	31:DE:79:ARG:HD2	2.40	0.41
35:DI:61:ARG:C	35:DI:63:ALA:N	2.73	0.41
35:DI:130:TYR:O	35:DI:131:LYS:CB	2.68	0.41
39:DQ:78:PRO:O	39:DQ:79:LEU:O	2.37	0.41
41:DS:46:VAL:HG12	41:DS:47:THR:O	2.20	0.41
43:DU:20:LEU:O	43:DU:20:LEU:CD1	2.68	0.41
45:DW:52:GLU:C	45:DW:54:ALA:N	2.74	0.41
46:DX:35:THR:HG22	46:DX:38:GLU:H	1.85	0.41
48:DZ:4:LEU:HD21	48:DZ:42:GLU:HB3	2.01	0.41
48:DZ:4:LEU:HD12	48:DZ:5:LYS:H	1.85	0.41
48:DZ:55:VAL:HA	48:DZ:69:LEU:CD2	2.50	0.41
48:DZ:84:HIS:ND1	48:DZ:85:VAL:N	2.68	0.41
50:D1:7:ILE:HD13	50:D1:62:VAL:CG2	2.50	0.41
51:D2:41:ILE:HD11	51:D2:44:LEU:HD12	2.01	0.41
54:D5:56:LYS:CD	54:D5:56:LYS:N	2.84	0.41
55:D6:13:CYS:HB3	55:D6:49:HIS:HB3	2.02	0.41
1:AA:15:G:H2'	1:AA:16:A:C8	2.55	0.41
1:AA:405:U:H5''	1:AA:495:A:H2	1.86	0.41
1:AA:452:A:C4	1:AA:453:A:C8	3.09	0.41
1:AA:577:G:H2'	1:AA:578:C:H6	1.85	0.41
1:AA:585:G:O2'	1:AA:879:C:H5''	2.20	0.41
1:AA:1197:G:O2'	1:AA:1198:G:H5'	2.21	0.41
1:AA:1258:G:O2'	1:AA:1259:C:C5'	2.68	0.41
1:AA:1343:G:H2'	1:AA:1344:C:H6	1.83	0.41
2:AB:47:THR:CG2	2:AB:202:PRO:HG2	2.49	0.41
2:AB:92:TYR:OH	2:AB:150:SER:HB3	2.21	0.41
2:AB:157:ARG:O	2:AB:158:LEU:C	2.57	0.41
3:AC:11:ARG:HB3	3:AC:15:THR:HB	2.01	0.41
3:AC:62:ASP:O	3:AC:98:ASN:HB2	2.19	0.41
4:AD:190:ASP:O	4:AD:191:ARG:C	2.58	0.41
7:AG:30:ILE:CD1	7:AG:105:VAL:HG22	2.51	0.41
8:AH:134:ILE:O	8:AH:135:CYS:HB3	2.20	0.41
10:AJ:78:ASN:HD21	10:AJ:80:LYS:CB	2.09	0.41
11:AK:73:MET:HE2	11:AK:103:LEU:HD23	2.02	0.41
23:AW:3:G:H2'	23:AW:4:G:O4'	2.21	0.41

*Continued on next page...*

*Continued from previous page...*

Atom-1	Atom-2	Interatomic distance (Å)	Clash overlap (Å)
27:BA:271(J):C:H5'	27:BA:271(K):U:OP2	2.20	0.41
27:BA:898:C:O2'	27:BA:899:A:H5'	2.20	0.41
27:BA:1213:A:H1'	27:BA:1238:G:N3	2.36	0.41
27:BA:1260:G:H2'	27:BA:1261:C:C6	2.55	0.41
27:BA:1335:U:H2'	27:BA:1336:A:H8	1.85	0.41
27:BA:1909:C:C6	27:BA:1909:C:H5''	2.55	0.41
27:BA:2126:A:C5'	29:BC:36:LYS:HE2	2.49	0.41
27:BA:2134:A:N6	27:BA:2157:G:C1'	2.78	0.41
27:BA:2784:C:O5'	27:BA:2784:C:H6	2.03	0.41
27:BA:2791:C:O5'	27:BA:2792:G:OP1	2.38	0.41
27:BA:2811:G:O4'	31:BE:61:ARG:NH2	2.51	0.41
28:BB:32:C:H42	28:BB:50:G:H1	1.69	0.41
29:BC:20:TYR:CG	29:BC:21:THR:N	2.86	0.41
30:BD:79:VAL:HA	30:BD:95:LEU:HB3	2.01	0.41
31:BE:34:VAL:HG21	31:BE:78:LEU:HD13	2.01	0.41
31:BE:47:VAL:CG2	31:BE:86:PRO:HD2	2.44	0.41
31:BE:69:LYS:O	31:BE:71:GLY:N	2.53	0.41
32:BF:63:LYS:HE3	32:BF:67:GLN:CB	2.51	0.41
34:BH:98:LEU:HD13	34:BH:125:VAL:HG21	2.03	0.41
34:BH:127:GLU:O	34:BH:129:THR:N	2.53	0.41
35:BI:34:GLY:O	35:BI:35:LEU:HD23	2.20	0.41
36:BN:48:MET:H	36:BN:48:MET:CE	2.33	0.41
38:BP:16:ARG:CD	38:BP:18:ARG:H	2.25	0.41
38:BP:79:ARG:NH2	38:BP:109:GLY:CA	2.80	0.41
39:BQ:59:ARG:O	39:BQ:60:ARG:CB	2.68	0.41
39:BQ:118:LEU:HD23	39:BQ:118:LEU:HA	1.82	0.41
41:BS:20:ARG:C	41:BS:21:THR:HG1	2.23	0.41
41:BS:41:ASP:OD2	41:BS:44:LYS:CB	2.68	0.41
42:BT:3:ARG:C	42:BT:5:ALA:H	2.23	0.41
43:BU:78:THR:O	43:BU:79:PHE:C	2.58	0.41
43:BU:104:GLN:C	43:BU:107:ALA:H	2.22	0.41
45:BW:13:SER:O	45:BW:17:VAL:HG13	2.20	0.41
47:BY:28:LYS:O	47:BY:38:ILE:HB	2.20	0.41
47:BY:87:LYS:CG	47:BY:88:LYS:N	2.82	0.41
47:BY:90:LEU:HD12	47:BY:91:GLU:CG	2.46	0.41
50:B1:3:LYS:HB3	50:B1:61:ARG:NH1	2.36	0.41
57:B8:17:THR:HG22	57:B8:21:LYS:O	2.20	0.41
58:B9:24:TYR:CE2	58:B9:35:ARG:HG3	2.54	0.41
1:CA:195:A:OP1	20:CT:68:LYS:NZ	2.54	0.41
1:CA:254:G:H21	17:CQ:16:GLN:NE2	2.18	0.41
1:CA:570:G:H1'	1:CA:820:U:C5	2.55	0.41

*Continued on next page...*



*Continued from previous page...*

Atom-1	Atom-2	Interatomic distance (Å)	Clash overlap (Å)
1:CA:686:U:C2	1:CA:687:A:N7	2.89	0.41
1:CA:782:A:H2'	1:CA:783:C:O4'	2.20	0.41
1:CA:992:U:H4'	1:CA:993:G:O5'	2.20	0.41
2:CB:193:ASP:O	2:CB:194:PRO:C	2.58	0.41
3:CC:42:LEU:HA	3:CC:45:LYS:HZ3	1.85	0.41
4:CD:43:HIS:O	4:CD:44:GLY:C	2.59	0.41
4:CD:163:GLU:O	4:CD:166:LYS:HG3	2.20	0.41
5:CE:71:LEU:HD11	5:CE:114:GLY:HA3	2.02	0.41
7:CG:60:LYS:C	7:CG:62:PHE:N	2.74	0.41
8:CH:1:MET:HE3	8:CH:3:THR:N	2.36	0.41
8:CH:48:TYR:CD1	8:CH:49:GLU:N	2.88	0.41
12:CL:57:LEU:HD11	12:CL:82:ILE:HG13	2.02	0.41
12:CL:114:ARG:CZ	12:CL:114:ARG:CB	2.97	0.41
13:CM:49:THR:H	13:CM:52:GLU:CD	2.24	0.41
22:CV:8:A:C6	23:CW:35:G:C6	3.09	0.41
27:DA:22:C:H2'	27:DA:23:G:O4'	2.21	0.41
27:DA:24:G:H1'	45:DW:77:ASP:HB3	2.01	0.41
27:DA:178:G:O2'	27:DA:179:G:H5'	2.21	0.41
27:DA:260:G:C6	27:DA:261:G:C5	3.08	0.41
27:DA:272(E):G:C2	27:DA:272(F):C:C2	3.08	0.41
27:DA:412:A:H2'	27:DA:413:C:H5'	2.03	0.41
27:DA:777:A:H2'	27:DA:778:G:H8	1.84	0.41
27:DA:912:C:C2'	27:DA:913:U:H5'	2.50	0.41
27:DA:1266:G:OP2	54:D5:19:ARG:NH1	2.52	0.41
27:DA:1847:A:N3	27:DA:1847:A:C2'	2.83	0.41
27:DA:1971:A:H8	27:DA:1971:A:C5'	2.34	0.41
27:DA:2011:U:OP1	45:DW:42:ARG:NH1	2.53	0.41
27:DA:2444:G:OP2	32:DF:68:LYS:HE2	2.19	0.41
27:DA:2659:G:N2	27:DA:2662:A:OP2	2.53	0.41
31:DE:68:ALA:O	31:DE:69:LYS:C	2.59	0.41
31:DE:69:LYS:O	31:DE:71:GLY:N	2.53	0.41
31:DE:104:VAL:CG1	31:DE:188:VAL:HG23	2.47	0.41
31:DE:132:HIS:HA	31:DE:135:HIS:CE1	2.56	0.41
31:DE:173:VAL:HG12	31:DE:174:ASP:H	1.85	0.41
31:DE:176:ILE:HD12	31:DE:176:ILE:H	1.80	0.41
32:DF:183:VAL:O	32:DF:187:VAL:HG23	2.21	0.41
33:DG:125:PHE:HB3	33:DG:131:TYR:HB2	2.02	0.41
34:DH:57:ASP:O	34:DH:62:LYS:HE3	2.20	0.41
34:DH:58:GLU:O	34:DH:61:HIS:N	2.41	0.41
34:DH:72:ILE:O	34:DH:76:VAL:HG23	2.20	0.41
35:DI:12:LEU:HD23	35:DI:12:LEU:O	2.20	0.41

*Continued on next page...*

*Continued from previous page...*

Atom-1	Atom-2	Interatomic distance (Å)	Clash overlap (Å)
35:DI:79:ILE:HG12	35:DI:140:LEU:HD21	2.02	0.41
36:DN:35:ARG:O	36:DN:37:LYS:N	2.48	0.41
37:DO:14:THR:O	37:DO:14:THR:CG2	2.64	0.41
38:DP:101:VAL:HG12	38:DP:107:LYS:CA	2.49	0.41
39:DQ:1:MET:O	39:DQ:2:LEU:CB	2.68	0.41
42:DT:30:VAL:HG11	42:DT:84:GLN:HE21	1.85	0.41
42:DT:50:ILE:CD1	42:DT:100:TYR:HA	2.31	0.41
43:DU:66:ASN:CB	43:DU:76:TYR:HB2	2.46	0.41
44:DV:34:GLU:O	44:DV:36:PRO:CD	2.69	0.41
47:DY:8:LYS:HE2	47:DY:72:VAL:O	2.21	0.41
52:D3:10:LYS:CG	52:D3:53:LEU:HD23	2.51	0.41
53:D4:62:CYS:C	53:D4:64:LYS:H	2.24	0.41
55:D6:22:ALA:O	55:D6:23:THR:CB	2.68	0.41
55:D6:40:CYS:HA	55:D6:46:HIS:H	1.85	0.41
1:AA:169:C:C5	1:AA:170:U:C5	3.09	0.41
1:AA:455:C:O5'	1:AA:455:C:H6	2.03	0.41
1:AA:474:G:H2'	1:AA:475:G:C8	2.54	0.41
1:AA:720:C:H5''	18:AR:52:PRO:HA	2.02	0.41
1:AA:760:G:C2'	1:AA:761:G:H5'	2.50	0.41
1:AA:880:C:OP2	12:AL:3:THR:HG21	2.20	0.41
1:AA:905:U:C2'	1:AA:906:G:H5'	2.50	0.41
1:AA:1102:A:H2'	1:AA:1103:C:H6	1.86	0.41
1:AA:1463:C:O2'	1:AA:1464:G:H5'	2.21	0.41
2:AB:194:PRO:O	2:AB:197:VAL:N	2.49	0.41
3:AC:76:VAL:HG23	3:AC:77:ILE:N	2.35	0.41
4:AD:14:ARG:CG	4:AD:15:GLU:N	2.80	0.41
4:AD:79:PHE:HE1	4:AD:204:ILE:HD13	1.86	0.41
4:AD:127:THR:HG22	4:AD:149:ALA:HB2	2.03	0.41
4:AD:170:VAL:O	4:AD:171:GLY:O	2.39	0.41
8:AH:5:PRO:HB3	8:AH:32:LYS:NZ	2.35	0.41
9:AI:2:GLU:O	9:AI:2:GLU:CG	2.68	0.41
11:AK:27:ASN:HD21	11:AK:55:LYS:HE3	1.80	0.41
12:AL:74:LEU:HD21	12:AL:104:ALA:HA	2.01	0.41
16:AP:18:ARG:HG3	16:AP:35:LYS:HE3	2.02	0.41
20:AT:26:ASN:ND2	20:AT:26:ASN:N	2.68	0.41
23:AW:14:A:O2'	23:AW:15:G:H5'	2.20	0.41
24:AX:47:U:H2'	24:AX:50:U:OP1	2.19	0.41
24:AX:49:G:N2	24:AX:66:C:C2	2.88	0.41
27:BA:257:A:C2'	27:BA:258:G:H5'	2.51	0.41
27:BA:464:U:C2	27:BA:788:A:C6	3.09	0.41
27:BA:799:G:C6	27:BA:800:A:C6	3.07	0.41

*Continued on next page...*

*Continued from previous page...*

Atom-1	Atom-2	Interatomic distance (Å)	Clash overlap (Å)
27:BA:925:C:C2'	27:BA:926:A:C5'	2.91	0.41
27:BA:1150:C:O2'	27:BA:1151:G:H5'	2.20	0.41
27:BA:1682:G:H2'	27:BA:1683:C:C6	2.56	0.41
27:BA:1785:A:O2'	27:BA:1786:A:H2'	2.20	0.41
27:BA:1858:G:H2'	27:BA:1883:G:H22	1.84	0.41
27:BA:2116:G:O2'	27:BA:2117:A:P	2.79	0.41
27:BA:2208:A:H1'	27:BA:2219:G:C2	2.55	0.41
27:BA:2415:G:C2	27:BA:2416:C:C2	3.08	0.41
27:BA:2525:G:C2	27:BA:2539:C:C2	3.09	0.41
27:BA:2545:G:N3	27:BA:2565:A:H2	2.17	0.41
27:BA:2852:G:C2	27:BA:2853:C:C2	3.08	0.41
27:BA:2892:A:H2'	27:BA:2893:G:H4'	2.03	0.41
30:BD:143:HIS:O	30:BD:144:ALA:C	2.58	0.41
32:BF:65:TRP:CZ3	32:BF:72:ARG:HB2	2.56	0.41
32:BF:118:ALA:HB2	32:BF:123:LEU:CD2	2.50	0.41
33:BG:60:LEU:O	33:BG:60:LEU:HD13	2.21	0.41
34:BH:91:GLY:HA3	34:BH:160:LYS:CB	2.49	0.41
36:BN:15:LEU:HB2	36:BN:134:ARG:HB2	2.03	0.41
36:BN:21:LYS:HZ1	36:BN:29:LYS:HE2	1.85	0.41
39:BQ:95:ALA:O	39:BQ:97:VAL:HG23	2.21	0.41
40:BR:44:LEU:HD23	40:BR:44:LEU:HA	1.94	0.41
41:BS:70:GLY:C	41:BS:72:ALA:N	2.73	0.41
42:BT:108:ARG:HA	42:BT:111:ARG:HH12	1.83	0.41
44:BV:38:LEU:HD12	44:BV:56:SER:HA	2.02	0.41
46:BX:64:LYS:HZ2	46:BX:73:ARG:HE	1.69	0.41
54:B5:32:PRO:HG3	54:B5:39:MET:SD	2.61	0.41
55:B6:11:LEU:HD13	55:B6:24:GLU:C	2.41	0.41
55:B6:15:GLU:CD	55:B6:18:ARG:CD	2.86	0.41
56:B7:24:THR:HG23	56:B7:27:GLY:N	2.36	0.41
1:CA:96:U:C2	1:CA:97:G:N7	2.88	0.41
1:CA:461:A:N7	1:CA:471:G:C6	2.88	0.41
1:CA:667:G:H2'	1:CA:668:G:H8	1.86	0.41
1:CA:695:A:H2'	1:CA:696:A:C8	2.55	0.41
1:CA:706:A:C5	1:CA:707:C:H5	2.37	0.41
1:CA:711:G:O2'	1:CA:712:A:H5'	2.20	0.41
1:CA:716:A:C5	1:CA:717:C:C5	3.08	0.41
1:CA:1075:C:OP1	2:CB:179:LYS:NZ	2.50	0.41
2:CB:9:GLU:O	2:CB:12:GLU:HG3	2.21	0.41
2:CB:111:ARG:HA	2:CB:111:ARG:NE	2.35	0.41
3:CC:85:ARG:C	3:CC:87:LEU:N	2.74	0.41
4:CD:200:GLU:CD	4:CD:200:GLU:N	2.74	0.41

*Continued on next page...*

Continued from previous page...

Atom-1	Atom-2	Interatomic distance (Å)	Clash overlap (Å)
5:CE:19:MET:SD	5:CE:24:ARG:HB3	2.60	0.41
7:CG:15:ASP:HB3	7:CG:20:ASP:H	1.86	0.41
7:CG:78:ARG:HB3	7:CG:87:VAL:HG23	2.03	0.41
7:CG:118:VAL:O	7:CG:121:ALA:HB3	2.20	0.41
7:CG:135:VAL:O	7:CG:137:LYS:N	2.53	0.41
7:CG:149:ARG:O	7:CG:152:ALA:HB2	2.19	0.41
8:CH:100:ILE:HG13	8:CH:100:ILE:H	1.52	0.41
10:CJ:78:ASN:HD22	10:CJ:80:LYS:H	1.60	0.41
11:CK:31:THR:O	11:CK:31:THR:HG23	2.20	0.41
11:CK:64:ALA:C	11:CK:66:LEU:N	2.74	0.41
13:CM:34:LEU:HD13	13:CM:41:PRO:HG3	2.02	0.41
13:CM:50:GLU:N	13:CM:50:GLU:OE1	2.53	0.41
13:CM:114:ARG:O	13:CM:115:LYS:HD3	2.20	0.41
59:CX:74:C:H6	59:CX:74:C:O5'	2.04	0.41
25:CY:18:G:C1'	25:CY:56:G:H22	2.34	0.41
25:CY:37:U:H2'	25:CY:38:U:H5''	2.02	0.41
27:DA:201:C:H2'	27:DA:202:U:H5'	2.03	0.41
27:DA:333:G:H2'	27:DA:333:G:N3	2.35	0.41
27:DA:363(A):A:H2'	27:DA:363(B):G:O4'	2.20	0.41
27:DA:412:A:N7	27:DA:2412:A:H1'	2.35	0.41
27:DA:529:A:C6	27:DA:2042:A:N3	2.88	0.41
27:DA:599:G:C6	27:DA:600:G:N7	2.89	0.41
27:DA:658:C:H2'	27:DA:659:C:H6	1.83	0.41
27:DA:1169:G:H2'	27:DA:1170:G:O4'	2.20	0.41
27:DA:1235:G:C2	27:DA:1236:G:N2	2.88	0.41
27:DA:1245:G:H5''	32:DF:34:TRP:HZ2	1.85	0.41
27:DA:1469:A:H2'	27:DA:1470:G:O4'	2.21	0.41
27:DA:1502:C:H5'	27:DA:1503:U:OP2	2.20	0.41
27:DA:1747(A):G:C2'	27:DA:1748:G:C5'	2.99	0.41
27:DA:1858:G:O2'	27:DA:1884:A:N6	2.54	0.41
27:DA:2395:C:O2'	50:D1:30:VAL:O	2.38	0.41
27:DA:2522:U:C2'	27:DA:2523:G:H5''	2.50	0.41
27:DA:2722:G:O3'	40:DR:5:LYS:HG2	2.20	0.41
29:DC:23:ASP:O	29:DC:25:ALA:N	2.54	0.41
30:DD:28:GLU:N	30:DD:29:PRO:CD	2.82	0.41
31:DE:97:LYS:O	31:DE:100:GLU:CG	2.68	0.41
32:DF:114:VAL:HG11	32:DF:202:PHE:HE2	1.83	0.41
34:DH:125:VAL:HG12	34:DH:125:VAL:O	2.20	0.41
35:DI:116:LEU:HD12	35:DI:117:GLU:H	1.84	0.41
37:DO:24:VAL:HG11	37:DO:33:ALA:HB2	2.02	0.41
37:DO:40:VAL:HA	37:DO:58:VAL:O	2.20	0.41

Continued on next page...

*Continued from previous page...*

Atom-1	Atom-2	Interatomic distance (Å)	Clash overlap (Å)
37:DO:112:MET:O	37:DO:115:VAL:N	2.53	0.41
39:DQ:109:VAL:CG1	39:DQ:113:GLN:HB2	2.50	0.41
39:DQ:131:ILE:O	39:DQ:132:VAL:CG1	2.56	0.41
42:DT:133:GLU:O	42:DT:133:GLU:HG3	2.20	0.41
43:DU:41:ALA:O	43:DU:42:ALA:C	2.59	0.41
46:DX:27:THR:HB	46:DX:80:ILE:CB	2.47	0.41
46:DX:47:PHE:O	46:DX:48:LYS:C	2.59	0.41
46:DX:65:ARG:HG2	46:DX:66:LEU:N	2.34	0.41
48:DZ:55:VAL:N	48:DZ:69:LEU:HD21	2.36	0.41
48:DZ:103:PHE:HD1	48:DZ:138:VAL:HB	1.86	0.41
48:DZ:110:VAL:O	48:DZ:111:ARG:HB2	2.20	0.41
48:DZ:125:VAL:HB	48:DZ:161:GLU:O	2.20	0.41
48:DZ:149:LEU:CB	48:DZ:170:ILE:HG13	2.50	0.41
50:D1:3:LYS:CG	50:D1:4:VAL:N	2.80	0.41
51:D2:15:LYS:O	51:D2:15:LYS:HD2	2.20	0.41
55:D6:49:HIS:O	55:D6:50:ARG:HG2	2.21	0.41
1:AA:20:U:H2'	1:AA:21:G:O4'	2.20	0.41
1:AA:35:G:H2'	1:AA:36:C:C6	2.56	0.41
1:AA:78:G:HO2'	1:AA:79:G:N2	2.17	0.41
1:AA:600:C:O2'	1:AA:601:C:H5'	2.20	0.41
1:AA:959:A:H2'	1:AA:960:U:O4'	2.20	0.41
1:AA:1202:G:C2'	1:AA:1203:C:H5'	2.50	0.41
1:AA:1354:C:H2'	1:AA:1355:G:C8	2.55	0.41
1:AA:1527:C:O2'	1:AA:1528:U:H5'	2.20	0.41
2:AB:130:ARG:O	2:AB:135:GLN:NE2	2.54	0.41
2:AB:195:ASP:C	2:AB:197:VAL:H	2.24	0.41
2:AB:204:ASN:ND2	2:AB:207:ALA:HB3	2.36	0.41
3:AC:16:ARG:HB2	3:AC:16:ARG:NH1	2.35	0.41
4:AD:25:ARG:O	4:AD:27:TYR:N	2.44	0.41
4:AD:170:VAL:HG12	4:AD:174:LEU:CB	2.50	0.41
5:AE:121:LYS:HE3	5:AE:122:GLU:O	2.21	0.41
7:AG:138:LYS:O	7:AG:138:LYS:HG2	2.20	0.41
10:AJ:40:LEU:HB2	10:AJ:41:PRO:HD2	2.02	0.41
10:AJ:80:LYS:O	10:AJ:84:GLN:OE1	2.38	0.41
12:AL:116:LYS:O	12:AL:117:TYR:HB2	2.20	0.41
16:AP:9:PHE:CD2	16:AP:9:PHE:N	2.89	0.41
18:AR:84:LYS:HD3	18:AR:84:LYS:HA	1.94	0.41
19:AS:63:THR:O	19:AS:65:ASN:N	2.53	0.41
23:AW:7:A:N6	23:AW:48:C:N4	2.69	0.41
27:BA:272(D):G:O2'	27:BA:272(E):G:H5'	2.21	0.41
27:BA:638:G:O6	27:BA:651:G:N7	2.54	0.41

*Continued on next page...*

*Continued from previous page...*

Atom-1	Atom-2	Interatomic distance (Å)	Clash overlap (Å)
27:BA:1042:G:H5'	27:BA:1043:C:OP2	2.21	0.41
27:BA:1047:G:H3'	27:BA:1110:G:H1	1.85	0.41
27:BA:2063:C:C5	27:BA:2064:C:C5	3.09	0.41
27:BA:2131:G:N7	27:BA:2158:A:N6	2.68	0.41
27:BA:2416:C:H2'	27:BA:2417:C:C6	2.55	0.41
27:BA:2780:G:H4'	27:BA:2781:A:OP2	2.21	0.41
27:BA:2803:C:O3'	27:BA:2804:C:O4'	2.38	0.41
28:BB:35:U:C2'	28:BB:36:C:H5'	2.50	0.41
28:BB:92:C:C5'	48:BZ:78:ARG:HH22	2.32	0.41
30:BD:205:VAL:O	30:BD:205:VAL:HG12	2.19	0.41
33:BG:6:ALA:CB	33:BG:104:GLU:OE1	2.54	0.41
33:BG:110:ALA:O	33:BG:111:LEU:C	2.58	0.41
33:BG:133:LEU:HD12	33:BG:157:ILE:HB	2.00	0.41
34:BH:8:PRO:CG	34:BH:65:HIS:HE1	2.34	0.41
35:BI:31:LEU:HD12	35:BI:31:LEU:N	2.36	0.41
36:BN:1:MET:HE2	36:BN:2:LYS:CA	2.50	0.41
37:BO:26:LYS:HB3	37:BO:27:GLY:H	1.55	0.41
39:BQ:69:PHE:HA	39:BQ:70:PRO:HD2	1.93	0.41
40:BR:109:ALA:O	40:BR:111:LEU:HD22	2.20	0.41
42:BT:14:TYR:CD1	42:BT:14:TYR:N	2.88	0.41
47:BY:20:TYR:CE1	47:BY:42:VAL:HA	2.56	0.41
48:BZ:76:ASP:O	48:BZ:78:ARG:N	2.54	0.41
49:B0:24:LYS:HD3	49:B0:24:LYS:HA	1.89	0.41
53:B4:39:ARG:HA	53:B4:48:ILE:O	2.21	0.41
57:B8:33:ASN:CB	57:B8:41:ILE:HD11	2.50	0.41
58:B9:11:CYS:O	58:B9:14:CYS:HB2	2.21	0.41
1:CA:13:U:C4	1:CA:21:G:N2	2.89	0.41
1:CA:21:G:H2'	1:CA:22:G:H8	1.80	0.41
1:CA:102:G:C6	1:CA:103:C:C4	3.09	0.41
1:CA:160:A:H2'	1:CA:161:A:O4'	2.19	0.41
1:CA:554:C:C4	1:CA:555:C:N4	2.89	0.41
1:CA:623:C:O2	1:CA:623:C:H2'	2.21	0.41
1:CA:890:G:O2'	1:CA:906:G:O6	2.34	0.41
1:CA:1288:A:O4'	1:CA:1353:G:H4'	2.21	0.41
1:CA:1483:A:O2'	27:DA:1947:C:O2	2.38	0.41
3:CC:50:ALA:O	3:CC:70:VAL:CG1	2.68	0.41
4:CD:163:GLU:O	4:CD:163:GLU:HG3	2.19	0.41
5:CE:123:LEU:HD23	5:CE:123:LEU:HA	1.85	0.41
6:CF:33:TYR:HE2	6:CF:74:ASP:HB3	1.84	0.41
7:CG:9:VAL:O	7:CG:10:ARG:O	2.39	0.41
10:CJ:45:ARG:HH11	10:CJ:45:ARG:HG3	1.85	0.41

*Continued on next page...*

*Continued from previous page...*

Atom-1	Atom-2	Interatomic distance (Å)	Clash overlap (Å)
10:CJ:47:PHE:O	10:CJ:47:PHE:HD1	2.04	0.41
10:CJ:60:ARG:HB2	10:CJ:61:GLU:H	1.67	0.41
11:CK:110:ASP:O	18:CR:84:LYS:HG3	2.20	0.41
13:CM:117:VAL:CG1	13:CM:118:ALA:N	2.84	0.41
15:CO:27:VAL:C	15:CO:29:VAL:H	2.24	0.41
16:CP:39:TYR:CE2	16:CP:41:PRO:HB3	2.56	0.41
16:CP:75:ARG:O	16:CP:78:GLY:N	2.47	0.41
17:CQ:74:LEU:C	17:CQ:74:LEU:HD13	2.41	0.41
17:CQ:99:SER:O	17:CQ:100:LYS:HG3	2.19	0.41
21:CU:9:ARG:HG3	21:CU:13:ILE:HD11	2.03	0.41
27:DA:119:A:H5'	27:DA:120:U:OP1	2.21	0.41
27:DA:150:C:H2'	27:DA:151:C:C6	2.55	0.41
27:DA:373:U:H1'	27:DA:423:A:N3	2.36	0.41
27:DA:429:A:C6	27:DA:430:G:C6	3.09	0.41
27:DA:489:G:N2	27:DA:491:G:H1'	2.35	0.41
27:DA:882:G:O2'	27:DA:883:G:C5'	2.69	0.41
27:DA:1040:C:O2'	27:DA:1041:C:P	2.78	0.41
27:DA:1336:A:O2'	27:DA:1337:G:H5'	2.20	0.41
27:DA:1389:G:C2	27:DA:1399:C:O2	2.74	0.41
27:DA:1623:G:C2	27:DA:1624:G:C8	3.08	0.41
27:DA:1623:G:N3	27:DA:1624:G:C8	2.89	0.41
27:DA:1754:C:H2'	27:DA:1755:A:O4'	2.20	0.41
27:DA:1862:G:H2'	27:DA:1863:G:H8	1.85	0.41
27:DA:2055:C:OP1	54:D5:8:LYS:NZ	2.44	0.41
27:DA:2069:G:O2'	27:DA:2070:G:H5'	2.21	0.41
27:DA:2247:A:H2'	27:DA:2248:C:C6	2.56	0.41
27:DA:2350:C:H2'	27:DA:2351:G:H5'	2.01	0.41
27:DA:2403:C:N3	27:DA:2415:G:C2	2.88	0.41
27:DA:2427:C:OP1	27:DA:2429:G:OP1	2.39	0.41
27:DA:2646:C:H2'	27:DA:2647:U:O4'	2.21	0.41
27:DA:2820:A:OP2	40:DR:4:LEU:CD1	2.68	0.41
28:DB:46:A:N7	28:DB:47:C:C4	2.88	0.41
30:DD:8:PRO:C	30:DD:10:THR:H	2.23	0.41
30:DD:95:LEU:HD11	30:DD:105:ILE:HG21	2.02	0.41
31:DE:3:GLY:C	31:DE:4:ILE:HG22	2.41	0.41
31:DE:188:VAL:HA	31:DE:189:PRO:HD2	1.77	0.41
31:DE:198:VAL:HG12	31:DE:199:ARG:N	2.35	0.41
32:DF:7:TYR:CD2	32:DF:16:GLY:N	2.88	0.41
32:DF:110:LEU:HG	32:DF:205:ARG:CZ	2.50	0.41
32:DF:197:ASP:O	32:DF:200:GLU:HB3	2.20	0.41
34:DH:23:ARG:C	34:DH:24:VAL:HG22	2.41	0.41

*Continued on next page...*

*Continued from previous page...*

Atom-1	Atom-2	Interatomic distance (Å)	Clash overlap (Å)
36:DN:56:ASN:HA	36:DN:125:GLY:N	2.27	0.41
38:DP:19:VAL:HG12	38:DP:19:VAL:O	2.21	0.41
41:DS:12:PHE:CE1	41:DS:91:PRO:HG3	2.56	0.41
41:DS:20:ARG:HA	41:DS:20:ARG:HD3	1.82	0.41
41:DS:89:ARG:CB	41:DS:92:TYR:CB	2.74	0.41
42:DT:56:GLY:O	42:DT:59:THR:HG23	2.21	0.41
42:DT:64:ARG:HG2	42:DT:64:ARG:NH1	2.36	0.41
43:DU:92:ARG:CG	43:DU:92:ARG:NH1	2.82	0.41
45:DW:8:ARG:HH11	45:DW:8:ARG:HG3	1.85	0.41
45:DW:110:LYS:O	45:DW:111:HIS:HB3	2.20	0.41
48:DZ:53:HIS:CG	48:DZ:100:PRO:HD3	2.56	0.41
51:D2:25:VAL:O	51:D2:26:ARG:C	2.57	0.41
53:D4:43:GLY:O	53:D4:45:GLY:N	2.53	0.41
53:D4:80:ARG:HB2	53:D4:81:VAL:H	1.64	0.41
55:D6:15:GLU:O	55:D6:16:CYS:C	2.59	0.41
57:D8:51:ALA:HA	57:D8:54:GLU:CD	2.38	0.41
1:AA:26:A:H61	1:AA:558:G:H1'	1.83	0.41
1:AA:152:A:H3'	1:AA:153:C:H6	1.85	0.41
1:AA:189(D):C:H1'	1:AA:189(H):G:C2	2.56	0.41
1:AA:460:G:H1'	1:AA:472:A:N6	2.36	0.41
1:AA:602:A:C2	1:AA:637:G:C2	3.08	0.41
1:AA:633:G:C5	1:AA:634:C:C5	3.09	0.41
1:AA:712:A:O2'	1:AA:713:G:H5'	2.21	0.41
1:AA:1223:C:H3'	1:AA:1224:G:H5''	2.03	0.41
1:AA:1472:U:H2'	1:AA:1473:A:H8	1.86	0.41
4:AD:9:CYS:SG	4:AD:22:LYS:CD	3.08	0.41
5:AE:33:VAL:HG22	5:AE:43:LEU:HD13	2.02	0.41
5:AE:101:ILE:CG1	5:AE:119:LEU:HD23	2.51	0.41
9:AI:118:LYS:NZ	9:AI:118:LYS:CB	2.83	0.41
11:AK:58:PRO:HG2	11:AK:59:TYR:N	2.34	0.41
15:AO:17:ARG:CD	15:AO:26:GLU:HG3	2.50	0.41
16:AP:7:ALA:HB2	16:AP:20:VAL:CG1	2.47	0.41
20:AT:104:LEU:HD23	20:AT:104:LEU:C	2.40	0.41
23:AW:20:A:H62	23:AW:44:A:H2'	1.86	0.41
25:AY:31:U:H2'	25:AY:32:U:H5'	2.02	0.41
27:BA:680:G:H2'	27:BA:681:G:H8	1.83	0.41
27:BA:856:C:H4'	27:BA:857:C:OP1	2.21	0.41
27:BA:910:A:C6	27:BA:911:A:C6	3.09	0.41
27:BA:1018:C:C2'	27:BA:1019:U:H5'	2.51	0.41
27:BA:1914:C:O5'	27:BA:1914:C:H6	2.02	0.41
27:BA:2620:C:C4	27:BA:2621:A:N7	2.89	0.41

*Continued on next page...*



*Continued from previous page...*

Atom-1	Atom-2	Interatomic distance (Å)	Clash overlap (Å)
27:BA:2875:C:HO2'	42:BT:5:ALA:HB3	1.84	0.41
29:BC:49:ILE:CG2	29:BC:50:ASP:N	2.84	0.41
30:BD:16:MET:HE1	30:BD:208:LYS:HD3	2.02	0.41
31:BE:52:LEU:HD12	31:BE:52:LEU:HA	1.69	0.41
33:BG:45:GLU:CG	33:BG:51:ARG:HH12	2.34	0.41
34:BH:137:ASP:OD1	34:BH:138:LYS:N	2.54	0.41
36:BN:15:LEU:HD13	36:BN:15:LEU:C	2.41	0.41
38:BP:106:LEU:HG	38:BP:107:LYS:N	2.34	0.41
38:BP:144:GLU:O	38:BP:146:VAL:N	2.49	0.41
39:BQ:134:ARG:HH21	48:BZ:121:ARG:CZ	2.33	0.41
40:BR:21:TYR:O	40:BR:24:GLN:HB2	2.21	0.41
41:BS:103:GLU:O	41:BS:105:ALA:N	2.54	0.41
42:BT:26:ASP:OD2	42:BT:26:ASP:O	2.38	0.41
42:BT:117:ASP:OD2	42:BT:120:ARG:HG3	2.21	0.41
43:BU:104:GLN:C	43:BU:106:PHE:N	2.70	0.41
46:BX:53:LYS:HB3	46:BX:82:GLN:CB	2.50	0.41
47:BY:71:LYS:HE3	47:BY:71:LYS:HB2	1.85	0.41
47:BY:85:VAL:HG12	47:BY:86:ARG:N	2.35	0.41
48:BZ:6:ALA:CB	48:BZ:38:VAL:HG12	2.51	0.41
51:B2:41:ILE:O	51:B2:43:GLN:N	2.54	0.41
57:B8:39:LYS:O	57:B8:40:GLU:C	2.59	0.41
1:CA:33:A:OP2	1:CA:398:C:H5'	2.21	0.41
1:CA:70:G:O6	1:CA:100:C:N3	2.54	0.41
1:CA:99:U:O2'	1:CA:100:C:N1	2.51	0.41
1:CA:258:G:H2'	1:CA:259:G:C8	2.55	0.41
1:CA:288:A:O2'	1:CA:289:G:H5'	2.21	0.41
1:CA:458:C:H2'	1:CA:460:G:H8	1.85	0.41
1:CA:778:G:H2'	1:CA:779:C:O4'	2.21	0.41
1:CA:908:A:H2'	1:CA:909:A:C8	2.56	0.41
1:CA:945:G:C2	1:CA:946:A:C8	3.09	0.41
1:CA:1213:A:N1	1:CA:1215:G:H1'	2.36	0.41
1:CA:1239:A:O2'	1:CA:1298:C:N4	2.54	0.41
1:CA:1285:A:H4'	1:CA:1286:A:O5'	2.21	0.41
1:CA:1325:C:H2'	1:CA:1326:C:C6	2.55	0.41
1:CA:1440:C:C2'	1:CA:1441:G:H5'	2.51	0.41
3:CC:6:HIS:HA	3:CC:7:PRO:HD2	1.78	0.41
4:CD:80:GLU:HA	4:CD:80:GLU:OE2	2.19	0.41
4:CD:173:TRP:HA	4:CD:187:ARG:HH12	1.86	0.41
6:CF:48:LEU:HD13	6:CF:52:ILE:HB	2.03	0.41
9:CI:6:GLY:HA3	9:CI:80:GLY:O	2.21	0.41
9:CI:65:VAL:O	9:CI:65:VAL:HG13	2.20	0.41

*Continued on next page...*

Continued from previous page...

Atom-1	Atom-2	Interatomic distance (Å)	Clash overlap (Å)
10:CJ:3:LYS:NZ	10:CJ:77:PRO:CD	2.83	0.41
10:CJ:36:GLY:O	10:CJ:38:ILE:HG23	2.20	0.41
12:CL:21:VAL:CG1	12:CL:23:ALA:HB2	2.51	0.41
12:CL:52:VAL:CG1	12:CL:53:ALA:N	2.83	0.41
12:CL:55:VAL:CG1	12:CL:56:ARG:N	2.83	0.41
13:CM:13:LYS:O	13:CM:14:ARG:C	2.59	0.41
15:CO:9:GLN:HB3	15:CO:13:GLN:NE2	2.35	0.41
18:CR:21:LYS:O	18:CR:22:VAL:C	2.59	0.41
20:CT:75:ASN:HD22	20:CT:75:ASN:N	2.19	0.41
20:CT:90:GLN:O	20:CT:93:GLU:OE1	2.38	0.41
59:CX:58:A:C5	59:CX:61:C:C4	3.08	0.41
25:CY:70:C:O2'	27:DA:1851:U:H5''	2.20	0.41
27:DA:323:G:O2'	27:DA:1205:U:N3	2.53	0.41
27:DA:335:C:H5''	47:DY:73:ARG:CZ	2.51	0.41
27:DA:391:G:H2'	27:DA:392:C:H6	1.85	0.41
27:DA:538:G:C2	27:DA:539:G:C5	3.09	0.41
27:DA:609:A:H2'	27:DA:610:G:O4'	2.20	0.41
27:DA:889:C:H1'	27:DA:890:A:C1'	2.51	0.41
27:DA:904:C:C2'	27:DA:905:U:H5'	2.51	0.41
27:DA:922:U:H2'	27:DA:923:C:C6	2.56	0.41
27:DA:1021:A:H61	27:DA:1142(A):A:H61	1.68	0.41
27:DA:1140:C:H5'	27:DA:1141:U:OP2	2.20	0.41
27:DA:1514:U:H2'	27:DA:1515:G:H8	1.86	0.41
27:DA:1719:G:C2'	27:DA:1720:U:C5'	2.98	0.41
27:DA:1720:U:H2'	27:DA:1721:G:O4'	2.19	0.41
27:DA:1800:C:C5'	30:DD:147:LEU:HD21	2.50	0.41
27:DA:1946:U:N3	27:DA:1947:C:C5	2.89	0.41
27:DA:1970:A:H4'	27:DA:1971:A:OP1	2.21	0.41
27:DA:2101:G:C6	27:DA:2102:U:C2	3.08	0.41
27:DA:2313:C:OP1	33:DG:71:THR:HB	2.20	0.41
27:DA:2475:C:H42	27:DA:2529:G:H22	1.68	0.41
27:DA:2684:U:HO2'	27:DA:2685:G:H5'	1.85	0.41
28:DB:21:G:H1	28:DB:62:C:N4	2.17	0.41
28:DB:83:G:C5'	52:D3:52:HIS:CD2	3.04	0.41
28:DB:115:G:H1'	41:DS:47:THR:HB	2.02	0.41
29:DC:74:VAL:HB	29:DC:91:ALA:HB2	2.02	0.41
30:DD:2:ALA:O	30:DD:3:VAL:HB	2.21	0.41
30:DD:120:GLY:C	30:DD:122:ASP:N	2.74	0.41
30:DD:127:VAL:HA	30:DD:193:VAL:O	2.21	0.41
30:DD:147:LEU:HD13	30:DD:155:LEU:HD11	2.02	0.41
30:DD:174:ILE:H	30:DD:174:ILE:CD1	2.33	0.41

Continued on next page...

*Continued from previous page...*

Atom-1	Atom-2	Interatomic distance (Å)	Clash overlap (Å)
31:DE:26:ILE:CG2	31:DE:27:LEU:H	2.18	0.41
31:DE:42:ASP:HB3	31:DE:44:TYR:CE1	2.55	0.41
31:DE:59:VAL:CG1	31:DE:60:ASN:H	2.30	0.41
32:DF:53:THR:O	32:DF:55:GLY:N	2.54	0.41
35:DI:1:MET:O	35:DI:20:ASP:HB2	2.20	0.41
35:DI:83:ALA:CA	35:DI:89:TYR:HE1	2.28	0.41
37:DO:71:ARG:NH1	42:DT:74:ARG:HH12	2.19	0.41
39:DQ:55:VAL:HG22	39:DQ:55:VAL:O	2.21	0.41
39:DQ:78:PRO:O	39:DQ:81:VAL:HG13	2.20	0.41
41:DS:61:ASN:O	41:DS:61:ASN:OD1	2.38	0.41
41:DS:62:LYS:CB	41:DS:62:LYS:HZ3	2.33	0.41
42:DT:29:ARG:HD2	42:DT:29:ARG:HA	1.88	0.41
42:DT:93:ARG:HH11	42:DT:93:ARG:CG	2.31	0.41
43:DU:17:ILE:O	43:DU:20:LEU:N	2.54	0.41
43:DU:102:GLU:CA	43:DU:104:GLN:NE2	2.82	0.41
48:DZ:2:TYR:CD1	48:DZ:2:TYR:N	2.89	0.41
51:D2:47:ASN:O	51:D2:49:LYS:N	2.53	0.41
51:D2:63:VAL:O	51:D2:64:LEU:C	2.59	0.41
53:D4:62:CYS:SG	53:D4:63:SER:N	2.93	0.41
1:AA:79:G:N2	1:AA:91:C:H41	2.19	0.41
1:AA:285:G:H2'	1:AA:286:G:H8	1.86	0.41
1:AA:694:A:H2'	1:AA:695:A:O4'	2.20	0.41
1:AA:728:A:N7	15:AO:54:ARG:NH1	2.69	0.41
1:AA:1068:G:N3	1:AA:1191:A:C2	2.88	0.41
1:AA:1124:G:H1'	10:AJ:38:ILE:HG22	2.02	0.41
1:AA:1202:G:H2'	1:AA:1203:C:C5'	2.51	0.41
1:AA:1244:C:C2	1:AA:1294:G:N2	2.89	0.41
1:AA:1288:A:C2	1:AA:1289:A:C4	3.09	0.41
1:AA:1326:C:OP1	21:AU:12:LYS:HE2	2.19	0.41
1:AA:1365:G:HO2'	1:AA:1366:C:H5'	1.84	0.41
1:AA:1501:C:OP2	1:AA:1504:G:H2'	2.21	0.41
2:AB:39:ILE:HG22	2:AB:40:HIS:N	2.35	0.41
2:AB:218:ALA:O	2:AB:222:ILE:HG13	2.20	0.41
3:AC:167:TRP:O	3:AC:168:ALA:HB2	2.21	0.41
4:AD:189:PRO:CB	4:AD:194:LEU:HD21	2.26	0.41
4:AD:191:ARG:NH1	4:AD:194:LEU:O	2.51	0.41
5:AE:10:MET:CB	5:AE:32:VAL:HG22	2.47	0.41
5:AE:39:GLY:O	5:AE:69:VAL:HG23	2.21	0.41
7:AG:65:ALA:O	7:AG:69:VAL:HG23	2.20	0.41
7:AG:86:GLN:HE22	25:AY:30:A:H2	1.66	0.41
8:AH:25:ASP:O	8:AH:26:VAL:HG12	2.20	0.41

*Continued on next page...*

*Continued from previous page...*

Atom-1	Atom-2	Interatomic distance (Å)	Clash overlap (Å)
9:AI:26:VAL:HG13	9:AI:61:ALA:HB3	2.02	0.41
10:AJ:16:LEU:HD23	10:AJ:94:VAL:HG13	2.01	0.41
11:AK:22:HIS:O	11:AK:28:THR:HA	2.21	0.41
13:AM:81:LEU:O	13:AM:89:GLY:HA3	2.21	0.41
14:AN:13:THR:O	14:AN:14:PRO:O	2.39	0.41
14:AN:24:CYS:HB2	14:AN:33:VAL:HG12	2.02	0.41
14:AN:29:ARG:CG	14:AN:30:ALA:N	2.84	0.41
17:AQ:61:GLU:HA	17:AQ:71:PHE:CD2	2.56	0.41
17:AQ:63:ARG:HG2	17:AQ:64:PRO:N	2.34	0.41
27:BA:45:C:O2'	27:BA:47:C:H5'	2.21	0.41
27:BA:412:A:H2'	27:BA:413:C:C5'	2.48	0.41
27:BA:743:G:O2'	27:BA:744:G:H5'	2.21	0.41
27:BA:756:C:N4	27:BA:757:U:C4	2.89	0.41
27:BA:1420:U:H6	27:BA:1420:U:H2'	1.68	0.41
27:BA:1526:G:O2'	27:BA:1527:G:H5'	2.20	0.41
27:BA:1593:G:C3'	27:BA:1594:G:C5'	2.93	0.41
27:BA:1638:C:H2'	27:BA:1639:U:H6	1.85	0.41
27:BA:1751:C:H2'	27:BA:1752:C:C6	2.56	0.41
27:BA:2308:G:C2	27:BA:2309:A:N6	2.88	0.41
27:BA:2313:C:C6	27:BA:2314:C:C5	3.09	0.41
27:BA:2443:C:OP1	32:BF:68:LYS:HG2	2.21	0.41
27:BA:2518:A:H5'	27:BA:2518:A:H8	1.86	0.41
27:BA:2649:U:O2'	27:BA:2650:U:H5'	2.21	0.41
30:BD:222:ARG:HH21	30:BD:225:ALA:HB2	1.86	0.41
31:BE:117:MET:O	31:BE:118:LYS:HB2	2.21	0.41
31:BE:117:MET:HB3	31:BE:122:PHE:HB2	2.03	0.41
32:BF:80:ALA:O	32:BF:82:ILE:N	2.54	0.41
32:BF:136:THR:O	32:BF:137:LYS:C	2.59	0.41
33:BG:16:ARG:O	33:BG:20:ILE:HG13	2.20	0.41
33:BG:60:LEU:HA	33:BG:63:ILE:HG12	2.03	0.41
33:BG:135:LEU:HD22	33:BG:157:ILE:HD11	2.02	0.41
33:BG:141:PHE:O	33:BG:144:ILE:HG22	2.21	0.41
33:BG:170:ARG:NH2	33:BG:182:LYS:HB2	2.36	0.41
34:BH:10:PRO:HG3	34:BH:50:VAL:CA	2.50	0.41
38:BP:29:LYS:N	38:BP:29:LYS:CD	2.82	0.41
38:BP:139:LYS:C	38:BP:141:ALA:N	2.73	0.41
39:BQ:7:MET:HE2	39:BQ:7:MET:HB2	1.90	0.41
39:BQ:14:ARG:CG	39:BQ:41:TRP:HH2	2.33	0.41
39:BQ:34:LEU:HD21	39:BQ:129:THR:HG21	2.02	0.41
40:BR:20:LEU:O	40:BR:24:GLN:HG3	2.20	0.41
40:BR:22:ARG:O	40:BR:24:GLN:N	2.54	0.41

*Continued on next page...*

*Continued from previous page...*

Atom-1	Atom-2	Interatomic distance (Å)	Clash overlap (Å)
40:BR:67:LEU:O	40:BR:68:ARG:C	2.58	0.41
41:BS:51:ALA:CB	41:BS:73:LEU:HG	2.51	0.41
44:BV:5:VAL:HG23	44:BV:35:LEU:HB3	2.03	0.41
44:BV:39:LEU:O	44:BV:47:VAL:HG13	2.21	0.41
44:BV:52:VAL:HG23	44:BV:52:VAL:O	2.20	0.41
46:BX:12:VAL:HG22	46:BX:12:VAL:H	1.59	0.41
47:BY:39:VAL:CG1	47:BY:40:GLU:H	2.31	0.41
48:BZ:40:LEU:CD1	48:BZ:81:ARG:NH1	2.84	0.41
48:BZ:136:ILE:O	48:BZ:136:ILE:HG22	2.21	0.41
55:B6:36:LEU:HD22	55:B6:50:ARG:NH1	2.36	0.41
1:CA:189(L):G:C5	1:CA:190:U:C4	3.08	0.41
1:CA:191:G:H2'	1:CA:192:U:C6	2.55	0.41
1:CA:274:A:H1'	1:CA:275:G:C8	2.56	0.41
1:CA:532:A:C3'	1:CA:533:A:C5'	2.95	0.41
1:CA:1411:C:O2'	1:CA:1412:C:H5'	2.21	0.41
2:CB:32:ILE:HD12	2:CB:32:ILE:N	2.36	0.41
2:CB:116:GLU:HA	2:CB:119:GLU:HB2	2.03	0.41
3:CC:39:ILE:HG22	3:CC:43:LEU:CD1	2.50	0.41
3:CC:43:LEU:HD13	3:CC:55:VAL:CG1	2.51	0.41
4:CD:119:GLN:HG2	4:CD:123:HIS:CD2	2.55	0.41
4:CD:174:LEU:HD23	4:CD:185:PHE:HA	2.02	0.41
5:CE:81:GLU:HA	5:CE:89:ILE:O	2.21	0.41
5:CE:102:ALA:HB1	5:CE:106:PRO:HG2	2.02	0.41
6:CF:50:TYR:CE2	6:CF:52:ILE:HG12	2.56	0.41
8:CH:29:SER:O	8:CH:30:ARG:C	2.58	0.41
8:CH:39:LEU:HD22	8:CH:39:LEU:H	1.86	0.41
9:CI:17:VAL:HA	9:CI:63:ILE:HG12	2.03	0.41
9:CI:39:GLY:O	9:CI:41:VAL:N	2.54	0.41
10:CJ:4:ILE:CG2	10:CJ:74:ILE:HD11	2.51	0.41
10:CJ:15:THR:O	10:CJ:94:VAL:CG2	2.69	0.41
11:CK:34:ASP:OD1	11:CK:38:ASN:HB2	2.21	0.41
12:CL:23:ALA:HA	12:CL:95:TYR:HE2	1.85	0.41
16:CP:27:LYS:HG2	16:CP:30:GLY:HA3	2.03	0.41
21:CU:25:LYS:HG3	21:CU:26:LYS:N	2.36	0.41
27:DA:359:A:H2'	27:DA:360:G:O4'	2.20	0.41
27:DA:460:A:H2'	27:DA:461:C:O4'	2.20	0.41
27:DA:892:G:H2'	27:DA:893:C:C5	2.56	0.41
27:DA:992:C:C2	27:DA:1163:G:C2	3.08	0.41
27:DA:1011:G:O2'	27:DA:1013:C:H5''	2.21	0.41
27:DA:1567:A:N6	30:DD:21:PHE:CD1	2.88	0.41
27:DA:1722:A:C2	27:DA:1740:G:H8	2.39	0.41

*Continued on next page...*

Continued from previous page...

Atom-1	Atom-2	Interatomic distance (Å)	Clash overlap (Å)
27:DA:1889:A:N1	27:DA:2234:G:H1'	2.35	0.41
27:DA:2202:C:H2'	27:DA:2203:U:C6	2.56	0.41
27:DA:2352:A:C2'	27:DA:2353:G:H5'	2.49	0.41
27:DA:2428:G:H5''	27:DA:2429:G:O5'	2.21	0.41
27:DA:2703:C:O2'	27:DA:2704:C:H5'	2.21	0.41
27:DA:2747:G:O6	27:DA:2754:U:H2'	2.20	0.41
28:DB:7:G:C2	28:DB:115:G:C2	3.09	0.41
28:DB:66:A:HO2'	28:DB:67:G:P	2.44	0.41
31:DE:4:ILE:C	31:DE:5:LEU:HD23	2.41	0.41
31:DE:14:ILE:CG1	31:DE:21:VAL:HG23	2.50	0.41
33:DG:114:ILE:CG2	33:DG:115:ARG:N	2.83	0.41
33:DG:145:THR:OG1	33:DG:148:MET:HB3	2.20	0.41
34:DH:47:GLU:CG	34:DH:48:GLY:N	2.80	0.41
34:DH:103:LEU:HD23	34:DH:115:VAL:HB	2.02	0.41
35:DI:40:THR:O	35:DI:41:GLU:C	2.58	0.41
41:DS:62:LYS:HB2	41:DS:62:LYS:HZ2	1.86	0.41
46:DX:26:TYR:CD1	46:DX:89:ILE:HD12	2.56	0.41
46:DX:32:PRO:HA	46:DX:77:LYS:HB2	2.02	0.41
46:DX:35:THR:O	46:DX:38:GLU:HB3	2.20	0.41
48:DZ:50:ALA:O	48:DZ:51:SER:HB3	2.20	0.41
48:DZ:156:LEU:HD21	48:DZ:162:LEU:CD1	2.48	0.41
50:D1:5:CYS:SG	50:D1:62:VAL:HG23	2.60	0.41
58:D9:30:PRO:C	58:D9:32:HIS:N	2.72	0.41
1:AA:35:G:C2	1:AA:550:G:C2	3.09	0.41
1:AA:44:G:H1'	1:AA:399:G:H22	1.86	0.41
1:AA:116:A:H2'	1:AA:117:G:O4'	2.21	0.41
1:AA:243:A:H4'	1:AA:244:U:C5'	2.51	0.41
1:AA:293:G:H2'	1:AA:294:U:C6	2.56	0.41
1:AA:501:C:H1'	1:AA:549:C:O2'	2.21	0.41
1:AA:706:A:C5	1:AA:707:C:C5	3.09	0.41
1:AA:731:G:H5'	1:AA:766:A:H4'	2.03	0.41
1:AA:738:C:H2'	1:AA:739:C:H6	1.85	0.41
1:AA:859:A:C2'	1:AA:860:A:H5'	2.51	0.41
1:AA:892:A:H2'	1:AA:893:C:C6	2.56	0.41
1:AA:1001(A):G:C8	1:AA:1002:G:C8	3.08	0.41
1:AA:1073:U:H2'	1:AA:1074:G:H8	1.86	0.41
1:AA:1128:C:O2'	1:AA:1146:A:N1	2.54	0.41
1:AA:1137:C:H5'	1:AA:1138:G:C2	2.56	0.41
1:AA:1217:C:O2'	1:AA:1218:C:H5'	2.21	0.41
1:AA:1221:G:OP1	1:AA:1321:C:N3	2.54	0.41
1:AA:1298:C:N4	7:AG:114:ARG:HB3	2.36	0.41

Continued on next page...

*Continued from previous page...*

Atom-1	Atom-2	Interatomic distance (Å)	Clash overlap (Å)
1:AA:1300:G:C2'	1:AA:1301:U:OP2	2.69	0.41
1:AA:1321:C:C5'	1:AA:1322:C:H5'	2.49	0.41
2:AB:25:ASN:O	2:AB:27:LYS:N	2.54	0.41
2:AB:44:LEU:O	2:AB:47:THR:HB	2.21	0.41
2:AB:100:GLY:C	2:AB:102:LEU:N	2.75	0.41
3:AC:8:ILE:CG1	3:AC:184:TYR:HB3	2.51	0.41
3:AC:34:LEU:O	3:AC:34:LEU:HD23	2.20	0.41
3:AC:77:ILE:C	3:AC:83:ARG:HB3	2.38	0.41
3:AC:143:GLU:C	3:AC:145:GLY:H	2.23	0.41
4:AD:7:PRO:O	4:AD:10:ARG:HD2	2.21	0.41
4:AD:78:LEU:O	4:AD:81:GLU:N	2.54	0.41
4:AD:104:VAL:O	4:AD:106:TYR:N	2.54	0.41
6:AF:2:ARG:CD	6:AF:69:GLU:HB3	2.51	0.41
7:AG:13:GLN:HE21	7:AG:13:GLN:HB2	1.55	0.41
7:AG:47:CYS:HB3	7:AG:58:PRO:HB3	2.02	0.41
7:AG:62:PHE:HD1	7:AG:124:LEU:HD11	1.86	0.41
7:AG:122:HIS:O	7:AG:125:MET:N	2.54	0.41
8:AH:86:ILE:CG2	8:AH:133:LEU:HD22	2.49	0.41
9:AI:118:LYS:HB2	9:AI:118:LYS:HZ2	1.86	0.41
10:AJ:8:LEU:HD13	10:AJ:20:ALA:HA	2.02	0.41
10:AJ:12:ASP:CG	10:AJ:14:LYS:HD2	2.41	0.41
10:AJ:78:ASN:O	10:AJ:82:ILE:HG12	2.20	0.41
12:AL:80:VAL:CG1	12:AL:97:ILE:HG23	2.51	0.41
13:AM:20:THR:C	13:AM:22:ILE:N	2.73	0.41
13:AM:57:ARG:O	13:AM:58:GLU:C	2.59	0.41
17:AQ:35:VAL:O	17:AQ:35:VAL:HG23	2.20	0.41
20:AT:54:LYS:HA	20:AT:57:ARG:NH2	2.36	0.41
23:AW:34:U:C4	23:AW:35:G:N7	2.89	0.41
24:AX:11:A:H2'	24:AX:12:G:C8	2.56	0.41
27:BA:291:C:O2'	27:BA:292:C:H5'	2.21	0.41
27:BA:396:G:O3'	50:B1:44:PRO:HA	2.21	0.41
27:BA:588:U:H1'	32:BF:90:PHE:HB3	2.03	0.41
27:BA:671:C:H2'	27:BA:672:C:C6	2.56	0.41
27:BA:802:A:C5	27:BA:803:U:C4	3.08	0.41
27:BA:1040:C:H2'	27:BA:1041:C:O4'	2.20	0.41
27:BA:1219:G:OP2	43:BU:19:LYS:CE	2.69	0.41
27:BA:1300:U:HO2'	27:BA:1301:A:P	2.39	0.41
27:BA:1405:U:H2'	27:BA:1406:U:C6	2.56	0.41
27:BA:1495:A:H3'	27:BA:1496:A:C2	2.56	0.41
27:BA:1506:C:O2	27:BA:1506:C:H2'	2.20	0.41
27:BA:1628:G:C2	27:BA:1629:U:C4	3.09	0.41

*Continued on next page...*

*Continued from previous page...*

Atom-1	Atom-2	Interatomic distance (Å)	Clash overlap (Å)
27:BA:1631(A):A:O2'	27:BA:1632:A:H5'	2.21	0.41
27:BA:1667:G:H22	27:BA:1992:G:H5'	1.86	0.41
27:BA:1860:G:H2'	27:BA:1861:G:C8	2.56	0.41
27:BA:1999:C:H5''	27:BA:2723:C:O2'	2.21	0.41
27:BA:2115:G:H2'	27:BA:2117:A:H62	1.85	0.41
27:BA:2118:U:H5	27:BA:2148:G:O2'	2.03	0.41
27:BA:2151:G:H2'	27:BA:2152:G:C8	2.55	0.41
27:BA:2175:C:H2'	27:BA:2176:A:C8	2.56	0.41
27:BA:2262:U:OP2	49:B0:16:SER:HB3	2.20	0.41
27:BA:2309:A:C2	27:BA:2310:A:C2	3.09	0.41
27:BA:2522:U:H2'	27:BA:2523:G:H5'	2.03	0.41
27:BA:2528:U:H1'	27:BA:2536:G:N2	2.36	0.41
27:BA:2562:U:O2'	27:BA:2563:U:H5'	2.21	0.41
27:BA:2579:C:O2'	31:BE:131:ALA:HA	2.20	0.41
27:BA:2609:U:O2'	27:BA:2610:C:H5''	2.21	0.41
27:BA:2629:A:H5'	27:BA:2629:A:N3	2.35	0.41
27:BA:2686:G:H3'	27:BA:2687:U:H6	1.85	0.41
28:BB:112:U:H2'	28:BB:113:G:H8	1.85	0.41
29:BC:62:VAL:HG12	29:BC:63:SER:N	2.36	0.41
30:BD:35:LYS:HZ2	30:BD:103:ARG:CA	2.34	0.41
30:BD:48:ARG:HH11	30:BD:48:ARG:CG	2.22	0.41
30:BD:206:LEU:O	30:BD:211:ARG:NE	2.54	0.41
32:BF:35:GLU:O	32:BF:38:ARG:HB3	2.20	0.41
32:BF:67:GLN:HG3	32:BF:74:ARG:CB	2.49	0.41
32:BF:89:VAL:CG1	32:BF:90:PHE:H	2.29	0.41
32:BF:95:ARG:HG3	32:BF:97:TYR:CE2	2.55	0.41
32:BF:113:ALA:CB	32:BF:186:ILE:HG21	2.50	0.41
33:BG:91:ARG:HD2	33:BG:92:VAL:CA	2.51	0.41
34:BH:85:LYS:HE2	34:BH:145:ALA:H	1.86	0.41
34:BH:145:ALA:O	34:BH:146:ALA:C	2.58	0.41
35:BI:57:ARG:C	35:BI:59:ALA:H	2.23	0.41
36:BN:63:THR:O	36:BN:64:GLY:O	2.39	0.41
36:BN:89:LYS:HD3	36:BN:89:LYS:HA	1.88	0.41
37:BO:5:GLN:HG3	37:BO:20:MET:HE1	2.02	0.41
37:BO:6:THR:CG2	37:BO:7:TYR:N	2.81	0.41
37:BO:86:ILE:HG22	37:BO:87:ILE:N	2.36	0.41
38:BP:23:PRO:HG3	38:BP:29:LYS:CB	2.51	0.41
38:BP:63:PRO:HA	57:B8:13:ARG:HB3	2.00	0.41
39:BQ:55:VAL:HG12	39:BQ:64:ILE:HD12	2.02	0.41
39:BQ:61:GLY:N	48:BZ:178:ASP:N	2.68	0.41
39:BQ:81:VAL:HG23	49:B0:7:LEU:HG	2.02	0.41

*Continued on next page...*



*Continued from previous page...*

Atom-1	Atom-2	Interatomic distance (Å)	Clash overlap (Å)
39:BQ:84:GLY:C	39:BQ:85:LYS:HG2	2.40	0.41
40:BR:37:THR:HG23	40:BR:40:LYS:CB	2.47	0.41
40:BR:76:VAL:O	40:BR:77:ARG:C	2.57	0.41
41:BS:20:ARG:HH11	41:BS:20:ARG:CG	2.32	0.41
42:BT:48:ILE:HD12	42:BT:48:ILE:N	2.35	0.41
42:BT:91:ARG:HA	42:BT:117:ASP:H	1.86	0.41
42:BT:127:ALA:O	42:BT:128:GLU:CB	2.69	0.41
44:BV:72:VAL:HB	44:BV:85:LYS:HB3	2.02	0.41
47:BY:14:LEU:C	47:BY:14:LEU:HD12	2.40	0.41
48:BZ:6:ALA:CA	48:BZ:38:VAL:HG12	2.50	0.41
51:B2:24:LEU:HG	51:B2:60:LEU:HD11	2.02	0.41
51:B2:47:ASN:O	51:B2:49:LYS:N	2.54	0.41
52:B3:50:VAL:O	52:B3:51:ALA:C	2.58	0.41
52:B3:52:HIS:CD2	52:B3:52:HIS:N	2.75	0.41
1:CA:64:G:N2	1:CA:67:C:C4	2.89	0.41
1:CA:97:G:O2'	1:CA:98:G:OP2	2.34	0.41
1:CA:99:U:C5'	1:CA:100:C:OP1	2.65	0.41
1:CA:191:G:H1'	20:CT:105:SER:CB	2.50	0.41
1:CA:274:A:O2'	1:CA:275:G:O5'	2.39	0.41
1:CA:274:A:H1'	1:CA:275:G:O4'	2.21	0.41
1:CA:360:A:H2'	1:CA:361:G:O4'	2.21	0.41
1:CA:375:U:O3'	16:CP:6:LEU:HB2	2.21	0.41
1:CA:683:G:H2'	1:CA:684:A:C8	2.56	0.41
1:CA:686:U:O2	1:CA:687:A:N7	2.54	0.41
1:CA:715:A:H2'	1:CA:716:A:C8	2.56	0.41
1:CA:769:G:H4'	1:CA:1513:A:H4'	2.03	0.41
1:CA:920:U:H1'	1:CA:1080:A:C2	2.56	0.41
1:CA:935:A:C2	1:CA:936:C:C2	3.09	0.41
1:CA:951:G:C6	1:CA:1231:G:C6	3.09	0.41
1:CA:975:A:N6	1:CA:1367:C:O4'	2.53	0.41
1:CA:1061:G:H1'	10:CJ:56:HIS:CE1	2.56	0.41
1:CA:1173:G:H2'	1:CA:1174:G:H8	1.86	0.41
1:CA:1217:C:H2'	1:CA:1218:C:O4'	2.20	0.41
1:CA:1260:C:H3'	1:CA:1260:C:H6	1.86	0.41
1:CA:1441:G:H5''	1:CA:1442:G:O4'	2.20	0.41
2:CB:34:ALA:HB1	2:CB:36:ARG:CD	2.47	0.41
2:CB:42:ILE:HD11	2:CB:202:PRO:O	2.21	0.41
2:CB:126:GLU:C	2:CB:128:GLU:H	2.24	0.41
3:CC:129:ALA:CB	3:CC:132:ARG:NH1	2.84	0.41
3:CC:184:TYR:HA	3:CC:200:ALA:O	2.20	0.41
4:CD:50:ARG:HE	4:CD:50:ARG:HB3	1.66	0.41

*Continued on next page...*

*Continued from previous page...*

Atom-1	Atom-2	Interatomic distance (Å)	Clash overlap (Å)
4:CD:104:VAL:HG21	4:CD:140:VAL:HG21	2.03	0.41
4:CD:107:ARG:HD2	4:CD:173:TRP:CZ2	2.48	0.41
4:CD:138:TYR:CD2	4:CD:138:TYR:C	2.94	0.41
5:CE:107:ARG:HG2	5:CE:111:GLU:OE2	2.21	0.41
6:CF:12:PRO:HD3	6:CF:58:GLY:HA2	2.02	0.41
9:CI:20:ARG:CG	9:CI:20:ARG:NH1	2.83	0.41
9:CI:39:GLY:O	9:CI:40:LEU:C	2.59	0.41
9:CI:65:VAL:C	9:CI:66:ARG:HG3	2.41	0.41
9:CI:102:LEU:HD13	9:CI:103:THR:N	2.36	0.41
10:CJ:9:ARG:O	10:CJ:16:LEU:HG	2.21	0.41
11:CK:27:ASN:CG	11:CK:55:LYS:HB3	2.41	0.41
16:CP:39:TYR:HD1	16:CP:49:LEU:HD13	1.86	0.41
18:CR:50:ILE:HG22	18:CR:51:LEU:N	2.35	0.41
18:CR:86:VAL:HG12	18:CR:87:ARG:CD	2.51	0.41
19:CS:32:LYS:HG2	19:CS:57:HIS:CD2	2.56	0.41
23:CW:7:A:N6	23:CW:48:C:N4	2.69	0.41
27:DA:154:G:O6	27:DA:172:C:N4	2.48	0.41
27:DA:172:C:C2	27:DA:173:G:C8	3.08	0.41
27:DA:197:A:C5	27:DA:198:C:C5	3.09	0.41
27:DA:261:G:C6	27:DA:262:A:N7	2.89	0.41
27:DA:358:U:O2	27:DA:358:U:H2'	2.20	0.41
27:DA:359:A:H2'	27:DA:360:G:H5'	2.02	0.41
27:DA:504:U:H5''	27:DA:506:G:OP2	2.21	0.41
27:DA:646:A:N6	27:DA:647:G:C2	2.89	0.41
27:DA:718:A:C2'	27:DA:719:C:H5'	2.51	0.41
27:DA:940:G:C3'	27:DA:941:A:H5''	2.51	0.41
27:DA:1022:G:O6	36:DN:66:LYS:HD3	2.21	0.41
27:DA:1467:C:O2'	27:DA:1468:C:H5'	2.21	0.41
27:DA:1468:C:H2'	27:DA:1469:A:H8	1.85	0.41
27:DA:1599:C:N4	27:DA:1600:C:H41	2.19	0.41
27:DA:1644:C:O2	27:DA:1644:C:C2'	2.68	0.41
27:DA:1654:A:C2	31:DE:113:PHE:CD1	3.09	0.41
27:DA:1664:A:N3	27:DA:2726:U:C6	2.89	0.41
27:DA:1698:A:H1'	27:DA:1700:A:H5''	2.03	0.41
27:DA:1792:G:H5'	30:DD:205:VAL:HG13	2.03	0.41
27:DA:1808:U:H2'	27:DA:1809:A:O4'	2.21	0.41
27:DA:1862:G:H1	27:DA:1880:C:H42	1.69	0.41
27:DA:2133:G:H1'	27:DA:2158:A:H61	1.86	0.41
27:DA:2160:G:C2	27:DA:2161:C:C2	3.09	0.41
27:DA:2552:U:C2	27:DA:2554:U:H5''	2.56	0.41
27:DA:2641:G:O3'	36:DN:76:SER:CB	2.68	0.41

*Continued on next page...*

*Continued from previous page...*

Atom-1	Atom-2	Interatomic distance (Å)	Clash overlap (Å)
27:DA:2822:G:OP2	40:DR:2:ARG:CZ	2.69	0.41
27:DA:2835:A:C4'	27:DA:2836:U:OP1	2.69	0.41
28:DB:27:C:C1'	28:DB:28:C:OP1	2.69	0.41
28:DB:58:A:N3	28:DB:58:A:H2'	2.36	0.41
29:DC:21:THR:CG2	29:DC:191:ALA:HB1	2.44	0.41
29:DC:85:GLU:HB2	29:DC:152:ILE:CB	2.50	0.41
30:DD:24:ILE:O	30:DD:26:LYS:HD3	2.21	0.41
30:DD:168:ARG:HD3	30:DD:168:ARG:N	2.35	0.41
30:DD:244:ARG:HA	30:DD:245:PRO:HA	1.81	0.41
31:DE:59:VAL:HG21	31:DE:63:LEU:CA	2.30	0.41
31:DE:116:VAL:HG21	31:DE:122:PHE:CG	2.54	0.41
31:DE:134:ILE:O	31:DE:134:ILE:CD1	2.69	0.41
31:DE:177:PRO:HG2	31:DE:178:GLU:H	1.84	0.41
32:DF:120:GLU:O	32:DF:122:LYS:N	2.53	0.41
32:DF:167:ALA:HB1	32:DF:173:VAL:CG1	2.51	0.41
32:DF:192:LEU:HD21	32:DF:194:MET:HE3	2.03	0.41
33:DG:106:LEU:HA	33:DG:110:ALA:HB3	2.02	0.41
35:DI:29:TYR:CE1	35:DI:33:ARG:CZ	3.04	0.41
35:DI:75:LEU:CG	35:DI:77:LEU:HD21	2.51	0.41
36:DN:117:PHE:O	36:DN:119:ARG:N	2.54	0.41
37:DO:24:VAL:O	37:DO:24:VAL:HG23	2.20	0.41
37:DO:64:ARG:HH12	37:DO:83:ALA:CB	2.34	0.41
37:DO:121:VAL:HG12	37:DO:122:LEU:N	2.36	0.41
38:DP:6:LEU:C	38:DP:9:ASN:ND2	2.73	0.41
38:DP:13:ASN:C	38:DP:13:ASN:ND2	2.74	0.41
38:DP:58:THR:O	38:DP:61:ARG:NE	2.54	0.41
38:DP:140:ALA:O	38:DP:141:ALA:CB	2.67	0.41
40:DR:38:VAL:CB	40:DR:39:PRO:CD	2.94	0.41
40:DR:53:HIS:O	40:DR:56:LYS:HB2	2.21	0.41
40:DR:84:ALA:H	40:DR:85:PRO:HD3	1.84	0.41
40:DR:99:LYS:O	54:D5:44:THR:HA	2.21	0.41
41:DS:14:VAL:HG12	41:DS:15:ARG:N	2.35	0.41
41:DS:15:ARG:O	41:DS:17:ARG:N	2.53	0.41
41:DS:49:VAL:HG12	41:DS:50:SER:N	2.36	0.41
41:DS:104:GLY:C	41:DS:106:ARG:N	2.73	0.41
42:DT:27:THR:O	42:DT:28:VAL:CG2	2.69	0.41
43:DU:108:GLU:O	43:DU:112:ARG:NH1	2.54	0.41
45:DW:17:VAL:HG23	45:DW:18:ARG:N	2.36	0.41
45:DW:23:LEU:HD21	45:DW:39:THR:OG1	2.20	0.41
45:DW:29:LEU:HD12	45:DW:51:LEU:HD11	2.03	0.41
45:DW:37:ARG:CZ	45:DW:38:TYR:CE2	3.03	0.41

*Continued on next page...*

*Continued from previous page...*

Atom-1	Atom-2	Interatomic distance (Å)	Clash overlap (Å)
47:DY:8:LYS:O	47:DY:9:LYS:CB	2.68	0.41
48:DZ:9:ARG:HG2	48:DZ:11:GLY:N	2.35	0.41
48:DZ:149:LEU:HD21	48:DZ:171:ALA:N	2.36	0.41
48:DZ:170:ILE:O	48:DZ:171:ALA:HB2	2.21	0.41
49:D0:9:SER:OG	49:D0:10:THR:N	2.53	0.41
50:D1:11:ARG:CA	50:D1:44:PRO:HG2	2.50	0.41
51:D2:66:GLU:O	51:D2:70:GLN:HG2	2.21	0.41
52:D3:4:LEU:HD23	52:D3:5:LYS:H	1.85	0.41
56:D7:30:VAL:O	56:D7:31:LEU:C	2.58	0.41
56:D7:45:ALA:O	56:D7:46:VAL:HG22	2.20	0.41
57:D8:57:ARG:O	57:D8:58:ILE:C	2.59	0.41
1:AA:12:U:H4'	1:AA:526:C:H4'	2.04	0.41
1:AA:144:G:N2	1:AA:178:C:O2	2.52	0.41
1:AA:458:C:C5	1:AA:460:G:N7	2.88	0.41
1:AA:544:G:OP1	4:AD:59:ARG:NH2	2.54	0.41
1:AA:971:G:O2'	1:AA:1365:G:H4'	2.20	0.41
1:AA:979:C:C5	1:AA:980:C:C6	3.09	0.41
1:AA:986:A:H2'	1:AA:987:G:H8	1.86	0.41
1:AA:1026:G:N3	1:AA:1026:G:C2'	2.80	0.41
1:AA:1132:C:N4	1:AA:1133:G:N1	2.68	0.41
1:AA:1256:A:P	3:AC:26:LYS:NZ	2.94	0.41
2:AB:11:LEU:CB	2:AB:213:LEU:HD11	2.50	0.41
2:AB:83:MET:O	2:AB:85:ALA:N	2.54	0.41
2:AB:116:GLU:HA	2:AB:119:GLU:HB2	2.03	0.41
2:AB:178:ARG:CD	8:AH:71:GLY:O	2.67	0.41
3:AC:43:LEU:O	3:AC:47:LEU:CB	2.69	0.41
3:AC:62:ASP:HA	3:AC:97:LYS:CE	2.51	0.41
4:AD:10:ARG:HG3	4:AD:10:ARG:HH11	1.86	0.41
4:AD:124:GLY:O	4:AD:132:ARG:HD2	2.21	0.41
4:AD:168:ARG:HH11	4:AD:168:ARG:HG3	1.86	0.41
6:AF:69:GLU:HG2	6:AF:70:ASP:N	2.36	0.41
7:AG:4:ARG:HH11	7:AG:5:ARG:HH12	1.69	0.41
7:AG:32:ARG:C	7:AG:34:GLY:H	2.24	0.41
7:AG:113:GLU:HG3	7:AG:119:ARG:HA	2.03	0.41
8:AH:16:ALA:O	8:AH:19:VAL:HG22	2.21	0.41
9:AI:7:THR:O	9:AI:83:ARG:HD2	2.20	0.41
9:AI:18:PHE:HD1	9:AI:62:TYR:CD2	2.39	0.41
10:AJ:76:ASN:ND2	10:AJ:78:ASN:OD1	2.51	0.41
11:AK:48:ILE:HG22	11:AK:49:GLY:N	2.33	0.41
11:AK:114:VAL:O	11:AK:114:VAL:HG13	2.21	0.41
12:AL:8:VAL:HG11	17:AQ:36:ILE:HG21	2.01	0.41

*Continued on next page...*

*Continued from previous page...*

Atom-1	Atom-2	Interatomic distance (Å)	Clash overlap (Å)
17:AQ:25:ARG:HH21	17:AQ:38:ARG:HB3	1.85	0.41
19:AS:13:ASP:O	19:AS:15:LEU:N	2.54	0.41
24:AX:19:G:C2	24:AX:57:A:C2	3.09	0.41
27:BA:271(J):C:H3'	27:BA:271(K):U:H5''	2.03	0.41
27:BA:310:A:H1'	27:BA:311:A:H2'	2.03	0.41
27:BA:466:A:H2'	27:BA:467:G:C5'	2.47	0.41
27:BA:532:A:N7	27:BA:2021:C:H2'	2.35	0.41
27:BA:579:G:H2'	27:BA:580:C:C6	2.55	0.41
27:BA:747:U:O5'	27:BA:747:U:H6	2.03	0.41
27:BA:857:C:OP2	49:B0:77:ARG:NH2	2.54	0.41
27:BA:1239:G:C2	27:BA:1240:U:C2	3.09	0.41
27:BA:1281:G:C5	27:BA:1282:U:C5	3.08	0.41
27:BA:1305:C:C2'	27:BA:1306:C:H5'	2.50	0.41
27:BA:1570:A:C6	27:BA:1571:A:C6	3.09	0.41
27:BA:1578:U:H2'	27:BA:1579:A:C5'	2.51	0.41
27:BA:1658:C:H2'	27:BA:1659:U:C6	2.56	0.41
27:BA:1812:A:O2'	27:BA:1813:G:H5'	2.21	0.41
27:BA:1828:G:O6	30:BD:222:ARG:HD3	2.21	0.41
27:BA:2277:G:H2'	27:BA:2278:A:C5'	2.50	0.41
27:BA:2748:A:C2	27:BA:2757:A:C4	3.09	0.41
27:BA:2835:A:N6	27:BA:2878:U:H3'	2.35	0.41
28:BB:20:C:O2'	28:BB:21:G:H5'	2.21	0.41
30:BD:61:LEU:C	30:BD:63:ARG:HH12	2.25	0.41
31:BE:170:LEU:HB3	31:BE:184:VAL:HG13	2.03	0.41
34:BH:163:TYR:CD1	34:BH:163:TYR:N	2.89	0.41
35:BI:3:VAL:HG12	35:BI:38:LEU:HA	2.02	0.41
35:BI:98:ALA:O	35:BI:100:ALA:N	2.54	0.41
35:BI:120:ILE:HG22	35:BI:122:GLU:N	2.27	0.41
38:BP:136:GLU:N	38:BP:136:GLU:OE1	2.54	0.41
39:BQ:110:THR:HG23	39:BQ:113:GLN:HB2	2.03	0.41
41:BS:12:PHE:O	41:BS:12:PHE:HD1	2.03	0.41
42:BT:34:VAL:C	42:BT:35:LYS:HG2	2.42	0.41
43:BU:105:VAL:HG11	44:BV:40:LEU:HD13	2.02	0.41
46:BX:5:TYR:CE2	51:B2:30:ARG:HB2	2.56	0.41
47:BY:68:HIS:N	47:BY:71:LYS:CE	2.83	0.41
50:B1:91:LYS:O	50:B1:92:LYS:C	2.60	0.41
51:B2:63:VAL:O	51:B2:64:LEU:C	2.59	0.41
53:B4:77:THR:C	53:B4:79:GLY:N	2.75	0.41
53:B4:80:ARG:CG	53:B4:81:VAL:H	2.32	0.41
56:B7:8:ASN:ND2	56:B7:11:LYS:N	2.68	0.41
1:CA:62:U:O2'	1:CA:379:C:H1'	2.21	0.41

*Continued on next page...*

*Continued from previous page...*

Atom-1	Atom-2	Interatomic distance (Å)	Clash overlap (Å)
1:CA:176:C:H2'	1:CA:177:C:H6	1.86	0.41
1:CA:198:G:C2'	1:CA:199:G:H8	2.34	0.41
1:CA:322:C:O2'	20:CT:23:ARG:HB2	2.20	0.41
1:CA:398:C:H2'	1:CA:399:G:H8	1.86	0.41
1:CA:452:A:O2'	1:CA:453:A:C8	2.71	0.41
1:CA:472:A:H5''	16:CP:80:PHE:HB3	2.01	0.41
1:CA:663:A:H2'	1:CA:664:G:C8	2.56	0.41
1:CA:1416:G:C2'	1:CA:1417:G:H5'	2.51	0.41
1:CA:1480:G:C6	1:CA:1481:U:C4	3.09	0.41
2:CB:8:LYS:O	2:CB:9:GLU:C	2.58	0.41
4:CD:25:ARG:C	4:CD:27:TYR:N	2.72	0.41
4:CD:120:LEU:HD22	4:CD:158:ILE:HD11	2.01	0.41
5:CE:28:PHE:O	5:CE:47:LYS:HA	2.21	0.41
6:CF:83:ASP:C	6:CF:85:VAL:N	2.74	0.41
7:CG:59:LEU:HD23	7:CG:59:LEU:O	2.21	0.41
10:CJ:47:PHE:HE1	10:CJ:63:PHE:CD2	2.39	0.41
10:CJ:50:ILE:HG23	10:CJ:60:ARG:CD	2.51	0.41
11:CK:29:ILE:HA	11:CK:44:SER:HB3	2.03	0.41
11:CK:68:ALA:O	11:CK:69:ALA:C	2.60	0.41
12:CL:4:ILE:O	12:CL:5:ASN:C	2.59	0.41
16:CP:55:ARG:O	16:CP:56:ALA:C	2.59	0.41
18:CR:19:LYS:O	18:CR:20:ALA:HB3	2.21	0.41
19:CS:6:LYS:HD2	19:CS:6:LYS:N	2.34	0.41
20:CT:33:ILE:HD12	20:CT:63:ILE:HG13	2.03	0.41
59:CX:6:G:N2	59:CX:68:C:N3	2.69	0.41
25:CY:7:A:C2	25:CY:66:A:C2	3.09	0.41
27:DA:15:G:H2'	27:DA:16:G:C8	2.54	0.41
27:DA:229:A:H3'	27:DA:230:U:C5'	2.45	0.41
27:DA:496:G:H2'	27:DA:497:A:O4'	2.19	0.41
27:DA:621:A:H2'	27:DA:622:G:C5'	2.50	0.41
27:DA:626:U:H5'	27:DA:627:A:H5'	2.01	0.41
27:DA:649:G:H8	27:DA:649:G:O5'	2.04	0.41
27:DA:1159:U:C5'	27:DA:1159:U:C6	2.97	0.41
27:DA:1363:C:OP1	50:D1:61:ARG:NH2	2.54	0.41
27:DA:1567:A:C5'	30:DD:58:HIS:CD2	3.04	0.41
27:DA:1717:G:H3'	27:DA:1718:G:C5'	2.48	0.41
27:DA:1889:A:N6	27:DA:1890:A:C6	2.89	0.41
27:DA:2015:A:C1'	54:D5:2:ALA:HA	2.49	0.41
27:DA:2040:C:H2'	27:DA:2041:U:C6	2.55	0.41
27:DA:2116:G:O2'	27:DA:2117:A:OP1	2.32	0.41
27:DA:2285:C:H5'	27:DA:2286:A:P	2.61	0.41

*Continued on next page...*

*Continued from previous page...*

Atom-1	Atom-2	Interatomic distance (Å)	Clash overlap (Å)
27:DA:2353:G:O3'	49:D0:32:ARG:NH2	2.54	0.41
27:DA:2634:G:C6	27:DA:2635:C:C4	3.09	0.41
27:DA:2689:U:P	27:DA:2719:G:H22	2.44	0.41
27:DA:2880:C:HO2'	40:DR:90:ARG:HD3	1.83	0.41
29:DC:36:LYS:HB2	29:DC:36:LYS:HZ3	1.81	0.41
30:DD:211:ARG:HA	30:DD:214:TRP:CD2	2.56	0.41
32:DF:9:ILE:HA	32:DF:10:PRO:HD2	1.99	0.41
33:DG:102:PHE:HA	33:DG:105:LYS:HZ2	1.85	0.41
34:DH:38:SER:HA	34:DH:39:PRO:HD3	1.92	0.41
35:DI:57:ARG:HA	35:DI:57:ARG:NE	2.36	0.41
35:DI:131:LYS:HA	35:DI:132:PRO:HD3	1.92	0.41
38:DP:9:ASN:C	38:DP:11:GLY:N	2.74	0.41
38:DP:50:ARG:HD3	57:D8:7:HIS:NE2	2.36	0.41
38:DP:110:TYR:O	38:DP:111:ARG:O	2.39	0.41
39:DQ:116:GLU:O	39:DQ:120:ILE:HG12	2.21	0.41
40:DR:75:LEU:HD22	40:DR:75:LEU:HA	1.85	0.41
41:DS:67:ARG:O	41:DS:71:ARG:HG3	2.21	0.41
42:DT:81:PRO:O	42:DT:82:LEU:HG	2.22	0.41
44:DV:95:LEU:C	44:DV:95:LEU:CD2	2.89	0.41
45:DW:25:ARG:NH1	45:DW:25:ARG:CB	2.78	0.41
51:D2:43:GLN:O	51:D2:44:LEU:CG	2.69	0.41
55:D6:26:ASN:O	55:D6:27:LYS:CG	2.69	0.41
56:D7:48:LYS:HA	56:D7:48:LYS:HD3	1.91	0.41
1:AA:170:U:O2'	1:AA:171:A:C5'	2.69	0.40
1:AA:234:C:C2	1:AA:235:C:C5	3.09	0.40
1:AA:337:C:H2'	1:AA:338:A:H8	1.86	0.40
1:AA:532:A:C3'	1:AA:533:A:C5'	2.89	0.40
1:AA:652:U:O4	1:AA:752:G:O2'	2.28	0.40
1:AA:676:A:H2'	1:AA:677:U:H6	1.86	0.40
1:AA:986:A:H2'	1:AA:987:G:C8	2.57	0.40
1:AA:1070:U:H5'	5:AE:18:ARG:HH22	1.86	0.40
1:AA:1187:G:OP1	9:AI:113:LYS:HE2	2.22	0.40
1:AA:1241:G:OP1	7:AG:35:LYS:NZ	2.52	0.40
1:AA:1371:G:OP1	9:AI:11:LYS:HG2	2.21	0.40
1:AA:1429:C:C4'	27:BA:1703:G:O2'	2.68	0.40
2:AB:19:HIS:CE1	2:AB:20:GLU:CG	3.04	0.40
2:AB:132:LYS:HA	2:AB:135:GLN:CG	2.51	0.40
3:AC:134:ILE:C	3:AC:136:GLN:H	2.23	0.40
8:AH:132:GLU:O	8:AH:134:ILE:HG12	2.21	0.40
9:AI:5:TYR:OH	9:AI:16:ARG:HG2	2.20	0.40
10:AJ:25:GLU:C	10:AJ:27:ALA:N	2.74	0.40

*Continued on next page...*

*Continued from previous page...*

Atom-1	Atom-2	Interatomic distance (Å)	Clash overlap (Å)
11:AK:61:ALA:O	11:AK:62:GLN:C	2.59	0.40
13:AM:23:TYR:CE1	13:AM:71:ARG:HB2	2.51	0.40
13:AM:46:LYS:HG3	13:AM:47:ASP:CG	2.41	0.40
13:AM:57:ARG:NH1	13:AM:57:ARG:CB	2.84	0.40
13:AM:96:LEU:HA	13:AM:97:PRO:HD3	1.90	0.40
14:AN:13:THR:N	14:AN:14:PRO:CD	2.84	0.40
16:AP:26:ARG:CG	16:AP:27:LYS:N	2.84	0.40
17:AQ:69:LYS:O	17:AQ:70:ARG:HD2	2.21	0.40
20:AT:16:HIS:CD2	20:AT:20:LEU:HG	2.56	0.40
23:AW:65:U:O2'	23:AW:66:A:H5'	2.21	0.40
27:BA:88:G:N3	27:BA:88:G:H2'	2.35	0.40
27:BA:102:G:OP1	27:BA:102:G:C4'	2.68	0.40
27:BA:107:C:O5'	27:BA:107:C:H6	2.04	0.40
27:BA:468:G:H2'	27:BA:469:G:O4'	2.20	0.40
27:BA:481:G:C2'	27:BA:482:A:OP2	2.68	0.40
27:BA:581:C:H2'	27:BA:582:G:H8	1.86	0.40
27:BA:832:G:O2'	38:BP:52:GLU:HB3	2.20	0.40
27:BA:940:G:H2'	27:BA:941:A:O4'	2.22	0.40
27:BA:1013:C:O2'	27:BA:1014:U:H5'	2.21	0.40
27:BA:1180:C:O2'	27:BA:1181:C:H5'	2.22	0.40
27:BA:1477:A:H61	27:BA:1514:U:H3	1.68	0.40
27:BA:1899:G:O2'	27:BA:1900:A:H5''	2.20	0.40
27:BA:2124:G:HO2'	29:BC:40:THR:HG1	1.57	0.40
27:BA:2258:C:H4'	27:BA:2259:G:OP2	2.21	0.40
27:BA:2266:A:N3	27:BA:2272:U:C5	2.89	0.40
27:BA:2301:C:H2'	27:BA:2302:G:O5'	2.21	0.40
27:BA:2748:A:C4	27:BA:2757:A:C6	3.09	0.40
27:BA:2830:G:H2'	27:BA:2883:A:H2	1.86	0.40
29:BC:65:PRO:O	29:BC:66:HIS:CG	2.74	0.40
30:BD:24:ILE:CG1	30:BD:25:THR:N	2.79	0.40
30:BD:113:VAL:C	30:BD:115:GLN:H	2.24	0.40
34:BH:124:GLU:OE1	34:BH:132:ARG:HD2	2.22	0.40
37:BO:93:PRO:HB3	37:BO:114:ILE:CD1	2.51	0.40
38:BP:47:ASP:OD2	38:BP:50:ARG:NH2	2.54	0.40
39:BQ:28:ALA:C	39:BQ:29:PHE:HD1	2.24	0.40
40:BR:60:LEU:O	40:BR:63:ARG:HB3	2.20	0.40
41:BS:37:ALA:HB2	41:BS:99:LYS:NZ	2.36	0.40
41:BS:80:LEU:HD12	41:BS:80:LEU:N	2.37	0.40
42:BT:32:TYR:HD2	42:BT:81:PRO:CG	2.33	0.40
42:BT:41:ARG:C	42:BT:41:ARG:HD2	2.41	0.40
43:BU:62:ILE:O	43:BU:65:ILE:HB	2.21	0.40

*Continued on next page...*



*Continued from previous page...*

Atom-1	Atom-2	Interatomic distance (Å)	Clash overlap (Å)
43:BU:91:ASP:O	43:BU:95:LEU:N	2.40	0.40
47:BY:17:SER:CB	47:BY:71:LYS:HD2	2.51	0.40
51:B2:7:ARG:HG2	51:B2:7:ARG:NH1	2.36	0.40
51:B2:53:LEU:HA	51:B2:53:LEU:HD23	1.76	0.40
51:B2:64:LEU:HD22	51:B2:64:LEU:O	2.21	0.40
55:B6:37:ARG:HA	55:B6:37:ARG:HD3	1.86	0.40
56:B7:43:THR:O	56:B7:44:PRO:C	2.59	0.40
1:CA:189:G:H2'	1:CA:189(A):C:C6	2.56	0.40
1:CA:708:C:O2'	1:CA:709:G:H5'	2.21	0.40
1:CA:802:A:H2'	1:CA:803:G:C5'	2.51	0.40
1:CA:838:G:O2'	1:CA:839:U:H5''	2.21	0.40
1:CA:1100:C:C2'	1:CA:1101:A:H5'	2.50	0.40
1:CA:1170:A:H2'	1:CA:1171:G:O4'	2.21	0.40
1:CA:1264:C:H3'	1:CA:1264:C:H6	1.85	0.40
1:CA:1305:G:C5'	21:CU:4:GLY:CA	2.95	0.40
2:CB:217:ARG:HG3	2:CB:217:ARG:NH1	2.35	0.40
3:CC:33:LEU:HD21	14:CN:53:LEU:CD2	2.51	0.40
3:CC:43:LEU:HD22	3:CC:68:VAL:HG21	2.02	0.40
5:CE:111:GLU:C	5:CE:113:ALA:H	2.24	0.40
8:CH:133:LEU:HD23	8:CH:133:LEU:HA	1.91	0.40
9:CI:36:TYR:CD2	9:CI:37:PHE:CZ	3.09	0.40
9:CI:46:ALA:C	9:CI:48:GLU:N	2.74	0.40
9:CI:96:LEU:HD12	9:CI:101:PHE:CB	2.51	0.40
11:CK:57:THR:CG2	11:CK:58:PRO:HD2	2.50	0.40
15:CO:74:ASP:OD1	15:CO:77:ARG:N	2.53	0.40
27:DA:35:G:H2'	27:DA:36:G:O4'	2.21	0.40
27:DA:66:C:N3	27:DA:89:G:C6	2.90	0.40
27:DA:71:A:H5'	27:DA:71:A:H8	1.85	0.40
27:DA:145:G:H2'	27:DA:146:G:H8	1.86	0.40
27:DA:261:G:C2	27:DA:262:A:C8	3.09	0.40
27:DA:271(H):G:HO2'	27:DA:271(I):G:C4'	2.35	0.40
27:DA:301:G:C4	27:DA:302:C:C4	3.09	0.40
27:DA:359:A:C2'	27:DA:360:G:H5'	2.51	0.40
27:DA:494:G:N3	27:DA:494:G:H2'	2.36	0.40
27:DA:937:U:H2'	27:DA:938:G:H8	1.86	0.40
27:DA:1242:A:C5'	27:DA:1243:G:OP2	2.57	0.40
27:DA:1889:A:O2'	27:DA:2087:G:H5'	2.21	0.40
27:DA:2633:G:H2'	27:DA:2634:G:O4'	2.21	0.40
27:DA:2861:G:C4	27:DA:2862:G:C8	3.10	0.40
28:DB:7:G:H5'	41:DS:29:PHE:CE1	2.55	0.40
28:DB:52:A:C2	28:DB:54:G:O6	2.74	0.40

*Continued on next page...*

*Continued from previous page...*

Atom-1	Atom-2	Interatomic distance (Å)	Clash overlap (Å)
29:DC:64:LEU:CD1	29:DC:68:LEU:HD11	2.51	0.40
30:DD:30:GLU:OE1	30:DD:63:ARG:NE	2.49	0.40
31:DE:4:ILE:HG12	31:DE:28:ALA:CB	2.50	0.40
31:DE:76:ARG:CG	31:DE:195:LEU:HD22	2.51	0.40
31:DE:113:PHE:CE2	31:DE:158:GLY:HA2	2.57	0.40
32:DF:36:VAL:O	32:DF:39:TRP:HB3	2.21	0.40
33:DG:5:VAL:H	33:DG:8:LYS:HB2	1.87	0.40
33:DG:6:ALA:CB	33:DG:104:GLU:OE1	2.68	0.40
34:DH:85:LYS:HZ2	34:DH:133:VAL:CB	2.34	0.40
34:DH:149:ARG:HE	34:DH:154:PRO:HG3	1.87	0.40
36:DN:23:LEU:HD23	36:DN:23:LEU:H	1.86	0.40
36:DN:102:ALA:O	36:DN:106:MET:CE	2.69	0.40
39:DQ:132:VAL:CB	48:DZ:80:ARG:NH2	2.82	0.40
40:DR:73:VAL:O	40:DR:74:LYS:C	2.60	0.40
41:DS:49:VAL:HG22	41:DS:80:LEU:HD13	2.03	0.40
41:DS:66:ALA:HB1	41:DS:99:LYS:HG2	2.03	0.40
42:DT:96:ARG:HG2	42:DT:96:ARG:HH11	1.86	0.40
43:DU:31:SER:O	43:DU:33:ARG:N	2.54	0.40
44:DV:19:LYS:CB	44:DV:96:ILE:HG12	2.50	0.40
45:DW:59:VAL:HG12	45:DW:60:ASN:N	2.36	0.40
46:DX:14:SER:O	46:DX:15:GLU:C	2.58	0.40
47:DY:95:LYS:HD2	47:DY:100:ALA:HB2	2.03	0.40
48:DZ:9:ARG:HH12	48:DZ:36:VAL:N	2.20	0.40
48:DZ:60:LEU:HD22	48:DZ:60:LEU:N	2.36	0.40
50:D1:68:PRO:O	50:D1:70:VAL:N	2.54	0.40
52:D3:8:LEU:N	52:D3:54:VAL:HG13	2.36	0.40
53:D4:60:GLU:O	53:D4:61:VAL:CB	2.67	0.40
55:D6:40:CYS:SG	55:D6:45:LYS:CE	3.10	0.40
58:D9:2:LYS:N	58:D9:4:ARG:NH2	2.66	0.40
1:AA:545:C:O2'	1:AA:549:C:OP1	2.39	0.40
1:AA:728:A:H2'	1:AA:729:A:C8	2.56	0.40
1:AA:972:C:OP2	10:AJ:57:LYS:HE2	2.21	0.40
2:AB:9:GLU:HA	2:AB:12:GLU:CG	2.50	0.40
2:AB:105:PHE:CD1	2:AB:152:PHE:HZ	2.38	0.40
2:AB:178:ARG:HD2	8:AH:72:PRO:CA	2.50	0.40
2:AB:216:SER:O	2:AB:220:ASP:OD1	2.39	0.40
3:AC:15:THR:HG21	3:AC:181:ASN:CA	2.43	0.40
3:AC:155:GLY:O	3:AC:196:LEU:HD13	2.22	0.40
5:AE:40:ARG:HG2	5:AE:40:ARG:NH1	2.36	0.40
7:AG:69:VAL:HG22	7:AG:135:VAL:HG22	2.04	0.40
8:AH:117:GLY:O	8:AH:119:LEU:HG	2.22	0.40

*Continued on next page...*

*Continued from previous page...*

Atom-1	Atom-2	Interatomic distance (Å)	Clash overlap (Å)
8:AH:126:LYS:C	8:AH:128:GLY:N	2.73	0.40
9:AI:23:ASN:ND2	9:AI:23:ASN:H	2.20	0.40
11:AK:29:ILE:HG22	11:AK:44:SER:HB2	2.03	0.40
11:AK:41:THR:HG21	11:AK:71:LYS:HB3	2.02	0.40
14:AN:23:ARG:O	14:AN:24:CYS:C	2.59	0.40
15:AO:69:TYR:CZ	15:AO:73:GLU:HG3	2.56	0.40
27:BA:271(Q):G:O2'	27:BA:271(R):G:H5'	2.21	0.40
27:BA:280:C:H2'	27:BA:281:G:H5'	2.04	0.40
27:BA:381:G:H2'	27:BA:382:G:C8	2.56	0.40
27:BA:630:G:H4'	27:BA:640:C:H4'	2.03	0.40
27:BA:814:C:H2'	27:BA:815:C:H6	1.85	0.40
27:BA:938:G:H2'	27:BA:939:G:H8	1.86	0.40
27:BA:1024:G:H8	27:BA:1024:G:O5'	2.04	0.40
27:BA:1225:G:OP1	44:BV:69:LYS:NZ	2.40	0.40
27:BA:1591:G:C2'	27:BA:1592:C:H5'	2.51	0.40
27:BA:1897:G:O2'	27:BA:1898:U:H5'	2.21	0.40
27:BA:2165:G:H2'	27:BA:2166:G:O4'	2.20	0.40
27:BA:2442:C:O2'	27:BA:2443:C:H5'	2.21	0.40
27:BA:2759:G:H8	27:BA:2759:G:C5'	2.33	0.40
27:BA:2821:A:OP2	40:BR:2:ARG:NH2	2.54	0.40
27:BA:2821:A:O5'	27:BA:2821:A:H8	2.04	0.40
27:BA:2855:C:H2'	27:BA:2856:C:H6	1.86	0.40
28:BB:38:C:C4	28:BB:39:A:N7	2.89	0.40
29:BC:75:LEU:HD12	29:BC:119:VAL:CA	2.50	0.40
29:BC:87:GLU:O	29:BC:91:ALA:O	2.38	0.40
30:BD:80:ALA:HB2	30:BD:96:HIS:CD2	2.56	0.40
32:BF:81:PRO:HB3	32:BF:87:GLY:O	2.21	0.40
33:BG:44:GLY:O	33:BG:45:GLU:O	2.39	0.40
33:BG:128:ARG:HB3	33:BG:128:ARG:HH11	1.85	0.40
34:BH:46:GLU:HG3	34:BH:47:GLU:OE2	2.20	0.40
34:BH:104:GLU:HA	34:BH:114:VAL:HA	2.03	0.40
36:BN:5:VAL:HG23	36:BN:6:PRO:HD2	2.04	0.40
39:BQ:58:PHE:O	39:BQ:60:ARG:N	2.54	0.40
39:BQ:110:THR:HG23	39:BQ:113:GLN:H	1.86	0.40
41:BS:85:VAL:O	41:BS:106:ARG:HG3	2.21	0.40
41:BS:85:VAL:CG2	41:BS:86:ALA:N	2.82	0.40
42:BT:129:ARG:HD2	42:BT:131:ALA:H	1.85	0.40
51:B2:24:LEU:O	51:B2:25:VAL:C	2.60	0.40
54:B5:55:ARG:NE	54:B5:55:ARG:HA	2.36	0.40
1:CA:448:A:P	1:CA:485:G:H22	2.44	0.40
1:CA:751:U:H1'	15:CO:24:SER:HA	2.04	0.40

*Continued on next page...*

*Continued from previous page...*

Atom-1	Atom-2	Interatomic distance (Å)	Clash overlap (Å)
1:CA:1014:A:H4'	19:CS:14:HIS:CD2	2.56	0.40
1:CA:1054:C:OP1	1:CA:1198:G:OP2	2.39	0.40
1:CA:1069:C:H4'	1:CA:1192:C:O2	2.21	0.40
1:CA:1135:U:HO2'	1:CA:1136:U:H5	1.66	0.40
1:CA:1321:C:C3'	1:CA:1322:C:C5'	2.86	0.40
2:CB:50:GLU:HG3	2:CB:202:PRO:HG3	2.02	0.40
5:CE:35:GLY:CA	5:CE:40:ARG:O	2.69	0.40
6:CF:32:ASN:HD22	6:CF:32:ASN:HA	1.59	0.40
9:CI:46:ALA:O	9:CI:48:GLU:N	2.55	0.40
11:CK:79:SER:O	11:CK:80:VAL:HG13	2.20	0.40
13:CM:58:GLU:O	13:CM:62:ASN:OD1	2.39	0.40
15:CO:75:PRO:HG2	15:CO:76:GLU:H	1.85	0.40
16:CP:5:ARG:HG3	16:CP:6:LEU:N	2.36	0.40
17:CQ:14:LYS:HZ2	17:CQ:14:LYS:CB	2.32	0.40
19:CS:63:THR:HG22	19:CS:66:MET:CE	2.51	0.40
20:CT:41:ILE:H	20:CT:41:ILE:HG12	1.67	0.40
20:CT:71:THR:O	20:CT:72:LEU:O	2.38	0.40
27:DA:182:A:H8	27:DA:182:A:OP2	2.05	0.40
27:DA:332:A:C4	27:DA:335:C:C4	3.09	0.40
27:DA:882:G:C2'	27:DA:883:G:H5'	2.51	0.40
27:DA:1184:G:O2'	27:DA:1185:C:H5'	2.21	0.40
27:DA:1435:G:H2'	27:DA:1436:G:O4'	2.21	0.40
27:DA:1498:C:H5'	27:DA:1577:C:H5''	2.03	0.40
27:DA:1758:G:H2'	27:DA:2695:C:O2'	2.21	0.40
27:DA:2021:C:OP1	54:D5:12:SER:OG	2.39	0.40
27:DA:2123:G:N3	29:DC:42:GLU:OE2	2.54	0.40
27:DA:2413:G:H2'	27:DA:2414:G:O5'	2.21	0.40
27:DA:2516:G:C5	27:DA:2517:C:C4	3.08	0.40
30:DD:127:VAL:CA	30:DD:193:VAL:HG13	2.51	0.40
32:DF:17:ARG:NH1	32:DF:17:ARG:HG3	2.36	0.40
32:DF:39:TRP:CZ3	32:DF:106:ARG:HD2	2.56	0.40
32:DF:66:PRO:O	32:DF:67:GLN:CB	2.65	0.40
32:DF:141:ALA:O	32:DF:142:TRP:C	2.60	0.40
34:DH:73:ALA:O	34:DH:76:VAL:HB	2.21	0.40
34:DH:96:ALA:HB2	34:DH:105:LEU:CD1	2.48	0.40
34:DH:121:ILE:CG2	34:DH:122:THR:N	2.85	0.40
38:DP:23:PRO:HA	38:DP:29:LYS:O	2.21	0.40
38:DP:56:SER:O	38:DP:58:THR:N	2.50	0.40
38:DP:58:THR:O	38:DP:61:ARG:HG3	2.22	0.40
40:DR:57:ARG:NH2	40:DR:62:ALA:HB2	2.36	0.40
41:DS:106:ARG:CZ	41:DS:107:GLU:O	2.69	0.40

*Continued on next page...*

*Continued from previous page...*

Atom-1	Atom-2	Interatomic distance (Å)	Clash overlap (Å)
44:DV:36:PRO:O	44:DV:37:VAL:C	2.60	0.40
45:DW:82:LEU:HD23	45:DW:82:LEU:HA	1.83	0.40
46:DX:35:THR:HG22	46:DX:37:THR:N	2.36	0.40
46:DX:57:LEU:CD1	46:DX:78:LYS:HG3	2.50	0.40
47:DY:18:GLY:C	47:DY:20:TYR:N	2.72	0.40
48:DZ:68:THR:HG22	48:DZ:89:VAL:CA	2.51	0.40
48:DZ:149:LEU:HD23	48:DZ:149:LEU:O	2.22	0.40
49:D0:40:GLN:HG3	49:D0:42:GLY:O	2.21	0.40
50:D1:51:VAL:HG12	50:D1:58:ILE:O	2.21	0.40
52:D3:52:HIS:CD2	52:D3:52:HIS:H	2.39	0.40
55:D6:36:LEU:O	55:D6:36:LEU:HG	2.21	0.40
57:D8:60:LEU:C	57:D8:63:PRO:HD2	2.41	0.40
1:AA:113:G:O2'	1:AA:114:U:H5'	2.21	0.40
1:AA:166:G:H2'	1:AA:167:G:C8	2.56	0.40
1:AA:503:C:H2'	1:AA:504:C:C6	2.56	0.40
1:AA:528:C:H41	12:AL:46:ASN:CG	2.24	0.40
1:AA:542:G:H2'	1:AA:543:C:H6	1.87	0.40
1:AA:591:U:H2'	1:AA:592:G:C8	2.56	0.40
1:AA:1065:U:HO2'	1:AA:1066:C:P	2.39	0.40
1:AA:1107:C:OP1	3:AC:174:PRO:HD3	2.21	0.40
1:AA:1276:G:N1	1:AA:1277:C:O2	2.54	0.40
1:AA:1296:C:H4'	1:AA:1302:U:O4	2.22	0.40
1:AA:1396:A:O4'	1:AA:1398:A:H1'	2.21	0.40
1:AA:1516:G:H2'	1:AA:1518:A:OP2	2.21	0.40
2:AB:15:VAL:HG21	2:AB:209:ARG:HE	1.86	0.40
2:AB:19:HIS:CD2	2:AB:206:ASP:OD2	2.74	0.40
2:AB:121:LEU:CD2	2:AB:127:ILE:HD13	2.51	0.40
2:AB:178:ARG:HB2	2:AB:178:ARG:NH1	2.36	0.40
2:AB:189:ASP:O	2:AB:190:THR:C	2.59	0.40
3:AC:4:LYS:O	3:AC:5:ILE:C	2.60	0.40
5:AE:101:ILE:HD13	5:AE:101:ILE:N	2.22	0.40
9:AI:87:GLN:C	9:AI:89:ASN:H	2.25	0.40
11:AK:112:THR:HG22	11:AK:113:PRO:O	2.21	0.40
16:AP:8:ARG:O	16:AP:9:PHE:CD2	2.61	0.40
18:AR:29:PHE:C	18:AR:29:PHE:CD2	2.92	0.40
23:AW:25:A:H3'	23:AW:26:C:C6	2.56	0.40
27:BA:262:A:H2'	27:BA:263:C:O4'	2.22	0.40
27:BA:772:C:O2'	27:BA:773:U:H5'	2.22	0.40
27:BA:1047:G:N3	27:BA:1111:A:N6	2.69	0.40
27:BA:1109:C:C5	27:BA:1110:G:C5	3.09	0.40
27:BA:1771:C:C1'	27:BA:1786:A:H8	2.35	0.40

*Continued on next page...*

*Continued from previous page...*

Atom-1	Atom-2	Interatomic distance (Å)	Clash overlap (Å)
27:BA:2175:C:H1'	29:BC:215:THR:CA	2.50	0.40
27:BA:2894:G:N3	27:BA:2894:G:H2'	2.35	0.40
28:BB:40:U:N3	28:BB:43:C:H5''	2.36	0.40
28:BB:95:C:H2'	28:BB:96:U:C6	2.56	0.40
28:BB:106:G:O2'	28:BB:107:G:C5'	2.70	0.40
30:BD:25:THR:CG2	30:BD:26:LYS:H	2.26	0.40
33:BG:17:PRO:HG2	33:BG:18:GLU:H	1.85	0.40
33:BG:114:ILE:HG12	33:BG:140:ILE:HD13	2.02	0.40
34:BH:8:PRO:HG3	34:BH:69:ARG:NE	2.36	0.40
35:BI:10:GLU:HG2	35:BI:11:ASN:H	1.86	0.40
41:BS:17:ARG:CA	41:BS:20:ARG:NH1	2.70	0.40
42:BT:13:ARG:HA	42:BT:13:ARG:HD3	1.68	0.40
43:BU:36:ARG:O	43:BU:39:LEU:HB2	2.20	0.40
44:BV:18:LEU:HD22	44:BV:19:LYS:H	1.77	0.40
44:BV:39:LEU:HA	44:BV:47:VAL:HG11	1.99	0.40
44:BV:99:ILE:O	44:BV:99:ILE:HG12	2.21	0.40
46:BX:14:SER:O	46:BX:17:ALA:HB3	2.22	0.40
48:BZ:138:VAL:HG11	48:BZ:154:LEU:HD23	2.02	0.40
49:B0:20:ARG:NH1	49:B0:20:ARG:CG	2.81	0.40
52:B3:5:LYS:HG3	52:B3:36:VAL:CG1	2.44	0.40
52:B3:8:LEU:HD23	52:B3:53:LEU:O	2.21	0.40
53:B4:40:ILE:HA	53:B4:57:ILE:HB	2.04	0.40
53:B4:60:GLU:O	53:B4:61:VAL:CB	2.70	0.40
54:B5:35:GLU:O	54:B5:36:CYS:SG	2.79	0.40
57:B8:7:HIS:CG	57:B8:59:LYS:NZ	2.89	0.40
1:CA:99:U:O2	1:CA:100:C:C4	2.74	0.40
1:CA:344:A:H4'	1:CA:345:C:OP2	2.20	0.40
1:CA:422:C:H1'	1:CA:423:G:N2	2.37	0.40
1:CA:632:A:C2	1:CA:633:G:H1'	2.57	0.40
1:CA:658:G:H2'	1:CA:659:U:H6	1.87	0.40
1:CA:797:C:H2'	1:CA:798:G:H8	1.86	0.40
1:CA:1002:G:H3'	1:CA:1003:G:C8	2.56	0.40
1:CA:1104:G:H4'	2:CB:111:ARG:NH1	2.36	0.40
1:CA:1116:C:C2'	1:CA:1117:G:C5'	2.81	0.40
1:CA:1120:G:O2'	1:CA:1121:U:H5'	2.21	0.40
1:CA:1404:C:H2'	1:CA:1405:G:C8	2.56	0.40
1:CA:1416:G:C6	1:CA:1417:G:C5	3.10	0.40
1:CA:1463:C:H2'	1:CA:1464:G:C8	2.56	0.40
2:CB:19:HIS:ND1	2:CB:20:GLU:CG	2.76	0.40
4:CD:109:GLY:HA3	4:CD:165:MET:CE	2.52	0.40
4:CD:112:VAL:H	4:CD:161:ASN:ND2	2.20	0.40

*Continued on next page...*

*Continued from previous page...*

Atom-1	Atom-2	Interatomic distance (Å)	Clash overlap (Å)
7:CG:32:ARG:HG2	7:CG:32:ARG:NH1	2.35	0.40
8:CH:21:LYS:O	8:CH:22:GLU:C	2.60	0.40
9:CI:66:ARG:HB3	9:CI:66:ARG:HH11	1.86	0.40
10:CJ:22:LYS:C	10:CJ:24:VAL:N	2.74	0.40
10:CJ:51:ARG:HH21	10:CJ:61:GLU:HG3	1.87	0.40
11:CK:125:PHE:H	11:CK:125:PHE:HD1	1.69	0.40
16:CP:58:TYR:CD1	16:CP:58:TYR:C	2.94	0.40
17:CQ:3:LYS:O	17:CQ:4:LYS:C	2.59	0.40
20:CT:26:ASN:HB2	20:CT:71:THR:CG2	2.46	0.40
20:CT:53:LEU:O	20:CT:54:LYS:C	2.59	0.40
59:CX:57:A:O2'	59:CX:58:A:H5'	2.21	0.40
27:DA:271(J):C:O2	27:DA:271(J):C:H2'	2.21	0.40
27:DA:552:G:H1'	27:DA:1220:A:N1	2.36	0.40
27:DA:571:A:O2'	44:DV:78:LYS:HE2	2.21	0.40
27:DA:601:C:H4'	32:DF:104:LYS:NZ	2.36	0.40
27:DA:637:A:OP2	38:DP:115:LEU:HB2	2.22	0.40
27:DA:695:G:C2	27:DA:768:G:C5	3.10	0.40
27:DA:887:A:H4'	27:DA:888:C:H5	1.87	0.40
27:DA:932:G:H3'	27:DA:932:G:OP1	2.21	0.40
27:DA:1400:G:H2'	27:DA:1401:G:H8	1.83	0.40
27:DA:1891:G:C6	27:DA:1892:C:C4	3.10	0.40
27:DA:2019:A:H5''	43:DU:27:LEU:HD12	2.02	0.40
27:DA:2306:C:H5'	27:DA:2307:G:O5'	2.22	0.40
27:DA:2336:A:H61	49:D0:43:THR:HG21	1.85	0.40
27:DA:2369:A:H2'	27:DA:2370:G:H8	1.86	0.40
27:DA:2387:U:H6	27:DA:2387:U:H5''	1.85	0.40
28:DB:75:G:N2	48:DZ:86:ASP:CG	2.75	0.40
28:DB:76:G:O4'	48:DZ:84:HIS:HD2	2.05	0.40
29:DC:44:HIS:HA	29:DC:175:VAL:HA	2.02	0.40
30:DD:106:ILE:H	30:DD:106:ILE:HG22	1.58	0.40
31:DE:65:GLY:C	31:DE:67:PHE:H	2.25	0.40
32:DF:123:LEU:CD1	32:DF:124:LEU:N	2.77	0.40
33:DG:52:ILE:O	33:DG:54:GLU:N	2.54	0.40
33:DG:69:ALA:O	33:DG:90:LEU:HD23	2.21	0.40
33:DG:101:ILE:HD11	33:DG:105:LYS:HE3	2.03	0.40
34:DH:46:GLU:HB2	34:DH:51:ARG:HH21	1.86	0.40
34:DH:152:ARG:O	34:DH:153:LYS:C	2.60	0.40
37:DO:121:VAL:O	37:DO:122:LEU:HD23	2.22	0.40
38:DP:18:ARG:HH11	38:DP:18:ARG:HA	1.84	0.40
39:DQ:24:GLY:O	39:DQ:102:VAL:HG23	2.20	0.40
39:DQ:34:LEU:CD1	39:DQ:129:THR:HB	2.50	0.40

*Continued on next page...*

*Continued from previous page...*

Atom-1	Atom-2	Interatomic distance (Å)	Clash overlap (Å)
41:DS:28:VAL:HB	41:DS:89:ARG:CG	2.46	0.40
41:DS:85:VAL:HG22	41:DS:106:ARG:HB2	2.03	0.40
42:DT:13:ARG:NE	42:DT:13:ARG:CA	2.78	0.40
43:DU:68:ALA:HA	43:DU:71:GLN:HG3	2.04	0.40
47:DY:36:ALA:CA	47:DY:69:ALA:HB2	2.48	0.40
47:DY:42:VAL:HG23	47:DY:65:ALA:HB3	2.03	0.40
48:DZ:55:VAL:CG1	48:DZ:56:ILE:N	2.84	0.40
50:D1:73:LEU:HD13	50:D1:94:LEU:HB3	2.04	0.40
51:D2:10:LEU:O	51:D2:11:GLU:C	2.60	0.40
51:D2:32:LEU:HD23	51:D2:32:LEU:HA	1.86	0.40
57:D8:16:ILE:O	57:D8:16:ILE:HG23	2.22	0.40
57:D8:33:ASN:N	57:D8:36:LYS:HD3	2.36	0.40
1:AA:164:U:H2'	1:AA:165:C:H6	1.86	0.40
1:AA:523:A:H61	12:AL:89:ASP:CB	2.30	0.40
1:AA:770:C:C1'	1:AA:900:A:C2	3.05	0.40
1:AA:1009:G:C2'	1:AA:1010:G:H5'	2.52	0.40
1:AA:1053:G:C3'	1:AA:1054:C:C5'	2.98	0.40
1:AA:1251:A:O5'	1:AA:1251:A:H8	2.05	0.40
1:AA:1489:G:O2'	1:AA:1490:C:H5'	2.22	0.40
4:AD:49:ARG:HH11	4:AD:49:ARG:CB	2.33	0.40
4:AD:83:SER:HA	4:AD:89:THR:HG23	2.02	0.40
5:AE:6:PHE:CD2	5:AE:36:ASP:HB3	2.57	0.40
5:AE:60:TYR:CZ	5:AE:64:ARG:NH2	2.90	0.40
7:AG:56:GLN:HB3	7:AG:61:VAL:CG2	2.45	0.40
12:AL:37:VAL:HG11	12:AL:74:LEU:O	2.21	0.40
16:AP:31:LYS:CG	16:AP:32:TYR:N	2.83	0.40
17:AQ:51:TYR:OH	17:AQ:75:ARG:HA	2.21	0.40
18:AR:76:LEU:N	18:AR:76:LEU:CD2	2.84	0.40
27:BA:15:G:N1	27:BA:16:G:C5	2.89	0.40
27:BA:30:G:C5	27:BA:31:C:C4	3.09	0.40
27:BA:193:U:O2	27:BA:193:U:H2'	2.20	0.40
27:BA:311:A:C6	27:BA:328:U:C4	3.10	0.40
27:BA:363(D):G:H3'	27:BA:363(E):U:H6	1.86	0.40
27:BA:455:C:H3'	27:BA:456:C:H5''	2.04	0.40
27:BA:674:G:H1'	32:BF:74:ARG:HD2	2.01	0.40
27:BA:711:G:H2'	27:BA:712:G:H8	1.86	0.40
27:BA:724:U:C2'	27:BA:725:G:H5'	2.52	0.40
27:BA:740:U:H5'	27:BA:740:U:C6	2.32	0.40
27:BA:931:G:C8	27:BA:931:G:C3'	3.04	0.40
27:BA:986:C:O2'	27:BA:987:G:H5'	2.21	0.40
27:BA:1133:U:H2'	27:BA:1137:G:OP1	2.22	0.40

*Continued on next page...*



*Continued from previous page...*

Atom-1	Atom-2	Interatomic distance (Å)	Clash overlap (Å)
27:BA:1497:U:OP1	27:BA:1497:U:C4'	2.70	0.40
27:BA:1972:A:OP1	30:BD:239:ARG:NH2	2.55	0.40
27:BA:2006:C:O2'	27:BA:2823:A:N3	2.50	0.40
27:BA:2023:G:H4'	27:BA:2617:C:O3'	2.20	0.40
27:BA:2360:A:OP1	57:B8:49:VAL:HA	2.22	0.40
27:BA:2397:G:H2'	27:BA:2398:U:O4'	2.21	0.40
27:BA:2745:C:O2'	34:BH:139:GLN:O	2.40	0.40
27:BA:2839:G:C2	27:BA:2840:C:C2	3.10	0.40
28:BB:38:C:O2	28:BB:48:A:H1'	2.22	0.40
28:BB:93:G:H8	28:BB:93:G:O5'	2.03	0.40
30:BD:74:GLY:O	30:BD:76:PRO:HD3	2.22	0.40
31:BE:54:GLN:O	31:BE:55:ASN:HB2	2.21	0.40
31:BE:56:PRO:O	31:BE:57:LYS:C	2.59	0.40
32:BF:123:LEU:CD1	32:BF:124:LEU:N	2.83	0.40
34:BH:30:LYS:HZ2	34:BH:81:GLU:CA	2.34	0.40
34:BH:48:GLY:C	34:BH:49:VAL:HG13	2.42	0.40
34:BH:75:ALA:O	34:BH:78:GLY:N	2.55	0.40
34:BH:91:GLY:HA3	34:BH:160:LYS:HB3	2.00	0.40
35:BI:131:LYS:CD	35:BI:132:PRO:HD2	2.51	0.40
37:BO:115:VAL:CG1	37:BO:121:VAL:HG21	2.52	0.40
38:BP:62:LEU:HG	57:B8:25:MET:HB2	2.04	0.40
39:BQ:17:LEU:HD23	39:BQ:17:LEU:N	2.37	0.40
41:BS:20:ARG:C	41:BS:21:THR:OG1	2.59	0.40
41:BS:68:GLN:HG2	41:BS:71:ARG:NH1	2.37	0.40
42:BT:27:THR:CG2	42:BT:28:VAL:N	2.57	0.40
45:BW:13:SER:HB3	45:BW:16:LYS:HZ1	1.85	0.40
47:BY:31:LEU:HB2	47:BY:32:PRO:HA	2.03	0.40
47:BY:43:ASN:O	47:BY:44:ILE:O	2.40	0.40
48:BZ:17:LEU:HD12	48:BZ:17:LEU:HA	1.95	0.40
49:B0:55:ARG:HE	49:B0:55:ARG:HB3	1.34	0.40
50:B1:26:ARG:HG3	50:B1:26:ARG:NH1	2.35	0.40
51:B2:50:ILE:CG2	51:B2:51:ARG:H	2.34	0.40
55:B6:18:ARG:CG	55:B6:19:ARG:H	2.31	0.40
57:B8:32:LEU:CD2	57:B8:32:LEU:N	2.83	0.40
1:CA:394:G:H2'	1:CA:395:C:H6	1.86	0.40
1:CA:570:G:C4	1:CA:571:U:C5	3.09	0.40
1:CA:1068:G:OP2	1:CA:1094:G:H5'	2.21	0.40
1:CA:1103:C:H2'	1:CA:1104:G:O5'	2.20	0.40
1:CA:1133:G:H2'	1:CA:1134:G:C8	2.57	0.40
1:CA:1164:G:C6	1:CA:1173:G:N1	2.89	0.40
1:CA:1518:A:H8	1:CA:1518:A:O5'	2.04	0.40

*Continued on next page...*

*Continued from previous page...*

Atom-1	Atom-2	Interatomic distance (Å)	Clash overlap (Å)
2:CB:80:ILE:HD11	2:CB:211:ILE:O	2.22	0.40
3:CC:11:ARG:HH21	3:CC:180:ALA:HB2	1.86	0.40
3:CC:53:ALA:O	3:CC:54:ARG:CB	2.61	0.40
3:CC:120:VAL:O	3:CC:123:GLN:N	2.54	0.40
3:CC:138:VAL:CG1	3:CC:170:GLN:HE21	2.34	0.40
3:CC:164:ARG:HB3	3:CC:164:ARG:NH1	2.36	0.40
7:CG:115:ARG:O	7:CG:117:ALA:N	2.54	0.40
8:CH:113:SER:O	8:CH:131:GLY:HA3	2.21	0.40
13:CM:81:LEU:HD23	13:CM:81:LEU:HA	1.88	0.40
19:CS:36:ARG:NH1	19:CS:36:ARG:CB	2.84	0.40
19:CS:66:MET:H	19:CS:66:MET:HG2	1.73	0.40
25:CY:17:G:N2	25:CY:56:G:N7	2.70	0.40
25:CY:27:C:H2'	25:CY:28:G:C8	2.38	0.40
27:DA:242:G:C5'	57:D8:62:LEU:HB3	2.51	0.40
27:DA:338:G:O2'	27:DA:339:U:H5'	2.20	0.40
27:DA:443:A:N7	32:DF:45:ARG:HD2	2.37	0.40
27:DA:478:A:C6	27:DA:480:A:C6	3.09	0.40
27:DA:599:G:N2	27:DA:659:C:C2	2.90	0.40
27:DA:727:A:C2	30:DD:9:TYR:CD2	3.09	0.40
27:DA:1153:C:H2'	27:DA:1154:G:O4'	2.22	0.40
27:DA:1348:G:C6	27:DA:1349:A:N1	2.90	0.40
27:DA:1368:G:C2	27:DA:1369:G:C8	3.10	0.40
27:DA:2197:U:H3	27:DA:2225:A:H62	1.69	0.40
27:DA:2330:G:HO2'	49:D0:41:ARG:HB2	1.85	0.40
27:DA:2881:C:N3	27:DA:2882:A:N7	2.70	0.40
30:DD:119:ALA:HA	30:DD:130:ALA:O	2.22	0.40
30:DD:183:ARG:NH1	30:DD:183:ARG:CG	2.77	0.40
32:DF:165:ARG:NH1	32:DF:165:ARG:HG3	2.36	0.40
33:DG:98:ARG:C	33:DG:101:ILE:HG22	2.42	0.40
33:DG:126:ASP:HA	33:DG:166:ASP:OD1	2.20	0.40
34:DH:97:ARG:HB3	34:DH:98:LEU:H	1.49	0.40
35:DI:2:LYS:CA	35:DI:20:ASP:HB2	2.49	0.40
38:DP:58:THR:O	38:DP:60:MET:N	2.48	0.40
38:DP:146:VAL:CG2	38:DP:147:LEU:N	2.82	0.40
39:DQ:55:VAL:O	39:DQ:55:VAL:HG13	2.21	0.40
41:DS:14:VAL:HG12	41:DS:15:ARG:H	1.87	0.40
42:DT:90:GLN:HG2	42:DT:120:ARG:CZ	2.52	0.40
42:DT:126:ALA:C	42:DT:128:GLU:N	2.73	0.40
43:DU:66:ASN:C	43:DU:68:ALA:H	2.24	0.40
44:DV:24:LYS:C	44:DV:24:LYS:HD3	2.41	0.40
44:DV:65:GLY:O	44:DV:90:PRO:HA	2.22	0.40

*Continued on next page...*

*Continued from previous page...*

Atom-1	Atom-2	Interatomic distance (Å)	Clash overlap (Å)
47:DY:17:SER:HB2	47:DY:71:LYS:HZ1	1.86	0.40
48:DZ:22:LYS:HA	48:DZ:39:ASP:HA	2.02	0.40
48:DZ:23:LEU:HD21	48:DZ:85:VAL:CG2	2.51	0.40
48:DZ:107:PRO:C	48:DZ:109:GLY:N	2.74	0.40
49:D0:53:MET:HA	49:D0:59:LEU:HA	2.04	0.40
51:D2:21:LEU:O	51:D2:22:GLU:C	2.58	0.40
51:D2:48:HIS:O	51:D2:49:LYS:C	2.59	0.40
54:D5:40:LYS:NZ	54:D5:46:CYS:HB2	2.36	0.40
54:D5:56:LYS:HE3	54:D5:59:GLU:HG2	2.03	0.40
57:D8:60:LEU:C	57:D8:63:PRO:HG2	2.42	0.40
1:AA:154:C:C2	1:AA:168:G:N2	2.90	0.40
1:AA:184:G:H2'	1:AA:185:A:H8	1.87	0.40
1:AA:363:A:OP1	12:AL:30:ARG:HA	2.21	0.40
1:AA:1313:U:OP1	19:AS:6:LYS:CG	2.65	0.40
3:AC:22:TRP:CZ3	3:AC:32:LEU:HB2	2.56	0.40
4:AD:19:LEU:HD13	4:AD:19:LEU:HA	1.83	0.40
4:AD:104:VAL:C	4:AD:106:TYR:H	2.25	0.40
4:AD:200:GLU:O	4:AD:203:VAL:HB	2.21	0.40
6:AF:61:LEU:HB3	6:AF:62:TRP:H	1.53	0.40
8:AH:79:VAL:C	8:AH:80:ILE:HG13	2.40	0.40
8:AH:96:GLY:C	8:AH:98:LYS:N	2.75	0.40
9:AI:111:ARG:O	9:AI:113:LYS:HD2	2.21	0.40
15:AO:6:GLU:OE2	15:AO:6:GLU:N	2.54	0.40
16:AP:66:PRO:HG2	16:AP:71:ARG:HB3	2.03	0.40
16:AP:66:PRO:O	16:AP:67:THR:O	2.39	0.40
18:AR:47:THR:HB	18:AR:49:LYS:HG3	2.03	0.40
18:AR:63:GLN:O	18:AR:66:LEU:HB3	2.22	0.40
21:AU:17:THR:O	21:AU:22:ARG:NH1	2.46	0.40
23:AW:49:G:O2'	23:AW:50:A:H5'	2.22	0.40
25:AY:68:C:C2'	25:AY:69:C:H5''	2.52	0.40
27:BA:357:A:C2	27:BA:358:U:C2	3.09	0.40
27:BA:580:C:H2'	27:BA:581:C:H6	1.86	0.40
27:BA:773:U:H4'	30:BD:47:GLY:CA	2.51	0.40
27:BA:1277:G:O2'	27:BA:1278:A:H5'	2.21	0.40
27:BA:1620:G:O2'	27:BA:1621:U:H5'	2.20	0.40
27:BA:1786:A:H1'	27:BA:1938:A:N6	2.37	0.40
27:BA:1998:G:H4'	27:BA:2724:C:H4'	2.04	0.40
27:BA:2018:G:C6	27:BA:2019:A:C6	3.09	0.40
27:BA:2126:A:O2'	27:BA:2127:G:P	2.79	0.40
27:BA:2206:G:N3	27:BA:2207:G:H5'	2.36	0.40
27:BA:2258:C:O2'	27:BA:2426:A:H4'	2.20	0.40

*Continued on next page...*

*Continued from previous page...*

Atom-1	Atom-2	Interatomic distance (Å)	Clash overlap (Å)
27:BA:2334:G:H4'	27:BA:2335:A:OP2	2.21	0.40
27:BA:2681:C:C6	27:BA:2724:C:N4	2.89	0.40
27:BA:2749:A:H4'	34:BH:62:LYS:HB3	2.02	0.40
28:BB:50:G:H2'	28:BB:51:G:O4'	2.21	0.40
29:BC:189:ILE:C	29:BC:191:ALA:H	2.24	0.40
32:BF:31:HIS:O	32:BF:34:TRP:N	2.54	0.40
33:BG:13:GLU:O	33:BG:14:GLU:CB	2.60	0.40
35:BI:2:LYS:H	35:BI:2:LYS:HD2	1.86	0.40
36:BN:3:THR:HB	36:BN:5:VAL:HG12	2.04	0.40
36:BN:66:LYS:C	36:BN:68:GLU:N	2.72	0.40
40:BR:17:ARG:HH11	40:BR:17:ARG:CG	2.33	0.40
40:BR:57:ARG:O	40:BR:59:ASP:N	2.55	0.40
40:BR:81:ASP:OD2	40:BR:81:ASP:N	2.54	0.40
41:BS:106:ARG:O	41:BS:106:ARG:CG	2.70	0.40
42:BT:22:PHE:CD2	42:BT:22:PHE:N	2.88	0.40
47:BY:81:LYS:CD	47:BY:97:ARG:HB3	2.47	0.40
48:BZ:29:ASN:HA	48:BZ:88:PHE:CE2	2.56	0.40
48:BZ:75:LEU:HD12	48:BZ:82:PRO:HA	2.03	0.40
49:B0:46:LYS:O	49:B0:47:PRO:O	2.40	0.40
50:B1:57:GLU:O	50:B1:58:ILE:HG23	2.22	0.40
56:B7:43:THR:O	56:B7:43:THR:HG23	2.21	0.40
1:CA:197:A:H4'	1:CA:198:G:O5'	2.20	0.40
1:CA:310:G:OP1	16:CP:27:LYS:HD3	2.22	0.40
1:CA:353:A:H5'	1:CA:353:A:C8	2.50	0.40
1:CA:544:G:H2'	1:CA:545:C:H6	1.86	0.40
1:CA:943:U:H6	1:CA:943:U:O5'	2.04	0.40
4:CD:91:SER:O	4:CD:94:LEU:HB2	2.21	0.40
4:CD:142:PRO:HA	4:CD:185:PHE:HD2	1.87	0.40
5:CE:101:ILE:CD1	5:CE:118:ILE:O	2.69	0.40
6:CF:91:VAL:HG12	6:CF:92:LYS:N	2.36	0.40
7:CG:62:PHE:C	7:CG:64:GLN:N	2.74	0.40
8:CH:32:LYS:O	8:CH:33:GLU:C	2.58	0.40
12:CL:4:ILE:O	12:CL:7:LEU:HB2	2.21	0.40
14:CN:18:VAL:C	14:CN:20:ALA:H	2.25	0.40
15:CO:39:LEU:HD13	15:CO:39:LEU:C	2.42	0.40
16:CP:32:TYR:CE2	16:CP:35:LYS:HB2	2.48	0.40
19:CS:62:ILE:HG23	19:CS:62:ILE:O	2.20	0.40
20:CT:32:ALA:O	20:CT:33:ILE:C	2.59	0.40
20:CT:70:SER:O	20:CT:71:THR:O	2.40	0.40
59:CX:61:C:O2	59:CX:62:C:C6	2.75	0.40
25:CY:21:A:N6	25:CY:22:G:C2	2.90	0.40

*Continued on next page...*

*Continued from previous page...*

Atom-1	Atom-2	Interatomic distance (Å)	Clash overlap (Å)
27:DA:241:A:N1	27:DA:255:A:H5''	2.36	0.40
27:DA:332:A:O2'	27:DA:333:G:C5'	2.69	0.40
27:DA:443:A:C5	32:DF:45:ARG:HD2	2.57	0.40
27:DA:559:G:C2'	27:DA:560:C:H5'	2.52	0.40
27:DA:777:A:C2	27:DA:778:G:C4	3.10	0.40
27:DA:1404:C:C2'	27:DA:1405:U:H5'	2.51	0.40
27:DA:1484:G:C3'	27:DA:1485:G:C5'	2.90	0.40
27:DA:1494:A:N3	27:DA:1494:A:H5'	2.36	0.40
27:DA:1556:C:H2'	27:DA:1557:C:C6	2.56	0.40
27:DA:1877:A:N7	27:DA:1878:G:H1'	2.36	0.40
27:DA:2145:C:C4'	27:DA:2146:C:OP2	2.69	0.40
27:DA:2250:G:C6	39:DQ:83:MET:HB3	2.57	0.40
27:DA:2256:G:H2'	27:DA:2257:U:C6	2.56	0.40
27:DA:2419:U:O4	57:D8:30:ARG:NH2	2.54	0.40
27:DA:2435:A:C6	27:DA:2436:G:N7	2.90	0.40
27:DA:2478:A:O4'	27:DA:2528:U:H4'	2.21	0.40
27:DA:2494:G:O2'	39:DQ:80:GLU:HA	2.22	0.40
27:DA:2716:U:O2'	27:DA:2717:G:H5'	2.22	0.40
27:DA:2807:G:C2'	27:DA:2808:U:H5''	2.51	0.40
27:DA:2894:G:N3	27:DA:2894:G:H2'	2.37	0.40
28:DB:105:A:H2'	28:DB:106:G:C1'	2.52	0.40
30:DD:173:VAL:O	30:DD:173:VAL:HG13	2.21	0.40
32:DF:20:LEU:HB3	32:DF:23:ASP:OD2	2.22	0.40
32:DF:84:VAL:O	32:DF:84:VAL:HG12	2.21	0.40
32:DF:199:TRP:O	32:DF:203:GLN:HB2	2.22	0.40
33:DG:140:ILE:O	33:DG:140:ILE:HG22	2.22	0.40
35:DI:136:VAL:O	35:DI:136:VAL:HG22	2.21	0.40
36:DN:27:ALA:HA	36:DN:30:ILE:HD12	2.04	0.40
36:DN:55:VAL:CG1	36:DN:126:PRO:HB3	2.51	0.40
36:DN:65:LYS:C	36:DN:67:LEU:N	2.72	0.40
36:DN:103:VAL:O	36:DN:104:LYS:C	2.59	0.40
37:DO:61:VAL:HB	37:DO:111:PHE:HE1	1.87	0.40
38:DP:47:ASP:CB	38:DP:48:PRO:CA	2.99	0.40
39:DQ:26:TYR:N	39:DQ:102:VAL:HG21	2.36	0.40
40:DR:28:LEU:C	40:DR:28:LEU:HD13	2.41	0.40
41:DS:97:ARG:NH2	41:DS:98:VAL:CA	2.77	0.40
42:DT:98:LYS:HB3	42:DT:100:TYR:HE1	1.84	0.40
43:DU:31:SER:C	43:DU:33:ARG:N	2.74	0.40
44:DV:5:VAL:HG22	44:DV:6:LYS:N	2.37	0.40
48:DZ:149:LEU:CD2	48:DZ:170:ILE:HG13	2.50	0.40
51:D2:29:LYS:HE3	51:D2:29:LYS:HB3	1.96	0.40

*Continued on next page...*

Continued from previous page...

Atom-1	Atom-2	Interatomic distance (Å)	Clash overlap (Å)
51:D2:69:ARG:O	51:D2:70:GLN:CG	2.67	0.40
57:D8:63:PRO:O	57:D8:64:TYR:C	2.60	0.40

There are no symmetry-related clashes.

## 5.3 Torsion angles [i](#)

### 5.3.1 Protein backbone [i](#)

In the following table, the Percentiles column shows the percent Ramachandran outliers of the chain as a percentile score with respect to all X-ray entries followed by that with respect to entries of similar resolution.

The Analysed column shows the number of residues for which the backbone conformation was analysed, and the total number of residues.

Mol	Chain	Analysed	Favoured	Allowed	Outliers	Percentiles	
2	AB	233/256 (91%)	147 (63%)	57 (24%)	29 (12%)	0	4
2	CB	233/256 (91%)	144 (62%)	56 (24%)	33 (14%)	0	3
3	AC	205/239 (86%)	122 (60%)	53 (26%)	30 (15%)	0	3
3	CC	202/239 (84%)	116 (57%)	48 (24%)	38 (19%)	0	1
4	AD	206/209 (99%)	138 (67%)	39 (19%)	29 (14%)	0	3
4	CD	206/209 (99%)	141 (68%)	39 (19%)	26 (13%)	0	4
5	AE	149/162 (92%)	98 (66%)	34 (23%)	17 (11%)	0	5
5	CE	149/162 (92%)	107 (72%)	27 (18%)	15 (10%)	0	6
6	AF	99/101 (98%)	74 (75%)	16 (16%)	9 (9%)	0	7
6	CF	99/101 (98%)	71 (72%)	21 (21%)	7 (7%)	1	10
7	AG	153/156 (98%)	108 (71%)	28 (18%)	17 (11%)	0	5
7	CG	150/156 (96%)	93 (62%)	39 (26%)	18 (12%)	0	5
8	AH	136/138 (99%)	87 (64%)	37 (27%)	12 (9%)	0	7
8	CH	136/138 (99%)	92 (68%)	37 (27%)	7 (5%)	1	16
9	AI	125/128 (98%)	86 (69%)	26 (21%)	13 (10%)	0	6
9	CI	125/128 (98%)	72 (58%)	43 (34%)	10 (8%)	1	8
10	AJ	97/105 (92%)	59 (61%)	27 (28%)	11 (11%)	0	5
10	CJ	97/105 (92%)	52 (54%)	34 (35%)	11 (11%)	0	5

Continued on next page...

*Continued from previous page...*

Mol	Chain	Analysed	Favoured	Allowed	Outliers	Percentiles	
11	AK	114/129 (88%)	82 (72%)	26 (23%)	6 (5%)	1	15
11	CK	117/129 (91%)	81 (69%)	25 (21%)	11 (9%)	0	7
12	AL	123/132 (93%)	78 (63%)	29 (24%)	16 (13%)	0	4
12	CL	123/132 (93%)	82 (67%)	19 (15%)	22 (18%)	0	2
13	AM	120/126 (95%)	69 (58%)	28 (23%)	23 (19%)	0	1
13	CM	116/126 (92%)	66 (57%)	24 (21%)	26 (22%)	0	1
14	AN	58/61 (95%)	33 (57%)	17 (29%)	8 (14%)	0	3
14	CN	58/61 (95%)	40 (69%)	11 (19%)	7 (12%)	0	5
15	AO	86/89 (97%)	61 (71%)	16 (19%)	9 (10%)	0	6
15	CO	86/89 (97%)	62 (72%)	15 (17%)	9 (10%)	0	6
16	AP	82/88 (93%)	54 (66%)	19 (23%)	9 (11%)	0	5
16	CP	82/88 (93%)	56 (68%)	24 (29%)	2 (2%)	5	30
17	AQ	98/105 (93%)	76 (78%)	13 (13%)	9 (9%)	0	7
17	CQ	98/105 (93%)	64 (65%)	23 (24%)	11 (11%)	0	5
18	AR	68/88 (77%)	48 (71%)	14 (21%)	6 (9%)	0	7
18	CR	68/88 (77%)	50 (74%)	11 (16%)	7 (10%)	0	6
19	AS	77/93 (83%)	46 (60%)	13 (17%)	18 (23%)	0	1
19	CS	77/93 (83%)	49 (64%)	18 (23%)	10 (13%)	0	4
20	AT	97/106 (92%)	57 (59%)	25 (26%)	15 (16%)	0	2
20	CT	97/106 (92%)	64 (66%)	18 (19%)	15 (16%)	0	2
21	AU	23/27 (85%)	15 (65%)	7 (30%)	1 (4%)	2	19
21	CU	23/27 (85%)	19 (83%)	1 (4%)	3 (13%)	0	4
29	BC	183/229 (80%)	67 (37%)	66 (36%)	50 (27%)	0	0
29	DC	183/229 (80%)	62 (34%)	69 (38%)	52 (28%)	0	0
30	BD	270/276 (98%)	175 (65%)	54 (20%)	41 (15%)	0	2
30	DD	270/276 (98%)	180 (67%)	51 (19%)	39 (14%)	0	3
31	BE	203/206 (98%)	133 (66%)	38 (19%)	32 (16%)	0	2
31	DE	203/206 (98%)	115 (57%)	49 (24%)	39 (19%)	0	1
32	BF	204/210 (97%)	141 (69%)	40 (20%)	23 (11%)	0	5
32	DF	206/210 (98%)	126 (61%)	44 (21%)	36 (18%)	0	2
33	BG	179/182 (98%)	114 (64%)	31 (17%)	34 (19%)	0	1

*Continued on next page...*

*Continued from previous page...*

Mol	Chain	Analysed	Favoured	Allowed	Outliers	Percentiles	
33	DG	179/182 (98%)	98 (55%)	53 (30%)	28 (16%)	0	2
34	BH	159/180 (88%)	92 (58%)	31 (20%)	36 (23%)	0	1
34	DH	158/180 (88%)	96 (61%)	30 (19%)	32 (20%)	0	1
35	BI	144/148 (97%)	72 (50%)	37 (26%)	35 (24%)	0	0
35	DI	144/148 (97%)	73 (51%)	48 (33%)	23 (16%)	0	2
36	BN	137/140 (98%)	98 (72%)	23 (17%)	16 (12%)	0	5
36	DN	137/140 (98%)	83 (61%)	30 (22%)	24 (18%)	0	2
37	BO	120/122 (98%)	95 (79%)	19 (16%)	6 (5%)	1	16
37	DO	120/122 (98%)	84 (70%)	23 (19%)	13 (11%)	0	6
38	BP	144/150 (96%)	68 (47%)	33 (23%)	43 (30%)	0	0
38	DP	144/150 (96%)	69 (48%)	38 (26%)	37 (26%)	0	0
39	BQ	137/141 (97%)	99 (72%)	25 (18%)	13 (10%)	0	7
39	DQ	134/141 (95%)	86 (64%)	28 (21%)	20 (15%)	0	3
40	BR	115/118 (98%)	73 (64%)	24 (21%)	18 (16%)	0	2
40	DR	115/118 (98%)	69 (60%)	29 (25%)	17 (15%)	0	3
41	BS	97/112 (87%)	46 (47%)	25 (26%)	26 (27%)	0	0
41	DS	97/112 (87%)	44 (45%)	28 (29%)	25 (26%)	0	0
42	BT	136/146 (93%)	81 (60%)	25 (18%)	30 (22%)	0	1
42	DT	136/146 (93%)	71 (52%)	28 (21%)	37 (27%)	0	0
43	BU	115/118 (98%)	79 (69%)	27 (24%)	9 (8%)	1	8
43	DU	115/118 (98%)	63 (55%)	36 (31%)	16 (14%)	0	3
44	BV	99/101 (98%)	59 (60%)	18 (18%)	22 (22%)	0	1
44	DV	99/101 (98%)	56 (57%)	25 (25%)	18 (18%)	0	1
45	BW	111/113 (98%)	86 (78%)	20 (18%)	5 (4%)	2	18
45	DW	111/113 (98%)	74 (67%)	23 (21%)	14 (13%)	0	4
46	BX	91/96 (95%)	71 (78%)	19 (21%)	1 (1%)	12	44
46	DX	91/96 (95%)	63 (69%)	16 (18%)	12 (13%)	0	4
47	BY	84/110 (76%)	30 (36%)	25 (30%)	29 (34%)	0	0
47	DY	99/110 (90%)	36 (36%)	27 (27%)	36 (36%)	0	0
48	BZ	175/206 (85%)	94 (54%)	46 (26%)	35 (20%)	0	1
48	DZ	175/206 (85%)	85 (49%)	52 (30%)	38 (22%)	0	1

*Continued on next page...*



Continued from previous page...

Mol	Chain	Analysed	Favoured	Allowed	Outliers	Percentiles	
49	B0	82/85 (96%)	66 (80%)	11 (13%)	5 (6%)	1	13
49	D0	82/85 (96%)	64 (78%)	14 (17%)	4 (5%)	2	16
50	B1	92/98 (94%)	72 (78%)	13 (14%)	7 (8%)	1	9
50	D1	92/98 (94%)	70 (76%)	11 (12%)	11 (12%)	0	5
51	B2	69/72 (96%)	43 (62%)	13 (19%)	13 (19%)	0	1
51	D2	69/72 (96%)	41 (59%)	16 (23%)	12 (17%)	0	2
52	B3	58/60 (97%)	49 (84%)	4 (7%)	5 (9%)	0	8
52	D3	58/60 (97%)	46 (79%)	6 (10%)	6 (10%)	0	6
53	B4	45/71 (63%)	18 (40%)	10 (22%)	17 (38%)	0	0
53	D4	45/71 (63%)	19 (42%)	11 (24%)	15 (33%)	0	0
54	B5	57/60 (95%)	41 (72%)	8 (14%)	8 (14%)	0	3
54	D5	57/60 (95%)	42 (74%)	8 (14%)	7 (12%)	0	5
55	B6	46/54 (85%)	18 (39%)	9 (20%)	19 (41%)	0	0
55	D6	44/54 (82%)	15 (34%)	12 (27%)	17 (39%)	0	0
56	B7	47/49 (96%)	37 (79%)	7 (15%)	3 (6%)	1	12
56	D7	47/49 (96%)	40 (85%)	5 (11%)	2 (4%)	2	19
57	B8	62/65 (95%)	30 (48%)	19 (31%)	13 (21%)	0	1
57	D8	62/65 (95%)	33 (53%)	17 (27%)	12 (19%)	0	1
58	B9	34/37 (92%)	27 (79%)	5 (15%)	2 (6%)	1	13
58	D9	34/37 (92%)	24 (71%)	7 (21%)	3 (9%)	0	7
All	All	11692/12586 (93%)	7260 (62%)	2616 (22%)	1816 (16%)	0	2

All (1816) Ramachandran outliers are listed below:

Mol	Chain	Res	Type
2	AB	15	VAL
2	AB	24	TRP
2	AB	122	PHE
2	AB	128	GLU
2	AB	154	LEU
2	AB	161	ALA
2	AB	172	ILE
2	AB	195	ASP
2	AB	239	VAL
3	AC	3	ASN

Continued on next page...

*Continued from previous page...*

<b>Mol</b>	<b>Chain</b>	<b>Res</b>	<b>Type</b>
3	AC	5	ILE
3	AC	15	THR
3	AC	65	ALA
3	AC	107	GLN
3	AC	154	SER
3	AC	156	ARG
3	AC	207	VAL
4	AD	4	TYR
4	AD	17	VAL
4	AD	22	LYS
4	AD	29	PRO
4	AD	30	LYS
4	AD	40	PRO
4	AD	150	GLU
4	AD	153	ARG
4	AD	208	SER
5	AE	7	GLU
5	AE	16	THR
5	AE	71	LEU
5	AE	125	SER
6	AF	13	ASN
6	AF	62	TRP
6	AF	81	ILE
6	AF	82	ARG
7	AG	6	ARG
7	AG	7	ALA
7	AG	33	ASP
7	AG	58	PRO
7	AG	145	ALA
8	AH	26	VAL
8	AH	71	GLY
8	AH	91	ARG
8	AH	97	VAL
9	AI	41	VAL
9	AI	42	ARG
9	AI	95	LYS
9	AI	120	ARG
10	AJ	57	LYS
11	AK	57	THR
12	AL	15	VAL
12	AL	44	LYS
12	AL	113	SER

*Continued on next page...*

*Continued from previous page...*

<b>Mol</b>	<b>Chain</b>	<b>Res</b>	<b>Type</b>
12	AL	118	GLY
12	AL	120	LYS
13	AM	8	GLU
13	AM	28	ALA
13	AM	67	GLU
13	AM	69	GLU
13	AM	70	LEU
13	AM	83	ASP
13	AM	95	GLY
13	AM	99	ARG
13	AM	113	PRO
13	AM	116	THR
13	AM	117	VAL
15	AO	24	SER
16	AP	49	LEU
16	AP	67	THR
18	AR	20	ALA
18	AR	58	LEU
18	AR	87	ARG
19	AS	10	PHE
19	AS	25	LYS
19	AS	26	GLY
19	AS	28	LYS
19	AS	61	TYR
19	AS	62	ILE
19	AS	69	HIS
20	AT	48	LYS
20	AT	74	LYS
21	AU	25	LYS
29	BC	35	ALA
29	BC	54	SER
29	BC	61	THR
29	BC	67	GLY
29	BC	79	LYS
29	BC	126	LYS
29	BC	133	PRO
29	BC	140	PRO
29	BC	148	ASN
29	BC	151	GLU
29	BC	153	ILE
29	BC	156	ILE
29	BC	173	ALA

*Continued on next page...*

*Continued from previous page...*

<b>Mol</b>	<b>Chain</b>	<b>Res</b>	<b>Type</b>
29	BC	174	PRO
29	BC	179	SER
29	BC	182	PRO
29	BC	188	ASN
29	BC	220	PRO
29	BC	222	VAL
30	BD	24	ILE
30	BD	25	THR
30	BD	33	LEU
30	BD	34	VAL
30	BD	35	LYS
30	BD	46	GLN
30	BD	52	ARG
30	BD	106	ILE
30	BD	127	VAL
30	BD	245	PRO
30	BD	246	PRO
30	BD	271	ILE
30	BD	272	ALA
31	BE	38	THR
31	BE	53	PRO
31	BE	55	ASN
31	BE	59	VAL
31	BE	60	ASN
31	BE	64	LYS
31	BE	66	HIS
31	BE	68	ALA
31	BE	69	LYS
31	BE	76	ARG
31	BE	118	LYS
31	BE	132	HIS
31	BE	174	ASP
31	BE	187	ALA
31	BE	203	LYS
32	BF	14	PRO
32	BF	21	ALA
32	BF	25	PRO
32	BF	27	GLU
32	BF	89	VAL
32	BF	132	VAL
32	BF	134	GLY
32	BF	172	TRP

*Continued on next page...*

*Continued from previous page...*

<b>Mol</b>	<b>Chain</b>	<b>Res</b>	<b>Type</b>
33	BG	14	GLU
33	BG	25	TYR
33	BG	27	ASN
33	BG	45	GLU
33	BG	77	ILE
33	BG	78	SER
33	BG	79	ASN
33	BG	81	LYS
33	BG	82	LEU
33	BG	84	LYS
33	BG	86	MET
33	BG	87	PRO
33	BG	110	ALA
33	BG	115	ARG
33	BG	126	ASP
33	BG	145	THR
33	BG	147	ASP
34	BH	47	GLU
34	BH	53	GLU
34	BH	71	LEU
34	BH	84	SER
34	BH	92	ILE
34	BH	137	ASP
34	BH	138	LYS
34	BH	155	SER
34	BH	156	ALA
34	BH	158	HIS
34	BH	159	GLU
34	BH	165	ALA
35	BI	7	GLU
35	BI	8	PRO
35	BI	9	LEU
35	BI	14	ASP
35	BI	75	LEU
35	BI	86	THR
35	BI	92	VAL
35	BI	93	THR
35	BI	120	ILE
35	BI	132	PRO
35	BI	133	HIS
35	BI	135	GLU
35	BI	143	SER

*Continued on next page...*

*Continued from previous page...*

<b>Mol</b>	<b>Chain</b>	<b>Res</b>	<b>Type</b>
36	BN	4	TYR
36	BN	42	TRP
36	BN	58	ASP
37	BO	29	ASN
37	BO	48	PRO
38	BP	17	LYS
38	BP	19	VAL
38	BP	30	THR
38	BP	31	ALA
38	BP	35	HIS
38	BP	39	LYS
38	BP	40	SER
38	BP	46	LYS
38	BP	47	ASP
38	BP	48	PRO
38	BP	51	PHE
38	BP	52	GLU
38	BP	56	SER
38	BP	58	THR
38	BP	64	LYS
38	BP	98	GLU
38	BP	107	LYS
38	BP	108	LYS
38	BP	110	TYR
38	BP	146	VAL
39	BQ	19	GLY
39	BQ	60	ARG
39	BQ	135	ASP
40	BR	5	LYS
40	BR	8	ARG
40	BR	14	SER
40	BR	45	ARG
40	BR	58	GLY
40	BR	68	ARG
41	BS	15	ARG
41	BS	23	ARG
41	BS	55	ALA
41	BS	58	LEU
41	BS	59	LYS
41	BS	92	TYR
41	BS	96	GLY
41	BS	97	ARG

*Continued on next page...*

*Continued from previous page...*

<b>Mol</b>	<b>Chain</b>	<b>Res</b>	<b>Type</b>
41	BS	102	ALA
41	BS	103	GLU
41	BS	105	ALA
42	BT	2	ASN
42	BT	24	PRO
42	BT	26	ASP
42	BT	30	VAL
42	BT	32	TYR
42	BT	35	LYS
42	BT	36	GLU
42	BT	41	ARG
42	BT	58	ASN
42	BT	80	SER
42	BT	86	ILE
42	BT	107	ASP
42	BT	128	GLU
43	BU	9	VAL
43	BU	25	TRP
43	BU	26	GLY
43	BU	91	ASP
44	BV	2	PHE
44	BV	19	LYS
44	BV	28	GLU
44	BV	29	PRO
44	BV	50	PRO
44	BV	79	VAL
47	BY	7	VAL
47	BY	17	SER
47	BY	27	VAL
47	BY	42	VAL
47	BY	66	PRO
47	BY	67	LEU
47	BY	74	PRO
47	BY	75	ILE
47	BY	77	PRO
47	BY	78	ALA
47	BY	90	LEU
47	BY	99	CYS
47	BY	101	LYS
48	BZ	95	VAL
48	BZ	117	GLN
48	BZ	126	LYS

*Continued on next page...*

*Continued from previous page...*

<b>Mol</b>	<b>Chain</b>	<b>Res</b>	<b>Type</b>
48	BZ	127	VAL
48	BZ	137	GLU
48	BZ	145	ILE
48	BZ	149	LEU
48	BZ	151	ALA
49	B0	47	PRO
50	B1	52	ARG
51	B2	15	LYS
51	B2	43	GLN
51	B2	48	HIS
52	B3	2	PRO
53	B4	66	HIS
53	B4	75	VAL
53	B4	76	ASP
53	B4	80	ARG
53	B4	83	ARG
54	B5	4	HIS
54	B5	36	CYS
54	B5	38	ALA
54	B5	51	TYR
55	B6	17	LYS
55	B6	19	ARG
55	B6	20	ASN
55	B6	23	THR
55	B6	28	ARG
55	B6	33	LYS
55	B6	35	GLU
55	B6	41	PRO
55	B6	42	TRP
55	B6	49	HIS
57	B8	18	ALA
57	B8	31	HIS
57	B8	33	ASN
57	B8	34	TRP
57	B8	46	ARG
2	CB	8	LYS
2	CB	9	GLU
2	CB	10	LEU
2	CB	15	VAL
2	CB	20	GLU
2	CB	23	ARG
2	CB	122	PHE

*Continued on next page...*



*Continued from previous page...*

<b>Mol</b>	<b>Chain</b>	<b>Res</b>	<b>Type</b>
2	CB	128	GLU
2	CB	167	PRO
2	CB	195	ASP
2	CB	238	LEU
3	CC	4	LYS
3	CC	5	ILE
3	CC	15	THR
3	CC	52	LEU
3	CC	66	VAL
3	CC	83	ARG
3	CC	108	ASN
3	CC	127	ARG
3	CC	154	SER
3	CC	207	VAL
4	CD	3	ARG
4	CD	10	ARG
4	CD	29	PRO
4	CD	30	LYS
4	CD	88	VAL
4	CD	131	ARG
4	CD	208	SER
5	CE	21	ALA
5	CE	74	GLY
5	CE	108	ALA
6	CF	45	LEU
7	CG	4	ARG
7	CG	53	LYS
7	CG	123	GLU
7	CG	136	LYS
8	CH	105	ARG
8	CH	133	LEU
9	CI	21	PRO
9	CI	103	THR
10	CJ	45	ARG
10	CJ	57	LYS
10	CJ	78	ASN
10	CJ	88	LEU
11	CK	87	THR
11	CK	95	ILE
11	CK	99	GLN
11	CK	107	SER
12	CL	15	VAL

*Continued on next page...*

*Continued from previous page...*

<b>Mol</b>	<b>Chain</b>	<b>Res</b>	<b>Type</b>
12	CL	16	ARG
12	CL	23	ALA
12	CL	24	LEU
12	CL	43	LYS
12	CL	44	LYS
12	CL	45	PRO
12	CL	88	LYS
12	CL	89	ASP
13	CM	12	ASN
13	CM	42	ALA
13	CM	48	LEU
13	CM	67	GLU
13	CM	68	GLY
13	CM	70	LEU
13	CM	83	ASP
13	CM	104	ARG
13	CM	113	PRO
13	CM	117	VAL
14	CN	14	PRO
14	CN	16	PHE
15	CO	26	GLU
15	CO	47	LYS
17	CQ	12	SER
17	CQ	49	GLU
17	CQ	78	GLU
18	CR	37	VAL
18	CR	87	ARG
19	CS	10	PHE
19	CS	28	LYS
19	CS	61	TYR
19	CS	62	ILE
20	CT	28	ALA
20	CT	34	LYS
20	CT	48	LYS
20	CT	71	THR
20	CT	73	HIS
20	CT	74	LYS
29	DC	26	ALA
29	DC	37	PHE
29	DC	58	VAL
29	DC	62	VAL
29	DC	63	SER

*Continued on next page...*

*Continued from previous page...*

<b>Mol</b>	<b>Chain</b>	<b>Res</b>	<b>Type</b>
29	DC	66	HIS
29	DC	125	SER
29	DC	153	ILE
29	DC	162	GLU
29	DC	170	ALA
29	DC	171	ILE
29	DC	173	ALA
29	DC	174	PRO
29	DC	178	ALA
29	DC	181	PRO
29	DC	182	PRO
29	DC	201	PRO
29	DC	222	VAL
30	DD	26	LYS
30	DD	34	VAL
30	DD	35	LYS
30	DD	57	GLY
30	DD	58	HIS
30	DD	68	LYS
30	DD	69	ARG
30	DD	126	GLN
30	DD	127	VAL
30	DD	216	GLY
30	DD	225	ALA
30	DD	239	ARG
30	DD	245	PRO
30	DD	246	PRO
30	DD	271	ILE
30	DD	272	ALA
31	DE	4	ILE
31	DE	33	VAL
31	DE	53	PRO
31	DE	54	GLN
31	DE	55	ASN
31	DE	56	PRO
31	DE	59	VAL
31	DE	60	ASN
31	DE	64	LYS
31	DE	68	ALA
31	DE	75	VAL
31	DE	77	ILE
31	DE	145	LYS

*Continued on next page...*

*Continued from previous page...*

<b>Mol</b>	<b>Chain</b>	<b>Res</b>	<b>Type</b>
31	DE	174	ASP
32	DF	4	VAL
32	DF	14	PRO
32	DF	21	ALA
32	DF	25	PRO
32	DF	26	ALA
32	DF	28	ILE
32	DF	48	THR
32	DF	58	ALA
32	DF	84	VAL
32	DF	89	VAL
32	DF	126	VAL
32	DF	132	VAL
32	DF	168	ARG
32	DF	195	ASP
33	DG	14	GLU
33	DG	43	LEU
33	DG	46	ALA
33	DG	47	LYS
33	DG	53	LEU
33	DG	81	LYS
33	DG	82	LEU
33	DG	87	PRO
33	DG	96	ARG
33	DG	126	ASP
34	DH	21	PRO
34	DH	24	VAL
34	DH	54	ARG
34	DH	55	PRO
34	DH	83	TYR
34	DH	92	ILE
34	DH	97	ARG
34	DH	98	LEU
34	DH	137	ASP
34	DH	156	ALA
34	DH	159	GLU
35	DI	77	LEU
35	DI	91	SER
35	DI	118	LYS
35	DI	130	TYR
35	DI	133	HIS
35	DI	143	SER

*Continued on next page...*

*Continued from previous page...*

<b>Mol</b>	<b>Chain</b>	<b>Res</b>	<b>Type</b>
35	DI	144	VAL
36	DN	4	TYR
36	DN	8	GLN
36	DN	17	ASP
36	DN	19	GLU
36	DN	42	TRP
36	DN	47	ALA
36	DN	57	ALA
36	DN	58	ASP
36	DN	66	LYS
36	DN	126	PRO
37	DO	112	MET
38	DP	9	ASN
38	DP	14	LYS
38	DP	17	LYS
38	DP	19	VAL
38	DP	49	ARG
38	DP	58	THR
38	DP	59	LEU
38	DP	102	ARG
38	DP	108	LYS
38	DP	110	TYR
38	DP	111	ARG
38	DP	146	VAL
39	DQ	13	GLN
39	DQ	20	ALA
39	DQ	23	GLY
39	DQ	27	VAL
39	DQ	79	LEU
39	DQ	83	MET
39	DQ	88	GLY
39	DQ	135	ASP
39	DQ	138	ASP
40	DR	3	HIS
40	DR	4	LEU
40	DR	9	LYS
40	DR	14	SER
40	DR	57	ARG
40	DR	82	GLU
41	DS	23	ARG
41	DS	58	LEU
41	DS	59	LYS

*Continued on next page...*

*Continued from previous page...*

<b>Mol</b>	<b>Chain</b>	<b>Res</b>	<b>Type</b>
41	DS	62	LYS
41	DS	83	LYS
41	DS	87	PHE
41	DS	88	ASP
41	DS	92	TYR
41	DS	97	ARG
41	DS	102	ALA
41	DS	103	GLU
41	DS	104	GLY
42	DT	12	SER
42	DT	17	THR
42	DT	24	PRO
42	DT	28	VAL
42	DT	29	ARG
42	DT	30	VAL
42	DT	35	LYS
42	DT	36	GLU
42	DT	40	THR
42	DT	41	ARG
42	DT	55	ASN
42	DT	58	ASN
42	DT	80	SER
42	DT	83	ILE
42	DT	88	ILE
42	DT	97	ALA
42	DT	107	ASP
42	DT	115	ARG
42	DT	137	LYS
43	DU	8	VAL
43	DU	9	VAL
43	DU	25	TRP
43	DU	45	TYR
43	DU	46	ALA
43	DU	90	VAL
44	DV	3	ALA
44	DV	29	PRO
44	DV	31	ALA
44	DV	46	VAL
45	DW	11	ARG
45	DW	12	ILE
45	DW	67	ASP
45	DW	110	LYS

*Continued on next page...*

*Continued from previous page...*

<b>Mol</b>	<b>Chain</b>	<b>Res</b>	<b>Type</b>
45	DW	111	HIS
46	DX	12	VAL
46	DX	19	ALA
47	DY	5	MET
47	DY	9	LYS
47	DY	27	VAL
47	DY	38	ILE
47	DY	44	ILE
47	DY	45	VAL
47	DY	46	LYS
47	DY	53	PRO
47	DY	56	PRO
47	DY	67	LEU
47	DY	77	PRO
47	DY	78	ALA
47	DY	79	CYS
47	DY	98	VAL
48	DZ	48	ARG
48	DZ	79	ARG
48	DZ	80	ARG
48	DZ	102	ARG
48	DZ	120	HIS
48	DZ	152	SER
48	DZ	168	GLU
49	D0	55	ARG
50	D1	53	VAL
50	D1	58	ILE
51	D2	14	ARG
51	D2	44	LEU
51	D2	68	ARG
51	D2	70	GLN
52	D3	2	PRO
52	D3	13	ILE
53	D4	52	SER
53	D4	54	LYS
53	D4	65	CYS
53	D4	66	HIS
53	D4	78	GLU
53	D4	80	ARG
53	D4	81	VAL
53	D4	82	GLU
53	D4	83	ARG

*Continued on next page...*

*Continued from previous page...*

<b>Mol</b>	<b>Chain</b>	<b>Res</b>	<b>Type</b>
53	D4	84	PHE
54	D5	4	HIS
54	D5	38	ALA
54	D5	57	VAL
55	D6	9	LEU
55	D6	15	GLU
55	D6	17	LYS
55	D6	18	ARG
55	D6	20	ASN
55	D6	28	ARG
55	D6	29	ASN
55	D6	31	PRO
55	D6	33	LYS
55	D6	34	LEU
55	D6	46	HIS
55	D6	52	VAL
57	D8	21	LYS
57	D8	33	ASN
57	D8	34	TRP
57	D8	58	ILE
57	D8	63	PRO
58	D9	33	LYS
2	AB	59	GLU
2	AB	65	GLY
2	AB	75	LYS
2	AB	84	GLU
2	AB	165	VAL
2	AB	194	PRO
2	AB	198	ASP
2	AB	234	PRO
3	AC	14	ILE
3	AC	18	TRP
3	AC	29	TYR
3	AC	45	LYS
3	AC	66	VAL
3	AC	140	ARG
3	AC	145	GLY
4	AD	3	ARG
4	AD	5	ILE
4	AD	31	CYS
4	AD	41	GLY
4	AD	44	GLY

*Continued on next page...*



*Continued from previous page...*

<b>Mol</b>	<b>Chain</b>	<b>Res</b>	<b>Type</b>
4	AD	92	VAL
4	AD	93	PHE
4	AD	171	GLY
4	AD	204	ILE
5	AE	27	ARG
5	AE	77	PRO
5	AE	103	GLY
5	AE	146	ALA
5	AE	153	LYS
6	AF	12	PRO
6	AF	96	PRO
7	AG	19	GLY
7	AG	35	LYS
7	AG	121	ALA
7	AG	131	LYS
7	AG	133	GLY
7	AG	153	HIS
8	AH	54	ASP
8	AH	68	ARG
8	AH	70	GLN
10	AJ	18	ALA
10	AJ	32	ALA
10	AJ	86	MET
11	AK	54	ARG
11	AK	109	VAL
12	AL	9	ARG
12	AL	20	LYS
12	AL	24	LEU
12	AL	25	LYS
13	AM	4	ILE
13	AM	6	GLY
13	AM	21	TYR
13	AM	27	LYS
13	AM	100	GLY
13	AM	106	ASN
14	AN	14	PRO
14	AN	16	PHE
14	AN	28	GLY
14	AN	29	ARG
15	AO	7	GLU
15	AO	21	ASP
15	AO	47	LYS

*Continued on next page...*

*Continued from previous page...*

<b>Mol</b>	<b>Chain</b>	<b>Res</b>	<b>Type</b>
16	AP	43	LYS
16	AP	59	TRP
16	AP	72	ARG
16	AP	76	GLN
17	AQ	33	GLY
17	AQ	34	LYS
17	AQ	64	PRO
17	AQ	68	ARG
19	AS	5	LEU
19	AS	9	VAL
19	AS	29	ARG
19	AS	80	TYR
20	AT	11	SER
20	AT	69	GLY
20	AT	72	LEU
20	AT	82	SER
20	AT	83	ARG
20	AT	99	LEU
20	AT	103	GLY
29	BC	66	HIS
29	BC	76	ALA
29	BC	77	ILE
29	BC	91	ALA
29	BC	125	SER
29	BC	152	ILE
29	BC	167	LYS
29	BC	214	VAL
30	BD	9	TYR
30	BD	122	ASP
30	BD	162	SER
30	BD	211	ARG
30	BD	234	GLY
30	BD	244	ARG
30	BD	267	SER
31	BE	29	GLY
31	BE	71	GLY
31	BE	77	ILE
31	BE	188	VAL
32	BF	68	LYS
32	BF	81	PRO
32	BF	122	LYS
32	BF	133	ASN

*Continued on next page...*

*Continued from previous page...*

<b>Mol</b>	<b>Chain</b>	<b>Res</b>	<b>Type</b>
32	BF	168	ARG
32	BF	169	ASN
33	BG	4	ASP
33	BG	28	VAL
33	BG	29	TRP
33	BG	47	LYS
33	BG	76	SER
33	BG	149	VAL
33	BG	172	LEU
34	BH	43	VAL
34	BH	55	PRO
34	BH	69	ARG
34	BH	82	GLY
34	BH	91	GLY
34	BH	154	PRO
35	BI	15	VAL
35	BI	49	ALA
35	BI	53	ALA
35	BI	89	TYR
35	BI	90	GLY
35	BI	101	LEU
35	BI	105	HIS
35	BI	144	VAL
35	BI	145	VAL
36	BN	46	VAL
36	BN	47	ALA
36	BN	64	GLY
37	BO	27	GLY
38	BP	10	PRO
38	BP	36	LYS
38	BP	57	THR
38	BP	65	ARG
38	BP	90	ARG
38	BP	149	GLU
39	BQ	27	VAL
39	BQ	30	GLY
39	BQ	49	ALA
39	BQ	61	GLY
39	BQ	63	LYS
39	BQ	71	ASP
40	BR	9	LYS
40	BR	67	LEU

*Continued on next page...*

*Continued from previous page...*

<b>Mol</b>	<b>Chain</b>	<b>Res</b>	<b>Type</b>
41	BS	14	VAL
41	BS	53	SER
41	BS	83	LYS
41	BS	90	GLY
41	BS	104	GLY
42	BT	28	VAL
42	BT	29	ARG
42	BT	31	SER
42	BT	57	PHE
42	BT	88	ILE
42	BT	101	PHE
42	BT	129	ARG
43	BU	62	ILE
43	BU	90	VAL
44	BV	22	VAL
44	BV	23	GLU
44	BV	24	LYS
44	BV	26	ASP
44	BV	45	THR
44	BV	46	VAL
44	BV	48	GLY
44	BV	53	GLU
45	BW	6	ILE
45	BW	111	HIS
47	BY	8	LYS
47	BY	30	VAL
47	BY	39	VAL
47	BY	44	ILE
47	BY	47	LYS
47	BY	80	GLY
47	BY	92	ASN
48	BZ	30	ARG
48	BZ	63	GLY
48	BZ	77	LYS
48	BZ	80	ARG
48	BZ	116	LEU
49	B0	41	ARG
49	B0	55	ARG
50	B1	53	VAL
50	B1	58	ILE
50	B1	85	LEU
50	B1	94	LEU

*Continued on next page...*

*Continued from previous page...*

<b>Mol</b>	<b>Chain</b>	<b>Res</b>	<b>Type</b>
50	B1	95	LEU
51	B2	42	GLY
51	B2	44	LEU
51	B2	47	ASN
52	B3	21	ALA
52	B3	51	ALA
52	B3	59	VAL
53	B4	44	CYS
53	B4	54	LYS
53	B4	61	VAL
53	B4	65	CYS
53	B4	78	GLU
54	B5	3	LYS
55	B6	16	CYS
55	B6	18	ARG
55	B6	31	PRO
55	B6	34	LEU
55	B6	44	ARG
55	B6	46	HIS
55	B6	48	VAL
55	B6	52	VAL
56	B7	3	ARG
57	B8	13	ARG
57	B8	40	GLU
57	B8	49	VAL
2	CB	14	GLY
2	CB	38	GLY
2	CB	65	GLY
2	CB	96	ARG
2	CB	97	TRP
2	CB	98	LEU
2	CB	105	PHE
2	CB	142	LEU
2	CB	239	VAL
3	CC	6	HIS
3	CC	36	ASP
3	CC	54	ARG
3	CC	96	GLY
3	CC	103	VAL
3	CC	134	ILE
3	CC	156	ARG
3	CC	157	ILE

*Continued on next page...*

*Continued from previous page...*

<b>Mol</b>	<b>Chain</b>	<b>Res</b>	<b>Type</b>
3	CC	161	GLU
3	CC	170	GLN
4	CD	4	TYR
4	CD	9	CYS
4	CD	26	CYS
4	CD	44	GLY
4	CD	110	PHE
4	CD	153	ARG
5	CE	96	PRO
5	CE	140	ARG
5	CE	146	ALA
6	CF	40	VAL
6	CF	84	ASN
7	CG	10	ARG
7	CG	33	ASP
7	CG	52	GLU
8	CH	21	LYS
8	CH	91	ARG
9	CI	34	ASN
10	CJ	36	GLY
10	CJ	44	VAL
10	CJ	47	PHE
11	CK	86	GLY
12	CL	3	THR
12	CL	4	ILE
12	CL	19	SER
12	CL	118	GLY
13	CM	6	GLY
13	CM	7	VAL
13	CM	14	ARG
13	CM	29	ARG
13	CM	38	GLY
13	CM	49	THR
13	CM	95	GLY
13	CM	100	GLY
14	CN	12	ARG
14	CN	23	ARG
15	CO	23	GLY
15	CO	25	THR
15	CO	76	GLU
15	CO	86	GLY
16	CP	78	GLY

*Continued on next page...*

*Continued from previous page...*

<b>Mol</b>	<b>Chain</b>	<b>Res</b>	<b>Type</b>
17	CQ	4	LYS
17	CQ	94	ASN
18	CR	22	VAL
19	CS	80	TYR
20	CT	49	ALA
20	CT	99	LEU
20	CT	102	GLY
21	CU	3	LYS
29	DC	22	ILE
29	DC	24	GLU
29	DC	38	ASP
29	DC	44	HIS
29	DC	46	LYS
29	DC	51	PRO
29	DC	140	PRO
29	DC	144	THR
29	DC	145	VAL
29	DC	152	ILE
29	DC	168	THR
29	DC	216	THR
29	DC	217	THR
30	DD	3	VAL
30	DD	45	ASN
30	DD	53	PHE
30	DD	98	VAL
30	DD	242	ARG
30	DD	257	LEU
31	DE	29	GLY
31	DE	45	THR
31	DE	48	GLN
31	DE	70	ALA
31	DE	90	THR
31	DE	131	ALA
31	DE	134	ILE
31	DE	144	ARG
31	DE	186	GLY
32	DF	11	VAL
32	DF	78	ILE
32	DF	86	GLY
32	DF	121	GLY
32	DF	127	GLU
32	DF	134	GLY

*Continued on next page...*

*Continued from previous page...*

<b>Mol</b>	<b>Chain</b>	<b>Res</b>	<b>Type</b>
32	DF	140	LEU
32	DF	180	GLY
32	DF	205	ARG
33	DG	50	ALA
33	DG	64	THR
33	DG	97	ASP
33	DG	110	ALA
33	DG	124	SER
33	DG	145	THR
33	DG	170	ARG
33	DG	171	ALA
34	DH	13	LYS
34	DH	30	LYS
34	DH	90	LYS
34	DH	115	VAL
35	DI	11	ASN
35	DI	120	ILE
35	DI	145	VAL
36	DN	63	THR
36	DN	135	PRO
37	DO	14	THR
37	DO	27	GLY
37	DO	35	VAL
37	DO	43	VAL
37	DO	89	ASN
37	DO	113	LYS
38	DP	11	GLY
38	DP	31	ALA
38	DP	34	GLY
38	DP	46	LYS
38	DP	65	ARG
38	DP	69	GLY
38	DP	98	GLU
39	DQ	30	GLY
39	DQ	40	ALA
39	DQ	55	VAL
39	DQ	63	LYS
39	DQ	67	ARG
39	DQ	101	ARG
40	DR	7	GLY
40	DR	44	LEU
40	DR	78	LYS

*Continued on next page...*



*Continued from previous page...*

<b>Mol</b>	<b>Chain</b>	<b>Res</b>	<b>Type</b>
40	DR	88	ARG
40	DR	117	VAL
41	DS	18	ILE
41	DS	34	HIS
41	DS	94	TYR
41	DS	96	GLY
42	DT	39	ARG
42	DT	45	PHE
42	DT	85	LYS
42	DT	120	ARG
42	DT	129	ARG
42	DT	132	LYS
43	DU	26	GLY
43	DU	28	ARG
43	DU	88	ILE
44	DV	8	GLY
44	DV	22	VAL
44	DV	56	SER
44	DV	79	VAL
44	DV	100	ARG
45	DW	6	ILE
45	DW	32	ALA
45	DW	33	ARG
45	DW	44	ALA
45	DW	63	ASP
46	DX	18	TYR
46	DX	48	LYS
46	DX	49	VAL
47	DY	3	VAL
47	DY	23	ARG
47	DY	39	VAL
47	DY	41	GLY
47	DY	42	VAL
47	DY	80	GLY
47	DY	90	LEU
47	DY	96	ILE
47	DY	101	LYS
48	DZ	29	ASN
48	DZ	30	ARG
48	DZ	38	VAL
48	DZ	47	PHE
48	DZ	55	VAL

*Continued on next page...*

*Continued from previous page...*

<b>Mol</b>	<b>Chain</b>	<b>Res</b>	<b>Type</b>
48	DZ	108	ALA
48	DZ	110	VAL
48	DZ	111	ARG
48	DZ	163	ALA
48	DZ	167	GLU
48	DZ	170	ILE
49	D0	13	GLY
50	D1	28	GLY
50	D1	45	ASN
50	D1	84	GLY
50	D1	85	LEU
50	D1	95	LEU
51	D2	42	GLY
51	D2	43	GLN
51	D2	47	ASN
52	D3	27	GLY
52	D3	57	GLU
53	D4	44	CYS
53	D4	61	VAL
53	D4	76	ASP
54	D5	47	PRO
54	D5	52	TYR
54	D5	53	ALA
54	D5	54	GLY
55	D6	16	CYS
55	D6	45	LYS
57	D8	7	HIS
57	D8	31	HIS
57	D8	64	TYR
58	D9	31	LYS
2	AB	83	MET
2	AB	97	TRP
2	AB	155	LEU
2	AB	178	ARG
2	AB	229	VAL
3	AC	43	LEU
3	AC	53	ALA
3	AC	60	ALA
3	AC	81	GLY
4	AD	47	ARG
4	AD	168	ARG
5	AE	147	ASP

*Continued on next page...*

*Continued from previous page...*

<b>Mol</b>	<b>Chain</b>	<b>Res</b>	<b>Type</b>
6	AF	63	TYR
7	AG	155	ARG
8	AH	28	ALA
8	AH	123	GLU
8	AH	133	LEU
9	AI	34	ASN
9	AI	70	LYS
10	AJ	59	SER
11	AK	24	SER
12	AL	23	ALA
12	AL	88	LYS
12	AL	102	TYR
13	AM	90	LEU
15	AO	73	GLU
17	AQ	66	SER
17	AQ	67	LYS
17	AQ	78	GLU
18	AR	31	LEU
18	AR	54	ARG
19	AS	30	LEU
19	AS	47	HIS
19	AS	64	GLU
29	BC	24	GLU
29	BC	26	ALA
29	BC	36	LYS
29	BC	52	ARG
29	BC	92	ASP
29	BC	132	GLY
29	BC	142	ALA
29	BC	200	LYS
29	BC	205	LYS
30	BD	3	VAL
30	BD	10	THR
30	BD	45	ASN
30	BD	125	ILE
30	BD	191	ALA
30	BD	202	LYS
30	BD	239	ARG
30	BD	252	TRP
30	BD	262	ARG
30	BD	268	ARG
31	BE	108	SER

*Continued on next page...*

*Continued from previous page...*

<b>Mol</b>	<b>Chain</b>	<b>Res</b>	<b>Type</b>
32	BF	127	GLU
32	BF	165	ARG
32	BF	171	PRO
33	BG	136	ARG
33	BG	152	LEU
34	BH	13	LYS
34	BH	54	ARG
34	BH	81	GLU
34	BH	90	LYS
34	BH	108	GLY
34	BH	127	GLU
34	BH	157	TYR
35	BI	83	ALA
35	BI	85	GLU
36	BN	50	ASP
36	BN	57	ALA
36	BN	67	LEU
36	BN	117	PHE
36	BN	134	ARG
37	BO	12	ASP
38	BP	18	ARG
38	BP	49	ARG
38	BP	72	PRO
38	BP	97	PRO
38	BP	106	LEU
39	BQ	28	ALA
39	BQ	29	PHE
40	BR	4	LEU
40	BR	49	ASP
40	BR	82	GLU
40	BR	102	GLU
41	BS	89	ARG
41	BS	94	TYR
42	BT	22	PHE
42	BT	27	THR
42	BT	40	THR
42	BT	81	PRO
42	BT	92	GLY
42	BT	119	LYS
43	BU	89	GLU
43	BU	98	LEU
44	BV	3	ALA

*Continued on next page...*

*Continued from previous page...*

<b>Mol</b>	<b>Chain</b>	<b>Res</b>	<b>Type</b>
44	BV	16	PRO
44	BV	68	LYS
44	BV	69	LYS
45	BW	63	ASP
45	BW	93	ALA
47	BY	3	VAL
47	BY	31	LEU
47	BY	48	ALA
47	BY	81	LYS
48	BZ	37	TYR
48	BZ	44	ASP
48	BZ	108	ALA
48	BZ	135	PHE
48	BZ	148	SER
48	BZ	167	GLU
48	BZ	171	ALA
48	BZ	173	VAL
49	B0	49	LYS
51	B2	18	PRO
51	B2	61	LEU
53	B4	74	PHE
54	B5	37	LYS
54	B5	53	ALA
57	B8	3	LYS
2	CB	22	LYS
2	CB	37	ASN
2	CB	67	THR
2	CB	130	ARG
2	CB	150	SER
2	CB	217	ARG
2	CB	232	PRO
3	CC	60	ALA
3	CC	81	GLY
3	CC	133	ALA
3	CC	145	GLY
3	CC	181	ASN
4	CD	186	LEU
4	CD	189	PRO
5	CE	63	ARG
5	CE	147	ASP
6	CF	76	ALA
6	CF	100	ASN

*Continued on next page...*

*Continued from previous page...*

<b>Mol</b>	<b>Chain</b>	<b>Res</b>	<b>Type</b>
7	CG	7	ALA
7	CG	37	ASN
7	CG	82	GLY
7	CG	94	ARG
7	CG	100	ALA
7	CG	151	TYR
9	CI	40	LEU
9	CI	98	PRO
9	CI	111	ARG
10	CJ	86	MET
13	CM	4	ILE
13	CM	21	TYR
13	CM	44	ARG
13	CM	63	THR
13	CM	75	ALA
14	CN	22	THR
17	CQ	34	LYS
17	CQ	35	VAL
17	CQ	99	SER
18	CR	39	VAL
19	CS	25	LYS
19	CS	30	LEU
20	CT	29	LYS
20	CT	72	LEU
21	CU	9	ARG
29	DC	20	TYR
29	DC	54	SER
29	DC	104	LEU
29	DC	122	ALA
29	DC	135	GLY
29	DC	142	ALA
29	DC	220	PRO
29	DC	223	ARG
30	DD	36	PRO
30	DD	118	VAL
30	DD	236	GLY
30	DD	266	SER
30	DD	267	SER
31	DE	39	PRO
31	DE	44	TYR
31	DE	66	HIS
31	DE	82	ARG

*Continued on next page...*

*Continued from previous page...*

<b>Mol</b>	<b>Chain</b>	<b>Res</b>	<b>Type</b>
31	DE	86	PRO
31	DE	94	GLU
31	DE	98	PRO
31	DE	189	PRO
32	DF	6	VAL
32	DF	12	LEU
32	DF	19	GLU
32	DF	54	ARG
32	DF	62	ARG
32	DF	122	LYS
33	DG	63	ILE
33	DG	66	GLN
33	DG	71	THR
33	DG	83	ARG
33	DG	120	LEU
33	DG	151	ALA
34	DH	25	LYS
34	DH	56	SER
34	DH	138	LYS
34	DH	141	VAL
34	DH	165	ALA
34	DH	169	VAL
35	DI	85	GLU
35	DI	95	LYS
35	DI	99	GLU
35	DI	101	LEU
35	DI	132	PRO
36	DN	68	GLU
36	DN	133	GLN
37	DO	5	GLN
37	DO	120	GLU
38	DP	47	ASP
38	DP	64	LYS
39	DQ	39	PRO
39	DQ	137	TYR
40	DR	58	GLY
40	DR	60	LEU
40	DR	67	LEU
40	DR	80	PHE
40	DR	104	ARG
41	DS	15	ARG
41	DS	24	LEU

*Continued on next page...*

*Continued from previous page...*

<b>Mol</b>	<b>Chain</b>	<b>Res</b>	<b>Type</b>
41	DS	53	SER
41	DS	57	LYS
42	DT	31	SER
42	DT	33	LYS
42	DT	82	LEU
42	DT	133	GLU
42	DT	135	ALA
42	DT	136	GLN
43	DU	110	VAL
44	DV	18	LEU
44	DV	23	GLU
44	DV	48	GLY
44	DV	50	PRO
45	DW	65	LEU
46	DX	11	PRO
46	DX	13	LEU
46	DX	40	LYS
47	DY	19	LYS
47	DY	81	LYS
48	DZ	6	ALA
48	DZ	20	ALA
48	DZ	72	GLN
48	DZ	129	PRO
48	DZ	149	LEU
48	DZ	164	VAL
48	DZ	173	VAL
50	D1	78	LYS
50	D1	94	LEU
51	D2	12	GLU
51	D2	18	PRO
51	D2	48	HIS
55	D6	41	PRO
56	D7	2	LYS
57	D8	17	THR
57	D8	61	LEU
2	AB	12	GLU
2	AB	240	GLN
3	AC	61	ALA
3	AC	98	ASN
3	AC	168	ALA
3	AC	174	PRO
3	AC	181	ASN

*Continued on next page...*



*Continued from previous page...*

<b>Mol</b>	<b>Chain</b>	<b>Res</b>	<b>Type</b>
4	AD	88	VAL
5	AE	56	GLN
5	AE	65	ASN
5	AE	74	GLY
6	AF	80	ARG
7	AG	10	ARG
7	AG	144	MET
9	AI	88	TYR
9	AI	106	ALA
9	AI	127	LYS
10	AJ	93	GLY
12	AL	10	LYS
12	AL	77	HIS
14	AN	60	SER
15	AO	6	GLU
16	AP	52	ASP
18	AR	36	ASN
19	AS	12	ASP
19	AS	66	MET
20	AT	28	ALA
20	AT	29	LYS
20	AT	42	GLN
20	AT	68	LYS
20	AT	97	ALA
29	BC	39	GLU
29	BC	55	ASP
29	BC	71	GLN
29	BC	108	MET
29	BC	160	ARG
30	BD	28	GLU
30	BD	230	ASP
31	BE	39	PRO
31	BE	40	GLU
31	BE	56	PRO
31	BE	72	VAL
31	BE	117	MET
31	BE	131	ALA
31	BE	180	ASN
32	BF	31	HIS
32	BF	90	PHE
32	BF	110	LEU
33	BG	43	LEU

*Continued on next page...*

*Continued from previous page...*

<b>Mol</b>	<b>Chain</b>	<b>Res</b>	<b>Type</b>
33	BG	116	ASP
33	BG	117	PHE
34	BH	10	PRO
34	BH	45	VAL
35	BI	10	GLU
35	BI	70	GLU
35	BI	77	LEU
35	BI	104	GLN
35	BI	117	GLU
36	BN	19	GLU
36	BN	81	GLY
36	BN	127	ASP
37	BO	107	ARG
38	BP	9	ASN
38	BP	14	LYS
38	BP	25	SER
38	BP	71	VAL
38	BP	116	GLY
39	BQ	59	ARG
40	BR	23	ASN
40	BR	61	HIS
40	BR	106	GLY
41	BS	77	ALA
41	BS	107	GLU
42	BT	55	ASN
42	BT	123	GLN
44	BV	18	LEU
44	BV	93	GLU
47	BY	4	LYS
47	BY	82	PRO
48	BZ	84	HIS
48	BZ	150	HIS
51	B2	17	SER
51	B2	26	ARG
51	B2	60	LEU
52	B3	3	ARG
53	B4	52	SER
53	B4	82	GLU
54	B5	55	ARG
56	B7	2	LYS
56	B7	44	PRO
57	B8	25	MET

*Continued on next page...*

*Continued from previous page...*

<b>Mol</b>	<b>Chain</b>	<b>Res</b>	<b>Type</b>
57	B8	64	TYR
58	B9	33	LYS
2	CB	79	ASP
2	CB	165	VAL
3	CC	7	PRO
3	CC	93	LYS
4	CD	31	CYS
4	CD	40	PRO
4	CD	48	ALA
4	CD	191	ARG
4	CD	200	GLU
5	CE	58	ALA
5	CE	62	ALA
5	CE	142	LEU
5	CE	153	LYS
8	CH	87	SER
9	CI	47	LEU
9	CI	121	ARG
10	CJ	41	PRO
10	CJ	51	ARG
11	CK	34	ASP
11	CK	128	ALA
12	CL	30	ARG
12	CL	59	SER
12	CL	112	LYS
12	CL	124	GLU
14	CN	60	SER
15	CO	13	GLN
15	CO	19	PRO
15	CO	24	SER
18	CR	31	LEU
19	CS	43	GLU
21	CU	7	ARG
29	DC	151	GLU
30	DD	24	ILE
30	DD	33	LEU
30	DD	169	GLU
30	DD	201	HIS
30	DD	214	TRP
30	DD	223	GLY
30	DD	244	ARG
31	DE	2	LYS

*Continued on next page...*

*Continued from previous page...*

<b>Mol</b>	<b>Chain</b>	<b>Res</b>	<b>Type</b>
31	DE	32	PRO
31	DE	52	LEU
31	DE	147	PRO
32	DF	18	ARG
32	DF	115	ALA
32	DF	133	ASN
32	DF	145	GLU
34	DH	29	PRO
34	DH	45	VAL
34	DH	81	GLU
34	DH	112	PRO
34	DH	143	GLN
35	DI	100	ALA
35	DI	105	HIS
35	DI	112	LYS
36	DN	51	PHE
37	DO	12	ASP
37	DO	98	VAL
37	DO	101	PRO
38	DP	33	ARG
38	DP	35	HIS
38	DP	36	LYS
38	DP	48	PRO
38	DP	56	SER
38	DP	71	VAL
38	DP	117	GLU
38	DP	140	ALA
38	DP	141	ALA
38	DP	144	GLU
39	DQ	14	ARG
39	DQ	105	GLU
39	DQ	132	VAL
40	DR	12	ARG
41	DS	14	VAL
41	DS	35	ILE
41	DS	105	ALA
41	DS	107	GLU
42	DT	19	LEU
42	DT	119	LYS
43	DU	32	PHE
43	DU	74	LEU
43	DU	77	SER

*Continued on next page...*

*Continued from previous page...*

<b>Mol</b>	<b>Chain</b>	<b>Res</b>	<b>Type</b>
43	DU	93	LYS
44	DV	68	LYS
46	DX	4	ALA
47	DY	92	ASN
47	DY	99	CYS
48	DZ	21	GLY
48	DZ	40	LEU
48	DZ	97	MET
51	D2	45	SER
55	D6	44	ARG
2	AB	150	SER
3	AC	52	LEU
4	AD	27	TYR
4	AD	148	VAL
6	AF	70	ASP
8	AH	2	LEU
8	AH	103	VAL
9	AI	119	ALA
10	AJ	39	PRO
13	AM	48	LEU
14	AN	13	THR
14	AN	24	CYS
15	AO	23	GLY
16	AP	14	ASN
17	AQ	30	PRO
19	AS	45	VAL
20	AT	90	GLN
29	BC	46	LYS
29	BC	64	LEU
29	BC	65	PRO
29	BC	190	ARG
29	BC	201	PRO
30	BD	177	LEU
30	BD	236	GLY
31	BE	17	ASP
31	BE	67	PHE
31	BE	75	VAL
31	BE	82	ARG
32	BF	11	VAL
32	BF	65	TRP
33	BG	127	GLY
33	BG	142	PRO

*Continued on next page...*

*Continued from previous page...*

<b>Mol</b>	<b>Chain</b>	<b>Res</b>	<b>Type</b>
33	BG	143	GLU
34	BH	11	VAL
34	BH	42	ARG
34	BH	46	GLU
34	BH	56	SER
35	BI	41	GLU
35	BI	99	GLU
35	BI	119	PRO
36	BN	110	GLY
37	BO	98	VAL
38	BP	63	PRO
38	BP	103	ALA
38	BP	117	GLU
38	BP	141	ALA
39	BQ	2	LEU
41	BS	19	LYS
41	BS	67	ARG
46	BX	13	LEU
48	BZ	45	LYS
48	BZ	100	PRO
48	BZ	164	VAL
48	BZ	177	GLU
49	B0	20	ARG
51	B2	69	ARG
53	B4	68	PHE
53	B4	81	VAL
2	CB	74	LYS
3	CC	12	LEU
3	CC	14	ILE
3	CC	22	TRP
3	CC	168	ALA
3	CC	206	GLU
4	CD	16	GLY
4	CD	32	ALA
4	CD	50	ARG
5	CE	8	GLU
5	CE	52	PRO
5	CE	70	PRO
6	CF	51	PRO
7	CG	153	HIS
10	CJ	32	ALA
12	CL	105	ALA

*Continued on next page...*

*Continued from previous page...*

<b>Mol</b>	<b>Chain</b>	<b>Res</b>	<b>Type</b>
12	CL	109	ASP
13	CM	41	PRO
13	CM	81	LEU
17	CQ	68	ARG
17	CQ	80	GLY
18	CR	54	ARG
19	CS	5	LEU
19	CS	42	PRO
20	CT	63	ILE
20	CT	95	ALA
29	DC	48	GLY
29	DC	64	LEU
29	DC	141	LYS
29	DC	175	VAL
29	DC	209	LEU
30	DD	25	THR
30	DD	31	LYS
31	DE	58	ARG
31	DE	69	LYS
32	DF	136	THR
34	DH	99	VAL
34	DH	133	VAL
35	DI	81	VAL
36	DN	64	GLY
36	DN	86	PRO
36	DN	94	HIS
36	DN	134	ARG
38	DP	52	GLU
38	DP	70	GLN
38	DP	107	LYS
42	DT	18	ASP
42	DT	56	GLY
42	DT	86	ILE
43	DU	104	GLN
44	DV	78	LYS
45	DW	58	ALA
47	DY	8	LYS
47	DY	49	VAL
47	DY	58	GLY
47	DY	82	PRO
48	DZ	44	ASP
48	DZ	133	PRO

*Continued on next page...*

*Continued from previous page...*

<b>Mol</b>	<b>Chain</b>	<b>Res</b>	<b>Type</b>
48	DZ	144	GLU
49	D0	20	ARG
52	D3	41	PRO
53	D4	75	VAL
55	D6	32	ASN
56	D7	32	LYS
57	D8	57	ARG
2	AB	110	GLN
2	AB	130	ARG
3	AC	22	TRP
3	AC	91	LEU
3	AC	103	VAL
4	AD	9	CYS
4	AD	39	PRO
4	AD	56	VAL
4	AD	91	SER
4	AD	197	PRO
5	AE	69	VAL
5	AE	128	PRO
7	AG	9	VAL
7	AG	57	GLU
10	AJ	80	LYS
12	AL	91	PRO
13	AM	41	PRO
14	AN	23	ARG
15	AO	19	PRO
15	AO	76	GLU
17	AQ	3	LYS
19	AS	11	VAL
29	BC	20	TYR
29	BC	175	VAL
30	BD	140	THR
30	BD	224	ALA
30	BD	243	GLY
31	BE	4	ILE
32	BF	9	ILE
34	BH	12	PRO
40	BR	83	ILE
40	BR	84	ALA
40	BR	104	ARG
41	BS	91	PRO
42	BT	12	SER

*Continued on next page...*



*Continued from previous page...*

<b>Mol</b>	<b>Chain</b>	<b>Res</b>	<b>Type</b>
44	BV	47	VAL
45	BW	11	ARG
53	B4	84	PHE
55	B6	15	GLU
57	B8	14	VAL
2	CB	161	ALA
3	CC	3	ASN
3	CC	55	VAL
3	CC	74	GLY
4	CD	5	ILE
6	CF	96	PRO
7	CG	116	ALA
9	CI	89	ASN
9	CI	104	ARG
11	CK	39	PRO
12	CL	14	LYS
12	CL	77	HIS
13	CM	99	ARG
14	CN	28	GLY
17	CQ	33	GLY
29	DC	132	GLY
29	DC	203	GLY
30	DD	28	GLU
30	DD	156	ALA
31	DE	169	ASN
33	DG	85	GLY
33	DG	117	PHE
34	DH	17	VAL
35	DI	80	PRO
36	DN	44	PRO
36	DN	125	GLY
37	DO	48	PRO
38	DP	120	ALA
41	DS	60	GLY
43	DU	87	GLY
44	DV	9	GLY
44	DV	93	GLU
45	DW	2	GLU
45	DW	93	ALA
46	DX	41	ASN
48	DZ	81	ARG
52	D3	56	VAL

*Continued on next page...*

*Continued from previous page...*

<b>Mol</b>	<b>Chain</b>	<b>Res</b>	<b>Type</b>
57	D8	41	ILE
5	AE	129	ILE
9	AI	98	PRO
9	AI	100	GLY
10	AJ	37	PRO
11	AK	118	GLY
13	AM	68	GLY
30	BD	114	GLY
30	BD	142	VAL
33	BG	17	PRO
35	BI	88	ILE
35	BI	111	PRO
41	BS	22	GLY
41	BS	85	VAL
41	BS	108	GLY
42	BT	83	ILE
48	BZ	133	PRO
48	BZ	136	ILE
7	CG	42	ILE
12	CL	26	GLY
20	CT	100	ILE
29	DC	19	VAL
29	DC	50	ASP
29	DC	72	VAL
32	DF	9	ILE
32	DF	207	GLY
36	DN	60	ILE
36	DN	108	PRO
44	DV	35	LEU
47	DY	55	TYR
48	DZ	26	VAL
48	DZ	61	PRO
48	DZ	94	PRO
49	D0	83	PRO
50	D1	90	ILE
3	AC	6	HIS
13	AM	7	VAL
29	BC	49	ILE
34	BH	128	PRO
38	BP	83	VAL
47	BY	76	CYS
47	BY	98	VAL

*Continued on next page...*

*Continued from previous page...*

<b>Mol</b>	<b>Chain</b>	<b>Res</b>	<b>Type</b>
48	BZ	125	VAL
48	BZ	129	PRO
50	B1	84	GLY
53	B4	67	PRO
4	CD	17	VAL
7	CG	23	VAL
18	CR	50	ILE
20	CT	98	PRO
31	DE	116	VAL
34	DH	20	ALA
38	DP	125	VAL
47	DY	37	VAL
53	D4	55	PRO
58	D9	3	VAL
2	AB	18	GLY
9	AI	90	PRO
16	AP	19	ILE
33	BG	52	ILE
34	BH	21	PRO
34	BH	144	VAL
35	BI	106	GLY
38	BP	122	PRO
48	BZ	26	VAL
58	B9	21	GLY
2	CB	81	VAL
3	CC	41	GLY
7	CG	135	VAL
8	CH	26	VAL
11	CK	49	GLY
29	DC	49	ILE
29	DC	149	ILE
30	DD	8	PRO
33	DG	179	PRO
35	DI	51	ILE
35	DI	134	PRO
38	DP	7	ARG
42	DT	49	VAL
48	DZ	23	LEU
48	DZ	57	VAL
51	D2	17	SER
2	AB	232	PRO
5	AE	154	GLY

*Continued on next page...*

*Continued from previous page...*

<b>Mol</b>	<b>Chain</b>	<b>Res</b>	<b>Type</b>
7	AG	17	VAL
10	AJ	24	VAL
13	AM	112	GLY
29	BC	161	ILE
30	BD	105	ILE
30	BD	249	PRO
43	BU	63	VAL
44	BV	37	VAL
48	BZ	36	VAL
48	BZ	110	VAL
48	BZ	140	VAL
51	B2	41	ILE
57	B8	41	ILE
2	CB	80	ILE
3	CC	9	GLY
3	CC	84	ILE
4	CD	196	LEU
8	CH	51	VAL
11	CK	121	PRO
33	DG	142	PRO
34	DH	91	GLY
34	DH	127	GLU
36	DN	36	GLY
46	DX	10	ALA
47	DY	7	VAL
47	DY	52	SER
47	DY	75	ILE
48	DZ	140	VAL
50	D1	22	GLY
3	AC	141	VAL
4	AD	105	VAL
10	AJ	90	LEU
11	AK	58	PRO
12	AL	71	GLY
34	BH	24	VAL
38	BP	8	PRO
47	BY	45	VAL
11	CK	105	VAL
16	CP	63	GLY
35	DI	131	LYS
46	DX	85	PRO
36	BN	126	PRO

### 5.3.2 Protein sidechains [i](#)

In the following table, the Percentiles column shows the percent sidechain outliers of the chain as a percentile score with respect to all X-ray entries followed by that with respect to entries of similar resolution.

The Analysed column shows the number of residues for which the sidechain conformation was analysed, and the total number of residues.

Mol	Chain	Analysed	Rotameric	Outliers	Percentiles	
2	AB	202/220 (92%)	177 (88%)	25 (12%)	4	20
2	CB	202/220 (92%)	177 (88%)	25 (12%)	4	20
3	AC	160/188 (85%)	144 (90%)	16 (10%)	6	27
3	CC	159/188 (85%)	142 (89%)	17 (11%)	5	25
4	AD	180/181 (99%)	159 (88%)	21 (12%)	4	22
4	CD	180/181 (99%)	162 (90%)	18 (10%)	6	27
5	AE	115/123 (94%)	103 (90%)	12 (10%)	5	26
5	CE	115/123 (94%)	99 (86%)	16 (14%)	3	17
6	AF	90/90 (100%)	82 (91%)	8 (9%)	8	31
6	CF	90/90 (100%)	79 (88%)	11 (12%)	4	20
7	AG	126/127 (99%)	109 (86%)	17 (14%)	3	18
7	CG	125/127 (98%)	115 (92%)	10 (8%)	10	34
8	AH	119/119 (100%)	106 (89%)	13 (11%)	5	24
8	CH	119/119 (100%)	105 (88%)	14 (12%)	4	21
9	AI	97/99 (98%)	85 (88%)	12 (12%)	4	20
9	CI	97/99 (98%)	82 (84%)	15 (16%)	2	13
10	AJ	88/92 (96%)	73 (83%)	15 (17%)	1	10
10	CJ	88/92 (96%)	77 (88%)	11 (12%)	3	20
11	AK	88/99 (89%)	82 (93%)	6 (7%)	13	41
11	CK	90/99 (91%)	83 (92%)	7 (8%)	10	35
12	AL	104/109 (95%)	92 (88%)	12 (12%)	4	22
12	CL	104/109 (95%)	92 (88%)	12 (12%)	4	22
13	AM	97/101 (96%)	84 (87%)	13 (13%)	3	18
13	CM	94/101 (93%)	82 (87%)	12 (13%)	3	19
14	AN	49/50 (98%)	43 (88%)	6 (12%)	4	20
14	CN	49/50 (98%)	47 (96%)	2 (4%)	26	56

*Continued on next page...*

*Continued from previous page...*

Mol	Chain	Analysed	Rotameric	Outliers	Percentiles	
15	AO	79/80 (99%)	71 (90%)	8 (10%)	6	27
15	CO	79/80 (99%)	69 (87%)	10 (13%)	3	19
16	AP	72/74 (97%)	62 (86%)	10 (14%)	3	17
16	CP	72/74 (97%)	65 (90%)	7 (10%)	6	28
17	AQ	94/97 (97%)	86 (92%)	8 (8%)	8	33
17	CQ	94/97 (97%)	89 (95%)	5 (5%)	19	48
18	AR	61/77 (79%)	57 (93%)	4 (7%)	14	42
18	CR	61/77 (79%)	53 (87%)	8 (13%)	3	18
19	AS	69/80 (86%)	55 (80%)	14 (20%)	1	5
19	CS	69/80 (86%)	55 (80%)	14 (20%)	1	5
20	AT	76/82 (93%)	63 (83%)	13 (17%)	1	10
20	CT	76/82 (93%)	66 (87%)	10 (13%)	3	18
21	AU	19/22 (86%)	17 (90%)	2 (10%)	5	26
21	CU	19/22 (86%)	17 (90%)	2 (10%)	5	26
26	AZ	1/1 (100%)	1 (100%)	0	100	100
26	CZ	1/1 (100%)	1 (100%)	0	100	100
29	BC	61/181 (34%)	55 (90%)	6 (10%)	6	28
29	DC	61/181 (34%)	52 (85%)	9 (15%)	2	15
30	BD	213/218 (98%)	184 (86%)	29 (14%)	3	18
30	DD	213/218 (98%)	183 (86%)	30 (14%)	3	17
31	BE	165/166 (99%)	142 (86%)	23 (14%)	3	17
31	DE	165/166 (99%)	133 (81%)	32 (19%)	1	6
32	BF	163/166 (98%)	142 (87%)	21 (13%)	3	19
32	DF	165/166 (99%)	143 (87%)	22 (13%)	3	18
33	BG	155/156 (99%)	136 (88%)	19 (12%)	4	20
33	DG	155/156 (99%)	133 (86%)	22 (14%)	2	16
34	BH	134/148 (90%)	116 (87%)	18 (13%)	3	18
34	DH	132/148 (89%)	119 (90%)	13 (10%)	6	28
35	BI	122/124 (98%)	107 (88%)	15 (12%)	4	20
35	DI	122/124 (98%)	104 (85%)	18 (15%)	2	15
36	BN	117/119 (98%)	94 (80%)	23 (20%)	1	6

*Continued on next page...*

Continued from previous page...

Mol	Chain	Analysed	Rotameric	Outliers	Percentiles	
36	DN	117/119 (98%)	98 (84%)	19 (16%)	2	11
37	BO	100/100 (100%)	84 (84%)	16 (16%)	2	12
37	DO	100/100 (100%)	88 (88%)	12 (12%)	4	21
38	BP	112/116 (97%)	86 (77%)	26 (23%)	0	3
38	DP	112/116 (97%)	90 (80%)	22 (20%)	1	6
39	BQ	110/111 (99%)	89 (81%)	21 (19%)	1	6
39	DQ	108/111 (97%)	96 (89%)	12 (11%)	5	24
40	BR	100/101 (99%)	83 (83%)	17 (17%)	1	10
40	DR	100/101 (99%)	84 (84%)	16 (16%)	2	12
41	BS	77/88 (88%)	53 (69%)	24 (31%)	0	2
41	DS	77/88 (88%)	67 (87%)	10 (13%)	3	19
42	BT	120/127 (94%)	88 (73%)	32 (27%)	0	3
42	DT	120/127 (94%)	87 (72%)	33 (28%)	0	2
43	BU	92/94 (98%)	78 (85%)	14 (15%)	2	14
43	DU	92/94 (98%)	82 (89%)	10 (11%)	5	24
44	BV	82/82 (100%)	64 (78%)	18 (22%)	1	4
44	DV	82/82 (100%)	65 (79%)	17 (21%)	1	5
45	BW	91/92 (99%)	78 (86%)	13 (14%)	2	16
45	DW	91/92 (99%)	84 (92%)	7 (8%)	10	36
46	BX	74/78 (95%)	63 (85%)	11 (15%)	2	15
46	DX	74/78 (95%)	58 (78%)	16 (22%)	1	4
47	BY	73/91 (80%)	59 (81%)	14 (19%)	1	6
47	DY	84/91 (92%)	69 (82%)	15 (18%)	1	8
48	BZ	155/179 (87%)	131 (84%)	24 (16%)	2	13
48	DZ	155/179 (87%)	138 (89%)	17 (11%)	5	24
49	B0	66/67 (98%)	60 (91%)	6 (9%)	7	30
49	D0	66/67 (98%)	58 (88%)	8 (12%)	4	20
50	B1	78/83 (94%)	65 (83%)	13 (17%)	2	10
50	D1	78/83 (94%)	72 (92%)	6 (8%)	10	36
51	B2	66/67 (98%)	52 (79%)	14 (21%)	1	4
51	D2	66/67 (98%)	58 (88%)	8 (12%)	4	20

Continued on next page...

Continued from previous page...

Mol	Chain	Analysed	Rotameric	Outliers	Percentiles	
52	B3	51/52 (98%)	44 (86%)	7 (14%)	3	17
52	D3	51/52 (98%)	46 (90%)	5 (10%)	6	28
53	B4	34/63 (54%)	30 (88%)	4 (12%)	4	21
53	D4	34/63 (54%)	28 (82%)	6 (18%)	1	8
54	B5	51/52 (98%)	42 (82%)	9 (18%)	1	8
54	D5	51/52 (98%)	41 (80%)	10 (20%)	1	6
55	B6	44/52 (85%)	27 (61%)	17 (39%)	0	1
55	D6	44/52 (85%)	30 (68%)	14 (32%)	0	2
56	B7	41/42 (98%)	37 (90%)	4 (10%)	6	28
56	D7	41/42 (98%)	35 (85%)	6 (15%)	2	16
57	B8	53/55 (96%)	40 (76%)	13 (24%)	0	3
57	D8	53/55 (96%)	39 (74%)	14 (26%)	0	3
58	B9	33/34 (97%)	32 (97%)	1 (3%)	36	65
58	D9	33/34 (97%)	31 (94%)	2 (6%)	15	44
All	All	9644/10430 (92%)	8280 (86%)	1364 (14%)	3	17

All (1364) residues with a non-rotameric sidechain are listed below:

Mol	Chain	Res	Type
2	AB	11	LEU
2	AB	17	PHE
2	AB	24	TRP
2	AB	36	ARG
2	AB	44	LEU
2	AB	48	MET
2	AB	60	ASP
2	AB	64	ARG
2	AB	69	LEU
2	AB	78	GLN
2	AB	92	TYR
2	AB	93	VAL
2	AB	96	ARG
2	AB	103	THR
2	AB	113	HIS
2	AB	121	LEU
2	AB	155	LEU
2	AB	172	ILE

Continued on next page...



*Continued from previous page...*

<b>Mol</b>	<b>Chain</b>	<b>Res</b>	<b>Type</b>
2	AB	178	ARG
2	AB	195	ASP
2	AB	196	LEU
2	AB	213	LEU
2	AB	220	ASP
2	AB	223	ILE
2	AB	226	ARG
3	AC	16	ARG
3	AC	20	SER
3	AC	30	ARG
3	AC	38	ARG
3	AC	52	LEU
3	AC	62	ASP
3	AC	94	LEU
3	AC	101	LEU
3	AC	107	GLN
3	AC	116	VAL
3	AC	127	ARG
3	AC	132	ARG
3	AC	136	GLN
3	AC	156	ARG
3	AC	190	ARG
3	AC	198	VAL
4	AD	3	ARG
4	AD	8	VAL
4	AD	9	CYS
4	AD	11	LEU
4	AD	15	GLU
4	AD	19	LEU
4	AD	26	CYS
4	AD	39	PRO
4	AD	49	ARG
4	AD	57	ARG
4	AD	58	LEU
4	AD	59	ARG
4	AD	73	ARG
4	AD	99	SER
4	AD	108	LEU
4	AD	122	ARG
4	AD	126	ILE
4	AD	127	THR
4	AD	135	LEU

*Continued on next page...*

*Continued from previous page...*

<b>Mol</b>	<b>Chain</b>	<b>Res</b>	<b>Type</b>
4	AD	158	ILE
4	AD	159	ARG
5	AE	7	GLU
5	AE	10	MET
5	AE	12	LEU
5	AE	13	ILE
5	AE	28	PHE
5	AE	51	VAL
5	AE	73	ASN
5	AE	78	HIS
5	AE	79	GLU
5	AE	101	ILE
5	AE	131	ILE
5	AE	147	ASP
6	AF	11	ASN
6	AF	19	LEU
6	AF	43	LEU
6	AF	69	GLU
6	AF	75	LEU
6	AF	82	ARG
6	AF	96	PRO
6	AF	98	LEU
7	AG	11	GLN
7	AG	13	GLN
7	AG	52	GLU
7	AG	58	PRO
7	AG	60	LYS
7	AG	79	ARG
7	AG	96	GLN
7	AG	104	LEU
7	AG	109	ASN
7	AG	111	ARG
7	AG	114	ARG
7	AG	118	VAL
7	AG	124	LEU
7	AG	137	LYS
7	AG	140	ASP
7	AG	143	ARG
7	AG	156	TRP
8	AH	1	MET
8	AH	2	LEU
8	AH	25	ASP

*Continued on next page...*

*Continued from previous page...*

<b>Mol</b>	<b>Chain</b>	<b>Res</b>	<b>Type</b>
8	AH	41	ARG
8	AH	52	ASP
8	AH	63	LEU
8	AH	85	ARG
8	AH	91	ARG
8	AH	99	GLU
8	AH	102	ARG
8	AH	114	THR
8	AH	115	SER
8	AH	127	LEU
9	AI	4	TYR
9	AI	7	THR
9	AI	10	ARG
9	AI	20	ARG
9	AI	40	LEU
9	AI	64	THR
9	AI	95	LYS
9	AI	99	LEU
9	AI	102	LEU
9	AI	114	TYR
9	AI	121	ARG
9	AI	128	ARG
10	AJ	13	HIS
10	AJ	22	LYS
10	AJ	40	LEU
10	AJ	43	ARG
10	AJ	44	VAL
10	AJ	45	ARG
10	AJ	55	LYS
10	AJ	57	LYS
10	AJ	62	HIS
10	AJ	63	PHE
10	AJ	78	ASN
10	AJ	79	ARG
10	AJ	80	LYS
10	AJ	96	ILE
10	AJ	100	THR
11	AK	29	ILE
11	AK	35	PRO
11	AK	36	ASP
11	AK	81	ASP
11	AK	103	LEU

*Continued on next page...*

*Continued from previous page...*

<b>Mol</b>	<b>Chain</b>	<b>Res</b>	<b>Type</b>
11	AK	109	VAL
12	AL	3	THR
12	AL	24	LEU
12	AL	35	THR
12	AL	38	ARG
12	AL	45	PRO
12	AL	50	ARG
12	AL	80	VAL
12	AL	81	LEU
12	AL	86	ARG
12	AL	88	LYS
12	AL	89	ASP
12	AL	113	SER
13	AM	9	ILE
13	AM	48	LEU
13	AM	58	GLU
13	AM	64	TRP
13	AM	66	LEU
13	AM	70	LEU
13	AM	82	MET
13	AM	92	HIS
13	AM	93	ARG
13	AM	102	ARG
13	AM	105	THR
13	AM	108	ARG
13	AM	113	PRO
14	AN	14	PRO
14	AN	18	VAL
14	AN	29	ARG
14	AN	31	ARG
14	AN	41	ARG
14	AN	44	LEU
15	AO	3	ILE
15	AO	19	PRO
15	AO	54	ARG
15	AO	57	LEU
15	AO	65	ARG
15	AO	71	GLN
15	AO	79	ARG
15	AO	88	ARG
16	AP	20	VAL
16	AP	27	LYS

*Continued on next page...*

*Continued from previous page...*

<b>Mol</b>	<b>Chain</b>	<b>Res</b>	<b>Type</b>
16	AP	32	TYR
16	AP	33	ILE
16	AP	54	GLU
16	AP	62	VAL
16	AP	65	GLN
16	AP	67	THR
16	AP	71	ARG
16	AP	82	GLN
17	AQ	27	PHE
17	AQ	38	ARG
17	AQ	59	ILE
17	AQ	60	ILE
17	AQ	63	ARG
17	AQ	64	PRO
17	AQ	91	ARG
17	AQ	93	GLN
18	AR	29	PHE
18	AR	47	THR
18	AR	53	ARG
18	AR	87	ARG
19	AS	5	LEU
19	AS	6	LYS
19	AS	7	LYS
19	AS	12	ASP
19	AS	13	ASP
19	AS	15	LEU
19	AS	22	LEU
19	AS	27	GLU
19	AS	29	ARG
19	AS	37	ARG
19	AS	44	MET
19	AS	48	THR
19	AS	60	VAL
19	AS	66	MET
20	AT	22	ARG
20	AT	24	LEU
20	AT	26	ASN
20	AT	29	LYS
20	AT	31	SER
20	AT	35	THR
20	AT	45	GLN
20	AT	55	ILE

*Continued on next page...*

*Continued from previous page...*

<b>Mol</b>	<b>Chain</b>	<b>Res</b>	<b>Type</b>
20	AT	61	SER
20	AT	62	LEU
20	AT	72	LEU
20	AT	73	HIS
20	AT	93	GLU
21	AU	15	ARG
21	AU	25	LYS
29	BC	36	LYS
29	BC	41	VAL
29	BC	44	HIS
29	BC	56	GLN
29	BC	64	LEU
29	BC	77	ILE
30	BD	10	THR
30	BD	20	ASP
30	BD	33	LEU
30	BD	46	GLN
30	BD	49	ILE
30	BD	52	ARG
30	BD	61	LEU
30	BD	65	ILE
30	BD	67	PHE
30	BD	83	GLU
30	BD	92	ILE
30	BD	94	LEU
30	BD	95	LEU
30	BD	105	ILE
30	BD	115	GLN
30	BD	131	LEU
30	BD	166	GLN
30	BD	192	THR
30	BD	198	ASN
30	BD	205	VAL
30	BD	206	LEU
30	BD	211	ARG
30	BD	217	ARG
30	BD	218	ARG
30	BD	246	PRO
30	BD	257	LEU
30	BD	260	ARG
30	BD	262	ARG
30	BD	271	ILE

*Continued on next page...*

*Continued from previous page...*

<b>Mol</b>	<b>Chain</b>	<b>Res</b>	<b>Type</b>
31	BE	7	VAL
31	BE	9	VAL
31	BE	14	ILE
31	BE	36	ARG
31	BE	38	THR
31	BE	49	LEU
31	BE	55	ASN
31	BE	78	LEU
31	BE	79	ARG
31	BE	82	ARG
31	BE	97	LYS
31	BE	107	THR
31	BE	111	ARG
31	BE	118	LYS
31	BE	119	ARG
31	BE	121	ASN
31	BE	132	HIS
31	BE	134	ILE
31	BE	144	ARG
31	BE	178	GLU
31	BE	197	ILE
31	BE	202	LYS
31	BE	203	LYS
32	BF	17	ARG
32	BF	19	GLU
32	BF	28	ILE
32	BF	37	VAL
32	BF	46	ARG
32	BF	52	LYS
32	BF	72	ARG
32	BF	78	ILE
32	BF	88	VAL
32	BF	100	THR
32	BF	110	LEU
32	BF	112	MET
32	BF	136	THR
32	BF	140	LEU
32	BF	158	THR
32	BF	164	ARG
32	BF	165	ARG
32	BF	175	THR
32	BF	191	ARG

*Continued on next page...*

*Continued from previous page...*

<b>Mol</b>	<b>Chain</b>	<b>Res</b>	<b>Type</b>
32	BF	202	PHE
32	BF	206	ILE
33	BG	7	LEU
33	BG	16	ARG
33	BG	21	ARG
33	BG	45	GLU
33	BG	49	ASP
33	BG	54	GLU
33	BG	58	GLN
33	BG	80	PHE
33	BG	87	PRO
33	BG	96	ARG
33	BG	101	ILE
33	BG	117	PHE
33	BG	128	ARG
33	BG	130	ASN
33	BG	139	LEU
33	BG	141	PHE
33	BG	152	LEU
33	BG	153	ARG
33	BG	162	THR
34	BH	10	PRO
34	BH	23	ARG
34	BH	25	LYS
34	BH	27	LYS
34	BH	39	PRO
34	BH	41	MET
34	BH	46	GLU
34	BH	80	SER
34	BH	83	TYR
34	BH	86	GLU
34	BH	104	GLU
34	BH	111	HIS
34	BH	116	GLU
34	BH	122	THR
34	BH	141	VAL
34	BH	149	ARG
34	BH	157	TYR
34	BH	160	LYS
35	BI	2	LYS
35	BI	3	VAL
35	BI	12	LEU

*Continued on next page...*



*Continued from previous page...*

<b>Mol</b>	<b>Chain</b>	<b>Res</b>	<b>Type</b>
35	BI	14	ASP
35	BI	15	VAL
35	BI	38	LEU
35	BI	61	ARG
35	BI	85	GLU
35	BI	88	ILE
35	BI	89	TYR
35	BI	101	LEU
35	BI	113	ARG
35	BI	118	LYS
35	BI	122	GLU
35	BI	133	HIS
36	BN	3	THR
36	BN	4	TYR
36	BN	6	PRO
36	BN	8	GLN
36	BN	12	ARG
36	BN	22	THR
36	BN	25	ARG
36	BN	28	THR
36	BN	38	HIS
36	BN	48	MET
36	BN	56	ASN
36	BN	60	ILE
36	BN	67	LEU
36	BN	85	ILE
36	BN	87	LEU
36	BN	93	THR
36	BN	96	GLU
36	BN	99	LEU
36	BN	111	PRO
36	BN	120	LEU
36	BN	121	LYS
36	BN	131	GLN
36	BN	134	ARG
37	BO	2	ILE
37	BO	10	VAL
37	BO	24	VAL
37	BO	25	LEU
37	BO	48	PRO
37	BO	49	ARG
37	BO	57	VAL

*Continued on next page...*

*Continued from previous page...*

<b>Mol</b>	<b>Chain</b>	<b>Res</b>	<b>Type</b>
37	BO	68	GLU
37	BO	69	ILE
37	BO	73	ASP
37	BO	94	ARG
37	BO	102	VAL
37	BO	104	ARG
37	BO	105	GLU
37	BO	108	GLU
37	BO	117	LEU
38	BP	6	LEU
38	BP	16	ARG
38	BP	18	ARG
38	BP	19	VAL
38	BP	39	LYS
38	BP	42	SER
38	BP	59	LEU
38	BP	61	ARG
38	BP	62	LEU
38	BP	63	PRO
38	BP	64	LYS
38	BP	67	MET
38	BP	75	ILE
38	BP	79	ARG
38	BP	81	GLN
38	BP	83	VAL
38	BP	91	PHE
38	BP	99	LEU
38	BP	105	LEU
38	BP	108	LYS
38	BP	110	TYR
38	BP	114	ILE
38	BP	115	LEU
38	BP	119	GLU
38	BP	130	PHE
38	BP	136	GLU
39	BQ	14	ARG
39	BQ	16	ARG
39	BQ	17	LEU
39	BQ	21	THR
39	BQ	26	TYR
39	BQ	35	VAL
39	BQ	45	GLN

*Continued on next page...*

*Continued from previous page...*

<b>Mol</b>	<b>Chain</b>	<b>Res</b>	<b>Type</b>
39	BQ	51	ARG
39	BQ	56	ARG
39	BQ	58	PHE
39	BQ	60	ARG
39	BQ	65	PHE
39	BQ	79	LEU
39	BQ	89	ASN
39	BQ	96	VAL
39	BQ	104	PHE
39	BQ	110	THR
39	BQ	112	GLU
39	BQ	135	ASP
39	BQ	138	ASP
39	BQ	139	GLU
40	BR	2	ARG
40	BR	4	LEU
40	BR	28	LEU
40	BR	33	ARG
40	BR	36	THR
40	BR	37	THR
40	BR	44	LEU
40	BR	49	ASP
40	BR	57	ARG
40	BR	63	ARG
40	BR	67	LEU
40	BR	73	VAL
40	BR	80	PHE
40	BR	100	LEU
40	BR	102	GLU
40	BR	104	ARG
40	BR	118	GLU
41	BS	11	LYS
41	BS	13	ARG
41	BS	18	ILE
41	BS	20	ARG
41	BS	21	THR
41	BS	23	ARG
41	BS	26	LEU
41	BS	31	SER
41	BS	33	LYS
41	BS	36	TYR
41	BS	38	GLN

*Continued on next page...*

*Continued from previous page...*

<b>Mol</b>	<b>Chain</b>	<b>Res</b>	<b>Type</b>
41	BS	42	ASP
41	BS	50	SER
41	BS	52	SER
41	BS	57	LYS
41	BS	67	ARG
41	BS	73	LEU
41	BS	89	ARG
41	BS	92	TYR
41	BS	97	ARG
41	BS	101	LEU
41	BS	103	GLU
41	BS	106	ARG
41	BS	107	GLU
42	BT	3	ARG
42	BT	6	LEU
42	BT	11	GLU
42	BT	13	ARG
42	BT	16	ARG
42	BT	19	LEU
42	BT	23	ARG
42	BT	24	PRO
42	BT	29	ARG
42	BT	30	VAL
42	BT	31	SER
42	BT	32	TYR
42	BT	38	ASN
42	BT	41	ARG
42	BT	49	VAL
42	BT	51	ARG
42	BT	59	THR
42	BT	62	THR
42	BT	73	GLU
42	BT	74	ARG
42	BT	84	GLN
42	BT	89	VAL
42	BT	93	ARG
42	BT	96	ARG
42	BT	99	LEU
42	BT	101	PHE
42	BT	102	ILE
42	BT	113	LYS
42	BT	114	LEU

*Continued on next page...*

*Continued from previous page...*

<b>Mol</b>	<b>Chain</b>	<b>Res</b>	<b>Type</b>
42	BT	115	ARG
42	BT	121	ILE
42	BT	128	GLU
43	BU	20	LEU
43	BU	33	ARG
43	BU	52	ARG
43	BU	56	ASP
43	BU	74	LEU
43	BU	78	THR
43	BU	84	LYS
43	BU	91	ASP
43	BU	92	ARG
43	BU	95	LEU
43	BU	102	GLU
43	BU	104	GLN
43	BU	108	GLU
43	BU	112	ARG
44	BV	1	MET
44	BV	2	PHE
44	BV	16	PRO
44	BV	18	LEU
44	BV	19	LYS
44	BV	24	LYS
44	BV	26	ASP
44	BV	29	PRO
44	BV	35	LEU
44	BV	45	THR
44	BV	57	VAL
44	BV	61	VAL
44	BV	73	SER
44	BV	82	ARG
44	BV	89	GLN
44	BV	91	TYR
44	BV	95	LEU
44	BV	99	ILE
45	BW	8	ARG
45	BW	11	ARG
45	BW	14	PRO
45	BW	17	VAL
45	BW	23	LEU
45	BW	37	ARG
45	BW	51	LEU

*Continued on next page...*

*Continued from previous page...*

<b>Mol</b>	<b>Chain</b>	<b>Res</b>	<b>Type</b>
45	BW	65	LEU
45	BW	70	TYR
45	BW	77	ASP
45	BW	86	LEU
45	BW	90	ARG
45	BW	107	LEU
46	BX	12	VAL
46	BX	27	THR
46	BX	28	PHE
46	BX	38	GLU
46	BX	57	LEU
46	BX	63	LYS
46	BX	68	ARG
46	BX	75	ASP
46	BX	76	ARG
46	BX	80	ILE
46	BX	83	VAL
47	BY	2	ARG
47	BY	6	HIS
47	BY	7	VAL
47	BY	14	LEU
47	BY	28	LYS
47	BY	29	GLU
47	BY	32	PRO
47	BY	43	ASN
47	BY	47	LYS
47	BY	66	PRO
47	BY	77	PRO
47	BY	79	CYS
47	BY	84	ARG
47	BY	99	CYS
48	BZ	3	ARG
48	BZ	10	GLU
48	BZ	12	GLU
48	BZ	22	LYS
48	BZ	37	TYR
48	BZ	39	ASP
48	BZ	40	LEU
48	BZ	49	GLN
48	BZ	62	ASP
48	BZ	67	PRO
48	BZ	70	VAL

*Continued on next page...*

*Continued from previous page...*

<b>Mol</b>	<b>Chain</b>	<b>Res</b>	<b>Type</b>
48	BZ	72	GLN
48	BZ	80	ARG
48	BZ	86	ASP
48	BZ	91	SER
48	BZ	93	GLU
48	BZ	116	LEU
48	BZ	120	HIS
48	BZ	130	ARG
48	BZ	138	VAL
48	BZ	144	GLU
48	BZ	149	LEU
48	BZ	167	GLU
48	BZ	168	GLU
49	B0	17	GLN
49	B0	25	ARG
49	B0	36	ILE
49	B0	63	VAL
49	B0	75	LEU
49	B0	84	LEU
50	B1	4	VAL
50	B1	25	LYS
50	B1	26	ARG
50	B1	35	THR
50	B1	39	LYS
50	B1	40	ARG
50	B1	45	ASN
50	B1	50	ARG
50	B1	52	ARG
50	B1	61	ARG
50	B1	80	LEU
50	B1	82	LEU
50	B1	93	GLU
51	B2	2	LYS
51	B2	3	LEU
51	B2	7	ARG
51	B2	17	SER
51	B2	18	PRO
51	B2	24	LEU
51	B2	34	GLU
51	B2	43	GLN
51	B2	44	LEU
51	B2	45	SER

*Continued on next page...*

*Continued from previous page...*

<b>Mol</b>	<b>Chain</b>	<b>Res</b>	<b>Type</b>
51	B2	53	LEU
51	B2	64	LEU
51	B2	65	ASN
51	B2	70	GLN
52	B3	8	LEU
52	B3	30	ARG
52	B3	40	THR
52	B3	44	ARG
52	B3	46	ASN
52	B3	52	HIS
52	B3	58	VAL
53	B4	36	VAL
53	B4	46	ASN
53	B4	51	TYR
53	B4	60	GLU
54	B5	4	HIS
54	B5	11	THR
54	B5	25	LEU
54	B5	26	THR
54	B5	33	CYS
54	B5	40	LYS
54	B5	52	TYR
54	B5	55	ARG
54	B5	56	LYS
55	B6	6	ARG
55	B6	7	ILE
55	B6	10	LEU
55	B6	11	LEU
55	B6	12	GLU
55	B6	18	ARG
55	B6	19	ARG
55	B6	24	GLU
55	B6	30	THR
55	B6	31	PRO
55	B6	39	TYR
55	B6	42	TRP
55	B6	44	ARG
55	B6	46	HIS
55	B6	47	THR
55	B6	49	HIS
55	B6	52	VAL
56	B7	1	MET

*Continued on next page...*



*Continued from previous page...*

<b>Mol</b>	<b>Chain</b>	<b>Res</b>	<b>Type</b>
56	B7	4	THR
56	B7	24	THR
56	B7	48	LYS
57	B8	8	LYS
57	B8	16	ILE
57	B8	30	ARG
57	B8	31	HIS
57	B8	32	LEU
57	B8	34	TRP
57	B8	40	GLU
57	B8	44	LYS
57	B8	48	PHE
57	B8	49	VAL
57	B8	54	GLU
57	B8	61	LEU
57	B8	64	TYR
58	B9	2	LYS
2	CB	9	GLU
2	CB	15	VAL
2	CB	16	HIS
2	CB	17	PHE
2	CB	20	GLU
2	CB	24	TRP
2	CB	36	ARG
2	CB	44	LEU
2	CB	69	LEU
2	CB	74	LYS
2	CB	80	ILE
2	CB	116	GLU
2	CB	121	LEU
2	CB	130	ARG
2	CB	155	LEU
2	CB	163	PHE
2	CB	178	ARG
2	CB	185	ILE
2	CB	187	LEU
2	CB	189	ASP
2	CB	196	LEU
2	CB	206	ASP
2	CB	212	GLN
2	CB	219	VAL
2	CB	238	LEU

*Continued on next page...*

*Continued from previous page...*

<b>Mol</b>	<b>Chain</b>	<b>Res</b>	<b>Type</b>
3	CC	12	LEU
3	CC	17	ASP
3	CC	30	ARG
3	CC	34	LEU
3	CC	46	GLU
3	CC	48	TYR
3	CC	52	LEU
3	CC	75	VAL
3	CC	118	GLN
3	CC	119	ARG
3	CC	128	PHE
3	CC	165	THR
3	CC	167	TRP
3	CC	172	ARG
3	CC	188	LEU
3	CC	196	LEU
3	CC	202	ILE
4	CD	3	ARG
4	CD	9	CYS
4	CD	12	CYS
4	CD	13	ARG
4	CD	21	LEU
4	CD	26	CYS
4	CD	36	ARG
4	CD	49	ARG
4	CD	50	ARG
4	CD	73	ARG
4	CD	98	GLU
4	CD	110	PHE
4	CD	122	ARG
4	CD	135	LEU
4	CD	138	TYR
4	CD	150	GLU
4	CD	153	ARG
4	CD	200	GLU
5	CE	10	MET
5	CE	16	THR
5	CE	26	PHE
5	CE	31	LEU
5	CE	41	VAL
5	CE	45	PHE
5	CE	51	VAL

*Continued on next page...*

*Continued from previous page...*

<b>Mol</b>	<b>Chain</b>	<b>Res</b>	<b>Type</b>
5	CE	53	LEU
5	CE	68	GLU
5	CE	73	ASN
5	CE	76	ILE
5	CE	79	GLU
5	CE	91	LEU
5	CE	101	ILE
5	CE	111	GLU
5	CE	143	ARG
6	CF	10	LEU
6	CF	14	LEU
6	CF	15	ASP
6	CF	32	ASN
6	CF	37	VAL
6	CF	46	ARG
6	CF	48	LEU
6	CF	55	ASP
6	CF	69	GLU
6	CF	73	ASN
6	CF	83	ASP
7	CG	24	THR
7	CG	36	LYS
7	CG	43	PHE
7	CG	52	GLU
7	CG	54	THR
7	CG	110	GLN
7	CG	111	ARG
7	CG	143	ARG
7	CG	148	ASN
7	CG	156	TRP
8	CH	1	MET
8	CH	2	LEU
8	CH	25	ASP
8	CH	27	PRO
8	CH	52	ASP
8	CH	63	LEU
8	CH	81	HIS
8	CH	85	ARG
8	CH	91	ARG
8	CH	93	VAL
8	CH	102	ARG
8	CH	103	VAL

*Continued on next page...*

*Continued from previous page...*

<b>Mol</b>	<b>Chain</b>	<b>Res</b>	<b>Type</b>
8	CH	127	LEU
8	CH	133	LEU
9	CI	4	TYR
9	CI	10	ARG
9	CI	21	PRO
9	CI	47	LEU
9	CI	59	PHE
9	CI	64	THR
9	CI	66	ARG
9	CI	95	LYS
9	CI	99	LEU
9	CI	102	LEU
9	CI	104	ARG
9	CI	114	TYR
9	CI	121	ARG
9	CI	125	TYR
9	CI	128	ARG
10	CJ	22	LYS
10	CJ	45	ARG
10	CJ	50	ILE
10	CJ	60	ARG
10	CJ	62	HIS
10	CJ	63	PHE
10	CJ	64	GLU
10	CJ	68	HIS
10	CJ	80	LYS
10	CJ	96	ILE
10	CJ	100	THR
11	CK	32	ILE
11	CK	54	ARG
11	CK	75	TYR
11	CK	81	ASP
11	CK	91	ARG
11	CK	103	LEU
11	CK	109	VAL
12	CL	3	THR
12	CL	5	ASN
12	CL	24	LEU
12	CL	25	LYS
12	CL	30	ARG
12	CL	39	THR
12	CL	41	THR

*Continued on next page...*

*Continued from previous page...*

<b>Mol</b>	<b>Chain</b>	<b>Res</b>	<b>Type</b>
12	CL	70	GLU
12	CL	81	LEU
12	CL	86	ARG
12	CL	90	LEU
12	CL	117	TYR
13	CM	47	ASP
13	CM	48	LEU
13	CM	50	GLU
13	CM	64	TRP
13	CM	65	LYS
13	CM	66	LEU
13	CM	69	GLU
13	CM	73	GLU
13	CM	82	MET
13	CM	108	ARG
13	CM	113	PRO
13	CM	115	LYS
14	CN	12	ARG
14	CN	14	PRO
15	CO	3	ILE
15	CO	10	LYS
15	CO	26	GLU
15	CO	38	ARG
15	CO	47	LYS
15	CO	54	ARG
15	CO	65	ARG
15	CO	67	LEU
15	CO	71	GLN
15	CO	82	ILE
16	CP	1	MET
16	CP	20	VAL
16	CP	27	LYS
16	CP	45	THR
16	CP	47	ASP
16	CP	74	LEU
16	CP	82	GLN
17	CQ	10	VAL
17	CQ	48	GLU
17	CQ	60	ILE
17	CQ	68	ARG
17	CQ	92	ARG
18	CR	19	LYS

*Continued on next page...*

*Continued from previous page...*

<b>Mol</b>	<b>Chain</b>	<b>Res</b>	<b>Type</b>
18	CR	36	ASN
18	CR	40	LEU
18	CR	47	THR
18	CR	53	ARG
18	CR	76	LEU
18	CR	83	GLU
18	CR	87	ARG
19	CS	5	LEU
19	CS	6	LYS
19	CS	7	LYS
19	CS	13	ASP
19	CS	15	LEU
19	CS	22	LEU
19	CS	27	GLU
19	CS	29	ARG
19	CS	36	ARG
19	CS	41	VAL
19	CS	43	GLU
19	CS	44	MET
19	CS	61	TYR
19	CS	80	TYR
20	CT	10	LEU
20	CT	26	ASN
20	CT	27	LYS
20	CT	36	LEU
20	CT	73	HIS
20	CT	75	ASN
20	CT	80	ARG
20	CT	86	ARG
20	CT	93	GLU
20	CT	100	ILE
21	CU	12	LYS
21	CU	25	LYS
29	DC	20	TYR
29	DC	24	GLU
29	DC	36	LYS
29	DC	37	PHE
29	DC	56	GLN
29	DC	64	LEU
29	DC	77	ILE
29	DC	93	TYR
29	DC	94	VAL

*Continued on next page...*

*Continued from previous page...*

<b>Mol</b>	<b>Chain</b>	<b>Res</b>	<b>Type</b>
30	DD	10	THR
30	DD	26	LYS
30	DD	28	GLU
30	DD	36	PRO
30	DD	40	THR
30	DD	44	ASN
30	DD	46	GLN
30	DD	49	ILE
30	DD	54	ARG
30	DD	61	LEU
30	DD	65	ILE
30	DD	96	HIS
30	DD	98	VAL
30	DD	106	ILE
30	DD	109	ASP
30	DD	111	LEU
30	DD	131	LEU
30	DD	165	ILE
30	DD	166	GLN
30	DD	168	ARG
30	DD	171	ASP
30	DD	192	THR
30	DD	221	VAL
30	DD	228	PRO
30	DD	229	VAL
30	DD	242	ARG
30	DD	246	PRO
30	DD	259	THR
30	DD	260	ARG
30	DD	271	ILE
31	DE	1	MET
31	DE	9	VAL
31	DE	16	ARG
31	DE	17	ASP
31	DE	18	ASP
31	DE	24	THR
31	DE	33	VAL
31	DE	53	PRO
31	DE	54	GLN
31	DE	55	ASN
31	DE	56	PRO
31	DE	67	PHE

*Continued on next page...*

*Continued from previous page...*

<b>Mol</b>	<b>Chain</b>	<b>Res</b>	<b>Type</b>
31	DE	69	LYS
31	DE	79	ARG
31	DE	84	PHE
31	DE	89	ASP
31	DE	107	THR
31	DE	111	ARG
31	DE	113	PHE
31	DE	119	ARG
31	DE	127	ASP
31	DE	134	ILE
31	DE	143	ASN
31	DE	154	LYS
31	DE	160	TYR
31	DE	179	GLU
31	DE	184	VAL
31	DE	196	VAL
31	DE	197	ILE
31	DE	200	GLU
31	DE	202	LYS
31	DE	203	LYS
32	DF	2	LYS
32	DF	17	ARG
32	DF	19	GLU
32	DF	25	PRO
32	DF	27	GLU
32	DF	37	VAL
32	DF	43	LYS
32	DF	46	ARG
32	DF	64	ILE
32	DF	65	TRP
32	DF	78	ILE
32	DF	83	PHE
32	DF	98	SER
32	DF	110	LEU
32	DF	133	ASN
32	DF	140	LEU
32	DF	158	THR
32	DF	160	ASN
32	DF	161	GLU
32	DF	169	ASN
32	DF	175	THR
32	DF	204	ASN

*Continued on next page...*



*Continued from previous page...*

<b>Mol</b>	<b>Chain</b>	<b>Res</b>	<b>Type</b>
33	DG	4	ASP
33	DG	8	LYS
33	DG	16	ARG
33	DG	21	ARG
33	DG	27	ASN
33	DG	29	TRP
33	DG	30	GLU
33	DG	33	ARG
33	DG	54	GLU
33	DG	66	GLN
33	DG	70	VAL
33	DG	87	PRO
33	DG	90	LEU
33	DG	101	ILE
33	DG	113	ARG
33	DG	116	ASP
33	DG	117	PHE
33	DG	125	PHE
33	DG	130	ASN
33	DG	131	TYR
33	DG	157	ILE
33	DG	162	THR
34	DH	24	VAL
34	DH	25	LYS
34	DH	41	MET
34	DH	46	GLU
34	DH	54	ARG
34	DH	69	ARG
34	DH	86	GLU
34	DH	88	LEU
34	DH	152	ARG
34	DH	153	LYS
34	DH	157	TYR
34	DH	163	TYR
34	DH	170	ARG
35	DI	2	LYS
35	DI	12	LEU
35	DI	20	ASP
35	DI	38	LEU
35	DI	47	LEU
35	DI	58	LEU
35	DI	61	ARG

*Continued on next page...*

*Continued from previous page...*

<b>Mol</b>	<b>Chain</b>	<b>Res</b>	<b>Type</b>
35	DI	66	GLU
35	DI	82	ARG
35	DI	99	GLU
35	DI	112	LYS
35	DI	113	ARG
35	DI	114	LEU
35	DI	117	GLU
35	DI	133	HIS
35	DI	134	PRO
35	DI	142	VAL
35	DI	144	VAL
36	DN	1	MET
36	DN	4	TYR
36	DN	12	ARG
36	DN	15	LEU
36	DN	25	ARG
36	DN	26	LEU
36	DN	34	LEU
36	DN	41	ASP
36	DN	48	MET
36	DN	51	PHE
36	DN	55	VAL
36	DN	56	ASN
36	DN	63	THR
36	DN	87	LEU
36	DN	119	ARG
36	DN	120	LEU
36	DN	121	LYS
36	DN	134	ARG
36	DN	136	GLU
37	DO	1	MET
37	DO	5	GLN
37	DO	7	TYR
37	DO	9	GLU
37	DO	17	ARG
37	DO	48	PRO
37	DO	53	LYS
37	DO	64	ARG
37	DO	73	ASP
37	DO	82	ASN
37	DO	91	LEU
37	DO	99	PHE

*Continued on next page...*

*Continued from previous page...*

<b>Mol</b>	<b>Chain</b>	<b>Res</b>	<b>Type</b>
38	DP	6	LEU
38	DP	7	ARG
38	DP	13	ASN
38	DP	16	ARG
38	DP	18	ARG
38	DP	29	LYS
38	DP	32	THR
38	DP	38	GLN
38	DP	45	LEU
38	DP	50	ARG
38	DP	51	PHE
38	DP	57	THR
38	DP	58	THR
38	DP	59	LEU
38	DP	61	ARG
38	DP	74	GLU
38	DP	85	LEU
38	DP	91	PHE
38	DP	105	LEU
38	DP	114	ILE
38	DP	115	LEU
38	DP	123	LEU
39	DQ	2	LEU
39	DQ	35	VAL
39	DQ	45	GLN
39	DQ	51	ARG
39	DQ	56	ARG
39	DQ	63	LYS
39	DQ	96	VAL
39	DQ	110	THR
39	DQ	112	GLU
39	DQ	131	ILE
39	DQ	132	VAL
39	DQ	139	GLU
40	DR	2	ARG
40	DR	5	LYS
40	DR	8	ARG
40	DR	18	LEU
40	DR	27	SER
40	DR	30	THR
40	DR	35	THR
40	DR	37	THR

*Continued on next page...*

*Continued from previous page...*

<b>Mol</b>	<b>Chain</b>	<b>Res</b>	<b>Type</b>
40	DR	43	GLU
40	DR	60	LEU
40	DR	71	GLN
40	DR	74	LYS
40	DR	81	ASP
40	DR	94	TYR
40	DR	104	ARG
40	DR	118	GLU
41	DS	11	LYS
41	DS	13	ARG
41	DS	34	HIS
41	DS	43	GLU
41	DS	54	LEU
41	DS	73	LEU
41	DS	89	ARG
41	DS	92	TYR
41	DS	97	ARG
41	DS	101	LEU
42	DT	1	MET
42	DT	6	LEU
42	DT	13	ARG
42	DT	14	TYR
42	DT	18	ASP
42	DT	19	LEU
42	DT	24	PRO
42	DT	32	TYR
42	DT	41	ARG
42	DT	42	ILE
42	DT	44	ASP
42	DT	46	GLU
42	DT	51	ARG
42	DT	52	ILE
42	DT	53	ARG
42	DT	61	PHE
42	DT	63	VAL
42	DT	64	ARG
42	DT	65	LYS
42	DT	66	VAL
42	DT	85	LYS
42	DT	86	ILE
42	DT	89	VAL
42	DT	96	ARG

*Continued on next page...*

*Continued from previous page...*

<b>Mol</b>	<b>Chain</b>	<b>Res</b>	<b>Type</b>
42	DT	99	LEU
42	DT	100	TYR
42	DT	108	ARG
42	DT	113	LYS
42	DT	115	ARG
42	DT	118	ARG
42	DT	124	ASP
42	DT	125	ARG
42	DT	128	GLU
43	DU	9	VAL
43	DU	20	LEU
43	DU	28	ARG
43	DU	49	HIS
43	DU	52	ARG
43	DU	56	ASP
43	DU	69	CYS
43	DU	92	ARG
43	DU	102	GLU
43	DU	104	GLN
44	DV	2	PHE
44	DV	10	LYS
44	DV	12	TYR
44	DV	16	PRO
44	DV	18	LEU
44	DV	19	LYS
44	DV	21	ARG
44	DV	29	PRO
44	DV	39	LEU
44	DV	40	LEU
44	DV	50	PRO
44	DV	64	HIS
44	DV	66	ARG
44	DV	68	LYS
44	DV	70	ILE
44	DV	83	ARG
44	DV	91	TYR
45	DW	11	ARG
45	DW	19	LEU
45	DW	39	THR
45	DW	51	LEU
45	DW	59	VAL
45	DW	65	LEU

*Continued on next page...*

*Continued from previous page...*

<b>Mol</b>	<b>Chain</b>	<b>Res</b>	<b>Type</b>
45	DW	70	TYR
46	DX	3	THR
46	DX	11	PRO
46	DX	12	VAL
46	DX	27	THR
46	DX	28	PHE
46	DX	35	THR
46	DX	48	LYS
46	DX	52	VAL
46	DX	56	THR
46	DX	57	LEU
46	DX	63	LYS
46	DX	68	ARG
46	DX	70	LEU
46	DX	76	ARG
46	DX	80	ILE
46	DX	83	VAL
47	DY	2	ARG
47	DY	6	HIS
47	DY	7	VAL
47	DY	28	LYS
47	DY	29	GLU
47	DY	31	LEU
47	DY	32	PRO
47	DY	42	VAL
47	DY	47	LYS
47	DY	56	PRO
47	DY	62	GLU
47	DY	64	GLU
47	DY	67	LEU
47	DY	83	THR
47	DY	99	CYS
48	DZ	2	TYR
48	DZ	8	TYR
48	DZ	10	GLU
48	DZ	17	LEU
48	DZ	22	LYS
48	DZ	33	ASN
48	DZ	52	ILE
48	DZ	75	LEU
48	DZ	78	ARG
48	DZ	80	ARG

*Continued on next page...*

*Continued from previous page...*

<b>Mol</b>	<b>Chain</b>	<b>Res</b>	<b>Type</b>
48	DZ	118	GLU
48	DZ	120	HIS
48	DZ	121	ARG
48	DZ	122	ASP
48	DZ	144	GLU
48	DZ	149	LEU
48	DZ	170	ILE
49	D0	20	ARG
49	D0	21	LEU
49	D0	31	VAL
49	D0	44	ARG
49	D0	59	LEU
49	D0	64	ASP
49	D0	75	LEU
49	D0	84	LEU
50	D1	40	ARG
50	D1	41	ARG
50	D1	46	LEU
50	D1	58	ILE
50	D1	73	LEU
50	D1	75	GLU
51	D2	2	LYS
51	D2	7	ARG
51	D2	15	LYS
51	D2	32	LEU
51	D2	49	LYS
51	D2	52	ASP
51	D2	53	LEU
51	D2	56	GLN
52	D3	8	LEU
52	D3	31	LEU
52	D3	37	LEU
52	D3	56	VAL
52	D3	58	VAL
53	D4	46	ASN
53	D4	48	ILE
53	D4	51	TYR
53	D4	53	THR
53	D4	66	HIS
53	D4	81	VAL
54	D5	3	LYS
54	D5	4	HIS

*Continued on next page...*

*Continued from previous page...*

<b>Mol</b>	<b>Chain</b>	<b>Res</b>	<b>Type</b>
54	D5	11	THR
54	D5	25	LEU
54	D5	34	PRO
54	D5	40	LYS
54	D5	49	CYS
54	D5	52	TYR
54	D5	56	LYS
54	D5	57	VAL
55	D6	8	LYS
55	D6	10	LEU
55	D6	11	LEU
55	D6	12	GLU
55	D6	14	THR
55	D6	17	LYS
55	D6	19	ARG
55	D6	26	ASN
55	D6	31	PRO
55	D6	41	PRO
55	D6	42	TRP
55	D6	44	ARG
55	D6	46	HIS
55	D6	47	THR
56	D7	1	MET
56	D7	4	THR
56	D7	8	ASN
56	D7	41	ARG
56	D7	46	VAL
56	D7	47	ARG
57	D8	6	THR
57	D8	8	LYS
57	D8	30	ARG
57	D8	31	HIS
57	D8	32	LEU
57	D8	33	ASN
57	D8	34	TRP
57	D8	44	LYS
57	D8	47	LYS
57	D8	48	PHE
57	D8	49	VAL
57	D8	58	ILE
57	D8	61	LEU
57	D8	64	TYR

*Continued on next page...*



*Continued from previous page...*

Mol	Chain	Res	Type
58	D9	20	HIS
58	D9	24	TYR

Sometimes sidechains can be flipped to improve hydrogen bonding and reduce clashes. All (345) such sidechains are listed below:

Mol	Chain	Res	Type
2	AB	37	ASN
2	AB	94	ASN
2	AB	95	GLN
2	AB	104	ASN
2	AB	110	GLN
2	AB	135	GLN
2	AB	146	GLN
2	AB	204	ASN
2	AB	212	GLN
3	AC	28	GLN
3	AC	31	HIS
3	AC	37	GLN
3	AC	69	HIS
3	AC	108	ASN
3	AC	139	GLN
3	AC	162	GLN
3	AC	170	GLN
3	AC	176	HIS
4	AD	45	GLN
4	AD	62	GLN
4	AD	74	GLN
4	AD	129	ASN
4	AD	161	ASN
5	AE	72	GLN
5	AE	73	ASN
5	AE	78	HIS
6	AF	7	ASN
6	AF	18	GLN
6	AF	27	GLN
6	AF	32	ASN
6	AF	73	ASN
6	AF	94	GLN
6	AF	100	ASN
7	AG	13	GLN
7	AG	68	ASN
7	AG	96	GLN

*Continued on next page...*

*Continued from previous page...*

<b>Mol</b>	<b>Chain</b>	<b>Res</b>	<b>Type</b>
7	AG	106	GLN
9	AI	23	ASN
9	AI	31	GLN
9	AI	89	ASN
9	AI	117	HIS
9	AI	124	GLN
10	AJ	21	GLN
10	AJ	56	HIS
11	AK	13	GLN
11	AK	38	ASN
11	AK	117	ASN
12	AL	5	ASN
12	AL	6	GLN
12	AL	72	HIS
12	AL	77	HIS
13	AM	40	ASN
13	AM	92	HIS
13	AM	101	GLN
13	AM	106	ASN
15	AO	9	GLN
15	AO	13	GLN
15	AO	37	ASN
15	AO	46	HIS
15	AO	62	GLN
15	AO	71	GLN
16	AP	14	ASN
16	AP	16	HIS
16	AP	76	GLN
17	AQ	16	GLN
17	AQ	26	GLN
17	AQ	93	GLN
17	AQ	94	ASN
18	AR	63	GLN
19	AS	14	HIS
19	AS	23	ASN
19	AS	57	HIS
20	AT	18	GLN
20	AT	26	ASN
20	AT	42	GLN
20	AT	45	GLN
20	AT	90	GLN
29	BC	44	HIS

*Continued on next page...*

*Continued from previous page...*

<b>Mol</b>	<b>Chain</b>	<b>Res</b>	<b>Type</b>
29	BC	56	GLN
29	BC	71	GLN
30	BD	58	HIS
30	BD	115	GLN
30	BD	126	GLN
30	BD	166	GLN
30	BD	186	HIS
30	BD	198	ASN
30	BD	253	GLN
31	BE	48	GLN
31	BE	55	ASN
31	BE	129	HIS
31	BE	159	HIS
31	BE	192	ASN
32	BF	69	HIS
32	BF	75	HIS
32	BF	160	ASN
32	BF	169	ASN
32	BF	203	GLN
33	BG	27	ASN
33	BG	40	ASN
33	BG	130	ASN
34	BH	65	HIS
34	BH	74	ASN
34	BH	147	ASN
35	BI	54	GLN
35	BI	139	GLN
36	BN	8	GLN
36	BN	45	ASN
36	BN	56	ASN
36	BN	130	HIS
37	BO	82	ASN
38	BP	13	ASN
38	BP	38	GLN
38	BP	68	GLN
38	BP	81	GLN
38	BP	128	HIS
39	BQ	12	GLN
39	BQ	45	GLN
39	BQ	46	GLN
40	BR	16	HIS
40	BR	23	ASN

*Continued on next page...*

*Continued from previous page...*

<b>Mol</b>	<b>Chain</b>	<b>Res</b>	<b>Type</b>
40	BR	24	GLN
40	BR	31	HIS
40	BR	50	HIS
40	BR	53	HIS
40	BR	71	GLN
41	BS	16	ASN
41	BS	34	HIS
41	BS	68	GLN
42	BT	38	ASN
42	BT	79	HIS
42	BT	90	GLN
43	BU	14	HIS
43	BU	44	ASN
43	BU	49	HIS
43	BU	81	HIS
43	BU	94	ASN
43	BU	104	GLN
44	BV	11	GLN
45	BW	34	ASN
45	BW	40	ASN
45	BW	57	ASN
45	BW	60	ASN
45	BW	62	HIS
45	BW	102	HIS
45	BW	111	HIS
46	BX	31	HIS
46	BX	41	ASN
46	BX	82	GLN
46	BX	87	GLN
48	BZ	31	HIS
48	BZ	74	ASN
48	BZ	117	GLN
49	B0	12	ASN
49	B0	17	GLN
49	B0	29	GLN
49	B0	70	GLN
50	B1	45	ASN
50	B1	47	GLN
51	B2	9	GLN
51	B2	38	GLN
51	B2	43	GLN
51	B2	46	GLN

*Continued on next page...*

*Continued from previous page...*

<b>Mol</b>	<b>Chain</b>	<b>Res</b>	<b>Type</b>
52	B3	19	GLN
52	B3	32	GLN
52	B3	46	ASN
52	B3	52	HIS
53	B4	46	ASN
54	B5	4	HIS
54	B5	43	HIS
55	B6	20	ASN
55	B6	32	ASN
55	B6	46	HIS
56	B7	8	ASN
56	B7	36	GLN
57	B8	33	ASN
58	B9	20	HIS
58	B9	29	ASN
58	B9	34	GLN
2	CB	76	GLN
2	CB	78	GLN
2	CB	95	GLN
2	CB	104	ASN
2	CB	110	GLN
2	CB	135	GLN
3	CC	3	ASN
3	CC	28	GLN
3	CC	31	HIS
3	CC	37	GLN
3	CC	69	HIS
3	CC	98	ASN
3	CC	118	GLN
3	CC	136	GLN
3	CC	170	GLN
3	CC	181	ASN
4	CD	45	GLN
4	CD	119	GLN
4	CD	123	HIS
4	CD	161	ASN
4	CD	199	ASN
5	CE	73	ASN
5	CE	78	HIS
6	CF	18	GLN
6	CF	27	GLN
6	CF	32	ASN

*Continued on next page...*

*Continued from previous page...*

<b>Mol</b>	<b>Chain</b>	<b>Res</b>	<b>Type</b>
6	CF	57	GLN
6	CF	94	GLN
7	CG	13	GLN
7	CG	37	ASN
7	CG	96	GLN
7	CG	106	GLN
7	CG	109	ASN
7	CG	148	ASN
8	CH	82	HIS
9	CI	23	ASN
9	CI	89	ASN
9	CI	117	HIS
9	CI	124	GLN
10	CJ	13	HIS
10	CJ	56	HIS
10	CJ	76	ASN
11	CK	13	GLN
11	CK	38	ASN
11	CK	93	GLN
11	CK	99	GLN
11	CK	117	ASN
12	CL	46	ASN
12	CL	72	HIS
13	CM	62	ASN
15	CO	13	GLN
15	CO	28	GLN
15	CO	37	ASN
15	CO	71	GLN
16	CP	16	HIS
16	CP	76	GLN
17	CQ	16	GLN
17	CQ	26	GLN
17	CQ	93	GLN
19	CS	14	HIS
19	CS	47	HIS
19	CS	57	HIS
20	CT	26	ASN
20	CT	73	HIS
20	CT	75	ASN
29	DC	44	HIS
30	DD	44	ASN
30	DD	58	HIS

*Continued on next page...*

*Continued from previous page...*

<b>Mol</b>	<b>Chain</b>	<b>Res</b>	<b>Type</b>
30	DD	96	HIS
30	DD	115	GLN
30	DD	116	GLN
30	DD	126	GLN
30	DD	166	GLN
30	DD	186	HIS
30	DD	198	ASN
30	DD	253	GLN
31	DE	48	GLN
31	DE	54	GLN
31	DE	55	ASN
31	DE	129	HIS
31	DE	137	HIS
31	DE	192	ASN
32	DF	8	GLN
32	DF	69	HIS
32	DF	75	HIS
32	DF	160	ASN
33	DG	40	ASN
33	DG	41	GLN
33	DG	58	GLN
33	DG	130	ASN
34	DH	61	HIS
34	DH	65	HIS
34	DH	74	ASN
34	DH	111	HIS
34	DH	139	GLN
34	DH	143	GLN
34	DH	147	ASN
35	DI	11	ASN
35	DI	43	ASN
35	DI	54	GLN
35	DI	104	GLN
35	DI	139	GLN
36	DN	45	ASN
36	DN	56	ASN
36	DN	69	GLN
36	DN	133	GLN
37	DO	3	GLN
37	DO	82	ASN
38	DP	9	ASN
38	DP	68	GLN

*Continued on next page...*

*Continued from previous page...*

<b>Mol</b>	<b>Chain</b>	<b>Res</b>	<b>Type</b>
38	DP	81	GLN
38	DP	128	HIS
39	DQ	12	GLN
40	DR	3	HIS
40	DR	16	HIS
40	DR	23	ASN
40	DR	24	GLN
40	DR	53	HIS
40	DR	71	GLN
41	DS	16	ASN
41	DS	61	ASN
42	DT	38	ASN
42	DT	43	GLN
42	DT	90	GLN
43	DU	14	HIS
43	DU	44	ASN
43	DU	49	HIS
43	DU	71	GLN
43	DU	72	HIS
43	DU	81	HIS
43	DU	94	ASN
43	DU	104	GLN
43	DU	117	GLN
44	DV	11	GLN
45	DW	34	ASN
45	DW	40	ASN
45	DW	57	ASN
45	DW	61	ASN
45	DW	62	HIS
46	DX	31	HIS
46	DX	41	ASN
46	DX	55	ASN
46	DX	87	GLN
48	DZ	31	HIS
48	DZ	117	GLN
49	D0	12	ASN
49	D0	29	GLN
49	D0	35	ASN
49	D0	70	GLN
50	D1	45	ASN
50	D1	56	GLN
51	D2	38	GLN

*Continued on next page...*



*Continued from previous page...*

Mol	Chain	Res	Type
51	D2	43	GLN
51	D2	47	ASN
52	D3	19	GLN
52	D3	46	ASN
52	D3	52	HIS
53	D4	46	ASN
54	D5	43	HIS
55	D6	20	ASN
55	D6	26	ASN
56	D7	6	GLN
56	D7	8	ASN
56	D7	36	GLN
57	D8	31	HIS
57	D8	33	ASN
58	D9	34	GLN

### 5.3.3 RNA [i](#)

Mol	Chain	Analysed	Backbone Outliers	Pucker Outliers
1	AA	1493/1508 (99%)	234 (15%)	56 (3%)
1	CA	1491/1508 (98%)	248 (16%)	61 (4%)
22	AV	9/30 (30%)	1 (11%)	0
22	CV	9/30 (30%)	2 (22%)	0
23	AW	73/75 (97%)	15 (20%)	3 (4%)
23	CW	73/75 (97%)	20 (27%)	3 (4%)
24	AX	76/77 (98%)	24 (31%)	4 (5%)
25	AY	74/75 (98%)	19 (25%)	0
25	CY	74/75 (98%)	20 (27%)	0
27	BA	2779/2915 (95%)	539 (19%)	96 (3%)
27	DA	2765/2915 (94%)	555 (20%)	114 (4%)
28	BB	118/122 (96%)	16 (13%)	3 (2%)
28	DB	118/122 (96%)	40 (33%)	5 (4%)
59	CX	76/77 (98%)	21 (27%)	2 (2%)
All	All	9228/9604 (96%)	1754 (19%)	347 (3%)

All (1754) RNA backbone outliers are listed below:

Mol	Chain	Res	Type
1	AA	9	G
1	AA	28	G
1	AA	31	G

*Continued on next page...*

*Continued from previous page...*

<b>Mol</b>	<b>Chain</b>	<b>Res</b>	<b>Type</b>
1	AA	32	A
1	AA	39	G
1	AA	47	C
1	AA	48	C
1	AA	51	A
1	AA	60	A
1	AA	61	G
1	AA	80	G
1	AA	81	U
1	AA	89	C
1	AA	90	U
1	AA	91	C
1	AA	92	C
1	AA	93	G
1	AA	98	G
1	AA	100	C
1	AA	116	A
1	AA	120	A
1	AA	121	C
1	AA	131	C
1	AA	146	G
1	AA	163	C
1	AA	173	U
1	AA	189(H)	G
1	AA	195	A
1	AA	197	A
1	AA	203	U
1	AA	204	U
1	AA	216	G
1	AA	220	G
1	AA	244	U
1	AA	247	G
1	AA	251	G
1	AA	266	G
1	AA	267	C
1	AA	275	G
1	AA	289	G
1	AA	306	G
1	AA	321	A
1	AA	328	C
1	AA	332	G
1	AA	344	A

*Continued on next page...*

*Continued from previous page...*

<b>Mol</b>	<b>Chain</b>	<b>Res</b>	<b>Type</b>
1	AA	345	C
1	AA	352	C
1	AA	353	A
1	AA	354	G
1	AA	367	U
1	AA	372	C
1	AA	373	A
1	AA	384	G
1	AA	389	A
1	AA	390	C
1	AA	397	A
1	AA	412	A
1	AA	413	G
1	AA	414	A
1	AA	421	U
1	AA	422	C
1	AA	423	G
1	AA	424	G
1	AA	428	G
1	AA	429	U
1	AA	430	A
1	AA	435	C
1	AA	436	C
1	AA	439	A
1	AA	442	C
1	AA	452	A
1	AA	484	G
1	AA	485	G
1	AA	495	A
1	AA	496	A
1	AA	499	A
1	AA	509	A
1	AA	510	A
1	AA	511	C
1	AA	518	C
1	AA	527	G
1	AA	531	U
1	AA	532	A
1	AA	533	A
1	AA	534	U
1	AA	547	A
1	AA	559	A

*Continued on next page...*

*Continued from previous page...*

<b>Mol</b>	<b>Chain</b>	<b>Res</b>	<b>Type</b>
1	AA	561	U
1	AA	562	C
1	AA	572	A
1	AA	573	A
1	AA	576	G
1	AA	577	G
1	AA	596	C
1	AA	632	A
1	AA	653	A
1	AA	665	A
1	AA	687	A
1	AA	688	G
1	AA	701	C
1	AA	702	A
1	AA	723	U
1	AA	731	G
1	AA	733	A
1	AA	748	C
1	AA	749	C
1	AA	755	G
1	AA	777	A
1	AA	793	U
1	AA	794	A
1	AA	817	C
1	AA	818	G
1	AA	819	A
1	AA	828	A
1	AA	839	U
1	AA	841	U
1	AA	848	C
1	AA	859	A
1	AA	885	G
1	AA	902	G
1	AA	914	A
1	AA	916	G
1	AA	926	G
1	AA	927	G
1	AA	934	C
1	AA	935	A
1	AA	960	U
1	AA	961	U
1	AA	966	G

*Continued on next page...*

*Continued from previous page...*

<b>Mol</b>	<b>Chain</b>	<b>Res</b>	<b>Type</b>
1	AA	969	A
1	AA	971	G
1	AA	972	C
1	AA	974	A
1	AA	975	A
1	AA	976	G
1	AA	977	A
1	AA	978	A
1	AA	980	C
1	AA	991	U
1	AA	992	U
1	AA	993	G
1	AA	1001(A)	G
1	AA	1028	C
1	AA	1050	G
1	AA	1054	C
1	AA	1064	G
1	AA	1065	U
1	AA	1066	C
1	AA	1068	G
1	AA	1086	U
1	AA	1087	G
1	AA	1094	G
1	AA	1095	U
1	AA	1101	A
1	AA	1102	A
1	AA	1117	G
1	AA	1118	C
1	AA	1124	G
1	AA	1125	U
1	AA	1126	U
1	AA	1127	G
1	AA	1129	C
1	AA	1130	A
1	AA	1131	G
1	AA	1137	C
1	AA	1139	G
1	AA	1140	C
1	AA	1145	C
1	AA	1146	A
1	AA	1152	A
1	AA	1159	U

*Continued on next page...*

*Continued from previous page...*

<b>Mol</b>	<b>Chain</b>	<b>Res</b>	<b>Type</b>
1	AA	1182	G
1	AA	1184	G
1	AA	1196	U
1	AA	1197	G
1	AA	1202	G
1	AA	1212	U
1	AA	1213	A
1	AA	1214	C
1	AA	1225	A
1	AA	1227	A
1	AA	1238	A
1	AA	1239	A
1	AA	1249	C
1	AA	1255	G
1	AA	1256	A
1	AA	1257	U
1	AA	1278	U
1	AA	1280	A
1	AA	1281	U
1	AA	1285	A
1	AA	1286	A
1	AA	1287	A
1	AA	1299	A
1	AA	1300	G
1	AA	1301	U
1	AA	1302	U
1	AA	1305	G
1	AA	1317	C
1	AA	1319	A
1	AA	1320	C
1	AA	1321	C
1	AA	1322	C
1	AA	1323	G
1	AA	1331	G
1	AA	1336	C
1	AA	1338	G
1	AA	1347	G
1	AA	1363(A)	A
1	AA	1364	U
1	AA	1365	G
1	AA	1381	U
1	AA	1398	A

*Continued on next page...*

*Continued from previous page...*

<b>Mol</b>	<b>Chain</b>	<b>Res</b>	<b>Type</b>
1	AA	1419	G
1	AA	1442	G
1	AA	1442(A)	G
1	AA	1442(B)	A
1	AA	1446	U
1	AA	1447	A
1	AA	1452	C
1	AA	1456	G
1	AA	1457	G
1	AA	1487	G
1	AA	1492	A
1	AA	1497	G
1	AA	1499	A
1	AA	1504	G
1	AA	1505	G
1	AA	1506	U
1	AA	1517	G
1	AA	1519	A
1	AA	1520	G
1	AA	1529	G
1	AA	1530	G
22	AV	3	A
23	AW	7	A
23	AW	8	U
23	AW	12	C
23	AW	16	C
23	AW	17	G
23	AW	19	U
23	AW	20	A
23	AW	36	A
23	AW	45	U
23	AW	47	C
23	AW	58	A
23	AW	61	C
23	AW	72	G
23	AW	73	C
23	AW	74	C
24	AX	4	G
24	AX	8	U
24	AX	9	G
24	AX	10	G
24	AX	15	G

*Continued on next page...*

*Continued from previous page...*

<b>Mol</b>	<b>Chain</b>	<b>Res</b>	<b>Type</b>
24	AX	17	C
24	AX	17(B)	U
24	AX	19	G
24	AX	20	U
24	AX	21	A
24	AX	31	G
24	AX	33	U
24	AX	44	A
24	AX	47	U
24	AX	48	C
24	AX	49	G
24	AX	59	A
24	AX	60	U
24	AX	61	C
24	AX	63	G
24	AX	72	A
24	AX	73	A
24	AX	74	C
24	AX	76	A
25	AY	9	C
25	AY	11	C
25	AY	15	G
25	AY	16	C
25	AY	17	G
25	AY	18	G
25	AY	19	U
25	AY	20	A
25	AY	21	A
25	AY	36	A
25	AY	38	U
25	AY	42	G
25	AY	46	U
25	AY	47	C
25	AY	58	A
25	AY	60	C
25	AY	61	C
25	AY	69	C
25	AY	73	C
27	BA	10	G
27	BA	28	A
27	BA	34	C
27	BA	45	C

*Continued on next page...*



*Continued from previous page...*

<b>Mol</b>	<b>Chain</b>	<b>Res</b>	<b>Type</b>
27	BA	49	A
27	BA	55	G
27	BA	60	G
27	BA	61	G
27	BA	64	A
27	BA	68	G
27	BA	69	C
27	BA	71	A
27	BA	72	U
27	BA	73	A
27	BA	75	G
27	BA	84	A
27	BA	88	G
27	BA	89	G
27	BA	90	U
27	BA	92	A
27	BA	94	C
27	BA	102	G
27	BA	118	A
27	BA	119	A
27	BA	120	U
27	BA	126	A
27	BA	131	G
27	BA	139(A)	G
27	BA	141	A
27	BA	149	A
27	BA	154	G
27	BA	154(A)	C
27	BA	157	U
27	BA	158	U
27	BA	174	C
27	BA	175	G
27	BA	196	A
27	BA	197	A
27	BA	199	A
27	BA	200	U
27	BA	204	A
27	BA	205	G
27	BA	215	G
27	BA	216	A
27	BA	221	A
27	BA	222	A

*Continued on next page...*

*Continued from previous page...*

<b>Mol</b>	<b>Chain</b>	<b>Res</b>	<b>Type</b>
27	BA	228	A
27	BA	229	A
27	BA	233	A
27	BA	248	G
27	BA	252	G
27	BA	261	G
27	BA	266	G
27	BA	271(J)	C
27	BA	271(K)	U
27	BA	271(L)	U
27	BA	271(N)	U
27	BA	271(P)	C
27	BA	271(T)	C
27	BA	271(Y)	U
27	BA	272	G
27	BA	272(C)	G
27	BA	272(H)	C
27	BA	272(I)	U
27	BA	272(J)	C
27	BA	275	G
27	BA	286	C
27	BA	287	C
27	BA	311	A
27	BA	324	A
27	BA	329	G
27	BA	330	A
27	BA	352	G
27	BA	353	G
27	BA	362	U
27	BA	363(B)	G
27	BA	363(E)	U
27	BA	363(F)	A
27	BA	365	C
27	BA	370	G
27	BA	371	A
27	BA	386	G
27	BA	405	U
27	BA	406	G
27	BA	411	G
27	BA	412	A
27	BA	415	A
27	BA	428	A

*Continued on next page...*

*Continued from previous page...*

<b>Mol</b>	<b>Chain</b>	<b>Res</b>	<b>Type</b>
27	BA	444	C
27	BA	448	U
27	BA	456	C
27	BA	457	A
27	BA	470	A
27	BA	475	U
27	BA	480	A
27	BA	481	G
27	BA	482	A
27	BA	494	G
27	BA	505	A
27	BA	508	G
27	BA	509	C
27	BA	510	C
27	BA	528	A
27	BA	530	G
27	BA	531	C
27	BA	532	A
27	BA	533	G
27	BA	542	C
27	BA	543	C
27	BA	551	G
27	BA	556	G
27	BA	563	G
27	BA	573	G
27	BA	575	A
27	BA	588	U
27	BA	603	A
27	BA	604	G
27	BA	607	U
27	BA	613	G
27	BA	614(B)	G
27	BA	615	G
27	BA	620	G
27	BA	621	A
27	BA	627	A
27	BA	637	A
27	BA	645	C
27	BA	646	A
27	BA	659	C
27	BA	686	G
27	BA	708	C

*Continued on next page...*

*Continued from previous page...*

<b>Mol</b>	<b>Chain</b>	<b>Res</b>	<b>Type</b>
27	BA	722	A
27	BA	730	C
27	BA	740	U
27	BA	747	U
27	BA	753	C
27	BA	764	A
27	BA	765	G
27	BA	776	G
27	BA	782	A
27	BA	784	A
27	BA	785	G
27	BA	790	C
27	BA	791	C
27	BA	792	G
27	BA	805	G
27	BA	806	C
27	BA	812	C
27	BA	819	A
27	BA	827	U
27	BA	828	U
27	BA	830	G
27	BA	847	U
27	BA	848	G
27	BA	856	C
27	BA	857	C
27	BA	859	G
27	BA	866	A
27	BA	882	G
27	BA	884	C
27	BA	886	C
27	BA	887	A
27	BA	889	C
27	BA	890	A
27	BA	896	A
27	BA	897	C
27	BA	901	A
27	BA	910	A
27	BA	914	C
27	BA	915	C
27	BA	917	A
27	BA	926	A
27	BA	932	G

*Continued on next page...*

*Continued from previous page...*

<b>Mol</b>	<b>Chain</b>	<b>Res</b>	<b>Type</b>
27	BA	934	G
27	BA	941	A
27	BA	946	G
27	BA	958	U
27	BA	959	A
27	BA	961	C
27	BA	964	C
27	BA	965	C
27	BA	974	G
27	BA	975	C
27	BA	975(A)	G
27	BA	983	A
27	BA	991	C
27	BA	996	A
27	BA	997	G
27	BA	1000	A
27	BA	1005	C
27	BA	1012	U
27	BA	1013	C
27	BA	1020	A
27	BA	1022	G
27	BA	1023	U
27	BA	1025	G
27	BA	1026	U
27	BA	1027	A
27	BA	1033	U
27	BA	1039	G
27	BA	1044	G
27	BA	1045	A
27	BA	1047	G
27	BA	1049	C
27	BA	1050	A
27	BA	1052	C
27	BA	1053	C
27	BA	1054	A
27	BA	1110	G
27	BA	1111	A
27	BA	1113	U
27	BA	1115	G
27	BA	1118	C
27	BA	1126	A
27	BA	1130	U

*Continued on next page...*

*Continued from previous page...*

<b>Mol</b>	<b>Chain</b>	<b>Res</b>	<b>Type</b>
27	BA	1135	C
27	BA	1136	G
27	BA	1143	A
27	BA	1155	A
27	BA	1180	C
27	BA	1195	G
27	BA	1205	U
27	BA	1210	A
27	BA	1211	U
27	BA	1220	A
27	BA	1221	C
27	BA	1241	A
27	BA	1248	G
27	BA	1250	G
27	BA	1253	A
27	BA	1256	G
27	BA	1271	G
27	BA	1272	A
27	BA	1276	A
27	BA	1281	G
27	BA	1300	U
27	BA	1301	A
27	BA	1314	C
27	BA	1319	G
27	BA	1321	A
27	BA	1329	U
27	BA	1332	G
27	BA	1349	A
27	BA	1352	U
27	BA	1359	A
27	BA	1360	A
27	BA	1365	A
27	BA	1368	G
27	BA	1379	A
27	BA	1384	A
27	BA	1385	G
27	BA	1386	C
27	BA	1407	C
27	BA	1416	G
27	BA	1420	U
27	BA	1427	A
27	BA	1428	C

*Continued on next page...*

*Continued from previous page...*

<b>Mol</b>	<b>Chain</b>	<b>Res</b>	<b>Type</b>
27	BA	1433	U
27	BA	1437	C
27	BA	1445	A
27	BA	1445(A)	C
27	BA	1449	A
27	BA	1450	G
27	BA	1451	C
27	BA	1452	A
27	BA	1455	G
27	BA	1459	G
27	BA	1460	A
27	BA	1461	G
27	BA	1467	C
27	BA	1471	A
27	BA	1475	G
27	BA	1478	G
27	BA	1482	G
27	BA	1485	G
27	BA	1490	A
27	BA	1493	C
27	BA	1494	A
27	BA	1495	A
27	BA	1496	A
27	BA	1497	U
27	BA	1498	C
27	BA	1502	C
27	BA	1505	C
27	BA	1506	C
27	BA	1509	C
27	BA	1509(A)	A
27	BA	1520	G
27	BA	1529	G
27	BA	1531	C
27	BA	1555	G
27	BA	1558	A
27	BA	1559	G
27	BA	1569	A
27	BA	1578	U
27	BA	1579	A
27	BA	1580	A
27	BA	1584	C
27	BA	1586	A

*Continued on next page...*

*Continued from previous page...*

<b>Mol</b>	<b>Chain</b>	<b>Res</b>	<b>Type</b>
27	BA	1588	C
27	BA	1591	G
27	BA	1594	G
27	BA	1603	A
27	BA	1608	A
27	BA	1609	A
27	BA	1616	A
27	BA	1617	C
27	BA	1618	A
27	BA	1640	C
27	BA	1648	C
27	BA	1654	A
27	BA	1667	G
27	BA	1674	G
27	BA	1675	C
27	BA	1681	G
27	BA	1682	G
27	BA	1686	C
27	BA	1687	G
27	BA	1698	A
27	BA	1700	A
27	BA	1718	G
27	BA	1722	A
27	BA	1739	U
27	BA	1740	G
27	BA	1744	C
27	BA	1746	G
27	BA	1748	G
27	BA	1763	G
27	BA	1764	G
27	BA	1773	A
27	BA	1780	A
27	BA	1782	C
27	BA	1791	A
27	BA	1799	G
27	BA	1800	C
27	BA	1816	G
27	BA	1819	A
27	BA	1820	U
27	BA	1829	A
27	BA	1835	G
27	BA	1847	A

*Continued on next page...*



*Continued from previous page...*

<b>Mol</b>	<b>Chain</b>	<b>Res</b>	<b>Type</b>
27	BA	1858	G
27	BA	1865	G
27	BA	1866	C
27	BA	1877	A
27	BA	1878	G
27	BA	1880	C
27	BA	1882	C
27	BA	1885	A
27	BA	1888	G
27	BA	1889	A
27	BA	1900	A
27	BA	1906	G
27	BA	1912	A
27	BA	1914	C
27	BA	1929	G
27	BA	1930	G
27	BA	1936	A
27	BA	1937	A
27	BA	1938	A
27	BA	1955	U
27	BA	1963	U
27	BA	1964	G
27	BA	1967	C
27	BA	1969	A
27	BA	1970	A
27	BA	1971	A
27	BA	1972	A
27	BA	1982	C
27	BA	1987	G
27	BA	1993	U
27	BA	2020	A
27	BA	2023	G
27	BA	2031	A
27	BA	2032	G
27	BA	2033	A
27	BA	2036	C
27	BA	2043	C
27	BA	2052	G
27	BA	2055	C
27	BA	2056	G
27	BA	2059	A
27	BA	2060	A

*Continued on next page...*

*Continued from previous page...*

<b>Mol</b>	<b>Chain</b>	<b>Res</b>	<b>Type</b>
27	BA	2061	G
27	BA	2062	A
27	BA	2063	C
27	BA	2069	G
27	BA	2093	G
27	BA	2099	U
27	BA	2103	C
27	BA	2104	G
27	BA	2110	G
27	BA	2111	C
27	BA	2116	G
27	BA	2117	A
27	BA	2118	U
27	BA	2119	A
27	BA	2127	G
27	BA	2131	G
27	BA	2133	G
27	BA	2146	C
27	BA	2147	G
27	BA	2158	A
27	BA	2159	G
27	BA	2172	U
27	BA	2173	A
27	BA	2176	A
27	BA	2179	C
27	BA	2187	G
27	BA	2190	G
27	BA	2192	G
27	BA	2193	G
27	BA	2198	A
27	BA	2199	A
27	BA	2200	C
27	BA	2207	G
27	BA	2208	A
27	BA	2219	G
27	BA	2225	A
27	BA	2226	C
27	BA	2238	G
27	BA	2239	G
27	BA	2245	U
27	BA	2249	U
27	BA	2250	G

*Continued on next page...*

*Continued from previous page...*

<b>Mol</b>	<b>Chain</b>	<b>Res</b>	<b>Type</b>
27	BA	2275	C
27	BA	2283	C
27	BA	2287	A
27	BA	2288	A
27	BA	2289	G
27	BA	2290	G
27	BA	2305	A
27	BA	2307	G
27	BA	2308	G
27	BA	2309	A
27	BA	2311	A
27	BA	2313	C
27	BA	2316	C
27	BA	2319	G
27	BA	2320	A
27	BA	2325	G
27	BA	2334	G
27	BA	2336	A
27	BA	2345	G
27	BA	2347	C
27	BA	2349	G
27	BA	2383	G
27	BA	2385	C
27	BA	2387	U
27	BA	2388	A
27	BA	2392	A
27	BA	2402	C
27	BA	2406	U
27	BA	2423	U
27	BA	2425	A
27	BA	2427	C
27	BA	2429	G
27	BA	2430	A
27	BA	2434	A
27	BA	2435	A
27	BA	2439	A
27	BA	2441	C
27	BA	2448	A
27	BA	2470	G
27	BA	2476	A
27	BA	2477	C
27	BA	2478	A

*Continued on next page...*

*Continued from previous page...*

<b>Mol</b>	<b>Chain</b>	<b>Res</b>	<b>Type</b>
27	BA	2482	G
27	BA	2484	G
27	BA	2491	U
27	BA	2498	C
27	BA	2502	G
27	BA	2505	G
27	BA	2518	A
27	BA	2523	G
27	BA	2527	C
27	BA	2529	G
27	BA	2534	A
27	BA	2543	G
27	BA	2554	U
27	BA	2566	A
27	BA	2567	G
27	BA	2570	G
27	BA	2573	C
27	BA	2578	G
27	BA	2581	G
27	BA	2582	G
27	BA	2602	A
27	BA	2610	C
27	BA	2611	U
27	BA	2612	C
27	BA	2615	U
27	BA	2629	A
27	BA	2630	G
27	BA	2646	C
27	BA	2673	G
27	BA	2679	A
27	BA	2690	C
27	BA	2691	C
27	BA	2702	U
27	BA	2712	U
27	BA	2712(A)	A
27	BA	2713	A
27	BA	2714	G
27	BA	2720	U
27	BA	2726	U
27	BA	2733	A
27	BA	2750	A
27	BA	2751	G

*Continued on next page...*

*Continued from previous page...*

<b>Mol</b>	<b>Chain</b>	<b>Res</b>	<b>Type</b>
27	BA	2752	C
27	BA	2753	A
27	BA	2754	U
27	BA	2757	A
27	BA	2759	G
27	BA	2762	G
27	BA	2765	A
27	BA	2766	G
27	BA	2778	A
27	BA	2779	U
27	BA	2780	G
27	BA	2789	C
27	BA	2790	A
27	BA	2791	C
27	BA	2792	G
27	BA	2804	C
27	BA	2808	U
27	BA	2820	A
27	BA	2821	A
27	BA	2823	A
27	BA	2833	G
27	BA	2834	G
27	BA	2835	A
27	BA	2844	G
27	BA	2849	U
27	BA	2864	G
27	BA	2865	U
27	BA	2872	G
27	BA	2879	C
27	BA	2893	G
27	BA	2895	U
28	BB	3	C
28	BB	8	U
28	BB	13	A
28	BB	15	A
28	BB	25	A
28	BB	27	C
28	BB	34	U
28	BB	35	U
28	BB	42	C
28	BB	45	A
28	BB	52	A

*Continued on next page...*

*Continued from previous page...*

<b>Mol</b>	<b>Chain</b>	<b>Res</b>	<b>Type</b>
28	BB	53	A
28	BB	67	G
28	BB	73	A
28	BB	88	C
28	BB	110	G
1	CA	9	G
1	CA	31	G
1	CA	32	A
1	CA	39	G
1	CA	47	C
1	CA	48	C
1	CA	51	A
1	CA	61	G
1	CA	72	C
1	CA	97	G
1	CA	98	G
1	CA	99	U
1	CA	100	C
1	CA	101	A
1	CA	116	A
1	CA	120	A
1	CA	121	C
1	CA	122	G
1	CA	131	C
1	CA	146	G
1	CA	163	C
1	CA	189(G)	G
1	CA	189(H)	G
1	CA	195	A
1	CA	197	A
1	CA	198	G
1	CA	199	G
1	CA	202	U
1	CA	203	U
1	CA	204	U
1	CA	216	G
1	CA	220	G
1	CA	244	U
1	CA	247	G
1	CA	251	G
1	CA	267	C
1	CA	275	G

*Continued on next page...*

*Continued from previous page...*

<b>Mol</b>	<b>Chain</b>	<b>Res</b>	<b>Type</b>
1	CA	289	G
1	CA	301	G
1	CA	316	G
1	CA	328	C
1	CA	332	G
1	CA	344	A
1	CA	345	C
1	CA	346	G
1	CA	347	G
1	CA	352	C
1	CA	353	A
1	CA	354	G
1	CA	367	U
1	CA	372	C
1	CA	373	A
1	CA	389	A
1	CA	397	A
1	CA	398	C
1	CA	412	A
1	CA	413	G
1	CA	414	A
1	CA	421	U
1	CA	422	C
1	CA	423	G
1	CA	428	G
1	CA	429	U
1	CA	430	A
1	CA	435	C
1	CA	439	A
1	CA	452	A
1	CA	453	A
1	CA	461	A
1	CA	484	G
1	CA	485	G
1	CA	496	A
1	CA	498	U
1	CA	500	G
1	CA	508	C
1	CA	509	A
1	CA	510	A
1	CA	511	C
1	CA	518	C

*Continued on next page...*

*Continued from previous page...*

<b>Mol</b>	<b>Chain</b>	<b>Res</b>	<b>Type</b>
1	CA	527	G
1	CA	531	U
1	CA	532	A
1	CA	533	A
1	CA	534	U
1	CA	536	C
1	CA	547	A
1	CA	559	A
1	CA	561	U
1	CA	562	C
1	CA	564	C
1	CA	572	A
1	CA	573	A
1	CA	576	G
1	CA	577	G
1	CA	632	A
1	CA	646	U
1	CA	653	A
1	CA	665	A
1	CA	687	A
1	CA	688	G
1	CA	721	G
1	CA	722	A
1	CA	723	U
1	CA	731	G
1	CA	748	C
1	CA	749	C
1	CA	777	A
1	CA	793	U
1	CA	794	A
1	CA	816	A
1	CA	817	C
1	CA	818	G
1	CA	819	A
1	CA	821	G
1	CA	828	A
1	CA	839	U
1	CA	841	U
1	CA	848	C
1	CA	859	A
1	CA	871	U
1	CA	902	G

*Continued on next page...*



*Continued from previous page...*

<b>Mol</b>	<b>Chain</b>	<b>Res</b>	<b>Type</b>
1	CA	914	A
1	CA	916	G
1	CA	926	G
1	CA	927	G
1	CA	934	C
1	CA	960	U
1	CA	961	U
1	CA	965	A
1	CA	966	G
1	CA	968	A
1	CA	969	A
1	CA	971	G
1	CA	972	C
1	CA	974	A
1	CA	975	A
1	CA	976	G
1	CA	977	A
1	CA	978	A
1	CA	980	C
1	CA	991	U
1	CA	992	U
1	CA	993	G
1	CA	1001(A)	G
1	CA	1026	G
1	CA	1027	C
1	CA	1028	C
1	CA	1030	C
1	CA	1030(B)	C
1	CA	1050	G
1	CA	1053	G
1	CA	1054	C
1	CA	1064	G
1	CA	1065	U
1	CA	1066	C
1	CA	1067	A
1	CA	1068	G
1	CA	1094	G
1	CA	1095	U
1	CA	1101	A
1	CA	1102	A
1	CA	1113	C
1	CA	1117	G

*Continued on next page...*

*Continued from previous page...*

<b>Mol</b>	<b>Chain</b>	<b>Res</b>	<b>Type</b>
1	CA	1118	C
1	CA	1124	G
1	CA	1125	U
1	CA	1126	U
1	CA	1129	C
1	CA	1130	A
1	CA	1137	C
1	CA	1139	G
1	CA	1140	C
1	CA	1145	C
1	CA	1146	A
1	CA	1151	A
1	CA	1152	A
1	CA	1157	A
1	CA	1158	C
1	CA	1159	U
1	CA	1182	G
1	CA	1183	A
1	CA	1190	G
1	CA	1196	U
1	CA	1197	G
1	CA	1201	A
1	CA	1202	G
1	CA	1212	U
1	CA	1213	A
1	CA	1225	A
1	CA	1226	C
1	CA	1227	A
1	CA	1236	A
1	CA	1238	A
1	CA	1239	A
1	CA	1249	C
1	CA	1255	G
1	CA	1256	A
1	CA	1257	U
1	CA	1278	U
1	CA	1280	A
1	CA	1281	U
1	CA	1285	A
1	CA	1286	A
1	CA	1287	A
1	CA	1299	A

*Continued on next page...*

*Continued from previous page...*

<b>Mol</b>	<b>Chain</b>	<b>Res</b>	<b>Type</b>
1	CA	1300	G
1	CA	1301	U
1	CA	1302	U
1	CA	1305	G
1	CA	1317	C
1	CA	1319	A
1	CA	1320	C
1	CA	1321	C
1	CA	1322	C
1	CA	1323	G
1	CA	1325	C
1	CA	1331	G
1	CA	1336	C
1	CA	1338	G
1	CA	1347	G
1	CA	1363	C
1	CA	1363(A)	A
1	CA	1364	U
1	CA	1370	G
1	CA	1394	A
1	CA	1395	C
1	CA	1398	A
1	CA	1399	C
1	CA	1419	G
1	CA	1442(A)	G
1	CA	1442(B)	A
1	CA	1443	G
1	CA	1446	U
1	CA	1447	A
1	CA	1452	C
1	CA	1456	G
1	CA	1457	G
1	CA	1492	A
1	CA	1499	A
1	CA	1503	A
1	CA	1504	G
1	CA	1505	G
1	CA	1506	U
1	CA	1507	A
1	CA	1517	G
1	CA	1520	G
1	CA	1529	G

*Continued on next page...*

*Continued from previous page...*

<b>Mol</b>	<b>Chain</b>	<b>Res</b>	<b>Type</b>
1	CA	1530	G
22	CV	2	A
22	CV	10	U
23	CW	7	A
23	CW	8	U
23	CW	9	C
23	CW	12	C
23	CW	16	C
23	CW	17	G
23	CW	18	G
23	CW	19	U
23	CW	20	A
23	CW	23	G
23	CW	36	A
23	CW	43	C
23	CW	45	U
23	CW	47	C
23	CW	48	C
23	CW	58	A
23	CW	62	U
23	CW	72	G
23	CW	73	C
23	CW	74	C
59	CX	2	G
59	CX	8	U
59	CX	10	G
59	CX	17	C
59	CX	17(B)	U
59	CX	19	G
59	CX	20	U
59	CX	21	A
59	CX	32	C
59	CX	43	A
59	CX	47	U
59	CX	49	G
59	CX	59	A
59	CX	60	U
59	CX	61	C
59	CX	62	C
59	CX	68	C
59	CX	70	G
59	CX	73	A

*Continued on next page...*

*Continued from previous page...*

<b>Mol</b>	<b>Chain</b>	<b>Res</b>	<b>Type</b>
59	CX	74	C
59	CX	76	A
25	CY	8	U
25	CY	11	C
25	CY	16	C
25	CY	17	G
25	CY	18	G
25	CY	20	A
25	CY	21	A
25	CY	34	U
25	CY	36	A
25	CY	38	U
25	CY	40	C
25	CY	46	U
25	CY	47	C
25	CY	48	C
25	CY	49	G
25	CY	50	A
25	CY	58	A
25	CY	59	U
25	CY	60	C
25	CY	69	C
27	DA	10	G
27	DA	34	C
27	DA	45	C
27	DA	49	A
27	DA	55	G
27	DA	61	G
27	DA	69	C
27	DA	71	A
27	DA	72	U
27	DA	73	A
27	DA	75	G
27	DA	84	A
27	DA	88	G
27	DA	90	U
27	DA	92	A
27	DA	99	U
27	DA	102	G
27	DA	118	A
27	DA	119	A
27	DA	120	U

*Continued on next page...*

*Continued from previous page...*

<b>Mol</b>	<b>Chain</b>	<b>Res</b>	<b>Type</b>
27	DA	129	C
27	DA	139(A)	G
27	DA	141	A
27	DA	142	A
27	DA	154	G
27	DA	154(A)	C
27	DA	157	U
27	DA	158	U
27	DA	174	C
27	DA	175	G
27	DA	181	A
27	DA	182	A
27	DA	196	A
27	DA	197	A
27	DA	199	A
27	DA	204	A
27	DA	205	G
27	DA	215	G
27	DA	216	A
27	DA	221	A
27	DA	222	A
27	DA	228	A
27	DA	229	A
27	DA	248	G
27	DA	252	G
27	DA	261	G
27	DA	271(H)	G
27	DA	271(J)	C
27	DA	271(K)	U
27	DA	271(L)	U
27	DA	271(N)	U
27	DA	271(O)	C
27	DA	271(P)	C
27	DA	271(T)	C
27	DA	271(Y)	U
27	DA	272	G
27	DA	272(H)	C
27	DA	283	A
27	DA	284	U
27	DA	286	C
27	DA	287	C
27	DA	301	G

*Continued on next page...*

*Continued from previous page...*

<b>Mol</b>	<b>Chain</b>	<b>Res</b>	<b>Type</b>
27	DA	303	U
27	DA	311	A
27	DA	312	G
27	DA	316	C
27	DA	324	A
27	DA	329	G
27	DA	330	A
27	DA	333	G
27	DA	353	G
27	DA	356	G
27	DA	358	U
27	DA	362	U
27	DA	363(A)	A
27	DA	363(B)	G
27	DA	363(E)	U
27	DA	363(F)	A
27	DA	365	C
27	DA	372	G
27	DA	386	G
27	DA	388	G
27	DA	391	G
27	DA	396	G
27	DA	405	U
27	DA	406	G
27	DA	411	G
27	DA	412	A
27	DA	416	C
27	DA	428	A
27	DA	444	C
27	DA	448	U
27	DA	456	C
27	DA	457	A
27	DA	470	A
27	DA	475	U
27	DA	481	G
27	DA	482	A
27	DA	494	G
27	DA	505	A
27	DA	508	G
27	DA	509	C
27	DA	527	C
27	DA	529	A

*Continued on next page...*

*Continued from previous page...*

<b>Mol</b>	<b>Chain</b>	<b>Res</b>	<b>Type</b>
27	DA	530	G
27	DA	531	C
27	DA	532	A
27	DA	542	C
27	DA	543	C
27	DA	551	G
27	DA	556	G
27	DA	563	G
27	DA	573	G
27	DA	574	C
27	DA	588	U
27	DA	604	G
27	DA	607	U
27	DA	613	G
27	DA	614(B)	G
27	DA	615	G
27	DA	620	G
27	DA	621	A
27	DA	622	G
27	DA	627	A
27	DA	637	A
27	DA	638	G
27	DA	645	C
27	DA	646	A
27	DA	669	G
27	DA	686	G
27	DA	708	C
27	DA	717	G
27	DA	722	A
27	DA	730	C
27	DA	740	U
27	DA	741	G
27	DA	753	C
27	DA	764	A
27	DA	765	G
27	DA	776	G
27	DA	782	A
27	DA	784	A
27	DA	785	G
27	DA	790	C
27	DA	791	C
27	DA	792	G

*Continued on next page...*



*Continued from previous page...*

<b>Mol</b>	<b>Chain</b>	<b>Res</b>	<b>Type</b>
27	DA	805	G
27	DA	812	C
27	DA	819	A
27	DA	827	U
27	DA	828	U
27	DA	830	G
27	DA	848	G
27	DA	854	G
27	DA	856	C
27	DA	857	C
27	DA	859	G
27	DA	866	A
27	DA	874	G
27	DA	883	G
27	DA	884	C
27	DA	888	C
27	DA	890	A
27	DA	895	U
27	DA	896	A
27	DA	897	C
27	DA	900	A
27	DA	904	C
27	DA	908	C
27	DA	910	A
27	DA	917	A
27	DA	926	A
27	DA	932	G
27	DA	933	A
27	DA	941	A
27	DA	945	A
27	DA	946	G
27	DA	958	U
27	DA	959	A
27	DA	961	C
27	DA	964	C
27	DA	965	C
27	DA	973	A
27	DA	974	G
27	DA	975	C
27	DA	975(A)	G
27	DA	983	A
27	DA	991	C

*Continued on next page...*

*Continued from previous page...*

<b>Mol</b>	<b>Chain</b>	<b>Res</b>	<b>Type</b>
27	DA	995	C
27	DA	996	A
27	DA	997	G
27	DA	1000	A
27	DA	1005	C
27	DA	1012	U
27	DA	1013	C
27	DA	1017	G
27	DA	1022	G
27	DA	1023	U
27	DA	1025	G
27	DA	1026	U
27	DA	1039	G
27	DA	1041	C
27	DA	1042	G
27	DA	1044	G
27	DA	1113	U
27	DA	1114	G
27	DA	1115	G
27	DA	1117	G
27	DA	1118	C
27	DA	1126	A
27	DA	1130	U
27	DA	1135	C
27	DA	1136	G
27	DA	1143	A
27	DA	1155	A
27	DA	1157	G
27	DA	1158	C
27	DA	1159	U
27	DA	1171	G
27	DA	1195	G
27	DA	1205	U
27	DA	1211	U
27	DA	1212	G
27	DA	1221	C
27	DA	1236	G
27	DA	1241	A
27	DA	1248	G
27	DA	1252	G
27	DA	1253	A
27	DA	1256	G

*Continued on next page...*

*Continued from previous page...*

<b>Mol</b>	<b>Chain</b>	<b>Res</b>	<b>Type</b>
27	DA	1271	G
27	DA	1272	A
27	DA	1273	U
27	DA	1276	A
27	DA	1281	G
27	DA	1300	U
27	DA	1301	A
27	DA	1314	C
27	DA	1319	G
27	DA	1329	U
27	DA	1332	G
27	DA	1341	U
27	DA	1345	C
27	DA	1349	A
27	DA	1352	U
27	DA	1359	A
27	DA	1365	A
27	DA	1368	G
27	DA	1378	A
27	DA	1379	A
27	DA	1380	G
27	DA	1384	A
27	DA	1385	G
27	DA	1386	C
27	DA	1407	C
27	DA	1416	G
27	DA	1419	A
27	DA	1420	U
27	DA	1427	A
27	DA	1428	C
27	DA	1437	C
27	DA	1445	A
27	DA	1449	A
27	DA	1450	G
27	DA	1451	C
27	DA	1452	A
27	DA	1459	G
27	DA	1461	G
27	DA	1467	C
27	DA	1471	A
27	DA	1475	G
27	DA	1478	G

*Continued on next page...*

*Continued from previous page...*

<b>Mol</b>	<b>Chain</b>	<b>Res</b>	<b>Type</b>
27	DA	1482	G
27	DA	1485	G
27	DA	1490	A
27	DA	1493	C
27	DA	1494	A
27	DA	1495	A
27	DA	1496	A
27	DA	1497	U
27	DA	1498	C
27	DA	1502	C
27	DA	1505	C
27	DA	1509	C
27	DA	1509(A)	A
27	DA	1513	C
27	DA	1520	G
27	DA	1529	G
27	DA	1545	A
27	DA	1547	C
27	DA	1554	A
27	DA	1558	A
27	DA	1559	G
27	DA	1569	A
27	DA	1578	U
27	DA	1579	A
27	DA	1581	G
27	DA	1584	C
27	DA	1586	A
27	DA	1588	C
27	DA	1591	G
27	DA	1594	G
27	DA	1603	A
27	DA	1607	C
27	DA	1608	A
27	DA	1610	A
27	DA	1616	A
27	DA	1617	C
27	DA	1618	A
27	DA	1640	C
27	DA	1648	C
27	DA	1654	A
27	DA	1674	G
27	DA	1686	C

*Continued on next page...*

*Continued from previous page...*

<b>Mol</b>	<b>Chain</b>	<b>Res</b>	<b>Type</b>
27	DA	1687	G
27	DA	1694	C
27	DA	1696	G
27	DA	1698	A
27	DA	1700	A
27	DA	1701	A
27	DA	1718	G
27	DA	1722	A
27	DA	1739	U
27	DA	1740	G
27	DA	1744	C
27	DA	1746	G
27	DA	1748	G
27	DA	1756	G
27	DA	1758	G
27	DA	1759	A
27	DA	1761	C
27	DA	1763	G
27	DA	1764	G
27	DA	1773	A
27	DA	1780	A
27	DA	1782	C
27	DA	1787	A
27	DA	1791	A
27	DA	1799	G
27	DA	1800	C
27	DA	1816	G
27	DA	1820	U
27	DA	1829	A
27	DA	1835	G
27	DA	1847	A
27	DA	1858	G
27	DA	1865	G
27	DA	1866	C
27	DA	1877	A
27	DA	1878	G
27	DA	1880	C
27	DA	1882	C
27	DA	1885	A
27	DA	1888	G
27	DA	1889	A
27	DA	1900	A

*Continued on next page...*

*Continued from previous page...*

<b>Mol</b>	<b>Chain</b>	<b>Res</b>	<b>Type</b>
27	DA	1906	G
27	DA	1912	A
27	DA	1929	G
27	DA	1930	G
27	DA	1936	A
27	DA	1938	A
27	DA	1943	U
27	DA	1944	U
27	DA	1955	U
27	DA	1963	U
27	DA	1967	C
27	DA	1969	A
27	DA	1970	A
27	DA	1971	A
27	DA	1972	A
27	DA	1982	C
27	DA	1987	G
27	DA	1991	U
27	DA	1992	G
27	DA	1993	U
27	DA	1997	G
27	DA	2020	A
27	DA	2023	G
27	DA	2031	A
27	DA	2032	G
27	DA	2034	U
27	DA	2036	C
27	DA	2043	C
27	DA	2049	G
27	DA	2055	C
27	DA	2056	G
27	DA	2059	A
27	DA	2060	A
27	DA	2061	G
27	DA	2062	A
27	DA	2069	G
27	DA	2092	U
27	DA	2093	G
27	DA	2099	U
27	DA	2103	C
27	DA	2104	G
27	DA	2110	G

*Continued on next page...*

*Continued from previous page...*

<b>Mol</b>	<b>Chain</b>	<b>Res</b>	<b>Type</b>
27	DA	2111	C
27	DA	2112	G
27	DA	2116	G
27	DA	2117	A
27	DA	2118	U
27	DA	2119	A
27	DA	2120	G
27	DA	2126	A
27	DA	2127	G
27	DA	2131	G
27	DA	2133	G
27	DA	2146	C
27	DA	2147	G
27	DA	2159	G
27	DA	2172	U
27	DA	2173	A
27	DA	2187	G
27	DA	2190	G
27	DA	2191	G
27	DA	2192	G
27	DA	2193	G
27	DA	2199	A
27	DA	2200	C
27	DA	2222	G
27	DA	2225	A
27	DA	2226	C
27	DA	2227	A
27	DA	2238	G
27	DA	2239	G
27	DA	2250	G
27	DA	2263	C
27	DA	2275	C
27	DA	2283	C
27	DA	2287	A
27	DA	2288	A
27	DA	2289	G
27	DA	2290	G
27	DA	2305	A
27	DA	2307	G
27	DA	2308	G
27	DA	2309	A
27	DA	2311	A

*Continued on next page...*

*Continued from previous page...*

<b>Mol</b>	<b>Chain</b>	<b>Res</b>	<b>Type</b>
27	DA	2313	C
27	DA	2316	C
27	DA	2319	G
27	DA	2320	A
27	DA	2325	G
27	DA	2334	G
27	DA	2335	A
27	DA	2336	A
27	DA	2345	G
27	DA	2347	C
27	DA	2349	G
27	DA	2383	G
27	DA	2384	G
27	DA	2385	C
27	DA	2387	U
27	DA	2392	A
27	DA	2399	G
27	DA	2400	G
27	DA	2402	C
27	DA	2423	U
27	DA	2425	A
27	DA	2427	C
27	DA	2429	G
27	DA	2430	A
27	DA	2435	A
27	DA	2439	A
27	DA	2441	C
27	DA	2448	A
27	DA	2452	C
27	DA	2468	G
27	DA	2469	A
27	DA	2470	G
27	DA	2476	A
27	DA	2477	C
27	DA	2478	A
27	DA	2482	G
27	DA	2483	C
27	DA	2484	G
27	DA	2490	G
27	DA	2491	U
27	DA	2492	U
27	DA	2502	G

*Continued on next page...*



*Continued from previous page...*

<b>Mol</b>	<b>Chain</b>	<b>Res</b>	<b>Type</b>
27	DA	2505	G
27	DA	2518	A
27	DA	2520	C
27	DA	2523	G
27	DA	2529	G
27	DA	2534	A
27	DA	2543	G
27	DA	2554	U
27	DA	2566	A
27	DA	2567	G
27	DA	2572	A
27	DA	2573	C
27	DA	2582	G
27	DA	2602	A
27	DA	2610	C
27	DA	2611	U
27	DA	2612	C
27	DA	2615	U
27	DA	2630	G
27	DA	2639	A
27	DA	2646	C
27	DA	2651	C
27	DA	2652	C
27	DA	2673	G
27	DA	2682	U
27	DA	2690	C
27	DA	2691	C
27	DA	2702	U
27	DA	2703	C
27	DA	2712(A)	A
27	DA	2713	A
27	DA	2714	G
27	DA	2720	U
27	DA	2726	U
27	DA	2733	A
27	DA	2750	A
27	DA	2751	G
27	DA	2752	C
27	DA	2753	A
27	DA	2754	U
27	DA	2756	U
27	DA	2757	A

*Continued on next page...*

*Continued from previous page...*

<b>Mol</b>	<b>Chain</b>	<b>Res</b>	<b>Type</b>
27	DA	2758	A
27	DA	2759	G
27	DA	2760	C
27	DA	2762	G
27	DA	2763	G
27	DA	2765	A
27	DA	2777	G
27	DA	2778	A
27	DA	2779	U
27	DA	2790	A
27	DA	2791	C
27	DA	2792	G
27	DA	2799	C
27	DA	2802	G
27	DA	2803	C
27	DA	2804	C
27	DA	2808	U
27	DA	2820	A
27	DA	2821	A
27	DA	2827	C
27	DA	2833	G
27	DA	2834	G
27	DA	2835	A
27	DA	2836	U
27	DA	2849	U
27	DA	2864	G
27	DA	2866	U
27	DA	2872	G
27	DA	2876	G
27	DA	2879	C
27	DA	2893	G
28	DB	3	C
28	DB	8	U
28	DB	12	C
28	DB	13	A
28	DB	15	A
28	DB	16	G
28	DB	19	G
28	DB	22	U
28	DB	24	G
28	DB	25	A
28	DB	26	A

*Continued on next page...*

*Continued from previous page...*

<b>Mol</b>	<b>Chain</b>	<b>Res</b>	<b>Type</b>
28	DB	27	C
28	DB	28	C
28	DB	32	C
28	DB	38	C
28	DB	42	C
28	DB	44	G
28	DB	45	A
28	DB	48	A
28	DB	49	C
28	DB	50	G
28	DB	52	A
28	DB	53	A
28	DB	55	U
28	DB	57	A
28	DB	59	A
28	DB	60	C
28	DB	61	G
28	DB	63	G
28	DB	67	G
28	DB	73	A
28	DB	75	G
28	DB	88	C
28	DB	107	G
28	DB	110	G
28	DB	112	U
28	DB	113	G
28	DB	114	C
28	DB	115	G
28	DB	116	G

All (347) RNA pucker outliers are listed below:

<b>Mol</b>	<b>Chain</b>	<b>Res</b>	<b>Type</b>
1	AA	30	U
1	AA	60	A
1	AA	79	G
1	AA	92	C
1	AA	115	G
1	AA	119	A
1	AA	203	U
1	AA	204	U
1	AA	243	A

*Continued on next page...*

*Continued from previous page...*

<b>Mol</b>	<b>Chain</b>	<b>Res</b>	<b>Type</b>
1	AA	250	A
1	AA	266	G
1	AA	274	A
1	AA	344	A
1	AA	366	C
1	AA	412	A
1	AA	421	U
1	AA	428	G
1	AA	429	U
1	AA	484	G
1	AA	495	A
1	AA	509	A
1	AA	533	A
1	AA	560	U
1	AA	595	G
1	AA	652	U
1	AA	687	A
1	AA	748	C
1	AA	817	C
1	AA	840	C
1	AA	884	U
1	AA	913	A
1	AA	971	G
1	AA	992	U
1	AA	1049	U
1	AA	1064	G
1	AA	1065	U
1	AA	1066	C
1	AA	1067	A
1	AA	1086	U
1	AA	1101	A
1	AA	1139	G
1	AA	1140	C
1	AA	1145	C
1	AA	1201	A
1	AA	1211	U
1	AA	1213	A
1	AA	1239	A
1	AA	1285	A
1	AA	1300	G
1	AA	1305	G
1	AA	1319	A

*Continued on next page...*

*Continued from previous page...*

<b>Mol</b>	<b>Chain</b>	<b>Res</b>	<b>Type</b>
1	AA	1363(A)	A
1	AA	1380	U
1	AA	1398	A
1	AA	1442(A)	G
1	AA	1504	G
23	AW	7	A
23	AW	16	C
23	AW	57	A
24	AX	10	G
24	AX	43	A
24	AX	58	A
24	AX	59	A
27	BA	27	G
27	BA	34	C
27	BA	60	G
27	BA	71	A
27	BA	74	A
27	BA	89	G
27	BA	119	A
27	BA	125	G
27	BA	175	G
27	BA	197	A
27	BA	199	A
27	BA	221	A
27	BA	271(T)	C
27	BA	352	G
27	BA	370	G
27	BA	474	G
27	BA	479	A
27	BA	481	G
27	BA	529	A
27	BA	587	C
27	BA	603	A
27	BA	614(C)	A
27	BA	620	G
27	BA	669	G
27	BA	740	U
27	BA	752	A
27	BA	764	A
27	BA	790	C
27	BA	805	G
27	BA	846	C

*Continued on next page...*

*Continued from previous page...*

<b>Mol</b>	<b>Chain</b>	<b>Res</b>	<b>Type</b>
27	BA	848	G
27	BA	856	C
27	BA	859	G
27	BA	945	A
27	BA	1022	G
27	BA	1048	A
27	BA	1049	C
27	BA	1210	A
27	BA	1220	A
27	BA	1275	A
27	BA	1286	A
27	BA	1300	U
27	BA	1332	G
27	BA	1378	A
27	BA	1427	A
27	BA	1445	A
27	BA	1451	C
27	BA	1459	G
27	BA	1505	C
27	BA	1530	C
27	BA	1554	A
27	BA	1558	A
27	BA	1584	C
27	BA	1607	C
27	BA	1608	A
27	BA	1653	G
27	BA	1674	G
27	BA	1681	G
27	BA	1686	C
27	BA	1718	G
27	BA	1799	G
27	BA	1819	A
27	BA	1847	A
27	BA	1936	A
27	BA	1987	G
27	BA	1992	G
27	BA	2110	G
27	BA	2116	G
27	BA	2117	A
27	BA	2126	A
27	BA	2145	C
27	BA	2158	A

*Continued on next page...*

*Continued from previous page...*

<b>Mol</b>	<b>Chain</b>	<b>Res</b>	<b>Type</b>
27	BA	2171	A
27	BA	2172	U
27	BA	2225	A
27	BA	2238	G
27	BA	2249	U
27	BA	2282	G
27	BA	2318	G
27	BA	2401	U
27	BA	2422	A
27	BA	2439	A
27	BA	2481	G
27	BA	2497	A
27	BA	2581	G
27	BA	2610	C
27	BA	2611	U
27	BA	2629	A
27	BA	2682	U
27	BA	2689	U
27	BA	2750	A
27	BA	2753	A
27	BA	2756	U
27	BA	2778	A
27	BA	2791	C
27	BA	2864	G
28	BB	34	U
28	BB	56	G
28	BB	66	A
1	CA	30	U
1	CA	60	A
1	CA	97	G
1	CA	99	U
1	CA	115	G
1	CA	119	A
1	CA	198	G
1	CA	202	U
1	CA	204	U
1	CA	243	A
1	CA	250	A
1	CA	266	G
1	CA	274	A
1	CA	344	A
1	CA	366	C

*Continued on next page...*

*Continued from previous page...*

<b>Mol</b>	<b>Chain</b>	<b>Res</b>	<b>Type</b>
1	CA	428	G
1	CA	429	U
1	CA	484	G
1	CA	508	C
1	CA	509	A
1	CA	533	A
1	CA	560	U
1	CA	563	A
1	CA	687	A
1	CA	721	G
1	CA	722	A
1	CA	748	C
1	CA	817	C
1	CA	840	C
1	CA	870	U
1	CA	913	A
1	CA	965	A
1	CA	968	A
1	CA	971	G
1	CA	992	U
1	CA	1049	U
1	CA	1053	G
1	CA	1064	G
1	CA	1065	U
1	CA	1066	C
1	CA	1067	A
1	CA	1101	A
1	CA	1129	C
1	CA	1139	G
1	CA	1145	C
1	CA	1151	A
1	CA	1157	A
1	CA	1182	G
1	CA	1201	A
1	CA	1211	U
1	CA	1225	A
1	CA	1239	A
1	CA	1285	A
1	CA	1300	G
1	CA	1305	G
1	CA	1319	A
1	CA	1394	A

*Continued on next page...*



*Continued from previous page...*

<b>Mol</b>	<b>Chain</b>	<b>Res</b>	<b>Type</b>
1	CA	1442(A)	G
1	CA	1498	U
1	CA	1504	G
1	CA	1528	U
23	CW	7	A
23	CW	42	G
23	CW	57	A
59	CX	16	C
59	CX	58	A
27	DA	71	A
27	DA	74	A
27	DA	99	U
27	DA	100	G
27	DA	119	A
27	DA	141	A
27	DA	157	U
27	DA	199	A
27	DA	221	A
27	DA	283	A
27	DA	301	G
27	DA	302	C
27	DA	332	A
27	DA	387	U
27	DA	474	G
27	DA	481	G
27	DA	527	C
27	DA	542	C
27	DA	573	G
27	DA	587	C
27	DA	603	A
27	DA	614(A)	U
27	DA	614(B)	G
27	DA	614(C)	A
27	DA	620	G
27	DA	637	A
27	DA	740	U
27	DA	746	A
27	DA	752	A
27	DA	775	G
27	DA	790	C
27	DA	856	C
27	DA	995	C

*Continued on next page...*

*Continued from previous page...*

<b>Mol</b>	<b>Chain</b>	<b>Res</b>	<b>Type</b>
27	DA	1011	G
27	DA	1022	G
27	DA	1025	G
27	DA	1038	C
27	DA	1157	G
27	DA	1210	A
27	DA	1247	A
27	DA	1275	A
27	DA	1286	A
27	DA	1300	U
27	DA	1320	C
27	DA	1332	G
27	DA	1340	U
27	DA	1378	A
27	DA	1419	A
27	DA	1427	A
27	DA	1445	A
27	DA	1451	C
27	DA	1458	C
27	DA	1504	C
27	DA	1554	A
27	DA	1558	A
27	DA	1602	U
27	DA	1603	A
27	DA	1607	C
27	DA	1653	G
27	DA	1686	C
27	DA	1693	U
27	DA	1718	G
27	DA	1758	G
27	DA	1762	A
27	DA	1799	G
27	DA	1819	A
27	DA	1943	U
27	DA	1962	C
27	DA	1992	G
27	DA	2033	A
27	DA	2092	U
27	DA	2110	G
27	DA	2111	C
27	DA	2116	G
27	DA	2118	U

*Continued on next page...*

*Continued from previous page...*

<b>Mol</b>	<b>Chain</b>	<b>Res</b>	<b>Type</b>
27	DA	2126	A
27	DA	2145	C
27	DA	2158	A
27	DA	2171	A
27	DA	2172	U
27	DA	2225	A
27	DA	2249	U
27	DA	2282	G
27	DA	2311	A
27	DA	2319	G
27	DA	2334	G
27	DA	2384	G
27	DA	2422	A
27	DA	2439	A
27	DA	2468	G
27	DA	2477	C
27	DA	2481	G
27	DA	2490	G
27	DA	2491	U
27	DA	2572	A
27	DA	2610	C
27	DA	2654	A
27	DA	2689	U
27	DA	2702	U
27	DA	2712	U
27	DA	2726	U
27	DA	2750	A
27	DA	2752	C
27	DA	2756	U
27	DA	2759	G
27	DA	2776	A
27	DA	2778	A
27	DA	2791	C
27	DA	2820	A
27	DA	2832	U
27	DA	2835	A
27	DA	2864	G
27	DA	2866	U
27	DA	2873	A
28	DB	14	U
28	DB	27	C
28	DB	52	A

*Continued on next page...*

Continued from previous page...

Mol	Chain	Res	Type
28	DB	56	G
28	DB	66	A

## 5.4 Non-standard residues in protein, DNA, RNA chains [i](#)

10 non-standard protein/DNA/RNA residues are modelled in this entry.

In the following table, the Counts columns list the number of bonds (or angles) for which Mogul statistics could be retrieved, the number of bonds (or angles) that are observed in the model and the number of bonds (or angles) that are defined in the Chemical Component Dictionary. The Link column lists molecule types, if any, to which the group is linked. The Z score for a bond length (or angle) is the number of standard deviations the observed value is removed from the expected value. A bond length (or angle) with  $|Z| > 2$  is considered an outlier worth inspection. RMSZ is the root-mean-square of all Z scores of the bond lengths (or angles).

Mol	Type	Chain	Res	Link	Bond lengths			Bond angles		
					Counts	RMSZ	# Z  > 2	Counts	RMSZ	# Z  > 2
26	UAL	AZ	3	26	6,8,9	2.68	2 (33%)	4,9,11	1.96	1 (25%)
26	DPP	CZ	2	26	4,5,6	0.85	0	1,5,7	0.30	0
26	MYN	CZ	4	26	8,11,12	1.97	1 (12%)	6,14,16	1.67	2 (33%)
26	DPP	AZ	5	26	4,5,6	0.50	0	1,5,7	0.25	0
26	DPP	AZ	2	26	4,5,6	0.54	0	1,5,7	0.55	0
26	KBE	CZ	1	26	8,8,9	1.33	1 (12%)	6,8,10	2.26	2 (33%)
26	UAL	CZ	3	26	6,8,9	2.67	2 (33%)	4,9,11	1.48	1 (25%)
26	MYN	AZ	4	26	8,11,12	2.47	1 (12%)	6,14,16	1.49	0
26	KBE	AZ	1	26	8,8,9	1.61	1 (12%)	6,8,10	2.62	2 (33%)
26	DPP	CZ	5	26	4,5,6	0.74	0	1,5,7	0.31	0

In the following table, the Chirals column lists the number of chiral outliers, the number of chiral centers analysed, the number of these observed in the model and the number defined in the Chemical Component Dictionary. Similar counts are reported in the Torsion and Rings columns. '-' means no outliers of that kind were identified.

Mol	Type	Chain	Res	Link	Chirals	Torsions	Rings
26	UAL	AZ	3	26	-	0/3/7/9	-
26	DPP	CZ	2	26	-	1/2/4/6	-
26	MYN	CZ	4	26	-	0/1/16/18	0/1/1/1
26	DPP	AZ	5	26	-	0/2/4/6	-
26	DPP	AZ	2	26	-	2/2/4/6	-
26	KBE	CZ	1	26	-	1/7/7/8	-
26	UAL	CZ	3	26	-	0/3/7/9	-

Continued on next page...

Continued from previous page...

Mol	Type	Chain	Res	Link	Chirals	Torsions	Rings
26	MYN	AZ	4	26	-	0/1/16/18	0/1/1/1
26	KBE	AZ	1	26	-	1/7/7/8	-
26	DPP	CZ	5	26	-	0/2/4/6	-

All (8) bond length outliers are listed below:

Mol	Chain	Res	Type	Atoms	Z	Observed(Å)	Ideal(Å)
26	AZ	4	MYN	CZ-NE	6.81	1.41	1.34
26	CZ	4	MYN	CZ-NE	5.07	1.39	1.34
26	CZ	3	UAL	C-CA	4.76	1.53	1.45
26	AZ	3	UAL	C1-N1	-4.51	1.33	1.40
26	AZ	3	UAL	C-CA	4.47	1.52	1.45
26	CZ	3	UAL	C1-N1	-4.23	1.33	1.40
26	AZ	1	KBE	CA-C	-4.10	1.39	1.50
26	CZ	1	KBE	CA-C	-3.59	1.40	1.50

All (8) bond angle outliers are listed below:

Mol	Chain	Res	Type	Atoms	Z	Observed(°)	Ideal(°)
26	AZ	1	KBE	CB-CA-C	5.71	121.39	112.17
26	CZ	1	KBE	CB-CA-C	4.86	120.02	112.17
26	AZ	3	UAL	O-C-CA	-3.72	120.72	125.39
26	AZ	1	KBE	O-C-CA	-2.80	117.22	125.38
26	CZ	3	UAL	O-C-CA	-2.73	121.97	125.39
26	CZ	1	KBE	O-C-CA	-2.53	118.01	125.38
26	CZ	4	MYN	CG-CB-CA	-2.53	109.33	112.44
26	CZ	4	MYN	NZ-CZ-NE	2.22	119.73	117.93

There are no chirality outliers.

All (5) torsion outliers are listed below:

Mol	Chain	Res	Type	Atoms
26	AZ	1	KBE	C-CA-CB-N
26	CZ	1	KBE	C-CA-CB-N
26	AZ	2	DPP	N-CA-CB-NG
26	AZ	2	DPP	C-CA-CB-NG
26	CZ	2	DPP	N-CA-CB-NG

There are no ring outliers.

8 monomers are involved in 25 short contacts:

Mol	Chain	Res	Type	Clashes	Symm-Clashes
26	AZ	3	UAL	3	0
26	CZ	2	DPP	4	0
26	CZ	4	MYN	1	0
26	AZ	2	DPP	4	0
26	CZ	1	KBE	10	0
26	CZ	3	UAL	2	0
26	AZ	4	MYN	3	0
26	AZ	1	KBE	5	0

## 5.5 Carbohydrates [i](#)

There are no oligosaccharides in this entry.

## 5.6 Ligand geometry [i](#)

Of 850 ligands modelled in this entry, 850 are monoatomic - leaving 0 for Mogul analysis.

There are no bond length outliers.

There are no bond angle outliers.

There are no chirality outliers.

There are no torsion outliers.

There are no ring outliers.

No monomer is involved in short contacts.

## 5.7 Other polymers [i](#)

There are no such residues in this entry.

## 5.8 Polymer linkage issues [i](#)

There are no chain breaks in this entry.

## 6 Fit of model and data i

### 6.1 Protein, DNA and RNA chains i

In the following table, the column labelled '#RSRZ > 2' contains the number (and percentage) of RSRZ outliers, followed by percent RSRZ outliers for the chain as percentile scores relative to all X-ray entries and entries of similar resolution. The OWAB column contains the minimum, median, 95<sup>th</sup> percentile and maximum values of the occupancy-weighted average B-factor per residue. The column labelled 'Q < 0.9' lists the number of (and percentage) of residues with an average occupancy less than 0.9.

Mol	Chain	Analysed	<RSRZ>	#RSRZ>2	OWAB(Å <sup>2</sup> )	Q<0.9
1	AA	1495/1508 (99%)	-0.08	25 (1%) 69 52	32, 72, 154, 200	0
1	CA	1493/1508 (99%)	0.14	49 (3%) 49 36	38, 81, 158, 200	0
2	AB	235/256 (91%)	0.28	12 (5%) 34 27	69, 98, 133, 148	0
2	CB	235/256 (91%)	0.47	12 (5%) 34 27	74, 103, 147, 165	0
3	AC	207/239 (86%)	0.08	6 (2%) 54 40	66, 86, 109, 114	0
3	CC	206/239 (86%)	0.45	9 (4%) 39 30	76, 98, 123, 136	0
4	AD	208/209 (99%)	0.07	7 (3%) 48 35	52, 73, 87, 92	0
4	CD	208/209 (99%)	0.08	7 (3%) 48 35	47, 68, 85, 89	0
5	AE	151/162 (93%)	-0.22	0 100 100	49, 67, 94, 107	0
5	CE	151/162 (93%)	0.10	2 (1%) 74 59	53, 75, 94, 100	0
6	AF	101/101 (100%)	-0.19	0 100 100	54, 69, 84, 98	0
6	CF	101/101 (100%)	-0.11	0 100 100	49, 73, 83, 98	0
7	AG	155/156 (99%)	0.24	9 (5%) 30 24	62, 82, 107, 124	0
7	CG	154/156 (98%)	0.32	7 (4%) 39 29	69, 92, 116, 124	0
8	AH	138/138 (100%)	-0.10	1 (0%) 84 71	54, 71, 82, 96	0
8	CH	138/138 (100%)	0.11	2 (1%) 73 57	55, 75, 87, 97	0
9	AI	127/128 (99%)	0.55	9 (7%) 23 20	57, 99, 123, 126	0
9	CI	127/128 (99%)	0.79	13 (10%) 13 12	72, 106, 123, 129	0
10	AJ	99/105 (94%)	1.03	13 (13%) 8 9	69, 108, 130, 130	0
10	CJ	99/105 (94%)	0.84	11 (11%) 12 11	79, 115, 136, 143	0
11	AK	116/129 (89%)	-0.07	3 (2%) 57 42	53, 67, 89, 107	0
11	CK	119/129 (92%)	0.04	6 (5%) 35 27	56, 76, 99, 114	0
12	AL	125/132 (94%)	0.24	4 (3%) 50 37	49, 63, 80, 103	0
12	CL	125/132 (94%)	0.22	5 (4%) 43 32	51, 71, 83, 99	0

*Continued on next page...*

Continued from previous page...

Mol	Chain	Analysed	<RSRZ>	#RSRZ>2	OWAB(Å <sup>2</sup> )	Q<0.9
13	AM	122/126 (96%)	0.37	8 (6%) 26 21	63, 87, 97, 102	0
13	CM	118/126 (93%)	0.71	13 (11%) 12 11	77, 100, 114, 120	0
14	AN	60/61 (98%)	0.50	4 (6%) 25 21	52, 77, 91, 97	0
14	CN	60/61 (98%)	1.12	6 (10%) 14 13	75, 92, 101, 105	0
15	AO	88/89 (98%)	-0.01	0 100 100	47, 65, 82, 93	0
15	CO	88/89 (98%)	-0.05	1 (1%) 77 62	50, 70, 87, 92	0
16	AP	84/88 (95%)	0.06	0 100 100	50, 68, 95, 109	0
16	CP	84/88 (95%)	0.30	3 (3%) 46 34	55, 66, 85, 109	0
17	AQ	100/105 (95%)	0.03	0 100 100	53, 69, 84, 88	0
17	CQ	100/105 (95%)	0.11	2 (2%) 64 48	59, 73, 91, 94	0
18	AR	70/88 (79%)	0.24	3 (4%) 40 30	49, 68, 94, 100	0
18	CR	70/88 (79%)	-0.07	1 (1%) 73 57	56, 74, 99, 104	0
19	AS	79/93 (84%)	0.57	6 (7%) 21 18	63, 90, 110, 115	0
19	CS	79/93 (84%)	0.87	9 (11%) 11 11	91, 111, 132, 138	0
20	AT	99/106 (93%)	0.58	7 (7%) 23 20	54, 75, 104, 110	0
20	CT	99/106 (93%)	0.57	6 (6%) 28 23	63, 76, 111, 114	0
21	AU	25/27 (92%)	0.86	1 (4%) 43 32	74, 82, 90, 95	0
21	CU	25/27 (92%)	0.85	2 (8%) 20 17	72, 93, 105, 109	0
22	AV	10/30 (33%)	1.02	3 (30%) 1 2	51, 66, 125, 128	0
22	CV	10/30 (33%)	0.95	3 (30%) 1 2	65, 81, 134, 138	0
23	AW	74/75 (98%)	0.08	3 (4%) 42 31	49, 117, 149, 154	0
23	CW	74/75 (98%)	0.33	2 (2%) 56 41	79, 129, 148, 165	0
24	AX	77/77 (100%)	-0.07	1 (1%) 74 59	35, 85, 115, 128	0
25	AY	75/75 (100%)	0.39	7 (9%) 16 14	62, 157, 189, 191	0
25	CY	75/75 (100%)	0.62	8 (10%) 12 12	76, 170, 192, 197	0
26	AZ	1/6 (16%)	-0.07	0 100 100	64, 64, 64, 64	0
26	CZ	1/6 (16%)	-0.42	0 100 100	91, 91, 91, 91	0
27	BA	2789/2915 (95%)	-0.39	50 (1%) 67 51	19, 44, 164, 200	0
27	DA	2775/2915 (95%)	0.04	69 (2%) 58 43	30, 72, 170, 200	0
28	BB	119/122 (97%)	0.13	8 (6%) 25 21	36, 70, 127, 168	0
28	DB	119/122 (97%)	1.71	37 (31%) 1 2	109, 142, 170, 179	0

Continued on next page...



Continued from previous page...

Mol	Chain	Analysed	<RSRZ>	#RSRZ>2	OWAB(Å <sup>2</sup> )	Q<0.9
29	BC	191/229 (83%)	1.53	61 (31%) 1 2	103, 169, 180, 186	0
29	DC	191/229 (83%)	1.22	37 (19%) 4 4	125, 170, 183, 186	0
30	BD	272/276 (98%)	-0.16	10 (3%) 45 33	18, 41, 61, 73	0
30	DD	272/276 (98%)	-0.04	4 (1%) 71 55	31, 52, 69, 81	0
31	BE	205/206 (99%)	-0.20	3 (1%) 71 55	16, 42, 76, 94	0
31	DE	205/206 (99%)	0.41	11 (5%) 32 25	44, 80, 112, 119	0
32	BF	206/210 (98%)	-0.23	4 (1%) 66 50	17, 46, 110, 129	0
32	DF	208/210 (99%)	0.18	1 (0%) 87 77	40, 69, 120, 132	0
33	BG	181/182 (99%)	0.14	5 (2%) 55 40	49, 74, 102, 119	0
33	DG	181/182 (99%)	0.47	7 (3%) 44 33	75, 101, 117, 125	0
34	BH	161/180 (89%)	0.20	7 (4%) 40 30	39, 65, 81, 95	0
34	DH	160/180 (88%)	1.00	19 (11%) 10 10	106, 129, 153, 161	0
35	BI	146/148 (98%)	1.22	32 (21%) 3 4	57, 134, 150, 159	0
35	DI	146/148 (98%)	0.63	12 (8%) 19 17	62, 107, 139, 150	0
36	BN	139/140 (99%)	-0.16	0 100 100	23, 43, 67, 73	0
36	DN	139/140 (99%)	0.55	11 (7%) 20 17	69, 86, 106, 108	0
37	BO	122/122 (100%)	-0.40	0 100 100	22, 44, 60, 67	0
37	DO	122/122 (100%)	0.17	1 (0%) 82 69	47, 72, 80, 86	0
38	BP	146/150 (97%)	0.49	14 (9%) 15 13	17, 60, 91, 121	0
38	DP	146/150 (97%)	0.89	25 (17%) 5 6	45, 82, 103, 126	0
39	BQ	139/141 (98%)	-0.13	2 (1%) 73 57	29, 47, 70, 82	0
39	DQ	138/141 (97%)	0.85	16 (11%) 11 11	58, 88, 107, 136	0
40	BR	117/118 (99%)	-0.09	2 (1%) 69 52	17, 37, 59, 66	0
40	DR	117/118 (99%)	0.30	7 (5%) 29 23	39, 64, 81, 88	0
41	BS	99/112 (88%)	0.48	11 (11%) 12 11	40, 65, 82, 91	0
41	DS	99/112 (88%)	1.07	18 (18%) 4 5	71, 93, 106, 109	0
42	BT	138/146 (94%)	0.24	7 (5%) 34 27	27, 53, 108, 143	0
42	DT	138/146 (94%)	0.53	10 (7%) 23 20	64, 79, 136, 142	0
43	BU	117/118 (99%)	-0.24	1 (0%) 81 66	20, 37, 59, 86	0
43	DU	117/118 (99%)	0.33	8 (6%) 25 21	48, 80, 111, 120	0
44	BV	101/101 (100%)	-0.14	1 (0%) 79 64	18, 49, 68, 74	0

Continued on next page...

Continued from previous page...

Mol	Chain	Analysed	<RSRZ>	#RSRZ>2	OWAB(Å <sup>2</sup> )	Q<0.9
44	DV	101/101 (100%)	0.29	5 (4%) 35 27	54, 100, 114, 122	0
45	BW	113/113 (100%)	-0.40	1 (0%) 81 66	21, 34, 64, 102	0
45	DW	113/113 (100%)	-0.03	1 (0%) 81 66	39, 61, 93, 118	0
46	BX	93/96 (96%)	-0.15	1 (1%) 77 62	31, 45, 69, 76	0
46	DX	93/96 (96%)	0.16	3 (3%) 50 37	39, 66, 79, 85	0
47	BY	88/110 (80%)	0.48	7 (7%) 20 17	41, 58, 79, 87	0
47	DY	101/110 (91%)	1.20	19 (18%) 4 5	62, 83, 144, 153	0
48	BZ	177/206 (85%)	0.63	28 (15%) 6 7	52, 85, 159, 164	0
48	DZ	177/206 (85%)	1.17	29 (16%) 5 6	93, 123, 178, 184	0
49	B0	84/85 (98%)	0.14	5 (5%) 29 23	27, 49, 71, 85	0
49	D0	84/85 (98%)	0.68	4 (4%) 36 28	66, 82, 96, 104	0
50	B1	94/98 (95%)	-0.03	2 (2%) 63 47	28, 49, 80, 91	0
50	D1	94/98 (95%)	0.28	2 (2%) 63 47	40, 62, 94, 101	0
51	B2	71/72 (98%)	-0.01	2 (2%) 55 40	37, 62, 93, 106	0
51	D2	71/72 (98%)	0.05	0 100 100	59, 78, 98, 117	0
52	B3	60/60 (100%)	-0.06	0 100 100	27, 44, 69, 103	0
52	D3	60/60 (100%)	0.56	1 (1%) 69 52	70, 88, 111, 119	0
53	B4	49/71 (69%)	0.73	10 (20%) 3 4	72, 97, 116, 119	0
53	D4	49/71 (69%)	0.78	4 (8%) 19 17	100, 115, 120, 121	0
54	B5	59/60 (98%)	0.20	4 (6%) 25 21	21, 38, 93, 115	0
54	D5	59/60 (98%)	0.38	4 (6%) 25 21	46, 62, 116, 136	0
55	B6	48/54 (88%)	0.95	6 (12%) 9 9	29, 58, 71, 90	0
55	D6	46/54 (85%)	1.56	15 (32%) 1 2	50, 81, 91, 101	0
56	B7	49/49 (100%)	-0.14	2 (4%) 42 31	20, 32, 77, 90	0
56	D7	49/49 (100%)	0.05	3 (6%) 28 23	36, 47, 84, 92	0
57	B8	64/65 (98%)	0.55	6 (9%) 15 14	26, 44, 62, 99	0
57	D8	64/65 (98%)	1.09	9 (14%) 7 8	51, 66, 85, 109	0
58	B9	36/37 (97%)	-0.17	0 100 100	15, 45, 57, 59	0
58	D9	36/37 (97%)	1.11	7 (19%) 4 4	79, 94, 99, 102	0
59	CX	77/77 (100%)	0.07	1 (1%) 74 59	63, 100, 127, 140	0
All	All	21180/22202 (95%)	0.16	1003 (4%) 37 28	15, 72, 152, 200	0

All (1003) RSRZ outliers are listed below:

Mol	Chain	Res	Type	RSRZ
57	D8	65	GLU	10.0
35	BI	94	ALA	9.8
54	D5	2	ALA	9.3
28	DB	49	C	8.7
34	DH	170	ARG	8.5
48	DZ	112	ALA	8.1
28	DB	27	C	8.0
48	DZ	110	VAL	7.8
53	B4	56	GLU	7.3
34	DH	171	LEU	7.1
27	DA	896	A	7.0
11	CK	129	SER	6.9
13	CM	84	ILE	6.6
27	BA	2116	G	6.6
48	DZ	109	GLY	6.5
38	DP	51	PHE	6.0
42	DT	2	ASN	6.0
38	DP	27	HIS	5.9
31	DE	76	ARG	5.9
44	BV	36	PRO	5.9
25	CY	33	G	5.8
42	BT	1	MET	5.7
29	BC	49	ILE	5.7
29	DC	139	ASN	5.7
48	BZ	174	VAL	5.7
48	DZ	114	GLY	5.7
47	DY	51	VAL	5.6
48	BZ	119	ILE	5.6
48	BZ	169	THR	5.6
57	B8	64	TYR	5.6
47	DY	65	ALA	5.5
31	BE	76	ARG	5.5
41	DS	11	LYS	5.4
48	DZ	174	VAL	5.4
28	BB	88	C	5.3
53	B4	71	GLN	5.3
48	DZ	175	PRO	5.2
57	D8	56	GLU	5.2
29	BC	139	ASN	5.2
59	CX	1	C	5.2
7	AG	81	GLY	5.1
7	AG	82	GLY	5.1

*Continued on next page...*

*Continued from previous page...*

<b>Mol</b>	<b>Chain</b>	<b>Res</b>	<b>Type</b>	<b>RSRZ</b>
25	AY	33	G	5.1
27	DA	2802	G	5.0
48	DZ	176	PRO	5.0
1	CA	1030(B)	C	5.0
30	BD	34	VAL	5.0
33	BG	35	GLU	4.9
57	D8	64	TYR	4.9
17	CQ	101	ARG	4.9
29	DC	57	ASN	4.8
7	AG	83	ALA	4.8
49	B0	3	HIS	4.8
48	BZ	115	VAL	4.8
28	DB	31	C	4.7
35	BI	121	LYS	4.7
2	CB	134	GLU	4.7
27	DA	1026	U	4.7
27	DA	274	G	4.7
47	DY	61	ILE	4.6
7	CG	2	ALA	4.6
48	BZ	172	ALA	4.6
4	CD	31	CYS	4.6
48	DZ	149	LEU	4.6
35	BI	41	GLU	4.6
29	BC	48	GLY	4.5
27	DA	543	C	4.5
27	DA	1530	C	4.5
48	DZ	116	LEU	4.5
28	DB	76	G	4.5
49	D0	3	HIS	4.5
29	BC	179	SER	4.5
31	DE	132	HIS	4.4
9	CI	67	GLY	4.4
27	BA	92	A	4.4
27	BA	1531	C	4.4
41	DS	109	GLY	4.4
49	B0	41	ARG	4.4
48	BZ	117	GLN	4.4
14	CN	14	PRO	4.4
30	DD	40	THR	4.4
2	CB	133	LYS	4.3
34	DH	168	PRO	4.3
50	D1	95	LEU	4.3

*Continued on next page...*

*Continued from previous page...*

<b>Mol</b>	<b>Chain</b>	<b>Res</b>	<b>Type</b>	<b>RSRZ</b>
4	AD	209	ARG	4.3
2	AB	133	LYS	4.3
11	CK	127	LYS	4.3
27	DA	1112	G	4.3
39	DQ	139	GLU	4.3
2	CB	215	LEU	4.2
38	BP	51	PHE	4.2
27	DA	2892	A	4.2
34	DH	169	VAL	4.1
20	CT	10	LEU	4.1
27	DA	92	A	4.1
47	DY	79	CYS	4.1
13	AM	121	LYS	4.1
30	BD	244	ARG	4.1
35	BI	92	VAL	4.1
35	BI	143	SER	4.1
28	DB	29	A	4.1
27	BA	652	C	4.0
55	D6	21	TYR	4.0
29	BC	165	ASN	4.0
1	CA	1001(A)	G	4.0
1	AA	1280	A	4.0
12	AL	44	LYS	4.0
55	D6	13	CYS	4.0
13	AM	6	GLY	4.0
35	BI	95	LYS	4.0
48	BZ	177	GLU	4.0
39	DQ	1	MET	4.0
2	CB	137	ARG	4.0
48	DZ	115	VAL	4.0
53	D4	81	VAL	4.0
48	DZ	178	ASP	4.0
41	DS	54	LEU	4.0
48	DZ	107	PRO	4.0
29	BC	56	GLN	3.9
14	CN	15	LYS	3.9
22	CV	1	A	3.9
35	BI	117	GLU	3.9
28	DB	88	C	3.9
41	BS	11	LYS	3.9
29	BC	50	ASP	3.9
2	CB	131	PRO	3.9

*Continued on next page...*

*Continued from previous page...*

<b>Mol</b>	<b>Chain</b>	<b>Res</b>	<b>Type</b>	<b>RSRZ</b>
27	DA	651	G	3.9
54	B5	60	VAL	3.9
20	AT	12	ALA	3.9
1	CA	99	U	3.9
31	DE	77	ILE	3.8
4	AD	31	CYS	3.8
38	DP	19	VAL	3.8
29	BC	62	VAL	3.8
57	D8	35	GLN	3.8
20	CT	99	LEU	3.8
27	BA	275	G	3.8
29	BC	34	THR	3.8
9	AI	111	ARG	3.8
38	DP	110	TYR	3.8
55	B6	53	LYS	3.7
1	AA	89	C	3.7
3	CC	155	GLY	3.7
1	CA	1281	U	3.7
3	AC	207	VAL	3.7
28	DB	48	A	3.7
28	DB	57	A	3.7
29	BC	206	GLY	3.7
48	DZ	113	GLY	3.7
27	BA	2179	C	3.7
47	DY	2	ARG	3.7
55	D6	31	PRO	3.7
35	BI	97	ILE	3.7
9	CI	12	GLU	3.7
38	BP	43	GLY	3.7
48	BZ	120	HIS	3.7
29	BC	166	ASP	3.7
34	DH	35	VAL	3.7
10	CJ	46	ARG	3.7
29	BC	164	ARG	3.7
1	CA	1030(C)	G	3.7
30	DD	38	LYS	3.6
47	BY	3	VAL	3.6
29	BC	107	TRP	3.6
7	AG	84	ASN	3.6
54	B5	59	GLU	3.6
48	DZ	173	VAL	3.6
1	CA	1397	C	3.6

*Continued on next page...*

*Continued from previous page...*

<b>Mol</b>	<b>Chain</b>	<b>Res</b>	<b>Type</b>	<b>RSRZ</b>
29	DC	50	ASP	3.6
48	BZ	178	ASP	3.6
12	AL	25	LYS	3.6
31	BE	205	ALA	3.6
29	BC	121	GLY	3.6
41	DS	12	PHE	3.6
30	DD	34	VAL	3.6
27	BA	90	U	3.6
41	BS	33	LYS	3.6
2	CB	222	ILE	3.6
1	AA	82	U	3.6
28	BB	89	G	3.6
11	CK	124	LYS	3.6
55	B6	42	TRP	3.5
53	D4	56	GLU	3.5
41	DS	99	LYS	3.5
23	AW	2	G	3.5
27	BA	1529	G	3.5
47	DY	57	GLN	3.5
47	DY	3	VAL	3.5
1	CA	1125	U	3.5
27	BA	1178	C	3.5
41	DS	14	VAL	3.5
27	BA	508	G	3.5
2	AB	134	GLU	3.5
48	BZ	118	GLU	3.5
9	CI	62	TYR	3.5
29	DC	53	ARG	3.5
8	CH	1	MET	3.5
55	D6	8	LYS	3.5
1	AA	306	G	3.5
27	DA	2192	G	3.5
39	DQ	140	ALA	3.5
29	DC	179	SER	3.4
40	DR	11	ASN	3.4
55	D6	53	LYS	3.4
27	DA	1529	G	3.4
39	DQ	141	GLN	3.4
29	DC	49	ILE	3.4
28	DB	60	C	3.4
48	DZ	169	THR	3.4
1	AA	1130	A	3.4

*Continued on next page...*

*Continued from previous page...*

<b>Mol</b>	<b>Chain</b>	<b>Res</b>	<b>Type</b>	<b>RSRZ</b>
28	DB	56	G	3.4
28	DB	12	C	3.4
28	DB	28	C	3.4
38	DP	52	GLU	3.4
47	BY	49	VAL	3.4
47	DY	49	VAL	3.4
34	DH	120	GLY	3.4
1	AA	1456	G	3.4
3	CC	15	THR	3.4
10	AJ	59	SER	3.4
27	BA	2115	G	3.4
36	DN	43	THR	3.4
48	DZ	106	THR	3.4
48	BZ	145	ILE	3.4
25	AY	16	C	3.4
27	BA	1530	C	3.4
38	DP	64	LYS	3.4
29	BC	140	PRO	3.4
10	AJ	62	HIS	3.4
1	CA	1286	A	3.4
29	DC	148	ASN	3.3
32	BF	25	PRO	3.3
34	BH	167	GLU	3.3
55	B6	23	THR	3.3
28	BB	90	A	3.3
39	DQ	136	ALA	3.3
27	BA	880	G	3.3
29	BC	47	LEU	3.3
20	AT	74	LYS	3.3
1	CA	1150	U	3.3
29	DC	110	PHE	3.3
35	BI	88	ILE	3.3
41	DS	32	LEU	3.3
29	BC	25	ALA	3.3
27	BA	543	C	3.3
34	DH	33	LEU	3.3
35	DI	116	LEU	3.3
53	B4	77	THR	3.3
41	DS	30	ARG	3.3
57	D8	48	PHE	3.3
42	DT	25	GLY	3.3
25	CY	17	G	3.3

*Continued on next page...*



*Continued from previous page...*

<b>Mol</b>	<b>Chain</b>	<b>Res</b>	<b>Type</b>	<b>RSRZ</b>
28	DB	47	C	3.2
55	D6	23	THR	3.2
29	DC	26	ALA	3.2
55	D6	12	GLU	3.2
13	CM	102	ARG	3.2
40	DR	8	ARG	3.2
27	BA	2112	G	3.2
29	BC	40	THR	3.2
34	DH	114	VAL	3.2
29	BC	45	ALA	3.2
49	B0	2	ALA	3.2
10	AJ	55	LYS	3.2
35	BI	138	ILE	3.2
13	CM	85	GLY	3.2
19	CS	80	TYR	3.2
36	DN	78	TYR	3.2
1	CA	1126	U	3.2
25	AY	34	U	3.2
2	AB	132	LYS	3.2
35	BI	120	ILE	3.2
27	DA	2308	G	3.2
28	DB	86	G	3.2
40	BR	7	GLY	3.2
10	CJ	59	SER	3.2
42	DT	3	ARG	3.2
48	DZ	111	ARG	3.2
9	CI	109	VAL	3.2
27	BA	1026	U	3.2
27	DA	2796	U	3.2
25	CY	16	C	3.2
48	BZ	110	VAL	3.2
4	CD	209	ARG	3.1
1	AA	81	U	3.1
28	BB	1	U	3.1
30	BD	273	ARG	3.1
27	DA	2147	G	3.1
28	DB	51	G	3.1
41	DS	61	ASN	3.1
28	DB	6	C	3.1
33	DG	2	PRO	3.1
55	D6	43	CYS	3.1
38	DP	43	GLY	3.1

*Continued on next page...*

*Continued from previous page...*

<b>Mol</b>	<b>Chain</b>	<b>Res</b>	<b>Type</b>	<b>RSRZ</b>
27	DA	2757	A	3.1
27	BA	10	G	3.1
27	DA	2116	G	3.1
28	DB	85	G	3.1
22	AV	10	U	3.1
27	DA	90	U	3.1
27	DA	2752	C	3.1
48	BZ	173	VAL	3.1
27	DA	1494	A	3.1
28	DB	13	A	3.1
41	BS	12	PHE	3.1
35	DI	4	ILE	3.1
49	B0	74	ARG	3.1
28	DB	50	G	3.1
48	DZ	77	LYS	3.1
35	DI	122	GLU	3.0
55	B6	24	GLU	3.0
35	BI	91	SER	3.0
55	D6	26	ASN	3.0
27	BA	1740	G	3.0
55	D6	42	TRP	3.0
27	BA	2402	C	3.0
48	BZ	141	SER	3.0
53	B4	79	GLY	3.0
28	DB	90	A	3.0
54	D5	29	THR	3.0
29	DC	47	LEU	3.0
14	AN	2	ALA	3.0
54	B5	2	ALA	3.0
34	DH	157	TYR	3.0
48	BZ	175	PRO	3.0
57	D8	63	PRO	3.0
27	DA	279	C	3.0
27	DA	158	U	3.0
19	CS	82	GLY	3.0
13	AM	84	ILE	3.0
29	DC	56	GLN	3.0
9	AI	110	GLU	3.0
56	D7	47	ARG	3.0
48	BZ	108	ALA	3.0
48	DZ	117	GLN	2.9
13	CM	87	TYR	2.9

*Continued on next page...*

*Continued from previous page...*

<b>Mol</b>	<b>Chain</b>	<b>Res</b>	<b>Type</b>	<b>RSRZ</b>
38	DP	77	ARG	2.9
1	AA	1129	C	2.9
10	AJ	88	LEU	2.9
27	DA	2896	C	2.9
1	CA	1130	A	2.9
10	AJ	48	THR	2.9
29	BC	224	ILE	2.9
20	CT	12	ALA	2.9
29	DC	144	THR	2.9
29	DC	52	ARG	2.9
19	AS	80	TYR	2.9
29	DC	206	GLY	2.9
38	BP	110	TYR	2.9
29	DC	51	PRO	2.9
38	DP	62	LEU	2.9
16	CP	35	LYS	2.9
47	DY	60	PHE	2.9
36	DN	73	THR	2.9
57	D8	51	ALA	2.9
9	CI	128	ARG	2.9
3	CC	196	LEU	2.9
38	BP	26	GLY	2.9
29	BC	110	PHE	2.9
48	DZ	136	ILE	2.9
29	DC	45	ALA	2.9
35	DI	113	ARG	2.9
41	BS	89	ARG	2.9
1	CA	1370	G	2.9
1	CA	1531	A	2.9
24	AX	1	C	2.9
27	BA	896	A	2.9
28	BB	119	G	2.9
31	DE	75	VAL	2.9
56	D7	48	LYS	2.9
41	BS	30	ARG	2.9
30	BD	32	SER	2.9
13	AM	7	VAL	2.9
35	BI	21	VAL	2.9
1	CA	723	U	2.9
1	CA	1030	C	2.9
27	BA	2117	A	2.9
27	DA	508	G	2.8

*Continued on next page...*

*Continued from previous page...*

<b>Mol</b>	<b>Chain</b>	<b>Res</b>	<b>Type</b>	<b>RSRZ</b>
39	BQ	136	ALA	2.8
42	DT	130	ALA	2.8
48	DZ	79	ARG	2.8
55	D6	10	LEU	2.8
57	B8	35	GLN	2.8
30	BD	42	GLY	2.8
29	DC	165	ASN	2.8
7	AG	85	TYR	2.8
10	AJ	98	ILE	2.8
29	BC	207	THR	2.8
1	AA	80	G	2.8
1	CA	1139	G	2.8
40	DR	9	LYS	2.8
12	CL	125	ALA	2.8
38	DP	50	ARG	2.8
1	CA	92	C	2.8
22	CV	2	A	2.8
27	DA	2117	A	2.8
13	CM	119	GLY	2.8
34	DH	61	HIS	2.8
33	BG	2	PRO	2.8
35	BI	110	ASP	2.8
1	AA	1224	G	2.8
27	DA	879	G	2.8
28	DB	87	G	2.8
29	BC	89	ALA	2.8
55	D6	20	ASN	2.8
39	BQ	139	GLU	2.8
57	B8	65	GLU	2.8
50	D1	96	LYS	2.8
41	BS	14	VAL	2.8
41	BS	98	VAL	2.8
40	BR	3	HIS	2.8
58	D9	17	ILE	2.8
1	CA	1116	C	2.8
29	BC	64	LEU	2.8
29	DC	177	LYS	2.8
30	BD	38	LYS	2.8
36	DN	109	LYS	2.8
53	B4	78	GLU	2.8
1	AA	1124	G	2.8
1	CA	77	G	2.8

*Continued on next page...*

*Continued from previous page...*

<b>Mol</b>	<b>Chain</b>	<b>Res</b>	<b>Type</b>	<b>RSRZ</b>
1	CA	1002	G	2.8
25	CY	35	G	2.8
27	BA	879	G	2.8
27	DA	2893	G	2.8
28	BB	87	G	2.8
9	AI	30	GLY	2.8
43	DU	47	TYR	2.7
1	AA	1503	A	2.7
1	CA	1129	C	2.7
30	BD	237	GLU	2.7
29	DC	60	GLY	2.7
34	BH	48	GLY	2.7
42	BT	27	THR	2.7
39	DQ	20	ALA	2.7
47	DY	48	ALA	2.7
49	D0	2	ALA	2.7
34	BH	85	LYS	2.7
28	DB	58	A	2.7
34	DH	60	ARG	2.7
38	DP	65	ARG	2.7
29	BC	143	GLY	2.7
35	BI	90	GLY	2.7
29	BC	178	ALA	2.7
57	D8	34	TRP	2.7
11	CK	25	TYR	2.7
13	CM	7	VAL	2.7
38	DP	40	SER	2.7
1	CA	1124	G	2.7
25	CY	52	G	2.7
27	DA	2795	G	2.7
28	DB	89	G	2.7
39	DQ	85	LYS	2.7
14	CN	2	ALA	2.7
1	CA	1027	C	2.7
32	BF	24	LEU	2.7
40	DR	10	LEU	2.7
9	AI	10	ARG	2.7
14	CN	31	ARG	2.7
52	D3	11	SER	2.7
55	B6	12	GLU	2.7
28	DB	74	U	2.7
47	BY	77	PRO	2.7

*Continued on next page...*

*Continued from previous page...*

<b>Mol</b>	<b>Chain</b>	<b>Res</b>	<b>Type</b>	<b>RSRZ</b>
27	DA	880	G	2.7
51	B2	72	ALA	2.7
2	AB	144	ARG	2.7
9	CI	18	PHE	2.6
18	CR	84	LYS	2.6
32	BF	134	GLY	2.6
27	DA	2895	U	2.6
7	AG	80	VAL	2.6
29	DC	58	VAL	2.6
35	BI	25	TYR	2.6
53	B4	69	TYR	2.6
27	DA	171	G	2.6
28	DB	45	A	2.6
27	BA	2474	C	2.6
50	B1	95	LEU	2.6
29	BC	170	ALA	2.6
1	AA	723	U	2.6
2	AB	8	LYS	2.6
35	DI	87	LYS	2.6
43	DU	19	LYS	2.6
38	DP	28	GLY	2.6
8	CH	135	CYS	2.6
20	AT	10	LEU	2.6
1	CA	1033	G	2.6
12	AL	22	PRO	2.6
19	AS	4	SER	2.6
27	DA	2310	A	2.6
27	DA	2801	A	2.6
29	BC	26	ALA	2.6
32	BF	23	ASP	2.6
42	DT	94	ALA	2.6
25	AY	35	G	2.6
27	BA	1171	G	2.6
27	DA	2125	G	2.6
27	DA	2193	G	2.6
20	AT	73	HIS	2.6
28	DB	42	C	2.6
29	DC	61	THR	2.6
41	DS	98	VAL	2.6
31	BE	77	ILE	2.6
11	AK	52	GLY	2.6
29	DC	48	GLY	2.6

*Continued on next page...*

*Continued from previous page...*

<b>Mol</b>	<b>Chain</b>	<b>Res</b>	<b>Type</b>	<b>RSRZ</b>
13	CM	97	PRO	2.6
41	DS	102	ALA	2.6
42	DT	131	ALA	2.6
48	DZ	163	ALA	2.6
48	DZ	172	ALA	2.6
29	BC	109	ASP	2.6
29	DC	109	ASP	2.6
12	CL	25	LYS	2.6
31	DE	133	LYS	2.6
43	DU	93	LYS	2.6
1	AA	984	C	2.6
1	CA	104	G	2.6
27	BA	2136	C	2.6
27	DA	2136	C	2.6
28	DB	23	G	2.6
2	CB	163	PHE	2.6
2	AB	196	LEU	2.6
27	BA	158	U	2.6
35	BI	99	GLU	2.6
48	DZ	177	GLU	2.6
29	BC	174	PRO	2.6
41	DS	15	ARG	2.6
4	CD	9	CYS	2.6
29	DC	175	VAL	2.6
30	BD	12	SER	2.6
43	DU	15	LYS	2.6
2	AB	201	ILE	2.5
33	DG	29	TRP	2.5
30	BD	55	GLY	2.5
9	CI	111	ARG	2.5
19	CS	81	ARG	2.5
27	DA	1493	C	2.5
27	DA	2146	C	2.5
28	DB	4	C	2.5
29	BC	35	ALA	2.5
34	DH	165	ALA	2.5
41	DS	100	ALA	2.5
1	CA	1030(A)	G	2.5
33	DG	35	GLU	2.5
1	AA	1125	U	2.5
2	CB	136	VAL	2.5
27	DA	1113	U	2.5

*Continued on next page...*

*Continued from previous page...*

<b>Mol</b>	<b>Chain</b>	<b>Res</b>	<b>Type</b>	<b>RSRZ</b>
28	DB	14	U	2.5
58	D9	2	LYS	2.5
3	CC	94	LEU	2.5
20	CT	24	LEU	2.5
48	BZ	116	LEU	2.5
48	BZ	142	GLY	2.5
9	CI	66	ARG	2.5
27	DA	1544	A	2.5
31	DE	163	GLU	2.5
35	BI	135	GLU	2.5
42	DT	1	MET	2.5
19	CS	41	VAL	2.5
29	DC	215	THR	2.5
58	D9	20	HIS	2.5
1	CA	1117	G	2.5
27	BA	2793	G	2.5
48	BZ	148	SER	2.5
3	CC	186	PHE	2.5
10	AJ	40	LEU	2.5
29	BC	148	ASN	2.5
44	DV	20	LEU	2.5
14	CN	34	TYR	2.5
15	CO	69	TYR	2.5
40	DR	2	ARG	2.5
7	CG	83	ALA	2.5
41	DS	33	LYS	2.5
10	CJ	39	PRO	2.5
38	DP	78	PRO	2.5
22	AV	1	A	2.5
28	DB	25	A	2.5
41	BS	54	LEU	2.5
1	AA	1027	C	2.5
19	AS	78	ARG	2.5
27	DA	2804	C	2.5
42	BT	3	ARG	2.5
44	DV	21	ARG	2.5
48	DZ	152	SER	2.5
27	DA	1033	U	2.5
3	CC	193	TYR	2.5
34	BH	8	PRO	2.5
35	BI	145	VAL	2.5
35	DI	138	ILE	2.5

*Continued on next page...*



*Continued from previous page...*

<b>Mol</b>	<b>Chain</b>	<b>Res</b>	<b>Type</b>	<b>RSRZ</b>
10	CJ	65	LEU	2.5
31	DE	63	LEU	2.5
2	CB	144	ARG	2.5
9	CI	64	THR	2.5
38	DP	33	ARG	2.5
7	CG	82	GLY	2.5
18	AR	71	LYS	2.5
20	AT	21	LYS	2.5
29	BC	60	GLY	2.5
39	DQ	113	GLN	2.5
29	BC	142	ALA	2.5
39	DQ	137	TYR	2.5
42	DT	100	TYR	2.5
1	AA	1126	U	2.5
1	CA	1249	C	2.5
44	DV	36	PRO	2.5
48	BZ	96	GLU	2.5
20	AT	99	LEU	2.4
33	BG	3	LEU	2.4
19	CS	10	PHE	2.4
29	DC	194	ARG	2.4
34	BH	111	HIS	2.4
36	DN	3	THR	2.4
41	BS	99	LYS	2.4
39	DQ	19	GLY	2.4
39	DQ	23	GLY	2.4
43	BU	118	GLY	2.4
29	BC	54	SER	2.4
1	CA	1503	A	2.4
9	CI	14	VAL	2.4
29	DC	62	VAL	2.4
35	BI	11	ASN	2.4
35	BI	142	VAL	2.4
42	BT	55	ASN	2.4
27	DA	2062	A	2.4
47	DY	99	CYS	2.4
29	BC	201	PRO	2.4
47	DY	56	PRO	2.4
47	DY	77	PRO	2.4
3	CC	178	LEU	2.4
27	BA	2145	C	2.4
27	DA	1119	C	2.4

*Continued on next page...*

*Continued from previous page...*

<b>Mol</b>	<b>Chain</b>	<b>Res</b>	<b>Type</b>	<b>RSRZ</b>
35	DI	79	ILE	2.4
29	DC	75	LEU	2.4
35	BI	116	LEU	2.4
42	BT	4	GLY	2.4
4	AD	208	SER	2.4
23	CW	2	G	2.4
27	DA	2319	G	2.4
28	BB	86	G	2.4
53	B4	81	VAL	2.4
29	DC	140	PRO	2.4
45	BW	60	ASN	2.4
10	CJ	66	ARG	2.4
29	BC	160	ARG	2.4
49	B0	55	ARG	2.4
54	D5	58	LEU	2.4
58	D9	4	ARG	2.4
27	BA	2173	A	2.4
27	DA	2801(A)	A	2.4
11	CK	125	PHE	2.4
25	CY	34	U	2.4
29	BC	177	LYS	2.4
1	AA	1452	C	2.4
27	BA	2804	C	2.4
38	DP	24	GLY	2.4
12	AL	23	ALA	2.4
48	DZ	108	ALA	2.4
5	CE	77	PRO	2.4
10	CJ	47	PHE	2.4
27	BA	2751	G	2.4
13	CM	100	GLY	2.4
48	DZ	159	GLY	2.4
54	D5	57	VAL	2.4
1	CA	979	C	2.4
27	BA	2174	C	2.4
27	DA	34	C	2.4
27	DA	2803	C	2.4
2	AB	131	PRO	2.4
29	BC	59	ARG	2.4
38	DP	61	ARG	2.4
41	BS	15	ARG	2.4
46	DX	5	TYR	2.4
35	BI	30	LEU	2.4

*Continued on next page...*

*Continued from previous page...*

<b>Mol</b>	<b>Chain</b>	<b>Res</b>	<b>Type</b>	<b>RSRZ</b>
36	DN	44	PRO	2.4
47	BY	82	PRO	2.4
50	B1	26	ARG	2.4
20	CT	11	SER	2.4
47	DY	44	ILE	2.4
47	DY	76	CYS	2.4
14	CN	38	GLY	2.4
1	AA	1026	G	2.4
1	CA	977	A	2.4
7	AG	5	ARG	2.4
19	AS	56	GLN	2.4
48	BZ	111	ARG	2.4
10	AJ	75	ILE	2.3
29	DC	220	PRO	2.3
34	DH	136	ILE	2.3
27	DA	2799	C	2.3
10	AJ	64	GLU	2.3
34	DH	167	GLU	2.3
38	BP	27	HIS	2.3
38	DP	44	GLY	2.3
42	BT	92	GLY	2.3
47	BY	78	ALA	2.3
47	DY	10	GLY	2.3
29	BC	43	VAL	2.3
48	DZ	151	ALA	2.3
9	AI	64	THR	2.3
13	CM	99	ARG	2.3
20	CT	8	ARG	2.3
5	CE	12	LEU	2.3
53	B4	54	LYS	2.3
1	CA	1183	A	2.3
27	BA	529	A	2.3
1	AA	1001(A)	G	2.3
27	DA	2894	G	2.3
29	BC	211	SER	2.3
7	CG	81	GLY	2.3
21	AU	2	GLY	2.3
29	BC	74	VAL	2.3
31	DE	72	VAL	2.3
35	BI	146	ALA	2.3
36	DN	74	ARG	2.3
47	DY	86	ARG	2.3

*Continued on next page...*

*Continued from previous page...*

<b>Mol</b>	<b>Chain</b>	<b>Res</b>	<b>Type</b>	<b>RSRZ</b>
54	B5	57	VAL	2.3
38	BP	64	LYS	2.3
29	BC	144	THR	2.3
38	BP	148	LEU	2.3
38	DP	59	LEU	2.3
46	BX	33	LYS	2.3
10	AJ	6	ILE	2.3
20	AT	11	SER	2.3
1	AA	1183	A	2.3
11	AK	81	ASP	2.3
27	BA	1544	A	2.3
27	DA	899	A	2.3
38	DP	41	ARG	2.3
1	CA	1036	G	2.3
9	CI	58	HIS	2.3
27	BA	2120	G	2.3
28	DB	107	G	2.3
7	CG	77	SER	2.3
9	CI	110	GLU	2.3
11	CK	128	ALA	2.3
29	BC	204	ALA	2.3
49	D0	73	GLY	2.3
34	BH	158	HIS	2.3
2	AB	214	ILE	2.3
2	AB	222	ILE	2.3
3	AC	14	ILE	2.3
4	AD	26	CYS	2.3
27	BA	2119	A	2.3
35	BI	79	ILE	2.3
27	BA	2131	G	2.3
27	BA	2160	G	2.3
27	DA	1044	G	2.3
1	AA	980	C	2.3
23	AW	16	C	2.3
27	DA	2145	C	2.3
35	BI	112	LYS	2.3
41	DS	62	LYS	2.3
10	CJ	32	ALA	2.3
13	AM	85	GLY	2.3
18	AR	79	LEU	2.3
34	DH	34	GLU	2.3
41	DS	58	LEU	2.3

*Continued on next page...*

*Continued from previous page...*

<b>Mol</b>	<b>Chain</b>	<b>Res</b>	<b>Type</b>	<b>RSRZ</b>
53	B4	76	ASP	2.2
14	AN	61	TRP	2.2
25	CY	53	U	2.2
10	AJ	54	PHE	2.2
1	CA	1287	A	2.2
29	BC	53	ARG	2.2
34	BH	60	ARG	2.2
10	CJ	55	LYS	2.2
18	AR	84	LYS	2.2
29	BC	120	MET	2.2
33	DG	28	VAL	2.2
34	DH	144	VAL	2.2
29	DC	170	ALA	2.2
40	DR	4	LEU	2.2
1	CA	1003	G	2.2
1	CA	1325	C	2.2
1	CA	1362	C	2.2
23	AW	72	G	2.2
27	DA	1171	G	2.2
27	DA	2891	G	2.2
28	DB	30	C	2.2
14	AN	8	GLU	2.2
2	CB	211	ILE	2.2
33	BG	87	PRO	2.2
57	B8	48	PHE	2.2
11	AK	11	LYS	2.2
16	CP	32	TYR	2.2
27	BA	362	U	2.2
53	D4	85	GLN	2.2
56	B7	48	LYS	2.2
57	B8	5	LYS	2.2
55	D6	52	VAL	2.2
1	AA	1447	A	2.2
35	DI	140	LEU	2.2
57	B8	32	LEU	2.2
30	BD	41	GLY	2.2
47	DY	52	SER	2.2
1	CA	1115	C	2.2
29	BC	55	ASP	2.2
13	AM	102	ARG	2.2
1	CA	855	G	2.2
1	CA	1185	G	2.2

*Continued on next page...*

*Continued from previous page...*

<b>Mol</b>	<b>Chain</b>	<b>Res</b>	<b>Type</b>	<b>RSRZ</b>
3	AC	165	THR	2.2
27	DA	100	G	2.2
29	BC	21	THR	2.2
38	BP	14	LYS	2.2
7	CG	85	TYR	2.2
9	AI	62	TYR	2.2
29	BC	214	VAL	2.2
3	AC	178	LEU	2.2
3	CC	175	LEU	2.2
4	CD	19	LEU	2.2
19	CS	15	LEU	2.2
36	DN	67	LEU	2.2
41	DS	73	LEU	2.2
48	BZ	162	LEU	2.2
1	CA	5	U	2.2
29	BC	173	ALA	2.2
41	BS	102	ALA	2.2
12	CL	26	GLY	2.2
22	CV	3	A	2.2
27	BA	2114	A	2.2
30	DD	237	GLU	2.2
55	D6	24	GLU	2.2
58	D9	28	GLU	2.2
9	AI	18	PHE	2.2
38	BP	76	LYS	2.2
53	B4	67	PRO	2.2
9	AI	41	VAL	2.2
13	AM	101	GLN	2.2
19	CS	5	LEU	2.2
23	CW	16	C	2.2
27	DA	1178	C	2.2
29	BC	41	VAL	2.2
29	BC	145	VAL	2.2
35	DI	115	ALA	2.2
45	DW	73	ALA	2.2
47	BY	102	CYS	2.2
1	CA	1202	G	2.2
25	AY	17	G	2.2
27	BA	11	G	2.2
27	DA	272	G	2.2
35	DI	120	ILE	2.2
25	CY	54	U	2.2

*Continued on next page...*

*Continued from previous page...*

<b>Mol</b>	<b>Chain</b>	<b>Res</b>	<b>Type</b>	<b>RSRZ</b>
27	BA	2132	U	2.2
29	BC	87	GLU	2.2
35	BI	133	HIS	2.2
2	CB	8	LYS	2.2
29	BC	215	THR	2.2
38	BP	62	LEU	2.2
42	DT	27	THR	2.2
44	DV	37	VAL	2.2
12	CL	23	ALA	2.1
43	DU	115	ALA	2.1
3	CC	124	ILE	2.1
8	AH	111	ILE	2.1
1	CA	856	C	2.1
43	DU	33	ARG	2.1
19	CS	28	LYS	2.1
19	AS	73	GLU	2.1
27	DA	2897	U	2.1
1	CA	887	G	2.1
27	BA	1055	G	2.1
27	DA	656	G	2.1
29	BC	216	THR	2.1
48	BZ	106	THR	2.1
21	CU	18	TYR	2.1
35	BI	65	ALA	2.1
38	DP	31	ALA	2.1
46	DX	4	ALA	2.1
4	AD	2	GLY	2.1
38	DP	109	GLY	2.1
48	BZ	170	ILE	2.1
49	D0	13	GLY	2.1
7	AG	4	ARG	2.1
7	AG	32	ARG	2.1
21	CU	10	ARG	2.1
58	D9	19	ARG	2.1
12	CL	20	LYS	2.1
29	DC	141	LYS	2.1
35	BI	118	LYS	2.1
38	DP	29	LYS	2.1
38	DP	46	LYS	2.1
46	DX	33	LYS	2.1
13	AM	8	GLU	2.1
1	AA	1397	C	2.1

*Continued on next page...*

*Continued from previous page...*

<b>Mol</b>	<b>Chain</b>	<b>Res</b>	<b>Type</b>	<b>RSRZ</b>
10	CJ	37	PRO	2.1
27	DA	1118	C	2.1
28	BB	91	C	2.1
34	DH	29	PRO	2.1
35	DI	119	PRO	2.1
4	AD	19	LEU	2.1
32	DF	24	LEU	2.1
35	BI	114	LEU	2.1
29	DC	217	THR	2.1
37	DO	30	ALA	2.1
1	CA	70	G	2.1
13	CM	6	GLY	2.1
29	DC	187	ASP	2.1
33	DG	52	ILE	2.1
9	CI	9	ARG	2.1
27	DA	2805	G	2.1
28	DB	119	G	2.1
39	DQ	138	ASP	2.1
43	DU	97	ASP	2.1
48	BZ	114	GLY	2.1
31	DE	64	LYS	2.1
38	BP	16	ARG	2.1
38	BP	41	ARG	2.1
38	DP	107	LYS	2.1
19	AS	10	PHE	2.1
22	AV	2	A	2.1
4	CD	12	CYS	2.1
10	CJ	85	LEU	2.1
29	BC	136	LEU	2.1
36	DN	108	PRO	2.1
43	DU	98	LEU	2.1
53	D4	67	PRO	2.1
2	AB	239	VAL	2.1
13	CM	117	VAL	2.1
47	DY	27	VAL	2.1
48	DZ	140	VAL	2.1
28	DB	91	C	2.1
3	AC	15	THR	2.1
10	CJ	42	THR	2.1
35	BI	93	THR	2.1
39	DQ	127	ILE	2.1
9	AI	127	LYS	2.1

*Continued on next page...*



*Continued from previous page...*

<b>Mol</b>	<b>Chain</b>	<b>Res</b>	<b>Type</b>	<b>RSRZ</b>
28	DB	41	U	2.1
36	DN	83	LYS	2.1
41	DS	93	LYS	2.1
42	DT	8	LYS	2.1
55	D6	18	ARG	2.1
56	B7	49	ARG	2.1
19	CS	12	ASP	2.1
1	CA	971	G	2.1
27	BA	274	G	2.1
27	BA	2121	G	2.1
27	DA	2833	G	2.1
38	BP	147	LEU	2.1
57	D8	62	LEU	2.1
17	CQ	24	GLU	2.1
27	DA	2758	A	2.1
36	DN	139	GLU	2.1
2	CB	223	ILE	2.1
4	CD	22	LYS	2.1
29	BC	141	LYS	2.1
33	DG	64	THR	2.1
38	BP	28	GLY	2.1
1	CA	1086	U	2.1
29	BC	163	PHE	2.1
14	AN	14	PRO	2.1
29	DC	181	PRO	2.1
31	DE	159	HIS	2.1
34	DH	111	HIS	2.1
33	BG	164	GLU	2.1
2	AB	218	ALA	2.0
16	CP	84	ALA	2.0
33	DG	63	ILE	2.0
34	DH	102	ALA	2.0
42	BT	130	ALA	2.0
44	DV	76	LYS	2.0
27	DA	6	A	2.0
1	CA	1026	G	2.0
1	CA	1456	G	2.0
27	BA	1414	G	2.0
27	DA	1139	G	2.0
27	DA	1740	G	2.0
27	DA	2751	G	2.0
28	DB	33	G	2.0

*Continued on next page...*

*Continued from previous page...*

Mol	Chain	Res	Type	RSRZ
35	BI	108	THR	2.0
13	CM	83	ASP	2.0
29	BC	105	ASP	2.0
48	BZ	149	LEU	2.0
7	CG	61	VAL	2.0
25	AY	54	U	2.0
27	BA	2109	U	2.0
27	BA	2178	C	2.0
48	BZ	176	PRO	2.0
55	B6	41	PRO	2.0
3	AC	126	ARG	2.0
4	AD	151	LYS	2.0
10	AJ	66	ARG	2.0
29	BC	210	ARG	2.0
35	DI	121	LYS	2.0
39	DQ	66	ILE	2.0
31	DE	153	GLY	2.0
29	DC	168	THR	2.0
39	DQ	21	THR	2.0
27	DA	900	A	2.0
1	AA	1190	G	2.0
27	BA	171	G	2.0
48	BZ	122	ASP	2.0
58	D9	3	VAL	2.0
13	CM	10	PRO	2.0
4	CD	168	ARG	2.0
47	BY	2	ARG	2.0
56	D7	49	ARG	2.0
29	BC	158	ALA	2.0
51	B2	12	GLU	2.0
25	AY	31	U	2.0
10	AJ	36	GLY	2.0
27	BA	2803	C	2.0
28	DB	17	C	2.0
29	DC	219	GLY	2.0
39	DQ	33	GLY	2.0
40	DR	7	GLY	2.0

## 6.2 Non-standard residues in protein, DNA, RNA chains [i](#)

In the following table, the Atoms column lists the number of modelled atoms in the group and the number defined in the chemical component dictionary. The B-factors column lists the minimum,

median, 95<sup>th</sup> percentile and maximum values of B factors of atoms in the group. The column labelled 'Q< 0.9' lists the number of atoms with occupancy less than 0.9.

Mol	Type	Chain	Res	Atoms	RSCC	RSR	B-factors(Å <sup>2</sup> )	Q<0.9
26	UAL	CZ	3	9/10	0.81	0.15	91,92,93,93	0
26	KBE	CZ	1	9/10	0.82	0.23	95,98,100,100	0
26	UAL	AZ	3	9/10	0.85	0.12	63,66,70,71	0
26	DPP	AZ	5	6/7	0.85	0.15	62,64,65,65	0
26	DPP	CZ	2	6/7	0.87	0.12	92,93,95,98	0
26	KBE	AZ	1	9/10	0.87	0.19	71,74,78,79	0
26	MYN	CZ	4	11/12	0.91	0.12	88,89,91,92	0
26	DPP	CZ	5	6/7	0.92	0.14	88,89,89,90	0
26	MYN	AZ	4	11/12	0.93	0.12	61,64,65,65	0
26	DPP	AZ	2	6/7	0.93	0.12	66,67,69,71	0

### 6.3 Carbohydrates [i](#)

There are no monosaccharides in this entry.

### 6.4 Ligands [i](#)

In the following table, the Atoms column lists the number of modelled atoms in the group and the number defined in the chemical component dictionary. The B-factors column lists the minimum, median, 95<sup>th</sup> percentile and maximum values of B factors of atoms in the group. The column labelled 'Q< 0.9' lists the number of atoms with occupancy less than 0.9.

Mol	Type	Chain	Res	Atoms	RSCC	RSR	B-factors(Å <sup>2</sup> )	Q<0.9
60	MG	CA	1683	1/1	0.43	0.33	53,53,53,53	0
60	MG	DB	202	1/1	0.51	0.21	80,80,80,80	0
60	MG	CW	103	1/1	0.52	0.17	73,73,73,73	0
60	MG	DA	3164	1/1	0.53	0.25	64,64,64,64	0
60	MG	DA	3190	1/1	0.54	0.20	43,43,43,43	0
60	MG	CA	1652	1/1	0.59	0.26	61,61,61,61	0
60	MG	AA	1684	1/1	0.61	0.34	69,69,69,69	0
60	MG	CA	1696	1/1	0.62	0.19	91,91,91,91	0
60	MG	CA	1611	1/1	0.62	0.37	66,66,66,66	0
60	MG	DA	3053	1/1	0.62	0.28	32,32,32,32	0
60	MG	DA	3176	1/1	0.65	0.23	54,54,54,54	0
60	MG	BA	3283	1/1	0.65	0.30	38,38,38,38	0
60	MG	AA	1626	1/1	0.65	0.20	51,51,51,51	0
60	MG	CA	1633	1/1	0.66	0.19	62,62,62,62	0
60	MG	AW	103	1/1	0.66	0.20	72,72,72,72	0
60	MG	DA	3235	1/1	0.67	0.22	61,61,61,61	0

*Continued on next page...*

*Continued from previous page...*

Mol	Type	Chain	Res	Atoms	RSCC	RSR	B-factors( $\text{\AA}^2$ )	Q<0.9
60	MG	AA	1640	1/1	0.67	0.14	70,70,70,70	0
60	MG	BA	3195	1/1	0.68	0.34	49,49,49,49	0
60	MG	AA	1646	1/1	0.68	0.16	71,71,71,71	0
60	MG	DA	3162	1/1	0.69	0.26	44,44,44,44	0
60	MG	BA	3104	1/1	0.69	0.15	42,42,42,42	0
60	MG	CA	1664	1/1	0.69	0.22	83,83,83,83	0
60	MG	DA	3128	1/1	0.70	0.29	24,24,24,24	0
60	MG	DA	3167	1/1	0.70	0.16	36,36,36,36	0
60	MG	DA	3148	1/1	0.71	0.19	42,42,42,42	0
60	MG	DA	3188	1/1	0.71	0.22	72,72,72,72	0
60	MG	BA	3109	1/1	0.71	0.32	58,58,58,58	0
60	MG	CA	1641	1/1	0.71	0.34	66,66,66,66	0
60	MG	BA	3201	1/1	0.71	0.55	53,53,53,53	0
60	MG	DA	3175	1/1	0.72	0.33	72,72,72,72	0
60	MG	DA	3095	1/1	0.72	0.22	61,61,61,61	0
60	MG	BA	3085	1/1	0.72	0.36	70,70,70,70	0
60	MG	DA	3122	1/1	0.73	0.19	40,40,40,40	0
60	MG	BA	3213	1/1	0.73	0.24	49,49,49,49	0
60	MG	DA	3225	1/1	0.73	0.23	39,39,39,39	0
60	MG	AA	1681	1/1	0.73	0.13	58,58,58,58	0
60	MG	BA	3190	1/1	0.73	0.15	39,39,39,39	0
60	MG	AA	1637	1/1	0.74	0.18	44,44,44,44	0
60	MG	DA	3189	1/1	0.74	0.15	57,57,57,57	0
60	MG	AX	103	1/1	0.75	0.19	51,51,51,51	0
60	MG	BA	3162	1/1	0.75	0.23	56,56,56,56	0
60	MG	DA	3231	1/1	0.75	0.30	49,49,49,49	0
60	MG	BA	3189	1/1	0.75	0.18	40,40,40,40	0
60	MG	DA	3171	1/1	0.75	0.30	52,52,52,52	0
60	MG	BA	3144	1/1	0.76	0.32	59,59,59,59	0
60	MG	CA	1645	1/1	0.76	0.39	56,56,56,56	0
60	MG	DA	3090	1/1	0.76	0.20	21,21,21,21	0
60	MG	CA	1647	1/1	0.76	0.34	44,44,44,44	0
60	MG	AA	1651	1/1	0.76	0.31	53,53,53,53	0
60	MG	AA	1690	1/1	0.76	0.26	23,23,23,23	0
60	MG	CA	1677	1/1	0.76	0.20	51,51,51,51	0
60	MG	AA	1702	1/1	0.76	0.24	41,41,41,41	0
60	MG	CA	1685	1/1	0.76	0.31	59,59,59,59	0
60	MG	AA	1644	1/1	0.76	0.33	39,39,39,39	0
60	MG	DF	301	1/1	0.76	0.14	53,53,53,53	0
60	MG	DA	3134	1/1	0.77	0.18	59,59,59,59	0
60	MG	DA	3027	1/1	0.77	0.36	38,38,38,38	0
60	MG	AA	1630	1/1	0.77	0.44	62,62,62,62	0

*Continued on next page...*

Continued from previous page...

Mol	Type	Chain	Res	Atoms	RSCC	RSR	B-factors(Å <sup>2</sup> )	Q<0.9
60	MG	AA	1632	1/1	0.77	0.27	48,48,48,48	0
60	MG	BA	3313	1/1	0.78	0.29	45,45,45,45	0
60	MG	CA	1701	1/1	0.78	0.16	53,53,53,53	0
60	MG	AA	1638	1/1	0.78	0.40	76,76,76,76	0
60	MG	CA	1624	1/1	0.78	0.33	40,40,40,40	0
60	MG	AA	1648	1/1	0.78	0.42	68,68,68,68	0
60	MG	DA	3001	1/1	0.79	0.24	51,51,51,51	0
60	MG	DA	3227	1/1	0.79	0.19	36,36,36,36	0
60	MG	BA	3187	1/1	0.80	0.18	17,17,17,17	0
60	MG	DA	3221	1/1	0.80	0.27	52,52,52,52	0
60	MG	BB	203	1/1	0.80	0.21	35,35,35,35	0
60	MG	BA	3289	1/1	0.80	0.26	42,42,42,42	0
60	MG	DA	3091	1/1	0.81	0.28	55,55,55,55	0
60	MG	BA	3204	1/1	0.81	0.30	25,25,25,25	0
60	MG	CA	1649	1/1	0.81	0.24	54,54,54,54	0
60	MG	AA	1608	1/1	0.81	0.27	22,22,22,22	0
60	MG	DA	3131	1/1	0.81	0.47	63,63,63,63	0
60	MG	AA	1680	1/1	0.81	0.34	70,70,70,70	0
60	MG	DA	3136	1/1	0.81	0.23	31,31,31,31	0
60	MG	DA	3144	1/1	0.81	0.26	53,53,53,53	0
60	MG	DA	3021	1/1	0.81	0.18	27,27,27,27	0
60	MG	BA	3165	1/1	0.81	0.26	48,48,48,48	0
60	MG	BA	3050	1/1	0.81	0.25	1,1,1,1	0
60	MG	BA	3328	1/1	0.81	0.21	34,34,34,34	0
60	MG	DA	3168	1/1	0.81	0.29	55,55,55,55	0
60	MG	DO	201	1/1	0.81	0.09	65,65,65,65	0
60	MG	AW	101	1/1	0.82	0.22	48,48,48,48	0
60	MG	BA	3084	1/1	0.82	0.12	27,27,27,27	0
60	MG	AA	1601	1/1	0.82	0.21	47,47,47,47	0
60	MG	DA	3138	1/1	0.82	0.26	63,63,63,63	0
60	MG	AG	201	1/1	0.82	0.12	42,42,42,42	0
60	MG	CA	1675	1/1	0.82	0.31	31,31,31,31	0
60	MG	AX	104	1/1	0.82	0.11	57,57,57,57	0
60	MG	CA	1679	1/1	0.82	0.14	43,43,43,43	0
60	MG	CA	1640	1/1	0.83	0.15	41,41,41,41	0
60	MG	CA	1655	1/1	0.83	0.19	29,29,29,29	0
60	MG	BA	3191	1/1	0.83	0.15	6,6,6,6	0
60	MG	AX	108	1/1	0.83	0.17	34,34,34,34	0
60	MG	BA	3164	1/1	0.83	0.19	33,33,33,33	0
60	MG	BA	3329	1/1	0.83	0.18	45,45,45,45	0
60	MG	DA	3115	1/1	0.83	0.23	36,36,36,36	0
60	MG	DA	3117	1/1	0.83	0.27	49,49,49,49	0

Continued on next page...

*Continued from previous page...*

Mol	Type	Chain	Res	Atoms	RSCC	RSR	B-factors( $\text{\AA}^2$ )	Q<0.9
60	MG	DA	3155	1/1	0.83	0.30	31,31,31,31	0
60	MG	AA	1705	1/1	0.84	0.11	4,4,4,4	0
60	MG	AA	1704	1/1	0.84	0.23	13,13,13,13	0
60	MG	BA	3222	1/1	0.84	0.16	26,26,26,26	0
60	MG	DA	3198	1/1	0.84	0.17	32,32,32,32	0
60	MG	DA	3214	1/1	0.84	0.31	21,21,21,21	0
60	MG	DA	3159	1/1	0.84	0.23	32,32,32,32	0
60	MG	CA	1602	1/1	0.84	0.23	26,26,26,26	0
60	MG	CA	1603	1/1	0.84	0.20	38,38,38,38	0
60	MG	BA	3120	1/1	0.84	0.38	87,87,87,87	0
60	MG	CA	1616	1/1	0.84	0.32	52,52,52,52	0
60	MG	BA	3167	1/1	0.84	0.21	22,22,22,22	0
60	MG	AX	101	1/1	0.84	0.11	41,41,41,41	0
60	MG	BA	3316	1/1	0.84	0.25	35,35,35,35	0
60	MG	BA	3312	1/1	0.85	0.16	22,22,22,22	0
60	MG	AA	1671	1/1	0.85	0.12	49,49,49,49	0
60	MG	DA	3181	1/1	0.85	0.21	50,50,50,50	0
60	MG	CW	101	1/1	0.85	0.07	55,55,55,55	0
60	MG	BA	3107	1/1	0.85	0.39	65,65,65,65	0
60	MG	CA	1618	1/1	0.85	0.20	14,14,14,14	0
60	MG	BA	3281	1/1	0.85	0.19	21,21,21,21	0
60	MG	DA	3200	1/1	0.85	0.21	42,42,42,42	0
60	MG	DA	3204	1/1	0.85	0.27	67,67,67,67	0
60	MG	CA	1665	1/1	0.85	0.16	33,33,33,33	0
60	MG	DA	3040	1/1	0.85	0.26	19,19,19,19	0
60	MG	CA	1626	1/1	0.85	0.13	31,31,31,31	0
60	MG	AA	1707	1/1	0.85	0.36	52,52,52,52	0
60	MG	BB	202	1/1	0.85	0.18	9,9,9,9	0
60	MG	CA	1682	1/1	0.85	0.30	41,41,41,41	0
60	MG	DA	3239	1/1	0.85	0.11	34,34,34,34	0
60	MG	DA	3114	1/1	0.85	0.11	34,34,34,34	0
60	MG	AA	1700	1/1	0.85	0.17	74,74,74,74	0
60	MG	BA	3294	1/1	0.85	0.49	90,90,90,90	0
60	MG	DA	3143	1/1	0.86	0.31	54,54,54,54	0
60	MG	BA	3171	1/1	0.86	0.15	36,36,36,36	0
60	MG	DA	3145	1/1	0.86	0.15	35,35,35,35	0
60	MG	CA	1686	1/1	0.86	0.07	37,37,37,37	0
60	MG	BA	3186	1/1	0.86	0.20	60,60,60,60	0
60	MG	DA	3111	1/1	0.86	0.29	64,64,64,64	0
60	MG	BA	3117	1/1	0.86	0.29	1,1,1,1	0
60	MG	BA	3305	1/1	0.86	0.18	32,32,32,32	0
60	MG	B0	102	1/1	0.86	0.34	40,40,40,40	0

*Continued on next page...*

*Continued from previous page...*

Mol	Type	Chain	Res	Atoms	RSCC	RSR	B-factors( $\text{\AA}^2$ )	Q<0.9
60	MG	CA	1638	1/1	0.86	0.26	31,31,31,31	0
60	MG	DA	3008	1/1	0.86	0.24	13,13,13,13	0
60	MG	BA	3059	1/1	0.86	0.16	25,25,25,25	0
60	MG	BA	3001	1/1	0.86	0.29	43,43,43,43	0
60	MG	CA	1609	1/1	0.86	0.20	50,50,50,50	0
60	MG	BA	3159	1/1	0.86	0.20	20,20,20,20	0
60	MG	BA	3251	1/1	0.87	0.24	1,1,1,1	0
60	MG	BA	3270	1/1	0.87	0.23	32,32,32,32	0
60	MG	DA	3076	1/1	0.87	0.19	25,25,25,25	0
60	MG	DA	3084	1/1	0.87	0.23	71,71,71,71	0
60	MG	AA	1642	1/1	0.87	0.21	41,41,41,41	0
60	MG	AA	1689	1/1	0.87	0.11	2,2,2,2	0
60	MG	BA	3101	1/1	0.87	0.19	31,31,31,31	0
60	MG	BA	3293	1/1	0.87	0.30	45,45,45,45	0
60	MG	AA	1643	1/1	0.87	0.15	29,29,29,29	0
60	MG	DA	3186	1/1	0.87	0.36	53,53,53,53	0
60	MG	BA	3297	1/1	0.87	0.20	42,42,42,42	0
60	MG	BA	3304	1/1	0.87	0.15	36,36,36,36	0
60	MG	DA	3121	1/1	0.87	0.19	34,34,34,34	0
60	MG	BA	3033	1/1	0.87	0.28	1,1,1,1	0
60	MG	DA	3124	1/1	0.87	0.25	36,36,36,36	0
60	MG	CA	1629	1/1	0.87	0.19	16,16,16,16	0
60	MG	AA	1669	1/1	0.87	0.15	35,35,35,35	0
60	MG	BA	3056	1/1	0.87	0.18	1,1,1,1	0
60	MG	BA	3210	1/1	0.87	0.30	33,33,33,33	0
60	MG	BA	3177	1/1	0.87	0.26	41,41,41,41	0
60	MG	CA	1643	1/1	0.87	0.15	7,7,7,7	0
60	MG	BA	3215	1/1	0.87	0.36	60,60,60,60	0
60	MG	DA	3237	1/1	0.87	0.21	10,10,10,10	0
60	MG	BB	201	1/1	0.87	0.18	46,46,46,46	0
60	MG	DA	3147	1/1	0.87	0.11	26,26,26,26	0
60	MG	AA	1708	1/1	0.87	0.25	41,41,41,41	0
60	MG	DA	3037	1/1	0.87	0.09	24,24,24,24	0
60	MG	BA	3125	1/1	0.88	0.07	1,1,1,1	0
60	MG	CA	1630	1/1	0.88	0.10	57,57,57,57	0
60	MG	DA	3146	1/1	0.88	0.18	17,17,17,17	0
60	MG	DA	3005	1/1	0.88	0.27	28,28,28,28	0
60	MG	AA	1692	1/1	0.88	0.16	19,19,19,19	0
60	MG	BA	3309	1/1	0.88	0.09	1,1,1,1	0
60	MG	AA	1696	1/1	0.88	0.24	20,20,20,20	0
60	MG	DA	3160	1/1	0.88	0.24	27,27,27,27	0
60	MG	DA	3029	1/1	0.88	0.18	1,1,1,1	0

*Continued on next page...*

*Continued from previous page...*

Mol	Type	Chain	Res	Atoms	RSCC	RSR	B-factors( $\text{\AA}^2$ )	Q<0.9
60	MG	BA	3205	1/1	0.88	0.28	30,30,30,30	0
60	MG	AA	1673	1/1	0.88	0.12	39,39,39,39	0
60	MG	AA	1620	1/1	0.88	0.26	31,31,31,31	0
60	MG	DA	3063	1/1	0.88	0.20	24,24,24,24	0
60	MG	BA	3093	1/1	0.88	0.24	1,1,1,1	0
60	MG	DA	3080	1/1	0.88	0.15	36,36,36,36	0
60	MG	BA	3094	1/1	0.88	0.09	11,11,11,11	0
60	MG	DA	3182	1/1	0.88	0.23	23,23,23,23	0
60	MG	DA	3184	1/1	0.88	0.38	35,35,35,35	0
60	MG	DA	3087	1/1	0.88	0.17	32,32,32,32	0
60	MG	BA	3229	1/1	0.88	0.31	49,49,49,49	0
60	MG	BA	3241	1/1	0.88	0.55	80,80,80,80	0
60	MG	BX	101	1/1	0.88	0.10	31,31,31,31	0
60	MG	DA	3098	1/1	0.88	0.17	27,27,27,27	0
60	MG	BA	3169	1/1	0.88	0.18	16,16,16,16	0
60	MG	AA	1654	1/1	0.88	0.21	68,68,68,68	0
60	MG	AA	1683	1/1	0.88	0.13	16,16,16,16	0
60	MG	CA	1606	1/1	0.88	0.33	45,45,45,45	0
60	MG	AA	1664	1/1	0.88	0.20	46,46,46,46	0
60	MG	BA	3108	1/1	0.88	0.25	2,2,2,2	0
60	MG	DA	3228	1/1	0.88	0.23	34,34,34,34	0
60	MG	CA	1684	1/1	0.88	0.13	33,33,33,33	0
60	MG	BA	3014	1/1	0.88	0.30	1,1,1,1	0
60	MG	CA	1617	1/1	0.88	0.16	1,1,1,1	0
60	MG	CA	1694	1/1	0.88	0.43	51,51,51,51	0
60	MG	AA	1610	1/1	0.88	0.17	36,36,36,36	0
60	MG	BA	3296	1/1	0.88	0.25	26,26,26,26	0
60	MG	AA	1618	1/1	0.88	0.32	22,22,22,22	0
60	MG	D7	101	1/1	0.88	0.13	36,36,36,36	0
60	MG	BA	3143	1/1	0.89	0.11	32,32,32,32	0
60	MG	AA	1652	1/1	0.89	0.22	28,28,28,28	0
60	MG	DA	3161	1/1	0.89	0.15	33,33,33,33	0
60	MG	DA	3078	1/1	0.89	0.09	26,26,26,26	0
60	MG	AA	1613	1/1	0.89	0.17	36,36,36,36	0
60	MG	BA	3115	1/1	0.89	0.21	1,1,1,1	0
60	MG	BA	3291	1/1	0.89	0.22	14,14,14,14	0
60	MG	CA	1631	1/1	0.89	0.09	19,19,19,19	0
60	MG	BA	3036	1/1	0.89	0.26	8,8,8,8	0
60	MG	BD	301	1/1	0.89	0.28	12,12,12,12	0
60	MG	DA	3177	1/1	0.89	0.13	13,13,13,13	0
60	MG	AA	1670	1/1	0.89	0.15	54,54,54,54	0
60	MG	DA	3103	1/1	0.89	0.17	26,26,26,26	0

*Continued on next page...*



*Continued from previous page...*

Mol	Type	Chain	Res	Atoms	RSCC	RSR	B-factors( $\text{\AA}^2$ )	Q<0.9
60	MG	DA	3109	1/1	0.89	0.15	50,50,50,50	0
60	MG	BA	3091	1/1	0.89	0.20	1,1,1,1	0
60	MG	CA	1700	1/1	0.89	0.22	36,36,36,36	0
60	MG	B0	103	1/1	0.89	0.19	22,22,22,22	0
60	MG	DA	3116	1/1	0.89	0.27	47,47,47,47	0
60	MG	CA	1702	1/1	0.89	0.18	27,27,27,27	0
60	MG	CA	1644	1/1	0.89	0.48	67,67,67,67	0
60	MG	BA	3237	1/1	0.89	0.17	1,1,1,1	0
60	MG	DA	3211	1/1	0.89	0.16	23,23,23,23	0
60	MG	BA	3302	1/1	0.89	0.11	11,11,11,11	0
60	MG	DA	3217	1/1	0.89	0.16	27,27,27,27	0
60	MG	DA	3220	1/1	0.89	0.24	30,30,30,30	0
60	MG	DA	3003	1/1	0.89	0.15	17,17,17,17	0
60	MG	BA	3238	1/1	0.89	0.22	29,29,29,29	0
60	MG	BA	3168	1/1	0.89	0.36	60,60,60,60	0
60	MG	DA	3013	1/1	0.89	0.16	30,30,30,30	0
60	MG	BA	3247	1/1	0.89	0.20	35,35,35,35	0
60	MG	CA	1656	1/1	0.89	0.19	39,39,39,39	0
60	MG	BA	3128	1/1	0.89	0.19	16,16,16,16	0
60	MG	DA	3238	1/1	0.89	0.39	42,42,42,42	0
60	MG	DA	3035	1/1	0.89	0.21	1,1,1,1	0
60	MG	BA	3258	1/1	0.89	0.22	32,32,32,32	0
60	MG	CA	1670	1/1	0.89	0.20	26,26,26,26	0
60	MG	DA	3048	1/1	0.89	0.18	23,23,23,23	0
60	MG	CA	1672	1/1	0.89	0.19	21,21,21,21	0
60	MG	BA	3029	1/1	0.90	0.22	36,36,36,36	0
60	MG	BA	3310	1/1	0.90	0.24	38,38,38,38	0
60	MG	CA	1607	1/1	0.90	0.27	29,29,29,29	0
60	MG	AA	1665	1/1	0.90	0.13	31,31,31,31	0
60	MG	BA	3274	1/1	0.90	0.15	21,21,21,21	0
60	MG	CA	1690	1/1	0.90	0.20	31,31,31,31	0
60	MG	DA	3185	1/1	0.90	0.13	10,10,10,10	0
60	MG	DA	3042	1/1	0.90	0.12	46,46,46,46	0
60	MG	CA	1692	1/1	0.90	0.24	32,32,32,32	0
60	MG	DA	3049	1/1	0.90	0.21	36,36,36,36	0
60	MG	BA	3172	1/1	0.90	0.12	18,18,18,18	0
60	MG	BA	3158	1/1	0.90	0.34	35,35,35,35	0
60	MG	DA	3199	1/1	0.90	0.15	35,35,35,35	0
60	MG	DA	3075	1/1	0.90	0.29	1,1,1,1	0
60	MG	DA	3141	1/1	0.90	0.20	36,36,36,36	0
60	MG	AA	1647	1/1	0.90	0.20	39,39,39,39	0
60	MG	BA	3160	1/1	0.90	0.34	29,29,29,29	0

*Continued on next page...*

*Continued from previous page...*

Mol	Type	Chain	Res	Atoms	RSCC	RSR	B-factors(Å <sup>2</sup> )	Q<0.9
60	MG	DA	3216	1/1	0.90	0.14	24,24,24,24	0
60	MG	DA	3079	1/1	0.90	0.20	19,19,19,19	0
60	MG	DA	3218	1/1	0.90	0.31	50,50,50,50	0
60	MG	AA	1682	1/1	0.90	0.13	48,48,48,48	0
60	MG	BA	3236	1/1	0.90	0.21	11,11,11,11	0
60	MG	DA	3086	1/1	0.90	0.33	58,58,58,58	0
60	MG	CA	1669	1/1	0.90	0.13	16,16,16,16	0
60	MG	DA	3156	1/1	0.90	0.09	47,47,47,47	0
60	MG	AA	1605	1/1	0.90	0.10	35,35,35,35	0
60	MG	DA	3234	1/1	0.90	0.21	40,40,40,40	0
60	MG	AA	1657	1/1	0.90	0.21	37,37,37,37	0
60	MG	AA	1604	1/1	0.90	0.19	14,14,14,14	0
60	MG	BA	3200	1/1	0.90	0.22	14,14,14,14	0
60	MG	DA	3009	1/1	0.90	0.16	12,12,12,12	0
60	MG	DA	3166	1/1	0.90	0.28	36,36,36,36	0
60	MG	DA	3104	1/1	0.90	0.26	42,42,42,42	0
60	MG	BA	3141	1/1	0.90	0.21	17,17,17,17	0
60	MG	DA	3016	1/1	0.90	0.17	12,12,12,12	0
60	MG	DA	3178	1/1	0.91	0.13	22,22,22,22	0
60	MG	AA	1661	1/1	0.91	0.13	21,21,21,21	0
60	MG	CA	1621	1/1	0.91	0.20	30,30,30,30	0
60	MG	AA	1603	1/1	0.91	0.13	32,32,32,32	0
60	MG	BA	3243	1/1	0.91	0.42	45,45,45,45	0
60	MG	BA	3096	1/1	0.91	0.24	34,34,34,34	0
60	MG	BA	3149	1/1	0.91	0.14	14,14,14,14	0
60	MG	BA	3151	1/1	0.91	0.17	22,22,22,22	0
60	MG	DA	3072	1/1	0.91	0.11	8,8,8,8	0
60	MG	DA	3073	1/1	0.91	0.21	58,58,58,58	0
60	MG	DA	3142	1/1	0.91	0.05	37,37,37,37	0
60	MG	BA	3259	1/1	0.91	0.32	16,16,16,16	0
60	MG	DA	3201	1/1	0.91	0.19	36,36,36,36	0
60	MG	DA	3203	1/1	0.91	0.34	38,38,38,38	0
60	MG	AX	106	1/1	0.91	0.26	25,25,25,25	0
60	MG	BA	3051	1/1	0.91	0.24	14,14,14,14	0
60	MG	DA	3213	1/1	0.91	0.28	31,31,31,31	0
60	MG	BA	3276	1/1	0.91	0.22	16,16,16,16	0
60	MG	BA	3053	1/1	0.91	0.19	1,1,1,1	0
60	MG	AA	1656	1/1	0.91	0.22	10,10,10,10	0
60	MG	DA	3153	1/1	0.91	0.15	13,13,13,13	0
60	MG	DA	3154	1/1	0.91	0.15	38,38,38,38	0
60	MG	BA	3284	1/1	0.91	0.15	21,21,21,21	0
60	MG	DA	3222	1/1	0.91	0.13	24,24,24,24	0

*Continued on next page...*

*Continued from previous page...*

Mol	Type	Chain	Res	Atoms	RSCC	RSR	B-factors( $\text{\AA}^2$ )	Q<0.9
60	MG	AA	1678	1/1	0.91	0.25	29,29,29,29	0
60	MG	CW	104	1/1	0.91	0.11	57,57,57,57	0
60	MG	BA	3114	1/1	0.91	0.14	14,14,14,14	0
60	MG	BA	3211	1/1	0.91	0.38	36,36,36,36	0
60	MG	BA	3071	1/1	0.91	0.17	1,1,1,1	0
60	MG	BA	3082	1/1	0.91	0.23	44,44,44,44	0
60	MG	CA	1608	1/1	0.91	0.14	24,24,24,24	0
60	MG	AA	1679	1/1	0.91	0.12	36,36,36,36	0
60	MG	BA	3026	1/1	0.91	0.19	7,7,7,7	0
60	MG	CA	1612	1/1	0.91	0.39	35,35,35,35	0
60	MG	CA	1613	1/1	0.91	0.33	36,36,36,36	0
60	MG	BA	3127	1/1	0.91	0.18	1,1,1,1	0
60	MG	AA	1621	1/1	0.91	0.24	28,28,28,28	0
60	MG	DA	3088	1/1	0.92	0.21	22,22,22,22	0
60	MG	BA	3007	1/1	0.92	0.24	1,1,1,1	0
60	MG	DA	3170	1/1	0.92	0.19	33,33,33,33	0
60	MG	BA	3074	1/1	0.92	0.15	4,4,4,4	0
60	MG	DA	3174	1/1	0.92	0.23	6,6,6,6	0
60	MG	BA	3075	1/1	0.92	0.11	2,2,2,2	0
60	MG	BA	3240	1/1	0.92	0.38	75,75,75,75	0
60	MG	BA	3080	1/1	0.92	0.24	15,15,15,15	0
60	MG	CA	1662	1/1	0.92	0.15	38,38,38,38	0
60	MG	DA	3107	1/1	0.92	0.15	37,37,37,37	0
60	MG	AA	1685	1/1	0.92	0.25	69,69,69,69	0
60	MG	BA	3043	1/1	0.92	0.22	1,1,1,1	0
60	MG	BA	3250	1/1	0.92	0.12	12,12,12,12	0
60	MG	BA	3021	1/1	0.92	0.21	1,1,1,1	0
60	MG	BA	3022	1/1	0.92	0.23	19,19,19,19	0
60	MG	DA	3026	1/1	0.92	0.14	4,4,4,4	0
60	MG	CA	1673	1/1	0.92	0.10	15,15,15,15	0
60	MG	CA	1619	1/1	0.92	0.24	20,20,20,20	0
60	MG	DA	3123	1/1	0.92	0.30	40,40,40,40	0
60	MG	CA	1676	1/1	0.92	0.07	25,25,25,25	0
60	MG	AA	1709	1/1	0.92	0.16	36,36,36,36	0
60	MG	DA	3130	1/1	0.92	0.08	27,27,27,27	0
60	MG	DA	3039	1/1	0.92	0.10	53,53,53,53	0
60	MG	DA	3205	1/1	0.92	0.09	2,2,2,2	0
60	MG	BA	3266	1/1	0.92	0.21	12,12,12,12	0
60	MG	CA	1680	1/1	0.92	0.07	44,44,44,44	0
60	MG	DA	3047	1/1	0.92	0.20	29,29,29,29	0
60	MG	BA	3027	1/1	0.92	0.28	1,1,1,1	0
60	MG	BA	3330	1/1	0.92	0.10	12,12,12,12	0

*Continued on next page...*

*Continued from previous page...*

Mol	Type	Chain	Res	Atoms	RSCC	RSR	B-factors(Å <sup>2</sup> )	Q<0.9
60	MG	AA	1713	1/1	0.92	0.16	43,43,43,43	0
60	MG	DA	3054	1/1	0.92	0.11	21,21,21,21	0
60	MG	DA	3055	1/1	0.92	0.16	17,17,17,17	0
60	MG	DA	3057	1/1	0.92	0.07	32,32,32,32	0
60	MG	BA	3133	1/1	0.92	0.24	1,1,1,1	0
60	MG	DA	3071	1/1	0.92	0.14	19,19,19,19	0
60	MG	BA	3140	1/1	0.92	0.35	26,26,26,26	0
60	MG	CA	1636	1/1	0.92	0.25	26,26,26,26	0
60	MG	CA	1691	1/1	0.92	0.11	21,21,21,21	0
60	MG	BA	3097	1/1	0.92	0.28	44,44,44,44	0
60	MG	DA	3157	1/1	0.92	0.30	58,58,58,58	0
60	MG	BA	3173	1/1	0.92	0.20	50,50,50,50	0
60	MG	CA	1695	1/1	0.92	0.18	40,40,40,40	0
60	MG	DB	201	1/1	0.92	0.18	51,51,51,51	0
60	MG	BA	3287	1/1	0.92	0.09	7,7,7,7	0
60	MG	DD	301	1/1	0.92	0.13	21,21,21,21	0
60	MG	BA	3226	1/1	0.92	0.23	39,39,39,39	0
60	MG	BA	3062	1/1	0.92	0.20	1,1,1,1	0
60	MG	BA	3231	1/1	0.92	0.14	2,2,2,2	0
60	MG	BA	3142	1/1	0.93	0.07	30,30,30,30	0
60	MG	DA	3052	1/1	0.93	0.17	14,14,14,14	0
60	MG	BA	3197	1/1	0.93	0.15	24,24,24,24	0
60	MG	AA	1691	1/1	0.93	0.28	23,23,23,23	0
60	MG	DA	3158	1/1	0.93	0.15	49,49,49,49	0
60	MG	BA	3018	1/1	0.93	0.18	1,1,1,1	0
60	MG	BA	3147	1/1	0.93	0.14	8,8,8,8	0
60	MG	DA	3059	1/1	0.93	0.21	6,6,6,6	0
60	MG	DA	3060	1/1	0.93	0.16	23,23,23,23	0
60	MG	BA	3285	1/1	0.93	0.13	1,1,1,1	0
60	MG	DA	3064	1/1	0.93	0.15	12,12,12,12	0
60	MG	DA	3065	1/1	0.93	0.16	28,28,28,28	0
60	MG	DA	3066	1/1	0.93	0.30	40,40,40,40	0
60	MG	CA	1610	1/1	0.93	0.13	48,48,48,48	0
60	MG	AA	1710	1/1	0.93	0.32	29,29,29,29	0
60	MG	DA	3172	1/1	0.93	0.18	6,6,6,6	0
60	MG	AA	1660	1/1	0.93	0.28	49,49,49,49	0
60	MG	AA	1625	1/1	0.93	0.15	21,21,21,21	0
60	MG	CA	1614	1/1	0.93	0.37	50,50,50,50	0
60	MG	AA	1699	1/1	0.93	0.07	21,21,21,21	0
60	MG	CA	1688	1/1	0.93	0.11	37,37,37,37	0
60	MG	BA	3064	1/1	0.93	0.32	45,45,45,45	0
60	MG	BA	3106	1/1	0.93	0.15	3,3,3,3	0

*Continued on next page...*

*Continued from previous page...*

Mol	Type	Chain	Res	Atoms	RSCC	RSR	B-factors(Å <sup>2</sup> )	Q<0.9
60	MG	BA	3223	1/1	0.93	0.31	42,42,42,42	0
60	MG	BA	3301	1/1	0.93	0.15	16,16,16,16	0
60	MG	BA	3066	1/1	0.93	0.10	1,1,1,1	0
60	MG	BA	3069	1/1	0.93	0.17	1,1,1,1	0
60	MG	CA	1697	1/1	0.93	0.15	27,27,27,27	0
60	MG	DA	3094	1/1	0.93	0.17	16,16,16,16	0
60	MG	DA	3196	1/1	0.93	0.21	1,1,1,1	0
60	MG	CA	1698	1/1	0.93	0.20	29,29,29,29	0
60	MG	AW	102	1/1	0.93	0.07	36,36,36,36	0
60	MG	BA	3006	1/1	0.93	0.31	37,37,37,37	0
60	MG	BA	3034	1/1	0.93	0.23	1,1,1,1	0
60	MG	BA	3077	1/1	0.93	0.19	1,1,1,1	0
60	MG	CW	102	1/1	0.93	0.07	40,40,40,40	0
60	MG	BA	3078	1/1	0.93	0.20	1,1,1,1	0
60	MG	CA	1637	1/1	0.93	0.54	57,57,57,57	0
60	MG	BA	3122	1/1	0.93	0.21	12,12,12,12	0
60	MG	CA	1639	1/1	0.93	0.18	16,16,16,16	0
60	MG	BA	3325	1/1	0.93	0.10	19,19,19,19	0
60	MG	BA	3176	1/1	0.93	0.13	1,1,1,1	0
60	MG	BA	3245	1/1	0.93	0.14	25,25,25,25	0
60	MG	BA	3079	1/1	0.93	0.14	7,7,7,7	0
60	MG	BA	3332	1/1	0.93	0.20	1,1,1,1	0
60	MG	DA	3020	1/1	0.93	0.28	40,40,40,40	0
60	MG	DA	3129	1/1	0.93	0.09	20,20,20,20	0
60	MG	BA	3334	1/1	0.93	0.12	1,1,1,1	0
60	MG	DA	3025	1/1	0.93	0.17	1,1,1,1	0
60	MG	DA	3229	1/1	0.93	0.12	20,20,20,20	0
60	MG	BA	3249	1/1	0.93	0.34	13,13,13,13	0
60	MG	AA	1633	1/1	0.93	0.13	8,8,8,8	0
60	MG	BA	3081	1/1	0.93	0.09	19,19,19,19	0
60	MG	BA	3040	1/1	0.93	0.22	1,1,1,1	0
60	MG	CA	1660	1/1	0.93	0.13	21,21,21,21	0
60	MG	BE	302	1/1	0.93	0.17	1,1,1,1	0
60	MG	BG	201	1/1	0.93	0.15	30,30,30,30	0
60	MG	BA	3042	1/1	0.93	0.06	1,1,1,1	0
60	MG	DB	203	1/1	0.93	0.05	54,54,54,54	0
60	MG	DA	3043	1/1	0.93	0.14	9,9,9,9	0
60	MG	DA	3046	1/1	0.93	0.10	28,28,28,28	0
60	MG	BA	3008	1/1	0.93	0.08	4,4,4,4	0
60	MG	BA	3194	1/1	0.93	0.38	54,54,54,54	0
60	MG	CA	1653	1/1	0.94	0.18	36,36,36,36	0
60	MG	BA	3248	1/1	0.94	0.21	34,34,34,34	0

*Continued on next page...*

*Continued from previous page...*

Mol	Type	Chain	Res	Atoms	RSCC	RSR	B-factors( $\text{\AA}^2$ )	Q<0.9
60	MG	DA	3036	1/1	0.94	0.10	5,5,5,5	0
60	MG	AA	1686	1/1	0.94	0.37	34,34,34,34	0
60	MG	AA	1687	1/1	0.94	0.17	20,20,20,20	0
60	MG	AA	1672	1/1	0.94	0.13	53,53,53,53	0
60	MG	CA	1663	1/1	0.94	0.05	31,31,31,31	0
60	MG	DA	3149	1/1	0.94	0.23	39,39,39,39	0
60	MG	BA	3253	1/1	0.94	0.23	39,39,39,39	0
60	MG	BA	3256	1/1	0.94	0.20	23,23,23,23	0
60	MG	BB	204	1/1	0.94	0.14	21,21,21,21	0
60	MG	BA	3193	1/1	0.94	0.29	22,22,22,22	0
60	MG	CA	1671	1/1	0.94	0.13	24,24,24,24	0
60	MG	BA	3068	1/1	0.94	0.07	11,11,11,11	0
60	MG	BA	3263	1/1	0.94	0.29	47,47,47,47	0
60	MG	BU	201	1/1	0.94	0.17	23,23,23,23	0
60	MG	BA	3264	1/1	0.94	0.34	32,32,32,32	0
60	MG	BA	3265	1/1	0.94	0.14	13,13,13,13	0
60	MG	BA	3146	1/1	0.94	0.09	13,13,13,13	0
60	MG	BA	3037	1/1	0.94	0.24	33,33,33,33	0
60	MG	BA	3198	1/1	0.94	0.11	5,5,5,5	0
60	MG	BA	3016	1/1	0.94	0.16	1,1,1,1	0
60	MG	BA	3279	1/1	0.94	0.15	29,29,29,29	0
60	MG	BA	3105	1/1	0.94	0.09	8,8,8,8	0
60	MG	DA	3067	1/1	0.94	0.13	23,23,23,23	0
60	MG	DA	3069	1/1	0.94	0.17	6,6,6,6	0
60	MG	BA	3203	1/1	0.94	0.17	17,17,17,17	0
60	MG	BA	3073	1/1	0.94	0.19	1,1,1,1	0
60	MG	BA	3041	1/1	0.94	0.20	1,1,1,1	0
60	MG	AA	1659	1/1	0.94	0.13	23,23,23,23	0
60	MG	AA	1649	1/1	0.94	0.11	25,25,25,25	0
60	MG	CA	1693	1/1	0.94	0.10	20,20,20,20	0
60	MG	BA	3044	1/1	0.94	0.19	1,1,1,1	0
60	MG	BA	3292	1/1	0.94	0.18	27,27,27,27	0
60	MG	DA	3082	1/1	0.94	0.14	15,15,15,15	0
60	MG	DA	3083	1/1	0.94	0.39	35,35,35,35	0
60	MG	BA	3046	1/1	0.94	0.19	10,10,10,10	0
60	MG	BA	3116	1/1	0.94	0.19	26,26,26,26	0
60	MG	DA	3192	1/1	0.94	0.17	10,10,10,10	0
60	MG	DA	3195	1/1	0.94	0.17	18,18,18,18	0
60	MG	BA	3295	1/1	0.94	0.15	41,41,41,41	0
60	MG	CA	1699	1/1	0.94	0.10	30,30,30,30	0
60	MG	AA	1636	1/1	0.94	0.20	28,28,28,28	0
60	MG	BA	3224	1/1	0.94	0.11	20,20,20,20	0

*Continued on next page...*

*Continued from previous page...*

Mol	Type	Chain	Res	Atoms	RSCC	RSR	B-factors( $\text{\AA}^2$ )	Q<0.9
60	MG	BA	3300	1/1	0.94	0.14	22,22,22,22	0
60	MG	CE	201	1/1	0.94	0.12	56,56,56,56	0
60	MG	DA	3096	1/1	0.94	0.14	16,16,16,16	0
60	MG	BA	3003	1/1	0.94	0.21	64,64,64,64	0
60	MG	DA	3100	1/1	0.94	0.12	18,18,18,18	0
60	MG	BA	3227	1/1	0.94	0.13	33,33,33,33	0
60	MG	BA	3303	1/1	0.94	0.27	32,32,32,32	0
60	MG	DA	3215	1/1	0.94	0.17	23,23,23,23	0
60	MG	BA	3004	1/1	0.94	0.17	8,8,8,8	0
60	MG	BA	3083	1/1	0.94	0.24	1,1,1,1	0
60	MG	DA	3002	1/1	0.94	0.12	9,9,9,9	0
60	MG	AA	1629	1/1	0.94	0.31	51,51,51,51	0
60	MG	BA	3174	1/1	0.94	0.06	7,7,7,7	0
60	MG	BA	3058	1/1	0.94	0.11	1,1,1,1	0
60	MG	BA	3088	1/1	0.94	0.13	1,1,1,1	0
60	MG	DA	3120	1/1	0.94	0.18	3,3,3,3	0
60	MG	BA	3314	1/1	0.94	0.12	35,35,35,35	0
60	MG	DA	3015	1/1	0.94	0.10	1,1,1,1	0
60	MG	BA	3178	1/1	0.94	0.19	1,1,1,1	0
60	MG	DA	3018	1/1	0.94	0.09	15,15,15,15	0
60	MG	DA	3125	1/1	0.94	0.06	49,49,49,49	0
60	MG	DA	3127	1/1	0.94	0.14	20,20,20,20	0
60	MG	DA	3019	1/1	0.94	0.05	6,6,6,6	0
60	MG	BA	3320	1/1	0.94	0.12	23,23,23,23	0
60	MG	BA	3322	1/1	0.94	0.16	10,10,10,10	0
60	MG	DA	3024	1/1	0.94	0.10	5,5,5,5	0
60	MG	BA	3184	1/1	0.94	0.32	40,40,40,40	0
60	MG	BA	3135	1/1	0.94	0.15	20,20,20,20	0
60	MG	BA	3032	1/1	0.94	0.16	1,1,1,1	0
60	MG	DA	3139	1/1	0.94	0.14	1,1,1,1	0
60	MG	DA	3028	1/1	0.94	0.17	1,1,1,1	0
61	ZN	B5	102	1/1	0.94	0.07	51,51,51,51	0
60	MG	CA	1601	1/1	0.95	0.21	1,1,1,1	0
60	MG	BA	3134	1/1	0.95	0.19	12,12,12,12	0
60	MG	DA	3152	1/1	0.95	0.17	8,8,8,8	0
60	MG	BA	3286	1/1	0.95	0.24	18,18,18,18	0
60	MG	CA	1604	1/1	0.95	0.17	1,1,1,1	0
60	MG	BA	3225	1/1	0.95	0.13	9,9,9,9	0
60	MG	BA	3010	1/1	0.95	0.21	2,2,2,2	0
60	MG	BA	3137	1/1	0.95	0.20	1,1,1,1	0
60	MG	BA	3228	1/1	0.95	0.22	52,52,52,52	0
60	MG	BA	3139	1/1	0.95	0.14	1,1,1,1	0

*Continued on next page...*

*Continued from previous page...*

Mol	Type	Chain	Res	Atoms	RSCC	RSR	B-factors(Å <sup>2</sup> )	Q<0.9
60	MG	CA	1687	1/1	0.95	0.16	17,17,17,17	0
60	MG	BA	3230	1/1	0.95	0.15	19,19,19,19	0
60	MG	BA	3179	1/1	0.95	0.11	17,17,17,17	0
60	MG	DA	3163	1/1	0.95	0.23	32,32,32,32	0
60	MG	BA	3013	1/1	0.95	0.17	1,1,1,1	0
60	MG	AA	1695	1/1	0.95	0.16	30,30,30,30	0
60	MG	BA	3299	1/1	0.95	0.12	13,13,13,13	0
60	MG	AA	1614	1/1	0.95	0.09	22,22,22,22	0
60	MG	BA	3188	1/1	0.95	0.18	30,30,30,30	0
60	MG	BA	3102	1/1	0.95	0.12	1,1,1,1	0
60	MG	AA	1645	1/1	0.95	0.17	22,22,22,22	0
60	MG	CA	1623	1/1	0.95	0.27	33,33,33,33	0
60	MG	AA	1658	1/1	0.95	0.10	1,1,1,1	0
60	MG	CA	1625	1/1	0.95	0.15	3,3,3,3	0
60	MG	BA	3246	1/1	0.95	0.12	1,1,1,1	0
60	MG	CA	1628	1/1	0.95	0.08	12,12,12,12	0
60	MG	BA	3308	1/1	0.95	0.18	30,30,30,30	0
60	MG	BA	3076	1/1	0.95	0.19	1,1,1,1	0
60	MG	BA	3049	1/1	0.95	0.15	1,1,1,1	0
60	MG	DA	3093	1/1	0.95	0.22	31,31,31,31	0
60	MG	AA	1712	1/1	0.95	0.30	36,36,36,36	0
60	MG	DA	3187	1/1	0.95	0.04	27,27,27,27	0
60	MG	CA	1634	1/1	0.95	0.14	16,16,16,16	0
60	MG	BA	3155	1/1	0.95	0.14	14,14,14,14	0
60	MG	DA	3097	1/1	0.95	0.07	51,51,51,51	0
60	MG	DA	3191	1/1	0.95	0.21	31,31,31,31	0
60	MG	AA	1677	1/1	0.95	0.20	30,30,30,30	0
60	MG	DA	3099	1/1	0.95	0.05	14,14,14,14	0
60	MG	AA	1703	1/1	0.95	0.19	35,35,35,35	0
60	MG	AA	1653	1/1	0.95	0.17	38,38,38,38	0
60	MG	BA	3202	1/1	0.95	0.13	1,1,1,1	0
60	MG	BA	3323	1/1	0.95	0.15	2,2,2,2	0
60	MG	CA	1642	1/1	0.95	0.10	28,28,28,28	0
60	MG	DA	3202	1/1	0.95	0.13	18,18,18,18	0
60	MG	DA	3110	1/1	0.95	0.13	48,48,48,48	0
60	MG	BA	3057	1/1	0.95	0.10	3,3,3,3	0
60	MG	DA	3112	1/1	0.95	0.17	7,7,7,7	0
60	MG	DA	3207	1/1	0.95	0.11	1,1,1,1	0
60	MG	BA	3326	1/1	0.95	0.17	21,21,21,21	0
60	MG	BA	3260	1/1	0.95	0.57	65,65,65,65	0
60	MG	BA	3261	1/1	0.95	0.16	16,16,16,16	0
60	MG	CA	1648	1/1	0.95	0.13	24,24,24,24	0

*Continued on next page...*



*Continued from previous page...*

Mol	Type	Chain	Res	Atoms	RSCC	RSR	B-factors( $\text{\AA}^2$ )	Q<0.9
60	MG	DA	3118	1/1	0.95	0.28	22,22,22,22	0
60	MG	BA	3005	1/1	0.95	0.35	1,1,1,1	0
60	MG	CA	1651	1/1	0.95	0.35	35,35,35,35	0
60	MG	DA	3219	1/1	0.95	0.06	19,19,19,19	0
60	MG	AA	1612	1/1	0.95	0.13	15,15,15,15	0
60	MG	BA	3061	1/1	0.95	0.13	17,17,17,17	0
60	MG	CA	1654	1/1	0.95	0.08	44,44,44,44	0
60	MG	DA	3223	1/1	0.95	0.10	13,13,13,13	0
60	MG	AA	1706	1/1	0.95	0.08	28,28,28,28	0
60	MG	DA	3226	1/1	0.95	0.06	30,30,30,30	0
60	MG	DA	3126	1/1	0.95	0.16	7,7,7,7	0
60	MG	BA	3268	1/1	0.95	0.12	1,1,1,1	0
60	MG	CA	1658	1/1	0.95	0.25	30,30,30,30	0
60	MG	BA	3212	1/1	0.95	0.12	11,11,11,11	0
60	MG	BA	3271	1/1	0.95	0.18	28,28,28,28	0
60	MG	DA	3038	1/1	0.95	0.13	8,8,8,8	0
60	MG	BA	3089	1/1	0.95	0.11	12,12,12,12	0
60	MG	AW	104	1/1	0.95	0.15	31,31,31,31	0
60	MG	BA	3217	1/1	0.95	0.05	1,1,1,1	0
60	MG	CA	1668	1/1	0.95	0.19	30,30,30,30	0
60	MG	BA	3221	1/1	0.95	0.28	35,35,35,35	0
60	MG	BU	202	1/1	0.95	0.20	1,1,1,1	0
60	MG	BA	3282	1/1	0.95	0.19	20,20,20,20	0
60	MG	DD	302	1/1	0.95	0.19	6,6,6,6	0
60	MG	B0	101	1/1	0.95	0.19	4,4,4,4	0
60	MG	DA	3051	1/1	0.95	0.11	18,18,18,18	0
60	MG	D0	101	1/1	0.95	0.19	12,12,12,12	0
60	MG	BA	3132	1/1	0.95	0.19	1,1,1,1	0
60	MG	BA	3009	1/1	0.95	0.20	1,1,1,1	0
60	MG	BA	3112	1/1	0.96	0.06	11,11,11,11	0
60	MG	BA	3207	1/1	0.96	0.20	21,21,21,21	0
60	MG	CA	1674	1/1	0.96	0.27	55,55,55,55	0
60	MG	B5	101	1/1	0.96	0.08	16,16,16,16	0
60	MG	BA	3113	1/1	0.96	0.14	1,1,1,1	0
60	MG	BA	3278	1/1	0.96	0.07	15,15,15,15	0
60	MG	AA	1617	1/1	0.96	0.11	13,13,13,13	0
60	MG	BA	3035	1/1	0.96	0.11	1,1,1,1	0
60	MG	CA	1681	1/1	0.96	0.27	44,44,44,44	0
60	MG	BA	3161	1/1	0.96	0.29	24,24,24,24	0
60	MG	AA	1655	1/1	0.96	0.21	2,2,2,2	0
60	MG	DA	3068	1/1	0.96	0.06	9,9,9,9	0
60	MG	BA	3216	1/1	0.96	0.13	25,25,25,25	0

*Continued on next page...*

*Continued from previous page...*

Mol	Type	Chain	Res	Atoms	RSCC	RSR	B-factors( $\text{\AA}^2$ )	Q<0.9
60	MG	BA	3163	1/1	0.96	0.07	12,12,12,12	0
60	MG	BA	3219	1/1	0.96	0.05	15,15,15,15	0
60	MG	DA	3165	1/1	0.96	0.12	14,14,14,14	0
60	MG	BA	3220	1/1	0.96	0.12	1,1,1,1	0
60	MG	AX	109	1/1	0.96	0.06	16,16,16,16	0
60	MG	BA	3118	1/1	0.96	0.31	46,46,46,46	0
60	MG	BA	3166	1/1	0.96	0.16	8,8,8,8	0
60	MG	CA	1615	1/1	0.96	0.20	28,28,28,28	0
60	MG	BA	3119	1/1	0.96	0.14	91,91,91,91	0
60	MG	BA	3039	1/1	0.96	0.20	1,1,1,1	0
60	MG	BA	3086	1/1	0.96	0.10	4,4,4,4	0
60	MG	BA	3170	1/1	0.96	0.32	55,55,55,55	0
60	MG	BA	3123	1/1	0.96	0.12	6,6,6,6	0
60	MG	AA	1607	1/1	0.96	0.48	51,51,51,51	0
60	MG	DA	3180	1/1	0.96	0.23	5,5,5,5	0
60	MG	BA	3126	1/1	0.96	0.11	5,5,5,5	0
60	MG	BA	3065	1/1	0.96	0.13	2,2,2,2	0
60	MG	BA	3234	1/1	0.96	0.13	15,15,15,15	0
60	MG	DA	3092	1/1	0.96	0.05	17,17,17,17	0
60	MG	BA	3235	1/1	0.96	0.12	1,1,1,1	0
60	MG	BA	3002	1/1	0.96	0.24	17,17,17,17	0
60	MG	CV	601	1/1	0.96	0.23	16,16,16,16	0
60	MG	BA	3129	1/1	0.96	0.14	1,1,1,1	0
60	MG	BA	3131	1/1	0.96	0.26	1,1,1,1	0
60	MG	CA	1632	1/1	0.96	0.16	6,6,6,6	0
60	MG	BA	3239	1/1	0.96	0.14	2,2,2,2	0
60	MG	DA	3193	1/1	0.96	0.13	29,29,29,29	0
60	MG	DA	3194	1/1	0.96	0.27	44,44,44,44	0
60	MG	BA	3092	1/1	0.96	0.21	3,3,3,3	0
60	MG	DA	3101	1/1	0.96	0.18	20,20,20,20	0
60	MG	DA	3102	1/1	0.96	0.14	1,1,1,1	0
60	MG	BA	3311	1/1	0.96	0.31	40,40,40,40	0
60	MG	BA	3180	1/1	0.96	0.14	40,40,40,40	0
60	MG	DA	3105	1/1	0.96	0.11	59,59,59,59	0
60	MG	BA	3242	1/1	0.96	0.30	49,49,49,49	0
60	MG	BA	3182	1/1	0.96	0.10	1,1,1,1	0
60	MG	BA	3244	1/1	0.96	0.22	34,34,34,34	0
60	MG	DA	3012	1/1	0.96	0.10	1,1,1,1	0
60	MG	BA	3319	1/1	0.96	0.14	31,31,31,31	0
60	MG	DA	3209	1/1	0.96	0.12	5,5,5,5	0
60	MG	DA	3113	1/1	0.96	0.18	2,2,2,2	0
60	MG	DA	3212	1/1	0.96	0.04	4,4,4,4	0

*Continued on next page...*

*Continued from previous page...*

Mol	Type	Chain	Res	Atoms	RSCC	RSR	B-factors( $\text{\AA}^2$ )	Q<0.9
60	MG	AA	1631	1/1	0.96	0.25	12,12,12,12	0
60	MG	AA	1628	1/1	0.96	0.14	10,10,10,10	0
60	MG	BA	3025	1/1	0.96	0.27	31,31,31,31	0
60	MG	BA	3072	1/1	0.96	0.06	6,6,6,6	0
60	MG	AA	1697	1/1	0.96	0.05	27,27,27,27	0
60	MG	DA	3119	1/1	0.96	0.15	5,5,5,5	0
60	MG	BA	3047	1/1	0.96	0.14	1,1,1,1	0
60	MG	BA	3103	1/1	0.96	0.14	1,1,1,1	0
60	MG	BA	3192	1/1	0.96	0.26	31,31,31,31	0
60	MG	BA	3048	1/1	0.96	0.16	1,1,1,1	0
60	MG	BA	3333	1/1	0.96	0.21	1,1,1,1	0
60	MG	AA	1698	1/1	0.96	0.09	23,23,23,23	0
60	MG	AA	1688	1/1	0.96	0.06	49,49,49,49	0
60	MG	BA	3196	1/1	0.96	0.12	21,21,21,21	0
60	MG	CA	1657	1/1	0.96	0.27	23,23,23,23	0
60	MG	BA	3145	1/1	0.96	0.12	31,31,31,31	0
60	MG	CA	1659	1/1	0.96	0.36	46,46,46,46	0
60	MG	BA	3031	1/1	0.96	0.22	1,1,1,1	0
60	MG	CA	1661	1/1	0.96	0.08	9,9,9,9	0
60	MG	DA	3135	1/1	0.96	0.13	11,11,11,11	0
60	MG	DA	3041	1/1	0.96	0.22	1,1,1,1	0
60	MG	DA	3137	1/1	0.96	0.34	39,39,39,39	0
60	MG	AA	1674	1/1	0.96	0.11	32,32,32,32	0
60	MG	AA	1711	1/1	0.96	0.05	15,15,15,15	0
60	MG	DA	3140	1/1	0.96	0.12	24,24,24,24	0
60	MG	BE	303	1/1	0.96	0.28	58,58,58,58	0
60	MG	BA	3110	1/1	0.96	0.23	6,6,6,6	0
60	MG	BA	3267	1/1	0.96	0.09	6,6,6,6	0
60	MG	BA	3152	1/1	0.96	0.17	6,6,6,6	0
60	MG	DA	3050	1/1	0.96	0.06	38,38,38,38	0
60	MG	D5	101	1/1	0.96	0.10	10,10,10,10	0
60	MG	BA	3269	1/1	0.96	0.24	12,12,12,12	0
60	MG	BA	3154	1/1	0.96	0.05	16,16,16,16	0
60	MG	BP	201	1/1	0.97	0.23	11,11,11,11	0
60	MG	BA	3055	1/1	0.97	0.11	1,1,1,1	0
60	MG	BA	3157	1/1	0.97	0.17	10,10,10,10	0
60	MG	AA	1675	1/1	0.97	0.16	4,4,4,4	0
60	MG	BA	3017	1/1	0.97	0.18	1,1,1,1	0
60	MG	CA	1646	1/1	0.97	0.07	1,1,1,1	0
60	MG	AA	1701	1/1	0.97	0.11	11,11,11,11	0
60	MG	AA	1662	1/1	0.97	0.06	21,21,21,21	0
60	MG	BA	3130	1/1	0.97	0.22	1,1,1,1	0

*Continued on next page...*

*Continued from previous page...*

Mol	Type	Chain	Res	Atoms	RSCC	RSR	B-factors(Å <sup>2</sup> )	Q<0.9
60	MG	CA	1650	1/1	0.97	0.20	1,1,1,1	0
60	MG	DA	3058	1/1	0.97	0.13	1,1,1,1	0
60	MG	BA	3307	1/1	0.97	0.16	19,19,19,19	0
60	MG	BA	3060	1/1	0.97	0.13	4,4,4,4	0
60	MG	DA	3062	1/1	0.97	0.12	8,8,8,8	0
60	MG	AA	1663	1/1	0.97	0.28	14,14,14,14	0
60	MG	AA	1616	1/1	0.97	0.20	32,32,32,32	0
60	MG	CA	1605	1/1	0.97	0.22	6,6,6,6	0
60	MG	DA	3197	1/1	0.97	0.17	21,21,21,21	0
60	MG	AA	1609	1/1	0.97	0.12	1,1,1,1	0
60	MG	AA	1627	1/1	0.97	0.17	22,22,22,22	0
60	MG	DA	3133	1/1	0.97	0.12	16,16,16,16	0
60	MG	BA	3272	1/1	0.97	0.22	15,15,15,15	0
60	MG	BA	3136	1/1	0.97	0.32	42,42,42,42	0
60	MG	BA	3315	1/1	0.97	0.23	29,29,29,29	0
60	MG	DA	3004	1/1	0.97	0.12	7,7,7,7	0
60	MG	BA	3111	1/1	0.97	0.09	1,1,1,1	0
60	MG	DA	3074	1/1	0.97	0.28	48,48,48,48	0
60	MG	DA	3006	1/1	0.97	0.26	4,4,4,4	0
60	MG	DA	3210	1/1	0.97	0.06	2,2,2,2	0
60	MG	BA	3028	1/1	0.97	0.08	1,1,1,1	0
60	MG	BA	3067	1/1	0.97	0.04	1,1,1,1	0
60	MG	DA	3010	1/1	0.97	0.19	1,1,1,1	0
60	MG	DA	3011	1/1	0.97	0.05	4,4,4,4	0
60	MG	DA	3081	1/1	0.97	0.12	3,3,3,3	0
60	MG	BA	3321	1/1	0.97	0.19	1,1,1,1	0
60	MG	BA	3280	1/1	0.97	0.08	7,7,7,7	0
60	MG	AA	1606	1/1	0.97	0.18	1,1,1,1	0
60	MG	AX	102	1/1	0.97	0.13	57,57,57,57	0
60	MG	DA	3150	1/1	0.97	0.08	28,28,28,28	0
60	MG	DA	3151	1/1	0.97	0.21	26,26,26,26	0
60	MG	DA	3017	1/1	0.97	0.09	1,1,1,1	0
60	MG	BA	3209	1/1	0.97	0.18	24,24,24,24	0
60	MG	DA	3089	1/1	0.97	0.07	27,27,27,27	0
60	MG	AA	1619	1/1	0.97	0.03	10,10,10,10	0
60	MG	AA	1611	1/1	0.97	0.07	33,33,33,33	0
60	MG	AA	1615	1/1	0.97	0.06	18,18,18,18	0
60	MG	BA	3331	1/1	0.97	0.28	35,35,35,35	0
60	MG	DA	3230	1/1	0.97	0.04	17,17,17,17	0
60	MG	BA	3095	1/1	0.97	0.19	47,47,47,47	0
60	MG	BA	3288	1/1	0.97	0.16	29,29,29,29	0
60	MG	AA	1622	1/1	0.97	0.15	12,12,12,12	0

*Continued on next page...*

*Continued from previous page...*

Mol	Type	Chain	Res	Atoms	RSCC	RSR	B-factors(Å <sup>2</sup> )	Q<0.9
60	MG	BA	3148	1/1	0.97	0.05	1,1,1,1	0
60	MG	BA	3121	1/1	0.97	0.26	23,23,23,23	0
60	MG	DA	3033	1/1	0.97	0.10	4,4,4,4	0
60	MG	BA	3183	1/1	0.97	0.13	1,1,1,1	0
60	MG	BA	3054	1/1	0.97	0.08	6,6,6,6	0
60	MG	BB	205	1/1	0.97	0.13	1,1,1,1	0
60	MG	BA	3255	1/1	0.97	0.07	19,19,19,19	0
60	MG	CA	1635	1/1	0.97	0.11	20,20,20,20	0
60	MG	BE	301	1/1	0.97	0.09	1,1,1,1	0
60	MG	BA	3100	1/1	0.97	0.06	10,10,10,10	0
60	MG	BA	3124	1/1	0.97	0.11	13,13,13,13	0
60	MG	BF	301	1/1	0.97	0.04	14,14,14,14	0
60	MG	DA	3044	1/1	0.97	0.09	1,1,1,1	0
60	MG	BA	3298	1/1	0.97	0.18	13,13,13,13	0
61	ZN	D4	101	1/1	0.97	0.04	113,113,113,113	0
61	ZN	D5	102	1/1	0.97	0.04	75,75,75,75	0
60	MG	BA	3199	1/1	0.98	0.11	1,1,1,1	0
60	MG	BA	3327	1/1	0.98	0.18	17,17,17,17	0
60	MG	DA	3014	1/1	0.98	0.14	4,4,4,4	0
60	MG	BA	3019	1/1	0.98	0.19	1,1,1,1	0
60	MG	CA	1622	1/1	0.98	0.12	12,12,12,12	0
60	MG	BA	3020	1/1	0.98	0.20	1,1,1,1	0
60	MG	AA	1694	1/1	0.98	0.13	5,5,5,5	0
60	MG	AA	1650	1/1	0.98	0.12	15,15,15,15	0
60	MG	BA	3045	1/1	0.98	0.11	2,2,2,2	0
60	MG	BA	3023	1/1	0.98	0.06	1,1,1,1	0
60	MG	DA	3022	1/1	0.98	0.07	11,11,11,11	0
60	MG	DA	3023	1/1	0.98	0.06	14,14,14,14	0
60	MG	CA	1678	1/1	0.98	0.27	25,25,25,25	0
60	MG	AA	1634	1/1	0.98	0.11	1,1,1,1	0
60	MG	BA	3208	1/1	0.98	0.16	1,1,1,1	0
60	MG	BA	3175	1/1	0.98	0.13	26,26,26,26	0
60	MG	BA	3290	1/1	0.98	0.17	24,24,24,24	0
60	MG	AA	1666	1/1	0.98	0.06	9,9,9,9	0
60	MG	DA	3208	1/1	0.98	0.08	12,12,12,12	0
60	MG	DA	3030	1/1	0.98	0.04	8,8,8,8	0
60	MG	DA	3031	1/1	0.98	0.06	9,9,9,9	0
60	MG	BA	3098	1/1	0.98	0.32	1,1,1,1	0
60	MG	AA	1667	1/1	0.98	0.05	15,15,15,15	0
60	MG	BA	3150	1/1	0.98	0.20	9,9,9,9	0
60	MG	BA	3214	1/1	0.98	0.09	54,54,54,54	0
60	MG	BA	3252	1/1	0.98	0.04	4,4,4,4	0

*Continued on next page...*

*Continued from previous page...*

Mol	Type	Chain	Res	Atoms	RSCC	RSR	B-factors( $\text{\AA}^2$ )	Q<0.9
60	MG	AA	1639	1/1	0.98	0.03	29,29,29,29	0
60	MG	BA	3181	1/1	0.98	0.21	16,16,16,16	0
60	MG	AA	1635	1/1	0.98	0.09	23,23,23,23	0
60	MG	BP	202	1/1	0.98	0.14	1,1,1,1	0
60	MG	BA	3257	1/1	0.98	0.05	22,22,22,22	0
60	MG	BA	3218	1/1	0.98	0.08	9,9,9,9	0
60	MG	BA	3153	1/1	0.98	0.27	16,16,16,16	0
60	MG	BA	3052	1/1	0.98	0.20	1,1,1,1	0
60	MG	DA	3224	1/1	0.98	0.04	18,18,18,18	0
60	MG	BA	3185	1/1	0.98	0.05	3,3,3,3	0
60	MG	BA	3262	1/1	0.98	0.14	3,3,3,3	0
60	MG	AX	105	1/1	0.98	0.03	12,12,12,12	0
60	MG	BA	3156	1/1	0.98	0.07	7,7,7,7	0
60	MG	BA	3011	1/1	0.98	0.10	1,1,1,1	0
60	MG	DA	3169	1/1	0.98	0.19	16,16,16,16	0
60	MG	BA	3012	1/1	0.98	0.21	1,1,1,1	0
60	MG	DA	3233	1/1	0.98	0.12	1,1,1,1	0
60	MG	AA	1641	1/1	0.98	0.11	13,13,13,13	0
60	MG	AA	1623	1/1	0.98	0.19	10,10,10,10	0
60	MG	DA	3236	1/1	0.98	0.08	39,39,39,39	0
60	MG	DA	3173	1/1	0.98	0.10	10,10,10,10	0
60	MG	BA	3015	1/1	0.98	0.04	5,5,5,5	0
60	MG	AA	1714	1/1	0.98	0.12	6,6,6,6	0
60	MG	BA	3038	1/1	0.98	0.18	1,1,1,1	0
60	MG	AA	1602	1/1	0.98	0.05	1,1,1,1	0
60	MG	BA	3317	1/1	0.98	0.11	22,22,22,22	0
60	MG	DA	3179	1/1	0.98	0.04	19,19,19,19	0
60	MG	BA	3318	1/1	0.98	0.05	20,20,20,20	0
60	MG	DE	301	1/1	0.98	0.04	1,1,1,1	0
60	MG	BA	3233	1/1	0.98	0.08	1,1,1,1	0
60	MG	BA	3275	1/1	0.98	0.10	7,7,7,7	0
60	MG	DA	3183	1/1	0.98	0.11	9,9,9,9	0
60	MG	AA	1693	1/1	0.98	0.06	31,31,31,31	0
60	MG	BA	3277	1/1	0.98	0.05	1,1,1,1	0
61	ZN	AD	301	1/1	0.98	0.17	46,46,46,46	0
61	ZN	B4	101	1/1	0.98	0.04	89,89,89,89	0
60	MG	BA	3138	1/1	0.98	0.08	1,1,1,1	0
60	MG	CA	1667	1/1	0.98	0.14	5,5,5,5	0
60	MG	BA	3063	1/1	0.98	0.12	1,1,1,1	0
61	ZN	D9	101	1/1	0.98	0.04	93,93,93,93	0
60	MG	BA	3306	1/1	0.99	0.11	5,5,5,5	0
60	MG	DA	3045	1/1	0.99	0.04	11,11,11,11	0

*Continued on next page...*

*Continued from previous page...*

Mol	Type	Chain	Res	Atoms	RSCC	RSR	B-factors( $\text{\AA}^2$ )	Q<0.9
60	MG	DA	3132	1/1	0.99	0.06	6,6,6,6	0
60	MG	BA	3232	1/1	0.99	0.18	1,1,1,1	0
60	MG	AA	1624	1/1	0.99	0.19	1,1,1,1	0
60	MG	CA	1689	1/1	0.99	0.03	7,7,7,7	0
60	MG	BA	3024	1/1	0.99	0.07	11,11,11,11	0
60	MG	DA	3106	1/1	0.99	0.03	23,23,23,23	0
60	MG	DA	3232	1/1	0.99	0.08	3,3,3,3	0
60	MG	DA	3077	1/1	0.99	0.06	13,13,13,13	0
60	MG	DA	3108	1/1	0.99	0.09	18,18,18,18	0
60	MG	BA	3324	1/1	0.99	0.04	1,1,1,1	0
60	MG	BA	3087	1/1	0.99	0.05	6,6,6,6	0
60	MG	BA	3030	1/1	0.99	0.10	7,7,7,7	0
60	MG	BA	3206	1/1	0.99	0.20	6,6,6,6	0
60	MG	DA	3206	1/1	0.99	0.05	12,12,12,12	0
60	MG	DA	3007	1/1	0.99	0.06	1,1,1,1	0
60	MG	CA	1620	1/1	0.99	0.10	32,32,32,32	0
60	MG	DA	3056	1/1	0.99	0.03	2,2,2,2	0
60	MG	BA	3273	1/1	0.99	0.03	1,1,1,1	0
60	MG	AA	1676	1/1	0.99	0.18	11,11,11,11	0
60	MG	DA	3034	1/1	0.99	0.06	1,1,1,1	0
60	MG	BA	3099	1/1	0.99	0.23	8,8,8,8	0
60	MG	DA	3061	1/1	0.99	0.03	21,21,21,21	0
60	MG	AA	1668	1/1	0.99	0.07	24,24,24,24	0
60	MG	AX	107	1/1	0.99	0.06	8,8,8,8	0
60	MG	BR	201	1/1	0.99	0.04	1,1,1,1	0
60	MG	CA	1627	1/1	0.99	0.04	9,9,9,9	0
60	MG	BA	3070	1/1	0.99	0.31	1,1,1,1	0
60	MG	CK	201	1/1	0.99	0.03	19,19,19,19	0
61	ZN	CD	301	1/1	0.99	0.19	49,49,49,49	0
60	MG	BA	3254	1/1	0.99	0.08	72,72,72,72	0
60	MG	CA	1666	1/1	0.99	0.07	9,9,9,9	0
60	MG	DA	3070	1/1	0.99	0.09	14,14,14,14	0
60	MG	BA	3090	1/1	1.00	0.04	13,13,13,13	0
60	MG	DA	3032	1/1	1.00	0.02	1,1,1,1	0
60	MG	DA	3085	1/1	1.00	0.21	1,1,1,1	0
61	ZN	B9	101	1/1	1.00	0.02	44,44,44,44	0

## 6.5 Other polymers [\(i\)](#)

There are no such residues in this entry.