



# Full wwPDB X-ray Structure Validation Report ⓘ

Sep 15, 2023 – 08:22 AM EDT

PDB ID : 4V7U  
Title : Crystal structure of the E. coli ribosome bound to erythromycin.  
Authors : Dunkle, J.A.; Xiong, L.; Mankin, A.S.; Cate, J.H.D.  
Deposited on : 2010-08-15  
Resolution : 3.10 Å(reported)

This is a Full wwPDB X-ray Structure Validation Report for a publicly released PDB entry.

We welcome your comments at [validation@mail.wwpdb.org](mailto:validation@mail.wwpdb.org)

A user guide is available at

<https://www.wwpdb.org/validation/2017/XrayValidationReportHelp>

with specific help available everywhere you see the ⓘ symbol.

The types of validation reports are described at

<http://www.wwpdb.org/validation/2017/FAQs#types>.

---

The following versions of software and data (see [references ⓘ](#)) were used in the production of this report:

MolProbity : 4.02b-467  
Mogul : 1.8.5 (274361), CSD as541be (2020)  
Xtriage (Phenix) : 1.13  
EDS : 2.35.1  
buster-report : 1.1.7 (2018)  
Percentile statistics : 20191225.v01 (using entries in the PDB archive December 25th 2019)  
Refmac : 5.8.0158  
CCP4 : 7.0.044 (Gargrove)  
Ideal geometry (proteins) : Engh & Huber (2001)  
Ideal geometry (DNA, RNA) : Parkinson et al. (1996)  
Validation Pipeline (wwPDB-VP) : 2.35.1

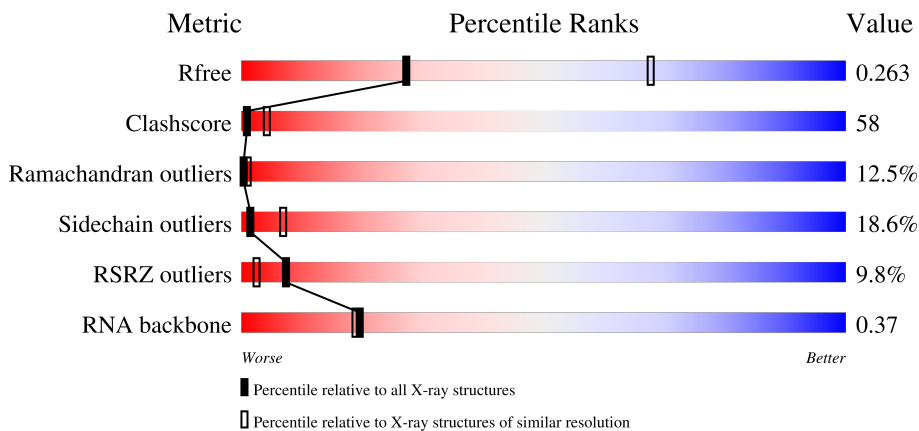
# 1 Overall quality at a glance i

The following experimental techniques were used to determine the structure:

*X-RAY DIFFRACTION*

The reported resolution of this entry is 3.10 Å.

Percentile scores (ranging between 0-100) for global validation metrics of the entry are shown in the following graphic. The table shows the number of entries on which the scores are based.



Metric	Whole archive (#Entries)	Similar resolution (#Entries, resolution range(Å))
$R_{free}$	130704	1094 (3.10-3.10)
Clashscore	141614	1184 (3.10-3.10)
Ramachandran outliers	138981	1141 (3.10-3.10)
Sidechain outliers	138945	1141 (3.10-3.10)
RSRZ outliers	127900	1067 (3.10-3.10)
RNA backbone	3102	1116 (3.40-2.80)

The table below summarises the geometric issues observed across the polymeric chains and their fit to the electron density. The red, orange, yellow and green segments of the lower bar indicate the fraction of residues that contain outliers for  $\geq 3$ , 2, 1 and 0 types of geometric quality criteria respectively. A grey segment represents the fraction of residues that are not modelled. The numeric value for each fraction is indicated below the corresponding segment, with a dot representing fractions  $\leq 5\%$ . The upper red bar (where present) indicates the fraction of residues that have poor fit to the electron density. The numeric value is given above the bar.

Mol	Chain	Length	Quality of chain
1	AA	1533	<div style="display: flex; align-items: center;"> <div style="width: 15%; height: 10px; background-color: green; margin-right: 5px;"></div> <div style="width: 49%; height: 10px; background-color: yellow; margin-right: 5px;"></div> <div style="width: 20%; height: 10px; background-color: orange; margin-right: 5px;"></div> <div style="width: 17%; height: 10px; background-color: red;"></div> </div> <p style="font-size: small; margin-top: 5px;">15% 49% 20% 17%</p>
1	CA	1533	<div style="display: flex; align-items: center;"> <div style="width: 12%; height: 10px; background-color: green; margin-right: 5px;"></div> <div style="width: 48%; height: 10px; background-color: yellow; margin-right: 5px;"></div> <div style="width: 25%; height: 10px; background-color: orange; margin-right: 5px;"></div> <div style="width: 14%; height: 10px; background-color: red;"></div> </div> <p style="font-size: small; margin-top: 5px;">12% 48% 25% 14%</p>
2	AB	218	<div style="display: flex; align-items: center;"> <div style="width: 21%; height: 10px; background-color: green; margin-right: 5px;"></div> <div style="width: 54%; height: 10px; background-color: yellow; margin-right: 5px;"></div> <div style="width: 23%; height: 10px; background-color: orange; margin-right: 5px;"></div> <div style="width: 2%; height: 10px; background-color: red;"></div> </div> <p style="font-size: small; margin-top: 5px;">21% 54% 23% .</p>
2	CB	218	<div style="display: flex; align-items: center;"> <div style="width: 22%; height: 10px; background-color: green; margin-right: 5px;"></div> <div style="width: 63%; height: 10px; background-color: yellow; margin-right: 5px;"></div> <div style="width: 14%; height: 10px; background-color: orange; margin-right: 5px;"></div> <div style="width: 1%; height: 10px; background-color: red;"></div> </div> <p style="font-size: small; margin-top: 5px;">22% 63% 14% .</p>


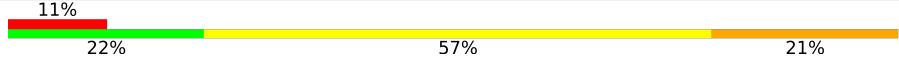
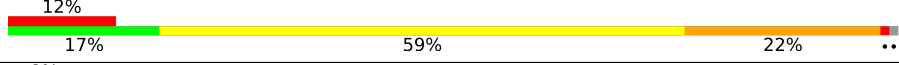
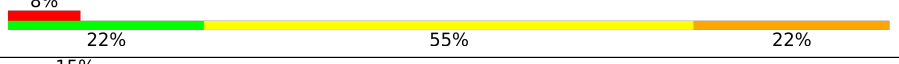
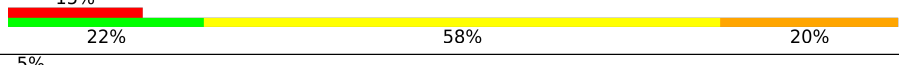
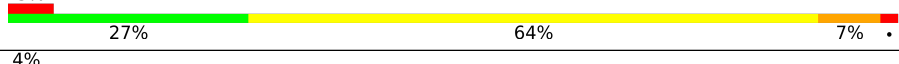
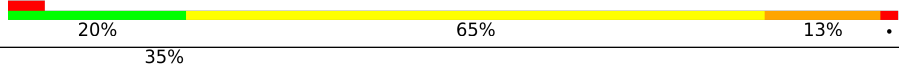


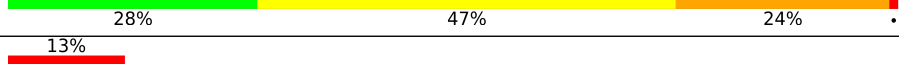







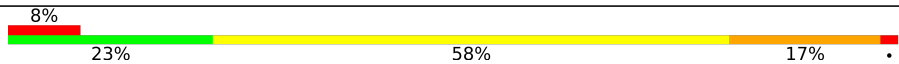
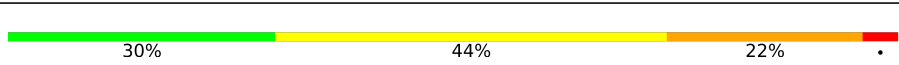
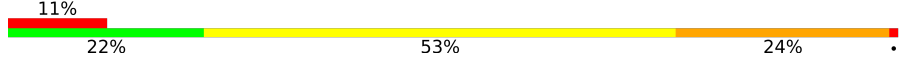
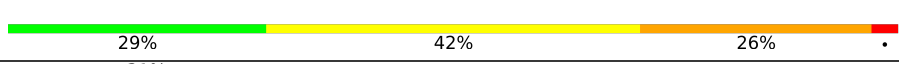
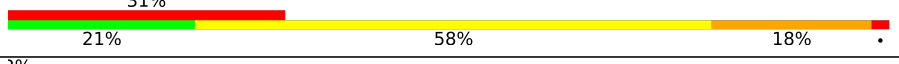

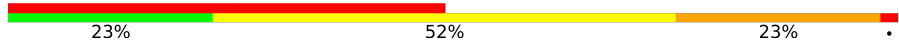

*Continued on next page...*

Continued from previous page...

Mol	Chain	Length	Quality of chain
3	AC	206	
3	CC	206	
4	AD	205	
4	CD	205	
5	AE	150	
5	CE	150	
6	AF	100	
6	CF	100	
7	AG	151	
7	CG	151	
8	AH	129	
8	CH	129	
9	AI	127	
9	CI	127	
10	AJ	98	
10	CJ	98	
11	AK	117	
11	CK	117	
12	AL	123	
12	CL	123	
13	AM	114	
13	CM	114	
14	AN	100	
14	CN	100	
15	AO	88	

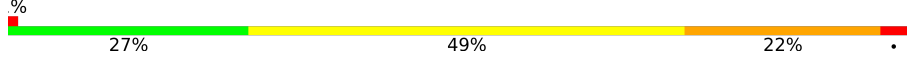
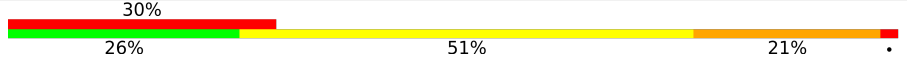
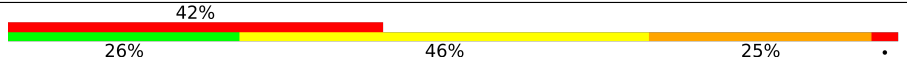
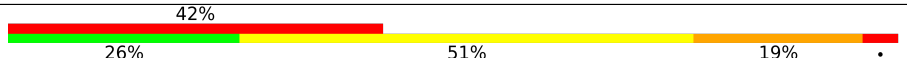




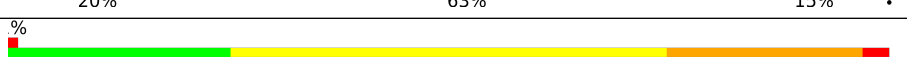
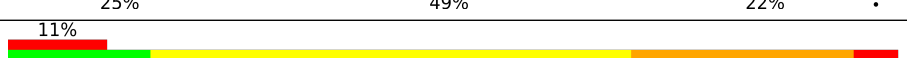



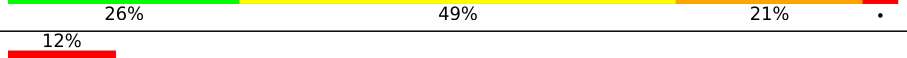


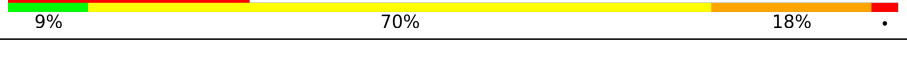
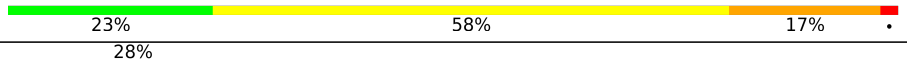
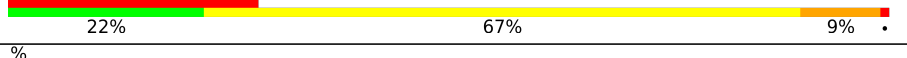
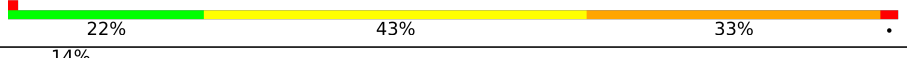
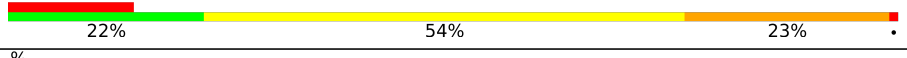

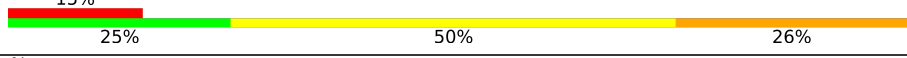
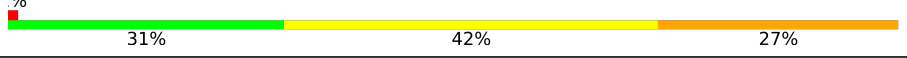
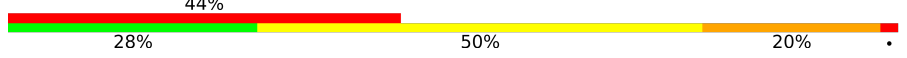
Continued on next page...

Continued from previous page...

Mol	Chain	Length	Quality of chain
15	CO	88	
16	AP	82	
16	CP	82	
17	AQ	80	
17	CQ	80	
18	AR	55	
18	CR	55	
19	AS	79	
19	CS	79	
20	AT	85	
20	CT	85	
21	AU	51	
21	CU	51	
22	BA	2904	
22	DA	2904	
23	BB	118	
23	DB	118	
24	BC	271	
24	DC	271	
25	BD	209	
25	DD	209	
26	BE	201	
26	DE	201	
27	BF	178	
27	DF	178	

Continued on next page...

Continued from previous page...

Mol	Chain	Length	Quality of chain
28	BG	176	 27% 49% 22% .
28	DG	176	 30% 26% 51% 21% .
29	BH	149	 42% 26% 46% 25% .
29	DH	149	 42% 26% 51% 19% .
30	BI	141	 43% 29% 55% 15% .
30	DI	141	 67% 28% 60% 11% .
31	BJ	142	 24% 54% 20% .
31	DJ	142	 4% 20% 63% 15% .
32	BK	122	 25% 49% 22% .
32	DK	122	 11% 16% 54% 25% 5% .
33	BL	143	 37% 45% 16% .
33	DL	143	 20% 21% 61% 16% .
34	BM	136	 26% 49% 21% .
34	DM	136	 12% 24% 61% 15% .
35	BN	120	 38% 43% 16% .
35	DN	120	 27% 9% 70% 18% .
36	BO	116	 23% 58% 17% .
36	DO	116	 28% 22% 67% 9% .
37	BP	114	 22% 43% 33% .
37	DP	114	 14% 22% 54% 23% .
38	BQ	117	 34% 47% 17% .
38	DQ	117	 15% 25% 50% 26% .
39	BR	103	 31% 42% 27% .
39	DR	103	 44% 28% 50% 20% .
40	BS	110	 37% 45% 17% .

Continued on next page...

Continued from previous page...

Mol	Chain	Length	Quality of chain
40	DS	110	
41	BT	93	
41	DT	93	
42	BU	102	
42	DU	102	
43	BV	94	
43	DV	94	
44	BW	79	
44	DW	79	
45	BX	77	
45	DX	77	
46	BY	63	
46	DY	63	
47	BZ	58	
47	DZ	58	
48	B0	56	
48	D0	56	
49	B1	50	
49	D1	50	
50	B2	46	
50	D2	46	
51	B3	64	
51	D3	64	
52	B4	38	
52	D4	38	

The following table lists non-polymeric compounds, carbohydrate monomers and non-standard residues in protein, DNA, RNA chains that are outliers for geometric or electron-density-fit criteria:

Mol	Type	Chain	Res	Chirality	Geometry	Clashes	Electron density
53	MG	BA	3130	-	-	-	X
53	MG	CA	1614	-	-	-	X
53	MG	CA	1628	-	-	-	X
53	MG	DA	3003	-	-	-	X
53	MG	DA	3007	-	-	-	X
53	MG	DA	3010	-	-	-	X
53	MG	DA	3013	-	-	-	X
53	MG	DA	3015	-	-	-	X
53	MG	DA	3016	-	-	-	X
53	MG	DA	3020	-	-	-	X
53	MG	DA	3026	-	-	-	X
53	MG	DA	3028	-	-	-	X
53	MG	DA	3033	-	-	-	X
53	MG	DA	3043	-	-	-	X
53	MG	DA	3045	-	-	-	X
53	MG	DA	3057	-	-	-	X
53	MG	DA	3058	-	-	-	X
53	MG	DA	3062	-	-	-	X
53	MG	DA	3063	-	-	-	X
53	MG	DA	3064	-	-	-	X
53	MG	DA	3074	-	-	-	X
53	MG	DA	3078	-	-	-	X
53	MG	DA	3109	-	-	-	X
53	MG	DA	3111	-	-	-	X
53	MG	DA	3127	-	-	-	X
53	MG	DA	3130	-	-	-	X
53	MG	DA	3133	-	-	-	X
53	MG	DJ	201	-	-	-	X

## 2 Entry composition

There are 56 unique types of molecules in this entry. The entry contains 284525 atoms, of which 0 are hydrogens and 0 are deuteriums.

In the tables below, the ZeroOcc column contains the number of atoms modelled with zero occupancy, the AltConf column contains the number of residues with at least one atom in alternate conformation and the Trace column contains the number of residues modelled with at most 2 atoms.

- Molecule 1 is a RNA chain called 16S rRNA.

Mol	Chain	Residues	Atoms					ZeroOcc	AltConf	Trace
			Total	C	N	O	P			
1	AA	1533	Total 32895	C 14671	N 6036	O 10655	P 1533	0	0	0
1	CA	1530	Total 32831	C 14642	N 6024	O 10635	P 1530	0	0	0

- Molecule 2 is a protein called 30S ribosomal protein S2.

Mol	Chain	Residues	Atoms					ZeroOcc	AltConf	Trace
			Total	C	N	O	S			
2	AB	218	Total 1705	C 1081	N 305	O 312	S 7	0	0	0
2	CB	218	Total 1705	C 1081	N 305	O 312	S 7	0	0	0

- Molecule 3 is a protein called 30S ribosomal protein S3.

Mol	Chain	Residues	Atoms					ZeroOcc	AltConf	Trace
			Total	C	N	O	S			
3	AC	206	Total 1625	C 1028	N 305	O 289	S 3	0	0	0
3	CC	206	Total 1625	C 1028	N 305	O 289	S 3	0	0	0

- Molecule 4 is a protein called 30S ribosomal protein S4.

Mol	Chain	Residues	Atoms					ZeroOcc	AltConf	Trace
			Total	C	N	O	S			
4	AD	205	Total 1643	C 1026	N 315	O 298	S 4	0	0	0
4	CD	205	Total 1643	C 1026	N 315	O 298	S 4	0	0	0

- Molecule 5 is a protein called 30S ribosomal protein S5.



Mol	Chain	Residues	Atoms					ZeroOcc	AltConf	Trace
5	AE	150	Total	C	N	O	S	0	0	0
			1106	687	211	202	6			
5	CE	150	Total	C	N	O	S	0	0	0
			1106	687	211	202	6			

- Molecule 6 is a protein called 30S ribosomal protein S6.

Mol	Chain	Residues	Atoms					ZeroOcc	AltConf	Trace
6	AF	100	Total	C	N	O	S	0	0	0
			818	515	148	149	6			
6	CF	100	Total	C	N	O	S	0	0	0
			818	515	148	149	6			

- Molecule 7 is a protein called 30S ribosomal protein S7.

Mol	Chain	Residues	Atoms					ZeroOcc	AltConf	Trace
7	AG	151	Total	C	N	O	S	0	0	0
			1182	735	227	216	4			
7	CG	150	Total	C	N	O	S	0	0	0
			1175	730	226	215	4			

- Molecule 8 is a protein called 30S ribosomal protein S8.

Mol	Chain	Residues	Atoms					ZeroOcc	AltConf	Trace
8	AH	129	Total	C	N	O	S	0	0	0
			979	616	173	184	6			
8	CH	129	Total	C	N	O	S	0	0	0
			979	616	173	184	6			

- Molecule 9 is a protein called 30S ribosomal protein S9.

Mol	Chain	Residues	Atoms					ZeroOcc	AltConf	Trace
9	AI	127	Total	C	N	O	S	0	0	0
			1022	634	206	179	3			
9	CI	127	Total	C	N	O	S	0	0	0
			1022	634	206	179	3			

- Molecule 10 is a protein called 30S ribosomal protein S10.

Mol	Chain	Residues	Atoms					ZeroOcc	AltConf	Trace
10	AJ	98	Total	C	N	O	S	0	0	0
			787	493	150	143	1			

*Continued on next page...*

*Continued from previous page...*

Mol	Chain	Residues	Atoms					ZeroOcc	AltConf	Trace
10	CJ	98	Total	C	N	O	S	0	0	0
			787	493	150	143	1			

- Molecule 11 is a protein called 30S ribosomal protein S11.

Mol	Chain	Residues	Atoms					ZeroOcc	AltConf	Trace
11	AK	117	Total	C	N	O	S	0	0	0
			877	540	174	160	3			
11	CK	117	Total	C	N	O	S	0	0	0
			877	540	174	160	3			

- Molecule 12 is a protein called 30S ribosomal protein S12.

Mol	Chain	Residues	Atoms					ZeroOcc	AltConf	Trace
12	AL	123	Total	C	N	O	S	0	0	0
			955	590	196	165	4			
12	CL	123	Total	C	N	O	S	0	0	0
			955	590	196	165	4			

- Molecule 13 is a protein called 30S ribosomal protein S13.

Mol	Chain	Residues	Atoms					ZeroOcc	AltConf	Trace
13	AM	114	Total	C	N	O	S	0	0	0
			884	546	178	157	3			
13	CM	114	Total	C	N	O	S	0	0	1
			877	541	178	155	3			

- Molecule 14 is a protein called 30S ribosomal protein S14.

Mol	Chain	Residues	Atoms					ZeroOcc	AltConf	Trace
14	AN	96	Total	C	N	O	S	0	0	0
			774	483	160	128	3			
14	CN	95	Total	C	N	O	S	0	0	0
			769	480	159	127	3			

- Molecule 15 is a protein called 30S ribosomal protein S15.

Mol	Chain	Residues	Atoms					ZeroOcc	AltConf	Trace
15	AO	88	Total	C	N	O	S	0	0	0
			714	439	144	130	1			
15	CO	88	Total	C	N	O	S	0	0	0
			714	439	144	130	1			

- Molecule 16 is a protein called 30S ribosomal protein S16.

Mol	Chain	Residues	Atoms					ZeroOcc	AltConf	Trace
			Total	C	N	O	S			
16	AP	82	Total 649	C 406	N 128	O 114	S 1	0	0	0
16	CP	81	Total 639	C 400	N 127	O 111	S 1	0	0	1

- Molecule 17 is a protein called 30S ribosomal protein S17.

Mol	Chain	Residues	Atoms					ZeroOcc	AltConf	Trace
			Total	C	N	O	S			
17	AQ	80	Total 649	C 411	N 121	O 114	S 3	0	0	0
17	CQ	80	Total 649	C 411	N 121	O 114	S 3	0	0	0

- Molecule 18 is a protein called 30S ribosomal protein S18.

Mol	Chain	Residues	Atoms				ZeroOcc	AltConf	Trace
			Total	C	N	O			
18	AR	55	Total 456	C 288	N 86	O 82	0	0	0
18	CR	55	Total 456	C 288	N 86	O 82	0	0	0

- Molecule 19 is a protein called 30S ribosomal protein S19.

Mol	Chain	Residues	Atoms					ZeroOcc	AltConf	Trace
			Total	C	N	O	S			
19	AS	79	Total 638	C 408	N 120	O 108	S 2	0	0	0
19	CS	79	Total 638	C 408	N 120	O 108	S 2	0	0	0

- Molecule 20 is a protein called 30S ribosomal protein S20.

Mol	Chain	Residues	Atoms					ZeroOcc	AltConf	Trace
			Total	C	N	O	S			
20	AT	85	Total 665	C 411	N 137	O 114	S 3	0	0	0
20	CT	85	Total 665	C 411	N 137	O 114	S 3	0	0	0

- Molecule 21 is a protein called 30S ribosomal protein S21.

Mol	Chain	Residues	Atoms					ZeroOcc	AltConf	Trace
21	AU	51	Total	C	N	O	S	0	0	0
			426	265	86	74	1			
21	CU	51	Total	C	N	O	S	0	0	0
			426	265	86	74	1			

- Molecule 22 is a RNA chain called 23S rRNA.

Mol	Chain	Residues	Atoms					ZeroOcc	AltConf	Trace
22	BA	2854	Total	C	N	O	P	0	0	0
			61274	27334	11279	19807	2854			
22	DA	2841	Total	C	N	O	P	0	0	0
			60995	27210	11229	19715	2841			

- Molecule 23 is a RNA chain called 5S rRNA.

Mol	Chain	Residues	Atoms					ZeroOcc	AltConf	Trace
23	BB	118	Total	C	N	O	P	0	0	0
			2529	1126	464	821	118			
23	DB	117	Total	C	N	O	P	0	0	0
			2507	1116	459	815	117			

- Molecule 24 is a protein called 50S ribosomal protein L2.

Mol	Chain	Residues	Atoms					ZeroOcc	AltConf	Trace
24	BC	271	Total	C	N	O	S	0	0	0
			2083	1288	423	365	7			
24	DC	271	Total	C	N	O	S	0	0	0
			2083	1288	423	365	7			

- Molecule 25 is a protein called 50S ribosomal protein L3.

Mol	Chain	Residues	Atoms					ZeroOcc	AltConf	Trace
25	BD	209	Total	C	N	O	S	0	0	0
			1565	979	288	294	4			
25	DD	209	Total	C	N	O	S	0	0	0
			1565	979	288	294	4			

- Molecule 26 is a protein called 50S ribosomal protein L4.

Mol	Chain	Residues	Atoms					ZeroOcc	AltConf	Trace
26	BE	201	Total	C	N	O	S	0	0	0
			1552	974	283	290	5			

*Continued on next page...*

*Continued from previous page...*

Mol	Chain	Residues	Atoms					ZeroOcc	AltConf	Trace
			Total	C	N	O	S			
26	DE	201	1552	974	283	290	5	0	0	0

- Molecule 27 is a protein called 50S ribosomal protein L5.

Mol	Chain	Residues	Atoms					ZeroOcc	AltConf	Trace
			Total	C	N	O	S			
27	BF	178	1411	899	250	256	6	0	0	1
27	DF	178	1420	905	251	258	6	0	0	0

- Molecule 28 is a protein called 50S ribosomal protein L6.

Mol	Chain	Residues	Atoms					ZeroOcc	AltConf	Trace
			Total	C	N	O	S			
28	BG	176	1323	832	243	246	2	0	0	0
28	DG	176	1323	832	243	246	2	0	0	0

- Molecule 29 is a protein called 50S ribosomal protein L9.

Mol	Chain	Residues	Atoms					ZeroOcc	AltConf	Trace
			Total	C	N	O	S			
29	BH	149	1111	699	197	214	1	0	0	0
29	DH	149	1111	699	197	214	1	0	0	0

- Molecule 30 is a protein called 50S ribosomal protein L11.

Mol	Chain	Residues	Atoms					ZeroOcc	AltConf	Trace
			Total	C	N	O	S			
30	BI	141	1032	651	179	196	6	0	0	0
30	DI	141	1032	651	179	196	6	0	0	0

- Molecule 31 is a protein called 50S ribosomal protein L13.

Mol	Chain	Residues	Atoms					ZeroOcc	AltConf	Trace
			Total	C	N	O	S			
31	BJ	142	1129	714	212	199	4	0	0	0
31	DJ	142	1129	714	212	199	4	0	0	0

- Molecule 32 is a protein called 50S ribosomal protein L14.

Mol	Chain	Residues	Atoms					ZeroOcc	AltConf	Trace
32	BK	122	Total	C	N	O	S	0	0	0
			939	587	180	166	6			
32	DK	122	Total	C	N	O	S	0	0	0
			939	587	180	166	6			

- Molecule 33 is a protein called 50S ribosomal protein L15.

Mol	Chain	Residues	Atoms					ZeroOcc	AltConf	Trace
33	BL	143	Total	C	N	O	S	0	0	0
			1045	649	206	189	1			
33	DL	143	Total	C	N	O	S	0	0	0
			1045	649	206	189	1			

- Molecule 34 is a protein called 50S ribosomal protein L16.

Mol	Chain	Residues	Atoms					ZeroOcc	AltConf	Trace
34	BM	136	Total	C	N	O	S	0	0	0
			1074	686	205	177	6			
34	DM	136	Total	C	N	O	S	0	0	0
			1074	686	205	177	6			

- Molecule 35 is a protein called 50S ribosomal protein L17.

Mol	Chain	Residues	Atoms					ZeroOcc	AltConf	Trace
35	BN	120	Total	C	N	O	S	0	0	0
			961	593	196	167	5			
35	DN	120	Total	C	N	O	S	0	0	0
			961	593	196	167	5			

- Molecule 36 is a protein called 50S ribosomal protein L18.

Mol	Chain	Residues	Atoms				ZeroOcc	AltConf	Trace
36	BO	116	Total	C	N	O	0	0	0
			892	552	178	162			
36	DO	116	Total	C	N	O	0	0	0
			892	552	178	162			

- Molecule 37 is a protein called 50S ribosomal protein L19.

Mol	Chain	Residues	Atoms					ZeroOcc	AltConf	Trace
37	BP	114	Total	C	N	O	S	0	0	0
			917	574	179	163	1			
37	DP	114	Total	C	N	O	S	0	0	0
			917	574	179	163	1			

- Molecule 38 is a protein called 50S ribosomal protein L20.

Mol	Chain	Residues	Atoms					ZeroOcc	AltConf	Trace
38	BQ	117	Total	C	N	O	S	0	0	0
			947	604	192	151				
38	DQ	117	Total	C	N	O	S	0	0	0
			947	604	192	151				

- Molecule 39 is a protein called 50S ribosomal protein L21.

Mol	Chain	Residues	Atoms					ZeroOcc	AltConf	Trace
39	BR	103	Total	C	N	O	S	0	0	0
			816	516	153	145	2			
39	DR	103	Total	C	N	O	S	0	0	0
			816	516	153	145	2			

- Molecule 40 is a protein called 50S ribosomal protein L22.

Mol	Chain	Residues	Atoms					ZeroOcc	AltConf	Trace
40	BS	110	Total	C	N	O	S	0	0	0
			857	532	166	156	3			
40	DS	110	Total	C	N	O	S	0	0	0
			857	532	166	156	3			

- Molecule 41 is a protein called 50S ribosomal protein L23.

Mol	Chain	Residues	Atoms					ZeroOcc	AltConf	Trace
41	BT	93	Total	C	N	O	S	0	0	0
			739	466	139	132	2			
41	DT	93	Total	C	N	O	S	0	0	0
			739	466	139	132	2			

- Molecule 42 is a protein called 50S ribosomal protein L24.

Mol	Chain	Residues	Atoms				ZeroOcc	AltConf	Trace
42	BU	102	Total	C	N	O	0	0	0
			780	492	146	142			

*Continued on next page...*

*Continued from previous page...*

Mol	Chain	Residues	Atoms				ZeroOcc	AltConf	Trace
42	DU	102	Total	C	N	O	0	0	0
			780	492	146	142			

- Molecule 43 is a protein called 50S ribosomal protein L25.

Mol	Chain	Residues	Atoms					ZeroOcc	AltConf	Trace
43	BV	94	Total	C	N	O	S	0	0	0
			753	479	137	134	3			
43	DV	94	Total	C	N	O	S	0	0	0
			753	479	137	134	3			

- Molecule 44 is a protein called 50S ribosomal protein L27.

Mol	Chain	Residues	Atoms					ZeroOcc	AltConf	Trace
44	BW	79	Total	C	N	O	S	0	0	0
			596	367	120	108	1			
44	DW	79	Total	C	N	O	S	0	0	0
			596	367	120	108	1			

- Molecule 45 is a protein called 50S ribosomal protein L28.

Mol	Chain	Residues	Atoms					ZeroOcc	AltConf	Trace
45	BX	77	Total	C	N	O	S	0	0	0
			625	388	129	106	2			
45	DX	77	Total	C	N	O	S	0	0	0
			625	388	129	106	2			

- Molecule 46 is a protein called 50S ribosomal protein L29.

Mol	Chain	Residues	Atoms					ZeroOcc	AltConf	Trace
46	BY	63	Total	C	N	O	S	0	0	0
			509	313	99	95	2			
46	DY	63	Total	C	N	O	S	0	0	0
			509	313	99	95	2			

- Molecule 47 is a protein called 50S ribosomal protein L30.

Mol	Chain	Residues	Atoms					ZeroOcc	AltConf	Trace
47	BZ	58	Total	C	N	O	S	0	0	0
			449	281	87	79	2			
47	DZ	58	Total	C	N	O	S	0	0	0
			449	281	87	79	2			



- Molecule 48 is a protein called 50S ribosomal protein L32.

Mol	Chain	Residues	Atoms					ZeroOcc	AltConf	Trace
48	B0	56	Total	C	N	O	S	0	0	0
			444	269	94	80	1			
48	D0	56	Total	C	N	O	S	0	0	0
			444	269	94	80	1			

- Molecule 49 is a protein called 50S ribosomal protein L33.

Mol	Chain	Residues	Atoms				ZeroOcc	AltConf	Trace
49	B1	50	Total	C	N	O	0	0	0
			410	263	75	72			
49	D1	50	Total	C	N	O	0	0	0
			410	263	75	72			

- Molecule 50 is a protein called 50S ribosomal protein L34.

Mol	Chain	Residues	Atoms					ZeroOcc	AltConf	Trace
50	B2	46	Total	C	N	O	S	0	0	0
			377	228	90	57	2			
50	D2	46	Total	C	N	O	S	0	0	0
			377	228	90	57	2			

- Molecule 51 is a protein called 50S ribosomal protein L35.

Mol	Chain	Residues	Atoms					ZeroOcc	AltConf	Trace
51	B3	64	Total	C	N	O	S	0	0	0
			504	323	105	74	2			
51	D3	64	Total	C	N	O	S	0	0	0
			504	323	105	74	2			

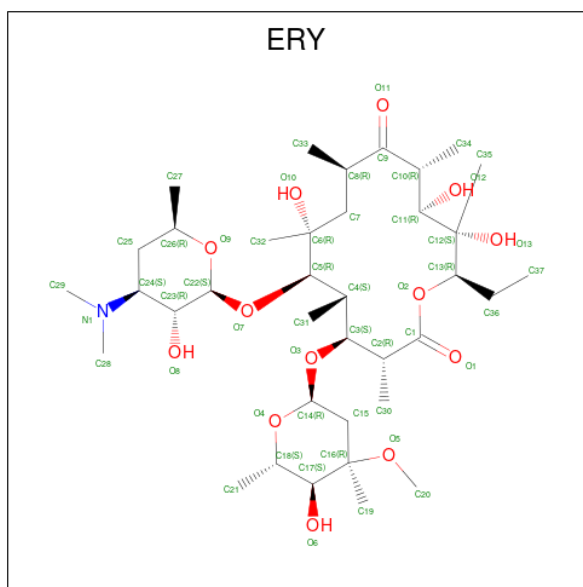
- Molecule 52 is a protein called 50S ribosomal protein L36.

Mol	Chain	Residues	Atoms					ZeroOcc	AltConf	Trace
52	B4	38	Total	C	N	O	S	0	0	0
			302	185	65	48	4			
52	D4	38	Total	C	N	O	S	0	0	0
			302	185	65	48	4			

- Molecule 53 is MAGNESIUM ION (three-letter code: MG) (formula: Mg).

Mol	Chain	Residues	Atoms	ZeroOcc	AltConf
53	AA	41	Total Mg 41 41	0	0
53	AN	2	Total Mg 2 2	0	0
53	BA	135	Total Mg 135 135	0	0
53	BB	4	Total Mg 4 4	0	0
53	CA	42	Total Mg 42 42	0	0
53	DA	133	Total Mg 133 133	0	0
53	DB	1	Total Mg 1 1	0	0
53	DC	2	Total Mg 2 2	0	0
53	DJ	1	Total Mg 1 1	0	0

- Molecule 54 is ERYTHROMYCIN A (three-letter code: ERY) (formula:  $C_{37}H_{67}NO_{13}$ ).



Mol	Chain	Residues	Atoms	ZeroOcc	AltConf
54	BA	1	Total C N O 51 37 1 13	0	0

- Molecule 55 is ZINC ION (three-letter code: ZN) (formula: Zn).

Mol	Chain	Residues	Atoms	ZeroOcc	AltConf
55	B4	1	Total Zn 1 1	0	0
55	D4	1	Total Zn 1 1	0	0

- Molecule 56 is water.

Mol	Chain	Residues	Atoms	ZeroOcc	AltConf
56	AA	197	Total O 197 197	0	0
56	AE	1	Total O 1 1	0	0
56	AL	1	Total O 1 1	0	0
56	AN	7	Total O 7 7	0	0
56	AT	1	Total O 1 1	0	0
56	AU	1	Total O 1 1	0	0
56	BA	605	Total O 605 605	0	0
56	BB	19	Total O 19 19	0	0
56	BC	7	Total O 7 7	0	0
56	BD	3	Total O 3 3	0	0
56	BE	1	Total O 1 1	0	0
56	BL	4	Total O 4 4	0	0
56	BN	2	Total O 2 2	0	0
56	BR	1	Total O 1 1	0	0
56	BT	2	Total O 2 2	0	0
56	BV	1	Total O 1 1	0	0
56	B3	3	Total O 3 3	0	0
56	B4	2	Total O 2 2	0	0

*Continued on next page...*


*Continued from previous page...*

Mol	Chain	Residues	Atoms		ZeroOcc	AltConf
56	CA	195	Total 195	O 195	0	0
56	CE	3	Total 3	O 3	0	0
56	CL	1	Total 1	O 1	0	0
56	CN	3	Total 3	O 3	0	0
56	CT	4	Total 4	O 4	0	0
56	CU	1	Total 1	O 1	0	0
56	DA	600	Total 600	O 600	0	0
56	DB	3	Total 3	O 3	0	0
56	DC	13	Total 13	O 13	0	0
56	DD	2	Total 2	O 2	0	0
56	DE	4	Total 4	O 4	0	0
56	DJ	3	Total 3	O 3	0	0
56	DL	4	Total 4	O 4	0	0
56	DN	2	Total 2	O 2	0	0
56	DT	2	Total 2	O 2	0	0
56	DU	2	Total 2	O 2	0	0
56	DV	2	Total 2	O 2	0	0
56	D2	1	Total 1	O 1	0	0
56	D3	1	Total 1	O 1	0	0
56	D4	4	Total 4	O 4	0	0

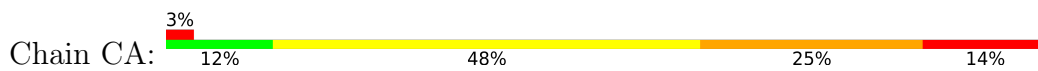
### 3 Residue-property plots

These plots are drawn for all protein, RNA, DNA and oligosaccharide chains in the entry. The first graphic for a chain summarises the proportions of the various outlier classes displayed in the second graphic. The second graphic shows the sequence view annotated by issues in geometry and electron density. Residues are color-coded according to the number of geometric quality criteria for which they contain at least one outlier: green = 0, yellow = 1, orange = 2 and red = 3 or more. A red dot above a residue indicates a poor fit to the electron density ( $RSRZ > 2$ ). Stretches of 2 or more consecutive residues without any outlier are shown as a green connector. Residues present in the sample, but not in the model, are shown in grey.

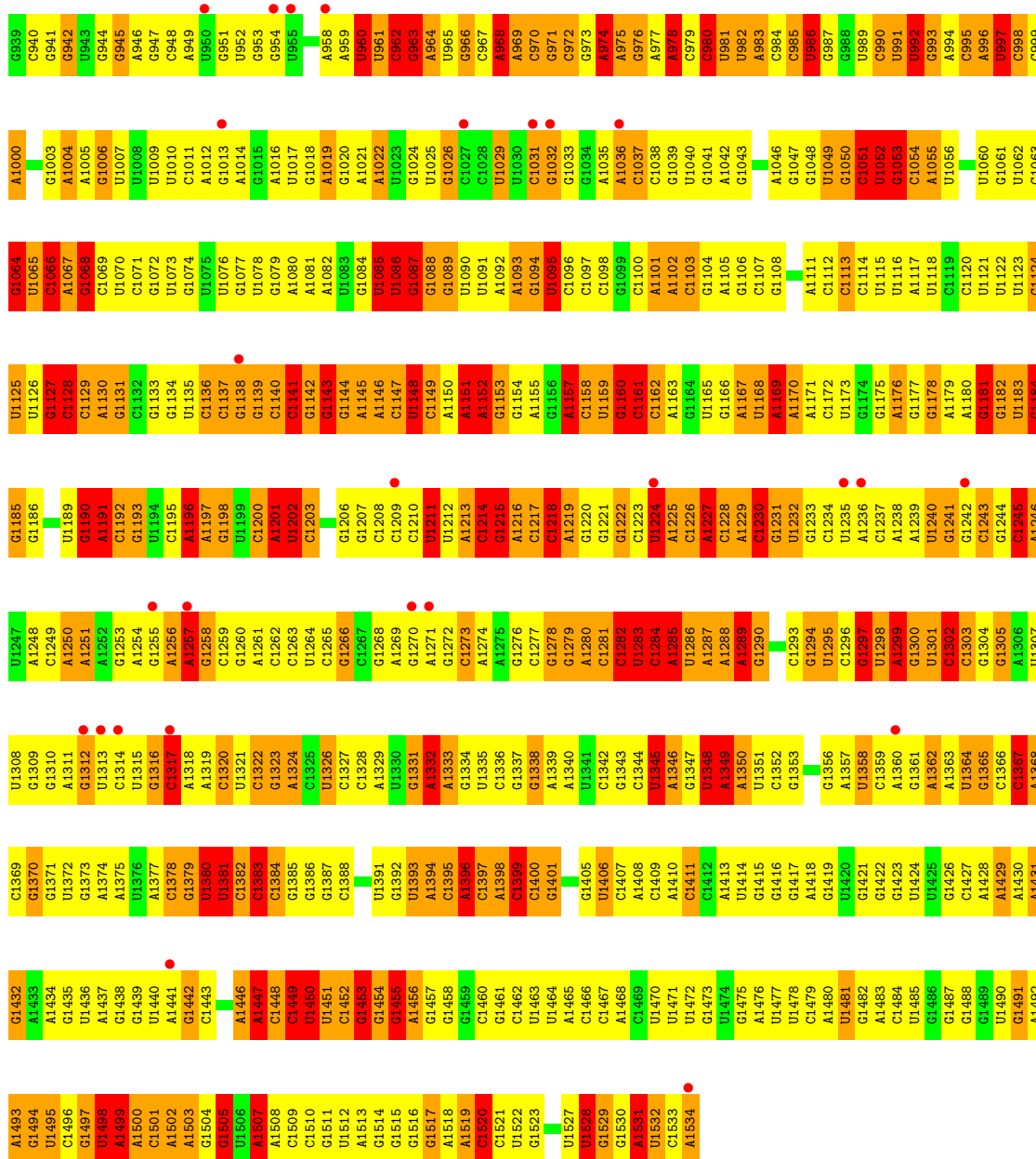
- Molecule 1: 16S rRNA



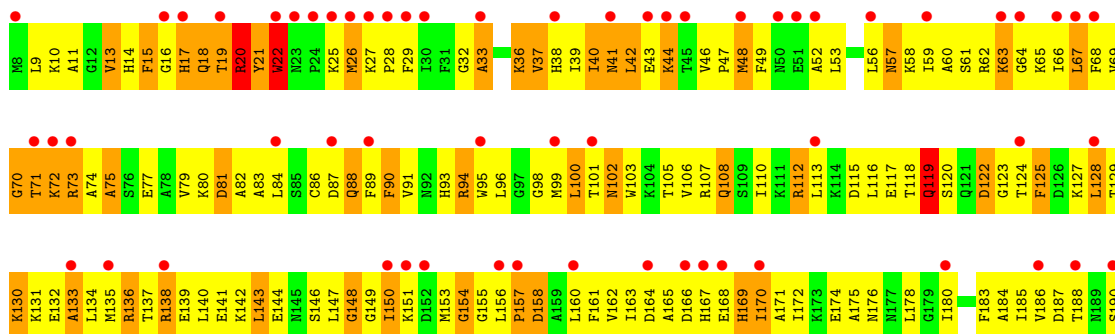




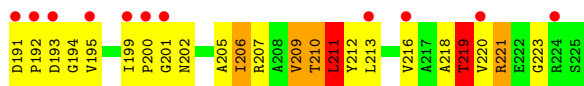
A	A65	U125	U185	A250	A313	U375	U437	G497	G557	G617	U684	G748	G809	G872
A	A66	G126	C186	G251	C314	G376	U438	A498	G558	C618	G685	A749	C810	U875
A	C67	G127	G187	U252	A315	G377	U439	A499	A559	U619	U686	C750	C811	C876
U	G68	G128	G188	A253	C316	G378	C440	G500	A560	G623	A687	U751	C812	C877
U	G69	G129	G189	G254	U317	C379	A441	C501	U561	C624	G688	G752	U813	A878
A7	U70	A130	A192	G255	G318	G380	G442	A502	U562	C624	C689	A753	A814	C879
A8	A71	A131	C193	U256	G819	C381	C443	C503	A563	U625	G690	C754	A815	C880
A8	A72	C132	C194	G257	A320	A382	C444	C504	C564	G628	G691	G755	A816	C881
A10	A73	U133	A195	G258	A321	A383	G445	G505	U565	G629	G692	C756	C817	C882
U13	G74	G134	A196	G259	C322	G384	G446	C506	U566	A630	A693	U757	C818	C883
U14	G75	C135	A197	G260	G322	C385	G447	C507	U567	A630	A694	C758	A819	C884
G15	G76	U137	A198	U261	A325	C386	G448	U508	U568	C631	A695	U759	U820	C885
A16	A77	G138	A199	A262	A327	U387	G449	A509	C569	U632	A696	G761	G821	G886
U17	A78	U139	G200	A263	A327	G388	G450	A510	G570	G633	U697	U762	U822	G887
C18	G79	A139	G201	C264	C328	A389	A451	C511	U571	C634	G700	G763	C823	A889
C18	A80	U140	G202	C265	U390	U390	A452	U512	A572	A635	G701	C764	C824	C890
A19	A81	G141	G203	G266	C330	G391	G453	C513	A573	A636	U701	G765	A825	U891
U20	G82	G142	G204	G267	G331	C392	G454	C514	A574	C637	A702	A766	C826	A892
G21	C83	A143	A205	U268	G332	A393	G455	G515	G575	U640	G703	A767	U827	C893
G22	U84	G144	C206	C269	U333	C394	A456	U516	C576	A640	A704	A768	U828	G896
C23	U85	G145	C207	A270	C334	C395	A457	U517	G577	U641	G705	G769	U829	C897
A26	G86	G146	U208	U273	C335	C396	U458	C518	C578	A642	A706	G770	G830	C898
G27	C87	G147	U209	G274	A336	A397	A459	C519	A579	C643	U707	G771	A831	G899
A28	U88	G148	U210	A275	G337	U398	A460	A520	C580	U644	G708	U772	C832	A900
U29	U89	A149	G211	G276	A338	G399	A461	G521	G581	G645	U709	G773	G833	A901
U30	C90	U150	G212	G277	C339	C400	G462	C522	C582	G646	G710	G774	U834	U905
U31	U91	A151	G213	G278	U340	C401	U463	A523	A583	C647	G711	G775	U835	U906
G31	U92	A152	C214	G278	U341	G402	U464	G524	G584	A648	A712	G776	C836	U907
A32	U93	C153	C215	A279	C342	C403	A465	C525	G585	U652	G713	A777	G837	A908
A33	G94	U154	U216	C280	U343	G404	A466	C526	C586	U653	G714	G778	C840	A909
C34	C95	A155	C217	G281	A344	U405	U467	G527	G587	U654	A715	C778	C841	A908
G35	U96	C156	U218	A882	C345	G406	A468	C528	U588	U655	A716	A780	U842	A909
C36	G97	U157	U219	C284	U346	U407	A469	G529	U589	U656	U717	A781	U843	C910
U37	U98	G158	G220	C284	G347	A408	C470	G530	U590	A655	U718	A782	U844	C910
G38	C99	U159	C221	C284	U348	U409	C471	U531	U591	U656	G719	A783	C845	U911
G39	C100	A160	C222	U287	A349	U410	U472	A532	G592	U657	C720	G784	C846	C912
C40	A101	G102	A223	U288	G350	A411	U473	A533	U593	U658	G721	G785	C847	A913
G41	G103	U162	U224	G289	G351	A412	G474	U534	U594	C660	G722	G786	C848	A915
G42	C104	C163	U224	C290	C352	G413	G475	A535	A595	A663	U723	A787	C849	U916
C43	A44	G164	G227	U291	A353	A414	U476	C536	A596	U663	G733	A788	U850	G917
G44	C105	G165	U229	G292	G354	A415	C477	G537	G597	U664	A728	U789	C851	A918
G45	C106	U166	U229	G293	C355	G416	A478	U538	U598	A665	A729	U790	C852	A919
G46	G107	A167	G230	U294	A356	G417	U479	A539	C599	U666	G730	G791	C853	U920
C47	C108	G168	G230	C295	G357	C418	U480	G540	A600	U667	G731	U792	U854	U921
G48	A109	C169	C234	U296	G360	U421	G461	G541	G601	G668	G732	U793	U855	G922
U49	C110	U170	C235	G297	G361	U422	A482	G542	A602	U669	G733	A794	C856	A923
A50	G111	A171	A236	A298	G362	C421	C483	U543	U603	U669	G734	C795	G861	G926
A51	G112	A172	G237	G299	G363	G423	C484	G544	G604	U670	C735	C796	C862	G927
C52	G113	U173	A238	A300	A363	G424	U485	C545	U605	U671	G736	C797	U863	G928
A53	U114	A174	U239	G301	A364	G425	U486	A546	G606	U672	G737	U798	U864	G929
G54	G115	C175	G240	G302	U365	U426	A487	A547	A607	A673	C738	G799	A864	G930
G57	A116	C176	G241	U296	A366	U427	C488	G548	U608	U674	C739	G800	A865	C930
C58	U118	G177	G242	G305	U367	U428	C489	C549	A609	A675	C739	G801	A866	C931
A59	A119	C178	A243	A306	U368	U429	C490	G550	U610	U676	G741	A802	C867	C932
A60	U120	A179	U244	C307	G369	A430	G491	U551	C611	U677	G742	G803	C868	G933
G61	U121	U180	U245	C308	C370	A431	C492	U552	C612	U678	G743	U804	C869	C934
U62	U122	A181	U246	A309	A371	A432	A493	U553	C613	C680	C744	C805	U870	A935
C63	C123	A182	G247	A310	C372	A433	G494	A554	C614	A681	G745	C806	U871	C936
G64	C124	C183	U249	C312	A373	A435	A495	U555	C615	U682	G746	A807	A872	A937
					A374	C436	A496	C556	U616	G683	A747	C808	A873	A938



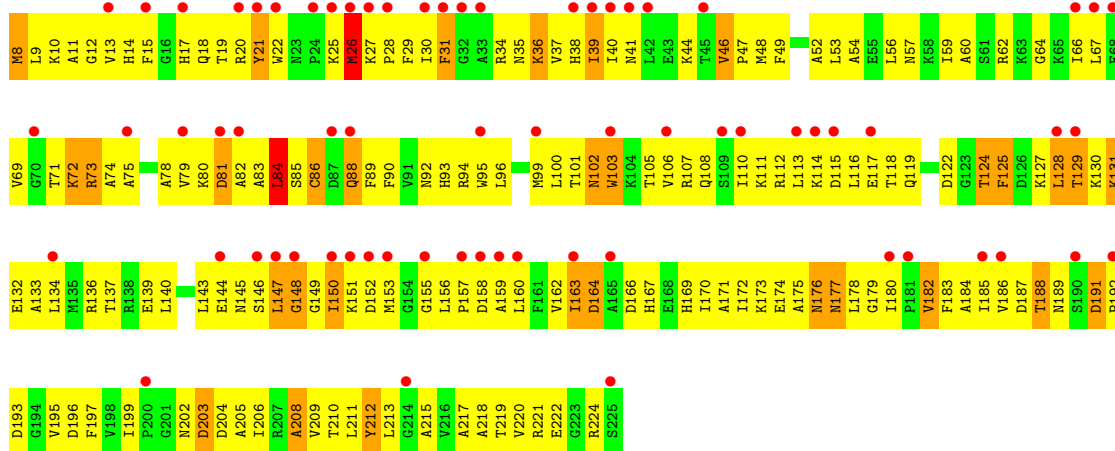
● Molecule 2: 30S ribosomal protein S2



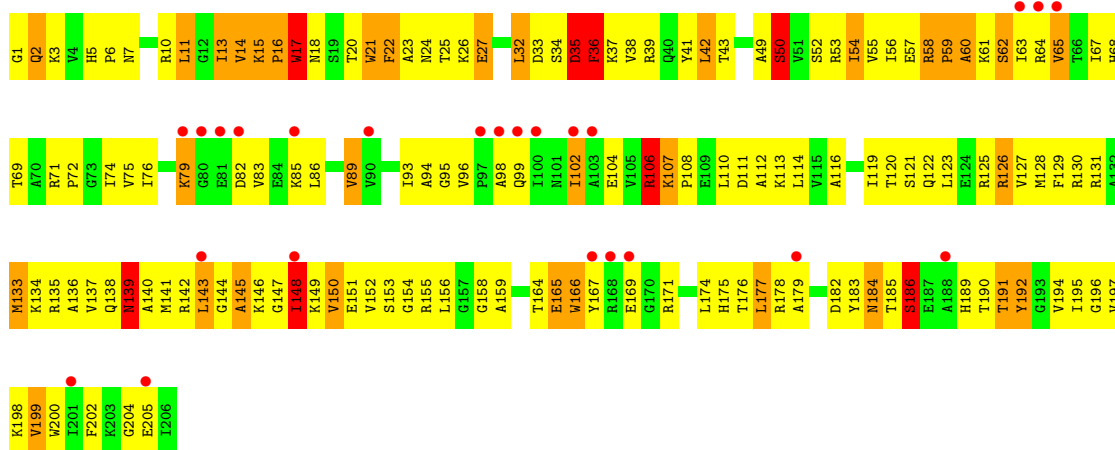




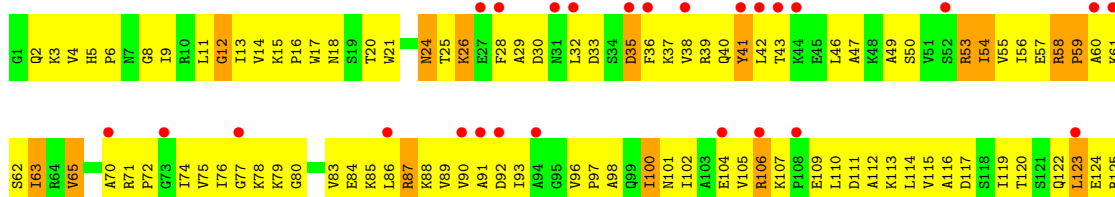
• Molecule 2: 30S ribosomal protein S2

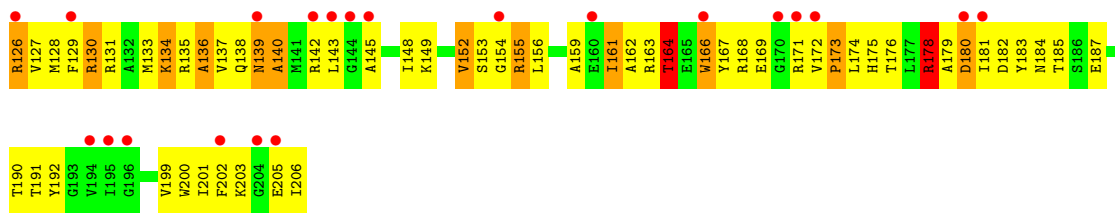


• Molecule 3: 30S ribosomal protein S3

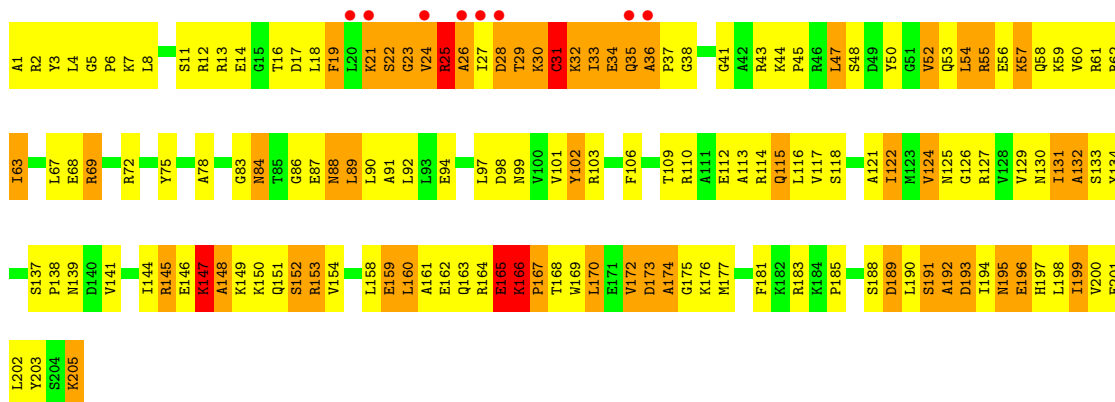


• Molecule 3: 30S ribosomal protein S3

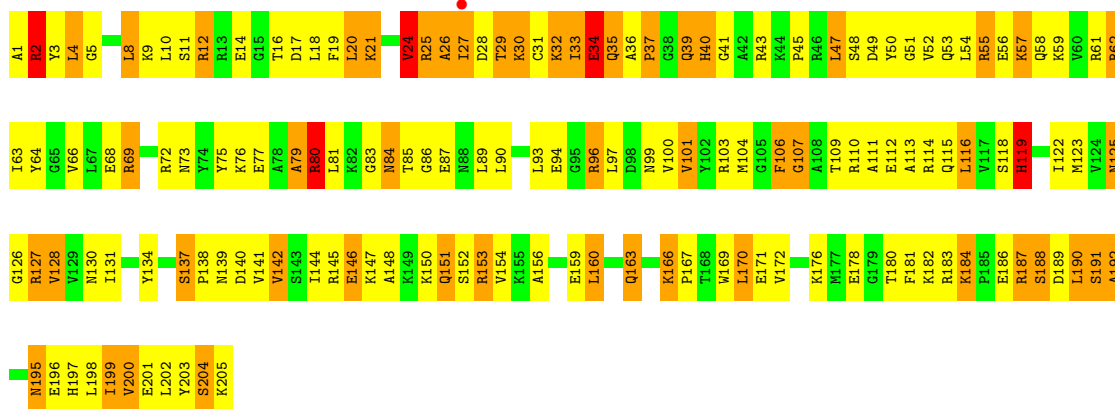
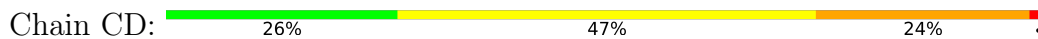




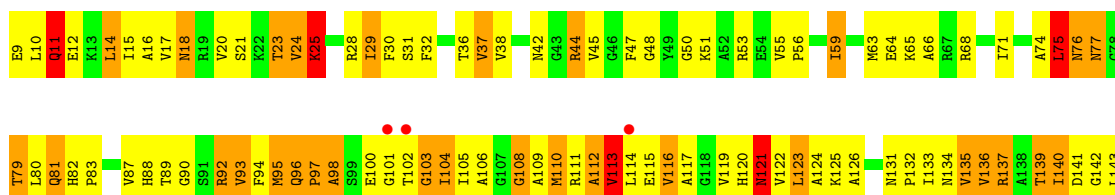
• Molecule 4: 30S ribosomal protein S4

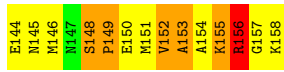


• Molecule 4: 30S ribosomal protein S4



• Molecule 5: 30S ribosomal protein S5

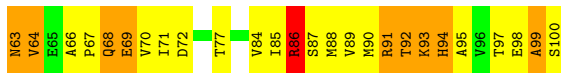




• Molecule 5: 30S ribosomal protein S5



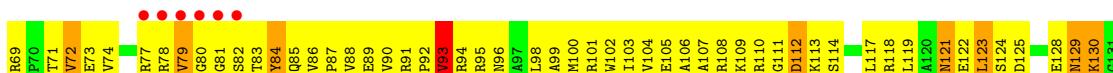

• Molecule 6: 30S ribosomal protein S6



• Molecule 6: 30S ribosomal protein S6

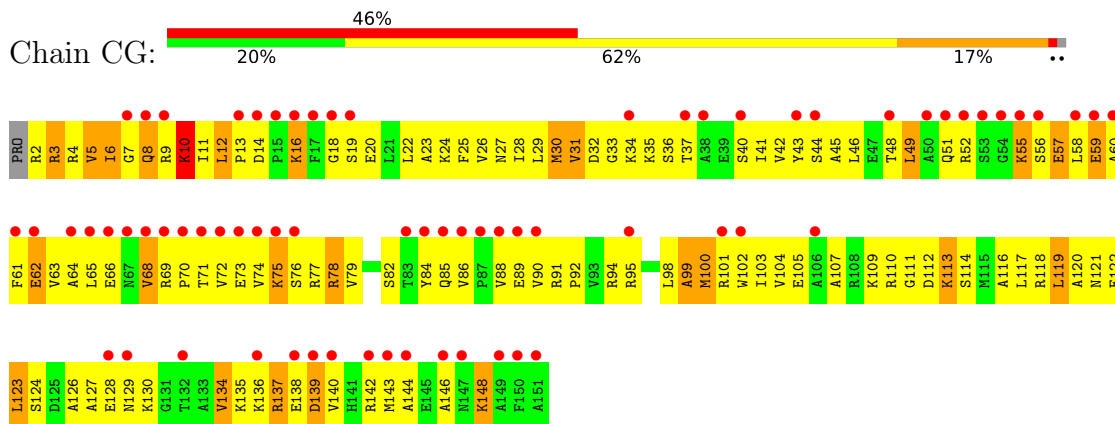


• Molecule 7: 30S ribosomal protein S7

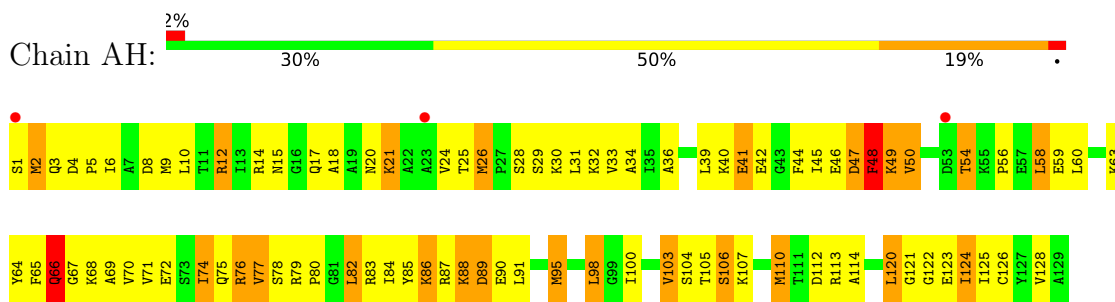




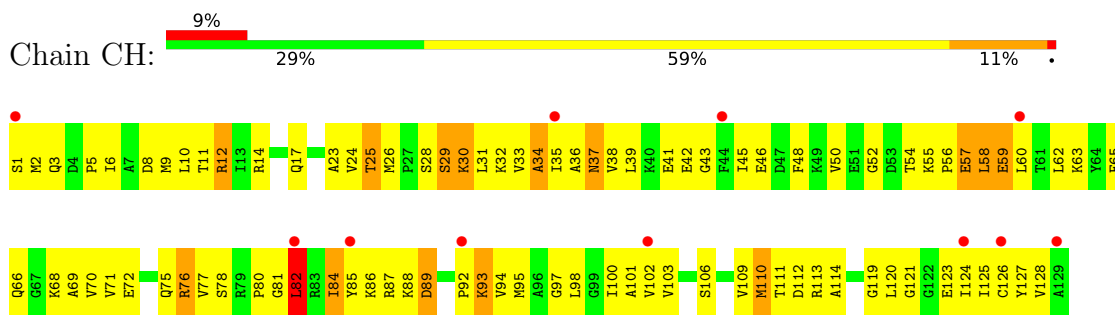
• Molecule 7: 30S ribosomal protein S7



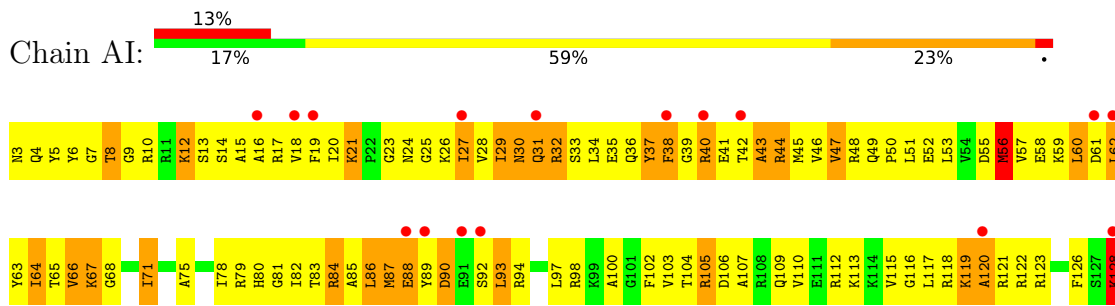
• Molecule 8: 30S ribosomal protein S8



• Molecule 8: 30S ribosomal protein S8

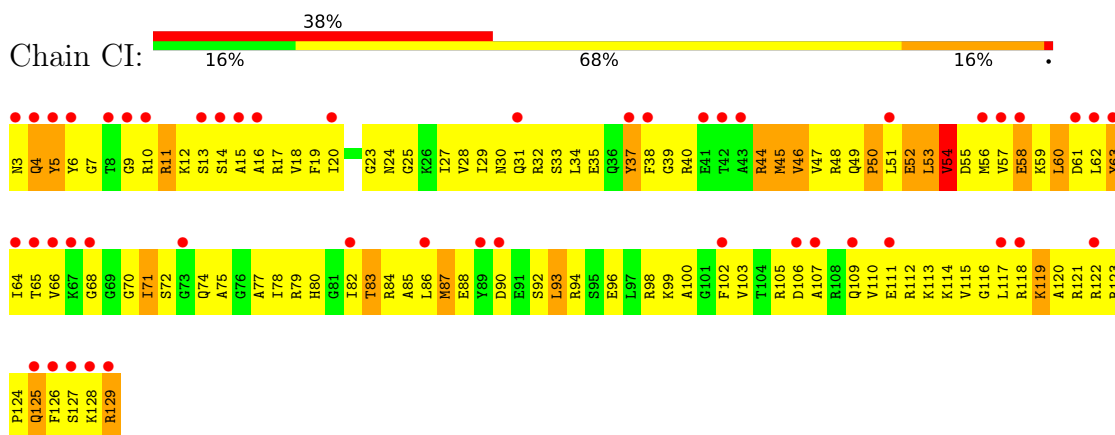


• Molecule 9: 30S ribosomal protein S9

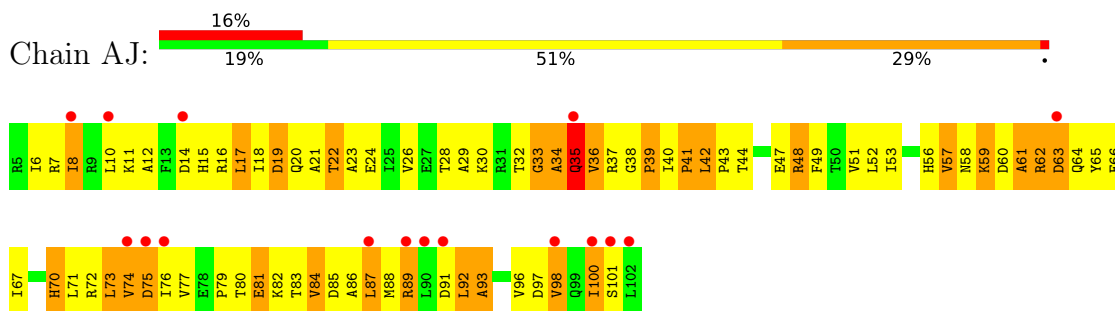


R129

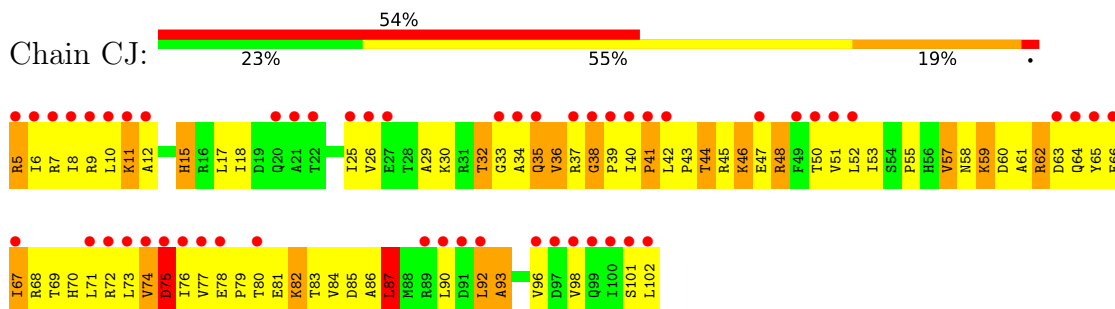
- Molecule 9: 30S ribosomal protein S9



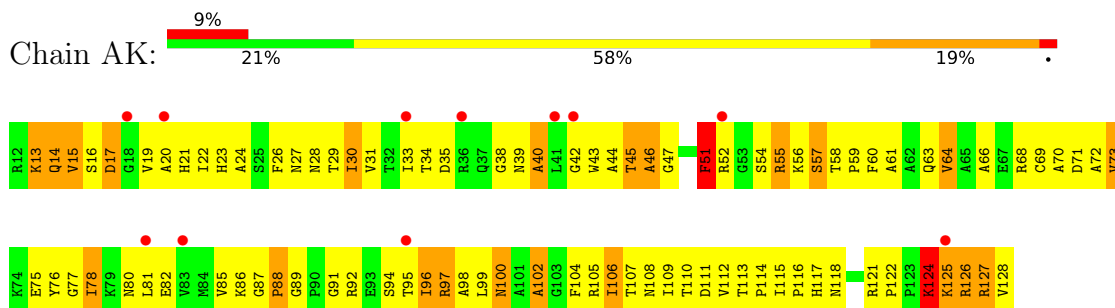
- Molecule 10: 30S ribosomal protein S10



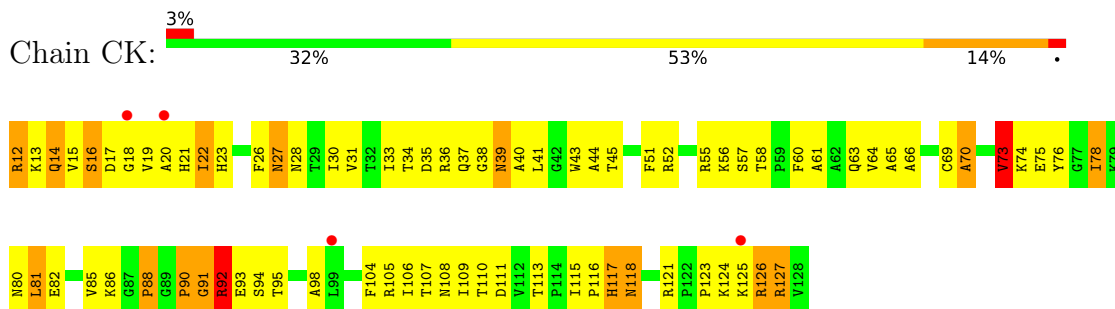
- Molecule 10: 30S ribosomal protein S10



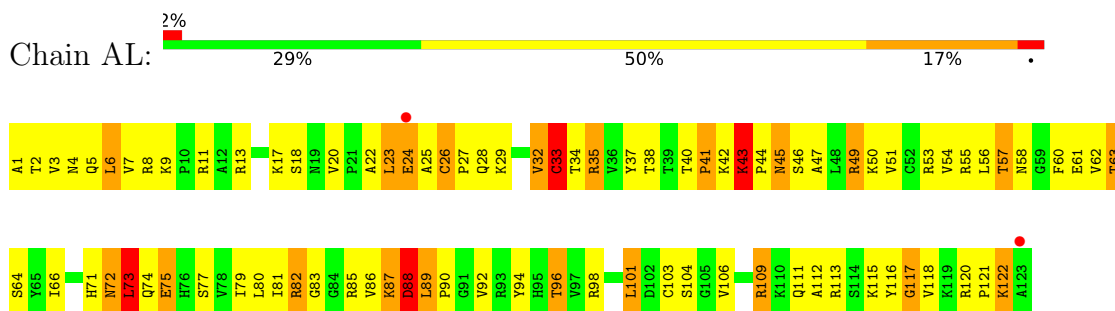
- Molecule 11: 30S ribosomal protein S11



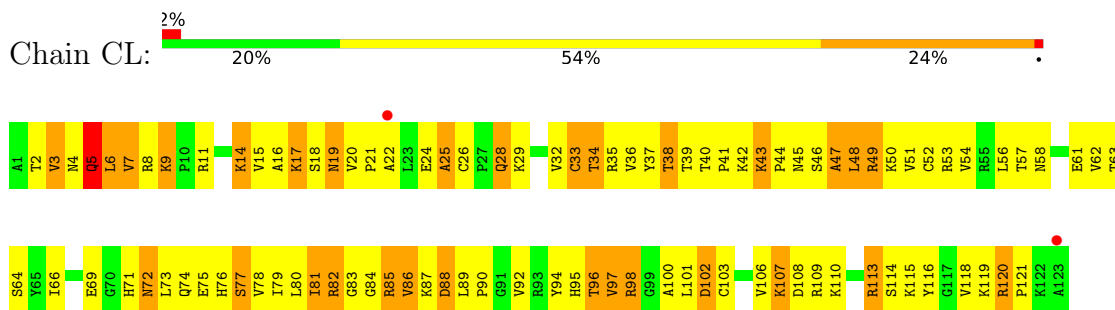
- Molecule 11: 30S ribosomal protein S11



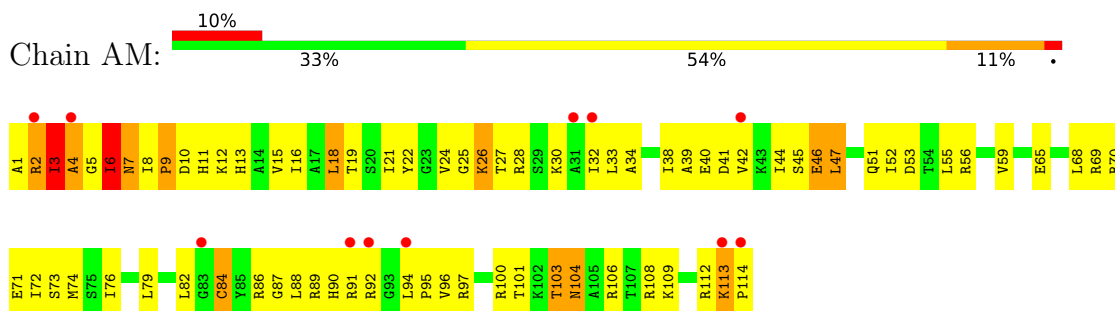
- Molecule 12: 30S ribosomal protein S12



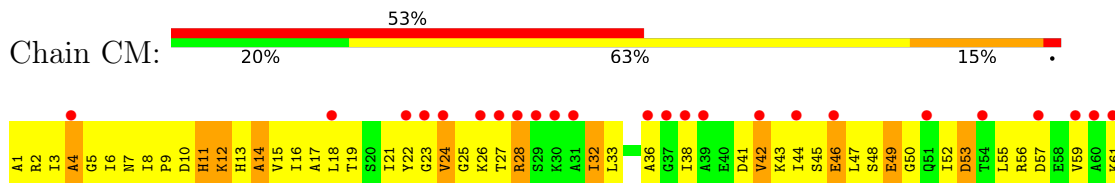
- Molecule 12: 30S ribosomal protein S12




- Molecule 13: 30S ribosomal protein S13


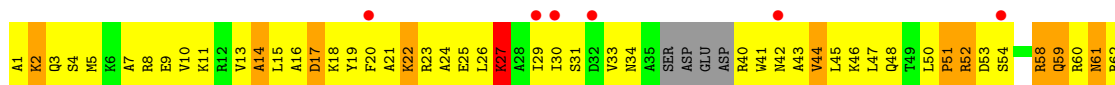


- Molecule 13: 30S ribosomal protein S13

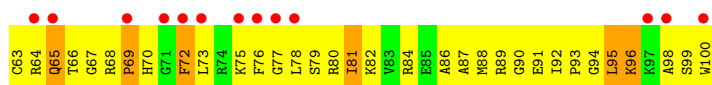
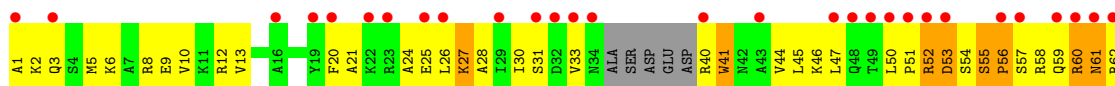
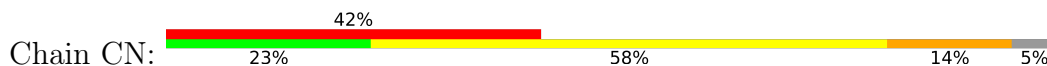




- Molecule 14: 30S ribosomal protein S14



- Molecule 14: 30S ribosomal protein S14



- Molecule 15: 30S ribosomal protein S15

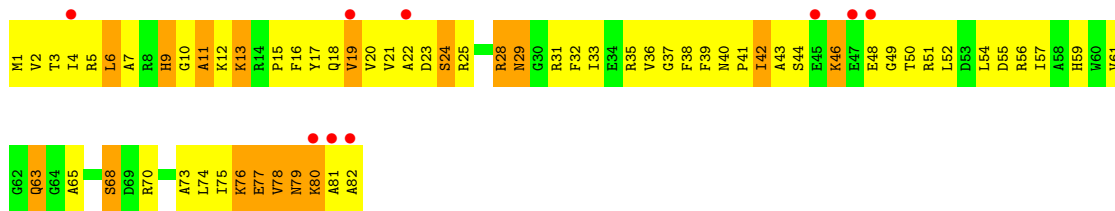


- Molecule 15: 30S ribosomal protein S15

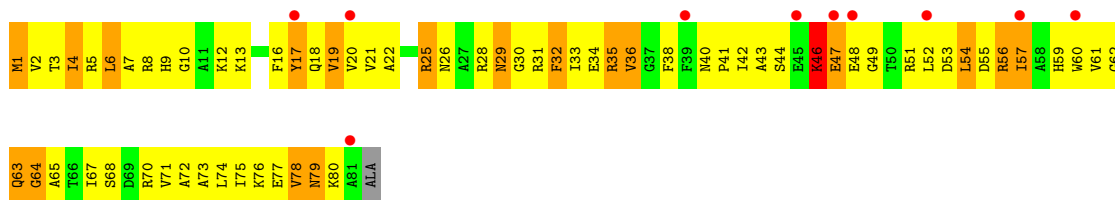


- Molecule 16: 30S ribosomal protein S16

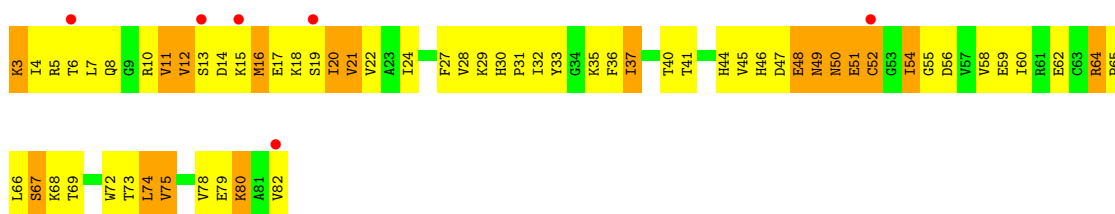




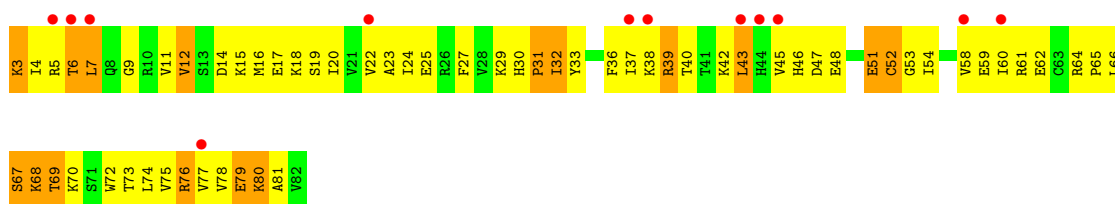
- Molecule 16: 30S ribosomal protein S16




- Molecule 17: 30S ribosomal protein S17



- Molecule 17: 30S ribosomal protein S17



- Molecule 18: 30S ribosomal protein S18



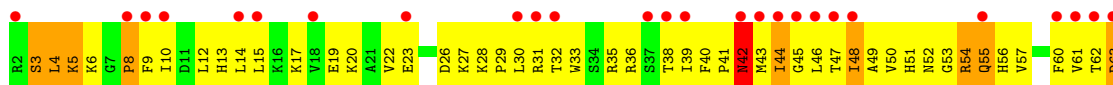
- Molecule 18: 30S ribosomal protein S18



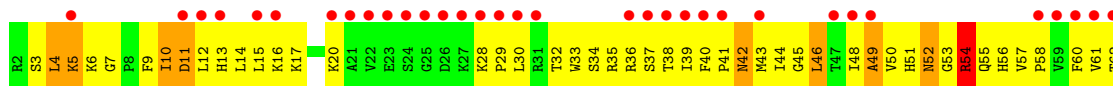




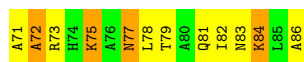
- Molecule 19: 30S ribosomal protein S19




- Molecule 19: 30S ribosomal protein S19



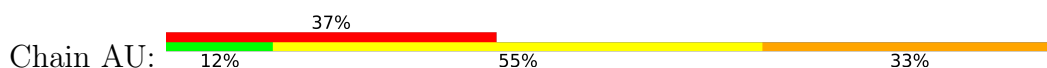
- Molecule 20: 30S ribosomal protein S20

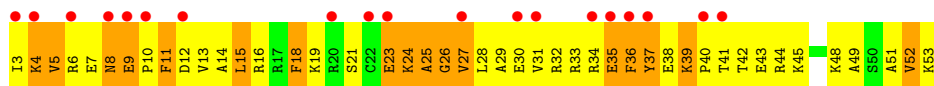


- Molecule 20: 30S ribosomal protein S20

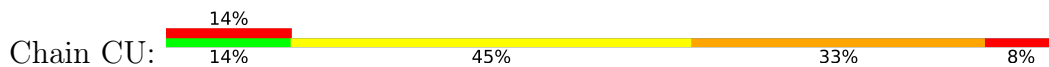


- Molecule 21: 30S ribosomal protein S21

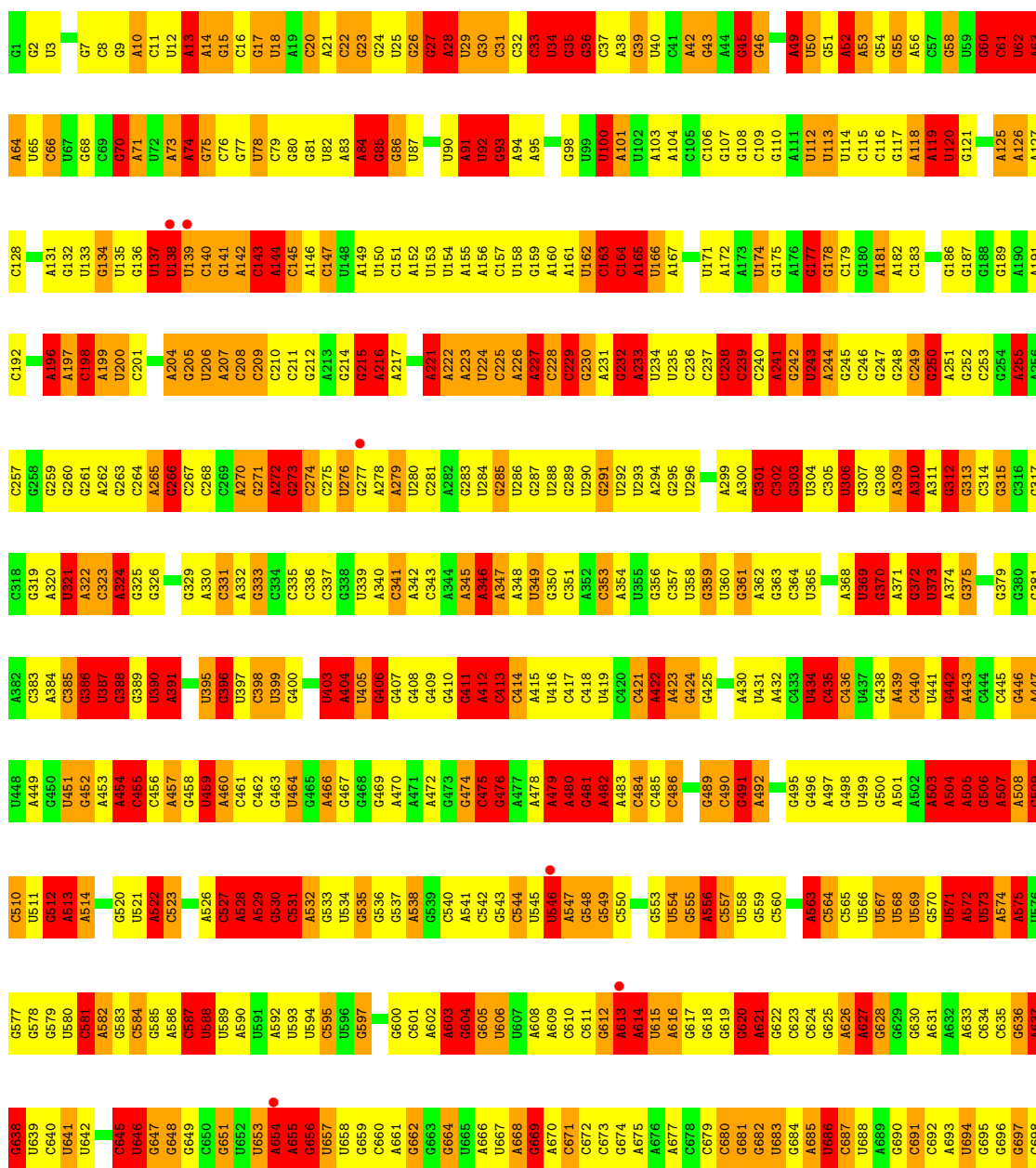
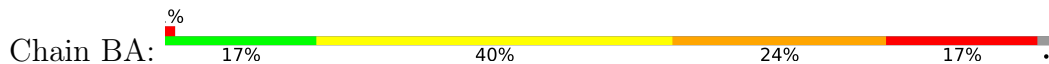




• Molecule 21: 30S ribosomal protein S21

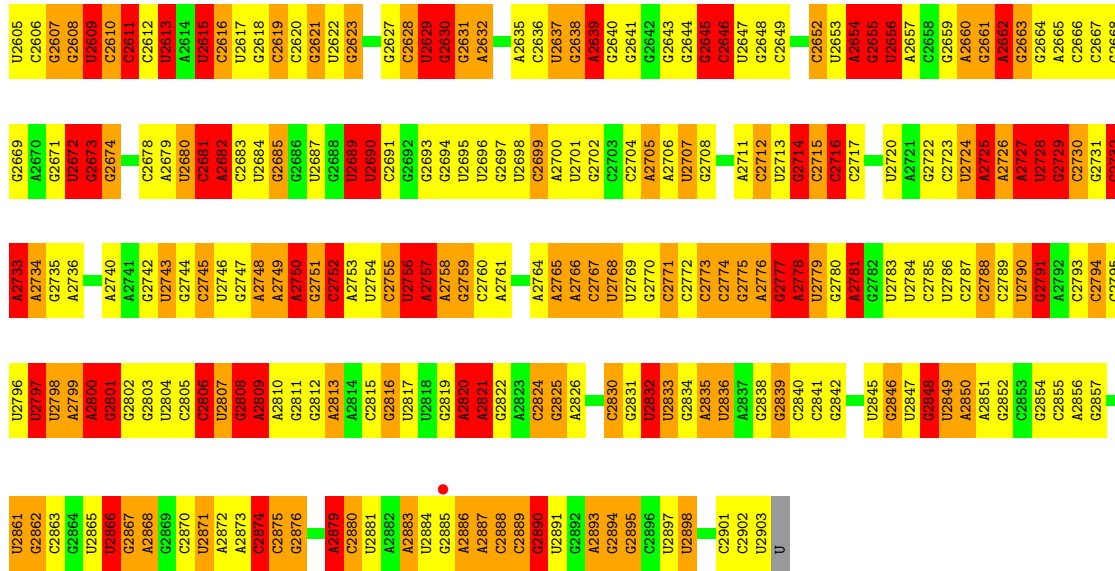


• Molecule 22: 23S rRNA

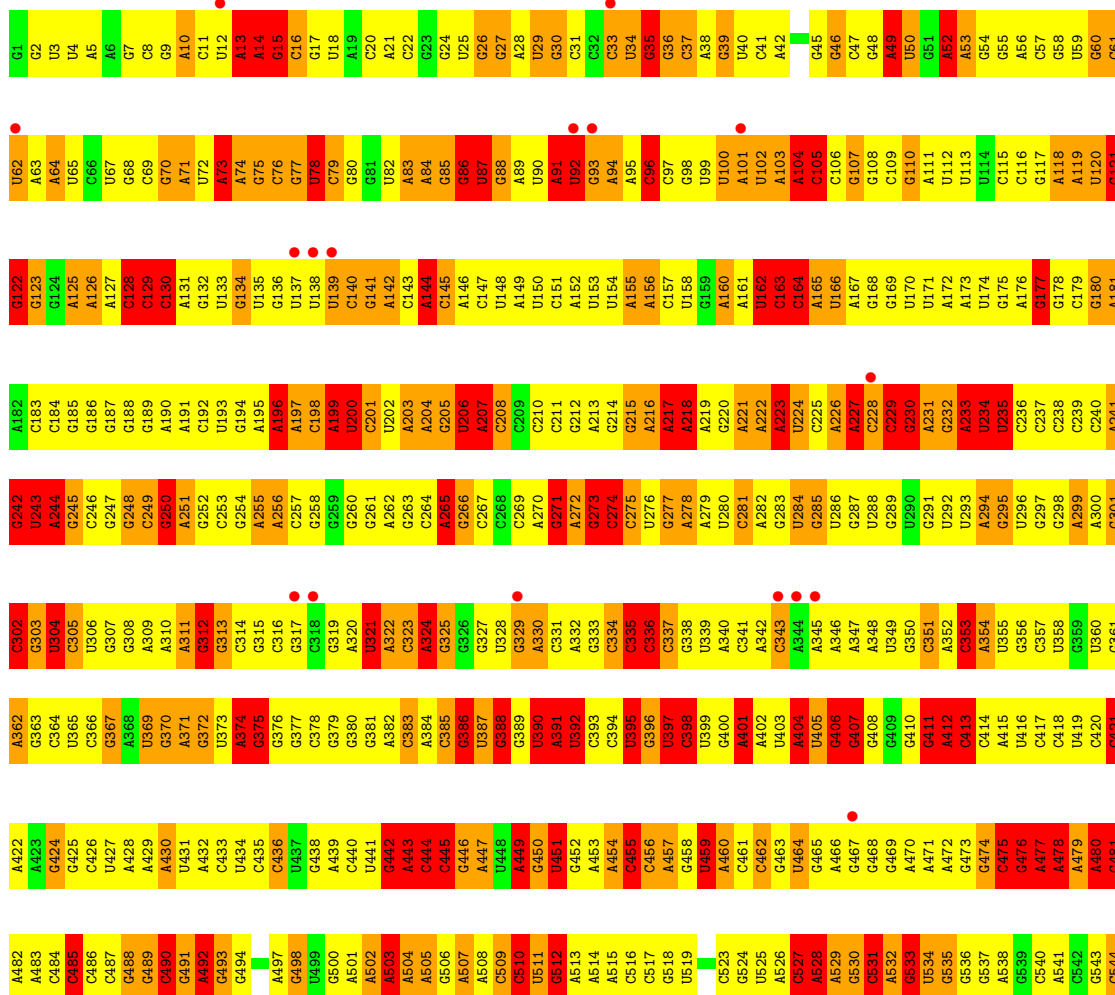




G2543	A2482	G2355	G2295	U2231	A	U	A1981	G1850	A1786	G1721	A1655
G2544	C2483	U2356	U2296	C2232	U	G	U1982	U1851	A1787	A1722	C1656
G2545	G2484	G2357	A2297	U2233	A	U	G1983	U1852	C1788	U1725	U1657
G2546	G2485	A2358	G2298	G2234	A	A	G1984	A1853	A1789	C1726	C1658
A2447	G2486	U2359	U2299	U2235	C	G	C1985	A1854	G1922	G1727	U1662
G2548	G2487	G2360	G2236	G2235	C	G	C1986	U1923	A1791	C1723	G1663
G2549	G2488	C3362	C2301	G2237	C	A	A1987	U1855	G1792	U1729	G1664
G2550	U2489	G2363	G2302	G2238	C	U	G1988	G1857	C1793	U1730	A1665
C2551	G2490	G2364	G2303	G2239	A	A	A1989	A1858	A1794	G1731	G1666
U2491	G2428	G2365	G2304	U2240	U180	G	G1990	U1859	C1795	G1732	G1667
G2552	U2492	A2366	U2305	U2241	U181	G	U1991	A1928	U1796	G1733	A1668
U2493	G2493	G2367	G2306	U2242	U182	G	G1992	G1929	G1797	G1734	A1669
U2494	U2431	C2368	G2307	U2243	A2183	G	U1993	U1798	U1798	G1735	C1670
G2495	A2432	A2369	G2308	G2244	A2184	G	C1994	U1864	A1785	A1735	U1671
C2496	A2433	G2370	A2309	G2245	U2185	A	U1995	U1865	C1800	U1736	U1672
G2497	G2434	G2371	G2310	A2247	U2186	G	C1996	G1867	A1801	G1737	A1673
U2498	A2435	U2372	A2311	U2248	U2187	G	C1997	C1868	A1802	G1738	G1674
G2499	G2436	G2373	G2312	G2250	U2188	G	A1998	G1869	A1803	A1739	G1675
U2500	G2437	C2374	G2313	G2251	U2189	U	C1999	A1870	C1806	G1740	A1676
C2501	U2438	G2375	A2314	C2280	G2190	C	C2000	A1871	A1807	U1741	U1683
G2502	A2439	U2376	G2315	G2281	A2191	U	C2001	A1872	A1808	U1742	G1687
A2503	C2440	G2380	G2316	U2282	U2192	U	G2002	A1873	A1809	G1743	U1688
U2504	U2441	A2381	A2317	U2283	G2193	U	G2003	C1874	A1810	A1744	A1679
G2505	C2442	G2382	A2318	U2284	U2194	G	C2006	A1875	A1811	A1745	U1680
U2506	C2443	G2383	G2319	U2285	U2195	G	U2007	A1876	A1812	A1746	G1681
C2507	G2444	U2384	U2320	C2286	U2196	C	C2008	A1877	A1813	U1747	G1682
G2508	U2445	C2385	G2321	C2287	U2197	U	U2011	A1878	C1814	A1748	U1683
U2509	G2446	A2386	G2322	U2288	A2198	U	U2012	A1879	A1815	A1749	U1684
G2510	A2447	U2387	A2323	U2289	U2199	U	G2013	A1880	A1816	U1753	U1685
A2511	U2448	G2388	G2324	C2290	U2200	G	A2014	U1881	A1817	G1753	U1686
C2512	A2449	U2389	U2325	U2291	G2201	G	A2015	A1882	A1818	A1754	A1689
U2513	A2450	G2390	G2326	U2292	G2202	G	U2016	U1883	A1819	A1755	A1690
A2514	A2451	U2391	A2327	A2293	U2203	U	U2017	A1884	U1820	G1756	U1691
C2515	G2452	G2392	U2328	A2294	G2204	U	A2018	U1885	A1821	A1757	U1692
U2516	U2453	U2393	U2329	U2295	G2205	U	G2019	U1886	G1822	A1758	U1693
A2517	C2454	G2394	A2330	A2296	A2206	G	A2020	A1887	A1823	A1759	C1694
U2518	G2455	C2395	G2331	G2271	C2207	G	A2021	A1888	U1824	A1760	G1695
U2519	U2456	G2396	C2332	U2272	C2208	U	C2021	A1889	U1825	G1761	G1696
C2520	A2457	G2397	A2333	A2273	G2209	U	U2022	C1894	G1826	A1762	G1697
U2521	U2458	U2398	U2334	A2274	U2210	U	C2023	C1897	U1827	A1763	A1698
G2522	A2461	G2399	A2335	C2275	A2211	U	G2024	U1897	A1828	G1764	G1699
U2523	C2462	G2400	A2336	G2276	A2212	U	C2025	U1898	A1829	C1764	A1700
G2524	G2463	U2401	G2337	G2277	U2213	U	U2026	A1899	C1832	G1765	A1701
G2525	G2464	U2402	C2338	A2278	G2214	U	G2027	A1900	A1833	G1766	G1702
G2526	C2465	C2403	C2339	G2279	C2215	U	U2028	A1901	U1834	C1767	G1703
U2527	C2466	U2404	A2340	G2280	G2216	U	G2029	A1902	G1835	U1769	C1706
G2528	G2467	A2405	G2341	A2281	G2217	A	A2030	C1905	C1836	A1773	C1707
G2529	A2468	A2406	C2342	G2282	G2218	G	G2032	G1906	A1837	C1774	C1708
A2530	A2469	A2407	U2343	C2283	U2219	C	A2033	G1907	G1838	U1775	U1711
U2531	G2470	U2408	U2344	A2284	U2220	C	U2034	C1908	A1840	G1776	U1712
G2532	A2471	G2409	G2345	C2285	G2221	G	U2035	C1909	U1841	U1777	U1713
U2533	G2472	G2410	A2346	G2286	G2222	A	C2036	G1910	G1842	U1778	U1714
G2534	U2473	C2411	G2347	A2287	G2223	C	A2037	U1911	C1843	U1779	G1715
G2535	A2474	G2412	U2348	A2288	G2224	C	G2038	G1912	A1844	A1780	U1716
U2536	U2475	G2413	G2349	G2289	A2225	C	U2039	A1913	C1845	U1781	U1717
G2537	A2476	G2414	C2350	G2290	C2226	U	U2040	G1914	G1846	U1782	G1718
C2538	G2477	G2415	G2351	U2291	A2227	U	G2041	U1915	A1847	A1783	A1719
U2539	A2478	C2416	A2352	U2292	G2228	G	C2042	A1916	A1848	A1784	G1720
G2540	U2479	C2417	G2353	U2293	U2229	A	U2043	A1917	A1849	A1785	U1720
A2541	C2480	G2418	C2354	G2294	G2230	A	C2044	U1917	G1849	U1785	U1720

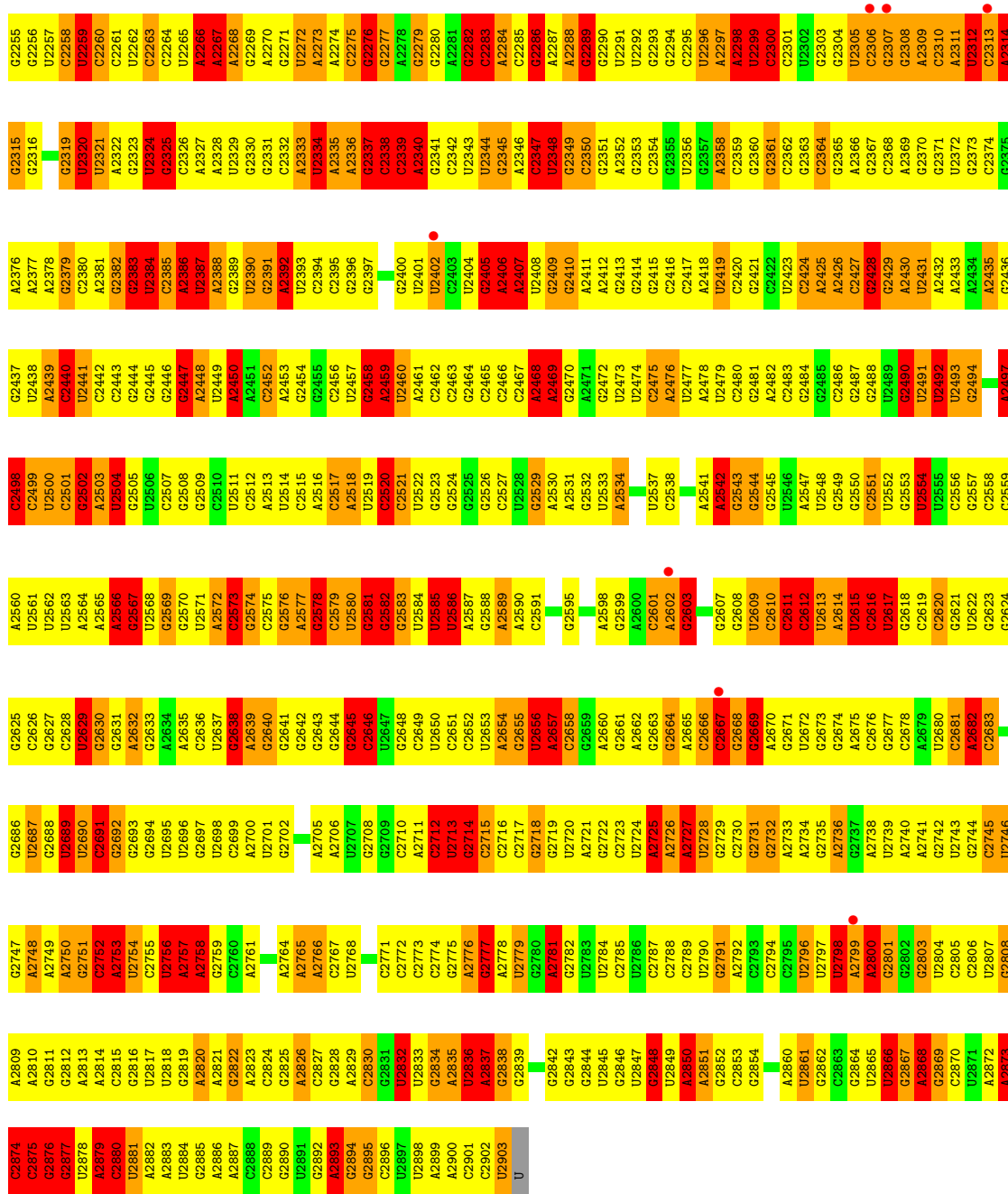


• Molecule 22: 23S rRNA

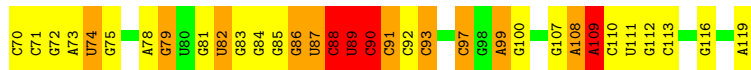




U2195	A2135	U2075	A2015	A1953	A1889	U1827	G1767	G1707	G1587	A1525	G1464	U1402
C2196	G2136	U2076	U2016	G1954	A1890	G1828	C1768	C1708	G1588	C1526	G1465	A1403
U2197	U2137	A2077	U2017	U1955	A1891	A1829	U1769	U1709	U1589	C1527	U1466	U1404
A2198	G2138	C2078	G2018	U1956	C1893	A1830	G1770	G1710	A1590	A1528	U1467	U1405
U2199	U2139	A2079	A2019	C1957	G1894	G1831	C1771	A1711	A1591	G1529	U1468	G1408
C2200	G2140	U2080	A2020	U1958	C1895	A1832	A1772	U1712	A1652	G1530	A1469	G1409
G2201	U2141	U2081	C2021	G1959	G1896	C1833	A1773	A1713	G1853	C1531	A1470	G1410
U2202	A2142	A2082	U2022	A1960	A1899	G1835	C1774	U1714	A1684	U1594	U1471	U1411
G2203	G2143	C2083	C2023	C1961	A1900	A1836	U1775	G1715	A1655	C1532	U1412	U1412
A2204	U2144	U2084	G2024	U1902	A1901	C1837	U1776	U1716	U1656	U1595	G1473	A1413
G2205	C2145	C2085	C2025	U1903	A1902	A1838	U1777	A1717	A1596	U1596	A1414	A1414
C2206	U2146	U2086	U2026	G1964	C1902	G1839	U1778	G1718	U1597	A1595	A1415	A1414
G2207	A2147	G2087	G2027	U1905	G1903	A1840	U1779	A1719	G1659	U1599	U1475	U1415
U2208	G2148	A2088	U2028	A1966	G1904	G1840	A1780	U1720	G1660	C1538	C1417	C1417
G2209	U2149	C2089	G2029	C1967	C1905	U1841	U1781	U1720	G1661	U1599	G1478	G1418
U2210	C2150	A2090	A2030	G1968	C1906	G1842	U1782	A1722	U1602	A1540	U1479	A1419
A2211	U2151	C2091	A2031	A1969	G1907	C1843	A1783	G1723	A1603	C1541	C1480	A1420
G2212	G2152	U2092	G2032	A1970	A1910	A1844	A1784	G1724	A1604	U1542	U1481	G1421
U2213	C2153	G2093	A2033	U1971	G1911	G1845	A1785	U1725	A1605	G1543	G1422	G1422
A2214	A2154	U2094	U2034	G1972	U1911	G1846	A1786	C1726	G1666	A1544	G1423	G1423
C2215	U2155	G2095	G2035	G1973	A1912	A1847	A1787	C1727	C1607	U1545	G1424	G1424
G2216	G2156	C2096	A2036	C1974	A1913	A1848	C1788	U1728	A1608	A1546	U1485	U1485
C2217	U2157	A2097	A2037	G1975	C1914	G1849	A1789	U1729	A1609	U1486	G1426	G1426
A2218	A2158	U2098	G2038	U1976	U1915	G1850	C1790	C1730	A1610	A1549	A1428	A1427
U2219	C2159	U2099	U2039	A1977	A1916	A1851	U1791	G1731	A1611	A1550	G1429	G1429
G2220	U2160	G2100	G2040	A1978	U1917	A1852	G1792	C1732	C1612	A1551	G1430	G1430
C2221	A2161	A2101	U2041	U1979	A1918	U1855	C1793	G1733	G1613	A1552	G1431	G1431
G2222	C2162	G2102	A2042	G1980	A1919	A1856	A1794	G1734	A1614	A1553	G1432	A1431
A2223	U2163	C2103	C2043	A1981	C1920	G1857	A1795	U1735	C1615	U1554	G1433	G1432
G2224	C2164	C2104	C2044	U1982	A1921	A1858	U1796	A1736	A1616	A1494	A1433	A1433
C2225	U2165	U2105	C2045	G1983	G1922	U1859	G1797	A1737	A1617	A1495	A1434	A1434
A2226	U2166	U2106	G2046	U1984	C1924	G1860	U1798	G1738	A1618	C1557	G1435	G1435
U2227	G2167	G2107	C2047	C1985	C1925	G1861	U1799	A1739	G1619	C1558	G1436	G1436
G2228	A2168	G2108	G2048	U1986	U1926	A1862	C1800	G1740	A1559	C1498	U1437	U1437
U2229	C2169	U2109	A2049	A1987	A1927	G1863	A1801	C1741	G1560	U1499	A1438	A1438
G2230	G2170	G2110	C2050	G1988	U1928	U1864	A1802	U1742	C1561	G1500	A1439	A1439
U2231	A2171	U2111	A2051	U1989	G1929	A1865	A1803	G1743	G1623	U1501	U1440	U1440
C2232	U2172	U2112	A2052	C1990	G1930	A1866	C1804	A1744	U1624	A1502	G1441	G1441
U2233	A2173	U2113	G2053	U1991	U1931	G1867	A1805	A1745	C1625	A1503	U1442	U1442
G2234	C2174	C2114	A2054	G1992	A1932	C1868	C1806	A1746	A1626	A1504	U1443	U1443
C2235	U2175	C2115	C2055	U1993	G1933	A1869	G1807	U1747	G1566	A1505	G1444	G1444
U2236	A2176	C2116	G2056	C1994	C1934	G1870	A1808	C1748	A1567	U1506	G1445	G1445
G2237	C2177	C2117	A2057	U1995	G1935	A1871	A1809	A1749	G1568	C1507	C1446	C1446
C2238	U2178	U2118	A2058	C1996	A1936	A1872	A1810	G1750	A1569	A1508	U1447	U1447
G2239	A2179	U2119	A2059	C1997	U1937	G1873	G1811	U1751	G1631	A1509	G1448	G1448
U2240	U2180	U2120	A2060	A1998	A1938	C1874	U1812	C1752	A1571	A1571	G1449	G1449
A2241	U2181	G2121	G2061	C1999	G1939	G1875	G1813	G1753	G1633	G1511	G1450	G1450
G2242	C2182	U2122	A2062	C2000	U1940	A1876	G1814	A1754	A1634	U1512	C1451	C1451
U2243	A2183	U2123	C2063	C2001	G1941	A1877	A1815	A1755	G1635	C1574	G1452	G1452
G2244	U2184	C2124	C2064	G2002	C1942	G1878	C1816	G1756	U1636	U1575	A1453	A1453
U2245	A2185	U2125	C2065	U1943	U1943	G1879	G1817	A1757	G1637	U1576	C1454	C1454
G2246	G2186	A2126	C2066	A1944	U1944	U1880	U1818	A1758	A1638	C1577	G1455	G1455
U2247	U2187	G2127	G2067	C2007	G1945	C1881	A1819	U1759	G1639	U1578	G1456	G1456
C2248	U2188	U2128	U2068	C2008	U1946	U1882	U1820	C1760	A1640	C1518	U1457	U1457
U2249	U2189	C2129	G2069	A2009	G1947	U1883	A1821	G1761	A1641	G1519	U1458	U1458
G2250	A2190	U2130	A2070	G1948	G1948	A1884	C1822	A1762	G1642	U1520	U1459	U1459
C2251	U2191	U2131	A2071	G1949	G1949	A1885	G1823	G1763	G1643	A1583	U1460	U1460
G2252	G2192	C2132	C2072	G2012	U1950	U1886	G1824	U1764	C1704	U1584	C1461	C1461
C2253	U2193	A2133	A2073	A2013	U1951	C1887	G1825	U1765	A1705	A1585	C1462	C1462
G2254	U2194	A2134	U2074	A2014	A1952	G1888	G1826	G1766	C1706	A1586	C1463	C1463

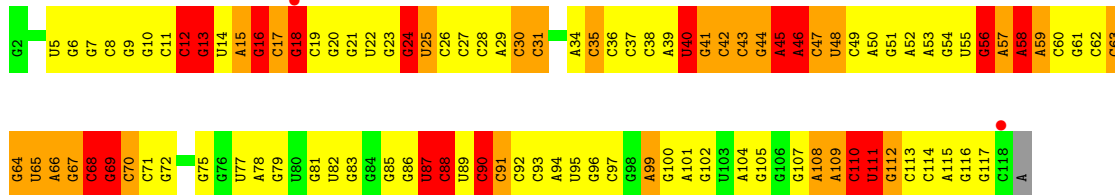
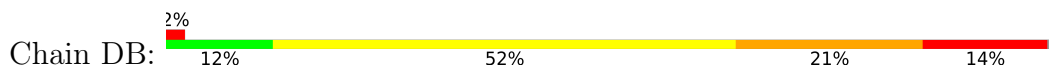


• Molecule 23: 5S rRNA

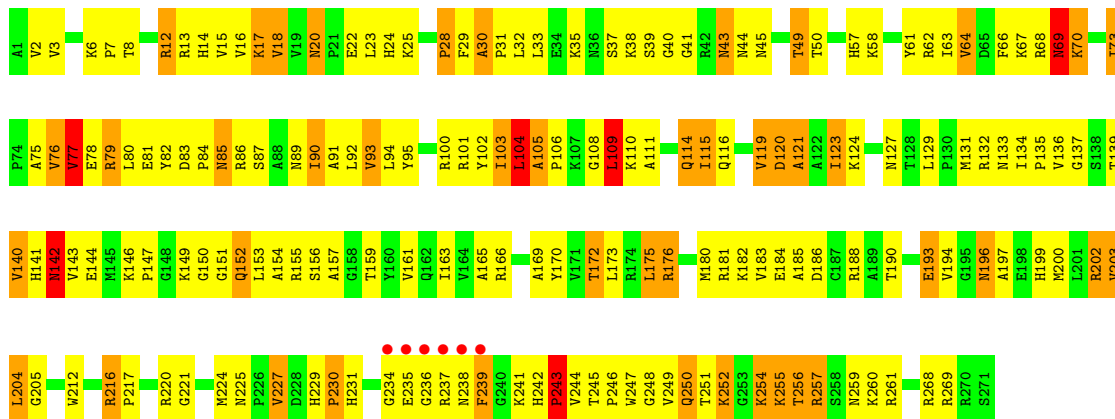


• Molecule 23: 5S rRNA

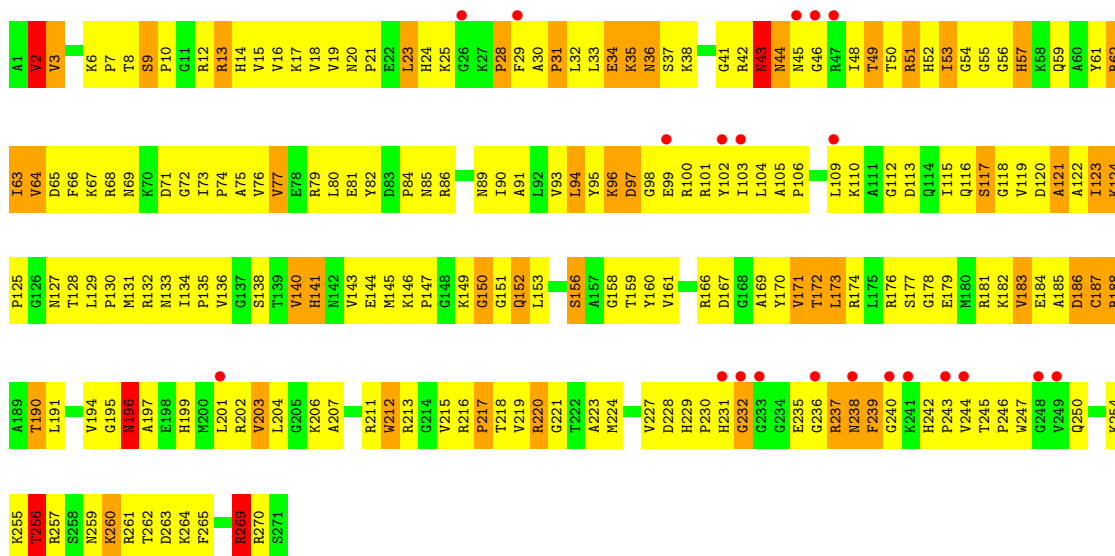




• Molecule 24: 50S ribosomal protein L2

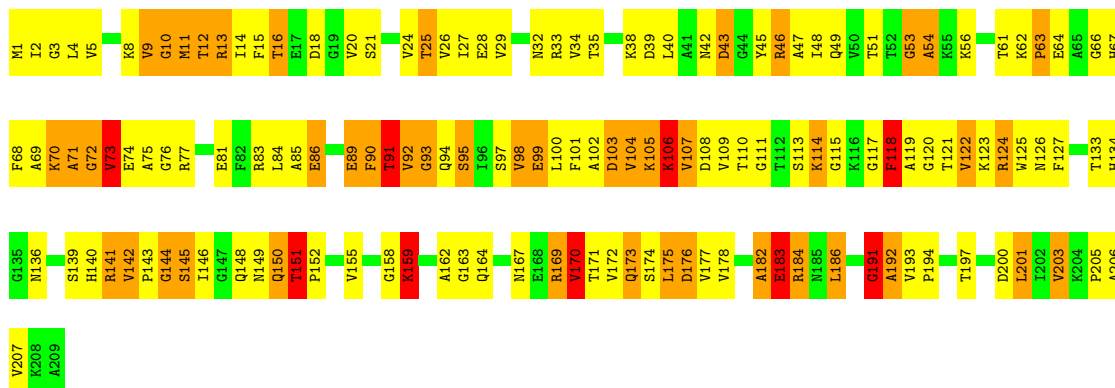


• Molecule 24: 50S ribosomal protein L2

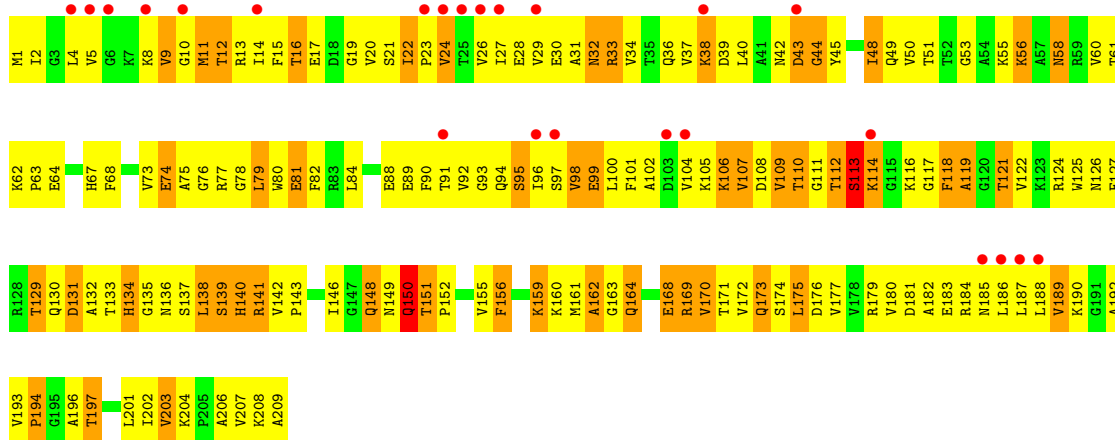


• Molecule 25: 50S ribosomal protein L3

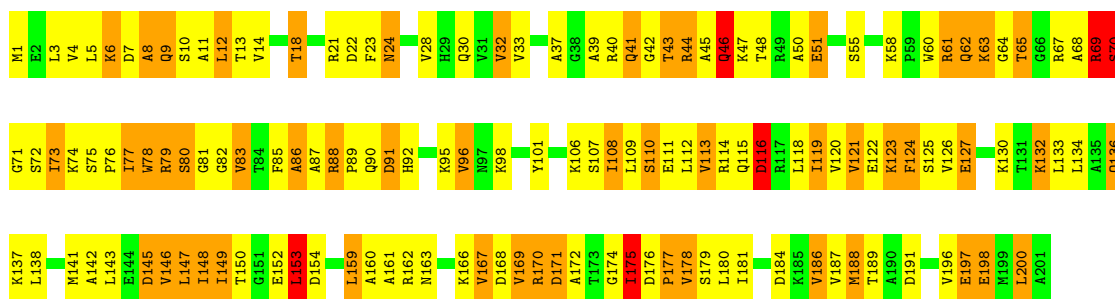




• Molecule 25: 50S ribosomal protein L3

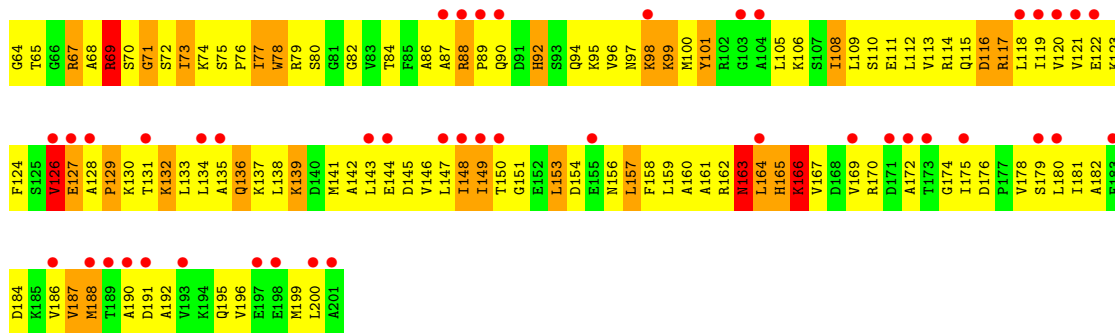


• Molecule 26: 50S ribosomal protein L4

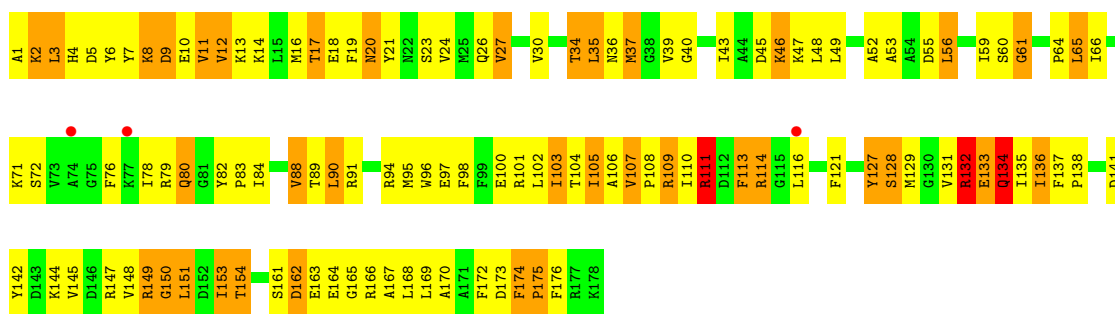


• Molecule 26: 50S ribosomal protein L4

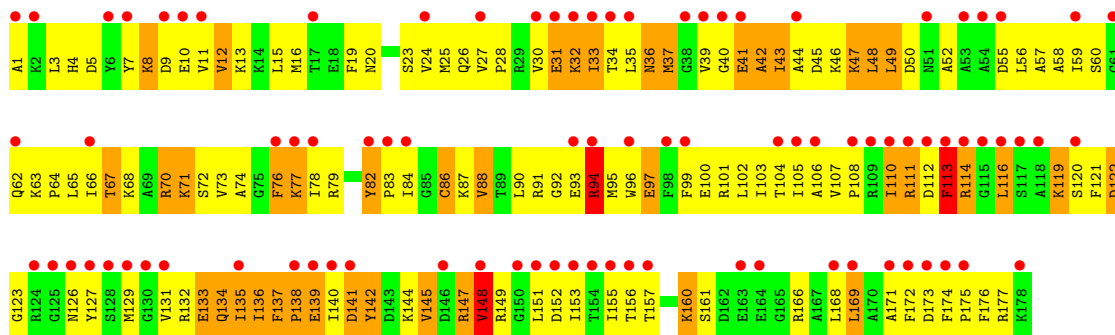




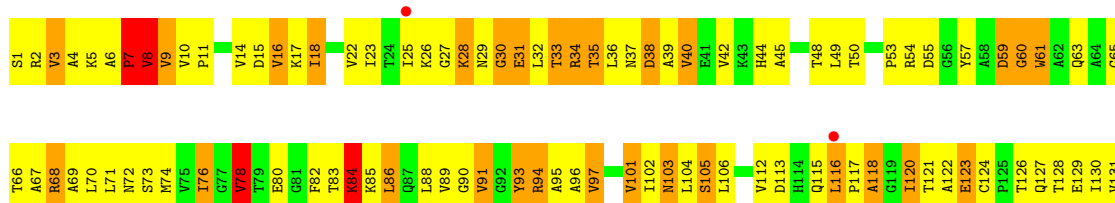
● Molecule 27: 50S ribosomal protein L5




● Molecule 27: 50S ribosomal protein L5

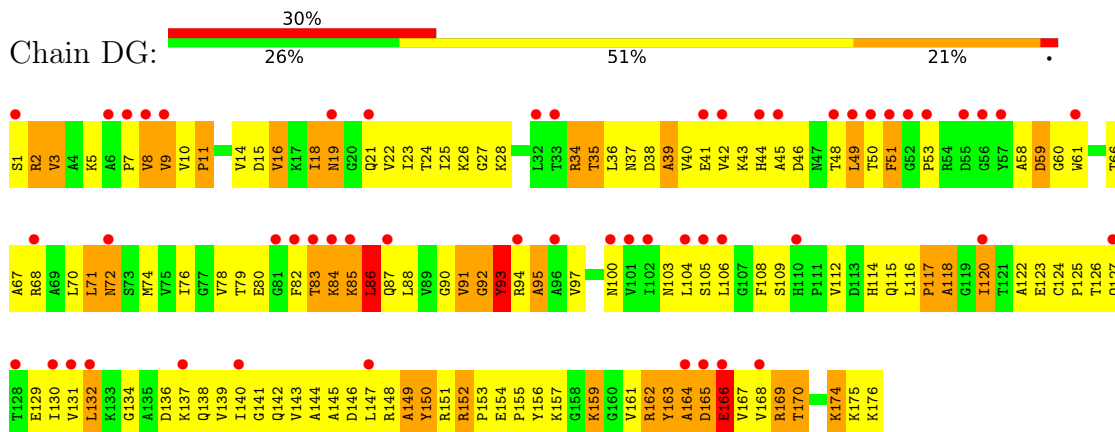


● Molecule 28: 50S ribosomal protein L6

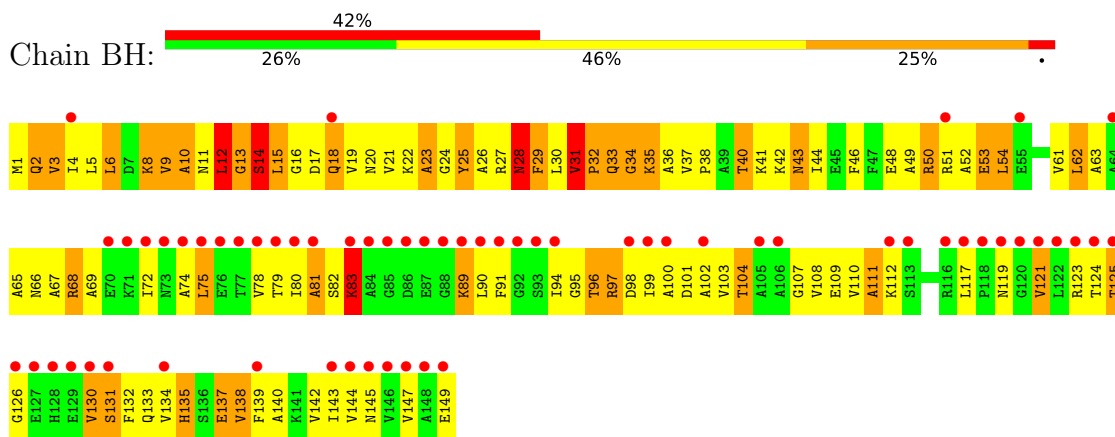




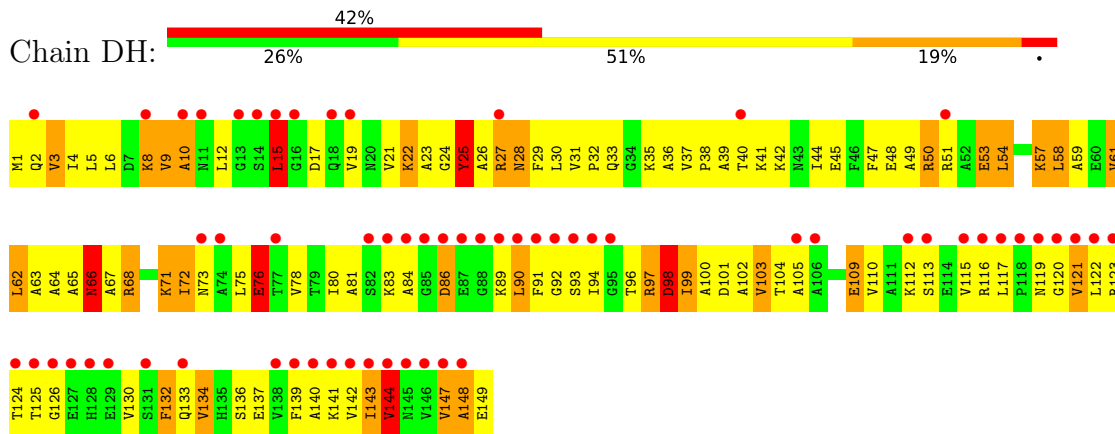
- Molecule 28: 50S ribosomal protein L6



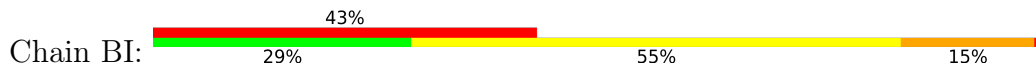
- Molecule 29: 50S ribosomal protein L9

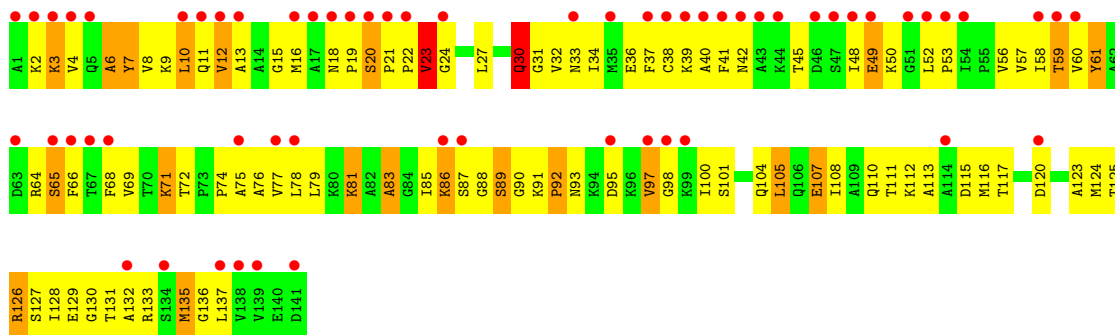


- Molecule 29: 50S ribosomal protein L9

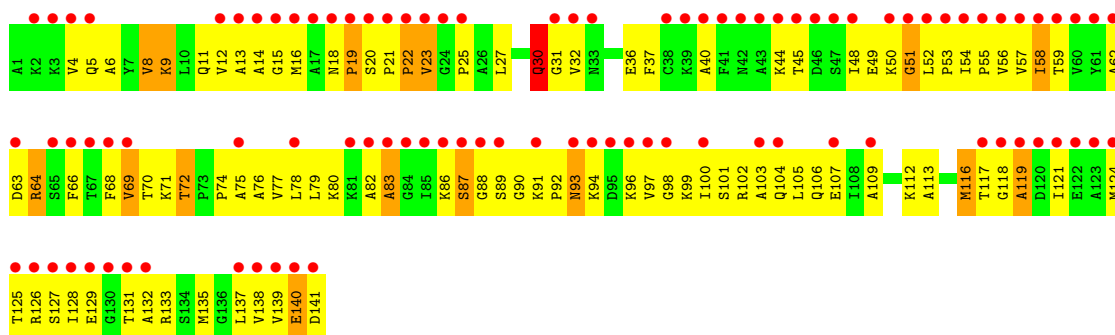


- Molecule 30: 50S ribosomal protein L11

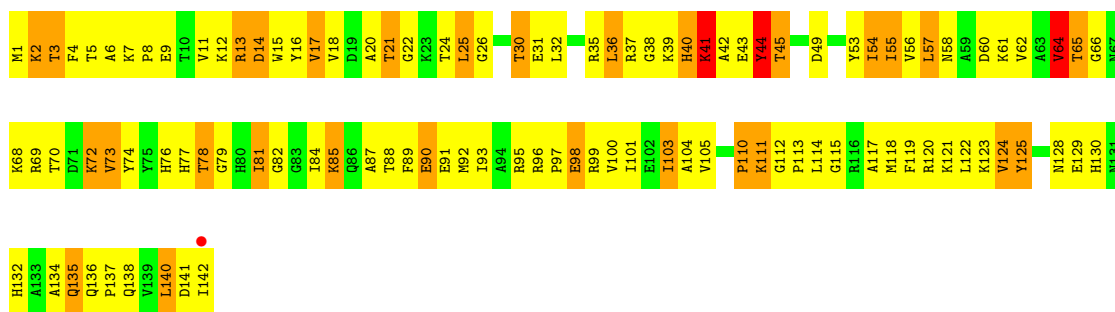





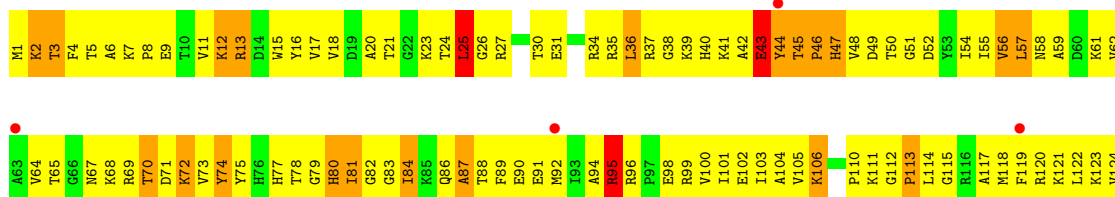
• Molecule 30: 50S ribosomal protein L11



• Molecule 31: 50S ribosomal protein L13



• Molecule 31: 50S ribosomal protein L13



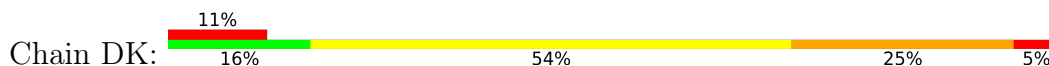




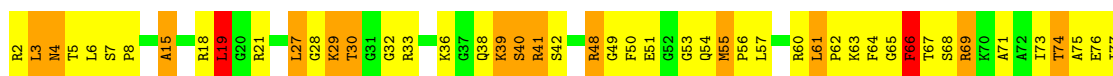
• Molecule 32: 50S ribosomal protein L14



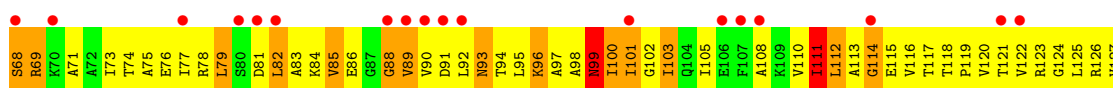
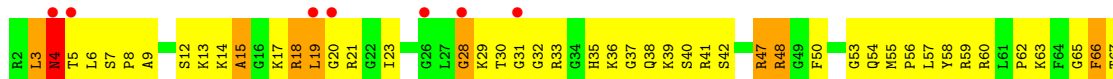
• Molecule 32: 50S ribosomal protein L14



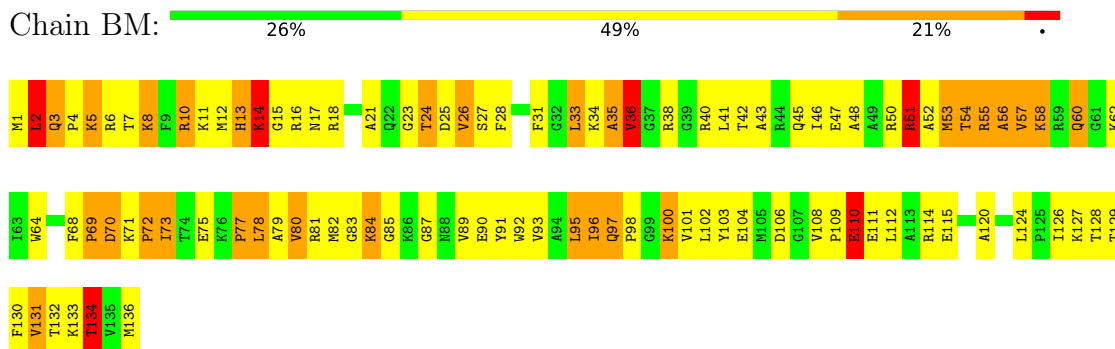
• Molecule 33: 50S ribosomal protein L15



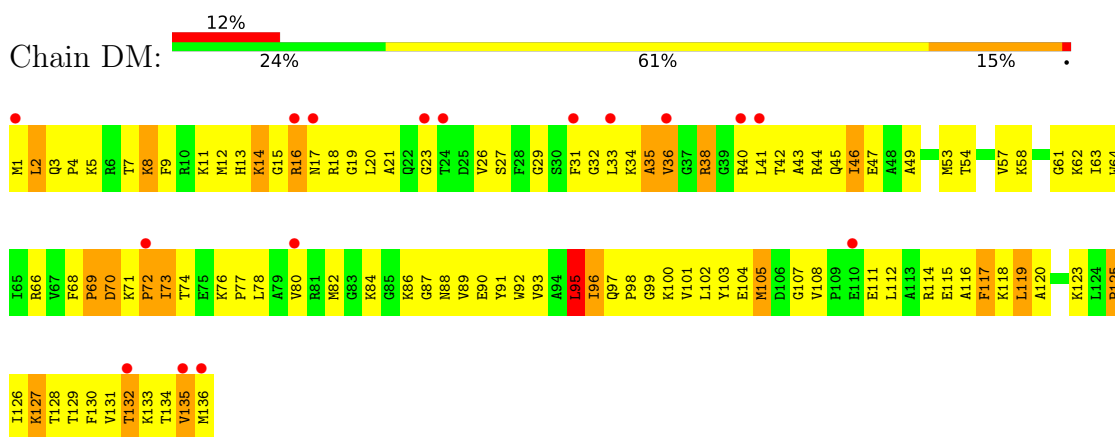
• Molecule 33: 50S ribosomal protein L15



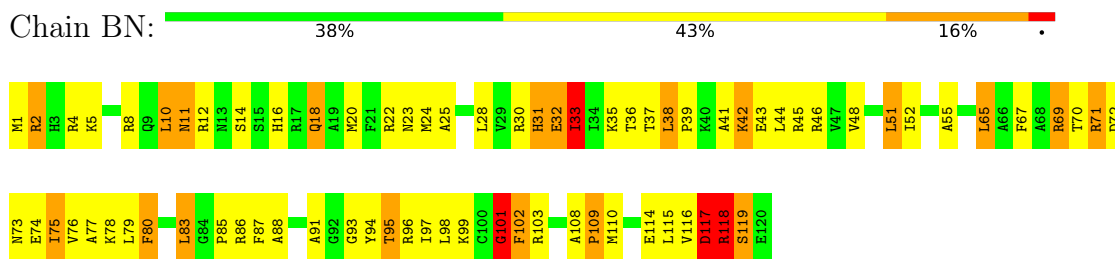
- Molecule 34: 50S ribosomal protein L16



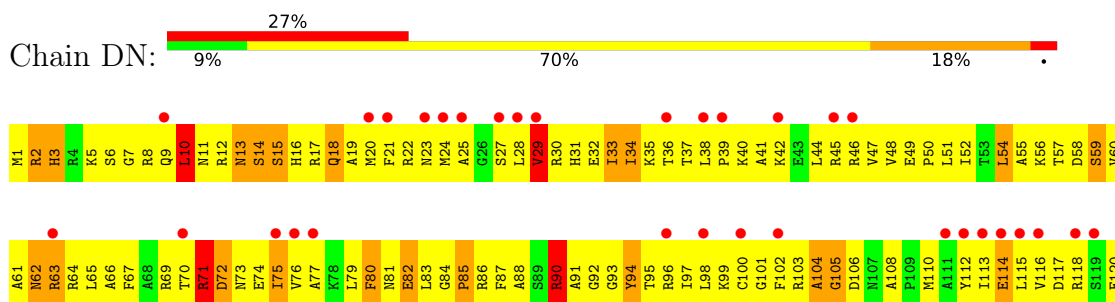
- Molecule 34: 50S ribosomal protein L16



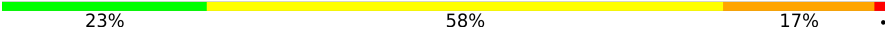
- Molecule 35: 50S ribosomal protein L17

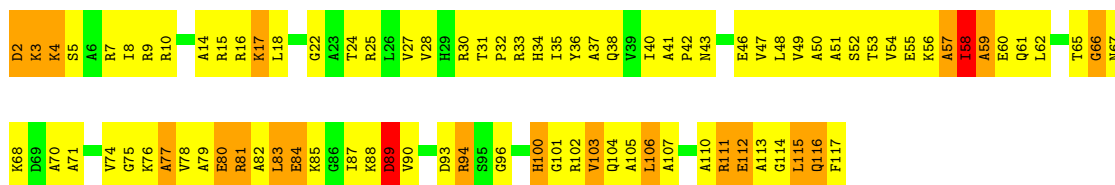


- Molecule 35: 50S ribosomal protein L17



- Molecule 36: 50S ribosomal protein L18

Chain BO:  23% 58% 17%




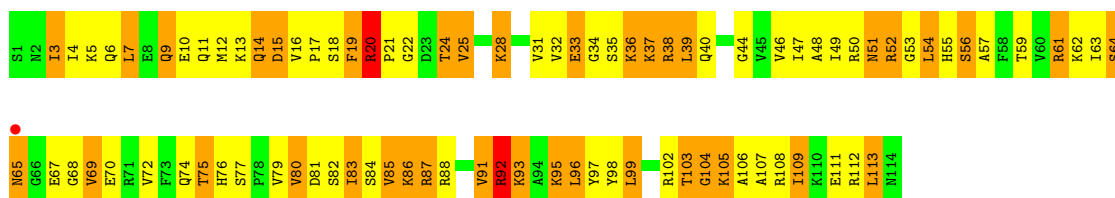
• Molecule 36: 50S ribosomal protein L18

Chain DO:  22% 28% 67% 9%



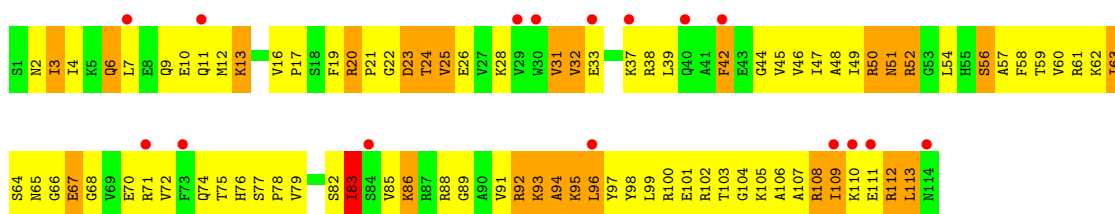
• Molecule 37: 50S ribosomal protein L19

Chain BP:  22% 43% 33%




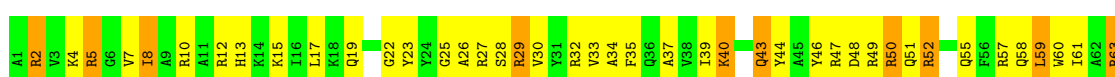
• Molecule 37: 50S ribosomal protein L19

Chain DP:  14% 22% 54% 23%

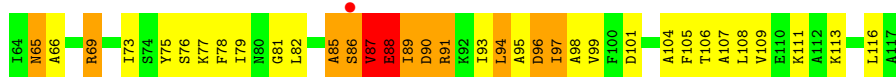


• Molecule 38: 50S ribosomal protein L20

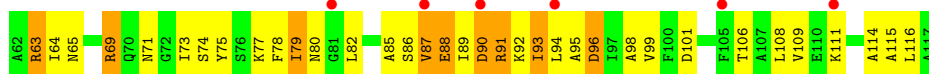
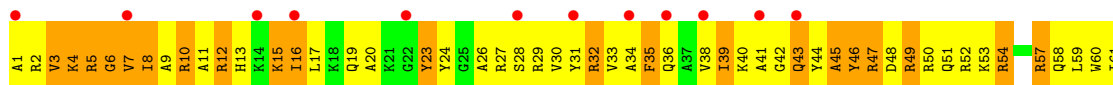
Chain BQ:  34% 47% 17%







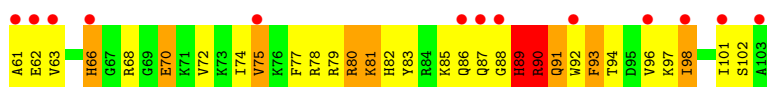
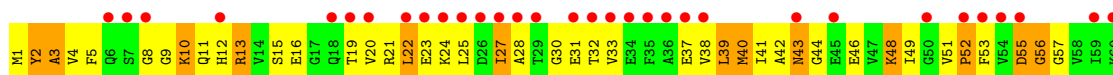
- Molecule 38: 50S ribosomal protein L20



- Molecule 39: 50S ribosomal protein L21



- Molecule 39: 50S ribosomal protein L21

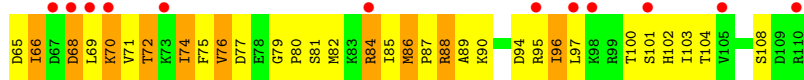
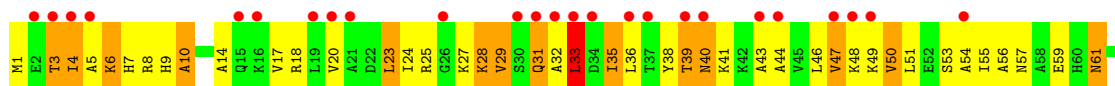


- Molecule 40: 50S ribosomal protein L22

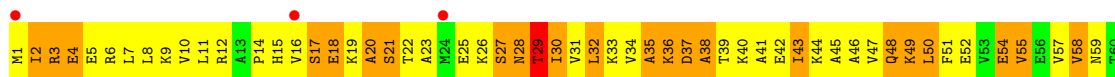
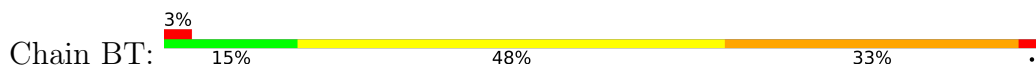


- Molecule 40: 50S ribosomal protein L22

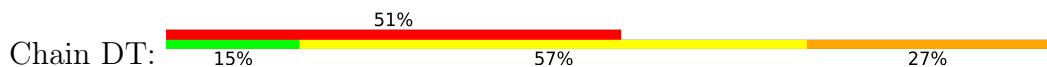





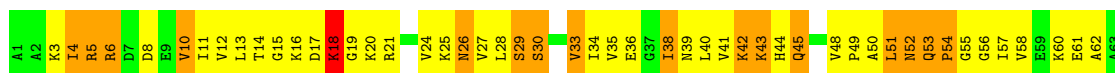
- Molecule 41: 50S ribosomal protein L23



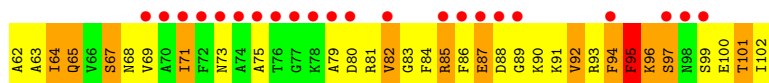
- Molecule 41: 50S ribosomal protein L23



- Molecule 42: 50S ribosomal protein L24

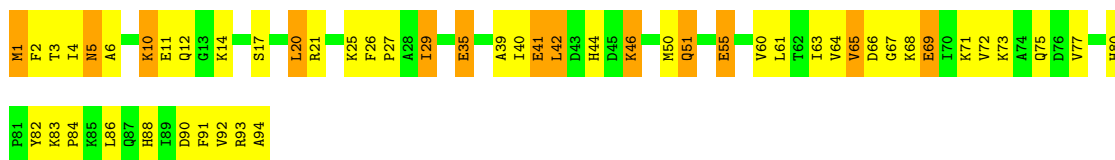


- Molecule 42: 50S ribosomal protein L24



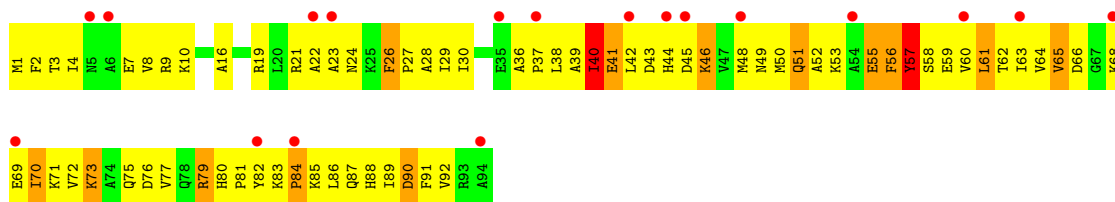
- Molecule 43: 50S ribosomal protein L25

Chain BV: 




- Molecule 43: 50S ribosomal protein L25

Chain DV: 




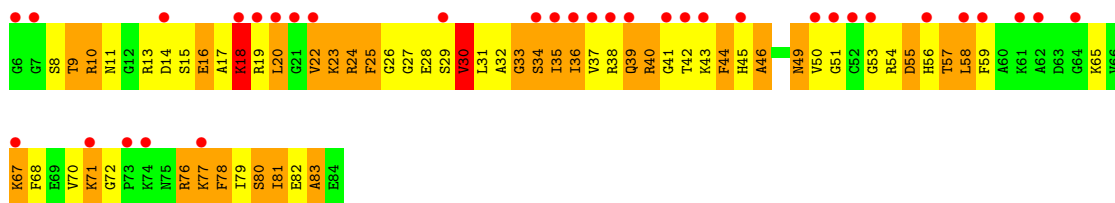
- Molecule 44: 50S ribosomal protein L27

Chain BW: 

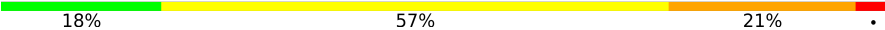


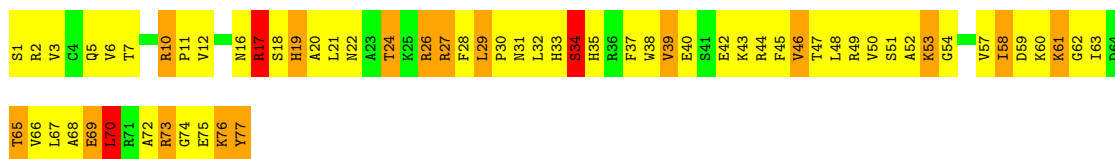
- Molecule 44: 50S ribosomal protein L27

Chain DW: 

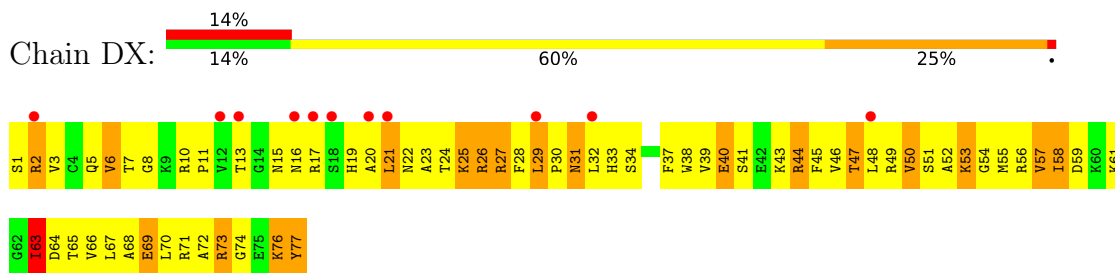


- Molecule 45: 50S ribosomal protein L28

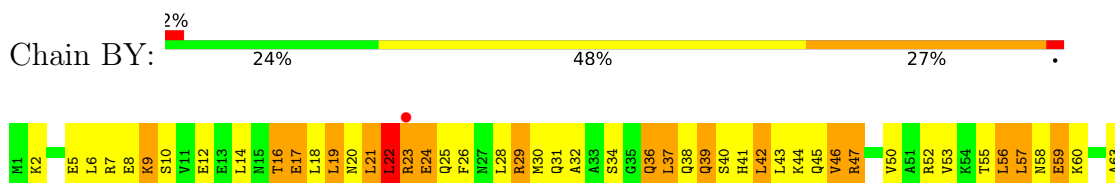
Chain BX: 



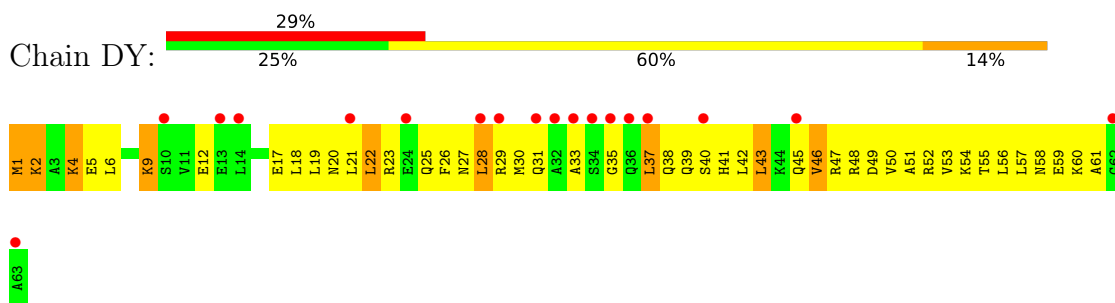
- Molecule 45: 50S ribosomal protein L28



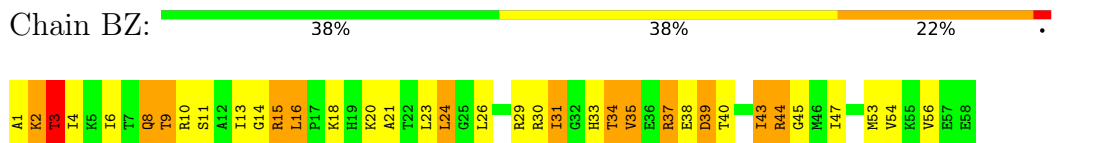
- Molecule 46: 50S ribosomal protein L29



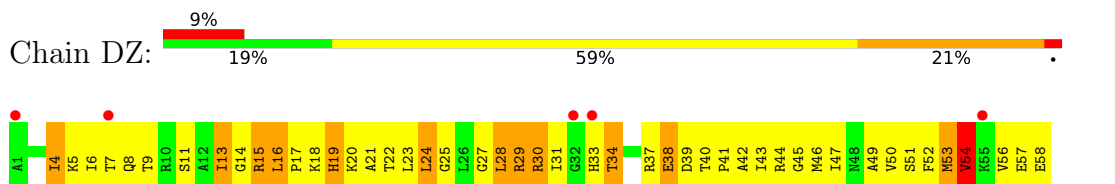
- Molecule 46: 50S ribosomal protein L29



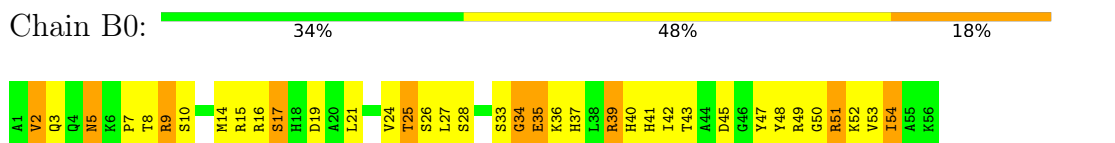
- Molecule 47: 50S ribosomal protein L30



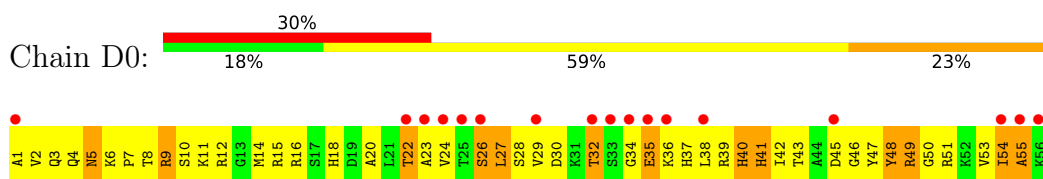
- Molecule 47: 50S ribosomal protein L30



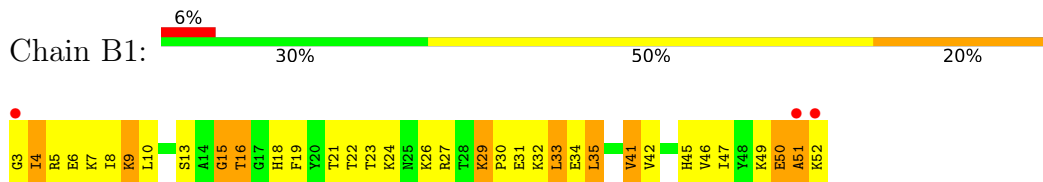
- Molecule 48: 50S ribosomal protein L32



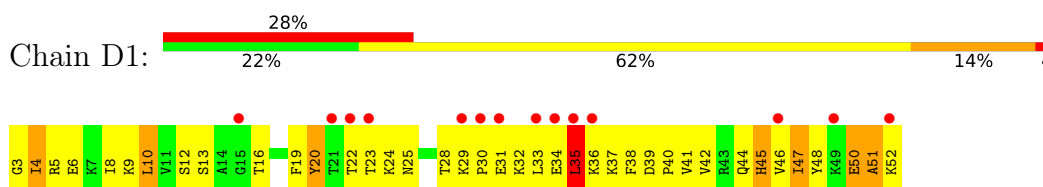
- Molecule 48: 50S ribosomal protein L32




- Molecule 49: 50S ribosomal protein L33



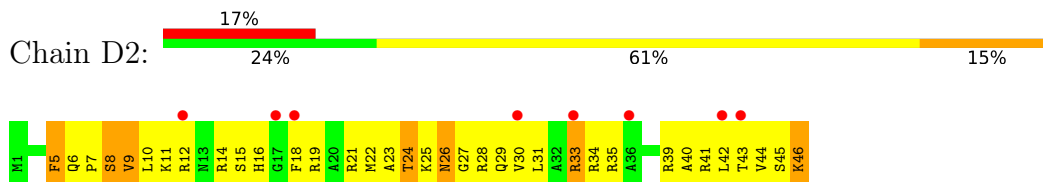
- Molecule 49: 50S ribosomal protein L33



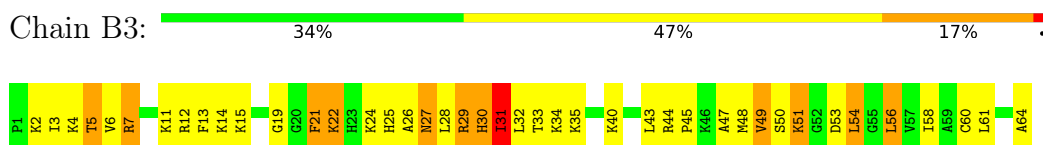
- Molecule 50: 50S ribosomal protein L34



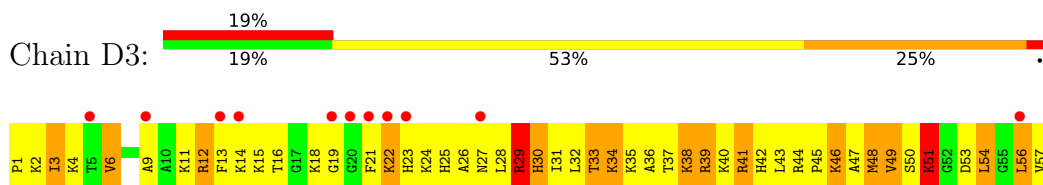
- Molecule 50: 50S ribosomal protein L34



- Molecule 51: 50S ribosomal protein L35



- Molecule 51: 50S ribosomal protein L35

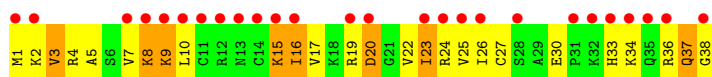




- Molecule 52: 50S ribosomal protein L36



- Molecule 52: 50S ribosomal protein L36



## 4 Data and refinement statistics

Property	Value	Source
Space group	P 21 21 21	Depositor
Cell constants a, b, c, $\alpha$ , $\beta$ , $\gamma$	211.96Å 434.53Å 623.58Å 90.00° 90.00° 90.00°	Depositor
Resolution (Å)	82.40 – 3.10 82.42 – 3.10	Depositor EDS
% Data completeness (in resolution range)	(Not available) (82.40-3.10) 83.9 (82.42-3.10)	Depositor EDS
$R_{merge}$	0.10	Depositor
$R_{sym}$	(Not available)	Depositor
$\langle I/\sigma(I) \rangle$ <sup>1</sup>	1.47 (at 3.13Å)	Xtrriage
Refinement program	PHENIX	Depositor
R, $R_{free}$	0.205 , 0.254 0.215 , 0.263	Depositor DCC
$R_{free}$ test set	18659 reflections (2.02%)	wwPDB-VP
Wilson B-factor (Å <sup>2</sup> )	54.4	Xtrriage
Anisotropy	0.354	Xtrriage
Bulk solvent $k_{sol}$ (e/Å <sup>3</sup> ), $B_{sol}$ (Å <sup>2</sup> )	0.24 , 79.0	EDS
L-test for twinning <sup>2</sup>	$\langle  L  \rangle = 0.47$ , $\langle L^2 \rangle = 0.30$	Xtrriage
Estimated twinning fraction	No twinning to report.	Xtrriage
$F_o, F_c$ correlation	0.91	EDS
Total number of atoms	284525	wwPDB-VP
Average B, all atoms (Å <sup>2</sup> )	102.0	wwPDB-VP

Xtrriage's analysis on translational NCS is as follows: *The largest off-origin peak in the Patterson function is 1.52% of the height of the origin peak. No significant pseudotranslation is detected.*

<sup>1</sup>Intensities estimated from amplitudes.

<sup>2</sup>Theoretical values of  $\langle |L| \rangle$ ,  $\langle L^2 \rangle$  for acentric reflections are 0.5, 0.333 respectively for untwinned datasets, and 0.375, 0.2 for perfectly twinned datasets.

## 5 Model quality

### 5.1 Standard geometry

Bond lengths and bond angles in the following residue types are not validated in this section: ERY, MG, ZN

The Z score for a bond length (or angle) is the number of standard deviations the observed value is removed from the expected value. A bond length (or angle) with  $|Z| > 5$  is considered an outlier worth inspection. RMSZ is the root-mean-square of all Z scores of the bond lengths (or angles).

Mol	Chain	Bond lengths		Bond angles	
		RMSZ	# Z  >5	RMSZ	# Z  >5
1	AA	0.53	0/36834	1.32	524/57462 (0.9%)
1	CA	0.46	0/36762	1.21	433/57350 (0.8%)
2	AB	0.24	0/1736	0.47	0/2338
2	CB	0.22	0/1736	0.44	0/2338
3	AC	0.27	0/1652	0.50	0/2225
3	CC	0.24	0/1652	0.44	0/2225
4	AD	0.30	0/1665	0.52	0/2227
4	CD	0.37	0/1665	0.61	0/2227
5	AE	0.34	0/1119	0.61	0/1504
5	CE	0.31	0/1119	0.55	0/1504
6	AF	0.29	0/836	0.47	0/1128
6	CF	0.28	0/836	0.51	0/1128
7	AG	0.22	0/1196	0.44	0/1602
7	CG	0.22	0/1188	0.44	0/1591
8	AH	0.32	0/989	0.56	0/1326
8	CH	0.27	0/989	0.49	0/1326
9	AI	0.23	0/1034	0.45	0/1375
9	CI	0.22	0/1034	0.41	0/1375
10	AJ	0.24	0/797	0.47	0/1077
10	CJ	0.21	0/797	0.47	0/1077
11	AK	0.27	0/893	0.53	0/1205
11	CK	0.26	0/893	0.50	0/1205
12	AL	0.38	0/969	0.69	0/1300
12	CL	0.32	0/969	0.56	0/1300
13	AM	0.23	0/893	0.49	0/1193
13	CM	0.27	1/885 (0.1%)	0.39	0/1183
14	AN	0.25	0/785	0.48	0/1043
14	CN	0.21	0/780	0.38	0/1036
15	AO	0.30	0/722	0.49	0/964
15	CO	0.25	0/722	0.44	0/964
16	AP	0.31	0/659	0.51	0/884
16	CP	0.33	0/649	0.53	0/872



Mol	Chain	Bond lengths		Bond angles	
		RMSZ	# Z  >5	RMSZ	# Z  >5
17	AQ	0.37	0/658	0.59	0/881
17	CQ	0.26	0/658	0.50	0/881
18	AR	0.29	0/463	0.49	0/621
18	CR	0.28	0/463	0.46	0/621
19	AS	0.23	0/653	0.46	0/877
19	CS	0.21	0/653	0.41	0/877
20	AT	0.34	0/671	0.57	0/888
20	CT	0.26	0/671	0.51	0/888
21	AU	0.25	0/431	0.46	0/570
21	CU	0.31	0/431	0.58	0/570
22	BA	0.85	15/68626 (0.0%)	1.69	1674/107056 (1.6%)
22	DA	0.46	0/68314	1.26	901/106569 (0.8%)
23	BB	0.74	0/2828	1.56	46/4410 (1.0%)
23	DB	0.40	0/2803	1.09	27/4371 (0.6%)
24	BC	0.48	0/2122	0.74	1/2852 (0.0%)
24	DC	0.29	0/2122	0.54	0/2852
25	BD	0.61	0/1586	0.80	2/2134 (0.1%)
25	DD	0.28	0/1586	0.55	0/2134
26	BE	0.51	0/1571	0.73	0/2113
26	DE	0.25	0/1571	0.48	0/2113
27	BF	0.35	0/1435	0.55	0/1928
27	DF	0.21	0/1444	0.44	0/1937
28	BG	0.38	0/1343	0.61	0/1816
28	DG	0.21	0/1343	0.44	0/1816
29	BH	0.28	0/1122	0.51	0/1515
29	DH	0.26	0/1122	0.48	0/1515
30	BI	0.23	0/1046	0.47	0/1410
30	DI	0.20	0/1046	0.42	0/1410
31	BJ	0.60	0/1152	0.84	1/1551 (0.1%)
31	DJ	0.27	0/1152	0.55	1/1551 (0.1%)
32	BK	0.61	1/948 (0.1%)	0.83	0/1268
32	DK	0.30	0/948	0.56	0/1268
33	BL	0.50	0/1054	0.80	2/1403 (0.1%)
33	DL	0.25	0/1054	0.51	0/1403
34	BM	0.55	0/1093	0.78	0/1460
34	DM	0.27	0/1093	0.49	0/1460
35	BN	0.55	0/974	0.82	2/1301 (0.2%)
35	DN	0.27	0/974	0.50	0/1301
36	BO	0.42	0/902	0.66	0/1209
36	DO	0.22	0/902	0.41	0/1209
37	BP	0.52	0/929	0.72	0/1242
37	DP	0.28	0/929	0.49	0/1242
38	BQ	0.72	0/960	0.89	1/1278 (0.1%)

Mol	Chain	Bond lengths		Bond angles	
		RMSZ	# Z  >5	RMSZ	# Z  >5
38	DQ	0.27	0/960	0.46	0/1278
39	BR	0.67	2/829 (0.2%)	0.85	1/1107 (0.1%)
39	DR	0.27	0/829	0.48	0/1107
40	BS	0.63	0/864	0.84	0/1156
40	DS	0.26	0/864	0.51	0/1156
41	BT	0.51	0/745	0.80	0/994
41	DT	0.22	0/745	0.46	0/994
42	BU	0.44	0/788	0.75	0/1051
42	DU	0.23	0/788	0.45	0/1051
43	BV	0.47	0/766	0.65	0/1025
43	DV	0.23	0/766	0.43	0/1025
44	BW	0.67	0/603	0.93	1/797 (0.1%)
44	DW	0.24	0/603	0.48	0/797
45	BX	0.43	0/635	0.75	1/848 (0.1%)
45	DX	0.28	0/635	0.54	0/848
46	BY	0.39	0/510	0.63	0/677
46	DY	0.21	0/510	0.41	0/677
47	BZ	0.58	0/453	0.93	2/605 (0.3%)
47	DZ	0.25	0/453	0.49	0/605
48	B0	0.52	0/450	0.79	0/599
48	D0	0.27	0/450	0.49	0/599
49	B1	0.38	0/417	0.64	0/554
49	D1	0.23	0/417	0.46	0/554
50	B2	0.52	0/380	0.71	0/498
50	D2	0.27	0/380	0.52	0/498
51	B3	0.50	0/513	0.70	1/676 (0.1%)
51	D3	0.26	0/513	0.54	0/676
52	B4	0.41	0/303	0.64	0/397
52	D4	0.24	0/303	0.43	0/397
All	All	0.56	19/306773 (0.0%)	1.25	3621/458571 (0.8%)

Chiral center outliers are detected by calculating the chiral volume of a chiral center and verifying if the center is modelled as a planar moiety or with the opposite hand. A planarity outlier is detected by checking planarity of atoms in a peptide group, atoms in a mainchain group or atoms of a sidechain that are expected to be planar.

Mol	Chain	#Chirality outliers	#Planarity outliers
12	AL	0	1
20	AT	0	1
25	BD	0	1
31	BJ	0	1
35	BN	0	1
All	All	0	5

All (19) bond length outliers are listed below:

Mol	Chain	Res	Type	Atoms	Z	Observed(Å)	Ideal(Å)
22	BA	1142	A	N9-C4	-8.33	1.32	1.37
22	BA	984	A	C5-C6	-7.40	1.34	1.41
39	BR	86	GLN	CB-CG	7.19	1.72	1.52
22	BA	1783	A	N7-C5	-6.87	1.35	1.39
22	BA	984	A	N9-C4	-5.90	1.34	1.37
22	BA	2606	C	N1-C6	-5.84	1.33	1.37
39	BR	86	GLN	CG-CD	5.77	1.64	1.51
13	CM	113	LYS	C-N	-5.63	1.23	1.34
22	BA	1785	A	N7-C5	-5.57	1.35	1.39
22	BA	563	A	N7-C5	-5.57	1.35	1.39
22	BA	984	A	N3-C4	-5.53	1.31	1.34
22	BA	1299	G	N7-C5	-5.52	1.35	1.39
22	BA	1385	A	N9-C4	-5.42	1.34	1.37
22	BA	2699	C	N1-C6	-5.35	1.33	1.37
22	BA	1658	C	N1-C6	-5.32	1.33	1.37
32	BK	122	VAL	CA-CB	5.19	1.65	1.54
22	BA	673	C	N1-C6	-5.11	1.34	1.37
22	BA	2587	A	C5-C4	-5.09	1.35	1.38
22	BA	1654	A	N3-C4	-5.07	1.31	1.34

All (3621) bond angle outliers are listed below:

Mol	Chain	Res	Type	Atoms	Z	Observed(°)	Ideal(°)
22	BA	571	U	O4'-C1'-N1	17.46	122.17	108.20
22	BA	2848	G	P-O3'-C3'	17.00	140.09	119.70
22	BA	627	A	P-O3'-C3'	16.24	139.19	119.70
22	BA	984	A	N1-C6-N6	16.11	128.26	118.60
22	BA	1603	A	P-O3'-C3'	-15.84	100.69	119.70
1	AA	111	G	P-O3'-C3'	-15.18	101.49	119.70
22	BA	2893	A	P-O3'-C3'	15.14	137.87	119.70
22	BA	984	A	C2-N3-C4	-15.11	103.05	110.60
22	DA	2137	U	N1-C1'-C2'	-14.97	94.53	114.00
22	DA	2283	C	N1-C1'-C2'	-14.81	94.75	114.00
22	DA	946	C	N1-C1'-C2'	-14.73	94.85	114.00
22	BA	451	U	O4'-C1'-N1	14.72	119.98	108.20
22	BA	1997	C	N1-C1'-C2'	-14.71	94.88	114.00
22	BA	788	A	P-O3'-C3'	14.65	137.28	119.70
22	DA	2504	U	N1-C1'-C2'	-14.29	95.43	114.00
22	BA	1012	U	O4'-C1'-N1	14.29	119.63	108.20
22	BA	2283	C	N1-C1'-C2'	-14.16	95.59	114.00
1	AA	1202	U	N1-C1'-C2'	-14.12	95.64	114.00
22	BA	302	C	N1-C1'-C2'	-14.13	95.64	114.00

*Continued on next page...*

*Continued from previous page...*

Mol	Chain	Res	Type	Atoms	Z	Observed(°)	Ideal(°)
22	BA	250	G	P-O3'-C3'	-14.11	102.77	119.70
22	DA	1956	U	N1-C1'-C2'	-13.79	96.07	114.00
22	BA	531	C	O4'-C1'-N1	-13.74	97.21	108.20
22	BA	2752	C	N1-C1'-C2'	-13.73	96.15	114.00
22	BA	2423	U	O4'-C1'-N1	-13.71	97.23	108.20
22	BA	2776	A	P-O3'-C3'	13.70	136.14	119.70
1	AA	352	C	N1-C1'-C2'	-13.67	96.23	114.00
22	BA	728	G	P-O3'-C3'	13.52	135.93	119.70
22	DA	2586	U	N1-C1'-C2'	-13.51	96.44	114.00
22	DA	485	C	N1-C1'-C2'	-13.45	96.51	114.00
22	BA	241	A	P-O3'-C3'	13.28	135.64	119.70
22	DA	1997	C	N1-C1'-C2'	-13.27	96.75	114.00
1	AA	52	C	N1-C1'-C2'	-13.24	96.79	114.00
22	BA	2800	A	P-O3'-C3'	13.20	135.54	119.70
22	DA	2068	U	N1-C1'-C2'	-13.12	96.95	114.00
22	DA	1782	U	P-O3'-C3'	-13.08	104.01	119.70
22	BA	1151	A	P-O3'-C3'	-13.06	104.02	119.70
22	DA	740	C	N1-C1'-C2'	-13.05	97.03	114.00
22	BA	1023	U	N1-C1'-C2'	-12.97	97.14	114.00
1	CA	1086	U	N1-C1'-C2'	-12.94	97.18	114.00
23	BB	90	C	N1-C1'-C2'	-12.93	97.19	114.00
22	BA	1461	C	N1-C1'-C2'	-12.92	97.20	114.00
1	CA	1302	C	N1-C1'-C2'	-12.90	97.22	114.00
22	BA	783	A	P-O3'-C3'	-12.78	104.37	119.70
22	DA	1782	U	N1-C1'-C2'	-12.78	97.39	114.00
22	DA	2440	C	N1-C1'-C2'	-12.72	97.46	114.00
23	BB	44	G	P-O3'-C3'	12.61	134.84	119.70
22	BA	2517	C	O4'-C1'-N1	12.60	118.28	108.20
1	CA	132	C	N1-C1'-C2'	-12.57	97.66	114.00
22	BA	390	U	P-O3'-C3'	12.56	134.77	119.70
22	BA	1635	A	P-O3'-C3'	-12.50	104.69	119.70
1	CA	66	A	P-O3'-C3'	-12.47	104.74	119.70
1	AA	267	C	N1-C1'-C2'	-12.43	97.84	114.00
1	AA	1202	U	O4'-C1'-N1	12.41	118.13	108.20
22	BA	373	U	N1-C1'-C2'	-12.41	97.87	114.00
22	DA	2300	C	N1-C1'-C2'	-12.40	97.88	114.00
22	DA	1013	C	N1-C1'-C2'	-12.37	97.92	114.00
1	CA	328	C	P-O3'-C3'	12.34	134.51	119.70
22	DA	961	C	P-O3'-C3'	12.34	134.51	119.70
22	BA	805	G	P-O3'-C3'	12.29	134.45	119.70
1	AA	960	U	P-O3'-C3'	12.27	134.42	119.70
22	BA	481	G	P-O3'-C3'	12.26	134.41	119.70

*Continued on next page...*

*Continued from previous page...*

Mol	Chain	Res	Type	Atoms	Z	Observed(°)	Ideal(°)
22	DA	1402	U	N1-C1'-C2'	-12.25	98.07	114.00
22	BA	2214	C	N1-C1'-C2'	-12.24	98.08	114.00
22	DA	234	U	N1-C1'-C2'	-12.21	98.12	114.00
22	BA	92	U	N1-C1'-C2'	-12.14	98.22	114.00
22	BA	227	A	P-O3'-C3'	12.12	134.25	119.70
22	DA	235	U	N1-C1'-C2'	-12.06	98.32	114.00
22	DA	1675	C	N1-C1'-C2'	-12.06	98.32	114.00
22	BA	449	A	P-O3'-C3'	-12.04	105.25	119.70
22	BA	1602	U	O4'-C1'-N1	12.04	117.83	108.20
22	DA	2063	C	N1-C1'-C2'	-12.03	98.37	114.00
1	CA	245	U	N1-C1'-C2'	-12.02	98.38	114.00
22	BA	1993	U	N1-C1'-C2'	-12.01	98.38	114.00
22	BA	847	U	P-O3'-C3'	-12.01	105.29	119.70
22	BA	2447	G	P-O3'-C3'	12.01	134.11	119.70
22	BA	1240	U	O4'-C1'-N1	-11.98	98.61	108.20
22	BA	1435	G	P-O3'-C3'	-11.96	105.35	119.70
22	BA	2712	C	P-O3'-C3'	11.93	134.01	119.70
22	BA	1971	U	N1-C1'-C2'	-11.84	98.61	114.00
22	DA	1804	C	P-O3'-C3'	-11.83	105.50	119.70
22	DA	1023	U	N1-C1'-C2'	-11.81	98.65	114.00
22	BA	588	U	N1-C1'-C2'	-11.79	98.67	114.00
22	DA	2616	C	P-O3'-C3'	-11.79	105.55	119.70
1	AA	32	A	P-O3'-C3'	-11.79	105.56	119.70
22	BA	531	C	P-O3'-C3'	11.78	133.83	119.70
22	BA	961	C	O4'-C1'-N1	11.76	117.60	108.20
22	DA	2095	A	P-O3'-C3'	-11.75	105.60	119.70
23	BB	88	C	O4'-C1'-N1	-11.74	98.81	108.20
22	BA	790	U	N1-C1'-C2'	-11.72	98.76	114.00
22	BA	2060	A	P-O3'-C3'	11.72	133.76	119.70
22	BA	1204	A	P-O3'-C3'	11.70	133.74	119.70
1	AA	870	U	P-O3'-C3'	11.67	133.70	119.70
22	DA	1963	U	N1-C1'-C2'	-11.65	98.85	114.00
22	DA	1967	C	N1-C1'-C2'	-11.64	98.86	114.00
22	BA	1815	A	P-O3'-C3'	11.63	133.66	119.70
22	BA	984	A	C6-C5-N7	-11.62	124.17	132.30
22	BA	2581	G	P-O3'-C3'	11.61	133.64	119.70
22	DA	1667	G	P-O3'-C3'	11.61	133.63	119.70
22	DA	2320	U	N1-C1'-C2'	-11.60	98.92	114.00
22	DA	765	C	N1-C1'-C2'	-11.59	98.94	114.00
22	DA	2347	C	N1-C1'-C2'	-11.59	98.94	114.00
22	BA	1602	U	P-O3'-C3'	11.58	133.59	119.70
1	AA	1282	C	N1-C1'-C2'	-11.57	98.96	114.00

*Continued on next page...*

*Continued from previous page...*

Mol	Chain	Res	Type	Atoms	Z	Observed(°)	Ideal(°)
22	BA	1654	A	N9-C1'-C2'	-11.54	99.00	114.00
22	BA	2691	C	N1-C1'-C2'	-11.53	99.01	114.00
1	CA	643	C	N1-C1'-C2'	-11.53	99.01	114.00
22	BA	1287	A	P-O3'-C3'	-11.52	105.88	119.70
1	AA	597	G	P-O3'-C3'	-11.49	105.91	119.70
1	CA	330	C	N1-C1'-C2'	-11.49	99.06	114.00
22	BA	49	A	P-O3'-C3'	11.46	133.45	119.70
22	BA	1782	U	N1-C1'-C2'	-11.46	99.10	114.00
1	AA	1284	C	N1-C1'-C2'	-11.42	99.16	114.00
1	CA	520	A	P-O3'-C3'	-11.42	106.00	119.70
22	BA	1675	C	N1-C1'-C2'	-11.40	99.17	114.00
22	BA	2879	A	P-O3'-C3'	11.37	133.34	119.70
1	CA	116	A	P-O3'-C3'	-11.34	106.09	119.70
1	CA	352	C	N1-C1'-C2'	-11.33	99.27	114.00
1	CA	1095	U	N1-C1'-C2'	-11.30	99.31	114.00
22	DA	87	U	N1-C1'-C2'	-11.30	99.31	114.00
22	BA	1963	U	P-O3'-C3'	-11.29	106.15	119.70
1	CA	1230	C	N1-C1'-C2'	-11.26	99.36	114.00
1	CA	1383	C	N1-C1'-C2'	-11.25	99.38	114.00
1	AA	122	G	P-O3'-C3'	-11.23	106.23	119.70
22	BA	1859	U	N1-C1'-C2'	-11.22	99.42	114.00
22	BA	164	C	P-O3'-C3'	-11.21	106.24	119.70
1	CA	891	U	N1-C1'-C2'	-11.21	99.42	114.00
22	DA	244	A	P-O3'-C3'	-11.18	106.28	119.70
22	BA	1967	C	N1-C1'-C2'	-11.16	99.49	114.00
23	DB	90	C	N1-C1'-C2'	-11.15	99.50	114.00
22	DA	2646	C	N1-C1'-C2'	-11.14	99.52	114.00
22	BA	2424	C	P-O3'-C3'	-11.13	106.34	119.70
22	DA	2348	U	N1-C1'-C2'	-11.13	99.53	114.00
22	BA	1398	C	N1-C1'-C2'	-11.12	99.54	114.00
1	CA	14	U	N1-C1'-C2'	-11.10	99.57	114.00
22	BA	1779	U	O4'-C1'-N1	11.09	117.07	108.20
1	AA	972	C	N1-C1'-C2'	-11.08	99.59	114.00
22	BA	1394	U	O4'-C1'-N1	-11.04	99.37	108.20
22	BA	2809	A	P-O3'-C3'	-11.01	106.48	119.70
22	BA	685	A	P-O3'-C3'	11.01	132.91	119.70
1	AA	488	C	N1-C1'-C2'	-11.00	99.70	114.00
22	BA	229	C	N1-C1'-C2'	-10.99	99.71	114.00
22	DA	1081	U	N1-C1'-C2'	-10.98	99.73	114.00
22	BA	2382	G	P-O3'-C3'	10.97	132.86	119.70
22	BA	2449	U	O4'-C1'-N1	-10.96	99.43	108.20
1	CA	252	U	N1-C1'-C2'	-10.96	99.75	114.00

*Continued on next page...*

*Continued from previous page...*

Mol	Chain	Res	Type	Atoms	Z	Observed(°)	Ideal(°)
22	DA	1249	U	N1-C1'-C2'	-10.94	99.78	114.00
22	BA	435	C	N1-C1'-C2'	-10.91	99.82	114.00
22	BA	573	U	O4'-C1'-N1	10.90	116.92	108.20
1	AA	512	U	N1-C1'-C2'	-10.90	99.83	114.00
22	BA	861	A	P-O3'-C3'	-10.90	106.62	119.70
22	BA	671	C	N1-C1'-C2'	-10.88	99.85	114.00
22	DA	2875	C	N1-C1'-C2'	-10.88	99.86	114.00
23	DB	110	C	N1-C1'-C2'	-10.87	99.88	114.00
22	BA	2425	A	P-O3'-C3'	10.86	132.73	119.70
22	BA	2894	G	P-O3'-C3'	-10.86	106.67	119.70
22	BA	164	C	N1-C1'-C2'	-10.85	99.89	114.00
22	BA	1417	C	N1-C1'-C2'	-10.84	99.91	114.00
1	CA	109	A	P-O3'-C3'	10.83	132.69	119.70
22	DA	915	C	N1-C1'-C2'	-10.80	99.96	114.00
22	DA	1512	C	N1-C1'-C2'	-10.80	99.96	114.00
22	DA	128	C	N1-C1'-C2'	-10.80	99.96	114.00
22	BA	2333	A	P-O3'-C3'	10.77	132.63	119.70
22	BA	249	C	P-O3'-C3'	10.76	132.61	119.70
22	BA	587	C	O4'-C1'-N1	-10.76	99.59	108.20
1	CA	997	U	N1-C1'-C2'	-10.76	100.01	114.00
22	DA	2616	C	N1-C1'-C2'	-10.76	100.01	114.00
22	BA	1247	A	P-O3'-C3'	10.76	132.61	119.70
23	BB	25	U	N1-C1'-C2'	-10.75	100.02	114.00
22	BA	243	U	N1-C1'-C2'	-10.75	100.02	114.00
1	AA	1345	U	O4'-C1'-N1	10.74	116.79	108.20
1	CA	372	C	O4'-C1'-N1	10.74	116.79	108.20
22	BA	995	C	O4'-C1'-N1	-10.73	99.61	108.20
22	BA	1330	C	N1-C1'-C2'	-10.72	100.06	114.00
22	BA	784	G	P-O3'-C3'	10.72	132.56	119.70
1	AA	275	G	P-O3'-C3'	-10.71	106.85	119.70
1	AA	812	G	P-O3'-C3'	10.70	132.54	119.70
1	CA	1528	U	P-O3'-C3'	10.70	132.54	119.70
1	AA	1532	U	N1-C1'-C2'	-10.70	100.09	114.00
22	BA	1013	C	N1-C1'-C2'	-10.69	100.11	114.00
22	BA	1648	U	N1-C1'-C2'	-10.67	100.13	114.00
22	DA	2382	G	P-O3'-C3'	10.67	132.50	119.70
22	BA	790	U	P-O3'-C3'	-10.67	106.90	119.70
1	AA	330	C	N1-C1'-C2'	-10.64	100.17	114.00
22	BA	2022	U	O4'-C1'-N1	10.64	116.71	108.20
22	BA	1360	G	P-O3'-C3'	-10.64	106.94	119.70
22	BA	475	C	N1-C1'-C2'	-10.61	100.20	114.00
22	BA	934	U	N1-C1'-C2'	-10.61	100.20	114.00

*Continued on next page...*

*Continued from previous page...*

Mol	Chain	Res	Type	Atoms	Z	Observed(°)	Ideal(°)
22	DA	1707	G	P-O3'-C3'	-10.60	106.98	119.70
1	AA	1507	A	P-O3'-C3'	-10.59	106.99	119.70
22	DA	934	U	N1-C1'-C2'	-10.58	100.25	114.00
1	AA	915	A	P-O3'-C3'	-10.54	107.05	119.70
22	BA	1249	U	N1-C1'-C2'	-10.53	100.31	114.00
22	DA	2880	C	N1-C1'-C2'	-10.53	100.31	114.00
22	DA	1289	C	N1-C1'-C2'	-10.52	100.32	114.00
22	BA	2384	U	P-O3'-C3'	10.51	132.31	119.70
22	BA	645	C	P-O3'-C3'	10.50	132.30	119.70
22	BA	1427	A	P-O3'-C3'	10.50	132.30	119.70
22	BA	2226	C	P-O3'-C3'	-10.48	107.13	119.70
22	BA	1565	C	N1-C1'-C2'	10.46	127.60	114.00
1	AA	1528	U	P-O3'-C3'	10.45	132.24	119.70
1	CA	92	U	N1-C1'-C2'	-10.44	100.42	114.00
22	BA	2239	G	P-O3'-C3'	-10.43	107.18	119.70
22	BA	2068	U	N1-C1'-C2'	-10.43	100.44	114.00
1	CA	248	C	N1-C1'-C2'	-10.43	100.44	114.00
22	DA	392	U	N1-C1'-C2'	-10.43	100.45	114.00
1	AA	985	C	N1-C1'-C2'	-10.42	100.45	114.00
1	AA	874	G	P-O3'-C3'	-10.42	107.19	119.70
1	AA	66	A	P-O3'-C3'	-10.41	107.20	119.70
22	BA	1396	U	O4'-C1'-N1	10.41	116.53	108.20
22	DA	991	C	N1-C1'-C2'	-10.40	100.48	114.00
22	DA	1565	C	P-O3'-C3'	10.39	132.17	119.70
22	BA	2086	U	N1-C1'-C2'	-10.39	100.49	114.00
22	BA	2225	A	P-O3'-C3'	10.37	132.15	119.70
22	BA	1963	U	N1-C1'-C2'	-10.37	100.52	114.00
22	BA	2801	G	P-O3'-C3'	-10.36	107.27	119.70
1	AA	1448	C	N1-C1'-C2'	-10.35	100.54	114.00
22	BA	239	C	N1-C1'-C2'	-10.35	100.54	114.00
22	BA	687	C	N1-C1'-C2'	-10.34	100.56	114.00
22	BA	1045	C	P-O3'-C3'	10.34	132.10	119.70
22	DA	1991	U	O4'-C1'-N1	-10.34	99.93	108.20
1	CA	316	C	N1-C1'-C2'	-10.32	100.59	114.00
22	BA	2023	C	N1-C1'-C2'	-10.31	100.59	114.00
22	BA	178	G	P-O3'-C3'	-10.31	107.33	119.70
22	BA	1288	G	O4'-C1'-N9	10.31	116.45	108.20
22	DA	2586	U	P-O3'-C3'	-10.31	107.33	119.70
22	BA	119	A	P-O3'-C3'	10.30	132.06	119.70
22	BA	2497	A	P-O3'-C3'	10.29	132.05	119.70
1	AA	1162	C	N1-C1'-C2'	-10.29	100.63	114.00
22	BA	604	G	P-O3'-C3'	-10.27	107.37	119.70

*Continued on next page...*



*Continued from previous page...*

Mol	Chain	Res	Type	Atoms	Z	Observed(°)	Ideal(°)
22	DA	2214	C	N1-C1'-C2'	-10.27	100.65	114.00
1	CA	239	U	O4'-C1'-N1	-10.26	99.99	108.20
22	DA	206	U	N1-C1'-C2'	-10.26	100.66	114.00
1	CA	1401	G	P-O3'-C3'	-10.24	107.41	119.70
1	AA	1224	U	P-O3'-C3'	10.24	131.99	119.70
22	DA	2151	U	N1-C1'-C2'	-10.23	100.70	114.00
22	BA	1634	A	P-O3'-C3'	10.22	131.96	119.70
22	BA	1249	U	O4'-C1'-N1	-10.21	100.03	108.20
23	BB	57	A	P-O3'-C3'	-10.19	107.47	119.70
22	BA	1941	C	N1-C1'-C2'	-10.19	100.75	114.00
22	DA	1963	U	P-O3'-C3'	-10.19	107.47	119.70
22	DA	164	C	N1-C1'-C2'	-10.19	100.76	114.00
22	DA	2645	G	P-O3'-C3'	10.18	131.92	119.70
22	BA	656	G	P-O3'-C3'	-10.17	107.50	119.70
22	BA	2609	U	O4'-C1'-N1	10.16	116.33	108.20
22	BA	2506	U	O4'-C1'-N1	10.15	116.32	108.20
22	BA	2036	C	N1-C1'-C2'	-10.14	100.81	114.00
22	DA	481	G	O4'-C1'-N9	10.13	116.31	108.20
1	AA	13	U	P-O3'-C3'	10.13	131.85	119.70
22	BA	2044	C	P-O3'-C3'	-10.13	107.55	119.70
1	AA	490	C	N1-C1'-C2'	-10.10	100.87	114.00
22	BA	61	C	N1-C1'-C2'	-10.08	100.89	114.00
22	BA	2807	U	O4'-C1'-N1	-10.07	100.14	108.20
22	BA	1954	G	P-O3'-C3'	10.06	131.78	119.70
22	BA	1971	U	O4'-C1'-N1	10.06	116.25	108.20
22	DA	304	U	N1-C1'-C2'	-10.06	100.92	114.00
1	AA	889	A	P-O3'-C3'	10.05	131.77	119.70
22	DA	459	U	N1-C1'-C2'	-10.05	100.93	114.00
22	BA	646	U	N1-C1'-C2'	-10.04	100.95	114.00
1	AA	119	A	P-O3'-C3'	10.02	131.72	119.70
1	AA	1203	C	N1-C1'-C2'	-10.01	100.99	114.00
1	AA	891	U	N1-C1'-C2'	-10.01	100.99	114.00
22	BA	204	A	P-O3'-C3'	10.00	131.70	119.70
1	CA	1345	U	O4'-C1'-N1	9.98	116.19	108.20
1	CA	1449	C	N1-C1'-C2'	-9.97	101.03	112.00
22	BA	1034	G	P-O3'-C3'	-9.97	107.74	119.70
22	BA	2030	A	P-O3'-C3'	9.97	131.66	119.70
22	BA	2137	U	N1-C1'-C2'	-9.95	101.05	112.00
22	DA	2611	C	N1-C1'-C2'	-9.95	101.06	112.00
1	CA	1065	U	O4'-C1'-N1	9.93	116.15	108.20
22	BA	2808	G	P-O3'-C3'	9.93	131.62	119.70
22	DA	1291	C	N1-C1'-C2'	-9.93	101.08	112.00

*Continued on next page...*

*Continued from previous page...*

Mol	Chain	Res	Type	Atoms	Z	Observed(°)	Ideal(°)
1	AA	511	C	P-O3'-C3'	9.91	131.59	119.70
22	DA	250	G	P-O3'-C3'	-9.91	107.81	119.70
22	BA	1250	G	P-O3'-C3'	9.91	131.59	119.70
1	AA	534	U	N1-C1'-C2'	-9.90	101.11	112.00
22	BA	215	G	P-O3'-C3'	9.90	131.58	119.70
22	BA	2728	U	P-O3'-C3'	9.90	131.58	119.70
22	BA	301	G	P-O3'-C3'	9.89	131.57	119.70
22	BA	1654	A	P-O3'-C3'	-9.89	107.83	119.70
22	BA	784	G	O4'-C1'-N9	-9.89	100.29	108.20
1	AA	33	A	P-O3'-C3'	-9.87	107.86	119.70
22	BA	2725	A	P-O3'-C3'	9.86	131.54	119.70
22	DA	2520	C	N1-C1'-C2'	-9.85	101.16	112.00
22	BA	2611	C	N1-C1'-C2'	-9.84	101.18	112.00
22	DA	15	G	P-O3'-C3'	-9.84	107.89	119.70
22	BA	1272	A	P-O3'-C3'	9.84	131.50	119.70
1	AA	1181	G	P-O3'-C3'	9.83	131.50	119.70
1	AA	1088	G	P-O3'-C3'	-9.81	107.93	119.70
22	BA	2572	A	P-O3'-C3'	9.81	131.47	119.70
22	BA	2835	A	P-O3'-C3'	9.79	131.45	119.70
22	DA	2043	C	O4'-C1'-N1	-9.78	100.37	108.20
22	DA	1064	C	N1-C1'-C2'	-9.78	101.24	112.00
22	DA	2615	U	N1-C1'-C2'	-9.78	101.25	112.00
22	BA	2824	C	N1-C2-O2	-9.77	113.04	118.90
22	DA	2333	A	P-O3'-C3'	9.77	131.42	119.70
22	BA	1816	C	P-O3'-C3'	-9.77	107.98	119.70
1	CA	792	A	P-O3'-C3'	9.75	131.40	119.70
22	DA	86	G	P-O3'-C3'	-9.74	108.02	119.70
1	AA	1128	C	N1-C1'-C2'	-9.73	101.29	112.00
22	BA	459	U	N1-C1'-C2'	-9.73	101.29	112.00
22	BA	2756	U	P-O3'-C3'	9.73	131.38	119.70
1	CA	980	C	N1-C1'-C2'	-9.73	101.30	112.00
22	BA	2347	C	N1-C1'-C2'	-9.73	101.30	112.00
22	BA	85	G	P-O3'-C3'	-9.72	108.03	119.70
22	BA	2866	U	O4'-C1'-N1	9.72	115.98	108.20
22	DA	1648	U	N1-C1'-C2'	-9.71	101.32	112.00
22	BA	620	G	P-O3'-C3'	9.70	131.34	119.70
22	BA	2210	U	P-O3'-C3'	9.70	131.34	119.70
22	BA	1838	C	P-O3'-C3'	9.70	131.34	119.70
22	DA	917	A	P-O3'-C3'	-9.70	108.06	119.70
22	DA	2498	C	N1-C1'-C2'	-9.69	101.34	112.00
22	BA	587	C	N1-C1'-C2'	9.69	126.59	114.00
22	BA	747	U	P-O3'-C3'	-9.69	108.08	119.70

*Continued on next page...*

*Continued from previous page...*

Mol	Chain	Res	Type	Atoms	Z	Observed(°)	Ideal(°)
22	BA	616	A	P-O3'-C3'	-9.68	108.09	119.70
22	DA	413	C	N1-C1'-C2'	-9.67	101.36	112.00
22	BA	1135	C	N1-C1'-C2'	-9.66	101.37	112.00
22	BA	2689	U	O4'-C1'-N1	9.66	115.93	108.20
22	DA	846	U	O4'-C1'-N1	9.66	115.93	108.20
22	BA	783	A	C5-N7-C8	-9.64	99.08	103.90
1	CA	486	U	N1-C1'-C2'	-9.64	101.39	112.00
1	AA	934	C	O4'-C1'-N1	9.64	115.91	108.20
22	BA	126	A	P-O3'-C3'	-9.62	108.15	119.70
22	DA	763	G	P-O3'-C3'	-9.60	108.18	119.70
1	CA	1161	C	N1-C1'-C2'	-9.59	101.45	112.00
22	BA	527	C	P-O3'-C3'	9.59	131.20	119.70
22	BA	238	C	P-O3'-C3'	9.58	131.19	119.70
22	BA	1476	U	N1-C1'-C2'	-9.56	101.48	112.00
22	BA	503	A	P-O3'-C3'	9.56	131.17	119.70
22	DA	829	A	P-O3'-C3'	9.55	131.16	119.70
1	AA	93	U	N1-C1'-C2'	-9.55	101.50	112.00
22	BA	2645	G	P-O3'-C3'	9.54	131.15	119.70
1	CA	512	U	N1-C1'-C2'	-9.54	101.50	112.00
1	CA	705	G	P-O3'-C3'	-9.54	108.25	119.70
22	BA	2629	U	P-O3'-C3'	9.53	131.13	119.70
22	BA	1455	G	P-O3'-C3'	-9.53	108.27	119.70
22	BA	2490	G	P-O3'-C3'	9.52	131.12	119.70
22	DA	2656	U	N1-C1'-C2'	-9.52	101.53	112.00
1	AA	969	A	P-O3'-C3'	-9.52	108.28	119.70
22	BA	1329	U	P-O3'-C3'	9.51	131.11	119.70
1	CA	755	G	P-O3'-C3'	-9.51	108.29	119.70
1	CA	1068	G	P-O3'-C3'	-9.51	108.29	119.70
1	AA	1095	U	N1-C1'-C2'	-9.51	101.54	112.00
22	BA	984	A	N9-C4-C5	-9.51	102.00	105.80
22	BA	1288	G	P-O3'-C3'	9.51	131.11	119.70
1	AA	279	A	P-O3'-C3'	9.50	131.10	119.70
22	DA	2023	C	N1-C1'-C2'	-9.48	101.58	112.00
22	BA	1647	U	O4'-C1'-N1	9.46	115.77	108.20
22	BA	2468	A	P-O3'-C3'	9.45	131.04	119.70
22	BA	413	C	N1-C1'-C2'	-9.45	101.60	112.00
22	BA	522	A	P-O3'-C3'	-9.45	108.36	119.70
22	DA	1971	U	O4'-C1'-N1	9.45	115.76	108.20
22	DA	2226	C	N1-C1'-C2'	-9.45	101.60	112.00
1	AA	1298	U	P-O3'-C3'	9.45	131.04	119.70
22	DA	945	A	P-O3'-C3'	9.45	131.04	119.70
1	AA	173	U	O4'-C1'-N1	9.45	115.76	108.20

*Continued on next page...*

*Continued from previous page...*

Mol	Chain	Res	Type	Atoms	Z	Observed(°)	Ideal(°)
22	DA	2617	U	P-O3'-C3'	-9.44	108.37	119.70
1	AA	1381	U	N1-C1'-C2'	-9.44	101.62	112.00
22	BA	506	G	P-O3'-C3'	9.44	131.02	119.70
22	DA	1655	A	P-O3'-C3'	-9.43	108.38	119.70
22	BA	2312	U	N1-C1'-C2'	-9.42	101.64	112.00
22	BA	1682	G	P-O3'-C3'	-9.41	108.41	119.70
22	BA	866	A	N9-C1'-C2'	-9.40	101.66	112.00
1	CA	95	C	N1-C1'-C2'	-9.40	101.66	112.00
22	BA	2656	U	N1-C1'-C2'	-9.40	101.67	112.00
22	DA	588	U	N1-C1'-C2'	-9.39	101.67	112.00
22	DA	2137	U	P-O3'-C3'	-9.38	108.44	119.70
23	BB	52	A	P-O3'-C3'	9.38	130.96	119.70
22	BA	2681	C	P-O3'-C3'	9.38	130.96	119.70
22	DA	672	C	N1-C1'-C2'	-9.38	101.69	112.00
22	BA	1265	A	P-O3'-C3'	9.37	130.95	119.70
1	AA	1451	U	P-O3'-C3'	9.36	130.94	119.70
22	BA	621	A	P-O3'-C3'	-9.35	108.48	119.70
22	DA	2875	C	O4'-C1'-N1	9.34	115.67	108.20
1	AA	305	G	P-O3'-C3'	9.33	130.90	119.70
1	CA	173	U	O4'-C1'-N1	9.33	115.66	108.20
22	BA	1498	C	N1-C1'-C2'	-9.32	101.75	112.00
22	BA	200	U	N1-C1'-C2'	-9.32	101.75	112.00
22	BA	2197	U	P-O3'-C3'	9.32	130.88	119.70
22	BA	2498	C	N1-C1'-C2'	-9.32	101.75	112.00
22	DA	1965	C	N1-C1'-C2'	-9.31	101.76	112.00
22	BA	92	U	P-O3'-C3'	-9.31	108.53	119.70
22	BA	2200	C	N1-C1'-C2'	-9.31	101.76	112.00
1	AA	984	C	N1-C1'-C2'	-9.29	101.78	112.00
22	DA	1417	C	N1-C1'-C2'	-9.30	101.77	112.00
22	BA	404	A	P-O3'-C3'	9.29	130.85	119.70
22	BA	512	G	O4'-C1'-N9	9.29	115.63	108.20
22	BA	686	U	O4'-C1'-N1	9.29	115.63	108.20
22	DA	1982	U	N1-C1'-C2'	-9.29	101.78	112.00
23	BB	48	U	P-O5'-C5'	-9.29	106.04	120.90
1	CA	577	G	P-O3'-C3'	-9.29	108.56	119.70
1	AA	1259	C	N1-C1'-C2'	-9.28	101.79	112.00
22	DA	533	G	P-O3'-C3'	-9.28	108.56	119.70
22	DA	243	U	N1-C1'-C2'	-9.28	101.79	112.00
22	BA	1779	U	C5-C6-N1	-9.28	118.06	122.70
22	DA	2874	C	N1-C1'-C2'	-9.28	101.80	112.00
22	DA	778	G	P-O3'-C3'	-9.27	108.58	119.70
1	AA	961	U	N1-C1'-C2'	-9.27	101.81	112.00

*Continued on next page...*

*Continued from previous page...*

Mol	Chain	Res	Type	Atoms	Z	Observed(°)	Ideal(°)
1	AA	595	A	P-O3'-C3'	9.26	130.81	119.70
22	DA	1498	C	N1-C1'-C2'	-9.26	101.82	112.00
22	DA	2450	A	P-O3'-C3'	-9.24	108.61	119.70
22	BA	727	A	P-O5'-C5'	-9.24	106.12	120.90
22	DA	1267	U	N1-C1'-C2'	-9.24	101.84	112.00
1	AA	547	A	P-O3'-C3'	9.23	130.77	119.70
1	AA	1283	U	N1-C1'-C2'	-9.22	101.85	112.00
22	BA	2732	G	P-O3'-C3'	9.22	130.76	119.70
22	BA	671	C	O4'-C1'-N1	9.20	115.56	108.20
22	DA	2712	C	P-O3'-C3'	9.20	130.74	119.70
22	DA	1476	U	O4'-C1'-N1	9.20	115.56	108.20
22	DA	1611	C	N1-C1'-C2'	-9.19	101.89	112.00
1	AA	173	U	P-O3'-C3'	9.19	130.72	119.70
22	DA	78	U	O4'-C1'-N1	9.18	115.55	108.20
22	BA	62	U	O4'-C1'-N1	9.18	115.55	108.20
1	AA	793	U	P-O3'-C3'	-9.18	108.69	119.70
1	AA	1349	A	P-O3'-C3'	-9.16	108.71	119.70
22	BA	61	C	P-O3'-C3'	-9.16	108.71	119.70
1	CA	486	U	P-O5'-C5'	-9.16	106.24	120.90
1	CA	1283	U	N1-C1'-C2'	-9.16	101.92	112.00
22	BA	143	C	N1-C1'-C2'	-9.16	101.93	112.00
22	BA	1644	C	N1-C1'-C2'	-9.15	101.93	112.00
1	AA	575	G	P-O3'-C3'	9.14	130.67	119.70
1	AA	972	C	O4'-C1'-N1	9.14	115.52	108.20
22	DA	1418	G	P-O3'-C3'	-9.14	108.73	119.70
22	DA	1804	C	N1-C1'-C2'	-9.12	101.96	112.00
22	BA	1499	C	O4'-C1'-N1	9.12	115.50	108.20
23	BB	67	G	P-O3'-C3'	-9.12	108.75	119.70
22	BA	1965	C	N1-C1'-C2'	-9.11	101.98	112.00
1	AA	1228	C	N1-C1'-C2'	-9.11	101.98	112.00
22	BA	646	U	O4'-C1'-N1	9.11	115.48	108.20
1	CA	331	G	P-O3'-C3'	-9.11	108.77	119.70
22	DA	933	A	P-O3'-C3'	-9.10	108.78	119.70
22	DA	1682	G	P-O3'-C3'	-9.10	108.78	119.70
1	AA	1399	C	P-O3'-C3'	9.10	130.61	119.70
22	BA	962	G	P-O3'-C3'	-9.09	108.80	119.70
22	BA	2266	A	P-O3'-C3'	9.09	130.60	119.70
1	CA	200	G	P-O3'-C3'	-9.07	108.81	119.70
22	BA	2319	G	P-O3'-C3'	9.07	130.59	119.70
22	BA	1920	C	P-O3'-C3'	-9.07	108.82	119.70
1	AA	307	C	P-O3'-C3'	-9.06	108.83	119.70
1	AA	110	C	N1-C1'-C2'	-9.06	102.04	112.00

*Continued on next page...*

*Continued from previous page...*

Mol	Chain	Res	Type	Atoms	Z	Observed(°)	Ideal(°)
22	BA	811	U	P-O3'-C3'	9.05	130.56	119.70
22	BA	2354	C	O4'-C1'-N1	-9.02	100.99	108.20
1	CA	428	G	P-O3'-C3'	9.01	130.51	119.70
22	BA	1786	A	O4'-C1'-N9	9.01	115.41	108.20
22	DA	656	G	P-O3'-C3'	-9.01	108.89	119.70
22	BA	208	C	C6-N1-C2	9.00	123.90	120.30
23	BB	40	U	P-O3'-C3'	9.00	130.50	119.70
22	BA	2689	U	N1-C1'-C2'	9.00	125.69	114.00
1	CA	986	U	N1-C1'-C2'	-9.00	102.10	112.00
22	DA	1324	G	P-O3'-C3'	8.99	130.49	119.70
22	BA	2541	A	P-O3'-C3'	8.98	130.48	119.70
1	AA	1068	G	P-O3'-C3'	-8.98	108.93	119.70
22	DA	2691	C	N1-C1'-C2'	-8.97	102.13	112.00
22	BA	847	U	N1-C1'-C2'	-8.96	102.14	112.00
1	AA	1380	U	P-O3'-C3'	8.96	130.45	119.70
1	AA	1125	U	P-O3'-C3'	8.96	130.45	119.70
1	AA	821	G	P-O3'-C3'	-8.96	108.95	119.70
22	DA	2320	U	P-O3'-C3'	-8.95	108.96	119.70
22	BA	974	G	C5-N7-C8	-8.95	99.83	104.30
22	BA	165	A	P-O3'-C3'	-8.94	108.97	119.70
22	DA	831	G	P-O3'-C3'	-8.93	108.98	119.70
22	BA	2051	A	P-O3'-C3'	8.93	130.41	119.70
22	DA	1276	A	P-O3'-C3'	-8.93	108.99	119.70
22	BA	2230	G	P-O3'-C3'	-8.92	109.00	119.70
22	BA	369	U	O4'-C1'-N1	-8.91	101.07	108.20
22	DA	2299	U	N1-C1'-C2'	-8.88	102.23	112.00
1	AA	577	G	P-O3'-C3'	-8.86	109.06	119.70
1	AA	1502	A	P-O3'-C3'	8.86	130.33	119.70
22	BA	2733	A	P-O3'-C3'	-8.86	109.07	119.70
22	BA	27	G	P-O3'-C3'	8.86	130.33	119.70
22	DA	2469	A	P-O3'-C3'	-8.86	109.07	119.70
1	AA	1348	U	N1-C1'-C2'	-8.85	102.26	112.00
22	BA	421	C	P-O3'-C3'	8.85	130.32	119.70
22	BA	1434	A	P-O3'-C3'	8.85	130.32	119.70
22	BA	1379	U	N1-C1'-C2'	-8.84	102.28	112.00
22	BA	2504	U	N1-C1'-C2'	-8.83	102.29	112.00
22	BA	1981	A	P-O3'-C3'	-8.82	109.12	119.70
22	BA	1816	C	N1-C1'-C2'	-8.81	102.31	112.00
1	AA	815	A	P-O3'-C3'	8.80	130.27	119.70
22	DA	1931	U	P-O3'-C3'	-8.80	109.14	119.70
22	BA	34	U	P-O3'-C3'	8.80	130.26	119.70
22	BA	1716	U	N1-C1'-C2'	-8.80	102.32	112.00

*Continued on next page...*

*Continued from previous page...*

Mol	Chain	Res	Type	Atoms	Z	Observed(°)	Ideal(°)
22	BA	805	G	P-O5'-C5'	-8.79	106.84	120.90
22	DA	336	C	N1-C1'-C2'	-8.78	102.34	112.00
22	DA	687	C	N1-C1'-C2'	-8.78	102.34	112.00
22	DA	2036	C	N1-C1'-C2'	-8.77	102.35	112.00
22	BA	249	C	N1-C1'-C2'	8.77	125.40	114.00
22	BA	2520	C	N1-C1'-C2'	-8.77	102.35	112.00
1	AA	1398	A	P-O3'-C3'	-8.77	109.18	119.70
22	BA	2880	C	N1-C1'-C2'	-8.77	102.35	112.00
22	BA	984	A	C4-C5-N7	8.77	115.08	110.70
22	BA	1326	U	P-O3'-C3'	-8.77	109.18	119.70
22	DA	2300	C	P-O3'-C3'	-8.77	109.18	119.70
22	DA	2689	U	O4'-C1'-N1	8.76	115.21	108.20
22	BA	1142	A	C2-N3-C4	-8.76	106.22	110.60
22	DA	78	U	N1-C1'-C2'	-8.75	102.38	112.00
22	BA	1626	A	P-O3'-C3'	8.74	130.19	119.70
1	CA	110	C	P-O3'-C3'	-8.74	109.22	119.70
22	BA	1568	G	P-O3'-C3'	-8.73	109.22	119.70
22	BA	2519	U	O4'-C1'-N1	8.73	115.19	108.20
22	DA	222	A	P-O3'-C3'	8.73	130.17	119.70
1	AA	792	A	O4'-C1'-N9	8.72	115.18	108.20
1	CA	1395	C	N1-C1'-C2'	-8.72	102.41	112.00
22	BA	1451	C	O4'-C1'-N1	8.71	115.17	108.20
1	AA	9	G	P-O3'-C3'	-8.71	109.25	119.70
22	BA	2727	A	P-O3'-C3'	-8.70	109.26	119.70
22	BA	1210	G	P-O3'-C3'	8.70	130.14	119.70
22	DA	2877	G	P-O3'-C3'	-8.70	109.26	119.70
22	BA	2689	U	P-O3'-C3'	8.70	130.14	119.70
22	BA	28	A	P-O5'-C5'	-8.70	106.98	120.90
22	BA	1508	A	P-O3'-C3'	8.69	130.13	119.70
22	BA	1558	C	P-O3'-C3'	8.69	130.13	119.70
1	CA	1367	C	N1-C1'-C2'	-8.69	102.44	112.00
22	BA	2517	C	C6-N1-C2	8.69	123.78	120.30
22	BA	946	C	N1-C1'-C2'	-8.69	102.45	112.00
22	BA	748	G	P-O3'-C3'	-8.68	109.29	119.70
22	DA	1931	U	N1-C1'-C2'	-8.68	102.46	112.00
22	DA	1541	C	N1-C1'-C2'	-8.66	102.47	112.00
22	BA	1942	C	N1-C1'-C2'	-8.66	102.47	112.00
22	BA	1739	A	P-O3'-C3'	-8.65	109.32	119.70
22	DA	730	A	P-O3'-C3'	-8.65	109.31	119.70
22	BA	2612	C	O4'-C1'-N1	8.64	115.11	108.20
22	DA	1065	U	N1-C1'-C2'	-8.64	102.50	112.00
1	CA	1202	U	N1-C1'-C2'	-8.64	102.50	112.00

*Continued on next page...*

*Continued from previous page...*

Mol	Chain	Res	Type	Atoms	Z	Observed(°)	Ideal(°)
22	DA	2490	G	P-O3'-C3'	8.64	130.06	119.70
1	CA	1218	C	N1-C1'-C2'	-8.63	102.51	112.00
22	BA	2836	U	N1-C1'-C2'	-8.62	102.52	112.00
22	BA	2573	C	N1-C1'-C2'	-8.62	102.52	112.00
1	AA	141	G	P-O3'-C3'	-8.61	109.37	119.70
22	DA	164	C	P-O3'-C3'	-8.61	109.37	119.70
22	DA	1779	U	O4'-C1'-N1	8.60	115.08	108.20
22	BA	1675	C	P-O3'-C3'	-8.60	109.39	119.70
22	DA	2249	U	P-O3'-C3'	8.59	130.01	119.70
22	BA	505	A	P-O3'-C3'	-8.59	109.39	119.70
22	DA	2492	U	N1-C1'-C2'	-8.58	102.56	112.00
22	BA	2508	G	P-O5'-C5'	-8.57	107.18	120.90
22	BA	2797	U	P-O3'-C3'	8.57	129.99	119.70
22	DA	1980	G	P-O3'-C3'	8.57	129.99	119.70
1	AA	438	U	P-O3'-C3'	8.57	129.99	119.70
1	CA	110	C	N1-C1'-C2'	-8.57	102.57	112.00
22	DA	2497	A	P-O3'-C3'	8.57	129.98	119.70
22	BA	764	A	O4'-C1'-N9	8.56	115.05	108.20
22	DA	2458	G	O4'-C1'-N9	8.56	115.05	108.20
22	BA	2752	C	P-O3'-C3'	-8.55	109.44	119.70
22	DA	304	U	O4'-C1'-N1	8.55	115.04	108.20
1	AA	519	C	P-O3'-C3'	-8.55	109.44	119.70
1	CA	564	C	N1-C1'-C2'	-8.55	102.60	112.00
22	BA	958	U	O4'-C1'-N1	-8.54	101.37	108.20
22	BA	1956	U	N1-C1'-C2'	-8.54	102.61	112.00
1	AA	752	G	P-O3'-C3'	8.53	129.94	119.70
22	BA	2458	G	P-O3'-C3'	8.53	129.94	119.70
22	DA	1256	G	P-O3'-C3'	-8.53	109.46	119.70
22	BA	984	A	N1-C2-N3	8.53	133.56	129.30
1	CA	9	G	P-O3'-C3'	-8.53	109.47	119.70
1	CA	536	C	P-O3'-C3'	-8.53	109.47	119.70
1	AA	501	C	N1-C1'-C2'	-8.52	102.63	112.00
22	BA	2426	A	P-O3'-C3'	8.52	129.92	119.70
22	BA	474	G	P-O3'-C3'	8.52	129.92	119.70
22	BA	865	C	P-O3'-C3'	8.51	129.91	119.70
1	AA	469	C	N1-C1'-C2'	-8.50	102.65	112.00
22	BA	2321	U	P-O3'-C3'	-8.49	109.52	119.70
22	DA	2384	U	N1-C1'-C2'	8.49	125.03	114.00
1	CA	438	U	O4'-C1'-N1	8.48	114.98	108.20
22	BA	1759	A	P-O3'-C3'	-8.48	109.53	119.70
22	DA	2501	C	O4'-C1'-N1	8.47	114.98	108.20
1	AA	1157	A	P-O3'-C3'	8.47	129.86	119.70

*Continued on next page...*



*Continued from previous page...*

Mol	Chain	Res	Type	Atoms	Z	Observed(°)	Ideal(°)
1	CA	1396	A	P-O3'-C3'	8.47	129.86	119.70
22	BA	2035	G	P-O3'-C3'	8.46	129.86	119.70
1	AA	306	A	P-O3'-C3'	-8.46	109.55	119.70
22	BA	1407	G	P-O3'-C3'	-8.46	109.55	119.70
22	BA	791	C	O4'-C1'-N1	8.45	114.96	108.20
1	AA	889	A	O4'-C1'-N9	8.44	114.95	108.20
22	DA	2239	G	P-O3'-C3'	-8.44	109.57	119.70
22	BA	422	A	P-O3'-C3'	-8.44	109.57	119.70
23	DB	68	C	N1-C1'-C2'	-8.44	102.72	112.00
1	CA	509	A	P-O3'-C3'	-8.44	109.57	119.70
22	BA	571	U	P-O3'-C3'	8.44	129.83	119.70
1	CA	374	A	P-O3'-C3'	-8.44	109.57	119.70
22	DA	1127	A	P-O3'-C3'	-8.44	109.57	119.70
22	BA	1611	C	P-O3'-C3'	-8.44	109.58	119.70
22	DA	1915	U	N1-C1'-C2'	-8.43	102.72	112.00
1	AA	1200	C	P-O3'-C3'	8.43	129.81	119.70
22	BA	783	A	N7-C8-N9	8.42	118.01	113.80
22	BA	1157	G	P-O3'-C3'	-8.42	109.60	119.70
22	BA	1942	C	P-O3'-C3'	-8.41	109.61	119.70
22	DA	2611	C	P-O3'-C3'	-8.40	109.61	119.70
22	BA	1126	A	P-O3'-C3'	8.39	129.77	119.70
22	BA	1639	C	O4'-C1'-N1	8.39	114.92	108.20
1	CA	122	G	P-O3'-C3'	-8.39	109.63	119.70
22	DA	121	G	P-O3'-C3'	-8.39	109.63	119.70
1	CA	13	U	P-O3'-C3'	8.39	129.77	119.70
22	DA	2406	A	P-O3'-C3'	8.39	129.76	119.70
22	BA	904	G	P-O3'-C3'	-8.38	109.64	119.70
22	BA	2321	U	N1-C1'-C2'	-8.38	102.78	112.00
22	BA	1522	A	P-O3'-C3'	8.36	129.74	119.70
22	DA	1632	A	P-O3'-C3'	8.36	129.74	119.70
22	DA	2581	G	P-O3'-C3'	8.36	129.73	119.70
22	BA	1254	A	P-O5'-C5'	-8.36	107.52	120.90
1	CA	575	G	P-O3'-C3'	8.35	129.72	119.70
1	CA	348	G	P-O3'-C3'	-8.34	109.69	119.70
1	CA	701	U	P-O3'-C3'	8.33	129.70	119.70
22	DA	1829	A	P-O3'-C3'	-8.33	109.71	119.70
22	BA	2846	G	P-O5'-C5'	-8.32	107.58	120.90
22	BA	1112	G	P-O3'-C3'	-8.32	109.72	119.70
1	CA	915	A	P-O3'-C3'	-8.32	109.72	119.70
22	DA	229	C	N1-C1'-C2'	-8.32	102.85	112.00
22	BA	391	A	P-O3'-C3'	-8.31	109.72	119.70
22	DA	2447	G	P-O3'-C3'	8.31	129.67	119.70

*Continued on next page...*

*Continued from previous page...*

Mol	Chain	Res	Type	Atoms	Z	Observed(°)	Ideal(°)
1	AA	813	U	P-O3'-C3'	-8.31	109.73	119.70
22	BA	1732	C	P-O3'-C3'	8.31	129.67	119.70
22	DA	2283	C	P-O3'-C3'	-8.31	109.73	119.70
23	BB	42	C	N1-C1'-C2'	-8.30	102.87	112.00
22	DA	2616	C	O4'-C1'-N1	8.30	114.84	108.20
22	BA	2250	G	O4'-C1'-N9	-8.29	101.57	108.20
22	DA	1396	U	P-O3'-C3'	8.29	129.65	119.70
22	BA	800	A	P-O3'-C3'	8.29	129.65	119.70
22	BA	2093	G	N9-C1'-C2'	-8.29	102.89	112.00
22	DA	1119	U	O4'-C1'-N1	8.28	114.83	108.20
22	DA	2836	U	N1-C1'-C2'	-8.28	102.89	112.00
1	AA	1433	A	P-O3'-C3'	-8.28	109.77	119.70
1	CA	1450	U	N1-C1'-C2'	-8.27	102.90	112.00
1	AA	252	U	N1-C1'-C2'	-8.26	102.91	112.00
1	CA	534	U	N1-C1'-C2'	-8.26	102.92	112.00
22	BA	1848	A	P-O3'-C3'	-8.26	109.79	119.70
1	CA	344	A	P-O3'-C3'	8.26	129.61	119.70
22	DA	1972	G	P-O3'-C3'	-8.26	109.79	119.70
22	BA	556	A	P-O3'-C3'	-8.25	109.80	119.70
1	CA	1148	U	N1-C1'-C2'	-8.24	102.93	112.00
22	BA	403	U	P-O3'-C3'	8.24	129.59	119.70
1	CA	1245	C	N1-C1'-C2'	-8.23	102.94	112.00
1	AA	1203	C	P-O3'-C3'	-8.23	109.82	119.70
22	DA	122	G	P-O3'-C3'	-8.22	109.83	119.70
22	DA	1428	C	O4'-C1'-N1	8.22	114.78	108.20
22	BA	1213	A	P-O5'-C5'	-8.22	107.75	120.90
1	CA	32	A	P-O3'-C3'	-8.21	109.84	119.70
22	BA	673	C	C6-N1-C2	8.21	123.58	120.30
1	AA	1284	C	P-O3'-C3'	-8.21	109.85	119.70
22	BA	1653	G	P-O3'-C3'	8.21	129.55	119.70
22	DA	1612	C	N1-C1'-C2'	-8.20	102.98	112.00
22	BA	2572	A	N1-C6-N6	8.19	123.52	118.60
1	CA	1398	A	P-O3'-C3'	-8.19	109.87	119.70
22	BA	144	A	P-O3'-C3'	-8.19	109.87	119.70
1	CA	884	U	P-O3'-C3'	8.19	129.53	119.70
22	DA	1378	A	P-O3'-C3'	8.19	129.53	119.70
1	CA	388	G	P-O3'-C3'	8.19	129.52	119.70
1	CA	1528	U	O4'-C1'-N1	8.18	114.75	108.20
1	CA	68	G	P-O3'-C3'	-8.18	109.89	119.70
22	BA	783	A	N9-C1'-C2'	-8.18	103.00	112.00
22	BA	2422	C	O4'-C1'-N1	-8.18	101.66	108.20
22	DA	991	C	P-O3'-C3'	-8.17	109.89	119.70

*Continued on next page...*

*Continued from previous page...*

Mol	Chain	Res	Type	Atoms	Z	Observed(°)	Ideal(°)
22	DA	2603	G	P-O3'-C3'	-8.17	109.90	119.70
22	BA	1615	C	P-O3'-C3'	8.16	129.50	119.70
22	DA	1967	C	P-O3'-C3'	-8.16	109.90	119.70
1	CA	793	U	P-O3'-C3'	-8.16	109.91	119.70
22	BA	984	A	N9-C1'-C2'	-8.16	103.02	112.00
22	BA	1859	U	P-O3'-C3'	-8.16	109.91	119.70
22	BA	1021	A	P-O3'-C3'	-8.15	109.92	119.70
22	BA	2215	C	N1-C1'-C2'	-8.15	103.04	112.00
22	DA	670	A	P-O3'-C3'	8.15	129.47	119.70
22	DA	868	U	P-O3'-C3'	-8.14	109.93	119.70
22	DA	2060	A	P-O3'-C3'	8.14	129.47	119.70
22	BA	783	A	N1-C6-N6	8.14	123.48	118.60
1	CA	486	U	P-O3'-C3'	-8.14	109.93	119.70
22	DA	1013	C	P-O3'-C3'	-8.14	109.93	119.70
22	BA	1901	A	P-O3'-C3'	-8.13	109.94	119.70
22	BA	2777	G	P-O3'-C3'	-8.13	109.94	119.70
22	DA	1400	U	N1-C1'-C2'	-8.13	103.06	112.00
1	CA	519	C	N1-C1'-C2'	-8.12	103.06	112.00
22	DA	1081	U	O4'-C1'-N1	8.12	114.70	108.20
22	DA	1347	A	P-O3'-C3'	-8.12	109.95	119.70
1	AA	1303	C	N1-C1'-C2'	-8.12	103.07	112.00
22	BA	2613	U	P-O3'-C3'	8.12	129.44	119.70
22	BA	1013	C	P-O3'-C3'	-8.11	109.96	119.70
22	DA	531	C	P-O3'-C3'	8.11	129.44	119.70
1	AA	985	C	P-O3'-C3'	-8.11	109.97	119.70
1	AA	316	C	P-O3'-C3'	-8.11	109.97	119.70
22	DA	1157	G	P-O3'-C3'	-8.10	109.97	119.70
22	DA	2199	A	P-O3'-C3'	-8.08	110.00	119.70
22	BA	1980	G	O4'-C1'-N9	8.08	114.66	108.20
1	AA	431	A	P-O3'-C3'	-8.08	110.01	119.70
1	AA	1365	G	P-O3'-C3'	-8.06	110.02	119.70
1	AA	1380	U	O4'-C1'-N1	8.06	114.65	108.20
22	DA	1626	A	P-O3'-C3'	8.06	129.38	119.70
1	CA	316	C	P-O3'-C3'	-8.06	110.03	119.70
22	DA	806	C	N1-C1'-C2'	-8.06	103.14	112.00
22	DA	1758	U	P-O3'-C3'	8.05	129.36	119.70
22	BA	1324	G	P-O3'-C3'	8.05	129.36	119.70
22	DA	860	U	N1-C1'-C2'	-8.04	103.15	112.00
22	DA	2612	C	O4'-C1'-N1	8.04	114.63	108.20
22	DA	2836	U	P-O3'-C3'	-8.04	110.06	119.70
22	DA	390	U	P-O3'-C3'	8.03	129.33	119.70
22	DA	2063	C	P-O3'-C3'	-8.02	110.07	119.70

*Continued on next page...*

*Continued from previous page...*

Mol	Chain	Res	Type	Atoms	Z	Observed(°)	Ideal(°)
1	AA	654	G	P-O3'-C3'	-8.02	110.08	119.70
22	DA	2573	C	N1-C1'-C2'	-8.02	103.18	112.00
1	AA	1332	A	P-O3'-C3'	-8.02	110.08	119.70
1	AA	1256	A	P-O3'-C3'	8.01	129.31	119.70
1	AA	816	A	P-O3'-C3'	-8.01	110.09	119.70
1	CA	753	A	P-O3'-C3'	8.01	129.31	119.70
22	BA	196	A	O4'-C1'-N9	8.00	114.60	108.20
22	BA	948	C	C5-C6-N1	-8.00	117.00	121.00
22	BA	727	A	P-O3'-C3'	-8.00	110.10	119.70
1	CA	497	G	P-O3'-C3'	-8.00	110.11	119.70
22	BA	595	C	C6-N1-C2	7.99	123.50	120.30
22	DA	2629	U	P-O3'-C3'	7.99	129.29	119.70
22	BA	1357	C	P-O3'-C3'	-7.98	110.13	119.70
22	DA	860	U	P-O3'-C3'	-7.97	110.13	119.70
22	DA	335	C	N1-C1'-C2'	-7.97	103.23	112.00
22	DA	1759	A	P-O3'-C3'	-7.96	110.15	119.70
1	AA	934	C	P-O3'-C3'	7.96	129.25	119.70
22	BA	1289	C	P-O3'-C3'	-7.96	110.15	119.70
1	CA	14	U	P-O3'-C3'	-7.96	110.15	119.70
22	DA	1838	C	P-O3'-C3'	7.96	129.25	119.70
22	BA	2567	G	P-O3'-C3'	-7.96	110.15	119.70
22	BA	221	A	P-O3'-C3'	7.95	129.24	119.70
22	BA	1980	G	P-O3'-C3'	7.95	129.24	119.70
22	DA	2024	G	P-O3'-C3'	-7.95	110.16	119.70
22	BA	1782	U	P-O3'-C3'	-7.94	110.17	119.70
22	DA	218	A	P-O3'-C3'	-7.93	110.18	119.70
22	BA	2060	A	O4'-C1'-N9	7.93	114.55	108.20
22	BA	860	U	P-O5'-C5'	-7.93	108.21	120.90
1	AA	115	G	P-O3'-C3'	7.93	129.21	119.70
22	BA	2759	G	P-O5'-C5'	-7.93	108.22	120.90
1	CA	511	C	P-O3'-C3'	7.92	129.21	119.70
1	CA	499	A	P-O3'-C3'	7.92	129.21	119.70
1	AA	486	U	N1-C1'-C2'	-7.92	103.29	112.00
22	DA	1522	A	P-O3'-C3'	7.91	129.20	119.70
22	BA	2646	C	N1-C1'-C2'	-7.91	103.30	112.00
22	DA	2727	A	P-O3'-C3'	-7.90	110.22	119.70
22	BA	2214	C	P-O3'-C3'	-7.90	110.22	119.70
22	DA	1430	G	P-O3'-C3'	-7.90	110.22	119.70
22	DA	1782	U	O4'-C1'-N1	7.90	114.52	108.20
22	BA	1255	U	N1-C1'-C2'	-7.90	103.31	112.00
22	BA	2152	G	P-O3'-C3'	-7.89	110.23	119.70
22	BA	1714	U	O4'-C1'-N1	-7.89	101.89	108.20

*Continued on next page...*

*Continued from previous page...*

Mol	Chain	Res	Type	Atoms	Z	Observed(°)	Ideal(°)
1	CA	1348	U	N1-C1'-C2'	-7.89	103.32	112.00
22	BA	812	C	P-O3'-C3'	-7.89	110.23	119.70
22	DA	1558	C	P-O3'-C3'	7.89	129.17	119.70
22	DA	573	U	O4'-C1'-N1	7.89	114.51	108.20
23	BB	16	G	P-O3'-C3'	-7.89	110.24	119.70
22	BA	2312	U	P-O3'-C3'	-7.88	110.24	119.70
22	BA	704	G	P-O3'-C3'	7.88	129.16	119.70
1	AA	48	C	O4'-C1'-N1	7.88	114.50	108.20
22	BA	654	A	P-O3'-C3'	7.87	129.14	119.70
22	DA	1213	A	P-O3'-C3'	-7.87	110.26	119.70
22	BA	531	C	N1-C1'-C2'	7.86	124.22	114.00
22	BA	1127	A	C8-N9-C4	-7.86	102.66	105.80
1	AA	479	U	O4'-C1'-N1	7.86	114.48	108.20
22	BA	1255	U	O5'-P-OP1	-7.86	98.63	105.70
22	BA	2258	C	P-O3'-C3'	7.86	129.13	119.70
22	BA	1026	G	P-O3'-C3'	-7.85	110.28	119.70
22	DA	805	G	P-O3'-C3'	7.85	129.12	119.70
22	BA	2337	G	P-O3'-C3'	-7.85	110.28	119.70
22	DA	1305	C	N1-C1'-C2'	-7.85	103.36	112.00
22	BA	454	A	P-O3'-C3'	7.84	129.11	119.70
1	AA	718	A	P-O3'-C3'	-7.84	110.30	119.70
22	BA	1293	C	P-O3'-C3'	-7.84	110.30	119.70
22	BA	1627	G	P-O3'-C3'	-7.83	110.30	119.70
1	AA	1447	A	P-O3'-C3'	7.83	129.10	119.70
22	BA	764	A	P-O3'-C3'	7.83	129.09	119.70
22	BA	33	C	P-O3'-C3'	7.83	129.09	119.70
1	AA	511	C	N1-C1'-C2'	7.82	124.17	114.00
1	AA	1196	A	P-O3'-C3'	7.82	129.09	119.70
1	AA	389	A	P-O3'-C3'	-7.82	110.32	119.70
22	BA	817	C	N1-C2-O2	-7.82	114.21	118.90
1	CA	1282	C	N1-C1'-C2'	-7.81	103.41	112.00
22	DA	445	C	N1-C1'-C2'	-7.81	103.41	112.00
1	CA	240	G	P-O3'-C3'	-7.81	110.33	119.70
23	DB	88	C	P-O3'-C3'	7.80	129.06	119.70
1	CA	245	U	P-O3'-C3'	-7.80	110.34	119.70
1	CA	512	U	P-O3'-C3'	-7.80	110.34	119.70
1	CA	1399	C	P-O3'-C3'	7.80	129.06	119.70
1	CA	48	C	O4'-C1'-N1	7.79	114.43	108.20
1	AA	490	C	P-O3'-C3'	-7.79	110.35	119.70
22	BA	196	A	P-O3'-C3'	7.79	129.04	119.70
22	DA	527	C	P-O3'-C3'	7.78	129.04	119.70
1	AA	373	A	P-O3'-C3'	-7.78	110.36	119.70

*Continued on next page...*

*Continued from previous page...*

Mol	Chain	Res	Type	Atoms	Z	Observed(°)	Ideal(°)
22	BA	91	A	P-O3'-C3'	7.78	129.04	119.70
22	BA	2385	C	N1-C1'-C2'	-7.78	103.44	112.00
22	DA	2617	U	N1-C1'-C2'	-7.78	103.44	112.00
1	AA	1055	A	P-O3'-C3'	-7.77	110.38	119.70
22	BA	1839	G	P-O3'-C3'	-7.77	110.38	119.70
22	BA	1555	G	P-O3'-C3'	-7.77	110.38	119.70
22	BA	137	U	O4'-C1'-N1	-7.76	101.99	108.20
23	DB	68	C	O4'-C1'-N1	7.76	114.41	108.20
1	AA	365	U	O4'-C1'-N1	7.76	114.41	108.20
22	BA	1732	C	O4'-C1'-N1	7.76	114.41	108.20
22	DA	2752	C	N1-C1'-C2'	-7.76	103.47	112.00
1	CA	874	G	P-O3'-C3'	-7.76	110.39	119.70
1	AA	688	G	P-O3'-C3'	-7.75	110.40	119.70
1	CA	734	G	P-O3'-C3'	-7.75	110.40	119.70
1	AA	1066	C	O4'-C1'-N1	-7.75	102.00	108.20
22	DA	2251	G	P-O3'-C3'	-7.75	110.40	119.70
22	BA	1340	U	O4'-C1'-N1	7.74	114.39	108.20
1	AA	439	U	N1-C1'-C2'	-7.74	103.49	112.00
22	BA	1885	A	P-O3'-C3'	-7.74	110.41	119.70
22	DA	784	G	O4'-C1'-N9	7.74	114.39	108.20
22	DA	811	U	O4'-C1'-N1	7.74	114.39	108.20
22	BA	2681	C	N1-C2-O2	-7.74	114.26	118.90
22	BA	1936	A	C2-N3-C4	-7.73	106.73	110.60
22	DA	2075	U	O4'-C1'-N1	-7.73	102.01	108.20
1	CA	547	A	P-O3'-C3'	7.72	128.97	119.70
22	DA	2387	U	N1-C1'-C2'	-7.72	103.50	112.00
1	AA	129	A	P-O3'-C3'	7.72	128.96	119.70
1	CA	643	C	P-O3'-C3'	-7.72	110.44	119.70
22	BA	2346	A	P-O3'-C3'	7.72	128.96	119.70
22	DA	2847	U	P-O3'-C3'	7.72	128.96	119.70
1	AA	109	A	P-O3'-C3'	7.71	128.96	119.70
22	BA	2606	C	C5-C6-N1	-7.71	117.14	121.00
1	AA	794	A	P-O3'-C3'	-7.71	110.45	119.70
22	BA	2662	A	P-O3'-C3'	-7.71	110.45	119.70
1	CA	891	U	P-O3'-C3'	-7.71	110.45	119.70
1	AA	1128	C	P-O3'-C3'	-7.70	110.46	119.70
22	BA	1695	G	P-O3'-C3'	-7.70	110.46	119.70
22	BA	1681	G	P-O3'-C3'	7.69	128.93	119.70
22	DA	2876	G	P-O3'-C3'	-7.69	110.47	119.70
22	BA	385	C	O4'-C1'-N1	-7.68	102.06	108.20
1	AA	717	U	P-O3'-C3'	7.68	128.91	119.70
22	BA	2672	U	O4'-C1'-N1	-7.67	102.06	108.20

*Continued on next page...*

*Continued from previous page...*

Mol	Chain	Res	Type	Atoms	Z	Observed(°)	Ideal(°)
22	BA	1693	U	P-O3'-C3'	7.66	128.90	119.70
22	DA	392	U	P-O3'-C3'	-7.66	110.51	119.70
1	AA	1201	A	P-O3'-C3'	7.66	128.89	119.70
22	DA	2324	U	P-O3'-C3'	7.66	128.89	119.70
22	BA	2086	U	O4'-C1'-N1	7.65	114.32	108.20
22	BA	1385	A	P-O3'-C3'	7.64	128.88	119.70
22	BA	812	C	N1-C1'-C2'	-7.63	103.60	112.00
22	BA	984	A	C5-C6-N6	-7.63	117.60	123.70
22	BA	613	A	P-O3'-C3'	7.63	128.86	119.70
22	BA	490	C	P-O5'-C5'	-7.63	108.70	120.90
1	AA	198	G	P-O3'-C3'	-7.62	110.55	119.70
22	DA	200	U	N1-C1'-C2'	-7.62	103.61	112.00
22	DA	1136	G	P-O3'-C3'	-7.62	110.55	119.70
22	DA	1236	G	P-O3'-C3'	7.62	128.84	119.70
22	BA	790	U	O4'-C1'-N1	7.62	114.29	108.20
1	CA	430	A	P-O3'-C3'	-7.61	110.57	119.70
1	AA	72	A	P-O3'-C3'	-7.61	110.57	119.70
1	AA	1200	C	N1-C1'-C2'	7.61	123.89	114.00
22	BA	783	A	C4-C5-N7	7.61	114.50	110.70
22	BA	1330	C	O4'-C1'-N1	7.60	114.28	108.20
1	CA	116	A	N9-C1'-C2'	-7.60	103.64	112.00
22	BA	2566	A	P-O3'-C3'	7.60	128.82	119.70
22	BA	729	G	P-O3'-C3'	-7.60	110.58	119.70
22	BA	740	C	N1-C1'-C2'	-7.60	103.64	112.00
22	DA	144	A	P-O3'-C3'	-7.60	110.58	119.70
22	BA	479	A	P-O3'-C3'	7.59	128.81	119.70
22	DA	575	A	P-O3'-C3'	-7.59	110.59	119.70
22	BA	1706	C	P-O3'-C3'	7.59	128.81	119.70
22	DA	1918	A	P-O3'-C3'	7.59	128.81	119.70
22	DA	105	C	O4'-C1'-N1	7.59	114.27	108.20
22	BA	1786	A	P-O3'-C3'	7.59	128.80	119.70
22	DA	2492	U	P-O3'-C3'	-7.58	110.60	119.70
23	DB	46	A	P-O3'-C3'	-7.58	110.60	119.70
22	BA	786	C	C6-N1-C2	7.58	123.33	120.30
22	BA	697	G	P-O3'-C3'	7.57	128.79	119.70
22	BA	2768	U	P-O3'-C3'	-7.57	110.61	119.70
1	AA	336	A	P-O3'-C3'	-7.57	110.62	119.70
22	BA	573	U	P-O3'-C3'	7.57	128.78	119.70
1	CA	547	A	O4'-C1'-N9	7.56	114.25	108.20
22	BA	1152	C	N1-C2-O2	-7.55	114.37	118.90
1	AA	512	U	P-O3'-C3'	-7.55	110.64	119.70
22	DA	92	U	N1-C1'-C2'	-7.55	103.69	112.00

*Continued on next page...*

*Continued from previous page...*

Mol	Chain	Res	Type	Atoms	Z	Observed(°)	Ideal(°)
22	DA	1255	U	N1-C1'-C2'	-7.55	103.70	112.00
22	BA	1510	G	P-O3'-C3'	-7.55	110.64	119.70
22	DA	510	C	N1-C1'-C2'	-7.54	103.70	112.00
1	AA	1394	A	P-O3'-C3'	7.54	128.75	119.70
22	BA	985	C	P-O3'-C3'	-7.54	110.65	119.70
22	BA	914	G	P-O3'-C3'	-7.54	110.65	119.70
22	BA	482	A	P-O3'-C3'	-7.54	110.65	119.70
1	CA	536	C	N1-C1'-C2'	-7.54	103.71	112.00
22	DA	353	C	P-O3'-C3'	7.53	128.74	119.70
1	AA	1395	C	P-O5'-C5'	-7.53	108.85	120.90
22	DA	407	G	P-O3'-C3'	-7.53	110.67	119.70
22	BA	1905	C	O4'-C1'-N1	7.53	114.22	108.20
22	BA	2250	G	C5-N7-C8	-7.53	100.54	104.30
22	BA	1416	G	P-O3'-C3'	7.52	128.73	119.70
22	BA	507	A	P-O3'-C3'	-7.52	110.67	119.70
22	BA	1306	C	O4'-C1'-N1	7.52	114.22	108.20
1	AA	974	A	P-O3'-C3'	7.52	128.72	119.70
23	BB	67	G	P-O5'-C5'	-7.51	108.88	120.90
1	AA	1382	C	N1-C1'-C2'	-7.51	103.74	112.00
22	DA	637	A	P-O3'-C3'	7.51	128.71	119.70
1	AA	1259	C	P-O3'-C3'	-7.50	110.70	119.70
22	BA	984	A	C4-C5-C6	7.50	120.75	117.00
22	DA	2384	U	P-O3'-C3'	7.50	128.71	119.70
1	AA	415	A	P-O3'-C3'	-7.50	110.70	119.70
22	BA	1943	U	P-O3'-C3'	7.50	128.70	119.70
22	DA	2620	C	O4'-C1'-N1	-7.50	102.20	108.20
1	AA	95	C	N1-C1'-C2'	-7.50	103.76	112.00
22	BA	489	G	P-O3'-C3'	7.49	128.69	119.70
22	DA	1399	C	N1-C1'-C2'	-7.49	103.76	112.00
22	BA	125	A	P-O3'-C3'	7.49	128.69	119.70
22	DA	478	A	P-O3'-C3'	-7.49	110.71	119.70
22	BA	915	C	N1-C1'-C2'	-7.49	103.76	112.00
22	DA	1460	U	P-O3'-C3'	7.49	128.68	119.70
22	BA	529	A	C8-N9-C4	7.49	108.79	105.80
22	DA	1141	U	P-O3'-C3'	7.48	128.68	119.70
22	BA	783	A	C6-C5-N7	-7.48	127.06	132.30
23	BB	108	A	P-O3'-C3'	7.48	128.67	119.70
22	BA	177	G	P-O3'-C3'	7.47	128.67	119.70
1	CA	548	G	P-O3'-C3'	-7.47	110.73	119.70
22	BA	199	A	P-O3'-C3'	7.47	128.67	119.70
1	AA	642	A	P-O3'-C3'	-7.47	110.74	119.70
22	BA	509	C	P-O3'-C3'	-7.47	110.73	119.70

*Continued on next page...*



*Continued from previous page...*

Mol	Chain	Res	Type	Atoms	Z	Observed(°)	Ideal(°)
22	BA	233	A	P-O3'-C3'	-7.47	110.74	119.70
22	DA	2259	U	N1-C1'-C2'	-7.47	103.79	112.00
22	BA	777	G	N9-C1'-C2'	-7.46	103.79	112.00
22	DA	669	G	P-O3'-C3'	7.46	128.66	119.70
22	DA	1333	G	P-O3'-C3'	-7.46	110.75	119.70
22	DA	919	U	O4'-C1'-N1	-7.46	102.23	108.20
22	BA	2440	C	N1-C1'-C2'	-7.45	103.80	112.00
22	DA	805	G	O4'-C1'-N9	7.45	114.16	108.20
22	DA	934	U	P-O3'-C3'	-7.45	110.77	119.70
22	BA	1286	A	O4'-C1'-N9	7.44	114.16	108.20
22	BA	14	A	P-O3'-C3'	-7.44	110.77	119.70
22	BA	1965	C	P-O3'-C3'	-7.44	110.77	119.70
22	DA	2440	C	P-O5'-C5'	-7.44	108.99	120.90
22	DA	1397	U	P-O3'-C3'	7.44	128.63	119.70
22	DA	627	A	P-O3'-C3'	7.44	128.63	119.70
22	DA	2866	U	P-O3'-C3'	7.44	128.62	119.70
22	BA	1918	A	P-O3'-C3'	7.43	128.62	119.70
1	CA	247	G	P-O3'-C3'	-7.43	110.78	119.70
22	BA	1461	C	P-O3'-C3'	-7.43	110.78	119.70
1	AA	536	C	P-O3'-C3'	-7.43	110.78	119.70
22	DA	1008	A	P-O3'-C3'	7.43	128.62	119.70
22	DA	2580	U	O4'-C1'-N1	7.43	114.14	108.20
1	AA	641	U	P-O3'-C3'	7.42	128.61	119.70
22	BA	60	G	P-O3'-C3'	7.42	128.61	119.70
22	BA	995	C	P-O3'-C3'	7.42	128.61	119.70
22	BA	1524	G	P-O3'-C3'	-7.42	110.79	119.70
22	BA	1278	C	C6-N1-C2	7.42	123.27	120.30
22	BA	1119	U	P-O3'-C3'	-7.42	110.80	119.70
1	CA	1358	U	O4'-C1'-N1	7.42	114.13	108.20
22	BA	1048	A	P-O3'-C3'	-7.41	110.81	119.70
22	BA	1491	G	P-O3'-C3'	-7.41	110.81	119.70
22	BA	2615	U	N1-C1'-C2'	-7.41	103.85	112.00
22	BA	2585	U	O4'-C1'-N1	7.41	114.13	108.20
1	CA	15	G	P-O3'-C3'	-7.41	110.81	119.70
22	DA	217	A	P-O3'-C3'	-7.41	110.81	119.70
22	DA	2837	A	P-O3'-C3'	-7.40	110.81	119.70
22	BA	1451	C	P-O3'-C3'	7.40	128.58	119.70
22	DA	1398	C	P-O3'-C3'	-7.40	110.82	119.70
22	BA	2151	U	N1-C1'-C2'	-7.40	103.86	112.00
1	CA	214	C	N1-C1'-C2'	-7.40	103.86	112.00
1	CA	429	U	P-O3'-C3'	7.40	128.58	119.70
22	BA	2267	A	C3'-C2'-C1'	7.40	107.42	101.50

*Continued on next page...*

*Continued from previous page...*

Mol	Chain	Res	Type	Atoms	Z	Observed(°)	Ideal(°)
22	DA	235	U	P-O3'-C3'	-7.39	110.83	119.70
22	BA	2430	A	P-O3'-C3'	7.39	128.57	119.70
22	BA	1205	A	P-O3'-C3'	7.39	128.56	119.70
22	BA	2575	C	O4'-C1'-N1	7.39	114.11	108.20
22	DA	1602	U	P-O3'-C3'	7.39	128.56	119.70
22	DA	2289	G	P-O3'-C3'	-7.38	110.84	119.70
22	BA	1063	G	P-O3'-C3'	-7.38	110.84	119.70
22	DA	2267	A	P-O3'-C3'	-7.38	110.84	119.70
22	BA	1463	C	O4'-C1'-N1	-7.38	102.30	108.20
22	DA	1512	C	P-O3'-C3'	-7.38	110.85	119.70
22	BA	2423	U	N1-C1'-C2'	7.37	123.58	114.00
1	CA	1051	C	N1-C1'-C2'	-7.37	103.89	112.00
22	DA	959	A	P-O3'-C3'	-7.36	110.87	119.70
1	AA	517	G	P-O3'-C3'	7.35	128.52	119.70
22	DA	1427	A	P-O3'-C3'	7.35	128.52	119.70
22	BA	2151	U	O4'-C1'-N1	7.35	114.08	108.20
1	CA	688	G	P-O3'-C3'	-7.35	110.88	119.70
22	DA	2282	G	P-O3'-C3'	7.34	128.51	119.70
23	DB	69	G	P-O3'-C3'	-7.34	110.89	119.70
22	BA	967	U	P-O3'-C3'	-7.34	110.89	119.70
22	BA	1611	C	P-O5'-C5'	-7.34	109.15	120.90
1	CA	575	G	C4-N9-C1'	-7.34	116.96	126.50
22	BA	35	G	P-O5'-C5'	-7.34	109.16	120.90
1	CA	1498	U	P-O3'-C3'	7.34	128.51	119.70
22	BA	961	C	P-O3'-C3'	7.33	128.50	119.70
1	AA	960	U	N1-C1'-C2'	7.33	123.53	114.00
22	BA	671	C	P-O3'-C3'	-7.33	110.90	119.70
1	CA	277	C	N1-C1'-C2'	-7.33	103.94	112.00
1	CA	1395	C	P-O3'-C3'	-7.33	110.90	119.70
22	BA	395	U	P-O3'-C3'	7.33	128.50	119.70
22	BA	528	A	N1-C6-N6	7.32	122.99	118.60
22	BA	747	U	O5'-P-OP2	-7.32	99.11	105.70
1	AA	245	U	N1-C1'-C2'	-7.32	103.94	112.00
22	DA	2458	G	P-O3'-C3'	7.32	128.49	119.70
22	BA	835	C	N1-C1'-C2'	-7.32	103.95	112.00
1	CA	1224	U	P-O3'-C3'	7.32	128.48	119.70
22	BA	2250	G	N1-C6-O6	7.31	124.29	119.90
22	DA	622	G	P-O3'-C3'	-7.31	110.92	119.70
1	AA	704	A	P-O3'-C3'	-7.31	110.93	119.70
22	BA	70	G	P-O3'-C3'	7.31	128.47	119.70
22	BA	2791	G	P-O3'-C3'	-7.31	110.93	119.70
22	BA	2645	G	O4'-C1'-N9	7.31	114.05	108.20

*Continued on next page...*

*Continued from previous page...*

Mol	Chain	Res	Type	Atoms	Z	Observed(°)	Ideal(°)
1	CA	794	A	P-O3'-C3'	-7.31	110.93	119.70
22	BA	84	A	P-O3'-C3'	7.30	128.47	119.70
22	BA	2715	C	P-O3'-C3'	-7.30	110.94	119.70
22	BA	2459	A	P-O3'-C3'	-7.30	110.94	119.70
22	DA	1135	C	N1-C1'-C2'	-7.30	103.97	112.00
22	BA	974	G	C4-C5-N7	7.30	113.72	110.80
22	BA	1286	A	P-O3'-C3'	7.30	128.46	119.70
1	CA	248	C	P-O3'-C3'	-7.30	110.94	119.70
22	DA	398	C	N1-C1'-C2'	-7.30	103.97	112.00
1	AA	885	G	P-O3'-C3'	-7.29	110.95	119.70
22	DA	2874	C	P-O3'-C3'	-7.29	110.95	119.70
22	BA	682	G	O4'-C1'-N9	-7.29	102.37	108.20
1	CA	1499	A	P-O5'-C5'	-7.29	109.24	120.90
1	AA	935	A	P-O3'-C3'	-7.29	110.96	119.70
1	AA	520	A	P-O3'-C3'	-7.28	110.97	119.70
1	AA	913	A	P-O3'-C3'	7.27	128.42	119.70
1	AA	1320	C	P-O3'-C3'	-7.27	110.98	119.70
1	AA	1345	U	P-O3'-C3'	7.27	128.42	119.70
22	DA	1072	C	O4'-C1'-N1	7.27	114.01	108.20
22	BA	1867	G	P-O3'-C3'	-7.27	110.98	119.70
22	DA	704	G	P-O3'-C3'	7.27	128.42	119.70
22	BA	2431	U	N1-C1'-C2'	-7.26	104.01	112.00
22	DA	1681	G	P-O3'-C3'	7.26	128.41	119.70
22	BA	726	G	P-O3'-C3'	7.25	128.40	119.70
22	BA	1198	U	O4'-C1'-N1	-7.25	102.40	108.20
1	CA	1218	C	P-O3'-C3'	-7.25	111.00	119.70
22	BA	2250	G	C6-C5-N7	-7.25	126.05	130.40
22	DA	2585	U	P-O3'-C3'	7.25	128.40	119.70
22	BA	934	U	P-O3'-C3'	-7.25	111.00	119.70
22	DA	162	U	O4'-C1'-N1	7.25	114.00	108.20
22	DA	1130	U	P-O3'-C3'	7.25	128.39	119.70
22	BA	1942	C	P-O5'-C5'	-7.24	109.31	120.90
22	BA	1027	A	O4'-C1'-N9	-7.24	102.41	108.20
1	CA	566	G	P-O3'-C3'	7.24	128.39	119.70
22	BA	2018	G	N9-C4-C5	7.24	108.30	105.40
22	DA	1954	G	P-O3'-C3'	7.24	128.39	119.70
22	BA	2584	U	O4'-C1'-N1	7.24	113.99	108.20
1	AA	1141	C	N1-C1'-C2'	-7.24	104.04	112.00
22	DA	783	A	P-O3'-C3'	-7.24	111.02	119.70
22	BA	2286	G	P-O3'-C3'	7.23	128.38	119.70
1	AA	961	U	P-O3'-C3'	-7.23	111.03	119.70
22	BA	2064	C	N1-C1'-C2'	-7.23	104.05	112.00

*Continued on next page...*

*Continued from previous page...*

Mol	Chain	Res	Type	Atoms	Z	Observed(°)	Ideal(°)
1	AA	388	G	P-O3'-C3'	7.22	128.37	119.70
22	BA	791	C	N1-C2-O2	-7.22	114.56	118.90
22	DA	858	G	P-O3'-C3'	7.22	128.37	119.70
1	AA	346	G	P-O5'-C5'	-7.22	109.34	120.90
1	CA	1052	U	N1-C1'-C2'	-7.22	104.05	112.00
22	BA	951	C	C6-N1-C2	7.22	123.19	120.30
22	BA	1238	G	N9-C1'-C2'	-7.22	104.06	112.00
22	BA	324	A	P-O3'-C3'	-7.21	111.04	119.70
22	BA	1884	G	O4'-C1'-N9	7.21	113.97	108.20
22	BA	1116	G	P-O3'-C3'	-7.21	111.05	119.70
22	DA	2348	U	O4'-C1'-N1	7.21	113.97	108.20
22	DA	2848	G	P-O3'-C3'	7.21	128.35	119.70
22	BA	2820	A	C2-N3-C4	-7.21	107.00	110.60
22	DA	1402	U	O4'-C1'-N1	7.20	113.96	108.20
22	DA	2339	C	N1-C1'-C2'	-7.20	104.08	112.00
1	CA	184	G	P-O3'-C3'	-7.20	111.06	119.70
22	DA	485	C	P-O3'-C3'	-7.20	111.06	119.70
22	BA	1920	C	N1-C1'-C2'	-7.20	104.08	112.00
22	BA	822	G	O4'-C1'-N9	7.20	113.96	108.20
22	DA	1838	C	O4'-C1'-N1	7.20	113.96	108.20
22	BA	257	C	O4'-C1'-N1	7.19	113.95	108.20
22	DA	413	C	P-O3'-C3'	-7.19	111.07	119.70
22	BA	858	G	P-O3'-C3'	7.19	128.33	119.70
1	AA	531	U	P-O3'-C3'	7.19	128.32	119.70
1	AA	1101	A	P-O3'-C3'	7.19	128.33	119.70
1	CA	596	A	P-O3'-C3'	-7.18	111.08	119.70
22	BA	1733	G	P-O3'-C3'	-7.18	111.09	119.70
22	BA	1273	U	P-O3'-C3'	-7.17	111.09	119.70
22	BA	752	A	P-O3'-C3'	7.17	128.31	119.70
22	BA	921	C	O4'-C1'-N1	7.17	113.94	108.20
22	DA	304	U	P-O3'-C3'	-7.17	111.09	119.70
22	DA	1498	C	P-O3'-C3'	-7.17	111.09	119.70
1	AA	1053	G	P-O3'-C3'	7.17	128.30	119.70
22	BA	1024	G	P-O5'-C5'	-7.17	109.43	120.90
1	AA	519	C	N1-C1'-C2'	-7.16	104.12	112.00
22	BA	1033	U	N1-C1'-C2'	7.16	123.31	114.00
22	BA	2866	U	P-O3'-C3'	7.16	128.29	119.70
39	BR	9	GLY	N-CA-C	-7.15	95.22	113.10
22	BA	1758	U	N1-C2-N3	7.15	119.19	114.90
22	BA	1818	U	P-O3'-C3'	7.14	128.27	119.70
22	BA	2067	G	P-O3'-C3'	7.14	128.27	119.70
22	DA	312	G	P-O3'-C3'	-7.14	111.13	119.70

*Continued on next page...*

*Continued from previous page...*

Mol	Chain	Res	Type	Atoms	Z	Observed(°)	Ideal(°)
22	DA	464	U	O4'-C1'-N1	-7.14	102.49	108.20
23	DB	40	U	P-O3'-C3'	7.14	128.27	119.70
22	BA	2424	C	N1-C1'-C2'	-7.14	104.14	112.00
22	DA	1615	C	N1-C1'-C2'	7.14	123.28	114.00
1	AA	1320	C	N1-C1'-C2'	-7.14	104.15	112.00
22	BA	1396	U	P-O3'-C3'	7.14	128.27	119.70
1	AA	282	A	P-O3'-C3'	-7.14	111.14	119.70
22	BA	984	A	C5-C6-N1	-7.14	114.13	117.70
1	AA	485	U	P-O3'-C3'	7.13	128.26	119.70
22	BA	637	A	P-O3'-C3'	7.13	128.26	119.70
1	CA	183	C	O4'-C1'-N1	7.13	113.91	108.20
22	DA	442	G	P-O3'-C3'	7.13	128.25	119.70
1	AA	652	U	P-O3'-C3'	7.13	128.25	119.70
22	BA	2797	U	N1-C1'-C2'	7.13	123.26	114.00
22	BA	2391	G	O4'-C1'-N9	7.12	113.90	108.20
1	AA	14	U	P-O5'-C5'	-7.12	109.51	120.90
22	BA	2275	C	N1-C1'-C2'	7.12	123.25	114.00
22	DA	2250	G	O4'-C1'-N9	-7.12	102.51	108.20
22	DA	1265	A	P-O3'-C3'	7.11	128.24	119.70
22	BA	462	C	C6-N1-C2	7.11	123.14	120.30
22	BA	2654	A	P-O3'-C3'	7.11	128.23	119.70
1	AA	1131	G	P-O3'-C3'	-7.11	111.17	119.70
22	BA	1328	A	P-O3'-C3'	7.11	128.23	119.70
1	CA	1227	A	P-O3'-C3'	7.11	128.23	119.70
1	AA	344	A	P-O3'-C3'	7.10	128.22	119.70
1	CA	1455	G	P-O3'-C3'	-7.10	111.18	119.70
22	DA	749	A	P-O3'-C3'	-7.10	111.18	119.70
1	CA	429	U	O4'-C1'-N1	7.10	113.88	108.20
22	BA	35	G	N1-C6-O6	-7.10	115.64	119.90
22	DA	2023	C	P-O3'-C3'	-7.09	111.19	119.70
22	DA	2383	G	P-O3'-C3'	-7.09	111.19	119.70
22	BA	2439	A	P-O3'-C3'	7.09	128.21	119.70
22	DA	2069	G	P-O3'-C3'	-7.09	111.19	119.70
22	BA	306	U	O4'-C1'-N1	-7.08	102.53	108.20
22	BA	2890	G	N1-C6-O6	7.08	124.15	119.90
1	CA	93	U	N1-C1'-C2'	-7.08	104.21	112.00
22	DA	2151	U	O4'-C1'-N1	7.08	113.87	108.20
22	DA	162	U	P-O3'-C3'	7.08	128.20	119.70
22	DA	1780	A	P-O3'-C3'	7.08	128.19	119.70
1	AA	452	A	P-O3'-C3'	-7.08	111.21	119.70
22	DA	868	U	N1-C1'-C2'	-7.08	104.22	112.00
1	CA	518	C	O4'-C1'-N1	7.07	113.86	108.20

*Continued on next page...*

*Continued from previous page...*

Mol	Chain	Res	Type	Atoms	Z	Observed(°)	Ideal(°)
1	CA	1245	C	O4'-C1'-N1	7.07	113.86	108.20
22	DA	917	A	N9-C1'-C2'	-7.06	104.23	112.00
1	AA	1453	G	P-O3'-C3'	-7.05	111.23	119.70
1	CA	439	U	N1-C1'-C2'	-7.05	104.25	112.00
1	CA	1289	A	P-O3'-C3'	-7.05	111.24	119.70
22	DA	1810	A	P-O3'-C3'	-7.05	111.25	119.70
22	BA	2343	U	O4'-C1'-N1	-7.04	102.56	108.20
22	BA	1499	C	N1-C1'-C2'	-7.04	104.26	112.00
22	BA	1999	C	C5-C6-N1	-7.04	117.48	121.00
22	DA	945	A	O4'-C1'-N9	7.04	113.83	108.20
22	DA	1397	U	N1-C1'-C2'	7.04	123.15	114.00
22	BA	484	C	O4'-C1'-N1	-7.03	102.57	108.20
1	AA	411	A	P-O3'-C3'	7.03	128.13	119.70
22	BA	852	U	P-O3'-C3'	-7.03	111.27	119.70
22	DA	1606	C	P-O3'-C3'	7.02	128.13	119.70
22	BA	1343	G	P-O3'-C3'	-7.02	111.27	119.70
22	BA	2307	G	P-O3'-C3'	7.02	128.13	119.70
22	DA	1207	C	N1-C1'-C2'	-7.02	104.28	112.00
1	AA	316	C	N1-C1'-C2'	-7.01	104.28	112.00
1	CA	132	C	P-O3'-C3'	-7.01	111.28	119.70
1	AA	372	C	O4'-C1'-N1	7.01	113.81	108.20
1	CA	802	A	P-O3'-C3'	7.01	128.11	119.70
1	AA	1362	A	O4'-C1'-N9	7.00	113.80	108.20
22	BA	2348	U	P-O3'-C3'	-7.00	111.30	119.70
1	CA	718	A	P-O3'-C3'	-7.00	111.30	119.70
22	DA	976	G	P-O3'-C3'	-7.00	111.30	119.70
22	BA	1866	A	P-O3'-C3'	-7.00	111.31	119.70
45	BX	70	LEU	CA-CB-CG	7.00	131.39	115.30
22	BA	434	U	O4'-C1'-N1	6.99	113.80	108.20
22	BA	1398	C	P-O3'-C3'	-6.99	111.31	119.70
1	CA	1202	U	P-O3'-C3'	-6.99	111.31	119.70
22	BA	1757	A	P-O3'-C3'	6.99	128.09	119.70
22	BA	2423	U	P-O3'-C3'	6.99	128.09	119.70
22	BA	1011	G	P-O3'-C3'	6.99	128.09	119.70
22	BA	2815	C	N1-C2-O2	-6.99	114.71	118.90
22	BA	1272	A	P-O5'-C5'	-6.99	109.72	120.90
1	CA	915	A	N9-C1'-C2'	-6.99	104.31	112.00
22	DA	369	U	O4'-C1'-N1	6.99	113.79	108.20
22	DA	1476	U	N1-C1'-C2'	-6.99	104.31	112.00
22	BA	442	G	P-O3'-C3'	6.99	128.08	119.70
1	AA	1283	U	P-O3'-C3'	-6.98	111.32	119.70
22	BA	232	G	P-O3'-C3'	6.98	128.08	119.70

*Continued on next page...*

*Continued from previous page...*

Mol	Chain	Res	Type	Atoms	Z	Observed(°)	Ideal(°)
22	BA	2289	G	P-O3'-C3'	-6.98	111.32	119.70
22	BA	2051	A	C5-C6-N6	-6.98	118.12	123.70
22	BA	1340	U	C5-C6-N1	-6.97	119.21	122.70
1	CA	704	A	P-O3'-C3'	-6.97	111.33	119.70
22	BA	1351	C	O4'-C1'-N1	6.97	113.78	108.20
1	CA	1520	C	O4'-C1'-N1	-6.97	102.62	108.20
22	DA	1822	C	O4'-C1'-N1	6.97	113.78	108.20
1	AA	1190	G	P-O3'-C3'	6.97	128.06	119.70
22	BA	1645	G	O4'-C1'-N9	-6.97	102.62	108.20
22	DA	1941	C	N1-C1'-C2'	-6.97	104.33	112.00
1	AA	1401	G	P-O3'-C3'	-6.97	111.34	119.70
22	BA	2392	A	P-O3'-C3'	-6.97	111.34	119.70
23	DB	111	U	N1-C1'-C2'	-6.97	104.33	112.00
1	CA	132	C	O4'-C1'-N1	6.97	113.77	108.20
22	DA	397	U	N1-C1'-C2'	-6.97	104.34	112.00
1	AA	1167	A	P-O3'-C3'	6.96	128.05	119.70
1	CA	85	U	P-O3'-C3'	6.96	128.05	119.70
22	BA	1971	U	O3'-P-O5'	-6.96	90.78	104.00
22	DA	2225	A	P-O3'-C3'	6.96	128.05	119.70
22	BA	386	G	P-O3'-C3'	6.96	128.05	119.70
1	CA	980	C	P-O3'-C3'	-6.95	111.36	119.70
22	BA	1809	A	P-O3'-C3'	-6.95	111.36	119.70
22	BA	2364	C	O4'-C1'-N1	6.95	113.76	108.20
22	DA	302	C	N1-C1'-C2'	-6.95	104.36	112.00
23	BB	86	G	P-O3'-C3'	-6.95	111.36	119.70
1	CA	555	U	P-O3'-C3'	-6.94	111.37	119.70
22	BA	1999	C	C6-N1-C2	6.94	123.08	120.30
22	DA	230	G	P-O3'-C3'	-6.94	111.37	119.70
22	DA	73	A	P-O3'-C3'	-6.94	111.38	119.70
22	BA	906	U	O4'-C1'-N1	6.93	113.75	108.20
22	DA	1568	G	P-O3'-C3'	-6.93	111.38	119.70
22	BA	2383	G	P-O3'-C3'	-6.93	111.38	119.70
22	BA	794	A	P-O3'-C3'	-6.93	111.38	119.70
1	AA	1068	G	N9-C1'-C2'	-6.93	104.38	112.00
22	BA	1266	G	P-O3'-C3'	6.93	128.02	119.70
22	DA	1208	C	N1-C1'-C2'	-6.93	104.38	112.00
22	BA	1654	A	C3'-C2'-C1'	6.92	107.04	101.50
22	BA	138	U	N1-C1'-C2'	-6.92	104.38	112.00
1	CA	1230	C	P-O3'-C3'	-6.92	111.39	119.70
22	DA	1386	C	O4'-C1'-N1	6.92	113.74	108.20
22	DA	336	C	P-O3'-C3'	-6.92	111.39	119.70
22	DA	1993	U	N1-C1'-C2'	-6.92	104.39	112.00

*Continued on next page...*

*Continued from previous page...*

Mol	Chain	Res	Type	Atoms	Z	Observed(°)	Ideal(°)
1	AA	972	C	P-O3'-C3'	-6.92	111.40	119.70
1	CA	40	C	O4'-C1'-N1	-6.92	102.66	108.20
1	AA	438	U	O4'-C1'-N1	6.92	113.73	108.20
22	BA	989	G	P-O3'-C3'	-6.92	111.40	119.70
22	DA	1960	A	P-O3'-C3'	-6.92	111.40	119.70
22	BA	510	C	O5'-P-OP2	-6.92	99.47	105.70
22	BA	163	C	N1-C1'-C2'	-6.92	104.39	112.00
1	CA	1450	U	O4'-C1'-N1	6.92	113.73	108.20
22	DA	274	C	N1-C1'-C2'	-6.92	104.39	112.00
22	DA	1982	U	P-O3'-C3'	-6.92	111.40	119.70
22	BA	1494	A	P-O3'-C3'	-6.91	111.40	119.70
22	BA	1738	G	P-O3'-C3'	6.91	128.00	119.70
22	BA	944	C	C6-N1-C2	6.91	123.06	120.30
22	DA	2272	U	O4'-C1'-N1	-6.91	102.67	108.20
22	DA	1965	C	P-O3'-C3'	-6.91	111.41	119.70
22	BA	961	C	N3-C4-C5	-6.90	119.14	121.90
22	BA	2572	A	C8-N9-C4	6.90	108.56	105.80
22	DA	2325	G	P-O3'-C3'	-6.90	111.42	119.70
1	CA	421	U	O4'-C1'-N1	6.90	113.72	108.20
1	AA	60	A	P-O3'-C3'	6.89	127.97	119.70
1	AA	1094	G	O4'-C1'-N9	6.89	113.72	108.20
22	BA	2297	A	P-O3'-C3'	-6.89	111.43	119.70
22	BA	2637	U	C5-C6-N1	-6.89	119.26	122.70
1	AA	52	C	P-O3'-C3'	-6.88	111.44	119.70
1	AA	919	A	P-O3'-C3'	6.88	127.96	119.70
22	BA	531	C	O3'-P-O5'	-6.88	90.92	104.00
22	BA	746	U	P-O3'-C3'	6.88	127.96	119.70
22	BA	2211	A	P-O3'-C3'	6.88	127.96	119.70
22	DA	1996	C	P-O3'-C3'	6.88	127.96	119.70
22	BA	2283	C	P-O3'-C3'	-6.88	111.45	119.70
22	DA	476	G	P-O3'-C3'	-6.88	111.45	119.70
1	CA	424	G	P-O3'-C3'	-6.88	111.45	119.70
23	BB	87	U	P-O3'-C3'	6.87	127.95	119.70
22	BA	1303	G	P-O3'-C3'	-6.87	111.46	119.70
22	DA	2469	A	N9-C1'-C2'	-6.87	104.44	112.00
1	CA	387	U	O4'-C1'-N1	6.87	113.69	108.20
1	AA	258	G	N9-C1'-C2'	-6.87	104.45	112.00
1	AA	965	U	P-O3'-C3'	6.87	127.94	119.70
22	DA	451	U	O4'-C1'-N1	6.87	113.69	108.20
1	AA	463	U	P-O3'-C3'	-6.86	111.47	119.70
22	BA	1802	A	P-O3'-C3'	-6.86	111.47	119.70
22	BA	2611	C	P-O5'-C5'	-6.86	109.93	120.90

*Continued on next page...*



*Continued from previous page...*

Mol	Chain	Res	Type	Atoms	Z	Observed(°)	Ideal(°)
22	DA	1051	G	P-O3'-C3'	-6.86	111.47	119.70
22	BA	1340	U	O3'-P-O5'	-6.85	90.98	104.00
1	AA	1197	A	P-O3'-C3'	-6.85	111.48	119.70
22	BA	1606	C	P-O5'-C5'	-6.84	109.95	120.90
23	BB	13	G	P-O3'-C3'	-6.84	111.49	119.70
1	CA	1302	C	P-O3'-C3'	-6.84	111.49	119.70
22	DA	2334	U	O4'-C1'-N1	6.84	113.67	108.20
22	BA	1326	U	O4'-C1'-N1	6.84	113.67	108.20
1	CA	641	U	P-O3'-C3'	6.84	127.91	119.70
1	AA	1085	U	N1-C1'-C2'	6.84	122.89	114.00
22	BA	369	U	N1-C1'-C2'	6.84	122.89	114.00
22	BA	1651	G	C8-N9-C4	-6.84	103.66	106.40
22	BA	1535	A	O4'-C1'-N9	6.84	113.67	108.20
22	DA	587	C	P-O3'-C3'	6.84	127.91	119.70
22	BA	93	G	P-O3'-C3'	-6.84	111.50	119.70
22	DA	2758	A	P-O3'-C3'	-6.84	111.50	119.70
22	BA	741	U	P-O5'-C5'	-6.83	109.96	120.90
22	BA	1386	C	N1-C1'-C2'	-6.83	104.49	112.00
22	DA	375	G	P-O3'-C3'	-6.83	111.50	119.70
22	DA	1491	G	P-O3'-C3'	-6.83	111.51	119.70
22	BA	2504	U	P-O3'-C3'	-6.83	111.51	119.70
23	DB	18	G	P-O3'-C3'	-6.82	111.51	119.70
22	BA	680	C	O4'-C1'-N1	-6.82	102.74	108.20
22	BA	390	U	N1-C1'-C2'	6.82	122.86	114.00
22	BA	2499	C	P-O5'-C5'	-6.81	110.00	120.90
22	BA	2426	A	O4'-C1'-N9	-6.81	102.75	108.20
22	DA	2873	A	O4'-C1'-N9	6.81	113.65	108.20
22	BA	1681	G	C5-C6-O6	-6.81	124.52	128.60
22	BA	2673	G	N9-C1'-C2'	-6.81	104.51	112.00
22	DA	1065	U	P-O3'-C3'	-6.81	111.53	119.70
22	DA	1208	C	O4'-C1'-N1	6.81	113.65	108.20
22	DA	2314	A	P-O3'-C3'	-6.81	111.53	119.70
1	AA	1381	U	O4'-C1'-N1	6.80	113.64	108.20
1	CA	511	C	N1-C1'-C2'	6.80	122.84	114.00
1	CA	820	U	O4'-C1'-N1	6.80	113.64	108.20
22	DA	2266	A	P-O3'-C3'	6.80	127.86	119.70
22	DA	2669	G	P-O3'-C3'	-6.80	111.54	119.70
22	BA	1714	U	P-O3'-C3'	-6.79	111.55	119.70
22	BA	1647	U	P-O3'-C3'	6.79	127.85	119.70
22	BA	1655	A	O5'-P-OP2	-6.79	99.59	105.70
1	AA	9	G	N9-C1'-C2'	-6.79	104.53	112.00
1	AA	1318	A	P-O3'-C3'	6.79	127.85	119.70

*Continued on next page...*

*Continued from previous page...*

Mol	Chain	Res	Type	Atoms	Z	Observed(°)	Ideal(°)
22	BA	806	C	P-O5'-C5'	-6.79	110.04	120.90
22	BA	2363	G	P-O3'-C3'	6.79	127.85	119.70
1	CA	1507	A	P-O3'-C3'	-6.79	111.55	119.70
22	DA	475	C	N1-C1'-C2'	-6.79	104.53	112.00
22	BA	2267	A	P-O5'-C5'	-6.79	110.04	120.90
22	BA	2766	A	O4'-C1'-N9	-6.79	102.77	108.20
1	CA	428	G	O4'-C1'-N9	6.78	113.63	108.20
22	BA	2215	C	P-O3'-C3'	-6.78	111.56	119.70
22	BA	793	A	C2-N3-C4	-6.78	107.21	110.60
22	BA	1237	A	P-O3'-C3'	6.78	127.83	119.70
22	BA	2820	A	O4'-C1'-N9	-6.78	102.78	108.20
22	BA	974	G	N7-C8-N9	6.78	116.49	113.10
22	BA	2264	C	P-O5'-C5'	-6.78	110.06	120.90
22	DA	196	A	P-O3'-C3'	6.78	127.83	119.70
22	BA	396	G	P-O3'-C3'	-6.77	111.57	119.70
1	AA	566	G	P-O3'-C3'	6.77	127.83	119.70
22	BA	806	C	O4'-C1'-N1	-6.77	102.78	108.20
1	CA	1381	U	P-O3'-C3'	-6.77	111.57	119.70
1	CA	500	G	P-O3'-C3'	-6.77	111.58	119.70
1	AA	1152	A	P-O3'-C3'	-6.77	111.58	119.70
22	BA	806	C	P-O3'-C3'	-6.77	111.58	119.70
22	BA	1708	C	C6-N1-C2	6.77	123.01	120.30
22	DA	1818	U	O4'-C1'-N1	6.77	113.61	108.20
22	BA	1428	C	O4'-C1'-N1	6.77	113.61	108.20
1	AA	1531	A	P-O3'-C3'	-6.76	111.58	119.70
22	DA	105	C	N1-C1'-C2'	-6.76	104.56	112.00
22	DA	2714	G	P-O3'-C3'	-6.76	111.59	119.70
22	BA	2229	U	P-O3'-C3'	6.76	127.81	119.70
22	DA	1802	A	P-O3'-C3'	-6.76	111.59	119.70
22	BA	2427	C	C3'-C2'-C1'	6.76	106.91	101.50
22	BA	2459	A	N1-C6-N6	-6.76	114.55	118.60
22	DA	2428	G	P-O3'-C3'	-6.76	111.59	119.70
22	BA	1946	U	O4'-C1'-N1	-6.75	102.80	108.20
1	AA	1382	C	P-O3'-C3'	-6.75	111.60	119.70
22	BA	1411	U	O4'-C1'-N1	6.75	113.60	108.20
22	DA	2286	G	P-O3'-C3'	6.75	127.80	119.70
1	AA	366	A	P-O3'-C3'	6.75	127.80	119.70
22	BA	1985	C	N1-C2-O2	-6.75	114.85	118.90
22	BA	861	A	P-O5'-C5'	-6.75	110.11	120.90
22	DA	2392	A	P-O3'-C3'	-6.74	111.61	119.70
22	BA	1009	A	P-O3'-C3'	-6.74	111.62	119.70
22	BA	1560	G	P-O3'-C3'	-6.74	111.62	119.70

*Continued on next page...*

*Continued from previous page...*

Mol	Chain	Res	Type	Atoms	Z	Observed(°)	Ideal(°)
22	BA	1672	A	C8-N9-C4	6.74	108.49	105.80
22	DA	827	U	P-O3'-C3'	6.74	127.78	119.70
22	DA	1811	G	P-O3'-C3'	-6.74	111.62	119.70
22	BA	34	U	O4'-C1'-N1	-6.73	102.81	108.20
1	CA	1332	A	P-O3'-C3'	-6.73	111.62	119.70
22	DA	2150	C	O4'-C1'-N1	6.73	113.58	108.20
22	BA	2043	C	O4'-C1'-N1	-6.73	102.82	108.20
22	BA	2356	U	O4'-C1'-N1	6.73	113.58	108.20
22	BA	1320	C	P-O3'-C3'	6.72	127.77	119.70
1	CA	174	A	P-O3'-C3'	-6.72	111.63	119.70
22	BA	744	U	O4'-C1'-N1	6.72	113.58	108.20
22	DA	2498	C	P-O3'-C3'	-6.72	111.64	119.70
22	DA	2576	G	P-O3'-C3'	6.72	127.76	119.70
1	AA	1228	C	P-O3'-C3'	-6.71	111.64	119.70
22	DA	1386	C	N1-C1'-C2'	-6.71	104.61	112.00
1	AA	372	C	P-O3'-C3'	6.71	127.75	119.70
1	AA	469	C	O4'-C1'-N1	6.71	113.57	108.20
22	BA	1512	C	P-O3'-C3'	-6.71	111.65	119.70
22	BA	534	U	O4'-C1'-N1	6.70	113.56	108.20
1	CA	213	G	P-O3'-C3'	-6.70	111.66	119.70
22	BA	2756	U	N1-C1'-C2'	6.70	122.71	114.00
22	BA	583	G	P-O5'-C5'	-6.70	110.19	120.90
22	BA	2450	A	P-O5'-C5'	-6.70	110.19	120.90
22	BA	1236	G	P-O3'-C3'	6.69	127.73	119.70
22	BA	1996	C	P-O3'-C3'	6.69	127.73	119.70
1	AA	314	C	P-O3'-C3'	6.68	127.72	119.70
22	BA	531	C	N3-C4-C5	6.68	124.57	121.90
22	BA	1783	A	P-O3'-C3'	-6.67	111.69	119.70
22	DA	2582	G	P-O3'-C3'	-6.67	111.69	119.70
22	BA	2522	U	O4'-C1'-N1	-6.67	102.86	108.20
22	DA	2566	A	P-O3'-C3'	6.67	127.70	119.70
22	BA	2603	G	P-O3'-C3'	-6.66	111.71	119.70
22	BA	2631	G	P-O5'-C5'	-6.66	110.24	120.90
22	BA	1325	U	O4'-C1'-N1	6.66	113.53	108.20
22	DA	229	C	P-O3'-C3'	-6.66	111.71	119.70
1	AA	266	G	P-O3'-C3'	6.66	127.69	119.70
22	BA	926	G	P-O5'-C5'	-6.66	110.25	120.90
22	BA	1610	A	O4'-C1'-N9	-6.66	102.88	108.20
22	DA	444	C	O4'-C1'-N1	6.66	113.53	108.20
1	CA	1481	U	O4'-C1'-N1	6.65	113.52	108.20
22	BA	856	G	P-O3'-C3'	6.65	127.68	119.70
22	BA	1498	C	P-O3'-C3'	-6.65	111.72	119.70

*Continued on next page...*

*Continued from previous page...*

Mol	Chain	Res	Type	Atoms	Z	Observed(°)	Ideal(°)
22	BA	2199	A	P-O3'-C3'	-6.65	111.72	119.70
1	AA	497	G	P-O3'-C3'	-6.65	111.72	119.70
22	DA	861	A	P-O3'-C3'	-6.65	111.72	119.70
22	DA	2542	A	P-O3'-C3'	6.65	127.68	119.70
22	BA	996	A	O5'-P-OP2	-6.65	99.72	105.70
1	AA	1336	C	P-O3'-C3'	6.64	127.67	119.70
22	BA	1045	C	N1-C1'-C2'	6.64	122.64	114.00
22	DA	1399	C	P-O3'-C3'	-6.64	111.73	119.70
22	BA	302	C	P-O3'-C3'	-6.64	111.73	119.70
22	BA	753	A	P-O3'-C3'	-6.64	111.73	119.70
22	BA	1200	C	C6-N1-C2	6.64	122.95	120.30
22	BA	2064	C	P-O5'-C5'	-6.63	110.29	120.90
22	BA	32	C	O4'-C1'-N1	6.63	113.51	108.20
22	BA	1074	G	P-O3'-C3'	-6.63	111.74	119.70
22	BA	1760	C	O4'-C1'-N1	-6.63	102.89	108.20
22	DA	421	C	P-O3'-C3'	6.63	127.66	119.70
22	BA	1971	U	C3'-C2'-C1'	6.63	106.80	101.50
1	CA	811	C	P-O3'-C3'	6.63	127.65	119.70
22	DA	774	G	P-O3'-C3'	6.62	127.65	119.70
1	AA	451	A	P-O3'-C3'	6.62	127.65	119.70
22	BA	237	C	O4'-C1'-N1	6.62	113.50	108.20
22	BA	2850	A	P-O3'-C3'	-6.62	111.76	119.70
22	BA	216	A	P-O3'-C3'	-6.62	111.76	119.70
22	BA	1326	U	N1-C1'-C2'	-6.62	104.72	112.00
22	DA	2567	G	P-O3'-C3'	-6.62	111.76	119.70
22	BA	1931	U	N1-C1'-C2'	-6.61	104.72	112.00
1	AA	14	U	N1-C1'-C2'	-6.61	104.73	112.00
1	AA	121	U	N1-C1'-C2'	-6.61	104.73	112.00
22	BA	933	A	P-O3'-C3'	-6.61	111.77	119.70
22	BA	2567	G	C6-C5-N7	6.61	134.37	130.40
22	BA	2226	C	P-O5'-C5'	-6.61	110.33	120.90
22	DA	916	G	P-O3'-C3'	-6.61	111.77	119.70
22	DA	1419	A	P-O3'-C3'	-6.61	111.77	119.70
1	AA	686	U	O4'-C1'-N1	6.61	113.49	108.20
1	AA	688	G	N9-C1'-C2'	-6.61	104.73	112.00
22	BA	443	A	P-O5'-C5'	-6.61	110.33	120.90
22	BA	2350	C	O4'-C1'-N1	6.61	113.48	108.20
1	CA	86	G	P-O3'-C3'	6.61	127.63	119.70
22	BA	673	C	P-O3'-C3'	-6.60	111.78	119.70
22	DA	1733	G	P-O3'-C3'	-6.60	111.78	119.70
22	DA	2798	U	O4'-C1'-N1	-6.60	102.92	108.20
22	BA	1628	G	C6-C5-N7	-6.60	126.44	130.40

*Continued on next page...*

*Continued from previous page...*

Mol	Chain	Res	Type	Atoms	Z	Observed(°)	Ideal(°)
22	BA	2022	U	P-O5'-C5'	-6.60	110.34	120.90
22	DA	324	A	P-O3'-C3'	-6.60	111.78	119.70
1	CA	1211	U	P-O3'-C3'	6.59	127.61	119.70
22	BA	1734	G	P-O3'-C3'	-6.59	111.79	119.70
1	CA	546	A	P-O3'-C3'	6.59	127.61	119.70
22	BA	414	C	O4'-C1'-N1	6.59	113.47	108.20
22	DA	1627	G	P-O3'-C3'	-6.58	111.80	119.70
1	AA	428	G	P-O3'-C3'	6.58	127.60	119.70
22	BA	1058	U	O4'-C1'-N1	6.58	113.47	108.20
22	BA	1386	C	P-O3'-C3'	-6.58	111.80	119.70
22	BA	1457	U	P-O3'-C3'	6.58	127.60	119.70
22	BA	2492	U	P-O3'-C3'	-6.58	111.80	119.70
22	BA	1255	U	P-O5'-C5'	-6.58	110.37	120.90
22	DA	1560	G	P-O3'-C3'	-6.58	111.81	119.70
22	BA	507	A	N9-C1'-C2'	-6.58	104.77	112.00
22	BA	528	A	C6-C5-N7	-6.58	127.70	132.30
22	BA	1760	C	C5-C6-N1	-6.57	117.72	121.00
1	CA	70	U	P-O3'-C3'	6.57	127.59	119.70
22	DA	1900	A	P-O3'-C3'	6.57	127.58	119.70
22	DA	807	U	O4'-C1'-N1	6.56	113.45	108.20
23	BB	47	C	O4'-C1'-N1	-6.56	102.95	108.20
22	BA	2672	U	P-O3'-C3'	6.56	127.57	119.70
1	CA	129	A	P-O3'-C3'	6.56	127.57	119.70
22	BA	475	C	P-O3'-C3'	-6.56	111.83	119.70
22	BA	1667	G	C5-C6-O6	-6.56	124.67	128.60
1	AA	984	C	P-O3'-C3'	-6.55	111.83	119.70
22	BA	434	U	P-O3'-C3'	6.55	127.57	119.70
22	BA	2595	G	P-O5'-C5'	-6.55	110.42	120.90
22	BA	783	A	C2-N3-C4	-6.55	107.33	110.60
22	BA	1939	U	O4'-C1'-N1	6.55	113.44	108.20
22	BA	1993	U	P-O5'-C5'	-6.55	110.42	120.90
22	DA	1839	G	P-O3'-C3'	-6.55	111.84	119.70
23	BB	79	G	C5-C6-N1	6.55	114.77	111.50
22	DA	398	C	P-O3'-C3'	-6.54	111.85	119.70
1	AA	1278	G	P-O3'-C3'	6.54	127.55	119.70
22	BA	1993	U	C3'-C2'-C1'	6.54	106.73	101.50
1	CA	1087	G	P-O3'-C3'	-6.54	111.85	119.70
22	BA	1311	G	P-O3'-C3'	6.54	127.55	119.70
22	DA	2324	U	O4'-C1'-N1	6.54	113.43	108.20
22	BA	143	C	O4'-C1'-N1	6.54	113.43	108.20
22	DA	990	A	P-O3'-C3'	-6.54	111.86	119.70
22	BA	2820	A	O3'-P-O5'	-6.54	91.58	104.00

*Continued on next page...*

*Continued from previous page...*

Mol	Chain	Res	Type	Atoms	Z	Observed(°)	Ideal(°)
22	DA	1993	U	C3'-C2'-C1'	6.54	106.73	101.50
22	DA	2240	U	O4'-C1'-N1	6.54	113.43	108.20
22	BA	2501	C	N1-C1'-C2'	6.53	122.49	114.00
22	BA	2821	A	P-O3'-C3'	-6.53	111.86	119.70
1	CA	885	G	N9-C1'-C2'	-6.53	104.82	112.00
1	CA	1202	U	O4'-C1'-N1	6.53	113.42	108.20
1	AA	486	U	P-O3'-C3'	-6.53	111.86	119.70
1	AA	872	A	O4'-C1'-N9	6.53	113.42	108.20
22	BA	125	A	O3'-P-O5'	-6.53	91.60	104.00
22	DA	1956	U	O4'-C1'-N1	6.53	113.42	108.20
1	CA	328	C	O4'-C1'-N1	-6.52	102.98	108.20
22	DA	2646	C	P-O5'-C5'	-6.52	110.47	120.90
22	BA	1127	A	C3'-C2'-C1'	6.52	106.72	101.50
22	DA	571	U	P-O3'-C3'	6.52	127.52	119.70
22	DA	2520	C	P-O3'-C3'	-6.52	111.88	119.70
22	DA	2137	U	O4'-C1'-N1	6.52	113.41	108.20
22	DA	105	C	P-O3'-C3'	-6.51	111.88	119.70
22	DA	913	U	P-O3'-C3'	6.51	127.52	119.70
22	BA	1992	G	C4-N9-C1'	-6.51	118.03	126.50
22	BA	593	U	O4'-C1'-N1	6.51	113.41	108.20
22	BA	1024	G	C8-N9-C4	-6.51	103.80	106.40
22	BA	2519	U	N1-C1'-C2'	-6.51	104.84	112.00
1	CA	438	U	P-O3'-C3'	6.51	127.51	119.70
22	BA	1544	A	P-O5'-C5'	-6.51	110.49	120.90
1	CA	291	U	O4'-C1'-N1	6.51	113.41	108.20
22	DA	1286	A	P-O3'-C3'	6.51	127.51	119.70
22	BA	1618	A	C5-C6-N6	6.51	128.91	123.70
22	DA	395	U	N1-C1'-C2'	6.51	122.46	114.00
22	BA	2335	A	P-O3'-C3'	-6.51	111.89	119.70
1	AA	1126	U	P-O3'-C3'	6.50	127.50	119.70
22	BA	600	G	P-O5'-C5'	-6.50	110.49	120.90
22	DA	386	G	P-O3'-C3'	6.50	127.50	119.70
22	DA	802	A	P-O3'-C3'	-6.50	111.90	119.70
22	BA	1780	A	P-O3'-C3'	6.50	127.50	119.70
22	BA	1497	U	O4'-C1'-N1	6.50	113.40	108.20
1	CA	1181	G	P-O3'-C3'	6.50	127.50	119.70
22	DA	274	C	P-O3'-C3'	-6.50	111.90	119.70
22	BA	2871	U	O5'-P-OP1	6.50	118.50	110.70
1	AA	424	G	P-O3'-C3'	-6.49	111.92	119.70
22	BA	1299	G	C6-C5-N7	-6.48	126.51	130.40
1	AA	722	G	P-O3'-C3'	-6.48	111.92	119.70
22	BA	2555	U	O4'-C1'-N1	6.48	113.39	108.20

*Continued on next page...*

*Continued from previous page...*

Mol	Chain	Res	Type	Atoms	Z	Observed(°)	Ideal(°)
1	AA	344	A	O4'-C1'-N9	6.48	113.39	108.20
22	BA	1276	A	P-O3'-C3'	-6.48	111.92	119.70
1	AA	14	U	P-O3'-C3'	-6.48	111.93	119.70
1	AA	792	A	P-O3'-C3'	6.48	127.47	119.70
22	BA	637	A	O4'-C1'-N9	6.48	113.38	108.20
22	DA	1025	G	P-O3'-C3'	6.47	127.47	119.70
22	DA	1483	G	P-O3'-C3'	-6.47	111.93	119.70
1	CA	1531	A	P-O3'-C3'	-6.47	111.94	119.70
22	BA	2296	U	O4'-C1'-N1	6.47	113.38	108.20
1	CA	119	A	P-O3'-C3'	6.47	127.46	119.70
22	DA	2468	A	P-O3'-C3'	6.47	127.46	119.70
22	BA	1300	G	O4'-C1'-N9	6.46	113.37	108.20
22	BA	2778	A	P-O3'-C3'	6.46	127.46	119.70
1	AA	1283	U	O4'-C1'-N1	6.46	113.37	108.20
33	BL	19	LEU	CA-CB-CG	6.46	130.15	115.30
22	BA	1638	C	O4'-C1'-N1	6.45	113.36	108.20
22	BA	1678	A	N1-C6-N6	6.45	122.47	118.60
22	BA	2431	U	P-O3'-C3'	-6.45	111.95	119.70
22	DA	2338	C	O4'-C1'-N1	6.45	113.36	108.20
22	DA	2868	A	P-O3'-C3'	-6.45	111.96	119.70
1	AA	184	G	P-O3'-C3'	-6.45	111.96	119.70
1	AA	857	C	O4'-C1'-N1	6.45	113.36	108.20
22	BA	2628	C	P-O3'-C3'	6.45	127.44	119.70
23	BB	109	A	P-O3'-C3'	-6.45	111.96	119.70
22	BA	2326	C	P-O3'-C3'	6.45	127.44	119.70
22	BA	973	A	P-O3'-C3'	6.45	127.44	119.70
22	DA	1397	U	O4'-C1'-N1	6.45	113.36	108.20
22	DA	957	C	P-O3'-C3'	6.45	127.44	119.70
1	CA	73	C	N1-C1'-C2'	-6.44	104.91	112.00
22	BA	1756	G	O4'-C1'-N9	-6.44	103.05	108.20
22	DA	1493	C	P-O3'-C3'	6.44	127.43	119.70
22	DA	2873	A	P-O3'-C3'	6.44	127.43	119.70
22	BA	2089	C	P-O3'-C3'	-6.44	111.98	119.70
1	CA	575	G	C8-N9-C1'	6.44	135.37	127.00
22	DA	2850	A	P-O3'-C3'	-6.44	111.98	119.70
1	AA	365	U	C5-C6-N1	-6.43	119.48	122.70
22	DA	2143	C	P-O3'-C3'	6.43	127.42	119.70
22	BA	1476	U	C3'-C2'-C1'	6.43	106.65	101.50
22	DA	1305	C	O4'-C1'-N1	6.43	113.34	108.20
1	CA	914	A	C3'-C2'-C1'	6.43	106.64	101.50
1	CA	47	C	N1-C1'-C2'	6.42	122.35	114.00
22	BA	1129	A	C3'-C2'-C1'	6.42	106.64	101.50

*Continued on next page...*

*Continued from previous page...*

Mol	Chain	Res	Type	Atoms	Z	Observed(°)	Ideal(°)
1	AA	108	G	P-O3'-C3'	-6.42	112.00	119.70
22	BA	807	U	P-O5'-C5'	-6.42	110.63	120.90
22	DA	177	G	P-O3'-C3'	6.41	127.40	119.70
1	AA	258	G	P-O5'-C5'	-6.41	110.64	120.90
22	DA	1945	G	P-O3'-C3'	-6.41	112.01	119.70
22	BA	476	G	P-O5'-C5'	-6.41	110.65	120.90
22	BA	1760	C	C6-N1-C2	6.41	122.86	120.30
22	BA	575	A	C4-C5-C6	6.41	120.20	117.00
22	BA	24	G	P-O3'-C3'	6.41	127.39	119.70
22	BA	1275	A	P-O3'-C3'	6.40	127.39	119.70
22	BA	1033	U	P-O3'-C3'	6.40	127.38	119.70
22	BA	2502	G	P-O5'-C5'	-6.39	110.67	120.90
1	AA	469	C	P-O3'-C3'	-6.39	112.03	119.70
22	DA	1997	C	P-O3'-C3'	-6.39	112.03	119.70
22	DA	273	G	P-O3'-C3'	-6.39	112.03	119.70
1	CA	978	A	P-O3'-C3'	-6.39	112.03	119.70
22	DA	242	G	P-O3'-C3'	6.39	127.37	119.70
1	CA	1141	C	N1-C1'-C2'	-6.39	104.97	112.00
22	BA	913	U	P-O3'-C3'	6.39	127.36	119.70
22	BA	1758	U	N3-C2-O2	-6.39	117.73	122.20
22	DA	1807	G	P-O3'-C3'	-6.38	112.04	119.70
22	DA	2151	U	P-O3'-C3'	-6.38	112.04	119.70
22	BA	63	A	N9-C1'-C2'	-6.38	104.98	112.00
1	CA	481	G	P-O3'-C3'	6.38	127.36	119.70
1	CA	316	C	O4'-C1'-N1	6.38	113.30	108.20
22	BA	1378	A	P-O3'-C3'	6.38	127.36	119.70
22	BA	2562	U	O4'-C1'-N1	-6.38	103.10	108.20
22	DA	1635	A	P-O3'-C3'	-6.38	112.05	119.70
22	DA	2334	U	N1-C1'-C2'	6.38	122.29	114.00
22	DA	2682	A	C3'-C2'-C1'	6.38	106.60	101.50
22	BA	1651	G	P-O5'-C5'	-6.38	110.70	120.90
1	AA	1320	C	O4'-C1'-N1	6.37	113.30	108.20
22	BA	769	U	O4'-C1'-N1	-6.37	103.10	108.20
1	AA	985	C	O4'-C1'-N1	6.37	113.30	108.20
22	BA	1340	U	P-O3'-C3'	6.37	127.35	119.70
22	BA	451	U	P-O3'-C3'	6.37	127.34	119.70
22	BA	2504	U	O4'-C1'-N1	6.37	113.30	108.20
1	CA	306	A	N9-C1'-C2'	-6.37	104.99	112.00
22	DA	1722	A	P-O3'-C3'	-6.37	112.06	119.70
1	CA	654	G	P-O3'-C3'	-6.37	112.06	119.70
1	CA	733	G	P-O3'-C3'	6.37	127.34	119.70
22	BA	967	U	O4'-C1'-N1	6.36	113.29	108.20

*Continued on next page...*



*Continued from previous page...*

Mol	Chain	Res	Type	Atoms	Z	Observed(°)	Ideal(°)
1	CA	564	C	P-O3'-C3'	-6.36	112.06	119.70
22	BA	2656	U	P-O3'-C3'	-6.36	112.07	119.70
22	DA	221	A	P-O3'-C3'	6.36	127.33	119.70
22	BA	1459	G	P-O3'-C3'	-6.36	112.07	119.70
22	BA	785	G	C2-N3-C4	-6.36	108.72	111.90
22	DA	777	G	N9-C1'-C2'	-6.35	105.01	112.00
1	AA	318	G	N3-C4-N9	-6.35	122.19	126.00
22	BA	2052	A	N9-C1'-C2'	-6.35	105.01	112.00
22	BA	2505	G	N1-C6-O6	-6.35	116.09	119.90
22	BA	2056	G	C5-C6-O6	-6.35	124.79	128.60
22	DA	1970	A	P-O3'-C3'	6.35	127.32	119.70
22	BA	2384	U	N1-C1'-C2'	6.35	122.25	114.00
1	AA	67	C	O4'-C1'-N1	6.35	113.28	108.20
1	CA	1502	A	P-O3'-C3'	6.35	127.31	119.70
1	AA	245	U	O4'-C1'-N1	6.34	113.28	108.20
22	BA	1992	G	C8-N9-C1'	6.34	135.25	127.00
22	DA	222	A	O4'-C1'-N9	6.34	113.27	108.20
22	BA	479	A	O4'-C1'-N9	6.34	113.27	108.20
22	BA	2728	U	N1-C1'-C2'	6.34	122.24	114.00
1	CA	792	A	O4'-C1'-N9	6.34	113.27	108.20
22	DA	129	C	P-O3'-C3'	-6.34	112.10	119.70
22	BA	2492	U	P-O5'-C5'	-6.33	110.77	120.90
22	DA	1389	G	P-O3'-C3'	-6.33	112.10	119.70
1	AA	267	C	O4'-C1'-N1	6.33	113.27	108.20
22	BA	655	A	P-O3'-C3'	6.33	127.30	119.70
22	BA	846	U	P-O3'-C3'	6.33	127.30	119.70
1	AA	110	C	P-O3'-C3'	-6.33	112.10	119.70
1	AA	1224	U	O4'-C1'-N1	6.33	113.27	108.20
22	DA	1554	U	P-O3'-C3'	6.33	127.30	119.70
1	CA	567	G	C3'-C2'-C1'	6.33	106.56	101.50
22	BA	1005	C	N1-C2-O2	6.33	122.70	118.90
22	BA	1329	U	O4'-C1'-N1	6.33	113.26	108.20
23	BB	42	C	P-O3'-C3'	-6.33	112.11	119.70
22	BA	1009	A	N9-C1'-C2'	-6.32	105.05	112.00
22	BA	1132	U	O4'-C1'-N1	6.32	113.26	108.20
22	DA	455	C	O4'-C1'-N1	6.32	113.26	108.20
22	DA	2217	G	C3'-C2'-C1'	6.32	106.56	101.50
22	BA	1155	A	O4'-C1'-N9	6.32	113.26	108.20
22	BA	100	U	N1-C1'-C2'	6.32	122.22	114.00
22	BA	2498	C	P-O3'-C3'	-6.32	112.11	119.70
22	DA	2143	C	O4'-C1'-N1	6.32	113.26	108.20
1	AA	124	C	O4'-C1'-N1	-6.32	103.15	108.20

*Continued on next page...*

*Continued from previous page...*

Mol	Chain	Res	Type	Atoms	Z	Observed(°)	Ideal(°)
22	BA	1717	A	P-O3'-C3'	-6.32	112.12	119.70
22	BA	1499	C	P-O3'-C3'	-6.32	112.12	119.70
22	BA	2613	U	O4'-C1'-N1	6.32	113.25	108.20
22	BA	2297	A	O4'-C1'-N9	-6.31	103.15	108.20
1	AA	1396	A	P-O3'-C3'	6.31	127.27	119.70
1	CA	576	C	O4'-C1'-N1	-6.31	103.15	108.20
1	AA	733	G	O4'-C1'-N9	6.31	113.25	108.20
22	BA	2777	G	O4'-C1'-N9	-6.31	103.15	108.20
22	BA	2425	A	O4'-C1'-N9	6.31	113.25	108.20
1	CA	60	A	P-O3'-C3'	6.31	127.27	119.70
1	CA	482	A	C3'-C2'-C1'	6.31	106.55	101.50
1	CA	1201	A	P-O3'-C3'	6.31	127.27	119.70
22	DA	1739	A	P-O3'-C3'	-6.31	112.13	119.70
22	DA	1020	A	P-O3'-C3'	6.30	127.26	119.70
22	DA	1267	U	P-O3'-C3'	-6.30	112.14	119.70
22	BA	1945	G	P-O3'-C3'	-6.30	112.14	119.70
1	CA	686	U	O4'-C1'-N1	6.30	113.24	108.20
1	CA	1152	A	P-O3'-C3'	-6.30	112.14	119.70
1	AA	1478	U	P-O5'-C5'	-6.29	110.83	120.90
22	BA	1324	G	O4'-C1'-N9	6.29	113.23	108.20
22	BA	835	C	C6-N1-C2	6.29	122.82	120.30
22	DA	1304	A	P-O3'-C3'	-6.29	112.15	119.70
22	BA	587	C	P-O3'-C3'	6.29	127.25	119.70
1	AA	1087	G	P-O3'-C3'	-6.29	112.15	119.70
22	BA	1735	A	P-O3'-C3'	-6.29	112.15	119.70
22	BA	1994	C	N1-C2-O2	-6.29	115.13	118.90
22	BA	2824	C	N3-C4-C5	-6.29	119.38	121.90
22	DA	806	C	P-O3'-C3'	-6.29	112.15	119.70
23	BB	15	A	P-O5'-C5'	-6.29	110.84	120.90
22	DA	2875	C	P-O3'-C3'	-6.29	112.16	119.70
22	BA	984	A	C8-N9-C4	6.28	108.31	105.80
22	DA	1857	G	P-O3'-C3'	6.28	127.24	119.70
1	AA	85	U	P-O3'-C3'	6.28	127.24	119.70
23	DB	24	G	P-O3'-C3'	6.28	127.23	119.70
22	BA	588	U	C3'-C2'-C1'	6.28	106.52	101.50
1	AA	1282	C	P-O3'-C3'	-6.28	112.17	119.70
22	BA	776	G	O4'-C1'-N9	-6.28	103.18	108.20
22	BA	2327	A	P-O3'-C3'	-6.28	112.17	119.70
22	BA	1426	G	O4'-C1'-N9	-6.27	103.18	108.20
22	BA	2646	C	P-O5'-C5'	-6.27	110.86	120.90
1	CA	218	U	O4'-C1'-N1	6.27	113.22	108.20
22	BA	523	C	N3-C4-C5	6.27	124.41	121.90

*Continued on next page...*

*Continued from previous page...*

Mol	Chain	Res	Type	Atoms	Z	Observed(°)	Ideal(°)
22	DA	2656	U	P-O3'-C3'	-6.27	112.18	119.70
1	AA	1064	G	P-O3'-C3'	6.26	127.22	119.70
22	BA	1116	G	N9-C1'-C2'	-6.26	105.11	112.00
22	DA	271	G	P-O3'-C3'	6.26	127.22	119.70
22	BA	2875	C	P-O5'-C5'	-6.26	110.88	120.90
23	DB	110	C	P-O3'-C3'	-6.26	112.19	119.70
22	BA	2263	C	N1-C2-O2	-6.26	115.14	118.90
1	CA	992	U	P-O3'-C3'	6.26	127.21	119.70
22	DA	1460	U	O4'-C1'-N1	-6.26	103.19	108.20
22	DA	2194	U	P-O3'-C3'	-6.26	112.19	119.70
1	AA	257	G	P-O3'-C3'	6.26	127.21	119.70
22	BA	482	A	O5'-P-OP2	-6.26	100.07	105.70
22	DA	995	C	N1-C1'-C2'	6.26	122.13	114.00
1	CA	1507	A	N9-C1'-C2'	-6.25	105.12	112.00
1	CA	407	U	O4'-C1'-N1	-6.25	103.20	108.20
22	DA	1758	U	N1-C1'-C2'	6.25	122.13	114.00
22	BA	2388	A	O4'-C1'-N9	6.25	113.20	108.20
22	DA	233	A	P-O3'-C3'	-6.25	112.20	119.70
1	AA	1066	C	P-O3'-C3'	-6.25	112.21	119.70
22	BA	948	C	C4-C5-C6	6.25	120.52	117.40
1	AA	811	C	P-O3'-C3'	6.24	127.19	119.70
22	BA	603	A	P-O3'-C3'	6.24	127.19	119.70
22	BA	934	U	C3'-C2'-C1'	6.24	106.50	101.50
22	DA	775	G	P-O3'-C3'	6.24	127.19	119.70
22	BA	1759	A	P-O5'-C5'	-6.24	110.92	120.90
1	CA	486	U	O4'-C1'-N1	-6.24	103.21	108.20
1	CA	1127	G	P-O3'-C3'	-6.24	112.22	119.70
22	BA	1758	U	O4'-C1'-N1	-6.24	103.21	108.20
22	BA	2556	C	O4'-C1'-N1	6.23	113.19	108.20
22	BA	63	A	P-O3'-C3'	-6.23	112.22	119.70
22	DA	1962	C	P-O3'-C3'	6.23	127.18	119.70
1	AA	368	U	P-O3'-C3'	-6.23	112.22	119.70
22	BA	1452	G	N3-C4-C5	6.23	131.72	128.60
1	AA	884	U	N1-C1'-C2'	6.23	122.10	114.00
22	BA	529	A	N7-C8-N9	-6.23	110.69	113.80
22	BA	2469	A	N9-C1'-C2'	-6.23	105.15	112.00
1	CA	937	A	C3'-C2'-C1'	6.23	106.48	101.50
22	BA	1694	C	N1-C1'-C2'	-6.23	105.15	112.00
22	BA	2344	U	P-O3'-C3'	6.23	127.17	119.70
1	AA	414	A	C3'-C2'-C1'	6.22	106.48	101.50
22	DA	989	G	P-O3'-C3'	6.22	127.17	119.70
22	BA	1419	A	P-O3'-C3'	6.22	127.16	119.70

*Continued on next page...*

*Continued from previous page...*

Mol	Chain	Res	Type	Atoms	Z	Observed(°)	Ideal(°)
22	DA	1993	U	P-O3'-C3'	-6.22	112.24	119.70
22	BA	406	G	P-O3'-C3'	-6.21	112.24	119.70
22	BA	729	G	C3'-C2'-C1'	6.21	106.47	101.50
1	CA	275	G	P-O3'-C3'	-6.21	112.24	119.70
22	BA	2809	A	P-O5'-C5'	-6.21	110.96	120.90
22	BA	2824	C	C4-C5-C6	6.21	120.51	117.40
22	BA	2888	C	P-O3'-C3'	-6.21	112.25	119.70
22	BA	2492	U	N1-C1'-C2'	-6.21	105.17	112.00
22	DA	107	G	P-O3'-C3'	-6.21	112.25	119.70
22	BA	2152	G	N9-C1'-C2'	-6.21	105.17	112.00
1	AA	1348	U	P-O3'-C3'	-6.21	112.25	119.70
1	AA	1398	A	N9-C1'-C2'	-6.21	105.17	112.00
1	AA	141	G	N9-C1'-C2'	-6.20	105.18	112.00
1	AA	562	U	O4'-C1'-N1	-6.20	103.24	108.20
1	CA	282	A	P-O3'-C3'	-6.20	112.26	119.70
22	DA	2459	A	P-O3'-C3'	-6.20	112.25	119.70
22	DA	604	G	P-O3'-C3'	-6.20	112.26	119.70
1	AA	534	U	P-O3'-C3'	-6.20	112.26	119.70
22	BA	819	A	O4'-C1'-N9	-6.20	103.24	108.20
22	BA	2047	C	O4'-C1'-N1	-6.20	103.24	108.20
22	DA	2052	A	N9-C1'-C2'	-6.20	105.18	112.00
22	BA	2630	G	P-O3'-C3'	-6.20	112.26	119.70
22	BA	30	G	P-O5'-C5'	-6.19	110.99	120.90
1	AA	247	G	N9-C1'-C2'	-6.19	105.19	112.00
1	AA	567	G	C3'-C2'-C1'	6.19	106.45	101.50
22	BA	1828	G	P-O5'-C5'	6.19	130.81	120.90
1	CA	1087	G	N9-C1'-C2'	-6.19	105.19	112.00
22	BA	1008	A	P-O3'-C3'	6.19	127.12	119.70
22	DA	52	A	P-O3'-C3'	-6.19	112.27	119.70
22	BA	1251	C	C2-N3-C4	-6.19	116.81	119.90
1	AA	884	U	P-O3'-C3'	6.18	127.12	119.70
22	BA	2424	C	N3-C4-N4	-6.18	113.67	118.00
22	DA	2893	A	P-O3'-C3'	6.18	127.12	119.70
22	DA	2504	U	O4'-C1'-N1	6.18	113.14	108.20
1	CA	1151	A	P-O3'-C3'	6.18	127.12	119.70
22	DA	2800	A	C3'-C2'-C1'	6.18	106.44	101.50
22	BA	985	C	N1-C1'-C2'	-6.18	105.20	112.00
22	BA	528	A	P-O3'-C3'	-6.18	112.29	119.70
22	BA	174	U	P-O3'-C3'	-6.17	112.29	119.70
22	BA	2755	C	O4'-C1'-N1	-6.17	103.26	108.20
22	DA	2757	A	P-O3'-C3'	-6.17	112.29	119.70
22	BA	2529	G	O4'-C1'-N9	-6.17	103.26	108.20

*Continued on next page...*

*Continued from previous page...*

Mol	Chain	Res	Type	Atoms	Z	Observed(°)	Ideal(°)
22	DA	2582	G	N9-C1'-C2'	-6.17	105.21	112.00
22	BA	2578	G	P-O3'-C3'	-6.17	112.30	119.70
23	BB	12	C	N1-C1'-C2'	6.17	122.02	114.00
22	BA	528	A	C5-N7-C8	-6.16	100.82	103.90
22	DA	1901	A	P-O3'-C3'	-6.16	112.30	119.70
22	DA	2386	A	P-O3'-C3'	-6.16	112.31	119.70
23	BB	45	A	N9-C1'-C2'	-6.16	105.22	112.00
22	BA	621	A	P-O5'-C5'	-6.16	111.05	120.90
1	CA	914	A	N9-C1'-C2'	-6.16	105.22	112.00
22	BA	1707	G	C3'-C2'-C1'	6.16	106.42	101.50
22	DA	1019	U	O4'-C1'-N1	6.16	113.12	108.20
1	AA	594	U	O4'-C1'-N1	6.15	113.12	108.20
1	CA	1161	C	O4'-C1'-N1	6.15	113.12	108.20
1	CA	418	C	O4'-C1'-N1	6.15	113.12	108.20
1	AA	575	G	P-O5'-C5'	-6.15	111.06	120.90
1	AA	935	A	C3'-C2'-C1'	6.15	106.42	101.50
22	BA	2226	C	N1-C1'-C2'	-6.15	105.24	112.00
1	AA	1066	C	N1-C1'-C2'	-6.14	105.24	112.00
1	CA	74	A	C3'-C2'-C1'	6.14	106.42	101.50
22	BA	2517	C	N3-C4-C5	6.14	124.36	121.90
1	CA	980	C	O4'-C1'-N1	6.14	113.11	108.20
22	BA	66	C	O4'-C1'-N1	6.14	113.11	108.20
22	DA	1617	C	O4'-C1'-N1	6.14	113.11	108.20
22	BA	729	G	P-O5'-C5'	-6.14	111.08	120.90
22	BA	1300	G	P-O3'-C3'	6.13	127.06	119.70
1	CA	305	G	P-O3'-C3'	6.13	127.06	119.70
22	DA	1402	U	C3'-C2'-C1'	6.13	106.41	101.50
1	AA	971	G	O4'-C1'-N9	6.13	113.10	108.20
22	DA	2387	U	C3'-C2'-C1'	6.13	106.40	101.50
22	DA	2713	U	O4'-C1'-N1	-6.13	103.30	108.20
1	AA	1451	U	N1-C1'-C2'	6.13	121.96	114.00
22	BA	115	C	O4'-C1'-N1	-6.13	103.30	108.20
22	BA	1315	C	O4'-C1'-N1	-6.13	103.30	108.20
1	CA	1398	A	N9-C1'-C2'	-6.13	105.26	112.00
22	BA	2646	C	P-O3'-C3'	-6.12	112.35	119.70
22	DA	790	U	O4'-C1'-N1	6.12	113.10	108.20
22	BA	2800	A	C3'-C2'-C1'	6.12	106.40	101.50
22	BA	2889	C	N1-C2-O2	-6.12	115.23	118.90
22	DA	390	U	N1-C1'-C2'	6.12	121.96	114.00
22	DA	2712	C	O4'-C1'-N1	6.12	113.10	108.20
1	AA	559	A	O4'-C1'-N9	6.12	113.10	108.20
22	BA	557	C	P-O3'-C3'	6.12	127.04	119.70

*Continued on next page...*

*Continued from previous page...*

Mol	Chain	Res	Type	Atoms	Z	Observed(°)	Ideal(°)
22	BA	2066	C	C6-N1-C2	6.12	122.75	120.30
22	BA	2259	U	N1-C1'-C2'	-6.12	105.27	112.00
1	CA	1345	U	P-O3'-C3'	6.12	127.04	119.70
22	BA	2407	A	P-O5'-C5'	-6.12	111.11	120.90
22	BA	1357	C	C6-N1-C2	6.12	122.75	120.30
22	BA	2606	C	C6-N1-C2	6.12	122.75	120.30
22	BA	2729	G	P-O3'-C3'	-6.12	112.36	119.70
22	BA	1461	C	C3'-C2'-C1'	6.11	106.39	101.50
22	BA	491	G	C3'-C2'-C1'	6.11	106.39	101.50
22	DA	947	A	P-O3'-C3'	-6.11	112.37	119.70
22	BA	620	G	O3'-P-O5'	6.11	115.61	104.00
22	BA	667	U	O4'-C1'-N1	-6.11	103.31	108.20
22	DA	1255	U	O4'-C1'-N1	6.11	113.09	108.20
1	AA	547	A	O4'-C1'-N9	6.11	113.09	108.20
1	CA	439	U	C3'-C2'-C1'	6.11	106.39	101.50
1	AA	1203	C	O4'-C1'-N1	6.11	113.08	108.20
1	AA	1302	C	N1-C1'-C2'	-6.11	105.28	112.00
22	BA	1682	G	P-O5'-C5'	-6.11	111.13	120.90
1	CA	960	U	P-O3'-C3'	6.11	127.03	119.70
22	BA	2382	G	O4'-C1'-N9	6.10	113.08	108.20
22	BA	2901	C	O4'-C1'-N1	-6.10	103.32	108.20
22	BA	803	U	O4'-C1'-N1	6.10	113.08	108.20
1	CA	1380	U	P-O3'-C3'	6.10	127.02	119.70
22	DA	2023	C	O4'-C1'-N1	6.10	113.08	108.20
1	AA	183	C	O4'-C1'-N1	6.10	113.08	108.20
23	BB	25	U	P-O3'-C3'	-6.10	112.38	119.70
1	CA	122	G	N9-C1'-C2'	-6.10	105.29	112.00
1	CA	960	U	O4'-C1'-N1	6.10	113.08	108.20
22	BA	114	U	O4'-C1'-N1	-6.10	103.32	108.20
22	BA	861	A	OP1-P-O3'	6.10	118.61	105.20
1	CA	654	G	C3'-C2'-C1'	6.10	106.38	101.50
22	BA	758	C	P-O3'-C3'	6.10	127.02	119.70
22	BA	1184	U	P-O3'-C3'	6.10	127.02	119.70
22	BA	1421	G	P-O3'-C3'	-6.10	112.39	119.70
22	DA	1717	A	P-O3'-C3'	-6.10	112.38	119.70
22	BA	2250	G	N7-C8-N9	6.09	116.15	113.10
1	CA	889	A	P-O3'-C3'	6.09	127.01	119.70
1	AA	452	A	N9-C1'-C2'	-6.09	105.30	112.00
22	BA	1613	G	N1-C6-O6	-6.09	116.25	119.90
22	DA	1839	G	N9-C1'-C2'	-6.09	105.30	112.00
1	AA	1509	C	C6-N1-C2	6.09	122.73	120.30
22	BA	1398	C	C3'-C2'-C1'	6.09	106.37	101.50

*Continued on next page...*

*Continued from previous page...*

Mol	Chain	Res	Type	Atoms	Z	Observed(°)	Ideal(°)
22	DA	1024	G	C3'-C2'-C1'	6.09	106.37	101.50
23	BB	97	C	C6-N1-C2	6.08	122.73	120.30
22	BA	786	C	N3-C4-C5	6.08	124.33	121.90
22	BA	937	C	C6-N1-C2	6.08	122.73	120.30
22	BA	1794	A	P-O3'-C3'	6.08	126.99	119.70
22	BA	2052	A	P-O5'-C5'	-6.08	111.17	120.90
22	DA	788	A	P-O3'-C3'	6.08	127.00	119.70
1	AA	97	G	C3'-C2'-C1'	6.08	106.36	101.50
1	AA	1258	G	P-O3'-C3'	-6.08	112.41	119.70
22	BA	584	C	O4'-C1'-N1	6.08	113.06	108.20
22	DA	2067	G	P-O3'-C3'	6.07	126.99	119.70
22	BA	1829	A	P-O3'-C3'	-6.07	112.42	119.70
1	CA	414	A	P-O3'-C3'	-6.07	112.41	119.70
22	DA	865	C	P-O3'-C3'	6.07	126.98	119.70
1	AA	247	G	P-O3'-C3'	-6.07	112.42	119.70
22	BA	1290	C	C5-C6-N1	-6.07	117.97	121.00
22	BA	2691	C	P-O5'-C5'	-6.07	111.19	120.90
22	BA	120	U	P-O5'-C5'	-6.07	111.20	120.90
1	AA	991	U	P-O3'-C3'	6.06	126.97	119.70
22	BA	1735	A	C3'-C2'-C1'	6.06	106.35	101.50
22	BA	834	G	C2-N3-C4	-6.06	108.87	111.90
22	BA	2868	A	P-O3'-C3'	-6.06	112.43	119.70
22	DA	1919	A	P-O3'-C3'	-6.06	112.43	119.70
1	AA	345	C	O4'-C1'-N1	-6.06	103.35	108.20
22	BA	2502	G	O5'-P-OP2	-6.06	100.25	105.70
1	AA	914	A	C3'-C2'-C1'	6.05	106.34	101.50
1	AA	316	C	O4'-C1'-N1	6.05	113.04	108.20
22	BA	2244	U	O4'-C1'-N1	-6.05	103.36	108.20
1	AA	1162	C	C3'-C2'-C1'	6.05	106.34	101.50
22	BA	2219	U	O4'-C1'-N1	6.05	113.04	108.20
1	CA	816	A	P-O3'-C3'	-6.05	112.44	119.70
22	BA	2463	C	P-O3'-C3'	-6.05	112.44	119.70
22	BA	2440	C	C3'-C2'-C1'	6.04	106.34	101.50
22	DA	1956	U	C3'-C2'-C1'	6.04	106.34	101.50
1	AA	1478	U	O4'-C1'-N1	-6.04	103.36	108.20
22	BA	802	A	P-O3'-C3'	-6.04	112.45	119.70
1	CA	251	G	P-O3'-C3'	6.04	126.95	119.70
22	DA	2214	C	C3'-C2'-C1'	6.04	106.33	101.50
1	AA	185	U	N1-C1'-C2'	-6.04	105.35	112.00
22	BA	206	U	N1-C1'-C2'	-6.04	105.35	112.00
22	DA	1817	G	P-O3'-C3'	-6.04	112.45	119.70
1	CA	1505	G	C3'-C2'-C1'	6.04	106.33	101.50

*Continued on next page...*

*Continued from previous page...*

Mol	Chain	Res	Type	Atoms	Z	Observed(°)	Ideal(°)
22	DA	1255	U	P-O3'-C3'	-6.04	112.45	119.70
1	AA	1187	G	P-O3'-C3'	-6.04	112.45	119.70
22	BA	174	U	O4'-C1'-N1	-6.04	103.37	108.20
22	BA	385	C	P-O3'-C3'	6.04	126.94	119.70
22	BA	760	G	C5-C6-O6	-6.04	124.98	128.60
22	BA	2600	A	P-O3'-C3'	6.04	126.94	119.70
22	DA	2034	U	P-O3'-C3'	-6.04	112.46	119.70
22	DA	2036	C	P-O3'-C3'	-6.04	112.46	119.70
1	AA	1153	G	P-O3'-C3'	-6.03	112.46	119.70
22	DA	1451	C	O4'-C1'-N1	6.03	113.03	108.20
22	BA	273	G	C3'-C2'-C1'	6.03	106.33	101.50
1	AA	497	G	C3'-C2'-C1'	6.03	106.32	101.50
1	CA	209	U	P-O3'-C3'	6.03	126.94	119.70
22	DA	1693	U	N1-C1'-C2'	6.03	121.84	114.00
1	AA	30	U	N1-C1'-C2'	6.03	121.84	114.00
22	BA	575	A	O4'-C1'-N9	6.03	113.02	108.20
1	CA	115	G	P-O3'-C3'	6.03	126.93	119.70
22	DA	1320	C	P-O3'-C3'	6.03	126.93	119.70
22	BA	567	U	P-O3'-C3'	-6.02	112.47	119.70
22	BA	819	A	C8-N9-C4	6.02	108.21	105.80
22	DA	199	A	P-O3'-C3'	6.02	126.92	119.70
1	AA	198	G	C3'-C2'-C1'	6.02	106.31	101.50
1	AA	723	U	O4'-C1'-N1	6.01	113.01	108.20
22	DA	2348	U	P-O3'-C3'	-6.01	112.48	119.70
22	BA	831	G	N9-C1'-C2'	-6.01	105.39	112.00
22	BA	2311	A	P-O3'-C3'	6.01	126.91	119.70
1	AA	1095	U	C3'-C2'-C1'	6.01	106.31	101.50
22	DA	1997	C	C3'-C2'-C1'	6.01	106.31	101.50
22	BA	1761	C	O4'-C1'-N1	-6.01	103.39	108.20
1	AA	330	C	P-O3'-C3'	-6.00	112.50	119.70
22	BA	18	U	P-O5'-C5'	-6.00	111.29	120.90
1	AA	501	C	C3'-C2'-C1'	6.00	106.30	101.50
22	BA	491	G	N9-C1'-C2'	-6.00	105.40	112.00
22	BA	906	U	P-O5'-C5'	-6.00	111.30	120.90
22	BA	2051	A	OP1-P-O3'	6.00	118.40	105.20
22	BA	2606	C	N1-C1'-C2'	-6.00	105.40	112.00
1	CA	485	U	O4'-C1'-N1	-6.00	103.40	108.20
1	CA	686	U	P-O3'-C3'	6.00	126.90	119.70
22	BA	1248	G	P-O5'-C5'	-6.00	111.30	120.90
22	BA	387	U	P-O5'-C5'	-6.00	111.30	120.90
22	BA	1872	A	C3'-C2'-C1'	6.00	106.30	101.50
22	BA	2146	C	O4'-C1'-N1	6.00	113.00	108.20

*Continued on next page...*



*Continued from previous page...*

Mol	Chain	Res	Type	Atoms	Z	Observed(°)	Ideal(°)
22	DA	510	C	P-O3'-C3'	-6.00	112.50	119.70
1	AA	551	U	O4'-C1'-N1	-6.00	103.40	108.20
1	AA	1448	C	P-O3'-C3'	-6.00	112.50	119.70
1	CA	1214	C	O4'-C1'-N1	6.00	113.00	108.20
22	DA	959	A	C3'-C2'-C1'	6.00	106.30	101.50
22	DA	1328	A	P-O3'-C3'	-6.00	112.50	119.70
22	DA	218	A	N9-C1'-C2'	-6.00	105.41	112.00
22	DA	2603	G	N9-C1'-C2'	-6.00	105.41	112.00
1	AA	1241	G	C3'-C2'-C1'	5.99	106.29	101.50
22	DA	2226	C	C3'-C2'-C1'	5.99	106.29	101.50
22	DA	2573	C	P-O3'-C3'	-5.99	112.51	119.70
22	BA	13	A	P-O3'-C3'	5.99	126.89	119.70
22	BA	413	C	P-O3'-C3'	-5.99	112.52	119.70
22	BA	1858	A	C3'-C2'-C1'	5.99	106.29	101.50
22	BA	1963	U	C2-N1-C1'	5.99	124.89	117.70
22	BA	2261	C	P-O3'-C3'	5.99	126.88	119.70
22	BA	2880	C	P-O3'-C3'	-5.99	112.52	119.70
22	DA	1389	G	C3'-C2'-C1'	5.98	106.29	101.50
22	BA	1115	G	P-O3'-C3'	5.98	126.88	119.70
22	BA	266	G	P-O3'-C3'	-5.98	112.52	119.70
22	BA	775	G	O4'-C1'-N9	5.98	112.98	108.20
22	BA	1618	A	C5-C6-N1	-5.98	114.71	117.70
22	DA	1803	A	C3'-C2'-C1'	5.98	106.28	101.50
22	BA	1520	U	O4'-C1'-N1	-5.98	103.42	108.20
22	BA	1969	A	P-O3'-C3'	5.98	126.88	119.70
1	AA	267	C	C3'-C2'-C1'	5.98	106.28	101.50
22	BA	914	G	N9-C1'-C2'	-5.98	105.42	112.00
22	DA	976	G	C3'-C2'-C1'	5.98	106.28	101.50
22	DA	1602	U	N1-C1'-C2'	5.98	121.77	114.00
22	BA	628	G	P-O3'-C3'	-5.98	112.53	119.70
22	DA	1437	C	O4'-C1'-N1	5.98	112.98	108.20
1	AA	537	G	P-O3'-C3'	-5.97	112.53	119.70
22	BA	1248	G	P-O3'-C3'	5.97	126.87	119.70
22	BA	1378	A	O4'-C1'-N9	5.97	112.98	108.20
22	DA	129	C	P-O5'-C5'	-5.97	111.34	120.90
1	AA	47	C	N1-C1'-C2'	5.97	121.76	114.00
22	BA	2681	C	N1-C1'-C2'	5.97	121.76	114.00
22	DA	2312	U	P-O3'-C3'	-5.97	112.53	119.70
22	BA	2656	U	C3'-C2'-C1'	5.97	106.28	101.50
22	BA	2228	G	P-O5'-C5'	-5.97	111.35	120.90
22	DA	765	C	C3'-C2'-C1'	5.97	106.27	101.50
22	BA	1015	U	P-O5'-C5'	-5.97	111.35	120.90

*Continued on next page...*

*Continued from previous page...*

Mol	Chain	Res	Type	Atoms	Z	Observed(°)	Ideal(°)
1	CA	520	A	C3'-C2'-C1'	5.97	106.27	101.50
1	AA	840	C	O4'-C1'-N1	5.96	112.97	108.20
22	BA	578	G	O5'-P-OP2	-5.96	100.33	105.70
22	DA	1809	A	P-O3'-C3'	-5.96	112.54	119.70
22	DA	638	G	C3'-C2'-C1'	5.96	106.27	101.50
1	AA	199	A	C3'-C2'-C1'	5.96	106.27	101.50
22	BA	372	G	P-O3'-C3'	5.96	126.86	119.70
22	BA	1694	C	C6-N1-C2	5.96	122.68	120.30
22	DA	412	A	C3'-C2'-C1'	5.96	106.27	101.50
22	DA	2052	A	P-O3'-C3'	-5.96	112.55	119.70
22	BA	331	C	O4'-C1'-N1	5.96	112.97	108.20
22	BA	597	G	C6-C5-N7	-5.96	126.83	130.40
1	AA	1505	G	C3'-C2'-C1'	5.96	106.27	101.50
22	BA	323	C	O4'-C1'-N1	5.96	112.97	108.20
22	DA	2756	U	N1-C1'-C2'	5.96	121.74	114.00
22	BA	2715	C	O5'-P-OP2	-5.96	100.34	105.70
22	DA	586	A	P-O3'-C3'	5.96	126.85	119.70
1	CA	643	C	O4'-C1'-N1	5.95	112.96	108.20
1	CA	1297	G	P-O3'-C3'	5.95	126.84	119.70
1	AA	93	U	P-O3'-C3'	-5.95	112.56	119.70
1	AA	386	C	O4'-C1'-N1	5.95	112.96	108.20
22	BA	749	A	OP1-P-OP2	5.95	128.53	119.60
22	BA	1526	C	C6-N1-C2	5.95	122.68	120.30
22	BA	255	A	O4'-C1'-N9	-5.95	103.44	108.20
1	CA	872	A	O4'-C1'-N9	5.95	112.96	108.20
1	CA	986	U	P-O3'-C3'	-5.95	112.56	119.70
22	BA	2520	C	C3'-C2'-C1'	5.95	106.26	101.50
22	DA	2629	U	O4'-C1'-N1	5.95	112.96	108.20
22	DA	1541	C	C3'-C2'-C1'	5.94	106.25	101.50
1	AA	174	A	P-O3'-C3'	-5.94	112.57	119.70
1	AA	559	A	P-O3'-C3'	5.94	126.83	119.70
22	BA	198	C	N3-C4-C5	-5.94	119.52	121.90
22	BA	513	A	C3'-C2'-C1'	5.94	106.25	101.50
1	AA	252	U	P-O3'-C3'	-5.94	112.57	119.70
22	BA	2874	C	P-O3'-C3'	-5.94	112.57	119.70
22	BA	2447	G	O3'-P-O5'	-5.94	92.72	104.00
22	BA	935	C	P-O3'-C3'	-5.94	112.58	119.70
22	BA	2573	C	O4'-C1'-N1	-5.94	103.45	108.20
22	DA	207	A	P-O3'-C3'	-5.94	112.58	119.70
22	DA	1839	G	C3'-C2'-C1'	5.94	106.25	101.50
22	BA	504	A	P-O5'-C5'	-5.93	111.40	120.90
1	CA	1143	G	C3'-C2'-C1'	5.93	106.25	101.50

*Continued on next page...*

*Continued from previous page...*

Mol	Chain	Res	Type	Atoms	Z	Observed(°)	Ideal(°)
22	DA	1558	C	N1-C1'-C2'	5.93	121.71	114.00
22	DA	1848	A	P-O3'-C3'	-5.93	112.58	119.70
22	BA	243	U	C3'-C2'-C1'	5.93	106.25	101.50
22	DA	961	C	O4'-C1'-N1	5.93	112.94	108.20
1	AA	1365	G	N9-C1'-C2'	-5.93	105.48	112.00
22	DA	673	C	O4'-C1'-N1	5.93	112.94	108.20
22	BA	748	G	O4'-C1'-N9	5.93	112.94	108.20
22	BA	2774	C	O4'-C1'-N1	5.92	112.94	108.20
1	CA	277	C	C3'-C2'-C1'	5.92	106.24	101.50
1	CA	575	G	N3-C4-N9	-5.92	122.45	126.00
1	AA	912	C	O4'-C1'-N1	-5.92	103.46	108.20
22	BA	346	A	P-O3'-C3'	-5.92	112.59	119.70
1	CA	500	G	N9-C1'-C2'	-5.92	105.49	112.00
22	BA	206	U	P-O3'-C3'	-5.92	112.60	119.70
1	CA	9	G	N9-C1'-C2'	-5.92	105.49	112.00
1	CA	276	G	P-O3'-C3'	-5.92	112.60	119.70
22	DA	374	A	C3'-C2'-C1'	5.92	106.23	101.50
22	BA	1013	C	C3'-C2'-C1'	5.92	106.23	101.50
22	BA	480	A	N9-C1'-C2'	-5.91	105.50	112.00
22	DA	14	A	C3'-C2'-C1'	5.91	106.23	101.50
22	DA	687	C	P-O3'-C3'	-5.91	112.60	119.70
22	BA	2321	U	O4'-C1'-N1	-5.91	103.47	108.20
22	DA	973	A	P-O3'-C3'	5.91	126.79	119.70
22	BA	1695	G	C3'-C2'-C1'	5.91	106.23	101.50
22	BA	1867	G	N9-C1'-C2'	-5.91	105.50	112.00
22	DA	861	A	C3'-C2'-C1'	5.91	106.23	101.50
22	BA	1784	A	P-O3'-C3'	5.91	126.79	119.70
35	BN	101	GLY	N-CA-C	5.91	127.87	113.10
1	CA	1184	G	C3'-C2'-C1'	5.91	106.23	101.50
22	DA	671	C	N1-C1'-C2'	-5.91	105.50	112.00
22	DA	2214	C	P-O3'-C3'	-5.91	112.61	119.70
1	AA	1142	G	C3'-C2'-C1'	5.91	106.22	101.50
22	BA	1340	U	C6-N1-C2	5.91	124.54	121.00
22	DA	2348	U	C3'-C2'-C1'	5.91	106.22	101.50
22	BA	2250	G	C4-C5-N7	5.90	113.16	110.80
1	AA	244	U	N1-C2-O2	5.90	126.93	122.80
22	DA	2753	A	C3'-C2'-C1'	5.90	106.22	101.50
22	BA	669	G	P-O3'-C3'	5.90	126.78	119.70
22	BA	1627	G	C8-N9-C4	-5.90	104.04	106.40
1	CA	6	G	P-O3'-C3'	-5.90	112.62	119.70
22	DA	1699	G	P-O3'-C3'	5.90	126.78	119.70
22	BA	914	G	C6-C5-N7	-5.90	126.86	130.40

*Continued on next page...*

*Continued from previous page...*

Mol	Chain	Res	Type	Atoms	Z	Observed(°)	Ideal(°)
22	BA	506	G	O4'-C1'-N9	5.90	112.92	108.20
22	BA	523	C	P-O5'-C5'	-5.90	111.47	120.90
22	BA	2462	C	P-O5'-C5'	-5.90	111.46	120.90
1	CA	47	C	P-O3'-C3'	5.90	126.78	119.70
22	DA	1700	A	C3'-C2'-C1'	5.90	106.22	101.50
22	BA	2064	C	C3'-C2'-C1'	5.90	106.22	101.50
22	BA	2773	C	C6-N1-C2	5.90	122.66	120.30
22	DA	2391	G	P-O3'-C3'	5.90	126.78	119.70
22	BA	739	A	C4'-C3'-C2'	5.89	108.49	102.60
22	BA	1458	U	P-O3'-C3'	5.89	126.77	119.70
22	BA	1780	A	C5-C6-N1	-5.89	114.75	117.70
22	DA	765	C	P-O3'-C3'	-5.89	112.63	119.70
22	DA	1555	G	P-O3'-C3'	-5.89	112.63	119.70
1	AA	1213	A	P-O3'-C3'	5.89	126.77	119.70
22	DA	605	G	C3'-C2'-C1'	5.89	106.21	101.50
22	DA	2520	C	C3'-C2'-C1'	5.89	106.21	101.50
22	BA	16	C	P-O3'-C3'	-5.89	112.64	119.70
22	BA	1178	C	O4'-C1'-N1	5.89	112.91	108.20
22	BA	1379	U	C3'-C2'-C1'	5.89	106.21	101.50
22	BA	1967	C	C3'-C2'-C1'	5.89	106.21	101.50
44	BW	20	LEU	CB-CG-CD2	5.89	121.01	111.00
22	DA	2076	U	O4'-C1'-N1	5.89	112.91	108.20
1	CA	422	C	O4'-C1'-N1	-5.88	103.49	108.20
22	DA	1493	C	N1-C1'-C2'	5.88	121.65	114.00
1	AA	111	G	N9-C1'-C2'	-5.88	105.53	112.00
22	BA	1273	U	P-O5'-C5'	-5.88	111.49	120.90
22	BA	1900	A	P-O3'-C3'	5.88	126.76	119.70
22	BA	2380	C	P-O5'-C5'	-5.88	111.49	120.90
22	BA	2137	U	O4'-C1'-N1	5.88	112.90	108.20
22	DA	984	A	P-O3'-C3'	5.88	126.75	119.70
1	AA	244	U	N3-C2-O2	-5.88	118.09	122.20
1	AA	185	U	C3'-C2'-C1'	5.88	106.20	101.50
22	BA	1376	C	P-O3'-C3'	5.88	126.75	119.70
1	AA	1202	U	C3'-C2'-C1'	5.87	106.20	101.50
22	BA	373	U	C3'-C2'-C1'	5.87	106.20	101.50
22	BA	1025	G	P-O3'-C3'	5.87	126.75	119.70
22	BA	2781	A	P-O3'-C3'	-5.87	112.65	119.70
1	CA	997	U	P-O3'-C3'	-5.87	112.66	119.70
1	CA	1169	A	C3'-C2'-C1'	5.87	106.20	101.50
1	AA	488	C	C3'-C2'-C1'	5.87	106.19	101.50
22	BA	1537	G	P-O3'-C3'	-5.87	112.66	119.70
22	BA	2335	A	C3'-C2'-C1'	5.87	106.19	101.50

*Continued on next page...*

*Continued from previous page...*

Mol	Chain	Res	Type	Atoms	Z	Observed(°)	Ideal(°)
22	BA	2712	C	N1-C1'-C2'	5.87	121.63	114.00
22	BA	163	C	O4'-C1'-N1	5.87	112.89	108.20
1	AA	509	A	C3'-C2'-C1'	5.86	106.19	101.50
1	AA	1162	C	P-O3'-C3'	-5.86	112.66	119.70
22	BA	577	G	OP2-P-O3'	5.86	118.10	105.20
22	BA	682	G	C4-N9-C1'	5.86	134.12	126.50
22	BA	2195	U	O4'-C1'-N1	5.86	112.89	108.20
22	DA	60	G	P-O3'-C3'	5.86	126.73	119.70
1	CA	68	G	C3'-C2'-C1'	5.86	106.19	101.50
1	CA	931	C	O4'-C1'-N1	5.86	112.89	108.20
22	DA	1803	A	P-O3'-C3'	-5.86	112.67	119.70
22	BA	1020	A	P-O3'-C3'	5.86	126.73	119.70
1	CA	734	G	C3'-C2'-C1'	5.86	106.19	101.50
22	BA	1288	G	O5'-P-OP2	-5.85	100.43	105.70
22	BA	2325	G	P-O3'-C3'	-5.85	112.67	119.70
22	DA	1717	A	C3'-C2'-C1'	5.85	106.18	101.50
23	DB	87	U	P-O3'-C3'	5.85	126.72	119.70
1	AA	279	A	O4'-C1'-N9	-5.85	103.52	108.20
22	BA	2542	A	P-O5'-C5'	-5.85	111.54	120.90
22	BA	2714	G	C5-C6-O6	5.85	132.11	128.60
1	CA	214	C	P-O3'-C3'	-5.85	112.68	119.70
1	CA	534	U	P-O3'-C3'	-5.85	112.68	119.70
22	DA	2347	C	P-O3'-C3'	-5.85	112.68	119.70
1	AA	250	A	P-O3'-C3'	5.85	126.72	119.70
1	AA	874	G	N9-C1'-C2'	-5.85	105.57	112.00
22	BA	2337	G	N9-C1'-C2'	-5.85	105.57	112.00
22	BA	1452	G	N3-C4-N9	-5.85	122.49	126.00
22	BA	52	A	P-O3'-C3'	-5.84	112.69	119.70
22	BA	2249	U	P-O3'-C3'	5.84	126.71	119.70
1	CA	277	C	P-O3'-C3'	-5.84	112.69	119.70
1	AA	1184	G	P-O3'-C3'	-5.84	112.69	119.70
22	DA	2034	U	N1-C1'-C2'	-5.84	105.58	112.00
22	DA	2364	C	O4'-C1'-N1	5.84	112.87	108.20
23	BB	14	U	P-O3'-C3'	5.84	126.71	119.70
22	DA	1081	U	P-O3'-C3'	-5.84	112.69	119.70
22	DA	2447	G	O4'-C1'-N9	5.84	112.87	108.20
22	BA	621	A	N9-C1'-C2'	-5.84	105.58	112.00
1	CA	1285	A	P-O3'-C3'	5.84	126.71	119.70
22	BA	2072	C	O3'-P-O5'	-5.84	92.91	104.00
22	BA	2807	U	C5-C6-N1	-5.84	119.78	122.70
22	DA	990	A	C3'-C2'-C1'	5.84	106.17	101.50
22	BA	690	G	P-O5'-C5'	-5.83	111.56	120.90

*Continued on next page...*

*Continued from previous page...*

Mol	Chain	Res	Type	Atoms	Z	Observed(°)	Ideal(°)
22	BA	2325	G	C3'-C2'-C1'	5.83	106.17	101.50
22	DA	727	A	C3'-C2'-C1'	5.83	106.17	101.50
22	DA	1255	U	C2-N1-C1'	5.83	124.70	117.70
1	AA	686	U	N1-C1'-C2'	5.83	121.58	114.00
22	BA	1662	U	O4'-C1'-N1	5.83	112.87	108.20
1	CA	1381	U	N1-C1'-C2'	-5.83	105.58	112.00
1	AA	816	A	C3'-C2'-C1'	5.83	106.17	101.50
22	BA	527	C	O4'-C1'-N1	5.83	112.87	108.20
1	CA	294	U	O4'-C1'-N1	5.83	112.86	108.20
22	BA	2517	C	P-O3'-C3'	5.83	126.70	119.70
1	AA	560	A	O4'-C1'-N9	-5.83	103.54	108.20
22	BA	456	C	O4'-C1'-N1	-5.83	103.54	108.20
22	BA	2750	A	P-O3'-C3'	5.83	126.69	119.70
22	DA	492	A	C3'-C2'-C1'	5.83	106.16	101.50
22	DA	1492	G	C3'-C2'-C1'	5.83	106.16	101.50
22	BA	1697	G	C5-C6-O6	-5.83	125.10	128.60
22	BA	2344	U	N1-C1'-C2'	5.83	121.57	114.00
22	BA	2567	G	C5-C6-N1	5.83	114.41	111.50
22	DA	915	C	P-O3'-C3'	-5.83	112.71	119.70
22	DA	2895	G	P-O3'-C3'	-5.83	112.71	119.70
22	DA	1034	G	C3'-C2'-C1'	5.82	106.16	101.50
22	DA	726	G	P-O3'-C3'	5.82	126.69	119.70
22	DA	1021	A	C3'-C2'-C1'	5.82	106.16	101.50
22	DA	2267	A	N9-C1'-C2'	-5.82	105.60	112.00
22	DA	2276	G	C3'-C2'-C1'	5.82	106.16	101.50
22	BA	1101	U	N1-C1'-C2'	-5.82	105.60	112.00
1	AA	605	U	O4'-C1'-N1	5.82	112.86	108.20
22	BA	1992	G	N3-C4-N9	-5.82	122.51	126.00
1	CA	248	C	O4'-C1'-N1	5.82	112.85	108.20
22	DA	1129	A	C3'-C2'-C1'	5.82	106.15	101.50
22	DA	2094	A	C3'-C2'-C1'	5.82	106.15	101.50
1	AA	429	U	P-O3'-C3'	5.82	126.68	119.70
22	BA	829	A	C8-N9-C4	5.82	108.13	105.80
1	CA	870	U	P-O3'-C3'	5.82	126.68	119.70
22	DA	449	A	C3'-C2'-C1'	5.82	106.15	101.50
1	AA	439	U	C3'-C2'-C1'	5.81	106.15	101.50
22	BA	683	U	N1-C1'-C2'	-5.81	105.61	112.00
22	BA	1112	G	N9-C1'-C2'	-5.81	105.61	112.00
22	BA	1666	G	P-O5'-C5'	-5.81	111.60	120.90
1	CA	461	A	P-O3'-C3'	5.81	126.67	119.70
22	DA	2725	A	P-O3'-C3'	5.81	126.67	119.70
1	AA	772	U	P-O3'-C3'	-5.81	112.73	119.70

*Continued on next page...*

*Continued from previous page...*

Mol	Chain	Res	Type	Atoms	Z	Observed(°)	Ideal(°)
1	AA	801	U	O4'-C1'-N1	5.81	112.85	108.20
22	BA	573	U	P-O5'-C5'	-5.81	111.60	120.90
1	AA	974	A	O4'-C1'-N9	5.81	112.85	108.20
22	BA	1007	C	N3-C4-C5	5.81	124.22	121.90
22	BA	2402	U	O4'-C1'-N1	5.81	112.84	108.20
22	BA	2734	A	P-O3'-C3'	-5.81	112.73	119.70
22	DA	976	G	N9-C1'-C2'	-5.81	105.61	112.00
25	BD	141	ARG	NE-CZ-NH1	-5.81	117.40	120.30
23	DB	56	G	P-O3'-C3'	5.80	126.67	119.70
22	BA	1943	U	N1-C1'-C2'	5.80	121.54	114.00
22	DA	2745	C	O4'-C1'-N1	-5.80	103.56	108.20
1	AA	817	C	N1-C1'-C2'	5.80	121.54	114.00
22	DA	1848	A	N9-C1'-C2'	-5.80	105.62	112.00
22	DA	2572	A	P-O3'-C3'	5.80	126.66	119.70
22	BA	1975	G	P-O3'-C3'	-5.80	112.74	119.70
1	CA	52	C	N1-C1'-C2'	-5.80	105.62	112.00
1	AA	87	C	N1-C1'-C2'	-5.80	105.62	112.00
22	DA	1838	C	N1-C1'-C2'	5.80	121.53	114.00
22	DA	2150	C	N1-C1'-C2'	-5.80	105.62	112.00
22	DA	2777	G	C3'-C2'-C1'	5.80	106.14	101.50
22	DA	947	A	C3'-C2'-C1'	5.79	106.14	101.50
22	BA	867	C	O4'-C1'-N1	5.79	112.83	108.20
22	BA	2640	G	P-O5'-C5'	-5.79	111.63	120.90
22	DA	1675	C	C3'-C2'-C1'	5.79	106.13	101.50
22	BA	753	A	C3'-C2'-C1'	5.79	106.13	101.50
22	BA	1135	C	P-O5'-C5'	-5.79	111.64	120.90
22	DA	104	A	C3'-C2'-C1'	5.79	106.13	101.50
22	DA	2151	U	C3'-C2'-C1'	5.79	106.13	101.50
22	BA	463	G	P-O5'-C5'	-5.79	111.64	120.90
22	BA	920	A	P-O3'-C3'	-5.79	112.75	119.70
22	DA	775	G	O4'-C1'-N9	5.79	112.83	108.20
22	DA	1612	C	C3'-C2'-C1'	5.79	106.13	101.50
22	BA	1160	G	P-O5'-C5'	-5.79	111.64	120.90
22	BA	73	A	C3'-C2'-C1'	5.79	106.13	101.50
22	BA	657	U	O4'-C1'-N1	-5.79	103.57	108.20
22	DA	2210	U	P-O3'-C3'	5.79	126.64	119.70
22	BA	1063	G	C3'-C2'-C1'	5.78	106.13	101.50
22	BA	1379	U	P-O5'-C5'	-5.78	111.65	120.90
22	BA	1996	C	OP1-P-O3'	5.78	117.92	105.20
1	AA	512	U	C3'-C2'-C1'	5.78	106.13	101.50
22	BA	2230	G	P-O5'-C5'	-5.78	111.65	120.90
22	BA	2653	U	O4'-C1'-N1	5.78	112.83	108.20

*Continued on next page...*

*Continued from previous page...*

Mol	Chain	Res	Type	Atoms	Z	Observed(°)	Ideal(°)
22	BA	2061	G	C4-C5-C6	5.78	122.27	118.80
1	CA	389	A	N9-C1'-C2'	-5.78	105.64	112.00
22	BA	2530	A	P-O3'-C3'	5.78	126.63	119.70
22	DA	1291	C	C3'-C2'-C1'	5.78	106.12	101.50
22	DA	2609	U	N1-C1'-C2'	5.78	121.51	114.00
22	BA	62	U	P-O3'-C3'	5.78	126.63	119.70
22	BA	272	A	P-O3'-C3'	-5.78	112.77	119.70
22	BA	2556	C	N1-C2-O2	-5.78	115.43	118.90
22	BA	2637	U	N1-C2-O2	-5.78	118.76	122.80
1	CA	722	G	P-O3'-C3'	-5.78	112.77	119.70
22	DA	2498	C	C3'-C2'-C1'	5.78	106.12	101.50
22	BA	932	U	P-O3'-C3'	-5.78	112.77	119.70
22	DA	1136	G	N9-C1'-C2'	-5.78	105.65	112.00
22	DA	1619	G	N9-C1'-C2'	-5.78	105.65	112.00
22	BA	2027	G	O5'-P-OP2	-5.77	100.50	105.70
1	AA	1226	C	O4'-C1'-N1	-5.77	103.58	108.20
1	AA	1323	G	P-O3'-C3'	-5.77	112.78	119.70
22	BA	1965	C	P-O5'-C5'	-5.77	111.67	120.90
1	CA	107	G	P-O3'-C3'	-5.77	112.78	119.70
22	DA	1135	C	P-O3'-C3'	-5.77	112.78	119.70
1	AA	1365	G	C3'-C2'-C1'	5.77	106.11	101.50
22	BA	452	G	P-O3'-C3'	-5.77	112.78	119.70
22	BA	1839	G	C3'-C2'-C1'	5.77	106.11	101.50
22	BA	1133	A	P-O3'-C3'	-5.76	112.78	119.70
22	BA	1027	A	N1-C6-N6	5.76	122.06	118.60
1	CA	1066	C	N1-C1'-C2'	-5.76	105.66	112.00
22	DA	740	C	C3'-C2'-C1'	5.76	106.11	101.50
1	AA	1228	C	C3'-C2'-C1'	5.76	106.11	101.50
22	BA	1266	G	C8-N9-C4	5.76	108.70	106.40
1	CA	1215	G	P-O3'-C3'	-5.76	112.79	119.70
22	DA	492	A	P-O3'-C3'	-5.76	112.79	119.70
1	AA	686	U	P-O3'-C3'	5.76	126.61	119.70
1	AA	368	U	C3'-C2'-C1'	5.76	106.11	101.50
22	BA	2200	C	P-O3'-C3'	-5.76	112.79	119.70
22	DA	273	G	C3'-C2'-C1'	5.76	106.11	101.50
22	DA	1798	U	O4'-C1'-N1	5.76	112.81	108.20
22	DA	2314	A	C3'-C2'-C1'	5.76	106.11	101.50
22	DA	2687	U	O4'-C1'-N1	5.75	112.80	108.20
1	AA	1268	G	P-O3'-C3'	5.75	126.60	119.70
22	BA	1707	G	N9-C1'-C2'	-5.75	105.67	112.00
1	CA	962	C	N1-C1'-C2'	-5.75	105.67	112.00
1	AA	469	C	C3'-C2'-C1'	5.75	106.10	101.50

*Continued on next page...*



*Continued from previous page...*

Mol	Chain	Res	Type	Atoms	Z	Observed(°)	Ideal(°)
1	CA	373	A	N9-C1'-C2'	-5.75	105.67	112.00
1	AA	463	U	N1-C1'-C2'	-5.75	105.68	112.00
22	BA	1675	C	C5-C6-N1	-5.75	118.12	121.00
22	BA	2487	G	C5-C6-O6	-5.75	125.15	128.60
22	DA	397	U	O4'-C1'-N1	5.75	112.80	108.20
22	BA	761	A	C5-C6-N1	5.75	120.57	117.70
22	BA	2831	G	N1-C6-O6	5.75	123.35	119.90
1	CA	643	C	C3'-C2'-C1'	5.75	106.10	101.50
22	DA	105	C	C3'-C2'-C1'	5.75	106.10	101.50
22	DA	411	G	P-O3'-C3'	5.75	126.59	119.70
22	BA	1293	C	C6-N1-C2	5.75	122.60	120.30
1	AA	1191	A	C3'-C2'-C1'	5.74	106.09	101.50
22	BA	2791	G	O5'-P-OP1	-5.74	100.53	105.70
1	CA	1282	C	P-O3'-C3'	-5.74	112.81	119.70
22	BA	346	A	C3'-C2'-C1'	5.74	106.09	101.50
22	BA	20	C	P-O3'-C3'	5.74	126.59	119.70
22	BA	1005	C	N3-C2-O2	-5.74	117.88	121.90
22	BA	1123	C	C6-N1-C2	5.74	122.60	120.30
22	BA	981	A	C8-N9-C4	5.74	108.10	105.80
22	BA	1135	C	C3'-C2'-C1'	5.74	106.09	101.50
22	BA	1417	C	P-O3'-C3'	-5.74	112.81	119.70
1	CA	54	C	O4'-C1'-N1	5.74	112.79	108.20
1	CA	109	A	O3'-P-O5'	-5.74	93.10	104.00
22	DA	2093	G	N9-C1'-C2'	-5.74	105.69	112.00
22	BA	1446	C	O4'-C1'-N1	-5.74	103.61	108.20
22	DA	1247	A	O4'-C1'-N9	5.74	112.79	108.20
22	BA	2426	A	N1-C6-N6	5.73	122.04	118.60
23	BB	15	A	P-O3'-C3'	5.73	126.58	119.70
22	DA	983	A	C3'-C2'-C1'	5.73	106.09	101.50
22	DA	2498	C	O4'-C1'-N1	5.73	112.79	108.20
1	AA	935	A	N9-C1'-C2'	-5.73	105.70	112.00
22	DA	1027	A	C3'-C2'-C1'	5.73	106.08	101.50
22	DA	1815	A	P-O3'-C3'	5.73	126.58	119.70
1	CA	688	G	N9-C1'-C2'	-5.73	105.70	112.00
22	DA	200	U	C3'-C2'-C1'	5.73	106.08	101.50
22	DA	2638	G	P-O3'-C3'	5.73	126.58	119.70
22	DA	1699	G	C3'-C2'-C1'	-5.73	96.92	101.50
22	DA	2492	U	C3'-C2'-C1'	5.73	106.08	101.50
1	AA	508	U	P-O3'-C3'	5.73	126.57	119.70
22	BA	2018	G	N3-C2-N2	-5.73	115.89	119.90
22	BA	2683	C	N1-C2-O2	-5.73	115.46	118.90
22	BA	412	A	C3'-C2'-C1'	5.72	106.08	101.50

*Continued on next page...*

*Continued from previous page...*

Mol	Chain	Res	Type	Atoms	Z	Observed(°)	Ideal(°)
22	BA	1320	C	N1-C1'-C2'	5.72	121.44	114.00
22	BA	2025	C	C5-C6-N1	-5.72	118.14	121.00
22	DA	52	A	C3'-C2'-C1'	5.72	106.08	101.50
22	BA	829	A	P-O5'-C5'	-5.72	111.75	120.90
22	BA	1253	A	O4'-C1'-N9	-5.72	103.62	108.20
1	CA	381	C	P-O3'-C3'	5.72	126.57	119.70
1	CA	1128	C	O4'-C1'-N1	5.72	112.78	108.20
1	CA	689	C	O4'-C1'-N1	-5.72	103.62	108.20
1	AA	1095	U	P-O3'-C3'	-5.72	112.84	119.70
22	DA	1664	A	P-O3'-C3'	-5.72	112.84	119.70
1	AA	704	A	C3'-C2'-C1'	5.72	106.07	101.50
22	BA	302	C	C3'-C2'-C1'	5.72	106.08	101.50
22	BA	1739	A	P-O5'-C5'	-5.72	111.75	120.90
23	BB	87	U	O4'-C1'-N1	5.72	112.77	108.20
22	BA	14	A	C3'-C2'-C1'	5.72	106.07	101.50
22	BA	980	A	OP1-P-O3'	5.72	117.78	105.20
23	BB	16	G	C3'-C2'-C1'	5.72	106.07	101.50
22	DA	1945	G	C3'-C2'-C1'	5.72	106.07	101.50
22	BA	630	G	P-O3'-C3'	5.71	126.56	119.70
22	DA	1314	C	P-O3'-C3'	5.71	126.56	119.70
22	DA	2830	C	O4'-C1'-N1	5.71	112.77	108.20
22	BA	1865	U	P-O3'-C3'	5.71	126.55	119.70
22	DA	1785	A	C3'-C2'-C1'	5.71	106.07	101.50
1	AA	1085	U	P-O3'-C3'	5.71	126.55	119.70
22	BA	765	C	P-O3'-C3'	-5.71	112.85	119.70
1	CA	247	G	C3'-C2'-C1'	5.71	106.07	101.50
1	CA	509	A	P-O5'-C5'	-5.71	111.77	120.90
22	DA	2405	G	P-O3'-C3'	5.71	126.55	119.70
1	CA	577	G	C3'-C2'-C1'	5.71	106.06	101.50
23	DB	16	G	P-O3'-C3'	-5.71	112.85	119.70
22	BA	199	A	O4'-C1'-N9	5.70	112.76	108.20
22	BA	2695	U	P-O3'-C3'	5.70	126.54	119.70
22	DA	391	A	C3'-C2'-C1'	5.70	106.06	101.50
22	BA	435	C	C3'-C2'-C1'	5.70	106.06	101.50
22	DA	1183	U	O4'-C1'-N1	5.70	112.76	108.20
22	DA	1695	G	C3'-C2'-C1'	5.70	106.06	101.50
22	BA	1703	G	O3'-P-O5'	-5.70	93.17	104.00
22	BA	2197	U	N1-C1'-C2'	5.70	121.41	114.00
22	DA	227	A	P-O3'-C3'	5.70	126.54	119.70
22	DA	2752	C	O4'-C1'-N1	5.70	112.76	108.20
1	AA	1532	U	P-O3'-C3'	-5.69	112.87	119.70
1	CA	1218	C	C3'-C2'-C1'	5.69	106.05	101.50

*Continued on next page...*

*Continued from previous page...*

Mol	Chain	Res	Type	Atoms	Z	Observed(°)	Ideal(°)
22	DA	128	C	P-O3'-C3'	-5.69	112.87	119.70
22	BA	11	C	N1-C2-O2	-5.69	115.49	118.90
22	DA	230	G	C3'-C2'-C1'	5.69	106.05	101.50
22	DA	1126	A	P-O3'-C3'	5.69	126.53	119.70
22	BA	2043	C	C6-N1-C2	5.69	122.58	120.30
1	CA	1196	A	P-O3'-C3'	5.69	126.53	119.70
22	BA	2543	G	P-O5'-C5'	-5.69	111.80	120.90
1	CA	173	U	P-O3'-C3'	5.69	126.52	119.70
22	DA	91	A	P-O3'-C3'	5.69	126.52	119.70
1	AA	1088	G	C3'-C2'-C1'	5.68	106.05	101.50
22	BA	774	G	O4'-C1'-N9	5.68	112.75	108.20
1	CA	95	C	P-O3'-C3'	-5.68	112.88	119.70
22	BA	459	U	C3'-C2'-C1'	5.68	106.05	101.50
1	CA	884	U	O4'-C1'-N1	5.68	112.75	108.20
22	DA	35	G	C3'-C2'-C1'	5.68	106.05	101.50
22	DA	946	C	C3'-C2'-C1'	5.68	106.05	101.50
22	BA	1206	G	P-O3'-C3'	-5.68	112.88	119.70
22	BA	2483	C	O4'-C1'-N1	-5.68	103.66	108.20
22	DA	749	A	C3'-C2'-C1'	5.68	106.04	101.50
22	BA	2816	G	N1-C6-O6	-5.68	116.49	119.90
22	DA	2459	A	C3'-C2'-C1'	5.68	106.04	101.50
22	DA	2727	A	C3'-C2'-C1'	5.68	106.04	101.50
22	BA	649	G	P-O5'-C5'	-5.68	111.82	120.90
22	DA	203	A	P-O3'-C3'	5.68	126.51	119.70
1	AA	295	C	P-O3'-C3'	-5.68	112.89	119.70
1	CA	1085	U	P-O3'-C3'	5.68	126.51	119.70
1	CA	1383	C	C3'-C2'-C1'	5.68	106.04	101.50
1	AA	231	U	P-O3'-C3'	5.67	126.51	119.70
1	AA	1302	C	O4'-C1'-N1	-5.67	103.66	108.20
22	BA	1349	C	O4'-C1'-N1	-5.67	103.66	108.20
22	DA	1009	A	C3'-C2'-C1'	5.67	106.04	101.50
22	DA	2781	A	C3'-C2'-C1'	5.67	106.04	101.50
1	AA	1447	A	O4'-C1'-N9	5.67	112.74	108.20
1	CA	308	C	P-O3'-C3'	-5.67	112.89	119.70
1	AA	1395	C	O4'-C1'-N1	-5.67	103.66	108.20
1	CA	374	A	C3'-C2'-C1'	5.67	106.04	101.50
22	DA	1811	G	C3'-C2'-C1'	5.67	106.04	101.50
1	AA	74	A	C3'-C2'-C1'	5.67	106.04	101.50
1	AA	1395	C	C3'-C2'-C1'	5.67	106.04	101.50
22	BA	584	C	N1-C1'-C2'	-5.67	105.76	112.00
22	BA	1716	U	P-O3'-C3'	-5.67	112.90	119.70
22	BA	2807	U	C6-N1-C2	5.67	124.40	121.00

*Continued on next page...*

*Continued from previous page...*

Mol	Chain	Res	Type	Atoms	Z	Observed(°)	Ideal(°)
1	AA	430	A	P-O3'-C3'	-5.67	112.90	119.70
22	BA	985	C	P-O5'-C5'	-5.67	111.83	120.90
22	BA	1947	C	P-O3'-C3'	-5.67	112.90	119.70
22	BA	1999	C	N1-C1'-C2'	-5.67	105.76	112.00
23	BB	46	A	N9-C1'-C2'	-5.67	105.76	112.00
1	CA	382	A	C3'-C2'-C1'	5.67	106.03	101.50
22	BA	1213	A	N9-C1'-C2'	-5.67	105.77	112.00
22	BA	2890	G	C6-C5-N7	-5.67	127.00	130.40
1	AA	415	A	C3'-C2'-C1'	5.66	106.03	101.50
22	BA	1499	C	C3'-C2'-C1'	5.66	106.03	101.50
22	BA	2061	G	O5'-P-OP2	-5.66	100.60	105.70
22	DA	480	A	N9-C1'-C2'	-5.66	105.77	112.00
22	BA	1902	C	N1-C2-O2	-5.66	115.50	118.90
1	CA	997	U	C3'-C2'-C1'	5.66	106.03	101.50
22	BA	1956	U	P-O5'-C5'	-5.66	111.84	120.90
22	BA	2395	C	P-O5'-C5'	-5.66	111.84	120.90
22	DA	1305	C	C3'-C2'-C1'	5.66	106.03	101.50
1	AA	131	A	C3'-C2'-C1'	5.66	106.03	101.50
22	BA	919	U	N1-C2-O2	-5.66	118.84	122.80
22	BA	1142	A	C5-C6-N1	-5.66	114.87	117.70
22	BA	2623	G	N1-C2-N3	5.66	127.30	123.90
22	BA	2707	U	C5-C6-N1	-5.66	119.87	122.70
22	DA	1329	U	P-O3'-C3'	5.66	126.49	119.70
22	DA	2868	A	C3'-C2'-C1'	5.66	106.03	101.50
22	BA	1765	U	O4'-C1'-N1	-5.66	103.67	108.20
1	AA	808	C	O4'-C1'-N1	5.66	112.72	108.20
22	BA	954	G	P-O3'-C3'	5.66	126.48	119.70
22	BA	370	G	O4'-C1'-N9	-5.65	103.68	108.20
1	AA	173	U	N1-C1'-C2'	5.65	121.35	114.00
1	AA	555	U	O4'-C1'-N1	-5.65	103.68	108.20
22	BA	528	A	C2-N3-C4	-5.65	107.77	110.60
22	BA	1327	A	P-O3'-C3'	5.65	126.48	119.70
22	BA	2605	U	P-O3'-C3'	-5.65	112.92	119.70
22	DA	1669	A	C3'-C2'-C1'	5.65	106.02	101.50
1	AA	1124	G	P-O3'-C3'	5.65	126.48	119.70
22	BA	671	C	C3'-C2'-C1'	5.65	106.02	101.50
22	BA	2008	C	C4-C5-C6	5.65	120.23	117.40
23	BB	42	C	C3'-C2'-C1'	5.65	106.02	101.50
1	AA	976	G	C3'-C2'-C1'	5.65	106.02	101.50
1	AA	1499	A	P-O5'-C5'	-5.65	111.86	120.90
22	BA	73	A	P-O5'-C5'	-5.65	111.86	120.90
22	BA	310	A	P-O3'-C3'	5.65	126.48	119.70

*Continued on next page...*

*Continued from previous page...*

Mol	Chain	Res	Type	Atoms	Z	Observed(°)	Ideal(°)
22	BA	933	A	C3'-C2'-C1'	5.65	106.02	101.50
22	BA	1537	G	C3'-C2'-C1'	5.65	106.02	101.50
22	DA	1972	G	N9-C1'-C2'	-5.65	105.79	112.00
22	BA	74	A	P-O3'-C3'	5.65	126.48	119.70
22	BA	413	C	C3'-C2'-C1'	5.65	106.02	101.50
1	AA	116	A	N9-C1'-C2'	-5.64	105.79	112.00
22	BA	201	C	O4'-C1'-N1	5.64	112.72	108.20
22	BA	1009	A	C3'-C2'-C1'	5.64	106.02	101.50
22	BA	1395	A	O4'-C1'-N9	5.64	112.72	108.20
1	CA	388	G	O3'-P-O5'	-5.64	93.28	104.00
22	DA	1455	G	P-O3'-C3'	-5.64	112.93	119.70
1	AA	486	U	P-O5'-C5'	-5.64	111.88	120.90
22	BA	443	A	C3'-C2'-C1'	5.64	106.01	101.50
22	BA	2347	C	C3'-C2'-C1'	5.64	106.01	101.50
1	CA	436	C	O4'-C1'-N1	-5.64	103.69	108.20
1	CA	519	C	C3'-C2'-C1'	5.64	106.01	101.50
1	CA	1202	U	C3'-C2'-C1'	5.64	106.01	101.50
22	DA	2440	C	C3'-C2'-C1'	5.64	106.01	101.50
22	DA	2554	U	P-O3'-C3'	5.64	126.47	119.70
22	BA	2508	G	P-O3'-C3'	-5.64	112.94	119.70
1	AA	972	C	C3'-C2'-C1'	5.64	106.01	101.50
22	BA	482	A	N9-C1'-C2'	-5.64	105.80	112.00
22	BA	1779	U	N3-C4-O4	-5.64	115.45	119.40
22	DA	404	A	P-O3'-C3'	5.64	126.46	119.70
22	DA	811	U	P-O3'-C3'	5.64	126.47	119.70
22	DA	1333	G	C3'-C2'-C1'	5.64	106.01	101.50
22	BA	955	U	C5-C4-O4	-5.63	122.52	125.90
22	BA	1838	C	C6-N1-C2	5.63	122.55	120.30
23	DB	12	C	O4'-C1'-N1	-5.63	103.69	108.20
22	DA	1981	A	P-O5'-C5'	-5.63	111.89	120.90
22	BA	1289	C	P-O5'-C5'	-5.63	111.89	120.90
23	BB	109	A	N9-C1'-C2'	-5.63	105.80	112.00
22	BA	45	G	P-O5'-C5'	-5.63	111.89	120.90
1	CA	686	U	N1-C1'-C2'	5.63	121.32	114.00
22	DA	1305	C	P-O3'-C3'	-5.63	112.94	119.70
22	BA	984	A	C5-N7-C8	-5.63	101.09	103.90
22	BA	1276	A	O5'-P-OP2	-5.63	100.64	105.70
22	DA	1400	U	C3'-C2'-C1'	5.63	106.00	101.50
22	DA	2024	G	N9-C1'-C2'	-5.63	105.81	112.00
22	BA	977	G	OP1-P-O3'	5.63	117.58	105.20
1	CA	1064	G	P-O3'-C3'	5.63	126.45	119.70
1	CA	1190	G	O4'-C1'-N9	5.63	112.70	108.20

*Continued on next page...*

*Continued from previous page...*

Mol	Chain	Res	Type	Atoms	Z	Observed(°)	Ideal(°)
22	DA	575	A	C3'-C2'-C1'	5.63	106.00	101.50
22	BA	2065	C	C6-N1-C2	5.62	122.55	120.30
22	DA	1902	C	O4'-C1'-N1	5.62	112.70	108.20
22	DA	2585	U	N1-C1'-C2'	5.62	121.31	114.00
22	BA	398	C	O4'-C1'-N1	-5.62	103.70	108.20
1	AA	1448	C	C3'-C2'-C1'	5.62	106.00	101.50
1	AA	64	G	P-O3'-C3'	5.62	126.44	119.70
22	BA	113	U	P-O5'-C5'	-5.62	111.91	120.90
22	BA	575	A	O5'-P-OP1	-5.62	100.64	105.70
1	CA	1383	C	P-O3'-C3'	-5.62	112.96	119.70
22	BA	740	C	P-O3'-C3'	-5.62	112.96	119.70
22	DA	1821	A	C3'-C2'-C1'	5.62	105.99	101.50
22	BA	1565	C	P-O3'-C3'	5.62	126.44	119.70
22	BA	2733	A	N9-C1'-C2'	-5.61	105.83	112.00
22	DA	304	U	C3'-C2'-C1'	5.61	105.99	101.50
22	DA	2517	C	N1-C1'-C2'	5.61	121.30	114.00
22	BA	1497	U	P-O3'-C3'	5.61	126.43	119.70
1	CA	575	G	N3-C4-C5	5.61	131.41	128.60
22	DA	1916	A	P-O3'-C3'	-5.61	112.97	119.70
22	BA	980	A	P-O3'-C3'	-5.61	112.97	119.70
22	DA	1312	U	P-O3'-C3'	5.61	126.43	119.70
22	BA	1428	C	N3-C2-O2	5.61	125.83	121.90
22	BA	1144	A	P-O3'-C3'	-5.61	112.97	119.70
22	BA	1838	C	N1-C1'-C2'	5.61	121.29	114.00
1	CA	1184	G	P-O3'-C3'	-5.61	112.97	119.70
22	DA	1996	C	O4'-C1'-N1	5.61	112.69	108.20
22	DA	2500	U	O4'-C1'-N1	5.61	112.69	108.20
22	DA	2669	G	C3'-C2'-C1'	5.61	105.98	101.50
22	BA	1945	G	C3'-C2'-C1'	5.60	105.98	101.50
22	BA	2570	G	C2-N3-C4	-5.60	109.10	111.90
22	DA	1716	U	N1-C1'-C2'	-5.60	105.84	112.00
22	DA	1919	A	N9-C1'-C2'	-5.60	105.84	112.00
22	BA	2567	G	C4-C5-N7	-5.60	108.56	110.80
22	BA	1350	C	P-O3'-C3'	-5.60	112.98	119.70
22	BA	2251	G	N9-C1'-C2'	-5.60	105.84	112.00
24	BC	109	LEU	CA-CB-CG	5.60	128.18	115.30
1	CA	721	G	P-O3'-C3'	5.60	126.42	119.70
22	BA	1717	A	N9-C1'-C2'	-5.60	105.84	112.00
22	BA	2407	A	C3'-C2'-C1'	5.60	105.98	101.50
22	BA	2745	C	O4'-C1'-N1	5.60	112.68	108.20
22	DA	478	A	C3'-C2'-C1'	5.60	105.98	101.50
22	BA	814	C	O5'-P-OP2	-5.60	100.66	105.70

*Continued on next page...*

*Continued from previous page...*

Mol	Chain	Res	Type	Atoms	Z	Observed(°)	Ideal(°)
22	DA	544	C	O4'-C1'-N1	5.60	112.68	108.20
1	AA	968	A	P-O3'-C3'	5.59	126.42	119.70
22	BA	1370	C	P-O3'-C3'	5.59	126.41	119.70
22	BA	1444	G	O5'-P-OP2	-5.59	100.67	105.70
1	CA	414	A	C3'-C2'-C1'	5.59	105.98	101.50
22	DA	223	A	C3'-C2'-C1'	5.59	105.97	101.50
22	DA	991	C	C3'-C2'-C1'	5.59	105.98	101.50
22	DA	2657	A	C3'-C2'-C1'	5.59	105.98	101.50
1	AA	817	C	P-O3'-C3'	5.59	126.41	119.70
22	DA	784	G	P-O3'-C3'	5.59	126.41	119.70
22	BA	1303	G	P-O5'-C5'	-5.59	111.95	120.90
1	AA	654	G	C3'-C2'-C1'	5.59	105.97	101.50
22	BA	486	C	P-O3'-C3'	-5.59	112.99	119.70
22	BA	581	C	O4'-C1'-N1	-5.59	103.73	108.20
22	BA	829	A	P-O3'-C3'	5.59	126.41	119.70
22	BA	1142	A	N3-C4-N9	-5.59	122.93	127.40
22	BA	2887	A	P-O3'-C3'	5.59	126.41	119.70
22	DA	459	U	C3'-C2'-C1'	5.59	105.97	101.50
22	BA	691	C	C5-C6-N1	-5.59	118.21	121.00
22	BA	2727	A	C3'-C2'-C1'	5.59	105.97	101.50
22	BA	1494	A	C3'-C2'-C1'	5.59	105.97	101.50
22	BA	2463	C	O4'-C1'-N1	-5.59	103.73	108.20
1	AA	1130	A	P-O3'-C3'	-5.58	113.00	119.70
1	CA	131	A	C3'-C2'-C1'	5.58	105.97	101.50
1	AA	61	G	P-O3'-C3'	-5.58	113.00	119.70
22	BA	1428	C	N1-C2-O2	-5.58	115.55	118.90
22	BA	1808	A	O4'-C1'-N9	5.58	112.67	108.20
22	BA	2744	G	C5-C6-O6	-5.58	125.25	128.60
22	BA	2890	G	C5-C6-O6	-5.58	125.25	128.60
22	DA	73	A	C3'-C2'-C1'	5.58	105.97	101.50
22	DA	826	U	P-O3'-C3'	-5.58	113.00	119.70
22	DA	1821	A	P-O3'-C3'	-5.58	113.00	119.70
1	AA	93	U	O4'-C1'-N1	5.58	112.66	108.20
22	BA	455	C	P-O5'-C5'	-5.58	111.98	120.90
22	BA	1333	G	N9-C1'-C2'	-5.58	105.86	112.00
22	BA	2034	U	N1-C1'-C2'	-5.58	105.86	112.00
1	CA	85	U	N1-C1'-C2'	5.58	121.25	114.00
1	CA	821	G	P-O3'-C3'	-5.58	113.01	119.70
1	CA	1160	G	P-O3'-C3'	-5.58	113.00	119.70
22	DA	1536	C	P-O3'-C3'	5.58	126.39	119.70
22	DA	1654	A	C3'-C2'-C1'	5.58	105.96	101.50
22	BA	747	U	N1-C1'-C2'	-5.58	105.86	112.00

*Continued on next page...*

*Continued from previous page...*

Mol	Chain	Res	Type	Atoms	Z	Observed(°)	Ideal(°)
22	BA	2673	G	C3'-C2'-C1'	5.58	105.96	101.50
1	AA	318	G	N3-C4-C5	5.58	131.39	128.60
22	BA	691	C	C6-N1-C2	5.58	122.53	120.30
1	CA	352	C	C3'-C2'-C1'	5.58	105.96	101.50
22	DA	312	G	C3'-C2'-C1'	5.58	105.96	101.50
1	AA	500	G	P-O3'-C3'	-5.57	113.01	119.70
22	BA	1250	G	N9-C1'-C2'	5.57	121.24	114.00
22	BA	475	C	C3'-C2'-C1'	5.57	105.96	101.50
1	CA	874	G	C3'-C2'-C1'	5.57	105.96	101.50
22	BA	310	A	P-O5'-C5'	-5.57	111.99	120.90
22	BA	575	A	P-O3'-C3'	-5.57	113.02	119.70
22	BA	2832	U	P-O3'-C3'	5.57	126.38	119.70
22	BA	1385	A	C8-N9-C4	5.57	108.03	105.80
22	BA	2450	A	C3'-C2'-C1'	5.57	105.95	101.50
22	BA	2757	A	P-O3'-C3'	-5.57	113.02	119.70
22	DA	1829	A	N9-C1'-C2'	-5.57	105.88	112.00
1	AA	1203	C	C3'-C2'-C1'	5.57	105.95	101.50
22	BA	229	C	C3'-C2'-C1'	5.57	105.95	101.50
22	BA	546	U	O4'-C1'-N1	5.57	112.65	108.20
22	BA	672	C	P-O5'-C5'	-5.57	111.99	120.90
22	BA	918	A	P-O3'-C3'	5.57	126.38	119.70
22	BA	1278	C	O4'-C1'-N1	5.57	112.65	108.20
22	BA	2215	C	P-O5'-C5'	-5.57	112.00	120.90
22	DA	2615	U	C3'-C2'-C1'	5.57	105.95	101.50
22	DA	2895	G	C3'-C2'-C1'	5.57	105.95	101.50
22	BA	528	A	C5-C6-N1	-5.56	114.92	117.70
22	BA	1730	C	O4'-C1'-N1	5.56	112.65	108.20
1	CA	71	A	C3'-C2'-C1'	5.56	105.95	101.50
22	BA	2512	C	P-O3'-C3'	-5.56	113.03	119.70
22	BA	2815	C	O4'-C1'-N1	-5.56	103.75	108.20
22	DA	1603	A	C3'-C2'-C1'	5.56	105.95	101.50
1	AA	352	C	C3'-C2'-C1'	5.56	105.94	101.50
22	BA	1263	U	P-O3'-C3'	5.56	126.37	119.70
22	BA	137	U	P-O3'-C3'	5.55	126.37	119.70
22	BA	1313	U	P-O3'-C3'	-5.55	113.03	119.70
1	CA	596	A	C3'-C2'-C1'	5.55	105.94	101.50
22	BA	1429	G	C3'-C2'-C1'	5.55	105.94	101.50
23	BB	25	U	C3'-C2'-C1'	5.55	105.94	101.50
22	DA	628	G	C3'-C2'-C1'	5.55	105.94	101.50
22	BA	763	G	C3'-C2'-C1'	5.55	105.94	101.50
1	CA	1095	U	C3'-C2'-C1'	5.55	105.94	101.50
22	DA	2877	G	N9-C1'-C2'	-5.55	105.90	112.00

*Continued on next page...*



*Continued from previous page...*

Mol	Chain	Res	Type	Atoms	Z	Observed(°)	Ideal(°)
1	AA	994	A	C3'-C2'-C1'	5.55	105.94	101.50
22	BA	1780	A	C2-N3-C4	-5.55	107.83	110.60
22	DA	1523	U	O4'-C1'-N1	5.55	112.64	108.20
22	BA	411	G	P-O3'-C3'	5.55	126.36	119.70
22	BA	1937	A	P-O5'-C5'	-5.55	112.03	120.90
22	BA	2309	A	C3'-C2'-C1'	5.55	105.94	101.50
22	BA	1997	C	O5'-P-OP1	-5.54	100.71	105.70
22	DA	1026	G	C3'-C2'-C1'	5.54	105.94	101.50
1	AA	528	C	O4'-C1'-N1	-5.54	103.77	108.20
22	BA	590	A	P-O3'-C3'	-5.54	113.05	119.70
22	BA	2465	C	C6-N1-C2	5.54	122.52	120.30
22	DA	1941	C	C3'-C2'-C1'	5.54	105.93	101.50
22	BA	177	G	O4'-C1'-N9	5.54	112.63	108.20
22	BA	865	C	N1-C2-O2	-5.54	115.58	118.90
22	BA	1024	G	C3'-C2'-C1'	5.54	105.93	101.50
1	CA	1299	A	P-O3'-C3'	-5.54	113.05	119.70
22	BA	2691	C	C3'-C2'-C1'	5.54	105.93	101.50
1	AA	548	G	C3'-C2'-C1'	5.54	105.93	101.50
1	AA	1337	G	C3'-C2'-C1'	5.54	105.93	101.50
22	BA	1014	A	N1-C6-N6	-5.54	115.28	118.60
22	BA	1198	U	O5'-P-OP2	-5.54	100.72	105.70
1	CA	64	G	O4'-C1'-N9	5.54	112.63	108.20
1	CA	1182	G	P-O3'-C3'	5.54	126.34	119.70
1	CA	1191	A	C3'-C2'-C1'	5.54	105.93	101.50
22	DA	1648	U	C3'-C2'-C1'	5.54	105.93	101.50
22	DA	2458	G	C4-N9-C1'	5.54	133.70	126.50
22	BA	2551	C	P-O3'-C3'	-5.53	113.06	119.70
1	CA	247	G	N9-C1'-C2'	-5.53	105.91	112.00
1	AA	373	A	C3'-C2'-C1'	5.53	105.92	101.50
22	BA	1695	G	P-O5'-C5'	-5.53	112.05	120.90
22	DA	783	A	C3'-C2'-C1'	5.53	105.92	101.50
22	DA	2876	G	C3'-C2'-C1'	5.53	105.92	101.50
1	CA	14	U	O4'-C1'-N1	5.53	112.62	108.20
1	CA	1053	G	P-O3'-C3'	5.53	126.33	119.70
1	AA	14	U	C3'-C2'-C1'	5.53	105.92	101.50
22	BA	2716	C	N3-C4-C5	5.53	124.11	121.90
1	CA	497	G	C3'-C2'-C1'	5.53	105.92	101.50
1	AA	998	C	O4'-C1'-N1	5.52	112.62	108.20
1	AA	1127	G	P-O3'-C3'	-5.52	113.07	119.70
22	BA	996	A	C3'-C2'-C1'	5.52	105.92	101.50
1	CA	369	G	P-O3'-C3'	-5.52	113.07	119.70
22	BA	852	U	C5-C6-N1	-5.52	119.94	122.70

*Continued on next page...*

*Continued from previous page...*

Mol	Chain	Res	Type	Atoms	Z	Observed(°)	Ideal(°)
22	BA	1317	G	P-O3'-C3'	-5.52	113.07	119.70
22	DA	2459	A	N9-C1'-C2'	-5.52	105.92	112.00
22	BA	1829	A	C3'-C2'-C1'	5.52	105.92	101.50
1	AA	267	C	P-O5'-C5'	-5.52	112.07	120.90
22	BA	2271	G	N3-C4-C5	-5.52	125.84	128.60
22	DA	324	A	C3'-C2'-C1'	5.52	105.92	101.50
22	DA	490	C	O4'-C1'-N1	-5.52	103.78	108.20
22	BA	653	U	P-O3'-C3'	5.52	126.32	119.70
22	BA	1024	G	N9-C1'-C2'	-5.52	105.93	112.00
22	BA	2571	U	O4'-C1'-N1	-5.52	103.79	108.20
22	BA	2682	A	C3'-C2'-C1'	5.52	105.91	101.50
22	BA	2831	G	N3-C2-N2	-5.52	116.04	119.90
22	DA	1256	G	C3'-C2'-C1'	5.52	105.91	101.50
22	BA	2210	U	O4'-C1'-N1	5.52	112.61	108.20
22	BA	2319	G	O4'-C1'-N9	5.52	112.61	108.20
1	CA	238	A	P-O3'-C3'	5.52	126.32	119.70
1	AA	47	C	P-O3'-C3'	5.51	126.32	119.70
1	AA	1259	C	O4'-C1'-N1	5.51	112.61	108.20
22	DA	588	U	C3'-C2'-C1'	5.51	105.91	101.50
22	DA	1325	U	P-O3'-C3'	5.51	126.32	119.70
22	DA	1569	A	P-O3'-C3'	-5.51	113.08	119.70
22	BA	705	A	P-O3'-C3'	-5.51	113.08	119.70
22	BA	792	A	N1-C6-N6	5.51	121.91	118.60
22	BA	1692	U	N3-C2-O2	5.51	126.06	122.20
22	BA	2455	G	P-O3'-C3'	5.51	126.31	119.70
1	AA	1191	A	P-O3'-C3'	-5.51	113.09	119.70
1	AA	1322	C	P-O3'-C3'	5.51	126.31	119.70
22	BA	585	G	O3'-P-O5'	-5.51	93.53	104.00
22	DA	1324	G	O4'-C1'-N9	5.51	112.61	108.20
22	DA	1512	C	C3'-C2'-C1'	5.51	105.91	101.50
22	DA	1627	G	C3'-C2'-C1'	5.51	105.91	101.50
22	DA	1653	G	O4'-C1'-N9	5.51	112.61	108.20
1	AA	345	C	P-O5'-C5'	-5.51	112.08	120.90
1	AA	1152	A	C3'-C2'-C1'	5.51	105.91	101.50
1	AA	1349	A	C3'-C2'-C1'	5.51	105.91	101.50
1	CA	71	A	P-O3'-C3'	-5.51	113.09	119.70
1	CA	83	C	N1-C1'-C2'	-5.51	105.94	112.00
22	DA	87	U	O4'-C1'-N1	5.51	112.61	108.20
22	DA	1674	G	P-O3'-C3'	5.51	126.31	119.70
22	BA	973	A	N1-C2-N3	5.51	132.05	129.30
1	AA	1496	C	P-O3'-C3'	-5.51	113.09	119.70
22	BA	530	G	C8-N9-C4	-5.51	104.20	106.40

*Continued on next page...*

*Continued from previous page...*

Mol	Chain	Res	Type	Atoms	Z	Observed(°)	Ideal(°)
22	BA	687	C	P-O5'-C5'	-5.51	112.09	120.90
22	BA	858	G	P-O5'-C5'	-5.51	112.09	120.90
1	AA	430	A	C3'-C2'-C1'	5.50	105.90	101.50
1	AA	1126	U	N1-C1'-C2'	5.50	121.16	114.00
1	CA	1148	U	C3'-C2'-C1'	5.50	105.90	101.50
1	AA	71	A	P-O3'-C3'	-5.50	113.09	119.70
1	AA	163	C	O4'-C1'-N1	-5.50	103.80	108.20
22	BA	742	A	P-O3'-C3'	-5.50	113.10	119.70
22	BA	1694	C	C5-C6-N1	-5.50	118.25	121.00
22	BA	1714	U	C3'-C2'-C1'	5.50	105.90	101.50
22	BA	2013	A	OP1-P-O3'	5.50	117.31	105.20
22	BA	2808	G	O5'-P-OP2	-5.50	100.75	105.70
22	DA	218	A	C3'-C2'-C1'	5.50	105.90	101.50
22	DA	1733	G	N9-C1'-C2'	-5.50	105.95	112.00
22	BA	975	A	P-O3'-C3'	-5.50	113.10	119.70
22	BA	1255	U	N3-C2-O2	5.50	126.05	122.20
22	BA	1426	G	P-O3'-C3'	5.50	126.30	119.70
22	BA	1475	G	O4'-C1'-N9	5.50	112.60	108.20
22	DA	1695	G	P-O3'-C3'	-5.50	113.10	119.70
1	AA	91	U	C3'-C2'-C1'	5.50	105.90	101.50
22	BA	388	G	C3'-C2'-C1'	5.50	105.90	101.50
22	BA	435	C	P-O5'-C5'	-5.50	112.10	120.90
22	BA	1866	A	C3'-C2'-C1'	5.50	105.90	101.50
1	AA	115	G	C4'-C3'-C2'	5.50	108.10	102.60
1	AA	1129	C	N1-C1'-C2'	5.50	121.15	114.00
22	BA	572	A	C3'-C2'-C1'	5.50	105.90	101.50
22	BA	1611	C	C3'-C2'-C1'	5.50	105.90	101.50
22	BA	2501	C	C2-N1-C1'	-5.50	112.75	118.80
22	DA	2880	C	C3'-C2'-C1'	5.50	105.90	101.50
1	AA	1183	U	N1-C1'-C2'	-5.50	105.95	112.00
1	AA	1381	U	C3'-C2'-C1'	5.50	105.90	101.50
22	BA	223	A	C3'-C2'-C1'	5.50	105.90	101.50
22	BA	1424	G	P-O3'-C3'	5.50	126.30	119.70
22	BA	2503	A	P-O3'-C3'	5.50	126.30	119.70
1	AA	509	A	P-O3'-C3'	-5.50	113.11	119.70
22	BA	1954	G	C5-C6-O6	-5.50	125.30	128.60
1	AA	94	G	P-O3'-C3'	5.49	126.29	119.70
22	BA	726	G	N3-C4-N9	-5.49	122.70	126.00
22	BA	2685	G	P-O5'-C5'	-5.49	112.11	120.90
23	BB	89	U	O4'-C1'-N1	5.49	112.59	108.20
22	DA	1555	G	C3'-C2'-C1'	5.49	105.89	101.50
1	AA	994	A	P-O3'-C3'	-5.49	113.11	119.70

*Continued on next page...*

*Continued from previous page...*

Mol	Chain	Res	Type	Atoms	Z	Observed(°)	Ideal(°)
22	BA	2879	A	O4'-C1'-N9	5.49	112.59	108.20
1	CA	92	U	P-O3'-C3'	-5.49	113.11	119.70
22	DA	2407	A	C3'-C2'-C1'	5.49	105.89	101.50
22	BA	2387	U	O4'-C1'-N1	5.49	112.59	108.20
23	DB	111	U	P-O3'-C3'	-5.49	113.11	119.70
22	BA	838	C	N1-C2-O2	-5.49	115.61	118.90
1	CA	891	U	C3'-C2'-C1'	5.49	105.89	101.50
22	DA	265	A	O4'-C1'-N9	5.49	112.59	108.20
22	DA	1799	G	P-O3'-C3'	5.49	126.29	119.70
1	AA	174	A	C3'-C2'-C1'	5.49	105.89	101.50
22	BA	567	U	O3'-P-O5'	-5.49	93.58	104.00
1	CA	452	A	N9-C1'-C2'	-5.49	105.97	112.00
22	BA	1153	C	C4-C5-C6	5.48	120.14	117.40
1	CA	1395	C	C3'-C2'-C1'	5.48	105.89	101.50
1	AA	1323	G	C3'-C2'-C1'	5.48	105.89	101.50
22	BA	1128	G	O4'-C1'-N9	5.48	112.59	108.20
22	BA	1385	A	O4'-C1'-N9	5.48	112.59	108.20
22	BA	1554	U	C4'-C3'-C2'	5.48	108.08	102.60
22	DA	1340	U	N1-C1'-C2'	-5.48	105.97	112.00
1	AA	537	G	C3'-C2'-C1'	5.48	105.88	101.50
22	BA	1753	G	P-O3'-C3'	5.48	126.28	119.70
22	DA	2758	A	C3'-C2'-C1'	5.48	105.88	101.50
22	DA	2062	A	C3'-C2'-C1'	5.48	105.88	101.50
22	BA	1229	C	C5-C6-N1	-5.48	118.26	121.00
23	BB	16	G	N9-C1'-C2'	-5.48	105.97	112.00
1	CA	93	U	P-O3'-C3'	-5.48	113.13	119.70
1	AA	191	G	O4'-C1'-N9	-5.48	103.82	108.20
22	DA	1401	G	C3'-C2'-C1'	5.48	105.88	101.50
1	AA	331	G	N9-C1'-C2'	-5.47	105.98	112.00
1	AA	874	G	C3'-C2'-C1'	5.47	105.88	101.50
22	BA	436	C	O4'-C1'-N1	5.47	112.58	108.20
22	BA	1290	C	C6-N1-C2	5.47	122.49	120.30
22	BA	1480	C	P-O5'-C5'	-5.47	112.14	120.90
22	BA	1943	U	O4'-C1'-N1	-5.47	103.82	108.20
23	BB	67	G	C3'-C2'-C1'	5.47	105.88	101.50
22	DA	49	A	P-O3'-C3'	5.47	126.27	119.70
1	AA	1381	U	P-O3'-C3'	-5.47	113.13	119.70
22	BA	535	G	OP2-P-O3'	5.47	117.24	105.20
22	BA	14	A	P-O5'-C5'	-5.47	112.15	120.90
22	BA	1511	G	P-O5'-C5'	-5.47	112.15	120.90
22	BA	2639	A	P-O3'-C3'	-5.47	113.14	119.70
22	DA	1456	G	C3'-C2'-C1'	5.47	105.88	101.50

*Continued on next page...*

*Continued from previous page...*

Mol	Chain	Res	Type	Atoms	Z	Observed(°)	Ideal(°)
22	BA	2281	A	P-O5'-C5'	-5.47	112.15	120.90
22	DA	1682	G	C3'-C2'-C1'	5.47	105.87	101.50
22	BA	2001	C	P-O3'-C3'	-5.46	113.14	119.70
1	CA	347	G	C3'-C2'-C1'	5.46	105.87	101.50
1	AA	794	A	C3'-C2'-C1'	5.46	105.87	101.50
1	AA	1322	C	N1-C1'-C2'	5.46	121.10	114.00
22	BA	513	A	P-O3'-C3'	-5.46	113.15	119.70
1	CA	68	G	N9-C1'-C2'	-5.46	105.99	112.00
22	DA	1249	U	P-O3'-C3'	-5.46	113.15	119.70
22	BA	1954	G	C5-C6-N1	5.46	114.23	111.50
22	BA	2428	G	P-O5'-C5'	-5.46	112.17	120.90
22	BA	2029	G	OP1-P-O3'	5.46	117.21	105.20
22	BA	2875	C	O4'-C1'-N1	-5.46	103.83	108.20
22	DA	392	U	C3'-C2'-C1'	5.46	105.86	101.50
22	DA	406	G	C3'-C2'-C1'	5.46	105.86	101.50
22	BA	1702	G	P-O5'-C5'	-5.45	112.17	120.90
22	BA	2259	U	P-O5'-C5'	-5.45	112.17	120.90
22	BA	1026	G	C3'-C2'-C1'	5.45	105.86	101.50
1	CA	381	C	N1-C1'-C2'	5.45	121.09	114.00
1	CA	962	C	O4'-C1'-N1	5.45	112.56	108.20
1	AA	1498	U	P-O3'-C3'	5.45	126.24	119.70
22	BA	2788	C	P-O5'-C5'	-5.45	112.18	120.90
22	DA	777	G	C3'-C2'-C1'	5.45	105.86	101.50
1	CA	330	C	C3'-C2'-C1'	5.45	105.86	101.50
22	BA	29	U	P-O5'-C5'	-5.45	112.19	120.90
22	BA	1564	C	P-O3'-C3'	5.45	126.23	119.70
22	DA	1144	A	N9-C1'-C2'	-5.45	106.01	112.00
22	DA	1346	G	C3'-C2'-C1'	5.45	105.86	101.50
22	DA	2199	A	C3'-C2'-C1'	5.45	105.86	101.50
1	CA	1160	G	N9-C1'-C2'	-5.44	106.01	112.00
22	BA	569	U	O4'-C1'-N1	5.44	112.55	108.20
22	DA	794	A	P-O3'-C3'	-5.44	113.17	119.70
22	DA	1934	C	O4'-C1'-N1	5.44	112.55	108.20
1	AA	1046	A	O4'-C1'-N9	5.44	112.55	108.20
22	BA	604	G	C3'-C2'-C1'	5.44	105.85	101.50
22	BA	1459	G	C3'-C2'-C1'	5.44	105.85	101.50
22	BA	1944	U	P-O3'-C3'	5.44	126.23	119.70
22	DA	622	G	C3'-C2'-C1'	5.44	105.85	101.50
22	BA	1142	A	N1-C6-N6	5.44	121.86	118.60
22	BA	1762	A	O4'-C1'-N9	-5.44	103.85	108.20
22	DA	406	G	P-O3'-C3'	-5.44	113.18	119.70
22	DA	1757	A	P-O3'-C3'	5.44	126.22	119.70

*Continued on next page...*

*Continued from previous page...*

Mol	Chain	Res	Type	Atoms	Z	Observed(°)	Ideal(°)
22	BA	2424	C	C2-N3-C4	-5.43	117.18	119.90
1	CA	248	C	C3'-C2'-C1'	5.43	105.85	101.50
1	CA	722	G	C3'-C2'-C1'	5.43	105.85	101.50
22	DA	2063	C	C3'-C2'-C1'	5.43	105.85	101.50
1	AA	84	U	O4'-C1'-N1	5.43	112.55	108.20
1	AA	1348	U	C3'-C2'-C1'	5.43	105.85	101.50
22	BA	528	A	N9-C1'-C2'	-5.43	106.03	112.00
22	BA	793	A	N1-C2-N3	5.43	132.02	129.30
22	BA	1619	G	N1-C6-O6	-5.43	116.64	119.90
22	BA	2567	G	C2-N3-C4	5.43	114.62	111.90
22	BA	2714	G	P-O3'-C3'	-5.43	113.18	119.70
1	CA	9	G	C3'-C2'-C1'	5.43	105.85	101.50
22	DA	1247	A	P-O3'-C3'	5.43	126.22	119.70
22	BA	694	U	O4'-C1'-N1	5.43	112.55	108.20
22	BA	1931	U	P-O3'-C3'	-5.43	113.18	119.70
1	CA	282	A	C3'-C2'-C1'	5.43	105.84	101.50
1	AA	1128	C	P-O5'-C5'	-5.43	112.21	120.90
22	BA	765	C	C3'-C2'-C1'	5.43	105.84	101.50
22	BA	568	U	O4'-C1'-N1	-5.43	103.86	108.20
22	BA	2890	G	N9-C4-C5	-5.43	103.23	105.40
23	DB	16	G	C3'-C2'-C1'	5.43	105.84	101.50
22	BA	2021	C	O4'-C1'-N1	-5.42	103.86	108.20
1	CA	353	A	O4'-C1'-N9	5.42	112.54	108.20
1	CA	1393	U	O4'-C1'-N1	-5.42	103.86	108.20
22	DA	1569	A	C3'-C2'-C1'	5.42	105.84	101.50
1	AA	352	C	O4'-C1'-N1	-5.42	103.86	108.20
1	AA	721	G	P-O3'-C3'	5.42	126.21	119.70
22	DA	1576	U	O4'-C1'-N1	5.42	112.54	108.20
22	BA	1033	U	O4'-C1'-N1	5.42	112.53	108.20
22	DA	1647	U	P-O3'-C3'	5.42	126.20	119.70
22	BA	1619	G	O5'-P-OP2	-5.42	100.83	105.70
1	CA	766	A	P-O3'-C3'	5.42	126.20	119.70
1	CA	421	U	P-O3'-C3'	5.41	126.19	119.70
22	DA	163	C	N1-C1'-C2'	-5.41	106.05	112.00
22	DA	407	G	C3'-C2'-C1'	5.41	105.83	101.50
1	AA	978	A	C3'-C2'-C1'	5.41	105.83	101.50
22	BA	1631	G	O4'-C1'-N9	5.41	112.53	108.20
22	BA	2324	U	O4'-C1'-N1	-5.41	103.87	108.20
47	BZ	16	LEU	CA-CB-CG	-5.41	102.86	115.30
1	CA	52	C	C3'-C2'-C1'	5.41	105.83	101.50
22	DA	397	U	P-O3'-C3'	-5.41	113.21	119.70
22	DA	510	C	C3'-C2'-C1'	5.41	105.83	101.50

*Continued on next page...*

*Continued from previous page...*

Mol	Chain	Res	Type	Atoms	Z	Observed(°)	Ideal(°)
22	DA	2746	U	N1-C1'-C2'	-5.41	106.05	112.00
22	BA	606	U	O4'-C1'-N1	5.41	112.53	108.20
22	BA	1774	C	O4'-C1'-N1	-5.41	103.87	108.20
22	BA	2333	A	C8-N9-C4	5.41	107.96	105.80
23	BB	29	A	P-O5'-C5'	-5.41	112.25	120.90
1	CA	1086	U	C3'-C2'-C1'	5.41	105.83	101.50
22	BA	1674	G	P-O3'-C3'	5.41	126.19	119.70
1	CA	52	C	P-O3'-C3'	-5.41	113.21	119.70
22	DA	13	A	P-O3'-C3'	5.41	126.19	119.70
22	BA	681	G	P-O5'-C5'	-5.41	112.25	120.90
22	BA	1822	C	P-O5'-C5'	-5.41	112.25	120.90
1	AA	487	A	C3'-C2'-C1'	5.40	105.82	101.50
1	AA	1215	G	C3'-C2'-C1'	5.40	105.82	101.50
22	BA	1382	G	P-O5'-C5'	-5.40	112.26	120.90
22	DA	2092	U	O4'-C1'-N1	5.40	112.52	108.20
22	BA	181	A	P-O3'-C3'	-5.40	113.22	119.70
22	BA	2026	U	C5-C6-N1	-5.40	120.00	122.70
22	BA	2258	C	C4'-C3'-C2'	5.40	108.00	102.60
22	BA	1885	A	C3'-C2'-C1'	5.40	105.82	101.50
22	DA	10	A	O4'-C1'-N9	5.40	112.52	108.20
22	DA	2850	A	C3'-C2'-C1'	5.40	105.82	101.50
22	DA	806	C	C3'-C2'-C1'	5.40	105.82	101.50
22	BA	463	G	OP2-P-O3'	5.39	117.07	105.20
22	BA	1133	A	O4'-C1'-N9	5.39	112.52	108.20
22	BA	1255	U	C3'-C2'-C1'	5.39	105.81	101.50
1	AA	1153	G	C3'-C2'-C1'	5.39	105.81	101.50
1	CA	423	G	C3'-C2'-C1'	5.39	105.81	101.50
22	DA	398	C	C3'-C2'-C1'	5.39	105.81	101.50
23	DB	45	A	P-O3'-C3'	-5.39	113.23	119.70
22	BA	2383	G	C3'-C2'-C1'	5.39	105.81	101.50
22	BA	2055	C	C6-N1-C2	5.39	122.46	120.30
22	BA	2092	U	N1-C1'-C2'	5.39	121.01	114.00
1	CA	15	G	C3'-C2'-C1'	5.39	105.81	101.50
22	DA	60	G	O4'-C1'-N9	5.39	112.51	108.20
22	DA	868	U	C3'-C2'-C1'	5.39	105.81	101.50
22	DA	916	G	C3'-C2'-C1'	5.39	105.81	101.50
1	AA	64	G	O4'-C1'-N9	5.39	112.51	108.20
1	AA	1131	G	C3'-C2'-C1'	5.39	105.81	101.50
1	AA	1259	C	C3'-C2'-C1'	5.39	105.81	101.50
22	BA	412	A	N9-C1'-C2'	-5.39	106.07	112.00
22	BA	1816	C	C3'-C2'-C1'	5.39	105.81	101.50
1	CA	1218	C	O4'-C1'-N1	5.39	112.51	108.20

*Continued on next page...*

*Continued from previous page...*

Mol	Chain	Res	Type	Atoms	Z	Observed(°)	Ideal(°)
22	DA	2052	A	P-O5'-C5'	-5.39	112.28	120.90
1	AA	576	C	O4'-C1'-N1	5.39	112.51	108.20
1	AA	1087	G	C3'-C2'-C1'	5.38	105.81	101.50
22	BA	2787	C	N1-C2-O2	-5.38	115.67	118.90
22	DA	35	G	N9-C1'-C2'	-5.38	106.08	112.00
22	BA	534	U	C5-C6-N1	-5.38	120.01	122.70
22	BA	867	C	N1-C1'-C2'	-5.38	106.08	112.00
22	BA	2543	G	P-O3'-C3'	-5.38	113.24	119.70
1	AA	61	G	C3'-C2'-C1'	5.38	105.80	101.50
1	AA	1131	G	N9-C1'-C2'	-5.38	106.08	112.00
1	AA	536	C	N1-C1'-C2'	-5.38	106.08	112.00
1	AA	754	C	N1-C1'-C2'	-5.38	106.08	112.00
22	BA	458	G	C3'-C2'-C1'	-5.38	97.20	101.50
22	BA	1240	U	C6-N1-C1'	-5.38	113.67	121.20
22	BA	2148	G	C3'-C2'-C1'	5.38	105.80	101.50
22	BA	2504	U	N1-C2-O2	5.38	126.56	122.80
22	BA	2607	G	P-O3'-C3'	-5.38	113.25	119.70
25	BD	10	GLY	N-CA-C	5.38	126.55	113.10
22	DA	1255	U	C6-N1-C1'	-5.38	113.67	121.20
1	AA	1304	G	C3'-C2'-C1'	5.38	105.80	101.50
1	AA	1454	G	C3'-C2'-C1'	5.38	105.80	101.50
22	BA	2546	U	C5-C4-O4	-5.38	122.67	125.90
22	BA	2836	U	P-O3'-C3'	-5.38	113.25	119.70
1	CA	642	A	P-O3'-C3'	-5.38	113.25	119.70
22	DA	2879	A	P-O3'-C3'	5.38	126.15	119.70
22	BA	303	G	C3'-C2'-C1'	5.37	105.80	101.50
22	BA	860	U	N3-C2-O2	-5.37	118.44	122.20
22	BA	984	A	O3'-P-O5'	5.37	114.21	104.00
22	BA	1272	A	C8-N9-C4	5.37	107.95	105.80
1	CA	14	U	C3'-C2'-C1'	5.37	105.80	101.50
22	BA	2424	C	C5-C6-N1	-5.37	118.31	121.00
1	AA	252	U	C3'-C2'-C1'	5.37	105.80	101.50
22	DA	1329	U	N1-C1'-C2'	5.37	120.98	114.00
1	AA	642	A	C3'-C2'-C1'	5.37	105.80	101.50
22	BA	772	C	C6-N1-C2	5.37	122.45	120.30
22	BA	1254	A	C3'-C2'-C1'	5.37	105.79	101.50
22	BA	2552	U	O4'-C1'-N1	-5.37	103.91	108.20
1	AA	384	G	P-O3'-C3'	5.37	126.14	119.70
1	CA	531	U	N1-C1'-C2'	5.37	120.98	114.00
1	AA	352	C	P-O3'-C3'	-5.37	113.26	119.70
22	BA	955	U	N3-C4-C5	5.37	117.82	114.60
22	BA	2312	U	O4'-C1'-N1	5.37	112.49	108.20

*Continued on next page...*



*Continued from previous page...*

Mol	Chain	Res	Type	Atoms	Z	Observed(°)	Ideal(°)
22	DA	638	G	P-O3'-C3'	-5.37	113.26	119.70
22	DA	831	G	C3'-C2'-C1'	5.37	105.79	101.50
22	DA	1034	G	P-O3'-C3'	-5.37	113.26	119.70
22	BA	166	U	P-O3'-C3'	-5.36	113.26	119.70
22	BA	1698	A	P-O3'-C3'	5.36	126.14	119.70
22	BA	2681	C	N3-C2-O2	5.36	125.66	121.90
22	BA	2890	G	C4-C5-N7	5.36	112.94	110.80
1	CA	1449	C	O4'-C1'-N1	5.36	112.49	108.20
22	DA	2832	U	P-O3'-C3'	5.36	126.14	119.70
22	DA	2866	U	N1-C1'-C2'	5.36	120.97	114.00
1	AA	1184	G	C3'-C2'-C1'	5.36	105.79	101.50
22	DA	1498	C	C3'-C2'-C1'	5.36	105.79	101.50
1	AA	1304	G	P-O3'-C3'	-5.36	113.27	119.70
22	BA	1360	G	O5'-P-OP2	-5.36	100.88	105.70
22	BA	2231	U	N1-C1'-C2'	-5.36	106.10	112.00
1	CA	369	G	C3'-C2'-C1'	5.36	105.79	101.50
1	CA	482	A	P-O3'-C3'	-5.36	113.27	119.70
22	DA	1700	A	P-O3'-C3'	-5.36	113.27	119.70
22	BA	2705	A	P-O5'-C5'	-5.36	112.33	120.90
22	BA	1261	C	O4'-C1'-N1	5.36	112.49	108.20
22	DA	1981	A	C3'-C2'-C1'	5.36	105.79	101.50
22	BA	585	G	P-O3'-C3'	5.36	126.13	119.70
23	DB	46	A	C3'-C2'-C1'	5.36	105.78	101.50
22	BA	1657	U	P-O3'-C3'	-5.35	113.28	119.70
1	CA	1447	A	P-O3'-C3'	5.35	126.12	119.70
1	AA	966	G	P-O3'-C3'	-5.35	113.28	119.70
22	BA	677	A	OP1-P-O3'	5.35	116.97	105.20
22	BA	1828	G	P-O3'-C3'	5.35	126.12	119.70
22	BA	2645	G	O3'-P-O5'	-5.35	93.83	104.00
1	CA	6	G	C3'-C2'-C1'	5.35	105.78	101.50
1	CA	1257	A	C3'-C2'-C1'	5.35	105.78	101.50
1	AA	286	C	O4'-C1'-N1	5.35	112.48	108.20
22	BA	621	A	C3'-C2'-C1'	5.35	105.78	101.50
1	CA	347	G	P-O3'-C3'	-5.35	113.28	119.70
22	DA	274	C	C3'-C2'-C1'	5.35	105.78	101.50
22	DA	2137	U	C3'-C2'-C1'	5.35	105.78	101.50
1	AA	1522	U	P-O5'-C5'	-5.35	112.34	120.90
23	BB	45	A	C3'-C2'-C1'	5.35	105.78	101.50
1	CA	816	A	C3'-C2'-C1'	5.35	105.78	101.50
22	BA	512	G	P-O3'-C3'	5.35	126.11	119.70
22	BA	962	G	P-O5'-C5'	-5.35	112.35	120.90
1	CA	64	G	P-O3'-C3'	5.35	126.11	119.70

*Continued on next page...*

*Continued from previous page...*

Mol	Chain	Res	Type	Atoms	Z	Observed(°)	Ideal(°)
22	BA	2508	G	C4-N9-C1'	5.34	133.45	126.50
1	CA	1152	A	C3'-C2'-C1'	5.34	105.78	101.50
22	DA	1707	G	P-O5'-C5'	-5.34	112.35	120.90
1	CA	1349	A	C3'-C2'-C1'	5.34	105.78	101.50
22	BA	486	C	C6-N1-C2	5.34	122.44	120.30
22	BA	914	G	C4-N9-C1'	5.34	133.44	126.50
22	BA	987	C	O4'-C1'-N1	5.34	112.47	108.20
51	B3	21	PHE	N-CA-C	5.34	125.42	111.00
1	AA	722	G	C3'-C2'-C1'	5.34	105.77	101.50
22	DA	618	G	C3'-C2'-C1'	5.34	105.77	101.50
22	DA	962	G	C3'-C2'-C1'	5.34	105.77	101.50
22	DA	1289	C	P-O3'-C3'	-5.34	113.30	119.70
22	DA	1468	U	O4'-C1'-N1	5.34	112.47	108.20
22	BA	638	G	P-O3'-C3'	-5.33	113.30	119.70
22	BA	1426	G	P-O5'-C5'	-5.33	112.37	120.90
1	CA	453	G	P-O3'-C3'	-5.33	113.30	119.70
22	DA	1475	G	P-O3'-C3'	5.33	126.10	119.70
1	CA	652	U	P-O3'-C3'	5.33	126.10	119.70
22	DA	2024	G	C3'-C2'-C1'	5.33	105.77	101.50
22	DA	2036	C	C3'-C2'-C1'	5.33	105.77	101.50
22	BA	628	G	P-O5'-C5'	-5.33	112.37	120.90
22	BA	664	G	O5'-P-OP2	-5.33	100.90	105.70
22	BA	324	A	N9-C1'-C2'	-5.33	106.14	112.00
22	BA	489	G	O3'-P-O5'	-5.33	93.87	104.00
22	BA	1943	U	C4'-C3'-C2'	5.33	107.93	102.60
1	CA	389	A	P-O3'-C3'	-5.33	113.31	119.70
22	DA	618	G	P-O3'-C3'	-5.33	113.31	119.70
22	DA	2502	G	C3'-C2'-C1'	5.33	105.76	101.50
22	BA	86	G	O5'-P-OP2	-5.33	100.91	105.70
22	BA	480	A	C3'-C2'-C1'	5.33	105.76	101.50
22	BA	1510	G	N9-C1'-C2'	-5.33	106.14	112.00
1	AA	718	A	C3'-C2'-C1'	5.32	105.76	101.50
22	BA	800	A	C5-N7-C8	-5.32	101.24	103.90
22	BA	2200	C	C3'-C2'-C1'	5.32	105.76	101.50
1	CA	67	C	O4'-C1'-N1	5.32	112.46	108.20
22	DA	1157	G	C3'-C2'-C1'	5.32	105.76	101.50
22	DA	1491	G	C3'-C2'-C1'	5.32	105.76	101.50
1	AA	339	C	C5-C6-N1	-5.32	118.34	121.00
1	AA	368	U	N1-C1'-C2'	-5.32	106.15	112.00
22	BA	2007	U	P-O3'-C3'	-5.32	113.31	119.70
1	CA	563	A	P-O3'-C3'	-5.32	113.31	119.70
1	CA	1052	U	C3'-C2'-C1'	5.32	105.76	101.50

*Continued on next page...*

*Continued from previous page...*

Mol	Chain	Res	Type	Atoms	Z	Observed(°)	Ideal(°)
22	DA	2837	A	C3'-C2'-C1'	5.32	105.76	101.50
22	BA	1989	G	P-O5'-C5'	-5.32	112.39	120.90
22	DA	129	C	N1-C1'-C2'	-5.32	106.15	112.00
1	CA	32	A	C3'-C2'-C1'	5.32	105.75	101.50
22	BA	2022	U	N3-C4-O4	5.32	123.12	119.40
22	DA	1972	G	C3'-C2'-C1'	5.32	105.75	101.50
1	AA	1108	G	P-O3'-C3'	-5.31	113.32	119.70
22	BA	1942	C	C3'-C2'-C1'	5.31	105.75	101.50
1	CA	1148	U	P-O3'-C3'	-5.31	113.32	119.70
22	DA	1949	G	P-O3'-C3'	5.31	126.08	119.70
22	DA	1965	C	P-O5'-C5'	-5.31	112.40	120.90
22	BA	1343	G	C3'-C2'-C1'	5.31	105.75	101.50
1	CA	590	U	O4'-C1'-N1	5.31	112.45	108.20
22	DA	223	A	P-O3'-C3'	-5.31	113.33	119.70
22	DA	572	A	O4'-C1'-N9	-5.31	103.95	108.20
22	DA	1206	G	P-O3'-C3'	-5.31	113.32	119.70
22	DA	1901	A	C3'-C2'-C1'	5.31	105.75	101.50
1	AA	1401	G	P-O5'-C5'	-5.31	112.40	120.90
22	BA	2881	U	O4'-C1'-N1	-5.31	103.95	108.20
35	BN	33	ILE	CB-CA-C	-5.31	100.98	111.60
1	CA	974	A	P-O3'-C3'	5.31	126.07	119.70
22	DA	770	G	C8-N9-C4	-5.31	104.28	106.40
1	AA	52	C	C3'-C2'-C1'	5.31	105.75	101.50
22	BA	2508	G	C8-N9-C1'	-5.31	120.10	127.00
22	BA	2615	U	C3'-C2'-C1'	5.31	105.75	101.50
22	DA	1294	U	O4'-C1'-N1	-5.31	103.95	108.20
1	AA	85	U	N1-C1'-C2'	5.31	120.90	114.00
1	AA	439	U	P-O3'-C3'	-5.31	113.33	119.70
22	DA	207	A	C3'-C2'-C1'	5.31	105.75	101.50
1	AA	246	A	P-O3'-C3'	5.31	126.07	119.70
22	BA	667	U	P-O3'-C3'	5.31	126.07	119.70
22	BA	1323	C	C6-N1-C2	5.31	122.42	120.30
22	BA	1919	A	N9-C1'-C2'	-5.31	106.16	112.00
22	BA	2236	U	P-O5'-C5'	-5.31	112.41	120.90
23	BB	12	C	P-O3'-C3'	5.31	126.07	119.70
22	DA	530	G	P-O3'-C3'	-5.31	113.33	119.70
1	AA	71	A	C3'-C2'-C1'	5.30	105.74	101.50
22	BA	2729	G	N9-C1'-C2'	-5.30	106.16	112.00
22	DA	512	G	P-O3'-C3'	5.30	126.06	119.70
22	DA	1144	A	C3'-C2'-C1'	5.30	105.74	101.50
1	AA	1382	C	C3'-C2'-C1'	5.30	105.74	101.50
22	BA	1192	G	P-O5'-C5'	-5.30	112.42	120.90

*Continued on next page...*

*Continued from previous page...*

Mol	Chain	Res	Type	Atoms	Z	Observed(°)	Ideal(°)
1	CA	199	A	P-O3'-C3'	-5.30	113.34	119.70
22	DA	687	C	C3'-C2'-C1'	5.30	105.74	101.50
22	BA	2632	A	P-O5'-C5'	-5.30	112.42	120.90
22	BA	309	A	P-O3'-C3'	5.30	126.06	119.70
22	BA	1628	G	C5-C6-O6	-5.30	125.42	128.60
22	BA	2611	C	P-O3'-C3'	-5.30	113.34	119.70
47	BZ	16	LEU	CB-CG-CD2	-5.30	101.99	111.00
1	CA	309	A	P-O3'-C3'	-5.30	113.34	119.70
23	DB	90	C	C3'-C2'-C1'	5.30	105.74	101.50
1	AA	1130	A	O4'-C1'-N9	-5.30	103.96	108.20
22	BA	2661	G	P-O3'-C3'	5.30	126.06	119.70
1	CA	1332	A	C3'-C2'-C1'	5.30	105.74	101.50
22	BA	765	C	P-O5'-C5'	-5.30	112.43	120.90
22	DA	1386	C	P-O3'-C3'	-5.30	113.34	119.70
22	BA	1682	G	C3'-C2'-C1'	5.29	105.74	101.50
22	DA	1483	G	C3'-C2'-C1'	5.29	105.74	101.50
22	BA	1848	A	C3'-C2'-C1'	5.29	105.73	101.50
22	BA	2655	G	P-O3'-C3'	5.29	126.05	119.70
22	BA	2836	U	O4'-C1'-N1	5.29	112.44	108.20
22	DA	1328	A	C3'-C2'-C1'	5.29	105.73	101.50
1	AA	23	C	P-O3'-C3'	-5.29	113.35	119.70
22	BA	35	G	N9-C1'-C2'	-5.29	106.18	112.00
22	BA	1760	C	P-O3'-C3'	-5.29	113.35	119.70
33	BL	40	SER	N-CA-C	-5.29	96.72	111.00
1	CA	567	G	P-O3'-C3'	-5.29	113.35	119.70
22	DA	678	C	O4'-C1'-N1	-5.29	103.97	108.20
23	DB	13	G	C3'-C2'-C1'	5.29	105.73	101.50
22	BA	2757	A	N9-C1'-C2'	-5.29	106.18	112.00
22	BA	386	G	O3'-P-O5'	-5.29	93.95	104.00
22	DA	2300	C	C3'-C2'-C1'	5.29	105.73	101.50
22	BA	22	C	C2-N3-C4	-5.29	117.26	119.90
22	BA	1318	U	O4'-C1'-N1	5.29	112.43	108.20
1	CA	110	C	C3'-C2'-C1'	5.28	105.73	101.50
22	DA	1858	A	C3'-C2'-C1'	5.28	105.73	101.50
1	CA	1367	C	O4'-C1'-N1	5.28	112.42	108.20
1	AA	1129	C	P-O3'-C3'	5.28	126.04	119.70
1	AA	534	U	C3'-C2'-C1'	5.28	105.72	101.50
1	AA	1402	C	C6-N1-C2	5.28	122.41	120.30
22	BA	36	G	P-O3'-C3'	-5.28	113.37	119.70
22	BA	765	C	N1-C1'-C2'	-5.28	106.19	112.00
1	CA	512	U	C3'-C2'-C1'	5.28	105.72	101.50
22	DA	2551	C	O4'-C1'-N1	5.28	112.42	108.20

*Continued on next page...*

*Continued from previous page...*

Mol	Chain	Res	Type	Atoms	Z	Observed(°)	Ideal(°)
22	DA	1181	U	O4'-C1'-N1	5.28	112.42	108.20
22	DA	1290	C	O4'-C1'-N1	5.28	112.42	108.20
22	DA	1739	A	C3'-C2'-C1'	5.28	105.72	101.50
1	AA	110	C	C3'-C2'-C1'	5.27	105.72	101.50
23	DB	58	A	C3'-C2'-C1'	5.27	105.72	101.50
22	BA	538	A	P-O5'-C5'	-5.27	112.47	120.90
22	BA	977	G	O3'-P-O5'	-5.27	93.98	104.00
22	BA	1956	U	P-O3'-C3'	-5.27	113.37	119.70
22	BA	2017	U	P-O5'-C5'	-5.27	112.46	120.90
22	BA	2580	U	P-O3'-C3'	5.27	126.03	119.70
22	DA	144	A	C3'-C2'-C1'	5.27	105.72	101.50
22	BA	726	G	O3'-P-O5'	5.27	114.01	104.00
1	CA	1128	C	P-O3'-C3'	-5.27	113.38	119.70
22	DA	1290	C	N1-C1'-C2'	-5.27	106.20	112.00
22	BA	1716	U	C3'-C2'-C1'	5.27	105.72	101.50
22	BA	1785	A	C3'-C2'-C1'	5.27	105.72	101.50
22	DA	2572	A	O4'-C1'-N9	5.27	112.42	108.20
22	BA	564	C	O4'-C1'-N1	5.27	112.42	108.20
22	BA	964	C	P-O5'-C5'	-5.27	112.47	120.90
22	BA	2431	U	P-O5'-C5'	-5.27	112.47	120.90
22	BA	636	G	P-O3'-C3'	5.26	126.02	119.70
22	BA	835	C	N3-C2-O2	5.26	125.59	121.90
1	CA	885	G	P-O3'-C3'	-5.26	113.38	119.70
1	CA	885	G	C3'-C2'-C1'	5.26	105.71	101.50
22	DA	2339	C	O4'-C1'-N1	5.26	112.41	108.20
22	DA	130	C	O4'-C1'-N1	5.26	112.41	108.20
1	AA	275	G	C8-N9-C4	-5.26	104.30	106.40
1	CA	174	A	C3'-C2'-C1'	5.26	105.70	101.50
22	DA	1051	G	C3'-C2'-C1'	5.26	105.70	101.50
22	DA	1077	A	C3'-C2'-C1'	5.26	105.71	101.50
22	BA	1025	G	C4'-C3'-C2'	5.25	107.86	102.60
1	AA	468	A	P-O3'-C3'	-5.25	113.40	119.70
22	BA	945	A	O4'-C1'-N9	5.25	112.40	108.20
22	BA	1675	C	C2-N3-C4	-5.25	117.27	119.90
22	DA	1206	G	C3'-C2'-C1'	5.25	105.70	101.50
22	DA	1733	G	C3'-C2'-C1'	5.25	105.70	101.50
22	DA	1916	A	C3'-C2'-C1'	5.25	105.70	101.50
22	BA	595	C	N3-C4-C5	5.25	124.00	121.90
22	BA	1091	G	O4'-C1'-N9	5.25	112.40	108.20
22	BA	1993	U	O4'-C1'-N1	5.25	112.40	108.20
22	BA	2619	C	C5-C6-N1	-5.25	118.37	121.00
22	BA	2815	C	P-O5'-C5'	-5.25	112.50	120.90

*Continued on next page...*

*Continued from previous page...*

Mol	Chain	Res	Type	Atoms	Z	Observed(°)	Ideal(°)
1	AA	1420	U	N3-C2-O2	5.25	125.88	122.20
1	AA	885	G	C3'-C2'-C1'	5.25	105.70	101.50
22	BA	1617	C	O4'-C1'-N1	5.25	112.40	108.20
22	BA	2501	C	C6-N1-C2	5.25	122.40	120.30
31	BJ	64	VAL	N-CA-C	5.25	125.17	111.00
22	DA	2667	C	N1-C1'-C2'	-5.25	106.23	112.00
22	BA	2881	U	N3-C2-O2	5.25	125.87	122.20
23	BB	90	C	P-O5'-C5'	-5.25	112.50	120.90
22	DA	2068	U	C3'-C2'-C1'	5.25	105.70	101.50
22	BA	958	U	C3'-C2'-C1'	5.25	105.70	101.50
22	BA	2803	G	P-O5'-C5'	-5.25	112.51	120.90
1	AA	331	G	P-O3'-C3'	-5.24	113.41	119.70
22	BA	1130	U	N1-C2-O2	5.24	126.47	122.80
22	BA	2573	C	C3'-C2'-C1'	5.24	105.69	101.50
22	BA	2831	G	P-O5'-C5'	-5.24	112.51	120.90
1	CA	1401	G	N9-C1'-C2'	-5.24	106.23	112.00
23	DB	111	U	O4'-C1'-N1	5.24	112.39	108.20
1	AA	468	A	C3'-C2'-C1'	5.24	105.69	101.50
22	BA	2561	U	O4'-C1'-N1	5.24	112.39	108.20
22	DA	672	C	P-O3'-C3'	-5.24	113.41	119.70
22	DA	974	G	P-O3'-C3'	5.24	125.99	119.70
22	DA	1064	C	P-O3'-C3'	-5.24	113.41	119.70
22	BA	781	A	P-O3'-C3'	5.24	125.99	119.70
22	DA	915	C	C3'-C2'-C1'	5.24	105.69	101.50
23	DB	69	G	N9-C1'-C2'	-5.24	106.23	112.00
1	AA	72	A	C3'-C2'-C1'	5.24	105.69	101.50
22	BA	528	A	O4'-C1'-N9	-5.24	104.01	108.20
22	BA	2652	C	P-O3'-C3'	-5.24	113.41	119.70
23	BB	5	U	N1-C1'-C2'	-5.24	106.24	112.00
22	DA	1888	G	O4'-C1'-N9	5.24	112.39	108.20
22	BA	1941	C	C3'-C2'-C1'	5.24	105.69	101.50
1	CA	132	C	C3'-C2'-C1'	5.24	105.69	101.50
22	BA	683	U	C3'-C2'-C1'	5.24	105.69	101.50
22	DA	444	C	N1-C1'-C2'	-5.24	106.24	112.00
1	CA	978	A	C3'-C2'-C1'	5.23	105.69	101.50
22	BA	637	A	N9-C1'-C2'	5.23	120.80	114.00
1	CA	402	G	P-O5'-C5'	-5.23	112.53	120.90
1	CA	1127	G	C3'-C2'-C1'	5.23	105.69	101.50
22	DA	2691	C	C3'-C2'-C1'	5.23	105.69	101.50
22	BA	25	U	C5-C4-O4	-5.23	122.76	125.90
22	BA	1646	C	P-O3'-C3'	-5.23	113.42	119.70
22	BA	1792	G	N9-C1'-C2'	-5.23	106.25	112.00

*Continued on next page...*

*Continued from previous page...*

Mol	Chain	Res	Type	Atoms	Z	Observed(°)	Ideal(°)
1	CA	1317	C	O4'-C1'-N1	5.23	112.38	108.20
22	DA	388	G	C3'-C2'-C1'	5.23	105.69	101.50
22	DA	1347	A	C3'-C2'-C1'	5.23	105.69	101.50
22	BA	1925	C	O4'-C1'-N1	5.23	112.38	108.20
1	AA	733	G	P-O3'-C3'	5.23	125.97	119.70
22	BA	2508	G	O4'-C1'-N9	-5.23	104.02	108.20
1	CA	316	C	C3'-C2'-C1'	5.23	105.68	101.50
22	BA	992	C	O4'-C1'-N1	5.23	112.38	108.20
22	BA	2508	G	C6-C5-N7	-5.23	127.27	130.40
1	CA	794	A	C3'-C2'-C1'	5.23	105.68	101.50
22	DA	1291	C	O4'-C1'-N1	5.23	112.38	108.20
22	BA	209	C	C6-N1-C2	5.22	122.39	120.30
22	BA	936	A	P-O5'-C5'	-5.22	112.54	120.90
22	BA	2066	C	P-O5'-C5'	-5.22	112.54	120.90
1	CA	509	A	C3'-C2'-C1'	5.22	105.68	101.50
22	BA	2405	G	P-O3'-C3'	5.22	125.97	119.70
22	DA	401	A	O4'-C1'-N9	5.22	112.38	108.20
22	DA	2069	G	N9-C1'-C2'	-5.22	106.25	112.00
22	DA	2289	G	C3'-C2'-C1'	5.22	105.68	101.50
1	AA	346	G	C3'-C2'-C1'	5.22	105.68	101.50
22	BA	2830	C	P-O5'-C5'	-5.22	112.55	120.90
1	AA	1432	G	P-O3'-C3'	5.22	125.96	119.70
22	BA	1239	G	O3'-P-O5'	-5.22	94.09	104.00
1	AA	977	A	P-O3'-C3'	-5.22	113.44	119.70
22	BA	2806	C	O3'-P-O5'	-5.22	94.09	104.00
1	CA	74	A	P-O3'-C3'	-5.22	113.44	119.70
22	DA	1327	A	C3'-C2'-C1'	5.22	105.67	101.50
22	DA	2428	G	C3'-C2'-C1'	5.22	105.67	101.50
22	BA	162	U	O4'-C1'-N1	5.21	112.37	108.20
22	BA	1839	G	N9-C1'-C2'	-5.21	106.26	112.00
22	BA	2794	C	N3-C2-O2	5.21	125.55	121.90
22	BA	2890	G	C2-N3-C4	-5.21	109.29	111.90
1	CA	389	A	C3'-C2'-C1'	5.21	105.67	101.50
22	DA	206	U	C3'-C2'-C1'	5.21	105.67	101.50
22	DA	1291	C	P-O3'-C3'	-5.21	113.44	119.70
22	DA	2337	G	C3'-C2'-C1'	5.21	105.67	101.50
1	AA	490	C	O4'-C1'-N1	5.21	112.37	108.20
1	CA	1157	A	P-O3'-C3'	5.21	125.95	119.70
22	DA	1682	G	N9-C1'-C2'	-5.21	106.27	112.00
22	BA	17	G	C8-N9-C4	-5.21	104.31	106.40
22	DA	2640	G	P-O3'-C3'	-5.21	113.45	119.70
1	AA	891	U	C3'-C2'-C1'	5.21	105.67	101.50

*Continued on next page...*

*Continued from previous page...*

Mol	Chain	Res	Type	Atoms	Z	Observed(°)	Ideal(°)
22	BA	1838	C	N1-C2-O2	-5.21	115.77	118.90
22	BA	2558	C	P-O5'-C5'	-5.21	112.56	120.90
22	BA	2839	G	OP2-P-O3'	5.21	116.66	105.20
1	AA	1169	A	P-O3'-C3'	-5.21	113.45	119.70
22	BA	87	U	P-O3'-C3'	-5.21	113.45	119.70
22	BA	1062	G	C3'-C2'-C1'	5.21	105.67	101.50
22	BA	1238	G	O4'-C1'-N9	5.21	112.37	108.20
22	DA	503	A	P-O3'-C3'	5.21	125.95	119.70
22	DA	868	U	O4'-C1'-N1	5.21	112.37	108.20
22	BA	978	G	C5-C6-N1	5.21	114.10	111.50
22	BA	750	A	N1-C2-N3	5.21	131.90	129.30
22	BA	1421	G	C3'-C2'-C1'	5.21	105.66	101.50
23	BB	57	A	P-O5'-C5'	-5.21	112.57	120.90
1	AA	961	U	C3'-C2'-C1'	5.20	105.66	101.50
22	BA	1380	G	N1-C6-O6	-5.20	116.78	119.90
22	DA	2179	C	C3'-C2'-C1'	5.20	105.66	101.50
1	AA	519	C	C3'-C2'-C1'	5.20	105.66	101.50
22	BA	1200	C	C5-C6-N1	-5.20	118.40	121.00
22	DA	1065	U	C3'-C2'-C1'	5.20	105.66	101.50
22	BA	1319	C	C6-N1-C2	5.20	122.38	120.30
1	CA	719	C	O4'-C1'-N1	5.20	112.36	108.20
22	BA	1794	A	P-O5'-C5'	-5.20	112.58	120.90
1	CA	1302	C	C3'-C2'-C1'	5.20	105.66	101.50
22	DA	588	U	P-O3'-C3'	-5.20	113.46	119.70
22	DA	1272	A	P-O3'-C3'	5.20	125.94	119.70
22	DA	1303	G	C3'-C2'-C1'	5.20	105.66	101.50
22	DA	2757	A	C3'-C2'-C1'	5.20	105.66	101.50
1	AA	1070	U	O4'-C1'-N1	-5.20	104.04	108.20
22	BA	1761	C	N1-C2-O2	-5.20	115.78	118.90
22	BA	673	C	O4'-C1'-N1	5.19	112.36	108.20
23	BB	79	G	C2-N3-C4	5.19	114.50	111.90
22	DA	1112	G	C3'-C2'-C1'	5.19	105.66	101.50
1	AA	812	G	O3'-P-O5'	-5.19	94.13	104.00
22	BA	530	G	P-O3'-C3'	-5.19	113.47	119.70
22	BA	2569	G	N3-C4-C5	-5.19	126.00	128.60
22	BA	769	U	P-O5'-C5'	-5.19	112.59	120.90
22	BA	984	A	N3-C4-C5	5.19	130.43	126.80
22	DA	2340	A	C3'-C2'-C1'	5.19	105.65	101.50
22	BA	119	A	O3'-P-O5'	5.19	113.86	104.00
23	DB	40	U	N1-C1'-C2'	5.19	120.75	114.00
22	BA	25	U	C6-N1-C2	5.19	124.11	121.00
22	BA	333	G	P-O3'-C3'	-5.19	113.48	119.70

*Continued on next page...*



*Continued from previous page...*

Mol	Chain	Res	Type	Atoms	Z	Observed(°)	Ideal(°)
22	BA	1429	G	N9-C1'-C2'	-5.19	106.30	112.00
22	BA	1760	C	O3'-P-O5'	-5.19	94.14	104.00
22	BA	2775	G	OP2-P-O3'	5.19	116.61	105.20
1	CA	503	C	O4'-C1'-N1	-5.19	104.05	108.20
22	DA	2037	A	P-O3'-C3'	-5.19	113.48	119.70
1	CA	81	A	P-O3'-C3'	5.19	125.92	119.70
22	DA	200	U	P-O3'-C3'	-5.19	113.48	119.70
22	DA	2419	U	O4'-C1'-N1	5.19	112.35	108.20
22	BA	93	G	N9-C1'-C2'	-5.18	106.30	112.00
22	BA	1125	G	C5-C6-O6	-5.18	125.49	128.60
22	BA	1330	C	C3'-C2'-C1'	5.18	105.65	101.50
1	CA	980	C	C3'-C2'-C1'	5.18	105.65	101.50
1	AA	1050	G	C3'-C2'-C1'	5.18	105.64	101.50
22	BA	270	A	P-O5'-C5'	-5.18	112.61	120.90
22	BA	873	C	C6-N1-C2	5.18	122.37	120.30
1	CA	1230	C	C3'-C2'-C1'	5.18	105.64	101.50
22	DA	1396	U	N1-C1'-C2'	5.18	120.73	114.00
22	DA	1667	G	O4'-C1'-N9	-5.18	104.06	108.20
1	AA	436	C	O4'-C1'-N1	5.18	112.34	108.20
1	AA	466	A	P-O3'-C3'	5.18	125.91	119.70
22	BA	2716	C	P-O5'-C5'	-5.18	112.62	120.90
1	CA	1095	U	P-O3'-C3'	-5.18	113.49	119.70
1	AA	166	U	P-O3'-C3'	-5.17	113.49	119.70
22	BA	523	C	C6-N1-C2	5.17	122.37	120.30
22	BA	909	A	O4'-C1'-N9	-5.17	104.06	108.20
22	BA	2055	C	N1-C1'-C2'	-5.17	106.31	112.00
1	AA	1088	G	N9-C1'-C2'	-5.17	106.31	112.00
1	AA	1258	G	C3'-C2'-C1'	5.17	105.64	101.50
22	BA	554	U	P-O3'-C3'	5.17	125.91	119.70
1	AA	486	U	O4'-C1'-N1	-5.17	104.06	108.20
22	BA	614	A	P-O5'-C5'	-5.17	112.62	120.90
1	CA	968	A	O4'-C1'-N9	5.17	112.34	108.20
22	BA	243	U	P-O3'-C3'	-5.17	113.50	119.70
22	BA	1243	C	P-O5'-C5'	-5.17	112.63	120.90
22	BA	476	G	C3'-C2'-C1'	5.17	105.64	101.50
38	BQ	52	ARG	NE-CZ-NH1	-5.17	117.72	120.30
22	DA	1937	A	P-O3'-C3'	5.17	125.90	119.70
22	DA	2500	U	P-O3'-C3'	5.17	125.90	119.70
22	BA	116	C	O4'-C1'-N1	5.17	112.33	108.20
22	BA	785	G	P-O5'-C5'	-5.17	112.63	120.90
22	BA	1146	C	O4'-C1'-N1	5.17	112.33	108.20
22	DA	1327	A	P-O3'-C3'	-5.17	113.50	119.70

*Continued on next page...*

*Continued from previous page...*

Mol	Chain	Res	Type	Atoms	Z	Observed(°)	Ideal(°)
1	AA	93	U	C3'-C2'-C1'	5.16	105.63	101.50
22	BA	1210	G	P-O5'-C5'	-5.16	112.64	120.90
22	BA	1681	G	C8-N9-C4	5.16	108.47	106.40
22	BA	1784	A	C8-N9-C4	5.16	107.87	105.80
22	BA	2683	C	P-O3'-C3'	-5.16	113.50	119.70
22	DA	92	U	C3'-C2'-C1'	5.16	105.63	101.50
22	DA	1759	A	C3'-C2'-C1'	5.16	105.63	101.50
22	DA	2245	U	O4'-C1'-N1	5.16	112.33	108.20
22	DA	321	U	O4'-C1'-N1	5.16	112.33	108.20
22	BA	1806	C	O4'-C1'-N1	-5.16	104.07	108.20
22	BA	2025	C	C4-C5-C6	5.16	119.98	117.40
22	BA	767	U	O4'-C1'-N1	5.16	112.33	108.20
1	CA	404	G	P-O3'-C3'	5.16	125.89	119.70
22	DA	1943	U	N1-C1'-C2'	5.16	120.70	114.00
22	BA	1255	U	OP1-P-OP2	5.16	127.33	119.60
22	DA	321	U	P-O3'-C3'	5.16	125.89	119.70
22	DA	1965	C	O4'-C1'-N1	-5.16	104.08	108.20
22	BA	390	U	O4'-C1'-N1	-5.15	104.08	108.20
22	BA	1963	U	O4'-C1'-N1	-5.15	104.08	108.20
22	BA	2876	G	C6-C5-N7	-5.15	127.31	130.40
22	DA	2877	G	C3'-C2'-C1'	5.15	105.62	101.50
22	BA	1109	C	O4'-C1'-N1	5.15	112.32	108.20
22	BA	1971	U	OP1-P-O3'	5.15	116.53	105.20
22	DA	15	G	N9-C1'-C2'	-5.15	106.33	112.00
22	DA	234	U	P-O3'-C3'	-5.15	113.52	119.70
22	DA	528	A	P-O3'-C3'	-5.15	113.52	119.70
22	DA	587	C	N1-C1'-C2'	5.15	120.70	114.00
22	BA	1555	G	C3'-C2'-C1'	5.15	105.62	101.50
22	BA	2307	G	O4'-C1'-N9	5.15	112.32	108.20
1	CA	87	C	N1-C1'-C2'	-5.15	106.33	112.00
22	DA	752	A	P-O3'-C3'	5.15	125.88	119.70
22	DA	1023	U	C3'-C2'-C1'	5.15	105.62	101.50
22	DA	2578	G	P-O3'-C3'	-5.15	113.52	119.70
22	BA	972	A	O5'-P-OP2	-5.15	101.07	105.70
22	BA	451	U	C5-C6-N1	-5.15	120.13	122.70
22	BA	811	U	O4'-C1'-N1	5.15	112.32	108.20
22	BA	908	C	N1-C2-O2	-5.15	115.81	118.90
22	BA	1619	G	N9-C4-C5	5.15	107.46	105.40
22	BA	1981	A	C3'-C2'-C1'	5.15	105.62	101.50
1	AA	28	A	P-O5'-C5'	-5.15	112.67	120.90
1	AA	346	G	P-O3'-C3'	-5.15	113.52	119.70
22	BA	2832	U	O3'-P-O5'	-5.15	94.22	104.00

*Continued on next page...*

*Continued from previous page...*

Mol	Chain	Res	Type	Atoms	Z	Observed(°)	Ideal(°)
1	AA	274	A	O4'-C1'-N9	5.14	112.32	108.20
22	DA	802	A	C3'-C2'-C1'	5.14	105.61	101.50
22	DA	2240	U	O5'-P-OP2	-5.14	101.07	105.70
22	BA	456	C	O5'-P-OP2	-5.14	101.07	105.70
22	BA	1364	G	P-O3'-C3'	5.14	125.87	119.70
22	DA	2197	U	P-O3'-C3'	5.14	125.87	119.70
22	BA	783	A	C5-C6-N1	-5.14	115.13	117.70
22	DA	1455	G	C3'-C2'-C1'	5.14	105.61	101.50
22	BA	542	C	O3'-P-O5'	-5.14	94.23	104.00
22	BA	1296	G	C5-C6-N1	5.14	114.07	111.50
1	AA	500	G	N9-C1'-C2'	-5.14	106.35	112.00
22	BA	2501	C	P-O5'-C5'	-5.14	112.68	120.90
22	BA	860	U	C3'-C2'-C1'	5.14	105.61	101.50
22	BA	1403	A	P-O3'-C3'	-5.14	113.54	119.70
22	BA	1568	G	C4-N9-C1'	5.14	133.18	126.50
22	BA	1802	A	P-O5'-C5'	-5.14	112.68	120.90
22	BA	2051	A	N1-C6-N6	5.14	121.68	118.60
22	BA	2375	G	P-O3'-C3'	-5.14	113.53	119.70
22	DA	749	A	N9-C1'-C2'	-5.14	106.35	112.00
22	BA	856	G	O3'-P-O5'	-5.13	94.25	104.00
22	BA	942	G	O3'-P-O5'	-5.13	94.24	104.00
22	BA	2781	A	C3'-C2'-C1'	5.13	105.61	101.50
22	DA	1510	G	C3'-C2'-C1'	5.13	105.61	101.50
22	BA	1989	G	C6-C5-N7	-5.13	127.32	130.40
22	BA	1989	G	O4'-C1'-N9	-5.13	104.09	108.20
22	BA	2690	U	O5'-P-OP2	-5.13	101.08	105.70
22	BA	255	A	C2-N3-C4	-5.13	108.03	110.60
1	CA	1453	G	C3'-C2'-C1'	5.13	105.60	101.50
22	DA	2347	C	C3'-C2'-C1'	5.13	105.60	101.50
22	BA	390	U	OP2-P-O3'	5.13	116.48	105.20
22	BA	2609	U	C4'-C3'-C2'	5.13	107.73	102.60
22	DA	87	U	P-O3'-C3'	-5.13	113.55	119.70
22	DA	1782	U	C3'-C2'-C1'	5.13	105.60	101.50
22	DA	2450	A	C3'-C2'-C1'	5.13	105.60	101.50
1	AA	1098	C	O4'-C1'-N1	-5.13	104.10	108.20
22	BA	1829	A	N9-C1'-C2'	-5.13	106.36	112.00
1	CA	93	U	C3'-C2'-C1'	5.13	105.60	101.50
22	DA	1267	U	C3'-C2'-C1'	5.13	105.60	101.50
22	DA	1418	G	C3'-C2'-C1'	5.13	105.60	101.50
22	DA	1783	A	O5'-P-OP2	-5.13	101.09	105.70
22	BA	2752	C	C3'-C2'-C1'	5.12	105.60	101.50
1	AA	210	C	P-O3'-C3'	5.12	125.85	119.70

*Continued on next page...*

*Continued from previous page...*

Mol	Chain	Res	Type	Atoms	Z	Observed(°)	Ideal(°)
22	BA	26	G	O4'-C1'-N9	-5.12	104.10	108.20
22	BA	386	G	O4'-C1'-N9	5.12	112.30	108.20
1	AA	563	A	C3'-C2'-C1'	5.12	105.60	101.50
22	BA	55	G	N3-C2-N2	-5.12	116.31	119.90
22	BA	1653	G	O5'-P-OP2	-5.12	101.09	105.70
22	BA	2324	U	N1-C1'-C2'	5.12	120.66	114.00
22	BA	2813	A	C8-N9-C4	5.12	107.85	105.80
1	CA	1051	C	O4'-C1'-N1	5.12	112.30	108.20
22	BA	1700	A	P-O3'-C3'	-5.12	113.56	119.70
22	BA	2821	A	N9-C1'-C2'	-5.12	106.37	112.00
1	CA	963	G	O4'-C1'-N9	5.12	112.30	108.20
22	BA	52	A	C3'-C2'-C1'	5.12	105.59	101.50
22	BA	2586	U	P-O3'-C3'	-5.12	113.56	119.70
22	BA	1380	G	N9-C1'-C2'	-5.12	106.37	112.00
22	DA	2657	A	P-O3'-C3'	-5.12	113.56	119.70
1	AA	969	A	C3'-C2'-C1'	5.12	105.59	101.50
22	BA	682	G	C8-N9-C1'	-5.12	120.35	127.00
22	BA	529	A	C4'-C3'-C2'	5.11	107.71	102.60
22	BA	1114	C	P-O3'-C3'	5.11	125.84	119.70
23	BB	82	U	P-O5'-C5'	-5.11	112.72	120.90
22	DA	1399	C	C3'-C2'-C1'	5.11	105.59	101.50
22	DA	2615	U	P-O3'-C3'	-5.11	113.56	119.70
22	BA	940	G	O5'-P-OP2	-5.11	101.10	105.70
22	BA	1678	A	C5-C6-N6	-5.11	119.61	123.70
22	BA	1270	C	N3-C2-O2	5.11	125.48	121.90
22	BA	2567	G	N1-C6-O6	-5.11	116.83	119.90
22	DA	1816	C	O4'-C1'-N1	5.11	112.29	108.20
22	BA	112	U	N1-C2-O2	-5.11	119.22	122.80
22	DA	1735	A	P-O3'-C3'	-5.11	113.57	119.70
1	AA	786	G	P-O3'-C3'	5.11	125.83	119.70
22	BA	630	G	N9-C1'-C2'	-5.11	106.38	112.00
1	AA	95	C	O4'-C1'-N1	-5.11	104.11	108.20
22	BA	2055	C	O4'-C1'-N1	5.11	112.28	108.20
22	BA	2893	A	N9-C1'-C2'	5.11	120.64	114.00
1	CA	1066	C	C3'-C2'-C1'	5.11	105.58	101.50
22	BA	2608	G	P-O3'-C3'	5.10	125.82	119.70
1	CA	1455	G	C3'-C2'-C1'	5.10	105.58	101.50
22	DA	391	A	N9-C1'-C2'	-5.10	106.39	112.00
22	BA	1023	U	C3'-C2'-C1'	5.10	105.58	101.50
22	BA	2590	A	P-O5'-C5'	-5.10	112.74	120.90
22	DA	1025	G	N1-C6-O6	5.10	122.96	119.90
1	AA	1284	C	C3'-C2'-C1'	5.10	105.58	101.50

*Continued on next page...*

*Continued from previous page...*

Mol	Chain	Res	Type	Atoms	Z	Observed(°)	Ideal(°)
1	CA	534	U	C3'-C2'-C1'	5.10	105.58	101.50
1	AA	316	C	C3'-C2'-C1'	5.09	105.58	101.50
1	AA	755	G	C3'-C2'-C1'	5.09	105.58	101.50
22	BA	683	U	P-O3'-C3'	-5.09	113.59	119.70
22	BA	873	C	C5-C6-N1	-5.09	118.45	121.00
22	BA	1607	C	P-O3'-C3'	5.09	125.81	119.70
22	BA	668	A	N1-C2-N3	-5.09	126.75	129.30
22	BA	809	G	N3-C4-N9	5.09	129.06	126.00
22	BA	914	G	C3'-C2'-C1'	5.09	105.57	101.50
1	CA	1093	A	P-O3'-C3'	5.09	125.81	119.70
22	DA	1451	C	P-O3'-C3'	5.09	125.81	119.70
22	DA	1856	U	O4'-C1'-N1	5.09	112.27	108.20
1	AA	41	G	P-O3'-C3'	-5.09	113.59	119.70
1	AA	245	U	C3'-C2'-C1'	5.09	105.57	101.50
22	BA	2629	U	C5-C6-N1	-5.09	120.16	122.70
31	DJ	25	LEU	CA-CB-CG	5.09	127.01	115.30
22	BA	604	G	N9-C1'-C2'	-5.09	106.40	112.00
22	BA	1784	A	C2-N3-C4	-5.09	108.06	110.60
22	BA	1799	G	P-O3'-C3'	5.09	125.80	119.70
22	BA	1913	A	P-O3'-C3'	5.09	125.80	119.70
22	BA	2264	C	C6-N1-C2	5.09	122.33	120.30
1	CA	184	G	C3'-C2'-C1'	5.09	105.57	101.50
1	CA	1283	U	C3'-C2'-C1'	5.09	105.57	101.50
1	AA	1066	C	C3'-C2'-C1'	5.08	105.57	101.50
22	BA	1992	G	N9-C4-C5	5.08	107.43	105.40
22	BA	2725	A	O5'-C5'-C4'	-5.08	102.04	111.70
22	BA	1021	A	C3'-C2'-C1'	5.08	105.57	101.50
22	BA	1327	A	N1-C6-N6	5.08	121.65	118.60
22	BA	779	U	N3-C4-O4	5.08	122.96	119.40
22	BA	1822	C	O4'-C1'-N1	-5.08	104.14	108.20
22	BA	2544	G	P-O5'-C5'	-5.08	112.77	120.90
22	BA	2547	A	P-O5'-C5'	-5.08	112.77	120.90
22	DA	777	G	P-O3'-C3'	-5.08	113.60	119.70
22	BA	974	G	N3-C4-C5	5.08	131.14	128.60
22	DA	226	A	P-O3'-C3'	5.08	125.79	119.70
22	DA	397	U	C3'-C2'-C1'	5.08	105.56	101.50
22	DA	1256	G	N9-C1'-C2'	-5.08	106.42	112.00
22	DA	2609	U	O4'-C1'-N1	5.08	112.26	108.20
1	AA	258	G	C3'-C2'-C1'	5.08	105.56	101.50
22	BA	1420	A	P-O5'-C5'	-5.08	112.78	120.90
1	CA	67	C	N1-C1'-C2'	-5.08	106.42	112.00
1	CA	529	G	P-O3'-C3'	-5.08	113.61	119.70

*Continued on next page...*

*Continued from previous page...*

Mol	Chain	Res	Type	Atoms	Z	Observed(°)	Ideal(°)
22	BA	321	U	O4'-C1'-N1	5.08	112.26	108.20
22	BA	760	G	N1-C6-O6	5.08	122.94	119.90
22	BA	1006	C	C5-C6-N1	-5.08	118.46	121.00
22	BA	1461	C	O4'-C1'-N1	5.08	112.26	108.20
22	DA	763	G	C3'-C2'-C1'	5.08	105.56	101.50
22	DA	1081	U	C3'-C2'-C1'	5.08	105.56	101.50
22	BA	856	G	C6-C5-N7	-5.07	127.36	130.40
22	BA	1222	U	P-O3'-C3'	-5.07	113.61	119.70
22	BA	2329	U	O4'-C1'-N1	5.07	112.26	108.20
22	BA	2898	U	O5'-P-OP2	-5.07	101.13	105.70
22	BA	85	G	N9-C1'-C2'	-5.07	106.42	112.00
23	BB	53	A	P-O5'-C5'	-5.07	112.79	120.90
22	DA	2340	A	P-O3'-C3'	-5.07	113.62	119.70
22	BA	528	A	C4-C5-C6	5.07	119.53	117.00
22	BA	1963	U	C3'-C2'-C1'	5.07	105.56	101.50
1	AA	756	C	P-O3'-C3'	-5.07	113.62	119.70
22	BA	239	C	C3'-C2'-C1'	5.07	105.55	101.50
1	CA	252	U	C3'-C2'-C1'	5.07	105.55	101.50
22	BA	1664	A	O3'-P-O5'	-5.07	94.38	104.00
22	BA	1867	G	C3'-C2'-C1'	5.07	105.55	101.50
22	BA	2297	A	N9-C1'-C2'	-5.07	106.43	112.00
22	BA	818	G	C6-N1-C2	-5.06	122.06	125.10
22	BA	1951	U	P-O3'-C3'	5.06	125.78	119.70
22	BA	2578	G	O4'-C1'-N9	5.06	112.25	108.20
22	DA	1817	G	C3'-C2'-C1'	5.06	105.55	101.50
22	BA	464	U	P-O3'-C3'	5.06	125.77	119.70
22	BA	1240	U	C2-N1-C1'	5.06	123.78	117.70
22	DA	443	A	C3'-C2'-C1'	5.06	105.55	101.50
22	BA	662	G	O5'-P-OP2	-5.06	101.14	105.70
22	BA	200	U	C3'-C2'-C1'	5.06	105.55	101.50
22	BA	1008	A	P-O5'-C5'	5.06	129.00	120.90
22	BA	1297	C	P-O5'-C5'	-5.06	112.81	120.90
22	BA	1920	C	C3'-C2'-C1'	5.06	105.55	101.50
22	BA	2081	U	C5-C6-N1	-5.06	120.17	122.70
22	BA	2199	A	P-O5'-C5'	-5.06	112.80	120.90
22	BA	2440	C	O5'-P-OP2	-5.06	101.15	105.70
22	BA	2787	C	C6-N1-C2	5.06	122.32	120.30
1	CA	245	U	C3'-C2'-C1'	5.06	105.55	101.50
22	DA	2298	A	C3'-C2'-C1'	5.06	105.55	101.50
23	DB	18	G	C3'-C2'-C1'	5.06	105.55	101.50
22	BA	507	A	C3'-C2'-C1'	5.06	105.55	101.50
22	BA	1403	A	C3'-C2'-C1'	5.06	105.55	101.50

*Continued on next page...*

*Continued from previous page...*

Mol	Chain	Res	Type	Atoms	Z	Observed(°)	Ideal(°)
22	BA	1700	A	C3'-C2'-C1'	5.06	105.55	101.50
22	BA	2068	U	C3'-C2'-C1'	5.06	105.55	101.50
22	BA	2750	A	C4'-C3'-C2'	5.06	107.66	102.60
1	AA	984	C	C3'-C2'-C1'	5.06	105.55	101.50
22	BA	934	U	O4'-C1'-N1	5.06	112.25	108.20
22	BA	962	G	C2-N3-C4	-5.06	109.37	111.90
22	BA	1646	C	P-O5'-C5'	-5.06	112.81	120.90
22	BA	2514	U	C5-C6-N1	-5.06	120.17	122.70
22	BA	2662	A	C3'-C2'-C1'	5.06	105.55	101.50
22	BA	804	A	C2-N3-C4	-5.05	108.07	110.60
22	BA	1303	G	N9-C1'-C2'	-5.05	106.44	112.00
22	DA	1415	U	P-O3'-C3'	5.05	125.77	119.70
22	DA	1722	A	C3'-C2'-C1'	5.05	105.54	101.50
22	BA	702	U	O4'-C1'-N1	-5.05	104.16	108.20
22	BA	1403	A	N9-C1'-C2'	-5.05	106.44	112.00
1	CA	1161	C	P-O3'-C3'	-5.05	113.64	119.70
1	CA	915	A	C3'-C2'-C1'	5.05	105.54	101.50
22	BA	686	U	N3-C2-O2	5.05	125.73	122.20
22	BA	799	G	C5-C6-O6	-5.05	125.57	128.60
22	BA	938	G	P-O3'-C3'	-5.05	113.64	119.70
22	BA	2442	C	O5'-P-OP2	-5.05	101.16	105.70
22	BA	2543	G	C8-N9-C4	-5.05	104.38	106.40
1	AA	116	A	O5'-P-OP2	-5.05	101.16	105.70
1	AA	1087	G	N9-C1'-C2'	-5.05	106.45	112.00
22	BA	2791	G	C8-N9-C4	-5.05	104.38	106.40
22	DA	477	A	C3'-C2'-C1'	5.05	105.54	101.50
22	DA	1483	G	N9-C1'-C2'	-5.05	106.45	112.00
22	BA	1966	A	P-O5'-C5'	-5.04	112.83	120.90
1	AA	1433	A	C3'-C2'-C1'	5.04	105.53	101.50
22	BA	981	A	N1-C6-N6	5.04	121.63	118.60
22	BA	1832	C	N1-C2-O2	-5.04	115.87	118.90
22	BA	2868	A	P-O5'-C5'	-5.04	112.83	120.90
1	CA	821	G	C3'-C2'-C1'	5.04	105.53	101.50
1	CA	1449	C	C3'-C2'-C1'	5.04	105.53	101.50
22	DA	2836	U	C3'-C2'-C1'	5.04	105.53	101.50
1	AA	13	U	N1-C1'-C2'	5.04	120.55	114.00
22	BA	35	G	C5'-C4'-O4'	-5.04	103.05	109.10
22	BA	2232	C	C6-N1-C2	5.04	122.32	120.30
1	CA	1087	G	C3'-C2'-C1'	5.04	105.53	101.50
1	CA	652	U	N1-C1'-C2'	5.04	120.55	114.00
1	AA	43	C	C6-N1-C2	5.04	122.32	120.30
22	BA	1662	U	P-O5'-C5'	-5.04	112.84	120.90

*Continued on next page...*

*Continued from previous page...*

Mol	Chain	Res	Type	Atoms	Z	Observed(°)	Ideal(°)
22	BA	1965	C	C6-N1-C2	-5.04	118.28	120.30
22	DA	217	A	C3'-C2'-C1'	5.04	105.53	101.50
22	DA	2263	C	O4'-C1'-N1	5.04	112.23	108.20
1	AA	1319	A	P-O3'-C3'	5.04	125.75	119.70
22	BA	312	G	C3'-C2'-C1'	5.04	105.53	101.50
22	BA	612	G	P-O3'-C3'	5.04	125.74	119.70
22	BA	315	G	P-O5'-C5'	-5.03	112.85	120.90
22	BA	1377	G	P-O3'-C3'	5.03	125.74	119.70
22	BA	2063	C	C3'-C2'-C1'	5.03	105.53	101.50
1	CA	794	A	N9-C1'-C2'	-5.03	106.46	112.00
1	CA	986	U	C3'-C2'-C1'	5.03	105.53	101.50
22	BA	2385	C	C3'-C2'-C1'	5.03	105.53	101.50
1	AA	1102	A	C3'-C2'-C1'	5.03	105.52	101.50
22	BA	126	A	C3'-C2'-C1'	5.03	105.52	101.50
22	BA	466	A	C2-N3-C4	5.03	113.11	110.60
22	BA	1785	A	C8-N9-C4	-5.03	103.79	105.80
1	CA	1284	C	N1-C1'-C2'	-5.03	106.47	112.00
1	CA	1326	U	O4'-C1'-N1	5.03	112.22	108.20
22	DA	958	U	P-O3'-C3'	-5.03	113.67	119.70
22	DA	1340	U	C3'-C2'-C1'	5.03	105.52	101.50
1	AA	985	C	C3'-C2'-C1'	5.03	105.52	101.50
22	BA	1417	C	C3'-C2'-C1'	5.03	105.52	101.50
22	BA	1554	U	O3'-P-O5'	-5.03	94.45	104.00
22	BA	1791	A	OP2-P-O3'	5.03	116.26	105.20
22	BA	1926	U	O4'-C1'-N1	5.03	112.22	108.20
22	BA	2035	G	O4'-C1'-N9	5.03	112.22	108.20
22	BA	2036	C	C3'-C2'-C1'	5.03	105.52	101.50
22	BA	2486	C	C6-N1-C2	5.03	122.31	120.30
22	DA	475	C	P-O3'-C3'	-5.03	113.67	119.70
1	AA	70	U	P-O3'-C3'	5.03	125.73	119.70
22	BA	436	C	P-O3'-C3'	-5.03	113.67	119.70
22	BA	931	U	N1-C1'-C2'	5.03	120.53	114.00
22	BA	1790	C	C2-N3-C4	-5.03	117.39	119.90
22	BA	2440	C	P-O3'-C3'	-5.03	113.67	119.70
22	BA	2880	C	C3'-C2'-C1'	5.03	105.52	101.50
1	CA	451	A	P-O3'-C3'	5.03	125.73	119.70
1	CA	214	C	C3'-C2'-C1'	5.02	105.52	101.50
22	BA	159	G	P-O3'-C3'	5.02	125.73	119.70
22	BA	1074	G	C3'-C2'-C1'	5.02	105.52	101.50
22	BA	1261	C	P-O3'-C3'	5.02	125.73	119.70
22	BA	2249	U	C4'-C3'-C2'	5.02	107.62	102.60
22	BA	2756	U	C4'-C3'-C2'	5.02	107.62	102.60

*Continued on next page...*



Continued from previous page...

Mol	Chain	Res	Type	Atoms	Z	Observed(°)	Ideal(°)
22	DA	572	A	C3'-C2'-C1'	5.02	105.52	101.50
1	AA	1062	U	O4'-C1'-N1	-5.02	104.18	108.20
22	DA	2325	G	C3'-C2'-C1'	5.02	105.52	101.50
22	BA	93	G	C3'-C2'-C1'	5.02	105.52	101.50
1	AA	754	C	P-O3'-C3'	-5.02	113.68	119.70
22	BA	2368	C	P-O3'-C3'	-5.02	113.68	119.70
22	BA	584	C	C6-N1-C2	5.02	122.31	120.30
22	BA	1675	C	C3'-C2'-C1'	5.02	105.51	101.50
22	BA	1448	G	P-O5'-C5'	-5.01	112.88	120.90
1	CA	595	A	P-O3'-C3'	5.01	125.72	119.70
22	DA	656	G	N9-C1'-C2'	-5.01	106.48	112.00
22	DA	1871	A	O4'-C1'-N9	5.01	112.21	108.20
22	DA	1931	U	C3'-C2'-C1'	5.01	105.51	101.50
1	AA	1320	C	C3'-C2'-C1'	5.01	105.51	101.50
23	BB	83	G	O5'-P-OP2	-5.01	101.19	105.70
22	BA	2456	C	OP1-P-O3'	5.01	116.22	105.20
22	DA	1455	G	N9-C1'-C2'	-5.01	106.49	112.00
22	DA	96	C	O4'-C1'-N1	-5.01	104.19	108.20
22	DA	335	C	O4'-C1'-N1	5.01	112.21	108.20
22	BA	369	U	P-O3'-C3'	5.01	125.71	119.70
22	BA	2767	C	O4'-C1'-N1	-5.01	104.19	108.20
1	AA	463	U	C3'-C2'-C1'	5.00	105.50	101.50
22	BA	847	U	C4'-C3'-C2'	5.00	107.60	102.60
22	BA	1134	A	OP1-P-OP2	5.00	127.11	119.60
22	BA	1188	U	N1-C1'-C2'	5.00	120.50	114.00
22	BA	2749	A	P-O5'-C5'	-5.00	112.89	120.90
22	DA	1560	G	C3'-C2'-C1'	5.00	105.50	101.50
22	DA	2573	C	C3'-C2'-C1'	5.00	105.50	101.50
1	AA	109	A	O3'-P-O5'	-5.00	94.50	104.00
22	BA	834	G	C6-C5-N7	-5.00	127.40	130.40
22	BA	2071	A	N9-C4-C5	5.00	107.80	105.80
22	BA	2277	G	P-O3'-C3'	-5.00	113.70	119.70

There are no chirality outliers.

All (5) planarity outliers are listed below:

Mol	Chain	Res	Type	Group
12	AL	22	ALA	Peptide
20	AT	6	ALA	Peptide
25	BD	191	GLY	Peptide
31	BJ	110	PRO	Peptide
35	BN	101	GLY	Peptide

## 5.2 Too-close contacts [i](#)

In the following table, the Non-H and H(model) columns list the number of non-hydrogen atoms and hydrogen atoms in the chain respectively. The H(added) column lists the number of hydrogen atoms added and optimized by MolProbity. The Clashes column lists the number of clashes within the asymmetric unit, whereas Symm-Clashes lists symmetry-related clashes.

Mol	Chain	Non-H	H(model)	H(added)	Clashes	Symm-Clashes
1	AA	32895	0	16553	2319	0
1	CA	32831	0	16521	2706	0
2	AB	1705	0	1732	283	0
2	CB	1705	0	1732	260	0
3	AC	1625	0	1699	194	0
3	CC	1625	0	1699	238	0
4	AD	1643	0	1710	284	0
4	CD	1643	0	1710	269	0
5	AE	1106	0	1148	203	0
5	CE	1106	0	1148	183	0
6	AF	818	0	808	113	0
6	CF	818	0	808	134	0
7	AG	1182	0	1240	150	0
7	CG	1175	0	1230	209	0
8	AH	979	0	1034	162	0
8	CH	979	0	1034	140	0
9	AI	1022	0	1070	165	0
9	CI	1022	0	1070	178	0
10	AJ	787	0	828	169	0
10	CJ	787	0	828	142	0
11	AK	877	0	887	165	0
11	CK	877	0	887	138	0
12	AL	955	0	1019	132	0
12	CL	955	0	1019	173	0
13	AM	884	0	944	120	0
13	CM	877	0	937	176	0
14	AN	774	0	827	131	0
14	CN	769	0	822	149	0
15	AO	714	0	737	93	0
15	CO	714	0	737	71	0
16	AP	649	0	666	105	0
16	CP	639	0	656	135	0
17	AQ	649	0	691	141	0
17	CQ	649	0	691	98	0
18	AR	456	0	478	51	0
18	CR	456	0	478	95	0
19	AS	638	0	665	97	0

*Continued on next page...*

*Continued from previous page...*

Mol	Chain	Non-H	H(model)	H(added)	Clashes	Symm-Clashes
19	CS	638	0	665	118	0
20	AT	665	0	714	117	0
20	CT	665	0	714	99	0
21	AU	426	0	449	131	0
21	CU	426	0	449	126	0
22	BA	61274	0	30819	3116	1
22	DA	60995	0	30679	5725	1
23	BB	2529	0	1281	109	0
23	DB	2507	0	1270	238	0
24	BC	2083	0	2157	313	0
24	DC	2083	0	2157	347	0
25	BD	1565	0	1616	274	0
25	DD	1565	0	1616	319	0
26	BE	1552	0	1619	199	0
26	DE	1552	0	1619	321	0
27	BF	1411	0	1447	210	0
27	DF	1420	0	1460	289	0
28	BG	1323	0	1374	225	0
28	DG	1323	0	1374	229	0
29	BH	1111	0	1148	184	0
29	DH	1111	0	1148	208	0
30	BI	1032	0	1088	135	0
30	DI	1032	0	1088	149	0
31	BJ	1129	0	1162	214	0
31	DJ	1129	0	1162	205	0
32	BK	939	0	1012	150	0
32	DK	939	0	1012	188	0
33	BL	1045	0	1117	169	0
33	DL	1045	0	1117	224	0
34	BM	1074	0	1157	148	0
34	DM	1074	0	1157	156	0
35	BN	961	0	1000	131	0
35	DN	961	0	1000	228	0
36	BO	892	0	923	120	0
36	DO	892	0	923	118	0
37	BP	917	0	965	189	0
37	DP	917	0	965	184	0
38	BQ	947	0	1022	192	0
38	DQ	947	0	1022	203	0
39	BR	816	0	839	145	0
39	DR	816	0	839	147	0
40	BS	857	0	922	93	0

*Continued on next page...*

*Continued from previous page...*

Mol	Chain	Non-H	H(model)	H(added)	Clashes	Symm-Clashes
40	DS	857	0	922	125	0
41	BT	739	0	807	155	0
41	DT	739	0	807	174	0
42	BU	780	0	834	103	0
42	DU	780	0	834	147	0
43	BV	753	0	780	63	0
43	DV	753	0	780	118	0
44	BW	596	0	610	286	0
44	DW	596	0	610	180	0
45	BX	625	0	655	113	0
45	DX	625	0	655	128	0
46	BY	509	0	543	72	0
46	DY	509	0	543	114	0
47	BZ	449	0	491	44	0
47	DZ	449	0	491	69	0
48	B0	444	0	461	52	0
48	D0	444	0	461	92	0
49	B1	410	0	440	66	0
49	D1	410	0	440	55	0
50	B2	377	0	418	29	0
50	D2	377	0	418	65	0
51	B3	504	0	574	71	0
51	D3	504	0	574	105	0
52	B4	302	0	340	48	0
52	D4	302	0	343	48	0
53	AA	41	0	0	0	0
53	AN	2	0	0	0	0
53	BA	135	0	0	0	0
53	BB	4	0	0	0	0
53	CA	42	0	0	0	0
53	DA	133	0	0	0	0
53	DB	1	0	0	0	0
53	DC	2	0	0	0	0
53	DJ	1	0	0	0	0
54	BA	51	0	67	4	0
55	B4	1	0	0	0	0
55	D4	1	0	0	0	0
56	AA	197	0	0	12	0
56	AE	1	0	0	0	0
56	AL	1	0	0	0	0
56	AN	7	0	0	0	0
56	AT	1	0	0	0	0

*Continued on next page...*

*Continued from previous page...*

Mol	Chain	Non-H	H(model)	H(added)	Clashes	Symm-Clashes
56	AU	1	0	0	0	0
56	B3	3	0	0	0	0
56	B4	2	0	0	0	0
56	BA	605	0	0	46	0
56	BB	19	0	0	0	0
56	BC	7	0	0	0	0
56	BD	3	0	0	2	0
56	BE	1	0	0	1	0
56	BL	4	0	0	1	0
56	BN	2	0	0	0	0
56	BR	1	0	0	0	0
56	BT	2	0	0	1	0
56	BV	1	0	0	1	0
56	CA	195	0	0	3	0
56	CE	3	0	0	1	0
56	CL	1	0	0	0	0
56	CN	3	0	0	0	0
56	CT	4	0	0	0	0
56	CU	1	0	0	0	0
56	D2	1	0	0	1	0
56	D3	1	0	0	0	0
56	D4	4	0	0	0	0
56	DA	600	0	0	30	0
56	DB	3	0	0	0	0
56	DC	13	0	0	2	0
56	DD	2	0	0	0	0
56	DE	4	0	0	0	0
56	DJ	3	0	0	0	0
56	DL	4	0	0	1	0
56	DN	2	0	0	0	0
56	DT	2	0	0	0	0
56	DU	2	0	0	0	0
56	DV	2	0	0	0	0
All	All	284525	0	190908	27236	1

The all-atom clashscore is defined as the number of clashes found per 1000 atoms (including hydrogen atoms). The all-atom clashscore for this structure is 58.

All (27236) close contacts within the same asymmetric unit are listed below, sorted by their clash magnitude.

Atom-1	Atom-2	Interatomic distance (Å)	Clash overlap (Å)
37:BP:50:ARG:CG	37:BP:57:ALA:H	1.24	1.44
37:BP:50:ARG:HD2	37:BP:51:ASN:N	1.27	1.42
37:BP:50:ARG:HG2	37:BP:57:ALA:N	1.13	1.41
38:BQ:63:ARG:NH1	38:BQ:96:ASP:HA	1.37	1.34
1:CA:238:A:C2'	1:CA:239:U:H5''	1.57	1.34
25:BD:114:LYS:N	25:BD:114:LYS:HE3	1.41	1.33
22:BA:1063:G:OP1	30:BI:76:ALA:HB3	1.25	1.33
37:BP:50:ARG:CD	37:BP:51:ASN:H	1.42	1.32
31:BJ:111:LYS:HD3	31:BJ:112:GLY:N	1.44	1.32
45:BX:30:PRO:HB2	45:BX:32:LEU:CD1	1.61	1.31
12:CL:43:LYS:CB	12:CL:44:PRO:HD3	1.59	1.30
5:AE:152:VAL:HB	5:AE:155:LYS:NZ	1.44	1.30
25:BD:151:THR:HG22	25:BD:152:PRO:CD	1.60	1.29
22:BA:636:G:C6	33:BL:111:ILE:HD11	1.70	1.26
22:DA:1817:G:O2'	22:DA:1818:U:H5'	1.36	1.24
6:AF:16:GLU:CG	4:CD:191:SER:HB2	1.68	1.23
22:DA:2800:A:O2'	22:DA:2801:G:H4'	1.37	1.23
28:BG:84:LYS:HG3	28:BG:132:LEU:N	1.53	1.22
1:CA:1152:A:H2'	1:CA:1153:G:C8	1.75	1.22
22:BA:1073:A:C2'	22:BA:1074:G:H5''	1.69	1.22
43:BV:80:HIS:CD2	43:BV:83:LYS:H	1.58	1.21
22:DA:1401:G:H2'	22:DA:1402:U:C6	1.76	1.21
1:AA:430:A:O2'	1:AA:431:A:H5'	1.33	1.20
27:BF:35:LEU:HB3	27:BF:153:ILE:CG2	1.71	1.20
22:BA:636:G:C5	33:BL:111:ILE:HD11	1.77	1.20
37:BP:50:ARG:HD3	37:BP:56:SER:CB	1.71	1.20
26:DE:148:ILE:HD13	26:DE:187:VAL:HG21	1.23	1.20
16:AP:4:ILE:HG12	16:AP:21:VAL:HG22	1.21	1.20
1:CA:373:A:O2'	1:CA:374:A:H5'	1.35	1.20
44:DW:27:GLY:CA	44:DW:31:LEU:HD11	1.70	1.19
22:DA:784:G:C2	24:DC:227:VAL:HG21	1.77	1.19
2:AB:40:ILE:HD13	2:AB:201:GLY:HA2	1.22	1.19
7:CG:91:ARG:HG2	7:CG:92:PRO:HD2	1.24	1.18
22:BA:2585:U:O2'	22:BA:2586:U:H5'	1.42	1.18
22:DA:1064:C:O2'	22:DA:1065:U:H5'	1.40	1.18
35:DN:28:LEU:HD21	35:DN:115:LEU:HD21	1.19	1.18
1:AA:1127:G:O2'	1:AA:1128:C:H5'	1.40	1.18
40:BS:66:ILE:HA	40:BS:69:LEU:HD22	1.26	1.17
11:CK:70:ALA:HA	11:CK:73:VAL:HG22	1.24	1.17
1:AA:1531:A:H5'	1:AA:1531:A:C8	1.79	1.17
1:CA:519:C:H2'	1:CA:520:A:C8	1.80	1.17
33:BL:93:ASN:HD22	33:BL:94:THR:N	1.42	1.17

*Continued on next page...*

*Continued from previous page...*

Atom-1	Atom-2	Interatomic distance (Å)	Clash overlap (Å)
46:DY:20:ASN:HD22	46:DY:50:VAL:HG22	1.09	1.17
24:BC:68:ARG:HD3	24:BC:103:ILE:HD11	1.27	1.16
51:B3:31:ILE:CD1	51:B3:34:LYS:HD2	1.73	1.16
1:CA:238:A:H2'	1:CA:239:U:C5'	1.76	1.16
38:DQ:77:LYS:HE2	38:DQ:116:LEU:HD21	1.24	1.16
32:BK:18:ARG:HB2	32:BK:45:GLU:CG	1.74	1.16
22:DA:1784:A:H4'	22:DA:1785:A:O5'	1.41	1.16
22:DA:2214:C:O2'	22:DA:2215:C:H5'	1.44	1.16
6:AF:16:GLU:HG2	4:CD:191:SER:CB	1.76	1.16
3:CC:109:GLU:HG2	3:CC:139:ASN:HB2	1.21	1.16
22:DA:2346:A:H3'	22:DA:2347:C:H5''	1.21	1.16
28:BG:137:LYS:HA	28:BG:140:ILE:HD11	1.28	1.15
25:BD:99:GLU:HG3	25:BD:100:LEU:H	1.08	1.15
28:BG:83:THR:HA	28:BG:84:LYS:NZ	1.58	1.15
22:DA:118:A:N3	22:DA:178:G:H1'	1.62	1.15
22:DA:455:C:H3'	22:DA:456:C:H5'	1.25	1.15
22:DA:1469:A:H2'	22:DA:1470:A:C8	1.81	1.15
5:AE:153:ALA:HA	5:AE:156:ARG:CB	1.76	1.15
27:BF:40:GLY:HA2	27:BF:84:ILE:HD11	1.27	1.15
39:BR:49:ILE:HD12	39:BR:52:PRO:CA	1.76	1.15
22:DA:2758:A:O2'	22:DA:2759:G:H5'	1.45	1.15
42:DU:90:LYS:HE2	42:DU:92:VAL:HG12	1.19	1.15
1:CA:1182:G:H4'	1:CA:1183:U:H5'	1.23	1.15
12:CL:89:LEU:HB3	12:CL:92:VAL:HG21	1.19	1.15
38:BQ:63:ARG:HH12	38:BQ:96:ASP:CA	1.59	1.15
1:CA:213:G:H2'	1:CA:214:C:C6	1.82	1.15
3:CC:110:LEU:HD21	3:CC:203:LYS:HD2	1.21	1.15
45:BX:58:ILE:HD12	45:BX:66:VAL:HG21	1.27	1.14
1:AA:1306:A:H2'	1:AA:1307:U:H5'	1.27	1.14
27:BF:35:LEU:HB3	27:BF:153:ILE:HG23	1.28	1.14
49:B1:8:ILE:HG23	49:B1:51:ALA:HA	1.27	1.14
22:DA:143:C:H2'	22:DA:144:A:C8	1.82	1.14
34:DM:42:THR:HG22	34:DM:44:ARG:H	1.07	1.14
1:AA:204:G:H3'	1:AA:205:A:H5''	1.15	1.14
4:CD:25:ARG:HG2	4:CD:25:ARG:HH11	1.02	1.14
22:DA:449:A:O2'	22:DA:450:G:H5'	1.42	1.14
22:DA:1915:U:H2'	22:DA:1916:A:C8	1.81	1.14
45:DX:53:LYS:HA	45:DX:56:ARG:HB3	1.29	1.14
1:AA:93:U:O2'	1:AA:94:G:H5''	1.48	1.14
25:BD:106:LYS:HD2	25:BD:106:LYS:H	1.11	1.14
41:BT:29:THR:HG22	41:BT:86:THR:HG22	1.27	1.14

*Continued on next page...*

*Continued from previous page...*

Atom-1	Atom-2	Interatomic distance (Å)	Clash overlap (Å)
26:BE:170:ARG:HG2	26:BE:170:ARG:HH21	0.97	1.13
22:DA:996:A:H4'	38:DQ:91:ARG:HD2	1.17	1.13
1:AA:1279:G:H1'	1:AA:1282:C:N4	1.63	1.13
28:BG:8:VAL:HG11	28:BG:49:LEU:HB2	1.25	1.13
38:BQ:69:ARG:HH21	38:BQ:69:ARG:CB	1.60	1.13
12:CL:82:ARG:HG2	12:CL:82:ARG:HH11	1.06	1.13
21:CU:24:LYS:HG3	21:CU:25:ALA:H	1.05	1.13
2:AB:9:LEU:HD12	2:AB:42:LEU:HD13	1.13	1.13
8:AH:28:SER:HB2	8:AH:58:LEU:HB2	1.30	1.13
38:DQ:87:VAL:HG21	39:DR:52:PRO:HD3	1.15	1.13
12:AL:43:LYS:HB2	12:AL:44:PRO:HD3	1.23	1.13
25:BD:151:THR:CG2	25:BD:152:PRO:HD3	1.78	1.13
22:DA:1537:G:C2'	22:DA:1538:G:H4'	1.79	1.13
1:AA:545:C:H2'	1:AA:546:A:H5'	1.28	1.12
22:BA:855:G:H21	44:BW:23:LYS:HG2	1.13	1.13
39:BR:49:ILE:CD1	39:BR:52:PRO:HA	1.78	1.13
28:BG:104:LEU:HB2	28:BG:112:VAL:CG2	1.79	1.12
32:BK:18:ARG:HB2	32:BK:45:GLU:HG2	1.15	1.12
1:CA:6:G:N3	1:CA:6:G:H2'	1.62	1.12
12:CL:83:GLY:HA2	12:CL:94:TYR:HA	1.29	1.13
43:DV:44:HIS:NE2	43:DV:85:LYS:HB2	1.64	1.12
10:AJ:36:VAL:HG22	10:AJ:76:ILE:HG12	1.20	1.12
37:BP:19:PHE:O	37:BP:20:ARG:HB3	1.45	1.12
4:CD:89:LEU:HD23	4:CD:199:ILE:HD11	1.26	1.12
10:CJ:15:HIS:HA	10:CJ:18:ILE:HG22	1.29	1.12
29:DH:83:LYS:HE2	29:DH:149:GLU:HB3	1.30	1.12
36:DO:17:LYS:HE2	36:DO:21:LEU:HD11	1.31	1.12
29:DH:93:SER:HB3	29:DH:121:VAL:HG21	1.31	1.12
5:AE:155:LYS:HA	5:AE:158:LYS:NZ	1.62	1.12
31:BJ:73:VAL:HG23	31:BJ:74:TYR:H	1.01	1.12
6:CF:92:THR:HG22	6:CF:94:HIS:H	1.13	1.12
26:DE:130:LYS:HB3	26:DE:133:LEU:HB3	1.19	1.12
34:DM:27:SER:H	34:DM:66:ARG:NH2	1.47	1.12
37:DP:20:ARG:HD2	37:DP:21:PRO:HD2	1.21	1.12
16:AP:28:ARG:HG2	16:AP:29:ASN:ND2	1.63	1.12
21:AU:9:GLU:CG	21:AU:10:PRO:HD3	1.79	1.12
26:DE:130:LYS:HG3	26:DE:133:LEU:HD13	1.27	1.12
2:AB:46:VAL:HB	2:AB:47:PRO:HD3	1.32	1.11
4:AD:36:ALA:HA	4:AD:41:GLY:HA3	1.11	1.11
7:AG:12:LEU:H	7:AG:12:LEU:HD22	1.10	1.11
1:CA:1284:C:H3'	1:CA:1285:A:H5''	1.27	1.11

*Continued on next page...*



*Continued from previous page...*

Atom-1	Atom-2	Interatomic distance (Å)	Clash overlap (Å)
37:DP:52:ARG:HH11	37:DP:52:ARG:HG2	1.12	1.11
26:BE:79:ARG:HG2	26:BE:80:SER:H	1.11	1.11
27:BF:40:GLY:CA	27:BF:84:ILE:HD11	1.79	1.11
1:AA:468:A:O2'	1:AA:469:C:H5'	1.51	1.11
9:AI:32:ARG:HG2	9:AI:36:GLN:CB	1.79	1.11
22:BA:1070:A:C2	30:BI:9:LYS:HG2	1.84	1.11
10:CJ:47:GLU:HB2	10:CJ:67:ILE:HG13	1.33	1.11
31:DJ:75:TYR:HD1	31:DJ:84:ILE:HD11	1.11	1.11
44:DW:37:VAL:HG12	44:DW:55:ASP:HB2	1.17	1.11
44:BW:28:GLU:HB3	44:BW:31:LEU:HD21	1.30	1.11
22:DA:2051:A:H4'	22:DA:2052:A:OP1	1.40	1.11
22:BA:1714:U:H2'	22:BA:1714:U:O2	1.47	1.11
24:BC:16:VAL:HB	24:BC:203:VAL:HB	1.24	1.11
29:BH:32:PRO:HB3	45:BX:38:TRP:HB3	1.29	1.11
2:CB:46:VAL:HG13	2:CB:47:PRO:HD3	1.28	1.11
52:D4:16:ILE:HG12	52:D4:25:VAL:HG22	1.18	1.11
22:BA:866:A:H5'	22:BA:866:A:C8	1.86	1.10
22:BA:1060:U:C4'	22:BA:1061:U:H5'	1.81	1.10
19:CS:40:PHE:HB3	19:CS:41:PRO:HD2	1.25	1.10
22:DA:197:A:H62	22:DA:2430:A:H2'	1.02	1.10
32:DK:71:ARG:HB3	32:DK:72:PRO:CD	1.80	1.10
40:DS:32:ALA:HA	40:DS:35:ILE:HD11	1.30	1.10
22:BA:1188:U:H2'	22:BA:1189:A:H5'	1.32	1.10
22:DA:647:G:H2'	22:DA:648:G:H8	1.15	1.10
38:DQ:61:ILE:HD11	38:DQ:92:LYS:HD3	1.22	1.10
25:BD:106:LYS:HB3	25:BD:206:ALA:HB3	1.33	1.10
31:BJ:44:TYR:CD2	38:BQ:63:ARG:HD3	1.86	1.10
17:AQ:12:VAL:HG13	17:AQ:13:SER:H	1.00	1.10
22:BA:1499:C:O2'	22:BA:1500:G:H5'	1.48	1.10
44:BW:76:ARG:HG3	44:BW:76:ARG:HH21	1.14	1.10
22:DA:1324:G:H1'	22:DA:1616:A:N6	1.66	1.10
22:DA:2378:A:H2'	22:DA:2379:G:H5'	1.23	1.10
37:BP:13:LYS:HE3	37:BP:76:HIS:HA	1.32	1.10
1:AA:1239:A:H62	1:AA:1299:A:N6	1.48	1.09
22:BA:1060:U:H4'	22:BA:1061:U:C5'	1.82	1.09
8:CH:68:LYS:HD3	8:CH:69:ALA:H	1.14	1.09
35:DN:54:LEU:HD11	35:DN:66:ALA:HB2	1.33	1.09
38:DQ:4:LYS:HE3	38:DQ:7:VAL:HG13	1.16	1.09
12:AL:49:ARG:HG2	12:AL:49:ARG:HH11	1.12	1.09
22:BA:1179:G:C6	22:BA:1180:U:H1'	1.87	1.09
35:BN:73:ASN:HA	35:BN:76:VAL:HG12	1.30	1.09

*Continued on next page...*

*Continued from previous page...*

Atom-1	Atom-2	Interatomic distance (Å)	Clash overlap (Å)
43:BV:10:LYS:HD3	43:BV:10:LYS:H	1.05	1.09
49:B1:24:LYS:HE2	49:B1:52:LYS:HB2	1.31	1.09
3:CC:29:ALA:HB1	14:CN:64:ARG:HH12	0.95	1.09
29:DH:90:LEU:HB2	29:DH:123:ARG:HB3	1.31	1.09
44:DW:23:LYS:HD2	44:DW:24:ARG:N	1.68	1.09
1:AA:488:C:O2'	1:AA:489:C:H5'	1.52	1.09
4:AD:47:LEU:HD21	4:AD:52:VAL:HG12	1.12	1.09
26:BE:108:ILE:HD11	26:BE:180:LEU:HB3	1.31	1.09
38:BQ:4:LYS:HG3	38:BQ:5:ARG:H	1.10	1.09
44:BW:23:LYS:HG3	44:BW:24:ARG:O	1.52	1.09
1:CA:1226:C:H41	13:CM:102:LYS:HA	1.05	1.09
44:DW:27:GLY:HA2	44:DW:31:LEU:HD11	1.31	1.09
20:AT:6:ALA:HB1	20:AT:9:ARG:HB2	1.29	1.09
20:AT:43:LYS:HB3	20:AT:86:ALA:HB1	1.25	1.09
22:BA:2431:U:H5'	22:BA:2431:U:H6	1.18	1.09
51:B3:31:ILE:HD11	51:B3:34:LYS:CD	1.83	1.09
12:CL:43:LYS:HB2	12:CL:44:PRO:CD	1.82	1.09
22:DA:1032:A:H1'	52:D4:23:ILE:HD13	1.33	1.09
33:DL:117:THR:HG22	33:DL:118:THR:H	1.17	1.09
22:BA:1073:A:H2'	22:BA:1074:G:H5''	1.35	1.09
40:BS:1:MET:HA	40:BS:1:MET:HE2	1.31	1.09
10:CJ:5:ARG:HG2	10:CJ:79:PRO:HG3	1.27	1.09
22:DA:2135:A:H3'	22:DA:2136:G:H5''	1.19	1.09
1:AA:158:G:H2'	1:AA:159:G:H5'	1.17	1.08
4:AD:43:ARG:O	4:AD:45:PRO:HD3	1.49	1.08
21:AU:52:VAL:HG13	21:AU:53:LYS:H	1.17	1.08
4:CD:25:ARG:HH12	4:CD:30:LYS:HG2	1.04	1.08
6:CF:86:ARG:NH1	18:CR:63:TYR:HB3	1.68	1.08
22:DA:2585:U:O2'	22:DA:2586:U:H5'	1.53	1.08
25:DD:9:VAL:HG22	37:DP:4:ILE:HD11	1.33	1.08
1:AA:619:U:H3	4:AD:130:ASN:HB3	1.18	1.08
3:AC:56:ILE:HG12	3:AC:65:VAL:HG22	1.35	1.08
22:BA:2309:A:O2'	22:BA:2310:C:H5'	1.53	1.08
25:BD:120:GLY:HA2	25:BD:162:ALA:CB	1.83	1.08
22:DA:2389:G:H5''	22:DA:2390:U:H5'	1.26	1.08
26:DE:47:LYS:HB3	26:DE:51:GLU:HB2	1.31	1.08
39:DR:39:LEU:HA	39:DR:49:ILE:HG21	1.15	1.08
44:DW:40:ARG:HG2	44:DW:40:ARG:HH11	1.16	1.08
52:D4:7:VAL:HG13	52:D4:8:LYS:H	1.17	1.08
1:AA:204:G:H3'	1:AA:205:A:C5'	1.82	1.08
1:AA:721:G:H4'	1:AA:722:G:O5'	1.46	1.08

*Continued on next page...*

*Continued from previous page...*

Atom-1	Atom-2	Interatomic distance (Å)	Clash overlap (Å)
1:AA:923:A:H5''	5:AE:25:LYS:HE2	1.30	1.08
1:CA:764:C:H2'	1:CA:765:G:H5'	1.33	1.08
22:DA:2135:A:H2'	22:DA:2136:G:H8	0.98	1.08
11:AK:87:GLY:N	11:AK:113:THR:HG22	1.68	1.08
11:AK:87:GLY:H	11:AK:113:THR:HG22	1.04	1.08
22:BA:1867:G:O2'	22:BA:1868:C:H5'	1.49	1.08
37:BP:77:SER:OG	37:BP:79:VAL:HG13	1.54	1.08
1:CA:213:G:H2'	1:CA:214:C:H6	1.16	1.08
1:CA:1143:G:H2'	1:CA:1144:G:C8	1.88	1.08
1:CA:1143:G:H2'	1:CA:1144:G:H8	1.09	1.08
2:CB:130:LYS:HA	2:CB:133:ALA:HB3	1.29	1.08
22:DA:391:A:O2'	22:DA:392:U:H5'	1.53	1.08
22:DA:604:G:O2'	22:DA:605:G:H5'	1.54	1.08
25:DD:133:THR:HG23	25:DD:134:HIS:H	1.19	1.08
2:AB:117:GLU:HA	2:AB:120:SER:HB2	1.31	1.08
37:BP:50:ARG:HG3	37:BP:57:ALA:O	1.53	1.08
22:DA:2360:G:H1'	33:DL:60:ARG:HH21	1.19	1.08
29:DH:6:LEU:HD13	29:DH:36:ALA:HA	1.31	1.08
40:DS:88:ARG:HG2	40:DS:88:ARG:HH21	1.02	1.08
1:AA:545:C:H5'	4:AD:68:GLU:HG3	1.30	1.07
1:AA:1021:A:H2'	1:AA:1022:A:H5''	1.36	1.07
17:AQ:16:MET:HB2	17:AQ:19:SER:HB3	1.31	1.07
19:AS:45:GLY:H	19:AS:61:VAL:HG23	1.13	1.07
38:BQ:69:ARG:HB2	38:BQ:69:ARG:NH2	1.68	1.07
22:DA:921:C:H2'	22:DA:922:C:H5'	1.35	1.07
22:BA:1073:A:C3'	22:BA:1074:G:H5''	1.82	1.07
32:BK:71:ARG:HB2	32:BK:72:PRO:HD3	1.32	1.07
4:CD:89:LEU:CD2	4:CD:199:ILE:HD11	1.85	1.07
12:CL:43:LYS:HB2	12:CL:44:PRO:HD3	1.08	1.07
21:CU:16:ARG:HD2	21:CU:19:LYS:HE2	1.36	1.07
45:DX:30:PRO:HG2	45:DX:32:LEU:HD21	1.11	1.07
2:AB:163:ILE:HG23	2:AB:164:ASP:H	1.17	1.07
10:AJ:14:ASP:HB3	10:AJ:17:LEU:HB3	1.21	1.07
43:BV:80:HIS:HD2	43:BV:83:LYS:N	1.52	1.07
4:CD:187:ARG:HH21	4:CD:191:SER:HA	1.11	1.07
5:CE:103:GLY:O	5:CE:104:ILE:HG22	1.54	1.07
7:CG:74:VAL:HG13	7:CG:140:VAL:HG13	1.09	1.07
22:DA:1870:C:H5''	22:DA:1871:A:H2	1.05	1.07
25:DD:148:GLN:HG2	25:DD:152:PRO:HG2	1.31	1.07
5:AE:89:THR:HG22	5:AE:90:GLY:H	0.93	1.07
22:DA:447:A:H5'	22:DA:449:A:C5	1.90	1.07

*Continued on next page...*

*Continued from previous page...*

Atom-1	Atom-2	Interatomic distance (Å)	Clash overlap (Å)
35:DN:37:THR:HG22	35:DN:39:PRO:HD2	1.13	1.07
22:BA:265:A:H4'	22:BA:266:G:OP1	1.48	1.07
22:BA:1791:A:O2'	24:BC:205:GLY:HA2	1.55	1.07
2:CB:206:ILE:HA	2:CB:209:VAL:HG22	1.31	1.07
21:CU:35:GLU:HG3	21:CU:36:PHE:H	0.97	1.07
22:DA:1676:A:H2	22:DA:1993:U:H5'	1.19	1.07
22:DA:2060:A:H2'	26:DE:63:LYS:HZ2	1.12	1.07
22:DA:2135:A:H2'	22:DA:2136:G:C8	1.89	1.07
33:BL:109:LYS:HG2	33:BL:126:ARG:HB3	1.30	1.06
3:CC:29:ALA:HB1	14:CN:64:ARG:NH1	1.70	1.06
4:CD:55:ARG:HG3	4:CD:55:ARG:HH11	1.16	1.06
24:DC:146:LYS:HB2	24:DC:149:LYS:HB2	1.35	1.06
39:DR:27:ILE:HG22	39:DR:28:ALA:H	0.92	1.06
22:BA:1179:G:C5	22:BA:1180:U:H1'	1.88	1.06
22:DA:1676:A:C2	22:DA:1993:U:H5'	1.90	1.06
25:DD:29:VAL:HB	25:DD:98:VAL:HG12	1.36	1.06
3:AC:128:MET:HB3	3:AC:131:ARG:HG3	1.35	1.06
5:AE:81:GLN:HG2	5:AE:149:PRO:HG3	1.33	1.06
22:BA:866:A:H5'	22:BA:866:A:H8	0.95	1.06
38:BQ:63:ARG:HH22	38:BQ:96:ASP:N	1.53	1.06
46:BY:47:ARG:HG3	46:BY:47:ARG:HH21	1.19	1.06
10:CJ:57:VAL:HG22	10:CJ:58:ASN:H	1.18	1.06
11:CK:92:ARG:HG3	11:CK:92:ARG:HH11	1.20	1.06
1:AA:842:U:H3'	1:AA:843:U:H5''	1.10	1.06
30:BI:79:LEU:HA	30:BI:83:ALA:HB3	1.34	1.06
5:CE:29:ILE:HG23	5:CE:30:PHE:N	1.65	1.06
10:CJ:84:VAL:HG23	10:CJ:85:ASP:H	1.12	1.06
17:CQ:4:ILE:HG22	17:CQ:5:ARG:H	1.13	1.06
22:DA:82:U:H2'	22:DA:83:A:H5''	1.34	1.06
22:DA:1021:A:O2'	22:DA:1022:G:H4'	1.54	1.06
34:DM:42:THR:HB	34:DM:45:GLN:HG3	1.37	1.06
41:DT:10:VAL:HG23	41:DT:11:LEU:HD12	1.38	1.06
44:DW:18:LYS:HD3	44:DW:19:ARG:N	1.68	1.06
47:DZ:16:LEU:H	47:DZ:16:LEU:HD22	1.11	1.06
11:AK:22:ILE:HD11	11:AK:85:VAL:HG13	1.38	1.06
44:BW:23:LYS:HD2	44:BW:24:ARG:H	1.20	1.06
22:DA:246:C:H2'	22:DA:247:G:H5'	1.38	1.06
22:DA:1870:C:H5''	22:DA:1871:A:C2	1.91	1.06
25:DD:186:LEU:HD21	37:DP:3:ILE:HD11	1.38	1.06
29:BH:96:THR:O	29:BH:97:ARG:HG3	1.54	1.05
22:DA:1024:G:H3'	22:DA:1025:G:H5''	1.13	1.05

*Continued on next page...*

*Continued from previous page...*

Atom-1	Atom-2	Interatomic distance (Å)	Clash overlap (Å)
22:DA:1079:C:H41	22:DA:1088:A:H5''	1.19	1.05
22:DA:2682:A:H61	22:DA:2728:U:H1'	1.20	1.05
22:DA:2713:U:H3'	22:DA:2714:G:H5''	1.37	1.05
1:AA:489:C:O2'	1:AA:490:C:H5'	1.56	1.05
5:AE:153:ALA:HA	5:AE:156:ARG:HB2	1.34	1.05
17:AQ:12:VAL:HG11	17:AQ:21:VAL:CG1	1.86	1.05
22:BA:412:A:O2'	22:BA:413:C:H5'	1.55	1.05
36:BO:2:ASP:HB3	36:BO:5:SER:HB2	1.37	1.05
45:BX:30:PRO:HB2	45:BX:32:LEU:HD11	1.14	1.05
48:B0:39:ARG:HH11	48:B0:39:ARG:HB2	1.19	1.05
4:CD:2:ARG:HB2	4:CD:2:ARG:HH11	1.14	1.05
4:CD:29:THR:C	4:CD:30:LYS:HD3	1.77	1.05
9:AI:32:ARG:HG2	9:AI:36:GLN:HB3	1.35	1.05
10:AJ:48:ARG:HH11	10:AJ:48:ARG:HG2	1.15	1.05
29:BH:5:LEU:HD13	29:BH:13:GLY:HA2	1.36	1.05
1:CA:491:G:O2'	1:CA:492:C:H5'	1.56	1.05
21:AU:9:GLU:HG3	21:AU:10:PRO:HD3	1.05	1.05
22:BA:1064:C:OP1	30:BI:87:SER:O	1.72	1.05
38:BQ:86:SER:O	39:BR:51:VAL:HA	1.56	1.05
41:BT:61:LEU:HD12	41:BT:61:LEU:O	1.56	1.05
22:DA:1430:G:O2'	22:DA:1431:A:H5'	1.56	1.05
1:AA:1256:A:H1'	1:AA:1258:G:C5	1.92	1.05
2:AB:9:LEU:HD21	2:AB:11:ALA:HB3	1.39	1.05
2:AB:66:ILE:HB	2:AB:88:GLN:HB3	1.37	1.05
11:AK:126:ARG:HB2	21:AU:33:ARG:NH1	1.72	1.05
3:CC:26:LYS:HA	3:CC:26:LYS:HE3	1.39	1.05
25:DD:141:ARG:HB3	25:DD:141:ARG:HH11	1.21	1.05
41:DT:50:LEU:HD23	41:DT:51:PHE:H	1.19	1.05
1:AA:1007:U:H2'	1:AA:1008:U:H5''	1.35	1.04
28:BG:72:ASN:O	28:BG:76:ILE:HG22	1.56	1.04
29:BH:90:LEU:HB2	29:BH:123:ARG:HB3	1.40	1.04
44:BW:23:LYS:CE	44:BW:24:ARG:HG3	1.86	1.04
4:CD:25:ARG:NH1	4:CD:30:LYS:HG2	1.70	1.04
7:CG:22:LEU:HA	7:CG:25:PHE:HB3	1.31	1.04
31:DJ:18:VAL:HG13	31:DJ:56:VAL:HA	1.37	1.04
33:DL:103:ILE:HD12	33:DL:103:ILE:H	1.13	1.04
45:DX:2:ARG:HH21	45:DX:32:LEU:HD23	1.18	1.04
2:AB:116:LEU:HD12	2:AB:140:LEU:HD11	1.39	1.04
24:BC:246:PRO:HG2	24:BC:247:TRP:CZ3	1.92	1.04
38:BQ:65:ASN:ND2	38:BQ:69:ARG:HH22	1.55	1.04
1:CA:371:A:O2'	1:CA:372:C:H5'	1.57	1.04

*Continued on next page...*

*Continued from previous page...*

Atom-1	Atom-2	Interatomic distance (Å)	Clash overlap (Å)
22:DA:396:G:O2'	22:DA:397:U:H5'	1.56	1.04
22:DA:573:U:H4'	22:DA:574:A:OP1	1.51	1.04
34:BM:2:LEU:HD23	34:BM:69:PRO:HD2	1.38	1.04
1:CA:137:U:H1'	1:CA:227:G:N2	1.72	1.04
17:CQ:3:LYS:NZ	17:CQ:6:THR:HG21	1.70	1.04
22:DA:2590:A:H5''	24:DC:237:ARG:HG3	1.38	1.04
32:DK:39:ILE:HD11	32:DK:62:VAL:HG23	1.40	1.04
37:BP:102:ARG:HB3	37:BP:107:ALA:HB2	1.38	1.04
46:BY:57:LEU:HA	46:BY:60:LYS:HB3	1.35	1.04
25:DD:51:THR:CG2	25:DD:76:GLY:HA3	1.87	1.04
41:DT:29:THR:HB	41:DT:87:LEU:H	1.23	1.04
21:AU:16:ARG:HH11	21:AU:19:LYS:HG3	1.23	1.04
22:BA:1779:U:H5	22:BA:1784:A:N7	1.56	1.04
31:BJ:81:ILE:HG23	31:BJ:82:GLY:H	1.19	1.04
38:BQ:63:ARG:CZ	38:BQ:96:ASP:HA	1.88	1.04
49:B1:33:LEU:H	49:B1:51:ALA:HB3	1.21	1.04
5:CE:95:MET:HB3	5:CE:124:ALA:HB2	1.38	1.04
9:CI:34:LEU:HG	9:CI:35:GLU:HG3	1.36	1.04
22:DA:2291:U:H2'	22:DA:2292:U:C6	1.92	1.04
1:AA:94:G:H4'	1:AA:95:C:O5'	1.57	1.03
36:BO:88:LYS:HE2	36:BO:116:GLN:HE21	1.17	1.03
37:BP:52:ARG:CG	37:BP:52:ARG:HH11	1.71	1.03
44:BW:24:ARG:HB2	44:BW:65:LYS:HD3	1.38	1.03
22:DA:1565:C:O2'	22:DA:1566:A:H2'	1.55	1.03
22:BA:137:U:H5''	22:BA:140:C:C5	1.94	1.03
44:BW:23:LYS:HD2	44:BW:24:ARG:N	1.74	1.03
47:BZ:15:ARG:HG3	47:BZ:15:ARG:HH11	1.22	1.03
2:CB:19:THR:HG22	2:CB:37:VAL:HA	1.31	1.03
2:CB:103:TRP:HD1	2:CB:107:ARG:HB3	1.23	1.03
16:CP:70:ARG:O	16:CP:74:LEU:HG	1.56	1.03
22:DA:922:C:H1'	44:DW:22:VAL:HG21	1.39	1.03
22:DA:2060:A:H2'	26:DE:63:LYS:NZ	1.71	1.03
22:DA:2517:C:O2'	22:DA:2518:A:H3'	1.58	1.03
37:DP:91:VAL:HG22	37:DP:109:ILE:HG21	1.04	1.03
22:BA:958:U:H5'	22:BA:958:U:H6	1.21	1.03
32:BK:108:ARG:HG2	32:BK:108:ARG:HH11	1.16	1.03
1:CA:32:A:H2'	1:CA:33:A:C8	1.92	1.03
1:CA:33:A:H2'	1:CA:34:C:H6	1.22	1.03
5:CE:14:LEU:HD22	5:CE:59:ILE:CD1	1.89	1.03
9:CI:71:ILE:HD12	9:CI:72:SER:H	1.22	1.03
22:DA:274:C:H2'	22:DA:275:C:C6	1.93	1.03

*Continued on next page...*

*Continued from previous page...*

Atom-1	Atom-2	Interatomic distance (Å)	Clash overlap (Å)
26:DE:170:ARG:HH22	26:DE:176:ASP:HB2	1.18	1.03
41:DT:39:THR:HG21	41:DT:42:GLU:HB2	1.34	1.03
5:AE:89:THR:HG22	5:AE:90:GLY:N	1.69	1.03
22:BA:1011:G:O2'	22:BA:1013:C:H5''	1.58	1.03
22:BA:1941:C:H5'	22:BA:1941:C:H6	1.21	1.03
22:DA:1668:A:H4'	22:DA:1669:A:H5'	1.36	1.03
28:DG:126:THR:HG22	28:DG:127:GLN:H	1.23	1.03
32:DK:2:ILE:HG22	32:DK:3:GLN:N	1.71	1.03
29:BH:68:ARG:NH2	29:BH:72:ILE:HG21	1.74	1.03
1:CA:84:U:H3	1:CA:87:C:H1'	1.20	1.03
27:DF:103:ILE:HA	27:DF:107:VAL:HG21	1.38	1.03
32:DK:2:ILE:CG2	32:DK:3:GLN:H	1.72	1.03
6:AF:38:ARG:HB3	6:AF:63:ASN:HB2	1.38	1.02
7:AG:26:VAL:HG12	7:AG:42:VAL:HG21	1.06	1.02
31:BJ:124:VAL:HG23	31:BJ:125:TYR:H	1.24	1.02
34:BM:1:MET:HE3	34:BM:2:LEU:H	1.24	1.02
1:CA:597:G:H2'	1:CA:598:U:H5'	1.40	1.02
22:DA:1056:G:H1'	22:DA:1103:A:H61	1.22	1.02
22:DA:1060:U:H4'	22:DA:1061:U:O5'	1.59	1.02
50:D2:19:ARG:HB3	50:D2:19:ARG:HH21	1.21	1.02
1:AA:1225:A:H2'	1:AA:1226:C:C5	1.95	1.02
27:BF:7:TYR:CD2	27:BF:11:VAL:HG11	1.94	1.02
1:CA:174:A:O2'	1:CA:175:C:H5'	1.60	1.02
1:CA:1202:U:H2'	1:CA:1203:C:H6	1.20	1.02
20:CT:26:MET:HE3	20:CT:56:ILE:HD13	1.37	1.02
22:DA:1594:U:H2'	22:DA:1595:C:C6	1.95	1.02
29:DH:93:SER:CB	29:DH:121:VAL:HG21	1.89	1.02
40:DS:20:VAL:HG11	40:DS:43:ALA:HB1	1.41	1.02
1:AA:874:G:O2'	1:AA:875:U:H5'	1.57	1.02
1:AA:1129:C:H5''	9:AI:17:ARG:HH22	1.16	1.02
1:AA:1328:C:H5''	13:AM:27:THR:HG21	1.41	1.02
12:AL:24:GLU:HB2	12:AL:26:CYS:SG	2.00	1.02
17:AQ:12:VAL:CG1	17:AQ:21:VAL:HG13	1.88	1.02
28:BG:137:LYS:CA	28:BG:140:ILE:HD11	1.90	1.02
31:BJ:2:LYS:HD3	31:BJ:2:LYS:H	0.91	1.02
22:DA:491:G:H2'	22:DA:492:A:C8	1.95	1.02
24:DC:147:PRO:HD3	24:DC:184:GLU:HG3	1.06	1.02
44:BW:31:LEU:N	44:BW:31:LEU:HD23	1.73	1.02
4:CD:30:LYS:HD3	4:CD:30:LYS:N	1.68	1.02
1:AA:206:C:H2'	1:AA:207:C:O4'	1.58	1.02
9:AI:98:ARG:HG2	9:AI:103:VAL:HG21	1.37	1.02

*Continued on next page...*

*Continued from previous page...*

Atom-1	Atom-2	Interatomic distance (Å)	Clash overlap (Å)
22:BA:762:U:H4'	22:BA:763:G:O5'	1.57	1.02
35:BN:73:ASN:HA	35:BN:76:VAL:CG1	1.89	1.02
37:BP:87:ARG:HG2	37:BP:87:ARG:HH11	1.23	1.02
1:CA:254:G:H21	17:CQ:17:GLU:HG3	1.19	1.02
22:DA:784:G:N1	24:DC:227:VAL:HG21	1.75	1.02
22:DA:942:G:H2'	22:DA:943:A:H5'	1.41	1.02
51:D3:3:ILE:HG22	51:D3:4:LYS:H	1.18	1.02
1:AA:414:A:H2'	1:AA:415:A:H8	1.23	1.01
2:AB:9:LEU:CD1	2:AB:42:LEU:HD13	1.90	1.01
2:AB:69:VAL:HB	2:AB:162:VAL:HG12	1.34	1.01
41:BT:64:LYS:HA	41:BT:79:ASP:OD1	1.59	1.01
1:CA:537:G:H5''	12:CL:109:ARG:NH1	1.75	1.01
22:DA:1492:G:H3'	22:DA:1493:C:C5'	1.89	1.01
5:CE:29:ILE:HG23	5:CE:30:PHE:H	1.18	1.01
23:DB:24:G:H1'	23:DB:27:C:N4	1.73	1.01
31:DJ:99:ARG:HA	31:DJ:102:GLU:HB3	1.42	1.01
14:AN:15:LEU:HD23	14:AN:18:LYS:HD2	1.41	1.01
17:AQ:46:HIS:HB2	17:AQ:66:LEU:HD12	1.42	1.01
23:DB:110:C:O2'	23:DB:111:U:H5'	1.59	1.01
42:DU:47:PRO:HB3	42:DU:54:PRO:HG3	1.38	1.01
1:AA:511:C:O2'	1:AA:512:U:H5''	1.59	1.01
1:AA:545:C:C2'	1:AA:546:A:H5'	1.89	1.01
10:AJ:57:VAL:HG22	10:AJ:58:ASN:H	1.22	1.01
11:AK:126:ARG:HB2	21:AU:33:ARG:HH12	1.20	1.01
22:BA:990:A:H8	22:BA:990:A:H5'	1.18	1.01
27:BF:134:GLN:HG2	27:BF:135:ILE:H	1.21	1.01
29:BH:89:LYS:HG2	29:BH:90:LEU:H	1.21	1.01
42:BU:5:ARG:HG2	42:BU:5:ARG:HH21	1.23	1.01
1:CA:982:U:H4'	1:CA:983:A:O5'	1.59	1.01
1:CA:1183:U:H3'	1:CA:1184:G:H5''	1.05	1.01
5:CE:14:LEU:HD22	5:CE:59:ILE:HD13	1.40	1.01
22:DA:1313:U:H2'	22:DA:1313:U:O2	1.59	1.01
22:DA:1731:G:O2'	22:DA:1732:C:H5''	1.61	1.01
22:DA:2199:A:H2'	22:DA:2200:C:C6	1.95	1.01
25:DD:89:GLU:HG2	25:DD:94:GLN:NE2	1.76	1.01
1:AA:1531:A:H5'	1:AA:1531:A:H8	0.88	1.01
2:AB:9:LEU:HD23	2:AB:11:ALA:H	1.24	1.01
22:BA:1458:U:H4'	22:BA:1459:G:O5'	1.60	1.01
25:BD:114:LYS:N	25:BD:114:LYS:CE	2.23	1.01
32:BK:21:CYS:HA	32:BK:41:ILE:HD12	1.43	1.01
40:BS:73:LYS:HE3	40:BS:73:LYS:HA	1.40	1.01

*Continued on next page...*



*Continued from previous page...*

Atom-1	Atom-2	Interatomic distance (Å)	Clash overlap (Å)
22:DA:1474:U:H2'	22:DA:1475:G:H5'	1.38	1.01
22:DA:1655:A:H2'	22:DA:1656:C:C6	1.96	1.01
35:DN:71:ARG:HH21	35:DN:71:ARG:HB2	1.20	1.01
31:DJ:5:THR:HA	31:DJ:44:TYR:CD2	1.96	1.00
44:DW:37:VAL:HG23	44:DW:38:ARG:HH11	1.25	1.00
22:BA:2356:U:H4'	44:BW:16:GLU:HG3	1.42	1.00
22:BA:2502:G:H5'	22:BA:2503:A:H5''	1.41	1.00
22:DA:412:A:O2'	22:DA:413:C:H5'	1.61	1.00
22:DA:1008:A:H5''	31:DJ:37:ARG:HH22	1.22	1.00
22:DA:1808:A:H62	45:DX:27:ARG:HH11	1.05	1.00
22:DA:2199:A:H2'	22:DA:2200:C:H6	1.21	1.00
43:DV:79:ARG:HG3	43:DV:80:HIS:H	1.26	1.00
1:AA:487:A:O2'	1:AA:488:C:H5'	1.60	1.00
12:AL:27:PRO:HB2	12:AL:28:GLN:OE1	1.59	1.00
22:BA:2680:U:P	25:BD:114:LYS:HE2	2.02	1.00
31:BJ:17:VAL:HG22	31:BJ:137:PRO:HB2	1.41	1.00
51:B3:31:ILE:HD11	51:B3:34:LYS:HD2	1.04	1.00
1:CA:1332:A:O2'	1:CA:1333:A:H5'	1.61	1.00
22:DA:1069:A:H4'	22:DA:1070:A:O5'	1.61	1.00
32:DK:38:ILE:HG12	32:DK:61:VAL:HG12	1.43	1.00
37:DP:86:LYS:HA	37:DP:86:LYS:HZ2	1.21	1.00
51:D3:41:ARG:HH21	51:D3:41:ARG:HG3	1.27	1.00
5:AE:11:GLN:HA	5:AE:11:GLN:HE21	1.27	1.00
24:BC:251:THR:HG22	24:BC:252:LYS:H	1.24	1.00
31:BJ:2:LYS:HD3	31:BJ:2:LYS:N	1.70	1.00
31:BJ:88:THR:HG22	31:BJ:91:GLU:CG	1.92	1.00
10:CJ:64:GLN:HB2	14:CN:98:ALA:HB3	1.42	1.00
16:CP:4:ILE:HG21	16:CP:57:ILE:HD11	1.44	1.00
32:DK:2:ILE:HG22	32:DK:3:GLN:H	0.87	1.00
11:AK:109:ILE:HG21	21:AU:16:ARG:HE	1.26	1.00
14:AN:44:VAL:HG23	14:AN:45:LEU:H	1.25	1.00
22:BA:2680:U:OP1	25:BD:114:LYS:HE2	1.60	1.00
37:BP:50:ARG:HD3	37:BP:56:SER:HB3	1.41	1.00
38:BQ:4:LYS:HG3	38:BQ:5:ARG:N	1.76	1.00
25:DD:16:THR:HG22	25:DD:20:VAL:HB	1.42	1.00
1:CA:1182:G:C4'	1:CA:1183:U:H5'	1.91	1.00
22:BA:1716:U:O2'	22:BA:1717:A:H5'	1.61	1.00
22:BA:2214:C:H5'	22:BA:2214:C:H6	1.26	1.00
24:BC:106:PRO:HB3	24:BC:141:HIS:CE1	1.95	1.00
1:CA:135:C:O2	16:CP:1:MET:HB2	1.61	1.00
9:CI:51:LEU:HG	9:CI:86:LEU:HD22	1.43	1.00

*Continued on next page...*

*Continued from previous page...*

Atom-1	Atom-2	Interatomic distance (Å)	Clash overlap (Å)
22:DA:1537:G:H2'	22:DA:1538:G:H4'	1.42	1.00
1:AA:842:U:H3'	1:AA:843:U:C5'	1.89	0.99
29:BH:68:ARG:HH22	29:BH:72:ILE:HG21	1.23	0.99
52:B4:36:ARG:HG2	52:B4:37:GLN:H	1.22	0.99
1:CA:1026:G:H1	1:CA:1036:A:N6	1.59	0.99
22:DA:455:C:H3'	22:DA:456:C:C5'	1.91	0.99
24:DC:131:MET:HG2	24:DC:134:ILE:HD11	1.43	0.99
10:AJ:51:VAL:HB	14:AN:80:ARG:HB2	1.42	0.99
22:BA:2353:G:H1'	44:BW:30:VAL:CG1	1.92	0.99
27:BF:11:VAL:HG12	27:BF:12:VAL:H	1.28	0.99
1:AA:1184:G:O2'	1:AA:1185:G:H5'	1.62	0.99
2:AB:26:MET:HE3	2:AB:192:PRO:HG3	1.42	0.99
2:AB:209:VAL:HG23	2:AB:210:THR:H	1.24	0.99
14:CN:33:VAL:HG22	14:CN:40:ARG:HH21	1.26	0.99
22:BA:1179:G:H3'	22:BA:1180:U:H4'	1.41	0.99
52:B4:9:LYS:HD3	52:B4:9:LYS:H	1.26	0.99
1:CA:170:U:O2'	1:CA:171:A:H5'	1.62	0.99
1:CA:876:C:H1'	8:CH:11:THR:HG21	1.42	0.99
22:DA:607:U:O4	22:DA:619:G:H2'	1.60	0.99
25:DD:106:LYS:HB3	25:DD:206:ALA:CB	1.92	0.99
29:DH:80:ILE:HB	29:DH:101:ASP:CB	1.92	0.99
30:DI:113:ALA:HB1	30:DI:124:MET:SD	2.02	0.99
44:DW:18:LYS:HD3	44:DW:19:ARG:H	1.20	0.99
44:DW:37:VAL:CG1	44:DW:55:ASP:HB2	1.91	0.99
1:AA:158:G:C2'	1:AA:159:G:H5'	1.92	0.99
5:AE:155:LYS:HA	5:AE:158:LYS:HZ2	1.26	0.99
9:AI:88:GLU:HG3	9:AI:89:TYR:H	1.27	0.99
21:AU:13:VAL:HG13	21:AU:15:LEU:HG	1.45	0.99
22:BA:1071:G:H1'	22:BA:1089:A:N7	1.78	0.99
22:BA:1941:C:H5'	22:BA:1941:C:C6	1.98	0.99
35:BN:103:ARG:HD3	35:BN:110:MET:HE3	1.44	0.99
22:BA:1813:G:N3	24:BC:49:THR:HG21	1.77	0.99
24:BC:12:ARG:HG3	24:BC:12:ARG:HH11	1.22	0.99
29:BH:117:LEU:HD11	29:BH:130:VAL:HG11	1.45	0.99
1:CA:1183:U:C3'	1:CA:1184:G:H5''	1.93	0.99
23:BB:90:C:H6	23:BB:90:C:H5''	1.23	0.99
44:BW:39:GLN:HG2	44:BW:41:GLY:H	1.26	0.99
5:CE:13:LYS:HE2	5:CE:13:LYS:HA	1.42	0.99
6:CF:92:THR:O	6:CF:93:LYS:HG2	1.62	0.99
7:CG:71:THR:HG23	7:CG:72:VAL:HG23	1.44	0.99
37:DP:52:ARG:HH11	37:DP:52:ARG:CG	1.75	0.99

*Continued on next page...*

*Continued from previous page...*

Atom-1	Atom-2	Interatomic distance (Å)	Clash overlap (Å)
1:AA:559:A:H4'	1:AA:560:A:O5'	1.63	0.99
12:AL:49:ARG:HH11	12:AL:49:ARG:CG	1.75	0.99
7:CG:134:VAL:HB	7:CG:137:ARG:HH21	1.24	0.99
22:DA:960:A:H2'	22:DA:962:G:H5'	1.43	0.99
22:DA:1731:G:H4'	22:DA:1732:C:OP1	1.61	0.99
27:DF:74:ALA:HB3	27:DF:78:ILE:HB	1.44	0.99
2:AB:58:LYS:HZ1	2:AB:62:ARG:HG3	1.22	0.99
27:BF:39:VAL:HG11	27:BF:49:LEU:HD13	1.42	0.99
9:AI:98:ARG:CG	9:AI:103:VAL:HG21	1.93	0.99
2:CB:89:PHE:HE2	2:CB:152:ASP:HB2	1.23	0.99
31:DJ:44:TYR:HD1	38:DQ:63:ARG:HH21	1.06	0.99
10:AJ:35:GLN:HG2	10:AJ:77:VAL:HB	1.45	0.98
44:BW:23:LYS:HE3	44:BW:24:ARG:HG3	1.44	0.98
22:DA:105:C:O2'	22:DA:106:C:H6	1.45	0.98
22:DA:616:A:O2'	22:DA:617:G:H8	1.45	0.98
22:BA:2151:U:O2'	22:BA:2152:G:H5''	1.62	0.98
27:BF:131:VAL:HG22	27:BF:151:LEU:HD12	1.45	0.98
44:BW:39:GLN:HG3	44:BW:42:THR:N	1.78	0.98
22:DA:206:U:HO2'	22:DA:207:A:H8	1.01	0.98
22:DA:2631:G:H2'	22:DA:2632:A:H5''	1.41	0.98
24:DC:94:LEU:HD13	24:DC:100:ARG:HD3	1.44	0.98
25:DD:139:SER:HB3	25:DD:142:VAL:HG21	1.45	0.98
22:BA:1627:G:H5'	22:BA:1627:G:C8	1.98	0.98
27:BF:11:VAL:HG12	27:BF:12:VAL:N	1.77	0.98
27:BF:43:ILE:HG22	27:BF:82:TYR:CE1	1.97	0.98
1:CA:14:U:N3	1:CA:16:A:H5''	1.79	0.98
1:CA:920:U:H2'	1:CA:921:U:C6	1.98	0.98
21:CU:35:GLU:CG	21:CU:36:PHE:H	1.76	0.98
22:DA:2056:G:H21	48:D0:1:ALA:H3	1.05	0.98
29:DH:31:VAL:HB	29:DH:32:PRO:HD3	1.45	0.98
1:AA:415:A:H2'	1:AA:416:G:C8	1.99	0.98
1:AA:1279:G:H1'	1:AA:1282:C:H42	1.26	0.98
25:DD:68:PHE:HB3	25:DD:73:VAL:HA	1.45	0.98
32:DK:71:ARG:HB3	32:DK:72:PRO:HD3	1.41	0.98
35:DN:24:MET:HG2	35:DN:44:LEU:HD13	1.46	0.98
41:DT:60:THR:HG22	41:DT:83:ALA:HA	1.44	0.98
7:AG:61:PHE:HE1	7:AG:65:LEU:HD22	1.27	0.98
17:AQ:18:LYS:HA	17:AQ:47:ASP:CB	1.94	0.98
21:AU:9:GLU:HG3	21:AU:10:PRO:CD	1.93	0.98
22:BA:2440:C:H6	22:BA:2440:C:H5'	1.26	0.98
7:CG:91:ARG:HG2	7:CG:92:PRO:CD	1.93	0.98

*Continued on next page...*

*Continued from previous page...*

Atom-1	Atom-2	Interatomic distance (Å)	Clash overlap (Å)
22:DA:1765:U:O2'	22:DA:1766:G:H5'	1.64	0.98
41:DT:39:THR:CG2	41:DT:42:GLU:HB2	1.94	0.98
1:AA:1533:C:H3'	1:AA:1534:A:H5''	1.43	0.98
22:BA:866:A:H8	22:BA:866:A:C5'	1.76	0.98
1:CA:154:U:H2'	1:CA:155:A:H5'	1.44	0.98
1:CA:1383:C:O2'	1:CA:1384:C:H5'	1.63	0.98
22:DA:946:C:HO2'	22:DA:947:A:H8	1.00	0.98
48:D0:37:HIS:HB3	48:D0:43:THR:HG22	1.43	0.98
31:BJ:88:THR:HG22	31:BJ:91:GLU:HG3	1.45	0.98
42:BU:25:LYS:HG2	42:BU:36:GLU:HB3	1.44	0.98
22:DA:27:G:H22	22:DA:512:G:H2'	1.26	0.98
22:DA:593:U:H2'	22:DA:594:U:C6	1.98	0.98
22:DA:2074:U:O2'	22:DA:2075:U:H5'	1.63	0.98
43:DV:61:LEU:H	43:DV:61:LEU:HD23	1.23	0.98
1:AA:965:U:H4'	1:AA:969:A:C8	1.97	0.98
24:BC:75:ALA:HB2	24:BC:95:TYR:CD2	1.98	0.98
25:BD:13:ARG:HH12	37:BP:74:GLN:NE2	1.61	0.98
22:DA:845:A:N6	22:DA:932:U:H3	1.62	0.98
22:DA:1935:G:H1'	22:DA:1964:G:N2	1.79	0.98
4:AD:117:VAL:HA	4:AD:122:ILE:HD11	1.46	0.97
9:AI:40:ARG:HA	9:AI:44:ARG:HB3	1.42	0.97
52:B4:9:LYS:H	52:B4:9:LYS:CD	1.77	0.97
6:CF:66:ALA:HB3	6:CF:71:ILE:HD13	1.46	0.97
22:DA:2624:G:C2	22:DA:2625:G:H1'	1.98	0.97
8:AH:82:LEU:HD13	8:AH:84:ILE:HD11	1.44	0.97
33:BL:81:ASP:O	33:BL:82:LEU:HB3	1.63	0.97
45:BX:38:TRP:HB2	45:BX:45:PHE:HE2	1.26	0.97
7:CG:14:ASP:HB3	7:CG:18:GLY:H	1.29	0.97
22:DA:1919:A:O2'	22:DA:1920:C:H5'	1.64	0.97
22:DA:2271:G:O2'	22:DA:2272:U:H5'	1.64	0.97
22:DA:2752:C:H2'	22:DA:2753:A:C8	1.99	0.97
35:BN:24:MET:HG2	35:BN:44:LEU:HD22	1.47	0.97
10:CJ:79:PRO:HA	10:CJ:84:VAL:HG11	1.43	0.97
11:CK:92:ARG:HH11	11:CK:92:ARG:CG	1.76	0.97
32:DK:111:LYS:H	32:DK:111:LYS:HE3	1.28	0.97
44:DW:18:LYS:H	44:DW:36:ILE:HG12	1.29	0.97
1:AA:32:A:H2'	1:AA:33:A:C8	2.00	0.97
1:AA:977:A:N3	1:AA:977:A:H2'	1.78	0.97
13:AM:89:ARG:HB3	13:AM:96:VAL:HG22	1.46	0.97
49:B1:34:GLU:HG2	49:B1:49:LYS:HG3	1.46	0.97
4:CD:2:ARG:HH21	4:CD:114:ARG:HD2	1.29	0.97

*Continued on next page...*

*Continued from previous page...*

Atom-1	Atom-2	Interatomic distance (Å)	Clash overlap (Å)
5:CE:35:LEU:HD11	5:CE:136:VAL:HG11	1.46	0.97
22:DA:373:U:O2'	22:DA:374:A:H5'	1.64	0.97
23:DB:58:A:H2'	23:DB:59:A:C8	1.99	0.97
26:DE:170:ARG:NH2	26:DE:176:ASP:HB2	1.79	0.97
2:AB:42:LEU:HG	2:AB:43:GLU:HG3	1.42	0.97
17:AQ:12:VAL:HG13	17:AQ:13:SER:N	1.79	0.97
31:BJ:77:HIS:CD2	31:BJ:79:GLY:H	1.82	0.97
34:BM:40:ARG:HB2	34:BM:93:VAL:HG21	1.42	0.97
1:CA:413:G:N1	4:CD:32:LYS:HE3	1.79	0.97
1:CA:511:C:O2'	1:CA:512:U:H5''	1.64	0.97
22:DA:84:A:H4'	22:DA:85:G:O5'	1.61	0.97
22:DA:1126:A:H4'	22:DA:1127:A:O5'	1.62	0.97
32:DK:13:ASN:H	32:DK:13:ASN:HD22	1.07	0.97
10:AJ:52:LEU:HD23	10:AJ:62:ARG:CG	1.93	0.97
22:BA:508:A:H4'	22:BA:509:C:OP2	1.59	0.97
22:BA:2328:A:H2'	22:BA:2329:U:C6	1.98	0.97
12:CL:80:LEU:HB3	12:CL:97:VAL:HG22	1.43	0.97
21:CU:35:GLU:HG3	21:CU:36:PHE:N	1.75	0.97
22:DA:1152:C:H5''	38:DQ:79:ILE:HD12	1.46	0.97
22:DA:1328:A:H2'	22:DA:1330:C:H41	1.28	0.97
22:DA:1534:U:H6	22:DA:1538:G:H1	1.05	0.97
23:DB:16:G:O2'	23:DB:17:C:H5'	1.65	0.97
1:AA:572:A:H5'	1:AA:573:A:OP2	1.65	0.97
21:AU:16:ARG:HH11	21:AU:19:LYS:CG	1.77	0.97
22:BA:545:U:H2'	22:BA:546:U:H4'	1.43	0.97
41:BT:50:LEU:HD12	41:BT:50:LEU:H	1.25	0.97
1:CA:120:A:C3'	1:CA:121:U:H5''	1.95	0.97
20:CT:73:ARG:CG	20:CT:73:ARG:HH11	1.77	0.97
22:DA:2135:A:C3'	22:DA:2136:G:H5''	1.93	0.97
26:DE:128:ALA:HB1	26:DE:129:PRO:HD2	1.45	0.97
31:BJ:111:LYS:CD	31:BJ:112:GLY:H	1.77	0.97
14:CN:66:THR:HG23	14:CN:82:LYS:HE3	1.44	0.97
34:DM:19:GLY:H	34:DM:38:ARG:NH2	1.61	0.97
8:AH:9:MET:HE1	8:AH:32:LYS:HA	1.47	0.97
8:AH:105:THR:HG21	8:AH:120:LEU:HD13	1.44	0.97
22:BA:923:G:H21	44:BW:23:LYS:NZ	1.63	0.97
22:BA:1277:G:H5'	35:BN:20:MET:CE	1.94	0.97
1:CA:1141:C:HO2'	1:CA:1142:G:H8	1.04	0.97
4:CD:77:GLU:HG3	4:CD:81:LEU:CD1	1.94	0.97
13:CM:64:VAL:HG12	13:CM:65:GLU:H	1.30	0.97
22:DA:802:A:O2'	22:DA:803:U:H5'	1.65	0.97

*Continued on next page...*

*Continued from previous page...*

Atom-1	Atom-2	Interatomic distance (Å)	Clash overlap (Å)
22:DA:2389:G:C5'	22:DA:2390:U:H5'	1.93	0.97
29:DH:68:ARG:HG3	29:DH:68:ARG:HH11	1.30	0.97
5:AE:12:GLU:HB2	5:AE:38:VAL:HG12	1.46	0.97
39:BR:51:VAL:HB	39:BR:52:PRO:CD	1.95	0.97
22:DA:2286:G:H4'	22:DA:2287:A:O4'	1.64	0.97
23:DB:86:G:H2'	23:DB:87:U:H5''	1.44	0.97
16:AP:73:ALA:O	16:AP:77:GLU:HB2	1.65	0.96
22:BA:1084:A:H2'	22:BA:1085:A:C8	1.99	0.96
22:BA:1784:A:H4'	22:BA:1785:A:O5'	1.64	0.96
2:CB:110:ILE:HD13	2:CB:151:LYS:HA	1.44	0.96
5:CE:74:ALA:O	5:CE:75:LEU:HB2	1.64	0.96
20:CT:60:GLN:HB3	20:CT:65:LEU:HD12	1.45	0.96
6:AF:86:ARG:CZ	18:AR:63:TYR:HB3	1.95	0.96
22:BA:92:U:H6	22:BA:92:U:H5''	1.28	0.96
31:BJ:44:TYR:HB2	38:BQ:63:ARG:HB3	1.45	0.96
1:CA:373:A:HO2'	1:CA:374:A:H5'	1.15	0.96
22:DA:678:C:H2'	22:DA:679:C:C6	2.00	0.96
22:DA:2304:G:H22	22:DA:2312:U:H3	1.11	0.96
10:AJ:42:LEU:HB3	10:AJ:43:PRO:HD2	1.44	0.96
10:AJ:48:ARG:HH11	10:AJ:48:ARG:CG	1.78	0.96
16:AP:28:ARG:HG2	16:AP:29:ASN:HD22	1.24	0.96
2:CB:160:LEU:HD22	2:CB:175:ALA:HB2	1.45	0.96
10:CJ:11:LYS:HB3	10:CJ:71:LEU:HD13	1.45	0.96
22:DA:90:U:H3'	22:DA:91:A:H5''	1.47	0.96
22:DA:2689:U:H4'	22:DA:2690:U:OP2	1.62	0.96
24:DC:77:VAL:HG23	24:DC:112:GLY:H	1.26	0.96
29:DH:68:ARG:HD3	29:DH:71:LYS:HD3	1.45	0.96
1:AA:1381:U:HO2'	1:AA:1382:C:H6	0.96	0.96
4:AD:31:CYS:O	4:AD:32:LYS:HB2	1.63	0.96
22:BA:2820:A:H3'	22:BA:2820:A:H8	1.28	0.96
22:DA:1049:C:O2	22:DA:1113:U:H4'	1.65	0.96
30:DI:74:PRO:HB2	30:DI:77:VAL:HG22	1.43	0.96
38:DQ:57:ARG:NH1	38:DQ:92:LYS:HE2	1.80	0.96
1:AA:1251:A:H2'	1:AA:1252:A:C8	2.00	0.96
4:AD:109:THR:HG23	4:AD:112:GLU:H	1.25	0.96
19:AS:28:LYS:HB3	19:AS:29:PRO:HD2	1.47	0.96
22:BA:2197:U:O2'	22:BA:2198:A:H2'	1.64	0.96
26:BE:170:ARG:HH21	26:BE:170:ARG:CG	1.77	0.96
1:CA:1221:G:H4'	19:CS:35:ARG:NH2	1.79	0.96
29:DH:8:LYS:HD2	29:DH:9:VAL:N	1.81	0.96
34:DM:35:ALA:HB3	34:DM:99:GLY:H	1.29	0.96

*Continued on next page...*

*Continued from previous page...*

Atom-1	Atom-2	Interatomic distance (Å)	Clash overlap (Å)
42:DU:58:VAL:CG1	42:DU:60:LYS:HG2	1.95	0.96
11:AK:87:GLY:H	11:AK:113:THR:CG2	1.75	0.96
44:BW:18:LYS:HG3	44:BW:19:ARG:H	1.28	0.96
4:CD:69:ARG:HG3	4:CD:69:ARG:HH11	1.31	0.96
22:DA:1346:G:O2'	22:DA:1347:A:H8	1.48	0.96
37:DP:91:VAL:HG22	37:DP:109:ILE:CG2	1.96	0.96
44:DW:40:ARG:HH11	44:DW:40:ARG:CG	1.78	0.96
22:BA:1020:A:H4'	22:BA:1021:A:O5'	1.66	0.96
22:BA:2148:G:H2'	22:BA:2149:U:O4'	1.64	0.96
1:CA:1226:C:N4	13:CM:102:LYS:HA	1.81	0.96
13:CM:95:PRO:HD3	13:CM:108:ARG:HG2	1.48	0.96
22:DA:995:C:O2	31:DJ:3:THR:HG23	1.65	0.96
24:DC:13:ARG:HG2	24:DC:14:HIS:CD2	2.00	0.96
39:DR:27:ILE:CG2	39:DR:28:ALA:H	1.78	0.96
44:DW:28:GLU:H	44:DW:31:LEU:HD21	1.29	0.96
4:AD:47:LEU:CD2	4:AD:52:VAL:HG12	1.96	0.96
4:AD:167:PRO:HB2	4:AD:170:LEU:HD11	1.48	0.96
16:AP:10:GLY:HA3	16:AP:15:PRO:HA	1.48	0.96
26:BE:146:VAL:HG23	26:BE:167:VAL:HG23	1.46	0.96
1:CA:120:A:C2'	1:CA:121:U:H5''	1.95	0.96
8:CH:17:GLN:NE2	8:CH:69:ALA:HB1	1.80	0.96
22:BA:923:G:N3	44:BW:23:LYS:HE2	1.80	0.96
22:BA:1585:C:C2'	22:BA:1586:A:H5'	1.96	0.96
1:CA:508:U:H4'	1:CA:509:A:OP1	1.64	0.96
1:CA:1284:C:H3'	1:CA:1285:A:C5'	1.95	0.96
7:CG:4:ARG:HH21	7:CG:6:ILE:HB	1.29	0.96
22:DA:304:U:HO2'	22:DA:305:C:H6	1.09	0.96
22:DA:1341:G:O2'	22:DA:1398:C:H5'	1.66	0.96
32:DK:70:ARG:HB3	32:DK:76:VAL:HG22	1.47	0.96
1:AA:61:G:H2'	1:AA:62:U:C6	1.99	0.96
26:BE:79:ARG:HG2	26:BE:80:SER:N	1.80	0.96
21:CU:24:LYS:HG3	21:CU:25:ALA:N	1.77	0.96
29:DH:115:VAL:HG12	29:DH:132:PHE:HB2	1.48	0.96
45:DX:30:PRO:HG2	45:DX:32:LEU:CD2	1.96	0.96
1:AA:982:U:H4'	1:AA:983:A:O5'	1.62	0.95
19:AS:50:VAL:HG21	19:AS:70:LEU:HB3	1.47	0.95
22:DA:2093:G:HO2'	22:DA:2094:A:H8	1.10	0.95
30:DI:96:LYS:HE2	30:DI:138:VAL:HG11	1.46	0.95
52:D4:16:ILE:HG12	52:D4:25:VAL:CG2	1.96	0.95
1:AA:975:A:H4'	1:AA:976:G:H5''	1.49	0.95
5:AE:89:THR:CG2	5:AE:90:GLY:H	1.79	0.95

*Continued on next page...*

*Continued from previous page...*

Atom-1	Atom-2	Interatomic distance (Å)	Clash overlap (Å)
14:AN:40:ARG:HH12	14:AN:44:VAL:HG21	1.27	0.95
29:BH:49:ALA:HB3	29:BH:50:ARG:NH2	1.79	0.95
38:BQ:69:ARG:HH21	38:BQ:69:ARG:HB2	1.21	0.95
1:CA:652:U:HO2'	1:CA:653:U:H6	0.98	0.95
1:AA:1449:C:H2'	1:AA:1450:U:H5'	1.47	0.95
17:AQ:18:LYS:HA	17:AQ:47:ASP:HB2	1.45	0.95
32:BK:71:ARG:CB	32:BK:72:PRO:HD3	1.96	0.95
34:BM:35:ALA:O	34:BM:128:THR:HA	1.66	0.95
38:BQ:63:ARG:HH12	38:BQ:96:ASP:HA	0.82	0.95
22:DA:647:G:H2'	22:DA:648:G:C8	2.01	0.95
22:DA:1965:C:H3'	22:DA:1966:A:C5'	1.95	0.95
44:DW:27:GLY:HA3	44:DW:31:LEU:HD11	1.47	0.95
1:AA:87:C:H2'	1:AA:88:U:H6	1.28	0.95
10:AJ:14:ASP:HB3	10:AJ:17:LEU:CB	1.97	0.95
12:CL:2:THR:HB	12:CL:5:GLN:HB2	1.48	0.95
39:DR:27:ILE:HG22	39:DR:28:ALA:N	1.74	0.95
1:AA:1069:C:H2'	1:AA:1070:U:H5''	1.49	0.95
1:AA:1129:C:H5''	9:AI:17:ARG:NH2	1.81	0.95
8:AH:82:LEU:CD1	8:AH:84:ILE:HD11	1.94	0.95
22:BA:303:G:H2'	22:BA:304:U:H6	1.27	0.95
22:BA:1188:U:C2'	22:BA:1189:A:H5'	1.94	0.95
22:DA:484:C:O2'	22:DA:485:C:H5'	1.65	0.95
32:DK:87:LEU:HB2	32:DK:92:GLU:O	1.67	0.95
2:CB:114:LYS:HA	2:CB:117:GLU:HG2	1.44	0.95
22:DA:197:A:N6	22:DA:2430:A:H2'	1.81	0.95
26:DE:130:LYS:CB	26:DE:133:LEU:HB3	1.96	0.95
31:DJ:75:TYR:CD1	31:DJ:84:ILE:HD11	2.02	0.95
10:AJ:40:ILE:HB	10:AJ:73:LEU:HB2	1.49	0.95
11:AK:126:ARG:CB	21:AU:33:ARG:HH12	1.80	0.95
41:BT:48:GLN:HE21	41:BT:48:GLN:HA	1.29	0.95
4:CD:77:GLU:HG3	4:CD:81:LEU:HD11	1.48	0.95
22:DA:1401:G:H2'	22:DA:1402:U:H6	1.26	0.95
22:DA:1494:A:H2'	22:DA:1495:A:C8	2.00	0.95
22:DA:1594:U:H2'	22:DA:1595:C:H6	1.30	0.95
44:DW:23:LYS:HD2	44:DW:24:ARG:H	1.26	0.95
2:AB:67:LEU:HD13	2:AB:160:LEU:HD13	1.48	0.95
11:AK:15:VAL:HG13	11:AK:78:ILE:CG2	1.96	0.95
7:CG:68:VAL:HG22	7:CG:134:VAL:HG12	1.46	0.95
7:CG:88:VAL:HG22	7:CG:89:GLU:H	1.31	0.95
12:CL:42:LYS:HG2	12:CL:43:LYS:H	1.31	0.95
22:DA:1915:U:H2'	22:DA:1916:A:H8	1.25	0.95

*Continued on next page...*



*Continued from previous page...*

Atom-1	Atom-2	Interatomic distance (Å)	Clash overlap (Å)
40:DS:32:ALA:HA	40:DS:35:ILE:CD1	1.97	0.95
1:AA:566:G:H4'	1:AA:567:G:OP1	1.63	0.95
22:BA:729:G:H2'	22:BA:729:G:N3	1.80	0.95
22:BA:1885:A:H2'	22:BA:1886:U:H6	1.31	0.95
33:BL:132:ARG:HG3	33:BL:142:ILE:HD12	1.49	0.95
1:CA:1299:A:N3	1:CA:1299:A:H2'	1.81	0.95
4:CD:25:ARG:HG2	4:CD:25:ARG:NH1	1.70	0.95
22:DA:502:A:H5'	22:DA:503:A:OP2	1.67	0.95
24:DC:128:THR:CG2	24:DC:188:ARG:HB3	1.96	0.95
25:DD:53:GLY:HA3	25:DD:77:ARG:HG3	1.49	0.95
1:AA:1306:A:C2'	1:AA:1307:U:H5'	1.97	0.95
1:AA:1348:U:O2'	1:AA:1349:A:H5'	1.67	0.95
1:AA:1382:C:O2'	1:AA:1383:C:H5'	1.66	0.95
17:AQ:12:VAL:HG11	17:AQ:21:VAL:HG13	0.95	0.95
21:AU:16:ARG:NH1	21:AU:19:LYS:HG3	1.80	0.95
22:BA:996:A:H4'	38:BQ:91:ARG:HG2	1.49	0.95
22:BA:1421:G:O2'	22:BA:1422:G:H5'	1.65	0.95
27:BF:34:THR:HG23	27:BF:89:THR:HG23	1.47	0.95
27:BF:71:LYS:HD3	27:BF:80:GLN:HG3	1.46	0.95
33:BL:112:LEU:HD12	33:BL:130:GLY:HA3	1.49	0.95
22:DA:217:A:H2'	22:DA:218:A:C8	2.01	0.95
22:DA:2056:G:H21	48:D0:1:ALA:N	1.65	0.95
26:BE:119:ILE:CD1	26:BE:187:VAL:HA	1.96	0.94
1:CA:113:G:N2	1:CA:353:A:H8	1.65	0.94
13:CM:33:LEU:HB3	13:CM:38:ILE:HB	1.48	0.94
22:DA:234:U:O2'	22:DA:235:U:H5'	1.64	0.94
22:DA:993:G:H1'	39:DR:91:GLN:HE21	1.30	0.94
23:DB:24:G:H1'	23:DB:27:C:H42	1.25	0.94
25:DD:51:THR:HG23	25:DD:76:GLY:HA3	1.47	0.94
31:DJ:110:PRO:HB2	31:DJ:111:LYS:HG2	1.49	0.94
5:AE:81:GLN:H	5:AE:81:GLN:NE2	1.66	0.94
1:CA:1493:A:H8	22:DA:1913:A:H61	1.14	0.94
7:CG:91:ARG:CG	7:CG:92:PRO:HD2	1.97	0.94
1:AA:1151:A:HO2'	1:AA:1152:A:H8	0.96	0.94
1:AA:1238:A:H5'	1:AA:1336:C:H41	1.32	0.94
9:AI:51:LEU:HB3	9:AI:56:MET:HG2	1.48	0.94
49:B1:8:ILE:HD11	49:B1:24:LYS:HG2	1.49	0.94
1:CA:519:C:O2'	1:CA:520:A:H5'	1.66	0.94
1:AA:1210:C:H2'	1:AA:1211:U:H5'	1.46	0.94
1:AA:1251:A:H2'	1:AA:1252:A:H8	1.26	0.94
1:CA:279:A:H5''	1:CA:280:C:H3'	1.50	0.94

*Continued on next page...*

*Continued from previous page...*

Atom-1	Atom-2	Interatomic distance (Å)	Clash overlap (Å)
1:CA:369:G:O2'	1:CA:370:C:H5'	1.66	0.94
7:CG:74:VAL:HG13	7:CG:140:VAL:CG1	1.97	0.94
10:CJ:15:HIS:HA	10:CJ:18:ILE:CG2	1.97	0.94
22:DA:1079:C:N4	22:DA:1088:A:H5''	1.82	0.94
30:BI:15:GLY:HA2	30:BI:50:LYS:HB3	1.47	0.94
31:BJ:44:TYR:CD1	31:BJ:44:TYR:O	2.20	0.94
22:DA:1360:G:H2'	22:DA:1361:G:H5'	1.47	0.94
23:DB:90:C:H6	23:DB:90:C:H5''	1.29	0.94
35:DN:37:THR:CG2	35:DN:39:PRO:HD2	1.97	0.94
1:AA:1138:G:H2'	1:AA:1138:G:N3	1.80	0.94
4:AD:2:ARG:NH2	4:AD:114:ARG:HD3	1.83	0.94
10:AJ:53:ILE:HG22	10:AJ:61:ALA:HB1	1.46	0.94
12:AL:43:LYS:NZ	12:AL:44:PRO:HD3	1.82	0.94
22:BA:35:G:H8	22:BA:35:G:H5'	1.30	0.94
22:BA:2328:A:H2'	22:BA:2329:U:H6	1.29	0.94
26:BE:119:ILE:HD13	26:BE:187:VAL:HA	1.48	0.94
1:CA:332:G:H2'	1:CA:333:U:H6	1.31	0.94
4:CD:176:LYS:HG3	4:CD:178:GLU:HB2	1.48	0.94
22:DA:2757:A:O2'	22:DA:2758:A:H5'	1.66	0.94
25:DD:89:GLU:HG2	25:DD:94:GLN:HE22	1.30	0.94
40:DS:88:ARG:HH21	40:DS:88:ARG:CG	1.80	0.94
2:AB:165:ALA:HB2	2:AB:186:VAL:HG12	1.47	0.94
5:AE:44:ARG:HA	5:AE:71:ILE:O	1.68	0.94
12:AL:33:CYS:HA	12:AL:54:VAL:HA	1.47	0.94
17:AQ:37:ILE:HD12	17:AQ:37:ILE:H	1.33	0.94
25:BD:14:ILE:HA	37:BP:11:GLN:HE22	1.33	0.94
1:CA:960:U:C5'	1:CA:961:U:H5''	1.98	0.94
11:CK:27:ASN:N	11:CK:27:ASN:HD22	1.66	0.94
12:CL:42:LYS:HD3	12:CL:43:LYS:HZ2	1.29	0.94
22:DA:784:G:HO2'	22:DA:785:G:H8	1.16	0.94
22:DA:1023:U:H6	22:DA:1023:U:H5'	1.30	0.94
22:DA:2439:A:H4'	22:DA:2440:C:O5'	1.67	0.94
25:DD:114:LYS:HD2	25:DD:116:LYS:NZ	1.83	0.94
26:DE:119:ILE:CD1	26:DE:143:LEU:HD21	1.97	0.94
9:AI:51:LEU:HB3	9:AI:56:MET:CG	1.98	0.94
22:BA:335:C:H5''	42:BU:81:ARG:HD3	1.45	0.94
25:BD:61:THR:OG1	25:BD:63:PRO:HD2	1.66	0.94
1:CA:33:A:H2'	1:CA:34:C:C6	2.01	0.94
1:CA:1278:G:H4'	1:CA:1279:G:O5'	1.67	0.94
22:DA:452:G:OP1	26:DE:53:THR:HG23	1.66	0.94
24:DC:16:VAL:H	24:DC:203:VAL:HG12	1.31	0.94

*Continued on next page...*

*Continued from previous page...*

Atom-1	Atom-2	Interatomic distance (Å)	Clash overlap (Å)
26:DE:148:ILE:CD1	26:DE:187:VAL:HG21	1.98	0.94
26:DE:149:ILE:HG23	26:DE:188:MET:CA	1.98	0.94
35:DN:103:ARG:HD3	35:DN:110:MET:SD	2.08	0.94
22:BA:1644:C:O2'	22:BA:1645:G:H5'	1.68	0.94
40:BS:59:GLU:HA	40:BS:64:ALA:CB	1.98	0.94
1:CA:1067:A:H1'	1:CA:1068:G:C8	2.03	0.94
3:CC:148:ILE:HD13	3:CC:201:ILE:HG12	1.50	0.94
22:DA:617:G:O2'	22:DA:618:G:H8	1.50	0.94
22:DA:2311:A:H4'	22:DA:2312:U:OP2	1.65	0.94
25:DD:8:LYS:HB2	25:DD:201:LEU:HD11	1.47	0.94
46:DY:6:LEU:HD21	46:DY:56:LEU:HD12	1.49	0.94
1:AA:275:G:O2'	1:AA:276:G:H5'	1.65	0.94
1:AA:1441:A:H62	1:AA:1461:G:H21	1.07	0.94
22:BA:2352:A:N1	44:BW:30:VAL:HG11	1.83	0.94
27:BF:10:GLU:O	27:BF:11:VAL:HB	1.67	0.94
37:BP:95:LYS:HG2	37:BP:97:TYR:CE1	2.02	0.94
42:BU:80:ASP:OD1	42:BU:95:PHE:HB3	1.67	0.94
1:CA:1452:C:H4'	1:CA:1453:G:O5'	1.66	0.94
12:CL:43:LYS:HB3	12:CL:44:PRO:HD3	1.50	0.94
36:DO:30:ARG:HA	36:DO:35:ILE:HD13	1.50	0.94
38:DQ:4:LYS:HE3	38:DQ:7:VAL:CG1	1.98	0.94
42:DU:95:PHE:HD1	42:DU:95:PHE:H	1.13	0.94
47:DZ:16:LEU:H	47:DZ:16:LEU:CD2	1.80	0.94
7:AG:26:VAL:CG1	7:AG:42:VAL:HG21	1.98	0.93
22:BA:1962:C:H4'	22:BA:1963:U:OP1	1.65	0.93
26:BE:170:ARG:HG2	26:BE:170:ARG:NH2	1.73	0.93
1:CA:664:G:H22	1:CA:741:G:H1	1.14	0.93
1:CA:1157:A:H4'	1:CA:1158:C:O5'	1.68	0.93
22:DA:232:G:H4'	22:DA:233:A:OP1	1.67	0.93
22:DA:1069:A:O2'	22:DA:1070:A:H5'	1.68	0.93
22:DA:2729:G:H5''	25:DD:190:LYS:NZ	1.83	0.93
28:DG:112:VAL:HG13	28:DG:150:TYR:HE1	1.31	0.93
32:DK:71:ARG:CB	32:DK:72:PRO:HD3	1.98	0.93
35:DN:103:ARG:HB2	35:DN:110:MET:HG3	1.50	0.93
38:DQ:78:PHE:CE1	38:DQ:82:LEU:HD11	2.03	0.93
46:DY:18:LEU:O	46:DY:22:LEU:HD13	1.67	0.93
1:AA:1021:A:C2'	1:AA:1022:A:H5''	1.98	0.93
4:AD:131:ILE:HD12	4:AD:131:ILE:H	1.33	0.93
22:BA:603:A:H4'	22:BA:604:G:O5'	1.68	0.93
22:BA:2503:A:H4'	22:BA:2504:U:OP1	1.67	0.93
28:BG:8:VAL:O	28:BG:9:VAL:HG12	1.65	0.93

*Continued on next page...*

*Continued from previous page...*

Atom-1	Atom-2	Interatomic distance (Å)	Clash overlap (Å)
41:BT:32:LEU:H	41:BT:83:ALA:HB3	1.34	0.93
40:DS:88:ARG:HG2	40:DS:88:ARG:NH2	1.77	0.93
42:DU:10:VAL:HG12	42:DU:71:ILE:HA	1.48	0.93
48:D0:6:LYS:HD2	48:D0:7:PRO:HD2	1.46	0.93
31:BJ:64:VAL:O	31:BJ:65:THR:HB	1.68	0.93
1:CA:1097:C:H2'	1:CA:1098:C:H6	1.33	0.93
1:CA:1293:C:H2'	1:CA:1294:G:H8	1.34	0.93
2:CB:185:ILE:HG22	2:CB:199:ILE:HG13	1.48	0.93
8:CH:1:SER:HB3	8:CH:3:GLN:HG3	1.51	0.93
22:DA:2611:C:H5'	22:DA:2611:C:H6	1.31	0.93
31:DJ:44:TYR:HB2	38:DQ:63:ARG:CZ	1.97	0.93
1:AA:667:G:H4'	15:AO:50:HIS:ND1	1.84	0.93
22:BA:933:A:N3	22:BA:933:A:H2'	1.83	0.93
22:BA:2820:A:H3'	22:BA:2820:A:C8	2.02	0.93
1:CA:1378:C:H3'	1:CA:1379:G:H5''	1.50	0.93
19:CS:35:ARG:HA	19:CS:70:LEU:HB2	1.51	0.93
22:DA:33:C:O2'	22:DA:34:U:H5'	1.67	0.93
27:DF:30:VAL:HG12	27:DF:157:THR:HG21	1.50	0.93
1:AA:1449:C:C2'	1:AA:1450:U:H5'	1.99	0.93
6:AF:36:ILE:HG22	6:AF:64:VAL:HG22	1.49	0.93
29:BH:4:ILE:HG23	29:BH:17:ASP:O	1.69	0.93
31:BJ:2:LYS:H	31:BJ:2:LYS:CD	1.81	0.93
31:BJ:25:LEU:C	31:BJ:25:LEU:HD22	1.88	0.93
38:BQ:91:ARG:HB3	38:BQ:93:ILE:HG22	1.49	0.93
1:CA:537:G:H5''	12:CL:109:ARG:HH12	1.30	0.93
1:CA:1249:C:H2'	1:CA:1250:A:H5''	1.51	0.93
7:CG:137:ARG:CZ	7:CG:138:GLU:HG2	1.98	0.93
17:CQ:3:LYS:HZ1	17:CQ:6:THR:HG21	1.31	0.93
22:DA:2287:A:O2'	22:DA:2288:A:H3'	1.69	0.93
22:DA:2725:A:O2'	22:DA:2726:A:H2'	1.69	0.93
31:DJ:45:THR:HG21	31:DJ:50:THR:HG23	1.45	0.93
2:AB:218:ALA:HA	2:AB:221:ARG:HH21	1.33	0.93
22:BA:558:U:P	31:BJ:113:PRO:HG2	2.09	0.93
1:CA:560:A:H4'	1:CA:561:U:H5''	1.48	0.93
22:DA:1324:G:H1	22:DA:1330:C:H42	1.16	0.93
22:DA:1364:G:N7	45:DX:1:SER:HB2	1.84	0.93
22:DA:2223:G:H2'	22:DA:2224:G:H5'	1.48	0.93
1:AA:667:G:H4'	15:AO:50:HIS:CE1	2.04	0.93
27:BF:129:MET:HG2	27:BF:153:ILE:CD1	1.98	0.93
7:CG:100:MET:CE	7:CG:100:MET:H	1.81	0.93
14:AN:19:TYR:O	14:AN:22:LYS:HB3	1.69	0.93

*Continued on next page...*

*Continued from previous page...*

Atom-1	Atom-2	Interatomic distance (Å)	Clash overlap (Å)
22:BA:2540:C:H2'	22:BA:2541:A:H5'	1.49	0.93
26:BE:112:LEU:HD13	26:BE:186:VAL:HG11	1.51	0.93
38:BQ:4:LYS:HE2	38:BQ:7:VAL:HG13	1.51	0.93
22:DA:686:U:H3	50:D2:12:ARG:HB2	1.33	0.93
26:BE:46:GLN:HG3	26:BE:87:ALA:H	1.33	0.93
1:CA:183:C:O2'	1:CA:184:G:H5'	1.68	0.93
4:CD:34:GLU:O	4:CD:37:PRO:HD3	1.69	0.93
13:CM:78:ARG:HH21	13:CM:79:LEU:HD23	1.34	0.93
22:DA:320:A:H4'	22:DA:322:A:N7	1.84	0.93
24:DC:224:MET:SD	24:DC:229:HIS:HB2	2.09	0.93
27:DF:28:PRO:HB2	27:DF:168:LEU:HD21	1.51	0.93
22:BA:1063:G:P	30:BI:76:ALA:HB3	2.08	0.93
44:BW:18:LYS:HA	44:BW:36:ILE:CG1	1.97	0.93
1:CA:1293:C:H2'	1:CA:1294:G:C8	2.04	0.93
22:DA:257:C:H2'	22:DA:258:G:O4'	1.69	0.93
22:DA:739:A:H4'	22:DA:740:C:OP1	1.67	0.93
22:DA:2626:C:C2'	22:DA:2627:G:H5'	1.97	0.93
4:AD:89:LEU:HD21	4:AD:199:ILE:HD11	1.50	0.92
37:BP:52:ARG:HH11	37:BP:52:ARG:HG3	1.31	0.92
12:CL:109:ARG:HB2	12:CL:118:VAL:HG21	1.50	0.92
20:CT:23:ARG:HB3	20:CT:60:GLN:HE22	1.31	0.92
22:DA:300:A:H1'	22:DA:333:G:N2	1.83	0.92
22:DA:1026:G:O2'	22:DA:1027:A:H5'	1.69	0.92
27:DF:42:ALA:HB2	27:DF:49:LEU:HD21	1.51	0.92
21:AU:36:PHE:HD1	21:AU:39:LYS:HB3	1.32	0.92
22:BA:469:G:O6	50:B2:37:LYS:HE2	1.69	0.92
1:CA:91:U:O2'	1:CA:92:U:H5'	1.69	0.92
1:CA:668:G:O2'	15:CO:45:HIS:HB3	1.69	0.92
6:CF:11:HIS:HD2	6:CF:54:LEU:HD21	1.31	0.92
23:DB:75:G:H1	23:DB:102:G:N2	1.66	0.92
33:DL:17:LYS:NZ	33:DL:19:LEU:HD22	1.85	0.92
1:AA:1319:A:H4'	1:AA:1320:C:OP1	1.68	0.92
1:AA:1531:A:H8	1:AA:1531:A:C5'	1.81	0.92
22:BA:1277:G:H5'	35:BN:20:MET:HE1	1.48	0.92
22:BA:1340:U:H4'	22:BA:1341:G:OP2	1.65	0.92
31:BJ:56:VAL:HG12	31:BJ:57:LEU:H	1.33	0.92
32:BK:18:ARG:H	32:BK:45:GLU:HB2	1.31	0.92
1:CA:1268:G:H21	1:CA:1327:C:H1'	1.30	0.92
9:CI:17:ARG:HB2	9:CI:65:THR:HB	1.50	0.92
27:DF:122:ASP:HB2	27:DF:126:ASN:HB2	1.48	0.92
1:AA:1123:U:H4'	10:AJ:39:PRO:HD2	1.48	0.92

*Continued on next page...*

*Continued from previous page...*

Atom-1	Atom-2	Interatomic distance (Å)	Clash overlap (Å)
2:AB:100:LEU:HB3	2:AB:174:GLU:HG2	1.51	0.92
28:BG:104:LEU:HB2	28:BG:112:VAL:HG21	1.49	0.92
1:CA:940:C:HO2'	1:CA:1374:A:H2	1.11	0.92
1:CA:1219:A:OP1	14:CN:52:ARG:HG3	1.70	0.92
12:CL:43:LYS:CB	12:CL:44:PRO:CD	2.40	0.92
22:DA:593:U:H2'	22:DA:594:U:H6	1.32	0.92
22:DA:975:A:O2'	22:DA:976:G:H8	1.53	0.92
22:DA:1783:A:H5'	22:DA:2608:G:H4'	1.50	0.92
1:AA:439:U:O2'	1:AA:440:C:H5'	1.69	0.92
25:BD:99:GLU:HG3	25:BD:100:LEU:N	1.85	0.92
25:BD:113:SER:C	25:BD:114:LYS:HE3	1.90	0.92
36:BO:76:LYS:O	36:BO:80:GLU:HG2	1.70	0.92
4:CD:25:ARG:HH11	4:CD:25:ARG:CG	1.82	0.92
21:CU:16:ARG:HG3	21:CU:19:LYS:CG	1.99	0.92
22:DA:1647:U:H5''	22:DA:1648:U:OP1	1.68	0.92
26:DE:108:ILE:HD11	26:DE:181:ILE:HB	1.50	0.92
34:DM:27:SER:H	34:DM:66:ARG:HH22	1.12	0.92
1:AA:60:A:H4'	1:AA:61:G:O5'	1.70	0.92
22:BA:962:G:H21	22:BA:2250:G:H1	1.14	0.92
22:BA:1073:A:H3'	22:BA:1074:G:H5''	1.51	0.92
30:BI:23:VAL:HB	30:BI:27:LEU:HB3	1.49	0.92
11:CK:81:LEU:HD11	11:CK:104:PHE:CD2	2.04	0.92
22:DA:183:C:H2'	22:DA:184:C:H5'	1.52	0.92
22:DA:279:A:H61	22:DA:361:G:H1'	1.34	0.92
22:DA:671:C:O2'	22:DA:672:C:H5'	1.69	0.92
22:DA:1669:A:H2'	22:DA:1669:A:N3	1.80	0.92
29:DH:27:ARG:HH11	45:DX:59:ASP:HA	1.35	0.92
1:AA:939:G:H5'	7:AG:101:ARG:HH12	1.34	0.92
1:AA:1157:A:H1'	1:AA:1181:G:C2	2.04	0.92
48:B0:9:ARG:HH21	48:B0:9:ARG:HG3	1.34	0.92
22:DA:1808:A:H3'	22:DA:1809:A:H8	1.33	0.92
1:AA:209:U:H5'	1:AA:210:C:OP2	1.70	0.92
25:BD:5:VAL:H	25:BD:32:ASN:HD21	1.10	0.92
38:BQ:111:LYS:CE	39:BR:50:GLY:HA2	1.99	0.92
41:BT:29:THR:HA	41:BT:86:THR:HA	1.49	0.92
41:BT:39:THR:HB	41:BT:42:GLU:HB2	1.50	0.92
1:CA:977:A:O2'	1:CA:978:A:H5''	1.70	0.92
21:CU:15:LEU:HD12	21:CU:15:LEU:O	1.68	0.92
22:DA:1734:G:O2'	22:DA:1735:A:H8	1.53	0.92
27:DF:39:VAL:HG22	27:DF:49:LEU:HG	1.52	0.92
27:DF:64:PRO:HA	27:DF:88:VAL:HG22	1.51	0.92

*Continued on next page...*

*Continued from previous page...*

Atom-1	Atom-2	Interatomic distance (Å)	Clash overlap (Å)
1:AA:158:G:H2'	1:AA:159:G:C5'	2.00	0.92
11:AK:108:ASN:HB3	21:AU:6:ARG:HG2	1.49	0.92
1:CA:920:U:H2'	1:CA:921:U:H6	1.33	0.92
30:DI:91:LYS:HB3	30:DI:94:LYS:HB2	1.52	0.92
1:AA:174:A:O2'	1:AA:175:C:H5'	1.70	0.92
15:AO:63:ARG:HD3	15:AO:87:ARG:HH22	1.33	0.92
22:BA:491:G:H2'	22:BA:492:A:C8	2.05	0.92
22:BA:636:G:C6	33:BL:111:ILE:CD1	2.52	0.92
44:BW:14:ASP:O	44:BW:15:SER:HB2	1.70	0.92
1:CA:721:G:H4'	1:CA:722:G:O5'	1.69	0.92
18:CR:72:ARG:NH2	21:CU:3:ILE:HD13	1.85	0.92
22:DA:234:U:H5''	22:DA:234:U:H6	1.32	0.92
22:DA:320:A:H2'	26:DE:131:THR:OG1	1.67	0.92
22:DA:338:G:C2'	22:DA:339:U:H5'	1.99	0.92
32:DK:7:MET:HA	32:DK:7:MET:CE	1.98	0.92
11:AK:15:VAL:HG13	11:AK:78:ILE:HG23	1.49	0.91
22:BA:855:G:N2	44:BW:23:LYS:HG2	1.84	0.91
32:BK:21:CYS:HA	32:BK:41:ILE:CD1	2.00	0.91
8:CH:11:THR:HG22	8:CH:14:ARG:HH12	1.35	0.91
33:DL:108:ALA:HB3	33:DL:125:LEU:HD22	1.53	0.91
27:BF:134:GLN:O	27:BF:136:ILE:HG12	1.67	0.91
46:BY:9:LYS:HA	46:BY:9:LYS:HZ2	1.35	0.91
1:CA:1026:G:H1	1:CA:1036:A:H61	1.06	0.91
2:CB:79:VAL:HA	2:CB:213:LEU:HD21	1.49	0.91
4:CD:32:LYS:HB3	4:CD:35:GLN:OE1	1.71	0.91
14:CN:89:ARG:HG3	14:CN:91:GLU:HG3	1.50	0.91
33:DL:23:ILE:HG13	39:DR:82:HIS:CE1	2.06	0.91
35:DN:34:ILE:HG22	35:DN:113:ILE:HG22	1.49	0.91
35:DN:73:ASN:HA	35:DN:76:VAL:HG22	1.50	0.91
41:DT:50:LEU:HD23	41:DT:51:PHE:N	1.84	0.91
50:D2:19:ARG:HB3	50:D2:19:ARG:NH2	1.85	0.91
11:AK:124:LYS:NZ	21:AU:33:ARG:HH21	1.68	0.91
16:AP:28:ARG:HE	16:AP:29:ASN:HD21	1.07	0.91
22:BA:2431:U:H5'	22:BA:2431:U:C6	2.05	0.91
5:CE:104:ILE:H	5:CE:122:VAL:H	0.96	0.91
22:DA:2848:G:HO2'	22:DA:2849:U:H6	0.93	0.91
1:AA:569:C:H5''	1:AA:570:G:OP1	1.70	0.91
3:AC:110:LEU:HD21	3:AC:143:LEU:HD23	1.49	0.91
22:BA:1585:C:H2'	22:BA:1586:A:O4'	1.70	0.91
24:BC:16:VAL:H	24:BC:203:VAL:HG12	1.34	0.91
37:BP:77:SER:HG	37:BP:79:VAL:HG13	1.36	0.91

*Continued on next page...*

*Continued from previous page...*

Atom-1	Atom-2	Interatomic distance (Å)	Clash overlap (Å)
40:BS:73:LYS:HE3	40:BS:74:ILE:H	1.36	0.91
49:B1:33:LEU:N	49:B1:51:ALA:HB3	1.84	0.91
1:CA:209:U:H5''	1:CA:210:C:OP2	1.70	0.91
8:CH:11:THR:HG22	8:CH:14:ARG:NH1	1.86	0.91
12:CL:42:LYS:HD2	12:CL:43:LYS:HG2	1.53	0.91
22:DA:822:G:O6	22:DA:943:A:H2	1.52	0.91
24:DC:75:ALA:HB2	24:DC:95:TYR:CD1	2.04	0.91
1:AA:98:A:H2'	1:AA:99:C:H6	1.33	0.91
1:AA:414:A:H2'	1:AA:415:A:C8	2.06	0.91
1:AA:1127:G:C2'	1:AA:1128:C:H5'	2.00	0.91
17:AQ:12:VAL:CG1	17:AQ:13:SER:H	1.82	0.91
18:AR:35:SER:HA	18:AR:71:ASP:HB3	1.53	0.91
21:AU:39:LYS:H	21:AU:40:PRO:HD2	1.34	0.91
22:BA:100:U:H4'	22:BA:101:A:O5'	1.68	0.91
40:BS:73:LYS:HE3	40:BS:74:ILE:N	1.84	0.91
3:CC:149:LYS:HE3	3:CC:200:TRP:CE3	2.06	0.91
32:DK:2:ILE:O	32:DK:3:GLN:HB3	1.71	0.91
41:DT:38:ALA:HB1	41:DT:81:LYS:NZ	1.84	0.91
13:AM:106:ARG:HH21	13:AM:112:ARG:HB3	1.32	0.91
1:CA:1304:G:H1'	1:CA:1333:A:H61	1.36	0.91
22:DA:618:G:N2	22:DA:619:G:H1'	1.86	0.91
22:DA:1060:U:C4'	22:DA:1061:U:H2'	2.00	0.91
22:DA:1458:U:O3'	22:DA:1459:G:H4'	1.70	0.91
22:DA:1605:C:H4'	22:DA:1610:A:C6	2.06	0.91
36:DO:17:LYS:HE3	36:DO:17:LYS:O	1.70	0.91
36:DO:31:THR:HG21	36:DO:36:TYR:HE2	1.36	0.91
38:DQ:79:ILE:HA	38:DQ:82:LEU:HD12	1.50	0.91
1:AA:1183:U:H3'	1:AA:1184:G:H5''	1.53	0.91
22:BA:894:U:H2'	22:BA:895:U:C6	2.06	0.91
22:BA:1064:C:H5'	30:BI:88:GLY:HA3	1.49	0.91
22:BA:1653:G:H1	35:BN:11:ASN:ND2	1.69	0.91
41:BT:61:LEU:HD12	41:BT:61:LEU:C	1.91	0.91
1:CA:1152:A:H2'	1:CA:1153:G:H8	1.19	0.91
1:CA:1242:G:C2	1:CA:1243:C:H1'	2.06	0.91
1:CA:1446:A:H2'	1:CA:1447:A:H5'	1.52	0.91
12:CL:89:LEU:CB	12:CL:92:VAL:HG21	2.00	0.91
22:DA:649:G:H2'	22:DA:650:C:C6	2.06	0.91
25:DD:148:GLN:CG	25:DD:152:PRO:HG2	2.01	0.91
26:DE:119:ILE:HD13	26:DE:143:LEU:HD21	1.49	0.91
41:DT:38:ALA:HB1	41:DT:81:LYS:HZ3	1.30	0.91
44:DW:13:ARG:HG3	44:DW:14:ASP:H	1.35	0.91

*Continued on next page...*



*Continued from previous page...*

Atom-1	Atom-2	Interatomic distance (Å)	Clash overlap (Å)
1:AA:274:A:HO2'	1:AA:275:G:H8	1.18	0.91
45:BX:6:VAL:HG13	45:BX:7:THR:HG23	1.53	0.91
1:CA:808:C:OP1	15:CO:47:LYS:HE2	1.70	0.91
22:DA:2379:G:H2'	22:DA:2380:C:H6	1.36	0.91
26:DE:111:GLU:HA	26:DE:114:ARG:HE	1.35	0.91
29:DH:26:ALA:HB2	29:DH:30:LEU:HD12	1.51	0.91
30:DI:45:THR:HG23	30:DI:54:ILE:HD13	1.51	0.91
17:AQ:22:VAL:HG21	17:AQ:60:ILE:HD11	1.51	0.91
22:BA:1664:A:H5''	22:BA:1665:A:OP2	1.69	0.91
27:BF:72:SER:HB2	27:BF:80:GLN:H	1.36	0.91
33:BL:91:ASP:H	33:BL:94:THR:HG21	1.36	0.91
1:CA:456:A:H2'	1:CA:457:G:H8	1.36	0.91
21:CU:24:LYS:CG	21:CU:25:ALA:H	1.83	0.91
23:DB:75:G:H1	23:DB:102:G:H22	0.91	0.91
25:DD:34:VAL:HG12	25:DD:48:ILE:HD11	1.53	0.91
22:BA:215:G:H4'	22:BA:216:A:H4'	1.52	0.91
22:BA:1935:G:H1'	22:BA:1964:G:N2	1.86	0.91
25:BD:120:GLY:HA2	25:BD:162:ALA:HB1	1.50	0.91
50:B2:3:ARG:HG2	50:B2:3:ARG:HH21	1.33	0.91
1:CA:1217:C:O2'	1:CA:1218:C:H6	1.54	0.91
16:CP:1:MET:HA	16:CP:1:MET:CE	2.01	0.91
22:DA:786:C:C2'	22:DA:787:C:H5'	2.01	0.91
22:DA:1508:A:H4'	22:DA:1509:A:OP1	1.71	0.91
22:DA:2729:G:H5''	25:DD:190:LYS:HZ3	1.35	0.91
25:DD:124:ARG:HH11	25:DD:125:TRP:HE1	1.05	0.91
1:AA:674:G:H4'	18:AR:69:TYR:CD1	2.06	0.90
9:AI:128:LYS:HD2	9:AI:129:ARG:H	1.35	0.90
28:BG:84:LYS:HG3	28:BG:132:LEU:H	1.28	0.90
22:DA:1606:C:H4'	22:DA:1607:C:H5'	1.53	0.90
22:DA:1790:C:O2'	24:DC:207:ALA:HB2	1.71	0.90
22:DA:1808:A:H3'	22:DA:1809:A:C8	2.06	0.90
22:DA:1967:C:H6	22:DA:1967:C:H5''	1.37	0.90
1:AA:684:U:H1'	11:AK:39:ASN:O	1.71	0.90
1:AA:1046:A:O2'	1:AA:1047:G:H5'	1.72	0.90
1:AA:1210:C:C2'	1:AA:1211:U:H5'	2.01	0.90
12:AL:87:LYS:O	12:AL:88:ASP:HB2	1.71	0.90
31:BJ:43:GLU:O	31:BJ:45:THR:CG2	2.20	0.90
1:CA:1215:G:HO2'	1:CA:1216:A:H8	0.91	0.90
10:CJ:30:LYS:CG	10:CJ:36:VAL:HG22	2.00	0.90
13:CM:12:LYS:HA	13:CM:12:LYS:HE3	1.52	0.90
13:CM:13:HIS:HB3	13:CM:16:ILE:HD13	1.51	0.90

*Continued on next page...*

*Continued from previous page...*

Atom-1	Atom-2	Interatomic distance (Å)	Clash overlap (Å)
22:DA:684:G:H5'	50:D2:16:HIS:CE1	2.05	0.90
22:DA:2748:A:H1'	28:DG:66:THR:CG2	2.01	0.90
23:DB:56:G:H4'	23:DB:57:A:O5'	1.69	0.90
1:AA:94:G:H4'	1:AA:95:C:C5'	2.00	0.90
1:AA:255:G:H2'	1:AA:256:U:H6	1.36	0.90
22:BA:1032:A:H1'	52:B4:23:ILE:HD13	1.52	0.90
25:BD:120:GLY:HA2	25:BD:162:ALA:HB2	1.50	0.90
1:CA:1125:U:C6	10:CJ:40:ILE:HG12	2.06	0.90
4:CD:32:LYS:O	4:CD:33:ILE:HG22	1.71	0.90
20:AT:43:LYS:CB	20:AT:86:ALA:HB1	2.00	0.90
22:BA:1060:U:H4'	22:BA:1061:U:H5'	0.93	0.90
40:BS:73:LYS:HE3	40:BS:73:LYS:CA	2.02	0.90
49:B1:33:LEU:HB3	49:B1:51:ALA:CB	2.02	0.90
1:CA:1158:C:O2	1:CA:1158:C:H2'	1.69	0.90
3:CC:190:THR:HG22	3:CC:191:THR:H	1.35	0.90
22:DA:2756:U:O2'	22:DA:2757:A:H5'	1.70	0.90
27:DF:91:ARG:HH21	27:DF:91:ARG:HB3	1.35	0.90
29:DH:116:ARG:O	29:DH:117:LEU:HG	1.72	0.90
38:DQ:87:VAL:HG12	38:DQ:88:GLU:H	1.32	0.90
45:DX:30:PRO:CG	45:DX:32:LEU:HD21	2.01	0.90
3:CC:112:ALA:HB2	3:CC:182:ASP:HB3	1.53	0.90
22:DA:95:A:H2'	22:DA:96:C:C5'	2.01	0.90
22:DA:748:G:O6	22:DA:751:A:H5'	1.72	0.90
25:DD:133:THR:HG23	25:DD:134:HIS:N	1.83	0.90
26:DE:111:GLU:HB2	26:DE:114:ARG:HH21	1.33	0.90
27:DF:91:ARG:HB3	27:DF:91:ARG:NH2	1.86	0.90
28:DG:18:ILE:HD12	28:DG:42:VAL:HG13	1.52	0.90
1:AA:795:C:H5''	1:AA:796:C:OP2	1.72	0.90
20:AT:33:LYS:N	20:AT:33:LYS:HE2	1.86	0.90
21:AU:33:ARG:HE	21:AU:34:ARG:HG3	1.35	0.90
22:BA:1936:A:H2	22:BA:1943:U:C5	1.89	0.90
24:BC:12:ARG:HH11	24:BC:12:ARG:CG	1.83	0.90
31:BJ:73:VAL:HG23	31:BJ:74:TYR:N	1.85	0.90
1:CA:1067:A:H4'	1:CA:1068:G:O5'	1.71	0.90
5:CE:103:GLY:HA3	5:CE:121:ASN:HA	1.53	0.90
12:CL:42:LYS:HG2	12:CL:43:LYS:N	1.86	0.90
22:DA:1024:G:C3'	22:DA:1025:G:H5''	2.01	0.90
22:DA:1700:A:H2'	22:DA:1701:A:H5'	1.52	0.90
22:DA:2378:A:C2'	22:DA:2379:G:H5'	2.01	0.90
41:DT:13:ALA:HB1	41:DT:14:PRO:HD2	1.54	0.90
1:AA:1241:G:HO2'	1:AA:1242:G:H8	0.93	0.90

*Continued on next page...*

*Continued from previous page...*

Atom-1	Atom-2	Interatomic distance (Å)	Clash overlap (Å)
25:BD:91:THR:O	25:BD:93:GLY:N	2.05	0.90
25:BD:151:THR:CG2	25:BD:152:PRO:CD	2.43	0.90
1:CA:386:C:C5	1:CA:387:U:C5	2.60	0.90
3:CC:39:ARG:HG2	3:CC:54:ILE:HD13	1.54	0.90
22:DA:526:A:N6	22:DA:2626:C:H4'	1.85	0.90
22:DA:1255:U:H5'	22:DA:2502:G:H22	1.37	0.90
22:DA:2714:G:O2'	22:DA:2715:C:H5'	1.72	0.90
38:DQ:4:LYS:CE	38:DQ:7:VAL:HG13	2.02	0.90
22:BA:1929:G:H4'	22:BA:1930:G:OP1	1.69	0.90
1:CA:876:C:C1'	8:CH:11:THR:HG21	2.01	0.90
3:CC:46:LEU:HD22	3:CC:75:VAL:HG22	1.52	0.90
9:CI:51:LEU:HG	9:CI:86:LEU:CD2	2.01	0.90
12:CL:89:LEU:HB3	12:CL:92:VAL:CG2	1.99	0.90
22:DA:1231:U:H2'	22:DA:1232:G:H8	1.37	0.90
38:DQ:87:VAL:HG21	39:DR:52:PRO:CD	2.00	0.90
39:DR:2:TYR:HD2	39:DR:42:ALA:HB2	1.35	0.90
1:AA:49:U:O4	1:AA:365:U:H5	1.54	0.90
1:AA:693:G:C2'	1:AA:694:A:H5'	2.02	0.90
5:AE:81:GLN:HE21	5:AE:81:GLN:N	1.70	0.90
19:AS:45:GLY:N	19:AS:61:VAL:HG23	1.87	0.90
22:BA:417:C:H2'	22:BA:418:C:H6	1.37	0.90
22:BA:2502:G:H5'	22:BA:2503:A:C5'	2.02	0.90
29:BH:41:LYS:HA	29:BH:44:ILE:HG12	1.53	0.90
35:BN:79:LEU:O	35:BN:80:PHE:HB2	1.70	0.90
1:CA:268:U:H2'	1:CA:269:C:C6	2.07	0.90
17:CQ:25:GLU:HG3	17:CQ:40:THR:HG22	1.54	0.90
22:DA:246:C:C2'	22:DA:247:G:H5'	2.01	0.90
22:DA:659:G:H4'	26:DE:95:LYS:HD3	1.54	0.90
22:DA:1207:C:HO2'	22:DA:1208:C:H6	0.92	0.90
22:DA:1388:G:HO2'	22:DA:1389:G:H8	0.90	0.90
22:DA:1817:G:HO2'	22:DA:1818:U:H5'	1.28	0.90
26:DE:23:PHE:HB2	26:DE:114:ARG:HH22	1.37	0.90
2:AB:67:LEU:HD21	2:AB:91:VAL:HG23	1.54	0.90
7:AG:119:LEU:HD21	7:AG:123:LEU:HD23	1.53	0.90
22:BA:143:C:HO2'	22:BA:144:A:H8	1.19	0.90
22:BA:777:G:O2'	22:BA:778:G:H5'	1.71	0.90
34:BM:114:ARG:HG2	34:BM:130:PHE:CE1	2.07	0.90
1:CA:1288:A:O2'	1:CA:1289:A:H8	1.55	0.90
32:DK:13:ASN:HD21	32:DK:97:THR:H	1.13	0.90
1:AA:1143:G:H2'	1:AA:1144:G:H8	1.35	0.89
22:BA:1746:A:H2'	22:BA:1747:U:C6	2.08	0.89

*Continued on next page...*

*Continued from previous page...*

Atom-1	Atom-2	Interatomic distance (Å)	Clash overlap (Å)
22:BA:1799:G:H4'	22:BA:1800:C:O5'	1.71	0.89
1:CA:1283:U:O2'	1:CA:1284:C:H5'	1.72	0.89
17:CQ:45:VAL:HG21	17:CQ:60:ILE:HG21	1.52	0.89
26:DE:79:ARG:HG2	26:DE:80:SER:H	1.36	0.89
33:DL:92:LEU:HD22	33:DL:124:GLY:HA3	1.51	0.89
3:AC:56:ILE:CG1	3:AC:65:VAL:HG22	2.02	0.89
5:AE:14:LEU:O	5:AE:14:LEU:HD13	1.70	0.89
22:BA:243:U:OP1	51:B3:5:THR:HG21	1.72	0.89
1:CA:960:U:H5'	1:CA:961:U:H5''	1.54	0.89
1:CA:1217:C:HO2'	1:CA:1218:C:H6	1.04	0.89
22:DA:142:A:HO2'	22:DA:143:C:H6	0.92	0.89
22:DA:1338:G:H4'	41:DT:18:GLU:OE2	1.72	0.89
22:DA:1635:A:O2'	22:DA:1636:U:H5'	1.71	0.89
22:DA:2291:U:H2'	22:DA:2292:U:H6	1.31	0.89
29:DH:61:VAL:HG13	29:DH:62:LEU:HG	1.51	0.89
34:DM:7:THR:HG22	34:DM:9:PHE:H	1.36	0.89
35:DN:51:LEU:HD23	35:DN:54:LEU:HD21	1.52	0.89
5:AE:103:GLY:HA2	5:AE:121:ASN:HA	1.53	0.89
15:AO:26:VAL:HG12	15:AO:30:LEU:HD12	1.52	0.89
22:BA:1498:C:O2'	22:BA:1499:C:H6	1.55	0.89
47:BZ:40:THR:HG22	47:BZ:43:ILE:HG23	1.55	0.89
1:CA:1218:C:O2'	1:CA:1219:A:H8	1.54	0.89
9:CI:71:ILE:CD1	9:CI:72:SER:H	1.85	0.89
10:CJ:40:ILE:HG22	10:CJ:42:LEU:CD1	2.03	0.89
1:CA:238:A:H2'	1:CA:239:U:H5''	0.90	0.89
1:CA:961:U:O2'	1:CA:962:C:H6	1.54	0.89
13:CM:77:LYS:HA	13:CM:80:MET:HE2	1.52	0.89
14:CN:40:ARG:NH1	19:CS:6:LYS:HB2	1.88	0.89
22:DA:27:G:N2	22:DA:512:G:H2'	1.86	0.89
22:DA:528:A:O2'	22:DA:529:A:H5''	1.71	0.89
22:DA:1700:A:C2'	22:DA:1701:A:H5'	2.02	0.89
22:DA:2668:G:HO2'	22:DA:2669:G:H8	0.94	0.89
27:DF:91:ARG:HA	27:DF:95:MET:SD	2.12	0.89
32:DK:7:MET:HA	32:DK:7:MET:HE3	1.53	0.89
21:AU:3:ILE:HA	21:AU:19:LYS:NZ	1.86	0.89
26:BE:96:VAL:O	26:BE:96:VAL:HG12	1.72	0.89
29:BH:2:GLN:O	29:BH:3:VAL:HG22	1.70	0.89
45:BX:58:ILE:CD1	45:BX:66:VAL:HG21	2.02	0.89
49:B1:8:ILE:CG2	49:B1:51:ALA:HA	2.02	0.89
1:CA:1366:C:O2'	1:CA:1367:C:H5'	1.73	0.89
11:CK:26:PHE:CZ	11:CK:88:PRO:HG2	2.08	0.89

*Continued on next page...*

*Continued from previous page...*

Atom-1	Atom-2	Interatomic distance (Å)	Clash overlap (Å)
22:DA:1361:G:O2'	22:DA:1362:C:H5'	1.72	0.89
12:AL:23:LEU:HB2	12:AL:58:ASN:ND2	1.88	0.89
16:AP:19:VAL:HG22	16:AP:36:VAL:HG12	1.55	0.89
22:BA:1414:C:C4	22:BA:1415:U:H5	1.91	0.89
24:BC:251:THR:HG22	24:BC:252:LYS:N	1.86	0.89
45:BX:5:GLN:HE21	45:BX:49:ARG:H	1.20	0.89
1:CA:728:A:O2'	1:CA:729:A:H5'	1.72	0.89
1:CA:1245:C:O2'	1:CA:1246:A:H8	1.56	0.89
8:CH:76:ARG:HD3	8:CH:77:VAL:N	1.88	0.89
12:CL:82:ARG:HG2	12:CL:82:ARG:NH1	1.86	0.89
19:CS:40:PHE:CB	19:CS:41:PRO:HD2	2.01	0.89
22:DA:1552:A:H2'	22:DA:1552:A:N3	1.88	0.89
22:DA:2746:U:H2'	22:DA:2747:G:H5'	1.53	0.89
24:DC:255:LYS:O	24:DC:256:THR:HG23	1.72	0.89
33:DL:63:LYS:HB3	51:D3:12:ARG:HD2	1.54	0.89
34:DM:34:LYS:HB2	34:DM:131:VAL:CG2	2.02	0.89
46:DY:37:LEU:HD13	46:DY:42:LEU:CD1	2.01	0.89
22:BA:1287:A:H5'	35:BN:103:ARG:HD2	1.54	0.89
22:BA:2138:G:H1	22:BA:2153:C:N4	1.70	0.89
24:BC:20:ASN:HD21	24:BC:22:GLU:HG2	1.36	0.89
40:BS:96:ILE:HD12	40:BS:96:ILE:C	1.92	0.89
45:BX:58:ILE:HD11	45:BX:66:VAL:HG11	1.55	0.89
1:CA:1102:A:H2'	1:CA:1103:C:H6	1.36	0.89
6:CF:11:HIS:CD2	6:CF:54:LEU:HD21	2.08	0.89
7:CG:107:ALA:O	7:CG:118:ARG:HB3	1.73	0.89
22:DA:118:A:OP2	22:DA:119:A:H3'	1.72	0.89
22:DA:1807:G:H2'	22:DA:1808:A:H5'	1.52	0.89
22:DA:2626:C:O2'	22:DA:2627:G:H5'	1.72	0.89
40:DS:84:ARG:HB3	40:DS:96:ILE:CG2	2.02	0.89
1:AA:1279:G:H2'	1:AA:1279:G:N3	1.85	0.89
22:BA:153:U:O2'	22:BA:154:U:H5'	1.72	0.89
31:BJ:44:TYR:HD2	38:BQ:63:ARG:HD3	1.28	0.89
42:BU:5:ARG:HH21	42:BU:5:ARG:CG	1.84	0.89
5:CE:28:ARG:HG2	5:CE:29:ILE:N	1.88	0.89
8:CH:68:LYS:HD3	8:CH:69:ALA:N	1.86	0.89
22:DA:127:A:N7	50:D2:46:LYS:HE3	1.88	0.89
28:DG:106:LEU:HB2	28:DG:108:PHE:HE1	1.34	0.89
34:DM:36:VAL:HG21	34:DM:129:THR:HG22	1.51	0.89
1:AA:642:A:O2'	1:AA:643:C:H5'	1.73	0.89
2:AB:58:LYS:NZ	2:AB:62:ARG:HG3	1.87	0.89
25:BD:110:THR:HG23	25:BD:171:THR:HG22	1.53	0.89

*Continued on next page...*

*Continued from previous page...*

Atom-1	Atom-2	Interatomic distance (Å)	Clash overlap (Å)
26:BE:110:SER:O	26:BE:113:VAL:HG12	1.73	0.89
22:DA:861:A:H2'	22:DA:862:G:H8	1.36	0.89
1:AA:1202:U:O2'	1:AA:1203:C:H5'	1.72	0.89
4:AD:145:ARG:HH11	4:AD:147:LYS:HE3	1.36	0.89
22:BA:1056:G:O2'	22:BA:1086:A:H1'	1.73	0.89
25:BD:106:LYS:HD2	25:BD:106:LYS:N	1.87	0.89
38:BQ:93:ILE:HG23	38:BQ:94:LEU:N	1.86	0.89
22:DA:164:C:O2'	22:DA:165:A:H5'	1.72	0.89
22:DA:1056:G:H1'	22:DA:1103:A:N6	1.88	0.89
22:DA:1611:C:O2'	22:DA:1612:C:H6	1.55	0.89
22:DA:1913:A:H4'	22:DA:1914:C:OP1	1.70	0.89
25:DD:49:GLN:HE21	25:DD:79:LEU:HB3	1.37	0.89
34:DM:8:LYS:HE3	34:DM:8:LYS:HA	1.53	0.89
34:DM:36:VAL:HG22	43:DV:82:TYR:HB2	1.54	0.89
1:AA:184:G:O2'	1:AA:185:U:H6	1.56	0.88
3:AC:134:LYS:HE3	3:AC:138:GLN:HE22	1.38	0.88
12:AL:43:LYS:HB2	12:AL:44:PRO:CD	2.03	0.88
17:AQ:45:VAL:HG21	17:AQ:60:ILE:CD1	2.03	0.88
24:BC:106:PRO:HB3	24:BC:141:HIS:HE1	1.35	0.88
31:BJ:25:LEU:HD22	31:BJ:26:GLY:N	1.88	0.88
40:BS:66:ILE:HD13	40:BS:67:ASP:N	1.88	0.88
1:CA:91:U:HO2'	1:CA:92:U:H6	1.17	0.88
1:CA:239:U:H6	1:CA:239:U:H5'	1.37	0.88
1:CA:1175:G:O2'	1:CA:1176:A:H5'	1.72	0.88
1:CA:1454:G:O2'	1:CA:1455:G:H5''	1.72	0.88
2:CB:128:LEU:HB3	2:CB:131:LYS:HB3	1.53	0.88
29:DH:3:VAL:HG12	29:DH:38:PRO:HA	1.55	0.88
45:DX:53:LYS:HA	45:DX:56:ARG:CB	2.04	0.88
1:AA:1157:A:H1'	1:AA:1181:G:N2	1.88	0.88
22:BA:1348:C:H2'	22:BA:1349:C:H5'	1.53	0.88
28:BG:126:THR:HG22	28:BG:127:GLN:N	1.88	0.88
33:BL:110:VAL:O	33:BL:111:ILE:HB	1.71	0.88
1:CA:199:A:O2'	1:CA:200:G:H5''	1.72	0.88
6:CF:86:ARG:HH11	18:CR:63:TYR:HB3	1.28	0.88
21:CU:16:ARG:HG3	21:CU:19:LYS:HG2	1.53	0.88
22:DA:786:C:H2'	22:DA:787:C:H5'	1.55	0.88
1:AA:1025:U:H5''	1:AA:1026:G:H5'	1.54	0.88
1:AA:1258:G:O2'	1:AA:1259:C:H6	1.55	0.88
4:AD:117:VAL:CA	4:AD:122:ILE:HD11	2.03	0.88
7:AG:26:VAL:HG12	7:AG:42:VAL:CG2	2.00	0.88
10:AJ:36:VAL:HG22	10:AJ:76:ILE:CG1	2.03	0.88

*Continued on next page...*

*Continued from previous page...*

Atom-1	Atom-2	Interatomic distance (Å)	Clash overlap (Å)
20:AT:4:LYS:HE2	20:AT:5:SER:HB3	1.53	0.88
24:BC:28:PRO:HG2	24:BC:33:LEU:HD11	1.54	0.88
37:BP:20:ARG:HD3	37:BP:112:ARG:NH1	1.89	0.88
37:BP:33:GLU:HG3	37:BP:34:GLY:H	1.38	0.88
41:BT:31:VAL:C	41:BT:32:LEU:HD23	1.94	0.88
44:BW:23:LYS:O	44:BW:66:VAL:HB	1.73	0.88
1:CA:1372:U:H5''	9:CI:71:ILE:HD11	1.55	0.88
1:CA:1499:A:O2'	1:CA:1500:A:H5'	1.72	0.88
7:CG:78:ARG:HA	7:CG:84:TYR:HB2	1.56	0.88
22:DA:302:C:O2'	22:DA:303:G:H8	1.57	0.88
22:DA:1469:A:H2'	22:DA:1470:A:H8	1.33	0.88
22:DA:1673:G:H2'	22:DA:1674:G:H5'	1.55	0.88
34:DM:35:ALA:HB3	34:DM:99:GLY:N	1.88	0.88
20:AT:82:ILE:O	20:AT:86:ALA:HB3	1.72	0.88
23:BB:45:A:O2'	23:BB:46:A:H5'	1.73	0.88
27:BF:35:LEU:HB3	27:BF:153:ILE:HG22	1.53	0.88
40:BS:43:ALA:HA	40:BS:46:LEU:HD12	1.54	0.88
1:CA:375:U:OP1	16:CP:70:ARG:HD3	1.73	0.88
4:CD:29:THR:HG22	4:CD:30:LYS:CD	2.03	0.88
5:CE:104:ILE:N	5:CE:122:VAL:H	1.71	0.88
7:CG:4:ARG:NH2	7:CG:6:ILE:HB	1.89	0.88
10:CJ:84:VAL:HG23	10:CJ:85:ASP:N	1.88	0.88
17:CQ:58:VAL:HB	17:CQ:74:LEU:HD11	1.56	0.88
22:DA:1237:A:C2	22:DA:1238:G:H1'	2.08	0.88
22:DA:2069:G:O2'	22:DA:2070:A:H5'	1.73	0.88
24:DC:173:LEU:HD22	24:DC:173:LEU:H	1.35	0.88
26:DE:129:PRO:HD3	26:DE:156:ASN:OD1	1.73	0.88
26:DE:149:ILE:O	26:DE:188:MET:HA	1.73	0.88
35:DN:37:THR:HB	35:DN:40:LYS:HB2	1.54	0.88
1:AA:184:G:HO2'	1:AA:185:U:H6	1.01	0.88
1:AA:1021:A:H2'	1:AA:1022:A:C5'	2.02	0.88
2:AB:36:LYS:HE3	2:AB:36:LYS:HA	1.53	0.88
22:BA:784:G:C6	24:BC:227:VAL:HG11	2.07	0.88
31:BJ:110:PRO:HB2	31:BJ:111:LYS:HG3	1.56	0.88
11:CK:74:LYS:HA	11:CK:78:ILE:HD11	1.55	0.88
22:DA:1754:A:OP1	37:DP:93:LYS:HE3	1.73	0.88
1:AA:1412:C:H2'	1:AA:1413:A:C8	2.09	0.88
14:AN:29:ILE:HG23	14:AN:34:ASN:ND2	1.87	0.88
22:BA:990:A:H5'	22:BA:990:A:C8	2.08	0.88
22:BA:2540:C:C2'	22:BA:2541:A:H5'	2.03	0.88
1:CA:531:U:H5''	1:CA:532:A:OP1	1.74	0.88

*Continued on next page...*

*Continued from previous page...*

Atom-1	Atom-2	Interatomic distance (Å)	Clash overlap (Å)
12:CL:19:ASN:H	12:CL:19:ASN:HD22	1.16	0.88
37:DP:86:LYS:HA	37:DP:86:LYS:NZ	1.87	0.88
42:DU:59:GLU:C	42:DU:60:LYS:HD2	1.94	0.88
2:AB:139:GLU:O	2:AB:143:LEU:HD23	1.73	0.88
4:AD:145:ARG:NH1	4:AD:147:LYS:HE3	1.89	0.88
22:BA:2207:C:H2'	22:BA:2208:C:H6	1.39	0.88
46:BY:31:GLN:HG2	46:BY:37:LEU:HB2	1.52	0.88
1:CA:674:G:H4'	18:CR:69:TYR:CD1	2.09	0.88
17:CQ:58:VAL:CG1	17:CQ:74:LEU:HD11	2.04	0.88
22:DA:1231:U:H2'	22:DA:1232:G:C8	2.08	0.88
22:DA:2136:G:H2'	22:DA:2137:U:H5	1.38	0.88
24:DC:122:ALA:HB3	24:DC:127:ASN:HD22	1.39	0.88
47:DZ:20:LYS:O	47:DZ:24:LEU:HD13	1.74	0.88
1:AA:430:A:HO2'	1:AA:431:A:H5'	1.12	0.88
1:AA:653:U:O2'	1:AA:654:G:H5'	1.72	0.88
3:AC:166:TRP:H	3:AC:166:TRP:HE3	1.17	0.88
5:AE:152:VAL:HB	5:AE:155:LYS:HZ2	1.08	0.88
5:AE:155:LYS:HD2	5:AE:156:ARG:H	1.35	0.88
24:BC:80:LEU:HD11	24:BC:109:LEU:HG	1.53	0.88
22:DA:873:C:H4'	34:DM:64:TRP:HE1	1.37	0.88
22:DA:1307:A:H62	22:DA:1606:C:H6	1.14	0.88
22:DA:2053:G:H2'	22:DA:2054:A:O4'	1.72	0.88
22:DA:2493:U:H3'	22:DA:2494:G:H5''	1.54	0.88
41:DT:87:LEU:HD23	41:DT:88:LYS:N	1.89	0.88
47:DZ:6:ILE:HD12	47:DZ:47:ILE:HD11	1.56	0.88
22:BA:357:C:H2'	22:BA:358:U:C6	2.09	0.88
22:BA:483:A:O2'	42:BU:56:GLY:HA2	1.73	0.88
22:BA:2661:G:O2'	22:BA:2662:A:H5'	1.74	0.88
33:BL:110:VAL:HG11	33:BL:131:ALA:HB1	1.56	0.88
1:CA:94:G:H4'	1:CA:95:C:OP1	1.71	0.88
1:CA:456:A:H2'	1:CA:457:G:C8	2.09	0.88
1:CA:962:C:O2'	1:CA:963:G:H8	1.57	0.88
3:CC:140:ALA:O	3:CC:145:ALA:HB3	1.74	0.88
22:DA:297:G:H5''	42:DU:84:PHE:HB2	1.55	0.88
22:DA:2713:U:H3'	22:DA:2714:G:C5'	2.04	0.88
25:DD:173:GLN:HE21	25:DD:173:GLN:HA	1.39	0.88
2:AB:40:ILE:HG13	2:AB:41:ASN:H	1.39	0.88
13:AM:19:THR:HA	13:AM:24:VAL:HG23	1.56	0.88
15:AO:9:LYS:O	15:AO:13:GLU:HG3	1.74	0.88
22:BA:1429:G:O2'	22:BA:1430:G:H5'	1.73	0.88
31:BJ:77:HIS:HD2	31:BJ:79:GLY:N	1.71	0.88

*Continued on next page...*



*Continued from previous page...*

Atom-1	Atom-2	Interatomic distance (Å)	Clash overlap (Å)
1:CA:960:U:H4'	1:CA:961:U:C5'	2.03	0.88
7:CG:100:MET:H	7:CG:100:MET:HE3	1.36	0.88
13:CM:13:HIS:HB2	13:CM:43:LYS:HE2	1.55	0.88
22:DA:528:A:N1	22:DA:2042:A:H2'	1.88	0.88
22:DA:921:C:C2'	22:DA:922:C:H5'	2.04	0.88
22:DA:2324:U:H5''	22:DA:2325:G:H5''	1.56	0.88
24:DC:144:GLU:HA	24:DC:151:GLY:HA2	1.56	0.88
22:BA:1056:G:H5''	22:BA:1057:A:H5'	1.54	0.87
22:BA:1510:G:H2'	22:BA:1511:G:H8	1.39	0.87
31:BJ:88:THR:CG2	31:BJ:91:GLU:HG3	2.04	0.87
37:BP:9:GLN:HA	37:BP:12:MET:HG3	1.56	0.87
7:CG:28:ILE:HG21	7:CG:100:MET:HG3	1.54	0.87
1:AA:274:A:O2'	1:AA:275:G:H8	1.55	0.87
1:AA:983:A:O2'	1:AA:984:C:H5'	1.74	0.87
5:AE:81:GLN:HG2	5:AE:149:PRO:CG	2.04	0.87
24:BC:246:PRO:HG2	24:BC:247:TRP:CH2	2.09	0.87
34:BM:40:ARG:HB2	34:BM:93:VAL:CG2	2.05	0.87
35:BN:12:ARG:HG3	35:BN:12:ARG:HH21	1.37	0.87
41:BT:15:HIS:HB3	41:BT:31:VAL:CG2	2.04	0.87
5:CE:28:ARG:HG2	5:CE:29:ILE:H	1.39	0.87
7:CG:63:VAL:HG11	7:CG:127:ALA:HB2	1.57	0.87
10:CJ:40:ILE:HG22	10:CJ:42:LEU:HD12	1.55	0.87
23:DB:30:C:H2'	23:DB:31:C:H5'	1.56	0.87
37:DP:50:ARG:HA	37:DP:57:ALA:O	1.74	0.87
51:D3:41:ARG:HH21	51:D3:41:ARG:CG	1.87	0.87
1:AA:426:U:O2'	1:AA:427:U:H5'	1.73	0.87
1:AA:1381:U:O2'	1:AA:1382:C:H5'	1.73	0.87
1:CA:245:U:O2'	1:CA:246:A:H5'	1.74	0.87
1:CA:481:G:H4'	1:CA:482:A:OP1	1.74	0.87
1:CA:752:G:H1'	1:CA:754:C:N4	1.87	0.87
22:DA:1387:A:N6	22:DA:1401:G:C6	2.41	0.87
25:DD:114:LYS:HD2	25:DD:116:LYS:HZ2	1.37	0.87
31:DJ:73:VAL:HB	31:DJ:75:TYR:CE2	2.08	0.87
1:AA:469:C:H2'	1:AA:470:C:C6	2.09	0.87
56:BA:3776:HOH:O	31:BJ:39:LYS:HE3	1.73	0.87
29:BH:8:LYS:O	29:BH:13:GLY:HA3	1.73	0.87
34:BM:64:TRP:HZ3	34:BM:106:ASP:HB2	1.39	0.87
41:BT:70:HIS:HB2	41:BT:73:ARG:O	1.73	0.87
44:BW:40:ARG:HD3	44:BW:45:HIS:CE1	2.09	0.87
1:CA:844:G:O2'	1:CA:845:A:H5''	1.75	0.87
22:DA:1343:G:H2'	22:DA:1344:U:C5	2.09	0.87

*Continued on next page...*

*Continued from previous page...*

Atom-1	Atom-2	Interatomic distance (Å)	Clash overlap (Å)
22:DA:2102:G:H2'	22:DA:2103:C:H5'	1.56	0.87
47:DZ:16:LEU:HD22	47:DZ:16:LEU:N	1.89	0.87
1:AA:267:C:O2'	1:AA:268:U:H5'	1.73	0.87
1:CA:571:U:H5''	1:CA:572:A:OP2	1.74	0.87
1:CA:818:G:O2'	1:CA:819:A:H5'	1.73	0.87
22:DA:311:A:O2'	22:DA:332:A:H5'	1.75	0.87
22:DA:616:A:HO2'	22:DA:617:G:H8	1.09	0.87
22:DA:1401:G:H2'	22:DA:1402:U:C5	2.09	0.87
22:DA:1740:G:O2'	22:DA:1741:C:H5'	1.74	0.87
24:DC:122:ALA:HB3	24:DC:127:ASN:ND2	1.89	0.87
29:DH:78:VAL:HG11	29:DH:144:VAL:HG12	1.54	0.87
39:DR:39:LEU:CA	39:DR:49:ILE:HG21	2.04	0.87
5:AE:153:ALA:CA	5:AE:156:ARG:HB2	2.03	0.87
22:BA:1073:A:H3'	22:BA:1074:G:C5'	2.03	0.87
22:BA:1627:G:H5'	22:BA:1627:G:H8	1.37	0.87
25:BD:169:ARG:O	25:BD:170:VAL:HG13	1.75	0.87
32:BK:95:ILE:O	32:BK:95:ILE:HD12	1.73	0.87
1:CA:113:G:H21	1:CA:353:A:H8	0.92	0.87
1:CA:519:C:O2'	1:CA:520:A:C5'	2.23	0.87
22:DA:1204:A:H4'	22:DA:1205:A:C5'	2.05	0.87
22:DA:1327:A:H2'	22:DA:1328:A:C8	2.09	0.87
22:DA:1447:C:H2'	22:DA:1448:G:C8	2.09	0.87
22:DA:2800:A:C4	22:DA:2801:G:H1'	2.08	0.87
24:DC:67:LYS:HB3	24:DC:150:GLY:HA2	1.53	0.87
27:DF:137:PHE:HB2	27:DF:138:PRO:HD2	1.57	0.87
41:DT:29:THR:H	41:DT:87:LEU:CB	1.88	0.87
1:AA:224:U:O2'	1:AA:225:C:H5'	1.74	0.87
22:BA:1936:A:C2	22:BA:1943:U:H5	1.93	0.87
28:BG:8:VAL:CG1	28:BG:49:LEU:HB2	2.04	0.87
22:DA:779:U:OP1	24:DC:48:ILE:HG13	1.74	0.87
22:DA:2379:G:H2'	22:DA:2380:C:C6	2.10	0.87
22:DA:2624:G:N2	22:DA:2625:G:H1'	1.88	0.87
23:DB:12:C:H4'	23:DB:13:G:OP1	1.73	0.87
23:DB:40:U:O2	23:DB:43:C:H2'	1.74	0.87
24:DC:159:THR:O	24:DC:194:VAL:HG12	1.75	0.87
36:DO:27:VAL:HB	36:DO:38:GLN:HG3	1.57	0.87
1:AA:116:A:H2'	1:AA:117:G:H8	1.40	0.87
1:AA:365:U:H5''	1:AA:366:A:OP1	1.75	0.87
1:AA:996:A:C2	1:AA:1046:A:H5'	2.10	0.87
5:AE:81:GLN:H	5:AE:81:GLN:HE21	0.88	0.87
5:AE:156:ARG:O	5:AE:158:LYS:N	2.08	0.87

*Continued on next page...*

*Continued from previous page...*

Atom-1	Atom-2	Interatomic distance (Å)	Clash overlap (Å)
22:BA:1188:U:H2'	22:BA:1189:A:C5'	2.05	0.87
29:BH:82:SER:O	29:BH:83:LYS:HB2	1.75	0.87
5:CE:104:ILE:H	5:CE:122:VAL:N	1.73	0.87
1:AA:792:A:H4'	1:AA:793:U:O5'	1.73	0.87
2:AB:108:GLN:HE21	2:AB:108:GLN:H	1.21	0.87
2:AB:132:GLU:O	2:AB:136:ARG:HB2	1.75	0.87
4:AD:194:ILE:O	4:AD:194:ILE:HG13	1.74	0.87
14:AN:22:LYS:HG3	14:AN:23:ARG:N	1.90	0.87
22:BA:558:U:OP1	31:BJ:113:PRO:HG2	1.75	0.87
22:BA:2579:C:C2'	22:BA:2580:U:H5'	2.04	0.87
33:BL:93:ASN:ND2	33:BL:94:THR:N	2.22	0.87
37:BP:102:ARG:CB	37:BP:107:ALA:HB2	2.05	0.87
1:CA:1226:C:H5''	13:CM:94:LEU:HD21	1.57	0.87
1:CA:1278:G:H4'	1:CA:1279:G:C5'	2.03	0.87
21:CU:39:LYS:N	21:CU:40:PRO:HD2	1.89	0.87
22:DA:116:C:H5''	22:DA:128:C:H41	1.40	0.87
22:DA:727:A:H2'	22:DA:728:G:C8	2.10	0.87
22:DA:2423:U:H5''	22:DA:2424:C:OP1	1.73	0.87
23:DB:65:U:H3'	23:DB:108:A:N6	1.90	0.87
13:AM:89:ARG:CB	13:AM:96:VAL:HG22	2.04	0.86
22:BA:1070:A:C2	30:BI:9:LYS:CG	2.58	0.86
1:CA:764:C:C2'	1:CA:765:G:H5'	2.04	0.86
1:CA:1125:U:C5	10:CJ:40:ILE:HG12	2.10	0.86
2:CB:119:GLN:HG3	2:CB:124:THR:HG21	1.57	0.86
4:CD:187:ARG:NH2	4:CD:191:SER:HA	1.90	0.86
16:CP:1:MET:HA	16:CP:1:MET:HE3	1.56	0.86
22:DA:739:A:O2'	22:DA:740:C:C5	2.28	0.86
22:DA:2748:A:H1'	28:DG:66:THR:HG22	1.56	0.86
23:DB:45:A:H2'	23:DB:46:A:C8	2.09	0.86
32:DK:60:ALA:HA	32:DK:87:LEU:CD2	2.05	0.86
42:DU:14:THR:HG23	42:DU:15:GLY:H	1.38	0.86
2:AB:100:LEU:HD12	2:AB:178:LEU:HD23	1.57	0.86
22:BA:409:G:O2'	22:BA:410:G:H5'	1.74	0.86
22:BA:1062:G:OP1	22:BA:1070:A:H4'	1.75	0.86
1:CA:335:C:H2'	1:CA:336:A:C8	2.10	0.86
16:CP:74:LEU:O	16:CP:78:VAL:HG23	1.74	0.86
22:DA:861:A:H2'	22:DA:862:G:C8	2.10	0.86
22:DA:2356:U:H4'	44:DW:16:GLU:HG3	1.57	0.86
33:DL:68:SER:O	33:DL:69:ARG:HB2	1.74	0.86
39:DR:39:LEU:HB3	39:DR:49:ILE:HD13	1.57	0.86
44:DW:43:LYS:HD2	44:DW:79:ILE:HD11	1.56	0.86

*Continued on next page...*

*Continued from previous page...*

Atom-1	Atom-2	Interatomic distance (Å)	Clash overlap (Å)
51:D3:3:ILE:HG22	51:D3:4:LYS:N	1.87	0.86
1:AA:109:A:H2'	1:AA:326:G:N2	1.88	0.86
1:AA:1303:C:H2'	1:AA:1304:G:C8	2.11	0.86
25:BD:34:VAL:HG22	25:BD:94:GLN:H	1.40	0.86
41:BT:29:THR:CG2	41:BT:86:THR:HG22	2.04	0.86
43:BV:10:LYS:HD3	43:BV:10:LYS:N	1.87	0.86
1:CA:17:U:H2'	1:CA:18:C:C6	2.10	0.86
1:CA:238:A:C3'	1:CA:239:U:H5''	2.04	0.86
1:CA:451:A:H4'	1:CA:452:A:O5'	1.72	0.86
2:CB:103:TRP:CD1	2:CB:107:ARG:HB3	2.10	0.86
12:CL:79:ILE:HD12	12:CL:96:THR:HG21	1.54	0.86
22:DA:1070:A:H5'	22:DA:1071:G:H5''	1.57	0.86
22:DA:1489:C:H4'	22:DA:1490:A:OP1	1.76	0.86
1:AA:116:A:H2'	1:AA:117:G:C8	2.10	0.86
1:AA:495:A:H4'	1:AA:496:A:O5'	1.75	0.86
1:AA:1234:C:C2'	1:AA:1235:U:H5'	2.05	0.86
22:BA:2571:U:O2'	25:BD:151:THR:HG21	1.76	0.86
44:BW:18:LYS:HG3	44:BW:19:ARG:N	1.85	0.86
1:CA:559:A:H4'	1:CA:560:A:O5'	1.73	0.86
1:CA:913:A:H4'	1:CA:914:A:O5'	1.73	0.86
1:CA:1048:G:H21	1:CA:1214:C:H5	1.20	0.86
4:CD:69:ARG:HH11	4:CD:69:ARG:CG	1.88	0.86
22:DA:92:U:H2'	22:DA:93:G:C8	2.10	0.86
22:DA:1166:G:N2	22:DA:1184:U:H1'	1.90	0.86
22:DA:1305:C:HO2'	22:DA:1306:C:H6	0.93	0.86
22:DA:2136:G:H2'	22:DA:2137:U:C5	2.09	0.86
25:DD:29:VAL:HB	25:DD:98:VAL:CG1	2.05	0.86
28:DG:124:CYS:HB3	28:DG:130:ILE:HA	1.54	0.86
41:DT:4:GLU:HG3	41:DT:6:ARG:HH21	1.38	0.86
10:AJ:57:VAL:HG22	10:AJ:58:ASN:N	1.88	0.86
22:BA:2636:C:H2'	22:BA:2637:U:C6	2.09	0.86
28:BG:83:THR:HA	28:BG:84:LYS:HZ1	1.36	0.86
44:BW:46:ALA:HB3	44:BW:79:ILE:O	1.74	0.86
1:CA:1142:G:H2'	1:CA:1143:G:C8	2.09	0.86
1:CA:1348:U:H4'	9:CI:121:ARG:HG3	1.57	0.86
5:CE:24:VAL:HG23	5:CE:26:GLY:H	1.39	0.86
14:CN:66:THR:CG2	14:CN:82:LYS:HE3	2.06	0.86
22:DA:996:A:C4'	38:DQ:91:ARG:HD2	2.05	0.86
22:DA:1539:U:HO2'	22:DA:1540:G:H8	0.87	0.86
22:DA:2287:A:HO2'	22:DA:2288:A:H3'	1.37	0.86
24:DC:239:PHE:HD1	24:DC:240:GLY:H	1.20	0.86

*Continued on next page...*

*Continued from previous page...*

Atom-1	Atom-2	Interatomic distance (Å)	Clash overlap (Å)
37:DP:52:ARG:HG2	37:DP:52:ARG:NH1	1.90	0.86
1:AA:792:A:O2'	1:AA:794:A:N7	2.09	0.86
1:AA:1284:C:H2'	1:AA:1285:A:C8	2.10	0.86
5:AE:152:VAL:HB	5:AE:155:LYS:HZ1	1.33	0.86
15:AO:26:VAL:HG12	15:AO:30:LEU:CD1	2.06	0.86
1:CA:1005:A:C5	1:CA:1006:G:H1'	2.11	0.86
22:DA:45:G:H5'	22:DA:46:G:H5'	1.57	0.86
22:DA:858:G:H2'	22:DA:2268:A:N3	1.90	0.86
22:DA:1965:C:H3'	22:DA:1966:A:H5''	1.54	0.86
24:DC:94:LEU:HA	24:DC:100:ARG:HG2	1.57	0.86
34:DM:38:ARG:O	34:DM:126:ILE:HG21	1.76	0.86
41:DT:29:THR:H	41:DT:87:LEU:HB2	1.40	0.86
5:AE:29:ILE:HD12	5:AE:30:PHE:N	1.91	0.86
7:AG:110:ARG:NH1	7:AG:122:GLU:HG2	1.90	0.86
22:BA:1779:U:C5	22:BA:1784:A:N7	2.43	0.86
39:BR:49:ILE:HB	39:BR:51:VAL:O	1.76	0.86
2:CB:184:ALA:O	2:CB:199:ILE:HG12	1.74	0.86
22:DA:794:A:H2'	22:DA:795:C:H6	1.41	0.86
22:DA:1013:C:O2'	22:DA:1014:A:H5'	1.76	0.86
22:DA:2758:A:HO2'	22:DA:2759:G:H5'	1.41	0.86
1:AA:486:U:C2'	1:AA:487:A:H5'	2.05	0.86
22:BA:272:A:HO2'	22:BA:273:G:H8	0.92	0.86
22:BA:2063:C:H5'	22:BA:2063:C:H6	1.41	0.86
33:BL:110:VAL:HG12	33:BL:111:ILE:N	1.89	0.86
1:CA:429:U:H1'	1:CA:430:A:H5''	1.57	0.86
4:CD:2:ARG:HB2	4:CD:2:ARG:NH1	1.91	0.86
10:CJ:30:LYS:HG2	10:CJ:36:VAL:HG22	1.57	0.86
18:CR:22:TYR:HA	18:CR:57:ALA:HB1	1.58	0.86
22:DA:312:G:H5'	22:DA:331:C:O2'	1.74	0.86
22:DA:765:C:H2'	22:DA:766:U:C6	2.11	0.86
22:DA:873:C:H4'	34:DM:64:TRP:NE1	1.91	0.86
23:DB:46:A:H2'	23:DB:47:C:C6	2.11	0.86
40:DS:4:ILE:HD12	40:DS:5:ALA:N	1.90	0.86
10:AJ:52:LEU:HD23	10:AJ:62:ARG:HG3	1.57	0.86
28:BG:137:LYS:HA	28:BG:140:ILE:CD1	2.06	0.86
31:BJ:111:LYS:CD	31:BJ:112:GLY:N	2.33	0.86
44:BW:37:VAL:C	44:BW:38:ARG:HG2	1.95	0.86
46:BY:9:LYS:HA	46:BY:9:LYS:NZ	1.91	0.86
1:CA:482:A:H2'	1:CA:483:C:C6	2.10	0.86
1:CA:990:C:H2'	1:CA:991:U:O4'	1.74	0.86
1:CA:1239:A:H1'	1:CA:1241:G:C4	2.10	0.86

*Continued on next page...*

*Continued from previous page...*

Atom-1	Atom-2	Interatomic distance (Å)	Clash overlap (Å)
12:CL:42:LYS:HD3	12:CL:43:LYS:NZ	1.89	0.86
22:DA:851:C:H2'	22:DA:852:U:C6	2.10	0.86
22:DA:1716:U:HO2'	22:DA:1717:A:H8	0.90	0.86
22:BA:2103:C:H2'	22:BA:2104:C:H5'	1.58	0.86
26:BE:149:ILE:HD11	26:BE:172:ALA:HA	1.56	0.86
34:BM:1:MET:CE	34:BM:2:LEU:H	1.88	0.86
37:BP:50:ARG:CD	37:BP:51:ASN:N	2.14	0.86
1:CA:1285:A:H4'	1:CA:1286:U:OP1	1.76	0.86
16:CP:16:PHE:CE2	16:CP:40:ASN:HB2	2.10	0.86
22:DA:860:U:HO2'	22:DA:861:A:H8	0.88	0.86
22:DA:915:C:O2'	22:DA:916:G:H5'	1.75	0.86
22:DA:2875:C:HO2'	22:DA:2876:G:H8	0.87	0.86
1:AA:1258:G:HO2'	1:AA:1259:C:H6	0.86	0.85
20:AT:43:LYS:HB3	20:AT:86:ALA:CB	2.06	0.85
24:BC:67:LYS:HG2	24:BC:150:GLY:HA2	1.56	0.85
37:BP:3:ILE:HD13	37:BP:3:ILE:O	1.76	0.85
39:BR:80:ARG:C	39:BR:81:LYS:HD3	1.97	0.85
1:CA:202:G:HO2'	1:CA:468:A:H8	0.90	0.85
20:CT:62:ALA:HA	20:CT:67:HIS:CE1	2.11	0.85
22:DA:1062:G:H22	22:DA:1077:A:H2	1.19	0.85
22:DA:1534:U:H6	22:DA:1538:G:N1	1.74	0.85
22:DA:2214:C:O2'	22:DA:2215:C:C5'	2.22	0.85
25:DD:34:VAL:HG12	25:DD:48:ILE:CD1	2.06	0.85
34:DM:76:LYS:NZ	34:DM:84:LYS:H	1.74	0.85
35:DN:103:ARG:HB2	35:DN:110:MET:CG	2.06	0.85
38:DQ:15:LYS:HE3	38:DQ:19:GLN:NE2	1.89	0.85
22:BA:726:G:O2'	22:BA:727:A:P	2.32	0.85
22:BA:855:G:H21	44:BW:23:LYS:CG	1.88	0.85
22:BA:2353:G:H1'	44:BW:30:VAL:HG13	1.58	0.85
25:BD:97:SER:C	25:BD:99:GLU:HG2	1.96	0.85
37:BP:50:ARG:HD3	37:BP:56:SER:HB2	1.55	0.85
38:BQ:29:ARG:HG3	38:BQ:29:ARG:HH11	1.40	0.85
16:CP:48:GLU:HG3	16:CP:51:ARG:HE	1.39	0.85
16:CP:67:ILE:HD11	16:CP:75:ILE:CD1	2.06	0.85
22:DA:96:C:H4'	46:DY:41:HIS:CD2	2.11	0.85
22:DA:1307:A:N6	22:DA:1606:C:H6	1.72	0.85
22:DA:1328:A:H2'	22:DA:1330:C:N4	1.91	0.85
22:DA:1537:G:O2'	22:DA:1538:G:H4'	1.75	0.85
22:DA:1616:A:H8	22:DA:1616:A:OP1	1.58	0.85
22:DA:2267:A:N6	22:DA:2272:U:H3	1.73	0.85
42:DU:83:GLY:O	42:DU:93:ARG:HA	1.76	0.85

*Continued on next page...*

*Continued from previous page...*

Atom-1	Atom-2	Interatomic distance (Å)	Clash overlap (Å)
44:DW:18:LYS:H	44:DW:36:ILE:CG1	1.88	0.85
1:AA:263:A:H2'	1:AA:264:C:C5	2.11	0.85
36:BO:40:ILE:HG12	36:BO:47:VAL:HG12	1.57	0.85
48:BO:33:SER:OG	48:BO:35:GLU:HG3	1.76	0.85
8:CH:93:LYS:HD3	8:CH:93:LYS:N	1.91	0.85
9:CI:51:LEU:HB2	9:CI:56:MET:SD	2.16	0.85
18:CR:72:ARG:HE	18:CR:72:ARG:H	1.18	0.85
22:DA:83:A:N6	22:DA:101:A:H5'	1.91	0.85
26:DE:44:ARG:HG3	26:DE:44:ARG:HH21	1.39	0.85
26:DE:133:LEU:O	26:DE:137:LYS:HB2	1.74	0.85
32:DK:118:LEU:O	32:DK:120:PRO:HD2	1.76	0.85
44:DW:9:THR:HG23	44:DW:10:ARG:HG3	1.56	0.85
1:AA:198:G:HO2'	1:AA:199:A:H8	0.85	0.85
12:AL:34:THR:HG22	12:AL:35:ARG:NE	1.91	0.85
13:AM:95:PRO:HG3	13:AM:101:THR:HG22	1.57	0.85
23:BB:46:A:H2'	23:BB:47:C:C6	2.11	0.85
1:CA:729:A:H2'	1:CA:730:G:H8	1.42	0.85
1:CA:1343:G:H1'	9:CI:122:ARG:NH1	1.91	0.85
19:CS:40:PHE:HB3	19:CS:41:PRO:CD	2.06	0.85
22:DA:249:C:H5''	22:DA:2394:C:O2'	1.77	0.85
22:DA:324:A:C2	22:DA:325:G:H1'	2.11	0.85
22:DA:387:U:H4'	22:DA:388:G:O5'	1.74	0.85
12:AL:72:ASN:OD1	12:AL:104:SER:HB3	1.76	0.85
16:AP:79:ASN:O	16:AP:80:LYS:HB2	1.75	0.85
22:BA:958:U:H5'	22:BA:958:U:C6	2.10	0.85
31:BJ:77:HIS:HD2	31:BJ:79:GLY:H	0.90	0.85
1:CA:223:A:H2'	1:CA:224:U:H6	1.42	0.85
1:CA:1454:G:HO2'	1:CA:1455:G:H8	0.87	0.85
10:CJ:15:HIS:CE1	10:CJ:68:ARG:HD3	2.11	0.85
44:DW:37:VAL:HG12	44:DW:55:ASP:CB	2.04	0.85
5:AE:153:ALA:HA	5:AE:156:ARG:CA	2.05	0.85
22:BA:646:U:H3'	22:BA:647:G:H5''	1.58	0.85
22:BA:1068:G:H2'	22:BA:1069:A:H5'	1.58	0.85
41:BT:18:GLU:OE2	41:BT:18:GLU:HA	1.73	0.85
22:DA:477:A:HO2'	22:DA:478:A:H8	0.88	0.85
22:DA:639:U:H2'	22:DA:640:C:H6	1.41	0.85
22:DA:2094:A:O2'	22:DA:2095:A:H5''	1.77	0.85
22:DA:2378:A:H2'	22:DA:2379:G:C5'	2.05	0.85
38:DQ:77:LYS:CE	38:DQ:116:LEU:HD21	2.06	0.85
41:DT:14:PRO:O	41:DT:15:HIS:HB2	1.77	0.85
1:AA:1142:G:H2'	1:AA:1143:G:O4'	1.76	0.85

*Continued on next page...*

*Continued from previous page...*

Atom-1	Atom-2	Interatomic distance (Å)	Clash overlap (Å)
4:AD:195:ASN:O	4:AD:196:GLU:HG3	1.77	0.85
22:BA:434:U:H4'	22:BA:435:C:OP1	1.74	0.85
22:BA:528:A:C2	22:BA:2043:C:H4'	2.12	0.85
32:BK:108:ARG:HH11	32:BK:108:ARG:CG	1.89	0.85
37:BP:61:ARG:HG2	37:BP:70:GLU:HG2	1.58	0.85
44:BW:40:ARG:HB2	44:BW:56:HIS:ND1	1.91	0.85
2:CB:103:TRP:CH2	2:CB:156:LEU:HB3	2.11	0.85
4:CD:33:ILE:O	4:CD:35:GLN:HG2	1.75	0.85
18:CR:39:VAL:HG13	18:CR:40:PRO:HD2	1.58	0.85
22:DA:335:C:HO2'	22:DA:336:C:H6	1.22	0.85
22:DA:1092:C:H2'	22:DA:1093:G:H5'	1.58	0.85
24:DC:94:LEU:HB2	24:DC:100:ARG:HD2	1.55	0.85
39:DR:39:LEU:HA	39:DR:49:ILE:CG2	2.06	0.85
42:DU:14:THR:HG21	42:DU:64:ILE:HD11	1.58	0.85
43:DV:77:VAL:HG23	43:DV:89:ILE:CG2	2.07	0.85
47:DZ:18:LYS:O	47:DZ:22:THR:HG23	1.77	0.85
47:DZ:53:MET:O	47:DZ:54:VAL:HG13	1.76	0.85
1:AA:484:G:H4'	1:AA:485:U:O5'	1.76	0.85
1:AA:1128:C:O2'	1:AA:1129:C:H5'	1.76	0.85
1:AA:1129:C:C5'	9:AI:17:ARG:HH22	1.89	0.85
5:AE:131:ASN:O	5:AE:135:VAL:HG12	1.77	0.85
7:AG:61:PHE:CE1	7:AG:65:LEU:HD22	2.11	0.85
22:BA:303:G:H2'	22:BA:304:U:C6	2.12	0.85
24:BC:33:LEU:HD21	24:BC:62:ARG:HD3	1.57	0.85
32:BK:18:ARG:HG3	32:BK:18:ARG:HH11	1.40	0.85
44:BW:37:VAL:HG11	44:BW:55:ASP:HB2	1.57	0.85
1:CA:522:C:H41	12:CL:49:ARG:HH22	1.21	0.85
1:CA:951:G:H2'	1:CA:952:U:C6	2.12	0.85
2:CB:164:ASP:HB3	2:CB:167:HIS:HB3	1.59	0.85
4:CD:195:ASN:HB3	4:CD:197:HIS:CD2	2.12	0.85
22:DA:279:A:N6	22:DA:361:G:H1'	1.92	0.85
22:DA:310:A:O2'	22:DA:311:A:H8	1.60	0.85
37:DP:109:ILE:O	37:DP:110:LYS:HG3	1.77	0.85
40:DS:95:ARG:O	40:DS:96:ILE:HG22	1.76	0.85
1:AA:198:G:O2'	1:AA:199:A:H8	1.59	0.85
1:AA:961:U:H2'	1:AA:962:C:H6	1.41	0.85
21:AU:36:PHE:HB3	21:AU:40:PRO:HD3	1.59	0.85
22:BA:2790:U:H4'	22:BA:2791:G:OP1	1.75	0.85
25:BD:174:SER:O	25:BD:175:LEU:HB2	1.75	0.85
31:BJ:111:LYS:HD3	31:BJ:112:GLY:H	1.04	0.85
21:CU:36:PHE:CD1	21:CU:40:PRO:HB3	2.12	0.85

*Continued on next page...*



*Continued from previous page...*

Atom-1	Atom-2	Interatomic distance (Å)	Clash overlap (Å)
22:DA:217:A:C2'	22:DA:218:A:C8	2.60	0.85
22:DA:607:U:H5	22:DA:619:G:C5	1.95	0.85
22:DA:802:A:H2'	22:DA:803:U:C6	2.10	0.85
22:DA:2023:C:HO2'	22:DA:2024:G:H8	1.23	0.85
1:AA:500:G:H2'	1:AA:501:C:C6	2.12	0.85
2:AB:89:PHE:HB3	2:AB:149:GLY:HA2	1.58	0.85
10:AJ:57:VAL:CG2	10:AJ:58:ASN:H	1.90	0.85
11:AK:124:LYS:HE3	21:AU:34:ARG:HG2	1.56	0.85
19:AS:51:HIS:CD2	19:AS:53:GLY:H	1.95	0.85
22:BA:74:A:H4'	22:BA:75:G:O5'	1.75	0.85
36:BO:88:LYS:CE	36:BO:116:GLN:HE21	1.89	0.85
1:CA:563:A:H2'	1:CA:563:A:N3	1.92	0.85
1:CA:1054:C:O2'	1:CA:1055:A:H5''	1.76	0.85
1:CA:1124:G:H4'	1:CA:1125:U:OP1	1.74	0.85
4:CD:84:ASN:C	4:CD:84:ASN:HD22	1.80	0.85
22:DA:329:G:O6	42:DU:16:LYS:HB2	1.76	0.85
22:DA:942:G:C2'	22:DA:943:A:H5'	2.07	0.85
22:DA:2868:A:H2'	22:DA:2869:G:C8	2.12	0.85
24:DC:16:VAL:HG11	24:DC:201:LEU:O	1.77	0.85
24:DC:145:MET:HE2	24:DC:181:ARG:HH22	1.42	0.85
25:DD:106:LYS:HB3	25:DD:206:ALA:HB3	1.55	0.85
41:DT:1:MET:HG2	41:DT:4:GLU:HA	1.59	0.85
44:DW:17:ALA:O	44:DW:18:LYS:HB3	1.74	0.85
1:AA:275:G:H2'	1:AA:276:G:H8	1.39	0.84
1:AA:939:G:H5'	7:AG:101:ARG:NH1	1.92	0.84
15:AO:29:ALA:HA	15:AO:84:LEU:HD21	1.59	0.84
1:CA:386:C:C5	1:CA:387:U:H5	1.95	0.84
21:CU:3:ILE:HG23	21:CU:18:PHE:HD1	1.41	0.84
22:DA:649:G:H2'	22:DA:650:C:H6	1.38	0.84
22:DA:668:A:H2'	22:DA:670:A:H62	1.40	0.84
22:DA:2191:A:H5''	22:DA:2192:U:OP2	1.76	0.84
26:DE:98:LYS:O	26:DE:99:LYS:HB2	1.77	0.84
29:DH:90:LEU:CB	29:DH:123:ARG:HB3	2.07	0.84
1:AA:500:G:H5'	12:AL:120:ARG:HH12	1.42	0.84
22:BA:1885:A:H2'	22:BA:1886:U:C6	2.11	0.84
22:BA:2352:A:C2	44:BW:30:VAL:HG11	2.12	0.84
39:BR:24:LYS:HA	39:BR:94:THR:HG23	1.59	0.84
44:BW:40:ARG:HG2	44:BW:52:CYS:SG	2.17	0.84
1:CA:78:A:H2'	1:CA:79:G:C8	2.12	0.84
1:CA:752:G:H1'	1:CA:754:C:H41	1.39	0.84
1:CA:764:C:H2'	1:CA:765:G:C5'	2.08	0.84

*Continued on next page...*

*Continued from previous page...*

Atom-1	Atom-2	Interatomic distance (Å)	Clash overlap (Å)
6:CF:15:SER:OG	6:CF:58:HIS:HD2	1.59	0.84
22:DA:95:A:H2'	22:DA:96:C:H5''	1.59	0.84
22:DA:426:C:O2'	22:DA:427:U:H5'	1.77	0.84
22:DA:477:A:O2'	22:DA:478:A:H8	1.57	0.84
22:DA:999:U:C2'	22:DA:1000:A:H5'	2.07	0.84
22:DA:1735:A:O2'	22:DA:1736:U:H6	1.59	0.84
22:DA:1746:A:H2'	22:DA:1747:U:H6	1.40	0.84
1:AA:914:A:O2'	1:AA:915:A:H5'	1.77	0.84
2:AB:32:GLY:HA3	2:AB:39:ILE:H	1.40	0.84
8:AH:17:GLN:HE21	8:AH:71:VAL:HG23	1.42	0.84
21:AU:19:LYS:CA	21:AU:19:LYS:HE2	2.07	0.84
31:BJ:124:VAL:HG23	31:BJ:125:TYR:N	1.87	0.84
40:BS:73:LYS:HA	40:BS:73:LYS:CE	2.00	0.84
1:CA:1322:C:O2'	1:CA:1323:G:H5'	1.77	0.84
14:CN:27:LYS:HB2	14:CN:45:LEU:CD2	2.08	0.84
22:DA:412:A:N6	22:DA:2412:A:O4'	2.10	0.84
22:DA:1611:C:HO2'	22:DA:1612:C:H6	0.85	0.84
22:DA:1956:U:O2'	22:DA:1957:C:H5'	1.77	0.84
22:DA:2425:A:H4'	22:DA:2426:A:O5'	1.75	0.84
31:DJ:35:ARG:HH12	31:DJ:140:LEU:HD11	1.42	0.84
1:AA:1374:A:H2'	1:AA:1375:A:C8	2.13	0.84
4:AD:11:SER:HA	4:AD:18:LEU:HD12	1.59	0.84
17:AQ:45:VAL:HG21	17:AQ:60:ILE:HD13	1.59	0.84
29:BH:125:THR:HG23	29:BH:126:GLY:H	1.41	0.84
43:BV:10:LYS:NZ	43:BV:11:GLU:HG3	1.93	0.84
4:CD:53:GLN:HG2	4:CD:198:LEU:HD22	1.59	0.84
22:DA:813:U:H2'	22:DA:814:C:H6	1.42	0.84
22:DA:1915:U:O2'	22:DA:1916:A:H5'	1.76	0.84
22:DA:2271:G:H2'	22:DA:2272:U:H6	1.42	0.84
31:DJ:111:LYS:HB2	31:DJ:115:GLY:N	1.92	0.84
1:AA:16:A:O2'	1:AA:17:U:H5'	1.77	0.84
1:AA:98:A:H2'	1:AA:99:C:C6	2.12	0.84
1:AA:451:A:H4'	1:AA:452:A:O5'	1.77	0.84
5:AE:135:VAL:O	5:AE:139:THR:HG22	1.78	0.84
5:AE:155:LYS:CD	5:AE:156:ARG:H	1.89	0.84
23:BB:53:A:O2'	23:BB:54:G:H5'	1.78	0.84
32:BK:113:MET:SD	32:BK:116:ILE:HD11	2.17	0.84
48:B0:47:TYR:CE2	48:B0:52:LYS:HB2	2.11	0.84
1:CA:47:C:O2'	1:CA:48:C:H5'	1.77	0.84
1:CA:142:G:C2	1:CA:143:A:H1'	2.11	0.84
16:CP:4:ILE:HD12	16:CP:4:ILE:N	1.93	0.84

*Continued on next page...*

*Continued from previous page...*

Atom-1	Atom-2	Interatomic distance (Å)	Clash overlap (Å)
37:DP:50:ARG:HB3	37:DP:57:ALA:N	1.89	0.84
3:AC:142:ARG:HB3	3:AC:143:LEU:HD13	1.60	0.84
17:AQ:18:LYS:CA	17:AQ:47:ASP:HB2	2.06	0.84
44:BW:23:LYS:CD	44:BW:24:ARG:H	1.90	0.84
1:CA:277:C:H2'	1:CA:278:G:H8	1.43	0.84
1:CA:821:G:H2'	1:CA:822:U:C6	2.12	0.84
22:DA:491:G:H2'	22:DA:492:A:H8	1.42	0.84
22:DA:915:C:H2'	22:DA:916:G:C8	2.12	0.84
32:DK:21:CYS:HA	32:DK:41:ILE:HD12	1.59	0.84
42:DU:42:LYS:HD3	42:DU:57:ILE:HD12	1.59	0.84
22:BA:545:U:H2'	22:BA:546:U:C4'	2.07	0.84
22:BA:2138:G:H1	22:BA:2153:C:H42	1.23	0.84
22:BA:2444:G:OP2	26:BE:63:LYS:HE2	1.75	0.84
28:BG:60:GLY:O	28:BG:61:TRP:HB2	1.75	0.84
42:BU:35:VAL:HG12	42:BU:38:ILE:HG12	1.57	0.84
1:CA:794:A:H2'	1:CA:795:C:C6	2.13	0.84
1:CA:951:G:H2'	1:CA:952:U:H6	1.40	0.84
9:CI:23:GLY:H	9:CI:60:LEU:HA	1.42	0.84
22:DA:672:C:H5'	22:DA:672:C:H6	1.43	0.84
22:DA:1654:A:O2'	22:DA:1655:A:H8	1.58	0.84
22:DA:2216:G:HO2'	22:DA:2217:G:H8	0.88	0.84
28:DG:175:LYS:O	28:DG:175:LYS:HD3	1.77	0.84
1:AA:1003:G:N2	1:AA:1005:A:H5'	1.92	0.84
2:AB:163:ILE:O	2:AB:185:ILE:HG12	1.78	0.84
28:BG:84:LYS:N	28:BG:84:LYS:HE2	1.93	0.84
35:BN:36:THR:HG23	35:BN:37:THR:O	1.76	0.84
1:CA:1165:U:H2'	1:CA:1166:G:H5'	1.60	0.84
23:DB:57:A:HO2'	23:DB:58:A:H8	0.84	0.84
36:DO:23:ALA:O	36:DO:42:PRO:HG3	1.76	0.84
1:AA:1409:C:O2'	1:AA:1410:A:H5'	1.76	0.84
16:AP:37:GLY:HA2	16:AP:51:ARG:NH1	1.92	0.84
27:BF:131:VAL:CG2	27:BF:151:LEU:HD12	2.07	0.84
27:BF:132:ARG:O	27:BF:133:GLU:HB3	1.74	0.84
29:BH:31:VAL:HB	29:BH:32:PRO:CD	2.07	0.84
32:BK:19:VAL:HG22	32:BK:41:ILE:HG13	1.57	0.84
10:CJ:51:VAL:HB	14:CN:80:ARG:HB2	1.58	0.84
13:CM:68:LEU:HD22	13:CM:69:ARG:HH11	1.41	0.84
41:DT:10:VAL:HG23	41:DT:11:LEU:H	1.43	0.84
5:AE:103:GLY:O	5:AE:104:ILE:HG22	1.77	0.84
1:CA:1143:G:C2'	1:CA:1144:G:H8	1.91	0.84
17:CQ:4:ILE:HG22	17:CQ:5:ARG:N	1.92	0.84

*Continued on next page...*

*Continued from previous page...*

Atom-1	Atom-2	Interatomic distance (Å)	Clash overlap (Å)
22:DA:604:G:HO2'	22:DA:605:G:H8	1.25	0.84
24:DC:106:PRO:HB3	24:DC:141:HIS:CE1	2.12	0.84
26:DE:130:LYS:HB3	26:DE:133:LEU:CB	2.07	0.84
29:DH:89:LYS:HD2	29:DH:124:THR:HA	1.58	0.84
33:DL:92:LEU:CD2	33:DL:124:GLY:HA3	2.07	0.84
35:DN:71:ARG:HB2	35:DN:71:ARG:NH2	1.92	0.84
1:AA:545:C:C5'	4:AD:68:GLU:HG3	2.07	0.83
1:AA:548:G:H2'	1:AA:549:C:C6	2.13	0.83
2:AB:163:ILE:HG23	2:AB:164:ASP:N	1.92	0.83
8:AH:48:PHE:O	8:AH:49:LYS:HB2	1.75	0.83
9:AI:23:GLY:H	9:AI:60:LEU:HA	1.43	0.83
37:BP:50:ARG:CD	37:BP:56:SER:CB	2.55	0.83
40:BS:82:MET:HG3	40:BS:98:LYS:HB2	1.57	0.83
6:CF:61:LEU:HD13	6:CF:62:MET:N	1.93	0.83
22:DA:867:C:HO2'	22:DA:868:U:H6	0.95	0.83
22:DA:1210:G:H5''	22:DA:1211:C:H3'	1.57	0.83
22:DA:1451:C:H42	22:DA:1461:C:H42	1.24	0.83
22:DA:2310:C:H2'	22:DA:2311:A:H5''	1.57	0.83
24:DC:64:VAL:HG11	24:DC:66:PHE:CZ	2.13	0.83
38:DQ:61:ILE:CD1	38:DQ:92:LYS:HD3	2.04	0.83
41:DT:44:LYS:O	41:DT:48:GLN:HG2	1.78	0.83
1:AA:924:C:H2'	1:AA:925:G:H8	1.42	0.83
19:AS:4:LEU:HD22	19:AS:8:PRO:HA	1.58	0.83
22:BA:278:A:C2	22:BA:362:A:C8	2.67	0.83
22:BA:957:C:H4'	22:BA:958:U:OP1	1.78	0.83
22:BA:2092:U:H4'	22:BA:2093:G:O5'	1.78	0.83
34:BM:35:ALA:O	34:BM:36:VAL:HG12	1.76	0.83
34:BM:62:LYS:HD3	34:BM:64:TRP:CZ2	2.13	0.83
46:BY:17:GLU:HG3	46:BY:18:LEU:N	1.92	0.83
47:BZ:15:ARG:HG3	47:BZ:15:ARG:NH1	1.90	0.83
7:CG:74:VAL:CG1	7:CG:140:VAL:HG13	2.03	0.83
17:CQ:59:GLU:HB3	17:CQ:76:ARG:O	1.77	0.83
22:DA:1139:G:O2'	22:DA:1140:C:H5'	1.77	0.83
22:DA:1438:U:C4	22:DA:1439:A:H2	1.96	0.83
22:DA:2190:G:H5'	22:DA:2191:A:OP2	1.77	0.83
22:DA:2517:C:HO2'	22:DA:2518:A:H3'	1.39	0.83
27:DF:147:ARG:O	27:DF:148:VAL:HG22	1.78	0.83
32:DK:13:ASN:H	32:DK:13:ASN:ND2	1.74	0.83
1:AA:89:U:O2'	1:AA:90:C:H5''	1.77	0.83
1:AA:545:C:H5'	4:AD:68:GLU:CG	2.08	0.83
21:AU:52:VAL:HG13	21:AU:53:LYS:N	1.92	0.83

*Continued on next page...*

*Continued from previous page...*

Atom-1	Atom-2	Interatomic distance (Å)	Clash overlap (Å)
22:BA:923:G:H21	44:BW:23:LYS:HZ3	1.23	0.83
22:BA:1063:G:OP1	30:BI:76:ALA:CB	2.19	0.83
22:BA:1421:G:HO2'	22:BA:1422:G:H5'	1.40	0.83
22:BA:2311:A:H1'	27:BF:78:ILE:CD1	2.08	0.83
32:BK:95:ILE:HD12	32:BK:95:ILE:C	1.98	0.83
34:BM:2:LEU:CD2	34:BM:69:PRO:HD2	2.08	0.83
39:BR:9:GLY:C	39:BR:10:LYS:HD3	1.98	0.83
44:BW:28:GLU:HB3	44:BW:31:LEU:CD2	2.07	0.83
1:CA:1038:C:H2'	1:CA:1039:G:H8	1.43	0.83
1:CA:1183:U:H3'	1:CA:1184:G:C5'	2.01	0.83
1:CA:1513:A:H2'	1:CA:1514:G:C8	2.12	0.83
6:CF:86:ARG:HD3	18:CR:63:TYR:O	1.78	0.83
22:DA:251:A:H4'	33:DL:47:ARG:NH2	1.93	0.83
34:DM:76:LYS:HZ3	34:DM:84:LYS:H	1.22	0.83
38:DQ:61:ILE:HD11	38:DQ:92:LYS:CD	2.07	0.83
1:AA:431:A:O2'	1:AA:432:A:H5'	1.77	0.83
1:AA:1151:A:O2'	1:AA:1152:A:H5''	1.78	0.83
22:BA:372:G:O4'	45:BX:60:LYS:HE3	1.77	0.83
25:BD:104:VAL:HA	25:BD:106:LYS:NZ	1.94	0.83
27:BF:37:MET:HG2	27:BF:56:LEU:HG	1.58	0.83
27:BF:43:ILE:HG22	27:BF:82:TYR:CD1	2.13	0.83
1:CA:1172:C:O2'	1:CA:1173:U:H5'	1.79	0.83
22:DA:82:U:C2'	22:DA:83:A:H5''	2.07	0.83
22:DA:91:A:O2'	22:DA:92:U:H5''	1.79	0.83
22:DA:454:A:H4'	22:DA:455:C:OP2	1.78	0.83
22:DA:867:C:O2'	22:DA:868:U:H6	1.60	0.83
22:DA:1339:G:H5'	22:DA:1393:A:N1	1.93	0.83
22:DA:2303:G:H5'	27:DF:121:PHE:CE1	2.14	0.83
24:DC:147:PRO:CD	24:DC:184:GLU:HG3	2.02	0.83
26:DE:18:THR:HG22	26:DE:106:LYS:HE2	1.58	0.83
30:DI:104:GLN:HA	30:DI:107:GLU:CB	2.08	0.83
38:DQ:4:LYS:HZ2	38:DQ:6:GLY:HA3	1.42	0.83
1:AA:855:U:H2'	1:AA:856:C:H6	1.44	0.83
1:AA:1314:C:OP2	19:AS:5:LYS:HD2	1.78	0.83
4:AD:13:ARG:HG2	4:AD:55:ARG:HH21	1.42	0.83
9:AI:9:GLY:HA2	9:AI:80:HIS:CD2	2.14	0.83
9:AI:40:ARG:CA	9:AI:44:ARG:HB3	2.08	0.83
49:B1:24:LYS:HE2	49:B1:52:LYS:CB	2.06	0.83
1:CA:106:C:O2'	1:CA:107:G:H5'	1.77	0.83
1:CA:366:A:O2'	1:CA:394:G:N2	2.11	0.83
4:CD:125:ASN:ND2	4:CD:141:VAL:H	1.76	0.83

*Continued on next page...*

*Continued from previous page...*

Atom-1	Atom-2	Interatomic distance (Å)	Clash overlap (Å)
21:CU:16:ARG:HD2	21:CU:19:LYS:CE	2.07	0.83
22:DA:1432:G:O2'	22:DA:1433:A:H5'	1.77	0.83
22:DA:2267:A:H61	22:DA:2272:U:H3	1.27	0.83
1:AA:1202:U:O2'	1:AA:1203:C:C5'	2.26	0.83
6:AF:61:LEU:HD12	6:AF:62:MET:H	1.42	0.83
22:BA:1178:C:H2'	22:BA:1179:G:N7	1.94	0.83
22:BA:2188:U:H2'	22:BA:2189:U:H6	1.43	0.83
29:BH:32:PRO:HB3	45:BX:38:TRP:CB	2.07	0.83
42:BU:93:ARG:NH1	42:BU:102:ILE:HD11	1.93	0.83
1:CA:575:G:H4'	1:CA:576:C:O5'	1.75	0.83
2:CB:49:PHE:HA	2:CB:52:ALA:HB3	1.61	0.83
22:DA:1965:C:H2'	22:DA:1966:A:C8	2.13	0.83
35:DN:38:LEU:HB3	35:DN:39:PRO:HD3	1.59	0.83
37:DP:48:ALA:HB3	37:DP:59:THR:OG1	1.78	0.83
1:AA:1007:U:C2'	1:AA:1008:U:H5''	2.07	0.83
9:AI:100:ALA:HB1	9:AI:102:PHE:CE2	2.12	0.83
26:BE:23:PHE:CD1	26:BE:111:GLU:HG3	2.14	0.83
31:BJ:56:VAL:HG12	31:BJ:57:LEU:N	1.91	0.83
36:BO:15:ARG:HG3	36:BO:15:ARG:HH11	1.44	0.83
44:BW:9:THR:HG22	44:BW:10:ARG:NH1	1.94	0.83
45:BX:30:PRO:CB	45:BX:32:LEU:HD11	2.03	0.83
1:CA:496:A:H2'	1:CA:496:A:N3	1.92	0.83
1:CA:982:U:H1'	1:CA:983:A:N7	1.94	0.83
1:CA:1328:C:H5''	13:CM:27:THR:HG21	1.61	0.83
22:DA:1278:C:O2'	35:DN:27:SER:HB3	1.79	0.83
31:DJ:64:VAL:HG22	31:DJ:68:LYS:HG3	1.58	0.83
32:DK:71:ARG:CG	32:DK:72:PRO:HD3	2.08	0.83
34:DM:27:SER:N	34:DM:66:ARG:NH2	2.27	0.83
38:DQ:34:ALA:O	38:DQ:38:VAL:HG23	1.78	0.83
46:DY:20:ASN:ND2	46:DY:50:VAL:HG22	1.92	0.83
48:D0:46:GLY:HA2	48:D0:54:ILE:HD11	1.58	0.83
8:AH:77:VAL:HG23	8:AH:126:CYS:HA	1.59	0.83
12:AL:34:THR:HG22	12:AL:35:ARG:HE	1.39	0.83
22:BA:2758:A:H2'	22:BA:2759:G:H5'	1.59	0.83
27:BF:127:TYR:O	27:BF:128:SER:HB2	1.78	0.83
28:BG:35:THR:C	28:BG:36:LEU:HD22	1.98	0.83
1:CA:547:A:H4'	1:CA:548:G:O5'	1.77	0.83
1:CA:1304:G:H1'	1:CA:1333:A:N6	1.92	0.83
12:CL:42:LYS:CD	12:CL:43:LYS:HG2	2.08	0.83
22:DA:1809:A:C2	22:DA:1810:A:C5	2.66	0.83
24:DC:16:VAL:N	24:DC:203:VAL:HG12	1.93	0.83

*Continued on next page...*

*Continued from previous page...*

Atom-1	Atom-2	Interatomic distance (Å)	Clash overlap (Å)
51:D3:3:ILE:CG2	51:D3:4:LYS:H	1.91	0.83
1:AA:299:G:H2'	1:AA:300:A:C8	2.12	0.83
1:AA:1533:C:H3'	1:AA:1534:A:C5'	2.08	0.83
2:AB:67:LEU:HD21	2:AB:91:VAL:CG2	2.08	0.83
5:AE:79:THR:HB	5:AE:121:ASN:ND2	1.93	0.83
7:AG:38:ALA:O	7:AG:42:VAL:HG23	1.79	0.83
14:AN:46:LYS:HD2	19:AS:12:LEU:HD21	1.58	0.83
17:AQ:74:LEU:HD12	17:AQ:74:LEU:H	1.44	0.83
33:BL:30:THR:O	33:BL:33:ARG:HG2	1.78	0.83
33:BL:77:ILE:CD1	33:BL:108:ALA:HB1	2.09	0.83
52:B4:10:LEU:HD12	52:B4:33:HIS:CD2	2.14	0.83
1:CA:1450:U:H4'	1:CA:1451:U:C5	2.13	0.83
11:CK:70:ALA:HA	11:CK:73:VAL:CG2	2.06	0.83
21:CU:38:GLU:N	21:CU:40:PRO:HD2	1.92	0.83
22:DA:170:U:H2'	22:DA:171:U:H6	1.43	0.83
22:DA:637:A:H4'	22:DA:638:G:O5'	1.79	0.83
22:DA:1936:A:H2'	22:DA:1945:G:O6	1.79	0.83
25:DD:112:THR:HG22	25:DD:113:SER:N	1.94	0.83
26:DE:75:SER:O	26:DE:78:TRP:HB2	1.79	0.83
35:DN:35:LYS:HG2	35:DN:112:TYR:CE1	2.14	0.83
40:DS:8:ARG:O	40:DS:9:HIS:HB2	1.76	0.83
8:AH:74:ILE:HD12	8:AH:128:VAL:HG22	1.61	0.83
13:AM:2:ARG:O	13:AM:3:ILE:HG12	1.79	0.83
21:AU:39:LYS:N	21:AU:40:PRO:HD2	1.94	0.83
22:BA:491:G:H2'	22:BA:492:A:H8	1.42	0.83
28:BG:33:THR:C	28:BG:34:ARG:HD3	2.00	0.83
28:BG:126:THR:HG22	28:BG:127:GLN:H	1.43	0.83
31:BJ:73:VAL:CG2	31:BJ:74:TYR:H	1.84	0.83
38:BQ:85:ALA:O	38:BQ:87:VAL:O	1.96	0.83
8:CH:62:LEU:HD22	8:CH:62:LEU:H	1.41	0.83
10:CJ:10:LEU:CD2	10:CJ:98:VAL:HG22	2.08	0.83
20:CT:4:LYS:HB3	20:CT:6:ALA:H	1.44	0.83
22:DA:558:U:H5''	31:DJ:111:LYS:HD2	1.60	0.83
22:DA:1808:A:N6	45:DX:27:ARG:HH11	1.77	0.83
23:DB:65:U:H3'	23:DB:108:A:H61	1.44	0.83
31:DJ:25:LEU:HD22	31:DJ:26:GLY:N	1.93	0.83
41:DT:29:THR:HB	41:DT:87:LEU:N	1.92	0.83
51:D3:18:LYS:CD	51:D3:19:GLY:H	1.91	0.83
52:D4:16:ILE:CG1	52:D4:25:VAL:HG22	2.06	0.83
1:AA:107:G:H2'	1:AA:108:G:H5'	1.59	0.82
1:AA:1055:A:H1'	3:AC:155:ARG:HH21	1.43	0.82

*Continued on next page...*

*Continued from previous page...*

Atom-1	Atom-2	Interatomic distance (Å)	Clash overlap (Å)
3:AC:76:ILE:HA	3:AC:83:VAL:HG23	1.59	0.82
5:AE:12:GLU:CB	5:AE:38:VAL:HG12	2.07	0.82
29:BH:10:ALA:O	29:BH:12:LEU:N	2.12	0.82
7:CG:142:ARG:O	7:CG:146:ALA:HB3	1.79	0.82
22:DA:92:U:H2'	22:DA:93:G:H8	1.44	0.82
22:DA:2531:A:H5''	28:DG:156:TYR:CZ	2.13	0.82
24:DC:110:LYS:HB3	24:DC:113:ASP:OD2	1.79	0.82
29:DH:97:ARG:O	29:DH:98:ASP:HB2	1.77	0.82
47:DZ:15:ARG:HD2	47:DZ:15:ARG:N	1.91	0.82
2:AB:131:LYS:O	2:AB:135:MET:HB2	1.78	0.82
11:AK:51:PHE:HE1	11:AK:60:PHE:HE2	1.28	0.82
14:AN:60:ARG:O	14:AN:61:ASN:HB2	1.76	0.82
21:AU:3:ILE:HA	21:AU:19:LYS:HZ2	1.44	0.82
28:BG:33:THR:HA	28:BG:34:ARG:HH11	1.44	0.82
44:BW:28:GLU:CG	44:BW:29:SER:H	1.92	0.82
1:CA:17:U:H2'	1:CA:18:C:H6	1.44	0.82
1:CA:1101:A:H4'	1:CA:1102:A:O5'	1.78	0.82
1:CA:1226:C:H41	13:CM:102:LYS:CA	1.90	0.82
2:CB:206:ILE:HA	2:CB:209:VAL:CG2	2.06	0.82
3:CC:29:ALA:CB	14:CN:64:ARG:HH12	1.86	0.82
3:CC:41:TYR:HE1	3:CC:89:VAL:HG12	1.44	0.82
3:CC:166:TRP:O	3:CC:167:TYR:HB2	1.77	0.82
5:CE:48:GLY:HA3	5:CE:66:ALA:HB2	1.61	0.82
13:CM:13:HIS:HB3	13:CM:16:ILE:HB	1.61	0.82
22:DA:2360:G:C1'	33:DL:60:ARG:HH21	1.92	0.82
24:DC:52:HIS:NE2	24:DC:218:THR:HG23	1.94	0.82
26:DE:128:ALA:HB1	26:DE:129:PRO:CD	2.09	0.82
34:DM:42:THR:HG22	34:DM:44:ARG:N	1.92	0.82
38:DQ:87:VAL:HG11	39:DR:52:PRO:HG3	1.60	0.82
1:AA:1083:U:H5''	1:AA:1086:U:H5	1.43	0.82
22:BA:243:U:O2'	22:BA:244:A:H5'	1.79	0.82
22:BA:704:G:O2'	22:BA:726:G:N2	2.13	0.82
1:CA:1361:G:H2'	1:CA:1362:A:H5'	1.61	0.82
3:CC:18:ASN:HA	3:CC:55:VAL:HG12	1.61	0.82
4:CD:187:ARG:HH21	4:CD:191:SER:CA	1.91	0.82
22:DA:1962:C:H4'	22:DA:1963:U:OP1	1.77	0.82
22:DA:2143:C:H5'	22:DA:2144:G:OP2	1.79	0.82
25:DD:51:THR:HG21	25:DD:75:ALA:O	1.79	0.82
28:DG:120:ILE:HG13	28:DG:140:ILE:HG22	1.60	0.82
2:AB:9:LEU:HD12	2:AB:42:LEU:CD1	2.04	0.82
2:AB:127:LYS:HG3	2:AB:128:LEU:H	1.44	0.82

*Continued on next page...*



*Continued from previous page...*

Atom-1	Atom-2	Interatomic distance (Å)	Clash overlap (Å)
12:AL:113:ARG:HB3	12:AL:118:VAL:HB	1.61	0.82
22:BA:2352:A:C6	44:BW:30:VAL:HG11	2.14	0.82
22:BA:2440:C:H5'	22:BA:2440:C:C6	2.12	0.82
23:BB:109:A:O2'	23:BB:110:C:H5'	1.77	0.82
27:BF:11:VAL:CG1	27:BF:12:VAL:N	2.42	0.82
49:B1:49:LYS:O	49:B1:50:GLU:HB3	1.78	0.82
22:DA:2210:U:H4'	22:DA:2211:A:O5'	1.79	0.82
42:DU:43:LYS:HE3	42:DU:45:GLN:CD	1.99	0.82
1:AA:1314:C:O2'	1:AA:1315:U:H5'	1.78	0.82
5:AE:155:LYS:HA	5:AE:158:LYS:HZ3	1.41	0.82
22:BA:1150:C:H2'	22:BA:1151:A:O5'	1.78	0.82
22:BA:2800:A:C2	22:BA:2895:G:H1'	2.14	0.82
26:BE:146:VAL:HG23	26:BE:167:VAL:CG2	2.09	0.82
27:BF:34:THR:CG2	27:BF:89:THR:HG23	2.09	0.82
32:BK:18:ARG:N	32:BK:45:GLU:HB2	1.94	0.82
41:BT:44:LYS:HG3	41:BT:55:VAL:HG11	1.61	0.82
1:CA:14:U:H3	1:CA:16:A:H5''	1.41	0.82
5:CE:76:ASN:O	5:CE:79:THR:HG22	1.79	0.82
22:DA:1453:A:C8	35:DN:73:ASN:HB3	2.13	0.82
22:DA:1935:G:H1	22:DA:1962:C:H2'	1.44	0.82
22:DA:2324:U:C5'	22:DA:2325:G:H5''	2.09	0.82
22:DA:2346:A:H3'	22:DA:2347:C:C5'	2.08	0.82
4:AD:117:VAL:N	4:AD:122:ILE:HD11	1.95	0.82
18:AR:44:THR:OG1	18:AR:46:THR:HG22	1.79	0.82
20:AT:82:ILE:HD12	20:AT:83:ASN:N	1.93	0.82
24:BC:165:ALA:HB3	24:BC:172:THR:HG23	1.60	0.82
1:CA:530:G:H5''	1:CA:531:U:OP1	1.80	0.82
10:CJ:15:HIS:CA	10:CJ:18:ILE:HG22	2.07	0.82
22:DA:638:G:H2'	22:DA:639:U:C6	2.15	0.82
22:DA:1245:G:H4'	26:DE:33:VAL:HG11	1.58	0.82
22:DA:1288:G:C8	22:DA:1327:A:N6	2.48	0.82
22:DA:1673:G:C2'	22:DA:1674:G:H5'	2.09	0.82
27:DF:49:LEU:H	27:DF:49:LEU:HD22	1.43	0.82
32:DK:60:ALA:HA	32:DK:87:LEU:HD23	1.61	0.82
1:AA:1130:A:H5''	1:AA:1130:A:H8	1.43	0.82
25:BD:12:THR:HG23	25:BD:13:ARG:N	1.95	0.82
37:BP:50:ARG:HG2	37:BP:56:SER:C	1.99	0.82
37:BP:92:ARG:O	37:BP:93:LYS:HB2	1.79	0.82
44:BW:49:ASN:HA	44:BW:61:LYS:HB2	1.61	0.82
11:CK:88:PRO:HG3	21:CU:28:LEU:CD1	2.10	0.82
22:DA:590:A:H2'	22:DA:591:U:H6	1.43	0.82

*Continued on next page...*

*Continued from previous page...*

Atom-1	Atom-2	Interatomic distance (Å)	Clash overlap (Å)
29:DH:78:VAL:HB	29:DH:144:VAL:HA	1.60	0.82
39:DR:90:ARG:O	39:DR:91:GLN:HB3	1.79	0.82
40:DS:96:ILE:HG23	40:DS:96:ILE:O	1.80	0.82
1:AA:977:A:H3'	1:AA:1362:A:N6	1.94	0.82
1:AA:1412:C:H2'	1:AA:1413:A:H8	1.42	0.82
3:AC:153:SER:HB3	3:AC:164:THR:HG22	1.60	0.82
22:BA:1073:A:C3'	22:BA:1074:G:C5'	2.57	0.82
22:BA:2068:U:H6	22:BA:2068:U:H5''	1.44	0.82
37:BP:50:ARG:CD	37:BP:56:SER:HB2	2.10	0.82
44:BW:18:LYS:HA	44:BW:36:ILE:HG13	1.58	0.82
1:CA:1372:U:C5'	9:CI:71:ILE:HD11	2.09	0.82
22:DA:1422:G:H4'	22:DA:1493:C:OP1	1.79	0.82
25:DD:187:LEU:HD12	25:DD:188:LEU:H	1.43	0.82
26:DE:147:LEU:CG	26:DE:186:VAL:HG23	2.08	0.82
10:AJ:35:GLN:HG2	10:AJ:77:VAL:CB	2.09	0.82
11:AK:124:LYS:HZ1	21:AU:33:ARG:HH21	1.25	0.82
12:AL:62:VAL:HG21	12:AL:94:TYR:CE2	2.14	0.82
22:BA:250:G:H2'	22:BA:251:A:C8	2.13	0.82
22:BA:1061:U:H3'	22:BA:1062:G:H5''	1.61	0.82
31:BJ:44:TYR:O	31:BJ:44:TYR:HD1	1.58	0.82
38:BQ:65:ASN:HD21	38:BQ:69:ARG:HH22	1.28	0.82
41:BT:73:ARG:NH2	41:BT:73:ARG:HB3	1.93	0.82
1:CA:106:C:C2'	1:CA:107:G:H5'	2.09	0.82
1:CA:1234:C:H4'	1:CA:1364:U:O2'	1.80	0.82
2:CB:146:SER:HB2	2:CB:147:LEU:HD12	1.61	0.82
7:CG:59:GLU:HG3	7:CG:60:ALA:N	1.93	0.82
7:CG:110:ARG:HG3	7:CG:111:GLY:H	1.45	0.82
11:CK:106:ILE:HD11	11:CK:109:ILE:HD11	1.60	0.82
15:CO:25:GLU:HG2	15:CO:80:LEU:HG	1.60	0.82
22:DA:874:G:H5'	22:DA:875:G:OP2	1.80	0.82
22:DA:1056:G:C1'	22:DA:1103:A:H61	1.93	0.82
23:DB:88:C:OP2	23:DB:88:C:H3'	1.79	0.82
29:DH:84:ALA:HB3	29:DH:148:ALA:CB	2.10	0.82
32:DK:113:MET:O	32:DK:116:ILE:HG12	1.79	0.82
6:AF:3:HIS:H	6:AF:92:THR:CG2	1.93	0.82
11:AK:126:ARG:N	21:AU:33:ARG:HH22	1.78	0.82
16:AP:57:ILE:O	16:AP:61:VAL:HG23	1.79	0.82
22:BA:856:G:H1'	44:BW:23:LYS:HB3	1.60	0.82
27:BF:134:GLN:HG2	27:BF:135:ILE:N	1.95	0.82
51:B3:61:LEU:HB3	51:B3:64:ALA:HB2	1.60	0.82
1:CA:948:C:H5''	13:CM:104:ASN:HB3	1.59	0.82

*Continued on next page...*

*Continued from previous page...*

Atom-1	Atom-2	Interatomic distance (Å)	Clash overlap (Å)
2:CB:127:LYS:HE3	2:CB:132:GLU:HG3	1.62	0.82
22:DA:1706:C:H4'	22:DA:1707:G:OP2	1.77	0.82
22:DA:2612:C:O2	48:D0:1:ALA:HB2	1.80	0.82
27:DF:103:ILE:HA	27:DF:107:VAL:CG2	2.10	0.82
29:DH:80:ILE:HB	29:DH:101:ASP:OD2	1.80	0.82
1:AA:17:U:H2'	1:AA:18:C:C6	2.15	0.81
1:AA:1118:U:H2'	1:AA:1119:C:H6	1.45	0.81
1:AA:1227:A:H2'	1:AA:1227:A:N3	1.93	0.81
24:BC:79:ARG:NH2	24:BC:92:LEU:HD22	1.94	0.81
40:BS:66:ILE:HA	40:BS:69:LEU:CD2	2.08	0.81
1:CA:1168:U:O2	1:CA:1168:U:H2'	1.80	0.81
17:CQ:58:VAL:HB	17:CQ:74:LEU:CD1	2.10	0.81
20:CT:2:ASN:N	20:CT:7:LYS:HZ3	1.77	0.81
25:DD:124:ARG:HD3	25:DD:125:TRP:NE1	1.94	0.81
35:DN:73:ASN:HD22	35:DN:76:VAL:HG21	1.44	0.81
1:AA:924:C:H2'	1:AA:925:G:C8	2.15	0.81
22:BA:1069:A:O2'	22:BA:1070:A:H5''	1.79	0.81
24:BC:76:VAL:O	24:BC:76:VAL:CG2	2.27	0.81
24:BC:131:MET:HA	24:BC:134:ILE:HD12	1.59	0.81
27:BF:100:GLU:HG2	27:BF:104:THR:OG1	1.80	0.81
37:BP:51:ASN:O	37:BP:52:ARG:HG2	1.80	0.81
1:CA:335:C:H2'	1:CA:336:A:H8	1.45	0.81
10:CJ:84:VAL:CG2	10:CJ:85:ASP:H	1.93	0.81
22:DA:67:U:H2'	22:DA:68:G:H8	1.45	0.81
22:DA:338:G:H2'	22:DA:339:U:H5'	1.59	0.81
22:DA:503:A:H4'	22:DA:504:A:O5'	1.80	0.81
22:DA:1069:A:N6	22:DA:1073:A:H5''	1.94	0.81
22:DA:1305:C:O2'	22:DA:1306:C:H6	1.62	0.81
22:DA:1965:C:H5'	22:DA:1966:A:H5''	1.62	0.81
22:DA:2552:U:C2	22:DA:2554:U:H5'	2.15	0.81
39:DR:48:LYS:HD2	39:DR:48:LYS:H	1.42	0.81
42:DU:47:PRO:HB3	42:DU:54:PRO:CG	2.10	0.81
49:D1:47:ILE:HD12	49:D1:47:ILE:H	1.43	0.81
52:D4:7:VAL:HG13	52:D4:8:LYS:N	1.93	0.81
1:AA:352:C:H6	1:AA:352:C:H5''	1.45	0.81
1:AA:563:A:N3	1:AA:563:A:H2'	1.94	0.81
1:AA:1506:U:H3'	56:AA:1802:HOH:O	1.80	0.81
2:AB:101:THR:HG22	2:AB:174:GLU:OE1	1.80	0.81
3:AC:129:PHE:CE2	3:AC:156:LEU:HD23	2.15	0.81
6:AF:11:HIS:HD2	6:AF:13:ASP:H	1.23	0.81
6:AF:38:ARG:HG3	6:AF:39:LEU:N	1.94	0.81

*Continued on next page...*

*Continued from previous page...*

Atom-1	Atom-2	Interatomic distance (Å)	Clash overlap (Å)
18:AR:31:TYR:CD2	18:AR:54:LEU:HD21	2.16	0.81
22:BA:1287:A:OP2	35:BN:103:ARG:HG3	1.80	0.81
23:BB:88:C:H6	23:BB:88:C:H5'	1.44	0.81
25:BD:118:PHE:HD2	25:BD:119:ALA:H	1.28	0.81
31:BJ:124:VAL:O	31:BJ:125:TYR:HB2	1.78	0.81
33:BL:74:THR:HG23	33:BL:107:PHE:HB2	1.62	0.81
36:BO:7:ARG:HG3	36:BO:96:GLY:HA3	1.60	0.81
38:BQ:63:ARG:HH22	38:BQ:96:ASP:CA	1.93	0.81
38:BQ:91:ARG:NH2	38:BQ:93:ILE:HD13	1.96	0.81
1:CA:332:G:H2'	1:CA:333:U:C6	2.15	0.81
1:CA:373:A:H2'	1:CA:374:A:H8	1.45	0.81
1:CA:701:U:H4'	1:CA:702:A:C5'	2.10	0.81
1:CA:972:C:O2'	10:CJ:57:VAL:HG23	1.80	0.81
1:CA:1281:C:H5''	1:CA:1282:C:H5	1.44	0.81
2:CB:99:MET:HA	2:CB:106:VAL:HG21	1.61	0.81
4:CD:176:LYS:HG3	4:CD:178:GLU:CB	2.11	0.81
11:CK:92:ARG:HG3	11:CK:92:ARG:NH1	1.94	0.81
13:CM:64:VAL:HG12	13:CM:65:GLU:HG3	1.61	0.81
17:CQ:18:LYS:HD3	17:CQ:48:GLU:OE2	1.78	0.81
20:CT:26:MET:HE3	20:CT:30:PHE:HD1	1.44	0.81
22:DA:79:C:H2'	22:DA:80:G:O4'	1.80	0.81
22:DA:614:A:H4'	22:DA:616:A:H62	1.45	0.81
22:DA:834:G:H1'	22:DA:2358:A:N3	1.96	0.81
22:DA:1324:G:H1	22:DA:1330:C:N4	1.76	0.81
22:DA:1346:G:O2'	22:DA:1347:A:C8	2.27	0.81
22:DA:1447:C:H2'	22:DA:1448:G:H8	1.43	0.81
22:DA:1813:G:N3	24:DC:49:THR:HB	1.95	0.81
24:DC:15:VAL:HG22	24:DC:204:LEU:O	1.81	0.81
24:DC:35:LYS:HB3	24:DC:35:LYS:NZ	1.95	0.81
27:DF:43:ILE:HG23	27:DF:44:ALA:H	1.44	0.81
27:DF:65:LEU:HD11	27:DF:67:THR:HG22	1.59	0.81
35:DN:37:THR:HG22	35:DN:39:PRO:CD	2.05	0.81
37:DP:91:VAL:CG2	37:DP:109:ILE:HG21	2.00	0.81
42:DU:35:VAL:HG12	42:DU:36:GLU:H	1.43	0.81
46:DY:2:LYS:HD2	46:DY:4:LYS:HE3	1.61	0.81
1:AA:246:A:H4'	1:AA:247:G:OP1	1.80	0.81
1:AA:556:C:C2'	1:AA:557:G:H5'	2.10	0.81
1:AA:865:A:H2'	1:AA:866:C:C6	2.15	0.81
3:AC:174:LEU:HD12	3:AC:174:LEU:O	1.79	0.81
6:AF:49:TYR:HE2	6:AF:51:ILE:HB	1.42	0.81
14:AN:51:PRO:O	14:AN:52:ARG:HB2	1.80	0.81

*Continued on next page...*

*Continued from previous page...*

Atom-1	Atom-2	Interatomic distance (Å)	Clash overlap (Å)
22:BA:1110:G:O2'	22:BA:1111:A:H8	1.63	0.81
22:BA:1248:G:OP2	26:BE:44:ARG:NH1	2.13	0.81
35:BN:103:ARG:HB2	35:BN:110:MET:CE	2.10	0.81
1:CA:1128:C:H4'	1:CA:1148:U:H3	1.44	0.81
6:CF:2:ARG:HH21	6:CF:91:ARG:HB2	1.44	0.81
11:CK:44:ALA:HB3	11:CK:69:CYS:HB2	1.63	0.81
14:CN:89:ARG:HG3	14:CN:91:GLU:CG	2.10	0.81
22:DA:413:C:H2'	22:DA:414:C:C6	2.15	0.81
22:DA:660:C:H5''	26:DE:94:GLN:OE1	1.80	0.81
22:DA:810:U:O4	33:DL:30:THR:HG22	1.80	0.81
22:DA:2136:G:HO2'	22:DA:2137:U:H6	0.84	0.81
22:DA:2552:U:O2	22:DA:2554:U:H5'	1.80	0.81
22:DA:2771:C:H2'	22:DA:2772:C:H6	1.45	0.81
24:DC:144:GLU:HB3	24:DC:187:CYS:HB2	1.62	0.81
45:DX:31:ASN:H	45:DX:31:ASN:ND2	1.79	0.81
47:DZ:4:ILE:HD12	47:DZ:58:GLU:HA	1.61	0.81
8:AH:9:MET:CE	8:AH:32:LYS:HA	2.11	0.81
12:AL:85:ARG:CZ	12:AL:87:LYS:HB3	2.11	0.81
24:BC:16:VAL:H	24:BC:203:VAL:CG1	1.92	0.81
36:BO:2:ASP:HB3	36:BO:5:SER:CB	2.10	0.81
43:BV:20:LEU:HD23	43:BV:25:LYS:HB2	1.62	0.81
1:CA:1329:A:H5''	13:CM:25:GLY:H	1.45	0.81
4:CD:77:GLU:O	4:CD:81:LEU:HD12	1.81	0.81
5:CE:44:ARG:HG2	5:CE:72:ASN:HA	1.61	0.81
13:CM:11:HIS:N	13:CM:44:ILE:HD12	1.93	0.81
22:DA:85:G:O2'	22:DA:86:G:H5''	1.80	0.81
22:DA:249:C:H2'	22:DA:249:C:O2	1.80	0.81
22:DA:1474:U:C2'	22:DA:1475:G:H5'	2.10	0.81
22:DA:2657:A:H2'	22:DA:2658:C:C6	2.16	0.81
42:DU:85:ARG:HA	42:DU:85:ARG:HE	1.45	0.81
45:DX:2:ARG:HH21	45:DX:32:LEU:CD2	1.91	0.81
51:D3:21:PHE:HB2	51:D3:49:VAL:HG13	1.62	0.81
1:AA:560:A:H5'	1:AA:566:G:N2	1.96	0.81
1:AA:1468:A:H2'	1:AA:1469:C:H5'	1.61	0.81
10:AJ:19:ASP:HA	10:AJ:22:THR:HB	1.62	0.81
12:AL:23:LEU:HB2	12:AL:58:ASN:HD22	1.45	0.81
22:BA:1078:U:H4'	22:BA:1079:C:H6	1.45	0.81
24:BC:15:VAL:HA	24:BC:203:VAL:HG11	1.62	0.81
24:BC:251:THR:CG2	24:BC:252:LYS:H	1.91	0.81
32:BK:10:VAL:CB	32:BK:16:ALA:HB1	2.11	0.81
36:BO:41:ALA:HB2	36:BO:48:LEU:HD21	1.63	0.81

*Continued on next page...*

*Continued from previous page...*

Atom-1	Atom-2	Interatomic distance (Å)	Clash overlap (Å)
44:BW:28:GLU:HB3	44:BW:31:LEU:HD11	1.61	0.81
16:CP:38:PHE:HE2	16:CP:51:ARG:HB3	1.44	0.81
22:DA:1012:U:O4	31:DJ:30:THR:HG21	1.81	0.81
22:DA:2360:G:H5''	22:DA:2361:G:OP2	1.79	0.81
22:DA:2875:C:O2'	22:DA:2876:G:H8	1.63	0.81
22:DA:2893:A:H4'	22:DA:2894:G:O5'	1.79	0.81
31:DJ:17:VAL:HG23	31:DJ:137:PRO:HB2	1.63	0.81
35:DN:92:GLY:H	35:DN:94:TYR:HE1	1.28	0.81
36:DO:115:LEU:HD13	36:DO:115:LEU:H	1.44	0.81
1:AA:496:A:H2'	1:AA:496:A:N3	1.94	0.81
8:AH:110:MET:HE2	8:AH:114:ALA:HB1	1.63	0.81
16:AP:48:GLU:HG3	16:AP:49:GLY:H	1.44	0.81
21:AU:10:PRO:O	21:AU:11:PHE:HB3	1.78	0.81
22:BA:1078:U:H4'	22:BA:1079:C:C6	2.16	0.81
35:BN:73:ASN:CA	35:BN:76:VAL:HG12	2.09	0.81
1:CA:110:C:H2'	1:CA:111:G:C8	2.16	0.81
1:CA:210:C:O2	1:CA:210:C:H2'	1.81	0.81
1:CA:239:U:H5'	1:CA:239:U:C6	2.16	0.81
9:CI:24:ASN:O	9:CI:61:ASP:HA	1.80	0.81
9:CI:27:ILE:HD13	9:CI:62:LEU:HB3	1.62	0.81
10:CJ:5:ARG:CG	10:CJ:79:PRO:HG3	2.10	0.81
20:CT:26:MET:CE	20:CT:56:ILE:HD13	2.11	0.81
22:DA:5:A:C2	22:DA:2899:A:C2	2.69	0.81
22:DA:870:U:H2'	22:DA:871:U:H5'	1.61	0.81
22:DA:2776:A:H4'	22:DA:2777:G:O5'	1.80	0.81
31:DJ:127:GLY:O	31:DJ:129:GLU:HG3	1.79	0.81
32:DK:28:SER:O	32:DK:29:HIS:HB2	1.78	0.81
38:DQ:91:ARG:NH1	39:DR:10:LYS:HB3	1.96	0.81
5:AE:114:LEU:HD21	5:AE:122:VAL:CG2	2.11	0.81
22:BA:995:C:H5'	22:BA:995:C:H6	1.45	0.81
22:BA:1062:G:O2'	22:BA:1063:G:C8	2.34	0.81
22:BA:2393:U:H5'	33:BL:60:ARG:O	1.81	0.81
44:BW:17:ALA:HA	44:BW:35:ILE:HG23	1.60	0.81
45:BX:35:HIS:HB3	45:BX:37:PHE:CE2	2.15	0.81
45:BX:52:ALA:O	45:BX:53:LYS:HB2	1.79	0.81
1:CA:983:A:O2'	1:CA:984:C:H5'	1.81	0.81
1:CA:1239:A:H5''	7:CG:118:ARG:HH12	1.46	0.81
1:CA:1463:U:H2'	1:CA:1464:U:C6	2.15	0.81
7:CG:59:GLU:OE2	7:CG:63:VAL:HG23	1.80	0.81
11:CK:60:PHE:O	11:CK:64:VAL:HG13	1.80	0.81
17:CQ:4:ILE:CG2	17:CQ:5:ARG:H	1.94	0.81

*Continued on next page...*

*Continued from previous page...*

Atom-1	Atom-2	Interatomic distance (Å)	Clash overlap (Å)
20:CT:3:ILE:O	20:CT:4:LYS:HG2	1.80	0.81
22:DA:304:U:O2'	22:DA:305:C:H6	1.63	0.81
22:DA:1024:G:H3'	22:DA:1025:G:C5'	2.06	0.81
22:DA:2283:C:O2'	22:DA:2284:A:H5'	1.81	0.81
22:DA:2353:G:H1'	44:DW:30:VAL:HG13	1.63	0.81
27:DF:65:LEU:HG	27:DF:67:THR:HG23	1.62	0.81
42:DU:14:THR:HG23	42:DU:15:GLY:N	1.95	0.81
44:DW:28:GLU:H	44:DW:31:LEU:CD2	1.94	0.81
1:AA:214:C:H2'	1:AA:215:C:H6	1.46	0.81
10:AJ:8:ILE:HG23	10:AJ:100:ILE:CG2	2.10	0.81
22:BA:1339:G:N2	22:BA:1603:A:H1'	1.96	0.81
22:BA:1707:G:H2'	22:BA:1708:C:C6	2.15	0.81
23:BB:46:A:H2'	23:BB:47:C:H6	1.46	0.81
24:BC:106:PRO:O	24:BC:109:LEU:HD13	1.81	0.81
26:BE:108:ILE:HD11	26:BE:180:LEU:CB	2.09	0.81
31:BJ:12:LYS:O	31:BJ:13:ARG:HB2	1.80	0.81
35:BN:103:ARG:CD	35:BN:110:MET:HE3	2.11	0.81
7:CG:4:ARG:HD2	7:CG:5:VAL:H	1.44	0.81
14:CN:60:ARG:HG2	14:CN:61:ASN:H	1.46	0.81
16:CP:16:PHE:HE2	16:CP:40:ASN:HB2	1.45	0.81
22:DA:336:C:O2'	22:DA:337:C:H6	1.63	0.81
32:DK:118:LEU:C	32:DK:120:PRO:HD2	2.01	0.81
44:DW:49:ASN:ND2	44:DW:81:ILE:HG23	1.94	0.81
1:AA:977:A:H3'	1:AA:1362:A:H62	1.45	0.81
7:AG:119:LEU:CD2	7:AG:123:LEU:HD23	2.10	0.81
9:AI:44:ARG:HG3	9:AI:45:MET:HE1	1.63	0.81
14:AN:40:ARG:HH12	14:AN:44:VAL:CG2	1.93	0.81
25:BD:172:VAL:O	25:BD:173:GLN:HB2	1.80	0.81
38:BQ:8:ILE:HD12	38:BQ:8:ILE:O	1.80	0.81
39:BR:49:ILE:CB	39:BR:51:VAL:O	2.29	0.81
1:CA:962:C:N4	1:CA:974:A:H61	1.78	0.81
2:CB:105:THR:O	2:CB:108:GLN:HG2	1.81	0.81
2:CB:164:ASP:CB	2:CB:167:HIS:HB3	2.11	0.81
11:CK:55:ARG:HD2	11:CK:55:ARG:H	1.44	0.81
22:DA:852:U:H2'	22:DA:853:C:C6	2.16	0.81
22:DA:2136:G:O2'	22:DA:2137:U:H6	1.64	0.81
22:DA:2311:A:H3'	22:DA:2312:U:H6	1.44	0.81
22:DA:2733:A:O2'	22:DA:2734:A:H5'	1.81	0.81
25:DD:48:ILE:HG22	25:DD:84:LEU:HD23	1.63	0.81
29:DH:68:ARG:CD	29:DH:71:LYS:HD3	2.11	0.81
31:DJ:106:LYS:HE2	31:DJ:106:LYS:HA	1.63	0.81

*Continued on next page...*

*Continued from previous page...*

Atom-1	Atom-2	Interatomic distance (Å)	Clash overlap (Å)
32:DK:27:GLY:HA3	32:DK:30:ARG:HD3	1.62	0.81
37:DP:88:ARG:HH11	37:DP:112:ARG:NH2	1.79	0.81
45:DX:31:ASN:H	45:DX:31:ASN:HD22	1.29	0.81
1:AA:429:U:O3'	4:AD:8:LEU:HD23	1.81	0.80
1:AA:646:G:H2'	1:AA:647:C:H5'	1.64	0.80
1:AA:1202:U:O4'	14:AN:68:ARG:HD2	1.80	0.80
22:BA:1159:U:C2'	22:BA:1160:G:H5'	2.10	0.80
22:BA:1286:A:H4'	22:BA:1287:A:OP1	1.78	0.80
22:BA:2094:A:H4'	29:BH:25:TYR:CE1	2.16	0.80
1:CA:202:G:O2'	1:CA:468:A:H8	1.63	0.80
8:CH:45:ILE:C	8:CH:63:LYS:HD2	2.02	0.80
8:CH:52:GLY:HA3	8:CH:56:PRO:HA	1.60	0.80
13:CM:52:ILE:HG13	13:CM:56:ARG:HH21	1.45	0.80
20:CT:26:MET:HE3	20:CT:56:ILE:CD1	2.11	0.80
22:DA:704:G:C2'	22:DA:726:G:H22	1.94	0.80
22:DA:1064:C:O2'	22:DA:1065:U:C5'	2.27	0.80
22:DA:1492:G:H3'	22:DA:1493:C:H5'	1.61	0.80
22:DA:2603:G:H4'	22:DA:2603:G:OP2	1.82	0.80
22:DA:2823:A:C5	22:DA:2824:C:C5	2.68	0.80
23:DB:109:A:HO2'	23:DB:110:C:H6	1.25	0.80
29:DH:27:ARG:NH1	45:DX:59:ASP:HA	1.96	0.80
29:DH:68:ARG:HH11	29:DH:68:ARG:CG	1.94	0.80
39:DR:39:LEU:O	39:DR:40:MET:HB2	1.82	0.80
49:D1:8:ILE:HD11	49:D1:52:LYS:HE3	1.63	0.80
1:AA:6:G:O6	5:AE:98:ALA:HB1	1.80	0.80
1:AA:429:U:C3'	4:AD:8:LEU:HD23	2.11	0.80
1:AA:1130:A:H5''	1:AA:1130:A:C8	2.17	0.80
5:AE:152:VAL:CB	5:AE:155:LYS:HZ2	1.92	0.80
9:AI:119:LYS:HG3	9:AI:122:ARG:HB3	1.62	0.80
10:AJ:8:ILE:HG23	10:AJ:100:ILE:HG22	1.63	0.80
11:AK:106:ILE:HD13	11:AK:106:ILE:O	1.81	0.80
12:AL:43:LYS:HZ3	12:AL:44:PRO:HD3	1.44	0.80
16:AP:28:ARG:HE	16:AP:29:ASN:ND2	1.79	0.80
16:AP:48:GLU:CG	16:AP:49:GLY:H	1.93	0.80
19:AS:43:MET:O	19:AS:61:VAL:HG21	1.81	0.80
20:AT:34:VAL:HG11	20:AT:78:LEU:HD22	1.63	0.80
22:BA:1139:G:O2'	22:BA:1140:C:H5'	1.81	0.80
31:BJ:43:GLU:O	31:BJ:45:THR:HG23	1.81	0.80
37:BP:87:ARG:HG2	37:BP:87:ARG:NH1	1.94	0.80
1:CA:1102:A:H2'	1:CA:1103:C:C6	2.16	0.80
15:CO:47:LYS:HD2	15:CO:47:LYS:H	1.46	0.80

*Continued on next page...*



*Continued from previous page...*

Atom-1	Atom-2	Interatomic distance (Å)	Clash overlap (Å)
22:DA:432:A:O2'	22:DA:433:C:H5'	1.81	0.80
22:DA:2024:G:O2'	22:DA:2025:C:H5'	1.81	0.80
23:DB:13:G:H5''	23:DB:13:G:H8	1.45	0.80
28:DG:167:VAL:HG23	28:DG:168:VAL:H	1.46	0.80
52:D4:19:ARG:O	52:D4:20:ASP:HB2	1.82	0.80
1:AA:204:G:H1'	1:AA:465:A:C2	2.16	0.80
4:AD:121:ALA:C	4:AD:122:ILE:HD13	2.00	0.80
7:AG:100:MET:O	7:AG:104:VAL:HG23	1.80	0.80
8:AH:9:MET:HE2	8:AH:32:LYS:HG2	1.62	0.80
28:BG:120:ILE:HD13	28:BG:121:THR:N	1.96	0.80
1:CA:157:U:O2'	1:CA:158:G:H5'	1.81	0.80
1:CA:1202:U:H2'	1:CA:1203:C:C6	2.11	0.80
7:CG:74:VAL:HG11	7:CG:143:MET:HB2	1.63	0.80
22:DA:1364:G:C8	45:DX:1:SER:HB2	2.16	0.80
22:DA:1388:G:O2'	22:DA:1389:G:H8	1.62	0.80
22:DA:1996:C:H4'	22:DA:1997:C:OP1	1.78	0.80
22:DA:2286:G:N7	49:D1:33:LEU:HD21	1.97	0.80
22:DA:2352:A:C6	44:DW:30:VAL:HG11	2.15	0.80
30:DI:104:GLN:HA	30:DI:107:GLU:HB2	1.63	0.80
46:DY:4:LYS:HD3	46:DY:4:LYS:H	1.45	0.80
46:DY:17:GLU:HG3	46:DY:53:VAL:HG11	1.61	0.80
8:AH:46:GLU:O	8:AH:47:ASP:HB3	1.80	0.80
11:AK:126:ARG:CA	21:AU:33:ARG:HH12	1.94	0.80
22:BA:1378:A:O2'	22:BA:1379:U:H3'	1.80	0.80
32:BK:91:SER:O	32:BK:93:GLN:HB2	1.81	0.80
44:BW:35:ILE:HG23	44:BW:35:ILE:O	1.79	0.80
1:CA:279:A:C5'	1:CA:280:C:H3'	2.10	0.80
16:CP:71:VAL:O	16:CP:74:LEU:HB2	1.80	0.80
22:DA:1301:A:C8	22:DA:1303:G:C8	2.69	0.80
22:DA:1533:C:C2'	22:DA:1534:U:H5'	2.11	0.80
28:DG:117:PRO:HD2	28:DG:120:ILE:CG2	2.12	0.80
1:AA:547:A:H4'	1:AA:548:G:O5'	1.82	0.80
1:AA:1374:A:H2'	1:AA:1375:A:H8	1.45	0.80
4:AD:16:THR:HG22	4:AD:17:ASP:O	1.81	0.80
6:AF:86:ARG:HD2	18:AR:63:TYR:O	1.80	0.80
17:AQ:51:GLU:HG2	17:AQ:52:CYS:SG	2.21	0.80
22:BA:1417:C:O2'	22:BA:1418:G:H5'	1.81	0.80
22:BA:2813:A:H2	22:BA:2887:A:H61	1.25	0.80
28:BG:126:THR:HG22	28:BG:128:THR:H	1.45	0.80
1:CA:1118:U:H1'	1:CA:1179:A:C4	2.16	0.80
4:CD:195:ASN:HB3	4:CD:197:HIS:NE2	1.97	0.80

*Continued on next page...*

*Continued from previous page...*

Atom-1	Atom-2	Interatomic distance (Å)	Clash overlap (Å)
22:DA:1918:A:H4'	22:DA:1919:A:OP1	1.80	0.80
26:DE:110:SER:O	26:DE:113:VAL:HG12	1.80	0.80
36:DO:11:ALA:HB2	36:DO:96:GLY:N	1.96	0.80
43:DV:63:ILE:O	43:DV:70:ILE:HD11	1.82	0.80
7:AG:4:ARG:HE	7:AG:4:ARG:HA	1.46	0.80
22:BA:1734:G:O2'	22:BA:1735:A:H8	1.64	0.80
22:BA:2543:G:H8	22:BA:2543:G:H5'	1.47	0.80
24:BC:20:ASN:HD22	24:BC:20:ASN:C	1.83	0.80
24:BC:106:PRO:CB	24:BC:141:HIS:HE1	1.95	0.80
28:BG:11:PRO:O	28:BG:14:VAL:HG22	1.82	0.80
5:CE:104:ILE:HA	5:CE:122:VAL:CG2	2.11	0.80
8:CH:93:LYS:HD3	8:CH:93:LYS:H	1.45	0.80
22:DA:603:A:H4'	22:DA:604:G:O5'	1.80	0.80
22:DA:738:G:H2'	22:DA:739:A:C8	2.17	0.80
22:DA:1340:U:OP1	22:DA:1340:U:H4'	1.81	0.80
22:DA:1645:G:OP1	22:DA:1646:C:H5'	1.82	0.80
22:DA:1975:G:C5	22:DA:1976:U:C5	2.70	0.80
26:DE:29:HIS:ND1	33:DL:6:LEU:HD22	1.96	0.80
30:DI:50:LYS:HA	30:DI:50:LYS:HE2	1.62	0.80
51:D3:18:LYS:HD2	51:D3:19:GLY:H	1.47	0.80
13:AM:79:LEU:HD22	13:AM:86:ARG:HB2	1.64	0.80
22:BA:1022:G:N2	22:BA:1142:A:C2	2.49	0.80
22:BA:1253:A:H3'	22:BA:1254:A:H5''	1.62	0.80
41:BT:45:ALA:O	41:BT:48:GLN:HB2	1.82	0.80
1:CA:936:C:HO2'	1:CA:937:A:H8	1.26	0.80
1:CA:1533:C:H2'	1:CA:1534:A:H5''	1.63	0.80
11:CK:110:THR:HG22	21:CU:4:LYS:HA	1.63	0.80
17:CQ:68:LYS:O	17:CQ:69:THR:HG23	1.81	0.80
22:DA:528:A:C2	22:DA:2042:A:H2'	2.16	0.80
22:DA:1401:G:O2'	22:DA:1402:U:H5'	1.80	0.80
27:DF:30:VAL:HG12	27:DF:157:THR:CG2	2.10	0.80
51:B3:22:LYS:HA	51:B3:47:ALA:O	1.80	0.80
1:CA:960:U:O2'	1:CA:1223:C:H4'	1.82	0.80
1:CA:1218:C:O2'	1:CA:1219:A:C8	2.30	0.80
1:CA:1240:U:O4'	7:CG:41:ILE:HD11	1.82	0.80
7:CG:42:VAL:HG12	7:CG:43:TYR:HD2	1.46	0.80
22:DA:84:A:C4	22:DA:103:A:N6	2.50	0.80
22:DA:455:C:N4	22:DA:472:A:H2'	1.96	0.80
22:DA:487:C:C2'	22:DA:488:G:H5'	2.12	0.80
22:DA:1022:G:H22	22:DA:1142:A:H2	1.30	0.80
22:DA:2461:A:H1'	22:DA:2492:U:H3	1.46	0.80

*Continued on next page...*

*Continued from previous page...*

Atom-1	Atom-2	Interatomic distance (Å)	Clash overlap (Å)
22:DA:2631:G:C2'	22:DA:2632:A:H5''	2.12	0.80
39:DR:62:GLU:HB3	39:DR:97:LYS:HB3	1.64	0.80
40:DS:32:ALA:O	40:DS:33:LEU:HB2	1.80	0.80
46:DY:19:LEU:HA	46:DY:22:LEU:HB2	1.63	0.80
48:D0:42:ILE:HD11	48:D0:48:TYR:HB2	1.62	0.80
8:AH:83:ARG:O	8:AH:84:ILE:HD13	1.82	0.80
10:AJ:48:ARG:HG2	10:AJ:48:ARG:NH1	1.89	0.80
12:AL:85:ARG:HH21	12:AL:87:LYS:HD2	1.44	0.80
28:BG:140:ILE:HD12	28:BG:140:ILE:N	1.95	0.80
31:BJ:44:TYR:CD2	38:BQ:63:ARG:CD	2.65	0.80
37:BP:95:LYS:HG2	37:BP:97:TYR:CZ	2.16	0.80
39:BR:29:THR:O	39:BR:63:VAL:HG22	1.81	0.80
49:B1:7:LYS:HA	49:B1:23:THR:HG22	1.63	0.80
52:B4:9:LYS:HB3	52:B4:14:CYS:HB3	1.64	0.80
1:CA:77:A:H2'	1:CA:78:A:C8	2.17	0.80
2:CB:89:PHE:HB3	2:CB:149:GLY:O	1.82	0.80
12:CL:83:GLY:HA2	12:CL:94:TYR:CA	2.11	0.80
21:CU:53:LYS:HB2	21:CU:53:LYS:NZ	1.97	0.80
22:DA:1656:C:C2'	22:DA:1657:U:H5'	2.12	0.80
25:DD:146:ILE:HG13	25:DD:155:VAL:HG22	1.64	0.80
32:DK:17:ARG:HG2	32:DK:18:ARG:H	1.44	0.80
33:DL:117:THR:HG22	33:DL:118:THR:N	1.95	0.80
34:DM:66:ARG:HD2	34:DM:101:VAL:CG1	2.11	0.80
43:DV:70:ILE:HD13	43:DV:70:ILE:N	1.97	0.80
1:AA:486:U:C6	1:AA:486:U:H5''	2.17	0.80
2:AB:9:LEU:HD23	2:AB:11:ALA:N	1.97	0.80
2:AB:185:ILE:HA	2:AB:199:ILE:HB	1.62	0.80
22:BA:1076:C:H2'	22:BA:1077:A:H8	1.46	0.80
22:BA:1277:G:H4'	35:BN:20:MET:HE2	1.64	0.80
40:BS:48:LYS:O	40:BS:52:GLU:HG3	1.81	0.80
52:B4:37:GLN:HG2	52:B4:37:GLN:O	1.82	0.80
1:CA:753:A:H4'	1:CA:754:C:O5'	1.82	0.80
1:CA:982:U:H1'	1:CA:983:A:C8	2.17	0.80
8:CH:23:ALA:HA	8:CH:62:LEU:CD2	2.12	0.80
22:DA:1166:G:H22	22:DA:1184:U:H1'	1.44	0.80
22:DA:1833:C:C4	22:DA:1834:U:C4	2.70	0.80
41:DT:67:VAL:O	41:DT:68:LYS:HG3	1.82	0.80
17:AQ:6:THR:O	17:AQ:7:LEU:HD12	1.82	0.79
19:AS:3:SER:O	19:AS:5:LYS:HG3	1.82	0.79
22:BA:2341:G:H2'	22:BA:2342:C:H6	1.48	0.79
22:BA:2602:A:H4'	22:BA:2603:G:OP2	1.81	0.79

*Continued on next page...*

*Continued from previous page...*

Atom-1	Atom-2	Interatomic distance (Å)	Clash overlap (Å)
22:BA:2816:G:O3'	35:BN:99:LYS:HE2	1.82	0.79
23:BB:25:U:O2'	23:BB:26:C:H5'	1.82	0.79
32:BK:21:CYS:HB2	32:BK:39:ILE:HD11	1.61	0.79
33:BL:27:LEU:HD12	33:BL:27:LEU:N	1.97	0.79
37:BP:50:ARG:CG	37:BP:57:ALA:N	2.04	0.79
47:BZ:40:THR:CG2	47:BZ:43:ILE:HG23	2.12	0.79
1:CA:166:U:H2'	1:CA:167:A:H5'	1.64	0.79
1:CA:247:G:O6	1:CA:278:G:C6	2.35	0.79
10:CJ:15:HIS:HE1	10:CJ:68:ARG:HD3	1.46	0.79
16:CP:46:LYS:HE2	16:CP:47:GLU:N	1.96	0.79
22:DA:95:A:H1'	46:DY:40:SER:HB2	1.63	0.79
22:DA:192:C:H2'	22:DA:193:U:H5'	1.62	0.79
22:DA:915:C:H2'	22:DA:916:G:H8	1.47	0.79
22:DA:999:U:O2'	22:DA:1000:A:H5'	1.82	0.79
22:DA:2016:U:O2'	22:DA:2017:U:H5'	1.81	0.79
22:DA:2195:U:O2'	22:DA:2196:C:H5'	1.82	0.79
23:DB:94:A:OP1	43:DV:19:ARG:HD3	1.80	0.79
27:DF:48:LEU:HG	27:DF:49:LEU:HD22	1.63	0.79
31:DJ:45:THR:H	31:DJ:46:PRO:CD	1.94	0.79
42:DU:54:PRO:HG2	42:DU:55:GLY:H	1.47	0.79
5:AE:136:VAL:O	5:AE:136:VAL:HG22	1.81	0.79
14:AN:40:ARG:NH1	14:AN:44:VAL:HG21	1.97	0.79
22:BA:1998:A:OP2	25:BD:141:ARG:NH2	2.15	0.79
28:BG:142:GLN:HA	28:BG:142:GLN:NE2	1.97	0.79
44:BW:23:LYS:CD	44:BW:24:ARG:N	2.44	0.79
46:BY:57:LEU:HA	46:BY:60:LYS:CB	2.13	0.79
1:CA:1148:U:O2'	1:CA:1149:C:H5'	1.82	0.79
1:CA:1167:A:N7	1:CA:1169:A:N6	2.31	0.79
5:CE:29:ILE:CG2	5:CE:30:PHE:N	2.39	0.79
17:CQ:58:VAL:CB	17:CQ:74:LEU:HD11	2.12	0.79
22:DA:1359:A:C2	22:DA:1360:G:H1'	2.15	0.79
27:DF:28:PRO:CB	27:DF:168:LEU:HD21	2.11	0.79
29:DH:1:MET:HE3	29:DH:23:ALA:HB2	1.64	0.79
45:DX:20:ALA:O	45:DX:21:LEU:HB2	1.83	0.79
1:AA:548:G:H2'	1:AA:549:C:H6	1.48	0.79
4:AD:54:LEU:C	4:AD:54:LEU:HD23	2.03	0.79
5:AE:104:ILE:O	5:AE:104:ILE:HG23	1.81	0.79
22:BA:1734:G:HO2'	22:BA:1735:A:H8	0.81	0.79
22:BA:2327:A:H2'	22:BA:2328:A:C8	2.17	0.79
25:BD:140:HIS:NE2	56:BD:302:HOH:O	2.15	0.79
32:BK:10:VAL:HB	32:BK:16:ALA:HB1	1.63	0.79

*Continued on next page...*

*Continued from previous page...*

Atom-1	Atom-2	Interatomic distance (Å)	Clash overlap (Å)
42:BU:5:ARG:HG2	42:BU:5:ARG:NH2	1.91	0.79
1:CA:1038:C:H2'	1:CA:1039:G:C8	2.16	0.79
1:CA:1422:G:H5''	32:DK:48:PRO:HB3	1.64	0.79
22:DA:240:C:H3'	22:DA:241:A:H5''	1.63	0.79
22:DA:637:A:OP2	33:DL:112:LEU:HD22	1.82	0.79
22:DA:989:G:H4'	22:DA:990:A:OP1	1.81	0.79
22:DA:1394:U:H6	22:DA:1394:U:H3'	1.47	0.79
22:DA:2201:G:H2'	22:DA:2202:U:H6	1.48	0.79
24:DC:144:GLU:HG3	24:DC:151:GLY:N	1.98	0.79
24:DC:173:LEU:HD22	24:DC:173:LEU:N	1.97	0.79
25:DD:110:THR:OG1	25:DD:171:THR:HG22	1.82	0.79
30:DI:5:GLN:OE1	30:DI:59:THR:HG21	1.81	0.79
41:DT:28:ASN:HB2	41:DT:87:LEU:HB3	1.65	0.79
4:AD:122:ILE:HD13	4:AD:122:ILE:N	1.97	0.79
7:AG:12:LEU:HD22	7:AG:12:LEU:N	1.94	0.79
22:BA:2021:C:P	48:B0:8:THR:HG21	2.23	0.79
22:BA:2341:G:H2'	22:BA:2342:C:C6	2.17	0.79
35:BN:32:GLU:OE1	35:BN:118:ARG:HA	1.83	0.79
36:BO:31:THR:HG23	36:BO:34:HIS:H	1.47	0.79
38:BQ:111:LYS:HE2	39:BR:50:GLY:HA2	1.62	0.79
41:BT:40:LYS:CA	41:BT:43:ILE:HG23	2.12	0.79
46:BY:5:GLU:O	46:BY:8:GLU:HB2	1.82	0.79
1:CA:642:A:O2'	1:CA:643:C:H6	1.64	0.79
1:CA:663:A:O2'	1:CA:664:G:H5'	1.82	0.79
2:CB:46:VAL:HG13	2:CB:47:PRO:CD	2.11	0.79
11:CK:126:ARG:HB2	21:CU:33:ARG:HD2	1.63	0.79
14:CN:52:ARG:NE	14:CN:52:ARG:HA	1.98	0.79
22:DA:1197:G:H5'	22:DA:1227:G:O2'	1.82	0.79
22:DA:1533:C:H2'	22:DA:1534:U:H5'	1.65	0.79
22:DA:1698:A:H1'	22:DA:1700:A:OP2	1.82	0.79
22:DA:2902:C:H2'	22:DA:2903:U:O4'	1.81	0.79
1:AA:415:A:H2'	1:AA:416:G:H8	1.44	0.79
5:AE:155:LYS:HD2	5:AE:155:LYS:H	1.45	0.79
10:AJ:52:LEU:HD21	10:AJ:62:ARG:HE	1.45	0.79
12:AL:2:THR:HG22	12:AL:4:ASN:H	1.47	0.79
22:BA:2813:A:H2	22:BA:2887:A:N6	1.80	0.79
23:BB:45:A:H2'	23:BB:46:A:H8	1.46	0.79
29:BH:81:ALA:O	29:BH:102:ALA:HB2	1.80	0.79
34:BM:73:ILE:HG21	34:BM:91:TYR:CZ	2.16	0.79
48:B0:39:ARG:HG2	48:B0:40:HIS:ND1	1.97	0.79
1:CA:413:G:C6	4:CD:32:LYS:HE3	2.17	0.79

*Continued on next page...*

*Continued from previous page...*

Atom-1	Atom-2	Interatomic distance (Å)	Clash overlap (Å)
3:CC:113:LYS:HE3	3:CC:184:ASN:HD21	1.46	0.79
5:CE:143:LEU:O	5:CE:144:GLU:HB2	1.81	0.79
6:CF:54:LEU:HD13	6:CF:55:HIS:H	1.48	0.79
10:CJ:80:THR:O	10:CJ:84:VAL:HG22	1.82	0.79
22:DA:217:A:O2'	22:DA:218:A:C8	2.36	0.79
22:DA:1023:U:H5'	22:DA:1023:U:C6	2.17	0.79
22:DA:1107:G:H2'	22:DA:1108:U:H5'	1.63	0.79
26:DE:148:ILE:HA	26:DE:187:VAL:HB	1.65	0.79
35:DN:2:ARG:HD2	35:DN:2:ARG:O	1.83	0.79
1:AA:125:U:C2'	1:AA:126:G:H5'	2.12	0.79
1:AA:807:A:H2'	1:AA:808:C:H6	1.48	0.79
3:AC:71:ARG:O	3:AC:74:ILE:HG22	1.83	0.79
7:AG:30:MET:HG2	7:AG:31:VAL:N	1.98	0.79
13:AM:28:ARG:O	13:AM:32:ILE:HG12	1.82	0.79
15:AO:55:LEU:HD12	15:AO:55:LEU:O	1.82	0.79
22:BA:35:G:H5'	22:BA:35:G:C8	2.15	0.79
30:BI:53:PRO:HD2	30:BI:77:VAL:HG21	1.64	0.79
32:BK:116:ILE:HD12	32:BK:117:SER:N	1.97	0.79
41:BT:61:LEU:C	41:BT:61:LEU:CD1	2.51	0.79
1:CA:482:A:O2'	1:CA:483:C:H5'	1.83	0.79
3:CC:113:LYS:HG3	3:CC:184:ASN:ND2	1.97	0.79
5:CE:131:ASN:O	5:CE:135:VAL:HG23	1.83	0.79
12:CL:34:THR:HG22	12:CL:35:ARG:HG2	1.63	0.79
14:CN:20:PHE:CA	14:CN:24:ALA:HB2	2.13	0.79
16:CP:52:LEU:HD22	16:CP:78:VAL:HG21	1.65	0.79
22:DA:241:A:H4'	22:DA:242:G:OP1	1.83	0.79
22:DA:1275:A:N7	35:DN:16:HIS:HB2	1.98	0.79
33:DL:119:PRO:HB3	33:DL:139:GLY:O	1.83	0.79
41:DT:5:GLU:OE2	46:DY:18:LEU:HD21	1.81	0.79
1:AA:1060:U:C5	3:AC:1:GLY:HA3	2.18	0.79
1:AA:1234:C:O2'	1:AA:1235:U:H5'	1.83	0.79
13:AM:106:ARG:HH21	13:AM:112:ARG:CB	1.96	0.79
16:AP:29:ASN:HD22	16:AP:29:ASN:N	1.79	0.79
22:BA:529:A:H4'	22:BA:530:G:OP1	1.81	0.79
22:BA:2425:A:H5'	22:BA:2427:C:O4'	1.82	0.79
26:BE:189:THR:OG1	26:BE:191:ASP:HB3	1.81	0.79
27:BF:72:SER:HB2	27:BF:80:GLN:N	1.95	0.79
28:BG:120:ILE:HD11	28:BG:132:LEU:HB2	1.63	0.79
29:BH:31:VAL:HB	29:BH:32:PRO:HD2	1.64	0.79
33:BL:110:VAL:HG12	33:BL:111:ILE:H	1.48	0.79
39:BR:51:VAL:HB	39:BR:52:PRO:HD2	1.64	0.79

*Continued on next page...*

*Continued from previous page...*

Atom-1	Atom-2	Interatomic distance (Å)	Clash overlap (Å)
42:BU:15:GLY:O	42:BU:17:ASP:N	2.15	0.79
1:CA:522:C:H41	12:CL:49:ARG:NH2	1.80	0.79
20:CT:23:ARG:HB3	20:CT:60:GLN:NE2	1.97	0.79
22:DA:663:G:OP1	33:DL:17:LYS:HG2	1.82	0.79
22:DA:1387:A:C5'	22:DA:1469:A:H1'	2.12	0.79
32:DK:13:ASN:HD21	32:DK:97:THR:N	1.80	0.79
32:DK:88:ASN:HB2	32:DK:91:SER:HB2	1.64	0.79
51:B3:26:ALA:O	51:B3:27:ASN:HB2	1.81	0.79
1:CA:940:C:H5'	7:CG:101:ARG:NH2	1.98	0.79
22:DA:604:G:O2'	22:DA:605:G:H8	1.65	0.79
22:DA:1355:G:O2'	22:DA:1356:G:H5'	1.82	0.79
22:DA:2214:C:H2'	22:DA:2215:C:C6	2.18	0.79
22:DA:2361:G:OP1	51:D3:25:HIS:HA	1.83	0.79
26:DE:112:LEU:HD12	26:DE:118:LEU:HD13	1.63	0.79
29:DH:6:LEU:HD13	29:DH:36:ALA:CA	2.09	0.79
29:DH:84:ALA:HB3	29:DH:148:ALA:HA	1.65	0.79
13:AM:47:LEU:HD23	13:AM:51:GLN:HB3	1.65	0.79
14:AN:47:LEU:O	14:AN:47:LEU:HD23	1.82	0.79
22:BA:2093:G:O2'	22:BA:2094:A:H5'	1.82	0.79
29:BH:94:ILE:HG21	29:BH:99:ILE:HG12	1.63	0.79
31:BJ:44:TYR:O	31:BJ:45:THR:HG22	1.83	0.79
1:CA:78:A:H2'	1:CA:79:G:H8	1.48	0.79
1:CA:132:C:O2'	1:CA:133:U:H5'	1.83	0.79
2:CB:110:ILE:HD11	2:CB:150:ILE:HG23	1.64	0.79
3:CC:120:THR:HG22	3:CC:120:THR:O	1.82	0.79
6:CF:2:ARG:HG2	6:CF:4:TYR:CZ	2.18	0.79
17:CQ:46:HIS:HB2	17:CQ:70:LYS:CE	2.13	0.79
22:DA:1345:C:OP2	22:DA:1345:C:H3'	1.83	0.79
24:DC:128:THR:HG22	24:DC:188:ARG:HB3	1.63	0.79
33:DL:17:LYS:HZ3	33:DL:19:LEU:HD22	1.42	0.79
40:DS:20:VAL:CG1	40:DS:43:ALA:HB1	2.12	0.79
40:DS:32:ALA:CA	40:DS:35:ILE:HD11	2.11	0.79
1:AA:489:C:C2'	1:AA:490:C:H5'	2.12	0.79
1:AA:518:C:H2'	1:AA:530:G:C8	2.18	0.79
1:AA:654:G:H2'	1:AA:655:A:H8	1.47	0.79
1:AA:1124:G:H2'	1:AA:1145:A:H61	1.48	0.79
1:AA:1158:C:O2	1:AA:1158:C:H2'	1.82	0.79
1:AA:1239:A:H62	1:AA:1299:A:H62	1.25	0.79
10:AJ:8:ILE:HD12	10:AJ:74:VAL:HG11	1.64	0.79
22:BA:915:C:H6	22:BA:915:C:H5''	1.45	0.79
22:BA:2547:A:H2'	22:BA:2548:U:C6	2.17	0.79

*Continued on next page...*

*Continued from previous page...*

Atom-1	Atom-2	Interatomic distance (Å)	Clash overlap (Å)
24:BC:16:VAL:N	24:BC:203:VAL:CG1	2.46	0.79
27:BF:105:ILE:HD11	27:BF:138:PRO:HG2	1.65	0.79
28:BG:3:VAL:O	28:BG:68:ARG:HG3	1.82	0.79
38:BQ:4:LYS:NZ	38:BQ:8:ILE:HG23	1.98	0.79
45:BX:65:THR:O	45:BX:68:ALA:HB3	1.81	0.79
12:CL:98:ARG:HD3	12:CL:103:CYS:SG	2.22	0.79
22:DA:2882:A:C5'	35:DN:96:ARG:HD3	2.13	0.79
24:DC:181:ARG:HE	24:DC:265:PHE:HB2	1.48	0.79
28:DG:104:LEU:HB3	28:DG:106:LEU:HD21	1.62	0.79
5:AE:29:ILE:HD12	5:AE:30:PHE:H	1.45	0.78
12:AL:33:CYS:HA	12:AL:53:ARG:O	1.82	0.78
15:AO:16:ARG:HD3	15:AO:16:ARG:H	1.46	0.78
20:AT:28:ARG:O	20:AT:32:LYS:HG2	1.83	0.78
20:AT:53:MET:O	20:AT:56:ILE:HG22	1.83	0.78
33:BL:81:ASP:O	33:BL:82:LEU:CB	2.29	0.78
34:BM:53:MET:O	34:BM:56:ALA:HB3	1.82	0.78
3:CC:41:TYR:HE1	3:CC:89:VAL:CG1	1.95	0.78
5:CE:82:HIS:HB2	5:CE:83:PRO:HD2	1.64	0.78
9:CI:113:LYS:HG3	9:CI:119:LYS:HA	1.63	0.78
18:CR:19:GLU:CD	18:CR:20:ILE:H	1.86	0.78
22:DA:79:C:H42	22:DA:107:G:H1	1.31	0.78
22:DA:287:G:O2'	22:DA:288:U:H5'	1.82	0.78
22:DA:960:A:C2'	22:DA:962:G:H5'	2.11	0.78
22:DA:1794:A:H2'	22:DA:1795:C:H6	1.49	0.78
22:DA:1827:U:C4'	22:DA:1970:A:O2'	2.31	0.78
22:DA:2582:G:N3	22:DA:2582:G:H2'	1.97	0.78
32:DK:27:GLY:HA3	32:DK:30:ARG:CD	2.12	0.78
1:AA:486:U:H5''	1:AA:486:U:H6	1.46	0.78
1:AA:1298:U:H4'	1:AA:1299:A:O5'	1.82	0.78
3:AC:52:SER:HB2	3:AC:111:ASP:OD2	1.83	0.78
22:BA:1414:C:C4	22:BA:1415:U:C5	2.72	0.78
32:BK:18:ARG:CB	32:BK:45:GLU:HG2	2.08	0.78
47:BZ:1:ALA:O	47:BZ:3:THR:HG22	1.83	0.78
1:CA:87:C:O2'	1:CA:88:U:H4'	1.82	0.78
1:CA:590:U:O2'	1:CA:591:U:H5'	1.83	0.78
1:CA:1097:C:H2'	1:CA:1098:C:C6	2.17	0.78
17:CQ:25:GLU:HA	17:CQ:39:ARG:O	1.83	0.78
22:DA:1241:A:N3	22:DA:1241:A:H5'	1.99	0.78
22:DA:1521:G:C6	22:DA:1522:A:N6	2.51	0.78
22:DA:1931:U:H2'	22:DA:1932:A:H8	1.48	0.78
22:DA:2019:A:H4'	38:DQ:33:VAL:HG21	1.64	0.78

*Continued on next page...*



*Continued from previous page...*

Atom-1	Atom-2	Interatomic distance (Å)	Clash overlap (Å)
22:DA:2628:C:O2'	22:DA:2781:A:H2'	1.82	0.78
25:DD:141:ARG:HB3	25:DD:141:ARG:NH1	1.97	0.78
26:DE:166:LYS:HE2	26:DE:166:LYS:HA	1.65	0.78
3:AC:146:LYS:HB2	3:AC:202:PHE:CD2	2.18	0.78
6:AF:3:HIS:H	6:AF:92:THR:HG23	1.49	0.78
6:AF:92:THR:O	6:AF:93:LYS:HG2	1.83	0.78
11:AK:91:GLY:HA2	11:AK:94:SER:HB3	1.65	0.78
17:AQ:11:VAL:HG12	17:AQ:12:VAL:HG12	1.65	0.78
22:BA:2707:U:O2	35:BN:71:ARG:NH1	2.17	0.78
25:BD:118:PHE:O	25:BD:120:GLY:N	2.16	0.78
33:BL:91:ASP:H	33:BL:94:THR:CG2	1.95	0.78
41:BT:28:ASN:C	41:BT:91:GLN:HE22	1.85	0.78
49:B1:10:LEU:HD21	49:B1:33:LEU:HD23	1.65	0.78
1:CA:719:C:H3'	1:CA:720:C:C6	2.19	0.78
4:CD:104:MET:SD	4:CD:142:VAL:HG13	2.24	0.78
22:DA:623:C:H2'	22:DA:624:C:H6	1.47	0.78
22:DA:729:G:H3'	22:DA:730:A:C5'	2.13	0.78
22:DA:1060:U:O4'	22:DA:1061:U:H2'	1.83	0.78
22:DA:2058:A:H5''	22:DA:2059:A:OP2	1.83	0.78
22:DA:2244:U:H2'	22:DA:2245:U:O4'	1.83	0.78
23:DB:50:A:C2	23:DB:51:G:H1'	2.19	0.78
27:DF:32:LYS:HB3	27:DF:156:THR:HB	1.63	0.78
28:DG:93:TYR:HD2	28:DG:93:TYR:H	1.30	0.78
29:DH:80:ILE:HB	29:DH:101:ASP:HB2	1.63	0.78
33:DL:73:ILE:O	33:DL:105:ILE:HA	1.84	0.78
47:DZ:6:ILE:CD1	47:DZ:47:ILE:HD11	2.13	0.78
1:AA:154:U:O2'	1:AA:155:A:H5'	1.83	0.78
1:AA:232:G:O2'	1:AA:233:C:H5'	1.83	0.78
1:AA:986:U:H2'	1:AA:987:G:O4'	1.83	0.78
1:AA:1299:A:N3	1:AA:1299:A:H2'	1.98	0.78
7:AG:68:VAL:HG21	7:AG:103:ILE:HD11	1.65	0.78
21:AU:7:GLU:HB2	21:AU:11:PHE:CE1	2.18	0.78
22:BA:277:G:H4'	22:BA:278:A:N7	1.98	0.78
22:BA:284:U:H2'	22:BA:285:G:H8	1.46	0.78
22:BA:668:A:H2'	22:BA:670:A:H62	1.48	0.78
30:BI:100:ILE:HG22	30:BI:101:SER:H	1.47	0.78
36:BO:58:ILE:O	36:BO:59:ALA:HB2	1.82	0.78
1:CA:32:A:H2'	1:CA:33:A:H8	1.42	0.78
4:CD:202:LEU:HD22	4:CD:203:TYR:HE2	1.49	0.78
10:CJ:35:GLN:HG2	10:CJ:76:ILE:HG23	1.64	0.78
22:DA:116:C:O2'	22:DA:117:G:H5'	1.83	0.78

*Continued on next page...*

*Continued from previous page...*

Atom-1	Atom-2	Interatomic distance (Å)	Clash overlap (Å)
22:DA:336:C:HO2'	22:DA:337:C:H6	0.81	0.78
22:DA:632:A:H5''	33:DL:68:SER:OG	1.84	0.78
22:DA:674:G:O2'	26:DE:69:ARG:HG3	1.82	0.78
22:DA:2093:G:O6	22:DA:2225:A:C8	2.37	0.78
22:DA:2214:C:H2'	22:DA:2215:C:H6	1.49	0.78
28:DG:88:LEU:HD13	28:DG:93:TYR:HB3	1.65	0.78
32:DK:2:ILE:HB	32:DK:33:ALA:HB3	1.66	0.78
44:DW:37:VAL:CG2	44:DW:38:ARG:HH11	1.96	0.78
1:AA:536:C:O2'	1:AA:537:G:H5'	1.82	0.78
1:AA:865:A:H2'	1:AA:866:C:H6	1.48	0.78
1:AA:1386:G:H2'	1:AA:1387:G:H8	1.48	0.78
2:AB:130:LYS:NZ	2:AB:130:LYS:HA	1.99	0.78
4:AD:170:LEU:N	4:AD:170:LEU:HD12	1.99	0.78
14:AN:92:ILE:HG21	14:AN:95:LEU:HD22	1.66	0.78
22:BA:842:U:O4	56:BA:3583:HOH:O	2.02	0.78
22:BA:1326:U:O2'	22:BA:1327:A:H5'	1.83	0.78
22:BA:1735:A:O2'	22:BA:1736:U:H5'	1.84	0.78
30:BI:33:ASN:HB3	30:BI:36:GLU:HB2	1.66	0.78
36:BO:116:GLN:OE1	36:BO:116:GLN:HA	1.83	0.78
37:BP:80:VAL:HG12	37:BP:81:ASP:N	1.98	0.78
44:BW:28:GLU:CB	44:BW:31:LEU:HD11	2.13	0.78
44:BW:37:VAL:HG13	44:BW:55:ASP:O	1.84	0.78
1:CA:33:A:O2'	1:CA:34:C:H5'	1.84	0.78
1:CA:1182:G:H4'	1:CA:1183:U:C5'	2.11	0.78
1:CA:1218:C:HO2'	1:CA:1219:A:H8	0.79	0.78
4:CD:2:ARG:HH21	4:CD:114:ARG:CD	1.96	0.78
4:CD:115:GLN:HE21	4:CD:153:ARG:NH2	1.82	0.78
16:CP:52:LEU:HD23	16:CP:80:LYS:NZ	1.99	0.78
22:DA:762:U:H4'	22:DA:763:G:O5'	1.83	0.78
22:DA:1607:C:H4'	22:DA:1608:A:C8	2.18	0.78
28:DG:16:VAL:HG11	28:DG:44:HIS:CD2	2.18	0.78
36:DO:18:LEU:HD13	36:DO:25:ARG:HG2	1.65	0.78
1:AA:328:C:H2'	1:AA:328:C:O2	1.83	0.78
1:AA:1533:C:C3'	1:AA:1534:A:H5''	2.13	0.78
17:AQ:20:ILE:N	17:AQ:47:ASP:OD1	2.17	0.78
21:AU:52:VAL:CG1	21:AU:53:LYS:H	1.96	0.78
22:BA:662:G:H4'	33:BL:15:ALA:O	1.82	0.78
25:BD:1:MET:HG2	25:BD:205:PRO:HG2	1.64	0.78
28:BG:83:THR:HA	28:BG:84:LYS:CE	2.13	0.78
35:BN:65:LEU:HD11	35:BN:69:ARG:NH2	1.99	0.78
49:B1:9:LYS:O	49:B1:50:GLU:HG3	1.84	0.78

*Continued on next page...*

*Continued from previous page...*

Atom-1	Atom-2	Interatomic distance (Å)	Clash overlap (Å)
1:CA:249:U:H5'	1:CA:250:A:OP2	1.84	0.78
3:CC:41:TYR:CE1	3:CC:89:VAL:HG12	2.17	0.78
22:DA:674:G:OP1	26:DE:71:GLY:HA3	1.82	0.78
22:DA:975:A:O2'	22:DA:976:G:C8	2.31	0.78
22:DA:1338:G:H4'	41:DT:18:GLU:CG	2.13	0.78
22:DA:1516:G:O2'	22:DA:1517:G:H5'	1.84	0.78
22:DA:1809:A:O2'	22:DA:1810:A:C8	2.37	0.78
22:DA:2015:A:C4	48:D0:2:VAL:HG11	2.18	0.78
22:DA:2585:U:HO2'	22:DA:2586:U:H5'	1.48	0.78
26:DE:147:LEU:HG	26:DE:186:VAL:HG23	1.65	0.78
38:DQ:24:TYR:O	38:DQ:27:ARG:HB3	1.84	0.78
51:D3:15:LYS:HZ1	51:D3:19:GLY:HA2	1.46	0.78
1:AA:1343:G:H2'	1:AA:1344:C:C6	2.19	0.78
2:AB:66:ILE:HB	2:AB:88:GLN:CB	2.14	0.78
32:BK:43:ILE:CD1	32:BK:52:VAL:HG21	2.13	0.78
39:BR:64:VAL:HG12	39:BR:64:VAL:O	1.81	0.78
1:CA:66:A:N3	1:CA:66:A:H2'	1.99	0.78
3:CC:110:LEU:O	3:CC:110:LEU:HD23	1.83	0.78
4:CD:2:ARG:NH2	4:CD:114:ARG:HD2	1.99	0.78
12:CL:107:LYS:O	12:CL:108:ASP:HB2	1.83	0.78
22:DA:1273:U:H4'	22:DA:1275:A:OP2	1.84	0.78
22:DA:1819:A:H4'	22:DA:1820:U:H5'	1.66	0.78
22:DA:1847:A:O2'	22:DA:1848:A:C8	2.36	0.78
22:DA:2023:C:O2'	22:DA:2024:G:H8	1.66	0.78
25:DD:159:LYS:HE2	25:DD:160:LYS:N	1.99	0.78
31:DJ:36:LEU:HD12	31:DJ:121:LYS:HB2	1.64	0.78
38:DQ:90:ASP:O	38:DQ:94:LEU:HB2	1.83	0.78
1:AA:596:A:H2'	1:AA:597:G:H8	1.48	0.78
2:AB:106:VAL:O	2:AB:110:ILE:HD13	1.83	0.78
2:AB:116:LEU:CD1	2:AB:140:LEU:HD11	2.14	0.78
10:AJ:91:ASP:C	10:AJ:92:LEU:HD23	2.04	0.78
21:AU:19:LYS:HE2	21:AU:19:LYS:N	1.99	0.78
24:BC:104:LEU:O	24:BC:105:ALA:HB2	1.83	0.78
28:BG:22:VAL:HG22	28:BG:36:LEU:CD1	2.14	0.78
39:BR:60:LYS:H	39:BR:100:GLY:HA3	1.48	0.78
40:BS:36:LEU:HD23	40:BS:48:LYS:HA	1.66	0.78
1:CA:1316:G:N2	1:CA:1318:A:H3'	1.98	0.78
1:CA:1319:A:OP2	19:CS:4:LEU:HD21	1.84	0.78
3:CC:166:TRP:H	3:CC:166:TRP:HE3	1.31	0.78
4:CD:55:ARG:HG3	4:CD:55:ARG:NH1	1.81	0.78
4:CD:115:GLN:HE21	4:CD:153:ARG:HH22	1.28	0.78

*Continued on next page...*

*Continued from previous page...*

Atom-1	Atom-2	Interatomic distance (Å)	Clash overlap (Å)
6:CF:92:THR:HG22	6:CF:94:HIS:N	1.96	0.78
10:CJ:12:ALA:HB3	10:CJ:18:ILE:HB	1.66	0.78
22:DA:1815:A:H4'	22:DA:1816:C:OP1	1.82	0.78
25:DD:16:THR:CG2	25:DD:20:VAL:HB	2.14	0.78
25:DD:177:VAL:HG12	25:DD:187:LEU:HD11	1.65	0.78
27:DF:7:TYR:O	27:DF:8:LYS:HG3	1.83	0.78
29:DH:94:ILE:HG13	29:DH:98:ASP:CG	2.03	0.78
35:DN:96:ARG:HG2	35:DN:98:LEU:HD13	1.65	0.78
4:AD:25:ARG:NH1	4:AD:30:LYS:HE3	1.97	0.78
12:AL:49:ARG:HG2	12:AL:49:ARG:NH1	1.89	0.78
22:BA:641:U:H5''	22:BA:642:U:OP2	1.84	0.78
22:BA:1438:U:O2'	22:BA:1439:A:H5'	1.84	0.78
31:BJ:64:VAL:CG1	31:BJ:68:LYS:HB2	2.14	0.78
32:BK:77:ILE:HD12	32:BK:77:ILE:N	1.99	0.78
36:BO:31:THR:HG22	36:BO:34:HIS:O	1.82	0.78
37:BP:112:ARG:C	37:BP:113:LEU:HD23	2.03	0.78
38:BQ:69:ARG:CB	38:BQ:69:ARG:NH2	2.35	0.78
41:BT:32:LEU:N	41:BT:83:ALA:HB3	1.96	0.78
44:BW:30:VAL:HA	44:BW:60:ALA:HB3	1.66	0.78
44:BW:50:VAL:O	44:BW:52:CYS:N	2.16	0.78
1:CA:373:A:H5'	1:CA:373:A:H8	1.49	0.78
1:CA:934:C:H4'	1:CA:935:A:OP1	1.82	0.78
2:CB:103:TRP:O	2:CB:107:ARG:HG2	1.83	0.78
9:CI:11:ARG:HD3	9:CI:106:ASP:OD1	1.82	0.78
22:DA:1261:C:H2'	22:DA:1262:A:H5''	1.66	0.78
22:DA:1372:U:H2'	22:DA:1373:A:C8	2.18	0.78
22:DA:2211:A:H4'	22:DA:2211:A:OP2	1.82	0.78
22:DA:2502:G:H5'	22:DA:2503:A:H5''	1.65	0.78
28:DG:22:VAL:HG12	28:DG:23:ILE:H	1.49	0.78
33:DL:79:LEU:HA	33:DL:82:LEU:HD11	1.64	0.78
40:DS:29:VAL:HG23	40:DS:69:LEU:O	1.84	0.78
4:AD:25:ARG:HH11	4:AD:30:LYS:HE3	1.48	0.78
22:BA:855:G:N3	44:BW:23:LYS:HD3	1.98	0.78
10:CJ:26:VAL:O	10:CJ:30:LYS:HB3	1.84	0.78
20:CT:42:ASP:HB3	20:CT:45:ALA:HB3	1.66	0.78
22:DA:1542:U:O2'	22:DA:1543:G:H5'	1.84	0.78
22:DA:1693:U:H4'	22:DA:1694:C:OP2	1.82	0.78
22:DA:1738:G:HO2'	22:DA:1739:A:H8	1.32	0.78
26:DE:149:ILE:HG23	26:DE:188:MET:CB	2.13	0.78
31:DJ:18:VAL:CG1	31:DJ:56:VAL:HA	2.14	0.78
40:DS:20:VAL:HG23	40:DS:23:LEU:HD12	1.65	0.78

*Continued on next page...*

*Continued from previous page...*

Atom-1	Atom-2	Interatomic distance (Å)	Clash overlap (Å)
41:DT:6:ARG:O	41:DT:9:LYS:HD2	1.83	0.78
1:AA:96:U:HO2'	1:AA:97:G:H8	1.32	0.77
1:AA:1016:A:C8	1:AA:1017:U:H1'	2.19	0.77
1:AA:1469:C:H2'	1:AA:1470:U:H5'	1.67	0.77
4:AD:172:VAL:HG13	4:AD:173:ASP:N	1.99	0.77
11:AK:81:LEU:HD22	11:AK:104:PHE:CD1	2.19	0.77
22:BA:556:A:H5''	22:BA:557:C:OP2	1.84	0.77
22:BA:1199:U:H2'	22:BA:1200:C:C6	2.18	0.77
24:BC:246:PRO:CG	24:BC:247:TRP:CZ3	2.66	0.77
28:BG:8:VAL:CG1	28:BG:9:VAL:N	2.46	0.77
30:BI:3:LYS:HD2	30:BI:4:VAL:HG23	1.66	0.77
31:BJ:88:THR:HG23	31:BJ:91:GLU:H	1.49	0.77
37:BP:83:ILE:HD13	37:BP:83:ILE:C	2.04	0.77
41:BT:26:LYS:O	41:BT:27:SER:HB2	1.84	0.77
1:CA:374:A:H5''	1:CA:452:A:N1	1.99	0.77
1:CA:1387:G:H2'	1:CA:1388:C:H6	1.48	0.77
4:CD:159:GLU:OE2	4:CD:160:LEU:HD22	1.84	0.77
10:CJ:5:ARG:C	10:CJ:6:ILE:HD12	2.04	0.77
22:DA:379:G:C6	22:DA:396:G:O6	2.37	0.77
22:DA:794:A:H2'	22:DA:795:C:C6	2.19	0.77
31:DJ:59:ALA:O	31:DJ:62:VAL:HG12	1.84	0.77
36:DO:67:ASN:H	36:DO:70:ALA:HB3	1.48	0.77
41:DT:3:ARG:HD2	41:DT:42:GLU:HG2	1.64	0.77
42:DU:36:GLU:O	42:DU:38:ILE:HD12	1.84	0.77
44:DW:49:ASN:CG	44:DW:81:ILE:HG23	2.04	0.77
9:AI:88:GLU:HG3	9:AI:89:TYR:N	1.99	0.77
12:AL:79:ILE:HD12	12:AL:96:THR:HG21	1.65	0.77
33:BL:68:SER:HB3	33:BL:71:ALA:HB2	1.64	0.77
44:BW:51:GLY:HA3	44:BW:59:PHE:CE2	2.19	0.77
52:B4:9:LYS:C	52:B4:10:LEU:HD23	2.02	0.77
1:CA:820:U:H4'	1:CA:821:G:OP2	1.84	0.77
1:CA:821:G:H2'	1:CA:822:U:H6	1.48	0.77
2:CB:89:PHE:CE2	2:CB:152:ASP:HB2	2.14	0.77
2:CB:131:LYS:HE3	2:CB:131:LYS:O	1.84	0.77
19:CS:52:ASN:ND2	19:CS:54:ARG:HG2	1.99	0.77
21:CU:35:GLU:O	21:CU:36:PHE:CD2	2.37	0.77
22:DA:82:U:H2'	22:DA:83:A:C5'	2.12	0.77
22:DA:1248:G:O2'	38:DQ:2:ARG:HA	1.84	0.77
22:DA:1574:C:O5'	22:DA:1574:C:H6	1.66	0.77
22:DA:1808:A:C3'	22:DA:1809:A:H8	1.95	0.77
22:DA:1830:C:H5'	24:DC:14:HIS:HE1	1.49	0.77

*Continued on next page...*

*Continued from previous page...*

Atom-1	Atom-2	Interatomic distance (Å)	Clash overlap (Å)
22:DA:2135:A:C2'	22:DA:2136:G:H8	1.91	0.77
22:DA:2142:A:H61	22:DA:2150:C:N4	1.81	0.77
22:DA:2887:A:H1'	48:D0:39:ARG:HH22	1.49	0.77
40:DS:20:VAL:HG11	40:DS:43:ALA:CB	2.13	0.77
14:AN:40:ARG:NH1	14:AN:44:VAL:HG11	1.98	0.77
16:AP:19:VAL:HG22	16:AP:36:VAL:CG1	2.14	0.77
22:BA:45:G:H5''	22:BA:46:G:OP1	1.83	0.77
22:BA:1073:A:P	22:BA:1073:A:H8	2.08	0.77
33:BL:110:VAL:CG1	33:BL:111:ILE:N	2.47	0.77
40:BS:66:ILE:HD13	40:BS:66:ILE:C	2.04	0.77
44:BW:28:GLU:HA	44:BW:28:GLU:OE2	1.84	0.77
44:BW:40:ARG:H	44:BW:56:HIS:HB3	1.49	0.77
50:B2:3:ARG:HG2	50:B2:3:ARG:NH2	1.97	0.77
1:CA:1102:A:O2'	1:CA:1103:C:H5'	1.84	0.77
1:CA:1380:U:H4'	1:CA:1381:U:OP1	1.84	0.77
22:DA:225:C:H2'	22:DA:226:A:O4'	1.83	0.77
22:DA:991:C:O5'	22:DA:991:C:H6	1.67	0.77
22:DA:1830:C:H5'	24:DC:14:HIS:CE1	2.18	0.77
22:DA:2204:G:OP2	24:DC:149:LYS:HD2	1.84	0.77
22:DA:2311:A:H5'	22:DA:2312:U:C5	2.20	0.77
22:DA:2492:U:H2'	22:DA:2493:U:H6	1.49	0.77
22:DA:2757:A:N1	28:DG:66:THR:HG21	1.99	0.77
29:DH:41:LYS:HA	29:DH:44:ILE:CG1	2.14	0.77
31:DJ:44:TYR:HB2	38:DQ:63:ARG:NH2	1.99	0.77
33:DL:123:ARG:HG2	33:DL:143:GLU:HB3	1.66	0.77
34:DM:42:THR:HB	34:DM:45:GLN:CG	2.14	0.77
37:DP:26:GLU:OE1	37:DP:28:LYS:HE3	1.85	0.77
39:DR:3:ALA:HB2	39:DR:101:ILE:HD13	1.65	0.77
44:DW:40:ARG:HG2	44:DW:40:ARG:NH1	1.87	0.77
1:AA:1381:U:O2'	1:AA:1382:C:C5'	2.32	0.77
2:AB:86:CYS:SG	2:AB:221:ARG:HB2	2.24	0.77
4:AD:34:GLU:O	4:AD:37:PRO:HD3	1.84	0.77
22:BA:898:C:H2'	22:BA:899:A:H5'	1.66	0.77
22:BA:1179:G:OP2	22:BA:1180:U:H5''	1.84	0.77
22:BA:1252:G:N3	38:BQ:32:ARG:HG2	1.99	0.77
22:BA:2795:C:H2'	22:BA:2796:U:H6	1.48	0.77
27:BF:3:LEU:HD23	27:BF:100:GLU:HG3	1.66	0.77
29:BH:62:LEU:HD12	29:BH:62:LEU:C	2.05	0.77
31:BJ:44:TYR:HA	38:BQ:59:LEU:CD2	2.15	0.77
41:BT:39:THR:HB	41:BT:42:GLU:H	1.49	0.77
42:BU:87:GLU:HG3	42:BU:88:ASP:N	1.98	0.77

*Continued on next page...*

*Continued from previous page...*

Atom-1	Atom-2	Interatomic distance (Å)	Clash overlap (Å)
48:B0:39:ARG:HB2	48:B0:39:ARG:NH1	1.97	0.77
49:B1:13:SER:HB3	49:B1:47:ILE:O	1.83	0.77
1:CA:8:A:C5	4:CD:205:LYS:HG3	2.19	0.77
8:CH:23:ALA:HA	8:CH:62:LEU:HD23	1.66	0.77
22:DA:675:A:OP1	26:DE:60:TRP:HZ2	1.66	0.77
22:DA:1539:U:O2'	22:DA:1540:G:H8	1.66	0.77
22:DA:2261:C:N4	44:DW:10:ARG:HB3	2.00	0.77
22:DA:2331:G:H1'	44:DW:40:ARG:HB3	1.66	0.77
35:DN:7:GLY:HA2	35:DN:46:ARG:NH2	1.99	0.77
49:D1:51:ALA:O	49:D1:52:LYS:HB2	1.83	0.77
1:AA:961:U:H2'	1:AA:962:C:C6	2.19	0.77
19:AS:46:LEU:H	19:AS:61:VAL:CG2	1.98	0.77
22:BA:92:U:H5''	22:BA:92:U:C6	2.17	0.77
22:BA:1993:U:H4'	25:BD:133:THR:HG21	1.67	0.77
22:BA:2330:G:H21	44:BW:38:ARG:HA	1.48	0.77
24:BC:244:VAL:HB	24:BC:249:VAL:O	1.85	0.77
26:BE:83:VAL:O	26:BE:83:VAL:HG12	1.85	0.77
28:BG:83:THR:HA	28:BG:84:LYS:HZ3	1.48	0.77
30:BI:104:GLN:O	30:BI:105:LEU:HB2	1.84	0.77
33:BL:27:LEU:HD12	33:BL:27:LEU:H	1.49	0.77
34:BM:31:PHE:CE2	34:BM:110:GLU:HG2	2.19	0.77
34:BM:132:THR:HG22	34:BM:133:LYS:H	1.50	0.77
39:BR:49:ILE:HD12	39:BR:52:PRO:HA	0.86	0.77
40:BS:59:GLU:HA	40:BS:64:ALA:HB2	1.65	0.77
1:CA:936:C:O2'	1:CA:937:A:H8	1.66	0.77
1:CA:1399:C:H4'	1:CA:1400:C:O5'	1.84	0.77
4:CD:204:SER:HB2	5:CE:105:ILE:HD11	1.67	0.77
7:CG:148:LYS:HD3	7:CG:148:LYS:O	1.85	0.77
25:DD:21:SER:O	25:DD:23:PRO:HD3	1.84	0.77
44:DW:39:GLN:HE22	44:DW:58:LEU:HD23	1.48	0.77
47:DZ:4:ILE:CD1	47:DZ:58:GLU:HA	2.15	0.77
1:AA:514:C:O2'	1:AA:515:G:H5'	1.83	0.77
6:AF:55:HIS:O	6:AF:56:LYS:HB2	1.84	0.77
13:AM:113:LYS:H	13:AM:114:PRO:CD	1.97	0.77
29:BH:5:LEU:CD1	29:BH:13:GLY:HA2	2.15	0.77
1:CA:112:G:C2'	1:CA:113:G:H5'	2.14	0.77
1:CA:520:A:H2'	1:CA:521:G:O4'	1.84	0.77
1:CA:1264:U:H2'	1:CA:1265:C:C6	2.19	0.77
11:CK:30:ILE:HG12	11:CK:45:THR:CG2	2.15	0.77
13:CM:68:LEU:HD22	13:CM:69:ARG:NH1	2.00	0.77
22:DA:323:C:H6	26:DE:165:HIS:CE1	2.03	0.77

*Continued on next page...*

*Continued from previous page...*

Atom-1	Atom-2	Interatomic distance (Å)	Clash overlap (Å)
22:DA:876:C:H3'	22:DA:877:A:H8	1.49	0.77
22:DA:2223:G:C2'	22:DA:2224:G:H5'	2.14	0.77
23:DB:44:G:H5''	27:DF:91:ARG:CZ	2.14	0.77
23:DB:46:A:H2'	23:DB:47:C:H6	1.48	0.77
26:DE:44:ARG:HH21	26:DE:44:ARG:CG	1.98	0.77
27:DF:140:ILE:O	27:DF:141:ASP:HB2	1.82	0.77
28:DG:83:THR:C	28:DG:84:LYS:HD3	2.04	0.77
35:DN:51:LEU:HA	35:DN:54:LEU:HD22	1.66	0.77
36:DO:4:LYS:HG3	36:DO:8:ILE:CD1	2.15	0.77
51:D3:22:LYS:H	51:D3:48:MET:CB	1.96	0.77
51:D3:32:LEU:HA	51:D3:35:LYS:HG3	1.66	0.77
22:BA:2887:A:H2'	22:BA:2887:A:N3	1.98	0.77
1:CA:277:C:O2'	1:CA:278:G:H5'	1.83	0.77
22:DA:172:A:H2'	22:DA:173:A:C8	2.18	0.77
22:DA:172:A:O2'	22:DA:173:A:H5'	1.84	0.77
22:DA:247:G:H4'	22:DA:386:G:C5	2.19	0.77
22:DA:449:A:HO2'	22:DA:450:G:H5'	1.46	0.77
22:DA:655:A:O2'	22:DA:656:G:C8	2.38	0.77
22:DA:1204:A:H4'	22:DA:1205:A:H5''	1.64	0.77
22:DA:1399:C:O2'	22:DA:1400:U:H5'	1.85	0.77
22:DA:2068:U:H5''	22:DA:2068:U:H6	1.48	0.77
25:DD:73:VAL:O	25:DD:74:GLU:HB2	1.84	0.77
27:DF:39:VAL:HA	27:DF:49:LEU:HG	1.64	0.77
28:DG:139:VAL:HA	28:DG:142:GLN:HB3	1.66	0.77
36:DO:30:ARG:HG2	36:DO:31:THR:N	1.98	0.77
1:AA:93:U:HO2'	1:AA:94:G:H5''	1.47	0.77
1:AA:619:U:N3	4:AD:130:ASN:HB3	1.98	0.77
6:AF:8:PHE:HE1	6:AF:21:MET:CE	1.98	0.77
8:AH:28:SER:CB	8:AH:58:LEU:HB2	2.12	0.77
22:BA:709:U:H2'	22:BA:710:U:O4'	1.85	0.77
22:BA:1063:G:H2'	22:BA:1064:C:H6	1.49	0.77
22:BA:1537:G:H5''	22:BA:1537:G:N3	2.00	0.77
37:BP:52:ARG:HG3	37:BP:52:ARG:NH1	1.94	0.77
44:BW:28:GLU:CB	44:BW:31:LEU:HD21	2.12	0.77
1:CA:125:U:O2'	1:CA:126:G:H5'	1.84	0.77
12:CL:85:ARG:HG2	12:CL:86:VAL:H	1.49	0.77
20:CT:73:ARG:HH11	20:CT:73:ARG:HG2	1.47	0.77
22:DA:1208:C:C2	22:DA:1209:U:C5	2.73	0.77
22:DA:2333:A:C2	22:DA:2335:A:N6	2.53	0.77
22:DA:2476:A:C2'	22:DA:2477:U:H5'	2.15	0.77
25:DD:149:ASN:O	25:DD:152:PRO:HD2	1.84	0.77

*Continued on next page...*



*Continued from previous page...*

Atom-1	Atom-2	Interatomic distance (Å)	Clash overlap (Å)
27:DF:49:LEU:HA	27:DF:52:ALA:HB3	1.67	0.77
29:DH:80:ILE:CG2	29:DH:101:ASP:HB2	2.15	0.77
32:DK:97:THR:O	32:DK:98:ARG:HB2	1.84	0.77
33:DL:120:VAL:HG12	33:DL:121:THR:H	1.50	0.77
1:AA:141:G:N2	1:AA:142:G:H1'	1.99	0.77
1:AA:274:A:O2'	1:AA:275:G:C8	2.33	0.77
1:AA:306:A:H2'	1:AA:307:C:C6	2.20	0.77
1:AA:693:G:O2'	1:AA:694:A:H5'	1.84	0.77
22:BA:324:A:O2'	22:BA:325:G:H5'	1.84	0.77
25:BD:106:LYS:HB3	25:BD:206:ALA:CB	2.13	0.77
27:BF:39:VAL:CG1	27:BF:49:LEU:HD13	2.14	0.77
1:CA:711:G:O2'	1:CA:712:A:H5'	1.84	0.77
9:CI:71:ILE:HD12	9:CI:72:SER:N	1.97	0.77
22:DA:35:G:O2'	22:DA:36:G:O5'	2.01	0.77
22:DA:100:U:H1'	22:DA:101:A:C5	2.20	0.77
22:DA:1317:G:H2'	22:DA:1318:U:O4'	1.84	0.77
22:DA:1366:A:O2'	22:DA:1367:A:H5'	1.85	0.77
22:DA:2848:G:O2'	22:DA:2849:U:H6	1.66	0.77
23:DB:45:A:H2'	23:DB:46:A:H8	1.50	0.77
27:DF:12:VAL:HG12	27:DF:16:MET:HG3	1.67	0.77
27:DF:113:PHE:CE2	27:DF:116:LEU:HD22	2.20	0.77
1:AA:637:C:C2'	1:AA:638:U:H5'	2.15	0.77
3:AC:153:SER:CB	3:AC:164:THR:HG22	2.14	0.77
9:AI:79:ARG:O	9:AI:83:THR:HG23	1.86	0.77
16:AP:59:HIS:HE1	16:AP:63:GLN:HE22	1.30	0.77
22:BA:2470:G:O2'	22:BA:2471:A:H5'	1.85	0.77
27:BF:37:MET:HE3	27:BF:37:MET:HA	1.66	0.77
33:BL:61:LEU:O	51:B3:12:ARG:HD3	1.85	0.77
44:BW:28:GLU:HG3	44:BW:29:SER:H	1.49	0.77
48:B0:9:ARG:HH21	48:B0:9:ARG:CG	1.98	0.77
1:CA:191:G:H2'	1:CA:192:A:H8	1.49	0.77
7:CG:148:LYS:HB2	7:CG:148:LYS:NZ	2.00	0.77
16:CP:4:ILE:HD12	16:CP:4:ILE:H	1.47	0.77
17:CQ:3:LYS:HZ2	17:CQ:6:THR:HG21	1.50	0.77
21:CU:9:GLU:HB3	21:CU:10:PRO:CD	2.14	0.77
22:DA:1742:U:H2'	22:DA:1743:G:C8	2.20	0.77
22:DA:2385:C:HO2'	22:DA:2386:A:H8	1.31	0.77
22:DA:2699:C:H2'	22:DA:2700:A:C8	2.19	0.77
22:DA:2800:A:C2'	22:DA:2801:G:H4'	2.15	0.77
25:DD:40:LEU:HA	25:DD:44:GLY:HA2	1.67	0.77
27:DF:45:ASP:OD2	27:DF:47:LYS:HB2	1.85	0.77

*Continued on next page...*

*Continued from previous page...*

Atom-1	Atom-2	Interatomic distance (Å)	Clash overlap (Å)
32:DK:11:ALA:O	32:DK:99:ILE:HG23	1.84	0.77
37:DP:21:PRO:HA	37:DP:46:VAL:HG12	1.66	0.77
44:DW:39:GLN:HG2	44:DW:42:THR:HB	1.65	0.77
1:AA:1399:C:H4'	1:AA:1400:C:O5'	1.85	0.76
2:AB:9:LEU:CD2	2:AB:11:ALA:HB3	2.14	0.76
14:AN:86:ALA:O	14:AN:91:GLU:HB2	1.85	0.76
17:AQ:37:ILE:HD12	17:AQ:37:ILE:N	1.99	0.76
23:BB:66:A:H4'	23:BB:67:G:OP1	1.85	0.76
24:BC:76:VAL:O	24:BC:76:VAL:HG23	1.84	0.76
29:BH:90:LEU:CB	29:BH:123:ARG:HB3	2.14	0.76
37:BP:67:GLU:OE1	37:BP:67:GLU:HA	1.84	0.76
38:BQ:29:ARG:HH11	38:BQ:29:ARG:CG	1.98	0.76
42:BU:38:ILE:HG22	42:BU:39:ASN:N	1.99	0.76
22:DA:217:A:O2'	22:DA:218:A:H8	1.67	0.76
22:DA:589:U:H2'	22:DA:590:A:H8	1.49	0.76
22:DA:747:U:O2	22:DA:2014:A:H1'	1.84	0.76
22:DA:1238:G:O2'	22:DA:1239:G:H5'	1.85	0.76
31:DJ:74:TYR:HE2	31:DJ:103:ILE:HD11	1.48	0.76
31:DJ:111:LYS:HB2	31:DJ:115:GLY:H	1.49	0.76
40:DS:18:ARG:HA	40:DS:76:VAL:HG11	1.66	0.76
40:DS:55:ILE:O	40:DS:59:GLU:HG2	1.85	0.76
43:DV:16:ALA:HA	43:DV:19:ARG:CZ	2.15	0.76
4:AD:167:PRO:CB	4:AD:170:LEU:HD11	2.14	0.76
11:AK:86:LYS:HA	11:AK:113:THR:HG22	1.65	0.76
15:AO:63:ARG:HG2	15:AO:87:ARG:HH12	1.50	0.76
22:BA:1461:C:O2'	22:BA:1462:C:H5'	1.85	0.76
22:BA:1494:A:O2'	22:BA:1495:A:H5'	1.85	0.76
22:BA:2585:U:HO2'	22:BA:2586:U:H5'	1.47	0.76
39:BR:42:ALA:HA	39:BR:46:GLU:HB2	1.66	0.76
1:CA:1248:A:HO2'	9:CI:37:TYR:HD1	1.33	0.76
19:CS:52:ASN:HD21	19:CS:54:ARG:HG2	1.50	0.76
21:CU:39:LYS:N	21:CU:40:PRO:CD	2.48	0.76
22:DA:181:A:H2	22:DA:434:U:H1'	1.49	0.76
22:DA:382:A:H2'	22:DA:383:C:H5''	1.66	0.76
22:DA:2353:G:H2'	22:DA:2354:C:O4'	1.83	0.76
23:DB:86:G:C2'	23:DB:87:U:H5''	2.15	0.76
24:DC:20:ASN:HB2	24:DC:23:LEU:HD22	1.65	0.76
31:DJ:37:ARG:HG3	31:DJ:118:MET:SD	2.25	0.76
22:BA:1141:U:H4'	22:BA:1142:A:O5'	1.85	0.76
22:BA:1434:A:H2'	22:BA:1435:G:C8	2.20	0.76
22:BA:1778:U:H2'	22:BA:1784:A:N6	2.00	0.76

*Continued on next page...*

*Continued from previous page...*

Atom-1	Atom-2	Interatomic distance (Å)	Clash overlap (Å)
24:BC:252:LYS:HZ3	24:BC:252:LYS:HB2	1.50	0.76
32:BK:70:ARG:HD3	32:BK:76:VAL:CG2	2.15	0.76
34:BM:8:LYS:HE3	34:BM:8:LYS:HA	1.68	0.76
37:BP:80:VAL:O	37:BP:81:ASP:HB3	1.85	0.76
40:BS:5:ALA:HB3	40:BS:54:ALA:HB2	1.67	0.76
22:DA:338:G:O2'	22:DA:339:U:H5'	1.82	0.76
22:DA:600:G:C5'	26:DE:27:LEU:HD22	2.15	0.76
22:DA:1662:U:H2'	22:DA:1663:G:H5''	1.67	0.76
22:DA:2756:U:C1'	22:DA:2757:A:H5''	2.15	0.76
46:DY:37:LEU:HD13	46:DY:42:LEU:HD11	1.65	0.76
22:BA:747:U:C5	22:BA:2613:U:C5	2.74	0.76
22:BA:893:C:H2'	22:BA:894:U:O4'	1.85	0.76
22:BA:1420:A:O2'	22:BA:1421:G:H5'	1.85	0.76
37:BP:67:GLU:HG3	37:BP:68:GLY:H	1.50	0.76
41:BT:8:LEU:HD12	41:BT:46:ALA:HA	1.67	0.76
41:BT:40:LYS:H	41:BT:43:ILE:CG2	1.99	0.76
44:BW:73:PRO:CG	44:BW:76:ARG:HD2	2.14	0.76
44:BW:77:LYS:O	44:BW:78:PHE:HB2	1.85	0.76
1:CA:373:A:H5'	1:CA:373:A:C8	2.20	0.76
1:CA:513:C:H2'	1:CA:514:C:H6	1.51	0.76
1:CA:1258:G:O2'	1:CA:1259:C:H5'	1.85	0.76
1:CA:1347:G:N2	1:CA:1373:G:H2'	2.01	0.76
4:CD:148:ALA:O	4:CD:151:GLN:HB2	1.84	0.76
12:CL:97:VAL:HG23	12:CL:97:VAL:O	1.83	0.76
13:CM:64:VAL:HG12	13:CM:65:GLU:N	2.00	0.76
22:DA:1309:G:OP1	50:D2:9:VAL:HG12	1.85	0.76
22:DA:1343:G:H2'	22:DA:1344:U:H5	1.48	0.76
22:DA:2285:C:H5	49:D1:5:ARG:HH22	1.32	0.76
26:DE:44:ARG:HG3	26:DE:44:ARG:NH2	1.98	0.76
30:DI:102:ARG:NH1	30:DI:105:LEU:HD13	2.01	0.76
33:DL:108:ALA:CB	33:DL:125:LEU:HD22	2.16	0.76
34:DM:66:ARG:HD2	34:DM:101:VAL:HG13	1.65	0.76
5:AE:105:ILE:HD11	5:AE:123:LEU:HD23	1.66	0.76
6:AF:16:GLU:HG2	4:CD:191:SER:HB2	0.82	0.76
13:AM:26:LYS:O	13:AM:30:LYS:HG3	1.83	0.76
19:AS:62:THR:HB	19:AS:65:MET:HG3	1.68	0.76
22:BA:2210:U:H4'	22:BA:2211:A:C5'	2.14	0.76
23:BB:66:A:H61	23:BB:107:G:H2'	1.49	0.76
26:BE:119:ILE:HD11	26:BE:187:VAL:CG2	2.16	0.76
29:BH:89:LYS:HG2	29:BH:90:LEU:N	2.00	0.76
30:BI:7:TYR:HB3	30:BI:58:ILE:H	1.50	0.76

*Continued on next page...*

*Continued from previous page...*

Atom-1	Atom-2	Interatomic distance (Å)	Clash overlap (Å)
35:BN:103:ARG:HB2	35:BN:110:MET:HE2	1.66	0.76
36:BO:24:THR:HG22	36:BO:42:PRO:HD3	1.68	0.76
37:BP:33:GLU:CG	37:BP:34:GLY:H	1.97	0.76
1:CA:1215:G:O2'	1:CA:1216:A:H8	1.69	0.76
1:CA:1279:G:H5''	10:CJ:9:ARG:HH22	1.50	0.76
4:CD:57:LYS:HB2	4:CD:199:ILE:HB	1.67	0.76
5:CE:104:ILE:HA	5:CE:122:VAL:HB	1.67	0.76
7:CG:30:MET:O	7:CG:31:VAL:HB	1.86	0.76
21:CU:36:PHE:HD1	21:CU:40:PRO:HB3	1.47	0.76
22:DA:1605:C:H4'	22:DA:1610:A:N1	1.99	0.76
22:DA:1722:A:C6	22:DA:1739:A:C8	2.73	0.76
23:DB:57:A:O2'	23:DB:58:A:H8	1.66	0.76
41:DT:58:VAL:HG23	41:DT:84:TYR:O	1.86	0.76
42:DU:34:ILE:HG12	42:DU:62:ALA:O	1.85	0.76
1:AA:1352:C:H2'	1:AA:1353:G:C8	2.20	0.76
4:AD:166:LYS:HB3	4:AD:166:LYS:NZ	2.01	0.76
7:AG:96:ASN:O	7:AG:100:MET:HG3	1.86	0.76
8:AH:88:LYS:HG3	8:AH:89:ASP:N	2.01	0.76
14:AN:88:MET:CE	14:AN:97:LYS:HD2	2.15	0.76
22:BA:2086:U:H2'	22:BA:2087:G:C8	2.21	0.76
22:BA:2250:G:N2	22:BA:2496:C:H5''	1.99	0.76
29:BH:6:LEU:O	29:BH:15:LEU:HA	1.86	0.76
34:BM:62:LYS:HD3	34:BM:64:TRP:CH2	2.20	0.76
39:BR:16:GLU:HA	39:BR:98:ILE:HG22	1.66	0.76
42:BU:52:ASN:C	42:BU:54:PRO:HD2	2.05	0.76
44:BW:40:ARG:HB2	44:BW:56:HIS:CG	2.21	0.76
45:BX:30:PRO:HB2	45:BX:32:LEU:HD13	1.67	0.76
1:CA:84:U:N3	1:CA:87:C:H1'	1.97	0.76
22:DA:162:U:H5''	22:DA:163:C:OP1	1.86	0.76
22:DA:340:A:H2'	22:DA:341:C:H5'	1.68	0.76
22:DA:487:C:H2'	22:DA:488:G:H5'	1.68	0.76
22:DA:2283:C:H5''	22:DA:2283:C:H6	1.49	0.76
22:DA:2492:U:H2'	22:DA:2493:U:C6	2.21	0.76
26:DE:29:HIS:HB2	33:DL:6:LEU:HD21	1.67	0.76
26:DE:105:LEU:HD12	26:DE:200:LEU:HD11	1.68	0.76
29:DH:84:ALA:HB3	29:DH:148:ALA:CA	2.16	0.76
41:DT:29:THR:CB	41:DT:86:THR:H	1.99	0.76
42:DU:81:ARG:N	42:DU:81:ARG:HD2	2.00	0.76
49:D1:10:LEU:HD23	49:D1:20:TYR:HB3	1.66	0.76
4:AD:29:THR:C	4:AD:30:LYS:HD3	2.05	0.76
21:AU:38:GLU:OE2	21:AU:41:THR:HG21	1.86	0.76

*Continued on next page...*

*Continued from previous page...*

Atom-1	Atom-2	Interatomic distance (Å)	Clash overlap (Å)
22:BA:276:U:O2'	22:BA:278:A:N7	2.19	0.76
22:BA:800:A:H4'	22:BA:801:G:O5'	1.86	0.76
31:BJ:17:VAL:CG2	31:BJ:137:PRO:HB2	2.15	0.76
33:BL:110:VAL:CG1	33:BL:131:ALA:HB1	2.15	0.76
38:BQ:81:GLY:HA2	38:BQ:116:LEU:CD1	2.16	0.76
41:BT:4:GLU:OE1	41:BT:6:ARG:HG3	1.86	0.76
1:CA:792:A:O2'	1:CA:794:A:N7	2.18	0.76
4:CD:191:SER:O	4:CD:192:ALA:CB	2.32	0.76
7:CG:124:SER:O	7:CG:128:GLU:HG2	1.86	0.76
22:DA:234:U:H5''	22:DA:234:U:C6	2.19	0.76
22:DA:993:G:H1'	39:DR:91:GLN:NE2	2.01	0.76
22:DA:2846:G:OP1	37:DP:51:ASN:HB2	1.86	0.76
32:DK:13:ASN:ND2	32:DK:97:THR:H	1.82	0.76
42:DU:40:LEU:HA	42:DU:61:GLU:HA	1.66	0.76
49:D1:16:THR:HG21	49:D1:41:VAL:HB	1.67	0.76
8:AH:83:ARG:C	8:AH:84:ILE:HD13	2.04	0.76
22:BA:357:C:H2'	22:BA:358:U:H6	1.50	0.76
24:BC:246:PRO:HG2	24:BC:247:TRP:CE3	2.20	0.76
28:BG:18:ILE:HD12	28:BG:42:VAL:HG13	1.67	0.76
28:BG:68:ARG:HD2	28:BG:68:ARG:C	2.06	0.76
39:BR:39:LEU:N	39:BR:39:LEU:HD23	2.00	0.76
1:CA:642:A:O2'	1:CA:643:C:C6	2.38	0.76
2:CB:95:TRP:HZ2	2:CB:100:LEU:HD13	1.49	0.76
2:CB:103:TRP:HA	2:CB:106:VAL:HB	1.66	0.76
3:CC:12:GLY:O	3:CC:13:ILE:HD13	1.86	0.76
5:CE:104:ILE:HD13	5:CE:122:VAL:HG21	1.65	0.76
14:CN:60:ARG:HH22	14:CN:70:HIS:HB3	1.49	0.76
22:DA:90:U:H3'	22:DA:91:A:C5'	2.16	0.76
22:DA:647:G:O2'	22:DA:648:G:H5'	1.84	0.76
22:DA:1428:C:C5	22:DA:1569:A:H5'	2.21	0.76
22:DA:1453:A:H4'	22:DA:1454:C:OP2	1.85	0.76
22:DA:2431:U:O2	22:DA:2433:A:C8	2.39	0.76
27:DF:43:ILE:HD13	27:DF:77:LYS:HG2	1.67	0.76
47:DZ:23:LEU:HD21	47:DZ:53:MET:HE1	1.68	0.76
48:D0:6:LYS:HD2	48:D0:7:PRO:CD	2.15	0.76
1:AA:108:G:H2'	1:AA:109:A:OP1	1.86	0.76
1:AA:184:G:C4	1:AA:185:U:C5	2.73	0.76
1:AA:189:A:H2'	1:AA:190:A:C8	2.21	0.76
1:AA:536:C:H2'	1:AA:537:G:C8	2.20	0.76
3:AC:6:PRO:HG2	3:AC:183:TYR:CD2	2.20	0.76
7:AG:121:ASN:O	7:AG:125:ASP:HB2	1.86	0.76

*Continued on next page...*

*Continued from previous page...*

Atom-1	Atom-2	Interatomic distance (Å)	Clash overlap (Å)
21:AU:19:LYS:HE2	21:AU:19:LYS:HA	1.65	0.76
22:BA:1339:G:H21	22:BA:1603:A:H1'	1.48	0.76
22:BA:2207:C:H2'	22:BA:2208:C:C6	2.21	0.76
22:BA:2630:G:O2'	22:BA:2631:G:H5'	1.86	0.76
24:BC:15:VAL:HA	24:BC:203:VAL:CG1	2.16	0.76
28:BG:8:VAL:HG12	28:BG:49:LEU:H	1.51	0.76
29:BH:67:ALA:HA	29:BH:138:VAL:HB	1.67	0.76
1:CA:16:A:C2'	1:CA:17:U:H5'	2.16	0.76
2:CB:114:LYS:HA	2:CB:117:GLU:CG	2.15	0.76
8:CH:100:ILE:HD12	8:CH:100:ILE:C	2.05	0.76
16:CP:54:LEU:H	16:CP:54:LEU:HD23	1.51	0.76
22:DA:590:A:H2'	22:DA:591:U:C6	2.21	0.76
22:DA:922:C:H2'	22:DA:923:G:H8	1.50	0.76
22:DA:1107:G:C2'	22:DA:1108:U:H5'	2.15	0.76
22:DA:1273:U:O3'	22:DA:1274:A:H3'	1.86	0.76
22:DA:1765:U:C2'	22:DA:1766:G:H5'	2.16	0.76
27:DF:39:VAL:HG13	27:DF:49:LEU:CD2	2.16	0.76
33:DL:89:VAL:HG23	33:DL:121:THR:HG23	1.66	0.76
1:AA:291:U:O2'	1:AA:292:G:H5'	1.86	0.76
1:AA:619:U:H3	4:AD:130:ASN:CB	1.97	0.76
1:AA:1014:A:H4'	19:AS:13:HIS:CD2	2.20	0.76
8:AH:63:LYS:HB2	8:AH:70:VAL:HG21	1.67	0.76
9:AI:44:ARG:HG3	9:AI:45:MET:CE	2.16	0.76
10:AJ:53:ILE:HG22	10:AJ:61:ALA:CB	2.16	0.76
13:AM:106:ARG:HH12	13:AM:109:LYS:HD3	1.51	0.76
22:BA:1653:G:H1	35:BN:11:ASN:HD21	1.33	0.76
22:BA:2352:A:H5''	22:BA:2353:G:OP2	1.86	0.76
33:BL:64:PHE:HD1	33:BL:64:PHE:O	1.68	0.76
38:BQ:63:ARG:HH22	38:BQ:95:ALA:C	1.88	0.76
1:CA:154:U:H2'	1:CA:155:A:C5'	2.15	0.76
1:CA:254:G:N2	17:CQ:17:GLU:HG3	1.99	0.76
1:CA:269:C:H2'	1:CA:270:A:C8	2.21	0.76
1:CA:914:A:O2'	1:CA:915:A:C5'	2.34	0.76
1:CA:1348:U:HO2'	1:CA:1349:A:H8	1.34	0.76
5:CE:95:MET:HE1	5:CE:143:LEU:HD21	1.68	0.76
6:CF:42:TRP:HB2	6:CF:59:TYR:HB2	1.68	0.76
16:CP:38:PHE:HE2	16:CP:51:ARG:CB	1.98	0.76
16:CP:67:ILE:HD11	16:CP:75:ILE:HD12	1.67	0.76
17:CQ:22:VAL:HG21	17:CQ:58:VAL:HG21	1.68	0.76
20:CT:54:GLN:N	20:CT:55:PRO:HD2	2.00	0.76
22:DA:26:G:H1'	22:DA:515:A:H61	1.48	0.76

*Continued on next page...*

*Continued from previous page...*

Atom-1	Atom-2	Interatomic distance (Å)	Clash overlap (Å)
22:DA:49:A:H4'	22:DA:50:U:O5'	1.86	0.76
22:DA:489:G:H2'	22:DA:491:G:H8	1.50	0.76
22:DA:1361:G:C2'	22:DA:1362:C:H5'	2.17	0.76
22:DA:2015:A:C5	48:D0:2:VAL:HG11	2.20	0.76
22:DA:2843:G:N2	22:DA:2875:C:N3	2.34	0.76
33:DL:3:LEU:HD12	33:DL:4:ASN:N	2.01	0.76
46:DY:25:GLN:HB2	46:DY:46:VAL:HG11	1.68	0.76
1:AA:265:G:H2'	1:AA:266:G:H5'	1.68	0.75
2:AB:95:TRP:HH2	2:AB:100:LEU:HB2	1.51	0.75
10:AJ:65:TYR:CB	14:AN:95:LEU:HD11	2.15	0.75
22:BA:1499:C:O2'	22:BA:1500:G:C5'	2.30	0.75
22:BA:1873:G:O2'	22:BA:1874:C:H5'	1.86	0.75
22:BA:1919:A:H5'	22:BA:1919:A:C8	2.21	0.75
22:BA:2152:G:O2'	22:BA:2153:C:H5'	1.86	0.75
22:BA:2415:G:H4'	33:BL:66:PHE:HB3	1.67	0.75
24:BC:257:ARG:CG	24:BC:269:ARG:HH22	1.98	0.75
27:BF:84:ILE:O	27:BF:84:ILE:HG13	1.86	0.75
36:BO:59:ALA:HA	36:BO:62:LEU:HD13	1.66	0.75
44:BW:24:ARG:CD	44:BW:25:PHE:N	2.48	0.75
1:CA:251:G:H4'	1:CA:252:U:C5'	2.16	0.75
1:CA:599:C:H4'	8:CH:121:GLY:HA3	1.68	0.75
1:CA:922:G:H2'	1:CA:923:A:C8	2.21	0.75
1:CA:1074:G:H4'	2:CB:101:THR:O	1.85	0.75
2:CB:162:VAL:HG13	2:CB:184:ALA:HB2	1.67	0.75
10:CJ:57:VAL:HG22	10:CJ:58:ASN:N	1.98	0.75
11:CK:15:VAL:O	11:CK:16:SER:HB2	1.85	0.75
17:CQ:46:HIS:HB2	17:CQ:70:LYS:HE3	1.67	0.75
22:DA:852:U:H2'	22:DA:853:C:H6	1.48	0.75
22:DA:1351:C:O2'	22:DA:1571:A:H1'	1.84	0.75
22:DA:1742:U:H2'	22:DA:1743:G:H8	1.51	0.75
25:DD:40:LEU:HD12	25:DD:40:LEU:H	1.50	0.75
38:DQ:4:LYS:CE	38:DQ:7:VAL:H	1.99	0.75
1:AA:158:G:C2'	1:AA:159:G:C5'	2.62	0.75
1:AA:413:G:N2	1:AA:428:G:O2'	2.20	0.75
2:AB:95:TRP:CH2	2:AB:100:LEU:HB2	2.21	0.75
4:AD:170:LEU:HD12	4:AD:170:LEU:H	1.51	0.75
5:AE:80:LEU:HD12	5:AE:146:MET:CE	2.16	0.75
10:AJ:29:ALA:CB	10:AJ:36:VAL:HG21	2.15	0.75
22:BA:506:G:H4'	22:BA:507:A:H5'	1.67	0.75
22:BA:2148:G:C2'	22:BA:2149:U:O4'	2.34	0.75
22:BA:2847:U:C2'	22:BA:2848:G:H5'	2.15	0.75

*Continued on next page...*

*Continued from previous page...*

Atom-1	Atom-2	Interatomic distance (Å)	Clash overlap (Å)
23:BB:33:G:O2'	23:BB:34:A:H5'	1.85	0.75
24:BC:104:LEU:O	24:BC:105:ALA:CB	2.35	0.75
24:BC:257:ARG:HG3	24:BC:269:ARG:HH22	1.51	0.75
27:BF:109:ARG:CB	27:BF:136:ILE:HG22	2.15	0.75
33:BL:68:SER:HB3	33:BL:71:ALA:CB	2.15	0.75
38:BQ:57:ARG:HG2	38:BQ:61:ILE:HD12	1.67	0.75
42:BU:73:ASN:ND2	42:BU:76:THR:HG23	2.01	0.75
1:CA:640:A:O2'	8:CH:106:SER:HB2	1.86	0.75
1:CA:647:C:H2'	1:CA:648:A:H8	1.52	0.75
1:CA:1071:C:H4'	5:CE:53:ARG:NH1	2.01	0.75
9:CI:59:LYS:HE3	9:CI:60:LEU:CG	2.15	0.75
14:CN:27:LYS:HB2	14:CN:45:LEU:HD23	1.65	0.75
22:DA:335:C:O2'	22:DA:336:C:H6	1.68	0.75
22:DA:2636:C:H4'	25:DD:81:GLU:OE1	1.86	0.75
25:DD:187:LEU:O	25:DD:188:LEU:HD23	1.86	0.75
32:DK:39:ILE:HD11	32:DK:62:VAL:CG2	2.14	0.75
42:DU:45:GLN:HA	42:DU:45:GLN:HE21	1.50	0.75
44:DW:27:GLY:HA2	44:DW:31:LEU:CD1	2.14	0.75
47:DZ:31:ILE:HG13	47:DZ:31:ILE:O	1.86	0.75
1:AA:87:C:H2'	1:AA:88:U:C6	2.18	0.75
1:AA:382:A:H2'	1:AA:383:A:C8	2.21	0.75
1:AA:970:C:H5''	1:AA:971:G:OP1	1.86	0.75
1:AA:1210:C:H2'	1:AA:1211:U:C5'	2.15	0.75
8:AH:105:THR:HG22	8:AH:121:GLY:O	1.85	0.75
22:BA:705:A:N6	22:BA:726:G:H1'	2.01	0.75
22:BA:1084:A:H2'	22:BA:1085:A:H8	1.51	0.75
22:BA:1784:A:H4'	22:BA:1785:A:C5'	2.15	0.75
44:BW:39:GLN:HG2	44:BW:40:ARG:N	2.01	0.75
1:CA:518:C:H4'	1:CA:519:C:H5''	1.68	0.75
1:CA:1347:G:H22	1:CA:1373:G:H2'	1.50	0.75
22:DA:1092:C:C2'	22:DA:1093:G:H5'	2.17	0.75
22:DA:2829:A:H2'	22:DA:2830:C:H5'	1.66	0.75
32:DK:17:ARG:CG	32:DK:18:ARG:H	1.99	0.75
36:DO:17:LYS:HE2	36:DO:21:LEU:CD1	2.12	0.75
1:AA:1151:A:C6	1:AA:1152:A:N6	2.54	0.75
2:AB:17:HIS:CD2	2:AB:202:ASN:HD21	2.04	0.75
5:AE:89:THR:CG2	5:AE:90:GLY:N	2.42	0.75
5:AE:120:HIS:O	5:AE:121:ASN:HB3	1.86	0.75
22:BA:197:A:N6	22:BA:2430:A:H2'	2.01	0.75
22:BA:1182:G:H2'	22:BA:1183:U:O4'	1.87	0.75
23:BB:90:C:H5''	23:BB:90:C:C6	2.16	0.75

*Continued on next page...*



*Continued from previous page...*

Atom-1	Atom-2	Interatomic distance (Å)	Clash overlap (Å)
26:BE:79:ARG:CG	26:BE:80:SER:H	1.85	0.75
33:BL:101:ILE:CG2	33:BL:102:GLY:N	2.49	0.75
34:BM:64:TRP:CZ3	34:BM:106:ASP:HB2	2.20	0.75
1:CA:119:A:H5'	1:CA:120:A:O5'	1.86	0.75
1:CA:519:C:H2'	1:CA:520:A:H8	1.49	0.75
2:CB:110:ILE:CD1	2:CB:151:LYS:HA	2.16	0.75
20:CT:81:GLN:O	20:CT:82:ILE:HG23	1.87	0.75
22:DA:70:G:H8	22:DA:70:G:OP2	1.67	0.75
22:DA:172:A:H2'	22:DA:173:A:H8	1.50	0.75
22:DA:866:A:HO2'	22:DA:867:C:H6	1.31	0.75
22:DA:1338:G:O2'	41:DT:18:GLU:HG3	1.86	0.75
22:DA:2052:A:O2'	22:DA:2053:G:H5'	1.86	0.75
22:DA:2314:A:C2	22:DA:2315:G:C5	2.75	0.75
22:DA:2590:A:O3'	24:DC:237:ARG:HD2	1.86	0.75
28:DG:164:ALA:O	28:DG:165:ASP:HB2	1.83	0.75
37:DP:50:ARG:HB3	37:DP:57:ALA:H	1.47	0.75
37:DP:88:ARG:HH11	37:DP:112:ARG:HH21	1.34	0.75
46:DY:57:LEU:HD13	46:DY:57:LEU:O	1.85	0.75
1:AA:66:A:N3	1:AA:66:A:H2'	2.02	0.75
1:AA:414:A:C2'	1:AA:415:A:H8	1.99	0.75
2:AB:67:LEU:CD2	2:AB:91:VAL:HG23	2.16	0.75
4:AD:167:PRO:HB2	4:AD:170:LEU:CD1	2.16	0.75
4:AD:172:VAL:HG22	4:AD:173:ASP:H	1.52	0.75
19:AS:55:GLN:HA	19:AS:55:GLN:HE21	1.51	0.75
21:AU:4:LYS:O	21:AU:4:LYS:HD2	1.86	0.75
22:BA:914:G:H5''	22:BA:914:G:C8	2.22	0.75
22:BA:1901:A:H2'	22:BA:1902:C:H6	1.51	0.75
28:BG:86:LEU:HD12	28:BG:86:LEU:N	2.01	0.75
31:BJ:64:VAL:HG13	31:BJ:68:LYS:HB2	1.69	0.75
35:BN:98:LEU:HD22	48:B0:42:ILE:HD11	1.69	0.75
1:CA:764:C:H2'	1:CA:764:C:O2	1.86	0.75
1:CA:1450:U:H4'	1:CA:1451:U:H5	1.51	0.75
8:CH:57:GLU:O	8:CH:58:LEU:HB2	1.85	0.75
16:CP:68:SER:O	16:CP:71:VAL:HG22	1.86	0.75
22:DA:846:U:O2'	22:DA:847:U:H5''	1.86	0.75
22:DA:1827:U:H4'	22:DA:1970:A:O2'	1.87	0.75
22:DA:2415:G:H4'	33:DL:66:PHE:HB2	1.69	0.75
23:DB:110:C:O2'	23:DB:111:U:C5'	2.33	0.75
27:DF:122:ASP:HB2	27:DF:126:ASN:CB	2.17	0.75
31:DJ:25:LEU:HD12	31:DJ:64:VAL:HA	1.67	0.75
31:DJ:92:MET:HA	31:DJ:92:MET:CE	2.16	0.75

*Continued on next page...*

*Continued from previous page...*

Atom-1	Atom-2	Interatomic distance (Å)	Clash overlap (Å)
36:DO:57:ALA:C	36:DO:58:ILE:HD12	2.07	0.75
1:AA:1338:G:H2'	1:AA:1339:A:C8	2.21	0.75
1:AA:1387:G:H2'	1:AA:1388:C:C6	2.21	0.75
10:AJ:56:HIS:HD2	10:AJ:57:VAL:HG12	1.51	0.75
20:AT:8:LYS:O	20:AT:11:ILE:HG23	1.87	0.75
22:BA:274:C:O2'	22:BA:275:C:H5'	1.85	0.75
22:BA:686:U:H4'	22:BA:687:C:OP2	1.84	0.75
22:BA:2297:A:H5''	22:BA:2297:A:C8	2.21	0.75
24:BC:77:VAL:HA	24:BC:93:VAL:HA	1.68	0.75
28:BG:84:LYS:CG	28:BG:132:LEU:H	1.99	0.75
34:BM:23:GLY:O	34:BM:101:VAL:HG12	1.86	0.75
36:BO:43:ASN:HD21	36:BO:46:GLU:HG2	1.51	0.75
1:CA:569:C:H5''	1:CA:570:G:OP1	1.86	0.75
1:CA:942:G:N2	1:CA:1342:C:H1'	2.02	0.75
3:CC:33:ASP:O	3:CC:37:LYS:HG2	1.87	0.75
4:CD:97:LEU:HB2	4:CD:134:TYR:HB3	1.67	0.75
22:DA:784:G:O2'	22:DA:785:G:H8	1.68	0.75
22:DA:1639:C:H2'	22:DA:1640:A:H5''	1.68	0.75
22:DA:1663:G:HO2'	22:DA:1664:A:H8	1.33	0.75
22:DA:2197:U:O2'	22:DA:2198:A:H2'	1.86	0.75
25:DD:8:LYS:HB2	25:DD:201:LEU:CD1	2.16	0.75
25:DD:10:GLY:O	25:DD:11:MET:HB2	1.85	0.75
26:DE:126:VAL:HG11	26:DE:134:LEU:HD22	1.68	0.75
27:DF:43:ILE:HD13	27:DF:82:TYR:HE2	1.51	0.75
27:DF:129:MET:HG3	27:DF:153:ILE:HD12	1.68	0.75
29:DH:41:LYS:HA	29:DH:44:ILE:HG12	1.68	0.75
31:DJ:44:TYR:O	31:DJ:45:THR:HB	1.87	0.75
1:AA:143:A:H5'	1:AA:144:G:H5'	1.66	0.75
1:AA:830:G:O2'	1:AA:831:A:H5'	1.86	0.75
1:AA:1039:G:O2'	1:AA:1040:U:H5'	1.86	0.75
3:AC:35:ASP:OD1	3:AC:56:ILE:HG21	1.87	0.75
6:AF:51:ILE:CD1	6:AF:86:ARG:HG3	2.17	0.75
17:AQ:13:SER:O	17:AQ:20:ILE:HD11	1.87	0.75
22:BA:1936:A:C2	22:BA:1943:U:C5	2.70	0.75
22:BA:2250:G:H21	22:BA:2496:C:H5''	1.52	0.75
22:BA:2820:A:C8	22:BA:2820:A:C3'	2.68	0.75
31:BJ:6:ALA:HB2	31:BJ:45:THR:HG21	1.69	0.75
31:BJ:74:TYR:OH	31:BJ:100:VAL:HG13	1.87	0.75
31:BJ:111:LYS:HE2	31:BJ:115:GLY:H	1.52	0.75
38:BQ:26:ALA:HB1	38:BQ:30:VAL:CG2	2.17	0.75
43:BV:20:LEU:CD2	43:BV:25:LYS:HB2	2.17	0.75

*Continued on next page...*

*Continued from previous page...*

Atom-1	Atom-2	Interatomic distance (Å)	Clash overlap (Å)
1:CA:971:G:H2'	1:CA:1365:G:O2'	1.86	0.75
1:CA:1152:A:C2'	1:CA:1153:G:H8	1.96	0.75
2:CB:95:TRP:CZ2	2:CB:100:LEU:HD13	2.20	0.75
7:CG:30:MET:SD	7:CG:35:LYS:HB2	2.27	0.75
22:DA:374:A:N6	22:DA:401:A:C8	2.54	0.75
22:DA:589:U:O2'	22:DA:590:A:H5'	1.86	0.75
22:DA:602:A:H4'	22:DA:604:G:O3'	1.86	0.75
22:DA:2384:U:H5''	22:DA:2386:A:OP1	1.86	0.75
26:DE:147:LEU:O	26:DE:148:ILE:HB	1.85	0.75
36:DO:58:ILE:O	36:DO:62:LEU:HB2	1.87	0.75
49:D1:16:THR:CG2	49:D1:41:VAL:HB	2.16	0.75
1:AA:1118:U:H2'	1:AA:1119:C:C6	2.20	0.75
4:AD:191:SER:OG	4:AD:192:ALA:N	2.20	0.75
10:AJ:11:LYS:CG	10:AJ:97:ASP:HB3	2.16	0.75
12:AL:2:THR:HB	12:AL:5:GLN:HG3	1.69	0.75
37:BP:63:ILE:HA	37:BP:68:GLY:HA2	1.69	0.75
1:CA:117:G:O2'	1:CA:118:U:H5'	1.87	0.75
2:CB:56:LEU:HD23	2:CB:183:PHE:CE1	2.21	0.75
2:CB:59:ILE:HA	2:CB:62:ARG:HD3	1.68	0.75
3:CC:152:VAL:HG23	3:CC:156:LEU:HD21	1.67	0.75
6:CF:6:ILE:HD12	6:CF:6:ILE:N	2.01	0.75
7:CG:14:ASP:HB3	7:CG:18:GLY:N	2.00	0.75
11:CK:82:GLU:CB	11:CK:108:ASN:HB3	2.17	0.75
22:DA:188:G:H2'	22:DA:189:G:H5'	1.69	0.75
22:DA:445:C:H2'	22:DA:446:G:C8	2.21	0.75
22:DA:716:A:H2'	22:DA:717:C:H5''	1.69	0.75
22:DA:1519:G:H5'	22:DA:1520:U:OP2	1.86	0.75
22:DA:1803:A:O2'	22:DA:1804:C:O4'	2.04	0.75
22:DA:2880:C:H1'	35:DN:93:GLY:H	1.52	0.75
28:DG:1:SER:HB2	28:DG:61:TRP:HE3	1.52	0.75
31:DJ:57:LEU:HG	31:DJ:128:ASN:H	1.51	0.75
1:AA:462:G:H3'	1:AA:463:U:H6	1.51	0.75
3:AC:134:LYS:HE3	3:AC:138:GLN:NE2	2.01	0.75
5:AE:80:LEU:HD23	5:AE:122:VAL:HG11	1.68	0.75
16:AP:48:GLU:HG3	16:AP:49:GLY:N	2.02	0.75
22:BA:2199:A:H5'	22:BA:2200:C:H5	1.51	0.75
36:BO:88:LYS:HE2	36:BO:116:GLN:NE2	1.98	0.75
41:BT:29:THR:HA	41:BT:86:THR:CA	2.16	0.75
43:BV:10:LYS:H	43:BV:10:LYS:CD	1.88	0.75
46:BY:59:GLU:O	46:BY:63:ALA:HB3	1.87	0.75
1:CA:408:A:C2	1:CA:435:A:C2	2.74	0.75

*Continued on next page...*

*Continued from previous page...*

Atom-1	Atom-2	Interatomic distance (Å)	Clash overlap (Å)
1:CA:413:G:N2	1:CA:428:G:O2'	2.20	0.75
1:CA:996:A:O2'	1:CA:997:U:C6	2.39	0.75
1:CA:1221:G:N2	1:CA:1222:G:HI'	2.02	0.75
3:CC:126:ARG:HE	3:CC:126:ARG:HA	1.52	0.75
5:CE:65:LYS:NZ	5:CE:68:ARG:HD3	2.01	0.75
6:CF:9:MET:HE1	18:CR:64:LEU:O	1.86	0.75
8:CH:23:ALA:HB1	8:CH:60:LEU:O	1.87	0.75
12:CL:14:LYS:O	12:CL:14:LYS:HG3	1.85	0.75
22:DA:589:U:C2'	22:DA:590:A:H5'	2.17	0.75
22:DA:704:G:H2'	22:DA:726:G:H22	1.51	0.75
22:DA:2798:U:H5'	22:DA:2800:A:N7	2.02	0.75
23:DB:91:C:H2'	23:DB:92:C:H6	1.51	0.75
25:DD:146:ILE:HD12	25:DD:155:VAL:HG21	1.69	0.75
28:DG:53:PRO:HB3	28:DG:61:TRP:H	1.51	0.75
29:DH:78:VAL:HG21	29:DH:144:VAL:HG13	1.69	0.75
34:DM:27:SER:N	34:DM:66:ARG:HH22	1.85	0.75
1:AA:473:U:H2'	1:AA:474:G:H8	1.52	0.74
1:AA:1151:A:H5'	10:AJ:42:LEU:O	1.86	0.74
5:AE:153:ALA:CA	5:AE:156:ARG:CB	2.59	0.74
11:AK:17:ASP:HA	11:AK:80:ASN:O	1.87	0.74
22:BA:384:A:H2'	22:BA:385:C:H5'	1.68	0.74
22:BA:1462:C:C2'	22:BA:1463:C:H5'	2.16	0.74
22:BA:2358:A:H61	33:BL:54:GLN:HE22	1.35	0.74
25:BD:15:PHE:H	37:BP:11:GLN:NE2	1.85	0.74
25:BD:151:THR:HG22	25:BD:152:PRO:HD3	0.82	0.74
27:BF:129:MET:CE	27:BF:153:ILE:HD11	2.17	0.74
28:BG:23:ILE:HD12	28:BG:23:ILE:H	1.52	0.74
31:BJ:6:ALA:CB	31:BJ:45:THR:HG21	2.17	0.74
35:BN:1:MET:O	35:BN:2:ARG:HB2	1.87	0.74
1:CA:495:A:H4'	1:CA:496:A:O5'	1.86	0.74
3:CC:6:PRO:HG2	3:CC:183:TYR:CD2	2.22	0.74
22:DA:1413:A:H2'	22:DA:1414:C:C6	2.21	0.74
22:DA:1915:U:C2'	22:DA:1916:A:H8	2.00	0.74
22:DA:2542:A:H4'	22:DA:2543:G:C5'	2.16	0.74
25:DD:49:GLN:NE2	25:DD:79:LEU:HB3	2.01	0.74
25:DD:181:ASP:HB3	25:DD:183:GLU:OE2	1.87	0.74
29:DH:78:VAL:HG22	29:DH:100:ALA:HA	1.69	0.74
34:DM:2:LEU:HB3	34:DM:69:PRO:HG2	1.68	0.74
37:DP:28:LYS:HB3	37:DP:39:LEU:HD23	1.67	0.74
42:DU:90:LYS:HE2	42:DU:92:VAL:CG1	2.09	0.74
43:DV:89:ILE:HD12	43:DV:91:PHE:CZ	2.22	0.74

*Continued on next page...*

*Continued from previous page...*

Atom-1	Atom-2	Interatomic distance (Å)	Clash overlap (Å)
1:AA:397:A:N7	1:AA:547:A:O2'	2.20	0.74
1:AA:486:U:O2'	1:AA:487:A:H5'	1.85	0.74
11:AK:108:ASN:CB	21:AU:6:ARG:HG2	2.17	0.74
22:BA:2196:C:O3'	4:CD:150:LYS:HD2	1.87	0.74
22:BA:2571:U:O2'	25:BD:151:THR:CG2	2.35	0.74
24:BC:94:LEU:HD12	24:BC:95:TYR:N	2.02	0.74
42:BU:91:LYS:O	42:BU:92:VAL:HB	1.86	0.74
45:BX:38:TRP:HB2	45:BX:45:PHE:CE2	2.16	0.74
1:CA:50:A:H2	1:CA:360:G:N3	1.85	0.74
1:CA:120:A:H3'	1:CA:121:U:H5''	1.68	0.74
1:CA:701:U:H4'	1:CA:702:A:H5''	1.69	0.74
1:CA:997:U:O2'	1:CA:998:C:H5'	1.87	0.74
3:CC:46:LEU:CD2	3:CC:75:VAL:HG22	2.16	0.74
22:DA:641:U:H5''	22:DA:642:U:OP2	1.85	0.74
22:DA:1746:A:H2'	22:DA:1747:U:C6	2.20	0.74
26:DE:147:LEU:CB	26:DE:186:VAL:HG23	2.17	0.74
29:DH:99:ILE:HG22	29:DH:100:ALA:N	2.02	0.74
35:DN:97:ILE:HG13	35:DN:98:LEU:N	2.01	0.74
37:DP:88:ARG:HE	37:DP:112:ARG:HH21	1.33	0.74
40:DS:49:LYS:HB3	40:DS:49:LYS:NZ	2.03	0.74
45:DX:63:ILE:O	45:DX:67:LEU:HD12	1.87	0.74
49:D1:25:ASN:HB3	49:D1:28:THR:OG1	1.86	0.74
1:AA:425:G:C2'	1:AA:426:U:H5'	2.17	0.74
9:AI:51:LEU:CB	9:AI:56:MET:HG2	2.17	0.74
16:AP:28:ARG:NE	16:AP:29:ASN:HD21	1.83	0.74
22:BA:794:A:H2'	22:BA:795:C:C6	2.21	0.74
22:BA:1064:C:H5'	30:BI:88:GLY:CA	2.17	0.74
22:BA:1654:A:H4'	25:BD:118:PHE:CZ	2.21	0.74
22:BA:1820:U:O2	24:BC:199:HIS:HB3	1.86	0.74
25:BD:151:THR:CG2	25:BD:152:PRO:N	2.47	0.74
28:BG:104:LEU:HD22	28:BG:106:LEU:HD11	1.67	0.74
31:BJ:39:LYS:HA	31:BJ:43:GLU:HG3	1.69	0.74
1:CA:519:C:C2'	1:CA:520:A:C8	2.67	0.74
1:CA:1316:G:H22	1:CA:1318:A:H3'	1.52	0.74
21:CU:38:GLU:HG2	21:CU:41:THR:OG1	1.85	0.74
22:DA:574:A:H4'	22:DA:575:A:H5'	1.66	0.74
22:DA:2369:A:O2'	22:DA:2370:G:H5'	1.87	0.74
22:DA:2738:A:H2	22:DA:2766:A:H61	1.33	0.74
27:DF:39:VAL:HG22	27:DF:49:LEU:CG	2.16	0.74
29:DH:33:GLN:O	29:DH:35:LYS:HG2	1.88	0.74
30:DI:52:LEU:HD12	30:DI:53:PRO:HD2	1.68	0.74

*Continued on next page...*

*Continued from previous page...*

Atom-1	Atom-2	Interatomic distance (Å)	Clash overlap (Å)
38:DQ:108:LEU:O	38:DQ:108:LEU:HD23	1.88	0.74
41:DT:45:ALA:HA	41:DT:48:GLN:CG	2.17	0.74
44:DW:23:LYS:CD	44:DW:24:ARG:N	2.50	0.74
46:DY:18:LEU:O	46:DY:18:LEU:HD13	1.86	0.74
1:AA:113:G:H2'	1:AA:114:U:H6	1.51	0.74
1:AA:1324:A:H2'	1:AA:1325:C:H6	1.53	0.74
7:AG:129:ASN:HA	7:AG:134:VAL:HG11	1.68	0.74
9:AI:32:ARG:HG2	9:AI:36:GLN:HB2	1.70	0.74
10:AJ:14:ASP:CB	10:AJ:17:LEU:HB3	2.10	0.74
10:AJ:53:ILE:CG2	10:AJ:61:ALA:HB1	2.18	0.74
22:BA:287:G:H1	22:BA:353:C:H42	1.33	0.74
25:BD:121:THR:HG22	25:BD:125:TRP:HD1	1.52	0.74
39:BR:39:LEU:HD23	39:BR:39:LEU:H	1.52	0.74
1:CA:1298:U:H4'	1:CA:1299:A:O5'	1.86	0.74
9:CI:45:MET:CE	9:CI:48:ARG:HG3	2.18	0.74
11:CK:88:PRO:HG3	21:CU:28:LEU:HD13	1.69	0.74
25:DD:12:THR:CG2	25:DD:13:ARG:N	2.50	0.74
28:DG:1:SER:HB2	28:DG:61:TRP:CE3	2.23	0.74
29:DH:96:THR:HG21	29:DH:112:LYS:HZ3	1.52	0.74
45:DX:58:ILE:HG12	45:DX:66:VAL:HG21	1.69	0.74
45:DX:67:LEU:HD23	45:DX:77:TYR:CZ	2.22	0.74
49:D1:32:LYS:HE3	49:D1:52:LYS:OXT	1.88	0.74
21:AU:33:ARG:NE	21:AU:34:ARG:HG3	2.01	0.74
22:BA:272:A:O2'	22:BA:273:G:H8	1.67	0.74
22:BA:962:G:N2	22:BA:2250:G:H1	1.86	0.74
22:BA:2210:U:H4'	22:BA:2211:A:O5'	1.86	0.74
22:BA:2795:C:H2'	22:BA:2796:U:C6	2.23	0.74
24:BC:199:HIS:CE1	24:BC:202:ARG:HH22	2.04	0.74
25:BD:70:LYS:O	25:BD:71:ALA:CB	2.35	0.74
26:BE:46:GLN:HG3	26:BE:87:ALA:N	2.01	0.74
27:BF:45:ASP:HB3	27:BF:48:LEU:HB2	1.67	0.74
30:BI:78:LEU:HD13	30:BI:108:ILE:HG23	1.69	0.74
30:BI:115:ASP:O	30:BI:116:MET:HG2	1.86	0.74
31:BJ:44:TYR:HB2	38:BQ:63:ARG:CB	2.17	0.74
33:BL:94:THR:HG22	33:BL:95:LEU:H	1.51	0.74
46:BY:56:LEU:O	46:BY:57:LEU:HB3	1.87	0.74
1:CA:491:G:C2'	1:CA:492:C:H5'	2.17	0.74
1:CA:920:U:C2	1:CA:921:U:C5	2.75	0.74
1:CA:970:C:H5''	1:CA:971:G:OP1	1.86	0.74
3:CC:148:ILE:CD1	3:CC:201:ILE:HG12	2.17	0.74
3:CC:168:ARG:HG3	3:CC:169:GLU:N	2.03	0.74

*Continued on next page...*

*Continued from previous page...*

Atom-1	Atom-2	Interatomic distance (Å)	Clash overlap (Å)
4:CD:202:LEU:HD22	4:CD:203:TYR:CE2	2.22	0.74
7:CG:27:ASN:OD1	7:CG:35:LYS:HD2	1.88	0.74
19:CS:38:THR:N	19:CS:69:LYS:HD3	2.03	0.74
22:DA:1076:C:O2	30:DI:92:PRO:HG2	1.87	0.74
22:DA:1492:G:H3'	22:DA:1493:C:H5''	1.69	0.74
22:DA:1652:A:OP1	35:DN:8:ARG:HD3	1.87	0.74
33:DL:103:ILE:HD12	33:DL:103:ILE:N	1.98	0.74
36:DO:48:LEU:HD13	36:DO:87:ILE:HD12	1.69	0.74
1:AA:206:C:H2'	1:AA:207:C:C4'	2.17	0.74
1:AA:968:A:H4'	1:AA:969:A:OP2	1.84	0.74
5:AE:155:LYS:CD	5:AE:156:ARG:N	2.49	0.74
12:AL:85:ARG:NH2	12:AL:87:LYS:HD2	2.03	0.74
22:BA:613:A:C8	22:BA:616:A:N1	2.55	0.74
22:BA:855:G:N3	44:BW:23:LYS:CD	2.50	0.74
22:BA:1430:G:O2'	22:BA:1431:A:H5'	1.88	0.74
28:BG:30:GLY:HA3	28:BG:78:VAL:HG12	1.70	0.74
31:BJ:88:THR:HG22	31:BJ:91:GLU:CB	2.17	0.74
31:BJ:114:LEU:HD22	31:BJ:118:MET:CE	2.18	0.74
1:CA:1011:C:H2'	1:CA:1012:A:H8	1.52	0.74
6:CF:2:ARG:NH2	6:CF:91:ARG:HB2	2.02	0.74
20:CT:73:ARG:HH11	20:CT:73:ARG:HG3	1.51	0.74
22:DA:86:G:O2'	22:DA:87:U:H5'	1.87	0.74
22:DA:105:C:H2'	22:DA:106:C:C5	2.23	0.74
22:DA:279:A:C2	22:DA:362:A:H4'	2.21	0.74
22:DA:374:A:H2'	22:DA:375:G:C8	2.23	0.74
22:DA:1050:A:O2'	22:DA:1051:G:H5'	1.86	0.74
29:DH:61:VAL:HG13	29:DH:62:LEU:H	1.51	0.74
31:DJ:45:THR:OG1	31:DJ:48:VAL:HB	1.86	0.74
37:DP:57:ALA:HA	37:DP:75:THR:HB	1.69	0.74
1:AA:558:G:C4	1:AA:559:A:C2	2.75	0.74
1:AA:855:U:H2'	1:AA:856:C:C6	2.22	0.74
1:AA:1449:C:H2'	1:AA:1450:U:C5'	2.17	0.74
2:AB:133:ALA:O	2:AB:137:THR:HG23	1.87	0.74
5:AE:45:VAL:HG21	5:AE:117:ALA:HB2	1.68	0.74
10:AJ:49:PHE:HE1	10:AJ:67:ILE:HG13	1.53	0.74
10:AJ:52:LEU:CD2	10:AJ:62:ARG:HE	2.00	0.74
30:BI:79:LEU:HD13	30:BI:135:MET:SD	2.28	0.74
33:BL:91:ASP:HB3	33:BL:94:THR:HB	1.69	0.74
37:BP:19:PHE:O	37:BP:20:ARG:CB	2.32	0.74
42:BU:25:LYS:O	42:BU:26:ASN:HB3	1.86	0.74
44:BW:39:GLN:CG	44:BW:41:GLY:H	1.99	0.74

*Continued on next page...*

*Continued from previous page...*

Atom-1	Atom-2	Interatomic distance (Å)	Clash overlap (Å)
2:CB:56:LEU:HD23	2:CB:183:PHE:CD1	2.22	0.74
6:CF:61:LEU:HD13	6:CF:62:MET:H	1.52	0.74
19:CS:35:ARG:HH21	19:CS:51:HIS:HD2	1.36	0.74
22:DA:714:U:H2'	22:DA:716:A:OP2	1.87	0.74
22:DA:765:C:H2'	22:DA:766:U:H6	1.49	0.74
22:DA:855:G:N3	44:DW:23:LYS:HE3	2.02	0.74
22:DA:1656:C:O2'	22:DA:1657:U:H5'	1.87	0.74
22:DA:1799:G:H4'	22:DA:1800:C:O5'	1.86	0.74
22:DA:2296:U:O2'	22:DA:2297:A:H8	1.70	0.74
24:DC:119:VAL:HG13	24:DC:133:ASN:ND2	2.02	0.74
27:DF:134:GLN:HB2	27:DF:137:PHE:HE2	1.51	0.74
28:DG:34:ARG:O	28:DG:35:THR:HG23	1.87	0.74
32:DK:13:ASN:HD22	32:DK:13:ASN:N	1.76	0.74
35:DN:51:LEU:HA	35:DN:54:LEU:CD2	2.18	0.74
37:DP:32:VAL:HA	37:DP:37:LYS:HA	1.68	0.74
42:DU:33:VAL:O	42:DU:34:ILE:HG13	1.87	0.74
1:AA:366:A:O2'	1:AA:394:G:N2	2.21	0.74
1:AA:605:U:O2'	1:AA:606:G:H5'	1.87	0.74
2:AB:100:LEU:HD12	2:AB:178:LEU:CD2	2.18	0.74
4:AD:138:PRO:O	4:AD:139:ASN:HB2	1.87	0.74
8:AH:58:LEU:HD22	8:AH:59:GLU:N	2.03	0.74
8:AH:75:GLN:HA	8:AH:75:GLN:OE1	1.87	0.74
22:BA:2052:A:H4'	25:BD:148:GLN:O	1.88	0.74
25:BD:107:VAL:H	25:BD:206:ALA:H	1.34	0.74
28:BG:73:SER:HA	28:BG:76:ILE:CG2	2.18	0.74
47:BZ:13:ILE:HG22	47:BZ:14:GLY:N	2.03	0.74
1:CA:254:G:O2'	1:CA:255:G:H5'	1.88	0.74
1:CA:577:G:O2'	1:CA:578:C:H5'	1.86	0.74
1:CA:1081:A:H5'	5:CE:22:LYS:HD2	1.69	0.74
3:CC:35:ASP:CG	3:CC:56:ILE:HD12	2.07	0.74
6:CF:39:LEU:HD12	6:CF:40:GLU:N	2.03	0.74
21:CU:33:ARG:HH22	21:CU:34:ARG:HH11	1.34	0.74
22:DA:105:C:H2'	22:DA:106:C:H5	1.52	0.74
22:DA:286:U:H2'	22:DA:287:G:H8	1.53	0.74
22:DA:297:G:H5''	42:DU:84:PHE:CB	2.18	0.74
22:DA:771:G:O2'	22:DA:772:C:H5'	1.86	0.74
22:DA:1237:A:H2	22:DA:1238:G:H1'	1.50	0.74
22:DA:1366:A:H2'	22:DA:1367:A:H8	1.52	0.74
22:DA:2060:A:C2'	26:DE:63:LYS:NZ	2.48	0.74
22:DA:2310:C:H2'	22:DA:2311:A:C5'	2.18	0.74
25:DD:118:PHE:CD1	25:DD:119:ALA:N	2.56	0.74

*Continued on next page...*



*Continued from previous page...*

Atom-1	Atom-2	Interatomic distance (Å)	Clash overlap (Å)
42:DU:35:VAL:HG12	42:DU:36:GLU:N	2.02	0.74
1:AA:255:G:H4'	17:AQ:18:LYS:HE3	1.70	0.74
1:AA:1202:U:H2'	1:AA:1203:C:C6	2.23	0.74
1:AA:1306:A:H2'	1:AA:1307:U:C5'	2.14	0.74
2:AB:218:ALA:HA	2:AB:221:ARG:NH2	2.03	0.74
22:BA:1011:G:HO2'	22:BA:1013:C:H5''	1.52	0.74
29:BH:62:LEU:HD12	29:BH:63:ALA:N	2.03	0.74
30:BI:126:ARG:HA	30:BI:129:GLU:HB2	1.69	0.74
32:BK:114:LYS:HE2	32:BK:114:LYS:HA	1.69	0.74
38:BQ:69:ARG:HH21	38:BQ:69:ARG:CG	2.00	0.74
1:CA:1254:A:H2'	1:CA:1255:G:C8	2.23	0.74
3:CC:6:PRO:HG3	3:CC:200:TRP:HE1	1.52	0.74
3:CC:63:ILE:HG12	3:CC:65:VAL:HG23	1.69	0.74
4:CD:29:THR:HG22	4:CD:30:LYS:HD3	1.70	0.74
5:CE:14:LEU:HD13	5:CE:36:THR:HG22	1.70	0.74
12:CL:113:ARG:HB3	12:CL:118:VAL:HB	1.69	0.74
20:CT:12:GLN:O	20:CT:12:GLN:HG2	1.87	0.74
22:DA:2461:A:H1'	22:DA:2492:U:N3	2.03	0.74
26:DE:148:ILE:HD13	26:DE:187:VAL:CG2	2.13	0.74
31:DJ:70:THR:HG22	31:DJ:90:GLU:OE2	1.86	0.74
1:AA:1152:A:H2'	1:AA:1153:G:H8	1.51	0.74
10:AJ:52:LEU:HD23	10:AJ:62:ARG:HG2	1.69	0.74
17:AQ:7:LEU:HD23	17:AQ:24:ILE:CD1	2.18	0.74
17:AQ:20:ILE:HB	17:AQ:47:ASP:OD1	1.87	0.74
22:BA:228:C:H4'	22:BA:229:C:H5''	1.68	0.74
22:BA:2094:A:H5'	29:BH:25:TYR:CD1	2.23	0.74
22:BA:2758:A:C2'	22:BA:2759:G:H5'	2.18	0.74
27:BF:106:ALA:N	27:BF:108:PRO:HD2	2.02	0.74
31:BJ:44:TYR:C	31:BJ:45:THR:HG22	2.09	0.74
45:BX:52:ALA:O	45:BX:53:LYS:CB	2.36	0.74
1:CA:36:C:H4'	12:CL:118:VAL:O	1.87	0.74
1:CA:254:G:H4'	17:CQ:16:MET:HE3	1.70	0.74
1:CA:313:A:H2'	1:CA:314:C:C6	2.21	0.74
1:CA:1408:A:C2	1:CA:1492:A:N6	2.56	0.74
1:CA:1495:U:O2'	1:CA:1496:C:H5'	1.88	0.74
2:CB:127:LYS:HE2	2:CB:136:ARG:HH21	1.52	0.74
8:CH:54:THR:HG23	8:CH:55:LYS:H	1.52	0.74
9:CI:59:LYS:HE3	9:CI:60:LEU:HG	1.70	0.74
22:DA:1281:G:C6	22:DA:1290:C:N4	2.56	0.74
22:DA:2493:U:H5''	22:DA:2494:G:OP2	1.87	0.74
22:DA:2615:U:O2'	22:DA:2616:C:H5'	1.88	0.74

*Continued on next page...*

*Continued from previous page...*

Atom-1	Atom-2	Interatomic distance (Å)	Clash overlap (Å)
26:DE:146:VAL:HB	26:DE:167:VAL:HB	1.68	0.74
27:DF:135:ILE:HD12	27:DF:135:ILE:N	2.03	0.74
41:DT:67:VAL:HG23	41:DT:75:GLY:O	1.88	0.74
1:AA:255:G:H2'	1:AA:256:U:C6	2.22	0.73
4:AD:147:LYS:O	4:AD:149:LYS:HB2	1.88	0.73
22:BA:1654:A:O2'	25:BD:118:PHE:CG	2.41	0.73
26:BE:142:ALA:C	26:BE:143:LEU:HD23	2.08	0.73
28:BG:84:LYS:CG	28:BG:132:LEU:N	2.45	0.73
39:BR:49:ILE:O	39:BR:51:VAL:O	2.05	0.73
44:BW:47:GLY:O	44:BW:49:ASN:N	2.20	0.73
45:BX:34:SER:HA	45:BX:49:ARG:HA	1.70	0.73
1:CA:129:A:O2'	1:CA:130:A:C8	2.40	0.73
1:CA:1295:U:H2'	1:CA:1296:C:C6	2.23	0.73
1:CA:1372:U:H5''	9:CI:71:ILE:CD1	2.18	0.73
9:CI:15:ALA:O	9:CI:66:VAL:HG23	1.88	0.73
22:DA:1008:A:C5'	31:DJ:37:ARG:HH22	1.99	0.73
22:DA:2544:G:H5'	22:DA:2645:G:N7	2.03	0.73
22:DA:2726:A:O2'	22:DA:2727:A:H5'	1.86	0.73
27:DF:12:VAL:HA	27:DF:15:LEU:HB2	1.70	0.73
36:DO:70:ALA:O	36:DO:74:VAL:HG23	1.87	0.73
51:D3:23:HIS:O	51:D3:46:LYS:HB2	1.88	0.73
1:AA:257:G:H2'	1:AA:258:G:H8	1.53	0.73
1:AA:747:A:H2'	1:AA:748:G:H1'	1.70	0.73
5:AE:149:PRO:O	5:AE:152:VAL:HG22	1.88	0.73
8:AH:14:ARG:HB2	8:AH:74:ILE:CG2	2.17	0.73
10:AJ:29:ALA:HB1	10:AJ:36:VAL:HG21	1.69	0.73
22:BA:1590:A:H2'	22:BA:1591:A:C8	2.23	0.73
22:BA:2773:C:OP1	25:BD:171:THR:HG23	1.88	0.73
38:BQ:93:ILE:CG2	38:BQ:94:LEU:N	2.50	0.73
43:BV:5:ASN:ND2	43:BV:5:ASN:H	1.86	0.73
1:CA:223:A:C5	1:CA:224:U:C5	2.76	0.73
1:CA:429:U:H3'	4:CD:8:LEU:HD23	1.70	0.73
1:CA:1031:C:H5'	1:CA:1032:G:H5''	1.71	0.73
22:DA:481:G:O2'	22:DA:507:A:N6	2.19	0.73
22:DA:810:U:C4	33:DL:30:THR:HG22	2.24	0.73
22:DA:1438:U:O2'	22:DA:1439:A:H5'	1.87	0.73
22:DA:1929:G:H4'	22:DA:1930:G:OP1	1.87	0.73
22:DA:2720:U:H5''	37:DP:52:ARG:NH2	2.03	0.73
25:DD:127:PHE:CZ	25:DD:160:LYS:HD2	2.23	0.73
25:DD:146:ILE:CD1	25:DD:155:VAL:HG21	2.17	0.73
33:DL:100:ILE:O	33:DL:101:ILE:HB	1.88	0.73

*Continued on next page...*

*Continued from previous page...*

Atom-1	Atom-2	Interatomic distance (Å)	Clash overlap (Å)
41:DT:61:LEU:HD12	41:DT:61:LEU:O	1.88	0.73
1:AA:1088:G:H21	1:AA:1167:A:H62	1.35	0.73
1:AA:1256:A:H1'	1:AA:1258:G:C6	2.23	0.73
2:AB:137:THR:HA	2:AB:140:LEU:HD13	1.70	0.73
22:BA:409:G:HO2'	22:BA:410:G:H5'	1.53	0.73
22:BA:1415:U:H2'	22:BA:1415:U:O2	1.86	0.73
22:BA:1871:A:O2'	22:BA:1872:A:C8	2.39	0.73
26:BE:142:ALA:O	26:BE:143:LEU:HD23	1.88	0.73
29:BH:18:GLN:HE21	29:BH:18:GLN:HA	1.53	0.73
35:BN:2:ARG:HA	35:BN:5:LYS:HD2	1.69	0.73
1:CA:158:G:H2'	1:CA:159:G:H8	1.51	0.73
1:CA:1145:A:O2'	1:CA:1146:A:H5''	1.88	0.73
4:CD:29:THR:HB	4:CD:30:LYS:HE3	1.71	0.73
7:CG:16:LYS:HE2	9:CI:45:MET:SD	2.29	0.73
8:CH:102:VAL:HG23	8:CH:125:ILE:HB	1.71	0.73
12:CL:7:VAL:HG12	12:CL:7:VAL:O	1.88	0.73
18:CR:41:SER:HB3	18:CR:51:GLN:HG2	1.69	0.73
22:DA:58:G:N2	22:DA:59:U:H1'	2.03	0.73
22:DA:1139:G:N3	22:DA:1143:A:H2	1.86	0.73
22:DA:2093:G:C2	22:DA:2094:A:C5	2.77	0.73
22:DA:2096:C:O2'	22:DA:2097:A:H5'	1.87	0.73
22:DA:2330:G:N1	22:DA:2386:A:C6	2.57	0.73
31:DJ:25:LEU:HB2	31:DJ:62:VAL:HG21	1.70	0.73
32:DK:39:ILE:CD1	32:DK:62:VAL:HG23	2.17	0.73
51:D3:15:LYS:NZ	51:D3:19:GLY:HA2	2.02	0.73
1:AA:274:A:O2'	1:AA:275:G:O4'	2.05	0.73
1:AA:647:C:O2'	1:AA:648:A:H5'	1.89	0.73
1:AA:1162:C:H2'	1:AA:1163:A:C8	2.23	0.73
2:AB:77:GLU:HB2	2:AB:80:LYS:HE2	1.69	0.73
4:AD:13:ARG:CG	4:AD:55:ARG:HH21	2.00	0.73
9:AI:84:ARG:O	9:AI:87:MET:HB3	1.88	0.73
10:AJ:35:GLN:CG	10:AJ:77:VAL:HB	2.18	0.73
13:AM:15:VAL:HA	13:AM:33:LEU:CD1	2.18	0.73
22:BA:743:A:O3'	56:BA:3652:HOH:O	2.05	0.73
22:BA:855:G:H1'	44:BW:23:LYS:HD3	1.70	0.73
22:BA:1867:G:O2'	22:BA:1868:C:C5'	2.35	0.73
22:BA:2015:A:C2	48:B0:2:VAL:HG23	2.22	0.73
22:BA:2742:G:C2'	22:BA:2743:U:H5'	2.18	0.73
24:BC:259:ASN:O	24:BC:260:LYS:HB2	1.88	0.73
37:BP:24:THR:O	37:BP:44:GLY:O	2.05	0.73
39:BR:49:ILE:HG21	39:BR:53:PHE:H	1.54	0.73

*Continued on next page...*

Continued from previous page...

Atom-1	Atom-2	Interatomic distance (Å)	Clash overlap (Å)
44:BW:40:ARG:HD3	44:BW:45:HIS:HE1	1.51	0.73
1:CA:90:C:O2'	1:CA:91:U:C6	2.39	0.73
1:CA:1165:U:C2'	1:CA:1166:G:H5'	2.19	0.73
1:CA:1458:G:O2'	20:CT:22:SER:HB3	1.87	0.73
4:CD:137:SER:CB	4:CD:138:PRO:HD2	2.18	0.73
9:CI:100:ALA:HB1	9:CI:102:PHE:CE2	2.22	0.73
10:CJ:64:GLN:CB	14:CN:98:ALA:HB3	2.19	0.73
22:DA:1507:C:H5'	22:DA:1508:A:OP2	1.88	0.73
22:DA:2341:G:O2'	22:DA:2342:C:H5'	1.87	0.73
22:DA:2756:U:H1'	22:DA:2757:A:H5''	1.70	0.73
28:DG:86:LEU:HA	28:DG:163:TYR:HB3	1.70	0.73
35:DN:55:ALA:CB	35:DN:79:LEU:HD22	2.17	0.73
38:DQ:15:LYS:HE3	38:DQ:19:GLN:HE21	1.49	0.73
42:DU:81:ARG:CB	42:DU:96:LYS:HD2	2.18	0.73
47:DZ:51:SER:HA	47:DZ:54:VAL:CG2	2.19	0.73
1:AA:86:G:N2	1:AA:87:C:H41	1.86	0.73
1:AA:258:G:N2	1:AA:259:G:H1'	2.03	0.73
3:AC:14:VAL:O	3:AC:15:LYS:HD2	1.88	0.73
6:AF:86:ARG:NH2	18:AR:63:TYR:HB3	2.03	0.73
11:AK:21:HIS:CD2	11:AK:34:THR:HG22	2.24	0.73
13:AM:10:ASP:CG	13:AM:11:HIS:H	1.91	0.73
16:AP:2:VAL:HG23	16:AP:65:ALA:HA	1.69	0.73
22:BA:1558:C:H4'	22:BA:1559:U:O5'	1.88	0.73
22:BA:2438:U:O2'	22:BA:2439:A:H5''	1.88	0.73
22:BA:2492:U:O2'	22:BA:2493:U:H5'	1.88	0.73
24:BC:79:ARG:NH2	24:BC:81:GLU:OE2	2.21	0.73
24:BC:93:VAL:CG1	24:BC:94:LEU:N	2.52	0.73
28:BG:59:ASP:HB2	28:BG:63:GLN:HG2	1.70	0.73
38:BQ:4:LYS:HZ2	38:BQ:5:ARG:CA	2.01	0.73
42:BU:71:ILE:HD11	42:BU:81:ARG:H	1.53	0.73
1:CA:1106:G:O2'	1:CA:1107:C:H5'	1.89	0.73
2:CB:44:LYS:O	2:CB:48:MET:HG3	1.89	0.73
11:CK:78:ILE:HD13	11:CK:78:ILE:H	1.52	0.73
13:CM:13:HIS:HB3	13:CM:16:ILE:CD1	2.19	0.73
17:CQ:59:GLU:HG2	17:CQ:76:ARG:HG2	1.69	0.73
22:DA:206:U:O2'	22:DA:207:A:H5'	1.89	0.73
22:DA:274:C:H2'	22:DA:275:C:H6	1.51	0.73
22:DA:913:U:H4'	22:DA:914:G:OP1	1.86	0.73
22:DA:2092:U:H4'	22:DA:2093:G:H5''	1.69	0.73
22:DA:2136:G:N3	22:DA:2137:U:C5	2.56	0.73
22:DA:2271:G:C2'	22:DA:2272:U:H5'	2.18	0.73

Continued on next page...

*Continued from previous page...*

Atom-1	Atom-2	Interatomic distance (Å)	Clash overlap (Å)
22:DA:2519:U:C6	22:DA:2542:A:N6	2.57	0.73
28:DG:106:LEU:HB2	28:DG:108:PHE:CE1	2.19	0.73
29:DH:2:GLN:O	29:DH:3:VAL:HG22	1.89	0.73
29:DH:94:ILE:HG13	29:DH:98:ASP:OD1	1.88	0.73
1:AA:221:C:O2'	1:AA:222:C:H5'	1.89	0.73
1:AA:488:C:HO2'	1:AA:489:C:H5'	1.53	0.73
1:AA:1355:G:O2'	1:AA:1356:G:H5'	1.89	0.73
8:AH:88:LYS:HG3	8:AH:89:ASP:H	1.53	0.73
9:AI:119:LYS:HG3	9:AI:122:ARG:CB	2.19	0.73
17:AQ:22:VAL:HG21	17:AQ:60:ILE:CD1	2.17	0.73
22:BA:2355:G:H4'	44:BW:20:LEU:HD13	1.69	0.73
22:BA:2383:G:O2'	22:BA:2384:U:H5'	1.88	0.73
24:BC:257:ARG:NE	24:BC:269:ARG:NH2	2.37	0.73
27:BF:43:ILE:HG22	27:BF:82:TYR:HE1	1.53	0.73
31:BJ:56:VAL:CG1	31:BJ:57:LEU:H	2.01	0.73
33:BL:55:MET:HA	33:BL:55:MET:HE3	1.71	0.73
40:BS:63:GLY:O	40:BS:64:ALA:HB3	1.89	0.73
1:CA:157:U:C2'	1:CA:158:G:H5'	2.18	0.73
1:CA:1224:U:H5'	1:CA:1225:A:OP2	1.88	0.73
3:CC:41:TYR:CE1	3:CC:89:VAL:CG1	2.70	0.73
22:DA:135:U:H2'	22:DA:136:G:C8	2.23	0.73
22:DA:144:A:H2'	22:DA:145:C:C6	2.23	0.73
22:DA:231:A:O2'	22:DA:232:G:C5'	2.37	0.73
22:DA:246:C:H2'	22:DA:247:G:C5'	2.18	0.73
22:DA:480:A:H3'	22:DA:481:G:C5'	2.18	0.73
22:DA:1388:G:N3	22:DA:1389:G:C8	2.57	0.73
22:DA:1438:U:C2'	22:DA:1439:A:H5'	2.19	0.73
22:DA:1654:A:N3	22:DA:1655:A:C8	2.56	0.73
22:DA:1967:C:H6	22:DA:1967:C:C5'	2.01	0.73
25:DD:177:VAL:HA	25:DD:188:LEU:O	1.88	0.73
33:DL:128:THR:HG22	33:DL:130:GLY:H	1.53	0.73
35:DN:70:THR:HG22	35:DN:70:THR:O	1.89	0.73
41:DT:30:ILE:O	41:DT:85:VAL:HG23	1.88	0.73
2:AB:209:VAL:HG23	2:AB:210:THR:N	2.04	0.73
22:BA:580:U:H2'	22:BA:581:C:C6	2.24	0.73
22:BA:1107:G:H2'	22:BA:1108:U:H6	1.54	0.73
22:BA:2656:U:C5	22:BA:2664:G:N2	2.56	0.73
24:BC:15:VAL:CA	24:BC:203:VAL:HG11	2.17	0.73
33:BL:127:VAL:HG11	33:BL:142:ILE:HG21	1.70	0.73
38:BQ:63:ARG:NH2	38:BQ:96:ASP:HA	2.02	0.73
44:BW:39:GLN:C	44:BW:41:GLY:N	2.34	0.73

*Continued on next page...*

*Continued from previous page...*

Atom-1	Atom-2	Interatomic distance (Å)	Clash overlap (Å)
1:CA:502:A:O2'	1:CA:503:C:H5'	1.88	0.73
1:CA:642:A:HO2'	1:CA:643:C:H6	1.35	0.73
1:CA:734:G:O2'	1:CA:735:C:H5'	1.88	0.73
1:CA:978:A:O2'	1:CA:979:C:H5'	1.87	0.73
1:CA:1148:U:O2'	1:CA:1149:C:C5'	2.37	0.73
2:CB:19:THR:HG22	2:CB:37:VAL:CA	2.15	0.73
15:CO:55:LEU:HA	15:CO:58:MET:HG3	1.69	0.73
22:DA:338:G:H2'	22:DA:339:U:C5'	2.19	0.73
22:DA:959:A:H2'	22:DA:960:A:C8	2.23	0.73
22:DA:1387:A:H5'	22:DA:1469:A:H1'	1.70	0.73
22:DA:2476:A:H2'	22:DA:2477:U:H5'	1.70	0.73
23:DB:17:C:H42	23:DB:68:C:H42	1.37	0.73
26:DE:24:ASN:O	26:DE:28:VAL:HG13	1.88	0.73
37:DP:62:LYS:HD3	37:DP:64:SER:HB2	1.70	0.73
41:DT:61:LEU:HD12	41:DT:61:LEU:C	2.09	0.73
43:DV:79:ARG:HG3	43:DV:80:HIS:N	2.02	0.73
1:AA:429:U:H3'	4:AD:8:LEU:HD23	1.69	0.73
1:AA:1447:A:H5'	1:AA:1448:C:OP2	1.87	0.73
10:AJ:81:GLU:O	10:AJ:85:ASP:HB2	1.89	0.73
22:BA:1870:C:H4'	22:BA:1871:A:OP1	1.88	0.73
22:BA:1988:G:C2'	22:BA:1989:G:H5'	2.19	0.73
22:BA:2214:C:H5'	22:BA:2214:C:C6	2.17	0.73
23:BB:28:C:OP1	36:BO:31:THR:HG21	1.88	0.73
39:BR:45:GLU:HA	39:BR:45:GLU:OE2	1.89	0.73
44:BW:50:VAL:HG12	44:BW:51:GLY:N	2.04	0.73
49:B1:34:GLU:CG	49:B1:49:LYS:HG3	2.18	0.73
1:CA:210:C:O2	1:CA:210:C:C2'	2.37	0.73
1:CA:406:G:H21	4:CD:115:GLN:HE22	1.35	0.73
1:CA:597:G:H2'	1:CA:598:U:C5'	2.16	0.73
1:CA:855:U:H5	1:CA:871:U:O4	1.71	0.73
11:CK:27:ASN:HD22	11:CK:27:ASN:H	1.33	0.73
14:CN:2:LYS:HD3	14:CN:5:MET:CG	2.19	0.73
22:DA:638:G:O2'	22:DA:639:U:O4'	2.07	0.73
22:DA:1277:G:H5'	35:DN:20:MET:SD	2.29	0.73
22:DA:1695:G:C8	24:DC:7:PRO:HB2	2.24	0.73
22:DA:2815:C:H2'	22:DA:2816:G:O4'	1.88	0.73
30:DI:132:ALA:HB1	30:DI:137:LEU:HD12	1.70	0.73
34:DM:66:ARG:CZ	34:DM:101:VAL:HG11	2.18	0.73
44:DW:30:VAL:HG22	44:DW:30:VAL:O	1.89	0.73
1:AA:747:A:H5'	1:AA:748:G:OP2	1.88	0.73
1:AA:757:U:O2'	1:AA:879:C:H1'	1.88	0.73

*Continued on next page...*

*Continued from previous page...*

Atom-1	Atom-2	Interatomic distance (Å)	Clash overlap (Å)
1:AA:1183:U:H3'	1:AA:1184:G:C5'	2.18	0.73
4:AD:145:ARG:HD2	4:AD:147:LYS:HE2	1.69	0.73
14:AN:22:LYS:HG3	14:AN:23:ARG:H	1.54	0.73
19:AS:41:PRO:O	19:AS:44:ILE:HG13	1.88	0.73
22:BA:864:G:O2'	22:BA:865:C:H5'	1.89	0.73
22:BA:958:U:H6	22:BA:958:U:C5'	2.01	0.73
29:BH:49:ALA:HB3	29:BH:50:ARG:HH21	1.53	0.73
29:BH:147:VAL:HG12	29:BH:149:GLU:HG3	1.69	0.73
41:BT:33:LYS:HG3	41:BT:80:TRP:CE3	2.22	0.73
1:CA:252:U:H2'	1:CA:253:A:C8	2.24	0.73
1:CA:933:G:OP1	7:CG:3:ARG:HD3	1.88	0.73
1:CA:1493:A:H8	22:DA:1913:A:N6	1.86	0.73
4:CD:34:GLU:O	4:CD:36:ALA:N	2.22	0.73
6:CF:61:LEU:HD11	6:CF:63:ASN:OD1	1.88	0.73
9:CI:75:ALA:HA	9:CI:78:ILE:HD12	1.70	0.73
12:CL:72:ASN:H	12:CL:72:ASN:HD22	1.37	0.73
14:CN:47:LEU:O	14:CN:50:LEU:HG	1.89	0.73
15:CO:7:THR:O	15:CO:11:VAL:HG23	1.89	0.73
22:DA:33:C:O2'	22:DA:34:U:C5'	2.36	0.73
22:DA:173:A:H2'	22:DA:174:U:H6	1.53	0.73
22:DA:2472:G:H2'	22:DA:2475:C:H42	1.51	0.73
23:DB:59:A:H2'	23:DB:60:C:H6	1.53	0.73
24:DC:146:LYS:HG3	24:DC:149:LYS:HD3	1.71	0.73
27:DF:48:LEU:H	27:DF:48:LEU:HD23	1.52	0.73
28:DG:115:GLN:HG2	28:DG:116:LEU:N	2.01	0.73
32:DK:41:ILE:HG22	32:DK:58:LEU:O	1.88	0.73
38:DQ:87:VAL:CG2	39:DR:52:PRO:HD3	2.09	0.73
42:DU:81:ARG:HB2	42:DU:96:LYS:HD2	1.70	0.73
1:AA:536:C:HO2'	1:AA:537:G:H5'	1.54	0.73
2:AB:117:GLU:CA	2:AB:120:SER:HB2	2.14	0.73
4:AD:57:LYS:HB3	4:AD:199:ILE:HB	1.70	0.73
22:BA:65:U:H2'	22:BA:66:C:H6	1.51	0.73
22:BA:513:A:O2'	22:BA:514:A:H5'	1.87	0.73
22:BA:1695:G:C8	24:BC:7:PRO:HG2	2.24	0.73
22:BA:2777:G:H5''	22:BA:2778:A:OP1	1.89	0.73
31:BJ:9:GLU:HA	31:BJ:9:GLU:OE2	1.87	0.73
46:BY:47:ARG:HG3	46:BY:47:ARG:NH2	1.97	0.73
1:CA:756:C:O2'	1:CA:757:U:H5'	1.89	0.73
1:CA:802:A:H2'	1:CA:803:G:H5'	1.69	0.73
1:CA:1283:U:H2'	1:CA:1284:C:C6	2.24	0.73
2:CB:90:PHE:HE1	2:CB:92:ASN:HD22	1.34	0.73

*Continued on next page...*

*Continued from previous page...*

Atom-1	Atom-2	Interatomic distance (Å)	Clash overlap (Å)
4:CD:93:LEU:O	4:CD:96:ARG:HG3	1.89	0.73
6:CF:18:VAL:HB	6:CF:19:PRO:CD	2.19	0.73
21:CU:16:ARG:CG	21:CU:19:LYS:HG2	2.19	0.73
22:DA:228:C:C5'	22:DA:229:C:C5	2.71	0.73
22:DA:241:A:H1'	22:DA:243:U:C5	2.24	0.73
22:DA:571:U:H4'	22:DA:573:U:H5	1.53	0.73
22:DA:679:C:H2'	22:DA:680:C:H6	1.54	0.73
22:DA:982:C:H5''	22:DA:983:A:OP1	1.88	0.73
22:DA:1179:G:O2'	22:DA:1180:U:H5'	1.88	0.73
22:DA:1490:A:C8	24:DC:73:ILE:HD12	2.24	0.73
27:DF:46:LYS:HD3	27:DF:46:LYS:O	1.87	0.73
38:DQ:91:ARG:HG3	39:DR:11:GLN:CD	2.09	0.73
1:AA:558:G:C5	1:AA:559:A:C2	2.76	0.72
1:AA:1215:G:O2'	1:AA:1216:A:H5'	1.88	0.72
10:AJ:40:ILE:HB	10:AJ:73:LEU:CB	2.18	0.72
12:AL:86:VAL:HG11	12:AL:89:LEU:HD23	1.71	0.72
27:BF:134:GLN:HE21	27:BF:134:GLN:N	1.87	0.72
41:BT:54:GLU:O	41:BT:55:VAL:HB	1.88	0.72
1:CA:265:G:C2'	1:CA:266:G:H5'	2.19	0.72
1:CA:690:G:H2'	1:CA:691:G:O4'	1.89	0.72
1:CA:1503:A:C8	1:CA:1531:A:H1'	2.23	0.72
3:CC:120:THR:HG23	3:CC:187:GLU:O	1.89	0.72
9:CI:61:ASP:O	9:CI:62:LEU:HD22	1.89	0.72
22:DA:781:A:H5''	22:DA:782:A:OP1	1.89	0.72
22:DA:1262:A:H61	22:DA:2017:U:H3	1.35	0.72
22:DA:1338:G:H5''	41:DT:17:SER:HB3	1.71	0.72
22:DA:1739:A:H2'	22:DA:1740:G:C8	2.23	0.72
22:DA:2458:G:O2'	22:DA:2460:U:C5	2.42	0.72
25:DD:79:LEU:N	25:DD:79:LEU:HD22	2.03	0.72
46:DY:50:VAL:HA	46:DY:53:VAL:HG23	1.69	0.72
10:AJ:20:GLN:HA	10:AJ:20:GLN:HE21	1.53	0.72
22:BA:1277:G:C5'	35:BN:20:MET:CE	2.67	0.72
22:BA:2808:G:N2	22:BA:2891:U:C6	2.56	0.72
25:BD:114:LYS:CE	25:BD:114:LYS:H	2.02	0.72
30:BI:33:ASN:HD22	30:BI:64:ARG:NH2	1.85	0.72
36:BO:106:LEU:HD12	36:BO:106:LEU:C	2.10	0.72
1:CA:374:A:H2'	1:CA:375:U:C6	2.24	0.72
1:CA:795:C:H5''	1:CA:796:C:OP2	1.89	0.72
1:CA:795:C:H5''	11:CK:127:ARG:HH21	1.54	0.72
1:CA:937:A:O2'	1:CA:938:A:H5'	1.90	0.72
4:CD:29:THR:HG22	4:CD:30:LYS:HD2	1.72	0.72

*Continued on next page...*



*Continued from previous page...*

Atom-1	Atom-2	Interatomic distance (Å)	Clash overlap (Å)
4:CD:127:ARG:HH11	4:CD:127:ARG:HG2	1.53	0.72
16:CP:46:LYS:HE2	16:CP:47:GLU:H	1.52	0.72
22:DA:1552:A:O2'	22:DA:1553:A:H5'	1.89	0.72
22:DA:1717:A:H2'	22:DA:1718:G:O4'	1.88	0.72
22:DA:2142:A:H2'	22:DA:2143:C:H4'	1.71	0.72
22:DA:2271:G:H2'	22:DA:2272:U:C6	2.22	0.72
22:DA:2311:A:H1'	27:DF:78:ILE:HD11	1.70	0.72
28:DG:122:ALA:HB1	28:DG:131:VAL:O	1.89	0.72
38:DQ:91:ARG:HD3	39:DR:11:GLN:HG3	1.71	0.72
52:D4:7:VAL:CG1	52:D4:8:LYS:H	1.97	0.72
1:AA:461:A:H3'	1:AA:461:A:N3	2.02	0.72
1:AA:628:G:H2'	1:AA:629:A:C8	2.24	0.72
3:AC:122:GLN:HB3	3:AC:127:VAL:CG2	2.19	0.72
6:AF:9:MET:HE2	6:AF:59:TYR:CE2	2.24	0.72
8:AH:9:MET:HE2	8:AH:32:LYS:CG	2.18	0.72
11:AK:124:LYS:HE3	21:AU:34:ARG:CG	2.19	0.72
22:BA:2150:C:H2'	22:BA:2151:U:C5	2.23	0.72
25:BD:99:GLU:CG	25:BD:100:LEU:H	1.93	0.72
28:BG:85:LYS:C	28:BG:86:LEU:HD12	2.10	0.72
33:BL:127:VAL:HG23	33:BL:131:ALA:HB3	1.71	0.72
39:BR:21:ARG:NH2	39:BR:93:PHE:CZ	2.57	0.72
41:BT:40:LYS:N	41:BT:43:ILE:HG23	2.05	0.72
1:CA:265:G:O2'	17:CQ:67:SER:HA	1.89	0.72
1:CA:961:U:HO2'	1:CA:962:C:H6	0.77	0.72
1:CA:1296:C:O2'	1:CA:1302:C:C4	2.42	0.72
6:CF:42:TRP:HB2	6:CF:59:TYR:CB	2.18	0.72
22:DA:105:C:O2'	22:DA:106:C:C6	2.29	0.72
22:DA:412:A:C2'	22:DA:413:C:H5'	2.19	0.72
22:DA:575:A:C2	22:DA:576:U:C5	2.77	0.72
22:DA:2235:G:H2'	22:DA:2236:U:H6	1.54	0.72
35:DN:28:LEU:HD23	35:DN:28:LEU:C	2.10	0.72
37:DP:49:ILE:H	37:DP:95:LYS:HE2	1.52	0.72
38:DQ:4:LYS:NZ	38:DQ:6:GLY:HA3	2.04	0.72
41:DT:29:THR:N	41:DT:87:LEU:HB2	2.03	0.72
41:DT:43:ILE:HG21	41:DT:58:VAL:HG11	1.71	0.72
42:DU:13:LEU:HD12	42:DU:13:LEU:H	1.52	0.72
42:DU:91:LYS:O	42:DU:92:VAL:HG22	1.89	0.72
44:DW:20:LEU:HD12	44:DW:20:LEU:N	2.05	0.72
1:AA:250:A:H4'	1:AA:251:G:O5'	1.90	0.72
1:AA:279:A:H5''	1:AA:281:G:O4'	1.88	0.72
1:AA:1142:G:C2	1:AA:1143:G:H1'	2.24	0.72

*Continued on next page...*

*Continued from previous page...*

Atom-1	Atom-2	Interatomic distance (Å)	Clash overlap (Å)
2:AB:163:ILE:CG2	2:AB:164:ASP:H	1.97	0.72
3:AC:158:GLY:HA2	3:AC:192:TYR:CE1	2.23	0.72
5:AE:80:LEU:HD23	5:AE:122:VAL:CG1	2.20	0.72
8:AH:105:THR:HG21	8:AH:120:LEU:CD1	2.18	0.72
22:BA:671:C:H3'	33:BL:42:SER:OG	1.88	0.72
22:BA:996:A:O2'	38:BQ:91:ARG:HG3	1.88	0.72
22:BA:2146:C:H4'	22:BA:2147:A:O5'	1.88	0.72
1:CA:6:G:N3	1:CA:6:G:C2'	2.45	0.72
1:CA:71:A:C2	1:CA:72:A:C8	2.76	0.72
1:CA:338:A:H61	1:CA:351:G:H1	1.37	0.72
1:CA:1533:C:C2'	1:CA:1534:A:H5''	2.19	0.72
2:CB:114:LYS:CA	2:CB:117:GLU:HG2	2.18	0.72
3:CC:166:TRP:HE3	3:CC:166:TRP:N	1.87	0.72
5:CE:38:VAL:HG12	5:CE:39:GLY:N	2.04	0.72
5:CE:44:ARG:NH2	5:CE:70:MET:HB2	2.04	0.72
14:CN:63:CYS:SG	14:CN:82:LYS:HG3	2.29	0.72
22:DA:125:A:H4'	22:DA:126:A:OP2	1.89	0.72
22:DA:1597:A:O3'	22:DA:1598:A:H8	1.72	0.72
22:DA:2197:U:C5	22:DA:2224:G:C6	2.77	0.72
23:DB:8:C:H5''	36:DO:15:ARG:HH12	1.52	0.72
26:DE:146:VAL:HG12	26:DE:167:VAL:HG23	1.70	0.72
27:DF:8:LYS:HB2	27:DF:8:LYS:NZ	2.05	0.72
28:DG:167:VAL:HG23	28:DG:168:VAL:N	2.04	0.72
32:DK:94:PRO:HG3	32:DK:115:ILE:HD12	1.71	0.72
32:DK:99:ILE:HG13	32:DK:118:LEU:HD12	1.71	0.72
34:DM:34:LYS:HB2	34:DM:131:VAL:HG21	1.71	0.72
1:AA:501:C:O2'	1:AA:502:A:H5'	1.88	0.72
1:AA:874:G:HO2'	1:AA:875:U:H5'	1.53	0.72
1:AA:1094:G:O2'	1:AA:1095:U:P	2.47	0.72
1:AA:1464:U:H2'	1:AA:1465:A:H8	1.53	0.72
7:AG:37:THR:O	7:AG:41:ILE:HG13	1.88	0.72
22:BA:1179:G:H3'	22:BA:1180:U:C4'	2.20	0.72
23:BB:16:G:O2'	23:BB:17:C:H5'	1.90	0.72
29:BH:117:LEU:CD1	29:BH:130:VAL:HG11	2.18	0.72
41:BT:2:ILE:HG12	41:BT:3:ARG:HG2	1.71	0.72
41:BT:50:LEU:HD12	41:BT:50:LEU:N	2.04	0.72
1:CA:374:A:H2'	1:CA:375:U:H6	1.54	0.72
10:CJ:11:LYS:HB3	10:CJ:71:LEU:CD1	2.16	0.72
13:CM:78:ARG:HH21	13:CM:79:LEU:CD2	2.03	0.72
22:DA:15:G:OP1	48:D0:20:ALA:HB2	1.88	0.72
22:DA:142:A:O2'	22:DA:143:C:H6	1.68	0.72

*Continued on next page...*

*Continued from previous page...*

Atom-1	Atom-2	Interatomic distance (Å)	Clash overlap (Å)
22:DA:185:G:H2'	22:DA:186:G:C8	2.24	0.72
22:DA:443:A:H61	26:DE:36:ALA:HB1	1.55	0.72
22:DA:1090:A:H2'	22:DA:1091:G:H5''	1.71	0.72
22:DA:2631:G:H2'	22:DA:2632:A:C5'	2.19	0.72
26:DE:73:ILE:HG13	26:DE:78:TRP:HE1	1.54	0.72
26:DE:122:GLU:HA	26:DE:190:ALA:HB2	1.71	0.72
31:DJ:111:LYS:HB2	31:DJ:115:GLY:CA	2.20	0.72
37:DP:63:ILE:HA	37:DP:68:GLY:HA2	1.70	0.72
43:DV:61:LEU:H	43:DV:61:LEU:CD2	2.01	0.72
1:AA:597:G:H5''	1:AA:598:U:OP2	1.89	0.72
1:AA:1151:A:C4	1:AA:1152:A:N7	2.57	0.72
1:AA:1152:A:H2'	1:AA:1153:G:C8	2.24	0.72
5:AE:79:THR:OG1	5:AE:80:LEU:N	2.23	0.72
5:AE:152:VAL:O	5:AE:155:LYS:HD2	1.89	0.72
10:AJ:11:LYS:HG3	10:AJ:97:ASP:HB3	1.71	0.72
16:AP:51:ARG:O	16:AP:52:LEU:HD12	1.90	0.72
22:BA:1277:G:C5'	35:BN:20:MET:HE1	2.20	0.72
24:BC:79:ARG:HH22	24:BC:92:LEU:HD22	1.51	0.72
25:BD:104:VAL:HA	25:BD:106:LYS:HZ3	1.52	0.72
28:BG:84:LYS:HB3	28:BG:132:LEU:O	1.88	0.72
33:BL:77:ILE:HG12	33:BL:95:LEU:HD13	1.70	0.72
44:BW:67:LYS:O	44:BW:68:PHE:HB2	1.88	0.72
1:CA:82:G:H2'	1:CA:83:C:H4'	1.71	0.72
1:CA:330:C:O2'	1:CA:331:G:H5'	1.90	0.72
1:CA:345:C:H4'	1:CA:346:G:H5''	1.71	0.72
1:CA:1170:A:H2'	1:CA:1171:A:O4'	1.89	0.72
12:CL:80:LEU:HD23	12:CL:97:VAL:HG21	1.70	0.72
21:CU:3:ILE:HG23	21:CU:18:PHE:CD1	2.25	0.72
22:DA:740:C:C5	22:DA:1981:A:C2	2.77	0.72
22:DA:971:G:H2'	22:DA:972:A:H5'	1.72	0.72
22:DA:1722:A:N6	22:DA:1739:A:C8	2.58	0.72
22:DA:2889:C:O2'	22:DA:2890:G:H5'	1.89	0.72
26:DE:108:ILE:O	26:DE:108:ILE:HD13	1.89	0.72
34:DM:57:VAL:HA	34:DM:112:LEU:HD11	1.70	0.72
1:AA:254:G:O2'	1:AA:255:G:H5'	1.88	0.72
4:AD:160:LEU:HD13	4:AD:160:LEU:H	1.54	0.72
22:BA:1434:A:H2'	22:BA:1435:G:H8	1.55	0.72
29:BH:111:ALA:O	29:BH:112:LYS:HD3	1.89	0.72
33:BL:64:PHE:O	33:BL:64:PHE:CD1	2.42	0.72
34:BM:12:MET:HE3	34:BM:71:LYS:HG3	1.69	0.72
34:BM:114:ARG:HG2	34:BM:130:PHE:CZ	2.24	0.72

*Continued on next page...*

*Continued from previous page...*

Atom-1	Atom-2	Interatomic distance (Å)	Clash overlap (Å)
35:BN:33:ILE:HG23	35:BN:114:GLU:HB3	1.71	0.72
39:BR:74:ILE:HB	39:BR:87:GLN:HB3	1.70	0.72
44:BW:8:SER:O	44:BW:9:THR:CB	2.37	0.72
1:CA:338:A:N6	1:CA:351:G:H1	1.88	0.72
13:CM:12:LYS:H	13:CM:44:ILE:HG13	1.52	0.72
20:CT:62:ALA:HA	20:CT:67:HIS:NE2	2.05	0.72
22:DA:1080:A:C4	22:DA:1081:U:C5	2.77	0.72
22:DA:1700:A:H2'	22:DA:1701:A:C5'	2.19	0.72
22:DA:2094:A:O2'	22:DA:2095:A:C5'	2.37	0.72
22:DA:2297:A:C2	22:DA:2298:A:N7	2.58	0.72
22:DA:2392:A:C2	33:DL:55:MET:HG2	2.25	0.72
22:DA:2758:A:O2'	22:DA:2759:G:C5'	2.34	0.72
26:DE:130:LYS:CG	26:DE:133:LEU:HD13	2.16	0.72
29:DH:84:ALA:HB3	29:DH:148:ALA:HB2	1.70	0.72
34:DM:36:VAL:HG21	34:DM:129:THR:CG2	2.20	0.72
36:DO:31:THR:HG21	36:DO:36:TYR:CE2	2.24	0.72
41:DT:20:ALA:HB1	41:DT:31:VAL:HG21	1.69	0.72
1:AA:92:U:O2'	1:AA:93:U:C6	2.43	0.72
1:AA:423:G:H2'	1:AA:424:G:O4'	1.90	0.72
1:AA:1299:A:C8	1:AA:1301:U:H1'	2.24	0.72
6:AF:38:ARG:NH1	6:AF:61:LEU:HD21	2.04	0.72
11:AK:13:LYS:O	11:AK:14:GLN:HB3	1.89	0.72
22:BA:989:G:C8	47:BZ:13:ILE:HD11	2.24	0.72
22:BA:1152:C:O2'	22:BA:1153:C:H5'	1.88	0.72
22:BA:1253:A:C3'	22:BA:1254:A:H5''	2.19	0.72
22:BA:1268:A:C2	22:BA:2013:A:C4	2.78	0.72
22:BA:2786:U:O2'	25:BD:66:GLY:HA3	1.90	0.72
23:BB:112:G:H2'	23:BB:113:C:C6	2.24	0.72
24:BC:89:ASN:O	24:BC:90:ILE:HD13	1.89	0.72
25:BD:14:ILE:CA	37:BP:11:GLN:HE22	2.02	0.72
44:BW:37:VAL:HG22	44:BW:55:ASP:O	1.89	0.72
44:BW:54:ARG:HB2	44:BW:54:ARG:HH11	1.54	0.72
44:BW:73:PRO:HG3	44:BW:76:ARG:HD2	1.69	0.72
1:CA:68:G:N2	1:CA:152:A:H1'	2.05	0.72
1:CA:275:G:OP1	17:CQ:15:LYS:HD2	1.90	0.72
1:CA:972:C:H4'	10:CJ:59:LYS:HG2	1.70	0.72
7:CG:99:ALA:HB3	7:CG:100:MET:CE	2.20	0.72
7:CG:119:LEU:HD23	7:CG:119:LEU:C	2.10	0.72
22:DA:217:A:C2'	22:DA:218:A:H8	2.02	0.72
22:DA:671:C:O2'	22:DA:672:C:C5'	2.38	0.72
22:DA:865:C:H5''	22:DA:866:A:OP1	1.89	0.72

*Continued on next page...*

*Continued from previous page...*

Atom-1	Atom-2	Interatomic distance (Å)	Clash overlap (Å)
22:DA:1339:G:H21	22:DA:1603:A:H1'	1.54	0.72
22:DA:2353:G:N3	44:DW:30:VAL:HG13	2.04	0.72
25:DD:107:VAL:HG12	25:DD:109:VAL:HG23	1.71	0.72
26:DE:111:GLU:CB	26:DE:114:ARG:HH21	2.01	0.72
30:DI:112:LYS:NZ	30:DI:128:ILE:HD12	2.04	0.72
41:DT:9:LYS:O	41:DT:9:LYS:HG2	1.89	0.72
1:AA:251:G:H4'	1:AA:252:U:O5'	1.89	0.72
1:AA:1368:A:O2'	1:AA:1369:C:H5'	1.90	0.72
4:AD:196:GLU:HA	4:AD:199:ILE:CG2	2.19	0.72
5:AE:155:LYS:HD3	5:AE:156:ARG:N	2.05	0.72
7:AG:4:ARG:HA	7:AG:4:ARG:NE	2.03	0.72
9:AI:83:THR:HG21	9:AI:102:PHE:CB	2.19	0.72
21:AU:9:GLU:CB	21:AU:10:PRO:HD3	2.19	0.72
22:BA:1179:G:C5	22:BA:1180:U:C1'	2.71	0.72
25:BD:70:LYS:O	25:BD:71:ALA:HB3	1.90	0.72
28:BG:104:LEU:CB	28:BG:112:VAL:CG2	2.65	0.72
38:BQ:23:TYR:O	38:BQ:28:SER:HB3	1.89	0.72
44:BW:18:LYS:CA	44:BW:36:ILE:HG13	2.20	0.72
1:CA:120:A:O2'	1:CA:121:U:H5''	1.90	0.72
1:CA:464:U:C4	1:CA:466:A:H4'	2.24	0.72
1:CA:936:C:H5'	1:CA:1383:C:N3	2.05	0.72
1:CA:953:G:C6	1:CA:1229:A:N6	2.57	0.72
2:CB:26:MET:HE2	2:CB:29:PHE:HD2	1.54	0.72
8:CH:28:SER:HB2	8:CH:57:GLU:O	1.89	0.72
22:DA:77:G:N2	22:DA:110:G:H1'	2.05	0.72
22:DA:183:C:C2'	22:DA:184:C:H5'	2.20	0.72
22:DA:644:A:O2'	22:DA:645:C:H5''	1.90	0.72
22:DA:1031:G:O2'	52:D4:7:VAL:HG12	1.90	0.72
22:DA:1342:A:C6	22:DA:1397:U:C6	2.78	0.72
22:DA:1608:A:C8	22:DA:1611:C:N4	2.57	0.72
22:DA:1735:A:HO2'	22:DA:1736:U:H6	0.79	0.72
26:DE:90:GLN:OE1	26:DE:90:GLN:HA	1.90	0.72
28:DG:7:PRO:O	28:DG:8:VAL:HB	1.89	0.72
34:DM:41:LEU:C	34:DM:93:VAL:HG23	2.10	0.72
1:AA:68:G:C5	1:AA:69:G:H1'	2.25	0.72
1:AA:596:A:H5'	1:AA:596:A:C8	2.25	0.72
4:AD:61:ARG:HH21	4:AD:67:LEU:HD23	1.54	0.72
5:AE:80:LEU:HD12	5:AE:146:MET:SD	2.30	0.72
15:AO:73:ASP:CG	15:AO:76:ARG:HG3	2.10	0.72
22:BA:386:G:H4'	22:BA:387:U:OP2	1.90	0.72
22:BA:1813:G:N3	24:BC:49:THR:CG2	2.53	0.72

*Continued on next page...*

*Continued from previous page...*

Atom-1	Atom-2	Interatomic distance (Å)	Clash overlap (Å)
23:BB:45:A:H2'	23:BB:46:A:C8	2.25	0.72
24:BC:251:THR:HG22	24:BC:252:LYS:NZ	2.04	0.72
36:BO:75:GLY:HA2	36:BO:106:LEU:HD13	1.70	0.72
39:BR:97:LYS:O	39:BR:98:ILE:HB	1.89	0.72
47:BZ:9:THR:HG23	47:BZ:10:ARG:HB2	1.71	0.72
1:CA:260:G:OP1	20:CT:74:HIS:HE1	1.73	0.72
1:CA:412:A:H4'	1:CA:413:G:OP1	1.89	0.72
7:CG:112:ASP:HB3	7:CG:117:LEU:HB3	1.71	0.72
13:CM:77:LYS:HA	13:CM:80:MET:CE	2.20	0.72
18:CR:39:VAL:CG1	18:CR:40:PRO:HD2	2.20	0.72
22:DA:53:A:C2	22:DA:179:C:H4'	2.25	0.72
22:DA:740:C:C6	22:DA:1981:A:C2	2.77	0.72
22:DA:1353:A:O2'	22:DA:1354:A:H5'	1.89	0.72
22:DA:1357:C:C5	56:DA:3415:HOH:O	2.43	0.72
22:DA:2438:U:O2'	22:DA:2439:A:H5''	1.90	0.72
24:DC:94:LEU:CD1	24:DC:100:ARG:HD3	2.19	0.72
32:DK:28:SER:O	32:DK:29:HIS:CB	2.37	0.72
32:DK:104:THR:OG1	32:DK:106:GLU:HB2	1.89	0.72
35:DN:28:LEU:HD13	35:DN:48:VAL:HG11	1.72	0.72
41:DT:11:LEU:HD12	41:DT:11:LEU:H	1.53	0.72
1:AA:425:G:H2'	1:AA:426:U:H5'	1.71	0.71
1:AA:1009:U:O2'	1:AA:1010:U:H5'	1.89	0.71
1:AA:1167:A:C8	1:AA:1169:A:N6	2.58	0.71
1:AA:1348:U:O2'	1:AA:1349:A:C5'	2.38	0.71
2:AB:66:ILE:CB	2:AB:88:GLN:HB3	2.19	0.71
20:AT:57:VAL:CG1	20:AT:71:ALA:HB1	2.20	0.71
21:AU:32:ARG:O	21:AU:32:ARG:HG2	1.90	0.71
22:BA:346:A:C2	22:BA:347:A:H1'	2.24	0.71
22:BA:1015:U:O2'	22:BA:1016:G:H5'	1.90	0.71
22:BA:1150:C:C2'	22:BA:1151:A:O5'	2.37	0.71
34:BM:42:THR:OG1	34:BM:45:GLN:HG3	1.90	0.71
51:B3:44:ARG:N	51:B3:45:PRO:HD2	2.05	0.71
1:CA:14:U:C2	1:CA:16:A:H5''	2.24	0.71
1:CA:277:C:H2'	1:CA:278:G:C8	2.25	0.71
1:CA:1128:C:C4'	1:CA:1148:U:H3	2.03	0.71
1:CA:1322:C:O2	1:CA:1322:C:H2'	1.90	0.71
2:CB:209:VAL:O	2:CB:213:LEU:HB2	1.90	0.71
8:CH:1:SER:CB	8:CH:3:GLN:HG3	2.19	0.71
9:CI:45:MET:HE2	9:CI:48:ARG:HG3	1.71	0.71
17:CQ:45:VAL:HG11	17:CQ:60:ILE:HG22	1.70	0.71
22:DA:242:G:C8	51:D3:3:ILE:O	2.43	0.71

*Continued on next page...*

*Continued from previous page...*

Atom-1	Atom-2	Interatomic distance (Å)	Clash overlap (Å)
22:DA:477:A:C2'	22:DA:478:A:H8	2.02	0.71
22:DA:800:A:H4'	22:DA:801:G:O5'	1.88	0.71
22:DA:2056:G:C2	22:DA:2057:G:C8	2.78	0.71
24:DC:29:PHE:HD2	24:DC:32:LEU:HD12	1.55	0.71
29:DH:115:VAL:CG1	29:DH:132:PHE:HB2	2.20	0.71
38:DQ:40:LYS:CD	38:DQ:44:TYR:HE2	2.02	0.71
7:AG:144:ALA:C	7:AG:146:ALA:H	1.92	0.71
8:AH:105:THR:CG2	8:AH:120:LEU:HD13	2.17	0.71
12:AL:86:VAL:O	12:AL:86:VAL:HG12	1.88	0.71
13:AM:106:ARG:NH2	13:AM:112:ARG:HB3	2.05	0.71
22:BA:1427:A:H4'	22:BA:1428:C:O5'	1.90	0.71
22:BA:2396:G:O2'	22:BA:2397:G:H5'	1.90	0.71
22:BA:2480:C:H2'	22:BA:2481:G:H5'	1.72	0.71
24:BC:29:PHE:CE2	24:BC:31:PRO:HG2	2.24	0.71
26:BE:61:ARG:NH1	26:BE:64:GLY:HA3	2.05	0.71
26:BE:119:ILE:HD11	26:BE:187:VAL:HG22	1.72	0.71
33:BL:109:LYS:CG	33:BL:126:ARG:HB3	2.15	0.71
34:BM:17:ASN:O	34:BM:38:ARG:HD3	1.90	0.71
1:CA:1103:C:H5''	2:CB:96:LEU:HD22	1.72	0.71
1:CA:1299:A:O2'	1:CA:1300:G:H4'	1.90	0.71
3:CC:20:THR:O	3:CC:20:THR:HG23	1.89	0.71
3:CC:76:ILE:HA	3:CC:83:VAL:HG13	1.71	0.71
4:CD:55:ARG:HH11	4:CD:55:ARG:CG	1.95	0.71
20:CT:58:ASP:O	20:CT:61:ALA:HB3	1.90	0.71
22:DA:308:G:C6	22:DA:309:A:C6	2.79	0.71
22:DA:608:A:C5	22:DA:621:A:N7	2.58	0.71
22:DA:962:G:H21	22:DA:2250:G:H22	1.37	0.71
22:DA:1356:G:N2	22:DA:1357:C:H1'	2.05	0.71
22:DA:2330:G:H21	44:DW:38:ARG:HA	1.55	0.71
22:DA:2407:A:O2'	22:DA:2408:U:H5'	1.90	0.71
23:DB:57:A:C6	27:DF:25:MET:HG2	2.25	0.71
28:DG:91:VAL:HG22	28:DG:93:TYR:HE2	1.56	0.71
34:DM:15:GLY:O	34:DM:16:ARG:HB3	1.89	0.71
40:DS:33:LEU:HA	40:DS:36:LEU:HD23	1.71	0.71
1:AA:204:G:C3'	1:AA:205:A:H5''	2.09	0.71
1:AA:210:C:H4'	1:AA:211:G:N2	2.06	0.71
1:AA:619:U:N1	4:AD:131:ILE:HD11	2.05	0.71
1:AA:1069:C:C2'	1:AA:1070:U:H5''	2.20	0.71
2:AB:22:TRP:O	2:AB:22:TRP:CG	2.43	0.71
3:AC:56:ILE:HG12	3:AC:65:VAL:CG2	2.17	0.71
8:AH:21:LYS:HA	8:AH:21:LYS:HE2	1.72	0.71

*Continued on next page...*

*Continued from previous page...*

Atom-1	Atom-2	Interatomic distance (Å)	Clash overlap (Å)
8:AH:58:LEU:HD22	8:AH:59:GLU:H	1.55	0.71
13:AM:95:PRO:CG	13:AM:101:THR:HG22	2.20	0.71
22:BA:438:G:C2'	22:BA:439:A:H5'	2.19	0.71
22:BA:1462:C:H2'	22:BA:1463:C:H5'	1.72	0.71
34:BM:8:LYS:HD2	34:BM:8:LYS:N	2.06	0.71
36:BO:31:THR:CG2	36:BO:34:HIS:H	2.02	0.71
40:BS:13:SER:O	40:BS:14:ALA:HB2	1.91	0.71
48:B0:33:SER:CB	48:B0:35:GLU:HG3	2.19	0.71
1:CA:484:G:H4'	1:CA:485:U:O5'	1.89	0.71
1:CA:1003:G:N2	1:CA:1005:A:H5''	2.05	0.71
5:CE:55:VAL:N	5:CE:56:PRO:HD2	2.04	0.71
8:CH:54:THR:O	8:CH:56:PRO:HD3	1.89	0.71
11:CK:124:LYS:HE3	21:CU:34:ARG:CZ	2.20	0.71
19:CS:50:VAL:HG11	19:CS:70:LEU:HB3	1.71	0.71
22:DA:216:A:O2'	22:DA:217:A:H8	1.73	0.71
22:DA:286:U:H2'	22:DA:287:G:C8	2.25	0.71
22:DA:321:U:C2	26:DE:159:LEU:HD21	2.25	0.71
22:DA:491:G:C2'	22:DA:492:A:H8	2.02	0.71
22:DA:626:A:H2'	33:DL:78:ARG:NH2	2.05	0.71
22:DA:1002:G:C2	22:DA:1003:G:H1'	2.25	0.71
22:DA:2666:C:H2'	22:DA:2667:C:H5'	1.70	0.71
22:DA:2756:U:H4'	22:DA:2757:A:O5'	1.89	0.71
24:DC:149:LYS:HE2	24:DC:152:GLN:NE2	2.05	0.71
32:DK:11:ALA:HB2	32:DK:64:ARG:NH1	2.04	0.71
36:DO:4:LYS:HG3	36:DO:8:ILE:HD11	1.72	0.71
40:DS:24:ILE:HG22	40:DS:35:ILE:HD11	1.72	0.71
43:DV:77:VAL:HG23	43:DV:89:ILE:HG22	1.72	0.71
1:AA:488:C:O2'	1:AA:489:C:C5'	2.36	0.71
1:AA:842:U:HO2'	1:AA:846:G:H1	1.36	0.71
1:AA:1281:C:O2'	1:AA:1282:C:H5'	1.91	0.71
22:BA:313:G:C2'	22:BA:314:C:H5'	2.20	0.71
28:BG:10:VAL:O	28:BG:10:VAL:HG23	1.88	0.71
30:BI:33:ASN:HD22	30:BI:64:ARG:HH22	1.36	0.71
41:BT:39:THR:HG22	41:BT:41:ALA:HB3	1.71	0.71
46:BY:45:GLN:O	46:BY:46:VAL:HB	1.90	0.71
1:CA:191:G:H2'	1:CA:192:A:C8	2.25	0.71
1:CA:193:C:H1'	20:CT:54:GLN:NE2	2.04	0.71
1:CA:740:U:O2'	1:CA:741:G:H5'	1.88	0.71
1:CA:1463:U:H2'	1:CA:1464:U:H6	1.54	0.71
2:CB:26:MET:HE2	2:CB:26:MET:HA	1.70	0.71
3:CC:109:GLU:CG	3:CC:139:ASN:HB2	2.12	0.71

*Continued on next page...*



*Continued from previous page...*

Atom-1	Atom-2	Interatomic distance (Å)	Clash overlap (Å)
4:CD:3:TYR:O	4:CD:4:LEU:HB2	1.89	0.71
4:CD:137:SER:HB2	4:CD:138:PRO:HD2	1.70	0.71
15:CO:24:THR:HG23	15:CO:65:LEU:HD22	1.72	0.71
22:DA:67:U:H2'	22:DA:68:G:C8	2.24	0.71
22:DA:374:A:H2'	22:DA:375:G:H8	1.53	0.71
22:DA:724:U:H2'	22:DA:725:G:O4'	1.90	0.71
22:DA:1675:C:O2'	22:DA:1676:A:H5'	1.90	0.71
22:DA:1931:U:H2'	22:DA:1932:A:C8	2.25	0.71
22:DA:1936:A:H4'	22:DA:1937:A:OP2	1.90	0.71
22:DA:2615:U:C2	48:D0:3:GLN:HA	2.26	0.71
29:DH:41:LYS:O	29:DH:44:ILE:HG12	1.89	0.71
29:DH:80:ILE:HB	29:DH:101:ASP:CG	2.10	0.71
31:DJ:35:ARG:NH1	31:DJ:140:LEU:HD11	2.04	0.71
39:DR:39:LEU:CB	39:DR:49:ILE:HD13	2.18	0.71
40:DS:17:VAL:HG11	40:DS:103:ILE:HD11	1.72	0.71
51:D3:57:VAL:O	51:D3:60:CYS:HB2	1.90	0.71
1:AA:452:A:H8	1:AA:452:A:H5''	1.55	0.71
1:AA:646:G:C2'	1:AA:647:C:H5'	2.20	0.71
1:AA:1143:G:H2'	1:AA:1144:G:C8	2.22	0.71
1:AA:1162:C:O2'	1:AA:1163:A:O4'	2.07	0.71
1:AA:1241:G:O2'	1:AA:1242:G:H8	1.70	0.71
4:AD:60:VAL:O	4:AD:63:ILE:HG23	1.90	0.71
6:AF:7:VAL:HG22	6:AF:7:VAL:O	1.90	0.71
22:BA:271:G:O2'	22:BA:272:A:H5''	1.91	0.71
22:BA:679:C:O2'	22:BA:680:C:H5'	1.91	0.71
22:BA:1707:G:H2'	22:BA:1708:C:H6	1.52	0.71
22:BA:1788:C:C2'	22:BA:1789:A:H5'	2.21	0.71
22:BA:2667:C:H2'	22:BA:2668:G:H5'	1.73	0.71
24:BC:141:HIS:HB2	24:BC:190:THR:HB	1.72	0.71
40:BS:2:GLU:O	40:BS:3:THR:CG2	2.39	0.71
41:BT:39:THR:CB	41:BT:42:GLU:HB2	2.20	0.71
1:CA:142:G:N2	1:CA:143:A:H1'	2.06	0.71
1:CA:1331:G:HO2'	1:CA:1332:A:H8	1.38	0.71
1:CA:1480:A:C4	1:CA:1481:U:C6	2.78	0.71
6:CF:90:MET:HE1	18:CR:60:ARG:HD3	1.72	0.71
10:CJ:25:ILE:HG22	10:CJ:25:ILE:O	1.90	0.71
12:CL:62:VAL:HG21	12:CL:94:TYR:CD2	2.25	0.71
22:DA:61:C:H4'	46:DY:43:LEU:HD23	1.72	0.71
22:DA:191:A:O2'	22:DA:192:C:H5'	1.90	0.71
22:DA:481:G:H1'	22:DA:506:G:H21	1.55	0.71
22:DA:950:G:O2'	22:DA:951:C:H5'	1.90	0.71

*Continued on next page...*

*Continued from previous page...*

Atom-1	Atom-2	Interatomic distance (Å)	Clash overlap (Å)
22:DA:1992:G:H4'	22:DA:1993:U:OP1	1.89	0.71
22:DA:2091:C:H1'	45:DX:33:HIS:NE2	2.06	0.71
22:DA:2285:C:H5	49:D1:5:ARG:NH2	1.87	0.71
22:DA:2503:A:H4'	22:DA:2504:U:OP1	1.89	0.71
22:DA:2746:U:H5''	28:DG:137:LYS:HG2	1.70	0.71
24:DC:71:ASP:HA	24:DC:117:SER:O	1.91	0.71
28:DG:72:ASN:O	28:DG:76:ILE:HG12	1.91	0.71
34:DM:114:ARG:HA	34:DM:130:PHE:CE1	2.25	0.71
44:DW:17:ALA:HB1	44:DW:36:ILE:HG12	1.72	0.71
48:D0:5:ASN:HD22	48:D0:6:LYS:N	1.86	0.71
1:AA:109:A:H2'	1:AA:326:G:H21	1.56	0.71
1:AA:673:A:H2'	1:AA:674:G:C8	2.26	0.71
4:AD:117:VAL:HA	4:AD:122:ILE:CD1	2.18	0.71
6:AF:3:HIS:N	6:AF:92:THR:HG23	2.05	0.71
11:AK:30:ILE:HD12	11:AK:30:ILE:C	2.11	0.71
14:AN:44:VAL:HG23	14:AN:45:LEU:N	2.05	0.71
22:BA:1963:U:C3'	22:BA:1963:U:H6	2.03	0.71
25:BD:176:ASP:OD2	25:BD:176:ASP:N	2.23	0.71
27:BF:3:LEU:CD2	27:BF:100:GLU:HG3	2.20	0.71
28:BG:6:ALA:HB1	28:BG:7:PRO:HD2	1.72	0.71
35:BN:109:PRO:HG2	35:BN:109:PRO:O	1.89	0.71
1:CA:79:G:H2'	1:CA:80:A:H8	1.56	0.71
1:CA:386:C:C4	1:CA:387:U:C5	2.78	0.71
2:CB:30:ILE:HG23	2:CB:39:ILE:O	1.89	0.71
22:DA:1734:G:HO2'	22:DA:1735:A:H8	0.77	0.71
22:DA:1799:G:H8	24:DC:179:GLU:OE1	1.73	0.71
22:DA:1810:A:H3'	22:DA:1811:G:H8	1.54	0.71
22:DA:2643:G:O2'	22:DA:2644:G:H5'	1.90	0.71
22:DA:2688:G:H1'	22:DA:2721:A:N6	2.06	0.71
22:DA:2734:A:H2'	22:DA:2735:G:H5'	1.71	0.71
27:DF:104:THR:HG22	27:DF:105:ILE:HG13	1.71	0.71
33:DL:3:LEU:HD12	33:DL:3:LEU:C	2.10	0.71
35:DN:73:ASN:CA	35:DN:76:VAL:HG22	2.20	0.71
36:DO:34:HIS:HD2	36:DO:53:THR:OG1	1.73	0.71
40:DS:53:SER:O	40:DS:56:ALA:HB3	1.90	0.71
45:DX:58:ILE:O	45:DX:58:ILE:HG22	1.91	0.71
52:D4:19:ARG:HH12	52:D4:26:ILE:HG13	1.55	0.71
1:AA:121:U:H6	1:AA:121:U:H5''	1.55	0.71
1:AA:1124:G:H3'	1:AA:1145:A:N6	2.06	0.71
1:AA:1441:A:H62	1:AA:1461:G:N2	1.87	0.71
15:AO:16:ARG:O	15:AO:17:ASP:HB3	1.90	0.71

*Continued on next page...*

*Continued from previous page...*

Atom-1	Atom-2	Interatomic distance (Å)	Clash overlap (Å)
22:BA:1654:A:H1'	25:BD:118:PHE:CD1	2.26	0.71
22:BA:1747:U:H2'	22:BA:1748:C:C6	2.26	0.71
24:BC:80:LEU:CD1	24:BC:109:LEU:HG	2.20	0.71
28:BG:33:THR:HA	28:BG:34:ARG:NH1	2.06	0.71
33:BL:132:ARG:HG3	33:BL:142:ILE:CD1	2.20	0.71
37:BP:13:LYS:CE	37:BP:76:HIS:HA	2.17	0.71
41:BT:39:THR:H	41:BT:43:ILE:HG22	1.53	0.71
14:CN:33:VAL:HG22	14:CN:40:ARG:NH2	2.03	0.71
22:DA:206:U:O2'	22:DA:207:A:H8	1.72	0.71
22:DA:228:C:H5'	22:DA:229:C:C5	2.25	0.71
22:DA:242:G:H8	51:D3:3:ILE:O	1.72	0.71
22:DA:332:A:C4	22:DA:335:C:N4	2.59	0.71
22:DA:491:G:C2'	22:DA:492:A:C8	2.73	0.71
22:DA:620:G:O2'	22:DA:622:G:N7	2.24	0.71
22:DA:1438:U:C4	22:DA:1439:A:C2	2.79	0.71
22:DA:1628:G:O2'	22:DA:1629:U:H5'	1.91	0.71
24:DC:35:LYS:HB3	24:DC:35:LYS:HZ3	1.52	0.71
37:DP:88:ARG:NE	37:DP:112:ARG:HH21	1.89	0.71
1:AA:1152:A:C2'	1:AA:1153:G:H8	2.03	0.71
1:AA:1196:A:O2'	1:AA:1197:A:OP2	2.08	0.71
15:AO:2:LEU:HD22	15:AO:34:GLN:HG2	1.72	0.71
18:AR:55:ALA:HA	18:AR:58:ILE:HD12	1.73	0.71
24:BC:108:GLY:C	24:BC:109:LEU:HD22	2.11	0.71
25:BD:69:ALA:HA	25:BD:73:VAL:HG13	1.73	0.71
1:CA:79:G:H2'	1:CA:80:A:C8	2.26	0.71
1:CA:1068:G:O2'	1:CA:1069:C:H5'	1.91	0.71
1:CA:1255:G:H21	1:CA:1258:G:N2	1.87	0.71
10:CJ:81:GLU:O	10:CJ:86:ALA:HB3	1.90	0.71
13:CM:100:ARG:CZ	13:CM:102:LYS:HD3	2.21	0.71
22:DA:1666:G:O3'	32:DK:6:THR:HG23	1.90	0.71
22:DA:1809:A:C2	22:DA:1810:A:C4	2.78	0.71
22:DA:1809:A:O2'	22:DA:1810:A:H8	1.72	0.71
22:DA:2056:G:N2	48:D0:1:ALA:N	2.36	0.71
22:DA:2074:U:C2'	22:DA:2075:U:H5'	2.20	0.71
22:DA:2873:A:H2	35:DN:5:LYS:HG3	1.55	0.71
27:DF:30:VAL:HG13	27:DF:168:LEU:HD23	1.73	0.71
30:DI:77:VAL:HA	30:DI:80:LYS:HE3	1.73	0.71
31:DJ:57:LEU:HD11	31:DJ:129:GLU:H	1.54	0.71
32:DK:71:ARG:HB3	32:DK:72:PRO:HD2	1.71	0.71
47:DZ:23:LEU:HD12	47:DZ:28:LEU:HD21	1.73	0.71
1:AA:1152:A:HO2'	1:AA:1153:G:H8	1.39	0.71

*Continued on next page...*

*Continued from previous page...*

Atom-1	Atom-2	Interatomic distance (Å)	Clash overlap (Å)
4:AD:54:LEU:C	4:AD:54:LEU:CD2	2.59	0.71
9:AI:129:ARG:HA	9:AI:129:ARG:NH1	2.06	0.71
22:BA:1747:U:O2'	22:BA:1748:C:H5'	1.90	0.71
22:BA:1857:G:H1'	22:BA:1884:G:N2	2.05	0.71
25:BD:122:VAL:HG12	25:BD:123:LYS:N	2.06	0.71
33:BL:77:ILE:HD11	33:BL:108:ALA:HB1	1.71	0.71
35:BN:38:LEU:HB3	35:BN:39:PRO:HD3	1.73	0.71
1:CA:1035:A:H2	1:CA:1036:A:H62	1.37	0.71
2:CB:59:ILE:HG22	2:CB:62:ARG:HD3	1.71	0.71
4:CD:204:SER:CB	5:CE:105:ILE:HD11	2.20	0.71
5:CE:19:ARG:HG3	5:CE:32:PHE:CE1	2.25	0.71
11:CK:27:ASN:N	11:CK:27:ASN:ND2	2.38	0.71
12:CL:42:LYS:CG	12:CL:43:LYS:HG2	2.21	0.71
21:CU:16:ARG:HG3	21:CU:19:LYS:HG3	1.70	0.71
22:DA:70:G:O2'	22:DA:71:A:C5'	2.38	0.71
22:DA:167:A:H3'	22:DA:168:G:H8	1.56	0.71
22:DA:1051:G:H5''	22:DA:2752:C:H1'	1.72	0.71
22:DA:1662:U:O2'	22:DA:2687:U:H5''	1.91	0.71
22:DA:1826:G:OP2	24:DC:220:ARG:HB3	1.91	0.71
22:DA:2094:A:HO2'	22:DA:2095:A:H8	1.38	0.71
29:DH:41:LYS:H	29:DH:44:ILE:HG23	1.55	0.71
33:DL:79:LEU:HB2	33:DL:113:ALA:H	1.55	0.71
35:DN:82:GLU:C	35:DN:85:PRO:HD2	2.10	0.71
41:DT:34:VAL:O	41:DT:34:VAL:HG12	1.90	0.71
42:DU:90:LYS:CE	42:DU:92:VAL:HG12	2.10	0.71
43:DV:9:ARG:HD3	43:DV:39:ALA:HB1	1.72	0.71
44:DW:8:SER:O	44:DW:9:THR:HB	1.90	0.71
1:AA:818:G:O2'	1:AA:819:A:H5'	1.91	0.71
1:AA:1303:C:O2'	1:AA:1304:G:H5'	1.91	0.71
1:AA:1324:A:H2'	1:AA:1325:C:C6	2.26	0.71
1:AA:1492:A:H2'	1:AA:1493:A:H5''	1.73	0.71
2:AB:40:ILE:CD1	2:AB:201:GLY:HA2	2.13	0.71
22:BA:1798:U:OP1	24:BC:257:ARG:HB2	1.90	0.71
28:BG:120:ILE:HD13	28:BG:121:THR:H	1.56	0.71
41:BT:15:HIS:HB3	41:BT:31:VAL:HG23	1.69	0.71
44:BW:54:ARG:HB2	44:BW:54:ARG:NH1	2.06	0.71
1:CA:1084:G:C5	1:CA:1085:U:C4	2.78	0.71
3:CC:80:GLY:O	3:CC:83:VAL:HG22	1.90	0.71
13:CM:12:LYS:HE2	13:CM:16:ILE:HG22	1.71	0.71
13:CM:78:ARG:NH2	13:CM:79:LEU:HD23	2.03	0.71
22:DA:999:U:H2'	22:DA:1000:A:H5'	1.71	0.71

*Continued on next page...*

*Continued from previous page...*

Atom-1	Atom-2	Interatomic distance (Å)	Clash overlap (Å)
22:DA:1722:A:N6	22:DA:1738:G:H1'	2.06	0.71
22:DA:2060:A:C2'	26:DE:63:LYS:HZ2	1.99	0.71
22:DA:2882:A:H5'	35:DN:96:ARG:HD3	1.73	0.71
30:DI:20:SER:OG	30:DI:25:PRO:HG2	1.91	0.71
32:DK:16:ALA:HB3	32:DK:46:ALA:N	2.06	0.71
36:DO:62:LEU:HD11	36:DO:65:THR:HG23	1.72	0.71
39:DR:43:ASN:ND2	39:DR:44:GLY:H	1.89	0.71
41:DT:15:HIS:CD2	41:DT:17:SER:HB2	2.26	0.71
43:DV:36:ALA:HB1	43:DV:37:PRO:HD2	1.73	0.71
43:DV:38:LEU:HD23	43:DV:40:ILE:HD12	1.73	0.71
49:D1:33:LEU:H	49:D1:51:ALA:HB3	1.55	0.71
51:D3:56:LEU:H	51:D3:56:LEU:CD1	2.03	0.71
1:AA:76:G:N3	1:AA:76:G:H2'	2.06	0.70
1:AA:914:A:N3	1:AA:915:A:C8	2.59	0.70
15:AO:63:ARG:HD3	15:AO:87:ARG:NH2	2.06	0.70
19:AS:79:TYR:O	19:AS:80:ARG:HB3	1.91	0.70
20:AT:27:MET:HE1	20:AT:57:VAL:HA	1.72	0.70
22:BA:395:U:O2'	22:BA:396:G:N7	2.23	0.70
22:BA:646:U:H3'	22:BA:647:G:C5'	2.21	0.70
22:BA:675:A:OP1	26:BE:58:LYS:HE2	1.91	0.70
37:BP:4:ILE:HG22	37:BP:5:LYS:N	2.04	0.70
37:BP:4:ILE:O	37:BP:5:LYS:HB3	1.91	0.70
1:CA:93:U:O2'	1:CA:94:G:H5''	1.91	0.70
1:CA:1051:C:O2'	1:CA:1052:U:O5'	2.07	0.70
2:CB:112:ARG:O	2:CB:112:ARG:HG3	1.91	0.70
15:CO:32:THR:HG23	15:CO:62:ARG:NH1	2.05	0.70
19:CS:28:LYS:HB3	19:CS:29:PRO:HD2	1.72	0.70
22:DA:373:U:HO2'	22:DA:374:A:H5'	1.55	0.70
22:DA:831:G:O2'	22:DA:832:U:H5'	1.91	0.70
22:DA:1079:C:O2'	22:DA:1080:A:C8	2.43	0.70
22:DA:2210:U:H4'	22:DA:2211:A:C5'	2.21	0.70
22:DA:2720:U:H5''	37:DP:52:ARG:HH21	1.56	0.70
26:DE:134:LEU:HA	26:DE:137:LYS:CB	2.21	0.70
28:DG:90:GLY:HA2	28:DG:159:LYS:HE3	1.73	0.70
32:DK:64:ARG:HD2	32:DK:102:PRO:O	1.91	0.70
35:DN:87:PHE:CE1	35:DN:90:ARG:HD2	2.26	0.70
37:DP:28:LYS:HB3	37:DP:39:LEU:CD2	2.20	0.70
42:DU:43:LYS:HG2	42:DU:45:GLN:HG2	1.73	0.70
1:AA:373:A:O2'	1:AA:374:A:H5'	1.91	0.70
1:AA:536:C:H2'	1:AA:537:G:H8	1.56	0.70
17:AQ:80:LYS:HB2	17:AQ:80:LYS:NZ	2.06	0.70

*Continued on next page...*

*Continued from previous page...*

Atom-1	Atom-2	Interatomic distance (Å)	Clash overlap (Å)
21:AU:36:PHE:CD1	21:AU:39:LYS:HB3	2.23	0.70
22:BA:368:A:H2'	22:BA:369:U:H5'	1.74	0.70
22:BA:869:G:O2'	34:BM:8:LYS:HD3	1.90	0.70
22:BA:1459:G:O2'	22:BA:1460:U:H5''	1.91	0.70
22:BA:1734:G:N3	22:BA:1735:A:C8	2.59	0.70
22:BA:2269:G:H4'	44:BW:18:LYS:HE2	1.71	0.70
22:BA:2325:G:C6	22:BA:2326:C:N4	2.59	0.70
22:BA:2615:U:C2	48:B0:3:GLN:HA	2.25	0.70
42:BU:72:PHE:CE2	42:BU:74:ALA:HA	2.26	0.70
44:BW:39:GLN:HG3	44:BW:42:THR:H	1.52	0.70
44:BW:51:GLY:HA3	44:BW:59:PHE:CZ	2.25	0.70
46:BY:9:LYS:HZ2	46:BY:10:SER:H	1.39	0.70
1:CA:194:C:O2'	1:CA:195:A:H5'	1.91	0.70
1:CA:563:A:OP2	12:CL:11:ARG:HG3	1.91	0.70
11:CK:117:HIS:O	11:CK:118:ASN:HB2	1.90	0.70
14:CN:20:PHE:HA	14:CN:24:ALA:HB2	1.73	0.70
18:CR:71:ASP:OD1	21:CU:3:ILE:HD11	1.92	0.70
22:DA:33:C:H2'	22:DA:446:G:N2	2.07	0.70
22:DA:141:G:H3'	22:DA:142:A:O4'	1.91	0.70
22:DA:475:C:H4'	22:DA:509:C:O2'	1.91	0.70
22:DA:614:A:C4'	22:DA:616:A:H62	2.05	0.70
22:DA:709:U:H2'	22:DA:710:U:C6	2.26	0.70
22:DA:784:G:C2	24:DC:227:VAL:CG2	2.67	0.70
22:DA:1097:U:H2'	22:DA:1098:A:O4'	1.91	0.70
22:DA:1298:C:H42	22:DA:1642:G:H1	1.37	0.70
22:DA:1373:A:C5'	22:DA:2212:A:H1'	2.21	0.70
22:DA:1844:C:O2'	22:DA:1845:G:H5'	1.91	0.70
22:DA:2311:A:H5'	22:DA:2312:U:C6	2.25	0.70
22:DA:2425:A:H1'	22:DA:2427:C:C4	2.26	0.70
27:DF:41:GLU:HG2	27:DF:42:ALA:H	1.57	0.70
28:DG:117:PRO:HD2	28:DG:120:ILE:HG22	1.73	0.70
35:DN:7:GLY:HA2	35:DN:46:ARG:HH22	1.55	0.70
1:AA:92:U:O2'	1:AA:93:U:H5'	1.92	0.70
1:AA:480:U:H5''	1:AA:481:G:OP2	1.91	0.70
1:AA:1101:A:H4'	1:AA:1102:A:O5'	1.90	0.70
2:AB:15:PHE:O	2:AB:40:ILE:HG12	1.91	0.70
2:AB:46:VAL:HB	2:AB:47:PRO:CD	2.17	0.70
4:AD:116:LEU:C	4:AD:122:ILE:HD11	2.11	0.70
17:AQ:69:THR:HG22	17:AQ:69:THR:O	1.90	0.70
22:BA:196:A:H2'	22:BA:805:G:O6	1.92	0.70
22:BA:1450:G:C6	22:BA:1451:C:N4	2.60	0.70

*Continued on next page...*

*Continued from previous page...*

Atom-1	Atom-2	Interatomic distance (Å)	Clash overlap (Å)
25:BD:108:ASP:OD2	25:BD:173:GLN:HA	1.92	0.70
28:BG:34:ARG:HD3	28:BG:34:ARG:N	2.06	0.70
33:BL:4:ASN:H	33:BL:4:ASN:HD22	1.39	0.70
33:BL:29:LYS:HG3	33:BL:30:THR:HG23	1.73	0.70
38:BQ:85:ALA:O	38:BQ:86:SER:C	2.29	0.70
42:BU:71:ILE:HD11	42:BU:81:ARG:N	2.06	0.70
51:B3:26:ALA:O	51:B3:27:ASN:CB	2.39	0.70
1:CA:371:A:C2'	1:CA:372:C:H5'	2.21	0.70
6:CF:90:MET:CE	18:CR:60:ARG:HD3	2.22	0.70
14:CN:79:SER:HB2	14:CN:81:ILE:HD11	1.73	0.70
15:CO:2:LEU:HD13	15:CO:34:GLN:NE2	2.05	0.70
16:CP:48:GLU:HG3	16:CP:51:ARG:NE	2.05	0.70
22:DA:125:A:C5'	50:D2:19:ARG:HD3	2.21	0.70
22:DA:807:U:H2'	22:DA:807:U:O2	1.91	0.70
22:DA:1716:U:O2'	22:DA:1717:A:H8	1.68	0.70
22:DA:1816:C:H2'	24:DC:61:TYR:CZ	2.26	0.70
22:DA:1858:A:C2	22:DA:1859:U:C2	2.79	0.70
22:DA:1965:C:C5'	22:DA:1966:A:H5''	2.21	0.70
22:DA:2262:U:H5''	44:DW:38:ARG:NH2	2.06	0.70
22:DA:2752:C:C2'	22:DA:2753:A:C8	2.74	0.70
26:DE:139:LYS:HB2	26:DE:139:LYS:NZ	2.07	0.70
35:DN:73:ASN:HA	35:DN:76:VAL:CG2	2.21	0.70
42:DU:17:ASP:HB2	42:DU:38:ILE:HA	1.72	0.70
44:DW:46:ALA:HA	44:DW:50:VAL:HG12	1.72	0.70
1:AA:290:C:C2'	1:AA:291:U:H5'	2.21	0.70
1:AA:1171:A:H2'	1:AA:1172:C:C6	2.26	0.70
6:AF:52:ASN:O	6:AF:53:LYS:CB	2.39	0.70
7:AG:79:VAL:HG12	7:AG:80:GLY:N	2.04	0.70
19:AS:4:LEU:HD12	19:AS:4:LEU:H	1.55	0.70
22:BA:2192:U:O2'	22:BA:2193:G:H5'	1.92	0.70
22:BA:2667:C:C2'	22:BA:2668:G:H5'	2.21	0.70
23:BB:90:C:H6	23:BB:90:C:C5'	2.00	0.70
31:BJ:58:ASN:HD21	31:BJ:128:ASN:HB2	1.55	0.70
32:BK:76:VAL:HB	37:BP:72:VAL:HG22	1.72	0.70
1:CA:112:G:H2'	1:CA:113:G:H5'	1.73	0.70
1:CA:198:G:C4	1:CA:199:A:C8	2.79	0.70
1:CA:252:U:H2'	1:CA:253:A:H8	1.56	0.70
1:CA:814:A:H5'	1:CA:1511:G:H4'	1.72	0.70
1:CA:1169:A:H2'	1:CA:1170:A:C8	2.27	0.70
6:CF:25:TYR:O	6:CF:29:ILE:HD13	1.91	0.70
7:CG:64:ALA:HB2	7:CG:126:ALA:HB1	1.72	0.70

*Continued on next page...*

*Continued from previous page...*

Atom-1	Atom-2	Interatomic distance (Å)	Clash overlap (Å)
9:CI:49:GLN:N	9:CI:50:PRO:HD2	2.06	0.70
11:CK:126:ARG:O	21:CU:33:ARG:NH2	2.25	0.70
12:CL:3:VAL:O	12:CL:7:VAL:HG23	1.91	0.70
17:CQ:30:HIS:CD2	17:CQ:31:PRO:HD2	2.27	0.70
22:DA:390:U:O2'	22:DA:391:A:C8	2.43	0.70
22:DA:673:C:O4'	26:DE:77:ILE:HD11	1.92	0.70
22:DA:1794:A:H2'	22:DA:1795:C:C6	2.26	0.70
44:DW:77:LYS:O	44:DW:78:PHE:HB2	1.90	0.70
1:AA:934:C:H5	1:AA:1344:C:H2'	1.57	0.70
4:AD:110:ARG:O	4:AD:113:ALA:HB3	1.91	0.70
9:AI:6:TYR:O	9:AI:85:ALA:HA	1.92	0.70
10:AJ:65:TYR:HB3	14:AN:95:LEU:HD11	1.71	0.70
16:AP:12:LYS:HG2	16:AP:13:LYS:HG2	1.74	0.70
22:BA:21:A:O2'	22:BA:22:C:H5'	1.92	0.70
22:BA:485:C:H2'	22:BA:486:C:H6	1.56	0.70
22:BA:684:G:OP1	50:B2:21:ARG:NH1	2.24	0.70
22:BA:1188:U:C2'	22:BA:1189:A:C5'	2.68	0.70
22:BA:1508:A:H4'	22:BA:1509:A:H5'	1.74	0.70
22:BA:2211:A:H4'	22:BA:2211:A:OP2	1.89	0.70
25:BD:101:PHE:CZ	25:BD:203:VAL:HG22	2.27	0.70
26:BE:150:THR:HG21	26:BE:153:LEU:HA	1.73	0.70
31:BJ:81:ILE:HG23	31:BJ:82:GLY:N	2.00	0.70
42:BU:78:LYS:HG2	42:BU:79:ALA:H	1.55	0.70
1:CA:613:C:H2'	1:CA:614:C:C6	2.27	0.70
3:CC:148:ILE:HD13	3:CC:201:ILE:CG1	2.21	0.70
3:CC:190:THR:HG22	3:CC:191:THR:N	2.07	0.70
12:CL:87:LYS:O	12:CL:87:LYS:HG2	1.92	0.70
14:CN:2:LYS:HD3	14:CN:5:MET:HG2	1.74	0.70
15:CO:69:LEU:HD13	15:CO:69:LEU:O	1.92	0.70
22:DA:224:U:H5	22:DA:420:C:H4'	1.56	0.70
22:DA:873:C:H4'	34:DM:64:TRP:CD1	2.26	0.70
22:DA:1669:A:N3	22:DA:1669:A:C2'	2.55	0.70
22:DA:2443:C:H2'	22:DA:2444:G:O4'	1.92	0.70
31:DJ:92:MET:HA	31:DJ:92:MET:HE2	1.72	0.70
1:AA:731:G:OP1	1:AA:766:A:H1'	1.92	0.70
1:AA:820:U:H4'	1:AA:821:G:OP2	1.90	0.70
1:AA:972:C:H4'	10:AJ:59:LYS:CG	2.21	0.70
22:BA:1080:A:O2'	30:BI:126:ARG:CG	2.39	0.70
22:BA:1115:G:HO2'	22:BA:1116:G:H8	1.39	0.70
24:BC:90:ILE:CG2	24:BC:102:TYR:CD1	2.75	0.70
27:BF:66:ILE:O	27:BF:66:ILE:HG13	1.90	0.70

*Continued on next page...*



*Continued from previous page...*

Atom-1	Atom-2	Interatomic distance (Å)	Clash overlap (Å)
40:BS:2:GLU:O	40:BS:107:VAL:O	2.08	0.70
41:BT:8:LEU:HD22	41:BT:8:LEU:N	2.05	0.70
1:CA:865:A:C2	1:CA:918:A:H4'	2.26	0.70
1:CA:989:U:C2'	1:CA:990:C:H5'	2.22	0.70
8:CH:102:VAL:CG2	8:CH:125:ILE:HB	2.21	0.70
12:CL:3:VAL:HG23	12:CL:4:ASN:H	1.57	0.70
12:CL:49:ARG:HG2	12:CL:89:LEU:HD21	1.73	0.70
16:CP:44:SER:H	16:CP:46:LYS:NZ	1.89	0.70
22:DA:270:A:N1	22:DA:369:U:H1'	2.05	0.70
22:DA:976:G:H2'	22:DA:977:G:H8	1.57	0.70
22:DA:1826:G:C6	22:DA:1827:U:C4	2.80	0.70
22:DA:2800:A:O2'	22:DA:2801:G:C4'	2.30	0.70
23:DB:15:A:C8	23:DB:109:A:N6	2.59	0.70
24:DC:127:ASN:O	24:DC:190:THR:HA	1.91	0.70
29:DH:68:ARG:HD2	29:DH:68:ARG:O	1.91	0.70
46:DY:56:LEU:O	46:DY:59:GLU:HG2	1.90	0.70
9:AI:28:VAL:HB	9:AI:63:TYR:HD2	1.57	0.70
17:AQ:11:VAL:HG12	17:AQ:12:VAL:N	2.07	0.70
22:BA:412:A:C2'	22:BA:413:C:H5'	2.21	0.70
27:BF:134:GLN:N	27:BF:134:GLN:NE2	2.39	0.70
1:CA:102:G:N2	1:CA:103:U:C2	2.60	0.70
2:CB:150:ILE:HD11	2:CB:153:MET:CE	2.21	0.70
3:CC:112:ALA:O	3:CC:199:VAL:HG21	1.91	0.70
22:DA:475:C:O2'	22:DA:476:G:H5'	1.91	0.70
22:DA:659:G:H2'	22:DA:660:C:C6	2.27	0.70
22:DA:783:A:H2	22:DA:1778:U:H4'	1.54	0.70
22:DA:1060:U:H1'	22:DA:1062:G:OP2	1.91	0.70
22:DA:1536:C:H4'	22:DA:1537:G:C5'	2.21	0.70
24:DC:255:LYS:C	24:DC:256:THR:HG23	2.10	0.70
28:DG:122:ALA:CB	28:DG:132:LEU:HG	2.21	0.70
51:D3:22:LYS:H	51:D3:48:MET:HB3	1.56	0.70
2:AB:58:LYS:HD3	2:AB:58:LYS:C	2.12	0.70
10:AJ:21:ALA:HA	10:AJ:24:GLU:OE2	1.92	0.70
12:AL:43:LYS:HZ2	12:AL:44:PRO:HD3	1.54	0.70
22:BA:2180:U:H2'	22:BA:2181:U:C5	2.27	0.70
22:BA:2480:C:C2'	22:BA:2481:G:H5'	2.22	0.70
38:BQ:63:ARG:NH2	38:BQ:95:ALA:C	2.45	0.70
39:BR:49:ILE:HG22	39:BR:54:VAL:N	2.07	0.70
44:BW:23:LYS:CG	44:BW:24:ARG:N	2.54	0.70
1:CA:197:A:N6	1:CA:221:C:H4'	2.07	0.70
1:CA:1130:A:C5	1:CA:1146:A:C6	2.79	0.70

*Continued on next page...*

*Continued from previous page...*

Atom-1	Atom-2	Interatomic distance (Å)	Clash overlap (Å)
1:CA:1160:G:O6	1:CA:1181:G:C6	2.45	0.70
1:CA:1225:A:H4'	19:CS:77:ARG:NH1	2.06	0.70
2:CB:74:ALA:HB1	2:CB:206:ILE:HD11	1.72	0.70
22:DA:1652:A:H62	35:DN:11:ASN:ND2	1.90	0.70
22:DA:2360:G:H1'	33:DL:60:ARG:NH2	2.02	0.70
22:DA:2531:A:C5'	28:DG:156:TYR:CZ	2.75	0.70
31:DJ:20:ALA:HA	31:DJ:23:LYS:CG	2.21	0.70
35:DN:24:MET:CG	35:DN:44:LEU:HD22	2.21	0.70
37:DP:88:ARG:NH1	37:DP:112:ARG:HH21	1.88	0.70
38:DQ:10:ARG:HB2	38:DQ:10:ARG:NH1	2.06	0.70
45:DX:6:VAL:HG12	45:DX:50:VAL:HG12	1.72	0.70
1:AA:598:U:H4'	8:AH:85:TYR:CD1	2.27	0.70
1:AA:804:U:H5''	1:AA:805:C:OP2	1.92	0.70
17:AQ:49:ASN:O	17:AQ:51:GLU:N	2.25	0.70
22:BA:746:U:O2'	22:BA:747:U:OP2	2.10	0.70
24:BC:199:HIS:CE1	24:BC:202:ARG:NH2	2.60	0.70
29:BH:99:ILE:O	29:BH:99:ILE:HG22	1.92	0.70
29:BH:134:VAL:HG21	29:BH:139:PHE:CA	2.21	0.70
1:CA:266:G:O2'	1:CA:267:C:H3'	1.92	0.70
1:CA:968:A:N3	1:CA:1062:U:H4'	2.07	0.70
1:CA:1278:G:H5'	1:CA:1279:G:H5'	1.73	0.70
5:CE:154:ALA:HB1	8:CH:65:PHE:CE2	2.27	0.70
7:CG:22:LEU:HA	7:CG:25:PHE:CB	2.17	0.70
9:CI:78:ILE:O	9:CI:82:ILE:HG13	1.92	0.70
10:CJ:38:GLY:O	10:CJ:40:ILE:HD12	1.91	0.70
22:DA:489:G:H2'	22:DA:491:G:C8	2.26	0.70
22:DA:605:G:H1'	22:DA:657:U:O2'	1.91	0.70
22:DA:720:U:H2'	22:DA:721:A:C8	2.27	0.70
22:DA:1430:G:O2'	22:DA:1431:A:C5'	2.39	0.70
22:DA:1441:G:H2'	22:DA:1442:U:C6	2.27	0.70
22:DA:2336:A:C8	44:DW:40:ARG:NH2	2.59	0.70
23:DB:19:C:O2'	23:DB:20:G:H5'	1.92	0.70
26:DE:149:ILE:HG23	26:DE:188:MET:HA	1.74	0.70
26:DE:149:ILE:HG23	26:DE:188:MET:HB2	1.72	0.70
29:DH:68:ARG:CG	29:DH:71:LYS:HD3	2.22	0.70
33:DL:110:VAL:HB	33:DL:127:VAL:HA	1.74	0.70
33:DL:142:ILE:HG22	33:DL:144:GLU:H	1.57	0.70
34:DM:26:VAL:HG21	34:DM:132:THR:O	1.91	0.70
34:DM:33:LEU:CD2	34:DM:128:THR:HB	2.21	0.70
35:DN:65:LEU:HD12	35:DN:65:LEU:H	1.57	0.70
37:DP:52:ARG:CG	37:DP:52:ARG:NH1	2.45	0.70

*Continued on next page...*

*Continued from previous page...*

Atom-1	Atom-2	Interatomic distance (Å)	Clash overlap (Å)
45:DX:53:LYS:CA	45:DX:56:ARG:HB3	2.17	0.70
46:DY:19:LEU:HG	46:DY:22:LEU:HD22	1.74	0.70
49:D1:10:LEU:CD2	49:D1:20:TYR:HB3	2.21	0.70
1:AA:352:C:H5''	1:AA:352:C:C6	2.25	0.70
1:AA:994:A:O2'	1:AA:995:C:H5'	1.92	0.70
1:AA:1240:U:H3	7:AG:29:LEU:HD21	1.57	0.70
10:AJ:42:LEU:HB3	10:AJ:43:PRO:CD	2.21	0.70
22:BA:894:U:H2'	22:BA:895:U:H6	1.52	0.70
22:BA:2454:G:H1'	56:BA:3533:HOH:O	1.92	0.70
22:BA:2728:U:O2'	22:BA:2729:G:O5'	2.09	0.70
24:BC:33:LEU:CD2	24:BC:62:ARG:HD3	2.22	0.70
31:BJ:95:ARG:O	31:BJ:95:ARG:HG3	1.91	0.70
34:BM:72:PRO:O	34:BM:91:TYR:O	2.09	0.70
43:BV:10:LYS:HZ1	43:BV:11:GLU:HG3	1.55	0.70
44:BW:22:VAL:HG13	44:BW:25:PHE:CE2	2.26	0.70
1:CA:659:U:H2'	1:CA:660:C:H6	1.55	0.70
1:CA:828:U:H2'	1:CA:829:G:O5'	1.92	0.70
1:CA:1383:C:O2'	1:CA:1384:C:C5'	2.38	0.70
7:CG:24:LYS:O	7:CG:28:ILE:HG12	1.91	0.70
19:CS:62:THR:HG22	19:CS:63:ASP:H	1.57	0.70
22:DA:704:G:H1'	22:DA:727:A:N6	2.06	0.70
22:DA:919:U:H2'	22:DA:920:A:O4'	1.92	0.70
22:DA:921:C:H2'	22:DA:922:C:C5'	2.18	0.70
22:DA:1534:U:C6	22:DA:1538:G:N1	2.58	0.70
22:DA:1534:U:H2'	22:DA:1536:C:O2	1.91	0.70
30:DI:102:ARG:HH11	30:DI:105:LEU:HD13	1.55	0.70
34:DM:108:VAL:HG21	34:DM:112:LEU:HB3	1.74	0.70
35:DN:34:ILE:CG2	35:DN:113:ILE:HG22	2.22	0.70
1:AA:771:G:H2'	1:AA:772:U:H6	1.56	0.69
1:AA:1031:C:O2'	1:AA:1032:G:H5''	1.92	0.69
6:AF:49:TYR:CE2	6:AF:51:ILE:HB	2.26	0.69
7:AG:92:PRO:O	7:AG:93:VAL:HG13	1.92	0.69
11:AK:109:ILE:CG2	21:AU:16:ARG:HE	2.05	0.69
22:BA:63:A:O2'	22:BA:64:A:H5'	1.92	0.69
27:BF:127:TYR:O	27:BF:128:SER:CB	2.40	0.69
29:BH:4:ILE:HG12	29:BH:18:GLN:NE2	2.06	0.69
31:BJ:4:PHE:O	31:BJ:44:TYR:CE1	2.45	0.69
39:BR:49:ILE:O	39:BR:49:ILE:HG13	1.91	0.69
39:BR:81:LYS:HD3	39:BR:81:LYS:N	2.03	0.69
44:BW:24:ARG:HD2	44:BW:25:PHE:N	2.06	0.69
44:BW:39:GLN:HG2	44:BW:41:GLY:N	2.05	0.69

*Continued on next page...*

*Continued from previous page...*

Atom-1	Atom-2	Interatomic distance (Å)	Clash overlap (Å)
1:CA:17:U:C2	1:CA:18:C:C5	2.80	0.69
1:CA:254:G:HO2'	1:CA:255:G:H5'	1.56	0.69
1:CA:960:U:H4'	1:CA:961:U:O5'	1.91	0.69
1:CA:1455:G:H2'	1:CA:1456:A:C8	2.27	0.69
3:CC:133:MET:O	3:CC:137:VAL:HG23	1.92	0.69
12:CL:14:LYS:HE2	12:CL:15:VAL:C	2.13	0.69
20:CT:34:VAL:HG12	20:CT:78:LEU:HD21	1.74	0.69
22:DA:14:A:C6	22:DA:526:A:C2	2.79	0.69
22:DA:156:A:H2'	22:DA:157:C:O4'	1.92	0.69
22:DA:1975:G:C4	22:DA:1976:U:C5	2.80	0.69
22:DA:2201:G:H2'	22:DA:2202:U:C6	2.27	0.69
22:DA:2523:G:C2'	22:DA:2524:G:H5'	2.22	0.69
26:DE:29:HIS:HB2	33:DL:6:LEU:CD2	2.22	0.69
36:DO:30:ARG:HA	36:DO:35:ILE:CD1	2.22	0.69
37:DP:75:THR:HG23	37:DP:76:HIS:CD2	2.27	0.69
48:D0:5:ASN:HD22	48:D0:6:LYS:H	1.39	0.69
1:AA:351:G:H4'	1:AA:352:C:OP1	1.91	0.69
1:AA:923:A:O4'	1:AA:1398:A:C2	2.45	0.69
9:AI:83:THR:HG21	9:AI:102:PHE:HB3	1.72	0.69
13:AM:39:ALA:HB3	13:AM:42:VAL:CG2	2.21	0.69
22:BA:1063:G:H2'	22:BA:1064:C:C6	2.26	0.69
22:BA:1288:G:C4	22:BA:1327:A:C2	2.80	0.69
22:BA:1430:G:C2'	22:BA:1431:A:H5'	2.22	0.69
22:BA:1996:C:H4'	22:BA:1997:C:OP1	1.92	0.69
33:BL:77:ILE:HG12	33:BL:95:LEU:CD1	2.21	0.69
34:BM:46:ILE:HD12	34:BM:46:ILE:C	2.11	0.69
44:BW:19:ARG:NH1	44:BW:22:VAL:HG11	2.07	0.69
8:CH:1:SER:C	8:CH:3:GLN:H	1.95	0.69
13:CM:85:TYR:HE2	13:CM:96:VAL:CG1	2.06	0.69
22:DA:921:C:C2'	22:DA:922:C:C5'	2.70	0.69
22:DA:1071:G:N7	22:DA:1089:A:C6	2.59	0.69
22:DA:1249:U:H4'	38:DQ:3:VAL:HG11	1.74	0.69
22:DA:1379:U:O2	22:DA:1379:U:H2'	1.91	0.69
22:DA:1901:A:OP2	22:DA:1901:A:H4'	1.92	0.69
24:DC:119:VAL:HG13	24:DC:133:ASN:HD21	1.56	0.69
29:DH:94:ILE:HG13	29:DH:98:ASP:CB	2.22	0.69
30:DI:57:VAL:O	30:DI:58:ILE:HG13	1.92	0.69
34:DM:34:LYS:HD3	34:DM:131:VAL:HG21	1.73	0.69
2:AB:41:ASN:OD1	2:AB:44:LYS:HB2	1.93	0.69
8:AH:17:GLN:NE2	8:AH:71:VAL:HG23	2.05	0.69
22:BA:285:G:H2'	22:BA:285:G:N3	2.06	0.69

*Continued on next page...*

*Continued from previous page...*

Atom-1	Atom-2	Interatomic distance (Å)	Clash overlap (Å)
22:BA:1032:A:H1'	52:B4:23:ILE:CD1	2.22	0.69
22:BA:1364:G:OP2	45:BX:1:SER:N	2.23	0.69
22:BA:1794:A:H2'	22:BA:1795:C:C6	2.28	0.69
22:BA:2478:A:H5'	52:B4:32:LYS:HD3	1.73	0.69
22:BA:2689:U:H4'	22:BA:2690:U:OP2	1.92	0.69
26:BE:12:LEU:O	26:BE:12:LEU:HD13	1.93	0.69
27:BF:9:ASP:O	27:BF:10:GLU:HB2	1.92	0.69
28:BG:126:THR:CG2	28:BG:127:GLN:H	2.05	0.69
30:BI:74:PRO:O	30:BI:77:VAL:HG22	1.93	0.69
33:BL:91:ASP:CB	33:BL:94:THR:HB	2.21	0.69
33:BL:92:LEU:HA	33:BL:125:LEU:HD21	1.75	0.69
33:BL:95:LEU:HD13	33:BL:100:ILE:HD11	1.73	0.69
38:BQ:89:ILE:O	38:BQ:90:ASP:HB2	1.93	0.69
42:BU:93:ARG:HH11	42:BU:102:ILE:HD11	1.56	0.69
1:CA:302:G:O2'	1:CA:556:C:H5''	1.93	0.69
1:CA:375:U:O3'	16:CP:6:LEU:HD12	1.92	0.69
1:CA:511:C:O2'	1:CA:512:U:C5'	2.40	0.69
1:CA:881:G:C6	1:CA:882:C:C4	2.80	0.69
1:CA:885:G:H1'	1:CA:914:A:N1	2.06	0.69
7:CG:22:LEU:O	7:CG:22:LEU:HD23	1.91	0.69
11:CK:30:ILE:HA	11:CK:45:THR:HG22	1.74	0.69
14:CN:59:GLN:O	14:CN:60:ARG:HB2	1.92	0.69
17:CQ:11:VAL:CG2	17:CQ:58:VAL:HG13	2.23	0.69
22:DA:505:A:O2'	22:DA:506:G:H5'	1.92	0.69
22:DA:656:G:O2'	22:DA:657:U:H5'	1.93	0.69
22:DA:1555:G:O2'	22:DA:1556:C:H5'	1.92	0.69
22:DA:2344:U:H4'	22:DA:2345:G:OP1	1.91	0.69
22:DA:2353:G:H21	44:DW:30:VAL:HG22	1.58	0.69
22:DA:2848:G:OP2	37:DP:94:ALA:CB	2.40	0.69
28:DG:48:THR:O	28:DG:49:LEU:HB2	1.91	0.69
29:DH:8:LYS:HD2	29:DH:8:LYS:C	2.13	0.69
43:DV:30:ILE:HG13	43:DV:40:ILE:HD11	1.74	0.69
1:AA:533:A:OP1	56:AA:1850:HOH:O	2.10	0.69
5:AE:14:LEU:HB2	5:AE:36:THR:HG22	1.75	0.69
22:BA:1510:G:H2'	22:BA:1511:G:C8	2.25	0.69
28:BG:137:LYS:C	28:BG:140:ILE:CD1	2.61	0.69
30:BI:89:SER:HB3	30:BI:92:PRO:HG3	1.72	0.69
31:BJ:21:THR:HG22	31:BJ:22:GLY:N	2.07	0.69
32:BK:10:VAL:CG2	32:BK:16:ALA:HB1	2.22	0.69
1:CA:865:A:H2	1:CA:918:A:H4'	1.56	0.69
1:CA:960:U:O2'	1:CA:1223:C:H5''	1.90	0.69

*Continued on next page...*

*Continued from previous page...*

Atom-1	Atom-2	Interatomic distance (Å)	Clash overlap (Å)
1:CA:1387:G:H2'	1:CA:1388:C:C6	2.27	0.69
1:CA:1454:G:O2'	1:CA:1455:G:H8	1.69	0.69
2:CB:111:LYS:HD3	2:CB:111:LYS:C	2.13	0.69
2:CB:122:ASP:HB3	2:CB:124:THR:HG22	1.74	0.69
3:CC:129:PHE:CE1	3:CC:156:LEU:HB3	2.28	0.69
8:CH:86:LYS:HB2	8:CH:124:ILE:HD11	1.72	0.69
9:CI:74:GLN:O	9:CI:78:ILE:HG13	1.93	0.69
11:CK:19:VAL:HB	11:CK:34:THR:HG23	1.73	0.69
22:DA:310:A:HO2'	22:DA:311:A:H8	0.77	0.69
22:DA:1153:C:H2'	22:DA:1154:G:C8	2.27	0.69
22:DA:2267:A:N6	22:DA:2272:U:N3	2.40	0.69
22:DA:2839:G:N2	22:DA:2880:C:C4	2.61	0.69
41:DT:34:VAL:CG2	41:DT:83:ALA:HB2	2.22	0.69
44:DW:28:GLU:N	44:DW:31:LEU:HD21	2.05	0.69
47:DZ:16:LEU:HD23	47:DZ:19:HIS:CD2	2.27	0.69
6:AF:93:LYS:O	6:AF:94:HIS:HB2	1.93	0.69
13:AM:10:ASP:CG	13:AM:11:HIS:N	2.46	0.69
13:AM:47:LEU:CD2	13:AM:51:GLN:HB3	2.21	0.69
22:BA:143:C:O2'	22:BA:144:A:H8	1.76	0.69
22:BA:2210:U:H4'	22:BA:2211:A:H5'	1.73	0.69
24:BC:159:THR:O	24:BC:194:VAL:HG12	1.92	0.69
30:BI:98:GLY:HA3	30:BI:137:LEU:HD23	1.75	0.69
31:BJ:43:GLU:O	31:BJ:45:THR:HG22	1.91	0.69
32:BK:70:ARG:HD3	32:BK:76:VAL:HG22	1.72	0.69
41:BT:29:THR:HA	41:BT:86:THR:H	1.57	0.69
44:BW:23:LYS:NZ	44:BW:24:ARG:HG3	2.06	0.69
44:BW:72:GLY:N	44:BW:73:PRO:HD2	2.07	0.69
49:B1:34:GLU:O	49:B1:35:LEU:HB3	1.92	0.69
1:CA:1101:A:H1'	1:CA:1102:A:O4'	1.93	0.69
4:CD:54:LEU:O	4:CD:58:GLN:HB2	1.92	0.69
7:CG:4:ARG:HD2	7:CG:5:VAL:N	2.07	0.69
8:CH:93:LYS:H	8:CH:93:LYS:CD	2.00	0.69
22:DA:165:A:H2'	22:DA:166:U:H6	1.55	0.69
22:DA:249:C:C5'	22:DA:2394:C:O2'	2.40	0.69
22:DA:774:G:HO2'	22:DA:775:G:H8	1.38	0.69
22:DA:1307:A:O2'	22:DA:1308:A:H5'	1.91	0.69
22:DA:1394:U:H3'	22:DA:1394:U:C6	2.27	0.69
22:DA:1467:U:H2'	22:DA:1468:U:H5'	1.74	0.69
22:DA:2680:U:OP2	25:DD:114:LYS:HD3	1.92	0.69
22:DA:2756:U:H5''	52:D4:19:ARG:HA	1.74	0.69
24:DC:171:VAL:HG12	24:DC:173:LEU:HD13	1.74	0.69

*Continued on next page...*

*Continued from previous page...*

Atom-1	Atom-2	Interatomic distance (Å)	Clash overlap (Å)
37:DP:56:SER:HB2	37:DP:75:THR:HG21	1.74	0.69
1:AA:115:G:H4'	1:AA:116:A:O5'	1.91	0.69
1:AA:363:A:O2'	1:AA:364:A:H5'	1.93	0.69
1:AA:654:G:H2'	1:AA:655:A:C8	2.27	0.69
4:AD:88:ASN:HA	4:AD:91:ALA:HB3	1.74	0.69
6:AF:3:HIS:HB2	6:AF:92:THR:HG23	1.75	0.69
22:BA:1256:G:C2'	26:BE:77:ILE:HD11	2.22	0.69
22:BA:1572:A:O2'	22:BA:1573:G:H5'	1.93	0.69
22:BA:2221:G:O2'	22:BA:2222:C:H5'	1.92	0.69
22:BA:2729:G:H5''	22:BA:2729:G:H8	1.57	0.69
25:BD:97:SER:O	25:BD:99:GLU:HG2	1.91	0.69
26:BE:187:VAL:HG12	26:BE:188:MET:N	2.08	0.69
31:BJ:74:TYR:HB2	31:BJ:87:ALA:O	1.93	0.69
44:BW:9:THR:HG22	44:BW:10:ARG:HH11	1.57	0.69
44:BW:18:LYS:CA	44:BW:36:ILE:CG1	2.70	0.69
1:CA:1394:A:C5	1:CA:1501:C:H4'	2.28	0.69
2:CB:80:LYS:HD3	2:CB:90:PHE:CZ	2.27	0.69
22:DA:802:A:H2'	22:DA:803:U:H6	1.54	0.69
22:DA:1054:A:C4	22:DA:1055:G:H1'	2.28	0.69
22:DA:1808:A:C3'	22:DA:1809:A:C8	2.75	0.69
22:DA:2142:A:N6	22:DA:2150:C:N4	2.41	0.69
22:DA:2663:G:H2'	22:DA:2664:G:H8	1.55	0.69
22:DA:2815:C:C2	22:DA:2816:G:C8	2.81	0.69
25:DD:107:VAL:CG1	25:DD:109:VAL:HG23	2.23	0.69
26:DE:6:LYS:HG2	26:DE:7:ASP:CG	2.12	0.69
28:DG:116:LEU:HD13	28:DG:120:ILE:O	1.93	0.69
32:DK:88:ASN:CB	32:DK:91:SER:HB2	2.23	0.69
38:DQ:87:VAL:HG12	38:DQ:88:GLU:N	2.06	0.69
44:DW:23:LYS:CD	44:DW:24:ARG:H	2.04	0.69
1:AA:92:U:H2'	1:AA:93:U:C5	2.28	0.69
1:AA:468:A:C2'	1:AA:469:C:H5'	2.22	0.69
1:AA:674:G:H4'	18:AR:69:TYR:HD1	1.54	0.69
1:AA:1226:C:H4'	1:AA:1227:A:OP1	1.91	0.69
7:AG:86:VAL:HG22	7:AG:150:PHE:HB3	1.74	0.69
22:BA:527:C:H4'	22:BA:528:A:O5'	1.93	0.69
22:BA:581:C:OP1	38:BQ:32:ARG:HB2	1.93	0.69
22:BA:851:C:O2'	47:BZ:45:GLY:HA3	1.93	0.69
22:BA:1735:A:H2'	22:BA:1736:U:C6	2.28	0.69
22:BA:2574:G:OP1	56:BA:3710:HOH:O	2.09	0.69
34:BM:80:VAL:CG2	34:BM:81:ARG:N	2.55	0.69
52:B4:36:ARG:HG2	52:B4:37:GLN:N	2.02	0.69

*Continued on next page...*

*Continued from previous page...*

Atom-1	Atom-2	Interatomic distance (Å)	Clash overlap (Å)
1:CA:369:G:H2'	1:CA:370:C:H6	1.57	0.69
1:CA:663:A:C2'	1:CA:664:G:H5'	2.23	0.69
1:CA:1000:A:H1'	1:CA:1041:G:N2	2.07	0.69
1:CA:1391:U:O2'	1:CA:1392:G:H5'	1.93	0.69
11:CK:30:ILE:HG12	11:CK:45:THR:HG21	1.73	0.69
13:CM:113:LYS:HD3	13:CM:114:PRO:N	2.08	0.69
22:DA:104:A:O2'	22:DA:105:C:C5'	2.41	0.69
22:DA:500:G:N2	22:DA:503:A:C8	2.60	0.69
22:DA:1051:G:C5'	22:DA:2752:C:H1'	2.23	0.69
22:DA:1255:U:H3'	22:DA:1256:G:C5'	2.21	0.69
22:DA:1265:A:H4'	22:DA:1266:G:O5'	1.93	0.69
22:DA:2466:C:O2'	22:DA:2467:C:H5'	1.93	0.69
25:DD:106:LYS:HB3	25:DD:206:ALA:HB2	1.71	0.69
25:DD:110:THR:HA	25:DD:171:THR:HA	1.75	0.69
27:DF:43:ILE:CD1	27:DF:77:LYS:HG2	2.22	0.69
28:DG:19:ASN:N	28:DG:19:ASN:HD22	1.90	0.69
31:DJ:1:MET:SD	31:DJ:2:LYS:HE3	2.32	0.69
34:DM:42:THR:O	34:DM:46:ILE:HG12	1.92	0.69
35:DN:22:ARG:HG2	35:DN:22:ARG:O	1.93	0.69
39:DR:9:GLY:O	39:DR:10:LYS:HG3	1.92	0.69
40:DS:10:ALA:HB3	40:DS:101:SER:O	1.93	0.69
44:DW:9:THR:HG23	44:DW:10:ARG:N	2.08	0.69
1:AA:408:A:OP1	4:AD:109:THR:HG21	1.93	0.69
1:AA:409:U:OP1	4:AD:23:GLY:HA3	1.93	0.69
1:AA:1287:A:H2'	1:AA:1288:A:C8	2.28	0.69
1:AA:1435:G:H2'	1:AA:1436:U:C6	2.27	0.69
4:AD:196:GLU:C	4:AD:198:LEU:H	1.97	0.69
5:AE:109:ALA:O	5:AE:110:MET:HB3	1.91	0.69
6:AF:46:GLN:NE2	6:AF:56:LYS:HG3	2.08	0.69
14:AN:42:ASN:HD21	14:AN:46:LYS:NZ	1.91	0.69
16:AP:4:ILE:HG12	16:AP:21:VAL:CG2	2.12	0.69
17:AQ:45:VAL:HG13	17:AQ:72:TRP:O	1.93	0.69
17:AQ:54:ILE:HD13	17:AQ:54:ILE:C	2.12	0.69
22:BA:417:C:H2'	22:BA:418:C:C6	2.25	0.69
22:BA:573:U:H4'	22:BA:574:A:OP1	1.91	0.69
22:BA:861:A:H5''	22:BA:862:G:OP2	1.93	0.69
22:BA:914:G:H5''	22:BA:914:G:H8	1.58	0.69
22:BA:1250:G:OP2	33:BL:21:ARG:NH2	2.26	0.69
22:BA:1559:U:H4'	22:BA:1560:G:OP2	1.92	0.69
22:BA:1585:C:H2'	22:BA:1586:A:H5'	1.74	0.69
22:BA:2019:A:H4'	38:BQ:33:VAL:HG21	1.75	0.69

*Continued on next page...*



*Continued from previous page...*

Atom-1	Atom-2	Interatomic distance (Å)	Clash overlap (Å)
22:BA:2394:C:OP2	51:B3:29:ARG:HD3	1.92	0.69
22:BA:2886:A:H2'	22:BA:2887:A:O4'	1.93	0.69
24:BC:77:VAL:HG22	24:BC:111:ALA:HA	1.74	0.69
26:BE:28:VAL:O	26:BE:32:VAL:HG13	1.93	0.69
26:BE:119:ILE:HD11	26:BE:187:VAL:HA	1.74	0.69
27:BF:37:MET:CG	27:BF:56:LEU:HG	2.23	0.69
28:BG:15:ASP:CG	28:BG:16:VAL:H	1.95	0.69
31:BJ:12:LYS:O	31:BJ:13:ARG:CB	2.40	0.69
36:BO:15:ARG:HG3	36:BO:15:ARG:NH1	2.03	0.69
42:BU:87:GLU:HG3	42:BU:88:ASP:H	1.55	0.69
44:BW:8:SER:O	44:BW:9:THR:HB	1.92	0.69
44:BW:37:VAL:HG12	44:BW:38:ARG:H	1.58	0.69
45:BX:40:GLU:O	45:BX:43:LYS:HD2	1.92	0.69
1:CA:119:A:H5'	1:CA:120:A:C5'	2.22	0.69
1:CA:327:A:O2'	1:CA:329:A:H5''	1.93	0.69
1:CA:348:G:H2'	1:CA:349:A:H8	1.58	0.69
1:CA:686:U:O4	1:CA:703:G:H1'	1.91	0.69
1:CA:960:U:O2'	1:CA:1223:C:C5'	2.41	0.69
1:CA:1134:G:C6	1:CA:1135:U:H1'	2.27	0.69
1:CA:1467:C:H2'	1:CA:1468:A:C8	2.27	0.69
2:CB:185:ILE:HG22	2:CB:199:ILE:CG1	2.21	0.69
9:CI:19:PHE:O	9:CI:63:TYR:HB3	1.93	0.69
9:CI:51:LEU:CG	9:CI:86:LEU:HD22	2.20	0.69
12:CL:82:ARG:HH11	12:CL:82:ARG:CG	1.91	0.69
13:CM:3:ILE:O	13:CM:4:ALA:HB2	1.93	0.69
22:DA:226:A:C2	22:DA:230:G:O6	2.46	0.69
22:DA:373:U:O2'	22:DA:374:A:C5'	2.38	0.69
22:DA:1108:U:H2'	22:DA:1109:C:O4'	1.93	0.69
22:DA:1207:C:O2'	22:DA:1208:C:H6	1.70	0.69
22:DA:1309:G:H4'	50:D2:7:PRO:HB2	1.73	0.69
22:DA:1360:G:C2'	22:DA:1361:G:H5'	2.22	0.69
22:DA:1364:G:OP2	45:DX:1:SER:N	2.25	0.69
22:DA:2135:A:H3'	22:DA:2136:G:C5'	2.11	0.69
22:DA:2234:G:C6	22:DA:2235:G:N7	2.61	0.69
22:DA:2331:G:C1'	44:DW:40:ARG:HB3	2.21	0.69
22:DA:2385:C:OP1	22:DA:2385:C:H3'	1.91	0.69
22:DA:2389:G:H5''	22:DA:2390:U:C5'	2.13	0.69
22:DA:2815:C:H2'	22:DA:2816:G:C8	2.27	0.69
23:DB:40:U:O2'	23:DB:45:A:N6	2.24	0.69
24:DC:36:ASN:HD21	24:DC:85:ASN:ND2	1.91	0.69
24:DC:140:VAL:HG22	24:DC:161:VAL:O	1.91	0.69

*Continued on next page...*

*Continued from previous page...*

Atom-1	Atom-2	Interatomic distance (Å)	Clash overlap (Å)
24:DC:173:LEU:HD22	24:DC:181:ARG:O	1.93	0.69
25:DD:177:VAL:CG1	25:DD:187:LEU:HD11	2.21	0.69
27:DF:28:PRO:HB2	27:DF:168:LEU:CD2	2.20	0.69
27:DF:136:ILE:HG23	27:DF:142:TYR:CG	2.28	0.69
28:DG:94:ARG:NE	28:DG:105:SER:HB2	2.07	0.69
28:DG:120:ILE:O	28:DG:120:ILE:HG23	1.92	0.69
29:DH:83:LYS:CE	29:DH:149:GLU:HB3	2.18	0.69
33:DL:88:GLY:O	33:DL:89:VAL:HG12	1.93	0.69
33:DL:133:ALA:O	33:DL:137:ALA:HB3	1.91	0.69
35:DN:87:PHE:CD1	35:DN:90:ARG:HD2	2.28	0.69
38:DQ:87:VAL:HG11	39:DR:52:PRO:CG	2.23	0.69
44:DW:30:VAL:HG23	44:DW:59:PHE:CD1	2.27	0.69
46:DY:60:LYS:O	46:DY:60:LYS:HG2	1.93	0.69
47:DZ:30:ARG:HH21	47:DZ:33:HIS:HB2	1.58	0.69
1:AA:807:A:H2'	1:AA:808:C:C6	2.28	0.69
4:AD:33:ILE:O	4:AD:33:ILE:HG23	1.92	0.69
6:AF:2:ARG:HH21	6:AF:68:GLN:NE2	1.91	0.69
6:AF:3:HIS:CA	6:AF:92:THR:HG23	2.23	0.69
21:AU:18:PHE:O	21:AU:21:SER:HB3	1.93	0.69
22:BA:1788:C:H2'	22:BA:1789:A:H5'	1.75	0.69
22:BA:1945:G:H2'	22:BA:1946:U:C6	2.26	0.69
22:BA:2311:A:H1'	27:BF:78:ILE:HD13	1.74	0.69
27:BF:71:LYS:HA	27:BF:80:GLN:CG	2.23	0.69
28:BG:22:VAL:HG22	28:BG:36:LEU:HD13	1.73	0.69
28:BG:86:LEU:N	28:BG:86:LEU:CD1	2.56	0.69
28:BG:126:THR:CG2	28:BG:127:GLN:N	2.56	0.69
31:BJ:44:TYR:HA	38:BQ:59:LEU:HD21	1.73	0.69
51:B3:14:LYS:O	51:B3:21:PHE:O	2.10	0.69
1:CA:119:A:H4'	1:CA:120:A:O5'	1.92	0.69
1:CA:1268:G:N2	1:CA:1327:C:H1'	2.07	0.69
1:CA:1319:A:H5''	19:CS:4:LEU:CD1	2.22	0.69
3:CC:179:ALA:O	3:CC:181:ILE:HG13	1.93	0.69
22:DA:307:G:N2	22:DA:310:A:C8	2.60	0.69
22:DA:1008:A:H4'	22:DA:1009:A:OP1	1.93	0.69
22:DA:1324:G:H5''	22:DA:1325:U:H5''	1.75	0.69
22:DA:2339:C:HO2'	22:DA:2340:A:H8	1.39	0.69
22:DA:2443:C:O2'	22:DA:2444:G:H5'	1.93	0.69
22:DA:2464:G:H2'	22:DA:2465:C:O4'	1.92	0.69
25:DD:116:LYS:HA	35:DN:1:MET:HE1	1.74	0.69
25:DD:141:ARG:HH11	25:DD:141:ARG:CB	2.03	0.69
36:DO:56:LYS:HD3	36:DO:56:LYS:O	1.93	0.69

*Continued on next page...*

*Continued from previous page...*

Atom-1	Atom-2	Interatomic distance (Å)	Clash overlap (Å)
1:AA:1248:A:C2	9:AI:71:ILE:HD11	2.28	0.69
1:AA:1272:G:O2'	1:AA:1273:C:H5'	1.93	0.69
6:AF:61:LEU:HD12	6:AF:62:MET:N	2.07	0.69
9:AI:98:ARG:HG3	9:AI:103:VAL:HG21	1.75	0.69
22:BA:1795:C:H2'	22:BA:1796:U:H6	1.58	0.69
22:BA:2444:G:OP2	26:BE:63:LYS:CE	2.40	0.69
22:BA:2661:G:H2'	22:BA:2662:A:C8	2.28	0.69
24:BC:16:VAL:CB	24:BC:203:VAL:HB	2.15	0.69
24:BC:39:SER:C	24:BC:41:GLY:H	1.96	0.69
29:BH:78:VAL:CG2	29:BH:145:ASN:HD22	2.06	0.69
29:BH:90:LEU:HD22	29:BH:123:ARG:HA	1.75	0.69
32:BK:93:GLN:OE1	32:BK:93:GLN:HA	1.91	0.69
33:BL:114:GLY:C	33:BL:115:GLU:HG3	2.11	0.69
35:BN:44:LEU:HD12	35:BN:44:LEU:O	1.93	0.69
37:BP:50:ARG:NE	37:BP:56:SER:HB2	2.08	0.69
42:BU:85:ARG:HA	42:BU:91:LYS:O	1.92	0.69
1:CA:223:A:C4	1:CA:224:U:C5	2.81	0.69
1:CA:252:U:H5'	1:CA:252:U:H6	1.58	0.69
1:CA:1048:G:N2	1:CA:1214:C:H5	1.90	0.69
1:CA:1072:G:H2'	1:CA:1073:U:C6	2.28	0.69
8:CH:38:VAL:HA	8:CH:41:GLU:HG3	1.75	0.69
8:CH:65:PHE:CD2	8:CH:66:GLN:HG2	2.28	0.69
22:DA:118:A:C8	22:DA:119:A:C8	2.81	0.69
22:DA:1565:C:HO2'	22:DA:1566:A:H2'	1.57	0.69
22:DA:1751:U:H2'	22:DA:1752:C:C6	2.27	0.69
22:DA:2336:A:N7	44:DW:40:ARG:NH2	2.41	0.69
22:DA:2591:C:P	24:DC:237:ARG:HD2	2.33	0.69
22:DA:2653:U:C4	22:DA:2654:A:C6	2.80	0.69
24:DC:131:MET:HA	24:DC:134:ILE:HG12	1.75	0.69
31:DJ:20:ALA:HA	31:DJ:23:LYS:HG3	1.75	0.69
45:DX:2:ARG:CD	45:DX:32:LEU:HD23	2.22	0.69
50:D2:23:ALA:O	50:D2:24:THR:HB	1.91	0.69
1:AA:139:A:C5	1:AA:140:U:C5	2.81	0.68
1:AA:428:G:C1'	1:AA:430:A:C8	2.75	0.68
1:AA:706:A:O2'	11:AK:30:ILE:HD11	1.93	0.68
4:AD:35:GLN:O	4:AD:36:ALA:HB2	1.91	0.68
5:AE:11:GLN:HA	5:AE:11:GLN:NE2	2.07	0.68
9:AI:27:ILE:HD12	9:AI:27:ILE:N	2.08	0.68
22:BA:247:G:O6	51:B3:11:LYS:HE3	1.93	0.68
22:BA:454:A:H4'	22:BA:455:C:OP2	1.91	0.68
22:BA:1794:A:H2'	22:BA:1795:C:H6	1.57	0.68

*Continued on next page...*

*Continued from previous page...*

Atom-1	Atom-2	Interatomic distance (Å)	Clash overlap (Å)
22:BA:2800:A:O2'	22:BA:2801:G:OP1	2.12	0.68
25:BD:92:VAL:O	25:BD:93:GLY:C	2.31	0.68
37:BP:113:LEU:HG	37:BP:113:LEU:O	1.91	0.68
41:BT:32:LEU:H	41:BT:83:ALA:CB	2.05	0.68
45:BX:40:GLU:HG3	45:BX:43:LYS:NZ	2.08	0.68
52:B4:9:LYS:HD3	52:B4:9:LYS:N	2.06	0.68
1:CA:306:A:H2'	1:CA:307:C:H6	1.58	0.68
1:CA:320:A:O2'	1:CA:1435:G:H1'	1.91	0.68
1:CA:423:G:H2'	1:CA:424:G:O4'	1.93	0.68
1:CA:628:G:O2'	1:CA:629:A:H5'	1.93	0.68
1:CA:1140:C:H2'	1:CA:1141:C:H5	1.58	0.68
7:CG:135:LYS:O	7:CG:139:ASP:HB2	1.94	0.68
19:CS:38:THR:HA	19:CS:69:LYS:HA	1.75	0.68
19:CS:46:LEU:H	19:CS:46:LEU:HD23	1.57	0.68
22:DA:815:C:OP2	39:DR:85:LYS:HE2	1.93	0.68
22:DA:1269:A:H2'	22:DA:1270:C:C6	2.27	0.68
22:DA:2216:G:O2'	22:DA:2217:G:H8	1.70	0.68
22:DA:2902:C:C2'	22:DA:2903:U:H5'	2.22	0.68
23:DB:17:C:N4	23:DB:68:C:H42	1.90	0.68
25:DD:187:LEU:HD12	25:DD:188:LEU:N	2.08	0.68
38:DQ:91:ARG:HH11	39:DR:10:LYS:HB3	1.55	0.68
41:DT:62:VAL:HG12	41:DT:63:VAL:N	2.08	0.68
48:D0:38:LEU:HB2	48:D0:41:HIS:CE1	2.28	0.68
1:AA:508:U:H4'	1:AA:509:A:OP1	1.94	0.68
5:AE:110:MET:HA	5:AE:113:VAL:HG13	1.75	0.68
24:BC:68:ARG:HD3	24:BC:103:ILE:CD1	2.17	0.68
29:BH:89:LYS:O	29:BH:90:LEU:HD12	1.93	0.68
37:BP:51:ASN:O	37:BP:52:ARG:CG	2.41	0.68
1:CA:370:C:C2'	1:CA:371:A:H5'	2.22	0.68
1:CA:962:C:HO2'	1:CA:963:G:H8	0.76	0.68
10:CJ:7:ARG:HG3	10:CJ:75:ASP:OD1	1.93	0.68
22:DA:52:A:H2	22:DA:179:C:O4'	1.76	0.68
22:DA:311:A:H61	22:DA:330:A:H5'	1.58	0.68
22:DA:455:C:C3'	22:DA:456:C:C5'	2.69	0.68
22:DA:1196:C:H1'	22:DA:1226:A:C4	2.29	0.68
22:DA:1347:A:O2'	22:DA:1348:C:H5'	1.94	0.68
22:DA:1353:A:C2'	22:DA:1354:A:H5'	2.23	0.68
22:DA:2199:A:N6	22:DA:2225:A:C8	2.61	0.68
22:DA:2614:A:H4'	22:DA:2615:U:OP1	1.91	0.68
23:DB:19:C:H2'	23:DB:20:G:H8	1.59	0.68
24:DC:211:ARG:HD3	24:DC:217:PRO:HD3	1.75	0.68

*Continued on next page...*

*Continued from previous page...*

Atom-1	Atom-2	Interatomic distance (Å)	Clash overlap (Å)
41:DT:15:HIS:HD2	41:DT:17:SER:HB2	1.58	0.68
45:DX:31:ASN:HD22	45:DX:31:ASN:N	1.91	0.68
46:DY:57:LEU:O	46:DY:60:LYS:HB3	1.93	0.68
47:DZ:50:VAL:O	47:DZ:54:VAL:HG22	1.92	0.68
51:D3:56:LEU:H	51:D3:56:LEU:HD13	1.58	0.68
1:AA:208:U:H3	1:AA:212:G:N2	1.91	0.68
1:AA:1358:U:H6	1:AA:1359:C:C5	2.11	0.68
2:AB:67:LEU:HD13	2:AB:160:LEU:CD1	2.21	0.68
6:AF:86:ARG:NH1	18:AR:63:TYR:HB3	2.08	0.68
7:AG:30:MET:HG2	7:AG:31:VAL:H	1.56	0.68
16:AP:28:ARG:HG2	16:AP:29:ASN:HD21	1.59	0.68
19:AS:6:LYS:HA	19:AS:6:LYS:HE2	1.75	0.68
20:AT:79:THR:O	20:AT:82:ILE:HG13	1.92	0.68
21:AU:13:VAL:HG13	21:AU:15:LEU:CG	2.21	0.68
22:BA:80:G:C2'	22:BA:81:G:H5'	2.22	0.68
22:BA:358:U:H2'	22:BA:359:G:O4'	1.94	0.68
22:BA:407:G:O2'	22:BA:408:G:H5'	1.93	0.68
22:BA:479:A:O2'	22:BA:481:G:H5'	1.93	0.68
22:BA:995:C:O2'	22:BA:996:A:P	2.52	0.68
22:BA:1801:A:C5	24:BC:261:ARG:NH1	2.61	0.68
22:BA:1901:A:H2'	22:BA:1902:C:C6	2.28	0.68
22:BA:2728:U:HO2'	22:BA:2729:G:P	2.16	0.68
25:BD:114:LYS:HE3	25:BD:114:LYS:CA	2.23	0.68
38:BQ:97:ILE:HD11	38:BQ:105:PHE:HB2	1.73	0.68
44:BW:31:LEU:N	44:BW:31:LEU:CD2	2.46	0.68
6:CF:18:VAL:HG21	6:CF:58:HIS:CD2	2.27	0.68
18:CR:21:ASP:HB3	18:CR:23:LYS:CG	2.24	0.68
22:DA:574:A:H4'	22:DA:575:A:C5'	2.24	0.68
22:DA:634:C:H2'	22:DA:635:C:C6	2.28	0.68
22:DA:848:C:H2'	22:DA:849:A:H8	1.58	0.68
22:DA:2024:G:O2'	22:DA:2025:C:C5'	2.41	0.68
22:DA:2420:C:OP1	51:D3:33:THR:HB	1.94	0.68
23:DB:58:A:C2'	23:DB:59:A:C8	2.76	0.68
25:DD:11:MET:HE1	25:DD:192:ALA:HA	1.75	0.68
29:DH:80:ILE:CB	29:DH:101:ASP:HB2	2.23	0.68
30:DI:21:PRO:N	30:DI:22:PRO:HD2	2.09	0.68
36:DO:8:ILE:HG22	36:DO:9:ARG:N	2.08	0.68
41:DT:50:LEU:HD11	46:DY:26:PHE:CE1	2.28	0.68
1:AA:213:G:H2'	1:AA:214:C:H5'	1.76	0.68
1:AA:430:A:C2'	1:AA:431:A:H5'	2.22	0.68
1:AA:601:G:H2'	1:AA:602:A:H8	1.58	0.68

*Continued on next page...*

*Continued from previous page...*

Atom-1	Atom-2	Interatomic distance (Å)	Clash overlap (Å)
1:AA:1160:G:O6	1:AA:1181:G:C6	2.46	0.68
2:AB:15:PHE:HD1	2:AB:16:GLY:N	1.91	0.68
3:AC:154:GLY:O	3:AC:195:ILE:HG12	1.93	0.68
14:AN:40:ARG:HH12	14:AN:44:VAL:HG11	1.58	0.68
22:BA:620:G:H4'	22:BA:621:A:O5'	1.93	0.68
22:BA:1116:G:O2'	22:BA:1117:C:H5'	1.93	0.68
22:BA:2305:U:C4	27:BF:150:GLY:O	2.46	0.68
22:BA:2440:C:H6	22:BA:2440:C:C5'	2.04	0.68
30:BI:7:TYR:HA	30:BI:58:ILE:HB	1.75	0.68
36:BO:88:LYS:O	36:BO:89:ASP:HB2	1.91	0.68
44:BW:30:VAL:C	44:BW:31:LEU:HD23	2.12	0.68
51:B3:22:LYS:HG2	51:B3:22:LYS:O	1.92	0.68
1:CA:280:C:H4'	1:CA:281:G:OP2	1.92	0.68
1:CA:914:A:O2'	1:CA:915:A:H5'	1.92	0.68
1:CA:1051:C:O2'	1:CA:1052:U:H6	1.76	0.68
1:CA:1513:A:H2'	1:CA:1514:G:H8	1.55	0.68
2:CB:26:MET:HE2	2:CB:29:PHE:CD2	2.29	0.68
9:CI:35:GLU:HA	9:CI:39:GLY:HA3	1.74	0.68
9:CI:35:GLU:HA	9:CI:39:GLY:CA	2.23	0.68
12:CL:24:GLU:O	12:CL:25:ALA:HB3	1.94	0.68
16:CP:48:GLU:OE2	16:CP:51:ARG:HG2	1.93	0.68
22:DA:116:C:H5''	22:DA:128:C:N4	2.07	0.68
22:DA:340:A:C2'	22:DA:341:C:H5'	2.23	0.68
22:DA:391:A:O2'	22:DA:392:U:C5'	2.38	0.68
22:DA:684:G:H5'	50:D2:16:HIS:NE2	2.07	0.68
22:DA:838:C:O2'	22:DA:839:U:H5'	1.93	0.68
22:DA:1102:C:H2'	22:DA:1103:A:C8	2.28	0.68
22:DA:1325:U:H4'	22:DA:1326:U:OP1	1.93	0.68
22:DA:1402:U:O2'	22:DA:1403:A:O5'	2.11	0.68
22:DA:1471:G:H2'	22:DA:1472:C:C6	2.29	0.68
22:DA:1965:C:H2'	22:DA:1966:A:H8	1.55	0.68
22:DA:2250:G:C8	22:DA:2250:G:O5'	2.47	0.68
23:DB:11:C:H5'	44:DW:71:LYS:HD3	1.75	0.68
24:DC:36:ASN:HD21	24:DC:85:ASN:HD21	1.41	0.68
25:DD:50:VAL:HG21	25:DD:82:PHE:CE2	2.28	0.68
27:DF:107:VAL:N	27:DF:108:PRO:CD	2.56	0.68
37:DP:86:LYS:NZ	37:DP:86:LYS:CA	2.55	0.68
39:DR:21:ARG:HB2	39:DR:93:PHE:HD1	1.59	0.68
39:DR:40:MET:O	39:DR:41:ILE:HD13	1.93	0.68
43:DV:26:PHE:CE1	43:DV:86:LEU:HB3	2.28	0.68
1:AA:500:G:H5'	12:AL:120:ARG:NH1	2.09	0.68

*Continued on next page...*

*Continued from previous page...*

Atom-1	Atom-2	Interatomic distance (Å)	Clash overlap (Å)
3:AC:15:LYS:HG3	3:AC:16:PRO:HD2	1.75	0.68
9:AI:9:GLY:HA2	9:AI:80:HIS:HD2	1.55	0.68
17:AQ:11:VAL:CG1	17:AQ:12:VAL:HG12	2.23	0.68
22:BA:243:U:OP1	51:B3:5:THR:CG2	2.42	0.68
22:BA:1060:U:H5''	22:BA:1061:U:OP1	1.94	0.68
22:BA:2415:G:H4'	33:BL:65:GLY:O	1.94	0.68
23:BB:112:G:H2'	23:BB:113:C:H6	1.57	0.68
26:BE:95:LYS:O	26:BE:96:VAL:HB	1.93	0.68
27:BF:37:MET:CE	27:BF:151:LEU:HB3	2.24	0.68
30:BI:20:SER:HB3	30:BI:21:PRO:HD3	1.75	0.68
1:CA:461:A:H2'	1:CA:461:A:N3	2.06	0.68
1:CA:1167:A:C8	1:CA:1169:A:N6	2.62	0.68
2:CB:99:MET:O	2:CB:103:TRP:HB3	1.93	0.68
3:CC:168:ARG:HG3	3:CC:169:GLU:H	1.57	0.68
8:CH:17:GLN:NE2	8:CH:71:VAL:HG23	2.08	0.68
12:CL:79:ILE:HD12	12:CL:96:THR:CG2	2.23	0.68
22:DA:3:U:H2'	22:DA:4:U:H6	1.58	0.68
22:DA:128:C:H6	22:DA:128:C:H5''	1.57	0.68
22:DA:228:C:C5'	22:DA:229:C:H5	2.07	0.68
22:DA:1731:G:N3	22:DA:1733:G:C8	2.62	0.68
22:DA:1754:A:C6	22:DA:1755:A:C6	2.82	0.68
22:DA:2873:A:C2	35:DN:5:LYS:HG3	2.29	0.68
22:DA:2882:A:H4'	35:DN:97:ILE:HG12	1.76	0.68
23:DB:58:A:H2'	23:DB:59:A:H8	1.57	0.68
27:DF:113:PHE:CZ	27:DF:116:LEU:HD22	2.28	0.68
28:DG:131:VAL:C	28:DG:132:LEU:HD12	2.13	0.68
32:DK:19:VAL:HG12	32:DK:41:ILE:CG1	2.23	0.68
35:DN:96:ARG:NH1	35:DN:116:VAL:HG13	2.09	0.68
42:DU:85:ARG:HA	42:DU:85:ARG:NE	2.08	0.68
44:DW:28:GLU:HG3	44:DW:29:SER:H	1.57	0.68
46:DY:28:LEU:HG	46:DY:42:LEU:HD22	1.75	0.68
52:D4:7:VAL:HG22	52:D4:25:VAL:HG21	1.76	0.68
1:AA:125:U:H2'	1:AA:126:G:H5'	1.76	0.68
1:AA:430:A:H2'	1:AA:431:A:H8	1.59	0.68
1:AA:1069:C:H4'	1:AA:1192:C:O2	1.94	0.68
1:AA:1247:U:O2'	1:AA:1248:A:H5'	1.94	0.68
2:AB:146:SER:C	2:AB:147:LEU:HD23	2.14	0.68
4:AD:25:ARG:O	4:AD:26:ALA:CB	2.41	0.68
5:AE:132:PRO:O	5:AE:136:VAL:HG13	1.94	0.68
12:AL:33:CYS:CA	12:AL:54:VAL:HA	2.24	0.68
14:AN:15:LEU:HD12	14:AN:53:ASP:HB2	1.76	0.68

*Continued on next page...*

*Continued from previous page...*

Atom-1	Atom-2	Interatomic distance (Å)	Clash overlap (Å)
22:BA:2154:A:H2'	22:BA:2155:U:O4'	1.92	0.68
22:BA:2180:U:H2'	22:BA:2181:U:H5	1.57	0.68
22:BA:2752:C:H2'	22:BA:2753:A:C8	2.29	0.68
31:BJ:5:THR:HG22	31:BJ:6:ALA:O	1.94	0.68
36:BO:104:GLN:O	36:BO:107:ALA:HB3	1.93	0.68
38:BQ:63:ARG:NH2	38:BQ:96:ASP:CA	2.56	0.68
38:BQ:97:ILE:HD11	38:BQ:105:PHE:CA	2.23	0.68
43:BV:44:HIS:HE1	43:BV:86:LEU:H	1.41	0.68
47:BZ:26:LEU:O	47:BZ:37:ARG:NH1	2.26	0.68
48:B0:27:LEU:H	48:B0:27:LEU:HD23	1.59	0.68
1:CA:522:C:O4'	1:CA:536:C:H4'	1.93	0.68
1:CA:737:C:OP1	6:CF:91:ARG:HB3	1.94	0.68
1:CA:751:U:H2'	1:CA:752:G:O4'	1.93	0.68
1:CA:1127:G:O2'	1:CA:1128:C:H5'	1.93	0.68
3:CC:36:PHE:CE1	14:CN:91:GLU:HB3	2.29	0.68
5:CE:79:THR:HA	5:CE:121:ASN:CG	2.14	0.68
5:CE:83:PRO:HB3	5:CE:96:GLN:HG2	1.75	0.68
8:CH:17:GLN:OE1	8:CH:62:LEU:HB3	1.94	0.68
17:CQ:29:LYS:HE2	17:CQ:36:PHE:CE2	2.27	0.68
22:DA:138:U:H2'	22:DA:140:C:H1'	1.74	0.68
22:DA:538:A:O2'	31:DJ:8:PRO:HG3	1.92	0.68
22:DA:784:G:N2	24:DC:227:VAL:HG21	2.08	0.68
22:DA:962:G:H2'	22:DA:963:U:C6	2.29	0.68
22:DA:1032:A:C1'	52:D4:23:ILE:HD13	2.20	0.68
22:DA:1248:G:H2'	38:DQ:1:ALA:O	1.93	0.68
22:DA:1627:G:N2	22:DA:1628:G:C8	2.62	0.68
22:DA:1722:A:H62	22:DA:1738:G:H1'	1.59	0.68
22:DA:2204:G:C2	22:DA:2205:A:C8	2.81	0.68
25:DD:28:GLU:HA	25:DD:185:ASN:O	1.93	0.68
26:DE:60:TRP:CE3	26:DE:62:GLN:HB2	2.29	0.68
29:DH:31:VAL:CB	29:DH:32:PRO:HD3	2.19	0.68
29:DH:61:VAL:HG13	29:DH:62:LEU:N	2.08	0.68
32:DK:71:ARG:CB	32:DK:72:PRO:CD	2.52	0.68
35:DN:72:ASP:OD1	35:DN:75:ILE:HG23	1.94	0.68
38:DQ:8:ILE:O	38:DQ:8:ILE:HG12	1.91	0.68
1:AA:872:A:C2	1:AA:874:G:C6	2.81	0.68
1:AA:914:A:O2'	1:AA:915:A:C5'	2.42	0.68
1:AA:1001:C:H2'	1:AA:1002:G:H8	1.59	0.68
4:AD:55:ARG:HH12	4:AD:58:GLN:HG2	1.59	0.68
10:AJ:87:LEU:HD13	10:AJ:88:MET:N	2.07	0.68
13:AM:79:LEU:CD2	13:AM:86:ARG:HB2	2.23	0.68

*Continued on next page...*



*Continued from previous page...*

Atom-1	Atom-2	Interatomic distance (Å)	Clash overlap (Å)
22:BA:62:U:H4'	22:BA:63:A:OP1	1.93	0.68
22:BA:308:G:O2'	22:BA:309:A:H5'	1.92	0.68
22:BA:1402:U:H2'	22:BA:1403:A:O5'	1.94	0.68
27:BF:37:MET:HA	27:BF:37:MET:CE	2.23	0.68
28:BG:115:GLN:H	28:BG:115:GLN:CD	1.97	0.68
32:BK:7:MET:SD	32:BK:20:MET:HB2	2.34	0.68
35:BN:24:MET:HG2	35:BN:44:LEU:CD2	2.24	0.68
37:BP:13:LYS:HE3	37:BP:76:HIS:CA	2.18	0.68
42:BU:42:LYS:HD3	42:BU:42:LYS:N	2.08	0.68
44:BW:30:VAL:H	44:BW:31:LEU:HD23	1.59	0.68
2:CB:9:LEU:HD23	2:CB:9:LEU:H	1.58	0.68
16:CP:35:ARG:HH12	16:CP:38:PHE:HB3	1.58	0.68
20:CT:26:MET:CE	20:CT:30:PHE:HD1	2.07	0.68
22:DA:228:C:H5'	22:DA:229:C:H5	1.58	0.68
22:DA:370:G:N1	22:DA:424:G:C5	2.62	0.68
22:DA:455:C:N3	22:DA:473:G:H4'	2.08	0.68
22:DA:513:A:C2	22:DA:514:A:C5	2.82	0.68
22:DA:729:G:H3'	22:DA:730:A:H5''	1.75	0.68
22:DA:2215:C:HO2'	22:DA:2216:G:H8	1.42	0.68
22:DA:2242:G:N7	22:DA:2243:U:C5	2.62	0.68
25:DD:149:ASN:O	25:DD:151:THR:N	2.26	0.68
28:DG:132:LEU:HD12	28:DG:132:LEU:N	2.07	0.68
29:DH:59:ALA:HA	29:DH:63:ALA:HB3	1.75	0.68
39:DR:39:LEU:H	39:DR:39:LEU:HD23	1.58	0.68
44:DW:16:GLU:OE2	44:DW:16:GLU:HA	1.91	0.68
1:AA:121:U:H4'	1:AA:121:U:OP2	1.93	0.68
1:AA:238:A:H2'	1:AA:239:U:H5'	1.76	0.68
1:AA:258:G:O2'	1:AA:259:G:H5'	1.94	0.68
3:AC:112:ALA:HB2	3:AC:182:ASP:O	1.94	0.68
4:AD:145:ARG:HD2	4:AD:147:LYS:CE	2.24	0.68
5:AE:154:ALA:HB1	8:AH:65:PHE:CE2	2.29	0.68
10:AJ:10:LEU:CD1	10:AJ:98:VAL:HG12	2.23	0.68
10:AJ:52:LEU:CD2	10:AJ:62:ARG:HG3	2.23	0.68
22:BA:1082:U:H5'	30:BI:117:THR:O	1.94	0.68
22:BA:2353:G:O2'	44:BW:31:LEU:CD2	2.41	0.68
35:BN:71:ARG:HH21	35:BN:71:ARG:CG	2.06	0.68
36:BO:49:VAL:HG21	36:BO:82:ALA:HA	1.74	0.68
36:BO:111:ARG:HD3	36:BO:112:GLU:N	2.08	0.68
38:BQ:40:LYS:HA	38:BQ:43:GLN:CG	2.23	0.68
44:BW:42:THR:HG22	44:BW:43:LYS:HG2	1.74	0.68
45:BX:5:GLN:HE21	45:BX:49:ARG:N	1.91	0.68

*Continued on next page...*

*Continued from previous page...*

Atom-1	Atom-2	Interatomic distance (Å)	Clash overlap (Å)
1:CA:70:U:H4'	1:CA:71:A:OP1	1.94	0.68
1:CA:181:A:H4'	1:CA:182:A:OP1	1.93	0.68
12:CL:66:ILE:HD13	12:CL:73:LEU:HD12	1.76	0.68
14:CN:60:ARG:NH2	14:CN:70:HIS:HB3	2.09	0.68
22:DA:24:G:C2'	22:DA:25:U:H5'	2.23	0.68
22:DA:101:A:HO2'	22:DA:102:U:P	2.16	0.68
22:DA:125:A:H5''	50:D2:19:ARG:HD3	1.76	0.68
22:DA:528:A:N1	22:DA:2043:C:O5'	2.27	0.68
22:DA:623:C:H2'	22:DA:624:C:C6	2.28	0.68
22:DA:1535:A:H2'	22:DA:1535:A:N3	2.06	0.68
22:DA:2699:C:H2'	22:DA:2700:A:H8	1.56	0.68
23:DB:42:C:H41	27:DF:87:LYS:NZ	1.91	0.68
24:DC:79:ARG:HD3	24:DC:81:GLU:OE1	1.94	0.68
25:DD:20:VAL:CG1	25:DD:22:ILE:HG12	2.24	0.68
44:DW:18:LYS:HD3	44:DW:19:ARG:HG2	1.74	0.68
46:DY:57:LEU:HD13	46:DY:60:LYS:HE3	1.74	0.68
1:AA:701:U:H2'	1:AA:701:U:O2	1.93	0.68
1:AA:1184:G:HO2'	1:AA:1185:G:H5'	1.59	0.68
2:AB:202:ASN:ND2	2:AB:205:ALA:HB2	2.09	0.68
8:AH:45:ILE:C	8:AH:63:LYS:HD2	2.14	0.68
9:AI:86:LEU:CD2	9:AI:93:LEU:HD22	2.23	0.68
10:AJ:35:GLN:HE21	10:AJ:35:GLN:HA	1.57	0.68
19:AS:39:ILE:HD11	19:AS:70:LEU:HD23	1.76	0.68
22:BA:1253:A:H3'	22:BA:1254:A:C5'	2.24	0.68
31:BJ:31:GLU:OE2	31:BJ:35:ARG:HD2	1.94	0.68
33:BL:29:LYS:CG	33:BL:30:THR:HG23	2.24	0.68
34:BM:46:ILE:HD12	34:BM:47:GLU:N	2.09	0.68
39:BR:47:VAL:O	39:BR:47:VAL:HG12	1.93	0.68
41:BT:39:THR:HG22	41:BT:39:THR:O	1.94	0.68
1:CA:764:C:N4	1:CA:812:G:H1	1.91	0.68
1:CA:1162:C:O2'	1:CA:1163:A:H5'	1.94	0.68
1:CA:1315:U:O4	19:CS:4:LEU:HG	1.94	0.68
5:CE:79:THR:HG23	5:CE:81:GLN:H	1.58	0.68
11:CK:82:GLU:HB2	11:CK:108:ASN:HB3	1.74	0.68
12:CL:2:THR:O	12:CL:6:LEU:HD12	1.94	0.68
12:CL:83:GLY:CA	12:CL:94:TYR:HA	2.17	0.68
13:CM:2:ARG:NE	13:CM:8:ILE:HD11	2.08	0.68
13:CM:18:LEU:HD12	13:CM:18:LEU:H	1.58	0.68
13:CM:32:ILE:O	13:CM:32:ILE:HD13	1.93	0.68
22:DA:983:A:O2'	22:DA:984:A:H5'	1.93	0.68
22:DA:1471:G:H2'	22:DA:1472:C:H6	1.58	0.68

*Continued on next page...*

*Continued from previous page...*

Atom-1	Atom-2	Interatomic distance (Å)	Clash overlap (Å)
22:DA:1817:G:C2'	22:DA:1818:U:H5'	2.24	0.68
22:DA:2804:U:O2'	22:DA:2805:C:H5'	1.94	0.68
24:DC:220:ARG:O	24:DC:223:ALA:HB3	1.94	0.68
28:DG:43:LYS:O	28:DG:49:LEU:HD12	1.93	0.68
1:AA:107:G:C2'	1:AA:108:G:H5'	2.24	0.68
1:AA:176:C:H2'	1:AA:177:G:N3	2.09	0.68
1:AA:684:U:H3	1:AA:706:A:H61	1.42	0.68
3:AC:139:ASN:HA	3:AC:142:ARG:HB2	1.76	0.68
9:AI:31:GLN:O	9:AI:32:ARG:HB2	1.94	0.68
9:AI:32:ARG:CG	9:AI:36:GLN:HB3	2.19	0.68
11:AK:107:THR:HG22	11:AK:108:ASN:ND2	2.09	0.68
20:AT:81:GLN:HA	20:AT:84:LYS:HB2	1.76	0.68
22:BA:22:C:H2'	22:BA:23:G:O5'	1.94	0.68
22:BA:242:G:OP2	51:B3:2:LYS:HE2	1.94	0.68
22:BA:438:G:O2'	22:BA:439:A:H5'	1.93	0.68
22:BA:962:G:H2'	22:BA:963:U:C6	2.29	0.68
22:BA:2309:A:O2'	22:BA:2310:C:C5'	2.38	0.68
22:BA:2373:G:H2'	22:BA:2374:C:C6	2.28	0.68
27:BF:134:GLN:NE2	27:BF:134:GLN:H	1.92	0.68
1:CA:134:G:C2'	1:CA:135:C:H5'	2.24	0.68
1:CA:369:G:OP2	1:CA:388:G:N2	2.27	0.68
1:CA:429:U:C1'	1:CA:430:A:H5''	2.24	0.68
1:CA:775:G:C2'	1:CA:776:G:H5'	2.24	0.68
7:CG:129:ASN:OD1	7:CG:134:VAL:HG11	1.94	0.68
12:CL:46:SER:O	12:CL:47:ALA:HB2	1.94	0.68
22:DA:36:G:N1	22:DA:445:C:N4	2.42	0.68
22:DA:234:U:H6	22:DA:234:U:C5'	2.05	0.68
22:DA:364:C:H2'	22:DA:365:U:C6	2.28	0.68
22:DA:1775:U:H2'	22:DA:1776:G:O5'	1.94	0.68
22:DA:1944:U:O4'	22:DA:1955:U:H1'	1.94	0.68
23:DB:83:G:OP1	47:DZ:16:LEU:HD21	1.94	0.68
23:DB:115:A:H2'	23:DB:116:G:C8	2.28	0.68
27:DF:42:ALA:CB	27:DF:49:LEU:HD21	2.24	0.68
28:DG:126:THR:HG22	28:DG:127:GLN:N	2.03	0.68
29:DH:93:SER:HB3	29:DH:121:VAL:CG2	2.18	0.68
40:DS:32:ALA:HA	40:DS:35:ILE:CG1	2.22	0.68
1:AA:32:A:C2'	1:AA:33:A:C8	2.75	0.67
1:AA:47:C:H4'	1:AA:48:C:O5'	1.93	0.67
1:AA:982:U:H4'	1:AA:983:A:C5'	2.25	0.67
1:AA:1470:U:O2'	1:AA:1471:U:H5'	1.94	0.67
5:AE:81:GLN:CG	5:AE:149:PRO:HG3	2.20	0.67

*Continued on next page...*

*Continued from previous page...*

Atom-1	Atom-2	Interatomic distance (Å)	Clash overlap (Å)
13:AM:10:ASP:OD1	13:AM:44:ILE:HD13	1.94	0.67
14:AN:59:GLN:HE21	14:AN:59:GLN:N	1.91	0.67
18:AR:62:ARG:HD3	18:AR:69:TYR:CD2	2.29	0.67
22:BA:587:C:N3	33:BL:33:ARG:NH2	2.42	0.67
22:BA:923:G:C2	44:BW:23:LYS:HE2	2.28	0.67
22:BA:1056:G:HO2'	22:BA:1086:A:H1'	1.59	0.67
22:BA:1654:A:C1'	25:BD:118:PHE:CE1	2.77	0.67
22:BA:1793:C:O2'	22:BA:1794:A:H5'	1.94	0.67
29:BH:104:THR:HG23	29:BH:104:THR:O	1.93	0.67
37:BP:25:VAL:N	37:BP:85:VAL:O	2.25	0.67
37:BP:87:ARG:NH2	37:BP:111:GLU:HG3	2.09	0.67
1:CA:162:A:H2'	1:CA:163:C:O4'	1.94	0.67
6:CF:2:ARG:HG2	6:CF:4:TYR:OH	1.95	0.67
7:CG:75:LYS:HG3	7:CG:76:SER:N	2.08	0.67
13:CM:68:LEU:O	13:CM:72:ILE:HG22	1.94	0.67
20:CT:22:SER:O	20:CT:26:MET:HB2	1.93	0.67
22:DA:188:G:C2'	22:DA:189:G:H5'	2.23	0.67
22:DA:275:C:H2'	22:DA:276:U:O4'	1.94	0.67
22:DA:579:G:C8	22:DA:2017:U:C4	2.81	0.67
22:DA:839:U:H2'	22:DA:840:C:H6	1.59	0.67
22:DA:1062:G:OP1	22:DA:1070:A:H4'	1.94	0.67
22:DA:1345:C:H5''	22:DA:1396:U:O4	1.95	0.67
22:DA:1525:A:H2'	22:DA:1526:C:O4'	1.93	0.67
22:DA:1569:A:N1	22:DA:1570:A:C2	2.62	0.67
22:DA:1790:C:H4'	24:DC:207:ALA:HB1	1.76	0.67
22:DA:2205:A:O2'	22:DA:2206:C:H5'	1.94	0.67
24:DC:99:GLU:HG2	24:DC:100:ARG:H	1.57	0.67
24:DC:99:GLU:HG2	24:DC:100:ARG:N	2.09	0.67
25:DD:105:LYS:HA	25:DD:177:VAL:CG2	2.24	0.67
25:DD:139:SER:HB3	25:DD:142:VAL:CG2	2.21	0.67
28:DG:139:VAL:HA	28:DG:142:GLN:CB	2.24	0.67
30:DI:45:THR:CG2	30:DI:54:ILE:HD13	2.22	0.67
34:DM:96:ILE:HD13	34:DM:102:LEU:HD11	1.77	0.67
35:DN:98:LEU:CD2	48:D0:53:VAL:HG21	2.24	0.67
38:DQ:60:TRP:CH2	38:DQ:93:ILE:HB	2.29	0.67
38:DQ:79:ILE:C	38:DQ:79:ILE:HD13	2.14	0.67
39:DR:2:TYR:CD2	39:DR:42:ALA:HB2	2.25	0.67
43:DV:72:VAL:HA	43:DV:92:VAL:O	1.93	0.67
1:AA:486:U:H6	1:AA:486:U:C5'	2.06	0.67
1:AA:1196:A:HO2'	1:AA:1197:A:P	2.17	0.67
22:BA:244:A:C2	22:BA:255:A:C4	2.82	0.67

*Continued on next page...*

*Continued from previous page...*

Atom-1	Atom-2	Interatomic distance (Å)	Clash overlap (Å)
22:BA:1161:C:H1'	39:BR:8:GLY:O	1.94	0.67
23:BB:70:C:O2'	23:BB:71:C:H5'	1.93	0.67
28:BG:82:PHE:CZ	28:BG:137:LYS:HB2	2.29	0.67
49:B1:8:ILE:HG22	49:B1:9:LYS:N	2.08	0.67
1:CA:51:A:H4'	1:CA:52:C:C5'	2.24	0.67
1:CA:239:U:C5'	1:CA:239:U:H6	2.07	0.67
1:CA:940:C:H5'	7:CG:101:ARG:HH22	1.58	0.67
1:CA:1337:G:H5''	1:CA:1338:G:OP1	1.93	0.67
1:CA:1410:A:H2'	1:CA:1411:C:C6	2.29	0.67
1:CA:1484:C:H2'	1:CA:1485:U:O4'	1.94	0.67
5:CE:104:ILE:HA	5:CE:122:VAL:CB	2.23	0.67
12:CL:19:ASN:H	12:CL:19:ASN:ND2	1.90	0.67
22:DA:1021:A:C2'	22:DA:1022:G:H4'	2.24	0.67
22:DA:1125:G:H4'	52:D4:37:GLN:NE2	2.09	0.67
22:DA:1268:A:H2'	22:DA:1269:A:O4'	1.95	0.67
22:DA:1438:U:H5	22:DA:1552:A:N1	1.92	0.67
22:DA:2192:U:H2'	22:DA:2192:U:O2	1.93	0.67
22:DA:2619:C:H4'	25:DD:156:PHE:O	1.95	0.67
26:DE:112:LEU:HD13	26:DE:112:LEU:O	1.94	0.67
42:DU:7:ASP:O	42:DU:8:ASP:HB2	1.92	0.67
1:AA:263:A:H2'	1:AA:264:C:C6	2.29	0.67
2:AB:63:LYS:HD3	2:AB:63:LYS:C	2.15	0.67
2:AB:202:ASN:HD21	2:AB:205:ALA:HB2	1.60	0.67
10:AJ:51:VAL:CB	14:AN:80:ARG:HB2	2.22	0.67
13:AM:39:ALA:HB3	13:AM:42:VAL:HG22	1.75	0.67
21:AU:35:GLU:O	21:AU:36:PHE:HB2	1.94	0.67
22:BA:1079:C:C4	22:BA:1088:A:H2	2.12	0.67
22:BA:1676:A:C2	22:BA:1993:U:H5'	2.30	0.67
22:BA:1688:U:O2	22:BA:1700:A:H5''	1.94	0.67
22:BA:2085:U:O2'	22:BA:2086:U:H5'	1.94	0.67
28:BG:15:ASP:CG	28:BG:16:VAL:N	2.47	0.67
37:BP:33:GLU:CG	37:BP:34:GLY:N	2.58	0.67
1:CA:1140:C:H2'	1:CA:1141:C:C5	2.30	0.67
5:CE:135:VAL:O	5:CE:138:ALA:HB3	1.92	0.67
12:CL:62:VAL:HG21	12:CL:94:TYR:CE2	2.29	0.67
22:DA:832:U:OP1	33:DL:39:LYS:N	2.26	0.67
22:DA:1738:G:O2'	22:DA:1739:A:H8	1.75	0.67
22:DA:2062:A:H2'	22:DA:2062:A:N3	2.09	0.67
22:DA:2752:C:C2'	22:DA:2753:A:H8	2.07	0.67
24:DC:79:ARG:C	24:DC:80:LEU:HD12	2.15	0.67
27:DF:34:THR:O	27:DF:35:LEU:HB2	1.94	0.67

*Continued on next page...*

*Continued from previous page...*

Atom-1	Atom-2	Interatomic distance (Å)	Clash overlap (Å)
30:DI:96:LYS:CE	30:DI:138:VAL:HG11	2.22	0.67
32:DK:27:GLY:HA3	32:DK:30:ARG:CG	2.24	0.67
3:AC:102:ILE:H	3:AC:102:ILE:HD12	1.60	0.67
4:AD:147:LYS:HE2	4:AD:147:LYS:H	1.58	0.67
14:AN:2:LYS:HD3	14:AN:5:MET:CG	2.24	0.67
14:AN:51:PRO:O	14:AN:52:ARG:CB	2.42	0.67
18:AR:54:LEU:O	18:AR:58:ILE:HG13	1.94	0.67
19:AS:30:LEU:O	19:AS:49:ALA:HB3	1.95	0.67
22:BA:84:A:H62	22:BA:101:A:H2	1.42	0.67
22:BA:335:C:C5'	42:BU:81:ARG:HD3	2.24	0.67
22:BA:1152:C:H3'	56:BA:3360:HOH:O	1.95	0.67
22:BA:1988:G:H2'	22:BA:1989:G:H5'	1.77	0.67
24:BC:85:ASN:OD1	24:BC:85:ASN:N	2.28	0.67
24:BC:245:THR:OG1	24:BC:249:VAL:HB	1.95	0.67
29:BH:67:ALA:HA	29:BH:138:VAL:CB	2.24	0.67
36:BO:57:ALA:O	36:BO:59:ALA:N	2.27	0.67
46:BY:6:LEU:O	46:BY:7:ARG:HB3	1.95	0.67
1:CA:597:G:C2'	1:CA:598:U:H5'	2.20	0.67
1:CA:1202:U:O2'	1:CA:1203:C:C5'	2.42	0.67
2:CB:110:ILE:HD13	2:CB:151:LYS:CA	2.21	0.67
2:CB:127:LYS:HE2	2:CB:136:ARG:NH2	2.09	0.67
3:CC:24:ASN:O	3:CC:28:PHE:HB2	1.94	0.67
5:CE:55:VAL:O	5:CE:59:ILE:HG22	1.94	0.67
22:DA:2:G:C6	22:DA:3:U:C4	2.82	0.67
22:DA:120:U:H1'	22:DA:149:A:C8	2.29	0.67
22:DA:273:G:H2'	22:DA:274:C:C6	2.30	0.67
22:DA:1199:U:H2'	22:DA:1200:C:C6	2.30	0.67
22:DA:2199:A:N3	22:DA:2200:C:C6	2.63	0.67
22:DA:2331:G:O2'	44:DW:40:ARG:HB3	1.94	0.67
22:DA:2813:A:H2'	22:DA:2814:A:C8	2.30	0.67
28:DG:130:ILE:HG22	28:DG:132:LEU:HD11	1.75	0.67
30:DI:37:PHE:CE1	30:DI:56:VAL:HG21	2.30	0.67
35:DN:44:LEU:O	35:DN:48:VAL:HG23	1.95	0.67
35:DN:63:ARG:O	35:DN:67:PHE:HB2	1.94	0.67
42:DU:92:VAL:HG21	42:DU:101:THR:HG21	1.75	0.67
52:D4:10:LEU:HB2	52:D4:33:HIS:ND1	2.09	0.67
1:AA:642:A:H2'	1:AA:643:C:H6	1.60	0.67
1:AA:1064:G:H1'	1:AA:1066:C:C5	2.30	0.67
1:AA:1320:C:H41	19:AS:36:ARG:HG2	1.59	0.67
3:AC:131:ARG:O	3:AC:135:ARG:HG2	1.93	0.67
4:AD:196:GLU:HA	4:AD:199:ILE:HG23	1.76	0.67

*Continued on next page...*

*Continued from previous page...*

Atom-1	Atom-2	Interatomic distance (Å)	Clash overlap (Å)
5:AE:149:PRO:HA	5:AE:152:VAL:HG13	1.75	0.67
7:AG:114:SER:HB3	7:AG:117:LEU:HG	1.76	0.67
22:BA:836:G:H5''	22:BA:837:C:OP2	1.94	0.67
22:BA:1107:G:H2'	22:BA:1108:U:C6	2.29	0.67
22:BA:1159:U:O2'	22:BA:1160:G:H5'	1.93	0.67
22:BA:1253:A:N7	56:BA:3332:HOH:O	2.26	0.67
27:BF:121:PHE:HB3	27:BF:162:ASP:OD2	1.95	0.67
31:BJ:25:LEU:C	31:BJ:25:LEU:CD2	2.62	0.67
32:BK:71:ARG:CB	32:BK:72:PRO:CD	2.72	0.67
36:BO:52:SER:OG	36:BO:54:VAL:HG12	1.95	0.67
40:BS:51:LEU:O	40:BS:55:ILE:HG13	1.94	0.67
46:BY:18:LEU:HD13	46:BY:18:LEU:O	1.94	0.67
1:CA:282:A:H2'	1:CA:283:U:C6	2.30	0.67
1:CA:345:C:H4'	1:CA:346:G:C5'	2.24	0.67
1:CA:954:G:H1	1:CA:1228:C:N4	1.91	0.67
4:CD:170:LEU:HA	4:CD:182:LYS:HB2	1.77	0.67
8:CH:37:ASN:HA	8:CH:48:PHE:HE1	1.58	0.67
8:CH:62:LEU:HD22	8:CH:62:LEU:N	2.09	0.67
21:CU:38:GLU:HA	21:CU:41:THR:OG1	1.95	0.67
22:DA:127:A:C8	50:D2:46:LYS:HE3	2.29	0.67
22:DA:1029:A:H5''	22:DA:1030:C:OP2	1.94	0.67
22:DA:1417:C:O2'	22:DA:1418:G:H5'	1.94	0.67
22:DA:1906:G:C8	22:DA:1929:G:H2'	2.30	0.67
22:DA:2259:U:C4	22:DA:2427:C:N4	2.62	0.67
27:DF:28:PRO:HB2	27:DF:168:LEU:HD11	1.75	0.67
27:DF:28:PRO:CB	27:DF:168:LEU:HD11	2.24	0.67
27:DF:110:ILE:HD13	27:DF:110:ILE:H	1.58	0.67
30:DI:132:ALA:CB	30:DI:137:LEU:HD12	2.25	0.67
31:DJ:86:GLN:O	31:DJ:87:ALA:CB	2.41	0.67
35:DN:22:ARG:HG3	35:DN:70:THR:HA	1.74	0.67
37:DP:105:LYS:HA	37:DP:108:ARG:NE	2.09	0.67
42:DU:14:THR:CG2	42:DU:15:GLY:H	2.07	0.67
43:DV:41:GLU:O	43:DV:42:LEU:HD23	1.94	0.67
1:AA:1239:A:N6	1:AA:1299:A:N6	2.32	0.67
1:AA:1427:C:C2'	1:AA:1428:A:H5'	2.25	0.67
4:AD:2:ARG:HH21	4:AD:114:ARG:HD3	1.59	0.67
4:AD:7:LYS:HZ1	4:AD:21:LYS:HG3	1.58	0.67
22:BA:1515:A:H2'	22:BA:1516:G:O4'	1.95	0.67
22:BA:1970:A:H4'	22:BA:1971:U:O5'	1.94	0.67
27:BF:16:MET:O	27:BF:20:ASN:HA	1.95	0.67
32:BK:76:VAL:C	32:BK:77:ILE:HD12	2.15	0.67

*Continued on next page...*

*Continued from previous page...*

Atom-1	Atom-2	Interatomic distance (Å)	Clash overlap (Å)
33:BL:65:GLY:O	33:BL:66:PHE:HB3	1.94	0.67
34:BM:78:LEU:HD23	34:BM:79:ALA:N	2.10	0.67
37:BP:37:LYS:HG2	37:BP:37:LYS:O	1.94	0.67
46:BY:7:ARG:O	46:BY:7:ARG:HG3	1.94	0.67
1:CA:1296:C:C4	1:CA:1297:G:N2	2.63	0.67
2:CB:9:LEU:HD12	2:CB:11:ALA:C	2.15	0.67
16:CP:4:ILE:HG21	16:CP:57:ILE:CD1	2.23	0.67
22:DA:140:C:H5'	22:DA:141:G:N2	2.10	0.67
22:DA:251:A:H4'	33:DL:47:ARG:HH22	1.59	0.67
22:DA:396:G:O2'	22:DA:397:U:C6	2.48	0.67
22:DA:995:C:H5''	38:DQ:53:LYS:HG2	1.77	0.67
22:DA:1055:G:C3'	22:DA:1056:G:H5'	2.25	0.67
22:DA:1156:A:P	38:DQ:54:ARG:HE	2.18	0.67
22:DA:1695:G:H2'	22:DA:1696:G:O4'	1.95	0.67
22:DA:2503:A:OP2	22:DA:2503:A:H3'	1.95	0.67
22:DA:2886:A:H62	48:D0:39:ARG:HD3	1.58	0.67
26:DE:52:VAL:HG12	26:DE:74:LYS:HD3	1.76	0.67
27:DF:64:PRO:HA	27:DF:88:VAL:CG2	2.24	0.67
27:DF:65:LEU:H	27:DF:65:LEU:HD23	1.60	0.67
27:DF:155:ILE:HD12	27:DF:155:ILE:N	2.09	0.67
28:DG:138:GLN:HG2	28:DG:138:GLN:O	1.94	0.67
35:DN:14:SER:C	35:DN:16:HIS:H	1.98	0.67
38:DQ:64:ILE:HD11	38:DQ:95:ALA:HB3	1.77	0.67
46:DY:17:GLU:OE1	46:DY:53:VAL:HB	1.94	0.67
1:AA:370:C:O2'	1:AA:371:A:H5'	1.95	0.67
1:AA:994:A:N7	1:AA:1216:A:H4'	2.10	0.67
3:AC:59:PRO:O	3:AC:62:SER:HB3	1.93	0.67
4:AD:109:THR:HG23	4:AD:112:GLU:N	2.07	0.67
8:AH:48:PHE:O	8:AH:49:LYS:CB	2.42	0.67
22:BA:1061:U:H3'	22:BA:1062:G:C5'	2.24	0.67
22:BA:1486:U:O2'	22:BA:1487:U:H5'	1.94	0.67
22:BA:2346:A:H3'	22:BA:2347:C:H5''	1.77	0.67
26:BE:127:GLU:CD	26:BE:127:GLU:H	1.97	0.67
38:BQ:39:ILE:O	38:BQ:43:GLN:HG2	1.95	0.67
38:BQ:94:LEU:HD23	39:BR:11:GLN:HB2	1.76	0.67
39:BR:49:ILE:CG1	39:BR:51:VAL:O	2.43	0.67
49:B1:8:ILE:HG23	49:B1:51:ALA:CA	2.17	0.67
1:CA:87:C:O2'	1:CA:88:U:C4'	2.43	0.67
2:CB:150:ILE:HD11	2:CB:153:MET:HE1	1.77	0.67
9:CI:10:ARG:HG3	9:CI:14:SER:O	1.94	0.67
22:DA:216:A:HO2'	22:DA:217:A:H8	1.36	0.67

*Continued on next page...*



*Continued from previous page...*

Atom-1	Atom-2	Interatomic distance (Å)	Clash overlap (Å)
22:DA:740:C:H5'	22:DA:1784:A:H3'	1.76	0.67
22:DA:915:C:O2	23:DB:100:G:H4'	1.95	0.67
22:DA:1014:A:O2'	22:DA:1015:U:H5'	1.94	0.67
22:DA:1084:A:H2'	22:DA:1085:A:H5'	1.76	0.67
22:DA:2074:U:HO2'	22:DA:2075:U:H5'	1.60	0.67
22:DA:2746:U:C2'	22:DA:2747:G:H5'	2.25	0.67
29:DH:5:LEU:O	29:DH:6:LEU:HD12	1.95	0.67
30:DI:11:GLN:OE1	30:DI:74:PRO:HG2	1.94	0.67
33:DL:111:ILE:HA	33:DL:128:THR:OG1	1.94	0.67
38:DQ:26:ALA:HB1	38:DQ:30:VAL:HB	1.77	0.67
2:AB:32:GLY:HA3	2:AB:39:ILE:N	2.09	0.67
2:AB:112:ARG:O	2:AB:116:LEU:HD23	1.95	0.67
4:AD:33:ILE:O	4:AD:34:GLU:CB	2.42	0.67
6:AF:4:TYR:CE2	6:AF:71:ILE:HG12	2.29	0.67
7:AG:69:ARG:CD	7:AG:95:ARG:HG2	2.25	0.67
13:AM:40:GLU:HG3	13:AM:41:ASP:H	1.59	0.67
15:AO:68:TYR:O	15:AO:71:ARG:HG2	1.94	0.67
22:BA:132:G:O2'	22:BA:133:U:H5'	1.95	0.67
22:BA:1063:G:O2'	22:BA:1064:C:O4'	2.11	0.67
22:BA:1490:A:H5'	22:BA:1491:G:OP2	1.93	0.67
22:BA:1585:C:O2'	22:BA:1586:A:H5'	1.94	0.67
27:BF:107:VAL:N	27:BF:108:PRO:CD	2.58	0.67
41:BT:39:THR:HB	41:BT:42:GLU:CB	2.24	0.67
45:BX:5:GLN:NE2	45:BX:49:ARG:H	1.91	0.67
45:BX:38:TRP:NE1	45:BX:40:GLU:HB2	2.10	0.67
1:CA:14:U:H2'	1:CA:16:A:OP2	1.94	0.67
1:CA:39:G:H2'	1:CA:40:C:H6	1.60	0.67
1:CA:251:G:H21	1:CA:253:A:H62	1.41	0.67
1:CA:305:G:H5'	1:CA:306:A:OP1	1.95	0.67
1:CA:372:C:O2'	1:CA:373:A:P	2.52	0.67
1:CA:754:C:H2'	1:CA:754:C:O2	1.94	0.67
2:CB:159:ALA:HA	2:CB:180:ILE:HG22	1.77	0.67
14:CN:8:ARG:HD2	14:CN:12:ARG:CZ	2.24	0.67
14:CN:86:ALA:O	14:CN:91:GLU:HB2	1.95	0.67
19:CS:38:THR:CA	19:CS:69:LYS:HD3	2.24	0.67
22:DA:216:A:O2'	22:DA:217:A:C8	2.48	0.67
22:DA:300:A:H1'	22:DA:333:G:H21	1.58	0.67
22:DA:1080:A:H5'	30:DI:133:ARG:HH21	1.60	0.67
22:DA:1360:G:H2'	22:DA:1361:G:C5'	2.23	0.67
22:DA:1739:A:H2'	22:DA:1740:G:H8	1.59	0.67
22:DA:2348:U:O2'	22:DA:2349:G:O4'	2.12	0.67

*Continued on next page...*

*Continued from previous page...*

Atom-1	Atom-2	Interatomic distance (Å)	Clash overlap (Å)
22:DA:2531:A:H5'	28:DG:156:TYR:OH	1.94	0.67
25:DD:151:THR:HG22	25:DD:152:PRO:HD3	1.76	0.67
28:DG:93:TYR:N	28:DG:93:TYR:CD2	2.63	0.67
29:DH:41:LYS:N	29:DH:44:ILE:HG23	2.10	0.67
31:DJ:58:ASN:OD1	31:DJ:127:GLY:HA2	1.95	0.67
36:DO:7:ARG:HA	36:DO:10:ARG:NH2	2.10	0.67
37:DP:86:LYS:N	37:DP:86:LYS:HZ3	1.93	0.67
41:DT:40:LYS:O	41:DT:43:ILE:HG22	1.93	0.67
41:DT:43:ILE:CG2	41:DT:58:VAL:HG11	2.24	0.67
1:AA:921:U:H2'	1:AA:922:G:O4'	1.95	0.67
2:AB:40:ILE:HD13	2:AB:201:GLY:CA	2.13	0.67
9:AI:37:TYR:CD2	9:AI:38:PHE:HD2	2.12	0.67
10:AJ:10:LEU:HB3	10:AJ:18:ILE:HD11	1.76	0.67
22:BA:1941:C:H2'	22:BA:1942:C:C6	2.30	0.67
33:BL:132:ARG:HA	33:BL:142:ILE:HD11	1.77	0.67
41:BT:29:THR:HA	41:BT:86:THR:N	2.09	0.67
1:CA:577:G:C4	1:CA:816:A:C2	2.83	0.67
1:CA:974:A:O2'	1:CA:975:A:P	2.52	0.67
2:CB:86:CYS:HB2	2:CB:88:GLN:OE1	1.94	0.67
2:CB:212:TYR:CD2	2:CB:215:ALA:HB3	2.30	0.67
8:CH:76:ARG:HD3	8:CH:77:VAL:H	1.59	0.67
22:DA:578:G:H21	22:DA:1252:G:N2	1.92	0.67
22:DA:740:C:C5'	22:DA:1784:A:H3'	2.25	0.67
22:DA:804:A:H2'	22:DA:806:C:C4	2.30	0.67
22:DA:836:G:C6	22:DA:837:C:N3	2.63	0.67
22:DA:1342:A:N6	22:DA:1397:U:C5	2.63	0.67
22:DA:2384:U:H3'	22:DA:2386:A:OP2	1.95	0.67
22:DA:2744:G:N2	22:DA:2745:C:C2	2.63	0.67
23:DB:41:G:H3'	23:DB:42:C:C5'	2.23	0.67
28:DG:84:LYS:HD3	28:DG:84:LYS:N	2.09	0.67
29:DH:72:ILE:HD11	29:DH:141:LYS:N	2.08	0.67
31:DJ:89:PHE:CE2	31:DJ:100:VAL:HG11	2.30	0.67
34:DM:71:LYS:HB3	34:DM:93:VAL:O	1.95	0.67
35:DN:74:GLU:O	35:DN:77:ALA:HB3	1.94	0.67
40:DS:84:ARG:HB3	40:DS:96:ILE:HG23	1.76	0.67
42:DU:42:LYS:HD3	42:DU:57:ILE:CD1	2.25	0.67
47:DZ:6:ILE:O	47:DZ:34:THR:HA	1.95	0.67
1:AA:439:U:O2'	1:AA:440:C:C5'	2.43	0.67
1:AA:693:G:H2'	1:AA:694:A:H5'	1.75	0.67
1:AA:1080:A:OP1	5:AE:51:LYS:HE3	1.95	0.67
2:AB:42:LEU:HG	2:AB:43:GLU:N	2.10	0.67

*Continued on next page...*

*Continued from previous page...*

Atom-1	Atom-2	Interatomic distance (Å)	Clash overlap (Å)
12:AL:82:ARG:O	12:AL:82:ARG:HG3	1.94	0.67
16:AP:5:ARG:HA	16:AP:68:SER:OG	1.95	0.67
20:AT:32:LYS:O	20:AT:35:TYR:CD2	2.48	0.67
22:BA:77:G:OP1	46:BY:52:ARG:HD3	1.95	0.67
22:BA:151:C:H5'	22:BA:1360:G:OP1	1.95	0.67
22:BA:2188:U:H2'	22:BA:2189:U:C6	2.30	0.67
24:BC:69:ASN:O	24:BC:70:LYS:HB2	1.94	0.67
25:BD:110:THR:CG2	25:BD:171:THR:HG22	2.24	0.67
34:BM:53:MET:HE2	34:BM:120:ALA:CB	2.25	0.67
44:BW:9:THR:OG1	44:BW:10:ARG:N	2.25	0.67
46:BY:39:GLN:HG3	46:BY:42:LEU:HD22	1.76	0.67
49:B1:29:LYS:HD2	49:B1:31:GLU:OE1	1.94	0.67
1:CA:172:A:C5	1:CA:174:A:N7	2.63	0.67
1:CA:513:C:H2'	1:CA:514:C:C6	2.30	0.67
1:CA:1213:A:O2'	1:CA:1214:C:H5''	1.94	0.67
1:CA:1283:U:O2'	1:CA:1284:C:C5'	2.42	0.67
7:CG:100:MET:O	7:CG:104:VAL:HG13	1.94	0.67
11:CK:18:GLY:O	11:CK:81:LEU:HA	1.95	0.67
12:CL:42:LYS:CD	12:CL:43:LYS:NZ	2.57	0.67
13:CM:100:ARG:NH2	13:CM:102:LYS:HD3	2.10	0.67
18:CR:32:ILE:HG13	18:CR:32:ILE:O	1.95	0.67
22:DA:1255:U:H5'	22:DA:2502:G:N2	2.08	0.67
22:DA:1308:A:H2'	22:DA:1309:G:O4'	1.95	0.67
22:DA:1654:A:HO2'	22:DA:1655:A:H8	0.76	0.67
22:DA:2014:A:H5'	40:DS:94:ASP:OD2	1.95	0.67
22:DA:2141:G:H2'	22:DA:2142:A:C8	2.30	0.67
22:DA:2832:U:H5''	22:DA:2834:G:H5'	1.76	0.67
22:DA:2880:C:H1'	35:DN:93:GLY:N	2.09	0.67
30:DI:55:PRO:HG2	30:DI:70:THR:HG23	1.77	0.67
35:DN:34:ILE:HD12	35:DN:44:LEU:HD21	1.77	0.67
38:DQ:64:ILE:CD1	38:DQ:95:ALA:HB3	2.25	0.67
40:DS:80:PRO:HD2	40:DS:100:THR:OG1	1.95	0.67
41:DT:39:THR:HG21	41:DT:42:GLU:CB	2.19	0.67
42:DU:58:VAL:HG11	42:DU:60:LYS:HG2	1.76	0.67
51:D3:39:ARG:O	51:D3:43:LEU:HD13	1.95	0.67
52:D4:3:VAL:O	52:D4:4:ARG:HB2	1.95	0.67
1:AA:1055:A:H1'	3:AC:155:ARG:NH2	2.10	0.66
1:AA:1398:A:H5''	1:AA:1398:A:H8	1.60	0.66
2:AB:13:VAL:CG2	2:AB:207:ARG:HH22	2.08	0.66
2:AB:99:MET:HA	2:AB:106:VAL:HG21	1.75	0.66
5:AE:148:SER:O	5:AE:152:VAL:HG13	1.95	0.66

*Continued on next page...*

*Continued from previous page...*

Atom-1	Atom-2	Interatomic distance (Å)	Clash overlap (Å)
8:AH:28:SER:HB2	8:AH:58:LEU:CB	2.19	0.66
13:AM:13:HIS:HB3	13:AM:41:ASP:HA	1.77	0.66
16:AP:54:LEU:HD22	16:AP:80:LYS:HG3	1.75	0.66
17:AQ:80:LYS:HB2	17:AQ:80:LYS:HZ2	1.59	0.66
22:BA:475:C:O2'	22:BA:476:G:H5'	1.95	0.66
22:BA:1019:U:H3	22:BA:1142:A:H62	1.40	0.66
22:BA:1498:C:O2'	22:BA:1499:C:C5'	2.44	0.66
22:BA:1858:A:O2'	22:BA:1859:U:C5'	2.42	0.66
29:BH:137:GLU:HG3	29:BH:138:VAL:N	2.10	0.66
38:BQ:91:ARG:HH21	38:BQ:93:ILE:HD13	1.58	0.66
39:BR:49:ILE:HG21	39:BR:53:PHE:N	2.10	0.66
44:BW:18:LYS:HA	44:BW:36:ILE:CD1	2.24	0.66
1:CA:104:G:C2	1:CA:105:G:C8	2.83	0.66
1:CA:182:A:O2'	1:CA:183:C:H2'	1.95	0.66
1:CA:240:G:H5''	1:CA:240:G:H8	1.58	0.66
1:CA:1096:C:O2'	1:CA:1097:C:H5'	1.95	0.66
1:CA:1361:G:H2'	1:CA:1362:A:C5'	2.25	0.66
11:CK:107:THR:HG22	11:CK:108:ASN:HB2	1.78	0.66
13:CM:106:ARG:HA	13:CM:110:GLY:O	1.95	0.66
22:DA:184:C:H2'	22:DA:185:G:H8	1.58	0.66
22:DA:300:A:H1'	22:DA:333:G:H22	1.59	0.66
22:DA:1062:G:H2'	22:DA:1070:A:OP1	1.95	0.66
22:DA:1070:A:H61	30:DI:8:VAL:CG1	2.07	0.66
22:DA:1204:A:H4'	22:DA:1205:A:O5'	1.91	0.66
22:DA:2884:U:H2'	22:DA:2885:G:C8	2.30	0.66
24:DC:106:PRO:HB3	24:DC:141:HIS:HE1	1.58	0.66
29:DH:92:GLY:O	29:DH:121:VAL:HG11	1.95	0.66
29:DH:143:ILE:O	29:DH:144:VAL:HG13	1.96	0.66
36:DO:62:LEU:CD1	36:DO:65:THR:HG23	2.26	0.66
45:DX:13:THR:HA	45:DX:27:ARG:HA	1.77	0.66
1:AA:1503:A:C8	1:AA:1531:A:H1'	2.29	0.66
2:AB:22:TRP:HA	2:AB:188:THR:O	1.95	0.66
6:AF:11:HIS:CD2	6:AF:13:ASP:H	2.09	0.66
6:AF:52:ASN:O	6:AF:53:LYS:HB3	1.94	0.66
15:AO:18:ALA:O	15:AO:19:ASN:HB2	1.95	0.66
22:BA:1248:G:O2'	38:BQ:2:ARG:HA	1.95	0.66
22:BA:1624:U:H2'	22:BA:1625:C:H6	1.59	0.66
22:BA:2038:G:H2'	22:BA:2039:U:O4'	1.95	0.66
22:BA:2402:U:H2'	22:BA:2403:C:OP2	1.95	0.66
22:BA:2473:U:O2	22:BA:2473:U:H2'	1.94	0.66
22:BA:2579:C:H2'	22:BA:2580:U:H5'	1.77	0.66

*Continued on next page...*

*Continued from previous page...*

Atom-1	Atom-2	Interatomic distance (Å)	Clash overlap (Å)
35:BN:8:ARG:HD2	35:BN:43:GLU:HG3	1.77	0.66
44:BW:37:VAL:HG13	44:BW:55:ASP:C	2.15	0.66
1:CA:15:G:H2'	1:CA:16:A:C8	2.31	0.66
1:CA:199:A:O2'	1:CA:200:G:C5'	2.44	0.66
1:CA:498:A:H5''	1:CA:499:A:OP1	1.96	0.66
1:CA:629:A:H2'	1:CA:630:A:O4'	1.94	0.66
1:CA:738:C:C4	1:CA:739:C:C5	2.83	0.66
1:CA:1159:U:H5	1:CA:1182:G:HO2'	1.42	0.66
6:CF:11:HIS:CD2	6:CF:54:LEU:CD2	2.77	0.66
22:DA:53:A:H2'	22:DA:54:G:H5'	1.77	0.66
22:DA:478:A:C2	22:DA:480:A:C4	2.84	0.66
22:DA:838:C:C2'	22:DA:839:U:H5'	2.25	0.66
22:DA:1813:G:C2	24:DC:49:THR:HB	2.30	0.66
22:DA:1856:U:H3	22:DA:1886:U:H3	1.43	0.66
22:DA:1965:C:H6	22:DA:1965:C:H5''	1.59	0.66
22:DA:2666:C:H2'	22:DA:2667:C:C5'	2.25	0.66
24:DC:140:VAL:HG23	24:DC:141:HIS:H	1.58	0.66
26:DE:119:ILE:HG13	26:DE:119:ILE:O	1.94	0.66
27:DF:28:PRO:HG2	27:DF:168:LEU:HD11	1.77	0.66
27:DF:103:ILE:HD12	27:DF:103:ILE:N	2.10	0.66
28:DG:112:VAL:HG13	28:DG:150:TYR:CE1	2.23	0.66
30:DI:104:GLN:HA	30:DI:107:GLU:HB3	1.77	0.66
32:DK:107:LEU:HD23	32:DK:107:LEU:C	2.16	0.66
37:DP:92:ARG:O	37:DP:92:ARG:HG2	1.93	0.66
39:DR:82:HIS:O	39:DR:82:HIS:CG	2.47	0.66
40:DS:50:VAL:O	40:DS:53:SER:HB3	1.95	0.66
40:DS:86:MET:SD	40:DS:87:PRO:HD2	2.35	0.66
46:DY:1:MET:H1	46:DY:1:MET:HE2	1.60	0.66
46:DY:49:ASP:HA	46:DY:52:ARG:HD2	1.76	0.66
1:AA:113:G:H2'	1:AA:114:U:C6	2.31	0.66
4:AD:61:ARG:NH2	4:AD:67:LEU:HD23	2.10	0.66
4:AD:86:GLY:O	4:AD:89:LEU:HB3	1.95	0.66
4:AD:89:LEU:HD21	4:AD:199:ILE:CD1	2.24	0.66
11:AK:39:ASN:O	11:AK:40:ALA:HB3	1.95	0.66
14:AN:88:MET:HE3	14:AN:97:LYS:HD2	1.77	0.66
15:AO:16:ARG:HD3	15:AO:20:ASP:OD2	1.95	0.66
20:AT:53:MET:HE1	20:AT:57:VAL:HG21	1.76	0.66
22:BA:789:A:OP1	22:BA:790:U:H5	1.77	0.66
22:BA:962:G:H2'	22:BA:963:U:H6	1.61	0.66
22:BA:1842:G:H2'	22:BA:1843:C:C6	2.31	0.66
22:BA:2311:A:O3'	22:BA:2312:U:C6	2.48	0.66

*Continued on next page...*

*Continued from previous page...*

Atom-1	Atom-2	Interatomic distance (Å)	Clash overlap (Å)
25:BD:182:ALA:C	25:BD:184:ARG:N	2.46	0.66
26:BE:152:GLU:O	26:BE:153:LEU:HG	1.95	0.66
27:BF:169:LEU:HD12	27:BF:169:LEU:N	2.11	0.66
28:BG:163:TYR:O	28:BG:164:ALA:CB	2.42	0.66
33:BL:94:THR:HG22	33:BL:95:LEU:N	2.10	0.66
38:BQ:63:ARG:NH2	38:BQ:96:ASP:N	2.37	0.66
44:BW:37:VAL:C	44:BW:38:ARG:CG	2.61	0.66
48:B0:16:ARG:HG2	48:B0:19:ASP:OD1	1.95	0.66
1:CA:86:G:H1'	1:CA:87:C:O5'	1.96	0.66
1:CA:1453:G:N3	1:CA:1453:G:H2'	2.09	0.66
1:CA:1467:C:H2'	1:CA:1468:A:H8	1.59	0.66
3:CC:110:LEU:CD2	3:CC:203:LYS:HD2	2.13	0.66
7:CG:11:ILE:CD1	7:CG:24:LYS:HB2	2.24	0.66
19:CS:28:LYS:O	19:CS:30:LEU:HD12	1.93	0.66
20:CT:30:PHE:CE2	20:CT:52:GLU:HG2	2.29	0.66
22:DA:170:U:C6	22:DA:171:U:H5	2.13	0.66
22:DA:1081:U:OP1	30:DI:126:ARG:HD2	1.96	0.66
22:DA:1655:A:H5'	25:DD:118:PHE:CD1	2.29	0.66
22:DA:2020:A:H5'	48:D0:8:THR:HG22	1.76	0.66
22:DA:2104:C:O2	22:DA:2105:U:H5	1.79	0.66
22:DA:2202:U:H5''	22:DA:2203:U:OP1	1.95	0.66
22:DA:2299:U:O2'	22:DA:2300:C:C6	2.46	0.66
22:DA:2752:C:H2'	22:DA:2753:A:H8	1.53	0.66
23:DB:91:C:H2'	23:DB:92:C:C6	2.30	0.66
24:DC:72:GLY:O	24:DC:73:ILE:HD13	1.94	0.66
26:DE:147:LEU:HB3	26:DE:186:VAL:HG23	1.76	0.66
32:DK:18:ARG:HB2	32:DK:45:GLU:HB2	1.77	0.66
38:DQ:91:ARG:HG3	39:DR:11:GLN:NE2	2.10	0.66
41:DT:13:ALA:O	41:DT:32:LEU:HB2	1.95	0.66
45:DX:2:ARG:NH2	45:DX:32:LEU:HD23	2.01	0.66
46:DY:23:ARG:O	46:DY:27:ASN:HB2	1.96	0.66
1:AA:307:C:H5''	1:AA:308:C:OP2	1.95	0.66
1:AA:1157:A:C5	1:AA:1180:A:C6	2.83	0.66
2:AB:116:LEU:HD12	2:AB:140:LEU:CD1	2.22	0.66
5:AE:155:LYS:HD2	5:AE:156:ARG:N	2.10	0.66
24:BC:161:VAL:HG12	24:BC:161:VAL:O	1.94	0.66
26:BE:145:ASP:HB3	26:BE:184:ASP:HB2	1.76	0.66
27:BF:7:TYR:HD2	27:BF:11:VAL:HG11	1.60	0.66
36:BO:105:ALA:O	36:BO:106:LEU:HB3	1.95	0.66
39:BR:39:LEU:HA	39:BR:49:ILE:HG21	1.77	0.66
42:BU:73:ASN:O	42:BU:75:ALA:N	2.27	0.66

*Continued on next page...*

*Continued from previous page...*

Atom-1	Atom-2	Interatomic distance (Å)	Clash overlap (Å)
51:B3:31:ILE:O	51:B3:35:LYS:HE3	1.95	0.66
1:CA:120:A:O2'	1:CA:121:U:H4'	1.95	0.66
1:CA:259:G:O2'	1:CA:260:G:H5'	1.95	0.66
1:CA:543:U:O2'	1:CA:544:G:H5'	1.95	0.66
10:CJ:52:LEU:HD21	10:CJ:59:LYS:HA	1.77	0.66
16:CP:1:MET:CE	16:CP:1:MET:CA	2.73	0.66
19:CS:49:ALA:HB1	19:CS:56:HIS:HB3	1.75	0.66
21:CU:38:GLU:CA	21:CU:40:PRO:HD2	2.25	0.66
22:DA:64:A:P	41:DT:77:ARG:HG2	2.35	0.66
22:DA:158:U:H1'	22:DA:169:G:N2	2.10	0.66
22:DA:529:A:C8	22:DA:2023:C:N4	2.63	0.66
22:DA:546:U:H5'	22:DA:547:A:OP1	1.95	0.66
22:DA:1815:A:H1'	22:DA:1817:G:N7	2.11	0.66
22:DA:2346:A:C3'	22:DA:2347:C:H5''	2.12	0.66
22:DA:2798:U:H5'	22:DA:2800:A:C5	2.30	0.66
22:DA:2900:A:C5	22:DA:2901:C:C5	2.84	0.66
23:DB:38:C:H4'	36:DO:100:HIS:NE2	2.10	0.66
38:DQ:93:ILE:O	38:DQ:96:ASP:HB3	1.95	0.66
41:DT:50:LEU:CD2	41:DT:51:PHE:HD1	2.08	0.66
43:DV:69:GLU:OE1	43:DV:71:LYS:HG3	1.96	0.66
46:DY:53:VAL:O	46:DY:57:LEU:HB2	1.95	0.66
48:D0:39:ARG:O	48:D0:40:HIS:HB2	1.94	0.66
1:AA:633:G:H2'	1:AA:634:C:H6	1.60	0.66
1:AA:1063:C:H2'	1:AA:1064:G:C8	2.31	0.66
3:AC:133:MET:HB3	3:AC:150:VAL:CG2	2.25	0.66
4:AD:160:LEU:N	4:AD:160:LEU:HD22	2.10	0.66
5:AE:96:GLN:HE21	5:AE:97:PRO:HD2	1.60	0.66
17:AQ:80:LYS:N	17:AQ:80:LYS:HD3	2.11	0.66
22:BA:26:G:H1'	22:BA:514:A:N6	2.10	0.66
22:BA:1045:C:C3'	22:BA:1046:A:H5'	2.25	0.66
22:BA:1603:A:OP1	56:BA:3411:HOH:O	2.13	0.66
22:BA:1681:G:O2'	22:BA:1762:A:H1'	1.96	0.66
22:BA:1820:U:C2	24:BC:200:MET:HG3	2.31	0.66
22:BA:2573:C:OP1	56:BA:3710:HOH:O	2.13	0.66
24:BC:79:ARG:NH2	24:BC:92:LEU:CD2	2.58	0.66
33:BL:99:ASN:OD1	56:BL:202:HOH:O	2.12	0.66
33:BL:127:VAL:HG23	33:BL:131:ALA:CB	2.26	0.66
37:BP:4:ILE:HG22	37:BP:5:LYS:H	1.59	0.66
41:BT:7:LEU:HD21	41:BT:42:GLU:OE2	1.95	0.66
44:BW:19:ARG:HA	44:BW:34:SER:HA	1.78	0.66
45:BX:38:TRP:HE1	45:BX:40:GLU:HB2	1.61	0.66

*Continued on next page...*

*Continued from previous page...*

Atom-1	Atom-2	Interatomic distance (Å)	Clash overlap (Å)
1:CA:1295:U:H2'	1:CA:1296:C:H6	1.60	0.66
9:CI:59:LYS:HG2	9:CI:60:LEU:HG	1.76	0.66
11:CK:40:ALA:O	11:CK:41:LEU:HD23	1.95	0.66
13:CM:28:ARG:HD2	13:CM:28:ARG:O	1.94	0.66
18:CR:71:ASP:CB	21:CU:3:ILE:HD11	2.25	0.66
22:DA:30:G:H2'	22:DA:31:C:O4'	1.95	0.66
22:DA:672:C:H5'	22:DA:672:C:C6	2.28	0.66
22:DA:955:U:OP1	34:DM:86:LYS:HE3	1.95	0.66
22:DA:1627:G:C2	22:DA:1628:G:N7	2.63	0.66
22:DA:2212:A:N7	22:DA:2214:C:N4	2.44	0.66
22:DA:2612:C:H5''	22:DA:2613:U:OP1	1.94	0.66
22:DA:2869:G:H2'	22:DA:2870:C:C6	2.30	0.66
27:DF:48:LEU:HG	27:DF:49:LEU:CD2	2.25	0.66
27:DF:103:ILE:O	27:DF:103:ILE:HG22	1.95	0.66
28:DG:120:ILE:CG1	28:DG:140:ILE:HG22	2.25	0.66
33:DL:116:VAL:HG13	33:DL:117:THR:H	1.60	0.66
45:DX:69:GLU:O	45:DX:70:LEU:HB2	1.95	0.66
3:AC:144:GLY:O	3:AC:145:ALA:HB3	1.96	0.66
4:AD:84:ASN:HD22	4:AD:87:GLU:HG2	1.60	0.66
11:AK:22:ILE:O	11:AK:22:ILE:HG13	1.93	0.66
13:AM:88:LEU:HD23	13:AM:91:ARG:HH21	1.61	0.66
17:AQ:18:LYS:C	17:AQ:47:ASP:OD2	2.34	0.66
17:AQ:45:VAL:HG21	17:AQ:60:ILE:HD11	1.77	0.66
17:AQ:55:GLY:HA3	17:AQ:82:VAL:HG11	1.76	0.66
20:AT:24:ARG:O	20:AT:28:ARG:HG2	1.95	0.66
22:BA:224:U:H2'	22:BA:225:C:O5'	1.94	0.66
22:BA:706:A:OP1	24:BC:6:LYS:HE3	1.96	0.66
22:BA:995:C:H5'	22:BA:995:C:C6	2.30	0.66
22:BA:1416:G:O2'	22:BA:1417:C:O5'	2.14	0.66
22:BA:2540:C:H2'	22:BA:2541:A:C5'	2.25	0.66
27:BF:35:LEU:HD23	27:BF:153:ILE:CG2	2.25	0.66
29:BH:96:THR:O	29:BH:96:THR:HG23	1.95	0.66
32:BK:88:ASN:HD22	32:BK:90:ASN:H	1.44	0.66
34:BM:36:VAL:HG12	34:BM:127:LYS:O	1.96	0.66
37:BP:50:ARG:HH21	37:BP:51:ASN:HA	1.59	0.66
40:BS:4:ILE:HG22	40:BS:106:VAL:HG13	1.76	0.66
44:BW:9:THR:CG2	44:BW:10:ARG:HH11	2.09	0.66
1:CA:149:A:C2	1:CA:150:U:C2	2.84	0.66
1:CA:464:U:O4	1:CA:466:A:H4'	1.95	0.66
20:CT:60:GLN:CB	20:CT:65:LEU:HD12	2.23	0.66
22:DA:424:G:O2'	22:DA:425:G:H5'	1.96	0.66

*Continued on next page...*



*Continued from previous page...*

Atom-1	Atom-2	Interatomic distance (Å)	Clash overlap (Å)
22:DA:518:G:H2'	22:DA:519:U:C6	2.31	0.66
22:DA:946:C:O2'	22:DA:947:A:H8	1.73	0.66
22:DA:1071:G:O2'	22:DA:1072:C:H5'	1.94	0.66
22:DA:1586:A:H2'	22:DA:1587:G:H8	1.60	0.66
22:DA:2199:A:C4	22:DA:2200:C:C6	2.84	0.66
22:DA:2414:G:H2'	22:DA:2415:G:H5'	1.78	0.66
23:DB:7:G:O2'	36:DO:27:VAL:HG11	1.95	0.66
26:DE:109:LEU:O	26:DE:112:LEU:HB3	1.96	0.66
33:DL:23:ILE:HD12	33:DL:23:ILE:N	2.10	0.66
35:DN:73:ASN:O	35:DN:76:VAL:HG22	1.95	0.66
36:DO:94:ARG:HD2	36:DO:97:PHE:O	1.96	0.66
42:DU:96:LYS:O	42:DU:97:SER:HB3	1.95	0.66
1:AA:203:G:HO2'	1:AA:466:A:H2	1.43	0.66
1:AA:243:A:H4'	1:AA:244:U:H5''	1.77	0.66
4:AD:59:LYS:O	4:AD:63:ILE:HG22	1.96	0.66
4:AD:106:PHE:CD1	4:AD:144:ILE:HD11	2.31	0.66
9:AI:128:LYS:HD2	9:AI:129:ARG:N	2.09	0.66
17:AQ:7:LEU:HD23	17:AQ:24:ILE:HD11	1.78	0.66
22:BA:364:C:H2'	22:BA:365:U:C6	2.30	0.66
22:BA:1474:U:H2'	22:BA:1475:G:H5'	1.77	0.66
22:BA:1636:U:P	56:BA:3647:HOH:O	2.53	0.66
22:BA:1712:U:C2	22:BA:1713:A:N7	2.63	0.66
22:BA:2199:A:H3'	22:BA:2200:C:H6	1.61	0.66
27:BF:161:SER:OG	27:BF:164:GLU:HG3	1.96	0.66
29:BH:32:PRO:CB	45:BX:38:TRP:HB3	2.17	0.66
29:BH:134:VAL:CG2	29:BH:139:PHE:HA	2.26	0.66
31:BJ:36:LEU:HD21	31:BJ:122:LEU:HB2	1.78	0.66
41:BT:48:GLN:HA	41:BT:48:GLN:NE2	2.08	0.66
49:B1:35:LEU:O	49:B1:35:LEU:HD23	1.96	0.66
1:CA:15:G:H2'	1:CA:16:A:H8	1.60	0.66
1:CA:246:A:C2	1:CA:279:A:N6	2.64	0.66
1:CA:596:A:N6	1:CA:645:G:N1	2.43	0.66
1:CA:1160:G:O6	1:CA:1181:G:O6	2.13	0.66
1:CA:1285:A:O2'	1:CA:1286:U:H5'	1.96	0.66
1:CA:1430:A:H2'	1:CA:1431:A:O4'	1.94	0.66
1:CA:1518:A:C2	1:CA:1519:A:C2	2.83	0.66
3:CC:76:ILE:HD11	3:CC:102:ILE:HD11	1.77	0.66
5:CE:14:LEU:HD13	5:CE:36:THR:CG2	2.25	0.66
12:CL:89:LEU:O	12:CL:92:VAL:HG23	1.96	0.66
14:CN:25:GLU:HA	14:CN:28:ALA:HB2	1.78	0.66
18:CR:25:ILE:HA	18:CR:28:LEU:HB2	1.78	0.66

*Continued on next page...*

*Continued from previous page...*

Atom-1	Atom-2	Interatomic distance (Å)	Clash overlap (Å)
22:DA:7:G:H2'	22:DA:8:C:O4'	1.95	0.66
22:DA:108:G:H2'	22:DA:109:C:H6	1.59	0.66
22:DA:455:C:H42	22:DA:473:G:H5'	1.60	0.66
22:DA:781:A:C5'	22:DA:782:A:OP1	2.44	0.66
22:DA:1716:U:O2'	22:DA:1717:A:C8	2.47	0.66
22:DA:2296:U:H5	36:DO:9:ARG:NH2	1.94	0.66
22:DA:2466:C:C2'	22:DA:2467:C:H5'	2.25	0.66
22:DA:2632:A:O2'	22:DA:2633:G:H5'	1.96	0.66
22:DA:2686:G:H2'	22:DA:2687:U:C6	2.31	0.66
22:DA:2714:G:O5'	22:DA:2714:G:H8	1.77	0.66
25:DD:181:ASP:CB	25:DD:183:GLU:OE2	2.44	0.66
29:DH:72:ILE:HD11	29:DH:141:LYS:H	1.61	0.66
35:DN:97:ILE:HG13	35:DN:98:LEU:H	1.60	0.66
41:DT:69:ARG:O	41:DT:74:ILE:HD12	1.95	0.66
1:AA:105:G:H2'	1:AA:106:C:C6	2.31	0.66
1:AA:443:C:O2'	1:AA:444:G:H5'	1.96	0.66
1:AA:451:A:H1'	1:AA:452:A:N7	2.10	0.66
1:AA:1160:G:N2	1:AA:1161:C:C2	2.64	0.66
2:AB:74:ALA:O	2:AB:75:ALA:CB	2.44	0.66
5:AE:120:HIS:O	5:AE:121:ASN:CB	2.44	0.66
5:AE:148:SER:HB2	5:AE:151:MET:HB2	1.78	0.66
5:AE:153:ALA:N	5:AE:156:ARG:HB2	2.10	0.66
8:AH:88:LYS:HA	8:AH:91:LEU:CD1	2.26	0.66
15:AO:69:LEU:HD21	15:AO:76:ARG:HB2	1.78	0.66
18:AR:56:ARG:O	18:AR:60:ARG:HB2	1.95	0.66
22:BA:1386:C:H2'	22:BA:1387:A:C8	2.30	0.66
22:BA:1734:G:C4	22:BA:1735:A:N7	2.64	0.66
22:BA:2025:C:OP2	56:BA:3475:HOH:O	2.13	0.66
22:BA:2636:C:H2'	22:BA:2637:U:H6	1.57	0.66
25:BD:69:ALA:HA	25:BD:73:VAL:CG1	2.26	0.66
28:BG:93:TYR:CD2	28:BG:106:LEU:HA	2.30	0.66
28:BG:155:PRO:O	28:BG:170:THR:HA	1.94	0.66
33:BL:87:GLY:O	33:BL:89:VAL:N	2.29	0.66
33:BL:94:THR:CG2	33:BL:95:LEU:N	2.58	0.66
36:BO:28:VAL:HG23	36:BO:106:LEU:HD21	1.78	0.66
38:BQ:63:ARG:NH1	38:BQ:98:ALA:HB3	2.09	0.66
1:CA:183:C:O2'	1:CA:184:G:C5'	2.43	0.66
1:CA:197:A:C6	1:CA:221:C:H4'	2.30	0.66
1:CA:729:A:C4	1:CA:730:G:C8	2.84	0.66
1:CA:910:C:H2'	1:CA:911:U:C6	2.30	0.66
1:CA:951:G:O2'	1:CA:952:U:H5'	1.95	0.66

*Continued on next page...*

*Continued from previous page...*

Atom-1	Atom-2	Interatomic distance (Å)	Clash overlap (Å)
2:CB:212:TYR:HD2	2:CB:212:TYR:O	1.79	0.66
4:CD:101:VAL:HB	4:CD:113:ALA:HB1	1.78	0.66
5:CE:59:ILE:HG13	5:CE:59:ILE:O	1.95	0.66
22:DA:41:C:H2'	22:DA:42:A:C8	2.30	0.66
22:DA:352:A:C4	22:DA:353:C:H1'	2.30	0.66
22:DA:727:A:C2'	22:DA:728:G:C8	2.79	0.66
22:DA:836:G:C5	22:DA:837:C:C4	2.84	0.66
22:DA:1071:G:N7	22:DA:1089:A:C5	2.64	0.66
22:DA:1210:G:C5'	22:DA:1211:C:H3'	2.26	0.66
22:DA:1421:G:H8	22:DA:1421:G:OP2	1.78	0.66
22:DA:1516:G:C2'	22:DA:1517:G:H5'	2.25	0.66
22:DA:2259:U:O4'	22:DA:2427:C:H2'	1.95	0.66
22:DA:2519:U:H1'	22:DA:2520:C:H5	1.59	0.66
22:DA:2552:U:C2	22:DA:2554:U:C5'	2.78	0.66
22:DA:2734:A:C2'	22:DA:2735:G:H5'	2.26	0.66
22:DA:2771:C:H2'	22:DA:2772:C:C6	2.30	0.66
22:DA:2876:G:H4'	37:DP:2:ASN:HD21	1.60	0.66
26:DE:105:LEU:HB3	26:DE:200:LEU:HD11	1.78	0.66
36:DO:12:THR:HG23	36:DO:16:ARG:HH11	1.61	0.66
46:DY:1:MET:HG2	46:DY:4:LYS:HZ1	1.61	0.66
47:DZ:6:ILE:HD12	47:DZ:47:ILE:CD1	2.25	0.66
1:AA:338:A:N1	1:AA:351:G:O6	2.29	0.66
1:AA:452:A:H2'	1:AA:453:G:O4'	1.95	0.66
1:AA:587:G:H4'	8:AH:3:GLN:HA	1.78	0.66
1:AA:1151:A:O2'	1:AA:1152:A:C5'	2.44	0.66
2:AB:65:LYS:HE2	2:AB:153:MET:HG2	1.77	0.66
2:AB:176:ASN:HD21	2:AB:194:GLY:HA3	1.60	0.66
5:AE:55:VAL:N	5:AE:56:PRO:HD2	2.10	0.66
16:AP:44:SER:O	16:AP:46:LYS:HG3	1.96	0.66
21:AU:4:LYS:HD2	21:AU:4:LYS:C	2.17	0.66
22:BA:726:G:O2'	22:BA:727:A:OP2	2.11	0.66
22:BA:869:G:O2'	34:BM:8:LYS:CD	2.44	0.66
22:BA:1080:A:O2'	30:BI:126:ARG:HG2	1.96	0.66
22:BA:1425:G:C2'	22:BA:1426:G:H5'	2.26	0.66
22:BA:2726:A:O2'	22:BA:2727:A:H5'	1.96	0.66
29:BH:78:VAL:HG11	29:BH:145:ASN:HB3	1.78	0.66
36:BO:53:THR:HB	36:BO:65:THR:HG22	1.77	0.66
41:BT:39:THR:O	41:BT:40:LYS:HB2	1.95	0.66
1:CA:170:U:HO2'	1:CA:171:A:H5'	1.60	0.66
1:CA:585:G:O2'	1:CA:586:C:H5'	1.95	0.66
1:CA:1329:A:H5''	13:CM:25:GLY:N	2.09	0.66

*Continued on next page...*

*Continued from previous page...*

Atom-1	Atom-2	Interatomic distance (Å)	Clash overlap (Å)
5:CE:24:VAL:HG23	5:CE:26:GLY:N	2.10	0.66
5:CE:105:ILE:O	5:CE:105:ILE:HG22	1.95	0.66
16:CP:48:GLU:CG	16:CP:51:ARG:HE	2.06	0.66
22:DA:24:G:C5	22:DA:25:U:C5	2.84	0.66
22:DA:60:G:H1	22:DA:89:A:H62	1.44	0.66
22:DA:73:A:H8	22:DA:73:A:O5'	1.79	0.66
22:DA:84:A:H8	22:DA:84:A:OP2	1.79	0.66
22:DA:125:A:H5''	50:D2:19:ARG:HB2	1.78	0.66
22:DA:192:C:C2'	22:DA:193:U:H5'	2.26	0.66
22:DA:249:C:H4'	22:DA:250:G:O5'	1.95	0.66
22:DA:468:G:H5''	26:DE:55:SER:CB	2.25	0.66
22:DA:1055:G:H3'	22:DA:1056:G:H5'	1.77	0.66
22:DA:1288:G:H2'	22:DA:1288:G:N3	2.11	0.66
22:DA:1590:A:H2'	22:DA:1591:A:H8	1.61	0.66
22:DA:2107:G:H2'	22:DA:2108:A:C8	2.31	0.66
22:DA:2497:A:O2'	22:DA:2498:C:OP2	2.14	0.66
22:DA:2788:C:H2'	22:DA:2789:C:C6	2.31	0.66
22:DA:2849:U:O4	22:DA:2867:G:C8	2.48	0.66
25:DD:137:SER:C	25:DD:138:LEU:HD22	2.16	0.66
25:DD:208:LYS:O	25:DD:209:ALA:CB	2.43	0.66
30:DI:83:ALA:HB2	30:DI:99:LYS:O	1.96	0.66
35:DN:114:GLU:HG2	35:DN:115:LEU:N	2.11	0.66
39:DR:68:ARG:HH11	39:DR:90:ARG:HG2	1.59	0.66
42:DU:94:PHE:HD2	42:DU:94:PHE:O	1.79	0.66
43:DV:59:GLU:HG2	43:DV:60:VAL:H	1.60	0.66
45:DX:58:ILE:HG12	45:DX:66:VAL:HG11	1.78	0.66
48:D0:28:SER:O	48:D0:36:LYS:HA	1.96	0.66
50:D2:24:THR:CG2	50:D2:27:GLY:HA3	2.25	0.66
52:D4:19:ARG:HH12	52:D4:26:ILE:CG1	2.09	0.66
1:AA:232:G:C2'	1:AA:233:C:H5'	2.26	0.66
3:AC:137:VAL:HG22	3:AC:148:ILE:HD13	1.78	0.66
4:AD:57:LYS:HG2	4:AD:202:LEU:HD23	1.77	0.66
5:AE:123:LEU:HD12	5:AE:123:LEU:H	1.61	0.66
6:AF:8:PHE:CE1	6:AF:21:MET:CE	2.78	0.66
12:AL:81:ILE:HD11	12:AL:94:TYR:CG	2.30	0.66
14:AN:29:ILE:HG23	14:AN:34:ASN:HD21	1.59	0.66
16:AP:56:ARG:NH1	16:AP:59:HIS:CD2	2.64	0.66
22:BA:1073:A:C2'	22:BA:1074:G:C5'	2.61	0.66
22:BA:1267:U:O3'	56:BA:3380:HOH:O	2.13	0.66
22:BA:1435:G:O2'	22:BA:1436:G:H5'	1.95	0.66
26:BE:175:ILE:O	26:BE:175:ILE:HG23	1.96	0.66

*Continued on next page...*

*Continued from previous page...*

Atom-1	Atom-2	Interatomic distance (Å)	Clash overlap (Å)
30:BI:42:ASN:HA	30:BI:45:THR:HB	1.78	0.66
33:BL:78:ARG:HB3	33:BL:113:ALA:HB3	1.77	0.66
36:BO:62:LEU:HD23	36:BO:70:ALA:HA	1.78	0.66
38:BQ:4:LYS:CG	38:BQ:5:ARG:N	2.53	0.66
38:BQ:26:ALA:HB1	38:BQ:30:VAL:HG23	1.77	0.66
40:BS:21:ALA:HB1	40:BS:74:ILE:HD13	1.77	0.66
40:BS:24:ILE:HG12	40:BS:36:LEU:HD11	1.78	0.66
44:BW:8:SER:O	44:BW:9:THR:HG22	1.96	0.66
1:CA:708:C:O2'	1:CA:709:U:H5'	1.95	0.66
1:CA:796:C:O2'	1:CA:797:C:H5'	1.96	0.66
1:CA:1087:G:O2'	1:CA:1088:G:H5'	1.96	0.66
1:CA:1127:G:O2'	1:CA:1128:C:C5'	2.44	0.66
1:CA:1405:G:H1'	1:CA:1518:A:O2'	1.95	0.66
2:CB:184:ALA:HB3	2:CB:195:VAL:HG21	1.78	0.66
5:CE:76:ASN:O	5:CE:77:ASN:CB	2.44	0.66
15:CO:24:THR:HG23	15:CO:65:LEU:CD2	2.26	0.66
22:DA:457:A:N1	22:DA:470:A:H5''	2.11	0.66
22:DA:618:G:N2	22:DA:619:G:C1'	2.59	0.66
22:DA:662:G:H4'	33:DL:15:ALA:O	1.96	0.66
22:DA:663:G:O6	22:DA:664:G:C6	2.48	0.66
22:DA:962:G:H2'	22:DA:963:U:H6	1.60	0.66
22:DA:1268:A:C2	22:DA:1269:A:H1'	2.30	0.66
22:DA:1387:A:C4	22:DA:1388:G:N7	2.63	0.66
22:DA:1455:G:HO2'	22:DA:1456:G:H8	1.44	0.66
22:DA:1652:A:H62	35:DN:11:ASN:HD21	1.44	0.66
22:DA:2038:G:H2'	22:DA:2039:U:O4'	1.96	0.66
22:DA:2076:U:H5''	22:DA:2238:G:H22	1.59	0.66
22:DA:2458:G:H4'	22:DA:2459:A:OP1	1.96	0.66
22:DA:2638:G:O2'	22:DA:2639:A:H8	1.79	0.66
22:DA:2742:G:O2'	22:DA:2743:U:H5'	1.95	0.66
23:DB:38:C:O2'	23:DB:39:A:H5'	1.96	0.66
23:DB:109:A:O2'	23:DB:110:C:H6	1.77	0.66
25:DD:12:THR:HG23	25:DD:13:ARG:H	1.61	0.66
25:DD:107:VAL:H	25:DD:206:ALA:H	1.43	0.66
27:DF:39:VAL:CG2	27:DF:49:LEU:HG	2.25	0.66
31:DJ:74:TYR:OH	31:DJ:100:VAL:HG13	1.96	0.66
34:DM:17:ASN:O	34:DM:18:ARG:HG2	1.96	0.66
35:DN:96:ARG:CG	35:DN:98:LEU:HD13	2.25	0.66
1:AA:345:C:H3'	37:BP:33:GLU:OE1	1.96	0.65
1:AA:523:A:H61	12:AL:88:ASP:CG	1.99	0.65
1:AA:826:C:H5'	8:AH:12:ARG:HH21	1.61	0.65

*Continued on next page...*

*Continued from previous page...*

Atom-1	Atom-2	Interatomic distance (Å)	Clash overlap (Å)
1:AA:1316:G:H5''	1:AA:1317:C:OP2	1.96	0.65
2:AB:221:ARG:HB3	2:AB:221:ARG:CZ	2.25	0.65
3:AC:122:GLN:HB3	3:AC:127:VAL:HG21	1.78	0.65
5:AE:81:GLN:OE1	5:AE:149:PRO:HD3	1.95	0.65
7:AG:90:VAL:HG23	7:AG:94:ARG:HD3	1.79	0.65
20:AT:54:GLN:N	20:AT:55:PRO:HD2	2.11	0.65
22:BA:215:G:C4'	22:BA:216:A:H4'	2.27	0.65
22:BA:856:G:H1'	44:BW:23:LYS:CB	2.26	0.65
22:BA:1738:G:HO2'	22:BA:1739:A:H8	1.44	0.65
22:BA:2152:G:O2'	22:BA:2153:C:C5'	2.43	0.65
22:BA:2491:U:H5''	22:BA:2570:G:H5''	1.79	0.65
22:BA:2791:G:H5''	22:BA:2791:G:H8	1.61	0.65
23:BB:7:G:O2'	36:BO:38:GLN:NE2	2.29	0.65
24:BC:166:ARG:O	24:BC:166:ARG:CG	2.44	0.65
34:BM:132:THR:HG22	34:BM:133:LYS:N	2.10	0.65
41:BT:29:THR:CA	41:BT:86:THR:HA	2.22	0.65
44:BW:17:ALA:O	44:BW:18:LYS:HB3	1.96	0.65
1:CA:518:C:H4'	1:CA:519:C:C5'	2.26	0.65
1:CA:1288:A:O2'	1:CA:1289:A:C8	2.37	0.65
9:CI:17:ARG:NH1	9:CI:65:THR:HG21	2.11	0.65
11:CK:81:LEU:O	11:CK:81:LEU:HD22	1.95	0.65
22:DA:963:U:O2'	22:DA:964:C:H5'	1.96	0.65
22:DA:1545:A:C2'	22:DA:1546:G:H5'	2.26	0.65
22:DA:2400:G:H2'	22:DA:2401:U:O4'	1.96	0.65
23:DB:57:A:N6	27:DF:25:MET:HG2	2.10	0.65
30:DI:102:ARG:HG2	30:DI:141:ASP:O	1.96	0.65
32:DK:11:ALA:CB	32:DK:64:ARG:NH1	2.59	0.65
34:DM:4:PRO:HD3	34:DM:68:PHE:HE2	1.62	0.65
37:DP:20:ARG:HD2	37:DP:21:PRO:CD	2.11	0.65
1:AA:49:U:O4	1:AA:365:U:C5	2.43	0.65
1:AA:1142:G:C2'	1:AA:1143:G:O4'	2.44	0.65
9:AI:24:ASN:H	9:AI:61:ASP:HB2	1.61	0.65
14:AN:5:MET:HA	14:AN:8:ARG:HD2	1.79	0.65
19:AS:48:ILE:HD12	19:AS:48:ILE:O	1.96	0.65
22:BA:1071:G:H1'	22:BA:1089:A:C5	2.31	0.65
22:BA:1079:C:C4	22:BA:1088:A:C2	2.84	0.65
22:BA:2292:U:H2'	22:BA:2293:G:C8	2.31	0.65
22:BA:2704:C:H5''	22:BA:2705:A:OP2	1.96	0.65
22:BA:2801:G:O2'	22:BA:2802:G:H5'	1.96	0.65
27:BF:13:LYS:O	27:BF:17:THR:HG23	1.95	0.65
27:BF:129:MET:HE3	27:BF:153:ILE:HD11	1.77	0.65

*Continued on next page...*

*Continued from previous page...*

Atom-1	Atom-2	Interatomic distance (Å)	Clash overlap (Å)
28:BG:148:ARG:HD2	28:BG:163:TYR:CE2	2.30	0.65
34:BM:12:MET:CE	34:BM:71:LYS:HG3	2.26	0.65
36:BO:58:ILE:O	36:BO:59:ALA:CB	2.44	0.65
1:CA:154:U:C2'	1:CA:155:A:H5'	2.23	0.65
1:CA:994:A:N6	1:CA:1216:A:H5'	2.11	0.65
1:CA:1339:A:H2'	1:CA:1340:A:O4'	1.96	0.65
2:CB:206:ILE:CA	2:CB:209:VAL:HG22	2.20	0.65
11:CK:106:ILE:O	11:CK:106:ILE:HG12	1.95	0.65
22:DA:185:G:C6	22:DA:212:G:C2	2.84	0.65
22:DA:302:C:HO2'	22:DA:303:G:H8	0.76	0.65
22:DA:329:G:H4'	22:DA:330:A:OP1	1.96	0.65
22:DA:511:U:H5''	22:DA:1235:G:H4'	1.78	0.65
22:DA:952:G:H21	22:DA:2267:A:H2	1.44	0.65
22:DA:2392:A:C8	22:DA:2429:G:C2	2.84	0.65
22:DA:2537:U:H2'	22:DA:2538:C:C6	2.31	0.65
33:DL:116:VAL:HG13	33:DL:117:THR:N	2.11	0.65
41:DT:29:THR:CB	41:DT:87:LEU:H	2.05	0.65
42:DU:9:GLU:OE1	42:DU:23:LYS:HA	1.96	0.65
42:DU:81:ARG:HB3	42:DU:96:LYS:HZ3	1.59	0.65
47:DZ:13:ILE:HG22	47:DZ:14:GLY:N	2.10	0.65
2:AB:40:ILE:O	2:AB:41:ASN:HB2	1.96	0.65
2:AB:130:LYS:NZ	2:AB:133:ALA:HB2	2.11	0.65
17:AQ:66:LEU:O	17:AQ:67:SER:HB3	1.96	0.65
22:BA:289:G:H2'	22:BA:290:U:O4'	1.96	0.65
22:BA:475:C:C4	22:BA:481:G:O6	2.49	0.65
22:BA:990:A:H8	22:BA:990:A:C5'	2.02	0.65
22:BA:1059:G:O2'	30:BI:128:ILE:HD13	1.96	0.65
22:BA:1680:U:H2'	22:BA:1681:G:O4'	1.96	0.65
22:BA:1842:G:O4'	24:BC:242:HIS:CE1	2.49	0.65
22:BA:1941:C:H6	22:BA:1941:C:C5'	2.06	0.65
22:BA:2080:A:H5'	45:BX:18:SER:CB	2.26	0.65
22:BA:2476:A:C2'	22:BA:2477:U:H5'	2.26	0.65
22:BA:2671:G:C2'	22:BA:2672:U:H5'	2.26	0.65
32:BK:18:ARG:HG3	32:BK:18:ARG:NH1	2.11	0.65
33:BL:93:ASN:HD22	33:BL:94:THR:H	1.43	0.65
33:BL:100:ILE:HD12	33:BL:101:ILE:HD13	1.77	0.65
43:BV:80:HIS:CD2	43:BV:82:TYR:H	2.15	0.65
44:BW:28:GLU:OE2	44:BW:28:GLU:CA	2.43	0.65
45:BX:30:PRO:O	45:BX:32:LEU:HD13	1.96	0.65
45:BX:58:ILE:HD12	45:BX:66:VAL:CG2	2.16	0.65
1:CA:457:G:H2'	1:CA:457:G:N3	2.10	0.65

*Continued on next page...*

*Continued from previous page...*

Atom-1	Atom-2	Interatomic distance (Å)	Clash overlap (Å)
1:CA:532:A:C8	3:CC:192:TYR:CE2	2.84	0.65
1:CA:535:A:H4'	1:CA:536:C:OP1	1.90	0.65
1:CA:1304:G:C1'	1:CA:1333:A:H61	2.09	0.65
1:CA:1501:C:N4	1:CA:1504:G:C2	2.64	0.65
14:CN:87:ALA:HB2	14:CN:92:ILE:HD12	1.79	0.65
15:CO:42:PHE:HB3	15:CO:52:ARG:NH2	2.10	0.65
16:CP:52:LEU:HD21	16:CP:75:ILE:HG12	1.78	0.65
22:DA:321:U:O4'	26:DE:159:LEU:HG	1.96	0.65
22:DA:1205:A:N7	26:DE:165:HIS:CG	2.65	0.65
22:DA:1255:U:H3'	22:DA:1256:G:H5''	1.79	0.65
22:DA:1304:A:O2'	22:DA:1305:C:C6	2.48	0.65
22:DA:1671:U:O2	22:DA:1673:G:C8	2.49	0.65
22:DA:2686:G:H2'	22:DA:2687:U:H6	1.61	0.65
23:DB:111:U:O2'	23:DB:112:G:C8	2.49	0.65
30:DI:74:PRO:O	30:DI:78:LEU:HG	1.95	0.65
32:DK:118:LEU:O	32:DK:120:PRO:CD	2.44	0.65
35:DN:7:GLY:H	35:DN:46:ARG:HH12	1.44	0.65
41:DT:5:GLU:HA	41:DT:8:LEU:HD12	1.78	0.65
50:D2:34:ARG:HB3	50:D2:42:LEU:HD11	1.79	0.65
51:D3:41:ARG:HG3	51:D3:41:ARG:NH2	2.07	0.65
1:AA:469:C:O2'	1:AA:470:C:H5'	1.97	0.65
1:AA:1069:C:H2'	1:AA:1070:U:C5'	2.25	0.65
3:AC:41:TYR:OH	3:AC:89:VAL:HG21	1.96	0.65
9:AI:56:MET:CE	9:AI:57:VAL:H	2.10	0.65
20:AT:34:VAL:CG1	20:AT:78:LEU:HD22	2.25	0.65
22:BA:617:G:C2'	22:BA:618:G:H5'	2.27	0.65
22:BA:1644:C:C2'	22:BA:1645:G:H5'	2.26	0.65
26:BE:112:LEU:HD13	26:BE:186:VAL:CG1	2.26	0.65
29:BH:78:VAL:HG21	29:BH:145:ASN:HD22	1.61	0.65
29:BH:108:VAL:HG12	29:BH:109:GLU:H	1.62	0.65
37:BP:28:LYS:HE3	37:BP:82:SER:OG	1.97	0.65
37:BP:92:ARG:HB2	37:BP:92:ARG:HH11	1.61	0.65
41:BT:54:GLU:OE1	41:BT:88:LYS:HG3	1.96	0.65
44:BW:18:LYS:N	44:BW:36:ILE:HG12	2.12	0.65
47:BZ:40:THR:HG23	47:BZ:43:ILE:H	1.62	0.65
1:CA:130:A:O4'	17:CQ:64:ARG:HD3	1.96	0.65
1:CA:249:U:C2	1:CA:276:G:N1	2.64	0.65
1:CA:763:G:H2'	1:CA:764:C:H6	1.60	0.65
1:CA:1195:C:H5''	1:CA:1196:A:OP2	1.95	0.65
2:CB:79:VAL:HA	2:CB:213:LEU:CD2	2.25	0.65
12:CL:64:SER:HB2	12:CL:81:ILE:HD11	1.77	0.65

*Continued on next page...*



*Continued from previous page...*

Atom-1	Atom-2	Interatomic distance (Å)	Clash overlap (Å)
13:CM:2:ARG:HA	13:CM:7:ASN:O	1.95	0.65
13:CM:77:LYS:HD3	13:CM:77:LYS:O	1.96	0.65
22:DA:119:A:H5'	22:DA:120:U:OP1	1.97	0.65
22:DA:296:U:C2	22:DA:297:G:C8	2.84	0.65
22:DA:594:U:H2'	22:DA:595:C:C6	2.32	0.65
22:DA:620:G:H4'	22:DA:621:A:O5'	1.95	0.65
22:DA:1313:U:O2'	22:DA:1314:C:H5'	1.96	0.65
22:DA:1324:G:H1'	22:DA:1616:A:H61	1.59	0.65
22:DA:1327:A:H2'	22:DA:1328:A:H8	1.59	0.65
22:DA:1425:G:H2'	22:DA:1426:G:O4'	1.96	0.65
22:DA:2142:A:C3'	22:DA:2143:C:H4'	2.26	0.65
22:DA:2217:G:O2'	22:DA:2218:G:O4'	2.15	0.65
22:DA:2290:G:H4'	22:DA:2381:A:O2'	1.96	0.65
24:DC:156:SER:HB3	24:DC:159:THR:CG2	2.27	0.65
25:DD:114:LYS:CD	25:DD:116:LYS:NZ	2.58	0.65
35:DN:94:TYR:N	35:DN:94:TYR:CD1	2.63	0.65
43:DV:4:ILE:HB	43:DV:63:ILE:HG13	1.77	0.65
49:D1:20:TYR:HE2	49:D1:37:LYS:HZ2	1.44	0.65
1:AA:275:G:H2'	1:AA:276:G:C8	2.29	0.65
1:AA:322:C:O2'	20:AT:17:ARG:HG2	1.94	0.65
1:AA:486:U:H2'	1:AA:487:A:H5'	1.79	0.65
1:AA:754:C:O2	1:AA:754:C:H5''	1.96	0.65
1:AA:1025:U:C5'	1:AA:1026:G:H5'	2.26	0.65
1:AA:1084:G:C5	1:AA:1085:U:C4	2.84	0.65
1:AA:1319:A:H2'	1:AA:1323:G:N7	2.12	0.65
1:AA:1367:C:H5'	10:AJ:62:ARG:NH1	2.10	0.65
6:AF:38:ARG:HG3	6:AF:39:LEU:H	1.58	0.65
7:AG:24:LYS:O	7:AG:28:ILE:HG12	1.96	0.65
7:AG:146:ALA:C	7:AG:148:LYS:H	1.99	0.65
22:BA:63:A:H8	22:BA:63:A:H5'	1.60	0.65
22:BA:548:G:H3'	22:BA:548:G:H8	1.61	0.65
22:BA:915:C:H5''	22:BA:915:C:C6	2.30	0.65
22:BA:1059:G:H1'	30:BI:127:SER:HB2	1.78	0.65
22:BA:1071:G:H1'	22:BA:1089:A:C8	2.32	0.65
37:BP:13:LYS:HE3	37:BP:75:THR:O	1.97	0.65
44:BW:28:GLU:HG3	44:BW:29:SER:N	2.11	0.65
44:BW:49:ASN:ND2	44:BW:49:ASN:C	2.49	0.65
1:CA:482:A:H2'	1:CA:483:C:H6	1.59	0.65
1:CA:518:C:H2'	1:CA:530:G:C8	2.31	0.65
1:CA:1225:A:H5'	13:CM:101:THR:HG23	1.77	0.65
1:CA:1349:A:H2'	1:CA:1350:A:C8	2.31	0.65

*Continued on next page...*

*Continued from previous page...*

Atom-1	Atom-2	Interatomic distance (Å)	Clash overlap (Å)
5:CE:95:MET:CE	5:CE:143:LEU:HD21	2.27	0.65
6:CF:59:TYR:HE2	18:CR:66:LEU:HD21	1.59	0.65
15:CO:2:LEU:HD13	15:CO:34:GLN:HE21	1.60	0.65
17:CQ:25:GLU:HG3	17:CQ:40:THR:CG2	2.25	0.65
22:DA:389:G:C8	22:DA:2413:G:H4'	2.31	0.65
22:DA:489:G:C5	22:DA:491:G:C5	2.85	0.65
22:DA:506:G:H4'	22:DA:507:A:H5'	1.76	0.65
22:DA:980:A:C4	22:DA:1136:G:O4'	2.50	0.65
22:DA:1282:U:H2'	22:DA:1283:G:O4'	1.97	0.65
22:DA:1287:A:O2'	22:DA:1288:G:H5'	1.96	0.65
22:DA:1655:A:H2'	22:DA:1656:C:H6	1.58	0.65
22:DA:1956:U:O2	22:DA:1985:C:H4'	1.96	0.65
22:DA:2584:U:H2'	22:DA:2585:U:H5'	1.78	0.65
22:DA:2620:C:O4'	25:DD:161:MET:HG3	1.97	0.65
23:DB:18:G:C6	23:DB:67:G:O6	2.50	0.65
26:DE:34:ALA:HB1	26:DE:94:GLN:HB2	1.77	0.65
28:DG:8:VAL:HG22	28:DG:72:ASN:HB2	1.79	0.65
28:DG:112:VAL:CG1	28:DG:114:HIS:HB3	2.27	0.65
29:DH:9:VAL:CG1	29:DH:10:ALA:N	2.59	0.65
30:DI:89:SER:HB3	30:DI:97:VAL:HG11	1.78	0.65
33:DL:85:VAL:HG22	33:DL:85:VAL:O	1.97	0.65
37:DP:102:ARG:HD2	37:DP:106:ALA:C	2.16	0.65
45:DX:6:VAL:CG1	45:DX:50:VAL:HG12	2.26	0.65
51:D3:33:THR:CG2	51:D3:34:LYS:N	2.59	0.65
1:AA:9:G:O2'	1:AA:10:A:H5'	1.97	0.65
1:AA:129:A:O2'	1:AA:130:A:H5''	1.97	0.65
1:AA:137:U:H2'	1:AA:137:U:O2	1.97	0.65
1:AA:160:A:H1'	1:AA:344:A:C2	2.32	0.65
1:AA:1027:C:O5'	1:AA:1027:C:H6	1.79	0.65
1:AA:1087:G:O2'	1:AA:1088:G:H5'	1.97	0.65
1:AA:1319:A:C8	1:AA:1323:G:C6	2.85	0.65
2:AB:19:THR:HB	2:AB:37:VAL:HB	1.78	0.65
22:BA:404:A:H1'	22:BA:405:U:OP2	1.96	0.65
22:BA:580:U:H2'	22:BA:581:C:H6	1.61	0.65
22:BA:2492:U:H2'	22:BA:2493:U:H6	1.61	0.65
27:BF:142:TYR:O	27:BF:145:VAL:HG22	1.97	0.65
31:BJ:44:TYR:HD1	31:BJ:44:TYR:C	1.98	0.65
35:BN:1:MET:O	35:BN:2:ARG:CB	2.45	0.65
46:BY:26:PHE:HD2	46:BY:29:ARG:HH11	1.45	0.65
49:B1:3:GLY:O	49:B1:5:ARG:N	2.24	0.65
49:B1:16:THR:CG2	49:B1:41:VAL:CG2	2.75	0.65

*Continued on next page...*

*Continued from previous page...*

Atom-1	Atom-2	Interatomic distance (Å)	Clash overlap (Å)
1:CA:429:U:H1'	1:CA:430:A:C5'	2.26	0.65
1:CA:533:A:C2	1:CA:536:C:C5	2.84	0.65
1:CA:861:G:O2'	1:CA:862:C:H5'	1.97	0.65
1:CA:1072:G:H2'	1:CA:1073:U:H6	1.61	0.65
1:CA:1125:U:C2	1:CA:1127:G:N7	2.64	0.65
1:CA:1380:U:O4	7:CG:2:ARG:HB2	1.95	0.65
2:CB:89:PHE:HE2	2:CB:152:ASP:CB	2.04	0.65
12:CL:42:LYS:HD2	12:CL:43:LYS:CG	2.25	0.65
15:CO:38:LEU:HD12	15:CO:41:HIS:HB3	1.77	0.65
22:DA:305:C:C2	22:DA:313:G:C2	2.84	0.65
22:DA:443:A:N6	26:DE:36:ALA:HB1	2.11	0.65
22:DA:532:A:H4'	22:DA:533:G:C8	2.32	0.65
22:DA:1317:G:C6	22:DA:1318:U:N3	2.65	0.65
22:DA:1798:U:C5	24:DC:270:ARG:NH1	2.65	0.65
22:DA:2800:A:H2'	22:DA:2801:G:O4'	1.97	0.65
24:DC:145:MET:CE	24:DC:181:ARG:HH22	2.08	0.65
25:DD:106:LYS:O	25:DD:107:VAL:HB	1.97	0.65
27:DF:31:GLU:O	27:DF:95:MET:HE2	1.97	0.65
27:DF:101:ARG:O	27:DF:106:ALA:HB3	1.96	0.65
33:DL:103:ILE:H	33:DL:103:ILE:CD1	1.89	0.65
36:DO:74:VAL:HB	36:DO:106:LEU:HD13	1.77	0.65
39:DR:24:LYS:HA	39:DR:94:THR:HG23	1.77	0.65
41:DT:29:THR:HA	41:DT:87:LEU:HB2	1.78	0.65
50:D2:24:THR:HG23	50:D2:27:GLY:HA3	1.79	0.65
1:AA:204:G:C1'	1:AA:465:A:C2	2.80	0.65
1:AA:619:U:C2	4:AD:131:ILE:HD11	2.32	0.65
1:AA:1095:U:O2'	1:AA:1096:C:H5'	1.96	0.65
1:AA:1254:A:OP1	10:AJ:47:GLU:HG2	1.97	0.65
1:AA:1517:G:N3	22:BA:1919:A:O2'	2.29	0.65
3:AC:152:VAL:HG23	3:AC:152:VAL:O	1.95	0.65
8:AH:45:ILE:HA	8:AH:63:LYS:HG3	1.79	0.65
10:AJ:49:PHE:CE1	14:AN:76:PHE:HZ	2.14	0.65
18:AR:62:ARG:HB3	18:AR:69:TYR:CE2	2.31	0.65
22:BA:2315:G:O2'	22:BA:2316:G:H5'	1.97	0.65
27:BF:129:MET:CG	27:BF:153:ILE:CD1	2.74	0.65
34:BM:114:ARG:HA	34:BM:130:PHE:CE1	2.31	0.65
41:BT:73:ARG:HB3	41:BT:73:ARG:CZ	2.25	0.65
45:BX:38:TRP:CB	45:BX:45:PHE:HE2	2.05	0.65
45:BX:50:VAL:CG1	45:BX:51:SER:N	2.60	0.65
50:B2:18:PHE:O	50:B2:22:MET:HB2	1.96	0.65
1:CA:14:U:O2	1:CA:16:A:C8	2.49	0.65

*Continued on next page...*

*Continued from previous page...*

Atom-1	Atom-2	Interatomic distance (Å)	Clash overlap (Å)
1:CA:18:C:C2	1:CA:19:A:C8	2.85	0.65
1:CA:251:G:H21	1:CA:253:A:N6	1.95	0.65
1:CA:1343:G:H4'	9:CI:123:ARG:O	1.97	0.65
9:CI:63:TYR:C	9:CI:64:ILE:HD12	2.17	0.65
12:CL:42:LYS:HG2	12:CL:43:LYS:HG2	1.79	0.65
14:CN:79:SER:HB2	14:CN:81:ILE:CD1	2.26	0.65
22:DA:36:G:H4'	22:DA:451:U:C2	2.31	0.65
22:DA:481:G:O2'	22:DA:482:A:OP2	2.13	0.65
22:DA:1417:C:H4'	22:DA:1587:G:H21	1.61	0.65
22:DA:1754:A:N6	22:DA:1755:A:C6	2.65	0.65
22:DA:1826:G:P	24:DC:220:ARG:HB3	2.37	0.65
22:DA:1827:U:H2'	22:DA:1828:G:O4'	1.97	0.65
22:DA:1854:A:O4'	22:DA:2233:U:H4'	1.97	0.65
26:DE:126:VAL:HG22	26:DE:127:GLU:H	1.62	0.65
29:DH:41:LYS:HA	29:DH:44:ILE:CG2	2.27	0.65
31:DJ:74:TYR:CE2	31:DJ:103:ILE:HD11	2.30	0.65
32:DK:21:CYS:HA	32:DK:41:ILE:CD1	2.26	0.65
38:DQ:50:ARG:HD2	38:DQ:50:ARG:N	2.10	0.65
41:DT:11:LEU:HD11	41:DT:46:ALA:HB1	1.77	0.65
46:DY:25:GLN:HA	46:DY:28:LEU:HB3	1.79	0.65
1:AA:39:G:H2'	1:AA:40:C:H6	1.60	0.65
1:AA:1367:C:C5'	10:AJ:62:ARG:NH1	2.60	0.65
2:AB:132:GLU:O	2:AB:132:GLU:HG3	1.96	0.65
18:AR:63:TYR:CD1	18:AR:69:TYR:OH	2.50	0.65
22:BA:638:G:H2'	22:BA:639:U:C6	2.32	0.65
22:BA:1059:G:H5''	22:BA:1060:U:H3'	1.79	0.65
22:BA:1153:C:OP2	56:BA:3358:HOH:O	2.13	0.65
22:BA:2654:A:H4'	22:BA:2655:G:OP1	1.97	0.65
24:BC:39:SER:O	24:BC:41:GLY:N	2.30	0.65
32:BK:35:VAL:HG12	32:BK:36:GLY:N	2.10	0.65
32:BK:76:VAL:HB	37:BP:72:VAL:CG2	2.26	0.65
41:BT:50:LEU:O	41:BT:51:PHE:HB2	1.96	0.65
42:BU:48:VAL:O	42:BU:53:GLN:HB3	1.97	0.65
1:CA:8:A:C6	4:CD:205:LYS:HG3	2.32	0.65
1:CA:132:C:O2'	1:CA:133:U:C5'	2.44	0.65
1:CA:537:G:C5'	12:CL:109:ARG:HH12	2.08	0.65
1:CA:801:U:O2'	1:CA:802:A:H5'	1.97	0.65
1:CA:1147:C:H4'	9:CI:6:TYR:CE1	2.32	0.65
1:CA:1221:G:H4'	19:CS:35:ARG:HH21	1.60	0.65
22:DA:1751:U:H2'	22:DA:1752:C:H6	1.61	0.65
22:DA:2056:G:N2	22:DA:2057:G:C8	2.64	0.65

*Continued on next page...*

*Continued from previous page...*

Atom-1	Atom-2	Interatomic distance (Å)	Clash overlap (Å)
22:DA:2626:C:H2'	22:DA:2627:G:H5'	1.76	0.65
23:DB:30:C:C2'	23:DB:31:C:H5'	2.25	0.65
26:DE:73:ILE:HG12	26:DE:73:ILE:O	1.97	0.65
29:DH:12:LEU:O	29:DH:12:LEU:HD12	1.96	0.65
31:DJ:45:THR:HG23	31:DJ:45:THR:O	1.96	0.65
31:DJ:94:ALA:O	31:DJ:95:ARG:HB3	1.97	0.65
37:DP:113:LEU:C	37:DP:113:LEU:HD23	2.17	0.65
38:DQ:6:GLY:C	38:DQ:8:ILE:H	1.98	0.65
38:DQ:91:ARG:CD	39:DR:11:GLN:HG3	2.27	0.65
38:DQ:91:ARG:NH2	38:DQ:93:ILE:HD13	2.12	0.65
39:DR:48:LYS:HD2	39:DR:48:LYS:N	2.10	0.65
41:DT:10:VAL:HG23	41:DT:11:LEU:N	2.10	0.65
42:DU:6:ARG:HG2	42:DU:7:ASP:N	2.12	0.65
1:AA:437:U:H4'	4:AD:153:ARG:NH2	2.12	0.65
1:AA:1111:A:O2'	1:AA:1112:C:H5'	1.96	0.65
2:AB:63:LYS:HD3	2:AB:63:LYS:O	1.96	0.65
2:AB:110:ILE:HD12	2:AB:147:LEU:HD13	1.78	0.65
10:AJ:33:GLY:O	10:AJ:34:ALA:HB2	1.97	0.65
11:AK:87:GLY:N	11:AK:113:THR:CG2	2.44	0.65
16:AP:20:VAL:CG2	16:AP:32:PHE:HB2	2.27	0.65
22:BA:1498:C:O2'	22:BA:1499:C:H5'	1.97	0.65
22:BA:1510:G:H5'	22:BA:1510:G:H8	1.59	0.65
25:BD:8:LYS:HB2	25:BD:201:LEU:HD21	1.79	0.65
25:BD:94:GLN:O	25:BD:95:SER:HB2	1.96	0.65
27:BF:37:MET:HE3	27:BF:151:LEU:HB3	1.79	0.65
27:BF:129:MET:CG	27:BF:153:ILE:HD11	2.26	0.65
27:BF:133:GLU:H	27:BF:150:GLY:HA3	1.62	0.65
28:BG:132:LEU:CD1	28:BG:143:VAL:HG12	2.27	0.65
29:BH:131:SER:HB2	29:BH:139:PHE:HD2	1.61	0.65
33:BL:93:ASN:HD22	33:BL:93:ASN:C	2.00	0.65
35:BN:33:ILE:HG12	35:BN:118:ARG:CZ	2.27	0.65
36:BO:106:LEU:HD12	36:BO:106:LEU:O	1.97	0.65
38:BQ:4:LYS:CE	38:BQ:7:VAL:HG13	2.26	0.65
40:BS:1:MET:HE1	40:BS:2:GLU:H	1.62	0.65
44:BW:76:ARG:HG3	44:BW:76:ARG:NH2	1.92	0.65
45:BX:46:VAL:HG21	45:BX:67:LEU:HD11	1.77	0.65
1:CA:176:C:H2'	1:CA:177:G:O5'	1.96	0.65
1:CA:1017:U:OP2	1:CA:1017:U:H6	1.80	0.65
1:CA:1090:U:H2'	1:CA:1091:U:H6	1.62	0.65
4:CD:204:SER:HB2	5:CE:105:ILE:CD1	2.26	0.65
17:CQ:78:VAL:HG12	17:CQ:79:GLU:H	1.61	0.65

*Continued on next page...*

*Continued from previous page...*

Atom-1	Atom-2	Interatomic distance (Å)	Clash overlap (Å)
19:CS:54:ARG:HG2	19:CS:55:GLN:H	1.62	0.65
22:DA:322:A:C2	22:DA:340:A:C6	2.84	0.65
22:DA:479:A:O2'	22:DA:481:G:H5'	1.97	0.65
22:DA:527:C:C5	22:DA:2779:U:C5	2.85	0.65
22:DA:1087:G:H1'	22:DA:1089:A:H1'	1.79	0.65
22:DA:1401:G:C2'	22:DA:1402:U:H6	2.07	0.65
22:DA:1787:A:H2'	22:DA:1787:A:N3	2.11	0.65
22:DA:2079:U:C2	22:DA:2242:G:N2	2.65	0.65
26:DE:6:LYS:HB2	26:DE:121:VAL:HG12	1.78	0.65
32:DK:80:ASP:HB2	37:DP:67:GLU:OE1	1.97	0.65
1:AA:327:A:O2'	1:AA:329:A:H5''	1.96	0.65
1:AA:965:U:C4'	1:AA:969:A:C8	2.77	0.65
1:AA:1068:G:O2'	1:AA:1069:C:H5'	1.96	0.65
2:AB:20:ARG:O	2:AB:22:TRP:HB3	1.97	0.65
2:AB:134:LEU:HD12	2:AB:137:THR:OG1	1.96	0.65
3:AC:133:MET:HB3	3:AC:150:VAL:HG21	1.79	0.65
4:AD:47:LEU:O	4:AD:47:LEU:HD23	1.97	0.65
6:AF:66:ALA:HB1	6:AF:67:PRO:HD2	1.79	0.65
8:AH:9:MET:CE	8:AH:32:LYS:HG2	2.27	0.65
10:AJ:26:VAL:HG12	10:AJ:30:LYS:HE2	1.78	0.65
12:AL:4:ASN:ND2	12:AL:8:ARG:HH12	1.94	0.65
12:AL:79:ILE:HD12	12:AL:96:THR:CG2	2.25	0.65
22:BA:686:U:H2'	22:BA:788:A:N1	2.12	0.65
22:BA:747:U:C4	22:BA:2613:U:C5	2.85	0.65
22:BA:923:G:N2	44:BW:23:LYS:HZ3	1.93	0.65
22:BA:1414:C:C5	22:BA:1415:U:H5	2.14	0.65
31:BJ:44:TYR:CE2	38:BQ:63:ARG:HD3	2.30	0.65
40:BS:37:THR:HB	40:BS:38:TYR:CD1	2.32	0.65
1:CA:374:A:H5''	1:CA:452:A:C2	2.32	0.65
1:CA:1254:A:H2'	1:CA:1255:G:H8	1.60	0.65
1:CA:1319:A:H5''	19:CS:4:LEU:HD11	1.76	0.65
1:CA:1346:A:C8	1:CA:1348:U:N3	2.65	0.65
1:CA:1406:U:H2'	1:CA:1407:C:H5'	1.79	0.65
1:CA:1493:A:H3'	22:DA:1913:A:H62	1.62	0.65
5:CE:65:LYS:HZ2	5:CE:68:ARG:HD3	1.60	0.65
6:CF:98:GLU:O	6:CF:99:ALA:CB	2.45	0.65
7:CG:110:ARG:HG3	7:CG:111:GLY:N	2.12	0.65
10:CJ:77:VAL:O	10:CJ:79:PRO:HD3	1.96	0.65
19:CS:68:HIS:HB3	19:CS:72:GLU:HG3	1.78	0.65
22:DA:600:G:H5''	26:DE:27:LEU:HD22	1.78	0.65
22:DA:813:U:H2'	22:DA:814:C:C6	2.31	0.65

*Continued on next page...*

*Continued from previous page...*

Atom-1	Atom-2	Interatomic distance (Å)	Clash overlap (Å)
22:DA:1079:C:O2'	22:DA:1080:A:H8	1.80	0.65
22:DA:1290:C:C2	22:DA:1291:C:C5	2.84	0.65
22:DA:1512:C:O2'	22:DA:1513:U:C5'	2.44	0.65
22:DA:1827:U:O4'	22:DA:1970:A:O2'	2.14	0.65
22:DA:2393:U:C2'	22:DA:2394:C:H5'	2.26	0.65
29:DH:80:ILE:CB	29:DH:101:ASP:CB	2.72	0.65
42:DU:60:LYS:HD2	42:DU:60:LYS:N	2.12	0.65
42:DU:81:ARG:HB2	42:DU:96:LYS:CG	2.27	0.65
45:DX:29:LEU:HB2	45:DX:30:PRO:CD	2.26	0.65
48:D0:4:GLN:HG2	48:D0:4:GLN:O	1.95	0.65
1:AA:1346:A:H61	1:AA:1374:A:H3'	1.62	0.64
2:AB:71:THR:HG21	2:AB:94:ARG:HD3	1.77	0.64
5:AE:158:LYS:HE2	8:AH:63:LYS:NZ	2.12	0.64
6:AF:42:TRP:HZ2	6:AF:61:LEU:HD22	1.62	0.64
22:BA:309:A:O3'	42:BU:15:GLY:HA2	1.98	0.64
22:BA:503:A:H4'	22:BA:504:A:O5'	1.98	0.64
22:BA:2331:G:O2'	22:BA:2336:A:N1	2.28	0.64
22:BA:2339:C:H2'	22:BA:2340:A:C8	2.32	0.64
24:BC:20:ASN:C	24:BC:20:ASN:ND2	2.50	0.64
25:BD:114:LYS:HE3	25:BD:114:LYS:H	1.52	0.64
26:BE:61:ARG:HH11	26:BE:64:GLY:HA3	1.62	0.64
29:BH:27:ARG:NH1	29:BH:38:PRO:HG3	2.12	0.64
37:BP:52:ARG:H	37:BP:56:SER:HB3	1.62	0.64
41:BT:28:ASN:HA	41:BT:91:GLN:NE2	2.12	0.64
43:BV:39:ALA:C	43:BV:40:ILE:HD13	2.17	0.64
44:BW:9:THR:HG23	44:BW:10:ARG:N	2.10	0.64
1:CA:198:G:O6	1:CA:220:G:C4	2.50	0.64
1:CA:1062:U:H2'	1:CA:1063:C:C6	2.32	0.64
2:CB:221:ARG:HA	2:CB:224:ARG:CZ	2.28	0.64
3:CC:111:ASP:HB3	3:CC:114:LEU:HB2	1.79	0.64
5:CE:131:ASN:HD22	5:CE:132:PRO:CD	2.10	0.64
10:CJ:10:LEU:HD23	10:CJ:98:VAL:HG22	1.78	0.64
12:CL:6:LEU:C	12:CL:8:ARG:H	2.01	0.64
13:CM:13:HIS:CB	13:CM:16:ILE:HD13	2.23	0.64
13:CM:18:LEU:HA	13:CM:21:ILE:HD11	1.79	0.64
15:CO:47:LYS:HD2	15:CO:47:LYS:N	2.11	0.64
22:DA:91:A:O2'	22:DA:92:U:C5'	2.44	0.64
22:DA:397:U:HO2'	22:DA:398:C:H6	1.44	0.64
22:DA:492:A:N1	40:DS:49:LYS:HE2	2.11	0.64
22:DA:859:G:N2	22:DA:916:G:O2'	2.30	0.64
22:DA:860:U:O2'	22:DA:861:A:H8	1.71	0.64

*Continued on next page...*

*Continued from previous page...*

Atom-1	Atom-2	Interatomic distance (Å)	Clash overlap (Å)
22:DA:922:C:H1'	44:DW:22:VAL:CG2	2.21	0.64
22:DA:1127:A:O2'	22:DA:1128:G:C5'	2.45	0.64
22:DA:1301:A:C4	22:DA:1303:G:N7	2.64	0.64
22:DA:1431:A:C2	22:DA:1432:G:C4	2.85	0.64
22:DA:1480:C:H2'	22:DA:1481:U:O4'	1.96	0.64
22:DA:2188:U:H2'	22:DA:2189:U:C6	2.32	0.64
22:DA:2837:A:H2'	22:DA:2838:G:C8	2.32	0.64
23:DB:112:G:H2'	23:DB:113:C:C6	2.33	0.64
31:DJ:51:GLY:C	31:DJ:121:LYS:HE3	2.17	0.64
38:DQ:96:ASP:O	38:DQ:99:VAL:HG23	1.97	0.64
44:DW:23:LYS:HD2	44:DW:24:ARG:HB2	1.79	0.64
45:DX:65:THR:O	45:DX:68:ALA:HB3	1.97	0.64
48:D0:37:HIS:CB	48:D0:43:THR:HG22	2.25	0.64
1:AA:221:C:C2'	1:AA:222:C:H5'	2.26	0.64
1:AA:421:U:H6	1:AA:421:U:H3'	1.61	0.64
1:AA:662:U:H2'	1:AA:663:A:C8	2.31	0.64
9:AI:100:ALA:HB1	9:AI:102:PHE:CZ	2.32	0.64
17:AQ:31:PRO:HB2	17:AQ:32:ILE:HD12	1.79	0.64
22:BA:1190:G:H5''	33:BL:32:GLY:HA2	1.79	0.64
22:BA:1510:G:O2'	22:BA:1511:G:H5'	1.96	0.64
22:BA:1654:A:H1'	25:BD:118:PHE:CE1	2.31	0.64
29:BH:44:ILE:O	29:BH:48:GLU:HB2	1.97	0.64
29:BH:75:LEU:HD23	29:BH:143:ILE:HG23	1.79	0.64
31:BJ:44:TYR:CD2	38:BQ:63:ARG:HG2	2.33	0.64
43:BV:26:PHE:HB2	43:BV:27:PRO:CD	2.28	0.64
47:BZ:6:ILE:O	47:BZ:35:VAL:HG12	1.97	0.64
1:CA:106:C:O2	1:CA:379:C:H4'	1.97	0.64
1:CA:158:G:C5	1:CA:164:G:C6	2.86	0.64
1:CA:677:U:H3	1:CA:713:G:H22	1.44	0.64
1:CA:1168:U:O2	1:CA:1168:U:C2'	2.45	0.64
1:CA:1230:C:H6	1:CA:1230:C:H5''	1.62	0.64
2:CB:90:PHE:HE1	2:CB:92:ASN:ND2	1.95	0.64
10:CJ:37:ARG:HB3	10:CJ:74:VAL:O	1.97	0.64
22:DA:117:G:N1	22:DA:119:A:N6	2.45	0.64
22:DA:404:A:H4'	22:DA:405:U:H5'	1.79	0.64
22:DA:481:G:H1'	22:DA:506:G:N2	2.10	0.64
22:DA:1420:A:C4	22:DA:2211:A:N7	2.64	0.64
22:DA:2261:C:H42	44:DW:10:ARG:HB3	1.60	0.64
22:DA:2508:G:N2	22:DA:2582:G:C6	2.66	0.64
22:DA:2566:A:O2'	22:DA:2567:G:OP2	2.14	0.64
22:DA:2756:U:H1'	22:DA:2757:A:C5'	2.26	0.64

*Continued on next page...*



*Continued from previous page...*

Atom-1	Atom-2	Interatomic distance (Å)	Clash overlap (Å)
22:DA:2800:A:H2'	22:DA:2801:G:C4'	2.28	0.64
23:DB:71:C:C2'	23:DB:72:G:H5'	2.27	0.64
25:DD:100:LEU:HD13	25:DD:100:LEU:O	1.96	0.64
26:DE:122:GLU:O	26:DE:123:LYS:HB3	1.97	0.64
28:DG:84:LYS:O	28:DG:85:LYS:HB3	1.96	0.64
28:DG:112:VAL:HG12	28:DG:114:HIS:HB3	1.77	0.64
46:DY:5:GLU:O	46:DY:6:LEU:HG	1.96	0.64
51:D3:41:ARG:HD2	51:D3:41:ARG:O	1.97	0.64
1:AA:528:C:H5''	1:AA:528:C:H6	1.63	0.64
2:AB:108:GLN:HE21	2:AB:108:GLN:N	1.95	0.64
8:AH:10:LEU:HD11	8:AH:126:CYS:CB	2.27	0.64
9:AI:57:VAL:O	9:AI:58:GLU:HG2	1.97	0.64
9:AI:98:ARG:HG2	9:AI:103:VAL:CG2	2.23	0.64
10:AJ:41:PRO:O	10:AJ:42:LEU:HB2	1.97	0.64
14:AN:88:MET:HE1	14:AN:97:LYS:HD2	1.79	0.64
21:AU:41:THR:O	21:AU:45:LYS:HB2	1.97	0.64
22:BA:646:U:C3'	22:BA:647:G:H5''	2.27	0.64
23:BB:24:G:N7	23:BB:56:G:H2'	2.13	0.64
24:BC:203:VAL:O	24:BC:204:LEU:HB2	1.96	0.64
24:BC:245:THR:HB	24:BC:247:TRP:CE3	2.33	0.64
25:BD:48:ILE:HG23	25:BD:84:LEU:HD21	1.78	0.64
31:BJ:32:LEU:O	31:BJ:36:LEU:HB2	1.97	0.64
1:CA:268:U:H2'	1:CA:269:C:H6	1.57	0.64
1:CA:373:A:N3	1:CA:374:A:C8	2.65	0.64
1:CA:892:A:C5	1:CA:893:C:C5	2.86	0.64
1:CA:962:C:H42	1:CA:974:A:H61	1.41	0.64
1:CA:994:A:N3	1:CA:995:C:C6	2.65	0.64
2:CB:119:GLN:CG	2:CB:124:THR:HG21	2.28	0.64
3:CC:133:MET:CE	3:CC:152:VAL:HG13	2.27	0.64
9:CI:53:LEU:O	9:CI:54:VAL:HG13	1.97	0.64
16:CP:16:PHE:CZ	16:CP:38:PHE:HD1	2.15	0.64
20:CT:57:VAL:CG1	20:CT:71:ALA:CB	2.76	0.64
22:DA:404:A:H5'	22:DA:405:U:OP1	1.97	0.64
22:DA:716:A:C3'	22:DA:717:C:H5''	2.28	0.64
22:DA:839:U:H2'	22:DA:840:C:C6	2.32	0.64
22:DA:973:A:H5'	22:DA:974:G:OP2	1.98	0.64
22:DA:1090:A:C3'	22:DA:1091:G:H5''	2.27	0.64
22:DA:1213:A:H2'	22:DA:1214:A:H8	1.63	0.64
22:DA:1343:G:O2'	22:DA:1344:U:C6	2.49	0.64
22:DA:1359:A:C2	22:DA:1360:G:C1'	2.79	0.64
22:DA:1537:G:H2'	22:DA:1538:G:C4'	2.24	0.64

*Continued on next page...*

*Continued from previous page...*

Atom-1	Atom-2	Interatomic distance (Å)	Clash overlap (Å)
22:DA:2151:U:O2'	22:DA:2152:G:O4'	2.14	0.64
22:DA:2461:A:H1'	22:DA:2492:U:C2	2.32	0.64
22:DA:2788:C:H2'	22:DA:2789:C:H6	1.61	0.64
24:DC:86:ARG:HD2	24:DC:90:ILE:HD11	1.79	0.64
31:DJ:27:ARG:O	31:DJ:30:THR:HG22	1.96	0.64
31:DJ:103:ILE:HD12	31:DJ:103:ILE:O	1.97	0.64
32:DK:2:ILE:O	32:DK:3:GLN:CB	2.45	0.64
40:DS:31:GLN:O	40:DS:35:ILE:HG12	1.97	0.64
42:DU:47:PRO:CB	42:DU:54:PRO:HG3	2.22	0.64
42:DU:81:ARG:HB2	42:DU:96:LYS:CD	2.27	0.64
43:DV:56:PHE:C	43:DV:58:SER:H	2.00	0.64
46:DY:22:LEU:CD1	46:DY:23:ARG:NH1	2.60	0.64
1:AA:52:C:O2'	1:AA:53:A:H5'	1.97	0.64
1:AA:408:A:C2	1:AA:435:A:C2	2.85	0.64
1:AA:430:A:C4	1:AA:431:A:C8	2.85	0.64
1:AA:462:G:H3'	1:AA:463:U:C6	2.32	0.64
1:AA:531:U:H4'	1:AA:532:A:O5'	1.98	0.64
3:AC:54:ILE:HD12	3:AC:54:ILE:C	2.17	0.64
4:AD:61:ARG:HH21	4:AD:67:LEU:HA	1.62	0.64
6:AF:3:HIS:CB	6:AF:92:THR:HG23	2.27	0.64
22:BA:485:C:H2'	22:BA:486:C:C6	2.32	0.64
22:BA:1269:A:OP2	56:BA:3383:HOH:O	2.14	0.64
22:BA:1556:C:C2'	22:BA:1557:C:H5'	2.28	0.64
22:BA:1654:A:O2'	25:BD:118:PHE:CD1	2.48	0.64
22:BA:1820:U:C2	24:BC:200:MET:CG	2.80	0.64
22:BA:2352:A:N1	44:BW:30:VAL:HG21	2.11	0.64
25:BD:53:GLY:HA3	25:BD:77:ARG:HB2	1.79	0.64
26:BE:150:THR:HG23	26:BE:153:LEU:H	1.62	0.64
28:BG:8:VAL:HG12	28:BG:9:VAL:H	1.61	0.64
28:BG:60:GLY:O	28:BG:61:TRP:CB	2.45	0.64
28:BG:148:ARG:HA	28:BG:161:VAL:CG1	2.27	0.64
29:BH:132:PHE:CG	29:BH:133:GLN:N	2.65	0.64
34:BM:21:ALA:CB	34:BM:100:LYS:N	2.60	0.64
38:BQ:81:GLY:CA	38:BQ:116:LEU:CD1	2.74	0.64
44:BW:23:LYS:HD2	44:BW:24:ARG:CB	2.27	0.64
1:CA:121:U:OP1	1:CA:121:U:H3'	1.97	0.64
1:CA:282:A:H2'	1:CA:283:U:H6	1.61	0.64
1:CA:440:C:H2'	1:CA:441:A:H5'	1.80	0.64
1:CA:1190:G:O2'	1:CA:1191:A:P	2.56	0.64
1:CA:1264:U:H2'	1:CA:1265:C:H6	1.63	0.64
1:CA:1366:C:H2'	1:CA:1367:C:C6	2.33	0.64

*Continued on next page...*

*Continued from previous page...*

Atom-1	Atom-2	Interatomic distance (Å)	Clash overlap (Å)
6:CF:70:VAL:O	6:CF:73:GLU:HB2	1.98	0.64
7:CG:4:ARG:NE	7:CG:6:ILE:HG22	2.13	0.64
9:CI:61:ASP:C	9:CI:62:LEU:HD22	2.18	0.64
10:CJ:30:LYS:CE	10:CJ:36:VAL:HG22	2.27	0.64
16:CP:6:LEU:HB2	16:CP:17:TYR:HB3	1.78	0.64
21:CU:16:ARG:CD	21:CU:19:LYS:HG2	2.28	0.64
22:DA:231:A:O2'	22:DA:232:G:H5'	1.96	0.64
22:DA:716:A:C2'	22:DA:717:C:H5''	2.27	0.64
22:DA:1663:G:C6	22:DA:1998:A:N6	2.65	0.64
22:DA:1680:U:H2'	22:DA:1681:G:O4'	1.97	0.64
22:DA:2142:A:C2'	22:DA:2143:C:H4'	2.28	0.64
25:DD:119:ALA:CB	25:DD:163:GLY:H	2.09	0.64
26:DE:61:ARG:HE	26:DE:65:THR:HB	1.61	0.64
27:DF:30:VAL:HA	27:DF:157:THR:HG22	1.79	0.64
31:DJ:44:TYR:CD1	38:DQ:63:ARG:NH2	2.64	0.64
33:DL:79:LEU:HD22	33:DL:115:GLU:O	1.98	0.64
33:DL:89:VAL:HG23	33:DL:121:THR:CG2	2.26	0.64
38:DQ:4:LYS:CD	38:DQ:7:VAL:HG22	2.27	0.64
1:AA:238:A:C2'	1:AA:239:U:H5'	2.27	0.64
1:AA:601:G:H2'	1:AA:602:A:C8	2.32	0.64
1:AA:688:G:H2'	1:AA:689:C:H6	1.62	0.64
1:AA:903:G:C5	1:AA:904:U:C5	2.86	0.64
1:AA:914:A:C4	1:AA:915:A:C8	2.86	0.64
1:AA:1505:G:H5''	56:AA:1802:HOH:O	1.96	0.64
3:AC:41:TYR:CZ	3:AC:89:VAL:HG21	2.32	0.64
3:AC:143:LEU:H	3:AC:143:LEU:HD22	1.62	0.64
7:AG:21:LEU:HD21	7:AG:96:ASN:HD22	1.62	0.64
22:BA:1338:G:O2'	22:BA:1339:G:H5'	1.97	0.64
22:BA:1499:C:H2'	22:BA:1500:G:H8	1.62	0.64
22:BA:1539:U:H2'	22:BA:1540:G:H8	1.62	0.64
22:BA:1935:G:H1	22:BA:1962:C:H2'	1.62	0.64
22:BA:1937:A:H5'	56:BA:3464:HOH:O	1.97	0.64
22:BA:2134:A:N6	22:BA:2157:G:C5	2.65	0.64
22:BA:2197:U:O2'	22:BA:2198:A:C2'	2.44	0.64
22:BA:2408:U:H2'	22:BA:2409:G:C8	2.33	0.64
25:BD:5:VAL:H	25:BD:32:ASN:ND2	1.91	0.64
25:BD:182:ALA:O	25:BD:184:ARG:N	2.31	0.64
26:BE:7:ASP:O	26:BE:9:GLN:N	2.30	0.64
32:BK:19:VAL:HG22	32:BK:41:ILE:CG1	2.26	0.64
38:BQ:4:LYS:HZ3	38:BQ:8:ILE:HG23	1.62	0.64
40:BS:24:ILE:HG23	40:BS:71:VAL:HG11	1.80	0.64

*Continued on next page...*

*Continued from previous page...*

Atom-1	Atom-2	Interatomic distance (Å)	Clash overlap (Å)
41:BT:1:MET:HB2	41:BT:2:ILE:HD13	1.78	0.64
46:BY:32:ALA:HA	46:BY:37:LEU:HB3	1.78	0.64
49:B1:49:LYS:HG2	49:B1:50:GLU:H	1.62	0.64
1:CA:495:A:C2	1:CA:496:A:C6	2.86	0.64
1:CA:1071:C:H2'	1:CA:1072:G:C8	2.32	0.64
17:CQ:45:VAL:HG11	17:CQ:60:ILE:CG2	2.27	0.64
21:CU:33:ARG:HH12	21:CU:34:ARG:HD3	1.63	0.64
21:CU:38:GLU:H	21:CU:40:PRO:HD2	1.59	0.64
22:DA:46:G:N2	22:DA:47:C:C2	2.65	0.64
22:DA:193:U:C2'	22:DA:194:G:H5'	2.28	0.64
22:DA:395:U:O2'	22:DA:396:G:H8	1.81	0.64
22:DA:1735:A:C2	22:DA:1736:U:C2	2.85	0.64
22:DA:2023:C:H4'	22:DA:2617:U:O3'	1.96	0.64
22:DA:2331:G:N1	22:DA:2385:C:C4	2.66	0.64
22:DA:2443:C:C2	22:DA:2444:G:C8	2.86	0.64
22:DA:2502:G:H5'	22:DA:2503:A:C5'	2.27	0.64
25:DD:148:GLN:HG2	25:DD:152:PRO:CG	2.18	0.64
28:DG:93:TYR:OH	28:DG:159:LYS:HE2	1.97	0.64
30:DI:30:GLN:HG3	30:DI:31:GLY:H	1.62	0.64
33:DL:111:ILE:HD13	33:DL:111:ILE:N	2.13	0.64
35:DN:51:LEU:HD23	35:DN:54:LEU:CD2	2.25	0.64
41:DT:34:VAL:HG21	41:DT:83:ALA:HB2	1.77	0.64
1:AA:1348:U:H2'	1:AA:1349:A:H8	1.63	0.64
1:AA:1468:A:H2'	1:AA:1469:C:C5'	2.28	0.64
7:AG:105:GLU:O	7:AG:109:LYS:HG2	1.97	0.64
9:AI:37:TYR:CD2	9:AI:38:PHE:CD2	2.85	0.64
11:AK:47:GLY:HA3	11:AK:52:ARG:HH11	1.62	0.64
16:AP:7:ALA:O	16:AP:9:HIS:HD2	1.80	0.64
17:AQ:45:VAL:CG2	17:AQ:60:ILE:HD13	2.28	0.64
19:AS:28:LYS:HB3	19:AS:29:PRO:CD	2.27	0.64
22:BA:544:C:N3	22:BA:548:G:OP1	2.30	0.64
22:BA:1416:G:O2'	22:BA:1417:C:H6	1.81	0.64
22:BA:1735:A:O2'	22:BA:1736:U:C5'	2.45	0.64
22:BA:2352:A:C3'	22:BA:2353:G:H5'	2.26	0.64
23:BB:12:C:H4'	23:BB:13:G:OP1	1.97	0.64
32:BK:21:CYS:CA	32:BK:41:ILE:CD1	2.75	0.64
39:BR:49:ILE:HG13	39:BR:51:VAL:O	1.97	0.64
41:BT:86:THR:O	41:BT:87:LEU:HD23	1.97	0.64
43:BV:41:GLU:C	43:BV:42:LEU:HD23	2.18	0.64
52:B4:9:LYS:CD	52:B4:9:LYS:N	2.55	0.64
52:B4:13:ASN:ND2	52:B4:13:ASN:H	1.95	0.64

*Continued on next page...*

*Continued from previous page...*

Atom-1	Atom-2	Interatomic distance (Å)	Clash overlap (Å)
1:CA:124:C:O2'	1:CA:125:U:H5'	1.97	0.64
1:CA:1005:A:C4	1:CA:1006:G:H1'	2.33	0.64
1:CA:1399:C:O2	1:CA:1401:G:C5	2.49	0.64
3:CC:35:ASP:OD1	3:CC:56:ILE:HD12	1.98	0.64
5:CE:129:SER:HA	56:CE:202:HOH:O	1.96	0.64
6:CF:79:ARG:HG2	6:CF:79:ARG:HH11	1.62	0.64
10:CJ:44:THR:HG22	10:CJ:45:ARG:H	1.63	0.64
11:CK:17:ASP:OD2	11:CK:80:ASN:HB2	1.98	0.64
22:DA:375:G:H8	22:DA:375:G:H5''	1.61	0.64
22:DA:391:A:H2'	22:DA:392:U:C6	2.32	0.64
22:DA:416:U:H2'	22:DA:417:C:C6	2.32	0.64
22:DA:449:A:C2'	22:DA:450:G:H5'	2.27	0.64
22:DA:575:A:O2'	22:DA:576:U:H5'	1.98	0.64
22:DA:794:A:O2'	22:DA:795:C:H5'	1.97	0.64
22:DA:1366:A:H2'	22:DA:1367:A:C8	2.33	0.64
22:DA:2237:G:H5''	22:DA:2238:G:OP1	1.97	0.64
22:DA:2270:A:H5'	44:DW:18:LYS:HG2	1.80	0.64
22:DA:2466:C:OP1	52:D4:4:ARG:HB3	1.97	0.64
22:DA:2729:G:O2'	22:DA:2730:C:H5'	1.98	0.64
22:DA:2798:U:H5''	22:DA:2799:A:OP1	1.97	0.64
24:DC:80:LEU:HD12	24:DC:80:LEU:N	2.13	0.64
24:DC:144:GLU:HB3	24:DC:187:CYS:CB	2.28	0.64
28:DG:117:PRO:CG	28:DG:143:VAL:HG11	2.28	0.64
28:DG:164:ALA:O	28:DG:165:ASP:CB	2.45	0.64
32:DK:17:ARG:HG2	32:DK:18:ARG:N	2.13	0.64
35:DN:1:MET:O	35:DN:2:ARG:HB2	1.96	0.64
38:DQ:87:VAL:CG1	39:DR:52:PRO:HG3	2.27	0.64
44:DW:23:LYS:HD2	44:DW:24:ARG:CA	2.27	0.64
46:DY:2:LYS:CD	46:DY:4:LYS:HE3	2.27	0.64
1:AA:137:U:H1'	1:AA:227:G:N2	2.13	0.64
1:AA:429:U:C1'	1:AA:430:A:H5''	2.28	0.64
1:AA:605:U:H2'	1:AA:606:G:H8	1.62	0.64
1:AA:842:U:H2'	1:AA:844:G:P	2.37	0.64
1:AA:1064:G:H4'	1:AA:1065:U:O5'	1.97	0.64
1:AA:1121:U:O2'	1:AA:1122:U:H5'	1.98	0.64
1:AA:1239:A:H62	1:AA:1299:A:H61	1.41	0.64
1:AA:1240:U:H3	7:AG:29:LEU:CD2	2.10	0.64
1:AA:1469:C:H6	1:AA:1469:C:H3'	1.63	0.64
4:AD:172:VAL:O	4:AD:173:ASP:HB2	1.95	0.64
5:AE:136:VAL:O	5:AE:136:VAL:CG2	2.45	0.64
13:AM:3:ILE:HA	13:AM:56:ARG:CZ	2.27	0.64

*Continued on next page...*

*Continued from previous page...*

Atom-1	Atom-2	Interatomic distance (Å)	Clash overlap (Å)
22:BA:12:U:O2	22:BA:12:U:H2'	1.97	0.64
24:BC:91:ALA:HB3	24:BC:103:ILE:HG22	1.79	0.64
26:BE:1:MET:HG2	26:BE:14:VAL:HG23	1.78	0.64
27:BF:131:VAL:CG2	27:BF:151:LEU:CD1	2.75	0.64
28:BG:132:LEU:N	28:BG:132:LEU:HD23	2.13	0.64
33:BL:68:SER:O	33:BL:69:ARG:HB2	1.97	0.64
44:BW:19:ARG:NH2	44:BW:22:VAL:HG21	2.12	0.64
44:BW:70:VAL:O	44:BW:70:VAL:HG13	1.96	0.64
1:CA:70:U:H2'	1:CA:94:G:N7	2.12	0.64
1:CA:555:U:H2'	1:CA:556:C:C6	2.32	0.64
1:CA:695:A:H2'	1:CA:696:A:C8	2.33	0.64
1:CA:1146:A:O2'	1:CA:1147:C:H5'	1.97	0.64
2:CB:66:ILE:HB	2:CB:88:GLN:HG2	1.79	0.64
2:CB:147:LEU:HD12	2:CB:147:LEU:N	2.13	0.64
4:CD:39:GLN:C	4:CD:41:GLY:H	2.00	0.64
4:CD:111:ALA:O	4:CD:114:ARG:HB3	1.96	0.64
7:CG:88:VAL:HG22	7:CG:89:GLU:N	2.09	0.64
9:CI:49:GLN:N	9:CI:50:PRO:CD	2.61	0.64
14:CN:80:ARG:HG2	14:CN:80:ARG:HH11	1.63	0.64
21:CU:18:PHE:HB3	21:CU:19:LYS:NZ	2.13	0.64
21:CU:33:ARG:NH1	21:CU:34:ARG:HD3	2.12	0.64
22:DA:79:C:N4	22:DA:107:G:H1	1.96	0.64
22:DA:518:G:H2'	22:DA:519:U:H6	1.63	0.64
22:DA:1304:A:O2'	22:DA:1305:C:H6	1.79	0.64
22:DA:1338:G:H4'	41:DT:18:GLU:CD	2.18	0.64
22:DA:1358:G:H2'	22:DA:1372:U:O4	1.97	0.64
22:DA:1388:G:O2'	22:DA:1389:G:H5'	1.98	0.64
22:DA:1745:A:C2	22:DA:1746:A:C8	2.85	0.64
22:DA:2815:C:H2'	22:DA:2816:G:H8	1.62	0.64
26:DE:30:GLN:HG2	26:DE:30:GLN:O	1.97	0.64
26:DE:60:TRP:O	26:DE:61:ARG:HB2	1.98	0.64
26:DE:119:ILE:HD11	26:DE:143:LEU:HD21	1.78	0.64
31:DJ:64:VAL:CG2	31:DJ:68:LYS:HG3	2.28	0.64
41:DT:48:GLN:HE21	41:DT:48:GLN:HA	1.63	0.64
42:DU:3:LYS:HG2	42:DU:84:PHE:HZ	1.61	0.64
43:DV:75:GLN:CG	43:DV:92:VAL:HG11	2.28	0.64
45:DX:52:ALA:O	45:DX:53:LYS:HB3	1.98	0.64
47:DZ:30:ARG:NH2	47:DZ:33:HIS:HB2	2.12	0.64
1:AA:637:C:H2'	1:AA:638:U:H5'	1.80	0.64
1:AA:914:A:H2'	1:AA:915:A:H8	1.61	0.64
1:AA:1405:G:O4'	1:AA:1519:A:H4'	1.97	0.64

*Continued on next page...*

*Continued from previous page...*

Atom-1	Atom-2	Interatomic distance (Å)	Clash overlap (Å)
4:AD:60:VAL:HA	4:AD:63:ILE:CG2	2.27	0.64
14:AN:92:ILE:HG21	14:AN:95:LEU:CD2	2.27	0.64
22:BA:503:A:H5'	22:BA:505:A:OP1	1.98	0.64
22:BA:659:G:H21	26:BE:30:GLN:HE22	1.43	0.64
22:BA:974:G:C8	22:BA:989:G:C2	2.86	0.64
22:BA:1654:A:H2'	22:BA:1655:A:H8	1.63	0.64
22:BA:2847:U:H2'	22:BA:2848:G:H5'	1.80	0.64
24:BC:83:ASP:OD1	24:BC:84:PRO:HD2	1.98	0.64
25:BD:121:THR:O	25:BD:122:VAL:HB	1.98	0.64
31:BJ:140:LEU:HD13	31:BJ:140:LEU:C	2.18	0.64
38:BQ:87:VAL:O	38:BQ:88:GLU:CB	2.46	0.64
39:BR:58:VAL:HG12	39:BR:102:SER:HB2	1.78	0.64
44:BW:28:GLU:CD	44:BW:29:SER:H	2.01	0.64
44:BW:30:VAL:HG23	44:BW:60:ALA:O	1.98	0.64
51:B3:21:PHE:H	51:B3:48:MET:CE	2.11	0.64
1:CA:961:U:OP1	1:CA:961:U:H3'	1.97	0.64
1:CA:1449:C:O2'	1:CA:1450:U:C5'	2.45	0.64
3:CC:91:ALA:HB2	3:CC:98:ALA:HB3	1.79	0.64
22:DA:199:A:O2'	22:DA:200:U:H5'	1.98	0.64
22:DA:391:A:H2'	22:DA:392:U:H6	1.63	0.64
22:DA:492:A:O2'	22:DA:493:G:H5'	1.98	0.64
22:DA:616:A:H4'	26:DE:101:TYR:CZ	2.33	0.64
22:DA:642:U:H4'	22:DA:2349:G:O2'	1.97	0.64
22:DA:992:C:H4'	39:DR:74:ILE:CD1	2.28	0.64
22:DA:1062:G:O4'	22:DA:1088:A:N7	2.30	0.64
22:DA:1673:G:H2'	22:DA:1674:G:C5'	2.27	0.64
22:DA:2030:A:C2	22:DA:2499:C:H5''	2.33	0.64
22:DA:2102:G:C2'	22:DA:2103:C:H5'	2.25	0.64
33:DL:62:PRO:O	51:D3:12:ARG:HB3	1.98	0.64
33:DL:98:ALA:O	33:DL:100:ILE:HG22	1.97	0.64
33:DL:100:ILE:O	33:DL:101:ILE:CB	2.46	0.64
35:DN:14:SER:O	35:DN:16:HIS:N	2.31	0.64
37:DP:28:LYS:HZ3	37:DP:28:LYS:HB2	1.62	0.64
52:D4:9:LYS:HD3	52:D4:9:LYS:O	1.97	0.64
1:AA:501:C:O2'	1:AA:502:A:C5'	2.45	0.64
1:AA:864:A:H3'	1:AA:865:A:C8	2.33	0.64
4:AD:158:LEU:O	4:AD:161:ALA:HB3	1.98	0.64
5:AE:79:THR:HB	5:AE:121:ASN:HD21	1.63	0.64
21:AU:7:GLU:CB	21:AU:11:PHE:CE1	2.81	0.64
22:BA:37:C:O2'	22:BA:38:A:H5'	1.98	0.64
22:BA:1775:U:H2'	22:BA:1776:G:O5'	1.98	0.64

*Continued on next page...*

*Continued from previous page...*

Atom-1	Atom-2	Interatomic distance (Å)	Clash overlap (Å)
22:BA:2266:A:H4'	22:BA:2267:A:O5'	1.98	0.64
22:BA:2728:U:O2'	22:BA:2729:G:C5'	2.46	0.64
25:BD:35:THR:OG1	25:BD:49:GLN:HG2	1.98	0.64
25:BD:174:SER:O	25:BD:175:LEU:CB	2.43	0.64
29:BH:68:ARG:NH2	29:BH:72:ILE:CG2	2.58	0.64
31:BJ:7:LYS:O	31:BJ:11:VAL:HG23	1.98	0.64
33:BL:66:PHE:CD1	33:BL:66:PHE:C	2.70	0.64
46:BY:18:LEU:O	46:BY:22:LEU:CB	2.46	0.64
1:CA:337:G:H2'	1:CA:338:A:C8	2.33	0.64
1:CA:369:G:H2'	1:CA:370:C:C6	2.33	0.64
1:CA:687:A:C2	1:CA:704:A:C5	2.86	0.64
7:CG:49:LEU:HD13	7:CG:49:LEU:O	1.97	0.64
10:CJ:39:PRO:HA	10:CJ:74:VAL:H	1.63	0.64
13:CM:13:HIS:HB3	13:CM:16:ILE:CB	2.28	0.64
15:CO:28:VAL:HG13	15:CO:62:ARG:HG3	1.80	0.64
19:CS:10:ILE:HD12	19:CS:10:ILE:N	2.12	0.64
19:CS:35:ARG:NH2	19:CS:51:HIS:HD2	1.96	0.64
22:DA:189:G:C2'	22:DA:190:A:O5'	2.44	0.64
22:DA:375:G:C8	22:DA:375:G:H5''	2.33	0.64
22:DA:412:A:N7	22:DA:2412:A:H1'	2.12	0.64
22:DA:503:A:C4'	22:DA:504:A:O5'	2.46	0.64
22:DA:866:A:O2'	22:DA:867:C:H6	1.81	0.64
22:DA:1044:C:H2'	22:DA:1044:C:O2	1.97	0.64
22:DA:1125:G:H4'	52:D4:37:GLN:HE21	1.62	0.64
22:DA:1181:U:H2'	22:DA:1182:G:H8	1.63	0.64
22:DA:1373:A:H2'	22:DA:1374:G:O4'	1.98	0.64
22:DA:1430:G:H2'	22:DA:1431:A:H8	1.63	0.64
22:DA:1915:U:O2'	22:DA:1916:A:C5'	2.46	0.64
22:DA:2015:A:C6	48:D0:2:VAL:HG11	2.33	0.64
22:DA:2324:U:HO2'	22:DA:2385:C:H5	1.46	0.64
22:DA:2549:G:N2	22:DA:2560:A:C4	2.66	0.64
22:DA:2798:U:H5'	22:DA:2800:A:N6	2.13	0.64
22:DA:2869:G:H2'	22:DA:2870:C:O4'	1.97	0.64
25:DD:9:VAL:O	37:DP:4:ILE:HD11	1.98	0.64
26:DE:79:ARG:HG2	26:DE:80:SER:N	2.12	0.64
27:DF:1:ALA:HB2	27:DF:93:GLU:O	1.98	0.64
27:DF:90:LEU:HB3	27:DF:95:MET:HG3	1.80	0.64
28:DG:162:ARG:HD2	28:DG:162:ARG:H	1.63	0.64
29:DH:41:LYS:CA	29:DH:44:ILE:HG23	2.28	0.64
31:DJ:43:GLU:O	31:DJ:45:THR:HG22	1.98	0.64
33:DL:73:ILE:O	33:DL:105:ILE:HG23	1.98	0.64

*Continued on next page...*



*Continued from previous page...*

Atom-1	Atom-2	Interatomic distance (Å)	Clash overlap (Å)
33:DL:110:VAL:C	33:DL:111:ILE:HD13	2.18	0.64
36:DO:115:LEU:H	36:DO:115:LEU:CD1	2.10	0.64
37:DP:50:ARG:CB	37:DP:57:ALA:H	2.11	0.64
39:DR:39:LEU:HD23	39:DR:39:LEU:N	2.13	0.64
2:AB:107:ARG:O	2:AB:110:ILE:HB	1.97	0.64
8:AH:6:ILE:HB	8:AH:76:ARG:HH12	1.62	0.64
9:AI:46:VAL:HA	9:AI:49:GLN:HG3	1.80	0.64
13:AM:40:GLU:HG3	13:AM:41:ASP:N	2.12	0.64
13:AM:68:LEU:HD12	13:AM:72:ILE:HG13	1.79	0.64
17:AQ:48:GLU:OE1	17:AQ:48:GLU:HA	1.97	0.64
22:BA:790:U:HO2'	22:BA:791:C:P	2.21	0.64
22:BA:1475:G:O2'	22:BA:1476:U:P	2.56	0.64
26:BE:153:LEU:HD12	26:BE:153:LEU:C	2.19	0.64
31:BJ:43:GLU:O	31:BJ:45:THR:N	2.30	0.64
32:BK:10:VAL:HG21	32:BK:16:ALA:HB1	1.78	0.64
32:BK:63:VAL:HG22	32:BK:107:LEU:HD22	1.80	0.64
40:BS:1:MET:HA	40:BS:1:MET:CE	2.20	0.64
44:BW:28:GLU:HB3	44:BW:31:LEU:CD1	2.28	0.64
47:BZ:3:THR:HA	47:BZ:38:GLU:HA	1.80	0.64
1:CA:867:G:C4	1:CA:868:C:C5	2.86	0.64
1:CA:994:A:HO2'	1:CA:995:C:H6	1.43	0.64
1:CA:995:C:H42	1:CA:1046:A:H1'	1.62	0.64
1:CA:1239:A:H3'	7:CG:118:ARG:NH2	2.13	0.64
1:CA:1520:C:H2'	1:CA:1521:C:H6	1.61	0.64
10:CJ:48:ARG:HB2	10:CJ:48:ARG:CZ	2.26	0.64
10:CJ:48:ARG:HB3	14:CN:100:TRP:HZ2	1.63	0.64
12:CL:33:CYS:HB3	12:CL:77:SER:O	1.98	0.64
12:CL:85:ARG:HG2	12:CL:86:VAL:N	2.13	0.64
13:CM:106:ARG:CZ	13:CM:112:ARG:HB3	2.28	0.64
14:CN:92:ILE:HG21	14:CN:95:LEU:HD22	1.80	0.64
22:DA:564:C:C2'	22:DA:565:C:H5'	2.28	0.64
22:DA:664:G:H4'	22:DA:941:A:OP1	1.97	0.64
22:DA:830:G:C2	22:DA:2448:A:N7	2.66	0.64
22:DA:2264:C:H2'	22:DA:2265:U:C6	2.33	0.64
22:DA:2339:C:O2'	22:DA:2340:A:C8	2.49	0.64
24:DC:23:LEU:HD21	24:DC:89:ASN:OD1	1.98	0.64
25:DD:112:THR:O	25:DD:113:SER:CB	2.46	0.64
29:DH:5:LEU:C	29:DH:6:LEU:HD12	2.19	0.64
30:DI:20:SER:N	30:DI:21:PRO:CD	2.61	0.64
33:DL:79:LEU:HA	33:DL:82:LEU:CD1	2.28	0.64
33:DL:84:LYS:O	33:DL:85:VAL:HB	1.98	0.64

*Continued on next page...*

*Continued from previous page...*

Atom-1	Atom-2	Interatomic distance (Å)	Clash overlap (Å)
34:DM:97:GLN:HB2	34:DM:98:PRO:HD2	1.80	0.64
38:DQ:4:LYS:NZ	38:DQ:7:VAL:H	1.96	0.64
38:DQ:50:ARG:O	38:DQ:54:ARG:HD3	1.98	0.64
38:DQ:89:ILE:HG22	38:DQ:91:ARG:H	1.62	0.64
42:DU:81:ARG:N	42:DU:81:ARG:CD	2.61	0.64
45:DX:32:LEU:N	45:DX:32:LEU:HD22	2.13	0.64
1:AA:358:U:O2'	1:AA:359:G:H5'	1.98	0.63
1:AA:841:C:H3'	1:AA:843:U:OP2	1.97	0.63
1:AA:945:G:N3	1:AA:945:G:H2'	2.14	0.63
1:AA:972:C:H4'	10:AJ:59:LYS:HG3	1.79	0.63
1:AA:1531:A:C8	1:AA:1531:A:C5'	2.67	0.63
4:AD:55:ARG:HH11	4:AD:55:ARG:HA	1.63	0.63
16:AP:37:GLY:HA2	16:AP:51:ARG:HH12	1.62	0.63
22:BA:277:G:C8	22:BA:361:G:O6	2.51	0.63
22:BA:528:A:H2	22:BA:2043:C:C5'	2.10	0.63
22:BA:1061:U:H1'	22:BA:1070:A:H1'	1.80	0.63
22:BA:1417:C:H2'	22:BA:1418:G:C8	2.33	0.63
22:BA:2334:U:H4'	22:BA:2335:A:OP2	1.98	0.63
22:BA:2889:C:H2'	22:BA:2890:G:O5'	1.98	0.63
28:BG:168:VAL:O	28:BG:170:THR:HG23	1.98	0.63
34:BM:10:ARG:NH2	34:BM:89:VAL:HB	2.13	0.63
37:BP:52:ARG:HH11	37:BP:52:ARG:HG2	1.58	0.63
42:BU:42:LYS:HA	42:BU:58:VAL:O	1.98	0.63
42:BU:100:GLU:O	42:BU:101:THR:HB	1.99	0.63
1:CA:94:G:O2'	1:CA:95:C:H5'	1.98	0.63
1:CA:934:C:C5	1:CA:1344:C:C4	2.86	0.63
1:CA:954:G:H1	1:CA:1228:C:H42	1.44	0.63
1:CA:1071:C:H2'	1:CA:1072:G:H8	1.63	0.63
1:CA:1158:C:O2	1:CA:1158:C:C2'	2.45	0.63
1:CA:1273:C:H2'	1:CA:1274:A:C8	2.32	0.63
9:CI:56:MET:HG3	9:CI:57:VAL:HG23	1.79	0.63
20:CT:26:MET:HE3	20:CT:30:PHE:CD1	2.30	0.63
22:DA:72:U:C5	22:DA:112:U:H4'	2.32	0.63
22:DA:153:U:O2'	22:DA:154:U:H5'	1.97	0.63
22:DA:477:A:O2'	22:DA:478:A:C5'	2.46	0.63
22:DA:1112:G:O2'	22:DA:1113:U:H5'	1.97	0.63
22:DA:1171:G:C2	22:DA:1179:G:N3	2.66	0.63
22:DA:1455:G:O2'	22:DA:1456:G:H8	1.80	0.63
22:DA:1469:A:C2	22:DA:1470:A:C5	2.85	0.63
22:DA:1773:A:N7	22:DA:1829:A:H1'	2.13	0.63
22:DA:1790:C:H4'	24:DC:207:ALA:CB	2.28	0.63

*Continued on next page...*

*Continued from previous page...*

Atom-1	Atom-2	Interatomic distance (Å)	Clash overlap (Å)
22:DA:2800:A:C2'	22:DA:2801:G:C4'	2.76	0.63
24:DC:80:LEU:HD21	24:DC:109:LEU:HB3	1.80	0.63
25:DD:4:LEU:HD23	25:DD:101:PHE:CE1	2.33	0.63
25:DD:149:ASN:CG	25:DD:150:GLN:N	2.50	0.63
25:DD:176:ASP:O	25:DD:189:VAL:HA	1.98	0.63
35:DN:1:MET:O	35:DN:2:ARG:CB	2.46	0.63
36:DO:31:THR:HG23	36:DO:34:HIS:C	2.18	0.63
37:DP:67:GLU:CD	37:DP:68:GLY:H	2.00	0.63
49:D1:8:ILE:HG22	49:D1:9:LYS:N	2.13	0.63
1:AA:844:G:H2'	1:AA:844:G:N3	2.12	0.63
4:AD:48:SER:O	4:AD:52:VAL:HG13	1.98	0.63
9:AI:51:LEU:HB3	9:AI:56:MET:HG3	1.77	0.63
12:AL:42:LYS:HB3	12:AL:43:LYS:HD3	1.78	0.63
19:AS:4:LEU:CD2	19:AS:8:PRO:HA	2.28	0.63
22:BA:996:A:C4'	38:BQ:91:ARG:HG2	2.26	0.63
25:BD:13:ARG:NH1	37:BP:74:GLN:NE2	2.42	0.63
26:BE:48:THR:HG22	26:BE:86:ALA:HB3	1.79	0.63
28:BG:137:LYS:CA	28:BG:140:ILE:CD1	2.71	0.63
34:BM:57:VAL:HA	34:BM:112:LEU:HD21	1.80	0.63
39:BR:41:ILE:O	39:BR:46:GLU:HB2	1.98	0.63
44:BW:39:GLN:O	44:BW:40:ARG:C	2.37	0.63
50:B2:24:THR:HG23	50:B2:27:GLY:H	1.61	0.63
1:CA:643:C:H5''	8:CH:31:LEU:HD13	1.80	0.63
1:CA:674:G:H4'	18:CR:69:TYR:CE1	2.33	0.63
1:CA:1349:A:O2'	1:CA:1350:A:H5'	1.98	0.63
3:CC:161:ILE:H	3:CC:161:ILE:CD1	2.11	0.63
3:CC:161:ILE:H	3:CC:161:ILE:HD13	1.63	0.63
14:CN:60:ARG:CG	14:CN:61:ASN:H	2.12	0.63
16:CP:78:VAL:C	16:CP:80:LYS:H	2.01	0.63
20:CT:34:VAL:HG21	20:CT:53:MET:HG2	1.80	0.63
22:DA:329:G:OP1	22:DA:329:G:H3'	1.98	0.63
22:DA:771:G:C2'	22:DA:772:C:H5'	2.28	0.63
22:DA:781:A:H2'	22:DA:1777:U:H1'	1.81	0.63
22:DA:2700:A:C2	22:DA:2708:G:C2	2.86	0.63
23:DB:57:A:C5	27:DF:25:MET:HB2	2.34	0.63
25:DD:10:GLY:HA3	25:DD:26:VAL:H	1.62	0.63
32:DK:115:ILE:HG22	32:DK:116:ILE:N	2.11	0.63
40:DS:84:ARG:HB3	40:DS:96:ILE:HG21	1.79	0.63
1:AA:694:A:H2'	1:AA:695:A:O5'	1.99	0.63
2:AB:69:VAL:CB	2:AB:162:VAL:HG12	2.19	0.63
2:AB:108:GLN:H	2:AB:108:GLN:NE2	1.94	0.63

*Continued on next page...*

*Continued from previous page...*

Atom-1	Atom-2	Interatomic distance (Å)	Clash overlap (Å)
4:AD:172:VAL:HG13	4:AD:173:ASP:H	1.61	0.63
13:AM:10:ASP:CG	13:AM:44:ILE:HB	2.19	0.63
18:AR:40:PRO:HG2	18:AR:43:ILE:HG12	1.81	0.63
24:BC:180:MET:HG3	24:BC:268:ARG:NH1	2.13	0.63
28:BG:104:LEU:O	28:BG:112:VAL:HG22	1.99	0.63
31:BJ:55:ILE:O	31:BJ:55:ILE:HG13	1.97	0.63
34:BM:35:ALA:O	34:BM:36:VAL:CG1	2.44	0.63
36:BO:88:LYS:CE	36:BO:116:GLN:NE2	2.58	0.63
44:BW:17:ALA:O	44:BW:18:LYS:CB	2.46	0.63
1:CA:166:U:C2'	1:CA:167:A:H5'	2.28	0.63
1:CA:253:A:N1	1:CA:274:A:C2	2.67	0.63
1:CA:1129:C:H1'	1:CA:1146:A:H61	1.64	0.63
1:CA:1226:C:OP2	13:CM:94:LEU:HD22	1.98	0.63
2:CB:160:LEU:HD22	2:CB:175:ALA:CB	2.25	0.63
2:CB:160:LEU:HD13	2:CB:180:ILE:HG21	1.79	0.63
4:CD:2:ARG:NH2	4:CD:114:ARG:NH1	2.47	0.63
4:CD:30:LYS:N	4:CD:30:LYS:CD	2.52	0.63
4:CD:97:LEU:O	4:CD:101:VAL:HG23	1.98	0.63
18:CR:21:ASP:HB3	18:CR:23:LYS:HG2	1.80	0.63
22:DA:524:G:H2'	22:DA:525:U:H6	1.62	0.63
22:DA:1647:U:C5'	22:DA:1648:U:OP1	2.45	0.63
22:DA:1813:G:C2'	22:DA:1814:G:H5'	2.29	0.63
22:DA:2289:G:O2'	22:DA:2290:G:H5'	1.97	0.63
22:DA:2663:G:O2'	22:DA:2664:G:H5'	1.97	0.63
22:DA:2668:G:C4	22:DA:2669:G:C8	2.86	0.63
22:DA:2746:U:H1'	28:DG:138:GLN:HE21	1.63	0.63
22:DA:2747:G:O2'	28:DG:66:THR:HG22	1.98	0.63
23:DB:52:A:N6	36:DO:33:ARG:HE	1.96	0.63
31:DJ:35:ARG:HG2	31:DJ:40:HIS:CD2	2.32	0.63
31:DJ:111:LYS:HE3	31:DJ:114:LEU:HD23	1.80	0.63
37:DP:47:ILE:HD11	37:DP:70:GLU:HG2	1.80	0.63
38:DQ:59:LEU:O	38:DQ:63:ARG:HG2	1.98	0.63
51:D3:32:LEU:HA	51:D3:35:LYS:CG	2.27	0.63
1:AA:255:G:C4	1:AA:256:U:C5	2.86	0.63
2:AB:72:LYS:C	2:AB:74:ALA:H	2.02	0.63
4:AD:166:LYS:HB3	4:AD:166:LYS:HZ2	1.62	0.63
6:AF:9:MET:CE	6:AF:59:TYR:CE2	2.82	0.63
7:AG:3:ARG:HG3	7:AG:4:ARG:H	1.63	0.63
13:AM:18:LEU:O	13:AM:24:VAL:HG21	1.98	0.63
22:BA:142:A:O2'	22:BA:143:C:C6	2.51	0.63
22:BA:320:A:H4'	22:BA:322:A:N7	2.13	0.63

*Continued on next page...*

*Continued from previous page...*

Atom-1	Atom-2	Interatomic distance (Å)	Clash overlap (Å)
22:BA:863:A:O2'	22:BA:864:G:H5'	1.99	0.63
22:BA:898:C:C2'	22:BA:899:A:H5'	2.28	0.63
22:BA:1110:G:O2'	22:BA:1111:A:C8	2.41	0.63
22:BA:2544:G:O2'	22:BA:2545:G:H5'	1.97	0.63
24:BC:229:HIS:CD2	24:BC:246:PRO:HA	2.33	0.63
28:BG:31:GLU:O	28:BG:31:GLU:HG3	1.97	0.63
31:BJ:124:VAL:O	31:BJ:125:TYR:CB	2.45	0.63
31:BJ:135:GLN:HE21	31:BJ:135:GLN:HA	1.64	0.63
32:BK:61:VAL:HG22	32:BK:87:LEU:HD11	1.80	0.63
41:BT:8:LEU:N	41:BT:8:LEU:CD2	2.60	0.63
51:B3:33:THR:HG23	51:B3:34:LYS:N	2.12	0.63
1:CA:240:G:H5''	1:CA:240:G:C8	2.33	0.63
1:CA:441:A:C2	1:CA:497:G:C6	2.86	0.63
2:CB:26:MET:HA	2:CB:26:MET:CE	2.27	0.63
5:CE:76:ASN:O	5:CE:77:ASN:HB2	1.97	0.63
13:CM:91:ARG:HD3	13:CM:91:ARG:O	1.99	0.63
14:CN:13:VAL:HG22	14:CN:59:GLN:OE1	1.98	0.63
22:DA:3:U:H2'	22:DA:4:U:C6	2.32	0.63
22:DA:57:C:O2'	41:DT:36:LYS:HE2	1.97	0.63
22:DA:181:A:C2	22:DA:434:U:H1'	2.33	0.63
22:DA:239:C:HO2'	22:DA:621:A:H2	1.45	0.63
22:DA:1079:C:N4	22:DA:1088:A:N3	2.46	0.63
22:DA:1297:C:O5'	22:DA:1297:C:H6	1.81	0.63
22:DA:1429:G:N3	22:DA:1430:G:N7	2.47	0.63
22:DA:2229:U:H2'	22:DA:2230:G:H8	1.63	0.63
22:DA:2459:A:H2'	22:DA:2459:A:N3	2.14	0.63
22:DA:2695:U:H2'	22:DA:2695:U:O2	1.97	0.63
23:DB:100:G:H2'	23:DB:101:A:O4'	1.99	0.63
25:DD:151:THR:HG22	25:DD:152:PRO:CD	2.29	0.63
27:DF:39:VAL:HG22	27:DF:49:LEU:CB	2.29	0.63
28:DG:94:ARG:CZ	28:DG:105:SER:HB2	2.28	0.63
29:DH:27:ARG:HB2	29:DH:27:ARG:HH21	1.61	0.63
1:AA:185:U:HO2'	1:AA:186:C:H6	1.45	0.63
1:AA:937:A:H2'	1:AA:938:A:H5'	1.80	0.63
1:AA:1049:U:C5	14:AN:1:ALA:HA	2.33	0.63
1:AA:1136:C:H5''	1:AA:1137:C:OP2	1.99	0.63
1:AA:1310:G:H2'	1:AA:1311:A:O4'	1.98	0.63
1:AA:1358:U:C6	1:AA:1359:C:C5	2.87	0.63
2:AB:157:PRO:O	2:AB:180:ILE:HD12	1.99	0.63
7:AG:71:THR:O	7:AG:90:VAL:HG12	1.98	0.63
10:AJ:10:LEU:O	10:AJ:71:LEU:HD13	1.99	0.63

*Continued on next page...*

*Continued from previous page...*

Atom-1	Atom-2	Interatomic distance (Å)	Clash overlap (Å)
12:AL:45:ASN:N	12:AL:45:ASN:HD22	1.95	0.63
19:AS:17:LYS:HB3	19:AS:30:LEU:HD23	1.81	0.63
20:AT:67:HIS:HB3	20:AT:68:LYS:NZ	2.14	0.63
22:BA:93:G:O2'	22:BA:94:A:H5'	1.98	0.63
22:BA:574:A:H4'	22:BA:575:A:O5'	1.99	0.63
22:BA:611:C:H2'	22:BA:612:G:C5'	2.28	0.63
22:BA:1256:G:H2'	26:BE:77:ILE:HD11	1.81	0.63
22:BA:1906:G:H2'	22:BA:1907:G:O5'	1.97	0.63
22:BA:2356:U:C4'	44:BW:16:GLU:HG3	2.24	0.63
27:BF:109:ARG:HB3	27:BF:136:ILE:HG22	1.79	0.63
31:BJ:130:HIS:CD2	31:BJ:132:HIS:H	2.16	0.63
1:CA:54:C:N4	1:CA:352:C:H2'	2.14	0.63
1:CA:92:U:O2'	1:CA:93:U:H5'	1.98	0.63
1:CA:388:G:HO2'	1:CA:389:A:P	2.21	0.63
1:CA:678:U:H1'	1:CA:777:A:O3'	1.97	0.63
1:CA:764:C:N4	1:CA:812:G:N1	2.46	0.63
1:CA:929:G:C5	1:CA:930:C:C5	2.86	0.63
1:CA:1151:A:H2'	1:CA:1152:A:H8	1.64	0.63
1:CA:1244:G:C6	1:CA:1245:C:N4	2.66	0.63
4:CD:148:ALA:HB1	4:CD:151:GLN:NE2	2.13	0.63
7:CG:11:ILE:HD11	7:CG:24:LYS:HB2	1.80	0.63
22:DA:27:G:H1'	22:DA:513:A:N6	2.13	0.63
22:DA:143:C:H2'	22:DA:144:A:H8	1.54	0.63
22:DA:170:U:H2'	22:DA:171:U:C6	2.31	0.63
22:DA:192:C:H2'	22:DA:193:U:C5'	2.27	0.63
22:DA:247:G:C8	22:DA:249:C:C6	2.87	0.63
22:DA:493:G:H2'	22:DA:494:G:O4'	1.98	0.63
22:DA:618:G:O2'	22:DA:619:G:H5'	1.98	0.63
22:DA:675:A:OP1	26:DE:60:TRP:CZ2	2.50	0.63
22:DA:774:G:O2'	22:DA:775:G:H8	1.82	0.63
22:DA:851:C:H2'	22:DA:852:U:C5	2.34	0.63
22:DA:1839:G:O2'	22:DA:1840:G:H5'	1.99	0.63
22:DA:2093:G:O2'	22:DA:2094:A:H8	1.78	0.63
22:DA:2586:U:O2'	22:DA:2587:A:H5'	1.98	0.63
22:DA:2602:A:H3'	22:DA:2602:A:OP1	1.99	0.63
27:DF:43:ILE:HG12	27:DF:77:LYS:CD	2.29	0.63
37:DP:105:LYS:HA	37:DP:108:ARG:CZ	2.28	0.63
39:DR:4:VAL:O	39:DR:38:VAL:HG23	1.99	0.63
42:DU:39:ASN:OD1	42:DU:64:ILE:HB	1.99	0.63
44:DW:23:LYS:HD2	44:DW:24:ARG:CB	2.29	0.63
1:AA:1002:G:H2'	1:AA:1003:G:O4'	1.98	0.63

*Continued on next page...*

*Continued from previous page...*

Atom-1	Atom-2	Interatomic distance (Å)	Clash overlap (Å)
2:AB:84:LEU:HG	2:AB:84:LEU:O	1.98	0.63
22:BA:1799:G:N2	24:BC:153:LEU:HD23	2.13	0.63
25:BD:111:GLY:O	25:BD:169:ARG:O	2.16	0.63
25:BD:149:ASN:CG	25:BD:150:GLN:H	2.00	0.63
27:BF:105:ILE:CD1	27:BF:138:PRO:HG2	2.28	0.63
28:BG:104:LEU:HB2	28:BG:112:VAL:HG23	1.78	0.63
31:BJ:114:LEU:HD22	31:BJ:118:MET:HE3	1.79	0.63
36:BO:62:LEU:CD2	36:BO:70:ALA:HA	2.28	0.63
44:BW:23:LYS:NZ	44:BW:24:ARG:CG	2.61	0.63
1:CA:91:U:C6	1:CA:92:U:C5	2.86	0.63
1:CA:577:G:O2'	1:CA:578:C:C5'	2.46	0.63
1:CA:1202:U:O2'	1:CA:1203:C:H5'	1.99	0.63
1:CA:1248:A:O2'	9:CI:37:TYR:HD1	1.82	0.63
1:CA:1332:A:HO2'	1:CA:1333:A:H5'	1.64	0.63
1:CA:1418:A:H2	22:DA:1948:G:N3	1.97	0.63
1:CA:1480:A:C5	1:CA:1481:U:C5	2.87	0.63
18:CR:71:ASP:HB3	21:CU:3:ILE:HD11	1.78	0.63
22:DA:335:C:C2	22:DA:336:C:C5	2.87	0.63
22:DA:396:G:O2'	22:DA:397:U:C5'	2.41	0.63
22:DA:1069:A:N6	22:DA:1073:A:C5'	2.61	0.63
22:DA:1285:A:H2'	22:DA:1286:A:H5''	1.79	0.63
22:DA:1401:G:C2'	22:DA:1402:U:C6	2.69	0.63
22:DA:1480:C:C4	22:DA:1481:U:C5	2.87	0.63
22:DA:1510:G:C2	22:DA:1511:G:C5	2.86	0.63
22:DA:1695:G:H8	24:DC:7:PRO:O	1.81	0.63
22:DA:1992:G:N2	22:DA:1995:U:C5	2.67	0.63
22:DA:2269:G:O3'	44:DW:18:LYS:HE2	1.98	0.63
22:DA:2733:A:C2'	22:DA:2734:A:H5'	2.28	0.63
23:DB:90:C:H6	23:DB:90:C:C5'	2.10	0.63
24:DC:2:VAL:O	24:DC:3:VAL:HG23	1.99	0.63
24:DC:8:THR:O	24:DC:9:SER:CB	2.46	0.63
24:DC:131:MET:HA	24:DC:134:ILE:CG1	2.29	0.63
24:DC:184:GLU:HB2	24:DC:187:CYS:SG	2.39	0.63
26:DE:157:LEU:HD12	26:DE:157:LEU:C	2.19	0.63
33:DL:19:LEU:HD11	33:DL:31:GLY:HA3	1.81	0.63
38:DQ:40:LYS:HD3	38:DQ:44:TYR:HE2	1.63	0.63
49:D1:47:ILE:HD12	49:D1:47:ILE:N	2.14	0.63
51:D3:21:PHE:HB2	51:D3:49:VAL:CG1	2.27	0.63
1:AA:217:C:O2'	1:AA:218:U:H5'	1.98	0.63
1:AA:414:A:O2'	1:AA:415:A:C5'	2.47	0.63
1:AA:1152:A:O2'	1:AA:1153:G:H8	1.81	0.63

*Continued on next page...*

*Continued from previous page...*

Atom-1	Atom-2	Interatomic distance (Å)	Clash overlap (Å)
7:AG:12:LEU:H	7:AG:12:LEU:CD2	1.88	0.63
10:AJ:17:LEU:HD23	10:AJ:18:ILE:N	2.13	0.63
21:AU:13:VAL:CG1	21:AU:15:LEU:HG	2.25	0.63
22:BA:588:U:H1'	26:BE:85:PHE:CD1	2.34	0.63
22:BA:1682:G:H2'	22:BA:1683:U:C6	2.32	0.63
22:BA:2071:A:H2'	22:BA:2072:C:C6	2.34	0.63
24:BC:15:VAL:HG22	24:BC:204:LEU:O	1.98	0.63
24:BC:144:GLU:HA	24:BC:151:GLY:HA2	1.80	0.63
25:BD:8:LYS:HB2	25:BD:201:LEU:CD2	2.28	0.63
25:BD:68:PHE:CD2	25:BD:75:ALA:HA	2.32	0.63
27:BF:167:ALA:O	27:BF:170:ALA:HB3	1.99	0.63
28:BG:8:VAL:HG12	28:BG:49:LEU:N	2.13	0.63
28:BG:10:VAL:O	28:BG:10:VAL:CG2	2.46	0.63
31:BJ:56:VAL:CG1	31:BJ:57:LEU:N	2.59	0.63
52:B4:15:LYS:O	52:B4:16:ILE:HB	1.98	0.63
1:CA:214:C:H2'	1:CA:215:C:C6	2.34	0.63
1:CA:444:G:C2'	1:CA:445:G:H5'	2.29	0.63
1:CA:738:C:C4	1:CA:739:C:H5	2.15	0.63
1:CA:964:A:H2'	1:CA:965:U:H5'	1.81	0.63
3:CC:14:VAL:HG12	3:CC:14:VAL:O	1.97	0.63
5:CE:38:VAL:HG12	5:CE:39:GLY:H	1.62	0.63
8:CH:85:TYR:CD2	8:CH:123:GLU:HB2	2.34	0.63
13:CM:95:PRO:HD3	13:CM:108:ARG:CG	2.26	0.63
13:CM:103:THR:HG22	13:CM:104:ASN:N	2.14	0.63
14:CN:68:ARG:HG3	14:CN:69:PRO:HD2	1.81	0.63
17:CQ:77:VAL:HG12	17:CQ:78:VAL:O	1.99	0.63
19:CS:20:LYS:O	19:CS:20:LYS:HD3	1.98	0.63
19:CS:62:THR:HG22	19:CS:63:ASP:N	2.13	0.63
21:CU:36:PHE:HB3	21:CU:40:PRO:HD3	1.81	0.63
22:DA:445:C:C2'	22:DA:446:G:C8	2.82	0.63
22:DA:664:G:O2'	22:DA:665:U:H5'	1.99	0.63
22:DA:848:C:H2'	22:DA:849:A:C8	2.32	0.63
22:DA:1481:U:H2'	22:DA:1481:U:O2	1.98	0.63
22:DA:1804:C:N4	22:DA:1814:G:N2	2.47	0.63
22:DA:2298:A:H2'	22:DA:2299:U:C5	2.34	0.63
23:DB:15:A:H1'	23:DB:109:A:N7	2.13	0.63
23:DB:42:C:N4	27:DF:87:LYS:HD2	2.13	0.63
26:DE:60:TRP:HZ3	26:DE:62:GLN:HG3	1.63	0.63
26:DE:133:LEU:HD23	26:DE:133:LEU:C	2.19	0.63
29:DH:93:SER:HA	29:DH:121:VAL:HG11	1.80	0.63
30:DI:36:GLU:HB2	30:DI:40:ALA:HB3	1.79	0.63

*Continued on next page...*



*Continued from previous page...*

Atom-1	Atom-2	Interatomic distance (Å)	Clash overlap (Å)
32:DK:27:GLY:HA3	32:DK:30:ARG:HG3	1.81	0.63
40:DS:70:LYS:H	40:DS:70:LYS:HE3	1.64	0.63
43:DV:7:GLU:O	43:DV:40:ILE:HG22	1.98	0.63
44:DW:37:VAL:HG23	44:DW:38:ARG:NH1	2.07	0.63
1:AA:517:G:O2'	1:AA:530:G:H4'	1.98	0.63
1:AA:996:A:H2	1:AA:1046:A:H5'	1.62	0.63
2:AB:71:THR:O	2:AB:72:LYS:HG2	1.98	0.63
3:AC:67:ILE:O	3:AC:67:ILE:HG22	1.98	0.63
12:AL:33:CYS:H	12:AL:54:VAL:HG13	1.63	0.63
12:AL:109:ARG:NH2	12:AL:116:TYR:CE2	2.67	0.63
22:BA:84:A:H4'	22:BA:85:G:O5'	1.98	0.63
22:BA:613:A:H8	22:BA:616:A:N1	1.94	0.63
22:BA:682:G:H5'	50:B2:26:ASN:OD1	1.98	0.63
22:BA:754:U:H2'	22:BA:755:U:C6	2.34	0.63
22:BA:825:A:O2'	22:BA:826:U:H5'	1.99	0.63
22:BA:1105:U:H2'	22:BA:1106:G:H8	1.64	0.63
22:BA:1141:U:C6	31:BJ:65:THR:CG2	2.81	0.63
22:BA:1416:G:HO2'	22:BA:1417:C:H6	1.46	0.63
22:BA:1425:G:O2'	22:BA:1426:G:H5'	1.99	0.63
22:BA:2136:G:C2	22:BA:2137:U:C4	2.87	0.63
22:BA:2431:U:H6	22:BA:2431:U:C5'	2.03	0.63
22:BA:2816:G:O2'	22:BA:2817:U:H5'	1.98	0.63
24:BC:77:VAL:HG22	24:BC:77:VAL:O	1.98	0.63
26:BE:24:ASN:HD22	26:BE:24:ASN:C	2.01	0.63
27:BF:169:LEU:H	27:BF:169:LEU:CD1	2.12	0.63
29:BH:78:VAL:CG1	29:BH:145:ASN:HB3	2.29	0.63
30:BI:71:LYS:HG2	30:BI:72:THR:H	1.63	0.63
38:BQ:109:VAL:HG12	38:BQ:113:LYS:HD2	1.81	0.63
1:CA:46:G:O2'	1:CA:365:U:H1'	1.99	0.63
1:CA:322:C:H5	1:CA:328:C:C5	2.16	0.63
1:CA:328:C:H2'	1:CA:328:C:O2	1.97	0.63
1:CA:407:U:O2'	4:CD:112:GLU:HG3	1.99	0.63
7:CG:118:ARG:O	7:CG:122:GLU:HB2	1.99	0.63
9:CI:114:LYS:HB2	9:CI:117:LEU:HD12	1.79	0.63
10:CJ:47:GLU:HB2	10:CJ:67:ILE:CG1	2.21	0.63
12:CL:41:PRO:HD2	12:CL:47:ALA:O	1.97	0.63
12:CL:50:LYS:HD2	12:CL:50:LYS:N	2.14	0.63
13:CM:12:LYS:HB3	13:CM:17:ALA:HB2	1.80	0.63
17:CQ:17:GLU:O	17:CQ:18:LYS:HB2	1.97	0.63
21:CU:3:ILE:HG22	21:CU:19:LYS:NZ	2.14	0.63
21:CU:16:ARG:NE	21:CU:16:ARG:HA	2.13	0.63

*Continued on next page...*

*Continued from previous page...*

Atom-1	Atom-2	Interatomic distance (Å)	Clash overlap (Å)
21:CU:36:PHE:CD2	21:CU:39:LYS:HE2	2.34	0.63
22:DA:185:G:H2'	22:DA:186:G:H8	1.63	0.63
22:DA:230:G:C2	22:DA:231:A:N7	2.66	0.63
22:DA:502:A:N6	22:DA:505:A:C6	2.67	0.63
22:DA:1483:G:H2'	22:DA:1484:U:C6	2.34	0.63
22:DA:1536:C:H4'	22:DA:1537:G:H5'	1.79	0.63
22:DA:2689:U:C4'	22:DA:2690:U:OP2	2.42	0.63
24:DC:196:ASN:O	24:DC:197:ALA:HB3	1.99	0.63
25:DD:119:ALA:HB2	25:DD:163:GLY:C	2.20	0.63
26:DE:149:ILE:CG2	26:DE:188:MET:HB2	2.29	0.63
29:DH:96:THR:HA	29:DH:113:SER:OG	1.99	0.63
35:DN:75:ILE:HD12	35:DN:75:ILE:O	1.99	0.63
43:DV:8:VAL:HG13	43:DV:66:ASP:OD2	1.99	0.63
1:AA:111:G:O6	1:AA:330:C:N4	2.31	0.63
1:AA:625:U:H4'	16:AP:16:PHE:CE2	2.33	0.63
1:AA:937:A:N6	1:AA:1345:U:O4	2.32	0.63
1:AA:1239:A:N6	1:AA:1299:A:H62	1.92	0.63
1:AA:1469:C:H2'	1:AA:1470:U:C5'	2.29	0.63
1:AA:1473:G:O2'	1:AA:1474:U:H5'	1.99	0.63
1:AA:1508:A:O2'	1:AA:1509:C:H5'	1.99	0.63
2:AB:9:LEU:CG	2:AB:42:LEU:HD13	2.28	0.63
4:AD:168:THR:HG22	4:AD:183:ARG:HH21	1.64	0.63
5:AE:23:THR:HA	5:AE:28:ARG:HA	1.79	0.63
12:AL:23:LEU:CB	12:AL:58:ASN:HD22	2.11	0.63
14:AN:42:ASN:HD21	14:AN:46:LYS:HZ1	1.47	0.63
19:AS:51:HIS:HD2	19:AS:53:GLY:H	1.42	0.63
22:BA:274:C:H2'	22:BA:275:C:H6	1.62	0.63
22:BA:287:G:H1	22:BA:353:C:N4	1.96	0.63
22:BA:571:U:H4'	22:BA:572:A:OP1	1.98	0.63
22:BA:712:G:H2'	22:BA:713:G:H5'	1.80	0.63
22:BA:748:G:OP2	40:BS:88:ARG:HG3	1.99	0.63
22:BA:946:C:H2'	22:BA:947:A:H8	1.64	0.63
22:BA:973:A:O4'	22:BA:1188:U:C6	2.52	0.63
22:BA:1734:G:C4	22:BA:1735:A:C8	2.86	0.63
22:BA:1996:C:P	32:BK:31:ARG:HH21	2.22	0.63
24:BC:182:LYS:O	24:BC:183:VAL:HG23	1.98	0.63
27:BF:134:GLN:CG	27:BF:135:ILE:H	2.03	0.63
32:BK:1:MET:HE3	32:BK:32:TYR:CD1	2.34	0.63
37:BP:85:VAL:O	37:BP:86:LYS:HB2	1.99	0.63
39:BR:42:ALA:CA	39:BR:46:GLU:HB2	2.29	0.63
41:BT:40:LYS:N	41:BT:43:ILE:CG2	2.60	0.63

*Continued on next page...*

*Continued from previous page...*

Atom-1	Atom-2	Interatomic distance (Å)	Clash overlap (Å)
43:BV:93:ARG:O	43:BV:94:ALA:HB2	1.99	0.63
45:BX:77:TYR:CD1	45:BX:77:TYR:O	2.52	0.63
1:CA:184:G:N2	1:CA:185:U:C2	2.67	0.63
1:CA:486:U:O2'	1:CA:487:A:H5'	1.98	0.63
1:CA:1221:G:C2	1:CA:1222:G:H1'	2.34	0.63
5:CE:104:ILE:CA	5:CE:122:VAL:HB	2.28	0.63
7:CG:19:SER:O	7:CG:23:ALA:HB2	1.99	0.63
8:CH:38:VAL:HA	8:CH:41:GLU:CG	2.29	0.63
9:CI:18:VAL:HG11	9:CI:82:ILE:HA	1.80	0.63
22:DA:78:U:O2'	22:DA:79:C:H5'	1.98	0.63
22:DA:83:A:H61	22:DA:101:A:H5'	1.60	0.63
22:DA:161:A:H5''	22:DA:162:U:H3'	1.81	0.63
22:DA:1183:U:H2'	22:DA:1184:U:C6	2.33	0.63
22:DA:1540:G:HO2'	22:DA:1541:C:H6	1.42	0.63
22:DA:2286:G:C8	49:D1:33:LEU:HD21	2.34	0.63
22:DA:2734:A:H2'	22:DA:2735:G:C5'	2.28	0.63
26:DE:149:ILE:HG23	26:DE:188:MET:N	2.12	0.63
27:DF:43:ILE:HG23	27:DF:44:ALA:N	2.12	0.63
29:DH:75:LEU:O	29:DH:76:GLU:HB2	1.99	0.63
29:DH:96:THR:HG21	29:DH:112:LYS:NZ	2.13	0.63
31:DJ:45:THR:H	31:DJ:46:PRO:HD2	1.64	0.63
31:DJ:84:ILE:HG23	31:DJ:84:ILE:O	1.99	0.63
38:DQ:10:ARG:HB2	38:DQ:10:ARG:CZ	2.29	0.63
1:AA:267:C:O2'	1:AA:268:U:C5'	2.45	0.62
1:AA:469:C:H2'	1:AA:470:C:H6	1.64	0.62
1:AA:1060:U:H4'	10:AJ:53:ILE:HG23	1.81	0.62
1:AA:1128:C:H4'	1:AA:1148:U:O2	1.99	0.62
1:AA:1180:A:H5''	1:AA:1181:G:OP2	1.98	0.62
1:AA:1508:A:H2'	1:AA:1509:C:H6	1.65	0.62
2:AB:89:PHE:CE1	2:AB:153:MET:HG3	2.34	0.62
3:AC:21:TRP:HB3	3:AC:58:ARG:H	1.64	0.62
3:AC:153:SER:CB	3:AC:164:THR:HA	2.28	0.62
4:AD:84:ASN:HD22	4:AD:87:GLU:H	1.47	0.62
4:AD:196:GLU:C	4:AD:198:LEU:N	2.50	0.62
5:AE:45:VAL:CG2	5:AE:117:ALA:HB2	2.29	0.62
6:AF:36:ILE:HG22	6:AF:64:VAL:CG2	2.26	0.62
7:AG:143:MET:HA	7:AG:143:MET:CE	2.29	0.62
11:AK:58:THR:HB	11:AK:59:PRO:HD2	1.81	0.62
16:AP:80:LYS:HB2	16:AP:80:LYS:NZ	2.14	0.62
21:AU:16:ARG:HH11	21:AU:19:LYS:HG2	1.63	0.62
22:BA:1507:C:C2	22:BA:1508:A:C2	2.87	0.62

*Continued on next page...*

*Continued from previous page...*

Atom-1	Atom-2	Interatomic distance (Å)	Clash overlap (Å)
22:BA:2134:A:O2'	22:BA:2135:A:H5''	1.99	0.62
25:BD:33:ARG:HH21	25:BD:51:THR:HG23	1.64	0.62
29:BH:26:ALA:HA	29:BH:30:LEU:HB2	1.80	0.62
32:BK:98:ARG:O	32:BK:99:ILE:HD13	1.97	0.62
38:BQ:27:ARG:HG3	38:BQ:27:ARG:HH11	1.64	0.62
40:BS:1:MET:HE2	40:BS:1:MET:CA	2.18	0.62
44:BW:18:LYS:HA	44:BW:36:ILE:HD11	1.81	0.62
44:BW:39:GLN:O	44:BW:41:GLY:N	2.31	0.62
1:CA:307:C:H5''	1:CA:308:C:OP2	1.99	0.62
1:CA:810:C:H2'	1:CA:811:C:H5'	1.81	0.62
1:CA:997:U:O2'	1:CA:998:C:C5'	2.46	0.62
4:CD:131:ILE:N	4:CD:131:ILE:HD13	2.13	0.62
13:CM:11:HIS:HA	13:CM:44:ILE:HB	1.81	0.62
22:DA:48:G:H22	22:DA:177:G:N2	1.97	0.62
22:DA:203:A:H8	22:DA:203:A:O5'	1.82	0.62
22:DA:444:C:HO2'	22:DA:445:C:P	2.22	0.62
22:DA:831:G:O2'	22:DA:832:U:C5'	2.46	0.62
22:DA:845:A:N6	22:DA:932:U:N3	2.42	0.62
22:DA:1453:A:N7	35:DN:73:ASN:HB3	2.14	0.62
22:DA:1515:A:H4'	22:DA:1556:C:O2'	1.99	0.62
22:DA:1639:C:C2'	22:DA:1640:A:H5''	2.29	0.62
22:DA:1929:G:C4'	22:DA:1930:G:OP1	2.47	0.62
22:DA:2823:A:C6	22:DA:2824:C:C5	2.87	0.62
28:DG:82:PHE:HB3	28:DG:140:ILE:CD1	2.29	0.62
28:DG:163:TYR:N	28:DG:163:TYR:CD2	2.67	0.62
29:DH:1:MET:HE3	29:DH:23:ALA:CB	2.29	0.62
39:DR:9:GLY:H	39:DR:10:LYS:HD2	1.65	0.62
1:AA:433:G:C2'	1:AA:434:U:H5'	2.28	0.62
1:AA:642:A:H2'	1:AA:643:C:C6	2.33	0.62
1:AA:1049:U:H1'	1:AA:1201:A:N7	2.14	0.62
1:AA:1365:G:H2'	1:AA:1366:C:C6	2.34	0.62
1:AA:1396:A:H4'	1:AA:1397:C:O5'	1.99	0.62
3:AC:22:PHE:CD2	3:AC:22:PHE:C	2.73	0.62
4:AD:75:TYR:O	4:AD:78:ALA:HB3	1.99	0.62
4:AD:173:ASP:O	4:AD:174:ALA:CB	2.46	0.62
5:AE:64:GLU:OE1	5:AE:65:LYS:HG2	1.99	0.62
9:AI:60:LEU:H	9:AI:60:LEU:HD23	1.65	0.62
10:AJ:17:LEU:HD23	10:AJ:17:LEU:C	2.19	0.62
16:AP:20:VAL:HG21	16:AP:32:PHE:CG	2.34	0.62
22:BA:1432:G:O2'	22:BA:1433:A:H5'	1.99	0.62
22:BA:1494:A:C2	22:BA:1495:A:C4	2.87	0.62

*Continued on next page...*

*Continued from previous page...*

Atom-1	Atom-2	Interatomic distance (Å)	Clash overlap (Å)
22:BA:1866:A:H2'	22:BA:1867:G:O4'	1.98	0.62
22:BA:2495:G:C2'	22:BA:2496:C:H5'	2.30	0.62
25:BD:142:VAL:HG23	25:BD:143:PRO:N	2.13	0.62
27:BF:39:VAL:HG13	27:BF:40:GLY:N	2.13	0.62
31:BJ:130:HIS:HD2	31:BJ:132:HIS:H	1.45	0.62
38:BQ:86:SER:HB2	39:BR:50:GLY:O	1.98	0.62
38:BQ:86:SER:HB3	39:BR:51:VAL:HG13	1.81	0.62
44:BW:22:VAL:HG13	44:BW:25:PHE:HE2	1.64	0.62
45:BX:44:ARG:CG	45:BX:45:PHE:N	2.62	0.62
49:B1:32:LYS:HG2	49:B1:52:LYS:OXT	1.99	0.62
1:CA:72:A:C6	1:CA:73:C:C4	2.87	0.62
1:CA:205:A:C6	1:CA:206:C:N4	2.67	0.62
1:CA:1446:A:C2'	1:CA:1447:A:H5'	2.26	0.62
6:CF:3:HIS:HB2	6:CF:92:THR:HG23	1.80	0.62
6:CF:54:LEU:CD1	6:CF:56:LYS:O	2.48	0.62
7:CG:22:LEU:HD23	7:CG:22:LEU:C	2.20	0.62
7:CG:68:VAL:O	7:CG:70:PRO:HD3	1.99	0.62
9:CI:119:LYS:O	9:CI:119:LYS:HG3	1.99	0.62
16:CP:44:SER:H	16:CP:46:LYS:HZ1	1.47	0.62
18:CR:58:ILE:O	18:CR:62:ARG:HG3	1.99	0.62
22:DA:42:A:C2	22:DA:438:G:C2	2.87	0.62
22:DA:445:C:O2'	22:DA:446:G:C8	2.51	0.62
22:DA:455:C:C5	22:DA:472:A:C2	2.87	0.62
22:DA:545:U:H2'	22:DA:547:A:OP1	1.97	0.62
22:DA:547:A:H8	22:DA:548:G:H5'	1.64	0.62
22:DA:818:G:N7	22:DA:1187:G:C6	2.67	0.62
22:DA:822:G:O6	22:DA:943:A:C2	2.43	0.62
22:DA:1090:A:C2'	22:DA:1091:G:H5''	2.29	0.62
22:DA:1181:U:O2'	22:DA:1182:G:H5'	1.99	0.62
22:DA:1865:U:O4	22:DA:1875:G:C2	2.52	0.62
22:DA:1912:A:N6	22:DA:1917:U:N3	2.46	0.62
22:DA:1931:U:C2'	22:DA:1932:A:H8	2.12	0.62
22:DA:2468:A:O2'	22:DA:2469:A:H8	1.81	0.62
22:DA:2742:G:OP1	52:D4:36:ARG:HD3	1.99	0.62
22:DA:2747:G:HO2'	28:DG:66:THR:HG22	1.63	0.62
24:DC:156:SER:HB3	24:DC:159:THR:HG21	1.80	0.62
25:DD:124:ARG:HD3	25:DD:125:TRP:CD1	2.34	0.62
28:DG:18:ILE:HD12	28:DG:42:VAL:CG1	2.26	0.62
29:DH:41:LYS:HA	29:DH:44:ILE:HG23	1.81	0.62
35:DN:90:ARG:NH2	35:DN:116:VAL:HG11	2.14	0.62
39:DR:68:ARG:NH1	39:DR:90:ARG:HG2	2.14	0.62

*Continued on next page...*

*Continued from previous page...*

Atom-1	Atom-2	Interatomic distance (Å)	Clash overlap (Å)
1:AA:411:A:O2'	1:AA:413:G:H5''	1.99	0.62
1:AA:428:G:O4'	1:AA:430:A:C8	2.53	0.62
1:AA:683:G:H21	11:AK:39:ASN:HA	1.64	0.62
1:AA:872:A:C4	1:AA:874:G:N7	2.67	0.62
1:AA:991:U:H4'	1:AA:992:U:OP1	1.98	0.62
5:AE:80:LEU:CD2	5:AE:122:VAL:HG11	2.29	0.62
12:AL:28:GLN:HB2	12:AL:81:ILE:O	1.99	0.62
17:AQ:20:ILE:H	17:AQ:47:ASP:CG	2.02	0.62
17:AQ:62:GLU:HB2	17:AQ:72:TRP:CZ2	2.34	0.62
20:AT:68:LYS:NZ	20:AT:68:LYS:HB2	2.14	0.62
22:BA:1733:G:HO2'	22:BA:1734:G:H8	1.47	0.62
22:BA:1747:U:H2'	22:BA:1748:C:H6	1.64	0.62
22:BA:2150:C:O2'	22:BA:2151:U:C6	2.49	0.62
22:BA:2796:U:H3	22:BA:2799:A:H61	1.46	0.62
24:BC:16:VAL:N	24:BC:203:VAL:HG11	2.14	0.62
25:BD:97:SER:OG	25:BD:99:GLU:HG2	1.99	0.62
26:BE:24:ASN:O	26:BE:28:VAL:HG12	1.98	0.62
26:BE:73:ILE:HG12	26:BE:73:ILE:O	1.98	0.62
32:BK:36:GLY:HA2	32:BK:62:VAL:O	2.00	0.62
38:BQ:85:ALA:O	38:BQ:88:GLU:HB2	1.98	0.62
45:BX:29:LEU:N	45:BX:29:LEU:CD2	2.62	0.62
1:CA:93:U:C2'	1:CA:94:G:H5''	2.29	0.62
1:CA:517:G:H5'	1:CA:519:C:C2	2.34	0.62
1:CA:989:U:H2'	1:CA:990:C:H5'	1.80	0.62
1:CA:1092:A:H62	1:CA:1093:A:N6	1.97	0.62
1:CA:1128:C:H4'	1:CA:1148:U:N3	2.14	0.62
1:CA:1129:C:O2'	1:CA:1130:A:C8	2.50	0.62
2:CB:151:LYS:HG3	2:CB:152:ASP:N	2.14	0.62
4:CD:197:HIS:O	4:CD:200:VAL:HG12	1.98	0.62
5:CE:56:PRO:O	5:CE:59:ILE:HG23	1.99	0.62
12:CL:5:GLN:HG3	12:CL:9:LYS:NZ	2.14	0.62
17:CQ:24:ILE:HD13	17:CQ:43:LEU:HD22	1.80	0.62
22:DA:64:A:OP1	41:DT:77:ARG:HG2	1.97	0.62
22:DA:184:C:H2'	22:DA:185:G:C8	2.33	0.62
22:DA:540:C:O2'	22:DA:541:A:H5'	1.99	0.62
22:DA:616:A:O2'	22:DA:617:G:C8	2.34	0.62
22:DA:685:A:H4'	22:DA:686:U:O5'	1.98	0.62
22:DA:753:A:C2	22:DA:754:U:C2	2.86	0.62
22:DA:850:U:O2'	47:DZ:22:THR:HA	1.99	0.62
22:DA:851:C:C4'	47:DZ:46:MET:HG2	2.29	0.62
22:DA:1208:C:C2	22:DA:1209:U:C6	2.87	0.62

*Continued on next page...*

*Continued from previous page...*

Atom-1	Atom-2	Interatomic distance (Å)	Clash overlap (Å)
22:DA:1469:A:C2'	22:DA:1470:A:H8	2.09	0.62
22:DA:2330:G:H2'	22:DA:2331:G:H5'	1.80	0.62
22:DA:2636:C:H2'	22:DA:2637:U:H6	1.64	0.62
22:DA:2798:U:H5'	22:DA:2800:A:H62	1.63	0.62
28:DG:53:PRO:HB3	28:DG:61:TRP:N	2.13	0.62
39:DR:27:ILE:CG2	39:DR:28:ALA:N	2.49	0.62
42:DU:3:LYS:HG2	42:DU:84:PHE:CZ	2.35	0.62
46:DY:22:LEU:CD1	46:DY:23:ARG:HH12	2.12	0.62
1:AA:32:A:H2'	1:AA:33:A:H8	1.61	0.62
1:AA:198:G:C2'	1:AA:199:A:H8	2.12	0.62
1:AA:205:A:H4'	1:AA:205:A:OP1	1.98	0.62
1:AA:293:G:H2'	1:AA:294:U:H6	1.64	0.62
1:AA:908:A:O2'	1:AA:909:A:H5'	1.99	0.62
3:AC:55:VAL:O	3:AC:65:VAL:HA	1.99	0.62
3:AC:110:LEU:CD2	3:AC:143:LEU:HD23	2.28	0.62
8:AH:6:ILE:HB	8:AH:76:ARG:NH1	2.14	0.62
11:AK:108:ASN:HB3	21:AU:5:VAL:O	1.98	0.62
17:AQ:3:LYS:HD2	17:AQ:3:LYS:O	1.99	0.62
17:AQ:11:VAL:HG12	17:AQ:12:VAL:CG1	2.29	0.62
20:AT:43:LYS:NZ	20:AT:86:ALA:HA	2.13	0.62
22:BA:945:A:H5'	22:BA:946:C:OP2	1.99	0.62
22:BA:1579:A:O2'	22:BA:1580:A:H5'	1.99	0.62
22:BA:2292:U:H2'	22:BA:2293:G:H8	1.65	0.62
25:BD:16:THR:CG2	25:BD:20:VAL:HB	2.28	0.62
27:BF:7:TYR:CD2	27:BF:11:VAL:CG1	2.78	0.62
28:BG:1:SER:HA	28:BG:5:LYS:HG3	1.81	0.62
28:BG:63:GLN:HA	28:BG:63:GLN:OE1	1.98	0.62
34:BM:2:LEU:HD23	34:BM:69:PRO:CD	2.21	0.62
38:BQ:97:ILE:HD11	38:BQ:105:PHE:CB	2.29	0.62
39:BR:29:THR:C	39:BR:63:VAL:HG22	2.20	0.62
39:BR:49:ILE:C	39:BR:51:VAL:O	2.38	0.62
1:CA:66:A:C6	1:CA:67:C:C5	2.87	0.62
1:CA:369:G:N3	1:CA:370:C:C6	2.67	0.62
1:CA:562:U:H4'	1:CA:563:A:O5'	1.99	0.62
1:CA:770:C:H1'	1:CA:899:C:H42	1.65	0.62
1:CA:1520:C:H2'	1:CA:1521:C:C6	2.34	0.62
2:CB:66:ILE:H	2:CB:88:GLN:HB3	1.65	0.62
2:CB:160:LEU:CD1	2:CB:180:ILE:HG21	2.29	0.62
3:CC:39:ARG:CG	3:CC:54:ILE:HD13	2.28	0.62
4:CD:77:GLU:CG	4:CD:81:LEU:HD11	2.27	0.62
6:CF:54:LEU:CD1	6:CF:56:LYS:H	2.12	0.62

*Continued on next page...*

*Continued from previous page...*

Atom-1	Atom-2	Interatomic distance (Å)	Clash overlap (Å)
13:CM:18:LEU:HD12	13:CM:18:LEU:N	2.14	0.62
20:CT:73:ARG:CG	20:CT:73:ARG:NH1	2.48	0.62
22:DA:76:C:OP1	46:DY:48:ARG:HG2	1.99	0.62
22:DA:336:C:O2'	22:DA:337:C:C6	2.42	0.62
22:DA:674:G:H4'	26:DE:69:ARG:CG	2.29	0.62
22:DA:1157:G:H2'	22:DA:1158:C:C6	2.33	0.62
22:DA:1394:U:C6	22:DA:1394:U:C3'	2.82	0.62
22:DA:1416:G:C2	22:DA:1417:C:C4	2.87	0.62
22:DA:1451:C:N4	22:DA:1461:C:H42	1.96	0.62
22:DA:2294:G:H2'	22:DA:2295:C:H6	1.62	0.62
22:DA:2336:A:N7	44:DW:40:ARG:CZ	2.63	0.62
22:DA:2542:A:H4'	22:DA:2543:G:H5''	1.80	0.62
22:DA:2667:C:O2'	22:DA:2668:G:H8	1.81	0.62
23:DB:111:U:O2'	23:DB:112:G:H8	1.83	0.62
26:DE:69:ARG:O	26:DE:70:SER:HB3	1.98	0.62
30:DI:27:LEU:CD1	30:DI:32:VAL:HG11	2.30	0.62
36:DO:105:ALA:O	36:DO:109:ALA:HB2	1.99	0.62
46:DY:22:LEU:HG	46:DY:23:ARG:NH1	2.15	0.62
49:D1:8:ILE:CG2	49:D1:9:LYS:N	2.61	0.62
1:AA:293:G:H2'	1:AA:294:U:C6	2.35	0.62
1:AA:373:A:H2'	1:AA:374:A:H8	1.64	0.62
1:AA:687:A:C8	1:AA:701:U:H5	2.18	0.62
1:AA:1127:G:O2'	1:AA:1128:C:C5'	2.33	0.62
5:AE:100:GLU:HB2	5:AE:103:GLY:CA	2.29	0.62
7:AG:25:PHE:CE1	7:AG:104:VAL:HG22	2.35	0.62
14:AN:90:GLY:O	14:AN:92:ILE:N	2.32	0.62
21:AU:48:LYS:HA	21:AU:51:ALA:HB3	1.82	0.62
22:BA:712:G:C2'	22:BA:713:G:H5'	2.29	0.62
22:BA:859:G:OP2	22:BA:859:G:H8	1.82	0.62
22:BA:1023:U:C6	22:BA:1023:U:H5'	2.35	0.62
22:BA:1074:G:O2'	22:BA:1075:C:H6	1.82	0.62
24:BC:30:ALA:HB3	24:BC:31:PRO:CD	2.29	0.62
25:BD:140:HIS:CE1	56:BD:302:HOH:O	2.50	0.62
31:BJ:88:THR:HG22	31:BJ:91:GLU:HB2	1.79	0.62
37:BP:102:ARG:O	37:BP:103:THR:CG2	2.48	0.62
41:BT:27:SER:C	41:BT:28:ASN:CG	2.57	0.62
1:CA:913:A:H4'	1:CA:914:A:C5'	2.28	0.62
1:CA:1024:G:H2'	1:CA:1025:U:O4'	2.00	0.62
1:CA:1283:U:H2'	1:CA:1284:C:C5	2.35	0.62
5:CE:29:ILE:CG2	5:CE:30:PHE:H	1.98	0.62
9:CI:35:GLU:CB	9:CI:39:GLY:HA3	2.29	0.62

*Continued on next page...*



*Continued from previous page...*

Atom-1	Atom-2	Interatomic distance (Å)	Clash overlap (Å)
19:CS:35:ARG:HA	19:CS:70:LEU:CB	2.28	0.62
21:CU:16:ARG:HA	21:CU:16:ARG:HE	1.64	0.62
21:CU:29:ALA:O	21:CU:32:ARG:HB2	1.99	0.62
22:DA:47:C:H42	22:DA:178:G:H1	1.47	0.62
22:DA:126:A:P	50:D2:19:ARG:HG3	2.39	0.62
22:DA:382:A:H2'	22:DA:383:C:C5'	2.30	0.62
22:DA:510:C:O5'	22:DA:510:C:H6	1.82	0.62
22:DA:834:G:H1'	22:DA:2358:A:C2	2.34	0.62
22:DA:1063:G:C6	22:DA:1064:C:N4	2.67	0.62
22:DA:1120:G:O2'	22:DA:1121:C:H5'	1.99	0.62
22:DA:1206:G:C6	22:DA:1207:C:N4	2.67	0.62
22:DA:1605:C:C4'	22:DA:1610:A:C6	2.82	0.62
23:DB:112:G:H21	36:DO:45:SER:HA	1.65	0.62
25:DD:56:LYS:HB3	25:DD:56:LYS:NZ	2.14	0.62
25:DD:133:THR:CG2	25:DD:134:HIS:N	2.57	0.62
25:DD:137:SER:HB3	25:DD:138:LEU:CD2	2.29	0.62
32:DK:107:LEU:C	32:DK:109:SER:H	2.02	0.62
33:DL:21:ARG:HB3	33:DL:21:ARG:NH2	2.14	0.62
42:DU:3:LYS:HE2	42:DU:84:PHE:HE1	1.64	0.62
44:DW:33:GLY:O	44:DW:34:SER:CB	2.48	0.62
44:DW:46:ALA:CA	44:DW:50:VAL:HG12	2.30	0.62
1:AA:93:U:O2'	1:AA:94:G:C5'	2.38	0.62
1:AA:978:A:H1'	1:AA:1322:C:H5	1.63	0.62
1:AA:1095:U:O2'	1:AA:1096:C:C5'	2.47	0.62
1:AA:1101:A:H1'	1:AA:1102:A:O4'	1.99	0.62
1:AA:1307:U:H2'	1:AA:1308:U:C6	2.34	0.62
5:AE:11:GLN:HG3	5:AE:116:VAL:HB	1.81	0.62
16:AP:54:LEU:HD12	16:AP:54:LEU:H	1.64	0.62
20:AT:32:LYS:O	20:AT:35:TYR:HD2	1.82	0.62
22:BA:855:G:H1'	44:BW:23:LYS:NZ	2.15	0.62
22:BA:2507:C:H2'	22:BA:2508:G:O5'	2.00	0.62
25:BD:9:VAL:HG21	25:BD:26:VAL:CG1	2.30	0.62
25:BD:53:GLY:HA3	25:BD:77:ARG:H	1.64	0.62
34:BM:1:MET:O	34:BM:2:LEU:HB2	1.99	0.62
34:BM:77:PRO:HD2	34:BM:80:VAL:HG11	1.81	0.62
39:BR:15:SER:O	39:BR:18:GLN:HB3	2.00	0.62
52:B4:36:ARG:CG	52:B4:37:GLN:H	2.04	0.62
1:CA:542:G:O2'	1:CA:543:U:H5'	2.00	0.62
1:CA:756:C:H2'	1:CA:757:U:C5'	2.29	0.62
1:CA:978:A:OP1	1:CA:980:C:N4	2.32	0.62
1:CA:1111:A:O2'	1:CA:1112:C:H5'	2.00	0.62

*Continued on next page...*

*Continued from previous page...*

Atom-1	Atom-2	Interatomic distance (Å)	Clash overlap (Å)
1:CA:1288:A:HO2'	1:CA:1289:A:H8	0.73	0.62
1:CA:1323:G:O2'	1:CA:1362:A:H1'	2.00	0.62
1:CA:1464:U:O2'	1:CA:1465:A:H5'	2.00	0.62
2:CB:80:LYS:O	2:CB:84:LEU:N	2.27	0.62
2:CB:114:LYS:HE3	2:CB:151:LYS:HB2	1.81	0.62
2:CB:160:LEU:CD2	2:CB:175:ALA:HB2	2.25	0.62
3:CC:43:THR:O	3:CC:47:ALA:HB2	1.99	0.62
3:CC:176:THR:HG22	3:CC:178:ARG:HG3	1.81	0.62
6:CF:99:ALA:O	6:CF:100:SER:HB2	2.00	0.62
7:CG:74:VAL:CG1	7:CG:143:MET:HB2	2.30	0.62
16:CP:4:ILE:H	16:CP:4:ILE:CD1	2.10	0.62
19:CS:38:THR:OG1	19:CS:67:GLY:HA2	1.99	0.62
22:DA:242:G:C8	51:D3:4:LYS:HG3	2.33	0.62
22:DA:784:G:C6	24:DC:227:VAL:HG11	2.34	0.62
22:DA:1929:G:C5'	22:DA:1930:G:OP1	2.48	0.62
22:DA:1953:A:H2	22:DA:2549:G:N3	1.97	0.62
22:DA:2698:U:H2'	22:DA:2699:C:C6	2.34	0.62
30:DI:57:VAL:HG12	30:DI:58:ILE:N	2.14	0.62
30:DI:105:LEU:O	30:DI:105:LEU:HD23	1.98	0.62
33:DL:124:GLY:H	33:DL:143:GLU:HG3	1.65	0.62
36:DO:24:THR:OG1	36:DO:90:VAL:HG11	2.00	0.62
41:DT:69:ARG:HG3	41:DT:70:HIS:HD2	1.64	0.62
43:DV:26:PHE:HE1	43:DV:86:LEU:HB3	1.63	0.62
1:AA:180:U:H2'	1:AA:181:A:O5'	1.99	0.62
1:AA:619:U:C2	4:AD:131:ILE:CD1	2.82	0.62
1:AA:771:G:H2'	1:AA:772:U:C6	2.33	0.62
1:AA:1379:G:N7	7:AG:1:PRO:HB2	2.14	0.62
2:AB:146:SER:O	2:AB:147:LEU:HD23	1.99	0.62
8:AH:74:ILE:O	8:AH:74:ILE:HG23	2.00	0.62
8:AH:87:ARG:O	8:AH:121:GLY:HA3	1.99	0.62
8:AH:88:LYS:HA	8:AH:91:LEU:HG	1.81	0.62
11:AK:86:LYS:CA	11:AK:113:THR:HG22	2.29	0.62
18:AR:35:SER:HB3	21:AU:3:ILE:HG13	1.80	0.62
22:BA:405:U:H3'	22:BA:406:G:H5'	1.82	0.62
22:BA:563:A:C2	22:BA:564:C:C2	2.87	0.62
22:BA:1713:A:H4'	22:BA:1714:U:OP1	1.99	0.62
29:BH:21:VAL:HG21	29:BH:25:TYR:HD2	1.63	0.62
29:BH:134:VAL:HG21	29:BH:139:PHE:HA	1.82	0.62
33:BL:19:LEU:HB2	33:BL:27:LEU:HD22	1.81	0.62
33:BL:101:ILE:HG22	33:BL:102:GLY:H	1.64	0.62
44:BW:28:GLU:CG	44:BW:29:SER:N	2.57	0.62

*Continued on next page...*

*Continued from previous page...*

Atom-1	Atom-2	Interatomic distance (Å)	Clash overlap (Å)
1:CA:1067:A:C4'	1:CA:1068:G:O5'	2.47	0.62
4:CD:89:LEU:HD21	4:CD:199:ILE:HD11	1.78	0.62
10:CJ:41:PRO:O	10:CJ:42:LEU:HB2	2.00	0.62
11:CK:12:ARG:N	11:CK:12:ARG:HD3	2.15	0.62
11:CK:30:ILE:HG12	11:CK:45:THR:HG22	1.82	0.62
22:DA:418:C:H2'	22:DA:419:U:H6	1.65	0.62
22:DA:553:G:H2'	22:DA:554:U:O4'	1.99	0.62
22:DA:1087:G:C5	22:DA:1089:A:C2	2.88	0.62
22:DA:1439:A:C8	22:DA:1440:U:O4'	2.53	0.62
22:DA:1930:G:HO2'	22:DA:1968:G:H1	1.45	0.62
22:DA:2093:G:C6	22:DA:2225:A:C8	2.88	0.62
22:DA:2332:C:O2'	44:DW:40:ARG:NH2	2.32	0.62
22:DA:2339:C:O2'	22:DA:2340:A:H8	1.82	0.62
22:DA:2367:G:O2'	22:DA:2368:C:H5'	1.99	0.62
22:DA:2611:C:H5'	22:DA:2611:C:C6	2.23	0.62
22:DA:2624:G:C2	22:DA:2625:G:C1'	2.77	0.62
22:DA:2695:U:O2'	22:DA:2696:U:H5'	2.00	0.62
24:DC:14:HIS:O	24:DC:203:VAL:HG11	2.00	0.62
25:DD:112:THR:HG22	25:DD:113:SER:H	1.64	0.62
25:DD:117:GLY:O	25:DD:119:ALA:N	2.33	0.62
27:DF:30:VAL:CG1	27:DF:168:LEU:HD23	2.29	0.62
27:DF:129:MET:HE1	27:DF:174:PHE:CZ	2.34	0.62
30:DI:57:VAL:HG12	30:DI:58:ILE:H	1.63	0.62
31:DJ:25:LEU:C	31:DJ:27:ARG:H	2.03	0.62
31:DJ:43:GLU:O	31:DJ:43:GLU:HG2	2.00	0.62
32:DK:21:CYS:SG	32:DK:39:ILE:HG21	2.39	0.62
33:DL:120:VAL:HG12	33:DL:121:THR:N	2.14	0.62
35:DN:90:ARG:NH2	35:DN:116:VAL:CG1	2.62	0.62
45:DX:10:ARG:HB3	45:DX:11:PRO:HD2	1.81	0.62
1:AA:596:A:H2'	1:AA:597:G:C8	2.32	0.62
1:AA:1006:G:H2'	1:AA:1007:U:C6	2.35	0.62
1:AA:1320:C:H42	19:AS:35:ARG:HB2	1.63	0.62
9:AI:6:TYR:CG	9:AI:7:GLY:N	2.68	0.62
11:AK:20:ALA:HA	11:AK:33:ILE:HD13	1.82	0.62
22:BA:1286:A:O2'	22:BA:1288:G:OP2	2.18	0.62
23:BB:17:C:O2'	23:BB:18:G:H5'	1.99	0.62
28:BG:8:VAL:HG13	28:BG:9:VAL:N	2.14	0.62
29:BH:53:GLU:O	29:BH:53:GLU:HG2	1.98	0.62
43:BV:51:GLN:HG2	43:BV:86:LEU:HD11	1.80	0.62
44:BW:46:ALA:O	44:BW:47:GLY:O	2.16	0.62
1:CA:437:U:H4'	4:CD:151:GLN:OE1	1.99	0.62

*Continued on next page...*

*Continued from previous page...*

Atom-1	Atom-2	Interatomic distance (Å)	Clash overlap (Å)
3:CC:36:PHE:HZ	14:CN:91:GLU:O	1.82	0.62
6:CF:54:LEU:CD1	6:CF:55:HIS:H	2.12	0.62
6:CF:54:LEU:CD1	6:CF:55:HIS:N	2.63	0.62
7:CG:28:ILE:HG21	7:CG:100:MET:CG	2.28	0.62
19:CS:79:TYR:O	19:CS:80:ARG:HB2	1.99	0.62
22:DA:827:U:H6	56:DA:3352:HOH:O	1.81	0.62
22:DA:830:G:N3	22:DA:2448:A:C6	2.68	0.62
22:DA:922:C:H2'	22:DA:923:G:C8	2.32	0.62
22:DA:1608:A:O3'	22:DA:1609:A:H3'	2.00	0.62
22:DA:2511:U:C5	22:DA:2512:C:C5	2.88	0.62
22:DA:2662:A:H2'	22:DA:2663:G:O4'	1.99	0.62
27:DF:48:LEU:O	27:DF:52:ALA:HB2	2.00	0.62
30:DI:105:LEU:HD21	30:DI:129:GLU:OE2	2.00	0.62
30:DI:118:GLY:O	30:DI:119:ALA:HB3	1.99	0.62
36:DO:43:ASN:ND2	36:DO:45:SER:HB3	2.13	0.62
36:DO:71:ALA:HB1	36:DO:102:ARG:O	1.99	0.62
37:DP:23:ASP:O	37:DP:24:THR:HG23	2.00	0.62
37:DP:32:VAL:HB	37:DP:37:LYS:HG2	1.80	0.62
37:DP:56:SER:O	37:DP:75:THR:HG22	2.00	0.62
40:DS:1:MET:CE	40:DS:1:MET:N	2.62	0.62
1:AA:411:A:N6	1:AA:413:G:N2	2.48	0.62
1:AA:469:C:O2'	1:AA:470:C:C5'	2.47	0.62
1:AA:542:G:C2	1:AA:543:U:C5	2.88	0.62
1:AA:614:C:H2'	1:AA:615:G:O5'	1.99	0.62
1:AA:824:G:H1'	8:AH:1:SER:HA	1.81	0.62
1:AA:1378:C:C5	1:AA:1379:G:C8	2.88	0.62
11:AK:51:PHE:HZ	11:AK:64:VAL:HG11	1.65	0.62
12:AL:29:LYS:O	12:AL:81:ILE:HG22	2.00	0.62
13:AM:2:ARG:C	13:AM:3:ILE:HG23	2.19	0.62
22:BA:1062:G:C2'	22:BA:1063:G:C8	2.83	0.62
22:BA:1797:G:O3'	24:BC:255:LYS:HA	2.00	0.62
22:BA:2134:A:N6	22:BA:2135:A:N6	2.47	0.62
22:BA:2520:C:O2'	22:BA:2521:C:H5'	1.98	0.62
22:BA:2729:G:O2'	22:BA:2730:C:H5'	2.00	0.62
22:BA:2820:A:O2'	22:BA:2821:A:P	2.57	0.62
24:BC:12:ARG:HG3	24:BC:12:ARG:NH1	2.01	0.62
25:BD:47:ALA:HA	25:BD:84:LEU:HG	1.81	0.62
27:BF:98:PHE:O	27:BF:102:LEU:HB2	2.00	0.62
28:BG:61:TRP:CE3	28:BG:61:TRP:HA	2.34	0.62
35:BN:103:ARG:HB2	35:BN:110:MET:HE3	1.82	0.62
37:BP:28:LYS:HB2	37:BP:82:SER:HB3	1.82	0.62

*Continued on next page...*

*Continued from previous page...*

Atom-1	Atom-2	Interatomic distance (Å)	Clash overlap (Å)
37:BP:33:GLU:N	37:BP:36:LYS:O	2.32	0.62
1:CA:32:A:C2'	1:CA:33:A:H8	2.11	0.62
1:CA:113:G:H1'	1:CA:354:G:H5'	1.81	0.62
1:CA:666:G:C6	1:CA:741:G:C6	2.87	0.62
1:CA:881:G:C5	1:CA:882:C:C5	2.88	0.62
1:CA:1009:U:H2'	1:CA:1010:U:C6	2.35	0.62
1:CA:1011:C:N3	1:CA:1019:A:C2	2.68	0.62
2:CB:35:ASN:O	2:CB:36:LYS:HD2	2.00	0.62
7:CG:45:ALA:HB1	7:CG:120:ALA:HB2	1.82	0.62
8:CH:11:THR:CG2	8:CH:14:ARG:HH12	2.12	0.62
22:DA:121:G:H1'	22:DA:148:U:N3	2.14	0.62
22:DA:188:G:H2'	22:DA:189:G:C5'	2.30	0.62
22:DA:216:A:C4	22:DA:217:A:C8	2.88	0.62
22:DA:479:A:H4'	22:DA:480:A:O5'	2.00	0.62
22:DA:859:G:N2	22:DA:916:G:H2'	2.14	0.62
22:DA:960:A:C8	22:DA:962:G:C8	2.87	0.62
22:DA:1182:G:H2'	22:DA:1183:U:O4'	2.00	0.62
22:DA:1541:C:O2'	22:DA:1542:U:O4'	2.10	0.62
22:DA:1585:C:H2'	22:DA:1586:A:O5'	2.00	0.62
22:DA:1823:G:H5'	56:DC:410:HOH:O	1.98	0.62
22:DA:1912:A:N6	22:DA:1917:U:H3	1.98	0.62
22:DA:2242:G:C5	22:DA:2243:U:C5	2.88	0.62
22:DA:2331:G:H4'	44:DW:41:GLY:N	2.15	0.62
22:DA:2718:G:OP1	37:DP:97:TYR:HD1	1.82	0.62
23:DB:12:C:H5''	23:DB:15:A:H62	1.63	0.62
24:DC:8:THR:O	24:DC:9:SER:HB3	2.00	0.62
32:DK:7:MET:HG3	32:DK:17:ARG:HH12	1.63	0.62
33:DL:29:LYS:C	33:DL:30:THR:HG23	2.19	0.62
33:DL:77:ILE:HD11	33:DL:108:ALA:HB1	1.80	0.62
34:DM:19:GLY:H	34:DM:38:ARG:HH21	1.47	0.62
35:DN:67:PHE:HE2	35:DN:73:ASN:CG	2.02	0.62
37:DP:62:LYS:O	37:DP:63:ILE:HB	2.00	0.62
38:DQ:40:LYS:HD3	38:DQ:44:TYR:CE2	2.34	0.62
38:DQ:71:ASN:ND2	38:DQ:106:THR:HA	2.15	0.62
44:DW:70:VAL:HG22	44:DW:70:VAL:O	2.00	0.62
1:AA:703:G:H4'	1:AA:704:A:H5'	1.81	0.62
1:AA:819:A:H4'	1:AA:820:U:OP2	1.98	0.62
1:AA:1352:C:H2'	1:AA:1353:G:H8	1.63	0.62
1:AA:1373:G:H5''	7:AG:35:LYS:HD2	1.82	0.62
2:AB:18:GLN:O	2:AB:37:VAL:HG23	1.99	0.62
3:AC:143:LEU:HD13	3:AC:143:LEU:N	2.15	0.62

*Continued on next page...*

*Continued from previous page...*

Atom-1	Atom-2	Interatomic distance (Å)	Clash overlap (Å)
8:AH:78:SER:HA	8:AH:84:ILE:HG12	1.81	0.62
9:AI:28:VAL:HB	9:AI:63:TYR:CD2	2.35	0.62
14:AN:2:LYS:HD3	14:AN:5:MET:HG3	1.82	0.62
15:AO:9:LYS:HB3	15:AO:9:LYS:NZ	2.14	0.62
22:BA:1022:G:C6	22:BA:1141:U:C5	2.88	0.62
22:BA:1366:A:C2	22:BA:1367:A:H1'	2.34	0.62
22:BA:1656:C:H5''	25:BD:141:ARG:HB2	1.82	0.62
22:BA:2151:U:O2'	22:BA:2152:G:C5'	2.45	0.62
22:BA:2339:C:H2'	22:BA:2340:A:H8	1.63	0.62
22:BA:2405:G:H1'	22:BA:2412:A:N6	2.15	0.62
22:BA:2408:U:H2'	22:BA:2409:G:H8	1.64	0.62
22:BA:2641:G:OP1	31:BJ:76:HIS:HE1	1.82	0.62
28:BG:33:THR:CA	28:BG:34:ARG:HH11	2.12	0.62
37:BP:104:GLY:O	37:BP:106:ALA:N	2.33	0.62
39:BR:48:LYS:HD2	39:BR:48:LYS:O	1.99	0.62
41:BT:19:LYS:O	41:BT:23:ALA:N	2.26	0.62
44:BW:22:VAL:O	44:BW:25:PHE:HD2	1.82	0.62
1:CA:209:U:C5'	1:CA:210:C:OP2	2.47	0.62
1:CA:265:G:H2'	1:CA:266:G:H5'	1.82	0.62
1:CA:508:U:C4'	1:CA:509:A:OP1	2.42	0.62
20:CT:73:ARG:HG3	20:CT:73:ARG:NH1	2.13	0.62
20:CT:81:GLN:C	20:CT:82:ILE:HG12	2.20	0.62
22:DA:565:C:H2'	22:DA:566:U:O4'	1.98	0.62
22:DA:593:U:C2	22:DA:594:U:C5	2.88	0.62
22:DA:627:A:N6	33:DL:111:ILE:HB	2.15	0.62
22:DA:728:G:C2	22:DA:730:A:C4	2.88	0.62
22:DA:1426:G:H5'	22:DA:1427:A:OP2	2.00	0.62
22:DA:1734:G:C2'	22:DA:1735:A:H8	2.13	0.62
22:DA:2054:A:N7	22:DA:2056:G:H1'	2.15	0.62
22:DA:2657:A:O2'	22:DA:2658:C:C5'	2.48	0.62
24:DC:131:MET:HE1	24:DC:183:VAL:HG11	1.82	0.62
25:DD:114:LYS:HB2	25:DD:116:LYS:HE3	1.81	0.62
27:DF:11:VAL:HG12	27:DF:15:LEU:HD12	1.81	0.62
27:DF:94:ARG:HD3	27:DF:97:GLU:OE1	1.99	0.62
31:DJ:64:VAL:HG13	31:DJ:65:THR:N	2.14	0.62
4:AD:172:VAL:HG22	4:AD:173:ASP:N	2.15	0.61
7:AG:74:VAL:CG2	7:AG:85:GLN:HE21	2.12	0.61
11:AK:66:ALA:HB1	11:AK:99:LEU:HD13	1.81	0.61
13:AM:113:LYS:H	13:AM:114:PRO:HD2	1.61	0.61
14:AN:82:LYS:HE2	14:AN:85:GLU:HG3	1.82	0.61
22:BA:250:G:H2'	22:BA:251:A:H8	1.62	0.61

*Continued on next page...*

*Continued from previous page...*

Atom-1	Atom-2	Interatomic distance (Å)	Clash overlap (Å)
22:BA:364:C:H2'	22:BA:365:U:H6	1.64	0.61
22:BA:480:A:H2	22:BA:499:U:O2	1.83	0.61
22:BA:1722:A:N6	22:BA:1738:G:H1'	2.15	0.61
22:BA:1845:G:O2'	22:BA:1846:G:H5'	2.00	0.61
22:BA:2476:A:H2'	22:BA:2477:U:H5'	1.81	0.61
22:BA:2784:U:H2'	22:BA:2785:C:C6	2.35	0.61
25:BD:62:LYS:HB2	25:BD:63:PRO:HD3	1.82	0.61
25:BD:125:TRP:O	25:BD:126:ASN:HB2	1.99	0.61
28:BG:37:ASN:O	28:BG:38:ASP:HB3	2.00	0.61
34:BM:1:MET:HE3	34:BM:2:LEU:N	2.07	0.61
35:BN:116:VAL:HG22	35:BN:116:VAL:O	2.00	0.61
44:BW:45:HIS:ND1	44:BW:45:HIS:N	2.48	0.61
1:CA:34:C:H2'	1:CA:35:G:C8	2.34	0.61
1:CA:915:A:O2'	1:CA:916:U:H5'	2.00	0.61
1:CA:1378:C:H3'	1:CA:1379:G:C5'	2.27	0.61
2:CB:31:PHE:HB2	2:CB:41:ASN:HB2	1.82	0.61
8:CH:68:LYS:HA	8:CH:68:LYS:HE2	1.82	0.61
9:CI:35:GLU:CA	9:CI:39:GLY:HA3	2.30	0.61
12:CL:7:VAL:HG22	17:CQ:33:TYR:HD1	1.63	0.61
12:CL:62:VAL:HG23	12:CL:63:THR:N	2.15	0.61
13:CM:21:ILE:HG22	13:CM:22:TYR:N	2.15	0.61
17:CQ:29:LYS:HB2	17:CQ:36:PHE:CE1	2.35	0.61
18:CR:25:ILE:HD12	18:CR:67:LEU:CD2	2.29	0.61
22:DA:234:U:H2'	22:DA:235:U:H6	1.65	0.61
22:DA:616:A:N3	22:DA:617:G:C8	2.68	0.61
22:DA:1063:G:O2'	22:DA:1064:C:C6	2.49	0.61
22:DA:1388:G:C2'	22:DA:1389:G:H8	2.13	0.61
22:DA:2226:C:H2'	22:DA:2227:A:C8	2.35	0.61
22:DA:2290:G:O2'	22:DA:2381:A:H1'	1.99	0.61
23:DB:57:A:O2'	23:DB:58:A:C8	2.46	0.61
26:DE:135:ALA:C	26:DE:137:LYS:H	2.01	0.61
28:DG:100:ASN:O	28:DG:115:GLN:HB2	2.00	0.61
30:DI:45:THR:HG23	30:DI:54:ILE:CD1	2.27	0.61
32:DK:73:ASP:O	37:DP:74:GLN:HG3	2.00	0.61
35:DN:82:GLU:O	35:DN:85:PRO:HD2	2.00	0.61
43:DV:4:ILE:HD12	43:DV:63:ILE:CG1	2.29	0.61
44:DW:45:HIS:O	44:DW:46:ALA:HB2	2.00	0.61
46:DY:22:LEU:HD12	46:DY:23:ARG:HH12	1.64	0.61
51:D3:18:LYS:CG	51:D3:19:GLY:N	2.63	0.61
52:D4:19:ARG:O	52:D4:20:ASP:CB	2.47	0.61
1:AA:95:C:O2'	1:AA:96:U:H5'	2.01	0.61

*Continued on next page...*

*Continued from previous page...*

Atom-1	Atom-2	Interatomic distance (Å)	Clash overlap (Å)
1:AA:417:G:C6	1:AA:418:C:C4	2.88	0.61
1:AA:542:G:O2'	1:AA:543:U:H5'	2.00	0.61
1:AA:697:U:C5	1:AA:698:G:C8	2.87	0.61
1:AA:797:C:O2'	1:AA:798:U:H5'	2.01	0.61
1:AA:946:A:C2	1:AA:1236:A:C2	2.88	0.61
1:AA:1108:G:OP1	3:AC:175:HIS:HB2	2.00	0.61
1:AA:1131:G:C2'	1:AA:1132:C:O5'	2.48	0.61
1:AA:1469:C:H3'	1:AA:1469:C:C6	2.34	0.61
5:AE:149:PRO:HG2	5:AE:150:GLU:H	1.65	0.61
6:AF:8:PHE:HE1	6:AF:21:MET:HE1	1.64	0.61
8:AH:36:ALA:HB1	8:AH:60:LEU:HD21	1.80	0.61
16:AP:12:LYS:O	16:AP:13:LYS:HB2	2.00	0.61
22:BA:636:G:C5	33:BL:111:ILE:CD1	2.70	0.61
22:BA:855:G:C1'	44:BW:23:LYS:HD3	2.29	0.61
22:BA:2214:C:H2'	22:BA:2215:C:H6	1.65	0.61
22:BA:2402:U:C2'	22:BA:2403:C:OP2	2.48	0.61
22:BA:2720:U:OP1	37:BP:52:ARG:NH2	2.33	0.61
24:BC:94:LEU:HD13	24:BC:100:ARG:HD3	1.82	0.61
27:BF:4:HIS:O	27:BF:7:TYR:HB3	2.00	0.61
37:BP:33:GLU:HB3	37:BP:36:LYS:H	1.65	0.61
38:BQ:87:VAL:O	38:BQ:88:GLU:HB3	2.00	0.61
42:BU:17:ASP:O	42:BU:19:GLY:N	2.32	0.61
44:BW:24:ARG:CB	44:BW:65:LYS:HD3	2.22	0.61
1:CA:739:C:H2'	1:CA:739:C:O2	1.99	0.61
1:CA:802:A:H2'	1:CA:803:G:C5'	2.30	0.61
1:CA:964:A:C2	1:CA:972:C:N3	2.69	0.61
1:CA:1095:U:H2'	1:CA:1096:C:C6	2.35	0.61
1:CA:1262:C:H2'	1:CA:1263:C:H5'	1.81	0.61
1:CA:1281:C:C5'	1:CA:1282:C:H5	2.11	0.61
9:CI:30:ASN:O	9:CI:32:ARG:HG2	2.01	0.61
12:CL:36:VAL:HG23	12:CL:36:VAL:O	2.00	0.61
14:CN:27:LYS:HD2	14:CN:27:LYS:C	2.21	0.61
17:CQ:29:LYS:HE2	17:CQ:36:PHE:CZ	2.36	0.61
22:DA:63:A:N6	22:DA:91:A:N6	2.48	0.61
22:DA:324:A:N3	22:DA:325:G:H1'	2.14	0.61
22:DA:589:U:H2'	22:DA:590:A:C8	2.34	0.61
22:DA:635:C:O2'	22:DA:639:U:H5''	2.00	0.61
22:DA:1239:G:C5	22:DA:1240:U:C5	2.88	0.61
22:DA:1385:A:H4'	22:DA:1386:C:OP1	2.01	0.61
22:DA:1417:C:O2'	22:DA:1418:G:C5'	2.48	0.61
22:DA:1476:U:O2'	22:DA:1477:A:H8	1.82	0.61

*Continued on next page...*



*Continued from previous page...*

Atom-1	Atom-2	Interatomic distance (Å)	Clash overlap (Å)
22:DA:1734:G:N3	22:DA:1735:A:C8	2.68	0.61
22:DA:1829:A:O2'	24:DC:14:HIS:CE1	2.54	0.61
22:DA:1858:A:N6	22:DA:1885:A:C8	2.68	0.61
22:DA:1973:G:C6	22:DA:1974:C:C4	2.88	0.61
22:DA:2324:U:H5'	22:DA:2325:G:C5'	2.29	0.61
22:DA:2756:U:C1'	22:DA:2757:A:C5'	2.78	0.61
23:DB:90:C:H5''	23:DB:90:C:C6	2.22	0.61
24:DC:65:ASP:OD2	24:DC:68:ARG:HG2	2.00	0.61
25:DD:118:PHE:O	25:DD:119:ALA:CB	2.48	0.61
28:DG:82:PHE:HB3	28:DG:140:ILE:HD13	1.82	0.61
30:DI:86:LYS:O	30:DI:87:SER:HB2	2.00	0.61
35:DN:34:ILE:HG22	35:DN:113:ILE:CG2	2.28	0.61
35:DN:37:THR:HB	35:DN:40:LYS:CB	2.28	0.61
41:DT:39:THR:HG21	41:DT:42:GLU:OE1	1.99	0.61
48:D0:38:LEU:N	48:D0:41:HIS:CE1	2.67	0.61
1:AA:265:G:C2'	1:AA:266:G:H5'	2.30	0.61
1:AA:429:U:H1'	1:AA:430:A:C5'	2.30	0.61
1:AA:821:G:H4'	56:AA:1742:HOH:O	1.99	0.61
1:AA:1083:U:H5''	1:AA:1086:U:C5	2.30	0.61
9:AI:29:ILE:HA	9:AI:64:ILE:O	1.99	0.61
10:AJ:57:VAL:O	10:AJ:58:ASN:HB2	1.99	0.61
17:AQ:51:GLU:HG3	17:AQ:74:LEU:HD21	1.82	0.61
22:BA:1171:G:C6	22:BA:1172:C:C4	2.89	0.61
22:BA:1746:A:H2'	22:BA:1747:U:H6	1.64	0.61
22:BA:2269:G:O2'	44:BW:18:LYS:HG2	2.01	0.61
22:BA:2663:G:H2'	22:BA:2664:G:H8	1.65	0.61
26:BE:6:LYS:HG2	26:BE:7:ASP:N	2.15	0.61
27:BF:40:GLY:CA	27:BF:84:ILE:CD1	2.69	0.61
29:BH:3:VAL:HA	29:BH:37:VAL:O	2.00	0.61
29:BH:61:VAL:O	29:BH:61:VAL:HG12	2.00	0.61
31:BJ:124:VAL:CG2	31:BJ:125:TYR:N	2.63	0.61
33:BL:100:ILE:HD12	33:BL:100:ILE:O	1.99	0.61
35:BN:12:ARG:HH21	35:BN:12:ARG:CG	2.11	0.61
44:BW:9:THR:CG2	44:BW:10:ARG:NH1	2.64	0.61
44:BW:23:LYS:HD2	44:BW:24:ARG:CA	2.29	0.61
45:BX:31:ASN:OD1	45:BX:33:HIS:NE2	2.34	0.61
1:CA:337:G:H2'	1:CA:338:A:H8	1.65	0.61
1:CA:1073:U:C2	1:CA:1074:G:C8	2.89	0.61
1:CA:1297:G:H1'	7:CG:113:LYS:HZ1	1.65	0.61
1:CA:1496:C:H2'	1:CA:1497:G:O4'	2.01	0.61
4:CD:69:ARG:CG	4:CD:69:ARG:NH1	2.54	0.61

*Continued on next page...*

*Continued from previous page...*

Atom-1	Atom-2	Interatomic distance (Å)	Clash overlap (Å)
22:DA:1249:U:H4'	38:DQ:3:VAL:CG1	2.30	0.61
22:DA:1537:G:H2'	22:DA:1537:G:N3	2.14	0.61
22:DA:1609:A:N6	22:DA:1616:A:C2	2.68	0.61
22:DA:1943:U:O4'	22:DA:1945:G:H5'	1.99	0.61
22:DA:2515:C:OP1	31:DJ:81:ILE:HG22	2.00	0.61
23:DB:64:G:H3'	23:DB:65:U:H6	1.65	0.61
25:DD:34:VAL:HG12	25:DD:48:ILE:CG1	2.30	0.61
31:DJ:44:TYR:HD1	38:DQ:63:ARG:NH2	1.90	0.61
40:DS:8:ARG:HA	40:DS:102:HIS:ND1	2.15	0.61
46:DY:1:MET:H2	46:DY:5:GLU:HG2	1.65	0.61
1:AA:33:A:H2'	1:AA:34:C:C6	2.35	0.61
1:AA:172:A:C5	1:AA:174:A:N7	2.69	0.61
1:AA:414:A:O2'	1:AA:415:A:H5'	2.00	0.61
1:AA:1004:A:H2'	1:AA:1005:A:O4'	1.99	0.61
1:AA:1015:G:O2'	1:AA:1016:A:H5'	1.99	0.61
1:AA:1236:A:H4'	1:AA:1304:G:H4'	1.82	0.61
2:AB:26:MET:HE2	2:AB:29:PHE:CD2	2.36	0.61
2:AB:162:VAL:CG2	2:AB:184:ALA:HB2	2.30	0.61
5:AE:55:VAL:HG12	5:AE:56:PRO:N	2.15	0.61
9:AI:103:VAL:HG23	9:AI:104:THR:N	2.15	0.61
17:AQ:28:VAL:O	17:AQ:37:ILE:HD12	2.01	0.61
22:BA:572:A:C2	22:BA:2033:A:C2	2.88	0.61
22:BA:617:G:O2'	22:BA:618:G:H5'	2.01	0.61
22:BA:623:C:H2'	22:BA:624:C:C6	2.36	0.61
22:BA:686:U:H2'	22:BA:788:A:C2	2.35	0.61
22:BA:1963:U:C3'	22:BA:1963:U:C6	2.78	0.61
22:BA:2015:A:N1	48:BO:2:VAL:HG23	2.15	0.61
22:BA:2846:G:OP2	37:BP:51:ASN:HB2	2.01	0.61
23:BB:49:C:OP1	36:BO:102:ARG:HG3	2.00	0.61
24:BC:132:ARG:HH12	24:BC:169:ALA:HA	1.65	0.61
28:BG:4:ALA:HB2	28:BG:65:GLY:HA2	1.82	0.61
29:BH:78:VAL:HG11	29:BH:145:ASN:CB	2.30	0.61
51:B3:21:PHE:H	51:B3:48:MET:HE3	1.65	0.61
1:CA:68:G:H5'	1:CA:171:A:O2'	2.00	0.61
1:CA:1029:U:H4'	1:CA:1032:G:H1	1.65	0.61
1:CA:1531:A:O2'	1:CA:1532:U:H5'	2.01	0.61
4:CD:57:LYS:HE2	4:CD:58:GLN:OE1	2.01	0.61
7:CG:59:GLU:HG3	7:CG:60:ALA:H	1.64	0.61
7:CG:134:VAL:HB	7:CG:137:ARG:NH2	2.06	0.61
18:CR:33:THR:HG23	18:CR:39:VAL:HG22	1.82	0.61
22:DA:377:G:C6	22:DA:378:C:C4	2.88	0.61

*Continued on next page...*

*Continued from previous page...*

Atom-1	Atom-2	Interatomic distance (Å)	Clash overlap (Å)
22:DA:749:A:C4	22:DA:750:A:C8	2.88	0.61
22:DA:863:A:C2	22:DA:915:C:N4	2.68	0.61
22:DA:1023:U:H6	22:DA:1023:U:C5'	2.10	0.61
22:DA:1060:U:H4'	22:DA:1061:U:C5'	2.28	0.61
22:DA:1103:A:OP2	22:DA:1104:C:H5	1.84	0.61
22:DA:1698:A:H4'	22:DA:1699:G:O5'	1.99	0.61
22:DA:2052:A:N7	25:DD:146:ILE:HD11	2.16	0.61
22:DA:2612:C:C5'	22:DA:2613:U:OP1	2.48	0.61
22:DA:2825:G:H3'	22:DA:2826:A:H8	1.64	0.61
24:DC:211:ARG:CD	24:DC:217:PRO:HD3	2.29	0.61
25:DD:118:PHE:O	25:DD:119:ALA:HB3	1.99	0.61
25:DD:137:SER:HB3	25:DD:138:LEU:HD23	1.81	0.61
27:DF:59:ILE:HG23	27:DF:137:PHE:HE1	1.66	0.61
29:DH:84:ALA:HA	29:DH:89:LYS:O	1.99	0.61
40:DS:39:THR:O	40:DS:40:ASN:HB3	2.01	0.61
41:DT:29:THR:HB	41:DT:86:THR:N	2.16	0.61
44:DW:81:ILE:HD12	44:DW:82:GLU:N	2.15	0.61
1:AA:128:G:O2'	1:AA:129:A:H5'	2.00	0.61
1:AA:628:G:H2'	1:AA:629:A:H8	1.64	0.61
1:AA:686:U:O4	1:AA:703:G:H1'	2.00	0.61
1:AA:1320:C:N4	19:AS:35:ARG:HB2	2.15	0.61
2:AB:185:ILE:O	2:AB:185:ILE:HG13	2.00	0.61
10:AJ:88:MET:HE2	10:AJ:89:ARG:HH12	1.65	0.61
13:AM:24:VAL:HG23	13:AM:24:VAL:O	2.00	0.61
14:AN:91:GLU:O	14:AN:93:PRO:HD3	2.00	0.61
22:BA:142:A:H2'	22:BA:143:C:C5	2.36	0.61
22:BA:610:C:O2'	22:BA:611:C:H5'	2.00	0.61
22:BA:1303:G:H2'	22:BA:1304:A:H8	1.64	0.61
22:BA:1428:C:C5	22:BA:1569:A:H5''	2.35	0.61
25:BD:4:LEU:HD13	25:BD:100:LEU:HD23	1.81	0.61
25:BD:9:VAL:CG2	25:BD:26:VAL:CG1	2.78	0.61
27:BF:52:ALA:O	27:BF:55:ASP:HB2	2.01	0.61
28:BG:9:VAL:HA	28:BG:48:THR:HA	1.82	0.61
31:BJ:2:LYS:N	31:BJ:2:LYS:CD	2.47	0.61
31:BJ:4:PHE:N	31:BJ:44:TYR:OH	2.33	0.61
41:BT:43:ILE:O	41:BT:47:VAL:HG23	2.00	0.61
43:BV:6:ALA:HB2	43:BV:42:LEU:HD22	1.82	0.61
51:B3:56:LEU:N	51:B3:56:LEU:HD22	2.16	0.61
1:CA:82:G:H2'	1:CA:83:C:C4'	2.31	0.61
1:CA:275:G:N2	1:CA:276:G:C4	2.69	0.61
1:CA:301:G:H2'	1:CA:302:G:H8	1.65	0.61

*Continued on next page...*

*Continued from previous page...*

Atom-1	Atom-2	Interatomic distance (Å)	Clash overlap (Å)
1:CA:346:G:H2'	1:CA:346:G:N3	2.14	0.61
1:CA:356:A:H2'	1:CA:357:G:O4'	2.01	0.61
1:CA:729:A:H2'	1:CA:730:G:C8	2.31	0.61
2:CB:78:ALA:O	2:CB:213:LEU:HD23	2.01	0.61
3:CC:166:TRP:N	3:CC:166:TRP:CE3	2.65	0.61
9:CI:35:GLU:HB3	9:CI:39:GLY:HA3	1.83	0.61
9:CI:53:LEU:HG	9:CI:96:GLU:HB3	1.82	0.61
11:CK:78:ILE:HD13	11:CK:78:ILE:N	2.14	0.61
16:CP:20:VAL:HG22	16:CP:21:VAL:N	2.15	0.61
22:DA:101:A:O2'	22:DA:102:U:P	2.57	0.61
22:DA:117:G:C6	22:DA:119:A:C6	2.89	0.61
22:DA:397:U:O2'	22:DA:398:C:H6	1.83	0.61
22:DA:455:C:C6	22:DA:472:A:C2	2.88	0.61
22:DA:481:G:HO2'	22:DA:482:A:P	2.22	0.61
22:DA:672:C:H42	22:DA:808:G:H1	1.47	0.61
22:DA:971:G:C2'	22:DA:972:A:H5'	2.29	0.61
22:DA:1112:G:O2'	22:DA:1113:U:C5'	2.49	0.61
22:DA:1361:G:H2'	22:DA:1362:C:C5'	2.30	0.61
22:DA:1597:A:H5''	22:DA:1598:A:H5'	1.83	0.61
22:DA:1967:C:H5''	22:DA:1967:C:C6	2.27	0.61
22:DA:1982:U:H6	22:DA:1982:U:O5'	1.82	0.61
22:DA:2096:C:H2'	22:DA:2097:A:C8	2.35	0.61
22:DA:2260:C:H2'	22:DA:2261:C:H6	1.66	0.61
22:DA:2811:G:H2'	22:DA:2812:G:H8	1.65	0.61
28:DG:25:ILE:CG2	28:DG:78:VAL:HG21	2.29	0.61
29:DH:41:LYS:HG2	29:DH:44:ILE:HD13	1.83	0.61
30:DI:109:ALA:HB1	30:DI:125:THR:HA	1.81	0.61
35:DN:98:LEU:HD23	48:D0:53:VAL:HG21	1.82	0.61
37:DP:25:VAL:HA	37:DP:85:VAL:HA	1.82	0.61
52:D4:7:VAL:O	52:D4:8:LYS:HG2	2.01	0.61
1:AA:877:G:H21	8:AH:1:SER:HB2	1.65	0.61
1:AA:1101:A:N7	2:AB:170:ILE:HG22	2.15	0.61
4:AD:28:ASP:OD1	4:AD:33:ILE:HG12	2.01	0.61
6:AF:18:VAL:N	6:AF:19:PRO:HD2	2.14	0.61
12:AL:34:THR:HG22	12:AL:35:ARG:CZ	2.30	0.61
13:AM:2:ARG:HA	13:AM:7:ASN:O	2.00	0.61
16:AP:59:HIS:CE1	16:AP:63:GLN:HE22	2.16	0.61
22:BA:42:A:C3'	22:BA:43:G:H5''	2.30	0.61
22:BA:656:G:H2'	22:BA:657:U:C6	2.35	0.61
22:BA:2075:U:H2'	22:BA:2238:G:N2	2.16	0.61
22:BA:2353:G:H1'	44:BW:30:VAL:HG12	1.81	0.61

*Continued on next page...*

*Continued from previous page...*

Atom-1	Atom-2	Interatomic distance (Å)	Clash overlap (Å)
24:BC:14:HIS:O	24:BC:203:VAL:HG11	2.00	0.61
24:BC:142:ASN:ND2	24:BC:142:ASN:O	2.34	0.61
25:BD:45:TYR:N	25:BD:45:TYR:CD1	2.68	0.61
27:BF:97:GLU:O	27:BF:101:ARG:HG2	1.99	0.61
28:BG:104:LEU:CB	28:BG:112:VAL:HG21	2.26	0.61
37:BP:53:GLY:O	37:BP:55:HIS:N	2.34	0.61
40:BS:84:ARG:HB2	40:BS:96:ILE:HD11	1.80	0.61
1:CA:659:U:H2'	1:CA:660:C:C6	2.36	0.61
1:CA:738:C:H2'	1:CA:739:C:H6	1.65	0.61
1:CA:865:A:H2	1:CA:918:A:C4'	2.14	0.61
1:CA:1381:U:C4	7:CG:77:ARG:NH1	2.68	0.61
4:CD:66:VAL:HG22	4:CD:96:ARG:NH1	2.15	0.61
10:CJ:57:VAL:CG2	10:CJ:58:ASN:H	2.01	0.61
15:CO:38:LEU:O	15:CO:41:HIS:HB3	1.99	0.61
22:DA:265:A:N7	22:DA:427:U:O2'	2.33	0.61
22:DA:1688:U:O2	22:DA:1700:A:H5'	2.01	0.61
22:DA:1810:A:H2'	22:DA:1811:G:O4'	2.00	0.61
22:DA:2086:U:H2'	22:DA:2087:G:O4'	1.99	0.61
23:DB:58:A:O2'	23:DB:59:A:C5'	2.48	0.61
24:DC:94:LEU:HA	24:DC:100:ARG:CG	2.29	0.61
25:DD:108:ASP:N	25:DD:204:LYS:O	2.31	0.61
26:DE:149:ILE:O	26:DE:149:ILE:HG12	2.00	0.61
34:DM:63:ILE:HD11	34:DM:105:MET:CE	2.31	0.61
37:DP:19:PHE:O	37:DP:20:ARG:HB3	2.00	0.61
39:DR:19:THR:HG22	39:DR:20:VAL:N	2.14	0.61
43:DV:55:GLU:O	43:DV:57:TYR:N	2.34	0.61
43:DV:82:TYR:CD1	43:DV:83:LYS:HG2	2.35	0.61
46:DY:1:MET:CE	46:DY:1:MET:N	2.63	0.61
10:AJ:20:GLN:HA	10:AJ:20:GLN:NE2	2.16	0.61
17:AQ:46:HIS:HB2	17:AQ:66:LEU:CD1	2.23	0.61
20:AT:4:LYS:CE	20:AT:5:SER:HB3	2.30	0.61
22:BA:634:C:O5'	22:BA:634:C:H6	1.83	0.61
22:BA:1405:U:H2'	22:BA:1406:U:C6	2.36	0.61
22:BA:1964:G:H4'	22:BA:1965:C:OP2	1.99	0.61
22:BA:2140:G:H8	22:BA:2140:G:OP2	1.83	0.61
22:BA:2197:U:P	4:CD:150:LYS:HD2	2.40	0.61
26:BE:150:THR:CG2	26:BE:153:LEU:HA	2.30	0.61
27:BF:35:LEU:HD23	27:BF:153:ILE:HG21	1.81	0.61
40:BS:2:GLU:O	40:BS:3:THR:HG22	2.01	0.61
8:CH:62:LEU:H	8:CH:62:LEU:CD2	2.12	0.61
13:CM:13:HIS:HB3	13:CM:16:ILE:CG1	2.31	0.61

*Continued on next page...*

*Continued from previous page...*

Atom-1	Atom-2	Interatomic distance (Å)	Clash overlap (Å)
13:CM:85:TYR:HE2	13:CM:96:VAL:HG13	1.64	0.61
20:CT:9:ARG:HD2	20:CT:12:GLN:NE2	2.16	0.61
22:DA:304:U:O2'	22:DA:305:C:C6	2.40	0.61
22:DA:335:C:O2'	22:DA:336:C:C6	2.45	0.61
22:DA:475:C:O2'	22:DA:476:G:C5'	2.49	0.61
22:DA:627:A:O2'	22:DA:628:G:C8	2.53	0.61
22:DA:668:A:C5	22:DA:670:A:C8	2.88	0.61
22:DA:1299:G:H2'	22:DA:1639:C:N4	2.15	0.61
22:DA:1998:A:O3'	22:DA:2724:U:H4'	2.00	0.61
22:DA:2069:G:N2	22:DA:2443:C:C2	2.69	0.61
22:DA:2394:C:OP1	33:DL:63:LYS:HG2	2.01	0.61
26:DE:23:PHE:HB2	26:DE:114:ARG:NH2	2.14	0.61
27:DF:122:ASP:HB3	27:DF:126:ASN:ND2	2.15	0.61
31:DJ:106:LYS:HE2	31:DJ:106:LYS:CA	2.29	0.61
32:DK:16:ALA:HB1	32:DK:45:GLU:CG	2.31	0.61
33:DL:123:ARG:HA	33:DL:143:GLU:HB3	1.80	0.61
35:DN:12:ARG:HG3	35:DN:13:ASN:H	1.66	0.61
35:DN:41:ALA:O	35:DN:45:ARG:HG3	2.00	0.61
43:DV:38:LEU:HD23	43:DV:40:ILE:CD1	2.30	0.61
3:AC:52:SER:HB3	3:AC:114:LEU:HD11	1.82	0.61
11:AK:124:LYS:HE2	11:AK:124:LYS:C	2.21	0.61
22:BA:483:A:C8	22:BA:484:C:C5	2.88	0.61
22:BA:1850:G:C6	22:BA:1851:U:C4	2.89	0.61
32:BK:88:ASN:ND2	32:BK:90:ASN:H	1.99	0.61
41:BT:39:THR:CG2	41:BT:41:ALA:HB3	2.30	0.61
44:BW:37:VAL:HG12	44:BW:38:ARG:N	2.16	0.61
1:CA:1160:G:C6	1:CA:1181:G:O6	2.54	0.61
1:CA:1234:C:C4'	1:CA:1364:U:O2'	2.48	0.61
1:CA:1250:A:N3	1:CA:1287:A:N6	2.49	0.61
1:CA:1386:G:O2'	1:CA:1387:G:H5'	2.00	0.61
3:CC:122:GLN:HB2	3:CC:127:VAL:HG21	1.83	0.61
22:DA:910:A:H62	34:DM:12:MET:HA	1.66	0.61
22:DA:1024:G:H2'	22:DA:1025:G:C8	2.36	0.61
22:DA:1655:A:O2'	22:DA:1656:C:H5'	2.01	0.61
22:DA:1766:G:C6	22:DA:1987:A:C6	2.88	0.61
22:DA:1794:A:C4	22:DA:1795:C:C5	2.89	0.61
22:DA:1914:C:C5	22:DA:1915:U:C4	2.88	0.61
22:DA:1935:G:N1	22:DA:1962:C:H2'	2.13	0.61
22:DA:2425:A:H1'	22:DA:2427:C:C5	2.36	0.61
22:DA:2819:G:H5''	56:DA:3793:HOH:O	2.00	0.61
22:DA:2837:A:N6	22:DA:2882:A:C6	2.68	0.61

*Continued on next page...*

*Continued from previous page...*

Atom-1	Atom-2	Interatomic distance (Å)	Clash overlap (Å)
23:DB:17:C:N3	23:DB:68:C:N3	2.48	0.61
24:DC:144:GLU:HG3	24:DC:151:GLY:H	1.65	0.61
25:DD:29:VAL:CB	25:DD:98:VAL:HG12	2.21	0.61
31:DJ:103:ILE:HD12	31:DJ:103:ILE:C	2.21	0.61
33:DL:108:ALA:HB3	33:DL:125:LEU:CD2	2.30	0.61
36:DO:71:ALA:CB	36:DO:102:ARG:HB3	2.30	0.61
38:DQ:63:ARG:HH12	38:DQ:99:VAL:HG21	1.65	0.61
41:DT:4:GLU:HG3	41:DT:6:ARG:NH2	2.10	0.61
41:DT:29:THR:CA	41:DT:87:LEU:HB2	2.31	0.61
44:DW:18:LYS:N	44:DW:36:ILE:HG12	2.09	0.61
44:DW:20:LEU:CD1	44:DW:35:ILE:HG13	2.31	0.61
45:DX:19:HIS:O	45:DX:20:ALA:HB3	2.00	0.61
1:AA:185:U:H2'	1:AA:186:C:C6	2.36	0.61
1:AA:203:G:O2'	1:AA:466:A:H2	1.84	0.61
1:AA:420:U:O2'	1:AA:421:U:H5''	2.01	0.61
1:AA:1070:U:O2	1:AA:1071:C:C6	2.54	0.61
1:AA:1203:C:O2'	1:AA:1204:A:H5'	2.00	0.61
3:AC:156:LEU:HD12	3:AC:156:LEU:N	2.16	0.61
4:AD:2:ARG:HB2	4:AD:4:LEU:HD11	1.83	0.61
4:AD:190:LEU:O	4:AD:191:SER:CB	2.48	0.61
12:AL:32:VAL:HG23	12:AL:55:ARG:O	2.01	0.61
17:AQ:10:ARG:O	17:AQ:22:VAL:HG13	2.01	0.61
22:BA:639:U:H2'	22:BA:640:C:C6	2.36	0.61
22:BA:1026:G:O2'	22:BA:1027:A:H5'	2.00	0.61
22:BA:1060:U:C5'	22:BA:1061:U:H5'	2.30	0.61
22:BA:1287:A:OP2	35:BN:103:ARG:CG	2.48	0.61
22:BA:1340:U:H3'	41:BT:61:LEU:CD2	2.30	0.61
22:BA:1534:U:H5'	22:BA:1535:A:OP1	2.00	0.61
22:BA:1673:G:C2'	22:BA:1674:G:H5'	2.31	0.61
22:BA:1845:G:C2'	22:BA:1846:G:H5'	2.31	0.61
22:BA:2678:C:C2'	22:BA:2679:A:H5'	2.30	0.61
37:BP:85:VAL:CG1	37:BP:86:LYS:N	2.64	0.61
39:BR:10:LYS:HD3	39:BR:10:LYS:N	2.16	0.61
40:BS:73:LYS:HE3	40:BS:73:LYS:C	2.19	0.61
44:BW:8:SER:O	44:BW:9:THR:CG2	2.49	0.61
1:CA:672:U:O2'	1:CA:673:A:H5'	2.00	0.61
1:CA:949:A:H4'	1:CA:1364:U:O4	2.01	0.61
1:CA:1009:U:H2'	1:CA:1010:U:H6	1.64	0.61
1:CA:1050:G:N3	1:CA:1051:C:C5	2.68	0.61
5:CE:17:VAL:O	5:CE:17:VAL:HG13	2.00	0.61
5:CE:36:THR:HB	5:CE:63:MET:HE1	1.83	0.61

*Continued on next page...*

*Continued from previous page...*

Atom-1	Atom-2	Interatomic distance (Å)	Clash overlap (Å)
8:CH:5:PRO:O	8:CH:8:ASP:HB3	2.01	0.61
9:CI:127:SER:C	9:CI:129:ARG:H	2.04	0.61
22:DA:40:U:C4	22:DA:41:C:C4	2.89	0.61
22:DA:321:U:C1'	26:DE:159:LEU:HG	2.30	0.61
22:DA:1173:U:H1'	22:DA:1177:G:H22	1.64	0.61
22:DA:1651:G:N2	22:DA:2007:U:C2	2.69	0.61
22:DA:1808:A:H62	45:DX:27:ARG:NH1	1.88	0.61
22:DA:1906:G:H8	22:DA:1929:G:H2'	1.65	0.61
22:DA:2236:U:H2'	22:DA:2237:G:O4'	2.01	0.61
22:DA:2341:G:C2'	22:DA:2342:C:H5'	2.30	0.61
22:DA:2837:A:C6	22:DA:2882:A:N1	2.69	0.61
35:DN:79:LEU:O	35:DN:81:ASN:N	2.34	0.61
37:DP:48:ALA:HB3	37:DP:59:THR:CB	2.31	0.61
47:DZ:29:ARG:NH2	47:DZ:29:ARG:H	1.99	0.61
1:AA:180:U:C2'	1:AA:181:A:O5'	2.49	0.61
1:AA:195:A:O2'	1:AA:196:A:H5'	2.01	0.61
1:AA:199:A:H2'	1:AA:200:G:H8	1.66	0.61
1:AA:1238:A:H5'	1:AA:1336:C:N4	2.12	0.61
1:AA:1468:A:C2'	1:AA:1469:C:C5'	2.79	0.61
1:AA:1527:U:OP2	21:AU:38:GLU:HG2	2.00	0.61
2:AB:49:PHE:CG	2:AB:212:TYR:OH	2.53	0.61
13:AM:2:ARG:O	13:AM:3:ILE:CG1	2.49	0.61
22:BA:528:A:H3'	22:BA:528:A:H8	1.65	0.61
22:BA:610:C:C2'	22:BA:611:C:H5'	2.31	0.61
22:BA:1159:U:H2'	22:BA:1160:G:H5'	1.83	0.61
22:BA:1501:G:C2'	22:BA:1502:A:H5'	2.31	0.61
22:BA:1836:C:H2'	22:BA:1837:C:H5'	1.82	0.61
22:BA:1911:U:C2	22:BA:1918:A:C2	2.89	0.61
22:BA:1963:U:H6	22:BA:1963:U:H3'	1.64	0.61
25:BD:62:LYS:N	25:BD:63:PRO:CD	2.64	0.61
27:BF:114:ARG:HD2	27:BF:114:ARG:N	2.16	0.61
28:BG:93:TYR:CE2	28:BG:106:LEU:HA	2.35	0.61
33:BL:78:ARG:HB3	33:BL:113:ALA:CB	2.31	0.61
44:BW:24:ARG:HD3	44:BW:25:PHE:N	2.16	0.61
50:B2:29:GLN:O	50:B2:33:ARG:HG3	2.00	0.61
1:CA:158:G:H2'	1:CA:159:G:C8	2.34	0.61
1:CA:642:A:O2'	1:CA:643:C:C5'	2.48	0.61
1:CA:743:A:C5	1:CA:744:C:C5	2.88	0.61
1:CA:1201:A:H1'	1:CA:1202:U:OP2	2.01	0.61
2:CB:86:CYS:SG	2:CB:220:VAL:HB	2.41	0.61
5:CE:79:THR:HA	5:CE:121:ASN:ND2	2.16	0.61

*Continued on next page...*



*Continued from previous page...*

Atom-1	Atom-2	Interatomic distance (Å)	Clash overlap (Å)
7:CG:42:VAL:O	7:CG:43:TYR:HB2	2.00	0.61
16:CP:1:MET:HA	16:CP:1:MET:HE2	1.83	0.61
22:DA:217:A:H2'	22:DA:218:A:N7	2.16	0.61
22:DA:323:C:H2'	26:DE:163:ASN:CG	2.21	0.61
22:DA:628:G:O2'	22:DA:629:G:H8	1.84	0.61
22:DA:659:G:C4'	26:DE:95:LYS:HD3	2.28	0.61
22:DA:1026:G:H2'	22:DA:1027:A:C8	2.36	0.61
22:DA:1062:G:H8	22:DA:1070:A:OP2	1.84	0.61
22:DA:1082:U:H4'	30:DI:117:THR:O	2.00	0.61
22:DA:1262:A:N6	22:DA:2017:U:H3	1.99	0.61
22:DA:1441:G:C4	22:DA:1551:A:C2	2.89	0.61
22:DA:1554:U:C5'	22:DA:1555:G:OP2	2.49	0.61
22:DA:1826:G:C4	22:DA:1827:U:C5	2.89	0.61
22:DA:2362:C:OP2	51:D3:43:LEU:HD21	2.01	0.61
22:DA:2432:A:N1	45:DX:20:ALA:CB	2.63	0.61
22:DA:2529:G:H4'	28:DG:174:LYS:HD3	1.83	0.61
23:DB:16:G:O6	23:DB:69:G:C5	2.54	0.61
26:DE:153:LEU:HD12	26:DE:170:ARG:O	2.00	0.61
39:DR:21:ARG:HB2	39:DR:93:PHE:CD1	2.35	0.61
39:DR:97:LYS:HG2	39:DR:97:LYS:O	2.00	0.61
40:DS:4:ILE:HD11	40:DS:6:LYS:HE2	1.83	0.61
41:DT:9:LYS:HG3	46:DY:21:LEU:HD13	1.82	0.61
43:DV:56:PHE:CE1	43:DV:61:LEU:HD13	2.36	0.61
1:AA:605:U:C2'	1:AA:606:G:H5'	2.31	0.60
3:AC:125:ARG:O	3:AC:126:ARG:CB	2.49	0.60
3:AC:147:GLY:HA3	3:AC:171:ARG:O	2.02	0.60
6:AF:8:PHE:HA	6:AF:87:SER:HB2	1.83	0.60
8:AH:124:ILE:CG1	8:AH:124:ILE:O	2.49	0.60
15:AO:45:HIS:C	15:AO:46:LYS:HG3	2.21	0.60
21:AU:39:LYS:N	21:AU:40:PRO:CD	2.64	0.60
22:BA:242:G:O2'	51:B3:5:THR:HG23	2.01	0.60
22:BA:1061:U:H1'	22:BA:1070:A:C1'	2.31	0.60
22:BA:1698:A:H4'	22:BA:1699:G:O5'	2.00	0.60
22:BA:2199:A:H3'	22:BA:2200:C:C6	2.36	0.60
26:BE:143:LEU:HD13	26:BE:146:VAL:HG11	1.82	0.60
27:BF:147:ARG:HG3	27:BF:148:VAL:N	2.16	0.60
29:BH:14:SER:OG	29:BH:17:ASP:HB2	2.01	0.60
31:BJ:25:LEU:HB2	31:BJ:62:VAL:HG21	1.83	0.60
38:BQ:49:ARG:HG3	38:BQ:49:ARG:HH11	1.65	0.60
43:BV:65:VAL:CG2	43:BV:65:VAL:O	2.49	0.60
1:CA:33:A:H1'	12:CL:28:GLN:OE1	2.01	0.60

*Continued on next page...*

*Continued from previous page...*

Atom-1	Atom-2	Interatomic distance (Å)	Clash overlap (Å)
1:CA:176:C:C2'	1:CA:177:G:O5'	2.49	0.60
1:CA:300:A:H2	1:CA:566:G:O6	1.84	0.60
14:CN:64:ARG:HD3	14:CN:77:GLY:O	1.99	0.60
18:CR:44:THR:OG1	18:CR:46:THR:HG22	2.00	0.60
22:DA:413:C:H4'	22:DA:1880:U:H4'	1.81	0.60
22:DA:459:U:C5	22:DA:469:G:N2	2.69	0.60
22:DA:1651:G:C2	22:DA:2007:U:C2	2.89	0.60
22:DA:2730:C:H2'	22:DA:2731:G:O4'	2.00	0.60
23:DB:13:G:N2	23:DB:16:G:C4	2.69	0.60
25:DD:106:LYS:CB	25:DD:206:ALA:HB3	2.29	0.60
26:DE:29:HIS:CD2	33:DL:8:PRO:HB3	2.36	0.60
30:DI:48:ILE:HG13	30:DI:49:GLU:N	2.16	0.60
30:DI:71:LYS:HG3	30:DI:72:THR:H	1.66	0.60
31:DJ:82:GLY:O	31:DJ:84:ILE:N	2.34	0.60
32:DK:19:VAL:HG12	32:DK:41:ILE:HG12	1.82	0.60
34:DM:8:LYS:HA	34:DM:8:LYS:CE	2.30	0.60
44:DW:18:LYS:CD	44:DW:19:ARG:N	2.55	0.60
1:AA:266:G:O3'	17:AQ:68:LYS:HB2	2.01	0.60
1:AA:937:A:C2'	1:AA:938:A:H5'	2.31	0.60
1:AA:1303:C:C2'	1:AA:1304:G:C8	2.83	0.60
1:AA:1451:U:O2'	1:AA:1452:C:OP1	2.19	0.60
5:AE:59:ILE:HD12	5:AE:59:ILE:O	2.01	0.60
10:AJ:65:TYR:HB2	14:AN:95:LEU:HD11	1.81	0.60
22:BA:13:A:O2'	22:BA:15:G:N7	2.33	0.60
22:BA:137:U:H3	22:BA:142:A:N6	1.98	0.60
22:BA:322:A:C5	22:BA:340:A:C2	2.89	0.60
22:BA:478:A:N6	22:BA:480:A:N6	2.49	0.60
22:BA:565:C:H4'	56:BA:3332:HOH:O	2.02	0.60
22:BA:666:A:H4'	33:BL:48:ARG:HE	1.65	0.60
22:BA:1098:A:H5'	22:BA:1099:G:OP2	2.00	0.60
22:BA:2591:C:OP1	24:BC:237:ARG:HG3	2.01	0.60
22:BA:2599:G:N7	24:BC:234:GLY:HA2	2.16	0.60
24:BC:80:LEU:HD11	24:BC:109:LEU:CG	2.27	0.60
25:BD:98:VAL:O	25:BD:99:GLU:C	2.38	0.60
28:BG:23:ILE:HG21	28:BG:71:LEU:HD11	1.82	0.60
51:B3:56:LEU:N	51:B3:56:LEU:CD2	2.64	0.60
1:CA:503:C:O5'	1:CA:503:C:H6	1.83	0.60
1:CA:566:G:H4'	1:CA:567:G:OP1	2.00	0.60
1:CA:577:G:H1	1:CA:764:C:H42	1.49	0.60
1:CA:613:C:H2'	1:CA:614:C:H6	1.65	0.60
1:CA:866:C:C4	1:CA:867:G:H1'	2.35	0.60

*Continued on next page...*

*Continued from previous page...*

Atom-1	Atom-2	Interatomic distance (Å)	Clash overlap (Å)
1:CA:994:A:C5	1:CA:1216:A:H4'	2.35	0.60
1:CA:1050:G:C2	1:CA:1051:C:C4	2.88	0.60
1:CA:1172:C:H2'	1:CA:1173:U:H6	1.66	0.60
3:CC:21:TRP:HZ3	3:CC:28:PHE:CE1	2.20	0.60
10:CJ:42:LEU:HD22	10:CJ:71:LEU:HD23	1.83	0.60
11:CK:23:HIS:HB3	11:CK:30:ILE:HB	1.83	0.60
12:CL:34:THR:HB	12:CL:53:ARG:HG3	1.83	0.60
14:CN:80:ARG:NH1	14:CN:81:ILE:HG13	2.17	0.60
16:CP:52:LEU:HD23	16:CP:80:LYS:HZ1	1.66	0.60
22:DA:283:G:H3'	22:DA:284:U:C6	2.36	0.60
22:DA:415:A:C2	22:DA:2409:G:C6	2.89	0.60
22:DA:516:C:H2'	22:DA:517:C:H6	1.65	0.60
22:DA:648:G:H1'	22:DA:2351:G:OP1	2.02	0.60
22:DA:1775:U:C2'	22:DA:1776:G:O5'	2.49	0.60
22:DA:2283:C:N4	22:DA:2389:G:C5	2.69	0.60
22:DA:2345:G:C8	22:DA:2347:C:C5	2.89	0.60
22:DA:2843:G:C2	22:DA:2875:C:N3	2.68	0.60
23:DB:17:C:H42	23:DB:68:C:N4	1.98	0.60
23:DB:59:A:H2'	23:DB:60:C:C6	2.36	0.60
24:DC:120:ASP:CG	24:DC:121:ALA:H	2.04	0.60
25:DD:176:ASP:HB3	25:DD:190:LYS:HB3	1.82	0.60
26:DE:131:THR:HG22	26:DE:161:ALA:H	1.65	0.60
26:DE:178:VAL:O	26:DE:182:ALA:HB2	2.01	0.60
29:DH:54:LEU:HA	29:DH:57:LYS:CG	2.31	0.60
37:DP:28:LYS:CB	37:DP:39:LEU:HD23	2.29	0.60
38:DQ:57:ARG:CZ	38:DQ:92:LYS:HE2	2.30	0.60
39:DR:98:ILE:HG22	39:DR:98:ILE:O	2.01	0.60
1:AA:1322:C:O2'	1:AA:1323:G:H5'	2.01	0.60
2:AB:40:ILE:HG13	2:AB:41:ASN:N	2.13	0.60
15:AO:63:ARG:HH11	15:AO:87:ARG:NH2	1.99	0.60
20:AT:28:ARG:HA	20:AT:31:ILE:HG13	1.83	0.60
21:AU:10:PRO:O	21:AU:11:PHE:CB	2.49	0.60
22:BA:141:G:H1	41:BT:2:ILE:HG23	1.65	0.60
22:BA:512:G:N7	56:BA:3766:HOH:O	2.32	0.60
22:BA:1062:G:H2'	22:BA:1063:G:C8	2.36	0.60
22:BA:2258:C:C2	22:BA:2426:A:H4'	2.36	0.60
22:BA:2531:A:OP1	28:BG:174:LYS:HG3	2.01	0.60
24:BC:143:VAL:HG21	24:BC:161:VAL:HG11	1.83	0.60
26:BE:126:VAL:HG22	26:BE:127:GLU:H	1.67	0.60
30:BI:15:GLY:CA	30:BI:50:LYS:HB3	2.28	0.60
31:BJ:44:TYR:O	31:BJ:45:THR:CG2	2.49	0.60

*Continued on next page...*

*Continued from previous page...*

Atom-1	Atom-2	Interatomic distance (Å)	Clash overlap (Å)
34:BM:1:MET:O	34:BM:2:LEU:CB	2.49	0.60
36:BO:59:ALA:C	36:BO:61:GLN:H	2.04	0.60
45:BX:34:SER:HA	45:BX:48:LEU:O	2.01	0.60
46:BY:47:ARG:HH21	46:BY:47:ARG:CG	2.01	0.60
1:CA:596:A:N6	1:CA:645:G:C6	2.70	0.60
1:CA:1011:C:H2'	1:CA:1012:A:C8	2.34	0.60
1:CA:1124:G:O2'	1:CA:1127:G:O6	2.18	0.60
1:CA:1324:A:H4'	1:CA:1362:A:O2'	2.01	0.60
1:CA:1406:U:C2'	1:CA:1407:C:H5'	2.31	0.60
4:CD:187:ARG:C	4:CD:189:ASP:H	2.04	0.60
7:CG:7:GLY:O	7:CG:8:GLN:HB2	2.01	0.60
17:CQ:23:ALA:C	17:CQ:24:ILE:HD12	2.22	0.60
22:DA:16:C:O3'	48:D0:10:SER:HB2	2.02	0.60
22:DA:1064:C:HO2'	22:DA:1065:U:H5'	1.63	0.60
22:DA:1361:G:C5	22:DA:1362:C:C5	2.89	0.60
22:DA:1401:G:C4	22:DA:1402:U:C5	2.89	0.60
22:DA:1835:G:C5	22:DA:1836:C:C5	2.90	0.60
22:DA:2047:C:C2'	22:DA:2048:G:H5'	2.31	0.60
22:DA:2264:C:H2'	22:DA:2265:U:H6	1.66	0.60
22:DA:2523:G:O2'	22:DA:2524:G:H5'	2.01	0.60
22:DA:2829:A:C2'	22:DA:2830:C:H5'	2.31	0.60
25:DD:119:ALA:HB3	25:DD:163:GLY:H	1.66	0.60
25:DD:137:SER:CA	25:DD:138:LEU:HD22	2.31	0.60
26:DE:45:ALA:O	26:DE:46:GLN:HB2	2.01	0.60
26:DE:147:LEU:HD21	26:DE:179:SER:HB2	1.82	0.60
26:DE:179:SER:HA	26:DE:182:ALA:HB3	1.82	0.60
29:DH:140:ALA:O	29:DH:141:LYS:HG3	2.01	0.60
30:DI:49:GLU:OE2	30:DI:54:ILE:HG13	2.01	0.60
34:DM:71:LYS:HG3	34:DM:72:PRO:HD2	1.82	0.60
38:DQ:46:TYR:CZ	38:DQ:50:ARG:NH1	2.69	0.60
38:DQ:64:ILE:CD1	38:DQ:95:ALA:CB	2.80	0.60
38:DQ:73:ILE:HG13	38:DQ:74:SER:N	2.16	0.60
41:DT:14:PRO:HG2	41:DT:15:HIS:H	1.64	0.60
45:DX:56:ARG:O	45:DX:59:ASP:HB2	2.02	0.60
1:AA:86:G:N2	1:AA:87:C:N4	2.50	0.60
1:AA:194:C:O2'	1:AA:195:A:H5'	2.02	0.60
1:AA:500:G:C6	1:AA:501:C:N4	2.69	0.60
1:AA:943:U:H2'	1:AA:944:G:H5'	1.83	0.60
1:AA:1124:G:H2'	1:AA:1145:A:N6	2.17	0.60
1:AA:1223:C:OP1	1:AA:1224:U:H3'	2.00	0.60
1:AA:1363:A:O2'	1:AA:1365:G:N7	2.29	0.60

*Continued on next page...*

*Continued from previous page...*

Atom-1	Atom-2	Interatomic distance (Å)	Clash overlap (Å)
4:AD:7:LYS:HZ1	4:AD:21:LYS:CG	2.14	0.60
8:AH:79:ARG:HB2	8:AH:80:PRO:HD2	1.84	0.60
11:AK:35:ASP:OD2	11:AK:39:ASN:HB2	2.01	0.60
12:AL:85:ARG:NE	12:AL:87:LYS:HB3	2.16	0.60
17:AQ:60:ILE:CG2	17:AQ:72:TRP:HE3	2.13	0.60
20:AT:7:LYS:O	20:AT:11:ILE:HG22	1.99	0.60
22:BA:34:U:H1'	22:BA:35:G:OP1	2.00	0.60
22:BA:687:C:H2'	22:BA:688:U:C6	2.36	0.60
22:BA:960:A:H5''	22:BA:961:C:OP2	2.02	0.60
22:BA:981:A:OP1	56:BA:3591:HOH:O	2.16	0.60
22:BA:1057:A:C2	22:BA:1082:U:C2	2.88	0.60
22:BA:1059:G:C6	22:BA:1060:U:C4	2.90	0.60
22:BA:1394:U:P	56:BA:3409:HOH:O	2.58	0.60
22:BA:1402:U:C2'	22:BA:1403:A:O5'	2.49	0.60
22:BA:1556:C:O2'	22:BA:1557:C:H5'	2.00	0.60
22:BA:2134:A:C6	22:BA:2135:A:C6	2.89	0.60
22:BA:2458:G:O2'	22:BA:2460:U:O4	2.17	0.60
22:BA:2636:C:H4'	25:BD:81:GLU:OE2	2.02	0.60
24:BC:257:ARG:HG3	24:BC:269:ARG:NH2	2.15	0.60
29:BH:50:ARG:O	29:BH:54:LEU:HB2	2.01	0.60
31:BJ:72:LYS:HD3	31:BJ:74:TYR:CE1	2.36	0.60
32:BK:77:ILE:N	32:BK:77:ILE:CD1	2.64	0.60
35:BN:44:LEU:HD11	35:BN:48:VAL:CG2	2.31	0.60
41:BT:2:ILE:HD13	41:BT:2:ILE:N	2.16	0.60
49:B1:9:LYS:N	49:B1:9:LYS:HD3	2.17	0.60
1:CA:373:A:C2	1:CA:482:A:C6	2.90	0.60
1:CA:1399:C:O2	1:CA:1401:G:C6	2.53	0.60
3:CC:76:ILE:HA	3:CC:83:VAL:CG1	2.31	0.60
5:CE:73:VAL:HG11	5:CE:143:LEU:HB3	1.83	0.60
11:CK:82:GLU:HB3	11:CK:108:ASN:HB3	1.82	0.60
16:CP:38:PHE:CE2	16:CP:51:ARG:CB	2.83	0.60
22:DA:96:C:H4'	46:DY:41:HIS:HD2	1.66	0.60
22:DA:300:A:C5	22:DA:334:C:H4'	2.36	0.60
22:DA:301:G:C2	22:DA:302:C:N4	2.69	0.60
22:DA:310:A:H1'	22:DA:311:A:C8	2.37	0.60
22:DA:1335:C:H2'	22:DA:1336:A:C1'	2.32	0.60
22:DA:1590:A:H2'	22:DA:1591:A:C8	2.36	0.60
22:DA:2136:G:O2'	22:DA:2137:U:C6	2.45	0.60
22:DA:2324:U:C5'	22:DA:2325:G:C5'	2.79	0.60
22:DA:2572:A:C8	25:DD:149:ASN:ND2	2.58	0.60
22:DA:2735:G:H2'	22:DA:2736:A:H8	1.65	0.60

*Continued on next page...*

*Continued from previous page...*

Atom-1	Atom-2	Interatomic distance (Å)	Clash overlap (Å)
22:DA:2784:U:H2'	22:DA:2785:C:H6	1.67	0.60
22:DA:2818:U:H2'	22:DA:2819:G:C8	2.36	0.60
25:DD:40:LEU:HD12	25:DD:40:LEU:N	2.17	0.60
25:DD:50:VAL:HG21	25:DD:82:PHE:HE2	1.66	0.60
25:DD:146:ILE:CD1	25:DD:155:VAL:CG2	2.79	0.60
25:DD:151:THR:HG22	25:DD:152:PRO:N	2.16	0.60
27:DF:60:SER:C	27:DF:62:GLN:H	2.03	0.60
29:DH:120:GLY:O	29:DH:121:VAL:HB	2.01	0.60
33:DL:18:ARG:O	33:DL:19:LEU:HB3	2.01	0.60
41:DT:50:LEU:HD22	41:DT:51:PHE:HD1	1.66	0.60
43:DV:49:ASN:O	43:DV:52:ALA:HB3	2.01	0.60
1:AA:1162:C:H2'	1:AA:1163:A:H8	1.66	0.60
1:AA:1336:C:H4'	1:AA:1337:G:H5'	1.84	0.60
2:AB:60:ALA:HB2	2:AB:220:VAL:CG1	2.31	0.60
4:AD:90:LEU:HD11	4:AD:196:GLU:OE2	2.01	0.60
9:AI:12:LYS:O	9:AI:12:LYS:HG2	2.00	0.60
17:AQ:7:LEU:HD22	17:AQ:72:TRP:CH2	2.36	0.60
19:AS:51:HIS:CD2	19:AS:53:GLY:N	2.69	0.60
22:BA:548:G:H3'	22:BA:548:G:C8	2.37	0.60
22:BA:1011:G:H5''	38:BQ:76:SER:OG	2.01	0.60
22:BA:1062:G:HO2'	22:BA:1063:G:H8	1.44	0.60
22:BA:2524:G:H2'	22:BA:2525:G:O5'	2.01	0.60
22:BA:2679:A:C2'	22:BA:2680:U:O5'	2.49	0.60
22:BA:2711:A:P	56:BA:3546:HOH:O	2.59	0.60
24:BC:90:ILE:HA	24:BC:104:LEU:O	2.01	0.60
24:BC:139:THR:O	24:BC:161:VAL:O	2.20	0.60
28:BG:10:VAL:HG11	28:BG:16:VAL:HG21	1.82	0.60
29:BH:31:VAL:HG13	29:BH:36:ALA:O	2.01	0.60
29:BH:81:ALA:HB2	29:BH:145:ASN:O	2.02	0.60
34:BM:34:LYS:HE3	34:BM:131:VAL:HG11	1.83	0.60
34:BM:80:VAL:HG23	34:BM:81:ARG:N	2.17	0.60
39:BR:1:MET:O	39:BR:1:MET:HG3	1.99	0.60
44:BW:47:GLY:C	44:BW:49:ASN:H	2.05	0.60
1:CA:163:C:H2'	1:CA:164:G:O5'	2.01	0.60
1:CA:382:A:N7	1:CA:383:A:C6	2.69	0.60
1:CA:665:A:H1'	1:CA:733:G:O4'	2.02	0.60
1:CA:751:U:H4'	15:CO:23:SER:HA	1.83	0.60
1:CA:961:U:O4	1:CA:983:A:N6	2.34	0.60
2:CB:115:ASP:O	2:CB:119:GLN:HB3	2.01	0.60
2:CB:162:VAL:HG13	2:CB:184:ALA:CB	2.32	0.60
3:CC:137:VAL:O	3:CC:140:ALA:HB3	2.01	0.60

*Continued on next page...*

*Continued from previous page...*

Atom-1	Atom-2	Interatomic distance (Å)	Clash overlap (Å)
4:CD:29:THR:HB	4:CD:30:LYS:CE	2.30	0.60
5:CE:14:LEU:CD1	5:CE:36:THR:HG22	2.30	0.60
5:CE:104:ILE:HA	5:CE:122:VAL:HG23	1.82	0.60
10:CJ:53:ILE:HG13	14:CN:84:ARG:CD	2.31	0.60
17:CQ:46:HIS:CE1	17:CQ:48:GLU:HG2	2.37	0.60
22:DA:20:C:H2'	22:DA:21:A:H8	1.66	0.60
22:DA:310:A:C2	22:DA:330:A:C5	2.88	0.60
22:DA:388:G:N7	22:DA:390:U:H2'	2.16	0.60
22:DA:828:U:C5	22:DA:829:A:N6	2.70	0.60
22:DA:1426:G:H5''	22:DA:1427:A:H3'	1.83	0.60
22:DA:1512:C:H2'	22:DA:1513:U:H6	1.65	0.60
22:DA:1539:U:O2'	22:DA:1540:G:C8	2.46	0.60
22:DA:1744:A:H3'	22:DA:1745:A:H8	1.65	0.60
22:DA:1773:A:N3	22:DA:1978:A:C2	2.69	0.60
22:DA:2344:U:O2'	22:DA:2345:G:H5''	2.01	0.60
22:DA:2371:G:C2	22:DA:2372:U:C6	2.89	0.60
22:DA:2899:A:H5'	31:DJ:136:GLN:NE2	2.17	0.60
25:DD:24:VAL:HG23	25:DD:190:LYS:N	2.16	0.60
38:DQ:101:ASP:HB2	39:DR:2:TYR:OH	2.01	0.60
1:AA:120:A:C5	1:AA:122:G:C6	2.90	0.60
1:AA:1064:G:N2	1:AA:1190:G:O2'	2.35	0.60
1:AA:1136:C:H3'	1:AA:1136:C:O2	2.02	0.60
1:AA:1464:U:H2'	1:AA:1465:A:C8	2.36	0.60
10:AJ:84:VAL:CG1	10:AJ:85:ASP:N	2.64	0.60
15:AO:63:ARG:NH1	15:AO:67:ASP:OD1	2.34	0.60
22:BA:976:G:OP2	56:BA:3587:HOH:O	2.17	0.60
22:BA:1081:U:OP2	22:BA:1081:U:H6	1.85	0.60
22:BA:1277:G:C4'	35:BN:20:MET:HE2	2.30	0.60
22:BA:1476:U:HO2'	22:BA:1477:A:C5'	2.14	0.60
22:BA:1494:A:O2'	22:BA:1495:A:C5'	2.50	0.60
22:BA:1735:A:H2'	22:BA:1736:U:H6	1.66	0.60
22:BA:1809:A:H2'	22:BA:1810:A:C8	2.36	0.60
22:BA:2076:U:O2	22:BA:2076:U:O5'	2.20	0.60
22:BA:2485:G:H5''	34:BM:45:GLN:HE22	1.67	0.60
22:BA:2520:C:C6	22:BA:2567:G:H1'	2.36	0.60
22:BA:2773:C:OP1	25:BD:171:THR:CG2	2.49	0.60
26:BE:121:VAL:O	26:BE:189:THR:HA	2.01	0.60
29:BH:43:ASN:N	29:BH:43:ASN:HD22	1.99	0.60
34:BM:68:PHE:CD2	34:BM:68:PHE:C	2.74	0.60
38:BQ:91:ARG:HB3	38:BQ:93:ILE:CG2	2.29	0.60
38:BQ:91:ARG:NH2	38:BQ:93:ILE:CD1	2.65	0.60

*Continued on next page...*

*Continued from previous page...*

Atom-1	Atom-2	Interatomic distance (Å)	Clash overlap (Å)
40:BS:24:ILE:HG12	40:BS:36:LEU:CD1	2.32	0.60
41:BT:27:SER:C	41:BT:28:ASN:ND2	2.55	0.60
44:BW:24:ARG:CD	44:BW:24:ARG:C	2.70	0.60
1:CA:564:C:H6	1:CA:564:C:H5'	1.67	0.60
1:CA:654:G:H2'	1:CA:655:A:C8	2.37	0.60
1:CA:1287:A:O2'	1:CA:1288:A:C8	2.51	0.60
2:CB:73:ARG:HG3	2:CB:74:ALA:N	2.16	0.60
3:CC:84:GLU:C	3:CC:86:LEU:H	2.05	0.60
5:CE:131:ASN:C	5:CE:135:VAL:HG23	2.22	0.60
13:CM:16:ILE:HD12	13:CM:16:ILE:N	2.15	0.60
16:CP:75:ILE:HA	16:CP:78:VAL:HG23	1.83	0.60
17:CQ:68:LYS:O	17:CQ:69:THR:CG2	2.50	0.60
22:DA:54:G:N2	22:DA:117:G:H1'	2.16	0.60
22:DA:108:G:H2'	22:DA:109:C:C6	2.37	0.60
22:DA:152:A:C2	22:DA:175:G:C2	2.89	0.60
22:DA:187:G:C2	22:DA:210:C:C2	2.90	0.60
22:DA:289:G:C2	22:DA:352:A:C2	2.90	0.60
22:DA:527:C:N3	22:DA:2779:U:H2'	2.16	0.60
22:DA:648:G:O2'	22:DA:649:G:H5'	2.02	0.60
22:DA:745:G:C5'	22:DA:746:U:OP2	2.50	0.60
22:DA:1215:G:OP1	38:DQ:7:VAL:HG11	2.01	0.60
22:DA:1713:A:H8	22:DA:1713:A:OP1	1.84	0.60
22:DA:1802:A:C2	22:DA:1803:A:C6	2.90	0.60
22:DA:2191:A:C5	22:DA:2192:U:C5	2.89	0.60
22:DA:2714:G:H2'	22:DA:2715:C:C6	2.36	0.60
23:DB:45:A:C2'	23:DB:46:A:C8	2.83	0.60
27:DF:113:PHE:O	27:DF:114:ARG:CB	2.49	0.60
28:DG:162:ARG:HB2	28:DG:166:GLU:HB3	1.84	0.60
31:DJ:99:ARG:HG2	31:DJ:102:GLU:OE2	2.01	0.60
46:DY:1:MET:H1	46:DY:1:MET:CE	2.15	0.60
46:DY:28:LEU:HD11	46:DY:43:LEU:HD13	1.84	0.60
46:DY:31:GLN:OE1	46:DY:37:LEU:HB2	2.01	0.60
48:D0:42:ILE:CD1	48:D0:48:TYR:HB2	2.30	0.60
51:D3:9:ALA:O	51:D3:13:PHE:HD2	1.83	0.60
1:AA:19:A:O2'	1:AA:20:U:H5'	2.02	0.60
1:AA:61:G:H2'	1:AA:62:U:H6	1.64	0.60
1:AA:198:G:O2'	1:AA:199:A:C5'	2.49	0.60
1:AA:946:A:H2'	1:AA:947:G:C8	2.37	0.60
1:AA:1307:U:H2'	1:AA:1308:U:H6	1.65	0.60
2:AB:95:TRP:HZ2	2:AB:100:LEU:HD23	1.67	0.60
3:AC:35:ASP:O	3:AC:38:VAL:HG22	2.01	0.60

*Continued on next page...*



*Continued from previous page...*

Atom-1	Atom-2	Interatomic distance (Å)	Clash overlap (Å)
3:AC:202:PHE:CZ	3:AC:204:GLY:HA2	2.37	0.60
5:AE:153:ALA:HA	5:AE:156:ARG:N	2.15	0.60
22:BA:42:A:H3'	22:BA:43:G:H5''	1.82	0.60
22:BA:1061:U:C5	30:BI:9:LYS:HG3	2.36	0.60
22:BA:1392:A:H61	41:BT:18:GLU:CD	2.04	0.60
22:BA:1476:U:OP2	22:BA:1476:U:C6	2.54	0.60
22:BA:2023:C:O2	22:BA:2023:C:H2'	1.99	0.60
22:BA:2405:G:O2'	22:BA:2411:A:N6	2.35	0.60
22:BA:2543:G:H2'	22:BA:2544:G:C8	2.37	0.60
29:BH:62:LEU:C	29:BH:62:LEU:CD1	2.68	0.60
30:BI:10:LEU:HD13	30:BI:27:LEU:HA	1.84	0.60
31:BJ:44:TYR:CD2	38:BQ:63:ARG:CG	2.84	0.60
40:BS:8:ARG:HB3	40:BS:102:HIS:ND1	2.17	0.60
43:BV:80:HIS:CD2	43:BV:83:LYS:N	2.42	0.60
45:BX:38:TRP:HE3	45:BX:45:PHE:CE2	2.18	0.60
1:CA:728:A:H2'	1:CA:729:A:C8	2.36	0.60
1:CA:1191:A:H8	1:CA:1191:A:OP2	1.85	0.60
2:CB:122:ASP:CB	2:CB:124:THR:HG22	2.30	0.60
4:CD:2:ARG:HH11	4:CD:2:ARG:CB	2.03	0.60
5:CE:36:THR:HG21	5:CE:63:MET:HE2	1.83	0.60
5:CE:52:ALA:HB2	5:CE:61:LYS:HE3	1.82	0.60
7:CG:35:LYS:HB3	7:CG:35:LYS:NZ	2.17	0.60
7:CG:105:GLU:O	7:CG:109:LYS:HD3	2.01	0.60
22:DA:103:A:H2'	22:DA:104:A:C8	2.36	0.60
22:DA:782:A:N7	24:DC:219:VAL:HG21	2.16	0.60
22:DA:1310:G:H2'	22:DA:1311:G:O4'	2.01	0.60
22:DA:1329:U:HO2'	22:DA:1330:C:P	2.24	0.60
22:DA:1359:A:N1	22:DA:1360:G:H1'	2.15	0.60
22:DA:1529:G:H2'	22:DA:1530:G:C8	2.36	0.60
22:DA:1664:A:O2'	22:DA:1665:A:H5'	2.01	0.60
22:DA:2015:A:C2	48:D0:2:VAL:HG11	2.35	0.60
22:DA:2099:U:H2'	22:DA:2099:U:O2	2.01	0.60
22:DA:2199:A:C4	22:DA:2200:C:C5	2.89	0.60
22:DA:2286:G:O6	49:D1:22:THR:HG21	2.02	0.60
23:DB:44:G:H5''	27:DF:91:ARG:NE	2.17	0.60
24:DC:77:VAL:HG23	24:DC:112:GLY:N	2.08	0.60
24:DC:145:MET:HB2	24:DC:152:GLN:HE22	1.66	0.60
25:DD:17:GLU:CD	25:DD:17:GLU:H	2.05	0.60
26:DE:126:VAL:HG22	26:DE:127:GLU:OE2	2.01	0.60
27:DF:5:ASP:C	27:DF:7:TYR:H	2.04	0.60
28:DG:117:PRO:HG2	28:DG:143:VAL:HG11	1.83	0.60

*Continued on next page...*

*Continued from previous page...*

Atom-1	Atom-2	Interatomic distance (Å)	Clash overlap (Å)
29:DH:15:LEU:N	29:DH:15:LEU:HD22	2.17	0.60
32:DK:38:ILE:HG23	32:DK:60:ALA:O	2.01	0.60
41:DT:45:ALA:HA	41:DT:48:GLN:HG2	1.81	0.60
43:DV:29:ILE:HD12	43:DV:29:ILE:C	2.22	0.60
1:AA:92:U:O2'	1:AA:93:U:C5'	2.50	0.60
1:AA:429:U:H4'	1:AA:430:A:O5'	2.02	0.60
1:AA:1060:U:H5	3:AC:1:GLY:HA3	1.65	0.60
1:AA:1087:G:O2'	1:AA:1088:G:H8	1.84	0.60
2:AB:59:ILE:C	2:AB:59:ILE:HD12	2.22	0.60
2:AB:153:MET:CE	2:AB:157:PRO:HG3	2.31	0.60
3:AC:153:SER:HB3	3:AC:164:THR:HA	1.83	0.60
4:AD:147:LYS:HD3	4:AD:147:LYS:N	2.17	0.60
7:AG:53:SER:C	7:AG:55:LYS:H	2.04	0.60
12:AL:62:VAL:HG21	12:AL:94:TYR:HE2	1.61	0.60
16:AP:10:GLY:O	16:AP:11:ALA:CB	2.49	0.60
22:BA:877:A:C6	22:BA:899:A:C6	2.90	0.60
22:BA:995:C:HO2'	22:BA:996:A:P	2.25	0.60
22:BA:1104:C:H2'	22:BA:1105:U:C6	2.37	0.60
22:BA:1106:G:C2	22:BA:1107:G:C8	2.89	0.60
22:BA:1495:A:O2'	22:BA:1496:A:H5'	2.01	0.60
22:BA:2200:C:O2'	22:BA:2201:G:H5'	2.02	0.60
22:BA:2310:C:C5	27:BF:76:PHE:CZ	2.90	0.60
25:BD:73:VAL:HG23	25:BD:74:GLU:H	1.67	0.60
28:BG:83:THR:C	28:BG:84:LYS:HE2	2.20	0.60
29:BH:32:PRO:HA	45:BX:38:TRP:CD1	2.37	0.60
29:BH:32:PRO:HA	45:BX:38:TRP:HD1	1.65	0.60
32:BK:113:MET:CG	32:BK:116:ILE:HD11	2.32	0.60
38:BQ:26:ALA:HB1	38:BQ:30:VAL:HG21	1.84	0.60
1:CA:209:U:H2'	1:CA:209:U:O2	2.01	0.60
1:CA:414:A:H2'	1:CA:415:A:H5''	1.83	0.60
1:CA:934:C:N3	1:CA:1345:U:C5	2.69	0.60
1:CA:976:G:O5'	1:CA:1358:U:O2'	2.19	0.60
1:CA:1051:C:O2'	1:CA:1052:U:C6	2.54	0.60
1:CA:1064:G:O2'	1:CA:1190:G:N2	2.34	0.60
1:CA:1319:A:N6	1:CA:1323:G:C2	2.70	0.60
1:CA:1342:C:O2'	9:CI:125:GLN:HG3	2.02	0.60
3:CC:179:ALA:HB1	3:CC:202:PHE:CE1	2.37	0.60
19:CS:54:ARG:CG	19:CS:55:GLN:H	2.15	0.60
20:CT:57:VAL:HG12	20:CT:71:ALA:HB1	1.84	0.60
22:DA:121:G:H1'	22:DA:148:U:H3	1.65	0.60
22:DA:365:U:H2'	22:DA:366:C:C6	2.37	0.60

*Continued on next page...*

*Continued from previous page...*

Atom-1	Atom-2	Interatomic distance (Å)	Clash overlap (Å)
22:DA:379:G:C6	22:DA:396:G:C6	2.90	0.60
22:DA:637:A:N6	22:DA:652:U:H4'	2.16	0.60
22:DA:819:A:OP2	22:DA:1187:G:N2	2.35	0.60
22:DA:1351:C:H4'	22:DA:1572:A:O4'	2.01	0.60
22:DA:1532:A:N1	22:DA:1540:G:C6	2.70	0.60
22:DA:1665:A:C2'	22:DA:1666:G:H5'	2.31	0.60
22:DA:1771:C:H42	22:DA:1980:G:H1	1.48	0.60
22:DA:1951:U:H2'	22:DA:1953:A:OP2	2.02	0.60
22:DA:2353:G:H21	44:DW:30:VAL:CG2	2.15	0.60
22:DA:2873:A:H5''	22:DA:2874:C:OP2	2.00	0.60
32:DK:57:VAL:O	32:DK:57:VAL:HG13	2.01	0.60
33:DL:23:ILE:HG13	39:DR:82:HIS:HE1	1.66	0.60
40:DS:96:ILE:CG2	40:DS:96:ILE:O	2.50	0.60
42:DU:52:ASN:CG	42:DU:54:PRO:HD3	2.21	0.60
50:D2:15:SER:C	50:D2:16:HIS:ND1	2.55	0.60
1:AA:290:C:H2'	1:AA:291:U:H5'	1.82	0.60
1:AA:468:A:C2	1:AA:469:C:N4	2.70	0.60
1:AA:702:A:C4	22:BA:1847:A:H2	2.20	0.60
1:AA:1138:G:O2'	1:AA:1139:G:H4'	2.01	0.60
2:AB:59:ILE:HD12	2:AB:60:ALA:N	2.17	0.60
2:AB:74:ALA:O	2:AB:75:ALA:HB2	2.02	0.60
9:AI:100:ALA:CB	9:AI:102:PHE:CE2	2.84	0.60
22:BA:422:A:H2'	22:BA:423:A:C8	2.37	0.60
22:BA:893:C:O2'	22:BA:894:U:H5'	2.02	0.60
22:BA:910:A:C4	34:BM:13:HIS:CE1	2.89	0.60
22:BA:1315:C:O2'	22:BA:1316:U:H5'	2.00	0.60
22:BA:1392:A:C6	22:BA:1393:A:C6	2.90	0.60
22:BA:1464:G:O2'	22:BA:1465:G:H5'	2.01	0.60
22:BA:1609:A:O2'	22:BA:1610:A:H5''	2.02	0.60
22:BA:2014:A:H2'	22:BA:2015:A:C8	2.36	0.60
22:BA:2103:C:C2'	22:BA:2104:C:H5'	2.30	0.60
22:BA:2231:U:OP1	45:BX:29:LEU:CD2	2.50	0.60
24:BC:140:VAL:HA	24:BC:190:THR:O	2.01	0.60
28:BG:84:LYS:HG3	28:BG:131:VAL:C	2.19	0.60
31:BJ:13:ARG:O	31:BJ:14:ASP:HB2	2.02	0.60
32:BK:5:GLN:O	32:BK:6:THR:HB	2.01	0.60
37:BP:87:ARG:CZ	37:BP:111:GLU:HG3	2.32	0.60
1:CA:1225:A:H5'	13:CM:101:THR:CG2	2.32	0.60
1:CA:1446:A:H2'	1:CA:1447:A:C5'	2.28	0.60
3:CC:54:ILE:HG23	3:CC:54:ILE:O	2.02	0.60
4:CD:84:ASN:ND2	4:CD:86:GLY:N	2.50	0.60

*Continued on next page...*

*Continued from previous page...*

Atom-1	Atom-2	Interatomic distance (Å)	Clash overlap (Å)
5:CE:95:MET:HB3	5:CE:124:ALA:CB	2.24	0.60
12:CL:80:LEU:HB3	12:CL:97:VAL:CG2	2.25	0.60
12:CL:83:GLY:H	12:CL:95:HIS:H	1.50	0.60
14:CN:6:LYS:O	14:CN:10:VAL:HG23	2.02	0.60
17:CQ:59:GLU:HG3	17:CQ:59:GLU:O	2.02	0.60
22:DA:61:C:H2'	22:DA:62:U:H5'	1.82	0.60
22:DA:197:A:H62	22:DA:2430:A:C2'	1.96	0.60
22:DA:262:A:H2	22:DA:430:A:H1'	1.66	0.60
22:DA:266:G:H2'	22:DA:267:C:O5'	2.01	0.60
22:DA:319:G:C6	22:DA:333:G:C6	2.89	0.60
22:DA:397:U:OP1	45:DX:30:PRO:HA	2.01	0.60
22:DA:861:A:O2'	22:DA:862:G:C5'	2.50	0.60
22:DA:931:U:H2'	22:DA:931:U:O2	2.00	0.60
22:DA:1237:A:N3	22:DA:1238:G:H1'	2.17	0.60
22:DA:1394:U:H4'	22:DA:1603:A:H4'	1.84	0.60
22:DA:1873:G:O2'	22:DA:1874:C:H5'	2.02	0.60
22:DA:2723:C:C5	22:DA:2724:U:C5	2.90	0.60
22:DA:2853:C:O5'	22:DA:2853:C:H6	1.84	0.60
23:DB:16:G:O6	23:DB:69:G:C6	2.55	0.60
24:DC:56:GLY:HA3	24:DC:213:ARG:O	2.02	0.60
27:DF:31:GLU:C	27:DF:95:MET:HE2	2.22	0.60
29:DH:68:ARG:HD3	29:DH:71:LYS:HB2	1.82	0.60
30:DI:4:VAL:HG22	30:DI:6:ALA:H	1.66	0.60
33:DL:142:ILE:CG2	33:DL:144:GLU:H	2.15	0.60
35:DN:55:ALA:HA	35:DN:80:PHE:CE1	2.37	0.60
37:DP:88:ARG:HE	37:DP:112:ARG:NH2	2.00	0.60
42:DU:43:LYS:HE3	42:DU:45:GLN:OE1	2.02	0.60
50:D2:10:LEU:O	50:D2:14:ARG:HB2	2.02	0.60
1:AA:454:G:C2'	1:AA:455:G:H5'	2.31	0.60
1:AA:623:C:O2'	1:AA:624:C:H5'	2.02	0.60
1:AA:657:U:O2'	1:AA:658:C:H5'	2.02	0.60
1:AA:1317:C:H2'	1:AA:1318:A:H5'	1.84	0.60
2:AB:80:LYS:HB2	2:AB:90:PHE:HE1	1.67	0.60
3:AC:21:TRP:CG	3:AC:58:ARG:HG2	2.37	0.60
4:AD:24:VAL:HG12	4:AD:25:ARG:N	2.16	0.60
4:AD:137:SER:HB3	4:AD:138:PRO:HD2	1.84	0.60
13:AM:65:GLU:O	13:AM:69:ARG:HG3	2.02	0.60
17:AQ:58:VAL:CG2	17:AQ:59:GLU:N	2.65	0.60
22:BA:138:U:C3'	22:BA:139:U:H5'	2.32	0.60
22:BA:1033:U:H4'	22:BA:1034:G:OP1	2.01	0.60
22:BA:1204:A:H4'	22:BA:1205:A:O5'	2.01	0.60

*Continued on next page...*

*Continued from previous page...*

Atom-1	Atom-2	Interatomic distance (Å)	Clash overlap (Å)
24:BC:136:VAL:HG23	24:BC:166:ARG:NH1	2.17	0.60
26:BE:41:GLN:HB2	26:BE:43:THR:HG23	1.84	0.60
41:BT:32:LEU:O	41:BT:34:VAL:HG13	2.02	0.60
47:BZ:35:VAL:HG21	47:BZ:37:ARG:NH1	2.16	0.60
52:B4:25:VAL:C	52:B4:26:ILE:HD13	2.23	0.60
1:CA:9:G:H2'	1:CA:10:A:H8	1.67	0.60
1:CA:631:C:H3'	1:CA:632:U:H5'	1.84	0.60
1:CA:735:C:H2'	1:CA:736:C:C6	2.37	0.60
1:CA:1349:A:O2'	1:CA:1350:A:C5'	2.50	0.60
1:CA:1370:G:H5''	9:CI:110:VAL:HG21	1.83	0.60
1:CA:1431:A:H8	1:CA:1431:A:OP2	1.83	0.60
1:CA:1490:U:H5'	1:CA:1491:G:OP2	2.01	0.60
11:CK:91:GLY:O	11:CK:94:SER:HB3	2.02	0.60
18:CR:31:TYR:CG	18:CR:54:LEU:HD21	2.37	0.60
22:DA:95:A:H4'	46:DY:38:GLN:O	2.01	0.60
22:DA:223:A:C4	22:DA:408:G:H1'	2.37	0.60
22:DA:311:A:C2	22:DA:328:U:O4	2.55	0.60
22:DA:568:U:H2'	22:DA:570:G:OP2	2.02	0.60
22:DA:804:A:H5''	22:DA:805:G:OP1	2.01	0.60
22:DA:1140:C:OP2	31:DJ:68:LYS:HE3	2.02	0.60
22:DA:1142:A:C8	22:DA:1144:A:N7	2.70	0.60
22:DA:1287:A:O2'	22:DA:1288:G:C5'	2.50	0.60
22:DA:1387:A:H5''	22:DA:1469:A:H1'	1.83	0.60
22:DA:1634:A:H4'	22:DA:1635:A:OP1	2.02	0.60
22:DA:1839:G:O2'	22:DA:1840:G:C5'	2.50	0.60
22:DA:2093:G:C6	22:DA:2225:A:N7	2.69	0.60
22:DA:2149:U:C2	22:DA:2150:C:C5	2.90	0.60
22:DA:2298:A:H5'	22:DA:2322:A:O2'	2.01	0.60
22:DA:2694:G:C5	22:DA:2695:U:C5	2.90	0.60
22:DA:2748:A:C1'	28:DG:66:THR:HG22	2.29	0.60
26:DE:126:VAL:HG22	26:DE:127:GLU:CD	2.23	0.60
34:DM:136:MET:HE2	43:DV:57:TYR:HD2	1.67	0.60
37:DP:91:VAL:HG21	37:DP:96:LEU:HD21	1.83	0.60
41:DT:13:ALA:HB1	41:DT:14:PRO:CD	2.30	0.60
51:D3:41:ARG:CG	51:D3:41:ARG:NH2	2.56	0.60
1:AA:214:C:O2'	1:AA:215:C:H5'	2.02	0.59
1:AA:1065:U:H5''	1:AA:1190:G:N2	2.16	0.59
2:AB:100:LEU:HB3	2:AB:174:GLU:CG	2.28	0.59
5:AE:110:MET:O	5:AE:114:LEU:HB2	2.02	0.59
7:AG:110:ARG:HH12	7:AG:122:GLU:HG2	1.65	0.59
8:AH:25:THR:O	8:AH:26:MET:HB3	2.02	0.59

*Continued on next page...*

*Continued from previous page...*

Atom-1	Atom-2	Interatomic distance (Å)	Clash overlap (Å)
8:AH:45:ILE:CA	8:AH:63:LYS:HD2	2.32	0.59
9:AI:6:TYR:HE2	9:AI:17:ARG:HB2	1.67	0.59
9:AI:65:THR:HG22	9:AI:66:VAL:N	2.17	0.59
14:AN:50:LEU:O	14:AN:52:ARG:N	2.35	0.59
22:BA:303:G:C5	22:BA:304:U:C5	2.90	0.59
22:BA:387:U:H4'	22:BA:388:G:O5'	2.01	0.59
22:BA:751:A:H5'	40:BS:90:LYS:HA	1.83	0.59
22:BA:1252:G:C2	38:BQ:32:ARG:HG2	2.37	0.59
22:BA:1461:C:O2'	22:BA:1462:C:C5'	2.49	0.59
22:BA:1801:A:C6	24:BC:261:ARG:NH1	2.70	0.59
22:BA:1818:U:O2'	22:BA:1819:A:OP2	2.18	0.59
22:BA:2778:A:H4'	22:BA:2779:U:OP2	2.02	0.59
24:BC:246:PRO:CG	24:BC:247:TRP:CH2	2.85	0.59
28:BG:137:LYS:C	28:BG:140:ILE:HD11	2.20	0.59
31:BJ:54:ILE:HD12	31:BJ:54:ILE:C	2.23	0.59
41:BT:32:LEU:HD23	41:BT:32:LEU:N	2.16	0.59
46:BY:43:LEU:O	46:BY:47:ARG:HB2	2.02	0.59
1:CA:91:U:C4	1:CA:92:U:C4	2.90	0.59
1:CA:182:A:HO2'	1:CA:183:C:H2'	1.67	0.59
1:CA:223:A:H2'	1:CA:224:U:C6	2.31	0.59
1:CA:440:C:C2'	1:CA:441:A:H5'	2.31	0.59
1:CA:505:G:C6	1:CA:535:A:C2	2.90	0.59
1:CA:824:G:O2'	1:CA:825:A:H5'	2.01	0.59
1:CA:929:G:H2'	1:CA:930:C:H6	1.66	0.59
1:CA:1256:A:C4	1:CA:1278:G:C6	2.89	0.59
1:CA:1305:G:H22	1:CA:1331:G:H2'	1.67	0.59
5:CE:96:GLN:HG2	5:CE:97:PRO:HD2	1.84	0.59
5:CE:143:LEU:O	5:CE:144:GLU:CB	2.50	0.59
7:CG:116:ALA:C	7:CG:120:ALA:HB3	2.23	0.59
13:CM:13:HIS:CB	13:CM:16:ILE:HB	2.30	0.59
22:DA:195:A:C6	22:DA:198:C:C5	2.90	0.59
22:DA:200:U:O4	22:DA:248:G:C2	2.55	0.59
22:DA:526:A:C6	22:DA:2626:C:H4'	2.37	0.59
22:DA:560:C:H1'	38:DQ:47:ARG:NH1	2.17	0.59
22:DA:642:U:H2'	22:DA:644:A:OP2	2.02	0.59
22:DA:1255:U:O2'	22:DA:1256:G:OP1	2.20	0.59
22:DA:1767:G:N1	22:DA:1986:C:C4	2.70	0.59
22:DA:1826:G:C5	22:DA:1827:U:C5	2.90	0.59
22:DA:1991:U:H6	22:DA:1991:U:H5''	1.67	0.59
22:DA:2287:A:N7	22:DA:2289:G:C8	2.69	0.59
22:DA:2515:C:OP1	31:DJ:81:ILE:CG2	2.49	0.59

*Continued on next page...*

*Continued from previous page...*

Atom-1	Atom-2	Interatomic distance (Å)	Clash overlap (Å)
29:DH:78:VAL:CG1	29:DH:144:VAL:HG12	2.29	0.59
30:DI:69:VAL:O	30:DI:69:VAL:HG13	2.02	0.59
31:DJ:45:THR:HG21	31:DJ:50:THR:CG2	2.27	0.59
35:DN:98:LEU:HD21	48:D0:53:VAL:HG11	1.84	0.59
36:DO:115:LEU:HD13	36:DO:115:LEU:N	2.16	0.59
37:DP:88:ARG:CZ	37:DP:112:ARG:HH21	2.14	0.59
38:DQ:57:ARG:O	38:DQ:61:ILE:HD13	2.02	0.59
40:DS:14:ALA:HB1	40:DS:18:ARG:NH2	2.16	0.59
42:DU:90:LYS:HB3	42:DU:92:VAL:HG13	1.84	0.59
46:DY:28:LEU:HD23	46:DY:42:LEU:HD13	1.84	0.59
1:AA:201:G:H5''	1:AA:202:G:OP2	2.01	0.59
1:AA:427:U:C4	1:AA:428:G:C6	2.89	0.59
1:AA:489:C:C2'	1:AA:490:C:C5'	2.80	0.59
1:AA:721:G:C4'	1:AA:722:G:O5'	2.37	0.59
1:AA:933:G:OP2	7:AG:2:ARG:HB3	2.02	0.59
1:AA:994:A:C8	1:AA:1216:A:H4'	2.37	0.59
1:AA:1234:C:H2'	1:AA:1235:U:H5'	1.85	0.59
1:AA:1427:C:O2'	1:AA:1428:A:H5'	2.01	0.59
1:AA:1469:C:C6	1:AA:1469:C:C3'	2.85	0.59
5:AE:96:GLN:NE2	5:AE:97:PRO:HD2	2.17	0.59
5:AE:156:ARG:C	5:AE:158:LYS:H	2.05	0.59
8:AH:87:ARG:O	8:AH:88:LYS:HB3	2.00	0.59
12:AL:43:LYS:HB2	12:AL:43:LYS:NZ	2.16	0.59
14:AN:40:ARG:HH12	14:AN:44:VAL:CG1	2.14	0.59
21:AU:3:ILE:HA	21:AU:19:LYS:HZ1	1.64	0.59
22:BA:141:G:N1	41:BT:2:ILE:CG2	2.65	0.59
22:BA:325:G:O2'	22:BA:326:G:H5'	2.02	0.59
22:BA:1419:A:H2'	22:BA:1421:G:N7	2.17	0.59
22:BA:1505:A:C2'	22:BA:1506:U:H5'	2.32	0.59
22:BA:1673:G:H2'	22:BA:1674:G:H5'	1.84	0.59
22:BA:1714:U:O2	22:BA:1714:U:C2'	2.33	0.59
22:BA:2133:G:H21	22:BA:2133:G:P	2.26	0.59
22:BA:2439:A:H4'	22:BA:2440:C:O5'	2.02	0.59
24:BC:24:HIS:CE1	24:BC:25:LYS:O	2.55	0.59
24:BC:255:LYS:O	24:BC:256:THR:HG23	2.02	0.59
26:BE:7:ASP:CG	26:BE:8:ALA:H	2.06	0.59
27:BF:134:GLN:O	27:BF:136:ILE:N	2.28	0.59
28:BG:22:VAL:HG22	28:BG:36:LEU:HD11	1.82	0.59
31:BJ:44:TYR:HA	38:BQ:59:LEU:HD22	1.83	0.59
35:BN:10:LEU:O	35:BN:12:ARG:HG3	2.01	0.59
42:BU:17:ASP:HB3	42:BU:20:LYS:HD2	1.82	0.59

*Continued on next page...*

*Continued from previous page...*

Atom-1	Atom-2	Interatomic distance (Å)	Clash overlap (Å)
43:BV:17:SER:O	43:BV:20:LEU:HB2	2.02	0.59
1:CA:182:A:H2	1:CA:194:C:H42	1.47	0.59
1:CA:268:U:H2'	1:CA:269:C:C5	2.37	0.59
1:CA:301:G:O2'	1:CA:302:G:H5'	2.02	0.59
1:CA:441:A:H61	1:CA:493:A:N6	2.00	0.59
1:CA:960:U:H4'	1:CA:961:U:H5''	1.84	0.59
1:CA:1137:C:H4'	1:CA:1138:G:C2	2.37	0.59
1:CA:1152:A:C2'	1:CA:1153:G:C8	2.68	0.59
2:CB:8:MET:SD	2:CB:9:LEU:HD23	2.42	0.59
2:CB:163:ILE:HG22	2:CB:164:ASP:N	2.17	0.59
4:CD:52:VAL:HG12	4:CD:53:GLN:N	2.17	0.59
5:CE:37:VAL:HG11	5:CE:113:VAL:HA	1.84	0.59
5:CE:157:GLY:HA3	8:CH:63:LYS:CE	2.32	0.59
7:CG:91:ARG:NH2	7:CG:92:PRO:HB2	2.17	0.59
12:CL:24:GLU:O	12:CL:25:ALA:CB	2.50	0.59
13:CM:82:LEU:HD12	13:CM:82:LEU:N	2.18	0.59
22:DA:173:A:H2'	22:DA:174:U:C6	2.36	0.59
22:DA:414:C:H5''	22:DA:1879:C:O2'	2.02	0.59
22:DA:455:C:N3	22:DA:473:G:C4'	2.65	0.59
22:DA:479:A:C2	22:DA:480:A:C6	2.91	0.59
22:DA:785:G:O2'	22:DA:1779:U:C5'	2.50	0.59
22:DA:993:G:C2'	22:DA:994:C:H5'	2.33	0.59
22:DA:1299:G:H22	22:DA:1640:A:H5'	1.68	0.59
22:DA:1362:C:C4	22:DA:1363:C:C5	2.91	0.59
22:DA:1462:C:H1'	22:DA:2702:G:H21	1.67	0.59
22:DA:1498:C:O2'	22:DA:1499:C:H5'	2.02	0.59
22:DA:1507:C:H3'	22:DA:1508:A:O4'	2.02	0.59
22:DA:2016:U:C2'	22:DA:2017:U:H5'	2.31	0.59
22:DA:2572:A:H8	25:DD:149:ASN:HD21	1.46	0.59
22:DA:2741:A:C2'	22:DA:2742:G:H5'	2.32	0.59
22:DA:2773:C:H2'	22:DA:2774:C:H6	1.67	0.59
25:DD:20:VAL:HG12	25:DD:22:ILE:HG12	1.82	0.59
27:DF:71:LYS:O	27:DF:72:SER:HB3	2.02	0.59
28:DG:90:GLY:CA	28:DG:159:LYS:HE3	2.32	0.59
30:DI:77:VAL:CA	30:DI:80:LYS:HE3	2.32	0.59
31:DJ:4:PHE:HB3	38:DQ:63:ARG:HH22	1.67	0.59
33:DL:76:GLU:HG3	33:DL:76:GLU:O	2.02	0.59
41:DT:68:LYS:O	41:DT:74:ILE:HG13	2.02	0.59
44:DW:18:LYS:CD	44:DW:19:ARG:HG2	2.33	0.59
48:D0:46:GLY:CA	48:D0:54:ILE:HD11	2.30	0.59
49:D1:5:ARG:HD2	49:D1:25:ASN:HB2	1.84	0.59

*Continued on next page...*



*Continued from previous page...*

Atom-1	Atom-2	Interatomic distance (Å)	Clash overlap (Å)
50:D2:25:LYS:HA	50:D2:28:ARG:HE	1.65	0.59
52:D4:22:VAL:O	52:D4:24:ARG:HG3	2.02	0.59
1:AA:538:G:OP1	12:AL:109:ARG:HD3	2.02	0.59
1:AA:641:U:H4'	8:AH:106:SER:O	2.01	0.59
1:AA:711:G:C2'	1:AA:712:A:H5'	2.32	0.59
1:AA:1349:A:O2'	1:AA:1350:A:H5'	2.01	0.59
1:AA:1468:A:C2'	1:AA:1469:C:H5'	2.29	0.59
2:AB:64:GLY:HA3	2:AB:158:ASP:OD2	2.02	0.59
7:AG:112:ASP:HB2	7:AG:118:ARG:HG3	1.84	0.59
9:AI:39:GLY:O	9:AI:40:ARG:HB2	2.03	0.59
20:AT:43:LYS:HD3	20:AT:86:ALA:HB1	1.84	0.59
22:BA:90:U:H2'	22:BA:91:A:C8	2.38	0.59
22:BA:1463:C:H5'	22:BA:1463:C:H6	1.67	0.59
22:BA:1471:G:H2'	22:BA:1472:C:H6	1.67	0.59
22:BA:1510:G:O2'	22:BA:1511:G:C5'	2.50	0.59
22:BA:2109:U:H2'	22:BA:2110:G:H5'	1.84	0.59
22:BA:2214:C:H2'	22:BA:2215:C:C6	2.37	0.59
56:BA:3242:HOH:O	26:BE:81:GLY:HA2	2.02	0.59
23:BB:40:U:O2	23:BB:43:C:H3'	2.01	0.59
27:BF:43:ILE:HA	27:BF:82:TYR:CE1	2.37	0.59
33:BL:2:ARG:HA	33:BL:5:THR:OG1	2.02	0.59
37:BP:92:ARG:O	37:BP:92:ARG:CG	2.51	0.59
38:BQ:8:ILE:HD12	38:BQ:8:ILE:C	2.21	0.59
42:BU:102:ILE:O	42:BU:102:ILE:HG13	2.01	0.59
51:B3:56:LEU:CD2	51:B3:56:LEU:H	2.16	0.59
1:CA:377:G:P	16:CP:5:ARG:HH11	2.25	0.59
1:CA:532:A:C8	3:CC:192:TYR:HE2	2.20	0.59
1:CA:701:U:H4'	1:CA:702:A:H5'	1.84	0.59
1:CA:825:A:H2'	1:CA:826:C:H6	1.66	0.59
1:CA:958:A:H62	19:CS:54:ARG:NH1	2.00	0.59
1:CA:1171:A:O2'	1:CA:1172:C:H5'	2.02	0.59
1:CA:1471:U:O2'	1:CA:1472:U:H5'	2.02	0.59
3:CC:21:TRP:CZ3	14:CN:93:PRO:HG2	2.37	0.59
3:CC:120:THR:O	3:CC:120:THR:CG2	2.49	0.59
5:CE:136:VAL:O	5:CE:140:ILE:HG13	2.02	0.59
8:CH:85:TYR:CE2	8:CH:123:GLU:HB2	2.37	0.59
9:CI:115:VAL:HG21	10:CJ:61:ALA:O	2.03	0.59
10:CJ:66:GLU:HG3	14:CN:100:TRP:CZ3	2.38	0.59
13:CM:13:HIS:CG	13:CM:16:ILE:HD13	2.37	0.59
22:DA:321:U:O2	26:DE:159:LEU:HD11	2.01	0.59
22:DA:1000:A:N6	22:DA:1001:A:N1	2.50	0.59

*Continued on next page...*

*Continued from previous page...*

Atom-1	Atom-2	Interatomic distance (Å)	Clash overlap (Å)
22:DA:1290:C:HO2'	22:DA:1291:C:H6	1.49	0.59
22:DA:1914:C:H2'	22:DA:1915:U:C6	2.37	0.59
22:DA:1965:C:C3'	22:DA:1966:A:H5''	2.30	0.59
22:DA:2440:C:H2'	22:DA:2441:U:O4'	2.02	0.59
22:DA:2508:G:C2	22:DA:2582:G:C6	2.90	0.59
22:DA:2686:G:C5	22:DA:2687:U:C5	2.90	0.59
22:DA:2741:A:H2'	22:DA:2742:G:H5'	1.84	0.59
29:DH:41:LYS:HA	29:DH:44:ILE:CD1	2.32	0.59
29:DH:73:ASN:O	29:DH:75:LEU:HD12	2.02	0.59
32:DK:19:VAL:CG1	32:DK:41:ILE:HG12	2.32	0.59
35:DN:34:ILE:CG2	35:DN:113:ILE:CG2	2.80	0.59
35:DN:49:GLU:N	35:DN:50:PRO:CD	2.65	0.59
39:DR:89:HIS:NE2	39:DR:91:GLN:HB2	2.17	0.59
40:DS:24:ILE:HG22	40:DS:32:ALA:HB1	1.84	0.59
41:DT:17:SER:C	41:DT:18:GLU:HG2	2.22	0.59
44:DW:17:ALA:HB1	44:DW:36:ILE:HA	1.84	0.59
48:D0:12:ARG:O	48:D0:16:ARG:HG3	2.01	0.59
1:AA:15:G:C5	1:AA:1396:A:C2	2.90	0.59
1:AA:330:C:C5'	1:AA:330:C:H6	2.15	0.59
1:AA:649:A:H2'	1:AA:650:G:O4'	2.03	0.59
1:AA:707:U:OP1	11:AK:86:LYS:HE3	2.01	0.59
1:AA:961:U:O5'	1:AA:961:U:H6	1.85	0.59
1:AA:977:A:C8	1:AA:1223:C:C2	2.90	0.59
1:AA:1001:C:H2'	1:AA:1002:G:C8	2.36	0.59
8:AH:74:ILE:HD12	8:AH:128:VAL:HG13	1.85	0.59
12:AL:87:LYS:O	12:AL:88:ASP:CB	2.46	0.59
13:AM:4:ALA:H	13:AM:56:ARG:HG3	1.68	0.59
20:AT:67:HIS:HB3	20:AT:68:LYS:HZ2	1.67	0.59
22:BA:1885:A:C2	22:BA:1886:U:H1'	2.37	0.59
22:BA:2080:A:H5'	45:BX:18:SER:HB2	1.85	0.59
25:BD:169:ARG:O	25:BD:170:VAL:CG1	2.48	0.59
27:BF:30:VAL:CG1	27:BF:96:TRP:CH2	2.85	0.59
27:BF:72:SER:H	27:BF:80:GLN:HB2	1.68	0.59
28:BG:36:LEU:HD22	28:BG:36:LEU:N	2.17	0.59
29:BH:8:LYS:O	29:BH:9:VAL:HB	2.00	0.59
31:BJ:3:THR:HG22	31:BJ:44:TYR:OH	2.02	0.59
32:BK:39:ILE:HG22	32:BK:60:ALA:O	2.02	0.59
40:BS:85:ILE:HG22	40:BS:86:MET:N	2.17	0.59
45:BX:69:GLU:HA	45:BX:72:ALA:HB3	1.84	0.59
49:B1:27:ARG:O	49:B1:30:PRO:HD3	2.02	0.59
49:B1:33:LEU:HB3	49:B1:51:ALA:HB1	1.81	0.59

*Continued on next page...*

*Continued from previous page...*

Atom-1	Atom-2	Interatomic distance (Å)	Clash overlap (Å)
1:CA:91:U:C4	1:CA:92:U:O4	2.55	0.59
2:CB:46:VAL:CG1	2:CB:47:PRO:HD3	2.19	0.59
6:CF:54:LEU:HD12	6:CF:56:LYS:H	1.68	0.59
10:CJ:37:ARG:HG2	10:CJ:75:ASP:HB3	1.84	0.59
10:CJ:63:ASP:OD2	14:CN:84:ARG:NH1	2.35	0.59
12:CL:48:LEU:HD23	12:CL:48:LEU:N	2.16	0.59
19:CS:50:VAL:CG1	19:CS:70:LEU:HB3	2.32	0.59
22:DA:9:G:C6	22:DA:2629:U:C5	2.91	0.59
22:DA:49:A:N6	22:DA:177:G:C5	2.70	0.59
22:DA:128:C:H5''	22:DA:128:C:C6	2.37	0.59
22:DA:227:A:HO2'	22:DA:228:C:P	2.25	0.59
22:DA:320:A:H5''	22:DA:321:U:OP1	2.03	0.59
22:DA:988:A:C2	22:DA:989:G:C2	2.90	0.59
22:DA:1099:G:H5''	22:DA:1100:C:OP2	2.02	0.59
22:DA:1383:A:C2	22:DA:1384:A:C4	2.90	0.59
22:DA:1393:A:N6	41:DT:19:LYS:HB2	2.16	0.59
22:DA:1614:A:H8	22:DA:1614:A:O5'	1.86	0.59
22:DA:1831:G:O2'	22:DA:1832:C:H5'	2.02	0.59
22:DA:2601:C:H5''	22:DA:2602:A:OP2	2.02	0.59
22:DA:2701:U:H3'	22:DA:2702:G:H5''	1.83	0.59
23:DB:34:A:N6	23:DB:44:G:H1'	2.18	0.59
25:DD:114:LYS:HD2	25:DD:116:LYS:CE	2.31	0.59
26:DE:61:ARG:HD2	26:DE:61:ARG:O	2.02	0.59
28:DG:91:VAL:HG23	28:DG:92:GLY:N	2.18	0.59
31:DJ:94:ALA:O	31:DJ:95:ARG:CB	2.50	0.59
35:DN:44:LEU:HD23	35:DN:113:ILE:HG21	1.84	0.59
35:DN:67:PHE:HE2	35:DN:73:ASN:OD1	1.86	0.59
37:DP:24:THR:O	37:DP:44:GLY:O	2.21	0.59
38:DQ:40:LYS:HA	38:DQ:43:GLN:HG3	1.85	0.59
40:DS:75:PHE:CE2	40:DS:104:THR:HG21	2.37	0.59
43:DV:81:PRO:HB2	43:DV:82:TYR:HD2	1.66	0.59
1:AA:357:G:C2'	1:AA:358:U:H5'	2.33	0.59
1:AA:466:A:H5'	1:AA:467:U:OP2	2.03	0.59
1:AA:969:A:H2'	1:AA:970:C:C6	2.38	0.59
1:AA:1082:A:H2'	1:AA:1083:U:O4'	2.01	0.59
4:AD:84:ASN:ND2	4:AD:87:GLU:HG2	2.17	0.59
8:AH:29:SER:HB3	8:AH:32:LYS:HG3	1.85	0.59
13:AM:10:ASP:OD1	13:AM:44:ILE:HB	2.03	0.59
22:BA:368:A:C2'	22:BA:369:U:H5'	2.32	0.59
22:BA:996:A:H4'	38:BQ:91:ARG:CG	2.30	0.59
22:BA:1068:G:C2'	22:BA:1069:A:H5'	2.31	0.59

*Continued on next page...*

*Continued from previous page...*

Atom-1	Atom-2	Interatomic distance (Å)	Clash overlap (Å)
22:BA:1073:A:P	22:BA:1073:A:C8	2.93	0.59
22:BA:1113:U:C2	22:BA:1114:C:C5	2.89	0.59
22:BA:1238:G:O2'	22:BA:1239:G:H5'	2.03	0.59
22:BA:1309:G:OP1	50:B2:9:VAL:HG13	2.03	0.59
22:BA:1378:A:H2'	56:BA:3750:HOH:O	2.02	0.59
22:BA:2524:G:N2	22:BA:2539:C:O2	2.34	0.59
27:BF:131:VAL:HG22	27:BF:151:LEU:H	1.68	0.59
33:BL:76:GLU:C	33:BL:77:ILE:HD12	2.22	0.59
35:BN:79:LEU:O	35:BN:80:PHE:CB	2.42	0.59
42:BU:38:ILE:O	42:BU:40:LEU:HG	2.02	0.59
44:BW:25:PHE:O	44:BW:65:LYS:HA	2.02	0.59
49:B1:22:THR:OG1	49:B1:23:THR:N	2.34	0.59
1:CA:60:A:H4'	1:CA:61:G:O5'	2.02	0.59
1:CA:264:C:H1'	17:CQ:65:PRO:HG2	1.85	0.59
1:CA:292:G:N7	1:CA:293:G:H1'	2.17	0.59
1:CA:455:G:N2	1:CA:478:A:C2	2.71	0.59
1:CA:996:A:N1	1:CA:1046:A:H5'	2.16	0.59
1:CA:1113:C:H2'	1:CA:1114:C:C6	2.37	0.59
1:CA:1219:A:C6	1:CA:1220:G:C5	2.91	0.59
4:CD:18:LEU:O	4:CD:19:PHE:HB2	2.01	0.59
4:CD:186:GLU:O	4:CD:187:ARG:CB	2.50	0.59
20:CT:57:VAL:HG12	20:CT:71:ALA:CB	2.33	0.59
22:DA:7:G:HO2'	31:DJ:15:TRP:HZ2	1.50	0.59
22:DA:111:A:C2	22:DA:112:U:C2	2.91	0.59
22:DA:413:C:O2'	22:DA:414:C:O4'	2.16	0.59
22:DA:851:C:O4'	47:DZ:46:MET:HG2	2.02	0.59
22:DA:1056:G:N2	22:DA:1102:C:H5	2.00	0.59
22:DA:1060:U:C5'	22:DA:1061:U:H2'	2.32	0.59
22:DA:1304:A:HO2'	22:DA:1305:C:H6	1.43	0.59
22:DA:1462:C:C1'	22:DA:2702:G:H21	2.16	0.59
22:DA:2216:G:C4	22:DA:2217:G:N7	2.71	0.59
24:DC:94:LEU:HB2	24:DC:100:ARG:CD	2.31	0.59
25:DD:169:ARG:O	25:DD:170:VAL:HG22	2.02	0.59
26:DE:134:LEU:O	26:DE:138:LEU:HG	2.02	0.59
30:DI:75:ALA:HA	30:DI:78:LEU:HD12	1.84	0.59
30:DI:79:LEU:HD22	30:DI:100:ILE:HD12	1.83	0.59
32:DK:16:ALA:HB1	32:DK:45:GLU:HG3	1.84	0.59
33:DL:111:ILE:O	33:DL:131:ALA:HB1	2.01	0.59
33:DL:128:THR:HB	33:DL:131:ALA:H	1.67	0.59
37:DP:45:VAL:HG12	37:DP:46:VAL:N	2.16	0.59
37:DP:50:ARG:CA	37:DP:57:ALA:O	2.49	0.59

*Continued on next page...*

*Continued from previous page...*

Atom-1	Atom-2	Interatomic distance (Å)	Clash overlap (Å)
40:DS:20:VAL:CG2	40:DS:23:LEU:HD12	2.32	0.59
41:DT:74:ILE:HG23	41:DT:75:GLY:N	2.16	0.59
43:DV:75:GLN:HG3	43:DV:92:VAL:HG11	1.84	0.59
1:AA:125:U:O2'	1:AA:126:G:H5'	2.02	0.59
1:AA:267:C:H2'	1:AA:268:U:C6	2.38	0.59
1:AA:797:C:OP2	11:AK:125:LYS:HG3	2.02	0.59
1:AA:903:G:H2'	1:AA:904:U:H6	1.68	0.59
11:AK:51:PHE:N	11:AK:51:PHE:CD2	2.69	0.59
15:AO:55:LEU:HD12	15:AO:55:LEU:C	2.22	0.59
17:AQ:14:ASP:O	17:AQ:16:MET:HG2	2.03	0.59
22:BA:348:A:H2'	22:BA:349:U:O4'	2.03	0.59
22:BA:363:G:O2'	22:BA:364:C:H5'	2.02	0.59
22:BA:369:U:HO2'	22:BA:370:G:P	2.25	0.59
22:BA:622:G:H2'	22:BA:623:C:C6	2.37	0.59
22:BA:962:G:O2'	22:BA:963:U:H5'	2.01	0.59
22:BA:1199:U:H5''	56:BA:3702:HOH:O	2.03	0.59
22:BA:1338:G:O2'	41:BT:18:GLU:HG2	2.02	0.59
22:BA:2507:C:C2'	22:BA:2508:G:O5'	2.51	0.59
26:BE:48:THR:OG1	26:BE:50:ALA:HB3	2.01	0.59
27:BF:35:LEU:CB	27:BF:153:ILE:HG22	2.31	0.59
29:BH:29:PHE:O	29:BH:33:GLN:HB3	2.02	0.59
32:BK:61:VAL:CG2	32:BK:87:LEU:HD11	2.33	0.59
44:BW:37:VAL:O	44:BW:38:ARG:CG	2.51	0.59
1:CA:143:A:H2'	1:CA:143:A:N3	2.16	0.59
1:CA:552:U:H2'	1:CA:553:A:H8	1.67	0.59
1:CA:643:C:O2'	1:CA:644:U:H5'	2.03	0.59
1:CA:814:A:C5'	1:CA:1511:G:H4'	2.33	0.59
1:CA:910:C:H2'	1:CA:911:U:H6	1.66	0.59
1:CA:935:A:O2'	1:CA:936:C:C6	2.53	0.59
3:CC:59:PRO:HG2	3:CC:62:SER:HB3	1.84	0.59
5:CE:157:GLY:HA3	8:CH:63:LYS:HE3	1.85	0.59
22:DA:104:A:O2'	22:DA:105:C:O4'	2.17	0.59
22:DA:120:U:O4	22:DA:177:G:C8	2.56	0.59
22:DA:323:C:C6	26:DE:165:HIS:CE1	2.89	0.59
22:DA:411:G:H4'	22:DA:412:A:OP1	2.01	0.59
22:DA:538:A:H5''	31:DJ:7:LYS:NZ	2.18	0.59
22:DA:538:A:HO2'	31:DJ:8:PRO:HG3	1.67	0.59
22:DA:1381:G:H2'	22:DA:1382:G:H5''	1.84	0.59
22:DA:1512:C:H2'	22:DA:1513:U:C6	2.38	0.59
22:DA:1527:G:N2	22:DA:1546:G:C6	2.70	0.59
22:DA:1665:A:H2'	22:DA:1666:G:O4'	2.02	0.59

*Continued on next page...*

*Continued from previous page...*

Atom-1	Atom-2	Interatomic distance (Å)	Clash overlap (Å)
22:DA:1760:C:C6	22:DA:1761:C:C5	2.91	0.59
22:DA:1865:U:C4	22:DA:1875:G:C2	2.90	0.59
22:DA:1935:G:H1'	22:DA:1964:G:C2	2.38	0.59
23:DB:45:A:C2'	23:DB:46:A:H8	2.14	0.59
23:DB:46:A:H2'	23:DB:47:C:C5	2.38	0.59
24:DC:24:HIS:CG	24:DC:25:LYS:H	2.21	0.59
24:DC:173:LEU:H	24:DC:173:LEU:CD2	2.11	0.59
27:DF:39:VAL:HG13	27:DF:49:LEU:HD23	1.85	0.59
27:DF:74:ALA:HB1	27:DF:76:PHE:CD2	2.38	0.59
33:DL:48:ARG:HG3	33:DL:48:ARG:HH11	1.66	0.59
35:DN:62:ASN:O	35:DN:63:ARG:CB	2.50	0.59
40:DS:27:LYS:O	40:DS:71:VAL:HG12	2.03	0.59
47:DZ:23:LEU:HD21	47:DZ:53:MET:CE	2.32	0.59
47:DZ:28:LEU:N	47:DZ:28:LEU:HD23	2.17	0.59
1:AA:175:C:O2'	1:AA:176:C:H5'	2.03	0.59
1:AA:675:A:H1'	11:AK:117:HIS:CD2	2.37	0.59
1:AA:864:A:H2'	1:AA:865:A:C8	2.36	0.59
1:AA:968:A:C4'	1:AA:969:A:OP2	2.50	0.59
1:AA:1049:U:H5	14:AN:1:ALA:HA	1.65	0.59
1:AA:1158:C:O2	1:AA:1158:C:C2'	2.51	0.59
8:AH:95:MET:HB2	8:AH:98:LEU:O	2.02	0.59
13:AM:4:ALA:HB2	13:AM:59:VAL:HG13	1.85	0.59
22:BA:65:U:H2'	22:BA:66:C:C6	2.36	0.59
22:BA:286:U:H2'	22:BA:287:G:O4'	2.02	0.59
22:BA:309:A:H4'	42:BU:15:GLY:HA2	1.84	0.59
22:BA:588:U:H2'	22:BA:589:U:C6	2.38	0.59
22:BA:705:A:H62	22:BA:726:G:H1'	1.66	0.59
22:BA:1165:A:O2'	22:BA:1166:G:H5'	2.03	0.59
22:BA:1257:C:H5'	26:BE:78:TRP:CZ3	2.38	0.59
22:BA:1882:U:O2'	22:BA:1883:U:H5'	2.03	0.59
22:BA:2415:G:H2'	22:BA:2416:C:H6	1.66	0.59
27:BF:147:ARG:HG3	27:BF:148:VAL:H	1.67	0.59
27:BF:172:PHE:O	27:BF:173:ASP:C	2.41	0.59
28:BG:23:ILE:HD12	28:BG:23:ILE:N	2.17	0.59
31:BJ:18:VAL:HG22	31:BJ:140:LEU:CD1	2.31	0.59
31:BJ:124:VAL:CG2	31:BJ:125:TYR:H	2.07	0.59
31:BJ:125:TYR:OH	31:BJ:132:HIS:NE2	2.35	0.59
32:BK:71:ARG:HG3	32:BK:106:GLU:OE2	2.03	0.59
37:BP:98:TYR:CE2	37:BP:99:LEU:HD13	2.37	0.59
37:BP:102:ARG:HB3	37:BP:107:ALA:CB	2.25	0.59
45:BX:39:VAL:O	45:BX:40:GLU:HB3	2.02	0.59

*Continued on next page...*

*Continued from previous page...*

Atom-1	Atom-2	Interatomic distance (Å)	Clash overlap (Å)
51:B3:30:HIS:CE1	51:B3:31:ILE:CG2	2.85	0.59
1:CA:222:C:O2'	1:CA:223:A:H5'	2.02	0.59
1:CA:296:U:C2	1:CA:297:G:C8	2.91	0.59
1:CA:477:C:H5'	1:CA:478:A:OP1	2.03	0.59
1:CA:979:C:H2'	1:CA:980:C:O4'	2.03	0.59
6:CF:54:LEU:HD13	6:CF:55:HIS:N	2.16	0.59
12:CL:97:VAL:HG23	12:CL:100:ALA:HB3	1.85	0.59
14:CN:79:SER:CB	14:CN:81:ILE:HD11	2.31	0.59
15:CO:83:ARG:HG2	15:CO:83:ARG:O	2.03	0.59
17:CQ:75:VAL:O	17:CQ:76:ARG:HB3	2.03	0.59
18:CR:52:ARG:O	18:CR:56:ARG:HG2	2.03	0.59
20:CT:57:VAL:CG1	20:CT:71:ALA:HB1	2.32	0.59
22:DA:104:A:O2'	22:DA:105:C:H5'	2.01	0.59
22:DA:271:G:O2'	22:DA:272:A:C5'	2.51	0.59
22:DA:571:U:C5	22:DA:575:A:C6	2.91	0.59
22:DA:689:A:H2'	22:DA:690:G:C8	2.38	0.59
22:DA:1171:G:N2	22:DA:1179:G:H1'	2.16	0.59
22:DA:1252:G:C2	22:DA:1253:A:C2	2.90	0.59
22:DA:1274:A:O2'	22:DA:1275:A:H5''	2.03	0.59
22:DA:1476:U:HO2'	22:DA:1477:A:H8	1.49	0.59
22:DA:1542:U:C2'	22:DA:1543:G:H5'	2.32	0.59
22:DA:1603:A:C2	22:DA:1604:C:C2	2.91	0.59
22:DA:2195:U:H2'	22:DA:2196:C:H6	1.67	0.59
22:DA:2520:C:H2'	22:DA:2521:C:H6	1.67	0.59
22:DA:2689:U:H5''	22:DA:2690:U:O5'	2.03	0.59
22:DA:2748:A:C4	22:DA:2757:A:N6	2.70	0.59
23:DB:42:C:C5	27:DF:65:LEU:HD13	2.38	0.59
24:DC:32:LEU:HD23	24:DC:63:ILE:CG1	2.32	0.59
24:DC:61:TYR:CE1	24:DC:62:ARG:O	2.56	0.59
26:DE:150:THR:O	26:DE:192:ALA:HB2	2.03	0.59
27:DF:67:THR:O	27:DF:84:ILE:HG22	2.03	0.59
28:DG:23:ILE:HG21	28:DG:71:LEU:HD21	1.84	0.59
29:DH:68:ARG:HD3	29:DH:71:LYS:CD	2.28	0.59
37:DP:102:ARG:O	37:DP:103:THR:HB	2.03	0.59
1:AA:114:U:H2'	1:AA:115:G:C8	2.38	0.59
1:AA:433:G:H2'	1:AA:434:U:H5'	1.84	0.59
1:AA:919:A:O2'	1:AA:920:U:H5'	2.02	0.59
4:AD:84:ASN:ND2	4:AD:87:GLU:H	2.00	0.59
8:AH:54:THR:O	8:AH:56:PRO:HD3	2.02	0.59
15:AO:81:ILE:HG13	15:AO:82:GLU:N	2.18	0.59
19:AS:55:GLN:NE2	19:AS:56:HIS:H	2.01	0.59

*Continued on next page...*

*Continued from previous page...*

Atom-1	Atom-2	Interatomic distance (Å)	Clash overlap (Å)
22:BA:319:G:C4	22:BA:333:G:N2	2.71	0.59
22:BA:572:A:H8	56:BA:3567:HOH:O	1.86	0.59
22:BA:574:A:H2	25:BD:150:GLN:HE22	1.48	0.59
22:BA:1132:U:H5'	31:BJ:84:ILE:HD13	1.84	0.59
22:BA:1300:G:H5''	22:BA:1301:A:H5'	1.85	0.59
22:BA:1408:G:O2'	22:BA:1409:U:H5'	2.03	0.59
22:BA:2544:G:C2'	22:BA:2545:G:H5'	2.33	0.59
22:BA:2849:U:H4'	22:BA:2868:A:C2	2.37	0.59
24:BC:64:VAL:HG11	24:BC:66:PHE:CZ	2.38	0.59
24:BC:114:GLN:O	24:BC:115:ILE:HD12	2.03	0.59
26:BE:147:LEU:HB2	26:BE:186:VAL:HB	1.84	0.59
27:BF:39:VAL:HG13	27:BF:84:ILE:HD12	1.83	0.59
28:BG:37:ASN:HB3	28:BG:40:VAL:CG1	2.32	0.59
40:BS:59:GLU:HA	40:BS:64:ALA:CA	2.32	0.59
40:BS:85:ILE:CG2	40:BS:86:MET:N	2.66	0.59
1:CA:933:G:P	7:CG:3:ARG:HD3	2.43	0.59
1:CA:1105:A:O2'	1:CA:1106:G:H5'	2.03	0.59
2:CB:186:VAL:O	2:CB:186:VAL:HG23	2.03	0.59
5:CE:68:ARG:O	5:CE:70:MET:HG2	2.02	0.59
9:CI:114:LYS:HD2	9:CI:117:LEU:HD12	1.84	0.59
11:CK:19:VAL:HB	11:CK:34:THR:CG2	2.32	0.59
11:CK:33:ILE:HD11	11:CK:69:CYS:O	2.02	0.59
12:CL:17:LYS:HD3	12:CL:17:LYS:H	1.68	0.59
14:CN:72:PHE:HB2	14:CN:78:LEU:O	2.03	0.59
17:CQ:9:GLY:HA3	17:CQ:23:ALA:O	2.03	0.59
20:CT:69:ASN:O	20:CT:72:ALA:HB3	2.02	0.59
22:DA:206:U:H2'	22:DA:207:A:C8	2.38	0.59
22:DA:295:G:C2	22:DA:296:U:C5	2.90	0.59
22:DA:851:C:H2'	22:DA:852:U:H6	1.65	0.59
22:DA:857:G:H1'	44:DW:19:ARG:NE	2.17	0.59
22:DA:1329:U:O2'	22:DA:1330:C:OP1	2.20	0.59
22:DA:1345:C:C2	22:DA:1346:G:N7	2.70	0.59
22:DA:1555:G:N2	22:DA:1556:C:C2	2.70	0.59
22:DA:1717:A:C2'	22:DA:1718:G:O4'	2.51	0.59
22:DA:2337:G:N3	22:DA:2337:G:H2'	2.17	0.59
22:DA:2345:G:H4'	22:DA:2346:A:O5'	2.02	0.59
22:DA:2478:A:C8	22:DA:2529:G:C5	2.90	0.59
22:DA:2716:C:H2'	22:DA:2717:C:C6	2.38	0.59
22:DA:2852:G:H2'	22:DA:2853:C:O4'	2.02	0.59
23:DB:12:C:H5''	23:DB:15:A:N6	2.17	0.59
25:DD:19:GLY:O	32:DK:72:PRO:HB3	2.03	0.59

*Continued on next page...*



*Continued from previous page...*

Atom-1	Atom-2	Interatomic distance (Å)	Clash overlap (Å)
26:DE:6:LYS:HE3	26:DE:7:ASP:OD2	2.03	0.59
31:DJ:70:THR:HG22	31:DJ:90:GLU:CD	2.23	0.59
35:DN:93:GLY:O	35:DN:116:VAL:HG21	2.02	0.59
41:DT:21:SER:C	41:DT:25:GLU:HB3	2.23	0.59
43:DV:38:LEU:CD2	43:DV:40:ILE:HD12	2.33	0.59
45:DX:6:VAL:HG22	45:DX:7:THR:HG23	1.85	0.59
1:AA:701:U:O2'	1:AA:702:A:OP2	2.19	0.59
1:AA:935:A:H2'	1:AA:936:C:H6	1.68	0.59
1:AA:972:C:H4'	10:AJ:59:LYS:HG2	1.83	0.59
1:AA:1003:G:H22	1:AA:1005:A:H5'	1.65	0.59
1:AA:1007:U:H2'	1:AA:1008:U:C5'	2.23	0.59
1:AA:1460:C:O2'	1:AA:1461:G:H5'	2.03	0.59
8:AH:17:GLN:OE1	8:AH:69:ALA:HB1	2.03	0.59
9:AI:89:TYR:O	9:AI:90:ASP:HB3	2.03	0.59
10:AJ:44:THR:HG23	10:AJ:70:HIS:CA	2.33	0.59
13:AM:68:LEU:CD1	13:AM:72:ILE:HG13	2.32	0.59
18:AR:54:LEU:HG	18:AR:58:ILE:HD11	1.85	0.59
22:BA:1076:C:H2'	22:BA:1077:A:C8	2.33	0.59
22:BA:1575:C:H2'	22:BA:1576:U:O4'	2.02	0.59
22:BA:2015:A:C6	48:B0:2:VAL:HG23	2.37	0.59
22:BA:2466:C:OP1	52:B4:4:ARG:HB2	2.03	0.59
22:BA:2897:U:H2'	22:BA:2898:U:C6	2.38	0.59
30:BI:105:LEU:HA	30:BI:108:ILE:HB	1.84	0.59
31:BJ:4:PHE:O	31:BJ:44:TYR:HE1	1.84	0.59
37:BP:4:ILE:HA	37:BP:7:LEU:HB2	1.85	0.59
37:BP:102:ARG:O	37:BP:103:THR:HG22	2.02	0.59
45:BX:50:VAL:HG12	45:BX:51:SER:N	2.16	0.59
49:B1:16:THR:CG2	49:B1:41:VAL:HG21	2.33	0.59
1:CA:134:G:H2'	1:CA:135:C:O4'	2.02	0.59
1:CA:185:U:H2'	1:CA:186:C:H6	1.68	0.59
1:CA:321:A:H61	1:CA:332:G:H1	1.51	0.59
1:CA:734:G:N2	1:CA:735:C:C2	2.71	0.59
1:CA:1120:C:H2'	1:CA:1121:U:H6	1.68	0.59
1:CA:1126:U:O4	10:CJ:73:LEU:HD11	2.02	0.59
1:CA:1417:G:C6	1:CA:1482:G:C6	2.91	0.59
2:CB:30:ILE:HD11	2:CB:188:THR:CG2	2.33	0.59
2:CB:93:HIS:CE1	2:CB:145:ASN:HD22	2.21	0.59
4:CD:116:LEU:HD21	4:CD:153:ARG:HD3	1.84	0.59
5:CE:80:LEU:N	5:CE:121:ASN:HD21	2.01	0.59
5:CE:110:MET:HG2	5:CE:139:THR:HG21	1.83	0.59
7:CG:55:LYS:HD2	7:CG:55:LYS:H	1.68	0.59

*Continued on next page...*

*Continued from previous page...*

Atom-1	Atom-2	Interatomic distance (Å)	Clash overlap (Å)
11:CK:126:ARG:HB2	21:CU:33:ARG:CD	2.32	0.59
22:DA:59:U:O2'	22:DA:73:A:H2'	2.02	0.59
22:DA:144:A:H2'	22:DA:145:C:H6	1.67	0.59
22:DA:303:G:O2'	22:DA:304:U:C6	2.48	0.59
22:DA:477:A:C4	22:DA:478:A:N7	2.71	0.59
22:DA:676:A:H2	22:DA:2069:G:N3	2.01	0.59
22:DA:1060:U:C4'	22:DA:1061:U:O5'	2.43	0.59
22:DA:1188:U:O2'	22:DA:1189:A:H5'	2.03	0.59
22:DA:1200:C:O5'	22:DA:1200:C:H6	1.86	0.59
22:DA:1387:A:O2'	22:DA:1388:G:H8	1.86	0.59
22:DA:1956:U:O2'	22:DA:1957:C:C5'	2.48	0.59
22:DA:2235:G:H2'	22:DA:2236:U:C6	2.38	0.59
22:DA:2286:G:H4'	22:DA:2287:A:C1'	2.33	0.59
22:DA:2584:U:H5	56:DA:3690:HOH:O	1.86	0.59
29:DH:110:VAL:O	29:DH:110:VAL:HG23	2.01	0.59
31:DJ:21:THR:HG23	31:DJ:61:LYS:HB3	1.85	0.59
32:DK:71:ARG:HG3	32:DK:72:PRO:HD3	1.83	0.59
37:DP:49:ILE:HG22	37:DP:95:LYS:NZ	2.18	0.59
39:DR:31:GLU:HG2	39:DR:32:THR:H	1.67	0.59
41:DT:7:LEU:O	41:DT:7:LEU:HD23	2.02	0.59
43:DV:82:TYR:CE1	43:DV:83:LYS:HG2	2.38	0.59
44:DW:30:VAL:CG2	44:DW:59:PHE:CE1	2.86	0.59
47:DZ:8:GLN:C	47:DZ:9:THR:HG23	2.23	0.59
48:D0:12:ARG:HG3	48:D0:15:ARG:HH11	1.68	0.59
50:D2:24:THR:HG23	50:D2:27:GLY:CA	2.33	0.59
1:AA:579:A:H2'	1:AA:580:C:C6	2.38	0.59
1:AA:616:G:C2	1:AA:625:U:O2	2.56	0.59
1:AA:1053:G:O2'	1:AA:1054:C:OP2	2.20	0.59
2:AB:60:ALA:HB2	2:AB:220:VAL:HG13	1.83	0.59
3:AC:106:ARG:HG2	3:AC:106:ARG:O	2.03	0.59
4:AD:125:ASN:OD1	4:AD:141:VAL:HG22	2.03	0.59
10:AJ:18:ILE:O	10:AJ:22:THR:N	2.35	0.59
11:AK:30:ILE:HD12	11:AK:31:VAL:N	2.17	0.59
11:AK:126:ARG:N	21:AU:33:ARG:HH12	1.99	0.59
17:AQ:35:LYS:HG2	17:AQ:36:PHE:N	2.18	0.59
19:AS:55:GLN:HA	19:AS:55:GLN:NE2	2.17	0.59
20:AT:60:GLN:NE2	20:AT:60:GLN:HA	2.18	0.59
22:BA:1716:U:H2'	22:BA:1717:A:C8	2.37	0.59
22:BA:2260:C:O2'	22:BA:2261:C:H5'	2.03	0.59
22:BA:2552:U:H2'	22:BA:2554:U:OP2	2.03	0.59
23:BB:28:C:H2'	23:BB:29:A:O4'	2.03	0.59

*Continued on next page...*

*Continued from previous page...*

Atom-1	Atom-2	Interatomic distance (Å)	Clash overlap (Å)
26:BE:72:SER:C	26:BE:74:LYS:H	2.06	0.59
30:BI:120:ASP:HB3	30:BI:123:ALA:HB3	1.83	0.59
37:BP:112:ARG:O	37:BP:113:LEU:HD23	2.02	0.59
39:BR:90:ARG:O	39:BR:91:GLN:CB	2.50	0.59
42:BU:94:PHE:CD1	42:BU:94:PHE:O	2.56	0.59
44:BW:18:LYS:CG	44:BW:19:ARG:H	2.09	0.59
44:BW:24:ARG:CZ	44:BW:65:LYS:HE2	2.33	0.59
49:B1:10:LEU:HD21	49:B1:33:LEU:CD2	2.32	0.59
1:CA:882:C:H41	12:CL:5:GLN:NE2	2.01	0.59
1:CA:1134:G:N1	1:CA:1141:C:C4	2.71	0.59
4:CD:2:ARG:HH21	4:CD:114:ARG:NH1	1.99	0.59
10:CJ:90:LEU:O	10:CJ:90:LEU:HD23	2.03	0.59
10:CJ:101:SER:O	10:CJ:102:LEU:HB2	2.03	0.59
11:CK:55:ARG:HD2	11:CK:55:ARG:N	2.16	0.59
13:CM:96:VAL:O	13:CM:96:VAL:HG12	2.02	0.59
16:CP:16:PHE:HZ	16:CP:38:PHE:HD1	1.51	0.59
22:DA:100:U:OP1	22:DA:100:U:C6	2.56	0.59
22:DA:151:C:O2'	22:DA:152:A:H5'	2.03	0.59
22:DA:242:G:C5'	51:D3:63:TYR:CE1	2.85	0.59
22:DA:604:G:C2	22:DA:605:G:C5	2.91	0.59
22:DA:627:A:O2'	22:DA:628:G:O5'	2.21	0.59
22:DA:729:G:O2'	22:DA:1775:U:H1'	2.03	0.59
22:DA:1135:C:N4	22:DA:1139:G:C6	2.71	0.59
22:DA:1286:A:C6	22:DA:1289:C:N3	2.71	0.59
22:DA:1388:G:O2'	22:DA:1389:G:C5'	2.51	0.59
22:DA:2229:U:H2'	22:DA:2230:G:C8	2.38	0.59
22:DA:2328:A:H2'	22:DA:2329:U:C6	2.37	0.59
22:DA:2353:G:H1'	44:DW:30:VAL:CG1	2.31	0.59
22:DA:2415:G:H2'	22:DA:2416:C:H6	1.68	0.59
22:DA:2615:U:O2'	22:DA:2616:C:C5'	2.50	0.59
22:DA:2893:A:H1'	22:DA:2894:G:C6	2.38	0.59
23:DB:39:A:C2	23:DB:44:G:C2	2.91	0.59
24:DC:63:ILE:HG22	24:DC:64:VAL:N	2.17	0.59
25:DD:53:GLY:CA	25:DD:77:ARG:HG3	2.30	0.59
26:DE:196:VAL:O	26:DE:196:VAL:HG12	2.02	0.59
27:DF:43:ILE:HD13	27:DF:82:TYR:CE2	2.35	0.59
31:DJ:3:THR:CG2	38:DQ:60:TRP:HE1	2.15	0.59
35:DN:33:ILE:HG12	35:DN:118:ARG:HD2	1.85	0.59
36:DO:31:THR:HG23	36:DO:34:HIS:O	2.02	0.59
37:DP:22:GLY:HA3	37:DP:91:VAL:CG2	2.32	0.59
2:AB:89:PHE:HB3	2:AB:149:GLY:CA	2.31	0.58

*Continued on next page...*

*Continued from previous page...*

Atom-1	Atom-2	Interatomic distance (Å)	Clash overlap (Å)
4:AD:114:ARG:HG2	4:AD:132:ALA:HB1	1.85	0.58
12:AL:43:LYS:CB	12:AL:44:PRO:HD3	2.16	0.58
20:AT:61:ALA:HA	20:AT:66:ILE:HG22	1.83	0.58
22:BA:373:U:O2'	22:BA:374:A:H5'	2.03	0.58
22:BA:584:C:OP1	38:BQ:5:ARG:HB3	2.03	0.58
22:BA:783:A:C8	22:BA:784:G:H4'	2.38	0.58
22:BA:790:U:O2'	22:BA:791:C:O5'	2.20	0.58
22:BA:851:C:H2'	22:BA:852:U:C6	2.38	0.58
22:BA:869:G:H4'	34:BM:8:LYS:HD3	1.85	0.58
22:BA:1179:G:C2	22:BA:1180:U:O2'	2.56	0.58
22:BA:1241:A:C2'	22:BA:1242:U:H5'	2.33	0.58
22:BA:1761:C:C2'	22:BA:1762:A:H5'	2.34	0.58
22:BA:1836:C:C2'	22:BA:1837:C:H5'	2.33	0.58
22:BA:2648:G:H2'	22:BA:2649:C:C6	2.38	0.58
22:BA:2681:C:C5	22:BA:2724:U:C5	2.91	0.58
22:BA:2732:G:H8	22:BA:2732:G:OP2	1.86	0.58
24:BC:39:SER:C	24:BC:41:GLY:N	2.56	0.58
24:BC:93:VAL:HG13	24:BC:94:LEU:N	2.17	0.58
26:BE:154:ASP:OD2	26:BE:154:ASP:C	2.42	0.58
33:BL:101:ILE:HG23	33:BL:102:GLY:N	2.17	0.58
36:BO:4:LYS:O	36:BO:8:ILE:HG13	2.02	0.58
38:BQ:65:ASN:ND2	38:BQ:69:ARG:NH2	2.38	0.58
39:BR:49:ILE:HG22	39:BR:53:PHE:C	2.23	0.58
1:CA:309:A:H1'	1:CA:608:A:C2	2.38	0.58
1:CA:373:A:H2'	1:CA:374:A:C8	2.35	0.58
1:CA:992:U:O2'	1:CA:993:G:OP2	2.21	0.58
1:CA:1416:G:N2	1:CA:1485:U:H1'	2.17	0.58
3:CC:32:LEU:HD12	14:CN:76:PHE:HA	1.84	0.58
3:CC:136:ALA:HA	3:CC:139:ASN:HD21	1.67	0.58
4:CD:18:LEU:HD22	4:CD:63:ILE:HG12	1.85	0.58
4:CD:25:ARG:HH12	4:CD:30:LYS:CG	1.97	0.58
4:CD:109:THR:HG22	4:CD:111:ALA:H	1.67	0.58
5:CE:89:THR:OG1	5:CE:90:GLY:N	2.33	0.58
5:CE:154:ALA:HB1	8:CH:65:PHE:HE2	1.67	0.58
6:CF:66:ALA:CB	6:CF:71:ILE:HD13	2.26	0.58
6:CF:99:ALA:O	6:CF:100:SER:CB	2.50	0.58
7:CG:73:GLU:HA	7:CG:140:VAL:HG11	1.84	0.58
8:CH:39:LEU:HB2	8:CH:45:ILE:HD11	1.84	0.58
13:CM:12:LYS:HA	13:CM:12:LYS:CE	2.28	0.58
14:CN:52:ARG:HA	14:CN:52:ARG:CZ	2.33	0.58
19:CS:5:LYS:HE2	19:CS:6:LYS:O	2.03	0.58

*Continued on next page...*

*Continued from previous page...*

Atom-1	Atom-2	Interatomic distance (Å)	Clash overlap (Å)
22:DA:129:C:O2'	22:DA:130:C:O4'	2.20	0.58
22:DA:455:C:N4	22:DA:473:G:H5'	2.18	0.58
22:DA:1127:A:O2'	22:DA:1128:G:H5''	2.03	0.58
22:DA:1141:U:H4'	22:DA:1142:A:O5'	2.02	0.58
22:DA:1545:A:H2'	22:DA:1546:G:H5'	1.84	0.58
22:DA:1785:A:H2'	22:DA:1787:A:N7	2.18	0.58
22:DA:1802:A:O2'	22:DA:1803:A:C8	2.55	0.58
22:DA:2187:U:O2'	22:DA:2188:U:H5'	2.03	0.58
22:DA:2234:G:C5	22:DA:2235:G:N7	2.70	0.58
22:DA:2408:U:H5	56:DA:3596:HOH:O	1.85	0.58
23:DB:67:G:O2'	23:DB:68:C:H6	1.85	0.58
25:DD:9:VAL:CG2	37:DP:4:ILE:HD11	2.23	0.58
28:DG:44:HIS:HA	28:DG:49:LEU:HA	1.85	0.58
32:DK:27:GLY:CA	32:DK:30:ARG:HD3	2.31	0.58
35:DN:75:ILE:HD12	35:DN:79:LEU:HD12	1.84	0.58
49:D1:10:LEU:HD23	49:D1:20:TYR:CB	2.33	0.58
1:AA:94:G:H4'	1:AA:95:C:H5''	1.83	0.58
1:AA:723:U:H5'	1:AA:724:G:OP1	2.03	0.58
1:AA:923:A:H2'	1:AA:924:C:C6	2.38	0.58
3:AC:119:ILE:O	3:AC:123:LEU:HG	2.02	0.58
4:AD:109:THR:CG2	4:AD:112:GLU:HB2	2.33	0.58
5:AE:149:PRO:CA	5:AE:152:VAL:HG13	2.33	0.58
11:AK:100:ASN:HB2	11:AK:106:ILE:HG21	1.84	0.58
13:AM:15:VAL:HA	13:AM:33:LEU:HD11	1.85	0.58
14:AN:13:VAL:HA	14:AN:59:GLN:OE1	2.03	0.58
22:BA:855:G:H1'	44:BW:23:LYS:CD	2.31	0.58
22:BA:988:A:C2'	22:BA:989:G:O5'	2.51	0.58
22:BA:1060:U:O4'	22:BA:1062:G:H5''	2.03	0.58
22:BA:1507:C:C6	22:BA:1508:A:H2	2.21	0.58
22:BA:1858:A:H2'	22:BA:1859:U:C6	2.39	0.58
22:BA:2291:U:H2'	22:BA:2292:U:C6	2.37	0.58
24:BC:254:LYS:O	24:BC:255:LYS:HB2	2.02	0.58
25:BD:106:LYS:HB2	25:BD:206:ALA:H	1.68	0.58
26:BE:45:ALA:C	26:BE:46:GLN:HG2	2.22	0.58
29:BH:38:PRO:HB2	29:BH:40:THR:HG23	1.85	0.58
32:BK:108:ARG:CG	32:BK:108:ARG:NH1	2.56	0.58
39:BR:21:ARG:NH2	39:BR:93:PHE:CE1	2.71	0.58
41:BT:1:MET:CB	41:BT:2:ILE:HD13	2.33	0.58
48:B0:33:SER:HB2	48:B0:35:GLU:HG3	1.84	0.58
1:CA:183:C:H2'	1:CA:183:C:O2	2.02	0.58
1:CA:366:A:H1'	1:CA:395:C:O2	2.03	0.58

*Continued on next page...*

*Continued from previous page...*

Atom-1	Atom-2	Interatomic distance (Å)	Clash overlap (Å)
1:CA:599:C:H4'	8:CH:121:GLY:CA	2.33	0.58
1:CA:702:A:H8	1:CA:702:A:OP1	1.86	0.58
1:CA:1077:G:C2	1:CA:1081:A:C2	2.92	0.58
3:CC:137:VAL:HG13	3:CC:148:ILE:CG2	2.34	0.58
13:CM:18:LEU:HD22	13:CM:32:ILE:HG21	1.84	0.58
20:CT:69:ASN:C	20:CT:69:ASN:HD22	2.06	0.58
22:DA:142:A:H2'	22:DA:143:C:C6	2.38	0.58
22:DA:150:U:H2'	22:DA:151:C:C6	2.38	0.58
22:DA:303:G:C6	22:DA:315:G:O6	2.56	0.58
22:DA:762:U:O2'	22:DA:763:G:H5''	2.03	0.58
22:DA:784:G:N2	24:DC:227:VAL:CG2	2.66	0.58
22:DA:845:A:H61	22:DA:932:U:H3	1.49	0.58
22:DA:1387:A:C4	22:DA:1388:G:C8	2.90	0.58
22:DA:1792:G:O2'	22:DA:1793:C:H5'	2.03	0.58
22:DA:1832:C:H2'	22:DA:1833:C:O5'	2.03	0.58
22:DA:1973:G:C6	22:DA:1974:C:N4	2.71	0.58
22:DA:1975:G:C5	22:DA:1976:U:H5	2.15	0.58
22:DA:1993:U:O2'	22:DA:1994:C:C5'	2.51	0.58
22:DA:2092:U:H4'	22:DA:2093:G:OP1	2.02	0.58
23:DB:46:A:C2'	23:DB:47:C:H6	2.16	0.58
24:DC:183:VAL:HG13	24:DC:184:GLU:N	2.16	0.58
26:DE:47:LYS:HB3	26:DE:51:GLU:CB	2.18	0.58
26:DE:119:ILE:CD1	26:DE:143:LEU:CD2	2.79	0.58
29:DH:57:LYS:O	29:DH:57:LYS:HD2	2.03	0.58
30:DI:132:ALA:HB1	30:DI:137:LEU:CD1	2.32	0.58
32:DK:19:VAL:HG12	32:DK:41:ILE:HG13	1.84	0.58
32:DK:105:ARG:O	32:DK:108:ARG:HG2	2.03	0.58
35:DN:16:HIS:CE1	35:DN:20:MET:HE2	2.38	0.58
35:DN:16:HIS:O	35:DN:20:MET:N	2.35	0.58
35:DN:31:HIS:O	35:DN:33:ILE:HG13	2.03	0.58
39:DR:1:MET:HG3	39:DR:101:ILE:HD12	1.84	0.58
39:DR:22:LEU:HD21	39:DR:96:VAL:HG22	1.84	0.58
52:D4:16:ILE:O	52:D4:16:ILE:HG22	2.03	0.58
1:AA:15:G:N7	1:AA:1396:A:C2	2.71	0.58
1:AA:96:U:O2'	1:AA:97:G:H8	1.86	0.58
1:AA:186:C:O4'	20:AT:75:LYS:HD2	2.02	0.58
1:AA:342:C:C2'	1:AA:343:U:H5'	2.32	0.58
1:AA:877:G:H21	8:AH:1:SER:H3	1.51	0.58
1:AA:923:A:OP1	5:AE:25:LYS:HG2	2.03	0.58
1:AA:1303:C:O2'	1:AA:1304:G:C5'	2.52	0.58
2:AB:69:VAL:HG23	2:AB:160:LEU:HD11	1.84	0.58

*Continued on next page...*

*Continued from previous page...*

Atom-1	Atom-2	Interatomic distance (Å)	Clash overlap (Å)
14:AN:25:GLU:HG3	14:AN:26:LEU:HD12	1.84	0.58
15:AO:16:ARG:O	15:AO:17:ASP:CB	2.51	0.58
20:AT:57:VAL:HG12	20:AT:58:ASP:N	2.17	0.58
22:BA:22:C:C2'	22:BA:23:G:O5'	2.51	0.58
22:BA:1131:G:C8	31:BJ:77:HIS:CE1	2.91	0.58
22:BA:1254:A:H8	22:BA:1254:A:H5'	1.67	0.58
22:BA:2599:G:C2'	22:BA:2600:A:H5'	2.33	0.58
22:BA:2747:G:O6	22:BA:2755:C:H5''	2.03	0.58
26:BE:160:ALA:O	26:BE:161:ALA:HB3	2.03	0.58
28:BG:8:VAL:HG12	28:BG:9:VAL:N	2.17	0.58
31:BJ:25:LEU:HB2	31:BJ:62:VAL:CG2	2.34	0.58
38:BQ:40:LYS:HA	38:BQ:43:GLN:HG3	1.83	0.58
48:B0:24:VAL:C	48:B0:25:THR:HG23	2.23	0.58
1:CA:243:A:H4'	1:CA:244:U:OP2	2.02	0.58
1:CA:747:A:H2'	1:CA:748:G:O4'	2.03	0.58
1:CA:1169:A:H2'	1:CA:1170:A:H8	1.67	0.58
3:CC:149:LYS:HD2	3:CC:149:LYS:O	2.04	0.58
12:CL:82:ARG:HB2	12:CL:97:VAL:HG12	1.85	0.58
22:DA:53:A:N7	22:DA:54:G:C4	2.72	0.58
22:DA:584:C:OP1	38:DQ:5:ARG:HD3	2.03	0.58
22:DA:592:A:O2'	51:D3:3:ILE:HG13	2.02	0.58
22:DA:764:A:C2	22:DA:781:A:C2	2.91	0.58
22:DA:1252:G:H5''	56:DA:3285:HOH:O	2.02	0.58
22:DA:1551:A:C6	22:DA:1552:A:N7	2.71	0.58
22:DA:1552:A:N3	22:DA:1552:A:C2'	2.64	0.58
22:DA:1813:G:N2	24:DC:49:THR:HB	2.18	0.58
22:DA:1969:A:H2'	22:DA:1972:G:H21	1.68	0.58
22:DA:2001:C:H4'	22:DA:2689:U:H2'	1.85	0.58
22:DA:2016:U:C4	22:DA:2017:U:C4	2.91	0.58
22:DA:2103:C:H2'	22:DA:2104:C:O4'	2.03	0.58
22:DA:2697:G:C5	22:DA:2698:U:C5	2.91	0.58
22:DA:2822:G:H2'	22:DA:2823:A:H5''	1.86	0.58
23:DB:59:A:H2'	23:DB:60:C:O4'	2.03	0.58
24:DC:173:LEU:N	24:DC:173:LEU:CD2	2.67	0.58
28:DG:22:VAL:HG12	28:DG:23:ILE:N	2.16	0.58
28:DG:148:ARG:HB2	28:DG:152:ARG:HH21	1.68	0.58
28:DG:152:ARG:HG3	28:DG:153:PRO:HD2	1.84	0.58
32:DK:113:MET:HG3	32:DK:116:ILE:HD11	1.85	0.58
35:DN:90:ARG:HH21	35:DN:116:VAL:HG11	1.67	0.58
42:DU:14:THR:HB	42:DU:68:ASN:HB3	1.85	0.58
43:DV:16:ALA:HB2	43:DV:19:ARG:NH2	2.18	0.58

*Continued on next page...*

*Continued from previous page...*

Atom-1	Atom-2	Interatomic distance (Å)	Clash overlap (Å)
1:AA:214:C:H2'	1:AA:215:C:C6	2.33	0.58
1:AA:1055:A:N6	1:AA:1206:G:C5	2.72	0.58
1:AA:1065:U:H5''	1:AA:1190:G:H21	1.68	0.58
1:AA:1225:A:H2'	1:AA:1226:C:C6	2.35	0.58
1:AA:1319:A:N7	1:AA:1323:G:C6	2.71	0.58
2:AB:27:LYS:HB3	2:AB:28:PRO:HD3	1.86	0.58
5:AE:59:ILE:HD12	5:AE:59:ILE:C	2.23	0.58
7:AG:7:GLY:O	7:AG:8:GLN:HB3	2.03	0.58
10:AJ:88:MET:CE	10:AJ:89:ARG:HH12	2.16	0.58
12:AL:43:LYS:NZ	12:AL:44:PRO:CD	2.61	0.58
16:AP:6:LEU:HG	16:AP:17:TYR:HB3	1.85	0.58
22:BA:18:U:O3'	38:BQ:22:GLY:HA2	2.03	0.58
22:BA:287:G:H2'	22:BA:288:U:C6	2.37	0.58
22:BA:528:A:C3'	22:BA:528:A:C8	2.87	0.58
22:BA:1016:G:H2'	22:BA:1017:G:O5'	2.03	0.58
22:BA:1058:U:O2'	30:BI:117:THR:HG23	2.03	0.58
22:BA:1115:G:O2'	22:BA:1116:G:H8	1.84	0.58
22:BA:1495:A:H2'	22:BA:1496:A:C8	2.38	0.58
22:BA:2466:C:H5'	52:B4:5:ALA:HB3	1.85	0.58
24:BC:166:ARG:O	24:BC:166:ARG:HG2	2.04	0.58
28:BG:83:THR:CA	28:BG:84:LYS:CE	2.81	0.58
34:BM:1:MET:CE	34:BM:2:LEU:N	2.64	0.58
34:BM:108:VAL:HG13	34:BM:109:PRO:HD2	1.85	0.58
1:CA:58:C:O2'	1:CA:59:A:H5'	2.03	0.58
1:CA:205:A:C5	1:CA:206:C:N4	2.70	0.58
1:CA:251:G:H4'	1:CA:252:U:H5''	1.84	0.58
1:CA:719:C:H3'	1:CA:720:C:C5	2.37	0.58
1:CA:855:U:H2'	1:CA:856:C:C6	2.39	0.58
1:CA:1069:C:H4'	1:CA:1192:C:O2	2.03	0.58
1:CA:1528:U:O2'	1:CA:1529:G:H3'	2.02	0.58
2:CB:9:LEU:C	2:CB:11:ALA:H	2.05	0.58
3:CC:181:ILE:HG12	3:CC:202:PHE:HB2	1.85	0.58
18:CR:72:ARG:H	18:CR:72:ARG:NE	1.96	0.58
22:DA:206:U:C2'	22:DA:207:A:H8	2.15	0.58
22:DA:777:G:N7	22:DA:793:A:H2	2.01	0.58
22:DA:991:C:C4	22:DA:1185:G:C6	2.91	0.58
22:DA:1638:C:H1'	22:DA:2698:U:O2'	2.03	0.58
22:DA:1797:G:O3'	24:DC:255:LYS:O	2.20	0.58
25:DD:38:LYS:HD2	25:DD:45:TYR:CZ	2.38	0.58
27:DF:28:PRO:HB2	27:DF:168:LEU:CG	2.33	0.58
28:DG:93:TYR:HD2	28:DG:93:TYR:N	2.00	0.58

*Continued on next page...*



*Continued from previous page...*

Atom-1	Atom-2	Interatomic distance (Å)	Clash overlap (Å)
28:DG:175:LYS:HD3	28:DG:175:LYS:C	2.24	0.58
29:DH:147:VAL:O	29:DH:148:ALA:HB3	2.03	0.58
32:DK:5:GLN:HA	32:DK:20:MET:SD	2.43	0.58
33:DL:79:LEU:CD2	33:DL:115:GLU:O	2.51	0.58
33:DL:128:THR:HB	33:DL:131:ALA:HB3	1.85	0.58
35:DN:14:SER:C	35:DN:16:HIS:N	2.53	0.58
36:DO:27:VAL:HB	36:DO:38:GLN:CG	2.31	0.58
39:DR:4:VAL:HG23	39:DR:39:LEU:HG	1.85	0.58
43:DV:1:MET:CE	43:DV:1:MET:HA	2.34	0.58
44:DW:8:SER:O	44:DW:9:THR:CB	2.50	0.58
50:D2:31:LEU:HA	50:D2:34:ARG:HB2	1.85	0.58
51:D3:22:LYS:H	51:D3:48:MET:HB2	1.67	0.58
1:AA:40:C:H2'	1:AA:40:C:O2	2.03	0.58
1:AA:91:U:O2'	1:AA:92:U:O4'	2.21	0.58
1:AA:462:G:C5'	1:AA:463:U:OP2	2.51	0.58
1:AA:500:G:H2'	1:AA:501:C:C5	2.37	0.58
1:AA:523:A:H61	12:AL:88:ASP:CB	2.17	0.58
1:AA:613:C:O2'	1:AA:614:C:H5'	2.03	0.58
1:AA:920:U:O4'	1:AA:1080:A:C2	2.57	0.58
2:AB:89:PHE:CE1	2:AB:153:MET:HB2	2.39	0.58
5:AE:82:HIS:HB2	5:AE:83:PRO:CD	2.34	0.58
10:AJ:15:HIS:CG	10:AJ:16:ARG:N	2.71	0.58
10:AJ:44:THR:HG23	10:AJ:70:HIS:HA	1.84	0.58
11:AK:23:HIS:HB3	11:AK:30:ILE:HG13	1.85	0.58
22:BA:455:C:N3	22:BA:472:A:H2'	2.18	0.58
22:BA:693:A:H2'	22:BA:694:U:O4'	2.04	0.58
22:BA:1456:G:C5	22:BA:1457:U:C5	2.91	0.58
22:BA:1858:A:H2'	22:BA:1859:U:C5	2.38	0.58
26:BE:148:ILE:HA	26:BE:187:VAL:HB	1.85	0.58
28:BG:30:GLY:HA3	28:BG:78:VAL:CG1	2.33	0.58
32:BK:113:MET:SD	32:BK:116:ILE:CD1	2.89	0.58
33:BL:77:ILE:HD13	33:BL:108:ALA:HB1	1.84	0.58
33:BL:89:VAL:HA	33:BL:121:THR:HG23	1.86	0.58
42:BU:43:LYS:O	42:BU:57:ILE:HA	2.03	0.58
1:CA:119:A:C4'	1:CA:120:A:O5'	2.51	0.58
1:CA:261:U:C5	20:CT:73:ARG:NE	2.72	0.58
1:CA:309:A:H1'	1:CA:608:A:H2	1.67	0.58
1:CA:441:A:H61	1:CA:493:A:H62	1.51	0.58
1:CA:518:C:H2'	1:CA:530:G:N7	2.17	0.58
1:CA:688:G:H5''	1:CA:688:G:H8	1.66	0.58
1:CA:1470:U:O2'	1:CA:1471:U:H5'	2.03	0.58

*Continued on next page...*

*Continued from previous page...*

Atom-1	Atom-2	Interatomic distance (Å)	Clash overlap (Å)
4:CD:26:ALA:O	4:CD:31:CYS:SG	2.60	0.58
4:CD:57:LYS:HG3	4:CD:58:GLN:N	2.17	0.58
5:CE:71:ILE:HG23	5:CE:73:VAL:HG22	1.86	0.58
12:CL:61:GLU:O	12:CL:61:GLU:HG3	2.04	0.58
14:CN:26:LEU:O	14:CN:26:LEU:HD23	2.03	0.58
21:CU:19:LYS:C	21:CU:21:SER:H	2.06	0.58
22:DA:271:G:O2'	22:DA:272:A:O5'	2.21	0.58
22:DA:799:G:P	22:DA:800:A:H3'	2.42	0.58
22:DA:811:U:H5''	22:DA:812:C:OP2	2.03	0.58
22:DA:1708:C:H2'	22:DA:1709:U:C6	2.38	0.58
22:DA:1844:C:O2	22:DA:1844:C:H2'	2.02	0.58
22:DA:2297:A:O2'	22:DA:2298:A:H8	1.85	0.58
27:DF:74:ALA:HB1	27:DF:76:PHE:HD2	1.67	0.58
28:DG:24:THR:O	28:DG:25:ILE:HD12	2.03	0.58
28:DG:38:ASP:O	28:DG:39:ALA:HB2	2.04	0.58
32:DK:9:ASN:N	32:DK:9:ASN:HD22	2.00	0.58
35:DN:80:PHE:O	35:DN:85:PRO:HD3	2.04	0.58
36:DO:35:ILE:HG13	36:DO:102:ARG:HD2	1.83	0.58
38:DQ:27:ARG:HA	38:DQ:33:VAL:HG12	1.86	0.58
39:DR:10:LYS:HD2	39:DR:10:LYS:N	2.17	0.58
44:DW:81:ILE:HD12	44:DW:81:ILE:C	2.23	0.58
1:AA:6:G:HO2'	1:AA:7:A:H8	1.50	0.58
1:AA:89:U:O2'	1:AA:90:C:C5'	2.52	0.58
1:AA:575:G:C6	1:AA:821:G:N7	2.72	0.58
1:AA:1160:G:O6	1:AA:1181:G:O6	2.22	0.58
1:AA:1228:C:H2'	1:AA:1229:A:C8	2.39	0.58
1:AA:1284:C:H2'	1:AA:1285:A:H8	1.61	0.58
1:AA:1381:U:O2'	1:AA:1382:C:H6	1.76	0.58
2:AB:71:THR:HG23	2:AB:93:HIS:C	2.24	0.58
2:AB:148:GLY:CA	2:AB:151:LYS:HE3	2.33	0.58
4:AD:33:ILE:O	4:AD:34:GLU:HB3	2.02	0.58
6:AF:4:TYR:CD2	6:AF:71:ILE:HG12	2.38	0.58
11:AK:80:ASN:HB3	11:AK:105:ARG:HB3	1.85	0.58
14:AN:4:SER:O	14:AN:8:ARG:HG3	2.04	0.58
20:AT:2:ASN:O	20:AT:3:ILE:C	2.41	0.58
22:BA:273:G:O2'	22:BA:274:C:C5'	2.52	0.58
22:BA:412:A:O2'	22:BA:413:C:C5'	2.44	0.58
22:BA:1476:U:OP2	22:BA:1476:U:H6	1.86	0.58
22:BA:1508:A:O2'	22:BA:1509:A:O5'	2.22	0.58
22:BA:1945:G:H2'	22:BA:1946:U:H6	1.68	0.58
25:BD:107:VAL:H	25:BD:206:ALA:N	2.02	0.58

*Continued on next page...*

*Continued from previous page...*

Atom-1	Atom-2	Interatomic distance (Å)	Clash overlap (Å)
28:BG:23:ILE:HG21	28:BG:71:LEU:CD1	2.33	0.58
28:BG:148:ARG:HA	28:BG:161:VAL:HG11	1.86	0.58
31:BJ:74:TYR:CD2	31:BJ:92:MET:HE1	2.38	0.58
32:BK:61:VAL:HG21	32:BK:112:PHE:CE2	2.38	0.58
35:BN:65:LEU:HD11	35:BN:69:ARG:HH21	1.66	0.58
38:BQ:81:GLY:HA2	38:BQ:116:LEU:HD12	1.84	0.58
39:BR:49:ILE:CG2	39:BR:53:PHE:N	2.67	0.58
41:BT:59:ASN:O	41:BT:83:ALA:O	2.21	0.58
45:BX:53:LYS:O	45:BX:57:VAL:HG23	2.03	0.58
1:CA:47:C:H4'	1:CA:48:C:O5'	2.04	0.58
1:CA:313:A:H2'	1:CA:314:C:H6	1.67	0.58
1:CA:330:C:O2'	1:CA:331:G:C5'	2.51	0.58
1:CA:647:C:H2'	1:CA:648:A:C8	2.38	0.58
1:CA:1101:A:C4'	1:CA:1102:A:O5'	2.52	0.58
2:CB:128:LEU:HD22	2:CB:132:GLU:HG2	1.85	0.58
2:CB:139:GLU:O	2:CB:143:LEU:HG	2.03	0.58
3:CC:76:ILE:HG12	3:CC:83:VAL:HG11	1.86	0.58
4:CD:186:GLU:O	4:CD:187:ARG:HB2	2.02	0.58
6:CF:38:ARG:HG3	6:CF:63:ASN:HB2	1.85	0.58
6:CF:41:ASP:OD2	6:CF:58:HIS:HE1	1.86	0.58
9:CI:12:LYS:HG2	9:CI:12:LYS:O	2.04	0.58
14:CN:31:SER:HA	14:CN:45:LEU:HD11	1.85	0.58
21:CU:24:LYS:HZ2	21:CU:25:ALA:HB2	1.69	0.58
22:DA:311:A:H1'	22:DA:332:A:C8	2.38	0.58
22:DA:876:C:H3'	22:DA:877:A:C8	2.35	0.58
22:DA:1208:C:O2'	22:DA:1209:U:C6	2.56	0.58
22:DA:1324:G:H3'	22:DA:1325:U:H5''	1.84	0.58
22:DA:1385:A:O2'	22:DA:1386:C:C5'	2.52	0.58
22:DA:1441:G:H2'	22:DA:1442:U:H6	1.66	0.58
22:DA:1607:C:H4'	22:DA:1608:A:H8	1.68	0.58
22:DA:2051:A:H4'	25:DD:146:ILE:HG23	1.84	0.58
22:DA:2087:G:C2	22:DA:2233:U:O2	2.57	0.58
22:DA:2352:A:H2'	22:DA:2353:G:H5'	1.85	0.58
22:DA:2401:U:H5''	22:DA:2402:U:OP2	2.04	0.58
25:DD:94:GLN:O	25:DD:94:GLN:HG2	2.03	0.58
25:DD:124:ARG:NH1	25:DD:125:TRP:CZ2	2.72	0.58
26:DE:134:LEU:HA	26:DE:137:LYS:HB2	1.84	0.58
27:DF:65:LEU:CG	27:DF:67:THR:HG23	2.32	0.58
27:DF:100:GLU:HG2	27:DF:100:GLU:O	2.02	0.58
29:DH:54:LEU:HA	29:DH:57:LYS:HG2	1.86	0.58
44:DW:51:GLY:HA3	44:DW:59:PHE:H	1.68	0.58

*Continued on next page...*

*Continued from previous page...*

Atom-1	Atom-2	Interatomic distance (Å)	Clash overlap (Å)
45:DX:77:TYR:CD1	45:DX:77:TYR:C	2.77	0.58
1:AA:115:G:H1'	1:AA:116:A:N7	2.18	0.58
1:AA:126:G:C2'	1:AA:127:G:O5'	2.51	0.58
1:AA:335:C:H2'	1:AA:336:A:C8	2.38	0.58
1:AA:450:G:N7	1:AA:481:G:O6	2.37	0.58
1:AA:1078:U:O4'	5:AE:88:HIS:HE1	1.86	0.58
1:AA:1285:A:H5'	1:AA:1286:U:O4	2.03	0.58
3:AC:36:PHE:HZ	14:AN:89:ARG:HH12	1.51	0.58
5:AE:109:ALA:O	5:AE:110:MET:CB	2.52	0.58
9:AI:86:LEU:HD23	9:AI:93:LEU:HD22	1.84	0.58
13:AM:89:ARG:HH11	13:AM:94:LEU:HB3	1.69	0.58
16:AP:46:LYS:NZ	16:AP:48:GLU:HB3	2.17	0.58
16:AP:77:GLU:C	16:AP:79:ASN:H	2.06	0.58
17:AQ:48:GLU:O	17:AQ:49:ASN:ND2	2.37	0.58
18:AR:21:ASP:OD2	18:AR:23:LYS:HD2	2.04	0.58
22:BA:754:U:H2'	22:BA:755:U:H6	1.67	0.58
22:BA:1875:G:HO2'	22:BA:1876:A:H8	1.52	0.58
22:BA:1941:C:C6	22:BA:1941:C:C5'	2.83	0.58
22:BA:1993:U:H4'	25:BD:133:THR:CG2	2.33	0.58
22:BA:2104:C:H2'	22:BA:2105:U:O4'	2.03	0.58
23:BB:46:A:C5	23:BB:47:C:C4	2.92	0.58
25:BD:92:VAL:O	25:BD:92:VAL:HG12	2.02	0.58
28:BG:142:GLN:HA	28:BG:142:GLN:HE21	1.68	0.58
37:BP:105:LYS:HA	37:BP:108:ARG:HH21	1.68	0.58
48:B0:14:MET:O	48:B0:17:SER:HB3	2.04	0.58
49:B1:29:LYS:HB3	49:B1:29:LYS:NZ	2.19	0.58
1:CA:383:A:C8	1:CA:384:G:H1'	2.39	0.58
1:CA:519:C:O2'	1:CA:520:A:O4'	2.20	0.58
1:CA:642:A:O2'	1:CA:643:C:H5'	2.03	0.58
1:CA:679:C:O2	1:CA:712:A:C2	2.56	0.58
1:CA:976:G:H4'	1:CA:976:G:OP1	2.02	0.58
1:CA:1111:A:C2'	1:CA:1112:C:H5'	2.34	0.58
1:CA:1151:A:O3'	10:CJ:70:HIS:CE1	2.56	0.58
1:CA:1493:A:H3'	22:DA:1913:A:N6	2.18	0.58
5:CE:95:MET:CB	5:CE:124:ALA:HB2	2.22	0.58
10:CJ:17:LEU:CD2	10:CJ:96:VAL:HG13	2.33	0.58
13:CM:16:ILE:HD12	13:CM:16:ILE:H	1.69	0.58
22:DA:653:U:H4'	22:DA:653:U:OP1	2.03	0.58
22:DA:709:U:H2'	22:DA:710:U:H6	1.68	0.58
22:DA:860:U:O4'	22:DA:2268:A:H5'	2.03	0.58
22:DA:1051:G:H2'	22:DA:1052:C:C6	2.39	0.58

*Continued on next page...*

*Continued from previous page...*

Atom-1	Atom-2	Interatomic distance (Å)	Clash overlap (Å)
22:DA:1291:C:O2'	22:DA:1292:G:O4'	2.21	0.58
22:DA:1426:G:C8	22:DA:1427:A:H2'	2.38	0.58
22:DA:1613:G:N1	22:DA:1617:C:C2	2.72	0.58
22:DA:1827:U:H2'	22:DA:1828:G:C8	2.38	0.58
22:DA:1975:G:C6	22:DA:1976:U:C5	2.92	0.58
22:DA:2013:A:OP1	40:DS:96:ILE:HA	2.04	0.58
22:DA:2091:C:N4	22:DA:2092:U:C4	2.72	0.58
22:DA:2230:G:H2'	22:DA:2231:U:C6	2.38	0.58
22:DA:2874:C:O2'	22:DA:2875:C:C6	2.53	0.58
24:DC:66:PHE:HB3	24:DC:150:GLY:O	2.03	0.58
27:DF:45:ASP:HB3	27:DF:48:LEU:CD2	2.34	0.58
27:DF:97:GLU:HG2	27:DF:97:GLU:O	2.01	0.58
27:DF:111:ARG:HG3	27:DF:135:ILE:HG12	1.86	0.58
28:DG:169:ARG:O	28:DG:170:THR:HB	2.02	0.58
30:DI:12:VAL:HG12	30:DI:13:ALA:N	2.18	0.58
34:DM:36:VAL:CG2	34:DM:129:THR:HG22	2.27	0.58
35:DN:71:ARG:HH21	35:DN:71:ARG:CB	2.08	0.58
36:DO:17:LYS:HE3	36:DO:17:LYS:C	2.23	0.58
37:DP:37:LYS:O	37:DP:38:ARG:HB3	2.03	0.58
42:DU:81:ARG:CG	42:DU:96:LYS:HD2	2.33	0.58
42:DU:95:PHE:HD1	42:DU:95:PHE:N	1.92	0.58
44:DW:17:ALA:CB	44:DW:36:ILE:HA	2.34	0.58
44:DW:49:ASN:HD21	44:DW:80:SER:HA	1.68	0.58
44:DW:77:LYS:O	44:DW:78:PHE:CB	2.51	0.58
45:DX:63:ILE:CD1	45:DX:64:ASP:H	2.16	0.58
1:AA:556:C:H2'	1:AA:557:G:H5'	1.84	0.58
1:AA:1449:C:O2'	1:AA:1450:U:H5'	2.04	0.58
2:AB:212:TYR:O	2:AB:216:VAL:HG23	2.04	0.58
12:AL:98:ARG:HB2	12:AL:116:TYR:HA	1.85	0.58
13:AM:68:LEU:O	13:AM:72:ILE:HG13	2.04	0.58
15:AO:20:ASP:OD1	15:AO:23:SER:HB2	2.03	0.58
17:AQ:18:LYS:HA	17:AQ:47:ASP:HB3	1.81	0.58
18:AR:35:SER:HB3	21:AU:3:ILE:CG1	2.34	0.58
20:AT:8:LYS:HA	20:AT:11:ILE:CG2	2.33	0.58
22:BA:60:G:C8	22:BA:62:U:C6	2.92	0.58
22:BA:636:G:C4	33:BL:111:ILE:HD11	2.35	0.58
22:BA:806:C:O5'	22:BA:806:C:H6	1.87	0.58
22:BA:1106:G:N2	22:BA:1107:G:H1'	2.18	0.58
22:BA:1327:A:H2'	22:BA:1328:A:O4'	2.04	0.58
22:BA:1853:A:N1	22:BA:2087:G:H1'	2.18	0.58
22:BA:2365:G:H2'	22:BA:2366:A:C8	2.39	0.58

*Continued on next page...*

*Continued from previous page...*

Atom-1	Atom-2	Interatomic distance (Å)	Clash overlap (Å)
22:BA:2747:G:O2'	28:BG:66:THR:HG22	2.04	0.58
23:BB:2:G:N1	23:BB:119:A:C2	2.72	0.58
24:BC:49:THR:HG22	24:BC:50:THR:N	2.17	0.58
24:BC:252:LYS:NZ	24:BC:252:LYS:CB	2.67	0.58
27:BF:72:SER:OG	27:BF:79:ARG:HA	2.04	0.58
27:BF:84:ILE:O	27:BF:84:ILE:CG1	2.52	0.58
28:BG:59:ASP:O	28:BG:60:GLY:C	2.42	0.58
29:BH:53:GLU:O	29:BH:54:LEU:HD22	2.03	0.58
33:BL:68:SER:CB	33:BL:71:ALA:HB2	2.34	0.58
37:BP:85:VAL:HG12	37:BP:86:LYS:N	2.19	0.58
41:BT:20:ALA:O	41:BT:22:THR:N	2.37	0.58
43:BV:2:PHE:CB	43:BV:61:LEU:HD22	2.33	0.58
44:BW:13:ARG:O	44:BW:14:ASP:C	2.41	0.58
1:CA:57:G:N1	1:CA:356:A:C2	2.72	0.58
1:CA:91:U:O2'	1:CA:92:U:H6	1.86	0.58
1:CA:192:A:C2	20:CT:54:GLN:NE2	2.71	0.58
1:CA:664:G:N2	1:CA:741:G:H1	1.95	0.58
1:CA:935:A:N6	7:CG:2:ARG:CZ	2.67	0.58
1:CA:1333:A:H2'	1:CA:1334:G:O4'	2.03	0.58
4:CD:24:VAL:O	4:CD:25:ARG:HB2	2.04	0.58
4:CD:84:ASN:ND2	4:CD:86:GLY:H	2.02	0.58
5:CE:103:GLY:O	5:CE:104:ILE:CG2	2.41	0.58
6:CF:81:ASN:C	6:CF:81:ASN:HD22	2.07	0.58
7:CG:4:ARG:CZ	7:CG:6:ILE:HG22	2.33	0.58
7:CG:34:LYS:HB2	7:CG:34:LYS:NZ	2.19	0.58
7:CG:119:LEU:HD23	7:CG:120:ALA:N	2.18	0.58
14:CN:30:ILE:O	14:CN:40:ARG:HA	2.04	0.58
18:CR:32:ILE:HD12	18:CR:33:THR:O	2.04	0.58
19:CS:10:ILE:HG22	19:CS:14:LEU:HD21	1.86	0.58
19:CS:11:ASP:H	19:CS:14:LEU:HD21	1.68	0.58
22:DA:183:C:O5'	22:DA:183:C:H6	1.86	0.58
22:DA:481:G:HO2'	22:DA:507:A:H61	1.51	0.58
22:DA:608:A:C6	22:DA:621:A:C8	2.92	0.58
22:DA:797:G:OP1	26:DE:57:LYS:HG2	2.03	0.58
22:DA:1055:G:H2'	22:DA:1055:G:N3	2.19	0.58
22:DA:1845:G:C6	22:DA:1846:G:C5	2.92	0.58
22:DA:1887:C:C2'	22:DA:1888:G:H5'	2.33	0.58
22:DA:2611:C:H6	22:DA:2611:C:C5'	2.11	0.58
23:DB:18:G:C2	23:DB:19:C:C2	2.91	0.58
23:DB:27:C:O2'	23:DB:28:C:H5'	2.04	0.58
24:DC:52:HIS:HA	24:DC:216:ARG:HB2	1.85	0.58

*Continued on next page...*

*Continued from previous page...*

Atom-1	Atom-2	Interatomic distance (Å)	Clash overlap (Å)
35:DN:7:GLY:CA	35:DN:46:ARG:HH22	2.17	0.58
35:DN:52:ILE:HG21	35:DN:94:TYR:CD2	2.38	0.58
36:DO:30:ARG:HG2	36:DO:31:THR:H	1.66	0.58
1:AA:438:U:O2'	1:AA:439:U:OP2	2.19	0.58
1:AA:652:U:O2'	1:AA:653:U:O5'	2.22	0.58
1:AA:1507:A:O2'	1:AA:1508:A:H5'	2.04	0.58
4:AD:62:ARG:NE	4:AD:62:ARG:HA	2.17	0.58
4:AD:75:TYR:CD1	4:AD:75:TYR:C	2.77	0.58
11:AK:124:LYS:HE3	21:AU:34:ARG:CD	2.33	0.58
16:AP:20:VAL:HG21	16:AP:32:PHE:CB	2.33	0.58
17:AQ:74:LEU:HD12	17:AQ:74:LEU:N	2.13	0.58
22:BA:511:U:C5	22:BA:512:G:C5	2.92	0.58
22:BA:1016:G:C2'	22:BA:1017:G:O5'	2.52	0.58
22:BA:1084:A:C6	22:BA:1085:A:C6	2.92	0.58
22:BA:1759:A:C8	22:BA:2696:U:H1'	2.39	0.58
22:BA:1786:A:H1'	22:BA:1938:A:N6	2.19	0.58
24:BC:80:LEU:HD11	24:BC:109:LEU:HB2	1.86	0.58
25:BD:16:THR:HG23	25:BD:20:VAL:HB	1.85	0.58
25:BD:97:SER:O	25:BD:99:GLU:CG	2.51	0.58
33:BL:110:VAL:CG1	33:BL:131:ALA:CB	2.80	0.58
44:BW:37:VAL:O	44:BW:38:ARG:CB	2.52	0.58
1:CA:5:U:H4'	1:CA:6:G:H5''	1.85	0.58
1:CA:106:C:HO2'	1:CA:107:G:H5'	1.67	0.58
1:CA:348:G:H2'	1:CA:349:A:C8	2.37	0.58
1:CA:745:G:H2'	1:CA:746:A:C8	2.38	0.58
2:CB:160:LEU:HB2	2:CB:182:VAL:HG12	1.84	0.58
2:CB:185:ILE:CG2	2:CB:199:ILE:HG13	2.28	0.58
6:CF:42:TRP:CB	6:CF:59:TYR:HB2	2.33	0.58
10:CJ:40:ILE:HG22	10:CJ:42:LEU:HD11	1.84	0.58
13:CM:76:ILE:O	13:CM:76:ILE:HG22	2.04	0.58
22:DA:27:G:H1'	22:DA:513:A:H62	1.67	0.58
22:DA:165:A:C4	22:DA:166:U:C5	2.91	0.58
22:DA:233:A:O2'	22:DA:234:U:C6	2.54	0.58
22:DA:303:G:C2	22:DA:304:U:C2	2.92	0.58
22:DA:477:A:C2'	22:DA:478:A:C8	2.86	0.58
22:DA:632:A:O3'	33:DL:68:SER:HB3	2.04	0.58
22:DA:1060:U:C4'	22:DA:1061:U:C2'	2.81	0.58
22:DA:1063:G:HO2'	22:DA:1064:C:H6	1.47	0.58
22:DA:1092:C:H2'	22:DA:1093:G:C5'	2.32	0.58
22:DA:1195:G:N3	22:DA:1226:A:C2	2.72	0.58
22:DA:1635:A:H2'	22:DA:1636:U:H6	1.68	0.58

*Continued on next page...*

*Continued from previous page...*

Atom-1	Atom-2	Interatomic distance (Å)	Clash overlap (Å)
22:DA:1808:A:O3'	22:DA:1809:A:C8	2.57	0.58
22:DA:2848:G:OP2	37:DP:94:ALA:HB2	2.04	0.58
26:DE:29:HIS:HA	26:DE:32:VAL:CG2	2.33	0.58
27:DF:32:LYS:HB2	27:DF:32:LYS:NZ	2.19	0.58
27:DF:59:ILE:HD13	27:DF:137:PHE:HZ	1.68	0.58
28:DG:162:ARG:C	28:DG:163:TYR:HD2	2.07	0.58
29:DH:31:VAL:HB	29:DH:32:PRO:CD	2.27	0.58
32:DK:15:GLY:O	32:DK:16:ALA:O	2.22	0.58
33:DL:55:MET:SD	33:DL:59:ARG:NE	2.76	0.58
34:DM:31:PHE:HB2	34:DM:105:MET:HB3	1.86	0.58
40:DS:33:LEU:CA	40:DS:36:LEU:HD23	2.34	0.58
42:DU:82:VAL:HB	42:DU:93:ARG:HB3	1.85	0.58
46:DY:9:LYS:HB3	46:DY:12:GLU:HG3	1.84	0.58
1:AA:154:U:C2'	1:AA:155:A:H5'	2.34	0.58
1:AA:507:C:OP2	1:AA:508:U:H3'	2.03	0.58
1:AA:1123:U:H5''	1:AA:1124:G:OP2	2.04	0.58
1:AA:1239:A:H4'	1:AA:1240:U:C5'	2.34	0.58
1:AA:1492:A:H2'	1:AA:1493:A:C5'	2.33	0.58
4:AD:89:LEU:CD2	4:AD:199:ILE:HD11	2.28	0.58
10:AJ:48:ARG:CG	10:AJ:48:ARG:NH1	2.50	0.58
11:AK:21:HIS:CD2	11:AK:34:THR:CG2	2.86	0.58
11:AK:27:ASN:O	11:AK:56:LYS:HE3	2.03	0.58
17:AQ:27:PHE:O	17:AQ:28:VAL:HG12	2.03	0.58
19:AS:14:LEU:HD13	19:AS:32:THR:HG21	1.85	0.58
22:BA:142:A:O2'	22:BA:143:C:O5'	2.22	0.58
22:BA:145:C:O2'	22:BA:146:A:H5'	2.04	0.58
22:BA:568:U:O2	22:BA:570:G:C8	2.56	0.58
22:BA:947:A:HO2'	22:BA:984:A:H2	1.52	0.58
22:BA:1141:U:H6	31:BJ:65:THR:HG21	1.69	0.58
22:BA:1452:G:H2'	22:BA:1457:U:O4	2.04	0.58
22:BA:2531:A:P	28:BG:174:LYS:HG3	2.44	0.58
22:BA:2547:A:H2'	22:BA:2548:U:H6	1.66	0.58
27:BF:71:LYS:HA	27:BF:80:GLN:HG2	1.86	0.58
28:BG:97:VAL:HG23	28:BG:124:CYS:SG	2.44	0.58
34:BM:83:GLY:O	34:BM:85:GLY:N	2.37	0.58
40:BS:36:LEU:HD23	40:BS:48:LYS:CA	2.32	0.58
52:B4:9:LYS:H	52:B4:9:LYS:CE	2.17	0.58
1:CA:98:A:C2	1:CA:99:C:C2	2.91	0.58
9:CI:114:LYS:HD2	9:CI:120:ALA:O	2.03	0.58
11:CK:70:ALA:CA	11:CK:73:VAL:HG22	2.16	0.58
13:CM:64:VAL:CG1	13:CM:65:GLU:H	2.09	0.58

*Continued on next page...*



*Continued from previous page...*

Atom-1	Atom-2	Interatomic distance (Å)	Clash overlap (Å)
22:DA:20:C:H2'	22:DA:21:A:C8	2.38	0.58
22:DA:234:U:H2'	22:DA:235:U:C6	2.39	0.58
22:DA:266:G:C2'	22:DA:267:C:O5'	2.51	0.58
22:DA:371:A:C4	22:DA:373:U:O4	2.56	0.58
22:DA:464:U:H2'	22:DA:465:G:O4'	2.04	0.58
22:DA:856:G:H1	22:DA:921:C:H42	1.52	0.58
22:DA:953:G:O2'	22:DA:954:G:H5'	2.04	0.58
22:DA:1227:G:C2'	22:DA:1228:G:H5'	2.34	0.58
22:DA:1413:A:C6	22:DA:1414:C:N4	2.72	0.58
22:DA:1512:C:O2'	22:DA:1513:U:H5'	2.04	0.58
22:DA:1544:A:C6	22:DA:1545:A:C6	2.92	0.58
22:DA:1555:G:C2	22:DA:1556:C:C2	2.91	0.58
22:DA:2415:G:H2'	22:DA:2416:C:C6	2.39	0.58
22:DA:2446:G:C2	22:DA:2501:C:C5	2.92	0.58
22:DA:2478:A:C8	22:DA:2529:G:C6	2.91	0.58
23:DB:78:A:C2	23:DB:99:A:C4	2.92	0.58
24:DC:29:PHE:C	24:DC:31:PRO:HD2	2.24	0.58
26:DE:52:VAL:HG12	26:DE:74:LYS:HG2	1.86	0.58
27:DF:43:ILE:CG1	27:DF:77:LYS:HG2	2.34	0.58
27:DF:122:ASP:HB3	27:DF:126:ASN:HD22	1.69	0.58
29:DH:94:ILE:CG1	29:DH:98:ASP:OD1	2.51	0.58
31:DJ:43:GLU:O	31:DJ:45:THR:N	2.37	0.58
37:DP:42:PHE:CE2	37:DP:71:ARG:HD3	2.39	0.58
37:DP:50:ARG:CA	37:DP:57:ALA:H	2.17	0.58
38:DQ:48:ASP:HA	38:DQ:51:GLN:HB2	1.86	0.58
39:DR:49:ILE:HD12	39:DR:51:VAL:O	2.02	0.58
40:DS:24:ILE:HG21	40:DS:36:LEU:HD21	1.86	0.58
44:DW:37:VAL:HA	44:DW:55:ASP:O	2.03	0.58
51:D3:35:LYS:HB2	51:D3:40:LYS:HD3	1.86	0.58
1:AA:345:C:C3'	37:BP:33:GLU:OE1	2.51	0.57
1:AA:563:A:C8	1:AA:567:G:O4'	2.56	0.57
1:AA:588:G:N2	1:AA:589:U:H1'	2.19	0.57
1:AA:788:U:H2'	1:AA:789:U:H6	1.68	0.57
1:AA:1153:G:O2'	1:AA:1154:G:O5'	2.22	0.57
1:AA:1239:A:H1'	1:AA:1241:G:C4	2.40	0.57
1:AA:1240:U:N3	7:AG:29:LEU:HD21	2.18	0.57
1:AA:1402:C:H2'	1:AA:1403:C:O4'	2.03	0.57
2:AB:49:PHE:O	2:AB:52:ALA:HB3	2.04	0.57
2:AB:56:LEU:HD13	2:AB:220:VAL:HG22	1.85	0.57
2:AB:80:LYS:HB2	2:AB:90:PHE:CE1	2.39	0.57
5:AE:11:GLN:HE21	5:AE:11:GLN:CA	2.08	0.57

*Continued on next page...*

*Continued from previous page...*

Atom-1	Atom-2	Interatomic distance (Å)	Clash overlap (Å)
7:AG:29:LEU:HD23	7:AG:29:LEU:C	2.24	0.57
16:AP:78:VAL:O	16:AP:78:VAL:HG13	2.03	0.57
20:AT:27:MET:O	20:AT:31:ILE:HG13	2.04	0.57
20:AT:53:MET:HE1	20:AT:57:VAL:CG2	2.34	0.57
22:BA:1070:A:C6	22:BA:1097:U:H4'	2.38	0.57
22:BA:1165:A:H2'	22:BA:1166:G:C8	2.39	0.57
22:BA:1565:C:O2'	22:BA:1566:A:H2'	2.04	0.57
24:BC:196:ASN:O	24:BC:197:ALA:HB3	2.03	0.57
25:BD:3:GLY:O	25:BD:4:LEU:HD12	2.04	0.57
25:BD:155:VAL:CG1	25:BD:159:LYS:HG3	2.34	0.57
27:BF:7:TYR:O	27:BF:11:VAL:HG12	2.04	0.57
44:BW:24:ARG:O	44:BW:25:PHE:HB2	2.04	0.57
44:BW:30:VAL:HG22	44:BW:30:VAL:O	2.04	0.57
44:BW:47:GLY:N	44:BW:80:SER:HB3	2.18	0.57
1:CA:38:G:C2	1:CA:397:A:C2	2.92	0.57
1:CA:245:U:O2'	1:CA:246:A:C5'	2.49	0.57
1:CA:452:A:H5''	1:CA:452:A:H8	1.69	0.57
1:CA:723:U:O4'	21:CU:48:LYS:HD2	2.04	0.57
1:CA:728:A:N7	15:CO:53:ARG:NE	2.52	0.57
1:CA:1394:A:H2'	1:CA:1501:C:O2'	2.04	0.57
1:CA:1518:A:N1	1:CA:1519:A:C6	2.72	0.57
2:CB:209:VAL:HG23	2:CB:210:THR:N	2.18	0.57
6:CF:15:SER:OG	6:CF:58:HIS:CD2	2.50	0.57
14:CN:27:LYS:HD2	14:CN:27:LYS:O	2.04	0.57
16:CP:52:LEU:O	16:CP:53:ASP:HB2	2.04	0.57
16:CP:73:ALA:HA	16:CP:76:LYS:HB2	1.86	0.57
22:DA:70:G:H5'	22:DA:112:U:O2	2.04	0.57
22:DA:332:A:C5	22:DA:335:C:N4	2.72	0.57
22:DA:408:G:N2	22:DA:420:C:H1'	2.18	0.57
22:DA:604:G:C6	22:DA:625:G:N1	2.72	0.57
22:DA:742:A:H2'	22:DA:743:A:C8	2.39	0.57
22:DA:1205:A:N7	26:DE:165:HIS:ND1	2.52	0.57
22:DA:1585:C:C2'	22:DA:1586:A:O5'	2.51	0.57
22:DA:1984:G:C6	22:DA:1985:C:C4	2.92	0.57
22:DA:2184:A:H2'	22:DA:2185:U:O4'	2.04	0.57
22:DA:2805:C:H2'	22:DA:2806:C:H6	1.69	0.57
22:DA:2811:G:H2'	22:DA:2812:G:C8	2.39	0.57
22:DA:2886:A:N7	48:D0:39:ARG:NE	2.52	0.57
25:DD:179:ARG:H	25:DD:188:LEU:HB2	1.69	0.57
27:DF:28:PRO:CG	27:DF:168:LEU:HD11	2.34	0.57
28:DG:130:ILE:HG22	28:DG:132:LEU:CD1	2.33	0.57

*Continued on next page...*

*Continued from previous page...*

Atom-1	Atom-2	Interatomic distance (Å)	Clash overlap (Å)
30:DI:58:ILE:HG23	30:DI:66:PHE:CD2	2.39	0.57
31:DJ:64:VAL:CG1	31:DJ:65:THR:N	2.67	0.57
33:DL:79:LEU:HD12	33:DL:112:LEU:HA	1.85	0.57
33:DL:83:ALA:HB1	33:DL:118:THR:HG22	1.86	0.57
44:DW:24:ARG:HH21	44:DW:65:LYS:HG2	1.69	0.57
1:AA:274:A:H4'	1:AA:275:G:OP1	2.02	0.57
1:AA:372:C:H4'	1:AA:373:A:OP1	2.03	0.57
1:AA:419:C:O2'	1:AA:420:U:H5'	2.04	0.57
1:AA:834:U:OP1	18:AR:48:ALA:HB2	2.03	0.57
1:AA:1033:G:H2'	1:AA:1034:G:H5''	1.86	0.57
1:AA:1343:G:H1'	9:AI:122:ARG:NH1	2.19	0.57
2:AB:17:HIS:CD2	2:AB:202:ASN:ND2	2.72	0.57
2:AB:89:PHE:CZ	2:AB:153:MET:HB2	2.39	0.57
4:AD:121:ALA:HA	4:AD:145:ARG:HG3	1.84	0.57
13:AM:39:ALA:HB3	13:AM:42:VAL:CG1	2.34	0.57
13:AM:89:ARG:HB3	13:AM:96:VAL:CG2	2.30	0.57
17:AQ:80:LYS:HZ2	17:AQ:80:LYS:H	1.52	0.57
20:AT:14:GLU:HA	20:AT:17:ARG:HB2	1.86	0.57
22:BA:272:A:O2'	22:BA:273:G:O5'	2.21	0.57
22:BA:2275:C:O2	34:BM:84:LYS:HG2	2.04	0.57
22:BA:2555:U:C5	22:BA:2556:C:C6	2.92	0.57
22:BA:2674:G:H4'	32:BK:30:ARG:HG3	1.84	0.57
25:BD:69:ALA:N	25:BD:73:VAL:HG12	2.19	0.57
31:BJ:31:GLU:HG3	31:BJ:142:ILE:HD12	1.86	0.57
35:BN:28:LEU:HD23	35:BN:48:VAL:HG11	1.86	0.57
35:BN:75:ILE:HD12	35:BN:75:ILE:O	2.03	0.57
42:BU:48:VAL:O	42:BU:48:VAL:HG13	2.05	0.57
1:CA:171:A:C6	1:CA:172:A:C6	2.93	0.57
1:CA:181:A:H1'	1:CA:182:A:C2	2.39	0.57
1:CA:273:U:C2'	1:CA:274:A:H5'	2.33	0.57
1:CA:352:C:H5''	1:CA:352:C:H6	1.69	0.57
1:CA:499:A:C6	1:CA:547:A:C8	2.91	0.57
1:CA:501:C:O2'	1:CA:502:A:H5'	2.03	0.57
1:CA:526:C:H3'	1:CA:526:C:H6	1.69	0.57
1:CA:867:G:C2	1:CA:868:C:C5	2.92	0.57
1:CA:1135:U:H5'	1:CA:1136:C:OP2	2.04	0.57
1:CA:1151:A:C4	1:CA:1152:A:N7	2.72	0.57
1:CA:1276:G:C2'	1:CA:1277:C:H5'	2.33	0.57
1:CA:1423:G:O2'	1:CA:1424:U:H5'	2.03	0.57
3:CC:119:ILE:O	3:CC:123:LEU:HB2	2.03	0.57
9:CI:9:GLY:HA3	9:CI:16:ALA:HB3	1.85	0.57

*Continued on next page...*

*Continued from previous page...*

Atom-1	Atom-2	Interatomic distance (Å)	Clash overlap (Å)
22:DA:35:G:O2'	22:DA:36:G:O4'	2.22	0.57
22:DA:120:U:H1'	22:DA:149:A:N7	2.17	0.57
22:DA:224:U:C5	22:DA:420:C:H4'	2.38	0.57
22:DA:239:C:O2'	22:DA:621:A:H2	1.86	0.57
22:DA:416:U:C4	22:DA:417:C:N4	2.73	0.57
22:DA:489:G:C4	22:DA:491:G:C8	2.92	0.57
22:DA:661:A:O2'	33:DL:13:LYS:HA	2.04	0.57
22:DA:736:C:H6	22:DA:736:C:O5'	1.86	0.57
22:DA:740:C:O2'	22:DA:741:U:H5'	2.03	0.57
22:DA:1107:G:H2'	22:DA:1108:U:C5'	2.34	0.57
22:DA:1709:U:O2'	22:DA:1710:G:H5'	2.03	0.57
22:DA:1813:G:H2'	22:DA:1814:G:H5'	1.85	0.57
22:DA:2297:A:O2'	22:DA:2298:A:C8	2.57	0.57
22:DA:2315:G:H2'	22:DA:2316:G:O4'	2.04	0.57
22:DA:2657:A:O2'	22:DA:2658:C:H5'	2.03	0.57
24:DC:2:VAL:C	24:DC:3:VAL:HG23	2.25	0.57
24:DC:28:PRO:HG3	24:DC:62:ARG:NH1	2.18	0.57
24:DC:36:ASN:ND2	24:DC:85:ASN:HD21	2.01	0.57
25:DD:148:GLN:CD	25:DD:148:GLN:N	2.57	0.57
27:DF:36:ASN:O	27:DF:37:MET:HB3	2.04	0.57
33:DL:83:ALA:HA	33:DL:118:THR:HG23	1.86	0.57
1:AA:274:A:O2'	1:AA:275:G:C5'	2.52	0.57
1:AA:411:A:H62	1:AA:413:G:N2	2.02	0.57
1:AA:620:C:C2	4:AD:131:ILE:HG21	2.38	0.57
1:AA:924:C:O2'	1:AA:925:G:H5'	2.03	0.57
4:AD:151:GLN:H	4:AD:154:VAL:CG1	2.17	0.57
8:AH:82:LEU:HD13	8:AH:82:LEU:O	2.04	0.57
10:AJ:29:ALA:HB1	10:AJ:36:VAL:CG2	2.34	0.57
10:AJ:80:THR:H	10:AJ:83:THR:HG22	1.68	0.57
22:BA:1113:U:H2'	22:BA:1114:C:H6	1.68	0.57
22:BA:1161:C:C2'	22:BA:1162:G:O5'	2.52	0.57
22:BA:1927:A:C6	22:BA:1928:A:C6	2.92	0.57
22:BA:2362:C:C2'	22:BA:2363:G:H5'	2.34	0.57
25:BD:51:THR:OG1	25:BD:76:GLY:HA3	2.04	0.57
28:BG:39:ALA:HB1	28:BG:57:TYR:CG	2.40	0.57
28:BG:154:GLU:OE1	28:BG:157:LYS:N	2.38	0.57
41:BT:74:ILE:CG2	41:BT:75:GLY:N	2.66	0.57
1:CA:438:U:H2'	1:CA:494:G:O6	2.04	0.57
1:CA:738:C:C5	1:CA:739:C:H5	2.22	0.57
1:CA:1346:A:N1	7:CG:9:ARG:NH2	2.51	0.57
2:CB:20:ARG:HH21	2:CB:38:HIS:CD2	2.23	0.57

*Continued on next page...*

Continued from previous page...

Atom-1	Atom-2	Interatomic distance (Å)	Clash overlap (Å)
2:CB:128:LEU:HD23	2:CB:131:LYS:CD	2.35	0.57
7:CG:30:MET:CE	7:CG:33:GLY:HA2	2.35	0.57
13:CM:95:PRO:HG3	13:CM:99:GLN:OE1	2.04	0.57
20:CT:11:ILE:C	20:CT:13:SER:H	2.08	0.57
22:DA:9:G:C6	22:DA:2629:U:C6	2.92	0.57
22:DA:24:G:H2'	22:DA:25:U:H5'	1.84	0.57
22:DA:137:U:C4	22:DA:138:U:C2	2.92	0.57
22:DA:166:U:H2'	22:DA:166:U:O2	2.04	0.57
22:DA:404:A:C2	22:DA:421:C:N3	2.72	0.57
22:DA:447:A:H5'	22:DA:449:A:C6	2.38	0.57
22:DA:455:C:C3'	22:DA:456:C:H5'	2.16	0.57
22:DA:600:G:H5'	26:DE:27:LEU:HD22	1.87	0.57
22:DA:946:C:O2'	22:DA:947:A:O5'	2.22	0.57
22:DA:1510:G:N2	22:DA:1511:G:C4	2.71	0.57
22:DA:1551:A:C5	22:DA:1552:A:N7	2.72	0.57
22:DA:1656:C:H2'	22:DA:1657:U:H5'	1.87	0.57
22:DA:1814:G:C6	22:DA:1815:A:N6	2.71	0.57
22:DA:1845:G:C6	22:DA:1846:G:N7	2.72	0.57
22:DA:2234:G:C5	22:DA:2235:G:C8	2.91	0.57
22:DA:2360:G:C1'	33:DL:60:ARG:NH2	2.62	0.57
22:DA:2823:A:H2'	22:DA:2824:C:H5'	1.85	0.57
25:DD:48:ILE:O	25:DD:48:ILE:HG12	2.02	0.57
25:DD:151:THR:CG2	25:DD:152:PRO:HD3	2.34	0.57
30:DI:23:VAL:HG11	30:DI:37:PHE:HZ	1.70	0.57
38:DQ:63:ARG:HH12	38:DQ:99:VAL:CG2	2.18	0.57
39:DR:78:ARG:HB3	39:DR:83:TYR:CD1	2.40	0.57
46:DY:37:LEU:HD13	46:DY:42:LEU:HD12	1.83	0.57
51:D3:56:LEU:CD1	51:D3:56:LEU:N	2.65	0.57
1:AA:126:G:H2'	1:AA:127:G:O5'	2.05	0.57
1:AA:259:G:H2'	1:AA:260:G:H8	1.70	0.57
1:AA:429:U:H1'	1:AA:430:A:H5''	1.84	0.57
1:AA:981:U:C2	1:AA:982:U:C5	2.92	0.57
1:AA:1015:G:H1'	1:AA:1218:C:O2'	2.05	0.57
1:AA:1045:C:H2'	1:AA:1045:C:O2	2.03	0.57
2:AB:207:ARG:O	2:AB:211:LEU:HB2	2.05	0.57
4:AD:2:ARG:NH2	4:AD:114:ARG:CD	2.65	0.57
5:AE:148:SER:O	5:AE:152:VAL:N	2.37	0.57
7:AG:73:GLU:HA	7:AG:140:VAL:HG12	1.85	0.57
15:AO:81:ILE:HG13	15:AO:82:GLU:H	1.67	0.57
16:AP:75:ILE:C	16:AP:77:GLU:H	2.07	0.57
22:BA:403:U:O2'	22:BA:404:A:OP2	2.22	0.57

Continued on next page...

*Continued from previous page...*

Atom-1	Atom-2	Interatomic distance (Å)	Clash overlap (Å)
22:BA:1148:U:H3'	22:BA:1148:U:C6	2.40	0.57
22:BA:1585:C:H2'	22:BA:1586:A:C5'	2.34	0.57
22:BA:1919:A:H5'	22:BA:1919:A:H8	1.66	0.57
22:BA:2353:G:O2'	44:BW:31:LEU:HD22	2.04	0.57
22:BA:2543:G:H5'	22:BA:2543:G:C8	2.36	0.57
23:BB:16:G:O2'	23:BB:17:C:C5'	2.52	0.57
44:BW:40:ARG:N	44:BW:56:HIS:HB3	2.17	0.57
46:BY:18:LEU:O	46:BY:22:LEU:HB2	2.03	0.57
1:CA:120:A:C3'	1:CA:121:U:C5'	2.78	0.57
1:CA:253:A:C6	1:CA:274:A:C2	2.91	0.57
1:CA:254:G:H21	17:CQ:17:GLU:CG	2.06	0.57
1:CA:828:U:C2'	1:CA:829:G:O5'	2.51	0.57
1:CA:932:C:H5''	7:CG:2:ARG:HD3	1.86	0.57
1:CA:937:A:O2'	1:CA:938:A:C5'	2.52	0.57
1:CA:1124:G:O2'	1:CA:1125:U:C6	2.58	0.57
1:CA:1146:A:C6	1:CA:1147:C:N4	2.72	0.57
2:CB:67:LEU:HG	2:CB:157:PRO:HB3	1.85	0.57
5:CE:48:GLY:CA	5:CE:66:ALA:HB2	2.33	0.57
6:CF:37:HIS:O	6:CF:38:ARG:HB3	2.04	0.57
9:CI:48:ARG:C	9:CI:50:PRO:HD2	2.25	0.57
9:CI:117:LEU:CD2	9:CI:123:ARG:HD3	2.33	0.57
12:CL:78:VAL:HG23	12:CL:101:LEU:HD12	1.87	0.57
13:CM:89:ARG:HH22	19:CS:77:ARG:HD2	1.69	0.57
22:DA:274:C:O2'	22:DA:275:C:H5'	2.04	0.57
22:DA:387:U:H4'	22:DA:388:G:C5'	2.34	0.57
22:DA:447:A:H5'	22:DA:449:A:N7	2.18	0.57
22:DA:475:C:O2	22:DA:479:A:N6	2.37	0.57
22:DA:510:C:H2'	22:DA:511:U:C6	2.39	0.57
22:DA:657:U:O2'	22:DA:658:U:H5'	2.04	0.57
22:DA:859:G:N2	22:DA:916:G:C2'	2.68	0.57
22:DA:1139:G:N2	22:DA:1140:C:C2	2.72	0.57
22:DA:1249:U:H4'	38:DQ:3:VAL:CB	2.35	0.57
22:DA:1808:A:O3'	22:DA:1809:A:H8	1.86	0.57
22:DA:2075:U:N3	22:DA:2077:A:N7	2.44	0.57
22:DA:2151:U:H2'	22:DA:2152:G:H8	1.68	0.57
22:DA:2287:A:C8	22:DA:2289:G:C8	2.93	0.57
22:DA:2413:G:H2'	22:DA:2414:G:H8	1.68	0.57
22:DA:2595:G:N1	22:DA:2599:G:C6	2.72	0.57
22:DA:2624:G:H1'	48:D0:18:HIS:CE1	2.39	0.57
23:DB:6:G:H4'	23:DB:28:C:H4'	1.86	0.57
32:DK:23:LYS:O	32:DK:25:LEU:HD23	2.04	0.57

*Continued on next page...*

*Continued from previous page...*

Atom-1	Atom-2	Interatomic distance (Å)	Clash overlap (Å)
33:DL:128:THR:HG22	33:DL:129:LYS:N	2.18	0.57
34:DM:17:ASN:OD1	34:DM:95:LEU:HB3	2.05	0.57
1:AA:110:C:O2'	1:AA:111:G:O4'	2.21	0.57
1:AA:144:G:C4	1:AA:179:A:C2	2.92	0.57
1:AA:619:U:C6	4:AD:131:ILE:HD11	2.39	0.57
1:AA:1138:G:N3	1:AA:1138:G:C2'	2.61	0.57
1:AA:1242:G:C5	1:AA:1243:C:C5	2.92	0.57
1:AA:1348:U:H4'	9:AI:121:ARG:HG3	1.86	0.57
3:AC:147:GLY:HA2	3:AC:171:ARG:H	1.68	0.57
4:AD:52:VAL:CG2	4:AD:53:GLN:N	2.66	0.57
10:AJ:73:LEU:O	10:AJ:74:VAL:HB	2.04	0.57
16:AP:18:GLN:HE21	16:AP:35:ARG:HD2	1.69	0.57
19:AS:49:ALA:HB1	19:AS:56:HIS:HB3	1.84	0.57
22:BA:313:G:H2'	22:BA:314:C:H5'	1.85	0.57
22:BA:582:A:C2	22:BA:1259:G:C2	2.92	0.57
22:BA:1065:U:H3'	22:BA:1065:U:P	2.44	0.57
22:BA:1108:U:H2'	22:BA:1109:C:O4'	2.05	0.57
22:BA:1842:G:H2'	22:BA:1843:C:H6	1.67	0.57
22:BA:2637:U:C2'	22:BA:2638:G:H5'	2.34	0.57
22:BA:2800:A:HO2'	22:BA:2801:G:P	2.27	0.57
28:BG:82:PHE:CE2	28:BG:137:LYS:HB2	2.39	0.57
30:BI:48:ILE:HG13	30:BI:49:GLU:H	1.68	0.57
31:BJ:117:ALA:HA	31:BJ:120:ARG:NH2	2.19	0.57
36:BO:111:ARG:C	36:BO:113:ALA:H	2.06	0.57
38:BQ:78:PHE:CZ	38:BQ:82:LEU:HD11	2.40	0.57
39:BR:51:VAL:HB	39:BR:52:PRO:HD3	1.82	0.57
42:BU:6:ARG:O	42:BU:24:VAL:HB	2.04	0.57
44:BW:23:LYS:HZ2	44:BW:24:ARG:CG	2.17	0.57
48:B0:9:ARG:CG	48:B0:9:ARG:NH2	2.65	0.57
1:CA:39:G:H2'	1:CA:40:C:C6	2.40	0.57
1:CA:110:C:O2'	1:CA:111:G:H5'	2.05	0.57
1:CA:543:U:C2'	1:CA:544:G:H5'	2.35	0.57
1:CA:643:C:H5''	8:CH:31:LEU:HD22	1.86	0.57
1:CA:977:A:H8	1:CA:1223:C:C4	2.22	0.57
2:CB:184:ALA:HB3	2:CB:195:VAL:CG2	2.34	0.57
3:CC:155:ARG:NE	3:CC:159:ALA:O	2.38	0.57
4:CD:25:ARG:O	4:CD:26:ALA:O	2.23	0.57
4:CD:191:SER:O	4:CD:192:ALA:HB3	2.04	0.57
5:CE:25:LYS:HB2	5:CE:25:LYS:NZ	2.20	0.57
5:CE:96:GLN:CG	5:CE:97:PRO:HD2	2.34	0.57
6:CF:18:VAL:HB	6:CF:19:PRO:HD2	1.84	0.57

*Continued on next page...*

*Continued from previous page...*

Atom-1	Atom-2	Interatomic distance (Å)	Clash overlap (Å)
7:CG:103:ILE:HG22	7:CG:103:ILE:O	2.03	0.57
10:CJ:52:LEU:HD23	10:CJ:62:ARG:HG2	1.86	0.57
13:CM:13:HIS:HE2	13:CM:41:ASP:HA	1.69	0.57
22:DA:95:A:H2'	22:DA:96:C:C4'	2.34	0.57
22:DA:236:C:O2'	22:DA:237:C:H5'	2.04	0.57
22:DA:545:U:H6	22:DA:545:U:H3'	1.70	0.57
22:DA:1069:A:H4'	22:DA:1070:A:C5'	2.34	0.57
22:DA:1115:G:HO2'	22:DA:1116:G:H8	1.52	0.57
22:DA:1805:A:C2	22:DA:1813:G:C6	2.91	0.57
22:DA:1858:A:O2'	22:DA:1859:U:H5'	2.03	0.57
22:DA:2415:G:O2'	22:DA:2416:C:H5'	2.05	0.57
22:DA:2582:G:O2'	22:DA:2583:G:H5'	2.04	0.57
27:DF:42:ALA:CA	27:DF:48:LEU:HD11	2.34	0.57
31:DJ:55:ILE:HG22	31:DJ:123:LYS:HB2	1.87	0.57
31:DJ:114:LEU:O	31:DJ:117:ALA:HB3	2.05	0.57
32:DK:19:VAL:CG1	32:DK:41:ILE:CG1	2.83	0.57
34:DM:13:HIS:O	34:DM:14:LYS:HB2	2.05	0.57
35:DN:9:GLN:O	35:DN:17:ARG:CD	2.52	0.57
41:DT:29:THR:CB	41:DT:86:THR:N	2.68	0.57
45:DX:11:PRO:HB3	45:DX:27:ARG:HH21	1.69	0.57
1:AA:330:C:C5'	1:AA:330:C:C6	2.87	0.57
1:AA:692:U:H2'	1:AA:694:A:OP2	2.04	0.57
1:AA:1012:A:N6	1:AA:1013:G:C6	2.73	0.57
1:AA:1386:G:H2'	1:AA:1387:G:C8	2.36	0.57
1:AA:1507:A:H5''	1:AA:1507:A:H8	1.69	0.57
4:AD:54:LEU:HD23	4:AD:54:LEU:O	2.04	0.57
4:AD:173:ASP:O	4:AD:174:ALA:HB2	2.04	0.57
9:AI:128:LYS:CD	9:AI:129:ARG:H	2.13	0.57
14:AN:59:GLN:HE21	14:AN:59:GLN:H	1.52	0.57
20:AT:43:LYS:CD	20:AT:86:ALA:HB1	2.35	0.57
22:BA:216:A:H2'	22:BA:217:A:H8	1.68	0.57
22:BA:654:A:N3	22:BA:654:A:H3'	2.19	0.57
22:BA:944:C:OP2	56:BA:3265:HOH:O	2.17	0.57
22:BA:996:A:C2	22:BA:997:G:C8	2.92	0.57
22:BA:1738:G:O2'	22:BA:1739:A:H8	1.88	0.57
22:BA:2758:A:H2'	22:BA:2759:G:C5'	2.34	0.57
22:BA:2784:U:H2'	22:BA:2785:C:H6	1.70	0.57
24:BC:252:LYS:HZ3	24:BC:252:LYS:CB	2.18	0.57
25:BD:172:VAL:O	25:BD:173:GLN:CB	2.49	0.57
27:BF:64:PRO:HA	27:BF:88:VAL:HG23	1.85	0.57
29:BH:83:LYS:HE3	29:BH:98:ASP:OD2	2.04	0.57

*Continued on next page...*



*Continued from previous page...*

Atom-1	Atom-2	Interatomic distance (Å)	Clash overlap (Å)
30:BI:53:PRO:O	30:BI:74:PRO:HD2	2.04	0.57
33:BL:101:ILE:HG22	33:BL:102:GLY:N	2.19	0.57
34:BM:41:LEU:O	34:BM:93:VAL:HG23	2.04	0.57
34:BM:71:LYS:HB3	34:BM:93:VAL:O	2.04	0.57
41:BT:7:LEU:C	41:BT:9:LYS:H	2.08	0.57
42:BU:71:ILE:HD12	42:BU:71:ILE:N	2.18	0.57
46:BY:39:GLN:HB2	46:BY:41:HIS:CD2	2.40	0.57
51:B3:30:HIS:CE1	51:B3:31:ILE:HG22	2.40	0.57
1:CA:708:C:H2'	1:CA:709:U:H6	1.70	0.57
1:CA:1021:A:C2	1:CA:1022:A:H1'	2.38	0.57
1:CA:1447:A:O2'	1:CA:1448:C:OP1	2.22	0.57
1:CA:1495:U:C2'	1:CA:1496:C:H5'	2.34	0.57
1:CA:1531:A:H8	1:CA:1531:A:C5'	2.18	0.57
2:CB:130:LYS:O	2:CB:134:LEU:HG	2.04	0.57
3:CC:25:THR:HG23	14:CN:75:LYS:HD2	1.86	0.57
3:CC:126:ARG:HA	3:CC:126:ARG:NE	2.18	0.57
5:CE:118:GLY:O	5:CE:119:VAL:HG13	2.03	0.57
6:CF:53:LYS:O	6:CF:53:LYS:HD3	2.03	0.57
8:CH:54:THR:HG23	8:CH:55:LYS:N	2.19	0.57
10:CJ:66:GLU:HG3	14:CN:100:TRP:HZ3	1.70	0.57
11:CK:64:VAL:HG23	11:CK:65:ALA:N	2.20	0.57
12:CL:66:ILE:CD1	12:CL:73:LEU:HD12	2.34	0.57
21:CU:28:LEU:O	21:CU:28:LEU:HD23	2.05	0.57
22:DA:373:U:C2	22:DA:374:A:N7	2.72	0.57
22:DA:477:A:C4	22:DA:478:A:C8	2.93	0.57
22:DA:663:G:C6	22:DA:664:G:C5	2.92	0.57
22:DA:921:C:O2'	22:DA:922:C:H5''	2.05	0.57
22:DA:1127:A:O2'	22:DA:1128:G:H5'	2.03	0.57
22:DA:1525:A:C2'	22:DA:1526:C:H5'	2.35	0.57
22:DA:1651:G:C2	22:DA:2007:U:N3	2.72	0.57
22:DA:2199:A:N6	22:DA:2225:A:N9	2.53	0.57
22:DA:2348:U:OP1	51:D3:37:THR:HG21	2.04	0.57
22:DA:2531:A:C4	22:DA:2532:G:C8	2.92	0.57
22:DA:2563:U:H1'	22:DA:2566:A:C6	2.40	0.57
22:DA:2836:U:O2'	22:DA:2837:A:O5'	2.15	0.57
23:DB:11:C:C5	23:DB:12:C:H5	2.23	0.57
24:DC:38:LYS:HE2	24:DC:55:GLY:H	1.69	0.57
24:DC:95:TYR:C	24:DC:97:ASP:H	2.07	0.57
25:DD:186:LEU:CD2	37:DP:3:ILE:HD11	2.26	0.57
27:DF:45:ASP:C	27:DF:47:LYS:H	2.07	0.57
29:DH:41:LYS:HA	29:DH:44:ILE:HD13	1.87	0.57

*Continued on next page...*

*Continued from previous page...*

Atom-1	Atom-2	Interatomic distance (Å)	Clash overlap (Å)
33:DL:50:PHE:CZ	33:DL:53:GLY:N	2.73	0.57
35:DN:84:GLY:O	35:DN:88:ALA:HB2	2.05	0.57
41:DT:18:GLU:HA	41:DT:22:THR:HG21	1.85	0.57
45:DX:2:ARG:HD3	45:DX:32:LEU:HD23	1.87	0.57
45:DX:3:VAL:O	45:DX:3:VAL:HG23	2.05	0.57
45:DX:57:VAL:CG1	45:DX:58:ILE:N	2.68	0.57
46:DY:48:ARG:O	46:DY:51:ALA:HB3	2.04	0.57
50:D2:24:THR:HG23	50:D2:24:THR:O	2.04	0.57
1:AA:1055:A:N6	1:AA:1206:G:C6	2.73	0.57
1:AA:1111:A:N1	3:AC:176:THR:HG23	2.20	0.57
1:AA:1261:A:H2'	1:AA:1262:C:H5'	1.86	0.57
1:AA:1494:G:H1'	22:BA:1912:A:O2'	2.04	0.57
2:AB:165:ALA:CB	2:AB:186:VAL:HG12	2.28	0.57
3:AC:116:ALA:HB2	3:AC:199:VAL:CG1	2.35	0.57
4:AD:16:THR:HG22	4:AD:17:ASP:N	2.20	0.57
7:AG:49:LEU:HD12	7:AG:60:ALA:HB1	1.86	0.57
9:AI:119:LYS:O	9:AI:120:ALA:HB3	2.05	0.57
20:AT:29:THR:HA	20:AT:32:LYS:HG2	1.86	0.57
20:AT:55:PRO:HG2	20:AT:56:ILE:H	1.69	0.57
22:BA:545:U:H2'	22:BA:546:U:C5'	2.35	0.57
22:BA:1361:G:C5	22:BA:1371:G:N2	2.73	0.57
22:BA:1980:G:HO2'	22:BA:1982:U:H5	1.50	0.57
22:BA:2203:U:H5''	22:BA:2204:G:OP1	2.05	0.57
22:BA:2211:A:OP2	22:BA:2211:A:C4'	2.52	0.57
24:BC:121:ALA:HB3	24:BC:129:LEU:HD21	1.87	0.57
24:BC:255:LYS:C	24:BC:256:THR:HG23	2.25	0.57
26:BE:147:LEU:O	26:BE:168:ASP:O	2.23	0.57
31:BJ:132:HIS:HB3	31:BJ:135:GLN:HG2	1.86	0.57
40:BS:6:LYS:HB2	40:BS:103:ILE:O	2.04	0.57
40:BS:73:LYS:CE	40:BS:74:ILE:H	2.15	0.57
40:BS:96:ILE:HD12	40:BS:96:ILE:O	2.04	0.57
43:BV:6:ALA:HB1	43:BV:40:ILE:HG22	1.85	0.57
44:BW:41:GLY:O	44:BW:42:THR:C	2.41	0.57
44:BW:47:GLY:H	44:BW:80:SER:HB3	1.69	0.57
1:CA:182:A:C4	1:CA:184:G:N7	2.72	0.57
1:CA:409:U:H2'	1:CA:410:G:O4'	2.04	0.57
1:CA:503:C:O2'	1:CA:504:C:H5'	2.04	0.57
1:CA:544:G:OP1	4:CD:55:ARG:NH2	2.38	0.57
1:CA:619:U:N3	4:CD:131:ILE:HD11	2.19	0.57
1:CA:835:U:H2'	1:CA:836:G:O5'	2.05	0.57
1:CA:1272:G:H2'	1:CA:1273:C:H5'	1.86	0.57

*Continued on next page...*

*Continued from previous page...*

Atom-1	Atom-2	Interatomic distance (Å)	Clash overlap (Å)
4:CD:31:CYS:O	4:CD:32:LYS:HB2	2.05	0.57
6:CF:38:ARG:HD3	6:CF:39:LEU:N	2.20	0.57
7:CG:25:PHE:CE2	7:CG:61:PHE:HZ	2.22	0.57
9:CI:116:GLY:HA2	10:CJ:60:ASP:OD2	2.04	0.57
10:CJ:10:LEU:O	10:CJ:18:ILE:HD11	2.04	0.57
12:CL:97:VAL:CG2	12:CL:100:ALA:HB3	2.35	0.57
16:CP:75:ILE:CG2	16:CP:80:LYS:HD2	2.34	0.57
18:CR:19:GLU:CG	18:CR:20:ILE:N	2.68	0.57
19:CS:12:LEU:HD13	19:CS:12:LEU:O	2.04	0.57
19:CS:52:ASN:HD22	19:CS:52:ASN:C	2.07	0.57
22:DA:272:A:N3	22:DA:273:G:N7	2.53	0.57
22:DA:323:C:H5'	26:DE:163:ASN:OD1	2.04	0.57
22:DA:405:U:H3'	22:DA:406:G:H5'	1.86	0.57
22:DA:464:U:O4'	22:DA:686:U:H5	1.87	0.57
22:DA:976:G:HO2'	22:DA:977:G:H8	1.52	0.57
22:DA:1064:C:H2'	22:DA:1065:U:C6	2.40	0.57
22:DA:2262:U:O2'	22:DA:2263:C:H5'	2.05	0.57
22:DA:2682:A:C2	22:DA:2683:C:C2	2.92	0.57
28:DG:94:ARG:HG2	28:DG:105:SER:N	2.19	0.57
29:DH:6:LEU:CD1	29:DH:36:ALA:HA	2.20	0.57
35:DN:75:ILE:HD12	35:DN:75:ILE:C	2.24	0.57
45:DX:39:VAL:HG22	45:DX:44:ARG:O	2.05	0.57
1:AA:542:G:C2	1:AA:543:U:C4	2.93	0.57
1:AA:875:U:H1'	8:AH:15:ASN:HD21	1.70	0.57
1:AA:972:C:O2'	1:AA:973:G:O5'	2.22	0.57
1:AA:1256:A:C1'	1:AA:1258:G:C5	2.79	0.57
3:AC:75:VAL:O	3:AC:82:ASP:HB3	2.04	0.57
4:AD:190:LEU:O	4:AD:191:SER:HB3	2.04	0.57
11:AK:60:PHE:O	11:AK:63:GLN:HB3	2.04	0.57
11:AK:109:ILE:HB	21:AU:5:VAL:HG23	1.86	0.57
19:AS:57:VAL:HG21	19:AS:74:ALA:HA	1.85	0.57
22:BA:33:C:O2'	22:BA:34:U:H5'	2.04	0.57
22:BA:1153:C:H2'	22:BA:1154:G:O5'	2.04	0.57
22:BA:1249:U:H5'	22:BA:1249:U:C6	2.40	0.57
22:BA:1592:C:O2'	22:BA:1593:A:H5'	2.04	0.57
22:BA:2196:C:O2'	22:BA:2197:U:H5'	2.03	0.57
22:BA:2352:A:C2	44:BW:30:VAL:CG1	2.87	0.57
25:BD:105:LYS:O	25:BD:105:LYS:HD2	2.05	0.57
25:BD:107:VAL:O	25:BD:174:SER:O	2.22	0.57
28:BG:37:ASN:HB3	28:BG:40:VAL:HG11	1.86	0.57
28:BG:96:ALA:O	28:BG:97:VAL:HB	2.03	0.57

*Continued on next page...*

*Continued from previous page...*

Atom-1	Atom-2	Interatomic distance (Å)	Clash overlap (Å)
33:BL:110:VAL:HG12	33:BL:131:ALA:CB	2.35	0.57
36:BO:111:ARG:HD3	36:BO:111:ARG:C	2.24	0.57
39:BR:38:VAL:HG23	39:BR:40:MET:H	1.70	0.57
43:BV:6:ALA:CB	43:BV:42:LEU:HD22	2.34	0.57
1:CA:160:A:H2'	1:CA:161:A:O4'	2.05	0.57
1:CA:277:C:O2'	1:CA:278:G:C5'	2.51	0.57
1:CA:415:A:H3'	1:CA:416:G:H8	1.70	0.57
1:CA:516:U:H2'	1:CA:519:C:H42	1.69	0.57
1:CA:756:C:C2'	1:CA:757:U:H5'	2.34	0.57
1:CA:791:G:C2'	1:CA:792:A:H5'	2.35	0.57
1:CA:1050:G:O2'	1:CA:1051:C:H6	1.87	0.57
2:CB:30:ILE:HD11	2:CB:188:THR:HB	1.86	0.57
4:CD:56:GLU:HA	4:CD:56:GLU:OE1	2.05	0.57
5:CE:14:LEU:HD12	5:CE:15:ILE:N	2.19	0.57
6:CF:54:LEU:HD12	6:CF:56:LYS:O	2.05	0.57
7:CG:72:VAL:CG1	7:CG:144:ALA:HB1	2.34	0.57
9:CI:28:VAL:HA	9:CI:32:ARG:O	2.05	0.57
22:DA:28:A:C6	22:DA:513:A:C8	2.93	0.57
22:DA:217:A:O2'	22:DA:218:A:C5'	2.53	0.57
22:DA:602:A:H1'	22:DA:656:G:N2	2.19	0.57
22:DA:982:C:C5'	22:DA:983:A:OP1	2.52	0.57
22:DA:1087:G:N2	22:DA:1103:A:H1'	2.19	0.57
22:DA:1613:G:C2	22:DA:1617:C:C2	2.92	0.57
22:DA:1627:G:N2	22:DA:1628:G:N7	2.52	0.57
22:DA:2234:G:C6	22:DA:2235:G:C5	2.92	0.57
22:DA:2288:A:H4'	22:DA:2289:G:OP1	2.01	0.57
25:DD:40:LEU:H	25:DD:40:LEU:CD1	2.18	0.57
25:DD:125:TRP:O	25:DD:126:ASN:HB2	2.05	0.57
27:DF:135:ILE:HD12	27:DF:135:ILE:H	1.69	0.57
32:DK:77:ILE:HG23	37:DP:71:ARG:HD2	1.87	0.57
32:DK:105:ARG:HB2	32:DK:108:ARG:HD2	1.87	0.57
34:DM:57:VAL:O	34:DM:58:LYS:HB2	2.02	0.57
47:DZ:7:THR:O	47:DZ:54:VAL:HA	2.05	0.57
1:AA:76:G:N1	1:AA:95:C:N4	2.52	0.57
1:AA:198:G:C4	1:AA:199:A:N7	2.72	0.57
1:AA:443:C:C2'	1:AA:444:G:H5'	2.34	0.57
1:AA:528:C:H5''	1:AA:528:C:C6	2.40	0.57
1:AA:941:G:H2'	1:AA:942:G:O5'	2.04	0.57
1:AA:973:G:H5'	10:AJ:57:VAL:HA	1.87	0.57
1:AA:1091:U:C2	1:AA:1095:U:N3	2.72	0.57
1:AA:1181:G:O2'	1:AA:1182:G:C4	2.58	0.57

*Continued on next page...*

*Continued from previous page...*

Atom-1	Atom-2	Interatomic distance (Å)	Clash overlap (Å)
1:AA:1218:C:H2'	1:AA:1219:A:C8	2.39	0.57
1:AA:1284:C:H2'	1:AA:1285:A:N7	2.20	0.57
1:AA:1348:U:H4'	9:AI:121:ARG:CG	2.34	0.57
4:AD:176:LYS:HD3	4:AD:176:LYS:N	2.19	0.57
9:AI:49:GLN:O	9:AI:52:GLU:HG3	2.04	0.57
10:AJ:26:VAL:O	10:AJ:30:LYS:HG2	2.04	0.57
16:AP:16:PHE:HD1	16:AP:16:PHE:O	1.88	0.57
20:AT:33:LYS:HE2	20:AT:33:LYS:H	1.66	0.57
22:BA:112:U:H5'	46:BY:58:ASN:HD21	1.70	0.57
22:BA:221:A:H4'	22:BA:222:A:O5'	2.03	0.57
22:BA:1115:G:O2'	22:BA:1116:G:O5'	2.22	0.57
22:BA:1606:C:HO2'	22:BA:1607:C:P	2.27	0.57
26:BE:1:MET:HB3	26:BE:14:VAL:O	2.05	0.57
27:BF:106:ALA:C	27:BF:108:PRO:HD2	2.25	0.57
36:BO:34:HIS:CD2	36:BO:53:THR:OG1	2.58	0.57
36:BO:79:ALA:HB1	36:BO:113:ALA:HB3	1.86	0.57
38:BQ:29:ARG:HG3	38:BQ:29:ARG:NH1	2.11	0.57
42:BU:35:VAL:HG12	42:BU:38:ILE:CG1	2.32	0.57
43:BV:44:HIS:CE1	43:BV:86:LEU:H	2.22	0.57
1:CA:289:G:N2	1:CA:290:C:C2	2.73	0.57
1:CA:668:G:O2'	15:CO:45:HIS:CB	2.49	0.57
1:CA:1167:A:C5	1:CA:1169:A:N6	2.72	0.57
1:CA:1308:U:OP1	13:CM:95:PRO:HB3	2.04	0.57
6:CF:64:VAL:HG23	6:CF:65:GLU:N	2.18	0.57
7:CG:42:VAL:HG12	7:CG:43:TYR:CD2	2.35	0.57
8:CH:37:ASN:O	8:CH:41:GLU:HG2	2.04	0.57
8:CH:97:GLY:O	8:CH:98:LEU:HB2	2.03	0.57
9:CI:45:MET:O	9:CI:49:GLN:HG3	2.04	0.57
12:CL:2:THR:HG22	12:CL:4:ASN:N	2.20	0.57
19:CS:39:ILE:HG12	19:CS:68:HIS:O	2.05	0.57
22:DA:36:G:H5'	22:DA:451:U:C2	2.40	0.57
22:DA:492:A:O2'	22:DA:493:G:C5'	2.53	0.57
22:DA:533:G:OP1	38:DQ:23:TYR:HB3	2.04	0.57
22:DA:942:G:H4'	22:DA:1190:G:H5'	1.86	0.57
22:DA:975:A:N3	22:DA:976:G:C8	2.72	0.57
22:DA:1490:A:H8	24:DC:73:ILE:HD12	1.70	0.57
22:DA:1650:A:H5'	35:DN:106:ASP:OD2	2.05	0.57
22:DA:1700:A:O2'	22:DA:1701:A:H5'	2.05	0.57
22:DA:2418:A:C6	22:DA:2419:U:N3	2.73	0.57
22:DA:2626:C:C2'	22:DA:2627:G:C5'	2.79	0.57
22:DA:2626:C:H2'	22:DA:2627:G:C5'	2.34	0.57

*Continued on next page...*

*Continued from previous page...*

Atom-1	Atom-2	Interatomic distance (Å)	Clash overlap (Å)
22:DA:2701:U:H3'	22:DA:2702:G:C5'	2.35	0.57
22:DA:2800:A:N3	22:DA:2801:G:H1'	2.20	0.57
22:DA:2892:G:H5''	22:DA:2894:G:N2	2.20	0.57
24:DC:38:LYS:CE	24:DC:55:GLY:H	2.17	0.57
26:DE:16:GLU:O	26:DE:16:GLU:HG3	2.03	0.57
27:DF:49:LEU:HD22	27:DF:49:LEU:N	2.17	0.57
27:DF:103:ILE:HG12	27:DF:175:PRO:HD3	1.86	0.57
27:DF:169:LEU:HB3	27:DF:174:PHE:HB2	1.87	0.57
29:DH:73:ASN:C	29:DH:75:LEU:H	2.07	0.57
29:DH:96:THR:HG22	29:DH:113:SER:OG	2.03	0.57
30:DI:48:ILE:HG13	30:DI:49:GLU:HG2	1.85	0.57
33:DL:29:LYS:O	33:DL:30:THR:HG23	2.04	0.57
33:DL:90:VAL:HG13	33:DL:95:LEU:HD21	1.87	0.57
33:DL:128:THR:HB	33:DL:131:ALA:CB	2.35	0.57
37:DP:75:THR:CG2	37:DP:76:HIS:CD2	2.88	0.57
38:DQ:40:LYS:HD2	38:DQ:44:TYR:HE2	1.69	0.57
38:DQ:60:TRP:CZ2	38:DQ:93:ILE:HB	2.39	0.57
40:DS:9:HIS:H	40:DS:102:HIS:CE1	2.23	0.57
41:DT:29:THR:OG1	41:DT:85:VAL:HB	2.05	0.57
1:AA:57:G:C5	1:AA:58:C:C4	2.93	0.57
1:AA:473:U:H2'	1:AA:474:G:C8	2.37	0.57
1:AA:574:A:H5''	1:AA:575:G:OP2	2.04	0.57
1:AA:747:A:H2'	1:AA:748:G:C1'	2.34	0.57
4:AD:16:THR:CG2	4:AD:17:ASP:N	2.67	0.57
5:AE:152:VAL:O	5:AE:154:ALA:N	2.37	0.57
15:AO:74:VAL:HG12	15:AO:75:ALA:N	2.19	0.57
19:AS:64:GLU:H	19:AS:64:GLU:CD	2.08	0.57
21:AU:33:ARG:HE	21:AU:34:ARG:CG	2.14	0.57
22:BA:181:A:C2	22:BA:182:A:C4	2.92	0.57
22:BA:832:U:H2'	22:BA:833:A:C8	2.40	0.57
22:BA:1205:A:H3'	22:BA:1206:G:H5'	1.87	0.57
22:BA:1952:A:C5	32:BK:22:ILE:HG21	2.39	0.57
22:BA:2233:U:H2'	22:BA:2234:G:C8	2.40	0.57
22:BA:2332:C:OP1	44:BW:44:PHE:HZ	1.88	0.57
22:BA:2808:G:C2	22:BA:2891:U:C5	2.93	0.57
25:BD:151:THR:HG23	25:BD:152:PRO:N	2.18	0.57
31:BJ:41:LYS:N	38:BQ:66:ALA:HB1	2.20	0.57
32:BK:18:ARG:HB2	32:BK:45:GLU:HG3	1.80	0.57
37:BP:39:LEU:H	37:BP:39:LEU:HD12	1.70	0.57
39:BR:74:ILE:CD1	39:BR:74:ILE:N	2.68	0.57
40:BS:1:MET:CE	40:BS:2:GLU:H	2.18	0.57

*Continued on next page...*

*Continued from previous page...*

Atom-1	Atom-2	Interatomic distance (Å)	Clash overlap (Å)
1:CA:377:G:H5'	16:CP:5:ARG:HH12	1.69	0.57
1:CA:477:C:H3'	1:CA:478:A:C8	2.40	0.57
1:CA:517:G:H5'	1:CA:519:C:N3	2.19	0.57
1:CA:583:A:H3'	1:CA:584:G:H8	1.69	0.57
1:CA:796:C:C2'	1:CA:797:C:H5'	2.35	0.57
1:CA:960:U:O2'	1:CA:1223:C:C4'	2.52	0.57
1:CA:983:A:O2'	1:CA:984:C:C5'	2.52	0.57
1:CA:1190:G:H5'	3:CC:175:HIS:NE2	2.20	0.57
1:CA:1317:C:H1'	14:CN:52:ARG:NH1	2.20	0.57
5:CE:71:ILE:HD11	5:CE:144:GLU:OE2	2.05	0.57
13:CM:97:ARG:HG2	13:CM:97:ARG:O	2.05	0.57
16:CP:48:GLU:HG3	16:CP:51:ARG:HH21	1.69	0.57
22:DA:125:A:H5''	50:D2:19:ARG:CB	2.35	0.57
22:DA:189:G:H2'	22:DA:190:A:O5'	2.05	0.57
22:DA:242:G:H5''	51:D3:63:TYR:CE1	2.39	0.57
22:DA:480:A:OP2	42:DU:43:LYS:HD2	2.05	0.57
22:DA:507:A:OP2	22:DA:507:A:H2'	2.05	0.57
22:DA:973:A:OP1	22:DA:973:A:H8	1.87	0.57
22:DA:1327:A:O2'	22:DA:1328:A:O4'	2.19	0.57
22:DA:1623:G:C5	22:DA:1624:U:C5	2.92	0.57
22:DA:1714:U:H3'	22:DA:1715:G:C5'	2.35	0.57
22:DA:2014:A:H2	22:DA:2613:U:O2	1.88	0.57
22:DA:2015:A:H2'	22:DA:2016:U:H5'	1.87	0.57
22:DA:2344:U:HO2'	22:DA:2345:G:C5'	2.17	0.57
22:DA:2430:A:H5'	22:DA:2431:U:OP2	2.05	0.57
22:DA:2513:A:C6	22:DA:2514:U:C4	2.93	0.57
22:DA:2622:U:O2'	22:DA:2825:G:N7	2.38	0.57
22:DA:2657:A:H2'	22:DA:2658:C:H6	1.70	0.57
22:DA:2746:U:H2'	22:DA:2747:G:C5'	2.30	0.57
28:DG:84:LYS:O	28:DG:85:LYS:CB	2.53	0.57
28:DG:91:VAL:N	28:DG:93:TYR:CD2	2.73	0.57
29:DH:100:ALA:HB2	29:DH:142:VAL:HG21	1.85	0.57
33:DL:19:LEU:HD11	33:DL:31:GLY:CA	2.35	0.57
33:DL:83:ALA:HA	33:DL:118:THR:CG2	2.34	0.57
34:DM:126:ILE:O	34:DM:128:THR:HG23	2.05	0.57
42:DU:7:ASP:O	42:DU:8:ASP:CB	2.52	0.57
43:DV:70:ILE:O	43:DV:71:LYS:HB2	2.03	0.57
52:D4:5:ALA:O	52:D4:38:GLY:HA2	2.04	0.57
1:AA:63:C:P	1:AA:384:G:H21	2.28	0.56
1:AA:688:G:H2'	1:AA:689:C:C6	2.40	0.56
1:AA:1303:C:H2'	1:AA:1304:G:H8	1.67	0.56

*Continued on next page...*

*Continued from previous page...*

Atom-1	Atom-2	Interatomic distance (Å)	Clash overlap (Å)
2:AB:70:GLY:HA2	2:AB:163:ILE:HG22	1.87	0.56
8:AH:110:MET:HE2	8:AH:114:ALA:CB	2.35	0.56
8:AH:124:ILE:O	8:AH:124:ILE:HG13	2.05	0.56
9:AI:19:PHE:HD2	9:AI:63:TYR:HD1	1.53	0.56
20:AT:57:VAL:HG13	20:AT:71:ALA:CB	2.35	0.56
22:BA:92:U:H6	22:BA:92:U:C5'	2.09	0.56
22:BA:224:U:C2'	22:BA:225:C:O5'	2.50	0.56
22:BA:855:G:N3	44:BW:23:LYS:CG	2.68	0.56
22:BA:1422:G:C4	22:BA:1423:G:C8	2.92	0.56
22:BA:1876:A:C2'	22:BA:1877:A:H5'	2.34	0.56
22:BA:2228:G:H2'	22:BA:2229:U:C6	2.39	0.56
22:BA:2276:G:OP2	34:BM:83:GLY:O	2.23	0.56
22:BA:2471:A:H2'	22:BA:2472:G:H5'	1.86	0.56
25:BD:136:ASN:ND2	25:BD:139:SER:O	2.36	0.56
29:BH:101:ASP:C	29:BH:104:THR:HB	2.25	0.56
32:BK:24:VAL:HG12	32:BK:30:ARG:HD2	1.86	0.56
35:BN:101:GLY:HA3	35:BN:102:PHE:CD2	2.39	0.56
36:BO:116:GLN:OE1	36:BO:116:GLN:CA	2.53	0.56
37:BP:52:ARG:CG	37:BP:52:ARG:NH1	2.42	0.56
37:BP:87:ARG:NH1	37:BP:87:ARG:CG	2.68	0.56
42:BU:78:LYS:HG2	42:BU:79:ALA:N	2.20	0.56
49:B1:8:ILE:HG22	49:B1:9:LYS:H	1.69	0.56
52:B4:16:ILE:HD13	52:B4:25:VAL:HG22	1.86	0.56
1:CA:119:A:C5'	1:CA:120:A:O5'	2.53	0.56
1:CA:520:A:OP1	12:CL:48:LEU:HG	2.05	0.56
1:CA:527:G:C2	1:CA:528:C:C6	2.93	0.56
1:CA:1062:U:H2'	1:CA:1063:C:C5	2.40	0.56
1:CA:1299:A:N3	1:CA:1299:A:C2'	2.64	0.56
2:CB:29:PHE:O	2:CB:40:ILE:HG23	2.05	0.56
3:CC:117:ASP:HA	3:CC:120:THR:HB	1.87	0.56
3:CC:168:ARG:CG	3:CC:169:GLU:N	2.68	0.56
7:CG:136:LYS:O	7:CG:140:VAL:HG23	2.04	0.56
16:CP:67:ILE:HD11	16:CP:75:ILE:HD11	1.86	0.56
19:CS:35:ARG:CA	19:CS:70:LEU:HB2	2.32	0.56
22:DA:163:C:O2'	22:DA:164:C:H5''	2.05	0.56
22:DA:333:G:N3	22:DA:334:C:C6	2.72	0.56
22:DA:605:G:O2'	22:DA:606:U:C5'	2.53	0.56
22:DA:689:A:N3	22:DA:779:U:H1'	2.20	0.56
22:DA:1115:G:O2'	22:DA:1116:G:H8	1.87	0.56
22:DA:1248:G:OP1	38:DQ:1:ALA:HB3	2.04	0.56
22:DA:1338:G:H2'	22:DA:1339:G:H5'	1.86	0.56

*Continued on next page...*



*Continued from previous page...*

Atom-1	Atom-2	Interatomic distance (Å)	Clash overlap (Å)
22:DA:1525:A:C6	22:DA:1526:C:C2	2.93	0.56
22:DA:1930:G:O2'	22:DA:1931:U:P	2.63	0.56
22:DA:2264:C:H41	44:DW:11:ASN:ND2	2.02	0.56
23:DB:11:C:H3'	23:DB:12:C:C5'	2.35	0.56
25:DD:125:TRP:CG	25:DD:160:LYS:HB3	2.40	0.56
26:DE:175:ILE:HG23	26:DE:175:ILE:O	2.04	0.56
28:DG:122:ALA:HB2	28:DG:132:LEU:HG	1.87	0.56
51:D3:18:LYS:HG3	51:D3:19:GLY:N	2.19	0.56
1:AA:807:A:C5	1:AA:808:C:C5	2.93	0.56
1:AA:1062:U:H2'	1:AA:1063:C:C6	2.41	0.56
2:AB:102:ASN:O	2:AB:106:VAL:HG23	2.04	0.56
4:AD:131:ILE:C	4:AD:133:SER:H	2.08	0.56
6:AF:17:GLN:HG2	4:CD:188:SER:HB2	1.87	0.56
11:AK:24:ALA:HB2	11:AK:29:THR:HG23	1.86	0.56
16:AP:42:ILE:O	16:AP:43:ALA:HB3	2.05	0.56
16:AP:59:HIS:HE1	16:AP:63:GLN:NE2	2.02	0.56
22:BA:359:G:H3'	22:BA:360:U:H6	1.70	0.56
22:BA:482:A:N6	22:BA:506:G:O2'	2.35	0.56
22:BA:619:G:H5''	22:BA:620:G:OP2	2.05	0.56
22:BA:780:G:H21	22:BA:783:A:H62	1.53	0.56
22:BA:789:A:OP1	22:BA:790:U:C5	2.58	0.56
22:BA:901:C:H2'	22:BA:902:C:H6	1.71	0.56
22:BA:1080:A:O2'	30:BI:126:ARG:HG3	2.06	0.56
22:BA:1465:G:C6	22:BA:1466:U:N3	2.73	0.56
22:BA:2421:G:N7	51:B3:30:HIS:HD2	2.02	0.56
22:BA:2555:U:C5	22:BA:2556:C:C2	2.92	0.56
25:BD:53:GLY:HA3	25:BD:77:ARG:CB	2.35	0.56
26:BE:153:LEU:HD12	26:BE:153:LEU:O	2.05	0.56
28:BG:84:LYS:O	28:BG:85:LYS:HB2	2.05	0.56
29:BH:72:ILE:HG23	29:BH:72:ILE:O	2.05	0.56
32:BK:95:ILE:HG13	32:BK:96:GLY:N	2.19	0.56
35:BN:24:MET:CE	35:BN:44:LEU:HB2	2.34	0.56
37:BP:33:GLU:HG3	37:BP:34:GLY:N	2.15	0.56
1:CA:182:A:C2	1:CA:194:C:N4	2.71	0.56
1:CA:722:G:O3'	1:CA:723:U:C5	2.58	0.56
1:CA:961:U:H5	1:CA:1223:C:H1'	1.69	0.56
1:CA:1128:C:O2'	1:CA:1129:C:O4'	2.23	0.56
1:CA:1416:G:H22	1:CA:1485:U:H1'	1.68	0.56
2:CB:9:LEU:HG	2:CB:10:LYS:N	2.20	0.56
3:CC:5:HIS:CD2	3:CC:183:TYR:HE2	2.23	0.56
3:CC:100:ILE:HD12	3:CC:101:ASN:N	2.20	0.56

*Continued on next page...*

*Continued from previous page...*

Atom-1	Atom-2	Interatomic distance (Å)	Clash overlap (Å)
4:CD:106:PHE:CD1	4:CD:106:PHE:N	2.72	0.56
10:CJ:17:LEU:HD23	10:CJ:96:VAL:HG13	1.87	0.56
11:CK:27:ASN:H	11:CK:27:ASN:ND2	2.02	0.56
16:CP:52:LEU:HD23	16:CP:80:LYS:HZ2	1.69	0.56
22:DA:38:A:H2'	22:DA:39:G:O4'	2.05	0.56
22:DA:70:G:O2'	22:DA:71:A:H5''	2.05	0.56
22:DA:78:U:O2'	22:DA:79:C:OP2	2.23	0.56
22:DA:100:U:H1'	22:DA:101:A:N7	2.20	0.56
22:DA:178:G:C6	22:DA:179:C:C5	2.94	0.56
22:DA:193:U:O2'	22:DA:194:G:H5'	2.05	0.56
22:DA:279:A:N6	22:DA:361:G:O2'	2.37	0.56
22:DA:739:A:O2'	22:DA:740:C:H5	1.86	0.56
22:DA:1307:A:N6	22:DA:1606:C:C6	2.54	0.56
22:DA:1361:G:C2'	22:DA:1362:C:C5'	2.83	0.56
22:DA:1389:G:O2'	22:DA:1390:U:C5'	2.53	0.56
22:DA:1669:A:H2'	22:DA:1670:C:H5'	1.87	0.56
22:DA:1721:G:HO2'	22:DA:1722:A:H8	1.52	0.56
22:DA:1783:A:C5'	22:DA:2608:G:H4'	2.29	0.56
22:DA:1819:A:C4'	22:DA:1820:U:H5'	2.34	0.56
22:DA:2209:G:C5	22:DA:2210:U:C4	2.92	0.56
22:DA:2297:A:N3	22:DA:2298:A:C8	2.73	0.56
22:DA:2413:G:O2'	22:DA:2414:G:H5'	2.04	0.56
22:DA:2487:G:H2'	22:DA:2488:G:C8	2.40	0.56
22:DA:2823:A:C4	22:DA:2824:C:C6	2.93	0.56
22:DA:2850:A:O2'	22:DA:2851:A:H5'	2.06	0.56
25:DD:202:ILE:HD12	25:DD:202:ILE:N	2.19	0.56
29:DH:21:VAL:HG22	29:DH:22:LYS:N	2.19	0.56
29:DH:90:LEU:HB3	29:DH:123:ARG:HD2	1.86	0.56
30:DI:79:LEU:HD13	30:DI:100:ILE:HG13	1.87	0.56
32:DK:59:LYS:HE3	32:DK:89:ASN:OD1	2.05	0.56
32:DK:111:LYS:HE3	32:DK:111:LYS:N	2.12	0.56
41:DT:69:ARG:NE	41:DT:70:HIS:CD2	2.73	0.56
42:DU:92:VAL:HB	42:DU:101:THR:CG2	2.35	0.56
43:DV:30:ILE:HG12	43:DV:91:PHE:HB2	1.87	0.56
45:DX:26:ARG:HD3	45:DX:28:PHE:CE2	2.40	0.56
1:AA:400:C:C2'	1:AA:401:C:H5'	2.35	0.56
1:AA:500:G:H2'	1:AA:501:C:H6	1.66	0.56
1:AA:642:A:O2'	1:AA:643:C:C5'	2.50	0.56
1:AA:687:A:C2	1:AA:704:A:C5	2.94	0.56
1:AA:751:U:H4'	15:AO:23:SER:HA	1.86	0.56
1:AA:932:C:OP1	7:AG:3:ARG:HB3	2.05	0.56

*Continued on next page...*

*Continued from previous page...*

Atom-1	Atom-2	Interatomic distance (Å)	Clash overlap (Å)
1:AA:977:A:H8	1:AA:1223:C:C2	2.23	0.56
1:AA:1024:G:H2'	1:AA:1025:U:H6	1.69	0.56
1:AA:1064:G:O2'	1:AA:1190:G:N2	2.38	0.56
1:AA:1103:C:H2'	1:AA:1104:G:O4'	2.05	0.56
1:AA:1167:A:N7	1:AA:1169:A:N6	2.52	0.56
1:AA:1202:U:H2'	1:AA:1203:C:H6	1.70	0.56
1:AA:1319:A:OP1	19:AS:4:LEU:HD11	2.05	0.56
5:AE:100:GLU:HB3	5:AE:121:ASN:HA	1.86	0.56
8:AH:17:GLN:HE21	8:AH:71:VAL:CG2	2.15	0.56
8:AH:74:ILE:CD1	8:AH:128:VAL:HG22	2.32	0.56
10:AJ:8:ILE:HG23	10:AJ:100:ILE:HG23	1.87	0.56
11:AK:51:PHE:CZ	11:AK:64:VAL:HG11	2.41	0.56
16:AP:19:VAL:HG13	16:AP:37:GLY:CA	2.34	0.56
16:AP:29:ASN:ND2	16:AP:29:ASN:N	2.53	0.56
17:AQ:16:MET:HE2	17:AQ:20:ILE:HD12	1.86	0.56
19:AS:51:HIS:HD2	19:AS:53:GLY:N	2.02	0.56
22:BA:276:U:H2'	22:BA:276:U:O2	2.03	0.56
22:BA:277:G:H8	22:BA:361:G:O6	1.87	0.56
22:BA:303:G:C4	22:BA:304:U:C5	2.93	0.56
22:BA:481:G:C4	22:BA:507:A:C2	2.94	0.56
22:BA:528:A:H2	22:BA:2043:C:H5'	1.69	0.56
22:BA:627:A:C6	22:BA:637:A:C8	2.93	0.56
22:BA:659:G:H4'	26:BE:95:LYS:HD2	1.86	0.56
22:BA:819:A:C4	22:BA:1189:A:C2	2.93	0.56
22:BA:1056:G:H4'	22:BA:1086:A:H8	1.71	0.56
22:BA:1216:G:C5	22:BA:1217:U:C5	2.93	0.56
22:BA:1505:A:C6	22:BA:1506:U:N3	2.74	0.56
22:BA:1728:C:O2'	22:BA:1729:U:H6	1.87	0.56
22:BA:1735:A:C2	22:BA:1736:U:C2	2.94	0.56
22:BA:1819:A:OP1	24:BC:154:ALA:HA	2.05	0.56
22:BA:1857:G:O2'	22:BA:1858:A:P	2.64	0.56
22:BA:1872:A:O2'	22:BA:1873:G:O4'	2.23	0.56
22:BA:1997:C:OP1	22:BA:1997:C:C4'	2.52	0.56
22:BA:2554:U:C4	22:BA:2555:U:O4	2.59	0.56
22:BA:2575:C:H5''	22:BA:2576:G:OP2	2.05	0.56
22:BA:2661:G:O2'	22:BA:2662:A:C5'	2.50	0.56
24:BC:18:VAL:HG22	24:BC:18:VAL:O	2.04	0.56
24:BC:203:VAL:CG1	24:BC:204:LEU:N	2.68	0.56
25:BD:169:ARG:C	25:BD:170:VAL:CG1	2.74	0.56
26:BE:141:MET:HB2	26:BE:143:LEU:HG	1.86	0.56
26:BE:145:ASP:HB2	26:BE:184:ASP:OD2	2.05	0.56

*Continued on next page...*

*Continued from previous page...*

Atom-1	Atom-2	Interatomic distance (Å)	Clash overlap (Å)
27:BF:40:GLY:C	27:BF:84:ILE:HD11	2.26	0.56
27:BF:46:LYS:HD2	27:BF:46:LYS:N	2.21	0.56
30:BI:3:LYS:CD	30:BI:4:VAL:HG23	2.35	0.56
31:BJ:140:LEU:C	31:BJ:140:LEU:CD1	2.73	0.56
32:BK:43:ILE:CD1	32:BK:52:VAL:CG2	2.83	0.56
34:BM:36:VAL:O	34:BM:36:VAL:HG13	2.04	0.56
35:BN:32:GLU:CB	35:BN:115:LEU:HD12	2.36	0.56
36:BO:2:ASP:O	36:BO:3:LYS:HG2	2.05	0.56
41:BT:32:LEU:O	41:BT:83:ALA:HB2	2.06	0.56
41:BT:40:LYS:O	41:BT:44:LYS:N	2.38	0.56
49:B1:16:THR:HG22	49:B1:41:VAL:CG2	2.35	0.56
52:B4:3:VAL:O	52:B4:4:ARG:O	2.24	0.56
1:CA:413:G:C2	4:CD:32:LYS:HE3	2.40	0.56
1:CA:719:C:H5''	1:CA:720:C:OP2	2.05	0.56
1:CA:802:A:C2'	1:CA:803:G:H5'	2.34	0.56
1:CA:960:U:C4'	1:CA:961:U:H5''	2.34	0.56
1:CA:1071:C:H4'	5:CE:53:ARG:HH12	1.70	0.56
1:CA:1134:G:C5	1:CA:1135:U:H1'	2.40	0.56
1:CA:1169:A:HO2'	1:CA:1170:A:H8	1.47	0.56
1:CA:1239:A:H3'	7:CG:118:ARG:HH22	1.69	0.56
1:CA:1392:G:O2'	1:CA:1393:U:H5'	2.05	0.56
1:CA:1456:A:H2'	1:CA:1457:G:O4'	2.06	0.56
2:CB:156:LEU:H	2:CB:156:LEU:HD23	1.69	0.56
3:CC:8:GLY:HA2	3:CC:11:LEU:HG	1.86	0.56
3:CC:36:PHE:HE1	14:CN:91:GLU:HB3	1.69	0.56
3:CC:181:ILE:HA	3:CC:201:ILE:O	2.06	0.56
5:CE:18:ASN:OD1	5:CE:33:THR:HG22	2.05	0.56
22:DA:98:G:O2'	22:DA:103:A:C8	2.57	0.56
22:DA:417:C:O2'	22:DA:418:C:H5'	2.04	0.56
22:DA:560:C:H1'	38:DQ:47:ARG:HH11	1.70	0.56
22:DA:597:G:C2	22:DA:661:A:C2	2.94	0.56
22:DA:617:G:N3	22:DA:618:G:C8	2.73	0.56
22:DA:856:G:N2	22:DA:922:C:C2	2.73	0.56
22:DA:961:C:H5	22:DA:2456:C:C4'	2.18	0.56
22:DA:1062:G:N2	22:DA:1077:A:H2	1.98	0.56
22:DA:1152:C:C5'	38:DQ:79:ILE:HD12	2.30	0.56
22:DA:1181:U:H2'	22:DA:1182:G:C8	2.39	0.56
22:DA:1536:C:C2	22:DA:1536:C:OP2	2.58	0.56
22:DA:1597:A:O3'	22:DA:1598:A:C8	2.56	0.56
22:DA:1716:U:O2'	22:DA:1717:A:H5'	2.05	0.56
22:DA:1830:C:C5'	24:DC:14:HIS:HE1	2.18	0.56

*Continued on next page...*

Continued from previous page...

Atom-1	Atom-2	Interatomic distance (Å)	Clash overlap (Å)
22:DA:1847:A:O2'	22:DA:1848:A:H8	1.88	0.56
22:DA:1856:U:H2'	22:DA:1857:G:H5'	1.87	0.56
22:DA:2052:A:OP1	25:DD:146:ILE:HG23	2.04	0.56
22:DA:2561:U:H2'	22:DA:2562:U:O5'	2.04	0.56
22:DA:2582:G:N3	22:DA:2582:G:C2'	2.68	0.56
22:DA:2617:U:H5''	22:DA:2618:G:OP2	2.05	0.56
22:DA:2624:G:H1'	48:D0:18:HIS:HE1	1.69	0.56
22:DA:2751:G:H4'	28:DG:3:VAL:CG1	2.36	0.56
22:DA:2787:C:H1'	25:DD:63:PRO:HG3	1.87	0.56
22:DA:2893:A:O4'	22:DA:2894:G:C2	2.58	0.56
23:DB:43:C:C2	23:DB:45:A:N7	2.74	0.56
23:DB:58:A:O2'	23:DB:59:A:O4'	2.22	0.56
23:DB:59:A:O2'	23:DB:60:C:H5'	2.04	0.56
23:DB:67:G:C4	23:DB:68:C:C5	2.93	0.56
24:DC:44:ASN:O	24:DC:46:GLY:N	2.38	0.56
24:DC:64:VAL:HG11	24:DC:66:PHE:CE1	2.40	0.56
24:DC:128:THR:HG22	24:DC:188:ARG:CB	2.32	0.56
26:DE:31:VAL:HG11	26:DE:100:MET:O	2.03	0.56
27:DF:3:LEU:HG	27:DF:100:GLU:OE2	2.05	0.56
27:DF:36:ASN:O	27:DF:37:MET:CB	2.52	0.56
27:DF:46:LYS:O	27:DF:50:ASP:HB2	2.04	0.56
27:DF:129:MET:HG3	27:DF:129:MET:O	2.04	0.56
28:DG:91:VAL:HG23	28:DG:92:GLY:H	1.68	0.56
29:DH:1:MET:HB3	29:DH:21:VAL:O	2.06	0.56
29:DH:9:VAL:HG13	29:DH:10:ALA:H	1.69	0.56
30:DI:77:VAL:CB	30:DI:80:LYS:HE3	2.35	0.56
32:DK:54:LYS:HG2	32:DK:54:LYS:O	2.05	0.56
33:DL:90:VAL:O	33:DL:90:VAL:HG12	2.04	0.56
34:DM:116:ALA:C	34:DM:118:LYS:H	2.08	0.56
41:DT:3:ARG:NH1	41:DT:42:GLU:HG2	2.21	0.56
43:DV:44:HIS:CD2	43:DV:85:LYS:HB2	2.39	0.56
43:DV:61:LEU:HD23	43:DV:61:LEU:N	2.07	0.56
45:DX:1:SER:O	45:DX:3:VAL:HG13	2.05	0.56
48:D0:38:LEU:N	48:D0:41:HIS:HE1	2.03	0.56
50:D2:35:ARG:HG3	50:D2:42:LEU:HD21	1.86	0.56
1:AA:579:A:H2'	1:AA:580:C:H6	1.70	0.56
1:AA:1152:A:C4	1:AA:1153:G:N7	2.73	0.56
4:AD:198:LEU:O	4:AD:201:GLU:HB3	2.05	0.56
9:AI:117:LEU:HD12	9:AI:120:ALA:O	2.06	0.56
12:AL:43:LYS:HZ2	12:AL:44:PRO:CD	2.19	0.56
13:AM:45:SER:O	13:AM:46:GLU:CB	2.53	0.56

Continued on next page...

*Continued from previous page...*

Atom-1	Atom-2	Interatomic distance (Å)	Clash overlap (Å)
14:AN:42:ASN:C	14:AN:44:VAL:H	2.09	0.56
22:BA:58:G:N2	22:BA:70:G:C4	2.74	0.56
22:BA:134:G:H2'	22:BA:135:U:O4'	2.06	0.56
22:BA:1054:A:H2'	22:BA:1055:G:C8	2.40	0.56
22:BA:1289:C:H2'	22:BA:1290:C:H6	1.71	0.56
22:BA:2080:A:C5'	45:BX:18:SER:CB	2.83	0.56
22:BA:2593:U:H2'	22:BA:2594:C:H6	1.69	0.56
22:BA:2862:G:H2'	22:BA:2863:C:H6	1.71	0.56
28:BG:59:ASP:CB	28:BG:63:GLN:HG2	2.35	0.56
31:BJ:135:GLN:HE21	31:BJ:135:GLN:CA	2.18	0.56
32:BK:43:ILE:HD12	32:BK:52:VAL:CG2	2.35	0.56
36:BO:2:ASP:O	36:BO:3:LYS:CB	2.52	0.56
37:BP:25:VAL:HG11	37:BP:46:VAL:HG23	1.87	0.56
42:BU:27:VAL:HA	42:BU:33:VAL:HG12	1.87	0.56
49:B1:16:THR:HG22	49:B1:41:VAL:HG21	1.87	0.56
49:B1:31:GLU:O	49:B1:31:GLU:HG2	2.04	0.56
49:B1:50:GLU:OE1	49:B1:50:GLU:HA	2.05	0.56
1:CA:363:A:H2'	1:CA:364:A:O4'	2.04	0.56
1:CA:790:A:N6	1:CA:791:G:C6	2.74	0.56
1:CA:1454:G:O2'	1:CA:1455:G:C5'	2.49	0.56
5:CE:15:ILE:HB	5:CE:35:LEU:HD13	1.88	0.56
6:CF:3:HIS:HD2	6:CF:65:GLU:HG2	1.71	0.56
6:CF:66:ALA:HB1	6:CF:70:VAL:CG2	2.36	0.56
8:CH:9:MET:HG3	8:CH:26:MET:SD	2.45	0.56
9:CI:51:LEU:O	9:CI:53:LEU:N	2.38	0.56
10:CJ:44:THR:OG1	10:CJ:70:HIS:CE1	2.58	0.56
18:CR:25:ILE:O	18:CR:25:ILE:HG13	2.05	0.56
22:DA:254:G:N7	51:D3:4:LYS:HE2	2.20	0.56
22:DA:324:A:N6	22:DA:338:G:O2'	2.39	0.56
22:DA:388:G:H2'	22:DA:390:U:OP2	2.06	0.56
22:DA:478:A:C2	22:DA:480:A:C5	2.93	0.56
22:DA:621:A:O2'	22:DA:622:G:O5'	2.24	0.56
22:DA:1300:G:H5''	22:DA:1301:A:H5'	1.87	0.56
22:DA:1338:G:H4'	41:DT:18:GLU:HG3	1.86	0.56
22:DA:1675:C:N3	25:DD:133:THR:HG21	2.20	0.56
22:DA:1683:U:O2'	22:DA:1684:G:H5'	2.06	0.56
22:DA:1798:U:H5	24:DC:270:ARG:NH1	2.04	0.56
22:DA:1808:A:H5''	22:DA:1809:A:N7	2.19	0.56
22:DA:1939:U:H5'	22:DA:1939:U:H6	1.70	0.56
22:DA:2478:A:N7	22:DA:2529:G:C6	2.73	0.56
22:DA:2531:A:H5'	28:DG:156:TYR:CE2	2.41	0.56

*Continued on next page...*

*Continued from previous page...*

Atom-1	Atom-2	Interatomic distance (Å)	Clash overlap (Å)
22:DA:2718:G:OP1	37:DP:97:TYR:CD1	2.58	0.56
23:DB:21:G:N2	23:DB:22:U:H1'	2.20	0.56
36:DO:79:ALA:HB1	36:DO:114:GLY:HA3	1.87	0.56
40:DS:50:VAL:O	40:DS:53:SER:N	2.38	0.56
41:DT:29:THR:H	41:DT:87:LEU:HB3	1.67	0.56
41:DT:69:ARG:CG	41:DT:70:HIS:HD2	2.19	0.56
43:DV:79:ARG:NH1	43:DV:79:ARG:HB3	2.20	0.56
46:DY:49:ASP:O	46:DY:52:ARG:HB2	2.04	0.56
1:AA:55:A:C4	1:AA:56:U:C6	2.93	0.56
1:AA:375:U:H4'	16:AP:17:TYR:CE2	2.41	0.56
1:AA:414:A:C4	1:AA:415:A:C8	2.94	0.56
1:AA:489:C:H2'	1:AA:490:C:C5'	2.36	0.56
1:AA:815:A:H4'	1:AA:817:C:C4	2.41	0.56
3:AC:79:LYS:H	3:AC:79:LYS:HE3	1.71	0.56
3:AC:146:LYS:CB	3:AC:202:PHE:CD2	2.87	0.56
5:AE:113:VAL:HG21	5:AE:140:ILE:HD12	1.87	0.56
10:AJ:28:THR:HG22	10:AJ:28:THR:O	2.03	0.56
17:AQ:20:ILE:CB	17:AQ:47:ASP:OD1	2.51	0.56
17:AQ:54:ILE:HD13	17:AQ:54:ILE:O	2.06	0.56
19:AS:79:TYR:CG	19:AS:80:ARG:N	2.73	0.56
22:BA:64:A:H2'	22:BA:65:U:C6	2.40	0.56
22:BA:933:A:N3	22:BA:933:A:C2'	2.63	0.56
22:BA:1179:G:N1	22:BA:1180:U:O2'	2.38	0.56
22:BA:1300:G:C5'	22:BA:1301:A:H5'	2.36	0.56
22:BA:2051:A:H4'	22:BA:2052:A:OP1	2.05	0.56
23:BB:2:G:C2	23:BB:119:A:C2	2.94	0.56
25:BD:151:THR:O	25:BD:152:PRO:C	2.42	0.56
27:BF:169:LEU:HD12	27:BF:169:LEU:H	1.71	0.56
31:BJ:81:ILE:CG2	31:BJ:82:GLY:H	1.95	0.56
31:BJ:99:ARG:O	31:BJ:103:ILE:HG23	2.04	0.56
32:BK:107:LEU:O	32:BK:109:SER:N	2.32	0.56
34:BM:35:ALA:O	34:BM:36:VAL:CB	2.52	0.56
47:BZ:9:THR:CG2	47:BZ:10:ARG:HB2	2.34	0.56
49:B1:9:LYS:NZ	49:B1:50:GLU:OE2	2.33	0.56
1:CA:23:C:H5	1:CA:561:U:O4	1.88	0.56
1:CA:253:A:C2	1:CA:254:G:C5	2.93	0.56
1:CA:372:C:HO2'	1:CA:373:A:P	2.28	0.56
1:CA:460:A:H5''	1:CA:461:A:OP1	2.06	0.56
1:CA:473:U:OP1	16:CP:76:LYS:CE	2.54	0.56
1:CA:704:A:O2'	1:CA:705:G:H8	1.89	0.56
1:CA:945:G:H1'	1:CA:1337:G:H1'	1.87	0.56

*Continued on next page...*

*Continued from previous page...*

Atom-1	Atom-2	Interatomic distance (Å)	Clash overlap (Å)
1:CA:969:A:O2'	1:CA:970:C:C5'	2.54	0.56
1:CA:1348:U:O2'	1:CA:1349:A:H8	1.88	0.56
1:CA:1450:U:C4'	1:CA:1451:U:C5	2.87	0.56
3:CC:126:ARG:HE	3:CC:126:ARG:CA	2.17	0.56
11:CK:74:LYS:HG2	11:CK:74:LYS:O	2.06	0.56
20:CT:34:VAL:CG1	20:CT:78:LEU:HD21	2.36	0.56
21:CU:5:VAL:HG12	21:CU:6:ARG:H	1.71	0.56
22:DA:36:G:H1	22:DA:445:C:N4	2.02	0.56
22:DA:103:A:O2'	22:DA:104:A:C5'	2.54	0.56
22:DA:103:A:O2'	22:DA:104:A:H5'	2.06	0.56
22:DA:308:G:N1	22:DA:309:A:C2	2.74	0.56
22:DA:467:G:H4'	22:DA:796:C:O2'	2.06	0.56
22:DA:510:C:O2'	22:DA:511:U:H5'	2.05	0.56
22:DA:1726:C:O2'	22:DA:1727:C:H5'	2.05	0.56
22:DA:2638:G:HO2'	22:DA:2639:A:H8	1.47	0.56
25:DD:15:PHE:HA	25:DD:20:VAL:O	2.04	0.56
27:DF:129:MET:CE	27:DF:174:PHE:CZ	2.89	0.56
32:DK:11:ALA:CB	32:DK:64:ARG:HH12	2.18	0.56
32:DK:92:GLU:O	32:DK:93:GLN:C	2.44	0.56
33:DL:65:GLY:O	33:DL:66:PHE:CB	2.53	0.56
36:DO:17:LYS:CE	36:DO:21:LEU:HD11	2.21	0.56
49:D1:38:PHE:CD2	49:D1:39:ASP:N	2.74	0.56
1:AA:188:C:H2'	1:AA:188:C:O2	2.05	0.56
1:AA:339:C:H2'	1:AA:340:U:H6	1.71	0.56
1:AA:503:C:O5'	1:AA:503:C:H6	1.88	0.56
1:AA:667:G:C4'	15:AO:50:HIS:ND1	2.66	0.56
1:AA:900:A:N1	1:AA:901:A:C2	2.74	0.56
1:AA:1278:G:O5'	1:AA:1279:G:H5'	2.06	0.56
1:AA:1319:A:C5	1:AA:1323:G:C4	2.94	0.56
1:AA:1410:A:C2'	1:AA:1411:C:O5'	2.53	0.56
2:AB:20:ARG:O	2:AB:21:TYR:C	2.44	0.56
2:AB:186:VAL:N	2:AB:199:ILE:O	2.39	0.56
4:AD:29:THR:O	4:AD:30:LYS:HD3	2.06	0.56
4:AD:69:ARG:HE	4:AD:69:ARG:HA	1.70	0.56
5:AE:14:LEU:HD13	5:AE:14:LEU:C	2.24	0.56
7:AG:25:PHE:O	7:AG:28:ILE:HB	2.06	0.56
7:AG:72:VAL:HG12	7:AG:89:GLU:HA	1.87	0.56
7:AG:130:LYS:N	7:AG:134:VAL:HG21	2.20	0.56
17:AQ:18:LYS:CB	17:AQ:47:ASP:HB2	2.35	0.56
22:BA:645:C:N4	22:BA:2350:C:H4'	2.20	0.56
22:BA:1334:G:C6	22:BA:1335:C:C4	2.93	0.56

*Continued on next page...*



*Continued from previous page...*

Atom-1	Atom-2	Interatomic distance (Å)	Clash overlap (Å)
22:BA:1474:U:C2'	22:BA:1475:G:H5'	2.35	0.56
22:BA:1508:A:O2'	22:BA:1509:A:C5'	2.53	0.56
22:BA:1867:G:HO2'	22:BA:1868:C:H5'	1.68	0.56
29:BH:27:ARG:HH12	29:BH:38:PRO:HG3	1.70	0.56
31:BJ:53:TYR:CD1	31:BJ:121:LYS:HG2	2.41	0.56
33:BL:92:LEU:HD23	33:BL:125:LEU:HD23	1.87	0.56
35:BN:103:ARG:HD3	35:BN:110:MET:CE	2.29	0.56
36:BO:59:ALA:CA	36:BO:62:LEU:HD13	2.35	0.56
37:BP:5:LYS:O	37:BP:9:GLN:HG2	2.05	0.56
38:BQ:97:ILE:HD13	38:BQ:104:ALA:HB3	1.88	0.56
40:BS:13:SER:O	40:BS:14:ALA:CB	2.53	0.56
42:BU:25:LYS:HB2	42:BU:34:ILE:O	2.05	0.56
50:B2:12:ARG:HB2	50:B2:12:ARG:HH21	1.69	0.56
1:CA:80:A:C6	1:CA:81:A:O2'	2.56	0.56
1:CA:89:U:O2'	1:CA:90:C:O4'	2.23	0.56
1:CA:178:C:C4	1:CA:179:A:N7	2.74	0.56
1:CA:181:A:H2	1:CA:195:A:C2	2.24	0.56
1:CA:345:C:H4'	1:CA:346:G:O5'	2.06	0.56
1:CA:347:G:H2'	1:CA:348:G:H8	1.70	0.56
1:CA:1046:A:H2'	1:CA:1047:G:H8	1.70	0.56
1:CA:1318:A:O2'	19:CS:36:ARG:HD3	2.05	0.56
2:CB:25:LYS:O	2:CB:26:MET:HE3	2.05	0.56
3:CC:85:LYS:O	3:CC:89:VAL:HG21	2.05	0.56
5:CE:13:LYS:HB2	5:CE:116:VAL:HG11	1.88	0.56
5:CE:95:MET:HE1	5:CE:143:LEU:CD2	2.35	0.56
8:CH:102:VAL:HG22	8:CH:126:CYS:SG	2.45	0.56
11:CK:92:ARG:CG	11:CK:92:ARG:NH1	2.48	0.56
17:CQ:30:HIS:CG	17:CQ:31:PRO:HD2	2.40	0.56
20:CT:61:ALA:HA	20:CT:67:HIS:HA	1.88	0.56
22:DA:35:G:C5	22:DA:454:A:C2	2.94	0.56
22:DA:53:A:C2'	22:DA:54:G:H5'	2.36	0.56
22:DA:191:A:C2	22:DA:192:C:C2	2.94	0.56
22:DA:629:G:OP1	51:D3:16:THR:HB	2.06	0.56
22:DA:923:G:H1'	44:DW:23:LYS:HZ1	1.70	0.56
22:DA:936:A:C6	22:DA:937:C:C4	2.94	0.56
22:DA:989:G:C4'	22:DA:990:A:OP1	2.53	0.56
22:DA:1203:U:C4	22:DA:1204:A:N7	2.73	0.56
22:DA:1256:G:O2'	22:DA:1257:C:H5'	2.05	0.56
22:DA:1263:U:C4'	48:D0:6:LYS:HE3	2.36	0.56
22:DA:1997:C:HO2'	22:DA:1998:A:C5'	2.18	0.56
22:DA:2107:G:H2'	22:DA:2108:A:H8	1.68	0.56

*Continued on next page...*

*Continued from previous page...*

Atom-1	Atom-2	Interatomic distance (Å)	Clash overlap (Å)
22:DA:2135:A:C3'	22:DA:2136:G:C5'	2.78	0.56
22:DA:2200:C:N4	22:DA:2224:G:N2	2.53	0.56
22:DA:2508:G:H2'	22:DA:2509:G:H8	1.70	0.56
22:DA:2636:C:H2'	22:DA:2637:U:C6	2.40	0.56
24:DC:184:GLU:O	24:DC:185:ALA:HB3	2.05	0.56
25:DD:4:LEU:HD12	25:DD:32:ASN:OD1	2.05	0.56
25:DD:73:VAL:HG22	25:DD:74:GLU:N	2.19	0.56
25:DD:149:ASN:ND2	25:DD:150:GLN:HB3	2.20	0.56
29:DH:25:TYR:CE1	29:DH:30:LEU:HD21	2.40	0.56
31:DJ:16:TYR:O	31:DJ:54:ILE:HD12	2.06	0.56
32:DK:63:VAL:HG12	32:DK:64:ARG:HD3	1.86	0.56
35:DN:18:GLN:HG2	35:DN:18:GLN:O	2.04	0.56
37:DP:50:ARG:O	37:DP:51:ASN:HB2	2.06	0.56
39:DR:4:VAL:HG22	39:DR:40:MET:HB3	1.86	0.56
44:DW:37:VAL:CG2	44:DW:38:ARG:NH1	2.64	0.56
49:D1:29:LYS:HE2	49:D1:31:GLU:OE2	2.06	0.56
50:D2:45:SER:C	50:D2:46:LYS:HD2	2.25	0.56
1:AA:80:A:C2	1:AA:81:A:H1'	2.40	0.56
1:AA:192:A:C5	1:AA:193:C:C5	2.93	0.56
1:AA:199:A:H2'	1:AA:200:G:C8	2.41	0.56
1:AA:550:G:C2'	1:AA:551:U:H5'	2.36	0.56
1:AA:652:U:HO2'	1:AA:653:U:P	2.28	0.56
1:AA:723:U:O2'	1:AA:855:U:H4'	2.05	0.56
1:AA:812:G:HO2'	1:AA:813:U:P	2.28	0.56
1:AA:1231:G:C6	1:AA:1232:U:C4	2.94	0.56
3:AC:34:SER:O	3:AC:38:VAL:HG13	2.05	0.56
6:AF:86:ARG:HH12	6:AF:88:MET:HE3	1.70	0.56
6:AF:93:LYS:O	6:AF:94:HIS:CB	2.53	0.56
8:AH:54:THR:C	8:AH:56:PRO:HD3	2.26	0.56
12:AL:33:CYS:N	12:AL:54:VAL:HG13	2.21	0.56
13:AM:2:ARG:HG3	13:AM:56:ARG:HH12	1.69	0.56
16:AP:79:ASN:O	16:AP:80:LYS:CB	2.51	0.56
19:AS:19:GLU:HA	19:AS:19:GLU:OE2	2.06	0.56
22:BA:289:G:H2'	22:BA:290:U:C6	2.40	0.56
22:BA:1056:G:H4'	22:BA:1086:A:C8	2.41	0.56
22:BA:1501:G:O2'	22:BA:1502:A:H5'	2.05	0.56
22:BA:1736:U:H2'	22:BA:1737:G:O4'	2.06	0.56
22:BA:2279:G:N7	44:BW:10:ARG:NH2	2.53	0.56
22:BA:2793:C:H2'	22:BA:2794:C:H6	1.70	0.56
28:BG:83:THR:CA	28:BG:84:LYS:HE2	2.35	0.56
30:BI:23:VAL:HG23	30:BI:24:GLY:H	1.71	0.56

*Continued on next page...*

*Continued from previous page...*

Atom-1	Atom-2	Interatomic distance (Å)	Clash overlap (Å)
1:CA:18:C:H4'	1:CA:1078:U:O2	2.05	0.56
1:CA:66:A:C5	1:CA:67:C:C5	2.94	0.56
1:CA:977:A:H1'	1:CA:1223:C:H42	1.70	0.56
1:CA:1151:A:H4'	10:CJ:70:HIS:HE1	1.71	0.56
1:CA:1169:A:C2'	1:CA:1170:A:H8	2.18	0.56
3:CC:172:VAL:HG12	3:CC:181:ILE:HD13	1.88	0.56
3:CC:181:ILE:HG22	3:CC:181:ILE:O	2.04	0.56
4:CD:104:MET:SD	4:CD:142:VAL:CG1	2.94	0.56
4:CD:138:PRO:O	4:CD:139:ASN:HB2	2.05	0.56
5:CE:68:ARG:O	5:CE:69:ASN:C	2.44	0.56
5:CE:79:THR:HA	5:CE:121:ASN:OD1	2.06	0.56
7:CG:22:LEU:CA	7:CG:25:PHE:HB3	2.22	0.56
10:CJ:30:LYS:HE2	10:CJ:36:VAL:CG2	2.36	0.56
10:CJ:102:LEU:OXT	10:CJ:102:LEU:HD13	2.04	0.56
11:CK:12:ARG:N	11:CK:12:ARG:CD	2.68	0.56
11:CK:126:ARG:N	21:CU:33:ARG:HE	2.03	0.56
17:CQ:67:SER:O	17:CQ:69:THR:N	2.39	0.56
22:DA:111:A:N1	22:DA:112:U:C2	2.74	0.56
22:DA:140:C:H5'	22:DA:141:G:H21	1.70	0.56
22:DA:149:A:C2'	22:DA:150:U:H5'	2.36	0.56
22:DA:354:A:H2'	22:DA:355:U:O4'	2.06	0.56
22:DA:1373:A:H5'	22:DA:2212:A:H1'	1.86	0.56
22:DA:1429:G:C2	22:DA:1430:G:C5	2.93	0.56
22:DA:1492:G:C3'	22:DA:1493:C:C5'	2.75	0.56
22:DA:1519:G:C6	22:DA:1520:U:N3	2.73	0.56
22:DA:1843:C:O5'	22:DA:1843:C:H6	1.89	0.56
22:DA:2051:A:C4'	22:DA:2052:A:OP1	2.33	0.56
22:DA:2093:G:O2'	22:DA:2094:A:P	2.63	0.56
22:DA:2215:C:O2'	22:DA:2216:G:H8	1.89	0.56
22:DA:2259:U:C5	22:DA:2427:C:C4	2.93	0.56
22:DA:2327:A:H2'	22:DA:2328:A:C8	2.41	0.56
22:DA:2345:G:C5	22:DA:2347:C:N4	2.73	0.56
23:DB:50:A:OP1	36:DO:68:LYS:HB2	2.06	0.56
23:DB:63:C:O2	23:DB:63:C:H2'	2.05	0.56
24:DC:16:VAL:HG12	24:DC:202:ARG:HA	1.87	0.56
24:DC:145:MET:HE2	24:DC:181:ARG:NH2	2.17	0.56
27:DF:57:ALA:HB2	27:DF:64:PRO:HG2	1.88	0.56
27:DF:127:TYR:O	27:DF:155:ILE:HD11	2.06	0.56
28:DG:122:ALA:HB2	28:DG:132:LEU:HA	1.88	0.56
30:DI:52:LEU:O	30:DI:54:ILE:HD12	2.05	0.56
40:DS:6:LYS:NZ	40:DS:104:THR:HG23	2.20	0.56

*Continued on next page...*

*Continued from previous page...*

Atom-1	Atom-2	Interatomic distance (Å)	Clash overlap (Å)
40:DS:68:ASP:N	40:DS:68:ASP:OD1	2.38	0.56
43:DV:75:GLN:HB2	43:DV:90:ASP:O	2.05	0.56
43:DV:88:HIS:O	43:DV:89:ILE:HG23	2.04	0.56
45:DX:19:HIS:C	45:DX:21:LEU:H	2.09	0.56
1:AA:197:A:O2'	1:AA:198:G:C8	2.58	0.56
1:AA:420:U:C2'	1:AA:421:U:H5''	2.36	0.56
1:AA:433:G:O2'	1:AA:434:U:H5'	2.06	0.56
1:AA:483:C:O2	16:AP:13:LYS:NZ	2.39	0.56
1:AA:556:C:C3'	1:AA:557:G:H5'	2.35	0.56
1:AA:687:A:N7	1:AA:701:U:H5	2.04	0.56
1:AA:923:A:H2'	1:AA:924:C:H6	1.71	0.56
1:AA:1157:A:H1'	1:AA:1181:G:N1	2.20	0.56
11:AK:51:PHE:HB2	11:AK:55:ARG:HB3	1.88	0.56
13:AM:22:TYR:CE2	13:AM:69:ARG:HG2	2.41	0.56
14:AN:2:LYS:HD3	14:AN:5:MET:HG2	1.88	0.56
15:AO:45:HIS:C	15:AO:47:LYS:H	2.09	0.56
17:AQ:80:LYS:HZ2	17:AQ:80:LYS:CB	2.17	0.56
20:AT:43:LYS:HD3	20:AT:86:ALA:O	2.06	0.56
22:BA:138:U:H3'	22:BA:139:U:H5'	1.87	0.56
22:BA:301:G:OP2	42:BU:81:ARG:NH1	2.39	0.56
22:BA:1052:C:C2'	22:BA:1053:C:H5'	2.36	0.56
22:BA:1266:G:OP1	48:B0:15:ARG:NE	2.38	0.56
22:BA:2400:G:O2'	22:BA:2401:U:H5'	2.06	0.56
22:BA:2524:G:C2'	22:BA:2525:G:O5'	2.53	0.56
22:BA:2682:A:C8	25:BD:11:MET:HG2	2.39	0.56
24:BC:106:PRO:CB	24:BC:141:HIS:CE1	2.74	0.56
25:BD:158:GLY:O	25:BD:159:LYS:C	2.44	0.56
26:BE:5:LEU:HD22	26:BE:121:VAL:HA	1.87	0.56
28:BG:86:LEU:HB3	28:BG:162:ARG:O	2.05	0.56
29:BH:111:ALA:O	29:BH:112:LYS:CD	2.54	0.56
31:BJ:44:TYR:O	31:BJ:45:THR:CB	2.54	0.56
33:BL:93:ASN:O	33:BL:95:LEU:N	2.38	0.56
34:BM:78:LEU:CD2	34:BM:79:ALA:N	2.69	0.56
39:BR:53:PHE:N	39:BR:53:PHE:CD1	2.73	0.56
48:B0:39:ARG:HH11	48:B0:39:ARG:CB	2.05	0.56
1:CA:104:G:H4'	1:CA:174:A:O4'	2.05	0.56
1:CA:229:U:H2'	1:CA:230:G:O4'	2.05	0.56
1:CA:722:G:N3	1:CA:722:G:H2'	2.20	0.56
1:CA:934:C:C5	1:CA:1344:C:N3	2.74	0.56
1:CA:1189:U:O2'	3:CC:175:HIS:HD2	1.87	0.56
1:CA:1195:C:H2'	1:CA:1197:A:O4'	2.05	0.56

*Continued on next page...*

*Continued from previous page...*

Atom-1	Atom-2	Interatomic distance (Å)	Clash overlap (Å)
1:CA:1206:G:C6	1:CA:1207:G:C5	2.94	0.56
1:CA:1416:G:C2'	1:CA:1417:G:H5'	2.35	0.56
1:CA:1452:C:H5'	1:CA:1453:G:C5	2.40	0.56
2:CB:128:LEU:HD23	2:CB:131:LYS:HD3	1.88	0.56
4:CD:40:HIS:O	4:CD:43:ARG:HB2	2.06	0.56
6:CF:18:VAL:CB	6:CF:19:PRO:CD	2.83	0.56
7:CG:32:ASP:HB3	7:CG:34:LYS:HD3	1.87	0.56
11:CK:124:LYS:O	21:CU:33:ARG:CZ	2.54	0.56
13:CM:47:LEU:HD23	13:CM:48:SER:N	2.21	0.56
22:DA:116:C:HO2'	22:DA:117:G:H5'	1.71	0.56
22:DA:196:A:H2'	22:DA:805:G:O6	2.06	0.56
22:DA:338:G:C2'	22:DA:339:U:C5'	2.76	0.56
22:DA:674:G:N2	22:DA:2445:G:OP1	2.37	0.56
22:DA:1323:C:C4	22:DA:1324:G:N7	2.74	0.56
22:DA:1827:U:H2'	22:DA:1828:G:H8	1.70	0.56
22:DA:2143:C:C5'	22:DA:2144:G:OP2	2.52	0.56
22:DA:2432:A:N1	45:DX:20:ALA:HA	2.21	0.56
22:DA:2526:G:C5	22:DA:2527:C:C5	2.94	0.56
25:DD:10:GLY:CA	25:DD:26:VAL:HB	2.36	0.56
25:DD:37:VAL:CG2	25:DD:91:THR:HA	2.36	0.56
26:DE:136:GLN:HA	26:DE:139:LYS:HG2	1.88	0.56
28:DG:71:LEU:HD22	28:DG:74:MET:CE	2.35	0.56
30:DI:23:VAL:HG11	30:DI:37:PHE:CZ	2.41	0.56
30:DI:44:LYS:HD3	30:DI:44:LYS:O	2.06	0.56
31:DJ:4:PHE:HB3	38:DQ:63:ARG:NH2	2.21	0.56
32:DK:47:ILE:HG22	32:DK:49:ARG:HG3	1.88	0.56
35:DN:35:LYS:NZ	35:DN:112:TYR:CE1	2.74	0.56
38:DQ:35:PHE:HE1	38:DQ:39:ILE:HD11	1.71	0.56
40:DS:4:ILE:HD12	40:DS:5:ALA:H	1.71	0.56
40:DS:49:LYS:HB3	40:DS:49:LYS:HZ2	1.70	0.56
41:DT:34:VAL:HG21	41:DT:43:ILE:HD12	1.88	0.56
42:DU:20:LYS:HD2	42:DU:38:ILE:HD11	1.86	0.56
44:DW:36:ILE:HG22	44:DW:37:VAL:O	2.05	0.56
1:AA:495:A:C2	1:AA:496:A:N6	2.74	0.56
1:AA:769:G:H4'	1:AA:1513:A:H4'	1.87	0.56
1:AA:771:G:C4	1:AA:809:G:N2	2.74	0.56
1:AA:841:C:H2'	1:AA:843:U:H5'	1.87	0.56
1:AA:1061:G:C6	1:AA:1197:A:C2	2.94	0.56
1:AA:1157:A:C6	1:AA:1180:A:C5	2.94	0.56
1:AA:1303:C:C2'	1:AA:1304:G:H8	2.19	0.56
1:AA:1508:A:H2'	1:AA:1509:C:O5'	2.06	0.56

*Continued on next page...*

*Continued from previous page...*

Atom-1	Atom-2	Interatomic distance (Å)	Clash overlap (Å)
12:AL:89:LEU:HB3	12:AL:92:VAL:CG2	2.36	0.56
12:AL:106:VAL:CG2	12:AL:116:TYR:HB3	2.36	0.56
15:AO:5:GLU:O	15:AO:9:LYS:HG3	2.06	0.56
22:BA:68:G:N2	22:BA:74:A:OP2	2.36	0.56
22:BA:197:A:H62	22:BA:2430:A:H2'	1.67	0.56
22:BA:611:C:H2'	22:BA:612:G:O5'	2.05	0.56
22:BA:1061:U:H6	22:BA:1070:A:C1'	2.19	0.56
22:BA:1160:G:N2	39:BR:10:LYS:HD2	2.21	0.56
22:BA:1734:G:O2'	22:BA:1735:A:C8	2.48	0.56
22:BA:1761:C:H2'	22:BA:1762:A:H5'	1.88	0.56
22:BA:2080:A:H5'	45:BX:18:SER:HB3	1.86	0.56
22:BA:2750:A:O2'	22:BA:2752:C:N4	2.35	0.56
24:BC:15:VAL:C	24:BC:203:VAL:HG11	2.26	0.56
24:BC:250:GLN:CD	24:BC:250:GLN:H	2.09	0.56
27:BF:133:GLU:H	27:BF:150:GLY:CA	2.18	0.56
32:BK:1:MET:HE3	32:BK:32:TYR:CG	2.40	0.56
37:BP:50:ARG:HD3	37:BP:56:SER:CA	2.33	0.56
1:CA:120:A:H3'	1:CA:121:U:C5'	2.34	0.56
1:CA:577:G:N9	1:CA:816:A:C2	2.74	0.56
1:CA:881:G:H2'	1:CA:882:C:O4'	2.05	0.56
1:CA:1005:A:C8	1:CA:1006:G:H1'	2.41	0.56
1:CA:1050:G:C2	1:CA:1051:C:C5	2.94	0.56
1:CA:1151:A:C4'	10:CJ:70:HIS:HE1	2.19	0.56
1:CA:1477:U:H2'	1:CA:1478:U:C6	2.41	0.56
3:CC:39:ARG:HG2	3:CC:54:ILE:CD1	2.32	0.56
3:CC:137:VAL:HG13	3:CC:148:ILE:HG23	1.88	0.56
15:CO:69:LEU:HD13	15:CO:77:TYR:HB2	1.88	0.56
22:DA:58:G:N2	22:DA:59:U:C1'	2.68	0.56
22:DA:297:G:H4'	42:DU:84:PHE:O	2.05	0.56
22:DA:624:C:O2'	22:DA:657:U:H5''	2.05	0.56
22:DA:672:C:H6	22:DA:672:C:C5'	2.16	0.56
22:DA:847:U:H5'	22:DA:848:C:OP2	2.06	0.56
22:DA:976:G:C2'	22:DA:977:G:H8	2.17	0.56
22:DA:1062:G:C8	22:DA:1088:A:C8	2.93	0.56
22:DA:1139:G:N3	22:DA:1143:A:C2	2.71	0.56
22:DA:1278:C:H1'	35:DN:27:SER:OG	2.06	0.56
22:DA:1313:U:C6	22:DA:1610:A:C8	2.94	0.56
22:DA:1438:U:C5	22:DA:1552:A:N1	2.73	0.56
22:DA:1568:G:H21	24:DC:57:HIS:CE1	2.24	0.56
22:DA:1673:G:O2'	22:DA:1674:G:H5'	2.06	0.56
22:DA:1826:G:C5	22:DA:1827:U:C4	2.94	0.56

*Continued on next page...*

*Continued from previous page...*

Atom-1	Atom-2	Interatomic distance (Å)	Clash overlap (Å)
22:DA:1936:A:H2	22:DA:1943:U:C5	2.23	0.56
22:DA:1954:G:O2'	22:DA:1955:U:P	2.64	0.56
22:DA:2255:G:H2'	22:DA:2256:G:O4'	2.06	0.56
22:DA:2348:U:HO2'	22:DA:2349:G:H8	1.52	0.56
22:DA:2766:A:H2'	22:DA:2766:A:N3	2.20	0.56
23:DB:71:C:H2'	23:DB:72:G:H5'	1.87	0.56
24:DC:61:TYR:HD2	24:DC:85:ASN:ND2	2.04	0.56
26:DE:149:ILE:HG12	26:DE:188:MET:HG3	1.87	0.56
27:DF:103:ILE:H	27:DF:107:VAL:HG13	1.71	0.56
27:DF:136:ILE:CG2	27:DF:142:TYR:CG	2.88	0.56
28:DG:143:VAL:O	28:DG:147:LEU:HG	2.05	0.56
29:DH:21:VAL:HG22	29:DH:22:LYS:H	1.71	0.56
29:DH:62:LEU:HD12	29:DH:63:ALA:N	2.21	0.56
31:DJ:106:LYS:HB2	31:DJ:119:PHE:HE2	1.71	0.56
32:DK:76:VAL:O	37:DP:71:ARG:HG3	2.06	0.56
37:DP:95:LYS:HA	37:DP:95:LYS:HE3	1.88	0.56
39:DR:49:ILE:O	39:DR:49:ILE:HG13	2.04	0.56
49:D1:12:SER:HB2	49:D1:48:TYR:CZ	2.40	0.56
1:AA:109:A:H4'	1:AA:110:C:OP2	2.07	0.56
1:AA:238:A:H2'	1:AA:239:U:C5'	2.36	0.56
1:AA:243:A:C2	1:AA:246:A:C8	2.94	0.56
1:AA:545:C:C3'	1:AA:546:A:H5'	2.36	0.56
1:AA:552:U:H5'	12:AL:82:ARG:HD2	1.87	0.56
1:AA:674:G:OP1	6:AF:51:ILE:HG13	2.06	0.56
1:AA:932:C:O2	1:AA:932:C:H2'	2.04	0.56
1:AA:1167:A:N7	1:AA:1169:A:C6	2.73	0.56
1:AA:1355:G:C2'	1:AA:1356:G:H5'	2.36	0.56
1:AA:1358:U:C5	1:AA:1359:C:C4	2.94	0.56
1:AA:1409:C:C2'	1:AA:1410:A:H5'	2.36	0.56
2:AB:71:THR:HG22	2:AB:72:LYS:H	1.70	0.56
6:AF:32:ALA:O	6:AF:33:GLU:HB2	2.06	0.56
9:AI:51:LEU:HD13	9:AI:56:MET:HG2	1.87	0.56
11:AK:39:ASN:O	11:AK:40:ALA:CB	2.54	0.56
14:AN:78:LEU:HB2	14:AN:83:VAL:HG23	1.87	0.56
22:BA:141:G:N1	41:BT:2:ILE:HG23	2.21	0.56
22:BA:226:A:N6	22:BA:227:A:C6	2.74	0.56
22:BA:271:G:O2'	22:BA:272:A:C5'	2.54	0.56
22:BA:784:G:O2'	22:BA:785:G:H5''	2.06	0.56
22:BA:1020:A:N1	22:BA:1141:U:O2'	2.37	0.56
22:BA:1224:U:H4'	39:BR:88:GLY:O	2.06	0.56
22:BA:2430:A:H5'	22:BA:2431:U:OP2	2.06	0.56

*Continued on next page...*

*Continued from previous page...*

Atom-1	Atom-2	Interatomic distance (Å)	Clash overlap (Å)
22:BA:2865:U:C4	22:BA:2866:U:C4	2.93	0.56
27:BF:35:LEU:CB	27:BF:153:ILE:HG23	2.20	0.56
28:BG:30:GLY:CA	28:BG:78:VAL:HG12	2.36	0.56
31:BJ:40:HIS:C	31:BJ:41:LYS:CG	2.75	0.56
32:BK:113:MET:HA	32:BK:116:ILE:HG13	1.87	0.56
34:BM:5:LYS:HB3	34:BM:5:LYS:HZ2	1.71	0.56
1:CA:92:U:O2'	1:CA:93:U:C6	2.50	0.56
1:CA:892:A:O2'	1:CA:1415:G:H4'	2.06	0.56
1:CA:908:A:O2'	1:CA:909:A:H5'	2.06	0.56
1:CA:947:G:OP1	13:CM:106:ARG:HG3	2.05	0.56
3:CC:18:ASN:HD21	3:CC:53:ARG:NH1	2.03	0.56
6:CF:6:ILE:HD12	6:CF:6:ILE:H	1.71	0.56
7:CG:46:LEU:HD11	7:CG:57:GLU:OE2	2.06	0.56
13:CM:82:LEU:HD21	19:CS:60:PHE:HB3	1.88	0.56
15:CO:3:SER:OG	15:CO:6:ALA:HB2	2.05	0.56
16:CP:21:VAL:HG23	16:CP:36:VAL:HG21	1.87	0.56
22:DA:92:U:O2'	22:DA:93:G:C5'	2.54	0.56
22:DA:183:C:O2'	22:DA:432:A:H1'	2.04	0.56
22:DA:249:C:O2	22:DA:249:C:C2'	2.53	0.56
22:DA:271:G:C2	22:DA:367:G:C2	2.94	0.56
22:DA:308:G:C8	22:DA:501:A:H1'	2.40	0.56
22:DA:1298:C:N4	22:DA:1642:G:H1	2.05	0.56
22:DA:1668:A:H4'	22:DA:1669:A:C5'	2.25	0.56
22:DA:2092:U:C5	22:DA:2226:C:OP2	2.59	0.56
22:DA:2339:C:O2'	22:DA:2340:A:OP2	2.24	0.56
22:DA:2385:C:C2	22:DA:2386:A:N7	2.73	0.56
23:DB:15:A:C4	23:DB:109:A:C6	2.94	0.56
24:DC:158:GLY:HA2	24:DC:194:VAL:O	2.06	0.56
26:DE:57:LYS:NZ	26:DE:58:LYS:H	2.03	0.56
33:DL:122:VAL:HG23	33:DL:122:VAL:O	2.06	0.56
33:DL:123:ARG:HG2	33:DL:143:GLU:CB	2.35	0.56
34:DM:40:ARG:HB2	34:DM:93:VAL:HG21	1.88	0.56
34:DM:41:LEU:O	34:DM:93:VAL:HG23	2.05	0.56
34:DM:76:LYS:HG2	34:DM:80:VAL:HG11	1.88	0.56
35:DN:31:HIS:C	35:DN:33:ILE:H	2.09	0.56
41:DT:55:VAL:HG22	41:DT:56:GLU:N	2.21	0.56
42:DU:82:VAL:O	42:DU:96:LYS:HG3	2.05	0.56
43:DV:80:HIS:CG	43:DV:81:PRO:HD2	2.40	0.56
51:D3:22:LYS:HA	51:D3:47:ALA:O	2.06	0.56
1:AA:185:U:H2'	1:AA:186:C:H6	1.70	0.55
1:AA:191:G:H5''	1:AA:191:G:H8	1.70	0.55

*Continued on next page...*



*Continued from previous page...*

Atom-1	Atom-2	Interatomic distance (Å)	Clash overlap (Å)
1:AA:313:A:O2'	1:AA:314:C:H5'	2.06	0.55
1:AA:475:C:O2'	1:AA:476:U:H5'	2.06	0.55
1:AA:523:A:C2	1:AA:527:G:O6	2.59	0.55
1:AA:585:G:H21	1:AA:879:C:C4'	2.19	0.55
1:AA:1046:A:H2'	1:AA:1047:G:O5'	2.05	0.55
2:AB:116:LEU:HG	2:AB:140:LEU:HG	1.88	0.55
3:AC:149:LYS:HG3	3:AC:200:TRP:CE3	2.40	0.55
12:AL:6:LEU:HD23	17:AQ:33:TYR:CE2	2.41	0.55
13:AM:86:ARG:O	13:AM:89:ARG:HB2	2.06	0.55
20:AT:61:ALA:CA	20:AT:66:ILE:HG22	2.36	0.55
22:BA:232:G:H4'	22:BA:233:A:OP1	2.06	0.55
22:BA:747:U:C4	22:BA:2613:U:C4	2.94	0.55
22:BA:875:G:C2'	22:BA:876:C:H5'	2.36	0.55
22:BA:996:A:P	38:BQ:91:ARG:HH12	2.28	0.55
22:BA:1067:A:OP2	22:BA:1067:A:H8	1.90	0.55
22:BA:1080:A:H4'	30:BI:126:ARG:HG3	1.87	0.55
22:BA:2144:G:N2	22:BA:2148:G:C8	2.75	0.55
22:BA:2383:G:H2'	22:BA:2384:U:C6	2.40	0.55
23:BB:5:U:O2'	23:BB:6:G:H5'	2.05	0.55
23:BB:110:C:O2'	23:BB:111:U:H5'	2.07	0.55
24:BC:119:VAL:HG12	24:BC:133:ASN:ND2	2.21	0.55
26:BE:120:VAL:HA	26:BE:188:MET:O	2.06	0.55
35:BN:38:LEU:HD12	35:BN:38:LEU:O	2.06	0.55
36:BO:111:ARG:O	36:BO:113:ALA:N	2.39	0.55
43:BV:61:LEU:O	43:BV:71:LYS:HA	2.06	0.55
44:BW:49:ASN:CA	44:BW:61:LYS:HB2	2.36	0.55
1:CA:16:A:H2'	1:CA:17:U:H5'	1.88	0.55
1:CA:42:G:C2'	1:CA:43:C:H5'	2.36	0.55
1:CA:64:G:C8	1:CA:99:C:N4	2.74	0.55
1:CA:120:A:O2'	1:CA:121:U:C4'	2.54	0.55
1:CA:185:U:H2'	1:CA:186:C:C6	2.40	0.55
1:CA:195:A:N7	1:CA:196:A:C6	2.74	0.55
1:CA:526:C:H3'	1:CA:526:C:C6	2.41	0.55
1:CA:728:A:H2'	1:CA:729:A:H8	1.70	0.55
1:CA:990:C:C2'	1:CA:991:U:O4'	2.52	0.55
1:CA:1298:U:O2'	1:CA:1299:A:OP2	2.24	0.55
1:CA:1366:C:H2'	1:CA:1367:C:H6	1.70	0.55
2:CB:26:MET:HE3	2:CB:192:PRO:HG3	1.87	0.55
2:CB:95:TRP:CZ3	2:CB:171:ALA:HA	2.41	0.55
2:CB:122:ASP:HB3	2:CB:124:THR:CG2	2.35	0.55
9:CI:5:TYR:HD1	9:CI:88:GLU:HB2	1.71	0.55

*Continued on next page...*

*Continued from previous page...*

Atom-1	Atom-2	Interatomic distance (Å)	Clash overlap (Å)
10:CJ:53:ILE:HG13	14:CN:84:ARG:HD2	1.89	0.55
11:CK:60:PHE:HA	11:CK:63:GLN:HG2	1.88	0.55
21:CU:53:LYS:HB2	21:CU:53:LYS:HZ3	1.69	0.55
22:DA:46:G:C2	22:DA:47:C:C5	2.93	0.55
22:DA:109:C:H4'	22:DA:348:A:H4'	1.86	0.55
22:DA:144:A:O2'	22:DA:145:C:H5'	2.06	0.55
22:DA:164:C:C2'	22:DA:165:A:H5'	2.35	0.55
22:DA:1787:A:H2	22:DA:1788:C:C2	2.25	0.55
22:DA:2145:C:H3'	22:DA:2147:A:OP2	2.07	0.55
22:DA:2262:U:H1'	22:DA:2328:A:H1'	1.88	0.55
22:DA:2550:G:O6	22:DA:2551:C:N4	2.39	0.55
23:DB:42:C:H5	27:DF:65:LEU:HD13	1.72	0.55
24:DC:34:GLU:HG3	24:DC:35:LYS:N	2.19	0.55
24:DC:211:ARG:HD2	24:DC:215:VAL:O	2.07	0.55
28:DG:145:ALA:HA	28:DG:148:ARG:NE	2.22	0.55
29:DH:98:ASP:O	29:DH:99:ILE:HG12	2.07	0.55
33:DL:110:VAL:HG11	33:DL:127:VAL:HG23	1.88	0.55
39:DR:78:ARG:CB	39:DR:83:TYR:CD1	2.88	0.55
40:DS:79:GLY:HA3	40:DS:100:THR:OG1	2.06	0.55
41:DT:69:ARG:HG3	41:DT:70:HIS:CD2	2.41	0.55
1:AA:453:G:C6	1:AA:454:G:C5	2.94	0.55
1:AA:487:A:O2'	1:AA:488:C:C5'	2.47	0.55
1:AA:1095:U:O2'	1:AA:1096:C:O4'	2.20	0.55
1:AA:1305:G:H22	1:AA:1331:G:H2'	1.70	0.55
2:AB:57:ASN:HD22	2:AB:57:ASN:C	2.08	0.55
4:AD:2:ARG:CB	4:AD:4:LEU:HD11	2.37	0.55
4:AD:190:LEU:O	4:AD:190:LEU:HD12	2.06	0.55
8:AH:74:ILE:CD1	8:AH:128:VAL:HG13	2.36	0.55
9:AI:93:LEU:HD12	9:AI:94:ARG:N	2.20	0.55
10:AJ:10:LEU:O	10:AJ:71:LEU:HA	2.06	0.55
11:AK:109:ILE:HG21	21:AU:16:ARG:NE	2.08	0.55
14:AN:62:ARG:HB3	14:AN:67:GLY:O	2.06	0.55
22:BA:31:C:O3'	22:BA:1238:G:C5'	2.54	0.55
22:BA:339:U:C2'	22:BA:340:A:H5'	2.36	0.55
22:BA:1197:G:O2'	22:BA:1198:U:H5'	2.06	0.55
22:BA:1203:U:H1'	33:BL:4:ASN:HB3	1.88	0.55
22:BA:1360:G:O6	22:BA:1372:U:C2	2.60	0.55
22:BA:1435:G:H8	22:BA:1435:G:H5''	1.71	0.55
24:BC:170:TYR:CD2	24:BC:184:GLU:HA	2.41	0.55
30:BI:104:GLN:O	30:BI:105:LEU:CB	2.54	0.55
34:BM:2:LEU:O	34:BM:3:GLN:HB3	2.06	0.55

*Continued on next page...*

*Continued from previous page...*

Atom-1	Atom-2	Interatomic distance (Å)	Clash overlap (Å)
35:BN:108:ALA:O	35:BN:110:MET:HG2	2.07	0.55
44:BW:37:VAL:CG1	44:BW:55:ASP:HB2	2.33	0.55
46:BY:9:LYS:HZ2	46:BY:10:SER:N	2.04	0.55
1:CA:57:G:C6	1:CA:356:A:N1	2.74	0.55
1:CA:160:A:N1	1:CA:343:U:H1'	2.20	0.55
1:CA:517:G:H4'	1:CA:519:C:C4	2.41	0.55
1:CA:735:C:O2'	1:CA:736:C:H5'	2.06	0.55
1:CA:995:C:HO2'	1:CA:996:A:H8	1.54	0.55
1:CA:1067:A:H1'	1:CA:1068:G:H8	1.62	0.55
1:CA:1200:C:O2'	1:CA:1201:A:P	2.64	0.55
1:CA:1480:A:H2'	1:CA:1481:U:O4'	2.06	0.55
1:CA:1494:G:O2'	1:CA:1495:U:H5'	2.07	0.55
2:CB:119:GLN:CG	2:CB:124:THR:CG2	2.84	0.55
12:CL:109:ARG:NH2	12:CL:116:TYR:HE2	2.04	0.55
22:DA:65:U:O5'	22:DA:65:U:H6	1.89	0.55
22:DA:157:C:C4	22:DA:158:U:C5	2.93	0.55
22:DA:644:A:H2'	22:DA:645:C:H5'	1.86	0.55
22:DA:729:G:N7	24:DC:206:LYS:HE3	2.20	0.55
22:DA:740:C:O2'	22:DA:741:U:C5'	2.53	0.55
22:DA:745:G:H5''	22:DA:746:U:OP2	2.05	0.55
22:DA:961:C:C5	22:DA:2456:C:C4'	2.89	0.55
22:DA:1204:A:N6	22:DA:1241:A:C2	2.74	0.55
22:DA:1267:U:O2'	22:DA:1268:A:H5'	2.06	0.55
22:DA:1461:C:H2'	22:DA:1462:C:C6	2.40	0.55
22:DA:1512:C:O2'	22:DA:1513:U:O4'	2.20	0.55
22:DA:1792:G:H5''	24:DC:203:VAL:HG22	1.88	0.55
22:DA:2343:U:H2'	22:DA:2344:U:C6	2.42	0.55
22:DA:2449:U:H3'	56:DA:3666:HOH:O	2.06	0.55
23:DB:7:G:O2'	23:DB:8:C:H5'	2.06	0.55
24:DC:20:ASN:CB	24:DC:23:LEU:HD22	2.33	0.55
24:DC:30:ALA:HB3	24:DC:31:PRO:HD3	1.87	0.55
25:DD:131:ASP:N	25:DD:131:ASP:OD2	2.39	0.55
26:DE:151:GLY:HA3	26:DE:191:ASP:OD1	2.06	0.55
29:DH:84:ALA:CB	29:DH:148:ALA:HA	2.36	0.55
29:DH:94:ILE:HB	29:DH:98:ASP:HB2	1.88	0.55
30:DI:121:ILE:HG22	30:DI:121:ILE:O	2.06	0.55
33:DL:118:THR:HG23	33:DL:120:VAL:HG23	1.87	0.55
34:DM:61:GLY:HA2	34:DM:107:GLY:HA3	1.89	0.55
34:DM:76:LYS:HG2	34:DM:80:VAL:CG1	2.37	0.55
38:DQ:79:ILE:O	38:DQ:82:LEU:HB2	2.07	0.55
51:D3:6:VAL:HB	51:D3:9:ALA:HB3	1.88	0.55

*Continued on next page...*

*Continued from previous page...*

Atom-1	Atom-2	Interatomic distance (Å)	Clash overlap (Å)
1:AA:198:G:C6	1:AA:220:G:C2	2.94	0.55
1:AA:322:C:H41	1:AA:328:C:H6	1.55	0.55
1:AA:862:C:C2'	1:AA:863:U:H5'	2.36	0.55
1:AA:949:A:H2'	1:AA:950:U:C5'	2.36	0.55
1:AA:1320:C:O2'	1:AA:1321:U:O4'	2.25	0.55
1:AA:1358:U:H5	1:AA:1359:C:C4	2.24	0.55
2:AB:202:ASN:ND2	2:AB:205:ALA:CB	2.69	0.55
10:AJ:15:HIS:HB3	10:AJ:70:HIS:CE1	2.41	0.55
13:AM:106:ARG:HE	13:AM:112:ARG:HB3	1.72	0.55
15:AO:15:GLY:C	15:AO:17:ASP:H	2.09	0.55
16:AP:12:LYS:CG	16:AP:13:LYS:HG2	2.36	0.55
22:BA:287:G:N3	22:BA:354:A:C2	2.75	0.55
22:BA:300:A:N1	22:BA:333:G:O2'	2.34	0.55
22:BA:435:C:O2'	22:BA:436:C:H5'	2.06	0.55
22:BA:734:A:C4	22:BA:735:A:C8	2.94	0.55
22:BA:812:C:O2'	22:BA:813:U:H5'	2.05	0.55
22:BA:813:U:H2'	22:BA:814:C:C6	2.42	0.55
22:BA:1056:G:H5''	22:BA:1057:A:C5'	2.30	0.55
22:BA:1259:G:H2'	22:BA:1260:A:C8	2.41	0.55
22:BA:1360:G:C2'	22:BA:1361:G:H5'	2.37	0.55
22:BA:1733:G:O2'	22:BA:1734:G:O5'	2.25	0.55
22:BA:1799:G:N2	22:BA:1818:U:O2'	2.32	0.55
22:BA:2310:C:C4	27:BF:76:PHE:CZ	2.94	0.55
22:BA:2602:A:H4'	22:BA:2603:G:H5'	1.87	0.55
24:BC:64:VAL:HG11	24:BC:66:PHE:CE2	2.41	0.55
25:BD:9:VAL:HG21	25:BD:26:VAL:HG11	1.86	0.55
27:BF:7:TYR:O	27:BF:11:VAL:CG1	2.55	0.55
28:BG:137:LYS:O	28:BG:140:ILE:CD1	2.53	0.55
32:BK:108:ARG:HG2	32:BK:108:ARG:NH1	1.98	0.55
38:BQ:63:ARG:HH11	38:BQ:99:VAL:HG23	1.72	0.55
44:BW:76:ARG:HH21	44:BW:76:ARG:CG	2.02	0.55
48:B0:37:HIS:HB3	48:B0:43:THR:HG22	1.87	0.55
48:B0:53:VAL:O	48:B0:54:ILE:C	2.44	0.55
1:CA:249:U:H5'	1:CA:250:A:P	2.46	0.55
1:CA:971:G:H2'	1:CA:1365:G:HO2'	1.69	0.55
1:CA:1169:A:C2'	1:CA:1170:A:C8	2.89	0.55
1:CA:1218:C:C2'	1:CA:1219:A:H8	2.19	0.55
2:CB:54:ALA:HA	2:CB:57:ASN:HB3	1.89	0.55
2:CB:84:LEU:HG	2:CB:84:LEU:O	2.06	0.55
4:CD:58:GLN:HG3	4:CD:62:ARG:NH1	2.22	0.55
11:CK:27:ASN:HA	11:CK:57:SER:HB3	1.89	0.55

*Continued on next page...*

*Continued from previous page...*

Atom-1	Atom-2	Interatomic distance (Å)	Clash overlap (Å)
13:CM:82:LEU:HB2	19:CS:73:PHE:HE2	1.70	0.55
16:CP:22:ALA:HA	16:CP:33:ILE:CD1	2.36	0.55
17:CQ:11:VAL:HG22	17:CQ:58:VAL:HG13	1.87	0.55
19:CS:50:VAL:HG21	19:CS:74:ALA:HB2	1.89	0.55
22:DA:17:G:H4'	38:DQ:24:TYR:CE1	2.42	0.55
22:DA:558:U:P	31:DJ:113:PRO:HB2	2.46	0.55
22:DA:579:G:C2	22:DA:1262:A:C5	2.93	0.55
22:DA:622:G:H2'	22:DA:623:C:C5	2.41	0.55
22:DA:1006:C:C2	22:DA:1138:G:N2	2.74	0.55
22:DA:1060:U:O4'	22:DA:1061:U:C2'	2.52	0.55
22:DA:1060:U:H5'	22:DA:1061:U:H2'	1.87	0.55
22:DA:1133:A:C8	22:DA:2026:U:H4'	2.41	0.55
22:DA:1207:C:C2	22:DA:1208:C:C5	2.95	0.55
22:DA:1255:U:HO2'	22:DA:1256:G:P	2.29	0.55
22:DA:1675:C:H2'	22:DA:1676:A:C8	2.40	0.55
22:DA:1684:G:C2	22:DA:1705:A:C2	2.94	0.55
22:DA:1693:U:H5''	22:DA:1694:C:H5	1.72	0.55
22:DA:2025:C:H2'	22:DA:2026:U:C6	2.41	0.55
22:DA:2137:U:C2'	22:DA:2138:G:OP2	2.53	0.55
22:DA:2148:G:N2	22:DA:2149:U:O4	2.40	0.55
22:DA:2414:G:C2'	22:DA:2415:G:H5'	2.36	0.55
22:DA:2415:G:C4'	33:DL:66:PHE:HB2	2.36	0.55
22:DA:2429:G:OP2	22:DA:2430:A:OP2	2.24	0.55
22:DA:2443:C:H2'	22:DA:2444:G:H8	1.69	0.55
22:DA:2522:U:C2'	22:DA:2523:G:H5'	2.36	0.55
25:DD:109:VAL:O	25:DD:172:VAL:HG23	2.06	0.55
25:DD:127:PHE:HZ	25:DD:160:LYS:HD2	1.72	0.55
27:DF:66:ILE:HG13	27:DF:83:PRO:HB3	1.88	0.55
39:DR:27:ILE:HG13	39:DR:33:VAL:CG1	2.37	0.55
43:DV:64:VAL:HG13	43:DV:68:LYS:O	2.07	0.55
44:DW:54:ARG:C	44:DW:56:HIS:H	2.10	0.55
45:DX:32:LEU:HD13	45:DX:50:VAL:O	2.06	0.55
49:D1:24:LYS:HE2	49:D1:52:LYS:NZ	2.21	0.55
1:AA:80:A:C2	1:AA:90:C:N3	2.74	0.55
1:AA:184:G:H4'	1:AA:224:U:O3'	2.06	0.55
1:AA:455:G:C2	1:AA:478:A:C2	2.94	0.55
1:AA:582:C:H2'	1:AA:583:A:H8	1.71	0.55
1:AA:778:G:C2'	1:AA:779:C:H5'	2.37	0.55
1:AA:996:A:C2	1:AA:1046:A:C5'	2.88	0.55
3:AC:121:SER:O	3:AC:125:ARG:HB2	2.07	0.55
4:AD:12:ARG:NH1	4:AD:36:ALA:O	2.38	0.55

*Continued on next page...*

*Continued from previous page...*

Atom-1	Atom-2	Interatomic distance (Å)	Clash overlap (Å)
5:AE:121:ASN:ND2	5:AE:122:VAL:N	2.54	0.55
11:AK:28:ASN:OD1	11:AK:46:ALA:HB3	2.06	0.55
14:AN:25:GLU:CG	14:AN:26:LEU:HD12	2.37	0.55
16:AP:28:ARG:C	16:AP:29:ASN:HD22	2.09	0.55
16:AP:48:GLU:CD	16:AP:49:GLY:H	2.09	0.55
22:BA:1075:C:C4	22:BA:1076:C:N4	2.75	0.55
22:BA:1300:G:H5''	22:BA:1301:A:C5'	2.35	0.55
22:BA:1340:U:C5	22:BA:1603:A:C8	2.94	0.55
22:BA:1693:U:O2'	24:BC:13:ARG:NH2	2.40	0.55
22:BA:2243:U:H2'	22:BA:2244:U:C6	2.42	0.55
22:BA:2784:U:H4'	25:BD:42:ASN:HD21	1.71	0.55
23:BB:11:C:O2	23:BB:109:A:N1	2.39	0.55
28:BG:70:LEU:O	28:BG:74:MET:HG3	2.06	0.55
29:BH:131:SER:HB2	29:BH:139:PHE:CD2	2.40	0.55
36:BO:75:GLY:HA3	36:BO:106:LEU:HA	1.88	0.55
49:B1:18:HIS:ND1	49:B1:19:PHE:N	2.54	0.55
1:CA:160:A:H1'	1:CA:344:A:C5	2.41	0.55
1:CA:203:G:N2	1:CA:215:C:C2	2.75	0.55
1:CA:274:A:HO2'	1:CA:275:G:H8	1.52	0.55
9:CI:109:GLN:HG2	9:CI:110:VAL:H	1.71	0.55
11:CK:51:PHE:CE2	11:CK:64:VAL:HG21	2.41	0.55
22:DA:300:A:H2'	22:DA:301:G:H5'	1.89	0.55
22:DA:528:A:C2	22:DA:2043:C:H4'	2.40	0.55
22:DA:694:U:C2'	22:DA:695:G:O5'	2.55	0.55
22:DA:730:A:C2	22:DA:731:C:C6	2.94	0.55
22:DA:1090:A:H3'	22:DA:1091:G:H5''	1.87	0.55
22:DA:1146:C:N4	22:DA:1147:A:H62	2.04	0.55
22:DA:1252:G:N3	22:DA:1253:A:C2	2.75	0.55
22:DA:1261:C:C2'	22:DA:1262:A:H5''	2.37	0.55
22:DA:1312:U:C2	22:DA:1603:A:C6	2.95	0.55
22:DA:1439:A:N7	22:DA:1440:U:C1'	2.70	0.55
22:DA:1867:G:O2'	22:DA:1868:C:H5'	2.07	0.55
22:DA:2221:G:O2'	22:DA:2222:C:H5'	2.06	0.55
22:DA:2458:G:H2'	22:DA:2490:G:H1	1.71	0.55
22:DA:2751:G:H5'	28:DG:2:ARG:HD2	1.88	0.55
26:DE:5:LEU:HA	26:DE:120:VAL:HG13	1.88	0.55
35:DN:100:CYS:O	48:D0:41:HIS:HD2	1.89	0.55
37:DP:78:PRO:HG2	37:DP:79:VAL:H	1.71	0.55
39:DR:87:GLN:HG2	39:DR:88:GLY:N	2.21	0.55
41:DT:24:MET:HA	41:DT:24:MET:CE	2.36	0.55
42:DU:81:ARG:HG2	42:DU:96:LYS:HD2	1.86	0.55

*Continued on next page...*

*Continued from previous page...*

Atom-1	Atom-2	Interatomic distance (Å)	Clash overlap (Å)
44:DW:20:LEU:HD11	44:DW:35:ILE:HG13	1.87	0.55
46:DY:4:LYS:HB2	46:DY:4:LYS:NZ	2.21	0.55
50:D2:22:MET:HG2	50:D2:22:MET:O	2.07	0.55
51:D3:33:THR:HG22	51:D3:34:LYS:N	2.21	0.55
1:AA:206:C:C2'	1:AA:207:C:O4'	2.46	0.55
1:AA:486:U:O2'	1:AA:487:A:C5'	2.54	0.55
1:AA:500:G:O2'	1:AA:501:C:H5'	2.05	0.55
1:AA:629:A:H2'	1:AA:630:A:O4'	2.07	0.55
1:AA:725:G:H2'	1:AA:726:C:H6	1.71	0.55
1:AA:1201:A:H1'	1:AA:1202:U:OP2	2.07	0.55
1:AA:1263:C:O2'	1:AA:1264:U:H5'	2.06	0.55
1:AA:1269:A:H2	1:AA:1312:G:N3	2.05	0.55
3:AC:39:ARG:HD3	3:AC:54:ILE:CG1	2.37	0.55
4:AD:97:LEU:CD2	4:AD:117:VAL:HG21	2.37	0.55
8:AH:9:MET:HE2	8:AH:32:LYS:CB	2.37	0.55
9:AI:83:THR:HG21	9:AI:102:PHE:HB2	1.86	0.55
10:AJ:87:LEU:HD13	10:AJ:87:LEU:C	2.26	0.55
16:AP:80:LYS:HB2	16:AP:80:LYS:HZ2	1.71	0.55
17:AQ:44:HIS:HD2	17:AQ:69:THR:HG22	1.71	0.55
22:BA:181:A:H2'	22:BA:182:A:C8	2.42	0.55
22:BA:1059:G:C6	22:BA:1080:A:C6	2.94	0.55
22:BA:1071:G:H4'	22:BA:1088:A:O2'	2.06	0.55
22:BA:1612:C:H2'	22:BA:1613:G:O5'	2.07	0.55
22:BA:1641:A:H2'	22:BA:1642:G:O4'	2.06	0.55
22:BA:2068:U:H6	22:BA:2068:U:C5'	2.18	0.55
22:BA:2332:C:H5''	22:BA:2333:A:OP1	2.06	0.55
22:BA:2492:U:H2'	22:BA:2493:U:C6	2.40	0.55
22:BA:2678:C:O2'	22:BA:2679:A:H5'	2.07	0.55
22:BA:2800:A:H5''	22:BA:2800:A:H8	1.71	0.55
24:BC:229:HIS:HD2	24:BC:246:PRO:HA	1.71	0.55
27:BF:39:VAL:CG1	27:BF:84:ILE:HD12	2.35	0.55
28:BG:163:TYR:O	28:BG:164:ALA:HB3	2.06	0.55
29:BH:49:ALA:CB	29:BH:50:ARG:NH2	2.63	0.55
32:BK:10:VAL:HG11	32:BK:16:ALA:HB2	1.89	0.55
35:BN:30:ARG:NH1	35:BN:74:GLU:OE2	2.39	0.55
36:BO:78:VAL:HG23	36:BO:79:ALA:N	2.21	0.55
39:BR:62:GLU:O	39:BR:64:VAL:HG23	2.07	0.55
41:BT:74:ILE:HG23	41:BT:75:GLY:N	2.21	0.55
46:BY:8:GLU:O	46:BY:9:LYS:CB	2.55	0.55
46:BY:56:LEU:HA	46:BY:59:GLU:CG	2.35	0.55
1:CA:216:U:H4'	1:CA:464:U:H4'	1.87	0.55

*Continued on next page...*

*Continued from previous page...*

Atom-1	Atom-2	Interatomic distance (Å)	Clash overlap (Å)
1:CA:261:U:OP1	20:CT:70:LYS:HE2	2.05	0.55
1:CA:369:G:C4	1:CA:370:C:C5	2.95	0.55
1:CA:653:U:HO2'	1:CA:654:G:H8	1.54	0.55
1:CA:960:U:C4'	1:CA:961:U:C5'	2.82	0.55
1:CA:1167:A:C2'	1:CA:1168:U:OP1	2.55	0.55
2:CB:101:THR:O	2:CB:102:ASN:HB2	2.06	0.55
8:CH:111:THR:HG22	8:CH:113:ARG:H	1.70	0.55
18:CR:71:ASP:CG	21:CU:3:ILE:HD11	2.26	0.55
21:CU:28:LEU:CD2	21:CU:28:LEU:C	2.75	0.55
22:DA:271:G:O2'	22:DA:272:A:P	2.65	0.55
22:DA:299:A:C2	22:DA:319:G:N3	2.75	0.55
22:DA:352:A:H5''	22:DA:353:C:OP2	2.06	0.55
22:DA:438:G:C6	22:DA:439:A:C6	2.95	0.55
22:DA:484:C:N4	22:DA:497:A:C2	2.75	0.55
22:DA:508:A:H62	40:DS:9:HIS:CE1	2.24	0.55
22:DA:607:U:H5	22:DA:619:G:C4	2.25	0.55
22:DA:828:U:H4'	22:DA:831:G:N1	2.21	0.55
22:DA:946:C:O2'	22:DA:947:A:C5'	2.54	0.55
22:DA:956:G:C2	22:DA:962:G:O6	2.60	0.55
22:DA:1130:U:O2'	22:DA:1131:G:C8	2.58	0.55
22:DA:1204:A:O4'	22:DA:1206:G:N7	2.40	0.55
22:DA:1208:C:O2'	22:DA:1209:U:H6	1.89	0.55
22:DA:1303:G:O2'	22:DA:1304:A:H5'	2.06	0.55
22:DA:1387:A:C5	22:DA:1388:G:N7	2.75	0.55
22:DA:1490:A:C8	24:DC:73:ILE:CD1	2.90	0.55
22:DA:1492:G:C3'	22:DA:1493:C:H5'	2.34	0.55
22:DA:1710:G:O2'	22:DA:1711:A:H5'	2.06	0.55
22:DA:1794:A:H1'	22:DA:1900:A:C2	2.41	0.55
22:DA:1797:G:N2	22:DA:1803:A:C2	2.74	0.55
22:DA:2209:G:C6	22:DA:2216:G:C6	2.94	0.55
22:DA:2641:G:H5''	31:DJ:78:THR:HB	1.88	0.55
22:DA:2882:A:H5''	35:DN:96:ARG:HD3	1.88	0.55
23:DB:41:G:H3'	23:DB:42:C:H5''	1.87	0.55
25:DD:60:VAL:O	25:DD:60:VAL:HG13	2.06	0.55
25:DD:181:ASP:C	25:DD:183:GLU:H	2.10	0.55
27:DF:39:VAL:CA	27:DF:49:LEU:HG	2.36	0.55
33:DL:33:ARG:HD3	33:DL:40:SER:HA	1.87	0.55
36:DO:74:VAL:HB	36:DO:106:LEU:CD1	2.37	0.55
38:DQ:9:ALA:O	38:DQ:12:ARG:HG2	2.06	0.55
48:D0:53:VAL:HG23	48:D0:54:ILE:HG12	1.88	0.55
1:AA:234:C:O2'	1:AA:235:C:H5'	2.07	0.55

*Continued on next page...*



*Continued from previous page...*

Atom-1	Atom-2	Interatomic distance (Å)	Clash overlap (Å)
1:AA:251:G:N1	1:AA:266:G:C6	2.75	0.55
1:AA:502:A:C2	1:AA:544:G:C2	2.94	0.55
1:AA:626:G:H2'	1:AA:627:G:H8	1.71	0.55
1:AA:723:U:OP1	21:AU:48:LYS:HB2	2.07	0.55
1:AA:844:G:N2	1:AA:845:A:H62	2.05	0.55
1:AA:1094:G:HO2'	1:AA:1095:U:P	2.28	0.55
1:AA:1151:A:H5''	10:AJ:44:THR:OG1	2.07	0.55
1:AA:1343:G:H1'	9:AI:122:ARG:HH12	1.71	0.55
2:AB:110:ILE:CD1	2:AB:147:LEU:HD13	2.36	0.55
2:AB:130:LYS:HA	2:AB:130:LYS:HZ3	1.72	0.55
4:AD:117:VAL:HA	4:AD:122:ILE:CG1	2.36	0.55
4:AD:195:ASN:O	4:AD:196:GLU:CG	2.51	0.55
8:AH:50:VAL:O	8:AH:50:VAL:HG22	2.06	0.55
9:AI:53:LEU:HD12	9:AI:53:LEU:N	2.21	0.55
14:AN:44:VAL:CG2	14:AN:45:LEU:H	2.08	0.55
22:BA:36:G:O2'	22:BA:37:C:H5'	2.07	0.55
22:BA:979:A:H2'	22:BA:982:C:H42	1.71	0.55
22:BA:1060:U:O4'	22:BA:1062:G:C5'	2.55	0.55
22:BA:1579:A:C2'	22:BA:1580:A:H5'	2.36	0.55
22:BA:1935:G:H1'	22:BA:1964:G:H21	1.70	0.55
22:BA:2250:G:H8	22:BA:2250:G:O5'	1.89	0.55
22:BA:2615:U:O2'	22:BA:2616:C:H5'	2.06	0.55
23:BB:2:G:C2	23:BB:119:A:N3	2.74	0.55
24:BC:78:GLU:OE1	24:BC:100:ARG:NE	2.36	0.55
25:BD:9:VAL:HG22	25:BD:26:VAL:HB	1.89	0.55
29:BH:78:VAL:HG21	29:BH:145:ASN:ND2	2.20	0.55
31:BJ:44:TYR:HD2	38:BQ:63:ARG:CD	2.07	0.55
31:BJ:65:THR:CG2	31:BJ:66:GLY:N	2.69	0.55
34:BM:6:ARG:HB2	34:BM:6:ARG:CZ	2.37	0.55
37:BP:25:VAL:CG1	37:BP:46:VAL:HG23	2.36	0.55
40:BS:45:VAL:HG22	40:BS:46:LEU:N	2.22	0.55
45:BX:40:GLU:HG3	45:BX:43:LYS:HZ3	1.70	0.55
1:CA:137:U:C1'	1:CA:227:G:N2	2.60	0.55
1:CA:373:A:O2'	1:CA:374:A:C5'	2.31	0.55
1:CA:473:U:OP1	16:CP:76:LYS:HE3	2.07	0.55
1:CA:716:A:C2'	1:CA:717:U:O5'	2.54	0.55
1:CA:1168:U:O2'	1:CA:1169:A:C5'	2.55	0.55
1:CA:1190:G:H3'	3:CC:2:GLN:O	2.07	0.55
1:CA:1256:A:H2'	1:CA:1257:A:OP2	2.07	0.55
1:CA:1350:A:O2'	1:CA:1351:U:H5'	2.06	0.55
1:CA:1470:U:H2'	1:CA:1471:U:O5'	2.07	0.55

*Continued on next page...*

*Continued from previous page...*

Atom-1	Atom-2	Interatomic distance (Å)	Clash overlap (Å)
3:CC:53:ARG:HB2	3:CC:53:ARG:HH11	1.71	0.55
4:CD:89:LEU:CD2	4:CD:199:ILE:CD1	2.74	0.55
5:CE:17:VAL:HA	5:CE:33:THR:O	2.06	0.55
6:CF:26:THR:HA	6:CF:36:ILE:HD11	1.89	0.55
6:CF:85:ILE:O	6:CF:86:ARG:C	2.45	0.55
6:CF:98:GLU:O	6:CF:99:ALA:HB2	2.07	0.55
7:CG:71:THR:HG23	7:CG:72:VAL:CG2	2.30	0.55
11:CK:74:LYS:HG3	11:CK:78:ILE:CD1	2.37	0.55
13:CM:36:ALA:HB3	13:CM:55:LEU:HD11	1.89	0.55
14:CN:2:LYS:HD3	14:CN:5:MET:HG3	1.86	0.55
18:CR:55:ALA:HA	18:CR:58:ILE:HG13	1.88	0.55
19:CS:52:ASN:HD21	19:CS:55:GLN:N	2.04	0.55
21:CU:33:ARG:HG2	21:CU:34:ARG:N	2.21	0.55
21:CU:52:VAL:HG22	21:CU:52:VAL:O	2.07	0.55
22:DA:30:G:H2'	22:DA:31:C:C6	2.42	0.55
22:DA:55:G:C2	22:DA:116:C:C2	2.94	0.55
22:DA:120:U:C2	22:DA:149:A:C6	2.95	0.55
22:DA:413:C:H2'	22:DA:414:C:H6	1.66	0.55
22:DA:465:G:H4'	50:D2:16:HIS:HD2	1.70	0.55
22:DA:1400:U:O2'	22:DA:1401:G:O4'	2.21	0.55
22:DA:1428:C:C5	22:DA:1569:A:C5'	2.89	0.55
22:DA:1717:A:N6	22:DA:1744:A:C8	2.74	0.55
22:DA:2151:U:C2'	22:DA:2152:G:H8	2.20	0.55
22:DA:2331:G:H2'	22:DA:2332:C:O4'	2.06	0.55
22:DA:2393:U:H2'	22:DA:2394:C:H5'	1.88	0.55
25:DD:34:VAL:HG21	25:DD:90:PHE:O	2.07	0.55
25:DD:121:THR:CG2	25:DD:127:PHE:HB2	2.36	0.55
25:DD:124:ARG:HD3	25:DD:125:TRP:HE1	1.68	0.55
32:DK:60:ALA:HB2	32:DK:86:LEU:HA	1.88	0.55
33:DL:62:PRO:HG2	51:D3:24:LYS:CB	2.36	0.55
34:DM:66:ARG:NH1	34:DM:101:VAL:HG11	2.22	0.55
38:DQ:101:ASP:CB	39:DR:2:TYR:OH	2.53	0.55
40:DS:1:MET:N	40:DS:1:MET:HE3	2.20	0.55
40:DS:24:ILE:HG22	40:DS:32:ALA:CB	2.36	0.55
46:DY:28:LEU:CD2	46:DY:42:LEU:HD13	2.36	0.55
1:AA:495:A:C2	1:AA:496:A:C6	2.94	0.55
1:AA:529:G:O6	12:AL:45:ASN:HA	2.06	0.55
1:AA:551:U:H2'	1:AA:552:U:O5'	2.07	0.55
1:AA:577:G:H2'	1:AA:578:C:C6	2.41	0.55
1:AA:1432:G:O2'	1:AA:1433:A:OP2	2.22	0.55
1:AA:1494:G:C2	1:AA:1495:U:C5	2.94	0.55

*Continued on next page...*

*Continued from previous page...*

Atom-1	Atom-2	Interatomic distance (Å)	Clash overlap (Å)
3:AC:72:PRO:HG3	3:AC:104:GLU:HG3	1.89	0.55
7:AG:49:LEU:CD1	7:AG:60:ALA:HB1	2.37	0.55
9:AI:57:VAL:C	9:AI:58:GLU:HG2	2.27	0.55
9:AI:67:LYS:HD3	9:AI:67:LYS:N	2.21	0.55
14:AN:63:CYS:HB3	14:AN:67:GLY:H	1.72	0.55
16:AP:37:GLY:HA2	16:AP:51:ARG:HH11	1.71	0.55
22:BA:1001:A:C2'	22:BA:1002:G:H5'	2.37	0.55
22:BA:1098:A:C6	22:BA:1099:G:N1	2.74	0.55
22:BA:1935:G:N1	22:BA:1962:C:H2'	2.21	0.55
22:BA:2136:G:O2'	22:BA:2137:U:C6	2.58	0.55
22:BA:2319:G:O2'	22:BA:2320:U:H5	1.90	0.55
24:BC:250:GLN:N	24:BC:250:GLN:NE2	2.55	0.55
25:BD:85:ALA:O	25:BD:86:GLU:CB	2.55	0.55
25:BD:85:ALA:O	25:BD:86:GLU:HB2	2.07	0.55
28:BG:25:ILE:HD11	28:BG:71:LEU:HD12	1.88	0.55
29:BH:6:LEU:HD22	29:BH:36:ALA:N	2.21	0.55
29:BH:34:GLY:O	29:BH:35:LYS:HG3	2.06	0.55
32:BK:113:MET:O	32:BK:116:ILE:HG13	2.06	0.55
33:BL:39:LYS:C	33:BL:40:SER:O	2.38	0.55
37:BP:50:ARG:CG	37:BP:57:ALA:O	2.42	0.55
37:BP:50:ARG:HD2	37:BP:51:ASN:CA	2.25	0.55
43:BV:72:VAL:HG23	43:BV:73:LYS:N	2.22	0.55
43:BV:75:GLN:HB2	43:BV:92:VAL:HG23	1.89	0.55
52:B4:13:ASN:H	52:B4:13:ASN:HD22	1.55	0.55
1:CA:158:G:C4	1:CA:159:G:C8	2.95	0.55
1:CA:250:A:H1'	1:CA:252:U:C4	2.41	0.55
1:CA:676:A:H2'	1:CA:677:U:H6	1.72	0.55
1:CA:764:C:C3'	1:CA:765:G:H5'	2.37	0.55
1:CA:977:A:N3	1:CA:977:A:H5''	2.21	0.55
1:CA:1036:A:C2'	1:CA:1037:C:H5'	2.36	0.55
1:CA:1049:U:H4'	1:CA:1050:G:OP2	2.04	0.55
1:CA:1052:U:H3'	1:CA:1053:G:H5''	1.87	0.55
1:CA:1138:G:N2	1:CA:1140:C:C4	2.74	0.55
1:CA:1150:A:H62	1:CA:1151:A:N6	2.05	0.55
1:CA:1268:G:H21	1:CA:1327:C:C1'	2.13	0.55
8:CH:1:SER:C	8:CH:3:GLN:N	2.60	0.55
9:CI:70:GLY:O	9:CI:71:ILE:HD12	2.07	0.55
13:CM:3:ILE:O	13:CM:4:ALA:CB	2.55	0.55
22:DA:301:G:C8	22:DA:334:C:C2	2.95	0.55
22:DA:489:G:H4'	22:DA:490:C:OP1	2.04	0.55
22:DA:533:G:OP1	38:DQ:27:ARG:HD3	2.06	0.55

*Continued on next page...*

*Continued from previous page...*

Atom-1	Atom-2	Interatomic distance (Å)	Clash overlap (Å)
22:DA:973:A:H1'	22:DA:1188:U:C6	2.42	0.55
22:DA:1291:C:O2'	22:DA:1292:G:C5'	2.55	0.55
22:DA:1648:U:O2'	22:DA:1649:G:O4'	2.19	0.55
22:DA:1974:C:H2'	22:DA:1975:G:H8	1.72	0.55
22:DA:2069:G:C2	22:DA:2443:C:C2	2.94	0.55
22:DA:2225:A:H4'	22:DA:2226:C:O5'	2.06	0.55
22:DA:2385:C:H3'	22:DA:2385:C:P	2.46	0.55
22:DA:2392:A:N1	33:DL:55:MET:CE	2.70	0.55
22:DA:2508:G:C2	22:DA:2582:G:O6	2.60	0.55
22:DA:2714:G:H2'	22:DA:2715:C:H6	1.69	0.55
23:DB:16:G:C6	23:DB:17:C:N4	2.75	0.55
24:DC:127:ASN:O	24:DC:191:LEU:HD22	2.07	0.55
25:DD:12:THR:HG22	25:DD:13:ARG:N	2.21	0.55
28:DG:91:VAL:HG22	28:DG:93:TYR:CE2	2.39	0.55
31:DJ:51:GLY:O	31:DJ:121:LYS:HE3	2.06	0.55
32:DK:24:VAL:HA	32:DK:39:ILE:HG22	1.88	0.55
33:DL:75:ALA:HB2	33:DL:105:ILE:HG13	1.88	0.55
33:DL:81:ASP:O	33:DL:83:ALA:N	2.39	0.55
34:DM:36:VAL:HG22	43:DV:82:TYR:CB	2.34	0.55
35:DN:35:LYS:NZ	35:DN:112:TYR:HE1	2.04	0.55
37:DP:16:VAL:HG13	37:DP:19:PHE:HE2	1.72	0.55
40:DS:1:MET:HE3	40:DS:1:MET:H3	1.70	0.55
41:DT:69:ARG:HD2	41:DT:70:HIS:H	1.71	0.55
42:DU:60:LYS:HA	42:DU:60:LYS:HE2	1.88	0.55
47:DZ:4:ILE:CG2	47:DZ:56:VAL:CG1	2.84	0.55
1:AA:116:A:O5'	1:AA:116:A:H8	1.89	0.55
1:AA:155:A:H2'	1:AA:156:C:C6	2.42	0.55
1:AA:567:G:H1'	56:AA:1819:HOH:O	2.07	0.55
1:AA:625:U:O2'	1:AA:626:G:H5'	2.07	0.55
5:AE:15:ILE:HG22	5:AE:16:ALA:N	2.20	0.55
5:AE:153:ALA:O	5:AE:156:ARG:O	2.25	0.55
7:AG:68:VAL:HG21	7:AG:103:ILE:CD1	2.37	0.55
11:AK:52:ARG:NH1	11:AK:56:LYS:HZ2	2.05	0.55
16:AP:19:VAL:CG1	16:AP:37:GLY:C	2.75	0.55
21:AU:24:LYS:CG	21:AU:25:ALA:H	2.19	0.55
22:BA:163:C:C6	22:BA:163:C:OP1	2.60	0.55
22:BA:1287:A:O2'	22:BA:1288:G:H5'	2.07	0.55
22:BA:1462:C:O2'	22:BA:1463:C:H5''	2.07	0.55
22:BA:1614:A:C2	40:BS:93:ALA:HB2	2.42	0.55
22:BA:1626:A:HO2'	22:BA:1627:G:P	2.29	0.55
22:BA:1676:A:H2	22:BA:1993:U:H5'	1.68	0.55

*Continued on next page...*

*Continued from previous page...*

Atom-1	Atom-2	Interatomic distance (Å)	Clash overlap (Å)
22:BA:1821:A:H2'	22:BA:1822:C:C6	2.42	0.55
22:BA:2386:A:H2'	22:BA:2387:U:C6	2.41	0.55
22:BA:2665:A:O2'	22:BA:2666:C:H5'	2.06	0.55
22:BA:2742:G:O2'	22:BA:2743:U:H5'	2.07	0.55
23:BB:78:A:C2	23:BB:99:A:C4	2.94	0.55
24:BC:234:GLY:O	24:BC:236:GLY:N	2.38	0.55
25:BD:4:LEU:HD23	25:BD:29:VAL:HG11	1.88	0.55
25:BD:182:ALA:C	25:BD:184:ARG:H	2.08	0.55
37:BP:50:ARG:HG2	37:BP:56:SER:CA	2.36	0.55
39:BR:66:HIS:ND1	39:BR:94:THR:HB	2.22	0.55
43:BV:68:LYS:HG2	43:BV:68:LYS:O	2.07	0.55
44:BW:30:VAL:H	44:BW:31:LEU:CD2	2.20	0.55
46:BY:16:THR:O	46:BY:20:ASN:N	2.32	0.55
47:BZ:34:THR:HG22	47:BZ:35:VAL:N	2.21	0.55
48:B0:35:GLU:OE1	48:B0:45:ASP:HB2	2.07	0.55
48:B0:54:ILE:HG22	48:B0:54:ILE:O	2.06	0.55
1:CA:5:U:H4'	1:CA:6:G:C5'	2.37	0.55
1:CA:220:G:C2	1:CA:221:C:C6	2.95	0.55
1:CA:631:C:H5''	1:CA:632:U:O4'	2.07	0.55
1:CA:704:A:O2'	1:CA:705:G:C8	2.60	0.55
1:CA:969:A:O2'	1:CA:970:C:H5'	2.06	0.55
2:CB:185:ILE:O	2:CB:185:ILE:HG13	2.07	0.55
7:CG:32:ASP:CB	7:CG:34:LYS:HD3	2.36	0.55
8:CH:36:ALA:O	8:CH:45:ILE:HD11	2.06	0.55
9:CI:100:ALA:CB	9:CI:102:PHE:CE2	2.90	0.55
22:DA:100:U:OP1	22:DA:100:U:H3'	2.07	0.55
22:DA:632:A:H4'	33:DL:68:SER:HA	1.89	0.55
22:DA:1263:U:O4'	48:D0:6:LYS:HE3	2.07	0.55
22:DA:1300:G:H5'	22:DA:1301:A:C2	2.42	0.55
22:DA:1327:A:C2	22:DA:1328:A:C4	2.94	0.55
22:DA:1779:U:H5	22:DA:1784:A:N7	2.05	0.55
22:DA:1992:G:C4'	22:DA:1993:U:OP1	2.55	0.55
22:DA:2107:G:C2	22:DA:2183:A:C2	2.95	0.55
22:DA:2214:C:HO2'	22:DA:2215:C:H5'	1.68	0.55
22:DA:2238:G:C5'	22:DA:2239:G:OP1	2.54	0.55
22:DA:2298:A:C5'	22:DA:2322:A:O2'	2.54	0.55
22:DA:2522:U:H6	22:DA:2522:U:H3'	1.71	0.55
22:DA:2677:G:H2'	22:DA:2678:C:C6	2.42	0.55
22:DA:2715:C:C4	22:DA:2716:C:C5	2.94	0.55
23:DB:18:G:C2	23:DB:67:G:O6	2.60	0.55
25:DD:53:GLY:HA3	25:DD:77:ARG:CG	2.32	0.55

*Continued on next page...*

*Continued from previous page...*

Atom-1	Atom-2	Interatomic distance (Å)	Clash overlap (Å)
28:DG:167:VAL:CG2	28:DG:168:VAL:H	2.17	0.55
31:DJ:4:PHE:O	31:DJ:44:TYR:CZ	2.59	0.55
51:D3:18:LYS:CD	51:D3:19:GLY:N	2.67	0.55
51:D3:23:HIS:O	51:D3:46:LYS:HE3	2.07	0.55
1:AA:173:U:C2	1:AA:197:A:C2	2.95	0.55
1:AA:418:C:H2'	1:AA:419:C:H6	1.72	0.55
1:AA:454:G:H2'	1:AA:455:G:H5'	1.89	0.55
1:AA:642:A:C5	8:AH:106:SER:HA	2.42	0.55
1:AA:841:C:H2'	1:AA:841:C:O2	2.06	0.55
1:AA:1284:C:C6	1:AA:1285:A:N7	2.75	0.55
1:AA:1399:C:O2	1:AA:1401:G:C5	2.60	0.55
2:AB:71:THR:HG22	2:AB:72:LYS:N	2.22	0.55
4:AD:2:ARG:CB	4:AD:4:LEU:CD1	2.84	0.55
4:AD:19:PHE:N	4:AD:19:PHE:CD1	2.75	0.55
5:AE:45:VAL:CG2	5:AE:117:ALA:CB	2.85	0.55
8:AH:63:LYS:CB	8:AH:70:VAL:HG21	2.34	0.55
9:AI:49:GLN:N	9:AI:50:PRO:HD2	2.22	0.55
11:AK:42:GLY:HA3	11:AK:73:VAL:HG12	1.87	0.55
12:AL:29:LYS:O	12:AL:80:LEU:HD12	2.07	0.55
16:AP:23:ASP:O	16:AP:25:ARG:N	2.40	0.55
16:AP:57:ILE:HG21	16:AP:75:ILE:HD11	1.88	0.55
20:AT:78:LEU:O	20:AT:82:ILE:HG23	2.07	0.55
22:BA:275:C:H3'	22:BA:276:U:H5''	1.88	0.55
22:BA:1459:G:O2'	22:BA:1460:U:H3'	2.07	0.55
22:BA:1731:G:C5	22:BA:1733:G:N7	2.75	0.55
23:BB:45:A:HO2'	23:BB:46:A:H5'	1.70	0.55
25:BD:106:LYS:H	25:BD:106:LYS:CD	1.97	0.55
28:BG:54:ARG:HD3	28:BG:54:ARG:C	2.28	0.55
31:BJ:88:THR:CG2	31:BJ:91:GLU:H	2.19	0.55
32:BK:18:ARG:N	32:BK:45:GLU:CB	2.69	0.55
40:BS:18:ARG:HG2	40:BS:76:VAL:HG13	1.89	0.55
42:BU:100:GLU:O	42:BU:101:THR:CB	2.54	0.55
45:BX:16:ASN:HB2	45:BX:24:THR:OG1	2.06	0.55
1:CA:113:G:N2	1:CA:353:A:C8	2.58	0.55
1:CA:624:C:H2'	1:CA:625:U:O4'	2.07	0.55
1:CA:658:C:H1'	15:CO:21:THR:HG21	1.89	0.55
1:CA:716:A:H2'	1:CA:717:U:O5'	2.06	0.55
1:CA:933:G:OP2	7:CG:2:ARG:HD2	2.07	0.55
1:CA:982:U:H4'	1:CA:983:A:C5'	2.36	0.55
1:CA:1146:A:O2'	1:CA:1147:C:C5'	2.55	0.55
1:CA:1169:A:O2'	1:CA:1170:A:H8	1.89	0.55

*Continued on next page...*

*Continued from previous page...*

Atom-1	Atom-2	Interatomic distance (Å)	Clash overlap (Å)
1:CA:1320:C:O2'	19:CS:72:GLU:HA	2.07	0.55
1:CA:1448:C:O2'	1:CA:1449:C:C6	2.58	0.55
1:CA:1494:G:H2'	1:CA:1495:U:O5'	2.07	0.55
2:CB:164:ASP:HB3	2:CB:167:HIS:CB	2.33	0.55
6:CF:59:TYR:HE2	18:CR:66:LEU:CD2	2.19	0.55
7:CG:134:VAL:CB	7:CG:137:ARG:HH21	2.10	0.55
13:CM:23:GLY:O	13:CM:24:VAL:HG13	2.07	0.55
22:DA:575:A:C2	22:DA:576:U:C6	2.94	0.55
22:DA:1300:G:H4'	22:DA:1301:A:O5'	2.06	0.55
22:DA:1420:A:N3	22:DA:2211:A:N7	2.54	0.55
22:DA:1450:G:N2	22:DA:1462:C:C2	2.75	0.55
22:DA:1740:G:C2'	22:DA:1741:C:H5'	2.37	0.55
22:DA:2062:A:N3	22:DA:2062:A:C2'	2.70	0.55
22:DA:2390:U:OP2	51:D3:34:LYS:CE	2.55	0.55
22:DA:2468:A:O2'	22:DA:2469:A:C8	2.55	0.55
22:DA:2676:C:OP1	32:DK:31:ARG:NH2	2.40	0.55
22:DA:2900:A:C6	22:DA:2901:C:C4	2.95	0.55
28:DG:1:SER:O	28:DG:3:VAL:HG22	2.07	0.55
28:DG:24:THR:C	28:DG:25:ILE:HD12	2.27	0.55
29:DH:78:VAL:HG21	29:DH:144:VAL:CG1	2.36	0.55
33:DL:110:VAL:CG1	33:DL:127:VAL:HG23	2.37	0.55
34:DM:21:ALA:HA	34:DM:97:GLN:HG2	1.88	0.55
36:DO:31:THR:CG2	36:DO:36:TYR:HE2	2.13	0.55
37:DP:28:LYS:CG	37:DP:39:LEU:HD23	2.36	0.55
41:DT:14:PRO:HG2	41:DT:15:HIS:N	2.21	0.55
43:DV:1:MET:HA	43:DV:1:MET:HE2	1.89	0.55
1:AA:223:A:H2'	1:AA:224:U:C6	2.42	0.55
1:AA:464:U:H2'	1:AA:466:A:OP2	2.07	0.55
1:AA:708:C:O2'	1:AA:709:U:H5'	2.07	0.55
1:AA:1098:C:O5'	1:AA:1098:C:H6	1.89	0.55
1:AA:1283:U:O2'	1:AA:1284:C:C6	2.55	0.55
1:AA:1293:C:H2'	1:AA:1294:G:C8	2.42	0.55
3:AC:141:MET:HA	3:AC:145:ALA:HB3	1.89	0.55
4:AD:36:ALA:CA	4:AD:41:GLY:HA3	2.07	0.55
6:AF:37:HIS:ND1	6:AF:95:ALA:CB	2.70	0.55
10:AJ:11:LYS:HG3	10:AJ:97:ASP:CB	2.37	0.55
11:AK:21:HIS:HD2	11:AK:34:THR:HG22	1.69	0.55
22:BA:80:G:H2'	22:BA:81:G:H5'	1.88	0.55
22:BA:156:A:O2'	22:BA:157:C:H5'	2.07	0.55
22:BA:405:U:C3'	22:BA:406:G:H5'	2.36	0.55
22:BA:851:C:C2'	22:BA:852:U:O5'	2.55	0.55

*Continued on next page...*

*Continued from previous page...*

Atom-1	Atom-2	Interatomic distance (Å)	Clash overlap (Å)
22:BA:1026:G:C8	22:BA:1134:A:C4	2.95	0.55
22:BA:1079:C:N4	22:BA:1088:A:C2	2.74	0.55
22:BA:1321:A:H5''	22:BA:1321:A:H8	1.71	0.55
22:BA:1498:C:HO2'	22:BA:1499:C:H6	0.72	0.55
22:BA:1539:U:C2	22:BA:1540:G:C8	2.95	0.55
22:BA:1654:A:C4'	25:BD:118:PHE:CZ	2.89	0.55
22:BA:2134:A:C6	22:BA:2135:A:N6	2.75	0.55
25:BD:97:SER:H	25:BD:99:GLU:CD	2.11	0.55
30:BI:19:PRO:HG2	30:BI:23:VAL:CG2	2.37	0.55
30:BI:58:ILE:O	30:BI:60:VAL:HG23	2.06	0.55
32:BK:47:ILE:HG13	32:BK:48:PRO:HD2	1.87	0.55
38:BQ:48:ASP:HA	38:BQ:51:GLN:HB2	1.89	0.55
41:BT:19:LYS:HA	41:BT:22:THR:OG1	2.07	0.55
47:BZ:4:ILE:HD11	47:BZ:43:ILE:HD11	1.89	0.55
1:CA:86:G:C2	1:CA:87:C:C5	2.95	0.55
1:CA:109:A:C8	1:CA:327:A:O4'	2.60	0.55
1:CA:287:U:O2'	1:CA:288:A:H5'	2.06	0.55
1:CA:557:G:C6	1:CA:558:G:N1	2.75	0.55
1:CA:687:A:N1	1:CA:704:A:N7	2.55	0.55
1:CA:705:G:O2'	1:CA:706:A:H5'	2.07	0.55
1:CA:795:C:C5'	11:CK:127:ARG:HH21	2.18	0.55
1:CA:994:A:O2'	1:CA:995:C:H6	1.89	0.55
1:CA:1115:U:O2'	1:CA:1116:U:H5'	2.07	0.55
1:CA:1117:A:O2'	9:CI:107:ALA:HB2	2.07	0.55
1:CA:1139:G:H4'	1:CA:1140:C:O5'	2.07	0.55
1:CA:1218:C:C2'	1:CA:1219:A:C8	2.89	0.55
2:CB:110:ILE:CD1	2:CB:150:ILE:HG23	2.37	0.55
5:CE:56:PRO:HG2	5:CE:57:ALA:H	1.72	0.55
6:CF:92:THR:O	6:CF:93:LYS:CG	2.49	0.55
13:CM:47:LEU:HD23	13:CM:47:LEU:C	2.27	0.55
18:CR:21:ASP:HB3	18:CR:23:LYS:HG3	1.89	0.55
22:DA:227:A:C4'	22:DA:229:C:H41	2.20	0.55
22:DA:571:U:H4'	22:DA:573:U:C5	2.40	0.55
22:DA:581:C:OP1	38:DQ:32:ARG:HB2	2.07	0.55
22:DA:1036:G:C6	22:DA:1120:G:C6	2.95	0.55
22:DA:1087:G:H2'	22:DA:1089:A:C8	2.42	0.55
22:DA:1299:G:N2	22:DA:1640:A:H5'	2.20	0.55
22:DA:1430:G:H2'	22:DA:1431:A:C8	2.41	0.55
22:DA:1907:G:C2	22:DA:1924:C:C2	2.95	0.55
22:DA:2250:G:O5'	22:DA:2250:G:H8	1.88	0.55
22:DA:2284:A:OP1	49:D1:5:ARG:HG3	2.07	0.55

*Continued on next page...*



*Continued from previous page...*

Atom-1	Atom-2	Interatomic distance (Å)	Clash overlap (Å)
22:DA:2798:U:H5'	22:DA:2800:A:C6	2.42	0.55
22:DA:2842:G:H2'	22:DA:2843:G:O4'	2.07	0.55
24:DC:33:LEU:O	24:DC:34:GLU:HB3	2.06	0.55
24:DC:170:TYR:HD2	24:DC:183:VAL:O	1.90	0.55
25:DD:12:THR:HG22	25:DD:13:ARG:O	2.07	0.55
26:DE:147:LEU:O	26:DE:148:ILE:CB	2.55	0.55
27:DF:41:GLU:O	27:DF:43:ILE:N	2.40	0.55
27:DF:73:VAL:O	27:DF:73:VAL:HG12	2.07	0.55
28:DG:70:LEU:HD12	28:DG:70:LEU:C	2.27	0.55
29:DH:136:SER:O	29:DH:137:GLU:HG3	2.07	0.55
38:DQ:15:LYS:CE	38:DQ:19:GLN:HE21	2.18	0.55
40:DS:71:VAL:O	40:DS:71:VAL:HG13	2.07	0.55
1:AA:449:G:O2'	1:AA:450:G:H5'	2.06	0.54
1:AA:1032:G:N2	1:AA:1033:G:C8	2.75	0.54
1:AA:1306:A:C6	1:AA:1307:U:C2	2.95	0.54
1:AA:1508:A:H2'	1:AA:1509:C:C6	2.42	0.54
2:AB:139:GLU:O	2:AB:143:LEU:CD2	2.52	0.54
3:AC:106:ARG:O	3:AC:106:ARG:CG	2.54	0.54
4:AD:36:ALA:HA	4:AD:41:GLY:CA	2.07	0.54
4:AD:160:LEU:HD22	4:AD:161:ALA:H	1.72	0.54
5:AE:37:VAL:HG11	5:AE:113:VAL:HA	1.88	0.54
5:AE:81:GLN:HG2	5:AE:149:PRO:CB	2.36	0.54
8:AH:12:ARG:HH11	8:AH:26:MET:CB	2.20	0.54
11:AK:13:LYS:O	11:AK:14:GLN:CB	2.55	0.54
12:AL:7:VAL:HG22	17:AQ:30:HIS:CD2	2.41	0.54
22:BA:526:A:H5''	22:BA:527:C:OP1	2.06	0.54
22:BA:545:U:C6	22:BA:546:U:H4'	2.43	0.54
22:BA:606:U:H4'	22:BA:658:U:HO2'	1.71	0.54
22:BA:659:G:H21	26:BE:30:GLN:NE2	2.04	0.54
22:BA:717:C:O2	22:BA:717:C:H2'	2.06	0.54
22:BA:871:U:H2'	22:BA:872:U:C6	2.42	0.54
22:BA:923:G:H21	44:BW:23:LYS:CE	2.21	0.54
22:BA:1695:G:H2'	22:BA:1696:G:O4'	2.07	0.54
22:BA:1858:A:O2'	22:BA:1859:U:O5'	2.26	0.54
22:BA:2093:G:H1'	22:BA:2198:A:C2	2.42	0.54
22:BA:2742:G:H2'	22:BA:2743:U:H5'	1.88	0.54
22:BA:2808:G:C2	22:BA:2891:U:C6	2.96	0.54
27:BF:165:GLY:O	27:BF:168:LEU:HB3	2.07	0.54
28:BG:140:ILE:HD12	28:BG:140:ILE:H	1.70	0.54
32:BK:34:GLY:O	32:BK:35:VAL:C	2.45	0.54
33:BL:4:ASN:HD22	33:BL:4:ASN:N	1.99	0.54

*Continued on next page...*

*Continued from previous page...*

Atom-1	Atom-2	Interatomic distance (Å)	Clash overlap (Å)
33:BL:27:LEU:N	33:BL:27:LEU:CD1	2.69	0.54
37:BP:64:SER:O	37:BP:65:ASN:C	2.45	0.54
38:BQ:35:PHE:CE1	38:BQ:39:ILE:HD11	2.42	0.54
38:BQ:94:LEU:C	38:BQ:96:ASP:H	2.09	0.54
39:BR:39:LEU:N	39:BR:39:LEU:CD2	2.69	0.54
41:BT:27:SER:O	41:BT:28:ASN:CG	2.46	0.54
44:BW:18:LYS:N	44:BW:36:ILE:CG1	2.70	0.54
45:BX:29:LEU:HB2	45:BX:30:PRO:CD	2.37	0.54
47:BZ:2:LYS:O	47:BZ:3:THR:HG23	2.07	0.54
1:CA:16:A:O4'	5:CE:21:SER:HB3	2.07	0.54
1:CA:32:A:C2'	1:CA:33:A:C8	2.78	0.54
1:CA:50:A:C2	1:CA:360:G:N3	2.72	0.54
1:CA:404:G:OP2	4:CD:2:ARG:NH1	2.40	0.54
1:CA:452:A:H62	1:CA:480:U:H3	1.55	0.54
1:CA:985:C:HO2'	1:CA:986:U:H6	1.50	0.54
1:CA:1124:G:O2'	1:CA:1125:U:C5	2.59	0.54
1:CA:1154:G:H2'	1:CA:1155:A:H8	1.72	0.54
1:CA:1369:C:H2'	1:CA:1370:G:O4'	2.07	0.54
4:CD:123:MET:CE	4:CD:126:GLY:O	2.55	0.54
5:CE:74:ALA:O	5:CE:75:LEU:CB	2.46	0.54
8:CH:46:GLU:H	8:CH:63:LYS:HG3	1.72	0.54
9:CI:90:ASP:HB3	9:CI:93:LEU:HD23	1.89	0.54
11:CK:21:HIS:O	11:CK:22:ILE:HD12	2.07	0.54
12:CL:46:SER:O	12:CL:47:ALA:CB	2.54	0.54
13:CM:94:LEU:HD23	13:CM:101:THR:HG22	1.88	0.54
22:DA:38:A:C2	22:DA:442:G:C6	2.96	0.54
22:DA:477:A:O2'	22:DA:478:A:H5'	2.08	0.54
22:DA:503:A:H5''	22:DA:504:A:O5'	2.07	0.54
22:DA:739:A:H8	22:DA:739:A:OP2	1.90	0.54
22:DA:806:C:H2'	22:DA:807:U:H6	1.71	0.54
22:DA:972:A:H3'	22:DA:973:A:H5''	1.89	0.54
22:DA:1125:G:C6	22:DA:1126:A:N6	2.75	0.54
22:DA:1204:A:O4'	22:DA:1206:G:C5	2.60	0.54
22:DA:1331:G:N2	22:DA:1616:A:N6	2.55	0.54
22:DA:1339:G:H5'	22:DA:1393:A:C2	2.42	0.54
22:DA:1391:U:H4'	41:DT:19:LYS:NZ	2.22	0.54
22:DA:1982:U:O5'	22:DA:1982:U:C6	2.60	0.54
22:DA:1991:U:H6	22:DA:1991:U:C5'	2.20	0.54
22:DA:2303:G:N1	22:DA:2314:A:C5	2.76	0.54
26:DE:88:ARG:HB3	26:DE:89:PRO:HD2	1.88	0.54
27:DF:4:HIS:CE1	27:DF:96:TRP:CH2	2.95	0.54

*Continued on next page...*

*Continued from previous page...*

Atom-1	Atom-2	Interatomic distance (Å)	Clash overlap (Å)
27:DF:48:LEU:O	27:DF:52:ALA:CB	2.54	0.54
27:DF:59:ILE:CD1	27:DF:137:PHE:HZ	2.19	0.54
33:DL:127:VAL:CG1	33:DL:132:ARG:HB2	2.37	0.54
38:DQ:4:LYS:HE3	38:DQ:7:VAL:H	1.72	0.54
38:DQ:65:ASN:HA	38:DQ:75:TYR:HB2	1.88	0.54
42:DU:39:ASN:HD21	42:DU:64:ILE:HG22	1.72	0.54
43:DV:3:THR:HA	43:DV:62:THR:O	2.06	0.54
47:DZ:15:ARG:N	47:DZ:15:ARG:CD	2.67	0.54
1:AA:183:C:O2'	1:AA:184:G:H5'	2.07	0.54
1:AA:267:C:H2'	1:AA:268:U:H6	1.72	0.54
1:AA:657:U:O2	15:AO:21:THR:CG2	2.54	0.54
1:AA:1075:U:H4'	1:AA:1101:A:N6	2.23	0.54
1:AA:1112:C:H1'	3:AC:178:ARG:HH11	1.72	0.54
1:AA:1167:A:C8	1:AA:1169:A:C6	2.96	0.54
5:AE:45:VAL:HG21	5:AE:117:ALA:CB	2.38	0.54
6:AF:40:GLU:HB2	6:AF:42:TRP:HE1	1.71	0.54
6:AF:51:ILE:HD13	6:AF:86:ARG:HG3	1.88	0.54
11:AK:22:ILE:CD1	11:AK:85:VAL:HG13	2.26	0.54
11:AK:109:ILE:CG2	11:AK:110:THR:N	2.70	0.54
17:AQ:60:ILE:CG2	17:AQ:72:TRP:CE3	2.90	0.54
22:BA:78:U:H2'	22:BA:79:C:C6	2.42	0.54
22:BA:274:C:C5	22:BA:275:C:C5	2.95	0.54
22:BA:1394:U:H3'	22:BA:1394:U:C6	2.42	0.54
22:BA:1858:A:O2'	22:BA:1859:U:H5'	2.06	0.54
24:BC:29:PHE:CD2	24:BC:31:PRO:HG2	2.42	0.54
26:BE:79:ARG:O	26:BE:80:SER:C	2.46	0.54
30:BI:64:ARG:HG3	30:BI:65:SER:N	2.22	0.54
30:BI:126:ARG:HA	30:BI:129:GLU:CB	2.36	0.54
31:BJ:31:GLU:O	31:BJ:32:LEU:C	2.42	0.54
32:BK:13:ASN:OD1	32:BK:13:ASN:N	2.41	0.54
32:BK:74:GLY:HA3	37:BP:74:GLN:HE21	1.72	0.54
35:BN:8:ARG:HD2	35:BN:43:GLU:CG	2.37	0.54
35:BN:117:ASP:O	35:BN:119:SER:N	2.37	0.54
38:BQ:40:LYS:HG2	38:BQ:44:TYR:CE1	2.42	0.54
1:CA:329:A:C8	1:CA:332:G:C6	2.95	0.54
1:CA:461:A:P	1:CA:462:G:OP2	2.65	0.54
1:CA:704:A:O2'	1:CA:705:G:O5'	2.25	0.54
1:CA:845:A:H2'	1:CA:845:A:N3	2.21	0.54
1:CA:995:C:N3	1:CA:1046:A:O2'	2.37	0.54
1:CA:1066:C:H2'	1:CA:1067:A:C8	2.42	0.54
3:CC:25:THR:O	3:CC:25:THR:HG22	2.07	0.54

*Continued on next page...*

Continued from previous page...

Atom-1	Atom-2	Interatomic distance (Å)	Clash overlap (Å)
3:CC:190:THR:CG2	3:CC:191:THR:H	2.15	0.54
5:CE:104:ILE:CD1	5:CE:122:VAL:HG21	2.35	0.54
5:CE:131:ASN:HD22	5:CE:132:PRO:HD2	1.72	0.54
7:CG:148:LYS:HB2	7:CG:148:LYS:HZ2	1.72	0.54
14:CN:52:ARG:HH21	14:CN:58:ARG:CD	2.21	0.54
22:DA:18:U:O2	22:DA:554:U:H5'	2.07	0.54
22:DA:116:C:H2'	22:DA:117:G:O5'	2.07	0.54
22:DA:262:A:C2	22:DA:430:A:H1'	2.41	0.54
22:DA:308:G:N1	22:DA:309:A:N1	2.55	0.54
22:DA:362:A:C5	22:DA:363:G:C8	2.95	0.54
22:DA:599:A:C5	22:DA:600:G:N7	2.75	0.54
22:DA:628:G:O2'	22:DA:629:G:C8	2.58	0.54
22:DA:832:U:P	33:DL:38:GLN:H	2.29	0.54
22:DA:1126:A:H4'	22:DA:1127:A:C5'	2.36	0.54
22:DA:1206:G:O2'	22:DA:1207:C:C6	2.60	0.54
22:DA:1342:A:C5	22:DA:1345:C:N4	2.75	0.54
22:DA:1390:U:C2'	22:DA:1391:U:H5'	2.37	0.54
22:DA:1771:C:O2'	22:DA:1772:A:H5'	2.07	0.54
22:DA:1786:A:O2'	22:DA:1938:A:N6	2.41	0.54
22:DA:1788:C:H2'	22:DA:1789:A:H5'	1.90	0.54
22:DA:2291:U:H2'	22:DA:2292:U:C5	2.39	0.54
22:DA:2650:U:C2	22:DA:2671:G:N2	2.76	0.54
23:DB:58:A:C2'	23:DB:59:A:H8	2.17	0.54
25:DD:5:VAL:HG23	25:DD:82:PHE:CZ	2.42	0.54
25:DD:38:LYS:HD2	25:DD:45:TYR:OH	2.07	0.54
26:DE:52:VAL:HG12	26:DE:74:LYS:CD	2.36	0.54
26:DE:60:TRP:HZ3	26:DE:62:GLN:CG	2.20	0.54
28:DG:82:PHE:CB	28:DG:140:ILE:HD13	2.37	0.54
34:DM:63:ILE:HD11	34:DM:105:MET:HE1	1.90	0.54
36:DO:81:ARG:HA	36:DO:84:GLU:HB2	1.89	0.54
37:DP:24:THR:O	37:DP:25:VAL:O	2.26	0.54
41:DT:32:LEU:HD23	41:DT:32:LEU:N	2.22	0.54
42:DU:14:THR:CG2	42:DU:64:ILE:HD11	2.35	0.54
48:D0:42:ILE:CD1	48:D0:48:TYR:CB	2.85	0.54
1:AA:184:G:O2'	1:AA:185:U:O5'	2.25	0.54
1:AA:204:G:C3'	1:AA:205:A:C5'	2.72	0.54
1:AA:642:A:HO2'	1:AA:643:C:H5'	1.67	0.54
1:AA:1088:G:H21	1:AA:1167:A:N6	2.02	0.54
1:AA:1253:G:N1	1:AA:1285:A:N6	2.55	0.54
1:AA:1451:U:HO2'	1:AA:1452:C:P	2.31	0.54
2:AB:40:ILE:HG21	2:AB:201:GLY:HA2	1.88	0.54

Continued on next page...

*Continued from previous page...*

Atom-1	Atom-2	Interatomic distance (Å)	Clash overlap (Å)
2:AB:113:LEU:O	2:AB:117:GLU:HG3	2.07	0.54
5:AE:106:ALA:CB	5:AE:124:ALA:HB3	2.36	0.54
11:AK:107:THR:HG22	11:AK:108:ASN:HD21	1.73	0.54
13:AM:45:SER:O	13:AM:46:GLU:HB2	2.07	0.54
16:AP:22:ALA:HA	16:AP:33:ILE:HG13	1.88	0.54
17:AQ:15:LYS:C	17:AQ:15:LYS:HD2	2.27	0.54
21:AU:8:ASN:O	21:AU:11:PHE:HE2	1.90	0.54
22:BA:361:G:H8	22:BA:361:G:OP2	1.91	0.54
22:BA:528:A:H2	22:BA:2043:C:H4'	1.67	0.54
22:BA:740:C:H5'	22:BA:1784:A:H3'	1.88	0.54
22:BA:792:A:N3	22:BA:2072:C:O2'	2.30	0.54
22:BA:1098:A:C5	22:BA:1099:G:C6	2.95	0.54
22:BA:2109:U:N3	22:BA:2181:U:C4	2.76	0.54
22:BA:2197:U:OP1	4:CD:150:LYS:NZ	2.40	0.54
22:BA:2555:U:C5	22:BA:2556:C:N1	2.75	0.54
22:BA:2567:G:H2'	22:BA:2568:U:C6	2.43	0.54
25:BD:101:PHE:CE2	25:BD:203:VAL:HG22	2.42	0.54
26:BE:18:THR:HA	26:BE:106:LYS:HG2	1.88	0.54
26:BE:145:ASP:CB	26:BE:184:ASP:OD2	2.56	0.54
31:BJ:16:TYR:HA	31:BJ:138:GLN:O	2.06	0.54
1:CA:142:G:N3	1:CA:196:A:H2	2.04	0.54
1:CA:826:C:H2'	1:CA:826:C:O2	2.07	0.54
1:CA:969:A:O2'	1:CA:970:C:O4'	2.22	0.54
1:CA:1004:A:H2'	1:CA:1005:A:O4'	2.07	0.54
1:CA:1102:A:H5''	1:CA:1102:A:H8	1.71	0.54
1:CA:1127:G:H5'	1:CA:1280:A:O2'	2.07	0.54
1:CA:1175:G:H2'	1:CA:1176:A:H8	1.73	0.54
1:CA:1184:G:HO2'	1:CA:1185:G:C5'	2.20	0.54
2:CB:11:ALA:C	2:CB:13:VAL:H	2.09	0.54
4:CD:94:GLU:HA	4:CD:99:ASN:ND2	2.22	0.54
5:CE:36:THR:HB	5:CE:63:MET:CE	2.37	0.54
6:CF:66:ALA:HB1	6:CF:70:VAL:HG22	1.88	0.54
8:CH:46:GLU:N	8:CH:63:LYS:HD2	2.21	0.54
9:CI:47:VAL:C	9:CI:50:PRO:HD2	2.27	0.54
11:CK:22:ILE:O	11:CK:22:ILE:HG22	2.05	0.54
20:CT:3:ILE:O	20:CT:3:ILE:HG22	2.07	0.54
22:DA:579:G:H2'	22:DA:580:U:C6	2.41	0.54
22:DA:1120:G:C6	22:DA:1121:C:C4	2.96	0.54
22:DA:1244:A:C2'	22:DA:1245:G:H5'	2.38	0.54
22:DA:1393:A:H62	41:DT:19:LYS:HG2	1.72	0.54
22:DA:1510:G:N2	22:DA:1511:G:C5	2.75	0.54

*Continued on next page...*

*Continued from previous page...*

Atom-1	Atom-2	Interatomic distance (Å)	Clash overlap (Å)
22:DA:1759:A:H2'	22:DA:1760:C:C6	2.42	0.54
22:DA:1803:A:O2'	22:DA:1804:C:C5'	2.55	0.54
22:DA:2217:G:H2'	22:DA:2218:G:H8	1.72	0.54
22:DA:2226:C:O2'	22:DA:2227:A:O4'	2.20	0.54
22:DA:2263:C:H5	44:DW:11:ASN:OD1	1.90	0.54
22:DA:2533:U:H2'	22:DA:2534:A:O4'	2.07	0.54
24:DC:260:LYS:HB2	24:DC:260:LYS:NZ	2.23	0.54
26:DE:119:ILE:HD11	26:DE:143:LEU:CD2	2.36	0.54
33:DL:96:LYS:HE2	33:DL:102:GLY:O	2.07	0.54
37:DP:24:THR:HA	37:DP:44:GLY:O	2.06	0.54
38:DQ:96:ASP:C	38:DQ:98:ALA:H	2.11	0.54
39:DR:97:LYS:O	39:DR:98:ILE:C	2.45	0.54
40:DS:74:ILE:O	40:DS:74:ILE:HG12	2.07	0.54
44:DW:13:ARG:HG3	44:DW:14:ASP:N	2.15	0.54
45:DX:51:SER:OG	45:DX:54:GLY:HA3	2.07	0.54
45:DX:57:VAL:C	45:DX:59:ASP:H	2.10	0.54
46:DY:28:LEU:HD13	46:DY:28:LEU:C	2.27	0.54
1:AA:414:A:N3	1:AA:415:A:C8	2.75	0.54
1:AA:466:A:H4'	1:AA:467:U:OP2	2.06	0.54
1:AA:672:U:H2'	1:AA:673:A:C8	2.43	0.54
9:AI:10:ARG:HB2	9:AI:14:SER:O	2.08	0.54
15:AO:72:LYS:HA	15:AO:72:LYS:HE2	1.88	0.54
17:AQ:7:LEU:HD22	17:AQ:72:TRP:CZ3	2.42	0.54
22:BA:189:G:H2'	22:BA:205:G:N2	2.21	0.54
22:BA:288:U:O2'	22:BA:289:G:H5'	2.08	0.54
22:BA:1104:C:H2'	22:BA:1105:U:H6	1.71	0.54
22:BA:1378:A:H2'	22:BA:1380:G:N7	2.22	0.54
22:BA:1795:C:H2'	22:BA:1796:U:C6	2.42	0.54
22:BA:2199:A:C5'	22:BA:2200:C:H5	2.19	0.54
27:BF:30:VAL:HG11	27:BF:96:TRP:CH2	2.42	0.54
29:BH:133:GLN:OE1	29:BH:133:GLN:HA	2.08	0.54
30:BI:24:GLY:O	30:BI:27:LEU:HG	2.07	0.54
30:BI:60:VAL:HG22	30:BI:66:PHE:HB2	1.90	0.54
35:BN:71:ARG:HG3	35:BN:71:ARG:NH2	2.23	0.54
35:BN:103:ARG:CD	35:BN:110:MET:CE	2.85	0.54
37:BP:3:ILE:HD13	37:BP:3:ILE:C	2.27	0.54
50:B2:30:VAL:O	50:B2:34:ARG:HG3	2.07	0.54
1:CA:120:A:O2'	1:CA:121:U:C5'	2.56	0.54
1:CA:198:G:H1'	1:CA:199:A:H5'	1.89	0.54
1:CA:440:C:H2'	1:CA:441:A:C5'	2.37	0.54
1:CA:975:A:H2	1:CA:1366:C:H1'	1.71	0.54

*Continued on next page...*

*Continued from previous page...*

Atom-1	Atom-2	Interatomic distance (Å)	Clash overlap (Å)
1:CA:1070:U:H2'	1:CA:1071:C:H6	1.72	0.54
1:CA:1092:A:C2	1:CA:1183:U:N3	2.74	0.54
1:CA:1216:A:C2	1:CA:1217:C:N3	2.76	0.54
1:CA:1323:G:H2'	1:CA:1324:A:C8	2.43	0.54
6:CF:91:ARG:O	6:CF:93:LYS:HE3	2.08	0.54
13:CM:77:LYS:HD3	13:CM:77:LYS:C	2.27	0.54
16:CP:62:GLY:O	16:CP:63:GLN:HB2	2.07	0.54
22:DA:247:G:H4'	22:DA:386:G:C4	2.42	0.54
22:DA:428:A:H2'	22:DA:429:A:O4'	2.08	0.54
22:DA:524:G:H2'	22:DA:525:U:C6	2.41	0.54
22:DA:532:A:N1	22:DA:2020:A:H1'	2.22	0.54
22:DA:672:C:C2	22:DA:809:G:N2	2.75	0.54
22:DA:779:U:OP1	24:DC:48:ILE:CG1	2.51	0.54
22:DA:1068:G:C8	22:DA:1069:A:N7	2.76	0.54
22:DA:1077:A:OP1	30:DI:94:LYS:HG2	2.08	0.54
22:DA:1227:G:O2'	22:DA:1228:G:H5'	2.08	0.54
22:DA:1854:A:H2'	22:DA:1855:U:H5'	1.88	0.54
22:DA:1963:U:O2'	22:DA:1964:G:C5'	2.56	0.54
22:DA:2136:G:C2	22:DA:2137:U:C5	2.96	0.54
22:DA:2353:G:N3	44:DW:30:VAL:CG1	2.70	0.54
22:DA:2426:A:H3'	22:DA:2427:C:H5'	1.90	0.54
28:DG:70:LEU:HD12	28:DG:71:LEU:N	2.23	0.54
30:DI:112:LYS:HZ3	30:DI:128:ILE:HD12	1.68	0.54
31:DJ:73:VAL:HG23	31:DJ:74:TYR:H	1.73	0.54
32:DK:13:ASN:ND2	32:DK:13:ASN:N	2.45	0.54
32:DK:38:ILE:CG1	32:DK:61:VAL:HG12	2.29	0.54
32:DK:92:GLU:OE1	32:DK:92:GLU:HA	2.07	0.54
32:DK:104:THR:C	32:DK:106:GLU:H	2.10	0.54
34:DM:17:ASN:HB3	34:DM:38:ARG:HH22	1.72	0.54
36:DO:29:HIS:O	36:DO:36:TYR:HD2	1.90	0.54
37:DP:19:PHE:CE1	37:DP:58:PHE:CD2	2.96	0.54
42:DU:22:GLY:HA3	42:DU:36:GLU:HB3	1.89	0.54
51:D3:21:PHE:H	51:D3:48:MET:HB2	1.72	0.54
52:D4:30:GLU:HB2	52:D4:33:HIS:HD2	1.72	0.54
1:AA:6:G:H22	5:AE:101:GLY:HA3	1.73	0.54
1:AA:74:A:C6	1:AA:97:G:O6	2.60	0.54
1:AA:197:A:H4'	1:AA:198:G:O5'	2.07	0.54
1:AA:211:G:C6	1:AA:212:G:H1'	2.43	0.54
1:AA:817:C:H4'	1:AA:818:G:OP1	2.07	0.54
1:AA:935:A:O2'	1:AA:936:C:O4'	2.25	0.54
1:AA:1240:U:H3'	1:AA:1241:G:H5'	1.89	0.54

*Continued on next page...*

*Continued from previous page...*

Atom-1	Atom-2	Interatomic distance (Å)	Clash overlap (Å)
1:AA:1279:G:C1'	1:AA:1282:C:N4	2.56	0.54
1:AA:1429:A:C2	1:AA:1472:U:C2	2.96	0.54
2:AB:118:THR:O	2:AB:119:GLN:HB2	2.08	0.54
4:AD:97:LEU:HD22	4:AD:117:VAL:HG11	1.90	0.54
5:AE:121:ASN:N	5:AE:121:ASN:HD22	2.04	0.54
9:AI:8:THR:HG22	9:AI:9:GLY:N	2.22	0.54
9:AI:20:ILE:HD12	9:AI:85:ALA:O	2.08	0.54
9:AI:116:GLY:HA2	10:AJ:60:ASP:OD2	2.08	0.54
15:AO:81:ILE:O	15:AO:85:GLY:N	2.40	0.54
17:AQ:58:VAL:HG22	17:AQ:59:GLU:N	2.22	0.54
19:AS:22:VAL:HG12	19:AS:23:GLU:N	2.23	0.54
22:BA:284:U:H2'	22:BA:285:G:C8	2.35	0.54
22:BA:528:A:C2	22:BA:2043:C:C5'	2.90	0.54
22:BA:611:C:H2'	22:BA:612:G:H5'	1.90	0.54
22:BA:674:G:O2'	26:BE:69:ARG:HD2	2.08	0.54
22:BA:1141:U:H6	31:BJ:65:THR:CG2	2.20	0.54
22:BA:1452:G:H3'	56:BA:3415:HOH:O	2.06	0.54
22:BA:1471:G:H2'	22:BA:1472:C:C6	2.43	0.54
22:BA:1794:A:O2'	22:BA:1795:C:H5'	2.07	0.54
22:BA:1871:A:H8	22:BA:1872:A:C5	2.25	0.54
23:BB:81:G:C2'	23:BB:82:U:H5'	2.38	0.54
25:BD:66:GLY:O	25:BD:69:ALA:HB3	2.07	0.54
25:BD:124:ARG:HG2	25:BD:125:TRP:NE1	2.23	0.54
25:BD:155:VAL:HG13	25:BD:159:LYS:HG3	1.88	0.54
27:BF:71:LYS:HA	27:BF:80:GLN:HG3	1.89	0.54
29:BH:82:SER:O	29:BH:83:LYS:CB	2.54	0.54
33:BL:68:SER:O	33:BL:69:ARG:CB	2.56	0.54
40:BS:69:LEU:HA	40:BS:108:SER:O	2.08	0.54
42:BU:71:ILE:HD12	42:BU:71:ILE:O	2.08	0.54
44:BW:37:VAL:CG1	44:BW:55:ASP:O	2.56	0.54
46:BY:16:THR:O	46:BY:19:LEU:N	2.41	0.54
1:CA:15:G:H5'	1:CA:1396:A:O2'	2.07	0.54
1:CA:596:A:C6	1:CA:645:G:C2	2.96	0.54
1:CA:821:G:H4'	56:CA:1740:HOH:O	2.05	0.54
1:CA:994:A:C2	1:CA:995:C:C6	2.95	0.54
1:CA:1070:U:C2	1:CA:1071:C:C5	2.96	0.54
1:CA:1255:G:N1	1:CA:1279:G:N7	2.56	0.54
1:CA:1509:C:H2'	1:CA:1510:C:C6	2.43	0.54
2:CB:100:LEU:HB2	2:CB:174:GLU:OE1	2.07	0.54
2:CB:191:ASP:C	2:CB:193:ASP:H	2.11	0.54
3:CC:115:VAL:HG13	3:CC:199:VAL:HG11	1.90	0.54

*Continued on next page...*



*Continued from previous page...*

Atom-1	Atom-2	Interatomic distance (Å)	Clash overlap (Å)
8:CH:33:VAL:O	8:CH:35:ILE:N	2.41	0.54
10:CJ:5:ARG:HG2	10:CJ:79:PRO:CG	2.19	0.54
10:CJ:80:THR:C	10:CJ:84:VAL:HG22	2.28	0.54
12:CL:37:TYR:O	12:CL:38:THR:HG22	2.07	0.54
13:CM:82:LEU:HB2	19:CS:73:PHE:CE2	2.43	0.54
15:CO:32:THR:HG23	15:CO:62:ARG:HH11	1.72	0.54
16:CP:7:ALA:O	16:CP:17:TYR:HA	2.06	0.54
19:CS:52:ASN:HD22	19:CS:54:ARG:H	1.54	0.54
22:DA:75:G:HO2'	22:DA:76:C:P	2.31	0.54
22:DA:677:A:C6	22:DA:678:C:N4	2.75	0.54
22:DA:679:C:H2'	22:DA:680:C:C6	2.39	0.54
22:DA:796:C:H2'	22:DA:797:G:C8	2.42	0.54
22:DA:919:U:C2	22:DA:920:A:C8	2.95	0.54
22:DA:1021:A:O2'	22:DA:1022:G:C4'	2.42	0.54
22:DA:1269:A:H2'	22:DA:1270:C:H6	1.70	0.54
22:DA:1303:G:O2'	22:DA:1304:A:C5'	2.55	0.54
22:DA:1307:A:H2'	22:DA:1308:A:O5'	2.07	0.54
22:DA:1346:G:O2'	22:DA:1347:A:C5'	2.55	0.54
22:DA:1662:U:C2'	22:DA:1663:G:H5''	2.37	0.54
22:DA:2100:G:C6	22:DA:2101:A:C6	2.96	0.54
22:DA:2738:A:H2	22:DA:2766:A:N6	2.03	0.54
24:DC:176:ARG:C	24:DC:178:GLY:H	2.10	0.54
25:DD:20:VAL:HG11	25:DD:22:ILE:HG12	1.90	0.54
25:DD:138:LEU:HD22	25:DD:138:LEU:N	2.23	0.54
26:DE:134:LEU:HA	26:DE:137:LYS:HB3	1.88	0.54
31:DJ:57:LEU:HG	31:DJ:128:ASN:N	2.21	0.54
32:DK:34:GLY:O	32:DK:35:VAL:HG23	2.06	0.54
35:DN:7:GLY:HA2	35:DN:46:ARG:CZ	2.37	0.54
42:DU:39:ASN:HB2	42:DU:62:ALA:H	1.71	0.54
45:DX:65:THR:O	45:DX:68:ALA:CB	2.56	0.54
46:DY:47:ARG:O	46:DY:50:VAL:N	2.39	0.54
48:D0:38:LEU:H	48:D0:41:HIS:CE1	2.24	0.54
1:AA:94:G:C4'	1:AA:95:C:C5'	2.81	0.54
1:AA:110:C:H2'	1:AA:111:G:C8	2.43	0.54
1:AA:558:G:H8	1:AA:558:G:O5'	1.90	0.54
1:AA:574:A:H1'	1:AA:883:C:O4'	2.08	0.54
1:AA:665:A:C1'	1:AA:733:G:H1'	2.38	0.54
1:AA:949:A:O2'	1:AA:950:U:H5'	2.07	0.54
1:AA:1248:A:H2	9:AI:71:ILE:HD11	1.69	0.54
1:AA:1257:A:H4'	1:AA:1258:G:OP2	2.08	0.54
1:AA:1380:U:C5	7:AG:2:ARG:HA	2.43	0.54

*Continued on next page...*

*Continued from previous page...*

Atom-1	Atom-2	Interatomic distance (Å)	Clash overlap (Å)
1:AA:1453:G:H2'	1:AA:1454:G:O4'	2.07	0.54
3:AC:179:ALA:HB1	3:AC:202:PHE:HE1	1.72	0.54
4:AD:151:GLN:O	4:AD:152:SER:C	2.45	0.54
4:AD:160:LEU:HD22	4:AD:161:ALA:N	2.22	0.54
6:AF:38:ARG:HH12	6:AF:61:LEU:HD21	1.71	0.54
6:AF:42:TRP:CZ2	6:AF:61:LEU:HD22	2.42	0.54
9:AI:18:VAL:HA	9:AI:64:ILE:HG23	1.89	0.54
14:AN:20:PHE:HA	14:AN:24:ALA:HB3	1.88	0.54
17:AQ:13:SER:O	17:AQ:20:ILE:CD1	2.56	0.54
19:AS:6:LYS:HA	19:AS:6:LYS:CE	2.37	0.54
22:BA:137:U:N3	22:BA:142:A:N6	2.55	0.54
22:BA:2564:A:C2	22:BA:2647:U:H4'	2.42	0.54
22:BA:2585:U:O2'	22:BA:2586:U:C5'	2.36	0.54
24:BC:165:ALA:HB3	24:BC:172:THR:CG2	2.35	0.54
25:BD:117:GLY:C	25:BD:118:PHE:CG	2.81	0.54
29:BH:67:ALA:C	29:BH:69:ALA:H	2.11	0.54
31:BJ:43:GLU:O	31:BJ:44:TYR:C	2.46	0.54
32:BK:13:ASN:O	32:BK:15:GLY:N	2.40	0.54
35:BN:70:THR:HG21	35:BN:75:ILE:HD11	1.90	0.54
36:BO:59:ALA:C	36:BO:61:GLN:N	2.60	0.54
1:CA:163:C:C2'	1:CA:164:G:O5'	2.56	0.54
1:CA:369:G:O2'	1:CA:370:C:C5'	2.48	0.54
1:CA:491:G:HO2'	1:CA:492:C:H5'	1.67	0.54
1:CA:733:G:O2'	1:CA:734:G:H5''	2.08	0.54
1:CA:932:C:C6	7:CG:2:ARG:NH1	2.75	0.54
1:CA:977:A:H1'	1:CA:1223:C:N4	2.22	0.54
1:CA:986:U:N3	1:CA:1220:G:C2	2.76	0.54
1:CA:1393:U:C3'	1:CA:1393:U:C6	2.91	0.54
1:CA:1399:C:C2	1:CA:1401:G:C5	2.96	0.54
3:CC:72:PRO:HG3	3:CC:104:GLU:CD	2.28	0.54
9:CI:27:ILE:HD13	9:CI:62:LEU:CB	2.33	0.54
10:CJ:45:ARG:O	10:CJ:46:LYS:C	2.46	0.54
13:CM:111:PRO:HG2	13:CM:113:LYS:HG3	1.89	0.54
15:CO:31:LEU:O	15:CO:35:ILE:HG13	2.07	0.54
21:CU:35:GLU:OE1	21:CU:37:TYR:CD1	2.61	0.54
22:DA:163:C:O2'	22:DA:164:C:C5'	2.55	0.54
22:DA:945:A:H5'	22:DA:946:C:OP2	2.08	0.54
22:DA:1179:G:C2	22:DA:1180:U:C2	2.96	0.54
22:DA:1179:G:N2	22:DA:1180:U:C2	2.76	0.54
22:DA:1213:A:H2'	22:DA:1214:A:C8	2.42	0.54
22:DA:1237:A:O2'	22:DA:1238:G:O4'	2.26	0.54

*Continued on next page...*

*Continued from previous page...*

Atom-1	Atom-2	Interatomic distance (Å)	Clash overlap (Å)
22:DA:1479:G:N2	22:DA:1513:U:H1'	2.23	0.54
22:DA:1669:A:OP2	56:DA:3706:HOH:O	2.18	0.54
22:DA:1913:A:C4'	22:DA:1914:C:OP1	2.49	0.54
22:DA:2093:G:N3	22:DA:2094:A:C8	2.75	0.54
22:DA:2607:G:H2'	22:DA:2608:G:O4'	2.06	0.54
22:DA:2687:U:H3	22:DA:2722:G:H1	1.56	0.54
22:DA:2691:C:O2'	22:DA:2692:G:H5'	2.06	0.54
22:DA:2817:U:H2'	22:DA:2818:U:O5'	2.07	0.54
22:DA:2879:A:O2'	22:DA:2880:C:P	2.66	0.54
26:DE:148:ILE:HA	26:DE:187:VAL:CB	2.35	0.54
32:DK:2:ILE:CG2	32:DK:3:GLN:N	2.44	0.54
33:DL:141:LYS:HD2	33:DL:142:ILE:N	2.22	0.54
39:DR:81:LYS:O	39:DR:82:HIS:C	2.44	0.54
43:DV:4:ILE:HD12	43:DV:63:ILE:HG13	1.90	0.54
43:DV:21:ARG:HE	43:DV:87:GLN:HG2	1.73	0.54
48:D0:27:LEU:HB3	48:D0:37:HIS:O	2.08	0.54
1:AA:32:A:C2'	1:AA:33:A:H8	2.17	0.54
1:AA:188:C:H2'	1:AA:189:A:O4'	2.08	0.54
1:AA:214:C:C6	1:AA:215:C:H5	2.26	0.54
1:AA:991:U:C4'	1:AA:992:U:OP1	2.56	0.54
1:AA:1159:U:N3	1:AA:1182:G:C5	2.75	0.54
1:AA:1261:A:N1	1:AA:1274:A:C2	2.75	0.54
1:AA:1361:G:H3'	1:AA:1362:A:H5''	1.88	0.54
2:AB:128:LEU:O	2:AB:129:THR:HG23	2.08	0.54
3:AC:147:GLY:N	3:AC:202:PHE:HB3	2.22	0.54
4:AD:19:PHE:N	4:AD:19:PHE:HD1	2.06	0.54
4:AD:31:CYS:O	4:AD:32:LYS:CB	2.46	0.54
4:AD:117:VAL:HG22	4:AD:122:ILE:HG13	1.88	0.54
9:AI:52:GLU:HB3	9:AI:53:LEU:HD12	1.89	0.54
9:AI:90:ASP:CG	9:AI:92:SER:HB3	2.28	0.54
10:AJ:65:TYR:HB3	14:AN:95:LEU:CD1	2.38	0.54
17:AQ:4:ILE:HD12	17:AQ:4:ILE:N	2.23	0.54
22:BA:687:C:O2'	22:BA:1780:A:N1	2.40	0.54
22:BA:725:G:C6	22:BA:726:G:N1	2.76	0.54
22:BA:852:U:H2'	22:BA:853:C:C6	2.43	0.54
22:BA:866:A:C8	22:BA:866:A:C4'	2.91	0.54
22:BA:1733:G:O2'	22:BA:1734:G:H8	1.91	0.54
22:BA:1912:A:O2'	22:BA:1913:A:H5''	2.08	0.54
22:BA:2063:C:O2'	22:BA:2064:C:H5'	2.08	0.54
22:BA:2459:A:N3	22:BA:2459:A:H2'	2.23	0.54
22:BA:2772:C:H2'	22:BA:2773:C:C6	2.42	0.54

*Continued on next page...*

*Continued from previous page...*

Atom-1	Atom-2	Interatomic distance (Å)	Clash overlap (Å)
22:BA:2810:A:H2'	22:BA:2811:G:O4'	2.08	0.54
25:BD:46:ARG:HG2	25:BD:46:ARG:NH1	2.22	0.54
27:BF:40:GLY:N	27:BF:84:ILE:HD11	2.23	0.54
28:BG:26:LYS:HB3	28:BG:32:LEU:HG	1.89	0.54
29:BH:74:ALA:C	29:BH:75:LEU:HD12	2.28	0.54
32:BK:113:MET:HG3	32:BK:116:ILE:HD11	1.89	0.54
33:BL:85:VAL:CG2	33:BL:94:THR:HG23	2.38	0.54
34:BM:54:THR:O	34:BM:56:ALA:N	2.40	0.54
42:BU:13:LEU:HD12	42:BU:69:VAL:CA	2.38	0.54
44:BW:16:GLU:O	44:BW:17:ALA:HB3	2.07	0.54
44:BW:40:ARG:NH1	44:BW:45:HIS:CE1	2.76	0.54
44:BW:44:PHE:O	44:BW:78:PHE:HA	2.08	0.54
44:BW:46:ALA:CB	44:BW:79:ILE:O	2.52	0.54
47:BZ:15:ARG:HH11	47:BZ:15:ARG:CG	2.05	0.54
1:CA:246:A:N3	1:CA:279:A:N6	2.55	0.54
1:CA:663:A:C2	1:CA:743:A:C2	2.96	0.54
1:CA:834:U:O2'	1:CA:835:U:H5'	2.07	0.54
1:CA:880:C:C2'	1:CA:881:G:H5'	2.37	0.54
1:CA:934:C:H5	1:CA:1344:C:C2	2.26	0.54
1:CA:1108:G:OP1	3:CC:175:HIS:ND1	2.34	0.54
1:CA:1117:A:C6	1:CA:1184:G:O6	2.61	0.54
1:CA:1175:G:C2'	1:CA:1176:A:H5'	2.38	0.54
1:CA:1309:G:H1'	13:CM:72:ILE:CD1	2.38	0.54
1:CA:1331:G:O2'	1:CA:1332:A:H8	1.90	0.54
1:CA:1442:G:H2'	1:CA:1443:C:H6	1.73	0.54
4:CD:2:ARG:NH1	4:CD:2:ARG:CB	2.67	0.54
4:CD:26:ALA:O	4:CD:28:ASP:O	2.26	0.54
4:CD:29:THR:C	4:CD:30:LYS:CD	2.65	0.54
4:CD:190:LEU:O	4:CD:191:SER:O	2.26	0.54
6:CF:35:LYS:HB2	6:CF:37:HIS:CE1	2.42	0.54
6:CF:67:PRO:O	6:CF:69:GLU:N	2.41	0.54
7:CG:100:MET:H	7:CG:100:MET:HE2	1.69	0.54
7:CG:128:GLU:HG3	7:CG:130:LYS:H	1.73	0.54
9:CI:56:MET:O	9:CI:58:GLU:HG2	2.08	0.54
11:CK:35:ASP:C	11:CK:37:GLN:H	2.11	0.54
11:CK:81:LEU:HD11	11:CK:104:PHE:CG	2.41	0.54
13:CM:106:ARG:HH21	13:CM:112:ARG:NE	2.05	0.54
22:DA:460:A:C2	22:DA:470:A:C4	2.96	0.54
22:DA:538:A:H5''	31:DJ:7:LYS:HZ2	1.71	0.54
22:DA:639:U:H2'	22:DA:640:C:C6	2.32	0.54
22:DA:1033:U:H4'	22:DA:1034:G:OP1	2.06	0.54

*Continued on next page...*

*Continued from previous page...*

Atom-1	Atom-2	Interatomic distance (Å)	Clash overlap (Å)
22:DA:1131:G:N7	22:DA:2025:C:H4'	2.22	0.54
22:DA:1139:G:O3'	31:DJ:26:GLY:HA3	2.08	0.54
22:DA:1759:A:H2'	22:DA:1760:C:H6	1.72	0.54
22:DA:2024:G:N2	22:DA:2040:G:H1'	2.23	0.54
22:DA:2093:G:N2	22:DA:2094:A:C4	2.76	0.54
22:DA:2096:C:H2'	22:DA:2097:A:H8	1.73	0.54
22:DA:2197:U:C6	22:DA:2224:G:C6	2.96	0.54
22:DA:2312:U:H5'	27:DF:70:ARG:NH1	2.23	0.54
22:DA:2674:G:H4'	32:DK:30:ARG:CG	2.37	0.54
24:DC:68:ARG:HH12	24:DC:115:ILE:HD12	1.72	0.54
24:DC:231:HIS:O	24:DC:232:GLY:C	2.46	0.54
25:DD:97:SER:HB2	25:DD:99:GLU:HG2	1.90	0.54
28:DG:51:PHE:HE2	28:DG:68:ARG:HA	1.72	0.54
29:DH:68:ARG:CG	29:DH:68:ARG:NH1	2.59	0.54
32:DK:40:LYS:NZ	32:DK:89:ASN:HD21	2.05	0.54
38:DQ:4:LYS:HG2	38:DQ:5:ARG:N	2.23	0.54
39:DR:78:ARG:CB	39:DR:83:TYR:HD1	2.20	0.54
42:DU:58:VAL:HG12	42:DU:60:LYS:HG2	1.83	0.54
43:DV:77:VAL:HA	43:DV:89:ILE:HG22	1.89	0.54
46:DY:17:GLU:HG2	46:DY:50:VAL:HG13	1.90	0.54
49:D1:22:THR:HG23	49:D1:23:THR:N	2.22	0.54
49:D1:42:VAL:HG12	49:D1:42:VAL:O	2.06	0.54
1:AA:430:A:O2'	1:AA:431:A:C5'	2.29	0.54
1:AA:466:A:C5'	1:AA:467:U:OP2	2.56	0.54
1:AA:694:A:C2'	1:AA:695:A:O5'	2.55	0.54
1:AA:1152:A:C2'	1:AA:1153:G:C8	2.85	0.54
1:AA:1227:A:HO2'	1:AA:1228:C:P	2.31	0.54
1:AA:1285:A:H4'	1:AA:1286:U:C4	2.43	0.54
2:AB:148:GLY:O	2:AB:151:LYS:HG2	2.08	0.54
3:AC:13:ILE:O	3:AC:15:LYS:N	2.40	0.54
4:AD:168:THR:HG22	4:AD:183:ARG:NH2	2.23	0.54
5:AE:87:VAL:HG12	5:AE:92:ARG:HA	1.88	0.54
6:AF:46:GLN:HE22	6:AF:56:LYS:HG3	1.71	0.54
7:AG:112:ASP:O	7:AG:113:LYS:HD3	2.08	0.54
11:AK:22:ILE:CG1	11:AK:85:VAL:HA	2.38	0.54
11:AK:71:ASP:OD1	11:AK:72:ALA:N	2.41	0.54
14:AN:22:LYS:CG	14:AN:23:ARG:H	2.17	0.54
16:AP:59:HIS:CE1	16:AP:63:GLN:NE2	2.76	0.54
22:BA:74:A:H5''	22:BA:74:A:N3	2.22	0.54
22:BA:301:G:O2'	22:BA:302:C:P	2.66	0.54
22:BA:618:G:C6	22:BA:619:G:C4	2.95	0.54

*Continued on next page...*

*Continued from previous page...*

Atom-1	Atom-2	Interatomic distance (Å)	Clash overlap (Å)
22:BA:1073:A:H2'	22:BA:1074:G:C5'	2.23	0.54
22:BA:1090:A:O2'	22:BA:1091:G:H5'	2.08	0.54
22:BA:1092:C:H2'	22:BA:1093:G:O4'	2.08	0.54
22:BA:1165:A:H2'	22:BA:1166:G:H8	1.73	0.54
22:BA:1179:G:O5'	22:BA:1180:U:O5'	2.25	0.54
22:BA:1439:A:C2	22:BA:1553:A:C5	2.96	0.54
22:BA:1782:U:C6	22:BA:2609:U:C5	2.96	0.54
22:BA:1909:C:C2	22:BA:1922:G:N2	2.75	0.54
22:BA:2286:G:O6	49:B1:22:THR:HG21	2.08	0.54
22:BA:2760:C:C2'	22:BA:2761:A:H5'	2.38	0.54
24:BC:68:ARG:CD	24:BC:103:ILE:HD11	2.20	0.54
24:BC:93:VAL:HG12	24:BC:94:LEU:H	1.72	0.54
27:BF:53:ALA:O	27:BF:64:PRO:HG2	2.07	0.54
27:BF:169:LEU:N	27:BF:169:LEU:CD1	2.69	0.54
28:BG:37:ASN:O	28:BG:38:ASP:CB	2.56	0.54
29:BH:27:ARG:HG3	45:BX:59:ASP:OD1	2.08	0.54
30:BI:123:ALA:C	30:BI:125:THR:H	2.10	0.54
31:BJ:110:PRO:O	31:BJ:111:LYS:HD2	2.08	0.54
32:BK:73:ASP:OD1	32:BK:73:ASP:C	2.46	0.54
44:BW:72:GLY:N	44:BW:73:PRO:CD	2.71	0.54
45:BX:77:TYR:O	45:BX:77:TYR:CG	2.61	0.54
1:CA:66:A:N6	1:CA:67:C:N4	2.56	0.54
1:CA:97:G:C5	1:CA:98:A:H1'	2.43	0.54
1:CA:502:A:H4'	1:CA:550:G:H4'	1.89	0.54
1:CA:674:G:H4'	18:CR:69:TYR:HD1	1.66	0.54
1:CA:908:A:H2'	1:CA:909:A:H8	1.72	0.54
1:CA:1145:A:O2'	1:CA:1146:A:C5'	2.56	0.54
1:CA:1316:G:H1	19:CS:4:LEU:HD21	1.73	0.54
1:CA:1460:C:O5'	1:CA:1460:C:H6	1.91	0.54
2:CB:162:VAL:CG1	2:CB:184:ALA:HB2	2.38	0.54
9:CI:39:GLY:O	9:CI:40:ARG:HB2	2.07	0.54
13:CM:81:ASP:HB3	13:CM:82:LEU:HD12	1.89	0.54
14:CN:12:ARG:HB3	14:CN:59:GLN:HG2	1.89	0.54
14:CN:20:PHE:CB	14:CN:24:ALA:HB2	2.38	0.54
18:CR:19:GLU:CD	18:CR:20:ILE:N	2.57	0.54
19:CS:50:VAL:CG2	19:CS:74:ALA:HB2	2.38	0.54
22:DA:99:U:H5'	22:DA:100:U:OP1	2.07	0.54
22:DA:1132:U:H3'	22:DA:1133:A:H5''	1.89	0.54
22:DA:1415:U:O3'	22:DA:1416:G:H4'	2.08	0.54
22:DA:1416:G:C4	22:DA:1417:C:C5	2.96	0.54
22:DA:1566:A:C2	24:DC:212:TRP:CD2	2.96	0.54

*Continued on next page...*

*Continued from previous page...*

Atom-1	Atom-2	Interatomic distance (Å)	Clash overlap (Å)
22:DA:1619:G:H2'	22:DA:1620:G:H8	1.72	0.54
22:DA:1649:G:N1	22:DA:2009:A:C6	2.75	0.54
22:DA:1667:G:C2'	22:DA:1991:U:O4	2.56	0.54
22:DA:1991:U:H5''	22:DA:1991:U:C6	2.43	0.54
22:DA:2232:C:P	45:DX:26:ARG:NH1	2.81	0.54
22:DA:2252:G:H2'	22:DA:2253:G:O4'	2.08	0.54
22:DA:2337:G:O2'	22:DA:2338:C:H5'	2.08	0.54
22:DA:2591:C:OP1	24:DC:237:ARG:HD2	2.07	0.54
22:DA:2716:C:O2'	22:DA:2717:C:H5'	2.08	0.54
22:DA:2812:G:C2	22:DA:2813:A:C4	2.96	0.54
22:DA:2816:G:O3'	35:DN:99:LYS:HE3	2.08	0.54
23:DB:5:U:H2'	23:DB:6:G:H8	1.72	0.54
23:DB:11:C:H2'	23:DB:15:A:N6	2.23	0.54
24:DC:64:VAL:HG11	24:DC:66:PHE:CE2	2.43	0.54
24:DC:177:SER:O	24:DC:270:ARG:HG3	2.08	0.54
25:DD:21:SER:O	25:DD:23:PRO:CD	2.55	0.54
27:DF:32:LYS:HB2	27:DF:32:LYS:HZ2	1.72	0.54
27:DF:56:LEU:HD13	27:DF:56:LEU:O	2.08	0.54
28:DG:74:MET:O	28:DG:78:VAL:HG13	2.08	0.54
30:DI:21:PRO:CD	30:DI:22:PRO:HD2	2.38	0.54
30:DI:52:LEU:HD11	30:DI:78:LEU:HD21	1.88	0.54
36:DO:35:ILE:O	36:DO:53:THR:HG23	2.07	0.54
43:DV:69:GLU:HG2	43:DV:70:ILE:N	2.23	0.54
47:DZ:16:LEU:HD23	47:DZ:19:HIS:CG	2.43	0.54
1:AA:214:C:C5	1:AA:215:C:H5	2.25	0.54
1:AA:501:C:H1'	1:AA:549:C:O2'	2.08	0.54
1:AA:614:C:C2'	1:AA:615:G:O5'	2.55	0.54
1:AA:668:G:O2'	15:AO:45:HIS:CD2	2.61	0.54
1:AA:1473:G:C2'	1:AA:1474:U:H5'	2.38	0.54
5:AE:148:SER:O	5:AE:152:VAL:CG1	2.56	0.54
7:AG:25:PHE:HA	7:AG:100:MET:HE3	1.89	0.54
11:AK:14:GLN:HA	11:AK:76:TYR:O	2.07	0.54
17:AQ:73:THR:HG22	17:AQ:74:LEU:N	2.22	0.54
22:BA:765:C:H2'	22:BA:766:U:C6	2.43	0.54
22:BA:1371:G:O2'	22:BA:1372:U:H5'	2.07	0.54
22:BA:1441:G:O2'	22:BA:1442:U:H5'	2.08	0.54
22:BA:1678:A:C2'	22:BA:1679:A:H5'	2.37	0.54
22:BA:2063:C:O2	22:BA:2450:A:N1	2.41	0.54
22:BA:2314:A:O2'	22:BA:2315:G:H5'	2.07	0.54
22:BA:2318:G:C6	22:BA:2319:G:N1	2.76	0.54
22:BA:2485:G:H5''	34:BM:45:GLN:NE2	2.22	0.54

*Continued on next page...*

*Continued from previous page...*

Atom-1	Atom-2	Interatomic distance (Å)	Clash overlap (Å)
22:BA:2602:A:H5''	22:BA:2603:G:H5''	1.89	0.54
22:BA:2672:U:C2'	22:BA:2673:G:O5'	2.56	0.54
23:BB:30:C:H2'	23:BB:31:C:H5'	1.90	0.54
25:BD:62:LYS:N	25:BD:63:PRO:HD3	2.23	0.54
26:BE:124:PHE:CD1	26:BE:124:PHE:C	2.82	0.54
31:BJ:20:ALA:O	31:BJ:21:THR:C	2.46	0.54
37:BP:98:TYR:CD2	37:BP:99:LEU:HD13	2.43	0.54
38:BQ:85:ALA:O	38:BQ:87:VAL:C	2.46	0.54
1:CA:62:U:H4'	1:CA:378:G:N2	2.22	0.54
1:CA:177:G:H2'	1:CA:178:C:H5'	1.90	0.54
1:CA:342:C:H2'	1:CA:343:U:H5'	1.90	0.54
1:CA:389:A:O2'	1:CA:390:U:H5'	2.08	0.54
1:CA:444:G:O2'	1:CA:445:G:H5'	2.08	0.54
1:CA:538:G:H5''	12:CL:110:LYS:HB2	1.89	0.54
1:CA:667:G:C2	1:CA:740:U:O2	2.60	0.54
1:CA:754:C:O2	1:CA:754:C:C2'	2.56	0.54
1:CA:756:C:H2'	1:CA:757:U:O5'	2.08	0.54
1:CA:764:C:N4	1:CA:812:G:C6	2.75	0.54
1:CA:799:G:C2	1:CA:800:G:H1'	2.43	0.54
1:CA:994:A:N7	1:CA:1216:A:H4'	2.23	0.54
1:CA:1514:G:H2'	1:CA:1515:G:H8	1.72	0.54
9:CI:119:LYS:HG2	9:CI:122:ARG:HB3	1.88	0.54
13:CM:18:LEU:HA	13:CM:21:ILE:CD1	2.38	0.54
22:DA:87:U:O2'	22:DA:88:G:P	2.65	0.54
22:DA:227:A:O2'	22:DA:228:C:O5'	2.23	0.54
22:DA:279:A:H61	22:DA:361:G:C1'	2.16	0.54
22:DA:372:G:P	45:DX:61:LYS:NZ	2.81	0.54
22:DA:566:U:C5	22:DA:567:U:C5	2.96	0.54
22:DA:754:U:O2'	22:DA:755:U:H5'	2.07	0.54
22:DA:1050:A:C4	22:DA:2751:G:N2	2.76	0.54
22:DA:1283:G:N2	22:DA:1286:A:C8	2.76	0.54
22:DA:1391:U:H4'	41:DT:19:LYS:HZ1	1.73	0.54
22:DA:1520:U:O4	22:DA:1521:G:C6	2.61	0.54
22:DA:1734:G:C4	22:DA:1735:A:N7	2.76	0.54
22:DA:1737:G:N7	22:DA:1738:G:C6	2.76	0.54
22:DA:1771:C:C2'	22:DA:1772:A:H5'	2.38	0.54
22:DA:2009:A:C2'	22:DA:2010:G:H5'	2.38	0.54
22:DA:2404:U:H2'	22:DA:2405:G:O4'	2.08	0.54
24:DC:9:SER:O	24:DC:12:ARG:HB2	2.07	0.54
26:DE:40:ARG:CZ	26:DE:92:HIS:CD2	2.91	0.54
26:DE:60:TRP:O	26:DE:61:ARG:CB	2.56	0.54

*Continued on next page...*



*Continued from previous page...*

Atom-1	Atom-2	Interatomic distance (Å)	Clash overlap (Å)
26:DE:147:LEU:HB2	26:DE:186:VAL:HA	1.90	0.54
31:DJ:38:GLY:O	31:DJ:43:GLU:HB2	2.07	0.54
34:DM:36:VAL:HG13	43:DV:82:TYR:CD1	2.43	0.54
35:DN:16:HIS:CE1	35:DN:20:MET:CE	2.91	0.54
39:DR:78:ARG:HB3	39:DR:83:TYR:HD1	1.73	0.54
42:DU:64:ILE:O	42:DU:64:ILE:HG23	2.08	0.54
1:AA:66:A:O4'	1:AA:173:U:C4	2.61	0.54
1:AA:198:G:O2'	1:AA:199:A:H5'	2.08	0.54
1:AA:270:A:H2'	1:AA:271:C:O4'	2.08	0.54
1:AA:342:C:H2'	1:AA:343:U:H5'	1.90	0.54
1:AA:620:C:C6	4:AD:131:ILE:HG12	2.43	0.54
1:AA:624:C:H4'	16:AP:10:GLY:O	2.07	0.54
1:AA:922:G:H2'	1:AA:923:A:C8	2.43	0.54
2:AB:70:GLY:HA2	2:AB:163:ILE:CG2	2.38	0.54
3:AC:39:ARG:HD3	3:AC:54:ILE:HG13	1.88	0.54
3:AC:147:GLY:H	3:AC:202:PHE:HB3	1.73	0.54
11:AK:86:LYS:C	11:AK:113:THR:HG22	2.27	0.54
15:AO:23:SER:O	15:AO:24:THR:C	2.45	0.54
17:AQ:14:ASP:O	17:AQ:16:MET:SD	2.66	0.54
17:AQ:79:GLU:C	17:AQ:80:LYS:HD3	2.28	0.54
22:BA:247:G:H4'	22:BA:386:G:C5	2.43	0.54
22:BA:303:G:C4	22:BA:304:U:C6	2.96	0.54
22:BA:983:A:C6	22:BA:984:A:C2	2.96	0.54
22:BA:1131:G:OP1	31:BJ:82:GLY:HA2	2.08	0.54
22:BA:1360:G:H2'	22:BA:1361:G:H5'	1.89	0.54
22:BA:1392:A:N6	22:BA:1393:A:N6	2.56	0.54
22:BA:1866:A:O2'	22:BA:1867:G:H5'	2.08	0.54
22:BA:2345:G:C5	22:BA:2381:A:C2	2.96	0.54
24:BC:245:THR:HB	24:BC:247:TRP:HE3	1.69	0.54
25:BD:68:PHE:C	25:BD:73:VAL:HG12	2.28	0.54
28:BG:136:ASP:O	28:BG:140:ILE:HD11	2.08	0.54
31:BJ:111:LYS:HD3	31:BJ:111:LYS:C	2.22	0.54
33:BL:7:SER:HB2	33:BL:8:PRO:HD2	1.90	0.54
37:BP:80:VAL:HG12	37:BP:81:ASP:H	1.73	0.54
38:BQ:40:LYS:HG2	38:BQ:44:TYR:CD1	2.43	0.54
39:BR:64:VAL:O	39:BR:64:VAL:CG1	2.54	0.54
40:BS:84:ARG:O	40:BS:95:ARG:O	2.26	0.54
46:BY:47:ARG:NH2	46:BY:47:ARG:CG	2.66	0.54
51:B3:44:ARG:N	51:B3:45:PRO:CD	2.71	0.54
1:CA:80:A:N6	1:CA:90:C:N3	2.55	0.54
1:CA:238:A:C3'	1:CA:239:U:C5'	2.83	0.54

*Continued on next page...*

*Continued from previous page...*

Atom-1	Atom-2	Interatomic distance (Å)	Clash overlap (Å)
1:CA:375:U:O3'	16:CP:6:LEU:CD1	2.56	0.54
1:CA:583:A:H2'	1:CA:584:G:O4'	2.08	0.54
1:CA:880:C:H2'	1:CA:881:G:H5'	1.89	0.54
1:CA:1084:G:C8	1:CA:1085:U:C5	2.96	0.54
1:CA:1133:G:C6	1:CA:1134:G:N7	2.75	0.54
1:CA:1190:G:HO2'	1:CA:1191:A:P	2.31	0.54
1:CA:1249:C:H4'	9:CI:74:GLN:HE22	1.71	0.54
2:CB:128:LEU:CD2	2:CB:131:LYS:HD3	2.38	0.54
3:CC:100:ILE:HD12	3:CC:101:ASN:H	1.73	0.54
3:CC:112:ALA:HB2	3:CC:182:ASP:CB	2.33	0.54
4:CD:127:ARG:HG2	4:CD:127:ARG:NH1	2.21	0.54
5:CE:39:GLY:HA2	5:CE:44:ARG:O	2.08	0.54
12:CL:82:ARG:NH1	12:CL:82:ARG:CG	2.58	0.54
18:CR:35:SER:HA	18:CR:71:ASP:OD1	2.08	0.54
22:DA:136:G:H1	22:DA:143:C:H42	1.56	0.54
22:DA:457:A:C2	22:DA:459:U:O4	2.61	0.54
22:DA:462:C:O2'	22:DA:463:G:H5'	2.08	0.54
22:DA:492:A:N1	40:DS:49:LYS:CE	2.71	0.54
22:DA:538:A:O2'	31:DJ:8:PRO:CG	2.56	0.54
22:DA:602:A:C2	22:DA:656:G:C6	2.96	0.54
22:DA:627:A:O2'	22:DA:628:G:P	2.66	0.54
22:DA:762:U:O2'	22:DA:763:G:C5'	2.56	0.54
22:DA:852:U:H5'	47:DZ:45:GLY:HA3	1.89	0.54
22:DA:972:A:C2	22:DA:973:A:N6	2.76	0.54
22:DA:1055:G:C5	22:DA:1056:G:C8	2.96	0.54
22:DA:1071:G:O2'	22:DA:1072:C:C5'	2.54	0.54
22:DA:1455:G:O6	22:DA:2705:A:C2	2.61	0.54
22:DA:1820:U:H3	24:DC:197:ALA:HA	1.73	0.54
22:DA:2047:C:O2'	22:DA:2048:G:H5'	2.07	0.54
22:DA:2143:C:H2'	22:DA:2148:G:N1	2.23	0.54
22:DA:2261:C:C2	22:DA:2280:G:N2	2.76	0.54
22:DA:2305:U:H4'	27:DF:132:ARG:HG2	1.90	0.54
22:DA:2352:A:C2'	22:DA:2353:G:H5'	2.38	0.54
22:DA:2487:G:H2'	22:DA:2488:G:H8	1.73	0.54
22:DA:2517:C:O2'	22:DA:2518:A:C3'	2.45	0.54
22:DA:2550:G:C2	22:DA:2559:C:O2	2.61	0.54
22:DA:2808:G:O2'	22:DA:2809:A:C8	2.61	0.54
24:DC:173:LEU:CD2	24:DC:181:ARG:O	2.55	0.54
26:DE:127:GLU:OE2	26:DE:133:LEU:HD21	2.08	0.54
27:DF:131:VAL:C	27:DF:133:GLU:H	2.11	0.54
28:DG:71:LEU:HD22	28:DG:74:MET:HE2	1.90	0.54

*Continued on next page...*

*Continued from previous page...*

Atom-1	Atom-2	Interatomic distance (Å)	Clash overlap (Å)
29:DH:58:LEU:O	29:DH:61:VAL:HG12	2.08	0.54
31:DJ:43:GLU:O	31:DJ:43:GLU:CG	2.56	0.54
31:DJ:56:VAL:HG21	31:DJ:101:ILE:HG21	1.90	0.54
32:DK:4:GLU:O	32:DK:5:GLN:HG2	2.07	0.54
35:DN:37:THR:HA	35:DN:110:MET:HE2	1.89	0.54
37:DP:74:GLN:OE1	37:DP:74:GLN:HA	2.06	0.54
39:DR:19:THR:HG23	39:DR:96:VAL:O	2.08	0.54
39:DR:51:VAL:HG23	39:DR:53:PHE:O	2.08	0.54
40:DS:24:ILE:CG2	40:DS:32:ALA:HB1	2.38	0.54
42:DU:41:VAL:O	42:DU:59:GLU:HA	2.08	0.54
42:DU:90:LYS:HB3	42:DU:92:VAL:CG1	2.38	0.54
43:DV:3:THR:HG22	43:DV:62:THR:OG1	2.08	0.54
44:DW:22:VAL:O	44:DW:23:LYS:HG3	2.08	0.54
44:DW:77:LYS:N	44:DW:77:LYS:HZ2	2.06	0.54
45:DX:11:PRO:CB	45:DX:27:ARG:HH21	2.21	0.54
1:AA:783:C:C2'	1:AA:784:A:H5'	2.38	0.53
1:AA:1196:A:O2'	1:AA:1197:A:P	2.66	0.53
2:AB:185:ILE:HG22	2:AB:199:ILE:HG21	1.91	0.53
3:AC:54:ILE:HD12	3:AC:55:VAL:N	2.23	0.53
4:AD:35:GLN:O	4:AD:36:ALA:CB	2.55	0.53
4:AD:106:PHE:CG	4:AD:144:ILE:HD11	2.43	0.53
4:AD:125:ASN:HA	4:AD:141:VAL:HG23	1.90	0.53
11:AK:126:ARG:N	21:AU:33:ARG:NH2	2.51	0.53
14:AN:20:PHE:HA	14:AN:24:ALA:CB	2.38	0.53
15:AO:50:HIS:O	15:AO:53:ARG:HB3	2.08	0.53
22:BA:63:A:H5'	22:BA:63:A:C8	2.40	0.53
22:BA:1154:G:OP2	38:BQ:57:ARG:NH1	2.40	0.53
22:BA:1568:G:H4'	24:BC:58:LYS:HB3	1.90	0.53
22:BA:1857:G:N2	22:BA:1884:G:O2'	2.41	0.53
22:BA:1947:C:C2	22:BA:1960:A:C2	2.96	0.53
22:BA:2136:G:O6	22:BA:2156:G:C2	2.62	0.53
22:BA:2725:A:O2'	22:BA:2726:A:H2'	2.07	0.53
22:BA:2765:A:H2'	22:BA:2765:A:N3	2.23	0.53
22:BA:2847:U:O2'	22:BA:2848:G:H5'	2.08	0.53
25:BD:68:PHE:CE2	25:BD:75:ALA:HA	2.42	0.53
26:BE:115:GLN:HA	26:BE:115:GLN:OE1	2.08	0.53
29:BH:75:LEU:HD23	29:BH:143:ILE:CG2	2.38	0.53
31:BJ:40:HIS:H	31:BJ:40:HIS:CD2	2.25	0.53
34:BM:21:ALA:HB2	34:BM:97:GLN:O	2.08	0.53
36:BO:35:ILE:HG21	36:BO:71:ALA:HA	1.88	0.53
36:BO:75:GLY:HA2	36:BO:106:LEU:CD1	2.39	0.53

*Continued on next page...*

*Continued from previous page...*

Atom-1	Atom-2	Interatomic distance (Å)	Clash overlap (Å)
37:BP:25:VAL:HA	37:BP:84:SER:O	2.08	0.53
42:BU:10:VAL:HG23	42:BU:11:ILE:N	2.23	0.53
45:BX:29:LEU:H	45:BX:29:LEU:HD23	1.72	0.53
49:B1:47:ILE:HD12	49:B1:47:ILE:H	1.73	0.53
1:CA:312:C:H2'	1:CA:313:A:O4'	2.07	0.53
1:CA:615:G:H2'	1:CA:616:G:H8	1.73	0.53
1:CA:840:C:N3	1:CA:842:U:H4'	2.22	0.53
1:CA:1005:A:N7	1:CA:1006:G:H1'	2.22	0.53
1:CA:1183:U:O2'	1:CA:1184:G:OP1	2.23	0.53
4:CD:141:VAL:O	4:CD:141:VAL:HG12	2.07	0.53
13:CM:16:ILE:HG22	13:CM:16:ILE:O	2.08	0.53
16:CP:16:PHE:CD2	16:CP:40:ASN:HB2	2.44	0.53
19:CS:35:ARG:NH1	19:CS:76:THR:HG22	2.23	0.53
20:CT:54:GLN:N	20:CT:55:PRO:CD	2.70	0.53
22:DA:86:G:O2'	22:DA:87:U:C5'	2.57	0.53
22:DA:90:U:C4	22:DA:91:A:C5	2.96	0.53
22:DA:390:U:O2'	22:DA:391:A:N7	2.41	0.53
22:DA:580:U:O2'	38:DQ:30:VAL:HG22	2.07	0.53
22:DA:588:U:H6	22:DA:588:U:O5'	1.90	0.53
22:DA:663:G:H5''	22:DA:664:G:OP2	2.09	0.53
22:DA:1431:A:O2'	22:DA:1432:G:H5'	2.08	0.53
22:DA:1531:C:H2'	22:DA:1532:A:O4'	2.08	0.53
22:DA:1652:A:H2'	22:DA:1653:G:O4'	2.09	0.53
22:DA:2395:C:H42	22:DA:2421:G:H1	1.56	0.53
22:DA:2660:A:C2	22:DA:2661:G:N7	2.76	0.53
22:DA:2757:A:OP1	52:D4:20:ASP:HA	2.07	0.53
22:DA:2879:A:HO2'	22:DA:2880:C:P	2.31	0.53
23:DB:60:C:C2	23:DB:61:G:N7	2.77	0.53
24:DC:124:LYS:HB3	24:DC:124:LYS:NZ	2.22	0.53
24:DC:216:ARG:HH11	24:DC:216:ARG:HG3	1.72	0.53
25:DD:112:THR:CG2	25:DD:113:SER:N	2.66	0.53
25:DD:172:VAL:HG21	25:DD:194:PRO:HD2	1.90	0.53
27:DF:33:ILE:HG13	27:DF:95:MET:CE	2.38	0.53
31:DJ:73:VAL:HG23	31:DJ:74:TYR:N	2.23	0.53
31:DJ:88:THR:CG2	31:DJ:91:GLU:HG3	2.37	0.53
38:DQ:61:ILE:HD12	38:DQ:61:ILE:N	2.24	0.53
39:DR:39:LEU:CB	39:DR:49:ILE:CD1	2.85	0.53
40:DS:8:ARG:O	40:DS:9:HIS:CB	2.54	0.53
41:DT:16:VAL:O	41:DT:16:VAL:HG12	2.07	0.53
48:D0:38:LEU:HB2	48:D0:41:HIS:NE2	2.24	0.53
1:AA:206:C:C2	1:AA:207:C:H1'	2.44	0.53

*Continued on next page...*

*Continued from previous page...*

Atom-1	Atom-2	Interatomic distance (Å)	Clash overlap (Å)
1:AA:830:G:H2'	1:AA:831:A:H8	1.72	0.53
1:AA:1039:G:C2'	1:AA:1040:U:H5'	2.38	0.53
4:AD:2:ARG:CZ	4:AD:114:ARG:HD3	2.37	0.53
7:AG:20:GLU:O	7:AG:24:LYS:HG3	2.07	0.53
9:AI:33:SER:OG	9:AI:35:GLU:HG2	2.09	0.53
10:AJ:35:GLN:HE21	10:AJ:35:GLN:CA	2.20	0.53
10:AJ:51:VAL:O	10:AJ:62:ARG:HA	2.08	0.53
11:AK:109:ILE:CB	21:AU:5:VAL:HG23	2.38	0.53
20:AT:2:ASN:O	20:AT:4:LYS:N	2.41	0.53
22:BA:31:C:O3'	22:BA:1238:G:H5''	2.07	0.53
22:BA:271:G:H4'	22:BA:272:A:OP1	2.06	0.53
22:BA:409:G:C2'	22:BA:410:G:H5'	2.38	0.53
22:BA:994:C:O3'	22:BA:995:C:H3'	2.07	0.53
22:BA:1001:A:H2'	22:BA:1002:G:C5'	2.37	0.53
22:BA:1385:A:C2	22:BA:1386:C:C2	2.95	0.53
22:BA:1522:A:O2'	22:BA:1523:U:P	2.66	0.53
22:BA:1669:A:OP2	56:BA:3720:HOH:O	2.18	0.53
22:BA:2083:G:C2'	22:BA:2084:C:H5'	2.38	0.53
22:BA:2109:U:C4	22:BA:2181:U:O4	2.61	0.53
22:BA:2197:U:HO2'	22:BA:2198:A:P	2.32	0.53
22:BA:2310:C:C5	27:BF:76:PHE:HZ	2.26	0.53
22:BA:2365:G:H4'	44:BW:59:PHE:CZ	2.44	0.53
24:BC:124:LYS:HB3	24:BC:127:ASN:ND2	2.23	0.53
26:BE:196:VAL:HG13	26:BE:200:LEU:CD2	2.38	0.53
27:BF:175:PRO:O	27:BF:176:PHE:HB2	2.07	0.53
28:BG:162:ARG:CZ	28:BG:168:VAL:HG21	2.38	0.53
29:BH:125:THR:HG23	29:BH:126:GLY:N	2.17	0.53
34:BM:81:ARG:HG3	34:BM:82:MET:H	1.73	0.53
34:BM:109:PRO:O	34:BM:110:GLU:C	2.47	0.53
41:BT:54:GLU:HB3	41:BT:88:LYS:CG	2.38	0.53
42:BU:93:ARG:NH1	42:BU:102:ILE:CD1	2.70	0.53
1:CA:193:C:C1'	20:CT:54:GLN:NE2	2.71	0.53
1:CA:213:G:C2'	1:CA:214:C:H6	2.04	0.53
1:CA:251:G:N2	1:CA:253:A:N6	2.56	0.53
1:CA:276:G:O2'	1:CA:277:C:C6	2.59	0.53
1:CA:392:C:H2'	1:CA:393:A:H8	1.73	0.53
1:CA:411:A:C6	1:CA:429:U:C5	2.96	0.53
1:CA:598:U:H4'	8:CH:85:TYR:CD1	2.43	0.53
1:CA:899:C:OP1	1:CA:899:C:H6	1.91	0.53
1:CA:974:A:H8	14:CN:70:HIS:CE1	2.25	0.53
1:CA:982:U:C5	1:CA:983:A:N6	2.76	0.53

*Continued on next page...*

*Continued from previous page...*

Atom-1	Atom-2	Interatomic distance (Å)	Clash overlap (Å)
1:CA:1014:A:H4'	19:CS:13:HIS:CD2	2.43	0.53
1:CA:1072:G:H2'	1:CA:1073:U:O4'	2.09	0.53
1:CA:1352:C:H2'	1:CA:1353:G:O4'	2.08	0.53
1:CA:1394:A:C6	1:CA:1501:C:H5'	2.43	0.53
3:CC:179:ALA:O	3:CC:180:ASP:C	2.46	0.53
10:CJ:8:ILE:HG13	10:CJ:8:ILE:O	2.07	0.53
13:CM:41:ASP:O	13:CM:42:VAL:HB	2.08	0.53
17:CQ:29:LYS:HB2	17:CQ:36:PHE:CZ	2.44	0.53
17:CQ:78:VAL:O	17:CQ:79:GLU:C	2.47	0.53
21:CU:5:VAL:HG12	21:CU:6:ARG:N	2.22	0.53
22:DA:144:A:O2'	22:DA:145:C:C5'	2.56	0.53
22:DA:373:U:C2	22:DA:374:A:C8	2.96	0.53
22:DA:705:A:N6	22:DA:726:G:H1'	2.24	0.53
22:DA:1155:A:H5''	38:DQ:54:ARG:CZ	2.38	0.53
22:DA:1317:G:C2	22:DA:1336:A:C2	2.96	0.53
22:DA:1352:U:C5	22:DA:1377:G:O6	2.61	0.53
22:DA:1627:G:C2	22:DA:1628:G:C8	2.96	0.53
22:DA:1835:G:C4	22:DA:1836:C:C6	2.96	0.53
22:DA:1840:G:O2'	22:DA:1841:U:H5'	2.08	0.53
22:DA:1915:U:C2'	22:DA:1916:A:C8	2.72	0.53
22:DA:1997:C:O2'	22:DA:1998:A:H5'	2.08	0.53
22:DA:2093:G:C5	22:DA:2225:A:C5	2.97	0.53
22:DA:2394:C:H41	51:D3:30:HIS:CE1	2.26	0.53
22:DA:2645:G:H4'	22:DA:2732:G:H2'	1.89	0.53
22:DA:2893:A:C4'	22:DA:2894:G:O5'	2.52	0.53
24:DC:158:GLY:N	24:DC:194:VAL:HG13	2.24	0.53
28:DG:94:ARG:HG2	28:DG:105:SER:H	1.72	0.53
31:DJ:114:LEU:HA	31:DJ:117:ALA:HB3	1.89	0.53
33:DL:3:LEU:O	33:DL:4:ASN:C	2.46	0.53
37:DP:25:VAL:O	37:DP:25:VAL:HG23	2.08	0.53
37:DP:102:ARG:HB3	37:DP:107:ALA:HB2	1.89	0.53
38:DQ:4:LYS:HZ2	38:DQ:6:GLY:CA	2.17	0.53
43:DV:26:PHE:O	43:DV:26:PHE:CD2	2.61	0.53
1:AA:108:G:C2'	1:AA:109:A:OP1	2.50	0.53
1:AA:204:G:H1'	1:AA:465:A:H2	1.71	0.53
1:AA:410:G:OP2	4:AD:21:LYS:HE2	2.08	0.53
1:AA:1087:G:O2'	1:AA:1088:G:C5'	2.56	0.53
4:AD:25:ARG:HD3	4:AD:30:LYS:HE3	1.90	0.53
4:AD:89:LEU:HD12	4:AD:89:LEU:C	2.28	0.53
5:AE:114:LEU:HD21	5:AE:122:VAL:HG21	1.89	0.53
5:AE:153:ALA:O	5:AE:154:ALA:C	2.46	0.53

*Continued on next page...*

*Continued from previous page...*

Atom-1	Atom-2	Interatomic distance (Å)	Clash overlap (Å)
5:AE:156:ARG:NH2	8:AH:113:ARG:HH12	2.06	0.53
6:AF:86:ARG:HH12	6:AF:88:MET:CE	2.21	0.53
8:AH:10:LEU:HD22	8:AH:74:ILE:CG1	2.38	0.53
9:AI:56:MET:SD	9:AI:57:VAL:N	2.81	0.53
14:AN:27:LYS:N	14:AN:30:ILE:HB	2.23	0.53
20:AT:57:VAL:HG13	20:AT:71:ALA:HB1	1.90	0.53
20:AT:60:GLN:HE21	20:AT:65:LEU:HD21	1.74	0.53
22:BA:1006:C:C2	22:BA:1138:G:N2	2.77	0.53
22:BA:1178:C:N4	22:BA:1180:U:C4	2.76	0.53
22:BA:1773:A:C2'	22:BA:1774:C:H5'	2.38	0.53
22:BA:2297:A:H5''	22:BA:2297:A:H8	1.73	0.53
22:BA:2804:U:H2'	22:BA:2805:C:H6	1.73	0.53
22:BA:2850:A:H2'	22:BA:2851:A:C8	2.44	0.53
23:BB:35:C:C2'	23:BB:36:C:O5'	2.56	0.53
23:BB:74:U:O2	43:BV:29:ILE:CD1	2.55	0.53
27:BF:90:LEU:C	27:BF:95:MET:HB2	2.28	0.53
27:BF:114:ARG:HD2	27:BF:114:ARG:H	1.72	0.53
29:BH:101:ASP:O	29:BH:104:THR:HB	2.08	0.53
32:BK:58:LEU:HD23	32:BK:58:LEU:N	2.23	0.53
34:BM:8:LYS:HD2	34:BM:8:LYS:H	1.74	0.53
39:BR:61:ALA:HB1	39:BR:98:ILE:H	1.72	0.53
42:BU:10:VAL:HB	42:BU:70:ALA:O	2.09	0.53
44:BW:22:VAL:O	44:BW:23:LYS:O	2.26	0.53
51:B3:31:ILE:HD12	51:B3:31:ILE:C	2.29	0.53
1:CA:276:G:O2'	1:CA:277:C:P	2.67	0.53
1:CA:481:G:C4'	1:CA:482:A:OP1	2.53	0.53
1:CA:932:C:C5	7:CG:2:ARG:NH1	2.77	0.53
1:CA:1210:C:H2'	1:CA:1211:U:O5'	2.09	0.53
1:CA:1226:C:C4	13:CM:102:LYS:HA	2.43	0.53
1:CA:1239:A:O2'	1:CA:1241:G:C5	2.51	0.53
1:CA:1253:G:N1	1:CA:1285:A:N6	2.56	0.53
3:CC:21:TRP:CZ3	3:CC:28:PHE:CE1	2.97	0.53
6:CF:21:MET:HA	6:CF:24:ARG:CZ	2.38	0.53
7:CG:30:MET:O	7:CG:31:VAL:CB	2.54	0.53
10:CJ:74:VAL:HG12	10:CJ:75:ASP:N	2.22	0.53
12:CL:85:ARG:NH1	12:CL:87:LYS:HA	2.24	0.53
14:CN:81:ILE:HD12	14:CN:81:ILE:N	2.24	0.53
16:CP:74:LEU:O	16:CP:78:VAL:CG2	2.54	0.53
19:CS:38:THR:HA	19:CS:69:LYS:HD3	1.90	0.53
22:DA:75:G:H4'	46:DY:48:ARG:NH2	2.23	0.53
22:DA:163:C:O2'	22:DA:164:C:O4'	2.27	0.53

*Continued on next page...*

*Continued from previous page...*

Atom-1	Atom-2	Interatomic distance (Å)	Clash overlap (Å)
22:DA:192:C:H5'	22:DA:678:C:H1'	1.89	0.53
22:DA:284:U:H2'	22:DA:285:G:H8	1.73	0.53
22:DA:445:C:O2'	22:DA:446:G:O4'	2.26	0.53
22:DA:818:G:C2'	22:DA:819:A:H5''	2.38	0.53
22:DA:833:A:H2'	22:DA:834:G:C8	2.43	0.53
22:DA:870:U:C2'	22:DA:871:U:H5'	2.34	0.53
22:DA:993:G:H2'	22:DA:994:C:H5'	1.91	0.53
22:DA:1970:A:H1'	22:DA:1972:G:C8	2.43	0.53
22:DA:2309:A:C6	22:DA:2310:C:H1'	2.42	0.53
24:DC:128:THR:HG22	24:DC:188:ARG:CG	2.38	0.53
27:DF:147:ARG:H	27:DF:147:ARG:HD2	1.73	0.53
28:DG:141:GLY:O	28:DG:144:ALA:HB3	2.09	0.53
29:DH:37:VAL:CG2	29:DH:38:PRO:HD2	2.37	0.53
34:DM:19:GLY:O	34:DM:20:LEU:HB2	2.08	0.53
40:DS:36:LEU:C	40:DS:38:TYR:H	2.11	0.53
41:DT:8:LEU:HD22	41:DT:46:ALA:HA	1.89	0.53
45:DX:28:PHE:O	45:DX:29:LEU:HB3	2.08	0.53
46:DY:28:LEU:CG	46:DY:42:LEU:HD22	2.39	0.53
48:D0:42:ILE:CD1	48:D0:47:TYR:O	2.55	0.53
1:AA:82:G:N2	1:AA:84:U:C4	2.77	0.53
1:AA:139:A:C2'	1:AA:140:U:H5'	2.39	0.53
1:AA:235:C:O2'	1:AA:236:A:H5'	2.08	0.53
1:AA:275:G:N3	1:AA:276:G:C8	2.76	0.53
1:AA:585:G:N3	1:AA:879:C:H4'	2.24	0.53
1:AA:1157:A:C2	1:AA:1181:G:C4	2.96	0.53
2:AB:61:SER:HA	2:AB:223:GLY:C	2.28	0.53
2:AB:89:PHE:CD1	2:AB:153:MET:HG3	2.43	0.53
3:AC:5:HIS:HD2	3:AC:7:ASN:H	1.56	0.53
5:AE:155:LYS:HD2	5:AE:155:LYS:N	2.16	0.53
7:AG:144:ALA:C	7:AG:146:ALA:N	2.61	0.53
13:AM:70:ARG:O	13:AM:74:MET:HB2	2.09	0.53
13:AM:86:ARG:O	13:AM:90:HIS:HD2	1.91	0.53
20:AT:43:LYS:HD3	20:AT:86:ALA:CA	2.38	0.53
22:BA:163:C:O2'	22:BA:164:C:P	2.67	0.53
22:BA:605:G:H1'	22:BA:657:U:H1'	1.90	0.53
22:BA:721:A:H2'	22:BA:722:A:C8	2.44	0.53
22:BA:826:U:O2'	33:BL:53:GLY:HA3	2.07	0.53
22:BA:987:C:C2'	22:BA:988:A:H5'	2.39	0.53
22:BA:1059:G:C6	22:BA:1060:U:N3	2.76	0.53
22:BA:1256:G:O2'	26:BE:77:ILE:HD11	2.07	0.53
22:BA:1259:G:H2'	22:BA:1260:A:H8	1.74	0.53

*Continued on next page...*



*Continued from previous page...*

Atom-1	Atom-2	Interatomic distance (Å)	Clash overlap (Å)
22:BA:1275:A:N1	22:BA:1295:C:O2'	2.36	0.53
22:BA:1394:U:H3'	22:BA:1394:U:H6	1.73	0.53
22:BA:2152:G:O2'	22:BA:2153:C:O4'	2.25	0.53
24:BC:43:ASN:HB3	24:BC:45:ASN:H	1.74	0.53
24:BC:63:ILE:O	24:BC:64:VAL:HB	2.08	0.53
24:BC:141:HIS:N	24:BC:190:THR:O	2.29	0.53
29:BH:31:VAL:O	29:BH:32:PRO:C	2.43	0.53
38:BQ:75:TYR:CE2	38:BQ:79:ILE:HG13	2.42	0.53
42:BU:51:LEU:HA	42:BU:53:GLN:OE1	2.08	0.53
45:BX:29:LEU:N	45:BX:29:LEU:HD23	2.24	0.53
49:B1:22:THR:HG23	49:B1:23:THR:N	2.22	0.53
1:CA:115:G:H4'	1:CA:116:A:OP1	2.08	0.53
1:CA:238:A:H2'	1:CA:239:U:C4'	2.36	0.53
1:CA:716:A:H1'	11:CK:118:ASN:O	2.08	0.53
1:CA:764:C:H42	1:CA:812:G:H1	1.55	0.53
1:CA:1125:U:C5	10:CJ:40:ILE:CG1	2.89	0.53
1:CA:1278:G:C5'	1:CA:1279:G:H5'	2.38	0.53
1:CA:1309:G:H2'	1:CA:1310:G:H8	1.73	0.53
1:CA:1453:G:N3	1:CA:1453:G:C2'	2.69	0.53
4:CD:116:LEU:HB3	4:CD:122:ILE:HD11	1.90	0.53
5:CE:114:LEU:HD13	5:CE:122:VAL:HG11	1.91	0.53
5:CE:132:PRO:O	5:CE:135:VAL:N	2.42	0.53
7:CG:2:ARG:HG2	7:CG:3:ARG:N	2.23	0.53
7:CG:12:LEU:O	7:CG:12:LEU:HD22	2.09	0.53
13:CM:57:ASP:O	13:CM:61:LYS:HG3	2.08	0.53
16:CP:2:VAL:HG13	16:CP:65:ALA:HA	1.90	0.53
21:CU:38:GLU:C	21:CU:40:PRO:HD2	2.28	0.53
22:DA:56:A:C2	22:DA:115:C:O2	2.61	0.53
22:DA:77:G:O2'	22:DA:78:U:C6	2.51	0.53
22:DA:142:A:C2'	22:DA:143:C:H6	2.21	0.53
22:DA:188:G:O2'	22:DA:189:G:H5'	2.08	0.53
22:DA:333:G:C4	22:DA:334:C:C5	2.96	0.53
22:DA:584:C:P	38:DQ:5:ARG:HD3	2.49	0.53
22:DA:591:U:H1'	51:D3:1:PRO:HD2	1.90	0.53
22:DA:1069:A:O2'	22:DA:1070:A:C5'	2.49	0.53
22:DA:1303:G:HO2'	22:DA:1304:A:C5'	2.21	0.53
22:DA:1661:G:C5	22:DA:1662:U:C5	2.96	0.53
22:DA:1681:G:H3'	22:DA:1757:A:N1	2.24	0.53
22:DA:2077:A:C5	22:DA:2435:A:C6	2.97	0.53
22:DA:2331:G:H4'	44:DW:41:GLY:H	1.73	0.53
22:DA:2618:G:H21	25:DD:155:VAL:HG21	1.72	0.53

*Continued on next page...*

*Continued from previous page...*

Atom-1	Atom-2	Interatomic distance (Å)	Clash overlap (Å)
22:DA:2892:G:H5''	22:DA:2894:G:H22	1.73	0.53
22:DA:2898:U:H2'	22:DA:2899:A:C8	2.43	0.53
23:DB:5:U:H2'	23:DB:6:G:C8	2.44	0.53
27:DF:107:VAL:N	27:DF:108:PRO:HD2	2.23	0.53
28:DG:149:ALA:O	28:DG:151:ARG:N	2.40	0.53
28:DG:162:ARG:HB2	28:DG:166:GLU:CB	2.38	0.53
29:DH:41:LYS:CA	29:DH:44:ILE:HG12	2.36	0.53
30:DI:105:LEU:HD21	30:DI:129:GLU:CD	2.28	0.53
31:DJ:55:ILE:O	31:DJ:55:ILE:HG13	2.07	0.53
33:DL:62:PRO:CG	51:D3:24:LYS:HB3	2.38	0.53
43:DV:63:ILE:O	43:DV:63:ILE:HG22	2.08	0.53
44:DW:18:LYS:HZ3	44:DW:18:LYS:HB2	1.74	0.53
44:DW:30:VAL:HG23	44:DW:59:PHE:HD1	1.73	0.53
44:DW:40:ARG:CG	44:DW:40:ARG:NH1	2.50	0.53
44:DW:65:LYS:O	44:DW:81:ILE:HA	2.09	0.53
1:AA:71:A:H3'	1:AA:71:A:OP2	2.09	0.53
1:AA:330:C:C6	1:AA:330:C:H5''	2.42	0.53
1:AA:476:U:O2'	1:AA:477:C:H5'	2.08	0.53
1:AA:1112:C:O2	3:AC:178:ARG:HG2	2.07	0.53
1:AA:1134:G:O6	1:AA:1141:C:N4	2.41	0.53
1:AA:1136:C:H4'	1:AA:1137:C:OP1	2.08	0.53
1:AA:1161:C:O2'	1:AA:1162:C:H5'	2.08	0.53
2:AB:123:GLY:O	2:AB:125:PHE:HD2	1.92	0.53
3:AC:61:LYS:O	3:AC:62:SER:HB2	2.09	0.53
8:AH:63:LYS:HB2	8:AH:70:VAL:CG2	2.36	0.53
11:AK:43:TRP:CE3	11:AK:44:ALA:HA	2.44	0.53
11:AK:69:CYS:O	11:AK:73:VAL:CG2	2.56	0.53
11:AK:124:LYS:CE	21:AU:33:ARG:HH21	2.21	0.53
14:AN:15:LEU:CD1	14:AN:53:ASP:HB2	2.38	0.53
22:BA:95:A:O2'	46:BY:41:HIS:HD2	1.91	0.53
22:BA:286:U:O2'	22:BA:287:G:H5'	2.09	0.53
22:BA:814:C:O2'	22:BA:815:C:H5'	2.09	0.53
22:BA:1277:G:C4'	35:BN:20:MET:CE	2.86	0.53
22:BA:1675:C:H2'	22:BA:1676:A:C8	2.43	0.53
22:BA:1864:U:OP1	22:BA:2411:A:H5'	2.09	0.53
22:BA:1870:C:H3'	22:BA:1871:A:C2	2.43	0.53
22:BA:1912:A:C2	22:BA:1919:A:C6	2.96	0.53
22:BA:2311:A:O3'	22:BA:2312:U:H6	1.92	0.53
22:BA:2352:A:N1	44:BW:30:VAL:CG1	2.66	0.53
22:BA:2511:U:O4	22:BA:2575:C:N3	2.42	0.53
22:BA:2515:C:O2'	22:BA:2516:A:H5'	2.08	0.53

*Continued on next page...*

*Continued from previous page...*

Atom-1	Atom-2	Interatomic distance (Å)	Clash overlap (Å)
23:BB:2:G:C6	23:BB:119:A:C2	2.96	0.53
26:BE:79:ARG:CG	26:BE:80:SER:N	2.51	0.53
27:BF:133:GLU:O	27:BF:136:ILE:HD11	2.07	0.53
28:BG:83:THR:C	28:BG:84:LYS:CE	2.76	0.53
31:BJ:16:TYR:O	31:BJ:55:ILE:HG23	2.08	0.53
32:BK:86:LEU:N	32:BK:86:LEU:HD23	2.24	0.53
37:BP:37:LYS:O	37:BP:37:LYS:CG	2.55	0.53
38:BQ:88:GLU:C	38:BQ:88:GLU:OE1	2.47	0.53
38:BQ:91:ARG:NE	39:BR:11:GLN:H	2.06	0.53
41:BT:4:GLU:O	41:BT:8:LEU:HD23	2.08	0.53
44:BW:22:VAL:CG1	44:BW:25:PHE:HE2	2.20	0.53
46:BY:57:LEU:CA	46:BY:60:LYS:HB3	2.24	0.53
1:CA:117:G:C2'	1:CA:118:U:H5'	2.38	0.53
1:CA:373:A:C2	1:CA:374:A:C8	2.96	0.53
1:CA:501:C:H1'	1:CA:549:C:H1'	1.90	0.53
1:CA:882:C:H41	12:CL:5:GLN:HE21	1.55	0.53
1:CA:1151:A:H4'	10:CJ:70:HIS:CE1	2.43	0.53
1:CA:1281:C:H3'	1:CA:1282:C:H6	1.73	0.53
2:CB:174:GLU:O	2:CB:178:LEU:HB2	2.07	0.53
7:CG:40:SER:O	7:CG:44:SER:HB3	2.07	0.53
9:CI:80:HIS:CD2	9:CI:84:ARG:HG3	2.44	0.53
11:CK:15:VAL:HG12	11:CK:17:ASP:H	1.73	0.53
13:CM:85:TYR:CE2	13:CM:96:VAL:HG13	2.43	0.53
14:CN:65:GLN:HE21	14:CN:65:GLN:HA	1.73	0.53
16:CP:71:VAL:CG2	16:CP:72:ALA:N	2.71	0.53
17:CQ:12:VAL:O	17:CQ:12:VAL:HG22	2.07	0.53
19:CS:51:HIS:CD2	19:CS:53:GLY:H	2.26	0.53
20:CT:30:PHE:CD1	20:CT:56:ILE:CD1	2.91	0.53
21:CU:13:VAL:HG21	21:CU:15:LEU:HD23	1.91	0.53
22:DA:46:G:N1	22:DA:47:C:C4	2.76	0.53
22:DA:118:A:H1'	22:DA:178:G:O4'	2.08	0.53
22:DA:142:A:H2'	22:DA:143:C:C5	2.43	0.53
22:DA:447:A:O4'	22:DA:449:A:N6	2.42	0.53
22:DA:953:G:C2'	22:DA:954:G:H5'	2.38	0.53
22:DA:961:C:H5	22:DA:2456:C:H5'	1.74	0.53
22:DA:1000:A:N6	22:DA:1001:A:C6	2.77	0.53
22:DA:1034:G:O6	22:DA:1122:G:C6	2.62	0.53
22:DA:1087:G:C6	22:DA:1089:A:C2	2.96	0.53
22:DA:1312:U:O2'	22:DA:1313:U:OP2	2.26	0.53
22:DA:1475:G:N3	22:DA:1475:G:H2'	2.24	0.53
22:DA:1772:A:H2'	22:DA:1773:A:O5'	2.08	0.53

*Continued on next page...*

*Continued from previous page...*

Atom-1	Atom-2	Interatomic distance (Å)	Clash overlap (Å)
22:DA:2359:C:O2	33:DL:60:ARG:NH2	2.41	0.53
22:DA:2579:C:O2	22:DA:2579:C:H2'	2.08	0.53
22:DA:2695:U:O2	22:DA:2696:U:C5	2.60	0.53
24:DC:171:VAL:HG12	24:DC:171:VAL:O	2.07	0.53
24:DC:236:GLY:O	24:DC:238:ASN:N	2.41	0.53
25:DD:109:VAL:HB	25:DD:175:LEU:HD12	1.90	0.53
25:DD:110:THR:HG23	25:DD:171:THR:CG2	2.38	0.53
25:DD:148:GLN:CD	25:DD:148:GLN:H	2.12	0.53
27:DF:28:PRO:HB2	27:DF:168:LEU:CD1	2.38	0.53
29:DH:104:THR:CG2	29:DH:104:THR:O	2.56	0.53
40:DS:51:LEU:HD12	40:DS:54:ALA:HB3	1.90	0.53
43:DV:80:HIS:CD2	43:DV:82:TYR:H	2.26	0.53
45:DX:37:PHE:O	45:DX:45:PHE:HA	2.09	0.53
1:AA:87:C:O2'	1:AA:88:U:O4'	2.24	0.53
1:AA:1301:U:H2'	1:AA:1303:C:H5	1.73	0.53
2:AB:53:LEU:HA	2:AB:56:LEU:HB3	1.89	0.53
5:AE:100:GLU:HB3	5:AE:121:ASN:CB	2.39	0.53
7:AG:29:LEU:HD23	7:AG:29:LEU:O	2.09	0.53
12:AL:34:THR:HG22	12:AL:35:ARG:NH2	2.24	0.53
12:AL:89:LEU:HB3	12:AL:92:VAL:HG21	1.91	0.53
20:AT:42:ASP:HB3	20:AT:45:ALA:HB3	1.90	0.53
22:BA:783:A:H8	22:BA:784:G:H4'	1.73	0.53
22:BA:934:U:H2'	22:BA:935:C:C6	2.44	0.53
22:BA:1001:A:H2'	22:BA:1002:G:H5'	1.89	0.53
22:BA:1508:A:C4'	22:BA:1509:A:H5'	2.37	0.53
22:BA:1667:G:OP1	32:BK:6:THR:HA	2.08	0.53
22:BA:2776:A:H4'	22:BA:2778:A:OP1	2.08	0.53
22:BA:2804:U:H2'	22:BA:2805:C:C6	2.43	0.53
23:BB:85:G:O2'	23:BB:86:G:H5'	2.08	0.53
29:BH:49:ALA:HB3	29:BH:50:ARG:HH22	1.72	0.53
29:BH:72:ILE:HD11	29:BH:142:VAL:HG11	1.91	0.53
32:BK:93:GLN:OE1	32:BK:93:GLN:CA	2.57	0.53
33:BL:109:LYS:HD2	33:BL:126:ARG:HE	1.73	0.53
38:BQ:4:LYS:HZ2	38:BQ:5:ARG:HA	1.72	0.53
38:BQ:97:ILE:HD11	38:BQ:105:PHE:N	2.22	0.53
42:BU:82:VAL:O	42:BU:94:PHE:O	2.27	0.53
45:BX:32:LEU:O	45:BX:33:HIS:CG	2.62	0.53
50:B2:3:ARG:HH21	50:B2:3:ARG:CG	2.12	0.53
51:B3:33:THR:CG2	51:B3:34:LYS:N	2.71	0.53
1:CA:273:U:H2'	1:CA:274:A:H5'	1.90	0.53
1:CA:935:A:H61	7:CG:2:ARG:NE	2.05	0.53

*Continued on next page...*

*Continued from previous page...*

Atom-1	Atom-2	Interatomic distance (Å)	Clash overlap (Å)
1:CA:961:U:O2'	1:CA:962:C:C6	2.40	0.53
1:CA:1231:G:C5	1:CA:1232:U:C5	2.97	0.53
1:CA:1332:A:C2'	1:CA:1333:A:H5'	2.38	0.53
2:CB:130:LYS:HD3	2:CB:133:ALA:HB3	1.90	0.53
3:CC:71:ARG:HB3	3:CC:71:ARG:NH1	2.22	0.53
3:CC:110:LEU:HD23	3:CC:110:LEU:C	2.29	0.53
3:CC:137:VAL:O	3:CC:138:GLN:C	2.47	0.53
12:CL:42:LYS:CD	12:CL:43:LYS:HZ3	2.21	0.53
14:CN:8:ARG:HH11	14:CN:12:ARG:NH2	2.07	0.53
22:DA:52:A:C5	22:DA:118:A:C2	2.96	0.53
22:DA:128:C:O2'	22:DA:129:C:C6	2.60	0.53
22:DA:228:C:N3	22:DA:418:C:C4'	2.71	0.53
22:DA:379:G:C6	22:DA:380:G:C5	2.96	0.53
22:DA:460:A:C2	22:DA:470:A:C5	2.97	0.53
22:DA:523:C:C2'	22:DA:524:G:H5'	2.37	0.53
22:DA:647:G:O2'	22:DA:648:G:C5'	2.55	0.53
22:DA:655:A:O2'	22:DA:656:G:N7	2.40	0.53
22:DA:782:A:OP1	22:DA:782:A:H8	1.92	0.53
22:DA:1004:U:O4'	22:DA:1010:A:C2	2.62	0.53
22:DA:1240:U:O2'	22:DA:1241:A:H5'	2.09	0.53
22:DA:1399:C:H2'	22:DA:1400:U:C5	2.43	0.53
22:DA:1787:A:C2	22:DA:1788:C:C2	2.96	0.53
22:DA:1826:G:C2'	22:DA:1827:U:O5'	2.57	0.53
22:DA:1833:C:C5	22:DA:1834:U:C5	2.96	0.53
22:DA:1929:G:H5''	22:DA:1930:G:OP1	2.08	0.53
22:DA:1993:U:H4'	25:DD:133:THR:CG2	2.39	0.53
22:DA:2239:G:OP2	56:DA:3528:HOH:O	2.18	0.53
22:DA:2294:G:C4	22:DA:2295:C:C5	2.97	0.53
22:DA:2473:U:H6	22:DA:2473:U:P	2.32	0.53
22:DA:2683:C:O2'	37:DP:74:GLN:NE2	2.41	0.53
22:DA:2738:A:C2	22:DA:2766:A:N6	2.77	0.53
24:DC:30:ALA:N	24:DC:31:PRO:CD	2.71	0.53
24:DC:229:HIS:ND1	24:DC:230:PRO:HD2	2.23	0.53
24:DC:244:VAL:HG12	24:DC:250:GLN:HA	1.90	0.53
27:DF:101:ARG:HH11	27:DF:138:PRO:CG	2.21	0.53
29:DH:26:ALA:O	29:DH:27:ARG:CB	2.55	0.53
32:DK:107:LEU:HD11	32:DK:115:ILE:HG21	1.89	0.53
34:DM:15:GLY:O	34:DM:16:ARG:CB	2.57	0.53
37:DP:20:ARG:CD	37:DP:21:PRO:HD2	2.15	0.53
37:DP:60:VAL:O	37:DP:60:VAL:HG12	2.07	0.53
44:DW:43:LYS:CD	44:DW:79:ILE:HD11	2.35	0.53

*Continued on next page...*

*Continued from previous page...*

Atom-1	Atom-2	Interatomic distance (Å)	Clash overlap (Å)
49:D1:24:LYS:HE2	49:D1:52:LYS:HZ1	1.74	0.53
1:AA:184:G:O4'	1:AA:224:U:H4'	2.08	0.53
1:AA:345:C:O2	32:BK:117:SER:HA	2.09	0.53
1:AA:594:U:H2'	1:AA:595:A:O4'	2.08	0.53
1:AA:903:G:C4	1:AA:904:U:C5	2.96	0.53
1:AA:991:U:H5''	1:AA:992:U:OP1	2.09	0.53
1:AA:1136:C:H5''	1:AA:1137:C:P	2.49	0.53
1:AA:1203:C:O2'	1:AA:1204:A:C5'	2.56	0.53
1:AA:1258:G:N3	1:AA:1259:C:C5	2.76	0.53
1:AA:1443:C:H2'	1:AA:1444:U:H6	1.74	0.53
1:AA:1531:A:O2'	1:AA:1532:U:H5'	2.09	0.53
2:AB:165:ALA:HB3	2:AB:190:SER:HB3	1.91	0.53
3:AC:137:VAL:HA	3:AC:148:ILE:HD13	1.91	0.53
4:AD:75:TYR:HE2	4:AD:200:VAL:HA	1.72	0.53
4:AD:99:ASN:OD1	4:AD:110:ARG:NH1	2.41	0.53
4:AD:170:LEU:N	4:AD:170:LEU:CD1	2.70	0.53
13:AM:113:LYS:N	13:AM:114:PRO:CD	2.66	0.53
16:AP:20:VAL:HG22	16:AP:21:VAL:N	2.23	0.53
20:AT:60:GLN:NE2	20:AT:65:LEU:HD21	2.24	0.53
22:BA:259:G:O2'	22:BA:260:G:H5'	2.09	0.53
22:BA:359:G:C2	22:BA:360:U:H1'	2.43	0.53
22:BA:361:G:HO2'	22:BA:362:A:C5'	2.21	0.53
22:BA:495:G:H1'	40:BS:57:ASN:ND2	2.24	0.53
22:BA:1064:C:H4'	30:BI:90:GLY:H	1.72	0.53
22:BA:1073:A:C8	22:BA:1073:A:OP1	2.62	0.53
22:BA:1728:C:O2'	22:BA:1729:U:C6	2.61	0.53
22:BA:1775:U:C2'	22:BA:1776:G:O5'	2.55	0.53
22:BA:1778:U:H2'	22:BA:1784:A:H62	1.69	0.53
22:BA:1901:A:C4	22:BA:1902:C:C5	2.96	0.53
22:BA:2021:C:OP1	48:B0:8:THR:HG21	2.08	0.53
22:BA:2679:A:H2'	22:BA:2680:U:O5'	2.08	0.53
23:BB:12:C:C4'	23:BB:13:G:OP1	2.56	0.53
24:BC:252:LYS:NZ	24:BC:252:LYS:CA	2.72	0.53
25:BD:121:THR:HG22	25:BD:125:TRP:CD1	2.41	0.53
31:BJ:44:TYR:CG	38:BQ:63:ARG:HG2	2.44	0.53
31:BJ:97:PRO:O	31:BJ:98:GLU:C	2.46	0.53
32:BK:20:MET:C	32:BK:41:ILE:HD11	2.28	0.53
36:BO:89:ASP:H	36:BO:116:GLN:HB2	1.73	0.53
37:BP:20:ARG:HG2	37:BP:20:ARG:O	2.08	0.53
44:BW:30:VAL:N	44:BW:31:LEU:HD23	2.23	0.53
1:CA:106:C:H2'	1:CA:107:G:C5'	2.38	0.53

*Continued on next page...*

*Continued from previous page...*

Atom-1	Atom-2	Interatomic distance (Å)	Clash overlap (Å)
1:CA:154:U:C2'	1:CA:155:A:C5'	2.84	0.53
1:CA:505:G:H5'	1:CA:534:U:C2	2.44	0.53
1:CA:543:U:H2'	1:CA:544:G:C5'	2.39	0.53
1:CA:736:C:H2'	1:CA:737:C:C6	2.43	0.53
1:CA:765:G:C8	1:CA:812:G:C2	2.97	0.53
1:CA:964:A:H5''	1:CA:1198:G:O3'	2.08	0.53
1:CA:1186:G:H4'	9:CI:111:GLU:CD	2.29	0.53
1:CA:1296:C:H1'	1:CA:1302:C:C2	2.43	0.53
1:CA:1514:G:O2'	1:CA:1515:G:H5'	2.09	0.53
2:CB:9:LEU:O	2:CB:10:LYS:HB3	2.09	0.53
2:CB:119:GLN:HG3	2:CB:124:THR:CG2	2.33	0.53
3:CC:163:ARG:C	3:CC:164:THR:HG22	2.28	0.53
3:CC:183:TYR:CD1	3:CC:200:TRP:NE1	2.77	0.53
4:CD:187:ARG:NH2	4:CD:191:SER:CA	2.62	0.53
11:CK:115:ILE:HG23	11:CK:115:ILE:O	2.08	0.53
13:CM:100:ARG:HH12	13:CM:102:LYS:HE3	1.74	0.53
14:CN:92:ILE:HD12	14:CN:95:LEU:CD2	2.39	0.53
15:CO:28:VAL:O	15:CO:29:ALA:C	2.47	0.53
16:CP:12:LYS:HG2	16:CP:13:LYS:HG2	1.89	0.53
22:DA:85:G:OP2	42:DU:27:VAL:HG11	2.08	0.53
22:DA:117:G:O4'	22:DA:126:A:H2	1.92	0.53
22:DA:229:C:HO2'	22:DA:230:G:P	2.32	0.53
22:DA:271:G:C6	22:DA:272:A:N6	2.76	0.53
22:DA:299:A:C6	22:DA:300:A:C2	2.96	0.53
22:DA:508:A:H3'	22:DA:509:C:H5'	1.91	0.53
22:DA:533:G:H5''	22:DA:533:G:H8	1.74	0.53
22:DA:761:A:H8	56:DA:3301:HOH:O	1.91	0.53
22:DA:975:A:C8	22:DA:990:A:N6	2.74	0.53
22:DA:1304:A:O2'	22:DA:1305:C:O5'	2.26	0.53
22:DA:1587:G:N2	22:DA:1588:G:H1'	2.24	0.53
22:DA:1998:A:H4'	22:DA:2724:U:O2'	2.09	0.53
22:DA:2009:A:N6	56:DA:3384:HOH:O	2.41	0.53
22:DA:2056:G:H2'	22:DA:2056:G:N3	2.22	0.53
22:DA:2324:U:O2	22:DA:2385:C:C5	2.62	0.53
22:DA:2578:G:H4'	22:DA:2578:G:OP2	2.09	0.53
26:DE:128:ALA:O	26:DE:130:LYS:HG2	2.08	0.53
26:DE:145:ASP:HB3	26:DE:184:ASP:H	1.72	0.53
26:DE:147:LEU:CB	26:DE:186:VAL:HA	2.38	0.53
27:DF:56:LEU:O	27:DF:60:SER:HB3	2.09	0.53
29:DH:96:THR:O	29:DH:97:ARG:HG3	2.08	0.53
31:DJ:82:GLY:O	31:DJ:84:ILE:HG22	2.08	0.53

*Continued on next page...*

*Continued from previous page...*

Atom-1	Atom-2	Interatomic distance (Å)	Clash overlap (Å)
33:DL:68:SER:O	33:DL:69:ARG:CB	2.52	0.53
43:DV:29:ILE:HD12	43:DV:29:ILE:O	2.07	0.53
43:DV:87:GLN:O	43:DV:88:HIS:HB2	2.09	0.53
44:DW:37:VAL:O	44:DW:38:ARG:HB2	2.08	0.53
48:D0:24:VAL:HG11	48:D0:27:LEU:HD11	1.89	0.53
48:D0:50:GLY:O	48:D0:51:ARG:HG3	2.09	0.53
52:D4:15:LYS:HA	52:D4:15:LYS:HE3	1.90	0.53
1:AA:72:A:H2'	1:AA:73:C:H6	1.73	0.53
1:AA:82:G:N2	1:AA:84:U:N3	2.57	0.53
1:AA:259:G:C4	1:AA:260:G:C8	2.97	0.53
1:AA:439:U:HO2'	1:AA:440:C:H5'	1.71	0.53
1:AA:736:C:H2'	1:AA:737:C:C6	2.44	0.53
1:AA:953:G:H2'	1:AA:954:G:O4'	2.09	0.53
1:AA:1046:A:C2'	1:AA:1047:G:O5'	2.57	0.53
1:AA:1153:G:C2	1:AA:1154:G:C8	2.97	0.53
3:AC:120:THR:HG22	3:AC:121:SER:N	2.23	0.53
4:AD:149:LYS:O	4:AD:151:GLN:OE1	2.27	0.53
5:AE:76:ASN:HB3	5:AE:81:GLN:HG3	1.89	0.53
5:AE:105:ILE:O	5:AE:105:ILE:HG13	2.09	0.53
8:AH:10:LEU:HD11	8:AH:126:CYS:HB3	1.89	0.53
11:AK:52:ARG:HD2	11:AK:56:LYS:HD3	1.91	0.53
18:AR:24:ASP:HB3	18:AR:27:THR:HB	1.91	0.53
22:BA:27:G:O2'	22:BA:28:A:P	2.66	0.53
22:BA:52:A:O2'	22:BA:53:A:H5'	2.09	0.53
22:BA:514:A:H1'	22:BA:581:C:O2'	2.09	0.53
22:BA:706:A:H2'	22:BA:707:G:O4'	2.08	0.53
22:BA:1028:A:H61	22:BA:1125:G:H2'	1.73	0.53
22:BA:1833:C:H2'	22:BA:1834:U:H6	1.73	0.53
22:BA:2414:G:C2'	22:BA:2415:G:H5'	2.39	0.53
22:BA:2682:A:H8	25:BD:11:MET:HG2	1.73	0.53
24:BC:70:LYS:HE2	24:BC:73:ILE:HG13	1.91	0.53
25:BD:29:VAL:HB	25:BD:98:VAL:HG13	1.91	0.53
25:BD:35:THR:HG1	25:BD:49:GLN:HG2	1.73	0.53
28:BG:165:ASP:N	28:BG:165:ASP:OD1	2.41	0.53
29:BH:43:ASN:HA	29:BH:46:PHE:HB3	1.91	0.53
34:BM:73:ILE:HG21	34:BM:91:TYR:CE2	2.44	0.53
34:BM:96:ILE:HD12	34:BM:96:ILE:C	2.29	0.53
38:BQ:27:ARG:HA	38:BQ:33:VAL:HG12	1.90	0.53
40:BS:74:ILE:HG13	40:BS:105:VAL:HG22	1.91	0.53
44:BW:22:VAL:CG1	44:BW:25:PHE:CE2	2.92	0.53
44:BW:70:VAL:HG23	44:BW:75:ASN:OD1	2.08	0.53

*Continued on next page...*



*Continued from previous page...*

Atom-1	Atom-2	Interatomic distance (Å)	Clash overlap (Å)
47:BZ:6:ILE:O	47:BZ:34:THR:HA	2.09	0.53
48:B0:33:SER:O	48:B0:34:GLY:O	2.26	0.53
1:CA:92:U:O2'	1:CA:93:U:C5'	2.56	0.53
1:CA:174:A:HO2'	1:CA:175:C:H5'	1.69	0.53
1:CA:192:A:N3	20:CT:54:GLN:NE2	2.54	0.53
1:CA:301:G:H2'	1:CA:302:G:C8	2.42	0.53
1:CA:524:G:H2'	1:CA:525:C:H6	1.73	0.53
1:CA:643:C:O2'	1:CA:644:U:C5'	2.57	0.53
1:CA:644:U:H2'	1:CA:645:G:C8	2.44	0.53
1:CA:1014:A:C2	1:CA:1219:A:H1'	2.44	0.53
1:CA:1046:A:O2'	1:CA:1047:G:H5'	2.08	0.53
1:CA:1157:A:C6	1:CA:1180:A:C5	2.97	0.53
1:CA:1159:U:C4	1:CA:1182:G:C4	2.97	0.53
1:CA:1182:G:C5'	1:CA:1183:U:H5'	2.38	0.53
2:CB:199:ILE:HG13	2:CB:199:ILE:O	2.09	0.53
6:CF:97:THR:O	6:CF:98:GLU:HG3	2.09	0.53
17:CQ:7:LEU:N	17:CQ:7:LEU:CD2	2.71	0.53
22:DA:244:A:H2'	22:DA:245:G:O4'	2.09	0.53
22:DA:415:A:O2'	22:DA:1865:U:H5''	2.08	0.53
22:DA:460:A:N3	22:DA:470:A:C6	2.77	0.53
22:DA:548:G:H5''	22:DA:549:G:H5'	1.91	0.53
22:DA:616:A:H4'	26:DE:101:TYR:CE1	2.43	0.53
22:DA:617:G:O2'	22:DA:618:G:O5'	2.27	0.53
22:DA:672:C:N4	22:DA:808:G:H1	2.07	0.53
22:DA:674:G:O2'	26:DE:69:ARG:CG	2.56	0.53
22:DA:782:A:OP1	22:DA:782:A:C8	2.62	0.53
22:DA:1056:G:N2	22:DA:1102:C:C5	2.77	0.53
22:DA:1237:A:O2'	22:DA:1238:G:O5'	2.27	0.53
22:DA:1314:C:OP1	22:DA:1332:G:OP1	2.27	0.53
22:DA:1629:U:H2'	22:DA:1630:A:O4'	2.08	0.53
22:DA:1714:U:H3'	22:DA:1715:G:H5'	1.90	0.53
22:DA:1817:G:O2'	22:DA:1818:U:C5'	2.31	0.53
22:DA:1862:G:C2	22:DA:1881:C:C2	2.96	0.53
22:DA:1914:C:H2'	22:DA:1915:U:C5	2.43	0.53
22:DA:2443:C:C2'	22:DA:2444:G:H5'	2.39	0.53
22:DA:2446:G:H3'	22:DA:2447:G:H5''	1.90	0.53
22:DA:2544:G:H2'	22:DA:2545:G:C8	2.44	0.53
22:DA:2711:A:N6	22:DA:2714:G:C5	2.76	0.53
22:DA:2791:G:C5	22:DA:2892:G:N2	2.77	0.53
24:DC:53:ILE:HD12	24:DC:54:GLY:N	2.24	0.53
24:DC:145:MET:CE	24:DC:181:ARG:NH2	2.72	0.53

*Continued on next page...*

*Continued from previous page...*

Atom-1	Atom-2	Interatomic distance (Å)	Clash overlap (Å)
28:DG:95:ALA:HB3	28:DG:127:GLN:HA	1.91	0.53
28:DG:117:PRO:HG2	28:DG:143:VAL:CG1	2.39	0.53
30:DI:106:GLN:O	30:DI:106:GLN:HG3	2.09	0.53
31:DJ:101:ILE:HG22	31:DJ:101:ILE:O	2.09	0.53
32:DK:103:VAL:C	32:DK:104:THR:HG22	2.28	0.53
50:D2:30:VAL:O	50:D2:30:VAL:HG12	2.09	0.53
1:AA:545:C:H2'	1:AA:545:C:O2	2.07	0.53
1:AA:1070:U:C2	1:AA:1071:C:C5	2.97	0.53
3:AC:2:GLN:OE1	3:AC:2:GLN:N	2.41	0.53
5:AE:148:SER:O	5:AE:152:VAL:CA	2.57	0.53
7:AG:86:VAL:HG13	7:AG:87:PRO:HD2	1.91	0.53
10:AJ:18:ILE:HG23	10:AJ:19:ASP:N	2.24	0.53
16:AP:56:ARG:NH1	16:AP:59:HIS:HD2	2.06	0.53
17:AQ:60:ILE:HG22	17:AQ:72:TRP:CE3	2.43	0.53
22:BA:112:U:H5'	46:BY:58:ASN:ND2	2.24	0.53
22:BA:289:G:H2'	22:BA:290:U:H6	1.73	0.53
22:BA:627:A:C5	22:BA:637:A:C8	2.97	0.53
22:BA:684:G:OP1	50:B2:16:HIS:HD2	1.91	0.53
22:BA:860:U:C6	22:BA:860:U:H5'	2.43	0.53
22:BA:946:C:O2'	22:BA:947:A:H5'	2.09	0.53
22:BA:1063:G:H5'	30:BI:76:ALA:CB	2.39	0.53
22:BA:1094:U:H2'	22:BA:1096:A:OP2	2.08	0.53
22:BA:1788:C:H2'	22:BA:1789:A:C5'	2.39	0.53
22:BA:2314:A:C2'	22:BA:2315:G:H5'	2.39	0.53
22:BA:2706:A:C2	22:BA:2707:U:C2	2.97	0.53
23:BB:73:A:OP1	23:BB:73:A:H4'	2.08	0.53
31:BJ:111:LYS:CE	31:BJ:115:GLY:H	2.20	0.53
35:BN:71:ARG:CG	35:BN:71:ARG:NH2	2.68	0.53
36:BO:31:THR:CG2	36:BO:34:HIS:N	2.72	0.53
41:BT:86:THR:C	41:BT:87:LEU:HD23	2.28	0.53
44:BW:76:ARG:NH2	44:BW:76:ARG:CG	2.68	0.53
47:BZ:8:GLN:O	47:BZ:9:THR:HG22	2.08	0.53
1:CA:618:C:H3'	1:CA:619:U:H5''	1.91	0.53
1:CA:1042:A:H2'	1:CA:1043:G:O4'	2.08	0.53
1:CA:1129:C:C5	1:CA:1139:G:C8	2.96	0.53
1:CA:1365:G:O2'	1:CA:1366:C:H5'	2.09	0.53
3:CC:96:VAL:HB	3:CC:97:PRO:HD2	1.90	0.53
5:CE:132:PRO:O	5:CE:136:VAL:HG12	2.09	0.53
6:CF:27:ALA:O	6:CF:31:GLY:HA3	2.07	0.53
8:CH:29:SER:O	8:CH:32:LYS:N	2.42	0.53
11:CK:19:VAL:HG22	11:CK:82:GLU:HG2	1.89	0.53

*Continued on next page...*

*Continued from previous page...*

Atom-1	Atom-2	Interatomic distance (Å)	Clash overlap (Å)
12:CL:110:LYS:O	12:CL:113:ARG:HD3	2.08	0.53
13:CM:87:GLY:O	13:CM:91:ARG:HD2	2.09	0.53
16:CP:4:ILE:N	16:CP:4:ILE:CD1	2.63	0.53
20:CT:82:ILE:C	20:CT:84:LYS:H	2.12	0.53
22:DA:14:A:C5	22:DA:526:A:C2	2.96	0.53
22:DA:191:A:C2	22:DA:192:C:N3	2.77	0.53
22:DA:303:G:C6	22:DA:315:G:C6	2.96	0.53
22:DA:465:G:C4'	50:D2:16:HIS:HD2	2.22	0.53
22:DA:469:G:OP2	26:DE:55:SER:HB3	2.08	0.53
22:DA:612:G:N2	22:DA:614:A:O2'	2.42	0.53
22:DA:858:G:N2	22:DA:920:A:C2	2.77	0.53
22:DA:1070:A:C5	22:DA:1097:U:H4'	2.43	0.53
22:DA:1075:C:HO2'	22:DA:1076:C:H6	1.49	0.53
22:DA:1204:A:C4	22:DA:1206:G:C6	2.97	0.53
22:DA:1343:G:C2	22:DA:1344:U:C4	2.97	0.53
22:DA:1765:U:C2'	22:DA:1766:G:C5'	2.86	0.53
22:DA:1998:A:H2'	22:DA:1999:C:H6	1.74	0.53
22:DA:2312:U:H2'	22:DA:2313:C:C6	2.44	0.53
22:DA:2324:U:H5'	22:DA:2325:G:H5'	1.89	0.53
22:DA:2520:C:H2'	22:DA:2521:C:C6	2.43	0.53
22:DA:2663:G:H2'	22:DA:2664:G:C8	2.42	0.53
23:DB:70:C:O2'	23:DB:71:C:H5'	2.09	0.53
24:DC:106:PRO:CB	24:DC:141:HIS:HE1	2.21	0.53
24:DC:245:THR:C	24:DC:247:TRP:H	2.13	0.53
25:DD:24:VAL:HG23	25:DD:190:LYS:HA	1.91	0.53
31:DJ:2:LYS:HB2	31:DJ:2:LYS:NZ	2.24	0.53
31:DJ:11:VAL:HG21	31:DJ:13:ARG:CZ	2.39	0.53
33:DL:77:ILE:HD12	33:DL:125:LEU:HD13	1.91	0.53
33:DL:121:THR:OG1	33:DL:141:LYS:HE3	2.08	0.53
41:DT:39:THR:HG23	41:DT:42:GLU:HB2	1.87	0.53
52:D4:36:ARG:HG2	52:D4:37:GLN:N	2.24	0.53
1:AA:341:C:H2'	1:AA:342:C:H6	1.72	0.53
1:AA:600:A:H2'	1:AA:601:G:H8	1.74	0.53
1:AA:679:C:O2	1:AA:712:A:C2	2.61	0.53
1:AA:1046:A:O2'	1:AA:1047:G:C5'	2.52	0.53
1:AA:1151:A:HO2'	1:AA:1152:A:H5''	1.73	0.53
1:AA:1250:A:O3'	9:AI:68:GLY:HA2	2.08	0.53
1:AA:1303:C:HO2'	1:AA:1304:G:H8	1.54	0.53
3:AC:139:ASN:HD22	3:AC:139:ASN:C	2.10	0.53
4:AD:164:ARG:O	4:AD:166:LYS:N	2.41	0.53
6:AF:97:THR:O	6:AF:98:GLU:HG2	2.07	0.53

*Continued on next page...*

*Continued from previous page...*

Atom-1	Atom-2	Interatomic distance (Å)	Clash overlap (Å)
7:AG:145:GLU:CA	7:AG:148:LYS:HB2	2.39	0.53
8:AH:100:ILE:CD1	8:AH:128:VAL:HB	2.38	0.53
9:AI:107:ALA:O	9:AI:109:GLN:HG2	2.09	0.53
11:AK:34:THR:OG1	11:AK:40:ALA:N	2.40	0.53
14:AN:15:LEU:N	14:AN:18:LYS:HE2	2.24	0.53
14:AN:79:SER:O	14:AN:81:ILE:N	2.42	0.53
15:AO:3:SER:O	15:AO:6:ALA:N	2.42	0.53
17:AQ:46:HIS:CD2	17:AQ:48:GLU:H	2.27	0.53
18:AR:58:ILE:O	18:AR:62:ARG:HG3	2.08	0.53
22:BA:271:G:C6	22:BA:272:A:N6	2.77	0.53
22:BA:408:G:O2'	22:BA:409:G:H5'	2.09	0.53
22:BA:658:U:O2'	26:BE:95:LYS:NZ	2.40	0.53
22:BA:833:A:OP2	33:BL:39:LYS:HE3	2.08	0.53
22:BA:1637:A:H4'	22:BA:2711:A:O2'	2.09	0.53
22:BA:1761:C:H6	22:BA:1761:C:O5'	1.91	0.53
22:BA:1911:U:O4	22:BA:1918:A:H2'	2.09	0.53
22:BA:2135:A:O2'	22:BA:2136:G:H8	1.91	0.53
22:BA:2331:G:H2'	22:BA:2332:C:C6	2.43	0.53
22:BA:2503:A:O2'	22:BA:2505:G:OP2	2.26	0.53
22:BA:2793:C:H2'	22:BA:2794:C:C6	2.44	0.53
24:BC:216:ARG:HB2	24:BC:217:PRO:HD2	1.91	0.53
25:BD:34:VAL:O	25:BD:34:VAL:HG23	2.09	0.53
25:BD:97:SER:CA	25:BD:99:GLU:HG2	2.39	0.53
26:BE:21:ARG:HG2	26:BE:22:ASP:O	2.09	0.53
26:BE:148:ILE:H	26:BE:187:VAL:H	1.56	0.53
30:BI:126:ARG:HA	30:BI:129:GLU:CG	2.39	0.53
31:BJ:40:HIS:C	31:BJ:41:LYS:HG2	2.29	0.53
34:BM:80:VAL:HG23	34:BM:81:ARG:H	1.74	0.53
36:BO:3:LYS:CG	36:BO:4:LYS:H	2.21	0.53
41:BT:22:THR:O	41:BT:25:GLU:N	2.36	0.53
41:BT:38:ALA:HB1	41:BT:43:ILE:CG2	2.39	0.53
46:BY:56:LEU:HA	46:BY:59:GLU:HG2	1.90	0.53
49:B1:3:GLY:O	49:B1:4:ILE:HG12	2.10	0.53
1:CA:71:A:C6	1:CA:100:G:C5	2.97	0.53
1:CA:255:G:H5'	17:CQ:17:GLU:O	2.09	0.53
1:CA:257:G:C2	1:CA:270:A:N1	2.77	0.53
1:CA:414:A:C2'	1:CA:415:A:H5''	2.38	0.53
1:CA:982:U:C6	1:CA:983:A:C6	2.97	0.53
1:CA:1100:C:O2'	1:CA:1101:A:H5'	2.09	0.53
2:CB:119:GLN:HG2	2:CB:119:GLN:O	2.08	0.53
3:CC:172:VAL:CG1	3:CC:181:ILE:HD13	2.39	0.53

*Continued on next page...*

*Continued from previous page...*

Atom-1	Atom-2	Interatomic distance (Å)	Clash overlap (Å)
7:CG:63:VAL:HG11	7:CG:127:ALA:CB	2.34	0.53
11:CK:86:LYS:HB2	11:CK:113:THR:HA	1.90	0.53
11:CK:124:LYS:O	21:CU:33:ARG:NE	2.42	0.53
16:CP:2:VAL:HG13	16:CP:65:ALA:CB	2.39	0.53
19:CS:28:LYS:HB3	19:CS:29:PRO:CD	2.39	0.53
22:DA:17:G:H4'	38:DQ:24:TYR:HE1	1.74	0.53
22:DA:223:A:C5	22:DA:422:A:C8	2.97	0.53
22:DA:647:G:C8	22:DA:648:G:N7	2.77	0.53
22:DA:1193:G:N2	22:DA:1194:A:N3	2.57	0.53
22:DA:1206:G:C5	22:DA:1207:C:N4	2.77	0.53
22:DA:1338:G:O2'	22:DA:1393:A:N1	2.41	0.53
22:DA:1388:G:H2'	22:DA:1389:G:C8	2.44	0.53
22:DA:1616:A:OP1	22:DA:1616:A:C8	2.49	0.53
22:DA:1690:A:H2'	22:DA:1691:C:O4'	2.08	0.53
22:DA:1805:A:C2	22:DA:1813:G:N1	2.76	0.53
22:DA:1813:G:H21	24:DC:49:THR:HB	1.73	0.53
22:DA:1842:G:O4'	24:DC:242:HIS:CE1	2.62	0.53
22:DA:1885:A:C6	22:DA:1886:U:C2	2.97	0.53
22:DA:2330:G:C2'	22:DA:2331:G:H5'	2.39	0.53
22:DA:2426:A:H3'	22:DA:2427:C:C5'	2.37	0.53
22:DA:2523:G:H2'	22:DA:2524:G:H5'	1.91	0.53
22:DA:2571:U:C4	22:DA:2574:G:C8	2.97	0.53
22:DA:2761:A:H1'	28:DG:142:GLN:HE22	1.72	0.53
22:DA:2899:A:O2'	22:DA:2900:A:H5'	2.09	0.53
23:DB:19:C:H2'	23:DB:20:G:C8	2.43	0.53
23:DB:109:A:C4	23:DB:110:C:C5	2.96	0.53
24:DC:141:HIS:HB3	24:DC:190:THR:HB	1.90	0.53
25:DD:9:VAL:HG22	25:DD:9:VAL:O	2.08	0.53
25:DD:159:LYS:HE2	25:DD:160:LYS:H	1.72	0.53
29:DH:80:ILE:HD12	29:DH:81:ALA:H	1.73	0.53
31:DJ:4:PHE:CD1	31:DJ:5:THR:N	2.77	0.53
31:DJ:73:VAL:HB	31:DJ:75:TYR:HE2	1.66	0.53
40:DS:39:THR:O	40:DS:40:ASN:CB	2.58	0.53
42:DU:3:LYS:HD3	42:DU:82:VAL:HG21	1.90	0.53
42:DU:26:ASN:OD1	42:DU:34:ILE:HD12	2.07	0.53
51:D3:44:ARG:N	51:D3:45:PRO:HD2	2.25	0.53
51:D3:57:VAL:HA	51:D3:60:CYS:HB2	1.91	0.53
1:AA:11:G:C5	1:AA:12:U:C5	2.96	0.52
1:AA:213:G:H2'	1:AA:214:C:C5'	2.38	0.52
1:AA:469:C:H2'	1:AA:470:C:C5	2.45	0.52
1:AA:490:C:H2'	1:AA:491:G:H8	1.74	0.52

*Continued on next page...*

*Continued from previous page...*

Atom-1	Atom-2	Interatomic distance (Å)	Clash overlap (Å)
1:AA:994:A:C5	1:AA:1216:A:H4'	2.45	0.52
1:AA:1298:U:H1'	1:AA:1299:A:C2	2.44	0.52
1:AA:1299:A:C8	1:AA:1301:U:C1'	2.91	0.52
1:AA:1363:A:H2'	1:AA:1363:A:N3	2.23	0.52
1:AA:1387:G:H2'	1:AA:1388:C:H6	1.70	0.52
2:AB:56:LEU:HD13	2:AB:220:VAL:CG2	2.39	0.52
2:AB:58:LYS:HD3	2:AB:58:LYS:O	2.08	0.52
4:AD:17:ASP:OD1	4:AD:27:ILE:HA	2.08	0.52
6:AF:16:GLU:CB	4:CD:191:SER:HB2	2.35	0.52
7:AG:49:LEU:HD13	7:AG:49:LEU:O	2.09	0.52
13:AM:52:ILE:O	13:AM:55:LEU:HB2	2.09	0.52
14:AN:40:ARG:HH22	14:AN:44:VAL:HG21	1.73	0.52
19:AS:79:TYR:CE2	19:AS:80:ARG:HB2	2.44	0.52
22:BA:559:G:H1'	38:BQ:55:GLN:NE2	2.25	0.52
22:BA:580:U:C2'	22:BA:581:C:H5'	2.39	0.52
22:BA:784:G:C5'	24:BC:225:ASN:OD1	2.58	0.52
22:BA:1148:U:C6	22:BA:1148:U:C3'	2.93	0.52
22:BA:1562:U:H2'	22:BA:1563:U:O4'	2.09	0.52
22:BA:1609:A:H5''	56:BA:3644:HOH:O	2.07	0.52
22:BA:1799:G:C2	24:BC:153:LEU:HD23	2.44	0.52
22:BA:2383:G:H2'	22:BA:2384:U:H6	1.73	0.52
22:BA:2663:G:H2'	22:BA:2664:G:C8	2.44	0.52
25:BD:34:VAL:CG2	25:BD:94:GLN:H	2.16	0.52
25:BD:118:PHE:HD2	25:BD:119:ALA:N	2.03	0.52
36:BO:2:ASP:OD1	36:BO:2:ASP:C	2.47	0.52
39:BR:97:LYS:O	39:BR:98:ILE:CB	2.58	0.52
40:BS:63:GLY:O	40:BS:64:ALA:CB	2.56	0.52
46:BY:9:LYS:HZ2	46:BY:9:LYS:CA	2.17	0.52
51:B3:40:LYS:HA	51:B3:43:LEU:HD12	1.91	0.52
1:CA:183:C:HO2'	1:CA:184:G:H5'	1.70	0.52
1:CA:216:U:H2'	1:CA:217:C:C6	2.44	0.52
1:CA:279:A:H4'	1:CA:280:C:OP2	2.09	0.52
1:CA:327:A:O2'	1:CA:328:C:OP1	2.23	0.52
1:CA:452:A:H5''	1:CA:452:A:C8	2.44	0.52
1:CA:1225:A:H3'	13:CM:101:THR:HG21	1.89	0.52
1:CA:1408:A:C2	1:CA:1494:G:C4	2.97	0.52
3:CC:133:MET:HE3	3:CC:152:VAL:HG13	1.91	0.52
4:CD:171:GLU:HG3	4:CD:171:GLU:O	2.08	0.52
4:CD:176:LYS:HE2	4:CD:178:GLU:OE1	2.09	0.52
7:CG:11:ILE:HG21	7:CG:24:LYS:NZ	2.23	0.52
7:CG:19:SER:HB3	7:CG:22:LEU:HB3	1.91	0.52

*Continued on next page...*

*Continued from previous page...*

Atom-1	Atom-2	Interatomic distance (Å)	Clash overlap (Å)
8:CH:125:ILE:HG22	8:CH:126:CYS:SG	2.49	0.52
9:CI:44:ARG:HB3	9:CI:44:ARG:NH1	2.23	0.52
9:CI:128:LYS:O	9:CI:129:ARG:HB2	2.10	0.52
11:CK:92:ARG:NH2	11:CK:111:ASP:OD1	2.42	0.52
19:CS:44:ILE:HA	19:CS:61:VAL:CG1	2.39	0.52
22:DA:48:G:N2	22:DA:177:G:N2	2.57	0.52
22:DA:142:A:C2'	22:DA:143:C:C6	2.92	0.52
22:DA:172:A:O2'	22:DA:173:A:C5'	2.57	0.52
22:DA:273:G:O2'	22:DA:274:C:O4'	2.17	0.52
22:DA:310:A:O2'	22:DA:311:A:H5''	2.09	0.52
22:DA:323:C:H3'	26:DE:163:ASN:ND2	2.24	0.52
22:DA:466:A:P	50:D2:34:ARG:HH21	2.31	0.52
22:DA:563:A:C4	22:DA:2018:G:C2	2.97	0.52
22:DA:930:G:C2	22:DA:933:A:C2	2.97	0.52
22:DA:938:G:C2	22:DA:939:G:N7	2.77	0.52
22:DA:1140:C:O4'	22:DA:1143:A:C2	2.62	0.52
22:DA:1240:U:O2'	22:DA:1241:A:C5'	2.57	0.52
22:DA:1494:A:C2	22:DA:1495:A:C4	2.97	0.52
22:DA:2376:A:H2'	22:DA:2377:A:O4'	2.09	0.52
22:DA:2691:C:N4	22:DA:2719:G:N2	2.58	0.52
22:DA:2729:G:C5'	25:DD:190:LYS:HZ3	2.16	0.52
23:DB:30:C:H1'	23:DB:58:A:N1	2.24	0.52
24:DC:140:VAL:HG23	24:DC:141:HIS:N	2.24	0.52
25:DD:34:VAL:HG12	25:DD:48:ILE:HG13	1.89	0.52
27:DF:33:ILE:HG13	27:DF:95:MET:HE3	1.92	0.52
27:DF:49:LEU:N	27:DF:49:LEU:HD13	2.24	0.52
28:DG:120:ILE:O	28:DG:120:ILE:HD13	2.08	0.52
28:DG:126:THR:CG2	28:DG:127:GLN:H	2.07	0.52
28:DG:146:ASP:O	28:DG:149:ALA:HB3	2.10	0.52
30:DI:105:LEU:HD21	30:DI:129:GLU:CG	2.39	0.52
31:DJ:30:THR:CG2	31:DJ:31:GLU:N	2.72	0.52
32:DK:17:ARG:CG	32:DK:18:ARG:N	2.71	0.52
32:DK:20:MET:O	32:DK:41:ILE:HG13	2.07	0.52
37:DP:3:ILE:O	37:DP:3:ILE:HG13	2.09	0.52
38:DQ:31:TYR:O	38:DQ:33:VAL:N	2.42	0.52
41:DT:45:ALA:C	41:DT:47:VAL:H	2.12	0.52
43:DV:48:MET:CE	43:DV:85:LYS:HA	2.38	0.52
46:DY:1:MET:HE3	46:DY:1:MET:H3	1.73	0.52
1:AA:181:A:H3'	1:AA:181:A:OP2	2.09	0.52
1:AA:790:A:C6	1:AA:791:G:C6	2.97	0.52
1:AA:1087:G:O2'	1:AA:1088:G:C8	2.61	0.52

*Continued on next page...*

*Continued from previous page...*

Atom-1	Atom-2	Interatomic distance (Å)	Clash overlap (Å)
1:AA:1102:A:O2'	1:AA:1103:C:H5'	2.09	0.52
2:AB:153:MET:SD	2:AB:157:PRO:HD3	2.49	0.52
4:AD:36:ALA:H	4:AD:37:PRO:HD3	1.74	0.52
4:AD:160:LEU:CD2	4:AD:161:ALA:N	2.73	0.52
7:AG:135:LYS:HE2	7:AG:138:GLU:HB2	1.91	0.52
8:AH:9:MET:HG3	8:AH:26:MET:SD	2.49	0.52
11:AK:86:LYS:HA	11:AK:113:THR:CG2	2.35	0.52
16:AP:52:LEU:O	16:AP:54:LEU:HD12	2.10	0.52
20:AT:16:ALA:O	20:AT:17:ARG:C	2.48	0.52
22:BA:9:G:C6	22:BA:2629:U:C6	2.98	0.52
22:BA:142:A:C5	22:BA:143:C:N4	2.76	0.52
22:BA:310:A:O2'	22:BA:311:A:P	2.67	0.52
22:BA:646:U:H5'	22:BA:647:G:H5''	1.91	0.52
22:BA:923:G:N2	44:BW:23:LYS:NZ	2.46	0.52
22:BA:1172:C:N3	22:BA:1173:U:H1'	2.24	0.52
22:BA:1223:G:OP2	39:BR:68:ARG:NH1	2.42	0.52
22:BA:1568:G:H4'	24:BC:58:LYS:HG2	1.90	0.52
22:BA:1773:A:H2'	22:BA:1774:C:H5'	1.91	0.52
22:BA:2149:U:O2'	22:BA:2150:C:O4'	2.26	0.52
22:BA:2305:U:O2'	22:BA:2306:C:H5'	2.09	0.52
22:BA:2673:G:H2'	22:BA:2674:G:H8	1.75	0.52
22:BA:2885:G:H3'	22:BA:2886:A:H5''	1.90	0.52
27:BF:129:MET:HG2	27:BF:153:ILE:HD12	1.89	0.52
27:BF:134:GLN:O	27:BF:135:ILE:HB	2.08	0.52
28:BG:171:LYS:HD3	28:BG:172:GLU:H	1.72	0.52
31:BJ:101:ILE:O	31:BJ:104:ALA:HB3	2.09	0.52
33:BL:100:ILE:HD12	33:BL:100:ILE:C	2.29	0.52
44:BW:75:ASN:O	44:BW:76:ARG:HB2	2.09	0.52
52:B4:7:VAL:HG23	52:B4:8:LYS:H	1.74	0.52
1:CA:51:A:H4'	1:CA:52:C:H5'	1.90	0.52
1:CA:86:G:O2'	1:CA:87:C:OP2	2.27	0.52
1:CA:227:G:H21	16:CP:64:GLY:HA3	1.73	0.52
1:CA:244:U:OP2	1:CA:244:U:H4'	2.09	0.52
1:CA:729:A:C2'	1:CA:730:G:H8	2.20	0.52
1:CA:767:A:H2'	1:CA:768:A:C8	2.44	0.52
1:CA:1271:A:H2'	1:CA:1272:G:H8	1.73	0.52
1:CA:1289:A:H3'	1:CA:1290:G:H8	1.73	0.52
1:CA:1361:G:C2'	1:CA:1362:A:C5'	2.87	0.52
1:CA:1372:U:H5'	9:CI:71:ILE:HD11	1.88	0.52
2:CB:185:ILE:HG22	2:CB:199:ILE:CD1	2.39	0.52
3:CC:63:ILE:CG1	3:CC:65:VAL:HG23	2.39	0.52

*Continued on next page...*



*Continued from previous page...*

Atom-1	Atom-2	Interatomic distance (Å)	Clash overlap (Å)
4:CD:35:GLN:O	4:CD:36:ALA:HB2	2.09	0.52
6:CF:61:LEU:CD1	6:CF:62:MET:N	2.70	0.52
10:CJ:30:LYS:HE2	10:CJ:36:VAL:HG22	1.90	0.52
11:CK:123:PRO:HB2	11:CK:125:LYS:HG3	1.91	0.52
13:CM:13:HIS:HA	13:CM:43:LYS:HG2	1.91	0.52
16:CP:1:MET:HG3	16:CP:1:MET:O	2.09	0.52
22:DA:28:A:C2	22:DA:29:U:H1'	2.45	0.52
22:DA:352:A:N3	22:DA:353:C:H1'	2.24	0.52
22:DA:503:A:C4	22:DA:506:G:N7	2.77	0.52
22:DA:518:G:C4	22:DA:519:U:C5	2.97	0.52
22:DA:564:C:H2'	22:DA:565:C:H5'	1.91	0.52
22:DA:612:G:C2	22:DA:617:G:O6	2.62	0.52
22:DA:616:A:C2'	22:DA:617:G:H8	2.21	0.52
22:DA:654:A:C2'	22:DA:655:A:O5'	2.57	0.52
22:DA:740:C:HO2'	22:DA:741:U:C5'	2.23	0.52
22:DA:913:U:C4'	22:DA:914:G:OP1	2.56	0.52
22:DA:1007:C:OP1	31:DJ:39:LYS:HE3	2.10	0.52
22:DA:1161:C:H4'	39:DR:8:GLY:O	2.09	0.52
22:DA:1339:G:C5'	22:DA:1393:A:N1	2.71	0.52
22:DA:1341:G:O2'	22:DA:1398:C:C5'	2.50	0.52
22:DA:1600:C:O2	22:DA:1600:C:H2'	2.09	0.52
22:DA:1857:G:O2'	22:DA:1884:G:N2	2.39	0.52
22:DA:1914:C:C6	22:DA:1915:U:C5	2.97	0.52
22:DA:2360:G:O2'	33:DL:60:ARG:HD2	2.10	0.52
22:DA:2469:A:C2'	22:DA:2470:G:O5'	2.58	0.52
23:DB:108:A:HO2'	23:DB:109:A:P	2.32	0.52
24:DC:140:VAL:O	24:DC:141:HIS:HB2	2.08	0.52
27:DF:42:ALA:HB2	27:DF:48:LEU:HD11	1.90	0.52
28:DG:8:VAL:HG22	28:DG:72:ASN:CB	2.39	0.52
29:DH:1:MET:CE	29:DH:23:ALA:HB2	2.36	0.52
31:DJ:16:TYR:HB2	31:DJ:54:ILE:HD13	1.91	0.52
31:DJ:114:LEU:HA	31:DJ:117:ALA:CB	2.39	0.52
34:DM:26:VAL:HA	34:DM:66:ARG:NH2	2.23	0.52
35:DN:49:GLU:H	35:DN:50:PRO:HD3	1.74	0.52
35:DN:96:ARG:HH12	35:DN:116:VAL:HG13	1.74	0.52
36:DO:39:VAL:HB	36:DO:49:VAL:H	1.74	0.52
37:DP:9:GLN:HA	37:DP:12:MET:HG3	1.92	0.52
1:AA:458:U:H3	1:AA:474:G:H1	1.57	0.52
1:AA:616:G:H2'	1:AA:617:G:H5'	1.91	0.52
1:AA:975:A:H8	1:AA:1357:A:HO2'	1.54	0.52
1:AA:977:A:N3	1:AA:977:A:C2'	2.62	0.52

*Continued on next page...*

*Continued from previous page...*

Atom-1	Atom-2	Interatomic distance (Å)	Clash overlap (Å)
1:AA:1002:G:C2	1:AA:1003:G:H1'	2.45	0.52
1:AA:1084:G:C6	1:AA:1085:U:O4	2.62	0.52
1:AA:1202:U:C1'	14:AN:68:ARG:HD2	2.38	0.52
5:AE:81:GLN:NE2	5:AE:146:MET:SD	2.79	0.52
6:AF:7:VAL:HA	6:AF:60:VAL:O	2.09	0.52
9:AI:40:ARG:HA	9:AI:44:ARG:CB	2.28	0.52
22:BA:242:G:P	51:B3:2:LYS:HE2	2.50	0.52
22:BA:687:C:H2'	22:BA:688:U:H6	1.72	0.52
22:BA:1054:A:C4	22:BA:1055:G:C8	2.96	0.52
22:BA:1056:G:HO2'	22:BA:1086:A:H8	1.54	0.52
22:BA:1301:A:N3	22:BA:1301:A:H2'	2.25	0.52
22:BA:1348:C:H2'	22:BA:1349:C:C5'	2.32	0.52
22:BA:2564:A:OP1	22:BA:2648:G:H4'	2.09	0.52
22:BA:2816:G:H1'	22:BA:2883:A:O2'	2.08	0.52
24:BC:129:LEU:HB2	24:BC:134:ILE:HD11	1.91	0.52
28:BG:131:VAL:O	28:BG:131:VAL:CG2	2.58	0.52
30:BI:86:LYS:HD2	30:BI:86:LYS:H	1.74	0.52
31:BJ:89:PHE:CE1	31:BJ:93:ILE:HG13	2.44	0.52
34:BM:36:VAL:HG23	43:BV:82:TYR:CD1	2.45	0.52
35:BN:25:ALA:HA	35:BN:48:VAL:CG2	2.40	0.52
35:BN:109:PRO:O	35:BN:109:PRO:CG	2.58	0.52
38:BQ:75:TYR:C	38:BQ:75:TYR:CD2	2.82	0.52
40:BS:8:ARG:O	40:BS:9:HIS:HB2	2.10	0.52
40:BS:25:ARG:HD3	40:BS:73:LYS:HZ2	1.73	0.52
43:BV:26:PHE:HD1	43:BV:27:PRO:O	1.93	0.52
44:BW:35:ILE:O	44:BW:35:ILE:CG2	2.51	0.52
1:CA:18:C:N3	1:CA:19:A:C8	2.77	0.52
1:CA:262:A:O2'	1:CA:263:A:H5'	2.09	0.52
1:CA:1206:G:H4'	3:CC:191:THR:O	2.09	0.52
1:CA:1217:C:OP1	14:CN:8:ARG:HB2	2.10	0.52
1:CA:1226:C:C5	13:CM:102:LYS:HA	2.45	0.52
1:CA:1439:G:C2	1:CA:1463:U:O2	2.63	0.52
2:CB:75:ALA:O	2:CB:79:VAL:HB	2.09	0.52
2:CB:176:ASN:C	2:CB:178:LEU:H	2.12	0.52
3:CC:106:ARG:C	3:CC:107:LYS:HG3	2.30	0.52
4:CD:26:ALA:O	4:CD:27:ILE:C	2.48	0.52
6:CF:81:ASN:O	6:CF:83:ALA:N	2.42	0.52
9:CI:29:ILE:CD1	9:CI:38:PHE:HE1	2.23	0.52
9:CI:59:LYS:HE3	9:CI:60:LEU:CD2	2.38	0.52
11:CK:125:LYS:O	11:CK:126:ARG:O	2.27	0.52
12:CL:7:VAL:HG22	17:CQ:33:TYR:CD1	2.43	0.52

*Continued on next page...*

*Continued from previous page...*

Atom-1	Atom-2	Interatomic distance (Å)	Clash overlap (Å)
14:CN:8:ARG:HH11	14:CN:12:ARG:HH22	1.57	0.52
14:CN:96:LYS:HD2	14:CN:96:LYS:H	1.74	0.52
16:CP:22:ALA:HA	16:CP:33:ILE:HD12	1.89	0.52
17:CQ:58:VAL:HG11	17:CQ:74:LEU:HD11	1.88	0.52
22:DA:185:G:N1	22:DA:212:G:C2	2.77	0.52
22:DA:226:A:H2'	22:DA:227:A:C8	2.45	0.52
22:DA:374:A:C6	22:DA:401:A:C8	2.97	0.52
22:DA:575:A:N3	22:DA:576:U:C5	2.77	0.52
22:DA:613:A:OP2	22:DA:614:A:C2	2.62	0.52
22:DA:831:G:H5''	33:DL:37:GLY:HA2	1.90	0.52
22:DA:852:U:O2'	22:DA:853:C:H5'	2.10	0.52
22:DA:1084:A:C2'	22:DA:1085:A:H5'	2.40	0.52
22:DA:1203:U:H2'	22:DA:1204:A:C2	2.44	0.52
22:DA:1366:A:C4	22:DA:1367:A:C8	2.98	0.52
22:DA:2061:G:C2	22:DA:2063:C:C4	2.97	0.52
22:DA:2199:A:C2	22:DA:2200:C:N1	2.78	0.52
22:DA:2209:G:C2	22:DA:2216:G:C2	2.97	0.52
22:DA:2418:A:C6	22:DA:2419:U:C4	2.98	0.52
22:DA:2513:A:C5	22:DA:2514:U:C4	2.97	0.52
22:DA:2627:G:O2'	22:DA:2781:A:N1	2.36	0.52
25:DD:179:ARG:HH22	37:DP:11:GLN:HE21	1.57	0.52
28:DG:163:TYR:N	28:DG:163:TYR:HD2	2.05	0.52
33:DL:135:ILE:HG23	33:DL:136:GLU:N	2.25	0.52
35:DN:98:LEU:HD21	48:D0:53:VAL:HG21	1.92	0.52
35:DN:98:LEU:O	35:DN:112:TYR:HB2	2.10	0.52
38:DQ:40:LYS:O	38:DQ:44:TYR:HD2	1.91	0.52
40:DS:66:ILE:HD13	40:DS:66:ILE:H	1.74	0.52
41:DT:64:LYS:HA	41:DT:79:ASP:OD1	2.10	0.52
46:DY:57:LEU:CD1	46:DY:60:LYS:HE3	2.39	0.52
1:AA:74:A:C2	1:AA:75:G:C4	2.98	0.52
1:AA:748:G:C6	1:AA:749:A:C6	2.98	0.52
1:AA:1014:A:H5''	19:AS:13:HIS:HB2	1.91	0.52
1:AA:1057:G:O3'	3:AC:196:GLY:HA3	2.09	0.52
2:AB:15:PHE:HD1	2:AB:16:GLY:H	1.57	0.52
5:AE:76:ASN:O	5:AE:77:ASN:HB3	2.09	0.52
9:AI:113:LYS:HG3	9:AI:119:LYS:HA	1.90	0.52
10:AJ:56:HIS:CD2	10:AJ:57:VAL:HG12	2.37	0.52
11:AK:59:PRO:HG2	11:AK:60:PHE:H	1.73	0.52
17:AQ:40:THR:HG22	17:AQ:41:THR:N	2.25	0.52
18:AR:50:TYR:O	18:AR:54:LEU:N	2.39	0.52
22:BA:860:U:H5'	22:BA:860:U:H6	1.74	0.52

*Continued on next page...*

*Continued from previous page...*

Atom-1	Atom-2	Interatomic distance (Å)	Clash overlap (Å)
22:BA:981:A:H5''	22:BA:982:C:OP2	2.10	0.52
22:BA:1017:G:O2'	22:BA:1018:U:H5'	2.08	0.52
22:BA:1405:U:N3	22:BA:1406:U:C4	2.77	0.52
22:BA:1505:A:O2'	22:BA:1506:U:H5'	2.09	0.52
22:BA:1537:G:H2'	22:BA:1538:G:O4'	2.08	0.52
22:BA:2418:A:C5	22:BA:2419:U:C5	2.98	0.52
22:BA:2579:C:C3'	22:BA:2580:U:H5'	2.39	0.52
23:BB:40:U:HO2'	23:BB:43:C:H5	1.54	0.52
28:BG:166:GLU:OE2	28:BG:168:VAL:HG22	2.08	0.52
29:BH:18:GLN:HA	29:BH:18:GLN:NE2	2.24	0.52
30:BI:107:GLU:O	30:BI:111:THR:HG23	2.10	0.52
34:BM:11:LYS:HE2	34:BM:87:GLY:O	2.09	0.52
41:BT:40:LYS:HA	41:BT:43:ILE:HG23	1.90	0.52
46:BY:21:LEU:HA	46:BY:25:GLN:HB3	1.92	0.52
48:B0:39:ARG:O	48:B0:40:HIS:HB2	2.09	0.52
1:CA:117:G:H2'	1:CA:118:U:O4'	2.09	0.52
1:CA:297:G:H2'	1:CA:298:A:H5''	1.92	0.52
1:CA:338:A:N1	1:CA:351:G:N2	2.58	0.52
1:CA:373:A:C2'	1:CA:374:A:H5'	2.34	0.52
1:CA:734:G:N2	18:CR:63:TYR:CE2	2.77	0.52
1:CA:836:G:C5	1:CA:851:G:C6	2.97	0.52
1:CA:935:A:H61	7:CG:2:ARG:CZ	2.22	0.52
1:CA:954:G:N1	1:CA:1228:C:N4	2.56	0.52
1:CA:1216:A:C2	1:CA:1217:C:C4	2.97	0.52
1:CA:1240:U:O2'	7:CG:37:THR:HB	2.09	0.52
2:CB:163:ILE:HG23	2:CB:185:ILE:HD11	1.90	0.52
3:CC:63:ILE:HG23	3:CC:98:ALA:HA	1.91	0.52
4:CD:84:ASN:CG	5:CE:101:GLY:HA3	2.29	0.52
9:CI:66:VAL:HG21	9:CI:74:GLN:HB3	1.91	0.52
12:CL:50:LYS:N	12:CL:50:LYS:CD	2.73	0.52
13:CM:2:ARG:HD2	13:CM:2:ARG:N	2.25	0.52
14:CN:50:LEU:HB2	14:CN:51:PRO:HD3	1.91	0.52
22:DA:372:G:N2	22:DA:400:G:H2'	2.23	0.52
22:DA:716:A:H3'	22:DA:717:C:H5''	1.92	0.52
22:DA:779:U:H2'	22:DA:780:G:O4'	2.09	0.52
22:DA:1157:G:H2'	22:DA:1158:C:C5	2.44	0.52
22:DA:1208:C:O2	22:DA:1209:U:C6	2.62	0.52
22:DA:1258:U:H2'	22:DA:1259:G:C8	2.44	0.52
22:DA:1343:G:H2'	22:DA:1344:U:C6	2.45	0.52
22:DA:1366:A:C2'	22:DA:1367:A:H5'	2.40	0.52
22:DA:1551:A:C4	22:DA:1552:A:C8	2.97	0.52

*Continued on next page...*

*Continued from previous page...*

Atom-1	Atom-2	Interatomic distance (Å)	Clash overlap (Å)
22:DA:1801:A:C5	22:DA:2203:U:C5	2.96	0.52
22:DA:2093:G:O2'	22:DA:2094:A:O5'	2.27	0.52
22:DA:2108:A:C8	22:DA:2108:A:OP2	2.62	0.52
22:DA:2185:U:H2'	22:DA:2186:G:H8	1.74	0.52
22:DA:2283:C:H6	22:DA:2283:C:C5'	2.22	0.52
22:DA:2440:C:C2'	22:DA:2441:U:O5'	2.56	0.52
22:DA:2511:U:C4	22:DA:2512:C:C5	2.98	0.52
22:DA:2755:C:HO2'	22:DA:2756:U:H6	1.56	0.52
27:DF:41:GLU:CG	27:DF:42:ALA:H	2.20	0.52
28:DG:1:SER:C	28:DG:3:VAL:H	2.12	0.52
28:DG:167:VAL:CG2	28:DG:168:VAL:N	2.73	0.52
29:DH:58:LEU:HA	29:DH:61:VAL:CG1	2.38	0.52
29:DH:68:ARG:CD	29:DH:68:ARG:O	2.58	0.52
30:DI:27:LEU:HD13	30:DI:32:VAL:HG11	1.90	0.52
30:DI:50:LYS:HA	30:DI:50:LYS:CE	2.37	0.52
31:DJ:69:ARG:NH2	31:DJ:89:PHE:HE1	2.06	0.52
42:DU:40:LEU:O	42:DU:41:VAL:HG13	2.09	0.52
1:AA:421:U:H3'	1:AA:421:U:C6	2.42	0.52
1:AA:429:U:P	4:AD:12:ARG:HH21	2.32	0.52
1:AA:613:C:H2'	1:AA:614:C:C6	2.45	0.52
1:AA:984:C:N3	1:AA:1222:G:C2	2.77	0.52
1:AA:1078:U:O4'	5:AE:88:HIS:CE1	2.62	0.52
1:AA:1447:A:H5''	1:AA:1448:C:H5	1.75	0.52
2:AB:176:ASN:HD21	2:AB:194:GLY:CA	2.22	0.52
3:AC:21:TRP:CB	3:AC:58:ARG:HG2	2.39	0.52
4:AD:25:ARG:O	4:AD:26:ALA:HB3	2.10	0.52
6:AF:98:GLU:HG3	6:AF:99:ALA:N	2.24	0.52
13:AM:5:GLY:HA3	13:AM:65:GLU:HG3	1.90	0.52
16:AP:28:ARG:CG	16:AP:29:ASN:ND2	2.55	0.52
19:AS:23:GLU:O	19:AS:23:GLU:HG3	2.09	0.52
21:AU:14:ALA:O	21:AU:15:LEU:HD12	2.09	0.52
22:BA:294:A:C5	22:BA:345:A:C2	2.98	0.52
22:BA:784:G:C5	24:BC:227:VAL:HG11	2.45	0.52
22:BA:900:A:C5	22:BA:901:C:C5	2.97	0.52
22:BA:1411:U:C2'	22:BA:1412:U:H5'	2.40	0.52
22:BA:1670:C:C5	22:BA:1671:U:C4	2.97	0.52
22:BA:1694:C:H4'	22:BA:1695:G:H5''	1.92	0.52
22:BA:1744:A:H5''	22:BA:1745:A:OP2	2.09	0.52
22:BA:1999:C:O2'	22:BA:2000:C:H5'	2.10	0.52
22:BA:2020:A:H5'	48:B0:8:THR:HG22	1.90	0.52
22:BA:2467:C:C2'	22:BA:2468:A:H5'	2.39	0.52

*Continued on next page...*

*Continued from previous page...*

Atom-1	Atom-2	Interatomic distance (Å)	Clash overlap (Å)
22:BA:2772:C:H2'	22:BA:2773:C:H6	1.74	0.52
22:BA:2897:U:H2'	22:BA:2898:U:H6	1.75	0.52
27:BF:134:GLN:CG	27:BF:135:ILE:N	2.65	0.52
28:BG:126:THR:HG22	28:BG:128:THR:N	2.21	0.52
29:BH:18:GLN:HE21	29:BH:18:GLN:CA	2.22	0.52
30:BI:105:LEU:HD23	30:BI:108:ILE:HG21	1.91	0.52
44:BW:18:LYS:HE3	44:BW:19:ARG:CG	2.40	0.52
45:BX:34:SER:CA	45:BX:49:ARG:HA	2.39	0.52
1:CA:470:C:C2	1:CA:471:U:C5	2.97	0.52
1:CA:703:G:H4'	1:CA:704:A:H5'	1.90	0.52
1:CA:819:A:H4'	1:CA:820:U:OP2	2.10	0.52
1:CA:885:G:H8	1:CA:885:G:H5'	1.73	0.52
1:CA:1169:A:O2'	1:CA:1170:A:C8	2.61	0.52
1:CA:1269:A:C2	1:CA:1313:U:H1'	2.45	0.52
4:CD:2:ARG:HE	4:CD:114:ARG:HG2	1.74	0.52
4:CD:25:ARG:O	4:CD:26:ALA:C	2.48	0.52
6:CF:18:VAL:O	6:CF:22:ILE:HG12	2.09	0.52
7:CG:71:THR:HG23	7:CG:72:VAL:N	2.24	0.52
10:CJ:66:GLU:CG	14:CN:100:TRP:HZ3	2.21	0.52
16:CP:21:VAL:HG23	16:CP:36:VAL:CG2	2.39	0.52
16:CP:21:VAL:CG2	16:CP:36:VAL:HG21	2.40	0.52
22:DA:347:A:O2'	22:DA:348:A:H5'	2.09	0.52
22:DA:616:A:O2'	22:DA:617:G:O5'	2.28	0.52
22:DA:945:A:C8	22:DA:2448:A:C2	2.98	0.52
22:DA:1048:A:C6	22:DA:1111:A:C2	2.98	0.52
22:DA:1069:A:O2'	22:DA:1071:G:H5''	2.10	0.52
22:DA:1076:C:C4	22:DA:1077:A:N6	2.78	0.52
22:DA:1206:G:O2'	22:DA:1207:C:C5'	2.58	0.52
22:DA:1206:G:H2'	22:DA:1207:C:C5	2.45	0.52
22:DA:1290:C:O2'	22:DA:1291:C:H6	1.92	0.52
22:DA:1387:A:N6	22:DA:1401:G:O6	2.41	0.52
22:DA:1606:C:H4'	22:DA:1607:C:C5'	2.33	0.52
22:DA:1689:A:H2'	22:DA:1690:A:C8	2.45	0.52
22:DA:1735:A:O2'	22:DA:1736:U:O5'	2.27	0.52
22:DA:1911:U:H2'	22:DA:1918:A:C2	2.44	0.52
22:DA:2013:A:N6	22:DA:2014:A:C2	2.78	0.52
22:DA:2144:G:O2'	22:DA:2145:C:H3'	2.09	0.52
22:DA:2219:U:H2'	22:DA:2220:U:O4'	2.09	0.52
22:DA:2298:A:H2'	22:DA:2299:U:C6	2.44	0.52
22:DA:2620:C:H2'	22:DA:2621:G:O4'	2.08	0.52
25:DD:10:GLY:HA3	25:DD:26:VAL:HB	1.92	0.52

*Continued on next page...*

*Continued from previous page...*

Atom-1	Atom-2	Interatomic distance (Å)	Clash overlap (Å)
27:DF:11:VAL:HG12	27:DF:12:VAL:H	1.74	0.52
27:DF:35:LEU:O	27:DF:36:ASN:HB2	2.08	0.52
28:DG:58:ALA:O	28:DG:60:GLY:N	2.43	0.52
33:DL:7:SER:HB2	33:DL:8:PRO:HD2	1.90	0.52
34:DM:90:GLU:O	34:DM:91:TYR:HB3	2.08	0.52
35:DN:21:PHE:O	35:DN:25:ALA:HB3	2.09	0.52
37:DP:92:ARG:O	37:DP:93:LYS:HB2	2.09	0.52
39:DR:55:ASP:CG	39:DR:56:GLY:H	2.12	0.52
42:DU:92:VAL:CG2	42:DU:101:THR:HG21	2.40	0.52
43:DV:57:TYR:HD1	43:DV:57:TYR:H	1.57	0.52
48:D0:24:VAL:CG1	48:D0:27:LEU:HD11	2.39	0.52
1:AA:292:G:C2	1:AA:309:A:C2	2.97	0.52
1:AA:502:A:H2'	1:AA:503:C:O4'	2.09	0.52
1:AA:1343:G:H4'	9:AI:123:ARG:HB3	1.91	0.52
1:AA:1508:A:C2'	1:AA:1509:C:O5'	2.57	0.52
2:AB:98:GLY:C	2:AB:100:LEU:H	2.13	0.52
2:AB:185:ILE:HA	2:AB:199:ILE:O	2.09	0.52
8:AH:103:VAL:HG23	8:AH:110:MET:O	2.10	0.52
9:AI:75:ALA:HA	9:AI:78:ILE:HD12	1.92	0.52
11:AK:51:PHE:O	11:AK:56:LYS:HB3	2.10	0.52
13:AM:89:ARG:HB2	13:AM:96:VAL:HG22	1.91	0.52
15:AO:62:ARG:NH1	15:AO:86:LEU:HD12	2.25	0.52
22:BA:839:U:H2'	22:BA:840:C:C6	2.45	0.52
22:BA:1107:G:C4	22:BA:1108:U:C5	2.97	0.52
22:BA:1115:G:O2'	22:BA:1116:G:C5'	2.57	0.52
22:BA:1240:U:H6	22:BA:1240:U:H5''	1.75	0.52
22:BA:1593:A:H2'	22:BA:1594:U:O4'	2.10	0.52
22:BA:1626:A:O2'	22:BA:1627:G:OP2	2.27	0.52
22:BA:2109:U:O4	22:BA:2110:G:C5	2.63	0.52
22:BA:2140:G:OP2	22:BA:2140:G:C8	2.63	0.52
22:BA:2593:U:H2'	22:BA:2594:C:C6	2.44	0.52
22:BA:2648:G:H2'	22:BA:2649:C:H6	1.73	0.52
22:BA:2889:C:C2'	22:BA:2890:G:O5'	2.58	0.52
24:BC:94:LEU:HD12	24:BC:94:LEU:C	2.28	0.52
26:BE:127:GLU:HG2	26:BE:133:LEU:HD13	1.90	0.52
33:BL:67:THR:CG2	33:BL:68:SER:N	2.72	0.52
35:BN:33:ILE:HD11	35:BN:118:ARG:NH2	2.25	0.52
40:BS:29:VAL:HG12	40:BS:30:SER:N	2.25	0.52
40:BS:73:LYS:HB3	40:BS:106:VAL:HB	1.91	0.52
50:B2:20:ALA:O	50:B2:23:ALA:HB3	2.10	0.52
1:CA:64:G:H4'	1:CA:65:A:H5''	1.91	0.52

*Continued on next page...*

*Continued from previous page...*

Atom-1	Atom-2	Interatomic distance (Å)	Clash overlap (Å)
1:CA:76:G:N2	1:CA:95:C:C2	2.77	0.52
1:CA:142:G:C6	1:CA:143:A:C8	2.97	0.52
1:CA:246:A:C2	1:CA:279:A:C6	2.98	0.52
1:CA:256:U:H2'	1:CA:257:G:O4'	2.10	0.52
1:CA:439:U:H2'	1:CA:440:C:C6	2.44	0.52
1:CA:1169:A:O2'	1:CA:1170:A:O4'	2.27	0.52
1:CA:1178:G:OP2	9:CI:98:ARG:NH2	2.42	0.52
1:CA:1226:C:C5'	13:CM:94:LEU:HD21	2.36	0.52
5:CE:88:HIS:O	5:CE:89:THR:C	2.47	0.52
7:CG:116:ALA:O	7:CG:120:ALA:HB3	2.10	0.52
14:CN:76:PHE:HE2	14:CN:92:ILE:HG21	1.75	0.52
16:CP:1:MET:CA	16:CP:1:MET:HE2	2.38	0.52
22:DA:83:A:OP2	42:DU:91:LYS:HE3	2.09	0.52
22:DA:170:U:C5	22:DA:171:U:H5	2.28	0.52
22:DA:600:G:H1'	26:DE:100:MET:HG2	1.90	0.52
22:DA:727:A:O2'	22:DA:728:G:C8	2.62	0.52
22:DA:946:C:H5'	22:DA:946:C:H6	1.75	0.52
22:DA:1313:U:O2	22:DA:1313:U:C2'	2.41	0.52
22:DA:1401:G:C5	22:DA:1402:U:C4	2.97	0.52
22:DA:1417:C:HO2'	22:DA:1418:G:C5'	2.23	0.52
22:DA:1858:A:C6	22:DA:1885:A:C8	2.98	0.52
22:DA:1936:A:C2	22:DA:1943:U:C5	2.97	0.52
22:DA:2066:C:H2'	22:DA:2067:G:H8	1.75	0.52
22:DA:2269:G:O2'	44:DW:18:LYS:HG2	2.10	0.52
22:DA:2409:G:H2'	22:DA:2410:G:O4'	2.09	0.52
22:DA:2648:G:H2'	22:DA:2649:C:O4'	2.09	0.52
23:DB:13:G:H5''	23:DB:13:G:C8	2.34	0.52
23:DB:37:C:H2'	23:DB:38:C:H5'	1.91	0.52
25:DD:107:VAL:HG13	25:DD:203:VAL:HG23	1.91	0.52
26:DE:29:HIS:HA	26:DE:32:VAL:HG22	1.92	0.52
26:DE:52:VAL:CG1	26:DE:74:LYS:HG2	2.40	0.52
27:DF:42:ALA:O	27:DF:44:ALA:N	2.42	0.52
27:DF:52:ALA:HB1	27:DF:149:ARG:HE	1.74	0.52
30:DI:82:ALA:HB3	30:DI:100:ILE:CD1	2.40	0.52
37:DP:45:VAL:O	37:DP:60:VAL:HA	2.09	0.52
41:DT:9:LYS:O	41:DT:9:LYS:CG	2.57	0.52
41:DT:15:HIS:CE1	41:DT:80:TRP:CH2	2.97	0.52
42:DU:12:VAL:O	42:DU:12:VAL:HG12	2.08	0.52
43:DV:63:ILE:HD13	43:DV:72:VAL:CG2	2.39	0.52
45:DX:2:ARG:HD2	45:DX:32:LEU:HD23	1.90	0.52
47:DZ:4:ILE:HG21	47:DZ:56:VAL:CG1	2.38	0.52

*Continued on next page...*



*Continued from previous page...*

Atom-1	Atom-2	Interatomic distance (Å)	Clash overlap (Å)
1:AA:44:A:OP2	16:AP:12:LYS:NZ	2.43	0.52
1:AA:152:A:N6	1:AA:170:U:C2	2.78	0.52
1:AA:357:G:H2'	1:AA:358:U:H5'	1.92	0.52
1:AA:451:A:C1'	1:AA:452:A:N7	2.72	0.52
1:AA:633:G:H2'	1:AA:634:C:C6	2.43	0.52
1:AA:788:U:H2'	1:AA:789:U:C6	2.44	0.52
1:AA:914:A:C2'	1:AA:915:A:H8	2.23	0.52
1:AA:1142:G:N3	1:AA:1143:G:H1'	2.25	0.52
1:AA:1488:G:O2'	1:AA:1489:G:H5'	2.09	0.52
5:AE:12:GLU:HB2	5:AE:38:VAL:CG1	2.31	0.52
8:AH:46:GLU:O	8:AH:47:ASP:CB	2.51	0.52
19:AS:33:TRP:NE1	19:AS:51:HIS:ND1	2.58	0.52
22:BA:197:A:H2'	22:BA:198:C:H5'	1.90	0.52
22:BA:234:U:C2'	22:BA:235:U:H5'	2.40	0.52
22:BA:250:G:OP2	51:B3:12:ARG:NH1	2.42	0.52
22:BA:532:A:N7	22:BA:2021:C:H2'	2.24	0.52
22:BA:545:U:H6	22:BA:546:U:H4'	1.75	0.52
22:BA:1070:A:N1	22:BA:1097:U:H4'	2.24	0.52
22:BA:1179:G:N7	22:BA:1180:U:H1'	2.24	0.52
22:BA:2199:A:H5'	22:BA:2200:C:C5	2.40	0.52
22:BA:2663:G:C2'	22:BA:2664:G:H5'	2.39	0.52
26:BE:126:VAL:HG22	26:BE:127:GLU:N	2.23	0.52
29:BH:35:LYS:O	29:BH:36:ALA:HB2	2.09	0.52
30:BI:75:ALA:HB3	30:BI:131:THR:HG21	1.91	0.52
30:BI:78:LEU:HD23	30:BI:81:LYS:HE3	1.90	0.52
36:BO:82:ALA:O	36:BO:87:ILE:HG12	2.09	0.52
38:BQ:46:TYR:CZ	38:BQ:50:ARG:NH1	2.78	0.52
41:BT:51:PHE:C	41:BT:52:GLU:HG2	2.30	0.52
46:BY:56:LEU:O	46:BY:57:LEU:CB	2.55	0.52
49:B1:8:ILE:CG2	49:B1:51:ALA:CA	2.83	0.52
1:CA:122:G:O2'	1:CA:123:U:H5'	2.10	0.52
1:CA:181:A:C2	1:CA:195:A:C2	2.98	0.52
1:CA:220:G:O2'	1:CA:221:C:H5'	2.10	0.52
1:CA:369:G:C2	1:CA:370:C:C6	2.97	0.52
1:CA:652:U:O2'	1:CA:653:U:O5'	2.27	0.52
1:CA:949:A:C4'	1:CA:1364:U:O4	2.57	0.52
1:CA:1279:G:H5''	10:CJ:9:ARG:NH2	2.22	0.52
1:CA:1381:U:O2	1:CA:1381:U:C2'	2.58	0.52
9:CI:45:MET:HA	9:CI:48:ARG:HB2	1.92	0.52
11:CK:26:PHE:CE1	11:CK:88:PRO:HG2	2.43	0.52
11:CK:126:ARG:O	21:CU:33:ARG:CZ	2.57	0.52

*Continued on next page...*

*Continued from previous page...*

Atom-1	Atom-2	Interatomic distance (Å)	Clash overlap (Å)
12:CL:26:CYS:HB2	12:CL:29:LYS:HE2	1.92	0.52
12:CL:89:LEU:C	12:CL:92:VAL:HG23	2.29	0.52
17:CQ:14:ASP:HB2	17:CQ:54:ILE:HB	1.92	0.52
19:CS:79:TYR:CE1	19:CS:80:ARG:HD2	2.45	0.52
21:CU:33:ARG:O	21:CU:34:ARG:O	2.27	0.52
22:DA:219:A:N6	22:DA:220:G:N1	2.58	0.52
22:DA:240:C:C3'	22:DA:241:A:H5''	2.37	0.52
22:DA:242:G:H5'	51:D3:63:TYR:CD1	2.45	0.52
22:DA:287:G:C6	22:DA:354:A:N1	2.77	0.52
22:DA:411:G:C4'	22:DA:412:A:OP1	2.57	0.52
22:DA:414:C:H4'	22:DA:1879:C:O2	2.10	0.52
22:DA:628:G:C6	22:DA:636:G:C2	2.98	0.52
22:DA:640:C:O2	22:DA:640:C:H2'	2.10	0.52
22:DA:1140:C:O2'	22:DA:1141:U:H5'	2.10	0.52
22:DA:1156:A:OP1	22:DA:1156:A:H8	1.92	0.52
22:DA:1340:U:C4	22:DA:1603:A:C8	2.98	0.52
22:DA:1373:A:C2	22:DA:1374:G:H1'	2.45	0.52
22:DA:1444:G:N2	22:DA:1445:G:H1'	2.25	0.52
22:DA:1731:G:C2	22:DA:1733:G:N7	2.78	0.52
22:DA:2298:A:N6	22:DA:2321:U:O4	2.42	0.52
22:DA:2553:G:H3'	22:DA:2554:U:H5''	1.90	0.52
22:DA:2656:U:C5	22:DA:2664:G:N2	2.78	0.52
22:DA:2748:A:N1	22:DA:2757:A:N7	2.58	0.52
24:DC:255:LYS:O	24:DC:256:THR:CG2	2.51	0.52
27:DF:111:ARG:H	27:DF:111:ARG:NE	2.08	0.52
35:DN:103:ARG:CD	35:DN:110:MET:SD	2.92	0.52
37:DP:51:ASN:H	37:DP:56:SER:HB3	1.74	0.52
38:DQ:91:ARG:HG3	39:DR:11:GLN:CG	2.40	0.52
43:DV:9:ARG:HG2	43:DV:39:ALA:O	2.10	0.52
1:AA:62:U:H4'	1:AA:385:C:O2	2.09	0.52
1:AA:125:U:H2'	1:AA:126:G:C5'	2.38	0.52
1:AA:844:G:H5''	1:AA:845:A:OP1	2.10	0.52
1:AA:914:A:O2'	1:AA:915:A:O4'	2.27	0.52
1:AA:949:A:C2'	1:AA:950:U:H5'	2.40	0.52
1:AA:1358:U:C6	1:AA:1359:C:C6	2.98	0.52
1:AA:1410:A:H2'	1:AA:1411:C:O5'	2.10	0.52
4:AD:57:LYS:HE2	4:AD:203:TYR:OH	2.09	0.52
7:AG:143:MET:HA	7:AG:143:MET:HE3	1.91	0.52
8:AH:82:LEU:HD11	8:AH:84:ILE:HD11	1.83	0.52
10:AJ:19:ASP:N	10:AJ:19:ASP:OD1	2.41	0.52
11:AK:96:ILE:C	11:AK:96:ILE:HD12	2.30	0.52

*Continued on next page...*

*Continued from previous page...*

Atom-1	Atom-2	Interatomic distance (Å)	Clash overlap (Å)
22:BA:469:G:O6	50:B2:37:LYS:CE	2.51	0.52
22:BA:560:C:O2	38:BQ:47:ARG:NH1	2.41	0.52
22:BA:1052:C:H2'	22:BA:1053:C:H5'	1.91	0.52
22:BA:1055:G:H3'	22:BA:1056:G:H8	1.75	0.52
22:BA:1056:G:N2	22:BA:1102:C:C5	2.78	0.52
22:BA:1189:A:H2'	22:BA:1190:G:O5'	2.10	0.52
22:BA:1485:U:C2	22:BA:1505:A:C2	2.97	0.52
22:BA:1499:C:HO2'	22:BA:1500:G:H5'	1.68	0.52
22:BA:1760:C:H2'	22:BA:1761:C:O4'	2.10	0.52
22:BA:1932:A:H2'	22:BA:1933:G:O4'	2.10	0.52
22:BA:2182:U:H2'	22:BA:2183:A:OP1	2.10	0.52
22:BA:2405:G:H1'	22:BA:2412:A:H61	1.73	0.52
24:BC:91:ALA:O	24:BC:102:TYR:HA	2.10	0.52
24:BC:199:HIS:O	24:BC:202:ARG:HG3	2.09	0.52
34:BM:13:HIS:O	34:BM:14:LYS:CB	2.56	0.52
37:BP:83:ILE:C	37:BP:83:ILE:CD1	2.78	0.52
52:B4:7:VAL:HG13	52:B4:38:GLY:HA2	1.92	0.52
1:CA:115:G:H5'	1:CA:116:A:OP1	2.10	0.52
1:CA:160:A:O2'	1:CA:344:A:N6	2.43	0.52
1:CA:590:U:C2'	1:CA:591:U:H5'	2.39	0.52
1:CA:996:A:C2	1:CA:997:U:N3	2.78	0.52
1:CA:1048:G:N2	1:CA:1210:C:C2	2.78	0.52
1:CA:1130:A:N7	1:CA:1146:A:N6	2.58	0.52
1:CA:1181:G:H2'	1:CA:1182:G:N7	2.24	0.52
1:CA:1276:G:O2'	1:CA:1277:C:H5'	2.09	0.52
1:CA:1279:G:H2'	10:CJ:45:ARG:HH21	1.74	0.52
2:CB:81:ASP:CG	2:CB:82:ALA:H	2.13	0.52
5:CE:24:VAL:HG22	5:CE:27:GLY:H	1.75	0.52
6:CF:21:MET:HG3	6:CF:24:ARG:HH22	1.73	0.52
7:CG:10:LYS:O	7:CG:10:LYS:HD2	2.09	0.52
7:CG:49:LEU:HG	7:CG:123:LEU:HB3	1.92	0.52
13:CM:12:LYS:CE	13:CM:16:ILE:HG22	2.40	0.52
13:CM:18:LEU:O	13:CM:24:VAL:HG23	2.09	0.52
13:CM:69:ARG:HD2	13:CM:69:ARG:N	2.24	0.52
14:CN:2:LYS:CD	14:CN:5:MET:HG2	2.39	0.52
22:DA:65:U:H3'	22:DA:65:U:C6	2.44	0.52
22:DA:95:A:O2'	46:DY:41:HIS:HD2	1.93	0.52
22:DA:333:G:HO2'	22:DA:334:C:H6	1.57	0.52
22:DA:402:A:H2'	22:DA:403:U:O4'	2.10	0.52
22:DA:477:A:H2'	22:DA:478:A:C8	2.44	0.52
22:DA:585:G:H1'	22:DA:1256:G:N2	2.24	0.52

*Continued on next page...*

*Continued from previous page...*

Atom-1	Atom-2	Interatomic distance (Å)	Clash overlap (Å)
22:DA:1087:G:C4	22:DA:1089:A:C2	2.98	0.52
22:DA:1206:G:C5	22:DA:1207:C:C4	2.98	0.52
22:DA:1398:C:HO2'	22:DA:1399:C:H6	1.56	0.52
22:DA:1572:A:H2'	22:DA:1573:G:C8	2.45	0.52
22:DA:1817:G:H5''	24:DC:86:ARG:NH1	2.25	0.52
22:DA:2014:A:H2	22:DA:2613:U:C2	2.28	0.52
22:DA:2029:G:H2'	22:DA:2031:A:OP1	2.10	0.52
22:DA:2076:U:H5''	22:DA:2238:G:N2	2.25	0.52
22:DA:2360:G:H1'	33:DL:60:ARG:HD2	1.92	0.52
22:DA:2574:G:O2'	25:DD:148:GLN:HB2	2.10	0.52
22:DA:2674:G:O2'	32:DK:30:ARG:HG3	2.10	0.52
23:DB:52:A:H2	23:DB:54:G:O6	1.93	0.52
24:DC:203:VAL:O	24:DC:204:LEU:HB2	2.10	0.52
26:DE:5:LEU:HD23	26:DE:120:VAL:HG22	1.92	0.52
27:DF:12:VAL:CG1	27:DF:16:MET:HG3	2.37	0.52
28:DG:76:ILE:HG22	28:DG:76:ILE:O	2.10	0.52
28:DG:138:GLN:O	28:DG:138:GLN:CG	2.58	0.52
28:DG:145:ALA:HA	28:DG:148:ARG:CD	2.40	0.52
29:DH:4:ILE:HG23	29:DH:17:ASP:O	2.10	0.52
30:DI:74:PRO:HB2	30:DI:77:VAL:CG2	2.29	0.52
31:DJ:5:THR:HA	31:DJ:44:TYR:CE2	2.42	0.52
33:DL:127:VAL:HG13	33:DL:132:ARG:HB2	1.92	0.52
37:DP:50:ARG:HA	37:DP:57:ALA:H	1.75	0.52
38:DQ:57:ARG:HH12	38:DQ:92:LYS:HE2	1.68	0.52
41:DT:3:ARG:HH11	41:DT:42:GLU:HG2	1.75	0.52
42:DU:20:LYS:HD2	42:DU:38:ILE:CD1	2.40	0.52
45:DX:29:LEU:HD12	45:DX:29:LEU:C	2.30	0.52
45:DX:58:ILE:O	45:DX:58:ILE:CG2	2.58	0.52
45:DX:67:LEU:HD22	45:DX:77:TYR:CE1	2.45	0.52
47:DZ:40:THR:C	47:DZ:42:ALA:N	2.60	0.52
47:DZ:46:MET:O	47:DZ:49:ALA:HB3	2.09	0.52
49:D1:51:ALA:O	49:D1:52:LYS:CB	2.57	0.52
1:AA:569:C:C5'	1:AA:570:G:OP1	2.51	0.52
1:AA:931:C:H2'	1:AA:932:C:H6	1.73	0.52
1:AA:934:C:H4'	1:AA:935:A:OP1	2.09	0.52
2:AB:65:LYS:HG2	2:AB:153:MET:HG3	1.91	0.52
2:AB:116:LEU:HB3	2:AB:140:LEU:CD2	2.40	0.52
3:AC:95:GLY:O	3:AC:96:VAL:CG1	2.58	0.52
4:AD:147:LYS:O	4:AD:148:ALA:C	2.49	0.52
9:AI:118:ARG:HB3	9:AI:122:ARG:HG3	1.91	0.52
10:AJ:20:GLN:O	10:AJ:24:GLU:HG3	2.10	0.52

*Continued on next page...*

*Continued from previous page...*

Atom-1	Atom-2	Interatomic distance (Å)	Clash overlap (Å)
11:AK:127:ARG:HG2	11:AK:127:ARG:HH11	1.75	0.52
19:AS:46:LEU:H	19:AS:61:VAL:HG22	1.73	0.52
22:BA:163:C:O2'	22:BA:164:C:O5'	2.27	0.52
22:BA:460:A:H2'	22:BA:461:C:O4'	2.09	0.52
22:BA:857:G:H2'	22:BA:858:G:O4'	2.09	0.52
22:BA:1454:C:H41	35:BN:73:ASN:HD21	1.56	0.52
22:BA:1668:A:H4'	22:BA:1669:A:O5'	2.10	0.52
22:BA:1767:G:O2'	22:BA:1768:C:H5'	2.10	0.52
22:BA:2182:U:C2'	22:BA:2183:A:OP1	2.58	0.52
24:BC:123:ILE:CG1	24:BC:123:ILE:O	2.58	0.52
33:BL:85:VAL:HG21	33:BL:94:THR:HG23	1.92	0.52
35:BN:65:LEU:HD12	35:BN:65:LEU:C	2.30	0.52
39:BR:61:ALA:HB2	39:BR:98:ILE:HA	1.92	0.52
40:BS:59:GLU:HA	40:BS:64:ALA:HA	1.90	0.52
42:BU:53:GLN:N	42:BU:54:PRO:CD	2.73	0.52
43:BV:2:PHE:HD1	43:BV:50:MET:CE	2.23	0.52
50:B2:12:ARG:HB2	50:B2:12:ARG:NH2	2.25	0.52
1:CA:116:A:O2'	1:CA:117:G:H5'	2.10	0.52
1:CA:130:A:H1'	1:CA:264:C:H5'	1.92	0.52
1:CA:406:G:N7	1:CA:495:A:H2'	2.24	0.52
1:CA:441:A:N6	1:CA:493:A:N6	2.57	0.52
1:CA:652:U:O2'	1:CA:653:U:H6	1.78	0.52
1:CA:1064:G:N2	1:CA:1190:G:O2'	2.43	0.52
1:CA:1157:A:C5	1:CA:1180:A:C6	2.98	0.52
1:CA:1316:G:N2	1:CA:1318:A:C8	2.78	0.52
1:CA:1393:U:C6	1:CA:1393:U:H3'	2.45	0.52
1:CA:1507:A:H2'	1:CA:1508:A:C8	2.45	0.52
1:CA:1522:U:O2'	1:CA:1523:G:H5'	2.10	0.52
3:CC:135:ARG:O	3:CC:137:VAL:N	2.43	0.52
6:CF:79:ARG:HG2	6:CF:79:ARG:NH1	2.25	0.52
8:CH:28:SER:HA	8:CH:58:LEU:HD12	1.91	0.52
10:CJ:30:LYS:HG3	10:CJ:36:VAL:HG22	1.91	0.52
14:CN:20:PHE:CE1	14:CN:54:SER:HB2	2.45	0.52
17:CQ:29:LYS:CE	17:CQ:36:PHE:CE2	2.92	0.52
22:DA:54:G:C6	22:DA:55:G:N7	2.78	0.52
22:DA:92:U:C6	22:DA:93:G:C8	2.98	0.52
22:DA:304:U:O2'	22:DA:305:C:P	2.67	0.52
22:DA:564:C:O2'	22:DA:565:C:H5'	2.10	0.52
22:DA:603:A:H4'	22:DA:604:G:C4'	2.40	0.52
22:DA:637:A:O5'	33:DL:112:LEU:HD21	2.09	0.52
22:DA:971:G:C6	22:DA:972:A:C4	2.98	0.52

*Continued on next page...*

*Continued from previous page...*

Atom-1	Atom-2	Interatomic distance (Å)	Clash overlap (Å)
22:DA:1050:A:H2'	22:DA:1051:G:H8	1.75	0.52
22:DA:1073:A:OP2	22:DA:1073:A:H4'	2.10	0.52
22:DA:1154:G:OP1	38:DQ:57:ARG:HD2	2.09	0.52
22:DA:1270:C:H2'	22:DA:1648:U:H5''	1.92	0.52
22:DA:1540:G:O2'	22:DA:1541:C:H6	1.90	0.52
22:DA:1565:C:N4	22:DA:1567:G:C2	2.78	0.52
22:DA:1571:A:C8	22:DA:1571:A:H3'	2.45	0.52
22:DA:1616:A:H4'	22:DA:1617:C:OP2	2.10	0.52
22:DA:1639:C:C3'	22:DA:1640:A:H5''	2.39	0.52
22:DA:2077:A:C5	22:DA:2435:A:C5	2.98	0.52
22:DA:2458:G:O2'	22:DA:2459:A:N7	2.43	0.52
22:DA:2507:C:H1'	22:DA:2583:G:N2	2.25	0.52
22:DA:2667:C:O2'	22:DA:2668:G:C8	2.57	0.52
26:DE:98:LYS:O	26:DE:99:LYS:CB	2.55	0.52
27:DF:11:VAL:HG12	27:DF:12:VAL:N	2.24	0.52
27:DF:76:PHE:HD2	27:DF:76:PHE:H	1.58	0.52
39:DR:90:ARG:O	39:DR:91:GLN:CB	2.54	0.52
41:DT:39:THR:OG1	41:DT:42:GLU:HG3	2.10	0.52
42:DU:92:VAL:HB	42:DU:101:THR:HG23	1.91	0.52
42:DU:95:PHE:N	42:DU:95:PHE:CD1	2.64	0.52
44:DW:14:ASP:O	44:DW:15:SER:HB2	2.09	0.52
44:DW:49:ASN:HD21	44:DW:80:SER:CA	2.23	0.52
1:AA:263:A:OP1	20:AT:73:ARG:HD3	2.10	0.52
1:AA:337:G:O2'	1:AA:338:A:H5'	2.09	0.52
1:AA:438:U:O2'	1:AA:439:U:P	2.68	0.52
1:AA:582:C:C2	1:AA:583:A:C8	2.98	0.52
1:AA:922:G:C6	1:AA:923:A:C6	2.97	0.52
1:AA:1120:C:H42	1:AA:1153:G:H1	1.58	0.52
1:AA:1276:G:C2'	1:AA:1277:C:H5'	2.40	0.52
1:AA:1382:C:O2'	1:AA:1383:C:C5'	2.50	0.52
1:AA:1480:A:C6	1:AA:1481:U:N3	2.78	0.52
2:AB:81:ASP:OD1	2:AB:83:ALA:N	2.43	0.52
3:AC:122:GLN:HB3	3:AC:127:VAL:HG22	1.92	0.52
4:AD:3:TYR:HE2	4:AD:5:GLY:O	1.93	0.52
4:AD:28:ASP:C	4:AD:29:THR:O	2.47	0.52
4:AD:131:ILE:H	4:AD:131:ILE:CD1	2.10	0.52
4:AD:169:TRP:CD2	4:AD:185:PRO:HB3	2.45	0.52
7:AG:3:ARG:HG3	7:AG:4:ARG:N	2.24	0.52
7:AG:99:ALA:O	7:AG:103:ILE:HG13	2.10	0.52
12:AL:121:PRO:O	12:AL:122:LYS:C	2.48	0.52
16:AP:50:THR:O	16:AP:50:THR:HG22	2.09	0.52

*Continued on next page...*

*Continued from previous page...*

Atom-1	Atom-2	Interatomic distance (Å)	Clash overlap (Å)
20:AT:77:ASN:N	20:AT:77:ASN:HD22	2.07	0.52
21:AU:24:LYS:HG2	21:AU:25:ALA:H	1.75	0.52
22:BA:310:A:HO2'	22:BA:311:A:P	2.33	0.52
22:BA:372:G:C8	45:BX:60:LYS:HE2	2.44	0.52
22:BA:1116:G:O2'	22:BA:1117:C:C5'	2.58	0.52
22:BA:1394:U:C6	22:BA:1394:U:C3'	2.93	0.52
22:BA:1534:U:H2'	22:BA:1534:U:O2	2.10	0.52
22:BA:1801:A:C4	24:BC:261:ARG:NH1	2.76	0.52
22:BA:1872:A:H2'	22:BA:1873:G:O4'	2.10	0.52
23:BB:92:C:C2'	23:BB:93:C:O5'	2.58	0.52
26:BE:187:VAL:O	26:BE:188:MET:CB	2.59	0.52
29:BH:100:ALA:O	29:BH:104:THR:HB	2.09	0.52
35:BN:12:ARG:HD3	35:BN:16:HIS:CG	2.45	0.52
38:BQ:63:ARG:NH2	38:BQ:95:ALA:O	2.43	0.52
38:BQ:91:ARG:CZ	39:BR:11:GLN:H	2.23	0.52
41:BT:30:ILE:O	41:BT:30:ILE:HG12	2.09	0.52
43:BV:5:ASN:H	43:BV:5:ASN:HD22	1.54	0.52
44:BW:17:ALA:HA	44:BW:35:ILE:CG2	2.35	0.52
44:BW:42:THR:HG22	44:BW:43:LYS:N	2.25	0.52
47:BZ:29:ARG:C	47:BZ:30:ARG:HG3	2.30	0.52
1:CA:106:C:C2'	1:CA:107:G:C5'	2.85	0.52
1:CA:253:A:C2	1:CA:274:A:C2	2.98	0.52
1:CA:998:C:H2'	1:CA:999:C:H6	1.75	0.52
1:CA:1198:G:N2	10:CJ:55:PRO:HG2	2.25	0.52
1:CA:1279:G:H2'	1:CA:1279:G:N3	2.23	0.52
1:CA:1393:U:H3'	1:CA:1393:U:H6	1.74	0.52
3:CC:39:ARG:HE	3:CC:54:ILE:HG23	1.74	0.52
4:CD:32:LYS:CB	4:CD:35:GLN:OE1	2.52	0.52
5:CE:65:LYS:HZ3	5:CE:68:ARG:HD3	1.74	0.52
13:CM:81:ASP:C	13:CM:82:LEU:HD12	2.30	0.52
22:DA:47:C:N4	22:DA:178:G:H1	2.08	0.52
22:DA:70:G:OP2	22:DA:70:G:C8	2.57	0.52
22:DA:107:G:C5'	22:DA:294:A:OP1	2.58	0.52
22:DA:176:A:O5'	22:DA:176:A:H8	1.93	0.52
22:DA:274:C:O2'	22:DA:275:C:O4'	2.27	0.52
22:DA:343:C:H2'	22:DA:343:C:O2	2.08	0.52
22:DA:1056:G:C2	22:DA:1102:C:H5	2.28	0.52
22:DA:1062:G:O2'	22:DA:1063:G:H8	1.92	0.52
22:DA:1239:G:C5	22:DA:1240:U:C6	2.98	0.52
22:DA:1626:A:O2'	22:DA:1627:G:OP2	2.24	0.52
22:DA:1819:A:C3'	22:DA:1820:U:H5'	2.39	0.52

*Continued on next page...*

*Continued from previous page...*

Atom-1	Atom-2	Interatomic distance (Å)	Clash overlap (Å)
22:DA:1858:A:O2'	22:DA:1859:U:C5'	2.58	0.52
22:DA:1936:A:C2	22:DA:1943:U:H5	2.28	0.52
22:DA:2088:A:H2'	22:DA:2089:C:C6	2.45	0.52
22:DA:2139:U:H3	22:DA:2152:G:H1	1.58	0.52
22:DA:2516:A:C4	22:DA:2569:G:N2	2.77	0.52
22:DA:2530:A:H3'	28:DG:156:TYR:OH	2.10	0.52
24:DC:245:THR:HB	24:DC:246:PRO:CD	2.40	0.52
25:DD:37:VAL:HG23	25:DD:91:THR:HA	1.92	0.52
25:DD:79:LEU:N	25:DD:79:LEU:CD2	2.72	0.52
27:DF:113:PHE:O	27:DF:114:ARG:HB2	2.09	0.52
35:DN:36:THR:CG2	35:DN:41:ALA:HB2	2.39	0.52
36:DO:108:ASP:C	36:DO:110:ALA:H	2.14	0.52
38:DQ:6:GLY:C	38:DQ:8:ILE:N	2.64	0.52
1:AA:652:U:O2'	1:AA:653:U:P	2.67	0.51
1:AA:828:U:H2'	1:AA:829:G:O5'	2.09	0.51
2:AB:150:ILE:HA	2:AB:153:MET:HB3	1.92	0.51
3:AC:57:GLU:O	3:AC:59:PRO:HD2	2.10	0.51
4:AD:196:GLU:O	4:AD:198:LEU:N	2.42	0.51
8:AH:8:ASP:O	8:AH:9:MET:C	2.48	0.51
9:AI:23:GLY:HA3	9:AI:61:ASP:HB2	1.91	0.51
9:AI:85:ALA:C	9:AI:87:MET:H	2.13	0.51
11:AK:24:ALA:CB	11:AK:29:THR:HG23	2.40	0.51
11:AK:124:LYS:O	21:AU:33:ARG:HG2	2.10	0.51
13:AM:95:PRO:CG	13:AM:101:THR:CG2	2.88	0.51
14:AN:26:LEU:O	14:AN:27:LYS:HB3	2.11	0.51
19:AS:33:TRP:O	19:AS:35:ARG:HG3	2.10	0.51
19:AS:55:GLN:CD	19:AS:56:HIS:H	2.14	0.51
22:BA:103:A:H2'	22:BA:104:A:C8	2.46	0.51
22:BA:788:A:O2'	22:BA:789:A:OP2	2.22	0.51
22:BA:1047:G:N2	22:BA:1110:G:C4	2.77	0.51
22:BA:1057:A:N7	22:BA:1086:A:H2'	2.24	0.51
22:BA:1064:C:OP1	30:BI:87:SER:C	2.45	0.51
22:BA:1277:G:H4'	35:BN:20:MET:CE	2.38	0.51
22:BA:1421:G:C2	22:BA:1422:G:N7	2.77	0.51
22:BA:1585:C:H2'	22:BA:1586:A:C4'	2.40	0.51
22:BA:2221:G:C2'	22:BA:2222:C:H5'	2.40	0.51
22:BA:2400:G:C2'	22:BA:2401:U:H5'	2.40	0.51
22:BA:2630:G:C2'	22:BA:2631:G:H5'	2.39	0.51
22:BA:2757:A:N1	28:BG:66:THR:HG21	2.25	0.51
24:BC:184:GLU:O	24:BC:185:ALA:HB3	2.09	0.51
24:BC:229:HIS:HD2	24:BC:246:PRO:CA	2.22	0.51

*Continued on next page...*



*Continued from previous page...*

Atom-1	Atom-2	Interatomic distance (Å)	Clash overlap (Å)
24:BC:241:LYS:O	24:BC:243:PRO:HD3	2.10	0.51
26:BE:5:LEU:HD13	26:BE:122:GLU:CG	2.40	0.51
29:BH:8:LYS:O	29:BH:13:GLY:CA	2.53	0.51
31:BJ:49:ASP:OD1	31:BJ:121:LYS:NZ	2.43	0.51
31:BJ:81:ILE:HG12	31:BJ:82:GLY:N	2.25	0.51
36:BO:111:ARG:C	36:BO:113:ALA:N	2.64	0.51
44:BW:19:ARG:CZ	44:BW:22:VAL:HB	2.40	0.51
47:BZ:43:ILE:CD1	47:BZ:47:ILE:HD11	2.40	0.51
1:CA:260:G:OP1	20:CT:74:HIS:CE1	2.59	0.51
1:CA:564:C:H2'	1:CA:565:U:C6	2.45	0.51
1:CA:693:G:H2'	1:CA:694:A:C8	2.45	0.51
1:CA:704:A:H2'	1:CA:705:G:C8	2.45	0.51
1:CA:1149:C:H2'	1:CA:1150:A:O4'	2.09	0.51
1:CA:1271:A:H2'	1:CA:1272:G:C8	2.45	0.51
1:CA:1408:A:N1	1:CA:1494:G:C5	2.79	0.51
1:CA:1426:G:H2'	1:CA:1427:C:H6	1.75	0.51
2:CB:27:LYS:N	2:CB:28:PRO:CD	2.72	0.51
3:CC:113:LYS:HE3	3:CC:184:ASN:ND2	2.22	0.51
4:CD:8:LEU:HD22	4:CD:21:LYS:HD2	1.92	0.51
10:CJ:52:LEU:CD2	10:CJ:62:ARG:HG2	2.40	0.51
11:CK:124:LYS:HE3	21:CU:34:ARG:NH1	2.26	0.51
12:CL:34:THR:HB	12:CL:53:ARG:CG	2.39	0.51
21:CU:53:LYS:HB2	21:CU:53:LYS:HZ2	1.71	0.51
22:DA:13:A:O2'	22:DA:15:G:N7	2.44	0.51
22:DA:101:A:O2'	22:DA:102:U:OP2	2.28	0.51
22:DA:223:A:C6	22:DA:422:A:N7	2.78	0.51
22:DA:310:A:O2'	22:DA:311:A:C5'	2.57	0.51
22:DA:475:C:H2'	22:DA:476:G:C8	2.45	0.51
22:DA:484:C:H2'	22:DA:485:C:H6	1.75	0.51
22:DA:659:G:H2'	22:DA:660:C:H6	1.73	0.51
22:DA:694:U:H2'	22:DA:695:G:O5'	2.10	0.51
22:DA:845:A:C2	22:DA:847:U:N1	2.78	0.51
22:DA:1107:G:N7	22:DA:1108:U:C5	2.78	0.51
22:DA:1205:A:H5''	22:DA:1206:G:C8	2.45	0.51
22:DA:1421:G:N3	22:DA:1421:G:H2'	2.24	0.51
22:DA:1527:G:C2	22:DA:1546:G:N1	2.78	0.51
22:DA:1682:G:O2'	22:DA:1683:U:C6	2.53	0.51
22:DA:1721:G:H1'	22:DA:1739:A:N6	2.25	0.51
22:DA:2653:U:N3	22:DA:2654:A:N6	2.57	0.51
24:DC:7:PRO:HB3	24:DC:13:ARG:NH2	2.24	0.51
25:DD:106:LYS:HD3	25:DD:106:LYS:N	2.25	0.51

*Continued on next page...*

*Continued from previous page...*

Atom-1	Atom-2	Interatomic distance (Å)	Clash overlap (Å)
25:DD:121:THR:HG22	25:DD:127:PHE:HB2	1.92	0.51
31:DJ:37:ARG:NH2	31:DJ:39:LYS:HZ2	2.08	0.51
34:DM:112:LEU:HD13	34:DM:112:LEU:O	2.09	0.51
34:DM:119:LEU:O	34:DM:119:LEU:HD23	2.10	0.51
35:DN:16:HIS:O	35:DN:20:MET:CB	2.59	0.51
37:DP:22:GLY:HA3	37:DP:91:VAL:HG23	1.92	0.51
38:DQ:96:ASP:C	38:DQ:98:ALA:N	2.63	0.51
39:DR:30:GLY:HA2	39:DR:63:VAL:O	2.10	0.51
41:DT:30:ILE:HG22	41:DT:85:VAL:HG21	1.90	0.51
43:DV:72:VAL:HB	43:DV:91:PHE:HB3	1.90	0.51
45:DX:29:LEU:HB2	45:DX:30:PRO:HD2	1.93	0.51
46:DY:28:LEU:CD2	46:DY:42:LEU:HD22	2.40	0.51
52:D4:7:VAL:CG2	52:D4:25:VAL:CG2	2.89	0.51
1:AA:19:A:C2'	1:AA:20:U:H5'	2.40	0.51
1:AA:39:G:C4	1:AA:40:C:C5	2.99	0.51
1:AA:247:G:OP1	1:AA:247:G:H4'	2.09	0.51
1:AA:616:G:C2'	1:AA:617:G:H5'	2.40	0.51
1:AA:626:G:H2'	1:AA:627:G:C8	2.45	0.51
1:AA:646:G:H2'	1:AA:647:C:C5'	2.38	0.51
1:AA:829:G:C6	1:AA:858:G:C2	2.99	0.51
2:AB:9:LEU:CD2	2:AB:11:ALA:N	2.73	0.51
5:AE:152:VAL:O	5:AE:155:LYS:CD	2.58	0.51
22:BA:142:A:C5	22:BA:143:C:C4	2.98	0.51
22:BA:211:C:O2'	22:BA:212:G:H5'	2.10	0.51
22:BA:439:A:H2'	22:BA:440:C:O5'	2.11	0.51
22:BA:636:G:N1	33:BL:111:ILE:HD11	2.21	0.51
22:BA:855:G:H21	44:BW:23:LYS:CB	2.23	0.51
22:BA:855:G:H1'	44:BW:23:LYS:HZ3	1.74	0.51
22:BA:980:A:C6	22:BA:981:A:N1	2.78	0.51
22:BA:1013:C:H2'	22:BA:1014:A:H8	1.75	0.51
22:BA:1288:G:C5	22:BA:1327:A:C2	2.98	0.51
22:BA:1377:G:H8	22:BA:1377:G:O5'	1.93	0.51
22:BA:1523:U:O2'	22:BA:1524:G:H5'	2.10	0.51
22:BA:1838:C:C5	22:BA:1899:A:C5	2.98	0.51
22:BA:1875:G:H2'	22:BA:1876:A:OP2	2.11	0.51
22:BA:2210:U:C2	22:BA:2212:A:N7	2.79	0.51
22:BA:2491:U:O5'	22:BA:2491:U:H2'	2.10	0.51
22:BA:2662:A:H2'	22:BA:2663:G:O4'	2.09	0.51
24:BC:259:ASN:C	24:BC:261:ARG:H	2.14	0.51
27:BF:168:LEU:HG	27:BF:169:LEU:HD12	1.92	0.51
38:BQ:77:LYS:HE2	38:BQ:116:LEU:CD2	2.40	0.51

*Continued on next page...*

*Continued from previous page...*

Atom-1	Atom-2	Interatomic distance (Å)	Clash overlap (Å)
44:BW:19:ARG:HH22	44:BW:22:VAL:HG21	1.74	0.51
45:BX:38:TRP:HE3	45:BX:45:PHE:CD2	2.27	0.51
49:B1:15:GLY:O	49:B1:16:THR:O	2.28	0.51
50:B2:27:GLY:O	50:B2:30:VAL:HB	2.10	0.51
1:CA:9:G:C2	1:CA:10:A:C8	2.98	0.51
1:CA:300:A:C2	1:CA:566:G:O6	2.62	0.51
1:CA:372:C:H4'	1:CA:373:A:OP2	2.11	0.51
1:CA:399:G:C6	1:CA:400:C:C4	2.98	0.51
1:CA:777:A:C6	1:CA:778:G:C4	2.98	0.51
1:CA:944:G:H3'	1:CA:945:G:H5'	1.92	0.51
1:CA:1036:A:O2'	1:CA:1037:C:H5'	2.10	0.51
1:CA:1129:C:O2'	1:CA:1130:A:H8	1.90	0.51
1:CA:1320:C:H2'	1:CA:1321:U:H5'	1.91	0.51
1:CA:1346:A:C8	1:CA:1348:U:C2	2.98	0.51
1:CA:1348:U:O2'	1:CA:1349:A:H5'	2.10	0.51
1:CA:1357:A:N7	1:CA:1358:U:C5	2.79	0.51
2:CB:46:VAL:N	2:CB:47:PRO:HD2	2.25	0.51
2:CB:49:PHE:O	2:CB:53:LEU:HB3	2.10	0.51
6:CF:3:HIS:O	6:CF:92:THR:HA	2.10	0.51
9:CI:12:LYS:O	9:CI:13:SER:HB3	2.10	0.51
9:CI:64:ILE:HD12	9:CI:64:ILE:N	2.25	0.51
10:CJ:11:LYS:HA	10:CJ:71:LEU:HA	1.92	0.51
10:CJ:44:THR:HG23	10:CJ:70:HIS:CD2	2.45	0.51
10:CJ:52:LEU:HA	10:CJ:62:ARG:HG2	1.92	0.51
10:CJ:81:GLU:O	10:CJ:86:ALA:CB	2.58	0.51
11:CK:126:ARG:CB	21:CU:33:ARG:HD2	2.38	0.51
14:CN:46:LYS:HE3	19:CS:10:ILE:HB	1.92	0.51
16:CP:20:VAL:HG23	16:CP:34:GLU:O	2.10	0.51
18:CR:21:ASP:OD1	18:CR:23:LYS:HE3	2.10	0.51
19:CS:20:LYS:HD3	19:CS:20:LYS:C	2.30	0.51
22:DA:97:C:H2'	22:DA:98:G:O4'	2.10	0.51
22:DA:210:C:H4'	22:DA:1367:A:H1'	1.92	0.51
22:DA:357:C:C4	22:DA:358:U:C5	2.98	0.51
22:DA:380:G:H1	22:DA:394:C:H42	1.57	0.51
22:DA:491:G:N3	22:DA:492:A:C8	2.79	0.51
22:DA:776:G:C8	22:DA:793:A:C2	2.98	0.51
22:DA:868:U:HO2'	22:DA:869:G:P	2.34	0.51
22:DA:956:G:C1'	34:DM:82:MET:HE1	2.40	0.51
22:DA:1506:U:O5'	22:DA:1506:U:H6	1.93	0.51
22:DA:1526:C:N4	22:DA:1527:G:C6	2.78	0.51
22:DA:1536:C:H5''	22:DA:1537:G:O5'	2.09	0.51

*Continued on next page...*

*Continued from previous page...*

Atom-1	Atom-2	Interatomic distance (Å)	Clash overlap (Å)
22:DA:1819:A:H5'	24:DC:156:SER:HB2	1.92	0.51
22:DA:2283:C:C4	22:DA:2389:G:C4	2.98	0.51
22:DA:2443:C:H2'	22:DA:2444:G:C8	2.45	0.51
22:DA:2697:G:N7	22:DA:2698:U:C5	2.78	0.51
22:DA:2848:G:OP2	37:DP:94:ALA:N	2.33	0.51
29:DH:9:VAL:HG12	29:DH:10:ALA:N	2.25	0.51
30:DI:18:ASN:HB3	30:DI:19:PRO:HD3	1.91	0.51
30:DI:63:ASP:O	30:DI:64:ARG:HB2	2.10	0.51
31:DJ:25:LEU:HD22	31:DJ:25:LEU:C	2.31	0.51
31:DJ:45:THR:C	31:DJ:47:HIS:N	2.63	0.51
36:DO:49:VAL:HG12	36:DO:50:ALA:H	1.75	0.51
42:DU:52:ASN:ND2	42:DU:54:PRO:HD3	2.25	0.51
1:AA:198:G:O2'	1:AA:199:A:O5'	2.27	0.51
1:AA:403:C:C2'	1:AA:404:G:H5'	2.41	0.51
1:AA:665:A:H2'	1:AA:732:C:O2	2.11	0.51
3:AC:129:PHE:CD2	3:AC:156:LEU:HD23	2.45	0.51
4:AD:147:LYS:N	4:AD:147:LYS:CD	2.74	0.51
7:AG:20:GLU:HB3	7:AG:24:LYS:HE2	1.92	0.51
9:AI:117:LEU:HB3	9:AI:122:ARG:O	2.10	0.51
11:AK:85:VAL:CG1	11:AK:92:ARG:HG3	2.40	0.51
12:AL:43:LYS:CB	12:AL:44:PRO:CD	2.81	0.51
20:AT:43:LYS:CE	20:AT:86:ALA:HA	2.40	0.51
22:BA:37:C:H2'	22:BA:38:A:O5'	2.10	0.51
22:BA:118:A:C8	22:BA:119:A:C8	2.98	0.51
22:BA:412:A:C2'	22:BA:413:C:C5'	2.86	0.51
22:BA:622:G:H2'	22:BA:623:C:H6	1.74	0.51
22:BA:729:G:N3	22:BA:729:G:C2'	2.64	0.51
22:BA:945:A:C4	22:BA:2448:A:C2	2.98	0.51
22:BA:1070:A:H2	30:BI:9:LYS:HG2	1.65	0.51
22:BA:1106:G:C2	22:BA:1107:G:N9	2.78	0.51
22:BA:1669:A:H2'	22:BA:1669:A:N3	2.24	0.51
22:BA:1694:C:H4'	22:BA:1695:G:C5'	2.41	0.51
22:BA:1897:G:C2	22:BA:1898:U:C2	2.98	0.51
22:BA:2784:U:H4'	25:BD:42:ASN:ND2	2.25	0.51
24:BC:108:GLY:O	24:BC:109:LEU:HD22	2.10	0.51
28:BG:162:ARG:NH1	28:BG:168:VAL:HG21	2.26	0.51
30:BI:33:ASN:HB3	30:BI:36:GLU:CB	2.38	0.51
32:BK:91:SER:O	32:BK:92:GLU:C	2.48	0.51
32:BK:92:GLU:OE1	32:BK:92:GLU:N	2.43	0.51
37:BP:91:VAL:HG11	37:BP:96:LEU:HD21	1.91	0.51
38:BQ:104:ALA:O	38:BQ:107:ALA:HB3	2.11	0.51

*Continued on next page...*

*Continued from previous page...*

Atom-1	Atom-2	Interatomic distance (Å)	Clash overlap (Å)
47:BZ:40:THR:CG2	47:BZ:43:ILE:H	2.23	0.51
1:CA:306:A:H2'	1:CA:307:C:C6	2.44	0.51
1:CA:464:U:O4	1:CA:466:A:C4'	2.58	0.51
1:CA:719:C:O2'	18:CR:37:LYS:HB3	2.11	0.51
2:CB:119:GLN:HG2	2:CB:124:THR:HG23	1.90	0.51
2:CB:176:ASN:O	2:CB:178:LEU:N	2.44	0.51
4:CD:176:LYS:HG2	4:CD:178:GLU:OE2	2.11	0.51
6:CF:3:HIS:CD2	6:CF:65:GLU:HG2	2.46	0.51
11:CK:63:GLN:HB2	11:CK:98:ALA:HB2	1.93	0.51
16:CP:75:ILE:HG22	16:CP:80:LYS:HD2	1.92	0.51
20:CT:42:ASP:O	20:CT:43:LYS:C	2.49	0.51
22:DA:192:C:O2'	22:DA:802:A:N3	2.43	0.51
22:DA:321:U:H1'	26:DE:159:LEU:CD1	2.40	0.51
22:DA:321:U:H1'	26:DE:159:LEU:HD11	1.92	0.51
22:DA:381:G:H5''	45:DX:15:ASN:HD22	1.74	0.51
22:DA:462:C:C2'	22:DA:463:G:H5'	2.40	0.51
22:DA:634:C:H2'	22:DA:635:C:H6	1.74	0.51
22:DA:739:A:C8	22:DA:739:A:OP2	2.64	0.51
22:DA:807:U:O2	22:DA:807:U:C2'	2.59	0.51
22:DA:813:U:C2	22:DA:1195:G:N2	2.79	0.51
22:DA:1139:G:C2'	22:DA:1140:C:H5'	2.41	0.51
22:DA:1380:G:O2'	22:DA:1569:A:N6	2.43	0.51
22:DA:1381:G:C2'	22:DA:1382:G:H5''	2.40	0.51
22:DA:1390:U:O2'	22:DA:1391:U:H5'	2.11	0.51
22:DA:1688:U:C4	22:DA:1698:A:C2	2.98	0.51
22:DA:1739:A:O2'	22:DA:1740:G:C5'	2.59	0.51
22:DA:1965:C:H5''	22:DA:1966:A:H2'	1.92	0.51
22:DA:2066:C:H5''	56:DA:3530:HOH:O	2.10	0.51
22:DA:2297:A:N3	22:DA:2298:A:N7	2.59	0.51
22:DA:2303:G:O6	22:DA:2314:A:N6	2.43	0.51
22:DA:2392:A:N1	33:DL:55:MET:HE3	2.26	0.51
22:DA:2453:A:O2'	22:DA:2572:A:H1'	2.11	0.51
22:DA:2556:C:H2'	22:DA:2557:G:O4'	2.11	0.51
22:DA:2732:G:H5''	22:DA:2733:A:O4'	2.10	0.51
22:DA:2834:G:H1'	22:DA:2879:A:N6	2.25	0.51
23:DB:68:C:O2'	23:DB:69:G:P	2.68	0.51
24:DC:259:ASN:OD1	24:DC:261:ARG:HB3	2.10	0.51
27:DF:32:LYS:HZ2	27:DF:32:LYS:CB	2.24	0.51
27:DF:35:LEU:HD12	27:DF:153:ILE:HG23	1.92	0.51
28:DG:68:ARG:HD3	28:DG:68:ARG:C	2.30	0.51
28:DG:157:LYS:C	28:DG:159:LYS:H	2.12	0.51

*Continued on next page...*

*Continued from previous page...*

Atom-1	Atom-2	Interatomic distance (Å)	Clash overlap (Å)
29:DH:5:LEU:HD23	29:DH:36:ALA:HB2	1.92	0.51
29:DH:140:ALA:C	29:DH:141:LYS:HG3	2.30	0.51
33:DL:77:ILE:HG12	33:DL:101:ILE:HD11	1.92	0.51
34:DM:125:PRO:O	34:DM:126:ILE:HG23	2.10	0.51
34:DM:135:VAL:HG12	34:DM:136:MET:N	2.26	0.51
35:DN:28:LEU:C	35:DN:28:LEU:CD2	2.79	0.51
35:DN:92:GLY:N	35:DN:94:TYR:HE1	2.02	0.51
38:DQ:71:ASN:HD21	38:DQ:106:THR:HG23	1.76	0.51
40:DS:1:MET:CE	40:DS:1:MET:H1	2.23	0.51
40:DS:28:LYS:HA	40:DS:70:LYS:HA	1.92	0.51
41:DT:58:VAL:HG22	41:DT:59:ASN:N	2.25	0.51
41:DT:68:LYS:HB2	41:DT:68:LYS:NZ	2.25	0.51
42:DU:35:VAL:CG1	42:DU:36:GLU:H	2.10	0.51
42:DU:42:LYS:CB	42:DU:42:LYS:NZ	2.74	0.51
43:DV:70:ILE:N	43:DV:70:ILE:CD1	2.68	0.51
44:DW:30:VAL:CG2	44:DW:59:PHE:HE1	2.22	0.51
49:D1:34:GLU:C	49:D1:35:LEU:HD23	2.31	0.51
1:AA:300:A:H2'	1:AA:301:G:O4'	2.11	0.51
1:AA:322:C:O2'	20:AT:17:ARG:CG	2.58	0.51
1:AA:466:A:C4'	1:AA:467:U:OP2	2.57	0.51
1:AA:1241:G:C2	1:AA:1242:G:C5	2.99	0.51
1:AA:1319:A:C5	1:AA:1323:G:C5	2.98	0.51
1:AA:1504:G:C3'	1:AA:1505:G:H5'	2.40	0.51
2:AB:117:GLU:HA	2:AB:120:SER:CB	2.22	0.51
4:AD:193:ASP:N	4:AD:193:ASP:OD1	2.43	0.51
5:AE:110:MET:HA	5:AE:113:VAL:CG1	2.40	0.51
11:AK:122:PRO:HG2	21:AU:33:ARG:O	2.11	0.51
12:AL:87:LYS:O	12:AL:87:LYS:HG3	2.11	0.51
13:AM:82:LEU:N	13:AM:82:LEU:HD23	2.24	0.51
15:AO:57:ARG:HB3	15:AO:57:ARG:HH11	1.75	0.51
19:AS:28:LYS:CB	19:AS:29:PRO:HD2	2.28	0.51
22:BA:784:G:H5''	24:BC:225:ASN:OD1	2.10	0.51
22:BA:859:G:N2	22:BA:916:G:H2'	2.25	0.51
22:BA:2340:A:H2'	22:BA:2341:G:C8	2.46	0.51
22:BA:2431:U:C6	22:BA:2431:U:C5'	2.87	0.51
22:BA:2469:A:C6	22:BA:2482:A:C8	2.98	0.51
22:BA:2659:G:N2	22:BA:2661:G:H3'	2.25	0.51
23:BB:90:C:C2'	23:BB:91:C:O5'	2.59	0.51
25:BD:29:VAL:HB	25:BD:98:VAL:CG1	2.40	0.51
26:BE:48:THR:H	26:BE:51:GLU:CG	2.22	0.51
28:BG:117:PRO:O	28:BG:118:ALA:O	2.28	0.51

*Continued on next page...*

*Continued from previous page...*

Atom-1	Atom-2	Interatomic distance (Å)	Clash overlap (Å)
29:BH:31:VAL:C	29:BH:33:GLN:N	2.63	0.51
29:BH:108:VAL:HG12	29:BH:109:GLU:N	2.25	0.51
31:BJ:74:TYR:CD2	31:BJ:92:MET:CE	2.93	0.51
36:BO:24:THR:N	36:BO:42:PRO:HG3	2.26	0.51
39:BR:74:ILE:N	39:BR:74:ILE:HD12	2.25	0.51
40:BS:25:ARG:HD3	40:BS:73:LYS:NZ	2.25	0.51
41:BT:34:VAL:HG11	41:BT:43:ILE:HD12	1.92	0.51
44:BW:42:THR:CG2	44:BW:43:LYS:HZ2	2.24	0.51
44:BW:75:ASN:OD1	44:BW:76:ARG:N	2.44	0.51
45:BX:10:ARG:HB2	45:BX:11:PRO:CD	2.40	0.51
1:CA:197:A:C6	1:CA:221:C:C4'	2.94	0.51
1:CA:279:A:H4'	1:CA:280:C:O5'	2.09	0.51
1:CA:383:A:H5''	1:CA:384:G:OP2	2.10	0.51
1:CA:526:C:C6	1:CA:526:C:C3'	2.94	0.51
1:CA:532:A:H4'	1:CA:533:A:OP2	2.11	0.51
1:CA:865:A:C2	1:CA:918:A:C4'	2.92	0.51
1:CA:967:C:N3	1:CA:968:A:C6	2.79	0.51
1:CA:1071:C:O2	1:CA:1072:G:C8	2.63	0.51
1:CA:1225:A:H4'	19:CS:77:ARG:HH12	1.76	0.51
1:CA:1278:G:O2'	1:CA:1279:G:C2	2.62	0.51
1:CA:1477:U:H2'	1:CA:1478:U:H6	1.76	0.51
4:CD:47:LEU:HD23	4:CD:52:VAL:HG23	1.93	0.51
4:CD:84:ASN:HD22	4:CD:86:GLY:N	2.09	0.51
6:CF:45:ARG:O	6:CF:56:LYS:HB3	2.10	0.51
6:CF:88:MET:HE1	18:CR:64:LEU:HD11	1.91	0.51
9:CI:5:TYR:N	9:CI:5:TYR:CD2	2.77	0.51
13:CM:12:LYS:HE3	13:CM:12:LYS:CA	2.33	0.51
14:CN:62:ARG:HB3	14:CN:68:ARG:O	2.11	0.51
20:CT:82:ILE:C	20:CT:84:LYS:N	2.61	0.51
21:CU:35:GLU:CG	21:CU:36:PHE:N	2.49	0.51
22:DA:37:C:O2'	26:DE:45:ALA:CB	2.59	0.51
22:DA:77:G:C6	22:DA:110:G:C5	2.99	0.51
22:DA:112:U:H5'	46:DY:58:ASN:HD21	1.73	0.51
22:DA:123:G:O3'	22:DA:1376:C:H4'	2.11	0.51
22:DA:190:A:H2'	22:DA:191:A:O4'	2.10	0.51
22:DA:477:A:H2'	22:DA:478:A:H8	1.74	0.51
22:DA:605:G:O2'	22:DA:606:U:H5'	2.10	0.51
22:DA:622:G:H2'	22:DA:623:C:C6	2.44	0.51
22:DA:830:G:N3	22:DA:2448:A:C5	2.78	0.51
22:DA:982:C:H4'	22:DA:983:A:OP1	2.11	0.51
22:DA:1287:A:HO2'	22:DA:1288:G:C5'	2.23	0.51

*Continued on next page...*

*Continued from previous page...*

Atom-1	Atom-2	Interatomic distance (Å)	Clash overlap (Å)
22:DA:1347:A:O2'	22:DA:1348:C:C5'	2.58	0.51
22:DA:1416:G:C6	22:DA:1417:C:N4	2.78	0.51
22:DA:1611:C:O2'	22:DA:1612:C:H5'	2.11	0.51
22:DA:1760:C:H3'	22:DA:1761:C:C6	2.45	0.51
22:DA:1773:A:C8	22:DA:1829:A:N9	2.79	0.51
22:DA:1914:C:O2'	22:DA:1915:U:H5''	2.10	0.51
22:DA:1965:C:C5'	22:DA:1965:C:H6	2.22	0.51
22:DA:2249:U:H1'	22:DA:2275:C:N4	2.25	0.51
22:DA:2294:G:N3	22:DA:2295:C:C6	2.78	0.51
22:DA:2303:G:C6	22:DA:2314:A:N6	2.78	0.51
22:DA:2585:U:O2'	22:DA:2586:U:C5'	2.44	0.51
23:DB:21:G:C2	23:DB:22:U:H1'	2.45	0.51
25:DD:78:GLY:C	25:DD:79:LEU:HD22	2.31	0.51
27:DF:43:ILE:HG12	27:DF:77:LYS:HG2	1.93	0.51
29:DH:38:PRO:O	29:DH:40:THR:N	2.42	0.51
31:DJ:6:ALA:HB3	31:DJ:45:THR:HB	1.92	0.51
32:DK:2:ILE:N	32:DK:2:ILE:CD1	2.73	0.51
33:DL:94:THR:O	33:DL:98:ALA:N	2.42	0.51
34:DM:32:GLY:HA2	34:DM:104:GLU:HA	1.92	0.51
35:DN:7:GLY:N	35:DN:46:ARG:HH12	2.07	0.51
38:DQ:77:LYS:HE2	38:DQ:116:LEU:CD2	2.18	0.51
40:DS:75:PHE:CZ	40:DS:104:THR:HG21	2.45	0.51
43:DV:75:GLN:HG2	43:DV:92:VAL:HG11	1.93	0.51
1:AA:232:G:H2'	1:AA:233:C:H6	1.76	0.51
1:AA:345:C:H6	1:AA:345:C:H5''	1.75	0.51
1:AA:462:G:H5'	1:AA:463:U:OP2	2.10	0.51
1:AA:468:A:C2	1:AA:469:C:C5	2.98	0.51
1:AA:496:A:N3	1:AA:496:A:C2'	2.71	0.51
1:AA:895:G:C6	1:AA:896:C:C4	2.99	0.51
1:AA:1468:A:C2'	1:AA:1469:C:H5''	2.41	0.51
2:AB:118:THR:O	2:AB:118:THR:HG22	2.11	0.51
3:AC:155:ARG:HG2	3:AC:159:ALA:O	2.10	0.51
4:AD:2:ARG:HB3	4:AD:4:LEU:CD1	2.41	0.51
4:AD:3:TYR:O	4:AD:4:LEU:HB2	2.09	0.51
5:AE:24:VAL:O	5:AE:25:LYS:C	2.49	0.51
6:AF:67:PRO:HG2	6:AF:70:VAL:HG22	1.92	0.51
9:AI:62:LEU:N	9:AI:62:LEU:HD23	2.25	0.51
17:AQ:11:VAL:HG23	17:AQ:56:ASP:O	2.10	0.51
22:BA:571:U:C4	22:BA:575:A:C5	2.98	0.51
22:BA:1179:G:C6	22:BA:1180:U:O2'	2.64	0.51
22:BA:1784:A:H4'	22:BA:1785:A:H5''	1.89	0.51

*Continued on next page...*



*Continued from previous page...*

Atom-1	Atom-2	Interatomic distance (Å)	Clash overlap (Å)
22:BA:1838:C:C4	22:BA:1899:A:C4	2.99	0.51
22:BA:2579:C:O2'	22:BA:2580:U:H5'	2.10	0.51
22:BA:2635:A:H2'	22:BA:2636:C:O5'	2.11	0.51
24:BC:108:GLY:O	24:BC:109:LEU:CD2	2.58	0.51
25:BD:104:VAL:HG13	25:BD:106:LYS:HD3	1.92	0.51
26:BE:41:GLN:HB2	26:BE:43:THR:CG2	2.40	0.51
26:BE:141:MET:O	26:BE:142:ALA:HB3	2.11	0.51
28:BG:117:PRO:O	28:BG:118:ALA:C	2.49	0.51
29:BH:78:VAL:HB	29:BH:145:ASN:HB3	1.92	0.51
30:BI:100:ILE:HG22	30:BI:101:SER:N	2.23	0.51
31:BJ:40:HIS:O	31:BJ:41:LYS:HG2	2.10	0.51
32:BK:10:VAL:HB	32:BK:16:ALA:CB	2.36	0.51
32:BK:45:GLU:HA	32:BK:45:GLU:OE2	2.10	0.51
33:BL:57:LEU:HD22	51:B3:53:ASP:HB3	1.92	0.51
36:BO:59:ALA:O	36:BO:61:GLN:N	2.44	0.51
36:BO:111:ARG:O	36:BO:114:GLY:N	2.43	0.51
37:BP:56:SER:O	37:BP:75:THR:HG23	2.11	0.51
38:BQ:40:LYS:HD3	38:BQ:44:TYR:CE1	2.46	0.51
38:BQ:91:ARG:CZ	38:BQ:93:ILE:HG21	2.40	0.51
41:BT:29:THR:N	41:BT:86:THR:HA	2.25	0.51
45:BX:12:VAL:HG23	45:BX:28:PHE:HB2	1.91	0.51
1:CA:68:G:O2'	1:CA:69:G:O5'	2.20	0.51
1:CA:108:G:H5'	1:CA:109:A:H5''	1.92	0.51
1:CA:529:G:O6	12:CL:45:ASN:HA	2.11	0.51
1:CA:815:A:C2	1:CA:1529:G:C4	2.98	0.51
1:CA:1143:G:C2'	1:CA:1144:G:C8	2.75	0.51
1:CA:1151:A:C6	1:CA:1152:A:N6	2.79	0.51
1:CA:1242:G:H4'	1:CA:1304:G:OP1	2.10	0.51
1:CA:1449:C:O2'	1:CA:1450:U:O4'	2.29	0.51
1:CA:1475:G:H4'	22:DA:1689:A:H4'	1.91	0.51
1:CA:1501:C:C5	1:CA:1504:G:C4	2.99	0.51
4:CD:84:ASN:CG	4:CD:87:GLU:HG3	2.30	0.51
5:CE:14:LEU:HD13	5:CE:59:ILE:HD12	1.93	0.51
8:CH:88:LYS:HA	8:CH:120:LEU:O	2.11	0.51
9:CI:29:ILE:HD13	9:CI:38:PHE:CE1	2.46	0.51
9:CI:59:LYS:HE3	9:CI:60:LEU:HD21	1.92	0.51
10:CJ:92:LEU:HD13	10:CJ:92:LEU:N	2.25	0.51
11:CK:14:GLN:HA	11:CK:76:TYR:O	2.10	0.51
12:CL:32:VAL:O	12:CL:32:VAL:HG12	2.10	0.51
13:CM:17:ALA:HB3	13:CM:18:LEU:HD12	1.92	0.51
20:CT:55:PRO:HG2	20:CT:56:ILE:H	1.74	0.51

*Continued on next page...*

*Continued from previous page...*

Atom-1	Atom-2	Interatomic distance (Å)	Clash overlap (Å)
22:DA:38:A:O2'	26:DE:43:THR:HA	2.11	0.51
22:DA:64:A:O2'	41:DT:69:ARG:HG2	2.11	0.51
22:DA:324:A:O2'	22:DA:325:G:O4'	2.27	0.51
22:DA:617:G:C2'	22:DA:618:G:H8	2.23	0.51
22:DA:800:A:C2	22:DA:802:A:C8	2.98	0.51
22:DA:919:U:N3	22:DA:920:A:N7	2.58	0.51
22:DA:1000:A:C6	22:DA:1001:A:C6	2.98	0.51
22:DA:1240:U:H2'	22:DA:1240:U:O2	2.09	0.51
22:DA:1299:G:H5'	22:DA:1301:A:O4'	2.10	0.51
22:DA:1417:C:H4'	22:DA:1587:G:N2	2.25	0.51
22:DA:1503:A:N6	22:DA:1504:A:H62	2.09	0.51
22:DA:1510:G:C2	22:DA:1511:G:C6	2.99	0.51
22:DA:1693:U:H5''	22:DA:1694:C:C5	2.45	0.51
22:DA:1736:U:H2'	22:DA:1737:G:O4'	2.10	0.51
22:DA:1926:U:H1'	22:DA:1929:G:C6	2.45	0.51
22:DA:2792:A:C2	22:DA:2805:C:C2	2.99	0.51
23:DB:81:G:C5	23:DB:82:U:C5	2.98	0.51
24:DC:149:LYS:CE	24:DC:152:GLN:NE2	2.72	0.51
24:DC:179:GLU:HA	24:DC:269:ARG:O	2.10	0.51
25:DD:122:VAL:HG22	25:DD:127:PHE:O	2.09	0.51
27:DF:52:ALA:HA	27:DF:55:ASP:HB2	1.93	0.51
27:DF:155:ILE:HD12	27:DF:155:ILE:H	1.75	0.51
28:DG:23:ILE:CG2	28:DG:24:THR:N	2.74	0.51
29:DH:5:LEU:HA	29:DH:36:ALA:CB	2.40	0.51
33:DL:79:LEU:HB3	33:DL:114:GLY:H	1.75	0.51
35:DN:62:ASN:C	35:DN:64:ARG:H	2.13	0.51
37:DP:44:GLY:HA3	37:DP:60:VAL:HG13	1.92	0.51
44:DW:25:PHE:O	44:DW:27:GLY:N	2.41	0.51
1:AA:71:A:C8	1:AA:100:G:C2	2.98	0.51
1:AA:270:A:H2'	1:AA:271:C:C6	2.44	0.51
1:AA:335:C:H2'	1:AA:336:A:H8	1.75	0.51
1:AA:660:C:P	15:AO:4:THR:HG21	2.51	0.51
1:AA:771:G:C4	1:AA:772:U:C5	2.99	0.51
1:AA:1101:A:C8	2:AB:170:ILE:CG2	2.94	0.51
1:AA:1306:A:H1'	1:AA:1332:A:C6	2.45	0.51
1:AA:1521:C:H2'	1:AA:1522:U:O5'	2.11	0.51
3:AC:119:ILE:HG22	3:AC:197:VAL:HG21	1.93	0.51
6:AF:51:ILE:O	6:AF:51:ILE:HG23	2.09	0.51
9:AI:5:TYR:HB2	9:AI:20:ILE:HB	1.91	0.51
16:AP:42:ILE:HG22	16:AP:43:ALA:N	2.26	0.51
19:AS:52:ASN:O	19:AS:76:THR:HG22	2.11	0.51

*Continued on next page...*

*Continued from previous page...*

Atom-1	Atom-2	Interatomic distance (Å)	Clash overlap (Å)
22:BA:26:G:H1'	22:BA:514:A:H61	1.73	0.51
22:BA:37:C:H1'	26:BE:45:ALA:HB2	1.92	0.51
22:BA:207:A:H2'	22:BA:208:C:O4'	2.11	0.51
22:BA:339:U:H2'	22:BA:340:A:H5'	1.91	0.51
22:BA:845:A:C6	22:BA:847:U:C6	2.98	0.51
22:BA:923:G:H4'	44:BW:25:PHE:CE1	2.45	0.51
22:BA:1253:A:C5	56:BA:3332:HOH:O	2.64	0.51
22:BA:1348:C:C2'	22:BA:1349:C:H5'	2.34	0.51
22:BA:1572:A:C2'	22:BA:1573:G:H5'	2.40	0.51
22:BA:1730:C:H1'	22:BA:1731:G:C2	2.46	0.51
22:BA:2752:C:H2'	22:BA:2753:A:H8	1.74	0.51
26:BE:4:VAL:HG12	26:BE:4:VAL:O	2.11	0.51
28:BG:2:ARG:HG3	28:BG:2:ARG:HH21	1.76	0.51
28:BG:97:VAL:HA	28:BG:101:VAL:O	2.10	0.51
29:BH:95:GLY:C	29:BH:97:ARG:H	2.13	0.51
30:BI:89:SER:OG	30:BI:135:MET:HA	2.11	0.51
31:BJ:114:LEU:HD22	31:BJ:118:MET:HE2	1.92	0.51
33:BL:125:LEU:HD23	33:BL:125:LEU:N	2.25	0.51
41:BT:39:THR:O	41:BT:41:ALA:N	2.42	0.51
1:CA:34:C:H2'	1:CA:35:G:H8	1.74	0.51
1:CA:112:G:C2	1:CA:330:C:C4	2.99	0.51
1:CA:246:A:C4	1:CA:282:A:N6	2.78	0.51
1:CA:444:G:C2	1:CA:445:G:C8	2.98	0.51
1:CA:544:G:C2'	1:CA:545:C:O5'	2.58	0.51
1:CA:595:A:H4'	1:CA:596:A:OP1	2.09	0.51
1:CA:1004:A:N3	1:CA:1026:G:C5	2.79	0.51
1:CA:1014:A:C2	19:CS:33:TRP:HB2	2.46	0.51
1:CA:1078:U:H2'	1:CA:1079:G:O4'	2.11	0.51
1:CA:1117:A:C2	1:CA:1184:G:C6	2.99	0.51
1:CA:1307:U:H1'	13:CM:107:THR:HG21	1.93	0.51
1:CA:1326:U:H2'	1:CA:1327:C:C6	2.45	0.51
1:CA:1442:G:O2'	37:DP:113:LEU:HD13	2.11	0.51
1:CA:1531:A:H8	1:CA:1531:A:O5'	1.93	0.51
2:CB:114:LYS:CE	2:CB:151:LYS:HB2	2.39	0.51
3:CC:63:ILE:HG22	3:CC:97:PRO:O	2.11	0.51
3:CC:149:LYS:CE	3:CC:200:TRP:CE3	2.88	0.51
16:CP:48:GLU:HG3	16:CP:51:ARG:NH2	2.25	0.51
17:CQ:73:THR:O	17:CQ:75:VAL:HG13	2.11	0.51
22:DA:37:C:O2'	22:DA:38:A:H5'	2.11	0.51
22:DA:383:C:H2'	22:DA:384:A:OP1	2.10	0.51
22:DA:428:A:O2'	22:DA:429:A:H5'	2.10	0.51

*Continued on next page...*

*Continued from previous page...*

Atom-1	Atom-2	Interatomic distance (Å)	Clash overlap (Å)
22:DA:460:A:H5'	41:DT:72:GLN:O	2.10	0.51
22:DA:595:C:O5'	22:DA:595:C:H6	1.93	0.51
22:DA:675:A:P	26:DE:60:TRP:HZ2	2.32	0.51
22:DA:704:G:O2'	22:DA:726:G:N2	2.44	0.51
22:DA:1385:A:O2'	22:DA:1386:C:H5''	2.11	0.51
22:DA:1388:G:N1	22:DA:1400:U:N3	2.57	0.51
22:DA:1464:G:C2	22:DA:1465:G:C5	2.99	0.51
22:DA:1532:A:N1	22:DA:1540:G:O6	2.43	0.51
22:DA:1554:U:H2'	22:DA:1554:U:O2	2.11	0.51
22:DA:1619:G:O2'	22:DA:1620:G:H5'	2.11	0.51
22:DA:1735:A:O2'	22:DA:1736:U:C6	2.44	0.51
22:DA:1815:A:O4'	22:DA:1817:G:C8	2.64	0.51
22:DA:2214:C:C2	22:DA:2215:C:C5	2.98	0.51
22:DA:2305:U:H4'	27:DF:132:ARG:CG	2.41	0.51
22:DA:2458:G:O2'	22:DA:2460:U:H5	1.88	0.51
22:DA:2807:U:H3'	22:DA:2808:G:H5''	1.91	0.51
23:DB:8:C:H5''	36:DO:15:ARG:NH1	2.24	0.51
26:DE:139:LYS:HB2	26:DE:139:LYS:HZ2	1.75	0.51
28:DG:11:PRO:O	28:DG:14:VAL:HG22	2.10	0.51
30:DI:52:LEU:CD1	30:DI:53:PRO:HD2	2.40	0.51
36:DO:48:LEU:HD13	36:DO:87:ILE:CD1	2.38	0.51
38:DQ:15:LYS:HD2	38:DQ:15:LYS:C	2.30	0.51
40:DS:1:MET:H1	40:DS:1:MET:HE2	1.76	0.51
41:DT:11:LEU:HD23	41:DT:32:LEU:HD12	1.92	0.51
41:DT:74:ILE:HG13	41:DT:75:GLY:H	1.74	0.51
44:DW:30:VAL:HG23	44:DW:59:PHE:CE1	2.45	0.51
44:DW:39:GLN:O	44:DW:56:HIS:HB3	2.11	0.51
46:DY:28:LEU:HG	46:DY:42:LEU:CD2	2.41	0.51
52:D4:1:MET:HB2	52:D4:34:LYS:O	2.10	0.51
1:AA:138:G:C2'	1:AA:139:A:H5'	2.40	0.51
1:AA:683:G:C2'	1:AA:684:U:H5'	2.40	0.51
1:AA:1348:U:H2'	1:AA:1349:A:C8	2.44	0.51
1:AA:1354:U:O2'	1:AA:1355:G:H5'	2.11	0.51
1:AA:1367:C:H5''	10:AJ:62:ARG:HH11	1.75	0.51
2:AB:49:PHE:CD1	2:AB:53:LEU:HD23	2.46	0.51
5:AE:152:VAL:HB	5:AE:155:LYS:CE	2.36	0.51
7:AG:62:GLU:O	7:AG:65:LEU:HB3	2.10	0.51
9:AI:112:ARG:HH22	10:AJ:64:GLN:HE22	1.58	0.51
21:AU:24:LYS:HG2	21:AU:25:ALA:N	2.26	0.51
22:BA:390:U:O2'	22:BA:391:A:OP2	2.21	0.51
22:BA:554:U:O4	22:BA:555:G:C6	2.64	0.51

*Continued on next page...*

*Continued from previous page...*

Atom-1	Atom-2	Interatomic distance (Å)	Clash overlap (Å)
22:BA:659:G:C5	22:BA:660:C:C5	2.99	0.51
22:BA:866:A:C8	22:BA:866:A:C5'	2.65	0.51
22:BA:899:A:HO2'	22:BA:900:A:H8	1.57	0.51
22:BA:920:A:C6	22:BA:921:C:C4	2.99	0.51
22:BA:1022:G:O2'	22:BA:1023:U:OP2	2.28	0.51
22:BA:1027:A:C6	22:BA:1126:A:N3	2.79	0.51
22:BA:1161:C:H2'	22:BA:1162:G:O5'	2.10	0.51
22:BA:1195:G:N3	22:BA:1226:A:H2	2.08	0.51
22:BA:1936:A:H2	22:BA:1943:U:C4	2.28	0.51
22:BA:2199:A:C4	22:BA:2225:A:C2	2.99	0.51
22:BA:2214:C:H6	22:BA:2214:C:C5'	2.11	0.51
22:BA:2321:U:H5''	22:BA:2321:U:H6	1.76	0.51
22:BA:2733:A:O2'	22:BA:2734:A:H5'	2.10	0.51
23:BB:43:C:O2	27:BF:91:ARG:NH2	2.44	0.51
27:BF:39:VAL:CG1	27:BF:40:GLY:N	2.73	0.51
27:BF:60:SER:O	27:BF:61:GLY:C	2.48	0.51
28:BG:30:GLY:O	28:BG:32:LEU:N	2.44	0.51
28:BG:93:TYR:O	28:BG:94:ARG:HB3	2.11	0.51
28:BG:168:VAL:O	28:BG:168:VAL:HG23	2.10	0.51
29:BH:24:GLY:O	29:BH:28:ASN:HB2	2.09	0.51
29:BH:78:VAL:CB	29:BH:145:ASN:HB3	2.40	0.51
35:BN:101:GLY:H	48:B0:41:HIS:CD2	2.29	0.51
36:BO:2:ASP:O	36:BO:3:LYS:CG	2.59	0.51
38:BQ:26:ALA:CB	38:BQ:30:VAL:HG23	2.40	0.51
39:BR:42:ALA:HA	39:BR:46:GLU:CB	2.38	0.51
39:BR:102:SER:O	39:BR:103:ALA:O	2.29	0.51
40:BS:74:ILE:HG23	40:BS:74:ILE:O	2.11	0.51
41:BT:85:VAL:O	41:BT:86:THR:O	2.29	0.51
44:BW:71:LYS:HD3	44:BW:71:LYS:N	2.26	0.51
1:CA:261:U:P	20:CT:70:LYS:HE2	2.50	0.51
1:CA:585:G:C2'	1:CA:586:C:H5'	2.39	0.51
1:CA:719:C:H3'	1:CA:720:C:H6	1.74	0.51
1:CA:1269:A:H2'	1:CA:1270:G:H5'	1.91	0.51
1:CA:1289:A:H2'	1:CA:1290:G:O4'	2.11	0.51
1:CA:1320:C:C2'	1:CA:1321:U:H5'	2.41	0.51
1:CA:1451:U:C2	1:CA:1453:G:O6	2.64	0.51
2:CB:84:LEU:O	2:CB:84:LEU:CG	2.59	0.51
2:CB:118:THR:O	2:CB:122:ASP:HB2	2.11	0.51
6:CF:1:MET:HE3	6:CF:65:GLU:O	2.10	0.51
9:CI:51:LEU:CD1	9:CI:86:LEU:HD22	2.40	0.51
14:CN:80:ARG:HG2	14:CN:80:ARG:NH1	2.24	0.51

*Continued on next page...*

*Continued from previous page...*

Atom-1	Atom-2	Interatomic distance (Å)	Clash overlap (Å)
16:CP:18:GLN:HE21	16:CP:35:ARG:NH2	2.09	0.51
22:DA:37:C:O2'	26:DE:45:ALA:HB2	2.11	0.51
22:DA:125:A:O5'	50:D2:19:ARG:HD3	2.10	0.51
22:DA:567:U:H5''	56:DA:3259:HOH:O	2.11	0.51
22:DA:571:U:C4	22:DA:575:A:C5	2.99	0.51
22:DA:621:A:C2'	22:DA:622:G:O5'	2.59	0.51
22:DA:627:A:C2	22:DA:637:A:C4	2.99	0.51
22:DA:1055:G:C4	22:DA:1056:G:C8	2.99	0.51
22:DA:1413:A:C5	22:DA:1414:C:N4	2.79	0.51
22:DA:1809:A:H2	22:DA:1810:A:C4	2.29	0.51
22:DA:1829:A:C8	22:DA:1830:C:C5	2.99	0.51
22:DA:1858:A:H2'	22:DA:1859:U:C6	2.46	0.51
22:DA:2151:U:HO2'	22:DA:2152:G:H8	1.59	0.51
22:DA:2213:U:O2'	22:DA:2214:C:H5'	2.10	0.51
22:DA:2666:C:H2'	22:DA:2667:C:O5'	2.11	0.51
22:DA:2748:A:C2	22:DA:2757:A:C5	2.99	0.51
22:DA:2834:G:H1'	22:DA:2879:A:H61	1.75	0.51
22:DA:2835:A:N6	22:DA:2879:A:C4	2.79	0.51
25:DD:30:GLU:HG2	25:DD:185:ASN:ND2	2.26	0.51
30:DI:52:LEU:HD12	30:DI:53:PRO:CD	2.41	0.51
33:DL:50:PHE:CE2	33:DL:53:GLY:N	2.79	0.51
33:DL:90:VAL:HB	33:DL:122:VAL:HA	1.91	0.51
34:DM:73:ILE:HG21	34:DM:91:TYR:CE1	2.46	0.51
35:DN:19:ALA:HA	35:DN:22:ARG:HB3	1.93	0.51
35:DN:31:HIS:O	35:DN:33:ILE:N	2.43	0.51
35:DN:73:ASN:C	35:DN:76:VAL:HG22	2.31	0.51
36:DO:27:VAL:O	36:DO:37:ALA:HA	2.10	0.51
42:DU:42:LYS:NZ	42:DU:42:LYS:HB3	2.25	0.51
49:D1:13:SER:OG	49:D1:46:VAL:HG22	2.10	0.51
51:D3:41:ARG:HH21	51:D3:41:ARG:CB	2.23	0.51
1:AA:180:U:H3'	1:AA:180:U:C6	2.45	0.51
1:AA:913:A:O2'	1:AA:914:A:OP2	2.25	0.51
1:AA:1160:G:O2'	1:AA:1161:C:O5'	2.28	0.51
1:AA:1361:G:C3'	1:AA:1362:A:H5''	2.41	0.51
2:AB:60:ALA:HB3	2:AB:223:GLY:HA3	1.92	0.51
2:AB:168:GLU:HB3	2:AB:171:ALA:HB3	1.92	0.51
3:AC:41:TYR:HD1	3:AC:42:LEU:CD1	2.24	0.51
7:AG:77:ARG:O	7:AG:78:ARG:HB2	2.10	0.51
7:AG:110:ARG:HG3	7:AG:111:GLY:N	2.25	0.51
8:AH:74:ILE:HD12	8:AH:128:VAL:CG2	2.37	0.51
10:AJ:10:LEU:HD11	10:AJ:98:VAL:HG12	1.91	0.51

*Continued on next page...*

*Continued from previous page...*

Atom-1	Atom-2	Interatomic distance (Å)	Clash overlap (Å)
12:AL:106:VAL:HG23	12:AL:116:TYR:HB3	1.93	0.51
13:AM:92:ARG:NH2	13:AM:94:LEU:HD12	2.26	0.51
20:AT:14:GLU:OE1	20:AT:18:LYS:HE2	2.10	0.51
20:AT:33:LYS:HE2	20:AT:33:LYS:CA	2.41	0.51
22:BA:112:U:C5'	46:BY:58:ASN:HD21	2.24	0.51
22:BA:528:A:C2	22:BA:2043:C:C4'	2.91	0.51
22:BA:601:C:O2	22:BA:605:G:H4'	2.10	0.51
22:BA:1009:A:H8	22:BA:1009:A:O5'	1.94	0.51
22:BA:1058:U:O4'	30:BI:117:THR:HG21	2.11	0.51
22:BA:1064:C:H4'	30:BI:89:SER:N	2.26	0.51
22:BA:1153:C:C2'	22:BA:1154:G:O5'	2.59	0.51
22:BA:1945:G:C4	22:BA:1946:U:C5	2.99	0.51
22:BA:1947:C:N3	22:BA:1960:A:C2	2.79	0.51
22:BA:2225:A:H4'	22:BA:2226:C:O5'	2.11	0.51
22:BA:2898:U:O2	31:BJ:134:ALA:HB1	2.10	0.51
23:BB:35:C:H2'	23:BB:36:C:O5'	2.11	0.51
24:BC:44:ASN:C	24:BC:44:ASN:OD1	2.49	0.51
24:BC:93:VAL:O	24:BC:94:LEU:HB3	2.10	0.51
27:BF:131:VAL:HG21	27:BF:151:LEU:CD1	2.40	0.51
29:BH:1:MET:O	29:BH:20:ASN:ND2	2.44	0.51
30:BI:135:MET:HG2	30:BI:137:LEU:HG	1.92	0.51
31:BJ:6:ALA:H	31:BJ:45:THR:HG21	1.76	0.51
33:BL:40:SER:O	33:BL:41:ARG:CB	2.58	0.51
42:BU:73:ASN:HD22	42:BU:76:THR:H	1.59	0.51
51:B3:51:LYS:NZ	51:B3:54:LEU:HD23	2.26	0.51
1:CA:119:A:H5'	1:CA:120:A:H5'	1.91	0.51
1:CA:155:A:H2'	1:CA:156:C:O4'	2.10	0.51
1:CA:255:G:C4	1:CA:256:U:C5	2.99	0.51
1:CA:322:C:C5	1:CA:328:C:C5	2.98	0.51
1:CA:519:C:C2'	1:CA:520:A:H8	2.19	0.51
1:CA:597:G:C2	1:CA:644:U:C2	2.99	0.51
1:CA:805:C:H2'	1:CA:806:C:H6	1.76	0.51
1:CA:920:U:H2'	1:CA:921:U:C5	2.45	0.51
1:CA:949:A:C2	1:CA:1233:G:C4	2.98	0.51
1:CA:963:G:O2'	1:CA:964:A:P	2.68	0.51
1:CA:963:G:O2'	1:CA:964:A:C8	2.63	0.51
1:CA:1129:C:P	9:CI:17:ARG:HH22	2.32	0.51
1:CA:1172:C:H2'	1:CA:1173:U:C6	2.45	0.51
1:CA:1239:A:H5''	7:CG:118:ARG:NH1	2.20	0.51
1:CA:1370:G:H5''	9:CI:110:VAL:CG2	2.40	0.51
1:CA:1450:U:C4'	1:CA:1451:U:H5	2.22	0.51

*Continued on next page...*

*Continued from previous page...*

Atom-1	Atom-2	Interatomic distance (Å)	Clash overlap (Å)
2:CB:209:VAL:HG23	2:CB:210:THR:H	1.76	0.51
3:CC:148:ILE:HD12	3:CC:200:TRP:O	2.11	0.51
6:CF:88:MET:HG2	6:CF:90:MET:SD	2.50	0.51
13:CM:15:VAL:O	13:CM:19:THR:HG23	2.11	0.51
16:CP:29:ASN:N	16:CP:29:ASN:OD1	2.41	0.51
16:CP:36:VAL:O	16:CP:36:VAL:CG1	2.59	0.51
17:CQ:30:HIS:CE1	17:CQ:32:ILE:H	2.28	0.51
21:CU:39:LYS:H	21:CU:40:PRO:HD2	1.73	0.51
22:DA:246:C:H4'	22:DA:385:C:O2'	2.10	0.51
22:DA:311:A:H61	22:DA:330:A:C5'	2.24	0.51
22:DA:739:A:C4'	22:DA:740:C:OP1	2.51	0.51
22:DA:851:C:C2	22:DA:852:U:C5	2.99	0.51
22:DA:878:A:H4'	22:DA:898:C:H42	1.75	0.51
22:DA:1168:G:C2	22:DA:1182:G:C2	2.99	0.51
22:DA:1312:U:H4'	22:DA:1313:U:O5'	2.10	0.51
22:DA:1352:U:C5	22:DA:1377:G:C6	2.98	0.51
22:DA:1497:U:C5	22:DA:1578:U:O5'	2.63	0.51
22:DA:1836:C:O2	22:DA:1836:C:H2'	2.09	0.51
22:DA:2027:G:H2'	22:DA:2028:U:H6	1.75	0.51
22:DA:2098:U:O5'	22:DA:2098:U:H6	1.93	0.51
22:DA:2259:U:O2'	22:DA:2260:C:C6	2.63	0.51
22:DA:2285:C:O4'	22:DA:2288:A:C2	2.64	0.51
22:DA:2311:A:H1'	27:DF:78:ILE:CD1	2.41	0.51
22:DA:2677:G:C4	22:DA:2731:G:N2	2.79	0.51
25:DD:124:ARG:NH1	25:DD:125:TRP:HE1	1.89	0.51
26:DE:60:TRP:CZ3	26:DE:62:GLN:CG	2.94	0.51
29:DH:103:VAL:C	29:DH:105:ALA:H	2.14	0.51
37:DP:88:ARG:O	37:DP:111:GLU:HA	2.11	0.51
40:DS:36:LEU:C	40:DS:38:TYR:N	2.64	0.51
45:DX:2:ARG:HB3	45:DX:11:PRO:HD3	1.93	0.51
45:DX:67:LEU:CD2	45:DX:77:TYR:CZ	2.93	0.51
46:DY:19:LEU:HA	46:DY:22:LEU:CB	2.39	0.51
1:AA:198:G:C2'	1:AA:199:A:C8	2.93	0.51
1:AA:204:G:C2	1:AA:465:A:C5	2.99	0.51
1:AA:408:A:C2	1:AA:435:A:N3	2.79	0.51
1:AA:421:U:C6	1:AA:421:U:C3'	2.94	0.51
1:AA:428:G:O3'	4:AD:12:ARG:NH2	2.44	0.51
1:AA:468:A:N1	1:AA:469:C:N4	2.58	0.51
1:AA:736:C:OP1	18:AR:60:ARG:NH1	2.44	0.51
1:AA:935:A:H2'	1:AA:936:C:C6	2.45	0.51
1:AA:1014:A:H4'	19:AS:13:HIS:NE2	2.26	0.51

*Continued on next page...*



*Continued from previous page...*

Atom-1	Atom-2	Interatomic distance (Å)	Clash overlap (Å)
1:AA:1124:G:OP1	10:AJ:37:ARG:C	2.48	0.51
4:AD:147:LYS:CE	4:AD:147:LYS:H	2.22	0.51
5:AE:63:MET:O	5:AE:66:ALA:HB3	2.10	0.51
5:AE:112:ALA:O	5:AE:113:VAL:C	2.49	0.51
6:AF:2:ARG:HH21	6:AF:68:GLN:HE21	1.58	0.51
12:AL:72:ASN:OD1	12:AL:104:SER:CB	2.54	0.51
14:AN:20:PHE:O	14:AN:21:ALA:HB3	2.10	0.51
14:AN:62:ARG:NH1	14:AN:69:PRO:HG3	2.26	0.51
14:AN:92:ILE:HG22	14:AN:95:LEU:CB	2.41	0.51
20:AT:8:LYS:HA	20:AT:11:ILE:HG23	1.93	0.51
22:BA:302:C:O2'	22:BA:303:G:C5'	2.59	0.51
22:BA:324:A:O2'	22:BA:325:G:C5'	2.57	0.51
22:BA:508:A:C4'	22:BA:509:C:OP2	2.45	0.51
22:BA:885:C:H6	22:BA:885:C:H3'	1.75	0.51
22:BA:1360:G:H5''	22:BA:1360:G:H8	1.76	0.51
22:BA:1424:G:H2'	22:BA:1425:G:O4'	2.11	0.51
22:BA:1510:G:H5'	22:BA:1510:G:C8	2.45	0.51
22:BA:1627:G:C2	22:BA:1628:G:C8	2.99	0.51
22:BA:1644:C:O2'	22:BA:1645:G:C5'	2.53	0.51
22:BA:1738:G:O2'	22:BA:1739:A:O5'	2.29	0.51
22:BA:1742:U:O2'	22:BA:1743:G:H5'	2.11	0.51
22:BA:2415:G:H2'	22:BA:2416:C:C6	2.43	0.51
24:BC:251:THR:CG2	24:BC:252:LYS:N	2.54	0.51
25:BD:142:VAL:HG23	25:BD:143:PRO:CD	2.41	0.51
34:BM:40:ARG:HB3	34:BM:95:LEU:HD12	1.93	0.51
37:BP:4:ILE:O	37:BP:5:LYS:CB	2.56	0.51
37:BP:4:ILE:CG2	37:BP:5:LYS:N	2.74	0.51
38:BQ:97:ILE:C	38:BQ:97:ILE:HD12	2.30	0.51
39:BR:1:MET:HA	39:BR:42:ALA:O	2.10	0.51
44:BW:37:VAL:CG2	44:BW:55:ASP:O	2.59	0.51
48:B0:27:LEU:H	48:B0:27:LEU:CD2	2.24	0.51
1:CA:442:G:C6	1:CA:443:C:N4	2.79	0.51
1:CA:686:U:O2'	1:CA:687:A:O5'	2.28	0.51
1:CA:767:A:H2'	1:CA:768:A:O4'	2.11	0.51
1:CA:962:C:H42	1:CA:974:A:N6	2.09	0.51
1:CA:1176:A:H2'	1:CA:1177:G:O4'	2.10	0.51
1:CA:1453:G:N3	1:CA:1453:G:H5''	2.26	0.51
2:CB:128:LEU:O	2:CB:129:THR:C	2.48	0.51
10:CJ:48:ARG:HB2	10:CJ:48:ARG:NH1	2.26	0.51
13:CM:86:ARG:NH1	13:CM:90:HIS:HD2	2.09	0.51
14:CN:55:SER:C	14:CN:57:SER:H	2.15	0.51

*Continued on next page...*

*Continued from previous page...*

Atom-1	Atom-2	Interatomic distance (Å)	Clash overlap (Å)
17:CQ:46:HIS:NE2	17:CQ:48:GLU:HG2	2.26	0.51
18:CR:32:ILE:CD1	18:CR:36:GLY:HA2	2.41	0.51
22:DA:165:A:C5	22:DA:166:U:C5	2.99	0.51
22:DA:718:A:C3'	22:DA:719:C:H5'	2.41	0.51
22:DA:773:U:H5''	22:DA:774:G:OP2	2.10	0.51
22:DA:786:C:H4'	22:DA:1780:A:N7	2.26	0.51
22:DA:1014:A:C2'	22:DA:1015:U:H5'	2.41	0.51
22:DA:1017:G:N2	22:DA:1146:C:C2	2.79	0.51
22:DA:1442:U:C2	22:DA:1443:U:C5	2.99	0.51
22:DA:1607:C:C4'	22:DA:1608:A:C8	2.92	0.51
22:DA:1673:G:C2'	22:DA:1674:G:C5'	2.84	0.51
22:DA:1709:U:H2'	22:DA:1710:G:C8	2.46	0.51
22:DA:1773:A:C2	22:DA:1978:A:C2	2.99	0.51
22:DA:1813:G:N3	24:DC:49:THR:CB	2.70	0.51
22:DA:2068:U:H6	22:DA:2068:U:C5'	2.21	0.51
22:DA:2077:A:C8	22:DA:2435:A:C4	2.99	0.51
22:DA:2227:A:H5''	22:DA:2228:G:OP2	2.11	0.51
22:DA:2437:G:O4'	22:DA:2598:A:C2	2.64	0.51
27:DF:42:ALA:HA	27:DF:48:LEU:HD11	1.92	0.51
27:DF:108:PRO:O	27:DF:110:ILE:HG23	2.11	0.51
28:DG:83:THR:CA	28:DG:84:LYS:HD3	2.41	0.51
36:DO:7:ARG:O	36:DO:8:ILE:C	2.48	0.51
36:DO:28:VAL:O	36:DO:28:VAL:HG13	2.10	0.51
41:DT:11:LEU:HD11	41:DT:46:ALA:CB	2.40	0.51
41:DT:11:LEU:CD1	41:DT:46:ALA:HB1	2.41	0.51
43:DV:26:PHE:HE2	43:DV:42:LEU:HD12	1.75	0.51
44:DW:31:LEU:C	44:DW:33:GLY:H	2.13	0.51
44:DW:37:VAL:O	44:DW:38:ARG:CB	2.59	0.51
50:D2:23:ALA:O	50:D2:24:THR:CB	2.59	0.51
52:D4:7:VAL:CG2	52:D4:25:VAL:HG21	2.41	0.51
1:AA:429:U:O4'	1:AA:430:A:H5''	2.11	0.51
1:AA:882:C:O2'	1:AA:883:C:H5'	2.11	0.51
1:AA:945:G:N2	1:AA:1334:G:H4'	2.25	0.51
1:AA:1014:A:H5''	19:AS:13:HIS:CG	2.46	0.51
1:AA:1033:G:H2'	1:AA:1034:G:C5'	2.41	0.51
1:AA:1284:C:C6	1:AA:1285:A:C8	2.99	0.51
1:AA:1367:C:H5''	10:AJ:62:ARG:NH1	2.26	0.51
2:AB:172:ILE:O	2:AB:175:ALA:HB3	2.11	0.51
2:AB:209:VAL:O	2:AB:211:LEU:N	2.44	0.51
5:AE:38:VAL:HG22	5:AE:66:ALA:HB1	1.92	0.51
5:AE:106:ALA:HB2	5:AE:124:ALA:HB3	1.93	0.51

*Continued on next page...*

*Continued from previous page...*

Atom-1	Atom-2	Interatomic distance (Å)	Clash overlap (Å)
9:AI:24:ASN:HB2	9:AI:26:LYS:HG2	1.93	0.51
11:AK:124:LYS:HE2	11:AK:125:LYS:HA	1.93	0.51
13:AM:39:ALA:HB3	13:AM:42:VAL:HG13	1.92	0.51
13:AM:73:SER:HA	13:AM:76:ILE:HD12	1.92	0.51
19:AS:51:HIS:HA	19:AS:55:GLN:O	2.10	0.51
20:AT:27:MET:HE1	20:AT:57:VAL:CG2	2.41	0.51
22:BA:398:C:H2'	22:BA:399:U:O5'	2.11	0.51
22:BA:548:G:H4'	22:BA:549:G:H5'	1.93	0.51
22:BA:1430:G:H2'	22:BA:1431:A:H8	1.75	0.51
24:BC:90:ILE:HD12	24:BC:103:ILE:O	2.10	0.51
24:BC:142:ASN:HA	24:BC:153:LEU:O	2.11	0.51
24:BC:244:VAL:HG23	24:BC:245:THR:O	2.10	0.51
30:BI:32:VAL:HG13	30:BI:66:PHE:CE2	2.46	0.51
32:BK:21:CYS:N	32:BK:41:ILE:HD11	2.26	0.51
33:BL:96:LYS:HA	33:BL:101:ILE:HG22	1.93	0.51
34:BM:57:VAL:O	34:BM:58:LYS:HB2	2.11	0.51
39:BR:67:GLY:HA3	39:BR:93:PHE:CZ	2.47	0.51
41:BT:31:VAL:CA	41:BT:32:LEU:HD23	2.41	0.51
41:BT:32:LEU:N	41:BT:83:ALA:CB	2.70	0.51
43:BV:68:LYS:O	43:BV:69:GLU:C	2.49	0.51
45:BX:31:ASN:O	45:BX:51:SER:HA	2.11	0.51
49:B1:8:ILE:CG2	49:B1:9:LYS:N	2.74	0.51
49:B1:49:LYS:HG2	49:B1:50:GLU:N	2.26	0.51
1:CA:62:U:O2'	1:CA:63:C:H5'	2.10	0.51
1:CA:153:C:O5'	1:CA:153:C:H6	1.94	0.51
1:CA:734:G:O2'	1:CA:735:C:C5'	2.57	0.51
1:CA:1150:A:O3'	10:CJ:43:PRO:HA	2.10	0.51
1:CA:1350:A:C2'	1:CA:1351:U:H5'	2.41	0.51
1:CA:1511:G:O2'	1:CA:1512:U:H5'	2.11	0.51
4:CD:81:LEU:O	4:CD:83:GLY:N	2.41	0.51
5:CE:13:LYS:HE2	5:CE:13:LYS:CA	2.29	0.51
6:CF:42:TRP:HB2	6:CF:59:TYR:HB3	1.92	0.51
7:CG:116:ALA:HA	7:CG:120:ALA:CB	2.41	0.51
8:CH:86:LYS:O	8:CH:121:GLY:HA2	2.11	0.51
9:CI:45:MET:HE3	9:CI:48:ARG:HG3	1.93	0.51
12:CL:29:LYS:O	12:CL:80:LEU:HD12	2.10	0.51
14:CN:27:LYS:HB2	14:CN:45:LEU:HD22	1.93	0.51
16:CP:75:ILE:HA	16:CP:78:VAL:CG2	2.40	0.51
22:DA:50:U:OP1	22:DA:50:U:H6	1.94	0.51
22:DA:217:A:O2'	22:DA:218:A:O5'	2.29	0.51
22:DA:480:A:H3'	22:DA:481:G:H5''	1.93	0.51

*Continued on next page...*

*Continued from previous page...*

Atom-1	Atom-2	Interatomic distance (Å)	Clash overlap (Å)
22:DA:491:G:H2'	22:DA:492:A:N7	2.23	0.51
22:DA:600:G:H5'	26:DE:27:LEU:HD13	1.92	0.51
22:DA:861:A:O2'	22:DA:862:G:O4'	2.24	0.51
22:DA:930:G:N3	22:DA:933:A:C2	2.79	0.51
22:DA:1050:A:H2'	22:DA:1051:G:C8	2.46	0.51
22:DA:1183:U:H2'	22:DA:1184:U:H6	1.76	0.51
22:DA:1381:G:C3'	22:DA:1382:G:H5''	2.41	0.51
22:DA:1441:G:C4	22:DA:1551:A:H2	2.29	0.51
22:DA:1482:G:C6	22:DA:1483:G:N7	2.79	0.51
22:DA:1601:G:H2'	22:DA:1602:U:O4'	2.10	0.51
22:DA:1825:U:H2'	22:DA:1826:G:O4'	2.11	0.51
22:DA:2102:G:C5	22:DA:2103:C:C5	2.99	0.51
22:DA:2472:G:H1'	22:DA:2478:A:N6	2.26	0.51
22:DA:2893:A:H5''	22:DA:2894:G:C5'	2.41	0.51
23:DB:54:G:N2	27:DF:25:MET:HE2	2.25	0.51
23:DB:85:G:N2	23:DB:92:C:C2	2.79	0.51
24:DC:147:PRO:HA	24:DC:187:CYS:HB3	1.93	0.51
25:DD:42:ASN:O	25:DD:43:ASP:CB	2.58	0.51
28:DG:87:GLN:HA	28:DG:129:GLU:HA	1.92	0.51
29:DH:66:ASN:ND2	29:DH:137:GLU:HB3	2.26	0.51
29:DH:89:LYS:HA	29:DH:125:THR:HG23	1.92	0.51
31:DJ:3:THR:HG22	38:DQ:60:TRP:HE1	1.75	0.51
33:DL:17:LYS:HZ1	33:DL:19:LEU:HD22	1.74	0.51
34:DM:4:PRO:HD3	34:DM:68:PHE:CE2	2.43	0.51
41:DT:12:ARG:HB2	41:DT:33:LYS:HG2	1.92	0.51
41:DT:20:ALA:O	41:DT:31:VAL:HG22	2.10	0.51
1:AA:1152:A:C2	1:AA:1153:G:C5	2.99	0.50
1:AA:1324:A:C5	1:AA:1325:C:C5	2.99	0.50
1:AA:1486:G:H2'	1:AA:1487:G:O4'	2.11	0.50
1:AA:1504:G:H3'	1:AA:1505:G:H5'	1.93	0.50
1:AA:1533:C:O5'	1:AA:1533:C:H6	1.93	0.50
3:AC:142:ARG:HB3	3:AC:143:LEU:CD1	2.36	0.50
5:AE:80:LEU:N	5:AE:80:LEU:HD22	2.25	0.50
5:AE:144:GLU:HG2	5:AE:145:ASN:N	2.26	0.50
10:AJ:81:GLU:O	10:AJ:84:VAL:HG12	2.10	0.50
22:BA:275:C:N4	22:BA:276:U:C6	2.79	0.50
22:BA:568:U:OP1	33:BL:36:LYS:HE3	2.12	0.50
22:BA:1081:U:H2'	22:BA:1081:U:O2	2.11	0.50
22:BA:1157:G:H2'	22:BA:1158:C:H6	1.75	0.50
22:BA:1359:A:H2'	22:BA:1360:G:O5'	2.10	0.50
22:BA:1508:A:O2'	22:BA:1509:A:C8	2.62	0.50

*Continued on next page...*

*Continued from previous page...*

Atom-1	Atom-2	Interatomic distance (Å)	Clash overlap (Å)
22:BA:1820:U:OP1	24:BC:176:ARG:HG2	2.11	0.50
22:BA:1838:C:HO2'	22:BA:1898:U:H5	1.57	0.50
22:BA:1906:G:C2'	22:BA:1907:G:O5'	2.59	0.50
22:BA:2006:C:O5'	22:BA:2006:C:H6	1.94	0.50
22:BA:2013:A:H2'	22:BA:2014:A:H5'	1.93	0.50
22:BA:2197:U:O2'	22:BA:2198:A:P	2.69	0.50
24:BC:90:ILE:CG2	24:BC:102:TYR:HD1	2.21	0.50
24:BC:238:ASN:O	24:BC:239:PHE:HB2	2.11	0.50
25:BD:146:ILE:HB	25:BD:159:LYS:HD2	1.93	0.50
29:BH:99:ILE:O	29:BH:99:ILE:CG2	2.59	0.50
31:BJ:69:ARG:O	31:BJ:90:GLU:HG2	2.11	0.50
32:BK:20:MET:C	32:BK:41:ILE:CD1	2.79	0.50
40:BS:2:GLU:O	40:BS:3:THR:HG23	2.10	0.50
45:BX:67:LEU:HD22	45:BX:77:TYR:CG	2.46	0.50
52:B4:7:VAL:HG23	52:B4:8:LYS:N	2.27	0.50
52:B4:9:LYS:O	52:B4:10:LEU:HD23	2.11	0.50
1:CA:179:A:C2	1:CA:180:U:C2	2.99	0.50
1:CA:259:G:H2'	1:CA:260:G:O4'	2.11	0.50
1:CA:287:U:C2'	1:CA:288:A:H5'	2.41	0.50
1:CA:457:G:C8	1:CA:457:G:OP2	2.65	0.50
1:CA:563:A:N3	1:CA:563:A:C2'	2.72	0.50
1:CA:740:U:O4'	15:CO:41:HIS:HE1	1.94	0.50
1:CA:892:A:C5	1:CA:893:C:C4	2.99	0.50
2:CB:49:PHE:O	2:CB:53:LEU:CB	2.59	0.50
4:CD:100:VAL:O	4:CD:101:VAL:C	2.48	0.50
8:CH:29:SER:O	8:CH:30:LYS:C	2.49	0.50
16:CP:25:ARG:O	16:CP:26:ASN:ND2	2.44	0.50
17:CQ:62:GLU:HB2	17:CQ:72:TRP:CZ3	2.46	0.50
19:CS:43:MET:O	19:CS:61:VAL:HG11	2.11	0.50
22:DA:201:C:H2'	22:DA:202:U:H6	1.76	0.50
22:DA:228:C:H5''	22:DA:229:C:C6	2.46	0.50
22:DA:247:G:C5	22:DA:249:C:H1'	2.46	0.50
22:DA:298:G:C2	22:DA:339:U:C5	2.99	0.50
22:DA:298:G:O5'	22:DA:298:G:H8	1.93	0.50
22:DA:654:A:H2'	22:DA:655:A:O5'	2.11	0.50
22:DA:806:C:C2	22:DA:807:U:C5	2.98	0.50
22:DA:831:G:H8	22:DA:831:G:O5'	1.93	0.50
22:DA:920:A:C6	22:DA:921:C:C4	2.99	0.50
22:DA:1048:A:C5	22:DA:1111:A:C2	2.99	0.50
22:DA:1102:C:H2'	22:DA:1103:A:H8	1.74	0.50
22:DA:1139:G:H2'	22:DA:1140:C:O5'	2.11	0.50

*Continued on next page...*

*Continued from previous page...*

Atom-1	Atom-2	Interatomic distance (Å)	Clash overlap (Å)
22:DA:1156:A:H5''	22:DA:1157:G:OP2	2.12	0.50
22:DA:1545:A:H2'	22:DA:1546:G:O4'	2.11	0.50
22:DA:1566:A:C2	24:DC:212:TRP:HB2	2.46	0.50
22:DA:1613:G:C2	22:DA:1617:C:N3	2.79	0.50
22:DA:1649:G:H2'	22:DA:1650:A:H8	1.74	0.50
22:DA:1666:G:H4'	32:DK:6:THR:HG23	1.92	0.50
22:DA:1738:G:O2'	22:DA:1739:A:C8	2.54	0.50
22:DA:1797:G:H4'	24:DC:254:LYS:O	2.11	0.50
22:DA:2808:G:HO2'	22:DA:2809:A:H8	1.59	0.50
24:DC:52:HIS:HD2	24:DC:217:PRO:O	1.95	0.50
24:DC:76:VAL:HG23	24:DC:76:VAL:O	2.11	0.50
24:DC:89:ASN:O	24:DC:90:ILE:HG13	2.11	0.50
26:DE:149:ILE:HD13	26:DE:188:MET:SD	2.51	0.50
34:DM:71:LYS:HD3	34:DM:95:LEU:CD1	2.41	0.50
35:DN:24:MET:HG2	35:DN:44:LEU:CD1	2.29	0.50
35:DN:34:ILE:O	35:DN:112:TYR:HA	2.11	0.50
37:DP:102:ARG:O	37:DP:103:THR:CB	2.59	0.50
38:DQ:46:TYR:HD1	39:DR:74:ILE:HG23	1.75	0.50
39:DR:52:PRO:O	39:DR:53:PHE:CD2	2.65	0.50
1:AA:659:U:OP1	15:AO:4:THR:HG22	2.11	0.50
1:AA:687:A:N1	1:AA:704:A:C5	2.79	0.50
1:AA:767:A:H2'	1:AA:768:A:O4'	2.11	0.50
1:AA:999:C:H2'	1:AA:1000:A:H8	1.76	0.50
1:AA:1197:A:H8	1:AA:1197:A:H5'	1.77	0.50
1:AA:1286:U:H2'	1:AA:1286:U:O2	2.10	0.50
1:AA:1314:C:C5	19:AS:5:LYS:HD3	2.47	0.50
2:AB:15:PHE:CD1	2:AB:16:GLY:N	2.76	0.50
3:AC:152:VAL:O	3:AC:152:VAL:CG2	2.59	0.50
4:AD:3:TYR:CE2	4:AD:5:GLY:O	2.65	0.50
4:AD:109:THR:HG22	4:AD:112:GLU:HB2	1.92	0.50
5:AE:100:GLU:N	5:AE:121:ASN:HB2	2.26	0.50
11:AK:43:TRP:CE3	11:AK:43:TRP:C	2.85	0.50
15:AO:28:VAL:O	15:AO:31:LEU:HB2	2.12	0.50
16:AP:20:VAL:HG22	16:AP:32:PHE:HB2	1.92	0.50
18:AR:33:THR:CG2	18:AR:37:LYS:HB2	2.40	0.50
22:BA:79:C:O2'	22:BA:346:A:H1'	2.12	0.50
22:BA:301:G:C6	22:BA:317:G:C6	2.98	0.50
22:BA:324:A:N6	22:BA:339:U:O4'	2.44	0.50
22:BA:1081:U:OP2	22:BA:1081:U:C6	2.64	0.50
22:BA:1500:G:O2'	22:BA:1501:G:H5'	2.11	0.50
22:BA:2273:A:H2'	22:BA:2274:A:C8	2.45	0.50

*Continued on next page...*

*Continued from previous page...*

Atom-1	Atom-2	Interatomic distance (Å)	Clash overlap (Å)
24:BC:119:VAL:HG12	24:BC:133:ASN:HD21	1.75	0.50
24:BC:246:PRO:HD2	24:BC:247:TRP:CZ3	2.45	0.50
26:BE:119:ILE:HD13	26:BE:119:ILE:H	1.76	0.50
28:BG:33:THR:H	28:BG:34:ARG:NH1	2.08	0.50
29:BH:9:VAL:O	29:BH:13:GLY:HA3	2.12	0.50
30:BI:6:ALA:HB3	30:BI:60:VAL:H	1.77	0.50
32:BK:2:ILE:O	32:BK:3:GLN:O	2.30	0.50
32:BK:103:VAL:O	32:BK:122:VAL:HB	2.12	0.50
35:BN:32:GLU:HB3	35:BN:115:LEU:HD12	1.94	0.50
1:CA:31:G:H5'	1:CA:306:A:N1	2.26	0.50
1:CA:66:A:H61	1:CA:103:U:H3	1.59	0.50
1:CA:185:U:C4	1:CA:186:C:N4	2.79	0.50
1:CA:193:C:H1'	20:CT:54:GLN:HE21	1.72	0.50
1:CA:696:A:H2'	1:CA:697:U:H6	1.77	0.50
1:CA:1224:U:C5'	1:CA:1225:A:OP2	2.57	0.50
1:CA:1250:A:H2'	1:CA:1251:A:O4'	2.11	0.50
1:CA:1365:G:C2	1:CA:1366:C:C2	2.99	0.50
5:CE:103:GLY:HA3	5:CE:120:HIS:O	2.10	0.50
7:CG:91:ARG:CG	7:CG:92:PRO:CD	2.75	0.50
17:CQ:59:GLU:O	17:CQ:75:VAL:HG22	2.10	0.50
21:CU:13:VAL:CG2	21:CU:15:LEU:HB3	2.41	0.50
21:CU:13:VAL:CG2	21:CU:15:LEU:HD23	2.41	0.50
22:DA:291:G:C6	22:DA:292:U:C4	2.99	0.50
22:DA:363:G:O2'	22:DA:364:C:H5'	2.11	0.50
22:DA:397:U:O2'	22:DA:398:C:P	2.70	0.50
22:DA:560:C:C2'	22:DA:561:G:H5'	2.41	0.50
22:DA:597:G:H2'	22:DA:598:U:O4'	2.10	0.50
22:DA:615:U:N3	26:DE:35:TYR:CE1	2.79	0.50
22:DA:638:G:O2'	22:DA:639:U:C5'	2.59	0.50
22:DA:858:G:C4	22:DA:2268:A:C2	2.99	0.50
22:DA:1053:C:N4	22:DA:1054:A:N6	2.59	0.50
22:DA:1178:C:C2	22:DA:1179:G:C8	2.99	0.50
22:DA:1317:G:N2	22:DA:1336:A:C2	2.79	0.50
22:DA:1338:G:C4'	41:DT:18:GLU:OE2	2.52	0.50
22:DA:1355:G:C2'	22:DA:1356:G:H5'	2.40	0.50
22:DA:1420:A:C8	22:DA:2211:A:N6	2.72	0.50
22:DA:1529:G:H2'	22:DA:1530:G:H8	1.76	0.50
22:DA:1649:G:C2	22:DA:2009:A:C2	2.99	0.50
22:DA:1767:G:C5	22:DA:1768:C:H5	2.28	0.50
22:DA:1819:A:H1'	22:DA:1821:A:C6	2.46	0.50
22:DA:1914:C:O2'	22:DA:1915:U:C5'	2.58	0.50

*Continued on next page...*

*Continued from previous page...*

Atom-1	Atom-2	Interatomic distance (Å)	Clash overlap (Å)
22:DA:2209:G:N1	22:DA:2216:G:C6	2.78	0.50
22:DA:2331:G:C2	22:DA:2385:C:N3	2.79	0.50
22:DA:2458:G:C4'	22:DA:2459:A:OP1	2.59	0.50
22:DA:2616:C:O2'	22:DA:2617:U:H6	1.94	0.50
22:DA:2635:A:H8	22:DA:2635:A:O5'	1.94	0.50
22:DA:2767:C:O2'	22:DA:2768:U:H5'	2.11	0.50
22:DA:2815:C:O2'	48:D0:40:HIS:HB2	2.11	0.50
22:DA:2817:U:O2	22:DA:2836:U:H1'	2.10	0.50
23:DB:64:G:C5	23:DB:65:U:C4	2.99	0.50
25:DD:169:ARG:O	25:DD:170:VAL:CG2	2.59	0.50
26:DE:58:LYS:HD3	26:DE:58:LYS:N	2.25	0.50
26:DE:170:ARG:CZ	26:DE:176:ASP:HB2	2.39	0.50
27:DF:92:GLY:O	27:DF:95:MET:HB3	2.10	0.50
28:DG:8:VAL:HB	28:DG:49:LEU:HB3	1.93	0.50
28:DG:152:ARG:CD	28:DG:153:PRO:HD2	2.41	0.50
29:DH:66:ASN:HD22	29:DH:137:GLU:HB3	1.77	0.50
33:DL:20:GLY:HA2	33:DL:28:GLY:HA2	1.93	0.50
35:DN:84:GLY:N	35:DN:85:PRO:CD	2.73	0.50
36:DO:6:ALA:O	36:DO:10:ARG:HG3	2.10	0.50
37:DP:45:VAL:CG1	37:DP:46:VAL:N	2.75	0.50
42:DU:24:VAL:O	42:DU:24:VAL:HG12	2.11	0.50
48:D0:27:LEU:HD22	48:D0:27:LEU:N	2.26	0.50
1:AA:543:U:O2'	1:AA:544:G:H5'	2.12	0.50
1:AA:577:G:O2'	1:AA:578:C:H5'	2.11	0.50
1:AA:1048:G:OP1	14:AN:3:GLN:N	2.43	0.50
1:AA:1155:A:O2'	1:AA:1156:G:H5'	2.11	0.50
1:AA:1427:C:H2'	1:AA:1428:A:H5'	1.94	0.50
1:AA:1469:C:H6	1:AA:1469:C:C3'	2.23	0.50
1:AA:1494:G:C2	1:AA:1495:U:C6	2.99	0.50
3:AC:95:GLY:O	3:AC:96:VAL:HG13	2.12	0.50
6:AF:47:LEU:HB3	18:AR:65:SER:OG	2.11	0.50
9:AI:98:ARG:HG3	9:AI:103:VAL:HG11	1.92	0.50
10:AJ:32:THR:HG23	10:AJ:33:GLY:N	2.26	0.50
11:AK:92:ARG:HD3	21:AU:24:LYS:HE2	1.91	0.50
12:AL:3:VAL:O	12:AL:7:VAL:HG23	2.11	0.50
12:AL:74:GLN:O	12:AL:75:GLU:C	2.49	0.50
13:AM:68:LEU:HD11	13:AM:72:ILE:HD11	1.93	0.50
16:AP:48:GLU:OE1	16:AP:49:GLY:N	2.44	0.50
17:AQ:73:THR:HG22	17:AQ:74:LEU:H	1.76	0.50
20:AT:27:MET:HE1	20:AT:57:VAL:HG22	1.94	0.50
22:BA:182:A:O2'	22:BA:183:C:H5'	2.12	0.50

*Continued on next page...*



*Continued from previous page...*

Atom-1	Atom-2	Interatomic distance (Å)	Clash overlap (Å)
22:BA:548:G:C8	22:BA:548:G:C3'	2.94	0.50
22:BA:570:G:H2'	22:BA:2030:A:N7	2.25	0.50
22:BA:978:G:O2'	22:BA:979:A:H5'	2.12	0.50
22:BA:1157:G:H2'	22:BA:1158:C:C6	2.45	0.50
22:BA:1644:C:O2	22:BA:1644:C:H2'	2.09	0.50
22:BA:1857:G:N3	22:BA:1884:G:C2	2.79	0.50
22:BA:2080:A:C5'	45:BX:18:SER:HB3	2.41	0.50
22:BA:2086:U:H2'	22:BA:2087:G:H8	1.74	0.50
22:BA:2720:U:C6	22:BA:2872:A:N6	2.79	0.50
26:BE:37:ALA:C	26:BE:39:ALA:H	2.15	0.50
32:BK:21:CYS:CA	32:BK:41:ILE:HD12	2.28	0.50
34:BM:64:TRP:HB2	34:BM:104:GLU:HB2	1.94	0.50
34:BM:114:ARG:HA	34:BM:130:PHE:HE1	1.74	0.50
39:BR:18:GLN:O	39:BR:97:LYS:O	2.29	0.50
39:BR:90:ARG:O	39:BR:91:GLN:HB3	2.10	0.50
43:BV:5:ASN:ND2	43:BV:5:ASN:N	2.52	0.50
45:BX:19:HIS:C	45:BX:21:LEU:H	2.13	0.50
45:BX:70:LEU:HB3	45:BX:75:GLU:HB2	1.94	0.50
1:CA:342:C:C2'	1:CA:343:U:H5'	2.41	0.50
1:CA:656:G:O2'	15:CO:27:GLN:NE2	2.43	0.50
1:CA:811:C:H4'	1:CA:900:A:N6	2.26	0.50
1:CA:831:A:OP1	2:CB:20:ARG:HG3	2.11	0.50
1:CA:846:G:C2'	1:CA:847:G:H5'	2.41	0.50
1:CA:864:A:H2	1:CA:917:G:N3	2.09	0.50
1:CA:1007:U:H2'	1:CA:1007:U:O2	2.10	0.50
1:CA:1040:U:C2'	1:CA:1041:G:H5'	2.41	0.50
1:CA:1225:A:H2'	1:CA:1225:A:N3	2.26	0.50
1:CA:1527:U:H2'	1:CA:1528:U:H6	1.76	0.50
2:CB:90:PHE:CE2	2:CB:149:GLY:HA3	2.46	0.50
2:CB:93:HIS:HB2	2:CB:145:ASN:O	2.10	0.50
4:CD:58:GLN:HG3	4:CD:62:ARG:HH11	1.77	0.50
5:CE:155:LYS:HB3	8:CH:70:VAL:HG23	1.92	0.50
6:CF:43:GLY:O	6:CF:44:ARG:C	2.49	0.50
7:CG:11:ILE:HD13	7:CG:24:LYS:HB2	1.94	0.50
9:CI:6:TYR:HE2	9:CI:17:ARG:HA	1.76	0.50
17:CQ:22:VAL:CG2	17:CQ:58:VAL:HG21	2.41	0.50
18:CR:55:ALA:CA	18:CR:58:ILE:HG13	2.41	0.50
19:CS:54:ARG:HG2	19:CS:55:GLN:N	2.25	0.50
21:CU:23:GLU:O	21:CU:24:LYS:HB3	2.11	0.50
22:DA:112:U:H5'	46:DY:58:ASN:ND2	2.26	0.50
22:DA:404:A:H1'	22:DA:406:G:C5	2.47	0.50

*Continued on next page...*

*Continued from previous page...*

Atom-1	Atom-2	Interatomic distance (Å)	Clash overlap (Å)
22:DA:406:G:O2'	22:DA:407:G:C5'	2.60	0.50
22:DA:410:G:N2	22:DA:418:C:C2	2.80	0.50
22:DA:623:C:O2'	22:DA:624:C:H5'	2.12	0.50
22:DA:934:U:H2'	22:DA:935:C:C6	2.45	0.50
22:DA:1056:G:H1'	22:DA:1103:A:C6	2.46	0.50
22:DA:1393:A:H62	41:DT:19:LYS:CG	2.24	0.50
22:DA:1465:G:C5	22:DA:1466:U:C5	3.00	0.50
22:DA:1655:A:H5'	25:DD:118:PHE:CE1	2.45	0.50
22:DA:1671:U:O2	22:DA:1673:G:H8	1.92	0.50
22:DA:1798:U:C4	22:DA:1819:A:C2	2.98	0.50
22:DA:2029:G:C2	22:DA:2033:A:N7	2.80	0.50
22:DA:2531:A:C5'	28:DG:156:TYR:CE2	2.93	0.50
24:DC:23:LEU:HD12	24:DC:80:LEU:CB	2.42	0.50
24:DC:32:LEU:HD23	24:DC:63:ILE:HG12	1.94	0.50
24:DC:103:ILE:HD12	24:DC:104:LEU:N	2.26	0.50
26:DE:88:ARG:CB	26:DE:89:PRO:HD2	2.42	0.50
26:DE:122:GLU:O	26:DE:122:GLU:HG2	2.11	0.50
27:DF:45:ASP:CG	27:DF:47:LYS:HB2	2.32	0.50
28:DG:8:VAL:O	28:DG:9:VAL:HB	2.11	0.50
29:DH:64:ALA:C	29:DH:66:ASN:N	2.63	0.50
38:DQ:26:ALA:HA	38:DQ:29:ARG:HG3	1.92	0.50
38:DQ:47:ARG:O	38:DQ:47:ARG:HG2	2.02	0.50
39:DR:19:THR:HG22	39:DR:20:VAL:H	1.76	0.50
41:DT:64:LYS:HD2	41:DT:64:LYS:N	2.26	0.50
45:DX:58:ILE:CG1	45:DX:66:VAL:HG11	2.42	0.50
46:DY:21:LEU:HD23	46:DY:25:GLN:CD	2.31	0.50
48:D0:42:ILE:CD1	48:D0:48:TYR:CG	2.94	0.50
50:D2:15:SER:O	50:D2:16:HIS:ND1	2.45	0.50
1:AA:9:G:C2	1:AA:10:A:C8	2.99	0.50
1:AA:121:U:O2'	1:AA:122:G:OP1	2.28	0.50
1:AA:314:C:O2'	1:AA:315:A:H5'	2.11	0.50
1:AA:1170:A:H2'	1:AA:1171:A:O4'	2.12	0.50
3:AC:13:ILE:HD13	3:AC:13:ILE:N	2.26	0.50
3:AC:13:ILE:HG12	3:AC:14:VAL:HG22	1.92	0.50
4:AD:116:LEU:HB3	4:AD:122:ILE:HD12	1.93	0.50
6:AF:55:HIS:O	6:AF:56:LYS:CB	2.55	0.50
8:AH:77:VAL:O	8:AH:79:ARG:HG2	2.12	0.50
12:AL:46:SER:O	12:AL:47:ALA:HB2	2.11	0.50
17:AQ:80:LYS:HZ2	17:AQ:80:LYS:N	2.09	0.50
21:AU:33:ARG:CG	21:AU:34:ARG:H	2.24	0.50
22:BA:28:A:C2	22:BA:513:A:C8	3.00	0.50

*Continued on next page...*

*Continued from previous page...*

Atom-1	Atom-2	Interatomic distance (Å)	Clash overlap (Å)
22:BA:763:G:O2'	22:BA:765:C:H5'	2.11	0.50
22:BA:830:G:H4'	22:BA:831:G:OP2	2.11	0.50
22:BA:1240:U:H5''	22:BA:1240:U:C6	2.46	0.50
22:BA:1275:A:O2'	22:BA:1645:G:N3	2.44	0.50
22:BA:1385:A:O2'	22:BA:1396:U:O2	2.27	0.50
22:BA:1958:C:C2'	22:BA:1959:G:H5'	2.42	0.50
22:BA:2085:U:H2'	22:BA:2086:U:O5'	2.12	0.50
22:BA:2806:C:C2'	22:BA:2807:U:H5'	2.41	0.50
23:BB:19:C:O2'	23:BB:20:G:H5'	2.12	0.50
26:BE:10:SER:O	26:BE:11:ALA:HB3	2.12	0.50
27:BF:27:VAL:O	27:BF:27:VAL:CG1	2.59	0.50
27:BF:151:LEU:CD1	27:BF:151:LEU:C	2.80	0.50
29:BH:119:ASN:C	29:BH:121:VAL:H	2.14	0.50
30:BI:56:VAL:HG23	30:BI:69:VAL:O	2.10	0.50
32:BK:4:GLU:O	32:BK:5:GLN:HB2	2.11	0.50
36:BO:67:ASN:H	36:BO:70:ALA:HB3	1.76	0.50
37:BP:92:ARG:O	37:BP:92:ARG:HG3	2.11	0.50
38:BQ:86:SER:HB3	39:BR:51:VAL:CG1	2.40	0.50
39:BR:61:ALA:HB2	39:BR:98:ILE:HD13	1.93	0.50
41:BT:39:THR:O	41:BT:39:THR:CG2	2.59	0.50
42:BU:27:VAL:HG22	42:BU:28:LEU:N	2.27	0.50
46:BY:18:LEU:O	46:BY:22:LEU:HB3	2.09	0.50
47:BZ:34:THR:CG2	47:BZ:35:VAL:N	2.75	0.50
1:CA:115:G:C2	1:CA:289:G:N7	2.79	0.50
1:CA:178:C:O2'	1:CA:179:A:H5'	2.11	0.50
1:CA:414:A:O2'	1:CA:415:A:C4'	2.60	0.50
1:CA:444:G:N1	1:CA:445:G:C5	2.80	0.50
1:CA:676:A:H2'	1:CA:677:U:C6	2.46	0.50
1:CA:765:G:O6	1:CA:811:C:C5	2.65	0.50
1:CA:878:A:O2'	1:CA:879:C:H5'	2.12	0.50
1:CA:1278:G:H4'	1:CA:1279:G:H5'	1.88	0.50
4:CD:2:ARG:NH2	4:CD:114:ARG:HH11	2.08	0.50
4:CD:12:ARG:HG3	4:CD:33:ILE:HA	1.94	0.50
4:CD:29:THR:CG2	4:CD:30:LYS:CD	2.83	0.50
4:CD:77:GLU:C	4:CD:81:LEU:HD12	2.31	0.50
5:CE:38:VAL:HG11	5:CE:70:MET:SD	2.51	0.50
8:CH:33:VAL:C	8:CH:35:ILE:H	2.14	0.50
10:CJ:15:HIS:HE1	10:CJ:68:ARG:CD	2.20	0.50
12:CL:19:ASN:HD22	12:CL:19:ASN:N	1.86	0.50
12:CL:74:GLN:NE2	12:CL:74:GLN:HA	2.27	0.50
12:CL:115:LYS:O	12:CL:116:TYR:CB	2.59	0.50

*Continued on next page...*

*Continued from previous page...*

Atom-1	Atom-2	Interatomic distance (Å)	Clash overlap (Å)
12:CL:120:ARG:HG2	12:CL:121:PRO:N	2.26	0.50
16:CP:44:SER:HB2	16:CP:46:LYS:HD3	1.92	0.50
19:CS:14:LEU:HD12	19:CS:14:LEU:C	2.31	0.50
20:CT:61:ALA:C	20:CT:63:LYS:H	2.14	0.50
22:DA:306:U:H3	22:DA:312:G:H1	1.58	0.50
22:DA:319:G:N7	22:DA:320:A:N7	2.59	0.50
22:DA:352:A:C3'	22:DA:353:C:H4'	2.41	0.50
22:DA:404:A:N3	22:DA:406:G:C6	2.79	0.50
22:DA:462:C:H2'	22:DA:463:G:O4'	2.11	0.50
22:DA:527:C:O2'	22:DA:528:A:P	2.70	0.50
22:DA:533:G:O5'	38:DQ:23:TYR:CD2	2.63	0.50
22:DA:562:U:H2'	22:DA:572:A:O4'	2.10	0.50
22:DA:665:U:O2'	22:DA:666:A:H5'	2.12	0.50
22:DA:728:G:N3	22:DA:730:A:C8	2.80	0.50
22:DA:1077:A:O2'	22:DA:1078:U:O5'	2.29	0.50
22:DA:1301:A:N7	22:DA:1303:G:C8	2.80	0.50
22:DA:1713:A:H1'	22:DA:1716:U:H5'	1.93	0.50
22:DA:1732:C:H3'	22:DA:1733:G:H5''	1.93	0.50
22:DA:2226:C:H2'	22:DA:2227:A:H8	1.76	0.50
22:DA:2259:U:C5	22:DA:2427:C:N4	2.80	0.50
22:DA:2264:C:C5	22:DA:2265:U:C5	2.99	0.50
22:DA:2798:U:C5'	22:DA:2800:A:H62	2.25	0.50
29:DH:62:LEU:HD12	29:DH:63:ALA:H	1.76	0.50
30:DI:132:ALA:HB1	30:DI:137:LEU:HB2	1.94	0.50
31:DJ:86:GLN:O	31:DJ:87:ALA:HB2	2.11	0.50
33:DL:23:ILE:N	33:DL:23:ILE:CD1	2.74	0.50
33:DL:83:ALA:CB	33:DL:118:THR:HG22	2.41	0.50
34:DM:62:LYS:C	34:DM:63:ILE:HD12	2.31	0.50
36:DO:77:ALA:O	36:DO:81:ARG:HG3	2.11	0.50
41:DT:29:THR:N	41:DT:87:LEU:CB	2.64	0.50
44:DW:35:ILE:HG22	44:DW:36:ILE:N	2.26	0.50
1:AA:75:G:C5	1:AA:76:G:C8	2.98	0.50
1:AA:264:C:H2'	1:AA:265:G:O4'	2.11	0.50
1:AA:284:C:H2'	1:AA:285:C:H6	1.76	0.50
1:AA:747:A:C5'	1:AA:748:G:OP2	2.59	0.50
1:AA:781:A:C3'	1:AA:782:A:H5'	2.42	0.50
1:AA:864:A:C3'	1:AA:865:A:C8	2.94	0.50
1:AA:1032:G:H2'	1:AA:1033:G:H5'	1.94	0.50
1:AA:1437:A:H8	1:AA:1437:A:O5'	1.95	0.50
3:AC:33:ASP:O	3:AC:37:LYS:CB	2.60	0.50
4:AD:36:ALA:C	4:AD:38:GLY:H	2.14	0.50

*Continued on next page...*

*Continued from previous page...*

Atom-1	Atom-2	Interatomic distance (Å)	Clash overlap (Å)
13:AM:38:ILE:HG13	13:AM:55:LEU:HD21	1.94	0.50
14:AN:11:LYS:HA	14:AN:14:ALA:HB3	1.92	0.50
16:AP:16:PHE:CD1	16:AP:16:PHE:C	2.84	0.50
17:AQ:56:ASP:OD2	17:AQ:80:LYS:HA	2.12	0.50
20:AT:83:ASN:HA	20:AT:86:ALA:OXT	2.11	0.50
22:BA:395:U:O2'	22:BA:396:G:C8	2.62	0.50
22:BA:570:G:C4	22:BA:2030:A:N7	2.78	0.50
22:BA:1106:G:C4	22:BA:1107:G:C8	3.00	0.50
22:BA:1383:A:H2'	22:BA:1384:A:C8	2.47	0.50
22:BA:1405:U:C2	22:BA:1406:U:C5	3.00	0.50
22:BA:1416:G:O2'	22:BA:1417:C:C5'	2.60	0.50
22:BA:1459:G:C5	22:BA:1461:C:C4	2.99	0.50
22:BA:1565:C:HO2'	22:BA:1566:A:P	2.34	0.50
22:BA:1590:A:H2'	22:BA:1591:A:H8	1.73	0.50
22:BA:2134:A:O2'	22:BA:2135:A:H8	1.94	0.50
22:BA:2280:G:C2	22:BA:2281:A:C8	2.99	0.50
24:BC:90:ILE:HG21	24:BC:102:TYR:CD1	2.47	0.50
25:BD:35:THR:CG2	25:BD:51:THR:HG22	2.42	0.50
25:BD:105:LYS:HE3	25:BD:176:ASP:HB3	1.92	0.50
26:BE:42:GLY:C	26:BE:43:THR:HG23	2.31	0.50
27:BF:153:ILE:HD12	27:BF:153:ILE:O	2.12	0.50
29:BH:89:LYS:CG	29:BH:90:LEU:H	2.00	0.50
32:BK:1:MET:CE	32:BK:32:TYR:CE1	2.95	0.50
33:BL:96:LYS:HD3	33:BL:103:ILE:HA	1.92	0.50
36:BO:55:GLU:O	36:BO:56:LYS:C	2.47	0.50
36:BO:116:GLN:O	36:BO:117:PHE:HB3	2.12	0.50
38:BQ:40:LYS:HB2	38:BQ:40:LYS:HZ3	1.75	0.50
39:BR:47:VAL:CG1	39:BR:54:VAL:HB	2.41	0.50
44:BW:9:THR:O	44:BW:10:ARG:O	2.30	0.50
51:B3:31:ILE:O	51:B3:31:ILE:HG13	2.12	0.50
1:CA:39:G:C4	1:CA:40:C:C5	2.99	0.50
1:CA:159:G:C2	1:CA:161:A:OP2	2.65	0.50
1:CA:734:G:C2	1:CA:735:C:C2	2.99	0.50
1:CA:787:A:C2'	1:CA:788:U:H5'	2.42	0.50
1:CA:805:C:C2	1:CA:806:C:C5	3.00	0.50
1:CA:855:U:H2'	1:CA:856:C:H6	1.76	0.50
1:CA:1092:A:C6	1:CA:1183:U:O2	2.64	0.50
1:CA:1231:G:H2'	1:CA:1232:U:H6	1.76	0.50
4:CD:76:LYS:O	4:CD:79:ALA:HB3	2.11	0.50
4:CD:176:LYS:O	4:CD:176:LYS:HD2	2.11	0.50
7:CG:148:LYS:HD2	11:CK:60:PHE:CD1	2.47	0.50

*Continued on next page...*

*Continued from previous page...*

Atom-1	Atom-2	Interatomic distance (Å)	Clash overlap (Å)
9:CI:53:LEU:HG	9:CI:96:GLU:CB	2.41	0.50
10:CJ:38:GLY:O	10:CJ:40:ILE:CD1	2.60	0.50
13:CM:81:ASP:CB	13:CM:82:LEU:HD12	2.42	0.50
15:CO:16:ARG:HB2	15:CO:23:SER:CB	2.42	0.50
16:CP:12:LYS:O	16:CP:13:LYS:HB2	2.11	0.50
19:CS:10:ILE:HG22	19:CS:14:LEU:HD11	1.93	0.50
22:DA:11:C:H2'	22:DA:12:U:H5'	1.93	0.50
22:DA:54:G:N1	22:DA:117:G:C2	2.79	0.50
22:DA:116:C:C2'	22:DA:117:G:H5'	2.42	0.50
22:DA:310:A:C4	22:DA:312:G:N7	2.79	0.50
22:DA:527:C:C5	22:DA:2779:U:C6	3.00	0.50
22:DA:563:A:N3	38:DQ:36:GLN:NE2	2.59	0.50
22:DA:644:A:C2'	22:DA:645:C:C5'	2.89	0.50
22:DA:701:G:H2'	22:DA:701:G:N3	2.25	0.50
22:DA:777:G:N2	22:DA:778:G:C4	2.80	0.50
22:DA:876:C:H2'	22:DA:877:A:OP1	2.10	0.50
22:DA:1082:U:H2'	22:DA:1083:U:H5'	1.93	0.50
22:DA:1280:G:H2'	22:DA:1281:G:H5'	1.92	0.50
22:DA:2009:A:O2'	22:DA:2010:G:H5'	2.12	0.50
22:DA:2369:A:C2'	22:DA:2370:G:H5'	2.42	0.50
22:DA:2522:U:H2'	22:DA:2523:G:H5'	1.94	0.50
22:DA:2673:G:C2	22:DA:2674:G:C8	3.00	0.50
27:DF:65:LEU:CD1	27:DF:67:THR:HG22	2.37	0.50
31:DJ:25:LEU:HB2	31:DJ:62:VAL:CG2	2.39	0.50
32:DK:25:LEU:HD23	32:DK:25:LEU:H	1.76	0.50
38:DQ:31:TYR:C	38:DQ:33:VAL:H	2.15	0.50
38:DQ:46:TYR:CE2	38:DQ:50:ARG:NH1	2.79	0.50
47:DZ:51:SER:HA	47:DZ:54:VAL:HG23	1.93	0.50
1:AA:131:A:H2'	1:AA:132:C:C6	2.46	0.50
1:AA:134:G:H2'	1:AA:135:C:C6	2.47	0.50
1:AA:267:C:C5	1:AA:268:U:C5	3.00	0.50
1:AA:417:G:C5	1:AA:418:C:C4	3.00	0.50
1:AA:428:G:H1'	1:AA:430:A:C8	2.46	0.50
1:AA:587:G:N2	1:AA:755:G:C5	2.79	0.50
1:AA:642:A:N7	8:AH:106:SER:HA	2.27	0.50
1:AA:647:C:C2'	1:AA:648:A:H5'	2.42	0.50
1:AA:886:G:H2'	1:AA:887:G:O4'	2.12	0.50
1:AA:1091:U:O2	1:AA:1093:A:C8	2.65	0.50
1:AA:1118:U:OP1	9:AI:10:ARG:HD2	2.11	0.50
1:AA:1256:A:C4	1:AA:1258:G:C6	3.00	0.50
1:AA:1294:G:C6	1:AA:1295:U:C4	3.00	0.50

*Continued on next page...*

*Continued from previous page...*

Atom-1	Atom-2	Interatomic distance (Å)	Clash overlap (Å)
1:AA:1453:G:H2'	1:AA:1453:G:N3	2.27	0.50
4:AD:18:LEU:HD21	4:AD:59:LYS:HG2	1.92	0.50
5:AE:104:ILE:O	5:AE:104:ILE:CG2	2.53	0.50
16:AP:40:ASN:OD1	16:AP:42:ILE:HB	2.10	0.50
20:AT:53:MET:CE	20:AT:57:VAL:CG2	2.90	0.50
22:BA:871:U:OP1	34:BM:5:LYS:HG3	2.10	0.50
22:BA:988:A:OP2	47:BZ:11:SER:HB3	2.11	0.50
22:BA:1327:A:H2'	22:BA:1328:A:O5'	2.11	0.50
22:BA:1437:C:H2'	22:BA:1438:U:C6	2.45	0.50
22:BA:1712:U:N3	22:BA:1713:A:C5	2.79	0.50
22:BA:2840:C:H2'	22:BA:2841:C:H6	1.77	0.50
22:BA:2848:G:O2'	22:BA:2867:G:N2	2.34	0.50
24:BC:247:TRP:C	24:BC:249:VAL:H	2.15	0.50
25:BD:38:LYS:O	25:BD:46:ARG:HA	2.12	0.50
25:BD:39:ASP:CG	25:BD:40:LEU:N	2.65	0.50
25:BD:121:THR:HB	25:BD:127:PHE:CD1	2.46	0.50
29:BH:110:VAL:O	29:BH:111:ALA:HB2	2.11	0.50
30:BI:72:THR:HB	30:BI:112:LYS:NZ	2.26	0.50
31:BJ:44:TYR:C	31:BJ:45:THR:CG2	2.78	0.50
32:BK:52:VAL:HG23	32:BK:53:LYS:N	2.26	0.50
34:BM:5:LYS:HB3	34:BM:5:LYS:NZ	2.26	0.50
35:BN:44:LEU:HD11	35:BN:48:VAL:HG23	1.93	0.50
37:BP:53:GLY:O	37:BP:56:SER:OG	2.23	0.50
38:BQ:93:ILE:CG2	38:BQ:94:LEU:H	2.24	0.50
44:BW:51:GLY:H	44:BW:61:LYS:HZ2	1.58	0.50
52:B4:3:VAL:C	52:B4:4:ARG:HG2	2.30	0.50
1:CA:667:G:H4'	15:CO:50:HIS:CG	2.46	0.50
1:CA:738:C:N3	1:CA:739:C:C5	2.79	0.50
1:CA:775:G:O2'	1:CA:776:G:H5'	2.12	0.50
1:CA:982:U:C1'	1:CA:983:A:N7	2.72	0.50
1:CA:1133:G:C2	1:CA:1142:G:C5	2.99	0.50
3:CC:5:HIS:NE2	3:CC:183:TYR:HE2	2.09	0.50
3:CC:110:LEU:HD21	3:CC:203:LYS:CD	2.15	0.50
6:CF:35:LYS:HB2	6:CF:37:HIS:HE1	1.77	0.50
7:CG:59:GLU:C	7:CG:61:PHE:H	2.15	0.50
8:CH:81:GLY:O	8:CH:82:LEU:HB2	2.11	0.50
9:CI:51:LEU:C	9:CI:53:LEU:H	2.14	0.50
11:CK:74:LYS:HD2	11:CK:104:PHE:HE1	1.76	0.50
12:CL:2:THR:CB	12:CL:5:GLN:HB2	2.30	0.50
13:CM:94:LEU:HD12	13:CM:94:LEU:N	2.27	0.50
17:CQ:3:LYS:NZ	17:CQ:6:THR:CG2	2.60	0.50

*Continued on next page...*

*Continued from previous page...*

Atom-1	Atom-2	Interatomic distance (Å)	Clash overlap (Å)
18:CR:72:ARG:HH21	21:CU:3:ILE:HD13	1.75	0.50
19:CS:15:LEU:HD23	19:CS:15:LEU:C	2.32	0.50
20:CT:59:ARG:C	20:CT:61:ALA:N	2.65	0.50
22:DA:14:A:N6	22:DA:526:A:C4	2.79	0.50
22:DA:206:U:H2'	22:DA:207:A:H8	1.76	0.50
22:DA:223:A:O2'	22:DA:408:G:N3	2.42	0.50
22:DA:321:U:N1	26:DE:159:LEU:HD21	2.27	0.50
22:DA:424:G:C2	22:DA:425:G:C8	3.00	0.50
22:DA:468:G:H5''	26:DE:55:SER:HB2	1.92	0.50
22:DA:638:G:O2'	22:DA:639:U:H5'	2.12	0.50
22:DA:840:C:H4'	22:DA:1192:G:O2'	2.11	0.50
22:DA:947:A:H2'	22:DA:948:C:C6	2.47	0.50
22:DA:1135:C:H6	22:DA:1135:C:H5''	1.76	0.50
22:DA:1156:A:H4'	22:DA:1157:G:OP1	2.08	0.50
22:DA:1249:U:H4'	38:DQ:3:VAL:HB	1.92	0.50
22:DA:1768:C:H2'	22:DA:1768:C:O2	2.11	0.50
22:DA:1799:G:C8	24:DC:179:GLU:OE1	2.60	0.50
22:DA:2298:A:O2'	22:DA:2299:U:C5'	2.60	0.50
23:DB:81:G:H2'	23:DB:82:U:H6	1.77	0.50
26:DE:108:ILE:O	26:DE:112:LEU:HB2	2.11	0.50
27:DF:8:LYS:HB2	27:DF:8:LYS:HZ3	1.74	0.50
27:DF:43:ILE:HG12	27:DF:77:LYS:HD3	1.94	0.50
27:DF:103:ILE:H	27:DF:107:VAL:CG1	2.24	0.50
29:DH:25:TYR:O	29:DH:29:PHE:HB3	2.11	0.50
31:DJ:45:THR:N	31:DJ:46:PRO:CD	2.69	0.50
32:DK:6:THR:O	32:DK:8:LEU:HD12	2.12	0.50
35:DN:21:PHE:O	35:DN:25:ALA:CB	2.59	0.50
37:DP:10:GLU:HG2	37:DP:10:GLU:O	2.10	0.50
40:DS:55:ILE:HD12	40:DS:55:ILE:H	1.76	0.50
41:DT:29:THR:HB	41:DT:86:THR:CA	2.42	0.50
42:DU:81:ARG:CD	42:DU:81:ARG:H	2.25	0.50
43:DV:9:ARG:HD2	43:DV:40:ILE:O	2.11	0.50
43:DV:26:PHE:CE1	43:DV:86:LEU:CB	2.93	0.50
44:DW:45:HIS:HB3	44:DW:58:LEU:HD11	1.93	0.50
47:DZ:15:ARG:HD2	47:DZ:15:ARG:H	1.76	0.50
51:D3:28:LEU:HA	51:D3:32:LEU:HD21	1.93	0.50
52:D4:10:LEU:HD12	52:D4:33:HIS:ND1	2.26	0.50
52:D4:36:ARG:O	52:D4:37:GLN:HB3	2.10	0.50
1:AA:99:C:H2'	1:AA:100:G:OP2	2.11	0.50
1:AA:103:U:H2'	1:AA:103:U:O2	2.11	0.50
1:AA:290:C:H2'	1:AA:291:U:C5'	2.42	0.50

*Continued on next page...*



*Continued from previous page...*

Atom-1	Atom-2	Interatomic distance (Å)	Clash overlap (Å)
1:AA:563:A:H1'	1:AA:566:G:O2'	2.12	0.50
1:AA:580:C:H2'	1:AA:581:G:O4'	2.11	0.50
1:AA:636:U:O2'	1:AA:637:C:H5'	2.12	0.50
1:AA:652:U:C4	1:AA:752:G:N3	2.79	0.50
1:AA:794:A:H2'	1:AA:795:C:C6	2.46	0.50
1:AA:857:C:H2'	1:AA:858:G:O4'	2.11	0.50
1:AA:875:U:O2'	8:AH:14:ARG:NH1	2.45	0.50
1:AA:1202:U:N3	14:AN:81:ILE:HG21	2.26	0.50
1:AA:1346:A:O4'	1:AA:1348:U:C6	2.63	0.50
1:AA:1382:C:HO2'	1:AA:1383:C:H5'	1.74	0.50
1:AA:1387:G:C6	1:AA:1388:C:N4	2.80	0.50
6:AF:42:TRP:HZ2	6:AF:61:LEU:CD2	2.25	0.50
8:AH:5:PRO:O	8:AH:8:ASP:HB3	2.12	0.50
17:AQ:16:MET:HE3	17:AQ:21:VAL:HG12	1.94	0.50
17:AQ:49:ASN:O	17:AQ:49:ASN:ND2	2.44	0.50
21:AU:36:PHE:HA	21:AU:39:LYS:HE2	1.94	0.50
22:BA:33:C:H4'	22:BA:34:U:OP1	2.12	0.50
22:BA:912:C:H2'	22:BA:913:U:C6	2.47	0.50
22:BA:1074:G:H2'	22:BA:1075:C:C6	2.47	0.50
22:BA:1430:G:H2'	22:BA:1431:A:C8	2.47	0.50
22:BA:1497:U:H5''	22:BA:1498:C:OP2	2.11	0.50
22:BA:1568:G:H4'	24:BC:58:LYS:CG	2.42	0.50
22:BA:1604:C:H2'	22:BA:1605:C:C6	2.47	0.50
22:BA:2264:C:H41	44:BW:11:ASN:ND2	2.10	0.50
22:BA:2383:G:O2'	22:BA:2384:U:C5'	2.59	0.50
22:BA:2425:A:H5''	22:BA:2427:C:H5'	1.94	0.50
22:BA:2489:U:H2'	22:BA:2490:G:O5'	2.12	0.50
22:BA:2602:A:H5''	22:BA:2603:G:C5'	2.40	0.50
23:BB:52:A:H4'	23:BB:53:A:OP1	2.11	0.50
25:BD:53:GLY:CA	25:BD:77:ARG:H	2.24	0.50
26:BE:12:LEU:O	26:BE:13:THR:HB	2.11	0.50
28:BG:137:LYS:O	28:BG:140:ILE:HD13	2.10	0.50
29:BH:143:ILE:HD12	29:BH:143:ILE:C	2.32	0.50
32:BK:51:LYS:HE3	32:BK:51:LYS:C	2.32	0.50
32:BK:120:PRO:HG3	37:BP:65:ASN:HD21	1.77	0.50
38:BQ:4:LYS:NZ	38:BQ:5:ARG:HA	2.26	0.50
39:BR:39:LEU:HB3	39:BR:49:ILE:HD13	1.93	0.50
40:BS:29:VAL:CG1	40:BS:30:SER:N	2.74	0.50
41:BT:2:ILE:HG13	41:BT:3:ARG:CZ	2.42	0.50
44:BW:22:VAL:O	44:BW:25:PHE:HB2	2.12	0.50
1:CA:62:U:H4'	1:CA:378:G:H22	1.77	0.50

*Continued on next page...*

*Continued from previous page...*

Atom-1	Atom-2	Interatomic distance (Å)	Clash overlap (Å)
1:CA:68:G:H5'	1:CA:171:A:H1'	1.94	0.50
1:CA:511:C:H4'	4:CD:40:HIS:CD2	2.47	0.50
1:CA:623:C:O5'	1:CA:623:C:H6	1.95	0.50
1:CA:716:A:N3	11:CK:118:ASN:O	2.44	0.50
1:CA:994:A:N6	1:CA:1216:A:C5'	2.75	0.50
1:CA:1449:C:O2'	1:CA:1450:U:H5'	2.11	0.50
2:CB:125:PHE:HD1	2:CB:137:THR:HG22	1.77	0.50
3:CC:26:LYS:HA	3:CC:26:LYS:CE	2.24	0.50
3:CC:84:GLU:C	3:CC:86:LEU:N	2.65	0.50
6:CF:81:ASN:O	6:CF:84:VAL:HG12	2.11	0.50
7:CG:11:ILE:CG2	7:CG:24:LYS:HZ1	2.25	0.50
7:CG:30:MET:HE1	7:CG:33:GLY:HA2	1.93	0.50
9:CI:49:GLN:HA	9:CI:52:GLU:HG3	1.93	0.50
11:CK:22:ILE:CD1	11:CK:31:VAL:HG22	2.41	0.50
14:CN:47:LEU:CD1	14:CN:50:LEU:HD21	2.42	0.50
18:CR:31:TYR:CD2	18:CR:54:LEU:HD21	2.47	0.50
19:CS:38:THR:HB	19:CS:69:LYS:NZ	2.27	0.50
22:DA:36:G:C2'	22:DA:37:C:H5'	2.42	0.50
22:DA:46:G:N3	22:DA:46:G:H2'	2.25	0.50
22:DA:118:A:O5'	22:DA:119:A:H5''	2.11	0.50
22:DA:164:C:H2'	22:DA:165:A:O4'	2.12	0.50
22:DA:667:U:O2	51:D3:1:PRO:HB3	2.11	0.50
22:DA:830:G:C4	22:DA:2448:A:C5	2.99	0.50
22:DA:1290:C:O2'	22:DA:1291:C:C6	2.63	0.50
22:DA:1341:G:H2'	22:DA:1397:U:O2	2.12	0.50
22:DA:1342:A:C3'	22:DA:1343:G:H5''	2.41	0.50
22:DA:1635:A:C2'	22:DA:1636:U:H5'	2.41	0.50
22:DA:1661:G:C4	22:DA:1662:U:C6	3.00	0.50
22:DA:1736:U:C2'	22:DA:1737:G:O5'	2.60	0.50
22:DA:1773:A:C8	22:DA:1829:A:C1'	2.95	0.50
22:DA:1869:G:C2	22:DA:1873:G:N1	2.79	0.50
22:DA:1907:G:N2	22:DA:1924:C:C2	2.79	0.50
22:DA:1975:G:C4	22:DA:1976:U:C6	3.00	0.50
22:DA:2093:G:N2	22:DA:2094:A:C5	2.79	0.50
22:DA:2472:G:H1'	22:DA:2478:A:H61	1.76	0.50
22:DA:2642:G:H5'	31:DJ:80:HIS:CE1	2.47	0.50
22:DA:2694:G:C4	22:DA:2695:U:C6	2.99	0.50
22:DA:2750:A:O2'	22:DA:2752:C:N4	2.40	0.50
22:DA:2845:U:H2'	22:DA:2846:G:O4'	2.12	0.50
23:DB:61:G:O2'	23:DB:62:C:H5'	2.12	0.50
25:DD:32:ASN:HA	25:DD:51:THR:O	2.11	0.50

*Continued on next page...*

*Continued from previous page...*

Atom-1	Atom-2	Interatomic distance (Å)	Clash overlap (Å)
26:DE:162:ARG:C	26:DE:164:LEU:H	2.15	0.50
27:DF:5:ASP:C	27:DF:7:TYR:N	2.65	0.50
27:DF:32:LYS:HD2	27:DF:156:THR:HG21	1.93	0.50
27:DF:103:ILE:HG21	27:DF:173:ASP:O	2.12	0.50
27:DF:111:ARG:NH1	27:DF:113:PHE:CE1	2.80	0.50
28:DG:28:LYS:H	28:DG:79:THR:HG22	1.77	0.50
29:DH:31:VAL:CB	29:DH:32:PRO:CD	2.86	0.50
32:DK:66:LYS:HG2	32:DK:66:LYS:O	2.12	0.50
33:DL:58:TYR:O	51:D3:12:ARG:CZ	2.59	0.50
36:DO:12:THR:CG2	36:DO:16:ARG:HH11	2.24	0.50
37:DP:62:LYS:O	37:DP:63:ILE:CB	2.59	0.50
40:DS:7:HIS:CE1	40:DS:10:ALA:HA	2.47	0.50
40:DS:8:ARG:HB3	40:DS:102:HIS:CE1	2.47	0.50
40:DS:55:ILE:HG23	40:DS:66:ILE:HG21	1.92	0.50
41:DT:69:ARG:NE	41:DT:70:HIS:HD2	2.10	0.50
45:DX:19:HIS:C	45:DX:21:LEU:N	2.65	0.50
48:D0:32:THR:HG21	48:D0:47:TYR:CE2	2.47	0.50
1:AA:122:G:O2'	1:AA:123:U:H5'	2.12	0.50
1:AA:506:G:C6	1:AA:507:C:C4	3.00	0.50
1:AA:558:G:C4	1:AA:559:A:H2	2.25	0.50
1:AA:715:A:H8	1:AA:715:A:O5'	1.95	0.50
1:AA:877:G:N3	8:AH:1:SER:N	2.59	0.50
1:AA:953:G:C2'	1:AA:954:G:H5'	2.42	0.50
1:AA:959:A:H5''	1:AA:960:U:OP2	2.11	0.50
1:AA:1191:A:OP1	3:AC:3:LYS:HD3	2.11	0.50
1:AA:1269:A:C2	1:AA:1312:G:N3	2.80	0.50
3:AC:194:VAL:O	3:AC:194:VAL:HG12	2.11	0.50
6:AF:3:HIS:H	6:AF:92:THR:HG21	1.71	0.50
10:AJ:17:LEU:HD21	10:AJ:96:VAL:CG2	2.41	0.50
10:AJ:53:ILE:HD11	14:AN:84:ARG:CZ	2.42	0.50
12:AL:7:VAL:HG22	17:AQ:30:HIS:HD2	1.77	0.50
13:AM:6:ILE:HD12	13:AM:6:ILE:N	2.27	0.50
14:AN:80:ARG:HG3	14:AN:81:ILE:N	2.27	0.50
15:AO:86:LEU:C	15:AO:86:LEU:HD23	2.32	0.50
22:BA:70:G:H2'	22:BA:113:U:O2'	2.12	0.50
22:BA:142:A:C2	22:BA:143:C:C2	3.00	0.50
22:BA:215:G:H4'	22:BA:216:A:OP1	2.11	0.50
22:BA:272:A:O2'	22:BA:273:G:P	2.69	0.50
22:BA:528:A:H8	22:BA:528:A:C3'	2.24	0.50
22:BA:855:G:C2	44:BW:23:LYS:HG2	2.46	0.50
22:BA:956:G:H4'	34:BM:82:MET:HE1	1.94	0.50

*Continued on next page...*

*Continued from previous page...*

Atom-1	Atom-2	Interatomic distance (Å)	Clash overlap (Å)
22:BA:1055:G:N3	22:BA:1055:G:H2'	2.26	0.50
22:BA:1098:A:H3'	22:BA:1099:G:C8	2.47	0.50
22:BA:1656:C:H5''	25:BD:141:ARG:CB	2.41	0.50
22:BA:1936:A:H2'	22:BA:1945:G:O6	2.12	0.50
22:BA:2563:U:O2	22:BA:2565:A:H8	1.94	0.50
22:BA:2659:G:P	28:BG:157:LYS:HE3	2.51	0.50
22:BA:2728:U:O2'	22:BA:2729:G:H5''	2.11	0.50
24:BC:103:ILE:HG23	24:BC:104:LEU:N	2.25	0.50
24:BC:257:ARG:NE	24:BC:269:ARG:HH22	2.06	0.50
25:BD:12:THR:CG2	25:BD:13:ARG:N	2.67	0.50
28:BG:84:LYS:CB	28:BG:132:LEU:H	2.25	0.50
30:BI:58:ILE:HG22	30:BI:60:VAL:HG23	1.92	0.50
33:BL:93:ASN:ND2	33:BL:94:THR:H	2.03	0.50
34:BM:36:VAL:HG12	34:BM:127:LYS:C	2.32	0.50
37:BP:103:THR:HG23	37:BP:103:THR:O	2.11	0.50
38:BQ:40:LYS:HB2	38:BQ:40:LYS:NZ	2.27	0.50
41:BT:26:LYS:O	41:BT:27:SER:CB	2.59	0.50
41:BT:50:LEU:HD23	46:BY:26:PHE:CE1	2.46	0.50
43:BV:6:ALA:HB1	43:BV:40:ILE:CG2	2.41	0.50
44:BW:16:GLU:CA	44:BW:16:GLU:OE2	2.60	0.50
44:BW:73:PRO:HG2	44:BW:76:ARG:HD2	1.91	0.50
46:BY:45:GLN:O	46:BY:46:VAL:CB	2.57	0.50
47:BZ:24:LEU:HG	47:BZ:24:LEU:O	2.11	0.50
1:CA:17:U:H4'	1:CA:1080:A:O4'	2.12	0.50
1:CA:140:U:O2	1:CA:183:C:N4	2.45	0.50
1:CA:177:G:C3'	1:CA:178:C:H5'	2.42	0.50
1:CA:182:A:H2	1:CA:194:C:N4	2.10	0.50
1:CA:350:G:C6	1:CA:351:G:C6	3.00	0.50
1:CA:470:C:N3	1:CA:471:U:C5	2.80	0.50
1:CA:525:C:H2'	1:CA:525:C:O2	2.10	0.50
1:CA:642:A:C8	8:CH:106:SER:HA	2.47	0.50
1:CA:671:G:N2	1:CA:736:C:C2	2.80	0.50
1:CA:740:U:H5'	15:CO:41:HIS:ND1	2.27	0.50
1:CA:756:C:C2'	1:CA:757:U:C5'	2.90	0.50
1:CA:796:C:OP1	11:CK:127:ARG:HB3	2.12	0.50
1:CA:821:G:O2'	1:CA:822:U:O4'	2.27	0.50
1:CA:936:C:O2'	1:CA:937:A:C8	2.46	0.50
1:CA:973:G:C6	1:CA:974:A:C6	3.00	0.50
1:CA:1050:G:O2'	1:CA:1051:C:C6	2.62	0.50
1:CA:1097:C:C2	1:CA:1098:C:C5	2.99	0.50
1:CA:1151:A:C5'	10:CJ:70:HIS:HE1	2.25	0.50

*Continued on next page...*

*Continued from previous page...*

Atom-1	Atom-2	Interatomic distance (Å)	Clash overlap (Å)
1:CA:1426:G:H2'	1:CA:1427:C:C6	2.47	0.50
1:CA:1471:U:H2'	1:CA:1472:U:H6	1.76	0.50
2:CB:110:ILE:HA	2:CB:113:LEU:HB3	1.94	0.50
3:CC:46:LEU:HD11	3:CC:86:LEU:CD1	2.42	0.50
4:CD:204:SER:OG	5:CE:105:ILE:HD11	2.11	0.50
10:CJ:33:GLY:O	10:CJ:35:GLN:N	2.40	0.50
12:CL:85:ARG:O	12:CL:86:VAL:HG22	2.11	0.50
13:CM:107:THR:O	13:CM:107:THR:HG22	2.11	0.50
14:CN:54:SER:O	14:CN:55:SER:HB2	2.12	0.50
17:CQ:18:LYS:CD	17:CQ:48:GLU:OE2	2.55	0.50
19:CS:79:TYR:CD1	19:CS:80:ARG:N	2.78	0.50
22:DA:5:A:C2	22:DA:2899:A:N3	2.80	0.50
22:DA:61:C:N3	22:DA:94:A:C2	2.80	0.50
22:DA:117:G:O4'	22:DA:126:A:C2	2.64	0.50
22:DA:118:A:C2	22:DA:178:G:H1'	2.40	0.50
22:DA:187:G:C2	22:DA:210:C:O2	2.65	0.50
22:DA:233:A:H2'	22:DA:234:U:C5	2.47	0.50
22:DA:514:A:N3	22:DA:581:C:O2'	2.29	0.50
22:DA:559:G:C5	22:DA:560:C:C5	3.00	0.50
22:DA:719:C:O5'	22:DA:719:C:H6	1.93	0.50
22:DA:786:C:O2'	22:DA:787:C:H5'	2.10	0.50
22:DA:936:A:C2	22:DA:937:C:C2	3.00	0.50
22:DA:972:A:N1	22:DA:973:A:N6	2.60	0.50
22:DA:1327:A:C2	22:DA:1328:A:H1'	2.47	0.50
22:DA:1408:G:H22	22:DA:1595:C:H1'	1.75	0.50
22:DA:1515:A:H5'	22:DA:1557:C:H5'	1.94	0.50
22:DA:1858:A:H62	22:DA:1884:G:H21	1.60	0.50
22:DA:2415:G:H4'	33:DL:66:PHE:CB	2.40	0.50
22:DA:2563:U:H1'	22:DA:2566:A:N6	2.27	0.50
22:DA:2721:A:C2	22:DA:2873:A:C5	2.99	0.50
22:DA:2738:A:H2'	22:DA:2739:U:O5'	2.12	0.50
23:DB:68:C:HO2'	23:DB:69:G:H5''	1.77	0.50
24:DC:68:ARG:HH12	24:DC:115:ILE:CD1	2.25	0.50
25:DD:56:LYS:HB3	25:DD:56:LYS:HZ3	1.77	0.50
25:DD:119:ALA:CB	25:DD:163:GLY:C	2.80	0.50
26:DE:52:VAL:CG1	26:DE:74:LYS:HD3	2.41	0.50
35:DN:28:LEU:CD1	35:DN:48:VAL:HG11	2.41	0.50
37:DP:78:PRO:HG2	37:DP:79:VAL:N	2.26	0.50
38:DQ:79:ILE:HA	38:DQ:82:LEU:CD1	2.34	0.50
39:DR:39:LEU:HB2	39:DR:49:ILE:CD1	2.42	0.50
42:DU:86:PHE:CG	42:DU:87:GLU:N	2.80	0.50

*Continued on next page...*

*Continued from previous page...*

Atom-1	Atom-2	Interatomic distance (Å)	Clash overlap (Å)
47:DZ:52:PHE:CD2	47:DZ:53:MET:HG2	2.47	0.50
1:AA:27:G:C5	1:AA:557:G:C2	3.00	0.50
1:AA:580:C:O2'	1:AA:581:G:H5'	2.12	0.50
1:AA:596:A:C6	1:AA:645:G:C2	3.00	0.50
1:AA:908:A:C2	1:AA:909:A:C4	3.00	0.50
1:AA:1052:U:C5'	1:AA:1053:G:OP2	2.60	0.50
1:AA:1083:U:C5'	1:AA:1086:U:H5	2.20	0.50
1:AA:1123:U:O3'	10:AJ:38:GLY:HA3	2.12	0.50
1:AA:1134:G:N1	1:AA:1141:C:C4	2.80	0.50
1:AA:1143:G:N3	1:AA:1144:G:C8	2.80	0.50
2:AB:79:VAL:O	2:AB:83:ALA:HB3	2.11	0.50
3:AC:156:LEU:N	3:AC:156:LEU:CD1	2.75	0.50
4:AD:52:VAL:HG22	4:AD:53:GLN:N	2.27	0.50
19:AS:62:THR:CG2	19:AS:63:ASP:N	2.75	0.50
20:AT:60:GLN:HE21	20:AT:65:LEU:CD2	2.25	0.50
22:BA:151:C:H2'	22:BA:152:A:C8	2.47	0.50
22:BA:273:G:O2'	22:BA:274:C:O5'	2.30	0.50
22:BA:511:U:H5	22:BA:512:G:C5	2.28	0.50
22:BA:571:U:C4	22:BA:2030:A:N1	2.80	0.50
22:BA:1206:G:O2'	22:BA:1207:C:H5'	2.11	0.50
22:BA:1247:A:C4	22:BA:1249:U:C5	2.99	0.50
22:BA:1356:G:C2	22:BA:1357:C:C2	3.00	0.50
22:BA:1850:G:C5	22:BA:1851:U:C4	3.00	0.50
22:BA:1856:U:O4	22:BA:1857:G:N1	2.45	0.50
22:BA:2077:A:O2'	22:BA:2078:C:H5'	2.11	0.50
22:BA:2134:A:N6	22:BA:2157:G:C6	2.80	0.50
22:BA:2495:G:O2'	22:BA:2496:C:H5'	2.12	0.50
22:BA:2704:C:H2'	22:BA:2704:C:O2	2.11	0.50
22:BA:2824:C:H2'	22:BA:2825:G:O5'	2.12	0.50
23:BB:92:C:H2'	23:BB:93:C:O5'	2.11	0.50
26:BE:5:LEU:O	26:BE:6:LYS:C	2.50	0.50
26:BE:91:ASP:OD2	26:BE:91:ASP:C	2.49	0.50
28:BG:36:LEU:N	28:BG:36:LEU:CD2	2.74	0.50
30:BI:21:PRO:HB2	30:BI:22:PRO:HD3	1.94	0.50
37:BP:92:ARG:HH11	37:BP:92:ARG:CB	2.25	0.50
39:BR:49:ILE:CD1	39:BR:53:PHE:H	2.24	0.50
41:BT:29:THR:HG22	41:BT:86:THR:CG2	2.20	0.50
43:BV:29:ILE:HG22	43:BV:90:ASP:HA	1.92	0.50
44:BW:49:ASN:O	44:BW:49:ASN:CG	2.50	0.50
51:B3:28:LEU:HD11	51:B3:40:LYS:HB3	1.93	0.50
1:CA:59:A:H2'	1:CA:59:A:N3	2.26	0.50

*Continued on next page...*

*Continued from previous page...*

Atom-1	Atom-2	Interatomic distance (Å)	Clash overlap (Å)
1:CA:378:G:C2	1:CA:386:C:O2	2.65	0.50
1:CA:502:A:OP1	12:CL:114:SER:HB2	2.12	0.50
1:CA:580:C:H2'	1:CA:581:G:C8	2.47	0.50
1:CA:663:A:N1	1:CA:743:A:C2	2.80	0.50
1:CA:674:G:C4'	18:CR:69:TYR:CE1	2.94	0.50
1:CA:821:G:C4	1:CA:822:U:C5	2.99	0.50
1:CA:944:G:H2'	1:CA:945:G:H5''	1.93	0.50
1:CA:1157:A:C6	1:CA:1180:A:C6	2.99	0.50
1:CA:1203:C:OP1	14:CN:1:ALA:HB3	2.11	0.50
1:CA:1442:G:H2'	1:CA:1443:C:C6	2.47	0.50
2:CB:66:ILE:O	2:CB:88:GLN:HB2	2.11	0.50
2:CB:159:ALA:HA	2:CB:180:ILE:CG2	2.40	0.50
3:CC:17:TRP:CZ2	14:CN:94:GLY:O	2.65	0.50
4:CD:128:VAL:O	4:CD:128:VAL:HG22	2.11	0.50
4:CD:191:SER:O	4:CD:192:ALA:HB2	2.08	0.50
7:CG:12:LEU:H	7:CG:12:LEU:CD1	2.25	0.50
8:CH:58:LEU:HD23	8:CH:58:LEU:C	2.32	0.50
12:CL:106:VAL:CG1	12:CL:109:ARG:HG2	2.42	0.50
13:CM:18:LEU:H	13:CM:18:LEU:CD1	2.25	0.50
13:CM:46:GLU:O	13:CM:47:LEU:HB2	2.12	0.50
13:CM:92:ARG:HD2	19:CS:79:TYR:OH	2.11	0.50
13:CM:100:ARG:NH1	13:CM:102:LYS:HE3	2.27	0.50
15:CO:63:ARG:HH22	22:DA:715:A:C5'	2.24	0.50
17:CQ:68:LYS:O	17:CQ:69:THR:CB	2.59	0.50
18:CR:72:ARG:HG3	18:CR:73:HIS:CE1	2.47	0.50
22:DA:9:G:C5	22:DA:2629:U:C5	2.99	0.50
22:DA:92:U:H2'	22:DA:93:G:O4'	2.11	0.50
22:DA:146:A:C2	22:DA:147:C:C2	3.00	0.50
22:DA:167:A:H2'	22:DA:168:G:O4'	2.12	0.50
22:DA:305:C:H1'	22:DA:313:G:N2	2.26	0.50
22:DA:529:A:C5	22:DA:2023:C:C4	3.00	0.50
22:DA:672:C:C6	22:DA:672:C:C3'	2.95	0.50
22:DA:833:A:H2'	22:DA:834:G:H8	1.76	0.50
22:DA:1091:G:O2'	22:DA:1092:C:H5'	2.12	0.50
22:DA:1206:G:C6	22:DA:1207:C:C4	3.00	0.50
22:DA:1252:G:H4'	22:DA:1253:A:OP1	2.10	0.50
22:DA:1665:A:H1'	32:DK:1:MET:CG	2.41	0.50
22:DA:1767:G:C4	22:DA:1768:C:H5	2.30	0.50
22:DA:1993:U:O2'	22:DA:1994:C:H5'	2.12	0.50
22:DA:2136:G:H2'	22:DA:2137:U:C6	2.47	0.50
22:DA:2185:U:H2'	22:DA:2186:G:C8	2.46	0.50

*Continued on next page...*

*Continued from previous page...*

Atom-1	Atom-2	Interatomic distance (Å)	Clash overlap (Å)
22:DA:2187:U:O5'	22:DA:2187:U:H6	1.94	0.50
22:DA:2190:G:C5'	22:DA:2191:A:OP2	2.53	0.50
22:DA:2311:A:H3'	22:DA:2312:U:C6	2.35	0.50
22:DA:2469:A:C6	22:DA:2482:A:C8	3.00	0.50
23:DB:42:C:H41	27:DF:87:LYS:HZ3	1.57	0.50
24:DC:188:ARG:HG2	24:DC:188:ARG:HH21	1.77	0.50
25:DD:111:GLY:HA3	25:DD:194:PRO:HG2	1.94	0.50
29:DH:37:VAL:HG23	29:DH:38:PRO:HD2	1.94	0.50
31:DJ:122:LEU:C	31:DJ:123:LYS:HD2	2.32	0.50
31:DJ:142:ILE:HD12	31:DJ:142:ILE:N	2.26	0.50
32:DK:34:GLY:H	32:DK:37:ASP:HB2	1.76	0.50
33:DL:85:VAL:O	33:DL:86:GLU:HB2	2.12	0.50
37:DP:13:LYS:HD3	37:DP:76:HIS:HA	1.94	0.50
37:DP:102:ARG:HG3	37:DP:107:ALA:HA	1.93	0.50
38:DQ:46:TYR:HA	38:DQ:49:ARG:HE	1.77	0.50
39:DR:75:VAL:HG12	39:DR:85:LYS:O	2.11	0.50
42:DU:33:VAL:O	42:DU:34:ILE:CG1	2.57	0.50
43:DV:23:ALA:O	43:DV:24:ASN:HB2	2.12	0.50
1:AA:6:G:O2'	1:AA:7:A:H8	1.94	0.49
1:AA:19:A:N3	1:AA:917:G:C2	2.80	0.49
1:AA:49:U:H5	1:AA:365:U:O4	1.95	0.49
1:AA:92:U:H2'	1:AA:93:U:C6	2.47	0.49
1:AA:355:C:O4'	1:AA:388:G:O2'	2.30	0.49
1:AA:462:G:C8	1:AA:463:U:C5	2.99	0.49
1:AA:463:U:O2'	1:AA:464:U:H5'	2.10	0.49
1:AA:597:G:H2'	1:AA:597:G:N3	2.27	0.49
1:AA:619:U:C2	4:AD:131:ILE:HD12	2.47	0.49
1:AA:637:C:O2'	1:AA:638:U:H5'	2.11	0.49
1:AA:1314:C:C2'	1:AA:1315:U:H5'	2.41	0.49
3:AC:137:VAL:HG11	3:AC:169:GLU:HB3	1.93	0.49
3:AC:156:LEU:CD1	3:AC:156:LEU:H	2.26	0.49
3:AC:166:TRP:HE3	3:AC:166:TRP:N	1.98	0.49
7:AG:27:ASN:OD1	7:AG:35:LYS:NZ	2.44	0.49
7:AG:80:GLY:C	7:AG:82:SER:H	2.14	0.49
9:AI:21:LYS:HD2	9:AI:21:LYS:C	2.32	0.49
9:AI:56:MET:HE2	9:AI:57:VAL:H	1.77	0.49
10:AJ:66:GLU:HB3	14:AN:98:ALA:HB2	1.93	0.49
17:AQ:18:LYS:HB3	17:AQ:47:ASP:HB2	1.93	0.49
17:AQ:54:ILE:C	17:AQ:54:ILE:CD1	2.77	0.49
20:AT:29:THR:HA	20:AT:32:LYS:CG	2.41	0.49
22:BA:357:C:C6	22:BA:358:U:C5	3.00	0.49

*Continued on next page...*



*Continued from previous page...*

Atom-1	Atom-2	Interatomic distance (Å)	Clash overlap (Å)
22:BA:729:G:H2'	22:BA:1775:U:H1'	1.94	0.49
22:BA:847:U:O2'	22:BA:848:C:H5'	2.12	0.49
22:BA:947:A:O2'	22:BA:984:A:H2	1.95	0.49
22:BA:1535:A:H4'	22:BA:1536:C:OP2	2.08	0.49
22:BA:1644:C:C2'	22:BA:1644:C:O2	2.60	0.49
22:BA:2435:A:C2'	22:BA:2436:G:O5'	2.60	0.49
22:BA:2680:U:P	25:BD:114:LYS:CE	2.90	0.49
23:BB:46:A:C5	23:BB:47:C:C5	3.00	0.49
24:BC:141:HIS:HE2	24:BC:193:GLU:C	2.15	0.49
24:BC:247:TRP:O	24:BC:249:VAL:N	2.44	0.49
24:BC:252:LYS:HZ2	24:BC:252:LYS:HA	1.77	0.49
25:BD:120:GLY:CA	25:BD:162:ALA:HB2	2.34	0.49
26:BE:127:GLU:N	26:BE:127:GLU:OE1	2.44	0.49
27:BF:174:PHE:CD1	27:BF:176:PHE:CE1	3.00	0.49
29:BH:31:VAL:CG1	29:BH:36:ALA:O	2.60	0.49
33:BL:93:ASN:O	33:BL:94:THR:HG22	2.11	0.49
35:BN:12:ARG:HG3	35:BN:12:ARG:NH2	2.16	0.49
36:BO:3:LYS:CG	36:BO:4:LYS:N	2.75	0.49
37:BP:50:ARG:HG2	37:BP:57:ALA:H	0.40	0.49
38:BQ:91:ARG:HD3	39:BR:11:GLN:CG	2.41	0.49
42:BU:80:ASP:O	42:BU:81:ARG:HB2	2.11	0.49
49:B1:8:ILE:CD1	49:B1:24:LYS:HG2	2.33	0.49
1:CA:8:A:H62	4:CD:205:LYS:HB2	1.76	0.49
1:CA:71:A:N3	1:CA:72:A:C8	2.80	0.49
1:CA:309:A:H5''	16:CP:29:ASN:O	2.12	0.49
1:CA:370:C:O2'	1:CA:371:A:H5'	2.12	0.49
1:CA:628:G:C2'	1:CA:629:A:H5'	2.42	0.49
1:CA:815:A:H4'	1:CA:817:C:C4	2.47	0.49
1:CA:855:U:OP2	1:CA:871:U:N3	2.44	0.49
1:CA:865:A:H5'	1:CA:1078:U:O4	2.12	0.49
1:CA:1244:G:C5	1:CA:1245:C:C4	3.00	0.49
2:CB:117:GLU:OE2	2:CB:151:LYS:HD3	2.12	0.49
3:CC:183:TYR:CD1	3:CC:200:TRP:CE2	3.00	0.49
4:CD:3:TYR:CE2	4:CD:5:GLY:N	2.80	0.49
4:CD:57:LYS:CB	4:CD:199:ILE:HB	2.39	0.49
11:CK:57:SER:O	11:CK:90:PRO:HB3	2.12	0.49
11:CK:74:LYS:CA	11:CK:78:ILE:HD11	2.37	0.49
13:CM:105:ALA:HB1	13:CM:109:LYS:HD3	1.94	0.49
14:CN:94:GLY:O	14:CN:95:LEU:C	2.50	0.49
16:CP:57:ILE:O	16:CP:61:VAL:HG23	2.11	0.49
22:DA:112:U:C4	22:DA:113:U:C2	3.00	0.49

*Continued on next page...*

*Continued from previous page...*

Atom-1	Atom-2	Interatomic distance (Å)	Clash overlap (Å)
22:DA:180:G:P	50:D2:35:ARG:HH12	2.35	0.49
22:DA:211:C:H2'	22:DA:212:G:O4'	2.12	0.49
22:DA:216:A:C4	22:DA:217:A:N7	2.80	0.49
22:DA:426:C:HO2'	22:DA:427:U:H5'	1.77	0.49
22:DA:504:A:C2	22:DA:1234:U:H4'	2.47	0.49
22:DA:532:A:H2'	38:DQ:27:ARG:NH1	2.26	0.49
22:DA:759:G:H8	22:DA:759:G:O5'	1.94	0.49
22:DA:831:G:O3'	33:DL:38:GLN:N	2.38	0.49
22:DA:1021:A:HO2'	22:DA:1022:G:P	2.35	0.49
22:DA:1080:A:C2	22:DA:1081:U:C4	3.00	0.49
22:DA:1223:G:N2	22:DA:1225:G:H3'	2.27	0.49
22:DA:1338:G:C2'	22:DA:1339:G:H5'	2.42	0.49
22:DA:1471:G:N1	22:DA:1521:G:H1'	2.27	0.49
22:DA:1654:A:C2	22:DA:1655:A:C8	2.99	0.49
22:DA:1765:U:H2'	22:DA:1766:G:C5'	2.42	0.49
22:DA:1863:G:H2'	22:DA:1864:U:O4'	2.12	0.49
22:DA:1884:G:H8	22:DA:1884:G:OP2	1.95	0.49
22:DA:2061:G:C4	22:DA:2063:C:N4	2.80	0.49
22:DA:2092:U:H5	22:DA:2226:C:OP2	1.95	0.49
22:DA:2306:C:C5	22:DA:2307:G:N2	2.80	0.49
22:DA:2349:G:OP1	51:D3:44:ARG:NH2	2.45	0.49
22:DA:2371:G:C2	22:DA:2372:U:C5	3.00	0.49
22:DA:2561:U:C2'	22:DA:2562:U:O5'	2.60	0.49
22:DA:2722:G:H4'	35:DN:3:HIS:O	2.11	0.49
22:DA:2823:A:C5	22:DA:2824:C:C6	3.00	0.49
23:DB:30:C:H2'	23:DB:30:C:O2	2.11	0.49
31:DJ:44:TYR:HB2	38:DQ:63:ARG:NE	2.27	0.49
31:DJ:120:ARG:O	31:DJ:123:LYS:NZ	2.44	0.49
35:DN:86:ARG:HB3	35:DN:117:ASP:OD1	2.12	0.49
35:DN:114:GLU:HG3	35:DN:118:ARG:HD3	1.94	0.49
36:DO:53:THR:HB	36:DO:65:THR:HG22	1.93	0.49
37:DP:31:VAL:HG12	37:DP:38:ARG:HG2	1.94	0.49
38:DQ:40:LYS:CD	38:DQ:44:TYR:CE2	2.90	0.49
49:D1:3:GLY:O	49:D1:4:ILE:HB	2.12	0.49
1:AA:224:U:C2'	1:AA:225:C:H5'	2.42	0.49
1:AA:429:U:H3'	4:AD:8:LEU:CD2	2.40	0.49
1:AA:1079:G:N2	1:AA:1080:A:C2	2.80	0.49
1:AA:1198:G:H2'	1:AA:1199:U:H6	1.77	0.49
1:AA:1202:U:C5	1:AA:1203:C:C5	3.00	0.49
1:AA:1437:A:O2'	1:AA:1438:G:H5'	2.11	0.49
5:AE:76:ASN:CB	5:AE:81:GLN:HG3	2.42	0.49

*Continued on next page...*

*Continued from previous page...*

Atom-1	Atom-2	Interatomic distance (Å)	Clash overlap (Å)
7:AG:26:VAL:HG23	7:AG:27:ASN:H	1.76	0.49
7:AG:146:ALA:C	7:AG:148:LYS:N	2.64	0.49
8:AH:15:ASN:O	8:AH:18:ALA:HB3	2.12	0.49
8:AH:85:TYR:O	8:AH:86:LYS:HD2	2.11	0.49
9:AI:26:LYS:C	9:AI:27:ILE:HD12	2.30	0.49
12:AL:113:ARG:HD2	12:AL:118:VAL:HG11	1.94	0.49
20:AT:33:LYS:CA	20:AT:33:LYS:CE	2.90	0.49
22:BA:31:C:H4'	22:BA:1238:G:H4'	1.94	0.49
22:BA:153:U:C2'	22:BA:154:U:H5'	2.41	0.49
22:BA:238:C:C6	22:BA:238:C:H3'	2.46	0.49
22:BA:451:U:C2	22:BA:453:A:N7	2.80	0.49
22:BA:616:A:H4'	26:BE:101:TYR:CE2	2.47	0.49
22:BA:864:G:C6	22:BA:865:C:N4	2.80	0.49
22:BA:987:C:H2'	22:BA:988:A:H5'	1.94	0.49
22:BA:1131:G:O2'	22:BA:2026:U:H5'	2.11	0.49
22:BA:1416:G:O2'	22:BA:1417:C:C6	2.59	0.49
22:BA:1643:G:C2'	22:BA:1644:C:O5'	2.60	0.49
22:BA:1739:A:H5''	22:BA:1739:A:C8	2.47	0.49
22:BA:1754:A:C6	22:BA:1755:A:C6	3.00	0.49
22:BA:1945:G:O2'	22:BA:1946:U:H5'	2.12	0.49
22:BA:2149:U:O2'	22:BA:2150:C:O5'	2.30	0.49
22:BA:2575:C:H2'	22:BA:2578:G:O6	2.12	0.49
22:BA:2756:U:H4'	22:BA:2757:A:O5'	2.12	0.49
24:BC:182:LYS:C	24:BC:183:VAL:HG23	2.33	0.49
26:BE:98:LYS:HE2	56:BE:301:HOH:O	2.11	0.49
28:BG:94:ARG:HG3	28:BG:127:GLN:OE1	2.12	0.49
32:BK:113:MET:O	32:BK:116:ILE:CD1	2.60	0.49
35:BN:65:LEU:HD12	35:BN:65:LEU:O	2.13	0.49
36:BO:81:ARG:O	36:BO:84:GLU:HB3	2.13	0.49
38:BQ:91:ARG:HD3	39:BR:11:GLN:HG3	1.94	0.49
38:BQ:97:ILE:CD1	38:BQ:105:PHE:HB2	2.42	0.49
39:BR:64:VAL:O	39:BR:65:ALA:HB3	2.12	0.49
44:BW:24:ARG:HD2	44:BW:25:PHE:CA	2.42	0.49
1:CA:72:A:C5	1:CA:73:C:C4	3.00	0.49
1:CA:259:G:P	20:CT:35:TYR:HH	2.35	0.49
1:CA:770:C:O2'	1:CA:899:C:N3	2.45	0.49
1:CA:961:U:O4	1:CA:983:A:C6	2.65	0.49
1:CA:1082:A:P	5:CE:22:LYS:HE3	2.52	0.49
2:CB:159:ALA:C	2:CB:160:LEU:HD12	2.32	0.49
3:CC:122:GLN:O	3:CC:127:VAL:HG13	2.12	0.49
6:CF:9:MET:O	6:CF:85:ILE:HG13	2.11	0.49

*Continued on next page...*

*Continued from previous page...*

Atom-1	Atom-2	Interatomic distance (Å)	Clash overlap (Å)
7:CG:37:THR:O	7:CG:41:ILE:HG13	2.13	0.49
8:CH:12:ARG:HD3	8:CH:26:MET:HE2	1.95	0.49
8:CH:78:SER:HB2	8:CH:124:ILE:O	2.12	0.49
8:CH:92:PRO:HG3	8:CH:127:TYR:OH	2.12	0.49
9:CI:94:ARG:HH11	9:CI:94:ARG:HG3	1.77	0.49
10:CJ:53:ILE:HD11	14:CN:84:ARG:CZ	2.42	0.49
12:CL:2:THR:HG22	12:CL:4:ASN:H	1.77	0.49
18:CR:64:LEU:O	18:CR:66:LEU:HD23	2.12	0.49
22:DA:85:G:HO2'	22:DA:86:G:H5''	1.76	0.49
22:DA:156:A:C2	22:DA:157:C:C2	3.00	0.49
22:DA:170:U:C2	22:DA:171:U:C5	3.00	0.49
22:DA:288:U:H2'	22:DA:289:G:O4'	2.12	0.49
22:DA:352:A:H3'	22:DA:353:C:C4'	2.42	0.49
22:DA:674:G:O3'	26:DE:60:TRP:CH2	2.64	0.49
22:DA:851:C:H4'	47:DZ:46:MET:HG2	1.93	0.49
22:DA:1059:G:N3	30:DI:131:THR:HG22	2.27	0.49
22:DA:1062:G:OP1	22:DA:1070:A:C4'	2.60	0.49
22:DA:1139:G:H5'	31:DJ:104:ALA:HB1	1.93	0.49
22:DA:1343:G:C2'	22:DA:1344:U:C5	2.91	0.49
22:DA:1358:G:N2	22:DA:1374:G:C6	2.80	0.49
22:DA:1485:U:O2'	22:DA:1486:U:H5'	2.11	0.49
22:DA:1490:A:H8	24:DC:73:ILE:CD1	2.26	0.49
22:DA:1667:G:P	32:DK:6:THR:HA	2.52	0.49
22:DA:1788:C:C2'	22:DA:1789:A:H5'	2.41	0.49
22:DA:1814:G:C6	22:DA:1815:A:C6	3.00	0.49
22:DA:1991:U:C6	22:DA:1991:U:C4'	2.95	0.49
22:DA:2021:C:H4'	22:DA:2022:U:OP2	2.11	0.49
22:DA:2210:U:C4'	22:DA:2211:A:H5'	2.43	0.49
22:DA:2682:A:N6	22:DA:2728:U:H1'	2.05	0.49
22:DA:2714:G:O5'	22:DA:2714:G:C8	2.63	0.49
22:DA:2823:A:C2'	22:DA:2824:C:H5'	2.42	0.49
22:DA:2834:G:C1'	22:DA:2879:A:H61	2.25	0.49
24:DC:23:LEU:HD12	24:DC:80:LEU:HB2	1.94	0.49
24:DC:229:HIS:CG	24:DC:230:PRO:HD2	2.47	0.49
25:DD:24:VAL:HG23	25:DD:190:LYS:CA	2.42	0.49
26:DE:73:ILE:HG13	26:DE:78:TRP:NE1	2.25	0.49
26:DE:195:GLN:O	26:DE:199:MET:HB2	2.12	0.49
27:DF:12:VAL:O	27:DF:16:MET:HB2	2.12	0.49
33:DL:93:ASN:O	33:DL:95:LEU:N	2.44	0.49
40:DS:57:ASN:O	40:DS:61:ASN:HB2	2.11	0.49
47:DZ:28:LEU:N	47:DZ:28:LEU:CD2	2.75	0.49

*Continued on next page...*

*Continued from previous page...*

Atom-1	Atom-2	Interatomic distance (Å)	Clash overlap (Å)
52:D4:7:VAL:HG21	52:D4:25:VAL:HG23	1.93	0.49
1:AA:5:U:OP1	1:AA:5:U:H3'	2.12	0.49
1:AA:87:C:O2'	1:AA:88:U:O5'	2.30	0.49
1:AA:212:G:C2	1:AA:213:G:C5	3.00	0.49
1:AA:263:A:P	20:AT:73:ARG:NH1	2.85	0.49
1:AA:303:A:H2'	1:AA:304:U:O4'	2.12	0.49
1:AA:437:U:H4'	4:AD:153:ARG:HH22	1.78	0.49
1:AA:528:C:H6	1:AA:528:C:C5'	2.24	0.49
1:AA:868:C:N4	1:AA:869:G:C2	2.80	0.49
1:AA:972:C:O5'	10:AJ:59:LYS:HG2	2.11	0.49
1:AA:1240:U:H3'	1:AA:1241:G:C5'	2.41	0.49
1:AA:1343:G:O3'	9:AI:123:ARG:HB3	2.12	0.49
4:AD:2:ARG:C	4:AD:4:LEU:HD13	2.33	0.49
10:AJ:92:LEU:O	10:AJ:93:ALA:HB3	2.11	0.49
11:AK:85:VAL:CG1	11:AK:92:ARG:NH1	2.75	0.49
17:AQ:49:ASN:O	17:AQ:50:ASN:C	2.50	0.49
22:BA:250:G:C6	22:BA:251:A:C6	3.00	0.49
22:BA:1059:G:C2	22:BA:1080:A:C4	3.00	0.49
22:BA:1856:U:C4	22:BA:1857:G:C6	3.01	0.49
22:BA:2861:U:O2'	22:BA:2862:G:H5'	2.12	0.49
25:BD:182:ALA:O	25:BD:183:GLU:C	2.50	0.49
31:BJ:30:THR:HG22	31:BJ:31:GLU:N	2.27	0.49
34:BM:50:ARG:O	34:BM:53:MET:HB3	2.13	0.49
37:BP:103:THR:O	37:BP:104:GLY:O	2.30	0.49
38:BQ:60:TRP:CH2	38:BQ:93:ILE:HB	2.47	0.49
42:BU:12:VAL:HA	42:BU:69:VAL:HG12	1.94	0.49
1:CA:106:C:H2'	1:CA:107:G:O4'	2.13	0.49
1:CA:227:G:N2	16:CP:64:GLY:HA3	2.27	0.49
1:CA:274:A:H4'	1:CA:275:G:O5'	2.12	0.49
1:CA:436:C:H2'	1:CA:437:U:C6	2.47	0.49
1:CA:525:C:C2'	1:CA:526:C:H5'	2.41	0.49
1:CA:545:C:C2'	1:CA:546:A:H5'	2.41	0.49
1:CA:704:A:O2'	1:CA:705:G:O4'	2.30	0.49
1:CA:984:C:O2'	1:CA:985:C:C6	2.65	0.49
1:CA:1081:A:H2'	1:CA:1082:A:O4'	2.12	0.49
1:CA:1175:G:H2'	1:CA:1176:A:C8	2.47	0.49
1:CA:1225:A:N3	1:CA:1225:A:C2'	2.74	0.49
1:CA:1370:G:C5'	9:CI:110:VAL:HG21	2.42	0.49
1:CA:1434:A:N6	1:CA:1435:G:C6	2.79	0.49
1:CA:1458:G:H4'	20:CT:22:SER:HB2	1.93	0.49
6:CF:54:LEU:HD12	6:CF:56:LYS:N	2.28	0.49

*Continued on next page...*

*Continued from previous page...*

Atom-1	Atom-2	Interatomic distance (Å)	Clash overlap (Å)
9:CI:59:LYS:CE	9:CI:60:LEU:HG	2.40	0.49
10:CJ:32:THR:HG23	10:CJ:83:THR:OG1	2.12	0.49
11:CK:123:PRO:O	21:CU:34:ARG:N	2.44	0.49
17:CQ:11:VAL:HG22	17:CQ:58:VAL:CG1	2.42	0.49
21:CU:9:GLU:HB3	21:CU:10:PRO:HD3	1.89	0.49
21:CU:28:LEU:HD23	21:CU:28:LEU:C	2.32	0.49
22:DA:177:G:N2	22:DA:177:G:OP2	2.30	0.49
22:DA:302:C:O2'	22:DA:303:G:C5'	2.59	0.49
22:DA:655:A:H4'	22:DA:656:G:O5'	2.12	0.49
22:DA:834:G:H5'	51:D3:56:LEU:HD11	1.94	0.49
22:DA:856:G:C1'	44:DW:23:LYS:HB3	2.43	0.49
22:DA:910:A:C2	34:DM:13:HIS:CE1	3.00	0.49
22:DA:1064:C:OP1	30:DI:88:GLY:HA3	2.11	0.49
22:DA:1245:G:H4'	26:DE:33:VAL:CG1	2.35	0.49
22:DA:1363:C:N4	22:DA:1368:G:H1	2.10	0.49
22:DA:1560:G:N3	22:DA:1560:G:H2'	2.27	0.49
22:DA:1665:A:O2'	22:DA:1666:G:H5'	2.12	0.49
22:DA:1667:G:O2'	22:DA:1668:A:P	2.70	0.49
22:DA:1667:G:OP1	32:DK:6:THR:HA	2.11	0.49
22:DA:1809:A:N3	22:DA:1810:A:C8	2.80	0.49
22:DA:1916:A:H2'	22:DA:1917:U:C6	2.47	0.49
22:DA:2061:G:N3	22:DA:2063:C:C4	2.80	0.49
22:DA:2092:U:C5	22:DA:2225:A:O2'	2.63	0.49
22:DA:2135:A:C8	22:DA:2135:A:OP2	2.65	0.49
22:DA:2320:U:H1'	22:DA:2333:A:H62	1.78	0.49
22:DA:2356:U:H4'	44:DW:16:GLU:CG	2.38	0.49
22:DA:2372:U:H1'	49:D1:45:HIS:CE1	2.47	0.49
22:DA:2438:U:O2'	22:DA:2440:C:OP1	2.30	0.49
23:DB:57:A:C6	27:DF:25:MET:CG	2.95	0.49
24:DC:93:VAL:HG12	24:DC:101:ARG:O	2.12	0.49
27:DF:11:VAL:C	27:DF:13:LYS:H	2.15	0.49
27:DF:129:MET:HE1	27:DF:174:PHE:CE1	2.47	0.49
29:DH:9:VAL:CG1	29:DH:10:ALA:H	2.24	0.49
29:DH:49:ALA:O	29:DH:53:GLU:N	2.46	0.49
34:DM:17:ASN:CB	34:DM:38:ARG:HH12	2.25	0.49
35:DN:81:ASN:O	35:DN:82:GLU:HB2	2.11	0.49
36:DO:62:LEU:HD11	36:DO:65:THR:CG2	2.41	0.49
51:D3:2:LYS:O	51:D3:3:ILE:O	2.30	0.49
1:AA:121:U:H5''	1:AA:121:U:C6	2.43	0.49
1:AA:203:G:C2	1:AA:215:C:N3	2.80	0.49
1:AA:519:C:H2'	1:AA:520:A:C8	2.48	0.49

*Continued on next page...*

*Continued from previous page...*

Atom-1	Atom-2	Interatomic distance (Å)	Clash overlap (Å)
1:AA:587:G:C2	1:AA:755:G:C6	3.00	0.49
1:AA:1391:U:H2'	1:AA:1392:G:C8	2.47	0.49
2:AB:69:VAL:CG2	2:AB:160:LEU:HD11	2.43	0.49
2:AB:161:PHE:HA	2:AB:183:PHE:O	2.12	0.49
2:AB:187:ASP:OD1	2:AB:188:THR:N	2.45	0.49
3:AC:82:ASP:O	3:AC:86:LEU:HG	2.12	0.49
9:AI:8:THR:O	9:AI:81:GLY:CA	2.61	0.49
9:AI:129:ARG:HA	9:AI:129:ARG:HH11	1.76	0.49
16:AP:40:ASN:OD1	16:AP:42:ILE:N	2.41	0.49
22:BA:103:A:H2'	22:BA:104:A:O4'	2.12	0.49
22:BA:623:C:H2'	22:BA:624:C:H6	1.77	0.49
22:BA:734:A:C5	22:BA:735:A:N7	2.80	0.49
22:BA:839:U:H1'	22:BA:1191:G:H1'	1.93	0.49
22:BA:988:A:H2'	22:BA:989:G:O5'	2.12	0.49
22:BA:996:A:O3'	38:BQ:91:ARG:HG2	2.11	0.49
22:BA:1305:C:H2'	22:BA:1305:C:O2	2.11	0.49
22:BA:1406:U:O2'	22:BA:1407:G:O5'	2.31	0.49
22:BA:1585:C:C3'	22:BA:1586:A:H5'	2.35	0.49
22:BA:2033:A:OP1	56:BA:3480:HOH:O	2.20	0.49
22:BA:2307:G:N2	22:BA:2311:A:C8	2.81	0.49
22:BA:2523:G:O2'	22:BA:2524:G:H5'	2.13	0.49
25:BD:104:VAL:HG13	25:BD:106:LYS:CD	2.41	0.49
26:BE:134:LEU:HD11	26:BE:138:LEU:HD11	1.93	0.49
26:BE:149:ILE:HD12	26:BE:175:ILE:HB	1.95	0.49
30:BI:27:LEU:HD12	30:BI:27:LEU:C	2.33	0.49
32:BK:18:ARG:H	32:BK:45:GLU:CB	2.13	0.49
34:BM:132:THR:CG2	34:BM:133:LYS:H	2.20	0.49
36:BO:2:ASP:O	36:BO:3:LYS:HB3	2.12	0.49
36:BO:30:ARG:HG2	36:BO:31:THR:N	2.27	0.49
36:BO:79:ALA:HA	36:BO:115:LEU:HD22	1.94	0.49
37:BP:80:VAL:CG1	37:BP:81:ASP:N	2.67	0.49
38:BQ:49:ARG:HG3	38:BQ:49:ARG:NH1	2.27	0.49
42:BU:48:VAL:O	42:BU:53:GLN:CB	2.61	0.49
44:BW:40:ARG:HH11	44:BW:45:HIS:CE1	2.30	0.49
44:BW:51:GLY:O	44:BW:52:CYS:O	2.31	0.49
46:BY:18:LEU:HD13	46:BY:22:LEU:HB2	1.94	0.49
49:B1:33:LEU:HB3	49:B1:51:ALA:HB3	1.91	0.49
1:CA:58:C:H2'	1:CA:59:A:O5'	2.13	0.49
1:CA:130:A:N6	1:CA:234:C:O4'	2.45	0.49
1:CA:487:A:H2'	1:CA:488:C:O4'	2.12	0.49
1:CA:971:G:C2'	1:CA:1365:G:O2'	2.58	0.49

*Continued on next page...*

*Continued from previous page...*

Atom-1	Atom-2	Interatomic distance (Å)	Clash overlap (Å)
1:CA:980:C:O2	14:CN:58:ARG:HA	2.13	0.49
3:CC:191:THR:HB	3:CC:192:TYR:CE1	2.47	0.49
8:CH:31:LEU:O	8:CH:35:ILE:HG13	2.12	0.49
11:CK:74:LYS:HG3	11:CK:78:ILE:HD11	1.92	0.49
12:CL:85:ARG:HH12	12:CL:87:LYS:HA	1.77	0.49
14:CN:61:ASN:ND2	14:CN:72:PHE:CE1	2.80	0.49
15:CO:52:ARG:O	15:CO:55:LEU:HB3	2.13	0.49
20:CT:67:HIS:HB3	20:CT:68:LYS:HD2	1.94	0.49
21:CU:31:VAL:O	21:CU:32:ARG:C	2.51	0.49
22:DA:74:A:H4'	22:DA:75:G:O5'	2.13	0.49
22:DA:342:A:H2'	22:DA:343:C:O5'	2.12	0.49
22:DA:379:G:C4	22:DA:396:G:N1	2.80	0.49
22:DA:536:G:C2'	22:DA:537:G:H5'	2.42	0.49
22:DA:565:C:H4'	22:DA:1253:A:N6	2.27	0.49
22:DA:791:C:C4	22:DA:794:A:O4'	2.65	0.49
22:DA:1200:C:C2'	22:DA:1201:U:H5'	2.42	0.49
22:DA:1211:C:H4'	22:DA:1212:G:OP2	2.13	0.49
22:DA:1277:G:N3	35:DN:23:ASN:HB3	2.27	0.49
22:DA:1359:A:H2'	22:DA:1359:A:N3	2.27	0.49
22:DA:1427:A:H4'	22:DA:1428:C:O5'	2.12	0.49
22:DA:1522:A:H1'	22:DA:1524:G:C4	2.48	0.49
22:DA:1654:A:O2'	22:DA:1655:A:O5'	2.29	0.49
22:DA:2285:C:OP2	49:D1:5:ARG:HD3	2.12	0.49
22:DA:2406:A:C2	33:DL:69:ARG:NH2	2.80	0.49
22:DA:2729:G:H5''	25:DD:190:LYS:HZ1	1.76	0.49
22:DA:2741:A:H2'	22:DA:2742:G:O4'	2.11	0.49
22:DA:2788:C:O2'	22:DA:2809:A:N3	2.37	0.49
22:DA:2875:C:O2'	22:DA:2876:G:O5'	2.31	0.49
22:DA:2876:G:O2'	22:DA:2877:G:C5'	2.61	0.49
26:DE:132:LYS:O	26:DE:132:LYS:HG2	2.13	0.49
29:DH:32:PRO:HA	45:DX:38:TRP:HD1	1.77	0.49
31:DJ:45:THR:O	31:DJ:46:PRO:C	2.51	0.49
35:DN:100:CYS:O	48:D0:41:HIS:CD2	2.66	0.49
40:DS:44:ALA:O	40:DS:48:LYS:CB	2.60	0.49
42:DU:3:LYS:HD3	42:DU:82:VAL:CG2	2.42	0.49
1:AA:8:A:N6	4:AD:201:GLU:O	2.45	0.49
1:AA:55:A:C5	1:AA:56:U:C5	2.99	0.49
1:AA:262:A:C6	1:AA:263:A:C6	3.00	0.49
1:AA:344:A:H4'	1:AA:345:C:OP2	2.11	0.49
1:AA:958:A:C6	1:AA:959:A:N1	2.80	0.49
1:AA:1055:A:C6	1:AA:1206:G:C5	3.00	0.49

*Continued on next page...*



*Continued from previous page...*

Atom-1	Atom-2	Interatomic distance (Å)	Clash overlap (Å)
1:AA:1338:G:H2'	1:AA:1339:A:H8	1.72	0.49
1:AA:1457:G:O3'	20:AT:26:MET:HB3	2.13	0.49
2:AB:22:TRP:O	2:AB:22:TRP:CD1	2.65	0.49
2:AB:49:PHE:CD1	2:AB:49:PHE:C	2.86	0.49
4:AD:7:LYS:NZ	4:AD:21:LYS:HG3	2.27	0.49
8:AH:88:LYS:HA	8:AH:91:LEU:CG	2.42	0.49
11:AK:109:ILE:HB	21:AU:5:VAL:CG2	2.42	0.49
12:AL:49:ARG:N	12:AL:49:ARG:HD3	2.28	0.49
13:AM:106:ARG:NH1	13:AM:109:LYS:HD3	2.25	0.49
14:AN:92:ILE:HG22	14:AN:95:LEU:HB3	1.94	0.49
20:AT:8:LYS:C	20:AT:11:ILE:HG23	2.32	0.49
22:BA:137:U:C4	22:BA:142:A:N6	2.72	0.49
22:BA:928:A:C2'	22:BA:929:U:H5'	2.42	0.49
22:BA:1438:U:H3'	56:BA:3629:HOH:O	2.12	0.49
22:BA:1507:C:C4	22:BA:1508:A:C2	3.00	0.49
22:BA:1678:A:H2'	22:BA:1679:A:H5'	1.94	0.49
22:BA:2373:G:H2'	22:BA:2374:C:H6	1.74	0.49
22:BA:2385:C:O2'	22:BA:2386:A:H5'	2.12	0.49
22:BA:2656:U:C4	22:BA:2664:G:N2	2.79	0.49
22:BA:2681:C:C2	22:BA:2724:U:O4	2.66	0.49
25:BD:9:VAL:CG2	25:BD:10:GLY:N	2.75	0.49
26:BE:75:SER:OG	26:BE:77:ILE:HG23	2.13	0.49
26:BE:108:ILE:CD1	26:BE:180:LEU:CD1	2.91	0.49
32:BK:51:LYS:CE	32:BK:51:LYS:O	2.61	0.49
1:CA:61:G:H5''	1:CA:61:G:H8	1.76	0.49
1:CA:155:A:C5	1:CA:156:C:C5	3.01	0.49
1:CA:279:A:H5''	1:CA:280:C:C3'	2.32	0.49
1:CA:367:U:OP1	1:CA:395:C:H1'	2.13	0.49
1:CA:431:A:C2	1:CA:432:A:H1'	2.47	0.49
1:CA:683:G:H2'	1:CA:684:U:O4'	2.13	0.49
1:CA:784:A:H2'	1:CA:785:G:C8	2.47	0.49
1:CA:855:U:C5	1:CA:871:U:O4	2.60	0.49
3:CC:42:LEU:CD1	3:CC:86:LEU:HD22	2.42	0.49
5:CE:103:GLY:HA3	5:CE:121:ASN:CA	2.36	0.49
12:CL:41:PRO:HG2	12:CL:45:ASN:O	2.12	0.49
12:CL:85:ARG:O	12:CL:86:VAL:CG2	2.60	0.49
14:CN:63:CYS:HB2	14:CN:79:SER:OG	2.12	0.49
19:CS:32:THR:O	19:CS:32:THR:HG23	2.12	0.49
22:DA:241:A:N1	22:DA:255:A:H5'	2.27	0.49
22:DA:340:A:H2'	22:DA:341:C:C5'	2.40	0.49
22:DA:352:A:C3'	22:DA:353:C:C4'	2.90	0.49

*Continued on next page...*

*Continued from previous page...*

Atom-1	Atom-2	Interatomic distance (Å)	Clash overlap (Å)
22:DA:356:G:C2	22:DA:357:C:C2	3.00	0.49
22:DA:449:A:C5	22:DA:450:G:C8	3.00	0.49
22:DA:453:A:N3	22:DA:457:A:O2'	2.46	0.49
22:DA:627:A:O4'	22:DA:637:A:N6	2.45	0.49
22:DA:638:G:H2'	22:DA:639:U:C5	2.47	0.49
22:DA:644:A:C2'	22:DA:645:C:H5''	2.42	0.49
22:DA:873:C:C4'	34:DM:64:TRP:HE1	2.19	0.49
22:DA:950:G:H2'	22:DA:951:C:O4'	2.13	0.49
22:DA:1063:G:C5	22:DA:1064:C:N4	2.80	0.49
22:DA:1346:G:O2'	22:DA:1347:A:O5'	2.30	0.49
22:DA:1361:G:H2'	22:DA:1362:C:H5'	1.86	0.49
22:DA:1700:A:C2'	22:DA:1701:A:C5'	2.81	0.49
22:DA:1754:A:C6	22:DA:1755:A:C5	3.01	0.49
22:DA:2507:C:H1'	22:DA:2583:G:C2	2.47	0.49
24:DC:110:LYS:HB3	24:DC:113:ASP:CG	2.32	0.49
26:DE:37:ALA:HA	26:DE:40:ARG:HB3	1.92	0.49
26:DE:63:LYS:HA	26:DE:63:LYS:CE	2.42	0.49
26:DE:162:ARG:O	26:DE:164:LEU:N	2.46	0.49
27:DF:1:ALA:HA	27:DF:97:GLU:HB2	1.94	0.49
32:DK:59:LYS:HG2	32:DK:89:ASN:HA	1.95	0.49
36:DO:24:THR:O	36:DO:90:VAL:HB	2.12	0.49
40:DS:89:ALA:O	40:DS:90:LYS:HB2	2.12	0.49
45:DX:20:ALA:O	45:DX:21:LEU:CB	2.57	0.49
46:DY:49:ASP:HA	46:DY:52:ARG:CD	2.42	0.49
1:AA:37:U:O2'	1:AA:38:G:H5'	2.13	0.49
1:AA:148:G:N2	1:AA:175:C:O2	2.46	0.49
1:AA:175:C:C2'	1:AA:176:C:H5'	2.43	0.49
1:AA:300:A:H1'	1:AA:565:U:O2	2.12	0.49
1:AA:562:U:C4	1:AA:884:U:C6	3.01	0.49
1:AA:953:G:C2	1:AA:954:G:H1'	2.47	0.49
1:AA:983:A:C2'	1:AA:983:A:N3	2.75	0.49
1:AA:1082:A:O2'	1:AA:1083:U:H5'	2.13	0.49
1:AA:1101:A:N7	2:AB:170:ILE:CG2	2.76	0.49
1:AA:1157:A:C6	1:AA:1180:A:C6	3.00	0.49
2:AB:143:LEU:HD23	2:AB:143:LEU:H	1.77	0.49
4:AD:113:ALA:O	4:AD:116:LEU:HB2	2.13	0.49
7:AG:22:LEU:HD11	7:AG:46:LEU:HD22	1.94	0.49
7:AG:22:LEU:HD23	7:AG:25:PHE:HD2	1.78	0.49
7:AG:145:GLU:HA	7:AG:148:LYS:HD2	1.94	0.49
10:AJ:80:THR:O	10:AJ:82:LYS:N	2.45	0.49
11:AK:126:ARG:H	21:AU:33:ARG:HH22	1.55	0.49

*Continued on next page...*

*Continued from previous page...*

Atom-1	Atom-2	Interatomic distance (Å)	Clash overlap (Å)
17:AQ:16:MET:CG	17:AQ:20:ILE:HD13	2.42	0.49
22:BA:332:A:C5	22:BA:335:C:C4	3.00	0.49
22:BA:416:U:C4	22:BA:417:C:C4	3.01	0.49
22:BA:528:A:H3'	22:BA:528:A:C8	2.47	0.49
22:BA:536:G:H2'	22:BA:537:G:O5'	2.13	0.49
22:BA:699:A:H1'	22:BA:1634:A:H2'	1.95	0.49
22:BA:1079:C:N4	22:BA:1088:A:H2	2.10	0.49
22:BA:1257:C:C5'	26:BE:78:TRP:CZ3	2.95	0.49
22:BA:1520:U:H2'	22:BA:1521:G:O5'	2.12	0.49
22:BA:1577:C:H2'	22:BA:1578:U:C1'	2.43	0.49
22:BA:1650:A:H2'	22:BA:1651:G:H5''	1.93	0.49
22:BA:1786:A:C4	22:BA:1938:A:C6	3.00	0.49
22:BA:2846:G:H2'	22:BA:2847:U:O4'	2.12	0.49
24:BC:229:HIS:CD2	24:BC:230:PRO:HD2	2.47	0.49
26:BE:119:ILE:CD1	26:BE:187:VAL:HG22	2.42	0.49
29:BH:5:LEU:O	29:BH:16:GLY:HA2	2.13	0.49
29:BH:41:LYS:CA	29:BH:44:ILE:HG12	2.35	0.49
30:BI:90:GLY:O	30:BI:92:PRO:HD3	2.12	0.49
33:BL:79:LEU:HD13	33:BL:116:VAL:HG12	1.94	0.49
46:BY:9:LYS:HB3	46:BY:12:GLU:HG3	1.95	0.49
1:CA:78:A:C6	1:CA:79:G:C6	3.00	0.49
1:CA:861:G:H2'	1:CA:862:C:H6	1.77	0.49
1:CA:908:A:H2'	1:CA:909:A:C8	2.47	0.49
1:CA:1084:G:C4	1:CA:1085:U:C5	3.01	0.49
1:CA:1086:U:H6	1:CA:1086:U:C5'	2.26	0.49
1:CA:1138:G:H2'	1:CA:1139:G:OP1	2.13	0.49
1:CA:1356:G:H2'	1:CA:1357:A:C8	2.47	0.49
3:CC:152:VAL:HG23	3:CC:156:LEU:CD2	2.39	0.49
5:CE:79:THR:OG1	5:CE:121:ASN:ND2	2.46	0.49
9:CI:10:ARG:O	9:CI:11:ARG:CB	2.61	0.49
13:CM:13:HIS:CD2	13:CM:16:ILE:HD13	2.47	0.49
16:CP:77:GLU:C	16:CP:79:ASN:H	2.16	0.49
18:CR:39:VAL:CG1	18:CR:40:PRO:CD	2.89	0.49
22:DA:71:A:H3'	22:DA:71:A:OP2	2.13	0.49
22:DA:77:G:O2'	22:DA:78:U:O5'	2.30	0.49
22:DA:79:C:O2'	22:DA:346:A:H1'	2.12	0.49
22:DA:271:G:C2	22:DA:272:A:C6	3.00	0.49
22:DA:320:A:C2'	26:DE:131:THR:OG1	2.51	0.49
22:DA:475:C:C6	22:DA:476:G:N7	2.81	0.49
22:DA:477:A:O2'	22:DA:478:A:O5'	2.30	0.49
22:DA:558:U:OP1	31:DJ:113:PRO:HD2	2.12	0.49

*Continued on next page...*

*Continued from previous page...*

Atom-1	Atom-2	Interatomic distance (Å)	Clash overlap (Å)
22:DA:1006:C:O5'	22:DA:1006:C:H6	1.95	0.49
22:DA:1122:G:N3	22:DA:1122:G:H2'	2.27	0.49
22:DA:1404:C:O2'	22:DA:1405:U:H5'	2.13	0.49
22:DA:1416:G:N1	22:DA:1417:C:C4	2.81	0.49
22:DA:1569:A:C2	22:DA:1570:A:N3	2.81	0.49
22:DA:1611:C:O2'	22:DA:1612:C:C5'	2.60	0.49
22:DA:1723:G:O2'	22:DA:1724:G:H5'	2.13	0.49
22:DA:1975:G:C2	22:DA:1976:U:C6	3.01	0.49
22:DA:2581:G:C6	22:DA:2610:C:C2	2.99	0.49
22:DA:2616:C:HO2'	22:DA:2617:U:H6	1.59	0.49
22:DA:2651:C:O2'	22:DA:2652:C:H5'	2.12	0.49
24:DC:75:ALA:HB1	24:DC:93:VAL:HG22	1.94	0.49
24:DC:169:ALA:O	24:DC:185:ALA:HB3	2.12	0.49
25:DD:38:LYS:HB3	25:DD:38:LYS:NZ	2.28	0.49
26:DE:196:VAL:HG13	26:DE:200:LEU:HD23	1.94	0.49
27:DF:136:ILE:O	27:DF:137:PHE:O	2.30	0.49
29:DH:25:TYR:O	29:DH:30:LEU:HG	2.12	0.49
30:DI:77:VAL:HB	30:DI:80:LYS:CE	2.42	0.49
33:DL:48:ARG:HG3	33:DL:48:ARG:NH1	2.28	0.49
37:DP:9:GLN:C	37:DP:11:GLN:H	2.15	0.49
42:DU:4:ILE:HD13	42:DU:69:VAL:HG12	1.95	0.49
44:DW:24:ARG:O	44:DW:25:PHE:CB	2.61	0.49
46:DY:18:LEU:HD13	46:DY:22:LEU:HD13	1.95	0.49
46:DY:18:LEU:C	46:DY:19:LEU:HD12	2.33	0.49
48:D0:3:GLN:NE2	48:D0:7:PRO:HD3	2.27	0.49
50:D2:30:VAL:O	50:D2:30:VAL:CG1	2.61	0.49
1:AA:164:G:H2'	1:AA:165:G:H5'	1.93	0.49
1:AA:290:C:O2'	1:AA:291:U:H5'	2.11	0.49
1:AA:330:C:H6	1:AA:330:C:O5'	1.96	0.49
1:AA:483:C:H2'	1:AA:484:G:C8	2.47	0.49
1:AA:695:A:H61	1:AA:797:C:H1'	1.77	0.49
1:AA:914:A:C2	1:AA:915:A:C8	3.01	0.49
1:AA:1098:C:C2	1:AA:1099:G:C8	3.00	0.49
1:AA:1241:G:O2'	1:AA:1242:G:C8	2.52	0.49
1:AA:1264:U:O2	1:AA:1272:G:C2	2.65	0.49
1:AA:1416:G:H2'	1:AA:1417:G:H5'	1.94	0.49
11:AK:125:LYS:C	21:AU:33:ARG:NH1	2.66	0.49
11:AK:125:LYS:C	21:AU:33:ARG:NH2	2.66	0.49
15:AO:63:ARG:CG	15:AO:87:ARG:HH12	2.23	0.49
18:AR:33:THR:HG21	18:AR:37:LYS:HB2	1.95	0.49
18:AR:42:ARG:C	18:AR:43:ILE:HD13	2.33	0.49

*Continued on next page...*

*Continued from previous page...*

Atom-1	Atom-2	Interatomic distance (Å)	Clash overlap (Å)
19:AS:39:ILE:HD11	19:AS:70:LEU:CD2	2.42	0.49
20:AT:56:ILE:CG2	20:AT:57:VAL:N	2.76	0.49
22:BA:137:U:O2'	22:BA:138:U:P	2.71	0.49
22:BA:314:C:O2'	22:BA:315:G:H5'	2.13	0.49
22:BA:611:C:C2'	22:BA:612:G:H5'	2.42	0.49
22:BA:1074:G:H2'	22:BA:1075:C:C5	2.48	0.49
22:BA:1429:G:N3	22:BA:1568:G:C2	2.81	0.49
22:BA:1476:U:O2'	22:BA:1477:A:H5'	2.13	0.49
22:BA:1485:U:N3	22:BA:1505:A:C2	2.80	0.49
22:BA:1869:G:N2	22:BA:1873:G:C6	2.80	0.49
22:BA:1936:A:N3	22:BA:1943:U:H5	2.11	0.49
22:BA:2015:A:C4	48:B0:2:VAL:HG21	2.48	0.49
22:BA:2865:U:C4	22:BA:2866:U:C5	3.00	0.49
23:BB:17:C:C2'	23:BB:18:G:H5'	2.43	0.49
25:BD:15:PHE:H	37:BP:11:GLN:HE21	1.59	0.49
25:BD:20:VAL:CG1	25:BD:21:SER:N	2.74	0.49
27:BF:110:ILE:O	27:BF:111:ARG:C	2.51	0.49
32:BK:63:VAL:HG22	32:BK:107:LEU:CD2	2.41	0.49
33:BL:38:GLN:O	33:BL:40:SER:O	2.30	0.49
33:BL:77:ILE:HD12	33:BL:77:ILE:N	2.28	0.49
35:BN:73:ASN:ND2	35:BN:76:VAL:HG11	2.28	0.49
37:BP:17:PRO:HG3	37:BP:83:ILE:O	2.12	0.49
37:BP:62:LYS:HB3	37:BP:69:VAL:HG13	1.94	0.49
41:BT:54:GLU:O	41:BT:55:VAL:CB	2.56	0.49
1:CA:35:G:H2'	1:CA:36:C:C6	2.48	0.49
1:CA:448:A:C4	1:CA:487:A:C2	3.01	0.49
1:CA:541:G:O2'	1:CA:542:G:H5'	2.12	0.49
1:CA:563:A:H1'	1:CA:566:G:O2'	2.13	0.49
1:CA:824:G:H1'	8:CH:1:SER:N	2.27	0.49
1:CA:980:C:OP2	1:CA:981:U:O4	2.30	0.49
1:CA:1072:G:C5	1:CA:1073:U:C5	3.01	0.49
1:CA:1108:G:H5''	3:CC:175:HIS:CE1	2.48	0.49
1:CA:1458:G:O2'	20:CT:22:SER:CB	2.59	0.49
2:CB:59:ILE:CG2	2:CB:62:ARG:HD3	2.42	0.49
2:CB:151:LYS:HG3	2:CB:152:ASP:OD1	2.13	0.49
4:CD:20:LEU:O	4:CD:21:LYS:CB	2.61	0.49
4:CD:90:LEU:HD21	4:CD:196:GLU:HB3	1.94	0.49
5:CE:131:ASN:HD22	5:CE:132:PRO:N	2.10	0.49
6:CF:49:TYR:CE1	18:CR:65:SER:HA	2.48	0.49
7:CG:22:LEU:O	7:CG:26:VAL:HG22	2.12	0.49
7:CG:24:LYS:O	7:CG:28:ILE:CG1	2.60	0.49

*Continued on next page...*

*Continued from previous page...*

Atom-1	Atom-2	Interatomic distance (Å)	Clash overlap (Å)
7:CG:55:LYS:HE3	7:CG:63:VAL:HG21	1.94	0.49
9:CI:47:VAL:O	9:CI:50:PRO:HG2	2.12	0.49
9:CI:58:GLU:HG3	9:CI:59:LYS:H	1.78	0.49
12:CL:49:ARG:HH11	12:CL:89:LEU:HD21	1.77	0.49
16:CP:71:VAL:HG23	16:CP:72:ALA:N	2.26	0.49
22:DA:75:G:O2'	22:DA:76:C:O5'	2.27	0.49
22:DA:271:G:N2	22:DA:367:G:C4	2.81	0.49
22:DA:1000:A:N1	22:DA:1001:A:C2	2.80	0.49
22:DA:1048:A:C6	22:DA:1049:C:N4	2.81	0.49
22:DA:1114:C:O2'	22:DA:1115:G:C8	2.66	0.49
22:DA:1345:C:C2	22:DA:1346:G:C8	3.01	0.49
22:DA:1820:U:O2'	24:DC:199:HIS:CD2	2.66	0.49
22:DA:1838:C:C2	22:DA:1899:A:C2	3.00	0.49
22:DA:1844:C:C2'	22:DA:1845:G:H5'	2.42	0.49
22:DA:2379:G:C4	22:DA:2380:C:C5	3.01	0.49
22:DA:2563:U:H2'	22:DA:2565:A:OP2	2.12	0.49
24:DC:30:ALA:C	24:DC:32:LEU:H	2.15	0.49
24:DC:44:ASN:C	24:DC:46:GLY:N	2.65	0.49
25:DD:179:ARG:NH2	37:DP:11:GLN:NE2	2.61	0.49
27:DF:8:LYS:HB2	27:DF:8:LYS:HZ2	1.77	0.49
28:DG:53:PRO:HG3	28:DG:61:TRP:NE1	2.27	0.49
29:DH:32:PRO:HA	45:DX:38:TRP:CD1	2.48	0.49
31:DJ:38:GLY:C	31:DJ:40:HIS:H	2.16	0.49
31:DJ:111:LYS:HB2	31:DJ:115:GLY:HA3	1.91	0.49
32:DK:108:ARG:HA	32:DK:116:ILE:HG21	1.94	0.49
35:DN:120:GLU:HA	35:DN:120:GLU:OE1	2.13	0.49
36:DO:13:ARG:O	36:DO:17:LYS:HB2	2.13	0.49
42:DU:95:PHE:O	42:DU:97:SER:N	2.46	0.49
44:DW:54:ARG:HB3	44:DW:54:ARG:NH1	2.27	0.49
1:AA:198:G:N3	1:AA:199:A:C8	2.81	0.49
1:AA:202:G:H21	1:AA:466:A:H61	1.60	0.49
1:AA:208:U:H5	1:AA:210:C:C5	2.31	0.49
1:AA:212:G:H2'	1:AA:213:G:C8	2.48	0.49
1:AA:450:G:H2'	1:AA:451:A:OP1	2.13	0.49
1:AA:707:U:H4'	11:AK:21:HIS:CD2	2.48	0.49
1:AA:1077:G:N1	1:AA:1081:A:C6	2.80	0.49
1:AA:1319:A:C8	1:AA:1323:G:C5	3.00	0.49
1:AA:1328:C:H5''	13:AM:27:THR:CG2	2.29	0.49
1:AA:1372:U:H2'	1:AA:1373:G:O4'	2.12	0.49
2:AB:26:MET:HE3	2:AB:192:PRO:CG	2.29	0.49
2:AB:56:LEU:HB2	2:AB:183:PHE:CE1	2.48	0.49

*Continued on next page...*

*Continued from previous page...*

Atom-1	Atom-2	Interatomic distance (Å)	Clash overlap (Å)
3:AC:137:VAL:CG1	3:AC:169:GLU:HB3	2.43	0.49
3:AC:142:ARG:CB	3:AC:143:LEU:HD13	2.35	0.49
4:AD:172:VAL:O	4:AD:173:ASP:CB	2.60	0.49
8:AH:48:PHE:N	8:AH:48:PHE:CD1	2.81	0.49
8:AH:104:SER:O	8:AH:122:GLY:HA3	2.13	0.49
12:AL:83:GLY:HA2	12:AL:94:TYR:HA	1.94	0.49
13:AM:3:ILE:HA	13:AM:56:ARG:NH1	2.27	0.49
22:BA:499:U:H2'	22:BA:500:G:O4'	2.13	0.49
22:BA:594:U:H2'	22:BA:595:C:C6	2.48	0.49
22:BA:1927:A:H2'	22:BA:1928:A:C8	2.48	0.49
22:BA:1934:C:H4'	22:BA:1974:C:O3'	2.13	0.49
22:BA:2520:C:O2'	22:BA:2521:C:C5'	2.60	0.49
22:BA:2572:A:N7	25:BD:150:GLN:HB3	2.28	0.49
23:BB:70:C:HO2'	23:BB:71:C:H5'	1.76	0.49
24:BC:93:VAL:HG12	24:BC:94:LEU:N	2.25	0.49
28:BG:89:VAL:O	28:BG:159:LYS:HA	2.12	0.49
29:BH:1:MET:HB3	29:BH:21:VAL:O	2.12	0.49
29:BH:66:ASN:C	29:BH:68:ARG:H	2.15	0.49
30:BI:32:VAL:HG22	30:BI:66:PHE:CG	2.47	0.49
31:BJ:135:GLN:CA	31:BJ:135:GLN:NE2	2.74	0.49
33:BL:95:LEU:HD22	33:BL:100:ILE:HG12	1.95	0.49
46:BY:8:GLU:O	46:BY:9:LYS:HB3	2.13	0.49
49:B1:16:THR:HG21	49:B1:41:VAL:HG22	1.95	0.49
1:CA:139:A:C2'	1:CA:140:U:H5'	2.43	0.49
1:CA:240:G:H2'	1:CA:241:G:H8	1.77	0.49
1:CA:577:G:C8	1:CA:816:A:C2	3.01	0.49
1:CA:666:G:C5	1:CA:741:G:N1	2.81	0.49
1:CA:807:A:H2'	1:CA:808:C:C6	2.48	0.49
1:CA:810:C:C2'	1:CA:811:C:H5'	2.42	0.49
1:CA:1288:A:N1	1:CA:1371:G:H1'	2.28	0.49
1:CA:1493:A:C8	22:DA:1913:A:N6	2.72	0.49
2:CB:20:ARG:HE	2:CB:20:ARG:HA	1.77	0.49
2:CB:119:GLN:HA	2:CB:122:ASP:HB3	1.93	0.49
3:CC:42:LEU:HD12	3:CC:46:LEU:HD12	1.95	0.49
4:CD:64:TYR:CD2	4:CD:93:LEU:HB3	2.47	0.49
5:CE:13:LYS:HA	5:CE:13:LYS:CE	2.27	0.49
6:CF:41:ASP:CG	6:CF:58:HIS:HE1	2.16	0.49
9:CI:51:LEU:HG	9:CI:86:LEU:HD21	1.88	0.49
12:CL:72:ASN:HD22	12:CL:72:ASN:N	2.08	0.49
14:CN:47:LEU:HD11	14:CN:50:LEU:HD21	1.93	0.49
16:CP:41:PRO:O	16:CP:42:ILE:HD13	2.13	0.49

*Continued on next page...*

*Continued from previous page...*

Atom-1	Atom-2	Interatomic distance (Å)	Clash overlap (Å)
22:DA:54:G:C6	22:DA:117:G:N2	2.81	0.49
22:DA:301:G:C6	22:DA:302:C:N4	2.80	0.49
22:DA:304:U:C2'	22:DA:305:C:OP2	2.59	0.49
22:DA:311:A:N6	22:DA:330:A:C5'	2.75	0.49
22:DA:419:U:H5''	56:DA:3233:HOH:O	2.12	0.49
22:DA:834:G:C5'	51:D3:56:LEU:HD11	2.43	0.49
22:DA:843:G:H2'	22:DA:844:A:C8	2.48	0.49
22:DA:997:G:O2'	22:DA:998:C:H5'	2.13	0.49
22:DA:1340:U:O2'	22:DA:1341:G:OP1	2.22	0.49
22:DA:1364:G:OP2	45:DX:1:SER:CA	2.60	0.49
22:DA:1429:G:O2'	22:DA:1430:G:C8	2.66	0.49
22:DA:1431:A:H2'	22:DA:1432:G:H8	1.78	0.49
22:DA:1471:G:H1	22:DA:1521:G:H1'	1.77	0.49
22:DA:1566:A:H2	24:DC:212:TRP:HB2	1.77	0.49
22:DA:1731:G:C2	22:DA:1733:G:C5	3.01	0.49
22:DA:1864:U:O3'	22:DA:2409:G:N2	2.46	0.49
22:DA:1965:C:OP1	22:DA:1966:A:H2'	2.12	0.49
22:DA:2056:G:C6	22:DA:2577:A:C8	3.00	0.49
22:DA:2440:C:O2'	22:DA:2441:U:H4'	2.13	0.49
22:DA:2654:A:H4'	22:DA:2655:G:OP1	2.10	0.49
22:DA:2712:C:C2	22:DA:2715:C:OP1	2.66	0.49
22:DA:2747:G:O6	22:DA:2755:C:H5''	2.11	0.49
22:DA:2834:G:C1'	22:DA:2879:A:N6	2.76	0.49
24:DC:41:GLY:HA3	24:DC:53:ILE:HG23	1.94	0.49
24:DC:124:LYS:HG3	24:DC:125:PRO:O	2.13	0.49
24:DC:212:TRP:CD1	24:DC:212:TRP:C	2.86	0.49
25:DD:34:VAL:CG1	25:DD:48:ILE:HG13	2.42	0.49
25:DD:105:LYS:HA	25:DD:177:VAL:HG22	1.93	0.49
25:DD:184:ARG:HH22	37:DP:6:GLN:HE21	1.59	0.49
27:DF:63:LYS:HD3	27:DF:63:LYS:C	2.33	0.49
28:DG:148:ARG:HD3	28:DG:152:ARG:NH2	2.27	0.49
30:DI:90:GLY:O	30:DI:92:PRO:HD3	2.13	0.49
31:DJ:41:LYS:C	31:DJ:43:GLU:N	2.64	0.49
31:DJ:88:THR:HG23	31:DJ:91:GLU:HG3	1.93	0.49
34:DM:62:LYS:O	34:DM:63:ILE:HD12	2.11	0.49
34:DM:71:LYS:HD3	34:DM:95:LEU:HD11	1.95	0.49
36:DO:25:ARG:HD2	36:DO:93:ASP:OD1	2.12	0.49
42:DU:35:VAL:CG1	42:DU:36:GLU:N	2.70	0.49
50:D2:30:VAL:O	50:D2:34:ARG:HG2	2.12	0.49
1:AA:11:G:H2'	1:AA:12:U:H6	1.78	0.49
1:AA:291:U:C2'	1:AA:292:G:H5'	2.41	0.49

*Continued on next page...*



*Continued from previous page...*

Atom-1	Atom-2	Interatomic distance (Å)	Clash overlap (Å)
1:AA:328:C:O2	1:AA:328:C:C2'	2.51	0.49
1:AA:382:A:O2'	1:AA:383:A:H5'	2.13	0.49
1:AA:487:A:H2'	1:AA:488:C:O4'	2.13	0.49
1:AA:877:G:N2	8:AH:1:SER:H3	2.10	0.49
1:AA:984:C:O2'	1:AA:985:C:C5'	2.61	0.49
1:AA:1288:A:C6	1:AA:1289:A:C5	3.01	0.49
1:AA:1323:G:O2'	1:AA:1324:A:C8	2.62	0.49
2:AB:32:GLY:O	2:AB:33:ALA:HB2	2.13	0.49
3:AC:6:PRO:CG	3:AC:183:TYR:CD2	2.92	0.49
3:AC:102:ILE:HD12	3:AC:102:ILE:N	2.26	0.49
3:AC:184:ASN:HD22	3:AC:185:THR:H	1.61	0.49
4:AD:145:ARG:HH11	4:AD:147:LYS:CE	2.17	0.49
7:AG:83:THR:O	7:AG:84:TYR:C	2.50	0.49
10:AJ:33:GLY:HA2	10:AJ:83:THR:HB	1.95	0.49
11:AK:108:ASN:HD22	21:AU:6:ARG:HA	1.78	0.49
12:AL:49:ARG:CG	12:AL:49:ARG:NH1	2.47	0.49
12:AL:58:ASN:HD21	12:AL:60:PHE:HD1	1.61	0.49
12:AL:73:LEU:HD21	12:AL:103:CYS:SG	2.53	0.49
17:AQ:54:ILE:HG12	17:AQ:55:GLY:N	2.28	0.49
22:BA:61:C:O5'	22:BA:61:C:H6	1.96	0.49
22:BA:171:U:O2'	22:BA:172:A:H5'	2.13	0.49
22:BA:478:A:C6	22:BA:480:A:C6	3.00	0.49
22:BA:876:C:H2'	22:BA:877:A:C8	2.47	0.49
22:BA:908:C:O2'	22:BA:909:A:H5'	2.12	0.49
22:BA:927:A:H2'	22:BA:928:A:C8	2.48	0.49
22:BA:1005:C:H1'	22:BA:1012:U:C4	2.47	0.49
22:BA:1378:A:HO2'	22:BA:1379:U:P	2.36	0.49
22:BA:1627:G:C8	22:BA:1627:G:C5'	2.85	0.49
22:BA:1655:A:H3'	22:BA:1656:C:H6	1.78	0.49
22:BA:1923:U:H2'	22:BA:1924:C:H6	1.77	0.49
22:BA:2149:U:O2'	22:BA:2150:C:C4'	2.61	0.49
22:BA:2199:A:H2'	22:BA:2199:A:N3	2.26	0.49
22:BA:2489:U:O2	22:BA:2491:U:C4	2.66	0.49
22:BA:2714:G:P	56:BA:3547:HOH:O	2.70	0.49
22:BA:2798:U:OP2	22:BA:2798:U:H3'	2.13	0.49
24:BC:246:PRO:CD	24:BC:247:TRP:CZ3	2.95	0.49
26:BE:127:GLU:CD	26:BE:127:GLU:N	2.64	0.49
32:BK:21:CYS:HB2	32:BK:39:ILE:CD1	2.39	0.49
32:BK:61:VAL:CG2	32:BK:112:PHE:CE2	2.95	0.49
33:BL:29:LYS:HG2	33:BL:30:THR:HG23	1.95	0.49
38:BQ:4:LYS:HZ2	38:BQ:5:ARG:N	2.10	0.49

*Continued on next page...*

*Continued from previous page...*

Atom-1	Atom-2	Interatomic distance (Å)	Clash overlap (Å)
39:BR:1:MET:O	39:BR:1:MET:CG	2.61	0.49
39:BR:57:GLY:HA2	39:BR:103:ALA:O	2.13	0.49
41:BT:11:LEU:HG	41:BT:46:ALA:HB1	1.93	0.49
43:BV:2:PHE:HB3	43:BV:61:LEU:HD22	1.94	0.49
44:BW:22:VAL:HG13	44:BW:25:PHE:CD2	2.48	0.49
44:BW:39:GLN:HG3	44:BW:42:THR:CA	2.42	0.49
46:BY:17:GLU:OE2	46:BY:21:LEU:HD11	2.12	0.49
48:B0:50:GLY:O	48:B0:51:ARG:O	2.29	0.49
52:B4:10:LEU:HD23	52:B4:10:LEU:N	2.28	0.49
1:CA:21:G:C2'	1:CA:914:A:H61	2.26	0.49
1:CA:174:A:H2'	1:CA:175:C:H6	1.78	0.49
1:CA:243:A:C2	1:CA:246:A:C8	3.01	0.49
1:CA:371:A:N3	1:CA:373:A:N6	2.60	0.49
1:CA:493:A:H2'	1:CA:494:G:O4'	2.12	0.49
1:CA:503:C:C2'	1:CA:504:C:H5'	2.42	0.49
1:CA:642:A:N7	8:CH:106:SER:HA	2.28	0.49
1:CA:772:U:C2'	1:CA:773:G:H5'	2.43	0.49
1:CA:790:A:H2'	1:CA:791:G:O4'	2.12	0.49
1:CA:896:C:H2'	1:CA:897:C:H5'	1.95	0.49
1:CA:1092:A:N6	1:CA:1093:A:N6	2.60	0.49
1:CA:1266:G:C8	1:CA:1266:G:H3'	2.48	0.49
5:CE:44:ARG:HH22	5:CE:70:MET:HB2	1.76	0.49
5:CE:135:VAL:O	5:CE:139:THR:HG23	2.12	0.49
8:CH:84:ILE:O	8:CH:123:GLU:HA	2.13	0.49
8:CH:111:THR:HG22	8:CH:113:ARG:N	2.28	0.49
14:CN:5:MET:O	14:CN:9:GLU:HG3	2.13	0.49
21:CU:10:PRO:O	21:CU:11:PHE:CB	2.60	0.49
22:DA:60:G:H1	22:DA:89:A:N6	2.11	0.49
22:DA:187:G:H2'	22:DA:1365:A:H2	1.78	0.49
22:DA:272:A:C4	22:DA:273:G:N7	2.81	0.49
22:DA:861:A:O2'	22:DA:862:G:H5'	2.13	0.49
22:DA:1337:G:OP2	22:DA:1337:G:H8	1.95	0.49
22:DA:1379:U:O2	22:DA:1379:U:C2'	2.61	0.49
22:DA:1438:U:O4	22:DA:1439:A:H2	1.94	0.49
22:DA:1635:A:H2'	22:DA:1636:U:C6	2.47	0.49
22:DA:1693:U:C4'	22:DA:1694:C:OP2	2.56	0.49
22:DA:2567:G:H2'	22:DA:2568:U:C6	2.47	0.49
28:DG:152:ARG:CG	28:DG:153:PRO:HD2	2.42	0.49
28:DG:152:ARG:HD2	28:DG:153:PRO:CD	2.43	0.49
29:DH:54:LEU:HA	29:DH:57:LYS:HG3	1.94	0.49
30:DI:23:VAL:HG21	30:DI:37:PHE:HE2	1.77	0.49

*Continued on next page...*

*Continued from previous page...*

Atom-1	Atom-2	Interatomic distance (Å)	Clash overlap (Å)
31:DJ:4:PHE:CG	31:DJ:5:THR:N	2.80	0.49
34:DM:46:ILE:HA	34:DM:103:TYR:OH	2.13	0.49
35:DN:16:HIS:O	35:DN:20:MET:HB2	2.13	0.49
36:DO:7:ARG:NH2	36:DO:29:HIS:HD2	2.11	0.49
38:DQ:39:ILE:O	38:DQ:42:GLY:N	2.44	0.49
41:DT:62:VAL:HG12	41:DT:63:VAL:H	1.78	0.49
50:D2:10:LEU:HD21	50:D2:14:ARG:NH1	2.28	0.49
1:AA:57:G:H2'	1:AA:58:C:C6	2.47	0.49
1:AA:141:G:C2	1:AA:142:G:H1'	2.47	0.49
1:AA:339:C:H2'	1:AA:340:U:C6	2.48	0.49
1:AA:424:G:H8	1:AA:424:G:O5'	1.95	0.49
1:AA:849:G:C6	1:AA:850:U:C4	3.00	0.49
1:AA:1202:U:H1'	14:AN:68:ARG:HD2	1.94	0.49
1:AA:1317:C:H2'	1:AA:1318:A:C5'	2.43	0.49
2:AB:36:LYS:HA	2:AB:36:LYS:CE	2.36	0.49
3:AC:33:ASP:O	3:AC:37:LYS:HB3	2.13	0.49
3:AC:63:ILE:CG2	3:AC:98:ALA:HB2	2.43	0.49
3:AC:139:ASN:C	3:AC:139:ASN:ND2	2.66	0.49
4:AD:124:VAL:O	4:AD:126:GLY:N	2.38	0.49
5:AE:82:HIS:NE2	8:AH:95:MET:HE1	2.28	0.49
11:AK:26:PHE:CE1	11:AK:88:PRO:HG2	2.48	0.49
12:AL:23:LEU:CB	12:AL:58:ASN:ND2	2.70	0.49
21:AU:52:VAL:CG1	21:AU:53:LYS:N	2.63	0.49
22:BA:359:G:H5''	22:BA:360:U:OP2	2.12	0.49
22:BA:1171:G:C5	22:BA:1172:C:C5	3.01	0.49
22:BA:1731:G:C6	22:BA:1733:G:C5	3.01	0.49
22:BA:2282:G:H5''	22:BA:2283:C:O4'	2.13	0.49
22:BA:2392:A:O3'	51:B3:26:ALA:HB1	2.12	0.49
22:BA:2503:A:OP2	22:BA:2503:A:H3'	2.12	0.49
22:BA:2637:U:OP1	25:BD:83:ARG:NH2	2.45	0.49
22:BA:2755:C:O5'	22:BA:2755:C:H6	1.96	0.49
26:BE:5:LEU:HD12	26:BE:10:SER:HB3	1.95	0.49
27:BF:129:MET:HG2	27:BF:153:ILE:HD11	1.81	0.49
28:BG:61:TRP:HA	28:BG:61:TRP:HE3	1.76	0.49
28:BG:71:LEU:HD13	28:BG:74:MET:SD	2.52	0.49
29:BH:66:ASN:C	29:BH:68:ARG:N	2.66	0.49
36:BO:7:ARG:HA	36:BO:10:ARG:NH2	2.27	0.49
37:BP:33:GLU:OE1	37:BP:33:GLU:C	2.51	0.49
40:BS:84:ARG:HB2	40:BS:96:ILE:CD1	2.43	0.49
51:B3:61:LEU:CB	51:B3:64:ALA:HB2	2.39	0.49
1:CA:201:G:H2'	1:CA:202:G:C8	2.48	0.49

*Continued on next page...*

*Continued from previous page...*

Atom-1	Atom-2	Interatomic distance (Å)	Clash overlap (Å)
1:CA:268:U:C4	1:CA:269:C:N4	2.81	0.49
1:CA:386:C:H6	1:CA:386:C:H3'	1.77	0.49
1:CA:441:A:H2'	1:CA:442:G:H5'	1.93	0.49
1:CA:564:C:O2'	1:CA:565:U:H5'	2.13	0.49
1:CA:666:G:C5	1:CA:741:G:C6	3.01	0.49
1:CA:892:A:C6	1:CA:893:C:C4	3.00	0.49
1:CA:1241:G:H2'	1:CA:1242:G:H8	1.78	0.49
1:CA:1271:A:H5'	1:CA:1314:C:H5''	1.95	0.49
1:CA:1297:G:C8	1:CA:1297:G:OP2	2.66	0.49
1:CA:1342:C:H2'	1:CA:1343:G:C8	2.48	0.49
1:CA:1394:A:N6	1:CA:1501:C:H5'	2.28	0.49
1:CA:1434:A:N6	1:CA:1435:G:N1	2.60	0.49
1:CA:1518:A:H2	1:CA:1519:A:C2	2.31	0.49
3:CC:33:ASP:HB2	14:CN:64:ARG:HH21	1.78	0.49
3:CC:148:ILE:HD13	3:CC:201:ILE:CD1	2.43	0.49
4:CD:151:GLN:O	4:CD:154:VAL:HG12	2.13	0.49
4:CD:187:ARG:NH2	4:CD:191:SER:CB	2.76	0.49
6:CF:3:HIS:ND1	6:CF:95:ALA:N	2.60	0.49
6:CF:21:MET:HA	6:CF:24:ARG:NH1	2.27	0.49
7:CG:61:PHE:O	7:CG:63:VAL:N	2.41	0.49
8:CH:24:VAL:HG22	8:CH:25:THR:N	2.28	0.49
9:CI:20:ILE:HD11	9:CI:61:ASP:O	2.12	0.49
11:CK:124:LYS:O	21:CU:33:ARG:NH2	2.45	0.49
16:CP:36:VAL:O	16:CP:36:VAL:HG13	2.13	0.49
21:CU:3:ILE:HG22	21:CU:19:LYS:HZ1	1.78	0.49
22:DA:90:U:C4	22:DA:91:A:N7	2.81	0.49
22:DA:93:G:O2'	22:DA:94:A:H8	1.96	0.49
22:DA:132:G:N2	22:DA:148:U:C2	2.81	0.49
22:DA:185:G:C5	22:DA:212:G:N2	2.81	0.49
22:DA:300:A:N7	22:DA:334:C:H4'	2.28	0.49
22:DA:479:A:O2'	22:DA:480:A:H5'	2.13	0.49
22:DA:505:A:O2'	22:DA:506:G:C5'	2.61	0.49
22:DA:513:A:H2'	22:DA:514:A:C8	2.48	0.49
22:DA:713:G:H21	22:DA:718:A:H2	1.61	0.49
22:DA:743:A:O2'	22:DA:744:U:H5'	2.13	0.49
22:DA:1070:A:C5'	22:DA:1071:G:H5''	2.38	0.49
22:DA:1360:G:C6	22:DA:1372:U:C2	3.01	0.49
22:DA:1456:G:O2'	22:DA:1457:U:C5'	2.61	0.49
22:DA:1519:G:C6	22:DA:1520:U:C2	3.00	0.49
22:DA:1714:U:O5'	22:DA:1714:U:H6	1.96	0.49
22:DA:1817:G:H4'	24:DC:85:ASN:O	2.12	0.49

*Continued on next page...*

*Continued from previous page...*

Atom-1	Atom-2	Interatomic distance (Å)	Clash overlap (Å)
22:DA:2145:C:H5'	22:DA:2147:A:OP2	2.13	0.49
22:DA:2191:A:H3'	22:DA:2192:U:H6	1.78	0.49
22:DA:2199:A:C2	22:DA:2200:C:C1'	2.96	0.49
22:DA:2266:A:O2'	22:DA:2267:A:OP2	2.27	0.49
22:DA:2805:C:C5	22:DA:2806:C:C5	3.01	0.49
23:DB:37:C:C2'	23:DB:38:C:H5'	2.42	0.49
25:DD:10:GLY:O	25:DD:11:MET:CB	2.58	0.49
25:DD:51:THR:HG21	25:DD:76:GLY:HA3	1.86	0.49
26:DE:76:PRO:HA	26:DE:82:GLY:O	2.13	0.49
27:DF:47:LYS:HA	27:DF:50:ASP:HB3	1.94	0.49
27:DF:65:LEU:HD11	27:DF:67:THR:CG2	2.37	0.49
27:DF:141:ASP:O	27:DF:144:LYS:HG2	2.13	0.49
28:DG:94:ARG:CD	28:DG:105:SER:HB2	2.43	0.49
31:DJ:64:VAL:CG1	31:DJ:65:THR:H	2.26	0.49
33:DL:117:THR:CG2	33:DL:118:THR:H	1.99	0.49
35:DN:34:ILE:HD12	35:DN:44:LEU:CD2	2.43	0.49
35:DN:56:LYS:HE2	35:DN:87:PHE:O	2.12	0.49
37:DP:98:TYR:CE2	37:DP:99:LEU:HD21	2.48	0.49
41:DT:61:LEU:C	41:DT:61:LEU:CD1	2.81	0.49
44:DW:30:VAL:O	44:DW:30:VAL:CG2	2.61	0.49
51:D3:41:ARG:NH2	51:D3:41:ARG:CB	2.75	0.49
1:AA:75:G:C2	1:AA:96:U:N3	2.81	0.48
1:AA:263:A:P	20:AT:73:ARG:HH11	2.36	0.48
1:AA:596:A:N3	1:AA:597:G:C8	2.80	0.48
1:AA:605:U:H2'	1:AA:606:G:C8	2.46	0.48
1:AA:701:U:O2	1:AA:701:U:C2'	2.61	0.48
1:AA:1108:G:C5	1:AA:1109:C:C6	3.01	0.48
1:AA:1328:C:C5'	13:AM:27:THR:HG21	2.28	0.48
1:AA:1526:G:OP2	21:AU:38:GLU:HB2	2.12	0.48
4:AD:21:LYS:O	4:AD:21:LYS:HD3	2.13	0.48
6:AF:7:VAL:O	6:AF:7:VAL:CG2	2.61	0.48
6:AF:10:VAL:HG12	6:AF:11:HIS:N	2.28	0.48
7:AG:69:ARG:HD2	7:AG:95:ARG:HG2	1.95	0.48
7:AG:110:ARG:HG2	7:AG:118:ARG:HG2	1.94	0.48
8:AH:12:ARG:NH1	8:AH:26:MET:HA	2.28	0.48
9:AI:55:ASP:O	9:AI:59:LYS:HE3	2.13	0.48
10:AJ:32:THR:HG23	10:AJ:33:GLY:H	1.78	0.48
11:AK:22:ILE:HG12	11:AK:85:VAL:HA	1.94	0.48
11:AK:114:PRO:O	11:AK:115:ILE:HD13	2.12	0.48
13:AM:2:ARG:O	13:AM:3:ILE:HG23	2.12	0.48
22:BA:71:A:N3	22:BA:71:A:H5''	2.28	0.48

*Continued on next page...*

*Continued from previous page...*

Atom-1	Atom-2	Interatomic distance (Å)	Clash overlap (Å)
22:BA:531:C:H4'	22:BA:532:A:H5''	1.95	0.48
22:BA:777:G:O2'	22:BA:778:G:C5'	2.52	0.48
22:BA:1430:G:H2'	22:BA:1431:A:C5'	2.43	0.48
22:BA:1469:A:H2'	22:BA:1470:A:C8	2.48	0.48
22:BA:1588:G:C2	22:BA:1589:U:C6	3.01	0.48
22:BA:1983:G:O2'	22:BA:1984:G:H5'	2.12	0.48
22:BA:2210:U:O2	22:BA:2212:A:C8	2.66	0.48
22:BA:2217:G:H2'	22:BA:2218:G:O4'	2.12	0.48
22:BA:2331:G:O2'	44:BW:39:GLN:O	2.31	0.48
24:BC:221:GLY:HA3	24:BC:229:HIS:CE1	2.48	0.48
25:BD:86:GLU:OE1	25:BD:86:GLU:HA	2.13	0.48
27:BF:37:MET:HE3	27:BF:151:LEU:CB	2.43	0.48
27:BF:128:SER:OG	27:BF:154:THR:HB	2.12	0.48
30:BI:16:MET:O	30:BI:19:PRO:HD3	2.12	0.48
32:BK:28:SER:O	32:BK:29:HIS:HB2	2.12	0.48
33:BL:28:GLY:O	39:BR:82:HIS:NE2	2.46	0.48
33:BL:29:LYS:HG3	33:BL:30:THR:CG2	2.43	0.48
38:BQ:105:PHE:O	38:BQ:108:LEU:N	2.46	0.48
41:BT:57:VAL:HG22	41:BT:58:VAL:N	2.28	0.48
44:BW:24:ARG:HD2	44:BW:24:ARG:C	2.32	0.48
44:BW:40:ARG:NH1	44:BW:45:HIS:NE2	2.60	0.48
1:CA:82:G:C5	1:CA:89:U:C5	3.01	0.48
1:CA:157:U:H2'	1:CA:158:G:H5'	1.95	0.48
1:CA:213:G:H5''	1:CA:214:C:H5	1.78	0.48
1:CA:346:G:N3	1:CA:346:G:C2'	2.76	0.48
1:CA:418:C:H1'	1:CA:540:G:O2'	2.13	0.48
1:CA:872:A:C4	1:CA:874:G:N7	2.81	0.48
1:CA:1037:C:C6	1:CA:1037:C:OP2	2.66	0.48
1:CA:1297:G:H1'	7:CG:113:LYS:NZ	2.26	0.48
1:CA:1466:C:C5	1:CA:1467:C:C5	3.01	0.48
2:CB:83:ALA:O	2:CB:85:SER:N	2.44	0.48
3:CC:21:TRP:CH2	14:CN:93:PRO:HG2	2.48	0.48
3:CC:148:ILE:HD12	3:CC:149:LYS:H	1.77	0.48
4:CD:73:ASN:HA	4:CD:76:LYS:HE3	1.95	0.48
4:CD:94:GLU:CD	4:CD:99:ASN:HD21	2.16	0.48
9:CI:109:GLN:CG	9:CI:110:VAL:H	2.26	0.48
10:CJ:7:ARG:HG3	10:CJ:75:ASP:CG	2.33	0.48
13:CM:8:ILE:N	13:CM:9:PRO:CD	2.76	0.48
13:CM:22:TYR:HB2	13:CM:65:GLU:HG2	1.94	0.48
16:CP:46:LYS:H	16:CP:46:LYS:HZ2	1.61	0.48
18:CR:25:ILE:HD12	18:CR:67:LEU:HD21	1.95	0.48

*Continued on next page...*

*Continued from previous page...*

Atom-1	Atom-2	Interatomic distance (Å)	Clash overlap (Å)
22:DA:118:A:OP2	22:DA:119:A:C3'	2.54	0.48
22:DA:245:G:OP2	33:DL:67:THR:HG21	2.13	0.48
22:DA:489:G:C8	22:DA:491:G:N7	2.81	0.48
22:DA:526:A:C6	22:DA:2626:C:C4'	2.96	0.48
22:DA:668:A:C4	22:DA:670:A:N7	2.81	0.48
22:DA:862:G:H2'	22:DA:863:A:O4'	2.12	0.48
22:DA:870:U:H2'	22:DA:871:U:C5'	2.37	0.48
22:DA:965:C:H4'	22:DA:2273:A:H1'	1.95	0.48
22:DA:982:C:C4'	22:DA:983:A:OP1	2.60	0.48
22:DA:1278:C:HO2'	35:DN:27:SER:HB3	1.76	0.48
22:DA:1328:A:C4	22:DA:1330:C:N4	2.81	0.48
22:DA:1388:G:C2	22:DA:1389:G:C8	3.01	0.48
22:DA:1573:G:H2'	22:DA:1574:C:H5'	1.95	0.48
22:DA:1767:G:N2	22:DA:1986:C:N1	2.60	0.48
22:DA:1810:A:H2'	22:DA:1811:G:C8	2.48	0.48
22:DA:1819:A:H5''	24:DC:156:SER:CB	2.43	0.48
22:DA:2230:G:H2'	22:DA:2231:U:H6	1.78	0.48
22:DA:2264:C:H2'	22:DA:2265:U:O4'	2.12	0.48
22:DA:2370:G:C6	22:DA:2371:G:C6	3.01	0.48
22:DA:2415:G:H4'	33:DL:65:GLY:O	2.13	0.48
22:DA:2838:G:N2	22:DA:2881:U:C2	2.81	0.48
23:DB:57:A:C5	27:DF:25:MET:CB	2.95	0.48
23:DB:67:G:O2'	23:DB:68:C:O5'	2.30	0.48
23:DB:77:U:C2'	23:DB:78:A:H5'	2.42	0.48
25:DD:104:VAL:O	25:DD:177:VAL:HG21	2.13	0.48
25:DD:133:THR:O	25:DD:134:HIS:C	2.50	0.48
27:DF:105:ILE:O	27:DF:105:ILE:HG22	2.13	0.48
28:DG:37:ASN:HD22	28:DG:40:VAL:HG21	1.76	0.48
28:DG:92:GLY:O	28:DG:93:TYR:C	2.50	0.48
37:DP:47:ILE:HD13	37:DP:61:ARG:HB2	1.95	0.48
38:DQ:4:LYS:O	38:DQ:5:ARG:HG3	2.13	0.48
1:AA:122:G:H8	1:AA:122:G:O5'	1.97	0.48
1:AA:211:G:H2'	1:AA:212:G:O5'	2.12	0.48
1:AA:243:A:C2	1:AA:245:U:H2'	2.48	0.48
1:AA:304:U:O2'	1:AA:305:G:H5'	2.14	0.48
1:AA:783:C:O2'	1:AA:784:A:H5'	2.12	0.48
1:AA:1157:A:N7	1:AA:1180:A:C6	2.81	0.48
1:AA:1157:A:N7	1:AA:1180:A:N6	2.61	0.48
1:AA:1308:U:OP2	13:AM:97:ARG:HG3	2.13	0.48
1:AA:1421:G:C2	1:AA:1422:G:C8	3.01	0.48
1:AA:1429:A:C2	1:AA:1472:U:N3	2.81	0.48

*Continued on next page...*

*Continued from previous page...*

Atom-1	Atom-2	Interatomic distance (Å)	Clash overlap (Å)
1:AA:1501:C:N3	1:AA:1504:G:C6	2.81	0.48
2:AB:25:LYS:HE2	2:AB:191:ASP:OD1	2.14	0.48
3:AC:42:LEU:HG	3:AC:67:ILE:HD11	1.95	0.48
4:AD:7:LYS:HZ3	4:AD:21:LYS:HB2	1.78	0.48
4:AD:36:ALA:C	4:AD:38:GLY:N	2.66	0.48
5:AE:139:THR:O	5:AE:140:ILE:C	2.50	0.48
6:AF:36:ILE:CG2	6:AF:64:VAL:HG22	2.32	0.48
7:AG:14:ASP:HB3	7:AG:18:GLY:H	1.77	0.48
7:AG:138:GLU:OE1	7:AG:138:GLU:HA	2.14	0.48
11:AK:34:THR:OG1	11:AK:39:ASN:N	2.32	0.48
11:AK:63:GLN:HG3	11:AK:98:ALA:HB2	1.96	0.48
15:AO:78:THR:O	15:AO:81:ILE:HG12	2.14	0.48
22:BA:845:A:N3	22:BA:845:A:H3'	2.28	0.48
22:BA:1050:A:C2	22:BA:2751:G:C5	3.01	0.48
22:BA:1559:U:OP1	22:BA:1559:U:H6	1.96	0.48
22:BA:2094:A:C5'	29:BH:25:TYR:CD1	2.93	0.48
25:BD:118:PHE:O	25:BD:119:ALA:HB3	2.13	0.48
27:BF:105:ILE:O	27:BF:105:ILE:HG13	2.12	0.48
28:BG:115:GLN:OE1	28:BG:115:GLN:N	2.44	0.48
29:BH:61:VAL:O	29:BH:61:VAL:CG1	2.61	0.48
33:BL:132:ARG:HA	33:BL:142:ILE:CD1	2.41	0.48
34:BM:77:PRO:CD	34:BM:80:VAL:HG11	2.42	0.48
36:BO:3:LYS:HG3	36:BO:4:LYS:N	2.27	0.48
36:BO:59:ALA:N	36:BO:62:LEU:CD1	2.76	0.48
38:BQ:65:ASN:O	38:BQ:69:ARG:HB3	2.12	0.48
39:BR:73:LYS:C	39:BR:74:ILE:HD12	2.33	0.48
41:BT:14:PRO:HA	41:BT:32:LEU:HB3	1.94	0.48
41:BT:25:GLU:O	41:BT:27:SER:N	2.42	0.48
44:BW:18:LYS:CG	44:BW:19:ARG:N	2.64	0.48
44:BW:71:LYS:N	44:BW:71:LYS:CD	2.76	0.48
46:BY:21:LEU:O	46:BY:22:LEU:C	2.51	0.48
1:CA:69:G:N2	1:CA:71:A:H62	2.11	0.48
1:CA:599:C:C4'	8:CH:121:GLY:HA3	2.40	0.48
1:CA:744:C:O2'	1:CA:745:G:H5'	2.12	0.48
1:CA:821:G:O2'	1:CA:822:U:H5'	2.14	0.48
1:CA:1244:G:O2'	1:CA:1245:C:H5'	2.12	0.48
1:CA:1266:G:C6	1:CA:1270:G:O6	2.66	0.48
1:CA:1366:C:C4	1:CA:1367:C:N4	2.82	0.48
1:CA:1431:A:C6	1:CA:1432:G:N1	2.81	0.48
1:CA:1498:U:H5'	1:CA:1519:A:N1	2.28	0.48
4:CD:28:ASP:OD1	4:CD:29:THR:N	2.47	0.48

*Continued on next page...*



*Continued from previous page...*

Atom-1	Atom-2	Interatomic distance (Å)	Clash overlap (Å)
5:CE:11:GLN:CB	5:CE:116:VAL:HB	2.43	0.48
5:CE:40:ASP:OD1	5:CE:41:GLY:N	2.39	0.48
7:CG:99:ALA:HB3	7:CG:100:MET:HE3	1.93	0.48
11:CK:81:LEU:HD13	11:CK:81:LEU:N	2.29	0.48
15:CO:8:ALA:O	15:CO:11:VAL:HB	2.13	0.48
15:CO:69:LEU:CD1	15:CO:77:TYR:HA	2.43	0.48
16:CP:4:ILE:HG12	16:CP:57:ILE:CD1	2.44	0.48
16:CP:71:VAL:O	16:CP:75:ILE:HG13	2.13	0.48
21:CU:33:ARG:NH2	21:CU:34:ARG:CD	2.76	0.48
22:DA:12:U:O2	22:DA:12:U:H2'	2.12	0.48
22:DA:133:U:H2'	22:DA:134:G:O4'	2.13	0.48
22:DA:228:C:C2	22:DA:418:C:H4'	2.48	0.48
22:DA:533:G:C2	22:DA:534:U:C2	3.01	0.48
22:DA:603:A:C4'	22:DA:604:G:O5'	2.57	0.48
22:DA:618:G:H2'	22:DA:619:G:C8	2.48	0.48
22:DA:660:C:C5'	26:DE:94:GLN:OE1	2.58	0.48
22:DA:730:A:O2'	22:DA:731:C:H5'	2.13	0.48
22:DA:976:G:H2'	22:DA:977:G:C8	2.42	0.48
22:DA:1222:U:OP2	39:DR:90:ARG:NH2	2.46	0.48
22:DA:1308:A:N6	22:DA:1309:G:N1	2.62	0.48
22:DA:1364:G:OP2	45:DX:1:SER:HA	2.13	0.48
22:DA:1520:U:C4	22:DA:1521:G:C5	3.00	0.48
22:DA:2054:A:C2	22:DA:2616:C:N3	2.81	0.48
22:DA:2210:U:H4'	22:DA:2211:A:H5'	1.95	0.48
22:DA:2383:G:H2'	22:DA:2384:U:C6	2.48	0.48
22:DA:2740:A:N6	22:DA:2764:A:C8	2.81	0.48
24:DC:135:PRO:HG2	24:DC:138:SER:OG	2.13	0.48
24:DC:159:THR:N	24:DC:194:VAL:CG1	2.76	0.48
24:DC:191:LEU:HD22	24:DC:191:LEU:N	2.28	0.48
28:DG:83:THR:HA	28:DG:84:LYS:HD3	1.94	0.48
28:DG:88:LEU:CD1	28:DG:93:TYR:HB3	2.40	0.48
31:DJ:1:MET:SD	31:DJ:2:LYS:CE	3.00	0.48
31:DJ:105:VAL:O	31:DJ:105:VAL:HG22	2.13	0.48
35:DN:58:ASP:O	35:DN:59:SER:HB3	2.13	0.48
35:DN:97:ILE:HD11	35:DN:99:LYS:NZ	2.27	0.48
39:DR:66:HIS:CD2	39:DR:94:THR:HG22	2.48	0.48
41:DT:62:VAL:CG1	41:DT:63:VAL:N	2.76	0.48
45:DX:24:THR:O	45:DX:25:LYS:C	2.52	0.48
46:DY:21:LEU:HA	46:DY:25:GLN:HB3	1.95	0.48
50:D2:21:ARG:HG2	50:D2:31:LEU:HD12	1.95	0.48
1:AA:16:A:H2	1:AA:1080:A:N3	2.11	0.48

*Continued on next page...*

*Continued from previous page...*

Atom-1	Atom-2	Interatomic distance (Å)	Clash overlap (Å)
1:AA:210:C:C4'	1:AA:211:G:N2	2.76	0.48
1:AA:927:G:O2'	1:AA:928:G:H5'	2.14	0.48
1:AA:929:G:O2'	1:AA:930:C:H5'	2.14	0.48
1:AA:979:C:H5''	1:AA:980:C:OP2	2.13	0.48
1:AA:1053:G:H5''	1:AA:1055:A:OP1	2.12	0.48
1:AA:1161:C:O2'	1:AA:1162:C:C6	2.63	0.48
1:AA:1456:A:H2'	1:AA:1457:G:O4'	2.12	0.48
1:AA:1458:G:OP1	20:AT:29:THR:HG21	2.13	0.48
1:AA:1494:G:N3	1:AA:1495:U:C6	2.82	0.48
3:AC:129:PHE:CE1	3:AC:130:ARG:HD3	2.48	0.48
4:AD:2:ARG:CZ	4:AD:114:ARG:CD	2.91	0.48
4:AD:150:LYS:O	4:AD:150:LYS:HG3	2.13	0.48
4:AD:190:LEU:HD12	4:AD:190:LEU:C	2.33	0.48
5:AE:125:LYS:HG3	5:AE:126:ALA:N	2.28	0.48
12:AL:20:VAL:HG23	12:AL:20:VAL:O	2.13	0.48
15:AO:63:ARG:NH1	15:AO:87:ARG:NH2	2.61	0.48
17:AQ:13:SER:O	17:AQ:16:MET:SD	2.71	0.48
18:AR:22:TYR:CZ	18:AR:23:LYS:HE3	2.47	0.48
21:AU:24:LYS:O	21:AU:28:LEU:HB2	2.13	0.48
22:BA:153:U:H2'	22:BA:154:U:O5'	2.13	0.48
22:BA:244:A:H2'	22:BA:245:G:O4'	2.13	0.48
22:BA:245:G:O6	51:B3:7:ARG:HG3	2.13	0.48
22:BA:321:U:H1'	26:BE:159:LEU:HG	1.95	0.48
22:BA:520:G:H2'	22:BA:521:U:H6	1.77	0.48
22:BA:846:U:H2'	22:BA:846:U:O2	2.13	0.48
22:BA:1063:G:O2'	22:BA:1064:C:C5'	2.62	0.48
22:BA:1206:G:C5	22:BA:1207:C:C5	3.01	0.48
22:BA:1249:U:H5'	22:BA:1249:U:H6	1.77	0.48
22:BA:1296:G:H2'	22:BA:1297:C:O5'	2.12	0.48
22:BA:1328:A:HO2'	22:BA:1329:U:H6	1.60	0.48
22:BA:1534:U:H5'	22:BA:1535:A:P	2.53	0.48
22:BA:1570:A:H2'	22:BA:1571:A:C8	2.48	0.48
22:BA:1610:A:H4'	22:BA:1611:C:OP2	2.12	0.48
22:BA:1820:U:H4'	22:BA:1821:A:OP2	2.13	0.48
22:BA:1872:A:C2'	22:BA:1873:G:O4'	2.61	0.48
22:BA:2414:G:H2'	22:BA:2415:G:H5'	1.94	0.48
22:BA:2444:G:P	26:BE:63:LYS:HE2	2.52	0.48
22:BA:2722:G:H8	22:BA:2722:G:O5'	1.96	0.48
25:BD:104:VAL:HA	25:BD:106:LYS:HZ2	1.75	0.48
26:BE:115:GLN:O	26:BE:116:ASP:C	2.51	0.48
26:BE:147:LEU:HD22	26:BE:147:LEU:HA	1.53	0.48

*Continued on next page...*

*Continued from previous page...*

Atom-1	Atom-2	Interatomic distance (Å)	Clash overlap (Å)
29:BH:52:ALA:C	29:BH:54:LEU:H	2.17	0.48
31:BJ:54:ILE:HD12	31:BJ:55:ILE:N	2.28	0.48
33:BL:110:VAL:O	33:BL:111:ILE:CB	2.49	0.48
34:BM:73:ILE:HG12	34:BM:93:VAL:HG12	1.95	0.48
39:BR:49:ILE:HG22	39:BR:54:VAL:HG12	1.95	0.48
40:BS:72:THR:HG21	40:BS:108:SER:OG	2.13	0.48
41:BT:14:PRO:O	41:BT:14:PRO:HG2	2.13	0.48
41:BT:20:ALA:O	41:BT:21:SER:C	2.50	0.48
44:BW:8:SER:C	44:BW:9:THR:HG22	2.33	0.48
45:BX:44:ARG:HE	45:BX:46:VAL:HG13	1.76	0.48
45:BX:67:LEU:HD22	45:BX:77:TYR:CD2	2.48	0.48
48:B0:27:LEU:HD23	48:B0:27:LEU:N	2.26	0.48
52:B4:15:LYS:O	52:B4:16:ILE:CB	2.61	0.48
1:CA:66:A:C6	1:CA:67:C:C4	3.00	0.48
1:CA:97:G:C6	1:CA:98:A:H1'	2.48	0.48
1:CA:254:G:C2'	1:CA:255:G:H5'	2.42	0.48
1:CA:312:C:N4	1:CA:313:A:N6	2.62	0.48
1:CA:381:C:H2'	1:CA:381:C:O2	2.12	0.48
1:CA:499:A:O2'	1:CA:500:G:C8	2.64	0.48
1:CA:688:G:H5''	1:CA:688:G:C8	2.47	0.48
1:CA:892:A:H2'	1:CA:893:C:H6	1.77	0.48
1:CA:961:U:C4	1:CA:983:A:C6	3.01	0.48
1:CA:971:G:OP1	1:CA:972:C:H5''	2.13	0.48
3:CC:72:PRO:HG3	3:CC:104:GLU:OE1	2.13	0.48
4:CD:123:MET:HE2	4:CD:126:GLY:O	2.13	0.48
6:CF:4:TYR:O	6:CF:63:ASN:HA	2.13	0.48
7:CG:75:LYS:HB3	7:CG:86:VAL:O	2.12	0.48
8:CH:94:VAL:O	8:CH:95:MET:HB2	2.14	0.48
9:CI:5:TYR:N	9:CI:5:TYR:HD2	2.12	0.48
12:CL:22:ALA:O	12:CL:58:ASN:ND2	2.45	0.48
12:CL:86:VAL:C	12:CL:88:ASP:H	2.16	0.48
22:DA:287:G:C2'	22:DA:288:U:H5'	2.42	0.48
22:DA:411:G:C5'	22:DA:412:A:OP1	2.61	0.48
22:DA:443:A:H2'	26:DE:40:ARG:NE	2.28	0.48
22:DA:464:U:C6	22:DA:788:A:C2	3.02	0.48
22:DA:573:U:C4'	22:DA:574:A:OP1	2.41	0.48
22:DA:574:A:OP2	56:DA:3266:HOH:O	2.20	0.48
22:DA:599:A:C2	22:DA:659:G:C6	3.01	0.48
22:DA:656:G:O2'	22:DA:657:U:O4'	2.28	0.48
22:DA:674:G:H4'	26:DE:69:ARG:HB3	1.94	0.48
22:DA:762:U:H4'	22:DA:763:G:C5'	2.43	0.48

*Continued on next page...*

*Continued from previous page...*

Atom-1	Atom-2	Interatomic distance (Å)	Clash overlap (Å)
22:DA:785:G:O2'	22:DA:1779:U:H5''	2.12	0.48
22:DA:973:A:H1'	22:DA:1188:U:C5	2.49	0.48
22:DA:1075:C:O2'	22:DA:1076:C:H6	1.97	0.48
22:DA:1103:A:H8	22:DA:1103:A:O5'	1.95	0.48
22:DA:1274:A:C6	22:DA:1302:A:C2	3.01	0.48
22:DA:1429:G:O2'	22:DA:1430:G:P	2.72	0.48
22:DA:1800:C:C2	22:DA:1802:A:C8	3.02	0.48
22:DA:1802:A:O2'	22:DA:1803:A:H5'	2.12	0.48
22:DA:1805:A:N3	22:DA:1813:G:C2	2.81	0.48
22:DA:2196:C:O2'	22:DA:2197:U:H5'	2.13	0.48
22:DA:2293:G:O2'	22:DA:2294:G:H5'	2.12	0.48
22:DA:2544:G:C5'	22:DA:2645:G:N7	2.74	0.48
22:DA:2581:G:H5''	22:DA:2582:G:OP1	2.13	0.48
22:DA:2705:A:H2'	22:DA:2706:A:H5'	1.95	0.48
24:DC:120:ASP:CG	24:DC:121:ALA:N	2.66	0.48
24:DC:128:THR:O	24:DC:129:LEU:HB3	2.14	0.48
25:DD:108:ASP:OD1	25:DD:207:VAL:HG23	2.12	0.48
26:DE:144:GLU:O	26:DE:145:ASP:C	2.51	0.48
28:DG:1:SER:C	28:DG:3:VAL:N	2.67	0.48
29:DH:84:ALA:N	29:DH:148:ALA:HA	2.29	0.48
31:DJ:110:PRO:CB	31:DJ:111:LYS:HG2	2.31	0.48
34:DM:72:PRO:O	34:DM:91:TYR:O	2.31	0.48
43:DV:3:THR:C	43:DV:4:ILE:HG13	2.33	0.48
49:D1:52:LYS:HB2	49:D1:52:LYS:NZ	2.28	0.48
1:AA:11:G:C6	1:AA:12:U:C4	3.01	0.48
1:AA:44:A:C2	1:AA:399:G:C2	3.02	0.48
1:AA:204:G:C8	1:AA:205:A:H5''	2.48	0.48
1:AA:452:A:N6	1:AA:480:U:C2	2.81	0.48
1:AA:865:A:O2'	1:AA:866:C:H5'	2.12	0.48
1:AA:1210:C:O2'	1:AA:1211:U:H5'	2.14	0.48
1:AA:1260:G:H4'	1:AA:1284:C:H5'	1.96	0.48
2:AB:40:ILE:CG1	2:AB:41:ASN:H	2.17	0.48
2:AB:90:PHE:O	2:AB:149:GLY:HA3	2.11	0.48
6:AF:49:TYR:HB2	6:AF:50:PRO:CD	2.43	0.48
8:AH:1:SER:O	8:AH:3:GLN:N	2.46	0.48
22:BA:528:A:H2	22:BA:2043:C:C4'	2.25	0.48
22:BA:946:C:H2'	22:BA:947:A:C8	2.46	0.48
22:BA:996:A:O2'	38:BQ:91:ARG:CG	2.60	0.48
22:BA:1052:C:C6	22:BA:1052:C:H3'	2.48	0.48
22:BA:1069:A:N1	22:BA:1074:G:N7	2.61	0.48
22:BA:1296:G:C2'	22:BA:1297:C:O5'	2.60	0.48

*Continued on next page...*

*Continued from previous page...*

Atom-1	Atom-2	Interatomic distance (Å)	Clash overlap (Å)
22:BA:1394:U:H2'	22:BA:1395:A:O5'	2.13	0.48
22:BA:2033:A:H5''	56:BA:3481:HOH:O	2.13	0.48
22:BA:2107:G:O6	22:BA:2183:A:C5	2.66	0.48
22:BA:2405:G:O2'	22:BA:2406:A:P	2.71	0.48
22:BA:2415:G:H4'	33:BL:66:PHE:CB	2.42	0.48
22:BA:2562:U:C4	22:BA:2563:U:C5	3.01	0.48
25:BD:25:THR:O	25:BD:25:THR:HG22	2.09	0.48
32:BK:12:ASP:HA	32:BK:98:ARG:O	2.12	0.48
32:BK:118:LEU:O	32:BK:119:ALA:HB3	2.12	0.48
33:BL:18:ARG:O	33:BL:19:LEU:O	2.31	0.48
41:BT:15:HIS:HB3	41:BT:31:VAL:HG22	1.94	0.48
41:BT:29:THR:CA	41:BT:86:THR:H	2.24	0.48
42:BU:33:VAL:O	42:BU:64:ILE:HG22	2.13	0.48
1:CA:38:G:N2	1:CA:397:A:C4	2.82	0.48
1:CA:65:A:H4'	1:CA:66:A:O5'	2.14	0.48
1:CA:101:A:C4	1:CA:102:G:C8	3.01	0.48
1:CA:142:G:C2	1:CA:143:A:C1'	2.93	0.48
1:CA:206:C:H2'	1:CA:207:C:H4'	1.94	0.48
1:CA:306:A:C4	1:CA:307:C:C6	3.02	0.48
1:CA:714:G:H2'	1:CA:715:A:C8	2.49	0.48
1:CA:716:A:C6	1:CA:717:U:C4	3.02	0.48
1:CA:914:A:O2'	1:CA:915:A:O5'	2.31	0.48
1:CA:1283:U:HO2'	1:CA:1284:C:H6	1.59	0.48
1:CA:1387:G:C4	1:CA:1388:C:C5	3.01	0.48
2:CB:80:LYS:O	2:CB:81:ASP:C	2.51	0.48
2:CB:110:ILE:HD11	2:CB:150:ILE:CG2	2.40	0.48
3:CC:49:ALA:O	3:CC:50:SER:HB2	2.13	0.48
6:CF:6:ILE:N	6:CF:6:ILE:CD1	2.71	0.48
7:CG:137:ARG:C	7:CG:137:ARG:HD2	2.33	0.48
11:CK:81:LEU:CD1	11:CK:104:PHE:CD2	2.87	0.48
20:CT:26:MET:HE1	20:CT:27:MET:HA	1.96	0.48
21:CU:33:ARG:HG2	21:CU:34:ARG:H	1.78	0.48
22:DA:53:A:N7	22:DA:54:G:C5	2.81	0.48
22:DA:91:A:O2'	22:DA:92:U:H6	1.96	0.48
22:DA:95:A:O2'	46:DY:41:HIS:CD2	2.66	0.48
22:DA:104:A:H2'	22:DA:105:C:C6	2.48	0.48
22:DA:204:A:O4'	22:DA:206:U:C6	2.66	0.48
22:DA:463:G:N2	22:DA:466:A:OP2	2.42	0.48
22:DA:751:A:C2	22:DA:789:A:C4	3.01	0.48
22:DA:754:U:H2'	22:DA:755:U:H6	1.79	0.48
22:DA:807:U:H1'	22:DA:2445:G:H5'	1.95	0.48

*Continued on next page...*

*Continued from previous page...*

Atom-1	Atom-2	Interatomic distance (Å)	Clash overlap (Å)
22:DA:1256:G:O2'	22:DA:1257:C:C5'	2.61	0.48
22:DA:1363:C:C2	22:DA:1364:G:C8	3.01	0.48
22:DA:1669:A:C2'	22:DA:1670:C:H5'	2.42	0.48
22:DA:1681:G:O2'	22:DA:1762:A:H2'	2.13	0.48
22:DA:1695:G:H8	24:DC:7:PRO:HB2	1.75	0.48
22:DA:1767:G:C4	22:DA:1768:C:C5	3.02	0.48
22:DA:1828:G:O2'	22:DA:1829:A:H5'	2.13	0.48
22:DA:1991:U:C6	22:DA:1991:U:C3'	2.97	0.48
22:DA:2259:U:O2'	22:DA:2260:C:H6	1.96	0.48
22:DA:2267:A:N7	56:DA:3536:HOH:O	2.35	0.48
22:DA:2623:G:H4'	22:DA:2825:G:H2'	1.95	0.48
23:DB:54:G:H21	27:DF:25:MET:CE	2.26	0.48
25:DD:34:VAL:HG22	25:DD:92:VAL:O	2.13	0.48
25:DD:146:ILE:CG1	25:DD:155:VAL:HG22	2.41	0.48
32:DK:17:ARG:H	32:DK:45:GLU:HG2	1.79	0.48
33:DL:77:ILE:CD1	33:DL:125:LEU:HD13	2.43	0.48
33:DL:99:ASN:O	33:DL:100:ILE:CB	2.61	0.48
33:DL:141:LYS:HD2	33:DL:141:LYS:C	2.34	0.48
34:DM:53:MET:HB2	34:DM:120:ALA:HB2	1.94	0.48
36:DO:94:ARG:CD	36:DO:97:PHE:O	2.61	0.48
37:DP:19:PHE:O	37:DP:20:ARG:CB	2.61	0.48
39:DR:19:THR:HA	39:DR:96:VAL:O	2.14	0.48
41:DT:50:LEU:CD2	41:DT:51:PHE:CD1	2.94	0.48
44:DW:77:LYS:HB2	44:DW:77:LYS:NZ	2.28	0.48
46:DY:45:GLN:C	46:DY:47:ARG:H	2.17	0.48
51:D3:15:LYS:HG2	51:D3:16:THR:H	1.79	0.48
1:AA:37:U:C2'	1:AA:38:G:H5'	2.44	0.48
1:AA:978:A:H1'	1:AA:1322:C:C5	2.47	0.48
1:AA:978:A:C1'	1:AA:1322:C:H5	2.25	0.48
1:AA:1025:U:H5''	1:AA:1026:G:OP1	2.14	0.48
1:AA:1182:G:H4'	1:AA:1183:U:H5'	1.96	0.48
1:AA:1191:A:C2	1:AA:1192:C:C4	3.01	0.48
1:AA:1258:G:O2'	1:AA:1259:C:C5'	2.62	0.48
4:AD:133:SER:O	4:AD:134:TYR:C	2.49	0.48
7:AG:108:ARG:NH2	7:AG:118:ARG:HH22	2.12	0.48
9:AI:82:ILE:O	9:AI:86:LEU:N	2.39	0.48
10:AJ:80:THR:HB	10:AJ:83:THR:HG22	1.95	0.48
11:AK:64:VAL:O	11:AK:68:ARG:HG3	2.13	0.48
12:AL:38:THR:HA	12:AL:49:ARG:O	2.12	0.48
13:AM:84:CYS:O	13:AM:88:LEU:HD12	2.14	0.48
17:AQ:82:VAL:HG22	17:AQ:82:VAL:OXT	2.13	0.48

*Continued on next page...*

*Continued from previous page...*

Atom-1	Atom-2	Interatomic distance (Å)	Clash overlap (Å)
22:BA:216:A:H2'	22:BA:217:A:C8	2.47	0.48
22:BA:580:U:O3'	38:BQ:30:VAL:CG1	2.61	0.48
22:BA:659:G:N2	26:BE:30:GLN:HE22	2.09	0.48
22:BA:807:U:C2'	22:BA:808:G:H5'	2.43	0.48
22:BA:1716:U:O2'	22:BA:1717:A:C5'	2.50	0.48
22:BA:1820:U:O2	24:BC:200:MET:HG3	2.13	0.48
22:BA:2152:G:O2'	22:BA:2153:C:C4'	2.61	0.48
22:BA:2862:G:H2'	22:BA:2863:C:C6	2.48	0.48
23:BB:89:U:H3'	23:BB:90:C:H5''	1.94	0.48
24:BC:7:PRO:CB	24:BC:13:ARG:HB2	2.43	0.48
24:BC:106:PRO:CA	24:BC:141:HIS:HE1	2.25	0.48
25:BD:118:PHE:C	25:BD:120:GLY:H	2.14	0.48
27:BF:107:VAL:HG11	27:BF:175:PRO:HG2	1.94	0.48
27:BF:107:VAL:HG13	27:BF:113:PHE:CZ	2.49	0.48
28:BG:96:ALA:O	28:BG:97:VAL:CB	2.61	0.48
29:BH:32:PRO:O	29:BH:33:GLN:HB2	2.13	0.48
29:BH:50:ARG:C	29:BH:52:ALA:H	2.16	0.48
30:BI:19:PRO:HG2	30:BI:23:VAL:HG22	1.96	0.48
30:BI:61:TYR:N	30:BI:61:TYR:CD2	2.81	0.48
32:BK:63:VAL:CG1	32:BK:103:VAL:HG12	2.43	0.48
32:BK:121:GLU:O	32:BK:122:VAL:C	2.52	0.48
35:BN:52:ILE:HG21	35:BN:94:TYR:CG	2.48	0.48
35:BN:87:PHE:HE1	35:BN:116:VAL:CG1	2.26	0.48
37:BP:22:GLY:O	37:BP:109:ILE:HD11	2.13	0.48
37:BP:111:GLU:CD	37:BP:111:GLU:H	2.17	0.48
40:BS:21:ALA:CB	40:BS:74:ILE:HD13	2.43	0.48
42:BU:5:ARG:HH21	42:BU:5:ARG:CB	2.25	0.48
42:BU:33:VAL:HG23	42:BU:64:ILE:CG2	2.43	0.48
42:BU:44:HIS:O	42:BU:45:GLN:C	2.51	0.48
44:BW:9:THR:CG2	44:BW:10:ARG:HD3	2.44	0.48
47:BZ:38:GLU:OE1	47:BZ:38:GLU:N	2.41	0.48
48:B0:42:ILE:CD1	48:B0:48:TYR:HB2	2.43	0.48
1:CA:106:C:H1'	1:CA:379:C:H5''	1.95	0.48
1:CA:275:G:O2'	1:CA:276:G:O5'	2.31	0.48
1:CA:644:U:H2'	1:CA:645:G:H8	1.78	0.48
1:CA:740:U:O4'	15:CO:41:HIS:CE1	2.66	0.48
1:CA:769:G:H4'	1:CA:1513:A:H4'	1.96	0.48
1:CA:1124:G:N2	1:CA:1127:G:N2	2.62	0.48
1:CA:1158:C:C2	1:CA:1160:G:C8	3.02	0.48
1:CA:1182:G:C3'	1:CA:1183:U:H5'	2.43	0.48
3:CC:38:VAL:O	3:CC:42:LEU:HD23	2.14	0.48

*Continued on next page...*

*Continued from previous page...*

Atom-1	Atom-2	Interatomic distance (Å)	Clash overlap (Å)
3:CC:39:ARG:HG2	3:CC:54:ILE:HG21	1.94	0.48
3:CC:171:ARG:O	3:CC:173:PRO:HD2	2.12	0.48
4:CD:2:ARG:HH21	4:CD:114:ARG:CZ	2.27	0.48
4:CD:84:ASN:C	4:CD:84:ASN:ND2	2.53	0.48
4:CD:150:LYS:HD3	4:CD:150:LYS:N	2.29	0.48
5:CE:132:PRO:O	5:CE:134:ASN:N	2.47	0.48
9:CI:38:PHE:HE2	9:CI:71:ILE:HG22	1.78	0.48
13:CM:16:ILE:CD1	13:CM:16:ILE:H	2.26	0.48
21:CU:27:VAL:O	21:CU:31:VAL:HG23	2.14	0.48
22:DA:571:U:C4	22:DA:2030:A:C6	3.01	0.48
22:DA:676:A:C2	22:DA:2070:A:O4'	2.67	0.48
22:DA:778:G:C6	22:DA:779:U:N3	2.81	0.48
22:DA:799:G:O5'	22:DA:800:A:H3'	2.12	0.48
22:DA:919:U:C5'	22:DA:919:U:H6	2.26	0.48
22:DA:1064:C:H2'	22:DA:1065:U:H6	1.76	0.48
22:DA:1142:A:H4'	31:DJ:27:ARG:HH22	1.78	0.48
22:DA:1289:C:HO2'	22:DA:1290:C:C5'	2.27	0.48
22:DA:1338:G:O6	41:DT:66:LYS:HE2	2.13	0.48
22:DA:1464:G:C2	22:DA:1465:G:C4	3.02	0.48
22:DA:1489:C:C4'	22:DA:1490:A:OP1	2.57	0.48
22:DA:1572:A:H2'	22:DA:1573:G:H8	1.78	0.48
22:DA:2051:A:C2	22:DA:2052:A:N6	2.81	0.48
22:DA:2239:G:H2'	22:DA:2240:U:H6	1.78	0.48
22:DA:2461:A:H1'	22:DA:2492:U:O2	2.12	0.48
22:DA:2537:U:H2'	22:DA:2538:C:H6	1.79	0.48
22:DA:2668:G:O2'	22:DA:2669:G:P	2.71	0.48
23:DB:41:G:O6	27:DF:68:LYS:HD3	2.13	0.48
25:DD:133:THR:CG2	25:DD:134:HIS:H	1.99	0.48
28:DG:67:ALA:O	28:DG:71:LEU:HB2	2.13	0.48
31:DJ:23:LYS:NZ	31:DJ:142:ILE:H	2.11	0.48
31:DJ:37:ARG:NH2	31:DJ:39:LYS:NZ	2.62	0.48
33:DL:143:GLU:N	33:DL:143:GLU:OE1	2.46	0.48
35:DN:90:ARG:NH2	35:DN:116:VAL:HG12	2.27	0.48
40:DS:70:LYS:HE3	40:DS:70:LYS:N	2.27	0.48
41:DT:67:VAL:HB	41:DT:76:ARG:HG3	1.96	0.48
42:DU:45:GLN:HA	42:DU:45:GLN:NE2	2.24	0.48
44:DW:51:GLY:HA3	44:DW:59:PHE:O	2.12	0.48
45:DX:69:GLU:HA	45:DX:72:ALA:HB3	1.95	0.48
46:DY:59:GLU:C	46:DY:61:ALA:H	2.16	0.48
47:DZ:4:ILE:CG2	47:DZ:56:VAL:HG13	2.44	0.48
50:D2:21:ARG:HG2	50:D2:31:LEU:CD1	2.44	0.48

*Continued on next page...*



*Continued from previous page...*

Atom-1	Atom-2	Interatomic distance (Å)	Clash overlap (Å)
1:AA:819:A:N7	1:AA:1529:G:C2	2.81	0.48
1:AA:977:A:O2'	1:AA:978:A:H5''	2.13	0.48
1:AA:1451:U:O5'	1:AA:1452:C:H5	1.96	0.48
6:AF:8:PHE:CE1	6:AF:21:MET:HE1	2.45	0.48
7:AG:68:VAL:HG12	7:AG:102:TRP:HE3	1.78	0.48
7:AG:74:VAL:HA	7:AG:87:PRO:HA	1.95	0.48
10:AJ:53:ILE:CG1	14:AN:84:ARG:CZ	2.91	0.48
16:AP:23:ASP:O	16:AP:24:SER:C	2.51	0.48
16:AP:81:ALA:O	16:AP:82:ALA:HB2	2.13	0.48
19:AS:43:MET:HA	19:AS:46:LEU:HD12	1.94	0.48
20:AT:82:ILE:CD1	20:AT:83:ASN:N	2.72	0.48
21:AU:49:ALA:O	21:AU:52:VAL:HG12	2.13	0.48
22:BA:9:G:C5	22:BA:2629:U:C5	3.02	0.48
22:BA:320:A:H4'	22:BA:322:A:C8	2.48	0.48
22:BA:626:A:C2	33:BL:78:ARG:HD3	2.48	0.48
22:BA:657:U:H2'	22:BA:658:U:C6	2.49	0.48
22:BA:745:G:H2'	22:BA:746:U:H5'	1.95	0.48
22:BA:807:U:O2'	22:BA:808:G:H5'	2.13	0.48
22:BA:832:U:O2'	22:BA:833:A:H5'	2.14	0.48
22:BA:998:C:OP2	38:BQ:57:ARG:NH2	2.43	0.48
22:BA:1210:G:P	22:BA:1212:G:H5'	2.53	0.48
22:BA:1214:A:H4'	22:BA:1239:G:H4'	1.95	0.48
22:BA:1520:U:O2'	22:BA:1521:G:H5'	2.14	0.48
22:BA:2148:G:O2'	22:BA:2149:U:C4'	2.61	0.48
22:BA:2249:U:H4'	22:BA:2250:G:OP2	2.14	0.48
23:BB:14:U:OP2	23:BB:70:C:O2'	2.31	0.48
28:BG:17:LYS:HB2	28:BG:17:LYS:HE3	1.67	0.48
28:BG:38:ASP:H	28:BG:40:VAL:CG1	2.27	0.48
29:BH:6:LEU:HD13	29:BH:6:LEU:N	2.28	0.48
33:BL:62:PRO:HG3	51:B3:24:LYS:HD3	1.95	0.48
34:BM:31:PHE:CZ	34:BM:110:GLU:HG2	2.48	0.48
35:BN:16:HIS:HD2	35:BN:16:HIS:O	1.97	0.48
37:BP:31:VAL:O	37:BP:37:LYS:HA	2.14	0.48
39:BR:49:ILE:HB	39:BR:53:PHE:N	2.28	0.48
41:BT:61:LEU:HA	56:BT:101:HOH:O	2.12	0.48
43:BV:4:ILE:O	43:BV:63:ILE:HA	2.13	0.48
49:B1:50:GLU:OE1	49:B1:50:GLU:CA	2.61	0.48
52:B4:16:ILE:HA	52:B4:24:ARG:O	2.13	0.48
1:CA:431:A:H2'	1:CA:431:A:N3	2.28	0.48
1:CA:449:G:O2'	1:CA:450:G:H5'	2.14	0.48
1:CA:734:G:H2'	1:CA:735:C:C6	2.49	0.48

*Continued on next page...*

*Continued from previous page...*

Atom-1	Atom-2	Interatomic distance (Å)	Clash overlap (Å)
1:CA:765:G:H1'	1:CA:812:G:N2	2.29	0.48
1:CA:919:A:O2'	1:CA:920:U:H5'	2.13	0.48
4:CD:187:ARG:NH1	4:CD:196:GLU:OE2	2.46	0.48
5:CE:155:LYS:NZ	8:CH:72:GLU:HG2	2.29	0.48
13:CM:49:GLU:OE1	13:CM:49:GLU:HA	2.13	0.48
15:CO:55:LEU:O	15:CO:58:MET:N	2.47	0.48
19:CS:36:ARG:HG2	19:CS:36:ARG:O	2.13	0.48
19:CS:40:PHE:CB	19:CS:41:PRO:CD	2.78	0.48
19:CS:44:ILE:HG12	19:CS:45:GLY:N	2.27	0.48
22:DA:395:U:O2'	22:DA:396:G:O5'	2.31	0.48
22:DA:426:C:C2'	22:DA:427:U:H5'	2.42	0.48
22:DA:508:A:N6	40:DS:9:HIS:NE2	2.49	0.48
22:DA:729:G:C8	24:DC:206:LYS:HE3	2.49	0.48
22:DA:749:A:H1'	22:DA:1618:A:OP1	2.13	0.48
22:DA:813:U:C2	22:DA:814:C:C6	3.01	0.48
22:DA:1057:A:N3	22:DA:1082:U:C2	2.81	0.48
22:DA:1252:G:C2	22:DA:1253:A:H2	2.32	0.48
22:DA:1329:U:O2'	22:DA:1330:C:P	2.70	0.48
22:DA:1417:C:H2'	22:DA:1418:G:C8	2.49	0.48
22:DA:1532:A:C2	22:DA:1540:G:N1	2.82	0.48
22:DA:1667:G:O2'	22:DA:1991:U:O4	2.26	0.48
22:DA:1668:A:O4'	22:DA:1669:A:C2	2.66	0.48
22:DA:1716:U:O2'	22:DA:1717:A:C5'	2.61	0.48
22:DA:1824:G:H8	22:DA:1824:G:OP2	1.95	0.48
22:DA:1832:C:C2'	22:DA:1833:C:O5'	2.60	0.48
22:DA:2094:A:O2'	22:DA:2095:A:O4'	2.31	0.48
22:DA:2298:A:C6	22:DA:2321:U:C5	3.01	0.48
22:DA:2334:U:O3'	36:DO:13:ARG:HB2	2.11	0.48
22:DA:2396:G:C2	22:DA:2421:G:C2	3.01	0.48
22:DA:2662:A:C2'	22:DA:2663:G:H5'	2.44	0.48
22:DA:2668:G:N3	22:DA:2669:G:C8	2.81	0.48
22:DA:2800:A:N1	22:DA:2801:G:N3	2.62	0.48
24:DC:24:HIS:CE1	24:DC:79:ARG:NH1	2.82	0.48
24:DC:181:ARG:HG3	24:DC:182:LYS:N	2.29	0.48
26:DE:29:HIS:ND1	33:DL:6:LEU:CD2	2.74	0.48
32:DK:11:ALA:HB2	32:DK:64:ARG:HH12	1.75	0.48
33:DL:92:LEU:HD22	33:DL:124:GLY:CA	2.35	0.48
37:DP:83:ILE:O	37:DP:83:ILE:HG23	2.13	0.48
39:DR:10:LYS:NZ	39:DR:23:GLU:HG3	2.28	0.48
42:DU:82:VAL:H	42:DU:96:LYS:HZ2	1.61	0.48
43:DV:56:PHE:C	43:DV:58:SER:N	2.66	0.48

*Continued on next page...*

*Continued from previous page...*

Atom-1	Atom-2	Interatomic distance (Å)	Clash overlap (Å)
44:DW:30:VAL:CG2	44:DW:59:PHE:CD1	2.96	0.48
44:DW:49:ASN:OD1	44:DW:80:SER:HA	2.13	0.48
45:DX:39:VAL:O	45:DX:41:SER:N	2.46	0.48
47:DZ:41:PRO:HA	47:DZ:44:ARG:HB3	1.95	0.48
48:D0:42:ILE:HD12	48:D0:47:TYR:O	2.14	0.48
48:D0:50:GLY:C	48:D0:51:ARG:HG3	2.33	0.48
50:D2:24:THR:HG21	50:D2:27:GLY:HA3	1.94	0.48
50:D2:34:ARG:HB3	50:D2:42:LEU:CD1	2.43	0.48
51:D3:12:ARG:HD3	51:D3:12:ARG:N	2.29	0.48
51:D3:49:VAL:HG21	51:D3:54:LEU:HA	1.94	0.48
1:AA:52:C:H2'	1:AA:53:A:C8	2.48	0.48
1:AA:198:G:N2	1:AA:220:G:H1'	2.29	0.48
1:AA:266:G:OP2	1:AA:267:C:H5	1.97	0.48
1:AA:410:G:OP2	4:AD:21:LYS:CE	2.61	0.48
1:AA:542:G:N3	1:AA:543:U:C5	2.81	0.48
1:AA:1150:A:O2'	10:AJ:42:LEU:C	2.51	0.48
1:AA:1151:A:N6	1:AA:1152:A:N6	2.61	0.48
1:AA:1317:C:H6	1:AA:1317:C:H3'	1.78	0.48
1:AA:1365:G:O2'	1:AA:1366:C:H5'	2.14	0.48
4:AD:138:PRO:HA	4:AD:181:PHE:HD2	1.79	0.48
5:AE:152:VAL:CB	5:AE:155:LYS:NZ	2.41	0.48
7:AG:83:THR:O	7:AG:85:GLN:N	2.46	0.48
8:AH:21:LYS:HE2	8:AH:21:LYS:CA	2.41	0.48
10:AJ:29:ALA:HB3	10:AJ:36:VAL:HG21	1.96	0.48
10:AJ:33:GLY:O	10:AJ:34:ALA:CB	2.61	0.48
11:AK:51:PHE:CE1	11:AK:60:PHE:HE2	2.18	0.48
15:AO:52:ARG:HA	15:AO:55:LEU:HB3	1.94	0.48
15:AO:73:ASP:OD2	15:AO:76:ARG:HG3	2.14	0.48
16:AP:4:ILE:O	16:AP:68:SER:OG	2.29	0.48
20:AT:66:ILE:O	20:AT:67:HIS:O	2.32	0.48
22:BA:28:A:C4	22:BA:29:U:C6	3.02	0.48
22:BA:95:A:O2'	46:BY:41:HIS:CD2	2.67	0.48
22:BA:134:G:N2	22:BA:146:A:C4	2.82	0.48
22:BA:872:U:H2'	22:BA:873:C:C6	2.48	0.48
22:BA:875:G:H2'	22:BA:876:C:H5'	1.96	0.48
22:BA:1105:U:H2'	22:BA:1106:G:C8	2.45	0.48
22:BA:2056:G:C2	22:BA:2057:G:C8	3.00	0.48
22:BA:2197:U:OP1	4:CD:150:LYS:CE	2.62	0.48
22:BA:2210:U:OP1	22:BA:2210:U:H6	1.96	0.48
23:BB:37:C:C5	23:BB:38:C:C5	3.01	0.48
24:BC:80:LEU:HD11	24:BC:109:LEU:CB	2.44	0.48

*Continued on next page...*

*Continued from previous page...*

Atom-1	Atom-2	Interatomic distance (Å)	Clash overlap (Å)
24:BC:230:PRO:HG2	24:BC:245:THR:O	2.14	0.48
25:BD:119:ALA:HB1	25:BD:123:LYS:HB3	1.95	0.48
26:BE:132:LYS:HB3	26:BE:132:LYS:NZ	2.29	0.48
31:BJ:3:THR:HG21	38:BQ:60:TRP:HE1	1.78	0.48
32:BK:1:MET:HG3	32:BK:67:LYS:HG3	1.96	0.48
34:BM:53:MET:HE2	34:BM:120:ALA:HB2	1.94	0.48
37:BP:24:THR:O	37:BP:25:VAL:O	2.30	0.48
38:BQ:40:LYS:HA	38:BQ:43:GLN:HG2	1.93	0.48
39:BR:91:GLN:HA	39:BR:91:GLN:OE1	2.14	0.48
41:BT:30:ILE:HG12	41:BT:32:LEU:CD2	2.43	0.48
42:BU:97:SER:O	42:BU:98:ASN:CB	2.61	0.48
45:BX:73:ARG:HG3	45:BX:73:ARG:O	2.14	0.48
49:B1:9:LYS:N	49:B1:9:LYS:CD	2.77	0.48
1:CA:151:A:H2'	1:CA:152:A:O4'	2.13	0.48
1:CA:169:C:O2'	1:CA:170:U:H5'	2.14	0.48
1:CA:197:A:N6	1:CA:221:C:C5'	2.76	0.48
1:CA:885:G:H1'	1:CA:914:A:C2	2.49	0.48
1:CA:1130:A:N7	1:CA:1146:A:C6	2.82	0.48
6:CF:86:ARG:CD	18:CR:63:TYR:O	2.57	0.48
8:CH:33:VAL:C	8:CH:35:ILE:N	2.66	0.48
9:CI:30:ASN:O	9:CI:31:GLN:CG	2.61	0.48
9:CI:49:GLN:O	9:CI:52:GLU:HG2	2.13	0.48
12:CL:7:VAL:O	12:CL:7:VAL:CG1	2.58	0.48
15:CO:16:ARG:HH12	15:CO:76:ARG:HD2	1.78	0.48
21:CU:14:ALA:O	21:CU:15:LEU:C	2.52	0.48
22:DA:30:G:C2	22:DA:31:C:C2	3.01	0.48
22:DA:36:G:H5'	22:DA:451:U:O2	2.13	0.48
22:DA:125:A:O3'	50:D2:19:ARG:HG3	2.14	0.48
22:DA:142:A:O2'	22:DA:143:C:C6	2.49	0.48
22:DA:265:A:C6	22:DA:428:A:O4'	2.66	0.48
22:DA:279:A:C6	22:DA:361:G:O2'	2.67	0.48
22:DA:334:C:O2'	22:DA:335:C:OP1	2.28	0.48
22:DA:699:A:N6	22:DA:1633:G:H21	2.11	0.48
22:DA:1034:G:O2'	22:DA:1035:U:O4'	2.20	0.48
22:DA:1068:G:O2'	22:DA:1069:A:H5'	2.13	0.48
22:DA:1131:G:C5	22:DA:2025:C:H4'	2.49	0.48
22:DA:1275:A:C4	35:DN:16:HIS:HD2	2.32	0.48
22:DA:1342:A:C6	22:DA:1397:U:C5	3.01	0.48
22:DA:1388:G:H2'	22:DA:1389:G:H8	1.78	0.48
22:DA:1596:A:C6	22:DA:1597:A:C6	3.01	0.48
22:DA:1665:A:H1'	32:DK:1:MET:HG3	1.95	0.48

*Continued on next page...*

*Continued from previous page...*

Atom-1	Atom-2	Interatomic distance (Å)	Clash overlap (Å)
22:DA:1736:U:H2'	22:DA:1737:G:O5'	2.14	0.48
22:DA:1943:U:O4'	22:DA:1943:U:O2	2.32	0.48
22:DA:2452:C:H2'	22:DA:2453:A:C8	2.48	0.48
22:DA:2563:U:H4'	32:DK:28:SER:HA	1.96	0.48
22:DA:2588:G:C2'	22:DA:2589:A:H5'	2.43	0.48
22:DA:2728:U:H2'	22:DA:2729:G:C8	2.48	0.48
23:DB:42:C:O2'	23:DB:43:C:H5'	2.14	0.48
24:DC:144:GLU:CB	24:DC:187:CYS:HB2	2.39	0.48
24:DC:255:LYS:C	24:DC:256:THR:CG2	2.80	0.48
24:DC:259:ASN:OD1	24:DC:262:THR:HG23	2.13	0.48
25:DD:124:ARG:NH1	25:DD:125:TRP:NE1	2.48	0.48
26:DE:135:ALA:C	26:DE:137:LYS:N	2.66	0.48
27:DF:110:ILE:HA	27:DF:111:ARG:HH11	1.79	0.48
31:DJ:25:LEU:C	31:DJ:27:ARG:N	2.67	0.48
36:DO:18:LEU:HD13	36:DO:25:ARG:CG	2.38	0.48
40:DS:25:ARG:HA	40:DS:74:ILE:HG21	1.94	0.48
41:DT:8:LEU:CD2	41:DT:46:ALA:HA	2.43	0.48
45:DX:26:ARG:HG3	45:DX:27:ARG:N	2.27	0.48
45:DX:63:ILE:HD12	45:DX:63:ILE:N	2.29	0.48
47:DZ:23:LEU:CD1	47:DZ:28:LEU:HD21	2.41	0.48
48:D0:29:VAL:HA	48:D0:35:GLU:O	2.13	0.48
50:D2:18:PHE:O	50:D2:21:ARG:N	2.45	0.48
51:D3:2:LYS:HE3	51:D3:2:LYS:HB2	1.68	0.48
51:D3:11:LYS:C	51:D3:12:ARG:HD3	2.34	0.48
1:AA:500:G:C4	1:AA:501:C:C5	3.01	0.48
1:AA:515:G:N1	1:AA:537:G:C6	2.82	0.48
1:AA:555:U:H2'	1:AA:556:C:O5'	2.13	0.48
1:AA:1003:G:H21	1:AA:1005:A:H5'	1.74	0.48
1:AA:1227:A:O2'	1:AA:1228:C:O5'	2.22	0.48
1:AA:1258:G:O2'	1:AA:1259:C:H5'	2.14	0.48
1:AA:1317:C:C6	1:AA:1317:C:C3'	2.97	0.48
1:AA:1322:C:O2'	1:AA:1323:G:C5'	2.61	0.48
1:AA:1387:G:C4	1:AA:1388:C:C5	3.02	0.48
2:AB:68:PHE:CD2	2:AB:83:ALA:HB1	2.49	0.48
2:AB:206:ILE:HD13	2:AB:207:ARG:H	1.78	0.48
3:AC:106:ARG:O	3:AC:107:LYS:HB2	2.12	0.48
3:AC:137:VAL:HG22	3:AC:148:ILE:HG23	1.94	0.48
7:AG:22:LEU:HD11	7:AG:46:LEU:CD2	2.43	0.48
7:AG:52:ARG:HH21	7:AG:124:SER:CB	2.27	0.48
9:AI:26:LYS:O	9:AI:62:LEU:HD23	2.13	0.48
10:AJ:63:ASP:OD2	14:AN:97:LYS:NZ	2.47	0.48

*Continued on next page...*

*Continued from previous page...*

Atom-1	Atom-2	Interatomic distance (Å)	Clash overlap (Å)
11:AK:34:THR:HG1	11:AK:39:ASN:H	1.58	0.48
11:AK:109:ILE:O	11:AK:110:THR:CG2	2.61	0.48
11:AK:125:LYS:O	21:AU:33:ARG:NH1	2.46	0.48
12:AL:35:ARG:HB2	12:AL:37:TYR:CE1	2.48	0.48
12:AL:113:ARG:HD2	12:AL:118:VAL:CG1	2.43	0.48
13:AM:94:LEU:HD22	13:AM:95:PRO:HD2	1.96	0.48
17:AQ:15:LYS:HD2	17:AQ:16:MET:N	2.28	0.48
19:AS:10:ILE:HD11	19:AS:15:LEU:HB2	1.95	0.48
22:BA:60:G:C8	22:BA:62:U:H2'	2.48	0.48
22:BA:178:G:O2'	22:BA:179:C:H5'	2.14	0.48
22:BA:391:A:C6	22:BA:411:G:C2	3.02	0.48
22:BA:566:U:O2'	22:BA:809:G:OP2	2.26	0.48
22:BA:686:U:O4	50:B2:12:ARG:NH2	2.47	0.48
22:BA:962:G:P	56:BA:3355:HOH:O	2.71	0.48
22:BA:990:A:C8	22:BA:990:A:C5'	2.87	0.48
22:BA:1028:A:N6	22:BA:1125:G:H2'	2.29	0.48
22:BA:1188:U:O2'	22:BA:1189:A:H5'	2.12	0.48
22:BA:1462:C:O2'	22:BA:1463:C:C5'	2.62	0.48
22:BA:1565:C:O2'	22:BA:1566:A:O5'	2.30	0.48
22:BA:1612:C:C2'	22:BA:1613:G:O5'	2.61	0.48
22:BA:1735:A:O2'	22:BA:1736:U:O4'	2.27	0.48
22:BA:1787:A:O4'	22:BA:2589:A:H4'	2.14	0.48
22:BA:1842:G:O4'	24:BC:242:HIS:ND1	2.47	0.48
22:BA:1871:A:C8	22:BA:1872:A:C6	3.01	0.48
22:BA:1912:A:N1	22:BA:1919:A:N7	2.62	0.48
22:BA:2148:G:O2'	22:BA:2149:U:O4'	2.31	0.48
22:BA:2250:G:H21	22:BA:2496:C:C5'	2.22	0.48
22:BA:2393:U:H2'	22:BA:2394:C:O4'	2.14	0.48
22:BA:2754:U:H6	22:BA:2754:U:O5'	1.96	0.48
22:BA:2805:C:C4	22:BA:2806:C:C4	3.01	0.48
23:BB:49:C:O3'	36:BO:68:LYS:HE2	2.12	0.48
26:BE:113:VAL:CG1	26:BE:114:ARG:N	2.76	0.48
26:BE:172:ALA:O	26:BE:175:ILE:HG22	2.14	0.48
27:BF:40:GLY:N	27:BF:84:ILE:CD1	2.77	0.48
36:BO:54:VAL:HG22	36:BO:54:VAL:O	2.14	0.48
36:BO:110:ALA:O	36:BO:113:ALA:HB3	2.13	0.48
45:BX:50:VAL:HG12	45:BX:51:SER:O	2.13	0.48
1:CA:43:C:H2'	1:CA:44:A:C5'	2.43	0.48
1:CA:68:G:N2	1:CA:152:A:C1'	2.75	0.48
1:CA:158:G:N7	1:CA:164:G:C6	2.82	0.48
1:CA:511:C:C2	1:CA:512:U:C5	3.01	0.48

*Continued on next page...*

*Continued from previous page...*

Atom-1	Atom-2	Interatomic distance (Å)	Clash overlap (Å)
1:CA:520:A:O2'	12:CL:69:GLU:HG3	2.13	0.48
1:CA:770:C:O2'	1:CA:771:G:H5'	2.14	0.48
1:CA:1146:A:C6	1:CA:1147:C:C4	3.02	0.48
1:CA:1299:A:H62	1:CA:1302:C:H41	1.61	0.48
1:CA:1490:U:C5'	1:CA:1491:G:OP2	2.62	0.48
2:CB:74:ALA:CB	2:CB:206:ILE:HD11	2.43	0.48
5:CE:33:THR:OG1	5:CE:49:TYR:CZ	2.65	0.48
6:CF:49:TYR:HE1	18:CR:65:SER:HA	1.78	0.48
7:CG:26:VAL:HG12	7:CG:42:VAL:HG21	1.96	0.48
8:CH:9:MET:HA	8:CH:26:MET:HE2	1.94	0.48
8:CH:46:GLU:N	8:CH:63:LYS:HG3	2.29	0.48
11:CK:15:VAL:O	11:CK:16:SER:CB	2.59	0.48
12:CL:97:VAL:O	12:CL:97:VAL:CG2	2.56	0.48
15:CO:41:HIS:CD2	15:CO:41:HIS:C	2.87	0.48
22:DA:28:A:H2'	22:DA:29:U:O4'	2.13	0.48
22:DA:70:G:O3'	22:DA:113:U:H4'	2.13	0.48
22:DA:370:G:H2'	22:DA:424:G:OP1	2.13	0.48
22:DA:533:G:H2'	22:DA:534:U:C6	2.49	0.48
22:DA:931:U:O2	22:DA:931:U:C2'	2.61	0.48
22:DA:947:A:O2'	22:DA:948:C:O4'	2.29	0.48
22:DA:996:A:O2'	38:DQ:91:ARG:HG2	2.13	0.48
22:DA:1340:U:H5'	41:DT:61:LEU:CD2	2.44	0.48
22:DA:1603:A:H2'	22:DA:1604:C:C6	2.49	0.48
22:DA:1833:C:N4	22:DA:1834:U:O4	2.47	0.48
22:DA:1957:C:O2'	22:DA:1985:C:H1'	2.13	0.48
22:DA:1975:G:N3	22:DA:1976:U:C6	2.82	0.48
22:DA:2019:A:C4'	38:DQ:33:VAL:HG21	2.39	0.48
22:DA:2093:G:C2	22:DA:2094:A:N7	2.81	0.48
22:DA:2104:C:O2	22:DA:2105:U:C5	2.62	0.48
22:DA:2136:G:O6	22:DA:2156:G:C2	2.66	0.48
22:DA:2286:G:N7	49:D1:33:LEU:CD2	2.75	0.48
22:DA:2432:A:C6	45:DX:20:ALA:HA	2.47	0.48
22:DA:2636:C:P	25:DD:81:GLU:HB2	2.54	0.48
22:DA:2675:A:H2'	22:DA:2676:C:O4'	2.14	0.48
22:DA:2714:G:C2'	22:DA:2715:C:H5'	2.44	0.48
22:DA:2748:A:C2	22:DA:2749:A:C4	3.02	0.48
24:DC:16:VAL:HB	24:DC:203:VAL:HB	1.94	0.48
24:DC:71:ASP:OD2	24:DC:118:GLY:HA2	2.14	0.48
24:DC:250:GLN:H	24:DC:250:GLN:HG2	1.51	0.48
26:DE:118:LEU:HD11	26:DE:188:MET:HE2	1.95	0.48
26:DE:128:ALA:CB	26:DE:129:PRO:CD	2.83	0.48

*Continued on next page...*

*Continued from previous page...*

Atom-1	Atom-2	Interatomic distance (Å)	Clash overlap (Å)
26:DE:148:ILE:CA	26:DE:187:VAL:HB	2.40	0.48
26:DE:158:PHE:HA	26:DE:169:VAL:HG11	1.95	0.48
32:DK:69:VAL:HG11	32:DK:106:GLU:HG2	1.95	0.48
33:DL:99:ASN:O	33:DL:100:ILE:HB	2.14	0.48
34:DM:53:MET:CE	34:DM:117:PHE:CE1	2.96	0.48
36:DO:105:ALA:O	36:DO:109:ALA:CB	2.62	0.48
41:DT:48:GLN:HA	41:DT:48:GLN:NE2	2.28	0.48
44:DW:37:VAL:C	44:DW:39:GLN:H	2.16	0.48
47:DZ:40:THR:HG22	47:DZ:42:ALA:H	1.77	0.48
52:D4:1:MET:HB3	52:D4:34:LYS:HE3	1.95	0.48
1:AA:92:U:C2'	1:AA:93:U:C6	2.96	0.48
1:AA:174:A:HO2'	1:AA:175:C:H5'	1.77	0.48
1:AA:192:A:C6	1:AA:193:C:C4	3.02	0.48
1:AA:344:A:O2'	37:BP:36:LYS:HE2	2.13	0.48
1:AA:363:A:C2'	1:AA:364:A:H5'	2.44	0.48
1:AA:674:G:H4'	18:AR:69:TYR:CE1	2.48	0.48
1:AA:903:G:C4	1:AA:904:U:C6	3.02	0.48
1:AA:1253:G:H2'	1:AA:1254:A:H8	1.79	0.48
3:AC:154:GLY:O	3:AC:195:ILE:CG1	2.61	0.48
3:AC:185:THR:O	3:AC:186:SER:HB2	2.13	0.48
4:AD:131:ILE:O	4:AD:133:SER:N	2.43	0.48
5:AE:94:PHE:CD1	5:AE:94:PHE:O	2.67	0.48
8:AH:1:SER:C	8:AH:3:GLN:N	2.66	0.48
8:AH:36:ALA:CB	8:AH:60:LEU:HD21	2.43	0.48
8:AH:76:ARG:NE	8:AH:78:SER:O	2.47	0.48
9:AI:3:ASN:O	9:AI:4:GLN:HG2	2.13	0.48
10:AJ:17:LEU:HD23	10:AJ:18:ILE:HA	1.96	0.48
10:AJ:22:THR:HG22	10:AJ:23:ALA:N	2.29	0.48
10:AJ:53:ILE:HD11	14:AN:84:ARG:NH1	2.28	0.48
10:AJ:70:HIS:H	10:AJ:70:HIS:CD2	2.32	0.48
22:BA:38:A:O2'	26:BE:43:THR:HA	2.12	0.48
22:BA:242:G:O5'	51:B3:2:LYS:HE2	2.14	0.48
22:BA:696:G:O2'	22:BA:697:G:H5'	2.13	0.48
22:BA:819:A:OP2	22:BA:1187:G:N2	2.43	0.48
22:BA:861:A:N3	23:BB:79:G:O2'	2.47	0.48
22:BA:1189:A:C2'	22:BA:1190:G:O5'	2.62	0.48
22:BA:1282:U:H2'	22:BA:1283:G:O4'	2.14	0.48
22:BA:1360:G:C6	22:BA:1372:U:C2	3.02	0.48
22:BA:1508:A:O2'	22:BA:1509:A:P	2.72	0.48
22:BA:1513:U:C2'	22:BA:1514:G:H5'	2.43	0.48
22:BA:1967:C:H2'	22:BA:1968:G:C8	2.49	0.48

*Continued on next page...*



*Continued from previous page...*

Atom-1	Atom-2	Interatomic distance (Å)	Clash overlap (Å)
22:BA:2489:U:C2'	22:BA:2490:G:O5'	2.62	0.48
22:BA:2515:C:O2	22:BA:2570:G:C2	2.67	0.48
24:BC:83:ASP:OD1	24:BC:84:PRO:CD	2.62	0.48
24:BC:182:LYS:O	24:BC:183:VAL:CG2	2.62	0.48
28:BG:97:VAL:HG22	28:BG:102:ILE:HG12	1.95	0.48
29:BH:80:ILE:O	29:BH:81:ALA:HB2	2.12	0.48
30:BI:12:VAL:HG23	30:BI:13:ALA:H	1.78	0.48
31:BJ:64:VAL:HG11	31:BJ:68:LYS:HB2	1.92	0.48
32:BK:95:ILE:C	32:BK:95:ILE:CD1	2.64	0.48
39:BR:42:ALA:CB	39:BR:46:GLU:HB2	2.43	0.48
41:BT:22:THR:O	41:BT:25:GLU:HB3	2.13	0.48
41:BT:31:VAL:C	41:BT:32:LEU:CD2	2.74	0.48
1:CA:67:C:O2	1:CA:68:G:N7	2.47	0.48
1:CA:549:C:H2'	1:CA:550:G:O4'	2.14	0.48
1:CA:687:A:C2	1:CA:704:A:C6	3.02	0.48
1:CA:1082:A:OP2	5:CE:22:LYS:HE3	2.13	0.48
1:CA:1347:G:H3'	9:CI:109:GLN:O	2.13	0.48
3:CC:70:ALA:HB2	3:CC:114:LEU:HD11	1.96	0.48
7:CG:88:VAL:CG2	7:CG:89:GLU:H	2.14	0.48
9:CI:94:ARG:HG3	9:CI:94:ARG:NH1	2.29	0.48
12:CL:109:ARG:HD2	12:CL:109:ARG:HA	1.69	0.48
14:CN:8:ARG:NH1	14:CN:12:ARG:HH22	2.11	0.48
14:CN:25:GLU:O	14:CN:28:ALA:HB3	2.12	0.48
15:CO:36:ASN:O	15:CO:37:HIS:C	2.51	0.48
17:CQ:80:LYS:O	17:CQ:81:ALA:HB3	2.14	0.48
18:CR:53:GLN:O	18:CR:56:ARG:HB2	2.14	0.48
18:CR:72:ARG:HA	21:CU:4:LYS:HE3	1.94	0.48
19:CS:52:ASN:C	19:CS:54:ARG:H	2.17	0.48
22:DA:82:U:C3'	22:DA:83:A:H5''	2.43	0.48
22:DA:202:U:O2	22:DA:202:U:H2'	2.13	0.48
22:DA:242:G:C5	51:D3:4:LYS:HE3	2.49	0.48
22:DA:310:A:C8	22:DA:312:G:O6	2.66	0.48
22:DA:445:C:H2'	22:DA:446:G:N7	2.28	0.48
22:DA:503:A:C5'	22:DA:504:A:O5'	2.62	0.48
22:DA:813:U:C2	22:DA:814:C:C5	3.02	0.48
22:DA:956:G:H1'	34:DM:82:MET:HE1	1.95	0.48
22:DA:1007:C:H2'	22:DA:1008:A:C8	2.48	0.48
22:DA:1071:G:O6	22:DA:1089:A:C2	2.66	0.48
22:DA:1431:A:H2'	22:DA:1432:G:C8	2.49	0.48
22:DA:1551:A:C4	22:DA:1552:A:H8	2.31	0.48
22:DA:1820:U:O2'	24:DC:199:HIS:HD2	1.97	0.48

*Continued on next page...*

*Continued from previous page...*

Atom-1	Atom-2	Interatomic distance (Å)	Clash overlap (Å)
22:DA:2345:G:C5	22:DA:2381:A:C2	3.02	0.48
22:DA:2348:U:P	51:D3:37:THR:HG21	2.54	0.48
22:DA:2522:U:O2'	22:DA:2523:G:H5'	2.14	0.48
22:DA:2674:G:C6	22:DA:2675:A:C6	3.02	0.48
22:DA:2748:A:C6	22:DA:2757:A:N7	2.82	0.48
22:DA:2837:A:N6	22:DA:2882:A:N6	2.60	0.48
23:DB:24:G:H4'	23:DB:26:C:H5	1.78	0.48
23:DB:49:C:H2'	23:DB:50:A:H8	1.79	0.48
25:DD:110:THR:HG23	25:DD:171:THR:HG22	1.96	0.48
25:DD:110:THR:CG2	25:DD:171:THR:HG22	2.43	0.48
25:DD:137:SER:C	25:DD:138:LEU:CD2	2.82	0.48
26:DE:46:GLN:HB3	26:DE:86:ALA:HB1	1.95	0.48
26:DE:59:PRO:HB2	26:DE:67:ARG:NH2	2.29	0.48
26:DE:147:LEU:CD2	26:DE:179:SER:HB2	2.43	0.48
27:DF:12:VAL:HG12	27:DF:12:VAL:O	2.14	0.48
27:DF:93:GLU:C	27:DF:95:MET:H	2.17	0.48
29:DH:24:GLY:O	29:DH:25:TYR:C	2.52	0.48
34:DM:31:PHE:O	34:DM:105:MET:N	2.43	0.48
36:DO:34:HIS:HA	36:DO:65:THR:O	2.14	0.48
36:DO:89:ASP:O	36:DO:90:VAL:HG13	2.14	0.48
37:DP:59:THR:HA	37:DP:72:VAL:HA	1.95	0.48
40:DS:18:ARG:CA	40:DS:76:VAL:HG11	2.38	0.48
40:DS:24:ILE:HG22	40:DS:35:ILE:CD1	2.41	0.48
1:AA:135:C:H2'	1:AA:136:C:H5'	1.95	0.48
1:AA:586:C:O2'	8:AH:3:GLN:NE2	2.46	0.48
1:AA:686:U:O2'	1:AA:687:A:C8	2.59	0.48
1:AA:687:A:C6	1:AA:704:A:N7	2.82	0.48
1:AA:752:G:O2'	1:AA:753:A:P	2.71	0.48
1:AA:761:G:H2'	1:AA:762:U:C6	2.49	0.48
1:AA:792:A:N3	1:AA:794:A:C5	2.82	0.48
1:AA:845:A:H3'	1:AA:845:A:C8	2.49	0.48
1:AA:868:C:H2'	1:AA:869:G:C5'	2.43	0.48
1:AA:923:A:O2'	1:AA:924:C:H5'	2.14	0.48
1:AA:1141:C:O2	1:AA:1142:G:C8	2.67	0.48
2:AB:56:LEU:CD1	2:AB:220:VAL:CG2	2.91	0.48
2:AB:90:PHE:H	2:AB:149:GLY:HA2	1.78	0.48
3:AC:34:SER:OG	3:AC:94:ALA:HA	2.13	0.48
4:AD:94:GLU:HG3	4:AD:99:ASN:ND2	2.29	0.48
5:AE:120:HIS:C	5:AE:121:ASN:HD22	2.17	0.48
6:AF:20:GLY:O	6:AF:24:ARG:HD3	2.13	0.48
8:AH:45:ILE:CD1	8:AH:60:LEU:HD22	2.44	0.48

*Continued on next page...*

*Continued from previous page...*

Atom-1	Atom-2	Interatomic distance (Å)	Clash overlap (Å)
9:AI:16:ALA:HB2	9:AI:66:VAL:CG2	2.44	0.48
10:AJ:11:LYS:O	10:AJ:12:ALA:HB2	2.14	0.48
11:AK:54:SER:HA	11:AK:57:SER:OG	2.14	0.48
12:AL:23:LEU:O	12:AL:25:ALA:N	2.46	0.48
13:AM:92:ARG:HB3	13:AM:92:ARG:CZ	2.43	0.48
15:AO:44:GLU:O	15:AO:45:HIS:HB2	2.13	0.48
19:AS:30:LEU:O	19:AS:49:ALA:CB	2.61	0.48
20:AT:18:LYS:O	20:AT:19:HIS:C	2.52	0.48
22:BA:361:G:OP2	22:BA:361:G:C8	2.67	0.48
22:BA:611:C:C2'	22:BA:612:G:O5'	2.62	0.48
22:BA:930:G:C5'	22:BA:931:U:OP2	2.61	0.48
22:BA:1088:A:H4'	22:BA:1089:A:H8	1.78	0.48
22:BA:1139:G:C2'	22:BA:1140:C:H5'	2.44	0.48
22:BA:1604:C:H2'	22:BA:1605:C:H6	1.79	0.48
22:BA:1694:C:H4'	22:BA:1695:G:O5'	2.13	0.48
22:BA:1707:G:C5	22:BA:1756:G:C6	3.02	0.48
22:BA:1848:A:O2'	22:BA:1849:G:H5'	2.14	0.48
22:BA:1974:C:H2'	22:BA:1975:G:O5'	2.14	0.48
22:BA:2136:G:O6	22:BA:2156:G:N3	2.47	0.48
28:BG:7:PRO:O	28:BG:68:ARG:NH1	2.45	0.48
29:BH:14:SER:O	29:BH:16:GLY:N	2.47	0.48
30:BI:85:ILE:HD13	30:BI:88:GLY:HA2	1.96	0.48
31:BJ:3:THR:HG21	38:BQ:60:TRP:NE1	2.28	0.48
32:BK:113:MET:HA	32:BK:116:ILE:CG1	2.43	0.48
36:BO:115:LEU:HD12	36:BO:116:GLN:H	1.77	0.48
37:BP:28:LYS:O	37:BP:80:VAL:O	2.32	0.48
44:BW:11:ASN:C	44:BW:12:GLY:O	2.50	0.48
44:BW:22:VAL:O	44:BW:25:PHE:CD2	2.66	0.48
45:BX:44:ARG:HG2	45:BX:45:PHE:N	2.27	0.48
51:B3:54:LEU:HD13	51:B3:54:LEU:HA	1.76	0.48
1:CA:182:A:C5	1:CA:184:G:C8	3.02	0.48
1:CA:205:A:C4	1:CA:206:C:N4	2.82	0.48
1:CA:255:G:H2'	1:CA:256:U:H6	1.78	0.48
1:CA:269:C:H2'	1:CA:270:A:H8	1.74	0.48
1:CA:595:A:C4'	1:CA:596:A:OP1	2.62	0.48
1:CA:1272:G:H2'	1:CA:1273:C:C5'	2.43	0.48
4:CD:145:ARG:HG3	4:CD:146:GLU:N	2.29	0.48
4:CD:160:LEU:HD13	4:CD:160:LEU:HA	1.73	0.48
10:CJ:35:GLN:NE2	10:CJ:78:GLU:HB2	2.29	0.48
11:CK:33:ILE:O	11:CK:41:LEU:HB2	2.13	0.48
14:CN:61:ASN:C	14:CN:62:ARG:HG3	2.34	0.48

*Continued on next page...*

*Continued from previous page...*

Atom-1	Atom-2	Interatomic distance (Å)	Clash overlap (Å)
14:CN:72:PHE:CG	14:CN:73:LEU:N	2.82	0.48
15:CO:16:ARG:HB2	15:CO:23:SER:OG	2.14	0.48
16:CP:38:PHE:O	16:CP:38:PHE:CG	2.67	0.48
20:CT:81:GLN:O	20:CT:82:ILE:HG12	2.14	0.48
22:DA:120:U:C2	22:DA:149:A:N6	2.82	0.48
22:DA:122:G:O2'	22:DA:123:G:C5'	2.62	0.48
22:DA:360:U:H2'	22:DA:361:G:O4'	2.13	0.48
22:DA:503:A:C6	22:DA:506:G:C6	3.01	0.48
22:DA:614:A:N3	22:DA:614:A:OP2	2.47	0.48
22:DA:689:A:N3	22:DA:779:U:C1'	2.77	0.48
22:DA:931:U:H5	22:DA:1182:G:N2	2.12	0.48
22:DA:993:G:O2'	22:DA:994:C:H5'	2.14	0.48
22:DA:1064:C:C5	22:DA:1065:U:C5	3.02	0.48
22:DA:1071:G:N2	22:DA:1090:A:OP2	2.46	0.48
22:DA:1085:A:H4'	22:DA:1105:U:O4'	2.14	0.48
22:DA:1170:C:H6	22:DA:1170:C:OP2	1.96	0.48
22:DA:1330:C:O2'	22:DA:1331:G:O5'	2.31	0.48
22:DA:1439:A:N7	22:DA:1440:U:H1'	2.29	0.48
22:DA:1475:G:HO2'	22:DA:1476:U:H6	1.60	0.48
22:DA:1499:C:C4	22:DA:1500:G:N7	2.81	0.48
22:DA:1608:A:N7	22:DA:1611:C:N4	2.61	0.48
22:DA:1678:A:H2'	22:DA:1679:A:O4'	2.13	0.48
22:DA:1789:A:O2'	22:DA:1790:C:H5'	2.13	0.48
22:DA:1919:A:C2'	22:DA:1920:C:H5'	2.44	0.48
22:DA:1991:U:H6	22:DA:1991:U:C4'	2.27	0.48
22:DA:2102:G:C6	22:DA:2103:C:C5	3.02	0.48
22:DA:2356:U:C4'	44:DW:16:GLU:HG3	2.37	0.48
22:DA:2508:G:H2'	22:DA:2509:G:C8	2.49	0.48
22:DA:2636:C:OP1	25:DD:81:GLU:HB2	2.14	0.48
24:DC:245:THR:HB	24:DC:246:PRO:HD2	1.96	0.48
25:DD:37:VAL:O	25:DD:37:VAL:HG12	2.13	0.48
25:DD:208:LYS:O	25:DD:209:ALA:HB2	2.12	0.48
26:DE:37:ALA:HB1	26:DE:92:HIS:O	2.13	0.48
29:DH:109:GLU:HA	29:DH:109:GLU:OE2	2.13	0.48
30:DI:20:SER:H	30:DI:21:PRO:CD	2.26	0.48
31:DJ:92:MET:HE2	31:DJ:95:ARG:HD2	1.96	0.48
37:DP:86:LYS:NZ	37:DP:86:LYS:N	2.62	0.48
38:DQ:61:ILE:CD1	38:DQ:61:ILE:H	2.26	0.48
39:DR:87:GLN:HG2	39:DR:88:GLY:H	1.78	0.48
40:DS:68:ASP:O	40:DS:69:LEU:HD12	2.13	0.48
45:DX:67:LEU:CD2	45:DX:77:TYR:CE1	2.96	0.48

*Continued on next page...*

*Continued from previous page...*

Atom-1	Atom-2	Interatomic distance (Å)	Clash overlap (Å)
46:DY:1:MET:N	46:DY:5:GLU:HG2	2.29	0.48
46:DY:57:LEU:O	46:DY:60:LYS:HE3	2.14	0.48
51:D3:44:ARG:H	51:D3:45:PRO:HD2	1.79	0.48
1:AA:122:G:H2'	1:AA:123:U:H6	1.79	0.47
1:AA:292:G:N2	1:AA:309:A:C4	2.82	0.47
1:AA:338:A:C6	1:AA:351:G:O6	2.66	0.47
1:AA:429:U:C4'	1:AA:430:A:O5'	2.62	0.47
1:AA:520:A:C2	1:AA:536:C:O2	2.67	0.47
1:AA:577:G:H2'	1:AA:578:C:H6	1.79	0.47
1:AA:577:G:O4'	1:AA:816:A:H2'	2.14	0.47
1:AA:1152:A:O2'	1:AA:1153:G:C5'	2.62	0.47
1:AA:1293:C:H2'	1:AA:1294:G:H8	1.78	0.47
1:AA:1501:C:C4	1:AA:1504:G:C5	3.02	0.47
3:AC:147:GLY:O	3:AC:148:ILE:HB	2.14	0.47
4:AD:25:ARG:HD3	4:AD:30:LYS:CE	2.44	0.47
9:AI:112:ARG:HH22	10:AJ:64:GLN:NE2	2.11	0.47
11:AK:22:ILE:HD11	11:AK:85:VAL:CG1	2.27	0.47
14:AN:82:LYS:HE2	14:AN:82:LYS:HA	1.96	0.47
15:AO:24:THR:HG22	15:AO:25:GLU:N	2.27	0.47
20:AT:43:LYS:HE2	20:AT:86:ALA:CB	2.44	0.47
21:AU:23:GLU:HA	21:AU:27:VAL:HG23	1.96	0.47
22:BA:27:G:O2'	22:BA:28:A:OP2	2.27	0.47
22:BA:292:U:H2'	22:BA:293:U:O4'	2.13	0.47
22:BA:301:G:HO2'	22:BA:302:C:P	2.37	0.47
22:BA:466:A:H2'	22:BA:467:G:H5'	1.95	0.47
22:BA:580:U:O2'	22:BA:581:C:H5'	2.14	0.47
22:BA:870:U:C2'	22:BA:871:U:H5'	2.44	0.47
22:BA:1381:G:C2'	22:BA:1382:G:H5'	2.43	0.47
22:BA:1488:C:H2'	22:BA:1489:C:H6	1.79	0.47
22:BA:1845:G:H2'	22:BA:1846:G:C5'	2.44	0.47
22:BA:1963:U:O2'	22:BA:1964:G:H5''	2.14	0.47
22:BA:2078:C:O2'	22:BA:2079:U:H5'	2.14	0.47
22:BA:2362:C:H2'	22:BA:2363:G:H5'	1.96	0.47
22:BA:2582:G:N3	22:BA:2582:G:H2'	2.28	0.47
22:BA:2617:U:H2'	22:BA:2618:G:O4'	2.14	0.47
22:BA:2788:C:H2'	22:BA:2789:C:C6	2.49	0.47
22:BA:2850:A:H2'	22:BA:2851:A:H8	1.78	0.47
23:BB:48:U:O2	23:BB:48:U:H2'	2.14	0.47
24:BC:76:VAL:O	24:BC:77:VAL:O	2.32	0.47
27:BF:39:VAL:CG1	27:BF:49:LEU:CD1	2.89	0.47
34:BM:1:MET:CE	34:BM:1:MET:HA	2.43	0.47

*Continued on next page...*

*Continued from previous page...*

Atom-1	Atom-2	Interatomic distance (Å)	Clash overlap (Å)
35:BN:73:ASN:C	35:BN:76:VAL:HG12	2.33	0.47
39:BR:21:ARG:NH2	39:BR:93:PHE:CE2	2.82	0.47
44:BW:50:VAL:CG1	44:BW:51:GLY:N	2.69	0.47
1:CA:76:G:N2	1:CA:95:C:N3	2.61	0.47
1:CA:246:A:N7	1:CA:281:G:N2	2.61	0.47
1:CA:344:A:O2'	1:CA:345:C:OP1	2.27	0.47
1:CA:1117:A:N1	1:CA:1184:G:O6	2.46	0.47
1:CA:1317:C:OP1	14:CN:56:PRO:HD2	2.14	0.47
1:CA:1343:G:C6	1:CA:1344:C:C4	3.02	0.47
1:CA:1494:G:C2'	1:CA:1495:U:O5'	2.62	0.47
1:CA:1509:C:H2'	1:CA:1510:C:H6	1.78	0.47
1:CA:1514:G:H2'	1:CA:1515:G:C8	2.49	0.47
2:CB:21:TYR:N	2:CB:21:TYR:CD1	2.82	0.47
3:CC:5:HIS:HA	3:CC:6:PRO:HD2	1.75	0.47
4:CD:10:LEU:O	4:CD:14:GLU:HG2	2.14	0.47
5:CE:114:LEU:O	5:CE:119:VAL:HG23	2.13	0.47
5:CE:125:LYS:HE3	5:CE:125:LYS:HB2	1.69	0.47
7:CG:34:LYS:NZ	7:CG:34:LYS:CB	2.77	0.47
7:CG:72:VAL:HG12	7:CG:144:ALA:HB1	1.94	0.47
7:CG:90:VAL:HG12	7:CG:94:ARG:HD3	1.96	0.47
7:CG:101:ARG:O	7:CG:104:VAL:HG22	2.13	0.47
7:CG:148:LYS:HB2	7:CG:148:LYS:HZ3	1.76	0.47
9:CI:57:VAL:O	9:CI:57:VAL:HG12	2.14	0.47
10:CJ:52:LEU:O	14:CN:80:ARG:HG3	2.13	0.47
11:CK:51:PHE:HE2	11:CK:64:VAL:HG21	1.79	0.47
11:CK:81:LEU:HD11	11:CK:104:PHE:HB3	1.95	0.47
11:CK:121:ARG:NH2	21:CU:35:GLU:HG2	2.29	0.47
16:CP:2:VAL:HG22	16:CP:3:THR:N	2.28	0.47
16:CP:41:PRO:C	16:CP:42:ILE:HD13	2.34	0.47
16:CP:78:VAL:C	16:CP:80:LYS:N	2.67	0.47
21:CU:16:ARG:CG	21:CU:19:LYS:CG	2.80	0.47
22:DA:31:C:H6	22:DA:31:C:O5'	1.97	0.47
22:DA:67:U:C2'	22:DA:68:G:H8	2.23	0.47
22:DA:143:C:C4	22:DA:144:A:N6	2.82	0.47
22:DA:193:U:H2'	22:DA:194:G:H5'	1.96	0.47
22:DA:291:G:O2'	22:DA:292:U:H5'	2.14	0.47
22:DA:664:G:H5'	22:DA:940:G:H4'	1.95	0.47
22:DA:727:A:H2'	22:DA:728:G:N7	2.28	0.47
22:DA:808:G:H2'	22:DA:809:G:C8	2.49	0.47
22:DA:830:G:P	22:DA:830:G:H8	2.37	0.47
22:DA:867:C:O2'	22:DA:868:U:O5'	2.31	0.47

*Continued on next page...*

*Continued from previous page...*

Atom-1	Atom-2	Interatomic distance (Å)	Clash overlap (Å)
22:DA:918:A:H5'	23:DB:97:C:O2'	2.14	0.47
22:DA:1167:C:O2'	22:DA:1168:G:H5'	2.12	0.47
22:DA:1238:G:H2'	22:DA:1239:G:H8	1.78	0.47
22:DA:1286:A:C6	22:DA:1289:C:C2	3.02	0.47
22:DA:1296:G:H1'	22:DA:1645:G:N2	2.29	0.47
22:DA:1571:A:H3'	22:DA:1571:A:H8	1.78	0.47
22:DA:1612:C:C2'	22:DA:1613:G:O5'	2.61	0.47
22:DA:1663:G:C2	22:DA:1998:A:C5	3.02	0.47
22:DA:1702:G:C6	22:DA:1703:G:C5	3.02	0.47
22:DA:1748:C:O2'	22:DA:1749:A:H5'	2.13	0.47
22:DA:1767:G:N2	22:DA:1986:C:C2	2.82	0.47
22:DA:1914:C:C6	22:DA:1915:U:C6	3.02	0.47
22:DA:2106:U:C4	22:DA:2107:G:N7	2.81	0.47
22:DA:2109:U:H2'	22:DA:2110:G:OP1	2.13	0.47
22:DA:2304:G:N2	22:DA:2312:U:H3	1.94	0.47
22:DA:2454:G:C2	22:DA:2499:C:N3	2.82	0.47
22:DA:2457:U:C4	22:DA:2458:G:C5	3.02	0.47
22:DA:2697:G:C2	22:DA:2711:A:C2	3.02	0.47
22:DA:2752:C:O2'	22:DA:2753:A:H8	1.97	0.47
22:DA:2835:A:N6	22:DA:2879:A:N9	2.62	0.47
56:DA:3265:HOH:O	33:DL:35:HIS:HB2	2.14	0.47
23:DB:46:A:HO2'	23:DB:47:C:H6	1.62	0.47
23:DB:109:A:C6	23:DB:110:C:N4	2.82	0.47
25:DD:121:THR:HG21	25:DD:127:PHE:CD1	2.49	0.47
26:DE:44:ARG:HH22	26:DE:87:ALA:HB3	1.78	0.47
26:DE:78:TRP:HB3	26:DE:79:ARG:O	2.14	0.47
26:DE:79:ARG:CG	26:DE:80:SER:H	2.12	0.47
31:DJ:45:THR:N	31:DJ:46:PRO:HD2	2.30	0.47
33:DL:121:THR:HG23	33:DL:121:THR:O	2.14	0.47
34:DM:53:MET:HE1	34:DM:117:PHE:CE1	2.49	0.47
35:DN:64:ARG:HG2	35:DN:64:ARG:NH2	2.29	0.47
36:DO:69:ASP:O	36:DO:70:ALA:C	2.52	0.47
38:DQ:57:ARG:C	38:DQ:59:LEU:H	2.17	0.47
39:DR:46:GLU:OE1	39:DR:48:LYS:HG3	2.13	0.47
41:DT:27:SER:O	41:DT:28:ASN:HB3	2.14	0.47
41:DT:28:ASN:O	41:DT:29:THR:CG2	2.62	0.47
1:AA:374:A:OP1	1:AA:452:A:N1	2.47	0.47
1:AA:390:U:H2'	1:AA:391:G:C8	2.49	0.47
1:AA:403:C:O2'	1:AA:404:G:H5'	2.14	0.47
1:AA:429:U:C1'	1:AA:430:A:C5'	2.91	0.47
1:AA:693:G:HO2'	1:AA:694:A:H5'	1.75	0.47

*Continued on next page...*

*Continued from previous page...*

Atom-1	Atom-2	Interatomic distance (Å)	Clash overlap (Å)
2:AB:60:ALA:CB	2:AB:223:GLY:HA3	2.44	0.47
3:AC:129:PHE:CZ	3:AC:130:ARG:HD3	2.49	0.47
4:AD:189:ASP:O	4:AD:190:LEU:HB3	2.14	0.47
7:AG:145:GLU:N	7:AG:148:LYS:HB2	2.29	0.47
9:AI:15:ALA:C	9:AI:66:VAL:HG23	2.34	0.47
9:AI:17:ARG:HE	9:AI:65:THR:HB	1.78	0.47
11:AK:28:ASN:OD1	11:AK:29:THR:N	2.47	0.47
11:AK:124:LYS:HZ3	11:AK:127:ARG:NE	2.11	0.47
14:AN:11:LYS:HB2	14:AN:11:LYS:NZ	2.29	0.47
22:BA:520:G:H2'	22:BA:521:U:C6	2.48	0.47
22:BA:626:A:H2'	33:BL:78:ARG:CZ	2.45	0.47
22:BA:859:G:OP2	22:BA:859:G:C8	2.64	0.47
22:BA:1435:G:C8	22:BA:1435:G:H5''	2.49	0.47
22:BA:1739:A:H2'	22:BA:1740:G:O4'	2.15	0.47
22:BA:1782:U:H1'	22:BA:2609:U:O4'	2.14	0.47
22:BA:1924:C:C2	22:BA:1925:C:C6	3.02	0.47
22:BA:2094:A:C2	22:BA:2196:C:C2	3.02	0.47
22:BA:2151:U:C4	22:BA:2152:G:N7	2.82	0.47
22:BA:2388:A:H5'	22:BA:2389:G:OP2	2.14	0.47
22:BA:2595:G:H1	24:BC:238:ASN:HD21	1.60	0.47
22:BA:2740:A:C6	22:BA:2764:A:C8	3.03	0.47
22:BA:2773:C:H2'	22:BA:2774:C:H6	1.79	0.47
22:BA:2825:G:H2'	22:BA:2826:A:H5'	1.96	0.47
24:BC:184:GLU:O	24:BC:186:ASP:N	2.47	0.47
26:BE:174:GLY:O	26:BE:175:ILE:C	2.53	0.47
27:BF:1:ALA:O	27:BF:2:LYS:HB3	2.12	0.47
30:BI:56:VAL:HG22	30:BI:57:VAL:N	2.29	0.47
32:BK:1:MET:C	32:BK:2:ILE:HD12	2.35	0.47
34:BM:24:THR:HG23	34:BM:24:THR:O	2.13	0.47
38:BQ:81:GLY:CA	38:BQ:116:LEU:HD13	2.44	0.47
39:BR:37:GLU:CD	39:BR:37:GLU:N	2.66	0.47
41:BT:67:VAL:C	41:BT:68:LYS:HD3	2.35	0.47
46:BY:38:GLN:N	46:BY:38:GLN:OE1	2.47	0.47
1:CA:26:A:H61	1:CA:558:G:C2'	2.27	0.47
1:CA:68:G:C5'	1:CA:171:A:O2'	2.61	0.47
1:CA:101:A:C5	1:CA:102:G:N7	2.82	0.47
1:CA:254:G:H4'	17:CQ:16:MET:CE	2.42	0.47
1:CA:275:G:C2	1:CA:276:G:C5	3.02	0.47
1:CA:305:G:C5'	1:CA:306:A:OP1	2.62	0.47
1:CA:306:A:C5	1:CA:307:C:C5	3.02	0.47
1:CA:530:G:H3'	1:CA:530:G:N3	2.29	0.47

*Continued on next page...*



*Continued from previous page...*

Atom-1	Atom-2	Interatomic distance (Å)	Clash overlap (Å)
1:CA:654:G:H2'	1:CA:655:A:H8	1.79	0.47
1:CA:722:G:N3	1:CA:722:G:C2'	2.77	0.47
1:CA:1269:A:H2'	1:CA:1270:G:C5'	2.44	0.47
1:CA:1294:G:H2'	1:CA:1295:U:O5'	2.13	0.47
1:CA:1307:U:H1'	13:CM:107:THR:CG2	2.44	0.47
1:CA:1318:A:H8	1:CA:1318:A:O5'	1.97	0.47
8:CH:39:LEU:HB2	8:CH:45:ILE:CD1	2.43	0.47
9:CI:7:GLY:HA3	9:CI:84:ARG:O	2.14	0.47
12:CL:42:LYS:CG	12:CL:43:LYS:N	2.66	0.47
14:CN:1:ALA:HA	14:CN:67:GLY:O	2.14	0.47
14:CN:68:ARG:HG3	14:CN:69:PRO:CD	2.44	0.47
16:CP:44:SER:C	16:CP:46:LYS:HZ2	2.17	0.47
19:CS:52:ASN:OD1	19:CS:57:VAL:HG13	2.13	0.47
22:DA:116:C:H2'	22:DA:117:G:C5'	2.44	0.47
22:DA:121:G:C1'	22:DA:148:U:N3	2.78	0.47
22:DA:291:G:N1	22:DA:350:G:N7	2.61	0.47
22:DA:677:A:O3'	22:DA:2071:A:H5''	2.13	0.47
22:DA:991:C:N4	22:DA:1185:G:O6	2.47	0.47
22:DA:995:C:O2'	38:DQ:60:TRP:CH2	2.67	0.47
22:DA:1062:G:C8	22:DA:1088:A:H8	2.33	0.47
22:DA:1079:C:N3	22:DA:1088:A:H2	2.12	0.47
22:DA:1206:G:C4	22:DA:1207:C:C5	3.02	0.47
22:DA:1363:C:H42	22:DA:1368:G:H1	1.61	0.47
22:DA:1535:A:H5'	22:DA:1536:C:OP2	2.14	0.47
22:DA:1616:A:OP1	22:DA:1616:A:H2'	2.14	0.47
22:DA:1702:G:C6	22:DA:1703:G:N7	2.83	0.47
22:DA:1816:C:HO2'	24:DC:61:TYR:HH	1.62	0.47
22:DA:1874:C:H2'	22:DA:1875:G:O4'	2.13	0.47
22:DA:2269:G:O2'	44:DW:18:LYS:CD	2.62	0.47
22:DA:2330:G:N2	44:DW:38:ARG:HA	2.28	0.47
22:DA:2889:C:C2'	22:DA:2890:G:H5'	2.43	0.47
23:DB:64:G:H5''	23:DB:65:U:OP2	2.14	0.47
24:DC:71:ASP:CA	24:DC:117:SER:O	2.60	0.47
25:DD:183:GLU:H	25:DD:183:GLU:CD	2.18	0.47
28:DG:58:ALA:O	28:DG:59:ASP:C	2.52	0.47
28:DG:85:LYS:O	28:DG:86:LEU:CB	2.61	0.47
28:DG:86:LEU:HA	28:DG:163:TYR:CB	2.43	0.47
29:DH:96:THR:O	29:DH:97:ARG:CG	2.61	0.47
32:DK:8:LEU:HD12	32:DK:8:LEU:N	2.29	0.47
34:DM:19:GLY:N	34:DM:38:ARG:NH2	2.46	0.47
35:DN:87:PHE:CE1	35:DN:90:ARG:CD	2.95	0.47

*Continued on next page...*

*Continued from previous page...*

Atom-1	Atom-2	Interatomic distance (Å)	Clash overlap (Å)
35:DN:87:PHE:HE1	35:DN:90:ARG:HD2	1.77	0.47
38:DQ:96:ASP:C	38:DQ:96:ASP:OD1	2.51	0.47
44:DW:43:LYS:HD3	44:DW:43:LYS:HA	1.60	0.47
1:AA:298:A:H2'	1:AA:299:G:O4'	2.14	0.47
1:AA:415:A:O2'	1:AA:416:G:H5'	2.14	0.47
1:AA:468:A:N3	1:AA:469:C:C5	2.83	0.47
1:AA:716:A:C6	1:AA:717:U:N3	2.82	0.47
1:AA:720:C:H5''	18:AR:40:PRO:HB3	1.96	0.47
1:AA:877:G:H21	8:AH:1:SER:N	2.12	0.47
1:AA:1258:G:C4	1:AA:1259:C:C5	3.02	0.47
1:AA:1277:C:O2'	1:AA:1279:G:C8	2.62	0.47
3:AC:191:THR:O	3:AC:192:TYR:HB3	2.14	0.47
9:AI:65:THR:CG2	9:AI:66:VAL:N	2.76	0.47
9:AI:118:ARG:HB3	9:AI:122:ARG:CG	2.44	0.47
10:AJ:18:ILE:CG2	10:AJ:19:ASP:N	2.77	0.47
19:AS:40:PHE:CB	19:AS:42:ASN:HD22	2.27	0.47
20:AT:35:TYR:CG	20:AT:36:ALA:N	2.83	0.47
20:AT:43:LYS:HD3	20:AT:86:ALA:CB	2.44	0.47
21:AU:3:ILE:CA	21:AU:19:LYS:HZ1	2.28	0.47
22:BA:141:G:H5'	22:BA:142:A:N7	2.29	0.47
22:BA:918:A:H4'	23:BB:97:C:O2	2.15	0.47
22:BA:1276:A:H5''	22:BA:1276:A:H8	1.79	0.47
22:BA:1365:A:O5'	45:BX:27:ARG:NH2	2.42	0.47
22:BA:1569:A:C2	22:BA:1570:A:C4	3.02	0.47
22:BA:1577:C:H2'	22:BA:1578:U:O4'	2.14	0.47
22:BA:1985:C:C2'	22:BA:1986:C:O5'	2.62	0.47
22:BA:2552:U:O5'	22:BA:2552:U:H6	1.98	0.47
22:BA:2578:G:N3	22:BA:2578:G:H2'	2.28	0.47
22:BA:2638:G:O2'	22:BA:2775:G:N2	2.45	0.47
24:BC:161:VAL:HG22	24:BC:175:LEU:HA	1.96	0.47
25:BD:33:ARG:NH2	25:BD:51:THR:HG23	2.28	0.47
25:BD:106:LYS:O	25:BD:175:LEU:O	2.32	0.47
30:BI:91:LYS:O	30:BI:97:VAL:HG21	2.14	0.47
30:BI:126:ARG:HA	30:BI:129:GLU:CD	2.35	0.47
31:BJ:56:VAL:O	31:BJ:124:VAL:O	2.32	0.47
32:BK:19:VAL:HG23	32:BK:43:ILE:HA	1.94	0.47
33:BL:19:LEU:HA	33:BL:27:LEU:O	2.13	0.47
37:BP:63:ILE:O	37:BP:63:ILE:HG22	2.14	0.47
39:BR:80:ARG:O	39:BR:81:LYS:HD3	2.13	0.47
44:BW:46:ALA:CB	44:BW:80:SER:HB3	2.44	0.47
45:BX:73:ARG:O	45:BX:73:ARG:CG	2.62	0.47

*Continued on next page...*

*Continued from previous page...*

Atom-1	Atom-2	Interatomic distance (Å)	Clash overlap (Å)
46:BY:44:LYS:O	46:BY:47:ARG:HB3	2.14	0.47
1:CA:70:U:C4'	1:CA:71:A:OP1	2.59	0.47
1:CA:79:G:N1	1:CA:80:A:N6	2.61	0.47
1:CA:106:C:H2'	1:CA:107:G:H5'	1.87	0.47
1:CA:351:G:H4'	1:CA:352:C:OP1	2.13	0.47
1:CA:382:A:C8	1:CA:383:A:C6	3.02	0.47
1:CA:563:A:C8	1:CA:567:G:O4'	2.67	0.47
1:CA:636:U:H2'	1:CA:637:C:C6	2.49	0.47
1:CA:867:G:H2'	1:CA:868:C:H6	1.79	0.47
1:CA:896:C:C2'	1:CA:897:C:H5'	2.45	0.47
1:CA:958:A:O2'	1:CA:959:A:H5'	2.13	0.47
1:CA:963:G:C6	1:CA:973:G:O6	2.67	0.47
1:CA:1129:C:C4	1:CA:1139:G:C5	3.02	0.47
1:CA:1162:C:H2'	1:CA:1163:A:O4'	2.14	0.47
1:CA:1249:C:H42	1:CA:1287:A:H2'	1.79	0.47
1:CA:1360:A:C2	1:CA:1361:G:H1'	2.49	0.47
1:CA:1380:U:C4'	1:CA:1381:U:OP1	2.59	0.47
1:CA:1396:A:H4'	1:CA:1397:C:O5'	2.15	0.47
1:CA:1464:U:C2'	1:CA:1465:A:H5'	2.44	0.47
1:CA:1480:A:O2'	1:CA:1481:U:H5'	2.13	0.47
1:CA:1493:A:C8	1:CA:1493:A:OP1	2.68	0.47
1:CA:1493:A:H2'	1:CA:1494:G:OP1	2.13	0.47
1:CA:1499:A:C2'	1:CA:1500:A:H5'	2.44	0.47
3:CC:105:VAL:O	3:CC:105:VAL:HG12	2.13	0.47
4:CD:8:LEU:HD13	4:CD:8:LEU:HA	1.70	0.47
6:CF:41:ASP:OD1	6:CF:58:HIS:HE1	1.97	0.47
17:CQ:16:MET:HE3	17:CQ:19:SER:OG	2.14	0.47
18:CR:33:THR:CG2	18:CR:39:VAL:HG22	2.44	0.47
19:CS:13:HIS:O	19:CS:17:LYS:HG2	2.13	0.47
22:DA:72:U:O2'	22:DA:73:A:H5'	2.14	0.47
22:DA:125:A:OP2	50:D2:19:ARG:NH2	2.47	0.47
22:DA:139:U:O2	22:DA:139:U:H2'	2.13	0.47
22:DA:300:A:H2	22:DA:319:G:H21	1.60	0.47
22:DA:333:G:C2	22:DA:334:C:C6	3.02	0.47
22:DA:656:G:O2'	22:DA:657:U:C5'	2.62	0.47
22:DA:770:G:H1'	22:DA:1379:U:C4	2.49	0.47
22:DA:1053:C:N4	22:DA:1054:A:H62	2.12	0.47
22:DA:1173:U:H1'	22:DA:1177:G:N2	2.29	0.47
22:DA:1389:G:O2'	22:DA:1390:U:O4'	2.30	0.47
22:DA:1426:G:OP2	22:DA:1426:G:H8	1.97	0.47
22:DA:1451:C:H5'	22:DA:1452:G:OP1	2.13	0.47

*Continued on next page...*

*Continued from previous page...*

Atom-1	Atom-2	Interatomic distance (Å)	Clash overlap (Å)
22:DA:1553:A:N7	22:DA:1555:G:C6	2.83	0.47
22:DA:1649:G:C6	22:DA:2009:A:C6	3.02	0.47
22:DA:1693:U:O2'	24:DC:13:ARG:NH2	2.43	0.47
22:DA:1773:A:C8	22:DA:1829:A:H1'	2.49	0.47
22:DA:2094:A:O2'	22:DA:2095:A:H8	1.95	0.47
22:DA:2314:A:C2	22:DA:2315:G:C4	3.01	0.47
22:DA:2330:G:C6	22:DA:2386:A:N6	2.82	0.47
22:DA:2590:A:H5''	24:DC:237:ARG:CG	2.27	0.47
22:DA:2691:C:C4	22:DA:2719:G:N2	2.82	0.47
22:DA:2695:U:O2	22:DA:2695:U:C2'	2.60	0.47
25:DD:12:THR:HG23	25:DD:13:ARG:N	2.20	0.47
25:DD:36:GLN:OE1	25:DD:67:HIS:HE1	1.97	0.47
26:DE:97:ASN:OD1	26:DE:97:ASN:C	2.53	0.47
26:DE:131:THR:HG22	26:DE:161:ALA:N	2.29	0.47
32:DK:16:ALA:CB	32:DK:45:GLU:HG3	2.43	0.47
33:DL:57:LEU:HA	33:DL:60:ARG:HG2	1.96	0.47
37:DP:54:LEU:HG	37:DP:54:LEU:O	2.14	0.47
39:DR:51:VAL:HB	39:DR:52:PRO:HD2	1.95	0.47
40:DS:103:ILE:HG22	40:DS:103:ILE:O	2.14	0.47
43:DV:69:GLU:C	43:DV:70:ILE:HD13	2.34	0.47
44:DW:25:PHE:CD1	44:DW:25:PHE:C	2.87	0.47
52:D4:9:LYS:HD3	52:D4:9:LYS:C	2.35	0.47
1:AA:15:G:C4	1:AA:16:A:C8	3.03	0.47
1:AA:77:A:N6	1:AA:90:C:C4	2.80	0.47
1:AA:179:A:C2'	1:AA:180:U:H5'	2.45	0.47
1:AA:208:U:H6	1:AA:208:U:H3'	1.79	0.47
1:AA:257:G:C2'	1:AA:258:G:O5'	2.62	0.47
1:AA:408:A:P	4:AD:109:THR:HG21	2.54	0.47
1:AA:468:A:HO2'	1:AA:469:C:H5'	1.70	0.47
1:AA:678:U:O2'	1:AA:679:C:H5'	2.15	0.47
1:AA:1306:A:H1'	1:AA:1332:A:N6	2.29	0.47
1:AA:1328:C:C4	1:AA:1329:A:N7	2.83	0.47
1:AA:1453:G:O2'	1:AA:1454:G:O5'	2.30	0.47
2:AB:206:ILE:HD13	2:AB:207:ARG:N	2.29	0.47
3:AC:35:ASP:C	3:AC:37:LYS:H	2.17	0.47
3:AC:95:GLY:C	3:AC:96:VAL:HG13	2.34	0.47
6:AF:41:ASP:OD2	6:AF:58:HIS:NE2	2.45	0.47
7:AG:23:ALA:O	7:AG:26:VAL:CG2	2.62	0.47
7:AG:88:VAL:HG22	7:AG:89:GLU:N	2.29	0.47
8:AH:6:ILE:HD11	8:AH:31:LEU:HG	1.96	0.47
9:AI:20:ILE:HD12	9:AI:85:ALA:C	2.34	0.47

*Continued on next page...*

*Continued from previous page...*

Atom-1	Atom-2	Interatomic distance (Å)	Clash overlap (Å)
10:AJ:28:THR:O	10:AJ:28:THR:CG2	2.62	0.47
11:AK:43:TRP:HE3	11:AK:44:ALA:CA	2.27	0.47
13:AM:94:LEU:HB3	13:AM:95:PRO:HD2	1.96	0.47
22:BA:2:G:H2'	22:BA:3:U:C6	2.49	0.47
22:BA:108:G:O2'	22:BA:109:C:H5'	2.13	0.47
22:BA:139:U:C5	41:BT:1:MET:SD	3.07	0.47
22:BA:278:A:H2'	22:BA:278:A:N3	2.28	0.47
22:BA:603:A:C4'	22:BA:604:G:O5'	2.50	0.47
22:BA:1079:C:N3	22:BA:1080:A:N7	2.62	0.47
22:BA:1464:G:C2'	22:BA:1465:G:H5'	2.44	0.47
22:BA:1465:G:C5	22:BA:1466:U:C4	3.02	0.47
22:BA:2083:G:H2'	22:BA:2084:C:H5'	1.96	0.47
22:BA:2188:U:O2'	22:BA:2189:U:H5'	2.13	0.47
22:BA:2660:A:C2	22:BA:2661:G:C4	3.02	0.47
22:BA:2780:G:H4'	22:BA:2781:A:OP2	2.14	0.47
27:BF:100:GLU:C	27:BF:102:LEU:N	2.67	0.47
27:BF:134:GLN:C	27:BF:136:ILE:H	2.16	0.47
31:BJ:40:HIS:H	31:BJ:40:HIS:HD2	1.60	0.47
31:BJ:89:PHE:CD1	31:BJ:89:PHE:C	2.88	0.47
32:BK:87:LEU:HD22	32:BK:93:GLN:N	2.29	0.47
35:BN:44:LEU:HD11	35:BN:48:VAL:HG21	1.96	0.47
35:BN:101:GLY:C	35:BN:102:PHE:CD2	2.87	0.47
36:BO:74:VAL:O	36:BO:77:ALA:HB3	2.14	0.47
39:BR:25:LEU:N	39:BR:94:THR:HG21	2.29	0.47
39:BR:25:LEU:N	39:BR:94:THR:CG2	2.77	0.47
42:BU:83:GLY:HA3	42:BU:96:LYS:HE2	1.96	0.47
44:BW:23:LYS:CG	44:BW:24:ARG:O	2.41	0.47
1:CA:408:A:C5	1:CA:409:U:C5	3.03	0.47
1:CA:477:C:H3'	1:CA:478:A:H8	1.78	0.47
1:CA:595:A:H5''	1:CA:596:A:OP1	2.14	0.47
1:CA:604:G:H2'	1:CA:605:U:O4'	2.13	0.47
1:CA:756:C:H2'	1:CA:757:U:H5'	1.95	0.47
1:CA:967:C:N3	1:CA:968:A:N6	2.62	0.47
1:CA:1266:G:H3'	1:CA:1266:G:H8	1.79	0.47
3:CC:20:THR:O	3:CC:20:THR:CG2	2.61	0.47
7:CG:79:VAL:O	7:CG:79:VAL:HG23	2.15	0.47
10:CJ:52:LEU:HD23	10:CJ:62:ARG:CG	2.44	0.47
22:DA:61:C:C4'	46:DY:43:LEU:HD23	2.41	0.47
22:DA:228:C:H4'	22:DA:229:C:H6	1.79	0.47
22:DA:289:G:N2	22:DA:352:A:C4	2.82	0.47
22:DA:484:C:O2'	22:DA:485:C:C5'	2.52	0.47

*Continued on next page...*

*Continued from previous page...*

Atom-1	Atom-2	Interatomic distance (Å)	Clash overlap (Å)
22:DA:575:A:N3	22:DA:576:U:C6	2.82	0.47
22:DA:625:G:C6	22:DA:626:A:N7	2.82	0.47
22:DA:779:U:H5'	24:DC:42:ARG:NH2	2.30	0.47
22:DA:975:A:H8	22:DA:990:A:H62	1.59	0.47
22:DA:1007:C:H3'	22:DA:1008:A:H8	1.79	0.47
22:DA:1282:U:C2'	22:DA:1283:G:H5'	2.45	0.47
22:DA:1345:C:O2'	22:DA:1346:G:P	2.73	0.47
22:DA:1494:A:OP2	22:DA:1494:A:H3'	2.14	0.47
22:DA:2060:A:C3'	26:DE:63:LYS:HZ3	2.28	0.47
22:DA:2353:G:H4'	44:DW:28:GLU:HG2	1.96	0.47
22:DA:2804:U:C2'	22:DA:2805:C:H5'	2.43	0.47
22:DA:2808:G:O2'	22:DA:2809:A:H8	1.97	0.47
22:DA:2849:U:OP1	37:DP:92:ARG:NH1	2.47	0.47
24:DC:35:LYS:O	24:DC:36:ASN:CB	2.61	0.47
25:DD:34:VAL:HA	25:DD:49:GLN:O	2.15	0.47
26:DE:52:VAL:HG12	26:DE:74:LYS:CG	2.44	0.47
26:DE:105:LEU:HB3	26:DE:200:LEU:CD1	2.41	0.47
27:DF:27:VAL:HG23	27:DF:27:VAL:O	2.14	0.47
28:DG:18:ILE:CD1	28:DG:42:VAL:HG13	2.34	0.47
30:DI:21:PRO:HD2	30:DI:22:PRO:HD2	1.97	0.47
30:DI:127:SER:C	30:DI:128:ILE:HD13	2.34	0.47
31:DJ:48:VAL:HG12	31:DJ:49:ASP:N	2.28	0.47
32:DK:64:ARG:O	32:DK:82:ASN:HA	2.14	0.47
37:DP:91:VAL:HG22	37:DP:109:ILE:HD13	1.96	0.47
44:DW:77:LYS:HB2	44:DW:77:LYS:HZ3	1.79	0.47
45:DX:37:PHE:HB2	45:DX:46:VAL:O	2.14	0.47
45:DX:76:LYS:HG3	45:DX:77:TYR:N	2.30	0.47
1:AA:287:U:H2'	1:AA:288:A:H8	1.79	0.47
1:AA:372:C:H5'	1:AA:373:A:OP1	2.13	0.47
1:AA:381:C:H2'	1:AA:382:A:C5'	2.44	0.47
1:AA:393:A:O2'	1:AA:394:G:H5'	2.14	0.47
1:AA:1058:G:C5	1:AA:1059:C:C5	3.02	0.47
1:AA:1130:A:C5	1:AA:1146:A:C6	3.03	0.47
1:AA:1152:A:N3	1:AA:1153:G:C8	2.83	0.47
2:AB:9:LEU:HB2	2:AB:42:LEU:CD1	2.44	0.47
3:AC:10:ARG:O	3:AC:13:ILE:O	2.32	0.47
3:AC:22:PHE:C	3:AC:22:PHE:HD2	2.18	0.47
4:AD:1:ALA:O	4:AD:67:LEU:CD1	2.63	0.47
4:AD:99:ASN:O	4:AD:103:ARG:HB2	2.14	0.47
4:AD:194:ILE:O	4:AD:194:ILE:CG1	2.54	0.47
9:AI:15:ALA:O	9:AI:66:VAL:HG23	2.14	0.47

*Continued on next page...*

*Continued from previous page...*

Atom-1	Atom-2	Interatomic distance (Å)	Clash overlap (Å)
10:AJ:57:VAL:CG2	10:AJ:58:ASN:N	2.55	0.47
16:AP:11:ALA:O	16:AP:12:LYS:C	2.53	0.47
16:AP:19:VAL:HG13	16:AP:37:GLY:C	2.34	0.47
17:AQ:27:PHE:HA	17:AQ:37:ILE:O	2.15	0.47
22:BA:27:G:N2	22:BA:512:G:O2'	2.37	0.47
22:BA:132:G:C2'	22:BA:133:U:H5'	2.44	0.47
22:BA:274:C:C2'	22:BA:275:C:H5'	2.44	0.47
22:BA:324:A:HO2'	22:BA:325:G:H5'	1.78	0.47
22:BA:397:U:C2'	22:BA:398:C:H5'	2.45	0.47
22:BA:574:A:P	56:BA:3267:HOH:O	2.71	0.47
22:BA:1141:U:C4'	22:BA:1142:A:O5'	2.58	0.47
22:BA:1244:A:O5'	33:BL:7:SER:HB3	2.15	0.47
22:BA:1378:A:HO2'	22:BA:1379:U:H3'	1.76	0.47
22:BA:1818:U:H2'	24:BC:152:GLN:O	2.14	0.47
22:BA:2064:C:H2'	22:BA:2065:C:C6	2.49	0.47
22:BA:2065:C:H2'	22:BA:2066:C:H6	1.79	0.47
22:BA:2661:G:C2'	22:BA:2662:A:O5'	2.62	0.47
24:BC:23:LEU:HD12	24:BC:82:TYR:N	2.29	0.47
27:BF:142:TYR:HA	27:BF:145:VAL:HG13	1.96	0.47
28:BG:142:GLN:NE2	28:BG:142:GLN:CA	2.74	0.47
29:BH:97:ARG:HG2	29:BH:111:ALA:HB1	1.96	0.47
30:BI:40:ALA:HB3	30:BI:68:PHE:CE1	2.50	0.47
36:BO:31:THR:HG23	36:BO:34:HIS:N	2.23	0.47
41:BT:37:ASP:C	41:BT:38:ALA:O	2.51	0.47
41:BT:44:LYS:O	41:BT:48:GLN:HG2	2.13	0.47
43:BV:1:MET:HG3	43:BV:2:PHE:N	2.29	0.47
43:BV:5:ASN:HB3	43:BV:64:VAL:HB	1.95	0.47
44:BW:19:ARG:HH12	44:BW:22:VAL:HG11	1.78	0.47
50:B2:21:ARG:C	50:B2:23:ALA:H	2.17	0.47
1:CA:86:G:O2'	1:CA:87:C:P	2.72	0.47
1:CA:170:U:O2'	1:CA:171:A:C5'	2.49	0.47
1:CA:202:G:H21	1:CA:465:A:H61	1.62	0.47
1:CA:382:A:H8	1:CA:382:A:H2'	1.58	0.47
1:CA:495:A:C4'	1:CA:496:A:O5'	2.61	0.47
1:CA:582:C:C2'	1:CA:583:A:H5'	2.44	0.47
1:CA:610:U:O2	1:CA:610:U:O4'	2.32	0.47
1:CA:772:U:O2'	1:CA:773:G:H5'	2.15	0.47
1:CA:1250:A:C6	1:CA:1251:A:C6	3.02	0.47
1:CA:1405:G:C8	1:CA:1405:G:H3'	2.50	0.47
1:CA:1454:G:HO2'	1:CA:1455:G:H5''	1.76	0.47
1:CA:1487:G:C2'	1:CA:1488:G:H5'	2.45	0.47

*Continued on next page...*

*Continued from previous page...*

Atom-1	Atom-2	Interatomic distance (Å)	Clash overlap (Å)
2:CB:105:THR:C	2:CB:108:GLN:HG2	2.34	0.47
4:CD:10:LEU:CD1	4:CD:10:LEU:H	2.27	0.47
4:CD:39:GLN:C	4:CD:41:GLY:N	2.67	0.47
4:CD:68:GLU:O	4:CD:69:ARG:C	2.52	0.47
5:CE:95:MET:CE	5:CE:143:LEU:CD2	2.92	0.47
11:CK:51:PHE:C	11:CK:52:ARG:HD2	2.35	0.47
12:CL:115:LYS:O	12:CL:116:TYR:HB2	2.15	0.47
17:CQ:61:ARG:HD3	17:CQ:75:VAL:HG11	1.97	0.47
17:CQ:73:THR:HG23	17:CQ:75:VAL:HG12	1.95	0.47
21:CU:29:ALA:O	21:CU:32:ARG:CB	2.62	0.47
22:DA:204:A:O2'	22:DA:205:G:O5'	2.28	0.47
22:DA:265:A:C5	22:DA:428:A:C8	3.02	0.47
22:DA:418:C:H2'	22:DA:419:U:C6	2.47	0.47
22:DA:536:G:H2'	22:DA:537:G:O4'	2.13	0.47
22:DA:579:G:C8	22:DA:2017:U:O4	2.67	0.47
22:DA:637:A:P	33:DL:128:THR:HG21	2.55	0.47
22:DA:705:A:H2'	22:DA:706:A:C8	2.49	0.47
22:DA:729:G:O6	24:DC:207:ALA:N	2.41	0.47
22:DA:740:C:H5'	22:DA:1784:A:H3'	1.96	0.47
22:DA:804:A:C2'	22:DA:806:C:C4	2.97	0.47
22:DA:806:C:C2'	22:DA:807:U:H6	2.27	0.47
22:DA:1196:C:H1'	22:DA:1226:A:N9	2.30	0.47
22:DA:1300:G:H5'	22:DA:1301:A:N3	2.29	0.47
22:DA:1307:A:H2'	22:DA:1308:A:C5'	2.45	0.47
22:DA:1324:G:C1'	22:DA:1616:A:N6	2.57	0.47
22:DA:1425:G:H8	22:DA:1425:G:O5'	1.98	0.47
22:DA:1438:U:H2'	22:DA:1439:A:O4'	2.13	0.47
22:DA:1441:G:C2	22:DA:1551:A:C2	3.03	0.47
22:DA:1635:A:H8	22:DA:1635:A:H5'	1.79	0.47
22:DA:1760:C:H3'	22:DA:1761:C:H6	1.80	0.47
22:DA:1831:G:C6	22:DA:1832:C:N3	2.83	0.47
22:DA:1857:G:N3	22:DA:1884:G:N1	2.62	0.47
22:DA:2024:G:O2'	22:DA:2025:C:O4'	2.32	0.47
22:DA:2418:A:N6	22:DA:2419:U:C4	2.82	0.47
22:DA:2902:C:H2'	22:DA:2903:U:H5'	1.96	0.47
23:DB:34:A:C5	23:DB:44:G:C8	3.02	0.47
24:DC:63:ILE:O	24:DC:64:VAL:HB	2.15	0.47
27:DF:111:ARG:HH12	27:DF:113:PHE:HE1	1.63	0.47
29:DH:4:ILE:HG22	29:DH:5:LEU:N	2.30	0.47
30:DI:132:ALA:CA	30:DI:137:LEU:HD12	2.44	0.47
32:DK:40:LYS:HD2	32:DK:59:LYS:HB3	1.96	0.47

*Continued on next page...*



*Continued from previous page...*

Atom-1	Atom-2	Interatomic distance (Å)	Clash overlap (Å)
33:DL:62:PRO:HG2	51:D3:24:LYS:HB3	1.94	0.47
37:DP:19:PHE:CE1	37:DP:58:PHE:CE2	3.02	0.47
37:DP:107:ALA:O	37:DP:108:ARG:C	2.53	0.47
38:DQ:94:LEU:HD13	39:DR:4:VAL:CG1	2.44	0.47
41:DT:53:VAL:CG2	41:DT:92:ASN:HD22	2.27	0.47
42:DU:85:ARG:NE	42:DU:85:ARG:CA	2.78	0.47
43:DV:1:MET:O	43:DV:2:PHE:HB2	2.15	0.47
44:DW:19:ARG:HA	44:DW:34:SER:HA	1.95	0.47
46:DY:47:ARG:O	46:DY:48:ARG:C	2.53	0.47
47:DZ:5:LYS:CE	47:DZ:57:GLU:OE2	2.62	0.47
49:D1:10:LEU:HB2	49:D1:20:TYR:HB2	1.96	0.47
1:AA:197:A:H1'	1:AA:198:G:O4'	2.15	0.47
1:AA:274:A:O2'	1:AA:275:G:O5'	2.32	0.47
1:AA:370:C:C2'	1:AA:371:A:H5'	2.45	0.47
1:AA:579:A:H5'	1:AA:728:A:H1'	1.95	0.47
1:AA:723:U:OP1	21:AU:48:LYS:HD3	2.15	0.47
1:AA:725:G:H2'	1:AA:726:C:C6	2.50	0.47
1:AA:827:U:N3	1:AA:870:U:C2	2.82	0.47
1:AA:982:U:C2	1:AA:983:A:N1	2.82	0.47
1:AA:995:C:H4'	14:AN:7:ALA:HB2	1.95	0.47
1:AA:1053:G:C6	1:AA:1199:U:C2	3.03	0.47
1:AA:1152:A:O2'	1:AA:1153:G:H5'	2.14	0.47
1:AA:1430:A:C2	1:AA:1471:U:C2	3.03	0.47
1:AA:1453:G:HO2'	1:AA:1454:G:P	2.37	0.47
2:AB:153:MET:HE2	2:AB:157:PRO:HG3	1.95	0.47
3:AC:133:MET:HE3	3:AC:167:TYR:HB2	1.97	0.47
7:AG:21:LEU:CD2	7:AG:96:ASN:HD22	2.28	0.47
14:AN:40:ARG:NH2	14:AN:44:VAL:HG21	2.30	0.47
19:AS:4:LEU:H	19:AS:4:LEU:CD1	2.24	0.47
19:AS:10:ILE:HG22	19:AS:38:THR:N	2.30	0.47
22:BA:34:U:H6	22:BA:34:U:H2'	1.50	0.47
22:BA:65:U:C2	22:BA:66:C:C5	3.02	0.47
22:BA:146:A:H2'	22:BA:147:C:H6	1.79	0.47
22:BA:345:A:O2'	22:BA:347:A:N7	2.44	0.47
22:BA:414:C:H4'	22:BA:1879:C:O2	2.15	0.47
22:BA:604:G:H2'	22:BA:605:G:C8	2.49	0.47
22:BA:786:C:O2'	22:BA:787:C:H5'	2.14	0.47
22:BA:1034:G:C5	22:BA:1122:G:C2	3.03	0.47
22:BA:1179:G:O6	22:BA:1180:U:H1'	2.12	0.47
22:BA:1252:G:N3	38:BQ:32:ARG:CG	2.75	0.47
22:BA:1654:A:C4'	25:BD:118:PHE:CE1	2.98	0.47

*Continued on next page...*

*Continued from previous page...*

Atom-1	Atom-2	Interatomic distance (Å)	Clash overlap (Å)
22:BA:2672:U:H2'	22:BA:2673:G:O5'	2.13	0.47
25:BD:46:ARG:HG2	25:BD:46:ARG:HH11	1.78	0.47
25:BD:142:VAL:HG23	25:BD:144:GLY:H	1.79	0.47
25:BD:191:GLY:O	25:BD:192:ALA:HB3	2.14	0.47
28:BG:23:ILE:H	28:BG:23:ILE:CD1	2.25	0.47
35:BN:18:GLN:NE2	35:BN:22:ARG:NH1	2.63	0.47
41:BT:40:LYS:HG2	41:BT:58:VAL:O	2.15	0.47
41:BT:73:ARG:HB3	41:BT:73:ARG:HH21	1.77	0.47
44:BW:23:LYS:HD2	44:BW:24:ARG:HB3	1.95	0.47
44:BW:39:GLN:CG	44:BW:42:THR:H	2.23	0.47
45:BX:38:TRP:CE3	45:BX:45:PHE:CE2	3.01	0.47
52:B4:10:LEU:HD12	52:B4:33:HIS:HD2	1.69	0.47
1:CA:49:U:O2	1:CA:362:G:H1'	2.14	0.47
1:CA:177:G:C2'	1:CA:178:C:H5'	2.44	0.47
1:CA:212:G:O2'	1:CA:213:G:O5'	2.29	0.47
1:CA:253:A:C6	1:CA:274:A:N1	2.82	0.47
1:CA:259:G:C2'	1:CA:260:G:H5'	2.44	0.47
1:CA:296:U:N3	1:CA:297:G:C5	2.83	0.47
1:CA:321:A:C8	1:CA:328:C:C2	3.03	0.47
1:CA:465:A:C8	1:CA:467:U:OP1	2.67	0.47
1:CA:619:U:C4	4:CD:131:ILE:HD11	2.49	0.47
1:CA:1130:A:C6	1:CA:1146:A:C5	3.02	0.47
1:CA:1190:G:H4'	1:CA:1191:A:OP2	2.15	0.47
1:CA:1296:C:H1'	1:CA:1302:C:N3	2.29	0.47
1:CA:1461:G:C6	1:CA:1462:C:C4	3.02	0.47
4:CD:109:THR:HG22	4:CD:110:ARG:N	2.29	0.47
8:CH:59:GLU:C	8:CH:60:LEU:HD12	2.35	0.47
11:CK:92:ARG:HA	11:CK:92:ARG:HD2	1.70	0.47
12:CL:6:LEU:C	12:CL:8:ARG:N	2.67	0.47
12:CL:88:ASP:HB3	12:CL:89:LEU:HD22	1.96	0.47
14:CN:40:ARG:HH12	19:CS:6:LYS:HB2	1.76	0.47
15:CO:88:ARG:CD	22:DA:716:A:OP1	2.63	0.47
22:DA:96:C:O2'	22:DA:97:C:H5'	2.15	0.47
22:DA:260:G:C6	22:DA:261:G:C5	3.03	0.47
22:DA:381:G:C5'	45:DX:15:ASN:HD22	2.28	0.47
22:DA:503:A:N3	22:DA:505:A:H2'	2.30	0.47
22:DA:638:G:O6	22:DA:651:G:C5	2.67	0.47
22:DA:648:G:H2'	22:DA:649:G:H8	1.79	0.47
22:DA:712:G:C2	22:DA:720:U:O2	2.67	0.47
22:DA:721:A:H8	22:DA:721:A:O5'	1.97	0.47
22:DA:749:A:C4	22:DA:750:A:H8	2.33	0.47

*Continued on next page...*

*Continued from previous page...*

Atom-1	Atom-2	Interatomic distance (Å)	Clash overlap (Å)
22:DA:822:G:H5'	56:DA:3358:HOH:O	2.15	0.47
22:DA:873:C:C4'	34:DM:64:TRP:CD1	2.97	0.47
22:DA:973:A:H4'	22:DA:974:G:OP2	2.14	0.47
22:DA:1283:G:N2	22:DA:1286:A:H5'	2.29	0.47
22:DA:1361:G:C4	22:DA:1362:C:C6	3.03	0.47
22:DA:1388:G:C2'	22:DA:1389:G:C8	2.95	0.47
22:DA:1439:A:C2	22:DA:1553:A:N7	2.82	0.47
22:DA:1787:A:C2	22:DA:1788:C:C4	3.02	0.47
22:DA:1905:C:C5	22:DA:1930:G:C6	3.03	0.47
22:DA:2014:A:C2	22:DA:2613:U:O2	2.67	0.47
22:DA:2072:C:C2'	22:DA:2073:C:H5'	2.44	0.47
22:DA:2080:A:H4'	45:DX:22:ASN:HD22	1.79	0.47
22:DA:2136:G:C2'	22:DA:2137:U:C6	2.98	0.47
22:DA:2323:G:C6	22:DA:2324:U:C4	3.03	0.47
22:DA:2337:G:C2'	22:DA:2338:C:H5'	2.44	0.47
22:DA:2344:U:O2'	22:DA:2345:G:C5'	2.62	0.47
22:DA:2578:G:H21	25:DD:130:GLN:NE2	2.12	0.47
22:DA:2726:A:O2'	22:DA:2727:A:C5'	2.57	0.47
24:DC:31:PRO:O	24:DC:32:LEU:HG	2.14	0.47
25:DD:9:VAL:O	37:DP:4:ILE:CD1	2.62	0.47
25:DD:17:GLU:CD	25:DD:17:GLU:N	2.66	0.47
28:DG:51:PHE:CE2	28:DG:68:ARG:HA	2.49	0.47
28:DG:132:LEU:N	28:DG:132:LEU:CD1	2.77	0.47
28:DG:163:TYR:O	28:DG:164:ALA:C	2.52	0.47
29:DH:12:LEU:HD12	29:DH:12:LEU:C	2.34	0.47
29:DH:99:ILE:HG21	29:DH:130:VAL:HG21	1.96	0.47
31:DJ:43:GLU:HG2	31:DJ:45:THR:HG22	1.96	0.47
31:DJ:56:VAL:CG2	31:DJ:124:VAL:HG23	2.45	0.47
32:DK:87:LEU:HD23	32:DK:87:LEU:H	1.79	0.47
33:DL:83:ALA:O	33:DL:85:VAL:HG12	2.14	0.47
41:DT:46:ALA:O	41:DT:47:VAL:HG13	2.15	0.47
42:DU:81:ARG:O	42:DU:82:VAL:HG13	2.15	0.47
46:DY:22:LEU:CG	46:DY:23:ARG:NH1	2.78	0.47
48:D0:3:GLN:HE22	48:D0:7:PRO:CD	2.28	0.47
51:D3:33:THR:HG22	51:D3:34:LYS:H	1.79	0.47
1:AA:152:A:C8	1:AA:153:C:C5	3.02	0.47
1:AA:185:U:C2'	1:AA:186:C:H6	2.27	0.47
1:AA:201:G:N2	1:AA:217:C:O2	2.47	0.47
1:AA:545:C:C2'	1:AA:545:C:O2	2.62	0.47
1:AA:640:A:H4'	8:AH:107:LYS:HZ1	1.79	0.47
1:AA:843:U:H2'	1:AA:844:G:H5'	1.95	0.47

*Continued on next page...*

*Continued from previous page...*

Atom-1	Atom-2	Interatomic distance (Å)	Clash overlap (Å)
1:AA:969:A:H2'	1:AA:970:C:H6	1.78	0.47
1:AA:1028:C:C2	1:AA:1034:G:C4	3.03	0.47
1:AA:1051:C:H2'	1:AA:1052:U:C6	2.49	0.47
1:AA:1077:G:N2	1:AA:1081:A:C4	2.83	0.47
1:AA:1102:A:H8	1:AA:1102:A:H5''	1.80	0.47
1:AA:1236:A:H2'	1:AA:1237:C:C6	2.49	0.47
1:AA:1371:G:C5	1:AA:1372:U:C4	3.03	0.47
1:AA:1430:A:H2'	1:AA:1430:A:N3	2.29	0.47
1:AA:1494:G:C8	22:BA:1913:A:N3	2.83	0.47
1:AA:1504:G:H3'	56:AA:1801:HOH:O	2.14	0.47
3:AC:18:ASN:CB	3:AC:39:ARG:HH12	2.28	0.47
3:AC:20:THR:CG2	3:AC:57:GLU:HB3	2.44	0.47
4:AD:199:ILE:HG12	4:AD:200:VAL:N	2.29	0.47
4:AD:200:VAL:HG11	5:AE:102:THR:HG23	1.97	0.47
5:AE:100:GLU:CB	5:AE:121:ASN:HA	2.44	0.47
7:AG:45:ALA:C	7:AG:47:GLU:H	2.18	0.47
7:AG:78:ARG:HH22	7:AG:81:GLY:HA2	1.79	0.47
8:AH:9:MET:CE	8:AH:32:LYS:CA	2.89	0.47
9:AI:49:GLN:O	9:AI:51:LEU:N	2.47	0.47
12:AL:33:CYS:CA	12:AL:53:ARG:O	2.57	0.47
13:AM:95:PRO:HG2	13:AM:101:THR:CG2	2.44	0.47
16:AP:10:GLY:HA3	16:AP:15:PRO:CA	2.31	0.47
16:AP:20:VAL:HG21	16:AP:32:PHE:HB2	1.94	0.47
17:AQ:51:GLU:O	17:AQ:52:CYS:O	2.32	0.47
19:AS:31:ARG:HG2	19:AS:56:HIS:CD2	2.50	0.47
20:AT:27:MET:CE	20:AT:57:VAL:CG2	2.93	0.47
20:AT:53:MET:HG3	20:AT:54:GLN:N	2.29	0.47
21:AU:36:PHE:HD1	21:AU:39:LYS:CB	2.16	0.47
22:BA:17:G:H2'	22:BA:18:U:C6	2.49	0.47
22:BA:80:G:C2	22:BA:107:G:C2	3.02	0.47
22:BA:308:G:C2'	22:BA:309:A:H5'	2.44	0.47
22:BA:363:G:H2'	22:BA:364:C:C6	2.49	0.47
22:BA:364:C:O2'	22:BA:365:U:H5'	2.15	0.47
22:BA:412:A:H2'	22:BA:413:C:H6	1.80	0.47
22:BA:503:A:C6	22:BA:506:G:C6	3.03	0.47
22:BA:645:C:H42	22:BA:2350:C:C1'	2.28	0.47
22:BA:792:A:C3'	22:BA:793:A:H5'	2.43	0.47
22:BA:817:C:H2'	22:BA:818:G:O4'	2.15	0.47
22:BA:1069:A:C6	22:BA:1074:G:C5	3.03	0.47
22:BA:1153:C:H2'	22:BA:1154:G:C5'	2.44	0.47
22:BA:1299:G:H2'	22:BA:1639:C:N4	2.29	0.47

*Continued on next page...*

*Continued from previous page...*

Atom-1	Atom-2	Interatomic distance (Å)	Clash overlap (Å)
22:BA:1450:G:H2'	22:BA:1451:C:C6	2.50	0.47
22:BA:1748:C:H2'	22:BA:1749:A:H8	1.80	0.47
22:BA:2107:G:H2'	22:BA:2152:G:OP1	2.15	0.47
22:BA:2308:G:H2'	22:BA:2310:C:H5	1.80	0.47
22:BA:2344:U:H4'	22:BA:2345:G:OP1	2.14	0.47
22:BA:2663:G:O2'	22:BA:2664:G:H5'	2.15	0.47
22:BA:2665:A:C2	22:BA:2666:C:C6	3.02	0.47
24:BC:20:ASN:ND2	24:BC:22:GLU:H	2.12	0.47
24:BC:123:ILE:O	24:BC:123:ILE:HG12	2.15	0.47
24:BC:229:HIS:HD2	24:BC:246:PRO:HB3	1.79	0.47
24:BC:245:THR:HB	24:BC:246:PRO:HD2	1.97	0.47
26:BE:60:TRP:CZ2	26:BE:70:SER:HB3	2.50	0.47
27:BF:141:ASP:HB3	27:BF:144:LYS:HB2	1.97	0.47
28:BG:26:LYS:HB3	28:BG:32:LEU:HA	1.96	0.47
28:BG:35:THR:O	28:BG:36:LEU:HD22	2.14	0.47
28:BG:93:TYR:O	28:BG:105:SER:HB3	2.15	0.47
30:BI:60:VAL:HG22	30:BI:66:PHE:CB	2.45	0.47
32:BK:63:VAL:HG13	32:BK:103:VAL:HG12	1.96	0.47
34:BM:96:ILE:HG13	34:BM:96:ILE:O	2.14	0.47
35:BN:18:GLN:HE21	35:BN:22:ARG:NH1	2.12	0.47
35:BN:24:MET:HE2	35:BN:44:LEU:HB2	1.97	0.47
36:BO:103:VAL:O	36:BO:105:ALA:O	2.32	0.47
37:BP:24:THR:C	37:BP:25:VAL:HG12	2.35	0.47
38:BQ:88:GLU:OE1	38:BQ:88:GLU:O	2.33	0.47
38:BQ:94:LEU:HD12	38:BQ:94:LEU:O	2.14	0.47
39:BR:16:GLU:HA	39:BR:98:ILE:CG2	2.40	0.47
42:BU:40:LEU:O	42:BU:41:VAL:HG13	2.14	0.47
44:BW:11:ASN:O	44:BW:12:GLY:O	2.33	0.47
44:BW:70:VAL:CG2	44:BW:75:ASN:OD1	2.62	0.47
49:B1:7:LYS:HE3	51:B3:33:THR:HG21	1.96	0.47
50:B2:1:MET:CE	50:B2:2:LYS:H	2.27	0.47
50:B2:35:ARG:HG2	50:B2:42:LEU:HD21	1.97	0.47
1:CA:213:G:C2'	1:CA:214:C:C6	2.75	0.47
1:CA:248:C:O2'	1:CA:249:U:O5'	2.32	0.47
1:CA:255:G:C2	1:CA:256:U:C5	3.03	0.47
1:CA:328:C:O2	1:CA:328:C:C2'	2.62	0.47
1:CA:425:G:H2'	1:CA:426:U:O4'	2.14	0.47
1:CA:666:G:O2'	1:CA:667:G:H5'	2.15	0.47
1:CA:723:U:C4'	21:CU:48:LYS:HD2	2.44	0.47
1:CA:738:C:C2	1:CA:739:C:C5	3.03	0.47
1:CA:836:G:C6	1:CA:851:G:C5	3.03	0.47

*Continued on next page...*

*Continued from previous page...*

Atom-1	Atom-2	Interatomic distance (Å)	Clash overlap (Å)
1:CA:907:A:C2'	1:CA:908:A:H5'	2.45	0.47
1:CA:964:A:H2'	1:CA:965:U:C5'	2.44	0.47
1:CA:985:C:O2'	1:CA:986:U:H6	1.96	0.47
1:CA:986:U:C2	1:CA:1220:G:N2	2.82	0.47
1:CA:1092:A:C8	1:CA:1093:A:N7	2.83	0.47
1:CA:1129:C:C4	1:CA:1139:G:C4	3.03	0.47
1:CA:1151:A:C2'	1:CA:1152:A:O5'	2.62	0.47
1:CA:1255:G:H21	1:CA:1258:G:H21	1.60	0.47
1:CA:1394:A:C6	1:CA:1501:C:H4'	2.50	0.47
1:CA:1408:A:N1	1:CA:1494:G:C6	2.83	0.47
2:CB:95:TRP:CH2	2:CB:171:ALA:HA	2.49	0.47
2:CB:115:ASP:O	2:CB:119:GLN:CB	2.63	0.47
2:CB:122:ASP:CG	2:CB:124:THR:HG22	2.34	0.47
3:CC:91:ALA:CB	3:CC:98:ALA:HB3	2.44	0.47
3:CC:161:ILE:HD13	3:CC:161:ILE:N	2.25	0.47
4:CD:29:THR:O	4:CD:30:LYS:HB2	2.14	0.47
4:CD:100:VAL:HG11	4:CD:142:VAL:HG11	1.96	0.47
5:CE:71:ILE:HG12	5:CE:144:GLU:HG2	1.96	0.47
5:CE:131:ASN:C	5:CE:131:ASN:ND2	2.66	0.47
6:CF:41:ASP:OD2	6:CF:58:HIS:CE1	2.65	0.47
6:CF:80:PHE:CE2	24:DC:123:ILE:HG21	2.49	0.47
8:CH:28:SER:CB	8:CH:57:GLU:O	2.62	0.47
9:CI:49:GLN:HA	9:CI:52:GLU:CG	2.43	0.47
13:CM:23:GLY:HA3	13:CM:64:VAL:HG13	1.95	0.47
14:CN:26:LEU:HD23	14:CN:26:LEU:C	2.35	0.47
17:CQ:68:LYS:C	17:CQ:69:THR:HG23	2.35	0.47
19:CS:11:ASP:O	19:CS:14:LEU:HG	2.15	0.47
22:DA:8:C:C2'	22:DA:9:G:H5'	2.45	0.47
22:DA:36:G:N1	22:DA:445:C:C4	2.83	0.47
22:DA:45:G:C5'	22:DA:46:G:OP1	2.63	0.47
22:DA:82:U:H5''	22:DA:296:U:H5''	1.97	0.47
22:DA:121:G:N3	22:DA:131:A:N1	2.63	0.47
22:DA:165:A:C4	22:DA:166:U:C6	3.03	0.47
22:DA:187:G:H2'	22:DA:1365:A:C2	2.50	0.47
22:DA:226:A:C2	22:DA:230:G:C6	3.02	0.47
22:DA:252:G:H2'	22:DA:253:C:O5'	2.14	0.47
22:DA:305:C:C2	22:DA:313:G:N1	2.82	0.47
22:DA:319:G:OP2	26:DE:132:LYS:HD2	2.15	0.47
22:DA:322:A:C2	22:DA:340:A:N6	2.83	0.47
22:DA:379:G:N1	22:DA:396:G:C6	2.83	0.47
22:DA:444:C:O2'	22:DA:445:C:O5'	2.32	0.47

*Continued on next page...*

*Continued from previous page...*

Atom-1	Atom-2	Interatomic distance (Å)	Clash overlap (Å)
22:DA:517:C:H2'	22:DA:517:C:O2	2.14	0.47
22:DA:526:A:N6	22:DA:2626:C:C4'	2.68	0.47
22:DA:543:G:C2	22:DA:551:G:C6	3.03	0.47
22:DA:668:A:C4	22:DA:670:A:C5	3.03	0.47
22:DA:686:U:H6	22:DA:788:A:C2	2.31	0.47
22:DA:691:C:O2'	22:DA:692:C:H5'	2.15	0.47
22:DA:836:G:C6	22:DA:837:C:C4	3.03	0.47
22:DA:1008:A:C8	22:DA:1008:A:OP1	2.68	0.47
22:DA:1051:G:H2'	22:DA:1052:C:H6	1.77	0.47
22:DA:1064:C:C6	22:DA:1065:U:H5	2.33	0.47
22:DA:1078:U:H4'	22:DA:1079:C:H5''	1.95	0.47
22:DA:1141:U:O2	22:DA:1142:A:C6	2.67	0.47
22:DA:1241:A:H2'	22:DA:1242:U:O5'	2.14	0.47
22:DA:1264:A:C6	22:DA:1265:A:N6	2.82	0.47
22:DA:1277:G:O2'	35:DN:24:MET:HB2	2.13	0.47
22:DA:1324:G:O2'	22:DA:1616:A:C6	2.63	0.47
22:DA:1430:G:O2'	22:DA:1431:A:O4'	2.32	0.47
22:DA:1475:G:O2'	22:DA:1476:U:H6	1.97	0.47
22:DA:1483:G:H2'	22:DA:1484:U:C5	2.50	0.47
22:DA:1566:A:C2	24:DC:212:TRP:CE3	3.03	0.47
22:DA:1608:A:C5	22:DA:1611:C:N4	2.82	0.47
22:DA:1681:G:O2'	22:DA:1762:A:C2'	2.62	0.47
22:DA:1726:C:H2'	22:DA:1727:C:C6	2.50	0.47
22:DA:1726:C:H2'	22:DA:1727:C:H6	1.78	0.47
22:DA:1737:G:C6	22:DA:1738:G:N1	2.83	0.47
22:DA:1797:G:N2	22:DA:1803:A:H2	2.13	0.47
22:DA:1826:G:H2'	22:DA:1827:U:O5'	2.14	0.47
22:DA:1867:G:O6	22:DA:1875:G:N2	2.47	0.47
22:DA:1924:C:H2'	22:DA:1925:C:O4'	2.14	0.47
22:DA:1932:A:C2	22:DA:1933:G:H1'	2.49	0.47
22:DA:2024:G:C2	22:DA:2040:G:N3	2.83	0.47
22:DA:2135:A:O2'	22:DA:2136:G:O4'	2.22	0.47
22:DA:2201:G:C5	22:DA:2223:G:C2	3.03	0.47
22:DA:2212:A:C8	22:DA:2214:C:N4	2.82	0.47
22:DA:2284:A:P	49:D1:5:ARG:HG3	2.55	0.47
22:DA:2308:G:N7	22:DA:2310:C:N4	2.62	0.47
22:DA:2331:G:N2	22:DA:2385:C:C2	2.82	0.47
22:DA:2339:C:O2'	22:DA:2340:A:P	2.72	0.47
22:DA:2352:A:H8	22:DA:2352:A:O5'	1.98	0.47
22:DA:2459:A:N3	22:DA:2459:A:C2'	2.77	0.47
22:DA:2602:A:OP1	22:DA:2602:A:C3'	2.63	0.47

*Continued on next page...*

*Continued from previous page...*

Atom-1	Atom-2	Interatomic distance (Å)	Clash overlap (Å)
22:DA:2658:C:H5''	28:DG:157:LYS:CD	2.45	0.47
22:DA:2692:G:H2'	22:DA:2693:G:H8	1.80	0.47
22:DA:2772:C:H2'	22:DA:2772:C:O2	2.15	0.47
22:DA:2794:C:C2	22:DA:2803:G:N2	2.82	0.47
22:DA:2806:C:N4	22:DA:2807:U:C4	2.83	0.47
23:DB:17:C:O2'	23:DB:18:G:C8	2.65	0.47
23:DB:42:C:H2'	23:DB:43:C:C6	2.50	0.47
24:DC:16:VAL:HG12	24:DC:16:VAL:O	2.15	0.47
24:DC:35:LYS:O	24:DC:36:ASN:HB2	2.14	0.47
24:DC:80:LEU:CD2	24:DC:109:LEU:HB3	2.44	0.47
24:DC:129:LEU:N	24:DC:129:LEU:HD23	2.29	0.47
24:DC:156:SER:HB3	24:DC:159:THR:HG23	1.97	0.47
24:DC:239:PHE:CD1	24:DC:240:GLY:N	2.69	0.47
24:DC:264:LYS:HG3	24:DC:265:PHE:CD2	2.50	0.47
25:DD:118:PHE:CG	25:DD:119:ALA:N	2.83	0.47
25:DD:129:THR:HG22	25:DD:130:GLN:O	2.15	0.47
25:DD:180:VAL:HG22	25:DD:187:LEU:HD13	1.96	0.47
25:DD:196:ALA:O	25:DD:197:THR:C	2.53	0.47
26:DE:178:VAL:HG13	26:DE:179:SER:N	2.30	0.47
27:DF:48:LEU:HD23	27:DF:48:LEU:N	2.24	0.47
27:DF:60:SER:OG	27:DF:88:VAL:HG11	2.15	0.47
28:DG:154:GLU:O	28:DG:156:TYR:N	2.48	0.47
29:DH:50:ARG:HA	29:DH:50:ARG:NH1	2.29	0.47
29:DH:72:ILE:O	29:DH:72:ILE:HG13	2.14	0.47
30:DI:54:ILE:HD12	30:DI:54:ILE:N	2.30	0.47
30:DI:118:GLY:O	30:DI:119:ALA:CB	2.63	0.47
31:DJ:88:THR:HG22	31:DJ:91:GLU:OE1	2.15	0.47
32:DK:76:VAL:CG1	32:DK:77:ILE:N	2.78	0.47
35:DN:28:LEU:C	35:DN:30:ARG:H	2.18	0.47
38:DQ:79:ILE:HD13	38:DQ:80:ASN:N	2.29	0.47
39:DR:97:LYS:O	39:DR:97:LYS:CG	2.63	0.47
43:DV:21:ARG:C	43:DV:23:ALA:H	2.18	0.47
44:DW:23:LYS:CD	44:DW:24:ARG:HB2	2.44	0.47
45:DX:53:LYS:CA	45:DX:56:ARG:CB	2.85	0.47
50:D2:26:ASN:HD22	50:D2:29:GLN:NE2	2.12	0.47
51:D3:18:LYS:CG	51:D3:19:GLY:H	2.26	0.47
1:AA:441:A:C2	1:AA:497:G:C6	3.03	0.47
1:AA:828:U:H3'	1:AA:828:U:C6	2.50	0.47
1:AA:953:G:H2'	1:AA:954:G:H5'	1.97	0.47
1:AA:1053:G:O2'	1:AA:1054:C:P	2.73	0.47
1:AA:1068:G:N7	1:AA:1094:G:H2'	2.29	0.47

*Continued on next page...*



*Continued from previous page...*

Atom-1	Atom-2	Interatomic distance (Å)	Clash overlap (Å)
1:AA:1162:C:O2'	1:AA:1163:A:C5'	2.63	0.47
1:AA:1443:C:H2'	1:AA:1444:U:O4'	2.14	0.47
1:AA:1521:C:C2'	1:AA:1522:U:O5'	2.62	0.47
3:AC:144:GLY:O	3:AC:145:ALA:CB	2.60	0.47
6:AF:18:VAL:H	6:AF:19:PRO:HD2	1.79	0.47
7:AG:128:GLU:O	7:AG:129:ASN:C	2.53	0.47
8:AH:77:VAL:HG11	8:AH:124:ILE:HD11	1.96	0.47
12:AL:109:ARG:HH21	12:AL:116:TYR:HE2	1.63	0.47
13:AM:18:LEU:HD23	13:AM:33:LEU:HD21	1.97	0.47
21:AU:16:ARG:HG2	21:AU:19:LYS:HG2	1.96	0.47
22:BA:263:G:H2'	22:BA:264:C:O5'	2.15	0.47
22:BA:321:U:O2'	26:BE:162:ARG:NH1	2.48	0.47
22:BA:634:C:H2'	22:BA:635:C:C6	2.50	0.47
22:BA:659:G:C6	22:BA:660:C:C4	3.03	0.47
22:BA:670:A:H4'	22:BA:671:C:H5''	1.97	0.47
22:BA:734:A:C5	22:BA:735:A:C8	3.02	0.47
22:BA:1020:A:C2	22:BA:1141:U:O2'	2.64	0.47
22:BA:1022:G:N2	22:BA:1142:A:N1	2.62	0.47
22:BA:1088:A:H4'	22:BA:1089:A:C8	2.50	0.47
22:BA:1345:C:H2'	22:BA:1345:C:O2	2.15	0.47
22:BA:1524:G:O2'	22:BA:1525:A:H5'	2.15	0.47
22:BA:1849:G:H2'	22:BA:1850:G:H8	1.79	0.47
22:BA:2082:A:H2'	22:BA:2083:G:O4'	2.14	0.47
22:BA:2500:U:H5''	22:BA:2501:C:OP2	2.15	0.47
24:BC:29:PHE:CZ	24:BC:31:PRO:CG	2.97	0.47
24:BC:131:MET:HA	24:BC:134:ILE:CD1	2.39	0.47
24:BC:144:GLU:OE2	24:BC:188:ARG:HB2	2.15	0.47
26:BE:147:LEU:HB2	26:BE:186:VAL:HA	1.97	0.47
27:BF:35:LEU:CB	27:BF:153:ILE:CG2	2.66	0.47
28:BG:136:ASP:OD1	28:BG:136:ASP:C	2.53	0.47
31:BJ:140:LEU:HD12	31:BJ:140:LEU:N	2.29	0.47
34:BM:28:PHE:HD2	34:BM:104:GLU:OE1	1.97	0.47
38:BQ:12:ARG:O	38:BQ:13:HIS:C	2.50	0.47
42:BU:54:PRO:HG2	42:BU:55:GLY:H	1.80	0.47
42:BU:85:ARG:HG3	42:BU:86:PHE:N	2.30	0.47
48:B0:5:ASN:O	48:B0:7:PRO:HD3	2.15	0.47
49:B1:10:LEU:O	49:B1:19:PHE:HB2	2.15	0.47
1:CA:155:A:C2	1:CA:167:A:C4	3.02	0.47
1:CA:160:A:H4'	1:CA:344:A:N1	2.29	0.47
1:CA:223:A:C4	1:CA:224:U:C6	3.02	0.47
1:CA:289:G:N1	1:CA:290:C:C4	2.83	0.47

*Continued on next page...*

*Continued from previous page...*

Atom-1	Atom-2	Interatomic distance (Å)	Clash overlap (Å)
1:CA:330:C:O2'	1:CA:331:G:H8	1.96	0.47
1:CA:338:A:N6	1:CA:351:G:N1	2.47	0.47
1:CA:652:U:O4	1:CA:752:G:H2'	2.15	0.47
1:CA:846:G:O2'	1:CA:847:G:H5'	2.15	0.47
1:CA:994:A:N7	1:CA:1216:A:C4'	2.78	0.47
1:CA:1031:C:H5'	1:CA:1032:G:C5'	2.43	0.47
1:CA:1244:G:C6	1:CA:1245:C:C4	3.02	0.47
1:CA:1282:C:O2'	1:CA:1283:U:C6	2.68	0.47
1:CA:1357:A:C8	1:CA:1358:U:C5	3.03	0.47
2:CB:116:LEU:HD13	2:CB:140:LEU:HB2	1.96	0.47
3:CC:53:ARG:NH1	3:CC:53:ARG:HB2	2.29	0.47
4:CD:29:THR:C	4:CD:31:CYS:N	2.68	0.47
5:CE:77:ASN:HB3	5:CE:79:THR:HG22	1.97	0.47
8:CH:54:THR:C	8:CH:56:PRO:HD3	2.34	0.47
10:CJ:7:ARG:NH1	10:CJ:102:LEU:HG	2.28	0.47
16:CP:48:GLU:HA	16:CP:51:ARG:HH21	1.80	0.47
17:CQ:29:LYS:HE2	17:CQ:36:PHE:CD2	2.49	0.47
18:CR:32:ILE:CD1	18:CR:33:THR:O	2.62	0.47
19:CS:35:ARG:HD2	19:CS:71:GLY:HA2	1.97	0.47
22:DA:7:G:H4'	31:DJ:15:TRP:CH2	2.49	0.47
22:DA:121:G:N3	22:DA:131:A:C2	2.83	0.47
22:DA:189:G:C8	22:DA:189:G:H3'	2.49	0.47
22:DA:389:G:H1'	22:DA:2412:A:O2'	2.15	0.47
22:DA:586:A:H2	22:DA:809:G:N3	2.13	0.47
22:DA:617:G:O2'	22:DA:618:G:C8	2.38	0.47
22:DA:775:G:O6	22:DA:787:C:H2'	2.15	0.47
22:DA:818:G:H4'	22:DA:838:C:O3'	2.15	0.47
22:DA:934:U:H5''	22:DA:934:U:H6	1.80	0.47
22:DA:995:C:O2'	38:DQ:60:TRP:HH2	1.98	0.47
22:DA:1313:U:C6	22:DA:1610:A:H8	2.32	0.47
22:DA:1438:U:N3	22:DA:1555:G:C2	2.83	0.47
22:DA:1494:A:H2'	22:DA:1495:A:H8	1.67	0.47
22:DA:1608:A:C5	22:DA:1611:C:C4	3.03	0.47
22:DA:1745:A:N3	22:DA:1746:A:C8	2.83	0.47
22:DA:1803:A:HO2'	22:DA:1804:C:C4'	2.24	0.47
22:DA:1875:G:H8	22:DA:1875:G:OP2	1.97	0.47
22:DA:2199:A:H2'	22:DA:2199:A:N3	2.28	0.47
22:DA:2243:U:O2'	22:DA:2244:U:H5'	2.14	0.47
22:DA:2480:C:N4	22:DA:2481:G:C6	2.83	0.47
22:DA:2746:U:C5'	28:DG:137:LYS:HG2	2.42	0.47
26:DE:2:GLU:HG2	26:DE:13:THR:OG1	2.15	0.47

*Continued on next page...*

*Continued from previous page...*

Atom-1	Atom-2	Interatomic distance (Å)	Clash overlap (Å)
26:DE:60:TRP:HB3	26:DE:61:ARG:H	1.48	0.47
26:DE:88:ARG:CB	26:DE:89:PRO:CD	2.93	0.47
27:DF:113:PHE:HE2	27:DF:116:LEU:HB2	1.79	0.47
29:DH:48:GLU:HA	29:DH:51:ARG:HE	1.79	0.47
29:DH:61:VAL:CG1	29:DH:62:LEU:H	2.22	0.47
29:DH:68:ARG:CG	29:DH:71:LYS:CD	2.92	0.47
34:DM:8:LYS:HE3	34:DM:8:LYS:CA	2.37	0.47
34:DM:43:ALA:HA	34:DM:46:ILE:HD11	1.96	0.47
34:DM:97:GLN:HB2	34:DM:98:PRO:CD	2.44	0.47
37:DP:13:LYS:HD2	37:DP:13:LYS:H	1.79	0.47
37:DP:59:THR:OG1	37:DP:72:VAL:HG12	2.15	0.47
38:DQ:65:ASN:O	38:DQ:69:ARG:HB2	2.15	0.47
38:DQ:78:PHE:CE2	38:DQ:109:VAL:HG22	2.49	0.47
39:DR:27:ILE:HG13	39:DR:33:VAL:HG11	1.95	0.47
41:DT:10:VAL:CG2	41:DT:11:LEU:HD12	2.25	0.47
44:DW:49:ASN:ND2	44:DW:80:SER:HA	2.29	0.47
45:DX:16:ASN:O	45:DX:17:ARG:HB2	2.15	0.47
45:DX:70:LEU:O	45:DX:74:GLY:N	2.47	0.47
46:DY:31:GLN:C	46:DY:33:ALA:H	2.18	0.47
51:D3:28:LEU:O	51:D3:29:ARG:HB3	2.14	0.47
1:AA:8:A:C5	4:AD:205:LYS:HB3	2.50	0.47
1:AA:66:A:N3	1:AA:66:A:C2'	2.76	0.47
1:AA:191:G:H2'	1:AA:192:A:C8	2.50	0.47
1:AA:209:U:C5'	1:AA:210:C:OP2	2.52	0.47
1:AA:210:C:H4'	1:AA:211:G:C2	2.48	0.47
1:AA:229:U:H2'	1:AA:230:G:O4'	2.14	0.47
1:AA:255:G:C5	1:AA:256:U:C5	3.03	0.47
1:AA:400:C:H2'	1:AA:401:C:H5'	1.97	0.47
1:AA:475:C:C2'	1:AA:476:U:H5'	2.45	0.47
1:AA:596:A:N6	1:AA:645:G:N1	2.62	0.47
1:AA:675:A:OP1	18:AR:70:THR:HG21	2.15	0.47
1:AA:1060:U:C5	3:AC:1:GLY:CA	2.93	0.47
1:AA:1161:C:O2'	1:AA:1162:C:C5'	2.63	0.47
1:AA:1454:G:N2	1:AA:1455:G:C4	2.82	0.47
2:AB:36:LYS:HE3	2:AB:36:LYS:CA	2.35	0.47
2:AB:48:MET:HA	2:AB:48:MET:CE	2.45	0.47
2:AB:163:ILE:O	2:AB:185:ILE:CG1	2.56	0.47
5:AE:59:ILE:O	5:AE:63:MET:HG2	2.14	0.47
9:AI:32:ARG:HE	9:AI:36:GLN:CD	2.18	0.47
20:AT:27:MET:CE	20:AT:57:VAL:HG22	2.45	0.47
22:BA:263:G:C2'	22:BA:264:C:O5'	2.63	0.47

*Continued on next page...*

Continued from previous page...

Atom-1	Atom-2	Interatomic distance (Å)	Clash overlap (Å)
22:BA:319:G:C5	22:BA:333:G:C2	3.02	0.47
22:BA:726:G:O2'	22:BA:727:A:O5'	2.32	0.47
22:BA:1083:U:O2	22:BA:1086:A:N1	2.48	0.47
22:BA:1106:G:C6	22:BA:1107:G:N7	2.83	0.47
22:BA:1206:G:C6	22:BA:1207:C:C4	3.03	0.47
22:BA:1744:A:H3'	22:BA:1745:A:H8	1.80	0.47
22:BA:2145:C:H3'	22:BA:2146:C:H5''	1.96	0.47
22:BA:2150:C:C2'	22:BA:2151:U:C5	2.96	0.47
22:BA:2531:A:C6	22:BA:2532:G:C5	3.03	0.47
22:BA:2648:G:C2	22:BA:2649:C:C2	3.03	0.47
24:BC:132:ARG:NH1	24:BC:169:ALA:HA	2.29	0.47
24:BC:230:PRO:HD2	24:BC:246:PRO:HA	1.96	0.47
25:BD:142:VAL:HG23	25:BD:144:GLY:N	2.30	0.47
26:BE:5:LEU:HD23	26:BE:120:VAL:O	2.14	0.47
27:BF:71:LYS:CD	27:BF:80:GLN:HG3	2.31	0.47
28:BG:126:THR:CG2	28:BG:128:THR:H	2.21	0.47
29:BH:41:LYS:C	29:BH:43:ASN:N	2.65	0.47
29:BH:97:ARG:HE	29:BH:97:ARG:HB2	1.49	0.47
35:BN:71:ARG:HH21	35:BN:71:ARG:HG3	1.76	0.47
36:BO:57:ALA:O	36:BO:58:ILE:C	2.54	0.47
39:BR:49:ILE:HG21	39:BR:53:PHE:CA	2.44	0.47
39:BR:61:ALA:CB	39:BR:98:ILE:H	2.28	0.47
45:BX:40:GLU:C	45:BX:42:GLU:N	2.68	0.47
45:BX:70:LEU:O	45:BX:74:GLY:N	2.47	0.47
47:BZ:8:GLN:HB3	47:BZ:31:ILE:HA	1.97	0.47
1:CA:428:G:H1'	1:CA:430:A:C8	2.50	0.47
1:CA:729:A:H2'	1:CA:730:G:O5'	2.15	0.47
1:CA:762:U:H6	1:CA:762:U:O5'	1.97	0.47
1:CA:974:A:HO2'	1:CA:975:A:P	2.37	0.47
1:CA:1115:U:C2'	1:CA:1116:U:H5'	2.45	0.47
1:CA:1235:U:H6	1:CA:1235:U:H3'	1.80	0.47
1:CA:1301:U:H2'	1:CA:1303:C:C6	2.49	0.47
1:CA:1308:U:H5	13:CM:97:ARG:NH1	2.12	0.47
1:CA:1348:U:O2'	1:CA:1349:A:C5'	2.63	0.47
1:CA:1452:C:H5'	1:CA:1453:G:C4	2.50	0.47
1:CA:1472:U:C2	1:CA:1473:G:C8	3.02	0.47
2:CB:17:HIS:O	2:CB:18:GLN:HB2	2.15	0.47
3:CC:172:VAL:O	3:CC:174:LEU:HD22	2.15	0.47
7:CG:4:ARG:HE	7:CG:6:ILE:CA	2.27	0.47
10:CJ:35:GLN:NE2	10:CJ:78:GLU:H	2.13	0.47
10:CJ:51:VAL:HB	14:CN:80:ARG:CB	2.35	0.47

Continued on next page...

*Continued from previous page...*

Atom-1	Atom-2	Interatomic distance (Å)	Clash overlap (Å)
22:DA:46:G:N2	22:DA:47:C:N1	2.63	0.47
22:DA:65:U:C6	22:DA:65:U:C3'	2.98	0.47
22:DA:160:A:N6	22:DA:167:A:H1'	2.30	0.47
22:DA:185:G:C6	22:DA:212:G:N2	2.82	0.47
22:DA:310:A:N7	22:DA:312:G:C6	2.82	0.47
22:DA:405:U:H3'	22:DA:406:G:C5'	2.44	0.47
22:DA:538:A:C5'	31:DJ:7:LYS:NZ	2.78	0.47
22:DA:819:A:C4	22:DA:820:A:C8	3.03	0.47
22:DA:965:C:H4'	22:DA:2273:A:C1'	2.44	0.47
22:DA:1178:C:H2'	22:DA:1179:G:O4'	2.15	0.47
22:DA:1385:A:O2'	22:DA:1386:C:C6	2.67	0.47
22:DA:1554:U:H5''	22:DA:1555:G:OP2	2.14	0.47
22:DA:1598:A:C2	22:DA:1599:U:C2	3.03	0.47
22:DA:1676:A:C2	22:DA:1993:U:C5'	2.81	0.47
22:DA:1815:A:C1'	22:DA:1817:G:C8	2.98	0.47
22:DA:1827:U:C2'	22:DA:1828:G:O4'	2.62	0.47
22:DA:1963:U:O2'	22:DA:1964:G:H5''	2.14	0.47
22:DA:2040:G:C5	22:DA:2041:U:C5	3.03	0.47
22:DA:2077:A:N1	22:DA:2078:C:C4	2.83	0.47
22:DA:2197:U:O2'	22:DA:2198:A:C8	2.63	0.47
22:DA:2294:G:C2	22:DA:2295:C:C6	3.02	0.47
22:DA:2324:U:O2'	22:DA:2385:C:H5	1.97	0.47
25:DD:124:ARG:NH1	25:DD:125:TRP:CE2	2.83	0.47
25:DD:151:THR:O	25:DD:152:PRO:C	2.53	0.47
25:DD:183:GLU:CD	25:DD:183:GLU:N	2.67	0.47
27:DF:87:LYS:O	27:DF:88:VAL:HB	2.15	0.47
28:DG:3:VAL:C	28:DG:5:LYS:H	2.18	0.47
28:DG:23:ILE:O	28:DG:24:THR:HG23	2.15	0.47
33:DL:65:GLY:O	33:DL:66:PHE:HB2	2.15	0.47
34:DM:66:ARG:NE	34:DM:101:VAL:HG11	2.29	0.47
35:DN:118:ARG:O	35:DN:118:ARG:HG2	2.14	0.47
41:DT:43:ILE:CD1	41:DT:83:ALA:HB1	2.45	0.47
42:DU:11:ILE:HG21	42:DU:79:ALA:HB2	1.97	0.47
42:DU:42:LYS:HB3	42:DU:42:LYS:HZ3	1.79	0.47
42:DU:73:ASN:HB3	42:DU:95:PHE:CE2	2.49	0.47
42:DU:94:PHE:O	42:DU:94:PHE:CD2	2.63	0.47
44:DW:32:ALA:O	44:DW:34:SER:N	2.47	0.47
48:D0:38:LEU:H	48:D0:41:HIS:HE1	1.59	0.47
51:D3:50:SER:O	51:D3:53:ASP:N	2.45	0.47
1:AA:224:U:C2	1:AA:225:C:C5	3.03	0.47
1:AA:623:C:C2'	1:AA:624:C:H5'	2.45	0.47

*Continued on next page...*

*Continued from previous page...*

Atom-1	Atom-2	Interatomic distance (Å)	Clash overlap (Å)
1:AA:672:U:O2'	1:AA:673:A:H5'	2.15	0.47
1:AA:814:A:H5'	56:AA:1760:HOH:O	2.15	0.47
1:AA:1031:C:HO2'	1:AA:1032:G:H5''	1.80	0.47
1:AA:1126:U:C6	1:AA:1281:C:N3	2.83	0.47
1:AA:1256:A:H1'	1:AA:1258:G:N7	2.26	0.47
1:AA:1460:C:H2'	1:AA:1461:G:O5'	2.15	0.47
2:AB:40:ILE:HG21	2:AB:201:GLY:CA	2.44	0.47
2:AB:67:LEU:O	2:AB:160:LEU:HD12	2.14	0.47
2:AB:162:VAL:HG23	2:AB:184:ALA:CB	2.45	0.47
2:AB:187:ASP:OD2	2:AB:202:ASN:HA	2.14	0.47
3:AC:16:PRO:HB2	3:AC:17:TRP:H	1.45	0.47
6:AF:99:ALA:O	6:AF:100:SER:HB2	2.15	0.47
7:AG:107:ALA:CA	7:AG:122:GLU:HG3	2.45	0.47
9:AI:89:TYR:O	9:AI:90:ASP:CB	2.63	0.47
13:AM:89:ARG:NH1	13:AM:94:LEU:HB3	2.29	0.47
14:AN:42:ASN:O	14:AN:44:VAL:N	2.48	0.47
14:AN:87:ALA:HB2	14:AN:92:ILE:HD12	1.97	0.47
15:AO:42:PHE:HE1	15:AO:55:LEU:HB2	1.80	0.47
20:AT:68:LYS:HB2	20:AT:68:LYS:HZ2	1.80	0.47
22:BA:68:G:C2	22:BA:74:A:C4	3.02	0.47
22:BA:197:A:C2'	22:BA:198:C:H5'	2.45	0.47
22:BA:411:G:H5''	22:BA:412:A:OP1	2.15	0.47
22:BA:445:C:O2'	22:BA:446:G:H5'	2.14	0.47
22:BA:481:G:O2'	22:BA:482:A:P	2.72	0.47
22:BA:608:A:C2	22:BA:621:A:C2	3.02	0.47
22:BA:670:A:H4'	22:BA:671:C:O5'	2.15	0.47
22:BA:686:U:O4	50:B2:12:ARG:HB2	2.16	0.47
22:BA:912:C:C4	22:BA:913:U:O4	2.68	0.47
22:BA:1059:G:H4'	30:BI:116:MET:CE	2.45	0.47
22:BA:1449:G:H2'	22:BA:1450:G:O5'	2.14	0.47
22:BA:1542:U:H2'	22:BA:1543:G:O4'	2.15	0.47
22:BA:1840:G:C2	22:BA:1841:U:C2	3.03	0.47
22:BA:2768:U:H2'	22:BA:2769:U:O5'	2.15	0.47
25:BD:9:VAL:HG22	25:BD:26:VAL:CG1	2.44	0.47
27:BF:134:GLN:C	27:BF:136:ILE:HG12	2.34	0.47
28:BG:88:LEU:HD11	28:BG:95:ALA:HB2	1.96	0.47
29:BH:30:LEU:O	29:BH:35:LYS:HB2	2.14	0.47
32:BK:38:ILE:HD11	32:BK:112:PHE:HZ	1.78	0.47
33:BL:55:MET:HA	33:BL:56:PRO:HD3	1.63	0.47
33:BL:95:LEU:HD22	33:BL:100:ILE:HD11	1.97	0.47
38:BQ:34:ALA:O	38:BQ:37:ALA:HB3	2.14	0.47

*Continued on next page...*

*Continued from previous page...*

Atom-1	Atom-2	Interatomic distance (Å)	Clash overlap (Å)
39:BR:39:LEU:HA	39:BR:49:ILE:CG2	2.44	0.47
40:BS:29:VAL:HG22	40:BS:55:ILE:HD11	1.97	0.47
40:BS:39:THR:HG22	40:BS:44:ALA:HB2	1.95	0.47
41:BT:88:LYS:O	41:BT:89:GLU:CB	2.63	0.47
43:BV:21:ARG:HA	43:BV:25:LYS:O	2.15	0.47
44:BW:9:THR:CG2	44:BW:10:ARG:N	2.70	0.47
44:BW:18:LYS:HG3	44:BW:19:ARG:HG3	1.97	0.47
51:B3:31:ILE:HD13	51:B3:34:LYS:HD2	1.86	0.47
1:CA:134:G:H2'	1:CA:135:C:H5'	1.94	0.47
1:CA:213:G:C8	1:CA:214:C:C5	3.02	0.47
1:CA:509:A:OP1	4:CD:50:TYR:HD2	1.98	0.47
1:CA:585:G:N3	1:CA:879:C:H4'	2.30	0.47
1:CA:771:G:C2	1:CA:809:G:C2	3.03	0.47
1:CA:785:G:N3	1:CA:785:G:H2'	2.29	0.47
1:CA:917:G:C6	1:CA:918:A:C6	3.03	0.47
1:CA:947:G:OP1	13:CM:106:ARG:CG	2.62	0.47
1:CA:1076:U:C2	1:CA:1082:A:C2	3.03	0.47
1:CA:1509:C:O2'	1:CA:1510:C:H5'	2.14	0.47
2:CB:101:THR:HG23	2:CB:174:GLU:HB3	1.97	0.47
4:CD:200:VAL:CG1	4:CD:201:GLU:N	2.78	0.47
5:CE:24:VAL:HG23	5:CE:25:LYS:N	2.29	0.47
6:CF:80:PHE:HE2	24:DC:123:ILE:HG12	1.81	0.47
7:CG:64:ALA:HB2	7:CG:126:ALA:CB	2.42	0.47
7:CG:100:MET:HE3	7:CG:100:MET:N	2.18	0.47
10:CJ:90:LEU:HD23	10:CJ:92:LEU:HD11	1.97	0.47
15:CO:63:ARG:HH22	22:DA:715:A:H5''	1.79	0.47
16:CP:52:LEU:O	16:CP:53:ASP:CB	2.62	0.47
17:CQ:4:ILE:CG2	17:CQ:5:ARG:N	2.62	0.47
19:CS:32:THR:HG21	19:CS:48:ILE:CG2	2.45	0.47
21:CU:36:PHE:HA	21:CU:39:LYS:HE2	1.97	0.47
22:DA:40:U:C4	22:DA:41:C:N4	2.83	0.47
22:DA:90:U:C5	22:DA:91:A:N7	2.83	0.47
22:DA:146:A:C6	22:DA:147:C:C4	3.03	0.47
22:DA:227:A:H5'	22:DA:229:C:N4	2.31	0.47
22:DA:233:A:O2'	22:DA:234:U:O5'	2.32	0.47
22:DA:370:G:C6	22:DA:424:G:N7	2.83	0.47
22:DA:379:G:C2	22:DA:396:G:C6	3.03	0.47
22:DA:404:A:C5'	22:DA:405:U:OP1	2.63	0.47
22:DA:457:A:C2	22:DA:458:G:N2	2.83	0.47
22:DA:734:A:C4	22:DA:735:A:C8	3.03	0.47
22:DA:783:A:H8	22:DA:783:A:H2'	1.53	0.47

*Continued on next page...*

*Continued from previous page...*

Atom-1	Atom-2	Interatomic distance (Å)	Clash overlap (Å)
22:DA:855:G:O2'	44:DW:23:LYS:HD3	2.15	0.47
22:DA:946:C:O2'	22:DA:947:A:H5'	2.15	0.47
22:DA:1103:A:H5''	22:DA:1104:C:OP2	2.15	0.47
22:DA:1138:G:H2'	22:DA:1139:G:O4'	2.15	0.47
22:DA:1204:A:N9	22:DA:1206:G:C6	2.83	0.47
22:DA:1223:G:H8	22:DA:1223:G:O5'	1.98	0.47
22:DA:1259:G:H2'	22:DA:1260:A:H8	1.79	0.47
22:DA:1307:A:C2'	22:DA:1308:A:H5'	2.45	0.47
22:DA:1354:A:C8	22:DA:1355:G:C8	3.03	0.47
22:DA:1388:G:C4	22:DA:1389:G:N7	2.83	0.47
22:DA:1441:G:H4'	22:DA:1628:G:OP1	2.15	0.47
22:DA:1469:A:C2'	22:DA:1470:A:C8	2.73	0.47
22:DA:1532:A:C6	22:DA:1540:G:O6	2.68	0.47
22:DA:1845:G:C5	22:DA:1846:G:N7	2.83	0.47
22:DA:1962:C:C4'	22:DA:1963:U:OP1	2.57	0.47
22:DA:2314:A:O2'	22:DA:2315:G:H8	1.97	0.47
22:DA:2385:C:O2'	22:DA:2386:A:H8	1.92	0.47
22:DA:2666:C:C2'	22:DA:2667:C:O5'	2.63	0.47
22:DA:2748:A:C2	22:DA:2757:A:N7	2.83	0.47
23:DB:60:C:H2'	23:DB:61:G:C8	2.50	0.47
24:DC:160:TYR:CD1	24:DC:160:TYR:C	2.88	0.47
24:DC:259:ASN:C	24:DC:261:ARG:H	2.19	0.47
25:DD:36:GLN:HE21	25:DD:38:LYS:NZ	2.13	0.47
25:DD:114:LYS:CD	25:DD:116:LYS:HZ2	2.18	0.47
26:DE:5:LEU:CD2	26:DE:120:VAL:HG22	2.45	0.47
27:DF:19:PHE:O	27:DF:20:ASN:HB3	2.15	0.47
27:DF:46:LYS:HE2	27:DF:83:PRO:HG3	1.97	0.47
30:DI:103:ALA:O	30:DI:107:GLU:HB2	2.15	0.47
30:DI:106:GLN:HA	30:DI:109:ALA:HB3	1.98	0.47
31:DJ:21:THR:HG23	31:DJ:61:LYS:CB	2.44	0.47
32:DK:9:ASN:N	32:DK:9:ASN:ND2	2.60	0.47
32:DK:35:VAL:HG21	32:DK:69:VAL:HG22	1.97	0.47
35:DN:38:LEU:HD12	35:DN:38:LEU:O	2.14	0.47
35:DN:87:PHE:HD1	35:DN:90:ARG:HD2	1.80	0.47
38:DQ:91:ARG:CG	39:DR:11:GLN:HG3	2.45	0.47
40:DS:44:ALA:O	40:DS:48:LYS:HB2	2.15	0.47
41:DT:21:SER:HA	41:DT:25:GLU:HB2	1.96	0.47
42:DU:14:THR:HG21	42:DU:64:ILE:CD1	2.36	0.47
42:DU:81:ARG:HB2	42:DU:96:LYS:HG3	1.96	0.47
43:DV:79:ARG:O	43:DV:87:GLN:HB2	2.15	0.47
46:DY:54:LYS:O	46:DY:57:LEU:HB3	2.15	0.47

*Continued on next page...*



*Continued from previous page...*

Atom-1	Atom-2	Interatomic distance (Å)	Clash overlap (Å)
51:D3:28:LEU:O	51:D3:28:LEU:HD23	2.14	0.47
51:D3:50:SER:O	51:D3:51:LYS:C	2.52	0.47
1:AA:166:U:H5''	1:AA:167:A:OP2	2.15	0.46
1:AA:184:G:N3	1:AA:185:U:C5	2.82	0.46
1:AA:221:C:H2'	1:AA:222:C:H5'	1.96	0.46
1:AA:373:A:O2'	1:AA:374:A:C5'	2.62	0.46
1:AA:528:C:O2'	1:AA:535:A:H2'	2.15	0.46
1:AA:550:G:H2'	1:AA:551:U:H5'	1.96	0.46
1:AA:607:A:C6	1:AA:608:A:C6	3.03	0.46
1:AA:693:G:H2'	1:AA:694:A:C5'	2.43	0.46
1:AA:1146:A:C2	1:AA:1147:C:H1'	2.51	0.46
1:AA:1159:U:N3	1:AA:1182:G:C4	2.83	0.46
1:AA:1302:C:OP1	13:AM:12:LYS:HE2	2.15	0.46
1:AA:1303:C:H2'	1:AA:1304:G:N7	2.30	0.46
1:AA:1472:U:O2'	1:AA:1473:G:H5'	2.15	0.46
1:AA:1491:G:H5''	1:AA:1492:A:OP1	2.15	0.46
3:AC:147:GLY:CA	3:AC:171:ARG:H	2.28	0.46
4:AD:2:ARG:HB2	4:AD:4:LEU:CD1	2.44	0.46
4:AD:129:VAL:HG11	4:AD:134:TYR:CB	2.44	0.46
11:AK:43:TRP:HE3	11:AK:44:ALA:HA	1.80	0.46
12:AL:85:ARG:HG3	12:AL:86:VAL:N	2.31	0.46
13:AM:3:ILE:H	13:AM:56:ARG:NH1	2.14	0.46
17:AQ:80:LYS:N	17:AQ:80:LYS:CD	2.78	0.46
22:BA:141:G:C5'	22:BA:142:A:C8	2.97	0.46
22:BA:142:A:C4	22:BA:143:C:C4	3.03	0.46
22:BA:235:U:H2'	22:BA:236:C:H6	1.80	0.46
22:BA:441:U:H2'	22:BA:442:G:C8	2.50	0.46
22:BA:565:C:H2'	22:BA:566:U:O4'	2.15	0.46
22:BA:638:G:C5	22:BA:651:G:C2	3.03	0.46
22:BA:826:U:P	56:BA:3696:HOH:O	2.73	0.46
22:BA:923:G:N3	44:BW:23:LYS:CE	2.67	0.46
22:BA:1378:A:O2'	22:BA:1379:U:P	2.73	0.46
22:BA:1962:C:O2'	22:BA:1964:G:OP2	2.32	0.46
22:BA:2850:A:C2	22:BA:2851:A:C4	3.04	0.46
24:BC:142:ASN:O	24:BC:142:ASN:CG	2.53	0.46
24:BC:257:ARG:CD	24:BC:269:ARG:NH2	2.78	0.46
25:BD:113:SER:O	25:BD:167:ASN:N	2.42	0.46
26:BE:47:LYS:HB3	26:BE:51:GLU:HG3	1.96	0.46
26:BE:145:ASP:HA	26:BE:166:LYS:O	2.15	0.46
27:BF:131:VAL:CG2	27:BF:151:LEU:H	2.27	0.46
27:BF:135:ILE:C	27:BF:137:PHE:N	2.68	0.46

*Continued on next page...*

*Continued from previous page...*

Atom-1	Atom-2	Interatomic distance (Å)	Clash overlap (Å)
29:BH:6:LEU:N	29:BH:6:LEU:CD1	2.78	0.46
30:BI:79:LEU:HD11	30:BI:132:ALA:HA	1.96	0.46
31:BJ:136:GLN:N	31:BJ:137:PRO:CD	2.77	0.46
32:BK:47:ILE:HG13	32:BK:48:PRO:CD	2.45	0.46
32:BK:71:ARG:CG	32:BK:106:GLU:OE2	2.62	0.46
34:BM:132:THR:CG2	34:BM:133:LYS:N	2.78	0.46
36:BO:89:ASP:O	36:BO:90:VAL:HG13	2.15	0.46
39:BR:49:ILE:CG2	39:BR:54:VAL:HG12	2.45	0.46
39:BR:51:VAL:CB	39:BR:52:PRO:CD	2.79	0.46
41:BT:48:GLN:HB3	41:BT:49:LYS:HE3	1.97	0.46
47:BZ:11:SER:O	47:BZ:15:ARG:NE	2.47	0.46
1:CA:68:G:C2'	1:CA:69:G:O5'	2.63	0.46
1:CA:75:G:C2	1:CA:96:U:C2	3.03	0.46
1:CA:164:G:H2'	1:CA:165:G:H5'	1.96	0.46
1:CA:218:U:H2'	1:CA:219:U:O4'	2.14	0.46
1:CA:408:A:OP1	4:CD:111:ALA:HB3	2.15	0.46
1:CA:441:A:N6	1:CA:493:A:H62	2.13	0.46
1:CA:445:G:C4	1:CA:446:G:C8	3.03	0.46
1:CA:666:G:C4	1:CA:741:G:C2	3.03	0.46
1:CA:761:G:O2'	1:CA:762:U:H5'	2.15	0.46
1:CA:1120:C:H2'	1:CA:1121:U:C6	2.48	0.46
1:CA:1133:G:C2	1:CA:1142:G:C6	3.02	0.46
2:CB:10:LYS:HA	2:CB:10:LYS:HE3	1.98	0.46
2:CB:103:TRP:HZ2	2:CB:155:GLY:HA2	1.79	0.46
7:CG:118:ARG:O	7:CG:122:GLU:CB	2.63	0.46
9:CI:45:MET:HA	9:CI:48:ARG:CG	2.45	0.46
9:CI:90:ASP:HB3	9:CI:93:LEU:CD2	2.45	0.46
10:CJ:92:LEU:HD22	10:CJ:93:ALA:N	2.29	0.46
14:CN:80:ARG:HG2	14:CN:81:ILE:N	2.30	0.46
16:CP:32:PHE:CD1	16:CP:32:PHE:C	2.88	0.46
16:CP:43:ALA:HB1	16:CP:46:LYS:HZ1	1.80	0.46
17:CQ:25:GLU:CG	17:CQ:40:THR:CG2	2.93	0.46
22:DA:196:A:H61	22:DA:831:G:H21	1.62	0.46
22:DA:207:A:H2'	22:DA:208:C:C6	2.50	0.46
22:DA:425:G:C4	22:DA:426:C:C5	3.03	0.46
22:DA:491:G:O2'	22:DA:492:A:H8	1.97	0.46
22:DA:627:A:N6	33:DL:112:LEU:HD23	2.30	0.46
22:DA:844:A:H2'	22:DA:845:A:O4'	2.16	0.46
22:DA:856:G:O4'	44:DW:23:LYS:HB3	2.15	0.46
22:DA:983:A:C6	22:DA:984:A:C2	3.03	0.46
22:DA:1007:C:H2'	22:DA:1008:A:N7	2.30	0.46

*Continued on next page...*

*Continued from previous page...*

Atom-1	Atom-2	Interatomic distance (Å)	Clash overlap (Å)
22:DA:1011:G:C4	22:DA:1151:A:C2	3.03	0.46
22:DA:1062:G:C8	22:DA:1070:A:OP2	2.66	0.46
22:DA:1077:A:HO2'	22:DA:1078:U:C4'	2.28	0.46
22:DA:1204:A:N1	22:DA:1241:A:N1	2.63	0.46
22:DA:1261:C:O2	22:DA:1262:A:C8	2.68	0.46
22:DA:1286:A:C2	22:DA:1329:U:C5	3.03	0.46
22:DA:1291:C:O2'	22:DA:1292:G:H5'	2.14	0.46
22:DA:1385:A:O2'	22:DA:1386:C:O5'	2.32	0.46
22:DA:1746:A:C4	22:DA:1747:U:C5	3.03	0.46
22:DA:1962:C:O2'	22:DA:1964:G:OP2	2.31	0.46
22:DA:2040:G:O2'	22:DA:2041:U:H5'	2.15	0.46
22:DA:2213:U:O2'	22:DA:2214:C:C5'	2.63	0.46
22:DA:2289:G:O2'	22:DA:2290:G:C5'	2.62	0.46
22:DA:2331:G:O2'	44:DW:40:ARG:CB	2.62	0.46
22:DA:2638:G:H2'	22:DA:2775:G:H22	1.80	0.46
22:DA:2716:C:H2'	22:DA:2717:C:H6	1.80	0.46
23:DB:44:G:H5''	27:DF:91:ARG:NH1	2.30	0.46
26:DE:28:VAL:HG23	26:DE:29:HIS:N	2.29	0.46
27:DF:111:ARG:NH2	27:DF:113:PHE:CE1	2.84	0.46
27:DF:136:ILE:HG23	27:DF:142:TYR:CD1	2.50	0.46
31:DJ:41:LYS:C	31:DJ:43:GLU:H	2.19	0.46
32:DK:107:LEU:HD23	32:DK:108:ARG:N	2.30	0.46
33:DL:9:ALA:HB3	33:DL:12:SER:OG	2.15	0.46
35:DN:97:ILE:HD11	35:DN:99:LYS:HZ2	1.80	0.46
36:DO:17:LYS:CE	36:DO:21:LEU:CD1	2.87	0.46
37:DP:28:LYS:HZ3	37:DP:82:SER:HB2	1.80	0.46
37:DP:85:VAL:HG13	37:DP:85:VAL:O	2.15	0.46
38:DQ:88:GLU:HG2	38:DQ:90:ASP:OD2	2.15	0.46
39:DR:79:ARG:O	39:DR:80:ARG:CB	2.63	0.46
44:DW:33:GLY:O	44:DW:34:SER:HB2	2.15	0.46
46:DY:30:MET:O	46:DY:30:MET:SD	2.73	0.46
1:AA:325:A:H2'	1:AA:326:G:O4'	2.16	0.46
1:AA:486:U:C6	1:AA:486:U:C5'	2.89	0.46
1:AA:499:A:O2'	1:AA:500:G:C8	2.66	0.46
1:AA:790:A:H2'	1:AA:791:G:C8	2.50	0.46
1:AA:791:G:C6	1:AA:792:A:N7	2.84	0.46
1:AA:1021:A:C2'	1:AA:1022:A:C5'	2.76	0.46
1:AA:1169:A:C2	1:AA:1170:A:C4	3.03	0.46
1:AA:1429:A:N1	1:AA:1472:U:C4	2.83	0.46
1:AA:1459:G:O2'	1:AA:1460:C:H5'	2.15	0.46
2:AB:127:LYS:HG3	2:AB:128:LEU:N	2.20	0.46

*Continued on next page...*

*Continued from previous page...*

Atom-1	Atom-2	Interatomic distance (Å)	Clash overlap (Å)
3:AC:59:PRO:O	3:AC:60:ALA:C	2.54	0.46
5:AE:55:VAL:O	5:AE:59:ILE:HG23	2.15	0.46
7:AG:15:PRO:HG2	7:AG:43:TYR:OH	2.16	0.46
7:AG:112:ASP:HB2	7:AG:118:ARG:CG	2.45	0.46
11:AK:51:PHE:HZ	11:AK:64:VAL:CG1	2.28	0.46
12:AL:88:ASP:O	12:AL:90:PRO:HD3	2.15	0.46
13:AM:19:THR:HA	13:AM:24:VAL:CG2	2.37	0.46
19:AS:10:ILE:HD11	19:AS:15:LEU:HD13	1.97	0.46
19:AS:10:ILE:O	19:AS:10:ILE:HG13	2.12	0.46
20:AT:33:LYS:N	20:AT:33:LYS:CE	2.70	0.46
22:BA:608:A:N3	22:BA:621:A:C2	2.83	0.46
22:BA:923:G:H4'	44:BW:25:PHE:CZ	2.51	0.46
22:BA:974:G:C4	22:BA:1186:G:C2	3.03	0.46
22:BA:1059:G:C2	22:BA:1080:A:N3	2.83	0.46
22:BA:1300:G:H2'	22:BA:1635:A:OP1	2.16	0.46
22:BA:1499:C:H2'	22:BA:1500:G:C8	2.46	0.46
22:BA:1534:U:H3'	22:BA:1536:C:H5	1.79	0.46
22:BA:1565:C:H3'	24:BC:17:LYS:HZ3	1.80	0.46
22:BA:1901:A:N3	22:BA:1902:C:C6	2.83	0.46
22:BA:2345:G:C4	22:BA:2381:A:C2	3.03	0.46
22:BA:2393:U:O3'	33:BL:62:PRO:HA	2.15	0.46
22:BA:2540:C:O2'	22:BA:2541:A:H5'	2.14	0.46
22:BA:2619:C:H5'	25:BD:155:VAL:O	2.15	0.46
26:BE:169:VAL:O	26:BE:169:VAL:CG2	2.62	0.46
30:BI:18:ASN:ND2	30:BI:38:CYS:HB3	2.29	0.46
30:BI:126:ARG:CA	30:BI:129:GLU:HB2	2.43	0.46
31:BJ:31:GLU:HG3	31:BJ:142:ILE:HG21	1.97	0.46
31:BJ:44:TYR:O	31:BJ:45:THR:HB	2.15	0.46
33:BL:64:PHE:CD1	33:BL:64:PHE:C	2.88	0.46
37:BP:32:VAL:O	37:BP:33:GLU:O	2.32	0.46
37:BP:102:ARG:C	37:BP:103:THR:HG22	2.34	0.46
38:BQ:94:LEU:HD23	39:BR:11:GLN:CB	2.45	0.46
44:BW:49:ASN:O	44:BW:50:VAL:HG23	2.14	0.46
44:BW:74:LYS:O	44:BW:75:ASN:C	2.51	0.46
1:CA:198:G:N3	1:CA:199:A:C8	2.83	0.46
1:CA:202:G:O2'	1:CA:468:A:C8	2.49	0.46
1:CA:407:U:H2'	1:CA:408:A:C8	2.50	0.46
1:CA:443:C:H2'	1:CA:444:G:C5'	2.45	0.46
1:CA:1060:U:O2'	1:CA:1061:G:H5'	2.15	0.46
1:CA:1068:G:C2	1:CA:1069:C:C6	3.03	0.46
1:CA:1094:G:C2'	1:CA:1095:U:OP2	2.63	0.46

*Continued on next page...*

*Continued from previous page...*

Atom-1	Atom-2	Interatomic distance (Å)	Clash overlap (Å)
1:CA:1145:A:H4'	1:CA:1146:A:OP1	2.15	0.46
1:CA:1218:C:H2'	1:CA:1219:A:C8	2.51	0.46
1:CA:1239:A:H5''	7:CG:118:ARG:HH22	1.80	0.46
1:CA:1312:G:H2'	1:CA:1313:U:H6	1.80	0.46
1:CA:1336:C:H1'	1:CA:1337:G:C2	2.51	0.46
1:CA:1350:A:H2	7:CG:33:GLY:HA3	1.80	0.46
2:CB:30:ILE:HD11	2:CB:188:THR:CB	2.45	0.46
3:CC:17:TRP:CD1	14:CN:90:GLY:HA2	2.50	0.46
4:CD:196:GLU:OE1	4:CD:196:GLU:N	2.45	0.46
6:CF:39:LEU:HD12	6:CF:39:LEU:C	2.36	0.46
6:CF:54:LEU:HD12	6:CF:55:HIS:N	2.30	0.46
7:CG:9:ARG:C	7:CG:10:LYS:HG3	2.36	0.46
7:CG:14:ASP:CB	7:CG:18:GLY:H	2.16	0.46
7:CG:41:ILE:HG22	7:CG:41:ILE:O	2.14	0.46
8:CH:110:MET:HE1	8:CH:114:ALA:O	2.15	0.46
16:CP:20:VAL:CG2	16:CP:21:VAL:N	2.78	0.46
17:CQ:38:LYS:O	17:CQ:39:ARG:HD2	2.14	0.46
18:CR:28:LEU:C	18:CR:30:ASN:H	2.18	0.46
20:CT:9:ARG:HD2	20:CT:9:ARG:HA	1.71	0.46
22:DA:12:U:O4	22:DA:13:A:N6	2.48	0.46
22:DA:105:C:C2'	22:DA:106:C:C5	2.97	0.46
22:DA:117:G:C6	22:DA:119:A:N6	2.83	0.46
22:DA:513:A:N1	22:DA:514:A:C6	2.83	0.46
22:DA:604:G:C2	22:DA:605:G:C6	3.03	0.46
22:DA:686:U:C6	22:DA:788:A:N1	2.83	0.46
22:DA:730:A:H2'	22:DA:731:C:H6	1.79	0.46
22:DA:785:G:O2'	22:DA:1779:U:H5'	2.15	0.46
22:DA:830:G:C2	22:DA:2448:A:C5	3.03	0.46
22:DA:1444:G:C4	22:DA:1445:G:C8	3.03	0.46
22:DA:1676:A:H2'	22:DA:1677:A:O4'	2.15	0.46
22:DA:1815:A:H1'	22:DA:1817:G:C8	2.50	0.46
22:DA:2047:C:H2'	22:DA:2048:G:H5'	1.98	0.46
22:DA:2065:C:HO2'	22:DA:2449:U:H3	1.63	0.46
22:DA:2675:A:C2	22:DA:2676:C:C2	3.04	0.46
22:DA:2691:C:O2'	22:DA:2692:G:C5'	2.63	0.46
23:DB:91:C:O2'	23:DB:92:C:H5'	2.14	0.46
24:DC:131:MET:CE	24:DC:183:VAL:HG11	2.44	0.46
25:DD:140:HIS:N	25:DD:140:HIS:CD2	2.83	0.46
26:DE:118:LEU:HD12	26:DE:186:VAL:CG1	2.46	0.46
28:DG:117:PRO:CG	28:DG:143:VAL:CG1	2.93	0.46
37:DP:16:VAL:HA	37:DP:17:PRO:HD3	1.47	0.46

*Continued on next page...*

*Continued from previous page...*

Atom-1	Atom-2	Interatomic distance (Å)	Clash overlap (Å)
38:DQ:23:TYR:HB2	38:DQ:28:SER:HB3	1.96	0.46
38:DQ:38:VAL:O	38:DQ:42:GLY:N	2.49	0.46
39:DR:13:ARG:HE	39:DR:13:ARG:C	2.18	0.46
40:DS:29:VAL:CG2	40:DS:69:LEU:O	2.60	0.46
42:DU:13:LEU:HD13	42:DU:13:LEU:O	2.16	0.46
42:DU:64:ILE:O	42:DU:65:GLN:O	2.33	0.46
43:DV:43:ASP:HB3	43:DV:46:LYS:HB2	1.97	0.46
46:DY:23:ARG:HB3	46:DY:27:ASN:OD1	2.14	0.46
47:DZ:5:LYS:HE2	47:DZ:57:GLU:OE2	2.14	0.46
49:D1:33:LEU:HB2	49:D1:51:ALA:CB	2.45	0.46
1:AA:62:U:O3'	1:AA:384:G:N2	2.49	0.46
1:AA:500:G:H8	1:AA:500:G:C5'	2.29	0.46
1:AA:520:A:H2	1:AA:536:C:O2	1.99	0.46
1:AA:551:U:C2'	1:AA:552:U:O5'	2.63	0.46
1:AA:551:U:O2'	1:AA:552:U:H5'	2.15	0.46
1:AA:811:C:H4'	1:AA:900:A:N6	2.29	0.46
1:AA:1016:A:N7	1:AA:1017:U:H1'	2.30	0.46
1:AA:1024:G:C5	1:AA:1025:U:C5	3.04	0.46
1:AA:1079:G:H5'	5:AE:133:ILE:HG21	1.98	0.46
1:AA:1302:C:H6	1:AA:1302:C:H2'	1.28	0.46
1:AA:1364:U:C3'	1:AA:1365:G:H5'	2.46	0.46
1:AA:1507:A:H5''	1:AA:1507:A:C8	2.50	0.46
2:AB:72:LYS:O	2:AB:74:ALA:N	2.48	0.46
2:AB:148:GLY:HA2	2:AB:151:LYS:CE	2.46	0.46
3:AC:79:LYS:HE3	3:AC:79:LYS:N	2.29	0.46
7:AG:21:LEU:HD21	7:AG:96:ASN:ND2	2.30	0.46
9:AI:42:THR:O	9:AI:43:ALA:HB2	2.15	0.46
9:AI:57:VAL:HG12	9:AI:58:GLU:HG2	1.97	0.46
10:AJ:83:THR:O	10:AJ:86:ALA:HB3	2.16	0.46
11:AK:34:THR:HB	11:AK:40:ALA:HA	1.97	0.46
15:AO:30:LEU:O	15:AO:33:ALA:HB3	2.15	0.46
16:AP:51:ARG:HG2	16:AP:52:LEU:N	2.29	0.46
21:AU:45:LYS:HA	21:AU:45:LYS:HE3	1.96	0.46
22:BA:39:G:H2'	22:BA:40:U:C6	2.50	0.46
22:BA:545:U:O2	22:BA:545:U:O4'	2.33	0.46
22:BA:780:G:H2'	22:BA:782:A:N7	2.31	0.46
22:BA:1113:U:N3	22:BA:1114:C:C5	2.83	0.46
22:BA:1243:C:H2'	22:BA:1244:A:O4'	2.16	0.46
22:BA:1403:A:O2'	22:BA:1404:C:H5'	2.16	0.46
22:BA:1421:G:C2	22:BA:1422:G:C8	3.04	0.46
22:BA:1980:G:O2'	22:BA:1982:U:H5	1.98	0.46

*Continued on next page...*

*Continued from previous page...*

Atom-1	Atom-2	Interatomic distance (Å)	Clash overlap (Å)
22:BA:1998:A:H2'	22:BA:1999:C:C6	2.50	0.46
22:BA:2032:G:N1	22:BA:2572:A:C8	2.83	0.46
22:BA:2330:G:N2	44:BW:38:ARG:HA	2.23	0.46
22:BA:2435:A:H2'	22:BA:2436:G:O5'	2.15	0.46
22:BA:2525:G:C2	22:BA:2539:C:C2	3.03	0.46
22:BA:2742:G:OP1	52:B4:36:ARG:HD3	2.15	0.46
22:BA:2874:C:H2'	22:BA:2875:C:H6	1.81	0.46
23:BB:15:A:O2'	23:BB:16:G:H5'	2.15	0.46
24:BC:75:ALA:HB1	24:BC:94:LEU:O	2.16	0.46
24:BC:161:VAL:HG22	24:BC:175:LEU:HD12	1.98	0.46
27:BF:23:SER:O	27:BF:26:GLN:HB3	2.15	0.46
27:BF:90:LEU:HB3	27:BF:95:MET:HA	1.97	0.46
30:BI:105:LEU:HA	30:BI:108:ILE:HD12	1.97	0.46
34:BM:45:GLN:O	34:BM:46:ILE:C	2.53	0.46
34:BM:51:ARG:O	34:BM:52:ALA:C	2.53	0.46
34:BM:72:PRO:O	34:BM:73:ILE:O	2.33	0.46
37:BP:7:LEU:O	37:BP:10:GLU:HG2	2.15	0.46
37:BP:13:LYS:NZ	37:BP:80:VAL:CG1	2.78	0.46
39:BR:24:LYS:CA	39:BR:94:THR:HG23	2.39	0.46
39:BR:49:ILE:CG2	39:BR:53:PHE:CA	2.94	0.46
44:BW:75:ASN:O	44:BW:76:ARG:CB	2.64	0.46
50:B2:42:LEU:HD13	50:B2:42:LEU:HA	1.63	0.46
1:CA:33:A:C4	1:CA:34:C:C5	3.03	0.46
1:CA:66:A:N3	1:CA:66:A:C2'	2.75	0.46
1:CA:240:G:H4'	1:CA:240:G:OP1	2.16	0.46
1:CA:502:A:OP1	12:CL:114:SER:CB	2.64	0.46
1:CA:763:G:N3	1:CA:764:C:C6	2.84	0.46
1:CA:765:G:C4	1:CA:812:G:C6	3.03	0.46
1:CA:777:A:C6	1:CA:778:G:C5	3.03	0.46
1:CA:1178:G:H2'	1:CA:1180:A:OP2	2.15	0.46
1:CA:1190:G:O3'	3:CC:2:GLN:HB3	2.14	0.46
1:CA:1360:A:C2	1:CA:1361:G:C1'	2.99	0.46
3:CC:14:VAL:O	3:CC:15:LYS:HB2	2.15	0.46
3:CC:149:LYS:HD2	3:CC:149:LYS:C	2.35	0.46
3:CC:154:GLY:O	3:CC:156:LEU:N	2.48	0.46
3:CC:183:TYR:CE1	3:CC:200:TRP:CZ2	3.03	0.46
6:CF:6:ILE:HB	6:CF:62:MET:HB3	1.97	0.46
6:CF:41:ASP:O	6:CF:42:TRP:C	2.54	0.46
8:CH:89:ASP:OD1	8:CH:89:ASP:N	2.48	0.46
8:CH:110:MET:CE	8:CH:114:ALA:HB1	2.46	0.46
9:CI:59:LYS:CG	9:CI:60:LEU:HG	2.43	0.46

*Continued on next page...*

*Continued from previous page...*

Atom-1	Atom-2	Interatomic distance (Å)	Clash overlap (Å)
9:CI:87:MET:CE	9:CI:88:GLU:HG3	2.45	0.46
10:CJ:53:ILE:CD1	14:CN:84:ARG:CZ	2.94	0.46
12:CL:34:THR:O	12:CL:35:ARG:HD3	2.16	0.46
20:CT:46:ALA:C	20:CT:48:LYS:H	2.17	0.46
22:DA:63:A:C8	22:DA:64:A:N7	2.83	0.46
22:DA:373:U:O2	22:DA:374:A:C8	2.69	0.46
22:DA:417:C:C2'	22:DA:418:C:H5'	2.46	0.46
22:DA:478:A:C2	22:DA:480:A:C8	3.03	0.46
22:DA:580:U:H4'	38:DQ:30:VAL:HG11	1.98	0.46
22:DA:763:G:C4	22:DA:765:C:C6	3.03	0.46
22:DA:771:G:H2'	22:DA:772:C:H5'	1.96	0.46
22:DA:857:G:N3	44:DW:19:ARG:NH1	2.56	0.46
22:DA:930:G:C2	22:DA:933:A:N1	2.84	0.46
22:DA:1080:A:O2'	22:DA:1081:U:C6	2.68	0.46
22:DA:1087:G:H21	22:DA:1103:A:H1'	1.80	0.46
22:DA:1239:G:C6	22:DA:1240:U:C5	3.03	0.46
22:DA:1265:A:H4'	22:DA:1266:G:H4'	1.97	0.46
22:DA:1388:G:C4	22:DA:1389:G:C8	3.03	0.46
22:DA:1497:U:H6	22:DA:1497:U:H3'	1.80	0.46
22:DA:1647:U:C4'	22:DA:1648:U:OP1	2.64	0.46
22:DA:1654:A:H1'	25:DD:118:PHE:HB3	1.96	0.46
22:DA:1829:A:H2'	22:DA:1830:C:H6	1.80	0.46
22:DA:1856:U:H2'	22:DA:1857:G:C5'	2.44	0.46
22:DA:2248:C:H3'	22:DA:2249:U:C6	2.50	0.46
22:DA:2271:G:C2'	22:DA:2272:U:C5'	2.92	0.46
22:DA:2559:C:H2'	22:DA:2560:A:H8	1.80	0.46
22:DA:2641:G:H5''	31:DJ:78:THR:CB	2.46	0.46
22:DA:2700:A:C4	22:DA:2701:U:C5	3.04	0.46
23:DB:27:C:C2'	23:DB:28:C:H5'	2.45	0.46
23:DB:81:G:O2'	23:DB:82:U:H5'	2.15	0.46
25:DD:32:ASN:HB2	25:DD:50:VAL:HB	1.97	0.46
25:DD:56:LYS:C	25:DD:58:ASN:H	2.19	0.46
29:DH:2:GLN:O	29:DH:3:VAL:CG2	2.60	0.46
30:DI:19:PRO:HB2	30:DI:21:PRO:HD2	1.97	0.46
32:DK:61:VAL:HG23	32:DK:61:VAL:O	2.15	0.46
32:DK:101:GLY:O	32:DK:120:PRO:HB3	2.14	0.46
33:DL:3:LEU:C	33:DL:3:LEU:CD1	2.82	0.46
38:DQ:16:ILE:HG22	38:DQ:17:LEU:N	2.30	0.46
38:DQ:46:TYR:HA	38:DQ:49:ARG:HH21	1.79	0.46
40:DS:3:THR:HG23	40:DS:57:ASN:HB3	1.96	0.46
40:DS:81:SER:HB3	40:DS:97:LEU:HD12	1.97	0.46

*Continued on next page...*



*Continued from previous page...*

Atom-1	Atom-2	Interatomic distance (Å)	Clash overlap (Å)
46:DY:33:ALA:C	46:DY:35:GLY:H	2.19	0.46
48:D0:38:LEU:O	48:D0:41:HIS:ND1	2.47	0.46
1:AA:49:U:C4	1:AA:364:A:C6	3.04	0.46
1:AA:555:U:C2'	1:AA:556:C:O5'	2.64	0.46
1:AA:761:G:H2'	1:AA:762:U:H6	1.80	0.46
1:AA:867:G:O2'	1:AA:868:C:H5'	2.14	0.46
1:AA:978:A:O4'	1:AA:1322:C:C6	2.68	0.46
4:AD:147:LYS:O	4:AD:149:LYS:N	2.48	0.46
6:AF:37:HIS:ND1	6:AF:95:ALA:HB1	2.31	0.46
6:AF:71:ILE:CG2	6:AF:72:ASP:N	2.78	0.46
7:AG:43:TYR:O	7:AG:47:GLU:HB2	2.15	0.46
7:AG:110:ARG:HG3	7:AG:111:GLY:H	1.81	0.46
12:AL:23:LEU:HB3	12:AL:24:GLU:HG3	1.97	0.46
16:AP:16:PHE:O	16:AP:16:PHE:CD1	2.67	0.46
16:AP:19:VAL:HG12	16:AP:38:PHE:N	2.29	0.46
19:AS:80:ARG:O	19:AS:80:ARG:CG	2.63	0.46
20:AT:73:ARG:O	20:AT:77:ASN:ND2	2.49	0.46
22:BA:160:A:C6	22:BA:161:A:C6	3.04	0.46
22:BA:227:A:N6	22:BA:410:G:H1'	2.30	0.46
22:BA:270:A:C2	22:BA:369:U:H4'	2.51	0.46
22:BA:434:U:C4'	22:BA:435:C:OP1	2.57	0.46
22:BA:475:C:C4	22:BA:481:G:C6	3.04	0.46
22:BA:897:C:H5''	22:BA:898:C:OP2	2.15	0.46
22:BA:1080:A:O3'	30:BI:126:ARG:HG3	2.15	0.46
22:BA:1327:A:C2'	22:BA:1328:A:O5'	2.63	0.46
22:BA:1655:A:H5'	25:BD:118:PHE:CD2	2.51	0.46
22:BA:1665:A:C2'	22:BA:1666:G:H5'	2.46	0.46
22:BA:2105:U:OP2	22:BA:2105:U:H6	1.99	0.46
22:BA:2508:G:H2'	22:BA:2509:G:O4'	2.16	0.46
22:BA:2540:C:C2'	22:BA:2541:A:C5'	2.86	0.46
22:BA:2557:G:H2'	22:BA:2558:C:C6	2.51	0.46
23:BB:35:C:H2'	23:BB:36:C:O4'	2.15	0.46
23:BB:49:C:OP1	36:BO:101:GLY:HA3	2.15	0.46
24:BC:12:ARG:CG	24:BC:12:ARG:NH1	2.52	0.46
24:BC:17:LYS:HE3	24:BC:17:LYS:HA	1.97	0.46
24:BC:141:HIS:NE2	24:BC:193:GLU:C	2.68	0.46
25:BD:2:ILE:HG13	25:BD:100:LEU:HD21	1.97	0.46
25:BD:9:VAL:CG2	25:BD:26:VAL:HG12	2.44	0.46
27:BF:134:GLN:NE2	27:BF:148:VAL:O	2.48	0.46
28:BG:15:ASP:O	28:BG:16:VAL:HB	2.14	0.46
31:BJ:58:ASN:ND2	31:BJ:128:ASN:HB2	2.28	0.46

*Continued on next page...*

*Continued from previous page...*

Atom-1	Atom-2	Interatomic distance (Å)	Clash overlap (Å)
34:BM:77:PRO:HB2	34:BM:80:VAL:CG1	2.46	0.46
35:BN:44:LEU:CD1	35:BN:48:VAL:HG23	2.45	0.46
35:BN:75:ILE:HD12	35:BN:75:ILE:C	2.35	0.46
37:BP:3:ILE:C	37:BP:3:ILE:CD1	2.83	0.46
39:BR:60:LYS:N	39:BR:100:GLY:HA3	2.24	0.46
39:BR:67:GLY:C	39:BR:93:PHE:CE2	2.89	0.46
42:BU:78:LYS:CG	42:BU:79:ALA:H	2.27	0.46
44:BW:24:ARG:O	44:BW:25:PHE:CB	2.62	0.46
44:BW:28:GLU:C	44:BW:63:ASP:HB3	2.36	0.46
44:BW:50:VAL:C	44:BW:52:CYS:N	2.67	0.46
1:CA:18:C:N3	1:CA:19:A:N7	2.64	0.46
1:CA:130:A:N7	17:CQ:65:PRO:HD2	2.29	0.46
1:CA:155:A:C6	1:CA:167:A:C6	3.04	0.46
1:CA:212:G:N2	1:CA:213:G:C5	2.84	0.46
1:CA:523:A:C2	1:CA:527:G:O6	2.68	0.46
1:CA:532:A:H62	3:CC:191:THR:HG21	1.80	0.46
1:CA:586:C:O2'	1:CA:878:A:H4'	2.15	0.46
1:CA:739:C:O2	1:CA:739:C:C2'	2.64	0.46
1:CA:1089:G:H1'	1:CA:1167:A:N6	2.30	0.46
1:CA:1106:G:C4	1:CA:1107:C:C5	3.03	0.46
1:CA:1235:U:H3'	1:CA:1235:U:C6	2.50	0.46
1:CA:1382:C:HO2'	1:CA:1383:C:H6	1.60	0.46
3:CC:136:ALA:HA	3:CC:139:ASN:ND2	2.31	0.46
4:CD:36:ALA:HA	4:CD:41:GLY:HA3	1.96	0.46
5:CE:109:ALA:HB3	5:CE:135:VAL:CG1	2.45	0.46
6:CF:90:MET:HE2	18:CR:60:ARG:HD3	1.97	0.46
8:CH:41:GLU:C	8:CH:43:GLY:H	2.18	0.46
19:CS:46:LEU:H	19:CS:46:LEU:CD2	2.26	0.46
22:DA:33:C:O2	22:DA:447:A:N6	2.49	0.46
22:DA:48:G:N2	22:DA:177:G:C2	2.84	0.46
22:DA:58:G:C2'	22:DA:59:U:H5'	2.45	0.46
22:DA:70:G:O2'	22:DA:71:A:H5'	2.14	0.46
22:DA:149:A:N1	22:DA:150:U:C2	2.84	0.46
22:DA:197:A:C8	22:DA:197:A:H5'	2.51	0.46
22:DA:216:A:N3	22:DA:217:A:C8	2.83	0.46
22:DA:228:C:O2	22:DA:418:C:H4'	2.16	0.46
22:DA:293:U:H5''	22:DA:294:A:OP2	2.15	0.46
22:DA:538:A:O2'	31:DJ:8:PRO:CD	2.63	0.46
22:DA:642:U:H3'	22:DA:642:U:C6	2.50	0.46
22:DA:693:A:O2'	22:DA:694:U:H5'	2.16	0.46
22:DA:796:C:H2'	22:DA:797:G:H8	1.81	0.46

*Continued on next page...*

*Continued from previous page...*

Atom-1	Atom-2	Interatomic distance (Å)	Clash overlap (Å)
22:DA:849:A:C6	22:DA:850:U:C4	3.04	0.46
22:DA:924:G:O2'	22:DA:925:A:H5'	2.15	0.46
22:DA:1000:A:C6	22:DA:1001:A:N1	2.83	0.46
22:DA:1019:U:OP1	22:DA:1035:U:O2'	2.29	0.46
22:DA:1026:G:H2'	22:DA:1027:A:H8	1.79	0.46
22:DA:1063:G:O2'	22:DA:1064:C:H6	1.94	0.46
22:DA:1080:A:O2'	22:DA:1081:U:H6	1.98	0.46
22:DA:1103:A:H3'	22:DA:1104:C:C6	2.50	0.46
22:DA:1188:U:C2'	22:DA:1189:A:H5'	2.45	0.46
22:DA:1299:G:H4'	22:DA:1301:A:C4	2.51	0.46
22:DA:1304:A:C2	22:DA:1305:C:C2	3.02	0.46
22:DA:1613:G:C6	22:DA:1619:G:O6	2.68	0.46
22:DA:1638:C:H4'	22:DA:2710:C:O2	2.16	0.46
22:DA:1693:U:OP2	22:DA:1694:C:N4	2.39	0.46
22:DA:1838:C:N4	22:DA:1899:A:O4'	2.49	0.46
22:DA:1936:A:H2	22:DA:1943:U:C4	2.33	0.46
22:DA:1965:C:C3'	22:DA:1966:A:C5'	2.82	0.46
22:DA:2100:G:C6	22:DA:2190:G:C5	3.04	0.46
22:DA:2135:A:OP2	22:DA:2135:A:H8	1.98	0.46
22:DA:2275:C:HO2'	34:DM:84:LYS:HA	1.79	0.46
22:DA:2303:G:C6	22:DA:2314:A:C6	3.03	0.46
22:DA:2447:G:N7	22:DA:2500:U:H2'	2.31	0.46
22:DA:2514:U:H2'	22:DA:2515:C:C6	2.51	0.46
22:DA:2550:G:C6	22:DA:2551:C:C4	3.04	0.46
22:DA:2654:A:N3	22:DA:2656:U:O4	2.49	0.46
22:DA:2849:U:C4	22:DA:2867:G:C8	3.04	0.46
22:DA:2861:U:O2'	22:DA:2862:G:H5'	2.16	0.46
22:DA:2887:A:H1'	48:D0:39:ARG:NH2	2.26	0.46
23:DB:44:G:H3'	27:DF:91:ARG:HE	1.80	0.46
23:DB:68:C:O2'	23:DB:69:G:H5''	2.15	0.46
24:DC:259:ASN:O	24:DC:260:LYS:CB	2.63	0.46
25:DD:173:GLN:HA	25:DD:173:GLN:NE2	2.18	0.46
26:DE:9:GLN:O	26:DE:9:GLN:HG3	2.15	0.46
27:DF:101:ARG:HH11	27:DF:138:PRO:HG2	1.79	0.46
32:DK:9:ASN:HD21	32:DK:17:ARG:NH2	2.14	0.46
33:DL:92:LEU:HD23	33:DL:124:GLY:HA3	1.96	0.46
34:DM:34:LYS:HB2	34:DM:131:VAL:HG22	1.93	0.46
42:DU:54:PRO:CG	42:DU:55:GLY:H	2.23	0.46
43:DV:10:LYS:O	43:DV:10:LYS:HG3	2.15	0.46
43:DV:77:VAL:O	43:DV:77:VAL:HG13	2.15	0.46
45:DX:49:ARG:HE	45:DX:49:ARG:HB3	1.50	0.46

*Continued on next page...*

*Continued from previous page...*

Atom-1	Atom-2	Interatomic distance (Å)	Clash overlap (Å)
46:DY:55:THR:HG22	46:DY:56:LEU:HD22	1.97	0.46
51:D3:6:VAL:HB	51:D3:9:ALA:CB	2.45	0.46
51:D3:36:ALA:O	51:D3:40:LYS:HG3	2.16	0.46
1:AA:198:G:O6	1:AA:220:G:C6	2.69	0.46
1:AA:204:G:N3	1:AA:465:A:C2	2.84	0.46
1:AA:957:U:O2	1:AA:959:A:C8	2.69	0.46
1:AA:1328:C:C2	1:AA:1329:A:C8	3.04	0.46
2:AB:118:THR:O	2:AB:119:GLN:CB	2.64	0.46
4:AD:168:THR:CG2	4:AD:183:ARG:NH2	2.79	0.46
5:AE:121:ASN:ND2	5:AE:122:VAL:H	2.13	0.46
5:AE:155:LYS:CA	5:AE:158:LYS:NZ	2.55	0.46
6:AF:46:GLN:NE2	6:AF:56:LYS:CG	2.78	0.46
6:AF:91:ARG:HG3	6:AF:92:THR:H	1.80	0.46
7:AG:83:THR:O	7:AG:83:THR:HG22	2.15	0.46
8:AH:75:GLN:O	8:AH:126:CYS:HB2	2.16	0.46
9:AI:18:VAL:HG21	9:AI:82:ILE:HG13	1.97	0.46
9:AI:28:VAL:CB	9:AI:63:TYR:HD2	2.26	0.46
9:AI:60:LEU:H	9:AI:60:LEU:CD2	2.27	0.46
10:AJ:35:GLN:CB	10:AJ:77:VAL:HB	2.45	0.46
11:AK:111:ASP:HB3	21:AU:19:LYS:HD2	1.98	0.46
12:AL:71:HIS:ND1	12:AL:71:HIS:C	2.68	0.46
17:AQ:65:PRO:C	17:AQ:66:LEU:HD23	2.36	0.46
22:BA:31:C:O3'	22:BA:1238:G:H5'	2.16	0.46
22:BA:108:G:C2'	22:BA:109:C:H5'	2.46	0.46
22:BA:306:U:C3'	22:BA:307:G:H5'	2.45	0.46
22:BA:423:A:H5''	22:BA:424:G:O5'	2.15	0.46
22:BA:430:A:H5''	22:BA:431:U:OP2	2.16	0.46
22:BA:669:G:C6	22:BA:801:G:O6	2.68	0.46
22:BA:1024:G:N2	22:BA:1142:A:H2	2.12	0.46
22:BA:1301:A:C2	22:BA:1303:G:C6	3.04	0.46
22:BA:1309:G:OP1	50:B2:9:VAL:CG1	2.64	0.46
22:BA:1441:G:H2'	22:BA:1442:U:C6	2.51	0.46
22:BA:1507:C:H2'	22:BA:1508:A:N3	2.30	0.46
22:BA:1733:G:O2'	22:BA:1734:G:P	2.73	0.46
22:BA:2140:G:H2'	22:BA:2141:G:H8	1.79	0.46
22:BA:2304:G:H22	22:BA:2312:U:H3	1.62	0.46
22:BA:2513:A:H2	25:BD:148:GLN:HE21	1.62	0.46
22:BA:2757:A:H2'	22:BA:2757:A:N3	2.30	0.46
27:BF:131:VAL:C	27:BF:132:ARG:HG3	2.32	0.46
34:BM:55:ARG:O	34:BM:56:ALA:HB2	2.16	0.46
35:BN:51:LEU:HD12	35:BN:51:LEU:HA	1.63	0.46

*Continued on next page...*

*Continued from previous page...*

Atom-1	Atom-2	Interatomic distance (Å)	Clash overlap (Å)
36:BO:107:ALA:O	36:BO:110:ALA:HB3	2.16	0.46
37:BP:59:THR:HG23	37:BP:72:VAL:HG12	1.98	0.46
42:BU:10:VAL:HG21	42:BU:69:VAL:HB	1.97	0.46
43:BV:42:LEU:HD23	43:BV:42:LEU:N	2.30	0.46
49:B1:3:GLY:C	49:B1:4:ILE:HG12	2.36	0.46
49:B1:13:SER:OG	49:B1:46:VAL:HG13	2.15	0.46
1:CA:174:A:C2	1:CA:175:C:C6	3.03	0.46
1:CA:320:A:C2	1:CA:334:C:N3	2.83	0.46
1:CA:322:C:O2	1:CA:332:G:N2	2.49	0.46
1:CA:445:G:C2	1:CA:446:G:C8	3.03	0.46
1:CA:452:A:H2'	1:CA:453:G:O4'	2.16	0.46
1:CA:607:A:N1	1:CA:608:A:C2	2.84	0.46
1:CA:704:A:O2'	1:CA:705:G:C5'	2.63	0.46
1:CA:803:G:C5	1:CA:804:U:C4	3.03	0.46
1:CA:851:G:C2	1:CA:852:G:C8	3.04	0.46
1:CA:1026:G:N1	1:CA:1036:A:N6	2.43	0.46
1:CA:1113:C:H2'	1:CA:1114:C:H6	1.80	0.46
1:CA:1139:G:H4'	1:CA:1140:C:C5'	2.45	0.46
1:CA:1145:A:HO2'	1:CA:1146:A:C5'	2.29	0.46
1:CA:1172:C:C2'	1:CA:1173:U:H5'	2.46	0.46
1:CA:1417:G:N2	1:CA:1484:C:C4	2.83	0.46
2:CB:25:LYS:HD2	2:CB:25:LYS:H	1.81	0.46
4:CD:2:ARG:HH21	4:CD:114:ARG:HH11	1.62	0.46
4:CD:73:ASN:HD22	4:CD:76:LYS:CE	2.28	0.46
4:CD:190:LEU:HD23	4:CD:190:LEU:HA	1.57	0.46
8:CH:126:CYS:C	8:CH:127:TYR:HD1	2.18	0.46
9:CI:46:VAL:O	9:CI:79:ARG:HG3	2.14	0.46
10:CJ:44:THR:HG23	10:CJ:70:HIS:CG	2.50	0.46
11:CK:125:LYS:C	21:CU:33:ARG:HE	2.19	0.46
12:CL:3:VAL:HG23	12:CL:4:ASN:N	2.25	0.46
12:CL:89:LEU:HA	12:CL:90:PRO:HD2	1.47	0.46
13:CM:61:LYS:O	13:CM:62:PHE:HB2	2.15	0.46
15:CO:88:ARG:HG3	22:DA:716:A:OP1	2.15	0.46
21:CU:9:GLU:CB	21:CU:10:PRO:CD	2.86	0.46
21:CU:25:ALA:O	21:CU:26:GLY:C	2.52	0.46
22:DA:37:C:H2'	22:DA:38:A:O4'	2.15	0.46
22:DA:52:A:C6	22:DA:118:A:C2	3.03	0.46
22:DA:105:C:C2'	22:DA:106:C:C6	2.98	0.46
22:DA:155:A:C2	22:DA:172:A:C6	3.04	0.46
22:DA:214:G:N2	22:DA:215:G:N2	2.63	0.46
22:DA:231:A:O2'	22:DA:232:G:O5'	2.33	0.46

*Continued on next page...*

*Continued from previous page...*

Atom-1	Atom-2	Interatomic distance (Å)	Clash overlap (Å)
22:DA:678:C:C4	22:DA:679:C:N4	2.84	0.46
22:DA:938:G:N2	22:DA:939:G:C5	2.84	0.46
22:DA:1009:A:C2	22:DA:1010:A:C2	3.04	0.46
22:DA:1171:G:H22	22:DA:1179:G:H1'	1.77	0.46
22:DA:1343:G:C2'	22:DA:1344:U:C6	2.98	0.46
22:DA:1372:U:O2'	22:DA:2214:C:C5	2.69	0.46
22:DA:1403:A:C2	22:DA:1404:C:C2	3.03	0.46
22:DA:1429:G:O2'	22:DA:1430:G:H8	1.99	0.46
22:DA:1881:C:H2'	22:DA:1882:U:O4'	2.15	0.46
22:DA:1996:C:H5	32:DK:32:TYR:HH	1.62	0.46
22:DA:2061:G:N3	22:DA:2063:C:N4	2.62	0.46
22:DA:2225:A:O2'	22:DA:2226:C:OP2	2.34	0.46
22:DA:2294:G:C5	22:DA:2295:C:C5	3.04	0.46
22:DA:2305:U:C5	22:DA:2312:U:N3	2.83	0.46
22:DA:2384:U:H3'	22:DA:2386:A:P	2.54	0.46
22:DA:2557:G:H2'	22:DA:2558:C:C6	2.51	0.46
22:DA:2566:A:O2'	22:DA:2567:G:P	2.74	0.46
22:DA:2619:C:H2'	22:DA:2619:C:O2	2.15	0.46
22:DA:2710:C:OP1	35:DN:15:SER:HB2	2.15	0.46
23:DB:90:C:O2'	23:DB:91:C:O4'	2.29	0.46
23:DB:95:U:H2'	23:DB:96:G:H8	1.80	0.46
26:DE:132:LYS:HA	26:DE:135:ALA:HB3	1.96	0.46
27:DF:25:MET:C	27:DF:27:VAL:H	2.18	0.46
27:DF:144:LYS:HG3	27:DF:145:VAL:H	1.81	0.46
29:DH:84:ALA:H	29:DH:148:ALA:HA	1.80	0.46
29:DH:133:GLN:NE2	29:DH:139:PHE:CE2	2.84	0.46
30:DI:18:ASN:N	30:DI:19:PRO:CD	2.79	0.46
32:DK:17:ARG:HH11	32:DK:18:ARG:HG2	1.79	0.46
32:DK:63:VAL:CG1	32:DK:64:ARG:HD3	2.45	0.46
41:DT:12:ARG:HG3	46:DY:29:ARG:NH1	2.30	0.46
42:DU:81:ARG:HB3	42:DU:96:LYS:NZ	2.27	0.46
43:DV:75:GLN:CG	43:DV:92:VAL:CG1	2.93	0.46
45:DX:63:ILE:HD13	45:DX:64:ASP:H	1.81	0.46
46:DY:22:LEU:HD12	46:DY:23:ARG:NH1	2.27	0.46
47:DZ:43:ILE:HD12	47:DZ:43:ILE:C	2.36	0.46
51:D3:56:LEU:N	51:D3:56:LEU:HD12	2.31	0.46
52:D4:30:GLU:HB2	52:D4:33:HIS:CD2	2.50	0.46
1:AA:14:U:O2	1:AA:17:U:H5	1.97	0.46
1:AA:62:U:H5''	1:AA:385:C:H1'	1.97	0.46
1:AA:372:C:C4'	1:AA:373:A:OP1	2.64	0.46
1:AA:504:C:H6	1:AA:504:C:H3'	1.81	0.46

*Continued on next page...*

*Continued from previous page...*

Atom-1	Atom-2	Interatomic distance (Å)	Clash overlap (Å)
1:AA:674:G:H1	1:AA:716:A:H61	1.63	0.46
1:AA:731:G:O2'	1:AA:732:C:H5'	2.16	0.46
1:AA:791:G:C5	1:AA:792:A:N7	2.84	0.46
1:AA:983:A:N3	1:AA:983:A:H2'	2.30	0.46
1:AA:1091:U:H1'	1:AA:1095:U:O2	2.15	0.46
1:AA:1305:G:N2	1:AA:1331:G:H2'	2.31	0.46
4:AD:169:TRP:CE3	4:AD:185:PRO:HB3	2.51	0.46
5:AE:136:VAL:O	5:AE:137:ARG:HB2	2.16	0.46
8:AH:4:ASP:HB2	8:AH:80:PRO:HG3	1.98	0.46
10:AJ:11:LYS:HB3	10:AJ:71:LEU:CD2	2.45	0.46
11:AK:124:LYS:NZ	21:AU:33:ARG:NH2	2.51	0.46
21:AU:9:GLU:CB	21:AU:10:PRO:CD	2.92	0.46
22:BA:28:A:H2'	22:BA:29:U:O4'	2.16	0.46
22:BA:252:G:N2	22:BA:253:C:H1'	2.30	0.46
22:BA:728:G:O2'	22:BA:730:A:H5''	2.15	0.46
22:BA:855:G:N2	44:BW:23:LYS:CG	2.63	0.46
22:BA:1000:A:C6	22:BA:1001:A:C6	3.04	0.46
22:BA:1025:G:H4'	22:BA:1026:G:OP2	2.15	0.46
22:BA:1358:G:N2	22:BA:1374:G:C5	2.84	0.46
22:BA:1542:U:O2'	22:BA:1543:G:H5'	2.14	0.46
22:BA:1824:G:H2'	22:BA:1825:U:H6	1.80	0.46
22:BA:2136:G:C6	22:BA:2137:U:O4	2.69	0.46
22:BA:2204:G:O5'	24:BC:149:LYS:HE3	2.14	0.46
22:BA:2258:C:C2	22:BA:2426:A:C4'	2.98	0.46
22:BA:2267:A:H5''	22:BA:2268:A:H5'	1.96	0.46
22:BA:2428:G:H5''	22:BA:2429:G:OP1	2.16	0.46
22:BA:2496:C:OP1	34:BM:82:MET:HB2	2.16	0.46
24:BC:254:LYS:O	24:BC:255:LYS:CB	2.63	0.46
25:BD:16:THR:HG21	25:BD:20:VAL:HB	1.96	0.46
25:BD:39:ASP:CG	25:BD:40:LEU:H	2.19	0.46
25:BD:90:PHE:N	25:BD:90:PHE:CD1	2.83	0.46
25:BD:118:PHE:CD2	25:BD:119:ALA:N	2.80	0.46
27:BF:116:LEU:O	27:BF:176:PHE:HA	2.15	0.46
28:BG:8:VAL:O	28:BG:9:VAL:CG1	2.51	0.46
28:BG:93:TYR:HE2	28:BG:106:LEU:C	2.18	0.46
28:BG:154:GLU:OE1	28:BG:157:LYS:HB2	2.15	0.46
29:BH:53:GLU:O	29:BH:53:GLU:CG	2.62	0.46
29:BH:83:LYS:HE3	29:BH:98:ASP:CG	2.35	0.46
29:BH:134:VAL:HG22	29:BH:139:PHE:HA	1.98	0.46
31:BJ:25:LEU:CD2	31:BJ:26:GLY:N	2.70	0.46
31:BJ:120:ARG:O	31:BJ:123:LYS:HE2	2.16	0.46

*Continued on next page...*

*Continued from previous page...*

Atom-1	Atom-2	Interatomic distance (Å)	Clash overlap (Å)
33:BL:21:ARG:HA	33:BL:21:ARG:HD3	1.69	0.46
34:BM:13:HIS:O	34:BM:14:LYS:HB3	2.15	0.46
34:BM:41:LEU:HD22	34:BM:124:LEU:HD22	1.97	0.46
36:BO:37:ALA:HB3	36:BO:78:VAL:HG11	1.96	0.46
38:BQ:85:ALA:O	38:BQ:88:GLU:CB	2.64	0.46
40:BS:18:ARG:CG	40:BS:76:VAL:HG13	2.44	0.46
41:BT:10:VAL:HG23	41:BT:11:LEU:HD23	1.98	0.46
41:BT:17:SER:O	41:BT:18:GLU:CB	2.63	0.46
42:BU:42:LYS:HB3	42:BU:57:ILE:HG23	1.97	0.46
1:CA:9:G:N3	1:CA:10:A:C8	2.83	0.46
1:CA:85:U:O4'	1:CA:85:U:O2	2.34	0.46
1:CA:208:U:O2	1:CA:210:C:H4'	2.15	0.46
1:CA:408:A:N3	1:CA:435:A:C2	2.84	0.46
1:CA:496:A:N3	1:CA:496:A:C2'	2.71	0.46
1:CA:587:G:H2'	1:CA:588:G:OP2	2.15	0.46
1:CA:602:A:C2	1:CA:637:C:O2	2.69	0.46
1:CA:1133:G:C6	1:CA:1142:G:O6	2.69	0.46
1:CA:1168:U:O2'	1:CA:1169:A:H5'	2.15	0.46
1:CA:1309:G:H1'	13:CM:72:ILE:HD12	1.96	0.46
2:CB:82:ALA:HB1	2:CB:217:ALA:CB	2.46	0.46
8:CH:77:VAL:HG21	8:CH:127:TYR:CE1	2.50	0.46
9:CI:51:LEU:CD1	9:CI:82:ILE:HG22	2.46	0.46
9:CI:59:LYS:HE3	9:CI:60:LEU:CD1	2.45	0.46
10:CJ:66:GLU:HG2	10:CJ:67:ILE:N	2.30	0.46
11:CK:63:GLN:O	11:CK:66:ALA:HB3	2.14	0.46
13:CM:64:VAL:O	13:CM:65:GLU:C	2.54	0.46
14:CN:72:PHE:CD1	14:CN:72:PHE:C	2.88	0.46
21:CU:10:PRO:O	21:CU:11:PHE:HB3	2.14	0.46
22:DA:16:C:H42	22:DA:524:G:H1	1.62	0.46
22:DA:75:G:H4'	46:DY:48:ARG:HH21	1.80	0.46
22:DA:116:C:C2'	22:DA:117:G:O5'	2.63	0.46
22:DA:406:G:O2'	22:DA:407:G:C8	2.69	0.46
22:DA:607:U:C5	22:DA:619:G:C4	3.04	0.46
22:DA:705:A:H2'	22:DA:706:A:H8	1.80	0.46
22:DA:845:A:C2	22:DA:847:U:C6	3.04	0.46
22:DA:910:A:H62	34:DM:12:MET:CA	2.26	0.46
22:DA:929:U:H2'	22:DA:930:G:O4'	2.16	0.46
22:DA:1437:C:N3	22:DA:1438:U:O4	2.48	0.46
22:DA:1510:G:OP2	22:DA:1510:G:H3'	2.15	0.46
22:DA:1649:G:C6	22:DA:2009:A:N1	2.84	0.46
22:DA:2046:G:P	48:D0:11:LYS:NZ	2.89	0.46

*Continued on next page...*



*Continued from previous page...*

Atom-1	Atom-2	Interatomic distance (Å)	Clash overlap (Å)
22:DA:2313:C:O2'	22:DA:2314:A:H5'	2.15	0.46
22:DA:2428:G:H4'	22:DA:2429:G:C5	2.51	0.46
22:DA:2672:U:H3'	22:DA:2672:U:C6	2.50	0.46
22:DA:2868:A:C2	22:DA:2869:G:C4	3.03	0.46
24:DC:183:VAL:HG13	24:DC:185:ALA:H	1.81	0.46
28:DG:7:PRO:O	28:DG:8:VAL:CB	2.61	0.46
28:DG:50:THR:HG22	28:DG:51:PHE:N	2.31	0.46
29:DH:35:LYS:O	29:DH:36:ALA:HB2	2.15	0.46
30:DI:30:GLN:CG	30:DI:31:GLY:N	2.79	0.46
33:DL:3:LEU:O	33:DL:6:LEU:HB2	2.15	0.46
33:DL:3:LEU:CD1	33:DL:4:ASN:N	2.77	0.46
35:DN:37:THR:OG1	35:DN:40:LYS:HE3	2.16	0.46
38:DQ:29:ARG:HD2	48:D0:9:ARG:NH1	2.31	0.46
40:DS:35:ILE:HG13	40:DS:36:LEU:HD22	1.97	0.46
45:DX:51:SER:O	45:DX:55:MET:N	2.49	0.46
1:AA:75:G:N3	1:AA:76:G:H1'	2.31	0.46
1:AA:261:U:OP2	20:AT:73:ARG:NH2	2.44	0.46
1:AA:385:C:H2'	1:AA:386:C:H6	1.81	0.46
1:AA:688:G:H5''	1:AA:688:G:H8	1.80	0.46
1:AA:711:G:O2'	1:AA:712:A:H5'	2.15	0.46
1:AA:1124:G:H3'	1:AA:1145:A:H62	1.76	0.46
1:AA:1144:G:C8	1:AA:1144:G:OP2	2.69	0.46
1:AA:1157:A:N3	1:AA:1181:G:C4	2.83	0.46
1:AA:1260:G:OP1	1:AA:1284:C:H4'	2.15	0.46
1:AA:1317:C:H3'	1:AA:1317:C:C6	2.50	0.46
1:AA:1502:A:N6	1:AA:1504:G:N2	2.64	0.46
1:AA:1533:C:C3'	1:AA:1534:A:C5'	2.85	0.46
2:AB:72:LYS:C	2:AB:74:ALA:N	2.69	0.46
2:AB:166:ASP:OD1	2:AB:167:HIS:N	2.48	0.46
3:AC:166:TRP:N	3:AC:166:TRP:CE3	2.78	0.46
4:AD:27:ILE:O	4:AD:27:ILE:HG22	2.15	0.46
5:AE:100:GLU:HB3	5:AE:121:ASN:CA	2.45	0.46
7:AG:74:VAL:HB	7:AG:85:GLN:HE21	1.81	0.46
11:AK:111:ASP:HB3	21:AU:19:LYS:CD	2.45	0.46
13:AM:1:ALA:N	13:AM:8:ILE:HG23	2.30	0.46
14:AN:40:ARG:CZ	14:AN:44:VAL:HG21	2.46	0.46
16:AP:10:GLY:O	16:AP:11:ALA:HB2	2.15	0.46
19:AS:64:GLU:CD	19:AS:64:GLU:N	2.65	0.46
22:BA:62:U:C4'	22:BA:63:A:OP1	2.61	0.46
22:BA:245:G:H2'	22:BA:246:C:H6	1.81	0.46
22:BA:621:A:H2'	22:BA:622:G:O4'	2.16	0.46

*Continued on next page...*

*Continued from previous page...*

Atom-1	Atom-2	Interatomic distance (Å)	Clash overlap (Å)
22:BA:960:A:N7	22:BA:962:G:C8	2.84	0.46
22:BA:996:A:P	38:BQ:91:ARG:NH1	2.89	0.46
22:BA:1340:U:C4'	22:BA:1341:G:OP2	2.52	0.46
22:BA:1535:A:O2'	22:BA:1536:C:OP1	2.28	0.46
22:BA:1733:G:C2	22:BA:1734:G:C5	3.03	0.46
22:BA:1798:U:C4	22:BA:1819:A:C2	3.04	0.46
22:BA:2134:A:O2'	22:BA:2135:A:C8	2.64	0.46
22:BA:2851:A:H2'	22:BA:2852:G:O4'	2.15	0.46
24:BC:156:SER:O	24:BC:194:VAL:HG11	2.15	0.46
28:BG:95:ALA:HA	28:BG:103:ASN:O	2.16	0.46
30:BI:56:VAL:HG11	30:BI:68:PHE:HD2	1.80	0.46
30:BI:79:LEU:HD22	30:BI:137:LEU:CD1	2.46	0.46
39:BR:39:LEU:O	39:BR:40:MET:HB2	2.16	0.46
42:BU:25:LYS:N	42:BU:34:ILE:O	2.49	0.46
44:BW:25:PHE:HB3	44:BW:66:VAL:HG23	1.98	0.46
1:CA:73:C:O2'	1:CA:74:A:H8	1.99	0.46
1:CA:321:A:N6	1:CA:332:G:H1	2.13	0.46
1:CA:377:G:H5'	16:CP:5:ARG:NH1	2.31	0.46
1:CA:577:G:C6	1:CA:812:G:N2	2.83	0.46
1:CA:1079:G:H2'	1:CA:1080:A:C8	2.51	0.46
1:CA:1227:A:O5'	13:CM:109:LYS:HE3	2.16	0.46
1:CA:1377:A:H2'	1:CA:1378:C:OP2	2.16	0.46
1:CA:1440:U:H6	1:CA:1440:U:OP2	1.98	0.46
2:CB:8:MET:CE	2:CB:9:LEU:CD2	2.94	0.46
3:CC:37:LYS:O	3:CC:40:GLN:HB3	2.16	0.46
3:CC:63:ILE:HG23	3:CC:63:ILE:O	2.15	0.46
3:CC:130:ARG:O	3:CC:133:MET:HG2	2.16	0.46
3:CC:148:ILE:HD12	3:CC:149:LYS:N	2.31	0.46
4:CD:137:SER:CB	4:CD:138:PRO:CD	2.91	0.46
5:CE:157:GLY:HA3	8:CH:63:LYS:HZ1	1.81	0.46
7:CG:72:VAL:HG11	7:CG:144:ALA:HB1	1.97	0.46
9:CI:127:SER:C	9:CI:129:ARG:N	2.68	0.46
10:CJ:5:ARG:CZ	10:CJ:5:ARG:HA	2.46	0.46
10:CJ:35:GLN:HE22	10:CJ:78:GLU:HB2	1.80	0.46
13:CM:5:GLY:C	13:CM:6:ILE:HG13	2.36	0.46
14:CN:52:ARG:NE	14:CN:52:ARG:CA	2.75	0.46
15:CO:20:ASP:OD1	15:CO:23:SER:HB2	2.16	0.46
19:CS:60:PHE:HE2	19:CS:62:THR:HG1	1.61	0.46
22:DA:91:A:O2'	22:DA:92:U:P	2.73	0.46
22:DA:199:A:C8	22:DA:2433:A:C6	3.04	0.46
22:DA:401:A:H2'	22:DA:402:A:C8	2.50	0.46

*Continued on next page...*

*Continued from previous page...*

Atom-1	Atom-2	Interatomic distance (Å)	Clash overlap (Å)
22:DA:406:G:O2'	22:DA:407:G:H5'	2.15	0.46
22:DA:512:G:OP2	22:DA:1235:G:H5'	2.16	0.46
22:DA:564:C:H2'	22:DA:565:C:C5'	2.46	0.46
22:DA:690:G:H2'	22:DA:691:C:O4'	2.16	0.46
22:DA:708:G:N2	22:DA:724:U:H1'	2.31	0.46
22:DA:874:G:C2	22:DA:904:G:C2	3.03	0.46
22:DA:1080:A:N3	22:DA:1081:U:C5	2.84	0.46
22:DA:1154:G:H8	22:DA:1154:G:O5'	1.99	0.46
22:DA:1482:G:C4	22:DA:1483:G:C8	3.04	0.46
22:DA:1735:A:N3	22:DA:1736:U:C6	2.83	0.46
22:DA:1827:U:H3'	56:DA:3723:HOH:O	2.16	0.46
22:DA:1833:C:C4	22:DA:1834:U:C5	3.04	0.46
22:DA:1887:C:H2'	22:DA:1888:G:H5'	1.98	0.46
22:DA:1900:A:C6	22:DA:1970:A:N7	2.84	0.46
22:DA:1910:G:H1	22:DA:1920:C:H42	1.62	0.46
22:DA:2238:G:C4'	22:DA:2239:G:OP1	2.63	0.46
22:DA:2797:U:H2'	22:DA:2797:U:O2	2.15	0.46
23:DB:18:G:N2	23:DB:19:C:O2	2.49	0.46
23:DB:42:C:O2'	23:DB:43:C:C5'	2.64	0.46
24:DC:82:TYR:O	24:DC:84:PRO:HD3	2.16	0.46
24:DC:99:GLU:O	24:DC:100:ARG:HG2	2.16	0.46
24:DC:171:VAL:CG1	24:DC:173:LEU:HD13	2.44	0.46
24:DC:181:ARG:HE	24:DC:265:PHE:CB	2.25	0.46
25:DD:73:VAL:CG2	25:DD:74:GLU:N	2.77	0.46
26:DE:28:VAL:O	26:DE:32:VAL:HG13	2.14	0.46
26:DE:105:LEU:HD13	26:DE:105:LEU:O	2.16	0.46
27:DF:76:PHE:CD2	27:DF:76:PHE:N	2.84	0.46
28:DG:83:THR:O	28:DG:140:ILE:HD12	2.15	0.46
28:DG:120:ILE:HG12	28:DG:134:GLY:HA3	1.97	0.46
28:DG:148:ARG:HB2	28:DG:152:ARG:NH2	2.30	0.46
29:DH:66:ASN:O	29:DH:67:ALA:HB3	2.16	0.46
31:DJ:35:ARG:HA	31:DJ:40:HIS:CD2	2.51	0.46
31:DJ:89:PHE:HE2	31:DJ:100:VAL:HG11	1.76	0.46
31:DJ:95:ARG:O	31:DJ:96:ARG:C	2.54	0.46
32:DK:13:ASN:O	32:DK:14:SER:HB3	2.16	0.46
32:DK:121:GLU:O	32:DK:122:VAL:OXT	2.33	0.46
34:DM:96:ILE:O	34:DM:96:ILE:HG13	2.14	0.46
43:DV:30:ILE:HB	43:DV:38:LEU:HB3	1.96	0.46
49:D1:10:LEU:H	49:D1:10:LEU:HD22	1.81	0.46
1:AA:39:G:C5	1:AA:40:C:C5	3.03	0.46
1:AA:295:C:H2'	1:AA:296:U:O4'	2.16	0.46

*Continued on next page...*

*Continued from previous page...*

Atom-1	Atom-2	Interatomic distance (Å)	Clash overlap (Å)
1:AA:519:C:O2'	1:AA:520:A:H5'	2.16	0.46
1:AA:1447:A:H5''	1:AA:1448:C:C5	2.51	0.46
1:AA:1501:C:C4	1:AA:1504:G:C6	3.03	0.46
2:AB:19:THR:HA	2:AB:37:VAL:HG23	1.98	0.46
2:AB:42:LEU:CG	2:AB:43:GLU:HG3	2.29	0.46
2:AB:162:VAL:CG2	2:AB:184:ALA:CB	2.94	0.46
4:AD:144:ILE:HD13	4:AD:144:ILE:N	2.29	0.46
5:AE:21:SER:OG	5:AE:28:ARG:HB2	2.16	0.46
5:AE:152:VAL:O	5:AE:155:LYS:HE3	2.16	0.46
6:AF:47:LEU:CD1	6:AF:51:ILE:HG22	2.45	0.46
9:AI:40:ARG:O	9:AI:44:ARG:HD3	2.15	0.46
12:AL:4:ASN:ND2	12:AL:8:ARG:NH1	2.62	0.46
14:AN:64:ARG:CB	14:AN:77:GLY:O	2.64	0.46
18:AR:29:LYS:HA	18:AR:32:ILE:HD11	1.98	0.46
19:AS:4:LEU:HD12	19:AS:4:LEU:N	2.27	0.46
22:BA:1074:G:HO2'	22:BA:1075:C:H6	1.52	0.46
22:BA:1241:A:H2'	22:BA:1242:U:H5'	1.96	0.46
22:BA:1359:A:C2'	22:BA:1360:G:O5'	2.64	0.46
22:BA:1385:A:C2	22:BA:1386:C:N3	2.83	0.46
22:BA:1587:G:C4	22:BA:1588:G:C8	3.04	0.46
22:BA:1934:C:H2'	22:BA:1935:G:O5'	2.15	0.46
22:BA:2300:C:O5'	22:BA:2300:C:H6	1.98	0.46
22:BA:2447:G:C4	22:BA:2500:U:C5	3.04	0.46
24:BC:68:ARG:HH22	24:BC:115:ILE:HG23	1.80	0.46
24:BC:237:ARG:O	24:BC:238:ASN:HB2	2.15	0.46
29:BH:94:ILE:HG23	29:BH:98:ASP:HB3	1.96	0.46
32:BK:10:VAL:CB	32:BK:16:ALA:CB	2.91	0.46
33:BL:82:LEU:HG	33:BL:90:VAL:HG21	1.97	0.46
35:BN:101:GLY:HA2	35:BN:110:MET:H	1.80	0.46
38:BQ:57:ARG:HG2	38:BQ:61:ILE:CD1	2.41	0.46
42:BU:71:ILE:O	42:BU:71:ILE:CD1	2.63	0.46
48:B0:36:LYS:O	48:B0:37:HIS:HB3	2.16	0.46
1:CA:227:G:O2'	16:CP:63:GLN:NE2	2.45	0.46
1:CA:267:C:H2'	1:CA:268:U:C5'	2.45	0.46
1:CA:388:G:O2'	1:CA:389:A:P	2.73	0.46
1:CA:427:U:C4	1:CA:428:G:C6	3.03	0.46
1:CA:596:A:H2'	1:CA:597:G:C8	2.51	0.46
1:CA:767:A:H2'	1:CA:768:A:H8	1.79	0.46
1:CA:780:A:O2'	1:CA:781:A:H5''	2.16	0.46
1:CA:1084:G:H5'	1:CA:1102:A:OP2	2.15	0.46
1:CA:1257:A:O2'	1:CA:1258:G:OP1	2.29	0.46

*Continued on next page...*

*Continued from previous page...*

Atom-1	Atom-2	Interatomic distance (Å)	Clash overlap (Å)
1:CA:1446:A:C2'	1:CA:1447:A:C5'	2.91	0.46
1:CA:1447:A:O3'	1:CA:1448:C:H6	1.99	0.46
1:CA:1449:C:N3	1:CA:1455:G:C2	2.84	0.46
1:CA:1533:C:C3'	1:CA:1534:A:H5''	2.45	0.46
2:CB:71:THR:O	2:CB:72:LYS:C	2.54	0.46
3:CC:33:ASP:HB2	14:CN:64:ARG:NH2	2.31	0.46
4:CD:34:GLU:HB3	4:CD:35:GLN:H	1.51	0.46
4:CD:123:MET:HE3	4:CD:126:GLY:O	2.16	0.46
5:CE:104:ILE:HD13	5:CE:122:VAL:CG2	2.41	0.46
5:CE:110:MET:HG2	5:CE:139:THR:CG2	2.46	0.46
5:CE:131:ASN:HD22	5:CE:131:ASN:C	2.17	0.46
9:CI:4:GLN:H	9:CI:4:GLN:HG2	1.53	0.46
12:CL:22:ALA:HB3	12:CL:94:TYR:OH	2.16	0.46
14:CN:20:PHE:C	14:CN:24:ALA:HB2	2.35	0.46
16:CP:4:ILE:HA	16:CP:20:VAL:O	2.16	0.46
16:CP:44:SER:N	16:CP:46:LYS:NZ	2.62	0.46
16:CP:46:LYS:NZ	16:CP:46:LYS:H	2.13	0.46
21:CU:33:ARG:CZ	21:CU:34:ARG:HD3	2.46	0.46
22:DA:7:G:O2'	31:DJ:15:TRP:HZ2	1.97	0.46
22:DA:36:G:H2'	22:DA:37:C:H5'	1.98	0.46
22:DA:72:U:H5'	46:DY:54:LYS:HE3	1.98	0.46
22:DA:156:A:H2'	22:DA:157:C:H6	1.81	0.46
22:DA:192:C:OP1	22:DA:2243:U:OP1	2.34	0.46
22:DA:345:A:H2'	22:DA:346:A:OP2	2.16	0.46
22:DA:476:G:O2'	22:DA:477:A:H3'	2.15	0.46
22:DA:535:G:O2'	38:DQ:52:ARG:HB2	2.16	0.46
22:DA:659:G:C5'	26:DE:95:LYS:HD3	2.45	0.46
22:DA:816:C:H2'	22:DA:817:C:H6	1.80	0.46
22:DA:833:A:OP2	33:DL:39:LYS:NZ	2.49	0.46
22:DA:910:A:C4	34:DM:13:HIS:ND1	2.84	0.46
22:DA:1335:C:H2'	22:DA:1336:A:O4'	2.15	0.46
22:DA:1343:G:O2'	22:DA:1344:U:H6	1.97	0.46
22:DA:1356:G:C2	22:DA:1376:C:O2	2.68	0.46
22:DA:1754:A:C2	22:DA:1755:A:C4	3.03	0.46
22:DA:2054:A:C2	22:DA:2616:C:C2	3.03	0.46
22:DA:2090:A:H61	22:DA:2229:U:H3	1.64	0.46
22:DA:2580:U:H5''	22:DA:2581:G:OP2	2.15	0.46
22:DA:2869:G:H2'	22:DA:2870:C:H6	1.79	0.46
24:DC:260:LYS:HA	24:DC:263:ASP:OD1	2.16	0.46
25:DD:112:THR:O	25:DD:113:SER:HB3	2.14	0.46
27:DF:136:ILE:HG22	27:DF:137:PHE:N	2.31	0.46

*Continued on next page...*

*Continued from previous page...*

Atom-1	Atom-2	Interatomic distance (Å)	Clash overlap (Å)
28:DG:104:LEU:N	28:DG:112:VAL:HG23	2.31	0.46
29:DH:132:PHE:CZ	29:DH:134:VAL:HB	2.51	0.46
29:DH:136:SER:C	29:DH:137:GLU:HG3	2.36	0.46
30:DI:8:VAL:C	30:DI:9:LYS:HG2	2.36	0.46
30:DI:12:VAL:CG1	30:DI:13:ALA:N	2.79	0.46
30:DI:77:VAL:HB	30:DI:80:LYS:HZ2	1.80	0.46
31:DJ:17:VAL:HG12	31:DJ:18:VAL:N	2.30	0.46
32:DK:4:GLU:C	32:DK:5:GLN:HG2	2.36	0.46
33:DL:62:PRO:HG2	51:D3:24:LYS:HB2	1.98	0.46
34:DM:63:ILE:HD11	34:DM:105:MET:HE2	1.98	0.46
35:DN:24:MET:SD	35:DN:44:LEU:HD22	2.56	0.46
35:DN:64:ARG:HG2	35:DN:64:ARG:HH21	1.80	0.46
35:DN:108:ALA:O	35:DN:110:MET:HG2	2.16	0.46
37:DP:21:PRO:HA	37:DP:46:VAL:CG1	2.43	0.46
38:DQ:46:TYR:CD2	38:DQ:46:TYR:C	2.89	0.46
38:DQ:91:ARG:HG3	39:DR:11:GLN:HG3	1.97	0.46
40:DS:88:ARG:HD2	40:DS:94:ASP:CG	2.36	0.46
43:DV:57:TYR:N	43:DV:57:TYR:CD1	2.80	0.46
45:DX:32:LEU:CD1	45:DX:50:VAL:O	2.64	0.46
46:DY:1:MET:H2	46:DY:5:GLU:CG	2.29	0.46
48:D0:3:GLN:NE2	48:D0:7:PRO:CD	2.79	0.46
50:D2:26:ASN:HD22	50:D2:26:ASN:HA	1.57	0.46
1:AA:35:G:O2'	12:AL:117:GLY:HA2	2.15	0.46
1:AA:113:G:C4	1:AA:114:U:C5	3.03	0.46
1:AA:292:G:N3	1:AA:309:A:C2	2.84	0.46
1:AA:430:A:HO2'	1:AA:431:A:C5'	2.03	0.46
1:AA:517:G:C5'	1:AA:519:C:C2	2.99	0.46
1:AA:546:A:P	4:AD:68:GLU:HB2	2.56	0.46
1:AA:678:U:H1'	1:AA:777:A:O3'	2.15	0.46
1:AA:984:C:HO2'	1:AA:985:C:H6	1.62	0.46
1:AA:1084:G:H2'	1:AA:1085:U:C5	2.51	0.46
1:AA:1138:G:N2	1:AA:1140:C:N4	2.64	0.46
1:AA:1296:C:H5'	13:AM:13:HIS:NE2	2.31	0.46
1:AA:1350:A:H2	7:AG:33:GLY:HA3	1.80	0.46
1:AA:1409:C:HO2'	1:AA:1410:A:H5'	1.76	0.46
2:AB:185:ILE:O	2:AB:185:ILE:CG1	2.64	0.46
3:AC:151:GLU:HA	3:AC:166:TRP:HA	1.96	0.46
7:AG:68:VAL:CG2	7:AG:103:ILE:HD11	2.42	0.46
7:AG:132:THR:O	7:AG:135:LYS:HB3	2.15	0.46
8:AH:100:ILE:HD11	8:AH:128:VAL:HB	1.98	0.46
9:AI:8:THR:O	9:AI:81:GLY:HA2	2.16	0.46

*Continued on next page...*

*Continued from previous page...*

Atom-1	Atom-2	Interatomic distance (Å)	Clash overlap (Å)
13:AM:92:ARG:HG2	13:AM:92:ARG:HH11	1.80	0.46
17:AQ:16:MET:CB	17:AQ:19:SER:HB3	2.23	0.46
21:AU:16:ARG:HD2	21:AU:19:LYS:HG2	1.96	0.46
22:BA:544:C:H2'	22:BA:544:C:O2	2.16	0.46
22:BA:748:G:O5'	40:BS:89:ALA:HB2	2.16	0.46
22:BA:1059:G:C6	22:BA:1080:A:N1	2.84	0.46
22:BA:1303:G:O2'	22:BA:1304:A:H5'	2.16	0.46
22:BA:1313:U:H2'	22:BA:1313:U:O2	2.16	0.46
22:BA:1430:G:C2'	22:BA:1431:A:C5'	2.91	0.46
22:BA:1556:C:H2'	22:BA:1557:C:H5'	1.97	0.46
22:BA:2264:C:H41	44:BW:11:ASN:HD21	1.62	0.46
22:BA:2422:C:H6	22:BA:2422:C:H5''	1.80	0.46
22:BA:2578:G:C5	25:BD:145:SER:HB2	2.51	0.46
24:BC:106:PRO:CA	24:BC:141:HIS:CE1	2.99	0.46
24:BC:159:THR:OG1	24:BC:194:VAL:HG11	2.16	0.46
24:BC:196:ASN:OD1	24:BC:197:ALA:N	2.49	0.46
25:BD:133:THR:HG23	25:BD:134:HIS:N	2.29	0.46
25:BD:139:SER:HA	25:BD:142:VAL:HG13	1.98	0.46
28:BG:148:ARG:HD2	28:BG:163:TYR:HE2	1.77	0.46
28:BG:175:LYS:O	28:BG:176:LYS:C	2.53	0.46
31:BJ:132:HIS:HB3	31:BJ:135:GLN:CG	2.46	0.46
32:BK:105:ARG:NE	32:BK:106:GLU:OE2	2.49	0.46
33:BL:95:LEU:HD22	33:BL:100:ILE:CD1	2.46	0.46
34:BM:114:ARG:CA	34:BM:130:PHE:CE1	2.98	0.46
38:BQ:82:LEU:HD22	38:BQ:88:GLU:OE2	2.16	0.46
39:BR:87:GLN:HG2	39:BR:88:GLY:N	2.30	0.46
42:BU:10:VAL:CG1	42:BU:24:VAL:HG23	2.46	0.46
42:BU:17:ASP:CB	42:BU:20:LYS:HD2	2.46	0.46
42:BU:49:PRO:O	42:BU:51:LEU:N	2.49	0.46
44:BW:26:GLY:O	44:BW:27:GLY:C	2.55	0.46
44:BW:28:GLU:HB2	44:BW:31:LEU:HD11	1.93	0.46
51:B3:56:LEU:H	51:B3:56:LEU:HD23	1.79	0.46
1:CA:112:G:C4	1:CA:330:C:N4	2.84	0.46
1:CA:560:A:C8	1:CA:566:G:C4	3.04	0.46
1:CA:607:A:C2	1:CA:608:A:C4	3.04	0.46
1:CA:781:A:H4'	1:CA:1523:G:O4'	2.16	0.46
1:CA:994:A:O2'	1:CA:995:C:H5'	2.16	0.46
1:CA:1049:U:O2	1:CA:1049:U:H2'	2.15	0.46
1:CA:1054:C:H1'	1:CA:1196:A:C5	2.51	0.46
1:CA:1315:U:H3'	1:CA:1316:G:H8	1.80	0.46
1:CA:1319:A:N6	1:CA:1323:G:N3	2.64	0.46

*Continued on next page...*

*Continued from previous page...*

Atom-1	Atom-2	Interatomic distance (Å)	Clash overlap (Å)
1:CA:1408:A:C6	1:CA:1494:G:C6	3.04	0.46
1:CA:1517:G:C8	22:DA:1920:C:OP1	2.69	0.46
2:CB:72:LYS:O	2:CB:73:ARG:C	2.54	0.46
2:CB:178:LEU:HD12	2:CB:178:LEU:HA	1.78	0.46
3:CC:53:ARG:HD3	3:CC:55:VAL:HG13	1.97	0.46
3:CC:206:ILE:HG12	3:CC:206:ILE:OXT	2.16	0.46
4:CD:80:ARG:HB2	4:CD:81:LEU:H	1.30	0.46
4:CD:166:LYS:HA	4:CD:167:PRO:HD2	1.73	0.46
7:CG:119:LEU:HA	7:CG:122:GLU:HB3	1.96	0.46
8:CH:58:LEU:HD23	8:CH:59:GLU:N	2.31	0.46
10:CJ:7:ARG:CZ	10:CJ:102:LEU:CD2	2.94	0.46
10:CJ:42:LEU:HD12	10:CJ:42:LEU:N	2.31	0.46
13:CM:2:ARG:HD2	13:CM:2:ARG:H	1.80	0.46
18:CR:71:ASP:HB3	21:CU:3:ILE:CD1	2.44	0.46
19:CS:12:LEU:HD13	19:CS:12:LEU:C	2.36	0.46
20:CT:61:ALA:O	20:CT:63:LYS:N	2.49	0.46
22:DA:9:G:H1	22:DA:2629:U:H2'	1.81	0.46
22:DA:39:G:N2	22:DA:441:U:C2	2.84	0.46
22:DA:223:A:H2	22:DA:407:G:N3	2.14	0.46
22:DA:362:A:C4	22:DA:363:G:C8	3.04	0.46
22:DA:444:C:H6	22:DA:444:C:H2'	1.57	0.46
22:DA:487:C:H1'	40:DS:53:SER:HA	1.98	0.46
22:DA:512:G:OP2	22:DA:1235:G:H4'	2.15	0.46
22:DA:621:A:O2'	22:DA:622:G:O4'	2.30	0.46
22:DA:642:U:H5'	22:DA:2349:G:O3'	2.16	0.46
22:DA:675:A:C6	22:DA:676:A:N6	2.84	0.46
22:DA:1060:U:H4'	22:DA:1061:U:C3'	2.46	0.46
22:DA:1060:U:O4	30:DI:131:THR:HG22	2.16	0.46
22:DA:1061:U:H3	30:DI:74:PRO:HD3	1.80	0.46
22:DA:1171:G:C4	22:DA:1179:G:N2	2.84	0.46
22:DA:1195:G:N3	22:DA:1226:A:H2	2.13	0.46
22:DA:1381:G:H2'	22:DA:1381:G:N3	2.31	0.46
22:DA:1986:C:O2	22:DA:1986:C:H2'	2.16	0.46
22:DA:2136:G:N3	22:DA:2137:U:C6	2.84	0.46
22:DA:2150:C:O2'	22:DA:2151:U:C6	2.64	0.46
22:DA:2232:C:OP1	45:DX:26:ARG:NH1	2.48	0.46
22:DA:2345:G:C4	22:DA:2347:C:H5	2.34	0.46
22:DA:2483:C:N3	34:DM:123:LYS:NZ	2.46	0.46
22:DA:2686:G:C4	22:DA:2687:U:C5	3.04	0.46
22:DA:2752:C:O2'	22:DA:2753:A:C5'	2.64	0.46
22:DA:2756:U:C2'	22:DA:2757:A:H5'	2.45	0.46

*Continued on next page...*



*Continued from previous page...*

Atom-1	Atom-2	Interatomic distance (Å)	Clash overlap (Å)
23:DB:116:G:H2'	23:DB:117:G:H8	1.80	0.46
24:DC:51:ARG:O	24:DC:53:ILE:HG22	2.16	0.46
25:DD:78:GLY:C	25:DD:80:TRP:CZ3	2.89	0.46
25:DD:137:SER:CB	25:DD:138:LEU:HD22	2.46	0.46
26:DE:52:VAL:O	26:DE:74:LYS:HD3	2.15	0.46
27:DF:42:ALA:CB	27:DF:48:LEU:HD11	2.46	0.46
27:DF:110:ILE:HB	27:DF:113:PHE:HB2	1.98	0.46
30:DI:77:VAL:HB	30:DI:80:LYS:NZ	2.30	0.46
30:DI:77:VAL:HB	30:DI:80:LYS:HE3	1.96	0.46
31:DJ:20:ALA:HA	31:DJ:23:LYS:HG2	1.97	0.46
31:DJ:80:HIS:O	31:DJ:81:ILE:C	2.54	0.46
32:DK:1:MET:HA	32:DK:33:ALA:O	2.16	0.46
32:DK:35:VAL:HG21	32:DK:69:VAL:CG2	2.46	0.46
33:DL:96:LYS:HD3	33:DL:103:ILE:HA	1.98	0.46
35:DN:67:PHE:CE2	35:DN:73:ASN:ND2	2.84	0.46
37:DP:59:THR:HG23	37:DP:72:VAL:HG12	1.98	0.46
38:DQ:73:ILE:HD11	38:DQ:77:LYS:HD3	1.98	0.46
44:DW:70:VAL:O	44:DW:70:VAL:CG2	2.63	0.46
47:DZ:37:ARG:O	47:DZ:38:GLU:HB2	2.14	0.46
1:AA:21:G:H2'	1:AA:22:G:C8	2.51	0.46
1:AA:212:G:H2'	1:AA:213:G:H8	1.79	0.46
1:AA:293:G:C4	1:AA:294:U:C5	3.04	0.46
1:AA:795:C:C5'	1:AA:796:C:OP2	2.55	0.46
1:AA:1066:C:C6	1:AA:1066:C:H5''	2.51	0.46
1:AA:1088:G:O2'	1:AA:1089:G:O5'	2.34	0.46
1:AA:1350:A:H2'	1:AA:1351:U:O4'	2.16	0.46
4:AD:54:LEU:HD22	4:AD:55:ARG:N	2.31	0.46
5:AE:82:HIS:NE2	8:AH:95:MET:CE	2.79	0.46
5:AE:153:ALA:C	5:AE:155:LYS:N	2.66	0.46
6:AF:3:HIS:HB2	6:AF:92:THR:CG2	2.45	0.46
11:AK:19:VAL:HB	11:AK:34:THR:O	2.16	0.46
12:AL:23:LEU:HG	12:AL:24:GLU:H	1.81	0.46
16:AP:48:GLU:CG	16:AP:49:GLY:N	2.56	0.46
20:AT:26:MET:CE	20:AT:56:ILE:HD11	2.46	0.46
22:BA:81:G:C2	22:BA:106:C:C2	3.04	0.46
22:BA:85:G:H5''	22:BA:85:G:H8	1.79	0.46
22:BA:1014:A:H2'	22:BA:1015:U:C6	2.51	0.46
22:BA:1253:A:C3'	22:BA:1254:A:C5'	2.89	0.46
22:BA:1507:C:C4	22:BA:1508:A:N1	2.84	0.46
22:BA:2136:G:C2	22:BA:2137:U:O4	2.69	0.46
22:BA:2480:C:H2'	22:BA:2481:G:C5'	2.45	0.46

*Continued on next page...*

*Continued from previous page...*

Atom-1	Atom-2	Interatomic distance (Å)	Clash overlap (Å)
22:BA:2544:G:H8	22:BA:2544:G:O5'	1.99	0.46
24:BC:141:HIS:O	24:BC:143:VAL:N	2.49	0.46
24:BC:256:THR:O	24:BC:257:ARG:C	2.54	0.46
25:BD:12:THR:HG22	25:BD:24:VAL:HG22	1.97	0.46
25:BD:113:SER:HB2	25:BD:114:LYS:NZ	2.31	0.46
25:BD:142:VAL:CB	25:BD:143:PRO:CD	2.94	0.46
27:BF:88:VAL:CG1	27:BF:90:LEU:CD1	2.94	0.46
28:BG:136:ASP:O	28:BG:140:ILE:CD1	2.64	0.46
30:BI:24:GLY:O	30:BI:34:ILE:HD12	2.16	0.46
30:BI:123:ALA:HA	30:BI:126:ARG:CZ	2.46	0.46
31:BJ:60:ASP:OD1	31:BJ:61:LYS:HG3	2.15	0.46
33:BL:91:ASP:HB2	33:BL:94:THR:HB	1.95	0.46
34:BM:43:ALA:O	34:BM:46:ILE:HG13	2.16	0.46
35:BN:73:ASN:CA	35:BN:76:VAL:CG1	2.77	0.46
37:BP:21:PRO:HA	37:BP:46:VAL:HG12	1.98	0.46
38:BQ:8:ILE:C	38:BQ:8:ILE:CD1	2.83	0.46
39:BR:21:ARG:HG3	39:BR:95:ASP:OD1	2.14	0.46
39:BR:42:ALA:CB	39:BR:46:GLU:CB	2.94	0.46
41:BT:50:LEU:H	41:BT:50:LEU:CD1	2.03	0.46
1:CA:195:A:N7	1:CA:196:A:N6	2.64	0.46
1:CA:198:G:O2'	1:CA:199:A:P	2.74	0.46
1:CA:240:G:H2'	1:CA:241:G:C8	2.51	0.46
1:CA:502:A:C2	1:CA:503:C:C2	3.03	0.46
1:CA:560:A:H5'	1:CA:566:G:N2	2.31	0.46
1:CA:584:G:H2'	1:CA:585:G:C8	2.51	0.46
1:CA:842:U:O2'	1:CA:846:G:C6	2.69	0.46
1:CA:865:A:H5'	1:CA:1078:U:C4	2.51	0.46
1:CA:981:U:P	14:CN:12:ARG:HH12	2.38	0.46
1:CA:1084:G:C6	1:CA:1085:U:O4	2.69	0.46
1:CA:1086:U:O2'	1:CA:1087:G:H5'	2.15	0.46
1:CA:1319:A:P	19:CS:4:LEU:HD21	2.55	0.46
1:CA:1363:A:C5	1:CA:1365:G:C6	3.04	0.46
2:CB:89:PHE:CZ	2:CB:153:MET:HA	2.50	0.46
3:CC:53:ARG:CD	3:CC:55:VAL:HG13	2.45	0.46
3:CC:93:ILE:O	3:CC:93:ILE:HG13	2.16	0.46
7:CG:59:GLU:OE2	7:CG:63:VAL:CG2	2.58	0.46
9:CI:118:ARG:O	9:CI:119:LYS:HB3	2.16	0.46
11:CK:121:ARG:HH21	21:CU:35:GLU:CB	2.29	0.46
12:CL:19:ASN:ND2	12:CL:19:ASN:N	2.54	0.46
13:CM:103:THR:CG2	13:CM:104:ASN:N	2.77	0.46
16:CP:48:GLU:HG3	16:CP:51:ARG:CZ	2.46	0.46

*Continued on next page...*

*Continued from previous page...*

Atom-1	Atom-2	Interatomic distance (Å)	Clash overlap (Å)
22:DA:49:A:C6	22:DA:177:G:C6	3.04	0.46
22:DA:119:A:C5'	22:DA:120:U:OP1	2.62	0.46
22:DA:228:C:H4'	22:DA:229:C:C6	2.50	0.46
22:DA:379:G:C2	22:DA:396:G:C5	3.04	0.46
22:DA:502:A:H62	22:DA:505:A:N6	2.13	0.46
22:DA:513:A:C2	22:DA:514:A:C4	3.04	0.46
22:DA:679:C:C2	22:DA:680:C:C5	3.04	0.46
22:DA:975:A:C2	22:DA:976:G:C8	3.04	0.46
22:DA:1014:A:C2	22:DA:1149:G:C2	3.04	0.46
22:DA:1027:A:O2'	22:DA:1028:A:C8	2.68	0.46
22:DA:1285:A:H2'	22:DA:1286:A:C5'	2.45	0.46
22:DA:1345:C:C5'	22:DA:1396:U:O4	2.63	0.46
22:DA:1346:G:O2'	22:DA:1347:A:H5'	2.16	0.46
22:DA:1385:A:HO2'	22:DA:1386:C:H6	1.61	0.46
22:DA:1402:U:C2'	22:DA:1403:A:O5'	2.63	0.46
22:DA:1490:A:N3	22:DA:1490:A:H5'	2.31	0.46
22:DA:1500:G:C6	22:DA:1501:G:N7	2.84	0.46
22:DA:1534:U:H3'	22:DA:1534:U:O2	2.16	0.46
22:DA:1545:A:H2'	22:DA:1546:G:C5'	2.45	0.46
22:DA:1571:A:C8	22:DA:1571:A:C3'	2.99	0.46
22:DA:1611:C:O2'	22:DA:1612:C:O5'	2.34	0.46
22:DA:1790:C:C2'	24:DC:207:ALA:HB2	2.45	0.46
22:DA:1809:A:C2'	22:DA:1810:A:C8	2.99	0.46
22:DA:1815:A:C1'	22:DA:1817:G:N7	2.79	0.46
22:DA:1869:G:C2	22:DA:1873:G:C6	3.04	0.46
22:DA:1997:C:O2'	22:DA:1998:A:C5'	2.63	0.46
22:DA:2059:A:O3'	26:DE:64:GLY:HA2	2.16	0.46
22:DA:2259:U:C6	22:DA:2427:C:C4	3.04	0.46
22:DA:2298:A:O2'	22:DA:2299:U:H5'	2.16	0.46
22:DA:2886:A:C2	22:DA:2887:A:N7	2.84	0.46
23:DB:29:A:H2'	23:DB:30:C:C6	2.51	0.46
23:DB:46:A:C2'	23:DB:47:C:C6	2.90	0.46
23:DB:109:A:O2'	23:DB:110:C:O5'	2.34	0.46
23:DB:109:A:C6	23:DB:110:C:C4	3.04	0.46
25:DD:148:GLN:CG	25:DD:152:PRO:CG	2.84	0.46
26:DE:45:ALA:O	26:DE:46:GLN:CB	2.64	0.46
26:DE:58:LYS:HA	26:DE:59:PRO:HD3	1.68	0.46
27:DF:31:GLU:HG3	27:DF:32:LYS:N	2.30	0.46
27:DF:103:ILE:N	27:DF:103:ILE:CD1	2.78	0.46
28:DG:91:VAL:CG2	28:DG:92:GLY:H	2.27	0.46
28:DG:168:VAL:O	28:DG:168:VAL:HG12	2.14	0.46

*Continued on next page...*

*Continued from previous page...*

Atom-1	Atom-2	Interatomic distance (Å)	Clash overlap (Å)
29:DH:27:ARG:NH1	45:DX:59:ASP:CA	2.75	0.46
29:DH:143:ILE:C	29:DH:144:VAL:HG22	2.37	0.46
30:DI:23:VAL:HG21	30:DI:37:PHE:CE2	2.51	0.46
31:DJ:44:TYR:CD2	31:DJ:44:TYR:C	2.90	0.46
34:DM:40:ARG:HB2	34:DM:93:VAL:CG2	2.45	0.46
34:DM:72:PRO:HA	34:DM:92:TRP:CE3	2.51	0.46
35:DN:46:ARG:H	35:DN:46:ARG:HG3	1.52	0.46
35:DN:54:LEU:HD11	35:DN:66:ALA:CB	2.24	0.46
36:DO:24:THR:H	36:DO:90:VAL:HG12	1.81	0.46
37:DP:102:ARG:CB	37:DP:107:ALA:HB2	2.45	0.46
38:DQ:64:ILE:H	38:DQ:64:ILE:HG12	1.65	0.46
39:DR:78:ARG:HB2	39:DR:83:TYR:CD1	2.51	0.46
43:DV:48:MET:SD	43:DV:85:LYS:HA	2.55	0.46
46:DY:2:LYS:CG	46:DY:4:LYS:HE3	2.45	0.46
1:AA:66:A:N6	1:AA:104:G:C4	2.84	0.45
1:AA:114:U:H2'	1:AA:115:G:H8	1.80	0.45
1:AA:390:U:H2'	1:AA:391:G:H8	1.82	0.45
1:AA:827:U:C4	1:AA:870:U:C2	3.03	0.45
1:AA:972:C:HO2'	1:AA:973:G:P	2.39	0.45
1:AA:1162:C:N3	1:AA:1175:G:C2	2.84	0.45
1:AA:1180:A:C5'	1:AA:1181:G:OP2	2.63	0.45
2:AB:9:LEU:HD21	2:AB:11:ALA:CB	2.28	0.45
2:AB:148:GLY:HA2	2:AB:151:LYS:HB3	1.98	0.45
2:AB:161:PHE:HD1	2:AB:183:PHE:CB	2.28	0.45
4:AD:87:GLU:O	4:AD:90:LEU:HB2	2.16	0.45
5:AE:96:GLN:HE21	5:AE:96:GLN:CA	2.28	0.45
7:AG:110:ARG:CG	7:AG:111:GLY:N	2.79	0.45
9:AI:27:ILE:HG13	9:AI:62:LEU:HD21	1.98	0.45
9:AI:93:LEU:O	9:AI:97:LEU:HB2	2.15	0.45
10:AJ:74:VAL:HG12	10:AJ:75:ASP:N	2.31	0.45
14:AN:22:LYS:O	14:AN:25:GLU:HG2	2.16	0.45
19:AS:4:LEU:CD2	19:AS:9:PHE:N	2.79	0.45
22:BA:136:G:H2'	22:BA:137:U:C6	2.51	0.45
22:BA:149:A:H2'	22:BA:150:U:H6	1.80	0.45
22:BA:160:A:C4	22:BA:167:A:C2	3.04	0.45
22:BA:441:U:O2'	26:BE:41:GLN:NE2	2.48	0.45
22:BA:475:C:O5'	22:BA:475:C:H6	1.99	0.45
22:BA:717:C:O2	22:BA:717:C:C2'	2.63	0.45
22:BA:726:G:O2'	22:BA:727:A:H8	1.99	0.45
22:BA:806:C:H2'	22:BA:807:U:H6	1.81	0.45
22:BA:1178:C:H2'	22:BA:1178:C:O2	2.16	0.45

*Continued on next page...*

*Continued from previous page...*

Atom-1	Atom-2	Interatomic distance (Å)	Clash overlap (Å)
22:BA:1198:U:H2'	22:BA:1199:U:C6	2.51	0.45
22:BA:1289:C:H2'	22:BA:1290:C:C6	2.50	0.45
22:BA:1385:A:C5	22:BA:1403:A:C6	3.03	0.45
22:BA:1467:U:C4	22:BA:1546:G:C2	3.04	0.45
22:BA:1476:U:O2'	22:BA:1477:A:C5'	2.63	0.45
22:BA:1774:C:H4'	22:BA:1979:U:O2	2.16	0.45
22:BA:1945:G:H2'	22:BA:1946:U:C5	2.51	0.45
22:BA:2080:A:C5'	45:BX:18:SER:HB2	2.44	0.45
22:BA:2148:G:HO2'	22:BA:2149:U:P	2.39	0.45
22:BA:2192:U:H2'	22:BA:2193:G:H8	1.80	0.45
22:BA:2287:A:C8	22:BA:2289:G:C8	3.05	0.45
22:BA:2450:A:O2'	22:BA:2451:A:H5'	2.16	0.45
22:BA:2639:A:H4'	31:BJ:96:ARG:NH2	2.31	0.45
22:BA:2714:G:H2'	22:BA:2715:C:C6	2.51	0.45
22:BA:2720:U:C2	22:BA:2872:A:C6	3.04	0.45
22:BA:2807:U:H6	22:BA:2807:U:O5'	1.98	0.45
22:BA:2870:C:H2'	22:BA:2871:U:H5'	1.97	0.45
27:BF:52:ALA:HB2	27:BF:149:ARG:HD3	1.97	0.45
29:BH:100:ALA:O	29:BH:104:THR:CB	2.65	0.45
32:BK:11:ALA:O	32:BK:99:ILE:HA	2.16	0.45
33:BL:68:SER:HB3	33:BL:71:ALA:HB3	1.95	0.45
33:BL:93:ASN:ND2	33:BL:93:ASN:C	2.65	0.45
34:BM:26:VAL:HG13	34:BM:104:GLU:OE2	2.16	0.45
38:BQ:57:ARG:HA	38:BQ:60:TRP:CE3	2.51	0.45
42:BU:25:LYS:CG	42:BU:36:GLU:HB3	2.32	0.45
44:BW:73:PRO:HG2	44:BW:76:ARG:HB2	1.99	0.45
49:B1:8:ILE:HG21	49:B1:51:ALA:CB	2.46	0.45
49:B1:16:THR:HB	49:B1:41:VAL:HG21	1.97	0.45
51:B3:27:ASN:N	51:B3:27:ASN:HD22	2.12	0.45
1:CA:371:A:H2'	1:CA:372:C:O4'	2.16	0.45
1:CA:464:U:N3	1:CA:466:A:H4'	2.31	0.45
1:CA:518:C:C5	1:CA:530:G:C6	3.04	0.45
1:CA:523:A:H61	12:CL:88:ASP:HB2	1.81	0.45
1:CA:708:C:H2'	1:CA:709:U:C6	2.51	0.45
1:CA:753:A:H4'	1:CA:754:C:C5'	2.46	0.45
1:CA:794:A:H2'	1:CA:795:C:C5	2.50	0.45
1:CA:835:U:C2'	1:CA:836:G:O5'	2.64	0.45
1:CA:1014:A:H1'	19:CS:34:SER:OG	2.15	0.45
1:CA:1040:U:O5'	1:CA:1040:U:H6	1.98	0.45
1:CA:1084:G:OP1	1:CA:1086:U:C5	2.69	0.45
1:CA:1189:U:O2'	3:CC:175:HIS:CD2	2.67	0.45

*Continued on next page...*

*Continued from previous page...*

Atom-1	Atom-2	Interatomic distance (Å)	Clash overlap (Å)
1:CA:1256:A:C2'	1:CA:1257:A:OP2	2.65	0.45
1:CA:1319:A:C6	1:CA:1323:G:C4	3.04	0.45
1:CA:1408:A:C2	1:CA:1494:G:C5	3.04	0.45
2:CB:13:VAL:HG23	2:CB:211:LEU:HD22	1.98	0.45
2:CB:20:ARG:HA	2:CB:20:ARG:NE	2.31	0.45
2:CB:57:ASN:HB2	2:CB:219:THR:HB	1.98	0.45
4:CD:130:ASN:C	4:CD:131:ILE:HD13	2.36	0.45
6:CF:90:MET:HE1	18:CR:60:ARG:CD	2.45	0.45
9:CI:70:GLY:C	9:CI:71:ILE:HG13	2.36	0.45
11:CK:58:THR:O	11:CK:61:ALA:HB3	2.16	0.45
11:CK:91:GLY:O	11:CK:92:ARG:C	2.54	0.45
12:CL:2:THR:O	12:CL:6:LEU:CD1	2.64	0.45
12:CL:20:VAL:O	12:CL:20:VAL:HG23	2.16	0.45
12:CL:49:ARG:HH11	12:CL:89:LEU:CD2	2.29	0.45
15:CO:55:LEU:C	15:CO:57:ARG:N	2.69	0.45
20:CT:61:ALA:O	20:CT:67:HIS:CG	2.69	0.45
22:DA:76:C:HO2'	22:DA:77:G:P	2.40	0.45
22:DA:397:U:O2'	22:DA:398:C:C5'	2.64	0.45
22:DA:435:C:C6	22:DA:436:C:C6	3.04	0.45
22:DA:586:A:O5'	22:DA:586:A:H8	1.99	0.45
22:DA:749:A:C2	22:DA:750:A:C8	3.04	0.45
22:DA:917:A:H2	23:DB:79:G:H21	1.63	0.45
22:DA:1040:A:H2'	22:DA:1041:G:O4'	2.16	0.45
22:DA:1190:G:OP1	33:DL:32:GLY:HA2	2.16	0.45
22:DA:1323:C:N4	22:DA:1324:G:N7	2.64	0.45
22:DA:1340:U:H5'	41:DT:61:LEU:HD22	1.98	0.45
22:DA:1465:G:H2'	22:DA:1466:U:O4'	2.16	0.45
22:DA:1519:G:N1	22:DA:1520:U:C2	2.84	0.45
22:DA:1581:G:H2'	22:DA:1582:C:H5'	1.98	0.45
22:DA:1627:G:C6	22:DA:1640:A:C5	3.04	0.45
22:DA:1737:G:H5'	22:DA:1738:G:OP2	2.16	0.45
22:DA:1814:G:N1	22:DA:1815:A:N6	2.64	0.45
22:DA:1830:C:C4'	24:DC:14:HIS:HE1	2.29	0.45
22:DA:2046:G:H2'	22:DA:2047:C:C6	2.51	0.45
22:DA:2136:G:C2'	22:DA:2137:U:C5	2.92	0.45
22:DA:2242:G:N7	22:DA:2243:U:H5	2.09	0.45
22:DA:2511:U:C4	22:DA:2512:C:C4	3.04	0.45
22:DA:2631:G:N2	22:DA:2788:C:C2	2.84	0.45
22:DA:2751:G:N3	28:DG:2:ARG:NH2	2.63	0.45
23:DB:29:A:OP2	36:DO:32:PRO:HD2	2.16	0.45
23:DB:42:C:N4	27:DF:87:LYS:NZ	2.62	0.45

*Continued on next page...*

*Continued from previous page...*

Atom-1	Atom-2	Interatomic distance (Å)	Clash overlap (Å)
23:DB:53:A:H2'	23:DB:53:A:N3	2.31	0.45
25:DD:172:VAL:HG21	25:DD:194:PRO:CD	2.45	0.45
26:DE:196:VAL:HA	26:DE:199:MET:HB3	1.98	0.45
27:DF:4:HIS:CE1	27:DF:96:TRP:CZ2	3.03	0.45
27:DF:60:SER:O	27:DF:62:GLN:N	2.47	0.45
29:DH:83:LYS:HE2	29:DH:149:GLU:CB	2.23	0.45
29:DH:94:ILE:CD1	29:DH:98:ASP:OD1	2.64	0.45
30:DI:30:GLN:CG	30:DI:31:GLY:H	2.26	0.45
30:DI:71:LYS:HG3	30:DI:72:THR:N	2.30	0.45
30:DI:102:ARG:HD3	30:DI:140:GLU:O	2.16	0.45
31:DJ:140:LEU:HD13	31:DJ:140:LEU:C	2.36	0.45
34:DM:4:PRO:O	34:DM:5:LYS:C	2.55	0.45
34:DM:53:MET:CE	34:DM:117:PHE:HE1	2.29	0.45
35:DN:24:MET:HG3	35:DN:44:LEU:HD22	1.98	0.45
35:DN:33:ILE:HG12	35:DN:118:ARG:CD	2.46	0.45
39:DR:49:ILE:HB	39:DR:51:VAL:O	2.16	0.45
40:DS:18:ARG:HA	40:DS:76:VAL:CG1	2.41	0.45
40:DS:39:THR:HB	40:DS:40:ASN:H	1.64	0.45
41:DT:19:LYS:O	41:DT:20:ALA:HB2	2.16	0.45
41:DT:55:VAL:CG2	41:DT:56:GLU:N	2.79	0.45
47:DZ:19:HIS:CD2	47:DZ:52:PHE:HZ	2.35	0.45
49:D1:4:ILE:HG22	49:D1:4:ILE:O	2.15	0.45
1:AA:184:G:O2'	1:AA:185:U:C6	2.36	0.45
1:AA:203:G:N2	1:AA:215:C:C2	2.84	0.45
1:AA:204:G:C1'	1:AA:465:A:H2	2.28	0.45
1:AA:357:G:O2'	1:AA:358:U:H5'	2.16	0.45
1:AA:433:G:H2'	1:AA:434:U:C5'	2.47	0.45
1:AA:468:A:C2	1:AA:469:C:C4	3.03	0.45
1:AA:499:A:H1'	1:AA:500:G:C8	2.51	0.45
1:AA:671:G:N2	1:AA:736:C:C2	2.85	0.45
1:AA:814:A:P	56:AA:1760:HOH:O	2.74	0.45
1:AA:952:U:H5'	1:AA:972:C:H41	1.81	0.45
1:AA:1014:A:C5'	19:AS:13:HIS:CD2	2.99	0.45
1:AA:1125:U:C5	1:AA:1127:G:C5	3.03	0.45
1:AA:1150:A:O5'	1:AA:1150:A:H8	2.00	0.45
1:AA:1277:C:H1'	1:AA:1282:C:C2	2.51	0.45
1:AA:1336:C:O2'	1:AA:1337:G:OP2	2.28	0.45
2:AB:49:PHE:HB2	2:AB:52:ALA:HB3	1.97	0.45
2:AB:67:LEU:HB3	2:AB:160:LEU:HD12	1.97	0.45
4:AD:54:LEU:CD2	4:AD:55:ARG:N	2.79	0.45
5:AE:71:ILE:HD13	5:AE:144:GLU:HB2	1.98	0.45

*Continued on next page...*

*Continued from previous page...*

Atom-1	Atom-2	Interatomic distance (Å)	Clash overlap (Å)
8:AH:39:LEU:O	8:AH:44:PHE:HB2	2.16	0.45
12:AL:115:LYS:O	12:AL:116:TYR:CB	2.64	0.45
13:AM:87:GLY:C	13:AM:89:ARG:H	2.19	0.45
19:AS:41:PRO:C	19:AS:43:MET:H	2.20	0.45
22:BA:186:G:H2'	22:BA:187:G:H8	1.82	0.45
22:BA:274:C:C6	22:BA:275:C:C5	3.03	0.45
22:BA:633:A:H2'	22:BA:634:C:H5'	1.98	0.45
22:BA:760:G:H2'	22:BA:761:A:O4'	2.16	0.45
22:BA:995:C:H42	31:BJ:2:LYS:HB2	1.81	0.45
22:BA:1125:G:H5'	52:B4:37:GLN:HG3	1.97	0.45
22:BA:1606:C:O2'	22:BA:1607:C:P	2.72	0.45
22:BA:1655:A:H2'	22:BA:1656:C:O4'	2.17	0.45
22:BA:2097:A:O2'	22:BA:2098:U:H5'	2.16	0.45
22:BA:2336:A:N6	44:BW:40:ARG:HD2	2.31	0.45
22:BA:2356:U:H4'	44:BW:16:GLU:CG	2.31	0.45
22:BA:2356:U:C5'	44:BW:16:GLU:HG3	2.47	0.45
22:BA:2385:C:H2'	22:BA:2386:A:C8	2.51	0.45
22:BA:2397:G:H2'	22:BA:2398:U:H6	1.81	0.45
22:BA:2470:G:C2'	22:BA:2471:A:H5'	2.45	0.45
22:BA:2838:G:H2'	22:BA:2839:G:O4'	2.17	0.45
22:BA:2840:C:H4'	35:BN:91:ALA:O	2.16	0.45
23:BB:19:C:C2'	23:BB:20:G:H5'	2.47	0.45
23:BB:75:G:O2'	43:BV:88:HIS:HE1	1.99	0.45
24:BC:180:MET:CG	24:BC:268:ARG:NH1	2.79	0.45
25:BD:97:SER:OG	25:BD:99:GLU:CG	2.63	0.45
25:BD:148:GLN:HB2	25:BD:152:PRO:HG2	1.97	0.45
26:BE:174:GLY:O	26:BE:175:ILE:O	2.34	0.45
27:BF:151:LEU:HD12	27:BF:151:LEU:C	2.36	0.45
29:BH:37:VAL:HG23	29:BH:38:PRO:HD2	1.97	0.45
33:BL:91:ASP:O	33:BL:93:ASN:O	2.34	0.45
34:BM:4:PRO:CG	34:BM:70:ASP:HA	2.45	0.45
38:BQ:63:ARG:HH12	38:BQ:96:ASP:C	2.14	0.45
40:BS:13:SER:OG	40:BS:16:LYS:HG3	2.16	0.45
42:BU:94:PHE:O	42:BU:94:PHE:CG	2.68	0.45
45:BX:26:ARG:NH1	45:BX:27:ARG:O	2.49	0.45
1:CA:21:G:H1'	1:CA:914:A:N6	2.31	0.45
1:CA:69:G:H2'	1:CA:70:U:C6	2.51	0.45
1:CA:205:A:C2	1:CA:206:C:N4	2.85	0.45
1:CA:543:U:H2'	1:CA:544:G:O5'	2.16	0.45
1:CA:577:G:H1	1:CA:764:C:N4	2.12	0.45
1:CA:582:C:O2'	1:CA:583:A:H5'	2.17	0.45

*Continued on next page...*



*Continued from previous page...*

Atom-1	Atom-2	Interatomic distance (Å)	Clash overlap (Å)
1:CA:784:A:N6	1:CA:799:G:C6	2.84	0.45
1:CA:892:A:C4	1:CA:893:C:C5	3.04	0.45
1:CA:953:G:C6	1:CA:954:G:C5	3.04	0.45
1:CA:1243:C:N4	1:CA:1244:G:O6	2.50	0.45
1:CA:1421:G:H1	1:CA:1479:C:H42	1.65	0.45
1:CA:1450:U:H4'	1:CA:1451:U:C6	2.51	0.45
2:CB:185:ILE:HA	2:CB:199:ILE:HG13	1.98	0.45
2:CB:212:TYR:CD2	2:CB:212:TYR:O	2.66	0.45
3:CC:49:ALA:HA	3:CC:74:ILE:HG21	1.97	0.45
3:CC:116:ALA:HB2	3:CC:199:VAL:HG21	1.98	0.45
4:CD:50:TYR:O	4:CD:51:GLY:C	2.52	0.45
6:CF:35:LYS:HE2	6:CF:37:HIS:HE1	1.80	0.45
7:CG:142:ARG:C	7:CG:144:ALA:H	2.18	0.45
10:CJ:30:LYS:HG2	10:CJ:36:VAL:CG2	2.38	0.45
12:CL:42:LYS:CD	12:CL:43:LYS:CG	2.88	0.45
12:CL:84:GLY:H	12:CL:94:TYR:HA	1.81	0.45
15:CO:72:LYS:HA	15:CO:72:LYS:HD3	1.64	0.45
17:CQ:14:ASP:OD2	17:CQ:52:CYS:HB2	2.16	0.45
20:CT:31:ILE:C	20:CT:33:LYS:H	2.20	0.45
22:DA:122:G:C6	22:DA:130:C:N3	2.84	0.45
22:DA:219:A:N6	22:DA:220:G:C6	2.84	0.45
22:DA:271:G:N1	22:DA:272:A:N6	2.64	0.45
22:DA:301:G:N1	22:DA:302:C:N4	2.65	0.45
22:DA:357:C:H2'	22:DA:358:U:H6	1.81	0.45
22:DA:618:G:O2'	22:DA:619:G:C5'	2.64	0.45
22:DA:730:A:N3	22:DA:731:C:C6	2.84	0.45
22:DA:809:G:C6	22:DA:810:U:N3	2.84	0.45
22:DA:952:G:C4	22:DA:966:G:N2	2.84	0.45
22:DA:1109:C:H5''	22:DA:1110:G:OP2	2.17	0.45
22:DA:1455:G:N7	35:DN:64:ARG:NH1	2.64	0.45
22:DA:1706:C:HO2'	22:DA:1707:G:P	2.38	0.45
22:DA:1792:G:C2'	22:DA:1793:C:H5'	2.46	0.45
22:DA:1819:A:C5'	24:DC:156:SER:HB2	2.46	0.45
22:DA:2006:C:H2'	22:DA:2007:U:C6	2.52	0.45
22:DA:2071:A:H2'	22:DA:2072:C:H6	1.80	0.45
22:DA:2214:C:C2	22:DA:2215:C:C6	3.05	0.45
22:DA:2331:G:H1'	44:DW:40:ARG:CB	2.41	0.45
22:DA:2332:C:H4'	44:DW:40:ARG:CZ	2.47	0.45
22:DA:2851:A:H2'	22:DA:2852:G:C8	2.51	0.45
29:DH:66:ASN:HA	29:DH:137:GLU:OE2	2.16	0.45
30:DI:96:LYS:HE2	30:DI:138:VAL:CG1	2.33	0.45

*Continued on next page...*

*Continued from previous page...*

Atom-1	Atom-2	Interatomic distance (Å)	Clash overlap (Å)
31:DJ:8:PRO:HG2	31:DJ:9:GLU:N	2.31	0.45
34:DM:66:ARG:CD	34:DM:101:VAL:CG1	2.90	0.45
36:DO:67:ASN:O	36:DO:68:LYS:C	2.54	0.45
38:DQ:31:TYR:C	38:DQ:33:VAL:N	2.70	0.45
39:DR:70:GLU:H	39:DR:70:GLU:CD	2.17	0.45
43:DV:21:ARG:HE	43:DV:87:GLN:CG	2.28	0.45
46:DY:1:MET:N	46:DY:1:MET:HE3	2.29	0.45
46:DY:19:LEU:HG	46:DY:22:LEU:CD2	2.44	0.45
1:AA:211:G:N1	1:AA:212:G:N3	2.65	0.45
1:AA:451:A:C2	1:AA:480:U:C5	3.04	0.45
1:AA:863:U:O2	1:AA:867:G:C2	2.69	0.45
1:AA:923:A:C6	1:AA:924:C:C4	3.04	0.45
1:AA:942:G:H2'	1:AA:942:G:N3	2.31	0.45
1:AA:1079:G:C2	1:AA:1080:A:C6	3.05	0.45
1:AA:1091:U:H5''	1:AA:1092:A:OP2	2.17	0.45
1:AA:1098:C:H2'	1:AA:1099:G:O4'	2.17	0.45
1:AA:1202:U:O2'	1:AA:1203:C:O5'	2.34	0.45
9:AI:29:ILE:O	9:AI:30:ASN:C	2.55	0.45
12:AL:43:LYS:HB2	12:AL:43:LYS:HZ3	1.80	0.45
12:AL:115:LYS:O	12:AL:116:TYR:HB2	2.16	0.45
14:AN:20:PHE:C	14:AN:22:LYS:H	2.20	0.45
15:AO:42:PHE:CE1	15:AO:55:LEU:HD22	2.51	0.45
19:AS:47:THR:O	19:AS:48:ILE:C	2.54	0.45
19:AS:48:ILE:O	19:AS:48:ILE:CD1	2.65	0.45
20:AT:53:MET:HE2	20:AT:53:MET:C	2.37	0.45
22:BA:119:A:H4'	22:BA:120:U:O5'	2.17	0.45
22:BA:412:A:H2'	22:BA:413:C:C5'	2.46	0.45
22:BA:933:A:H3'	22:BA:934:U:C5'	2.46	0.45
22:BA:1061:U:H1'	22:BA:1070:A:O4'	2.16	0.45
22:BA:1220:G:H2'	22:BA:1221:C:C6	2.51	0.45
22:BA:1233:C:C4	22:BA:1234:U:C5	3.04	0.45
22:BA:1360:G:H5''	22:BA:1360:G:C8	2.51	0.45
22:BA:1374:G:C5	22:BA:1375:U:C5	3.04	0.45
22:BA:1460:U:H3'	22:BA:1461:C:C5'	2.46	0.45
22:BA:1509:A:N3	22:BA:1510:G:C8	2.85	0.45
22:BA:1624:U:C2	22:BA:1625:C:C5	3.04	0.45
22:BA:1673:G:C3'	22:BA:1674:G:H5'	2.46	0.45
22:BA:1717:A:H2'	22:BA:1718:G:O4'	2.15	0.45
22:BA:2302:U:H2'	22:BA:2303:G:H8	1.81	0.45
22:BA:2415:G:C5	22:BA:2416:C:C5	3.03	0.45
22:BA:2532:G:C5	22:BA:2533:U:C5	3.04	0.45

*Continued on next page...*

*Continued from previous page...*

Atom-1	Atom-2	Interatomic distance (Å)	Clash overlap (Å)
22:BA:2610:C:H4'	54:BA:3136:ERY:C30	2.46	0.45
22:BA:2635:A:C2'	22:BA:2636:C:O5'	2.64	0.45
22:BA:2729:G:H5''	22:BA:2729:G:C8	2.46	0.45
22:BA:2794:C:H2'	22:BA:2795:C:C6	2.51	0.45
22:BA:2834:G:O6	22:BA:2879:A:H2'	2.16	0.45
24:BC:29:PHE:CZ	24:BC:31:PRO:HG3	2.51	0.45
27:BF:16:MET:O	27:BF:20:ASN:N	2.50	0.45
28:BG:139:VAL:O	28:BG:140:ILE:C	2.51	0.45
31:BJ:121:LYS:HB2	31:BJ:121:LYS:HE3	1.72	0.45
34:BM:4:PRO:HG2	34:BM:92:TRP:CZ3	2.52	0.45
35:BN:87:PHE:HE1	35:BN:116:VAL:HG12	1.82	0.45
36:BO:28:VAL:HG23	36:BO:106:LEU:CD2	2.46	0.45
39:BR:52:PRO:O	39:BR:53:PHE:HB2	2.16	0.45
39:BR:68:ARG:HD3	39:BR:92:TRP:CZ2	2.52	0.45
41:BT:12:ARG:HD2	46:BY:29:ARG:NH2	2.32	0.45
44:BW:46:ALA:HB3	44:BW:80:SER:HB3	1.99	0.45
46:BY:23:ARG:NE	46:BY:23:ARG:HA	2.31	0.45
47:BZ:6:ILE:HD11	47:BZ:47:ILE:HD11	1.97	0.45
49:B1:10:LEU:HD23	49:B1:50:GLU:O	2.17	0.45
1:CA:46:G:HO2'	1:CA:365:U:H1'	1.80	0.45
1:CA:66:A:C5	1:CA:67:C:H5	2.34	0.45
1:CA:276:G:C2	1:CA:277:C:C2	3.04	0.45
1:CA:296:U:N3	1:CA:297:G:N7	2.64	0.45
1:CA:411:A:H1'	1:CA:413:G:O4'	2.16	0.45
1:CA:672:U:H2'	1:CA:673:A:H8	1.80	0.45
1:CA:694:A:H2'	1:CA:695:A:H5''	1.97	0.45
1:CA:701:U:O2'	1:CA:702:A:P	2.75	0.45
1:CA:1003:G:H21	1:CA:1005:A:H5''	1.78	0.45
1:CA:1150:A:N6	1:CA:1151:A:N6	2.64	0.45
1:CA:1270:G:O2'	1:CA:1314:C:H5'	2.16	0.45
1:CA:1405:G:H1'	1:CA:1518:A:HO2'	1.81	0.45
1:CA:1423:G:C2	1:CA:1424:U:C2	3.04	0.45
1:CA:1449:C:O2'	1:CA:1450:U:O5'	2.34	0.45
2:CB:13:VAL:CG2	2:CB:211:LEU:HD22	2.46	0.45
2:CB:46:VAL:CG1	2:CB:47:PRO:CD	2.88	0.45
2:CB:72:LYS:O	2:CB:74:ALA:N	2.49	0.45
2:CB:99:MET:O	2:CB:103:TRP:CB	2.63	0.45
2:CB:119:GLN:HG2	2:CB:124:THR:CG2	2.46	0.45
3:CC:32:LEU:CD1	14:CN:76:PHE:HA	2.45	0.45
3:CC:46:LEU:HD22	3:CC:75:VAL:CG2	2.34	0.45
5:CE:151:MET:O	5:CE:154:ALA:HB3	2.16	0.45

*Continued on next page...*

*Continued from previous page...*

Atom-1	Atom-2	Interatomic distance (Å)	Clash overlap (Å)
10:CJ:25:ILE:O	10:CJ:25:ILE:CG2	2.61	0.45
13:CM:13:HIS:NE2	13:CM:41:ASP:HA	2.32	0.45
21:CU:24:LYS:CG	21:CU:25:ALA:N	2.51	0.45
22:DA:183:C:H2'	22:DA:184:C:C5'	2.37	0.45
22:DA:252:G:C2'	22:DA:253:C:O5'	2.64	0.45
22:DA:319:G:C6	22:DA:333:G:N1	2.84	0.45
22:DA:352:A:O3'	22:DA:353:C:H4'	2.16	0.45
22:DA:484:C:H2'	22:DA:485:C:C6	2.51	0.45
22:DA:492:A:H2'	22:DA:493:G:C8	2.51	0.45
22:DA:538:A:H5'	31:DJ:7:LYS:HZ3	1.80	0.45
22:DA:946:C:O2'	22:DA:947:A:C8	2.58	0.45
22:DA:953:G:H2'	22:DA:954:G:H5'	1.98	0.45
22:DA:959:A:O2'	22:DA:960:A:O4'	2.34	0.45
22:DA:973:A:C5'	22:DA:974:G:OP2	2.65	0.45
22:DA:1216:G:C2'	22:DA:1217:U:H5'	2.46	0.45
22:DA:1441:G:C4	22:DA:1442:U:C5	3.04	0.45
22:DA:1537:G:C3'	22:DA:1538:G:H4'	2.44	0.45
22:DA:1615:C:C5	22:DA:1617:C:C4	3.04	0.45
22:DA:1794:A:N3	22:DA:1795:C:C6	2.85	0.45
22:DA:1914:C:O2'	22:DA:1915:U:O4'	2.34	0.45
22:DA:2013:A:OP1	40:DS:97:LEU:N	2.49	0.45
22:DA:2049:G:N2	22:DA:2620:C:C2	2.84	0.45
22:DA:2230:G:H4'	45:DX:29:LEU:CD1	2.47	0.45
23:DB:83:G:C6	23:DB:94:A:N6	2.85	0.45
24:DC:143:VAL:HB	24:DC:153:LEU:HB3	1.98	0.45
25:DD:42:ASN:O	25:DD:43:ASP:HB2	2.16	0.45
25:DD:106:LYS:HB3	25:DD:206:ALA:H	1.81	0.45
25:DD:151:THR:CB	25:DD:152:PRO:CD	2.95	0.45
28:DG:104:LEU:H	28:DG:112:VAL:HG23	1.81	0.45
29:DH:40:THR:O	29:DH:42:LYS:N	2.47	0.45
30:DI:54:ILE:HG23	30:DI:70:THR:HG21	1.98	0.45
32:DK:34:GLY:C	32:DK:35:VAL:CG2	2.84	0.45
32:DK:35:VAL:HA	32:DK:62:VAL:HG12	1.97	0.45
33:DL:117:THR:CG2	33:DL:118:THR:N	2.67	0.45
35:DN:25:ALA:O	35:DN:29:VAL:HG22	2.16	0.45
38:DQ:78:PHE:CZ	38:DQ:82:LEU:HD11	2.50	0.45
41:DT:5:GLU:HA	41:DT:8:LEU:HB2	1.97	0.45
50:D2:30:VAL:HG22	50:D2:33:ARG:NH1	2.30	0.45
50:D2:46:LYS:HD2	50:D2:46:LYS:N	2.30	0.45
1:AA:9:G:OP2	5:AE:125:LYS:HE2	2.16	0.45
1:AA:210:C:H5''	1:AA:211:G:OP1	2.16	0.45

*Continued on next page...*

*Continued from previous page...*

Atom-1	Atom-2	Interatomic distance (Å)	Clash overlap (Å)
1:AA:487:A:H5'	1:AA:487:A:H8	1.81	0.45
1:AA:511:C:C2	1:AA:512:U:C5	3.04	0.45
1:AA:622:A:C8	1:AA:623:C:C6	3.04	0.45
1:AA:677:U:H2'	1:AA:678:U:C6	2.51	0.45
1:AA:930:C:O2'	1:AA:931:C:H5'	2.17	0.45
1:AA:982:U:O2	1:AA:983:A:N1	2.50	0.45
1:AA:1226:C:H2'	13:AM:101:THR:O	2.17	0.45
2:AB:220:VAL:HG12	2:AB:220:VAL:O	2.15	0.45
3:AC:107:LYS:HA	3:AC:108:PRO:HD2	1.76	0.45
4:AD:11:SER:HA	4:AD:18:LEU:CD1	2.38	0.45
4:AD:88:ASN:OD1	4:AD:88:ASN:N	2.49	0.45
5:AE:108:GLY:HA2	5:AE:111:ARG:HB3	1.98	0.45
7:AG:121:ASN:O	7:AG:125:ASP:CB	2.62	0.45
10:AJ:84:VAL:HG12	10:AJ:85:ASP:H	1.81	0.45
11:AK:121:ARG:HG3	21:AU:35:GLU:HG2	1.98	0.45
13:AM:22:TYR:CD2	13:AM:22:TYR:O	2.70	0.45
15:AO:3:SER:HB3	15:AO:6:ALA:CB	2.46	0.45
20:AT:14:GLU:O	20:AT:15:LYS:C	2.55	0.45
22:BA:154:U:H2'	22:BA:155:A:C8	2.50	0.45
22:BA:187:G:C2	22:BA:210:C:O2	2.70	0.45
22:BA:356:G:C6	22:BA:357:C:C4	3.04	0.45
22:BA:572:A:OP2	39:BR:80:ARG:NH2	2.46	0.45
22:BA:925:A:H2'	22:BA:926:G:O4'	2.16	0.45
22:BA:1057:A:H62	22:BA:1087:G:P	2.40	0.45
22:BA:1107:G:N3	22:BA:1108:U:C6	2.84	0.45
22:BA:1223:G:N2	22:BA:1226:A:OP2	2.41	0.45
22:BA:1410:G:C2	22:BA:1593:A:C2	3.04	0.45
22:BA:1416:G:C4	22:BA:1417:C:C5	3.04	0.45
22:BA:1588:G:N3	22:BA:1589:U:C6	2.84	0.45
22:BA:1606:C:O2'	22:BA:1607:C:O5'	2.34	0.45
22:BA:1655:A:C2	22:BA:1656:C:H1'	2.51	0.45
22:BA:1844:C:C6	22:BA:1844:C:C3'	3.00	0.45
22:BA:1853:A:C5	22:BA:1889:A:C6	3.04	0.45
22:BA:2001:C:C2	22:BA:2002:G:C8	3.04	0.45
22:BA:2222:C:H4'	24:BC:184:GLU:OE1	2.16	0.45
22:BA:2225:A:H4'	22:BA:2226:C:H6	1.82	0.45
22:BA:2356:U:H5''	44:BW:16:GLU:HG3	1.98	0.45
22:BA:2394:C:P	51:B3:29:ARG:HH21	2.40	0.45
23:BB:34:A:H2'	23:BB:35:C:OP2	2.17	0.45
23:BB:74:U:O2	43:BV:29:ILE:HD12	2.16	0.45
24:BC:103:ILE:O	24:BC:104:LEU:O	2.34	0.45

*Continued on next page...*

*Continued from previous page...*

Atom-1	Atom-2	Interatomic distance (Å)	Clash overlap (Å)
26:BE:32:VAL:CG2	26:BE:33:VAL:N	2.79	0.45
28:BG:1:SER:CA	28:BG:5:LYS:HG3	2.46	0.45
31:BJ:44:TYR:HB2	38:BQ:63:ARG:CG	2.47	0.45
31:BJ:44:TYR:CD1	31:BJ:44:TYR:C	2.70	0.45
34:BM:77:PRO:HB2	34:BM:80:VAL:HG12	1.99	0.45
41:BT:39:THR:HB	41:BT:42:GLU:N	2.25	0.45
42:BU:98:ASN:OD1	42:BU:98:ASN:C	2.55	0.45
44:BW:18:LYS:HE3	44:BW:19:ARG:HG3	1.97	0.45
44:BW:19:ARG:NH2	44:BW:22:VAL:CG2	2.78	0.45
44:BW:49:ASN:ND2	44:BW:50:VAL:N	2.64	0.45
52:B4:7:VAL:O	52:B4:8:LYS:HB2	2.16	0.45
1:CA:91:U:N1	1:CA:92:U:C5	2.85	0.45
1:CA:119:A:H4'	1:CA:120:A:C8	2.51	0.45
1:CA:461:A:O5'	1:CA:462:G:OP2	2.35	0.45
1:CA:587:G:C2	1:CA:755:G:C5	3.04	0.45
1:CA:617:G:C2	1:CA:624:C:C2	3.04	0.45
1:CA:693:G:O2'	1:CA:694:A:H5'	2.16	0.45
1:CA:711:G:C2'	1:CA:712:A:H5'	2.46	0.45
1:CA:780:A:H1'	1:CA:803:G:N2	2.32	0.45
1:CA:927:G:N1	1:CA:1391:U:C2	2.84	0.45
1:CA:1147:C:O2	9:CI:17:ARG:NE	2.49	0.45
1:CA:1309:G:C6	1:CA:1329:A:N1	2.85	0.45
2:CB:9:LEU:O	2:CB:10:LYS:CB	2.64	0.45
2:CB:67:LEU:CD1	2:CB:157:PRO:HG3	2.47	0.45
2:CB:93:HIS:CE1	2:CB:145:ASN:ND2	2.84	0.45
3:CC:36:PHE:CZ	14:CN:91:GLU:O	2.66	0.45
3:CC:85:LYS:C	3:CC:89:VAL:HG21	2.36	0.45
4:CD:167:PRO:HG2	4:CD:170:LEU:HD11	1.98	0.45
4:CD:184:LYS:H	4:CD:184:LYS:HG2	1.54	0.45
8:CH:12:ARG:HD3	8:CH:26:MET:CE	2.47	0.45
8:CH:46:GLU:N	8:CH:63:LYS:CG	2.80	0.45
12:CL:75:GLU:C	12:CL:77:SER:H	2.19	0.45
19:CS:37:SER:O	19:CS:69:LYS:HA	2.16	0.45
21:CU:37:TYR:O	21:CU:38:GLU:HG3	2.16	0.45
22:DA:91:A:HO2'	22:DA:92:U:H6	1.62	0.45
22:DA:155:A:C2'	22:DA:156:A:H5'	2.46	0.45
22:DA:296:U:H2'	22:DA:297:G:H8	1.81	0.45
22:DA:300:A:H2'	22:DA:301:G:C5'	2.47	0.45
22:DA:321:U:C2	26:DE:159:LEU:HD11	2.51	0.45
22:DA:397:U:O2'	22:DA:398:C:O5'	2.34	0.45
22:DA:467:G:C6	22:DA:468:G:N7	2.85	0.45

*Continued on next page...*

*Continued from previous page...*

Atom-1	Atom-2	Interatomic distance (Å)	Clash overlap (Å)
22:DA:479:A:H4'	22:DA:480:A:C5'	2.47	0.45
22:DA:763:G:C5	22:DA:765:C:C5	3.04	0.45
22:DA:1063:G:C2	22:DA:1064:C:N3	2.85	0.45
22:DA:1065:U:N3	22:DA:1074:G:C6	2.84	0.45
22:DA:1416:G:N2	22:DA:1417:C:C2	2.85	0.45
22:DA:1510:G:N2	22:DA:1511:G:C2	2.84	0.45
22:DA:1566:A:C2	24:DC:212:TRP:CG	3.04	0.45
22:DA:1623:G:C6	22:DA:1624:U:C4	3.05	0.45
22:DA:1717:A:O2'	22:DA:1718:G:O4'	2.33	0.45
22:DA:1721:G:O2'	22:DA:1722:A:H8	1.99	0.45
22:DA:1723:G:C2'	22:DA:1724:G:H5'	2.47	0.45
22:DA:1737:G:C6	22:DA:1738:G:C2	3.05	0.45
22:DA:1835:G:C4	22:DA:1836:C:C5	3.04	0.45
22:DA:2060:A:H3'	26:DE:63:LYS:NZ	2.31	0.45
22:DA:2209:G:C6	22:DA:2210:U:O4	2.69	0.45
22:DA:2298:A:C6	22:DA:2321:U:C4	3.05	0.45
22:DA:2340:A:H2'	22:DA:2341:G:C8	2.51	0.45
22:DA:2341:G:C5	22:DA:2342:C:C5	3.04	0.45
22:DA:2378:A:C8	22:DA:2379:G:O4'	2.69	0.45
22:DA:2548:U:H2'	22:DA:2549:G:O4'	2.16	0.45
22:DA:2756:U:O4'	22:DA:2757:A:H5''	2.16	0.45
23:DB:9:G:OP2	36:DO:15:ARG:HD3	2.16	0.45
23:DB:42:C:H42	27:DF:87:LYS:HD2	1.82	0.45
23:DB:48:U:H5'	36:DO:30:ARG:NH2	2.31	0.45
23:DB:58:A:O2'	23:DB:59:A:H5'	2.16	0.45
24:DC:105:ALA:HA	24:DC:106:PRO:HD3	1.67	0.45
25:DD:117:GLY:HA2	25:DD:164:GLN:OE1	2.17	0.45
26:DE:40:ARG:HG2	26:DE:92:HIS:CG	2.51	0.45
27:DF:59:ILE:HG12	27:DF:137:PHE:CE1	2.51	0.45
30:DI:32:VAL:HG22	30:DI:58:ILE:HG21	1.98	0.45
36:DO:20:GLU:O	36:DO:20:GLU:HG2	2.16	0.45
38:DQ:75:TYR:OH	38:DQ:92:LYS:HE3	2.17	0.45
45:DX:67:LEU:HD23	45:DX:77:TYR:CE2	2.50	0.45
52:D4:7:VAL:O	52:D4:8:LYS:CG	2.65	0.45
1:AA:68:G:C6	1:AA:69:G:H1'	2.52	0.45
1:AA:157:U:O2'	1:AA:158:G:H5'	2.17	0.45
1:AA:202:G:N2	1:AA:466:A:H61	2.14	0.45
1:AA:396:C:H3'	1:AA:397:A:H5''	1.98	0.45
1:AA:880:C:H2'	1:AA:881:G:H8	1.81	0.45
1:AA:978:A:C1'	1:AA:1322:C:C5	3.00	0.45
1:AA:1090:U:H2'	1:AA:1091:U:H6	1.81	0.45

*Continued on next page...*

*Continued from previous page...*

Atom-1	Atom-2	Interatomic distance (Å)	Clash overlap (Å)
1:AA:1124:G:C3'	1:AA:1145:A:N6	2.77	0.45
1:AA:1181:G:C2	1:AA:1182:G:N2	2.84	0.45
1:AA:1285:A:H5'	1:AA:1286:U:C4	2.52	0.45
1:AA:1496:C:H2'	1:AA:1497:G:O4'	2.16	0.45
1:AA:1508:A:H2'	1:AA:1509:C:O4'	2.16	0.45
1:AA:1511:G:C5	1:AA:1512:U:C5	3.05	0.45
2:AB:115:ASP:O	2:AB:119:GLN:HB3	2.16	0.45
3:AC:49:ALA:HB1	3:AC:75:VAL:HG22	1.97	0.45
3:AC:63:ILE:HG22	3:AC:98:ALA:HB2	1.99	0.45
3:AC:129:PHE:O	3:AC:133:MET:HG3	2.16	0.45
3:AC:183:TYR:OH	3:AC:198:LYS:HD3	2.17	0.45
4:AD:7:LYS:HG3	4:AD:8:LEU:HD22	1.98	0.45
4:AD:34:GLU:O	4:AD:36:ALA:N	2.44	0.45
5:AE:143:LEU:HD23	5:AE:143:LEU:HA	1.79	0.45
6:AF:66:ALA:CB	6:AF:67:PRO:HD2	2.44	0.45
6:AF:90:MET:HB3	6:AF:91:ARG:H	1.48	0.45
7:AG:25:PHE:CE1	7:AG:104:VAL:CG2	3.00	0.45
8:AH:40:LYS:O	8:AH:42:GLU:N	2.50	0.45
11:AK:108:ASN:CG	21:AU:6:ARG:HG2	2.37	0.45
12:AL:53:ARG:HA	12:AL:63:THR:HA	1.99	0.45
14:AN:44:VAL:C	14:AN:46:LYS:H	2.18	0.45
17:AQ:47:ASP:O	17:AQ:48:GLU:C	2.55	0.45
19:AS:40:PHE:HB3	19:AS:42:ASN:HD22	1.82	0.45
19:AS:62:THR:HG22	19:AS:63:ASP:N	2.30	0.45
22:BA:239:C:O2'	22:BA:240:C:H5'	2.17	0.45
22:BA:279:A:H2'	22:BA:280:U:O4'	2.15	0.45
22:BA:570:G:H2'	22:BA:2030:A:C8	2.51	0.45
22:BA:573:U:O2'	22:BA:574:A:H3'	2.17	0.45
22:BA:686:U:C4'	22:BA:687:C:OP2	2.59	0.45
22:BA:718:A:H2'	22:BA:719:C:H5'	1.98	0.45
22:BA:861:A:C2	22:BA:917:A:C4	3.04	0.45
22:BA:923:G:N2	44:BW:23:LYS:HE2	2.31	0.45
22:BA:1056:G:O2'	22:BA:1086:A:C8	2.70	0.45
22:BA:1256:G:H21	26:BE:77:ILE:HG13	1.80	0.45
22:BA:1275:A:H4'	22:BA:1276:A:O5'	2.17	0.45
22:BA:1360:G:P	56:BA:3614:HOH:O	2.74	0.45
22:BA:1394:U:C2'	22:BA:1395:A:O5'	2.65	0.45
22:BA:1594:U:H2'	22:BA:1595:C:C6	2.51	0.45
22:BA:1681:G:H4'	22:BA:1763:G:C8	2.51	0.45
22:BA:2151:U:N3	22:BA:2152:G:C5	2.84	0.45
22:BA:2325:G:C6	22:BA:2326:C:C4	3.04	0.45

*Continued on next page...*



*Continued from previous page...*

Atom-1	Atom-2	Interatomic distance (Å)	Clash overlap (Å)
22:BA:2461:A:H1'	22:BA:2492:U:C2	2.52	0.45
22:BA:2573:C:H2'	56:BA:3709:HOH:O	2.17	0.45
25:BD:14:ILE:HA	37:BP:11:GLN:NE2	2.15	0.45
25:BD:106:LYS:CB	25:BD:206:ALA:H	2.30	0.45
25:BD:107:VAL:O	25:BD:107:VAL:HG12	2.15	0.45
26:BE:108:ILE:HD13	26:BE:180:LEU:HD13	1.99	0.45
28:BG:167:VAL:O	28:BG:168:VAL:C	2.53	0.45
29:BH:3:VAL:CA	29:BH:37:VAL:O	2.63	0.45
34:BM:78:LEU:O	34:BM:80:VAL:N	2.49	0.45
36:BO:25:ARG:HG3	36:BO:27:VAL:CG2	2.47	0.45
36:BO:36:TYR:N	36:BO:36:TYR:CD2	2.84	0.45
37:BP:88:ARG:CG	37:BP:112:ARG:NH2	2.80	0.45
39:BR:24:LYS:HA	39:BR:94:THR:CG2	2.37	0.45
44:BW:18:LYS:H	44:BW:36:ILE:HG12	1.79	0.45
44:BW:23:LYS:HG3	44:BW:24:ARG:N	2.28	0.45
45:BX:34:SER:H	45:BX:50:VAL:H	1.65	0.45
46:BY:57:LEU:CA	46:BY:60:LYS:CB	2.91	0.45
47:BZ:16:LEU:HA	47:BZ:16:LEU:HD23	1.17	0.45
1:CA:6:G:O2'	1:CA:7:A:P	2.75	0.45
1:CA:128:G:N2	1:CA:129:A:N3	2.64	0.45
1:CA:134:G:O2'	1:CA:135:C:H5'	2.15	0.45
1:CA:330:C:H5'	1:CA:330:C:H6	1.81	0.45
1:CA:375:U:C2	1:CA:376:G:C8	3.05	0.45
1:CA:411:A:H4'	1:CA:412:A:OP1	2.16	0.45
1:CA:591:U:H2'	1:CA:592:G:O4'	2.17	0.45
1:CA:765:G:C4	1:CA:812:G:N1	2.84	0.45
1:CA:769:G:O2'	1:CA:770:C:H5'	2.17	0.45
1:CA:905:U:H5''	1:CA:906:A:OP2	2.16	0.45
1:CA:929:G:C4	1:CA:930:C:C5	3.05	0.45
1:CA:945:G:H1'	1:CA:1337:G:O2'	2.16	0.45
1:CA:1256:A:N9	1:CA:1278:G:C6	2.85	0.45
1:CA:1279:G:H2'	10:CJ:45:ARG:NH2	2.31	0.45
3:CC:32:LEU:O	3:CC:36:PHE:CD2	2.70	0.45
4:CD:84:ASN:HB3	4:CD:87:GLU:HG3	1.98	0.45
6:CF:52:ASN:C	6:CF:54:LEU:H	2.19	0.45
7:CG:69:ARG:HH11	7:CG:95:ARG:NH1	2.14	0.45
9:CI:96:GLU:O	9:CI:99:LYS:HG2	2.17	0.45
12:CL:108:ASP:O	12:CL:110:LYS:HD3	2.17	0.45
16:CP:30:GLY:O	16:CP:32:PHE:N	2.50	0.45
20:CT:30:PHE:CD1	20:CT:56:ILE:HD12	2.50	0.45
21:CU:33:ARG:NH2	21:CU:34:ARG:HD3	2.32	0.45

*Continued on next page...*

*Continued from previous page...*

Atom-1	Atom-2	Interatomic distance (Å)	Clash overlap (Å)
21:CU:37:TYR:O	21:CU:38:GLU:CG	2.65	0.45
22:DA:76:C:N3	22:DA:111:A:C2	2.84	0.45
22:DA:78:U:HO2'	22:DA:79:C:H6	1.62	0.45
22:DA:298:G:O3'	22:DA:299:A:H8	2.00	0.45
22:DA:301:G:C4	22:DA:302:C:N4	2.85	0.45
22:DA:406:G:H2'	22:DA:407:G:C8	2.52	0.45
22:DA:560:C:O2'	22:DA:561:G:H5'	2.15	0.45
22:DA:604:G:C6	22:DA:625:G:C6	3.05	0.45
22:DA:653:U:O2	22:DA:653:U:H2'	2.17	0.45
22:DA:684:G:OP1	50:D2:16:HIS:CD2	2.69	0.45
22:DA:688:U:O2'	22:DA:689:A:H5'	2.16	0.45
22:DA:749:A:C6	22:DA:1618:A:C2	3.03	0.45
22:DA:961:C:C5	22:DA:2456:C:H5'	2.51	0.45
22:DA:1050:A:C2	22:DA:2751:G:C2	3.05	0.45
22:DA:1223:G:OP2	39:DR:90:ARG:NH1	2.50	0.45
22:DA:1255:U:O2'	22:DA:1256:G:P	2.74	0.45
22:DA:1289:C:H6	22:DA:1289:C:C5'	2.29	0.45
22:DA:1326:U:O2'	22:DA:1327:A:O5'	2.33	0.45
22:DA:1327:A:C2'	22:DA:1328:A:C8	2.91	0.45
22:DA:1340:U:OP1	22:DA:1340:U:C4'	2.60	0.45
22:DA:1354:A:H2'	22:DA:1355:G:O4'	2.15	0.45
22:DA:1574:C:H2'	22:DA:1575:C:O4'	2.16	0.45
22:DA:1717:A:C6	22:DA:1744:A:C5	3.04	0.45
22:DA:2083:G:H2'	22:DA:2084:C:H5'	1.98	0.45
22:DA:2206:C:N3	22:DA:2207:C:C5	2.85	0.45
22:DA:2260:C:H2'	22:DA:2261:C:C6	2.50	0.45
22:DA:2279:G:N2	22:DA:2327:A:C2	2.85	0.45
22:DA:2345:G:C6	22:DA:2347:C:N4	2.77	0.45
22:DA:2408:U:O2'	22:DA:2409:G:C8	2.70	0.45
22:DA:2550:G:N2	22:DA:2559:C:O2	2.50	0.45
22:DA:2761:A:H1'	28:DG:142:GLN:NE2	2.30	0.45
22:DA:2854:G:C2	22:DA:2864:G:C2	3.05	0.45
23:DB:114:C:N4	23:DB:115:A:N6	2.65	0.45
25:DD:107:VAL:CG1	25:DD:109:VAL:CG2	2.92	0.45
26:DE:175:ILE:O	26:DE:175:ILE:CG2	2.65	0.45
27:DF:105:ILE:C	27:DF:108:PRO:HD2	2.37	0.45
28:DG:152:ARG:HD2	28:DG:153:PRO:HD3	1.97	0.45
32:DK:2:ILE:N	32:DK:2:ILE:HD13	2.31	0.45
32:DK:76:VAL:HG12	32:DK:77:ILE:N	2.32	0.45
33:DL:96:LYS:C	33:DL:98:ALA:H	2.20	0.45
33:DL:100:ILE:N	56:DL:204:HOH:O	2.49	0.45

*Continued on next page...*

*Continued from previous page...*

Atom-1	Atom-2	Interatomic distance (Å)	Clash overlap (Å)
33:DL:111:ILE:O	33:DL:131:ALA:CB	2.63	0.45
36:DO:76:LYS:O	36:DO:76:LYS:HG3	2.16	0.45
43:DV:16:ALA:CB	43:DV:19:ARG:NH2	2.79	0.45
43:DV:75:GLN:HG3	43:DV:92:VAL:CG1	2.46	0.45
46:DY:58:ASN:C	46:DY:60:LYS:N	2.69	0.45
47:DZ:18:LYS:O	47:DZ:21:ALA:HB3	2.16	0.45
52:D4:27:CYS:SG	52:D4:30:GLU:O	2.74	0.45
1:AA:215:C:H2'	1:AA:216:U:C6	2.51	0.45
1:AA:489:C:H2'	1:AA:490:C:O5'	2.16	0.45
1:AA:528:C:H5'	1:AA:529:G:OP2	2.16	0.45
1:AA:1215:G:HO2'	1:AA:1216:A:H5'	1.80	0.45
1:AA:1324:A:H5'	1:AA:1362:A:O2'	2.16	0.45
2:AB:186:VAL:HG23	2:AB:186:VAL:O	2.16	0.45
4:AD:11:SER:CA	4:AD:18:LEU:HD12	2.40	0.45
10:AJ:26:VAL:O	10:AJ:29:ALA:HB3	2.16	0.45
10:AJ:91:ASP:N	10:AJ:91:ASP:OD1	2.49	0.45
12:AL:33:CYS:H	12:AL:54:VAL:CG1	2.27	0.45
12:AL:35:ARG:CB	12:AL:37:TYR:CE1	2.99	0.45
14:AN:19:TYR:HB2	14:AN:54:SER:OG	2.17	0.45
18:AR:22:TYR:CA	18:AR:57:ALA:HB1	2.47	0.45
19:AS:80:ARG:O	19:AS:80:ARG:HG3	2.16	0.45
20:AT:38:ILE:H	20:AT:38:ILE:HG12	1.42	0.45
22:BA:312:G:H2'	22:BA:313:G:H8	1.82	0.45
22:BA:360:U:H5'	22:BA:361:G:OP1	2.16	0.45
22:BA:478:A:N6	22:BA:480:A:C6	2.84	0.45
22:BA:528:A:C2	22:BA:2042:A:H2'	2.51	0.45
22:BA:544:C:H3'	22:BA:545:U:O2	2.16	0.45
22:BA:567:U:C2'	22:BA:568:U:O5'	2.65	0.45
22:BA:735:A:H3'	22:BA:736:C:C6	2.51	0.45
22:BA:777:G:H2'	22:BA:778:G:H8	1.82	0.45
22:BA:825:A:C2'	22:BA:826:U:H5'	2.47	0.45
22:BA:1826:G:C5	22:BA:1827:U:C5	3.04	0.45
22:BA:1858:A:OP2	22:BA:1858:A:H8	2.00	0.45
22:BA:1859:U:H2'	22:BA:1860:G:H8	1.82	0.45
22:BA:2139:U:O2	22:BA:2152:G:N2	2.50	0.45
22:BA:2243:U:O2	22:BA:2434:A:C2	2.70	0.45
22:BA:2466:C:C5'	52:B4:5:ALA:HB3	2.46	0.45
22:BA:2808:G:O2'	22:BA:2809:A:OP2	2.34	0.45
23:BB:33:G:C2'	23:BB:34:A:H5'	2.47	0.45
24:BC:12:ARG:HA	24:BC:12:ARG:HD2	1.82	0.45
24:BC:76:VAL:O	24:BC:76:VAL:HG22	2.14	0.45

*Continued on next page...*

*Continued from previous page...*

Atom-1	Atom-2	Interatomic distance (Å)	Clash overlap (Å)
24:BC:94:LEU:HD12	24:BC:95:TYR:H	1.81	0.45
24:BC:252:LYS:CA	24:BC:252:LYS:HZ2	2.28	0.45
25:BD:148:GLN:N	25:BD:148:GLN:OE1	2.50	0.45
26:BE:7:ASP:CG	26:BE:8:ALA:N	2.69	0.45
26:BE:112:LEU:CD1	26:BE:186:VAL:HG11	2.34	0.45
28:BG:27:GLY:O	28:BG:28:LYS:C	2.54	0.45
28:BG:85:LYS:HA	28:BG:130:ILE:O	2.16	0.45
28:BG:166:GLU:OE2	28:BG:167:VAL:N	2.49	0.45
29:BH:68:ARG:HH12	29:BH:140:ALA:HB1	1.82	0.45
32:BK:40:LYS:HG3	32:BK:41:ILE:N	2.32	0.45
33:BL:29:LYS:C	33:BL:30:THR:HG23	2.37	0.45
34:BM:6:ARG:O	34:BM:7:THR:HG23	2.16	0.45
36:BO:14:ALA:O	36:BO:15:ARG:C	2.54	0.45
39:BR:41:ILE:HG22	39:BR:42:ALA:N	2.32	0.45
44:BW:18:LYS:H	44:BW:36:ILE:CG1	2.30	0.45
45:BX:30:PRO:CB	45:BX:32:LEU:CD1	2.58	0.45
1:CA:84:U:C2'	1:CA:85:U:H5'	2.46	0.45
1:CA:110:C:H2'	1:CA:111:G:H8	1.75	0.45
1:CA:129:A:O2'	1:CA:130:A:H8	1.95	0.45
1:CA:239:U:C6	1:CA:239:U:C4'	2.99	0.45
1:CA:483:C:H2'	1:CA:484:G:C8	2.51	0.45
1:CA:669:G:N2	1:CA:738:C:C2	2.84	0.45
1:CA:763:G:C4	1:CA:764:C:C6	3.04	0.45
1:CA:765:G:C6	1:CA:812:G:C5	3.04	0.45
1:CA:934:C:H5	1:CA:1344:C:N3	2.15	0.45
1:CA:940:C:C5'	7:CG:101:ARG:NH2	2.76	0.45
2:CB:9:LEU:HD23	2:CB:9:LEU:N	2.30	0.45
2:CB:96:LEU:H	2:CB:99:MET:HE3	1.81	0.45
5:CE:109:ALA:HB3	5:CE:135:VAL:HG11	1.99	0.45
6:CF:62:MET:O	6:CF:63:ASN:HB2	2.16	0.45
8:CH:28:SER:N	8:CH:57:GLU:O	2.48	0.45
11:CK:64:VAL:CG2	11:CK:65:ALA:N	2.79	0.45
13:CM:95:PRO:CD	13:CM:108:ARG:HG2	2.33	0.45
19:CS:79:TYR:CD1	19:CS:80:ARG:HD2	2.51	0.45
22:DA:193:U:O3'	22:DA:803:U:H4'	2.16	0.45
22:DA:197:A:O2'	22:DA:2244:U:OP1	2.34	0.45
22:DA:292:U:H2'	22:DA:293:U:C6	2.51	0.45
22:DA:416:U:N3	22:DA:417:C:C4	2.85	0.45
22:DA:476:G:O2'	22:DA:477:A:O5'	2.32	0.45
22:DA:582:A:C6	22:DA:583:G:C6	3.04	0.45
22:DA:686:U:OP2	56:DA:3703:HOH:O	2.21	0.45

*Continued on next page...*

*Continued from previous page...*

Atom-1	Atom-2	Interatomic distance (Å)	Clash overlap (Å)
22:DA:754:U:H2'	22:DA:755:U:C6	2.52	0.45
22:DA:971:G:H2'	22:DA:972:A:C5'	2.45	0.45
22:DA:1011:G:O2'	22:DA:1012:U:OP1	2.31	0.45
22:DA:1043:C:N4	22:DA:1044:C:C5	2.85	0.45
22:DA:1070:A:H61	30:DI:8:VAL:HG12	1.78	0.45
22:DA:1193:G:N2	22:DA:1194:A:C4	2.84	0.45
22:DA:1263:U:H4'	48:D0:6:LYS:HE3	1.98	0.45
22:DA:1452:G:C4	22:DA:2702:G:C6	3.05	0.45
22:DA:1603:A:C2	22:DA:1604:C:H1'	2.52	0.45
22:DA:1789:A:H2'	22:DA:1790:C:O4'	2.17	0.45
22:DA:1954:G:O2'	22:DA:1955:U:OP2	2.35	0.45
22:DA:1982:U:H6	22:DA:1982:U:C5'	2.29	0.45
22:DA:2296:U:C5	36:DO:9:ARG:NH2	2.81	0.45
22:DA:2443:C:C2'	22:DA:2444:G:O4'	2.64	0.45
22:DA:2622:U:O2'	22:DA:2824:C:N4	2.50	0.45
22:DA:2818:U:OP1	22:DA:2837:A:H1'	2.17	0.45
23:DB:38:C:C4'	36:DO:100:HIS:NE2	2.78	0.45
23:DB:109:A:O2'	23:DB:110:C:C6	2.54	0.45
24:DC:2:VAL:O	24:DC:3:VAL:CB	2.64	0.45
24:DC:32:LEU:HD23	24:DC:63:ILE:HG13	1.99	0.45
24:DC:75:ALA:HA	24:DC:95:TYR:HA	1.97	0.45
24:DC:176:ARG:C	24:DC:178:GLY:N	2.69	0.45
27:DF:39:VAL:HG13	27:DF:49:LEU:HD21	1.95	0.45
28:DG:1:SER:HB2	28:DG:61:TRP:HB3	1.98	0.45
30:DI:49:GLU:HG3	30:DI:54:ILE:HD11	1.97	0.45
32:DK:87:LEU:O	32:DK:89:ASN:N	2.50	0.45
32:DK:104:THR:C	32:DK:106:GLU:N	2.69	0.45
33:DL:116:VAL:CG1	33:DL:117:THR:H	2.30	0.45
33:DL:124:GLY:H	33:DL:143:GLU:CG	2.29	0.45
36:DO:30:ARG:HG3	36:DO:35:ILE:HD11	1.98	0.45
36:DO:75:GLY:HA3	36:DO:109:ALA:O	2.17	0.45
39:DR:66:HIS:CD2	39:DR:94:THR:CG2	3.00	0.45
39:DR:89:HIS:CD2	39:DR:89:HIS:O	2.70	0.45
41:DT:11:LEU:H	41:DT:11:LEU:CD1	2.24	0.45
41:DT:28:ASN:C	41:DT:29:THR:HG22	2.37	0.45
42:DU:38:ILE:HG21	42:DU:64:ILE:HD13	1.98	0.45
42:DU:100:GLU:O	42:DU:101:THR:C	2.55	0.45
45:DX:17:ARG:NH1	45:DX:23:ALA:HB2	2.32	0.45
45:DX:40:GLU:O	45:DX:43:LYS:N	2.50	0.45
1:AA:32:A:C2	1:AA:33:A:C5	3.04	0.45
1:AA:173:U:C2	1:AA:197:A:N1	2.84	0.45

*Continued on next page...*

*Continued from previous page...*

Atom-1	Atom-2	Interatomic distance (Å)	Clash overlap (Å)
1:AA:396:C:C3'	1:AA:397:A:H5''	2.46	0.45
1:AA:533:A:C3'	1:AA:534:U:H5''	2.47	0.45
1:AA:665:A:N9	1:AA:733:G:H1'	2.32	0.45
1:AA:1064:G:O4'	1:AA:1066:C:C6	2.69	0.45
1:AA:1202:U:C6	1:AA:1203:C:C5	3.04	0.45
1:AA:1269:A:C8	1:AA:1270:G:H1'	2.52	0.45
1:AA:1270:G:O3'	1:AA:1314:C:H5'	2.17	0.45
1:AA:1405:G:H1'	1:AA:1519:A:O4'	2.17	0.45
2:AB:221:ARG:O	2:AB:221:ARG:HG2	2.16	0.45
3:AC:71:ARG:N	3:AC:72:PRO:CD	2.80	0.45
6:AF:38:ARG:HB3	6:AF:63:ASN:CB	2.26	0.45
7:AG:90:VAL:HG22	7:AG:91:ARG:N	2.32	0.45
7:AG:107:ALA:HA	7:AG:122:GLU:HG3	1.98	0.45
8:AH:4:ASP:OD2	8:AH:76:ARG:NH1	2.50	0.45
10:AJ:17:LEU:HD21	10:AJ:96:VAL:HG22	1.98	0.45
14:AN:64:ARG:HB2	14:AN:77:GLY:O	2.17	0.45
17:AQ:67:SER:O	17:AQ:68:LYS:C	2.55	0.45
22:BA:26:G:C6	22:BA:27:G:N1	2.85	0.45
22:BA:103:A:H2'	22:BA:104:A:H8	1.81	0.45
22:BA:341:C:H2'	22:BA:342:A:O4'	2.17	0.45
22:BA:1064:C:H4'	30:BI:89:SER:HB2	1.98	0.45
22:BA:1379:U:H5'	22:BA:1379:U:H6	1.81	0.45
22:BA:1450:G:C4	22:BA:1451:C:C5	3.05	0.45
22:BA:1486:U:C2'	22:BA:1487:U:H5'	2.47	0.45
22:BA:1595:C:O5'	22:BA:1595:C:H6	1.99	0.45
22:BA:1682:G:H2'	22:BA:1683:U:H6	1.78	0.45
22:BA:1687:G:H2'	22:BA:1688:U:C6	2.52	0.45
22:BA:1822:C:H6	22:BA:1822:C:O5'	2.00	0.45
22:BA:1866:A:O2'	22:BA:1867:G:C5'	2.64	0.45
22:BA:1950:G:H5''	22:BA:1951:U:OP2	2.17	0.45
22:BA:1997:C:H6	22:BA:1997:C:C5'	2.30	0.45
22:BA:2063:C:C2'	22:BA:2064:C:H5'	2.47	0.45
22:BA:2081:U:H2'	22:BA:2082:A:C8	2.52	0.45
22:BA:2340:A:H2'	22:BA:2341:G:H8	1.80	0.45
22:BA:2645:G:C3'	22:BA:2646:C:H5'	2.45	0.45
22:BA:2865:U:C2	22:BA:2866:U:C5	3.05	0.45
23:BB:5:U:H2'	23:BB:6:G:C8	2.52	0.45
23:BB:53:A:O2'	23:BB:54:G:C5'	2.57	0.45
24:BC:257:ARG:CD	24:BC:269:ARG:HH22	2.29	0.45
28:BG:131:VAL:O	28:BG:131:VAL:HG23	2.16	0.45
31:BJ:13:ARG:O	31:BJ:14:ASP:CB	2.60	0.45

*Continued on next page...*

*Continued from previous page...*

Atom-1	Atom-2	Interatomic distance (Å)	Clash overlap (Å)
35:BN:103:ARG:NE	35:BN:110:MET:CE	2.80	0.45
44:BW:28:GLU:HB3	44:BW:31:LEU:CG	2.46	0.45
48:B0:33:SER:O	48:B0:34:GLY:C	2.54	0.45
1:CA:21:G:H1'	1:CA:915:A:N6	2.32	0.45
1:CA:47:C:O2'	1:CA:48:C:C5'	2.59	0.45
1:CA:206:C:O5'	1:CA:207:C:OP2	2.35	0.45
1:CA:277:C:C2'	1:CA:278:G:H8	2.20	0.45
1:CA:340:U:C2	1:CA:350:G:N2	2.85	0.45
1:CA:524:G:C4	1:CA:525:C:C5	3.05	0.45
1:CA:560:A:C5	5:CE:127:TYR:CE2	3.05	0.45
1:CA:587:G:C2	1:CA:755:G:C6	3.05	0.45
1:CA:608:A:H2'	1:CA:609:A:O4'	2.16	0.45
1:CA:835:U:C2	1:CA:852:G:C6	3.05	0.45
1:CA:996:A:C2	1:CA:997:U:C4	3.05	0.45
1:CA:1128:C:H1'	1:CA:1148:U:O4	2.15	0.45
1:CA:1297:G:O2'	7:CG:113:LYS:HE3	2.16	0.45
1:CA:1304:G:C2'	1:CA:1333:A:H61	2.30	0.45
1:CA:1322:C:O2	1:CA:1322:C:C2'	2.61	0.45
1:CA:1431:A:C6	1:CA:1432:G:C6	3.04	0.45
2:CB:162:VAL:HG11	2:CB:172:ILE:HD11	1.97	0.45
5:CE:25:LYS:HB2	5:CE:25:LYS:HZ3	1.80	0.45
5:CE:98:ALA:O	5:CE:121:ASN:HB2	2.17	0.45
6:CF:45:ARG:O	6:CF:56:LYS:HA	2.17	0.45
8:CH:65:PHE:CE2	8:CH:66:GLN:HG2	2.50	0.45
9:CI:98:ARG:HG2	9:CI:103:VAL:HG21	1.98	0.45
12:CL:89:LEU:CB	12:CL:92:VAL:CG2	2.79	0.45
15:CO:22:GLY:O	15:CO:23:SER:C	2.53	0.45
16:CP:48:GLU:CD	16:CP:51:ARG:HB2	2.37	0.45
18:CR:39:VAL:HG13	18:CR:40:PRO:CD	2.39	0.45
19:CS:5:LYS:HB2	19:CS:6:LYS:H	1.59	0.45
20:CT:2:ASN:O	20:CT:3:ILE:C	2.54	0.45
22:DA:156:A:OP2	22:DA:156:A:H3'	2.16	0.45
22:DA:478:A:C6	22:DA:480:A:C6	3.05	0.45
22:DA:558:U:H4'	31:DJ:111:LYS:NZ	2.31	0.45
22:DA:621:A:C2	22:DA:622:G:H1'	2.52	0.45
22:DA:734:A:C5	22:DA:735:A:C8	3.05	0.45
22:DA:812:C:H42	22:DA:1195:G:H1	1.63	0.45
22:DA:935:C:O2'	22:DA:936:A:H5'	2.17	0.45
22:DA:1042:G:C5	22:DA:1043:C:C4	3.04	0.45
22:DA:1238:G:C2'	22:DA:1239:G:H5'	2.47	0.45
22:DA:1359:A:C2	22:DA:1360:G:O4'	2.70	0.45

*Continued on next page...*

*Continued from previous page...*

Atom-1	Atom-2	Interatomic distance (Å)	Clash overlap (Å)
22:DA:1587:G:N2	22:DA:1588:G:C1'	2.80	0.45
22:DA:1823:G:C5'	56:DC:410:HOH:O	2.62	0.45
22:DA:2217:G:O2'	22:DA:2218:G:O5'	2.35	0.45
22:DA:2394:C:H41	51:D3:30:HIS:HE1	1.62	0.45
22:DA:2467:C:N4	22:DA:2468:A:N1	2.65	0.45
22:DA:2478:A:H2'	22:DA:2479:U:O4'	2.17	0.45
22:DA:2816:G:H1'	48:D0:40:HIS:CD2	2.52	0.45
22:DA:2843:G:H2'	22:DA:2844:G:C8	2.51	0.45
22:DA:2902:C:O2'	22:DA:2903:U:H5'	2.15	0.45
23:DB:87:U:O2'	23:DB:88:C:OP1	2.31	0.45
25:DD:50:VAL:HG21	25:DD:82:PHE:CD2	2.51	0.45
25:DD:110:THR:HG23	25:DD:171:THR:CA	2.47	0.45
26:DE:139:LYS:HB2	26:DE:139:LYS:HZ3	1.78	0.45
27:DF:39:VAL:CB	27:DF:49:LEU:HG	2.47	0.45
27:DF:58:ALA:HB1	27:DF:139:GLU:HG2	1.99	0.45
28:DG:10:VAL:O	28:DG:10:VAL:HG23	2.17	0.45
28:DG:124:CYS:CB	28:DG:130:ILE:HA	2.38	0.45
28:DG:161:VAL:O	28:DG:161:VAL:HG12	2.16	0.45
29:DH:94:ILE:CB	29:DH:98:ASP:HB2	2.46	0.45
32:DK:60:ALA:CB	32:DK:86:LEU:HA	2.47	0.45
33:DL:47:ARG:H	33:DL:47:ARG:HG3	1.56	0.45
34:DM:36:VAL:O	34:DM:127:LYS:O	2.35	0.45
34:DM:69:PRO:O	34:DM:70:ASP:CB	2.62	0.45
35:DN:10:LEU:HA	35:DN:10:LEU:HD13	1.72	0.45
37:DP:4:ILE:HG22	37:DP:4:ILE:O	2.16	0.45
51:D3:30:HIS:HB3	51:D3:31:ILE:H	1.39	0.45
1:AA:82:G:N2	1:AA:84:U:H3	2.15	0.45
1:AA:215:C:O2	1:AA:465:A:N6	2.50	0.45
1:AA:267:C:HO2'	1:AA:268:U:H6	1.64	0.45
1:AA:468:A:H2'	1:AA:469:C:C6	2.52	0.45
1:AA:596:A:C8	1:AA:596:A:C5'	2.99	0.45
1:AA:945:G:H21	1:AA:1334:G:H4'	1.81	0.45
1:AA:1091:U:C2	1:AA:1095:U:C4	3.05	0.45
1:AA:1197:A:OP2	56:AA:1782:HOH:O	2.21	0.45
1:AA:1532:U:O2	1:AA:1534:A:H8	1.99	0.45
2:AB:46:VAL:CB	2:AB:47:PRO:HD3	2.18	0.45
6:AF:34:GLY:C	6:AF:35:LYS:HG2	2.37	0.45
8:AH:14:ARG:HB2	8:AH:74:ILE:HG22	1.98	0.45
10:AJ:35:GLN:HG2	10:AJ:77:VAL:CG1	2.46	0.45
10:AJ:71:LEU:O	10:AJ:72:ARG:HD3	2.17	0.45
10:AJ:77:VAL:O	10:AJ:79:PRO:HD2	2.16	0.45

*Continued on next page...*



*Continued from previous page...*

Atom-1	Atom-2	Interatomic distance (Å)	Clash overlap (Å)
12:AL:24:GLU:OE1	12:AL:29:LYS:NZ	2.50	0.45
14:AN:15:LEU:HD23	14:AN:18:LYS:CD	2.29	0.45
17:AQ:13:SER:HB3	17:AQ:16:MET:HE1	1.98	0.45
17:AQ:45:VAL:HA	17:AQ:72:TRP:O	2.17	0.45
18:AR:53:GLN:O	18:AR:56:ARG:HB3	2.17	0.45
20:AT:47:GLN:HE21	20:AT:82:ILE:HD13	1.80	0.45
21:AU:24:LYS:O	21:AU:26:GLY:N	2.50	0.45
22:BA:544:C:N4	22:BA:548:G:OP1	2.50	0.45
22:BA:645:C:N4	22:BA:2350:C:C4'	2.80	0.45
22:BA:659:G:C5	22:BA:660:C:C4	3.05	0.45
22:BA:847:U:O2	22:BA:934:U:H1'	2.17	0.45
22:BA:1060:U:C5'	22:BA:1061:U:OP1	2.62	0.45
22:BA:1223:G:P	39:BR:68:ARG:HH12	2.40	0.45
22:BA:1319:C:O2'	22:BA:1320:C:H5'	2.17	0.45
22:BA:1326:U:C2'	22:BA:1327:A:H5'	2.46	0.45
22:BA:1343:G:H2'	22:BA:1344:U:C6	2.52	0.45
22:BA:1644:C:HO2'	22:BA:1645:G:H5'	1.76	0.45
22:BA:1850:G:C5	22:BA:1851:U:C5	3.04	0.45
22:BA:2417:C:H2'	22:BA:2418:A:O5'	2.17	0.45
22:BA:2531:A:OP1	28:BG:174:LYS:CG	2.65	0.45
22:BA:2547:A:C2	22:BA:2562:U:C2	3.04	0.45
23:BB:57:A:H2'	23:BB:58:A:C8	2.52	0.45
24:BC:116:GLN:N	24:BC:127:ASN:OD1	2.44	0.45
24:BC:141:HIS:CD2	24:BC:194:VAL:N	2.85	0.45
24:BC:170:TYR:HD2	24:BC:183:VAL:C	2.21	0.45
24:BC:229:HIS:O	24:BC:231:HIS:O	2.35	0.45
25:BD:77:ARG:HD3	25:BD:200:ASP:OD1	2.16	0.45
26:BE:8:ALA:O	26:BE:9:GLN:C	2.54	0.45
30:BI:52:LEU:HD12	30:BI:52:LEU:N	2.32	0.45
31:BJ:40:HIS:CD2	31:BJ:40:HIS:N	2.85	0.45
32:BK:47:ILE:HD12	32:BK:47:ILE:HA	1.78	0.45
34:BM:21:ALA:HB3	34:BM:100:LYS:N	2.32	0.45
35:BN:67:PHE:HE2	35:BN:71:ARG:NH1	2.14	0.45
37:BP:31:VAL:HG22	37:BP:32:VAL:N	2.31	0.45
39:BR:24:LYS:HE2	39:BR:24:LYS:HB3	1.64	0.45
41:BT:2:ILE:HG13	41:BT:3:ARG:NH2	2.32	0.45
41:BT:37:ASP:OD2	41:BT:37:ASP:N	2.49	0.45
42:BU:10:VAL:CG2	42:BU:69:VAL:HB	2.47	0.45
43:BV:2:PHE:HD1	43:BV:50:MET:HE2	1.81	0.45
43:BV:6:ALA:HB1	43:BV:41:GLU:O	2.16	0.45
44:BW:36:ILE:O	44:BW:39:GLN:HB3	2.16	0.45

*Continued on next page...*

*Continued from previous page...*

Atom-1	Atom-2	Interatomic distance (Å)	Clash overlap (Å)
45:BX:77:TYR:CD1	45:BX:77:TYR:C	2.90	0.45
52:B4:1:MET:CE	52:B4:34:LYS:HG2	2.46	0.45
52:B4:26:ILE:HD13	52:B4:26:ILE:N	2.31	0.45
1:CA:6:G:O6	5:CE:99:SER:HB2	2.17	0.45
1:CA:186:C:O2'	1:CA:187:G:H5'	2.17	0.45
1:CA:247:G:C2	1:CA:248:C:C4	3.05	0.45
1:CA:261:U:H5	20:CT:73:ARG:NE	2.12	0.45
1:CA:588:G:N2	1:CA:589:U:H1'	2.31	0.45
1:CA:764:C:C2'	1:CA:764:C:O2	2.54	0.45
1:CA:1158:C:N3	1:CA:1160:G:C8	2.85	0.45
1:CA:1210:C:C2'	1:CA:1211:U:O5'	2.65	0.45
1:CA:1250:A:C5	1:CA:1287:A:N7	2.85	0.45
1:CA:1361:G:C2'	1:CA:1362:A:H5'	2.39	0.45
1:CA:1499:A:H1'	1:CA:1520:C:H5'	1.99	0.45
1:CA:1508:A:H2'	1:CA:1509:C:O4'	2.16	0.45
2:CB:162:VAL:HG11	2:CB:172:ILE:CD1	2.47	0.45
3:CC:74:ILE:O	3:CC:74:ILE:HG12	2.17	0.45
7:CG:48:THR:HG22	7:CG:121:ASN:OD1	2.17	0.45
8:CH:82:LEU:HD12	12:CL:3:VAL:HG11	1.99	0.45
9:CI:29:ILE:CD1	9:CI:38:PHE:CE1	2.99	0.45
10:CJ:81:GLU:C	10:CJ:83:THR:H	2.19	0.45
11:CK:34:THR:HG1	11:CK:35:ASP:H	1.65	0.45
11:CK:123:PRO:HB2	11:CK:125:LYS:CG	2.47	0.45
12:CL:5:GLN:HG3	12:CL:9:LYS:HZ2	1.81	0.45
12:CL:43:LYS:HB3	12:CL:44:PRO:CD	2.29	0.45
14:CN:31:SER:OG	14:CN:45:LEU:HD13	2.17	0.45
14:CN:52:ARG:HH21	14:CN:58:ARG:NE	2.15	0.45
17:CQ:58:VAL:HB	17:CQ:74:LEU:HD12	1.96	0.45
19:CS:5:LYS:HE3	19:CS:6:LYS:N	2.32	0.45
20:CT:60:GLN:CD	20:CT:65:LEU:HD12	2.37	0.45
21:CU:33:ARG:CZ	21:CU:34:ARG:HB2	2.47	0.45
22:DA:120:U:C1'	22:DA:149:A:C8	2.97	0.45
22:DA:121:G:H1'	22:DA:148:U:C2	2.52	0.45
22:DA:283:G:H3'	22:DA:284:U:H6	1.80	0.45
22:DA:323:C:OP1	22:DA:324:A:C8	2.70	0.45
22:DA:327:G:H21	42:DU:67:SER:HB2	1.82	0.45
22:DA:481:G:OP2	42:DU:43:LYS:HA	2.17	0.45
22:DA:538:A:C5'	31:DJ:7:LYS:HZ3	2.29	0.45
22:DA:674:G:C4'	26:DE:69:ARG:HG2	2.47	0.45
22:DA:675:A:P	26:DE:60:TRP:CZ2	3.10	0.45
22:DA:958:U:H6	22:DA:958:U:H2'	1.46	0.45

*Continued on next page...*

*Continued from previous page...*

Atom-1	Atom-2	Interatomic distance (Å)	Clash overlap (Å)
22:DA:1056:G:O5'	22:DA:1085:A:C2	2.70	0.45
22:DA:1373:A:H4'	22:DA:2212:A:H1'	1.99	0.45
22:DA:1536:C:H5''	22:DA:1537:G:C5'	2.47	0.45
22:DA:1549:A:C6	22:DA:1550:C:N3	2.85	0.45
22:DA:1654:A:O2'	22:DA:1655:A:P	2.74	0.45
22:DA:1713:A:H4'	22:DA:1714:U:OP1	2.15	0.45
22:DA:1825:U:OP1	24:DC:246:PRO:HG3	2.17	0.45
22:DA:1838:C:C4	22:DA:1899:A:C4	3.05	0.45
22:DA:1876:A:H2'	22:DA:1876:A:N3	2.31	0.45
22:DA:2077:A:C8	22:DA:2435:A:N3	2.85	0.45
22:DA:2142:A:H3'	22:DA:2143:C:H4'	1.98	0.45
22:DA:2191:A:C4	22:DA:2192:U:C5	3.04	0.45
22:DA:2197:U:C5	22:DA:2224:G:C5	3.05	0.45
22:DA:2204:G:N3	22:DA:2205:A:C8	2.85	0.45
22:DA:2314:A:O2'	22:DA:2315:G:C8	2.70	0.45
22:DA:2363:G:O2'	22:DA:2364:C:H5'	2.16	0.45
22:DA:2401:U:H3'	22:DA:2402:U:H5''	1.98	0.45
22:DA:2407:A:C2	22:DA:2408:U:N3	2.84	0.45
22:DA:2680:U:OP2	25:DD:114:LYS:CD	2.65	0.45
22:DA:2821:A:H2'	22:DA:2822:G:O4'	2.17	0.45
24:DC:24:HIS:CG	24:DC:25:LYS:N	2.84	0.45
24:DC:129:LEU:O	24:DC:130:PRO:C	2.55	0.45
27:DF:137:PHE:HB2	27:DF:138:PRO:CD	2.39	0.45
32:DK:107:LEU:C	32:DK:109:SER:N	2.69	0.45
33:DL:71:ALA:HA	33:DL:74:THR:HB	1.99	0.45
34:DM:49:ALA:O	34:DM:120:ALA:HB1	2.17	0.45
34:DM:68:PHE:O	34:DM:70:ASP:HB2	2.16	0.45
35:DN:33:ILE:HG23	35:DN:114:GLU:HB2	1.98	0.45
35:DN:95:THR:O	35:DN:95:THR:HG23	2.17	0.45
37:DP:31:VAL:O	37:DP:32:VAL:CG1	2.64	0.45
38:DQ:9:ALA:C	38:DQ:11:ALA:H	2.19	0.45
42:DU:90:LYS:CB	42:DU:92:VAL:HG13	2.46	0.45
44:DW:18:LYS:HA	44:DW:18:LYS:HZ2	1.80	0.45
45:DX:31:ASN:ND2	45:DX:31:ASN:N	2.48	0.45
48:D0:42:ILE:HD11	48:D0:48:TYR:CB	2.37	0.45
1:AA:122:G:H2'	1:AA:123:U:C6	2.52	0.45
1:AA:162:A:C5	1:AA:163:C:H1'	2.52	0.45
1:AA:453:G:N1	1:AA:454:G:C4	2.85	0.45
1:AA:480:U:C5'	1:AA:481:G:OP2	2.62	0.45
1:AA:583:A:C6	1:AA:759:A:N7	2.84	0.45
1:AA:677:U:H2'	1:AA:678:U:H6	1.82	0.45

*Continued on next page...*

*Continued from previous page...*

Atom-1	Atom-2	Interatomic distance (Å)	Clash overlap (Å)
1:AA:691:G:O6	11:AK:56:LYS:HE2	2.17	0.45
1:AA:727:G:N1	1:AA:731:G:C6	2.84	0.45
1:AA:1049:U:H4'	1:AA:1050:G:OP2	2.16	0.45
1:AA:1098:C:O2'	1:AA:1099:G:H5'	2.17	0.45
1:AA:1131:G:O2'	1:AA:1132:C:O5'	2.34	0.45
1:AA:1154:G:N3	1:AA:1155:A:C8	2.84	0.45
1:AA:1324:A:H2'	1:AA:1325:C:O4'	2.17	0.45
1:AA:1331:G:C2'	1:AA:1332:A:OP2	2.64	0.45
1:AA:1489:G:C2'	1:AA:1490:U:H5'	2.47	0.45
1:AA:1508:A:O2'	1:AA:1509:C:C5'	2.63	0.45
2:AB:27:LYS:N	2:AB:28:PRO:CD	2.79	0.45
4:AD:28:ASP:O	4:AD:29:THR:O	2.35	0.45
4:AD:125:ASN:HA	4:AD:141:VAL:CG2	2.47	0.45
6:AF:38:ARG:O	6:AF:39:LEU:HB2	2.17	0.45
11:AK:51:PHE:HE1	11:AK:60:PHE:CE2	2.18	0.45
14:AN:27:LYS:HA	14:AN:30:ILE:HG22	1.99	0.45
14:AN:27:LYS:O	14:AN:31:SER:HB2	2.17	0.45
15:AO:45:HIS:O	15:AO:47:LYS:N	2.44	0.45
16:AP:19:VAL:CG1	16:AP:37:GLY:CA	2.94	0.45
17:AQ:10:ARG:O	17:AQ:22:VAL:CG1	2.65	0.45
17:AQ:48:GLU:OE1	17:AQ:49:ASN:N	2.41	0.45
22:BA:226:A:C6	22:BA:227:A:C6	3.04	0.45
22:BA:536:G:H2'	22:BA:537:G:C5'	2.47	0.45
22:BA:900:A:C5	22:BA:901:C:C6	3.05	0.45
22:BA:930:G:H5''	22:BA:931:U:OP2	2.16	0.45
22:BA:1063:G:H5'	30:BI:76:ALA:HB3	1.98	0.45
22:BA:1081:U:N3	22:BA:1082:U:C5	2.85	0.45
22:BA:1398:C:H2'	22:BA:1399:C:C6	2.51	0.45
22:BA:1654:A:H2'	22:BA:1655:A:C8	2.47	0.45
22:BA:1865:U:O2'	22:BA:1866:A:H5''	2.16	0.45
22:BA:2151:U:H6	22:BA:2151:U:H2'	1.30	0.45
22:BA:2536:G:C5	22:BA:2537:U:C4	3.05	0.45
22:BA:2615:U:H2'	22:BA:2616:C:H6	1.82	0.45
22:BA:2647:U:O2'	22:BA:2648:G:H5'	2.17	0.45
22:BA:2693:G:O2'	22:BA:2694:G:H5'	2.16	0.45
22:BA:2748:A:N6	22:BA:2749:A:C6	2.85	0.45
22:BA:2756:U:H1'	22:BA:2757:A:H5''	1.99	0.45
22:BA:2804:U:O2'	22:BA:2805:C:H5'	2.16	0.45
26:BE:68:ALA:O	26:BE:69:ARG:C	2.54	0.45
26:BE:175:ILE:HD11	26:BE:180:LEU:HD11	1.99	0.45
27:BF:13:LYS:HG3	27:BF:14:LYS:N	2.31	0.45

*Continued on next page...*

*Continued from previous page...*

Atom-1	Atom-2	Interatomic distance (Å)	Clash overlap (Å)
28:BG:94:ARG:HA	28:BG:127:GLN:O	2.17	0.45
29:BH:5:LEU:HD23	29:BH:36:ALA:HB2	1.97	0.45
29:BH:89:LYS:C	29:BH:90:LEU:HD12	2.36	0.45
29:BH:130:VAL:HG23	29:BH:131:SER:H	1.82	0.45
31:BJ:84:ILE:O	31:BJ:84:ILE:HG23	2.17	0.45
32:BK:43:ILE:HD13	32:BK:52:VAL:HG21	1.96	0.45
33:BL:29:LYS:O	33:BL:30:THR:HG23	2.17	0.45
33:BL:62:PRO:HG3	51:B3:24:LYS:CD	2.47	0.45
33:BL:110:VAL:HG12	33:BL:131:ALA:HB2	1.99	0.45
34:BM:25:ASP:N	34:BM:25:ASP:OD2	2.50	0.45
34:BM:69:PRO:O	34:BM:70:ASP:CG	2.55	0.45
35:BN:96:ARG:NH1	35:BN:116:VAL:HG23	2.32	0.45
36:BO:51:ALA:HB3	36:BO:78:VAL:HG13	1.98	0.45
36:BO:59:ALA:CA	36:BO:62:LEU:CD1	2.95	0.45
40:BS:37:THR:HB	40:BS:38:TYR:CE1	2.52	0.45
41:BT:33:LYS:HG3	41:BT:80:TRP:HE3	1.79	0.45
51:B3:28:LEU:HD12	51:B3:28:LEU:HA	1.73	0.45
1:CA:183:C:O2	1:CA:183:C:C2'	2.65	0.45
1:CA:207:C:H2'	1:CA:207:C:O2	2.16	0.45
1:CA:654:G:O2'	1:CA:655:A:C5'	2.64	0.45
1:CA:756:C:C2	1:CA:757:U:C6	3.05	0.45
1:CA:878:A:H2'	1:CA:879:C:H6	1.81	0.45
1:CA:1167:A:O2'	1:CA:1168:U:OP1	2.35	0.45
1:CA:1436:U:H2'	1:CA:1437:A:C8	2.52	0.45
1:CA:1480:A:C5	1:CA:1481:U:C6	3.04	0.45
1:CA:1500:A:H2'	1:CA:1501:C:O5'	2.16	0.45
2:CB:111:LYS:HD3	2:CB:111:LYS:O	2.16	0.45
3:CC:106:ARG:HG2	3:CC:107:LYS:HG3	1.98	0.45
3:CC:179:ALA:HB1	3:CC:202:PHE:HE1	1.82	0.45
4:CD:29:THR:O	4:CD:31:CYS:N	2.44	0.45
6:CF:75:GLU:O	6:CF:79:ARG:HG3	2.17	0.45
6:CF:81:ASN:C	6:CF:81:ASN:ND2	2.70	0.45
8:CH:57:GLU:HG3	8:CH:58:LEU:H	1.81	0.45
11:CK:107:THR:HG22	11:CK:108:ASN:N	2.32	0.45
13:CM:2:ARG:O	13:CM:3:ILE:HB	2.17	0.45
13:CM:21:ILE:CG2	13:CM:22:TYR:N	2.80	0.45
16:CP:2:VAL:HG11	16:CP:65:ALA:HB2	1.97	0.45
17:CQ:67:SER:OG	17:CQ:70:LYS:HD3	2.17	0.45
22:DA:263:G:H4'	22:DA:430:A:O4'	2.17	0.45
22:DA:310:A:C5	22:DA:312:G:C5	3.05	0.45
22:DA:425:G:C6	22:DA:426:C:N4	2.85	0.45

*Continued on next page...*

*Continued from previous page...*

Atom-1	Atom-2	Interatomic distance (Å)	Clash overlap (Å)
22:DA:483:A:C8	22:DA:484:C:C5	3.05	0.45
22:DA:502:A:C5	22:DA:505:A:N7	2.85	0.45
22:DA:569:U:OP1	22:DA:945:A:H2'	2.17	0.45
22:DA:677:A:O2'	22:DA:2071:A:H5'	2.17	0.45
22:DA:765:C:C2	22:DA:766:U:C6	3.05	0.45
22:DA:777:G:O2'	22:DA:778:G:O5'	2.31	0.45
22:DA:961:C:C5	22:DA:2456:C:H4'	2.51	0.45
22:DA:1071:G:O4'	22:DA:1088:A:O2'	2.34	0.45
22:DA:1184:U:OP1	47:DZ:29:ARG:CD	2.65	0.45
22:DA:1206:G:O2'	22:DA:1207:C:H5'	2.17	0.45
22:DA:1659:G:C2	22:DA:2002:G:N3	2.85	0.45
22:DA:1686:C:C2	22:DA:1703:G:C2	3.04	0.45
22:DA:1805:A:N3	24:DC:49:THR:HG22	2.32	0.45
22:DA:1833:C:H2'	22:DA:1834:U:C6	2.52	0.45
22:DA:1958:C:P	56:DA:3716:HOH:O	2.74	0.45
22:DA:2024:G:C5	22:DA:2040:G:C2	3.05	0.45
22:DA:2056:G:C2	22:DA:2057:G:N7	2.85	0.45
22:DA:2298:A:O2'	22:DA:2299:U:O4'	2.34	0.45
22:DA:2362:C:P	51:D3:43:LEU:HD21	2.57	0.45
22:DA:2666:C:O2	22:DA:2666:C:O4'	2.33	0.45
22:DA:2752:C:O2'	22:DA:2753:A:C8	2.70	0.45
23:DB:11:C:C5	23:DB:12:C:C5	3.04	0.45
23:DB:52:A:O2'	23:DB:53:A:C8	2.62	0.45
23:DB:67:G:HO2'	23:DB:68:C:P	2.39	0.45
29:DH:59:ALA:HA	29:DH:63:ALA:CB	2.45	0.45
29:DH:75:LEU:HD12	29:DH:75:LEU:N	2.32	0.45
41:DT:25:GLU:HA	41:DT:29:THR:O	2.17	0.45
46:DY:56:LEU:HD22	46:DY:56:LEU:N	2.32	0.45
49:D1:28:THR:C	49:D1:29:LYS:HG2	2.37	0.45
1:AA:164:G:C2'	1:AA:165:G:H5'	2.47	0.45
1:AA:204:G:N3	1:AA:465:A:C4	2.85	0.45
1:AA:255:G:O2'	1:AA:256:U:H5'	2.17	0.45
1:AA:737:C:C2	1:AA:738:C:C5	3.04	0.45
1:AA:858:G:O2'	1:AA:859:G:C5'	2.65	0.45
1:AA:877:G:N2	8:AH:1:SER:N	2.64	0.45
1:AA:953:G:H2'	1:AA:954:G:C5'	2.47	0.45
1:AA:961:U:O2	1:AA:983:A:C4	2.70	0.45
1:AA:965:U:O2	1:AA:969:A:C2	2.70	0.45
1:AA:1141:C:O2'	1:AA:1142:G:H8	1.99	0.45
3:AC:76:ILE:HD11	3:AC:102:ILE:HG12	1.97	0.45
4:AD:149:LYS:HZ2	4:AD:177:MET:HG3	1.82	0.45

*Continued on next page...*

*Continued from previous page...*

Atom-1	Atom-2	Interatomic distance (Å)	Clash overlap (Å)
5:AE:152:VAL:O	5:AE:155:LYS:CE	2.65	0.45
6:AF:4:TYR:O	6:AF:63:ASN:HA	2.16	0.45
7:AG:53:SER:C	7:AG:55:LYS:N	2.70	0.45
8:AH:30:LYS:CE	8:AH:30:LYS:HA	2.46	0.45
8:AH:31:LEU:HD12	8:AH:31:LEU:O	2.17	0.45
13:AM:76:ILE:O	13:AM:79:LEU:HB2	2.17	0.45
15:AO:44:GLU:HG3	15:AO:45:HIS:N	2.32	0.45
15:AO:69:LEU:HD22	15:AO:77:TYR:HB2	1.98	0.45
16:AP:42:ILE:N	16:AP:42:ILE:HD13	2.32	0.45
18:AR:33:THR:HG22	18:AR:37:LYS:O	2.17	0.45
19:AS:51:HIS:HE2	19:AS:53:GLY:C	2.20	0.45
21:AU:23:GLU:HB3	21:AU:24:LYS:H	1.44	0.45
22:BA:142:A:C2	22:BA:143:C:N3	2.84	0.45
22:BA:146:A:H2'	22:BA:147:C:C6	2.52	0.45
22:BA:447:A:N1	22:BA:454:A:H2'	2.31	0.45
22:BA:636:G:H3'	33:BL:128:THR:HG21	1.98	0.45
22:BA:1135:C:H6	22:BA:1135:C:H5''	1.81	0.45
22:BA:1510:G:C4	22:BA:1511:G:C8	3.05	0.45
22:BA:1522:A:O2'	22:BA:1523:U:OP2	2.32	0.45
22:BA:1783:A:H5'	22:BA:2608:G:H4'	1.99	0.45
22:BA:1791:A:N6	22:BA:1828:G:O2'	2.45	0.45
22:BA:1857:G:H1'	22:BA:1884:G:H22	1.81	0.45
22:BA:2185:U:C5	22:BA:2186:G:N7	2.85	0.45
22:BA:2470:G:N2	22:BA:2471:A:C4	2.85	0.45
22:BA:2682:A:C8	25:BD:11:MET:CG	3.00	0.45
24:BC:70:LYS:HG3	24:BC:101:ARG:CZ	2.47	0.45
25:BD:49:GLN:HE22	25:BD:67:HIS:CE1	2.34	0.45
26:BE:149:ILE:O	26:BE:188:MET:HA	2.16	0.45
27:BF:109:ARG:C	27:BF:136:ILE:HG22	2.38	0.45
29:BH:31:VAL:CB	29:BH:32:PRO:HD2	2.42	0.45
32:BK:40:LYS:HE3	32:BK:57:VAL:HG13	1.98	0.45
35:BN:12:ARG:CG	35:BN:12:ARG:NH2	2.75	0.45
36:BO:3:LYS:HG3	36:BO:4:LYS:H	1.81	0.45
37:BP:87:ARG:HG3	37:BP:88:ARG:H	1.82	0.45
44:BW:49:ASN:HA	44:BW:61:LYS:H	1.82	0.45
51:B3:32:LEU:O	51:B3:33:THR:C	2.53	0.45
1:CA:35:G:H21	12:CL:114:SER:HB3	1.81	0.45
1:CA:207:C:O2	1:CA:213:G:C6	2.70	0.45
1:CA:214:C:H2'	1:CA:215:C:C5	2.51	0.45
1:CA:337:G:C2	1:CA:338:A:C5	3.05	0.45
1:CA:346:G:H5''	1:CA:346:G:N3	2.32	0.45

*Continued on next page...*

*Continued from previous page...*

Atom-1	Atom-2	Interatomic distance (Å)	Clash overlap (Å)
1:CA:429:U:H4'	1:CA:430:A:O5'	2.17	0.45
1:CA:441:A:C2	1:CA:497:G:C5	3.05	0.45
1:CA:642:A:O2'	1:CA:643:C:O5'	2.34	0.45
1:CA:718:A:H5'	11:CK:118:ASN:CG	2.36	0.45
1:CA:757:U:H2'	1:CA:758:C:O4'	2.17	0.45
1:CA:996:A:N6	1:CA:1046:A:O4'	2.49	0.45
1:CA:1231:G:H2'	1:CA:1232:U:C6	2.52	0.45
1:CA:1285:A:C4'	1:CA:1286:U:OP1	2.58	0.45
1:CA:1346:A:H5''	9:CI:121:ARG:HH22	1.81	0.45
1:CA:1470:U:C2'	1:CA:1471:U:O5'	2.65	0.45
2:CB:84:LEU:HD12	2:CB:84:LEU:C	2.38	0.45
2:CB:160:LEU:HD13	2:CB:180:ILE:CG2	2.46	0.45
3:CC:140:ALA:O	3:CC:145:ALA:CB	2.55	0.45
11:CK:31:VAL:O	11:CK:43:TRP:HA	2.17	0.45
11:CK:91:GLY:O	11:CK:94:SER:N	2.49	0.45
13:CM:84:CYS:SG	13:CM:85:TYR:N	2.90	0.45
18:CR:28:LEU:C	18:CR:30:ASN:N	2.69	0.45
22:DA:37:C:O2	22:DA:444:C:N3	2.50	0.45
22:DA:75:G:O2'	22:DA:76:C:H6	2.00	0.45
22:DA:116:C:C2'	22:DA:117:G:C5'	2.95	0.45
22:DA:155:A:N1	22:DA:172:A:C6	2.85	0.45
22:DA:164:C:HO2'	22:DA:165:A:H5'	1.79	0.45
22:DA:225:C:H2'	22:DA:225:C:O2	2.17	0.45
22:DA:230:G:O2'	22:DA:231:A:H8	2.00	0.45
22:DA:265:A:N6	22:DA:428:A:O4'	2.49	0.45
22:DA:306:U:C5	22:DA:307:G:C5	3.06	0.45
22:DA:323:C:OP1	22:DA:324:A:H8	2.00	0.45
22:DA:351:C:N4	22:DA:352:A:H62	2.14	0.45
22:DA:898:C:C5	22:DA:899:A:C5	3.05	0.45
22:DA:981:A:H3'	22:DA:982:C:O2	2.17	0.45
22:DA:1208:C:N4	22:DA:1239:G:C6	2.85	0.45
22:DA:1289:C:H1'	22:DA:1330:C:H5'	1.98	0.45
22:DA:1389:G:N2	22:DA:1390:U:O2	2.50	0.45
22:DA:1426:G:C5'	22:DA:1427:A:OP2	2.65	0.45
22:DA:1440:U:H2'	22:DA:1441:G:H8	1.80	0.45
22:DA:1468:U:O2	22:DA:1525:A:C2	2.69	0.45
22:DA:1529:G:O6	22:DA:1543:G:C2	2.70	0.45
22:DA:1563:U:H2'	22:DA:1564:C:O4'	2.17	0.45
22:DA:1731:G:HO2'	22:DA:1732:C:H5''	1.76	0.45
22:DA:1731:G:C4'	22:DA:1732:C:OP1	2.46	0.45
22:DA:2015:A:C2'	22:DA:2016:U:H5'	2.47	0.45

*Continued on next page...*



*Continued from previous page...*

Atom-1	Atom-2	Interatomic distance (Å)	Clash overlap (Å)
22:DA:2045:C:H2'	22:DA:2046:G:O5'	2.17	0.45
22:DA:2141:G:N2	22:DA:2151:U:O2	2.50	0.45
22:DA:2271:G:HO2'	22:DA:2272:U:H5'	1.78	0.45
22:DA:2367:G:C2'	22:DA:2368:C:H5'	2.45	0.45
22:DA:2369:A:C4	22:DA:2370:G:C8	3.04	0.45
22:DA:2417:C:H2'	22:DA:2418:A:O4'	2.16	0.45
22:DA:2628:C:HO2'	22:DA:2781:A:H2'	1.81	0.45
23:DB:59:A:C2'	23:DB:60:C:H5'	2.47	0.45
23:DB:60:C:H2'	23:DB:61:G:H8	1.81	0.45
23:DB:100:G:H2'	23:DB:101:A:C8	2.52	0.45
24:DC:2:VAL:O	24:DC:3:VAL:CG2	2.65	0.45
24:DC:74:PRO:HG2	24:DC:96:LYS:HB2	1.98	0.45
31:DJ:57:LEU:HD21	31:DJ:128:ASN:HA	1.98	0.45
33:DL:99:ASN:C	33:DL:100:ILE:HG22	2.37	0.45
34:DM:69:PRO:O	34:DM:70:ASP:HB3	2.17	0.45
36:DO:88:LYS:O	36:DO:89:ASP:HB3	2.15	0.45
38:DQ:111:LYS:O	38:DQ:114:ALA:HB3	2.17	0.45
40:DS:33:LEU:N	40:DS:36:LEU:CD2	2.80	0.45
40:DS:51:LEU:O	40:DS:54:ALA:HB3	2.16	0.45
41:DT:14:PRO:CG	41:DT:15:HIS:N	2.80	0.45
41:DT:34:VAL:O	41:DT:35:ALA:HB3	2.17	0.45
43:DV:41:GLU:HG2	43:DV:42:LEU:N	2.32	0.45
46:DY:57:LEU:HD13	46:DY:60:LYS:CE	2.45	0.45
51:D3:42:HIS:O	51:D3:45:PRO:HG2	2.17	0.45
1:AA:70:U:O2'	1:AA:71:A:C8	2.70	0.44
1:AA:138:G:O2'	1:AA:139:A:H5'	2.18	0.44
1:AA:466:A:C6	1:AA:468:A:N6	2.86	0.44
1:AA:521:G:OP2	12:AL:50:LYS:NZ	2.50	0.44
1:AA:785:G:C2'	1:AA:786:G:H5'	2.47	0.44
1:AA:1004:A:C2	1:AA:1005:A:H1'	2.52	0.44
1:AA:1053:G:O6	1:AA:1199:U:H2'	2.17	0.44
1:AA:1162:C:C2'	1:AA:1163:A:C8	2.96	0.44
1:AA:1171:A:O2'	1:AA:1172:C:H5'	2.17	0.44
1:AA:1277:C:O2'	1:AA:1279:G:H8	2.00	0.44
1:AA:1303:C:O2'	1:AA:1304:G:C8	2.69	0.44
1:AA:1438:G:O2'	1:AA:1439:G:H5'	2.17	0.44
1:AA:1507:A:C6	1:AA:1530:G:C6	3.05	0.44
7:AG:69:ARG:HG3	7:AG:95:ARG:HG2	1.98	0.44
8:AH:48:PHE:HD1	8:AH:48:PHE:H	1.64	0.44
11:AK:20:ALA:HA	11:AK:33:ILE:CD1	2.47	0.44
11:AK:108:ASN:ND2	21:AU:6:ARG:HA	2.32	0.44

*Continued on next page...*

*Continued from previous page...*

Atom-1	Atom-2	Interatomic distance (Å)	Clash overlap (Å)
12:AL:45:ASN:N	12:AL:45:ASN:ND2	2.65	0.44
13:AM:44:ILE:HD12	13:AM:44:ILE:N	2.33	0.44
15:AO:34:GLN:O	15:AO:38:LEU:HD22	2.17	0.44
17:AQ:4:ILE:C	17:AQ:5:ARG:HG3	2.37	0.44
17:AQ:18:LYS:CA	17:AQ:47:ASP:CB	2.74	0.44
19:AS:55:GLN:NE2	19:AS:55:GLN:CA	2.80	0.44
20:AT:3:ILE:HA	20:AT:7:LYS:NZ	2.32	0.44
22:BA:28:A:H2'	22:BA:29:U:H6	1.81	0.44
22:BA:37:C:C2'	22:BA:38:A:O5'	2.65	0.44
22:BA:289:G:C8	22:BA:290:U:C5	3.05	0.44
22:BA:479:A:N3	22:BA:481:G:H5''	2.31	0.44
22:BA:602:A:C2	22:BA:656:G:C6	3.05	0.44
22:BA:655:A:H4'	22:BA:656:G:OP1	2.17	0.44
22:BA:995:C:OP2	38:BQ:52:ARG:NH1	2.50	0.44
22:BA:1276:A:H5''	22:BA:1276:A:C8	2.52	0.44
22:BA:1820:U:C2	24:BC:200:MET:HG2	2.50	0.44
22:BA:2079:U:O2'	45:BX:22:ASN:ND2	2.49	0.44
22:BA:2353:G:H2'	22:BA:2354:C:O5'	2.17	0.44
22:BA:2415:G:C6	22:BA:2416:C:C4	3.05	0.44
22:BA:2492:U:C2	22:BA:2493:U:C5	3.05	0.44
22:BA:2819:G:H5''	56:BA:3802:HOH:O	2.17	0.44
22:BA:2820:A:OP1	35:BN:2:ARG:NH2	2.50	0.44
23:BB:44:G:O2'	23:BB:45:A:OP2	2.32	0.44
24:BC:30:ALA:N	24:BC:31:PRO:HD2	2.32	0.44
24:BC:159:THR:N	24:BC:194:VAL:CG1	2.79	0.44
25:BD:9:VAL:CG2	25:BD:26:VAL:HB	2.47	0.44
25:BD:32:ASN:O	25:BD:95:SER:HA	2.17	0.44
26:BE:5:LEU:CD2	26:BE:121:VAL:HA	2.48	0.44
27:BF:82:TYR:O	27:BF:84:ILE:HG22	2.17	0.44
27:BF:98:PHE:CD2	27:BF:98:PHE:C	2.90	0.44
27:BF:162:ASP:O	27:BF:163:GLU:C	2.55	0.44
28:BG:116:LEU:HD21	28:BG:122:ALA:HB3	2.00	0.44
28:BG:156:TYR:O	28:BG:157:LYS:HG3	2.17	0.44
31:BJ:89:PHE:CE1	31:BJ:93:ILE:CG1	3.00	0.44
32:BK:41:ILE:HD12	32:BK:41:ILE:HA	1.72	0.44
35:BN:71:ARG:HH21	35:BN:71:ARG:HG2	1.82	0.44
36:BO:79:ALA:HB1	36:BO:113:ALA:CB	2.47	0.44
40:BS:24:ILE:HD12	40:BS:24:ILE:HA	1.49	0.44
40:BS:43:ALA:O	40:BS:46:LEU:HB2	2.16	0.44
42:BU:60:LYS:HD2	42:BU:60:LYS:HA	1.61	0.44
43:BV:93:ARG:O	43:BV:94:ALA:CB	2.65	0.44

*Continued on next page...*

*Continued from previous page...*

Atom-1	Atom-2	Interatomic distance (Å)	Clash overlap (Å)
51:B3:60:CYS:O	51:B3:61:LEU:HD23	2.17	0.44
1:CA:72:A:C6	1:CA:73:C:N4	2.85	0.44
1:CA:94:G:C4'	1:CA:95:C:OP1	2.53	0.44
1:CA:267:C:H2'	1:CA:268:U:O5'	2.16	0.44
1:CA:686:U:O2	1:CA:687:A:C5	2.70	0.44
1:CA:821:G:C2'	1:CA:822:U:C6	2.94	0.44
1:CA:947:G:P	13:CM:106:ARG:HG3	2.57	0.44
1:CA:1004:A:N3	1:CA:1026:G:C6	2.85	0.44
1:CA:1219:A:C4	1:CA:1220:G:C8	3.04	0.44
1:CA:1438:G:O2'	1:CA:1439:G:H5'	2.17	0.44
2:CB:118:THR:O	2:CB:118:THR:HG22	2.16	0.44
2:CB:206:ILE:CG2	2:CB:210:THR:OG1	2.65	0.44
7:CG:12:LEU:HD22	7:CG:12:LEU:C	2.38	0.44
9:CI:117:LEU:HD22	9:CI:123:ARG:HD3	1.97	0.44
13:CM:62:PHE:O	13:CM:64:VAL:HG23	2.16	0.44
14:CN:9:GLU:OE1	14:CN:62:ARG:HD2	2.18	0.44
18:CR:44:THR:HG1	18:CR:46:THR:HG22	1.81	0.44
20:CT:17:ARG:HD2	20:CT:17:ARG:O	2.16	0.44
22:DA:54:G:O2'	50:D2:35:ARG:HD3	2.17	0.44
22:DA:82:U:H2'	22:DA:83:A:C4'	2.47	0.44
22:DA:123:G:C2	22:DA:129:C:N3	2.85	0.44
22:DA:149:A:C6	22:DA:150:U:N3	2.86	0.44
22:DA:177:G:H5''	22:DA:178:G:OP2	2.16	0.44
22:DA:301:G:O2'	22:DA:302:C:O5'	2.34	0.44
22:DA:425:G:H2'	22:DA:426:C:H6	1.81	0.44
22:DA:449:A:C2'	22:DA:450:G:C5'	2.95	0.44
22:DA:455:C:N4	22:DA:473:G:OP2	2.50	0.44
22:DA:474:G:H4'	22:DA:475:C:OP1	2.15	0.44
22:DA:485:C:H2'	22:DA:486:C:C6	2.53	0.44
22:DA:615:U:O4	26:DE:39:ALA:HB2	2.18	0.44
22:DA:630:G:H4'	22:DA:640:C:O2'	2.17	0.44
22:DA:704:G:O2'	22:DA:705:A:C8	2.71	0.44
22:DA:810:U:O2'	33:DL:20:GLY:O	2.34	0.44
22:DA:1078:U:H4'	22:DA:1079:C:C5'	2.47	0.44
22:DA:1087:G:C4	22:DA:1089:A:N3	2.85	0.44
22:DA:1455:G:O2'	22:DA:1456:G:O5'	2.34	0.44
22:DA:1495:A:H2'	22:DA:1496:A:C8	2.52	0.44
22:DA:1550:C:H5''	22:DA:1720:U:O2'	2.16	0.44
22:DA:1558:C:H6	22:DA:1558:C:OP1	2.00	0.44
22:DA:1933:G:H2'	22:DA:1934:C:O4'	2.18	0.44
22:DA:1994:C:P	25:DD:132:ALA:HB3	2.56	0.44

*Continued on next page...*

*Continued from previous page...*

Atom-1	Atom-2	Interatomic distance (Å)	Clash overlap (Å)
22:DA:2067:G:H5''	22:DA:2068:U:OP2	2.16	0.44
22:DA:2103:C:C2'	22:DA:2104:C:H5'	2.48	0.44
22:DA:2192:U:O2	22:DA:2192:U:C2'	2.64	0.44
22:DA:2245:U:H5''	22:DA:2246:G:H5'	1.98	0.44
22:DA:2264:C:C6	22:DA:2265:U:C5	3.05	0.44
22:DA:2377:A:C6	22:DA:2378:A:C6	3.04	0.44
22:DA:2460:U:H2'	22:DA:2461:A:O4'	2.16	0.44
22:DA:2474:U:O2	22:DA:2474:U:O4'	2.34	0.44
22:DA:2533:U:C4	22:DA:2534:A:C4	3.06	0.44
22:DA:2771:C:H5''	25:DD:207:VAL:HG11	1.98	0.44
22:DA:2889:C:N4	22:DA:2890:G:C6	2.86	0.44
23:DB:8:C:O2'	36:DO:40:ILE:HD13	2.16	0.44
23:DB:42:C:C4	23:DB:43:C:N4	2.85	0.44
24:DC:221:GLY:O	24:DC:224:MET:HG2	2.17	0.44
26:DE:141:MET:O	26:DE:142:ALA:HB3	2.17	0.44
27:DF:131:VAL:O	27:DF:132:ARG:HB2	2.16	0.44
29:DH:134:VAL:O	29:DH:134:VAL:HG22	2.17	0.44
34:DM:36:VAL:HG13	43:DV:82:TYR:HD1	1.81	0.44
37:DP:13:LYS:HE3	37:DP:76:HIS:O	2.18	0.44
39:DR:90:ARG:HA	39:DR:90:ARG:HD2	1.82	0.44
40:DS:75:PHE:CE2	40:DS:104:THR:CG2	2.99	0.44
42:DU:80:ASP:N	42:DU:80:ASP:OD1	2.49	0.44
42:DU:82:VAL:O	42:DU:96:LYS:CG	2.65	0.44
43:DV:30:ILE:HD12	43:DV:38:LEU:HD23	1.98	0.44
43:DV:44:HIS:CE1	43:DV:86:LEU:O	2.70	0.44
52:D4:27:CYS:SG	52:D4:33:HIS:HB2	2.56	0.44
1:AA:197:A:O2'	1:AA:198:G:O4'	2.34	0.44
1:AA:346:G:P	37:BP:33:GLU:OE1	2.75	0.44
1:AA:701:U:O2'	1:AA:702:A:P	2.75	0.44
1:AA:702:A:N3	22:BA:1847:A:H2	2.15	0.44
1:AA:937:A:H2'	1:AA:938:A:C5'	2.47	0.44
2:AB:66:ILE:HD13	2:AB:66:ILE:HA	1.83	0.44
2:AB:221:ARG:HG2	2:AB:221:ARG:HH11	1.82	0.44
3:AC:39:ARG:O	3:AC:43:THR:HG23	2.17	0.44
5:AE:75:LEU:HD23	5:AE:79:THR:O	2.16	0.44
5:AE:96:GLN:CB	5:AE:123:LEU:HD13	2.46	0.44
8:AH:20:ASN:ND2	8:AH:64:TYR:HE2	2.14	0.44
8:AH:36:ALA:HA	8:AH:39:LEU:HD12	1.98	0.44
10:AJ:71:LEU:O	10:AJ:72:ARG:CD	2.66	0.44
12:AL:24:GLU:HB2	12:AL:26:CYS:HG	1.78	0.44
12:AL:33:CYS:N	12:AL:54:VAL:HA	2.32	0.44

*Continued on next page...*

*Continued from previous page...*

Atom-1	Atom-2	Interatomic distance (Å)	Clash overlap (Å)
15:AO:65:LEU:HD22	15:AO:65:LEU:HA	1.82	0.44
17:AQ:16:MET:HB2	17:AQ:19:SER:CB	2.23	0.44
19:AS:62:THR:HG22	19:AS:64:GLU:H	1.82	0.44
22:BA:68:G:N2	22:BA:74:A:C4	2.86	0.44
22:BA:83:A:N6	22:BA:101:A:C4	2.86	0.44
22:BA:374:A:H2'	22:BA:375:G:C5'	2.47	0.44
22:BA:511:U:C5	22:BA:512:G:C4	3.06	0.44
22:BA:592:A:O2'	51:B3:2:LYS:HA	2.17	0.44
22:BA:977:G:O6	56:BA:3585:HOH:O	2.21	0.44
22:BA:1071:G:C4	22:BA:1089:A:C6	3.06	0.44
22:BA:1725:U:H2'	22:BA:1726:C:O4'	2.17	0.44
22:BA:1917:U:C4	22:BA:1918:A:C5	3.05	0.44
22:BA:1959:G:H2'	22:BA:1960:A:O5'	2.17	0.44
22:BA:1992:G:N2	22:BA:1996:C:O2'	2.46	0.44
22:BA:2745:C:C4	22:BA:2746:U:C4	3.06	0.44
23:BB:13:G:O2'	23:BB:15:A:OP2	2.36	0.44
23:BB:71:C:H2'	23:BB:72:G:H5'	1.99	0.44
24:BC:105:ALA:HA	24:BC:106:PRO:HD2	1.62	0.44
24:BC:203:VAL:HG12	24:BC:204:LEU:N	2.31	0.44
24:BC:246:PRO:HG2	24:BC:247:TRP:CZ2	2.51	0.44
25:BD:105:LYS:CE	25:BD:176:ASP:HB3	2.47	0.44
25:BD:114:LYS:CE	25:BD:114:LYS:CA	2.92	0.44
26:BE:82:GLY:O	26:BE:83:VAL:HB	2.17	0.44
26:BE:197:GLU:O	26:BE:198:GLU:C	2.56	0.44
27:BF:91:ARG:N	27:BF:95:MET:HB2	2.32	0.44
28:BG:66:THR:OG1	28:BG:67:ALA:N	2.51	0.44
28:BG:112:VAL:HG23	28:BG:113:ASP:H	1.82	0.44
29:BH:133:GLN:OE1	29:BH:133:GLN:CA	2.63	0.44
40:BS:2:GLU:C	40:BS:3:THR:HG22	2.38	0.44
41:BT:38:ALA:HB1	41:BT:43:ILE:HG21	1.99	0.44
42:BU:24:VAL:HA	42:BU:35:VAL:HG22	1.99	0.44
48:B0:47:TYR:CZ	48:B0:52:LYS:HB2	2.49	0.44
1:CA:113:G:C1'	1:CA:354:G:H5'	2.46	0.44
1:CA:275:G:O2'	1:CA:276:G:C8	2.67	0.44
1:CA:502:A:C2'	1:CA:503:C:H5'	2.47	0.44
1:CA:520:A:HO2'	12:CL:69:GLU:HG3	1.83	0.44
1:CA:543:U:C2'	1:CA:544:G:C5'	2.95	0.44
1:CA:619:U:N3	4:CD:130:ASN:OD1	2.49	0.44
1:CA:755:G:C2	1:CA:756:C:C5	3.06	0.44
1:CA:821:G:C2'	1:CA:822:U:H6	2.25	0.44
1:CA:862:C:N3	1:CA:863:U:C4	2.85	0.44

*Continued on next page...*

*Continued from previous page...*

Atom-1	Atom-2	Interatomic distance (Å)	Clash overlap (Å)
1:CA:1032:G:H2'	1:CA:1033:G:O4'	2.17	0.44
1:CA:1040:U:O2'	1:CA:1041:G:H5'	2.17	0.44
1:CA:1130:A:C5	1:CA:1146:A:C5	3.04	0.44
1:CA:1213:A:C8	1:CA:1215:G:C5	3.05	0.44
1:CA:1242:G:N2	1:CA:1243:C:H1'	2.31	0.44
1:CA:1473:G:O2'	22:DA:1702:G:H4'	2.16	0.44
3:CC:26:LYS:HE3	3:CC:26:LYS:CA	2.25	0.44
8:CH:78:SER:OG	8:CH:123:GLU:HG3	2.16	0.44
9:CI:27:ILE:O	9:CI:33:SER:HA	2.17	0.44
11:CK:35:ASP:OD1	11:CK:37:GLN:HG3	2.17	0.44
12:CL:33:CYS:HA	12:CL:54:VAL:HG13	1.99	0.44
12:CL:81:ILE:HD11	12:CL:94:TYR:HB2	1.99	0.44
14:CN:60:ARG:CG	14:CN:61:ASN:N	2.80	0.44
16:CP:44:SER:HB2	16:CP:46:LYS:CG	2.48	0.44
17:CQ:43:LEU:O	17:CQ:45:VAL:HG23	2.17	0.44
19:CS:30:LEU:HD12	19:CS:30:LEU:N	2.32	0.44
19:CS:42:ASN:N	19:CS:42:ASN:OD1	2.51	0.44
22:DA:54:G:H2'	22:DA:55:G:O5'	2.18	0.44
22:DA:83:A:P	42:DU:91:LYS:HZ2	2.39	0.44
22:DA:280:U:C5	22:DA:281:C:C4	3.05	0.44
22:DA:329:G:C4'	22:DA:330:A:OP1	2.64	0.44
22:DA:345:A:O2'	22:DA:346:A:C2	2.61	0.44
22:DA:627:A:O2'	22:DA:628:G:H8	1.98	0.44
22:DA:686:U:P	56:DA:3703:HOH:O	2.75	0.44
22:DA:693:A:C2'	22:DA:694:U:H5'	2.47	0.44
22:DA:732:C:C4	22:DA:733:G:C8	3.04	0.44
22:DA:922:C:C4	22:DA:923:G:N7	2.85	0.44
22:DA:1065:U:C2	22:DA:1074:G:N1	2.85	0.44
22:DA:1123:C:H2'	22:DA:1124:G:C8	2.52	0.44
22:DA:1205:A:N7	26:DE:165:HIS:CE1	2.85	0.44
22:DA:1206:G:O2'	22:DA:1207:C:O5'	2.36	0.44
22:DA:1495:A:H2'	22:DA:1496:A:O4'	2.17	0.44
22:DA:1498:C:O2'	22:DA:1499:C:C5'	2.65	0.44
22:DA:1500:G:N1	22:DA:1501:G:C5	2.84	0.44
22:DA:1740:G:C2'	22:DA:1741:C:C5'	2.95	0.44
22:DA:1837:C:O2	22:DA:1904:G:C2	2.71	0.44
22:DA:2082:A:H2'	22:DA:2083:G:O5'	2.17	0.44
22:DA:2257:U:O2'	22:DA:2258:C:H5'	2.17	0.44
22:DA:2372:U:O2	22:DA:2372:U:H2'	2.17	0.44
22:DA:2674:G:C6	22:DA:2675:A:C5	3.05	0.44
25:DD:110:THR:CB	25:DD:171:THR:HG22	2.47	0.44

*Continued on next page...*

*Continued from previous page...*

Atom-1	Atom-2	Interatomic distance (Å)	Clash overlap (Å)
26:DE:28:VAL:CG2	26:DE:29:HIS:N	2.80	0.44
28:DG:154:GLU:C	28:DG:156:TYR:H	2.20	0.44
32:DK:47:ILE:CG2	32:DK:49:ARG:HG3	2.46	0.44
32:DK:92:GLU:O	32:DK:93:GLN:O	2.36	0.44
34:DM:54:THR:HG22	34:DM:54:THR:O	2.17	0.44
35:DN:36:THR:HG23	35:DN:41:ALA:HB2	1.98	0.44
35:DN:62:ASN:N	35:DN:62:ASN:OD1	2.50	0.44
35:DN:75:ILE:O	35:DN:79:LEU:HB2	2.16	0.44
35:DN:104:ALA:O	35:DN:105:GLY:C	2.54	0.44
38:DQ:4:LYS:O	38:DQ:5:ARG:CB	2.65	0.44
38:DQ:94:LEU:HD13	39:DR:4:VAL:HG12	1.98	0.44
41:DT:68:LYS:O	41:DT:69:ARG:HB3	2.16	0.44
42:DU:17:ASP:CB	42:DU:38:ILE:HA	2.45	0.44
43:DV:21:ARG:NE	43:DV:87:GLN:HG2	2.31	0.44
44:DW:67:LYS:HB3	44:DW:80:SER:HB2	1.99	0.44
45:DX:1:SER:O	45:DX:2:ARG:C	2.55	0.44
46:DY:31:GLN:C	46:DY:33:ALA:N	2.70	0.44
1:AA:178:C:O2'	1:AA:179:A:H5'	2.18	0.44
1:AA:251:G:N1	1:AA:266:G:O6	2.50	0.44
1:AA:408:A:C6	1:AA:409:U:N3	2.85	0.44
1:AA:466:A:N6	1:AA:468:A:H62	2.15	0.44
1:AA:785:G:N2	1:AA:798:U:C2	2.86	0.44
1:AA:832:G:H2'	1:AA:832:G:N3	2.32	0.44
1:AA:845:A:H3'	1:AA:845:A:H8	1.82	0.44
1:AA:1103:C:H6	1:AA:1103:C:H3'	1.83	0.44
1:AA:1160:G:HO2'	1:AA:1161:C:H6	1.66	0.44
1:AA:1162:C:C2	1:AA:1175:G:N2	2.85	0.44
1:AA:1171:A:H2'	1:AA:1172:C:H6	1.79	0.44
1:AA:1263:C:C2'	1:AA:1264:U:H5'	2.46	0.44
1:AA:1424:U:H2'	1:AA:1425:U:O5'	2.17	0.44
1:AA:1499:A:O2'	1:AA:1500:A:H5'	2.18	0.44
5:AE:149:PRO:HG2	5:AE:150:GLU:HG2	1.98	0.44
8:AH:66:GLN:HB3	8:AH:67:GLY:H	1.51	0.44
12:AL:113:ARG:O	12:AL:115:LYS:O	2.36	0.44
14:AN:40:ARG:NH1	14:AN:44:VAL:CG1	2.73	0.44
17:AQ:14:ASP:HB2	17:AQ:54:ILE:HG22	1.99	0.44
19:AS:10:ILE:HG22	19:AS:38:THR:H	1.82	0.44
20:AT:53:MET:HE2	20:AT:54:GLN:HA	1.99	0.44
21:AU:13:VAL:O	21:AU:15:LEU:HD12	2.17	0.44
22:BA:278:A:H2	22:BA:362:A:C8	2.31	0.44
22:BA:304:U:O2'	22:BA:305:C:H5'	2.18	0.44

*Continued on next page...*

*Continued from previous page...*

Atom-1	Atom-2	Interatomic distance (Å)	Clash overlap (Å)
22:BA:345:A:O2'	22:BA:346:A:N7	2.51	0.44
22:BA:369:U:O2'	22:BA:370:G:P	2.75	0.44
22:BA:480:A:H3'	22:BA:481:G:C5'	2.47	0.44
22:BA:497:A:H2'	22:BA:498:G:O4'	2.17	0.44
22:BA:547:A:N1	22:BA:549:G:N2	2.65	0.44
22:BA:597:G:C2	22:BA:661:A:C2	3.05	0.44
22:BA:869:G:H2'	22:BA:870:U:O4'	2.17	0.44
22:BA:1341:G:C4	41:BT:84:TYR:CD1	3.06	0.44
22:BA:1398:C:H2'	22:BA:1399:C:H6	1.83	0.44
22:BA:1487:U:N3	22:BA:1503:A:C2	2.85	0.44
22:BA:1721:G:H22	22:BA:1738:G:H2'	1.83	0.44
22:BA:1946:U:C2	22:BA:1947:C:C5	3.05	0.44
22:BA:2023:C:C6	22:BA:2023:C:H5''	2.52	0.44
22:BA:2043:C:N3	22:BA:2777:G:C2	2.85	0.44
22:BA:2494:G:O2'	34:BM:79:ALA:HA	2.17	0.44
22:BA:2563:U:H1'	22:BA:2566:A:N6	2.32	0.44
22:BA:2571:U:HO2'	25:BD:151:THR:CG2	2.30	0.44
22:BA:2571:U:HO2'	25:BD:151:THR:HG21	1.78	0.44
22:BA:2643:G:H2'	22:BA:2644:G:O4'	2.17	0.44
22:BA:2715:C:C4	22:BA:2716:C:C5	3.06	0.44
22:BA:2771:C:H2'	22:BA:2772:C:C6	2.53	0.44
22:BA:2888:C:H2'	22:BA:2888:C:O2	2.17	0.44
23:BB:70:C:C2'	23:BB:71:C:H5'	2.46	0.44
24:BC:104:LEU:HB3	24:BC:105:ALA:H	1.72	0.44
26:BE:24:ASN:C	26:BE:24:ASN:ND2	2.70	0.44
27:BF:106:ALA:C	27:BF:108:PRO:CD	2.85	0.44
31:BJ:70:THR:HA	31:BJ:90:GLU:HG2	1.99	0.44
34:BM:95:LEU:HD12	34:BM:95:LEU:HA	1.60	0.44
37:BP:14:GLN:O	37:BP:15:ASP:HB3	2.17	0.44
38:BQ:15:LYS:O	38:BQ:19:GLN:HG3	2.17	0.44
38:BQ:27:ARG:HG3	38:BQ:27:ARG:NH1	2.31	0.44
38:BQ:59:LEU:HD23	38:BQ:59:LEU:HA	1.65	0.44
39:BR:58:VAL:HG22	39:BR:59:ILE:N	2.31	0.44
39:BR:66:HIS:CE1	39:BR:94:THR:HB	2.52	0.44
45:BX:76:LYS:H	45:BX:76:LYS:HG2	1.65	0.44
48:B0:10:SER:O	48:B0:14:MET:HG3	2.16	0.44
1:CA:74:A:C6	1:CA:97:G:C6	3.05	0.44
1:CA:115:G:C4'	1:CA:116:A:OP1	2.64	0.44
1:CA:511:C:O2'	1:CA:512:U:H6	2.01	0.44
1:CA:563:A:C4	1:CA:567:G:C8	3.05	0.44
1:CA:728:A:C8	15:CO:53:ARG:NH2	2.85	0.44

*Continued on next page...*



*Continued from previous page...*

Atom-1	Atom-2	Interatomic distance (Å)	Clash overlap (Å)
1:CA:754:C:O2	1:CA:754:C:H5'	2.17	0.44
1:CA:1071:C:C5'	5:CE:53:ARG:NH1	2.81	0.44
1:CA:1154:G:H2'	1:CA:1155:A:C8	2.50	0.44
1:CA:1202:U:HO2'	1:CA:1203:C:C4'	2.28	0.44
1:CA:1408:A:C8	1:CA:1409:C:C5	3.05	0.44
4:CD:26:ALA:C	4:CD:31:CYS:SG	2.96	0.44
4:CD:29:THR:CB	4:CD:30:LYS:HE3	2.45	0.44
5:CE:75:LEU:HD13	5:CE:79:THR:O	2.16	0.44
8:CH:76:ARG:HD3	8:CH:76:ARG:C	2.37	0.44
11:CK:35:ASP:C	11:CK:37:GLN:N	2.71	0.44
12:CL:20:VAL:N	12:CL:21:PRO:CD	2.80	0.44
12:CL:51:VAL:HG12	12:CL:52:CYS:N	2.31	0.44
13:CM:75:SER:C	13:CM:77:LYS:H	2.21	0.44
16:CP:78:VAL:O	16:CP:80:LYS:N	2.50	0.44
18:CR:54:LEU:O	18:CR:55:ALA:C	2.55	0.44
22:DA:33:C:H2'	22:DA:446:G:H22	1.78	0.44
22:DA:95:A:C2'	22:DA:96:C:C5'	2.86	0.44
22:DA:155:A:C2	22:DA:172:A:C2	3.05	0.44
22:DA:199:A:H2	22:DA:2078:C:HO2'	1.61	0.44
22:DA:233:A:C2	22:DA:234:U:C2	3.06	0.44
22:DA:301:G:C4	22:DA:302:C:C4	3.06	0.44
22:DA:323:C:N4	22:DA:333:G:N7	2.66	0.44
22:DA:563:A:H2	38:DQ:36:GLN:OE1	2.00	0.44
22:DA:571:U:C6	22:DA:575:A:N6	2.85	0.44
22:DA:685:A:H5'	22:DA:686:U:OP1	2.17	0.44
22:DA:838:C:H2'	22:DA:839:U:C5'	2.47	0.44
22:DA:973:A:C4'	22:DA:974:G:OP2	2.65	0.44
22:DA:995:C:H1'	38:DQ:60:TRP:HZ2	1.82	0.44
22:DA:1076:C:O2'	22:DA:1077:A:C8	2.71	0.44
22:DA:1201:U:H2'	22:DA:1202:G:H8	1.82	0.44
22:DA:1207:C:N4	22:DA:1208:C:H41	2.15	0.44
22:DA:1264:A:N3	22:DA:2015:A:N6	2.64	0.44
22:DA:1395:A:H4'	22:DA:1397:U:C5	2.51	0.44
22:DA:1442:U:N3	22:DA:1443:U:C5	2.86	0.44
22:DA:1570:A:C2	22:DA:1571:A:C2	3.06	0.44
22:DA:1596:A:N1	22:DA:1597:A:N1	2.66	0.44
22:DA:1597:A:C8	22:DA:1597:A:H3'	2.53	0.44
22:DA:1683:U:C2'	22:DA:1684:G:H5'	2.47	0.44
22:DA:1998:A:H2'	22:DA:1999:C:O4'	2.17	0.44
22:DA:2023:C:O2'	22:DA:2024:G:H5'	2.18	0.44
22:DA:2040:G:C6	22:DA:2041:U:C4	3.05	0.44

*Continued on next page...*

*Continued from previous page...*

Atom-1	Atom-2	Interatomic distance (Å)	Clash overlap (Å)
22:DA:2879:A:O2'	22:DA:2880:C:O5'	2.34	0.44
22:DA:2893:A:H5''	22:DA:2894:G:H5'	1.99	0.44
23:DB:16:G:C6	23:DB:69:G:C4	3.05	0.44
24:DC:93:VAL:HG13	24:DC:94:LEU:N	2.32	0.44
25:DD:107:VAL:H	25:DD:206:ALA:N	2.13	0.44
25:DD:179:ARG:HB2	25:DD:188:LEU:HD12	1.99	0.44
26:DE:5:LEU:HD12	26:DE:10:SER:HB2	1.99	0.44
26:DE:57:LYS:NZ	26:DE:58:LYS:N	2.65	0.44
26:DE:73:ILE:O	26:DE:73:ILE:CG1	2.64	0.44
28:DG:25:ILE:HG22	28:DG:78:VAL:HG21	1.99	0.44
28:DG:122:ALA:CB	28:DG:131:VAL:O	2.61	0.44
28:DG:154:GLU:HA	28:DG:154:GLU:OE1	2.17	0.44
29:DH:24:GLY:C	29:DH:26:ALA:N	2.70	0.44
30:DI:139:VAL:O	30:DI:140:GLU:HB2	2.18	0.44
32:DK:10:VAL:HG13	32:DK:12:ASP:OD1	2.17	0.44
32:DK:79:PHE:CD1	32:DK:79:PHE:N	2.85	0.44
34:DM:35:ALA:HB2	34:DM:100:LYS:N	2.33	0.44
35:DN:22:ARG:O	35:DN:22:ARG:CG	2.65	0.44
35:DN:67:PHE:HE2	35:DN:73:ASN:ND2	2.16	0.44
39:DR:81:LYS:HA	39:DR:81:LYS:HD3	1.82	0.44
40:DS:49:LYS:HB3	40:DS:49:LYS:HZ3	1.80	0.44
41:DT:20:ALA:HB1	41:DT:31:VAL:HG11	1.99	0.44
42:DU:4:ILE:HG23	42:DU:71:ILE:CG2	2.46	0.44
44:DW:24:ARG:O	44:DW:25:PHE:HB2	2.18	0.44
47:DZ:39:ASP:HA	47:DZ:43:ILE:HD11	1.99	0.44
47:DZ:40:THR:C	47:DZ:42:ALA:H	2.19	0.44
1:AA:27:G:H2'	1:AA:28:A:C8	2.52	0.44
1:AA:92:U:O2'	1:AA:93:U:H6	1.96	0.44
1:AA:183:C:O2'	1:AA:184:G:C5'	2.65	0.44
1:AA:376:G:H2'	1:AA:377:G:H8	1.83	0.44
1:AA:500:G:C6	1:AA:546:A:C2	3.05	0.44
1:AA:627:G:C2	1:AA:628:G:C4	3.05	0.44
1:AA:650:G:N2	1:AA:651:C:H1'	2.33	0.44
1:AA:860:A:N6	1:AA:861:G:C2	2.85	0.44
1:AA:908:A:C2	1:AA:909:A:C5	3.05	0.44
1:AA:1279:G:N3	1:AA:1279:G:C2'	2.68	0.44
1:AA:1282:C:O2'	1:AA:1283:U:C5'	2.65	0.44
1:AA:1478:U:H2'	1:AA:1479:C:H6	1.82	0.44
2:AB:148:GLY:HA2	2:AB:151:LYS:HE3	1.99	0.44
3:AC:108:PRO:C	3:AC:110:LEU:H	2.20	0.44
3:AC:153:SER:HB3	3:AC:164:THR:CG2	2.39	0.44

*Continued on next page...*

*Continued from previous page...*

Atom-1	Atom-2	Interatomic distance (Å)	Clash overlap (Å)
4:AD:109:THR:HG23	4:AD:112:GLU:CB	2.47	0.44
5:AE:81:GLN:HE22	5:AE:146:MET:CE	2.30	0.44
7:AG:78:ARG:HH12	7:AG:81:GLY:C	2.20	0.44
8:AH:20:ASN:HD22	8:AH:64:TYR:HE2	1.65	0.44
9:AI:27:ILE:N	9:AI:27:ILE:CD1	2.77	0.44
9:AI:103:VAL:CG2	9:AI:104:THR:N	2.81	0.44
10:AJ:33:GLY:CA	10:AJ:83:THR:CB	2.96	0.44
11:AK:63:GLN:HG3	11:AK:98:ALA:CB	2.47	0.44
11:AK:87:GLY:O	11:AK:92:ARG:HD2	2.18	0.44
18:AR:28:LEU:C	18:AR:30:ASN:N	2.70	0.44
18:AR:62:ARG:HD3	18:AR:69:TYR:HD2	1.81	0.44
19:AS:50:VAL:HG12	19:AS:74:ALA:CB	2.48	0.44
20:AT:30:PHE:O	20:AT:33:LYS:HB2	2.18	0.44
22:BA:90:U:H2'	22:BA:91:A:H8	1.82	0.44
22:BA:117:G:C6	22:BA:119:A:N6	2.86	0.44
22:BA:225:C:H2'	22:BA:226:A:O4'	2.18	0.44
22:BA:483:A:O2'	42:BU:56:GLY:CA	2.57	0.44
22:BA:579:G:C2	22:BA:1262:A:C5	3.06	0.44
22:BA:1070:A:C2	22:BA:1097:U:H4'	2.53	0.44
22:BA:1304:A:C2	22:BA:1305:C:C6	3.06	0.44
22:BA:1462:C:C2'	22:BA:1463:C:C5'	2.91	0.44
22:BA:1607:C:H4'	22:BA:1608:A:O5'	2.17	0.44
22:BA:1845:G:H2'	22:BA:1846:G:H5'	1.98	0.44
22:BA:2103:C:H2'	22:BA:2104:C:C5'	2.38	0.44
22:BA:2149:U:HO2'	22:BA:2150:C:C4'	2.30	0.44
22:BA:2463:C:O5'	22:BA:2463:C:H6	2.00	0.44
22:BA:2551:C:H2'	22:BA:2552:U:C6	2.52	0.44
23:BB:78:A:H2'	23:BB:79:G:O4'	2.17	0.44
23:BB:110:C:H2'	23:BB:111:U:C5'	2.47	0.44
24:BC:254:LYS:HB3	24:BC:254:LYS:HE3	1.72	0.44
25:BD:125:TRP:O	25:BD:126:ASN:CB	2.65	0.44
26:BE:12:LEU:HD22	26:BE:12:LEU:HA	1.85	0.44
26:BE:85:PHE:O	26:BE:86:ALA:C	2.54	0.44
27:BF:61:GLY:HA3	27:BF:94:ARG:HD2	1.98	0.44
30:BI:107:GLU:HA	30:BI:110:GLN:HB3	1.98	0.44
31:BJ:54:ILE:HD11	31:BJ:56:VAL:CG2	2.48	0.44
32:BK:2:ILE:HG21	32:BK:39:ILE:HD12	2.00	0.44
32:BK:18:ARG:HB2	32:BK:45:GLU:CB	2.43	0.44
37:BP:92:ARG:O	37:BP:93:LYS:CB	2.54	0.44
46:BY:30:MET:O	46:BY:34:SER:HB3	2.18	0.44
1:CA:21:G:P	56:CA:1817:HOH:O	2.75	0.44

*Continued on next page...*

*Continued from previous page...*

Atom-1	Atom-2	Interatomic distance (Å)	Clash overlap (Å)
1:CA:57:G:H2'	1:CA:58:C:C6	2.53	0.44
1:CA:405:U:H1'	1:CA:498:A:H2'	1.99	0.44
1:CA:604:G:C5	1:CA:605:U:C5	3.05	0.44
1:CA:1192:C:H2'	1:CA:1193:G:O5'	2.18	0.44
1:CA:1221:G:C2	1:CA:1222:G:C1'	3.01	0.44
1:CA:1228:C:HO2'	1:CA:1229:A:P	2.40	0.44
1:CA:1349:A:OP1	9:CI:121:ARG:HB2	2.17	0.44
2:CB:9:LEU:HG	2:CB:10:LYS:H	1.81	0.44
2:CB:15:PHE:O	2:CB:39:ILE:HD11	2.18	0.44
2:CB:191:ASP:HA	2:CB:192:PRO:HD2	1.92	0.44
3:CC:8:GLY:HA3	14:CN:88:MET:SD	2.57	0.44
5:CE:36:THR:CG2	5:CE:63:MET:HE2	2.46	0.44
8:CH:29:SER:OG	8:CH:32:LYS:CB	2.65	0.44
10:CJ:44:THR:CG2	10:CJ:45:ARG:H	2.27	0.44
10:CJ:65:TYR:HD2	14:CN:96:LYS:O	2.01	0.44
11:CK:90:PRO:O	11:CK:91:GLY:C	2.56	0.44
13:CM:14:ALA:HB1	13:CM:33:LEU:CD1	2.47	0.44
16:CP:40:ASN:HA	16:CP:41:PRO:HD3	1.81	0.44
19:CS:79:TYR:CG	19:CS:80:ARG:N	2.86	0.44
22:DA:46:G:C2	22:DA:47:C:C4	3.05	0.44
22:DA:84:A:OP2	22:DA:84:A:C8	2.65	0.44
22:DA:90:U:C5	22:DA:91:A:C5	3.05	0.44
22:DA:120:U:N3	22:DA:149:A:N6	2.66	0.44
22:DA:165:A:N3	22:DA:166:U:C6	2.86	0.44
22:DA:235:U:O2'	22:DA:236:C:H5'	2.18	0.44
22:DA:345:A:C2'	22:DA:346:A:OP2	2.64	0.44
22:DA:560:C:H2'	22:DA:561:G:H5'	1.99	0.44
22:DA:572:A:OP2	39:DR:80:ARG:NH1	2.48	0.44
22:DA:602:A:H5'	22:DA:605:G:OP1	2.17	0.44
22:DA:796:C:O5'	22:DA:796:C:H6	1.98	0.44
22:DA:909:A:C6	22:DA:912:C:C2	3.06	0.44
22:DA:965:C:C4'	22:DA:2273:A:H1'	2.46	0.44
22:DA:976:G:N2	22:DA:1155:A:C2	2.86	0.44
22:DA:1343:G:N3	22:DA:1344:U:C5	2.85	0.44
22:DA:1481:U:H3	22:DA:1510:G:H1	1.66	0.44
22:DA:1712:U:C5	22:DA:1713:A:C5	3.05	0.44
22:DA:1782:U:H1'	22:DA:2609:U:O4'	2.17	0.44
22:DA:1895:C:C4	22:DA:1896:G:N7	2.86	0.44
22:DA:1920:C:H2'	22:DA:1921:G:O4'	2.17	0.44
22:DA:1957:C:H5'	22:DA:1984:G:O2'	2.18	0.44
22:DA:2024:G:C6	22:DA:2040:G:C2	3.05	0.44

*Continued on next page...*

*Continued from previous page...*

Atom-1	Atom-2	Interatomic distance (Å)	Clash overlap (Å)
22:DA:2027:G:C5	22:DA:2028:U:C5	3.06	0.44
22:DA:2077:A:N7	22:DA:2435:A:C2	2.85	0.44
22:DA:2093:G:N7	22:DA:2225:A:C4	2.85	0.44
22:DA:2337:G:C2	22:DA:2338:C:C2	3.06	0.44
22:DA:2413:G:C2'	22:DA:2414:G:H5'	2.47	0.44
22:DA:2544:G:H2'	22:DA:2545:G:H8	1.80	0.44
22:DA:2672:U:C6	22:DA:2672:U:C3'	3.01	0.44
23:DB:115:A:H2'	23:DB:116:G:H8	1.79	0.44
25:DD:125:TRP:CD1	25:DD:160:LYS:HB3	2.53	0.44
25:DD:186:LEU:HD21	37:DP:3:ILE:CD1	2.27	0.44
27:DF:41:GLU:HG2	27:DF:42:ALA:N	2.29	0.44
27:DF:134:GLN:HG3	27:DF:149:ARG:O	2.16	0.44
28:DG:1:SER:CB	28:DG:61:TRP:HE3	2.25	0.44
28:DG:91:VAL:CG2	28:DG:93:TYR:HE2	2.29	0.44
31:DJ:98:GLU:H	31:DJ:98:GLU:HG2	1.60	0.44
37:DP:72:VAL:HG23	37:DP:72:VAL:O	2.18	0.44
45:DX:61:LYS:O	45:DX:65:THR:HB	2.17	0.44
50:D2:10:LEU:O	50:D2:10:LEU:HD23	2.17	0.44
1:AA:63:C:P	1:AA:384:G:N2	2.90	0.44
1:AA:180:U:C6	1:AA:180:U:C3'	3.01	0.44
1:AA:222:C:O2'	1:AA:223:A:H5'	2.18	0.44
1:AA:274:A:HO2'	1:AA:275:G:C1'	2.31	0.44
1:AA:316:C:C2	1:AA:317:U:C5	3.05	0.44
1:AA:358:U:H2'	1:AA:359:G:O5'	2.17	0.44
1:AA:409:U:H2'	1:AA:410:G:C8	2.52	0.44
1:AA:487:A:H2'	1:AA:488:C:C6	2.52	0.44
1:AA:617:G:C2	1:AA:618:C:C5	3.05	0.44
1:AA:901:A:C5	1:AA:902:G:H1'	2.52	0.44
1:AA:901:A:N7	1:AA:902:G:H1'	2.33	0.44
1:AA:946:A:C2	1:AA:1236:A:N3	2.85	0.44
1:AA:1181:G:O2'	1:AA:1182:G:N9	2.51	0.44
1:AA:1242:G:C6	1:AA:1243:C:C5	3.05	0.44
1:AA:1273:C:H2'	1:AA:1274:A:O4'	2.18	0.44
1:AA:1293:C:C5	1:AA:1294:G:N7	2.86	0.44
1:AA:1319:A:N7	1:AA:1323:G:C5	2.85	0.44
1:AA:1448:C:O2'	1:AA:1449:C:H5'	2.17	0.44
2:AB:130:LYS:HA	2:AB:130:LYS:HZ2	1.78	0.44
4:AD:98:ASP:OD2	4:AD:99:ASN:N	2.50	0.44
4:AD:149:LYS:O	4:AD:150:LYS:HG3	2.17	0.44
6:AF:3:HIS:CD2	6:AF:94:HIS:HA	2.52	0.44
7:AG:73:GLU:HA	7:AG:140:VAL:CG1	2.48	0.44

*Continued on next page...*

*Continued from previous page...*

Atom-1	Atom-2	Interatomic distance (Å)	Clash overlap (Å)
8:AH:10:LEU:HD22	8:AH:74:ILE:HG13	1.99	0.44
9:AI:49:GLN:C	9:AI:51:LEU:N	2.70	0.44
9:AI:64:ILE:HG21	9:AI:78:ILE:HG23	1.99	0.44
9:AI:86:LEU:HD23	9:AI:93:LEU:CD2	2.48	0.44
10:AJ:17:LEU:HD23	10:AJ:18:ILE:CA	2.48	0.44
11:AK:85:VAL:O	11:AK:112:VAL:HG22	2.17	0.44
12:AL:86:VAL:CG1	12:AL:89:LEU:HD23	2.44	0.44
14:AN:50:LEU:HB3	14:AN:51:PRO:HD2	1.98	0.44
16:AP:74:LEU:N	16:AP:74:LEU:HD23	2.32	0.44
19:AS:40:PHE:HB2	19:AS:42:ASN:ND2	2.33	0.44
20:AT:27:MET:HG3	20:AT:28:ARG:N	2.32	0.44
22:BA:21:A:C2'	22:BA:22:C:H5'	2.47	0.44
22:BA:197:A:H62	22:BA:2430:A:C2'	2.30	0.44
22:BA:417:C:O5'	22:BA:417:C:H6	2.01	0.44
22:BA:460:A:C2	22:BA:470:A:C4	3.06	0.44
22:BA:1148:U:H3'	22:BA:1148:U:H6	1.82	0.44
22:BA:1178:C:C4	22:BA:1180:U:C4	3.06	0.44
22:BA:1374:G:C2'	22:BA:1375:U:H5'	2.47	0.44
22:BA:1819:A:H5''	24:BC:159:THR:HG21	2.00	0.44
22:BA:1999:C:H4'	22:BA:2723:C:O2	2.18	0.44
22:BA:2013:A:N3	40:BS:88:ARG:NH1	2.66	0.44
22:BA:2015:A:C5	48:B0:2:VAL:CG2	3.01	0.44
22:BA:2415:G:C4	22:BA:2416:C:C6	3.05	0.44
22:BA:2671:G:H2'	22:BA:2672:U:H5'	1.97	0.44
22:BA:2847:U:H2'	22:BA:2848:G:C5'	2.47	0.44
23:BB:5:U:H2'	23:BB:6:G:H8	1.83	0.44
23:BB:55:U:H2'	23:BB:56:G:O4'	2.18	0.44
24:BC:269:ARG:HD3	24:BC:269:ARG:HA	1.71	0.44
26:BE:65:THR:O	26:BE:65:THR:HG23	2.17	0.44
28:BG:54:ARG:HG3	28:BG:57:TYR:CD1	2.53	0.44
28:BG:112:VAL:HG23	28:BG:113:ASP:N	2.32	0.44
29:BH:78:VAL:O	29:BH:78:VAL:HG23	2.18	0.44
30:BI:30:GLN:NE2	30:BI:32:VAL:HB	2.33	0.44
31:BJ:18:VAL:CG2	31:BJ:140:LEU:CD1	2.95	0.44
35:BN:24:MET:HE3	35:BN:44:LEU:HB2	2.00	0.44
36:BO:67:ASN:O	36:BO:68:LYS:C	2.55	0.44
36:BO:70:ALA:O	36:BO:71:ALA:C	2.54	0.44
37:BP:86:LYS:HA	37:BP:86:LYS:HD3	1.72	0.44
37:BP:88:ARG:HD3	37:BP:112:ARG:NH2	2.33	0.44
38:BQ:4:LYS:CD	38:BQ:7:VAL:HG13	2.46	0.44
38:BQ:61:ILE:HG23	38:BQ:75:TYR:CE1	2.53	0.44

*Continued on next page...*

*Continued from previous page...*

Atom-1	Atom-2	Interatomic distance (Å)	Clash overlap (Å)
39:BR:4:VAL:HG22	39:BR:40:MET:HB3	2.00	0.44
45:BX:6:VAL:HG23	45:BX:66:VAL:HG13	2.00	0.44
49:B1:13:SER:OG	49:B1:46:VAL:CG1	2.65	0.44
52:B4:13:ASN:ND2	52:B4:13:ASN:N	2.62	0.44
1:CA:16:A:C3'	1:CA:17:U:H5'	2.44	0.44
1:CA:73:C:HO2'	1:CA:74:A:H8	1.63	0.44
1:CA:112:G:O2'	1:CA:113:G:H5'	2.17	0.44
1:CA:325:A:N6	1:CA:326:G:C6	2.86	0.44
1:CA:410:G:OP1	4:CD:25:ARG:NE	2.49	0.44
1:CA:595:A:C5'	1:CA:596:A:OP1	2.66	0.44
1:CA:973:G:O6	1:CA:974:A:C6	2.70	0.44
1:CA:1084:G:C8	1:CA:1085:U:C6	3.05	0.44
1:CA:1091:U:C2	1:CA:1093:A:OP2	2.71	0.44
1:CA:1133:G:N1	1:CA:1142:G:C6	2.86	0.44
1:CA:1138:G:N3	1:CA:1138:G:H5''	2.33	0.44
1:CA:1215:G:O2'	1:CA:1216:A:C5'	2.65	0.44
1:CA:1309:G:C1'	13:CM:72:ILE:HD11	2.47	0.44
1:CA:1414:U:H2'	1:CA:1415:G:H8	1.83	0.44
2:CB:131:LYS:HE3	2:CB:131:LYS:C	2.37	0.44
3:CC:39:ARG:HG2	3:CC:54:ILE:CG2	2.48	0.44
3:CC:113:LYS:O	3:CC:116:ALA:HB3	2.17	0.44
3:CC:129:PHE:CE2	3:CC:130:ARG:HG3	2.52	0.44
8:CH:29:SER:OG	8:CH:32:LYS:HB2	2.17	0.44
9:CI:51:LEU:HD23	9:CI:60:LEU:HD11	2.00	0.44
11:CK:27:ASN:O	11:CK:56:LYS:HD3	2.17	0.44
13:CM:10:ASP:C	13:CM:44:ILE:HD12	2.38	0.44
14:CN:61:ASN:ND2	14:CN:72:PHE:CZ	2.85	0.44
20:CT:69:ASN:C	20:CT:69:ASN:ND2	2.70	0.44
22:DA:16:C:O3'	48:D0:10:SER:CB	2.66	0.44
22:DA:67:U:C2	22:DA:68:G:C8	3.06	0.44
22:DA:70:G:H4'	22:DA:71:A:OP1	2.16	0.44
22:DA:103:A:O2'	22:DA:104:A:O4'	2.31	0.44
22:DA:265:A:O2'	22:DA:266:G:H1'	2.18	0.44
22:DA:287:G:C2	22:DA:354:A:C2	3.05	0.44
22:DA:452:G:N2	22:DA:457:A:H1'	2.33	0.44
22:DA:547:A:C8	22:DA:549:G:N2	2.86	0.44
22:DA:620:G:H8	22:DA:622:G:O6	2.00	0.44
22:DA:668:A:C2'	22:DA:670:A:H62	2.22	0.44
22:DA:673:C:C4'	26:DE:77:ILE:HD11	2.47	0.44
22:DA:782:A:O2'	24:DC:223:ALA:O	2.35	0.44
22:DA:924:G:C2'	22:DA:925:A:H5'	2.48	0.44

*Continued on next page...*

*Continued from previous page...*

Atom-1	Atom-2	Interatomic distance (Å)	Clash overlap (Å)
22:DA:1120:G:C6	22:DA:1121:C:N4	2.85	0.44
22:DA:1351:C:O2'	22:DA:1571:A:C1'	2.62	0.44
22:DA:1383:A:H2'	22:DA:1383:A:N3	2.31	0.44
22:DA:1667:G:OP1	32:DK:7:MET:N	2.44	0.44
22:DA:1812:U:O2	24:DC:43:ASN:ND2	2.42	0.44
22:DA:1885:A:H2'	22:DA:1886:U:O4'	2.17	0.44
22:DA:2072:C:H2'	22:DA:2073:C:H5'	2.00	0.44
22:DA:2308:G:C8	22:DA:2310:C:N4	2.86	0.44
22:DA:2348:U:C2'	22:DA:2349:G:H8	2.31	0.44
22:DA:2418:A:OP1	51:D3:44:ARG:HD3	2.17	0.44
22:DA:2695:U:O2	22:DA:2696:U:C6	2.70	0.44
22:DA:2750:A:HO2'	22:DA:2752:C:H41	1.59	0.44
22:DA:2765:A:C3'	22:DA:2766:A:H5'	2.48	0.44
22:DA:2817:U:C2'	22:DA:2818:U:O5'	2.65	0.44
25:DD:121:THR:O	25:DD:122:VAL:HB	2.17	0.44
26:DE:29:HIS:CB	33:DL:6:LEU:HD21	2.41	0.44
27:DF:23:SER:HB3	27:DF:26:GLN:HB2	1.98	0.44
27:DF:52:ALA:HB1	27:DF:149:ARG:NE	2.31	0.44
28:DG:25:ILE:HG22	28:DG:25:ILE:O	2.16	0.44
33:DL:99:ASN:O	33:DL:100:ILE:HG22	2.17	0.44
33:DL:120:VAL:CG1	33:DL:121:THR:H	2.26	0.44
34:DM:102:LEU:H	34:DM:102:LEU:HD22	1.83	0.44
37:DP:3:ILE:O	37:DP:3:ILE:CG1	2.64	0.44
44:DW:57:THR:O	44:DW:57:THR:HG22	2.16	0.44
50:D2:5:PHE:HD2	50:D2:6:GLN:N	2.14	0.44
1:AA:53:A:C2'	1:AA:54:C:O5'	2.65	0.44
1:AA:487:A:C2'	1:AA:488:C:H5'	2.45	0.44
1:AA:579:A:O2'	15:AO:53:ARG:NH1	2.51	0.44
1:AA:661:G:C2	1:AA:745:G:C2	3.05	0.44
1:AA:858:G:O2'	1:AA:859:G:H5''	2.16	0.44
1:AA:912:C:O2'	1:AA:913:A:H5'	2.18	0.44
1:AA:936:C:O2	1:AA:936:C:H2'	2.17	0.44
1:AA:1069:C:C3'	1:AA:1070:U:H5''	2.47	0.44
1:AA:1142:G:O2'	1:AA:1143:G:O4'	2.35	0.44
1:AA:1231:G:C5	1:AA:1232:U:C4	3.05	0.44
1:AA:1399:C:O2	1:AA:1401:G:C6	2.71	0.44
1:AA:1526:G:P	21:AU:38:GLU:HB2	2.58	0.44
2:AB:71:THR:C	2:AB:72:LYS:HG2	2.38	0.44
2:AB:119:GLN:HA	2:AB:122:ASP:HB2	1.98	0.44
3:AC:49:ALA:HB1	3:AC:75:VAL:CG2	2.48	0.44
3:AC:152:VAL:HG12	3:AC:197:VAL:HG13	1.99	0.44

*Continued on next page...*



*Continued from previous page...*

Atom-1	Atom-2	Interatomic distance (Å)	Clash overlap (Å)
5:AE:82:HIS:CE1	8:AH:95:MET:CE	3.01	0.44
7:AG:68:VAL:HG21	7:AG:103:ILE:CG1	2.47	0.44
10:AJ:73:LEU:HD22	10:AJ:73:LEU:HA	1.65	0.44
17:AQ:55:GLY:CA	17:AQ:82:VAL:HG11	2.46	0.44
20:AT:72:ALA:O	20:AT:73:ARG:C	2.56	0.44
22:BA:286:U:H2'	22:BA:287:G:H8	1.83	0.44
22:BA:287:G:N2	22:BA:353:C:N3	2.61	0.44
22:BA:438:G:H2'	22:BA:439:A:H5'	2.00	0.44
22:BA:867:C:C4	22:BA:868:U:C5	3.05	0.44
22:BA:1052:C:C6	22:BA:1052:C:C3'	3.00	0.44
22:BA:1132:U:H5'	31:BJ:84:ILE:CD1	2.48	0.44
22:BA:1178:C:O2	22:BA:1178:C:C2'	2.65	0.44
22:BA:1337:G:O2'	22:BA:1338:G:H5'	2.18	0.44
22:BA:1820:U:H3	24:BC:197:ALA:HA	1.82	0.44
22:BA:1912:A:N1	22:BA:1919:A:C5	2.86	0.44
22:BA:1956:U:C2'	22:BA:1957:C:H5'	2.47	0.44
22:BA:2142:A:H2'	22:BA:2143:C:OP2	2.18	0.44
22:BA:2149:U:O2'	22:BA:2150:C:P	2.76	0.44
22:BA:2297:A:C8	22:BA:2297:A:C5'	2.99	0.44
22:BA:2302:U:H3	22:BA:2314:A:H61	1.65	0.44
22:BA:2352:A:H8	22:BA:2352:A:O5'	2.00	0.44
22:BA:2495:G:H2'	22:BA:2496:C:H5'	2.00	0.44
22:BA:2641:G:H5''	31:BJ:78:THR:HB	1.98	0.44
23:BB:110:C:C2'	23:BB:111:U:H5'	2.48	0.44
25:BD:68:PHE:CB	25:BD:73:VAL:HG12	2.48	0.44
25:BD:69:ALA:CA	25:BD:73:VAL:CG1	2.94	0.44
25:BD:105:LYS:N	25:BD:106:LYS:HD2	2.32	0.44
26:BE:37:ALA:O	26:BE:39:ALA:N	2.51	0.44
28:BG:18:ILE:HD12	28:BG:42:VAL:CG1	2.44	0.44
28:BG:61:TRP:O	28:BG:65:GLY:N	2.31	0.44
28:BG:83:THR:C	28:BG:84:LYS:HD3	2.38	0.44
28:BG:162:ARG:NH2	28:BG:168:VAL:HG21	2.32	0.44
29:BH:9:VAL:HG12	29:BH:13:GLY:H	1.82	0.44
34:BM:46:ILE:C	34:BM:46:ILE:CD1	2.80	0.44
34:BM:103:TYR:N	34:BM:103:TYR:CD1	2.86	0.44
40:BS:28:LYS:O	40:BS:29:VAL:C	2.56	0.44
44:BW:41:GLY:HA2	44:BW:44:PHE:CZ	2.53	0.44
1:CA:161:A:H2'	1:CA:162:A:C8	2.53	0.44
1:CA:206:C:H3'	1:CA:206:C:C6	2.52	0.44
1:CA:245:U:HO2'	1:CA:246:A:H5'	1.78	0.44
1:CA:376:G:H5''	16:CP:5:ARG:HB2	2.00	0.44

*Continued on next page...*

*Continued from previous page...*

Atom-1	Atom-2	Interatomic distance (Å)	Clash overlap (Å)
1:CA:652:U:O2'	1:CA:653:U:P	2.76	0.44
1:CA:708:C:C4'	11:CK:38:GLY:HA3	2.48	0.44
1:CA:763:G:H2'	1:CA:764:C:C6	2.48	0.44
1:CA:962:C:C2	1:CA:963:G:N7	2.85	0.44
1:CA:1151:A:C2'	1:CA:1152:A:H8	2.29	0.44
1:CA:1282:C:O2'	1:CA:1283:U:O5'	2.36	0.44
1:CA:1296:C:N3	1:CA:1297:G:N2	2.65	0.44
2:CB:105:THR:HG23	2:CB:108:GLN:OE1	2.18	0.44
3:CC:11:LEU:O	3:CC:13:ILE:N	2.50	0.44
5:CE:55:VAL:N	5:CE:56:PRO:CD	2.79	0.44
6:CF:2:ARG:CG	6:CF:4:TYR:CZ	2.95	0.44
9:CI:87:MET:N	9:CI:87:MET:SD	2.90	0.44
10:CJ:44:THR:HG22	10:CJ:45:ARG:N	2.30	0.44
12:CL:33:CYS:CB	12:CL:77:SER:O	2.66	0.44
14:CN:20:PHE:HB3	14:CN:24:ALA:HB2	1.99	0.44
16:CP:51:ARG:HA	16:CP:51:ARG:HD3	1.62	0.44
16:CP:54:LEU:H	16:CP:54:LEU:CD2	2.27	0.44
18:CR:19:GLU:HG2	18:CR:20:ILE:N	2.33	0.44
18:CR:33:THR:C	18:CR:35:SER:H	2.21	0.44
18:CR:67:LEU:HD23	18:CR:67:LEU:N	2.33	0.44
22:DA:87:U:HO2'	22:DA:88:G:P	2.41	0.44
22:DA:156:A:C2'	22:DA:157:C:O4'	2.64	0.44
22:DA:215:G:O2'	22:DA:216:A:O5'	2.31	0.44
22:DA:295:G:N2	22:DA:296:U:C6	2.86	0.44
22:DA:319:G:C5	22:DA:320:A:C5	3.06	0.44
22:DA:355:U:H2'	22:DA:356:G:H8	1.83	0.44
22:DA:425:G:C2	22:DA:426:C:C5	3.05	0.44
22:DA:644:A:O2'	22:DA:645:C:C5'	2.64	0.44
22:DA:674:G:O3'	26:DE:60:TRP:CZ2	2.71	0.44
22:DA:753:A:O2'	22:DA:754:U:H5'	2.17	0.44
22:DA:762:U:OP1	56:DA:3675:HOH:O	2.21	0.44
22:DA:950:G:C2'	22:DA:951:C:H5'	2.47	0.44
22:DA:961:C:H5	22:DA:2456:C:C5'	2.30	0.44
22:DA:976:G:O2'	22:DA:977:G:C5'	2.66	0.44
22:DA:1210:G:H4'	22:DA:1211:C:O5'	2.17	0.44
22:DA:1519:G:H2'	22:DA:1519:G:N3	2.33	0.44
22:DA:1566:A:H5''	24:DC:213:ARG:NH1	2.33	0.44
22:DA:1914:C:C2'	22:DA:1915:U:C6	3.00	0.44
22:DA:1973:G:O6	22:DA:1974:C:N4	2.51	0.44
22:DA:2103:C:H2'	22:DA:2104:C:C4'	2.48	0.44
22:DA:2259:U:O4'	22:DA:2427:C:C2'	2.64	0.44

*Continued on next page...*

*Continued from previous page...*

Atom-1	Atom-2	Interatomic distance (Å)	Clash overlap (Å)
22:DA:2304:G:H2'	22:DA:2305:U:C5'	2.47	0.44
22:DA:2516:A:O2'	22:DA:2517:C:H5'	2.18	0.44
22:DA:2526:G:C2'	52:D4:1:MET:H1	2.31	0.44
22:DA:2572:A:C8	25:DD:150:GLN:HB3	2.52	0.44
22:DA:2668:G:O2'	22:DA:2669:G:O5'	2.35	0.44
22:DA:2784:U:H4'	25:DD:42:ASN:HB3	1.99	0.44
22:DA:2869:G:C8	22:DA:2870:C:C5	3.06	0.44
23:DB:66:A:N3	23:DB:108:A:N1	2.66	0.44
24:DC:144:GLU:CA	24:DC:151:GLY:HA2	2.38	0.44
25:DD:151:THR:CB	25:DD:152:PRO:HD3	2.48	0.44
26:DE:57:LYS:HZ1	26:DE:58:LYS:N	2.16	0.44
28:DG:103:ASN:HA	28:DG:112:VAL:HB	1.99	0.44
28:DG:162:ARG:HG3	28:DG:166:GLU:HG3	1.98	0.44
29:DH:45:GLU:C	29:DH:47:PHE:H	2.21	0.44
34:DM:23:GLY:O	34:DM:101:VAL:HG12	2.18	0.44
35:DN:38:LEU:N	35:DN:39:PRO:CD	2.81	0.44
36:DO:69:ASP:O	36:DO:72:ALA:HB3	2.18	0.44
37:DP:9:GLN:C	37:DP:11:GLN:N	2.70	0.44
38:DQ:61:ILE:CD1	38:DQ:61:ILE:N	2.81	0.44
40:DS:9:HIS:O	40:DS:10:ALA:C	2.54	0.44
40:DS:40:ASN:OD1	40:DS:41:LYS:N	2.50	0.44
41:DT:10:VAL:O	41:DT:11:LEU:C	2.56	0.44
42:DU:8:ASP:OD1	42:DU:9:GLU:N	2.51	0.44
44:DW:25:PHE:O	44:DW:65:LYS:HA	2.18	0.44
45:DX:2:ARG:CB	45:DX:11:PRO:HD3	2.48	0.44
1:AA:72:A:H2'	1:AA:73:C:C6	2.52	0.44
1:AA:74:A:C6	1:AA:97:G:C6	3.06	0.44
1:AA:149:A:H2'	1:AA:149:A:N3	2.33	0.44
1:AA:471:U:H2'	1:AA:472:U:O4'	2.17	0.44
1:AA:512:U:H2'	1:AA:513:C:C6	2.53	0.44
1:AA:544:G:C5	1:AA:545:C:C5	3.06	0.44
1:AA:669:G:O2'	1:AA:670:G:H5'	2.18	0.44
1:AA:725:G:O2'	1:AA:726:C:H5'	2.18	0.44
1:AA:912:C:H6	1:AA:912:C:O5'	2.01	0.44
1:AA:1133:G:N1	1:AA:1142:G:C6	2.85	0.44
1:AA:1293:C:H2'	1:AA:1294:G:O4'	2.18	0.44
1:AA:1331:G:HO2'	1:AA:1332:A:P	2.41	0.44
1:AA:1380:U:C4	7:AG:2:ARG:HA	2.53	0.44
2:AB:105:THR:HG22	2:AB:105:THR:O	2.18	0.44
3:AC:10:ARG:O	3:AC:11:LEU:C	2.56	0.44
5:AE:96:GLN:HE21	5:AE:96:GLN:HA	1.83	0.44

*Continued on next page...*

*Continued from previous page...*

Atom-1	Atom-2	Interatomic distance (Å)	Clash overlap (Å)
5:AE:103:GLY:HA2	5:AE:121:ASN:CA	2.36	0.44
5:AE:148:SER:O	5:AE:152:VAL:HA	2.17	0.44
10:AJ:80:THR:H	10:AJ:83:THR:CG2	2.31	0.44
11:AK:127:ARG:HG2	11:AK:127:ARG:NH1	2.32	0.44
12:AL:34:THR:HG22	12:AL:35:ARG:HH21	1.83	0.44
12:AL:120:ARG:HA	12:AL:121:PRO:HD2	1.81	0.44
13:AM:3:ILE:CG1	13:AM:3:ILE:O	2.65	0.44
13:AM:86:ARG:HA	13:AM:96:VAL:HG13	1.98	0.44
14:AN:5:MET:SD	14:AN:8:ARG:NH1	2.91	0.44
16:AP:41:PRO:C	16:AP:42:ILE:HD13	2.37	0.44
18:AR:34:GLU:OE2	21:AU:18:PHE:HE1	2.01	0.44
20:AT:82:ILE:HD12	20:AT:83:ASN:CB	2.48	0.44
22:BA:553:G:H2'	22:BA:554:U:O4'	2.18	0.44
22:BA:611:C:C2'	22:BA:612:G:C5'	2.94	0.44
22:BA:802:A:H2'	22:BA:803:U:C6	2.53	0.44
22:BA:831:G:C6	22:BA:832:U:C4	3.06	0.44
22:BA:883:G:H2'	22:BA:884:U:O4'	2.18	0.44
22:BA:1021:A:C6	22:BA:1023:U:C5	3.05	0.44
22:BA:1058:U:H4'	30:BI:117:THR:CG2	2.47	0.44
22:BA:1716:U:H2'	22:BA:1717:A:H8	1.78	0.44
22:BA:2244:U:H2'	22:BA:2245:U:O4'	2.18	0.44
22:BA:2697:G:C5	22:BA:2698:U:C5	3.06	0.44
22:BA:2726:A:O2'	22:BA:2727:A:C5'	2.65	0.44
25:BD:13:ARG:HD2	37:BP:55:HIS:ND1	2.32	0.44
25:BD:69:ALA:N	25:BD:73:VAL:CG1	2.81	0.44
26:BE:5:LEU:HD13	26:BE:122:GLU:HG3	2.00	0.44
27:BF:174:PHE:HD1	27:BF:176:PHE:CE1	2.35	0.44
29:BH:72:ILE:HD11	29:BH:142:VAL:CG1	2.47	0.44
34:BM:21:ALA:HA	34:BM:97:GLN:HG2	2.00	0.44
35:BN:78:LYS:O	35:BN:79:LEU:C	2.53	0.44
35:BN:103:ARG:CZ	35:BN:110:MET:HE1	2.48	0.44
36:BO:17:LYS:O	36:BO:17:LYS:HD3	2.18	0.44
36:BO:83:LEU:HD12	36:BO:83:LEU:HA	1.56	0.44
37:BP:88:ARG:HD3	37:BP:112:ARG:HH21	1.82	0.44
37:BP:98:TYR:CE2	37:BP:99:LEU:CD1	3.00	0.44
39:BR:15:SER:H	39:BR:18:GLN:NE2	2.16	0.44
41:BT:8:LEU:HD12	41:BT:46:ALA:CA	2.43	0.44
41:BT:20:ALA:C	41:BT:22:THR:N	2.70	0.44
41:BT:37:ASP:O	41:BT:38:ALA:O	2.36	0.44
43:BV:55:GLU:H	43:BV:55:GLU:HG3	1.47	0.44
46:BY:37:LEU:O	46:BY:37:LEU:HD13	2.18	0.44

*Continued on next page...*

*Continued from previous page...*

Atom-1	Atom-2	Interatomic distance (Å)	Clash overlap (Å)
1:CA:155:A:H2'	1:CA:156:C:C6	2.53	0.44
1:CA:243:A:H4'	1:CA:244:U:H5'	2.00	0.44
1:CA:506:G:C6	1:CA:507:C:C4	3.05	0.44
1:CA:599:C:O3'	8:CH:121:GLY:HA3	2.17	0.44
1:CA:885:G:O2'	1:CA:886:G:C5'	2.66	0.44
1:CA:889:A:H1'	1:CA:891:U:C6	2.52	0.44
1:CA:942:G:N2	1:CA:1342:C:C1'	2.78	0.44
1:CA:963:G:O6	1:CA:973:G:O6	2.36	0.44
1:CA:1014:A:H2	1:CA:1219:A:H1'	1.82	0.44
1:CA:1080:A:OP1	5:CE:51:LYS:NZ	2.49	0.44
1:CA:1106:G:H2'	1:CA:1107:C:H6	1.83	0.44
1:CA:1215:G:O2'	1:CA:1216:A:H5'	2.18	0.44
1:CA:1430:A:C2'	1:CA:1431:A:H5'	2.48	0.44
1:CA:1533:C:O5'	1:CA:1533:C:H6	1.98	0.44
3:CC:15:LYS:HG3	3:CC:16:PRO:HD2	1.98	0.44
3:CC:38:VAL:HG23	3:CC:39:ARG:N	2.33	0.44
4:CD:137:SER:HB2	4:CD:138:PRO:CD	2.43	0.44
6:CF:38:ARG:O	6:CF:62:MET:O	2.36	0.44
7:CG:41:ILE:O	7:CG:45:ALA:HB3	2.18	0.44
7:CG:78:ARG:HG3	7:CG:82:SER:O	2.18	0.44
7:CG:91:ARG:NE	7:CG:92:PRO:HD2	2.33	0.44
8:CH:28:SER:O	8:CH:29:SER:HB3	2.17	0.44
8:CH:100:ILE:HD12	8:CH:100:ILE:O	2.17	0.44
9:CI:14:SER:HB2	9:CI:77:ALA:HB2	1.99	0.44
13:CM:12:LYS:HE2	13:CM:16:ILE:CG2	2.46	0.44
13:CM:47:LEU:HD23	13:CM:48:SER:C	2.38	0.44
14:CN:92:ILE:HD12	14:CN:95:LEU:HD23	2.00	0.44
16:CP:20:VAL:HG23	16:CP:34:GLU:C	2.38	0.44
19:CS:16:LYS:O	19:CS:17:LYS:HD3	2.18	0.44
19:CS:38:THR:N	19:CS:69:LYS:CD	2.78	0.44
21:CU:32:ARG:HB3	21:CU:33:ARG:H	1.67	0.44
21:CU:44:ARG:O	21:CU:44:ARG:HG3	2.17	0.44
22:DA:24:G:C6	22:DA:25:U:C4	3.06	0.44
22:DA:45:G:H5'	22:DA:46:G:OP1	2.18	0.44
22:DA:53:A:H2	22:DA:179:C:H4'	1.78	0.44
22:DA:210:C:H4'	22:DA:1367:A:C1'	2.48	0.44
22:DA:280:U:H5	22:DA:281:C:C4	2.34	0.44
22:DA:388:G:C5	22:DA:390:U:H2'	2.52	0.44
22:DA:607:U:C5	22:DA:619:G:C5	2.87	0.44
22:DA:608:A:N7	22:DA:621:A:N7	2.66	0.44
22:DA:804:A:H2'	22:DA:806:C:N4	2.33	0.44

*Continued on next page...*

*Continued from previous page...*

Atom-1	Atom-2	Interatomic distance (Å)	Clash overlap (Å)
22:DA:959:A:C2'	22:DA:960:A:C8	2.98	0.44
22:DA:1146:C:N4	22:DA:1147:A:N6	2.65	0.44
22:DA:1162:G:N2	39:DR:91:GLN:NE2	2.66	0.44
22:DA:1358:G:C5	56:DA:3415:HOH:O	2.70	0.44
22:DA:1387:A:O2'	22:DA:1388:G:OP2	2.29	0.44
22:DA:1441:G:C6	22:DA:1442:U:C4	3.05	0.44
22:DA:1529:G:H2'	22:DA:1530:G:O4'	2.18	0.44
22:DA:1817:G:H5''	24:DC:86:ARG:HH12	1.82	0.44
22:DA:1914:C:O2	22:DA:1914:C:O4'	2.36	0.44
22:DA:1999:C:H2'	22:DA:2000:C:O4'	2.17	0.44
22:DA:2331:G:N1	22:DA:2385:C:N4	2.66	0.44
22:DA:2796:U:C5	22:DA:2798:U:O4	2.70	0.44
24:DC:2:VAL:HB	24:DC:3:VAL:H	1.34	0.44
24:DC:20:ASN:HA	24:DC:21:PRO:HD3	1.81	0.44
24:DC:229:HIS:CE1	24:DC:230:PRO:HD2	2.53	0.44
24:DC:242:HIS:HA	24:DC:243:PRO:HD3	1.84	0.44
25:DD:119:ALA:HB3	25:DD:163:GLY:N	2.32	0.44
26:DE:26:ALA:HB1	33:DL:9:ALA:HB2	1.98	0.44
26:DE:70:SER:O	26:DE:71:GLY:C	2.56	0.44
26:DE:79:ARG:O	26:DE:80:SER:C	2.56	0.44
27:DF:135:ILE:O	27:DF:137:PHE:N	2.51	0.44
29:DH:28:ASN:HD22	29:DH:28:ASN:HA	1.57	0.44
29:DH:99:ILE:CG2	29:DH:100:ALA:N	2.73	0.44
29:DH:132:PHE:CD1	29:DH:133:GLN:N	2.85	0.44
30:DI:37:PHE:CE1	30:DI:56:VAL:CG2	2.99	0.44
30:DI:64:ARG:HB2	30:DI:64:ARG:NH1	2.31	0.44
33:DL:116:VAL:CG1	33:DL:117:THR:N	2.80	0.44
34:DM:63:ILE:CD1	34:DM:105:MET:CE	2.96	0.44
37:DP:85:VAL:C	37:DP:86:LYS:HZ3	2.20	0.44
42:DU:59:GLU:O	42:DU:60:LYS:HD2	2.16	0.44
45:DX:58:ILE:HA	45:DX:66:VAL:HG21	1.99	0.44
51:D3:46:LYS:HD3	51:D3:46:LYS:O	2.18	0.44
1:AA:137:U:O2	1:AA:137:U:C2'	2.60	0.44
1:AA:198:G:C6	1:AA:220:G:C4	3.05	0.44
1:AA:478:A:H2'	1:AA:479:U:O4'	2.18	0.44
1:AA:487:A:H2'	1:AA:488:C:H6	1.83	0.44
1:AA:966:G:H2'	1:AA:967:C:C6	2.53	0.44
1:AA:993:G:N3	1:AA:993:G:H2'	2.33	0.44
1:AA:1072:G:C5	1:AA:1073:U:C4	3.06	0.44
2:AB:14:HIS:O	2:AB:14:HIS:CG	2.71	0.44
3:AC:41:TYR:HD1	3:AC:42:LEU:HD13	1.81	0.44

*Continued on next page...*

*Continued from previous page...*

Atom-1	Atom-2	Interatomic distance (Å)	Clash overlap (Å)
3:AC:138:GLN:C	3:AC:140:ALA:H	2.21	0.44
4:AD:28:ASP:HB2	4:AD:33:ILE:HB	1.98	0.44
8:AH:45:ILE:HD12	8:AH:60:LEU:HD22	1.99	0.44
11:AK:121:ARG:CZ	21:AU:35:GLU:HG3	2.48	0.44
16:AP:46:LYS:NZ	16:AP:48:GLU:H	2.15	0.44
17:AQ:78:VAL:HG12	17:AQ:79:GLU:HG3	2.00	0.44
19:AS:4:LEU:O	19:AS:5:LYS:HB2	2.17	0.44
20:AT:69:ASN:O	20:AT:72:ALA:HB3	2.18	0.44
21:AU:33:ARG:HG2	21:AU:34:ARG:H	1.81	0.44
22:BA:323:C:C4	22:BA:333:G:C8	3.05	0.44
22:BA:540:C:O2'	22:BA:541:A:H5'	2.17	0.44
22:BA:554:U:C4	22:BA:555:G:C6	3.06	0.44
22:BA:601:C:O2'	22:BA:605:G:OP1	2.32	0.44
22:BA:670:A:H4'	22:BA:671:C:C5'	2.47	0.44
22:BA:752:A:O2'	22:BA:753:A:P	2.75	0.44
22:BA:763:G:O2'	22:BA:764:A:H3'	2.18	0.44
22:BA:869:G:C6	22:BA:870:U:C4	3.06	0.44
22:BA:1201:U:H2'	22:BA:1202:G:O4'	2.18	0.44
22:BA:1277:G:H5'	35:BN:20:MET:HE3	1.92	0.44
22:BA:1654:A:C1'	25:BD:118:PHE:CD1	2.95	0.44
22:BA:1692:U:H2'	22:BA:1694:C:C4	2.53	0.44
22:BA:1711:A:H2'	22:BA:1712:U:H6	1.83	0.44
22:BA:2365:G:C2'	22:BA:2366:A:C8	3.01	0.44
22:BA:2437:G:O2'	22:BA:2438:U:H5'	2.18	0.44
22:BA:2485:G:OP1	34:BM:45:GLN:NE2	2.50	0.44
25:BD:9:VAL:CG1	25:BD:28:GLU:HB2	2.48	0.44
25:BD:49:GLN:NE2	25:BD:67:HIS:CE1	2.85	0.44
26:BE:108:ILE:CD1	26:BE:180:LEU:HD13	2.47	0.44
27:BF:109:ARG:HB2	27:BF:136:ILE:HG22	1.96	0.44
28:BG:33:THR:CA	28:BG:34:ARG:NH1	2.76	0.44
28:BG:83:THR:C	28:BG:84:LYS:CD	2.86	0.44
29:BH:134:VAL:HG21	29:BH:139:PHE:C	2.37	0.44
31:BJ:128:ASN:O	31:BJ:128:ASN:CG	2.56	0.44
44:BW:28:GLU:OE2	44:BW:29:SER:N	2.51	0.44
1:CA:29:U:H5'	1:CA:296:U:OP1	2.17	0.44
1:CA:139:A:H2'	1:CA:140:U:H5'	2.00	0.44
1:CA:146:G:C2	1:CA:147:G:C8	3.06	0.44
1:CA:671:G:N1	1:CA:672:U:C2	2.85	0.44
1:CA:743:A:C6	1:CA:744:C:C4	3.05	0.44
1:CA:844:G:C2	1:CA:846:G:O2'	2.62	0.44
1:CA:844:G:C2'	1:CA:845:A:H5''	2.48	0.44

*Continued on next page...*

*Continued from previous page...*

Atom-1	Atom-2	Interatomic distance (Å)	Clash overlap (Å)
1:CA:872:A:C5	1:CA:874:G:C8	3.06	0.44
1:CA:954:G:C2	1:CA:1228:C:N3	2.86	0.44
1:CA:998:C:C5	1:CA:999:C:H5	2.35	0.44
1:CA:1084:G:OP1	1:CA:1086:U:C6	2.71	0.44
1:CA:1102:A:H5''	1:CA:1102:A:C8	2.50	0.44
1:CA:1240:U:O2'	7:CG:37:THR:CG2	2.65	0.44
1:CA:1255:G:O2'	1:CA:1258:G:HI1'	2.18	0.44
1:CA:1278:G:OP2	1:CA:1278:G:H8	1.99	0.44
1:CA:1319:A:C2'	1:CA:1320:C:OP2	2.66	0.44
2:CB:144:GLU:HG3	2:CB:148:GLY:HA2	1.99	0.44
6:CF:8:PHE:CE2	6:CF:60:VAL:HB	2.53	0.44
6:CF:81:ASN:HD21	6:CF:83:ALA:HB3	1.83	0.44
7:CG:9:ARG:HG3	7:CG:10:LYS:N	2.33	0.44
7:CG:128:GLU:O	7:CG:129:ASN:HB2	2.18	0.44
8:CH:1:SER:O	8:CH:3:GLN:N	2.51	0.44
9:CI:126:PHE:O	9:CI:126:PHE:CG	2.71	0.44
10:CJ:52:LEU:HG	10:CJ:62:ARG:HG2	2.00	0.44
11:CK:126:ARG:O	11:CK:127:ARG:HB2	2.17	0.44
12:CL:5:GLN:HG3	12:CL:9:LYS:HZ3	1.81	0.44
12:CL:6:LEU:HD12	12:CL:6:LEU:H	1.83	0.44
13:CM:57:ASP:C	13:CM:59:VAL:H	2.22	0.44
18:CR:70:THR:OG1	18:CR:71:ASP:N	2.51	0.44
20:CT:50:PHE:O	20:CT:53:MET:HG3	2.18	0.44
21:CU:33:ARG:NH2	21:CU:34:ARG:HD2	2.33	0.44
22:DA:35:G:O2'	22:DA:36:G:H8	2.01	0.44
22:DA:112:U:C5	22:DA:113:U:C4	3.05	0.44
22:DA:120:U:H5''	56:DA:3222:HOH:O	2.18	0.44
22:DA:136:G:H2'	22:DA:137:U:C6	2.53	0.44
22:DA:142:A:O2'	22:DA:143:C:O4'	2.36	0.44
22:DA:310:A:C2	22:DA:330:A:C4	3.06	0.44
22:DA:321:U:HO2'	26:DE:162:ARG:HH11	1.65	0.44
22:DA:333:G:O2'	22:DA:334:C:H6	2.01	0.44
22:DA:471:A:H8	22:DA:471:A:O5'	2.00	0.44
22:DA:589:U:H2'	22:DA:590:A:H5'	1.96	0.44
22:DA:916:G:HO2'	22:DA:917:A:P	2.41	0.44
22:DA:991:C:O2'	22:DA:992:C:C5'	2.66	0.44
22:DA:1060:U:H4'	22:DA:1061:U:C2'	2.47	0.44
22:DA:1153:C:H2'	22:DA:1154:G:H8	1.78	0.44
22:DA:1317:G:N2	22:DA:1336:A:N3	2.66	0.44
22:DA:1333:G:O2'	22:DA:1334:G:H5'	2.18	0.44
22:DA:1416:G:C2	22:DA:1417:C:C5	3.06	0.44

*Continued on next page...*



*Continued from previous page...*

Atom-1	Atom-2	Interatomic distance (Å)	Clash overlap (Å)
22:DA:1416:G:N3	22:DA:1417:C:C5	2.86	0.44
22:DA:1464:G:N1	22:DA:1465:G:C5	2.86	0.44
22:DA:1510:G:N2	22:DA:1511:G:C6	2.86	0.44
22:DA:1555:G:H2'	22:DA:1556:C:C6	2.53	0.44
22:DA:1766:G:O6	22:DA:1987:A:C6	2.70	0.44
22:DA:1835:G:N3	22:DA:1836:C:C6	2.86	0.44
22:DA:1868:C:N4	22:DA:1869:G:O6	2.51	0.44
22:DA:1952:A:OP1	32:DK:42:THR:CG2	2.66	0.44
22:DA:2071:A:H2'	22:DA:2072:C:C6	2.53	0.44
22:DA:2149:U:C6	22:DA:2150:C:H5	2.35	0.44
22:DA:2348:U:O2'	22:DA:2349:G:H8	2.01	0.44
22:DA:2519:U:H1'	22:DA:2520:C:C5	2.47	0.44
22:DA:2657:A:C5	22:DA:2665:A:C5	3.06	0.44
23:DB:10:G:C8	23:DB:11:C:C5	3.06	0.44
23:DB:16:G:N1	23:DB:17:C:C4	2.86	0.44
23:DB:58:A:O2'	23:DB:59:A:O5'	2.36	0.44
24:DC:230:PRO:HG2	24:DC:245:THR:O	2.17	0.44
25:DD:88:GLU:O	25:DD:89:GLU:HG3	2.18	0.44
28:DG:19:ASN:N	28:DG:19:ASN:ND2	2.62	0.44
28:DG:145:ALA:HA	28:DG:148:ARG:HG2	1.98	0.44
29:DH:12:LEU:HD13	29:DH:19:VAL:HG21	2.00	0.44
29:DH:38:PRO:O	29:DH:40:THR:HG23	2.18	0.44
30:DI:64:ARG:HB2	30:DI:64:ARG:CZ	2.48	0.44
32:DK:76:VAL:HB	37:DP:72:VAL:HG22	1.99	0.44
34:DM:133:LYS:O	34:DM:134:THR:HB	2.18	0.44
36:DO:11:ALA:HB2	36:DO:96:GLY:CA	2.48	0.44
39:DR:15:SER:OG	39:DR:16:GLU:N	2.49	0.44
40:DS:51:LEU:HD12	40:DS:51:LEU:O	2.18	0.44
44:DW:18:LYS:H	44:DW:36:ILE:HG13	1.77	0.44
49:D1:47:ILE:H	49:D1:47:ILE:CD1	2.20	0.44
1:AA:9:G:C6	1:AA:26:A:N6	2.86	0.44
1:AA:102:G:C4	1:AA:103:U:C5	3.06	0.44
1:AA:182:A:O2'	1:AA:184:G:N7	2.46	0.44
1:AA:233:C:H2'	1:AA:234:C:H6	1.82	0.44
1:AA:385:C:O2'	1:AA:386:C:H5'	2.18	0.44
1:AA:426:U:HO2'	1:AA:427:U:H5'	1.78	0.44
1:AA:486:U:C2'	1:AA:487:A:C5'	2.88	0.44
1:AA:849:G:C6	1:AA:850:U:N3	2.85	0.44
1:AA:1272:G:C2'	1:AA:1273:C:H5'	2.48	0.44
1:AA:1317:C:OP1	14:AN:20:PHE:HE2	2.01	0.44
1:AA:1444:U:H2'	1:AA:1445:U:C6	2.53	0.44

*Continued on next page...*

*Continued from previous page...*

Atom-1	Atom-2	Interatomic distance (Å)	Clash overlap (Å)
1:AA:1452:C:O4'	1:AA:1453:G:C2	2.71	0.44
1:AA:1454:G:H2'	1:AA:1455:G:H8	1.81	0.44
2:AB:110:ILE:HD11	2:AB:150:ILE:HD13	2.00	0.44
4:AD:53:GLN:NE2	4:AD:201:GLU:HG2	2.33	0.44
6:AF:86:ARG:NH1	6:AF:88:MET:HE3	2.33	0.44
11:AK:73:VAL:C	11:AK:75:GLU:H	2.20	0.44
13:AM:15:VAL:HG12	13:AM:33:LEU:HD12	1.99	0.44
15:AO:23:SER:O	15:AO:25:GLU:N	2.51	0.44
15:AO:31:LEU:HD23	15:AO:31:LEU:HA	1.74	0.44
17:AQ:29:LYS:HG3	17:AQ:36:PHE:CZ	2.52	0.44
17:AQ:32:ILE:HD12	17:AQ:32:ILE:N	2.33	0.44
17:AQ:62:GLU:HB2	17:AQ:72:TRP:CE2	2.53	0.44
19:AS:79:TYR:CZ	19:AS:80:ARG:HB2	2.53	0.44
21:AU:27:VAL:O	21:AU:30:GLU:HB3	2.18	0.44
22:BA:301:G:O2'	22:BA:302:C:O5'	2.36	0.44
22:BA:396:G:H2'	22:BA:397:U:C6	2.52	0.44
22:BA:704:G:O2'	22:BA:726:G:C2	2.71	0.44
22:BA:900:A:C4	22:BA:901:C:C6	3.06	0.44
22:BA:1080:A:C3'	30:BI:126:ARG:HG3	2.48	0.44
22:BA:1376:C:O2'	22:BA:1377:G:H5'	2.17	0.44
22:BA:1471:G:O2'	22:BA:1472:C:H5'	2.18	0.44
22:BA:1494:A:H2'	22:BA:1495:A:C8	2.53	0.44
22:BA:1496:A:H2'	22:BA:1498:C:N4	2.33	0.44
22:BA:1585:C:C2'	22:BA:1586:A:C5'	2.81	0.44
22:BA:1854:A:H2	22:BA:2087:G:N3	2.16	0.44
22:BA:2093:G:OP1	29:BH:24:GLY:N	2.41	0.44
22:BA:2755:C:C4	52:B4:19:ARG:NH1	2.85	0.44
22:BA:2783:U:H2'	22:BA:2784:U:C6	2.53	0.44
27:BF:173:ASP:O	27:BF:174:PHE:O	2.36	0.44
33:BL:48:ARG:HH21	51:B3:3:ILE:CG2	2.31	0.44
33:BL:75:ALA:HB2	33:BL:105:ILE:CD1	2.48	0.44
37:BP:47:ILE:HA	37:BP:96:LEU:HB2	1.99	0.44
40:BS:59:GLU:HA	40:BS:64:ALA:HB1	1.96	0.44
42:BU:39:ASN:HB3	42:BU:62:ALA:O	2.18	0.44
44:BW:21:GLY:C	44:BW:22:VAL:HG12	2.38	0.44
44:BW:49:ASN:O	44:BW:50:VAL:CG2	2.66	0.44
45:BX:38:TRP:HA	45:BX:45:PHE:CD2	2.53	0.44
45:BX:46:VAL:HG11	45:BX:77:TYR:CD1	2.52	0.44
47:BZ:4:ILE:HG12	47:BZ:37:ARG:O	2.18	0.44
47:BZ:9:THR:HG23	47:BZ:9:THR:O	2.14	0.44
49:B1:49:LYS:O	49:B1:50:GLU:CB	2.56	0.44

*Continued on next page...*

*Continued from previous page...*

Atom-1	Atom-2	Interatomic distance (Å)	Clash overlap (Å)
1:CA:86:G:C2	1:CA:87:C:C4	3.06	0.44
1:CA:127:G:N2	1:CA:235:C:C2	2.86	0.44
1:CA:199:A:O2'	1:CA:200:G:P	2.76	0.44
1:CA:390:U:H2'	1:CA:391:G:O4'	2.17	0.44
1:CA:671:G:C6	1:CA:672:U:N3	2.85	0.44
1:CA:771:G:C2	1:CA:809:G:N3	2.86	0.44
1:CA:994:A:C6	1:CA:1216:A:C5'	3.01	0.44
1:CA:1308:U:H5	13:CM:97:ARG:CZ	2.29	0.44
1:CA:1452:C:H4'	1:CA:1453:G:C5'	2.45	0.44
1:CA:1453:G:N2	1:CA:1454:G:C5	2.86	0.44
2:CB:95:TRP:HZ2	2:CB:100:LEU:CD1	2.25	0.44
2:CB:124:THR:HG23	2:CB:125:PHE:H	1.82	0.44
2:CB:164:ASP:HB2	2:CB:167:HIS:HB3	1.96	0.44
3:CC:5:HIS:NE2	3:CC:183:TYR:CE2	2.86	0.44
3:CC:89:VAL:O	3:CC:93:ILE:HG22	2.17	0.44
5:CE:73:VAL:CG1	5:CE:143:LEU:HB3	2.48	0.44
9:CI:27:ILE:HB	9:CI:34:LEU:CA	2.48	0.44
9:CI:27:ILE:HB	9:CI:34:LEU:HB2	1.99	0.44
9:CI:127:SER:O	9:CI:128:LYS:HB3	2.18	0.44
11:CK:75:GLU:HA	11:CK:75:GLU:OE2	2.18	0.44
18:CR:46:THR:HG23	18:CR:51:GLN:HB2	1.99	0.44
18:CR:59:LYS:O	18:CR:63:TYR:CD1	2.71	0.44
19:CS:32:THR:C	19:CS:34:SER:H	2.20	0.44
21:CU:35:GLU:O	21:CU:36:PHE:HD2	1.93	0.44
22:DA:3:U:C4	22:DA:4:U:C4	3.06	0.44
22:DA:56:A:C2	22:DA:115:C:C2	3.06	0.44
22:DA:128:C:H6	22:DA:128:C:C5'	2.28	0.44
22:DA:137:U:H2'	22:DA:138:U:O4'	2.18	0.44
22:DA:189:G:N2	22:DA:208:C:N4	2.66	0.44
22:DA:302:C:O2'	22:DA:303:G:H5'	2.18	0.44
22:DA:308:G:C2	22:DA:309:A:C2	3.06	0.44
22:DA:446:G:O4'	22:DA:449:A:C2	2.71	0.44
22:DA:457:A:H2	22:DA:458:G:N2	2.16	0.44
22:DA:523:C:O2'	22:DA:524:G:H5'	2.17	0.44
22:DA:581:C:C2	22:DA:582:A:N7	2.86	0.44
22:DA:679:C:C2'	22:DA:680:C:O5'	2.66	0.44
22:DA:1146:C:H42	22:DA:1147:A:N6	2.16	0.44
22:DA:1313:U:HO2'	22:DA:1314:C:H5'	1.82	0.44
22:DA:1355:G:C6	22:DA:1377:G:C2	3.06	0.44
22:DA:1510:G:O2'	22:DA:1511:G:C8	2.66	0.44
22:DA:1558:C:H1'	22:DA:1560:G:C5	2.53	0.44

*Continued on next page...*

*Continued from previous page...*

Atom-1	Atom-2	Interatomic distance (Å)	Clash overlap (Å)
22:DA:1565:C:O2'	22:DA:1566:A:O5'	2.32	0.44
22:DA:1716:U:C4	22:DA:1745:A:N6	2.86	0.44
22:DA:1722:A:C5	22:DA:1739:A:C5	3.06	0.44
22:DA:2060:A:C2'	26:DE:63:LYS:HZ3	2.27	0.44
22:DA:2297:A:C2	22:DA:2298:A:C8	3.06	0.44
22:DA:2618:G:C5	22:DA:2619:C:C5	3.06	0.44
22:DA:2741:A:H2'	22:DA:2742:G:C5'	2.46	0.44
22:DA:2843:G:N2	22:DA:2875:C:C2	2.86	0.44
23:DB:42:C:N4	27:DF:87:LYS:CD	2.81	0.44
23:DB:81:G:C4	23:DB:82:U:C5	3.06	0.44
23:DB:104:A:H2'	23:DB:105:G:H5'	2.00	0.44
24:DC:90:ILE:CG2	24:DC:91:ALA:N	2.81	0.44
24:DC:196:ASN:O	24:DC:197:ALA:CB	2.64	0.44
26:DE:153:LEU:HD21	26:DE:157:LEU:HG	1.99	0.44
27:DF:99:PHE:C	27:DF:101:ARG:H	2.20	0.44
28:DG:35:THR:C	28:DG:36:LEU:HD12	2.39	0.44
29:DH:9:VAL:HG11	29:DH:12:LEU:CD1	2.48	0.44
30:DI:117:THR:O	30:DI:117:THR:HG22	2.16	0.44
31:DJ:43:GLU:O	31:DJ:44:TYR:C	2.53	0.44
31:DJ:55:ILE:O	31:DJ:55:ILE:CG1	2.65	0.44
31:DJ:67:ASN:O	31:DJ:71:ASP:HB2	2.18	0.44
31:DJ:99:ARG:CG	31:DJ:102:GLU:OE2	2.66	0.44
33:DL:29:LYS:O	33:DL:30:THR:OG1	2.34	0.44
33:DL:132:ARG:O	33:DL:135:ILE:HG22	2.17	0.44
34:DM:33:LEU:HD22	34:DM:128:THR:HB	2.00	0.44
34:DM:66:ARG:HD2	34:DM:101:VAL:HG11	1.98	0.44
37:DP:50:ARG:H	37:DP:50:ARG:HG3	1.43	0.44
37:DP:88:ARG:NH1	37:DP:112:ARG:NH2	2.53	0.44
38:DQ:43:GLN:NE2	39:DR:77:PHE:HB3	2.32	0.44
40:DS:27:LYS:O	40:DS:28:LYS:O	2.35	0.44
43:DV:4:ILE:HD12	43:DV:63:ILE:HD11	2.00	0.44
43:DV:89:ILE:CD1	43:DV:91:PHE:CZ	2.95	0.44
1:AA:91:U:C2'	1:AA:92:U:O4'	2.65	0.43
1:AA:275:G:C4	1:AA:276:G:C8	3.06	0.43
1:AA:497:G:N2	1:AA:498:A:C6	2.86	0.43
1:AA:528:C:C6	1:AA:528:C:C4'	3.01	0.43
1:AA:709:U:H2'	1:AA:710:G:C8	2.53	0.43
1:AA:920:U:H2'	1:AA:921:U:C6	2.53	0.43
1:AA:1131:G:H2'	1:AA:1132:C:O5'	2.16	0.43
1:AA:1168:U:OP1	1:AA:1168:U:H3'	2.18	0.43
1:AA:1216:A:OP1	14:AN:4:SER:HB3	2.18	0.43

*Continued on next page...*

*Continued from previous page...*

Atom-1	Atom-2	Interatomic distance (Å)	Clash overlap (Å)
1:AA:1299:A:C5	1:AA:1301:U:C2	3.06	0.43
1:AA:1441:A:N6	1:AA:1461:G:H21	1.91	0.43
1:AA:1449:C:C2'	1:AA:1450:U:C5'	2.81	0.43
2:AB:150:ILE:O	2:AB:151:LYS:C	2.56	0.43
3:AC:6:PRO:O	3:AC:10:ARG:HG2	2.18	0.43
3:AC:136:ALA:O	3:AC:140:ALA:HB2	2.17	0.43
4:AD:4:LEU:HD12	4:AD:4:LEU:N	2.34	0.43
4:AD:53:GLN:HE21	4:AD:202:LEU:N	2.16	0.43
4:AD:56:GLU:OE2	4:AD:195:ASN:N	2.48	0.43
7:AG:14:ASP:OD1	7:AG:17:PHE:CD1	2.71	0.43
7:AG:88:VAL:CG2	7:AG:89:GLU:N	2.81	0.43
9:AI:40:ARG:C	9:AI:44:ARG:HB3	2.39	0.43
10:AJ:16:ARG:O	10:AJ:20:GLN:HG2	2.18	0.43
10:AJ:49:PHE:CZ	14:AN:76:PHE:CZ	3.06	0.43
13:AM:10:ASP:OD2	13:AM:44:ILE:HB	2.18	0.43
15:AO:87:ARG:HG3	15:AO:87:ARG:O	2.18	0.43
21:AU:10:PRO:C	21:AU:11:PHE:HD2	2.20	0.43
22:BA:30:G:H2'	22:BA:31:C:C6	2.53	0.43
22:BA:50:U:H4'	22:BA:51:G:OP2	2.18	0.43
22:BA:138:U:H3'	22:BA:139:U:C5'	2.47	0.43
22:BA:571:U:C5	22:BA:575:A:C5	3.06	0.43
22:BA:668:A:H2'	22:BA:670:A:N6	2.25	0.43
22:BA:669:G:C5	22:BA:801:G:C6	3.06	0.43
22:BA:749:A:H4'	22:BA:1271:G:N3	2.34	0.43
22:BA:855:G:N2	44:BW:23:LYS:HB3	2.33	0.43
22:BA:912:C:H2'	22:BA:913:U:H6	1.83	0.43
22:BA:1074:G:N3	22:BA:1075:C:C5	2.86	0.43
22:BA:1085:A:H3'	22:BA:1086:A:C2	2.53	0.43
22:BA:1315:C:C2'	22:BA:1316:U:H5'	2.48	0.43
22:BA:1566:A:O2'	22:BA:1567:G:H5'	2.18	0.43
22:BA:1662:U:H2'	22:BA:1663:G:O4'	2.18	0.43
22:BA:1735:A:N3	22:BA:1736:U:C6	2.86	0.43
22:BA:1857:G:C1'	22:BA:1884:G:N2	2.80	0.43
22:BA:1918:A:O2'	22:BA:1919:A:N7	2.51	0.43
22:BA:2029:G:H2'	22:BA:2031:A:OP1	2.18	0.43
22:BA:2637:U:O2'	22:BA:2638:G:H5'	2.17	0.43
24:BC:80:LEU:HA	24:BC:80:LEU:HD23	1.46	0.43
24:BC:121:ALA:HB3	24:BC:129:LEU:CD2	2.47	0.43
24:BC:131:MET:O	24:BC:132:ARG:C	2.55	0.43
24:BC:257:ARG:HG3	24:BC:269:ARG:HH12	1.83	0.43
25:BD:53:GLY:O	25:BD:54:ALA:HB2	2.18	0.43

*Continued on next page...*

*Continued from previous page...*

Atom-1	Atom-2	Interatomic distance (Å)	Clash overlap (Å)
25:BD:149:ASN:O	25:BD:152:PRO:HD2	2.17	0.43
26:BE:196:VAL:HG13	26:BE:200:LEU:HD22	1.99	0.43
27:BF:46:LYS:H	27:BF:46:LYS:HE3	1.82	0.43
31:BJ:49:ASP:OD2	31:BJ:49:ASP:C	2.56	0.43
33:BL:51:GLU:OE2	33:BL:60:ARG:NH1	2.51	0.43
33:BL:62:PRO:HG2	51:B3:24:LYS:HB3	2.00	0.43
35:BN:24:MET:CG	35:BN:44:LEU:HD22	2.33	0.43
36:BO:117:PHE:O	36:BO:117:PHE:CD1	2.70	0.43
37:BP:25:VAL:HG11	37:BP:46:VAL:CG2	2.48	0.43
37:BP:44:GLY:HA3	37:BP:61:ARG:O	2.18	0.43
43:BV:29:ILE:O	43:BV:91:PHE:N	2.50	0.43
44:BW:24:ARG:HD3	44:BW:65:LYS:CD	2.48	0.43
44:BW:24:ARG:NE	44:BW:65:LYS:HE2	2.32	0.43
45:BX:60:LYS:O	45:BX:61:LYS:C	2.57	0.43
48:B0:50:GLY:O	48:B0:51:ARG:C	2.56	0.43
49:B1:8:ILE:CG2	49:B1:9:LYS:H	2.28	0.43
1:CA:9:G:OP2	5:CE:125:LYS:HG3	2.17	0.43
1:CA:224:U:O2	1:CA:224:U:H2'	2.18	0.43
1:CA:683:G:H21	11:CK:39:ASN:HD22	1.66	0.43
1:CA:702:A:H5'	1:CA:703:G:C8	2.53	0.43
1:CA:794:A:H5''	1:CA:794:A:H8	1.83	0.43
1:CA:821:G:H2'	1:CA:822:U:C5	2.52	0.43
1:CA:854:U:H2'	1:CA:855:U:C6	2.54	0.43
1:CA:867:G:C5	1:CA:868:C:C5	3.04	0.43
1:CA:1322:C:O2'	1:CA:1323:G:C5'	2.58	0.43
2:CB:103:TRP:HA	2:CB:106:VAL:H	1.83	0.43
4:CD:11:SER:HA	4:CD:18:LEU:HG	2.00	0.43
4:CD:72:ARG:O	4:CD:75:TYR:HB3	2.18	0.43
4:CD:84:ASN:HD22	4:CD:85:THR:N	2.13	0.43
4:CD:137:SER:C	4:CD:181:PHE:HD2	2.20	0.43
5:CE:79:THR:CA	5:CE:121:ASN:ND2	2.79	0.43
5:CE:157:GLY:HA3	8:CH:63:LYS:NZ	2.33	0.43
7:CG:30:MET:HE3	7:CG:33:GLY:HA2	2.00	0.43
10:CJ:92:LEU:HD13	10:CJ:92:LEU:H	1.82	0.43
17:CQ:52:CYS:HB2	17:CQ:53:GLY:H	1.66	0.43
18:CR:72:ARG:HE	18:CR:72:ARG:N	1.99	0.43
21:CU:25:ALA:O	21:CU:28:LEU:N	2.47	0.43
22:DA:126:A:OP2	50:D2:19:ARG:HB2	2.18	0.43
22:DA:161:A:H2	22:DA:2217:G:H1'	1.82	0.43
22:DA:162:U:C5'	22:DA:163:C:OP1	2.60	0.43
22:DA:165:A:H2'	22:DA:166:U:C6	2.44	0.43

*Continued on next page...*

*Continued from previous page...*

Atom-1	Atom-2	Interatomic distance (Å)	Clash overlap (Å)
22:DA:295:G:C2	22:DA:296:U:C6	3.06	0.43
22:DA:397:U:OP1	45:DX:30:PRO:CA	2.65	0.43
22:DA:538:A:N6	22:DA:555:G:O2'	2.51	0.43
22:DA:618:G:C2	22:DA:619:G:C1'	3.01	0.43
22:DA:668:A:C5	22:DA:670:A:N7	2.85	0.43
22:DA:734:A:H2'	22:DA:735:A:O4'	2.18	0.43
22:DA:749:A:H2'	22:DA:750:A:H8	1.82	0.43
22:DA:749:A:C5	22:DA:750:A:N7	2.86	0.43
22:DA:819:A:H2	22:DA:943:A:O4'	2.01	0.43
22:DA:856:G:C2	22:DA:922:C:N3	2.86	0.43
22:DA:869:G:C6	22:DA:909:A:N6	2.86	0.43
22:DA:927:A:N1	22:DA:928:A:C2	2.86	0.43
22:DA:929:U:H5''	47:DZ:37:ARG:CZ	2.47	0.43
22:DA:931:U:H5	22:DA:1182:G:H21	1.65	0.43
22:DA:971:G:O6	22:DA:972:A:C2	2.71	0.43
22:DA:1049:C:C5	22:DA:1050:A:N7	2.85	0.43
22:DA:1280:G:C6	22:DA:1281:G:N7	2.86	0.43
22:DA:1427:A:H4'	22:DA:1428:C:O4'	2.18	0.43
22:DA:1452:G:C5	22:DA:2702:G:N1	2.86	0.43
22:DA:1970:A:H5'	22:DA:1971:U:OP1	2.17	0.43
22:DA:2152:G:N3	22:DA:2152:G:H2'	2.33	0.43
22:DA:2275:C:O2'	34:DM:84:LYS:HA	2.17	0.43
22:DA:2373:G:C6	22:DA:2374:C:C4	3.06	0.43
22:DA:2439:A:C8	22:DA:2586:U:H4'	2.52	0.43
22:DA:2579:C:H2'	22:DA:2580:U:O4'	2.17	0.43
23:DB:26:C:H1'	23:DB:117:G:H1'	1.99	0.43
25:DD:1:MET:SD	25:DD:100:LEU:HD11	2.58	0.43
26:DE:20:GLY:H	26:DE:110:SER:CB	2.30	0.43
26:DE:124:PHE:CZ	26:DE:141:MET:CE	3.00	0.43
27:DF:23:SER:HB3	27:DF:26:GLN:CB	2.48	0.43
27:DF:36:ASN:HB3	27:DF:152:ASP:OD2	2.17	0.43
27:DF:65:LEU:H	27:DF:65:LEU:CD2	2.29	0.43
28:DG:25:ILE:HG22	28:DG:78:VAL:HG11	1.99	0.43
30:DI:76:ALA:HB2	30:DI:131:THR:HB	1.99	0.43
31:DJ:36:LEU:HD13	31:DJ:36:LEU:HA	1.88	0.43
31:DJ:45:THR:OG1	31:DJ:48:VAL:CB	2.62	0.43
34:DM:76:LYS:NZ	34:DM:84:LYS:N	2.55	0.43
35:DN:54:LEU:CD1	35:DN:66:ALA:HB2	2.25	0.43
36:DO:12:THR:HG23	36:DO:16:ARG:NH1	2.29	0.43
36:DO:51:ALA:HB3	36:DO:78:VAL:HG22	1.99	0.43
39:DR:68:ARG:HE	39:DR:90:ARG:HG2	1.83	0.43

*Continued on next page...*

*Continued from previous page...*

Atom-1	Atom-2	Interatomic distance (Å)	Clash overlap (Å)
39:DR:72:VAL:O	39:DR:72:VAL:HG23	2.18	0.43
39:DR:88:GLY:O	39:DR:89:HIS:CB	2.65	0.43
41:DT:3:ARG:O	41:DT:4:GLU:C	2.57	0.43
42:DU:73:ASN:HB3	42:DU:95:PHE:HE2	1.82	0.43
43:DV:40:ILE:HB	43:DV:41:GLU:H	1.58	0.43
45:DX:70:LEU:HB3	45:DX:77:TYR:HE2	1.83	0.43
1:AA:89:U:C2	1:AA:90:C:C5	3.06	0.43
1:AA:198:G:H2'	1:AA:199:A:C8	2.53	0.43
1:AA:283:U:C4	1:AA:284:C:C4	3.06	0.43
1:AA:450:G:C2'	1:AA:451:A:OP1	2.66	0.43
1:AA:570:G:C4	1:AA:571:U:C5	3.06	0.43
1:AA:620:C:H2'	1:AA:621:A:O4'	2.18	0.43
1:AA:632:U:H2'	1:AA:633:G:OP1	2.18	0.43
1:AA:668:G:O2'	15:AO:45:HIS:HB3	2.18	0.43
1:AA:688:G:C5	1:AA:700:G:C2	3.07	0.43
1:AA:767:A:H2'	1:AA:768:A:C8	2.53	0.43
1:AA:773:G:C6	1:AA:774:G:N7	2.86	0.43
1:AA:984:C:O2'	1:AA:985:C:O5'	2.36	0.43
1:AA:1028:C:C4	1:AA:1034:G:C6	3.06	0.43
1:AA:1118:U:O2	1:AA:1179:A:C6	2.71	0.43
1:AA:1160:G:C2	1:AA:1161:C:C5	3.06	0.43
1:AA:1348:U:H4'	9:AI:121:ARG:HG2	2.00	0.43
2:AB:21:TYR:O	2:AB:22:TRP:CD1	2.71	0.43
2:AB:113:LEU:HD11	2:AB:144:GLU:CD	2.38	0.43
3:AC:5:HIS:HA	3:AC:6:PRO:HD2	1.77	0.43
5:AE:80:LEU:HD23	5:AE:122:VAL:HG12	1.98	0.43
6:AF:41:ASP:C	6:AF:43:GLY:H	2.22	0.43
7:AG:144:ALA:O	7:AG:146:ALA:N	2.48	0.43
13:AM:15:VAL:HG23	13:AM:16:ILE:HG13	2.00	0.43
14:AN:82:LYS:CE	14:AN:85:GLU:HG3	2.47	0.43
20:AT:8:LYS:CA	20:AT:11:ILE:HG23	2.48	0.43
22:BA:28:A:C5	22:BA:29:U:C5	3.06	0.43
22:BA:141:G:H2'	22:BA:142:A:O4'	2.18	0.43
22:BA:275:C:C4	22:BA:276:U:H6	2.36	0.43
22:BA:350:G:O2'	22:BA:351:C:H5'	2.18	0.43
22:BA:571:U:C5	22:BA:575:A:C6	3.06	0.43
22:BA:615:U:H4'	22:BA:616:A:OP2	2.18	0.43
22:BA:768:G:C5	22:BA:769:U:C5	3.06	0.43
22:BA:797:G:H2'	22:BA:798:G:O4'	2.19	0.43
22:BA:1403:A:H2'	22:BA:1404:C:C6	2.53	0.43
22:BA:1789:A:OP2	24:BC:220:ARG:NH1	2.51	0.43

*Continued on next page...*



*Continued from previous page...*

Atom-1	Atom-2	Interatomic distance (Å)	Clash overlap (Å)
22:BA:1821:A:H8	22:BA:1821:A:O5'	2.01	0.43
22:BA:1869:G:H8	22:BA:1869:G:OP2	2.01	0.43
22:BA:2144:G:H3'	22:BA:2144:G:N3	2.33	0.43
22:BA:2230:G:O3'	45:BX:29:LEU:HD23	2.19	0.43
22:BA:2684:U:H2'	22:BA:2685:G:O5'	2.18	0.43
22:BA:2824:C:C2'	22:BA:2825:G:O5'	2.66	0.43
22:BA:2855:C:O5'	22:BA:2855:C:H6	2.00	0.43
25:BD:89:GLU:HG3	25:BD:94:GLN:OE1	2.18	0.43
26:BE:37:ALA:C	26:BE:39:ALA:N	2.71	0.43
27:BF:3:LEU:HD23	27:BF:100:GLU:CG	2.41	0.43
29:BH:67:ALA:C	29:BH:69:ALA:N	2.71	0.43
31:BJ:42:ALA:O	31:BJ:45:THR:HG22	2.18	0.43
32:BK:35:VAL:HG12	32:BK:36:GLY:H	1.78	0.43
33:BL:113:ALA:O	33:BL:114:GLY:O	2.35	0.43
34:BM:100:LYS:HD3	34:BM:100:LYS:HA	1.76	0.43
34:BM:102:LEU:N	34:BM:102:LEU:CD1	2.81	0.43
35:BN:87:PHE:CE1	35:BN:116:VAL:HG12	2.52	0.43
35:BN:96:ARG:O	35:BN:96:ARG:HG3	2.15	0.43
39:BR:49:ILE:CB	39:BR:53:PHE:N	2.81	0.43
42:BU:28:LEU:O	42:BU:30:SER:N	2.51	0.43
45:BX:12:VAL:CG2	45:BX:28:PHE:HB2	2.48	0.43
50:B2:19:ARG:O	50:B2:23:ALA:HB2	2.18	0.43
52:B4:2:LYS:HB2	52:B4:4:ARG:HD3	2.00	0.43
1:CA:112:G:H2'	1:CA:113:G:C5'	2.47	0.43
1:CA:194:C:C2'	1:CA:195:A:H5'	2.47	0.43
1:CA:292:G:C5	1:CA:293:G:H1'	2.52	0.43
1:CA:413:G:C6	4:CD:32:LYS:CE	2.97	0.43
1:CA:571:U:C5'	1:CA:572:A:OP2	2.57	0.43
1:CA:729:A:C2'	1:CA:730:G:O5'	2.65	0.43
1:CA:765:G:C5	1:CA:812:G:C5	3.06	0.43
1:CA:946:A:H2'	1:CA:947:G:C8	2.54	0.43
1:CA:963:G:C6	1:CA:973:G:C6	3.06	0.43
1:CA:997:U:HO2'	1:CA:998:C:C5'	2.31	0.43
1:CA:1122:U:C5	1:CA:1123:U:C5	3.06	0.43
1:CA:1221:G:O3'	19:CS:76:THR:HB	2.18	0.43
1:CA:1244:G:C5	1:CA:1245:C:N4	2.87	0.43
1:CA:1261:A:N7	1:CA:1274:A:H2	2.15	0.43
1:CA:1303:C:H2'	1:CA:1303:C:O2	2.18	0.43
1:CA:1418:A:C2	1:CA:1483:A:C2	3.06	0.43
2:CB:114:LYS:C	2:CB:117:GLU:HG2	2.38	0.43
2:CB:160:LEU:HB2	2:CB:182:VAL:CG1	2.48	0.43

*Continued on next page...*

*Continued from previous page...*

Atom-1	Atom-2	Interatomic distance (Å)	Clash overlap (Å)
3:CC:120:THR:CG2	3:CC:187:GLU:O	2.62	0.43
5:CE:57:ALA:O	5:CE:61:LYS:HG3	2.19	0.43
5:CE:80:LEU:HD23	5:CE:119:VAL:HG11	2.00	0.43
6:CF:3:HIS:CB	6:CF:92:THR:HG23	2.48	0.43
10:CJ:29:ALA:HB2	10:CJ:87:LEU:HG	2.00	0.43
13:CM:106:ARG:HH21	13:CM:112:ARG:CZ	2.32	0.43
14:CN:92:ILE:HA	14:CN:93:PRO:HD3	1.87	0.43
22:DA:56:A:H1'	22:DA:127:A:C4	2.53	0.43
22:DA:79:C:N3	22:DA:107:G:N2	2.55	0.43
22:DA:204:A:C4	22:DA:206:U:O4	2.71	0.43
22:DA:329:G:H1	42:DU:16:LYS:HG2	1.83	0.43
22:DA:379:G:C5	22:DA:396:G:C6	3.06	0.43
22:DA:519:U:H4'	40:DS:25:ARG:NH2	2.33	0.43
22:DA:584:C:C5	22:DA:585:G:N7	2.87	0.43
22:DA:617:G:C4	22:DA:618:G:C8	3.05	0.43
22:DA:622:G:O2'	22:DA:623:C:C5'	2.66	0.43
22:DA:641:U:C5'	22:DA:642:U:OP2	2.62	0.43
22:DA:739:A:O2'	22:DA:740:C:C6	2.68	0.43
22:DA:815:C:P	39:DR:85:LYS:HE2	2.58	0.43
22:DA:1080:A:H5'	30:DI:133:ARG:NH2	2.32	0.43
22:DA:1171:G:C2	22:DA:1179:G:C2	3.07	0.43
22:DA:1223:G:N2	22:DA:1226:A:OP2	2.46	0.43
22:DA:1263:U:C1'	48:D0:6:LYS:HE3	2.47	0.43
22:DA:1267:U:OP2	22:DA:2012:G:N1	2.36	0.43
22:DA:1799:G:N1	22:DA:1819:A:OP2	2.49	0.43
22:DA:1998:A:H2'	22:DA:1999:C:C6	2.51	0.43
22:DA:2060:A:C3'	26:DE:63:LYS:NZ	2.81	0.43
22:DA:2217:G:C4	22:DA:2218:G:C8	3.06	0.43
22:DA:2223:G:C3'	22:DA:2224:G:H5'	2.48	0.43
22:DA:2232:C:O5'	22:DA:2232:C:H6	2.00	0.43
22:DA:2306:C:H5	22:DA:2307:G:N2	2.16	0.43
22:DA:2341:G:H2'	22:DA:2342:C:C5'	2.48	0.43
22:DA:2680:U:O5'	22:DA:2680:U:H6	2.00	0.43
23:DB:6:G:C6	23:DB:115:A:C2	3.06	0.43
23:DB:64:G:C5'	23:DB:65:U:OP2	2.66	0.43
27:DF:35:LEU:HA	27:DF:152:ASP:O	2.18	0.43
27:DF:43:ILE:CG2	27:DF:44:ALA:H	2.23	0.43
28:DG:117:PRO:CD	28:DG:143:VAL:HG11	2.47	0.43
35:DN:47:VAL:O	35:DN:47:VAL:CG1	2.66	0.43
35:DN:58:ASP:HB3	35:DN:59:SER:H	1.61	0.43
36:DO:31:THR:CG2	36:DO:36:TYR:CE2	2.96	0.43

*Continued on next page...*

*Continued from previous page...*

Atom-1	Atom-2	Interatomic distance (Å)	Clash overlap (Å)
37:DP:77:SER:OG	37:DP:79:VAL:HG22	2.18	0.43
37:DP:105:LYS:HD3	37:DP:108:ARG:CZ	2.48	0.43
38:DQ:31:TYR:O	38:DQ:34:ALA:N	2.51	0.43
39:DR:22:LEU:N	39:DR:22:LEU:HD23	2.33	0.43
39:DR:89:HIS:CE1	39:DR:91:GLN:HB2	2.52	0.43
44:DW:14:ASP:C	44:DW:16:GLU:H	2.21	0.43
48:D0:32:THR:HG21	48:D0:47:TYR:HE2	1.82	0.43
1:AA:105:G:H2'	1:AA:106:C:H6	1.79	0.43
1:AA:184:G:O2'	1:AA:185:U:P	2.77	0.43
1:AA:246:A:C4	1:AA:282:A:N6	2.86	0.43
1:AA:258:G:C2	1:AA:259:G:C1'	3.01	0.43
1:AA:513:C:N3	1:AA:539:A:C2	2.86	0.43
1:AA:592:G:C6	1:AA:648:A:C6	3.07	0.43
1:AA:689:C:OP1	11:AK:45:THR:OG1	2.35	0.43
1:AA:775:G:C2	1:AA:776:G:C4	3.06	0.43
1:AA:913:A:HO2'	1:AA:914:A:P	2.41	0.43
1:AA:932:C:O2	1:AA:932:C:C2'	2.67	0.43
1:AA:1088:G:HO2'	1:AA:1089:G:P	2.40	0.43
1:AA:1108:G:C5	1:AA:1109:C:C5	3.06	0.43
1:AA:1150:A:N6	1:AA:1151:A:N6	2.66	0.43
1:AA:1162:C:C2	1:AA:1175:G:C2	3.07	0.43
1:AA:1216:A:OP1	14:AN:4:SER:CB	2.66	0.43
1:AA:1442:G:H2'	1:AA:1443:C:C6	2.54	0.43
2:AB:15:PHE:HB2	2:AB:39:ILE:HG23	2.00	0.43
7:AG:61:PHE:CD1	7:AG:61:PHE:C	2.92	0.43
7:AG:92:PRO:C	7:AG:93:VAL:HG22	2.37	0.43
7:AG:96:ASN:OD1	7:AG:96:ASN:N	2.48	0.43
9:AI:6:TYR:CE2	9:AI:17:ARG:HB2	2.51	0.43
11:AK:125:LYS:C	21:AU:33:ARG:HH12	2.21	0.43
14:AN:52:ARG:HG3	14:AN:58:ARG:NH1	2.33	0.43
16:AP:75:ILE:C	16:AP:77:GLU:N	2.71	0.43
17:AQ:49:ASN:HD22	17:AQ:49:ASN:C	2.20	0.43
19:AS:66:VAL:C	19:AS:68:HIS:H	2.22	0.43
20:AT:77:ASN:HD22	20:AT:77:ASN:H	1.65	0.43
20:AT:77:ASN:O	20:AT:81:GLN:HG3	2.17	0.43
20:AT:82:ILE:HD12	20:AT:83:ASN:HB3	2.01	0.43
21:AU:24:LYS:CG	21:AU:25:ALA:N	2.81	0.43
22:BA:253:C:OP2	51:B3:4:LYS:NZ	2.47	0.43
22:BA:613:A:O2'	22:BA:614:A:OP1	2.33	0.43
22:BA:782:A:N1	24:BC:224:MET:HE1	2.33	0.43
22:BA:1026:G:H2'	22:BA:1027:A:C8	2.53	0.43

*Continued on next page...*

*Continued from previous page...*

Atom-1	Atom-2	Interatomic distance (Å)	Clash overlap (Å)
22:BA:1206:G:H2'	22:BA:1207:C:H6	1.83	0.43
22:BA:1269:A:H2'	22:BA:1270:C:C6	2.54	0.43
22:BA:1857:G:O2'	22:BA:1858:A:OP2	2.34	0.43
22:BA:1972:G:H2'	22:BA:1973:G:H8	1.83	0.43
22:BA:2107:G:C2'	22:BA:2152:G:OP1	2.66	0.43
22:BA:2671:G:C3'	22:BA:2672:U:H5'	2.48	0.43
22:BA:2704:C:O2	22:BA:2704:C:C2'	2.66	0.43
24:BC:250:GLN:CD	24:BC:250:GLN:N	2.71	0.43
25:BD:122:VAL:O	25:BD:126:ASN:HA	2.17	0.43
25:BD:163:GLY:O	25:BD:164:GLN:C	2.56	0.43
25:BD:177:VAL:O	25:BD:177:VAL:CG2	2.65	0.43
26:BE:133:LEU:O	26:BE:136:GLN:HB2	2.17	0.43
26:BE:149:ILE:CD1	26:BE:172:ALA:HA	2.38	0.43
26:BE:170:ARG:NH1	26:BE:176:ASP:OD2	2.52	0.43
27:BF:45:ASP:CB	27:BF:48:LEU:HB2	2.41	0.43
28:BG:54:ARG:O	28:BG:57:TYR:HB2	2.19	0.43
30:BI:3:LYS:HD2	30:BI:4:VAL:H	1.82	0.43
32:BK:10:VAL:HG11	32:BK:16:ALA:CB	2.48	0.43
34:BM:97:GLN:HB2	34:BM:98:PRO:CD	2.48	0.43
36:BO:79:ALA:HB2	36:BO:110:ALA:HA	2.00	0.43
38:BQ:26:ALA:CB	38:BQ:30:VAL:CG2	2.92	0.43
40:BS:42:LYS:HE2	40:BS:42:LYS:HB2	1.47	0.43
41:BT:28:ASN:HB2	41:BT:29:THR:H	1.37	0.43
44:BW:9:THR:HG23	44:BW:10:ARG:CG	2.48	0.43
46:BY:40:SER:C	46:BY:42:LEU:N	2.72	0.43
47:BZ:15:ARG:HD3	47:BZ:53:MET:SD	2.57	0.43
51:B3:54:LEU:O	51:B3:58:ILE:HG13	2.18	0.43
1:CA:110:C:H2'	1:CA:111:G:O4'	2.17	0.43
1:CA:184:G:C2	1:CA:185:U:N3	2.86	0.43
1:CA:249:U:N3	1:CA:276:G:C6	2.86	0.43
1:CA:267:C:H2'	1:CA:268:U:H5'	2.00	0.43
1:CA:443:C:O5'	1:CA:443:C:H6	2.01	0.43
1:CA:517:G:H4'	1:CA:519:C:C5	2.53	0.43
1:CA:536:C:H2'	1:CA:537:G:H8	1.83	0.43
1:CA:728:A:C6	1:CA:729:A:C6	3.06	0.43
1:CA:775:G:H2'	1:CA:776:G:H5'	1.98	0.43
1:CA:867:G:C6	1:CA:868:C:N4	2.86	0.43
1:CA:1159:U:H5	1:CA:1182:G:O2'	1.99	0.43
1:CA:1462:C:O2'	1:CA:1463:U:H5'	2.18	0.43
2:CB:195:VAL:HG12	2:CB:197:PHE:C	2.38	0.43
4:CD:75:TYR:CE2	4:CD:203:TYR:HB2	2.53	0.43

*Continued on next page...*

*Continued from previous page...*

Atom-1	Atom-2	Interatomic distance (Å)	Clash overlap (Å)
5:CE:45:VAL:CG2	5:CE:46:GLY:N	2.81	0.43
5:CE:148:SER:O	5:CE:151:MET:N	2.47	0.43
7:CG:6:ILE:HG13	7:CG:7:GLY:N	2.31	0.43
7:CG:136:LYS:HD2	7:CG:136:LYS:HA	1.71	0.43
13:CM:1:ALA:HB3	13:CM:8:ILE:HG23	2.00	0.43
13:CM:19:THR:HA	13:CM:25:GLY:O	2.17	0.43
13:CM:19:THR:HG22	13:CM:26:LYS:HA	1.99	0.43
13:CM:21:ILE:HD12	13:CM:24:VAL:CG2	2.47	0.43
16:CP:56:ARG:HE	16:CP:59:HIS:CD2	2.36	0.43
18:CR:66:LEU:HD23	18:CR:66:LEU:N	2.32	0.43
20:CT:30:PHE:CD2	20:CT:33:LYS:HD2	2.53	0.43
22:DA:2:G:C5	22:DA:3:U:C5	3.06	0.43
22:DA:35:G:HO2'	22:DA:36:G:H8	1.61	0.43
22:DA:89:A:O2'	22:DA:90:U:H5'	2.18	0.43
22:DA:170:U:C4	22:DA:171:U:C5	3.06	0.43
22:DA:187:G:C2'	22:DA:1365:A:H2	2.31	0.43
22:DA:279:A:N6	22:DA:361:G:C1'	2.75	0.43
22:DA:600:G:O4'	26:DE:100:MET:HE3	2.18	0.43
22:DA:642:U:H3'	22:DA:642:U:H6	1.83	0.43
22:DA:727:A:C6	22:DA:728:G:C6	3.06	0.43
22:DA:841:G:H2'	22:DA:842:U:O4'	2.18	0.43
22:DA:855:G:N2	44:DW:23:LYS:HG2	2.33	0.43
22:DA:956:G:C4'	34:DM:82:MET:HE3	2.49	0.43
22:DA:1128:G:O6	22:DA:2491:U:C5	2.71	0.43
22:DA:1551:A:C5	22:DA:1552:A:C8	3.06	0.43
22:DA:1716:U:N3	22:DA:1745:A:N6	2.66	0.43
22:DA:1737:G:C5	22:DA:1738:G:N1	2.86	0.43
22:DA:1767:G:C2	22:DA:1768:C:C5	3.06	0.43
22:DA:1831:G:C6	22:DA:1832:C:C4	3.07	0.43
22:DA:1978:A:H2'	22:DA:1979:U:O4'	2.19	0.43
22:DA:2212:A:C8	22:DA:2214:C:C5	3.06	0.43
22:DA:2352:A:N1	44:DW:30:VAL:HG11	2.33	0.43
22:DA:2765:A:H3'	22:DA:2766:A:H5'	2.00	0.43
26:DE:60:TRP:HE3	26:DE:62:GLN:HB2	1.79	0.43
27:DF:102:LEU:C	27:DF:103:ILE:HD12	2.38	0.43
27:DF:103:ILE:CG1	27:DF:175:PRO:HD3	2.48	0.43
27:DF:111:ARG:CZ	27:DF:113:PHE:CE1	3.01	0.43
28:DG:10:VAL:HB	28:DG:14:VAL:HG11	2.00	0.43
32:DK:60:ALA:HB1	32:DK:85:VAL:O	2.18	0.43
33:DL:56:PRO:CB	33:DL:58:TYR:CE2	3.01	0.43
35:DN:35:LYS:HG2	35:DN:112:TYR:CZ	2.54	0.43

*Continued on next page...*

*Continued from previous page...*

Atom-1	Atom-2	Interatomic distance (Å)	Clash overlap (Å)
35:DN:62:ASN:O	35:DN:63:ARG:HB3	2.18	0.43
36:DO:14:ALA:O	36:DO:18:LEU:N	2.38	0.43
37:DP:98:TYR:CE2	37:DP:99:LEU:CD2	3.01	0.43
39:DR:49:ILE:O	39:DR:49:ILE:CG1	2.66	0.43
42:DU:16:LYS:HB3	42:DU:17:ASP:H	1.54	0.43
42:DU:20:LYS:HD3	42:DU:21:ARG:O	2.19	0.43
45:DX:71:ARG:C	45:DX:73:ARG:H	2.21	0.43
51:D3:3:ILE:CG2	51:D3:4:LYS:N	2.57	0.43
51:D3:22:LYS:N	51:D3:48:MET:HB3	2.29	0.43
51:D3:51:LYS:O	51:D3:54:LEU:HB3	2.19	0.43
1:AA:25:C:C2'	1:AA:26:A:O5'	2.66	0.43
1:AA:70:U:N3	1:AA:94:G:C5	2.86	0.43
1:AA:119:A:H5''	1:AA:120:A:O5'	2.19	0.43
1:AA:158:G:O2'	1:AA:159:G:H5''	2.18	0.43
1:AA:430:A:N3	1:AA:431:A:C8	2.86	0.43
1:AA:495:A:N3	1:AA:496:A:C6	2.87	0.43
1:AA:565:U:C4	1:AA:566:G:C5	3.05	0.43
1:AA:585:G:N2	1:AA:879:C:C4'	2.81	0.43
1:AA:675:A:H2'	1:AA:676:A:O4'	2.18	0.43
1:AA:798:U:H2'	1:AA:799:G:O5'	2.18	0.43
1:AA:1154:G:C2	1:AA:1155:A:C5	3.07	0.43
1:AA:1491:G:C5'	1:AA:1492:A:OP1	2.66	0.43
3:AC:85:LYS:O	3:AC:89:VAL:HG22	2.18	0.43
5:AE:79:THR:HB	5:AE:121:ASN:CG	2.38	0.43
8:AH:48:PHE:N	8:AH:48:PHE:HD1	2.16	0.43
9:AI:46:VAL:CG2	9:AI:75:ALA:HB1	2.47	0.43
11:AK:26:PHE:CE1	11:AK:88:PRO:CG	3.01	0.43
12:AL:55:ARG:NH1	12:AL:61:GLU:OE1	2.50	0.43
15:AO:42:PHE:CD1	15:AO:55:LEU:HD22	2.52	0.43
17:AQ:16:MET:CE	17:AQ:21:VAL:HG12	2.48	0.43
21:AU:7:GLU:HB2	21:AU:11:PHE:CZ	2.52	0.43
22:BA:7:G:H2'	22:BA:8:C:C6	2.54	0.43
22:BA:708:G:N2	22:BA:724:U:H1'	2.34	0.43
22:BA:1050:A:C2	22:BA:2751:G:C4	3.06	0.43
22:BA:1178:C:H2'	22:BA:1179:G:C8	2.53	0.43
22:BA:1185:G:H5''	22:BA:1186:G:P	2.58	0.43
22:BA:1266:G:N7	40:BS:16:LYS:HE2	2.33	0.43
22:BA:1462:C:H2'	22:BA:1463:C:C6	2.53	0.43
22:BA:1733:G:O2'	22:BA:1734:G:C5'	2.66	0.43
22:BA:1759:A:H2'	22:BA:1760:C:C6	2.53	0.43
22:BA:1844:C:C6	22:BA:1844:C:H3'	2.54	0.43

*Continued on next page...*

*Continued from previous page...*

Atom-1	Atom-2	Interatomic distance (Å)	Clash overlap (Å)
22:BA:2151:U:HO2'	22:BA:2152:G:H8	1.63	0.43
22:BA:2299:U:O5'	22:BA:2299:U:H6	2.01	0.43
22:BA:2663:G:C4	22:BA:2664:G:C8	3.06	0.43
22:BA:2856:A:C2'	22:BA:2857:G:H5'	2.47	0.43
22:BA:2865:U:C2	22:BA:2866:U:H5	2.36	0.43
23:BB:6:G:O2'	23:BB:7:G:H5'	2.17	0.43
23:BB:17:C:H2'	23:BB:18:G:C5'	2.48	0.43
23:BB:71:C:H2'	23:BB:72:G:C5'	2.49	0.43
23:BB:89:U:H3'	23:BB:90:C:C5'	2.49	0.43
24:BC:61:TYR:HA	24:BC:85:ASN:HD21	1.84	0.43
25:BD:121:THR:O	25:BD:122:VAL:CB	2.66	0.43
27:BF:88:VAL:HG13	27:BF:90:LEU:CD1	2.49	0.43
28:BG:68:ARG:HD2	28:BG:68:ARG:O	2.18	0.43
28:BG:72:ASN:O	28:BG:76:ILE:CG2	2.47	0.43
29:BH:134:VAL:HG11	29:BH:140:ALA:HB2	2.00	0.43
31:BJ:37:ARG:HG2	31:BJ:37:ARG:O	2.19	0.43
33:BL:57:LEU:HD11	33:BL:61:LEU:HD21	2.00	0.43
33:BL:77:ILE:O	33:BL:110:VAL:O	2.37	0.43
35:BN:69:ARG:H	35:BN:69:ARG:HG2	1.10	0.43
37:BP:9:GLN:C	37:BP:11:GLN:H	2.22	0.43
40:BS:57:ASN:HD22	40:BS:57:ASN:HA	1.61	0.43
40:BS:86:MET:HG3	40:BS:88:ARG:HD3	1.99	0.43
41:BT:7:LEU:O	41:BT:7:LEU:HG	2.18	0.43
41:BT:15:HIS:O	41:BT:17:SER:N	2.51	0.43
41:BT:29:THR:CB	41:BT:86:THR:HG22	2.47	0.43
44:BW:39:GLN:CG	44:BW:42:THR:N	2.66	0.43
45:BX:19:HIS:C	45:BX:21:LEU:N	2.71	0.43
1:CA:38:G:N1	1:CA:397:A:OP1	2.47	0.43
1:CA:92:U:H2'	1:CA:93:U:C5	2.53	0.43
1:CA:126:G:C2'	1:CA:127:G:O5'	2.67	0.43
1:CA:141:G:H2'	1:CA:142:G:H8	1.83	0.43
1:CA:182:A:C2	1:CA:184:G:C5	3.06	0.43
1:CA:439:U:H2'	1:CA:440:C:H6	1.81	0.43
1:CA:468:A:C4	1:CA:469:C:C5	3.06	0.43
1:CA:518:C:H4'	1:CA:519:C:O5'	2.19	0.43
1:CA:1046:A:H2'	1:CA:1047:G:O4'	2.18	0.43
1:CA:1179:A:N6	1:CA:1180:A:C6	2.86	0.43
1:CA:1231:G:C4	1:CA:1232:U:C5	3.06	0.43
1:CA:1235:U:C6	1:CA:1235:U:C3'	3.02	0.43
1:CA:1268:G:C6	1:CA:1269:A:N6	2.86	0.43
1:CA:1269:A:C2'	1:CA:1270:G:H5'	2.49	0.43

*Continued on next page...*

*Continued from previous page...*

Atom-1	Atom-2	Interatomic distance (Å)	Clash overlap (Å)
1:CA:1279:G:C8	1:CA:1282:C:N4	2.86	0.43
1:CA:1527:U:C2	1:CA:1528:U:C5	3.07	0.43
2:CB:162:VAL:CG2	2:CB:163:ILE:N	2.81	0.43
3:CC:42:LEU:HD13	3:CC:86:LEU:HD22	2.00	0.43
3:CC:153:SER:HB3	3:CC:164:THR:HB	2.00	0.43
3:CC:191:THR:HB	3:CC:192:TYR:CD1	2.54	0.43
6:CF:92:THR:C	6:CF:93:LYS:HG2	2.32	0.43
7:CG:20:GLU:O	7:CG:23:ALA:HB3	2.17	0.43
7:CG:78:ARG:CA	7:CG:84:TYR:HB2	2.36	0.43
9:CI:35:GLU:HA	9:CI:39:GLY:N	2.33	0.43
11:CK:92:ARG:HB3	11:CK:93:GLU:H	1.63	0.43
21:CU:34:ARG:O	21:CU:35:GLU:O	2.36	0.43
22:DA:68:G:N2	22:DA:74:A:OP2	2.51	0.43
22:DA:91:A:H1'	22:DA:92:U:C6	2.53	0.43
22:DA:137:U:O5'	22:DA:137:U:H6	2.02	0.43
22:DA:333:G:O2'	22:DA:334:C:O5'	2.36	0.43
22:DA:372:G:P	45:DX:61:LYS:HZ3	2.40	0.43
22:DA:394:C:H2'	22:DA:395:U:H5'	1.99	0.43
22:DA:590:A:C6	22:DA:668:A:C2	3.07	0.43
22:DA:685:A:C2	22:DA:689:A:C6	3.06	0.43
22:DA:741:U:O2'	22:DA:742:A:H5'	2.18	0.43
22:DA:858:G:C5	22:DA:2268:A:N1	2.87	0.43
22:DA:992:C:H4'	39:DR:74:ILE:HD13	1.98	0.43
22:DA:1188:U:H2'	22:DA:1189:A:H8	1.83	0.43
22:DA:1249:U:O2'	22:DA:1250:G:OP2	2.27	0.43
22:DA:1286:A:C5	22:DA:1289:C:N3	2.86	0.43
22:DA:1296:G:N2	22:DA:1645:G:C4	2.86	0.43
22:DA:1341:G:P	22:DA:1397:U:H3	2.41	0.43
22:DA:1357:C:N4	22:DA:1358:G:C2	2.86	0.43
22:DA:1575:C:C2	22:DA:1576:U:C6	3.07	0.43
22:DA:2274:A:C5	22:DA:2276:G:C8	3.07	0.43
22:DA:2276:G:O2'	22:DA:2277:G:H5'	2.18	0.43
22:DA:2341:G:C2'	22:DA:2342:C:C5'	2.96	0.43
22:DA:2342:C:N3	22:DA:2343:U:C2	2.86	0.43
22:DA:2395:C:N4	22:DA:2421:G:H1	2.16	0.43
22:DA:2898:U:H2'	22:DA:2899:A:H8	1.83	0.43
24:DC:20:ASN:HB2	24:DC:23:LEU:CD2	2.43	0.43
24:DC:24:HIS:ND1	24:DC:25:LYS:N	2.63	0.43
24:DC:250:GLN:HG3	24:DC:254:LYS:CG	2.48	0.43
25:DD:106:LYS:CG	25:DD:206:ALA:HB3	2.48	0.43
25:DD:149:ASN:HD21	25:DD:150:GLN:HB3	1.83	0.43

*Continued on next page...*



*Continued from previous page...*

Atom-1	Atom-2	Interatomic distance (Å)	Clash overlap (Å)
26:DE:33:VAL:O	26:DE:33:VAL:HG12	2.18	0.43
26:DE:53:THR:OG1	26:DE:54:GLY:N	2.49	0.43
26:DE:60:TRP:CE3	26:DE:62:GLN:CB	2.99	0.43
28:DG:15:ASP:HB3	28:DG:26:LYS:H	1.83	0.43
28:DG:26:LYS:HD3	28:DG:27:GLY:N	2.32	0.43
29:DH:68:ARG:HG2	29:DH:71:LYS:CD	2.48	0.43
31:DJ:1:MET:CE	31:DJ:2:LYS:HZ2	2.32	0.43
31:DJ:88:THR:O	31:DJ:92:MET:N	2.49	0.43
32:DK:69:VAL:HG12	32:DK:70:ARG:N	2.34	0.43
33:DL:29:LYS:O	33:DL:30:THR:CB	2.66	0.43
35:DN:9:GLN:C	35:DN:10:LEU:O	2.54	0.43
36:DO:49:VAL:HG12	36:DO:50:ALA:N	2.33	0.43
40:DS:14:ALA:O	40:DS:18:ARG:HB2	2.18	0.43
47:DZ:11:SER:C	47:DZ:13:ILE:H	2.22	0.43
48:D0:30:ASP:OD2	48:D0:49:ARG:HA	2.19	0.43
51:D3:53:ASP:O	51:D3:54:LEU:C	2.56	0.43
1:AA:346:G:OP1	37:BP:33:GLU:OE1	2.36	0.43
1:AA:418:C:O5'	1:AA:418:C:H6	2.00	0.43
1:AA:637:C:H2'	1:AA:638:U:C5'	2.48	0.43
1:AA:1072:G:N1	1:AA:1104:G:C2	2.86	0.43
1:AA:1086:U:O2'	1:AA:1087:G:H5'	2.19	0.43
1:AA:1151:A:N6	1:AA:1152:A:H62	2.15	0.43
1:AA:1162:C:C2'	1:AA:1163:A:H8	2.29	0.43
1:AA:1310:G:O2'	1:AA:1311:A:H5'	2.17	0.43
2:AB:113:LEU:HD11	2:AB:144:GLU:OE1	2.18	0.43
2:AB:138:ARG:HG3	2:AB:139:GLU:N	2.32	0.43
3:AC:18:ASN:HB3	3:AC:39:ARG:HH12	1.83	0.43
3:AC:147:GLY:CA	3:AC:202:PHE:HB3	2.49	0.43
4:AD:68:GLU:O	4:AD:72:ARG:HG2	2.18	0.43
4:AD:109:THR:CG2	4:AD:112:GLU:CB	2.97	0.43
9:AI:78:ILE:O	9:AI:81:GLY:N	2.51	0.43
10:AJ:80:THR:O	10:AJ:81:GLU:C	2.56	0.43
10:AJ:84:VAL:HG13	10:AJ:85:ASP:N	2.32	0.43
13:AM:21:ILE:HD12	13:AM:21:ILE:N	2.33	0.43
13:AM:21:ILE:O	13:AM:24:VAL:HG22	2.18	0.43
13:AM:106:ARG:NE	13:AM:112:ARG:HB3	2.34	0.43
16:AP:13:LYS:O	16:AP:15:PRO:HD2	2.19	0.43
17:AQ:48:GLU:OE1	17:AQ:48:GLU:CA	2.64	0.43
19:AS:62:THR:O	19:AS:63:ASP:C	2.56	0.43
21:AU:33:ARG:O	21:AU:34:ARG:C	2.57	0.43
22:BA:20:C:O2'	22:BA:21:A:H5'	2.18	0.43

*Continued on next page...*

*Continued from previous page...*

Atom-1	Atom-2	Interatomic distance (Å)	Clash overlap (Å)
22:BA:63:A:HO2'	22:BA:64:A:H5'	1.82	0.43
22:BA:217:A:P	56:BA:3226:HOH:O	2.76	0.43
22:BA:384:A:C2'	22:BA:385:C:H5'	2.44	0.43
22:BA:527:C:N3	22:BA:2779:U:H2'	2.32	0.43
22:BA:1059:G:H4'	30:BI:116:MET:HE1	2.01	0.43
22:BA:1264:A:P	48:B0:15:ARG:HH12	2.42	0.43
22:BA:1281:G:H2'	22:BA:1282:U:C6	2.54	0.43
22:BA:1416:G:O2'	22:BA:1417:C:P	2.76	0.43
22:BA:1567:G:H2'	24:BC:84:PRO:HG3	1.99	0.43
22:BA:1600:C:OP1	41:BT:81:LYS:NZ	2.52	0.43
22:BA:1842:G:H2'	22:BA:1843:C:O4'	2.18	0.43
22:BA:1946:U:H2'	22:BA:1947:C:C6	2.53	0.43
22:BA:2492:U:HO2'	22:BA:2493:U:H5'	1.82	0.43
22:BA:2570:G:C2'	22:BA:2571:U:H5'	2.48	0.43
22:BA:2752:C:H6	22:BA:2752:C:O5'	2.01	0.43
22:BA:2870:C:C2'	22:BA:2871:U:H5'	2.48	0.43
23:BB:90:C:OP1	34:BM:16:ARG:HB3	2.18	0.43
24:BC:76:VAL:O	24:BC:77:VAL:C	2.56	0.43
24:BC:131:MET:CA	24:BC:134:ILE:HD12	2.39	0.43
25:BD:13:ARG:NE	25:BD:15:PHE:CZ	2.86	0.43
25:BD:72:GLY:O	25:BD:73:VAL:O	2.36	0.43
25:BD:98:VAL:O	25:BD:101:PHE:N	2.47	0.43
26:BE:48:THR:N	26:BE:51:GLU:HG3	2.34	0.43
27:BF:40:GLY:H	27:BF:84:ILE:CD1	2.32	0.43
31:BJ:37:ARG:O	31:BJ:37:ARG:CG	2.66	0.43
31:BJ:44:TYR:HB2	38:BQ:63:ARG:HG2	2.00	0.43
32:BK:107:LEU:HD12	32:BK:107:LEU:HA	1.74	0.43
33:BL:61:LEU:HD23	51:B3:13:PHE:CE1	2.54	0.43
34:BM:47:GLU:O	34:BM:48:ALA:C	2.57	0.43
37:BP:48:ALA:O	37:BP:49:ILE:HG12	2.19	0.43
42:BU:27:VAL:CG2	42:BU:28:LEU:N	2.82	0.43
43:BV:65:VAL:O	43:BV:66:ASP:OD1	2.37	0.43
43:BV:77:VAL:O	43:BV:77:VAL:HG13	2.17	0.43
47:BZ:8:GLN:O	47:BZ:10:ARG:N	2.52	0.43
51:B3:30:HIS:ND1	51:B3:31:ILE:CG2	2.82	0.43
52:B4:9:LYS:HG3	52:B4:16:ILE:HG13	2.00	0.43
1:CA:67:C:OP1	1:CA:199:A:H5''	2.18	0.43
1:CA:86:G:N1	1:CA:87:C:C5	2.87	0.43
1:CA:205:A:H2'	1:CA:206:C:C5	2.53	0.43
1:CA:295:C:C4	1:CA:296:U:C5	3.06	0.43
1:CA:645:G:C2	1:CA:646:G:C8	3.06	0.43

*Continued on next page...*

*Continued from previous page...*

Atom-1	Atom-2	Interatomic distance (Å)	Clash overlap (Å)
1:CA:676:A:C2	1:CA:677:U:C4	3.07	0.43
1:CA:735:C:H2'	1:CA:736:C:H6	1.82	0.43
1:CA:777:A:C2	1:CA:778:G:H1'	2.53	0.43
1:CA:881:G:C4	1:CA:882:C:C6	3.06	0.43
1:CA:1056:U:H5'	3:CC:162:ALA:HB3	1.99	0.43
1:CA:1381:U:O2	1:CA:1381:U:H2'	2.17	0.43
1:CA:1416:G:H2'	1:CA:1417:G:H5'	2.00	0.43
2:CB:64:GLY:HA2	2:CB:158:ASP:OD2	2.18	0.43
4:CD:36:ALA:HA	4:CD:41:GLY:C	2.39	0.43
7:CG:27:ASN:O	7:CG:30:MET:HB2	2.18	0.43
9:CI:27:ILE:HA	9:CI:62:LEU:CB	2.48	0.43
9:CI:87:MET:HG3	9:CI:94:ARG:HE	1.83	0.43
12:CL:9:LYS:HB2	12:CL:9:LYS:HE2	1.69	0.43
18:CR:71:ASP:CB	18:CR:72:ARG:HH21	2.31	0.43
20:CT:12:GLN:O	20:CT:12:GLN:CG	2.59	0.43
21:CU:33:ARG:HH22	21:CU:34:ARG:CD	2.31	0.43
22:DA:126:A:O5'	50:D2:19:ARG:HG3	2.18	0.43
22:DA:298:G:OP1	42:DU:83:GLY:HA2	2.18	0.43
22:DA:323:C:H3'	26:DE:163:ASN:HD21	1.83	0.43
22:DA:497:A:H2'	22:DA:498:G:C1'	2.49	0.43
22:DA:516:C:O2'	22:DA:517:C:H5'	2.18	0.43
22:DA:531:C:N3	22:DA:563:A:C8	2.87	0.43
22:DA:590:A:N6	22:DA:668:A:N1	2.66	0.43
22:DA:605:G:H2'	22:DA:606:U:C6	2.53	0.43
22:DA:679:C:H6	22:DA:679:C:O5'	2.01	0.43
22:DA:732:C:C4	22:DA:733:G:N7	2.87	0.43
22:DA:987:C:O2'	22:DA:1000:A:N3	2.43	0.43
22:DA:992:C:O3'	39:DR:74:ILE:HD13	2.18	0.43
22:DA:1000:A:C6	22:DA:1001:A:C2	3.06	0.43
22:DA:1019:U:O2'	22:DA:1021:A:N1	2.35	0.43
22:DA:1024:G:O2'	22:DA:1025:G:OP1	2.30	0.43
22:DA:1028:A:N6	22:DA:1125:G:H2'	2.34	0.43
22:DA:1042:G:C6	22:DA:1043:C:C4	3.06	0.43
22:DA:1259:G:H2'	22:DA:1260:A:O4'	2.18	0.43
22:DA:1364:G:H1'	22:DA:1368:G:N2	2.34	0.43
22:DA:1380:G:C2	22:DA:1381:G:C8	3.07	0.43
22:DA:1571:A:H2'	22:DA:1572:A:C8	2.53	0.43
22:DA:1667:G:O2'	22:DA:1668:A:OP2	2.35	0.43
22:DA:2142:A:C5	22:DA:2143:C:O2'	2.70	0.43
22:DA:2153:C:C6	22:DA:2153:C:OP2	2.72	0.43
22:DA:2345:G:H4'	22:DA:2346:A:C5'	2.49	0.43

*Continued on next page...*

*Continued from previous page...*

Atom-1	Atom-2	Interatomic distance (Å)	Clash overlap (Å)
22:DA:2348:U:O2'	22:DA:2349:G:O5'	2.37	0.43
22:DA:2436:G:C2'	22:DA:2437:G:H5'	2.48	0.43
22:DA:2654:A:C4	22:DA:2656:U:C4	3.07	0.43
24:DC:166:ARG:O	24:DC:167:ASP:C	2.55	0.43
25:DD:27:ILE:HD12	25:DD:189:VAL:CG2	2.48	0.43
25:DD:179:ARG:NH2	37:DP:11:GLN:HE21	2.16	0.43
26:DE:124:PHE:HZ	26:DE:141:MET:CE	2.32	0.43
28:DG:117:PRO:O	28:DG:118:ALA:C	2.56	0.43
29:DH:68:ARG:NH1	29:DH:68:ARG:CB	2.82	0.43
31:DJ:34:ARG:HE	31:DJ:34:ARG:HB3	1.68	0.43
33:DL:93:ASN:CG	33:DL:94:THR:H	2.22	0.43
38:DQ:4:LYS:HE3	38:DQ:7:VAL:HG22	2.00	0.43
38:DQ:61:ILE:CG1	38:DQ:92:LYS:HD3	2.49	0.43
38:DQ:87:VAL:CG1	38:DQ:88:GLU:H	2.07	0.43
39:DR:9:GLY:C	39:DR:10:LYS:HD2	2.39	0.43
40:DS:17:VAL:HG11	40:DS:103:ILE:CD1	2.44	0.43
40:DS:47:VAL:O	40:DS:47:VAL:HG23	2.18	0.43
40:DS:66:ILE:HA	40:DS:69:LEU:HD22	2.01	0.43
41:DT:14:PRO:CG	41:DT:15:HIS:H	2.28	0.43
42:DU:73:ASN:C	42:DU:75:ALA:H	2.22	0.43
47:DZ:17:PRO:O	47:DZ:21:ALA:HB2	2.18	0.43
50:D2:11:LYS:NZ	56:D2:101:HOH:O	2.51	0.43
51:D3:57:VAL:HG12	51:D3:61:LEU:HD11	2.01	0.43
1:AA:99:C:C2'	1:AA:100:G:OP2	2.65	0.43
1:AA:230:G:H5''	16:AP:31:ARG:NH2	2.33	0.43
1:AA:374:A:C6	1:AA:375:U:C4	3.07	0.43
1:AA:461:A:N3	1:AA:461:A:C3'	2.76	0.43
1:AA:607:A:H2'	1:AA:608:A:C8	2.54	0.43
1:AA:913:A:H4'	1:AA:914:A:O5'	2.17	0.43
1:AA:928:G:O2'	1:AA:1533:C:OP1	2.37	0.43
1:AA:949:A:O4'	1:AA:1364:U:C5	2.71	0.43
1:AA:991:U:C5'	1:AA:992:U:OP1	2.66	0.43
1:AA:1138:G:C2	1:AA:1140:C:C4	3.07	0.43
1:AA:1282:C:O2'	1:AA:1283:U:H5'	2.19	0.43
1:AA:1358:U:H5	1:AA:1359:C:N3	2.15	0.43
3:AC:13:ILE:HD13	3:AC:13:ILE:H	1.84	0.43
3:AC:63:ILE:O	3:AC:98:ALA:HA	2.18	0.43
3:AC:113:LYS:HD3	3:AC:184:ASN:CG	2.39	0.43
5:AE:94:PHE:CD1	5:AE:94:PHE:C	2.92	0.43
7:AG:69:ARG:HG3	7:AG:95:ARG:CG	2.49	0.43
9:AI:8:THR:HG21	9:AI:10:ARG:HH21	1.83	0.43

*Continued on next page...*

*Continued from previous page...*

Atom-1	Atom-2	Interatomic distance (Å)	Clash overlap (Å)
10:AJ:33:GLY:CA	10:AJ:83:THR:HB	2.48	0.43
12:AL:75:GLU:HA	12:AL:75:GLU:OE1	2.19	0.43
15:AO:1:SER:O	15:AO:2:LEU:HB2	2.19	0.43
17:AQ:20:ILE:CA	17:AQ:47:ASP:OD1	2.66	0.43
19:AS:79:TYR:CD2	19:AS:79:TYR:C	2.88	0.43
22:BA:191:A:H2'	22:BA:192:C:C6	2.54	0.43
22:BA:464:U:O2'	50:B2:16:HIS:CE1	2.72	0.43
22:BA:659:G:H4'	26:BE:95:LYS:CD	2.48	0.43
22:BA:695:G:C2	22:BA:696:G:C8	3.07	0.43
22:BA:968:C:O2'	22:BA:969:G:H5'	2.18	0.43
22:BA:1007:C:H5''	31:BJ:37:ARG:HH21	1.83	0.43
22:BA:1023:U:H5'	22:BA:1023:U:H6	1.79	0.43
22:BA:1680:U:C2'	22:BA:1681:G:H5'	2.49	0.43
22:BA:1689:A:O2'	22:BA:1690:A:H5'	2.19	0.43
22:BA:1889:A:H2'	22:BA:1890:A:O4'	2.18	0.43
22:BA:2151:U:O4	22:BA:2152:G:O6	2.37	0.43
22:BA:2289:G:O2'	22:BA:2290:G:H5'	2.18	0.43
22:BA:2548:U:C2'	22:BA:2549:G:O5'	2.66	0.43
22:BA:2816:G:H2'	22:BA:2817:U:O5'	2.18	0.43
22:BA:2830:C:O3'	25:BD:56:LYS:NZ	2.52	0.43
54:BA:3136:ERY:H321	54:BA:3136:ERY:H8	1.58	0.43
23:BB:45:A:C4	23:BB:46:A:C8	3.07	0.43
23:BB:69:G:C2'	23:BB:70:C:H5'	2.49	0.43
24:BC:175:LEU:HA	24:BC:175:LEU:HD12	1.72	0.43
25:BD:25:THR:HG22	25:BD:27:ILE:HG13	2.00	0.43
26:BE:5:LEU:HD21	26:BE:120:VAL:HG22	2.00	0.43
27:BF:102:LEU:HD13	27:BF:102:LEU:C	2.38	0.43
27:BF:103:ILE:H	27:BF:103:ILE:HG12	1.56	0.43
28:BG:84:LYS:HG2	28:BG:85:LYS:N	2.34	0.43
30:BI:79:LEU:HD21	30:BI:132:ALA:HB1	2.00	0.43
31:BJ:101:ILE:O	31:BJ:105:VAL:HG13	2.19	0.43
31:BJ:142:ILE:OXT	31:BJ:142:ILE:HG22	2.19	0.43
33:BL:62:PRO:O	51:B3:12:ARG:HG2	2.19	0.43
34:BM:1:MET:CE	34:BM:1:MET:CA	2.97	0.43
40:BS:25:ARG:HE	40:BS:73:LYS:HZ1	1.67	0.43
44:BW:23:LYS:CD	44:BW:24:ARG:HG3	2.44	0.43
1:CA:133:U:H2'	1:CA:134:G:OP2	2.18	0.43
1:CA:275:G:O2'	1:CA:276:G:H8	2.02	0.43
1:CA:552:U:O2'	1:CA:553:A:H5'	2.18	0.43
1:CA:691:G:H2'	1:CA:692:U:C6	2.54	0.43
1:CA:718:A:C5'	11:CK:118:ASN:OD1	2.67	0.43

*Continued on next page...*

*Continued from previous page...*

Atom-1	Atom-2	Interatomic distance (Å)	Clash overlap (Å)
1:CA:948:C:H5''	13:CM:104:ASN:CB	2.40	0.43
1:CA:1293:C:C2	1:CA:1294:G:N7	2.86	0.43
1:CA:1319:A:H5''	19:CS:4:LEU:HD13	1.99	0.43
1:CA:1368:A:C8	9:CI:113:LYS:HD3	2.54	0.43
2:CB:130:LYS:HD3	2:CB:133:ALA:CB	2.47	0.43
2:CB:163:ILE:CG2	2:CB:203:ASP:HA	2.49	0.43
3:CC:20:THR:HG22	3:CC:57:GLU:HG2	2.00	0.43
7:CG:42:VAL:C	7:CG:44:SER:H	2.22	0.43
10:CJ:74:VAL:O	10:CJ:75:ASP:CB	2.65	0.43
12:CL:106:VAL:HG12	12:CL:109:ARG:HG2	2.00	0.43
13:CM:19:THR:HG22	13:CM:25:GLY:O	2.19	0.43
15:CO:24:THR:O	15:CO:25:GLU:C	2.56	0.43
16:CP:20:VAL:HA	16:CP:36:VAL:HB	2.00	0.43
21:CU:19:LYS:C	21:CU:21:SER:N	2.72	0.43
22:DA:58:G:OP1	41:DT:78:SER:HB2	2.18	0.43
22:DA:184:C:N3	22:DA:213:A:H2	2.16	0.43
22:DA:515:A:H2	22:DA:1260:A:N3	2.17	0.43
22:DA:519:U:H4'	40:DS:25:ARG:HH21	1.82	0.43
22:DA:543:G:C2	22:DA:551:G:C5	3.06	0.43
22:DA:841:G:O2'	22:DA:842:U:H5'	2.18	0.43
22:DA:969:G:N2	22:DA:985:C:OP1	2.52	0.43
22:DA:1059:G:C6	22:DA:1080:A:N1	2.86	0.43
22:DA:1142:A:C4	22:DA:1144:A:N7	2.86	0.43
22:DA:1208:C:C4	22:DA:1239:G:N1	2.86	0.43
22:DA:1358:G:N7	22:DA:1371:G:C6	2.87	0.43
22:DA:1476:U:O2'	22:DA:1477:A:O5'	2.37	0.43
22:DA:1532:A:C6	22:DA:1533:C:C4	3.06	0.43
22:DA:1544:A:C6	22:DA:1545:A:N1	2.86	0.43
22:DA:1657:U:O2'	25:DD:138:LEU:HD12	2.19	0.43
22:DA:1931:U:HO2'	22:DA:1932:A:H8	1.65	0.43
22:DA:2826:A:C2	22:DA:2827:C:C2	3.07	0.43
22:DA:2850:A:N7	22:DA:2868:A:O2'	2.49	0.43
23:DB:24:G:C8	23:DB:56:G:C5	3.07	0.43
23:DB:34:A:C2'	23:DB:35:C:OP2	2.67	0.43
24:DC:76:VAL:O	24:DC:93:VAL:O	2.36	0.43
26:DE:101:TYR:CD2	26:DE:101:TYR:C	2.92	0.43
26:DE:130:LYS:H	26:DE:160:ALA:HB2	1.84	0.43
27:DF:11:VAL:HG13	27:DF:171:ALA:HB2	2.01	0.43
27:DF:91:ARG:CA	27:DF:95:MET:SD	2.98	0.43
27:DF:101:ARG:HH11	27:DF:138:PRO:CB	2.31	0.43
27:DF:107:VAL:H	27:DF:108:PRO:CD	2.32	0.43

*Continued on next page...*

*Continued from previous page...*

Atom-1	Atom-2	Interatomic distance (Å)	Clash overlap (Å)
27:DF:119:LYS:O	27:DF:119:LYS:HD3	2.18	0.43
27:DF:129:MET:CE	27:DF:174:PHE:CE1	3.01	0.43
28:DG:93:TYR:N	28:DG:105:SER:O	2.51	0.43
29:DH:68:ARG:CZ	29:DH:68:ARG:HB3	2.47	0.43
30:DI:32:VAL:HG13	30:DI:58:ILE:HD12	2.00	0.43
35:DN:60:VAL:O	35:DN:64:ARG:HD2	2.18	0.43
37:DP:19:PHE:HE1	37:DP:58:PHE:CZ	2.36	0.43
37:DP:48:ALA:HB3	37:DP:59:THR:HB	2.00	0.43
39:DR:4:VAL:HA	39:DR:12:HIS:O	2.18	0.43
39:DR:9:GLY:C	39:DR:10:LYS:CG	2.87	0.43
39:DR:22:LEU:HD12	39:DR:25:LEU:HD21	2.01	0.43
39:DR:68:ARG:NE	39:DR:90:ARG:HG2	2.34	0.43
42:DU:48:VAL:HA	42:DU:49:PRO:HD3	1.82	0.43
42:DU:81:ARG:HD2	42:DU:81:ARG:H	1.81	0.43
43:DV:28:ALA:HB1	43:DV:89:ILE:HG13	2.00	0.43
44:DW:51:GLY:CA	44:DW:59:PHE:O	2.67	0.43
46:DY:52:ARG:HA	46:DY:55:THR:HB	2.00	0.43
48:D0:43:THR:OG1	48:D0:47:TYR:HB2	2.19	0.43
1:AA:2:A:C6	1:AA:3:A:N1	2.86	0.43
1:AA:230:G:H5''	16:AP:31:ARG:HH21	1.84	0.43
1:AA:257:G:H2'	1:AA:258:G:O5'	2.19	0.43
1:AA:411:A:N6	1:AA:413:G:H21	2.14	0.43
1:AA:748:G:O6	1:AA:749:A:N6	2.51	0.43
1:AA:976:G:N1	1:AA:1363:A:C2	2.87	0.43
1:AA:1016:A:H2'	1:AA:1017:U:O4'	2.19	0.43
1:AA:1246:A:C6	1:AA:1292:G:C6	3.07	0.43
1:AA:1283:U:O2'	1:AA:1284:C:C5'	2.67	0.43
1:AA:1451:U:C5'	1:AA:1452:C:H5	2.31	0.43
1:AA:1533:C:C2'	1:AA:1534:A:H5''	2.48	0.43
2:AB:79:VAL:HA	2:AB:213:LEU:HD21	1.99	0.43
2:AB:95:TRP:CZ2	2:AB:100:LEU:HB2	2.54	0.43
2:AB:161:PHE:HD1	2:AB:183:PHE:HB2	1.84	0.43
3:AC:5:HIS:CG	14:AN:88:MET:HB3	2.54	0.43
3:AC:38:VAL:CG2	3:AC:56:ILE:HD11	2.49	0.43
3:AC:57:GLU:CG	3:AC:64:ARG:HB3	2.49	0.43
4:AD:160:LEU:N	4:AD:160:LEU:CD2	2.80	0.43
6:AF:98:GLU:O	6:AF:99:ALA:HB3	2.18	0.43
10:AJ:88:MET:HB3	10:AJ:89:ARG:NH1	2.33	0.43
11:AK:58:THR:CB	11:AK:59:PRO:HD2	2.46	0.43
12:AL:111:GLN:O	12:AL:112:ALA:HB3	2.19	0.43
13:AM:10:ASP:O	13:AM:11:HIS:HB2	2.18	0.43

*Continued on next page...*

*Continued from previous page...*

Atom-1	Atom-2	Interatomic distance (Å)	Clash overlap (Å)
13:AM:25:GLY:O	13:AM:27:THR:N	2.52	0.43
13:AM:84:CYS:O	13:AM:88:LEU:CD1	2.66	0.43
15:AO:15:GLY:O	15:AO:17:ASP:N	2.43	0.43
17:AQ:12:VAL:CG1	17:AQ:13:SER:N	2.52	0.43
17:AQ:18:LYS:O	17:AQ:47:ASP:OD2	2.36	0.43
17:AQ:20:ILE:HD12	17:AQ:20:ILE:HA	1.63	0.43
17:AQ:73:THR:HG22	17:AQ:74:LEU:HD12	2.01	0.43
18:AR:42:ARG:HG3	18:AR:43:ILE:CD1	2.49	0.43
19:AS:14:LEU:HB2	19:AS:32:THR:HG21	2.01	0.43
22:BA:64:A:N1	22:BA:91:A:N6	2.67	0.43
22:BA:277:G:H4'	22:BA:278:A:C8	2.52	0.43
22:BA:414:C:O2'	22:BA:415:A:H5'	2.17	0.43
22:BA:553:G:N7	22:BA:554:U:C5	2.87	0.43
22:BA:640:C:C2'	22:BA:641:U:O5'	2.67	0.43
22:BA:666:A:H4'	33:BL:48:ARG:NE	2.31	0.43
22:BA:729:G:C2'	22:BA:1775:U:H1'	2.48	0.43
22:BA:747:U:H2'	22:BA:2613:U:O4	2.18	0.43
22:BA:1084:A:C6	22:BA:1085:A:N6	2.87	0.43
22:BA:1330:C:O2'	22:BA:1331:G:H5'	2.18	0.43
22:BA:1753:G:OP1	37:BP:92:ARG:HD3	2.18	0.43
22:BA:2049:G:N2	22:BA:2620:C:C2	2.87	0.43
22:BA:2076:U:O2	22:BA:2076:U:O4'	2.36	0.43
22:BA:2109:U:O4	22:BA:2110:G:C4	2.71	0.43
22:BA:2222:C:H2'	22:BA:2223:G:O5'	2.18	0.43
22:BA:2256:G:O2'	22:BA:2257:U:H5'	2.18	0.43
22:BA:2350:C:C2'	22:BA:2351:G:H5'	2.48	0.43
22:BA:2364:C:C2'	22:BA:2365:G:H5'	2.48	0.43
22:BA:2366:A:C2	22:BA:2367:G:H1'	2.54	0.43
22:BA:2459:A:C8	22:BA:2459:A:O5'	2.72	0.43
22:BA:2611:C:H5'	54:BA:3136:ERY:H301	2.01	0.43
22:BA:2665:A:H2	22:BA:2666:C:C2	2.35	0.43
24:BC:33:LEU:HD21	24:BC:62:ARG:CD	2.39	0.43
24:BC:137:GLY:N	24:BC:163:ILE:O	2.51	0.43
24:BC:255:LYS:O	24:BC:256:THR:CB	2.67	0.43
25:BD:117:GLY:O	25:BD:118:PHE:CD1	2.71	0.43
26:BE:108:ILE:CD1	26:BE:180:LEU:CB	2.88	0.43
26:BE:176:ASP:OD1	26:BE:176:ASP:C	2.57	0.43
27:BF:46:LYS:N	27:BF:46:LYS:CD	2.81	0.43
27:BF:131:VAL:O	27:BF:132:ARG:C	2.57	0.43
28:BG:59:ASP:O	28:BG:60:GLY:O	2.36	0.43
29:BH:68:ARG:NH2	29:BH:69:ALA:HA	2.33	0.43

*Continued on next page...*



*Continued from previous page...*

Atom-1	Atom-2	Interatomic distance (Å)	Clash overlap (Å)
30:BI:56:VAL:CG2	30:BI:68:PHE:HB2	2.49	0.43
30:BI:59:THR:HG22	30:BI:61:TYR:CE2	2.53	0.43
33:BL:55:MET:HE2	33:BL:56:PRO:HD2	2.00	0.43
35:BN:4:ARG:HA	35:BN:4:ARG:HD2	1.90	0.43
37:BP:50:ARG:O	37:BP:51:ASN:HB2	2.17	0.43
38:BQ:35:PHE:C	38:BQ:37:ALA:N	2.72	0.43
38:BQ:89:ILE:O	38:BQ:90:ASP:CB	2.63	0.43
39:BR:47:VAL:HG12	39:BR:54:VAL:HG11	2.01	0.43
40:BS:19:LEU:O	48:B0:21:LEU:HD12	2.18	0.43
41:BT:29:THR:CG2	41:BT:86:THR:CG2	2.87	0.43
41:BT:67:VAL:HG23	41:BT:68:LYS:N	2.33	0.43
42:BU:4:ILE:O	42:BU:4:ILE:HG22	2.15	0.43
45:BX:44:ARG:HH21	45:BX:46:VAL:CG1	2.32	0.43
51:B3:15:LYS:HE2	51:B3:19:GLY:HA2	2.01	0.43
1:CA:121:U:H3'	1:CA:121:U:P	2.58	0.43
1:CA:182:A:C2	1:CA:184:G:C6	3.06	0.43
1:CA:258:G:O3'	20:CT:35:TYR:OH	2.36	0.43
1:CA:265:G:O2'	1:CA:266:G:H5'	2.19	0.43
1:CA:496:A:O2'	1:CA:497:G:C8	2.67	0.43
1:CA:645:G:O2'	1:CA:646:G:H5'	2.18	0.43
1:CA:708:C:H4'	11:CK:38:GLY:HA3	2.01	0.43
1:CA:723:U:H6	1:CA:723:U:H3'	1.83	0.43
1:CA:728:A:C6	1:CA:729:A:N6	2.86	0.43
1:CA:935:A:O2'	1:CA:936:C:H6	2.00	0.43
1:CA:1003:G:N2	1:CA:1005:A:C5'	2.80	0.43
1:CA:1077:G:C6	1:CA:1081:A:N1	2.87	0.43
1:CA:1140:C:O2'	1:CA:1141:C:C6	2.66	0.43
1:CA:1336:C:O2'	1:CA:1337:G:C5	2.71	0.43
2:CB:151:LYS:HG3	2:CB:152:ASP:H	1.82	0.43
3:CC:142:ARG:HG2	3:CC:143:LEU:HD12	2.00	0.43
4:CD:115:GLN:HG3	4:CD:119:HIS:CE1	2.54	0.43
9:CI:30:ASN:OD1	9:CI:65:THR:HG23	2.19	0.43
14:CN:87:ALA:HB2	14:CN:95:LEU:HD23	2.00	0.43
15:CO:10:ILE:HA	15:CO:13:GLU:HB2	2.00	0.43
22:DA:154:U:H2'	22:DA:155:A:O4'	2.18	0.43
22:DA:274:C:O2'	22:DA:275:C:C5'	2.65	0.43
22:DA:283:G:N2	22:DA:358:U:C2	2.87	0.43
22:DA:300:A:C5	22:DA:334:C:C4'	3.01	0.43
22:DA:300:A:C2'	22:DA:301:G:C5'	2.97	0.43
22:DA:545:U:C6	22:DA:547:A:H5'	2.54	0.43
22:DA:791:C:N4	22:DA:794:A:H1'	2.33	0.43

*Continued on next page...*

*Continued from previous page...*

Atom-1	Atom-2	Interatomic distance (Å)	Clash overlap (Å)
22:DA:843:G:C6	22:DA:844:A:N6	2.87	0.43
22:DA:1219:U:O2'	22:DA:1220:G:H5'	2.18	0.43
22:DA:1275:A:C8	35:DN:16:HIS:CD2	3.07	0.43
22:DA:1307:A:C2'	22:DA:1308:A:O5'	2.66	0.43
22:DA:1320:C:HO2'	22:DA:1321:A:H8	1.67	0.43
22:DA:1441:G:N3	22:DA:1551:A:C2	2.86	0.43
22:DA:1655:A:O2'	22:DA:1656:C:C5'	2.67	0.43
22:DA:2064:C:O3'	22:DA:2251:G:N2	2.52	0.43
22:DA:2331:G:O2'	44:DW:40:ARG:HG2	2.18	0.43
22:DA:2385:C:O2'	22:DA:2386:A:O5'	2.36	0.43
22:DA:2748:A:C6	22:DA:2749:A:C6	3.07	0.43
22:DA:2864:G:H2'	22:DA:2865:U:O4'	2.18	0.43
23:DB:64:G:C5	23:DB:65:U:C5	3.07	0.43
25:DD:137:SER:CB	25:DD:138:LEU:CD2	2.95	0.43
26:DE:133:LEU:C	26:DE:133:LEU:CD2	2.87	0.43
27:DF:111:ARG:NH1	27:DF:113:PHE:HE1	2.15	0.43
33:DL:73:ILE:O	33:DL:105:ILE:HD12	2.18	0.43
34:DM:21:ALA:HB2	34:DM:98:PRO:O	2.18	0.43
34:DM:46:ILE:HG12	34:DM:46:ILE:H	1.44	0.43
34:DM:101:VAL:HG13	34:DM:101:VAL:O	2.19	0.43
35:DN:33:ILE:CD1	35:DN:118:ARG:NH2	2.82	0.43
37:DP:9:GLN:HB3	37:DP:12:MET:CE	2.48	0.43
37:DP:22:GLY:HA3	37:DP:91:VAL:HG21	1.99	0.43
37:DP:22:GLY:O	37:DP:89:GLY:HA3	2.19	0.43
49:D1:10:LEU:HD13	49:D1:10:LEU:N	2.34	0.43
1:AA:70:U:O2'	1:AA:71:A:N7	2.51	0.43
1:AA:102:G:H2'	1:AA:103:U:H6	1.82	0.43
1:AA:184:G:O2'	1:AA:185:U:C5'	2.67	0.43
1:AA:184:G:N3	1:AA:185:U:C6	2.87	0.43
1:AA:373:A:N3	1:AA:374:A:C8	2.86	0.43
1:AA:585:G:N2	1:AA:879:C:O4'	2.52	0.43
1:AA:617:G:H2'	1:AA:618:C:O5'	2.19	0.43
1:AA:737:C:H2'	1:AA:738:C:C6	2.54	0.43
1:AA:815:A:C2	1:AA:1529:G:C4	3.06	0.43
1:AA:831:A:OP1	2:AB:20:ARG:HG3	2.19	0.43
1:AA:1321:U:O3'	19:AS:77:ARG:NH2	2.51	0.43
1:AA:1442:G:C6	1:AA:1443:C:C4	3.06	0.43
2:AB:9:LEU:CD2	2:AB:11:ALA:CB	2.92	0.43
4:AD:84:ASN:ND2	4:AD:84:ASN:C	2.72	0.43
4:AD:97:LEU:HD23	4:AD:117:VAL:HG21	1.99	0.43
4:AD:151:GLN:H	4:AD:154:VAL:HG12	1.82	0.43

*Continued on next page...*

*Continued from previous page...*

Atom-1	Atom-2	Interatomic distance (Å)	Clash overlap (Å)
4:AD:188:SER:O	4:AD:190:LEU:N	2.43	0.43
6:AF:50:PRO:HD3	18:AR:73:HIS:HB3	2.01	0.43
8:AH:75:GLN:OE1	8:AH:75:GLN:CA	2.64	0.43
9:AI:8:THR:O	9:AI:81:GLY:HA3	2.19	0.43
10:AJ:47:GLU:OE2	14:AN:75:LYS:NZ	2.44	0.43
10:AJ:80:THR:HG22	10:AJ:82:LYS:H	1.83	0.43
11:AK:125:LYS:O	11:AK:126:ARG:CB	2.66	0.43
13:AM:65:GLU:OE1	13:AM:65:GLU:HA	2.18	0.43
14:AN:46:LYS:C	14:AN:48:GLN:H	2.21	0.43
14:AN:60:ARG:O	14:AN:61:ASN:CB	2.54	0.43
15:AO:24:THR:O	15:AO:25:GLU:C	2.57	0.43
18:AR:39:VAL:HG12	18:AR:44:THR:HG23	2.00	0.43
20:AT:4:LYS:O	20:AT:6:ALA:N	2.52	0.43
20:AT:61:ALA:HB2	20:AT:66:ILE:CG2	2.49	0.43
22:BA:2:G:O2'	22:BA:3:U:H5'	2.18	0.43
22:BA:65:U:N3	22:BA:66:C:C5	2.87	0.43
22:BA:153:U:C2'	22:BA:154:U:C5'	2.95	0.43
22:BA:637:A:H4'	22:BA:638:G:O5'	2.18	0.43
22:BA:860:U:C2'	22:BA:861:A:O5'	2.67	0.43
22:BA:998:C:H2'	22:BA:999:U:O5'	2.19	0.43
22:BA:1265:A:O4'	22:BA:1267:U:C6	2.72	0.43
22:BA:1406:U:HO2'	22:BA:1407:G:H8	1.66	0.43
22:BA:1520:U:O5'	22:BA:1520:U:H6	2.01	0.43
22:BA:1733:G:N3	22:BA:1734:G:C8	2.86	0.43
22:BA:1802:A:N1	22:BA:1822:C:H1'	2.34	0.43
22:BA:1829:A:N3	24:BC:14:HIS:HE1	2.16	0.43
22:BA:2187:U:C2	22:BA:2188:U:C5	3.07	0.43
22:BA:2641:G:OP1	31:BJ:76:HIS:CE1	2.69	0.43
22:BA:2822:G:P	25:BD:115:GLY:HA3	2.59	0.43
25:BD:16:THR:HG1	25:BD:18:ASP:CG	2.22	0.43
25:BD:71:ALA:O	25:BD:73:VAL:N	2.52	0.43
25:BD:124:ARG:HG2	25:BD:125:TRP:CD1	2.54	0.43
27:BF:35:LEU:CD2	27:BF:153:ILE:CG2	2.97	0.43
27:BF:59:ILE:HD13	27:BF:137:PHE:CE2	2.54	0.43
29:BH:67:ALA:O	29:BH:69:ALA:N	2.41	0.43
29:BH:74:ALA:O	29:BH:75:LEU:HD12	2.18	0.43
31:BJ:140:LEU:HD13	31:BJ:141:ASP:N	2.33	0.43
36:BO:75:GLY:CA	36:BO:106:LEU:HD13	2.43	0.43
39:BR:68:ARG:HH11	39:BR:90:ARG:HH11	1.65	0.43
42:BU:17:ASP:O	42:BU:18:LYS:C	2.56	0.43
46:BY:23:ARG:O	46:BY:24:GLU:C	2.57	0.43

*Continued on next page...*

*Continued from previous page...*

Atom-1	Atom-2	Interatomic distance (Å)	Clash overlap (Å)
52:B4:9:LYS:CA	52:B4:9:LYS:HE2	2.49	0.43
1:CA:159:G:C5'	1:CA:160:A:OP2	2.66	0.43
1:CA:317:U:H2'	1:CA:318:G:H8	1.83	0.43
1:CA:377:G:O2'	1:CA:378:G:H5'	2.19	0.43
1:CA:443:C:H3'	1:CA:443:C:C6	2.54	0.43
1:CA:444:G:C2	1:CA:445:G:C4	3.06	0.43
1:CA:634:C:N4	1:CA:635:A:N6	2.66	0.43
1:CA:647:C:C2	1:CA:648:A:C8	3.07	0.43
1:CA:1214:C:H3'	1:CA:1215:G:C5'	2.49	0.43
1:CA:1314:C:H2'	1:CA:1315:U:O4'	2.17	0.43
3:CC:179:ALA:HB1	3:CC:202:PHE:CD1	2.53	0.43
7:CG:12:LEU:HD13	7:CG:12:LEU:N	2.34	0.43
8:CH:37:ASN:HA	8:CH:48:PHE:CE1	2.45	0.43
11:CK:81:LEU:HD11	11:CK:104:PHE:HD2	1.70	0.43
13:CM:47:LEU:HD21	13:CM:52:ILE:HG22	2.01	0.43
16:CP:1:MET:HE2	16:CP:1:MET:C	2.39	0.43
18:CR:63:TYR:CD2	18:CR:69:TYR:OH	2.72	0.43
20:CT:32:LYS:O	20:CT:36:ALA:HB3	2.19	0.43
22:DA:92:U:O2'	22:DA:93:G:O4'	2.36	0.43
22:DA:191:A:HO2'	22:DA:192:C:H5'	1.83	0.43
22:DA:480:A:N3	22:DA:480:A:H2'	2.34	0.43
22:DA:560:C:H2'	22:DA:561:G:C5'	2.49	0.43
22:DA:622:G:O2'	22:DA:623:C:H5'	2.18	0.43
22:DA:871:U:OP1	34:DM:4:PRO:HA	2.19	0.43
22:DA:900:A:H2'	22:DA:901:C:C6	2.53	0.43
22:DA:916:G:O2'	22:DA:917:A:O5'	2.34	0.43
22:DA:943:A:H2'	22:DA:944:C:O5'	2.18	0.43
22:DA:1002:G:H2'	22:DA:1003:G:O4'	2.19	0.43
22:DA:1121:C:H2'	22:DA:1122:G:O4'	2.19	0.43
22:DA:1130:U:O2'	22:DA:1131:G:N7	2.49	0.43
22:DA:1252:G:C2	38:DQ:32:ARG:HG2	2.53	0.43
22:DA:1270:C:N3	22:DA:1648:U:C5	2.87	0.43
22:DA:1389:G:O2'	22:DA:1390:U:H5'	2.17	0.43
22:DA:1565:C:H5''	24:DC:17:LYS:HE2	2.01	0.43
22:DA:1681:G:O2'	22:DA:1762:A:O2'	2.26	0.43
22:DA:1731:G:N3	22:DA:1733:G:N7	2.67	0.43
22:DA:1753:G:H2'	22:DA:1754:A:O5'	2.19	0.43
22:DA:1910:G:H1	22:DA:1920:C:N4	2.17	0.43
22:DA:1959:G:H2'	22:DA:1960:A:O4'	2.18	0.43
22:DA:1998:A:C4	22:DA:1999:C:C6	3.06	0.43
22:DA:2011:U:H2'	22:DA:2012:G:O4'	2.19	0.43

*Continued on next page...*

*Continued from previous page...*

Atom-1	Atom-2	Interatomic distance (Å)	Clash overlap (Å)
22:DA:2077:A:OP1	22:DA:2238:G:N1	2.52	0.43
22:DA:2092:U:H4'	22:DA:2093:G:C5'	2.45	0.43
22:DA:2234:G:C4	22:DA:2235:G:C8	3.07	0.43
22:DA:2551:C:C4	22:DA:2552:U:C4	3.07	0.43
22:DA:2552:U:O2	22:DA:2554:U:C5'	2.59	0.43
24:DC:184:GLU:C	24:DC:186:ASP:H	2.20	0.43
26:DE:146:VAL:O	26:DE:167:VAL:HA	2.18	0.43
27:DF:8:LYS:HG3	27:DF:12:VAL:HG21	2.00	0.43
27:DF:122:ASP:CB	27:DF:126:ASN:ND2	2.82	0.43
28:DG:82:PHE:HB3	28:DG:140:ILE:HD11	2.00	0.43
29:DH:5:LEU:HA	29:DH:36:ALA:HB2	2.00	0.43
30:DI:132:ALA:HA	30:DI:137:LEU:HD12	2.01	0.43
31:DJ:1:MET:SD	31:DJ:2:LYS:NZ	2.92	0.43
33:DL:4:ASN:HD22	33:DL:4:ASN:HA	1.53	0.43
36:DO:22:GLY:O	36:DO:23:ALA:HB3	2.19	0.43
38:DQ:43:GLN:O	38:DQ:44:TYR:C	2.57	0.43
44:DW:72:GLY:HA3	44:DW:78:PHE:HE2	1.83	0.43
47:DZ:19:HIS:HD2	47:DZ:52:PHE:HZ	1.67	0.43
1:AA:27:G:H2'	1:AA:28:A:H8	1.84	0.43
1:AA:79:G:N2	1:AA:91:U:O4	2.52	0.43
1:AA:139:A:N7	1:AA:140:U:H5	2.16	0.43
1:AA:205:A:N7	1:AA:206:C:C4	2.87	0.43
1:AA:358:U:C2'	1:AA:359:G:O5'	2.66	0.43
1:AA:414:A:C4	1:AA:415:A:N7	2.87	0.43
1:AA:540:G:H2'	1:AA:541:G:H8	1.84	0.43
1:AA:753:A:H4'	1:AA:754:C:O5'	2.19	0.43
1:AA:865:A:C4	1:AA:866:C:C5	3.07	0.43
1:AA:868:C:H2'	1:AA:869:G:H5'	2.01	0.43
1:AA:1442:G:H2'	1:AA:1443:C:H6	1.82	0.43
1:AA:1458:G:H5''	20:AT:25:SER:HB3	2.00	0.43
2:AB:116:LEU:HB3	2:AB:140:LEU:HD21	2.00	0.43
2:AB:153:MET:O	2:AB:155:GLY:N	2.49	0.43
5:AE:100:GLU:HB2	5:AE:103:GLY:N	2.33	0.43
10:AJ:20:GLN:NE2	10:AJ:20:GLN:CA	2.79	0.43
17:AQ:55:GLY:HA3	17:AQ:82:VAL:CG1	2.47	0.43
21:AU:40:PRO:HA	21:AU:43:GLU:HB2	2.00	0.43
22:BA:10:A:C5	22:BA:2800:A:C6	3.06	0.43
22:BA:141:G:H5'	22:BA:142:A:C8	2.54	0.43
22:BA:216:A:C4	22:BA:217:A:C8	3.07	0.43
22:BA:302:C:O2'	22:BA:303:G:H5'	2.18	0.43
22:BA:480:A:OP2	42:BU:43:LYS:HD2	2.18	0.43

*Continued on next page...*

*Continued from previous page...*

Atom-1	Atom-2	Interatomic distance (Å)	Clash overlap (Å)
22:BA:616:A:H4'	26:BE:101:TYR:CZ	2.54	0.43
22:BA:729:G:C4	22:BA:1775:U:C2	3.07	0.43
22:BA:1007:C:H5''	31:BJ:37:ARG:NH2	2.33	0.43
22:BA:1161:C:C1'	39:BR:8:GLY:O	2.63	0.43
22:BA:1216:G:H2'	22:BA:1217:U:H6	1.83	0.43
22:BA:1588:G:C2	22:BA:1589:U:C5	3.07	0.43
22:BA:1691:C:H2'	22:BA:1692:U:O5'	2.19	0.43
22:BA:1799:G:C2	24:BC:153:LEU:CD2	3.02	0.43
22:BA:1848:A:O2'	22:BA:1849:G:C5'	2.67	0.43
22:BA:2019:A:H4'	38:BQ:33:VAL:CG2	2.48	0.43
22:BA:2079:U:C2	22:BA:2080:A:C8	3.07	0.43
22:BA:2107:G:O6	22:BA:2183:A:C6	2.72	0.43
22:BA:2364:C:O2'	22:BA:2365:G:H5'	2.19	0.43
22:BA:2443:C:O2'	22:BA:2444:G:H5'	2.18	0.43
22:BA:2672:U:H2'	22:BA:2673:G:C5'	2.49	0.43
22:BA:2813:A:C2	22:BA:2887:A:N6	2.73	0.43
25:BD:13:ARG:HD2	37:BP:55:HIS:CE1	2.54	0.43
25:BD:139:SER:HA	25:BD:142:VAL:CG1	2.49	0.43
28:BG:123:GLU:CD	28:BG:124:CYS:N	2.72	0.43
29:BH:90:LEU:HD22	29:BH:123:ARG:CA	2.45	0.43
32:BK:51:LYS:O	32:BK:51:LYS:NZ	2.52	0.43
33:BL:79:LEU:HD13	33:BL:116:VAL:CG1	2.49	0.43
35:BN:93:GLY:C	35:BN:95:THR:H	2.21	0.43
38:BQ:25:GLY:O	38:BQ:29:ARG:HG3	2.19	0.43
45:BX:51:SER:O	45:BX:54:GLY:N	2.52	0.43
49:B1:6:GLU:O	49:B1:23:THR:HA	2.19	0.43
1:CA:21:G:H1'	1:CA:914:A:H61	1.84	0.43
1:CA:99:C:HO2'	1:CA:100:G:H8	1.66	0.43
1:CA:181:A:O2'	1:CA:182:A:O5'	2.35	0.43
1:CA:204:G:H2'	1:CA:205:A:H8	1.83	0.43
1:CA:273:U:O2'	1:CA:274:A:H5'	2.19	0.43
1:CA:289:G:C2	1:CA:290:C:C4	3.06	0.43
1:CA:398:U:O2	1:CA:398:U:H2'	2.19	0.43
1:CA:597:G:N7	1:CA:598:U:C5	2.87	0.43
1:CA:867:G:N3	1:CA:868:C:C6	2.87	0.43
1:CA:994:A:H62	1:CA:1216:A:H5'	1.81	0.43
1:CA:1319:A:OP1	19:CS:4:LEU:HD22	2.18	0.43
1:CA:1458:G:O3'	20:CT:22:SER:HA	2.19	0.43
1:CA:1527:U:H2'	1:CA:1528:U:C6	2.52	0.43
2:CB:73:ARG:HG3	2:CB:74:ALA:H	1.82	0.43
3:CC:129:PHE:CD2	3:CC:130:ARG:N	2.87	0.43

*Continued on next page...*

*Continued from previous page...*

Atom-1	Atom-2	Interatomic distance (Å)	Clash overlap (Å)
3:CC:131:ARG:O	3:CC:135:ARG:HB2	2.18	0.43
3:CC:161:ILE:HD13	3:CC:161:ILE:O	2.18	0.43
4:CD:29:THR:CG2	4:CD:30:LYS:HD3	2.44	0.43
4:CD:163:GLN:HE21	4:CD:163:GLN:CA	2.31	0.43
7:CG:35:LYS:HB3	7:CG:35:LYS:HZ3	1.82	0.43
7:CG:77:ARG:HD3	7:CG:77:ARG:HA	1.87	0.43
7:CG:91:ARG:CZ	7:CG:92:PRO:HD2	2.49	0.43
8:CH:30:LYS:O	8:CH:33:VAL:N	2.51	0.43
8:CH:78:SER:HG	8:CH:123:GLU:HG3	1.83	0.43
9:CI:59:LYS:HE2	9:CI:59:LYS:HB3	1.68	0.43
13:CM:85:TYR:HE2	13:CM:96:VAL:HG11	1.80	0.43
17:CQ:47:ASP:HB3	17:CQ:74:LEU:HB3	2.00	0.43
19:CS:14:LEU:HD22	19:CS:37:SER:OG	2.19	0.43
19:CS:39:ILE:O	19:CS:39:ILE:HG13	2.19	0.43
20:CT:64:GLY:O	20:CT:67:HIS:HB2	2.19	0.43
22:DA:10:A:O2'	22:DA:11:C:H5'	2.19	0.43
22:DA:95:A:C2'	22:DA:96:C:H5''	2.39	0.43
22:DA:109:C:H2'	22:DA:110:G:O5'	2.18	0.43
22:DA:118:A:P	22:DA:119:A:H5''	2.59	0.43
22:DA:141:G:HO2'	22:DA:142:A:P	2.41	0.43
22:DA:250:G:N1	22:DA:251:A:C2	2.87	0.43
22:DA:435:C:C5	22:DA:436:C:C5	3.07	0.43
22:DA:487:C:H2'	22:DA:488:G:O4'	2.19	0.43
22:DA:506:G:H4'	22:DA:507:A:C5'	2.46	0.43
22:DA:548:G:C5'	22:DA:549:G:H5'	2.48	0.43
22:DA:1203:U:C2	22:DA:1204:A:C6	3.06	0.43
22:DA:1528:A:H2'	22:DA:1529:G:O4'	2.19	0.43
22:DA:1593:A:C2	22:DA:1594:U:C2	3.06	0.43
22:DA:1662:U:H2'	22:DA:1662:U:O2	2.18	0.43
22:DA:1819:A:O4'	22:DA:1821:A:C5	2.71	0.43
22:DA:1870:C:C5'	22:DA:1871:A:H2	1.98	0.43
22:DA:2195:U:C5	22:DA:2196:C:H5	2.36	0.43
22:DA:2199:A:N7	22:DA:2225:A:C6	2.86	0.43
22:DA:2335:A:C4	22:DA:2337:G:N7	2.86	0.43
22:DA:2335:A:OP1	36:DO:13:ARG:HD2	2.17	0.43
22:DA:2414:G:H2'	22:DA:2415:G:C5'	2.48	0.43
22:DA:2513:A:H2	25:DD:148:GLN:HE21	1.65	0.43
22:DA:2674:G:H4'	32:DK:30:ARG:HD2	2.01	0.43
22:DA:2839:G:C2	22:DA:2880:C:C4	3.06	0.43
23:DB:20:G:N2	23:DB:64:G:H1'	2.34	0.43
23:DB:34:A:N6	23:DB:44:G:C1'	2.81	0.43

*Continued on next page...*

*Continued from previous page...*

Atom-1	Atom-2	Interatomic distance (Å)	Clash overlap (Å)
24:DC:77:VAL:CG2	24:DC:113:ASP:H	2.31	0.43
24:DC:86:ARG:HD2	24:DC:90:ILE:CD1	2.46	0.43
24:DC:144:GLU:HG3	24:DC:151:GLY:CA	2.49	0.43
25:DD:33:ARG:NH2	25:DD:51:THR:HG22	2.33	0.43
25:DD:124:ARG:NH1	25:DD:125:TRP:HZ2	2.15	0.43
27:DF:160:LYS:HD3	27:DF:161:SER:N	2.33	0.43
28:DG:137:LYS:C	28:DG:139:VAL:H	2.22	0.43
30:DI:13:ALA:C	30:DI:15:GLY:H	2.22	0.43
30:DI:89:SER:HB2	30:DI:97:VAL:HG21	2.00	0.43
30:DI:98:GLY:O	30:DI:99:LYS:HD2	2.19	0.43
33:DL:124:GLY:N	33:DL:143:GLU:OE2	2.52	0.43
34:DM:107:GLY:O	34:DM:108:VAL:HB	2.18	0.43
35:DN:37:THR:HA	35:DN:110:MET:CE	2.49	0.43
37:DP:23:ASP:O	37:DP:24:THR:CG2	2.67	0.43
37:DP:91:VAL:HG11	37:DP:96:LEU:HD21	2.00	0.43
41:DT:60:THR:O	41:DT:61:LEU:HB3	2.18	0.43
42:DU:102:ILE:HG23	42:DU:102:ILE:OXT	2.17	0.43
43:DV:29:ILE:C	43:DV:29:ILE:CD1	2.87	0.43
44:DW:9:THR:HG23	44:DW:10:ARG:H	1.79	0.43
47:DZ:53:MET:O	47:DZ:54:VAL:CG1	2.57	0.43
50:D2:10:LEU:HD21	50:D2:14:ARG:HH11	1.84	0.43
1:AA:514:C:C2'	1:AA:515:G:H5'	2.49	0.43
1:AA:600:A:H2'	1:AA:601:G:C8	2.54	0.43
1:AA:826:C:H5'	8:AH:12:ARG:NH2	2.31	0.43
1:AA:949:A:O4'	1:AA:1364:U:H5	2.01	0.43
1:AA:975:A:C4'	1:AA:976:G:H5''	2.33	0.43
1:AA:1124:G:O2'	10:AJ:40:ILE:CD1	2.67	0.43
1:AA:1323:G:H2'	1:AA:1324:A:C8	2.54	0.43
3:AC:149:LYS:HG3	3:AC:200:TRP:HE3	1.84	0.43
4:AD:7:LYS:NZ	4:AD:21:LYS:CG	2.81	0.43
4:AD:26:ALA:O	4:AD:27:ILE:C	2.56	0.43
5:AE:82:HIS:HB2	5:AE:83:PRO:HD2	2.01	0.43
9:AI:5:TYR:CE1	9:AI:88:GLU:OE2	2.72	0.43
9:AI:60:LEU:CD2	9:AI:60:LEU:N	2.82	0.43
10:AJ:51:VAL:HB	14:AN:80:ARG:CB	2.31	0.43
10:AJ:63:ASP:HB3	10:AJ:65:TYR:CE2	2.54	0.43
11:AK:21:HIS:O	11:AK:31:VAL:HA	2.18	0.43
15:AO:73:ASP:CB	15:AO:76:ARG:HG3	2.49	0.43
16:AP:73:ALA:O	16:AP:77:GLU:CB	2.52	0.43
22:BA:273:G:O2'	22:BA:274:C:H5'	2.19	0.43
22:BA:372:G:H5''	45:BX:60:LYS:HE3	2.00	0.43

*Continued on next page...*



*Continued from previous page...*

Atom-1	Atom-2	Interatomic distance (Å)	Clash overlap (Å)
22:BA:528:A:N1	22:BA:2042:A:H2'	2.34	0.43
22:BA:917:A:C2'	22:BA:918:A:H5'	2.49	0.43
22:BA:1062:G:N1	22:BA:1077:A:C6	2.87	0.43
22:BA:1079:C:C4	22:BA:1080:A:N7	2.87	0.43
22:BA:1488:C:H2'	22:BA:1489:C:C6	2.54	0.43
22:BA:1570:A:C6	22:BA:1571:A:C6	3.06	0.43
22:BA:1834:U:H2'	22:BA:1834:U:O2	2.19	0.43
22:BA:1849:G:H2'	22:BA:1850:G:C8	2.53	0.43
22:BA:2414:G:N2	33:BL:66:PHE:CE2	2.86	0.43
22:BA:2620:C:H2'	22:BA:2621:G:O4'	2.19	0.43
22:BA:2840:C:H2'	22:BA:2841:C:C6	2.53	0.43
23:BB:116:G:H4'	36:BO:54:VAL:O	2.18	0.43
24:BC:257:ARG:CG	24:BC:269:ARG:NH2	2.73	0.43
26:BE:3:LEU:O	26:BE:11:ALA:HA	2.18	0.43
26:BE:153:LEU:HB3	26:BE:171:ASP:HB2	2.00	0.43
27:BF:3:LEU:HA	27:BF:3:LEU:HD13	1.68	0.43
27:BF:52:ALA:CB	27:BF:149:ARG:HD3	2.49	0.43
27:BF:98:PHE:HA	27:BF:101:ARG:HG3	2.00	0.43
27:BF:132:ARG:O	27:BF:133:GLU:CB	2.53	0.43
27:BF:134:GLN:HE21	27:BF:134:GLN:CA	2.32	0.43
29:BH:22:LYS:O	29:BH:23:ALA:C	2.57	0.43
31:BJ:97:PRO:O	31:BJ:99:ARG:N	2.52	0.43
32:BK:24:VAL:CG1	32:BK:30:ARG:HD2	2.47	0.43
34:BM:6:ARG:HD2	34:BM:8:LYS:NZ	2.34	0.43
34:BM:15:GLY:O	34:BM:16:ARG:HD3	2.19	0.43
36:BO:48:LEU:N	36:BO:48:LEU:HD23	2.34	0.43
37:BP:9:GLN:C	37:BP:11:GLN:N	2.72	0.43
42:BU:38:ILE:HG22	42:BU:39:ASN:H	1.79	0.43
43:BV:65:VAL:O	43:BV:65:VAL:HG22	2.19	0.43
44:BW:16:GLU:OE2	44:BW:16:GLU:HA	2.18	0.43
44:BW:39:GLN:HE21	44:BW:42:THR:HB	1.84	0.43
44:BW:42:THR:HG23	44:BW:43:LYS:HZ2	1.84	0.43
47:BZ:2:LYS:C	47:BZ:3:THR:CG2	2.87	0.43
48:B0:48:TYR:O	48:B0:49:ARG:HB2	2.18	0.43
1:CA:58:C:C2'	1:CA:59:A:O5'	2.66	0.43
1:CA:102:G:C2	1:CA:103:U:C2	3.07	0.43
1:CA:560:A:N7	1:CA:566:G:C4	2.87	0.43
1:CA:672:U:H2'	1:CA:673:A:C8	2.54	0.43
1:CA:685:G:O2'	1:CA:686:U:H5'	2.19	0.43
1:CA:711:G:HO2'	1:CA:712:A:H5'	1.82	0.43
1:CA:927:G:C2	1:CA:1391:U:O2	2.72	0.43

*Continued on next page...*

*Continued from previous page...*

Atom-1	Atom-2	Interatomic distance (Å)	Clash overlap (Å)
1:CA:927:G:N2	1:CA:1391:U:H1'	2.34	0.43
1:CA:929:G:C6	1:CA:930:C:C4	3.07	0.43
1:CA:935:A:C6	1:CA:936:C:N4	2.87	0.43
1:CA:1249:C:H2'	1:CA:1250:A:C5'	2.35	0.43
1:CA:1413:A:H2'	1:CA:1414:U:C6	2.53	0.43
2:CB:128:LEU:HD22	2:CB:132:GLU:CG	2.48	0.43
2:CB:146:SER:HB2	2:CB:147:LEU:CD1	2.40	0.43
4:CD:170:LEU:HD12	4:CD:170:LEU:O	2.18	0.43
6:CF:54:LEU:HD11	6:CF:56:LYS:O	2.16	0.43
7:CG:71:THR:CG2	7:CG:72:VAL:N	2.82	0.43
9:CI:117:LEU:CD2	9:CI:123:ARG:CD	2.97	0.43
11:CK:28:ASN:CG	11:CK:56:LYS:HE2	2.40	0.43
12:CL:72:ASN:H	12:CL:72:ASN:ND2	2.10	0.43
12:CL:97:VAL:O	12:CL:98:ARG:C	2.57	0.43
12:CL:101:LEU:HB3	12:CL:102:ASP:H	1.72	0.43
13:CM:113:LYS:HD3	13:CM:113:LYS:C	2.39	0.43
14:CN:8:ARG:HD2	14:CN:12:ARG:NH2	2.33	0.43
15:CO:23:SER:HB3	15:CO:26:VAL:CG2	2.49	0.43
17:CQ:7:LEU:N	17:CQ:7:LEU:HD22	2.34	0.43
18:CR:59:LYS:HA	18:CR:62:ARG:HD2	2.00	0.43
22:DA:82:U:C2	22:DA:83:A:C8	3.07	0.43
22:DA:219:A:C5	22:DA:220:G:C5	3.07	0.43
22:DA:245:G:OP2	33:DL:67:THR:CG2	2.67	0.43
22:DA:301:G:O3'	42:DU:81:ARG:NH1	2.48	0.43
22:DA:430:A:OP2	22:DA:431:U:H5	2.02	0.43
22:DA:455:C:H42	22:DA:473:G:C5'	2.31	0.43
22:DA:545:U:C6	22:DA:545:U:C3'	3.01	0.43
22:DA:581:C:O5'	22:DA:581:C:H6	2.02	0.43
22:DA:732:C:N4	22:DA:733:G:C5	2.87	0.43
22:DA:1045:C:H4'	22:DA:1047:G:C4	2.54	0.43
22:DA:1439:A:H1'	22:DA:1553:A:H61	1.84	0.43
22:DA:2056:G:N2	22:DA:2057:G:N9	2.66	0.43
22:DA:2060:A:H3'	26:DE:63:LYS:HZ3	1.83	0.43
22:DA:2080:A:C2	22:DA:2241:A:C2	3.07	0.43
22:DA:2200:C:N4	22:DA:2224:G:H21	2.14	0.43
22:DA:2201:G:C6	22:DA:2223:G:C2	3.07	0.43
22:DA:2307:G:N7	22:DA:2312:U:C5	2.87	0.43
22:DA:2468:A:O2'	22:DA:2469:A:O5'	2.37	0.43
22:DA:2638:G:H2'	22:DA:2775:G:N2	2.34	0.43
22:DA:2683:C:H42	22:DA:2727:A:H1'	1.84	0.43
22:DA:2757:A:C2	22:DA:2758:A:C8	3.07	0.43

*Continued on next page...*

*Continued from previous page...*

Atom-1	Atom-2	Interatomic distance (Å)	Clash overlap (Å)
22:DA:2824:C:OP2	22:DA:2825:G:N2	2.52	0.43
23:DB:21:G:C2'	23:DB:22:U:H5'	2.48	0.43
25:DD:113:SER:HB3	25:DD:168:GLU:H	1.83	0.43
25:DD:172:VAL:CG2	25:DD:194:PRO:CD	2.97	0.43
26:DE:134:LEU:CA	26:DE:137:LYS:HB2	2.49	0.43
27:DF:72:SER:HA	27:DF:79:ARG:HA	2.00	0.43
28:DG:85:LYS:HD3	28:DG:164:ALA:O	2.18	0.43
29:DH:62:LEU:C	29:DH:64:ALA:H	2.22	0.43
31:DJ:45:THR:HG23	31:DJ:48:VAL:O	2.19	0.43
31:DJ:51:GLY:CA	31:DJ:121:LYS:HE3	2.48	0.43
32:DK:17:ARG:O	32:DK:45:GLU:HB3	2.19	0.43
33:DL:57:LEU:HA	33:DL:60:ARG:CG	2.49	0.43
34:DM:29:GLY:CA	34:DM:64:TRP:HZ3	2.32	0.43
34:DM:66:ARG:NH2	34:DM:104:GLU:OE2	2.46	0.43
35:DN:83:LEU:CD1	35:DN:86:ARG:HH21	2.32	0.43
36:DO:58:ILE:HD12	36:DO:58:ILE:N	2.33	0.43
38:DQ:115:ALA:O	38:DQ:116:LEU:C	2.58	0.43
42:DU:9:GLU:OE2	42:DU:23:LYS:HG2	2.18	0.43
42:DU:14:THR:CG2	42:DU:15:GLY:N	2.64	0.43
45:DX:27:ARG:O	45:DX:27:ARG:HG2	2.19	0.43
48:D0:27:LEU:HD12	48:D0:38:LEU:HD23	2.00	0.43
1:AA:79:G:C6	1:AA:80:A:C5	3.06	0.42
1:AA:94:G:C4'	1:AA:95:C:H5''	2.49	0.42
1:AA:420:U:C2'	1:AA:421:U:C5'	2.96	0.42
1:AA:599:C:H5''	8:AH:87:ARG:HA	2.00	0.42
1:AA:657:U:O2	15:AO:21:THR:HG23	2.18	0.42
1:AA:842:U:C3'	1:AA:843:U:C5'	2.80	0.42
1:AA:859:G:OP2	1:AA:869:G:N1	2.51	0.42
1:AA:874:G:C6	1:AA:875:U:C4	3.07	0.42
1:AA:895:G:C5	1:AA:896:C:C5	3.07	0.42
1:AA:927:G:N2	1:AA:1391:U:H1'	2.34	0.42
1:AA:1004:A:C6	1:AA:1005:A:C4	3.07	0.42
1:AA:1080:A:OP1	5:AE:51:LYS:CE	2.64	0.42
1:AA:1112:C:C4	3:AC:177:LEU:HD22	2.54	0.42
1:AA:1234:C:H5'	1:AA:1365:G:OP1	2.19	0.42
1:AA:1260:G:O5'	1:AA:1284:C:H4'	2.19	0.42
1:AA:1530:G:O2'	1:AA:1531:A:H5'	2.18	0.42
2:AB:162:VAL:HG22	2:AB:184:ALA:HB2	2.00	0.42
3:AC:79:LYS:HE3	3:AC:79:LYS:CA	2.49	0.42
3:AC:156:LEU:HA	3:AC:195:ILE:HD11	2.01	0.42
4:AD:22:SER:O	4:AD:23:GLY:C	2.57	0.42

*Continued on next page...*

*Continued from previous page...*

Atom-1	Atom-2	Interatomic distance (Å)	Clash overlap (Å)
4:AD:129:VAL:HG11	4:AD:134:TYR:HB3	2.00	0.42
6:AF:22:ILE:O	6:AF:26:THR:HG23	2.19	0.42
7:AG:106:ALA:HB1	7:AG:132:THR:HB	2.01	0.42
8:AH:85:TYR:CD2	8:AH:123:GLU:HB2	2.54	0.42
17:AQ:80:LYS:NZ	17:AQ:80:LYS:CB	2.77	0.42
21:AU:36:PHE:O	21:AU:37:TYR:CB	2.66	0.42
22:BA:31:C:O2'	22:BA:1238:G:H5'	2.19	0.42
22:BA:209:C:C2'	22:BA:210:C:H5'	2.49	0.42
22:BA:302:C:H2'	22:BA:303:G:H8	1.84	0.42
22:BA:625:G:H2'	22:BA:626:A:O5'	2.19	0.42
22:BA:640:C:H2'	22:BA:641:U:C6	2.54	0.42
22:BA:729:G:H4'	22:BA:763:G:H5'	2.01	0.42
22:BA:910:A:C6	22:BA:911:A:C6	3.06	0.42
22:BA:1041:G:O2'	22:BA:1042:G:H5'	2.19	0.42
22:BA:1056:G:C4'	22:BA:1086:A:H8	2.32	0.42
22:BA:1060:U:C1'	22:BA:1062:G:H5'	2.49	0.42
22:BA:1190:G:OP1	33:BL:32:GLY:HA2	2.18	0.42
22:BA:1242:U:H2'	22:BA:1243:C:C6	2.54	0.42
22:BA:1246:A:H2'	22:BA:1247:A:O5'	2.19	0.42
22:BA:1324:G:C4	22:BA:1328:A:N6	2.87	0.42
22:BA:1340:U:H3'	41:BT:61:LEU:HD22	1.99	0.42
22:BA:1817:G:OP1	24:BC:86:ARG:NH2	2.52	0.42
22:BA:1824:G:C6	22:BA:1825:U:C4	3.07	0.42
22:BA:1952:A:C6	22:BA:1953:A:N1	2.87	0.42
22:BA:2205:A:C6	22:BA:2206:C:C4	3.07	0.42
22:BA:2328:A:C2'	22:BA:2329:U:H6	2.16	0.42
22:BA:2330:G:H8	22:BA:2330:G:OP2	2.02	0.42
22:BA:2418:A:N7	56:BA:3664:HOH:O	2.37	0.42
22:BA:2661:G:H2'	22:BA:2662:A:O5'	2.19	0.42
22:BA:2890:G:O5'	22:BA:2890:G:H8	2.02	0.42
23:BB:32:U:O2'	23:BB:33:G:H5'	2.18	0.42
24:BC:29:PHE:CE2	24:BC:31:PRO:CG	3.00	0.42
25:BD:9:VAL:HG22	25:BD:26:VAL:CB	2.48	0.42
26:BE:48:THR:C	26:BE:50:ALA:N	2.72	0.42
29:BH:3:VAL:HB	29:BH:37:VAL:O	2.19	0.42
29:BH:42:LYS:O	29:BH:46:PHE:HB2	2.19	0.42
29:BH:110:VAL:HG23	29:BH:111:ALA:N	2.33	0.42
30:BI:19:PRO:HB2	30:BI:22:PRO:HD2	2.01	0.42
32:BK:57:VAL:C	32:BK:58:LEU:HD23	2.40	0.42
33:BL:80:SER:C	33:BL:81:ASP:O	2.56	0.42
34:BM:80:VAL:HG22	34:BM:81:ARG:O	2.19	0.42

*Continued on next page...*

*Continued from previous page...*

Atom-1	Atom-2	Interatomic distance (Å)	Clash overlap (Å)
34:BM:80:VAL:HG22	34:BM:81:ARG:N	2.32	0.42
35:BN:85:PRO:HA	35:BN:88:ALA:HB2	2.00	0.42
36:BO:65:THR:O	36:BO:66:GLY:C	2.57	0.42
38:BQ:35:PHE:CE1	38:BQ:39:ILE:CD1	3.02	0.42
40:BS:59:GLU:CA	40:BS:64:ALA:HB2	2.44	0.42
42:BU:86:PHE:CE1	42:BU:101:THR:HG21	2.54	0.42
45:BX:1:SER:O	45:BX:3:VAL:N	2.52	0.42
46:BY:20:ASN:HB3	46:BY:50:VAL:HG23	2.01	0.42
50:B2:43:THR:O	50:B2:44:VAL:HG22	2.19	0.42
1:CA:178:C:C2	1:CA:179:A:C8	3.07	0.42
1:CA:322:C:C2	1:CA:332:G:N2	2.87	0.42
1:CA:376:G:O3'	16:CP:5:ARG:NH1	2.49	0.42
1:CA:599:C:H4'	8:CH:121:GLY:C	2.40	0.42
1:CA:786:G:N2	1:CA:787:A:H1'	2.34	0.42
1:CA:826:C:O2	1:CA:826:C:C2'	2.67	0.42
1:CA:847:G:C2	1:CA:848:C:C2	3.06	0.42
1:CA:1073:U:N3	1:CA:1074:G:N7	2.67	0.42
1:CA:1074:G:H4'	2:CB:102:ASN:HB2	2.00	0.42
1:CA:1133:G:N2	1:CA:1142:G:C5	2.87	0.42
1:CA:1138:G:C2'	1:CA:1139:G:OP1	2.66	0.42
1:CA:1228:C:O2'	1:CA:1229:A:H8	2.02	0.42
1:CA:1393:U:C3'	1:CA:1393:U:H6	2.29	0.42
1:CA:1475:G:O2'	1:CA:1476:A:H5'	2.19	0.42
3:CC:11:LEU:C	3:CC:13:ILE:N	2.73	0.42
4:CD:27:ILE:O	4:CD:28:ASP:HB3	2.19	0.42
4:CD:167:PRO:CG	4:CD:170:LEU:HD11	2.49	0.42
7:CG:59:GLU:HB2	7:CG:62:GLU:HB2	2.01	0.42
9:CI:90:ASP:OD1	9:CI:92:SER:N	2.52	0.42
10:CJ:90:LEU:O	10:CJ:90:LEU:CD2	2.67	0.42
16:CP:75:ILE:CA	16:CP:78:VAL:HG23	2.49	0.42
20:CT:64:GLY:O	20:CT:65:LEU:C	2.57	0.42
22:DA:121:G:N3	22:DA:121:G:H2'	2.34	0.42
22:DA:179:C:H2'	22:DA:180:G:O4'	2.19	0.42
22:DA:265:A:C6	22:DA:428:A:C8	3.06	0.42
22:DA:323:C:O2	22:DA:323:C:O4'	2.36	0.42
22:DA:347:A:N6	22:DA:348:A:N6	2.67	0.42
22:DA:395:U:HO2'	22:DA:396:G:P	2.41	0.42
22:DA:446:G:H4'	22:DA:447:A:OP1	2.19	0.42
22:DA:609:A:H2'	22:DA:610:C:O4'	2.19	0.42
22:DA:627:A:H8	33:DL:78:ARG:NH1	2.17	0.42
22:DA:675:A:N6	22:DA:676:A:N6	2.67	0.42

*Continued on next page...*

*Continued from previous page...*

Atom-1	Atom-2	Interatomic distance (Å)	Clash overlap (Å)
22:DA:1055:G:C2'	22:DA:1056:G:H5'	2.48	0.42
22:DA:1142:A:N9	22:DA:1144:A:N7	2.66	0.42
22:DA:1249:U:H3'	22:DA:1249:U:P	2.59	0.42
22:DA:1498:C:H2'	22:DA:1499:C:C6	2.53	0.42
22:DA:1526:C:C4	22:DA:1527:G:C6	3.07	0.42
22:DA:1568:G:O2'	22:DA:1569:A:OP2	2.29	0.42
22:DA:1593:A:C6	22:DA:1594:U:N3	2.87	0.42
22:DA:1751:U:O4'	22:DA:2860:A:C2	2.72	0.42
22:DA:1766:G:C6	22:DA:1987:A:N1	2.87	0.42
22:DA:1819:A:C1'	22:DA:1821:A:C6	3.01	0.42
22:DA:2023:C:O2'	22:DA:2024:G:P	2.76	0.42
22:DA:2235:G:C4	22:DA:2236:U:C5	3.07	0.42
22:DA:2337:G:N3	22:DA:2337:G:C2'	2.82	0.42
22:DA:2370:G:C6	22:DA:2371:G:C5	3.07	0.42
22:DA:2390:U:OP2	51:D3:34:LYS:HE2	2.18	0.42
22:DA:2541:A:C2	22:DA:2765:A:N6	2.84	0.42
22:DA:2550:G:N2	22:DA:2559:C:C2	2.87	0.42
22:DA:2563:U:C1'	22:DA:2566:A:N6	2.82	0.42
22:DA:2654:A:N6	22:DA:2667:C:N4	2.66	0.42
22:DA:2674:G:H4'	32:DK:30:ARG:HG2	2.01	0.42
22:DA:2694:G:H2'	22:DA:2695:U:H6	1.84	0.42
22:DA:2698:U:C2	22:DA:2699:C:C5	3.07	0.42
22:DA:2748:A:N9	22:DA:2757:A:N6	2.67	0.42
23:DB:30:C:C2	23:DB:31:C:O4'	2.72	0.42
23:DB:55:U:H1'	27:DF:25:MET:CE	2.49	0.42
23:DB:75:G:H1'	43:DV:29:ILE:HG12	2.00	0.42
23:DB:93:C:O2'	23:DB:94:A:H5'	2.19	0.42
24:DC:35:LYS:NZ	24:DC:35:LYS:CB	2.75	0.42
25:DD:53:GLY:O	25:DD:76:GLY:HA2	2.18	0.42
25:DD:109:VAL:O	25:DD:109:VAL:HG12	2.18	0.42
26:DE:128:ALA:HA	26:DE:156:ASN:ND2	2.34	0.42
26:DE:146:VAL:HG12	26:DE:167:VAL:CG2	2.46	0.42
27:DF:60:SER:C	27:DF:62:GLN:N	2.68	0.42
27:DF:122:ASP:HB3	27:DF:123:GLY:H	1.61	0.42
30:DI:20:SER:N	30:DI:21:PRO:HD2	2.34	0.42
30:DI:101:SER:C	30:DI:103:ALA:H	2.22	0.42
31:DJ:5:THR:HG23	31:DJ:7:LYS:HE2	2.00	0.42
32:DK:17:ARG:N	32:DK:45:GLU:HG2	2.33	0.42
33:DL:28:GLY:O	33:DL:29:LYS:HB3	2.18	0.42
34:DM:2:LEU:O	34:DM:3:GLN:HB3	2.19	0.42
34:DM:72:PRO:O	34:DM:73:ILE:HB	2.19	0.42

*Continued on next page...*

*Continued from previous page...*

Atom-1	Atom-2	Interatomic distance (Å)	Clash overlap (Å)
34:DM:114:ARG:HA	34:DM:130:PHE:HE1	1.78	0.42
37:DP:7:LEU:HD12	37:DP:7:LEU:O	2.18	0.42
37:DP:49:ILE:HG22	37:DP:95:LYS:HZ1	1.82	0.42
38:DQ:61:ILE:HD12	38:DQ:61:ILE:H	1.84	0.42
41:DT:20:ALA:CB	41:DT:31:VAL:HG21	2.44	0.42
41:DT:40:LYS:HE2	41:DT:58:VAL:O	2.19	0.42
42:DU:58:VAL:HG12	42:DU:59:GLU:N	2.34	0.42
43:DV:27:PRO:O	43:DV:88:HIS:HA	2.17	0.42
44:DW:18:LYS:O	44:DW:20:LEU:HD11	2.19	0.42
47:DZ:8:GLN:O	47:DZ:9:THR:HG23	2.19	0.42
50:D2:11:LYS:HB3	50:D2:11:LYS:HE2	1.81	0.42
1:AA:13:U:O2'	1:AA:14:U:H5'	2.19	0.42
1:AA:53:A:H2'	1:AA:54:C:O5'	2.19	0.42
1:AA:334:C:H6	1:AA:334:C:O5'	2.02	0.42
1:AA:341:C:H2'	1:AA:342:C:C6	2.52	0.42
1:AA:462:G:N7	1:AA:463:U:C5	2.87	0.42
1:AA:556:C:H2'	1:AA:557:G:O4'	2.19	0.42
1:AA:578:C:C5'	56:AA:1741:HOH:O	2.67	0.42
1:AA:657:U:C2'	1:AA:658:C:H5'	2.49	0.42
1:AA:754:C:H3'	1:AA:755:G:C5'	2.49	0.42
1:AA:766:A:C2	1:AA:814:A:C2	3.07	0.42
1:AA:842:U:C6	1:AA:843:U:H4'	2.54	0.42
1:AA:949:A:H2'	1:AA:950:U:H5'	2.00	0.42
1:AA:973:G:H2'	1:AA:974:A:OP1	2.19	0.42
1:AA:1129:C:H5''	9:AI:17:ARG:CZ	2.44	0.42
1:AA:1256:A:C1'	1:AA:1258:G:C6	2.99	0.42
1:AA:1433:A:N7	1:AA:1468:A:C6	2.87	0.42
4:AD:18:LEU:HD22	4:AD:63:ILE:HB	2.00	0.42
6:AF:51:ILE:O	6:AF:51:ILE:CG2	2.67	0.42
11:AK:69:CYS:O	11:AK:73:VAL:HG21	2.19	0.42
12:AL:42:LYS:O	12:AL:43:LYS:C	2.57	0.42
14:AN:27:LYS:CA	14:AN:30:ILE:HB	2.50	0.42
14:AN:68:ARG:HA	14:AN:69:PRO:HD3	1.74	0.42
20:AT:5:SER:OG	20:AT:6:ALA:N	2.50	0.42
21:AU:8:ASN:HD22	21:AU:8:ASN:N	2.17	0.42
22:BA:319:G:C8	22:BA:333:G:N2	2.87	0.42
22:BA:356:G:O2'	22:BA:357:C:H5'	2.19	0.42
22:BA:418:C:H2'	22:BA:419:U:O4'	2.18	0.42
22:BA:547:A:C8	22:BA:548:G:N3	2.87	0.42
22:BA:608:A:C6	22:BA:609:A:C6	3.07	0.42
22:BA:753:A:H2'	22:BA:754:U:C6	2.54	0.42

*Continued on next page...*

*Continued from previous page...*

Atom-1	Atom-2	Interatomic distance (Å)	Clash overlap (Å)
22:BA:820:A:H2'	22:BA:821:A:O4'	2.18	0.42
22:BA:855:G:H21	44:BW:23:LYS:HB3	1.83	0.42
22:BA:1054:A:H3'	22:BA:1055:G:H8	1.84	0.42
22:BA:1075:C:H2'	22:BA:1076:C:C6	2.53	0.42
22:BA:1101:U:C4	22:BA:1102:C:C5	3.07	0.42
22:BA:1115:G:O2'	22:BA:1116:G:H5''	2.19	0.42
22:BA:1486:U:H2'	22:BA:1487:U:C6	2.54	0.42
22:BA:1506:U:H6	22:BA:1506:U:H3'	1.83	0.42
22:BA:1652:A:OP1	35:BN:8:ARG:NH2	2.53	0.42
22:BA:1654:A:H4'	25:BD:118:PHE:HZ	1.80	0.42
22:BA:1731:G:C6	22:BA:1733:G:C6	3.06	0.42
22:BA:1737:G:H5''	22:BA:1738:G:OP2	2.19	0.42
22:BA:1738:G:O2'	22:BA:1739:A:P	2.76	0.42
22:BA:1782:U:O4'	22:BA:2609:U:C2	2.72	0.42
22:BA:1848:A:H2'	22:BA:1849:G:H8	1.84	0.42
22:BA:2231:U:OP1	45:BX:29:LEU:HD23	2.19	0.42
22:BA:2485:G:C5'	34:BM:45:GLN:NE2	2.82	0.42
22:BA:2645:G:H4'	22:BA:2646:C:OP2	2.18	0.42
22:BA:2733:A:H8	22:BA:2733:A:O5'	2.02	0.42
22:BA:2795:C:O2'	22:BA:2796:U:H5'	2.19	0.42
26:BE:76:PRO:HA	26:BE:82:GLY:HA3	2.01	0.42
26:BE:88:ARG:HB3	26:BE:89:PRO:HD2	2.01	0.42
27:BF:131:VAL:HG11	27:BF:151:LEU:HD11	2.01	0.42
28:BG:71:LEU:HD13	28:BG:71:LEU:HA	1.83	0.42
32:BK:113:MET:O	32:BK:114:LYS:C	2.57	0.42
33:BL:28:GLY:O	33:BL:29:LYS:O	2.37	0.42
34:BM:78:LEU:HD23	34:BM:79:ALA:CA	2.49	0.42
35:BN:16:HIS:O	35:BN:16:HIS:CD2	2.71	0.42
35:BN:38:LEU:HD12	35:BN:38:LEU:C	2.37	0.42
39:BR:58:VAL:HG12	39:BR:102:SER:CB	2.45	0.42
40:BS:5:ALA:CB	40:BS:54:ALA:HB2	2.45	0.42
40:BS:50:VAL:HG12	40:BS:105:VAL:HB	2.01	0.42
42:BU:25:LYS:HD2	42:BU:25:LYS:HA	1.85	0.42
42:BU:97:SER:O	42:BU:98:ASN:CG	2.57	0.42
44:BW:22:VAL:CG2	44:BW:23:LYS:N	2.82	0.42
46:BY:36:GLN:O	46:BY:37:LEU:HB3	2.20	0.42
52:B4:1:MET:HE2	52:B4:34:LYS:HG2	2.00	0.42
52:B4:16:ILE:CD1	52:B4:25:VAL:HG22	2.48	0.42
1:CA:77:A:C2	1:CA:93:U:N3	2.87	0.42
1:CA:184:G:O2'	1:CA:185:U:C6	2.63	0.42
1:CA:197:A:O2'	1:CA:198:G:C8	2.72	0.42

*Continued on next page...*



*Continued from previous page...*

Atom-1	Atom-2	Interatomic distance (Å)	Clash overlap (Å)
1:CA:489:C:O2'	1:CA:490:C:H5'	2.18	0.42
1:CA:490:C:OP1	4:CD:145:ARG:NH2	2.52	0.42
1:CA:495:A:N1	1:CA:496:A:N6	2.67	0.42
1:CA:603:U:H2'	1:CA:604:G:H8	1.84	0.42
1:CA:704:A:C2'	1:CA:705:G:C8	3.02	0.42
1:CA:934:C:C4'	1:CA:935:A:OP1	2.62	0.42
1:CA:996:A:C6	1:CA:1046:A:H4'	2.54	0.42
1:CA:1215:G:N3	1:CA:1216:A:C8	2.87	0.42
1:CA:1243:C:C2	1:CA:1244:G:N7	2.87	0.42
1:CA:1281:C:C5'	1:CA:1282:C:C5	2.99	0.42
1:CA:1308:U:OP2	13:CM:97:ARG:HD3	2.18	0.42
1:CA:1336:C:O2'	1:CA:1337:G:C4	2.69	0.42
1:CA:1452:C:C4'	1:CA:1453:G:O5'	2.50	0.42
2:CB:35:ASN:O	2:CB:37:VAL:HG12	2.19	0.42
2:CB:59:ILE:HA	2:CB:62:ARG:CD	2.42	0.42
3:CC:88:LYS:HA	3:CC:91:ALA:HB3	2.00	0.42
4:CD:1:ALA:O	4:CD:2:ARG:C	2.56	0.42
4:CD:137:SER:O	4:CD:140:ASP:HB2	2.19	0.42
4:CD:187:ARG:C	4:CD:189:ASP:N	2.72	0.42
5:CE:11:GLN:HB3	5:CE:116:VAL:HB	2.00	0.42
5:CE:14:LEU:HD12	5:CE:15:ILE:H	1.83	0.42
5:CE:81:GLN:HB3	5:CE:82:HIS:H	1.63	0.42
6:CF:90:MET:CE	18:CR:60:ARG:NH1	2.82	0.42
9:CI:51:LEU:HD11	9:CI:82:ILE:HG22	2.00	0.42
11:CK:13:LYS:O	11:CK:14:GLN:O	2.36	0.42
11:CK:35:ASP:O	11:CK:37:GLN:N	2.53	0.42
11:CK:115:ILE:HA	11:CK:116:PRO:HD2	1.86	0.42
11:CK:125:LYS:HB3	11:CK:126:ARG:H	1.47	0.42
13:CM:5:GLY:O	13:CM:6:ILE:HD12	2.19	0.42
13:CM:105:ALA:CB	13:CM:109:LYS:HD3	2.49	0.42
14:CN:20:PHE:HE1	14:CN:54:SER:HB2	1.84	0.42
15:CO:42:PHE:HZ	15:CO:51:SER:HB2	1.85	0.42
19:CS:62:THR:CG2	19:CS:63:ASP:N	2.82	0.42
20:CT:3:ILE:HD12	20:CT:3:ILE:H	1.84	0.42
21:CU:9:GLU:HB3	21:CU:10:PRO:HD2	1.98	0.42
22:DA:76:C:O3'	46:DY:52:ARG:HG2	2.18	0.42
22:DA:187:G:O2'	22:DA:1365:A:C2	2.71	0.42
22:DA:303:G:O2'	22:DA:304:U:O5'	2.37	0.42
22:DA:455:C:C5	22:DA:472:A:N3	2.88	0.42
22:DA:602:A:C4'	22:DA:604:G:O3'	2.63	0.42
22:DA:622:G:HO2'	22:DA:623:C:H6	1.59	0.42

*Continued on next page...*

*Continued from previous page...*

Atom-1	Atom-2	Interatomic distance (Å)	Clash overlap (Å)
22:DA:806:C:H2'	22:DA:807:U:C6	2.54	0.42
22:DA:822:G:C5'	56:DA:3358:HOH:O	2.66	0.42
22:DA:838:C:C2'	22:DA:839:U:C5'	2.97	0.42
22:DA:1043:C:C4	22:DA:1044:C:C5	3.07	0.42
22:DA:1142:A:C4	22:DA:1144:A:C8	3.07	0.42
22:DA:1162:G:H21	39:DR:91:GLN:NE2	2.17	0.42
22:DA:1164:C:H3'	22:DA:1164:C:C6	2.54	0.42
22:DA:1285:A:C2'	22:DA:1286:A:H5''	2.45	0.42
22:DA:1297:C:H3'	22:DA:1297:C:C6	2.54	0.42
22:DA:1304:A:O2'	22:DA:1305:C:P	2.76	0.42
22:DA:1342:A:H3'	22:DA:1343:G:H5''	1.99	0.42
22:DA:1435:G:N1	22:DA:1558:C:N4	2.63	0.42
22:DA:1525:A:C6	22:DA:1526:C:N3	2.87	0.42
22:DA:1754:A:C8	37:DP:93:LYS:NZ	2.79	0.42
22:DA:1788:C:H5'	24:DC:223:ALA:HB1	1.99	0.42
22:DA:1967:C:C6	22:DA:1967:C:C4'	3.02	0.42
22:DA:1973:G:C5	22:DA:1974:C:C4	3.07	0.42
22:DA:2056:G:N2	48:D0:1:ALA:H1	2.13	0.42
22:DA:2211:A:OP2	22:DA:2211:A:C4'	2.61	0.42
22:DA:2216:G:C4	22:DA:2217:G:C8	3.07	0.42
22:DA:2305:U:H5	22:DA:2312:U:C4	2.37	0.42
22:DA:2314:A:N3	22:DA:2315:G:C8	2.87	0.42
22:DA:2464:G:C2	22:DA:2465:C:H1'	2.54	0.42
22:DA:2810:A:H2'	22:DA:2811:G:O4'	2.19	0.42
22:DA:2839:G:H21	35:DN:92:GLY:HA3	1.83	0.42
22:DA:2887:A:O2'	48:D0:26:SER:HB3	2.19	0.42
23:DB:62:C:H2'	23:DB:63:C:O4'	2.18	0.42
25:DD:106:LYS:CB	25:DD:206:ALA:H	2.31	0.42
25:DD:116:LYS:HD3	35:DN:1:MET:CE	2.49	0.42
26:DE:126:VAL:HG13	26:DE:127:GLU:N	2.34	0.42
26:DE:127:GLU:H	26:DE:127:GLU:CD	2.23	0.42
26:DE:162:ARG:C	26:DE:164:LEU:N	2.71	0.42
27:DF:43:ILE:HG12	27:DF:77:LYS:CG	2.49	0.42
28:DG:105:SER:C	28:DG:106:LEU:HD23	2.40	0.42
31:DJ:25:LEU:CD2	31:DJ:26:GLY:N	2.75	0.42
32:DK:16:ALA:HB3	32:DK:46:ALA:H	1.81	0.42
34:DM:45:GLN:OE1	34:DM:125:PRO:HG3	2.19	0.42
39:DR:5:PHE:O	39:DR:11:GLN:HA	2.19	0.42
40:DS:32:ALA:O	40:DS:33:LEU:CB	2.58	0.42
46:DY:2:LYS:HB2	46:DY:4:LYS:HD3	2.01	0.42
48:D0:42:ILE:CD1	48:D0:48:TYR:CD2	3.02	0.42

*Continued on next page...*

*Continued from previous page...*

Atom-1	Atom-2	Interatomic distance (Å)	Clash overlap (Å)
1:AA:35:G:H2'	1:AA:36:C:C6	2.53	0.42
1:AA:191:G:H2'	1:AA:192:A:H8	1.84	0.42
1:AA:203:G:C2	1:AA:215:C:C4	3.07	0.42
1:AA:224:U:H2'	1:AA:225:C:H6	1.83	0.42
1:AA:393:A:H2'	1:AA:394:G:H8	1.85	0.42
1:AA:712:A:H2'	1:AA:713:G:O4'	2.19	0.42
1:AA:771:G:C5	1:AA:772:U:C5	3.08	0.42
1:AA:783:C:O5'	1:AA:783:C:H6	2.02	0.42
1:AA:800:G:H8	1:AA:800:G:O5'	2.03	0.42
1:AA:880:C:P	12:AL:4:ASN:HD22	2.42	0.42
1:AA:926:G:C6	1:AA:1505:G:C6	3.08	0.42
1:AA:1113:C:H2'	1:AA:1114:C:H6	1.83	0.42
1:AA:1124:G:C2'	1:AA:1145:A:N6	2.81	0.42
1:AA:1173:U:H2'	1:AA:1174:G:C8	2.55	0.42
1:AA:1176:A:H2'	1:AA:1177:G:C8	2.54	0.42
1:AA:1468:A:C3'	1:AA:1469:C:C5'	2.97	0.42
4:AD:151:GLN:O	4:AD:153:ARG:N	2.52	0.42
7:AG:14:ASP:OD1	7:AG:17:PHE:HB2	2.19	0.42
7:AG:51:GLN:C	7:AG:53:SER:H	2.23	0.42
8:AH:48:PHE:HA	8:AH:60:LEU:HD23	2.01	0.42
8:AH:100:ILE:HD12	8:AH:128:VAL:HB	2.02	0.42
10:AJ:88:MET:CE	10:AJ:89:ARG:NH1	2.82	0.42
11:AK:60:PHE:CD2	11:AK:60:PHE:C	2.92	0.42
15:AO:15:GLY:C	15:AO:17:ASP:N	2.72	0.42
15:AO:41:HIS:HD2	15:AO:42:PHE:CE2	2.37	0.42
16:AP:76:LYS:HA	16:AP:76:LYS:HE2	2.01	0.42
18:AR:33:THR:OG1	18:AR:34:GLU:N	2.52	0.42
21:AU:25:ALA:O	21:AU:29:ALA:HB3	2.19	0.42
22:BA:183:C:O2	22:BA:432:A:H2	2.02	0.42
22:BA:229:C:H2'	22:BA:230:G:O4'	2.19	0.42
22:BA:283:G:C5	22:BA:284:U:C5	3.07	0.42
22:BA:289:G:C5	22:BA:290:U:C4	3.07	0.42
22:BA:447:A:C2	22:BA:454:A:H2'	2.55	0.42
22:BA:588:U:H1'	26:BE:85:PHE:CG	2.54	0.42
22:BA:1013:C:H2'	22:BA:1014:A:C8	2.53	0.42
22:BA:1045:C:H3'	22:BA:1046:A:H5'	1.99	0.42
22:BA:1059:G:C5	22:BA:1060:U:C4	3.08	0.42
22:BA:1114:C:H2'	22:BA:1114:C:O2	2.18	0.42
22:BA:1229:C:C2	22:BA:1230:A:C8	3.07	0.42
22:BA:1586:A:C8	22:BA:1587:G:C8	3.07	0.42
22:BA:1916:A:H2'	22:BA:1917:U:O4'	2.19	0.42

*Continued on next page...*

*Continued from previous page...*

Atom-1	Atom-2	Interatomic distance (Å)	Clash overlap (Å)
22:BA:2013:A:C2	40:BS:88:ARG:NH1	2.86	0.42
22:BA:2015:A:C4	48:B0:2:VAL:CG2	3.03	0.42
22:BA:2085:U:C2'	22:BA:2086:U:H5'	2.50	0.42
22:BA:2087:G:H2'	22:BA:2088:A:H8	1.84	0.42
22:BA:2286:G:H5''	22:BA:2287:A:O4'	2.19	0.42
22:BA:2536:G:C6	22:BA:2537:U:C4	3.07	0.42
22:BA:2591:C:P	24:BC:237:ARG:HG3	2.59	0.42
24:BC:29:PHE:O	24:BC:30:ALA:C	2.57	0.42
24:BC:33:LEU:HA	24:BC:33:LEU:HD23	1.63	0.42
25:BD:101:PHE:O	25:BD:102:ALA:C	2.57	0.42
25:BD:103:ASP:CG	25:BD:104:VAL:H	2.22	0.42
26:BE:175:ILE:O	26:BE:175:ILE:CG2	2.65	0.42
27:BF:88:VAL:CG1	27:BF:90:LEU:HD13	2.50	0.42
30:BI:53:PRO:HB2	30:BI:74:PRO:CG	2.49	0.42
31:BJ:20:ALA:O	31:BJ:21:THR:O	2.37	0.42
31:BJ:53:TYR:CE1	31:BJ:121:LYS:HG2	2.53	0.42
32:BK:27:GLY:O	32:BK:28:SER:C	2.56	0.42
32:BK:98:ARG:C	32:BK:99:ILE:HD13	2.39	0.42
33:BL:55:MET:HE2	33:BL:56:PRO:CD	2.49	0.42
34:BM:46:ILE:CD1	34:BM:47:GLU:N	2.80	0.42
35:BN:72:ASP:OD1	35:BN:75:ILE:HG23	2.18	0.42
35:BN:101:GLY:H	48:B0:41:HIS:HD2	1.67	0.42
36:BO:85:LYS:HB2	36:BO:87:ILE:HD11	2.02	0.42
38:BQ:51:GLN:HE21	38:BQ:51:GLN:HB3	1.69	0.42
38:BQ:94:LEU:HD13	38:BQ:94:LEU:HA	1.29	0.42
44:BW:19:ARG:NH1	44:BW:22:VAL:CG1	2.79	0.42
46:BY:17:GLU:HB2	46:BY:53:VAL:HG11	2.01	0.42
1:CA:91:U:C2	1:CA:92:U:C5	3.07	0.42
1:CA:252:U:C5'	1:CA:252:U:H6	2.29	0.42
1:CA:276:G:O2'	1:CA:277:C:O5'	2.36	0.42
1:CA:316:C:H42	1:CA:337:G:H1	1.66	0.42
1:CA:495:A:C2	1:CA:496:A:N6	2.88	0.42
1:CA:525:C:O2'	1:CA:526:C:H5'	2.20	0.42
1:CA:694:A:H2'	1:CA:695:A:C5'	2.49	0.42
1:CA:728:A:C2'	1:CA:729:A:H5'	2.49	0.42
1:CA:867:G:N3	1:CA:868:C:C5	2.87	0.42
1:CA:1115:U:H3'	1:CA:1115:U:C6	2.54	0.42
1:CA:1302:C:C2'	1:CA:1303:C:O5'	2.68	0.42
1:CA:1449:C:H2'	1:CA:1450:U:C6	2.54	0.42
2:CB:122:ASP:OD1	2:CB:124:THR:HG22	2.19	0.42
3:CC:60:ALA:O	3:CC:61:LYS:HB2	2.18	0.42

*Continued on next page...*

*Continued from previous page...*

Atom-1	Atom-2	Interatomic distance (Å)	Clash overlap (Å)
4:CD:16:THR:HG22	4:CD:17:ASP:N	2.34	0.42
4:CD:59:LYS:O	4:CD:63:ILE:HG13	2.18	0.42
10:CJ:15:HIS:CE1	10:CJ:68:ARG:CD	2.92	0.42
14:CN:55:SER:HB3	14:CN:58:ARG:HG2	2.01	0.42
15:CO:3:SER:OG	15:CO:6:ALA:CB	2.68	0.42
19:CS:46:LEU:HD23	19:CS:46:LEU:N	2.27	0.42
20:CT:26:MET:HE2	20:CT:26:MET:O	2.20	0.42
20:CT:42:ASP:O	20:CT:44:ALA:N	2.52	0.42
20:CT:61:ALA:CA	20:CT:67:HIS:HA	2.49	0.42
22:DA:291:G:N1	22:DA:350:G:C5	2.88	0.42
22:DA:291:G:C5	22:DA:292:U:C4	3.08	0.42
22:DA:333:G:C2	22:DA:334:C:C5	3.07	0.42
22:DA:465:G:N2	22:DA:684:G:H1'	2.34	0.42
22:DA:604:G:O6	22:DA:625:G:C6	2.72	0.42
22:DA:674:G:C4'	26:DE:69:ARG:CG	2.95	0.42
22:DA:674:G:O4'	26:DE:69:ARG:HG2	2.19	0.42
22:DA:677:A:C6	22:DA:678:C:C4	3.07	0.42
22:DA:703:U:H2'	22:DA:704:G:O4'	2.19	0.42
22:DA:729:G:C4	22:DA:1775:U:C2	3.07	0.42
22:DA:732:C:H2'	22:DA:733:G:O4'	2.19	0.42
22:DA:860:U:O2'	22:DA:861:A:C5'	2.67	0.42
22:DA:953:G:H2'	22:DA:954:G:C5'	2.48	0.42
22:DA:1300:G:H5''	22:DA:1301:A:C5'	2.48	0.42
22:DA:1343:G:C4	22:DA:1344:U:C5	3.07	0.42
22:DA:1363:C:O2	22:DA:1363:C:H2'	2.20	0.42
22:DA:1423:G:O2'	22:DA:1499:C:H1'	2.19	0.42
22:DA:1438:U:O4	22:DA:1552:A:C2	2.72	0.42
22:DA:1512:C:HO2'	22:DA:1513:U:C4'	2.31	0.42
22:DA:1790:C:O2'	24:DC:207:ALA:CB	2.54	0.42
22:DA:1836:C:O2	22:DA:1836:C:C2'	2.66	0.42
22:DA:1857:G:H1'	22:DA:1884:G:H22	1.83	0.42
22:DA:1912:A:N7	22:DA:1917:U:O4	2.52	0.42
22:DA:2046:G:OP1	48:D0:11:LYS:HE3	2.20	0.42
22:DA:2083:G:H2'	22:DA:2084:C:C5'	2.49	0.42
22:DA:2286:G:H5''	22:DA:2287:A:H1'	2.01	0.42
22:DA:2333:A:P	44:DW:76:ARG:HH12	2.42	0.42
22:DA:2348:U:H2'	22:DA:2349:G:H8	1.84	0.42
22:DA:2364:C:C2'	22:DA:2365:G:H5'	2.49	0.42
22:DA:2368:C:O2'	22:DA:2369:A:H5'	2.19	0.42
22:DA:2448:A:H61	33:DL:36:LYS:NZ	2.17	0.42
22:DA:2551:C:H2'	22:DA:2552:U:C6	2.55	0.42

*Continued on next page...*

*Continued from previous page...*

Atom-1	Atom-2	Interatomic distance (Å)	Clash overlap (Å)
22:DA:2571:U:N3	22:DA:2574:G:C8	2.87	0.42
22:DA:2614:A:C4'	22:DA:2615:U:OP1	2.65	0.42
22:DA:2721:A:H2'	22:DA:2722:G:O4'	2.20	0.42
22:DA:2812:G:N1	22:DA:2813:A:C4	2.87	0.42
22:DA:2901:C:H2'	22:DA:2901:C:O2	2.19	0.42
27:DF:25:MET:C	27:DF:27:VAL:N	2.72	0.42
27:DF:82:TYR:HA	27:DF:83:PRO:HD2	1.84	0.42
28:DG:166:GLU:N	28:DG:166:GLU:OE1	2.53	0.42
29:DH:147:VAL:O	29:DH:148:ALA:CB	2.67	0.42
31:DJ:1:MET:HE3	31:DJ:2:LYS:O	2.19	0.42
34:DM:1:MET:O	34:DM:43:ALA:HB1	2.18	0.42
35:DN:7:GLY:HA2	35:DN:46:ARG:NH1	2.34	0.42
37:DP:19:PHE:HE1	37:DP:58:PHE:CE2	2.37	0.42
38:DQ:63:ARG:HG2	38:DQ:63:ARG:H	1.57	0.42
40:DS:66:ILE:HD13	40:DS:66:ILE:N	2.34	0.42
45:DX:47:THR:O	45:DX:48:LEU:HD23	2.20	0.42
1:AA:39:G:N3	1:AA:40:C:C6	2.88	0.42
1:AA:69:G:N3	1:AA:69:G:H2'	2.35	0.42
1:AA:102:G:C2	1:AA:103:U:C5	3.06	0.42
1:AA:155:A:H2'	1:AA:156:C:H6	1.84	0.42
1:AA:198:G:C6	1:AA:220:G:N3	2.87	0.42
1:AA:208:U:H3	1:AA:212:G:H21	1.64	0.42
1:AA:251:G:C6	1:AA:266:G:O6	2.71	0.42
1:AA:428:G:N9	1:AA:430:A:N7	2.67	0.42
1:AA:473:U:C2	1:AA:474:G:N7	2.87	0.42
1:AA:665:A:C2	1:AA:732:C:C4	3.07	0.42
1:AA:688:G:C4	1:AA:700:G:N2	2.88	0.42
1:AA:766:A:N3	1:AA:814:A:C2	2.87	0.42
1:AA:864:A:C2'	1:AA:865:A:C8	3.03	0.42
1:AA:1045:C:OP2	1:AA:1045:C:C6	2.72	0.42
1:AA:1046:A:C2'	1:AA:1047:G:C5'	2.98	0.42
1:AA:1136:C:O2	1:AA:1136:C:C3'	2.67	0.42
1:AA:1299:A:HO2'	1:AA:1301:U:H6	1.60	0.42
1:AA:1421:G:C6	1:AA:1422:G:N7	2.88	0.42
1:AA:1478:U:H2'	1:AA:1479:C:C6	2.54	0.42
5:AE:82:HIS:CE1	8:AH:95:MET:HE2	2.53	0.42
6:AF:8:PHE:CA	6:AF:87:SER:HB2	2.49	0.42
7:AG:119:LEU:O	7:AG:122:GLU:N	2.50	0.42
9:AI:34:LEU:HD11	9:AI:47:VAL:HG21	2.01	0.42
11:AK:85:VAL:HG11	11:AK:92:ARG:NH1	2.34	0.42
12:AL:24:GLU:O	12:AL:25:ALA:C	2.55	0.42

*Continued on next page...*

*Continued from previous page...*

Atom-1	Atom-2	Interatomic distance (Å)	Clash overlap (Å)
13:AM:9:PRO:O	13:AM:10:ASP:HB2	2.19	0.42
15:AO:68:TYR:CE2	15:AO:72:LYS:HG3	2.54	0.42
22:BA:164:C:H2'	22:BA:165:A:O4'	2.19	0.42
22:BA:295:G:C2	22:BA:296:U:C6	3.08	0.42
22:BA:569:U:H1'	22:BA:947:A:O4'	2.20	0.42
22:BA:736:C:N3	22:BA:737:C:C5	2.88	0.42
22:BA:792:A:H3'	22:BA:793:A:H5'	2.01	0.42
22:BA:915:C:H6	22:BA:915:C:C5'	2.24	0.42
22:BA:1074:G:C2'	22:BA:1075:C:H6	2.32	0.42
22:BA:1317:G:C2	22:BA:1336:A:C2	3.08	0.42
22:BA:1693:U:O5'	22:BA:1694:C:H5	2.01	0.42
22:BA:1848:A:H2'	22:BA:1849:G:C8	2.55	0.42
22:BA:2136:G:N3	22:BA:2137:U:C4	2.87	0.42
22:BA:2275:C:O2'	34:BM:84:LYS:HA	2.19	0.42
22:BA:2454:G:C5	22:BA:2455:G:C8	3.07	0.42
22:BA:2531:A:H5'	28:BG:156:TYR:CZ	2.54	0.42
22:BA:2770:G:H5''	22:BA:2771:C:OP2	2.20	0.42
22:BA:2777:G:C8	22:BA:2777:G:O5'	2.73	0.42
23:BB:57:A:O2'	23:BB:58:A:H5'	2.19	0.42
25:BD:178:VAL:O	25:BD:178:VAL:CG1	2.68	0.42
26:BE:137:LYS:O	26:BE:141:MET:HG3	2.19	0.42
30:BI:49:GLU:HG2	30:BI:50:LYS:H	1.83	0.42
31:BJ:49:ASP:OD2	31:BJ:49:ASP:O	2.37	0.42
35:BN:10:LEU:HD12	35:BN:10:LEU:HA	1.75	0.42
38:BQ:77:LYS:HE2	38:BQ:116:LEU:HD23	2.02	0.42
39:BR:3:ALA:HB3	39:BR:59:ILE:HD11	2.01	0.42
41:BT:54:GLU:CB	41:BT:88:LYS:HB2	2.49	0.42
44:BW:18:LYS:HD2	44:BW:36:ILE:HD11	2.01	0.42
1:CA:14:U:O2'	1:CA:15:G:H3'	2.19	0.42
1:CA:43:C:H3'	1:CA:43:C:C6	2.55	0.42
1:CA:69:G:N2	1:CA:71:A:N6	2.68	0.42
1:CA:164:G:C2'	1:CA:165:G:H5'	2.50	0.42
1:CA:197:A:N6	1:CA:221:C:C4'	2.81	0.42
1:CA:212:G:N2	1:CA:213:G:C8	2.88	0.42
1:CA:223:A:C6	1:CA:224:U:C4	3.06	0.42
1:CA:251:G:C2	1:CA:266:G:C6	3.08	0.42
1:CA:355:C:H4'	1:CA:388:G:O2'	2.20	0.42
1:CA:518:C:C6	1:CA:530:G:C5	3.08	0.42
1:CA:537:G:H2'	1:CA:538:G:C8	2.54	0.42
1:CA:570:G:H2'	1:CA:571:U:C6	2.55	0.42
1:CA:645:G:C4	1:CA:646:G:C8	3.08	0.42

*Continued on next page...*

*Continued from previous page...*

Atom-1	Atom-2	Interatomic distance (Å)	Clash overlap (Å)
1:CA:696:A:H8	1:CA:696:A:O5'	2.02	0.42
1:CA:900:A:H2'	1:CA:901:A:C8	2.55	0.42
1:CA:922:G:H2'	1:CA:923:A:H8	1.79	0.42
1:CA:953:G:C6	1:CA:954:G:C6	3.06	0.42
1:CA:962:C:O2'	1:CA:963:G:O5'	2.36	0.42
1:CA:982:U:C1'	1:CA:983:A:C8	2.98	0.42
1:CA:1236:A:H2'	1:CA:1237:C:C6	2.55	0.42
1:CA:1432:G:H2'	1:CA:1467:C:H42	1.84	0.42
1:CA:1483:A:O5'	1:CA:1483:A:H8	2.02	0.42
3:CC:11:LEU:C	3:CC:13:ILE:H	2.23	0.42
3:CC:87:ARG:HG2	3:CC:100:ILE:HG21	2.01	0.42
3:CC:183:TYR:CE1	3:CC:200:TRP:CE2	3.07	0.42
4:CD:27:ILE:O	4:CD:28:ASP:CB	2.67	0.42
4:CD:77:GLU:HG3	4:CD:81:LEU:HD12	1.90	0.42
4:CD:94:GLU:OE1	4:CD:103:ARG:NE	2.51	0.42
4:CD:146:GLU:N	4:CD:146:GLU:CD	2.72	0.42
5:CE:80:LEU:HD21	5:CE:143:LEU:CD2	2.50	0.42
6:CF:11:HIS:CE1	6:CF:13:ASP:HB2	2.55	0.42
7:CG:77:ARG:O	7:CG:84:TYR:HB3	2.19	0.42
19:CS:62:THR:CG2	19:CS:64:GLU:HG3	2.49	0.42
22:DA:56:A:C6	22:DA:57:C:N3	2.88	0.42
22:DA:85:G:C8	42:DU:6:ARG:NH1	2.85	0.42
22:DA:170:U:C5	22:DA:171:U:C5	3.07	0.42
22:DA:301:G:C5	22:DA:302:C:N4	2.87	0.42
22:DA:415:A:C2	22:DA:2409:G:C5	3.07	0.42
22:DA:478:A:N1	22:DA:480:A:C5	2.88	0.42
22:DA:845:A:C2	22:DA:847:U:C2	3.07	0.42
22:DA:855:G:C2	44:DW:23:LYS:HG2	2.55	0.42
22:DA:903:C:H2'	22:DA:904:G:C8	2.54	0.42
22:DA:1060:U:H4'	22:DA:1061:U:H2'	1.91	0.42
22:DA:1074:G:P	22:DA:1074:G:H8	2.42	0.42
22:DA:1324:G:N2	22:DA:1328:A:N1	2.67	0.42
22:DA:1362:C:N3	22:DA:1363:C:C5	2.88	0.42
22:DA:1740:G:H2'	22:DA:1741:C:O4'	2.18	0.42
22:DA:1809:A:C2	22:DA:1810:A:C6	3.06	0.42
22:DA:1867:G:C2	22:DA:1868:C:C2	3.07	0.42
22:DA:2093:G:N3	22:DA:2094:A:N7	2.68	0.42
22:DA:2453:A:H8	22:DA:2453:A:O5'	2.02	0.42
22:DA:2462:C:H2'	22:DA:2463:C:C6	2.54	0.42
22:DA:2511:U:O5'	22:DA:2511:U:H6	2.02	0.42
22:DA:2513:A:C5	22:DA:2514:U:C5	3.07	0.42

*Continued on next page...*



*Continued from previous page...*

Atom-1	Atom-2	Interatomic distance (Å)	Clash overlap (Å)
22:DA:2513:A:C4	22:DA:2514:U:C5	3.07	0.42
22:DA:2636:C:H4'	25:DD:81:GLU:CD	2.38	0.42
22:DA:2790:U:H4'	22:DA:2892:G:O2'	2.19	0.42
22:DA:2837:A:O2'	22:DA:2838:G:O4'	2.29	0.42
23:DB:7:G:H5'	36:DO:29:HIS:CE1	2.54	0.42
23:DB:20:G:C4	23:DB:64:G:N2	2.88	0.42
23:DB:37:C:H2'	23:DB:38:C:C5'	2.49	0.42
24:DC:19:VAL:O	24:DC:19:VAL:HG12	2.19	0.42
24:DC:250:GLN:HG3	24:DC:254:LYS:HG3	2.00	0.42
25:DD:94:GLN:O	25:DD:95:SER:C	2.57	0.42
25:DD:130:GLN:O	25:DD:131:ASP:C	2.57	0.42
26:DE:199:MET:CE	26:DE:200:LEU:CD2	2.97	0.42
27:DF:57:ALA:HA	27:DF:60:SER:HB3	2.01	0.42
27:DF:160:LYS:H	27:DF:160:LYS:HG3	1.69	0.42
28:DG:157:LYS:C	28:DG:159:LYS:N	2.73	0.42
31:DJ:77:HIS:CD2	31:DJ:77:HIS:O	2.73	0.42
32:DK:22:ILE:HG13	32:DK:40:LYS:O	2.19	0.42
32:DK:34:GLY:O	32:DK:35:VAL:CG2	2.67	0.42
32:DK:61:VAL:HG11	32:DK:112:PHE:CE2	2.54	0.42
32:DK:62:VAL:HG12	32:DK:63:VAL:N	2.34	0.42
33:DL:76:GLU:O	33:DL:76:GLU:CG	2.67	0.42
33:DL:81:ASP:C	33:DL:82:LEU:HD12	2.40	0.42
34:DM:17:ASN:C	34:DM:18:ARG:HG2	2.39	0.42
35:DN:28:LEU:CD2	35:DN:115:LEU:HD21	2.14	0.42
36:DO:49:VAL:O	36:DO:50:ALA:HB2	2.19	0.42
37:DP:91:VAL:CG2	37:DP:109:ILE:HD13	2.50	0.42
37:DP:113:LEU:C	37:DP:113:LEU:CD2	2.85	0.42
39:DR:9:GLY:C	39:DR:10:LYS:HG3	2.38	0.42
41:DT:18:GLU:O	41:DT:22:THR:HG23	2.20	0.42
42:DU:102:ILE:HD12	42:DU:102:ILE:HA	1.92	0.42
1:AA:110:C:O2'	1:AA:111:G:C5'	2.68	0.42
1:AA:435:A:H2'	1:AA:436:C:H5'	2.01	0.42
1:AA:640:A:O2'	8:AH:106:SER:HB2	2.20	0.42
1:AA:702:A:C4	22:BA:1847:A:C2	3.06	0.42
1:AA:748:G:C6	1:AA:749:A:C5	3.07	0.42
1:AA:993:G:N2	1:AA:996:A:N6	2.67	0.42
1:AA:1049:U:O4	14:AN:1:ALA:HB1	2.19	0.42
1:AA:1103:C:H2'	1:AA:1104:G:O5'	2.18	0.42
1:AA:1129:C:H2'	1:AA:1139:G:N7	2.35	0.42
1:AA:1154:G:C2	1:AA:1155:A:C8	3.07	0.42
1:AA:1492:A:C2'	1:AA:1493:A:O5'	2.67	0.42

*Continued on next page...*

*Continued from previous page...*

Atom-1	Atom-2	Interatomic distance (Å)	Clash overlap (Å)
2:AB:20:ARG:O	2:AB:22:TRP:N	2.52	0.42
2:AB:60:ALA:HB2	2:AB:220:VAL:HG12	2.01	0.42
2:AB:172:ILE:O	2:AB:175:ALA:N	2.53	0.42
5:AE:95:MET:CE	5:AE:114:LEU:HD13	2.50	0.42
5:AE:139:THR:O	5:AE:142:GLY:N	2.52	0.42
9:AI:62:LEU:N	9:AI:62:LEU:CD2	2.83	0.42
11:AK:61:ALA:O	11:AK:64:VAL:HG13	2.19	0.42
11:AK:124:LYS:HE2	11:AK:125:LYS:N	2.34	0.42
12:AL:42:LYS:HE2	12:AL:43:LYS:HE3	2.02	0.42
12:AL:72:ASN:O	12:AL:73:LEU:O	2.38	0.42
12:AL:73:LEU:HD11	12:AL:79:ILE:CG2	2.49	0.42
12:AL:80:LEU:HB2	12:AL:101:LEU:HD22	2.01	0.42
13:AM:19:THR:CA	13:AM:24:VAL:HG23	2.39	0.42
14:AN:1:ALA:O	14:AN:2:LYS:CB	2.67	0.42
14:AN:80:ARG:NH1	14:AN:81:ILE:HG12	2.35	0.42
15:AO:20:ASP:CG	15:AO:23:SER:HB2	2.40	0.42
15:AO:44:GLU:OE2	15:AO:45:HIS:CE1	2.72	0.42
15:AO:55:LEU:HD21	22:BA:715:A:C2	2.54	0.42
15:AO:57:ARG:HH11	15:AO:57:ARG:CB	2.32	0.42
22:BA:271:G:C4	22:BA:272:A:N7	2.88	0.42
22:BA:423:A:H5'	22:BA:424:G:C5'	2.50	0.42
22:BA:828:U:O4	22:BA:2247:A:H1'	2.19	0.42
22:BA:920:A:OP1	47:BZ:18:LYS:HE3	2.19	0.42
22:BA:1097:U:O2	30:BI:8:VAL:HG12	2.19	0.42
22:BA:1402:U:H3'	22:BA:1402:U:C6	2.55	0.42
22:BA:1610:A:H8	22:BA:1610:A:H5'	1.84	0.42
22:BA:1744:A:H2'	22:BA:1744:A:N3	2.34	0.42
22:BA:1996:C:OP1	32:BK:31:ARG:NH2	2.51	0.42
22:BA:2087:G:H2'	22:BA:2088:A:C8	2.54	0.42
22:BA:2262:U:H5'	22:BA:2387:U:O2	2.19	0.42
22:BA:2430:A:C3'	22:BA:2431:U:C5'	2.97	0.42
24:BC:28:PRO:HB2	24:BC:29:PHE:H	1.56	0.42
25:BD:9:VAL:HG22	25:BD:26:VAL:HG12	2.01	0.42
25:BD:62:LYS:CB	25:BD:63:PRO:HD3	2.45	0.42
25:BD:150:GLN:HG3	25:BD:151:THR:N	2.22	0.42
26:BE:12:LEU:O	26:BE:13:THR:CB	2.65	0.42
26:BE:134:LEU:HD12	26:BE:138:LEU:HG	2.02	0.42
27:BF:72:SER:N	27:BF:80:GLN:HB2	2.32	0.42
28:BG:73:SER:HA	28:BG:76:ILE:HG23	2.00	0.42
29:BH:2:GLN:O	29:BH:3:VAL:CG2	2.54	0.42
29:BH:4:ILE:HG12	29:BH:18:GLN:HE22	1.82	0.42

*Continued on next page...*

*Continued from previous page...*

Atom-1	Atom-2	Interatomic distance (Å)	Clash overlap (Å)
31:BJ:7:LYS:HA	31:BJ:8:PRO:HD3	1.86	0.42
32:BK:43:ILE:HD12	32:BK:52:VAL:HG23	2.01	0.42
36:BO:43:ASN:ND2	36:BO:46:GLU:HG2	2.27	0.42
36:BO:88:LYS:HE3	36:BO:116:GLN:NE2	2.34	0.42
37:BP:95:LYS:CG	37:BP:97:TYR:CZ	2.96	0.42
38:BQ:27:ARG:NH1	38:BQ:27:ARG:CG	2.83	0.42
43:BV:35:GLU:HG3	43:BV:93:ARG:HD3	2.00	0.42
44:BW:39:GLN:HE21	44:BW:42:THR:CG2	2.31	0.42
47:BZ:29:ARG:O	47:BZ:30:ARG:HG3	2.19	0.42
1:CA:82:G:C2'	1:CA:83:C:H4'	2.44	0.42
1:CA:414:A:HO2'	1:CA:415:A:C4'	2.32	0.42
1:CA:635:A:H2'	1:CA:636:U:C6	2.54	0.42
1:CA:657:U:O5'	1:CA:657:U:H6	2.03	0.42
1:CA:854:U:H2'	1:CA:855:U:H6	1.85	0.42
1:CA:983:A:HO2'	1:CA:984:C:H5'	1.82	0.42
1:CA:1072:G:C6	1:CA:1073:U:C4	3.07	0.42
1:CA:1250:A:N6	1:CA:1251:A:C6	2.87	0.42
1:CA:1352:C:O2	1:CA:1371:G:C2	2.72	0.42
1:CA:1461:G:C5	1:CA:1462:C:C4	3.07	0.42
3:CC:4:VAL:HG11	3:CC:9:ILE:HD13	2.02	0.42
3:CC:137:VAL:HG13	3:CC:148:ILE:HG21	2.01	0.42
4:CD:3:TYR:CZ	4:CD:5:GLY:HA3	2.55	0.42
4:CD:69:ARG:HG3	4:CD:69:ARG:NH1	2.13	0.42
4:CD:90:LEU:N	4:CD:90:LEU:HD22	2.34	0.42
7:CG:4:ARG:CD	7:CG:5:VAL:N	2.79	0.42
7:CG:72:VAL:HG12	7:CG:144:ALA:CB	2.50	0.42
8:CH:34:ALA:O	8:CH:38:VAL:HG23	2.19	0.42
8:CH:75:GLN:O	8:CH:126:CYS:HB2	2.19	0.42
9:CI:59:LYS:HE3	9:CI:60:LEU:HD11	2.01	0.42
11:CK:74:LYS:HD2	11:CK:104:PHE:CE1	2.55	0.42
12:CL:120:ARG:HG2	12:CL:121:PRO:O	2.19	0.42
13:CM:53:ASP:HA	13:CM:56:ARG:CZ	2.49	0.42
14:CN:30:ILE:O	14:CN:30:ILE:HG22	2.19	0.42
19:CS:35:ARG:HB3	19:CS:50:VAL:HB	2.01	0.42
19:CS:52:ASN:O	19:CS:54:ARG:HD3	2.19	0.42
20:CT:57:VAL:CG1	20:CT:71:ALA:HB2	2.47	0.42
22:DA:52:A:C2	22:DA:179:C:O4'	2.65	0.42
22:DA:227:A:O2'	22:DA:228:C:C5'	2.68	0.42
22:DA:285:G:C6	22:DA:286:U:C4	3.06	0.42
22:DA:387:U:C4'	22:DA:388:G:H5''	2.50	0.42
22:DA:529:A:C8	22:DA:2042:A:N1	2.88	0.42

*Continued on next page...*

*Continued from previous page...*

Atom-1	Atom-2	Interatomic distance (Å)	Clash overlap (Å)
22:DA:540:C:H2'	22:DA:541:A:C8	2.55	0.42
22:DA:601:C:O5'	22:DA:601:C:H6	2.03	0.42
22:DA:728:G:O2'	22:DA:730:A:H8	2.03	0.42
22:DA:931:U:H4'	22:DA:932:U:OP1	2.17	0.42
22:DA:960:A:H2'	22:DA:962:G:C5'	2.32	0.42
22:DA:1077:A:C2'	22:DA:1078:U:O5'	2.66	0.42
22:DA:1157:G:H2'	22:DA:1158:C:H6	1.79	0.42
22:DA:1340:U:O2'	22:DA:1341:G:P	2.78	0.42
22:DA:1346:G:H1	22:DA:1600:C:H42	1.66	0.42
22:DA:1460:U:C6	22:DA:1460:U:OP2	2.72	0.42
22:DA:1615:C:C6	22:DA:1617:C:C5	3.08	0.42
22:DA:1653:G:O6	35:DN:10:LEU:O	2.38	0.42
22:DA:1753:G:C2	22:DA:1756:G:C2	3.08	0.42
22:DA:1889:A:C2	22:DA:1890:A:C4	3.07	0.42
22:DA:1895:C:C2	22:DA:1896:G:C8	3.06	0.42
22:DA:1950:G:H1	22:DA:1954:G:H2'	1.84	0.42
22:DA:2143:C:H5''	22:DA:2144:G:N7	2.34	0.42
22:DA:2149:U:C5	22:DA:2150:C:H5	2.38	0.42
22:DA:2410:G:C2	22:DA:2411:A:H1'	2.54	0.42
22:DA:2503:A:C4'	22:DA:2504:U:OP1	2.60	0.42
22:DA:2526:G:O2'	52:D4:34:LYS:HE3	2.19	0.42
22:DA:2889:C:C4	22:DA:2890:G:C6	3.07	0.42
23:DB:85:G:O2'	23:DB:86:G:H5'	2.18	0.42
24:DC:38:LYS:HE3	24:DC:38:LYS:HB3	1.82	0.42
26:DE:180:LEU:N	26:DE:180:LEU:HD23	2.34	0.42
29:DH:37:VAL:CG2	29:DH:38:PRO:CD	2.96	0.42
30:DI:51:GLY:O	30:DI:52:LEU:HB2	2.19	0.42
31:DJ:80:HIS:N	31:DJ:80:HIS:ND1	2.67	0.42
35:DN:65:LEU:H	35:DN:65:LEU:CD1	2.30	0.42
35:DN:83:LEU:HG	35:DN:86:ARG:HH21	1.84	0.42
35:DN:99:LYS:H	35:DN:99:LYS:HG2	1.65	0.42
36:DO:54:VAL:HG22	36:DO:54:VAL:O	2.19	0.42
36:DO:82:ALA:HB3	36:DO:115:LEU:HD12	2.01	0.42
43:DV:21:ARG:HD3	43:DV:87:GLN:HG2	2.00	0.42
44:DW:18:LYS:HA	44:DW:18:LYS:NZ	2.35	0.42
44:DW:20:LEU:N	44:DW:20:LEU:CD1	2.76	0.42
45:DX:58:ILE:HG12	45:DX:66:VAL:CG2	2.46	0.42
48:D0:11:LYS:HD2	48:D0:14:MET:HB2	2.01	0.42
48:D0:54:ILE:HB	48:D0:55:ALA:H	1.61	0.42
51:D3:18:LYS:CE	51:D3:19:GLY:H	2.32	0.42
1:AA:120:A:C6	1:AA:122:G:C6	3.07	0.42

*Continued on next page...*

*Continued from previous page...*

Atom-1	Atom-2	Interatomic distance (Å)	Clash overlap (Å)
1:AA:279:A:H5''	1:AA:281:G:C4'	2.50	0.42
1:AA:397:A:C6	1:AA:548:G:N7	2.88	0.42
1:AA:595:A:C6	1:AA:641:U:C5	3.08	0.42
1:AA:846:G:O2'	1:AA:847:G:H5'	2.20	0.42
1:AA:958:A:N1	19:AS:53:GLY:HA3	2.35	0.42
1:AA:1052:U:H5''	1:AA:1053:G:OP2	2.19	0.42
1:AA:1054:C:H5''	1:AA:1196:A:O2'	2.19	0.42
1:AA:1080:A:O3'	5:AE:20:VAL:HG21	2.20	0.42
1:AA:1119:C:OP1	9:AI:84:ARG:NH2	2.53	0.42
1:AA:1416:G:C2	1:AA:1485:U:O2	2.73	0.42
5:AE:93:VAL:HG13	5:AE:94:PHE:N	2.35	0.42
5:AE:114:LEU:HD21	5:AE:122:VAL:HG23	1.96	0.42
6:AF:8:PHE:H	6:AF:8:PHE:HD2	1.66	0.42
7:AG:25:PHE:HD1	7:AG:100:MET:HB3	1.85	0.42
10:AJ:28:THR:O	10:AJ:32:THR:HG22	2.20	0.42
10:AJ:33:GLY:HA3	10:AJ:83:THR:OG1	2.18	0.42
10:AJ:35:GLN:HA	10:AJ:35:GLN:NE2	2.31	0.42
11:AK:91:GLY:O	11:AK:95:THR:HB	2.19	0.42
11:AK:98:ALA:O	11:AK:102:ALA:HB2	2.20	0.42
12:AL:24:GLU:CB	12:AL:26:CYS:SG	2.90	0.42
12:AL:49:ARG:CG	12:AL:89:LEU:HD21	2.49	0.42
13:AM:90:HIS:HA	13:AM:108:ARG:NH2	2.34	0.42
22:BA:568:U:P	33:BL:36:LYS:HE3	2.60	0.42
22:BA:571:U:C4	22:BA:2030:A:C6	3.07	0.42
22:BA:916:G:H8	22:BA:916:G:O5'	2.02	0.42
22:BA:1074:G:O2'	22:BA:1075:C:H5'	2.19	0.42
22:BA:1091:G:O2'	22:BA:1092:C:C5'	2.68	0.42
22:BA:1141:U:H5'	22:BA:1142:A:O4'	2.19	0.42
22:BA:1373:A:H8	22:BA:1373:A:O5'	2.03	0.42
22:BA:1374:G:O2'	22:BA:1375:U:H5'	2.19	0.42
22:BA:1431:A:C2'	22:BA:1432:G:O5'	2.67	0.42
22:BA:1507:C:C5	22:BA:1508:A:H2	2.38	0.42
22:BA:1539:U:H2'	22:BA:1540:G:C8	2.47	0.42
22:BA:1753:G:H5''	37:BP:92:ARG:HE	1.84	0.42
22:BA:1827:U:O2'	22:BA:1828:G:H5'	2.20	0.42
22:BA:1868:C:H2'	22:BA:1869:G:O4'	2.19	0.42
22:BA:1922:G:H2'	22:BA:1923:U:O4'	2.19	0.42
22:BA:2032:G:N7	56:BA:3536:HOH:O	2.37	0.42
22:BA:2103:C:C2'	22:BA:2104:C:C5'	2.96	0.42
22:BA:2212:A:H4'	22:BA:2213:U:OP1	2.20	0.42
22:BA:2415:G:C4	22:BA:2416:C:C5	3.08	0.42

*Continued on next page...*

*Continued from previous page...*

Atom-1	Atom-2	Interatomic distance (Å)	Clash overlap (Å)
22:BA:2471:A:C2'	22:BA:2472:G:H5'	2.48	0.42
22:BA:2821:A:H2'	22:BA:2822:G:H8	1.84	0.42
22:BA:2832:U:O2'	22:BA:2833:U:P	2.77	0.42
24:BC:216:ARG:CB	24:BC:217:PRO:HD2	2.49	0.42
25:BD:15:PHE:N	37:BP:11:GLN:NE2	2.62	0.42
27:BF:136:ILE:HG12	27:BF:136:ILE:H	1.34	0.42
28:BG:54:ARG:HG3	28:BG:57:TYR:HD1	1.85	0.42
28:BG:93:TYR:O	28:BG:105:SER:O	2.37	0.42
28:BG:171:LYS:CD	28:BG:172:GLU:H	2.32	0.42
34:BM:124:LEU:HD23	34:BM:124:LEU:HA	1.82	0.42
42:BU:73:ASN:ND2	42:BU:75:ALA:HB3	2.34	0.42
47:BZ:2:LYS:O	47:BZ:3:THR:CG2	2.67	0.42
1:CA:72:A:N6	1:CA:73:C:N4	2.68	0.42
1:CA:326:G:H5'	1:CA:327:A:OP2	2.20	0.42
1:CA:552:U:H2'	1:CA:553:A:C8	2.52	0.42
1:CA:671:G:C2	1:CA:672:U:C2	3.08	0.42
1:CA:952:U:C5	13:CM:102:LYS:NZ	2.87	0.42
1:CA:959:A:H2'	1:CA:960:U:O5'	2.19	0.42
1:CA:1084:G:C6	1:CA:1085:U:C4	3.07	0.42
1:CA:1151:A:H2'	1:CA:1152:A:C8	2.50	0.42
1:CA:1201:A:H4'	1:CA:1203:C:OP2	2.19	0.42
1:CA:1255:G:H21	1:CA:1258:G:H22	1.67	0.42
4:CD:118:SER:O	4:CD:130:ASN:HB2	2.20	0.42
4:CD:141:VAL:HG22	4:CD:180:THR:OG1	2.19	0.42
4:CD:176:LYS:O	4:CD:176:LYS:CD	2.68	0.42
5:CE:133:ILE:HG13	5:CE:134:ASN:N	2.30	0.42
6:CF:81:ASN:O	6:CF:82:ASP:C	2.58	0.42
7:CG:16:LYS:HG2	9:CI:45:MET:SD	2.59	0.42
8:CH:100:ILE:C	8:CH:100:ILE:CD1	2.76	0.42
8:CH:124:ILE:CG2	8:CH:127:TYR:HE1	2.31	0.42
8:CH:127:TYR:N	8:CH:127:TYR:CD1	2.87	0.42
13:CM:84:CYS:HB2	19:CS:73:PHE:CE1	2.55	0.42
15:CO:35:ILE:HG23	15:CO:55:LEU:HD11	2.01	0.42
16:CP:8:ARG:HB3	16:CP:28:ARG:NH1	2.34	0.42
20:CT:16:ALA:O	20:CT:20:ASN:ND2	2.53	0.42
22:DA:61:C:H5'	46:DY:43:LEU:HB2	2.01	0.42
22:DA:64:A:H2'	22:DA:65:U:O4'	2.19	0.42
22:DA:136:G:N2	22:DA:144:A:C2	2.88	0.42
22:DA:202:U:H3'	22:DA:203:A:C8	2.54	0.42
22:DA:204:A:H4'	22:DA:205:G:O5'	2.19	0.42
22:DA:296:U:H2'	22:DA:297:G:C8	2.55	0.42

*Continued on next page...*

*Continued from previous page...*

Atom-1	Atom-2	Interatomic distance (Å)	Clash overlap (Å)
22:DA:372:G:P	45:DX:61:LYS:HZ1	2.42	0.42
22:DA:479:A:H1'	22:DA:480:A:H5''	2.02	0.42
22:DA:618:G:C2	22:DA:619:G:C4	3.08	0.42
22:DA:674:G:H2'	22:DA:804:A:H61	1.85	0.42
22:DA:755:U:O2'	22:DA:756:A:H5'	2.20	0.42
22:DA:800:A:C4'	22:DA:801:G:O5'	2.64	0.42
22:DA:962:G:O2'	22:DA:963:U:C5'	2.68	0.42
22:DA:1025:G:H1'	22:DA:1135:C:O4'	2.19	0.42
22:DA:1411:U:H2'	22:DA:1412:U:C6	2.54	0.42
22:DA:1423:G:H8	22:DA:1423:G:O5'	2.01	0.42
22:DA:1442:U:C4	22:DA:1443:U:C4	3.07	0.42
22:DA:1540:G:O2'	22:DA:1541:C:O5'	2.37	0.42
22:DA:1661:G:C6	22:DA:1662:U:C5	3.07	0.42
22:DA:1738:G:O2'	22:DA:1739:A:P	2.77	0.42
22:DA:1800:C:H5''	24:DC:145:MET:CE	2.49	0.42
22:DA:1809:A:N3	22:DA:1810:A:N7	2.68	0.42
22:DA:1824:G:OP1	24:DC:52:HIS:CE1	2.73	0.42
22:DA:1974:C:H2'	22:DA:1975:G:C8	2.52	0.42
22:DA:2048:G:C6	22:DA:2049:G:C5	3.08	0.42
22:DA:2157:G:OP2	22:DA:2157:G:N2	2.52	0.42
22:DA:2187:U:N3	22:DA:2188:U:C5	2.88	0.42
22:DA:2282:G:H1'	22:DA:2390:U:C5	2.55	0.42
22:DA:2285:C:H2'	22:DA:2286:G:H5''	2.01	0.42
22:DA:2291:U:C2	22:DA:2292:U:C5	3.08	0.42
22:DA:2308:G:H2'	22:DA:2309:A:OP1	2.19	0.42
22:DA:2376:A:N3	36:DO:99:TYR:CE2	2.88	0.42
22:DA:2653:U:C4	22:DA:2654:A:N6	2.87	0.42
22:DA:2745:C:H41	22:DA:2755:C:H4'	1.85	0.42
22:DA:2828:G:O2'	22:DA:2829:A:H5'	2.19	0.42
23:DB:11:C:C4	23:DB:12:C:C5	3.07	0.42
23:DB:17:C:O2'	23:DB:18:G:H8	2.00	0.42
23:DB:109:A:O2'	23:DB:110:C:C5'	2.68	0.42
24:DC:124:LYS:HB3	24:DC:124:LYS:HZ3	1.85	0.42
24:DC:250:GLN:HB2	24:DC:254:LYS:CG	2.50	0.42
26:DE:5:LEU:CD1	26:DE:10:SER:HB2	2.50	0.42
26:DE:47:LYS:O	26:DE:86:ALA:HB2	2.19	0.42
26:DE:127:GLU:OE2	26:DE:133:LEU:CD2	2.67	0.42
27:DF:47:LYS:HD2	27:DF:47:LYS:N	2.34	0.42
27:DF:111:ARG:N	27:DF:111:ARG:HE	2.18	0.42
28:DG:157:LYS:HE2	28:DG:157:LYS:HB2	1.90	0.42
29:DH:68:ARG:HD3	29:DH:71:LYS:CB	2.49	0.42

*Continued on next page...*

*Continued from previous page...*

Atom-1	Atom-2	Interatomic distance (Å)	Clash overlap (Å)
31:DJ:30:THR:HG23	31:DJ:31:GLU:N	2.33	0.42
31:DJ:41:LYS:HE3	31:DJ:50:THR:O	2.19	0.42
31:DJ:129:GLU:N	31:DJ:129:GLU:OE1	2.53	0.42
32:DK:71:ARG:O	32:DK:72:PRO:C	2.57	0.42
37:DP:20:ARG:HG2	37:DP:112:ARG:HH12	1.84	0.42
38:DQ:6:GLY:N	38:DQ:9:ALA:HB3	2.33	0.42
38:DQ:42:GLY:HA3	39:DR:75:VAL:HG21	2.01	0.42
43:DV:56:PHE:C	43:DV:56:PHE:CD1	2.93	0.42
44:DW:9:THR:CG2	44:DW:10:ARG:HG3	2.40	0.42
47:DZ:6:ILE:HG22	47:DZ:7:THR:N	2.34	0.42
1:AA:366:A:H4'	1:AA:367:U:OP1	2.18	0.42
1:AA:419:C:C2'	1:AA:420:U:H5'	2.49	0.42
1:AA:523:A:C2	1:AA:527:G:C6	3.07	0.42
1:AA:577:G:C4'	1:AA:816:A:H2'	2.49	0.42
1:AA:626:G:H2'	1:AA:627:G:O4'	2.20	0.42
1:AA:828:U:C6	1:AA:828:U:C3'	3.03	0.42
1:AA:832:G:N2	1:AA:833:G:H1'	2.35	0.42
1:AA:1002:G:N3	1:AA:1003:G:H1'	2.34	0.42
1:AA:1141:C:C2	1:AA:1142:G:N7	2.88	0.42
1:AA:1477:U:H2'	1:AA:1478:U:C6	2.55	0.42
56:AA:1813:HOH:O	11:AK:125:LYS:HE2	2.20	0.42
3:AC:125:ARG:O	3:AC:126:ARG:HB2	2.20	0.42
4:AD:89:LEU:CD2	4:AD:199:ILE:CD1	2.92	0.42
6:AF:85:ILE:O	6:AF:86:ARG:C	2.58	0.42
8:AH:65:PHE:O	8:AH:66:GLN:O	2.37	0.42
11:AK:92:ARG:O	11:AK:92:ARG:HG2	2.20	0.42
12:AL:98:ARG:HD2	12:AL:103:CYS:SG	2.59	0.42
22:BA:90:U:C4	22:BA:91:A:C5	3.07	0.42
22:BA:141:G:H5'	22:BA:142:A:C8	2.55	0.42
22:BA:259:G:C2'	22:BA:260:G:H5'	2.49	0.42
22:BA:319:G:N9	22:BA:333:G:N2	2.67	0.42
22:BA:372:G:N2	22:BA:400:G:H2'	2.35	0.42
22:BA:532:A:C8	22:BA:2021:C:C6	3.07	0.42
22:BA:691:C:H2'	22:BA:692:C:H6	1.85	0.42
22:BA:782:A:N1	24:BC:224:MET:CE	2.83	0.42
22:BA:851:C:H2'	22:BA:852:U:O5'	2.19	0.42
22:BA:1170:C:N4	22:BA:1180:U:C2	2.87	0.42
22:BA:1327:A:C8	22:BA:1327:A:H3'	2.55	0.42
22:BA:1747:U:HO2'	22:BA:1748:C:H5'	1.80	0.42
22:BA:1824:G:C5	22:BA:1825:U:C5	3.08	0.42
22:BA:1858:A:C2'	22:BA:1859:U:C6	3.02	0.42

*Continued on next page...*



*Continued from previous page...*

Atom-1	Atom-2	Interatomic distance (Å)	Clash overlap (Å)
22:BA:2569:G:C2	22:BA:2570:G:C8	3.08	0.42
22:BA:2599:G:H2'	22:BA:2600:A:H5'	2.00	0.42
22:BA:2716:C:O2'	22:BA:2717:C:H5'	2.20	0.42
24:BC:116:GLN:O	24:BC:127:ASN:HB3	2.19	0.42
24:BC:133:ASN:C	24:BC:134:ILE:HG13	2.40	0.42
25:BD:85:ALA:O	25:BD:86:GLU:HG2	2.19	0.42
27:BF:4:HIS:CD2	27:BF:96:TRP:NE1	2.88	0.42
28:BG:123:GLU:CD	28:BG:124:CYS:H	2.22	0.42
29:BH:32:PRO:HB3	45:BX:38:TRP:CG	2.55	0.42
29:BH:132:PHE:CD2	29:BH:133:GLN:N	2.87	0.42
31:BJ:17:VAL:HG13	31:BJ:55:ILE:CG1	2.50	0.42
31:BJ:110:PRO:C	31:BJ:111:LYS:HD2	2.40	0.42
34:BM:96:ILE:HD11	34:BM:126:ILE:CD1	2.49	0.42
35:BN:28:LEU:O	35:BN:32:GLU:N	2.47	0.42
37:BP:57:ALA:HA	37:BP:75:THR:CG2	2.50	0.42
46:BY:2:LYS:HE3	46:BY:52:ARG:CZ	2.49	0.42
46:BY:17:GLU:HG3	46:BY:18:LEU:H	1.78	0.42
48:B0:42:ILE:HD12	48:B0:48:TYR:HB2	2.00	0.42
49:B1:16:THR:CB	49:B1:41:VAL:HG21	2.49	0.42
1:CA:292:G:N2	1:CA:308:C:O2	2.38	0.42
1:CA:444:G:N2	1:CA:445:G:C4	2.88	0.42
1:CA:554:A:H2'	1:CA:555:U:C6	2.54	0.42
1:CA:562:U:H1'	12:CL:11:ARG:HD2	2.01	0.42
1:CA:688:G:C6	1:CA:700:G:C6	3.07	0.42
1:CA:805:C:H2'	1:CA:806:C:C6	2.54	0.42
1:CA:833:G:C6	1:CA:834:U:C4	3.08	0.42
1:CA:866:C:C5	1:CA:867:G:H1'	2.54	0.42
1:CA:951:G:H1'	1:CA:970:C:O2'	2.19	0.42
1:CA:994:A:O2'	1:CA:995:C:C5'	2.68	0.42
1:CA:1104:G:C4	1:CA:1105:A:C8	3.07	0.42
1:CA:1203:C:O2	1:CA:1203:C:H2'	2.20	0.42
1:CA:1287:A:C2	1:CA:1288:A:C2	3.07	0.42
1:CA:1393:U:O2'	1:CA:1394:A:H3'	2.19	0.42
1:CA:1426:G:H2'	1:CA:1427:C:O4'	2.19	0.42
1:CA:1478:U:H2'	1:CA:1479:C:C6	2.55	0.42
1:CA:1517:G:H1'	22:DA:1919:A:O3'	2.20	0.42
2:CB:187:ASP:C	2:CB:189:ASN:H	2.22	0.42
4:CD:2:ARG:NE	4:CD:114:ARG:HG2	2.34	0.42
4:CD:156:ALA:O	4:CD:159:GLU:OE2	2.37	0.42
6:CF:56:LYS:O	6:CF:57:ALA:HB2	2.19	0.42
8:CH:6:ILE:HG21	8:CH:76:ARG:CZ	2.49	0.42

*Continued on next page...*

*Continued from previous page...*

Atom-1	Atom-2	Interatomic distance (Å)	Clash overlap (Å)
9:CI:25:GLY:C	9:CI:62:LEU:HD23	2.39	0.42
15:CO:52:ARG:HH11	22:DA:715:A:H61	1.68	0.42
15:CO:83:ARG:O	15:CO:83:ARG:CG	2.66	0.42
16:CP:60:TRP:O	16:CP:61:VAL:C	2.56	0.42
22:DA:33:C:H4'	22:DA:34:U:OP1	2.19	0.42
22:DA:301:G:N3	22:DA:302:C:C4	2.87	0.42
22:DA:370:G:H8	22:DA:370:G:O5'	2.03	0.42
22:DA:478:A:C2	22:DA:480:A:N9	2.88	0.42
22:DA:668:A:N7	22:DA:670:A:C8	2.87	0.42
22:DA:704:G:C2'	22:DA:726:G:N2	2.73	0.42
22:DA:793:A:H8	22:DA:793:A:OP2	2.02	0.42
22:DA:998:C:OP2	38:DQ:57:ARG:NH2	2.52	0.42
22:DA:1020:A:H5''	22:DA:1021:A:OP1	2.19	0.42
22:DA:1080:A:C2	22:DA:1081:U:N3	2.88	0.42
22:DA:1117:C:O5'	22:DA:1117:C:H6	2.03	0.42
22:DA:1139:G:C2'	22:DA:1140:C:C5'	2.98	0.42
22:DA:1290:C:C2	22:DA:1291:C:C6	3.08	0.42
22:DA:1312:U:N3	22:DA:1603:A:C5	2.87	0.42
22:DA:1351:C:H2'	22:DA:1352:U:O4'	2.19	0.42
22:DA:1361:G:H2'	22:DA:1362:C:O5'	2.19	0.42
22:DA:1386:C:HO2'	22:DA:1387:A:H8	1.64	0.42
22:DA:1438:U:N3	22:DA:1555:G:N1	2.68	0.42
22:DA:1511:G:O2'	22:DA:1512:C:P	2.78	0.42
22:DA:1535:A:C5'	22:DA:1536:C:OP2	2.68	0.42
22:DA:1654:A:O2'	22:DA:1655:A:C8	2.48	0.42
22:DA:1734:G:C2'	22:DA:1735:A:C8	2.98	0.42
22:DA:1768:C:C2	22:DA:1769:U:C6	3.07	0.42
22:DA:1833:C:N4	22:DA:1834:U:C4	2.87	0.42
22:DA:1860:G:H2'	22:DA:1861:G:O4'	2.20	0.42
22:DA:2039:U:H2'	22:DA:2040:G:C8	2.54	0.42
22:DA:2065:C:O2'	22:DA:2449:U:N3	2.52	0.42
22:DA:2264:C:C2	22:DA:2277:G:N2	2.88	0.42
22:DA:2307:G:C8	22:DA:2312:U:C5	3.08	0.42
22:DA:2330:G:H2'	22:DA:2331:G:C5'	2.49	0.42
22:DA:2392:A:H2	33:DL:55:MET:HG2	1.78	0.42
22:DA:2504:U:C3'	22:DA:2504:U:C6	3.02	0.42
22:DA:2564:A:OP1	22:DA:2648:G:H4'	2.19	0.42
22:DA:2589:A:C2	22:DA:2590:A:C5	3.08	0.42
22:DA:2692:G:H2'	22:DA:2693:G:C8	2.55	0.42
22:DA:2805:C:H2'	22:DA:2806:C:C6	2.51	0.42
22:DA:2849:U:OP2	37:DP:92:ARG:HG3	2.18	0.42

*Continued on next page...*

*Continued from previous page...*

Atom-1	Atom-2	Interatomic distance (Å)	Clash overlap (Å)
23:DB:45:A:HO2'	23:DB:46:A:H8	1.59	0.42
23:DB:81:G:C6	23:DB:82:U:C4	3.08	0.42
24:DC:6:LYS:HA	24:DC:7:PRO:HD3	1.89	0.42
24:DC:183:VAL:CG1	24:DC:185:ALA:H	2.32	0.42
26:DE:52:VAL:O	26:DE:74:LYS:CE	2.68	0.42
26:DE:55:SER:OG	26:DE:56:GLY:N	2.53	0.42
26:DE:119:ILE:O	26:DE:119:ILE:CG1	2.67	0.42
26:DE:146:VAL:CG1	26:DE:167:VAL:HG23	2.45	0.42
27:DF:42:ALA:HA	27:DF:48:LEU:HD21	2.01	0.42
27:DF:110:ILE:H	27:DF:110:ILE:CD1	2.29	0.42
28:DG:104:LEU:HB3	28:DG:106:LEU:CD2	2.42	0.42
30:DI:27:LEU:HD13	30:DI:32:VAL:HG21	2.00	0.42
32:DK:87:LEU:HA	32:DK:95:ILE:H	1.85	0.42
33:DL:14:LYS:HB3	33:DL:14:LYS:NZ	2.35	0.42
33:DL:96:LYS:C	33:DL:98:ALA:N	2.73	0.42
33:DL:96:LYS:O	33:DL:98:ALA:N	2.53	0.42
37:DP:97:TYR:O	37:DP:100:ARG:HG3	2.20	0.42
39:DR:19:THR:CG2	39:DR:20:VAL:N	2.79	0.42
39:DR:51:VAL:HB	39:DR:52:PRO:CD	2.50	0.42
43:DV:50:MET:HE3	43:DV:50:MET:HB3	1.85	0.42
46:DY:28:LEU:HD23	46:DY:42:LEU:CD1	2.49	0.42
1:AA:5:U:H3'	1:AA:5:U:P	2.60	0.42
1:AA:191:G:C4	1:AA:192:A:C8	3.08	0.42
1:AA:204:G:N2	1:AA:465:A:C8	2.88	0.42
1:AA:441:A:C5'	1:AA:442:G:OP2	2.66	0.42
1:AA:693:G:H2'	1:AA:694:A:H8	1.84	0.42
1:AA:845:A:C8	1:AA:845:A:C3'	3.03	0.42
1:AA:972:C:O2'	1:AA:973:G:P	2.77	0.42
1:AA:1016:A:C8	1:AA:1017:U:C1'	2.97	0.42
1:AA:1142:G:H2'	1:AA:1143:G:C8	2.54	0.42
1:AA:1202:U:C5	1:AA:1203:C:C4	3.07	0.42
1:AA:1216:A:C2	1:AA:1217:C:C4	3.07	0.42
1:AA:1303:C:O2'	1:AA:1304:G:H8	2.01	0.42
1:AA:1317:C:O2'	14:AN:48:GLN:HG2	2.19	0.42
2:AB:44:LYS:O	2:AB:48:MET:HB2	2.18	0.42
3:AC:7:ASN:OD1	3:AC:15:LYS:HG2	2.19	0.42
5:AE:113:VAL:HG13	5:AE:114:LEU:H	1.85	0.42
11:AK:109:ILE:CG2	21:AU:16:ARG:NE	2.75	0.42
11:AK:116:PRO:C	11:AK:118:ASN:H	2.22	0.42
12:AL:41:PRO:HA	12:AL:88:ASP:O	2.19	0.42
13:AM:44:ILE:HA	13:AM:47:LEU:HB2	2.02	0.42

*Continued on next page...*

*Continued from previous page...*

Atom-1	Atom-2	Interatomic distance (Å)	Clash overlap (Å)
17:AQ:46:HIS:HB3	17:AQ:73:THR:HA	2.02	0.42
18:AR:50:TYR:O	18:AR:51:GLN:C	2.58	0.42
18:AR:71:ASP:OD1	21:AU:3:ILE:HG21	2.18	0.42
20:AT:29:THR:O	20:AT:33:LYS:HE2	2.19	0.42
21:AU:13:VAL:CG1	21:AU:15:LEU:CG	2.91	0.42
22:BA:182:A:H2'	22:BA:183:C:C6	2.55	0.42
22:BA:227:A:C6	22:BA:2407:A:C8	3.08	0.42
22:BA:332:A:C2	22:BA:335:C:C5	3.08	0.42
22:BA:336:C:O2'	22:BA:337:C:H5'	2.20	0.42
22:BA:381:G:OP1	45:BX:17:ARG:NH2	2.44	0.42
22:BA:587:C:C6	22:BA:671:C:H1'	2.54	0.42
22:BA:681:G:C2'	22:BA:682:G:O5'	2.67	0.42
22:BA:877:A:N6	22:BA:899:A:N6	2.67	0.42
22:BA:947:A:H2'	22:BA:948:C:C6	2.55	0.42
22:BA:1074:G:N3	22:BA:1075:C:C6	2.88	0.42
22:BA:1637:A:H2'	22:BA:1638:C:O4'	2.20	0.42
22:BA:1875:G:C2'	22:BA:1876:A:OP2	2.68	0.42
22:BA:1885:A:H2'	22:BA:1886:U:O4'	2.18	0.42
22:BA:2729:G:HO2'	22:BA:2730:C:H5'	1.84	0.42
26:BE:123:LYS:HD3	26:BE:123:LYS:HA	1.94	0.42
28:BG:66:THR:O	28:BG:69:ALA:N	2.53	0.42
33:BL:127:VAL:HG22	33:BL:128:THR:O	2.20	0.42
35:BN:18:GLN:NE2	35:BN:22:ARG:HH12	2.17	0.42
35:BN:76:VAL:O	35:BN:79:LEU:O	2.38	0.42
36:BO:94:ARG:H	36:BO:94:ARG:HG3	1.43	0.42
37:BP:53:GLY:C	37:BP:55:HIS:N	2.71	0.42
37:BP:59:THR:HG23	37:BP:72:VAL:CG1	2.49	0.42
38:BQ:4:LYS:O	38:BQ:5:ARG:HB3	2.20	0.42
38:BQ:52:ARG:HH11	38:BQ:52:ARG:HD2	1.62	0.42
39:BR:46:GLU:O	39:BR:46:GLU:OE1	2.38	0.42
41:BT:54:GLU:HB2	41:BT:88:LYS:HB2	2.02	0.42
44:BW:22:VAL:O	44:BW:23:LYS:C	2.57	0.42
45:BX:40:GLU:HG3	45:BX:43:LYS:HZ2	1.83	0.42
51:B3:21:PHE:HB2	51:B3:49:VAL:HG13	2.01	0.42
1:CA:131:A:C2	1:CA:132:C:N3	2.87	0.42
1:CA:239:U:C5'	1:CA:239:U:C6	2.92	0.42
1:CA:291:U:H2'	1:CA:292:G:O5'	2.20	0.42
1:CA:404:G:P	4:CD:2:ARG:NH1	2.93	0.42
1:CA:443:C:C2'	1:CA:444:G:H5'	2.50	0.42
1:CA:551:U:H3'	1:CA:551:U:C6	2.54	0.42
1:CA:577:G:C8	1:CA:816:A:N1	2.88	0.42

*Continued on next page...*

*Continued from previous page...*

Atom-1	Atom-2	Interatomic distance (Å)	Clash overlap (Å)
1:CA:777:A:C2	1:CA:778:G:C1'	3.03	0.42
1:CA:959:A:N6	1:CA:1222:G:H4'	2.34	0.42
1:CA:1084:G:C5	1:CA:1085:U:C5	3.07	0.42
1:CA:1134:G:C2	1:CA:1141:C:N3	2.88	0.42
1:CA:1342:C:H2'	1:CA:1343:G:H8	1.84	0.42
2:CB:116:LEU:CB	2:CB:140:LEU:HD13	2.50	0.42
2:CB:185:ILE:CG2	2:CB:199:ILE:CD1	2.98	0.42
4:CD:176:LYS:HG3	4:CD:178:GLU:HB3	1.98	0.42
5:CE:28:ARG:CG	5:CE:29:ILE:N	2.70	0.42
7:CG:77:ARG:O	7:CG:84:TYR:CB	2.67	0.42
10:CJ:53:ILE:HG22	10:CJ:62:ARG:H	1.85	0.42
12:CL:41:PRO:HD3	12:CL:49:ARG:HD3	2.02	0.42
12:CL:42:LYS:CG	12:CL:43:LYS:H	2.16	0.42
12:CL:98:ARG:NH2	12:CL:106:VAL:HG22	2.34	0.42
13:CM:11:HIS:NE2	13:CM:43:LYS:HD2	2.35	0.42
14:CN:87:ALA:CB	14:CN:95:LEU:HD23	2.50	0.42
15:CO:23:SER:HB3	15:CO:26:VAL:HG23	2.01	0.42
15:CO:75:ALA:O	15:CO:79:GLN:HB2	2.19	0.42
16:CP:5:ARG:O	16:CP:19:VAL:HA	2.20	0.42
19:CS:10:ILE:CG2	19:CS:14:LEU:HD11	2.50	0.42
20:CT:26:MET:CE	20:CT:26:MET:C	2.87	0.42
20:CT:84:LYS:HB2	20:CT:84:LYS:NZ	2.34	0.42
21:CU:36:PHE:CB	21:CU:40:PRO:HD3	2.47	0.42
22:DA:76:C:P	46:DY:48:ARG:HG2	2.60	0.42
22:DA:82:U:C2'	22:DA:83:A:C5'	2.87	0.42
22:DA:155:A:C2	22:DA:172:A:N1	2.88	0.42
22:DA:282:A:N1	22:DA:283:G:C6	2.88	0.42
22:DA:291:G:C2	22:DA:350:G:C5	3.07	0.42
22:DA:838:C:H2'	22:DA:839:U:H5'	1.99	0.42
22:DA:856:G:C2	22:DA:922:C:C2	3.08	0.42
22:DA:1064:C:C6	22:DA:1065:U:C5	3.08	0.42
22:DA:1098:A:O2'	30:DI:6:ALA:HB1	2.20	0.42
22:DA:1162:G:N2	39:DR:89:HIS:HE1	2.17	0.42
22:DA:1210:G:H5''	22:DA:1211:C:C3'	2.40	0.42
22:DA:1474:U:H3'	22:DA:1474:U:C6	2.55	0.42
22:DA:1474:U:C3'	22:DA:1475:G:H5'	2.50	0.42
22:DA:1534:U:H1'	22:DA:1538:G:N2	2.34	0.42
22:DA:1557:C:H2'	22:DA:1558:C:C5	2.55	0.42
22:DA:1605:C:H5'	22:DA:1610:A:N6	2.35	0.42
22:DA:1801:A:C8	22:DA:2203:U:C6	3.08	0.42
22:DA:1807:G:C4	22:DA:1809:A:OP2	2.72	0.42

*Continued on next page...*

*Continued from previous page...*

Atom-1	Atom-2	Interatomic distance (Å)	Clash overlap (Å)
22:DA:1976:U:O2	22:DA:1976:U:H2'	2.20	0.42
22:DA:2145:C:H2'	22:DA:2146:C:H3'	2.02	0.42
22:DA:2265:U:C4	22:DA:2266:A:C6	3.08	0.42
22:DA:2313:C:O2'	22:DA:2314:A:C5'	2.68	0.42
22:DA:2345:G:C8	22:DA:2381:A:C2	3.08	0.42
22:DA:2350:C:H2'	22:DA:2351:G:C5'	2.50	0.42
22:DA:2377:A:N6	22:DA:2378:A:N6	2.68	0.42
22:DA:2520:C:C2'	22:DA:2521:C:H6	2.32	0.42
22:DA:2574:G:C5	22:DA:2575:C:C5	3.08	0.42
22:DA:2643:G:C2'	22:DA:2644:G:H5'	2.49	0.42
22:DA:2657:A:C2	22:DA:2658:C:H1'	2.55	0.42
24:DC:156:SER:O	24:DC:194:VAL:HG11	2.20	0.42
25:DD:15:PHE:CE2	37:DP:77:SER:HA	2.54	0.42
25:DD:127:PHE:CE2	25:DD:160:LYS:HD2	2.55	0.42
29:DH:1:MET:HE3	29:DH:1:MET:HB2	1.91	0.42
29:DH:1:MET:CE	29:DH:23:ALA:CB	2.98	0.42
29:DH:73:ASN:C	29:DH:75:LEU:N	2.73	0.42
29:DH:117:LEU:HD22	29:DH:122:LEU:HD12	2.01	0.42
31:DJ:25:LEU:O	31:DJ:27:ARG:N	2.48	0.42
34:DM:53:MET:HB2	34:DM:120:ALA:CB	2.50	0.42
35:DN:1:MET:CE	35:DN:3:HIS:CE1	3.02	0.42
35:DN:9:GLN:HG2	35:DN:10:LEU:O	2.20	0.42
39:DR:43:ASN:HD22	39:DR:44:GLY:H	1.62	0.42
41:DT:22:THR:O	41:DT:23:ALA:C	2.58	0.42
45:DX:10:ARG:HB3	45:DX:11:PRO:CD	2.47	0.42
45:DX:32:LEU:CD2	45:DX:32:LEU:N	2.81	0.42
45:DX:57:VAL:C	45:DX:59:ASP:N	2.73	0.42
47:DZ:23:LEU:HD12	47:DZ:28:LEU:CD2	2.46	0.42
48:D0:22:THR:OG1	48:D0:23:ALA:N	2.52	0.42
49:D1:39:ASP:HA	49:D1:40:PRO:HD3	1.77	0.42
1:AA:28:A:C2	1:AA:29:U:C2	3.08	0.42
1:AA:626:G:C4	1:AA:627:G:C8	3.08	0.42
1:AA:782:A:H2'	1:AA:783:C:C5'	2.50	0.42
1:AA:1031:C:C2'	1:AA:1032:G:OP2	2.68	0.42
1:AA:1084:G:C6	1:AA:1085:U:C4	3.08	0.42
1:AA:1112:C:N4	3:AC:177:LEU:HD22	2.34	0.42
1:AA:1381:U:O2'	1:AA:1382:C:C6	2.61	0.42
2:AB:71:THR:O	2:AB:72:LYS:O	2.36	0.42
3:AC:23:ALA:HB1	3:AC:27:GLU:HG2	2.01	0.42
4:AD:25:ARG:H	4:AD:25:ARG:HG3	1.56	0.42
4:AD:60:VAL:CA	4:AD:63:ILE:CG2	2.97	0.42

*Continued on next page...*

*Continued from previous page...*

Atom-1	Atom-2	Interatomic distance (Å)	Clash overlap (Å)
4:AD:68:GLU:O	4:AD:69:ARG:C	2.58	0.42
5:AE:134:ASN:O	5:AE:137:ARG:HB3	2.18	0.42
5:AE:158:LYS:HE2	8:AH:63:LYS:HZ3	1.83	0.42
8:AH:10:LEU:HD23	8:AH:10:LEU:HA	1.64	0.42
9:AI:32:ARG:HG2	9:AI:36:GLN:CG	2.45	0.42
9:AI:62:LEU:HD23	9:AI:62:LEU:H	1.85	0.42
9:AI:65:THR:O	9:AI:66:VAL:HB	2.19	0.42
14:AN:9:GLU:OE2	14:AN:60:ARG:HB3	2.20	0.42
14:AN:15:LEU:O	14:AN:17:ASP:N	2.53	0.42
15:AO:3:SER:O	15:AO:7:THR:HG23	2.20	0.42
18:AR:36:GLY:O	18:AR:62:ARG:NH2	2.52	0.42
19:AS:54:ARG:H	19:AS:54:ARG:HG3	1.66	0.42
20:AT:71:ALA:O	20:AT:75:LYS:HG2	2.20	0.42
22:BA:94:A:H2'	22:BA:95:A:O4'	2.20	0.42
22:BA:153:U:C2'	22:BA:154:U:O5'	2.67	0.42
22:BA:157:C:C3'	22:BA:157:C:C6	3.02	0.42
22:BA:242:G:C8	51:B3:4:LYS:HG2	2.55	0.42
22:BA:262:A:H5'	22:BA:610:C:O2'	2.19	0.42
22:BA:321:U:OP1	26:BE:130:LYS:HE3	2.19	0.42
22:BA:640:C:H2'	22:BA:641:U:O5'	2.19	0.42
22:BA:923:G:N2	44:BW:23:LYS:CE	2.83	0.42
22:BA:974:G:N3	22:BA:1186:G:N2	2.67	0.42
22:BA:1381:G:O2'	22:BA:1572:A:N1	2.47	0.42
22:BA:1506:U:H3'	22:BA:1506:U:C6	2.55	0.42
22:BA:1654:A:O3'	25:BD:118:PHE:CE2	2.72	0.42
22:BA:1878:G:C6	22:BA:1879:C:N3	2.88	0.42
22:BA:1943:U:O2	22:BA:1943:U:O4'	2.38	0.42
22:BA:2109:U:C2'	22:BA:2110:G:H5'	2.49	0.42
22:BA:2318:G:C5	22:BA:2319:G:C6	3.08	0.42
22:BA:2607:G:H2'	22:BA:2608:G:O4'	2.19	0.42
22:BA:2627:G:H2'	22:BA:2628:C:C6	2.54	0.42
22:BA:2887:A:C5	22:BA:2888:C:C5	3.08	0.42
23:BB:71:C:C2'	23:BB:72:G:H5'	2.49	0.42
24:BC:181:ARG:HG2	24:BC:182:LYS:O	2.20	0.42
27:BF:151:LEU:HD12	27:BF:151:LEU:H	1.85	0.42
29:BH:96:THR:O	29:BH:97:ARG:CG	2.45	0.42
31:BJ:36:LEU:HA	31:BJ:36:LEU:HD12	1.51	0.42
31:BJ:72:LYS:HB3	31:BJ:89:PHE:HB2	2.02	0.42
32:BK:23:LYS:HE3	32:BK:23:LYS:HB2	1.96	0.42
36:BO:31:THR:O	36:BO:32:PRO:C	2.57	0.42
38:BQ:69:ARG:HB2	38:BQ:69:ARG:CZ	2.44	0.42

*Continued on next page...*

*Continued from previous page...*

Atom-1	Atom-2	Interatomic distance (Å)	Clash overlap (Å)
38:BQ:91:ARG:NH1	39:BR:10:LYS:HB3	2.35	0.42
39:BR:36:ALA:N	39:BR:37:GLU:OE2	2.53	0.42
39:BR:61:ALA:HA	39:BR:99:THR:HG23	2.02	0.42
43:BV:80:HIS:CD2	43:BV:83:LYS:HB2	2.55	0.42
50:B2:18:PHE:CE1	50:B2:22:MET:HG2	2.55	0.42
51:B3:31:ILE:O	51:B3:31:ILE:CG1	2.67	0.42
1:CA:42:G:O2'	1:CA:43:C:H5'	2.20	0.42
1:CA:123:U:OP1	1:CA:311:C:O2'	2.37	0.42
1:CA:149:A:N6	1:CA:174:A:N6	2.68	0.42
1:CA:162:A:H3'	1:CA:163:C:H6	1.84	0.42
1:CA:198:G:O2'	1:CA:199:A:O5'	2.32	0.42
1:CA:239:U:H6	1:CA:239:U:C4'	2.33	0.42
1:CA:384:G:H2'	1:CA:385:C:C6	2.54	0.42
1:CA:443:C:H2'	1:CA:444:G:H5'	2.01	0.42
1:CA:667:G:N1	1:CA:740:U:C2	2.88	0.42
1:CA:748:G:N1	1:CA:749:A:C5	2.88	0.42
1:CA:914:A:O2'	1:CA:915:A:O4'	2.38	0.42
1:CA:922:G:C2	1:CA:923:A:C4	3.08	0.42
1:CA:929:G:C4	1:CA:930:C:C6	3.07	0.42
1:CA:978:A:C6	1:CA:1318:A:C6	3.08	0.42
1:CA:1184:G:O2'	1:CA:1185:G:C5'	2.68	0.42
1:CA:1249:C:C2'	1:CA:1250:A:H5''	2.37	0.42
1:CA:1250:A:C8	1:CA:1287:A:N7	2.88	0.42
1:CA:1309:G:H1'	13:CM:72:ILE:HD11	2.01	0.42
1:CA:1315:U:C4	1:CA:1316:G:C6	3.08	0.42
1:CA:1318:A:H4'	19:CS:9:PHE:CE1	2.54	0.42
1:CA:1350:A:C2	7:CG:33:GLY:HA3	2.55	0.42
1:CA:1505:G:H8	1:CA:1505:G:H2'	1.68	0.42
1:CA:1515:G:H2'	1:CA:1516:G:H8	1.84	0.42
3:CC:93:ILE:O	3:CC:93:ILE:CG1	2.68	0.42
3:CC:134:LYS:HD3	3:CC:138:GLN:OE1	2.19	0.42
4:CD:148:ALA:CB	4:CD:151:GLN:NE2	2.83	0.42
4:CD:195:ASN:O	4:CD:197:HIS:N	2.53	0.42
7:CG:55:LYS:HD2	7:CG:55:LYS:N	2.34	0.42
7:CG:102:TRP:C	7:CG:104:VAL:H	2.22	0.42
8:CH:10:LEU:HD23	8:CH:10:LEU:N	2.35	0.42
9:CI:37:TYR:N	9:CI:37:TYR:CD2	2.87	0.42
9:CI:58:GLU:HG3	9:CI:59:LYS:N	2.34	0.42
15:CO:2:LEU:HD12	15:CO:2:LEU:HA	1.92	0.42
15:CO:44:GLU:O	15:CO:45:HIS:C	2.57	0.42
16:CP:2:VAL:CG1	16:CP:65:ALA:CB	2.98	0.42

*Continued on next page...*



*Continued from previous page...*

Atom-1	Atom-2	Interatomic distance (Å)	Clash overlap (Å)
18:CR:39:VAL:HA	18:CR:40:PRO:HD3	1.84	0.42
19:CS:57:VAL:HA	19:CS:58:PRO:HD2	1.82	0.42
21:CU:20:ARG:N	21:CU:20:ARG:HD3	2.32	0.42
22:DA:57:C:HO2'	41:DT:36:LYS:HE2	1.81	0.42
22:DA:224:U:C4	22:DA:225:C:C5	3.08	0.42
22:DA:305:C:C1'	22:DA:313:G:N2	2.82	0.42
22:DA:315:G:H2'	22:DA:316:C:O4'	2.20	0.42
22:DA:352:A:C6	22:DA:353:C:C2	3.08	0.42
22:DA:439:A:H2'	22:DA:440:C:O4'	2.20	0.42
22:DA:443:A:H61	26:DE:36:ALA:CB	2.30	0.42
22:DA:537:G:C2	22:DA:555:G:C2	3.08	0.42
22:DA:1055:G:C4	22:DA:1056:G:H8	2.37	0.42
22:DA:1125:G:H8	22:DA:1125:G:O5'	2.03	0.42
22:DA:1141:U:O2	22:DA:1142:A:N6	2.52	0.42
22:DA:1152:C:HO2'	38:DQ:75:TYR:HE2	1.68	0.42
22:DA:1206:G:H2'	22:DA:1207:C:C6	2.54	0.42
22:DA:1206:G:C2	22:DA:1207:C:C2	3.07	0.42
22:DA:1220:G:H1	22:DA:1229:C:H42	1.66	0.42
22:DA:1283:G:H22	22:DA:1286:A:H5'	1.84	0.42
22:DA:1307:A:C2'	22:DA:1308:A:C5'	2.98	0.42
22:DA:1345:C:H6	22:DA:1345:C:H2'	1.69	0.42
22:DA:1366:A:H2'	22:DA:1367:A:O4'	2.20	0.42
22:DA:1446:C:N4	22:DA:1447:C:N4	2.68	0.42
22:DA:1506:U:H2'	22:DA:1507:C:O4'	2.19	0.42
22:DA:1525:A:N7	22:DA:1526:C:C5	2.88	0.42
22:DA:1534:U:C2'	22:DA:1536:C:O2	2.63	0.42
22:DA:1566:A:C5'	24:DC:213:ARG:NH1	2.82	0.42
22:DA:1754:A:N1	22:DA:1755:A:C2	2.88	0.42
22:DA:1835:G:C6	22:DA:1836:C:C5	3.07	0.42
22:DA:1850:G:C2	22:DA:1893:C:O2	2.73	0.42
22:DA:2051:A:C4'	25:DD:146:ILE:HG23	2.50	0.42
22:DA:2185:U:O5'	22:DA:2185:U:H6	2.03	0.42
22:DA:2214:C:H2'	22:DA:2215:C:C5	2.54	0.42
22:DA:2305:U:H5	22:DA:2312:U:N3	2.18	0.42
22:DA:2428:G:C2	33:DL:54:GLN:NE2	2.88	0.42
22:DA:2440:C:O2'	22:DA:2441:U:P	2.76	0.42
22:DA:2446:G:C3'	22:DA:2447:G:H5''	2.49	0.42
22:DA:2516:A:C2	22:DA:2569:G:N3	2.88	0.42
22:DA:2519:U:N1	22:DA:2542:A:N6	2.67	0.42
22:DA:2690:U:O4	35:DN:5:LYS:HE2	2.20	0.42
22:DA:2820:A:C6	25:DD:197:THR:HB	2.55	0.42

*Continued on next page...*

*Continued from previous page...*

Atom-1	Atom-2	Interatomic distance (Å)	Clash overlap (Å)
24:DC:132:ARG:O	24:DC:132:ARG:HG3	2.18	0.42
25:DD:39:ASP:CG	25:DD:40:LEU:H	2.23	0.42
26:DE:153:LEU:HD23	26:DE:154:ASP:O	2.20	0.42
27:DF:24:VAL:O	27:DF:24:VAL:HG12	2.19	0.42
28:DG:60:GLY:O	28:DG:61:TRP:HB2	2.18	0.42
29:DH:132:PHE:CE1	29:DH:133:GLN:O	2.73	0.42
32:DK:78:ARG:HH22	37:DP:72:VAL:HG11	1.85	0.42
35:DN:72:ASP:OD1	35:DN:75:ILE:CG2	2.65	0.42
35:DN:110:MET:HE2	35:DN:110:MET:HA	2.02	0.42
36:DO:15:ARG:HG2	36:DO:93:ASP:OD1	2.19	0.42
37:DP:31:VAL:CG1	37:DP:38:ARG:HG2	2.49	0.42
38:DQ:15:LYS:CD	38:DQ:19:GLN:HE21	2.32	0.42
38:DQ:91:ARG:CZ	39:DR:11:GLN:H	2.33	0.42
39:DR:62:GLU:CD	39:DR:97:LYS:HD2	2.40	0.42
39:DR:68:ARG:HD2	39:DR:92:TRP:CH2	2.55	0.42
41:DT:11:LEU:HD23	41:DT:32:LEU:CD1	2.49	0.42
45:DX:52:ALA:O	45:DX:53:LYS:CB	2.65	0.42
1:AA:97:G:O2'	1:AA:98:A:C5'	2.68	0.42
1:AA:198:G:C4	1:AA:199:A:C8	3.07	0.42
1:AA:267:C:C6	1:AA:268:U:H5	2.37	0.42
1:AA:487:A:C2'	1:AA:488:C:C5'	2.98	0.42
1:AA:617:G:N1	1:AA:618:C:C5	2.88	0.42
1:AA:770:C:O2'	1:AA:771:G:H5'	2.20	0.42
1:AA:809:G:C2'	1:AA:810:C:H5'	2.50	0.42
1:AA:935:A:N6	7:AG:2:ARG:HD2	2.35	0.42
1:AA:977:A:C3'	1:AA:1362:A:N6	2.76	0.42
1:AA:982:U:C2	1:AA:983:A:C6	3.07	0.42
1:AA:1129:C:O2'	1:AA:1130:A:N7	2.49	0.42
1:AA:1144:G:H2'	1:AA:1145:A:O4'	2.20	0.42
1:AA:1191:A:H2'	1:AA:1192:C:C6	2.55	0.42
1:AA:1228:C:O2'	1:AA:1229:A:O4'	2.36	0.42
1:AA:1377:A:O2'	7:AG:1:PRO:HB3	2.19	0.42
1:AA:1511:G:C6	1:AA:1512:U:C4	3.08	0.42
2:AB:86:CYS:HB2	2:AB:88:GLN:HG3	2.02	0.42
5:AE:80:LEU:HD12	5:AE:146:MET:HE3	1.99	0.42
7:AG:74:VAL:CB	7:AG:85:GLN:HE21	2.33	0.42
8:AH:87:ARG:O	8:AH:88:LYS:CB	2.66	0.42
9:AI:23:GLY:N	9:AI:60:LEU:HA	2.24	0.42
11:AK:109:ILE:C	21:AU:5:VAL:HG23	2.41	0.42
13:AM:52:ILE:HG23	13:AM:53:ASP:N	2.34	0.42
15:AO:3:SER:HB3	15:AO:6:ALA:HB2	2.02	0.42

*Continued on next page...*

*Continued from previous page...*

Atom-1	Atom-2	Interatomic distance (Å)	Clash overlap (Å)
16:AP:39:PHE:CG	16:AP:74:LEU:HD11	2.55	0.42
17:AQ:47:ASP:C	17:AQ:51:GLU:OE2	2.59	0.42
19:AS:40:PHE:CB	19:AS:42:ASN:ND2	2.83	0.42
22:BA:51:G:H4'	22:BA:52:A:H5'	2.02	0.42
22:BA:84:A:N1	22:BA:98:G:O2'	2.29	0.42
22:BA:247:G:H4'	22:BA:386:G:C6	2.54	0.42
22:BA:470:A:H61	41:BT:72:GLN:HE22	1.68	0.42
22:BA:915:C:O2	23:BB:100:G:H4'	2.20	0.42
22:BA:958:U:H5''	34:BM:14:LYS:HZ2	1.85	0.42
22:BA:966:G:C5	22:BA:967:U:C4	3.08	0.42
22:BA:1074:G:C2	22:BA:1075:C:C5	3.07	0.42
22:BA:1411:U:H2'	22:BA:1412:U:O4'	2.20	0.42
22:BA:1459:G:C6	22:BA:1461:C:C4	3.08	0.42
22:BA:1759:A:C2	22:BA:1760:C:C2	3.07	0.42
22:BA:1820:U:N3	24:BC:197:ALA:HA	2.35	0.42
22:BA:1934:C:C2'	22:BA:1935:G:O5'	2.68	0.42
22:BA:1974:C:C2'	22:BA:1975:G:O5'	2.67	0.42
22:BA:2343:U:H2'	22:BA:2344:U:C6	2.54	0.42
22:BA:2454:G:C4	22:BA:2455:G:C8	3.08	0.42
22:BA:2531:A:C5	22:BA:2532:G:N7	2.88	0.42
22:BA:2765:A:N3	22:BA:2765:A:C2'	2.83	0.42
24:BC:146:LYS:O	24:BC:147:PRO:C	2.57	0.42
24:BC:229:HIS:HE1	24:BC:231:HIS:ND1	2.16	0.42
25:BD:106:LYS:O	25:BD:107:VAL:HB	2.20	0.42
26:BE:23:PHE:CZ	26:BE:28:VAL:HG11	2.54	0.42
26:BE:72:SER:C	26:BE:74:LYS:N	2.71	0.42
26:BE:178:VAL:O	26:BE:181:ILE:N	2.47	0.42
27:BF:8:LYS:HA	27:BF:12:VAL:CG1	2.49	0.42
27:BF:134:GLN:C	27:BF:136:ILE:N	2.72	0.42
28:BG:93:TYR:HD2	28:BG:93:TYR:HA	1.67	0.42
28:BG:124:CYS:HA	28:BG:129:GLU:O	2.20	0.42
28:BG:155:PRO:O	28:BG:171:LYS:N	2.52	0.42
29:BH:65:ALA:O	29:BH:68:ARG:N	2.45	0.42
29:BH:68:ARG:NH1	29:BH:140:ALA:CB	2.83	0.42
30:BI:56:VAL:CG2	30:BI:57:VAL:N	2.83	0.42
32:BK:80:ASP:OD2	37:BP:61:ARG:NH1	2.53	0.42
33:BL:92:LEU:HA	33:BL:125:LEU:CD2	2.48	0.42
34:BM:8:LYS:HA	34:BM:8:LYS:CE	2.39	0.42
34:BM:42:THR:HG23	34:BM:45:GLN:OE1	2.20	0.42
37:BP:19:PHE:N	37:BP:19:PHE:CD2	2.86	0.42
37:BP:96:LEU:HD12	37:BP:96:LEU:HA	1.62	0.42

*Continued on next page...*

*Continued from previous page...*

Atom-1	Atom-2	Interatomic distance (Å)	Clash overlap (Å)
39:BR:36:ALA:HA	39:BR:58:VAL:HG23	2.01	0.42
39:BR:60:LYS:HB2	39:BR:100:GLY:CA	2.50	0.42
43:BV:26:PHE:HB2	43:BV:27:PRO:HD3	2.01	0.42
43:BV:46:LYS:O	43:BV:50:MET:HG3	2.20	0.42
46:BY:28:LEU:HA	46:BY:28:LEU:HD23	1.64	0.42
52:B4:9:LYS:O	52:B4:9:LYS:HE2	2.19	0.42
1:CA:82:G:N7	1:CA:89:U:C4	2.87	0.42
1:CA:95:C:O2	1:CA:95:C:H2'	2.19	0.42
1:CA:182:A:C4	1:CA:184:G:C8	3.07	0.42
1:CA:251:G:C2	1:CA:266:G:O6	2.73	0.42
1:CA:275:G:O2'	1:CA:276:G:C5'	2.68	0.42
1:CA:317:U:N3	1:CA:337:G:C2	2.88	0.42
1:CA:505:G:C5	1:CA:535:A:C2	3.08	0.42
1:CA:545:C:H2'	1:CA:546:A:H5'	2.01	0.42
1:CA:558:G:H2'	1:CA:559:A:H2	1.85	0.42
1:CA:659:U:C6	1:CA:660:C:H5	2.38	0.42
1:CA:701:U:O2'	1:CA:702:A:OP2	2.29	0.42
1:CA:827:U:H2'	1:CA:870:U:O4	2.20	0.42
1:CA:865:A:H2'	1:CA:866:C:O4'	2.20	0.42
1:CA:967:C:H6	1:CA:967:C:O5'	2.03	0.42
1:CA:994:A:C6	1:CA:1216:A:H5''	2.54	0.42
1:CA:1018:G:H2'	1:CA:1019:A:O5'	2.19	0.42
1:CA:1071:C:C4'	5:CE:53:ARG:NH1	2.79	0.42
1:CA:1268:G:C5	1:CA:1269:A:N6	2.88	0.42
1:CA:1284:C:O5'	1:CA:1285:A:H5''	2.19	0.42
1:CA:1310:G:C6	1:CA:1311:A:C6	3.08	0.42
1:CA:1364:U:O2	1:CA:1364:U:O4'	2.38	0.42
1:CA:1367:C:O2'	1:CA:1368:A:O4'	2.38	0.42
1:CA:1515:G:H2'	1:CA:1516:G:C8	2.55	0.42
2:CB:8:MET:CE	2:CB:9:LEU:HD23	2.50	0.42
2:CB:59:ILE:HD12	2:CB:60:ALA:N	2.35	0.42
2:CB:162:VAL:HG22	2:CB:163:ILE:N	2.35	0.42
3:CC:84:GLU:HA	3:CC:87:ARG:HB2	2.02	0.42
4:CD:107:GLY:HA2	4:CD:112:GLU:OE2	2.20	0.42
5:CE:80:LEU:HD13	5:CE:80:LEU:O	2.20	0.42
7:CG:4:ARG:CG	7:CG:5:VAL:N	2.82	0.42
7:CG:16:LYS:HB3	7:CG:16:LYS:NZ	2.35	0.42
7:CG:34:LYS:HB2	7:CG:34:LYS:HZ2	1.85	0.42
8:CH:28:SER:HB3	8:CH:56:PRO:HB2	2.02	0.42
12:CL:71:HIS:ND1	12:CL:73:LEU:N	2.59	0.42
18:CR:21:ASP:CG	18:CR:23:LYS:HE3	2.40	0.42

*Continued on next page...*

*Continued from previous page...*

Atom-1	Atom-2	Interatomic distance (Å)	Clash overlap (Å)
18:CR:64:LEU:HB2	18:CR:66:LEU:HG	2.01	0.42
22:DA:64:A:C2	22:DA:65:U:C2	3.08	0.42
22:DA:136:G:H1	22:DA:143:C:N4	2.16	0.42
22:DA:271:G:C2	22:DA:367:G:C4	3.08	0.42
22:DA:279:A:N1	22:DA:361:G:O2'	2.52	0.42
22:DA:418:C:H2'	22:DA:419:U:O4'	2.20	0.42
22:DA:553:G:C6	22:DA:554:U:N3	2.88	0.42
22:DA:963:U:H2'	22:DA:964:C:C6	2.55	0.42
22:DA:1004:U:H4'	22:DA:1010:A:C6	2.54	0.42
22:DA:1127:A:N7	22:DA:2488:G:O2'	2.47	0.42
22:DA:1168:G:C2	22:DA:1182:G:N3	2.88	0.42
22:DA:1179:G:C6	22:DA:1180:U:C4	3.08	0.42
22:DA:1193:G:C2	22:DA:1194:A:C4	3.08	0.42
22:DA:1195:G:O2'	22:DA:1226:A:N1	2.37	0.42
22:DA:1197:G:H2'	22:DA:1198:U:C6	2.55	0.42
22:DA:1307:A:HO2'	22:DA:1308:A:H5'	1.83	0.42
22:DA:1314:C:OP1	22:DA:1332:G:H5''	2.20	0.42
22:DA:1362:C:N3	22:DA:1363:C:C6	2.88	0.42
22:DA:1372:U:C2'	22:DA:1373:A:C8	2.97	0.42
22:DA:1378:A:O2'	22:DA:1379:U:O5'	2.38	0.42
22:DA:1421:G:OP2	22:DA:1421:G:C8	2.66	0.42
22:DA:1451:C:H4'	22:DA:1452:G:O5'	2.20	0.42
22:DA:1465:G:C6	22:DA:1466:U:C4	3.07	0.42
22:DA:1686:C:H2'	22:DA:1687:G:O4'	2.20	0.42
22:DA:1774:C:O2	24:DC:10:PRO:HB2	2.20	0.42
22:DA:1803:A:O2'	22:DA:1804:C:C4'	2.67	0.42
22:DA:1808:A:N7	45:DX:27:ARG:NH1	2.67	0.42
22:DA:1936:A:H2	22:DA:1943:U:O4	2.02	0.42
22:DA:1998:A:O2'	22:DA:1999:C:H5'	2.20	0.42
22:DA:2040:G:C2'	22:DA:2041:U:H5'	2.50	0.42
22:DA:2234:G:C6	22:DA:2235:G:C8	3.08	0.42
22:DA:2238:G:H5'	22:DA:2239:G:OP1	2.18	0.42
22:DA:2306:C:OP2	22:DA:2307:G:H5'	2.20	0.42
22:DA:2341:G:H2'	22:DA:2342:C:O4'	2.20	0.42
22:DA:2482:A:H2'	22:DA:2483:C:C6	2.54	0.42
22:DA:2688:G:H1'	22:DA:2721:A:H61	1.82	0.42
22:DA:2705:A:C2'	22:DA:2706:A:H5'	2.50	0.42
22:DA:2735:G:C4	22:DA:2736:A:C8	3.07	0.42
22:DA:2805:C:C4	22:DA:2806:C:C5	3.08	0.42
22:DA:2823:A:C6	22:DA:2824:C:C4	3.08	0.42
23:DB:95:U:H2'	23:DB:96:G:C8	2.55	0.42

*Continued on next page...*

*Continued from previous page...*

Atom-1	Atom-2	Interatomic distance (Å)	Clash overlap (Å)
25:DD:36:GLN:NE2	25:DD:38:LYS:NZ	2.66	0.42
25:DD:208:LYS:O	25:DD:209:ALA:HB3	2.20	0.42
27:DF:127:TYR:CD2	27:DF:176:PHE:HE2	2.38	0.42
29:DH:68:ARG:CD	29:DH:71:LYS:CD	2.93	0.42
29:DH:89:LYS:HB2	29:DH:90:LEU:H	1.68	0.42
29:DH:120:GLY:O	29:DH:121:VAL:CB	2.67	0.42
32:DK:16:ALA:HB1	32:DK:45:GLU:HG2	2.01	0.42
34:DM:100:LYS:HD3	34:DM:100:LYS:HA	1.87	0.42
35:DN:100:CYS:SG	35:DN:101:GLY:N	2.93	0.42
36:DO:41:ALA:O	36:DO:43:ASN:N	2.46	0.42
40:DS:3:THR:HG21	40:DS:57:ASN:C	2.40	0.42
40:DS:82:MET:CE	40:DS:84:ARG:HH12	2.33	0.42
40:DS:95:ARG:O	40:DS:96:ILE:CG2	2.58	0.42
45:DX:57:VAL:HG13	45:DX:58:ILE:N	2.35	0.42
45:DX:58:ILE:CG1	45:DX:66:VAL:HG21	2.46	0.42
46:DY:21:LEU:CD2	46:DY:25:GLN:NE2	2.83	0.42
49:D1:33:LEU:N	49:D1:51:ALA:HB3	2.30	0.42
1:AA:143:A:H2	1:AA:220:G:H1	1.68	0.41
1:AA:373:A:C2	1:AA:374:A:C8	3.08	0.41
1:AA:404:G:H2'	1:AA:405:U:O4'	2.19	0.41
1:AA:457:G:C6	1:AA:458:U:C4	3.08	0.41
1:AA:711:G:H2'	1:AA:712:A:H5'	2.00	0.41
1:AA:741:G:H2'	1:AA:742:G:O4'	2.20	0.41
1:AA:756:C:H2'	1:AA:757:U:O4'	2.20	0.41
1:AA:1111:A:C2	3:AC:176:THR:HG23	2.55	0.41
1:AA:1135:U:OP2	1:AA:1135:U:H6	2.02	0.41
1:AA:1381:U:O2'	1:AA:1382:C:O5'	2.38	0.41
1:AA:1532:U:O5'	1:AA:1532:U:H6	2.03	0.41
2:AB:9:LEU:HB2	2:AB:42:LEU:HD13	2.02	0.41
2:AB:209:VAL:CG2	2:AB:210:THR:H	2.02	0.41
3:AC:57:GLU:O	3:AC:59:PRO:CD	2.68	0.41
3:AC:133:MET:CE	3:AC:167:TYR:HB2	2.48	0.41
4:AD:14:GLU:HB3	4:AD:59:LYS:HG3	2.02	0.41
4:AD:67:LEU:HD23	4:AD:67:LEU:HA	1.82	0.41
8:AH:2:MET:H	8:AH:2:MET:HG3	1.58	0.41
9:AI:112:ARG:NH2	10:AJ:64:GLN:HE22	2.16	0.41
11:AK:126:ARG:CB	21:AU:33:ARG:NH1	2.52	0.41
11:AK:126:ARG:N	21:AU:33:ARG:NH1	2.67	0.41
14:AN:80:ARG:HG3	14:AN:80:ARG:HH11	1.85	0.41
14:AN:96:LYS:HD2	14:AN:97:LYS:O	2.19	0.41
22:BA:54:G:C5	22:BA:55:G:C8	3.07	0.41

*Continued on next page...*

*Continued from previous page...*

Atom-1	Atom-2	Interatomic distance (Å)	Clash overlap (Å)
22:BA:149:A:C5	22:BA:150:U:C5	3.08	0.41
22:BA:323:C:N4	22:BA:333:G:N7	2.68	0.41
22:BA:398:C:C6	22:BA:398:C:C3'	3.02	0.41
22:BA:479:A:C2	22:BA:480:A:C4	3.08	0.41
22:BA:912:C:C6	22:BA:913:U:H5	2.37	0.41
22:BA:1314:C:O2	22:BA:1314:C:H2'	2.20	0.41
22:BA:1430:G:H2'	22:BA:1431:A:H5'	1.99	0.41
22:BA:1491:G:C6	22:BA:1500:G:C2	3.08	0.41
22:BA:1520:U:C2'	22:BA:1521:G:O5'	2.67	0.41
22:BA:1615:C:C5	22:BA:1617:C:C4	3.07	0.41
22:BA:1885:A:O2'	22:BA:1886:U:C5'	2.68	0.41
22:BA:2065:C:H2'	22:BA:2066:C:C6	2.55	0.41
22:BA:2555:U:C6	22:BA:2556:C:C6	3.08	0.41
22:BA:2800:A:C3'	22:BA:2801:G:H5'	2.50	0.41
23:BB:91:C:OP2	34:BM:18:ARG:HG2	2.20	0.41
24:BC:57:HIS:ND1	24:BC:58:LYS:N	2.65	0.41
26:BE:48:THR:H	26:BE:51:GLU:HG3	1.84	0.41
26:BE:176:ASP:CG	26:BE:179:SER:HG	2.23	0.41
28:BG:10:VAL:HB	28:BG:14:VAL:CG2	2.50	0.41
32:BK:4:GLU:O	32:BK:5:GLN:CB	2.68	0.41
35:BN:31:HIS:O	35:BN:33:ILE:N	2.49	0.41
38:BQ:94:LEU:O	38:BQ:96:ASP:N	2.51	0.41
38:BQ:111:LYS:HE3	39:BR:50:GLY:HA2	1.95	0.41
38:BQ:111:LYS:NZ	39:BR:50:GLY:HA2	2.35	0.41
42:BU:64:ILE:O	42:BU:64:ILE:HG23	2.19	0.41
42:BU:82:VAL:HG12	42:BU:83:GLY:N	2.34	0.41
43:BV:14:LYS:HD2	56:BV:101:HOH:O	2.20	0.41
45:BX:27:ARG:HH11	45:BX:27:ARG:HD3	1.73	0.41
45:BX:29:LEU:N	45:BX:29:LEU:HD22	2.35	0.41
52:B4:14:CYS:HA	52:B4:26:ILE:O	2.19	0.41
1:CA:16:A:O2'	1:CA:17:U:H5'	2.20	0.41
1:CA:132:C:HO2'	1:CA:133:U:C5'	2.33	0.41
1:CA:184:G:O2'	1:CA:185:U:O5'	2.38	0.41
1:CA:253:A:N1	1:CA:254:G:C5	2.88	0.41
1:CA:448:A:C8	1:CA:487:A:C6	3.08	0.41
1:CA:587:G:H4'	8:CH:3:GLN:HA	2.01	0.41
1:CA:603:U:H2'	1:CA:604:G:C8	2.55	0.41
1:CA:702:A:OP1	1:CA:702:A:C8	2.70	0.41
1:CA:864:A:C2	1:CA:917:G:N3	2.88	0.41
1:CA:905:U:C5	1:CA:906:A:N7	2.88	0.41
1:CA:1150:A:H1'	1:CA:1280:A:N6	2.35	0.41

*Continued on next page...*

*Continued from previous page...*

Atom-1	Atom-2	Interatomic distance (Å)	Clash overlap (Å)
1:CA:1169:A:O2'	1:CA:1170:A:C5'	2.68	0.41
1:CA:1215:G:C2	1:CA:1216:A:N7	2.87	0.41
1:CA:1278:G:OP2	1:CA:1278:G:C8	2.73	0.41
1:CA:1279:G:C5'	10:CJ:9:ARG:HH22	2.26	0.41
1:CA:1499:A:HO2'	1:CA:1500:A:H5'	1.81	0.41
2:CB:112:ARG:O	2:CB:112:ARG:CG	2.65	0.41
4:CD:43:ARG:C	4:CD:45:PRO:HD3	2.40	0.41
4:CD:79:ALA:O	4:CD:80:ARG:O	2.38	0.41
4:CD:176:LYS:O	4:CD:176:LYS:CG	2.68	0.41
5:CE:28:ARG:CZ	5:CE:29:ILE:O	2.68	0.41
10:CJ:38:GLY:HA2	10:CJ:39:PRO:HD2	1.85	0.41
10:CJ:52:LEU:CG	10:CJ:62:ARG:HG2	2.50	0.41
12:CL:6:LEU:HA	12:CL:9:LYS:O	2.20	0.41
13:CM:75:SER:HB2	13:CM:79:LEU:CD1	2.49	0.41
14:CN:55:SER:HB3	14:CN:58:ARG:HD2	2.02	0.41
22:DA:2:G:C6	22:DA:3:U:O4	2.73	0.41
22:DA:28:A:H8	22:DA:28:A:O5'	2.03	0.41
22:DA:61:C:C2	22:DA:94:A:C2	3.08	0.41
22:DA:84:A:H2	22:DA:98:G:N3	2.18	0.41
22:DA:160:A:C6	22:DA:161:A:C6	3.07	0.41
22:DA:200:U:H2'	22:DA:201:C:C6	2.55	0.41
22:DA:204:A:OP1	22:DA:206:U:H1'	2.20	0.41
22:DA:218:A:O2'	22:DA:219:A:C5'	2.68	0.41
22:DA:241:A:N6	22:DA:256:A:C8	2.88	0.41
22:DA:310:A:C8	22:DA:312:G:C6	3.08	0.41
22:DA:491:G:O2'	22:DA:492:A:C5'	2.68	0.41
22:DA:603:A:H4'	22:DA:604:G:C5'	2.48	0.41
22:DA:633:A:H8	22:DA:633:A:O5'	2.02	0.41
22:DA:650:C:C1'	51:D3:22:LYS:HZ1	2.33	0.41
22:DA:776:G:H4'	22:DA:777:G:O5'	2.20	0.41
22:DA:818:G:H5'	22:DA:839:U:OP1	2.20	0.41
22:DA:856:G:H1	22:DA:921:C:N4	2.15	0.41
22:DA:1085:A:H2'	22:DA:1086:A:N3	2.35	0.41
22:DA:1262:A:C6	22:DA:1263:U:C2	3.08	0.41
22:DA:1345:C:HO2'	22:DA:1346:G:P	2.42	0.41
22:DA:1355:G:C6	22:DA:1377:G:N2	2.88	0.41
22:DA:1480:C:C2	22:DA:1481:U:C6	3.07	0.41
22:DA:1512:C:O2'	22:DA:1513:U:C4'	2.68	0.41
22:DA:1530:G:H8	22:DA:1530:G:OP2	2.03	0.41
22:DA:1833:C:C4	22:DA:1834:U:O4	2.73	0.41
22:DA:1968:G:H5'	56:DA:3481:HOH:O	2.20	0.41

*Continued on next page...*



*Continued from previous page...*

Atom-1	Atom-2	Interatomic distance (Å)	Clash overlap (Å)
22:DA:2376:A:H2	36:DO:92:PHE:CD2	2.38	0.41
22:DA:2516:A:H2'	22:DA:2517:C:O4'	2.20	0.41
22:DA:2601:C:H4'	22:DA:2602:A:OP2	2.18	0.41
22:DA:2687:U:O2	22:DA:2687:U:C2'	2.68	0.41
22:DA:2882:A:O2'	35:DN:97:ILE:HD11	2.20	0.41
23:DB:11:C:H3'	23:DB:12:C:H5'	2.01	0.41
23:DB:25:U:H2'	23:DB:26:C:H5'	2.01	0.41
23:DB:38:C:C2'	23:DB:39:A:H5'	2.50	0.41
23:DB:109:A:C5	23:DB:110:C:C4	3.08	0.41
24:DC:109:LEU:O	24:DC:110:LYS:C	2.58	0.41
26:DE:57:LYS:HZ2	26:DE:58:LYS:H	1.68	0.41
27:DF:1:ALA:HA	27:DF:97:GLU:CB	2.50	0.41
30:DI:27:LEU:HD12	30:DI:27:LEU:C	2.40	0.41
30:DI:92:PRO:O	30:DI:93:ASN:CB	2.68	0.41
31:DJ:51:GLY:HA3	31:DJ:121:LYS:HE3	2.02	0.41
34:DM:73:ILE:HG21	34:DM:91:TYR:CZ	2.55	0.41
34:DM:116:ALA:C	34:DM:118:LYS:N	2.73	0.41
35:DN:97:ILE:O	35:DN:112:TYR:O	2.38	0.41
39:DR:101:ILE:O	39:DR:102:SER:C	2.58	0.41
40:DS:4:ILE:HD12	40:DS:5:ALA:CA	2.49	0.41
43:DV:2:PHE:CD1	43:DV:50:MET:HE3	2.55	0.41
43:DV:48:MET:O	43:DV:51:GLN:HG3	2.20	0.41
44:DW:67:LYS:HB3	44:DW:67:LYS:HZ3	1.85	0.41
44:DW:77:LYS:O	44:DW:78:PHE:CD2	2.73	0.41
46:DY:28:LEU:O	46:DY:28:LEU:HD22	2.19	0.41
48:D0:42:ILE:HD13	48:D0:48:TYR:CG	2.54	0.41
1:AA:55:A:C5	1:AA:56:U:C6	3.08	0.41
1:AA:233:C:C2	1:AA:234:C:C5	3.08	0.41
1:AA:486:U:H2'	1:AA:487:A:H8	1.84	0.41
1:AA:564:C:P	12:AL:11:ARG:HE	2.43	0.41
1:AA:624:C:C4	1:AA:625:U:C4	3.07	0.41
1:AA:872:A:C8	1:AA:874:G:C8	3.08	0.41
1:AA:918:A:O2'	1:AA:919:A:H5'	2.20	0.41
1:AA:1077:G:C6	1:AA:1081:A:C6	3.08	0.41
1:AA:1126:U:O2	1:AA:1280:A:H5'	2.19	0.41
1:AA:1386:G:N3	1:AA:1387:G:C8	2.88	0.41
1:AA:1401:G:C2	1:AA:1402:C:H1'	2.55	0.41
1:AA:1461:G:H2'	1:AA:1462:C:H6	1.84	0.41
4:AD:172:VAL:CG1	4:AD:173:ASP:H	2.24	0.41
5:AE:32:PHE:O	5:AE:51:LYS:HB2	2.20	0.41
6:AF:92:THR:HB	6:AF:93:LYS:H	1.61	0.41

*Continued on next page...*

*Continued from previous page...*

Atom-1	Atom-2	Interatomic distance (Å)	Clash overlap (Å)
7:AG:23:ALA:O	7:AG:26:VAL:HG23	2.19	0.41
7:AG:74:VAL:HG21	7:AG:85:GLN:HE21	1.84	0.41
7:AG:79:VAL:CG1	7:AG:80:GLY:N	2.74	0.41
7:AG:145:GLU:HA	7:AG:148:LYS:HB2	2.01	0.41
8:AH:85:TYR:HE2	8:AH:123:GLU:OE2	2.03	0.41
9:AI:93:LEU:HD12	9:AI:94:ARG:H	1.85	0.41
9:AI:129:ARG:HA	9:AI:129:ARG:CZ	2.50	0.41
13:AM:70:ARG:HD3	27:BF:142:TYR:CE1	2.56	0.41
14:AN:63:CYS:HB2	14:AN:79:SER:OG	2.21	0.41
17:AQ:74:LEU:HD13	17:AQ:74:LEU:C	2.40	0.41
22:BA:174:U:H2'	22:BA:175:G:O4'	2.20	0.41
22:BA:323:C:N4	22:BA:333:G:C5	2.88	0.41
22:BA:439:A:H3'	22:BA:439:A:C8	2.55	0.41
22:BA:480:A:H3'	22:BA:481:G:H5''	2.02	0.41
22:BA:612:G:H2'	22:BA:614:A:C8	2.55	0.41
22:BA:995:C:P	38:BQ:52:ARG:NH1	2.93	0.41
22:BA:1402:U:C6	22:BA:1402:U:C3'	3.03	0.41
22:BA:1410:G:C2	22:BA:1593:A:N3	2.88	0.41
22:BA:1445:G:H2'	22:BA:1446:C:C6	2.55	0.41
22:BA:1522:A:HO2'	22:BA:1523:U:P	2.39	0.41
22:BA:1795:C:C2	22:BA:1796:U:C6	3.07	0.41
22:BA:1839:G:H2'	22:BA:1840:G:H8	1.84	0.41
22:BA:1965:C:H6	22:BA:1965:C:H5''	1.85	0.41
22:BA:2507:C:C2	22:BA:2508:G:C8	3.09	0.41
22:BA:2663:G:C2'	22:BA:2664:G:H8	2.33	0.41
22:BA:2766:A:C2	22:BA:2767:C:C6	3.08	0.41
22:BA:2794:C:C2	22:BA:2795:C:C5	3.08	0.41
22:BA:2824:C:O5'	22:BA:2824:C:H6	2.03	0.41
25:BD:12:THR:HG22	25:BD:24:VAL:CG2	2.50	0.41
27:BF:121:PHE:CB	27:BF:162:ASP:OD2	2.67	0.41
28:BG:4:ALA:HB2	28:BG:65:GLY:CA	2.50	0.41
29:BH:78:VAL:HG11	29:BH:145:ASN:HB2	2.00	0.41
29:BH:79:THR:HG22	29:BH:80:ILE:HG12	2.02	0.41
30:BI:58:ILE:HG22	30:BI:60:VAL:CG2	2.50	0.41
30:BI:123:ALA:C	30:BI:125:THR:N	2.72	0.41
31:BJ:42:ALA:O	31:BJ:43:GLU:C	2.58	0.41
31:BJ:76:HIS:CD2	31:BJ:85:LYS:HB2	2.55	0.41
33:BL:73:ILE:C	33:BL:105:ILE:HD13	2.41	0.41
34:BM:6:ARG:CZ	34:BM:6:ARG:CB	2.98	0.41
41:BT:43:ILE:O	41:BT:43:ILE:CG1	2.69	0.41
44:BW:39:GLN:O	44:BW:41:GLY:CA	2.68	0.41

*Continued on next page...*

*Continued from previous page...*

Atom-1	Atom-2	Interatomic distance (Å)	Clash overlap (Å)
48:B0:51:ARG:HE	48:B0:51:ARG:HB2	1.61	0.41
1:CA:17:U:O2	1:CA:18:C:C6	2.72	0.41
1:CA:82:G:C6	1:CA:89:U:C5	3.08	0.41
1:CA:158:G:C6	1:CA:164:G:C5	3.08	0.41
1:CA:206:C:C6	1:CA:206:C:C3'	3.03	0.41
1:CA:247:G:C6	1:CA:278:G:C2	3.08	0.41
1:CA:279:A:H5'	1:CA:280:C:H3'	1.94	0.41
1:CA:305:G:H8	1:CA:305:G:OP2	2.03	0.41
1:CA:356:A:C2	1:CA:368:U:O2	2.73	0.41
1:CA:367:U:C6	1:CA:394:G:N2	2.88	0.41
1:CA:376:G:H5''	16:CP:5:ARG:HD2	2.01	0.41
1:CA:544:G:H2'	1:CA:545:C:O5'	2.20	0.41
1:CA:992:U:H1'	1:CA:993:G:C2	2.55	0.41
1:CA:1067:A:O3'	1:CA:1094:G:H5'	2.20	0.41
1:CA:1100:C:OP2	2:CB:94:ARG:HD2	2.21	0.41
1:CA:1111:A:C8	1:CA:1111:A:H3'	2.55	0.41
1:CA:1171:A:C2	1:CA:1172:C:C2	3.08	0.41
1:CA:1277:C:H3'	1:CA:1277:C:H6	1.85	0.41
1:CA:1384:C:H2'	1:CA:1385:G:C8	2.55	0.41
1:CA:1449:C:C5	1:CA:1450:U:C4	3.08	0.41
1:CA:1452:C:HO2'	1:CA:1453:G:P	2.43	0.41
2:CB:191:ASP:C	2:CB:193:ASP:N	2.73	0.41
4:CD:116:LEU:HD13	4:CD:116:LEU:HA	1.82	0.41
4:CD:127:ARG:NH1	4:CD:127:ARG:CG	2.81	0.41
5:CE:35:LEU:HD11	5:CE:136:VAL:CG1	2.33	0.41
5:CE:96:GLN:N	5:CE:123:LEU:O	2.42	0.41
5:CE:157:GLY:CA	8:CH:63:LYS:HZ1	2.33	0.41
6:CF:47:LEU:CD1	6:CF:51:ILE:HD12	2.50	0.41
7:CG:12:LEU:CD1	7:CG:12:LEU:N	2.84	0.41
7:CG:116:ALA:HA	7:CG:120:ALA:HB2	2.01	0.41
10:CJ:5:ARG:NH1	10:CJ:7:ARG:HH12	2.18	0.41
10:CJ:102:LEU:HD13	10:CJ:102:LEU:C	2.41	0.41
13:CM:12:LYS:HB3	13:CM:17:ALA:CB	2.47	0.41
14:CN:89:ARG:HG3	14:CN:91:GLU:HG2	1.94	0.41
15:CO:38:LEU:HD12	15:CO:38:LEU:O	2.20	0.41
17:CQ:62:GLU:N	17:CQ:72:TRP:CE3	2.88	0.41
18:CR:31:TYR:C	18:CR:32:ILE:CG2	2.88	0.41
19:CS:4:LEU:HB3	19:CS:5:LYS:H	1.54	0.41
20:CT:11:ILE:C	20:CT:13:SER:N	2.73	0.41
21:CU:3:ILE:CG2	21:CU:18:PHE:CD1	3.00	0.41
22:DA:37:C:C6	22:DA:37:C:C3'	3.03	0.41

*Continued on next page...*

*Continued from previous page...*

Atom-1	Atom-2	Interatomic distance (Å)	Clash overlap (Å)
22:DA:45:G:H2'	22:DA:215:G:C5	2.54	0.41
22:DA:54:G:C5	22:DA:55:G:C8	3.08	0.41
22:DA:149:A:H2'	22:DA:150:U:H5'	2.01	0.41
22:DA:192:C:H6	22:DA:192:C:O5'	2.03	0.41
22:DA:237:C:H2'	22:DA:238:C:O5'	2.20	0.41
22:DA:269:C:C2	22:DA:270:A:C8	3.08	0.41
22:DA:287:G:N1	22:DA:354:A:C6	2.88	0.41
22:DA:310:A:N1	22:DA:330:A:C5	2.88	0.41
22:DA:396:G:C2'	22:DA:397:U:H5'	2.45	0.41
22:DA:425:G:C2	22:DA:426:C:C4	3.08	0.41
22:DA:444:C:O2'	22:DA:445:C:P	2.77	0.41
22:DA:590:A:C5	22:DA:591:U:C5	3.07	0.41
22:DA:642:U:C6	22:DA:642:U:C3'	3.03	0.41
22:DA:802:A:O2'	22:DA:803:U:C5'	2.52	0.41
22:DA:870:U:O2'	34:DM:4:PRO:HB3	2.21	0.41
22:DA:1102:C:OP2	22:DA:1102:C:H6	2.03	0.41
22:DA:1429:G:C2	22:DA:1430:G:N7	2.87	0.41
22:DA:1783:A:C2	22:DA:2588:G:O4'	2.73	0.41
22:DA:1809:A:H2'	22:DA:1810:A:C8	2.55	0.41
22:DA:1956:U:HO2'	22:DA:1957:C:H5'	1.81	0.41
22:DA:2037:A:H2'	22:DA:2038:G:C8	2.55	0.41
22:DA:2482:A:H2'	22:DA:2483:C:H6	1.85	0.41
22:DA:2486:C:H2'	22:DA:2487:G:O5'	2.20	0.41
22:DA:2595:G:C6	22:DA:2599:G:C6	3.07	0.41
22:DA:2776:A:C6	22:DA:2782:G:H1'	2.56	0.41
24:DC:196:ASN:OD1	24:DC:199:HIS:HB2	2.20	0.41
26:DE:114:ARG:C	26:DE:116:ASP:H	2.23	0.41
28:DG:18:ILE:CD1	28:DG:42:VAL:CG1	2.95	0.41
31:DJ:12:LYS:HB2	31:DJ:13:ARG:H	1.72	0.41
32:DK:11:ALA:HB1	32:DK:64:ARG:NH1	2.33	0.41
33:DL:110:VAL:HG23	33:DL:126:ARG:O	2.19	0.41
35:DN:9:GLN:O	35:DN:17:ARG:HD3	2.20	0.41
35:DN:38:LEU:CB	35:DN:39:PRO:HD3	2.35	0.41
37:DP:31:VAL:C	37:DP:32:VAL:HG12	2.40	0.41
47:DZ:38:GLU:CD	47:DZ:39:ASP:H	2.23	0.41
48:D0:27:LEU:HD22	48:D0:27:LEU:H	1.85	0.41
49:D1:6:GLU:OE1	49:D1:52:LYS:HD3	2.19	0.41
1:AA:109:A:C6	1:AA:326:G:C6	3.08	0.41
1:AA:207:C:O2	1:AA:207:C:H2'	2.19	0.41
1:AA:267:C:C6	1:AA:268:U:C5	3.09	0.41
1:AA:414:A:C2'	1:AA:415:A:C8	2.87	0.41

*Continued on next page...*

*Continued from previous page...*

Atom-1	Atom-2	Interatomic distance (Å)	Clash overlap (Å)
1:AA:550:G:C6	1:AA:551:U:C4	3.07	0.41
1:AA:739:C:H2'	1:AA:740:U:O4'	2.20	0.41
1:AA:862:C:O2'	1:AA:863:U:H5'	2.19	0.41
1:AA:957:U:C2	1:AA:959:A:OP2	2.74	0.41
1:AA:1058:G:H2'	1:AA:1059:C:H6	1.85	0.41
1:AA:1336:C:O2'	1:AA:1337:G:P	2.78	0.41
1:AA:1451:U:O5'	1:AA:1452:C:C5	2.74	0.41
2:AB:101:THR:HG22	2:AB:174:GLU:CD	2.38	0.41
5:AE:17:VAL:HG22	5:AE:18:ASN:N	2.35	0.41
5:AE:155:LYS:NZ	5:AE:156:ARG:HG3	2.35	0.41
6:AF:97:THR:CG2	6:AF:98:GLU:N	2.83	0.41
6:AF:99:ALA:O	6:AF:100:SER:CB	2.66	0.41
9:AI:41:GLU:HB3	9:AI:42:THR:H	1.59	0.41
11:AK:125:LYS:C	21:AU:33:ARG:HH22	2.22	0.41
13:AM:15:VAL:CA	13:AM:33:LEU:CD1	2.94	0.41
13:AM:30:LYS:O	13:AM:34:ALA:HB3	2.20	0.41
15:AO:20:ASP:OD2	15:AO:23:SER:HB2	2.20	0.41
16:AP:36:VAL:O	16:AP:36:VAL:HG13	2.20	0.41
16:AP:40:ASN:HA	16:AP:41:PRO:HD2	1.77	0.41
17:AQ:11:VAL:O	17:AQ:12:VAL:HB	2.20	0.41
17:AQ:60:ILE:HG22	17:AQ:72:TRP:HE3	1.80	0.41
18:AR:19:GLU:CD	18:AR:50:TYR:HD1	2.23	0.41
22:BA:171:U:H2'	22:BA:172:A:C8	2.55	0.41
22:BA:287:G:C2	22:BA:354:A:C2	3.07	0.41
22:BA:350:G:C2'	22:BA:351:C:H5'	2.50	0.41
22:BA:648:G:O2'	22:BA:2351:G:OP1	2.16	0.41
22:BA:901:C:H2'	22:BA:902:C:C6	2.50	0.41
22:BA:1313:U:H4'	22:BA:1332:G:H4'	2.02	0.41
22:BA:1324:G:H1'	22:BA:1616:A:N6	2.35	0.41
22:BA:1460:U:H3'	22:BA:1461:C:H5'	2.02	0.41
22:BA:1638:C:N4	22:BA:1639:C:C4	2.88	0.41
22:BA:2007:U:H2'	22:BA:2008:C:C6	2.54	0.41
22:BA:2075:U:H2'	22:BA:2238:G:H22	1.82	0.41
22:BA:2284:A:C2'	22:BA:2285:C:H5'	2.50	0.41
22:BA:2307:G:C2	22:BA:2311:A:N7	2.88	0.41
22:BA:2611:C:C5'	22:BA:2611:C:H6	2.34	0.41
22:BA:2698:U:H2'	22:BA:2699:C:C6	2.55	0.41
22:BA:2700:A:N1	22:BA:2708:G:C6	2.89	0.41
22:BA:2800:A:H3'	22:BA:2801:G:H5'	2.01	0.41
22:BA:2842:G:C4	22:BA:2876:G:N2	2.89	0.41
22:BA:2854:G:H2'	22:BA:2855:C:C6	2.56	0.41

*Continued on next page...*

*Continued from previous page...*

Atom-1	Atom-2	Interatomic distance (Å)	Clash overlap (Å)
24:BC:7:PRO:HB3	24:BC:13:ARG:HB2	2.01	0.41
24:BC:172:THR:HA	24:BC:182:LYS:HA	2.02	0.41
24:BC:236:GLY:O	24:BC:237:ARG:HB2	2.20	0.41
25:BD:73:VAL:CG2	25:BD:74:GLU:H	2.29	0.41
27:BF:47:LYS:NZ	27:BF:47:LYS:CB	2.83	0.41
27:BF:106:ALA:CA	27:BF:108:PRO:HD2	2.50	0.41
28:BG:115:GLN:CD	28:BG:115:GLN:N	2.68	0.41
29:BH:131:SER:O	29:BH:132:PHE:HB3	2.21	0.41
30:BI:93:ASN:OD1	30:BI:136:GLY:HA2	2.21	0.41
30:BI:115:ASP:OD1	30:BI:115:ASP:C	2.59	0.41
37:BP:21:PRO:HA	37:BP:46:VAL:CG1	2.50	0.41
39:BR:37:GLU:O	39:BR:37:GLU:OE1	2.38	0.41
39:BR:66:HIS:ND1	39:BR:94:THR:CG2	2.83	0.41
39:BR:81:LYS:O	39:BR:82:HIS:C	2.58	0.41
41:BT:2:ILE:HB	41:BT:3:ARG:CZ	2.50	0.41
41:BT:5:GLU:OE1	46:BY:22:LEU:HD22	2.20	0.41
41:BT:50:LEU:HD23	46:BY:26:PHE:CD1	2.56	0.41
42:BU:5:ARG:O	42:BU:6:ARG:C	2.58	0.41
42:BU:11:ILE:HG13	42:BU:21:ARG:HG3	2.02	0.41
45:BX:21:LEU:HA	45:BX:21:LEU:HD23	1.70	0.41
45:BX:44:ARG:HG3	45:BX:45:PHE:N	2.35	0.41
48:B0:39:ARG:HG2	48:B0:40:HIS:CE1	2.52	0.41
49:B1:46:VAL:CG1	49:B1:47:ILE:N	2.81	0.41
1:CA:64:G:N7	1:CA:99:C:C4	2.87	0.41
1:CA:71:A:C6	1:CA:100:G:N7	2.88	0.41
1:CA:101:A:C5	1:CA:102:G:C8	3.08	0.41
1:CA:276:G:O2'	1:CA:277:C:C5'	2.68	0.41
1:CA:470:C:H6	1:CA:470:C:O5'	2.04	0.41
1:CA:835:U:H3'	1:CA:835:U:C6	2.55	0.41
1:CA:885:G:O2'	1:CA:886:G:H5'	2.20	0.41
1:CA:1004:A:C4	1:CA:1026:G:N7	2.89	0.41
1:CA:1217:C:H6	1:CA:1217:C:H2'	1.62	0.41
1:CA:1250:A:C6	1:CA:1251:A:C5	3.07	0.41
1:CA:1497:G:H2'	1:CA:1498:U:O5'	2.21	0.41
2:CB:128:LEU:HB3	2:CB:131:LYS:CB	2.38	0.41
4:CD:32:LYS:O	4:CD:33:ILE:CG2	2.55	0.41
5:CE:45:VAL:O	5:CE:71:ILE:HG22	2.19	0.41
6:CF:21:MET:HA	6:CF:24:ARG:NH2	2.35	0.41
6:CF:33:GLU:CD	6:CF:33:GLU:N	2.74	0.41
11:CK:85:VAL:HG12	11:CK:86:LYS:N	2.36	0.41
13:CM:69:ARG:HA	13:CM:72:ILE:CG2	2.50	0.41

*Continued on next page...*

*Continued from previous page...*

Atom-1	Atom-2	Interatomic distance (Å)	Clash overlap (Å)
16:CP:9:HIS:HB3	16:CP:10:GLY:H	1.66	0.41
18:CR:46:THR:HG23	18:CR:46:THR:O	2.20	0.41
20:CT:63:LYS:O	20:CT:63:LYS:HG3	2.20	0.41
21:CU:36:PHE:HB3	21:CU:40:PRO:CD	2.50	0.41
22:DA:270:A:C2	22:DA:369:U:H4'	2.54	0.41
22:DA:271:G:C2	22:DA:367:G:N3	2.88	0.41
22:DA:415:A:O2'	22:DA:1865:U:C5'	2.68	0.41
22:DA:430:A:H2'	22:DA:431:U:H5'	2.01	0.41
22:DA:599:A:N3	22:DA:659:G:C2	2.88	0.41
22:DA:686:U:C6	22:DA:788:A:C2	3.08	0.41
22:DA:688:U:H1'	22:DA:786:C:O2'	2.20	0.41
22:DA:716:A:H2'	22:DA:717:C:C5'	2.46	0.41
22:DA:988:A:H2	22:DA:989:G:C2	2.35	0.41
22:DA:990:A:O2'	22:DA:991:C:H5''	2.19	0.41
22:DA:1399:C:O2'	22:DA:1400:U:C5'	2.63	0.41
22:DA:1691:C:N4	22:DA:1692:U:C4	2.88	0.41
22:DA:1784:A:P	56:DA:3678:HOH:O	2.78	0.41
22:DA:1905:C:H2'	22:DA:1930:G:C8	2.54	0.41
22:DA:1936:A:H5''	22:DA:1937:A:C5'	2.50	0.41
22:DA:2064:C:H1'	22:DA:2450:A:C6	2.56	0.41
22:DA:2202:U:C5'	22:DA:2203:U:OP1	2.67	0.41
22:DA:2296:U:H4'	22:DA:2297:A:OP1	2.19	0.41
22:DA:2312:U:C5'	27:DF:70:ARG:NH1	2.83	0.41
22:DA:2579:C:O2	22:DA:2579:C:C2'	2.68	0.41
22:DA:2630:G:C8	22:DA:2894:G:C8	3.07	0.41
22:DA:2677:G:H2'	22:DA:2678:C:H6	1.84	0.41
23:DB:28:C:H2'	23:DB:29:A:O4'	2.19	0.41
23:DB:64:G:C6	23:DB:65:U:C4	3.07	0.41
25:DD:16:THR:OG1	25:DD:17:GLU:N	2.53	0.41
25:DD:36:GLN:NE2	25:DD:38:LYS:HZ1	2.17	0.41
26:DE:6:LYS:HG2	26:DE:7:ASP:OD1	2.21	0.41
26:DE:25:GLU:O	26:DE:28:VAL:HG22	2.20	0.41
26:DE:115:GLN:O	26:DE:117:ARG:N	2.53	0.41
26:DE:124:PHE:HZ	26:DE:141:MET:HE1	1.85	0.41
27:DF:65:LEU:CG	27:DF:67:THR:CG2	2.99	0.41
27:DF:102:LEU:O	27:DF:103:ILE:HB	2.19	0.41
29:DH:40:THR:O	29:DH:41:LYS:HB2	2.20	0.41
29:DH:103:VAL:C	29:DH:105:ALA:N	2.73	0.41
30:DI:20:SER:H	30:DI:21:PRO:HD3	1.86	0.41
32:DK:16:ALA:CB	32:DK:45:GLU:CG	2.96	0.41
32:DK:27:GLY:O	32:DK:29:HIS:N	2.53	0.41

*Continued on next page...*

*Continued from previous page...*

Atom-1	Atom-2	Interatomic distance (Å)	Clash overlap (Å)
33:DL:112:LEU:HD23	33:DL:112:LEU:H	1.85	0.41
35:DN:60:VAL:O	35:DN:64:ARG:CD	2.68	0.41
35:DN:67:PHE:CD1	35:DN:67:PHE:C	2.94	0.41
37:DP:16:VAL:CG1	37:DP:19:PHE:HE2	2.32	0.41
38:DQ:20:ALA:O	38:DQ:23:TYR:CD1	2.73	0.41
38:DQ:31:TYR:C	38:DQ:31:TYR:CD2	2.93	0.41
40:DS:41:LYS:C	40:DS:43:ALA:N	2.70	0.41
42:DU:96:LYS:O	42:DU:97:SER:CB	2.61	0.41
47:DZ:16:LEU:O	47:DZ:20:LYS:HG3	2.20	0.41
1:AA:11:G:H2'	1:AA:12:U:C6	2.54	0.41
1:AA:123:U:H2'	1:AA:124:C:C6	2.55	0.41
1:AA:199:A:C2	1:AA:200:G:C4	3.08	0.41
1:AA:211:G:C5	1:AA:212:G:H1'	2.55	0.41
1:AA:243:A:C6	1:AA:246:A:N7	2.89	0.41
1:AA:307:C:O5'	1:AA:307:C:H6	2.03	0.41
1:AA:467:U:H6	1:AA:467:U:H2'	1.68	0.41
1:AA:709:U:H2'	1:AA:710:G:H8	1.86	0.41
1:AA:778:G:H2'	1:AA:779:C:H5'	2.02	0.41
1:AA:868:C:H2'	1:AA:869:G:O4'	2.21	0.41
1:AA:922:G:N2	1:AA:1396:A:C5	2.88	0.41
1:AA:1061:G:C5	1:AA:1197:A:C2	3.09	0.41
1:AA:1118:U:O2'	1:AA:1119:C:H5'	2.20	0.41
1:AA:1171:A:C2	1:AA:1172:C:C2	3.09	0.41
1:AA:1258:G:O2'	1:AA:1259:C:P	2.77	0.41
1:AA:1267:C:H2'	1:AA:1268:G:H5'	2.02	0.41
1:AA:1399:C:C4	1:AA:1502:A:C2	3.08	0.41
1:AA:1483:A:H2'	1:AA:1484:C:O4'	2.20	0.41
2:AB:71:THR:CG2	2:AB:72:LYS:N	2.83	0.41
2:AB:94:ARG:HD3	2:AB:94:ARG:HA	1.81	0.41
2:AB:103:TRP:CZ2	2:AB:154:GLY:HA2	2.55	0.41
3:AC:32:LEU:HD13	3:AC:32:LEU:HA	1.91	0.41
4:AD:114:ARG:O	4:AD:115:GLN:C	2.59	0.41
4:AD:124:VAL:HG23	4:AD:125:ASN:N	2.34	0.41
6:AF:6:ILE:HB	6:AF:62:MET:HB3	2.01	0.41
8:AH:112:ASP:O	8:AH:113:ARG:C	2.58	0.41
11:AK:22:ILE:HG22	11:AK:31:VAL:HG13	2.02	0.41
11:AK:70:ALA:O	11:AK:73:VAL:HG22	2.20	0.41
11:AK:96:ILE:O	11:AK:97:ARG:C	2.59	0.41
12:AL:2:THR:HB	12:AL:5:GLN:H	1.85	0.41
14:AN:10:VAL:O	14:AN:14:ALA:HB2	2.21	0.41
17:AQ:78:VAL:C	17:AQ:79:GLU:HG3	2.41	0.41

*Continued on next page...*



*Continued from previous page...*

Atom-1	Atom-2	Interatomic distance (Å)	Clash overlap (Å)
22:BA:153:U:H2'	22:BA:154:U:C5'	2.50	0.41
22:BA:287:G:C4	22:BA:354:A:C2	3.08	0.41
22:BA:288:U:C2'	22:BA:289:G:H5'	2.50	0.41
22:BA:407:G:C2'	22:BA:408:G:H5'	2.50	0.41
22:BA:602:A:C2	22:BA:656:G:C5	3.09	0.41
22:BA:797:G:N7	56:BA:3320:HOH:O	2.37	0.41
22:BA:872:U:H2'	22:BA:873:C:H6	1.85	0.41
22:BA:1070:A:N3	30:BI:9:LYS:CG	2.83	0.41
22:BA:1082:U:C4	22:BA:1083:U:N3	2.87	0.41
22:BA:1274:A:N3	22:BA:1297:C:H1'	2.35	0.41
22:BA:1378:A:H4'	22:BA:1379:U:OP1	2.20	0.41
22:BA:1845:G:C2'	22:BA:1846:G:C5'	2.98	0.41
22:BA:1905:C:H4'	22:BA:1929:G:H8	1.85	0.41
22:BA:2013:A:OP1	40:BS:96:ILE:HA	2.20	0.41
22:BA:2052:A:H2'	22:BA:2053:G:H8	1.86	0.41
22:BA:2209:G:C6	22:BA:2210:U:C4	3.09	0.41
22:BA:2665:A:C2	22:BA:2666:C:C2	3.08	0.41
22:BA:2811:G:H2'	22:BA:2812:G:O4'	2.21	0.41
22:BA:2874:C:H2'	22:BA:2875:C:C6	2.54	0.41
23:BB:16:G:C5	23:BB:69:G:C2	3.08	0.41
23:BB:49:C:O5'	23:BB:49:C:H6	2.03	0.41
24:BC:32:LEU:HD23	24:BC:32:LEU:HA	1.76	0.41
25:BD:16:THR:OG1	25:BD:18:ASP:OD1	2.32	0.41
26:BE:111:GLU:HG2	26:BE:114:ARG:NH1	2.35	0.41
28:BG:39:ALA:HB1	28:BG:57:TYR:HB3	2.02	0.41
29:BH:27:ARG:HD3	29:BH:27:ARG:HA	1.85	0.41
32:BK:13:ASN:C	32:BK:15:GLY:H	2.23	0.41
32:BK:20:MET:O	32:BK:41:ILE:HD12	2.20	0.41
32:BK:71:ARG:HB2	32:BK:72:PRO:CD	2.22	0.41
35:BN:55:ALA:HA	35:BN:80:PHE:CE1	2.55	0.41
35:BN:67:PHE:CE2	35:BN:71:ARG:NH1	2.89	0.41
36:BO:78:VAL:CG2	36:BO:79:ALA:N	2.83	0.41
37:BP:33:GLU:OE2	37:BP:38:ARG:NH1	2.54	0.41
37:BP:53:GLY:O	37:BP:54:LEU:C	2.59	0.41
37:BP:91:VAL:O	37:BP:92:ARG:HG2	2.21	0.41
42:BU:36:GLU:O	42:BU:36:GLU:HG3	2.20	0.41
46:BY:39:GLN:O	46:BY:42:LEU:HB2	2.20	0.41
1:CA:62:U:C4'	1:CA:378:G:N2	2.83	0.41
1:CA:237:G:C2'	1:CA:238:A:H5'	2.51	0.41
1:CA:247:G:C6	1:CA:278:G:N1	2.88	0.41
1:CA:370:C:C3'	1:CA:371:A:H5'	2.48	0.41

*Continued on next page...*

*Continued from previous page...*

Atom-1	Atom-2	Interatomic distance (Å)	Clash overlap (Å)
1:CA:659:U:C6	1:CA:660:C:C5	3.09	0.41
1:CA:680:C:H2'	1:CA:681:A:H8	1.85	0.41
1:CA:683:G:C2	1:CA:684:U:C2	3.08	0.41
1:CA:787:A:O2'	1:CA:788:U:H5'	2.21	0.41
1:CA:825:A:C5	1:CA:826:C:C5	3.09	0.41
1:CA:985:C:O2'	1:CA:986:U:C6	2.67	0.41
1:CA:1093:A:H2'	1:CA:1095:U:C6	2.56	0.41
1:CA:1157:A:C2	1:CA:1181:G:C8	3.09	0.41
1:CA:1348:U:OP1	9:CI:111:GLU:N	2.51	0.41
7:CG:4:ARG:HE	7:CG:6:ILE:HA	1.84	0.41
7:CG:7:GLY:O	7:CG:8:GLN:CB	2.68	0.41
9:CI:79:ARG:O	9:CI:83:THR:HG22	2.20	0.41
11:CK:22:ILE:HD11	11:CK:31:VAL:HG22	2.02	0.41
12:CL:29:LYS:HB2	12:CL:81:ILE:HG22	2.01	0.41
13:CM:16:ILE:CD1	13:CM:16:ILE:N	2.81	0.41
18:CR:62:ARG:HD3	18:CR:69:TYR:CE2	2.55	0.41
19:CS:54:ARG:CG	19:CS:55:GLN:N	2.82	0.41
22:DA:139:U:C4	41:DT:1:MET:N	2.85	0.41
22:DA:287:G:C6	22:DA:354:A:C6	3.09	0.41
22:DA:289:G:N3	22:DA:352:A:C2	2.89	0.41
22:DA:297:G:C2	22:DA:342:A:C2	3.09	0.41
22:DA:301:G:O2'	22:DA:302:C:P	2.78	0.41
22:DA:352:A:C4	22:DA:353:C:C1'	3.02	0.41
22:DA:469:G:OP2	26:DE:54:GLY:O	2.39	0.41
22:DA:511:U:H5'	22:DA:1236:G:OP1	2.21	0.41
22:DA:583:G:C6	22:DA:584:C:C4	3.08	0.41
22:DA:663:G:O6	22:DA:664:G:O6	2.39	0.41
22:DA:728:G:C4	22:DA:730:A:C8	3.08	0.41
22:DA:736:C:C4	22:DA:737:C:C5	3.09	0.41
22:DA:814:C:C2	22:DA:1194:A:C2	3.08	0.41
22:DA:976:G:O2'	22:DA:977:G:H5'	2.20	0.41
22:DA:1004:U:C4'	22:DA:1010:A:C6	3.03	0.41
22:DA:1179:G:C2	22:DA:1180:U:N1	2.88	0.41
22:DA:1298:C:C5	22:DA:1643:G:N2	2.88	0.41
22:DA:1373:A:C4'	22:DA:2212:A:H1'	2.50	0.41
22:DA:1539:U:O2'	22:DA:1540:G:P	2.78	0.41
22:DA:1555:G:HO2'	22:DA:1556:C:H5'	1.82	0.41
22:DA:1655:A:C5'	25:DD:118:PHE:CE1	3.03	0.41
22:DA:1810:A:C2'	22:DA:1811:G:O4'	2.65	0.41
22:DA:2157:G:OP2	22:DA:2157:G:C2	2.73	0.41
22:DA:2209:G:C6	22:DA:2210:U:C4	3.07	0.41

*Continued on next page...*

*Continued from previous page...*

Atom-1	Atom-2	Interatomic distance (Å)	Clash overlap (Å)
22:DA:2307:G:O2'	22:DA:2308:G:C8	2.69	0.41
22:DA:2356:U:C5'	44:DW:16:GLU:HG3	2.51	0.41
22:DA:2392:A:O3'	51:D3:26:ALA:HB1	2.19	0.41
22:DA:2751:G:H5'	28:DG:2:ARG:HH21	1.85	0.41
22:DA:2753:A:O2'	22:DA:2754:U:C5'	2.68	0.41
22:DA:2868:A:O2'	22:DA:2869:G:H5'	2.21	0.41
22:DA:2874:C:O2'	22:DA:2875:C:C5'	2.69	0.41
25:DD:146:ILE:HG13	25:DD:155:VAL:CG2	2.40	0.41
25:DD:202:ILE:HD12	25:DD:202:ILE:H	1.85	0.41
26:DE:24:ASN:HB3	26:DE:27:LEU:HB3	2.03	0.41
26:DE:136:GLN:HA	26:DE:136:GLN:OE1	2.19	0.41
27:DF:67:THR:HG23	27:DF:86:CYS:HA	2.00	0.41
28:DG:122:ALA:CB	28:DG:132:LEU:HA	2.49	0.41
29:DH:61:VAL:CG1	29:DH:62:LEU:N	2.77	0.41
30:DI:52:LEU:HD11	30:DI:78:LEU:CD2	2.50	0.41
30:DI:78:LEU:C	30:DI:80:LYS:H	2.23	0.41
33:DL:100:ILE:O	33:DL:100:ILE:HG23	2.20	0.41
33:DL:100:ILE:O	33:DL:101:ILE:HG12	2.21	0.41
35:DN:31:HIS:C	35:DN:33:ILE:N	2.74	0.41
37:DP:65:ASN:N	37:DP:65:ASN:HD22	2.18	0.41
38:DQ:44:TYR:O	38:DQ:45:ALA:C	2.59	0.41
41:DT:7:LEU:C	41:DT:9:LYS:H	2.24	0.41
42:DU:60:LYS:HA	42:DU:60:LYS:CE	2.50	0.41
43:DV:69:GLU:HG2	43:DV:70:ILE:H	1.84	0.41
1:AA:20:U:C2'	1:AA:21:G:H5'	2.49	0.41
1:AA:87:C:HO2'	1:AA:88:U:C4'	2.33	0.41
1:AA:625:U:O2'	1:AA:626:G:C5'	2.68	0.41
1:AA:653:U:H6	1:AA:653:U:H2'	1.65	0.41
1:AA:1087:G:C2	1:AA:1088:G:C5	3.09	0.41
1:AA:1117:A:N1	1:AA:1184:G:C6	2.88	0.41
1:AA:1258:G:O2'	1:AA:1259:C:O5'	2.38	0.41
1:AA:1312:G:N2	1:AA:1313:U:C2	2.88	0.41
1:AA:1418:A:C2	1:AA:1483:A:C2	3.09	0.41
2:AB:49:PHE:C	2:AB:52:ALA:H	2.23	0.41
2:AB:123:GLY:O	2:AB:125:PHE:CD2	2.72	0.41
3:AC:125:ARG:O	3:AC:126:ARG:HB3	2.20	0.41
4:AD:94:GLU:HG3	4:AD:99:ASN:HD21	1.83	0.41
4:AD:134:TYR:C	4:AD:134:TYR:CD2	2.93	0.41
4:AD:159:GLU:C	4:AD:161:ALA:N	2.73	0.41
5:AE:121:ASN:HD22	5:AE:122:VAL:H	1.69	0.41
6:AF:8:PHE:CE2	6:AF:60:VAL:CG1	3.03	0.41

*Continued on next page...*

*Continued from previous page...*

Atom-1	Atom-2	Interatomic distance (Å)	Clash overlap (Å)
7:AG:7:GLY:O	7:AG:8:GLN:CB	2.68	0.41
9:AI:21:LYS:O	9:AI:61:ASP:N	2.47	0.41
10:AJ:41:PRO:O	10:AJ:42:LEU:CB	2.65	0.41
10:AJ:41:PRO:HG2	10:AJ:42:LEU:H	1.86	0.41
10:AJ:56:HIS:HD2	10:AJ:57:VAL:CG1	2.28	0.41
12:AL:24:GLU:CD	12:AL:29:LYS:NZ	2.74	0.41
20:AT:82:ILE:HD12	20:AT:82:ILE:C	2.41	0.41
21:AU:3:ILE:N	21:AU:19:LYS:HZ1	2.18	0.41
22:BA:83:A:N6	22:BA:101:A:C5	2.89	0.41
22:BA:93:G:O2'	22:BA:94:A:C5'	2.67	0.41
22:BA:182:A:C6	22:BA:183:C:C4	3.08	0.41
22:BA:310:A:O2'	22:BA:311:A:O5'	2.36	0.41
22:BA:764:A:H3'	22:BA:765:C:H5'	2.02	0.41
22:BA:785:G:C6	22:BA:786:C:C4	3.08	0.41
22:BA:866:A:C8	22:BA:866:A:C3'	3.03	0.41
22:BA:869:G:C4'	34:BM:8:LYS:HD3	2.49	0.41
22:BA:1126:A:H4'	22:BA:1127:A:H5''	2.03	0.41
22:BA:1187:G:H5''	39:BR:83:TYR:CE2	2.56	0.41
22:BA:1359:A:N7	22:BA:1373:A:C2	2.89	0.41
22:BA:1386:C:H5''	22:BA:1396:U:O2	2.21	0.41
22:BA:1508:A:O2'	22:BA:1509:A:H8	2.02	0.41
22:BA:1733:G:C2	22:BA:1734:G:C8	3.09	0.41
22:BA:1858:A:H62	22:BA:1884:G:H1'	1.86	0.41
22:BA:1918:A:C3'	22:BA:1920:C:H41	2.33	0.41
22:BA:2151:U:C5	22:BA:2152:G:N7	2.88	0.41
22:BA:2259:U:C6	22:BA:2427:C:C4	3.09	0.41
22:BA:2527:C:C2'	22:BA:2528:U:H5'	2.51	0.41
22:BA:2701:U:H2'	22:BA:2702:G:OP1	2.20	0.41
22:BA:2808:G:O2'	22:BA:2809:A:P	2.78	0.41
26:BE:40:ARG:HD2	26:BE:92:HIS:ND1	2.35	0.41
27:BF:16:MET:O	27:BF:20:ASN:CA	2.65	0.41
27:BF:98:PHE:O	27:BF:98:PHE:CD2	2.74	0.41
28:BG:159:LYS:HE2	28:BG:159:LYS:HB3	1.86	0.41
33:BL:3:LEU:HD23	33:BL:3:LEU:HA	1.49	0.41
35:BN:74:GLU:O	35:BN:77:ALA:HB3	2.20	0.41
36:BO:49:VAL:CG1	36:BO:50:ALA:N	2.82	0.41
37:BP:37:LYS:HD3	37:BP:37:LYS:H	1.85	0.41
37:BP:50:ARG:HG2	37:BP:56:SER:HA	2.01	0.41
37:BP:111:GLU:O	37:BP:113:LEU:HD22	2.20	0.41
39:BR:5:PHE:HA	39:BR:39:LEU:CD2	2.50	0.41
1:CA:73:C:O2'	1:CA:74:A:C8	2.72	0.41

*Continued on next page...*

*Continued from previous page...*

Atom-1	Atom-2	Interatomic distance (Å)	Clash overlap (Å)
1:CA:145:G:C2	1:CA:146:G:C8	3.08	0.41
1:CA:247:G:N2	1:CA:248:C:C2	2.88	0.41
1:CA:274:A:O2'	1:CA:275:G:H8	2.04	0.41
1:CA:311:C:C6	1:CA:311:C:C3'	3.02	0.41
1:CA:315:A:H5''	1:CA:317:U:OP2	2.20	0.41
1:CA:509:A:OP1	4:CD:50:TYR:CD2	2.73	0.41
1:CA:593:U:C4	1:CA:594:U:C4	3.09	0.41
1:CA:618:C:H3'	1:CA:619:U:C5'	2.50	0.41
1:CA:644:U:O2'	1:CA:645:G:H5'	2.20	0.41
1:CA:675:A:H1'	11:CK:117:HIS:ND1	2.36	0.41
1:CA:715:A:C2'	1:CA:716:A:H5'	2.50	0.41
1:CA:756:C:C2'	1:CA:757:U:O5'	2.67	0.41
1:CA:877:G:O2'	1:CA:878:A:H5'	2.20	0.41
1:CA:1004:A:C2	1:CA:1026:G:C5	3.09	0.41
1:CA:1211:U:O2'	1:CA:1213:A:C2	2.71	0.41
1:CA:1219:A:C5	1:CA:1220:G:C8	3.08	0.41
1:CA:1494:G:C6	1:CA:1495:U:C4	3.08	0.41
2:CB:30:ILE:HD11	2:CB:188:THR:HG22	2.01	0.41
3:CC:46:LEU:HD11	3:CC:86:LEU:HD13	2.01	0.41
3:CC:136:ALA:CA	3:CC:139:ASN:HD21	2.33	0.41
4:CD:169:TRP:O	4:CD:182:LYS:HB3	2.21	0.41
9:CI:27:ILE:HD13	9:CI:62:LEU:CG	2.51	0.41
9:CI:29:ILE:HA	9:CI:64:ILE:O	2.20	0.41
11:CK:33:ILE:HG13	11:CK:69:CYS:SG	2.60	0.41
14:CN:41:TRP:HB3	14:CN:44:VAL:CG2	2.51	0.41
15:CO:18:ALA:O	15:CO:19:ASN:HB3	2.19	0.41
15:CO:23:SER:O	15:CO:26:VAL:HB	2.21	0.41
18:CR:28:LEU:O	18:CR:30:ASN:N	2.54	0.41
21:CU:29:ALA:C	21:CU:32:ARG:HB2	2.41	0.41
21:CU:41:THR:O	21:CU:45:LYS:HB3	2.20	0.41
22:DA:234:U:C6	22:DA:234:U:C4'	3.04	0.41
22:DA:302:C:O2'	22:DA:303:G:O5'	2.38	0.41
22:DA:308:G:C6	22:DA:501:A:C4	3.08	0.41
22:DA:406:G:O2'	22:DA:407:G:H8	2.04	0.41
22:DA:492:A:C2	40:DS:49:LYS:HE2	2.55	0.41
22:DA:686:U:N3	50:D2:12:ARG:HB2	2.17	0.41
22:DA:729:G:N3	22:DA:729:G:C2'	2.83	0.41
22:DA:867:C:O2'	22:DA:868:U:C5'	2.68	0.41
22:DA:1139:G:C2'	22:DA:1140:C:O5'	2.68	0.41
22:DA:1196:C:C1'	22:DA:1226:A:C4	3.02	0.41
22:DA:1234:U:H2'	22:DA:1235:G:O4'	2.20	0.41

*Continued on next page...*

*Continued from previous page...*

Atom-1	Atom-2	Interatomic distance (Å)	Clash overlap (Å)
22:DA:1324:G:H1'	22:DA:1616:A:H62	1.72	0.41
22:DA:1413:A:H2'	22:DA:1414:C:C5	2.52	0.41
22:DA:1553:A:N7	22:DA:1555:G:C5	2.88	0.41
22:DA:1598:A:N1	22:DA:1599:U:C2	2.88	0.41
22:DA:1803:A:H2'	22:DA:1804:C:C6	2.55	0.41
22:DA:1824:G:OP2	22:DA:1824:G:C8	2.73	0.41
22:DA:1833:C:C6	22:DA:1834:U:C5	3.08	0.41
22:DA:1846:G:H5''	22:DA:1847:A:OP2	2.20	0.41
22:DA:2023:C:O2'	22:DA:2024:G:C5'	2.68	0.41
22:DA:2151:U:C2	22:DA:2152:G:N7	2.88	0.41
22:DA:2217:G:C2'	22:DA:2218:G:H8	2.32	0.41
22:DA:2336:A:H1'	22:DA:2385:C:H5''	2.02	0.41
22:DA:2366:A:C2	22:DA:2367:G:H1'	2.56	0.41
22:DA:2388:A:H5'	22:DA:2389:G:OP2	2.20	0.41
22:DA:2468:A:O2'	22:DA:2469:A:P	2.79	0.41
22:DA:2469:A:H2'	22:DA:2470:G:O5'	2.19	0.41
22:DA:2469:A:C2	22:DA:2482:A:H1'	2.54	0.41
22:DA:2776:A:N1	22:DA:2782:G:H1'	2.36	0.41
22:DA:2825:G:H3'	22:DA:2826:A:C8	2.52	0.41
22:DA:2865:U:C5	22:DA:2866:U:C2	3.08	0.41
23:DB:15:A:OP1	23:DB:108:A:H5'	2.20	0.41
24:DC:44:ASN:C	24:DC:46:GLY:H	2.24	0.41
26:DE:109:LEU:O	26:DE:112:LEU:CB	2.68	0.41
27:DF:71:LYS:HG3	27:DF:73:VAL:H	1.86	0.41
27:DF:102:LEU:N	27:DF:102:LEU:HD22	2.36	0.41
28:DG:53:PRO:HG3	28:DG:61:TRP:CE2	2.56	0.41
29:DH:4:ILE:O	29:DH:36:ALA:HB1	2.20	0.41
30:DI:23:VAL:O	30:DI:25:PRO:HD2	2.20	0.41
30:DI:112:LYS:HZ1	30:DI:128:ILE:HD12	1.84	0.41
33:DL:21:ARG:HB3	33:DL:21:ARG:CZ	2.49	0.41
33:DL:56:PRO:HD2	33:DL:59:ARG:HD3	2.01	0.41
33:DL:120:VAL:CG1	33:DL:121:THR:N	2.83	0.41
38:DQ:46:TYR:HB2	38:DQ:49:ARG:HH21	1.85	0.41
38:DQ:91:ARG:CZ	38:DQ:93:ILE:HG21	2.51	0.41
39:DR:1:MET:HA	39:DR:1:MET:CE	2.51	0.41
42:DU:6:ARG:O	42:DU:24:VAL:HG11	2.21	0.41
44:DW:39:GLN:CG	44:DW:42:THR:HB	2.45	0.41
44:DW:43:LYS:HD2	44:DW:79:ILE:CD1	2.39	0.41
44:DW:54:ARG:O	44:DW:56:HIS:N	2.53	0.41
45:DX:8:GLY:O	45:DX:10:ARG:HG3	2.20	0.41
49:D1:19:PHE:CD1	49:D1:19:PHE:N	2.88	0.41

*Continued on next page...*

*Continued from previous page...*

Atom-1	Atom-2	Interatomic distance (Å)	Clash overlap (Å)
1:AA:39:G:C4	1:AA:40:C:C6	3.08	0.41
1:AA:74:A:C2	1:AA:75:G:C5	3.09	0.41
1:AA:178:C:H2'	1:AA:179:A:O4'	2.20	0.41
1:AA:371:A:C2	1:AA:372:C:C5	3.09	0.41
1:AA:418:C:H2'	1:AA:419:C:C6	2.55	0.41
1:AA:439:U:H2'	1:AA:440:C:H6	1.85	0.41
1:AA:439:U:O4'	4:AD:118:SER:O	2.39	0.41
1:AA:511:C:H2'	1:AA:534:U:O2	2.20	0.41
1:AA:520:A:N7	1:AA:521:G:C8	2.88	0.41
1:AA:858:G:N7	1:AA:869:G:N7	2.69	0.41
1:AA:865:A:H2	1:AA:918:A:H4'	1.85	0.41
1:AA:935:A:N3	1:AA:936:C:C6	2.88	0.41
1:AA:941:G:C2	1:AA:942:G:H1'	2.55	0.41
1:AA:978:A:C2	1:AA:1318:A:C4	3.08	0.41
1:AA:1012:A:C6	1:AA:1013:G:C6	3.08	0.41
1:AA:1021:A:H2'	1:AA:1022:A:H5'	1.95	0.41
1:AA:1160:G:C2	1:AA:1161:C:C6	3.08	0.41
1:AA:1210:C:C2'	1:AA:1211:U:C5'	2.84	0.41
1:AA:1219:A:C6	1:AA:1220:G:C6	3.08	0.41
2:AB:49:PHE:O	2:AB:52:ALA:N	2.53	0.41
2:AB:132:GLU:O	2:AB:136:ARG:CB	2.56	0.41
4:AD:12:ARG:HG2	4:AD:33:ILE:HD12	2.02	0.41
9:AI:90:ASP:OD2	9:AI:92:SER:HB3	2.21	0.41
10:AJ:40:ILE:O	10:AJ:72:ARG:HA	2.20	0.41
13:AM:18:LEU:HD13	13:AM:18:LEU:HA	1.91	0.41
13:AM:21:ILE:HD12	13:AM:21:ILE:H	1.85	0.41
13:AM:94:LEU:CB	13:AM:95:PRO:HD2	2.49	0.41
14:AN:27:LYS:HA	14:AN:30:ILE:CG2	2.50	0.41
15:AO:42:PHE:CE1	15:AO:55:LEU:HB2	2.55	0.41
15:AO:87:ARG:O	15:AO:88:ARG:C	2.59	0.41
22:BA:60:G:O2'	22:BA:61:C:P	2.78	0.41
22:BA:278:A:C2	22:BA:362:A:N7	2.89	0.41
22:BA:404:A:C8	22:BA:406:G:C6	3.08	0.41
22:BA:740:C:O2	22:BA:740:C:H2'	2.19	0.41
22:BA:782:A:C6	24:BC:224:MET:HE1	2.56	0.41
22:BA:977:G:N3	22:BA:1001:A:H2	2.18	0.41
22:BA:1078:U:H5''	22:BA:1079:C:O5'	2.20	0.41
22:BA:1344:U:H2'	22:BA:1345:C:OP1	2.21	0.41
22:BA:1459:G:H8	22:BA:1459:G:H2'	1.71	0.41
22:BA:1585:C:O5'	22:BA:1585:C:H6	2.03	0.41
22:BA:1720:U:H5''	22:BA:1721:G:OP2	2.20	0.41

*Continued on next page...*

*Continued from previous page...*

Atom-1	Atom-2	Interatomic distance (Å)	Clash overlap (Å)
22:BA:1824:G:H2'	22:BA:1825:U:C6	2.55	0.41
22:BA:1996:C:OP1	32:BK:31:ARG:NE	2.51	0.41
22:BA:2095:A:H2'	22:BA:2096:C:C6	2.55	0.41
22:BA:2255:G:C2'	22:BA:2256:G:H5'	2.51	0.41
22:BA:2432:A:N1	45:BX:20:ALA:HA	2.36	0.41
22:BA:2599:G:O2'	22:BA:2600:A:H5'	2.20	0.41
23:BB:46:A:C4	23:BB:47:C:C6	3.09	0.41
23:BB:88:C:H6	23:BB:88:C:C5'	2.24	0.41
23:BB:90:C:C6	23:BB:90:C:C4'	3.03	0.41
26:BE:177:PRO:O	26:BE:180:LEU:HB2	2.19	0.41
27:BF:6:TYR:O	27:BF:10:GLU:O	2.39	0.41
27:BF:19:PHE:O	27:BF:20:ASN:C	2.58	0.41
30:BI:41:PHE:CE2	30:BI:45:THR:HG21	2.56	0.41
30:BI:49:GLU:HG2	30:BI:50:LYS:N	2.35	0.41
30:BI:57:VAL:HG12	30:BI:58:ILE:N	2.35	0.41
30:BI:78:LEU:HD13	30:BI:108:ILE:CG2	2.46	0.41
30:BI:111:THR:O	30:BI:113:ALA:N	2.47	0.41
31:BJ:17:VAL:HG13	31:BJ:55:ILE:HG12	2.03	0.41
31:BJ:65:THR:HG23	31:BJ:66:GLY:N	2.36	0.41
32:BK:99:ILE:HG22	32:BK:100:PHE:N	2.36	0.41
33:BL:112:LEU:HD12	33:BL:130:GLY:CA	2.36	0.41
34:BM:46:ILE:HD12	34:BM:47:GLU:CA	2.51	0.41
36:BO:40:ILE:CG1	36:BO:47:VAL:HG12	2.41	0.41
38:BQ:51:GLN:O	38:BQ:52:ARG:C	2.58	0.41
38:BQ:65:ASN:HD22	38:BQ:69:ARG:HH22	1.52	0.41
43:BV:26:PHE:HB2	43:BV:27:PRO:HD2	2.02	0.41
47:BZ:33:HIS:O	47:BZ:34:THR:HB	2.20	0.41
1:CA:60:A:HO2'	1:CA:61:G:P	2.44	0.41
1:CA:70:U:C2	1:CA:94:G:C5	3.09	0.41
1:CA:93:U:HO2'	1:CA:95:C:H5	1.64	0.41
1:CA:204:G:C4	1:CA:205:A:C8	3.09	0.41
1:CA:322:C:H41	1:CA:328:C:H6	1.61	0.41
1:CA:392:C:H2'	1:CA:393:A:C8	2.53	0.41
1:CA:445:G:N3	1:CA:446:G:C8	2.89	0.41
1:CA:557:G:C5	1:CA:558:G:C6	3.09	0.41
1:CA:619:U:H3	4:CD:131:ILE:HD11	1.85	0.41
1:CA:643:C:C5'	8:CH:31:LEU:HD13	2.49	0.41
1:CA:728:A:N6	1:CA:729:A:N6	2.68	0.41
1:CA:913:A:H4'	1:CA:914:A:C4'	2.50	0.41
1:CA:966:G:O2'	1:CA:967:C:H5'	2.20	0.41
1:CA:968:A:C4	1:CA:1062:U:H4'	2.53	0.41

*Continued on next page...*



*Continued from previous page...*

Atom-1	Atom-2	Interatomic distance (Å)	Clash overlap (Å)
1:CA:983:A:HO2'	1:CA:984:C:C5'	2.32	0.41
1:CA:1134:G:N1	1:CA:1141:C:N4	2.68	0.41
1:CA:1315:U:C6	1:CA:1316:G:N7	2.89	0.41
1:CA:1375:A:O2'	7:CG:101:ARG:NH2	2.53	0.41
1:CA:1428:A:H2'	1:CA:1429:A:O4'	2.20	0.41
2:CB:147:LEU:N	2:CB:147:LEU:CD1	2.84	0.41
3:CC:135:ARG:C	3:CC:137:VAL:N	2.74	0.41
5:CE:38:VAL:HG23	5:CE:66:ALA:HB1	2.02	0.41
7:CG:74:VAL:H	7:CG:140:VAL:CG1	2.34	0.41
9:CI:27:ILE:HG21	9:CI:34:LEU:HA	2.03	0.41
10:CJ:10:LEU:HB2	10:CJ:72:ARG:HB2	2.02	0.41
10:CJ:84:VAL:CG2	10:CJ:85:ASP:N	2.60	0.41
12:CL:17:LYS:HD3	12:CL:17:LYS:N	2.33	0.41
14:CN:13:VAL:HA	14:CN:59:GLN:NE2	2.36	0.41
14:CN:65:GLN:HA	14:CN:65:GLN:NE2	2.36	0.41
17:CQ:59:GLU:HG3	17:CQ:75:VAL:HG22	2.03	0.41
18:CR:51:GLN:HA	18:CR:51:GLN:OE1	2.20	0.41
21:CU:41:THR:O	21:CU:45:LYS:CB	2.68	0.41
22:DA:46:G:N2	22:DA:47:C:C6	2.88	0.41
22:DA:109:C:H2'	22:DA:109:C:O2	2.21	0.41
22:DA:136:G:H8	22:DA:136:G:O5'	2.03	0.41
22:DA:587:C:C5	22:DA:671:C:O2	2.73	0.41
22:DA:678:C:H2'	22:DA:679:C:H6	1.69	0.41
22:DA:728:G:C2	22:DA:730:A:C5	3.09	0.41
22:DA:843:G:H2'	22:DA:844:A:H8	1.85	0.41
22:DA:915:C:O2'	22:DA:916:G:C5'	2.56	0.41
22:DA:974:G:OP1	22:DA:1187:G:H4'	2.20	0.41
22:DA:975:A:C2	22:DA:976:G:N9	2.88	0.41
22:DA:1090:A:C2	22:DA:1091:G:C1'	3.03	0.41
22:DA:1197:G:O2'	22:DA:1198:U:H5'	2.19	0.41
22:DA:1500:G:C2	22:DA:1501:G:C8	3.09	0.41
22:DA:1607:C:H1'	22:DA:1621:U:C4	2.55	0.41
22:DA:1623:G:C6	22:DA:1624:U:C5	3.08	0.41
22:DA:1627:G:C6	22:DA:1640:A:N7	2.88	0.41
22:DA:1662:U:H3	22:DA:1998:A:H61	1.67	0.41
22:DA:1707:G:C5	22:DA:1756:G:C6	3.09	0.41
22:DA:1712:U:C5	22:DA:1713:A:C4	3.09	0.41
22:DA:1784:A:H4'	22:DA:1785:A:C5'	2.44	0.41
22:DA:1808:A:N6	45:DX:27:ARG:CD	2.84	0.41
22:DA:1821:A:H8	22:DA:1821:A:O5'	2.04	0.41
22:DA:1821:A:H5'	24:DC:156:SER:OG	2.20	0.41

*Continued on next page...*

*Continued from previous page...*

Atom-1	Atom-2	Interatomic distance (Å)	Clash overlap (Å)
22:DA:2050:C:O2'	25:DD:146:ILE:HG21	2.21	0.41
22:DA:2107:G:C2	22:DA:2108:A:C5	3.09	0.41
22:DA:2148:G:O2'	22:DA:2149:U:C5	2.74	0.41
22:DA:2206:C:C2	22:DA:2207:C:C6	3.09	0.41
22:DA:2210:U:HO2'	22:DA:2211:A:P	2.44	0.41
22:DA:2662:A:H2'	22:DA:2663:G:C5'	2.51	0.41
22:DA:2756:U:H1'	22:DA:2757:A:H5'	2.01	0.41
23:DB:45:A:C5'	27:DF:91:ARG:HD2	2.51	0.41
24:DC:181:ARG:HH11	24:DC:265:PHE:HD1	1.64	0.41
24:DC:184:GLU:C	24:DC:186:ASP:N	2.74	0.41
25:DD:4:LEU:HB3	25:DD:32:ASN:HD21	1.86	0.41
25:DD:116:LYS:HD3	35:DN:1:MET:HE2	2.03	0.41
26:DE:72:SER:C	26:DE:74:LYS:H	2.24	0.41
27:DF:13:LYS:HD2	27:DF:13:LYS:N	2.35	0.41
28:DG:8:VAL:HG11	28:DG:49:LEU:HD23	2.01	0.41
28:DG:11:PRO:HD2	28:DG:14:VAL:HG11	2.02	0.41
28:DG:85:LYS:O	28:DG:86:LEU:HB2	2.21	0.41
29:DH:49:ALA:O	29:DH:53:GLU:HB2	2.21	0.41
30:DI:116:MET:HB3	30:DI:117:THR:H	1.58	0.41
31:DJ:40:HIS:HE1	31:DJ:52:ASP:OD1	2.04	0.41
31:DJ:86:GLN:O	31:DJ:87:ALA:HB3	2.17	0.41
32:DK:10:VAL:O	32:DK:10:VAL:HG12	2.20	0.41
32:DK:107:LEU:O	32:DK:112:PHE:HB2	2.21	0.41
32:DK:119:ALA:O	32:DK:120:PRO:C	2.59	0.41
34:DM:63:ILE:CD1	34:DM:105:MET:HE2	2.50	0.41
34:DM:74:THR:HG22	34:DM:88:ASN:C	2.41	0.41
38:DQ:57:ARG:C	38:DQ:59:LEU:N	2.73	0.41
39:DR:38:VAL:O	39:DR:53:PHE:HA	2.21	0.41
42:DU:39:ASN:ND2	42:DU:63:ALA:C	2.74	0.41
44:DW:80:SER:O	44:DW:81:ILE:HG22	2.21	0.41
48:D0:42:ILE:HD12	48:D0:48:TYR:CD2	2.56	0.41
1:AA:75:G:N1	1:AA:96:U:C4	2.88	0.41
1:AA:131:A:O2'	1:AA:132:C:O4'	2.31	0.41
1:AA:224:U:N3	1:AA:225:C:C5	2.89	0.41
1:AA:345:C:OP1	37:BP:36:LYS:HE2	2.21	0.41
1:AA:552:U:H2'	1:AA:553:A:C8	2.56	0.41
1:AA:567:G:O2'	1:AA:568:G:O5'	2.31	0.41
1:AA:570:G:H1'	1:AA:820:U:C4	2.55	0.41
1:AA:579:A:C4	1:AA:580:C:C5	3.09	0.41
1:AA:587:G:C2	1:AA:755:G:C5	3.08	0.41
1:AA:718:A:C8	11:AK:117:HIS:HB3	2.56	0.41

*Continued on next page...*

*Continued from previous page...*

Atom-1	Atom-2	Interatomic distance (Å)	Clash overlap (Å)
1:AA:858:G:C2'	1:AA:859:G:H5'	2.50	0.41
1:AA:880:C:H2'	1:AA:881:G:C8	2.56	0.41
1:AA:950:U:H4'	1:AA:971:G:C2	2.55	0.41
1:AA:1078:U:H3'	1:AA:1078:U:C6	2.55	0.41
1:AA:1165:U:C5	1:AA:1166:G:N7	2.88	0.41
2:AB:13:VAL:CG2	2:AB:207:ARG:NH2	2.81	0.41
4:AD:83:GLY:O	4:AD:84:ASN:C	2.58	0.41
4:AD:90:LEU:HD21	4:AD:194:ILE:HD12	2.02	0.41
5:AE:108:GLY:O	5:AE:109:ALA:HB3	2.20	0.41
7:AG:98:LEU:HD22	7:AG:102:TRP:CZ2	2.55	0.41
13:AM:106:ARG:HH11	13:AM:106:ARG:HA	1.85	0.41
15:AO:84:LEU:HD12	15:AO:84:LEU:HA	1.80	0.41
17:AQ:30:HIS:ND1	17:AQ:31:PRO:HD2	2.34	0.41
22:BA:137:U:OP2	22:BA:137:U:C5	2.74	0.41
22:BA:264:C:O2'	22:BA:265:A:H3'	2.20	0.41
22:BA:276:U:C2'	22:BA:277:G:O5'	2.69	0.41
22:BA:548:G:C4'	22:BA:549:G:H5'	2.50	0.41
22:BA:604:G:H2'	22:BA:605:G:H8	1.85	0.41
22:BA:983:A:N6	22:BA:984:A:C2	2.88	0.41
22:BA:995:C:P	38:BQ:52:ARG:HH11	2.43	0.41
22:BA:1083:U:H6	22:BA:1083:U:H3'	1.85	0.41
22:BA:1225:G:C6	22:BA:1226:A:N6	2.87	0.41
22:BA:1387:A:C2	22:BA:1401:G:C2	3.09	0.41
22:BA:1444:G:H2'	22:BA:1445:G:O4'	2.21	0.41
22:BA:1792:G:C2'	22:BA:1793:C:H5'	2.51	0.41
22:BA:1876:A:O2'	22:BA:1877:A:H5'	2.21	0.41
22:BA:2031:A:C6	22:BA:2498:C:H1'	2.56	0.41
22:BA:2152:G:HO2'	22:BA:2153:C:C4'	2.30	0.41
22:BA:2720:U:C4	22:BA:2872:A:N1	2.88	0.41
22:BA:2771:C:H2'	22:BA:2772:C:H6	1.85	0.41
54:BA:3136:ERY:H343	54:BA:3136:ERY:O13	2.21	0.41
23:BB:66:A:HO2'	23:BB:67:G:P	2.43	0.41
24:BC:33:LEU:HA	24:BC:61:TYR:O	2.21	0.41
25:BD:8:LYS:HB2	25:BD:201:LEU:HD22	2.00	0.41
27:BF:21:TYR:CD1	27:BF:26:GLN:HG2	2.56	0.41
27:BF:105:ILE:O	27:BF:109:ARG:HD3	2.20	0.41
32:BK:61:VAL:HG22	32:BK:112:PHE:CZ	2.56	0.41
35:BN:38:LEU:HB3	35:BN:39:PRO:CD	2.46	0.41
37:BP:85:VAL:HG12	37:BP:86:LYS:H	1.86	0.41
41:BT:38:ALA:HB3	41:BT:81:LYS:HE2	2.03	0.41
44:BW:46:ALA:HB3	44:BW:79:ILE:C	2.40	0.41

*Continued on next page...*

*Continued from previous page...*

Atom-1	Atom-2	Interatomic distance (Å)	Clash overlap (Å)
45:BX:30:PRO:C	45:BX:32:LEU:HD13	2.40	0.41
45:BX:67:LEU:O	45:BX:69:GLU:O	2.38	0.41
1:CA:369:G:OP2	1:CA:388:G:C2	2.74	0.41
1:CA:443:C:C6	1:CA:443:C:C3'	3.03	0.41
1:CA:587:G:OP1	8:CH:80:PRO:HB3	2.21	0.41
1:CA:663:A:C2'	1:CA:664:G:C5'	2.96	0.41
1:CA:1219:A:OP1	14:CN:52:ARG:CG	2.57	0.41
1:CA:1409:C:H5'	22:DA:1916:A:N1	2.36	0.41
2:CB:184:ALA:C	2:CB:199:ILE:HG12	2.37	0.41
3:CC:125:ARG:O	3:CC:126:ARG:HB2	2.20	0.41
4:CD:167:PRO:HB3	4:CD:169:TRP:CH2	2.55	0.41
4:CD:198:LEU:HD23	4:CD:198:LEU:HA	1.60	0.41
6:CF:47:LEU:HD13	6:CF:51:ILE:HD12	2.02	0.41
7:CG:71:THR:CG2	7:CG:72:VAL:HG23	2.32	0.41
12:CL:56:LEU:HB2	12:CL:58:ASN:OD1	2.20	0.41
13:CM:36:ALA:HB2	13:CM:55:LEU:HD21	2.02	0.41
14:CN:27:LYS:O	14:CN:45:LEU:HD21	2.21	0.41
14:CN:50:LEU:N	14:CN:51:PRO:CD	2.83	0.41
14:CN:65:GLN:HE21	14:CN:65:GLN:CA	2.32	0.41
15:CO:30:LEU:HD23	15:CO:30:LEU:HA	1.78	0.41
15:CO:68:TYR:C	15:CO:70:LYS:N	2.74	0.41
16:CP:4:ILE:CG2	16:CP:57:ILE:HD11	2.31	0.41
17:CQ:16:MET:HB2	17:CQ:19:SER:O	2.21	0.41
22:DA:36:G:C2	22:DA:445:C:C4	3.08	0.41
22:DA:279:A:N6	22:DA:280:U:H3	2.19	0.41
22:DA:301:G:C8	22:DA:334:C:O2	2.74	0.41
22:DA:308:G:O6	22:DA:309:A:N6	2.53	0.41
22:DA:342:A:C2'	22:DA:343:C:O5'	2.69	0.41
22:DA:396:G:O2'	22:DA:397:U:H6	2.02	0.41
22:DA:404:A:H4'	22:DA:405:U:C5'	2.47	0.41
22:DA:406:G:H1	22:DA:421:C:H42	1.68	0.41
22:DA:533:G:O2'	22:DA:534:U:H5'	2.20	0.41
22:DA:595:C:O2	22:DA:663:G:C2	2.73	0.41
22:DA:600:G:N2	22:DA:605:G:O3'	2.53	0.41
22:DA:605:G:N3	22:DA:657:U:O2'	2.51	0.41
22:DA:627:A:H3'	33:DL:78:ARG:HH12	1.86	0.41
22:DA:635:C:OP2	33:DL:126:ARG:NH1	2.50	0.41
22:DA:672:C:C6	22:DA:672:C:C4'	3.03	0.41
22:DA:689:A:C2	22:DA:779:U:O4'	2.74	0.41
22:DA:743:A:OP1	25:DD:135:GLY:HA2	2.20	0.41
22:DA:788:A:H5''	22:DA:789:A:OP1	2.20	0.41

*Continued on next page...*

*Continued from previous page...*

Atom-1	Atom-2	Interatomic distance (Å)	Clash overlap (Å)
22:DA:999:U:H2'	22:DA:1000:A:C5'	2.47	0.41
22:DA:1079:C:N4	22:DA:1088:A:C2	2.88	0.41
22:DA:1084:A:H2'	22:DA:1085:A:C5'	2.47	0.41
22:DA:1099:G:C6	22:DA:1100:C:C2	3.08	0.41
22:DA:1206:G:O2'	22:DA:1207:C:H6	2.03	0.41
22:DA:1207:C:O2'	22:DA:1208:C:C6	2.56	0.41
22:DA:1255:U:H6	26:DE:68:ALA:HB2	1.85	0.41
22:DA:1292:G:H2'	22:DA:1293:C:C6	2.55	0.41
22:DA:1299:G:C5'	22:DA:1301:A:O4'	2.69	0.41
22:DA:1357:C:C2'	22:DA:1358:G:H5'	2.51	0.41
22:DA:1507:C:C5'	22:DA:1508:A:OP2	2.66	0.41
22:DA:1776:G:C2	22:DA:1789:A:N3	2.89	0.41
22:DA:2235:G:C5	22:DA:2236:U:C5	3.09	0.41
22:DA:2291:U:H6	22:DA:2291:U:O5'	2.04	0.41
22:DA:2338:C:H6	22:DA:2338:C:H2'	1.56	0.41
22:DA:2559:C:H2'	22:DA:2560:A:C8	2.56	0.41
22:DA:2602:A:OP1	22:DA:2602:A:H2'	2.21	0.41
22:DA:2627:G:H2'	22:DA:2628:C:C6	2.56	0.41
22:DA:2753:A:O2'	22:DA:2754:U:O4'	2.37	0.41
22:DA:2876:G:O2'	22:DA:2877:G:O4'	2.33	0.41
22:DA:2900:A:N6	22:DA:2901:C:N4	2.68	0.41
23:DB:66:A:C2	23:DB:108:A:C2	3.09	0.41
24:DC:30:ALA:O	24:DC:32:LEU:N	2.54	0.41
24:DC:221:GLY:C	24:DC:223:ALA:N	2.74	0.41
25:DD:34:VAL:CG2	25:DD:92:VAL:O	2.68	0.41
25:DD:110:THR:HG23	25:DD:171:THR:N	2.36	0.41
25:DD:161:MET:O	25:DD:162:ALA:O	2.39	0.41
26:DE:69:ARG:O	26:DE:70:SER:CB	2.65	0.41
28:DG:115:GLN:HG2	28:DG:116:LEU:H	1.82	0.41
30:DI:54:ILE:HA	30:DI:55:PRO:HD2	1.89	0.41
30:DI:105:LEU:HD11	30:DI:129:GLU:HG2	2.02	0.41
32:DK:121:GLU:O	32:DK:122:VAL:C	2.58	0.41
33:DL:91:ASP:O	33:DL:92:LEU:C	2.58	0.41
34:DM:17:ASN:HB2	34:DM:38:ARG:HH12	1.86	0.41
34:DM:71:LYS:HA	34:DM:72:PRO:HD3	1.62	0.41
37:DP:92:ARG:O	37:DP:93:LYS:CB	2.67	0.41
38:DQ:88:GLU:O	38:DQ:88:GLU:CD	2.59	0.41
39:DR:33:VAL:O	39:DR:61:ALA:HB3	2.20	0.41
40:DS:36:LEU:O	40:DS:39:THR:OG1	2.39	0.41
41:DT:10:VAL:CG2	41:DT:11:LEU:H	2.23	0.41
41:DT:34:VAL:O	41:DT:34:VAL:CG1	2.61	0.41

*Continued on next page...*

*Continued from previous page...*

Atom-1	Atom-2	Interatomic distance (Å)	Clash overlap (Å)
45:DX:19:HIS:O	45:DX:21:LEU:N	2.44	0.41
46:DY:57:LEU:CD1	46:DY:60:LYS:CE	2.98	0.41
1:AA:16:A:H4'	5:AE:21:SER:H	1.86	0.41
1:AA:519:C:O2'	1:AA:520:A:C5'	2.69	0.41
1:AA:529:G:H4'	1:AA:533:A:C2	2.55	0.41
1:AA:596:A:C2	1:AA:597:G:C8	3.09	0.41
1:AA:914:A:C4	1:AA:915:A:N7	2.89	0.41
1:AA:1160:G:N2	1:AA:1161:C:N1	2.69	0.41
1:AA:1284:C:C5	1:AA:1285:A:N7	2.89	0.41
1:AA:1316:G:C5'	1:AA:1317:C:OP2	2.68	0.41
1:AA:1355:G:HO2'	1:AA:1356:G:H5'	1.83	0.41
1:AA:1399:C:C2	1:AA:1401:G:C5	3.09	0.41
1:AA:1425:U:O2	1:AA:1476:A:C2	2.74	0.41
2:AB:53:LEU:HD12	2:AB:219:THR:HG21	2.02	0.41
3:AC:86:LEU:O	3:AC:89:VAL:HG23	2.20	0.41
5:AE:109:ALA:HB1	5:AE:136:VAL:HG12	2.03	0.41
6:AF:40:GLU:HB2	6:AF:42:TRP:NE1	2.36	0.41
6:AF:50:PRO:O	6:AF:51:ILE:C	2.59	0.41
7:AG:69:ARG:CG	7:AG:95:ARG:HG2	2.50	0.41
8:AH:87:ARG:O	8:AH:121:GLY:CA	2.67	0.41
13:AM:1:ALA:O	13:AM:9:PRO:HD2	2.21	0.41
17:AQ:64:ARG:HD3	17:AQ:64:ARG:H	1.85	0.41
21:AU:16:ARG:CG	21:AU:19:LYS:HG2	2.51	0.41
22:BA:117:G:C6	22:BA:119:A:C6	3.09	0.41
22:BA:157:C:C6	22:BA:157:C:H3'	2.55	0.41
22:BA:157:C:C2'	22:BA:158:U:O5'	2.68	0.41
22:BA:286:U:H2'	22:BA:287:G:C8	2.55	0.41
22:BA:314:C:C2'	22:BA:315:G:H5'	2.50	0.41
22:BA:369:U:O2'	22:BA:370:G:OP2	2.38	0.41
22:BA:627:A:C4	22:BA:637:A:N7	2.88	0.41
22:BA:1247:A:C2	22:BA:1249:U:C6	3.08	0.41
22:BA:1692:U:H2'	22:BA:1694:C:C5	2.56	0.41
22:BA:1731:G:C4	22:BA:1733:G:C8	3.09	0.41
22:BA:1759:A:H8	22:BA:2696:U:H1'	1.84	0.41
22:BA:1999:C:O2	22:BA:2687:U:O2'	2.37	0.41
22:BA:2105:U:H2'	22:BA:2106:U:C6	2.55	0.41
22:BA:2370:G:H2'	22:BA:2371:G:O4'	2.21	0.41
22:BA:2684:U:C2'	22:BA:2685:G:O5'	2.68	0.41
22:BA:2838:G:C6	22:BA:2839:G:C5	3.09	0.41
24:BC:29:PHE:CZ	24:BC:31:PRO:HG2	2.53	0.41
24:BC:77:VAL:CG2	24:BC:111:ALA:HA	2.47	0.41

*Continued on next page...*

*Continued from previous page...*

Atom-1	Atom-2	Interatomic distance (Å)	Clash overlap (Å)
24:BC:181:ARG:HG2	24:BC:181:ARG:HH21	1.86	0.41
25:BD:117:GLY:C	25:BD:118:PHE:CD1	2.94	0.41
33:BL:49:GLY:O	33:BL:50:PHE:C	2.59	0.41
33:BL:63:LYS:HA	51:B3:12:ARG:HG3	2.02	0.41
34:BM:134:THR:HG23	34:BM:136:MET:H	1.86	0.41
36:BO:105:ALA:O	36:BO:107:ALA:N	2.51	0.41
39:BR:26:ASP:O	39:BR:27:ILE:C	2.59	0.41
39:BR:52:PRO:O	39:BR:53:PHE:CB	2.69	0.41
41:BT:1:MET:HB2	41:BT:1:MET:HE2	1.86	0.41
41:BT:30:ILE:HG12	41:BT:32:LEU:HD21	2.02	0.41
43:BV:51:GLN:NE2	43:BV:51:GLN:O	2.54	0.41
44:BW:25:PHE:C	44:BW:27:GLY:H	2.24	0.41
48:B0:24:VAL:O	48:B0:25:THR:HG23	2.21	0.41
51:B3:21:PHE:N	51:B3:48:MET:HE1	2.35	0.41
1:CA:193:C:O2'	1:CA:194:C:H5'	2.20	0.41
1:CA:408:A:C6	1:CA:409:U:C4	3.09	0.41
1:CA:552:U:C2	1:CA:553:A:C8	3.09	0.41
1:CA:773:G:N2	1:CA:806:C:O2	2.42	0.41
1:CA:776:G:H2'	1:CA:777:A:OP2	2.21	0.41
1:CA:913:A:HO2'	1:CA:914:A:P	2.44	0.41
1:CA:945:G:C6	1:CA:946:A:N7	2.89	0.41
1:CA:976:G:O2'	1:CA:1362:A:N6	2.54	0.41
1:CA:978:A:O2'	1:CA:979:C:C5'	2.64	0.41
1:CA:996:A:O2'	1:CA:997:U:H6	1.96	0.41
1:CA:1012:A:C5	1:CA:1013:G:N7	2.88	0.41
1:CA:1094:G:O2'	1:CA:1095:U:OP2	2.31	0.41
1:CA:1208:C:H2'	1:CA:1209:C:O4'	2.20	0.41
1:CA:1226:C:H5	13:CM:101:THR:C	2.24	0.41
1:CA:1251:A:H2'	1:CA:1369:C:O2'	2.21	0.41
1:CA:1382:C:O2'	1:CA:1383:C:H6	2.03	0.41
1:CA:1409:C:H6	1:CA:1409:C:O5'	2.03	0.41
2:CB:95:TRP:CZ3	2:CB:170:ILE:HG22	2.55	0.41
3:CC:17:TRP:HZ2	14:CN:94:GLY:O	2.03	0.41
4:CD:36:ALA:CA	4:CD:41:GLY:HA3	2.51	0.41
6:CF:90:MET:HE3	18:CR:60:ARG:NH1	2.36	0.41
9:CI:51:LEU:C	9:CI:53:LEU:N	2.73	0.41
11:CK:19:VAL:CG1	11:CK:20:ALA:N	2.84	0.41
17:CQ:51:GLU:H	17:CQ:51:GLU:HG2	1.59	0.41
22:DA:117:G:C2	22:DA:119:A:N6	2.89	0.41
22:DA:121:G:C2	22:DA:131:A:C6	3.09	0.41
22:DA:183:C:N4	22:DA:184:C:C4	2.89	0.41

*Continued on next page...*

*Continued from previous page...*

Atom-1	Atom-2	Interatomic distance (Å)	Clash overlap (Å)
22:DA:193:U:H4'	22:DA:802:A:O2'	2.20	0.41
22:DA:289:G:N1	22:DA:352:A:C6	2.89	0.41
22:DA:604:G:O2'	22:DA:605:G:C8	2.46	0.41
22:DA:607:U:H5	22:DA:619:G:C6	2.36	0.41
22:DA:729:G:HO2'	22:DA:1775:U:H1'	1.86	0.41
22:DA:749:A:N3	22:DA:750:A:C8	2.89	0.41
22:DA:943:A:C2'	22:DA:944:C:O5'	2.69	0.41
22:DA:1308:A:N6	22:DA:1309:G:C6	2.89	0.41
22:DA:1342:A:OP1	41:DT:59:ASN:HB3	2.21	0.41
22:DA:1417:C:O2'	22:DA:1418:G:C8	2.72	0.41
22:DA:1455:G:N3	22:DA:1456:G:C8	2.89	0.41
22:DA:1476:U:H3	22:DA:1515:A:H62	1.68	0.41
22:DA:1524:G:C2	22:DA:1525:A:C4	3.09	0.41
22:DA:1878:G:H2'	22:DA:1879:C:O4'	2.20	0.41
22:DA:2030:A:N3	22:DA:2499:C:H5''	2.34	0.41
22:DA:2235:G:C4	22:DA:2236:U:C6	3.09	0.41
22:DA:2359:C:H4'	51:D3:53:ASP:OD1	2.20	0.41
22:DA:2442:C:O2'	22:DA:2443:C:H5'	2.20	0.41
22:DA:2477:U:O4	52:D4:10:LEU:HD22	2.21	0.41
22:DA:2887:A:C1'	48:D0:39:ARG:HH22	2.25	0.41
23:DB:11:C:C3'	23:DB:12:C:H5''	2.51	0.41
24:DC:80:LEU:N	24:DC:80:LEU:CD1	2.83	0.41
24:DC:221:GLY:HA2	24:DC:224:MET:CE	2.50	0.41
25:DD:61:THR:HB	25:DD:63:PRO:HD2	2.01	0.41
26:DE:187:VAL:HG12	26:DE:188:MET:N	2.36	0.41
27:DF:94:ARG:HD3	27:DF:94:ARG:HA	1.83	0.41
28:DG:83:THR:HB	28:DG:84:LYS:H	1.75	0.41
29:DH:8:LYS:HB3	29:DH:15:LEU:CD1	2.50	0.41
29:DH:41:LYS:C	29:DH:44:ILE:HG12	2.41	0.41
30:DI:97:VAL:O	30:DI:97:VAL:HG12	2.21	0.41
36:DO:63:LYS:HD3	36:DO:63:LYS:C	2.41	0.41
37:DP:46:VAL:HG12	37:DP:46:VAL:O	2.20	0.41
38:DQ:46:TYR:HA	38:DQ:49:ARG:NE	2.36	0.41
39:DR:33:VAL:CG2	39:DR:61:ALA:HB3	2.51	0.41
41:DT:24:MET:HA	41:DT:24:MET:HE3	2.01	0.41
44:DW:45:HIS:O	44:DW:46:ALA:CB	2.65	0.41
44:DW:82:GLU:O	44:DW:83:ALA:C	2.59	0.41
45:DX:29:LEU:CB	45:DX:30:PRO:CD	2.95	0.41
46:DY:39:GLN:O	46:DY:42:LEU:HB2	2.20	0.41
46:DY:52:ARG:C	46:DY:54:LYS:N	2.74	0.41
48:D0:11:LYS:HD2	48:D0:11:LYS:HA	1.64	0.41

*Continued on next page...*



*Continued from previous page...*

Atom-1	Atom-2	Interatomic distance (Å)	Clash overlap (Å)
49:D1:12:SER:HA	49:D1:48:TYR:CE1	2.55	0.41
1:AA:57:G:C6	1:AA:58:C:N3	2.89	0.41
1:AA:66:A:H5''	1:AA:67:C:OP2	2.21	0.41
1:AA:132:C:H5''	20:AT:68:LYS:HD2	2.01	0.41
1:AA:179:A:H2'	1:AA:180:U:H5'	2.03	0.41
1:AA:205:A:C8	1:AA:206:C:C5	3.09	0.41
1:AA:263:A:H2'	1:AA:264:C:H5	1.74	0.41
1:AA:352:C:C6	1:AA:352:C:C5'	3.02	0.41
1:AA:359:G:H2'	1:AA:360:G:O5'	2.21	0.41
1:AA:368:U:O2'	1:AA:369:G:P	2.78	0.41
1:AA:369:G:C5	1:AA:393:A:C2	3.09	0.41
1:AA:384:G:C5	1:AA:385:C:C4	3.09	0.41
1:AA:432:A:H2'	1:AA:433:G:H5'	2.01	0.41
1:AA:453:G:C6	1:AA:454:G:C6	3.09	0.41
1:AA:481:G:H3'	1:AA:481:G:H8	1.85	0.41
1:AA:544:G:C6	1:AA:545:C:C4	3.09	0.41
1:AA:551:U:C6	1:AA:551:U:C3'	3.03	0.41
1:AA:620:C:C5	4:AD:131:ILE:HG12	2.56	0.41
1:AA:849:G:N1	1:AA:850:U:C2	2.89	0.41
1:AA:868:C:C2'	1:AA:869:G:H5'	2.50	0.41
1:AA:891:U:H3'	56:AA:1764:HOH:O	2.20	0.41
1:AA:941:G:C2'	1:AA:942:G:O5'	2.68	0.41
1:AA:949:A:C2'	1:AA:950:U:C5'	2.98	0.41
1:AA:1055:A:C5	1:AA:1206:G:C2	3.08	0.41
1:AA:1103:C:C3'	1:AA:1103:C:C6	3.04	0.41
1:AA:1155:A:C2'	1:AA:1156:G:H5'	2.51	0.41
1:AA:1157:A:H4'	1:AA:1158:C:H5''	2.03	0.41
1:AA:1197:A:H8	1:AA:1197:A:C5'	2.33	0.41
1:AA:1227:A:N3	1:AA:1227:A:C2'	2.70	0.41
1:AA:1255:G:N1	1:AA:1279:G:C8	2.89	0.41
1:AA:1308:U:OP1	13:AM:95:PRO:HA	2.20	0.41
1:AA:1319:A:C6	1:AA:1323:G:C4	3.08	0.41
1:AA:1368:A:C2'	1:AA:1369:C:H5'	2.50	0.41
2:AB:81:ASP:OD1	2:AB:82:ALA:N	2.53	0.41
2:AB:86:CYS:HB2	2:AB:88:GLN:CD	2.41	0.41
2:AB:184:ALA:HB3	2:AB:195:VAL:HG11	2.03	0.41
3:AC:53:ARG:O	3:AC:68:HIS:HB2	2.21	0.41
3:AC:55:VAL:HG12	3:AC:56:ILE:N	2.36	0.41
3:AC:59:PRO:O	3:AC:60:ALA:O	2.38	0.41
4:AD:57:LYS:HD2	4:AD:57:LYS:C	2.41	0.41
5:AE:94:PHE:CE1	5:AE:96:GLN:HG2	2.56	0.41

*Continued on next page...*

*Continued from previous page...*

Atom-1	Atom-2	Interatomic distance (Å)	Clash overlap (Å)
5:AE:156:ARG:HH22	8:AH:113:ARG:HH12	1.68	0.41
6:AF:40:GLU:CB	6:AF:42:TRP:HE1	2.32	0.41
6:AF:55:HIS:ND1	6:AF:55:HIS:N	2.69	0.41
7:AG:80:GLY:C	7:AG:82:SER:N	2.74	0.41
8:AH:1:SER:C	8:AH:3:GLN:H	2.24	0.41
9:AI:90:ASP:C	9:AI:92:SER:H	2.23	0.41
9:AI:90:ASP:OD1	9:AI:92:SER:HB3	2.20	0.41
10:AJ:35:GLN:HB3	10:AJ:36:VAL:H	1.62	0.41
11:AK:109:ILE:O	21:AU:5:VAL:HG23	2.20	0.41
13:AM:10:ASP:O	13:AM:11:HIS:CB	2.68	0.41
14:AN:79:SER:O	14:AN:80:ARG:C	2.59	0.41
14:AN:81:ILE:O	14:AN:85:GLU:HG2	2.20	0.41
14:AN:86:ALA:O	14:AN:91:GLU:CB	2.63	0.41
15:AO:26:VAL:HG12	15:AO:30:LEU:HD11	1.94	0.41
16:AP:20:VAL:CG2	16:AP:21:VAL:N	2.83	0.41
17:AQ:74:LEU:C	17:AQ:74:LEU:CD1	2.89	0.41
19:AS:4:LEU:O	19:AS:5:LYS:CB	2.69	0.41
19:AS:55:GLN:NE2	19:AS:56:HIS:N	2.69	0.41
22:BA:9:G:H2'	22:BA:2629:U:O4	2.20	0.41
22:BA:37:C:O2'	26:BE:45:ALA:CB	2.69	0.41
22:BA:372:G:O4'	45:BX:60:LYS:CE	2.60	0.41
22:BA:522:A:C6	22:BA:523:C:C4	3.09	0.41
22:BA:563:A:C4	22:BA:2018:G:C2	3.09	0.41
22:BA:784:G:H5'	24:BC:225:ASN:OD1	2.21	0.41
22:BA:976:G:C2	22:BA:977:G:C8	3.08	0.41
22:BA:1011:G:H5''	38:BQ:76:SER:HG	1.86	0.41
22:BA:1057:A:C2	22:BA:1082:U:N3	2.88	0.41
22:BA:1063:G:P	30:BI:76:ALA:CB	2.96	0.41
22:BA:1090:A:C2	22:BA:1091:G:C8	3.09	0.41
22:BA:1125:G:O5'	22:BA:1125:G:H8	2.04	0.41
22:BA:1179:G:C6	22:BA:1180:U:C1'	2.81	0.41
22:BA:1260:A:C6	22:BA:1261:C:C4	3.08	0.41
22:BA:1287:A:C5'	35:BN:103:ARG:HD2	2.37	0.41
22:BA:1384:A:H1'	22:BA:1405:U:O4'	2.20	0.41
22:BA:1413:A:H2'	22:BA:1414:C:O4'	2.20	0.41
22:BA:1417:C:O2'	22:BA:1418:G:C5'	2.60	0.41
22:BA:1460:U:C3'	22:BA:1461:C:C5'	2.99	0.41
22:BA:1509:A:O2'	22:BA:1510:G:H5'	2.21	0.41
22:BA:1565:C:O2'	22:BA:1566:A:P	2.79	0.41
22:BA:1711:A:H2'	22:BA:1712:U:C6	2.55	0.41
22:BA:1792:G:OP1	24:BC:203:VAL:O	2.39	0.41

*Continued on next page...*

*Continued from previous page...*

Atom-1	Atom-2	Interatomic distance (Å)	Clash overlap (Å)
22:BA:1839:G:C6	22:BA:1927:A:C5	3.08	0.41
22:BA:1858:A:N6	22:BA:1884:G:H1'	2.36	0.41
22:BA:1909:C:C2'	22:BA:1910:G:H5'	2.51	0.41
22:BA:2027:G:H2'	22:BA:2028:U:H6	1.86	0.41
22:BA:2063:C:O2	22:BA:2451:A:C2	2.74	0.41
22:BA:2068:U:C4'	22:BA:2068:U:C6	3.04	0.41
22:BA:2138:G:C5	22:BA:2154:A:C6	3.08	0.41
22:BA:2263:C:H2'	22:BA:2264:C:C6	2.55	0.41
22:BA:2293:G:H2'	22:BA:2294:G:O4'	2.21	0.41
22:BA:2296:U:H4'	22:BA:2297:A:OP1	2.21	0.41
22:BA:2332:C:H5''	22:BA:2333:A:P	2.61	0.41
22:BA:2397:G:C2	22:BA:2420:C:C2	3.09	0.41
22:BA:2471:A:C6	22:BA:2472:G:C4	3.08	0.41
22:BA:2639:A:O3'	31:BJ:96:ARG:NH1	2.54	0.41
22:BA:2735:G:C6	22:BA:2736:A:C5	3.08	0.41
22:BA:2797:U:O2'	22:BA:2798:U:P	2.79	0.41
22:BA:2808:G:N1	22:BA:2891:U:C5	2.88	0.41
23:BB:46:A:C4	23:BB:47:C:C5	3.08	0.41
24:BC:104:LEU:HD13	24:BC:104:LEU:HA	1.76	0.41
25:BD:12:THR:HG23	25:BD:13:ARG:H	1.79	0.41
25:BD:149:ASN:CG	25:BD:150:GLN:N	2.71	0.41
26:BE:43:THR:O	26:BE:43:THR:OG1	2.39	0.41
27:BF:100:GLU:HG2	27:BF:104:THR:HG1	1.79	0.41
28:BG:29:ASN:O	28:BG:78:VAL:HG12	2.21	0.41
28:BG:84:LYS:HE2	28:BG:84:LYS:H	1.81	0.41
28:BG:96:ALA:HB3	28:BG:103:ASN:HB2	2.02	0.41
28:BG:96:ALA:HB3	28:BG:103:ASN:CB	2.51	0.41
28:BG:142:GLN:O	28:BG:145:ALA:HB3	2.21	0.41
29:BH:9:VAL:O	29:BH:10:ALA:O	2.39	0.41
30:BI:50:LYS:HE2	30:BI:50:LYS:HB2	1.88	0.41
30:BI:130:GLY:HA2	30:BI:133:ARG:HB3	2.01	0.41
31:BJ:13:ARG:HA	31:BJ:13:ARG:HD3	1.93	0.41
32:BK:40:LYS:NZ	32:BK:89:ASN:HD21	2.19	0.41
35:BN:70:THR:O	35:BN:71:ARG:C	2.58	0.41
36:BO:15:ARG:HH11	36:BO:15:ARG:CG	2.20	0.41
37:BP:17:PRO:HD2	37:BP:83:ILE:HG23	2.02	0.41
37:BP:67:GLU:CG	37:BP:68:GLY:H	2.24	0.41
38:BQ:4:LYS:CE	38:BQ:8:ILE:HG23	2.51	0.41
39:BR:20:VAL:HG21	39:BR:22:LEU:HD21	2.03	0.41
39:BR:27:ILE:H	39:BR:27:ILE:HG12	1.73	0.41
41:BT:54:GLU:HB3	41:BT:88:LYS:HG3	2.02	0.41

*Continued on next page...*

*Continued from previous page...*

Atom-1	Atom-2	Interatomic distance (Å)	Clash overlap (Å)
42:BU:64:ILE:CG2	42:BU:64:ILE:O	2.69	0.41
45:BX:40:GLU:C	45:BX:43:LYS:H	2.23	0.41
49:B1:7:LYS:CA	49:B1:23:THR:HG22	2.41	0.41
49:B1:24:LYS:HE3	49:B1:26:LYS:HA	2.03	0.41
51:B3:25:HIS:HB3	51:B3:43:LEU:CD2	2.51	0.41
52:B4:15:LYS:HB3	52:B4:15:LYS:HE3	1.90	0.41
1:CA:27:G:C5	1:CA:557:G:C2	3.09	0.41
1:CA:86:G:N2	1:CA:87:C:C4	2.89	0.41
1:CA:113:G:H1'	1:CA:353:A:O2'	2.21	0.41
1:CA:155:A:C6	1:CA:156:C:C4	3.09	0.41
1:CA:182:A:O2'	1:CA:183:C:C2'	2.68	0.41
1:CA:246:A:N6	1:CA:281:G:N3	2.57	0.41
1:CA:317:U:H2'	1:CA:318:G:C8	2.56	0.41
1:CA:321:A:N7	1:CA:328:C:C2	2.89	0.41
1:CA:332:G:O2'	1:CA:333:U:H5'	2.21	0.41
1:CA:368:U:H6	1:CA:368:U:H2'	1.63	0.41
1:CA:371:A:O2'	1:CA:372:C:C5'	2.49	0.41
1:CA:373:A:N3	1:CA:482:A:C6	2.89	0.41
1:CA:374:A:OP1	1:CA:452:A:N1	2.54	0.41
1:CA:393:A:H2'	1:CA:394:G:O4'	2.20	0.41
1:CA:455:G:O6	1:CA:456:A:N6	2.54	0.41
1:CA:580:C:H2'	1:CA:581:G:O4'	2.21	0.41
1:CA:597:G:N2	1:CA:644:U:C2	2.89	0.41
1:CA:611:C:C5	1:CA:612:C:C5	3.09	0.41
1:CA:733:G:O2'	1:CA:734:G:C5'	2.68	0.41
1:CA:861:G:C5	1:CA:862:C:C5	3.09	0.41
1:CA:940:C:H3'	1:CA:940:C:C6	2.56	0.41
1:CA:981:U:O4	1:CA:1222:G:O6	2.39	0.41
1:CA:1115:U:C6	1:CA:1115:U:C3'	3.04	0.41
1:CA:1206:G:O2'	3:CC:192:TYR:HA	2.21	0.41
1:CA:1239:A:H1'	1:CA:1241:G:C5	2.55	0.41
1:CA:1284:C:OP2	1:CA:1285:A:H3'	2.20	0.41
1:CA:1335:U:H5''	1:CA:1336:C:H5'	2.03	0.41
1:CA:1348:U:O3'	9:CI:121:ARG:HB2	2.21	0.41
1:CA:1368:A:N7	9:CI:113:LYS:HD3	2.36	0.41
1:CA:1527:U:N3	1:CA:1528:U:C5	2.89	0.41
2:CB:151:LYS:CG	2:CB:152:ASP:N	2.83	0.41
2:CB:169:HIS:O	2:CB:173:LYS:HE3	2.21	0.41
2:CB:202:ASN:HB3	2:CB:203:ASP:H	1.66	0.41
2:CB:206:ILE:C	2:CB:208:ALA:H	2.24	0.41
3:CC:124:GLU:CD	3:CC:124:GLU:N	2.74	0.41

*Continued on next page...*

*Continued from previous page...*

Atom-1	Atom-2	Interatomic distance (Å)	Clash overlap (Å)
4:CD:125:ASN:HD22	4:CD:125:ASN:HA	1.55	0.41
4:CD:145:ARG:HG3	4:CD:146:GLU:H	1.86	0.41
4:CD:195:ASN:O	4:CD:198:LEU:N	2.54	0.41
7:CG:4:ARG:CZ	7:CG:6:ILE:CG2	2.99	0.41
8:CH:57:GLU:CG	8:CH:58:LEU:H	2.33	0.41
9:CI:14:SER:HA	9:CI:68:GLY:O	2.21	0.41
9:CI:51:LEU:CD1	9:CI:82:ILE:CG2	2.99	0.41
9:CI:52:GLU:OE2	9:CI:52:GLU:HA	2.20	0.41
9:CI:85:ALA:HA	9:CI:88:GLU:OE1	2.20	0.41
9:CI:112:ARG:O	9:CI:114:LYS:HG3	2.21	0.41
11:CK:69:CYS:O	11:CK:73:VAL:HG21	2.21	0.41
13:CM:16:ILE:O	13:CM:16:ILE:CG2	2.68	0.41
14:CN:31:SER:OG	14:CN:45:LEU:CD1	2.69	0.41
14:CN:100:TRP:CD1	14:CN:100:TRP:C	2.93	0.41
16:CP:2:VAL:CG1	16:CP:65:ALA:HB2	2.51	0.41
17:CQ:45:VAL:HG12	17:CQ:74:LEU:N	2.36	0.41
18:CR:63:TYR:CE2	18:CR:69:TYR:OH	2.73	0.41
19:CS:38:THR:HB	19:CS:69:LYS:CE	2.51	0.41
21:CU:14:ALA:O	21:CU:15:LEU:O	2.38	0.41
22:DA:16:C:N4	22:DA:524:G:H1	2.19	0.41
22:DA:21:A:H2'	22:DA:22:C:C6	2.56	0.41
22:DA:28:A:C6	22:DA:29:U:C2	3.09	0.41
22:DA:77:G:OP1	46:DY:52:ARG:CD	2.69	0.41
22:DA:92:U:C2'	22:DA:93:G:O4'	2.69	0.41
22:DA:100:U:O2'	22:DA:101:A:C4	2.71	0.41
22:DA:158:U:H2'	22:DA:158:U:O2	2.20	0.41
22:DA:188:G:C2'	22:DA:189:G:C5'	2.95	0.41
22:DA:197:A:N7	22:DA:2430:A:C4	2.88	0.41
22:DA:277:G:O2'	22:DA:278:A:C4	2.74	0.41
22:DA:351:C:N4	22:DA:352:A:N6	2.69	0.41
22:DA:383:C:C2'	22:DA:384:A:OP1	2.69	0.41
22:DA:438:G:H2'	22:DA:439:A:O4'	2.21	0.41
22:DA:442:G:C6	22:DA:444:C:N4	2.88	0.41
22:DA:447:A:C2	22:DA:454:A:C8	3.09	0.41
22:DA:475:C:C5	22:DA:476:G:C6	3.09	0.41
22:DA:511:U:C5'	22:DA:1235:G:H4'	2.49	0.41
22:DA:527:C:C4	22:DA:2779:U:C6	3.09	0.41
22:DA:558:U:OP1	31:DJ:113:PRO:HB2	2.21	0.41
22:DA:559:G:H8	22:DA:559:G:O5'	2.03	0.41
22:DA:584:C:H2'	22:DA:585:G:H8	1.85	0.41
22:DA:669:G:C2	22:DA:801:G:C6	3.09	0.41

*Continued on next page...*

*Continued from previous page...*

Atom-1	Atom-2	Interatomic distance (Å)	Clash overlap (Å)
22:DA:771:G:H2'	22:DA:772:C:C5'	2.51	0.41
22:DA:818:G:H2'	22:DA:819:A:H5''	2.02	0.41
22:DA:855:G:N3	44:DW:23:LYS:HG2	2.36	0.41
22:DA:901:C:H2'	22:DA:902:C:H6	1.86	0.41
22:DA:952:G:H1	22:DA:965:C:H42	1.68	0.41
22:DA:995:C:O2'	38:DQ:93:ILE:HD12	2.21	0.41
22:DA:1006:C:C2	22:DA:1138:G:C2	3.08	0.41
22:DA:1055:G:H2'	22:DA:1056:G:H5'	2.01	0.41
22:DA:1080:A:C5'	30:DI:133:ARG:HH21	2.30	0.41
22:DA:1129:A:C4	22:DA:2570:G:H1'	2.56	0.41
22:DA:1216:G:H2'	22:DA:1217:U:H5'	2.03	0.41
22:DA:1273:U:H4'	22:DA:1275:A:P	2.61	0.41
22:DA:1286:A:C6	22:DA:1329:U:C2	3.09	0.41
22:DA:1292:G:C6	22:DA:1293:C:N4	2.89	0.41
22:DA:1297:C:C6	22:DA:1297:C:C3'	3.04	0.41
22:DA:1342:A:C5	22:DA:1397:U:C6	3.09	0.41
22:DA:1362:C:N4	22:DA:1363:C:C5	2.89	0.41
22:DA:1429:G:N3	22:DA:1430:G:C8	2.88	0.41
22:DA:1465:G:C5	22:DA:1466:U:C4	3.08	0.41
22:DA:1467:U:C2'	22:DA:1468:U:H5'	2.45	0.41
22:DA:1606:C:O2'	22:DA:1607:C:P	2.79	0.41
22:DA:1613:G:H3'	22:DA:1614:A:C5'	2.51	0.41
22:DA:1663:G:O2'	22:DA:1664:A:H8	1.95	0.41
22:DA:1665:A:H2'	22:DA:1666:G:C5'	2.51	0.41
22:DA:1666:G:O3'	32:DK:6:THR:HA	2.21	0.41
22:DA:1680:U:O2'	22:DA:1763:G:N7	2.42	0.41
22:DA:1739:A:O2'	22:DA:1740:G:O5'	2.39	0.41
22:DA:1799:G:OP1	24:DC:257:ARG:NH1	2.54	0.41
22:DA:1856:U:O4	22:DA:1857:G:C2	2.73	0.41
22:DA:1867:G:H2'	22:DA:1868:C:C6	2.56	0.41
22:DA:1967:C:C5'	22:DA:1967:C:C6	2.92	0.41
22:DA:1993:U:H4'	25:DD:133:THR:HG21	2.02	0.41
22:DA:1999:C:OP1	22:DA:2724:U:H5'	2.20	0.41
22:DA:2041:U:H2'	22:DA:2042:A:C8	2.55	0.41
22:DA:2103:C:O2'	22:DA:2104:C:H5'	2.20	0.41
22:DA:2151:U:C2	22:DA:2152:G:C8	3.09	0.41
22:DA:2290:G:N1	22:DA:2343:U:O2	2.53	0.41
22:DA:2338:C:O2'	22:DA:2339:C:P	2.79	0.41
22:DA:2373:G:C6	22:DA:2381:A:N1	2.89	0.41
22:DA:2454:G:C2	22:DA:2499:C:C2	3.09	0.41
22:DA:2492:U:C2'	22:DA:2493:U:H6	2.26	0.41

*Continued on next page...*

*Continued from previous page...*

Atom-1	Atom-2	Interatomic distance (Å)	Clash overlap (Å)
22:DA:2508:G:H3'	22:DA:2508:G:C8	2.55	0.41
22:DA:2731:G:H5''	22:DA:2732:G:OP2	2.21	0.41
22:DA:2741:A:C8	22:DA:2742:G:C8	3.09	0.41
22:DA:2756:U:C4'	22:DA:2757:A:O5'	2.65	0.41
23:DB:18:G:C4	23:DB:67:G:N1	2.89	0.41
23:DB:24:G:C8	23:DB:24:G:OP2	2.74	0.41
24:DC:124:LYS:NZ	24:DC:124:LYS:CB	2.84	0.41
25:DD:125:TRP:CE3	25:DD:160:LYS:HD3	2.56	0.41
26:DE:88:ARG:HB3	26:DE:89:PRO:CD	2.50	0.41
26:DE:117:ARG:HG2	26:DE:184:ASP:O	2.21	0.41
26:DE:129:PRO:HG3	26:DE:159:LEU:HD23	2.03	0.41
26:DE:199:MET:HE2	26:DE:200:LEU:CD2	2.51	0.41
27:DF:45:ASP:C	27:DF:47:LYS:N	2.73	0.41
27:DF:59:ILE:HG23	27:DF:137:PHE:CE1	2.51	0.41
28:DG:22:VAL:HG13	28:DG:36:LEU:HD12	2.03	0.41
28:DG:130:ILE:CG2	28:DG:132:LEU:HD11	2.46	0.41
28:DG:143:VAL:HA	28:DG:146:ASP:OD2	2.21	0.41
28:DG:162:ARG:NH1	28:DG:168:VAL:HG11	2.36	0.41
31:DJ:17:VAL:CG1	31:DJ:18:VAL:N	2.83	0.41
31:DJ:25:LEU:CB	31:DJ:62:VAL:CG2	2.99	0.41
33:DL:93:ASN:O	33:DL:94:THR:HB	2.21	0.41
35:DN:14:SER:O	35:DN:17:ARG:N	2.54	0.41
35:DN:82:GLU:O	35:DN:86:ARG:HG3	2.21	0.41
36:DO:62:LEU:HD13	36:DO:62:LEU:C	2.41	0.41
36:DO:80:GLU:O	36:DO:84:GLU:N	2.54	0.41
39:DR:39:LEU:C	39:DR:49:ILE:HG23	2.41	0.41
39:DR:49:ILE:HD13	39:DR:53:PHE:H	1.86	0.41
40:DS:95:ARG:HG3	40:DS:97:LEU:HD22	2.02	0.41
41:DT:27:SER:O	41:DT:28:ASN:CB	2.69	0.41
41:DT:28:ASN:O	41:DT:29:THR:HG23	2.20	0.41
42:DU:16:LYS:HD3	42:DU:16:LYS:HA	1.78	0.41
43:DV:44:HIS:CE1	43:DV:85:LYS:HD3	2.56	0.41
43:DV:73:LYS:HB3	43:DV:92:VAL:CG2	2.51	0.41
47:DZ:6:ILE:HD11	47:DZ:47:ILE:HD11	1.97	0.41
49:D1:12:SER:CA	49:D1:48:TYR:CE1	3.03	0.41
51:D3:38:LYS:O	51:D3:41:ARG:N	2.54	0.41
1:AA:256:U:O2'	1:AA:257:G:H5'	2.21	0.41
1:AA:284:C:H2'	1:AA:285:C:C6	2.56	0.41
1:AA:327:A:HO2'	1:AA:329:A:H5''	1.83	0.41
1:AA:369:G:OP2	1:AA:388:G:N1	2.41	0.41
1:AA:430:A:C4	1:AA:431:A:H8	2.37	0.41

*Continued on next page...*

*Continued from previous page...*

Atom-1	Atom-2	Interatomic distance (Å)	Clash overlap (Å)
1:AA:506:G:C5	1:AA:507:C:C4	3.09	0.41
1:AA:538:G:OP2	12:AL:111:GLN:HB2	2.21	0.41
1:AA:829:G:O2'	1:AA:830:G:H5'	2.20	0.41
1:AA:879:C:C6	1:AA:879:C:C3'	3.04	0.41
1:AA:890:G:O2'	1:AA:906:A:N6	2.54	0.41
1:AA:1078:U:C6	1:AA:1078:U:C3'	3.04	0.41
1:AA:1078:U:C5	1:AA:1079:G:N7	2.89	0.41
1:AA:1203:C:O2'	1:AA:1204:A:O4'	2.33	0.41
1:AA:1256:A:N9	1:AA:1258:G:C6	2.89	0.41
1:AA:1299:A:O2'	1:AA:1300:G:H4'	2.20	0.41
1:AA:1322:C:O2'	1:AA:1323:G:P	2.79	0.41
1:AA:1343:G:C5	1:AA:1344:C:C4	3.09	0.41
1:AA:1460:C:C2'	1:AA:1461:G:O5'	2.69	0.41
1:AA:1473:G:C2'	1:AA:1474:U:C5'	2.99	0.41
4:AD:31:CYS:SG	4:AD:32:LYS:N	2.94	0.41
5:AE:148:SER:HA	5:AE:149:PRO:HD2	1.78	0.41
8:AH:20:ASN:HA	8:AH:64:TYR:CE2	2.56	0.41
8:AH:85:TYR:C	8:AH:86:LYS:HD2	2.42	0.41
8:AH:125:ILE:HG22	8:AH:126:CYS:N	2.36	0.41
10:AJ:14:ASP:CB	10:AJ:17:LEU:CB	2.84	0.41
12:AL:1:ALA:HB3	12:AL:5:GLN:OE1	2.21	0.41
14:AN:15:LEU:HA	14:AN:18:LYS:CD	2.51	0.41
15:AO:41:HIS:HD2	15:AO:42:PHE:CD2	2.38	0.41
17:AQ:22:VAL:CG2	17:AQ:45:VAL:HG21	2.51	0.41
18:AR:35:SER:HA	18:AR:71:ASP:CB	2.37	0.41
18:AR:42:ARG:O	18:AR:43:ILE:HD13	2.20	0.41
20:AT:43:LYS:HE2	20:AT:86:ALA:HB2	2.03	0.41
20:AT:84:LYS:HD2	20:AT:84:LYS:O	2.21	0.41
21:AU:44:ARG:N	21:AU:44:ARG:HD2	2.35	0.41
22:BA:58:G:N2	22:BA:70:G:C5	2.89	0.41
22:BA:142:A:H2'	22:BA:143:C:C6	2.56	0.41
22:BA:221:A:C8	22:BA:266:G:O6	2.73	0.41
22:BA:238:C:C6	22:BA:238:C:C3'	3.03	0.41
22:BA:302:C:HO2'	22:BA:303:G:H8	1.68	0.41
22:BA:306:U:H5''	22:BA:307:G:OP2	2.21	0.41
22:BA:346:A:C2	22:BA:347:A:C1'	3.02	0.41
22:BA:388:G:N7	22:BA:390:U:H2'	2.35	0.41
22:BA:543:G:C2	22:BA:544:C:H1'	2.55	0.41
22:BA:870:U:C4	22:BA:871:U:C5	3.09	0.41
22:BA:1056:G:O2'	22:BA:1086:A:H8	2.03	0.41
22:BA:1080:A:C4'	30:BI:126:ARG:HG3	2.51	0.41

*Continued on next page...*



*Continued from previous page...*

Atom-1	Atom-2	Interatomic distance (Å)	Clash overlap (Å)
22:BA:1241:A:O2'	22:BA:1242:U:H5'	2.21	0.41
22:BA:1438:U:HO2'	22:BA:1439:A:H5'	1.85	0.41
22:BA:1507:C:N3	22:BA:1508:A:C2	2.89	0.41
22:BA:1609:A:O2'	22:BA:1610:A:C5'	2.66	0.41
22:BA:1624:U:H2'	22:BA:1625:C:C6	2.46	0.41
22:BA:1647:U:H3'	22:BA:1647:U:OP2	2.20	0.41
22:BA:1840:G:C6	22:BA:1841:U:C4	3.09	0.41
22:BA:1930:G:N2	22:BA:1968:G:H2'	2.36	0.41
22:BA:2140:G:C5	22:BA:2152:G:N2	2.89	0.41
22:BA:2489:U:C4	22:BA:2490:G:C6	3.09	0.41
22:BA:2728:U:C2'	22:BA:2729:G:H5''	2.51	0.41
23:BB:20:G:C4	23:BB:64:G:N2	2.89	0.41
24:BC:66:PHE:O	24:BC:150:GLY:O	2.39	0.41
26:BE:6:LYS:HG2	26:BE:7:ASP:H	1.84	0.41
26:BE:60:TRP:HD1	26:BE:61:ARG:O	2.04	0.41
27:BF:43:ILE:CG2	27:BF:82:TYR:HE1	2.27	0.41
31:BJ:15:TRP:HA	31:BJ:53:TYR:O	2.21	0.41
31:BJ:38:GLY:C	31:BJ:40:HIS:H	2.24	0.41
31:BJ:130:HIS:HD2	31:BJ:132:HIS:N	2.14	0.41
32:BK:60:ALA:HB1	32:BK:84:CYS:HB2	2.03	0.41
33:BL:57:LEU:CD2	51:B3:53:ASP:HB3	2.51	0.41
34:BM:42:THR:OG1	34:BM:45:GLN:CG	2.66	0.41
37:BP:24:THR:HB	37:BP:87:ARG:HB3	2.03	0.41
37:BP:50:ARG:CG	37:BP:56:SER:HA	2.51	0.41
41:BT:22:THR:C	41:BT:25:GLU:H	2.21	0.41
44:BW:37:VAL:CG1	44:BW:38:ARG:H	2.30	0.41
45:BX:63:ILE:H	45:BX:63:ILE:HG13	1.49	0.41
46:BY:7:ARG:H	46:BY:60:LYS:NZ	2.19	0.41
1:CA:124:C:H2'	1:CA:125:U:O5'	2.21	0.41
1:CA:224:U:O2	1:CA:224:U:C2'	2.69	0.41
1:CA:249:U:O2	1:CA:249:U:H2'	2.21	0.41
1:CA:355:C:H2'	1:CA:356:A:O4'	2.21	0.41
1:CA:391:G:C6	1:CA:392:C:N3	2.89	0.41
1:CA:704:A:C2	1:CA:705:G:C4	3.09	0.41
1:CA:814:A:C8	1:CA:816:A:C8	3.09	0.41
1:CA:821:G:O2'	1:CA:822:U:C5'	2.69	0.41
1:CA:951:G:O2'	1:CA:952:U:C5'	2.65	0.41
1:CA:1157:A:H1'	1:CA:1181:G:C2	2.56	0.41
1:CA:1161:C:HO2'	1:CA:1162:C:C5'	2.34	0.41
1:CA:1266:G:C8	1:CA:1266:G:C3'	3.05	0.41
1:CA:1309:G:H2'	1:CA:1310:G:C8	2.55	0.41

*Continued on next page...*

*Continued from previous page...*

Atom-1	Atom-2	Interatomic distance (Å)	Clash overlap (Å)
1:CA:1513:A:O2'	1:CA:1514:G:H5'	2.20	0.41
2:CB:10:LYS:C	2:CB:12:GLY:H	2.25	0.41
4:CD:48:SER:O	4:CD:49:ASP:C	2.58	0.41
4:CD:57:LYS:HE3	4:CD:61:ARG:HD3	2.02	0.41
4:CD:89:LEU:HD21	4:CD:199:ILE:CD1	2.48	0.41
5:CE:19:ARG:HG3	5:CE:32:PHE:CD1	2.56	0.41
6:CF:59:TYR:CE2	18:CR:66:LEU:CD2	3.02	0.41
6:CF:72:ASP:O	6:CF:75:GLU:N	2.53	0.41
10:CJ:17:LEU:HD23	10:CJ:96:VAL:CG1	2.49	0.41
11:CK:86:LYS:HA	11:CK:113:THR:OG1	2.21	0.41
14:CN:80:ARG:HG2	14:CN:81:ILE:H	1.86	0.41
17:CQ:29:LYS:N	17:CQ:36:PHE:CE1	2.89	0.41
17:CQ:66:LEU:O	17:CQ:67:SER:HB3	2.21	0.41
17:CQ:73:THR:O	17:CQ:73:THR:HG23	2.21	0.41
20:CT:11:ILE:H	20:CT:11:ILE:HG13	1.48	0.41
21:CU:11:PHE:HD1	21:CU:11:PHE:O	2.04	0.41
22:DA:88:G:C6	22:DA:89:A:N7	2.89	0.41
22:DA:170:U:C6	22:DA:171:U:C5	3.03	0.41
22:DA:170:U:H6	22:DA:170:U:O5'	2.04	0.41
22:DA:324:A:C2	22:DA:325:G:C1'	2.96	0.41
22:DA:324:A:N3	22:DA:325:G:C1'	2.82	0.41
22:DA:404:A:N1	22:DA:421:C:N3	2.69	0.41
22:DA:510:C:O2'	22:DA:511:U:C5'	2.68	0.41
22:DA:543:G:N2	22:DA:551:G:C5	2.89	0.41
22:DA:569:U:C5'	22:DA:821:A:C2	3.04	0.41
22:DA:637:A:P	33:DL:112:LEU:HD22	2.60	0.41
22:DA:682:G:H5'	50:D2:26:ASN:OD1	2.21	0.41
22:DA:704:G:H1'	22:DA:727:A:H61	1.85	0.41
22:DA:704:G:N3	22:DA:726:G:C2	2.89	0.41
22:DA:718:A:H3'	22:DA:719:C:C5'	2.51	0.41
22:DA:808:G:O2'	22:DA:1254:A:H4'	2.21	0.41
22:DA:971:G:OP1	22:DA:989:G:N1	2.53	0.41
22:DA:986:C:C4	22:DA:987:C:C5	3.09	0.41
22:DA:1051:G:H5'	22:DA:2752:C:H1'	2.03	0.41
22:DA:1244:A:O2'	26:DE:29:HIS:HE1	2.04	0.41
22:DA:1324:G:O2'	22:DA:1616:A:N1	2.54	0.41
22:DA:1338:G:O2'	22:DA:1392:A:N6	2.54	0.41
22:DA:1361:G:C6	22:DA:1362:C:C4	3.09	0.41
22:DA:1435:G:C2	22:DA:1558:C:N4	2.88	0.41
22:DA:1474:U:H3'	22:DA:1474:U:H6	1.86	0.41
22:DA:1587:G:H21	22:DA:1588:G:H1'	1.86	0.41

*Continued on next page...*

*Continued from previous page...*

Atom-1	Atom-2	Interatomic distance (Å)	Clash overlap (Å)
22:DA:1733:G:C2	22:DA:1734:G:C8	3.09	0.41
22:DA:1785:A:N3	22:DA:1787:A:C8	2.89	0.41
22:DA:1941:C:H2'	22:DA:1942:C:C6	2.56	0.41
22:DA:1943:U:H4'	22:DA:1944:U:O5'	2.21	0.41
22:DA:2048:G:H2'	22:DA:2049:G:O5'	2.21	0.41
22:DA:2232:C:P	45:DX:26:ARG:HH12	2.43	0.41
22:DA:2321:U:H3'	22:DA:2321:U:O2	2.20	0.41
22:DA:2345:G:C4	22:DA:2381:A:C2	3.09	0.41
22:DA:2392:A:OP1	51:D3:30:HIS:HB2	2.21	0.41
22:DA:2397:G:C2	22:DA:2420:C:C2	3.09	0.41
23:DB:66:A:OP2	23:DB:108:A:N6	2.54	0.41
24:DC:212:TRP:C	24:DC:212:TRP:HD1	2.24	0.41
26:DE:147:LEU:HD13	26:DE:147:LEU:C	2.41	0.41
27:DF:122:ASP:CB	27:DF:126:ASN:CB	2.94	0.41
28:DG:162:ARG:NH1	28:DG:168:VAL:HG21	2.35	0.41
30:DI:82:ALA:HB3	30:DI:100:ILE:HD12	2.02	0.41
32:DK:8:LEU:C	32:DK:9:ASN:HD22	2.24	0.41
32:DK:27:GLY:N	32:DK:30:ARG:HD3	2.36	0.41
36:DO:24:THR:H	36:DO:90:VAL:CG1	2.34	0.41
38:DQ:42:GLY:O	39:DR:75:VAL:HG23	2.21	0.41
40:DS:6:LYS:HZ3	40:DS:104:THR:HG23	1.85	0.41
41:DT:43:ILE:O	41:DT:47:VAL:HG22	2.21	0.41
46:DY:27:ASN:HD22	46:DY:27:ASN:HA	1.75	0.41
47:DZ:15:ARG:CD	47:DZ:15:ARG:H	2.32	0.41
52:D4:3:VAL:HG23	52:D4:4:ARG:N	2.36	0.41
1:AA:11:G:O2'	1:AA:12:U:H5'	2.21	0.40
1:AA:250:A:O4'	1:AA:252:U:C6	2.75	0.40
1:AA:254:G:OP1	17:AQ:68:LYS:O	2.38	0.40
1:AA:697:U:H2'	1:AA:698:G:H5'	2.03	0.40
1:AA:764:C:O2'	1:AA:765:G:H5'	2.21	0.40
1:AA:774:G:C4	1:AA:775:G:C8	3.10	0.40
1:AA:943:U:C2'	1:AA:944:G:H5'	2.49	0.40
1:AA:1049:U:O2'	1:AA:1050:G:P	2.79	0.40
1:AA:1049:U:C1'	1:AA:1201:A:N7	2.83	0.40
1:AA:1079:G:N1	1:AA:1080:A:C6	2.89	0.40
1:AA:1124:G:O2'	10:AJ:40:ILE:HD13	2.20	0.40
1:AA:1126:U:O2'	1:AA:1127:G:H5'	2.21	0.40
1:AA:1283:U:O2'	1:AA:1284:C:O5'	2.39	0.40
1:AA:1312:G:C2	1:AA:1313:U:C2	3.08	0.40
1:AA:1356:G:H2'	1:AA:1357:A:C8	2.56	0.40
2:AB:48:MET:HA	2:AB:48:MET:HE3	2.03	0.40

*Continued on next page...*

*Continued from previous page...*

Atom-1	Atom-2	Interatomic distance (Å)	Clash overlap (Å)
2:AB:52:ALA:O	2:AB:56:LEU:CB	2.69	0.40
2:AB:89:PHE:CE1	2:AB:153:MET:CG	3.03	0.40
2:AB:101:THR:HB	2:AB:174:GLU:HG3	2.03	0.40
2:AB:168:GLU:O	2:AB:169:HIS:C	2.59	0.40
3:AC:134:LYS:HG2	3:AC:138:GLN:NE2	2.37	0.40
4:AD:59:LYS:O	4:AD:62:ARG:N	2.54	0.40
4:AD:102:TYR:CD2	4:AD:102:TYR:C	2.95	0.40
4:AD:146:GLU:HB3	4:AD:147:LYS:NZ	2.36	0.40
5:AE:96:GLN:HE21	5:AE:97:PRO:CD	2.31	0.40
6:AF:29:ILE:HG22	6:AF:30:THR:N	2.34	0.40
6:AF:49:TYR:CD2	6:AF:49:TYR:C	2.94	0.40
8:AH:40:LYS:C	8:AH:42:GLU:H	2.24	0.40
8:AH:78:SER:CB	8:AH:84:ILE:H	2.34	0.40
11:AK:113:THR:HA	11:AK:114:PRO:HD3	1.81	0.40
12:AL:33:CYS:H	12:AL:54:VAL:HA	1.86	0.40
13:AM:89:ARG:HH11	13:AM:94:LEU:CB	2.34	0.40
15:AO:81:ILE:O	15:AO:82:GLU:C	2.58	0.40
17:AQ:16:MET:O	17:AQ:17:GLU:C	2.59	0.40
17:AQ:27:PHE:C	17:AQ:28:VAL:CG1	2.89	0.40
22:BA:322:A:C4	22:BA:340:A:C2	3.09	0.40
22:BA:496:G:C5	22:BA:497:A:C8	3.09	0.40
22:BA:760:G:C2'	22:BA:761:A:H5'	2.51	0.40
22:BA:847:U:C6	22:BA:847:U:H5''	2.55	0.40
22:BA:960:A:H2'	22:BA:962:G:H5'	2.02	0.40
22:BA:1058:U:C1'	30:BI:117:THR:HG21	2.51	0.40
22:BA:1176:U:H2'	22:BA:1177:G:C4	2.56	0.40
22:BA:1719:G:C5	22:BA:1720:U:C5	3.09	0.40
22:BA:1894:C:O5'	22:BA:1894:C:H6	2.04	0.40
22:BA:2299:U:O2'	22:BA:2300:C:H5'	2.21	0.40
22:BA:2799:A:C6	22:BA:2801:G:C5	3.09	0.40
23:BB:10:G:C2'	23:BB:11:C:H5'	2.51	0.40
23:BB:81:G:H2'	23:BB:82:U:H5'	2.04	0.40
24:BC:115:ILE:HD12	24:BC:115:ILE:HA	1.89	0.40
24:BC:161:VAL:CG2	24:BC:175:LEU:HD12	2.51	0.40
24:BC:193:GLU:O	24:BC:194:VAL:C	2.60	0.40
25:BD:186:LEU:HD11	37:BP:3:ILE:CD1	2.51	0.40
25:BD:193:VAL:HB	25:BD:194:PRO:HD2	2.03	0.40
26:BE:74:LYS:O	26:BE:75:SER:C	2.59	0.40
26:BE:119:ILE:HD11	26:BE:187:VAL:HG23	1.97	0.40
26:BE:119:ILE:HG12	26:BE:119:ILE:O	2.22	0.40
31:BJ:119:PHE:CD1	31:BJ:119:PHE:C	2.95	0.40

*Continued on next page...*

*Continued from previous page...*

Atom-1	Atom-2	Interatomic distance (Å)	Clash overlap (Å)
33:BL:95:LEU:HD22	33:BL:100:ILE:CG1	2.51	0.40
33:BL:100:ILE:CD1	33:BL:101:ILE:HD13	2.48	0.40
34:BM:33:LEU:CD2	34:BM:128:THR:HB	2.51	0.40
35:BN:36:THR:HG23	35:BN:37:THR:N	2.35	0.40
36:BO:31:THR:HG22	36:BO:34:HIS:C	2.38	0.40
40:BS:45:VAL:CG2	40:BS:46:LEU:N	2.82	0.40
41:BT:38:ALA:HB1	41:BT:43:ILE:HG22	2.04	0.40
41:BT:67:VAL:C	41:BT:68:LYS:CD	2.90	0.40
41:BT:67:VAL:CG2	41:BT:68:LYS:N	2.83	0.40
42:BU:85:ARG:HE	42:BU:85:ARG:HB2	1.62	0.40
46:BY:57:LEU:H	46:BY:60:LYS:HB2	1.86	0.40
47:BZ:39:ASP:OD1	47:BZ:44:ARG:NE	2.41	0.40
50:B2:1:MET:HE3	50:B2:2:LYS:H	1.85	0.40
1:CA:73:C:C2	1:CA:74:A:N7	2.89	0.40
1:CA:320:A:C2	1:CA:334:C:C2	3.08	0.40
1:CA:531:U:H5''	1:CA:532:A:P	2.61	0.40
1:CA:567:G:C2'	1:CA:568:G:O5'	2.69	0.40
1:CA:905:U:H5''	1:CA:906:A:P	2.60	0.40
1:CA:918:A:H2'	1:CA:919:A:C8	2.56	0.40
1:CA:929:G:H2'	1:CA:930:C:C6	2.53	0.40
1:CA:940:C:H3'	1:CA:940:C:H6	1.86	0.40
1:CA:1046:A:H2'	1:CA:1047:G:C8	2.52	0.40
1:CA:1281:C:H5''	1:CA:1282:C:C5	2.36	0.40
1:CA:1348:U:OP1	9:CI:110:VAL:HA	2.21	0.40
1:CA:1434:A:H2'	1:CA:1435:G:O4'	2.21	0.40
1:CA:1436:U:H2'	1:CA:1437:A:H8	1.85	0.40
2:CB:100:LEU:O	2:CB:103:TRP:HE3	2.03	0.40
2:CB:127:LYS:HE3	2:CB:132:GLU:CG	2.42	0.40
2:CB:221:ARG:HG3	2:CB:222:GLU:H	1.86	0.40
3:CC:77:GLY:O	3:CC:79:LYS:N	2.54	0.40
4:CD:3:TYR:CD2	4:CD:4:LEU:N	2.90	0.40
5:CE:96:GLN:CD	5:CE:97:PRO:HD2	2.41	0.40
6:CF:9:MET:HE2	6:CF:59:TYR:CE2	2.56	0.40
7:CG:22:LEU:C	7:CG:22:LEU:CD2	2.89	0.40
7:CG:85:GLN:HE21	7:CG:85:GLN:HB3	1.59	0.40
7:CG:98:LEU:HB3	7:CG:102:TRP:CZ2	2.56	0.40
8:CH:103:VAL:O	8:CH:109:VAL:HA	2.21	0.40
9:CI:37:TYR:N	9:CI:37:TYR:HD2	2.19	0.40
10:CJ:52:LEU:CD2	10:CJ:59:LYS:HA	2.48	0.40
11:CK:69:CYS:O	11:CK:69:CYS:SG	2.79	0.40
16:CP:72:ALA:HA	16:CP:75:ILE:HD12	2.02	0.40

*Continued on next page...*

*Continued from previous page...*

Atom-1	Atom-2	Interatomic distance (Å)	Clash overlap (Å)
19:CS:35:ARG:NH2	19:CS:51:HIS:CD2	2.83	0.40
22:DA:78:U:O2'	22:DA:79:C:H6	2.03	0.40
22:DA:83:A:C2	22:DA:84:A:N6	2.89	0.40
22:DA:206:U:O2'	22:DA:207:A:C5'	2.62	0.40
22:DA:241:A:C1'	22:DA:243:U:C5	3.00	0.40
22:DA:406:G:H1	22:DA:421:C:N4	2.19	0.40
22:DA:477:A:N3	22:DA:478:A:C8	2.89	0.40
22:DA:734:A:C8	22:DA:735:A:C8	3.08	0.40
22:DA:919:U:C4	22:DA:920:A:N7	2.89	0.40
22:DA:954:G:C5	22:DA:955:U:C5	3.09	0.40
22:DA:1070:A:H61	30:DI:8:VAL:HB	1.85	0.40
22:DA:1209:U:O3'	22:DA:1212:G:H5'	2.21	0.40
22:DA:1225:G:C2	22:DA:1226:A:N1	2.89	0.40
22:DA:1249:U:H3'	22:DA:1249:U:OP1	2.21	0.40
22:DA:1335:C:H2'	22:DA:1336:A:H1'	2.01	0.40
22:DA:1505:A:H8	22:DA:1505:A:O5'	2.04	0.40
22:DA:1812:U:H2'	22:DA:1813:G:C8	2.56	0.40
22:DA:1829:A:N6	22:DA:1977:A:N6	2.69	0.40
22:DA:2075:U:C4	22:DA:2238:G:C5	3.09	0.40
22:DA:2077:A:C2	22:DA:2078:C:C2	3.09	0.40
22:DA:2191:A:C5'	22:DA:2192:U:P	3.08	0.40
22:DA:2319:G:O2'	22:DA:2320:U:O5'	2.38	0.40
22:DA:2323:G:N2	22:DA:2335:A:H2	2.17	0.40
22:DA:2335:A:O2'	22:DA:2336:A:O5'	2.38	0.40
22:DA:2369:A:C2	22:DA:2370:G:C4	3.09	0.40
22:DA:2407:A:O2'	22:DA:2408:U:C5'	2.66	0.40
22:DA:2576:G:H5''	22:DA:2578:G:N7	2.35	0.40
22:DA:2817:U:O2'	22:DA:2882:A:H2	2.04	0.40
22:DA:2875:C:O2'	22:DA:2876:G:C5'	2.69	0.40
23:DB:18:G:H2'	23:DB:19:C:C6	2.55	0.40
29:DH:65:ALA:O	29:DH:66:ASN:C	2.59	0.40
30:DI:76:ALA:O	30:DI:135:MET:CE	2.69	0.40
33:DL:144:GLU:O	33:DL:144:GLU:HG3	2.21	0.40
34:DM:42:THR:CG2	34:DM:43:ALA:N	2.83	0.40
34:DM:99:GLY:O	34:DM:100:LYS:C	2.60	0.40
39:DR:52:PRO:O	39:DR:53:PHE:CB	2.68	0.40
41:DT:85:VAL:C	41:DT:86:THR:HG23	2.41	0.40
41:DT:87:LEU:HD23	41:DT:87:LEU:C	2.39	0.40
42:DU:91:LYS:O	42:DU:92:VAL:CG2	2.63	0.40
43:DV:9:ARG:HG2	43:DV:39:ALA:C	2.41	0.40
43:DV:82:TYR:CD2	43:DV:82:TYR:N	2.89	0.40

*Continued on next page...*

*Continued from previous page...*

Atom-1	Atom-2	Interatomic distance (Å)	Clash overlap (Å)
50:D2:18:PHE:O	50:D2:19:ARG:C	2.58	0.40
52:D4:7:VAL:CG2	52:D4:25:VAL:HG23	2.50	0.40
1:AA:77:A:N6	1:AA:90:C:C5	2.87	0.40
1:AA:148:G:C2'	1:AA:149:A:O5'	2.69	0.40
1:AA:158:G:C2'	1:AA:159:G:H5''	2.50	0.40
1:AA:188:C:O2	1:AA:188:C:C2'	2.70	0.40
1:AA:203:G:H5'	1:AA:468:A:H8	1.85	0.40
1:AA:217:C:C2'	1:AA:218:U:H5'	2.50	0.40
1:AA:257:G:C2	1:AA:258:G:C5	3.09	0.40
1:AA:428:G:C4	1:AA:430:A:N7	2.89	0.40
1:AA:468:A:C2'	1:AA:469:C:C5'	2.98	0.40
1:AA:768:A:H2'	1:AA:769:G:O4'	2.20	0.40
1:AA:838:G:H2'	1:AA:839:C:H6	1.87	0.40
1:AA:878:A:H4'	8:AH:3:GLN:NE2	2.36	0.40
1:AA:923:A:H1'	1:AA:1398:A:N3	2.36	0.40
1:AA:929:G:C6	1:AA:930:C:C4	3.09	0.40
1:AA:937:A:C2	1:AA:1379:G:O6	2.75	0.40
1:AA:1032:G:C2	1:AA:1033:G:C1'	3.04	0.40
1:AA:1084:G:C4	1:AA:1085:U:C4	3.09	0.40
1:AA:1256:A:N3	1:AA:1258:G:O6	2.54	0.40
1:AA:1513:A:H2'	1:AA:1514:G:C8	2.56	0.40
2:AB:86:CYS:H	2:AB:88:GLN:NE2	2.19	0.40
2:AB:130:LYS:HA	2:AB:130:LYS:CE	2.51	0.40
3:AC:37:LYS:HE3	3:AC:37:LYS:HB2	1.88	0.40
5:AE:96:GLN:O	5:AE:122:VAL:HA	2.21	0.40
7:AG:74:VAL:HG21	7:AG:143:MET:HG2	2.02	0.40
8:AH:33:VAL:HG12	8:AH:34:ALA:N	2.35	0.40
8:AH:79:ARG:CB	8:AH:80:PRO:HD2	2.48	0.40
13:AM:103:THR:HG22	13:AM:104:ASN:H	1.86	0.40
14:AN:42:ASN:ND2	14:AN:46:LYS:NZ	2.65	0.40
15:AO:73:ASP:O	15:AO:74:VAL:C	2.60	0.40
15:AO:74:VAL:O	15:AO:75:ALA:C	2.59	0.40
16:AP:75:ILE:O	16:AP:77:GLU:N	2.54	0.40
16:AP:77:GLU:C	16:AP:79:ASN:N	2.73	0.40
17:AQ:12:VAL:HG12	17:AQ:21:VAL:O	2.20	0.40
22:BA:49:A:N6	22:BA:177:G:C4	2.88	0.40
22:BA:77:G:N2	22:BA:110:G:H1'	2.36	0.40
22:BA:149:A:H2'	22:BA:150:U:C6	2.56	0.40
22:BA:396:G:H1'	45:BX:28:PHE:HB3	2.02	0.40
22:BA:409:G:C2'	22:BA:410:G:C5'	3.00	0.40
22:BA:457:A:O4'	22:BA:459:U:C6	2.74	0.40

*Continued on next page...*

*Continued from previous page...*

Atom-1	Atom-2	Interatomic distance (Å)	Clash overlap (Å)
22:BA:832:U:H2'	22:BA:833:A:H8	1.85	0.40
22:BA:858:G:C5	22:BA:2268:A:C2	3.08	0.40
22:BA:1359:A:OP1	56:BA:3615:HOH:O	2.22	0.40
22:BA:1429:G:O2'	22:BA:1430:G:C5'	2.57	0.40
22:BA:1442:U:H6	22:BA:1442:U:O5'	2.04	0.40
22:BA:1444:G:N2	22:BA:1548:A:C4	2.90	0.40
22:BA:2140:G:H2'	22:BA:2141:G:C8	2.55	0.40
22:BA:2150:C:O2'	22:BA:2151:U:O5'	2.39	0.40
22:BA:2190:G:H2'	22:BA:2191:A:H8	1.86	0.40
22:BA:2315:G:C4	22:BA:2316:G:C8	3.09	0.40
22:BA:2331:G:C5	22:BA:2332:C:C4	3.10	0.40
22:BA:2454:G:C5	22:BA:2455:G:N7	2.89	0.40
22:BA:2496:C:H5''	34:BM:82:MET:HG3	2.03	0.40
22:BA:2518:A:N3	22:BA:2518:A:H2'	2.36	0.40
23:BB:25:U:H2'	23:BB:26:C:C6	2.56	0.40
24:BC:159:THR:HG1	24:BC:194:VAL:HG11	1.86	0.40
25:BD:3:GLY:C	25:BD:4:LEU:HD12	2.41	0.40
25:BD:9:VAL:HG22	25:BD:10:GLY:H	1.86	0.40
25:BD:150:GLN:HE21	25:BD:150:GLN:HB2	1.72	0.40
26:BE:46:GLN:HE21	26:BE:87:ALA:H	1.69	0.40
28:BG:15:ASP:O	28:BG:16:VAL:CB	2.69	0.40
29:BH:81:ALA:CB	29:BH:145:ASN:O	2.69	0.40
29:BH:82:SER:O	29:BH:83:LYS:HD3	2.20	0.40
30:BI:41:PHE:N	30:BI:68:PHE:HZ	2.19	0.40
35:BN:42:LYS:O	35:BN:45:ARG:HG3	2.21	0.40
37:BP:50:ARG:HG3	37:BP:50:ARG:H	1.50	0.40
38:BQ:88:GLU:O	38:BQ:88:GLU:CD	2.59	0.40
38:BQ:91:ARG:NE	38:BQ:93:ILE:HG21	2.35	0.40
39:BR:25:LEU:HA	39:BR:25:LEU:HD12	1.86	0.40
40:BS:96:ILE:HD12	40:BS:97:LEU:N	2.34	0.40
42:BU:3:LYS:O	42:BU:82:VAL:HG21	2.22	0.40
42:BU:86:PHE:HB2	42:BU:92:VAL:HB	2.02	0.40
47:BZ:9:THR:HG21	47:BZ:53:MET:C	2.41	0.40
1:CA:142:G:C5	1:CA:143:A:C8	3.09	0.40
1:CA:149:A:N1	1:CA:150:U:C2	2.89	0.40
1:CA:283:U:C2'	1:CA:284:C:H5'	2.52	0.40
1:CA:399:G:C6	1:CA:400:C:N4	2.90	0.40
1:CA:502:A:C4'	1:CA:550:G:H4'	2.50	0.40
1:CA:594:U:H2'	1:CA:595:A:O4'	2.21	0.40
1:CA:600:A:P	8:CH:87:ARG:HG2	2.62	0.40
1:CA:764:C:C2'	1:CA:765:G:C5'	2.81	0.40

*Continued on next page...*



*Continued from previous page...*

Atom-1	Atom-2	Interatomic distance (Å)	Clash overlap (Å)
1:CA:970:C:C5'	1:CA:971:G:OP1	2.64	0.40
1:CA:1134:G:C6	1:CA:1141:C:N4	2.90	0.40
1:CA:1190:G:OP1	3:CC:3:LYS:HA	2.21	0.40
1:CA:1191:A:OP1	3:CC:2:GLN:NE2	2.54	0.40
1:CA:1266:G:N1	1:CA:1270:G:C6	2.89	0.40
1:CA:1272:G:C2'	1:CA:1273:C:H5'	2.51	0.40
1:CA:1405:G:C8	1:CA:1405:G:C3'	3.05	0.40
1:CA:1460:C:H2'	1:CA:1461:G:O4'	2.21	0.40
3:CC:86:LEU:O	3:CC:90:VAL:HG13	2.21	0.40
3:CC:88:LYS:O	3:CC:92:ASP:HB2	2.21	0.40
5:CE:98:ALA:HB2	5:CE:123:LEU:HG	2.03	0.40
6:CF:41:ASP:OD2	6:CF:41:ASP:C	2.59	0.40
7:CG:114:SER:O	7:CG:118:ARG:HG3	2.21	0.40
11:CK:15:VAL:HG12	11:CK:17:ASP:N	2.35	0.40
12:CL:11:ARG:HD3	12:CL:11:ARG:HA	1.89	0.40
14:CN:41:TRP:HB3	14:CN:44:VAL:HG23	2.03	0.40
15:CO:55:LEU:C	15:CO:57:ARG:H	2.24	0.40
15:CO:69:LEU:CD1	15:CO:77:TYR:HB2	2.51	0.40
16:CP:12:LYS:O	16:CP:13:LYS:CB	2.68	0.40
17:CQ:61:ARG:C	17:CQ:72:TRP:CE3	2.94	0.40
22:DA:89:A:C2	22:DA:90:U:N3	2.89	0.40
22:DA:93:G:HO2'	22:DA:94:A:H8	1.69	0.40
22:DA:299:A:H2	22:DA:319:G:N3	2.20	0.40
22:DA:335:C:O2'	22:DA:336:C:O5'	2.39	0.40
22:DA:357:C:N3	22:DA:358:U:C5	2.89	0.40
22:DA:377:G:O6	22:DA:378:C:N4	2.54	0.40
22:DA:388:G:H2'	22:DA:388:G:H8	1.74	0.40
22:DA:415:A:H8	22:DA:415:A:O5'	2.04	0.40
22:DA:529:A:OP2	31:DJ:113:PRO:HG3	2.21	0.40
22:DA:669:G:H2'	22:DA:669:G:N3	2.37	0.40
22:DA:734:A:O2'	22:DA:1635:A:H4'	2.21	0.40
22:DA:764:A:H3'	22:DA:765:C:H5'	2.03	0.40
22:DA:867:C:O2'	22:DA:868:U:C6	2.40	0.40
22:DA:929:U:H1'	47:DZ:25:GLY:O	2.21	0.40
22:DA:940:G:H8	22:DA:940:G:O5'	2.04	0.40
22:DA:978:G:C6	22:DA:979:A:C5	3.09	0.40
22:DA:1112:G:H2'	22:DA:1113:U:C6	2.55	0.40
22:DA:1707:G:N3	22:DA:1707:G:H2'	2.36	0.40
22:DA:1791:A:C2'	22:DA:1792:G:H5'	2.51	0.40
22:DA:1800:C:C2	22:DA:1802:A:N7	2.90	0.40
22:DA:1816:C:HO2'	22:DA:1817:G:P	2.44	0.40

*Continued on next page...*

*Continued from previous page...*

Atom-1	Atom-2	Interatomic distance (Å)	Clash overlap (Å)
22:DA:1862:G:O2'	22:DA:1863:G:H5'	2.21	0.40
22:DA:2029:G:N2	22:DA:2033:A:C5	2.90	0.40
22:DA:2069:G:C2'	22:DA:2070:A:H5'	2.52	0.40
22:DA:2308:G:C2'	22:DA:2309:A:OP1	2.70	0.40
22:DA:2386:A:O2'	22:DA:2387:U:C6	2.71	0.40
22:DA:2522:U:C3'	22:DA:2522:U:C6	3.05	0.40
22:DA:2615:U:N3	48:D0:3:GLN:HA	2.35	0.40
22:DA:2663:G:H2'	22:DA:2664:G:O5'	2.20	0.40
22:DA:2757:A:OP1	52:D4:20:ASP:CA	2.69	0.40
22:DA:2838:G:O2'	35:DN:45:ARG:NH1	2.55	0.40
22:DA:2869:G:C5	22:DA:2870:C:C4	3.09	0.40
23:DB:68:C:O2'	23:DB:69:G:C5'	2.69	0.40
25:DD:61:THR:O	25:DD:64:GLU:N	2.54	0.40
26:DE:59:PRO:HB2	26:DE:67:ARG:HH22	1.85	0.40
27:DF:52:ALA:CB	27:DF:149:ARG:HE	2.34	0.40
27:DF:65:LEU:HD21	27:DF:87:LYS:N	2.36	0.40
27:DF:123:GLY:H	27:DF:126:ASN:HD22	1.68	0.40
27:DF:147:ARG:C	27:DF:148:VAL:HG13	2.41	0.40
28:DG:38:ASP:O	28:DG:39:ALA:CB	2.69	0.40
28:DG:120:ILE:CD1	28:DG:132:LEU:HB3	2.51	0.40
29:DH:24:GLY:O	29:DH:26:ALA:N	2.54	0.40
29:DH:62:LEU:C	29:DH:64:ALA:N	2.75	0.40
29:DH:94:ILE:HD12	29:DH:98:ASP:OD1	2.21	0.40
32:DK:59:LYS:HE3	32:DK:89:ASN:CG	2.41	0.40
33:DL:14:LYS:O	33:DL:15:ALA:O	2.40	0.40
33:DL:128:THR:CG2	33:DL:129:LYS:N	2.84	0.40
33:DL:135:ILE:HG23	33:DL:136:GLU:H	1.86	0.40
34:DM:38:ARG:HB3	34:DM:38:ARG:CZ	2.51	0.40
34:DM:73:ILE:CG2	34:DM:91:TYR:CE1	3.03	0.40
35:DN:16:HIS:HE1	35:DN:20:MET:HE2	1.86	0.40
35:DN:99:LYS:O	48:D0:41:HIS:HB2	2.21	0.40
36:DO:2:ASP:O	36:DO:4:LYS:N	2.55	0.40
37:DP:24:THR:CA	37:DP:44:GLY:O	2.69	0.40
37:DP:109:ILE:HB	37:DP:110:LYS:H	1.74	0.40
38:DQ:41:ALA:O	38:DQ:45:ALA:HB2	2.21	0.40
38:DQ:82:LEU:O	38:DQ:85:ALA:HB3	2.21	0.40
39:DR:49:ILE:CD1	39:DR:53:PHE:H	2.35	0.40
39:DR:68:ARG:CZ	39:DR:90:ARG:HG2	2.50	0.40
49:D1:10:LEU:HD22	49:D1:20:TYR:HB3	2.01	0.40
49:D1:12:SER:HA	49:D1:48:TYR:CD1	2.56	0.40
50:D2:45:SER:O	50:D2:46:LYS:HD2	2.21	0.40

*Continued on next page...*

*Continued from previous page...*

Atom-1	Atom-2	Interatomic distance (Å)	Clash overlap (Å)
1:AA:21:G:N2	1:AA:22:G:C6	2.89	0.40
1:AA:232:G:C2'	1:AA:233:C:C5'	2.97	0.40
1:AA:375:U:OP1	16:AP:70:ARG:HD3	2.21	0.40
1:AA:402:G:C5	1:AA:403:C:C5	3.10	0.40
1:AA:483:C:H2'	1:AA:484:G:N7	2.36	0.40
1:AA:600:A:C2	1:AA:639:G:C4	3.09	0.40
1:AA:660:C:OP2	15:AO:4:THR:HG21	2.21	0.40
1:AA:766:A:C4	1:AA:814:A:C2	3.09	0.40
1:AA:1069:C:C4	1:AA:1070:U:C5	3.10	0.40
1:AA:1115:U:C2	1:AA:1116:U:C5	3.09	0.40
1:AA:1309:G:C2'	1:AA:1310:G:H5'	2.51	0.40
1:AA:1316:G:C5	1:AA:1318:A:OP2	2.74	0.40
1:AA:1331:G:O2'	1:AA:1332:A:P	2.79	0.40
1:AA:1409:C:H2'	1:AA:1410:A:H8	1.85	0.40
1:AA:1422:G:C2	1:AA:1423:G:C8	3.09	0.40
1:AA:1441:A:N7	1:AA:1442:G:N7	2.69	0.40
2:AB:13:VAL:HG23	2:AB:207:ARG:HH22	1.84	0.40
3:AC:49:ALA:O	3:AC:50:SER:C	2.59	0.40
4:AD:165:GLU:H	4:AD:165:GLU:HG3	1.59	0.40
5:AE:76:ASN:ND2	5:AE:76:ASN:C	2.74	0.40
5:AE:112:ALA:O	5:AE:115:GLU:N	2.54	0.40
5:AE:139:THR:HG23	5:AE:140:ILE:H	1.86	0.40
6:AF:51:ILE:O	6:AF:52:ASN:CB	2.70	0.40
7:AG:12:LEU:N	7:AG:12:LEU:CD2	2.66	0.40
7:AG:28:ILE:CG2	7:AG:104:VAL:HG21	2.52	0.40
8:AH:17:GLN:O	8:AH:18:ALA:C	2.59	0.40
8:AH:17:GLN:CD	8:AH:69:ALA:HB1	2.41	0.40
8:AH:66:GLN:C	8:AH:68:LYS:H	2.25	0.40
9:AI:19:PHE:HD2	9:AI:63:TYR:CD1	2.36	0.40
11:AK:124:LYS:NZ	21:AU:34:ARG:HD2	2.36	0.40
14:AN:40:ARG:HH12	14:AN:44:VAL:CB	2.34	0.40
18:AR:22:TYR:HA	18:AR:57:ALA:HB1	2.02	0.40
20:AT:23:ARG:HD2	20:AT:23:ARG:N	2.36	0.40
22:BA:55:G:C2	22:BA:56:A:C8	3.09	0.40
22:BA:221:A:N1	22:BA:265:A:O2'	2.45	0.40
22:BA:342:A:C2	22:BA:343:C:H1'	2.57	0.40
22:BA:346:A:C2'	22:BA:347:A:O5'	2.70	0.40
22:BA:729:G:O2'	22:BA:1775:U:H1'	2.20	0.40
22:BA:813:U:H2'	22:BA:814:C:H6	1.86	0.40
22:BA:866:A:O2'	22:BA:867:C:H5'	2.21	0.40
22:BA:1011:G:P	38:BQ:76:SER:HG	2.43	0.40

*Continued on next page...*

*Continued from previous page...*

Atom-1	Atom-2	Interatomic distance (Å)	Clash overlap (Å)
22:BA:1179:G:N7	22:BA:1180:U:C1'	2.85	0.40
22:BA:1606:C:C2'	22:BA:1607:C:OP2	2.68	0.40
22:BA:1866:A:C6	22:BA:1876:A:N7	2.90	0.40
22:BA:2531:A:H4'	28:BG:156:TYR:CE1	2.57	0.40
22:BA:2887:A:N3	22:BA:2887:A:C2'	2.75	0.40
22:BA:2902:C:O2'	22:BA:2903:U:H5'	2.21	0.40
23:BB:10:G:H2'	23:BB:11:C:H5'	2.03	0.40
24:BC:83:ASP:HA	24:BC:84:PRO:HD3	1.72	0.40
26:BE:124:PHE:C	26:BE:124:PHE:HD1	2.24	0.40
27:BF:104:THR:HG22	27:BF:105:ILE:HG22	2.04	0.40
27:BF:173:ASP:O	27:BF:174:PHE:C	2.60	0.40
29:BH:2:GLN:HA	29:BH:20:ASN:HA	2.03	0.40
29:BH:16:GLY:C	29:BH:51:ARG:HH21	2.25	0.40
29:BH:82:SER:OG	29:BH:144:VAL:HG11	2.21	0.40
30:BI:52:LEU:HD11	30:BI:81:LYS:HE2	2.03	0.40
31:BJ:88:THR:HG23	31:BJ:90:GLU:HG3	2.03	0.40
34:BM:54:THR:HG22	34:BM:55:ARG:N	2.36	0.40
35:BN:83:LEU:HA	35:BN:83:LEU:HD12	1.72	0.40
36:BO:15:ARG:NE	36:BO:93:ASP:OD1	2.49	0.40
36:BO:33:ARG:HG2	36:BO:34:HIS:CE1	2.57	0.40
40:BS:50:VAL:O	40:BS:51:LEU:C	2.59	0.40
45:BX:51:SER:O	45:BX:52:ALA:C	2.57	0.40
46:BY:22:LEU:O	46:BY:23:ARG:O	2.40	0.40
47:BZ:20:LYS:O	47:BZ:21:ALA:C	2.60	0.40
51:B3:51:LYS:HZ1	51:B3:54:LEU:HD23	1.86	0.40
1:CA:74:A:N6	1:CA:97:G:O6	2.54	0.40
1:CA:141:G:O2'	1:CA:142:G:H5'	2.21	0.40
1:CA:159:G:N2	1:CA:161:A:H3'	2.36	0.40
1:CA:174:A:H2'	1:CA:174:A:N3	2.35	0.40
1:CA:302:G:N3	1:CA:556:C:H4'	2.36	0.40
1:CA:405:U:O4	4:CD:1:ALA:HB1	2.19	0.40
1:CA:408:A:N6	1:CA:409:U:C4	2.89	0.40
1:CA:579:A:H2'	1:CA:580:C:C6	2.56	0.40
1:CA:748:G:C2	1:CA:749:A:C5	3.10	0.40
1:CA:790:A:C6	1:CA:791:G:C5	3.09	0.40
1:CA:1130:A:C6	1:CA:1131:G:N7	2.90	0.40
1:CA:1213:A:N7	1:CA:1215:G:C5	2.90	0.40
1:CA:1217:C:O2'	1:CA:1218:C:C6	2.38	0.40
1:CA:1245:C:HO2'	1:CA:1246:A:H8	0.72	0.40
1:CA:1483:A:C8	1:CA:1484:C:C6	3.09	0.40
3:CC:58:ARG:HA	3:CC:59:PRO:HD2	1.84	0.40

*Continued on next page...*

*Continued from previous page...*

Atom-1	Atom-2	Interatomic distance (Å)	Clash overlap (Å)
3:CC:176:THR:HG21	3:CC:178:ARG:HE	1.86	0.40
4:CD:150:LYS:N	4:CD:150:LYS:CD	2.82	0.40
5:CE:80:LEU:HD22	5:CE:80:LEU:HA	1.89	0.40
7:CG:32:ASP:HB2	7:CG:34:LYS:HD3	2.03	0.40
7:CG:98:LEU:HB3	7:CG:102:TRP:CH2	2.56	0.40
9:CI:30:ASN:C	9:CI:32:ARG:H	2.24	0.40
10:CJ:66:GLU:CG	14:CN:100:TRP:CZ3	3.02	0.40
11:CK:111:ASP:H	21:CU:3:ILE:N	2.20	0.40
12:CL:85:ARG:HH12	12:CL:87:LYS:CB	2.35	0.40
18:CR:34:GLU:HA	18:CR:34:GLU:OE1	2.21	0.40
19:CS:77:ARG:O	19:CS:77:ARG:HG3	2.20	0.40
22:DA:35:G:N2	22:DA:450:G:H1'	2.36	0.40
22:DA:55:G:N2	22:DA:116:C:C2	2.89	0.40
22:DA:100:U:OP1	22:DA:100:U:N1	2.54	0.40
22:DA:188:G:C6	22:DA:189:G:C4	3.10	0.40
22:DA:227:A:H4'	22:DA:228:C:OP1	2.22	0.40
22:DA:229:C:O2'	22:DA:230:G:O5'	2.33	0.40
22:DA:410:G:N2	22:DA:418:C:O2	2.55	0.40
22:DA:425:G:N1	22:DA:426:C:C4	2.90	0.40
22:DA:460:A:OP2	50:D2:41:ARG:NH1	2.48	0.40
22:DA:477:A:C5	22:DA:478:A:N7	2.90	0.40
22:DA:674:G:H4'	26:DE:69:ARG:CB	2.50	0.40
22:DA:826:U:O2'	33:DL:53:GLY:HA3	2.22	0.40
22:DA:1011:G:O2'	22:DA:1012:U:P	2.80	0.40
22:DA:1199:U:O2'	22:DA:1200:C:H5'	2.22	0.40
22:DA:1208:C:N3	22:DA:1209:U:C5	2.89	0.40
22:DA:1331:G:C4	22:DA:1333:G:C8	3.09	0.40
22:DA:1386:C:O2'	22:DA:1387:A:O5'	2.39	0.40
22:DA:1654:A:H1'	25:DD:118:PHE:CB	2.52	0.40
22:DA:1793:C:N4	56:DA:3764:HOH:O	2.54	0.40
22:DA:1804:C:H42	22:DA:1814:G:N2	2.16	0.40
22:DA:1813:G:N2	24:DC:50:THR:CG2	2.84	0.40
22:DA:1857:G:C4	22:DA:1884:G:N1	2.90	0.40
22:DA:1896:G:N3	22:DA:1896:G:H2'	2.36	0.40
22:DA:2015:A:C2	48:D0:2:VAL:CG1	3.05	0.40
22:DA:2023:C:O2'	22:DA:2024:G:O5'	2.39	0.40
22:DA:2061:G:C8	22:DA:2501:C:H4'	2.56	0.40
22:DA:2191:A:C5'	22:DA:2192:U:OP2	2.57	0.40
22:DA:2205:A:N3	22:DA:2206:C:C6	2.89	0.40
22:DA:2298:A:C2	22:DA:2299:U:C2	3.09	0.40
22:DA:2331:G:C6	22:DA:2385:C:N4	2.89	0.40

*Continued on next page...*

Continued from previous page...

Atom-1	Atom-2	Interatomic distance (Å)	Clash overlap (Å)
22:DA:2333:A:N1	22:DA:2335:A:N6	2.69	0.40
22:DA:2364:C:O2'	22:DA:2365:G:H5'	2.21	0.40
22:DA:2646:C:H5'	22:DA:2646:C:H6	1.85	0.40
22:DA:2656:U:O2'	22:DA:2657:A:H5'	2.21	0.40
22:DA:2753:A:O2'	22:DA:2754:U:H5'	2.22	0.40
22:DA:2815:C:C2'	22:DA:2816:G:O4'	2.65	0.40
22:DA:2853:C:H2'	22:DA:2854:G:C8	2.56	0.40
23:DB:54:G:H21	27:DF:25:MET:HE2	1.84	0.40
24:DC:132:ARG:HA	24:DC:166:ARG:HH22	1.86	0.40
24:DC:172:THR:HA	24:DC:182:LYS:HA	2.04	0.40
25:DD:9:VAL:O	25:DD:9:VAL:CG2	2.69	0.40
25:DD:9:VAL:CG1	25:DD:26:VAL:HG12	2.51	0.40
25:DD:94:GLN:O	25:DD:94:GLN:CG	2.69	0.40
27:DF:45:ASP:O	27:DF:47:LYS:HD3	2.21	0.40
28:DG:162:ARG:C	28:DG:163:TYR:CD2	2.91	0.40
30:DI:57:VAL:CG1	30:DI:58:ILE:N	2.83	0.40
35:DN:33:ILE:HD11	35:DN:118:ARG:HH21	1.87	0.40
35:DN:63:ARG:HD2	35:DN:80:PHE:CD2	2.56	0.40
37:DP:32:VAL:HG13	37:DP:32:VAL:O	2.21	0.40
37:DP:103:THR:O	37:DP:106:ALA:HB3	2.22	0.40
39:DR:39:LEU:N	39:DR:39:LEU:CD2	2.83	0.40
41:DT:60:THR:HB	41:DT:61:LEU:H	1.74	0.40
43:DV:79:ARG:NH1	43:DV:79:ARG:CB	2.84	0.40
43:DV:83:LYS:HA	43:DV:84:PRO:HD3	1.85	0.40
44:DW:23:LYS:CG	44:DW:24:ARG:N	2.79	0.40
44:DW:67:LYS:CB	44:DW:80:SER:HB2	2.52	0.40
45:DX:76:LYS:O	45:DX:77:TYR:CG	2.75	0.40
46:DY:17:GLU:HG3	46:DY:53:VAL:CG1	2.41	0.40
50:D2:31:LEU:O	50:D2:34:ARG:HB2	2.20	0.40
50:D2:43:THR:C	50:D2:44:VAL:HG22	2.41	0.40
51:D3:41:ARG:HD2	51:D3:41:ARG:C	2.41	0.40
1:AA:131:A:C2	1:AA:132:C:C4	3.09	0.40
1:AA:244:U:H4'	1:AA:245:U:C5'	2.51	0.40
1:AA:251:G:C2	1:AA:266:G:C5	3.08	0.40
1:AA:417:G:C6	1:AA:418:C:N4	2.90	0.40
1:AA:438:U:C6	1:AA:494:G:O6	2.75	0.40
1:AA:445:G:H2'	1:AA:445:G:N3	2.36	0.40
1:AA:582:C:C4	1:AA:583:A:N7	2.90	0.40
1:AA:585:G:N2	1:AA:878:A:O2'	2.55	0.40
1:AA:596:A:H5'	1:AA:596:A:H8	1.83	0.40
1:AA:640:A:O2'	8:AH:107:LYS:NZ	2.54	0.40

Continued on next page...

*Continued from previous page...*

Atom-1	Atom-2	Interatomic distance (Å)	Clash overlap (Å)
1:AA:819:A:C4'	1:AA:820:U:OP2	2.67	0.40
1:AA:978:A:OP1	1:AA:980:C:N4	2.54	0.40
1:AA:1118:U:O4'	1:AA:1179:A:H1'	2.20	0.40
1:AA:1221:G:H2'	1:AA:1222:G:H8	1.86	0.40
1:AA:1461:G:C5	1:AA:1462:C:C5	3.10	0.40
2:AB:140:LEU:O	2:AB:142:LYS:N	2.54	0.40
3:AC:21:TRP:CD1	3:AC:58:ARG:HG2	2.57	0.40
3:AC:190:THR:C	3:AC:192:TYR:H	2.25	0.40
4:AD:88:ASN:HA	4:AD:91:ALA:CB	2.48	0.40
5:AE:48:GLY:HA3	5:AE:65:LYS:HB2	2.02	0.40
5:AE:89:THR:HG21	5:AE:134:ASN:ND2	2.35	0.40
8:AH:45:ILE:HA	8:AH:63:LYS:CG	2.49	0.40
10:AJ:73:LEU:O	10:AJ:74:VAL:CB	2.69	0.40
11:AK:85:VAL:HG11	11:AK:92:ARG:HG3	2.03	0.40
20:AT:9:ARG:NH1	20:AT:12:GLN:NE2	2.70	0.40
20:AT:77:ASN:ND2	20:AT:77:ASN:H	2.19	0.40
22:BA:233:A:O2'	22:BA:234:U:H5'	2.21	0.40
22:BA:240:C:H2'	22:BA:241:A:C8	2.56	0.40
22:BA:260:G:H2'	22:BA:261:G:O5'	2.22	0.40
22:BA:291:G:H1'	22:BA:350:G:N2	2.37	0.40
22:BA:308:G:C4	22:BA:501:A:C8	3.09	0.40
22:BA:503:A:C2	22:BA:505:A:C4	3.10	0.40
22:BA:535:G:C2	22:BA:559:G:C5	3.10	0.40
22:BA:563:A:C6	22:BA:564:C:C4	3.09	0.40
22:BA:571:U:N3	22:BA:2030:A:C2	2.89	0.40
22:BA:603:A:C8	22:BA:655:A:C6	3.09	0.40
22:BA:611:C:O2'	22:BA:612:G:H5'	2.21	0.40
22:BA:679:C:H2'	22:BA:680:C:C6	2.56	0.40
22:BA:855:G:N2	44:BW:23:LYS:CB	2.84	0.40
22:BA:1009:A:P	31:BJ:39:LYS:HZ1	2.44	0.40
22:BA:1131:G:C4	31:BJ:77:HIS:ND1	2.89	0.40
22:BA:1436:G:H2'	22:BA:1437:C:O5'	2.22	0.40
22:BA:1872:A:HO2'	22:BA:1873:G:C4'	2.34	0.40
22:BA:2096:C:O2	22:BA:2096:C:H2'	2.20	0.40
24:BC:87:SER:HB2	24:BC:199:HIS:CD2	2.56	0.40
24:BC:229:HIS:HD2	24:BC:246:PRO:CB	2.34	0.40
25:BD:90:PHE:C	25:BD:92:VAL:N	2.73	0.40
26:BE:172:ALA:O	26:BE:175:ILE:CG2	2.69	0.40
28:BG:84:LYS:N	28:BG:84:LYS:CE	2.74	0.40
28:BG:90:GLY:O	28:BG:91:VAL:C	2.59	0.40
28:BG:139:VAL:HG12	28:BG:140:ILE:N	2.35	0.40

*Continued on next page...*

*Continued from previous page...*

Atom-1	Atom-2	Interatomic distance (Å)	Clash overlap (Å)
29:BH:33:GLN:HB2	29:BH:33:GLN:HE21	1.70	0.40
29:BH:40:THR:O	29:BH:41:LYS:HB2	2.22	0.40
30:BI:56:VAL:HG22	30:BI:68:PHE:HB2	2.03	0.40
33:BL:79:LEU:HA	33:BL:79:LEU:HD23	1.70	0.40
35:BN:23:ASN:ND2	35:BN:23:ASN:H	2.19	0.40
35:BN:97:ILE:HG22	35:BN:98:LEU:N	2.36	0.40
36:BO:4:LYS:HD3	36:BO:7:ARG:NH2	2.37	0.40
36:BO:30:ARG:HG3	36:BO:102:ARG:NH1	2.37	0.40
43:BV:65:VAL:O	43:BV:65:VAL:HG23	2.19	0.40
44:BW:24:ARG:HD3	44:BW:65:LYS:HD3	2.04	0.40
44:BW:37:VAL:CG1	44:BW:38:ARG:N	2.84	0.40
45:BX:60:LYS:O	45:BX:62:GLY:N	2.55	0.40
45:BX:65:THR:O	45:BX:68:ALA:CB	2.63	0.40
46:BY:56:LEU:HA	46:BY:59:GLU:HG3	2.02	0.40
51:B3:49:VAL:HG23	51:B3:50:SER:O	2.21	0.40
1:CA:36:C:H5'	12:CL:119:LYS:HA	2.04	0.40
1:CA:80:A:C5	1:CA:81:A:H1'	2.57	0.40
1:CA:90:C:H2'	1:CA:91:U:C5	2.56	0.40
1:CA:277:C:C5	1:CA:278:G:N7	2.90	0.40
1:CA:322:C:O2'	20:CT:17:ARG:HG3	2.22	0.40
1:CA:373:A:C2	1:CA:374:A:N7	2.90	0.40
1:CA:461:A:N3	1:CA:461:A:C2'	2.80	0.40
1:CA:567:G:H1'	56:CA:1819:HOH:O	2.22	0.40
1:CA:729:A:C5	1:CA:730:G:N7	2.89	0.40
1:CA:864:A:C5	1:CA:865:A:C6	3.09	0.40
1:CA:865:A:H5'	1:CA:1078:U:C5	2.56	0.40
1:CA:948:C:C5	13:CM:104:ASN:OD1	2.75	0.40
1:CA:975:A:C2	1:CA:1365:G:N2	2.89	0.40
1:CA:1076:U:N3	1:CA:1082:A:C2	2.90	0.40
1:CA:1161:C:O2'	1:CA:1162:C:C5'	2.69	0.40
1:CA:1200:C:O2'	1:CA:1201:A:OP2	2.32	0.40
1:CA:1477:U:C2	1:CA:1478:U:C5	3.09	0.40
2:CB:103:TRP:CD1	2:CB:103:TRP:O	2.74	0.40
5:CE:14:LEU:HA	5:CE:36:THR:HG22	2.03	0.40
5:CE:94:PHE:O	5:CE:124:ALA:HA	2.22	0.40
5:CE:95:MET:HA	5:CE:123:LEU:O	2.22	0.40
6:CF:88:MET:CE	18:CR:64:LEU:HD11	2.50	0.40
6:CF:93:LYS:O	6:CF:94:HIS:HB3	2.22	0.40
8:CH:100:ILE:HD12	8:CH:101:ALA:N	2.35	0.40
8:CH:111:THR:HG22	8:CH:112:ASP:N	2.36	0.40
10:CJ:68:ARG:H	10:CJ:68:ARG:HG2	1.68	0.40

*Continued on next page...*



*Continued from previous page...*

Atom-1	Atom-2	Interatomic distance (Å)	Clash overlap (Å)
13:CM:3:ILE:HG23	13:CM:56:ARG:CD	2.50	0.40
15:CO:69:LEU:HD12	15:CO:77:TYR:HA	2.02	0.40
15:CO:87:ARG:HD2	15:CO:87:ARG:HA	1.76	0.40
18:CR:54:LEU:HG	18:CR:58:ILE:HD11	2.02	0.40
20:CT:4:LYS:HB3	20:CT:4:LYS:HE3	1.57	0.40
20:CT:9:ARG:CD	20:CT:12:GLN:NE2	2.84	0.40
21:CU:28:LEU:O	21:CU:29:ALA:C	2.59	0.40
22:DA:45:G:H3'	22:DA:215:G:C8	2.57	0.40
22:DA:102:U:H3	46:DY:2:LYS:HB3	1.86	0.40
22:DA:108:G:C4	22:DA:109:C:C5	3.10	0.40
22:DA:225:C:N4	22:DA:419:U:O2'	2.37	0.40
22:DA:413:C:O3'	22:DA:1880:U:H4'	2.21	0.40
22:DA:602:A:N3	22:DA:656:G:C2	2.90	0.40
22:DA:690:G:H1'	22:DA:779:U:O3'	2.20	0.40
22:DA:825:A:C6	22:DA:826:U:N3	2.89	0.40
22:DA:910:A:N6	34:DM:11:LYS:O	2.54	0.40
22:DA:1059:G:O2'	30:DI:131:THR:HG21	2.22	0.40
22:DA:1107:G:C5	22:DA:1108:U:C5	3.09	0.40
22:DA:1203:U:N3	22:DA:1204:A:N6	2.68	0.40
22:DA:1209:U:O2'	22:DA:1237:A:N6	2.47	0.40
22:DA:1252:G:C4	22:DA:1253:A:C2	3.09	0.40
22:DA:1465:G:C4	22:DA:1466:U:C6	3.10	0.40
22:DA:1475:G:O2'	22:DA:1476:U:P	2.80	0.40
22:DA:1529:G:O6	22:DA:1543:G:N2	2.54	0.40
22:DA:1574:C:O5'	22:DA:1574:C:C6	2.58	0.40
22:DA:1649:G:H2'	22:DA:1650:A:C8	2.56	0.40
22:DA:1656:C:H2'	22:DA:1657:U:C5'	2.50	0.40
22:DA:1665:A:H2'	22:DA:1666:G:H5'	2.02	0.40
22:DA:1709:U:H2'	22:DA:1710:G:H8	1.85	0.40
22:DA:1712:U:H2'	22:DA:1713:A:N7	2.36	0.40
22:DA:1816:C:O2'	22:DA:1817:G:P	2.79	0.40
22:DA:1941:C:C6	22:DA:1965:C:C4	3.09	0.40
22:DA:2238:G:H4'	22:DA:2239:G:OP1	2.22	0.40
22:DA:2267:A:H8	22:DA:2267:A:H2'	1.49	0.40
22:DA:2308:G:O6	22:DA:2311:A:N7	2.55	0.40
22:DA:2501:C:P	56:DA:3557:HOH:O	2.79	0.40
22:DA:2586:U:O2'	22:DA:2587:A:C5'	2.68	0.40
22:DA:2590:A:O3'	24:DC:237:ARG:CD	2.65	0.40
22:DA:2646:C:H6	22:DA:2646:C:C5'	2.34	0.40
22:DA:2652:C:H2'	22:DA:2653:U:O4'	2.21	0.40
22:DA:2873:A:C4'	35:DN:6:SER:HB2	2.51	0.40

*Continued on next page...*

*Continued from previous page...*

Atom-1	Atom-2	Interatomic distance (Å)	Clash overlap (Å)
23:DB:66:A:N6	23:DB:107:G:C8	2.89	0.40
24:DC:30:ALA:N	24:DC:31:PRO:HD2	2.34	0.40
24:DC:74:PRO:HA	24:DC:116:GLN:HG3	2.02	0.40
24:DC:95:TYR:C	24:DC:97:ASP:N	2.74	0.40
25:DD:146:ILE:HD11	25:DD:155:VAL:CG2	2.52	0.40
26:DE:105:LEU:O	26:DE:109:LEU:HB2	2.22	0.40
26:DE:134:LEU:CA	26:DE:137:LYS:CB	2.97	0.40
27:DF:136:ILE:CG2	27:DF:142:TYR:CD1	3.05	0.40
31:DJ:24:THR:O	31:DJ:24:THR:HG22	2.21	0.40
33:DL:3:LEU:HD12	33:DL:4:ASN:CA	2.51	0.40
35:DN:57:THR:O	35:DN:80:PHE:CD1	2.74	0.40
36:DO:80:GLU:O	36:DO:84:GLU:HB2	2.22	0.40
37:DP:48:ALA:O	37:DP:58:PHE:HA	2.22	0.40
38:DQ:9:ALA:C	38:DQ:11:ALA:N	2.73	0.40
38:DQ:46:TYR:HA	38:DQ:49:ARG:NH2	2.36	0.40
40:DS:4:ILE:CD1	40:DS:5:ALA:N	2.73	0.40
40:DS:84:ARG:O	40:DS:95:ARG:O	2.39	0.40
43:DV:50:MET:O	43:DV:53:LYS:N	2.50	0.40
45:DX:10:ARG:CB	45:DX:11:PRO:HD2	2.43	0.40
46:DY:20:ASN:HD22	46:DY:50:VAL:CG2	2.01	0.40
49:D1:10:LEU:HD12	49:D1:50:GLU:O	2.22	0.40
49:D1:20:TYR:HE2	49:D1:37:LYS:NZ	2.17	0.40
1:AA:36:C:H4'	12:AL:118:VAL:O	2.21	0.40
1:AA:76:G:N3	1:AA:76:G:C2'	2.82	0.40
1:AA:157:U:O2	1:AA:165:G:C2	2.74	0.40
1:AA:198:G:N1	1:AA:220:G:C4	2.89	0.40
1:AA:202:G:O2'	1:AA:468:A:C8	2.70	0.40
1:AA:214:C:C6	1:AA:215:C:C5	3.09	0.40
1:AA:242:G:C2	1:AA:245:U:C4	3.09	0.40
1:AA:243:A:H5''	1:AA:244:U:OP1	2.21	0.40
1:AA:384:G:C6	1:AA:385:C:N3	2.89	0.40
1:AA:464:U:C6	1:AA:466:A:OP2	2.74	0.40
1:AA:509:A:H5'	4:AD:50:TYR:CE2	2.57	0.40
1:AA:698:G:H2'	1:AA:699:C:O4'	2.22	0.40
1:AA:832:G:C2	1:AA:833:G:C8	3.10	0.40
1:AA:909:A:H2'	1:AA:910:C:O5'	2.21	0.40
1:AA:957:U:H4'	19:AS:78:THR:OG1	2.21	0.40
1:AA:1014:A:H5''	19:AS:13:HIS:CB	2.51	0.40
1:AA:1117:A:O3'	9:AI:105:ARG:NE	2.55	0.40
1:AA:1141:C:C2	1:AA:1142:G:C8	3.10	0.40
1:AA:1169:A:O2'	1:AA:1170:A:O4'	2.40	0.40

*Continued on next page...*

*Continued from previous page...*

Atom-1	Atom-2	Interatomic distance (Å)	Clash overlap (Å)
1:AA:1234:C:C2'	1:AA:1235:U:C5'	2.90	0.40
1:AA:1241:G:N2	1:AA:1242:G:C5	2.90	0.40
1:AA:1256:A:C6	1:AA:1278:G:C2	3.09	0.40
1:AA:1442:G:C4	1:AA:1443:C:C5	3.08	0.40
2:AB:36:LYS:O	2:AB:37:VAL:HB	2.21	0.40
2:AB:71:THR:HG21	2:AB:94:ARG:HA	2.04	0.40
3:AC:55:VAL:O	3:AC:56:ILE:HG13	2.21	0.40
4:AD:56:GLU:O	4:AD:60:VAL:HG23	2.22	0.40
4:AD:175:GLY:C	4:AD:176:LYS:HD3	2.42	0.40
6:AF:9:MET:HE2	6:AF:59:TYR:CD2	2.57	0.40
6:AF:38:ARG:HH11	6:AF:61:LEU:HD21	1.83	0.40
7:AG:28:ILE:HG22	7:AG:104:VAL:HG21	2.03	0.40
9:AI:25:GLY:N	9:AI:58:GLU:HA	2.36	0.40
10:AJ:82:LYS:O	10:AJ:86:ALA:N	2.54	0.40
11:AK:109:ILE:HG22	11:AK:110:THR:N	2.37	0.40
12:AL:56:LEU:C	12:AL:58:ASN:N	2.73	0.40
15:AO:85:GLY:O	15:AO:86:LEU:HB3	2.21	0.40
19:AS:45:GLY:N	19:AS:61:VAL:CG2	2.72	0.40
21:AU:33:ARG:CD	21:AU:34:ARG:HG3	2.50	0.40
21:AU:34:ARG:C	21:AU:36:PHE:H	2.24	0.40
22:BA:274:C:H2'	22:BA:275:C:O4'	2.22	0.40
22:BA:294:A:C6	22:BA:345:A:N3	2.90	0.40
22:BA:379:G:N1	22:BA:396:G:C6	2.90	0.40
22:BA:846:U:C2'	22:BA:847:U:OP2	2.69	0.40
22:BA:1091:G:O2'	22:BA:1092:C:H5'	2.22	0.40
22:BA:1316:U:H2'	22:BA:1317:G:C8	2.56	0.40
22:BA:1439:A:C2	22:BA:1553:A:C4	3.09	0.40
22:BA:1498:C:C2'	22:BA:1499:C:H6	2.30	0.40
22:BA:1627:G:C2	22:BA:1628:G:N7	2.90	0.40
22:BA:1797:G:C5	22:BA:1798:U:C5	3.10	0.40
22:BA:2098:U:C4	22:BA:2099:U:C4	3.09	0.40
22:BA:2307:G:H1'	22:BA:2308:G:C5	2.57	0.40
22:BA:2436:G:N3	22:BA:2598:A:H2	2.18	0.40
22:BA:2506:U:O2'	22:BA:2507:C:H5'	2.21	0.40
22:BA:2821:A:H2'	22:BA:2822:G:C8	2.57	0.40
22:BA:2839:G:OP1	35:BN:46:ARG:HD2	2.22	0.40
22:BA:2845:U:O3'	37:BP:52:ARG:NH1	2.54	0.40
23:BB:42:C:C5	27:BF:65:LEU:HD22	2.56	0.40
25:BD:92:VAL:O	25:BD:94:GLN:N	2.55	0.40
25:BD:142:VAL:HG23	25:BD:143:PRO:HD2	2.03	0.40
26:BE:3:LEU:HD12	26:BE:14:VAL:HG11	2.03	0.40

*Continued on next page...*

*Continued from previous page...*

Atom-1	Atom-2	Interatomic distance (Å)	Clash overlap (Å)
26:BE:106:LYS:HD2	26:BE:200:LEU:HB3	2.04	0.40
27:BF:5:ASP:O	27:BF:8:LYS:HG2	2.21	0.40
27:BF:107:VAL:N	27:BF:108:PRO:HD2	2.34	0.40
27:BF:162:ASP:N	27:BF:162:ASP:OD1	2.54	0.40
28:BG:140:ILE:HD12	28:BG:141:GLY:H	1.87	0.40
29:BH:12:LEU:HB2	29:BH:19:VAL:HG11	2.03	0.40
29:BH:50:ARG:C	29:BH:52:ALA:N	2.75	0.40
31:BJ:31:GLU:CG	31:BJ:142:ILE:HD12	2.50	0.40
31:BJ:54:ILE:C	31:BJ:54:ILE:CD1	2.86	0.40
31:BJ:114:LEU:HD23	31:BJ:114:LEU:C	2.41	0.40
32:BK:88:ASN:HB3	32:BK:92:GLU:O	2.20	0.40
35:BN:12:ARG:HD3	35:BN:16:HIS:CD2	2.57	0.40
37:BP:33:GLU:OE1	37:BP:34:GLY:N	2.55	0.40
37:BP:91:VAL:O	37:BP:92:ARG:C	2.60	0.40
41:BT:34:VAL:O	41:BT:35:ALA:O	2.39	0.40
43:BV:6:ALA:CB	43:BV:40:ILE:CG2	3.00	0.40
44:BW:67:LYS:O	44:BW:68:PHE:CB	2.59	0.40
46:BY:16:THR:O	46:BY:19:LEU:HB2	2.21	0.40
51:B3:21:PHE:N	51:B3:48:MET:CE	2.81	0.40
1:CA:71:A:C2	1:CA:72:A:N7	2.89	0.40
1:CA:103:U:H2'	1:CA:104:G:H8	1.87	0.40
1:CA:110:C:O2'	1:CA:111:G:C5'	2.69	0.40
1:CA:126:G:H5''	1:CA:634:C:O2	2.21	0.40
1:CA:486:U:O2	1:CA:486:U:C2'	2.69	0.40
1:CA:963:G:O2'	1:CA:964:A:O5'	2.40	0.40
1:CA:1097:C:C2	1:CA:1098:C:C6	3.10	0.40
1:CA:1189:U:H5''	3:CC:4:VAL:HG11	2.03	0.40
1:CA:1245:C:O2'	1:CA:1246:A:O5'	2.39	0.40
1:CA:1357:A:C5	1:CA:1358:U:C4	3.10	0.40
1:CA:1363:A:C6	1:CA:1365:G:C6	3.09	0.40
1:CA:1367:C:H5'	10:CJ:62:ARG:NH1	2.36	0.40
1:CA:1494:G:C2	1:CA:1495:U:C6	3.09	0.40
3:CC:163:ARG:O	3:CC:164:THR:CB	2.69	0.40
4:CD:146:GLU:N	4:CD:146:GLU:OE1	2.55	0.40
5:CE:155:LYS:NZ	8:CH:72:GLU:CG	2.84	0.40
7:CG:8:GLN:CD	7:CG:9:ARG:H	2.24	0.40
8:CH:68:LYS:CD	8:CH:69:ALA:N	2.71	0.40
9:CI:118:ARG:HG3	9:CI:124:PRO:HG3	2.04	0.40
12:CL:35:ARG:HD3	12:CL:35:ARG:HA	1.85	0.40
16:CP:2:VAL:HG13	16:CP:65:ALA:CA	2.51	0.40
16:CP:6:LEU:HB2	16:CP:17:TYR:CB	2.49	0.40

*Continued on next page...*

*Continued from previous page...*

Atom-1	Atom-2	Interatomic distance (Å)	Clash overlap (Å)
16:CP:60:TRP:O	16:CP:63:GLN:N	2.55	0.40
17:CQ:30:HIS:CG	17:CQ:31:PRO:CD	3.05	0.40
17:CQ:46:HIS:HB3	17:CQ:66:LEU:HD13	2.03	0.40
18:CR:27:THR:O	18:CR:30:ASN:HB3	2.21	0.40
22:DA:48:G:N3	22:DA:48:G:H2'	2.36	0.40
22:DA:54:G:H8	22:DA:54:G:O5'	2.05	0.40
22:DA:69:C:H2'	22:DA:70:G:C8	2.56	0.40
22:DA:138:U:H2'	22:DA:140:C:C1'	2.49	0.40
22:DA:204:A:C4	22:DA:206:U:C4	3.09	0.40
22:DA:217:A:O2'	22:DA:218:A:H5'	2.21	0.40
22:DA:228:C:N3	22:DA:418:C:O4'	2.54	0.40
22:DA:278:A:N1	22:DA:362:A:C8	2.90	0.40
22:DA:301:G:C6	22:DA:317:G:C6	3.10	0.40
22:DA:415:A:C5	22:DA:416:U:C4	3.09	0.40
22:DA:476:G:N2	22:DA:478:A:H2'	2.36	0.40
22:DA:497:A:H3'	22:DA:498:G:H8	1.87	0.40
22:DA:540:C:H2'	22:DA:541:A:H8	1.86	0.40
22:DA:661:A:H2'	22:DA:662:G:O4'	2.22	0.40
22:DA:740:C:H5'	22:DA:1784:A:C3'	2.51	0.40
22:DA:756:A:H2'	22:DA:757:G:O5'	2.21	0.40
22:DA:958:U:H3	34:DM:16:ARG:HB2	1.86	0.40
22:DA:1054:A:C2	22:DA:1106:G:C2	3.09	0.40
22:DA:1070:A:H61	30:DI:8:VAL:CB	2.34	0.40
22:DA:1080:A:N3	22:DA:1081:U:C6	2.89	0.40
22:DA:1225:G:C6	22:DA:1226:A:N6	2.89	0.40
22:DA:1442:U:N3	22:DA:1443:U:C4	2.90	0.40
22:DA:1706:C:O2'	22:DA:1707:G:OP1	2.35	0.40
22:DA:1724:G:H3'	22:DA:1725:U:C6	2.57	0.40
22:DA:1931:U:O2'	22:DA:1932:A:H5'	2.20	0.40
22:DA:2204:G:OP2	24:DC:149:LYS:CD	2.61	0.40
22:DA:2573:C:OP1	22:DA:2575:C:OP2	2.40	0.40
22:DA:2581:G:C5'	22:DA:2582:G:OP1	2.69	0.40
22:DA:2616:C:O2'	22:DA:2617:U:O5'	2.26	0.40
22:DA:2681:C:H4'	22:DA:2682:A:O5'	2.22	0.40
22:DA:2750:A:HO2'	22:DA:2751:G:P	2.44	0.40
22:DA:2818:U:OP2	35:DN:42:LYS:NZ	2.54	0.40
22:DA:2852:G:H2'	22:DA:2853:C:C6	2.57	0.40
23:DB:34:A:H2'	23:DB:35:C:OP2	2.22	0.40
24:DC:71:ASP:O	24:DC:73:ILE:HG12	2.21	0.40
25:DD:40:LEU:HA	25:DD:44:GLY:CA	2.46	0.40
25:DD:149:ASN:OD1	25:DD:150:GLN:N	2.50	0.40

*Continued on next page...*

Continued from previous page...

Atom-1	Atom-2	Interatomic distance (Å)	Clash overlap (Å)
26:DE:20:GLY:H	26:DE:110:SER:HB3	1.87	0.40
27:DF:3:LEU:HG	27:DF:100:GLU:CD	2.40	0.40
27:DF:160:LYS:HE2	27:DF:160:LYS:HB2	1.93	0.40
29:DH:37:VAL:HG22	29:DH:38:PRO:HD2	2.04	0.40
30:DI:4:VAL:HG22	30:DI:5:GLN:N	2.36	0.40
31:DJ:16:TYR:HB2	31:DJ:54:ILE:CD1	2.52	0.40
37:DP:105:LYS:HA	37:DP:105:LYS:HD3	1.90	0.40
40:DS:20:VAL:CG1	40:DS:43:ALA:CB	2.86	0.40
42:DU:90:LYS:CB	42:DU:92:VAL:CG1	3.00	0.40
43:DV:65:VAL:O	43:DV:65:VAL:HG22	2.21	0.40
48:D0:29:VAL:CG2	48:D0:34:GLY:HA2	2.52	0.40

All (1) symmetry-related close contacts are listed below. The label for Atom-2 includes the symmetry operator and encoded unit-cell translations to be applied.

Atom-1	Atom-2	Interatomic distance (Å)	Clash overlap (Å)
22:BA:138:U:O4	22:DA:305:C:OP1[3_545]	2.02	0.18

## 5.3 Torsion angles [i](#)

### 5.3.1 Protein backbone [i](#)

In the following table, the Percentiles column shows the percent Ramachandran outliers of the chain as a percentile score with respect to all X-ray entries followed by that with respect to entries of similar resolution.

The Analysed column shows the number of residues for which the backbone conformation was analysed, and the total number of residues.

Mol	Chain	Analysed	Favoured	Allowed	Outliers	Percentiles
2	AB	216/218 (99%)	133 (62%)	51 (24%)	32 (15%)	0 0
2	CB	216/218 (99%)	158 (73%)	38 (18%)	20 (9%)	0 3
3	AC	204/206 (99%)	144 (71%)	36 (18%)	24 (12%)	0 1
3	CC	204/206 (99%)	138 (68%)	47 (23%)	19 (9%)	0 3
4	AD	203/205 (99%)	127 (63%)	43 (21%)	33 (16%)	0 0
4	CD	203/205 (99%)	138 (68%)	40 (20%)	25 (12%)	0 1
5	AE	148/150 (99%)	97 (66%)	28 (19%)	23 (16%)	0 0

Continued on next page...

Continued from previous page...

Mol	Chain	Analysed	Favoured	Allowed	Outliers	Percentiles	
5	CE	148/150 (99%)	111 (75%)	21 (14%)	16 (11%)	0	2
6	AF	98/100 (98%)	71 (72%)	15 (15%)	12 (12%)	0	1
6	CF	98/100 (98%)	66 (67%)	19 (19%)	13 (13%)	0	1
7	AG	149/151 (99%)	100 (67%)	37 (25%)	12 (8%)	1	5
7	CG	148/151 (98%)	96 (65%)	38 (26%)	14 (10%)	0	3
8	AH	127/129 (98%)	101 (80%)	15 (12%)	11 (9%)	1	4
8	CH	127/129 (98%)	96 (76%)	23 (18%)	8 (6%)	1	8
9	AI	125/127 (98%)	81 (65%)	28 (22%)	16 (13%)	0	1
9	CI	125/127 (98%)	84 (67%)	32 (26%)	9 (7%)	1	6
10	AJ	96/98 (98%)	69 (72%)	10 (10%)	17 (18%)	0	0
10	CJ	96/98 (98%)	61 (64%)	21 (22%)	14 (15%)	0	1
11	AK	115/117 (98%)	80 (70%)	20 (17%)	15 (13%)	0	1
11	CK	115/117 (98%)	87 (76%)	16 (14%)	12 (10%)	0	3
12	AL	121/123 (98%)	88 (73%)	21 (17%)	12 (10%)	0	3
12	CL	121/123 (98%)	84 (69%)	24 (20%)	13 (11%)	0	2
13	AM	112/114 (98%)	83 (74%)	19 (17%)	10 (9%)	1	4
13	CM	112/114 (98%)	62 (55%)	37 (33%)	13 (12%)	0	2
14	AN	92/100 (92%)	60 (65%)	18 (20%)	14 (15%)	0	0
14	CN	91/100 (91%)	57 (63%)	26 (29%)	8 (9%)	1	4
15	AO	86/88 (98%)	59 (69%)	19 (22%)	8 (9%)	0	3
15	CO	86/88 (98%)	53 (62%)	30 (35%)	3 (4%)	3	20
16	AP	80/82 (98%)	59 (74%)	12 (15%)	9 (11%)	0	2
16	CP	79/82 (96%)	48 (61%)	23 (29%)	8 (10%)	0	3
17	AQ	78/80 (98%)	48 (62%)	24 (31%)	6 (8%)	1	5
17	CQ	78/80 (98%)	59 (76%)	11 (14%)	8 (10%)	0	3
18	AR	53/55 (96%)	40 (76%)	10 (19%)	3 (6%)	1	10
18	CR	53/55 (96%)	33 (62%)	17 (32%)	3 (6%)	1	10
19	AS	77/79 (98%)	51 (66%)	15 (20%)	11 (14%)	0	1
19	CS	77/79 (98%)	46 (60%)	24 (31%)	7 (9%)	1	4
20	AT	83/85 (98%)	57 (69%)	21 (25%)	5 (6%)	1	9
20	CT	83/85 (98%)	52 (63%)	21 (25%)	10 (12%)	0	1

Continued on next page...

*Continued from previous page...*

Mol	Chain	Analysed	Favoured	Allowed	Outliers	Percentiles	
21	AU	49/51 (96%)	25 (51%)	12 (24%)	12 (24%)	0	0
21	CU	49/51 (96%)	20 (41%)	13 (26%)	16 (33%)	0	0
24	BC	269/271 (99%)	197 (73%)	46 (17%)	26 (10%)	0	3
24	DC	269/271 (99%)	174 (65%)	64 (24%)	31 (12%)	0	2
25	BD	207/209 (99%)	141 (68%)	32 (16%)	34 (16%)	0	0
25	DD	207/209 (99%)	131 (63%)	41 (20%)	35 (17%)	0	0
26	BE	199/201 (99%)	144 (72%)	35 (18%)	20 (10%)	0	3
26	DE	199/201 (99%)	115 (58%)	54 (27%)	30 (15%)	0	0
27	BF	176/178 (99%)	124 (70%)	36 (20%)	16 (9%)	1	4
27	DF	176/178 (99%)	87 (49%)	58 (33%)	31 (18%)	0	0
28	BG	174/176 (99%)	111 (64%)	38 (22%)	25 (14%)	0	1
28	DG	174/176 (99%)	99 (57%)	40 (23%)	35 (20%)	0	0
29	BH	147/149 (99%)	62 (42%)	50 (34%)	35 (24%)	0	0
29	DH	147/149 (99%)	70 (48%)	54 (37%)	23 (16%)	0	0
30	BI	139/141 (99%)	84 (60%)	41 (30%)	14 (10%)	0	3
30	DI	139/141 (99%)	75 (54%)	48 (34%)	16 (12%)	0	2
31	BJ	140/142 (99%)	104 (74%)	24 (17%)	12 (9%)	1	4
31	DJ	140/142 (99%)	92 (66%)	28 (20%)	20 (14%)	0	1
32	BK	120/122 (98%)	89 (74%)	17 (14%)	14 (12%)	0	1
32	DK	120/122 (98%)	76 (63%)	17 (14%)	27 (22%)	0	0
33	BL	141/143 (99%)	100 (71%)	30 (21%)	11 (8%)	1	5
33	DL	141/143 (99%)	77 (55%)	44 (31%)	20 (14%)	0	1
34	BM	134/136 (98%)	96 (72%)	18 (13%)	20 (15%)	0	0
34	DM	134/136 (98%)	90 (67%)	26 (19%)	18 (13%)	0	1
35	BN	118/120 (98%)	91 (77%)	16 (14%)	11 (9%)	0	3
35	DN	118/120 (98%)	74 (63%)	25 (21%)	19 (16%)	0	0
36	BO	114/116 (98%)	85 (75%)	18 (16%)	11 (10%)	0	3
36	DO	114/116 (98%)	74 (65%)	30 (26%)	10 (9%)	1	4
37	BP	112/114 (98%)	78 (70%)	20 (18%)	14 (12%)	0	1
37	DP	112/114 (98%)	60 (54%)	31 (28%)	21 (19%)	0	0
38	BQ	115/117 (98%)	100 (87%)	7 (6%)	8 (7%)	1	7

*Continued on next page...*



Continued from previous page...

Mol	Chain	Analysed	Favoured	Allowed	Outliers	Percentiles	
38	DQ	115/117 (98%)	75 (65%)	27 (24%)	13 (11%)	0	2
39	BR	101/103 (98%)	76 (75%)	14 (14%)	11 (11%)	0	2
39	DR	101/103 (98%)	64 (63%)	24 (24%)	13 (13%)	0	1
40	BS	108/110 (98%)	89 (82%)	14 (13%)	5 (5%)	2	15
40	DS	108/110 (98%)	72 (67%)	25 (23%)	11 (10%)	0	3
41	BT	91/93 (98%)	49 (54%)	26 (29%)	16 (18%)	0	0
41	DT	91/93 (98%)	41 (45%)	26 (29%)	24 (26%)	0	0
42	BU	100/102 (98%)	66 (66%)	16 (16%)	18 (18%)	0	0
42	DU	100/102 (98%)	52 (52%)	22 (22%)	26 (26%)	0	0
43	BV	92/94 (98%)	75 (82%)	15 (16%)	2 (2%)	6	29
43	DV	92/94 (98%)	60 (65%)	24 (26%)	8 (9%)	1	4
44	BW	77/79 (98%)	31 (40%)	22 (29%)	24 (31%)	0	0
44	DW	77/79 (98%)	30 (39%)	25 (32%)	22 (29%)	0	0
45	BX	75/77 (97%)	58 (77%)	10 (13%)	7 (9%)	0	3
45	DX	75/77 (97%)	44 (59%)	20 (27%)	11 (15%)	0	0
46	BY	61/63 (97%)	38 (62%)	15 (25%)	8 (13%)	0	1
46	DY	61/63 (97%)	40 (66%)	16 (26%)	5 (8%)	1	5
47	BZ	56/58 (97%)	47 (84%)	5 (9%)	4 (7%)	1	6
47	DZ	56/58 (97%)	31 (55%)	20 (36%)	5 (9%)	1	4
48	B0	54/56 (96%)	41 (76%)	9 (17%)	4 (7%)	1	6
48	D0	54/56 (96%)	33 (61%)	16 (30%)	5 (9%)	0	3
49	B1	48/50 (96%)	37 (77%)	6 (12%)	5 (10%)	0	3
49	D1	48/50 (96%)	35 (73%)	8 (17%)	5 (10%)	0	3
50	B2	44/46 (96%)	37 (84%)	7 (16%)	0	100	100
50	D2	44/46 (96%)	29 (66%)	10 (23%)	5 (11%)	0	2
51	B3	62/64 (97%)	53 (86%)	5 (8%)	4 (6%)	1	8
51	D3	62/64 (97%)	42 (68%)	12 (19%)	8 (13%)	0	1
52	B4	36/38 (95%)	24 (67%)	9 (25%)	3 (8%)	1	5
52	D4	36/38 (95%)	21 (58%)	9 (25%)	6 (17%)	0	0
All	All	11241/11452 (98%)	7412 (66%)	2420 (22%)	1409 (12%)	0	1

All (1409) Ramachandran outliers are listed below:

Mol	Chain	Res	Type
2	AB	21	TYR
2	AB	33	ALA
2	AB	37	VAL
2	AB	72	LYS
2	AB	75	ALA
2	AB	119	GLN
2	AB	150	ILE
3	AC	16	PRO
3	AC	17	TRP
3	AC	60	ALA
3	AC	126	ARG
3	AC	165	GLU
3	AC	192	TYR
3	AC	205	GLU
4	AD	24	VAL
4	AD	25	ARG
4	AD	26	ALA
4	AD	28	ASP
4	AD	29	THR
4	AD	32	LYS
4	AD	33	ILE
4	AD	34	GLU
4	AD	36	ALA
4	AD	147	LYS
4	AD	152	SER
4	AD	159	GLU
4	AD	172	VAL
4	AD	173	ASP
4	AD	191	SER
4	AD	192	ALA
5	AE	97	PRO
5	AE	110	MET
5	AE	137	ARG
5	AE	153	ALA
6	AF	91	ARG
7	AG	93	VAL
8	AH	48	PHE
8	AH	49	LYS
8	AH	66	GLN
8	AH	88	LYS
9	AI	8	THR
9	AI	40	ARG
9	AI	43	ALA

*Continued on next page...*

*Continued from previous page...*

<b>Mol</b>	<b>Chain</b>	<b>Res</b>	<b>Type</b>
9	AI	71	ILE
9	AI	119	LYS
9	AI	128	LYS
10	AJ	57	VAL
10	AJ	101	SER
11	AK	46	ALA
11	AK	126	ARG
12	AL	23	LEU
12	AL	43	LYS
12	AL	73	LEU
12	AL	75	GLU
12	AL	88	ASP
13	AM	2	ARG
13	AM	46	GLU
14	AN	27	LYS
14	AN	33	VAL
14	AN	51	PRO
14	AN	52	ARG
15	AO	17	ASP
15	AO	24	THR
15	AO	72	LYS
16	AP	11	ALA
16	AP	80	LYS
17	AQ	12	VAL
17	AQ	50	ASN
17	AQ	52	CYS
17	AQ	75	VAL
18	AR	47	ARG
19	AS	27	LYS
20	AT	3	ILE
20	AT	67	HIS
21	AU	11	PHE
21	AU	12	ASP
21	AU	23	GLU
24	BC	77	VAL
24	BC	104	LEU
24	BC	105	ALA
24	BC	142	ASN
24	BC	239	PHE
25	BD	43	ASP
25	BD	73	VAL
25	BD	92	VAL

*Continued on next page...*

*Continued from previous page...*

<b>Mol</b>	<b>Chain</b>	<b>Res</b>	<b>Type</b>
25	BD	99	GLU
25	BD	103	ASP
25	BD	122	VAL
26	BE	6	LYS
26	BE	8	ALA
26	BE	62	GLN
26	BE	69	ARG
26	BE	79	ARG
26	BE	175	ILE
27	BF	11	VAL
27	BF	61	GLY
27	BF	134	GLN
27	BF	174	PHE
27	BF	175	PRO
28	BG	8	VAL
28	BG	28	LYS
28	BG	31	GLU
28	BG	38	ASP
28	BG	44	HIS
28	BG	45	ALA
28	BG	61	TRP
28	BG	84	LYS
28	BG	118	ALA
28	BG	170	THR
29	BH	10	ALA
29	BH	11	ASN
29	BH	14	SER
29	BH	15	LEU
29	BH	23	ALA
29	BH	28	ASN
29	BH	32	PRO
29	BH	33	GLN
29	BH	81	ALA
29	BH	83	LYS
30	BI	65	SER
30	BI	92	PRO
31	BJ	13	ARG
31	BJ	21	THR
31	BJ	41	LYS
31	BJ	45	THR
31	BJ	73	VAL
31	BJ	81	ILE

*Continued on next page...*

*Continued from previous page...*

<b>Mol</b>	<b>Chain</b>	<b>Res</b>	<b>Type</b>
32	BK	49	ARG
32	BK	71	ARG
32	BK	108	ARG
33	BL	66	PHE
33	BL	88	GLY
34	BM	35	ALA
34	BM	36	VAL
34	BM	56	ALA
34	BM	69	PRO
35	BN	11	ASN
35	BN	80	PHE
35	BN	102	PHE
36	BO	3	LYS
36	BO	57	ALA
36	BO	58	ILE
37	BP	15	ASP
37	BP	20	ARG
37	BP	25	VAL
37	BP	33	GLU
37	BP	93	LYS
37	BP	105	LYS
38	BQ	90	ASP
38	BQ	91	ARG
39	BR	27	ILE
39	BR	55	ASP
39	BR	91	GLN
40	BS	14	ALA
41	BT	27	SER
41	BT	29	THR
41	BT	35	ALA
41	BT	36	LYS
41	BT	69	ARG
41	BT	86	THR
41	BT	89	GLU
42	BU	6	ARG
42	BU	16	LYS
42	BU	18	LYS
42	BU	29	SER
42	BU	51	LEU
42	BU	88	ASP
43	BV	69	GLU
44	BW	9	THR

*Continued on next page...*

*Continued from previous page...*

<b>Mol</b>	<b>Chain</b>	<b>Res</b>	<b>Type</b>
44	BW	10	ARG
44	BW	18	LYS
44	BW	23	LYS
44	BW	30	VAL
44	BW	40	ARG
44	BW	47	GLY
44	BW	50	VAL
44	BW	51	GLY
45	BX	53	LYS
46	BY	22	LEU
46	BY	23	ARG
46	BY	24	GLU
48	B0	51	ARG
48	B0	54	ILE
49	B1	16	THR
52	B4	4	ARG
2	CB	81	ASP
2	CB	102	ASN
2	CB	129	THR
3	CC	59	PRO
3	CC	164	THR
3	CC	180	ASP
3	CC	205	GLU
4	CD	24	VAL
4	CD	26	ALA
4	CD	35	GLN
4	CD	39	GLN
4	CD	80	ARG
4	CD	191	SER
4	CD	192	ALA
5	CE	31	SER
5	CE	69	ASN
5	CE	75	LEU
6	CF	82	ASP
6	CF	98	GLU
6	CF	99	ALA
7	CG	8	GLN
7	CG	29	LEU
7	CG	30	MET
7	CG	31	VAL
7	CG	52	ARG
8	CH	29	SER

*Continued on next page...*

*Continued from previous page...*

<b>Mol</b>	<b>Chain</b>	<b>Res</b>	<b>Type</b>
8	CH	30	LYS
8	CH	58	LEU
8	CH	82	LEU
9	CI	11	ARG
9	CI	54	VAL
9	CI	71	ILE
10	CJ	44	THR
10	CJ	46	LYS
10	CJ	87	LEU
11	CK	14	GLN
11	CK	88	PRO
11	CK	90	PRO
11	CK	118	ASN
11	CK	126	ARG
11	CK	127	ARG
12	CL	25	ALA
12	CL	43	LYS
12	CL	47	ALA
13	CM	4	ALA
14	CN	21	ALA
14	CN	95	LEU
16	CP	31	ARG
16	CP	63	GLN
17	CQ	52	CYS
17	CQ	68	LYS
20	CT	3	ILE
20	CT	43	LYS
20	CT	61	ALA
20	CT	65	LEU
20	CT	82	ILE
21	CU	4	LYS
21	CU	9	GLU
21	CU	15	LEU
21	CU	23	GLU
21	CU	32	ARG
21	CU	34	ARG
21	CU	35	GLU
21	CU	36	PHE
21	CU	38	GLU
21	CU	43	GLU
24	DC	9	SER
24	DC	28	PRO

*Continued on next page...*

*Continued from previous page...*

<b>Mol</b>	<b>Chain</b>	<b>Res</b>	<b>Type</b>
24	DC	43	ASN
24	DC	45	ASN
24	DC	94	LEU
24	DC	141	HIS
24	DC	237	ARG
24	DC	269	ARG
25	DD	14	ILE
25	DD	43	ASP
25	DD	74	GLU
25	DD	95	SER
25	DD	102	ALA
25	DD	118	PHE
25	DD	119	ALA
25	DD	150	GLN
25	DD	162	ALA
25	DD	174	SER
25	DD	194	PRO
26	DE	24	ASN
26	DE	41	GLN
26	DE	62	GLN
26	DE	71	GLY
26	DE	99	LYS
26	DE	116	ASP
26	DE	127	GLU
27	DF	10	GLU
27	DF	12	VAL
27	DF	32	LYS
27	DF	36	ASN
27	DF	41	GLU
27	DF	76	PHE
27	DF	112	ASP
27	DF	113	PHE
27	DF	116	LEU
27	DF	137	PHE
28	DG	39	ALA
28	DG	49	LEU
28	DG	59	ASP
28	DG	83	THR
28	DG	86	LEU
28	DG	93	TYR
28	DG	118	ALA
28	DG	165	ASP

*Continued on next page...*



*Continued from previous page...*

<b>Mol</b>	<b>Chain</b>	<b>Res</b>	<b>Type</b>
29	DH	9	VAL
29	DH	10	ALA
29	DH	61	VAL
29	DH	66	ASN
29	DH	72	ILE
29	DH	76	GLU
29	DH	97	ARG
29	DH	98	ASP
29	DH	102	ALA
30	DI	9	LYS
30	DI	22	PRO
30	DI	69	VAL
30	DI	140	GLU
31	DJ	45	THR
31	DJ	81	ILE
31	DJ	83	GLY
31	DJ	87	ALA
31	DJ	95	ARG
32	DK	2	ILE
32	DK	3	GLN
32	DK	16	ALA
32	DK	18	ARG
32	DK	29	HIS
32	DK	49	ARG
32	DK	71	ARG
32	DK	93	GLN
32	DK	110	GLU
32	DK	119	ALA
32	DK	120	PRO
33	DL	4	ASN
33	DL	66	PHE
33	DL	85	VAL
33	DL	89	VAL
33	DL	100	ILE
33	DL	101	ILE
34	DM	2	LEU
34	DM	14	LYS
34	DM	69	PRO
34	DM	77	PRO
34	DM	135	VAL
35	DN	2	ARG
35	DN	104	ALA

*Continued on next page...*

*Continued from previous page...*

<b>Mol</b>	<b>Chain</b>	<b>Res</b>	<b>Type</b>
36	DO	8	ILE
36	DO	90	VAL
37	DP	25	VAL
37	DP	50	ARG
37	DP	51	ASN
37	DP	83	ILE
37	DP	94	ALA
37	DP	108	ARG
37	DP	112	ARG
38	DQ	4	LYS
38	DQ	5	ARG
39	DR	3	ALA
39	DR	98	ILE
40	DS	28	LYS
40	DS	40	ASN
41	DT	14	PRO
41	DT	15	HIS
41	DT	20	ALA
41	DT	29	THR
41	DT	39	THR
42	DU	8	ASP
42	DU	41	VAL
42	DU	65	GLN
42	DU	92	VAL
42	DU	96	LYS
42	DU	97	SER
43	DV	56	PHE
44	DW	9	THR
44	DW	25	PHE
44	DW	30	VAL
44	DW	33	GLY
44	DW	34	SER
44	DW	35	ILE
44	DW	46	ALA
45	DX	21	LEU
45	DX	34	SER
46	DY	22	LEU
46	DY	46	VAL
47	DZ	4	ILE
47	DZ	13	ILE
48	D0	32	THR
49	D1	4	ILE

*Continued on next page...*

*Continued from previous page...*

<b>Mol</b>	<b>Chain</b>	<b>Res</b>	<b>Type</b>
50	D2	24	THR
50	D2	40	ALA
51	D3	3	ILE
51	D3	29	ARG
51	D3	51	LYS
52	D4	20	ASP
2	AB	17	HIS
2	AB	18	GLN
2	AB	20	ARG
2	AB	40	ILE
2	AB	44	LYS
2	AB	63	LYS
2	AB	96	LEU
2	AB	125	PHE
2	AB	133	ALA
2	AB	169	HIS
2	AB	209	VAL
2	AB	210	THR
2	AB	219	THR
3	AC	148	ILE
4	AD	23	GLY
4	AD	35	GLN
4	AD	124	VAL
4	AD	132	ALA
4	AD	167	PRO
4	AD	174	ALA
4	AD	195	ASN
4	AD	196	GLU
4	AD	197	HIS
5	AE	11	GLN
5	AE	50	GLY
5	AE	75	LEU
5	AE	103	GLY
5	AE	108	GLY
5	AE	112	ALA
5	AE	113	VAL
5	AE	121	ASN
5	AE	157	GLY
6	AF	54	LEU
6	AF	69	GLU
6	AF	86	ARG
7	AG	8	GLN

*Continued on next page...*

*Continued from previous page...*

<b>Mol</b>	<b>Chain</b>	<b>Res</b>	<b>Type</b>
7	AG	79	VAL
7	AG	84	TYR
8	AH	2	MET
8	AH	74	ILE
9	AI	30	ASN
10	AJ	34	ALA
10	AJ	61	ALA
10	AJ	74	VAL
10	AJ	92	LEU
11	AK	88	PRO
11	AK	102	ALA
12	AL	33	CYS
12	AL	117	GLY
12	AL	122	LYS
13	AM	6	ILE
13	AM	104	ASN
13	AM	113	LYS
14	AN	22	LYS
14	AN	41	TRP
14	AN	43	ALA
14	AN	80	ARG
15	AO	74	VAL
15	AO	85	GLY
16	AP	24	SER
17	AQ	67	SER
19	AS	79	TYR
20	AT	5	SER
21	AU	8	ASN
21	AU	35	GLU
21	AU	37	TYR
24	BC	110	LYS
24	BC	120	ASP
24	BC	121	ALA
24	BC	140	VAL
24	BC	196	ASN
24	BC	243	PRO
24	BC	255	LYS
25	BD	54	ALA
25	BD	71	ALA
25	BD	72	GLY
25	BD	93	GLY
25	BD	104	VAL

*Continued on next page...*

*Continued from previous page...*

<b>Mol</b>	<b>Chain</b>	<b>Res</b>	<b>Type</b>
25	BD	106	LYS
25	BD	118	PHE
25	BD	144	GLY
25	BD	145	SER
25	BD	183	GLU
25	BD	184	ARG
25	BD	191	GLY
26	BE	46	GLN
26	BE	153	LEU
27	BF	111	ARG
27	BF	128	SER
28	BG	9	VAL
28	BG	30	GLY
28	BG	60	GLY
28	BG	164	ALA
28	BG	168	VAL
29	BH	3	VAL
29	BH	13	GLY
29	BH	29	PHE
29	BH	34	GLY
29	BH	35	LYS
29	BH	89	LYS
29	BH	97	ARG
29	BH	107	GLY
29	BH	111	ALA
29	BH	121	VAL
29	BH	131	SER
29	BH	138	VAL
30	BI	30	GLN
30	BI	105	LEU
32	BK	3	GLN
32	BK	13	ASN
32	BK	35	VAL
32	BK	48	PRO
32	BK	72	PRO
33	BL	15	ALA
33	BL	29	LYS
33	BL	69	ARG
33	BL	82	LEU
33	BL	111	ILE
33	BL	114	GLY
34	BM	2	LEU

*Continued on next page...*

*Continued from previous page...*

<b>Mol</b>	<b>Chain</b>	<b>Res</b>	<b>Type</b>
34	BM	14	LYS
34	BM	54	THR
34	BM	55	ARG
34	BM	73	ILE
34	BM	110	GLU
35	BN	2	ARG
35	BN	118	ARG
35	BN	119	SER
36	BO	22	GLY
36	BO	59	ALA
36	BO	100	HIS
36	BO	112	GLU
37	BP	54	LEU
37	BP	92	ARG
37	BP	103	THR
37	BP	104	GLY
37	BP	113	LEU
38	BQ	5	ARG
38	BQ	86	SER
38	BQ	88	GLU
39	BR	29	THR
39	BR	64	VAL
40	BS	3	THR
41	BT	16	VAL
42	BU	38	ILE
42	BU	50	ALA
42	BU	92	VAL
42	BU	97	SER
44	BW	12	GLY
44	BW	48	ALA
44	BW	52	CYS
44	BW	70	VAL
44	BW	77	LYS
45	BX	2	ARG
46	BY	36	GLN
47	BZ	3	THR
48	B0	34	GLY
49	B1	4	ILE
51	B3	27	ASN
2	CB	26	MET
2	CB	73	ARG
2	CB	84	LEU

*Continued on next page...*

*Continued from previous page...*

<b>Mol</b>	<b>Chain</b>	<b>Res</b>	<b>Type</b>
2	CB	148	GLY
2	CB	177	ASN
2	CB	203	ASP
2	CB	218	ALA
3	CC	24	ASN
3	CC	63	ILE
3	CC	87	ARG
3	CC	130	ARG
3	CC	136	ALA
3	CC	140	ALA
3	CC	178	ARG
4	CD	2	ARG
4	CD	79	ALA
4	CD	107	GLY
4	CD	187	ARG
5	CE	68	ARG
5	CE	74	ALA
5	CE	77	ASN
5	CE	89	THR
5	CE	104	ILE
5	CE	108	GLY
5	CE	144	GLU
6	CF	44	ARG
6	CF	68	GLN
6	CF	92	THR
7	CG	36	SER
7	CG	62	GLU
7	CG	113	LYS
8	CH	2	MET
8	CH	57	GLU
8	CH	119	GLY
9	CI	44	ARG
9	CI	52	GLU
9	CI	58	GLU
9	CI	119	LYS
10	CJ	34	ALA
10	CJ	57	VAL
10	CJ	74	VAL
10	CJ	93	ALA
11	CK	70	ALA
11	CK	91	GLY
12	CL	7	VAL

*Continued on next page...*

*Continued from previous page...*

<b>Mol</b>	<b>Chain</b>	<b>Res</b>	<b>Type</b>
12	CL	16	ALA
12	CL	33	CYS
12	CL	85	ARG
12	CL	98	ARG
13	CM	11	HIS
13	CM	65	GLU
14	CN	53	ASP
14	CN	60	ARG
14	CN	99	SER
15	CO	6	ALA
16	CP	46	LYS
17	CQ	69	THR
18	CR	72	ARG
19	CS	4	LEU
19	CS	46	LEU
20	CT	12	GLN
21	CU	7	GLU
21	CU	8	ASN
21	CU	11	PHE
21	CU	26	GLY
24	DC	3	VAL
24	DC	36	ASN
24	DC	121	ALA
24	DC	123	ILE
24	DC	140	VAL
24	DC	195	GLY
24	DC	217	PRO
24	DC	232	GLY
24	DC	238	ASN
25	DD	31	ALA
25	DD	93	GLY
25	DD	113	SER
25	DD	143	PRO
25	DD	164	GLN
25	DD	170	VAL
25	DD	175	LEU
26	DE	7	ASP
26	DE	45	ALA
26	DE	55	SER
26	DE	61	ARG
26	DE	98	LYS
26	DE	126	VAL

*Continued on next page...*



*Continued from previous page...*

<b>Mol</b>	<b>Chain</b>	<b>Res</b>	<b>Type</b>
26	DE	148	ILE
26	DE	153	LEU
26	DE	163	ASN
26	DE	187	VAL
26	DE	188	MET
27	DF	8	LYS
27	DF	37	MET
27	DF	42	ALA
27	DF	43	ILE
27	DF	67	THR
27	DF	86	CYS
27	DF	114	ARG
27	DF	122	ASP
27	DF	133	GLU
27	DF	136	ILE
27	DF	138	PRO
27	DF	141	ASP
27	DF	145	VAL
27	DF	148	VAL
28	DG	9	VAL
28	DG	85	LYS
28	DG	91	VAL
28	DG	95	ALA
28	DG	125	PRO
28	DG	149	ALA
28	DG	164	ALA
29	DH	3	VAL
29	DH	39	ALA
29	DH	86	ASP
29	DH	99	ILE
29	DH	143	ILE
29	DH	144	VAL
30	DI	23	VAL
30	DI	62	ALA
30	DI	119	ALA
31	DJ	72	LYS
31	DJ	84	ILE
32	DK	35	VAL
32	DK	46	ALA
32	DK	88	ASN
32	DK	98	ARG
32	DK	104	THR

*Continued on next page...*

*Continued from previous page...*

<b>Mol</b>	<b>Chain</b>	<b>Res</b>	<b>Type</b>
33	DL	15	ALA
33	DL	42	SER
33	DL	82	LEU
33	DL	96	LYS
33	DL	99	ASN
33	DL	111	ILE
34	DM	16	ARG
34	DM	35	ALA
34	DM	111	GLU
34	DM	132	THR
35	DN	10	LEU
35	DN	15	SER
35	DN	29	VAL
35	DN	61	ALA
35	DN	71	ARG
35	DN	82	GLU
35	DN	102	PHE
35	DN	105	GLY
36	DO	3	LYS
36	DO	72	ALA
37	DP	63	ILE
37	DP	93	LYS
37	DP	104	GLY
38	DQ	23	TYR
38	DQ	32	ARG
38	DQ	86	SER
38	DQ	87	VAL
39	DR	40	MET
39	DR	57	GLY
39	DR	89	HIS
40	DS	33	LEU
40	DS	72	THR
41	DT	47	VAL
41	DT	53	VAL
41	DT	68	LYS
41	DT	74	ILE
41	DT	88	LYS
42	DU	6	ARG
42	DU	34	ILE
42	DU	40	LEU
42	DU	54	PRO
42	DU	82	VAL

*Continued on next page...*

*Continued from previous page...*

<b>Mol</b>	<b>Chain</b>	<b>Res</b>	<b>Type</b>
42	DU	87	GLU
42	DU	88	ASP
42	DU	89	GLY
42	DU	99	SER
43	DV	79	ARG
44	DW	10	ARG
44	DW	26	GLY
44	DW	39	GLN
44	DW	44	PHE
44	DW	49	ASN
44	DW	57	THR
44	DW	71	LYS
44	DW	78	PHE
45	DX	2	ARG
45	DX	63	ILE
48	D0	54	ILE
49	D1	35	LEU
49	D1	36	LYS
51	D3	22	LYS
51	D3	39	ARG
52	D4	3	VAL
2	AB	22	TRP
2	AB	41	ASN
2	AB	71	THR
2	AB	73	ARG
2	AB	148	GLY
3	AC	11	LEU
3	AC	50	SER
3	AC	62	SER
3	AC	145	ALA
4	AD	22	SER
4	AD	31	CYS
4	AD	148	ALA
4	AD	165	GLU
4	AD	189	ASP
5	AE	23	THR
5	AE	25	LYS
5	AE	44	ARG
5	AE	98	ALA
5	AE	156	ARG
6	AF	53	LYS
6	AF	92	THR

*Continued on next page...*

*Continued from previous page...*

<b>Mol</b>	<b>Chain</b>	<b>Res</b>	<b>Type</b>
6	AF	94	HIS
7	AG	129	ASN
7	AG	130	LYS
7	AG	147	ASN
9	AI	38	PHE
9	AI	56	MET
9	AI	88	GLU
9	AI	90	ASP
9	AI	120	ALA
10	AJ	81	GLU
11	AK	40	ALA
11	AK	51	PHE
13	AM	3	ILE
13	AM	4	ALA
14	AN	14	ALA
14	AN	16	ALA
14	AN	61	ASN
14	AN	91	GLU
15	AO	2	LEU
15	AO	16	ARG
16	AP	76	LYS
18	AR	33	THR
19	AS	4	LEU
19	AS	5	LYS
19	AS	26	ASP
19	AS	42	ASN
21	AU	25	ALA
24	BC	28	PRO
24	BC	64	VAL
24	BC	256	THR
25	BD	11	MET
25	BD	91	THR
25	BD	169	ARG
25	BD	173	GLN
25	BD	175	LEU
25	BD	192	ALA
26	BE	71	GLY
26	BE	83	VAL
26	BE	86	ALA
26	BE	197	GLU
27	BF	20	ASN
27	BF	113	PHE

*Continued on next page...*

*Continued from previous page...*

<b>Mol</b>	<b>Chain</b>	<b>Res</b>	<b>Type</b>
27	BF	127	TYR
27	BF	132	ARG
27	BF	149	ARG
28	BG	7	PRO
28	BG	53	PRO
29	BH	12	LEU
29	BH	125	THR
29	BH	135	HIS
30	BI	59	THR
31	BJ	44	TYR
31	BJ	98	GLU
31	BJ	125	TYR
32	BK	16	ALA
33	BL	41	ARG
34	BM	78	LEU
34	BM	84	LYS
34	BM	111	GLU
35	BN	32	GLU
35	BN	117	ASP
36	BO	60	GLU
36	BO	77	ALA
38	BQ	85	ALA
38	BQ	101	ASP
39	BR	98	ILE
40	BS	64	ALA
40	BS	95	ARG
40	BS	96	ILE
41	BT	38	ALA
41	BT	49	LYS
41	BT	55	VAL
41	BT	68	LYS
41	BT	70	HIS
41	BT	84	TYR
42	BU	45	GLN
42	BU	87	GLU
44	BW	14	ASP
44	BW	25	PHE
44	BW	39	GLN
44	BW	41	GLY
45	BX	34	SER
45	BX	61	LYS
45	BX	69	GLU

*Continued on next page...*

*Continued from previous page...*

<b>Mol</b>	<b>Chain</b>	<b>Res</b>	<b>Type</b>
45	BX	76	LYS
46	BY	9	LYS
46	BY	17	GLU
46	BY	37	LEU
48	B0	35	GLU
49	B1	50	GLU
49	B1	51	ALA
51	B3	31	ILE
52	B4	16	ILE
2	CB	86	CYS
2	CB	128	LEU
2	CB	150	ILE
2	CB	176	ASN
2	CB	205	ALA
3	CC	78	LYS
4	CD	29	THR
4	CD	33	ILE
4	CD	40	HIS
4	CD	119	HIS
4	CD	188	SER
5	CE	38	VAL
6	CF	86	ARG
7	CG	10	LYS
7	CG	59	GLU
8	CH	34	ALA
10	CJ	35	GLN
10	CJ	82	LYS
11	CK	16	SER
11	CK	92	ARG
13	CM	14	ALA
13	CM	45	SER
13	CM	49	GLU
13	CM	76	ILE
13	CM	93	GLY
14	CN	69	PRO
16	CP	47	GLU
16	CP	78	VAL
17	CQ	79	GLU
19	CS	7	GLY
20	CT	62	ALA
24	DC	13	ARG
24	DC	59	GLN

*Continued on next page...*

*Continued from previous page...*

<b>Mol</b>	<b>Chain</b>	<b>Res</b>	<b>Type</b>
24	DC	196	ASN
24	DC	239	PHE
24	DC	256	THR
25	DD	11	MET
25	DD	44	GLY
25	DD	99	GLU
25	DD	107	VAL
25	DD	112	THR
25	DD	114	LYS
25	DD	136	ASN
25	DD	169	ARG
25	DD	182	ALA
26	DE	165	HIS
26	DE	166	LYS
26	DE	172	ALA
26	DE	174	GLY
27	DF	31	GLU
27	DF	120	SER
28	DG	11	PRO
28	DG	45	ALA
28	DG	80	GLU
28	DG	159	LYS
28	DG	169	ARG
29	DH	25	TYR
29	DH	53	GLU
29	DH	121	VAL
30	DI	19	PRO
30	DI	51	GLY
30	DI	87	SER
30	DI	116	MET
31	DJ	25	LEU
31	DJ	43	GLU
31	DJ	56	VAL
31	DJ	74	TYR
31	DJ	113	PRO
31	DJ	125	TYR
32	DK	5	GLN
32	DK	14	SER
32	DK	92	GLU
32	DK	103	VAL
33	DL	28	GLY
33	DL	93	ASN

*Continued on next page...*

*Continued from previous page...*

<b>Mol</b>	<b>Chain</b>	<b>Res</b>	<b>Type</b>
34	DM	72	PRO
34	DM	95	LEU
34	DM	127	LYS
35	DN	13	ASN
35	DN	32	GLU
35	DN	85	PRO
35	DN	91	ALA
36	DO	60	GLU
36	DO	65	THR
36	DO	107	ALA
37	DP	23	ASP
37	DP	56	SER
38	DQ	45	ALA
38	DQ	58	GLN
38	DQ	88	GLU
39	DR	55	ASP
39	DR	91	GLN
40	DS	3	THR
40	DS	50	VAL
40	DS	61	ASN
41	DT	19	LYS
41	DT	66	LYS
41	DT	86	THR
42	DU	35	VAL
42	DU	95	PHE
42	DU	101	THR
43	DV	55	GLU
43	DV	57	TYR
44	DW	53	GLY
44	DW	55	ASP
44	DW	83	ALA
45	DX	25	LYS
46	DY	2	LYS
46	DY	9	LYS
46	DY	37	LEU
47	DZ	38	GLU
48	D0	26	SER
48	D0	55	ALA
49	D1	51	ALA
50	D2	8	SER
51	D3	38	LYS
2	AB	141	GLU

*Continued on next page...*



*Continued from previous page...*

<b>Mol</b>	<b>Chain</b>	<b>Res</b>	<b>Type</b>
3	AC	65	VAL
3	AC	106	ARG
3	AC	139	ASN
4	AD	6	PRO
4	AD	166	LYS
5	AE	74	ALA
5	AE	77	ASN
6	AF	39	LEU
6	AF	51	ILE
6	AF	56	LYS
6	AF	63	ASN
7	AG	112	ASP
8	AH	47	ASP
8	AH	77	VAL
9	AI	12	LYS
10	AJ	35	GLN
10	AJ	36	VAL
10	AJ	41	PRO
10	AJ	62	ARG
10	AJ	75	ASP
11	AK	13	LYS
11	AK	16	SER
11	AK	97	ARG
11	AK	124	LYS
12	AL	57	THR
13	AM	26	LYS
13	AM	84	CYS
14	AN	2	LYS
16	AP	42	ILE
19	AS	3	SER
19	AS	48	ILE
19	AS	63	ASP
20	AT	17	ARG
20	AT	72	ALA
21	AU	36	PHE
24	BC	109	LEU
24	BC	157	ALA
24	BC	230	PRO
24	BC	235	GLU
24	BC	248	GLY
25	BD	53	GLY
25	BD	86	GLU

*Continued on next page...*

*Continued from previous page...*

<b>Mol</b>	<b>Chain</b>	<b>Res</b>	<b>Type</b>
25	BD	107	VAL
25	BD	170	VAL
25	BD	182	ALA
26	BE	9	GLN
26	BE	67	ARG
26	BE	70	SER
27	BF	133	GLU
29	BH	8	LYS
29	BH	9	VAL
29	BH	25	TYR
30	BI	6	ALA
30	BI	83	ALA
30	BI	89	SER
32	BK	14	SER
32	BK	93	GLN
32	BK	119	ALA
34	BM	51	ARG
34	BM	53	MET
34	BM	58	LYS
34	BM	60	GLN
34	BM	77	PRO
34	BM	134	THR
37	BP	65	ASN
37	BP	86	LYS
38	BQ	87	VAL
39	BR	65	ALA
41	BT	20	ALA
41	BT	21	SER
42	BU	26	ASN
42	BU	83	GLY
42	BU	85	ARG
42	BU	101	THR
44	BW	22	VAL
44	BW	33	GLY
44	BW	74	LYS
44	BW	76	ARG
47	BZ	34	THR
49	B1	15	GLY
52	B4	8	LYS
2	CB	179	GLY
2	CB	188	THR
3	CC	128	MET

*Continued on next page...*

*Continued from previous page...*

<b>Mol</b>	<b>Chain</b>	<b>Res</b>	<b>Type</b>
3	CC	173	PRO
4	CD	4	LEU
4	CD	9	LYS
4	CD	32	LYS
4	CD	47	LEU
6	CF	18	VAL
6	CF	63	ASN
7	CG	99	ALA
9	CI	55	ASP
11	CK	36	ARG
12	CL	5	GLN
12	CL	97	VAL
13	CM	42	VAL
13	CM	77	LYS
15	CO	13	GLU
15	CO	45	HIS
16	CP	64	GLY
17	CQ	12	VAL
18	CR	56	ARG
18	CR	70	THR
19	CS	3	SER
20	CT	24	ARG
20	CT	67	HIS
21	CU	30	GLU
24	DC	34	GLU
24	DC	37	SER
24	DC	69	ASN
24	DC	98	GLY
25	DD	134	HIS
25	DD	197	THR
26	DE	69	ARG
26	DE	73	ILE
26	DE	96	VAL
26	DE	132	LYS
27	DF	70	ARG
27	DF	94	ARG
28	DG	123	GLU
28	DG	136	ASP
28	DG	166	GLU
28	DG	174	LYS
29	DH	134	VAL
30	DI	14	ALA

*Continued on next page...*

*Continued from previous page...*

<b>Mol</b>	<b>Chain</b>	<b>Res</b>	<b>Type</b>
30	DI	30	GLN
30	DI	83	ALA
31	DJ	13	ARG
31	DJ	44	TYR
31	DJ	112	GLY
32	DK	17	ARG
32	DK	89	ASN
32	DK	108	ARG
34	DM	117	PHE
35	DN	80	PHE
35	DN	90	ARG
37	DP	32	VAL
37	DP	33	GLU
37	DP	42	PHE
37	DP	113	LEU
38	DQ	91	ARG
39	DR	43	ASN
39	DR	90	ARG
41	DT	4	GLU
41	DT	8	LEU
41	DT	11	LEU
41	DT	50	LEU
41	DT	84	TYR
42	DU	17	ASP
42	DU	33	VAL
42	DU	44	HIS
42	DU	52	ASN
42	DU	67	SER
44	DW	16	GLU
44	DW	18	LYS
44	DW	36	ILE
45	DX	40	GLU
45	DX	76	LYS
48	D0	40	HIS
50	D2	9	VAL
52	D4	8	LYS
2	AB	42	LEU
2	AB	154	GLY
2	AB	157	PRO
3	AC	14	VAL
3	AC	21	TRP
3	AC	35	ASP

*Continued on next page...*

*Continued from previous page...*

<b>Mol</b>	<b>Chain</b>	<b>Res</b>	<b>Type</b>
3	AC	36	PHE
3	AC	107	LYS
3	AC	186	SER
6	AF	99	ALA
8	AH	41	GLU
8	AH	95	MET
9	AI	31	GLN
9	AI	32	ARG
10	AJ	42	LEU
11	AK	14	GLN
12	AL	24	GLU
12	AL	77	SER
13	AM	9	PRO
15	AO	45	HIS
16	AP	79	ASN
19	AS	8	PRO
21	AU	24	LYS
21	AU	26	GLY
24	BC	40	GLY
24	BC	135	PRO
24	BC	204	LEU
26	BE	96	VAL
26	BE	116	ASP
26	BE	188	MET
27	BF	2	LYS
28	BG	16	VAL
28	BG	33	THR
28	BG	94	ARG
28	BG	97	VAL
29	BH	31	VAL
29	BH	40	THR
29	BH	53	GLU
29	BH	91	PHE
29	BH	124	THR
29	BH	137	GLU
30	BI	3	LYS
30	BI	20	SER
31	BJ	14	ASP
32	BK	73	ASP
33	BL	19	LEU
35	BN	41	ALA
35	BN	42	LYS

*Continued on next page...*

*Continued from previous page...*

<b>Mol</b>	<b>Chain</b>	<b>Res</b>	<b>Type</b>
36	BO	89	ASP
37	BP	51	ASN
39	BR	40	MET
42	BU	53	GLN
45	BX	17	ARG
47	BZ	39	ASP
51	B3	22	LYS
2	CB	72	LYS
2	CB	208	ALA
3	CC	155	ARG
4	CD	27	ILE
4	CD	34	GLU
4	CD	37	PRO
5	CE	119	VAL
6	CF	22	ILE
9	CI	50	PRO
10	CJ	36	VAL
10	CJ	41	PRO
10	CJ	75	ASP
12	CL	34	THR
12	CL	76	HIS
13	CM	46	GLU
16	CP	49	GLY
16	CP	79	ASN
17	CQ	67	SER
17	CQ	76	ARG
19	CS	49	ALA
19	CS	79	TYR
20	CT	72	ALA
21	CU	10	PRO
24	DC	2	VAL
24	DC	31	PRO
24	DC	64	VAL
24	DC	96	LYS
25	DD	109	VAL
25	DD	156	PHE
26	DE	46	GLN
27	DF	40	GLY
28	DG	46	ASP
28	DG	150	TYR
28	DG	155	PRO
28	DG	170	THR

*Continued on next page...*

*Continued from previous page...*

<b>Mol</b>	<b>Chain</b>	<b>Res</b>	<b>Type</b>
29	DH	15	LEU
30	DI	64	ARG
31	DJ	12	LYS
31	DJ	42	ALA
32	DK	48	PRO
32	DK	72	PRO
33	DL	19	LEU
33	DL	41	ARG
33	DL	97	ALA
34	DM	70	ASP
34	DM	73	ILE
35	DN	3	HIS
35	DN	59	SER
35	DN	72	ASP
37	DP	20	ARG
37	DP	24	THR
37	DP	66	GLY
37	DP	92	ARG
39	DR	2	TYR
40	DS	10	ALA
41	DT	33	LYS
41	DT	56	GLU
41	DT	61	LEU
43	DV	84	PRO
45	DX	27	ARG
45	DX	69	GLU
50	D2	39	ARG
51	D3	6	VAL
51	D3	54	LEU
52	D4	16	ILE
52	D4	37	GLN
2	AB	211	LEU
3	AC	191	THR
5	AE	148	SER
7	AG	52	ARG
8	AH	26	MET
9	AI	66	VAL
10	AJ	93	ALA
11	AK	77	GLY
16	AP	9	HIS
16	AP	13	LYS
18	AR	54	LEU

*Continued on next page...*

*Continued from previous page...*

<b>Mol</b>	<b>Chain</b>	<b>Res</b>	<b>Type</b>
21	AU	9	GLU
24	BC	30	ALA
24	BC	37	SER
24	BC	69	ASN
25	BD	95	SER
25	BD	109	VAL
25	BD	159	LYS
27	BF	83	PRO
30	BI	7	TYR
31	BJ	65	THR
32	BK	46	ALA
36	BO	66	GLY
39	BR	53	PHE
44	BW	68	PHE
44	BW	78	PHE
2	CB	163	ILE
3	CC	65	VAL
4	CD	166	LYS
5	CE	81	GLN
5	CE	111	ARG
10	CJ	62	ARG
14	CN	55	SER
19	CS	54	ARG
25	DD	2	ILE
25	DD	9	VAL
25	DD	151	THR
26	DE	13	THR
26	DE	136	GLN
27	DF	88	VAL
28	DG	3	VAL
28	DG	8	VAL
28	DG	152	ARG
29	DH	148	ALA
31	DJ	79	GLY
33	DL	5	THR
37	DP	109	ILE
39	DR	56	GLY
40	DS	74	ILE
41	DT	28	ASN
41	DT	38	ALA
42	DU	12	VAL
42	DU	14	THR

*Continued on next page...*



*Continued from previous page...*

<b>Mol</b>	<b>Chain</b>	<b>Res</b>	<b>Type</b>
43	DV	22	ALA
43	DV	46	LYS
44	DW	24	ARG
45	DX	58	ILE
47	DZ	27	GLY
2	AB	70	GLY
10	AJ	33	GLY
16	AP	78	VAL
17	AQ	11	VAL
29	BH	103	VAL
30	BI	97	VAL
31	BJ	124	VAL
33	BL	87	GLY
34	BM	26	VAL
39	BR	49	ILE
42	BU	54	PRO
3	CC	100	ILE
5	CE	29	ILE
6	CF	51	ILE
7	CG	68	VAL
13	CM	111	PRO
27	DF	82	TYR
28	DG	92	GLY
28	DG	117	PRO
29	DH	126	GLY
29	DH	147	VAL
32	DK	50	GLY
32	DK	63	VAL
34	DM	36	VAL
38	DQ	7	VAL
49	D1	30	PRO
52	D4	23	ILE
2	AB	200	PRO
3	AC	93	ILE
4	AD	44	LYS
5	AE	104	ILE
5	AE	149	PRO
7	AG	6	ILE
10	AJ	39	PRO
11	AK	73	VAL
19	AS	44	ILE
26	BE	177	PRO

*Continued on next page...*

*Continued from previous page...*

<b>Mol</b>	<b>Chain</b>	<b>Res</b>	<b>Type</b>
27	BF	150	GLY
28	BG	167	VAL
46	BY	46	VAL
47	BZ	35	VAL
51	B3	6	VAL
3	CC	12	GLY
3	CC	54	ILE
5	CE	43	GLY
6	CF	64	VAL
7	CG	13	PRO
13	CM	50	GLY
14	CN	56	PRO
24	DC	150	GLY
26	DE	129	PRO
28	DG	97	VAL
30	DI	8	VAL
36	DO	87	ILE
40	DS	29	VAL
40	DS	96	ILE
45	DX	50	VAL
47	DZ	54	VAL
7	AG	5	VAL
7	AG	7	GLY
12	AL	41	PRO
25	BD	151	THR
28	BG	78	VAL
28	BG	153	PRO
30	BI	23	VAL
43	BV	67	GLY
6	CF	85	ILE
11	CK	73	VAL
12	CL	86	VAL
17	CQ	31	PRO
28	DG	16	VAL
33	DL	114	GLY
34	DM	87	GLY
34	DM	125	PRO
38	DQ	6	GLY
42	DU	64	ILE
43	DV	40	ILE
10	AJ	100	ILE
11	AK	38	GLY

*Continued on next page...*

*Continued from previous page...*

Mol	Chain	Res	Type
11	AK	89	GLY
14	AN	44	VAL
25	BD	63	PRO
26	BE	73	ILE
30	BI	31	GLY
35	BN	101	GLY
39	BR	100	GLY
4	CD	101	VAL
7	CG	134	VAL
10	CJ	38	GLY
25	DD	22	ILE
33	DL	88	GLY
36	DO	42	PRO
38	DQ	39	ILE
39	DR	27	ILE
41	DT	71	GLY
3	AC	59	PRO
21	AU	52	VAL
28	BG	91	VAL
31	DJ	46	PRO
36	DO	27	VAL
39	DR	52	PRO

### 5.3.2 Protein sidechains [i](#)

In the following table, the Percentiles column shows the percent sidechain outliers of the chain as a percentile score with respect to all X-ray entries followed by that with respect to entries of similar resolution.

The Analysed column shows the number of residues for which the sidechain conformation was analysed, and the total number of residues.

Mol	Chain	Analysed	Rotameric	Outliers	Percentiles
2	AB	180/180 (100%)	142 (79%)	38 (21%)	1 5
2	CB	180/180 (100%)	154 (86%)	26 (14%)	3 14
3	AC	170/170 (100%)	136 (80%)	34 (20%)	1 5
3	CC	170/170 (100%)	153 (90%)	17 (10%)	7 28
4	AD	172/172 (100%)	138 (80%)	34 (20%)	1 5
4	CD	172/172 (100%)	131 (76%)	41 (24%)	0 2
5	AE	113/113 (100%)	77 (68%)	36 (32%)	0 0

*Continued on next page...*

*Continued from previous page...*

Mol	Chain	Analysed	Rotameric	Outliers	Percentiles	
5	CE	113/113 (100%)	89 (79%)	24 (21%)	1	5
6	AF	87/87 (100%)	71 (82%)	16 (18%)	1	7
6	CF	87/87 (100%)	73 (84%)	14 (16%)	2	10
7	AG	124/124 (100%)	111 (90%)	13 (10%)	7	26
7	CG	123/124 (99%)	101 (82%)	22 (18%)	2	8
8	AH	104/104 (100%)	83 (80%)	21 (20%)	1	5
8	CH	104/104 (100%)	91 (88%)	13 (12%)	4	18
9	AI	105/105 (100%)	82 (78%)	23 (22%)	1	4
9	CI	105/105 (100%)	89 (85%)	16 (15%)	3	12
10	AJ	86/86 (100%)	70 (81%)	16 (19%)	1	7
10	CJ	86/86 (100%)	73 (85%)	13 (15%)	3	12
11	AK	90/90 (100%)	73 (81%)	17 (19%)	1	6
11	CK	90/90 (100%)	79 (88%)	11 (12%)	5	19
12	AL	103/103 (100%)	76 (74%)	27 (26%)	0	1
12	CL	103/103 (100%)	78 (76%)	25 (24%)	0	2
13	AM	92/92 (100%)	84 (91%)	8 (9%)	10	36
13	CM	91/92 (99%)	81 (89%)	10 (11%)	6	25
14	AN	79/83 (95%)	71 (90%)	8 (10%)	7	28
14	CN	79/83 (95%)	69 (87%)	10 (13%)	4	18
15	AO	76/76 (100%)	59 (78%)	17 (22%)	1	3
15	CO	76/76 (100%)	69 (91%)	7 (9%)	9	33
16	AP	65/65 (100%)	54 (83%)	11 (17%)	2	9
16	CP	65/65 (100%)	50 (77%)	15 (23%)	1	3
17	AQ	74/74 (100%)	60 (81%)	14 (19%)	1	6
17	CQ	74/74 (100%)	62 (84%)	12 (16%)	2	10
18	AR	48/48 (100%)	44 (92%)	4 (8%)	11	38
18	CR	48/48 (100%)	40 (83%)	8 (17%)	2	9
19	AS	70/70 (100%)	63 (90%)	7 (10%)	7	28
19	CS	70/70 (100%)	64 (91%)	6 (9%)	10	37
20	AT	65/65 (100%)	48 (74%)	17 (26%)	0	1
20	CT	65/65 (100%)	52 (80%)	13 (20%)	1	5

*Continued on next page...*

Continued from previous page...

Mol	Chain	Analysed	Rotameric	Outliers	Percentiles	
21	AU	44/44 (100%)	36 (82%)	8 (18%)	1	7
21	CU	44/44 (100%)	29 (66%)	15 (34%)	0	0
24	BC	216/216 (100%)	170 (79%)	46 (21%)	1	4
24	DC	216/216 (100%)	178 (82%)	38 (18%)	2	8
25	BD	164/164 (100%)	133 (81%)	31 (19%)	1	6
25	DD	164/164 (100%)	131 (80%)	33 (20%)	1	5
26	BE	165/165 (100%)	111 (67%)	54 (33%)	0	0
26	DE	165/165 (100%)	143 (87%)	22 (13%)	4	16
27	BF	148/149 (99%)	116 (78%)	32 (22%)	1	4
27	DF	149/149 (100%)	124 (83%)	25 (17%)	2	9
28	BG	137/137 (100%)	106 (77%)	31 (23%)	1	3
28	DG	137/137 (100%)	117 (85%)	20 (15%)	3	13
29	BH	114/114 (100%)	96 (84%)	18 (16%)	2	11
29	DH	114/114 (100%)	90 (79%)	24 (21%)	1	5
30	BI	109/109 (100%)	91 (84%)	18 (16%)	2	10
30	DI	109/109 (100%)	103 (94%)	6 (6%)	21	53
31	BJ	116/116 (100%)	92 (79%)	24 (21%)	1	5
31	DJ	116/116 (100%)	101 (87%)	15 (13%)	4	18
32	BK	103/103 (100%)	77 (75%)	26 (25%)	0	1
32	DK	103/103 (100%)	84 (82%)	19 (18%)	1	7
33	BL	102/102 (100%)	82 (80%)	20 (20%)	1	6
33	DL	102/102 (100%)	89 (87%)	13 (13%)	4	18
34	BM	109/109 (100%)	81 (74%)	28 (26%)	0	1
34	DM	109/109 (100%)	98 (90%)	11 (10%)	7	28
35	BN	100/100 (100%)	82 (82%)	18 (18%)	1	7
35	DN	100/100 (100%)	85 (85%)	15 (15%)	3	12
36	BO	86/86 (100%)	67 (78%)	19 (22%)	1	4
36	DO	86/86 (100%)	79 (92%)	7 (8%)	11	39
37	BP	99/99 (100%)	66 (67%)	33 (33%)	0	0
37	DP	99/99 (100%)	88 (89%)	11 (11%)	6	24
38	BQ	89/89 (100%)	68 (76%)	21 (24%)	1	2

Continued on next page...

Continued from previous page...

Mol	Chain	Analysed	Rotameric	Outliers	Percentiles	
38	DQ	89/89 (100%)	69 (78%)	20 (22%)	1	3
39	BR	84/84 (100%)	66 (79%)	18 (21%)	1	4
39	DR	84/84 (100%)	69 (82%)	15 (18%)	2	8
40	BS	93/93 (100%)	72 (77%)	21 (23%)	1	3
40	DS	93/93 (100%)	72 (77%)	21 (23%)	1	3
41	BT	80/80 (100%)	53 (66%)	27 (34%)	0	0
41	DT	80/80 (100%)	75 (94%)	5 (6%)	18	48
42	BU	83/83 (100%)	66 (80%)	17 (20%)	1	5
42	DU	83/83 (100%)	72 (87%)	11 (13%)	4	16
43	BV	78/78 (100%)	62 (80%)	16 (20%)	1	5
43	DV	78/78 (100%)	66 (85%)	12 (15%)	2	11
44	BW	59/59 (100%)	38 (64%)	21 (36%)	0	0
44	DW	59/59 (100%)	45 (76%)	14 (24%)	1	2
45	BX	67/67 (100%)	51 (76%)	16 (24%)	0	2
45	DX	67/67 (100%)	55 (82%)	12 (18%)	2	8
46	BY	55/55 (100%)	42 (76%)	13 (24%)	1	2
46	DY	55/55 (100%)	51 (93%)	4 (7%)	14	43
47	BZ	48/48 (100%)	35 (73%)	13 (27%)	0	1
47	DZ	48/48 (100%)	38 (79%)	10 (21%)	1	5
48	B0	47/47 (100%)	39 (83%)	8 (17%)	2	9
48	D0	47/47 (100%)	38 (81%)	9 (19%)	1	6
49	B1	45/45 (100%)	37 (82%)	8 (18%)	2	8
49	D1	45/45 (100%)	38 (84%)	7 (16%)	2	11
50	B2	38/38 (100%)	27 (71%)	11 (29%)	0	1
50	D2	38/38 (100%)	33 (87%)	5 (13%)	4	17
51	B3	51/51 (100%)	42 (82%)	9 (18%)	2	8
51	D3	51/51 (100%)	37 (72%)	14 (28%)	0	1
52	B4	34/34 (100%)	28 (82%)	6 (18%)	2	8
52	D4	34/34 (100%)	30 (88%)	4 (12%)	5	21
All	All	9331/9342 (100%)	7599 (81%)	1732 (19%)	1	7

All (1732) residues with a non-rotameric sidechain are listed below:

Mol	Chain	Res	Type
2	AB	10	LYS
2	AB	13	VAL
2	AB	15	PHE
2	AB	19	THR
2	AB	20	ARG
2	AB	22	TRP
2	AB	26	MET
2	AB	36	LYS
2	AB	38	HIS
2	AB	48	MET
2	AB	57	ASN
2	AB	67	LEU
2	AB	73	ARG
2	AB	81	ASP
2	AB	87	ASP
2	AB	88	GLN
2	AB	90	PHE
2	AB	94	ARG
2	AB	100	LEU
2	AB	102	ASN
2	AB	108	GLN
2	AB	112	ARG
2	AB	119	GLN
2	AB	122	ASP
2	AB	124	THR
2	AB	128	LEU
2	AB	130	LYS
2	AB	136	ARG
2	AB	138	ARG
2	AB	143	LEU
2	AB	156	LEU
2	AB	158	ASP
2	AB	170	ILE
2	AB	193	ASP
2	AB	206	ILE
2	AB	211	LEU
2	AB	219	THR
2	AB	221	ARG
3	AC	2	GLN
3	AC	13	ILE
3	AC	15	LYS
3	AC	17	TRP
3	AC	22	PHE

*Continued on next page...*

*Continued from previous page...*

<b>Mol</b>	<b>Chain</b>	<b>Res</b>	<b>Type</b>
3	AC	24	ASN
3	AC	25	THR
3	AC	26	LYS
3	AC	27	GLU
3	AC	32	LEU
3	AC	35	ASP
3	AC	36	PHE
3	AC	42	LEU
3	AC	50	SER
3	AC	54	ILE
3	AC	58	ARG
3	AC	69	THR
3	AC	79	LYS
3	AC	89	VAL
3	AC	99	GLN
3	AC	102	ILE
3	AC	106	ARG
3	AC	133	MET
3	AC	139	ASN
3	AC	143	LEU
3	AC	148	ILE
3	AC	150	VAL
3	AC	165	GLU
3	AC	166	TRP
3	AC	177	LEU
3	AC	184	ASN
3	AC	186	SER
3	AC	189	HIS
3	AC	199	VAL
4	AD	19	PHE
4	AD	21	LYS
4	AD	25	ARG
4	AD	30	LYS
4	AD	31	CYS
4	AD	47	LEU
4	AD	52	VAL
4	AD	54	LEU
4	AD	55	ARG
4	AD	57	LYS
4	AD	63	ILE
4	AD	69	ARG
4	AD	84	ASN

*Continued on next page...*



*Continued from previous page...*

<b>Mol</b>	<b>Chain</b>	<b>Res</b>	<b>Type</b>
4	AD	88	ASN
4	AD	89	LEU
4	AD	92	LEU
4	AD	101	VAL
4	AD	102	TYR
4	AD	115	GLN
4	AD	122	ILE
4	AD	127	ARG
4	AD	131	ILE
4	AD	145	ARG
4	AD	147	LYS
4	AD	153	ARG
4	AD	160	LEU
4	AD	162	GLU
4	AD	163	GLN
4	AD	165	GLU
4	AD	166	LYS
4	AD	170	LEU
4	AD	193	ASP
4	AD	199	ILE
4	AD	205	LYS
5	AE	9	GLU
5	AE	10	LEU
5	AE	11	GLN
5	AE	14	LEU
5	AE	18	ASN
5	AE	24	VAL
5	AE	25	LYS
5	AE	29	ILE
5	AE	31	SER
5	AE	37	VAL
5	AE	42	ASN
5	AE	47	PHE
5	AE	53	ARG
5	AE	59	ILE
5	AE	68	ARG
5	AE	75	LEU
5	AE	76	ASN
5	AE	79	THR
5	AE	81	GLN
5	AE	92	ARG
5	AE	93	VAL

*Continued on next page...*

*Continued from previous page...*

<b>Mol</b>	<b>Chain</b>	<b>Res</b>	<b>Type</b>
5	AE	95	MET
5	AE	96	GLN
5	AE	113	VAL
5	AE	116	VAL
5	AE	119	VAL
5	AE	121	ASN
5	AE	123	LEU
5	AE	135	VAL
5	AE	136	VAL
5	AE	139	THR
5	AE	140	ILE
5	AE	141	ASP
5	AE	152	VAL
5	AE	155	LYS
5	AE	156	ARG
6	AF	7	VAL
6	AF	14	GLN
6	AF	15	SER
6	AF	17	GLN
6	AF	24	ARG
6	AF	36	ILE
6	AF	54	LEU
6	AF	55	HIS
6	AF	64	VAL
6	AF	68	GLN
6	AF	69	GLU
6	AF	77	THR
6	AF	84	VAL
6	AF	86	ARG
6	AF	89	VAL
6	AF	93	LYS
7	AG	3	ARG
7	AG	4	ARG
7	AG	8	GLN
7	AG	12	LEU
7	AG	22	LEU
7	AG	26	VAL
7	AG	37	THR
7	AG	47	GLU
7	AG	72	VAL
7	AG	93	VAL
7	AG	121	ASN

*Continued on next page...*

*Continued from previous page...*

<b>Mol</b>	<b>Chain</b>	<b>Res</b>	<b>Type</b>
7	AG	123	LEU
7	AG	143	MET
8	AH	12	ARG
8	AH	21	LYS
8	AH	24	VAL
8	AH	41	GLU
8	AH	48	PHE
8	AH	50	VAL
8	AH	54	THR
8	AH	58	LEU
8	AH	66	GLN
8	AH	72	GLU
8	AH	76	ARG
8	AH	82	LEU
8	AH	86	LYS
8	AH	89	ASP
8	AH	90	GLU
8	AH	98	LEU
8	AH	103	VAL
8	AH	106	SER
8	AH	110	MET
8	AH	120	LEU
8	AH	124	ILE
9	AI	13	SER
9	AI	21	LYS
9	AI	27	ILE
9	AI	29	ILE
9	AI	37	TYR
9	AI	44	ARG
9	AI	47	VAL
9	AI	48	ARG
9	AI	56	MET
9	AI	60	LEU
9	AI	62	LEU
9	AI	64	ILE
9	AI	67	LYS
9	AI	84	ARG
9	AI	86	LEU
9	AI	87	MET
9	AI	93	LEU
9	AI	105	ARG
9	AI	106	ASP

*Continued on next page...*

*Continued from previous page...*

<b>Mol</b>	<b>Chain</b>	<b>Res</b>	<b>Type</b>
9	AI	110	VAL
9	AI	115	VAL
9	AI	126	PHE
9	AI	128	LYS
10	AJ	6	ILE
10	AJ	7	ARG
10	AJ	8	ILE
10	AJ	17	LEU
10	AJ	19	ASP
10	AJ	22	THR
10	AJ	35	GLN
10	AJ	48	ARG
10	AJ	59	LYS
10	AJ	63	ASP
10	AJ	70	HIS
10	AJ	73	LEU
10	AJ	84	VAL
10	AJ	87	LEU
10	AJ	89	ARG
10	AJ	98	VAL
11	AK	15	VAL
11	AK	17	ASP
11	AK	30	ILE
11	AK	45	THR
11	AK	51	PHE
11	AK	55	ARG
11	AK	57	SER
11	AK	64	VAL
11	AK	78	ILE
11	AK	82	GLU
11	AK	96	ILE
11	AK	100	ASN
11	AK	106	ILE
11	AK	124	LYS
11	AK	125	LYS
11	AK	127	ARG
11	AK	128	VAL
12	AL	6	LEU
12	AL	9	LYS
12	AL	13	ARG
12	AL	17	LYS
12	AL	18	SER

*Continued on next page...*

*Continued from previous page...*

<b>Mol</b>	<b>Chain</b>	<b>Res</b>	<b>Type</b>
12	AL	26	CYS
12	AL	32	VAL
12	AL	33	CYS
12	AL	35	ARG
12	AL	40	THR
12	AL	43	LYS
12	AL	45	ASN
12	AL	49	ARG
12	AL	51	VAL
12	AL	57	THR
12	AL	63	THR
12	AL	64	SER
12	AL	66	ILE
12	AL	72	ASN
12	AL	73	LEU
12	AL	82	ARG
12	AL	87	LYS
12	AL	88	ASP
12	AL	89	LEU
12	AL	96	THR
12	AL	101	LEU
12	AL	109	ARG
13	AM	3	ILE
13	AM	6	ILE
13	AM	7	ASN
13	AM	18	LEU
13	AM	47	LEU
13	AM	71	GLU
13	AM	100	ARG
13	AM	103	THR
14	AN	17	ASP
14	AN	27	LYS
14	AN	58	ARG
14	AN	59	GLN
14	AN	83	VAL
14	AN	84	ARG
14	AN	88	MET
14	AN	96	LYS
15	AO	5	GLU
15	AO	7	THR
15	AO	10	ILE
15	AO	16	ARG

*Continued on next page...*

*Continued from previous page...*

<b>Mol</b>	<b>Chain</b>	<b>Res</b>	<b>Type</b>
15	AO	21	THR
15	AO	30	LEU
15	AO	38	LEU
15	AO	39	GLN
15	AO	47	LYS
15	AO	56	LEU
15	AO	57	ARG
15	AO	60	SER
15	AO	63	ARG
15	AO	65	LEU
15	AO	78	THR
15	AO	82	GLU
15	AO	86	LEU
16	AP	1	MET
16	AP	3	THR
16	AP	6	LEU
16	AP	19	VAL
16	AP	28	ARG
16	AP	29	ASN
16	AP	46	LYS
16	AP	55	ASP
16	AP	63	GLN
16	AP	68	SER
16	AP	77	GLU
17	AQ	3	LYS
17	AQ	8	GLN
17	AQ	16	MET
17	AQ	20	ILE
17	AQ	21	VAL
17	AQ	37	ILE
17	AQ	48	GLU
17	AQ	49	ASN
17	AQ	51	GLU
17	AQ	54	ILE
17	AQ	64	ARG
17	AQ	74	LEU
17	AQ	75	VAL
17	AQ	80	LYS
18	AR	28	LEU
18	AR	33	THR
18	AR	60	ARG
18	AR	70	THR

*Continued on next page...*

*Continued from previous page...*

<b>Mol</b>	<b>Chain</b>	<b>Res</b>	<b>Type</b>
19	AS	20	LYS
19	AS	42	ASN
19	AS	54	ARG
19	AS	55	GLN
19	AS	60	PHE
19	AS	64	GLU
19	AS	79	TYR
20	AT	2	ASN
20	AT	4	LYS
20	AT	7	LYS
20	AT	11	ILE
20	AT	17	ARG
20	AT	26	MET
20	AT	27	MET
20	AT	33	LYS
20	AT	35	TYR
20	AT	38	ILE
20	AT	42	ASP
20	AT	48	LYS
20	AT	53	MET
20	AT	65	LEU
20	AT	75	LYS
20	AT	77	ASN
20	AT	84	LYS
21	AU	4	LYS
21	AU	5	VAL
21	AU	15	LEU
21	AU	18	PHE
21	AU	27	VAL
21	AU	31	VAL
21	AU	39	LYS
21	AU	42	THR
24	BC	2	VAL
24	BC	3	VAL
24	BC	8	THR
24	BC	12	ARG
24	BC	17	LYS
24	BC	18	VAL
24	BC	20	ASN
24	BC	35	LYS
24	BC	38	LYS
24	BC	43	ASN

*Continued on next page...*

*Continued from previous page...*

<b>Mol</b>	<b>Chain</b>	<b>Res</b>	<b>Type</b>
24	BC	49	THR
24	BC	69	ASN
24	BC	70	LYS
24	BC	73	ILE
24	BC	76	VAL
24	BC	77	VAL
24	BC	79	ARG
24	BC	85	ASN
24	BC	90	ILE
24	BC	93	VAL
24	BC	103	ILE
24	BC	104	LEU
24	BC	109	LEU
24	BC	114	GLN
24	BC	115	ILE
24	BC	119	VAL
24	BC	120	ASP
24	BC	123	ILE
24	BC	142	ASN
24	BC	152	GLN
24	BC	155	ARG
24	BC	172	THR
24	BC	173	LEU
24	BC	175	LEU
24	BC	176	ARG
24	BC	193	GLU
24	BC	202	ARG
24	BC	203	VAL
24	BC	212	TRP
24	BC	216	ARG
24	BC	227	VAL
24	BC	243	PRO
24	BC	250	GLN
24	BC	252	LYS
24	BC	254	LYS
24	BC	257	ARG
25	BD	9	VAL
25	BD	12	THR
25	BD	13	ARG
25	BD	16	THR
25	BD	25	THR
25	BD	43	ASP

*Continued on next page...*



*Continued from previous page...*

<b>Mol</b>	<b>Chain</b>	<b>Res</b>	<b>Type</b>
25	BD	46	ARG
25	BD	64	GLU
25	BD	70	LYS
25	BD	73	VAL
25	BD	89	GLU
25	BD	90	PHE
25	BD	91	THR
25	BD	98	VAL
25	BD	105	LYS
25	BD	106	LYS
25	BD	114	LYS
25	BD	118	PHE
25	BD	124	ARG
25	BD	142	VAL
25	BD	150	GLN
25	BD	151	THR
25	BD	159	LYS
25	BD	170	VAL
25	BD	176	ASP
25	BD	183	GLU
25	BD	186	LEU
25	BD	197	THR
25	BD	201	LEU
25	BD	203	VAL
25	BD	207	VAL
26	BE	12	LEU
26	BE	18	THR
26	BE	24	ASN
26	BE	32	VAL
26	BE	41	GLN
26	BE	43	THR
26	BE	44	ARG
26	BE	46	GLN
26	BE	51	GLU
26	BE	55	SER
26	BE	61	ARG
26	BE	62	GLN
26	BE	63	LYS
26	BE	65	THR
26	BE	69	ARG
26	BE	70	SER
26	BE	77	ILE

*Continued on next page...*

*Continued from previous page...*

<b>Mol</b>	<b>Chain</b>	<b>Res</b>	<b>Type</b>
26	BE	78	TRP
26	BE	80	SER
26	BE	88	ARG
26	BE	90	GLN
26	BE	91	ASP
26	BE	107	SER
26	BE	108	ILE
26	BE	109	LEU
26	BE	110	SER
26	BE	113	VAL
26	BE	116	ASP
26	BE	118	LEU
26	BE	119	ILE
26	BE	121	VAL
26	BE	123	LYS
26	BE	124	PHE
26	BE	125	SER
26	BE	127	GLU
26	BE	132	LYS
26	BE	136	GLN
26	BE	145	ASP
26	BE	146	VAL
26	BE	147	LEU
26	BE	148	ILE
26	BE	149	ILE
26	BE	153	LEU
26	BE	159	LEU
26	BE	163	ASN
26	BE	167	VAL
26	BE	169	VAL
26	BE	170	ARG
26	BE	171	ASP
26	BE	175	ILE
26	BE	178	VAL
26	BE	186	VAL
26	BE	198	GLU
26	BE	200	LEU
27	BF	3	LEU
27	BF	8	LYS
27	BF	9	ASP
27	BF	12	VAL
27	BF	17	THR

*Continued on next page...*

*Continued from previous page...*

<b>Mol</b>	<b>Chain</b>	<b>Res</b>	<b>Type</b>
27	BF	18	GLU
27	BF	24	VAL
27	BF	27	VAL
27	BF	34	THR
27	BF	35	LEU
27	BF	36	ASN
27	BF	37	MET
27	BF	46	LYS
27	BF	56	LEU
27	BF	65	LEU
27	BF	80	GLN
27	BF	88	VAL
27	BF	90	LEU
27	BF	103	ILE
27	BF	105	ILE
27	BF	107	VAL
27	BF	109	ARG
27	BF	111	ARG
27	BF	114	ARG
27	BF	132	ARG
27	BF	134	GLN
27	BF	136	ILE
27	BF	151	LEU
27	BF	153	ILE
27	BF	154	THR
27	BF	162	ASP
27	BF	166	ARG
28	BG	3	VAL
28	BG	7	PRO
28	BG	8	VAL
28	BG	18	ILE
28	BG	34	ARG
28	BG	35	THR
28	BG	40	VAL
28	BG	50	THR
28	BG	55	ASP
28	BG	59	ASP
28	BG	68	ARG
28	BG	76	ILE
28	BG	78	VAL
28	BG	80	GLU
28	BG	84	LYS

*Continued on next page...*

*Continued from previous page...*

<b>Mol</b>	<b>Chain</b>	<b>Res</b>	<b>Type</b>
28	BG	86	LEU
28	BG	93	TYR
28	BG	101	VAL
28	BG	103	ASN
28	BG	105	SER
28	BG	116	LEU
28	BG	120	ILE
28	BG	123	GLU
28	BG	132	LEU
28	BG	138	GLN
28	BG	140	ILE
28	BG	142	GLN
28	BG	159	LYS
28	BG	165	ASP
28	BG	170	THR
28	BG	174	LYS
29	BH	2	GLN
29	BH	6	LEU
29	BH	12	LEU
29	BH	14	SER
29	BH	18	GLN
29	BH	28	ASN
29	BH	31	VAL
29	BH	43	ASN
29	BH	50	ARG
29	BH	54	LEU
29	BH	62	LEU
29	BH	68	ARG
29	BH	75	LEU
29	BH	83	LYS
29	BH	96	THR
29	BH	104	THR
29	BH	130	VAL
29	BH	135	HIS
30	BI	2	LYS
30	BI	10	LEU
30	BI	11	GLN
30	BI	12	VAL
30	BI	23	VAL
30	BI	30	GLN
30	BI	37	PHE
30	BI	39	LYS

*Continued on next page...*

*Continued from previous page...*

<b>Mol</b>	<b>Chain</b>	<b>Res</b>	<b>Type</b>
30	BI	49	GLU
30	BI	61	TYR
30	BI	71	LYS
30	BI	81	LYS
30	BI	86	LYS
30	BI	95	ASP
30	BI	107	GLU
30	BI	124	MET
30	BI	126	ARG
30	BI	135	MET
31	BJ	1	MET
31	BJ	2	LYS
31	BJ	3	THR
31	BJ	17	VAL
31	BJ	24	THR
31	BJ	25	LEU
31	BJ	30	THR
31	BJ	36	LEU
31	BJ	40	HIS
31	BJ	41	LYS
31	BJ	44	TYR
31	BJ	54	ILE
31	BJ	55	ILE
31	BJ	57	LEU
31	BJ	64	VAL
31	BJ	72	LYS
31	BJ	78	THR
31	BJ	85	LYS
31	BJ	90	GLU
31	BJ	103	ILE
31	BJ	111	LYS
31	BJ	129	GLU
31	BJ	135	GLN
31	BJ	140	LEU
32	BK	8	LEU
32	BK	13	ASN
32	BK	18	ARG
32	BK	21	CYS
32	BK	23	LYS
32	BK	30	ARG
32	BK	39	ILE
32	BK	45	GLU

*Continued on next page...*

*Continued from previous page...*

<b>Mol</b>	<b>Chain</b>	<b>Res</b>	<b>Type</b>
32	BK	47	ILE
32	BK	51	LYS
32	BK	52	VAL
32	BK	54	LYS
32	BK	57	VAL
32	BK	58	LEU
32	BK	63	VAL
32	BK	67	LYS
32	BK	73	ASP
32	BK	77	ILE
32	BK	92	GLU
32	BK	93	GLN
32	BK	95	ILE
32	BK	105	ARG
32	BK	108	ARG
32	BK	111	LYS
32	BK	114	LYS
32	BK	118	LEU
33	BL	3	LEU
33	BL	4	ASN
33	BL	6	LEU
33	BL	19	LEU
33	BL	27	LEU
33	BL	30	THR
33	BL	39	LYS
33	BL	48	ARG
33	BL	55	MET
33	BL	61	LEU
33	BL	66	PHE
33	BL	74	THR
33	BL	85	VAL
33	BL	93	ASN
33	BL	94	THR
33	BL	101	ILE
33	BL	110	VAL
33	BL	111	ILE
33	BL	118	THR
33	BL	127	VAL
34	BM	2	LEU
34	BM	3	GLN
34	BM	5	LYS
34	BM	8	LYS

*Continued on next page...*

*Continued from previous page...*

<b>Mol</b>	<b>Chain</b>	<b>Res</b>	<b>Type</b>
34	BM	10	ARG
34	BM	13	HIS
34	BM	14	LYS
34	BM	24	THR
34	BM	27	SER
34	BM	33	LEU
34	BM	36	VAL
34	BM	51	ARG
34	BM	57	VAL
34	BM	60	GLN
34	BM	70	ASP
34	BM	72	PRO
34	BM	75	GLU
34	BM	80	VAL
34	BM	90	GLU
34	BM	95	LEU
34	BM	96	ILE
34	BM	97	GLN
34	BM	100	LYS
34	BM	110	GLU
34	BM	115	GLU
34	BM	129	THR
34	BM	131	VAL
34	BM	134	THR
35	BN	10	LEU
35	BN	14	SER
35	BN	18	GLN
35	BN	31	HIS
35	BN	33	ILE
35	BN	35	LYS
35	BN	38	LEU
35	BN	51	LEU
35	BN	65	LEU
35	BN	69	ARG
35	BN	71	ARG
35	BN	75	ILE
35	BN	83	LEU
35	BN	86	ARG
35	BN	95	THR
35	BN	109	PRO
35	BN	117	ASP
35	BN	118	ARG

*Continued on next page...*

*Continued from previous page...*

<b>Mol</b>	<b>Chain</b>	<b>Res</b>	<b>Type</b>
36	BO	2	ASP
36	BO	4	LYS
36	BO	9	ARG
36	BO	16	ARG
36	BO	17	LYS
36	BO	18	LEU
36	BO	58	ILE
36	BO	80	GLU
36	BO	81	ARG
36	BO	83	LEU
36	BO	84	GLU
36	BO	89	ASP
36	BO	94	ARG
36	BO	100	HIS
36	BO	103	VAL
36	BO	106	LEU
36	BO	111	ARG
36	BO	115	LEU
36	BO	116	GLN
37	BP	3	ILE
37	BP	6	GLN
37	BP	7	LEU
37	BP	9	GLN
37	BP	14	GLN
37	BP	16	VAL
37	BP	18	SER
37	BP	19	PHE
37	BP	20	ARG
37	BP	24	THR
37	BP	28	LYS
37	BP	35	SER
37	BP	36	LYS
37	BP	37	LYS
37	BP	38	ARG
37	BP	39	LEU
37	BP	40	GLN
37	BP	52	ARG
37	BP	56	SER
37	BP	61	ARG
37	BP	64	SER
37	BP	69	VAL
37	BP	75	THR

*Continued on next page...*



*Continued from previous page...*

<b>Mol</b>	<b>Chain</b>	<b>Res</b>	<b>Type</b>
37	BP	80	VAL
37	BP	83	ILE
37	BP	85	VAL
37	BP	87	ARG
37	BP	91	VAL
37	BP	92	ARG
37	BP	95	LYS
37	BP	96	LEU
37	BP	99	LEU
37	BP	109	ILE
38	BQ	2	ARG
38	BQ	8	ILE
38	BQ	10	ARG
38	BQ	17	LEU
38	BQ	29	ARG
38	BQ	40	LYS
38	BQ	43	GLN
38	BQ	50	ARG
38	BQ	58	GLN
38	BQ	59	LEU
38	BQ	63	ARG
38	BQ	65	ASN
38	BQ	69	ARG
38	BQ	73	ILE
38	BQ	87	VAL
38	BQ	88	GLU
38	BQ	89	ILE
38	BQ	94	LEU
38	BQ	96	ASP
38	BQ	97	ILE
38	BQ	106	THR
39	BR	1	MET
39	BR	10	LYS
39	BR	18	GLN
39	BR	37	GLU
39	BR	39	LEU
39	BR	45	GLU
39	BR	46	GLU
39	BR	47	VAL
39	BR	48	LYS
39	BR	51	VAL
39	BR	54	VAL

*Continued on next page...*

*Continued from previous page...*

<b>Mol</b>	<b>Chain</b>	<b>Res</b>	<b>Type</b>
39	BR	55	ASP
39	BR	72	VAL
39	BR	74	ILE
39	BR	94	THR
39	BR	97	LYS
39	BR	99	THR
39	BR	102	SER
40	BS	1	MET
40	BS	4	ILE
40	BS	7	HIS
40	BS	24	ILE
40	BS	29	VAL
40	BS	30	SER
40	BS	33	LEU
40	BS	37	THR
40	BS	41	LYS
40	BS	42	LYS
40	BS	45	VAL
40	BS	47	VAL
40	BS	48	LYS
40	BS	66	ILE
40	BS	69	LEU
40	BS	73	LYS
40	BS	74	ILE
40	BS	76	VAL
40	BS	88	ARG
40	BS	96	ILE
40	BS	101	SER
41	BT	2	ILE
41	BT	3	ARG
41	BT	4	GLU
41	BT	17	SER
41	BT	18	GLU
41	BT	28	ASN
41	BT	29	THR
41	BT	30	ILE
41	BT	32	LEU
41	BT	36	LYS
41	BT	37	ASP
41	BT	43	ILE
41	BT	48	GLN
41	BT	50	LEU

*Continued on next page...*

*Continued from previous page...*

<b>Mol</b>	<b>Chain</b>	<b>Res</b>	<b>Type</b>
41	BT	54	GLU
41	BT	58	VAL
41	BT	61	LEU
41	BT	64	LYS
41	BT	67	VAL
41	BT	68	LYS
41	BT	69	ARG
41	BT	73	ARG
41	BT	74	ILE
41	BT	77	ARG
41	BT	82	LYS
41	BT	89	GLU
41	BT	93	LEU
42	BU	4	ILE
42	BU	5	ARG
42	BU	8	ASP
42	BU	10	VAL
42	BU	14	THR
42	BU	18	LYS
42	BU	29	SER
42	BU	30	SER
42	BU	33	VAL
42	BU	42	LYS
42	BU	43	LYS
42	BU	52	ASN
42	BU	61	GLU
42	BU	67	SER
42	BU	71	ILE
42	BU	86	PHE
42	BU	102	ILE
43	BV	1	MET
43	BV	3	THR
43	BV	5	ASN
43	BV	10	LYS
43	BV	12	GLN
43	BV	20	LEU
43	BV	29	ILE
43	BV	35	GLU
43	BV	41	GLU
43	BV	42	LEU
43	BV	46	LYS
43	BV	51	GLN

*Continued on next page...*

*Continued from previous page...*

<b>Mol</b>	<b>Chain</b>	<b>Res</b>	<b>Type</b>
43	BV	55	GLU
43	BV	60	VAL
43	BV	65	VAL
43	BV	84	PRO
44	BW	13	ARG
44	BW	14	ASP
44	BW	15	SER
44	BW	16	GLU
44	BW	19	ARG
44	BW	22	VAL
44	BW	23	LYS
44	BW	24	ARG
44	BW	25	PHE
44	BW	28	GLU
44	BW	31	LEU
44	BW	38	ARG
44	BW	40	ARG
44	BW	42	THR
44	BW	45	HIS
44	BW	49	ASN
44	BW	54	ARG
44	BW	58	LEU
44	BW	67	LYS
44	BW	76	ARG
44	BW	77	LYS
45	BX	10	ARG
45	BX	17	ARG
45	BX	19	HIS
45	BX	24	THR
45	BX	26	ARG
45	BX	27	ARG
45	BX	29	LEU
45	BX	34	SER
45	BX	39	VAL
45	BX	46	VAL
45	BX	47	THR
45	BX	58	ILE
45	BX	65	THR
45	BX	70	LEU
45	BX	73	ARG
45	BX	77	TYR
46	BY	14	LEU

*Continued on next page...*

*Continued from previous page...*

<b>Mol</b>	<b>Chain</b>	<b>Res</b>	<b>Type</b>
46	BY	16	THR
46	BY	19	LEU
46	BY	21	LEU
46	BY	22	LEU
46	BY	29	ARG
46	BY	39	GLN
46	BY	42	LEU
46	BY	47	ARG
46	BY	55	THR
46	BY	56	LEU
46	BY	57	LEU
46	BY	59	GLU
47	BZ	2	LYS
47	BZ	3	THR
47	BZ	8	GLN
47	BZ	9	THR
47	BZ	15	ARG
47	BZ	23	LEU
47	BZ	24	LEU
47	BZ	31	ILE
47	BZ	37	ARG
47	BZ	43	ILE
47	BZ	44	ARG
47	BZ	54	VAL
47	BZ	56	VAL
48	B0	2	VAL
48	B0	5	ASN
48	B0	9	ARG
48	B0	17	SER
48	B0	25	THR
48	B0	26	SER
48	B0	28	SER
48	B0	39	ARG
49	B1	9	LYS
49	B1	21	THR
49	B1	29	LYS
49	B1	33	LEU
49	B1	35	LEU
49	B1	41	VAL
49	B1	42	VAL
49	B1	45	HIS
50	B2	1	MET

*Continued on next page...*

*Continued from previous page...*

<b>Mol</b>	<b>Chain</b>	<b>Res</b>	<b>Type</b>
50	B2	3	ARG
50	B2	9	VAL
50	B2	12	ARG
50	B2	21	ARG
50	B2	22	MET
50	B2	26	ASN
50	B2	39	ARG
50	B2	42	LEU
50	B2	43	THR
50	B2	44	VAL
51	B3	5	THR
51	B3	7	ARG
51	B3	29	ARG
51	B3	30	HIS
51	B3	31	ILE
51	B3	49	VAL
51	B3	51	LYS
51	B3	54	LEU
51	B3	56	LEU
52	B4	4	ARG
52	B4	9	LYS
52	B4	13	ASN
52	B4	14	CYS
52	B4	20	ASP
52	B4	27	CYS
2	CB	8	MET
2	CB	14	HIS
2	CB	21	TYR
2	CB	22	TRP
2	CB	26	MET
2	CB	31	PHE
2	CB	34	ARG
2	CB	36	LYS
2	CB	39	ILE
2	CB	46	VAL
2	CB	69	VAL
2	CB	84	LEU
2	CB	88	GLN
2	CB	103	TRP
2	CB	124	THR
2	CB	125	PHE
2	CB	131	LYS

*Continued on next page...*

*Continued from previous page...*

<b>Mol</b>	<b>Chain</b>	<b>Res</b>	<b>Type</b>
2	CB	147	LEU
2	CB	164	ASP
2	CB	166	ASP
2	CB	177	ASN
2	CB	182	VAL
2	CB	191	ASP
2	CB	196	ASP
2	CB	204	ASP
2	CB	212	TYR
3	CC	26	LYS
3	CC	30	ASP
3	CC	35	ASP
3	CC	41	TYR
3	CC	53	ARG
3	CC	58	ARG
3	CC	106	ARG
3	CC	123	LEU
3	CC	126	ARG
3	CC	134	LYS
3	CC	139	ASN
3	CC	152	VAL
3	CC	161	ILE
3	CC	164	THR
3	CC	166	TRP
3	CC	178	ARG
3	CC	185	THR
4	CD	2	ARG
4	CD	8	LEU
4	CD	12	ARG
4	CD	20	LEU
4	CD	21	LYS
4	CD	24	VAL
4	CD	25	ARG
4	CD	30	LYS
4	CD	34	GLU
4	CD	55	ARG
4	CD	57	LYS
4	CD	62	ARG
4	CD	69	ARG
4	CD	80	ARG
4	CD	84	ASN
4	CD	96	ARG

*Continued on next page...*

*Continued from previous page...*

<b>Mol</b>	<b>Chain</b>	<b>Res</b>	<b>Type</b>
4	CD	106	PHE
4	CD	116	LEU
4	CD	119	HIS
4	CD	125	ASN
4	CD	127	ARG
4	CD	128	VAL
4	CD	137	SER
4	CD	142	VAL
4	CD	144	ILE
4	CD	146	GLU
4	CD	147	LYS
4	CD	151	GLN
4	CD	152	SER
4	CD	153	ARG
4	CD	160	LEU
4	CD	163	GLN
4	CD	170	LEU
4	CD	172	VAL
4	CD	183	ARG
4	CD	184	LYS
4	CD	190	LEU
4	CD	195	ASN
4	CD	199	ILE
4	CD	200	VAL
4	CD	204	SER
5	CE	11	GLN
5	CE	13	LYS
5	CE	18	ASN
5	CE	25	LYS
5	CE	33	THR
5	CE	35	LEU
5	CE	45	VAL
5	CE	59	ILE
5	CE	73	VAL
5	CE	75	LEU
5	CE	76	ASN
5	CE	80	LEU
5	CE	84	VAL
5	CE	87	VAL
5	CE	95	MET
5	CE	100	GLU
5	CE	104	ILE

*Continued on next page...*



*Continued from previous page...*

<b>Mol</b>	<b>Chain</b>	<b>Res</b>	<b>Type</b>
5	CE	119	VAL
5	CE	131	ASN
5	CE	133	ILE
5	CE	136	VAL
5	CE	137	ARG
5	CE	140	ILE
5	CE	144	GLU
6	CF	7	VAL
6	CF	10	VAL
6	CF	33	GLU
6	CF	38	ARG
6	CF	44	ARG
6	CF	54	LEU
6	CF	56	LYS
6	CF	61	LEU
6	CF	72	ASP
6	CF	81	ASN
6	CF	85	ILE
6	CF	86	ARG
6	CF	89	VAL
6	CF	98	GLU
7	CG	3	ARG
7	CG	5	VAL
7	CG	6	ILE
7	CG	10	LYS
7	CG	12	LEU
7	CG	16	LYS
7	CG	49	LEU
7	CG	51	GLN
7	CG	55	LYS
7	CG	56	SER
7	CG	57	GLU
7	CG	58	LEU
7	CG	65	LEU
7	CG	66	GLU
7	CG	75	LYS
7	CG	78	ARG
7	CG	100	MET
7	CG	119	LEU
7	CG	123	LEU
7	CG	137	ARG
7	CG	139	ASP

*Continued on next page...*

*Continued from previous page...*

<b>Mol</b>	<b>Chain</b>	<b>Res</b>	<b>Type</b>
7	CG	148	LYS
8	CH	12	ARG
8	CH	25	THR
8	CH	37	ASN
8	CH	42	GLU
8	CH	50	VAL
8	CH	59	GLU
8	CH	76	ARG
8	CH	82	LEU
8	CH	84	ILE
8	CH	89	ASP
8	CH	93	LYS
8	CH	110	MET
8	CH	128	VAL
9	CI	3	ASN
9	CI	4	GLN
9	CI	5	TYR
9	CI	37	TYR
9	CI	45	MET
9	CI	46	VAL
9	CI	53	LEU
9	CI	54	VAL
9	CI	60	LEU
9	CI	63	TYR
9	CI	83	THR
9	CI	87	MET
9	CI	93	LEU
9	CI	105	ARG
9	CI	125	GLN
9	CI	129	ARG
10	CJ	5	ARG
10	CJ	11	LYS
10	CJ	15	HIS
10	CJ	32	THR
10	CJ	48	ARG
10	CJ	50	THR
10	CJ	59	LYS
10	CJ	67	ILE
10	CJ	69	THR
10	CJ	75	ASP
10	CJ	82	LYS
10	CJ	87	LEU

*Continued on next page...*

*Continued from previous page...*

<b>Mol</b>	<b>Chain</b>	<b>Res</b>	<b>Type</b>
10	CJ	92	LEU
11	CK	12	ARG
11	CK	22	ILE
11	CK	27	ASN
11	CK	39	ASN
11	CK	73	VAL
11	CK	78	ILE
11	CK	81	LEU
11	CK	92	ARG
11	CK	95	THR
11	CK	105	ARG
11	CK	117	HIS
12	CL	3	VAL
12	CL	5	GLN
12	CL	6	LEU
12	CL	9	LYS
12	CL	14	LYS
12	CL	17	LYS
12	CL	18	SER
12	CL	19	ASN
12	CL	28	GLN
12	CL	38	THR
12	CL	39	THR
12	CL	40	THR
12	CL	48	LEU
12	CL	49	ARG
12	CL	57	THR
12	CL	72	ASN
12	CL	77	SER
12	CL	81	ILE
12	CL	82	ARG
12	CL	88	ASP
12	CL	96	THR
12	CL	102	ASP
12	CL	107	LYS
12	CL	113	ARG
12	CL	120	ARG
13	CM	12	LYS
13	CM	24	VAL
13	CM	28	ARG
13	CM	32	ILE
13	CM	53	ASP

*Continued on next page...*

*Continued from previous page...*

<b>Mol</b>	<b>Chain</b>	<b>Res</b>	<b>Type</b>
13	CM	77	LYS
13	CM	91	ARG
13	CM	92	ARG
13	CM	100	ARG
13	CM	113	LYS
14	CN	3	GLN
14	CN	27	LYS
14	CN	41	TRP
14	CN	52	ARG
14	CN	53	ASP
14	CN	61	ASN
14	CN	65	GLN
14	CN	72	PHE
14	CN	81	ILE
14	CN	96	LYS
15	CO	16	ARG
15	CO	34	GLN
15	CO	38	LEU
15	CO	39	GLN
15	CO	45	HIS
15	CO	79	GLN
15	CO	80	LEU
16	CP	1	MET
16	CP	4	ILE
16	CP	6	LEU
16	CP	17	TYR
16	CP	19	VAL
16	CP	25	ARG
16	CP	29	ASN
16	CP	32	PHE
16	CP	35	ARG
16	CP	36	VAL
16	CP	46	LYS
16	CP	54	LEU
16	CP	55	ASP
16	CP	56	ARG
16	CP	57	ILE
17	CQ	3	LYS
17	CQ	6	THR
17	CQ	7	LEU
17	CQ	20	ILE
17	CQ	27	PHE

*Continued on next page...*

*Continued from previous page...*

<b>Mol</b>	<b>Chain</b>	<b>Res</b>	<b>Type</b>
17	CQ	32	ILE
17	CQ	37	ILE
17	CQ	39	ARG
17	CQ	42	LYS
17	CQ	43	LEU
17	CQ	51	GLU
17	CQ	80	LYS
18	CR	25	ILE
18	CR	30	ASN
18	CR	32	ILE
18	CR	47	ARG
18	CR	49	LYS
18	CR	58	ILE
18	CR	67	LEU
18	CR	72	ARG
19	CS	5	LYS
19	CS	10	ILE
19	CS	11	ASP
19	CS	42	ASN
19	CS	52	ASN
19	CS	54	ARG
20	CT	11	ILE
20	CT	12	GLN
20	CT	26	MET
20	CT	30	PHE
20	CT	35	TYR
20	CT	47	GLN
20	CT	53	MET
20	CT	68	LYS
20	CT	69	ASN
20	CT	73	ARG
20	CT	74	HIS
20	CT	78	LEU
20	CT	82	ILE
21	CU	4	LYS
21	CU	11	PHE
21	CU	13	VAL
21	CU	16	ARG
21	CU	17	ARG
21	CU	18	PHE
21	CU	27	VAL
21	CU	28	LEU

*Continued on next page...*

*Continued from previous page...*

<b>Mol</b>	<b>Chain</b>	<b>Res</b>	<b>Type</b>
21	CU	32	ARG
21	CU	36	PHE
21	CU	37	TYR
21	CU	39	LYS
21	CU	43	GLU
21	CU	50	SER
21	CU	53	LYS
24	DC	2	VAL
24	DC	18	VAL
24	DC	23	LEU
24	DC	35	LYS
24	DC	43	ASN
24	DC	44	ASN
24	DC	49	THR
24	DC	51	ARG
24	DC	53	ILE
24	DC	57	HIS
24	DC	62	ARG
24	DC	63	ILE
24	DC	77	VAL
24	DC	97	ASP
24	DC	102	TYR
24	DC	117	SER
24	DC	124	LYS
24	DC	136	VAL
24	DC	152	GLN
24	DC	156	SER
24	DC	171	VAL
24	DC	172	THR
24	DC	173	LEU
24	DC	174	ARG
24	DC	183	VAL
24	DC	186	ASP
24	DC	187	CYS
24	DC	188	ARG
24	DC	190	THR
24	DC	196	ASN
24	DC	203	VAL
24	DC	212	TRP
24	DC	220	ARG
24	DC	228	ASP
24	DC	235	GLU

*Continued on next page...*

*Continued from previous page...*

<b>Mol</b>	<b>Chain</b>	<b>Res</b>	<b>Type</b>
24	DC	256	THR
24	DC	260	LYS
24	DC	269	ARG
25	DD	12	THR
25	DD	16	THR
25	DD	24	VAL
25	DD	32	ASN
25	DD	33	ARG
25	DD	38	LYS
25	DD	48	ILE
25	DD	55	LYS
25	DD	56	LYS
25	DD	58	ASN
25	DD	62	LYS
25	DD	79	LEU
25	DD	81	GLU
25	DD	96	ILE
25	DD	98	VAL
25	DD	106	LYS
25	DD	110	THR
25	DD	113	SER
25	DD	121	THR
25	DD	129	THR
25	DD	131	ASP
25	DD	138	LEU
25	DD	139	SER
25	DD	140	HIS
25	DD	141	ARG
25	DD	148	GLN
25	DD	150	GLN
25	DD	159	LYS
25	DD	168	GLU
25	DD	173	GLN
25	DD	189	VAL
25	DD	193	VAL
25	DD	203	VAL
26	DE	44	ARG
26	DE	53	THR
26	DE	57	LYS
26	DE	61	ARG
26	DE	63	LYS
26	DE	67	ARG

*Continued on next page...*

*Continued from previous page...*

<b>Mol</b>	<b>Chain</b>	<b>Res</b>	<b>Type</b>
26	DE	69	ARG
26	DE	77	ILE
26	DE	78	TRP
26	DE	84	THR
26	DE	88	ARG
26	DE	92	HIS
26	DE	101	TYR
26	DE	108	ILE
26	DE	117	ARG
26	DE	126	VAL
26	DE	139	LYS
26	DE	149	ILE
26	DE	157	LEU
26	DE	163	ASN
26	DE	164	LEU
26	DE	166	LYS
27	DF	9	ASP
27	DF	33	ILE
27	DF	47	LYS
27	DF	48	LEU
27	DF	49	LEU
27	DF	71	LYS
27	DF	77	LYS
27	DF	94	ARG
27	DF	97	GLU
27	DF	110	ILE
27	DF	111	ARG
27	DF	113	PHE
27	DF	119	LYS
27	DF	134	GLN
27	DF	135	ILE
27	DF	139	GLU
27	DF	142	TYR
27	DF	147	ARG
27	DF	148	VAL
27	DF	151	LEU
27	DF	160	LYS
27	DF	166	ARG
27	DF	169	LEU
27	DF	172	PHE
27	DF	177	ARG
28	DG	2	ARG

*Continued on next page...*



*Continued from previous page...*

<b>Mol</b>	<b>Chain</b>	<b>Res</b>	<b>Type</b>
28	DG	18	ILE
28	DG	19	ASN
28	DG	21	GLN
28	DG	34	ARG
28	DG	35	THR
28	DG	41	GLU
28	DG	51	PHE
28	DG	71	LEU
28	DG	72	ASN
28	DG	84	LYS
28	DG	86	LEU
28	DG	93	TYR
28	DG	109	SER
28	DG	120	ILE
28	DG	132	LEU
28	DG	162	ARG
28	DG	163	TYR
28	DG	166	GLU
28	DG	176	LYS
29	DH	8	LYS
29	DH	15	LEU
29	DH	22	LYS
29	DH	25	TYR
29	DH	27	ARG
29	DH	28	ASN
29	DH	50	ARG
29	DH	54	LEU
29	DH	57	LYS
29	DH	58	LEU
29	DH	62	LEU
29	DH	66	ASN
29	DH	68	ARG
29	DH	71	LYS
29	DH	76	GLU
29	DH	86	ASP
29	DH	90	LEU
29	DH	91	PHE
29	DH	98	ASP
29	DH	103	VAL
29	DH	109	GLU
29	DH	119	ASN
29	DH	132	PHE

*Continued on next page...*

*Continued from previous page...*

<b>Mol</b>	<b>Chain</b>	<b>Res</b>	<b>Type</b>
29	DH	144	VAL
30	DI	16	MET
30	DI	30	GLN
30	DI	58	ILE
30	DI	68	PHE
30	DI	72	THR
30	DI	93	ASN
31	DJ	2	LYS
31	DJ	3	THR
31	DJ	25	LEU
31	DJ	36	LEU
31	DJ	43	GLU
31	DJ	47	HIS
31	DJ	57	LEU
31	DJ	70	THR
31	DJ	72	LYS
31	DJ	80	HIS
31	DJ	95	ARG
31	DJ	106	LYS
31	DJ	129	GLU
31	DJ	138	GLN
31	DJ	139	VAL
32	DK	2	ILE
32	DK	7	MET
32	DK	13	ASN
32	DK	25	LEU
32	DK	35	VAL
32	DK	39	ILE
32	DK	49	ARG
32	DK	52	VAL
32	DK	54	LYS
32	DK	65	THR
32	DK	71	ARG
32	DK	73	ASP
32	DK	77	ILE
32	DK	79	PHE
32	DK	103	VAL
32	DK	104	THR
32	DK	105	ARG
32	DK	107	LEU
32	DK	111	LYS
33	DL	3	LEU

*Continued on next page...*

*Continued from previous page...*

<b>Mol</b>	<b>Chain</b>	<b>Res</b>	<b>Type</b>
33	DL	4	ASN
33	DL	18	ARG
33	DL	47	ARG
33	DL	48	ARG
33	DL	68	SER
33	DL	69	ARG
33	DL	79	LEU
33	DL	99	ASN
33	DL	103	ILE
33	DL	111	ILE
33	DL	112	LEU
33	DL	141	LYS
34	DM	8	LYS
34	DM	38	ARG
34	DM	46	ILE
34	DM	47	GLU
34	DM	78	LEU
34	DM	89	VAL
34	DM	95	LEU
34	DM	96	ILE
34	DM	105	MET
34	DM	115	GLU
34	DM	119	LEU
35	DN	10	LEU
35	DN	14	SER
35	DN	18	GLN
35	DN	29	VAL
35	DN	33	ILE
35	DN	34	ILE
35	DN	54	LEU
35	DN	62	ASN
35	DN	63	ARG
35	DN	69	ARG
35	DN	71	ARG
35	DN	75	ILE
35	DN	90	ARG
35	DN	94	TYR
35	DN	114	GLU
36	DO	17	LYS
36	DO	31	THR
36	DO	68	LYS
36	DO	90	VAL

*Continued on next page...*

*Continued from previous page...*

<b>Mol</b>	<b>Chain</b>	<b>Res</b>	<b>Type</b>
36	DO	108	ASP
36	DO	115	LEU
36	DO	117	PHE
37	DP	3	ILE
37	DP	6	GLN
37	DP	13	LYS
37	DP	31	VAL
37	DP	52	ARG
37	DP	67	GLU
37	DP	83	ILE
37	DP	86	LYS
37	DP	95	LYS
37	DP	96	LEU
37	DP	101	GLU
38	DQ	3	VAL
38	DQ	8	ILE
38	DQ	10	ARG
38	DQ	12	ARG
38	DQ	13	HIS
38	DQ	15	LYS
38	DQ	16	ILE
38	DQ	35	PHE
38	DQ	43	GLN
38	DQ	46	TYR
38	DQ	47	ARG
38	DQ	49	ARG
38	DQ	54	ARG
38	DQ	57	ARG
38	DQ	63	ARG
38	DQ	69	ARG
38	DQ	79	ILE
38	DQ	90	ASP
38	DQ	93	ILE
38	DQ	96	ASP
39	DR	10	LYS
39	DR	13	ARG
39	DR	22	LEU
39	DR	37	GLU
39	DR	39	LEU
39	DR	48	LYS
39	DR	66	HIS
39	DR	70	GLU

*Continued on next page...*

*Continued from previous page...*

<b>Mol</b>	<b>Chain</b>	<b>Res</b>	<b>Type</b>
39	DR	75	VAL
39	DR	80	ARG
39	DR	81	LYS
39	DR	86	GLN
39	DR	89	HIS
39	DR	90	ARG
39	DR	93	PHE
40	DS	4	ILE
40	DS	6	LYS
40	DS	23	LEU
40	DS	31	GLN
40	DS	33	LEU
40	DS	35	ILE
40	DS	39	THR
40	DS	46	LEU
40	DS	47	VAL
40	DS	65	ASP
40	DS	66	ILE
40	DS	68	ASP
40	DS	70	LYS
40	DS	72	THR
40	DS	76	VAL
40	DS	77	ASP
40	DS	84	ARG
40	DS	85	ILE
40	DS	86	MET
40	DS	88	ARG
40	DS	108	SER
41	DT	9	LYS
41	DT	12	ARG
41	DT	18	GLU
41	DT	39	THR
41	DT	54	GLU
42	DU	13	LEU
42	DU	20	LYS
42	DU	21	ARG
42	DU	40	LEU
42	DU	41	VAL
42	DU	42	LYS
42	DU	45	GLN
42	DU	71	ILE
42	DU	85	ARG

*Continued on next page...*

*Continued from previous page...*

<b>Mol</b>	<b>Chain</b>	<b>Res</b>	<b>Type</b>
42	DU	94	PHE
42	DU	95	PHE
43	DV	26	PHE
43	DV	40	ILE
43	DV	41	GLU
43	DV	45	ASP
43	DV	51	GLN
43	DV	57	TYR
43	DV	61	LEU
43	DV	65	VAL
43	DV	70	ILE
43	DV	73	LYS
43	DV	76	ASP
43	DV	90	ASP
44	DW	18	LYS
44	DW	20	LEU
44	DW	22	VAL
44	DW	23	LYS
44	DW	30	VAL
44	DW	40	ARG
44	DW	44	PHE
44	DW	58	LEU
44	DW	67	LYS
44	DW	68	PHE
44	DW	76	ARG
44	DW	77	LYS
44	DW	80	SER
44	DW	81	ILE
45	DX	5	GLN
45	DX	6	VAL
45	DX	26	ARG
45	DX	29	LEU
45	DX	31	ASN
45	DX	44	ARG
45	DX	47	THR
45	DX	53	LYS
45	DX	57	VAL
45	DX	63	ILE
45	DX	73	ARG
45	DX	77	TYR
46	DY	1	MET
46	DY	4	LYS

*Continued on next page...*

*Continued from previous page...*

<b>Mol</b>	<b>Chain</b>	<b>Res</b>	<b>Type</b>
46	DY	28	LEU
46	DY	43	LEU
47	DZ	15	ARG
47	DZ	16	LEU
47	DZ	19	HIS
47	DZ	24	LEU
47	DZ	28	LEU
47	DZ	29	ARG
47	DZ	30	ARG
47	DZ	34	THR
47	DZ	53	MET
47	DZ	54	VAL
48	D0	5	ASN
48	D0	9	ARG
48	D0	22	THR
48	D0	27	LEU
48	D0	35	GLU
48	D0	41	HIS
48	D0	45	ASP
48	D0	48	TYR
48	D0	49	ARG
49	D1	10	LEU
49	D1	20	TYR
49	D1	35	LEU
49	D1	44	GLN
49	D1	45	HIS
49	D1	47	ILE
49	D1	50	GLU
50	D2	5	PHE
50	D2	8	SER
50	D2	26	ASN
50	D2	33	ARG
50	D2	46	LYS
51	D3	12	ARG
51	D3	14	LYS
51	D3	27	ASN
51	D3	29	ARG
51	D3	30	HIS
51	D3	33	THR
51	D3	34	LYS
51	D3	41	ARG
51	D3	46	LYS

*Continued on next page...*

*Continued from previous page...*

<b>Mol</b>	<b>Chain</b>	<b>Res</b>	<b>Type</b>
51	D3	48	MET
51	D3	49	VAL
51	D3	51	LYS
51	D3	56	LEU
51	D3	61	LEU
52	D4	2	LYS
52	D4	9	LYS
52	D4	15	LYS
52	D4	17	VAL

Sometimes sidechains can be flipped to improve hydrogen bonding and reduce clashes. All (360) such sidechains are listed below:

<b>Mol</b>	<b>Chain</b>	<b>Res</b>	<b>Type</b>
2	AB	57	ASN
2	AB	102	ASN
2	AB	108	GLN
2	AB	119	GLN
2	AB	169	HIS
2	AB	176	ASN
3	AC	5	HIS
3	AC	24	ASN
3	AC	68	HIS
3	AC	138	GLN
3	AC	139	ASN
3	AC	184	ASN
4	AD	53	GLN
4	AD	58	GLN
4	AD	73	ASN
4	AD	84	ASN
4	AD	163	GLN
5	AE	11	GLN
5	AE	42	ASN
5	AE	72	ASN
5	AE	76	ASN
5	AE	77	ASN
5	AE	81	GLN
5	AE	88	HIS
5	AE	96	GLN
5	AE	121	ASN
6	AF	11	HIS
6	AF	46	GLN
6	AF	68	GLN

*Continued on next page...*



*Continued from previous page...*

<b>Mol</b>	<b>Chain</b>	<b>Res</b>	<b>Type</b>
7	AG	85	GLN
7	AG	121	ASN
8	AH	3	GLN
8	AH	15	ASN
8	AH	17	GLN
8	AH	20	ASN
8	AH	117	GLN
9	AI	4	GLN
9	AI	74	GLN
9	AI	80	HIS
9	AI	125	GLN
10	AJ	20	GLN
10	AJ	35	GLN
10	AJ	56	HIS
10	AJ	99	GLN
11	AK	21	HIS
11	AK	108	ASN
11	AK	118	ASN
12	AL	4	ASN
12	AL	45	ASN
12	AL	58	ASN
13	AM	7	ASN
13	AM	90	HIS
14	AN	34	ASN
14	AN	42	ASN
14	AN	61	ASN
15	AO	19	ASN
15	AO	36	ASN
15	AO	45	HIS
15	AO	61	GLN
16	AP	9	HIS
16	AP	18	GLN
16	AP	26	ASN
16	AP	29	ASN
16	AP	59	HIS
16	AP	63	GLN
17	AQ	8	GLN
17	AQ	44	HIS
17	AQ	46	HIS
17	AQ	49	ASN
18	AR	53	GLN
19	AS	13	HIS

*Continued on next page...*

*Continued from previous page...*

<b>Mol</b>	<b>Chain</b>	<b>Res</b>	<b>Type</b>
19	AS	42	ASN
19	AS	55	GLN
20	AT	47	GLN
20	AT	54	GLN
20	AT	60	GLN
20	AT	74	HIS
20	AT	77	ASN
21	AU	8	ASN
24	BC	14	HIS
24	BC	20	ASN
24	BC	59	GLN
24	BC	89	ASN
24	BC	114	GLN
24	BC	141	HIS
24	BC	142	ASN
24	BC	152	GLN
24	BC	199	HIS
24	BC	229	HIS
24	BC	238	ASN
24	BC	242	HIS
24	BC	250	GLN
25	BD	32	ASN
25	BD	42	ASN
25	BD	49	GLN
25	BD	126	ASN
25	BD	130	GLN
25	BD	150	GLN
26	BE	24	ASN
26	BE	29	HIS
26	BE	30	GLN
26	BE	41	GLN
26	BE	46	GLN
26	BE	62	GLN
26	BE	97	ASN
26	BE	136	GLN
27	BF	4	HIS
27	BF	22	ASN
27	BF	26	GLN
27	BF	134	GLN
28	BG	72	ASN
28	BG	100	ASN
28	BG	103	ASN

*Continued on next page...*

*Continued from previous page...*

<b>Mol</b>	<b>Chain</b>	<b>Res</b>	<b>Type</b>
29	BH	18	GLN
29	BH	20	ASN
29	BH	33	GLN
29	BH	43	ASN
29	BH	145	ASN
30	BI	5	GLN
30	BI	30	GLN
30	BI	110	GLN
31	BJ	40	HIS
31	BJ	58	ASN
31	BJ	76	HIS
31	BJ	77	HIS
31	BJ	130	HIS
32	BK	3	GLN
32	BK	5	GLN
32	BK	88	ASN
32	BK	89	ASN
33	BL	4	ASN
33	BL	54	GLN
33	BL	93	ASN
33	BL	104	GLN
34	BM	3	GLN
34	BM	88	ASN
35	BN	9	GLN
35	BN	11	ASN
35	BN	18	GLN
35	BN	62	ASN
35	BN	73	ASN
35	BN	107	ASN
36	BO	19	GLN
36	BO	34	HIS
36	BO	38	GLN
36	BO	98	GLN
36	BO	116	GLN
37	BP	9	GLN
37	BP	11	GLN
37	BP	40	GLN
37	BP	65	ASN
37	BP	74	GLN
38	BQ	43	GLN
38	BQ	51	GLN
38	BQ	55	GLN

*Continued on next page...*

*Continued from previous page...*

<b>Mol</b>	<b>Chain</b>	<b>Res</b>	<b>Type</b>
38	BQ	65	ASN
39	BR	18	GLN
39	BR	43	ASN
40	BS	15	GLN
40	BS	40	ASN
40	BS	57	ASN
40	BS	61	ASN
41	BT	48	GLN
41	BT	72	GLN
41	BT	91	GLN
42	BU	52	ASN
42	BU	65	GLN
42	BU	73	ASN
43	BV	5	ASN
43	BV	44	HIS
43	BV	80	HIS
43	BV	88	HIS
44	BW	39	GLN
45	BX	5	GLN
45	BX	22	ASN
46	BY	15	ASN
46	BY	20	ASN
46	BY	27	ASN
46	BY	41	HIS
46	BY	58	ASN
48	B0	3	GLN
48	B0	4	GLN
48	B0	41	HIS
50	B2	6	GLN
50	B2	13	ASN
50	B2	16	HIS
51	B3	27	ASN
51	B3	30	HIS
52	B4	13	ASN
52	B4	35	GLN
52	B4	37	GLN
2	CB	18	GLN
2	CB	38	HIS
2	CB	119	GLN
2	CB	145	ASN
2	CB	167	HIS
2	CB	176	ASN

*Continued on next page...*

*Continued from previous page...*

<b>Mol</b>	<b>Chain</b>	<b>Res</b>	<b>Type</b>
2	CB	177	ASN
3	CC	2	GLN
3	CC	18	ASN
3	CC	31	ASN
3	CC	139	ASN
3	CC	184	ASN
4	CD	40	HIS
4	CD	70	GLN
4	CD	73	ASN
4	CD	84	ASN
4	CD	115	GLN
4	CD	119	HIS
4	CD	125	ASN
4	CD	163	GLN
5	CE	11	GLN
5	CE	60	GLN
5	CE	76	ASN
5	CE	77	ASN
5	CE	121	ASN
5	CE	131	ASN
6	CF	11	HIS
6	CF	14	GLN
6	CF	17	GLN
6	CF	37	HIS
6	CF	58	HIS
6	CF	81	ASN
7	CG	67	ASN
7	CG	85	GLN
8	CH	17	GLN
8	CH	37	ASN
9	CI	3	ASN
9	CI	4	GLN
9	CI	49	GLN
9	CI	74	GLN
9	CI	109	GLN
9	CI	125	GLN
10	CJ	15	HIS
10	CJ	35	GLN
10	CJ	70	HIS
11	CK	21	HIS
11	CK	27	ASN
11	CK	39	ASN

*Continued on next page...*

*Continued from previous page...*

<b>Mol</b>	<b>Chain</b>	<b>Res</b>	<b>Type</b>
12	CL	5	GLN
12	CL	19	ASN
12	CL	72	ASN
12	CL	74	GLN
12	CL	111	GLN
13	CM	90	HIS
13	CM	104	ASN
14	CN	65	GLN
15	CO	27	GLN
16	CP	18	GLN
16	CP	26	ASN
16	CP	59	HIS
16	CP	63	GLN
17	CQ	49	ASN
18	CR	30	ASN
19	CS	13	HIS
19	CS	51	HIS
19	CS	52	ASN
19	CS	56	HIS
20	CT	12	GLN
20	CT	51	ASN
20	CT	60	GLN
20	CT	69	ASN
20	CT	74	HIS
24	DC	14	HIS
24	DC	20	ASN
24	DC	57	HIS
24	DC	85	ASN
24	DC	116	GLN
24	DC	141	HIS
24	DC	152	GLN
24	DC	196	ASN
25	DD	36	GLN
25	DD	49	GLN
25	DD	67	HIS
25	DD	136	ASN
25	DD	140	HIS
25	DD	150	GLN
25	DD	173	GLN
26	DE	29	HIS
26	DE	30	GLN
27	DF	126	ASN

*Continued on next page...*

*Continued from previous page...*

<b>Mol</b>	<b>Chain</b>	<b>Res</b>	<b>Type</b>
28	DG	19	ASN
28	DG	37	ASN
28	DG	138	GLN
28	DG	142	GLN
29	DH	2	GLN
29	DH	66	ASN
30	DI	93	ASN
30	DI	106	GLN
31	DJ	40	HIS
31	DJ	77	HIS
31	DJ	136	GLN
31	DJ	138	GLN
32	DK	3	GLN
32	DK	9	ASN
32	DK	13	ASN
32	DK	89	ASN
33	DL	4	ASN
33	DL	54	GLN
34	DM	13	HIS
35	DN	3	HIS
35	DN	11	ASN
35	DN	16	HIS
35	DN	23	ASN
35	DN	73	ASN
36	DO	29	HIS
36	DO	34	HIS
36	DO	38	GLN
37	DP	2	ASN
37	DP	6	GLN
37	DP	9	GLN
37	DP	11	GLN
37	DP	65	ASN
37	DP	74	GLN
38	DQ	19	GLN
38	DQ	43	GLN
38	DQ	70	GLN
38	DQ	71	ASN
38	DQ	80	ASN
39	DR	6	GLN
39	DR	43	ASN
39	DR	82	HIS
39	DR	86	GLN

*Continued on next page...*

*Continued from previous page...*

<b>Mol</b>	<b>Chain</b>	<b>Res</b>	<b>Type</b>
39	DR	87	GLN
39	DR	91	GLN
40	DS	31	GLN
40	DS	57	ASN
41	DT	15	HIS
41	DT	48	GLN
41	DT	70	HIS
41	DT	91	GLN
41	DT	92	ASN
42	DU	39	ASN
42	DU	45	GLN
42	DU	52	ASN
42	DU	53	GLN
42	DU	68	ASN
43	DV	24	ASN
43	DV	51	GLN
43	DV	80	HIS
43	DV	88	HIS
44	DW	56	HIS
45	DX	15	ASN
45	DX	22	ASN
45	DX	31	ASN
45	DX	35	HIS
46	DY	15	ASN
46	DY	20	ASN
46	DY	41	HIS
47	DZ	19	HIS
48	D0	3	GLN
48	D0	5	ASN
48	D0	41	HIS
49	D1	44	GLN
50	D2	6	GLN
50	D2	26	ASN
50	D2	29	GLN
51	D3	30	HIS
51	D3	42	HIS
52	D4	37	GLN

### 5.3.3 RNA

*Continued on next page...*



*Continued from previous page...*

Mol	Chain	Analysed	Backbone Outliers	Pucker Outliers
1	AA	1532/1533 (99%)	518 (33%)	236 (15%)
1	CA	1529/1533 (99%)	572 (37%)	242 (15%)
22	BA	2850/2904 (98%)	913 (32%)	429 (15%)
22	DA	2839/2904 (97%)	1105 (38%)	498 (17%)
23	BB	117/118 (99%)	34 (29%)	17 (14%)
23	DB	116/118 (98%)	44 (37%)	16 (13%)
All	All	8983/9110 (98%)	3186 (35%)	1438 (16%)

All (3186) RNA backbone outliers are listed below:

Mol	Chain	Res	Type
1	AA	5	U
1	AA	6	G
1	AA	7	A
1	AA	8	A
1	AA	9	G
1	AA	13	U
1	AA	14	U
1	AA	22	G
1	AA	31	G
1	AA	32	A
1	AA	33	A
1	AA	39	G
1	AA	47	C
1	AA	48	C
1	AA	50	A
1	AA	51	A
1	AA	55	A
1	AA	61	G
1	AA	63	C
1	AA	65	A
1	AA	66	A
1	AA	67	C
1	AA	70	U
1	AA	71	A
1	AA	72	A
1	AA	73	C
1	AA	74	A
1	AA	75	G
1	AA	76	G
1	AA	77	A

*Continued on next page...*

*Continued from previous page...*

<b>Mol</b>	<b>Chain</b>	<b>Res</b>	<b>Type</b>
1	AA	79	G
1	AA	82	G
1	AA	83	C
1	AA	85	U
1	AA	86	G
1	AA	87	C
1	AA	88	U
1	AA	89	U
1	AA	90	C
1	AA	91	U
1	AA	92	U
1	AA	93	U
1	AA	94	G
1	AA	95	C
1	AA	97	G
1	AA	98	A
1	AA	109	A
1	AA	110	C
1	AA	111	G
1	AA	116	A
1	AA	117	G
1	AA	120	A
1	AA	121	U
1	AA	122	G
1	AA	127	G
1	AA	129	A
1	AA	130	A
1	AA	131	A
1	AA	132	C
1	AA	140	U
1	AA	141	G
1	AA	142	G
1	AA	143	A
1	AA	151	A
1	AA	159	G
1	AA	163	C
1	AA	164	G
1	AA	166	U
1	AA	174	A
1	AA	175	C
1	AA	181	A
1	AA	182	A

*Continued on next page...*

*Continued from previous page...*

<b>Mol</b>	<b>Chain</b>	<b>Res</b>	<b>Type</b>
1	AA	183	C
1	AA	185	U
1	AA	186	C
1	AA	197	A
1	AA	198	G
1	AA	199	A
1	AA	200	G
1	AA	202	G
1	AA	205	A
1	AA	208	U
1	AA	209	U
1	AA	210	C
1	AA	211	G
1	AA	212	G
1	AA	214	C
1	AA	243	A
1	AA	244	U
1	AA	245	U
1	AA	247	G
1	AA	250	A
1	AA	251	G
1	AA	252	U
1	AA	253	A
1	AA	258	G
1	AA	266	G
1	AA	267	C
1	AA	268	U
1	AA	274	A
1	AA	275	G
1	AA	276	G
1	AA	279	A
1	AA	280	C
1	AA	285	C
1	AA	289	G
1	AA	305	G
1	AA	306	A
1	AA	307	C
1	AA	315	A
1	AA	316	C
1	AA	328	C
1	AA	329	A
1	AA	330	C

*Continued on next page...*

*Continued from previous page...*

<b>Mol</b>	<b>Chain</b>	<b>Res</b>	<b>Type</b>
1	AA	331	G
1	AA	332	G
1	AA	344	A
1	AA	345	C
1	AA	346	G
1	AA	347	G
1	AA	352	C
1	AA	353	A
1	AA	354	G
1	AA	365	U
1	AA	366	A
1	AA	367	U
1	AA	368	U
1	AA	369	G
1	AA	373	A
1	AA	374	A
1	AA	382	A
1	AA	384	G
1	AA	385	C
1	AA	388	G
1	AA	389	A
1	AA	390	U
1	AA	392	C
1	AA	398	U
1	AA	401	C
1	AA	406	G
1	AA	411	A
1	AA	412	A
1	AA	413	G
1	AA	414	A
1	AA	415	A
1	AA	421	U
1	AA	422	C
1	AA	423	G
1	AA	424	G
1	AA	428	G
1	AA	429	U
1	AA	430	A
1	AA	431	A
1	AA	439	U
1	AA	440	C
1	AA	451	A

*Continued on next page...*

*Continued from previous page...*

<b>Mol</b>	<b>Chain</b>	<b>Res</b>	<b>Type</b>
1	AA	452	A
1	AA	453	G
1	AA	456	A
1	AA	458	U
1	AA	459	A
1	AA	461	A
1	AA	462	G
1	AA	463	U
1	AA	464	U
1	AA	466	A
1	AA	467	U
1	AA	468	A
1	AA	469	C
1	AA	470	C
1	AA	476	U
1	AA	478	A
1	AA	481	G
1	AA	482	A
1	AA	484	G
1	AA	485	U
1	AA	486	U
1	AA	487	A
1	AA	488	C
1	AA	489	C
1	AA	490	C
1	AA	496	A
1	AA	497	G
1	AA	498	A
1	AA	499	A
1	AA	500	G
1	AA	501	C
1	AA	508	U
1	AA	509	A
1	AA	510	A
1	AA	511	C
1	AA	512	U
1	AA	513	C
1	AA	514	C
1	AA	517	G
1	AA	518	C
1	AA	519	C
1	AA	520	A

*Continued on next page...*

*Continued from previous page...*

<b>Mol</b>	<b>Chain</b>	<b>Res</b>	<b>Type</b>
1	AA	522	C
1	AA	527	G
1	AA	532	A
1	AA	534	U
1	AA	535	A
1	AA	536	C
1	AA	537	G
1	AA	546	A
1	AA	548	G
1	AA	549	C
1	AA	550	G
1	AA	552	U
1	AA	556	C
1	AA	557	G
1	AA	559	A
1	AA	560	A
1	AA	562	U
1	AA	563	A
1	AA	564	C
1	AA	566	G
1	AA	567	G
1	AA	570	G
1	AA	572	A
1	AA	573	A
1	AA	575	G
1	AA	576	C
1	AA	577	G
1	AA	588	G
1	AA	595	A
1	AA	596	A
1	AA	597	G
1	AA	615	G
1	AA	620	C
1	AA	642	A
1	AA	643	C
1	AA	652	U
1	AA	653	U
1	AA	654	G
1	AA	655	A
1	AA	663	A
1	AA	665	A
1	AA	682	G

*Continued on next page...*

*Continued from previous page...*

<b>Mol</b>	<b>Chain</b>	<b>Res</b>	<b>Type</b>
1	AA	688	G
1	AA	689	C
1	AA	695	A
1	AA	701	U
1	AA	702	A
1	AA	703	G
1	AA	704	A
1	AA	705	G
1	AA	717	U
1	AA	718	A
1	AA	719	C
1	AA	721	G
1	AA	722	G
1	AA	723	U
1	AA	731	G
1	AA	748	G
1	AA	752	G
1	AA	753	A
1	AA	754	C
1	AA	755	G
1	AA	777	A
1	AA	782	A
1	AA	792	A
1	AA	793	U
1	AA	794	A
1	AA	795	C
1	AA	809	G
1	AA	813	U
1	AA	814	A
1	AA	815	A
1	AA	816	A
1	AA	817	C
1	AA	818	G
1	AA	828	U
1	AA	829	G
1	AA	832	G
1	AA	841	C
1	AA	843	U
1	AA	845	A
1	AA	846	G
1	AA	849	G
1	AA	859	G

*Continued on next page...*

*Continued from previous page...*

<b>Mol</b>	<b>Chain</b>	<b>Res</b>	<b>Type</b>
1	AA	871	U
1	AA	874	G
1	AA	875	U
1	AA	885	G
1	AA	889	A
1	AA	890	G
1	AA	910	C
1	AA	913	A
1	AA	914	A
1	AA	915	A
1	AA	920	U
1	AA	926	G
1	AA	927	G
1	AA	932	C
1	AA	934	C
1	AA	935	A
1	AA	936	C
1	AA	942	G
1	AA	960	U
1	AA	961	U
1	AA	962	C
1	AA	966	G
1	AA	968	A
1	AA	969	A
1	AA	971	G
1	AA	972	C
1	AA	973	G
1	AA	974	A
1	AA	975	A
1	AA	976	G
1	AA	977	A
1	AA	978	A
1	AA	979	C
1	AA	982	U
1	AA	983	A
1	AA	984	C
1	AA	985	C
1	AA	989	U
1	AA	992	U
1	AA	993	G
1	AA	994	A
1	AA	995	C

*Continued on next page...*



*Continued from previous page...*

<b>Mol</b>	<b>Chain</b>	<b>Res</b>	<b>Type</b>
1	AA	1003	G
1	AA	1004	A
1	AA	1008	U
1	AA	1018	G
1	AA	1022	A
1	AA	1026	G
1	AA	1028	C
1	AA	1030	U
1	AA	1031	C
1	AA	1032	G
1	AA	1033	G
1	AA	1034	G
1	AA	1037	C
1	AA	1050	G
1	AA	1051	C
1	AA	1053	G
1	AA	1054	C
1	AA	1055	A
1	AA	1064	G
1	AA	1065	U
1	AA	1066	C
1	AA	1068	G
1	AA	1069	C
1	AA	1070	U
1	AA	1078	U
1	AA	1079	G
1	AA	1085	U
1	AA	1086	U
1	AA	1088	G
1	AA	1089	G
1	AA	1090	U
1	AA	1091	U
1	AA	1092	A
1	AA	1094	G
1	AA	1095	U
1	AA	1096	C
1	AA	1101	A
1	AA	1102	A
1	AA	1103	C
1	AA	1104	G
1	AA	1113	C
1	AA	1124	G

*Continued on next page...*

*Continued from previous page...*

<b>Mol</b>	<b>Chain</b>	<b>Res</b>	<b>Type</b>
1	AA	1125	U
1	AA	1126	U
1	AA	1127	G
1	AA	1128	C
1	AA	1129	C
1	AA	1130	A
1	AA	1131	G
1	AA	1133	G
1	AA	1135	U
1	AA	1137	C
1	AA	1138	G
1	AA	1140	C
1	AA	1141	C
1	AA	1142	G
1	AA	1143	G
1	AA	1144	G
1	AA	1145	A
1	AA	1151	A
1	AA	1152	A
1	AA	1153	G
1	AA	1154	G
1	AA	1158	C
1	AA	1159	U
1	AA	1160	G
1	AA	1161	C
1	AA	1162	C
1	AA	1163	A
1	AA	1167	A
1	AA	1168	U
1	AA	1169	A
1	AA	1170	A
1	AA	1178	G
1	AA	1181	G
1	AA	1182	G
1	AA	1183	U
1	AA	1184	G
1	AA	1185	G
1	AA	1190	G
1	AA	1191	A
1	AA	1192	C
1	AA	1196	A
1	AA	1197	A

*Continued on next page...*

*Continued from previous page...*

<b>Mol</b>	<b>Chain</b>	<b>Res</b>	<b>Type</b>
1	AA	1198	G
1	AA	1200	C
1	AA	1201	A
1	AA	1202	U
1	AA	1203	C
1	AA	1212	U
1	AA	1213	A
1	AA	1215	G
1	AA	1216	A
1	AA	1224	U
1	AA	1225	A
1	AA	1226	C
1	AA	1227	A
1	AA	1228	C
1	AA	1229	A
1	AA	1238	A
1	AA	1239	A
1	AA	1240	U
1	AA	1241	G
1	AA	1242	G
1	AA	1256	A
1	AA	1259	C
1	AA	1260	G
1	AA	1275	A
1	AA	1278	G
1	AA	1279	G
1	AA	1280	A
1	AA	1282	C
1	AA	1283	U
1	AA	1284	C
1	AA	1285	A
1	AA	1286	U
1	AA	1287	A
1	AA	1293	C
1	AA	1299	A
1	AA	1301	U
1	AA	1303	C
1	AA	1304	G
1	AA	1305	G
1	AA	1315	U
1	AA	1316	G
1	AA	1317	C

*Continued on next page...*

*Continued from previous page...*

<b>Mol</b>	<b>Chain</b>	<b>Res</b>	<b>Type</b>
1	AA	1318	A
1	AA	1319	A
1	AA	1320	C
1	AA	1321	U
1	AA	1322	C
1	AA	1323	G
1	AA	1324	A
1	AA	1325	C
1	AA	1332	A
1	AA	1333	A
1	AA	1337	G
1	AA	1338	G
1	AA	1346	A
1	AA	1348	U
1	AA	1349	A
1	AA	1353	G
1	AA	1362	A
1	AA	1364	U
1	AA	1365	G
1	AA	1370	G
1	AA	1379	G
1	AA	1380	U
1	AA	1381	U
1	AA	1382	C
1	AA	1394	A
1	AA	1395	C
1	AA	1396	A
1	AA	1397	C
1	AA	1398	A
1	AA	1399	C
1	AA	1400	C
1	AA	1402	C
1	AA	1411	C
1	AA	1414	U
1	AA	1432	G
1	AA	1433	A
1	AA	1441	A
1	AA	1446	A
1	AA	1448	C
1	AA	1449	C
1	AA	1451	U
1	AA	1452	C

*Continued on next page...*

*Continued from previous page...*

<b>Mol</b>	<b>Chain</b>	<b>Res</b>	<b>Type</b>
1	AA	1453	G
1	AA	1454	G
1	AA	1455	G
1	AA	1469	C
1	AA	1470	U
1	AA	1491	G
1	AA	1492	A
1	AA	1494	G
1	AA	1497	G
1	AA	1498	U
1	AA	1499	A
1	AA	1502	A
1	AA	1503	A
1	AA	1505	G
1	AA	1506	U
1	AA	1507	A
1	AA	1508	A
1	AA	1509	C
1	AA	1517	G
1	AA	1522	U
1	AA	1526	G
1	AA	1528	U
1	AA	1529	G
1	AA	1530	G
1	AA	1531	A
1	AA	1532	U
22	BA	10	A
22	BA	13	A
22	BA	14	A
22	BA	15	G
22	BA	23	G
22	BA	27	G
22	BA	28	A
22	BA	31	C
22	BA	34	U
22	BA	35	G
22	BA	36	G
22	BA	39	G
22	BA	42	A
22	BA	43	G
22	BA	45	G
22	BA	46	G

*Continued on next page...*

*Continued from previous page...*

<b>Mol</b>	<b>Chain</b>	<b>Res</b>	<b>Type</b>
22	BA	49	A
22	BA	50	U
22	BA	52	A
22	BA	53	A
22	BA	58	G
22	BA	61	C
22	BA	63	A
22	BA	64	A
22	BA	70	G
22	BA	71	A
22	BA	74	A
22	BA	75	G
22	BA	76	C
22	BA	78	U
22	BA	82	U
22	BA	84	A
22	BA	85	G
22	BA	86	G
22	BA	92	U
22	BA	93	G
22	BA	101	A
22	BA	118	A
22	BA	119	A
22	BA	120	U
22	BA	121	G
22	BA	126	A
22	BA	127	A
22	BA	128	C
22	BA	131	A
22	BA	134	G
22	BA	137	U
22	BA	138	U
22	BA	139	U
22	BA	140	C
22	BA	141	G
22	BA	142	A
22	BA	143	C
22	BA	144	A
22	BA	145	C
22	BA	147	C
22	BA	162	U
22	BA	163	C

*Continued on next page...*

*Continued from previous page...*

<b>Mol</b>	<b>Chain</b>	<b>Res</b>	<b>Type</b>
22	BA	164	C
22	BA	165	A
22	BA	166	U
22	BA	196	A
22	BA	197	A
22	BA	198	C
22	BA	199	A
22	BA	200	U
22	BA	204	A
22	BA	205	G
22	BA	206	U
22	BA	207	A
22	BA	214	G
22	BA	216	A
22	BA	221	A
22	BA	222	A
22	BA	223	A
22	BA	224	U
22	BA	225	C
22	BA	226	A
22	BA	227	A
22	BA	228	C
22	BA	230	G
22	BA	231	A
22	BA	232	G
22	BA	233	A
22	BA	239	C
22	BA	241	A
22	BA	242	G
22	BA	243	U
22	BA	244	A
22	BA	248	G
22	BA	249	C
22	BA	250	G
22	BA	255	A
22	BA	265	A
22	BA	266	G
22	BA	267	C
22	BA	268	C
22	BA	271	G
22	BA	272	A
22	BA	273	G

*Continued on next page...*

*Continued from previous page...*

<b>Mol</b>	<b>Chain</b>	<b>Res</b>	<b>Type</b>
22	BA	274	C
22	BA	276	U
22	BA	279	A
22	BA	281	C
22	BA	285	G
22	BA	291	G
22	BA	299	A
22	BA	301	G
22	BA	302	C
22	BA	303	G
22	BA	306	U
22	BA	310	A
22	BA	312	G
22	BA	313	G
22	BA	322	A
22	BA	329	G
22	BA	330	A
22	BA	331	C
22	BA	341	C
22	BA	346	A
22	BA	347	A
22	BA	349	U
22	BA	353	C
22	BA	359	G
22	BA	361	G
22	BA	369	U
22	BA	370	G
22	BA	371	A
22	BA	372	G
22	BA	373	U
22	BA	375	G
22	BA	383	C
22	BA	386	G
22	BA	387	U
22	BA	388	G
22	BA	389	G
22	BA	391	A
22	BA	396	G
22	BA	399	U
22	BA	404	A
22	BA	405	U
22	BA	406	G

*Continued on next page...*



*Continued from previous page...*

<b>Mol</b>	<b>Chain</b>	<b>Res</b>	<b>Type</b>
22	BA	411	G
22	BA	412	A
22	BA	413	C
22	BA	422	A
22	BA	423	A
22	BA	424	G
22	BA	425	G
22	BA	435	C
22	BA	439	A
22	BA	440	C
22	BA	443	A
22	BA	446	G
22	BA	447	A
22	BA	452	G
22	BA	454	A
22	BA	455	C
22	BA	457	A
22	BA	459	U
22	BA	460	A
22	BA	474	G
22	BA	475	C
22	BA	476	G
22	BA	479	A
22	BA	480	A
22	BA	481	G
22	BA	482	A
22	BA	489	G
22	BA	490	C
22	BA	491	G
22	BA	492	A
22	BA	504	A
22	BA	505	A
22	BA	507	A
22	BA	508	A
22	BA	509	C
22	BA	510	C
22	BA	512	G
22	BA	513	A
22	BA	514	A
22	BA	522	A
22	BA	528	A
22	BA	529	A

*Continued on next page...*

*Continued from previous page...*

<b>Mol</b>	<b>Chain</b>	<b>Res</b>	<b>Type</b>
22	BA	530	G
22	BA	531	C
22	BA	532	A
22	BA	533	G
22	BA	538	A
22	BA	544	C
22	BA	546	U
22	BA	547	A
22	BA	548	G
22	BA	549	G
22	BA	550	C
22	BA	555	G
22	BA	556	A
22	BA	563	A
22	BA	571	U
22	BA	572	A
22	BA	573	U
22	BA	574	A
22	BA	575	A
22	BA	581	C
22	BA	582	A
22	BA	586	A
22	BA	587	C
22	BA	588	U
22	BA	604	G
22	BA	605	G
22	BA	613	A
22	BA	614	A
22	BA	615	U
22	BA	621	A
22	BA	626	A
22	BA	627	A
22	BA	628	G
22	BA	631	A
22	BA	637	A
22	BA	638	G
22	BA	641	U
22	BA	645	C
22	BA	646	U
22	BA	647	G
22	BA	648	G
22	BA	651	G

*Continued on next page...*

*Continued from previous page...*

<b>Mol</b>	<b>Chain</b>	<b>Res</b>	<b>Type</b>
22	BA	653	U
22	BA	654	A
22	BA	655	A
22	BA	656	G
22	BA	664	G
22	BA	685	A
22	BA	686	U
22	BA	698	C
22	BA	705	A
22	BA	727	A
22	BA	728	G
22	BA	729	G
22	BA	730	A
22	BA	738	G
22	BA	740	C
22	BA	747	U
22	BA	748	G
22	BA	755	U
22	BA	762	U
22	BA	763	G
22	BA	764	A
22	BA	765	C
22	BA	774	G
22	BA	775	G
22	BA	776	G
22	BA	782	A
22	BA	784	G
22	BA	785	G
22	BA	788	A
22	BA	789	A
22	BA	791	C
22	BA	792	A
22	BA	801	G
22	BA	803	U
22	BA	805	G
22	BA	806	C
22	BA	812	C
22	BA	819	A
22	BA	822	G
22	BA	827	U
22	BA	828	U
22	BA	829	A

*Continued on next page...*

*Continued from previous page...*

<b>Mol</b>	<b>Chain</b>	<b>Res</b>	<b>Type</b>
22	BA	830	G
22	BA	836	G
22	BA	845	A
22	BA	846	U
22	BA	847	U
22	BA	848	C
22	BA	852	U
22	BA	858	G
22	BA	859	G
22	BA	860	U
22	BA	861	A
22	BA	865	C
22	BA	866	A
22	BA	867	C
22	BA	876	C
22	BA	877	A
22	BA	878	A
22	BA	879	G
22	BA	885	C
22	BA	896	A
22	BA	897	C
22	BA	910	A
22	BA	914	G
22	BA	915	C
22	BA	916	G
22	BA	932	U
22	BA	933	A
22	BA	934	U
22	BA	941	A
22	BA	945	A
22	BA	946	C
22	BA	955	U
22	BA	956	G
22	BA	958	U
22	BA	959	A
22	BA	961	C
22	BA	962	G
22	BA	974	G
22	BA	977	G
22	BA	983	A
22	BA	985	C
22	BA	989	G

*Continued on next page...*

*Continued from previous page...*

<b>Mol</b>	<b>Chain</b>	<b>Res</b>	<b>Type</b>
22	BA	990	A
22	BA	991	C
22	BA	995	C
22	BA	996	A
22	BA	997	G
22	BA	1009	A
22	BA	1011	G
22	BA	1012	U
22	BA	1013	C
22	BA	1020	A
22	BA	1021	A
22	BA	1022	G
22	BA	1023	U
22	BA	1024	G
22	BA	1025	G
22	BA	1026	G
22	BA	1027	A
22	BA	1033	U
22	BA	1034	G
22	BA	1040	A
22	BA	1044	C
22	BA	1045	C
22	BA	1046	A
22	BA	1047	G
22	BA	1057	A
22	BA	1060	U
22	BA	1061	U
22	BA	1062	G
22	BA	1063	G
22	BA	1064	C
22	BA	1065	U
22	BA	1066	U
22	BA	1070	A
22	BA	1071	G
22	BA	1073	A
22	BA	1074	G
22	BA	1075	C
22	BA	1078	U
22	BA	1080	A
22	BA	1081	U
22	BA	1083	U
22	BA	1084	A

*Continued on next page...*

*Continued from previous page...*

<b>Mol</b>	<b>Chain</b>	<b>Res</b>	<b>Type</b>
22	BA	1088	A
22	BA	1098	A
22	BA	1111	A
22	BA	1112	G
22	BA	1115	G
22	BA	1120	G
22	BA	1128	G
22	BA	1129	A
22	BA	1130	U
22	BA	1132	U
22	BA	1133	A
22	BA	1135	C
22	BA	1136	G
22	BA	1139	G
22	BA	1142	A
22	BA	1144	A
22	BA	1145	C
22	BA	1151	A
22	BA	1154	G
22	BA	1156	A
22	BA	1157	G
22	BA	1158	C
22	BA	1162	G
22	BA	1172	C
22	BA	1175	A
22	BA	1176	U
22	BA	1180	U
22	BA	1181	U
22	BA	1185	G
22	BA	1186	G
22	BA	1189	A
22	BA	1190	G
22	BA	1204	A
22	BA	1205	A
22	BA	1206	G
22	BA	1210	G
22	BA	1213	A
22	BA	1238	G
22	BA	1247	A
22	BA	1248	G
22	BA	1249	U
22	BA	1250	G

*Continued on next page...*

*Continued from previous page...*

<b>Mol</b>	<b>Chain</b>	<b>Res</b>	<b>Type</b>
22	BA	1251	C
22	BA	1253	A
22	BA	1254	A
22	BA	1255	U
22	BA	1256	G
22	BA	1262	A
22	BA	1266	G
22	BA	1271	G
22	BA	1272	A
22	BA	1273	U
22	BA	1276	A
22	BA	1284	A
22	BA	1287	A
22	BA	1288	G
22	BA	1289	C
22	BA	1290	C
22	BA	1297	C
22	BA	1300	G
22	BA	1301	A
22	BA	1303	G
22	BA	1319	C
22	BA	1320	C
22	BA	1321	A
22	BA	1324	G
22	BA	1325	U
22	BA	1327	A
22	BA	1328	A
22	BA	1329	U
22	BA	1330	C
22	BA	1336	A
22	BA	1340	U
22	BA	1341	G
22	BA	1343	G
22	BA	1344	U
22	BA	1345	C
22	BA	1349	C
22	BA	1350	C
22	BA	1352	U
22	BA	1356	G
22	BA	1360	G
22	BA	1365	A
22	BA	1368	G

*Continued on next page...*

*Continued from previous page...*

<b>Mol</b>	<b>Chain</b>	<b>Res</b>	<b>Type</b>
22	BA	1377	G
22	BA	1378	A
22	BA	1379	U
22	BA	1380	G
22	BA	1383	A
22	BA	1386	C
22	BA	1395	A
22	BA	1397	U
22	BA	1398	C
22	BA	1399	C
22	BA	1403	A
22	BA	1407	G
22	BA	1415	U
22	BA	1416	G
22	BA	1417	C
22	BA	1418	G
22	BA	1419	A
22	BA	1420	A
22	BA	1421	G
22	BA	1422	G
22	BA	1425	G
22	BA	1427	A
22	BA	1428	C
22	BA	1429	G
22	BA	1434	A
22	BA	1435	G
22	BA	1436	G
22	BA	1440	U
22	BA	1452	G
22	BA	1453	A
22	BA	1455	G
22	BA	1459	G
22	BA	1460	U
22	BA	1461	C
22	BA	1462	C
22	BA	1463	C
22	BA	1475	G
22	BA	1476	U
22	BA	1477	A
22	BA	1482	G
22	BA	1490	A
22	BA	1491	G

*Continued on next page...*



*Continued from previous page...*

<b>Mol</b>	<b>Chain</b>	<b>Res</b>	<b>Type</b>
22	BA	1492	G
22	BA	1494	A
22	BA	1495	A
22	BA	1497	U
22	BA	1498	C
22	BA	1499	C
22	BA	1504	A
22	BA	1507	C
22	BA	1509	A
22	BA	1510	G
22	BA	1511	G
22	BA	1512	C
22	BA	1515	A
22	BA	1522	A
22	BA	1523	U
22	BA	1527	G
22	BA	1528	A
22	BA	1533	C
22	BA	1534	U
22	BA	1535	A
22	BA	1536	C
22	BA	1537	G
22	BA	1538	G
22	BA	1540	G
22	BA	1554	U
22	BA	1555	G
22	BA	1558	C
22	BA	1559	U
22	BA	1564	C
22	BA	1566	A
22	BA	1569	A
22	BA	1574	C
22	BA	1578	U
22	BA	1581	G
22	BA	1583	A
22	BA	1584	U
22	BA	1585	C
22	BA	1588	G
22	BA	1603	A
22	BA	1606	C
22	BA	1607	C
22	BA	1608	A

*Continued on next page...*

*Continued from previous page...*

<b>Mol</b>	<b>Chain</b>	<b>Res</b>	<b>Type</b>
22	BA	1609	A
22	BA	1610	A
22	BA	1613	G
22	BA	1615	C
22	BA	1616	A
22	BA	1627	G
22	BA	1628	G
22	BA	1634	A
22	BA	1635	A
22	BA	1639	C
22	BA	1647	U
22	BA	1648	U
22	BA	1649	G
22	BA	1651	G
22	BA	1652	A
22	BA	1654	A
22	BA	1674	G
22	BA	1675	C
22	BA	1695	G
22	BA	1696	G
22	BA	1698	A
22	BA	1699	G
22	BA	1700	A
22	BA	1701	A
22	BA	1707	G
22	BA	1708	C
22	BA	1713	A
22	BA	1714	U
22	BA	1715	G
22	BA	1716	U
22	BA	1717	A
22	BA	1720	U
22	BA	1729	U
22	BA	1730	C
22	BA	1732	C
22	BA	1733	G
22	BA	1734	G
22	BA	1735	A
22	BA	1736	U
22	BA	1737	G
22	BA	1738	G
22	BA	1739	A

*Continued on next page...*

*Continued from previous page...*

<b>Mol</b>	<b>Chain</b>	<b>Res</b>	<b>Type</b>
22	BA	1740	G
22	BA	1744	A
22	BA	1754	A
22	BA	1755	A
22	BA	1758	U
22	BA	1759	A
22	BA	1760	C
22	BA	1764	C
22	BA	1769	U
22	BA	1773	A
22	BA	1776	G
22	BA	1782	U
22	BA	1783	A
22	BA	1785	A
22	BA	1786	A
22	BA	1787	A
22	BA	1788	C
22	BA	1791	A
22	BA	1798	U
22	BA	1799	G
22	BA	1800	C
22	BA	1801	A
22	BA	1802	A
22	BA	1807	G
22	BA	1808	A
22	BA	1815	A
22	BA	1816	C
22	BA	1817	G
22	BA	1819	A
22	BA	1821	A
22	BA	1829	A
22	BA	1838	C
22	BA	1839	G
22	BA	1848	A
22	BA	1849	G
22	BA	1857	G
22	BA	1858	A
22	BA	1859	U
22	BA	1866	A
22	BA	1867	G
22	BA	1871	A
22	BA	1872	A

*Continued on next page...*

*Continued from previous page...*

<b>Mol</b>	<b>Chain</b>	<b>Res</b>	<b>Type</b>
22	BA	1873	G
22	BA	1885	A
22	BA	1886	U
22	BA	1900	A
22	BA	1906	G
22	BA	1907	G
22	BA	1913	A
22	BA	1914	C
22	BA	1918	A
22	BA	1919	A
22	BA	1920	C
22	BA	1926	U
22	BA	1927	A
22	BA	1929	G
22	BA	1930	G
22	BA	1931	U
22	BA	1932	A
22	BA	1935	G
22	BA	1936	A
22	BA	1937	A
22	BA	1938	A
22	BA	1941	C
22	BA	1943	U
22	BA	1944	U
22	BA	1945	G
22	BA	1946	U
22	BA	1955	U
22	BA	1960	A
22	BA	1962	C
22	BA	1963	U
22	BA	1964	G
22	BA	1966	A
22	BA	1967	C
22	BA	1968	G
22	BA	1970	A
22	BA	1971	U
22	BA	1972	G
22	BA	1975	G
22	BA	1979	U
22	BA	1980	G
22	BA	1981	A
22	BA	1986	C

*Continued on next page...*

*Continued from previous page...*

<b>Mol</b>	<b>Chain</b>	<b>Res</b>	<b>Type</b>
22	BA	1991	U
22	BA	1993	U
22	BA	1996	C
22	BA	1997	C
22	BA	2011	U
22	BA	2022	U
22	BA	2023	C
22	BA	2030	A
22	BA	2031	A
22	BA	2032	G
22	BA	2033	A
22	BA	2036	C
22	BA	2043	C
22	BA	2049	G
22	BA	2051	A
22	BA	2052	A
22	BA	2055	C
22	BA	2056	G
22	BA	2060	A
22	BA	2061	G
22	BA	2062	A
22	BA	2063	C
22	BA	2064	C
22	BA	2068	U
22	BA	2069	G
22	BA	2072	C
22	BA	2086	U
22	BA	2092	U
22	BA	2093	G
22	BA	2104	C
22	BA	2106	U
22	BA	2107	G
22	BA	2109	U
22	BA	2110	G
22	BA	2134	A
22	BA	2135	A
22	BA	2136	G
22	BA	2137	U
22	BA	2138	G
22	BA	2140	G
22	BA	2143	C
22	BA	2144	G

*Continued on next page...*

*Continued from previous page...*

<b>Mol</b>	<b>Chain</b>	<b>Res</b>	<b>Type</b>
22	BA	2145	C
22	BA	2147	A
22	BA	2148	G
22	BA	2149	U
22	BA	2150	C
22	BA	2155	U
22	BA	2156	G
22	BA	2180	U
22	BA	2181	U
22	BA	2183	A
22	BA	2184	A
22	BA	2190	G
22	BA	2197	U
22	BA	2198	A
22	BA	2199	A
22	BA	2200	C
22	BA	2203	U
22	BA	2204	G
22	BA	2210	U
22	BA	2211	A
22	BA	2212	A
22	BA	2214	C
22	BA	2215	C
22	BA	2225	A
22	BA	2226	C
22	BA	2230	G
22	BA	2238	G
22	BA	2239	G
22	BA	2243	U
22	BA	2248	C
22	BA	2250	G
22	BA	2258	C
22	BA	2259	U
22	BA	2262	U
22	BA	2267	A
22	BA	2268	A
22	BA	2269	G
22	BA	2273	A
22	BA	2275	C
22	BA	2276	G
22	BA	2278	A
22	BA	2283	C

*Continued on next page...*

*Continued from previous page...*

<b>Mol</b>	<b>Chain</b>	<b>Res</b>	<b>Type</b>
22	BA	2284	A
22	BA	2286	G
22	BA	2287	A
22	BA	2296	U
22	BA	2297	A
22	BA	2305	U
22	BA	2307	G
22	BA	2308	G
22	BA	2309	A
22	BA	2310	C
22	BA	2312	U
22	BA	2320	U
22	BA	2321	U
22	BA	2322	A
22	BA	2325	G
22	BA	2326	C
22	BA	2327	A
22	BA	2330	G
22	BA	2333	A
22	BA	2334	U
22	BA	2335	A
22	BA	2336	A
22	BA	2337	G
22	BA	2338	C
22	BA	2344	U
22	BA	2345	G
22	BA	2347	C
22	BA	2353	G
22	BA	2358	A
22	BA	2361	G
22	BA	2383	G
22	BA	2385	C
22	BA	2389	G
22	BA	2392	A
22	BA	2402	U
22	BA	2403	C
22	BA	2406	A
22	BA	2407	A
22	BA	2408	U
22	BA	2418	A
22	BA	2423	U
22	BA	2424	C

*Continued on next page...*

*Continued from previous page...*

<b>Mol</b>	<b>Chain</b>	<b>Res</b>	<b>Type</b>
22	BA	2425	A
22	BA	2426	A
22	BA	2427	C
22	BA	2428	G
22	BA	2429	G
22	BA	2430	A
22	BA	2431	U
22	BA	2432	A
22	BA	2435	A
22	BA	2439	A
22	BA	2440	C
22	BA	2441	U
22	BA	2447	G
22	BA	2448	A
22	BA	2459	A
22	BA	2460	U
22	BA	2468	A
22	BA	2469	A
22	BA	2476	A
22	BA	2477	U
22	BA	2482	A
22	BA	2490	G
22	BA	2491	U
22	BA	2497	A
22	BA	2501	C
22	BA	2502	G
22	BA	2503	A
22	BA	2504	U
22	BA	2505	G
22	BA	2507	C
22	BA	2508	G
22	BA	2515	C
22	BA	2518	A
22	BA	2520	C
22	BA	2525	G
22	BA	2529	G
22	BA	2542	A
22	BA	2547	A
22	BA	2550	G
22	BA	2554	U
22	BA	2566	A
22	BA	2567	G

*Continued on next page...*



*Continued from previous page...*

<b>Mol</b>	<b>Chain</b>	<b>Res</b>	<b>Type</b>
22	BA	2572	A
22	BA	2573	C
22	BA	2574	G
22	BA	2576	G
22	BA	2580	U
22	BA	2582	G
22	BA	2585	U
22	BA	2586	U
22	BA	2603	G
22	BA	2604	U
22	BA	2609	U
22	BA	2610	C
22	BA	2611	C
22	BA	2613	U
22	BA	2615	U
22	BA	2616	C
22	BA	2621	G
22	BA	2622	U
22	BA	2623	G
22	BA	2629	U
22	BA	2630	G
22	BA	2632	A
22	BA	2638	G
22	BA	2639	A
22	BA	2646	C
22	BA	2652	C
22	BA	2654	A
22	BA	2655	G
22	BA	2656	U
22	BA	2657	A
22	BA	2660	A
22	BA	2662	A
22	BA	2663	G
22	BA	2669	G
22	BA	2672	U
22	BA	2673	G
22	BA	2674	G
22	BA	2680	U
22	BA	2681	C
22	BA	2682	A
22	BA	2689	U
22	BA	2690	U

*Continued on next page...*

*Continued from previous page...*

<b>Mol</b>	<b>Chain</b>	<b>Res</b>	<b>Type</b>
22	BA	2712	C
22	BA	2713	U
22	BA	2714	G
22	BA	2716	C
22	BA	2724	U
22	BA	2726	A
22	BA	2727	A
22	BA	2729	G
22	BA	2730	C
22	BA	2731	G
22	BA	2732	G
22	BA	2733	A
22	BA	2743	U
22	BA	2748	A
22	BA	2750	A
22	BA	2751	G
22	BA	2756	U
22	BA	2757	A
22	BA	2758	A
22	BA	2765	A
22	BA	2771	C
22	BA	2777	G
22	BA	2778	A
22	BA	2779	U
22	BA	2781	A
22	BA	2791	G
22	BA	2798	U
22	BA	2799	A
22	BA	2800	A
22	BA	2801	G
22	BA	2806	C
22	BA	2808	G
22	BA	2809	A
22	BA	2820	A
22	BA	2821	A
22	BA	2825	G
22	BA	2832	U
22	BA	2833	U
22	BA	2835	A
22	BA	2836	U
22	BA	2848	G
22	BA	2849	U

*Continued on next page...*

*Continued from previous page...*

<b>Mol</b>	<b>Chain</b>	<b>Res</b>	<b>Type</b>
22	BA	2861	U
22	BA	2862	G
22	BA	2866	U
22	BA	2867	G
22	BA	2873	A
22	BA	2874	C
22	BA	2879	A
22	BA	2880	C
22	BA	2883	A
22	BA	2884	U
22	BA	2886	A
22	BA	2890	G
22	BA	2893	A
22	BA	2894	G
22	BA	2895	G
23	BB	9	G
23	BB	12	C
23	BB	13	G
23	BB	15	A
23	BB	16	G
23	BB	24	G
23	BB	25	U
23	BB	26	C
23	BB	35	C
23	BB	37	C
23	BB	40	U
23	BB	41	G
23	BB	42	C
23	BB	43	C
23	BB	44	G
23	BB	45	A
23	BB	46	A
23	BB	52	A
23	BB	53	A
23	BB	56	G
23	BB	57	A
23	BB	58	A
23	BB	66	A
23	BB	67	G
23	BB	74	U
23	BB	84	G
23	BB	87	U

*Continued on next page...*

*Continued from previous page...*

<b>Mol</b>	<b>Chain</b>	<b>Res</b>	<b>Type</b>
23	BB	88	C
23	BB	89	U
23	BB	90	C
23	BB	91	C
23	BB	93	C
23	BB	99	A
23	BB	109	A
1	CA	6	G
1	CA	7	A
1	CA	9	G
1	CA	13	U
1	CA	14	U
1	CA	15	G
1	CA	16	A
1	CA	17	U
1	CA	31	G
1	CA	32	A
1	CA	33	A
1	CA	39	G
1	CA	40	C
1	CA	45	G
1	CA	47	C
1	CA	48	C
1	CA	51	A
1	CA	52	C
1	CA	53	A
1	CA	61	G
1	CA	65	A
1	CA	66	A
1	CA	67	C
1	CA	68	G
1	CA	70	U
1	CA	71	A
1	CA	72	A
1	CA	73	C
1	CA	74	A
1	CA	75	G
1	CA	76	G
1	CA	77	A
1	CA	80	A
1	CA	81	A
1	CA	82	G

*Continued on next page...*

*Continued from previous page...*

<b>Mol</b>	<b>Chain</b>	<b>Res</b>	<b>Type</b>
1	CA	83	C
1	CA	85	U
1	CA	86	G
1	CA	87	C
1	CA	88	U
1	CA	89	U
1	CA	90	C
1	CA	92	U
1	CA	93	U
1	CA	94	G
1	CA	95	C
1	CA	96	U
1	CA	98	A
1	CA	110	C
1	CA	115	G
1	CA	116	A
1	CA	119	A
1	CA	120	A
1	CA	121	U
1	CA	122	G
1	CA	130	A
1	CA	131	A
1	CA	132	C
1	CA	141	G
1	CA	143	A
1	CA	144	G
1	CA	155	A
1	CA	160	A
1	CA	164	G
1	CA	173	U
1	CA	174	A
1	CA	175	C
1	CA	178	C
1	CA	181	A
1	CA	182	A
1	CA	184	G
1	CA	185	U
1	CA	198	G
1	CA	199	A
1	CA	200	G
1	CA	201	G
1	CA	206	C

*Continued on next page...*

*Continued from previous page...*

<b>Mol</b>	<b>Chain</b>	<b>Res</b>	<b>Type</b>
1	CA	207	C
1	CA	208	U
1	CA	209	U
1	CA	210	C
1	CA	211	G
1	CA	212	G
1	CA	213	G
1	CA	214	C
1	CA	239	U
1	CA	240	G
1	CA	241	G
1	CA	243	A
1	CA	244	U
1	CA	245	U
1	CA	246	A
1	CA	247	G
1	CA	248	C
1	CA	249	U
1	CA	250	A
1	CA	251	G
1	CA	252	U
1	CA	253	A
1	CA	266	G
1	CA	267	C
1	CA	268	U
1	CA	275	G
1	CA	276	G
1	CA	277	C
1	CA	278	G
1	CA	280	C
1	CA	282	A
1	CA	283	U
1	CA	289	G
1	CA	294	U
1	CA	298	A
1	CA	300	A
1	CA	301	G
1	CA	305	G
1	CA	306	A
1	CA	307	C
1	CA	315	A
1	CA	316	C

*Continued on next page...*

*Continued from previous page...*

<b>Mol</b>	<b>Chain</b>	<b>Res</b>	<b>Type</b>
1	CA	317	U
1	CA	321	A
1	CA	327	A
1	CA	328	C
1	CA	329	A
1	CA	330	C
1	CA	331	G
1	CA	332	G
1	CA	338	A
1	CA	344	A
1	CA	345	C
1	CA	346	G
1	CA	347	G
1	CA	348	G
1	CA	349	A
1	CA	351	G
1	CA	352	C
1	CA	353	A
1	CA	354	G
1	CA	367	U
1	CA	369	G
1	CA	371	A
1	CA	372	C
1	CA	373	A
1	CA	374	A
1	CA	375	U
1	CA	381	C
1	CA	382	A
1	CA	383	A
1	CA	384	G
1	CA	389	A
1	CA	390	U
1	CA	396	C
1	CA	397	A
1	CA	398	U
1	CA	406	G
1	CA	411	A
1	CA	412	A
1	CA	413	G
1	CA	414	A
1	CA	415	A
1	CA	421	U

*Continued on next page...*

*Continued from previous page...*

<b>Mol</b>	<b>Chain</b>	<b>Res</b>	<b>Type</b>
1	CA	422	C
1	CA	423	G
1	CA	424	G
1	CA	425	G
1	CA	428	G
1	CA	429	U
1	CA	430	A
1	CA	435	A
1	CA	438	U
1	CA	439	U
1	CA	440	C
1	CA	448	A
1	CA	452	A
1	CA	453	G
1	CA	454	G
1	CA	456	A
1	CA	457	G
1	CA	458	U
1	CA	459	A
1	CA	461	A
1	CA	462	G
1	CA	463	U
1	CA	464	U
1	CA	466	A
1	CA	467	U
1	CA	468	A
1	CA	469	C
1	CA	474	G
1	CA	476	U
1	CA	478	A
1	CA	479	U
1	CA	481	G
1	CA	482	A
1	CA	483	C
1	CA	484	G
1	CA	485	U
1	CA	486	U
1	CA	487	A
1	CA	496	A
1	CA	497	G
1	CA	499	A
1	CA	500	G

*Continued on next page...*



*Continued from previous page...*

<b>Mol</b>	<b>Chain</b>	<b>Res</b>	<b>Type</b>
1	CA	501	C
1	CA	505	G
1	CA	508	U
1	CA	509	A
1	CA	511	C
1	CA	512	U
1	CA	513	C
1	CA	514	C
1	CA	516	U
1	CA	517	G
1	CA	518	C
1	CA	519	C
1	CA	520	A
1	CA	521	G
1	CA	527	G
1	CA	530	G
1	CA	531	U
1	CA	532	A
1	CA	533	A
1	CA	534	U
1	CA	535	A
1	CA	536	C
1	CA	537	G
1	CA	545	C
1	CA	548	G
1	CA	559	A
1	CA	560	A
1	CA	562	U
1	CA	563	A
1	CA	564	C
1	CA	565	U
1	CA	566	G
1	CA	567	G
1	CA	568	G
1	CA	572	A
1	CA	573	A
1	CA	575	G
1	CA	576	C
1	CA	577	G
1	CA	578	C
1	CA	596	A
1	CA	597	G

*Continued on next page...*

*Continued from previous page...*

<b>Mol</b>	<b>Chain</b>	<b>Res</b>	<b>Type</b>
1	CA	617	G
1	CA	642	A
1	CA	643	C
1	CA	644	U
1	CA	653	U
1	CA	654	G
1	CA	655	A
1	CA	665	A
1	CA	688	G
1	CA	689	C
1	CA	695	A
1	CA	700	G
1	CA	701	U
1	CA	702	A
1	CA	703	G
1	CA	704	A
1	CA	717	U
1	CA	719	C
1	CA	721	G
1	CA	722	G
1	CA	723	U
1	CA	728	A
1	CA	730	G
1	CA	731	G
1	CA	733	G
1	CA	734	G
1	CA	735	C
1	CA	748	G
1	CA	753	A
1	CA	754	C
1	CA	755	G
1	CA	756	C
1	CA	757	U
1	CA	765	G
1	CA	776	G
1	CA	777	A
1	CA	781	A
1	CA	782	A
1	CA	784	A
1	CA	785	G
1	CA	792	A
1	CA	793	U

*Continued on next page...*

*Continued from previous page...*

<b>Mol</b>	<b>Chain</b>	<b>Res</b>	<b>Type</b>
1	CA	794	A
1	CA	795	C
1	CA	803	G
1	CA	812	G
1	CA	813	U
1	CA	815	A
1	CA	816	A
1	CA	817	C
1	CA	818	G
1	CA	821	G
1	CA	828	U
1	CA	829	G
1	CA	841	C
1	CA	842	U
1	CA	843	U
1	CA	844	G
1	CA	845	A
1	CA	846	G
1	CA	847	G
1	CA	849	G
1	CA	870	U
1	CA	871	U
1	CA	874	G
1	CA	875	U
1	CA	885	G
1	CA	886	G
1	CA	889	A
1	CA	890	G
1	CA	891	U
1	CA	892	A
1	CA	899	C
1	CA	906	A
1	CA	914	A
1	CA	915	A
1	CA	922	G
1	CA	926	G
1	CA	927	G
1	CA	934	C
1	CA	935	A
1	CA	936	C
1	CA	937	A
1	CA	938	A

*Continued on next page...*

*Continued from previous page...*

<b>Mol</b>	<b>Chain</b>	<b>Res</b>	<b>Type</b>
1	CA	942	G
1	CA	945	G
1	CA	960	U
1	CA	961	U
1	CA	962	C
1	CA	963	G
1	CA	964	A
1	CA	966	G
1	CA	968	A
1	CA	969	A
1	CA	970	C
1	CA	971	G
1	CA	972	C
1	CA	974	A
1	CA	975	A
1	CA	976	G
1	CA	978	A
1	CA	980	C
1	CA	981	U
1	CA	982	U
1	CA	983	A
1	CA	985	C
1	CA	986	U
1	CA	987	G
1	CA	990	C
1	CA	991	U
1	CA	992	U
1	CA	993	G
1	CA	995	C
1	CA	996	A
1	CA	997	U
1	CA	998	C
1	CA	1000	A
1	CA	1004	A
1	CA	1006	G
1	CA	1016	A
1	CA	1019	A
1	CA	1020	G
1	CA	1022	A
1	CA	1026	G
1	CA	1029	U
1	CA	1031	C

*Continued on next page...*

*Continued from previous page...*

<b>Mol</b>	<b>Chain</b>	<b>Res</b>	<b>Type</b>
1	CA	1032	G
1	CA	1036	A
1	CA	1037	C
1	CA	1049	U
1	CA	1050	G
1	CA	1051	C
1	CA	1052	U
1	CA	1053	G
1	CA	1054	C
1	CA	1055	A
1	CA	1064	G
1	CA	1065	U
1	CA	1066	C
1	CA	1067	A
1	CA	1068	G
1	CA	1085	U
1	CA	1086	U
1	CA	1087	G
1	CA	1088	G
1	CA	1089	G
1	CA	1094	G
1	CA	1095	U
1	CA	1101	A
1	CA	1102	A
1	CA	1103	C
1	CA	1113	C
1	CA	1124	G
1	CA	1125	U
1	CA	1127	G
1	CA	1128	C
1	CA	1129	C
1	CA	1130	A
1	CA	1131	G
1	CA	1136	C
1	CA	1137	C
1	CA	1138	G
1	CA	1139	G
1	CA	1140	C
1	CA	1141	C
1	CA	1142	G
1	CA	1143	G
1	CA	1144	G

*Continued on next page...*

*Continued from previous page...*

<b>Mol</b>	<b>Chain</b>	<b>Res</b>	<b>Type</b>
1	CA	1145	A
1	CA	1146	A
1	CA	1147	C
1	CA	1148	U
1	CA	1149	C
1	CA	1151	A
1	CA	1152	A
1	CA	1153	G
1	CA	1158	C
1	CA	1159	U
1	CA	1160	G
1	CA	1161	C
1	CA	1162	C
1	CA	1167	A
1	CA	1168	U
1	CA	1169	A
1	CA	1170	A
1	CA	1176	A
1	CA	1178	G
1	CA	1181	G
1	CA	1183	U
1	CA	1184	G
1	CA	1185	G
1	CA	1190	G
1	CA	1191	A
1	CA	1192	C
1	CA	1193	G
1	CA	1196	A
1	CA	1197	A
1	CA	1198	G
1	CA	1200	C
1	CA	1201	A
1	CA	1202	U
1	CA	1203	C
1	CA	1211	U
1	CA	1212	U
1	CA	1213	A
1	CA	1214	C
1	CA	1215	G
1	CA	1216	A
1	CA	1217	C
1	CA	1218	C

*Continued on next page...*

*Continued from previous page...*

<b>Mol</b>	<b>Chain</b>	<b>Res</b>	<b>Type</b>
1	CA	1219	A
1	CA	1222	G
1	CA	1224	U
1	CA	1225	A
1	CA	1226	C
1	CA	1227	A
1	CA	1228	C
1	CA	1229	A
1	CA	1230	C
1	CA	1231	G
1	CA	1232	U
1	CA	1238	A
1	CA	1240	U
1	CA	1241	G
1	CA	1243	C
1	CA	1246	A
1	CA	1250	A
1	CA	1251	A
1	CA	1256	A
1	CA	1257	A
1	CA	1258	G
1	CA	1260	G
1	CA	1266	G
1	CA	1273	C
1	CA	1278	G
1	CA	1279	G
1	CA	1280	A
1	CA	1281	C
1	CA	1282	C
1	CA	1283	U
1	CA	1284	C
1	CA	1285	A
1	CA	1286	U
1	CA	1287	A
1	CA	1288	A
1	CA	1289	A
1	CA	1290	G
1	CA	1294	G
1	CA	1295	U
1	CA	1297	G
1	CA	1299	A
1	CA	1300	G

*Continued on next page...*

*Continued from previous page...*

<b>Mol</b>	<b>Chain</b>	<b>Res</b>	<b>Type</b>
1	CA	1301	U
1	CA	1302	C
1	CA	1303	C
1	CA	1305	G
1	CA	1312	G
1	CA	1316	G
1	CA	1317	C
1	CA	1320	C
1	CA	1322	C
1	CA	1323	G
1	CA	1324	A
1	CA	1332	A
1	CA	1333	A
1	CA	1338	G
1	CA	1346	A
1	CA	1349	A
1	CA	1350	A
1	CA	1359	C
1	CA	1362	A
1	CA	1364	U
1	CA	1365	G
1	CA	1368	A
1	CA	1370	G
1	CA	1378	C
1	CA	1379	G
1	CA	1381	U
1	CA	1382	C
1	CA	1383	C
1	CA	1384	C
1	CA	1395	C
1	CA	1396	A
1	CA	1397	C
1	CA	1398	A
1	CA	1400	C
1	CA	1406	U
1	CA	1411	C
1	CA	1419	G
1	CA	1429	A
1	CA	1431	A
1	CA	1432	G
1	CA	1441	A
1	CA	1442	G

*Continued on next page...*



*Continued from previous page...*

<b>Mol</b>	<b>Chain</b>	<b>Res</b>	<b>Type</b>
1	CA	1446	A
1	CA	1447	A
1	CA	1448	C
1	CA	1449	C
1	CA	1450	U
1	CA	1451	U
1	CA	1452	C
1	CA	1453	G
1	CA	1454	G
1	CA	1455	G
1	CA	1456	A
1	CA	1491	G
1	CA	1493	A
1	CA	1494	G
1	CA	1495	U
1	CA	1497	G
1	CA	1498	U
1	CA	1499	A
1	CA	1500	A
1	CA	1501	C
1	CA	1502	A
1	CA	1503	A
1	CA	1505	G
1	CA	1507	A
1	CA	1517	G
1	CA	1519	A
1	CA	1520	C
1	CA	1528	U
1	CA	1529	G
1	CA	1530	G
1	CA	1531	A
1	CA	1532	U
1	CA	1534	A
22	DA	13	A
22	DA	14	A
22	DA	15	G
22	DA	16	C
22	DA	26	G
22	DA	27	G
22	DA	29	U
22	DA	30	G
22	DA	34	U

*Continued on next page...*

*Continued from previous page...*

<b>Mol</b>	<b>Chain</b>	<b>Res</b>	<b>Type</b>
22	DA	35	G
22	DA	36	G
22	DA	37	C
22	DA	39	G
22	DA	46	G
22	DA	49	A
22	DA	50	U
22	DA	52	A
22	DA	53	A
22	DA	61	C
22	DA	62	U
22	DA	64	A
22	DA	70	G
22	DA	71	A
22	DA	74	A
22	DA	75	G
22	DA	76	C
22	DA	77	G
22	DA	78	U
22	DA	79	C
22	DA	83	A
22	DA	84	A
22	DA	85	G
22	DA	86	G
22	DA	87	U
22	DA	88	G
22	DA	91	A
22	DA	92	U
22	DA	93	G
22	DA	94	A
22	DA	96	C
22	DA	100	U
22	DA	101	A
22	DA	102	U
22	DA	104	A
22	DA	105	C
22	DA	110	G
22	DA	118	A
22	DA	119	A
22	DA	120	U
22	DA	121	G
22	DA	122	G

*Continued on next page...*

*Continued from previous page...*

<b>Mol</b>	<b>Chain</b>	<b>Res</b>	<b>Type</b>
22	DA	123	G
22	DA	126	A
22	DA	128	C
22	DA	129	C
22	DA	130	C
22	DA	134	G
22	DA	139	U
22	DA	140	C
22	DA	141	G
22	DA	142	A
22	DA	144	A
22	DA	145	C
22	DA	155	A
22	DA	156	A
22	DA	160	A
22	DA	162	U
22	DA	163	C
22	DA	164	C
22	DA	165	A
22	DA	166	U
22	DA	177	G
22	DA	180	G
22	DA	181	A
22	DA	196	A
22	DA	197	A
22	DA	198	C
22	DA	199	A
22	DA	200	U
22	DA	201	C
22	DA	204	A
22	DA	205	G
22	DA	206	U
22	DA	207	A
22	DA	208	C
22	DA	216	A
22	DA	217	A
22	DA	218	A
22	DA	222	A
22	DA	223	A
22	DA	224	U
22	DA	227	A
22	DA	228	C

*Continued on next page...*

*Continued from previous page...*

<b>Mol</b>	<b>Chain</b>	<b>Res</b>	<b>Type</b>
22	DA	229	C
22	DA	230	G
22	DA	231	A
22	DA	232	G
22	DA	233	A
22	DA	234	U
22	DA	235	U
22	DA	241	A
22	DA	242	G
22	DA	243	U
22	DA	244	A
22	DA	245	G
22	DA	248	G
22	DA	249	C
22	DA	250	G
22	DA	251	A
22	DA	255	A
22	DA	256	A
22	DA	264	C
22	DA	265	A
22	DA	266	G
22	DA	271	G
22	DA	272	A
22	DA	273	G
22	DA	274	C
22	DA	275	C
22	DA	277	G
22	DA	278	A
22	DA	281	C
22	DA	284	U
22	DA	285	G
22	DA	294	A
22	DA	295	G
22	DA	299	A
22	DA	301	G
22	DA	302	C
22	DA	303	G
22	DA	304	U
22	DA	305	C
22	DA	311	A
22	DA	312	G
22	DA	313	G

*Continued on next page...*

*Continued from previous page...*

<b>Mol</b>	<b>Chain</b>	<b>Res</b>	<b>Type</b>
22	DA	314	C
22	DA	322	A
22	DA	323	C
22	DA	324	A
22	DA	325	G
22	DA	329	G
22	DA	330	A
22	DA	334	C
22	DA	335	C
22	DA	336	C
22	DA	337	C
22	DA	343	C
22	DA	349	U
22	DA	351	C
22	DA	353	C
22	DA	354	A
22	DA	362	A
22	DA	367	G
22	DA	371	A
22	DA	372	G
22	DA	374	A
22	DA	375	G
22	DA	376	G
22	DA	383	C
22	DA	385	C
22	DA	386	G
22	DA	387	U
22	DA	388	G
22	DA	391	A
22	DA	392	U
22	DA	393	C
22	DA	395	U
22	DA	396	G
22	DA	397	U
22	DA	398	C
22	DA	399	U
22	DA	401	A
22	DA	404	A
22	DA	405	U
22	DA	406	G
22	DA	407	G
22	DA	411	G

*Continued on next page...*

*Continued from previous page...*

<b>Mol</b>	<b>Chain</b>	<b>Res</b>	<b>Type</b>
22	DA	412	A
22	DA	413	C
22	DA	421	C
22	DA	424	G
22	DA	430	A
22	DA	436	C
22	DA	443	A
22	DA	444	C
22	DA	445	C
22	DA	446	G
22	DA	447	A
22	DA	450	G
22	DA	451	U
22	DA	455	C
22	DA	456	C
22	DA	457	A
22	DA	459	U
22	DA	460	A
22	DA	461	C
22	DA	462	C
22	DA	475	C
22	DA	476	G
22	DA	477	A
22	DA	478	A
22	DA	479	A
22	DA	480	A
22	DA	481	G
22	DA	485	C
22	DA	488	G
22	DA	490	C
22	DA	491	G
22	DA	492	A
22	DA	493	G
22	DA	498	G
22	DA	502	A
22	DA	504	A
22	DA	505	A
22	DA	507	A
22	DA	509	C
22	DA	510	C
22	DA	511	U
22	DA	512	G

*Continued on next page...*

*Continued from previous page...*

<b>Mol</b>	<b>Chain</b>	<b>Res</b>	<b>Type</b>
22	DA	528	A
22	DA	529	A
22	DA	530	G
22	DA	531	C
22	DA	532	A
22	DA	533	G
22	DA	534	U
22	DA	535	G
22	DA	544	C
22	DA	545	U
22	DA	546	U
22	DA	547	A
22	DA	548	G
22	DA	549	G
22	DA	554	U
22	DA	562	U
22	DA	563	A
22	DA	567	U
22	DA	571	U
22	DA	572	A
22	DA	573	U
22	DA	574	A
22	DA	575	A
22	DA	576	U
22	DA	586	A
22	DA	588	U
22	DA	589	U
22	DA	590	A
22	DA	603	A
22	DA	604	G
22	DA	605	G
22	DA	606	U
22	DA	608	A
22	DA	610	C
22	DA	613	A
22	DA	614	A
22	DA	615	U
22	DA	616	A
22	DA	617	G
22	DA	618	G
22	DA	619	G
22	DA	621	A

*Continued on next page...*

*Continued from previous page...*

<b>Mol</b>	<b>Chain</b>	<b>Res</b>	<b>Type</b>
22	DA	622	G
22	DA	623	C
22	DA	627	A
22	DA	628	G
22	DA	629	G
22	DA	637	A
22	DA	638	G
22	DA	639	U
22	DA	645	C
22	DA	646	U
22	DA	653	U
22	DA	654	A
22	DA	655	A
22	DA	656	G
22	DA	657	U
22	DA	663	G
22	DA	668	A
22	DA	669	G
22	DA	671	C
22	DA	672	C
22	DA	686	U
22	DA	687	C
22	DA	688	U
22	DA	699	A
22	DA	705	A
22	DA	717	C
22	DA	726	G
22	DA	727	A
22	DA	728	G
22	DA	729	G
22	DA	730	A
22	DA	739	A
22	DA	740	C
22	DA	741	U
22	DA	747	U
22	DA	749	A
22	DA	751	A
22	DA	753	A
22	DA	763	G
22	DA	764	A
22	DA	765	C
22	DA	766	U

*Continued on next page...*



*Continued from previous page...*

<b>Mol</b>	<b>Chain</b>	<b>Res</b>	<b>Type</b>
22	DA	775	G
22	DA	776	G
22	DA	777	G
22	DA	778	G
22	DA	779	U
22	DA	781	A
22	DA	782	A
22	DA	783	A
22	DA	784	G
22	DA	785	G
22	DA	789	A
22	DA	790	U
22	DA	791	C
22	DA	792	A
22	DA	793	A
22	DA	794	A
22	DA	798	G
22	DA	800	A
22	DA	801	G
22	DA	802	A
22	DA	803	U
22	DA	805	G
22	DA	806	C
22	DA	807	U
22	DA	812	C
22	DA	819	A
22	DA	827	U
22	DA	828	U
22	DA	829	A
22	DA	830	G
22	DA	831	G
22	DA	832	U
22	DA	846	U
22	DA	847	U
22	DA	857	G
22	DA	858	G
22	DA	859	G
22	DA	860	U
22	DA	861	A
22	DA	862	G
22	DA	866	A
22	DA	867	C

*Continued on next page...*

*Continued from previous page...*

<b>Mol</b>	<b>Chain</b>	<b>Res</b>	<b>Type</b>
22	DA	868	U
22	DA	869	G
22	DA	875	G
22	DA	877	A
22	DA	878	A
22	DA	902	C
22	DA	903	C
22	DA	910	A
22	DA	912	C
22	DA	914	G
22	DA	915	C
22	DA	916	G
22	DA	917	A
22	DA	918	A
22	DA	922	C
22	DA	932	U
22	DA	933	A
22	DA	934	U
22	DA	935	C
22	DA	941	A
22	DA	944	C
22	DA	946	C
22	DA	947	A
22	DA	958	U
22	DA	959	A
22	DA	960	A
22	DA	961	C
22	DA	962	G
22	DA	963	U
22	DA	973	A
22	DA	974	G
22	DA	975	A
22	DA	976	G
22	DA	977	G
22	DA	982	C
22	DA	983	A
22	DA	984	A
22	DA	985	C
22	DA	989	G
22	DA	990	A
22	DA	991	C
22	DA	992	C

*Continued on next page...*

*Continued from previous page...*

<b>Mol</b>	<b>Chain</b>	<b>Res</b>	<b>Type</b>
22	DA	995	C
22	DA	996	A
22	DA	1008	A
22	DA	1009	A
22	DA	1010	A
22	DA	1011	G
22	DA	1012	U
22	DA	1013	C
22	DA	1020	A
22	DA	1021	A
22	DA	1022	G
22	DA	1023	U
22	DA	1024	G
22	DA	1025	G
22	DA	1026	G
22	DA	1027	A
22	DA	1028	A
22	DA	1033	U
22	DA	1034	G
22	DA	1035	U
22	DA	1044	C
22	DA	1045	C
22	DA	1046	A
22	DA	1051	G
22	DA	1052	C
22	DA	1055	G
22	DA	1056	G
22	DA	1057	A
22	DA	1060	U
22	DA	1061	U
22	DA	1063	G
22	DA	1064	C
22	DA	1065	U
22	DA	1066	U
22	DA	1068	G
22	DA	1070	A
22	DA	1071	G
22	DA	1072	C
22	DA	1073	A
22	DA	1074	G
22	DA	1075	C
22	DA	1076	C

*Continued on next page...*

*Continued from previous page...*

<b>Mol</b>	<b>Chain</b>	<b>Res</b>	<b>Type</b>
22	DA	1077	A
22	DA	1078	U
22	DA	1079	C
22	DA	1080	A
22	DA	1081	U
22	DA	1082	U
22	DA	1083	U
22	DA	1088	A
22	DA	1089	A
22	DA	1091	G
22	DA	1097	U
22	DA	1100	C
22	DA	1103	A
22	DA	1111	A
22	DA	1112	G
22	DA	1113	U
22	DA	1114	C
22	DA	1115	G
22	DA	1116	G
22	DA	1126	A
22	DA	1127	A
22	DA	1128	G
22	DA	1129	A
22	DA	1130	U
22	DA	1131	G
22	DA	1132	U
22	DA	1133	A
22	DA	1134	A
22	DA	1135	C
22	DA	1136	G
22	DA	1139	G
22	DA	1142	A
22	DA	1144	A
22	DA	1156	A
22	DA	1157	G
22	DA	1158	C
22	DA	1163	G
22	DA	1169	A
22	DA	1172	C
22	DA	1174	U
22	DA	1176	U
22	DA	1193	G

*Continued on next page...*

*Continued from previous page...*

<b>Mol</b>	<b>Chain</b>	<b>Res</b>	<b>Type</b>
22	DA	1204	A
22	DA	1205	A
22	DA	1206	G
22	DA	1207	C
22	DA	1208	C
22	DA	1209	U
22	DA	1211	C
22	DA	1213	A
22	DA	1214	A
22	DA	1227	G
22	DA	1231	U
22	DA	1235	G
22	DA	1236	G
22	DA	1237	A
22	DA	1238	G
22	DA	1241	A
22	DA	1242	U
22	DA	1246	A
22	DA	1247	A
22	DA	1248	G
22	DA	1249	U
22	DA	1250	G
22	DA	1253	A
22	DA	1255	U
22	DA	1256	G
22	DA	1257	C
22	DA	1258	U
22	DA	1262	A
22	DA	1265	A
22	DA	1266	G
22	DA	1267	U
22	DA	1268	A
22	DA	1271	G
22	DA	1272	A
22	DA	1273	U
22	DA	1274	A
22	DA	1275	A
22	DA	1276	A
22	DA	1277	G
22	DA	1286	A
22	DA	1287	A
22	DA	1288	G

*Continued on next page...*

*Continued from previous page...*

<b>Mol</b>	<b>Chain</b>	<b>Res</b>	<b>Type</b>
22	DA	1290	C
22	DA	1291	C
22	DA	1292	G
22	DA	1300	G
22	DA	1301	A
22	DA	1304	A
22	DA	1305	C
22	DA	1306	C
22	DA	1311	G
22	DA	1313	U
22	DA	1317	G
22	DA	1318	U
22	DA	1321	A
22	DA	1324	G
22	DA	1325	U
22	DA	1326	U
22	DA	1327	A
22	DA	1328	A
22	DA	1329	U
22	DA	1330	C
22	DA	1331	G
22	DA	1332	G
22	DA	1333	G
22	DA	1334	G
22	DA	1336	A
22	DA	1337	G
22	DA	1340	U
22	DA	1341	G
22	DA	1342	A
22	DA	1343	G
22	DA	1345	C
22	DA	1346	G
22	DA	1347	A
22	DA	1349	C
22	DA	1352	U
22	DA	1359	A
22	DA	1365	A
22	DA	1368	G
22	DA	1374	G
22	DA	1379	U
22	DA	1380	G
22	DA	1382	G

*Continued on next page...*

*Continued from previous page...*

<b>Mol</b>	<b>Chain</b>	<b>Res</b>	<b>Type</b>
22	DA	1383	A
22	DA	1385	A
22	DA	1386	C
22	DA	1387	A
22	DA	1388	G
22	DA	1389	G
22	DA	1390	U
22	DA	1391	U
22	DA	1397	U
22	DA	1398	C
22	DA	1399	C
22	DA	1400	U
22	DA	1401	G
22	DA	1402	U
22	DA	1403	A
22	DA	1404	C
22	DA	1416	G
22	DA	1417	C
22	DA	1418	G
22	DA	1419	A
22	DA	1421	G
22	DA	1427	A
22	DA	1428	C
22	DA	1430	G
22	DA	1431	A
22	DA	1435	G
22	DA	1438	U
22	DA	1444	G
22	DA	1452	G
22	DA	1453	A
22	DA	1455	G
22	DA	1456	G
22	DA	1457	U
22	DA	1459	G
22	DA	1460	U
22	DA	1461	C
22	DA	1462	C
22	DA	1476	U
22	DA	1477	A
22	DA	1478	G
22	DA	1482	G
22	DA	1483	G

*Continued on next page...*

*Continued from previous page...*

<b>Mol</b>	<b>Chain</b>	<b>Res</b>	<b>Type</b>
22	DA	1484	U
22	DA	1490	A
22	DA	1491	G
22	DA	1492	G
22	DA	1493	C
22	DA	1494	A
22	DA	1497	U
22	DA	1498	C
22	DA	1499	C
22	DA	1503	A
22	DA	1504	A
22	DA	1507	C
22	DA	1508	A
22	DA	1509	A
22	DA	1510	G
22	DA	1511	G
22	DA	1512	C
22	DA	1513	U
22	DA	1520	U
22	DA	1522	A
22	DA	1524	G
22	DA	1526	C
22	DA	1530	G
22	DA	1531	C
22	DA	1532	A
22	DA	1534	U
22	DA	1535	A
22	DA	1536	C
22	DA	1537	G
22	DA	1538	G
22	DA	1539	U
22	DA	1540	G
22	DA	1541	C
22	DA	1542	U
22	DA	1554	U
22	DA	1555	G
22	DA	1556	C
22	DA	1558	C
22	DA	1559	U
22	DA	1560	G
22	DA	1561	C
22	DA	1564	C

*Continued on next page...*



*Continued from previous page...*

<b>Mol</b>	<b>Chain</b>	<b>Res</b>	<b>Type</b>
22	DA	1565	C
22	DA	1567	G
22	DA	1568	G
22	DA	1569	A
22	DA	1570	A
22	DA	1583	A
22	DA	1584	U
22	DA	1585	C
22	DA	1586	A
22	DA	1587	G
22	DA	1600	C
22	DA	1603	A
22	DA	1604	C
22	DA	1607	C
22	DA	1608	A
22	DA	1610	A
22	DA	1611	C
22	DA	1612	C
22	DA	1613	G
22	DA	1615	C
22	DA	1616	A
22	DA	1618	A
22	DA	1627	G
22	DA	1628	G
22	DA	1633	G
22	DA	1635	A
22	DA	1636	U
22	DA	1640	A
22	DA	1641	A
22	DA	1646	C
22	DA	1647	U
22	DA	1648	U
22	DA	1649	G
22	DA	1653	G
22	DA	1654	A
22	DA	1655	A
22	DA	1656	C
22	DA	1663	G
22	DA	1664	A
22	DA	1665	A
22	DA	1667	G
22	DA	1668	A

*Continued on next page...*

*Continued from previous page...*

<b>Mol</b>	<b>Chain</b>	<b>Res</b>	<b>Type</b>
22	DA	1669	A
22	DA	1670	C
22	DA	1671	U
22	DA	1673	G
22	DA	1674	G
22	DA	1675	C
22	DA	1676	A
22	DA	1682	G
22	DA	1683	U
22	DA	1694	C
22	DA	1695	G
22	DA	1696	G
22	DA	1698	A
22	DA	1699	G
22	DA	1700	A
22	DA	1701	A
22	DA	1707	G
22	DA	1713	A
22	DA	1714	U
22	DA	1715	G
22	DA	1717	A
22	DA	1718	G
22	DA	1722	A
22	DA	1723	G
22	DA	1728	C
22	DA	1729	U
22	DA	1730	C
22	DA	1731	G
22	DA	1732	C
22	DA	1733	G
22	DA	1734	G
22	DA	1735	A
22	DA	1736	U
22	DA	1739	A
22	DA	1740	G
22	DA	1744	A
22	DA	1750	G
22	DA	1758	U
22	DA	1759	A
22	DA	1760	C
22	DA	1764	C
22	DA	1772	A

*Continued on next page...*

*Continued from previous page...*

<b>Mol</b>	<b>Chain</b>	<b>Res</b>	<b>Type</b>
22	DA	1773	A
22	DA	1776	G
22	DA	1780	A
22	DA	1781	U
22	DA	1782	U
22	DA	1783	A
22	DA	1785	A
22	DA	1786	A
22	DA	1787	A
22	DA	1788	C
22	DA	1794	A
22	DA	1800	C
22	DA	1802	A
22	DA	1803	A
22	DA	1804	C
22	DA	1808	A
22	DA	1809	A
22	DA	1810	A
22	DA	1811	G
22	DA	1815	A
22	DA	1816	C
22	DA	1817	G
22	DA	1818	U
22	DA	1820	U
22	DA	1821	A
22	DA	1822	C
22	DA	1824	G
22	DA	1827	U
22	DA	1829	A
22	DA	1832	C
22	DA	1838	C
22	DA	1839	G
22	DA	1840	G
22	DA	1847	A
22	DA	1848	A
22	DA	1857	G
22	DA	1858	A
22	DA	1859	U
22	DA	1870	C
22	DA	1875	G
22	DA	1877	A
22	DA	1884	G

*Continued on next page...*

*Continued from previous page...*

<b>Mol</b>	<b>Chain</b>	<b>Res</b>	<b>Type</b>
22	DA	1889	A
22	DA	1901	A
22	DA	1902	C
22	DA	1903	G
22	DA	1906	G
22	DA	1913	A
22	DA	1914	C
22	DA	1915	U
22	DA	1919	A
22	DA	1920	C
22	DA	1927	A
22	DA	1930	G
22	DA	1931	U
22	DA	1932	A
22	DA	1937	A
22	DA	1938	A
22	DA	1939	U
22	DA	1941	C
22	DA	1942	C
22	DA	1943	U
22	DA	1944	U
22	DA	1945	G
22	DA	1946	U
22	DA	1955	U
22	DA	1956	U
22	DA	1963	U
22	DA	1964	G
22	DA	1966	A
22	DA	1967	C
22	DA	1968	G
22	DA	1970	A
22	DA	1971	U
22	DA	1972	G
22	DA	1973	G
22	DA	1975	G
22	DA	1981	A
22	DA	1982	U
22	DA	1989	G
22	DA	1991	U
22	DA	1993	U
22	DA	1994	C
22	DA	1996	C

*Continued on next page...*

*Continued from previous page...*

<b>Mol</b>	<b>Chain</b>	<b>Res</b>	<b>Type</b>
22	DA	1997	C
22	DA	1998	A
22	DA	2002	G
22	DA	2020	A
22	DA	2021	C
22	DA	2022	U
22	DA	2023	C
22	DA	2024	G
22	DA	2030	A
22	DA	2031	A
22	DA	2032	G
22	DA	2033	A
22	DA	2035	G
22	DA	2036	C
22	DA	2037	A
22	DA	2043	C
22	DA	2049	G
22	DA	2052	A
22	DA	2055	C
22	DA	2056	G
22	DA	2060	A
22	DA	2061	G
22	DA	2062	A
22	DA	2063	C
22	DA	2064	C
22	DA	2068	U
22	DA	2069	G
22	DA	2079	U
22	DA	2080	A
22	DA	2083	G
22	DA	2092	U
22	DA	2093	G
22	DA	2094	A
22	DA	2095	A
22	DA	2096	C
22	DA	2104	C
22	DA	2108	A
22	DA	2109	U
22	DA	2110	G
22	DA	2134	A
22	DA	2135	A
22	DA	2136	G

*Continued on next page...*

*Continued from previous page...*

<b>Mol</b>	<b>Chain</b>	<b>Res</b>	<b>Type</b>
22	DA	2137	U
22	DA	2138	G
22	DA	2139	U
22	DA	2143	C
22	DA	2144	G
22	DA	2145	C
22	DA	2147	A
22	DA	2150	C
22	DA	2151	U
22	DA	2152	G
22	DA	2153	C
22	DA	2154	A
22	DA	2156	G
22	DA	2157	G
22	DA	2180	U
22	DA	2181	U
22	DA	2183	A
22	DA	2191	A
22	DA	2192	U
22	DA	2194	U
22	DA	2199	A
22	DA	2203	U
22	DA	2204	G
22	DA	2210	U
22	DA	2211	A
22	DA	2212	A
22	DA	2213	U
22	DA	2214	C
22	DA	2215	C
22	DA	2216	G
22	DA	2217	G
22	DA	2218	G
22	DA	2225	A
22	DA	2226	C
22	DA	2227	A
22	DA	2231	U
22	DA	2238	G
22	DA	2239	G
22	DA	2243	U
22	DA	2249	U
22	DA	2250	G
22	DA	2259	U

*Continued on next page...*

*Continued from previous page...*

<b>Mol</b>	<b>Chain</b>	<b>Res</b>	<b>Type</b>
22	DA	2260	C
22	DA	2266	A
22	DA	2267	A
22	DA	2268	A
22	DA	2273	A
22	DA	2275	C
22	DA	2276	G
22	DA	2277	G
22	DA	2279	G
22	DA	2283	C
22	DA	2284	A
22	DA	2286	G
22	DA	2289	G
22	DA	2297	A
22	DA	2298	A
22	DA	2299	U
22	DA	2300	C
22	DA	2301	C
22	DA	2305	U
22	DA	2306	C
22	DA	2307	G
22	DA	2308	G
22	DA	2309	A
22	DA	2310	C
22	DA	2311	A
22	DA	2312	U
22	DA	2313	C
22	DA	2314	A
22	DA	2315	G
22	DA	2320	U
22	DA	2321	U
22	DA	2324	U
22	DA	2325	G
22	DA	2326	C
22	DA	2334	U
22	DA	2335	A
22	DA	2336	A
22	DA	2337	G
22	DA	2338	C
22	DA	2339	C
22	DA	2340	A
22	DA	2345	G

*Continued on next page...*

*Continued from previous page...*

<b>Mol</b>	<b>Chain</b>	<b>Res</b>	<b>Type</b>
22	DA	2347	C
22	DA	2348	U
22	DA	2349	G
22	DA	2350	C
22	DA	2358	A
22	DA	2361	G
22	DA	2379	G
22	DA	2382	G
22	DA	2383	G
22	DA	2384	U
22	DA	2385	C
22	DA	2386	A
22	DA	2387	U
22	DA	2388	A
22	DA	2390	U
22	DA	2392	A
22	DA	2402	U
22	DA	2405	G
22	DA	2406	A
22	DA	2407	A
22	DA	2409	G
22	DA	2410	G
22	DA	2424	C
22	DA	2425	A
22	DA	2426	A
22	DA	2427	C
22	DA	2428	G
22	DA	2429	G
22	DA	2430	A
22	DA	2431	U
22	DA	2435	A
22	DA	2439	A
22	DA	2440	C
22	DA	2441	U
22	DA	2447	G
22	DA	2448	A
22	DA	2452	C
22	DA	2459	A
22	DA	2460	U
22	DA	2469	A
22	DA	2475	C
22	DA	2476	A

*Continued on next page...*



*Continued from previous page...*

<b>Mol</b>	<b>Chain</b>	<b>Res</b>	<b>Type</b>
22	DA	2484	G
22	DA	2490	G
22	DA	2491	U
22	DA	2492	U
22	DA	2493	U
22	DA	2494	G
22	DA	2497	A
22	DA	2498	C
22	DA	2499	C
22	DA	2502	G
22	DA	2503	A
22	DA	2504	U
22	DA	2505	G
22	DA	2518	A
22	DA	2520	C
22	DA	2521	C
22	DA	2529	G
22	DA	2534	A
22	DA	2542	A
22	DA	2543	G
22	DA	2544	G
22	DA	2547	A
22	DA	2554	U
22	DA	2567	G
22	DA	2569	G
22	DA	2573	C
22	DA	2574	G
22	DA	2577	A
22	DA	2578	G
22	DA	2579	C
22	DA	2581	G
22	DA	2582	G
22	DA	2583	G
22	DA	2585	U
22	DA	2586	U
22	DA	2589	A
22	DA	2602	A
22	DA	2603	G
22	DA	2610	C
22	DA	2611	C
22	DA	2612	C
22	DA	2613	U

*Continued on next page...*

*Continued from previous page...*

<b>Mol</b>	<b>Chain</b>	<b>Res</b>	<b>Type</b>
22	DA	2614	A
22	DA	2615	U
22	DA	2616	C
22	DA	2617	U
22	DA	2629	U
22	DA	2630	G
22	DA	2632	A
22	DA	2639	A
22	DA	2640	G
22	DA	2646	C
22	DA	2654	A
22	DA	2655	G
22	DA	2656	U
22	DA	2657	A
22	DA	2658	C
22	DA	2664	G
22	DA	2667	C
22	DA	2668	G
22	DA	2669	G
22	DA	2670	A
22	DA	2682	A
22	DA	2683	C
22	DA	2690	U
22	DA	2691	C
22	DA	2692	G
22	DA	2713	U
22	DA	2714	G
22	DA	2715	C
22	DA	2718	G
22	DA	2725	A
22	DA	2726	A
22	DA	2727	A
22	DA	2728	U
22	DA	2731	G
22	DA	2732	G
22	DA	2736	A
22	DA	2748	A
22	DA	2750	A
22	DA	2751	G
22	DA	2753	A
22	DA	2754	U
22	DA	2756	U

*Continued on next page...*

*Continued from previous page...*

<b>Mol</b>	<b>Chain</b>	<b>Res</b>	<b>Type</b>
22	DA	2757	A
22	DA	2758	A
22	DA	2765	A
22	DA	2766	A
22	DA	2777	G
22	DA	2778	A
22	DA	2779	U
22	DA	2791	G
22	DA	2796	U
22	DA	2799	A
22	DA	2800	A
22	DA	2801	G
22	DA	2803	G
22	DA	2808	G
22	DA	2820	A
22	DA	2822	G
22	DA	2826	A
22	DA	2833	U
22	DA	2834	G
22	DA	2835	A
22	DA	2836	U
22	DA	2837	A
22	DA	2838	G
22	DA	2848	G
22	DA	2850	A
22	DA	2851	A
22	DA	2861	U
22	DA	2866	U
22	DA	2867	G
22	DA	2868	A
22	DA	2869	G
22	DA	2872	A
22	DA	2873	A
22	DA	2874	C
22	DA	2875	C
22	DA	2876	G
22	DA	2877	G
22	DA	2878	U
22	DA	2879	A
22	DA	2880	C
22	DA	2881	U
22	DA	2883	A

*Continued on next page...*

*Continued from previous page...*

<b>Mol</b>	<b>Chain</b>	<b>Res</b>	<b>Type</b>
22	DA	2894	G
22	DA	2895	G
22	DA	2896	C
22	DA	2903	U
23	DB	12	C
23	DB	13	G
23	DB	14	U
23	DB	15	A
23	DB	16	G
23	DB	17	C
23	DB	18	G
23	DB	23	G
23	DB	24	G
23	DB	25	U
23	DB	30	C
23	DB	31	C
23	DB	35	C
23	DB	36	C
23	DB	40	U
23	DB	41	G
23	DB	42	C
23	DB	43	C
23	DB	44	G
23	DB	45	A
23	DB	46	A
23	DB	47	C
23	DB	48	U
23	DB	57	A
23	DB	58	A
23	DB	59	A
23	DB	63	C
23	DB	64	G
23	DB	65	U
23	DB	66	A
23	DB	67	G
23	DB	68	C
23	DB	69	G
23	DB	70	C
23	DB	87	U
23	DB	88	C
23	DB	89	U
23	DB	90	C

*Continued on next page...*

*Continued from previous page...*

<b>Mol</b>	<b>Chain</b>	<b>Res</b>	<b>Type</b>
23	DB	91	C
23	DB	99	A
23	DB	109	A
23	DB	110	C
23	DB	111	U
23	DB	112	G

All (1438) RNA pucker outliers are listed below:

<b>Mol</b>	<b>Chain</b>	<b>Res</b>	<b>Type</b>
1	AA	7	A
1	AA	13	U
1	AA	14	U
1	AA	30	U
1	AA	32	A
1	AA	47	C
1	AA	52	C
1	AA	60	A
1	AA	61	G
1	AA	64	G
1	AA	66	A
1	AA	71	A
1	AA	72	A
1	AA	74	A
1	AA	87	C
1	AA	91	U
1	AA	93	U
1	AA	94	G
1	AA	95	C
1	AA	97	G
1	AA	109	A
1	AA	110	C
1	AA	115	G
1	AA	119	A
1	AA	121	U
1	AA	122	G
1	AA	129	A
1	AA	131	A
1	AA	141	G
1	AA	173	U
1	AA	174	A
1	AA	180	U

*Continued on next page...*

*Continued from previous page...*

<b>Mol</b>	<b>Chain</b>	<b>Res</b>	<b>Type</b>
1	AA	185	U
1	AA	197	A
1	AA	198	G
1	AA	199	A
1	AA	243	A
1	AA	246	A
1	AA	247	G
1	AA	250	A
1	AA	251	G
1	AA	252	U
1	AA	257	G
1	AA	266	G
1	AA	267	C
1	AA	274	A
1	AA	275	G
1	AA	279	A
1	AA	305	G
1	AA	306	A
1	AA	327	A
1	AA	330	C
1	AA	331	G
1	AA	344	A
1	AA	345	C
1	AA	346	G
1	AA	351	G
1	AA	352	C
1	AA	366	A
1	AA	368	U
1	AA	372	C
1	AA	373	A
1	AA	388	G
1	AA	389	A
1	AA	411	A
1	AA	414	A
1	AA	421	U
1	AA	424	G
1	AA	428	G
1	AA	429	U
1	AA	430	A
1	AA	438	U
1	AA	439	U
1	AA	451	A

*Continued on next page...*

*Continued from previous page...*

<b>Mol</b>	<b>Chain</b>	<b>Res</b>	<b>Type</b>
1	AA	452	A
1	AA	462	G
1	AA	463	U
1	AA	466	A
1	AA	468	A
1	AA	469	C
1	AA	484	G
1	AA	486	U
1	AA	487	A
1	AA	488	C
1	AA	495	A
1	AA	496	A
1	AA	497	G
1	AA	499	A
1	AA	500	G
1	AA	501	C
1	AA	508	U
1	AA	509	A
1	AA	511	C
1	AA	512	U
1	AA	517	G
1	AA	519	C
1	AA	531	U
1	AA	534	U
1	AA	535	A
1	AA	536	C
1	AA	537	G
1	AA	547	A
1	AA	548	G
1	AA	559	A
1	AA	563	A
1	AA	566	G
1	AA	575	G
1	AA	577	G
1	AA	595	A
1	AA	596	A
1	AA	642	A
1	AA	652	U
1	AA	654	G
1	AA	686	U
1	AA	688	G
1	AA	701	U

*Continued on next page...*

*Continued from previous page...*

<b>Mol</b>	<b>Chain</b>	<b>Res</b>	<b>Type</b>
1	AA	704	A
1	AA	717	U
1	AA	718	A
1	AA	721	G
1	AA	722	G
1	AA	752	G
1	AA	754	C
1	AA	755	G
1	AA	792	A
1	AA	794	A
1	AA	812	G
1	AA	813	U
1	AA	815	A
1	AA	816	A
1	AA	817	C
1	AA	870	U
1	AA	874	G
1	AA	884	U
1	AA	889	A
1	AA	913	A
1	AA	914	A
1	AA	934	C
1	AA	935	A
1	AA	960	U
1	AA	961	U
1	AA	965	U
1	AA	968	A
1	AA	969	A
1	AA	972	C
1	AA	974	A
1	AA	976	G
1	AA	977	A
1	AA	978	A
1	AA	982	U
1	AA	984	C
1	AA	991	U
1	AA	994	A
1	AA	1031	C
1	AA	1049	U
1	AA	1050	G
1	AA	1053	G
1	AA	1064	G

*Continued on next page...*



*Continued from previous page...*

<b>Mol</b>	<b>Chain</b>	<b>Res</b>	<b>Type</b>
1	AA	1066	C
1	AA	1068	G
1	AA	1085	U
1	AA	1087	G
1	AA	1088	G
1	AA	1094	G
1	AA	1095	U
1	AA	1101	A
1	AA	1102	A
1	AA	1126	U
1	AA	1127	G
1	AA	1130	A
1	AA	1131	G
1	AA	1136	C
1	AA	1142	G
1	AA	1152	A
1	AA	1153	G
1	AA	1157	A
1	AA	1162	C
1	AA	1168	U
1	AA	1169	A
1	AA	1181	G
1	AA	1184	G
1	AA	1190	G
1	AA	1191	A
1	AA	1196	A
1	AA	1197	A
1	AA	1200	C
1	AA	1201	A
1	AA	1202	U
1	AA	1203	C
1	AA	1215	G
1	AA	1224	U
1	AA	1228	C
1	AA	1239	A
1	AA	1241	G
1	AA	1258	G
1	AA	1259	C
1	AA	1278	G
1	AA	1282	C
1	AA	1283	U
1	AA	1284	C

*Continued on next page...*

*Continued from previous page...*

<b>Mol</b>	<b>Chain</b>	<b>Res</b>	<b>Type</b>
1	AA	1298	U
1	AA	1303	C
1	AA	1304	G
1	AA	1319	A
1	AA	1320	C
1	AA	1322	C
1	AA	1323	G
1	AA	1331	G
1	AA	1332	A
1	AA	1336	C
1	AA	1337	G
1	AA	1345	U
1	AA	1348	U
1	AA	1349	A
1	AA	1365	G
1	AA	1380	U
1	AA	1381	U
1	AA	1382	C
1	AA	1394	A
1	AA	1395	C
1	AA	1396	A
1	AA	1398	A
1	AA	1399	C
1	AA	1432	G
1	AA	1447	A
1	AA	1448	C
1	AA	1451	U
1	AA	1453	G
1	AA	1454	G
1	AA	1498	U
1	AA	1502	A
1	AA	1505	G
1	AA	1506	U
1	AA	1507	A
1	AA	1528	U
1	AA	1531	A
22	BA	13	A
22	BA	14	A
22	BA	27	G
22	BA	33	C
22	BA	34	U
22	BA	35	G

*Continued on next page...*

*Continued from previous page...*

<b>Mol</b>	<b>Chain</b>	<b>Res</b>	<b>Type</b>
22	BA	36	G
22	BA	49	A
22	BA	52	A
22	BA	60	G
22	BA	62	U
22	BA	63	A
22	BA	70	G
22	BA	73	A
22	BA	74	A
22	BA	75	G
22	BA	84	A
22	BA	85	G
22	BA	91	A
22	BA	92	U
22	BA	100	U
22	BA	119	A
22	BA	125	A
22	BA	126	A
22	BA	137	U
22	BA	143	C
22	BA	144	A
22	BA	162	U
22	BA	164	C
22	BA	165	A
22	BA	177	G
22	BA	196	A
22	BA	199	A
22	BA	204	A
22	BA	206	U
22	BA	215	G
22	BA	221	A
22	BA	223	A
22	BA	227	A
22	BA	229	C
22	BA	232	G
22	BA	238	C
22	BA	239	C
22	BA	241	A
22	BA	243	U
22	BA	249	C
22	BA	265	A
22	BA	266	G

*Continued on next page...*

*Continued from previous page...*

<b>Mol</b>	<b>Chain</b>	<b>Res</b>	<b>Type</b>
22	BA	271	G
22	BA	273	G
22	BA	301	G
22	BA	302	C
22	BA	310	A
22	BA	312	G
22	BA	321	U
22	BA	324	A
22	BA	345	A
22	BA	346	A
22	BA	369	U
22	BA	373	U
22	BA	386	G
22	BA	388	G
22	BA	390	U
22	BA	403	U
22	BA	404	A
22	BA	411	G
22	BA	412	A
22	BA	413	C
22	BA	421	C
22	BA	422	A
22	BA	434	U
22	BA	435	C
22	BA	442	G
22	BA	443	A
22	BA	446	G
22	BA	454	A
22	BA	459	U
22	BA	474	G
22	BA	475	C
22	BA	479	A
22	BA	480	A
22	BA	481	G
22	BA	482	A
22	BA	489	G
22	BA	491	G
22	BA	503	A
22	BA	506	G
22	BA	507	A
22	BA	509	C
22	BA	512	G

*Continued on next page...*

*Continued from previous page...*

<b>Mol</b>	<b>Chain</b>	<b>Res</b>	<b>Type</b>
22	BA	513	A
22	BA	527	C
22	BA	529	A
22	BA	531	C
22	BA	555	G
22	BA	571	U
22	BA	572	A
22	BA	573	U
22	BA	587	C
22	BA	603	A
22	BA	604	G
22	BA	613	A
22	BA	620	G
22	BA	627	A
22	BA	637	A
22	BA	645	C
22	BA	654	A
22	BA	655	A
22	BA	669	G
22	BA	683	U
22	BA	685	A
22	BA	704	G
22	BA	726	G
22	BA	727	A
22	BA	729	G
22	BA	746	U
22	BA	747	U
22	BA	753	A
22	BA	762	U
22	BA	763	G
22	BA	764	A
22	BA	765	C
22	BA	774	G
22	BA	788	A
22	BA	790	U
22	BA	800	A
22	BA	802	A
22	BA	805	G
22	BA	829	A
22	BA	846	U
22	BA	847	U
22	BA	858	G

*Continued on next page...*

*Continued from previous page...*

<b>Mol</b>	<b>Chain</b>	<b>Res</b>	<b>Type</b>
22	BA	860	U
22	BA	865	C
22	BA	866	A
22	BA	914	G
22	BA	915	C
22	BA	931	U
22	BA	933	A
22	BA	934	U
22	BA	945	A
22	BA	946	C
22	BA	957	C
22	BA	958	U
22	BA	961	C
22	BA	973	A
22	BA	984	A
22	BA	988	A
22	BA	990	A
22	BA	995	C
22	BA	996	A
22	BA	1008	A
22	BA	1009	A
22	BA	1011	G
22	BA	1013	C
22	BA	1020	A
22	BA	1021	A
22	BA	1022	G
22	BA	1023	U
22	BA	1025	G
22	BA	1026	G
22	BA	1033	U
22	BA	1045	C
22	BA	1046	A
22	BA	1048	A
22	BA	1060	U
22	BA	1062	G
22	BA	1063	G
22	BA	1074	G
22	BA	1112	G
22	BA	1116	G
22	BA	1128	G
22	BA	1135	C
22	BA	1141	U

*Continued on next page...*

*Continued from previous page...*

<b>Mol</b>	<b>Chain</b>	<b>Res</b>	<b>Type</b>
22	BA	1150	C
22	BA	1151	A
22	BA	1157	G
22	BA	1204	A
22	BA	1206	G
22	BA	1210	G
22	BA	1213	A
22	BA	1236	G
22	BA	1247	A
22	BA	1249	U
22	BA	1250	G
22	BA	1254	A
22	BA	1255	U
22	BA	1267	U
22	BA	1275	A
22	BA	1276	A
22	BA	1286	A
22	BA	1287	A
22	BA	1288	G
22	BA	1289	C
22	BA	1300	G
22	BA	1303	G
22	BA	1311	G
22	BA	1320	C
22	BA	1321	A
22	BA	1324	G
22	BA	1327	A
22	BA	1329	U
22	BA	1330	C
22	BA	1340	U
22	BA	1343	G
22	BA	1359	A
22	BA	1360	G
22	BA	1378	A
22	BA	1379	U
22	BA	1386	C
22	BA	1396	U
22	BA	1398	C
22	BA	1403	A
22	BA	1407	G
22	BA	1416	G
22	BA	1417	C

*Continued on next page...*

*Continued from previous page...*

<b>Mol</b>	<b>Chain</b>	<b>Res</b>	<b>Type</b>
22	BA	1419	A
22	BA	1421	G
22	BA	1427	A
22	BA	1429	G
22	BA	1434	A
22	BA	1435	G
22	BA	1451	C
22	BA	1455	G
22	BA	1458	U
22	BA	1459	G
22	BA	1461	C
22	BA	1475	G
22	BA	1476	U
22	BA	1490	A
22	BA	1491	G
22	BA	1493	C
22	BA	1494	A
22	BA	1497	U
22	BA	1498	C
22	BA	1508	A
22	BA	1510	G
22	BA	1522	A
22	BA	1535	A
22	BA	1537	G
22	BA	1554	U
22	BA	1555	G
22	BA	1558	C
22	BA	1565	C
22	BA	1602	U
22	BA	1603	A
22	BA	1606	C
22	BA	1615	C
22	BA	1626	A
22	BA	1627	G
22	BA	1634	A
22	BA	1644	C
22	BA	1647	U
22	BA	1653	G
22	BA	1654	A
22	BA	1674	G
22	BA	1675	C
22	BA	1693	U

*Continued on next page...*



*Continued from previous page...*

<b>Mol</b>	<b>Chain</b>	<b>Res</b>	<b>Type</b>
22	BA	1695	G
22	BA	1698	A
22	BA	1700	A
22	BA	1706	C
22	BA	1707	G
22	BA	1713	A
22	BA	1714	U
22	BA	1716	U
22	BA	1717	A
22	BA	1732	C
22	BA	1734	G
22	BA	1735	A
22	BA	1738	G
22	BA	1739	A
22	BA	1757	A
22	BA	1759	A
22	BA	1782	U
22	BA	1784	A
22	BA	1786	A
22	BA	1787	A
22	BA	1799	G
22	BA	1808	A
22	BA	1815	A
22	BA	1816	C
22	BA	1818	U
22	BA	1838	C
22	BA	1847	A
22	BA	1848	A
22	BA	1857	G
22	BA	1858	A
22	BA	1865	U
22	BA	1866	A
22	BA	1870	C
22	BA	1871	A
22	BA	1872	A
22	BA	1884	G
22	BA	1885	A
22	BA	1900	A
22	BA	1918	A
22	BA	1919	A
22	BA	1920	C
22	BA	1929	G

*Continued on next page...*

*Continued from previous page...*

<b>Mol</b>	<b>Chain</b>	<b>Res</b>	<b>Type</b>
22	BA	1931	U
22	BA	1936	A
22	BA	1941	C
22	BA	1942	C
22	BA	1943	U
22	BA	1945	G
22	BA	1954	G
22	BA	1962	C
22	BA	1963	U
22	BA	1965	C
22	BA	1966	A
22	BA	1967	C
22	BA	1970	A
22	BA	1971	U
22	BA	1980	G
22	BA	1993	U
22	BA	1996	C
22	BA	1997	C
22	BA	2023	C
22	BA	2030	A
22	BA	2035	G
22	BA	2036	C
22	BA	2051	A
22	BA	2060	A
22	BA	2063	C
22	BA	2068	U
22	BA	2092	U
22	BA	2093	G
22	BA	2137	U
22	BA	2146	C
22	BA	2197	U
22	BA	2199	A
22	BA	2200	C
22	BA	2210	U
22	BA	2214	C
22	BA	2225	A
22	BA	2238	G
22	BA	2249	U
22	BA	2250	G
22	BA	2258	C
22	BA	2267	A
22	BA	2275	C

*Continued on next page...*

*Continued from previous page...*

<b>Mol</b>	<b>Chain</b>	<b>Res</b>	<b>Type</b>
22	BA	2282	G
22	BA	2283	C
22	BA	2286	G
22	BA	2296	U
22	BA	2297	A
22	BA	2307	G
22	BA	2309	A
22	BA	2311	A
22	BA	2319	G
22	BA	2321	U
22	BA	2324	U
22	BA	2325	G
22	BA	2326	C
22	BA	2327	A
22	BA	2333	A
22	BA	2335	A
22	BA	2337	G
22	BA	2344	U
22	BA	2382	G
22	BA	2383	G
22	BA	2391	G
22	BA	2392	A
22	BA	2405	G
22	BA	2407	A
22	BA	2423	U
22	BA	2425	A
22	BA	2427	C
22	BA	2430	A
22	BA	2431	U
22	BA	2439	A
22	BA	2440	C
22	BA	2450	A
22	BA	2458	G
22	BA	2459	A
22	BA	2468	A
22	BA	2490	G
22	BA	2503	A
22	BA	2517	C
22	BA	2520	C
22	BA	2541	A
22	BA	2543	G
22	BA	2566	A

*Continued on next page...*

*Continued from previous page...*

<b>Mol</b>	<b>Chain</b>	<b>Res</b>	<b>Type</b>
22	BA	2572	A
22	BA	2573	C
22	BA	2581	G
22	BA	2602	A
22	BA	2603	G
22	BA	2609	U
22	BA	2611	C
22	BA	2615	U
22	BA	2629	U
22	BA	2638	G
22	BA	2645	G
22	BA	2654	A
22	BA	2656	U
22	BA	2662	A
22	BA	2672	U
22	BA	2673	G
22	BA	2681	C
22	BA	2689	U
22	BA	2712	C
22	BA	2725	A
22	BA	2727	A
22	BA	2728	U
22	BA	2729	G
22	BA	2732	G
22	BA	2750	A
22	BA	2752	C
22	BA	2756	U
22	BA	2757	A
22	BA	2777	G
22	BA	2778	A
22	BA	2781	A
22	BA	2790	U
22	BA	2791	G
22	BA	2797	U
22	BA	2800	A
22	BA	2808	G
22	BA	2820	A
22	BA	2832	U
22	BA	2835	A
22	BA	2848	G
22	BA	2866	U
22	BA	2873	A

*Continued on next page...*

*Continued from previous page...*

<b>Mol</b>	<b>Chain</b>	<b>Res</b>	<b>Type</b>
22	BA	2879	A
22	BA	2893	A
22	BA	2894	G
23	BB	12	C
23	BB	14	U
23	BB	16	G
23	BB	24	G
23	BB	25	U
23	BB	40	U
23	BB	42	C
23	BB	44	G
23	BB	45	A
23	BB	52	A
23	BB	56	G
23	BB	57	A
23	BB	66	A
23	BB	87	U
23	BB	90	C
23	BB	108	A
23	BB	109	A
1	CA	6	G
1	CA	9	G
1	CA	13	U
1	CA	14	U
1	CA	15	G
1	CA	30	U
1	CA	32	A
1	CA	47	C
1	CA	52	C
1	CA	60	A
1	CA	61	G
1	CA	66	A
1	CA	68	G
1	CA	70	U
1	CA	71	A
1	CA	74	A
1	CA	83	C
1	CA	86	G
1	CA	92	U
1	CA	93	U
1	CA	94	G
1	CA	95	C

*Continued on next page...*

*Continued from previous page...*

<b>Mol</b>	<b>Chain</b>	<b>Res</b>	<b>Type</b>
1	CA	109	A
1	CA	110	C
1	CA	115	G
1	CA	119	A
1	CA	130	A
1	CA	131	A
1	CA	132	C
1	CA	173	U
1	CA	174	A
1	CA	181	A
1	CA	184	G
1	CA	197	A
1	CA	199	A
1	CA	200	G
1	CA	209	U
1	CA	213	G
1	CA	214	C
1	CA	240	G
1	CA	243	A
1	CA	245	U
1	CA	247	G
1	CA	248	C
1	CA	251	G
1	CA	252	U
1	CA	274	A
1	CA	277	C
1	CA	279	A
1	CA	282	A
1	CA	305	G
1	CA	306	A
1	CA	315	A
1	CA	316	C
1	CA	327	A
1	CA	328	C
1	CA	330	C
1	CA	331	G
1	CA	344	A
1	CA	347	G
1	CA	348	G
1	CA	351	G
1	CA	352	C
1	CA	366	A

*Continued on next page...*

*Continued from previous page...*

<b>Mol</b>	<b>Chain</b>	<b>Res</b>	<b>Type</b>
1	CA	368	U
1	CA	369	G
1	CA	372	C
1	CA	373	A
1	CA	374	A
1	CA	382	A
1	CA	388	G
1	CA	389	A
1	CA	411	A
1	CA	414	A
1	CA	421	U
1	CA	423	G
1	CA	424	G
1	CA	428	G
1	CA	429	U
1	CA	430	A
1	CA	439	U
1	CA	451	A
1	CA	452	A
1	CA	453	G
1	CA	481	G
1	CA	482	A
1	CA	484	G
1	CA	486	U
1	CA	495	A
1	CA	496	A
1	CA	497	G
1	CA	499	A
1	CA	500	G
1	CA	508	U
1	CA	511	C
1	CA	512	U
1	CA	517	G
1	CA	519	C
1	CA	520	A
1	CA	531	U
1	CA	532	A
1	CA	534	U
1	CA	535	A
1	CA	536	C
1	CA	547	A
1	CA	548	G

*Continued on next page...*

*Continued from previous page...*

<b>Mol</b>	<b>Chain</b>	<b>Res</b>	<b>Type</b>
1	CA	559	A
1	CA	563	A
1	CA	564	C
1	CA	566	G
1	CA	567	G
1	CA	575	G
1	CA	577	G
1	CA	595	A
1	CA	596	A
1	CA	641	U
1	CA	642	A
1	CA	643	C
1	CA	652	U
1	CA	654	G
1	CA	686	U
1	CA	688	G
1	CA	701	U
1	CA	704	A
1	CA	718	A
1	CA	721	G
1	CA	722	G
1	CA	733	G
1	CA	734	G
1	CA	753	A
1	CA	755	G
1	CA	792	A
1	CA	794	A
1	CA	815	A
1	CA	816	A
1	CA	817	C
1	CA	821	G
1	CA	870	U
1	CA	874	G
1	CA	884	U
1	CA	885	G
1	CA	889	A
1	CA	891	U
1	CA	913	A
1	CA	914	A
1	CA	934	C
1	CA	937	A
1	CA	941	G

*Continued on next page...*



*Continued from previous page...*

<b>Mol</b>	<b>Chain</b>	<b>Res</b>	<b>Type</b>
1	CA	960	U
1	CA	962	C
1	CA	963	G
1	CA	969	A
1	CA	974	A
1	CA	978	A
1	CA	980	C
1	CA	982	U
1	CA	986	U
1	CA	992	U
1	CA	996	A
1	CA	997	U
1	CA	1049	U
1	CA	1051	C
1	CA	1052	U
1	CA	1064	G
1	CA	1066	C
1	CA	1067	A
1	CA	1068	G
1	CA	1085	U
1	CA	1086	U
1	CA	1087	G
1	CA	1094	G
1	CA	1095	U
1	CA	1101	A
1	CA	1102	A
1	CA	1124	G
1	CA	1127	G
1	CA	1128	C
1	CA	1138	G
1	CA	1139	G
1	CA	1141	C
1	CA	1143	G
1	CA	1145	A
1	CA	1146	A
1	CA	1148	U
1	CA	1151	A
1	CA	1152	A
1	CA	1157	A
1	CA	1158	C
1	CA	1160	G
1	CA	1161	C

*Continued on next page...*

*Continued from previous page...*

<b>Mol</b>	<b>Chain</b>	<b>Res</b>	<b>Type</b>
1	CA	1167	A
1	CA	1169	A
1	CA	1181	G
1	CA	1184	G
1	CA	1190	G
1	CA	1191	A
1	CA	1200	C
1	CA	1201	A
1	CA	1202	U
1	CA	1218	C
1	CA	1224	U
1	CA	1227	A
1	CA	1230	C
1	CA	1245	C
1	CA	1256	A
1	CA	1257	A
1	CA	1278	G
1	CA	1282	C
1	CA	1283	U
1	CA	1284	C
1	CA	1285	A
1	CA	1288	A
1	CA	1289	A
1	CA	1298	U
1	CA	1302	C
1	CA	1331	G
1	CA	1332	A
1	CA	1345	U
1	CA	1348	U
1	CA	1349	A
1	CA	1367	C
1	CA	1380	U
1	CA	1381	U
1	CA	1383	C
1	CA	1394	A
1	CA	1395	C
1	CA	1396	A
1	CA	1398	A
1	CA	1399	C
1	CA	1447	A
1	CA	1449	C
1	CA	1450	U

*Continued on next page...*

*Continued from previous page...*

<b>Mol</b>	<b>Chain</b>	<b>Res</b>	<b>Type</b>
1	CA	1452	C
1	CA	1453	G
1	CA	1455	G
1	CA	1498	U
1	CA	1499	A
1	CA	1502	A
1	CA	1505	G
1	CA	1507	A
1	CA	1528	U
1	CA	1531	A
22	DA	13	A
22	DA	14	A
22	DA	15	G
22	DA	33	C
22	DA	35	G
22	DA	49	A
22	DA	52	A
22	DA	70	G
22	DA	73	A
22	DA	78	U
22	DA	84	A
22	DA	86	G
22	DA	87	U
22	DA	91	A
22	DA	92	U
22	DA	93	G
22	DA	101	A
22	DA	103	A
22	DA	104	A
22	DA	105	C
22	DA	119	A
22	DA	121	G
22	DA	122	G
22	DA	125	A
22	DA	128	C
22	DA	129	C
22	DA	141	G
22	DA	144	A
22	DA	162	U
22	DA	163	C
22	DA	164	C
22	DA	196	A

*Continued on next page...*

*Continued from previous page...*

<b>Mol</b>	<b>Chain</b>	<b>Res</b>	<b>Type</b>
22	DA	197	A
22	DA	200	U
22	DA	204	A
22	DA	206	U
22	DA	207	A
22	DA	215	G
22	DA	217	A
22	DA	218	A
22	DA	221	A
22	DA	222	A
22	DA	223	A
22	DA	227	A
22	DA	229	C
22	DA	230	G
22	DA	231	A
22	DA	232	G
22	DA	234	U
22	DA	235	U
22	DA	241	A
22	DA	243	U
22	DA	244	A
22	DA	249	C
22	DA	250	G
22	DA	271	G
22	DA	273	G
22	DA	274	C
22	DA	301	G
22	DA	304	U
22	DA	312	G
22	DA	321	U
22	DA	324	A
22	DA	329	G
22	DA	335	C
22	DA	336	C
22	DA	370	G
22	DA	374	A
22	DA	375	G
22	DA	386	G
22	DA	388	G
22	DA	390	U
22	DA	391	A
22	DA	392	U

*Continued on next page...*

*Continued from previous page...*

<b>Mol</b>	<b>Chain</b>	<b>Res</b>	<b>Type</b>
22	DA	395	U
22	DA	397	U
22	DA	398	C
22	DA	404	A
22	DA	406	G
22	DA	407	G
22	DA	411	G
22	DA	412	A
22	DA	413	C
22	DA	442	G
22	DA	445	C
22	DA	449	A
22	DA	454	A
22	DA	459	U
22	DA	474	G
22	DA	476	G
22	DA	477	A
22	DA	478	A
22	DA	479	A
22	DA	480	A
22	DA	485	C
22	DA	489	G
22	DA	492	A
22	DA	503	A
22	DA	505	A
22	DA	510	C
22	DA	527	C
22	DA	528	A
22	DA	530	G
22	DA	533	G
22	DA	571	U
22	DA	572	A
22	DA	573	U
22	DA	575	A
22	DA	587	C
22	DA	588	U
22	DA	603	A
22	DA	604	G
22	DA	605	G
22	DA	615	U
22	DA	618	G
22	DA	620	G

*Continued on next page...*

*Continued from previous page...*

<b>Mol</b>	<b>Chain</b>	<b>Res</b>	<b>Type</b>
22	DA	621	A
22	DA	622	G
22	DA	627	A
22	DA	628	G
22	DA	637	A
22	DA	638	G
22	DA	655	A
22	DA	656	G
22	DA	670	A
22	DA	672	C
22	DA	685	A
22	DA	687	C
22	DA	704	G
22	DA	705	A
22	DA	726	G
22	DA	727	A
22	DA	739	A
22	DA	740	C
22	DA	749	A
22	DA	762	U
22	DA	763	G
22	DA	765	C
22	DA	775	G
22	DA	777	G
22	DA	778	G
22	DA	782	A
22	DA	783	A
22	DA	788	A
22	DA	800	A
22	DA	802	A
22	DA	806	C
22	DA	829	A
22	DA	831	G
22	DA	858	G
22	DA	860	U
22	DA	861	A
22	DA	865	C
22	DA	868	U
22	DA	913	U
22	DA	915	C
22	DA	916	G
22	DA	931	U

*Continued on next page...*

*Continued from previous page...*

<b>Mol</b>	<b>Chain</b>	<b>Res</b>	<b>Type</b>
22	DA	933	A
22	DA	934	U
22	DA	945	A
22	DA	946	C
22	DA	947	A
22	DA	957	C
22	DA	958	U
22	DA	959	A
22	DA	961	C
22	DA	962	G
22	DA	973	A
22	DA	976	G
22	DA	982	C
22	DA	983	A
22	DA	989	G
22	DA	990	A
22	DA	991	C
22	DA	1008	A
22	DA	1009	A
22	DA	1011	G
22	DA	1013	C
22	DA	1020	A
22	DA	1021	A
22	DA	1023	U
22	DA	1024	G
22	DA	1025	G
22	DA	1026	G
22	DA	1027	A
22	DA	1033	U
22	DA	1034	G
22	DA	1051	G
22	DA	1060	U
22	DA	1064	C
22	DA	1065	U
22	DA	1069	A
22	DA	1077	A
22	DA	1078	U
22	DA	1081	U
22	DA	1110	G
22	DA	1112	G
22	DA	1126	A
22	DA	1129	A

*Continued on next page...*

*Continued from previous page...*

<b>Mol</b>	<b>Chain</b>	<b>Res</b>	<b>Type</b>
22	DA	1130	U
22	DA	1135	C
22	DA	1136	G
22	DA	1141	U
22	DA	1144	A
22	DA	1156	A
22	DA	1157	G
22	DA	1204	A
22	DA	1206	G
22	DA	1207	C
22	DA	1208	C
22	DA	1210	G
22	DA	1213	A
22	DA	1236	G
22	DA	1247	A
22	DA	1249	U
22	DA	1252	G
22	DA	1254	A
22	DA	1255	U
22	DA	1256	G
22	DA	1265	A
22	DA	1267	U
22	DA	1272	A
22	DA	1276	A
22	DA	1289	C
22	DA	1291	C
22	DA	1300	G
22	DA	1303	G
22	DA	1305	C
22	DA	1312	U
22	DA	1313	U
22	DA	1325	U
22	DA	1327	A
22	DA	1328	A
22	DA	1329	U
22	DA	1333	G
22	DA	1340	U
22	DA	1346	G
22	DA	1347	A
22	DA	1385	A
22	DA	1386	C
22	DA	1389	G

*Continued on next page...*



*Continued from previous page...*

<b>Mol</b>	<b>Chain</b>	<b>Res</b>	<b>Type</b>
22	DA	1397	U
22	DA	1398	C
22	DA	1399	C
22	DA	1400	U
22	DA	1401	G
22	DA	1402	U
22	DA	1415	U
22	DA	1417	C
22	DA	1418	G
22	DA	1419	A
22	DA	1427	A
22	DA	1430	G
22	DA	1451	C
22	DA	1455	G
22	DA	1456	G
22	DA	1460	U
22	DA	1475	G
22	DA	1476	U
22	DA	1483	G
22	DA	1489	C
22	DA	1491	G
22	DA	1492	G
22	DA	1497	U
22	DA	1498	C
22	DA	1508	A
22	DA	1510	G
22	DA	1512	C
22	DA	1536	C
22	DA	1540	G
22	DA	1541	C
22	DA	1554	U
22	DA	1555	G
22	DA	1558	C
22	DA	1560	G
22	DA	1565	C
22	DA	1569	A
22	DA	1602	U
22	DA	1603	A
22	DA	1606	C
22	DA	1611	C
22	DA	1612	C
22	DA	1615	C

*Continued on next page...*

*Continued from previous page...*

<b>Mol</b>	<b>Chain</b>	<b>Res</b>	<b>Type</b>
22	DA	1619	G
22	DA	1626	A
22	DA	1627	G
22	DA	1634	A
22	DA	1635	A
22	DA	1647	U
22	DA	1648	U
22	DA	1653	G
22	DA	1654	A
22	DA	1655	A
22	DA	1664	A
22	DA	1667	G
22	DA	1669	A
22	DA	1674	G
22	DA	1675	C
22	DA	1681	G
22	DA	1682	G
22	DA	1693	U
22	DA	1695	G
22	DA	1698	A
22	DA	1700	A
22	DA	1706	C
22	DA	1713	A
22	DA	1717	A
22	DA	1721	G
22	DA	1722	A
22	DA	1731	G
22	DA	1733	G
22	DA	1735	A
22	DA	1738	G
22	DA	1739	A
22	DA	1758	U
22	DA	1759	A
22	DA	1780	A
22	DA	1782	U
22	DA	1784	A
22	DA	1785	A
22	DA	1786	A
22	DA	1787	A
22	DA	1799	G
22	DA	1803	A
22	DA	1808	A

*Continued on next page...*

*Continued from previous page...*

<b>Mol</b>	<b>Chain</b>	<b>Res</b>	<b>Type</b>
22	DA	1809	A
22	DA	1810	A
22	DA	1815	A
22	DA	1817	G
22	DA	1821	A
22	DA	1828	G
22	DA	1838	C
22	DA	1839	G
22	DA	1858	A
22	DA	1900	A
22	DA	1901	A
22	DA	1913	A
22	DA	1915	U
22	DA	1918	A
22	DA	1919	A
22	DA	1929	G
22	DA	1931	U
22	DA	1936	A
22	DA	1941	C
22	DA	1943	U
22	DA	1945	G
22	DA	1954	G
22	DA	1956	U
22	DA	1962	C
22	DA	1963	U
22	DA	1965	C
22	DA	1967	C
22	DA	1972	G
22	DA	1980	G
22	DA	1981	A
22	DA	1982	U
22	DA	1992	G
22	DA	1993	U
22	DA	1996	C
22	DA	1997	C
22	DA	2021	C
22	DA	2023	C
22	DA	2024	G
22	DA	2030	A
22	DA	2036	C
22	DA	2051	A
22	DA	2060	A

*Continued on next page...*

*Continued from previous page...*

<b>Mol</b>	<b>Chain</b>	<b>Res</b>	<b>Type</b>
22	DA	2062	A
22	DA	2063	C
22	DA	2067	G
22	DA	2068	U
22	DA	2092	U
22	DA	2094	A
22	DA	2095	A
22	DA	2133	G
22	DA	2137	U
22	DA	2143	C
22	DA	2150	C
22	DA	2151	U
22	DA	2179	C
22	DA	2197	U
22	DA	2199	A
22	DA	2210	U
22	DA	2214	C
22	DA	2217	G
22	DA	2225	A
22	DA	2226	C
22	DA	2238	G
22	DA	2239	G
22	DA	2249	U
22	DA	2258	C
22	DA	2259	U
22	DA	2266	A
22	DA	2267	A
22	DA	2275	C
22	DA	2276	G
22	DA	2282	G
22	DA	2283	C
22	DA	2286	G
22	DA	2288	A
22	DA	2289	G
22	DA	2296	U
22	DA	2298	A
22	DA	2299	U
22	DA	2300	C
22	DA	2311	A
22	DA	2314	A
22	DA	2319	G
22	DA	2320	U

*Continued on next page...*

*Continued from previous page...*

<b>Mol</b>	<b>Chain</b>	<b>Res</b>	<b>Type</b>
22	DA	2324	U
22	DA	2325	G
22	DA	2334	U
22	DA	2337	G
22	DA	2340	A
22	DA	2344	U
22	DA	2347	C
22	DA	2348	U
22	DA	2382	G
22	DA	2383	G
22	DA	2384	U
22	DA	2386	A
22	DA	2387	U
22	DA	2391	G
22	DA	2406	A
22	DA	2407	A
22	DA	2425	A
22	DA	2428	G
22	DA	2439	A
22	DA	2440	C
22	DA	2447	G
22	DA	2450	A
22	DA	2458	G
22	DA	2459	A
22	DA	2468	A
22	DA	2469	A
22	DA	2490	G
22	DA	2492	U
22	DA	2497	A
22	DA	2498	C
22	DA	2502	G
22	DA	2503	A
22	DA	2504	U
22	DA	2520	C
22	DA	2542	A
22	DA	2543	G
22	DA	2566	A
22	DA	2573	C
22	DA	2581	G
22	DA	2582	G
22	DA	2601	C
22	DA	2603	G

*Continued on next page...*

*Continued from previous page...*

<b>Mol</b>	<b>Chain</b>	<b>Res</b>	<b>Type</b>
22	DA	2611	C
22	DA	2613	U
22	DA	2615	U
22	DA	2616	C
22	DA	2638	G
22	DA	2645	G
22	DA	2646	C
22	DA	2654	A
22	DA	2656	U
22	DA	2657	A
22	DA	2666	C
22	DA	2669	G
22	DA	2681	C
22	DA	2682	A
22	DA	2689	U
22	DA	2691	C
22	DA	2712	C
22	DA	2725	A
22	DA	2727	A
22	DA	2750	A
22	DA	2752	C
22	DA	2753	A
22	DA	2756	U
22	DA	2757	A
22	DA	2758	A
22	DA	2776	A
22	DA	2777	G
22	DA	2778	A
22	DA	2781	A
22	DA	2798	U
22	DA	2800	A
22	DA	2832	U
22	DA	2836	U
22	DA	2837	A
22	DA	2850	A
22	DA	2866	U
22	DA	2868	A
22	DA	2873	A
22	DA	2874	C
22	DA	2875	C
22	DA	2876	G
22	DA	2877	G

*Continued on next page...*

*Continued from previous page...*

Mol	Chain	Res	Type
22	DA	2879	A
22	DA	2880	C
22	DA	2893	A
22	DA	2895	G
23	DB	12	C
23	DB	13	G
23	DB	16	G
23	DB	18	G
23	DB	45	A
23	DB	46	A
23	DB	56	G
23	DB	58	A
23	DB	66	A
23	DB	68	C
23	DB	69	G
23	DB	87	U
23	DB	90	C
23	DB	108	A
23	DB	110	C
23	DB	111	U

#### 5.4 Non-standard residues in protein, DNA, RNA chains [i](#)

There are no non-standard protein/DNA/RNA residues in this entry.

#### 5.5 Carbohydrates [i](#)

There are no monosaccharides in this entry.

#### 5.6 Ligand geometry [i](#)

Of 364 ligands modelled in this entry, 363 are monoatomic - leaving 1 for Mogul analysis.

In the following table, the Counts columns list the number of bonds (or angles) for which Mogul statistics could be retrieved, the number of bonds (or angles) that are observed in the model and the number of bonds (or angles) that are defined in the Chemical Component Dictionary. The Link column lists molecule types, if any, to which the group is linked. The Z score for a bond length (or angle) is the number of standard deviations the observed value is removed from the expected value. A bond length (or angle) with  $|Z| > 2$  is considered an outlier worth inspection. RMSZ is the root-mean-square of all Z scores of the bond lengths (or angles).

Mol	Type	Chain	Res	Link	Bond lengths			Bond angles		
					Counts	RMSZ	# Z  > 2	Counts	RMSZ	# Z  > 2
54	ERY	BA	3136	-	53,53,53	0.79	1 (1%)	82,82,82	1.66	19 (23%)

In the following table, the Chirals column lists the number of chiral outliers, the number of chiral centers analysed, the number of these observed in the model and the number defined in the Chemical Component Dictionary. Similar counts are reported in the Torsion and Rings columns. '-' means no outliers of that kind were identified.

Mol	Type	Chain	Res	Link	Chirals	Torsions	Rings
54	ERY	BA	3136	-	-	7/72/107/107	0/3/3/3

All (1) bond length outliers are listed below:

Mol	Chain	Res	Type	Atoms	Z	Observed(Å)	Ideal(Å)
54	BA	3136	ERY	C6-C5	2.34	1.59	1.55

All (19) bond angle outliers are listed below:

Mol	Chain	Res	Type	Atoms	Z	Observed(°)	Ideal(°)
54	BA	3136	ERY	C25-C24-C23	-5.00	102.77	109.97
54	BA	3136	ERY	O7-C5-C6	-4.81	100.45	106.39
54	BA	3136	ERY	O2-C1-O1	-3.57	117.27	123.94
54	BA	3136	ERY	C3-C2-C1	-3.44	102.98	110.01
54	BA	3136	ERY	C27-C26-C25	-3.10	108.53	113.40
54	BA	3136	ERY	C32-C6-C7	-2.87	106.24	111.09
54	BA	3136	ERY	O3-C14-C15	-2.68	104.40	109.01
54	BA	3136	ERY	O6-C17-C18	-2.60	104.83	109.39
54	BA	3136	ERY	O3-C3-C4	-2.57	105.13	108.22
54	BA	3136	ERY	O3-C3-C2	-2.45	106.88	111.14
54	BA	3136	ERY	C19-C16-C17	2.41	116.17	111.24
54	BA	3136	ERY	O11-C9-C8	-2.33	116.95	121.26
54	BA	3136	ERY	C32-C6-C5	2.29	114.14	110.12
54	BA	3136	ERY	O2-C13-C12	-2.27	103.58	107.29
54	BA	3136	ERY	C6-C7-C8	-2.19	110.70	115.38
54	BA	3136	ERY	C16-C17-C18	-2.17	107.81	111.14
54	BA	3136	ERY	C8-C9-C10	2.12	122.79	119.10
54	BA	3136	ERY	C15-C16-C17	-2.05	103.99	107.67
54	BA	3136	ERY	C33-C8-C7	2.02	113.53	109.81

There are no chirality outliers.

All (7) torsion outliers are listed below:



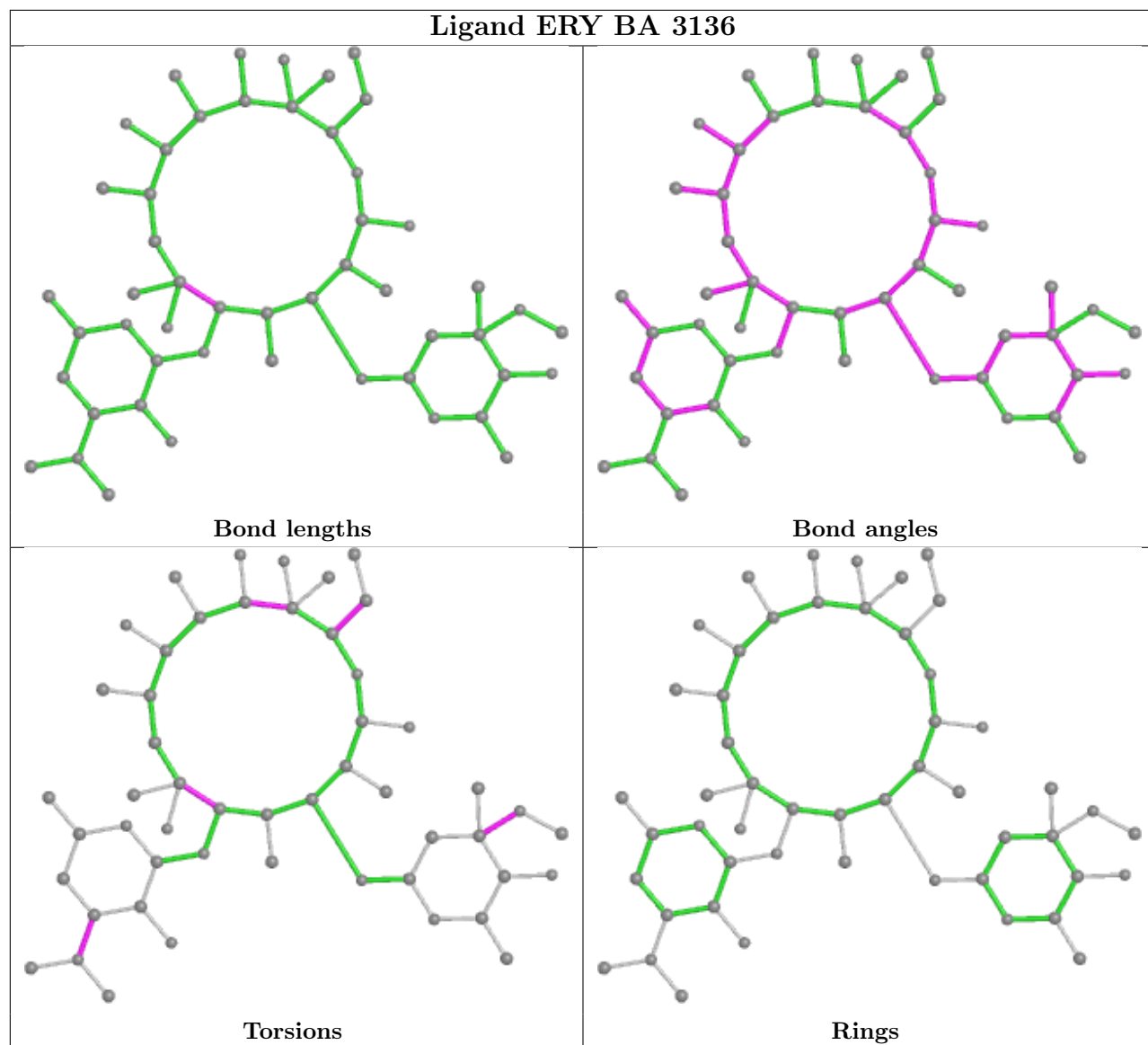
Mol	Chain	Res	Type	Atoms
54	BA	3136	ERY	C15-C16-O5-C20
54	BA	3136	ERY	C19-C16-O5-C20
54	BA	3136	ERY	C10-C11-C12-O13
54	BA	3136	ERY	C25-C24-N1-C28
54	BA	3136	ERY	C4-C5-C6-C32
54	BA	3136	ERY	C17-C16-O5-C20
54	BA	3136	ERY	O2-C13-C36-C37

There are no ring outliers.

1 monomer is involved in 4 short contacts:

Mol	Chain	Res	Type	Clashes	Symm-Clashes
54	BA	3136	ERY	4	0

The following is a two-dimensional graphical depiction of Mogul quality analysis of bond lengths, bond angles, torsion angles, and ring geometry for all instances of the Ligand of Interest. In addition, ligands with molecular weight > 250 and outliers as shown on the validation Tables will also be included. For torsion angles, if less than 5% of the Mogul distribution of torsion angles is within 10 degrees of the torsion angle in question, then that torsion angle is considered an outlier. Any bond that is central to one or more torsion angles identified as an outlier by Mogul will be highlighted in the graph. For rings, the root-mean-square deviation (RMSD) between the ring in question and similar rings identified by Mogul is calculated over all ring torsion angles. If the average RMSD is greater than 60 degrees and the minimal RMSD between the ring in question and any Mogul-identified rings is also greater than 60 degrees, then that ring is considered an outlier. The outliers are highlighted in purple. The color gray indicates Mogul did not find sufficient equivalents in the CSD to analyse the geometry.



## 5.7 Other polymers [\(i\)](#)

There are no such residues in this entry.

## 5.8 Polymer linkage issues [\(i\)](#)

There are no chain breaks in this entry.

## 6 Fit of model and data i

### 6.1 Protein, DNA and RNA chains i

In the following table, the column labelled ‘#RSRZ> 2’ contains the number (and percentage) of RSRZ outliers, followed by percent RSRZ outliers for the chain as percentile scores relative to all X-ray entries and entries of similar resolution. The OWAB column contains the minimum, median, 95<sup>th</sup> percentile and maximum values of the occupancy-weighted average B-factor per residue. The column labelled ‘Q< 0.9’ lists the number of (and percentage) of residues with an average occupancy less than 0.9.

Mol	Chain	Analysed	<RSRZ>	#RSRZ>2	OWAB(Å <sup>2</sup> )	Q<0.9
1	AA	1533/1533 (100%)	-0.57	15 (0%) 82 67	21, 74, 188, 404	0
1	CA	1530/1533 (99%)	0.03	42 (2%) 54 31	38, 102, 287, 422	0
2	AB	218/218 (100%)	1.58	71 (32%) 0 0	72, 142, 202, 237	0
2	CB	218/218 (100%)	1.57	68 (31%) 0 0	98, 165, 222, 272	0
3	AC	206/206 (100%)	0.65	24 (11%) 4 2	54, 101, 149, 187	0
3	CC	206/206 (100%)	1.14	47 (22%) 0 0	80, 139, 210, 243	0
4	AD	205/205 (100%)	-0.07	8 (3%) 39 20	38, 80, 182, 310	0
4	CD	205/205 (100%)	-0.27	1 (0%) 91 81	29, 54, 103, 236	0
5	AE	150/150 (100%)	-0.10	3 (2%) 65 44	37, 70, 136, 207	0
5	CE	150/150 (100%)	0.33	2 (1%) 77 59	38, 87, 150, 253	0
6	AF	100/100 (100%)	-0.17	0 100 100	43, 85, 149, 174	0
6	CF	100/100 (100%)	0.03	4 (4%) 38 19	58, 109, 180, 202	0
7	AG	151/151 (100%)	0.24	9 (5%) 21 10	82, 155, 235, 286	0
7	CG	150/151 (99%)	2.32	69 (46%) 0 0	112, 196, 246, 272	0
8	AH	129/129 (100%)	-0.04	3 (2%) 60 39	41, 69, 120, 203	0
8	CH	129/129 (100%)	0.63	11 (8%) 10 4	52, 107, 161, 197	0
9	AI	127/127 (100%)	0.87	17 (13%) 3 1	68, 153, 256, 288	0
9	CI	127/127 (100%)	1.84	48 (37%) 0 0	102, 200, 285, 325	0
10	AJ	98/98 (100%)	0.61	16 (16%) 1 1	60, 119, 200, 251	0
10	CJ	98/98 (100%)	2.80	53 (54%) 0 0	102, 192, 267, 283	0
11	AK	117/117 (100%)	0.64	11 (9%) 8 3	38, 104, 176, 222	0
11	CK	117/117 (100%)	0.27	4 (3%) 45 24	53, 102, 161, 200	0
12	AL	123/123 (100%)	-0.34	2 (1%) 72 51	16, 49, 111, 187	0
12	CL	123/123 (100%)	0.19	2 (1%) 72 51	41, 81, 128, 173	0

*Continued on next page...*

Continued from previous page...

Mol	Chain	Analysed	<RSRZ>	#RSRZ>2	OWAB(Å <sup>2</sup> )	Q<0.9
13	AM	114/114 (100%)	0.45	11 (9%) 8 2	69, 139, 213, 258	0
13	CM	114/114 (100%)	2.29	60 (52%) 0 0	190, 427, 522, 545	0
14	AN	96/100 (96%)	0.38	6 (6%) 20 8	68, 111, 199, 266	0
14	CN	95/100 (95%)	2.08	42 (44%) 0 0	112, 209, 319, 350	0
15	AO	88/88 (100%)	-0.41	0 100 100	34, 70, 111, 172	0
15	CO	88/88 (100%)	-0.14	1 (1%) 80 64	68, 112, 187, 286	0
16	AP	82/82 (100%)	0.70	9 (10%) 5 2	45, 68, 174, 288	0
16	CP	81/82 (98%)	0.71	10 (12%) 4 1	46, 97, 157, 229	0
17	AQ	80/80 (100%)	0.40	6 (7%) 14 5	35, 71, 134, 209	0
17	CQ	80/80 (100%)	0.81	12 (15%) 2 1	47, 103, 151, 188	0
18	AR	55/55 (100%)	0.10	3 (5%) 25 11	50, 80, 154, 211	0
18	CR	55/55 (100%)	-0.07	2 (3%) 42 22	51, 87, 157, 235	0
19	AS	79/79 (100%)	1.51	28 (35%) 0 0	81, 150, 212, 259	0
19	CS	79/79 (100%)	2.83	45 (56%) 0 0	217, 411, 508, 531	0
20	AT	85/85 (100%)	-0.32	0 100 100	35, 69, 129, 176	0
20	CT	85/85 (100%)	0.82	11 (12%) 3 1	66, 130, 204, 226	0
21	AU	51/51 (100%)	1.68	19 (37%) 0 0	90, 146, 226, 252	0
21	CU	51/51 (100%)	0.56	7 (13%) 3 1	54, 109, 189, 269	0
22	BA	2854/2904 (98%)	-0.49	36 (1%) 77 59	6, 25, 148, 390	0
22	DA	2841/2904 (97%)	0.23	91 (3%) 47 25	55, 116, 270, 526	0
23	BB	118/118 (100%)	-0.64	0 100 100	12, 40, 73, 109	0
23	DB	117/118 (99%)	-0.13	2 (1%) 70 49	88, 164, 221, 243	0
24	BC	271/271 (100%)	-0.36	6 (2%) 62 41	8, 35, 82, 192	0
24	DC	271/271 (100%)	0.52	21 (7%) 13 5	42, 95, 151, 215	0
25	BD	209/209 (100%)	-0.45	0 100 100	6, 21, 69, 179	0
25	DD	209/209 (100%)	0.73	24 (11%) 4 2	55, 115, 199, 284	0
26	BE	201/201 (100%)	-0.45	0 100 100	6, 36, 86, 150	0
26	DE	201/201 (100%)	1.57	63 (31%) 0 0	61, 235, 398, 470	0
27	BF	178/178 (100%)	-0.04	3 (1%) 70 49	21, 63, 136, 167	0
27	DF	178/178 (100%)	2.18	88 (49%) 0 0	142, 219, 259, 301	0
28	BG	176/176 (100%)	-0.03	2 (1%) 80 64	20, 61, 131, 192	0

Continued on next page...

Continued from previous page...

Mol	Chain	Analysed	<RSRZ>	#RSRZ>2	OWAB(Å <sup>2</sup> )	Q<0.9
28	DG	176/176 (100%)	1.49	53 (30%) 0 0	88, 239, 337, 389	0
29	BH	149/149 (100%)	3.01	62 (41%) 0 0	40, 171, 260, 304	0
29	DH	149/149 (100%)	2.59	62 (41%) 0 0	68, 188, 268, 298	0
30	BI	141/141 (100%)	2.38	60 (42%) 0 0	170, 245, 289, 301	0
30	DI	141/141 (100%)	3.15	95 (67%) 0 0	178, 312, 349, 370	0
31	BJ	142/142 (100%)	-0.56	1 (0%) 87 75	7, 16, 60, 137	0
31	DJ	142/142 (100%)	0.44	6 (4%) 36 18	50, 106, 169, 198	0
32	BK	122/122 (100%)	-0.41	1 (0%) 86 72	11, 24, 69, 242	0
32	DK	122/122 (100%)	0.58	13 (10%) 6 2	59, 97, 147, 210	0
33	BL	143/143 (100%)	-0.48	0 100 100	6, 30, 71, 123	0
33	DL	143/143 (100%)	1.31	28 (19%) 1 0	59, 164, 279, 354	0
34	BM	136/136 (100%)	-0.54	0 100 100	7, 22, 59, 147	0
34	DM	136/136 (100%)	0.78	16 (11%) 4 2	37, 112, 192, 250	0
35	BN	120/120 (100%)	-0.55	0 100 100	8, 17, 40, 149	0
35	DN	120/120 (100%)	1.36	32 (26%) 0 0	63, 131, 211, 305	0
36	BO	116/116 (100%)	-0.36	0 100 100	21, 41, 72, 113	0
36	DO	116/116 (100%)	1.44	33 (28%) 0 0	106, 172, 240, 273	0
37	BP	114/114 (100%)	-0.44	1 (0%) 84 69	12, 32, 87, 176	0
37	DP	114/114 (100%)	0.82	16 (14%) 2 1	50, 110, 175, 196	0
38	BQ	117/117 (100%)	-0.62	1 (0%) 84 69	6, 15, 39, 225	0
38	DQ	117/117 (100%)	0.90	18 (15%) 2 1	65, 113, 193, 331	0
39	BR	103/103 (100%)	-0.54	1 (0%) 82 67	6, 26, 67, 184	0
39	DR	103/103 (100%)	1.92	45 (43%) 0 0	73, 144, 238, 305	0
40	BS	110/110 (100%)	-0.57	0 100 100	7, 15, 48, 172	0
40	DS	110/110 (100%)	1.46	37 (33%) 0 0	71, 132, 214, 254	0
41	BT	93/93 (100%)	-0.02	3 (3%) 47 25	13, 43, 123, 233	0
41	DT	93/93 (100%)	2.36	47 (50%) 0 0	124, 265, 379, 423	0
42	BU	102/102 (100%)	-0.21	1 (0%) 82 67	21, 45, 131, 240	0
42	DU	102/102 (100%)	3.11	62 (60%) 0 0	148, 305, 420, 554	0
43	BV	94/94 (100%)	-0.31	0 100 100	14, 38, 78, 135	0
43	DV	94/94 (100%)	0.97	18 (19%) 1 0	88, 136, 193, 236	0

Continued on next page...

Continued from previous page...

Mol	Chain	Analysed	<RSRZ>	#RSRZ>2	OWAB(Å <sup>2</sup> )	Q<0.9
44	BW	79/79 (100%)	-0.15	2 (2%) 57 34	13, 29, 98, 213	0
44	DW	79/79 (100%)	2.08	34 (43%) 0 0	73, 169, 279, 323	0
45	BX	77/77 (100%)	-0.58	0 100 100	13, 37, 77, 108	0
45	DX	77/77 (100%)	0.76	11 (14%) 2 1	62, 118, 214, 280	0
46	BY	63/63 (100%)	-0.14	1 (1%) 72 51	27, 59, 126, 209	0
46	DY	63/63 (100%)	1.59	18 (28%) 0 0	152, 379, 492, 508	0
47	BZ	58/58 (100%)	-0.61	0 100 100	9, 16, 47, 61	0
47	DZ	58/58 (100%)	0.45	5 (8%) 10 4	68, 143, 251, 271	0
48	B0	56/56 (100%)	-0.69	0 100 100	6, 18, 71, 138	0
48	D0	56/56 (100%)	1.43	17 (30%) 0 0	63, 144, 246, 262	0
49	B1	50/50 (100%)	0.12	3 (6%) 21 10	27, 47, 93, 115	0
49	D1	50/50 (100%)	1.55	14 (28%) 0 0	97, 154, 208, 231	0
50	B2	46/46 (100%)	-0.55	0 100 100	10, 19, 43, 195	0
50	D2	46/46 (100%)	1.23	8 (17%) 1 0	59, 119, 184, 211	0
51	B3	64/64 (100%)	-0.54	0 100 100	8, 22, 38, 65	0
51	D3	64/64 (100%)	1.11	12 (18%) 1 0	64, 122, 197, 255	0
52	B4	38/38 (100%)	0.27	2 (5%) 26 12	25, 49, 94, 97	0
52	D4	38/38 (100%)	3.07	26 (68%) 0 0	87, 173, 235, 241	0
All	All	20434/20562 (99%)	0.30	2003 (9%) 7 2	6, 93, 274, 554	0

All (2003) RSRZ outliers are listed below:

Mol	Chain	Res	Type	RSRZ
29	DH	92	GLY	21.2
29	DH	124	THR	18.3
29	DH	91	PHE	16.3
29	BH	118	PRO	15.6
16	AP	81	ALA	15.5
29	BH	122	LEU	15.5
29	BH	93	SER	14.4
29	BH	123	ARG	13.9
46	DY	63	ALA	13.8
29	BH	84	ALA	13.2
19	CS	28	LYS	13.0
29	DH	93	SER	12.6
41	DT	15	HIS	12.5

Continued on next page...

*Continued from previous page...*

<b>Mol</b>	<b>Chain</b>	<b>Res</b>	<b>Type</b>	<b>RSRZ</b>
27	DF	129	MET	12.4
22	BA	138	U	12.3
30	BI	67	THR	12.0
14	CN	33	VAL	12.0
42	DU	35	VAL	12.0
30	BI	13	ALA	11.7
29	BH	85	GLY	11.6
29	BH	125	THR	11.3
29	BH	90	LEU	10.8
29	DH	87	GLU	10.7
42	DU	76	THR	10.6
1	CA	209	U	10.6
9	CI	127	SER	10.6
33	DL	144	GLU	10.6
29	BH	117	LEU	10.5
17	AQ	82	VAL	10.5
29	DH	105	ALA	10.4
10	CJ	76	ILE	10.4
29	BH	119	ASN	10.4
7	CG	65	LEU	10.3
29	DH	86	ASP	10.1
29	DH	131	SER	10.0
46	DY	62	GLY	10.0
10	CJ	74	VAL	10.0
29	DH	123	ARG	9.9
28	DG	8	VAL	9.8
29	BH	80	ILE	9.7
27	DF	10	GLU	9.7
30	BI	2	LYS	9.6
22	BA	2147	A	9.5
30	DI	58	ILE	9.4
29	DH	88	GLY	9.4
29	BH	92	GLY	9.4
42	DU	77	GLY	9.3
29	BH	88	GLY	9.2
30	DI	51	GLY	9.2
27	DF	105	ILE	9.1
30	DI	120	ASP	9.1
10	CJ	71	LEU	9.0
22	BA	2154	A	9.0
52	D4	33	HIS	9.0
7	CG	87	PRO	9.0

*Continued on next page...*

*Continued from previous page...*

<b>Mol</b>	<b>Chain</b>	<b>Res</b>	<b>Type</b>	<b>RSRZ</b>
29	BH	124	THR	8.9
19	CS	29	PRO	8.9
29	BH	79	THR	8.9
29	DH	127	GLU	8.8
29	BH	128	HIS	8.7
29	BH	91	PHE	8.7
29	BH	143	ILE	8.7
29	BH	145	ASN	8.7
10	CJ	72	ARG	8.6
49	D1	35	LEU	8.6
29	DH	125	THR	8.6
29	DH	85	GLY	8.5
10	CJ	8	ILE	8.4
10	CJ	75	ASP	8.3
42	DU	86	PHE	8.3
30	BI	46	ASP	8.3
42	DU	50	ALA	8.3
30	DI	93	ASN	8.1
29	DH	126	GLY	8.1
29	BH	98	ASP	8.1
16	AP	82	ALA	8.1
7	CG	64	ALA	8.1
29	BH	105	ALA	8.1
41	DT	2	ILE	8.0
42	DU	87	GLU	8.0
10	CJ	99	GLN	8.0
52	D4	1	MET	8.0
29	DH	119	ASN	7.9
29	BH	86	ASP	7.9
29	DH	145	ASN	7.9
13	CM	94	LEU	7.9
22	BA	2179	C	7.9
29	BH	73	ASN	7.9
22	DA	2146	C	7.8
42	DU	12	VAL	7.8
10	CJ	7	ARG	7.8
41	DT	55	VAL	7.8
9	CI	42	THR	7.7
41	DT	34	VAL	7.7
27	DF	9	ASP	7.7
1	CA	461	A	7.7
29	DH	89	LYS	7.6

*Continued on next page...*



*Continued from previous page...*

<b>Mol</b>	<b>Chain</b>	<b>Res</b>	<b>Type</b>	<b>RSRZ</b>
28	DG	7	PRO	7.6
29	BH	120	GLY	7.6
52	D4	10	LEU	7.6
29	BH	74	ALA	7.6
30	BI	132	ALA	7.6
29	BH	148	ALA	7.5
30	BI	52	LEU	7.5
30	DI	15	GLY	7.5
10	CJ	10	LEU	7.4
9	CI	66	VAL	7.4
29	BH	147	VAL	7.4
22	BA	2143	C	7.3
26	DE	144	GLU	7.3
25	DD	186	LEU	7.3
29	DH	106	ALA	7.3
30	DI	43	ALA	7.3
9	AI	89	TYR	7.3
26	DE	122	GLU	7.3
29	DH	143	ILE	7.3
7	CG	71	THR	7.3
30	BI	21	PRO	7.2
22	DA	2799	A	7.2
29	BH	121	VAL	7.2
16	CP	47	GLU	7.2
41	DT	3	ARG	7.1
26	DE	119	ILE	7.1
30	DI	119	ALA	7.1
30	DI	57	VAL	7.1
1	CA	210	C	7.0
10	CJ	91	ASP	7.0
30	BI	16	MET	7.0
7	CG	150	PHE	7.0
42	DU	37	GLY	6.9
7	CG	69	ARG	6.9
7	CG	132	THR	6.9
19	CS	23	GLU	6.9
44	DW	21	GLY	6.9
29	BH	149	GLU	6.9
22	BA	2146	C	6.8
29	DH	90	LEU	6.8
39	DR	96	VAL	6.8
19	CS	73	PHE	6.8

*Continued on next page...*

*Continued from previous page...*

<b>Mol</b>	<b>Chain</b>	<b>Res</b>	<b>Type</b>	<b>RSRZ</b>
13	CM	93	GLY	6.8
22	DA	139	U	6.8
7	CG	58	LEU	6.7
7	CG	72	VAL	6.7
29	BH	89	LYS	6.7
30	DI	5	GLN	6.7
29	BH	131	SER	6.7
29	DH	133	GLN	6.7
9	AI	42	THR	6.7
14	CN	32	ASP	6.7
30	BI	77	VAL	6.7
19	AS	38	THR	6.7
30	DI	66	PHE	6.7
7	CG	151	ALA	6.7
22	BA	2138	G	6.7
29	DH	146	VAL	6.7
46	DY	21	LEU	6.6
37	DP	109	ILE	6.6
19	CS	36	ARG	6.6
7	CG	7	GLY	6.6
42	DU	2	ALA	6.6
52	D4	9	LYS	6.5
2	AB	26	MET	6.5
14	CN	52	ARG	6.5
42	DU	97	SER	6.5
30	BI	12	VAL	6.5
30	BI	68	PHE	6.5
46	DY	36	GLN	6.5
14	CN	34	ASN	6.4
29	BH	113	SER	6.4
29	DH	120	GLY	6.4
22	DA	613	A	6.4
9	CI	16	ALA	6.4
30	BI	66	PHE	6.4
29	BH	126	GLY	6.4
30	BI	3	LYS	6.3
19	CS	24	SER	6.3
42	DU	75	ALA	6.3
19	CS	38	THR	6.3
22	DA	1536	C	6.3
30	BI	86	LYS	6.3
30	DI	125	THR	6.3

*Continued on next page...*

*Continued from previous page...*

<b>Mol</b>	<b>Chain</b>	<b>Res</b>	<b>Type</b>	<b>RSRZ</b>
42	DU	80	ASP	6.3
8	CH	129	ALA	6.3
10	CJ	101	SER	6.3
13	CM	54	THR	6.3
30	DI	122	GLU	6.2
39	DR	52	PRO	6.2
30	DI	50	LYS	6.2
29	BH	116	ARG	6.2
19	CS	65	MET	6.2
33	DL	92	LEU	6.2
27	DF	94	ARG	6.2
29	BH	134	VAL	6.2
42	DU	36	GLU	6.1
30	DI	97	VAL	6.1
9	CI	15	ALA	6.1
27	DF	141	ASP	6.1
16	AP	80	LYS	6.0
22	DA	1172	C	6.0
2	AB	28	PRO	6.0
7	CG	75	LYS	6.0
44	DW	51	GLY	6.0
29	DH	128	HIS	6.0
36	DO	61	GLN	6.0
30	DI	4	VAL	5.9
39	DR	103	ALA	5.9
7	CG	38	ALA	5.9
30	DI	121	ILE	5.9
19	CS	12	LEU	5.9
30	DI	68	PHE	5.9
42	DU	30	SER	5.9
22	BA	2180	U	5.9
13	CM	111	PRO	5.8
35	DN	29	VAL	5.8
10	CJ	11	LYS	5.8
30	DI	95	ASP	5.8
49	D1	52	LYS	5.8
48	D0	56	LYS	5.8
7	CG	143	MET	5.8
4	AD	27	ILE	5.8
3	AC	98	ALA	5.8
7	CG	70	PRO	5.8
46	DY	24	GLU	5.8

*Continued on next page...*

*Continued from previous page...*

<b>Mol</b>	<b>Chain</b>	<b>Res</b>	<b>Type</b>	<b>RSRZ</b>
14	CN	53	ASP	5.7
9	CI	67	LYS	5.7
29	DH	112	LYS	5.7
41	DT	83	ALA	5.7
9	CI	57	VAL	5.7
2	AB	27	LYS	5.7
13	CM	31	ALA	5.7
42	DU	19	GLY	5.7
10	CJ	6	ILE	5.7
13	CM	105	ALA	5.7
1	CA	1534	A	5.7
14	CN	48	GLN	5.7
29	DH	121	VAL	5.7
14	CN	49	THR	5.6
27	DF	117	SER	5.6
39	DR	22	LEU	5.6
22	BA	2155	U	5.6
22	BA	2144	G	5.6
10	AJ	102	LEU	5.6
44	DW	42	THR	5.6
10	CJ	73	LEU	5.6
19	CS	30	LEU	5.6
2	CB	106	VAL	5.6
28	DG	32	LEU	5.6
1	AA	1030	U	5.5
1	CA	1224	U	5.5
22	DA	1535	A	5.5
33	DL	88	GLY	5.5
51	D3	20	GLY	5.5
27	DF	127	TYR	5.5
13	CM	114	PRO	5.5
21	CU	8	ASN	5.5
2	CB	129	THR	5.5
19	CS	47	THR	5.5
22	DA	1537	G	5.5
36	DO	64	TYR	5.5
13	CM	80	MET	5.5
19	CS	66	VAL	5.5
9	AI	38	PHE	5.5
27	DF	155	ILE	5.4
39	DR	50	GLY	5.4
35	DN	113	ILE	5.4

*Continued on next page...*

*Continued from previous page...*

<b>Mol</b>	<b>Chain</b>	<b>Res</b>	<b>Type</b>	<b>RSRZ</b>
30	DI	21	PRO	5.4
2	CB	147	LEU	5.4
29	BH	87	GLU	5.4
1	CA	1271	A	5.4
7	CG	102	TRP	5.4
30	DI	83	ALA	5.4
22	BA	139	U	5.4
27	DF	31	GLU	5.4
42	DU	27	VAL	5.4
42	DU	85	ARG	5.3
42	DU	51	LEU	5.3
30	DI	46	ASP	5.3
7	CG	53	SER	5.3
2	AB	29	PHE	5.3
1	CA	211	G	5.3
26	DE	148	ILE	5.3
30	DI	65	SER	5.3
28	DG	33	THR	5.3
28	DG	85	LYS	5.3
29	DH	118	PRO	5.3
36	DO	63	LYS	5.3
7	CG	106	ALA	5.3
30	BI	60	VAL	5.3
19	CS	60	PHE	5.3
29	DH	129	GLU	5.3
35	DN	63	ARG	5.3
19	CS	79	TYR	5.2
30	DI	22	PRO	5.2
29	BH	71	LYS	5.2
41	DT	36	LYS	5.2
30	DI	123	ALA	5.2
30	DI	67	THR	5.2
30	BI	139	VAL	5.2
39	DR	63	VAL	5.2
3	CC	143	LEU	5.2
13	CM	38	ILE	5.2
42	DU	13	LEU	5.2
30	DI	140	GLU	5.2
28	DG	51	PHE	5.2
26	DE	127	GLU	5.2
9	CI	3	ASN	5.1
22	DA	1075	C	5.2

*Continued on next page...*

*Continued from previous page...*

<b>Mol</b>	<b>Chain</b>	<b>Res</b>	<b>Type</b>	<b>RSRZ</b>
42	DU	79	ALA	5.1
26	DE	175	ILE	5.1
38	DQ	36	GLN	5.1
22	DA	137	U	5.1
28	DG	61	TRP	5.1
2	AB	220	VAL	5.1
13	CM	97	ARG	5.1
36	DO	51	ALA	5.1
1	AA	86	G	5.1
41	DT	32	LEU	5.1
33	DL	101	ILE	5.0
19	CS	26	ASP	5.0
3	AC	64	ARG	5.0
19	CS	25	GLY	5.0
9	CI	56	MET	5.0
52	D4	35	GLN	5.0
22	BA	1175	A	5.0
48	D0	26	SER	5.0
30	DI	2	LYS	5.0
52	D4	15	LYS	5.0
40	DS	40	ASN	5.0
10	AJ	101	SER	5.0
14	AN	30	ILE	5.0
27	DF	130	GLY	5.0
27	DF	110	ILE	5.0
40	DS	48	LYS	5.0
39	DR	87	GLN	5.0
41	DT	72	GLN	5.0
2	CB	146	SER	5.0
7	CG	136	LYS	5.0
16	AP	47	GLU	5.0
42	DU	4	ILE	5.0
30	DI	47	SER	4.9
30	DI	138	VAL	4.9
9	AI	129	ARG	4.9
41	DT	35	ALA	4.9
26	DE	128	ALA	4.9
33	DL	108	ALA	4.9
33	DL	82	LEU	4.9
42	DU	78	LYS	4.9
19	CS	64	GLU	4.9
44	DW	62	ALA	4.9

*Continued on next page...*

*Continued from previous page...*

<b>Mol</b>	<b>Chain</b>	<b>Res</b>	<b>Type</b>	<b>RSRZ</b>
26	DE	12	LEU	4.9
30	BI	78	LEU	4.9
18	AR	19	GLU	4.9
2	AB	66	ILE	4.9
7	CG	149	ALA	4.9
19	AS	14	LEU	4.9
42	DU	11	ILE	4.9
42	DU	42	LYS	4.9
29	DH	82	SER	4.9
30	BI	47	SER	4.9
26	DE	121	VAL	4.9
39	DR	20	VAL	4.9
47	DZ	33	HIS	4.9
10	CJ	80	THR	4.9
27	DF	11	VAL	4.9
43	DV	42	LEU	4.9
11	AK	18	GLY	4.9
32	DK	69	VAL	4.9
42	DU	38	ILE	4.9
34	DM	17	ASN	4.9
29	BH	146	VAL	4.9
2	CB	39	ILE	4.9
2	AB	38	HIS	4.9
36	DO	52	SER	4.9
29	DH	142	VAL	4.8
30	BI	22	PRO	4.8
28	DG	83	THR	4.8
27	DF	115	GLY	4.8
35	DN	24	MET	4.8
7	CG	86	VAL	4.8
30	DI	12	VAL	4.8
30	BI	42	ASN	4.8
2	AB	186	VAL	4.8
30	DI	56	VAL	4.8
22	BA	2110	G	4.8
7	CG	90	VAL	4.8
30	BI	33	ASN	4.8
39	DR	26	ASP	4.7
22	BA	2139	U	4.7
46	DY	37	LEU	4.7
10	CJ	26	VAL	4.7
30	DI	17	ALA	4.7

*Continued on next page...*

*Continued from previous page...*

<b>Mol</b>	<b>Chain</b>	<b>Res</b>	<b>Type</b>	<b>RSRZ</b>
28	DG	102	ILE	4.7
27	DF	114	ARG	4.7
22	BA	2150	C	4.7
26	DE	147	LEU	4.7
29	BH	81	ALA	4.7
41	DT	33	LYS	4.7
22	DA	2107	G	4.7
30	DI	55	PRO	4.7
29	DH	84	ALA	4.7
7	CG	85	GLN	4.7
7	CG	13	PRO	4.7
13	CM	62	PHE	4.7
19	CS	59	VAL	4.7
42	DU	24	VAL	4.7
26	DE	104	ALA	4.7
28	DG	104	LEU	4.7
35	DN	46	ARG	4.7
19	CS	13	HIS	4.7
41	DT	58	VAL	4.7
29	BH	78	VAL	4.6
22	BA	2142	A	4.6
2	AB	135	MET	4.6
10	CJ	40	ILE	4.6
14	AN	20	PHE	4.6
13	CM	67	ASP	4.6
27	DF	152	ASP	4.6
29	DH	74	ALA	4.6
26	DE	164	LEU	4.6
28	DG	81	GLY	4.6
14	CN	62	ARG	4.6
36	DO	56	LYS	4.6
19	CS	58	PRO	4.6
30	BI	98	GLY	4.6
29	DH	73	ASN	4.6
41	BT	16	VAL	4.6
44	DW	29	SER	4.6
29	BH	76	GLU	4.6
3	AC	63	ILE	4.6
27	DF	153	ILE	4.6
10	CJ	41	PRO	4.6
22	BA	546	U	4.6
22	DA	1077	A	4.6

*Continued on next page...*



*Continued from previous page...*

<b>Mol</b>	<b>Chain</b>	<b>Res</b>	<b>Type</b>	<b>RSRZ</b>
30	BI	58	ILE	4.6
2	CB	148	GLY	4.6
25	DD	26	VAL	4.6
2	AB	67	LEU	4.6
27	DF	112	ASP	4.5
29	BH	94	ILE	4.5
39	DR	88	GLY	4.5
27	DF	51	ASN	4.5
7	CG	74	VAL	4.5
2	CB	163	ILE	4.5
7	CG	16	LYS	4.5
42	DU	5	ARG	4.5
7	CG	19	SER	4.5
26	DE	180	LEU	4.5
14	CN	59	GLN	4.5
10	CJ	63	ASP	4.5
30	BI	51	GLY	4.5
44	DW	41	GLY	4.5
29	BH	77	THR	4.5
22	BA	2145	C	4.5
13	CM	74	MET	4.5
44	DW	50	VAL	4.5
7	CG	88	VAL	4.5
10	CJ	39	PRO	4.5
12	AL	123	ALA	4.5
4	CD	27	ILE	4.5
41	DT	16	VAL	4.5
32	DK	75	SER	4.5
30	DI	61	TYR	4.5
19	CS	37	SER	4.4
30	DI	82	ALA	4.4
13	CM	73	SER	4.4
33	DL	142	ILE	4.4
13	CM	63	VAL	4.4
30	BI	11	GLN	4.4
22	DA	2157	G	4.4
26	DE	198	GLU	4.4
27	DF	128	SER	4.4
4	AD	26	ALA	4.4
44	DW	52	CYS	4.4
33	DL	5	THR	4.4
27	DF	93	GLU	4.4

*Continued on next page...*

*Continued from previous page...*

<b>Mol</b>	<b>Chain</b>	<b>Res</b>	<b>Type</b>	<b>RSRZ</b>
30	DI	41	PHE	4.4
22	DA	2147	A	4.4
13	CM	108	ARG	4.4
36	DO	40	ILE	4.4
7	CG	73	GLU	4.4
22	DA	846	U	4.4
10	CJ	100	ILE	4.4
19	CS	70	LEU	4.3
3	CC	194	VAL	4.3
13	CM	79	LEU	4.3
32	DK	68	GLY	4.3
2	AB	68	PHE	4.3
30	DI	44	LYS	4.3
52	D4	26	ILE	4.3
7	CG	61	PHE	4.3
7	CG	95	ARG	4.3
41	DT	76	ARG	4.3
26	DE	190	ALA	4.3
10	CJ	98	VAL	4.3
26	DE	197	GLU	4.3
36	DO	60	GLU	4.3
7	CG	54	GLY	4.3
27	DF	30	VAL	4.3
9	CI	37	TYR	4.3
42	DU	88	ASP	4.3
29	DH	15	LEU	4.3
30	DI	33	ASN	4.3
22	DA	2145	C	4.3
9	CI	107	ALA	4.3
19	AS	2	ARG	4.3
52	D4	8	LYS	4.3
32	DK	89	ASN	4.3
29	BH	75	LEU	4.3
29	BH	130	VAL	4.3
17	AQ	19	SER	4.3
29	DH	95	GLY	4.3
26	DE	48	THR	4.2
3	CC	41	TYR	4.2
12	CL	123	ALA	4.2
10	CJ	34	ALA	4.2
19	CS	62	THR	4.2
42	DU	41	VAL	4.2

*Continued on next page...*

*Continued from previous page...*

Mol	Chain	Res	Type	RSRZ
9	AI	40	ARG	4.2
52	D4	24	ARG	4.2
10	CJ	102	LEU	4.2
36	DO	62	LEU	4.2
22	DA	1066	U	4.2
42	DU	74	ALA	4.2
28	DG	57	TYR	4.2
28	DG	101	VAL	4.2
35	DN	76	VAL	4.2
19	AS	48	ILE	4.2
14	CN	26	LEU	4.2
30	DI	59	THR	4.2
22	DA	1078	U	4.2
29	BH	144	VAL	4.2
29	BH	70	GLU	4.2
19	CS	31	ARG	4.2
34	DM	136	MET	4.2
25	DD	91	THR	4.2
29	DH	144	VAL	4.2
30	DI	98	GLY	4.2
35	DN	25	ALA	4.1
9	AI	62	LEU	4.1
13	CM	82	LEU	4.1
26	DE	143	LEU	4.1
41	DT	43	ILE	4.1
9	CI	65	THR	4.1
30	DI	109	ALA	4.1
22	DA	1175	A	4.1
41	DT	60	THR	4.1
28	DG	55	ASP	4.1
11	AK	125	LYS	4.1
26	DE	24	ASN	4.1
13	CM	89	ARG	4.1
16	CP	39	PHE	4.1
39	DR	33	VAL	4.1
13	CM	30	LYS	4.1
19	CS	27	LYS	4.1
30	DI	48	ILE	4.1
22	BA	2149	U	4.1
26	DE	172	ALA	4.1
13	CM	46	GLU	4.1
30	DI	23	VAL	4.1

*Continued on next page...*

*Continued from previous page...*

<b>Mol</b>	<b>Chain</b>	<b>Res</b>	<b>Type</b>	<b>RSRZ</b>
33	DL	26	GLY	4.1
29	DH	122	LEU	4.1
30	BI	38	CYS	4.1
8	CH	1	SER	4.1
44	DW	58	LEU	4.1
51	D3	21	PHE	4.1
18	AR	73	HIS	4.1
2	AB	188	THR	4.1
25	DD	43	ASP	4.1
7	CG	8	GLN	4.1
30	DI	84	GLY	4.1
13	CM	109	LYS	4.1
2	CB	40	ILE	4.1
2	AB	73	ARG	4.0
2	CB	109	SER	4.0
13	CM	98	GLY	4.0
14	CN	1	ALA	4.0
30	DI	118	GLY	4.0
39	DR	62	GLU	4.0
30	DI	42	ASN	4.0
39	DR	32	THR	4.0
14	AN	29	ILE	4.0
20	CT	66	ILE	4.0
2	CB	17	HIS	4.0
3	CC	28	PHE	4.0
13	CM	113	LYS	4.0
44	DW	45	HIS	4.0
49	D1	46	VAL	4.0
48	D0	32	THR	4.0
49	D1	23	THR	4.0
30	BI	18	ASN	4.0
30	BI	35	MET	4.0
43	DV	94	ALA	4.0
13	CM	29	SER	4.0
9	CI	38	PHE	4.0
36	DO	50	ALA	4.0
40	DS	47	VAL	4.0
27	DF	104	THR	4.0
2	AB	8	MET	4.0
40	DS	31	GLN	4.0
29	BH	100	ALA	4.0
52	D4	36	ARG	3.9

*Continued on next page...*

*Continued from previous page...*

<b>Mol</b>	<b>Chain</b>	<b>Res</b>	<b>Type</b>	<b>RSRZ</b>
24	DC	232	GLY	3.9
29	DH	116	ARG	3.9
27	DF	140	ILE	3.9
7	CG	59	GLU	3.9
34	DM	24	THR	3.9
3	CC	38	VAL	3.9
3	CC	42	LEU	3.9
38	DQ	22	GLY	3.9
22	BA	2136	G	3.9
22	DA	1171	G	3.9
52	D4	14	CYS	3.9
31	DJ	44	TYR	3.9
27	DF	34	THR	3.9
27	DF	116	LEU	3.9
28	DG	128	THR	3.9
33	DL	28	GLY	3.9
13	CM	28	ARG	3.9
41	DT	70	HIS	3.9
30	BI	37	PHE	3.9
32	BK	71	ARG	3.9
36	DO	46	GLU	3.9
14	CN	19	TYR	3.9
2	CB	160	LEU	3.9
40	DS	19	LEU	3.9
7	CG	128	GLU	3.9
48	D0	33	SER	3.9
42	DU	26	ASN	3.9
21	AU	22	CYS	3.9
30	DI	14	ALA	3.9
42	DU	59	GLU	3.9
7	AG	80	GLY	3.9
33	DL	4	ASN	3.9
13	AM	4	ALA	3.9
10	CJ	51	VAL	3.9
1	AA	1534	A	3.9
9	CI	4	GLN	3.9
19	CS	11	ASP	3.9
19	AS	70	LEU	3.9
46	DY	14	LEU	3.9
27	DF	135	ILE	3.9
29	BH	102	ALA	3.9
9	CI	89	TYR	3.8

*Continued on next page...*

*Continued from previous page...*

<b>Mol</b>	<b>Chain</b>	<b>Res</b>	<b>Type</b>	<b>RSRZ</b>
26	DE	42	GLY	3.8
47	DZ	32	GLY	3.8
3	CC	108	PRO	3.8
35	DN	119	SER	3.8
13	CM	100	ARG	3.8
19	AS	43	MET	3.8
30	DI	88	GLY	3.8
30	DI	129	GLU	3.8
30	DI	24	GLY	3.8
30	DI	94	LYS	3.8
3	CC	160	GLU	3.8
41	DT	14	PRO	3.8
22	BA	2141	G	3.8
35	DN	111	ALA	3.8
2	CB	15	PHE	3.8
7	CG	17	PHE	3.8
7	CG	55	LYS	3.8
22	DA	318	C	3.8
44	DW	59	PHE	3.8
27	DF	171	ALA	3.8
13	AM	94	LEU	3.8
28	DG	147	LEU	3.8
46	DY	35	GLY	3.8
16	CP	52	LEU	3.8
30	DI	18	ASN	3.8
44	DW	35	ILE	3.8
30	BI	141	ASP	3.8
33	DL	89	VAL	3.8
9	CI	68	GLY	3.8
22	DA	1044	C	3.8
41	DT	81	LYS	3.8
48	D0	25	THR	3.8
26	DE	55	SER	3.8
14	CN	78	LEU	3.8
22	DA	2181	U	3.8
26	DE	188	MET	3.8
10	CJ	37	ARG	3.8
48	D0	22	THR	3.8
44	DW	37	VAL	3.8
42	DU	31	GLY	3.8
7	CG	67	ASN	3.8
7	CG	84	TYR	3.8

*Continued on next page...*

*Continued from previous page...*

<b>Mol</b>	<b>Chain</b>	<b>Res</b>	<b>Type</b>	<b>RSRZ</b>
50	D2	43	THR	3.8
2	CB	186	VAL	3.8
3	AC	103	ALA	3.7
22	DA	1173	U	3.7
48	D0	45	ASP	3.7
1	CA	954	G	3.7
2	AB	45	THR	3.7
25	DD	25	THR	3.7
2	CB	181	PRO	3.7
7	CG	15	PRO	3.7
30	DI	86	LYS	3.7
33	DL	122	VAL	3.7
2	AB	48	MET	3.7
28	DG	110	HIS	3.7
30	DI	124	MET	3.7
43	DV	54	ALA	3.7
1	CA	1317	C	3.7
28	DG	140	ILE	3.7
7	CG	140	VAL	3.7
30	BI	17	ALA	3.7
1	CA	212	G	3.7
46	DY	13	GLU	3.7
40	DS	70	LYS	3.7
30	DI	85	ILE	3.7
7	AG	4	ARG	3.7
42	DU	73	ASN	3.7
21	AU	34	ARG	3.7
10	CJ	77	VAL	3.7
24	DC	26	GLY	3.7
52	D4	38	GLY	3.7
3	CC	32	LEU	3.7
2	CB	158	ASP	3.7
41	DT	54	GLU	3.7
1	AA	87	C	3.7
41	DT	31	VAL	3.7
10	CJ	38	GLY	3.7
19	CS	15	LEU	3.7
30	BI	10	LEU	3.7
21	AU	37	TYR	3.7
27	DF	154	THR	3.7
37	DP	111	GLU	3.7
9	CI	128	LYS	3.7

*Continued on next page...*

*Continued from previous page...*

<b>Mol</b>	<b>Chain</b>	<b>Res</b>	<b>Type</b>	<b>RSRZ</b>
29	BH	106	ALA	3.7
2	CB	30	ILE	3.7
22	DA	1083	U	3.7
36	DO	112	GLU	3.7
30	DI	53	PRO	3.7
31	DJ	128	ASN	3.7
2	AB	87	ASP	3.6
4	AD	24	VAL	3.6
51	D3	60	CYS	3.6
30	BI	65	SER	3.6
20	CT	8	LYS	3.6
1	AA	1031	C	3.6
46	DY	29	ARG	3.6
1	CA	208	U	3.6
27	DF	156	THR	3.6
41	DT	10	VAL	3.6
25	DD	38	LYS	3.6
20	CT	67	HIS	3.6
13	CM	104	ASN	3.6
29	BH	127	GLU	3.6
30	DI	141	ASP	3.6
2	CB	27	LYS	3.6
30	BI	39	LYS	3.6
44	DW	73	PRO	3.6
22	DA	138	U	3.6
37	DP	73	PHE	3.6
39	DR	75	VAL	3.6
50	D2	33	ARG	3.6
1	CA	1314	C	3.6
14	CN	72	PHE	3.6
28	DG	45	ALA	3.6
30	BI	40	ALA	3.6
39	DR	27	ILE	3.6
40	DS	110	ARG	3.6
4	AD	28	ASP	3.6
19	AS	39	ILE	3.6
27	DF	39	VAL	3.6
41	DT	42	GLU	3.6
48	D0	36	LYS	3.6
29	DH	140	ALA	3.6
42	DU	25	LYS	3.6
42	DU	70	ALA	3.6

*Continued on next page...*



*Continued from previous page...*

<b>Mol</b>	<b>Chain</b>	<b>Res</b>	<b>Type</b>	<b>RSRZ</b>
17	CQ	7	LEU	3.6
44	DW	22	VAL	3.6
13	CM	110	GLY	3.6
51	D3	19	GLY	3.6
52	D4	12	ARG	3.6
30	DI	103	ALA	3.6
27	DF	150	GLY	3.6
3	CC	36	PHE	3.5
11	CK	125	LYS	3.5
16	AP	19	VAL	3.5
13	CM	37	GLY	3.5
35	DN	38	LEU	3.5
30	BI	87	SER	3.5
7	CG	68	VAL	3.5
4	AD	35	GLN	3.5
10	AJ	89	ARG	3.5
24	DC	46	GLY	3.5
27	DF	126	ASN	3.5
27	DF	172	PHE	3.5
22	DA	1076	C	3.5
49	D1	34	GLU	3.5
27	DF	168	LEU	3.5
19	CS	74	ALA	3.5
28	DG	84	LYS	3.5
35	DN	116	VAL	3.5
1	AA	461	A	3.5
22	DA	1067	A	3.5
39	DR	37	GLU	3.5
3	CC	195	ILE	3.5
7	CG	144	ALA	3.5
24	DC	29	PHE	3.5
27	DF	1	ALA	3.5
26	DE	135	ALA	3.5
22	DA	2110	G	3.5
39	DR	8	GLY	3.5
13	CM	75	SER	3.5
36	DO	20	GLU	3.5
39	DR	7	SER	3.5
43	DV	35	GLU	3.5
2	AB	95	TRP	3.4
2	CB	24	PRO	3.4
7	CG	48	THR	3.4

*Continued on next page...*

*Continued from previous page...*

<b>Mol</b>	<b>Chain</b>	<b>Res</b>	<b>Type</b>	<b>RSRZ</b>
13	CM	96	VAL	3.4
10	CJ	9	ARG	3.4
39	DR	29	THR	3.4
19	CS	40	PHE	3.4
27	DF	38	GLY	3.4
2	CB	33	ALA	3.4
37	DP	11	GLN	3.4
52	D4	19	ARG	3.4
2	AB	84	LEU	3.4
33	DL	77	ILE	3.4
7	CG	18	GLY	3.4
33	DL	106	GLU	3.4
14	CN	60	ARG	3.4
28	DG	165	ASP	3.4
26	DE	103	GLY	3.4
7	CG	66	GLU	3.4
37	DP	37	LYS	3.4
13	CM	4	ALA	3.4
19	CS	20	LYS	3.4
2	AB	30	ILE	3.4
2	CB	70	GLY	3.4
49	D1	15	GLY	3.4
22	DA	345	A	3.4
14	CN	73	LEU	3.4
22	DA	1074	G	3.4
7	CG	76	SER	3.4
13	AM	42	VAL	3.4
17	CQ	77	VAL	3.4
27	DF	24	VAL	3.4
21	AU	30	GLU	3.4
33	DL	143	GLU	3.4
2	AB	200	PRO	3.4
41	DT	1	MET	3.4
13	CM	112	ARG	3.4
14	CN	50	LEU	3.4
20	CT	2	ASN	3.4
44	DW	19	ARG	3.4
33	DL	121	THR	3.4
44	DW	34	SER	3.4
2	CB	38	HIS	3.4
19	AS	45	GLY	3.4
13	CM	70	ARG	3.4

*Continued on next page...*

*Continued from previous page...*

Mol	Chain	Res	Type	RSRZ
1	CA	203	G	3.4
10	CJ	21	ALA	3.4
21	AU	8	ASN	3.4
21	AU	41	THR	3.4
41	DT	12	ARG	3.4
39	DR	55	ASP	3.4
40	DS	44	ALA	3.4
51	D3	27	ASN	3.4
35	DN	36	THR	3.4
36	DO	65	THR	3.4
26	DE	120	VAL	3.3
2	AB	89	PHE	3.3
22	DA	2106	U	3.3
42	DU	72	PHE	3.3
10	CJ	78	GLU	3.3
14	CN	77	GLY	3.3
46	DY	31	GLN	3.3
28	DG	48	THR	3.3
30	DI	60	VAL	3.3
14	CN	100	TRP	3.3
2	AB	51	GLU	3.3
27	DF	55	ASP	3.3
2	AB	71	THR	3.3
32	DK	104	THR	3.3
52	D4	25	VAL	3.3
52	D4	16	ILE	3.3
25	DD	10	GLY	3.3
42	DU	94	PHE	3.3
22	DA	228	C	3.3
25	DD	97	SER	3.3
3	AC	167	TYR	3.3
37	DP	84	SER	3.3
11	AK	41	LEU	3.3
9	AI	18	VAL	3.3
36	DO	27	VAL	3.3
27	DF	174	PHE	3.3
36	DO	57	ALA	3.3
10	CJ	33	GLY	3.3
14	CN	40	ARG	3.3
1	CA	1270	G	3.3
2	CB	82	ALA	3.3
30	DI	75	ALA	3.3

*Continued on next page...*

*Continued from previous page...*

<b>Mol</b>	<b>Chain</b>	<b>Res</b>	<b>Type</b>	<b>RSRZ</b>
41	DT	20	ALA	3.3
9	AI	61	ASP	3.3
26	DE	56	GLY	3.3
1	CA	86	G	3.3
10	CJ	5	ARG	3.3
7	AG	82	SER	3.3
9	CI	13	SER	3.3
49	D1	22	THR	3.3
30	BI	1	ALA	3.3
39	DR	61	ALA	3.3
22	DA	1090	A	3.3
3	CC	166	TRP	3.3
2	CB	87	ASP	3.3
38	DQ	1	ALA	3.3
9	CI	126	PHE	3.3
30	DI	126	ARG	3.2
17	CQ	6	THR	3.2
52	D4	23	ILE	3.2
1	CA	1138	G	3.2
9	CI	6	TYR	3.2
19	CS	63	ASP	3.2
10	CJ	96	VAL	3.2
1	AA	1492	A	3.2
27	DF	125	GLY	3.2
40	DS	69	LEU	3.2
26	DE	40	ARG	3.2
29	BH	99	ILE	3.2
2	CB	165	ALA	3.2
13	CM	60	ALA	3.2
10	CJ	97	ASP	3.2
1	CA	1031	C	3.2
29	BH	129	GLU	3.2
29	DH	141	LYS	3.2
1	AA	85	U	3.2
3	CC	205	GLU	3.2
21	CU	23	GLU	3.2
13	AM	32	ILE	3.2
30	BI	48	ILE	3.2
2	AB	24	PRO	3.2
13	AM	91	ARG	3.2
39	DR	43	ASN	3.2
51	D3	13	PHE	3.2

*Continued on next page...*

*Continued from previous page...*

<b>Mol</b>	<b>Chain</b>	<b>Res</b>	<b>Type</b>	<b>RSRZ</b>
17	AQ	6	THR	3.2
21	AU	23	GLU	3.2
41	DT	39	THR	3.2
33	DL	31	GLY	3.2
41	DT	69	ARG	3.2
19	AS	60	PHE	3.2
20	CT	62	ALA	3.2
27	DF	54	ALA	3.2
21	AU	4	LYS	3.2
7	CG	9	ARG	3.2
30	BI	41	PHE	3.2
30	DI	69	VAL	3.2
44	DW	7	GLY	3.2
2	CB	32	GLY	3.2
2	CB	225	SER	3.2
10	AJ	75	ASP	3.2
22	BA	1172	C	3.2
16	CP	81	ALA	3.2
3	CC	86	LEU	3.2
13	CM	61	LYS	3.2
42	DU	34	ILE	3.2
44	DW	18	LYS	3.2
22	DA	344	A	3.2
10	AJ	91	ASP	3.2
24	DC	244	VAL	3.2
44	DW	56	HIS	3.2
49	D1	30	PRO	3.2
2	AB	25	LYS	3.2
26	DE	131	THR	3.2
33	DL	90	VAL	3.2
40	DS	5	ALA	3.2
2	CB	115	ASP	3.2
29	BH	72	ILE	3.1
29	DH	13	GLY	3.1
28	DG	82	PHE	3.1
40	DS	20	VAL	3.1
41	DT	67	VAL	3.1
2	CB	128	LEU	3.1
25	DD	185	ASN	3.1
5	AE	102	THR	3.1
3	CC	172	VAL	3.1
22	DA	1084	A	3.1

*Continued on next page...*

*Continued from previous page...*

<b>Mol</b>	<b>Chain</b>	<b>Res</b>	<b>Type</b>	<b>RSRZ</b>
22	DA	12	U	3.1
24	BC	235	GLU	3.1
28	DG	42	VAL	3.1
40	DS	49	LYS	3.1
22	DA	549	G	3.1
22	DA	645	C	3.1
29	DH	18	GLN	3.1
17	CQ	43	LEU	3.1
24	DC	238	ASN	3.1
9	CI	64	ILE	3.1
29	DH	94	ILE	3.1
44	DW	36	ILE	3.1
14	CN	76	PHE	3.1
2	CB	79	VAL	3.1
14	CN	98	ALA	3.1
22	BA	2181	U	3.1
2	CB	190	SER	3.1
17	CQ	60	ILE	3.1
27	DF	120	SER	3.1
40	DS	32	ALA	3.1
49	D1	49	LYS	3.1
30	BI	20	SER	3.1
1	CA	204	G	3.1
22	BA	277	G	3.1
22	DA	2307	G	3.1
10	AJ	35	GLN	3.1
16	CP	57	ILE	3.1
19	CS	71	GLY	3.1
29	BH	139	PHE	3.1
2	CB	13	VAL	3.1
21	AU	20	ARG	3.1
39	DR	38	VAL	3.1
40	DS	84	ARG	3.1
25	DD	103	ASP	3.1
37	DP	96	LEU	3.1
36	DO	87	ILE	3.1
14	CN	64	ARG	3.1
13	CM	84	CYS	3.1
28	DG	6	ALA	3.1
10	CJ	12	ALA	3.1
17	CQ	37	ILE	3.1
19	CS	22	VAL	3.1

*Continued on next page...*

*Continued from previous page...*

<b>Mol</b>	<b>Chain</b>	<b>Res</b>	<b>Type</b>	<b>RSRZ</b>
14	CN	61	ASN	3.1
30	DI	40	ALA	3.1
38	DQ	28	SER	3.1
3	AC	99	GLN	3.1
28	DG	52	GLY	3.1
41	DT	75	GLY	3.1
14	CN	16	ALA	3.1
14	CN	56	PRO	3.0
9	CI	14	SER	3.0
28	DG	100	ASN	3.0
35	DN	28	LEU	3.0
1	AA	78	A	3.0
35	DN	75	ILE	3.0
42	DU	49	PRO	3.0
27	DF	164	GLU	3.0
28	DG	166	GLU	3.0
10	CJ	89	ARG	3.0
9	AI	128	LYS	3.0
13	CM	26	LYS	3.0
9	CI	5	TYR	3.0
11	AK	42	GLY	3.0
30	DI	25	PRO	3.0
48	D0	34	GLY	3.0
2	CB	103	TRP	3.0
22	DA	2306	C	3.0
35	DN	118	ARG	3.0
2	CB	66	ILE	3.0
13	AM	83	GLY	3.0
35	DN	100	CYS	3.0
36	DO	58	ILE	3.0
3	CC	171	ARG	3.0
19	AS	15	LEU	3.0
25	DD	187	LEU	3.0
1	CA	950	U	3.0
26	DE	87	ALA	3.0
2	AB	17	HIS	3.0
10	CJ	66	GLU	3.0
24	DC	47	ARG	3.0
39	DR	34	GLU	3.0
2	CB	28	PRO	3.0
21	AU	31	VAL	3.0
10	AJ	63	ASP	3.0

*Continued on next page...*

*Continued from previous page...*

<b>Mol</b>	<b>Chain</b>	<b>Res</b>	<b>Type</b>	<b>RSRZ</b>
21	AU	36	PHE	3.0
10	CJ	22	THR	3.0
30	DI	130	GLY	3.0
39	DR	31	GLU	3.0
34	DM	80	VAL	3.0
30	BI	5	GLN	3.0
9	CI	129	ARG	3.0
2	AB	150	ILE	3.0
7	CG	89	GLU	3.0
43	DV	63	ILE	3.0
10	CJ	50	THR	3.0
34	DM	135	VAL	3.0
39	DR	19	THR	3.0
1	AA	88	U	3.0
44	DW	39	GLN	3.0
42	DU	89	GLY	3.0
1	CA	955	U	3.0
19	CS	43	MET	3.0
28	DG	21	GLN	3.0
28	DG	53	PRO	3.0
8	CH	124	ILE	3.0
22	DA	1870	C	3.0
17	CQ	22	VAL	3.0
34	DM	36	VAL	3.0
1	CA	202	G	3.0
42	DU	20	LYS	3.0
1	CA	1235	U	3.0
29	DH	148	ALA	3.0
34	DM	33	LEU	3.0
2	CB	114	LYS	3.0
22	BA	2108	A	3.0
30	DI	20	SER	3.0
2	CB	214	GLY	2.9
34	DM	72	PRO	3.0
2	AB	180	ILE	2.9
27	DF	96	TRP	2.9
24	DC	102	TYR	2.9
50	D2	36	ALA	2.9
3	CC	92	ASP	2.9
39	DR	24	LYS	2.9
41	DT	68	LYS	2.9
17	AQ	13	SER	2.9

*Continued on next page...*



*Continued from previous page...*

<b>Mol</b>	<b>Chain</b>	<b>Res</b>	<b>Type</b>	<b>RSRZ</b>
14	CN	71	GLY	2.9
27	DF	157	THR	2.9
2	AB	56	LEU	2.9
14	CN	75	LYS	2.9
24	DC	241	LYS	2.9
37	DP	30	TRP	2.9
22	BA	2148	G	2.9
52	D4	20	ASP	2.9
14	CN	97	LYS	2.9
21	AU	40	PRO	2.9
9	CI	51	LEU	2.9
39	DR	28	ALA	2.9
33	DL	81	ASP	2.9
3	AC	169	GLU	2.9
42	DU	98	ASN	2.9
34	DM	31	PHE	2.9
2	AB	166	ASP	2.9
1	CA	1313	U	2.9
35	DN	20	MET	2.9
2	AB	160	LEU	2.9
21	AU	3	ILE	2.9
13	AM	114	PRO	2.9
45	DX	17	ARG	2.9
19	CS	16	LYS	2.9
21	AU	35	GLU	2.9
44	DW	71	LYS	2.9
2	CB	99	MET	2.9
9	AI	27	ILE	2.9
22	DA	931	U	2.9
2	CB	41	ASN	2.9
9	CI	10	ARG	2.9
36	DO	25	ARG	2.9
29	BH	112	LYS	2.9
43	DV	68	LYS	2.9
2	AB	201	GLY	2.9
39	DR	25	LEU	2.9
44	DW	14	ASP	2.9
22	DA	546	U	2.9
27	DF	175	PRO	2.9
33	DL	80	SER	2.9
30	BI	59	THR	2.9
2	CB	67	LEU	2.9

*Continued on next page...*

*Continued from previous page...*

<b>Mol</b>	<b>Chain</b>	<b>Res</b>	<b>Type</b>	<b>RSRZ</b>
9	CI	31	GLN	2.9
3	CC	43	THR	2.9
29	DH	147	VAL	2.9
14	CN	69	PRO	2.9
2	AB	50	ASN	2.9
2	CB	113	LEU	2.9
26	DE	43	THR	2.9
26	DE	118	LEU	2.9
41	DT	30	ILE	2.9
2	AB	192	PRO	2.9
24	BC	236	GLY	2.9
51	D3	22	LYS	2.9
10	AJ	10	LEU	2.9
26	DE	186	VAL	2.9
9	CI	8	THR	2.9
26	DE	183	PHE	2.9
38	DQ	105	PHE	2.9
39	DR	53	PHE	2.9
7	CG	43	TYR	2.9
2	AB	44	LYS	2.9
27	DF	77	LYS	2.9
7	AG	81	GLY	2.9
24	DC	240	GLY	2.9
37	DP	7	LEU	2.9
2	CB	110	ILE	2.8
2	CB	150	ILE	2.8
42	DU	39	ASN	2.8
11	AK	95	THR	2.8
2	CB	144	GLU	2.8
30	DI	39	LYS	2.8
13	CM	95	PRO	2.8
28	DG	130	ILE	2.8
29	DH	19	VAL	2.8
36	DO	103	VAL	2.8
38	DQ	87	VAL	2.8
43	DV	60	VAL	2.8
3	CC	52	SER	2.8
13	CM	92	ARG	2.8
37	DP	42	PHE	2.8
27	DF	44	ALA	2.8
28	DG	41	GLU	2.8
28	DG	96	ALA	2.8

*Continued on next page...*

*Continued from previous page...*

<b>Mol</b>	<b>Chain</b>	<b>Res</b>	<b>Type</b>	<b>RSRZ</b>
30	DI	3	LYS	2.8
19	AS	47	THR	2.8
36	DO	113	ALA	2.8
3	AC	65	VAL	2.8
3	CC	90	VAL	2.8
7	AG	79	VAL	2.8
19	AS	8	PRO	2.8
41	DT	74	ILE	2.8
2	AB	151	LYS	2.8
13	AM	113	LYS	2.8
3	CC	27	GLU	2.8
22	DA	1459	G	2.8
13	CM	24	VAL	2.8
9	CI	102	PHE	2.8
39	DR	59	ILE	2.8
52	D4	32	LYS	2.8
43	DV	69	GLU	2.8
39	DR	6	GLN	2.8
38	DQ	81	GLY	2.8
19	CS	39	ILE	2.8
28	DG	120	ILE	2.8
14	CN	57	SER	2.8
19	AS	42	ASN	2.8
30	DI	137	LEU	2.8
2	AB	59	ILE	2.8
4	AD	36	ALA	2.8
36	DO	26	LEU	2.8
2	AB	41	ASN	2.8
29	DH	40	THR	2.8
36	DO	24	THR	2.8
1	CA	1255	G	2.8
1	CA	1312	G	2.8
38	BQ	86	SER	2.8
39	DR	35	PHE	2.8
30	DI	45	THR	2.8
3	AC	97	PRO	2.8
42	DU	17	ASP	2.8
2	AB	157	PRO	2.8
22	DA	1174	U	2.8
30	DI	87	SER	2.8
22	DA	2104	C	2.8
3	CC	77	GLY	2.8

*Continued on next page...*

*Continued from previous page...*

<b>Mol</b>	<b>Chain</b>	<b>Res</b>	<b>Type</b>	<b>RSRZ</b>
11	CK	18	GLY	2.8
25	DD	23	PRO	2.8
26	DE	89	PRO	2.8
30	DI	62	ALA	2.8
6	CF	8	PHE	2.8
15	CO	88	ARG	2.8
19	AS	31	ARG	2.8
31	DJ	142	ILE	2.8
22	DA	62	U	2.8
22	DA	2602	A	2.8
2	AB	195	VAL	2.8
14	CN	29	ILE	2.7
22	DA	1118	C	2.8
30	DI	19	PRO	2.8
30	DI	91	LYS	2.7
30	DI	127	SER	2.7
40	DS	97	LEU	2.7
1	CA	1236	A	2.7
3	CC	170	GLY	2.7
22	DA	1089	A	2.7
24	DC	236	GLY	2.7
25	DD	6	GLY	2.7
49	B1	52	LYS	2.7
27	DF	131	VAL	2.7
14	CN	25	GLU	2.7
2	CB	95	TRP	2.7
2	CB	153	MET	2.7
7	AG	3	ARG	2.7
8	AH	1	SER	2.7
9	AI	92	SER	2.7
10	CJ	49	PHE	2.7
25	DD	24	VAL	2.7
1	CA	1441	A	2.7
9	CI	41	GLU	2.7
19	CS	41	PRO	2.7
40	DS	68	ASP	2.7
43	DV	48	MET	2.7
26	DE	32	VAL	2.7
33	DL	107	PHE	2.7
52	B4	29	ALA	2.7
2	CB	185	ILE	2.7
35	DN	114	GLU	2.7

*Continued on next page...*

*Continued from previous page...*

<b>Mol</b>	<b>Chain</b>	<b>Res</b>	<b>Type</b>	<b>RSRZ</b>
30	DI	81	LYS	2.7
27	DF	118	ALA	2.7
29	BH	64	ALA	2.7
38	DQ	31	TYR	2.7
40	DS	43	ALA	2.7
9	CI	58	GLU	2.7
3	CC	61	LYS	2.7
29	DH	113	SER	2.7
30	BI	134	SER	2.7
26	DE	41	GLN	2.7
2	AB	99	MET	2.7
7	CG	37	THR	2.7
35	DN	98	LEU	2.7
5	AE	101	GLY	2.7
19	CS	67	GLY	2.7
44	DW	53	GLY	2.7
8	CH	102	VAL	2.7
26	DE	169	VAL	2.7
3	CC	106	ARG	2.7
39	DR	101	ILE	2.7
22	DA	1043	C	2.7
27	DF	169	LEU	2.7
7	CG	147	ASN	2.7
2	AB	64	GLY	2.7
9	CI	106	ASP	2.7
29	DH	139	PHE	2.7
3	CC	60	ALA	2.7
12	CL	22	ALA	2.7
29	DH	51	ARG	2.7
30	BI	114	ALA	2.7
44	DW	77	LYS	2.7
49	D1	36	LYS	2.7
52	D4	34	LYS	2.7
25	DD	96	ILE	2.7
7	CG	14	ASP	2.7
42	DU	32	LYS	2.7
11	CK	20	ALA	2.7
1	CA	958	A	2.7
27	DF	111	ARG	2.7
28	DG	44	HIS	2.7
40	DS	16	LYS	2.7
9	CI	61	ASP	2.7

*Continued on next page...*

*Continued from previous page...*

<b>Mol</b>	<b>Chain</b>	<b>Res</b>	<b>Type</b>	<b>RSRZ</b>
22	DA	343	C	2.7
48	D0	35	GLU	2.7
2	AB	72	LYS	2.7
24	DC	243	PRO	2.7
2	AB	168	GLU	2.7
10	CJ	27	GLU	2.7
2	AB	164	ASP	2.7
1	CA	1242	G	2.7
22	DA	329	G	2.7
22	DA	1079	C	2.7
2	CB	200	PRO	2.7
7	CG	34	LYS	2.6
19	AS	9	PHE	2.6
27	DF	83	PRO	2.6
42	DU	46	LYS	2.6
7	AG	77	ARG	2.6
9	AI	120	ALA	2.6
10	CJ	92	LEU	2.6
35	DN	112	TYR	2.6
42	DU	40	LEU	2.6
2	CB	81	ASP	2.6
30	DI	63	ASP	2.6
3	CC	154	GLY	2.6
30	DI	16	MET	2.6
36	DO	66	GLY	2.6
21	CU	7	GLU	2.6
2	AB	138	ARG	2.6
20	CT	3	ILE	2.6
30	DI	128	ILE	2.6
40	DS	33	LEU	2.6
51	D3	23	HIS	2.6
14	AN	54	SER	2.6
7	CG	129	ASN	2.6
48	D0	24	VAL	2.6
19	AS	30	LEU	2.6
30	DI	54	ILE	2.6
43	DV	84	PRO	2.6
7	CG	44	SER	2.6
25	DD	4	LEU	2.6
41	DT	84	TYR	2.6
30	DI	38	CYS	2.6
27	DF	41	GLU	2.6

*Continued on next page...*

*Continued from previous page...*

<b>Mol</b>	<b>Chain</b>	<b>Res</b>	<b>Type</b>	<b>RSRZ</b>
14	CN	3	GLN	2.6
19	AS	46	LEU	2.6
28	DG	137	LYS	2.6
30	BI	44	LYS	2.6
16	CP	60	TRP	2.6
26	DE	193	VAL	2.6
28	DG	168	VAL	2.6
38	DQ	38	VAL	2.6
26	DE	179	SER	2.6
25	DD	14	ILE	2.6
45	DX	20	ALA	2.6
7	CG	52	ARG	2.6
28	DG	50	THR	2.6
16	CP	20	VAL	2.6
41	DT	65	GLY	2.6
40	DS	4	ILE	2.6
27	DF	76	PHE	2.6
36	DO	117	PHE	2.6
40	DS	34	ASP	2.6
17	CQ	45	VAL	2.6
25	DD	29	VAL	2.6
49	D1	31	GLU	2.6
22	DA	2062	A	2.6
13	CM	88	LEU	2.6
25	DD	27	ILE	2.6
26	DE	90	GLN	2.6
39	DR	60	LYS	2.6
2	CB	192	PRO	2.6
21	AU	10	PRO	2.6
30	DI	117	THR	2.6
41	DT	24	MET	2.6
11	AK	33	ILE	2.6
1	AA	79	G	2.6
1	CA	1032	G	2.6
9	AI	31	GLN	2.6
51	D3	9	ALA	2.6
25	DD	8	LYS	2.6
29	DH	14	SER	2.6
7	CG	142	ARG	2.6
44	DW	38	ARG	2.6
45	DX	12	VAL	2.6
2	CB	134	LEU	2.6

*Continued on next page...*

*Continued from previous page...*

<b>Mol</b>	<b>Chain</b>	<b>Res</b>	<b>Type</b>	<b>RSRZ</b>
5	CE	79	THR	2.6
16	AP	4	ILE	2.6
19	CS	21	ALA	2.5
29	DH	83	LYS	2.5
30	BI	75	ALA	2.5
35	DN	77	ALA	2.5
2	CB	155	GLY	2.5
11	CK	99	LEU	2.5
45	DX	16	ASN	2.5
13	CM	77	LYS	2.5
26	DE	60	TRP	2.5
26	DE	126	VAL	2.5
22	DA	101	A	2.5
51	D3	14	LYS	2.5
22	DA	1116	G	2.5
35	DN	23	ASN	2.5
28	DG	87	GLN	2.5
38	DQ	43	GLN	2.5
2	AB	199	ILE	2.5
26	DE	88	ARG	2.5
16	CP	17	TYR	2.5
27	DF	106	ALA	2.5
24	DC	249	VAL	2.5
33	DL	19	LEU	2.5
47	DZ	55	LYS	2.5
10	AJ	8	ILE	2.5
39	DR	23	GLU	2.5
22	BA	613	A	2.5
52	D4	7	VAL	2.5
2	CB	20	ARG	2.5
1	CA	94	G	2.5
13	CM	76	ILE	2.5
24	BC	239	PHE	2.5
16	AP	45	GLU	2.5
29	BH	55	GLU	2.5
10	AJ	74	VAL	2.5
30	BI	138	VAL	2.5
46	DY	32	ALA	2.5
47	DZ	1	ALA	2.5
2	AB	23	ASN	2.5
9	CI	117	LEU	2.5
1	CA	207	C	2.5

*Continued on next page...*



*Continued from previous page...*

<b>Mol</b>	<b>Chain</b>	<b>Res</b>	<b>Type</b>	<b>RSRZ</b>
22	BA	1072	C	2.5
3	CC	144	GLY	2.5
13	CM	57	ASP	2.5
26	DE	150	THR	2.5
35	DN	70	THR	2.5
2	CB	25	LYS	2.5
41	BT	1	MET	2.5
2	CB	31	PHE	2.5
22	DA	2402	U	2.5
28	DG	19	ASN	2.5
34	DM	1	MET	2.5
40	DS	37	THR	2.5
2	CB	159	ALA	2.5
7	CG	146	ALA	2.5
30	BI	4	VAL	2.5
30	BI	97	VAL	2.5
30	DI	31	GLY	2.5
42	DU	48	VAL	2.5
30	BI	53	PRO	2.5
2	CB	26	MET	2.5
42	DU	61	GLU	2.5
50	D2	12	ARG	2.5
3	CC	91	ALA	2.5
45	DX	32	LEU	2.5
3	CC	202	PHE	2.5
14	CN	22	LYS	2.5
28	DG	1	SER	2.5
41	BT	24	MET	2.5
45	DX	2	ARG	2.5
13	CM	23	GLY	2.5
26	DE	5	LEU	2.5
36	DO	28	VAL	2.5
29	DH	2	GLN	2.5
2	AB	167	HIS	2.5
2	AB	170	ILE	2.5
2	AB	224	ARG	2.5
22	DA	1538	G	2.5
27	DF	33	ILE	2.5
1	CA	1036	A	2.4
3	AC	90	VAL	2.4
17	CQ	58	VAL	2.4
27	DF	151	LEU	2.4

*Continued on next page...*

*Continued from previous page...*

<b>Mol</b>	<b>Chain</b>	<b>Res</b>	<b>Type</b>	<b>RSRZ</b>
28	DG	132	LEU	2.4
2	AB	52	ALA	2.4
7	CG	83	THR	2.4
22	DA	2180	U	2.4
29	DH	77	THR	2.4
9	CI	20	ILE	2.4
10	AJ	100	ILE	2.4
13	CM	51	GLN	2.4
14	CN	23	ARG	2.4
24	BC	237	ARG	2.4
24	DC	99	GLU	2.4
27	DF	173	ASP	2.4
31	BJ	142	ILE	2.4
38	DQ	90	ASP	2.4
22	DA	1450	G	2.4
42	DU	58	VAL	2.4
1	CA	81	A	2.4
9	AI	19	PHE	2.4
19	AS	73	PHE	2.4
22	DA	1205	A	2.4
26	DE	173	THR	2.4
27	DF	98	PHE	2.4
41	DT	91	GLN	2.4
42	DU	71	ILE	2.4
9	CI	90	ASP	2.4
27	DF	32	LYS	2.4
44	DW	61	LYS	2.4
2	AB	213	LEU	2.4
40	DS	21	ALA	2.4
43	DV	6	ALA	2.4
46	DY	33	ALA	2.4
1	AA	1032	G	2.4
7	CG	51	GLN	2.4
27	DF	17	THR	2.4
20	CT	7	LYS	2.4
22	BA	1065	U	2.4
9	CI	9	GLY	2.4
13	CM	81	ASP	2.4
30	BI	137	LEU	2.4
40	DS	101	SER	2.4
19	CS	49	ALA	2.4
3	CC	139	ASN	2.4

*Continued on next page...*

*Continued from previous page...*

<b>Mol</b>	<b>Chain</b>	<b>Res</b>	<b>Type</b>	<b>RSRZ</b>
26	DE	98	LYS	2.4
30	DI	100	ILE	2.4
27	DF	138	PRO	2.4
44	BW	40	ARG	2.4
7	CG	139	ASP	2.4
36	DO	41	ALA	2.4
3	CC	31	ASN	2.4
7	AG	78	ARG	2.4
19	AS	55	GLN	2.4
35	DN	9	GLN	2.4
26	DE	200	LEU	2.4
45	DX	48	LEU	2.4
49	D1	21	THR	2.4
28	DG	56	GLY	2.4
22	DA	1064	C	2.4
8	CH	85	TYR	2.4
27	DF	6	TYR	2.4
30	BI	99	LYS	2.4
48	D0	55	ALA	2.4
14	CN	31	SER	2.4
50	D2	17	GLY	2.4
31	DJ	119	PHE	2.4
11	AK	20	ALA	2.4
1	CA	1027	C	2.4
2	CB	117	GLU	2.4
3	AC	188	ALA	2.4
26	DE	171	ASP	2.4
10	CJ	25	ILE	2.4
19	AS	37	SER	2.4
28	DG	105	SER	2.4
29	DH	27	ARG	2.4
46	DY	34	SER	2.4
52	D4	28	SER	2.4
13	CM	59	VAL	2.4
23	DB	18	G	2.4
41	DT	59	ASN	2.4
18	CR	63	TYR	2.4
10	AJ	14	ASP	2.4
19	AS	10	ILE	2.4
39	DR	92	TRP	2.4
9	CI	125	GLN	2.4
42	DU	3	LYS	2.4

*Continued on next page...*

*Continued from previous page...*

<b>Mol</b>	<b>Chain</b>	<b>Res</b>	<b>Type</b>	<b>RSRZ</b>
3	CC	129	PHE	2.4
9	CI	63	TYR	2.4
32	DK	110	GLU	2.4
43	DV	44	HIS	2.4
19	AS	63	ASP	2.4
10	AJ	90	LEU	2.4
3	AC	80	GLY	2.4
37	DP	40	GLN	2.4
22	DA	1117	C	2.4
3	CC	104	GLU	2.4
30	BI	19	PRO	2.4
9	CI	43	ALA	2.4
3	AC	148	ILE	2.4
17	AQ	15	LYS	2.4
19	AS	32	THR	2.4
28	BG	25	ILE	2.4
39	DR	12	HIS	2.4
21	AU	12	ASP	2.4
22	DA	467	G	2.4
37	DP	33	GLU	2.4
6	CF	6	ILE	2.4
13	AM	31	ALA	2.4
27	DF	53	ALA	2.4
38	DQ	16	ILE	2.4
38	DQ	41	ALA	2.4
52	D4	13	ASN	2.4
6	CF	74	LEU	2.4
30	DI	139	VAL	2.3
46	BY	23	ARG	2.3
17	CQ	38	LYS	2.3
52	D4	2	LYS	2.3
21	CU	37	TYR	2.3
30	DI	78	LEU	2.3
32	DK	77	ILE	2.3
41	DT	13	ALA	2.3
13	CM	18	LEU	2.3
26	DE	191	ASP	2.3
27	DF	113	PHE	2.3
27	DF	178	LYS	2.3
1	AA	412	A	2.3
3	AC	81	GLU	2.3
9	AI	16	ALA	2.3

*Continued on next page...*

*Continued from previous page...*

<b>Mol</b>	<b>Chain</b>	<b>Res</b>	<b>Type</b>	<b>RSRZ</b>
14	CN	51	PRO	2.3
22	DA	653	U	2.3
34	DM	41	LEU	2.3
48	D0	23	ALA	2.3
2	AB	16	GLY	2.3
11	AK	83	VAL	2.3
29	DH	115	VAL	2.3
22	BA	2885	G	2.3
3	AC	100	ILE	2.3
5	AE	114	LEU	2.3
16	AP	22	ALA	2.3
36	DO	59	ALA	2.3
41	DT	46	ALA	2.3
7	AG	150	PHE	2.3
26	DE	47	LYS	2.3
27	DF	61	GLY	2.3
49	D1	29	LYS	2.3
2	AB	19	THR	2.3
30	DI	104	GLN	2.3
33	DL	91	ASP	2.3
8	CH	60	LEU	2.3
18	AR	50	TYR	2.3
30	DI	52	LEU	2.3
31	DJ	63	ALA	2.3
32	DK	33	ALA	2.3
35	DN	21	PHE	2.3
38	DQ	7	VAL	2.3
50	D2	30	VAL	2.3
22	DA	790	U	2.3
7	CG	138	GLU	2.3
24	BC	238	ASN	2.3
39	DR	45	GLU	2.3
38	DQ	94	LEU	2.3
39	DR	98	ILE	2.3
40	DS	98	LYS	2.3
46	DY	28	LEU	2.3
1	CA	1013	G	2.3
45	DX	18	SER	2.3
22	DA	1065	U	2.3
20	CT	84	LYS	2.3
28	BG	116	LEU	2.3
29	DH	117	LEU	2.3

*Continued on next page...*

*Continued from previous page...*

<b>Mol</b>	<b>Chain</b>	<b>Res</b>	<b>Type</b>	<b>RSRZ</b>
42	DU	52	ASN	2.3
3	CC	94	ALA	2.3
10	CJ	65	TYR	2.3
13	CM	22	TYR	2.3
19	AS	44	ILE	2.3
14	CN	20	PHE	2.3
26	DE	4	VAL	2.3
33	DL	114	GLY	2.3
2	AB	190	SER	2.3
10	CJ	35	GLN	2.3
39	DR	66	HIS	2.3
27	DF	84	ILE	2.3
1	CA	466	A	2.3
2	AB	216	VAL	2.3
33	DL	68	SER	2.3
52	D4	11	CYS	2.3
9	CI	86	LEU	2.3
24	DC	201	LEU	2.3
10	AJ	76	ILE	2.3
2	AB	191	ASP	2.3
37	BP	65	ASN	2.3
5	CE	157	GLY	2.3
3	AC	205	GLU	2.3
22	DA	1168	G	2.3
27	DF	139	GLU	2.3
44	DW	67	LYS	2.3
52	D4	31	PRO	2.3
46	DY	40	SER	2.3
13	CM	39	ALA	2.3
20	CT	23	ARG	2.3
28	DG	9	VAL	2.3
4	AD	21	LYS	2.3
19	AS	62	THR	2.3
22	BA	2182	U	2.3
29	BH	83	LYS	2.3
2	AB	156	LEU	2.3
22	DA	93	G	2.3
13	CM	44	ILE	2.3
29	DH	138	VAL	2.3
29	DH	16	GLY	2.3
2	AB	124	THR	2.3
13	CM	27	THR	2.3

*Continued on next page...*

*Continued from previous page...*

<b>Mol</b>	<b>Chain</b>	<b>Res</b>	<b>Type</b>	<b>RSRZ</b>
40	DS	39	THR	2.3
9	CI	62	LEU	2.3
10	CJ	52	LEU	2.3
17	CQ	5	ARG	2.3
27	DF	109	ARG	2.3
28	DG	68	ARG	2.3
28	DG	106	LEU	2.3
2	CB	151	LYS	2.3
50	D2	18	PHE	2.3
21	CU	9	GLU	2.2
22	DA	805	G	2.2
26	DE	54	GLY	2.2
3	AC	168	ARG	2.2
3	CC	123	LEU	2.2
40	DS	3	THR	2.2
19	CS	75	PRO	2.2
22	DA	1170	C	2.2
35	DN	42	LYS	2.2
25	DD	104	VAL	2.2
27	DF	99	PHE	2.2
37	DP	29	VAL	2.2
3	CC	204	GLY	2.2
7	CG	40	SER	2.2
27	BF	74	ALA	2.2
13	CM	91	ARG	2.2
22	BA	654	A	2.2
22	DA	1046	A	2.2
30	BI	120	ASP	2.2
40	DS	67	ASP	2.2
44	DW	74	LYS	2.2
22	DA	1094	U	2.2
22	DA	1176	U	2.2
3	CC	73	GLY	2.2
22	DA	33	C	2.2
26	DE	9	GLN	2.2
26	DE	155	GLU	2.2
26	DE	201	ALA	2.2
29	DH	8	LYS	2.2
45	DX	29	LEU	2.2
17	AQ	52	CYS	2.2
19	CS	61	VAL	2.2
48	D0	29	VAL	2.2

*Continued on next page...*

*Continued from previous page...*

<b>Mol</b>	<b>Chain</b>	<b>Res</b>	<b>Type</b>	<b>RSRZ</b>
13	CM	66	GLY	2.2
30	BI	24	GLY	2.2
39	DR	36	ALA	2.2
44	BW	51	GLY	2.2
22	DA	1045	C	2.2
22	DA	2313	C	2.2
26	DE	134	LEU	2.2
50	D2	42	LEU	2.2
2	AB	152	ASP	2.2
2	AB	43	GLU	2.2
2	CB	21	TYR	2.2
37	DP	114	ASN	2.2
8	CH	126	CYS	2.2
27	BF	77	LYS	2.2
36	DO	88	LYS	2.2
38	DQ	34	ALA	2.2
42	DU	1	ALA	2.2
22	BA	2151	U	2.2
1	CA	1209	C	2.2
31	DJ	92	MET	2.2
10	AJ	98	VAL	2.2
36	DO	78	VAL	2.2
14	AN	42	ASN	2.2
21	CU	34	ARG	2.2
32	DK	103	VAL	2.2
42	DU	21	ARG	2.2
44	DW	43	LYS	2.2
22	DA	1202	G	2.2
24	BC	234	GLY	2.2
27	DF	40	GLY	2.2
43	DV	22	ALA	2.2
43	DV	45	ASP	2.2
2	CB	45	THR	2.2
48	D0	38	LEU	2.2
3	AC	85	LYS	2.2
21	AU	6	ARG	2.2
27	DF	124	ARG	2.2
42	DU	23	LYS	2.2
7	CG	56	SER	2.2
21	AU	27	VAL	2.2
30	DI	89	SER	2.2
2	AB	133	ALA	2.2

*Continued on next page...*



*Continued from previous page...*

<b>Mol</b>	<b>Chain</b>	<b>Res</b>	<b>Type</b>	<b>RSRZ</b>
30	DI	13	ALA	2.2
43	DV	82	TYR	2.2
3	AC	82	ASP	2.2
9	CI	118	ARG	2.2
22	DA	1278	C	2.2
40	DS	36	LEU	2.2
41	DT	37	ASP	2.2
51	D3	56	LEU	2.2
8	CH	44	PHE	2.2
25	DD	114	LYS	2.2
26	DE	57	LYS	2.2
42	DU	14	THR	2.2
3	AC	201	ILE	2.2
13	CM	42	VAL	2.2
42	BU	87	GLU	2.2
46	DY	10	SER	2.2
1	AA	1441	A	2.2
22	DA	1420	A	2.2
11	AK	81	LEU	2.2
8	CH	92	PRO	2.2
13	AM	2	ARG	2.2
26	DE	44	ARG	2.2
35	DN	45	ARG	2.2
30	BI	49	GLU	2.2
22	DA	1530	G	2.2
40	DS	26	GLY	2.2
2	AB	33	ALA	2.2
7	CG	101	ARG	2.2
41	DT	7	LEU	2.2
43	DV	23	ALA	2.2
45	DX	21	LEU	2.2
49	D1	33	LEU	2.2
2	CB	88	GLN	2.2
29	BH	18	GLN	2.2
9	CI	111	GLU	2.2
16	CP	48	GLU	2.2
26	DE	189	THR	2.2
28	DG	72	ASN	2.2
29	BH	4	ILE	2.2
43	DV	5	ASN	2.2
25	DD	188	LEU	2.2
27	DF	35	LEU	2.2

*Continued on next page...*

*Continued from previous page...*

<b>Mol</b>	<b>Chain</b>	<b>Res</b>	<b>Type</b>	<b>RSRZ</b>
37	DP	110	LYS	2.2
28	DG	164	ALA	2.2
30	DI	132	ALA	2.2
40	DS	54	ALA	2.2
2	CB	180	ILE	2.2
8	AH	53	ASP	2.2
27	DF	108	PRO	2.2
26	DE	149	ILE	2.2
42	DU	82	VAL	2.2
21	CU	44	ARG	2.2
22	DA	1103	A	2.2
2	CB	22	TRP	2.1
24	DC	231	HIS	2.2
14	CN	43	ALA	2.1
27	DF	7	TYR	2.1
14	CN	65	GLN	2.1
2	CB	157	PRO	2.1
9	AI	91	GLU	2.1
21	AU	9	GLU	2.1
27	DF	66	ILE	2.1
29	BH	51	ARG	2.1
34	DM	110	GLU	2.1
44	DW	6	GLY	2.1
2	CB	42	LEU	2.1
3	AC	179	ALA	2.1
28	DG	94	ARG	2.1
52	B4	12	ARG	2.1
41	DT	71	GLY	2.1
19	CS	76	THR	2.1
35	DN	102	PHE	2.1
18	CR	19	GLU	2.1
19	CS	5	LYS	2.1
28	DG	127	GLN	2.1
39	DR	18	GLN	2.1
41	DT	56	GLU	2.1
33	DL	20	GLY	2.1
3	CC	180	ASP	2.1
7	CG	50	ALA	2.1
29	DH	11	ASN	2.1
38	DQ	111	LYS	2.1
41	DT	40	LYS	2.1
48	D0	1	ALA	2.1

*Continued on next page...*

*Continued from previous page...*

<b>Mol</b>	<b>Chain</b>	<b>Res</b>	<b>Type</b>	<b>RSRZ</b>
3	AC	102	ILE	2.1
10	CJ	47	GLU	2.1
10	CJ	67	ILE	2.1
48	D0	54	ILE	2.1
28	DG	49	LEU	2.1
3	CC	126	ARG	2.1
11	AK	52	ARG	2.1
23	DB	118	C	2.1
29	DH	10	ALA	2.1
33	DL	70	LYS	2.1
41	DT	64	LYS	2.1
10	CJ	20	GLN	2.1
27	DF	59	ILE	2.1
27	DF	148	VAL	2.1
40	DS	105	VAL	2.1
3	AC	79	LYS	2.1
34	DM	16	ARG	2.1
34	DM	40	ARG	2.1
35	DN	96	ARG	2.1
14	AN	32	ASP	2.1
36	DO	77	ALA	2.1
9	CI	82	ILE	2.1
47	DZ	7	THR	2.1
14	CN	47	LEU	2.1
3	CC	145	ALA	2.1
7	CG	60	ALA	2.1
20	CT	40	ALA	2.1
27	DF	163	GLU	2.1
32	DK	16	ALA	2.1
49	B1	51	ALA	2.1
1	CA	1360	A	2.1
13	CM	87	GLY	2.1
22	DA	1715	G	2.1
22	DA	2667	C	2.1
24	DC	109	LEU	2.1
24	DC	248	GLY	2.1
3	CC	70	ALA	2.1
9	AI	88	GLU	2.1
30	BI	43	ALA	2.1
26	DE	33	VAL	2.1
3	CC	196	GLY	2.1
10	AJ	87	LEU	2.1

*Continued on next page...*

*Continued from previous page...*

<b>Mol</b>	<b>Chain</b>	<b>Res</b>	<b>Type</b>	<b>RSRZ</b>
39	DR	86	GLN	2.1
49	B1	3	GLY	2.1
22	DA	932	U	2.1
32	DK	112	PHE	2.1
51	D3	5	THR	2.1
16	AP	48	GLU	2.1
27	DF	82	TYR	2.1
27	DF	27	VAL	2.1
38	DQ	14	LYS	2.1
24	DC	103	ILE	2.1
27	DF	78	ILE	2.1
42	DU	69	VAL	2.1
10	CJ	42	LEU	2.1
17	CQ	44	HIS	2.1
10	CJ	64	GLN	2.1
27	DF	62	GLN	2.1
39	BR	50	GLY	2.1
2	CB	68	PHE	2.1
2	AB	101	THR	2.1
24	DC	45	ASN	2.1
2	AB	63	LYS	2.1
3	CC	142	ARG	2.1
12	AL	24	GLU	2.1
16	CP	45	GLU	2.1
27	DF	2	LYS	2.1
2	CB	152	ASP	2.1
22	BA	1171	G	2.1
22	DA	317	G	2.1
9	CI	109	GLN	2.1
40	DS	15	GLN	2.1
46	DY	45	GLN	2.1
3	CC	44	LYS	2.1
36	DO	55	GLU	2.1
2	CB	75	ALA	2.1
19	AS	18	VAL	2.1
25	DD	5	VAL	2.1
42	DU	10	VAL	2.1
43	DV	37	PRO	2.1
1	AA	1362	A	2.1
1	CA	1257	A	2.1
10	CJ	90	LEU	2.1
19	CS	48	ILE	2.1

*Continued on next page...*

*Continued from previous page...*

<b>Mol</b>	<b>Chain</b>	<b>Res</b>	<b>Type</b>	<b>RSRZ</b>
20	CT	56	ILE	2.1
30	BI	54	ILE	2.1
24	DC	233	GLY	2.1
35	DN	27	SER	2.1
2	AB	193	ASP	2.1
40	DS	73	LYS	2.0
40	DS	2	GLU	2.0
2	AB	113	LEU	2.0
22	BA	2106	U	2.0
35	DN	39	PRO	2.0
35	DN	115	LEU	2.0
44	DW	64	GLY	2.0
1	CA	532	A	2.0
11	AK	36	ARG	2.0
13	AM	92	ARG	2.0
37	DP	71	ARG	2.0
40	DS	95	ARG	2.0
19	AS	23	GLU	2.0
8	AH	23	ALA	2.0
19	AS	61	VAL	2.0
30	DI	131	THR	2.0
34	DM	23	GLY	2.0
44	DW	20	LEU	2.0
45	DX	13	THR	2.0
22	DA	92	U	2.0
22	DA	810	U	2.0
3	CC	35	ASP	2.0
42	DU	99	SER	2.0
1	CA	87	C	2.0
3	AC	143	LEU	2.0
27	BF	116	LEU	2.0
32	DK	39	ILE	2.0
6	CF	62	MET	2.0
2	AB	22	TRP	2.0
27	DF	146	ASP	2.0
39	DR	54	VAL	2.0
2	AB	128	LEU	2.0
3	CC	181	ILE	2.0
4	AD	20	LEU	2.0
13	CM	36	ALA	2.0
28	DG	131	VAL	2.0
30	BI	63	ASP	2.0

*Continued on next page...*

*Continued from previous page...*

Mol	Chain	Res	Type	RSRZ
30	BI	95	ASP	2.0
30	DI	96	LYS	2.0
32	DK	78	ARG	2.0
40	DS	30	SER	2.0
8	CH	35	ILE	2.0
36	DO	11	ALA	2.0
9	CI	73	GLY	2.0
22	BA	2107	G	2.0
22	DA	1622	G	2.0
7	CG	62	GLU	2.0
30	DI	107	GLU	2.0
34	DM	132	THR	2.0
41	DT	49	LYS	2.0
8	CH	82	LEU	2.0
9	CI	122	ARG	2.0
30	DI	32	VAL	2.0

## 6.2 Non-standard residues in protein, DNA, RNA chains [i](#)

There are no non-standard protein/DNA/RNA residues in this entry.

## 6.3 Carbohydrates [i](#)

There are no monosaccharides in this entry.

## 6.4 Ligands [i](#)

In the following table, the Atoms column lists the number of modelled atoms in the group and the number defined in the chemical component dictionary. The B-factors column lists the minimum, median, 95<sup>th</sup> percentile and maximum values of B factors of atoms in the group. The column labelled 'Q< 0.9' lists the number of atoms with occupancy less than 0.9.

Mol	Type	Chain	Res	Atoms	RSCC	RSR	B-factors(Å <sup>2</sup> )	Q<0.9
53	MG	DJ	201	1/1	-0.33	3.04	284,284,284,284	0
53	MG	DA	3016	1/1	-0.03	0.67	231,231,231,231	0
53	MG	DA	3099	1/1	0.00	0.23	180,180,180,180	0
53	MG	DA	3028	1/1	0.04	1.00	262,262,262,262	0
53	MG	DA	3003	1/1	0.08	1.79	268,268,268,268	0
53	MG	DA	3109	1/1	0.10	0.71	176,176,176,176	0
53	MG	DA	3130	1/1	0.12	2.63	279,279,279,279	0

*Continued on next page...*

*Continued from previous page...*

Mol	Type	Chain	Res	Atoms	RSCC	RSR	B-factors(Å <sup>2</sup> )	Q<0.9
53	MG	DA	3133	1/1	0.18	0.46	239,239,239,239	0
53	MG	DA	3111	1/1	0.22	0.40	127,127,127,127	0
53	MG	CA	1622	1/1	0.22	0.08	208,208,208,208	0
53	MG	CA	1636	1/1	0.28	0.18	155,155,155,155	0
53	MG	DA	3062	1/1	0.30	1.10	193,193,193,193	0
53	MG	DA	3064	1/1	0.31	1.24	230,230,230,230	0
53	MG	DA	3110	1/1	0.32	0.17	183,183,183,183	0
53	MG	DA	3078	1/1	0.38	1.03	210,210,210,210	0
53	MG	DA	3043	1/1	0.43	0.44	213,213,213,213	0
53	MG	DA	3082	1/1	0.51	0.36	189,189,189,189	0
53	MG	CA	1614	1/1	0.51	1.04	231,231,231,231	0
53	MG	DA	3087	1/1	0.54	0.17	164,164,164,164	0
53	MG	DA	3083	1/1	0.55	0.20	224,224,224,224	0
53	MG	DA	3014	1/1	0.56	0.29	128,128,128,128	0
53	MG	DA	3127	1/1	0.57	0.59	199,199,199,199	0
53	MG	CA	1628	1/1	0.57	1.56	236,236,236,236	0
53	MG	DA	3058	1/1	0.57	0.49	235,235,235,235	0
53	MG	BA	3047	1/1	0.57	0.16	152,152,152,152	0
53	MG	CA	1602	1/1	0.58	0.20	175,175,175,175	0
53	MG	DA	3033	1/1	0.59	0.53	149,149,149,149	0
53	MG	DA	3059	1/1	0.59	0.22	183,183,183,183	0
53	MG	DA	3013	1/1	0.60	0.88	185,185,185,185	0
53	MG	DA	3010	1/1	0.60	0.50	171,171,171,171	0
53	MG	DA	3074	1/1	0.60	1.20	240,240,240,240	0
53	MG	DA	3045	1/1	0.61	0.49	233,233,233,233	0
53	MG	DA	3015	1/1	0.62	0.40	145,145,145,145	0
53	MG	DA	3039	1/1	0.62	0.13	99,99,99,99	0
53	MG	DA	3084	1/1	0.62	0.18	182,182,182,182	0
53	MG	DA	3047	1/1	0.62	0.19	136,136,136,136	0
53	MG	DA	3018	1/1	0.63	0.25	232,232,232,232	0
53	MG	DA	3038	1/1	0.63	0.12	204,204,204,204	0
53	MG	DA	3106	1/1	0.64	0.15	205,205,205,205	0
53	MG	DA	3097	1/1	0.65	0.25	116,116,116,116	0
53	MG	DA	3006	1/1	0.67	0.21	267,267,267,267	0
53	MG	CA	1627	1/1	0.67	0.21	198,198,198,198	0
53	MG	DA	3020	1/1	0.67	0.51	218,218,218,218	0
53	MG	CA	1640	1/1	0.67	0.21	149,149,149,149	0
53	MG	DA	3002	1/1	0.67	0.32	160,160,160,160	0
53	MG	CA	1620	1/1	0.67	0.10	170,170,170,170	0
53	MG	DA	3132	1/1	0.68	0.10	175,175,175,175	0
53	MG	DA	3092	1/1	0.70	0.12	121,121,121,121	0
53	MG	BA	3130	1/1	0.70	0.47	205,205,205,205	0

*Continued on next page...*

Continued from previous page...

Mol	Type	Chain	Res	Atoms	RSCC	RSR	B-factors(Å <sup>2</sup> )	Q<0.9
53	MG	CA	1601	1/1	0.71	0.12	179,179,179,179	0
53	MG	BB	201	1/1	0.71	0.32	236,236,236,236	0
53	MG	DA	3026	1/1	0.71	0.98	244,244,244,244	0
53	MG	CA	1607	1/1	0.71	0.26	154,154,154,154	0
53	MG	AA	1634	1/1	0.72	0.15	199,199,199,199	0
53	MG	CA	1637	1/1	0.72	0.13	63,63,63,63	0
53	MG	DA	3125	1/1	0.72	0.31	163,163,163,163	0
53	MG	DA	3007	1/1	0.72	0.45	253,253,253,253	0
53	MG	DA	3027	1/1	0.73	0.10	144,144,144,144	0
53	MG	DA	3063	1/1	0.73	2.07	192,192,192,192	0
53	MG	CA	1629	1/1	0.74	0.20	217,217,217,217	0
53	MG	CA	1610	1/1	0.74	0.09	175,175,175,175	0
53	MG	DA	3050	1/1	0.74	0.13	125,125,125,125	0
53	MG	AA	1618	1/1	0.74	0.09	164,164,164,164	0
53	MG	DA	3032	1/1	0.74	0.14	100,100,100,100	0
53	MG	DA	3095	1/1	0.74	0.21	116,116,116,116	0
53	MG	CA	1617	1/1	0.75	0.17	280,280,280,280	0
53	MG	DA	3001	1/1	0.76	0.12	130,130,130,130	0
53	MG	DA	3009	1/1	0.76	0.17	101,101,101,101	0
53	MG	BA	3057	1/1	0.76	0.23	161,161,161,161	0
53	MG	BA	3048	1/1	0.76	0.18	104,104,104,104	0
53	MG	BA	3132	1/1	0.76	0.23	165,165,165,165	0
53	MG	DA	3122	1/1	0.77	0.11	72,72,72,72	0
53	MG	DA	3051	1/1	0.78	0.21	124,124,124,124	0
53	MG	DA	3049	1/1	0.78	0.32	235,235,235,235	0
53	MG	DA	3073	1/1	0.78	0.11	162,162,162,162	0
53	MG	DA	3036	1/1	0.79	0.16	211,211,211,211	0
53	MG	DA	3116	1/1	0.79	0.18	66,66,66,66	0
53	MG	AA	1638	1/1	0.79	0.12	102,102,102,102	0
53	MG	BA	3083	1/1	0.80	0.20	113,113,113,113	0
53	MG	DA	3057	1/1	0.80	0.50	212,212,212,212	0
53	MG	CA	1618	1/1	0.80	0.31	139,139,139,139	0
53	MG	AA	1619	1/1	0.80	0.15	125,125,125,125	0
53	MG	DA	3008	1/1	0.80	0.14	142,142,142,142	0
53	MG	DB	201	1/1	0.80	0.09	114,114,114,114	0
53	MG	CA	1603	1/1	0.80	0.32	165,165,165,165	0
53	MG	DA	3114	1/1	0.81	0.16	123,123,123,123	0
53	MG	DA	3108	1/1	0.81	0.41	172,172,172,172	0
53	MG	DA	3070	1/1	0.81	0.11	56,56,56,56	0
53	MG	AA	1607	1/1	0.81	0.15	119,119,119,119	0
53	MG	DA	3079	1/1	0.81	0.63	150,150,150,150	0
53	MG	DA	3022	1/1	0.82	0.27	162,162,162,162	0

Continued on next page...



*Continued from previous page...*

Mol	Type	Chain	Res	Atoms	RSCC	RSR	B-factors( $\text{\AA}^2$ )	Q<0.9
53	MG	DA	3023	1/1	0.82	0.12	78,78,78,78	0
53	MG	BA	3091	1/1	0.82	0.26	113,113,113,113	0
53	MG	AA	1604	1/1	0.82	0.14	120,120,120,120	0
53	MG	DA	3098	1/1	0.82	0.15	118,118,118,118	0
53	MG	CA	1632	1/1	0.82	0.16	163,163,163,163	0
53	MG	AA	1617	1/1	0.82	0.68	203,203,203,203	0
53	MG	CA	1613	1/1	0.83	0.11	114,114,114,114	0
53	MG	DA	3042	1/1	0.83	0.17	94,94,94,94	0
53	MG	DA	3094	1/1	0.83	0.09	96,96,96,96	0
53	MG	DA	3115	1/1	0.83	0.25	139,139,139,139	0
53	MG	DA	3075	1/1	0.83	0.39	140,140,140,140	0
53	MG	DA	3120	1/1	0.83	0.23	76,76,76,76	0
53	MG	CA	1633	1/1	0.83	0.10	77,77,77,77	0
53	MG	DA	3061	1/1	0.84	0.11	134,134,134,134	0
53	MG	AA	1628	1/1	0.84	0.18	183,183,183,183	0
53	MG	DA	3017	1/1	0.84	0.13	68,68,68,68	0
53	MG	CA	1630	1/1	0.84	0.09	123,123,123,123	0
53	MG	CA	1639	1/1	0.84	0.10	226,226,226,226	0
53	MG	BA	3112	1/1	0.84	0.28	89,89,89,89	0
53	MG	DA	3101	1/1	0.84	0.21	104,104,104,104	0
53	MG	BA	3011	1/1	0.84	0.30	131,131,131,131	0
53	MG	BA	3090	1/1	0.85	0.07	73,73,73,73	0
53	MG	BA	3061	1/1	0.85	0.28	223,223,223,223	0
53	MG	BA	3084	1/1	0.86	0.20	50,50,50,50	0
53	MG	BA	3002	1/1	0.86	0.11	77,77,77,77	0
53	MG	DA	3029	1/1	0.86	0.47	151,151,151,151	0
53	MG	BA	3082	1/1	0.86	0.19	85,85,85,85	0
53	MG	BA	3004	1/1	0.86	0.24	147,147,147,147	0
53	MG	DA	3123	1/1	0.86	0.20	165,165,165,165	0
53	MG	DA	3035	1/1	0.86	0.17	84,84,84,84	0
53	MG	DA	3126	1/1	0.86	0.10	76,76,76,76	0
53	MG	DA	3104	1/1	0.86	0.17	34,34,34,34	0
53	MG	CA	1612	1/1	0.86	0.39	120,120,120,120	0
53	MG	DA	3131	1/1	0.86	0.16	70,70,70,70	0
53	MG	CA	1631	1/1	0.86	0.22	88,88,88,88	0
53	MG	DA	3088	1/1	0.86	0.14	141,141,141,141	0
53	MG	DA	3089	1/1	0.86	0.24	69,69,69,69	0
53	MG	DA	3053	1/1	0.86	0.12	80,80,80,80	0
53	MG	DA	3072	1/1	0.87	0.14	132,132,132,132	0
53	MG	DA	3011	1/1	0.87	0.17	152,152,152,152	0
53	MG	BA	3098	1/1	0.87	0.16	51,51,51,51	0
53	MG	CA	1616	1/1	0.87	0.35	232,232,232,232	0

*Continued on next page...*

*Continued from previous page...*

Mol	Type	Chain	Res	Atoms	RSCC	RSR	B-factors(Å <sup>2</sup> )	Q<0.9
53	MG	AA	1610	1/1	0.87	0.12	210,210,210,210	0
53	MG	BA	3007	1/1	0.87	0.10	69,69,69,69	0
53	MG	DA	3069	1/1	0.87	0.19	202,202,202,202	0
53	MG	BA	3059	1/1	0.87	0.22	109,109,109,109	0
53	MG	CA	1623	1/1	0.88	0.13	120,120,120,120	0
53	MG	DA	3004	1/1	0.88	0.12	80,80,80,80	0
53	MG	DA	3005	1/1	0.88	1.07	309,309,309,309	0
53	MG	BA	3033	1/1	0.88	0.16	10,10,10,10	0
53	MG	DA	3054	1/1	0.88	0.08	71,71,71,71	0
53	MG	AA	1616	1/1	0.88	0.16	78,78,78,78	0
53	MG	CA	1638	1/1	0.88	0.15	139,139,139,139	0
53	MG	BA	3075	1/1	0.88	0.19	69,69,69,69	0
53	MG	CA	1611	1/1	0.88	0.20	122,122,122,122	0
53	MG	DA	3024	1/1	0.88	0.15	106,106,106,106	0
53	MG	DA	3086	1/1	0.88	0.16	94,94,94,94	0
53	MG	DA	3025	1/1	0.88	0.12	110,110,110,110	0
53	MG	BA	3086	1/1	0.88	0.18	88,88,88,88	0
53	MG	DC	301	1/1	0.88	0.12	124,124,124,124	0
53	MG	DC	302	1/1	0.88	0.27	121,121,121,121	0
53	MG	BA	3119	1/1	0.88	0.11	12,12,12,12	0
53	MG	BA	3125	1/1	0.89	0.18	41,41,41,41	0
53	MG	DA	3118	1/1	0.89	0.12	70,70,70,70	0
53	MG	BA	3089	1/1	0.89	0.09	30,30,30,30	0
53	MG	DA	3096	1/1	0.89	0.09	92,92,92,92	0
53	MG	CA	1625	1/1	0.89	0.30	91,91,91,91	0
53	MG	DA	3076	1/1	0.89	0.28	158,158,158,158	0
53	MG	AA	1626	1/1	0.89	0.18	106,106,106,106	0
53	MG	BA	3055	1/1	0.89	0.32	191,191,191,191	0
53	MG	BA	3092	1/1	0.89	0.07	38,38,38,38	0
53	MG	BA	3073	1/1	0.89	0.18	135,135,135,135	0
53	MG	AA	1630	1/1	0.89	0.14	87,87,87,87	0
53	MG	DA	3068	1/1	0.89	0.11	78,78,78,78	0
53	MG	BA	3087	1/1	0.89	0.17	125,125,125,125	0
53	MG	CA	1619	1/1	0.89	0.15	201,201,201,201	0
53	MG	DA	3071	1/1	0.89	0.19	52,52,52,52	0
53	MG	CA	1608	1/1	0.89	0.15	51,51,51,51	0
53	MG	DA	3090	1/1	0.90	0.10	91,91,91,91	0
53	MG	AA	1602	1/1	0.90	0.12	119,119,119,119	0
53	MG	AA	1639	1/1	0.90	0.15	126,126,126,126	0
53	MG	DA	3129	1/1	0.90	0.73	203,203,203,203	0
53	MG	DA	3046	1/1	0.90	0.10	76,76,76,76	0
53	MG	BA	3060	1/1	0.90	0.48	174,174,174,174	0

*Continued on next page...*

*Continued from previous page...*

Mol	Type	Chain	Res	Atoms	RSCC	RSR	B-factors(Å <sup>2</sup> )	Q<0.9
53	MG	DA	3060	1/1	0.90	0.50	161,161,161,161	0
53	MG	DA	3085	1/1	0.90	0.29	148,148,148,148	0
53	MG	AA	1633	1/1	0.90	0.08	75,75,75,75	0
53	MG	AA	1622	1/1	0.90	0.13	97,97,97,97	0
53	MG	AA	1635	1/1	0.90	0.10	88,88,88,88	0
53	MG	DA	3031	1/1	0.90	0.10	79,79,79,79	0
53	MG	BA	3028	1/1	0.91	0.11	32,32,32,32	0
53	MG	DA	3091	1/1	0.91	0.38	200,200,200,200	0
53	MG	BA	3078	1/1	0.91	0.08	41,41,41,41	0
53	MG	DA	3093	1/1	0.91	0.16	228,228,228,228	0
53	MG	DA	3119	1/1	0.91	0.14	88,88,88,88	0
53	MG	DA	3040	1/1	0.91	0.17	52,52,52,52	0
53	MG	AA	1606	1/1	0.91	0.11	58,58,58,58	0
53	MG	AA	1612	1/1	0.91	0.20	104,104,104,104	0
53	MG	AA	1614	1/1	0.91	0.14	197,197,197,197	0
53	MG	DA	3080	1/1	0.91	0.15	137,137,137,137	0
53	MG	CA	1624	1/1	0.91	0.69	179,179,179,179	0
53	MG	BA	3069	1/1	0.91	0.10	176,176,176,176	0
53	MG	DA	3103	1/1	0.91	0.16	98,98,98,98	0
53	MG	DA	3065	1/1	0.91	0.22	83,83,83,83	0
53	MG	CA	1615	1/1	0.91	0.09	124,124,124,124	0
53	MG	DA	3034	1/1	0.91	0.09	89,89,89,89	0
53	MG	BA	3115	1/1	0.91	0.15	10,10,10,10	0
53	MG	AA	1603	1/1	0.91	0.17	121,121,121,121	0
53	MG	DA	3037	1/1	0.91	0.14	81,81,81,81	0
53	MG	DA	3112	1/1	0.91	0.14	66,66,66,66	0
53	MG	DA	3100	1/1	0.92	0.19	93,93,93,93	0
53	MG	AA	1636	1/1	0.92	0.08	25,25,25,25	0
53	MG	CA	1641	1/1	0.92	0.14	80,80,80,80	0
53	MG	CA	1609	1/1	0.92	0.20	80,80,80,80	0
53	MG	BA	3131	1/1	0.92	0.11	140,140,140,140	0
53	MG	BA	3062	1/1	0.92	0.15	15,15,15,15	0
53	MG	BA	3114	1/1	0.92	0.16	144,144,144,144	0
53	MG	DA	3030	1/1	0.92	0.17	111,111,111,111	0
53	MG	DA	3044	1/1	0.92	0.17	83,83,83,83	0
53	MG	BA	3001	1/1	0.92	0.14	110,110,110,110	0
53	MG	AA	1623	1/1	0.92	0.09	72,72,72,72	0
53	MG	BA	3123	1/1	0.92	0.45	118,118,118,118	0
53	MG	DA	3048	1/1	0.92	0.18	132,132,132,132	0
53	MG	CA	1626	1/1	0.92	0.26	29,29,29,29	0
53	MG	BA	3025	1/1	0.92	0.46	119,119,119,119	0
53	MG	BA	3122	1/1	0.93	0.11	21,21,21,21	0

*Continued on next page...*

*Continued from previous page...*

Mol	Type	Chain	Res	Atoms	RSCC	RSR	B-factors( $\text{\AA}^2$ )	Q<0.9
53	MG	DA	3121	1/1	0.93	0.23	119,119,119,119	0
53	MG	BA	3079	1/1	0.93	0.18	30,30,30,30	0
53	MG	DA	3012	1/1	0.93	0.09	51,51,51,51	0
53	MG	BA	3099	1/1	0.93	0.10	18,18,18,18	0
53	MG	DA	3107	1/1	0.93	0.18	121,121,121,121	0
53	MG	CA	1606	1/1	0.93	0.14	63,63,63,63	0
53	MG	DA	3128	1/1	0.93	0.24	123,123,123,123	0
53	MG	AA	1629	1/1	0.93	0.07	183,183,183,183	0
53	MG	AN	202	1/1	0.93	0.15	169,169,169,169	0
53	MG	BA	3034	1/1	0.93	0.30	154,154,154,154	0
53	MG	BA	3134	1/1	0.93	0.22	143,143,143,143	0
53	MG	CA	1634	1/1	0.93	0.12	153,153,153,153	0
53	MG	BA	3042	1/1	0.93	0.14	18,18,18,18	0
53	MG	BB	202	1/1	0.93	0.07	43,43,43,43	0
53	MG	BB	203	1/1	0.93	0.12	17,17,17,17	0
53	MG	DA	3052	1/1	0.93	0.10	49,49,49,49	0
55	ZN	D4	101	1/1	0.93	0.09	151,151,151,151	0
53	MG	AA	1615	1/1	0.94	0.05	128,128,128,128	0
53	MG	DA	3105	1/1	0.94	0.14	51,51,51,51	0
53	MG	AA	1609	1/1	0.94	0.06	28,28,28,28	0
53	MG	BA	3052	1/1	0.94	0.12	25,25,25,25	0
53	MG	DA	3019	1/1	0.94	0.20	224,224,224,224	0
53	MG	BA	3003	1/1	0.94	0.12	42,42,42,42	0
53	MG	BA	3103	1/1	0.94	0.20	7,7,7,7	0
53	MG	BA	3110	1/1	0.94	0.20	102,102,102,102	0
53	MG	BA	3014	1/1	0.94	0.21	42,42,42,42	0
53	MG	DA	3113	1/1	0.94	0.07	96,96,96,96	0
53	MG	BA	3036	1/1	0.94	0.39	169,169,169,169	0
53	MG	BA	3015	1/1	0.94	0.13	38,38,38,38	0
53	MG	CA	1621	1/1	0.94	0.21	55,55,55,55	0
53	MG	DA	3117	1/1	0.94	0.17	71,71,71,71	0
53	MG	BA	3117	1/1	0.94	0.08	83,83,83,83	0
53	MG	DA	3041	1/1	0.94	0.13	122,122,122,122	0
53	MG	DA	3056	1/1	0.94	0.13	112,112,112,112	0
53	MG	BA	3104	1/1	0.95	0.19	12,12,12,12	0
53	MG	CA	1605	1/1	0.95	0.21	40,40,40,40	0
53	MG	BA	3108	1/1	0.95	0.18	8,8,8,8	0
53	MG	AA	1605	1/1	0.95	0.16	35,35,35,35	0
53	MG	BA	3050	1/1	0.95	0.12	37,37,37,37	0
53	MG	AA	1613	1/1	0.95	0.08	57,57,57,57	0
53	MG	BA	3018	1/1	0.95	0.16	40,40,40,40	0
53	MG	AA	1637	1/1	0.95	0.09	104,104,104,104	0

*Continued on next page...*

*Continued from previous page...*

Mol	Type	Chain	Res	Atoms	RSCC	RSR	B-factors(Å <sup>2</sup> )	Q<0.9
53	MG	BA	3118	1/1	0.95	0.37	168,168,168,168	0
53	MG	AA	1625	1/1	0.95	0.31	121,121,121,121	0
53	MG	BA	3120	1/1	0.95	0.10	53,53,53,53	0
53	MG	BA	3031	1/1	0.95	0.09	34,34,34,34	0
53	MG	BA	3005	1/1	0.95	0.10	93,93,93,93	0
53	MG	AA	1621	1/1	0.95	0.14	91,91,91,91	0
53	MG	BA	3009	1/1	0.95	0.13	13,13,13,13	0
53	MG	BA	3070	1/1	0.95	0.24	134,134,134,134	0
53	MG	DA	3102	1/1	0.95	0.06	62,62,62,62	0
53	MG	BA	3097	1/1	0.95	0.14	80,80,80,80	0
53	MG	DA	3077	1/1	0.95	0.26	114,114,114,114	0
53	MG	BA	3010	1/1	0.95	0.08	19,19,19,19	0
53	MG	AA	1627	1/1	0.95	0.06	78,78,78,78	0
53	MG	BA	3100	1/1	0.95	0.21	24,24,24,24	0
53	MG	BA	3101	1/1	0.95	0.13	64,64,64,64	0
53	MG	DA	3055	1/1	0.95	0.10	84,84,84,84	0
53	MG	BA	3102	1/1	0.95	0.13	23,23,23,23	0
53	MG	BA	3076	1/1	0.95	0.06	32,32,32,32	0
53	MG	BA	3133	1/1	0.96	0.18	10,10,10,10	0
53	MG	BA	3019	1/1	0.96	0.31	10,10,10,10	0
53	MG	BA	3135	1/1	0.96	0.44	196,196,196,196	0
53	MG	BA	3040	1/1	0.96	0.21	8,8,8,8	0
53	MG	BA	3106	1/1	0.96	0.15	25,25,25,25	0
53	MG	BA	3021	1/1	0.96	0.08	43,43,43,43	0
53	MG	BA	3046	1/1	0.96	0.15	16,16,16,16	0
53	MG	BA	3111	1/1	0.96	0.16	74,74,74,74	0
53	MG	BA	3066	1/1	0.96	0.15	11,11,11,11	0
53	MG	CA	1604	1/1	0.96	0.07	60,60,60,60	0
53	MG	BA	3113	1/1	0.96	0.09	21,21,21,21	0
53	MG	BA	3067	1/1	0.96	0.12	10,10,10,10	0
53	MG	DA	3124	1/1	0.96	0.12	48,48,48,48	0
53	MG	BA	3023	1/1	0.96	0.10	7,7,7,7	0
53	MG	AA	1608	1/1	0.96	0.15	32,32,32,32	0
53	MG	BA	3071	1/1	0.96	0.15	112,112,112,112	0
53	MG	BA	3093	1/1	0.96	0.07	45,45,45,45	0
53	MG	DA	3021	1/1	0.96	0.19	41,41,41,41	0
53	MG	BA	3096	1/1	0.96	0.11	45,45,45,45	0
53	MG	BA	3121	1/1	0.96	0.18	10,10,10,10	0
53	MG	BA	3049	1/1	0.96	0.16	11,11,11,11	0
53	MG	AA	1611	1/1	0.96	0.06	54,54,54,54	0
53	MG	AN	201	1/1	0.96	0.07	105,105,105,105	0
53	MG	BA	3128	1/1	0.96	0.17	7,7,7,7	0

*Continued on next page...*

*Continued from previous page...*

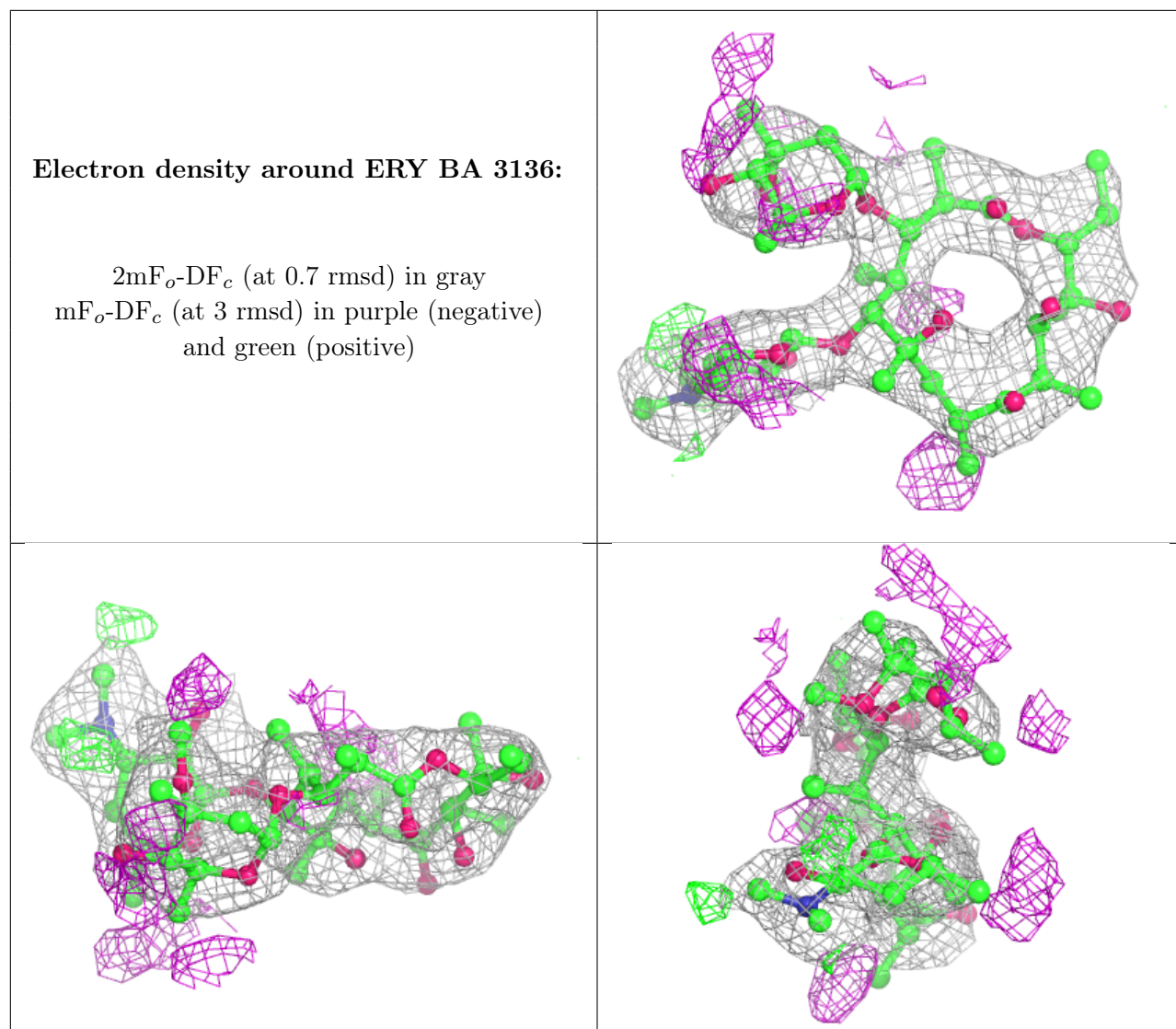
Mol	Type	Chain	Res	Atoms	RSCC	RSR	B-factors(Å <sup>2</sup> )	Q<0.9
53	MG	BA	3016	1/1	0.96	0.13	7,7,7,7	0
53	MG	AA	1601	1/1	0.96	0.13	78,78,78,78	0
54	ERY	BA	3136	51/51	0.96	0.23	5,11,15,16	0
53	MG	BA	3080	1/1	0.96	0.13	11,11,11,11	0
53	MG	BA	3077	1/1	0.97	0.15	121,121,121,121	0
53	MG	BA	3012	1/1	0.97	0.15	6,6,6,6	0
53	MG	BA	3058	1/1	0.97	0.07	35,35,35,35	0
53	MG	BA	3127	1/1	0.97	0.15	15,15,15,15	0
53	MG	BA	3038	1/1	0.97	0.13	7,7,7,7	0
53	MG	BA	3129	1/1	0.97	0.12	14,14,14,14	0
53	MG	CA	1635	1/1	0.97	0.08	85,85,85,85	0
53	MG	DA	3066	1/1	0.97	0.08	48,48,48,48	0
53	MG	DA	3067	1/1	0.97	0.10	38,38,38,38	0
53	MG	BA	3022	1/1	0.97	0.14	9,9,9,9	0
53	MG	AA	1641	1/1	0.97	0.12	39,39,39,39	0
53	MG	BA	3043	1/1	0.97	0.12	29,29,29,29	0
53	MG	BA	3064	1/1	0.97	0.10	6,6,6,6	0
53	MG	BA	3065	1/1	0.97	0.09	7,7,7,7	0
53	MG	BA	3008	1/1	0.97	0.14	13,13,13,13	0
53	MG	CA	1642	1/1	0.97	0.05	58,58,58,58	0
53	MG	BA	3027	1/1	0.97	0.19	109,109,109,109	0
53	MG	AA	1624	1/1	0.97	0.24	31,31,31,31	0
53	MG	BA	3017	1/1	0.97	0.09	30,30,30,30	0
53	MG	BB	204	1/1	0.97	0.09	20,20,20,20	0
53	MG	BA	3116	1/1	0.97	0.07	17,17,17,17	0
53	MG	AA	1631	1/1	0.97	0.13	69,69,69,69	0
53	MG	DA	3081	1/1	0.97	0.10	92,92,92,92	0
53	MG	BA	3072	1/1	0.97	0.12	10,10,10,10	0
53	MG	AA	1620	1/1	0.97	0.19	28,28,28,28	0
53	MG	BA	3035	1/1	0.97	0.12	11,11,11,11	0
53	MG	BA	3056	1/1	0.97	0.24	233,233,233,233	0
53	MG	BA	3006	1/1	0.98	0.06	31,31,31,31	0
53	MG	BA	3020	1/1	0.98	0.15	35,35,35,35	0
53	MG	BA	3037	1/1	0.98	0.13	17,17,17,17	0
53	MG	BA	3029	1/1	0.98	0.09	66,66,66,66	0
53	MG	BA	3094	1/1	0.98	0.09	24,24,24,24	0
53	MG	BA	3095	1/1	0.98	0.10	22,22,22,22	0
53	MG	BA	3054	1/1	0.98	0.10	25,25,25,25	0
53	MG	BA	3030	1/1	0.98	0.22	15,15,15,15	0
53	MG	BA	3081	1/1	0.98	0.08	39,39,39,39	0
53	MG	BA	3041	1/1	0.98	0.19	13,13,13,13	0
53	MG	BA	3024	1/1	0.98	0.11	17,17,17,17	0

*Continued on next page...*

*Continued from previous page...*

Mol	Type	Chain	Res	Atoms	RSCC	RSR	B-factors( $\text{\AA}^2$ )	Q<0.9
53	MG	BA	3032	1/1	0.98	0.13	16,16,16,16	0
53	MG	BA	3085	1/1	0.98	0.13	6,6,6,6	0
53	MG	AA	1640	1/1	0.98	0.18	17,17,17,17	0
53	MG	BA	3124	1/1	0.98	0.15	16,16,16,16	0
53	MG	BA	3026	1/1	0.98	0.07	19,19,19,19	0
53	MG	BA	3105	1/1	0.98	0.14	9,9,9,9	0
53	MG	BA	3088	1/1	0.98	0.05	11,11,11,11	0
53	MG	BA	3107	1/1	0.98	0.17	8,8,8,8	0
53	MG	BA	3074	1/1	0.98	0.15	18,18,18,18	0
53	MG	BA	3109	1/1	0.98	0.06	57,57,57,57	0
53	MG	AA	1632	1/1	0.99	0.11	31,31,31,31	0
53	MG	BA	3068	1/1	0.99	0.10	20,20,20,20	0
53	MG	BA	3053	1/1	0.99	0.09	9,9,9,9	0
53	MG	BA	3039	1/1	0.99	0.17	20,20,20,20	0
53	MG	BA	3013	1/1	0.99	0.17	9,9,9,9	0
53	MG	BA	3126	1/1	0.99	0.11	18,18,18,18	0
53	MG	BA	3063	1/1	0.99	0.18	13,13,13,13	0
53	MG	BA	3044	1/1	0.99	0.22	14,14,14,14	0
53	MG	BA	3045	1/1	0.99	0.13	17,17,17,17	0
55	ZN	B4	101	1/1	0.99	0.10	84,84,84,84	0
53	MG	BA	3051	1/1	0.99	0.12	10,10,10,10	0

The following is a graphical depiction of the model fit to experimental electron density of all instances of the Ligand of Interest. In addition, ligands with molecular weight > 250 and outliers as shown on the geometry validation Tables will also be included. Each fit is shown from different orientation to approximate a three-dimensional view.



## 6.5 Other polymers [i](#)

There are no such residues in this entry.