



# Full wwPDB X-ray Structure Validation Report ⓘ

Nov 13, 2024 – 06:35 PM EST

PDB ID : 4V87  
Title : Crystal structure analysis of ribosomal decoding.  
Authors : Demeshkina, N.; Jenner, L.; Yusupov, M.; Yusupova, G.  
Deposited on : 2011-09-20  
Resolution : 3.10 Å(reported)

This is a Full wwPDB X-ray Structure Validation Report for a publicly released PDB entry.

We welcome your comments at [validation@mail.wwpdb.org](mailto:validation@mail.wwpdb.org)

A user guide is available at

<https://www.wwpdb.org/validation/2017/XrayValidationReportHelp>

with specific help available everywhere you see the ⓘ symbol.

The types of validation reports are described at

<http://www.wwpdb.org/validation/2017/FAQs#types>.

---

The following versions of software and data (see [references ⓘ](#)) were used in the production of this report:

MolProbity : 4.02b-467  
Xtrriage (Phenix) : 1.20.1  
EDS : 3.0  
Percentile statistics : 20231227.v01 (using entries in the PDB archive December 27th 2023)  
CCP4 : 9.0.003 (Gargrove)  
Density-Fitness : 1.0.11  
Ideal geometry (proteins) : Engh & Huber (2001)  
Ideal geometry (DNA, RNA) : Parkinson et al. (1996)  
Validation Pipeline (wwPDB-VP) : 2.39

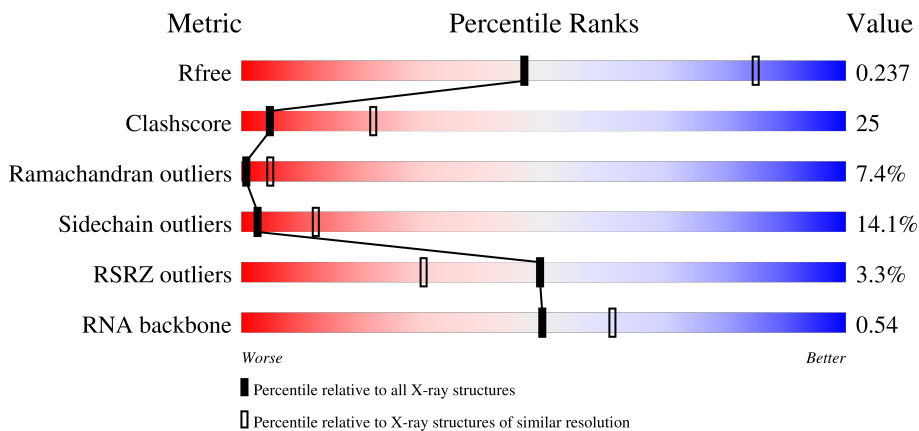
# 1 Overall quality at a glance

The following experimental techniques were used to determine the structure:

*X-RAY DIFFRACTION*

The reported resolution of this entry is 3.10 Å.

Percentile scores (ranging between 0-100) for global validation metrics of the entry are shown in the following graphic. The table shows the number of entries on which the scores are based.



Metric	Whole archive (#Entries)	Similar resolution (#Entries, resolution range(Å))
$R_{free}$	164625	1351 (3.10-3.10)
Clashscore	180529	1454 (3.10-3.10)
Ramachandran outliers	177936	1391 (3.10-3.10)
Sidechain outliers	177891	1391 (3.10-3.10)
RSRZ outliers	164620	1351 (3.10-3.10)
RNA backbone	3690	1021 (3.36-2.84)

The table below summarises the geometric issues observed across the polymeric chains and their fit to the electron density. The red, orange, yellow and green segments of the lower bar indicate the fraction of residues that contain outliers for  $\geq 3$ , 2, 1 and 0 types of geometric quality criteria respectively. A grey segment represents the fraction of residues that are not modelled. The numeric value for each fraction is indicated below the corresponding segment, with a dot representing fractions  $\leq 5\%$ . The upper red bar (where present) indicates the fraction of residues that have poor fit to the electron density. The numeric value is given above the bar.

Mol	Chain	Length	Quality of chain
1	AA	2912	 2% 41% 45% 14%
1	DA	2912	 2% 41% 43% 16%
2	AB	122	 % 37% 45% 16% •
2	DB	122	 33% 48% 19% •




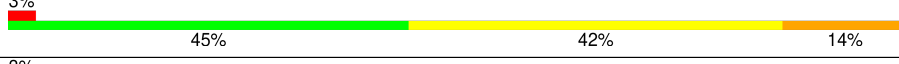
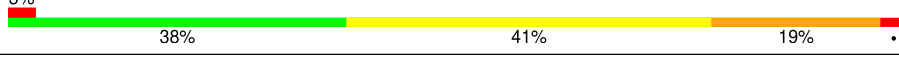
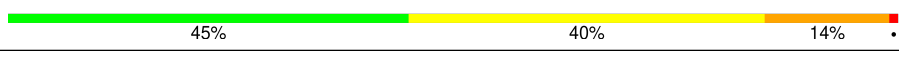
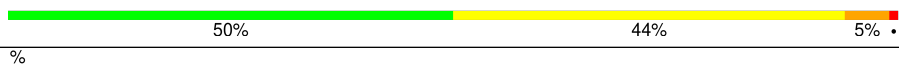
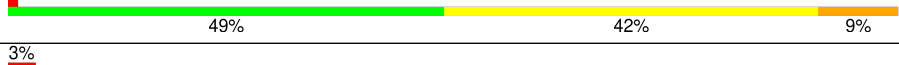
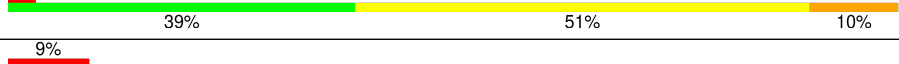


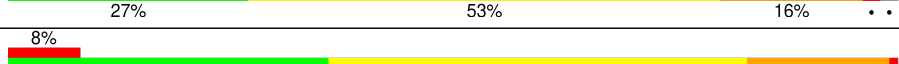



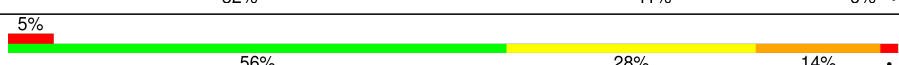


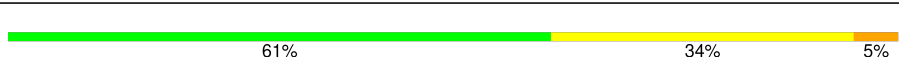

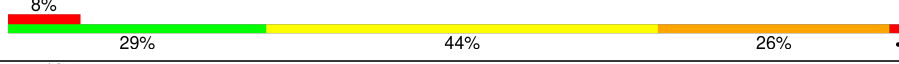
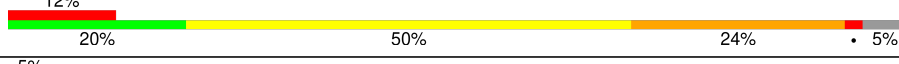



Continued on next page...

Continued from previous page...

Mol	Chain	Length	Quality of chain
3	AD	272	47% 43% 10% .
3	DD	272	50% 40% 9% .
4	AE	205	36% 47% 16% .
4	DE	205	33% 43% 21% .
5	AF	208	49% 38% 10% .
5	DF	208	41% 43% 16% .
6	AG	181	43% 44% 12% .
6	DG	181	41% 50% 8% .
7	AH	170	37% 41% 18% .
7	DH	170	42% 43% 15% .
8	AK	146	34% 51% 14% .
8	DK	146	40% 42% 17% .
9	AM	138	36% 51% 12% .
9	DM	138	37% 52% 11% .
10	AN	122	61% 33% 6%
10	DN	122	57% 39%
11	AO	150	35% 43% 21% .
11	DO	150	33% 39% 21% 7%
12	AP	141	32% 46% 17% 7%
12	DP	141	28% 41% 26% 10%
13	A0	118	43% 43% 11% .
13	D0	118	42% 47% 10% .
14	AQ	111	41% 42% 15% .
14	DQ	111	35% 53% 9% .
15	AR	137	34% 50% 15% .

Continued on next page...

Continued from previous page...

Mol	Chain	Length	Quality of chain
15	DR	137	
16	A1	117	
16	D1	117	
17	A2	101	
17	D2	101	
18	AS	113	
18	DS	113	
19	AT	92	
19	DT	92	
20	AU	102	
20	DU	102	
21	AV	179	
21	DV	179	
22	A3	77	
22	D3	77	
23	AZ	97	
23	DZ	97	
24	AW	69	
24	DW	69	
25	AX	59	
25	DX	59	
26	A4	66	
26	D4	66	
27	A5	59	
27	D5	59	

Continued on next page...

Continued from previous page...

Mol	Chain	Length	Quality of chain
28	A6	45	
28	D6	45	
29	A7	49	
29	D7	49	
30	A8	61	
30	D8	61	
31	BA	1506	
31	CA	1506	
32	BE	256	
32	CE	256	
33	BF	239	
33	CF	239	
34	BG	208	
34	CG	208	
35	BH	162	
35	CH	162	
36	BI	101	
36	CI	101	
37	BJ	156	
37	CJ	156	
38	BK	138	
38	CK	138	
39	BL	128	
39	CL	128	
40	BM	105	

Continued on next page...

Continued from previous page...

Mol	Chain	Length	Quality of chain
40	CM	105	
41	BN	129	
41	CN	129	
42	BO	132	
42	CO	132	
43	BP	126	
43	CP	126	
44	BQ	61	
44	CQ	61	
45	BR	89	
45	CR	89	
46	BS	88	
46	CS	88	
47	BT	105	
47	CT	105	
48	BU	88	
48	CU	88	
49	BV	93	
49	CV	93	
50	BW	106	
50	CW	106	
51	BX	27	
51	CX	27	
52	BB	87	
52	CB	87	

Continued on next page...

Continued from previous page...

Mol	Chain	Length	Quality of chain
53	BC	77	
53	BD	77	
53	CC	77	
53	CD	77	
54	B1	10	
54	C1	10	

The following table lists non-polymeric compounds, carbohydrate monomers and non-standard residues in protein, DNA, RNA chains that are outliers for geometric or electron-density-fit criteria:

Mol	Type	Chain	Res	Chirality	Geometry	Clashes	Electron density
55	MG	AA	3058	-	-	-	X
55	MG	AA	3077	-	-	-	X
55	MG	AA	3108	-	-	-	X
55	MG	AA	3132	-	-	-	X
55	MG	AA	3236	-	-	-	X
55	MG	AA	3317	-	-	-	X
55	MG	AA	3353	-	-	-	X
55	MG	AA	3431	-	-	-	X
55	MG	AA	3460	-	-	-	X
55	MG	AA	3518	-	-	-	X
55	MG	AA	3521	-	-	-	X
55	MG	AA	3558	-	-	-	X
55	MG	AE	304	-	-	-	X
55	MG	BA	1628	-	-	-	X
55	MG	BA	1636	-	-	-	X
55	MG	BA	1674	-	-	-	X
55	MG	BA	1678	-	-	-	X
55	MG	BA	1709	-	-	-	X
55	MG	BA	1712	-	-	-	X
55	MG	BA	1778	-	-	-	X
55	MG	BA	1784	-	-	-	X
55	MG	BA	1831	-	-	-	X
55	MG	BA	1838	-	-	-	X
55	MG	CA	1634	-	-	-	X
55	MG	CA	1747	-	-	-	X
55	MG	CA	1759	-	-	-	X
55	MG	CA	1777	-	-	-	X

Continued on next page...

*Continued from previous page...*

<b>Mol</b>	<b>Type</b>	<b>Chain</b>	<b>Res</b>	<b>Chirality</b>	<b>Geometry</b>	<b>Clashes</b>	<b>Electron density</b>
55	MG	CC	107	-	-	-	X
55	MG	DA	3004	-	-	-	X
55	MG	DA	3060	-	-	-	X
55	MG	DA	3272	-	-	-	X
55	MG	DA	3301	-	-	-	X
55	MG	DA	3324	-	-	-	X
55	MG	DA	3332	-	-	-	X
55	MG	DA	3357	-	-	-	X
55	MG	DA	3372	-	-	-	X
55	MG	DA	3397	-	-	-	X
55	MG	DA	3404	-	-	-	X
55	MG	DA	3438	-	-	-	X
55	MG	DA	3447	-	-	-	X
55	MG	DA	3453	-	-	-	X



## 2 Entry composition

There are 56 unique types of molecules in this entry. The entry contains 299628 atoms, of which 0 are hydrogens and 0 are deuteriums.

In the tables below, the ZeroOcc column contains the number of atoms modelled with zero occupancy, the AltConf column contains the number of residues with at least one atom in alternate conformation and the Trace column contains the number of residues modelled with at most 2 atoms.

- Molecule 1 is a RNA chain called RNA (2909-MER).

Mol	Chain	Residues	Atoms					ZeroOcc	AltConf	Trace
			Total	C	N	O	P			
1	AA	2912	62707	27911	11722	20163	2911	0	0	0
1	DA	2907	62607	27866	11712	20123	2906	0	0	0

There are 14 discrepancies between the modelled and reference sequences:

Chain	Residue	Modelled	Actual	Comment	Reference
AA	161	U	-	insertion	GB AP008226.1
AA	654A	A	G	conflict	GB AP008226.1
AA	654E	C	G	conflict	GB AP008226.1
AA	654P	G	C	conflict	GB AP008226.1
AA	654T	A	C	conflict	GB AP008226.1
AA	1058	U	G	conflict	GB AP008226.1
AA	1080	A	C	conflict	GB AP008226.1
DA	166	U	-	expression tag	GB AP008226.1
DA	654A	A	G	conflict	GB AP008226.1
DA	654E	C	G	conflict	GB AP008226.1
DA	654P	G	C	conflict	GB AP008226.1
DA	654T	A	C	conflict	GB AP008226.1
DA	1058	U	G	conflict	GB AP008226.1
DA	1080	A	C	conflict	GB AP008226.1

- Molecule 2 is a RNA chain called 5S RIBOSOMAL RNA.

Mol	Chain	Residues	Atoms					ZeroOcc	AltConf	Trace
			Total	C	N	O	P			
2	AB	122	2617	1166	486	844	121	0	0	0
2	DB	122	2617	1166	486	844	121	0	0	0

- Molecule 3 is a protein called 50S ribosomal protein L2.

Mol	Chain	Residues	Atoms					ZeroOcc	AltConf	Trace
			Total	C	N	O	S			
3	AD	272	Total 2116	C 1335	N 420	O 358	S 3	0	0	0
3	DD	272	Total 2115	C 1335	N 420	O 357	S 3	0	0	0

- Molecule 4 is a protein called 50S ribosomal protein L3.

Mol	Chain	Residues	Atoms					ZeroOcc	AltConf	Trace
			Total	C	N	O	S			
4	AE	205	Total 1569	C 991	N 300	O 272	S 6	0	0	0
4	DE	205	Total 1568	C 991	N 300	O 271	S 6	0	0	0

- Molecule 5 is a protein called 50S ribosomal protein L4.

Mol	Chain	Residues	Atoms					ZeroOcc	AltConf	Trace
			Total	C	N	O	S			
5	AF	203	Total 1586	C 1011	N 298	O 275	S 2	0	0	1
5	DF	208	Total 1627	C 1037	N 304	O 283	S 3	0	0	0

- Molecule 6 is a protein called 50S ribosomal protein L5.

Mol	Chain	Residues	Atoms					ZeroOcc	AltConf	Trace
			Total	C	N	O	S			
6	AG	181	Total 1474	C 942	N 268	O 260	S 4	0	0	0
6	DG	181	Total 1474	C 942	N 268	O 260	S 4	0	0	0

- Molecule 7 is a protein called 50S ribosomal protein L6.

Mol	Chain	Residues	Atoms					ZeroOcc	AltConf	Trace
			Total	C	N	O	S			
7	AH	170	Total 1308	C 829	N 245	O 233	S 1	0	0	0
7	DH	170	Total 1307	C 829	N 245	O 232	S 1	0	0	0

- Molecule 8 is a protein called 50S ribosomal protein L9.

Mol	Chain	Residues	Atoms					ZeroOcc	AltConf	Trace
			Total	C	N	O	S			
8	AK	146	Total 1137	C 726	N 201	O 209	S 1	0	0	0

*Continued on next page...*

*Continued from previous page...*

Mol	Chain	Residues	Atoms					ZeroOcc	AltConf	Trace
8	DK	146	Total	C	N	O	S	0	0	0
			1136	726	201	208	1			

- Molecule 9 is a protein called 50S ribosomal protein L13.

Mol	Chain	Residues	Atoms					ZeroOcc	AltConf	Trace
9	AM	138	Total	C	N	O	S	0	0	0
			1105	712	206	183	4			
9	DM	138	Total	C	N	O	S	0	0	0
			1104	712	206	182	4			

- Molecule 10 is a protein called 50S ribosomal protein L14.

Mol	Chain	Residues	Atoms					ZeroOcc	AltConf	Trace
10	AN	122	Total	C	N	O	S	0	0	0
			933	588	171	170	4			
10	DN	122	Total	C	N	O	S	0	0	0
			933	588	171	170	4			

- Molecule 11 is a protein called 50S ribosomal protein L15.

Mol	Chain	Residues	Atoms					ZeroOcc	AltConf	Trace
11	AO	150	Total	C	N	O	S	0	0	0
			1145	712	232	198	3			
11	DO	150	Total	C	N	O	S	0	0	0
			1145	712	232	198	3			

- Molecule 12 is a protein called 50S ribosomal protein L16.

Mol	Chain	Residues	Atoms					ZeroOcc	AltConf	Trace
12	AP	141	Total	C	N	O	S	0	0	0
			1122	715	212	188	7			
12	DP	141	Total	C	N	O	S	0	0	0
			1122	715	212	188	7			

- Molecule 13 is a protein called 50S ribosomal protein L17.

Mol	Chain	Residues	Atoms					ZeroOcc	AltConf	Trace
13	A0	118	Total	C	N	O	S	0	0	0
			968	604	203	160	1			
13	D0	117	Total	C	N	O		0	0	0
			960	599	202	159				

- Molecule 14 is a protein called 50S ribosomal protein L18.

Mol	Chain	Residues	Atoms				ZeroOcc	AltConf	Trace
			Total	C	N	O			
14	AQ	111	882	556	176	150	0	0	0
14	DQ	111	882	556	176	150	0	0	0

- Molecule 15 is a protein called 50S ribosomal protein L19.

Mol	Chain	Residues	Atoms					ZeroOcc	AltConf	Trace
			Total	C	N	O	S			
15	AR	137	1142	710	234	197	1	0	0	0
15	DR	137	1141	710	234	196	1	0	0	0

- Molecule 16 is a protein called 50S ribosomal protein L20.

Mol	Chain	Residues	Atoms					ZeroOcc	AltConf	Trace
			Total	C	N	O	S			
16	A1	117	964	610	202	151	1	0	0	0
16	D1	117	964	610	202	151	1	0	0	0

- Molecule 17 is a protein called 50S ribosomal protein L21.

Mol	Chain	Residues	Atoms					ZeroOcc	AltConf	Trace
			Total	C	N	O	S			
17	A2	101	779	501	142	135	1	0	0	0
17	D2	101	779	501	142	135	1	0	0	0

- Molecule 18 is a protein called 50S ribosomal protein L22.

Mol	Chain	Residues	Atoms					ZeroOcc	AltConf	Trace
			Total	C	N	O	S			
18	AS	113	900	566	177	155	2	0	0	0
18	DS	113	900	566	177	155	2	0	0	0

- Molecule 19 is a protein called 50S ribosomal protein L23.

Mol	Chain	Residues	Atoms				ZeroOcc	AltConf	Trace
19	AT	92	Total	C	N	O	0	0	0
			726	471	131	124			
19	DT	92	Total	C	N	O	0	0	0
			725	471	131	123			

- Molecule 20 is a protein called 50S ribosomal protein L24.

Mol	Chain	Residues	Atoms					ZeroOcc	AltConf	Trace
20	AU	102	Total	C	N	O	S	0	0	0
			786	505	150	126	5			
20	DU	102	Total	C	N	O	S	0	0	0
			785	505	150	125	5			

- Molecule 21 is a protein called 50S ribosomal protein L25.

Mol	Chain	Residues	Atoms					ZeroOcc	AltConf	Trace
21	AV	175	Total	C	N	O	S	0	0	0
			1397	892	251	251	3			
21	DV	179	Total	C	N	O	S	0	0	0
			1428	911	255	259	3			

- Molecule 22 is a protein called 50S ribosomal protein L27.

Mol	Chain	Residues	Atoms					ZeroOcc	AltConf	Trace
22	A3	76	Total	C	N	O	S	0	0	0
			607	376	128	102	1			
22	D3	77	Total	C	N	O	S	0	0	0
			613	379	129	104	1			

- Molecule 23 is a protein called 50S ribosomal protein L28.

Mol	Chain	Residues	Atoms					ZeroOcc	AltConf	Trace
23	AZ	97	Total	C	N	O	S	0	0	0
			763	481	150	131	1			
23	DZ	97	Total	C	N	O	S	0	0	0
			763	481	150	131	1			

- Molecule 24 is a protein called 50S ribosomal protein L29.

Mol	Chain	Residues	Atoms					ZeroOcc	AltConf	Trace
24	AW	66	Total	C	N	O	S	0	0	0
			558	346	113	98	1			

*Continued on next page...*

*Continued from previous page...*

Mol	Chain	Residues	Atoms					ZeroOcc	AltConf	Trace
24	DW	69	Total	C	N	O	S	0	0	0
			581	358	118	104	1			

- Molecule 25 is a protein called 50S ribosomal protein L30.

Mol	Chain	Residues	Atoms				ZeroOcc	AltConf	Trace
25	AX	59	Total	C	N	O	0	0	0
			469	298	90	81			
25	DX	59	Total	C	N	O	0	0	0
			469	298	90	81			

- Molecule 26 is a protein called 50S ribosomal protein L31.

Mol	Chain	Residues	Atoms					ZeroOcc	AltConf	Trace
26	A4	66	Total	C	N	O	S	0	0	0
			533	335	96	97	5			
26	D4	63	Total	C	N	O	S	0	0	0
			515	326	93	91	5			

- Molecule 27 is a protein called 50S ribosomal protein L32.

Mol	Chain	Residues	Atoms					ZeroOcc	AltConf	Trace
27	A5	59	Total	C	N	O	S	0	0	0
			459	288	90	76	5			
27	D5	59	Total	C	N	O	S	0	0	0
			459	288	90	76	5			

- Molecule 28 is a protein called 50S ribosomal protein L33.

Mol	Chain	Residues	Atoms					ZeroOcc	AltConf	Trace
28	A6	45	Total	C	N	O	S	0	0	0
			390	241	79	66	4			
28	D6	45	Total	C	N	O	S	0	0	0
			389	241	79	65	4			

- Molecule 29 is a protein called 50S ribosomal protein L34.

Mol	Chain	Residues	Atoms					ZeroOcc	AltConf	Trace
29	A7	49	Total	C	N	O	S	0	0	0
			430	263	108	57	2			
29	D7	49	Total	C	N	O	S	0	0	0
			430	263	108	57	2			

- Molecule 30 is a protein called 50S ribosomal protein L35.

Mol	Chain	Residues	Atoms					ZeroOcc	AltConf	Trace
			Total	C	N	O	S			
30	A8	61	488	312	99	75	2	0	0	0
30	D8	61	488	312	99	75	2	0	0	0

- Molecule 31 is a RNA chain called 16S ribosomal RNA.

Mol	Chain	Residues	Atoms					ZeroOcc	AltConf	Trace
			Total	C	N	O	P			
31	BA	1506	32369	14408	5997	10459	1505	0	0	0
31	CA	1506	32372	14408	5997	10461	1506	0	0	0

- Molecule 32 is a protein called 30S RIBOSOMAL PROTEIN S2.

Mol	Chain	Residues	Atoms					ZeroOcc	AltConf	Trace
			Total	C	N	O	S			
32	BE	237	1924	1228	344	347	5	0	0	0
32	CE	237	1924	1228	344	347	5	0	0	0

- Molecule 33 is a protein called 30S RIBOSOMAL PROTEIN S3.

Mol	Chain	Residues	Atoms					ZeroOcc	AltConf	Trace
			Total	C	N	O	S			
33	BF	205	1605	1011	313	280	1	0	0	0
33	CF	206	1612	1016	314	281	1	0	0	0

- Molecule 34 is a protein called 30S RIBOSOMAL PROTEIN S4.

Mol	Chain	Residues	Atoms					ZeroOcc	AltConf	Trace
			Total	C	N	O	S			
34	BG	208	1703	1066	339	291	7	0	0	0
34	CG	208	1703	1066	339	291	7	0	0	0

- Molecule 35 is a protein called 30S RIBOSOMAL PROTEIN S5.

Mol	Chain	Residues	Atoms					ZeroOcc	AltConf	Trace
35	BH	151	Total	C	N	O	S	0	0	0
			1155	729	218	204	4			
35	CH	151	Total	C	N	O	S	0	0	0
			1155	729	218	204	4			

- Molecule 36 is a protein called 30S RIBOSOMAL PROTEIN S6.

Mol	Chain	Residues	Atoms					ZeroOcc	AltConf	Trace
36	BI	101	Total	C	N	O	S	0	0	0
			843	531	155	154	3			
36	CI	101	Total	C	N	O	S	0	0	0
			843	531	155	154	3			

- Molecule 37 is a protein called 30S RIBOSOMAL PROTEIN S7.

Mol	Chain	Residues	Atoms					ZeroOcc	AltConf	Trace
37	BJ	155	Total	C	N	O	S	0	0	0
			1257	781	252	218	6			
37	CJ	155	Total	C	N	O	S	0	0	0
			1257	781	252	218	6			

- Molecule 38 is a protein called 30S RIBOSOMAL PROTEIN S8.

Mol	Chain	Residues	Atoms					ZeroOcc	AltConf	Trace
38	BK	138	Total	C	N	O	S	0	0	0
			1116	705	215	193	3			
38	CK	138	Total	C	N	O	S	0	0	0
			1116	705	215	193	3			

- Molecule 39 is a protein called 30S RIBOSOMAL PROTEIN S9.

Mol	Chain	Residues	Atoms				ZeroOcc	AltConf	Trace
39	BL	127	Total	C	N	O	0	0	0
			1010	639	197	174			
39	CL	127	Total	C	N	O	0	0	0
			1010	639	197	174			

- Molecule 40 is a protein called 30S RIBOSOMAL PROTEIN S10.

Mol	Chain	Residues	Atoms					ZeroOcc	AltConf	Trace
40	BM	99	Total	C	N	O	S	0	0	0
			801	504	157	139	1			

*Continued on next page...*



*Continued from previous page...*

Mol	Chain	Residues	Atoms					ZeroOcc	AltConf	Trace
			Total	C	N	O	S			
40	CM	99	801	504	157	139	1	0	0	0

- Molecule 41 is a protein called 30S RIBOSOMAL PROTEIN S11.

Mol	Chain	Residues	Atoms					ZeroOcc	AltConf	Trace
			Total	C	N	O	S			
41	BN	119	885	549	168	165	3	0	0	0
41	CN	119	885	549	168	165	3	0	0	0

- Molecule 42 is a protein called 30S RIBOSOMAL PROTEIN S12.

Mol	Chain	Residues	Atoms					ZeroOcc	AltConf	Trace
			Total	C	N	O	S			
42	BO	125	975	614	196	164	1	0	0	0
42	CO	125	975	614	196	164	1	0	0	0

- Molecule 43 is a protein called 30S RIBOSOMAL PROTEIN S13.

Mol	Chain	Residues	Atoms					ZeroOcc	AltConf	Trace
			Total	C	N	O	S			
43	BP	116	928	574	191	161	2	0	0	0
43	CP	117	933	577	192	162	2	0	0	0

- Molecule 44 is a protein called 30S RIBOSOMAL PROTEIN S14.

Mol	Chain	Residues	Atoms					ZeroOcc	AltConf	Trace
			Total	C	N	O	S			
44	BQ	60	492	312	104	72	4	0	0	0
44	CQ	60	492	312	104	72	4	0	0	0

- Molecule 45 is a protein called 30S RIBOSOMAL PROTEIN S15.

Mol	Chain	Residues	Atoms					ZeroOcc	AltConf	Trace
			Total	C	N	O	S			
45	BR	88	734	459	147	126	2	0	0	0
45	CR	88	734	459	147	126	2	0	0	0

- Molecule 46 is a protein called 30S RIBOSOMAL PROTEIN S16.

Mol	Chain	Residues	Atoms					ZeroOcc	AltConf	Trace
			Total	C	N	O	S			
46	BS	84	Total 705	C 446	N 140	O 118	S 1	0	0	0
46	CS	84	Total 705	C 446	N 140	O 118	S 1	0	0	0

- Molecule 47 is a protein called 30S RIBOSOMAL PROTEIN S17.

Mol	Chain	Residues	Atoms					ZeroOcc	AltConf	Trace
			Total	C	N	O	S			
47	BT	100	Total 834	C 534	N 155	O 143	S 2	0	0	0
47	CT	100	Total 834	C 534	N 155	O 143	S 2	0	0	0

- Molecule 48 is a protein called 30S RIBOSOMAL PROTEIN S18.

Mol	Chain	Residues	Atoms				ZeroOcc	AltConf	Trace
			Total	C	N	O			
48	BU	72	Total 591	C 376	N 117	O 98	0	0	0
48	CU	72	Total 591	C 376	N 117	O 98	0	0	0

- Molecule 49 is a protein called 30S RIBOSOMAL PROTEIN S19.

Mol	Chain	Residues	Atoms					ZeroOcc	AltConf	Trace
			Total	C	N	O	S			
49	BV	83	Total 665	C 424	N 124	O 115	S 2	0	0	0
49	CV	78	Total 624	C 398	N 115	O 109	S 2	0	0	0

- Molecule 50 is a protein called 30S RIBOSOMAL PROTEIN S20.

Mol	Chain	Residues	Atoms					ZeroOcc	AltConf	Trace
			Total	C	N	O	S			
50	BW	99	Total 763	C 470	N 162	O 129	S 2	0	0	0
50	CW	99	Total 763	C 470	N 162	O 129	S 2	0	0	0

- Molecule 51 is a protein called 30S RIBOSOMAL PROTEIN THX.

Mol	Chain	Residues	Atoms				ZeroOcc	AltConf	Trace
51	BX	25	Total	C	N	O	0	0	0
			217	134	52	31			
51	CX	25	Total	C	N	O	0	0	0
			217	134	52	31			

- Molecule 52 is a RNA chain called TRNA-LEU.

Mol	Chain	Residues	Atoms					ZeroOcc	AltConf	Trace
52	BB	87	Total	C	N	O	P	0	0	0
			1861	829	333	612	87			
52	CB	87	Total	C	N	O	P	0	0	0
			1861	829	333	612	87			

- Molecule 53 is a RNA chain called TRNA-FMET.

Mol	Chain	Residues	Atoms					ZeroOcc	AltConf	Trace
53	BC	77	Total	C	N	O	P	0	0	0
			1643	732	298	536	77			
53	BD	77	Total	C	N	O	P	0	0	0
			1643	732	298	536	77			
53	CC	77	Total	C	N	O	P	0	0	0
			1643	732	298	536	77			
53	CD	77	Total	C	N	O	P	0	0	0
			1643	732	298	536	77			

There are 4 discrepancies between the modelled and reference sequences:

Chain	Residue	Modelled	Actual	Comment	Reference
BC	18	C	U	conflict	GB AP012306.1
BD	18	C	U	conflict	GB AP012306.1
CC	18	C	U	conflict	GB AP012306.1
CD	18	C	U	conflict	GB AP012306.1

- Molecule 54 is a RNA chain called MRNA.

Mol	Chain	Residues	Atoms					ZeroOcc	AltConf	Trace
54	B1	10	Total	C	N	O	P	0	0	0
			205	92	28	75	10			
54	C1	10	Total	C	N	O	P	0	0	0
			205	92	28	75	10			

- Molecule 55 is MAGNESIUM ION (three-letter code: MG) (formula: Mg).

Mol	Chain	Residues	Atoms	ZeroOcc	AltConf
55	AA	630	Total Mg 630 630	0	0
55	AB	17	Total Mg 17 17	0	0
55	AD	2	Total Mg 2 2	0	0
55	AE	4	Total Mg 4 4	0	0
55	AF	3	Total Mg 3 3	0	0
55	AO	3	Total Mg 3 3	0	0
55	A0	1	Total Mg 1 1	0	0
55	A1	1	Total Mg 1 1	0	0
55	A2	1	Total Mg 1 1	0	0
55	AU	1	Total Mg 1 1	0	0
55	A3	1	Total Mg 1 1	0	0
55	A5	2	Total Mg 2 2	0	0
55	A6	1	Total Mg 1 1	0	0
55	A7	1	Total Mg 1 1	0	0
55	BA	244	Total Mg 244 244	0	0
55	BG	1	Total Mg 1 1	0	0
55	BN	2	Total Mg 2 2	0	0
55	BQ	2	Total Mg 2 2	0	0
55	BB	8	Total Mg 8 8	0	0
55	BC	9	Total Mg 9 9	0	0
55	BD	1	Total Mg 1 1	0	0
55	B1	2	Total Mg 2 2	0	0

*Continued on next page...*

*Continued from previous page...*

Mol	Chain	Residues	Atoms		ZeroOcc	AltConf
55	CA	209	Total 209	Mg 209	0	0
55	CG	3	Total 3	Mg 3	0	0
55	CH	1	Total 1	Mg 1	0	0
55	CS	1	Total 1	Mg 1	0	0
55	CB	5	Total 5	Mg 5	0	0
55	CC	8	Total 8	Mg 8	0	0
55	DA	528	Total 528	Mg 528	0	0
55	DB	14	Total 14	Mg 14	0	0
55	DE	3	Total 3	Mg 3	0	0
55	DP	1	Total 1	Mg 1	0	0
55	D0	1	Total 1	Mg 1	0	0
55	D1	2	Total 2	Mg 2	0	0
55	DU	1	Total 1	Mg 1	0	0
55	D3	1	Total 1	Mg 1	0	0
55	D5	1	Total 1	Mg 1	0	0

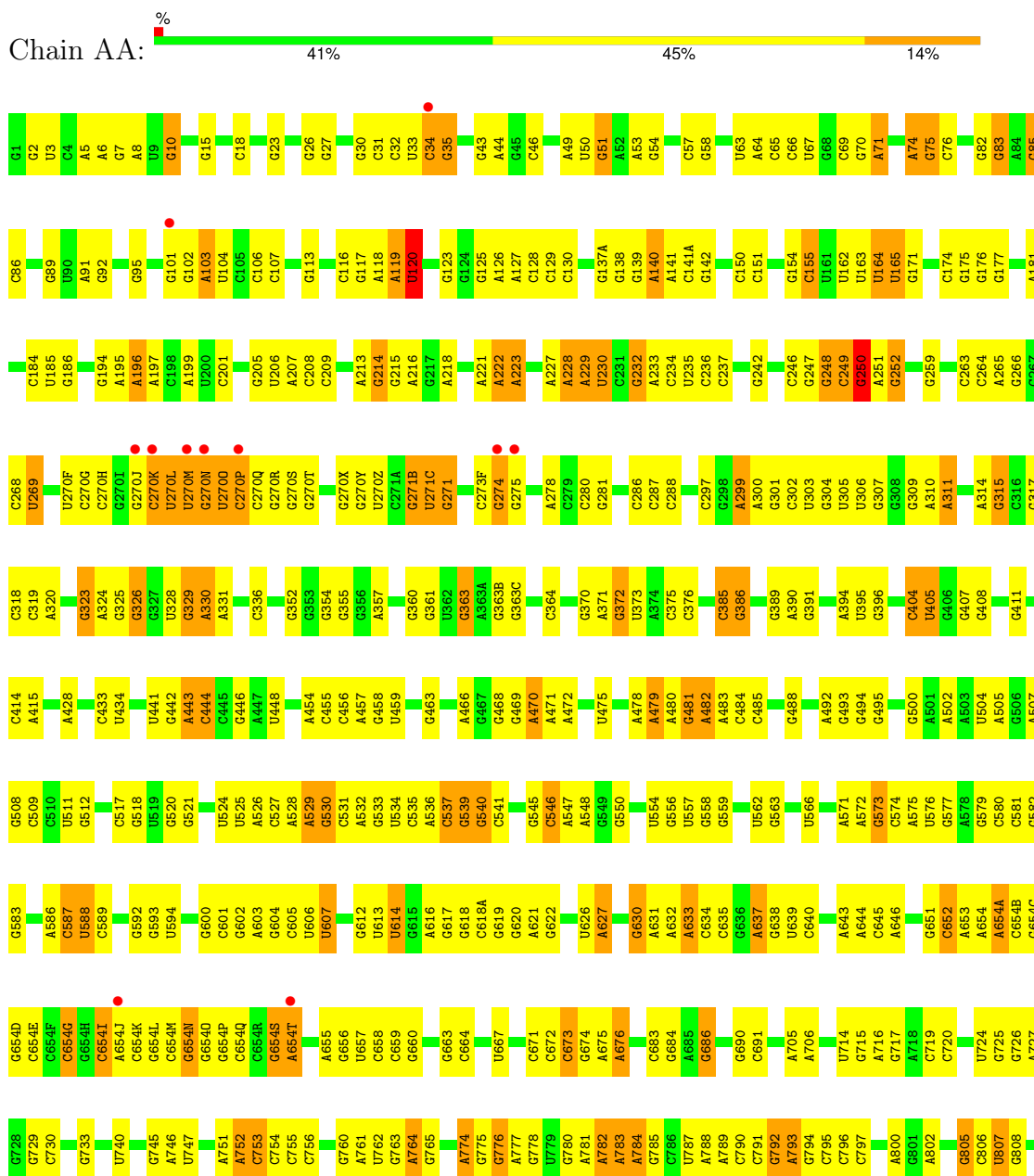
- Molecule 56 is ZINC ION (three-letter code: ZN) (formula: Zn).

Mol	Chain	Residues	Atoms		ZeroOcc	AltConf
56	BG	1	Total 1	Zn 1	0	0
56	BQ	1	Total 1	Zn 1	0	0
56	CG	1	Total 1	Zn 1	0	0
56	CQ	1	Total 1	Zn 1	0	0

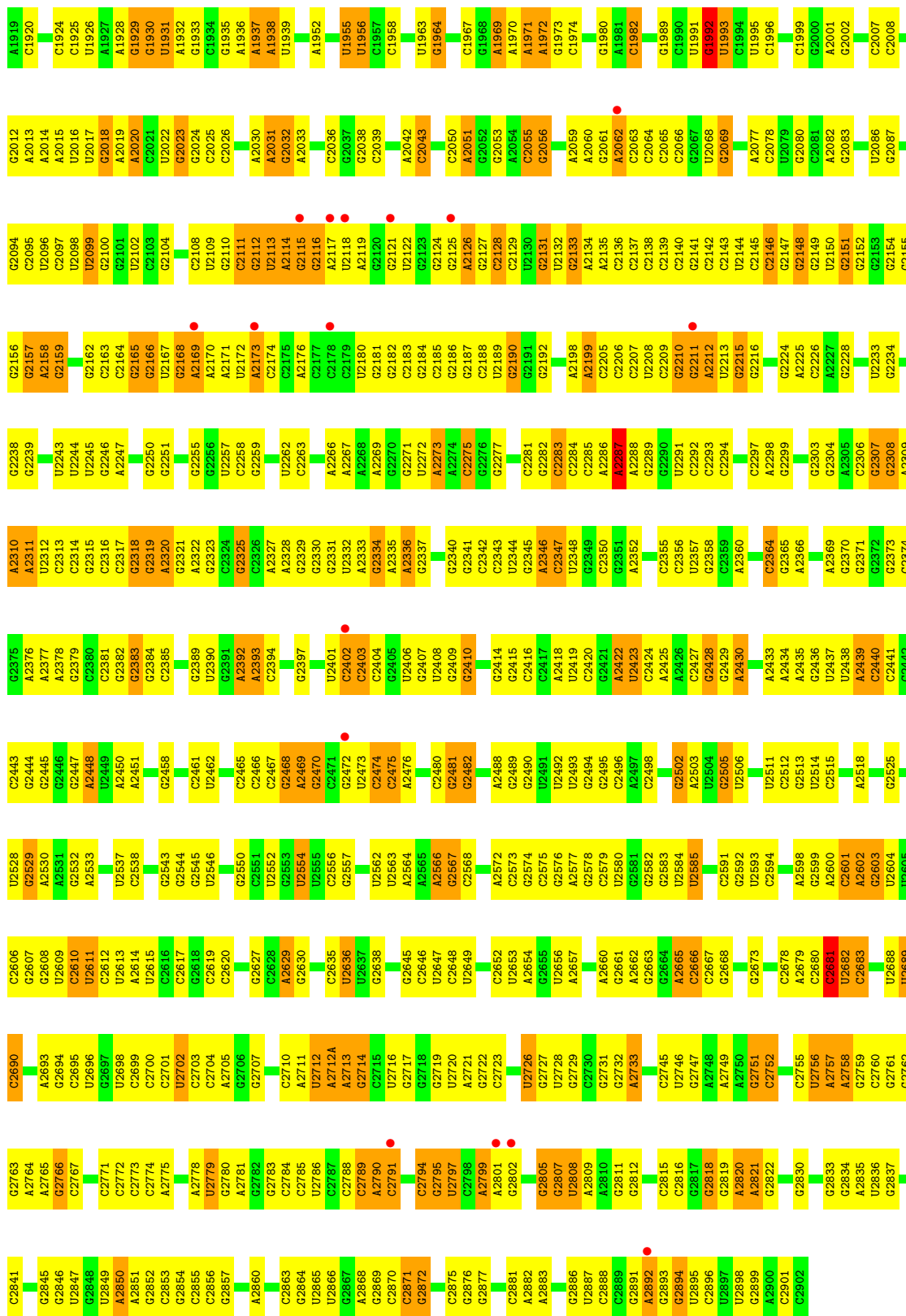
### 3 Residue-property plots

These plots are drawn for all protein, RNA, DNA and oligosaccharide chains in the entry. The first graphic for a chain summarises the proportions of the various outlier classes displayed in the second graphic. The second graphic shows the sequence view annotated by issues in geometry and electron density. Residues are color-coded according to the number of geometric quality criteria for which they contain at least one outlier: green = 0, yellow = 1, orange = 2 and red = 3 or more. A red dot above a residue indicates a poor fit to the electron density ( $RSRZ > 2$ ). Stretches of 2 or more consecutive residues without any outlier are shown as a green connector. Residues present in the sample, but not in the model, are shown in grey.

- Molecule 1: RNA (2909-MER)



A1819	C1784	G1642	A1471	G1404	G1324	U1240	U1165	A1096	C967	C886	U811
U1820	C1735	G1643	C1474	U1405	G1325	A1241	U1166	U1097	G968	A887	C812
A1821	C1742	C1648	G1475	U1406	U1326	A1241	C1167	A1098	U969	C888	C814
A1825	G1743	G1649	C1476	C1407	C1327	G1244	U1168	C1099	C970	C889	C814
C1826	G1743	G1650	A1477	C1408	G1328	G1244	G1169	U1100	C971	A890	C815
G1828	A1749	C1651	C1478	C1409	U1329	A1247	G1170	C1102	G972	G992	C816
A1829	G1750	A1652	G1479	G1410	C1330	A1247	G1171	A1103	A973	C893	C817
C1833	C1754	C1653	G1480	G1411	A1331	G1250	G1172	U1104	C974	C894	A818
U1834	A1755	A1654	U1482	A1412	G1332	G1251	U1173	U1105	C974A	U895	A819
G1835	G1756	G1655	G1483	G1413	C1333	G1252	U1174	A1045	G975	A896	A820
C1843	U1757	G1656	U1415	U1414	A1253	G1252	U1175	A1046	C976	C897	A821
A1847	G1758	C1657	A1486	G1416	G1337	A1256	A1177	A1047	G977	C898	A824
U1851	A1762	C1658	G1487	C1417	G1338	G1256	G1178	A1048	G978	A900	G825
G1858	G1763	A1659	C1493	G1418	G1339	U1263	C1179	C1049	G979	A901	G826
A1859	G1764	U1660	A1494	U1419	U1340	U1263	C1180	A1050	C982	U902	U827
G1860	U1769	G1668	A1495	U1420	G1344	A1264	C1181	G1051	C982	U907	U828
C1861	G1770	A1668	U1496	U1421	C1345	A1265	A1182	C1052	A983	C903	U829
G1862	G1771	U1669	U1497	G1424	G1348	U1267	G1185	A1054	C986	U905	U833
G1863	U1772	A1670	C1498	G1425	A1349	A1268	G1186	G1055	G987	G896	C834
U1864	A1773	C1674	C1502	A1426	U1352	A1269	U1187	U1056	A988	U907	U834
G1869	U1778	G1678	U1503	A1427	U1353	C1270	U1188	A1057	C989	C908	C838
A1872	U1779	U1681	G1504	C1428	A1354	A1271	U1189	U1058	A990	A909	C838
G1883	G1785	C1686	C1505	G1429	U1355	A1272	G1190	G1059	C991	A910	U839
A1884	A1786	U1687	C1506	C1430	G1355	U1273	G1191	U1060	C992	A911	C840
G1885	U1787	G1688	U1507	U1431	G1356	A1274	G1195	U1061	G993	C915	C844
C1886	G1788	A1689	A1507	C1432	U1357	A1275	G1196	U1062	C994	G916	C844
G1887	A1789	U1690	U1508	U1433	U1358	A1276	U1197	G1063	A996	A917	C846
A1889	U1791	C1689	A1510	A1434	A1359	G1277	U1201	U1064	A996	A918	U847
C1894	G1792	A1691	G1511	G1435	A1360	A1278	G1202	U1066	A1000	G919	G848
G1895	C1793	U1692	A1512	G1436	G1364	U1288	G1203	U1067	A1001	C919	G849
U1899	U1794	C1693	U1513	C1437	A1365	C1289	U1204	U1068	A1002	C915	G849
C1900	G1795	A1694	U1514	G1441	A1366	C1290	U1205	G1069	G1002	G916	C845
G1903	U1796	U1695	G1517	G1442	G1368	C1291	G1206	A1070	G1003	A917	C846
U1906	C1804	G1705	C1518	G1443	G1369	U1292	C1207	A1071	C1004	C932	U847
G1907	A1805	U1706	U1519	G1444	G1372	C1293	U1208	G1072	C1005	A933	C856
C1908	U1810	C1707	U1520	A1444A	U1373	C1297	U1209	A1073	C1006	G938	U858
A1913	G1811	G1726	U1521	U1444A	A1374	C1297	A1210	G1074	C1007	U859	G859
U1914	U1812	U1727	G1522	G1448	G1375	C1298	U1211	G1075	G1011	A941	U860
G1915	G1813	A1637	G1523	G1449	C1376	U1299	G1212	C1076	U1012	G942	U868
U1916	U1816	C1638	U1532	G1449A	C1377	G1300	G1215	A1077	C1013	U943	A863
U1917	G1816	U1639	G1533	A1453	A1378	A1301	G1216	U1078	U1014	G944	G864
A1918	U1917	G1640	G1534	U1454	U1378	U1309	G1217	A1080	G1015	A945	C865
		A1641	U1535	G1455	A1379	G1309	G1218	U1081	G1016	G946	A866
			U1536	G1456	G1380	G1310	G1219	U1082	G1017	C950	C867
			G1537	C1459	G1381	G1311	A1220	U1083	C1018	G951	U868
			U1538	A1460	G1382	G1312	C1221	A1084	A1020	C952	A870
			G1540	G1461	C1383	U1313	G1222	A1085	A1021	A953	U871
			U1541	G1462	G1384	C1314	A1227	A1086	G1022	G954	A872
				C1467	G1385	C1315	G1228	U1087	U1023	C955	G873
				C1468	C1386	A1316	G1228	U1088	G1024	G956	G879
				G1469	C1387	A1317	G1230	A1088	G1025	A957	G879
				G1470	G1388	G1318	G1231	U1090	U958	A959	G880
					G1389	G1319	U1231	A1089	A1027	A960	G882
					U1396	C1320	G1235	A1091	A1028	A961	G883
					C1403	A1322	A1236	C1092	A1029	C961	G883
							A1237	U1094	U1033	G966	C885

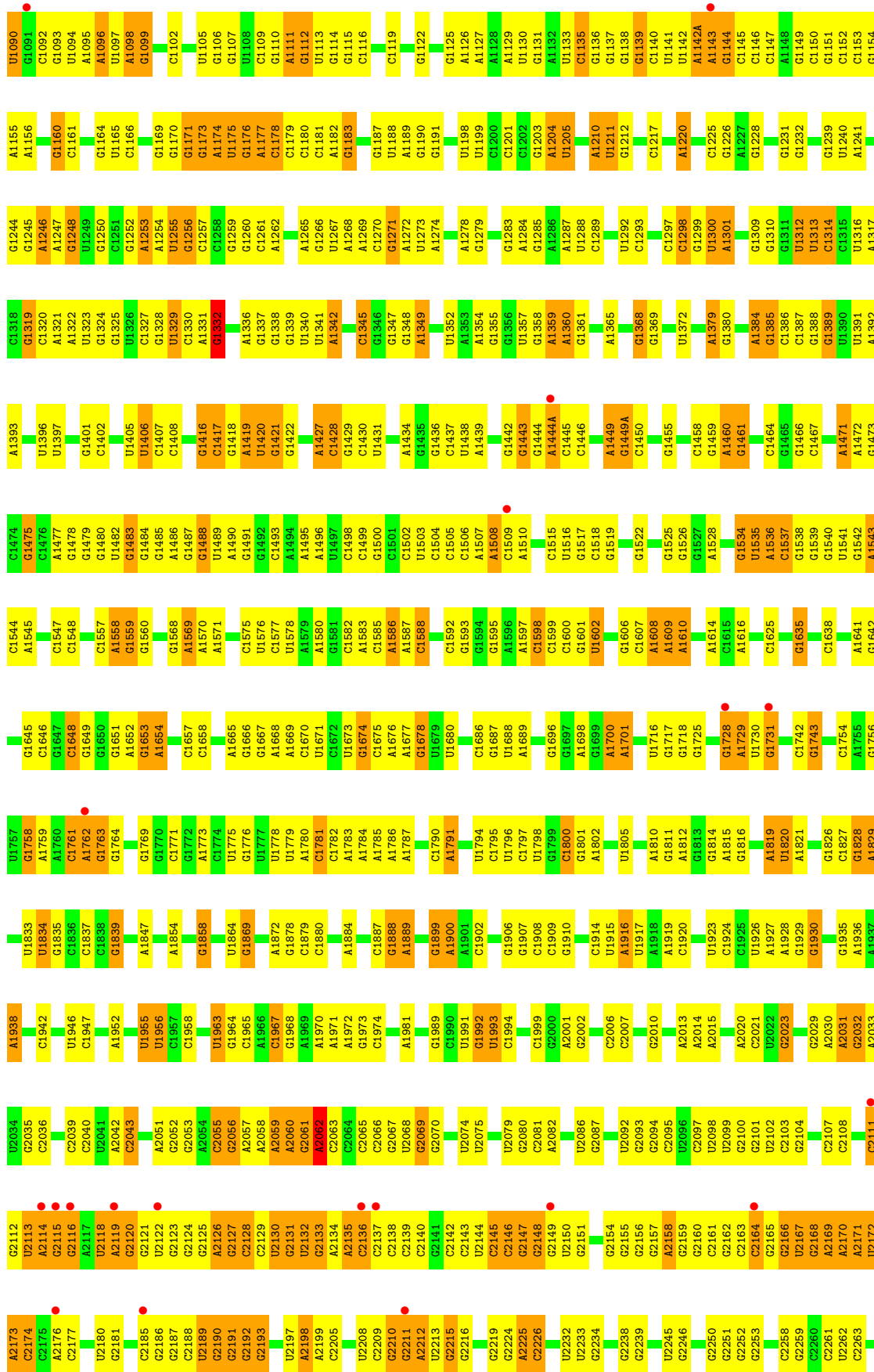


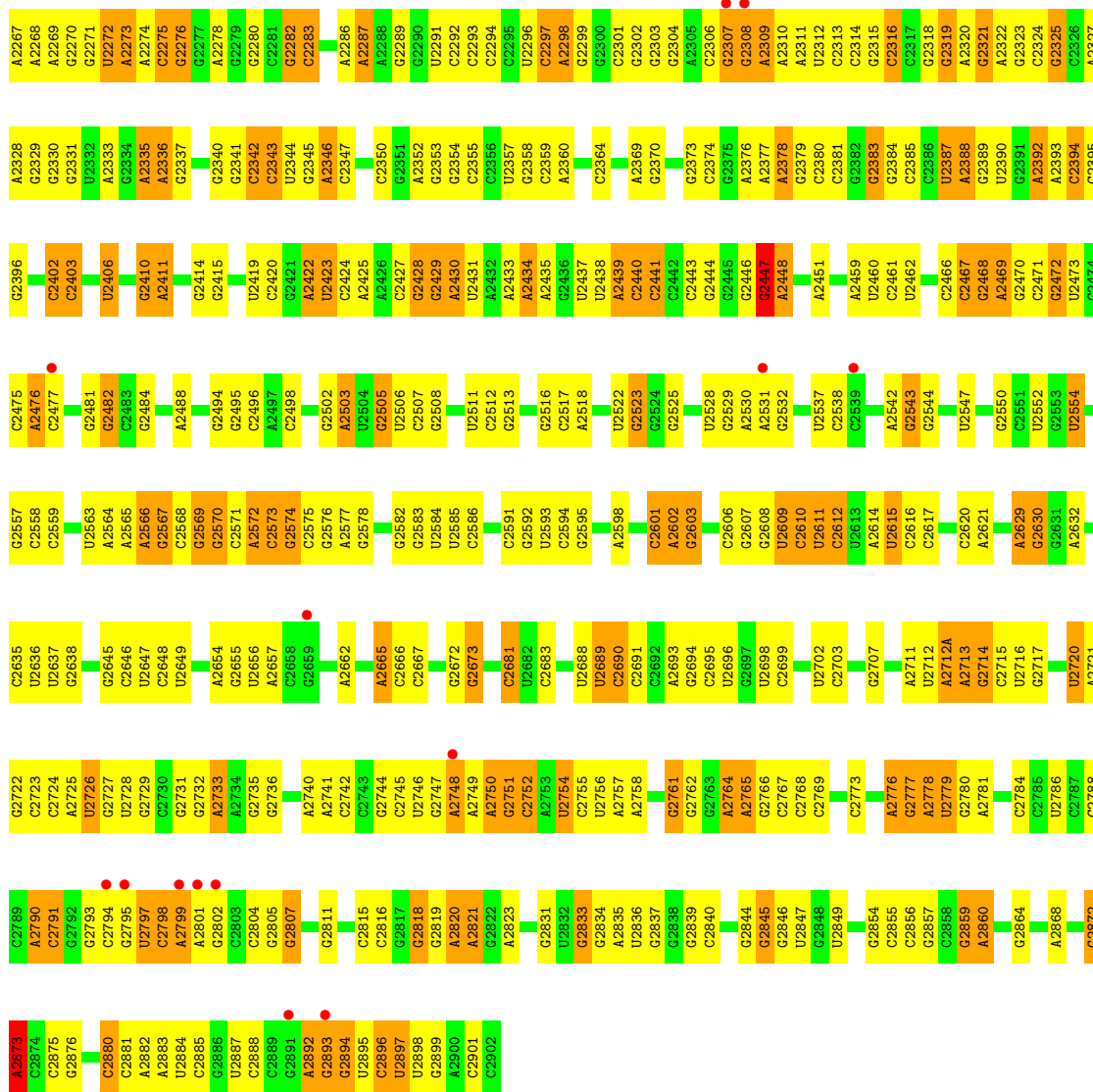
● Molecule 1: RNA (2909-MER)



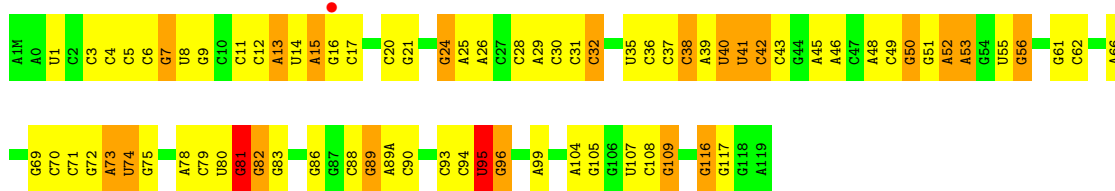




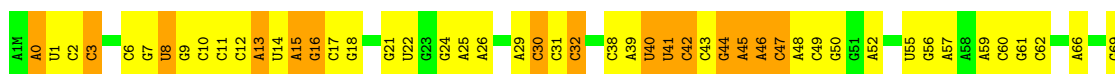




• Molecule 2: 5S RIBOSOMAL RNA

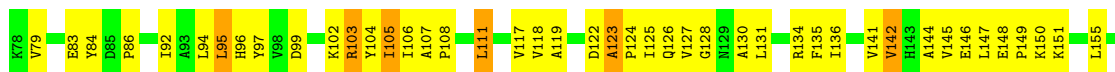
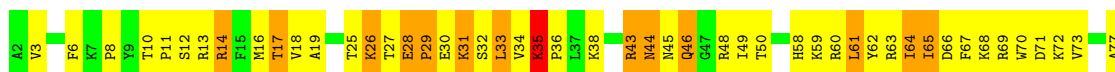


• Molecule 2: 5S RIBOSOMAL RNA

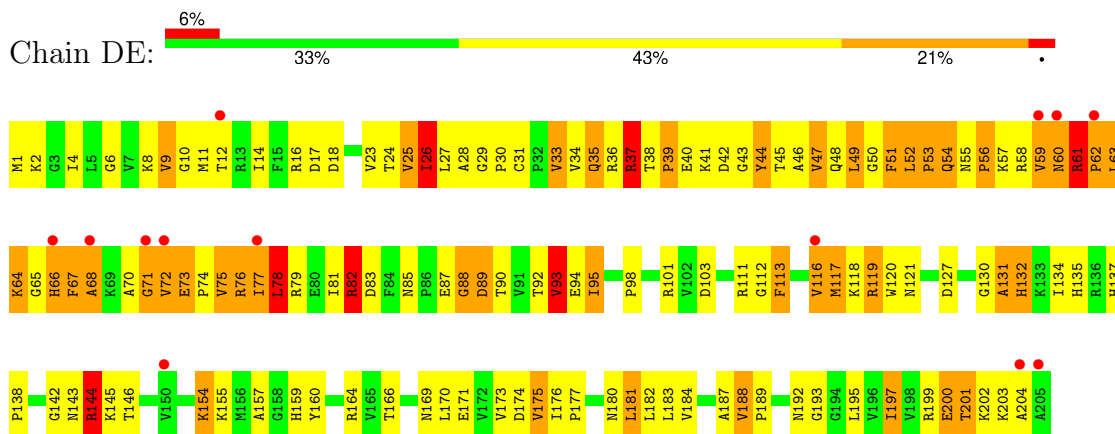




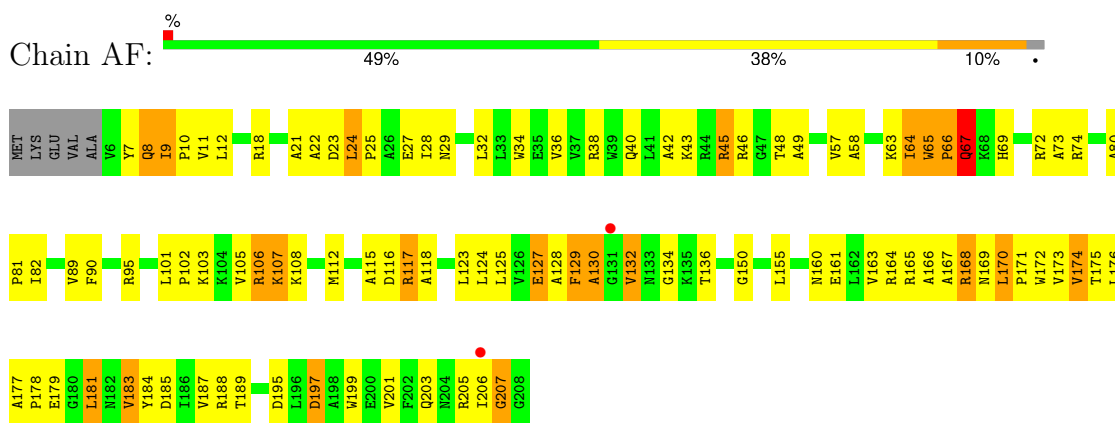
• Molecule 3: 50S ribosomal protein L2



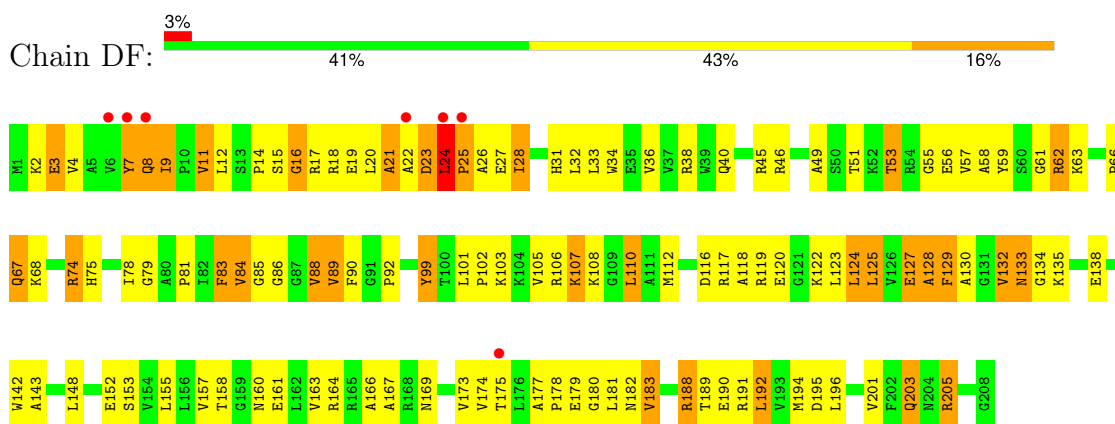
- Molecule 4: 50S ribosomal protein L3



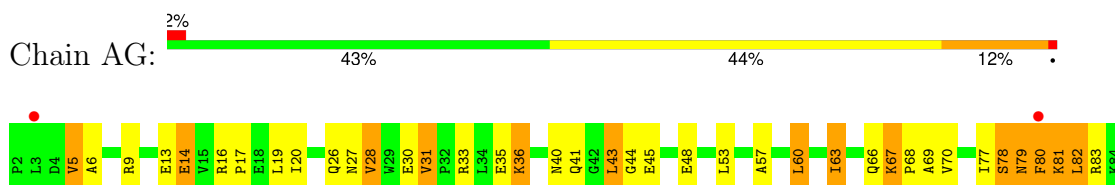
- Molecule 5: 50S ribosomal protein L4




- Molecule 5: 50S ribosomal protein L4

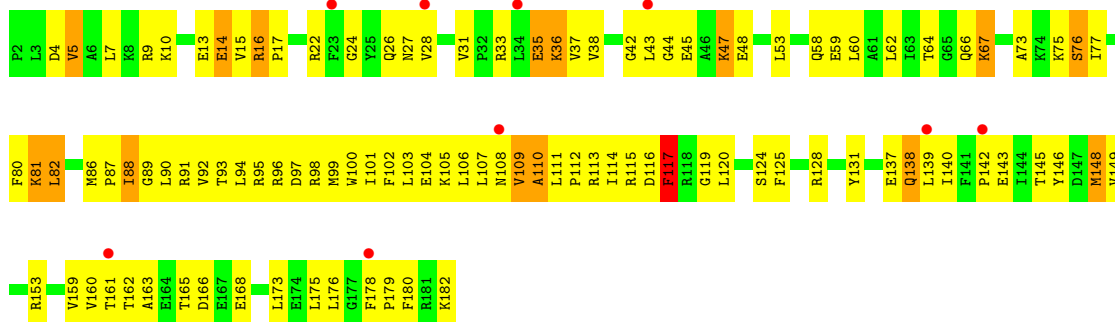
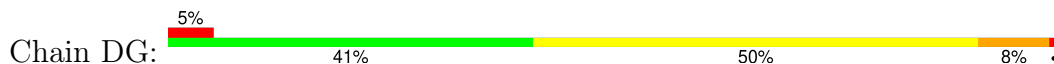


- Molecule 6: 50S ribosomal protein L5

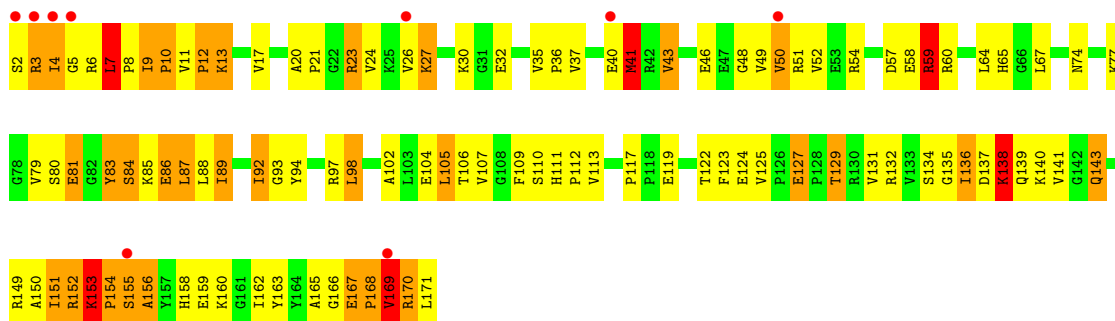




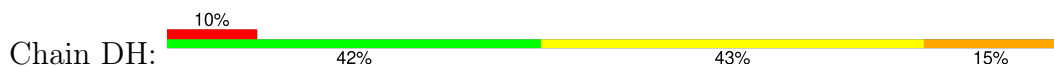
- Molecule 6: 50S ribosomal protein L5



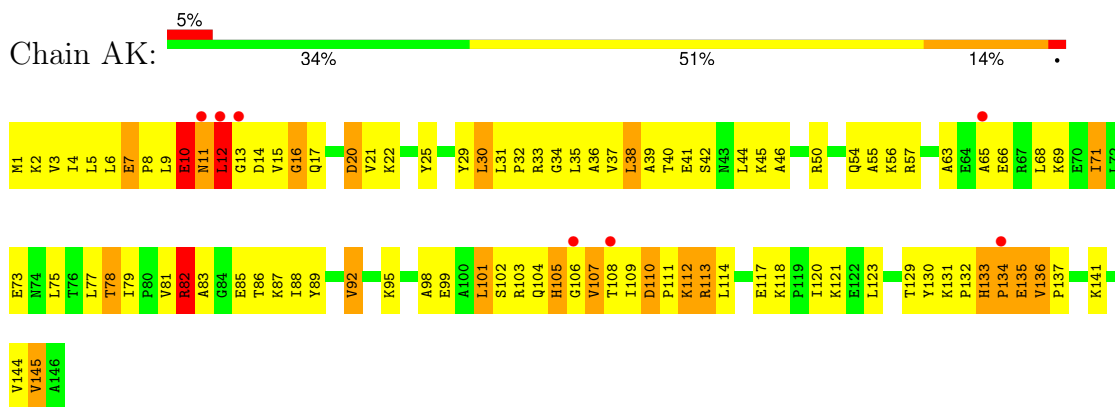
- Molecule 7: 50S ribosomal protein L6



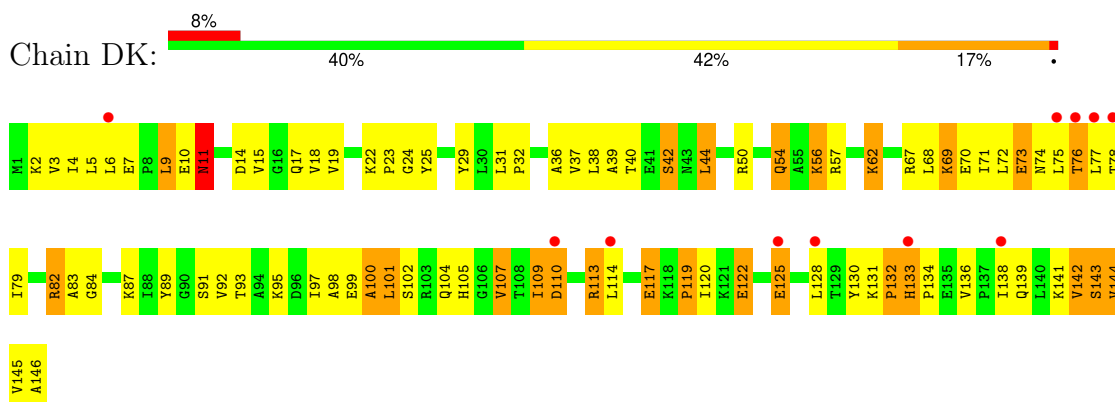
- Molecule 7: 50S ribosomal protein L6



- Molecule 8: 50S ribosomal protein L9



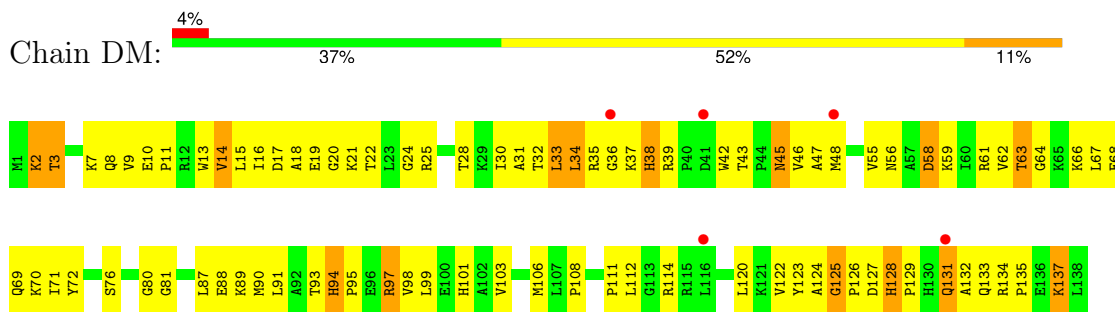
- Molecule 8: 50S ribosomal protein L9



- Molecule 9: 50S ribosomal protein L13



- Molecule 9: 50S ribosomal protein L13

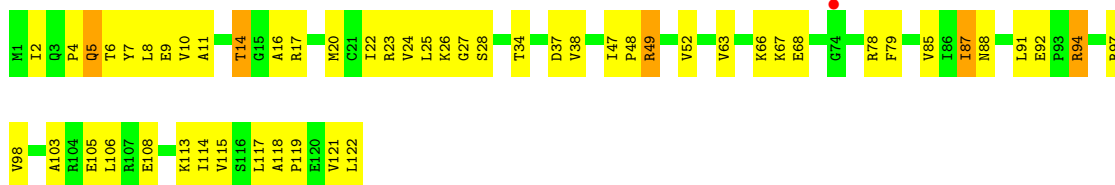


- Molecule 10: 50S ribosomal protein L14

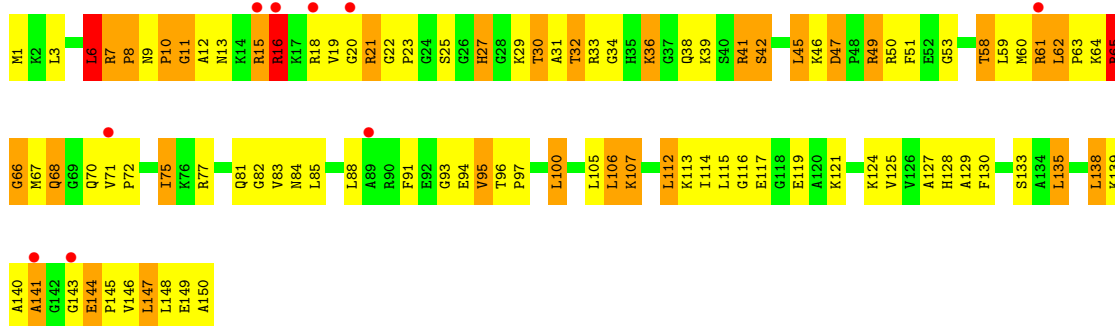




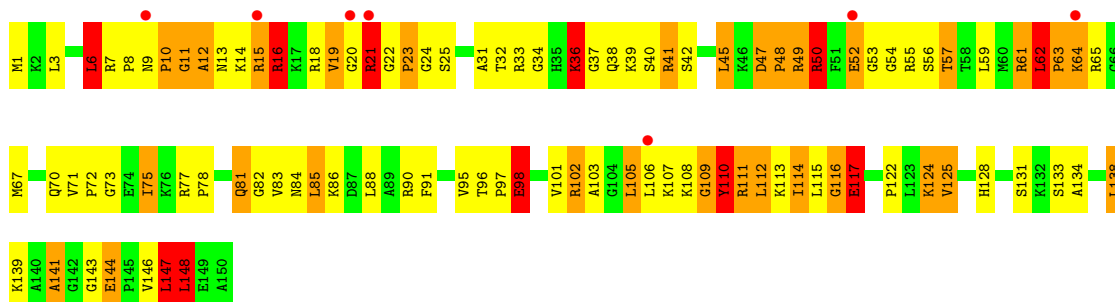
• Molecule 10: 50S ribosomal protein L14



• Molecule 11: 50S ribosomal protein L15



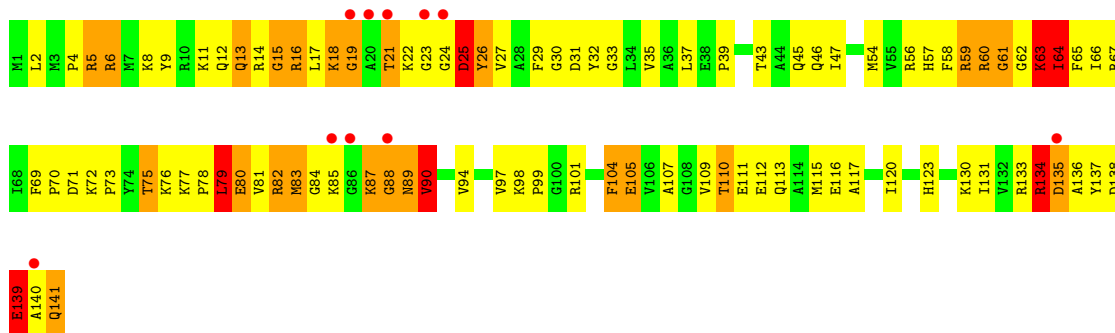
• Molecule 11: 50S ribosomal protein L15



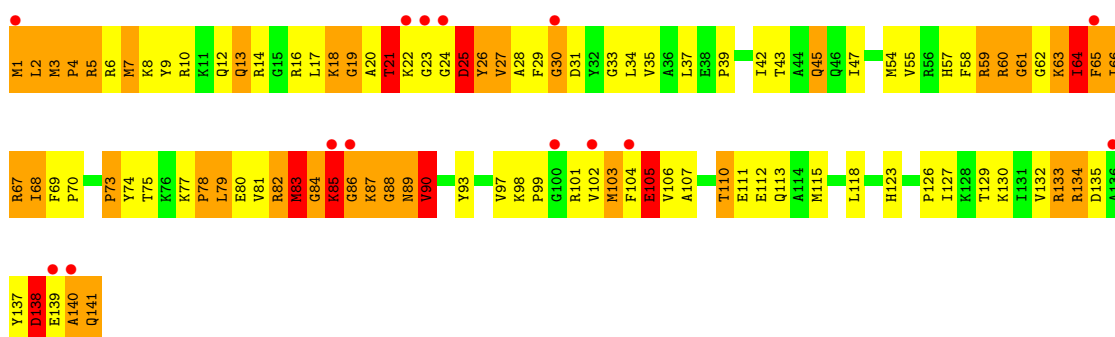
• Molecule 12: 50S ribosomal protein L16



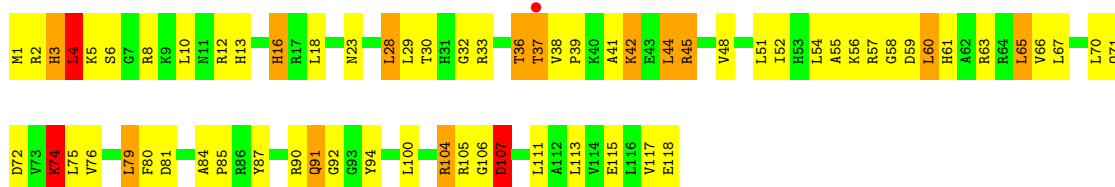




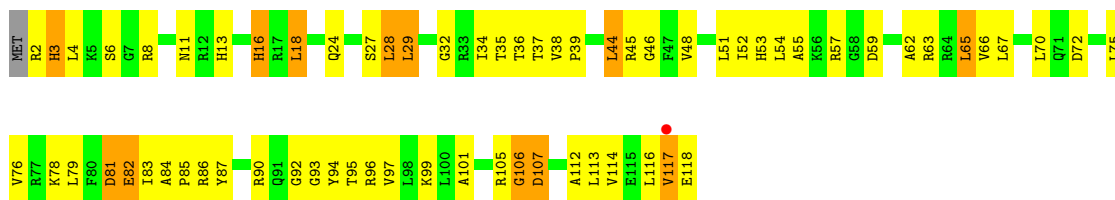
• Molecule 12: 50S ribosomal protein L16



• Molecule 13: 50S ribosomal protein L17

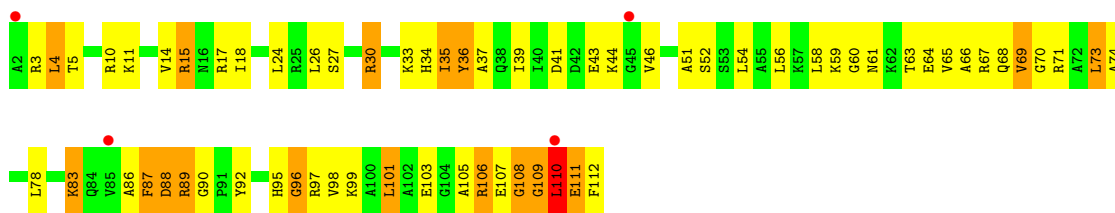


• Molecule 13: 50S ribosomal protein L17

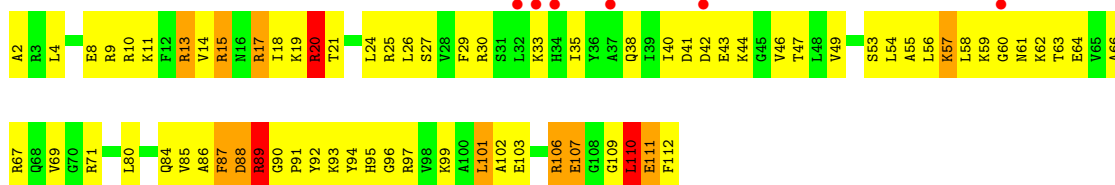


• Molecule 14: 50S ribosomal protein L18

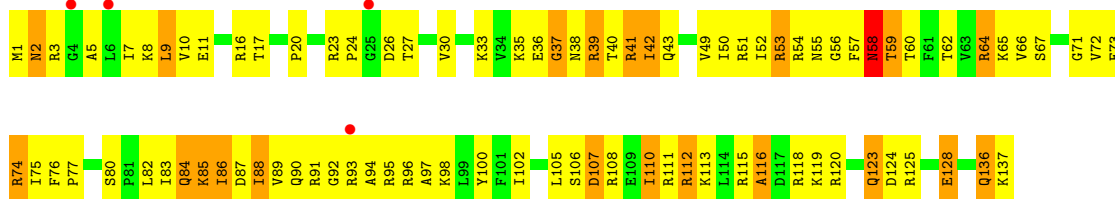




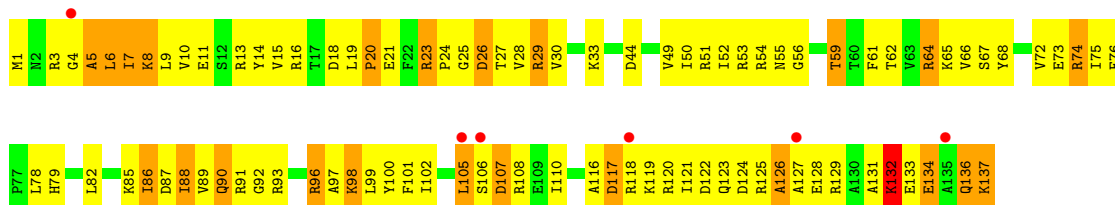
• Molecule 14: 50S ribosomal protein L18



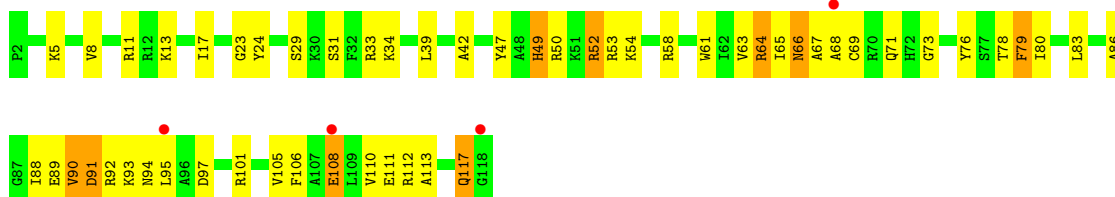
• Molecule 15: 50S ribosomal protein L19



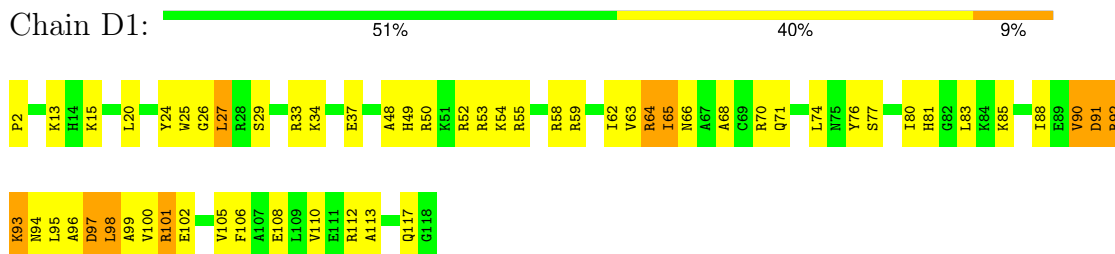
• Molecule 15: 50S ribosomal protein L19



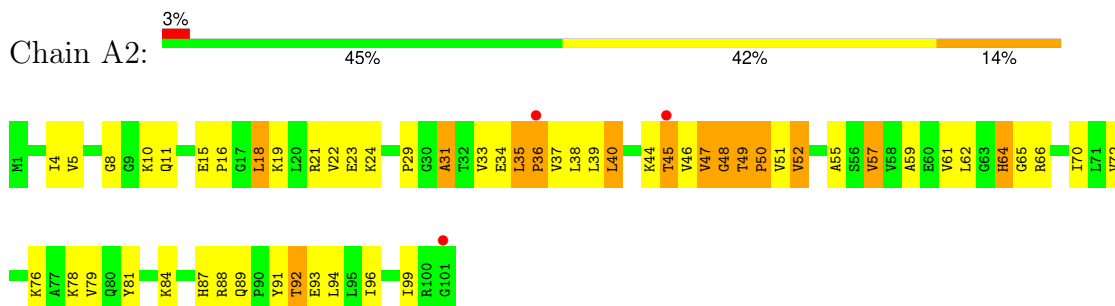
• Molecule 16: 50S ribosomal protein L20



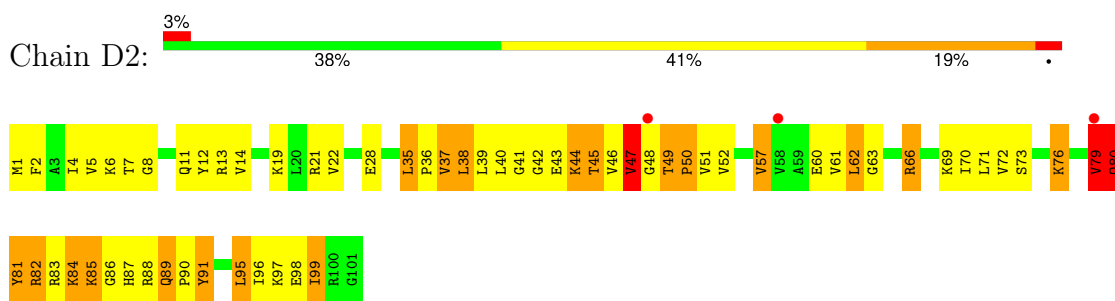
• Molecule 16: 50S ribosomal protein L20



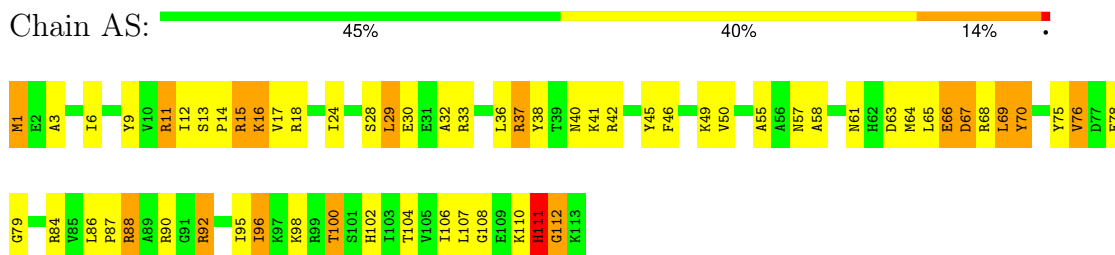
• Molecule 17: 50S ribosomal protein L21



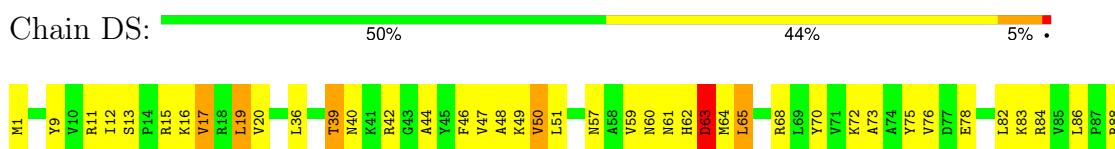
• Molecule 17: 50S ribosomal protein L21



• Molecule 18: 50S ribosomal protein L22

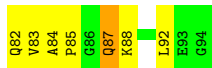


• Molecule 18: 50S ribosomal protein L22





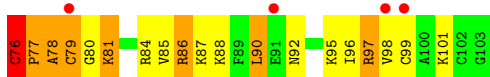

- Molecule 19: 50S ribosomal protein L23



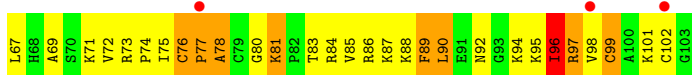
- Molecule 19: 50S ribosomal protein L23



- Molecule 20: 50S ribosomal protein L24

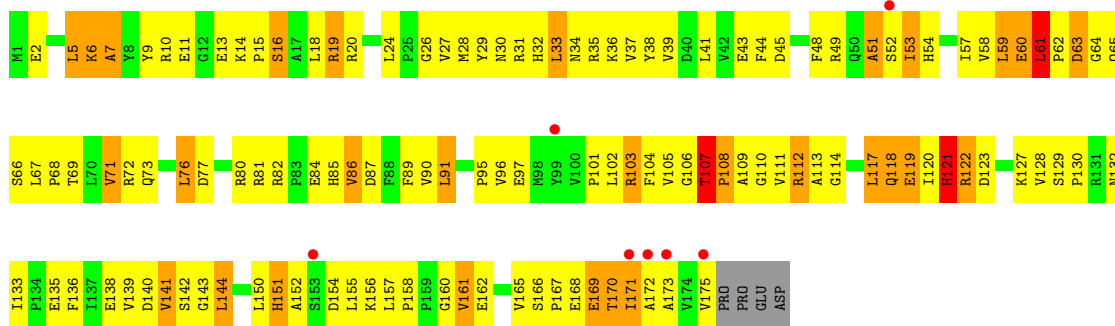


- Molecule 20: 50S ribosomal protein L24

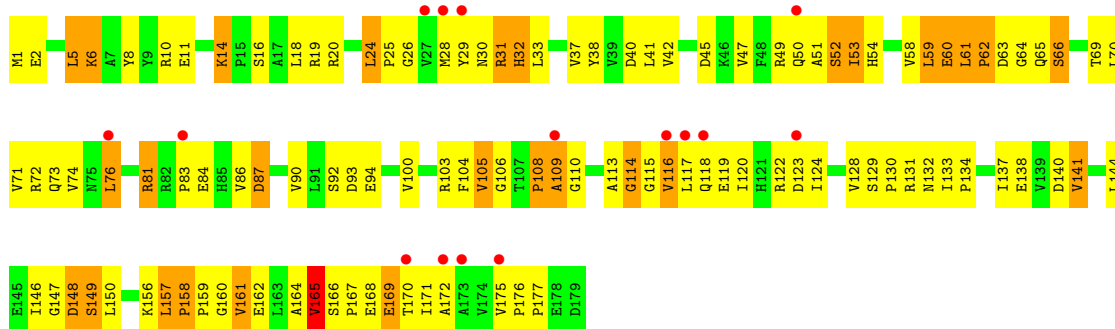


- Molecule 21: 50S ribosomal protein L25

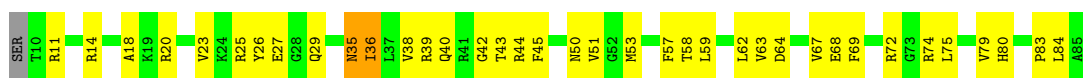




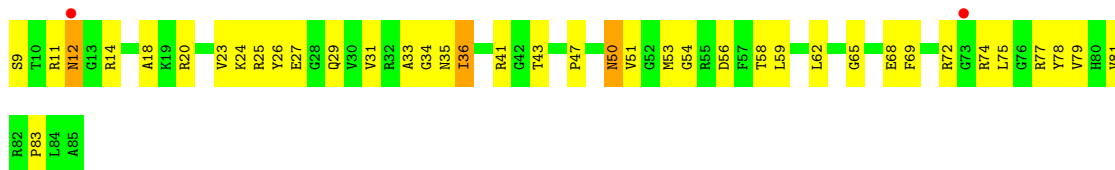
• Molecule 21: 50S ribosomal protein L25



• Molecule 22: 50S ribosomal protein L27

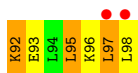


• Molecule 22: 50S ribosomal protein L27



• Molecule 23: 50S ribosomal protein L28

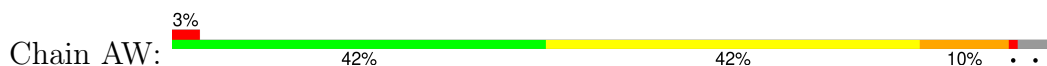




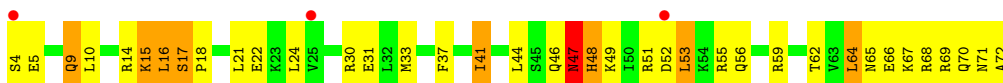
- Molecule 23: 50S ribosomal protein L28



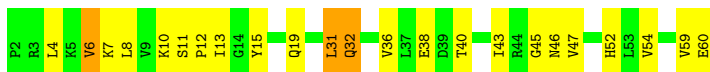
- Molecule 24: 50S ribosomal protein L29




- Molecule 24: 50S ribosomal protein L29




- Molecule 25: 50S ribosomal protein L30



- Molecule 25: 50S ribosomal protein L30




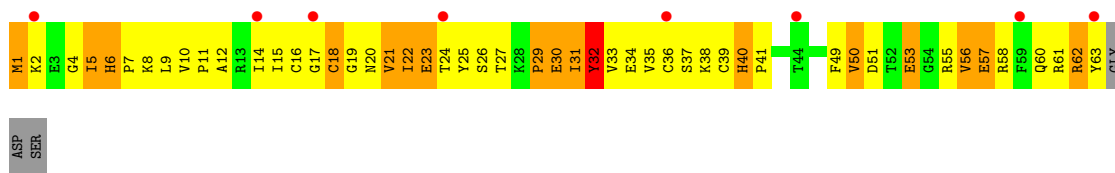
- Molecule 26: 50S ribosomal protein L31



S66

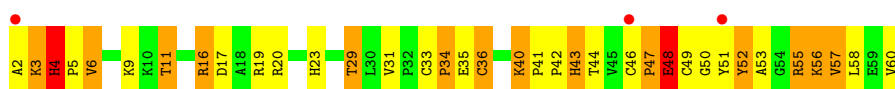
- Molecule 26: 50S ribosomal protein L31

Chain D4: 



- Molecule 27: 50S ribosomal protein L32

Chain A5: 




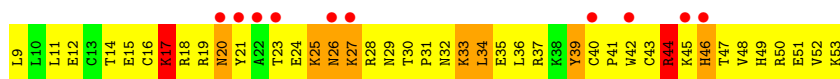
- Molecule 27: 50S ribosomal protein L32

Chain D5: 

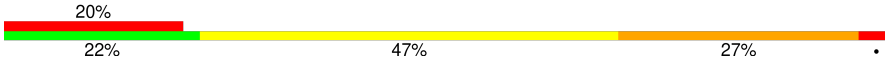


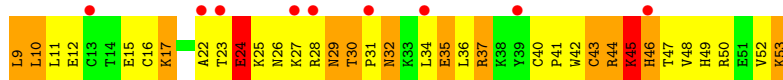
- Molecule 28: 50S ribosomal protein L33

Chain A6: 



- Molecule 28: 50S ribosomal protein L33

Chain D6: 

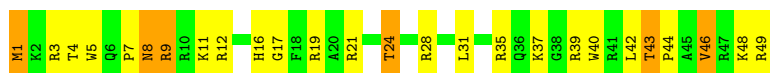


- Molecule 29: 50S ribosomal protein L34

Chain A7: 



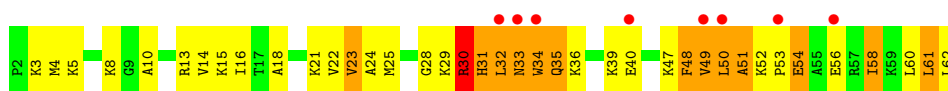
- Molecule 29: 50S ribosomal protein L34



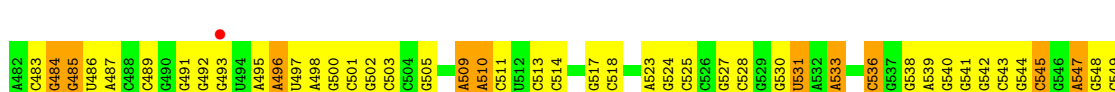
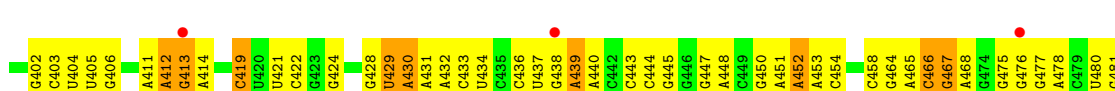
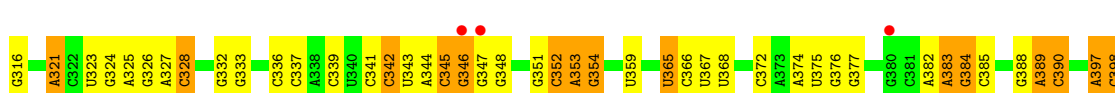
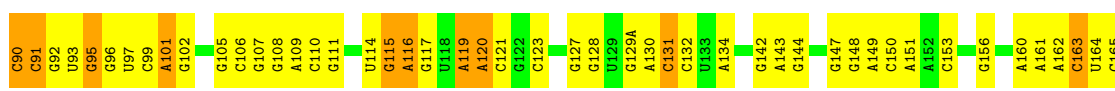
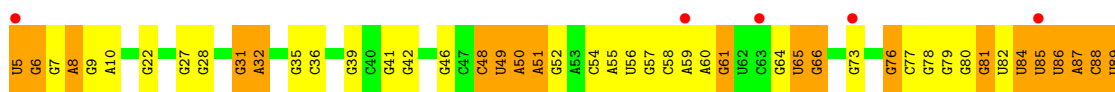
- Molecule 30: 50S ribosomal protein L35



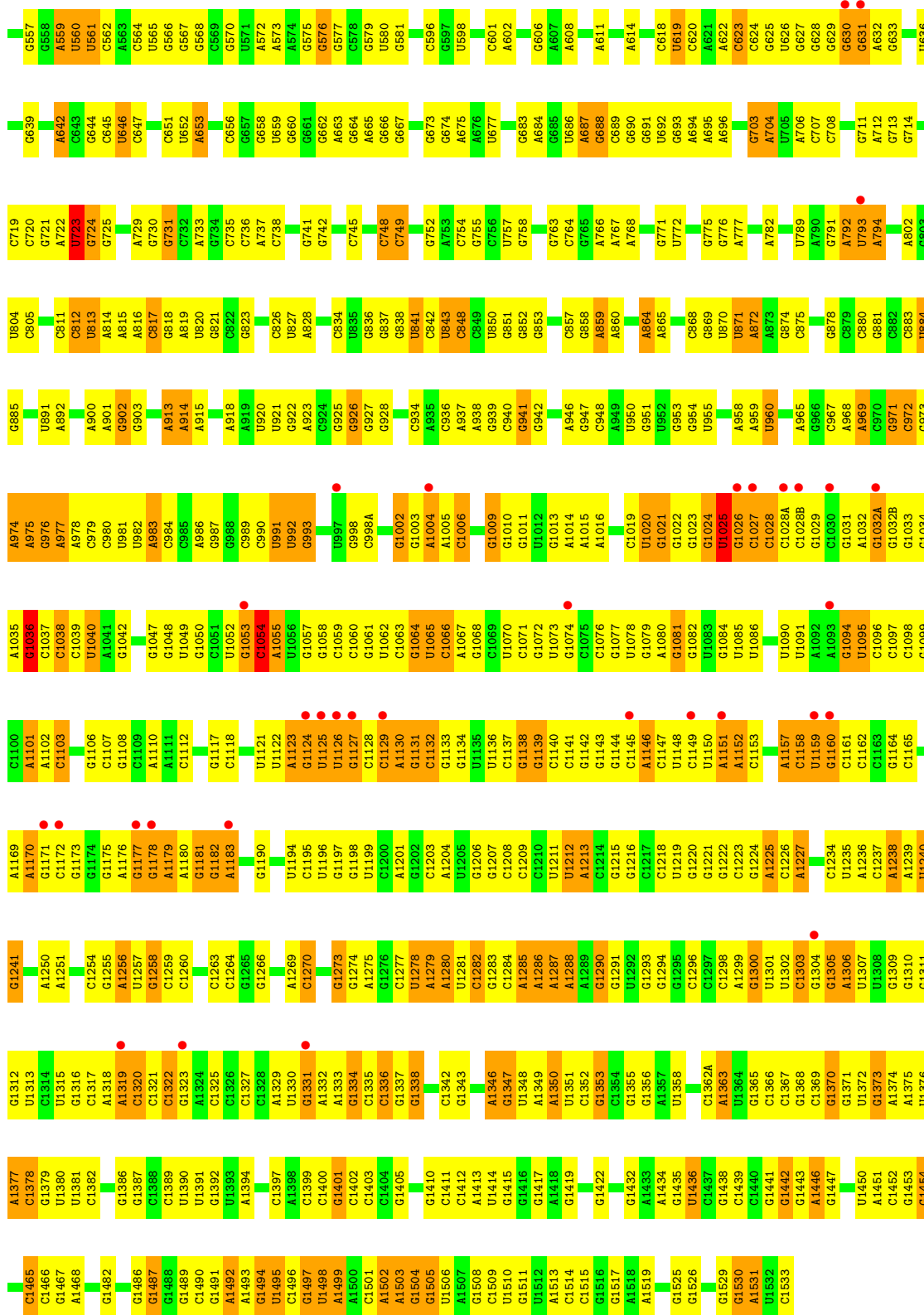
- Molecule 30: 50S ribosomal protein L35

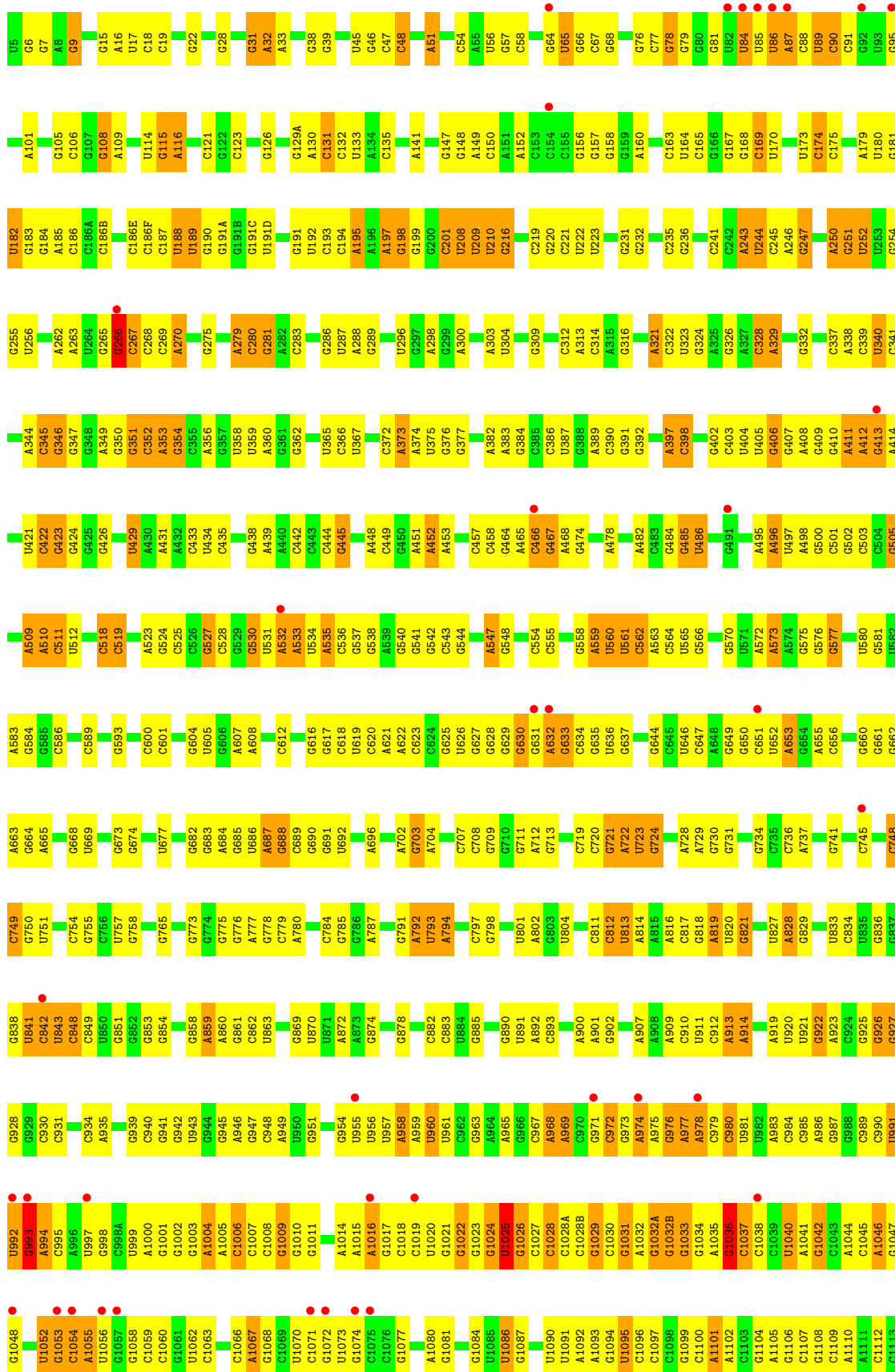


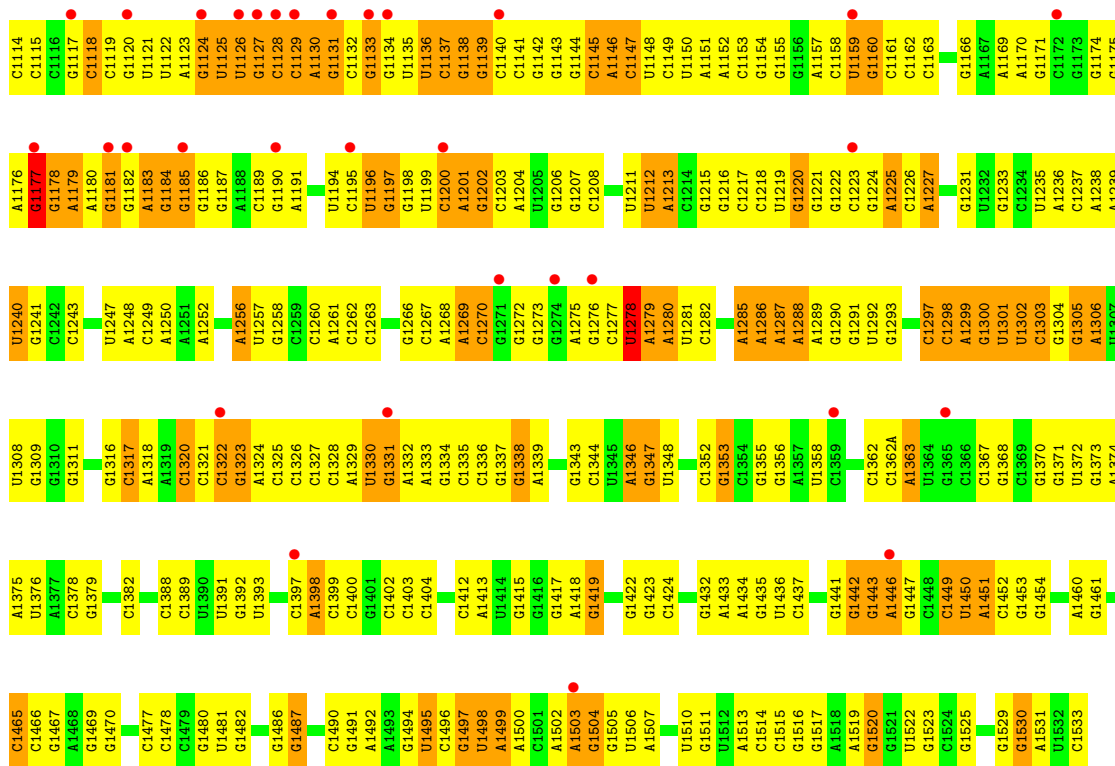
- Molecule 31: 16S ribosomal RNA



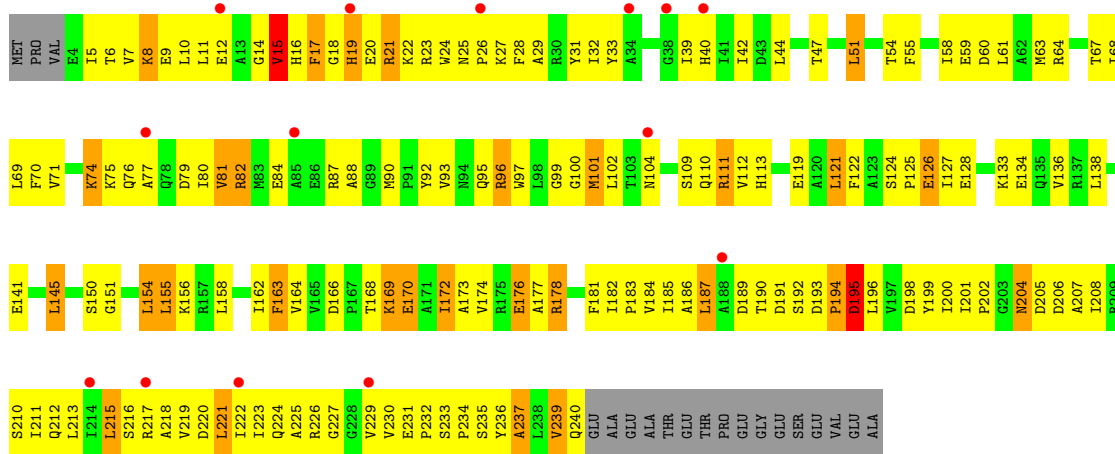




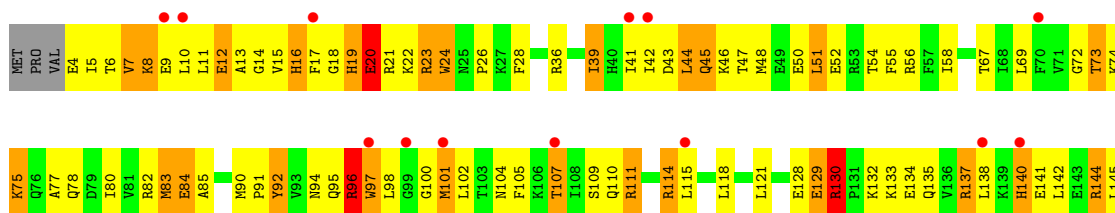


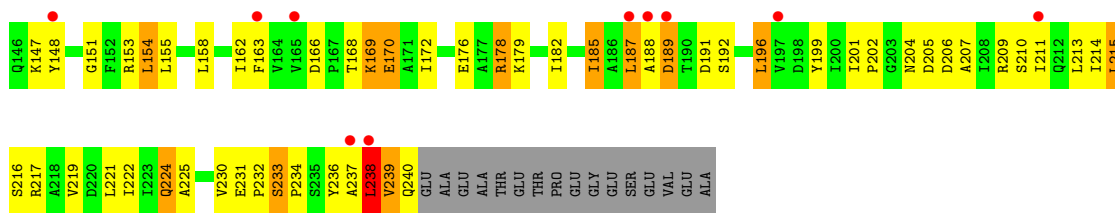


● Molecule 32: 30S RIBOSOMAL PROTEIN S2

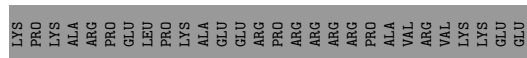
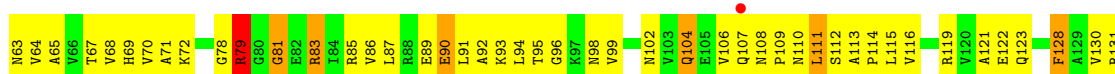
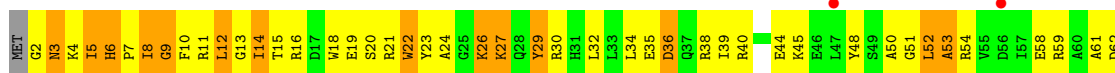


● Molecule 32: 30S RIBOSOMAL PROTEIN S2

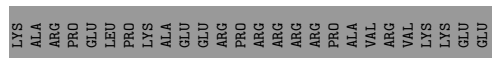
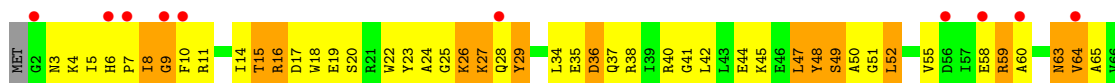




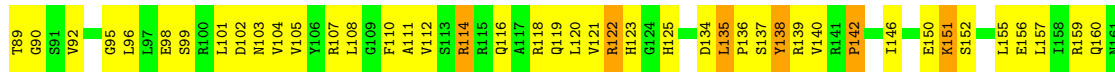
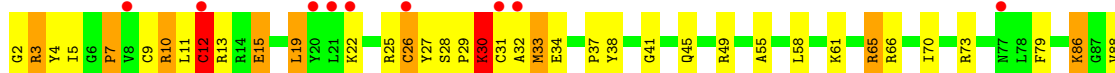
• Molecule 33: 30S RIBOSOMAL PROTEIN S3



• Molecule 33: 30S RIBOSOMAL PROTEIN S3

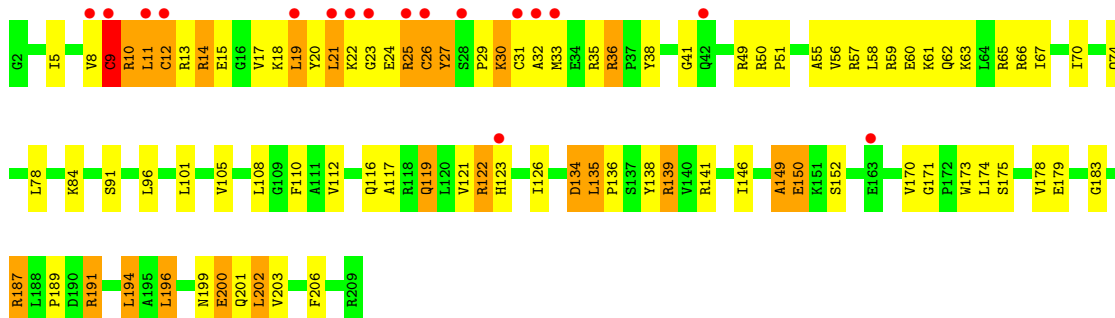


• Molecule 34: 30S RIBOSOMAL PROTEIN S4

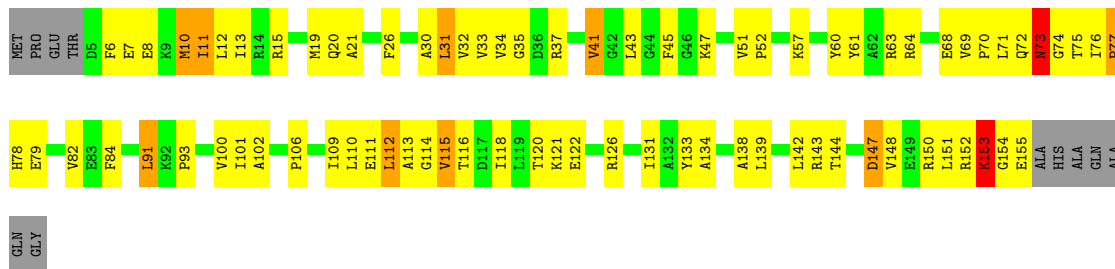




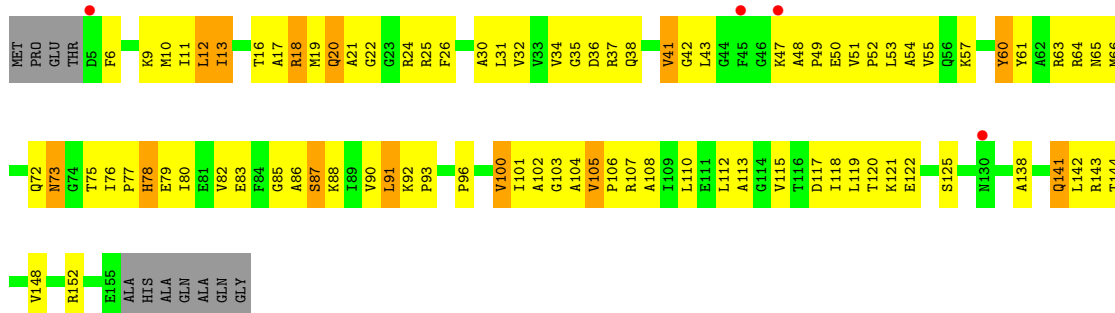
• Molecule 34: 30S RIBOSOMAL PROTEIN S4



• Molecule 35: 30S RIBOSOMAL PROTEIN S5

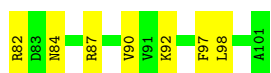


• Molecule 35: 30S RIBOSOMAL PROTEIN S5

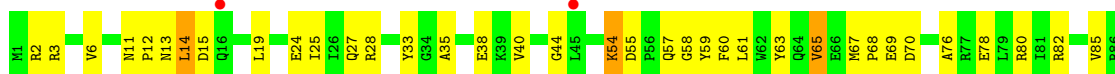


• Molecule 36: 30S RIBOSOMAL PROTEIN S6





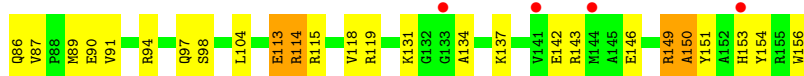

- Molecule 36: 30S RIBOSOMAL PROTEIN S6



- Molecule 37: 30S RIBOSOMAL PROTEIN S7



- Molecule 37: 30S RIBOSOMAL PROTEIN S7

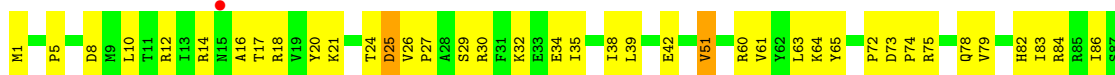


- Molecule 38: 30S RIBOSOMAL PROTEIN S8

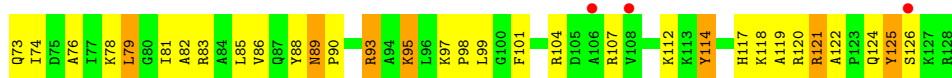


- Molecule 38: 30S RIBOSOMAL PROTEIN S8





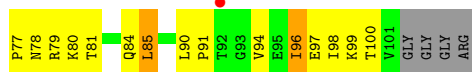
• Molecule 39: 30S RIBOSOMAL PROTEIN S9



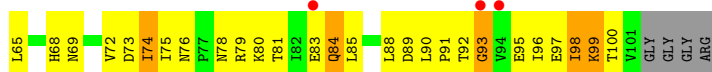

• Molecule 39: 30S RIBOSOMAL PROTEIN S9



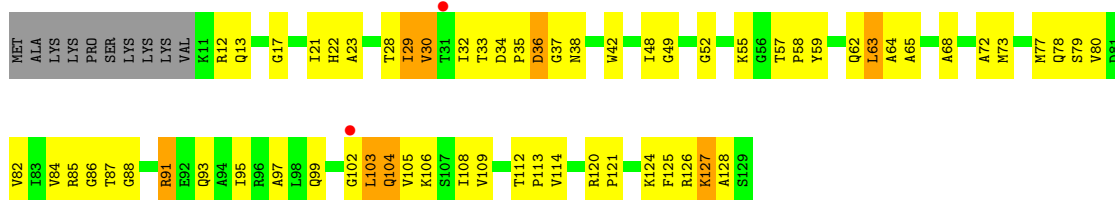
• Molecule 40: 30S RIBOSOMAL PROTEIN S10



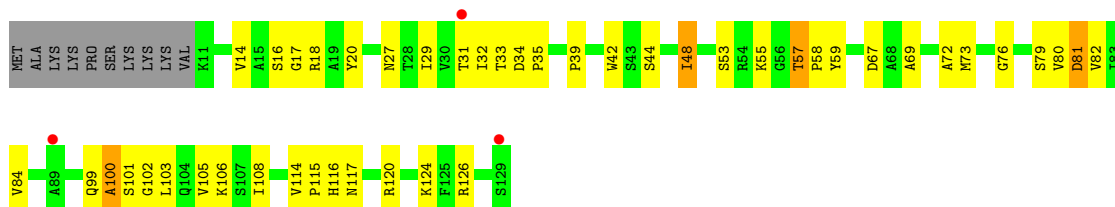
• Molecule 40: 30S RIBOSOMAL PROTEIN S10



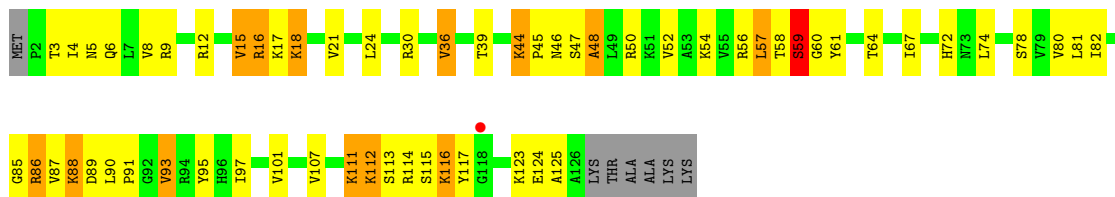
- Molecule 41: 30S RIBOSOMAL PROTEIN S11



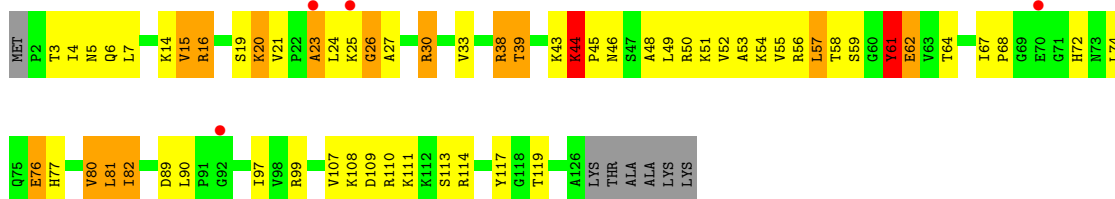
- Molecule 41: 30S RIBOSOMAL PROTEIN S11



- Molecule 42: 30S RIBOSOMAL PROTEIN S12



- Molecule 42: 30S RIBOSOMAL PROTEIN S12

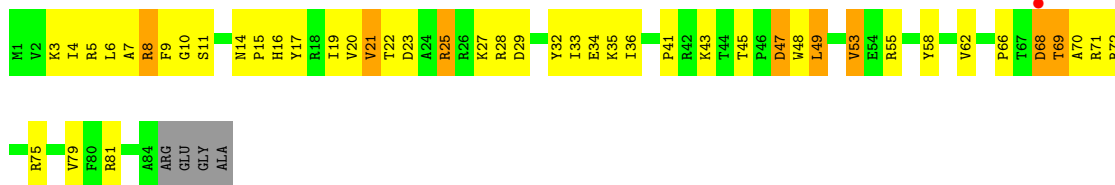


- Molecule 43: 30S RIBOSOMAL PROTEIN S13






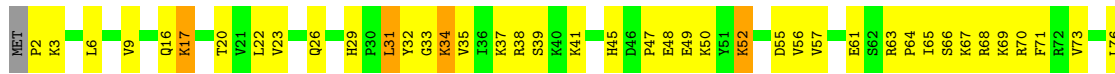




• Molecule 46: 30S RIBOSOMAL PROTEIN S16



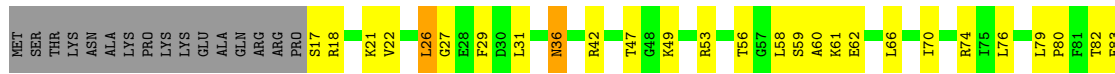
• Molecule 47: 30S RIBOSOMAL PROTEIN S17



• Molecule 47: 30S RIBOSOMAL PROTEIN S17



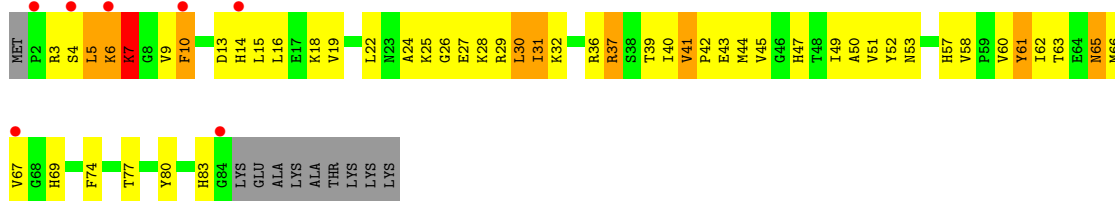
• Molecule 48: 30S RIBOSOMAL PROTEIN S18



• Molecule 48: 30S RIBOSOMAL PROTEIN S18



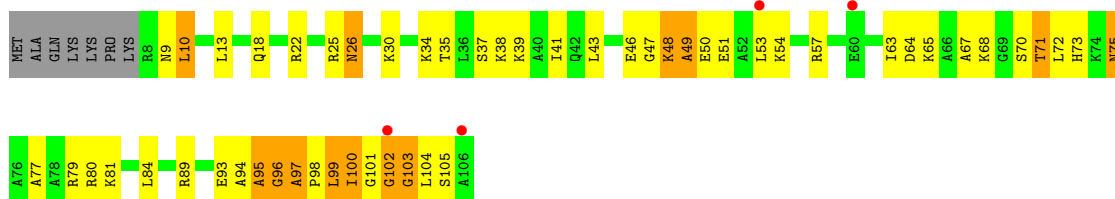
• Molecule 49: 30S RIBOSOMAL PROTEIN S19



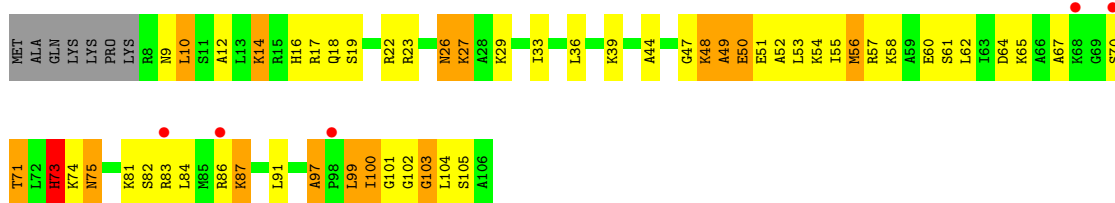
• Molecule 49: 30S RIBOSOMAL PROTEIN S19



• Molecule 50: 30S RIBOSOMAL PROTEIN S20



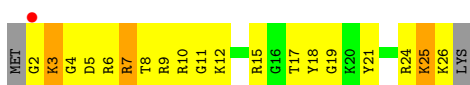

• Molecule 50: 30S RIBOSOMAL PROTEIN S20



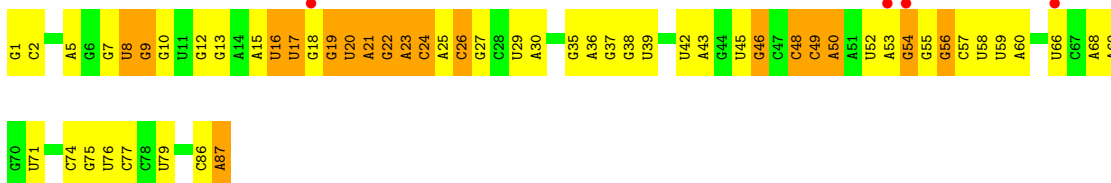
• Molecule 51: 30S RIBOSOMAL PROTEIN THX



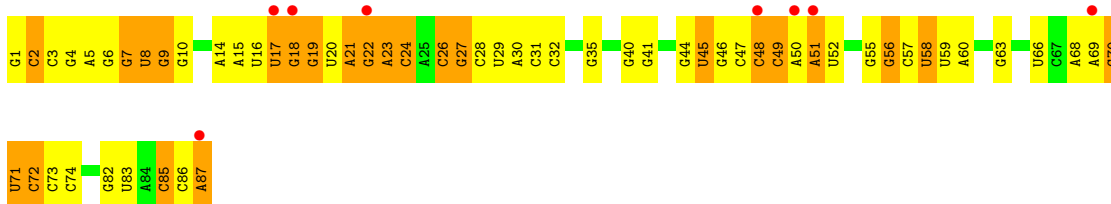
• Molecule 51: 30S RIBOSOMAL PROTEIN THX



- Molecule 52: TRNA-LEU



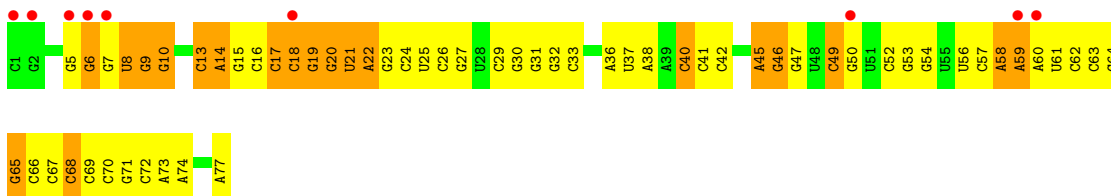
- Molecule 52: TRNA-LEU



- Molecule 53: TRNA-FMET



- Molecule 53: TRNA-FMET




- Molecule 53: TRNA-FMET

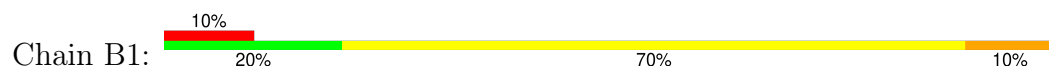




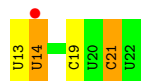
- Molecule 53: TRNA-FMET



- Molecule 54: MRNA



- Molecule 54: MRNA



## 4 Data and refinement statistics

Property	Value	Source
Space group	P 21 21 21	Depositor
Cell constants a, b, c, $\alpha$ , $\beta$ , $\gamma$	210.19Å 451.05Å 621.99Å 90.00° 90.00° 90.00°	Depositor
Resolution (Å)	153.76 – 3.10 153.76 – 3.10	Depositor EDS
% Data completeness (in resolution range)	100.0 (153.76-3.10) 93.2 (153.76-3.10)	Depositor EDS
$R_{merge}$	0.33	Depositor
$R_{sym}$	(Not available)	Depositor
$\langle I/\sigma(I) \rangle$ <sup>1</sup>	0.90 (at 3.01Å)	Xtriage
Refinement program	PHENIX (phenix.refine: dev_810)	Depositor
R, $R_{free}$	0.201 , 0.240 0.202 , 0.237	Depositor DCC
$R_{free}$ test set	1814 reflections (0.17%)	wwPDB-VP
Wilson B-factor (Å <sup>2</sup> )	76.3	Xtriage
Anisotropy	0.156	Xtriage
Bulk solvent $k_{sol}$ (e/Å <sup>3</sup> ), $B_{sol}$ (Å <sup>2</sup> )	0.30 , 99.1	EDS
L-test for twinning <sup>2</sup>	$\langle  L  \rangle = 0.47$ , $\langle L^2 \rangle = 0.30$	Xtriage
Estimated twinning fraction	No twinning to report.	Xtriage
$F_o, F_c$ correlation	0.92	EDS
Total number of atoms	299628	wwPDB-VP
Average B, all atoms (Å <sup>2</sup> )	104.0	wwPDB-VP

Xtriage's analysis on translational NCS is as follows: *The largest off-origin peak in the Patterson function is 1.45% of the height of the origin peak. No significant pseudotranslation is detected.*

<sup>1</sup>Intensities estimated from amplitudes.

<sup>2</sup>Theoretical values of  $\langle |L| \rangle$ ,  $\langle L^2 \rangle$  for acentric reflections are 0.5, 0.333 respectively for untwinned datasets, and 0.375, 0.2 for perfectly twinned datasets.

## 5 Model quality i

### 5.1 Standard geometry i

Bond lengths and bond angles in the following residue types are not validated in this section: ZN, MG

The Z score for a bond length (or angle) is the number of standard deviations the observed value is removed from the expected value. A bond length (or angle) with  $|Z| > 5$  is considered an outlier worth inspection. RMSZ is the root-mean-square of all Z scores of the bond lengths (or angles).

Mol	Chain	Bond lengths		Bond angles	
		RMSZ	# Z  >5	RMSZ	# Z  >5
1	AA	0.37	0/70233	0.74	48/109643 (0.0%)
1	DA	0.33	1/70122 (0.0%)	0.71	58/109469 (0.1%)
2	AB	0.31	0/2928	0.72	6/4568 (0.1%)
2	DB	0.27	0/2928	0.71	2/4568 (0.0%)
3	AD	0.31	0/2166	0.55	0/2919
3	DD	0.29	0/2165	0.52	0/2919
4	AE	0.27	0/1602	0.53	0/2160
4	DE	0.27	0/1601	0.54	0/2160
5	AF	0.31	1/1621 (0.1%)	0.50	0/2196
5	DF	0.25	0/1662	0.50	0/2249
6	AG	0.24	0/1499	0.42	0/2016
6	DG	0.22	0/1499	0.41	0/2016
7	AH	0.25	0/1333	0.50	0/1802
7	DH	0.21	0/1332	0.48	0/1802
8	AK	0.24	0/1152	0.49	0/1558
8	DK	0.23	0/1151	0.49	0/1558
9	AM	0.26	0/1132	0.47	0/1525
9	DM	0.23	0/1131	0.45	0/1525
10	AN	0.27	0/943	0.46	0/1269
10	DN	0.26	0/943	0.46	0/1269
11	AO	0.29	0/1162	0.57	0/1544
11	DO	0.26	0/1162	0.56	0/1544
12	AP	0.26	0/1143	0.41	0/1527
12	DP	0.58	1/1143 (0.1%)	0.40	0/1527
13	A0	0.26	0/982	0.50	0/1312
13	D0	0.25	0/974	0.45	0/1302
14	AQ	0.27	0/892	0.53	0/1187
14	DQ	0.23	0/892	0.46	0/1187
15	AR	0.28	0/1156	0.51	0/1542
15	DR	0.26	0/1155	0.45	0/1542
16	A1	0.29	0/982	0.48	0/1306
16	D1	0.24	0/982	0.43	0/1306

Mol	Chain	Bond lengths		Bond angles	
		RMSZ	# Z  >5	RMSZ	# Z  >5
17	A2	0.27	0/790	0.52	0/1057
17	D2	0.28	0/790	0.51	0/1057
18	AS	0.26	0/911	0.48	0/1220
18	DS	0.26	0/911	0.46	0/1220
19	AT	0.32	0/740	0.48	0/993
19	DT	0.31	0/739	0.46	0/993
20	AU	0.30	0/799	0.52	0/1064
20	DU	0.27	0/798	0.49	0/1064
21	AV	0.22	0/1427	0.48	0/1935
21	DV	0.21	0/1460	0.43	0/1982
22	A3	0.29	0/615	0.49	0/819
22	D3	0.26	0/621	0.43	0/827
23	AZ	0.28	0/770	0.52	0/1022
23	DZ	0.27	0/770	0.49	0/1022
24	AW	0.30	0/560	0.54	0/741
24	DW	0.25	0/583	0.48	0/771
25	AX	0.25	0/474	0.44	0/635
25	DX	0.22	0/474	0.42	0/635
26	A4	0.24	0/545	0.48	0/733
26	D4	0.24	0/527	0.48	0/709
27	A5	0.29	0/473	0.55	0/639
27	D5	0.27	0/473	0.57	0/639
28	A6	0.28	0/397	0.52	0/529
28	D6	0.25	0/396	0.51	0/529
29	A7	0.31	0/438	0.44	0/575
29	D7	0.26	0/438	0.43	0/575
30	A8	0.33	0/494	0.60	0/649
30	D8	0.34	0/494	0.68	0/649
31	BA	0.28	0/36234	0.65	19/56554 (0.0%)
31	CA	0.28	0/36237	0.65	15/56558 (0.0%)
32	BE	0.22	0/1959	0.42	0/2642
32	CE	0.22	0/1959	0.43	0/2642
33	BF	0.22	0/1629	0.41	0/2195
33	CF	0.21	0/1636	0.40	0/2205
34	BG	0.28	0/1733	0.45	0/2318
34	CG	0.26	0/1733	0.45	0/2318
35	BH	0.24	0/1171	0.44	0/1576
35	CH	0.24	0/1171	0.44	0/1576
36	BI	0.23	0/856	0.43	0/1154
36	CI	0.24	0/856	0.43	0/1154
37	BJ	0.22	0/1276	0.39	0/1709
37	CJ	0.22	0/1276	0.38	0/1709
38	BK	0.23	0/1136	0.44	0/1527



Mol	Chain	Bond lengths		Bond angles	
		RMSZ	# Z  >5	RMSZ	# Z  >5
38	CK	0.22	0/1136	0.43	0/1527
39	BL	0.22	0/1029	0.42	0/1379
39	CL	0.22	0/1029	0.41	0/1379
40	BM	0.22	0/814	0.45	0/1095
40	CM	0.21	0/814	0.43	0/1095
41	BN	0.24	0/900	0.45	0/1213
41	CN	0.23	0/900	0.42	0/1213
42	BO	0.27	0/991	0.49	0/1327
42	CO	0.25	0/991	0.46	0/1327
43	BP	0.22	0/938	0.44	0/1258
43	CP	0.21	0/943	0.43	0/1265
44	BQ	0.26	0/501	0.49	0/664
44	CQ	0.23	0/501	0.43	0/664
45	BR	0.24	0/745	0.41	0/992
45	CR	0.23	0/745	0.40	0/992
46	BS	0.22	0/721	0.43	0/970
46	CS	0.24	0/721	0.43	0/970
47	BT	0.24	0/847	0.43	0/1131
47	CT	0.24	0/847	0.42	0/1131
48	BU	0.24	0/596	0.44	0/790
48	CU	0.24	0/596	0.43	0/790
49	BV	0.23	0/680	0.47	0/915
49	CV	0.22	0/638	0.44	0/860
50	BW	0.22	0/765	0.43	0/1007
50	CW	0.24	0/765	0.45	0/1007
51	BX	0.22	0/221	0.40	0/288
51	CX	0.21	0/221	0.41	0/288
52	BB	0.21	0/2080	0.51	0/3242
52	CB	0.20	0/2080	0.49	0/3242
53	BC	0.25	0/1835	0.56	0/2859
53	BD	0.16	0/1835	0.46	0/2859
53	CC	0.24	0/1835	0.57	0/2859
53	CD	0.16	0/1835	0.47	0/2859
54	B1	0.27	0/226	0.50	0/348
54	C1	0.37	0/226	0.73	1/348 (0.3%)
All	All	0.30	3/324084 (0.0%)	0.64	149/485290 (0.0%)

Chiral center outliers are detected by calculating the chiral volume of a chiral center and verifying if the center is modelled as a planar moiety or with the opposite hand. A planarity outlier is detected by checking planarity of atoms in a peptide group, atoms in a mainchain group or atoms of a sidechain that are expected to be planar.

Mol	Chain	#Chirality outliers	#Planarity outliers
7	AH	0	1
42	BO	0	1
All	All	0	2

All (3) bond length outliers are listed below:

Mol	Chain	Res	Type	Atoms	Z	Observed(Å)	Ideal(Å)
12	DP	141	GLN	C-OXT	17.97	1.57	1.23
1	DA	1342	A	N7-C5	-5.40	1.36	1.39
5	AF	207	GLY	C-N	-5.12	1.23	1.33

All (149) bond angle outliers are listed below:

Mol	Chain	Res	Type	Atoms	Z	Observed(°)	Ideal(°)
1	DA	933	A	C4-N9-C1'	10.03	144.35	126.30
1	DA	933	A	C6-C5-N7	-10.02	125.28	132.30
1	AA	673	C	C2-N3-C4	-9.52	115.14	119.90
1	DA	933	A	C8-N9-C1'	-9.44	110.72	127.70
31	BA	1025	U	C5-C4-O4	-9.10	120.44	125.90
31	BA	1495	U	N1-C2-O2	9.03	129.12	122.80
1	DA	1899	G	N3-C4-N9	-8.80	120.72	126.00
2	AB	95	U	C5-C4-O4	8.75	131.15	125.90
1	DA	1602	U	C2-N3-C4	-8.71	121.78	127.00
2	AB	81	G	C5-C6-O6	-8.36	123.58	128.60
1	DA	1342	A	N1-C6-N6	8.29	123.57	118.60
1	DA	933	A	C4-C5-C6	8.20	121.10	117.00
1	DA	1899	G	C8-N9-C1'	8.19	137.65	127.00
2	DB	95	U	C5-C4-O4	8.05	130.73	125.90
1	DA	1899	G	C4-N9-C1'	-7.98	116.12	126.50
1	AA	807	U	C2-N3-C4	-7.96	122.22	127.00
1	DA	933	A	N3-C4-N9	7.96	133.77	127.40
1	DA	1602	U	N1-C2-O2	-7.83	117.32	122.80
1	DA	673	C	C2-N3-C4	-7.81	115.99	119.90
1	AA	1899	G	N3-C4-N9	-7.74	121.36	126.00
1	DA	2447	G	C6-N1-C2	-7.63	120.52	125.10
31	CA	1025	U	C5-C4-O4	-7.51	121.40	125.90
31	BA	1054	C	C2-N1-C1'	7.48	127.03	118.80
1	AA	2447	G	C6-N1-C2	-7.46	120.62	125.10
1	DA	807	U	C2-N3-C4	-7.46	122.53	127.00
1	AA	633	A	N1-C6-N6	7.39	123.03	118.60
1	DA	2447	G	C5-C6-O6	-7.36	124.18	128.60
1	AA	1899	G	C8-N9-C1'	7.19	136.35	127.00
1	AA	120	U	C5-C4-O4	6.92	130.05	125.90

*Continued on next page...*

*Continued from previous page...*

Mol	Chain	Res	Type	Atoms	Z	Observed(°)	Ideal(°)
1	AA	250	G	N3-C2-N2	6.86	124.70	119.90
31	CA	1495	U	N1-C2-O2	6.83	127.58	122.80
31	BA	1465	C	C2-N3-C4	-6.76	116.52	119.90
1	DA	933	A	N9-C4-C5	-6.69	103.12	105.80
1	DA	1899	G	N3-C4-C5	6.67	131.93	128.60
1	AA	783	A	C5-N7-C8	-6.59	100.60	103.90
1	AA	103	A	N1-C6-N6	6.59	122.55	118.60
1	DA	933	A	N7-C8-N9	6.59	117.09	113.80
1	AA	673	C	C5-C4-N4	-6.58	115.60	120.20
2	DB	81	G	C5-C6-O6	-6.57	124.66	128.60
1	DA	633	A	N1-C6-N6	6.53	122.52	118.60
1	AA	2598	A	N1-C6-N6	6.52	122.51	118.60
1	DA	933	A	N1-C6-N6	6.52	122.51	118.60
1	DA	1012	U	C2-N3-C4	-6.49	123.11	127.00
1	AA	906	G	C5-C6-O6	6.45	132.47	128.60
1	DA	1342	A	C6-C5-N7	-6.41	127.81	132.30
1	AA	1899	G	C4-N9-C1'	-6.41	118.17	126.50
1	AA	774	A	C2-N3-C4	-6.38	107.41	110.60
1	DA	2451	A	C5-N7-C8	-6.37	100.72	103.90
1	DA	2873	A	N1-C6-N6	6.34	122.41	118.60
1	DA	103	A	N1-C6-N6	6.34	122.40	118.60
31	BA	1436	U	C2-N3-C4	-6.30	123.22	127.00
1	AA	2681	C	C6-N1-C2	-6.25	117.80	120.30
1	AA	201	C	C6-N1-C2	6.23	122.79	120.30
31	BA	1036	G	C5-C6-O6	6.21	132.32	128.60
31	CA	1036	G	C5-C6-O6	6.18	132.31	128.60
1	DA	2447	G	N3-C4-C5	-6.13	125.53	128.60
31	BA	1495	U	N3-C2-O2	-6.12	117.91	122.20
2	AB	81	G	N3-C4-N9	6.11	129.67	126.00
1	DA	2720	U	C2-N3-C4	-6.11	123.34	127.00
1	AA	2447	G	C5-C6-O6	-6.04	124.98	128.60
1	DA	933	A	C6-N1-C2	-6.03	114.98	118.60
31	BA	1053	G	C4-N9-C1'	-6.01	118.68	126.50
2	AB	81	G	C6-C5-N7	-6.01	126.79	130.40
1	DA	1342	A	C5-C6-N6	-6.00	118.90	123.70
1	DA	630	G	C2-N3-C4	-5.99	108.91	111.90
1	DA	1312	U	C5-C4-O4	5.97	129.48	125.90
1	AA	673	C	N3-C4-C5	5.95	124.28	121.90
1	AA	676	A	C5-N7-C8	-5.90	100.95	103.90
31	BA	1054	C	C6-N1-C1'	-5.89	113.73	120.80
54	C1	21	C	C6-N1-C2	-5.87	117.95	120.30
1	DA	933	A	C4-C5-N7	5.83	113.62	110.70

*Continued on next page...*

*Continued from previous page...*

Mol	Chain	Res	Type	Atoms	Z	Observed(°)	Ideal(°)
1	DA	250	G	N3-C2-N2	5.83	123.98	119.90
1	DA	933	A	N1-C2-N3	5.82	132.21	129.30
1	DA	2378	A	N1-C6-N6	5.79	122.07	118.60
1	DA	933	A	C5-C6-N6	-5.77	119.09	123.70
31	BA	1053	G	N3-C4-N9	-5.77	122.54	126.00
1	AA	630	G	C2-N3-C4	-5.75	109.02	111.90
1	DA	1332	G	N3-C4-N9	-5.73	122.56	126.00
31	CA	993	G	N3-C4-N9	5.73	129.44	126.00
1	DA	2503	A	C8-N9-C4	-5.72	103.51	105.80
1	AA	1964	G	N9-C4-C5	-5.70	103.12	105.40
1	AA	2447	G	C5-C6-N1	5.65	114.33	111.50
31	CA	1465	C	C2-N3-C4	-5.64	117.08	119.90
1	DA	1332	G	N3-C4-C5	5.64	131.42	128.60
1	DA	1602	U	C5-C6-N1	-5.62	119.89	122.70
1	DA	2451	A	C8-N9-C4	-5.62	103.55	105.80
1	AA	633	A	C4-C5-C6	5.62	119.81	117.00
1	AA	2287	A	C5-N7-C8	-5.62	101.09	103.90
1	DA	2681	C	C5-C4-N4	5.62	124.14	120.20
31	BA	1025	U	N3-C4-C5	5.61	117.97	114.60
1	DA	2598	A	N1-C6-N6	5.60	121.96	118.60
1	DA	250	G	N3-C4-N9	5.60	129.36	126.00
31	BA	1053	G	C8-N9-C1'	5.55	134.22	127.00
31	CA	1036	G	N9-C4-C5	5.53	107.61	105.40
31	CA	1036	G	N1-C6-O6	-5.53	116.58	119.90
1	AA	103	A	C4-C5-C6	5.52	119.76	117.00
31	CA	1036	G	C4-C5-N7	-5.51	108.59	110.80
1	AA	83	G	C2-N3-C4	-5.51	109.15	111.90
1	AA	676	A	N7-C8-N9	5.51	116.55	113.80
1	AA	1899	G	N3-C4-C5	5.51	131.35	128.60
1	AA	633	A	C6-C5-N7	-5.49	128.46	132.30
1	AA	1021	A	C5-N7-C8	-5.48	101.16	103.90
1	AA	140	A	N7-C8-N9	5.48	116.54	113.80
1	AA	807	U	C5-C4-O4	-5.47	122.62	125.90
1	AA	201	C	C2-N3-C4	-5.44	117.18	119.90
1	DA	1602	U	N1-C2-N3	5.42	118.15	114.90
1	AA	2451	A	C5-N7-C8	-5.40	101.20	103.90
1	DA	2447	G	N3-C4-N9	5.39	129.24	126.00
1	AA	1332	G	C2-N3-C4	-5.37	109.22	111.90
1	AA	1340	U	C2-N3-C4	-5.35	123.79	127.00
31	CA	1177	G	C4-C5-N7	-5.35	108.66	110.80
1	AA	1142(A)	A	C5-N7-C8	-5.34	101.23	103.90
1	DA	933	A	N3-C4-C5	-5.33	123.07	126.80

*Continued on next page...*

*Continued from previous page...*

Mol	Chain	Res	Type	Atoms	Z	Observed(°)	Ideal(°)
2	AB	81	G	C6-N1-C2	-5.33	121.90	125.10
31	BA	723	U	C2-N1-C1'	5.30	124.06	117.70
1	DA	2451	A	N7-C8-N9	5.28	116.44	113.80
1	AA	906	G	N3-C4-N9	-5.27	122.84	126.00
31	CA	270	A	N1-C6-N6	5.27	121.76	118.60
1	AA	1314	C	C2-N1-C1'	5.25	124.58	118.80
31	BA	1495	U	C2-N1-C1'	5.24	123.99	117.70
31	CA	108	G	C4-N9-C1'	5.23	133.30	126.50
31	BA	1036	G	C4-C5-N7	-5.21	108.72	110.80
31	CA	1278	U	C2-N1-C1'	5.21	123.95	117.70
1	AA	446	G	N9-C4-C5	-5.20	103.32	105.40
31	BA	1436	U	C5-C4-O4	-5.18	122.79	125.90
1	DA	630	G	N9-C4-C5	-5.17	103.33	105.40
1	AA	1141	U	N1-C2-O2	-5.17	119.18	122.80
1	AA	807	U	N1-C2-N3	5.16	118.00	114.90
1	DA	1781	C	C2-N1-C1'	5.16	124.47	118.80
1	AA	783	A	C4-C5-N7	5.15	113.27	110.70
31	CA	993	G	C4-N9-C1'	5.14	133.18	126.50
1	AA	1141	U	C2-N3-C4	-5.13	123.92	127.00
1	DA	2595	G	C2-N3-C4	-5.12	109.34	111.90
1	DA	2062	A	N1-C6-N6	5.12	121.67	118.60
1	AA	774	A	N3-C4-N9	-5.12	123.31	127.40
31	BA	1495	U	C2-N3-C4	5.11	130.07	127.00
1	AA	1992	G	C8-N9-C4	-5.11	104.36	106.40
1	DA	1899	G	N3-C2-N2	-5.10	116.33	119.90
1	DA	1602	U	C2-N1-C1'	-5.08	111.60	117.70
31	CA	266	G	N1-C6-O6	-5.07	116.86	119.90
1	DA	807	U	C5-C4-O4	-5.06	122.86	125.90
2	AB	95	U	N3-C4-O4	-5.05	115.86	119.40
31	BA	1025	U	C2-N3-C4	-5.04	123.98	127.00
1	DA	1342	A	C4-C5-C6	5.02	119.51	117.00
1	DA	630	G	C8-N9-C4	5.02	108.41	106.40
1	AA	2287	A	C2-N3-C4	-5.01	108.09	110.60
31	CA	1177	G	C5-C6-O6	5.01	131.61	128.60
1	DA	2681	C	N3-C4-N4	-5.01	114.49	118.00
31	BA	1036	G	N9-C4-C5	5.01	107.40	105.40

There are no chirality outliers.

All (2) planarity outliers are listed below:

Mol	Chain	Res	Type	Group
7	AH	153	LYS	Peptide

*Continued on next page...*

*Continued from previous page...*

Mol	Chain	Res	Type	Group
42	BO	44	LYS	Peptide

## 5.2 Too-close contacts [i](#)

In the following table, the Non-H and H(model) columns list the number of non-hydrogen atoms and hydrogen atoms in the chain respectively. The H(added) column lists the number of hydrogen atoms added and optimized by MolProbity. The Clashes column lists the number of clashes within the asymmetric unit, whereas Symm-Clashes lists symmetry-related clashes.

Mol	Chain	Non-H	H(model)	H(added)	Clashes	Symm-Clashes
1	AA	62707	0	31614	1928	1
1	DA	62607	0	31565	1969	1
2	AB	2617	0	1328	93	0
2	DB	2617	0	1328	98	0
3	AD	2116	0	2195	197	0
3	DD	2115	0	2195	178	0
4	AE	1569	0	1634	163	0
4	DE	1568	0	1634	175	0
5	AF	1586	0	1632	111	0
5	DF	1627	0	1680	126	0
6	AG	1474	0	1535	127	0
6	DG	1474	0	1535	99	0
7	AH	1308	0	1382	143	0
7	DH	1307	0	1382	102	1
8	AK	1137	0	1223	93	0
8	DK	1136	0	1223	92	0
9	AM	1105	0	1180	98	0
9	DM	1104	0	1180	84	0
10	AN	933	0	996	40	0
10	DN	933	0	996	38	0
11	AO	1145	0	1228	157	0
11	DO	1145	0	1228	169	0
12	AP	1122	0	1179	184	0
12	DP	1122	0	1179	204	0
13	A0	968	0	1033	63	0
13	D0	960	0	1021	69	0
14	AQ	882	0	943	85	0
14	DQ	882	0	943	73	0
15	AR	1142	0	1202	92	0
15	DR	1141	0	1202	96	0
16	A1	964	0	1022	76	0
16	D1	964	0	1022	88	0

*Continued on next page...*

*Continued from previous page...*

Mol	Chain	Non-H	H(model)	H(added)	Clashes	Symm-Clashes
17	A2	779	0	852	75	0
17	D2	779	0	852	117	0
18	AS	900	0	964	61	0
18	DS	900	0	964	41	0
19	AT	726	0	778	52	0
19	DT	725	0	778	56	0
20	AU	786	0	878	77	0
20	DU	785	0	878	97	0
21	AV	1397	0	1430	120	0
21	DV	1428	0	1454	100	0
22	A3	607	0	628	41	0
22	D3	613	0	633	45	0
23	AZ	763	0	848	40	0
23	DZ	763	0	848	50	0
24	AW	558	0	610	29	0
24	DW	581	0	629	49	0
25	AX	469	0	518	21	0
25	DX	469	0	518	22	0
26	A4	533	0	522	79	0
26	D4	515	0	510	83	0
27	A5	459	0	480	53	0
27	D5	459	0	480	43	0
28	A6	390	0	404	64	0
28	D6	389	0	404	50	0
29	A7	430	0	480	19	0
29	D7	430	0	480	28	0
30	A8	488	0	560	80	0
30	D8	488	0	560	86	0
31	BA	32369	0	16339	1082	1
31	CA	32372	0	16338	1075	2
32	BE	1924	0	1975	154	0
32	CE	1924	0	1975	162	0
33	BF	1605	0	1668	114	0
33	CF	1612	0	1677	115	0
34	BG	1703	0	1764	120	0
34	CG	1703	0	1763	94	1
35	BH	1155	0	1213	64	0
35	CH	1155	0	1213	75	0
36	BI	843	0	857	41	1
36	CI	843	0	857	38	0
37	BJ	1257	0	1296	65	0
37	CJ	1257	0	1296	62	0

*Continued on next page...*

*Continued from previous page...*

Mol	Chain	Non-H	H(model)	H(added)	Clashes	Symm-Clashes
38	BK	1116	0	1177	68	0
38	CK	1116	0	1177	50	0
39	BL	1010	0	1037	84	0
39	CL	1010	0	1037	96	0
40	BM	801	0	849	74	0
40	CM	801	0	849	70	0
41	BN	885	0	904	57	0
41	CN	885	0	904	34	0
42	BO	975	0	1062	52	0
42	CO	975	0	1062	67	0
43	BP	928	0	987	62	0
43	CP	933	0	992	71	0
44	BQ	492	0	529	46	0
44	CQ	492	0	530	38	0
45	BR	734	0	771	34	0
45	CR	734	0	771	34	0
46	BS	705	0	725	41	0
46	CS	705	0	725	32	0
47	BT	834	0	904	47	0
47	CT	834	0	904	31	0
48	BU	591	0	662	24	0
48	CU	591	0	662	18	0
49	BV	665	0	686	66	0
49	CV	624	0	636	65	0
50	BW	763	0	861	56	0
50	CW	763	0	861	47	0
51	BX	217	0	234	16	0
51	CX	217	0	234	20	0
52	BB	1861	0	938	50	0
52	CB	1861	0	938	62	0
53	BC	1643	0	837	48	0
53	BD	1643	0	837	65	0
53	CC	1643	0	837	50	0
53	CD	1643	0	837	79	0
54	B1	205	0	105	7	0
54	C1	205	0	105	5	0
55	A0	1	0	0	0	0
55	A1	1	0	0	0	0
55	A2	1	0	0	0	0
55	A3	1	0	0	0	0
55	A5	2	0	0	0	0
55	A6	1	0	0	0	0

*Continued on next page...*



*Continued from previous page...*

Mol	Chain	Non-H	H(model)	H(added)	Clashes	Symm-Clashes
55	A7	1	0	0	0	0
55	AA	630	0	0	0	0
55	AB	17	0	0	0	0
55	AD	2	0	0	0	0
55	AE	4	0	0	0	0
55	AF	3	0	0	0	0
55	AO	3	0	0	0	0
55	AU	1	0	0	0	0
55	B1	2	0	0	0	0
55	BA	244	0	0	0	0
55	BB	8	0	0	0	0
55	BC	9	0	0	0	0
55	BD	1	0	0	0	0
55	BG	1	0	0	0	0
55	BN	2	0	0	0	0
55	BQ	2	0	0	0	0
55	CA	209	0	0	0	0
55	CB	5	0	0	0	0
55	CC	8	0	0	0	0
55	CG	3	0	0	0	0
55	CH	1	0	0	0	0
55	CS	1	0	0	0	0
55	D0	1	0	0	0	0
55	D1	2	0	0	0	0
55	D3	1	0	0	0	0
55	D5	1	0	0	0	0
55	DA	528	0	0	0	0
55	DB	14	0	0	0	0
55	DE	3	0	0	0	0
55	DP	1	0	0	0	0
55	DU	1	0	0	0	0
56	BG	1	0	0	0	0
56	BQ	1	0	0	0	0
56	CG	1	0	0	0	0
56	CQ	1	0	0	0	0
All	All	299628	0	200976	12579	4

The all-atom clashscore is defined as the number of clashes found per 1000 atoms (including hydrogen atoms). The all-atom clashscore for this structure is 25.

All (12579) close contacts within the same asymmetric unit are listed below, sorted by their clash magnitude.

Atom-1	Atom-2	Interatomic distance (Å)	Clash overlap (Å)
6:AG:108:ASN:HA	26:A4:38:LYS:CG	1.41	1.51
6:AG:108:ASN:CA	26:A4:38:LYS:HG2	1.46	1.45
1:AA:1056:G:H21	1:AA:1103:A:N6	1.13	1.45
1:DA:226:G:H21	1:DA:228:A:N6	0.93	1.41
1:DA:226:G:N2	1:DA:228:A:H61	1.15	1.40
11:AO:19:VAL:CG2	11:AO:27:HIS:HB2	1.52	1.40
1:AA:2467:C:C2'	1:AA:2468:G:H5'	1.55	1.36
12:AP:24:GLY:HA3	12:AP:25:ASP:CB	1.42	1.35
12:DP:24:GLY:HA3	12:DP:25:ASP:CB	1.41	1.35
1:DA:847:U:C4	1:DA:933:A:N6	1.94	1.35
1:AA:882:G:H1	1:AA:894:C:N4	1.32	1.27
12:DP:2:LEU:O	12:DP:70:PRO:HG2	1.11	1.27
1:AA:49:A:N7	1:AA:120:U:C5	2.03	1.26
1:AA:1056:G:N2	1:AA:1103:A:H62	1.34	1.24
1:DA:226:G:N2	1:DA:228:A:N6	1.75	1.24
12:DP:26:TYR:O	12:DP:138:ASP:CB	1.85	1.23
4:AE:23:VAL:CG1	4:AE:184:VAL:O	1.84	1.23
1:DA:2681:C:C5	1:DA:2725:A:N6	2.05	1.23
1:AA:953:A:OP2	12:AP:16:ARG:HD3	1.38	1.23
11:AO:19:VAL:HG23	11:AO:27:HIS:CB	1.69	1.23
4:AE:23:VAL:HG12	4:AE:184:VAL:C	1.60	1.22
1:AA:910:A:C5	12:AP:13:GLN:OE1	1.94	1.22
1:AA:49:A:N7	1:AA:120:U:H5	1.37	1.21
12:DP:6:ARG:O	12:DP:7:MET:HG2	1.37	1.21
12:AP:16:ARG:O	12:AP:17:LEU:HD23	1.42	1.20
12:DP:2:LEU:O	12:DP:70:PRO:CG	1.87	1.20
12:DP:65:PHE:O	12:DP:66:ILE:HG12	1.39	1.20
1:AA:155:C:N4	1:AA:171:G:H1	1.38	1.19
11:AO:15:ARG:HH11	11:AO:15:ARG:HG2	1.06	1.19
12:AP:134:ARG:HA	12:AP:138:ASP:OD2	1.41	1.19
1:AA:1056:G:N2	1:AA:1103:A:N6	1.91	1.18
1:DA:2777:G:H5''	1:DA:2778:A:H5'	1.22	1.18
1:DA:847:U:C5	1:DA:933:A:N6	2.11	1.18
12:AP:136:ALA:O	12:AP:139:GLU:HG2	1.40	1.18
12:DP:66:ILE:CG1	12:DP:67:ARG:H	1.57	1.18
11:AO:64:LYS:O	11:AO:66:GLY:N	1.77	1.17
31:BA:1028(B):C:N4	31:BA:1032(A):G:H1	1.40	1.17
31:BA:1053:G:H5'	31:BA:1054:C:H5'	1.24	1.17
1:AA:910:A:C8	12:AP:13:GLN:OE1	1.96	1.16
1:AA:2317:C:H2'	1:AA:2318:G:H5'	1.26	1.16
3:AD:43:ARG:NH1	3:AD:44:ASN:OD1	1.79	1.16
2:DB:74:U:H2'	2:DB:75:G:H5''	1.28	1.16

*Continued on next page...*

*Continued from previous page...*

Atom-1	Atom-2	Interatomic distance (Å)	Clash overlap (Å)
1:AA:2310:A:N3	6:AG:77:ILE:HD11	1.61	1.15
1:DA:882:G:H1	1:DA:894:C:N4	1.44	1.15
1:AA:631:A:OP2	30:A8:46:ARG:NH2	1.80	1.14
12:AP:133:ARG:O	12:AP:134:ARG:HB3	1.45	1.14
3:AD:35:LYS:HD2	3:AD:104:TYR:CD1	1.83	1.13
20:AU:79:CYS:SG	20:AU:80:GLY:N	2.17	1.13
3:DD:43:ARG:HH11	3:DD:44:ASN:ND2	1.45	1.13
1:DA:1899:G:H22	1:DA:1902:C:N4	1.47	1.12
11:DO:21:ARG:HA	11:DO:21:ARG:HE	1.02	1.12
1:AA:1798:U:H5''	3:AD:259:THR:HG22	1.29	1.12
53:CC:17:C:H3'	53:CC:18:C:H5''	1.28	1.12
1:AA:954:G:H5''	12:AP:13:GLN:HG2	1.33	1.11
27:A5:4:HIS:HB3	27:A5:5:PRO:HD3	1.30	1.11
1:DA:2466:C:C2'	1:DA:2467:C:H5'	1.79	1.11
1:DA:2466:C:H2'	1:DA:2467:C:H5'	1.14	1.11
1:AA:2211:G:H4'	1:AA:2212:A:OP2	1.45	1.11
53:BC:17:C:H3'	53:BC:18:C:H5''	1.17	1.10
32:CE:111:ARG:HG2	32:CE:111:ARG:HH11	0.96	1.10
1:DA:2420:C:H41	30:D8:31:HIS:HB3	1.14	1.10
3:DD:267:SER:O	3:DD:269:PHE:N	1.83	1.10
32:CE:233:SER:HB3	32:CE:234:PRO:HD2	1.32	1.10
1:DA:885:C:N4	1:DA:890:A:N6	2.00	1.10
4:AE:14:ILE:HB	4:AE:21:VAL:HG23	1.27	1.10
1:DA:9:U:N3	1:DA:2629:A:N6	2.00	1.09
12:DP:24:GLY:CA	12:DP:25:ASP:CB	2.30	1.09
4:AE:23:VAL:HG12	4:AE:184:VAL:O	0.91	1.09
31:CA:1160:G:O6	31:CA:1181:G:O6	1.71	1.09
7:AH:86:GLU:HG3	7:AH:165:ALA:H	1.02	1.08
12:AP:24:GLY:CA	12:AP:25:ASP:CB	2.30	1.08
31:CA:1028:C:N4	31:CA:1033:G:H1	1.50	1.08
36:CI:87:ARG:HG3	36:CI:87:ARG:HH11	1.04	1.08
16:A1:92:ARG:O	16:A1:94:ASN:N	1.86	1.08
31:CA:448:A:OP2	31:CA:485:G:N2	1.86	1.08
42:CO:44:LYS:HB3	42:CO:45:PRO:HD3	1.22	1.08
11:DO:11:GLY:O	11:DO:13:ASN:N	1.84	1.08
20:DU:50:ARG:HB3	20:DU:53:PRO:HG3	1.36	1.08
1:AA:2287:A:N6	1:AA:2344:U:H3	1.49	1.08
17:D2:85:LYS:HG3	17:D2:87:HIS:H	1.08	1.08
7:AH:83:TYR:HB3	7:AH:135:GLY:H	1.16	1.08
1:DA:1062:G:H1	1:DA:1076:C:N4	1.49	1.08
1:DA:1332:G:N2	1:DA:1609:A:O2'	1.84	1.08

*Continued on next page...*

*Continued from previous page...*

Atom-1	Atom-2	Interatomic distance (Å)	Clash overlap (Å)
11:DO:15:ARG:CG	11:DO:15:ARG:HH11	1.67	1.08
31:CA:1027:C:O2	31:CA:1035:A:N6	1.86	1.07
1:AA:620:G:H4'	1:AA:621:A:H5''	1.36	1.07
20:AU:81:LYS:HZ3	20:AU:96:ILE:HD12	1.17	1.07
31:CA:975:A:H4'	31:CA:976:G:H5''	1.27	1.07
42:CO:44:LYS:HB3	42:CO:45:PRO:CD	1.83	1.07
34:BG:22:LYS:HB2	34:BG:26:CYS:HB2	1.37	1.07
15:DR:26:ASP:HB3	15:DR:91:ARG:HA	1.31	1.07
12:DP:66:ILE:HG13	12:DP:67:ARG:N	1.63	1.07
34:BG:122:ARG:HG2	34:BG:122:ARG:HH11	1.09	1.06
49:BV:41:VAL:HB	49:BV:42:PRO:HA	1.36	1.06
31:BA:1182:G:H4'	31:BA:1183:A:H5'	1.31	1.06
1:DA:885:C:N4	1:DA:890:A:H62	1.50	1.06
11:AO:15:ARG:HH11	11:AO:15:ARG:CG	1.66	1.06
1:AA:1533:C:N4	1:AA:1538:G:H1	1.52	1.06
1:AA:1864:U:H2'	1:AA:1869:G:H5''	1.38	1.06
12:DP:26:TYR:O	12:DP:138:ASP:HB3	0.88	1.06
1:AA:1359:A:N1	1:AA:1372:U:N3	2.04	1.05
21:DV:60:GLU:HA	21:DV:66:SER:HA	1.36	1.05
15:DR:55:ASN:H	15:DR:59:THR:HG22	1.19	1.05
4:AE:50:GLY:HA2	4:AE:77:ILE:HA	1.33	1.05
11:DO:62:LEU:HD11	30:D8:25:MET:HB2	1.37	1.05
12:AP:65:PHE:O	12:AP:66:ILE:HG13	1.57	1.05
13:A0:74:LYS:O	13:A0:76:VAL:N	1.89	1.04
1:DA:1864:U:H2'	1:DA:1869:G:H5''	1.39	1.04
35:CH:101:ILE:HD11	35:CH:119:LEU:HD23	1.38	1.04
1:DA:1826:G:H4'	3:DD:242:ARG:HH21	1.17	1.04
11:DO:52:GLU:OE1	11:DO:54:GLY:N	1.90	1.04
11:DO:21:ARG:HE	11:DO:21:ARG:CA	1.70	1.04
1:AA:1728:G:H3'	1:AA:1729:A:H5'	1.36	1.04
1:DA:1899:G:N2	1:DA:1902:C:H41	1.52	1.04
11:DO:107:LYS:O	11:DO:109:GLY:N	1.90	1.04
4:AE:119:ARG:HH11	4:AE:119:ARG:HG3	1.22	1.04
1:DA:2394:C:OP1	11:DO:63:PRO:HD2	1.57	1.04
11:DO:15:ARG:HH11	11:DO:15:ARG:HG2	1.10	1.04
1:AA:910:A:C4	12:AP:13:GLN:OE1	2.11	1.03
12:AP:21:THR:HB	12:AP:99:PRO:O	1.56	1.03
12:AP:24:GLY:HA3	12:AP:25:ASP:HB3	1.37	1.03
5:DF:24:LEU:HB3	5:DF:25:PRO:HD3	1.37	1.03
12:DP:24:GLY:HA3	12:DP:25:ASP:HB2	1.04	1.03
1:AA:882:G:N2	1:AA:894:C:N3	2.07	1.03

*Continued on next page...*

*Continued from previous page...*

Atom-1	Atom-2	Interatomic distance (Å)	Clash overlap (Å)
5:AF:101:LEU:HD12	5:AF:102:PRO:HD2	1.37	1.03
1:DA:2306:C:H3'	1:DA:2307:G:H5''	1.40	1.03
12:AP:24:GLY:HA3	12:AP:25:ASP:HB2	1.04	1.03
3:AD:28:GLU:HB3	3:AD:29:PRO:HD2	1.37	1.02
26:A4:16:CYS:HB2	26:A4:36:CYS:H	1.20	1.02
44:BQ:13:THR:N	44:BQ:14:PRO:HD2	1.73	1.02
34:CG:22:LYS:HB2	34:CG:26:CYS:HB2	1.37	1.02
12:DP:64:ILE:O	12:DP:65:PHE:CD2	2.12	1.02
17:D2:69:LYS:HG3	17:D2:86:GLY:HA3	1.40	1.02
1:AA:49:A:C8	1:AA:120:U:H5	1.77	1.02
1:AA:910:A:N7	12:AP:13:GLN:OE1	1.90	1.02
1:AA:2309:A:C2'	1:AA:2310:A:H5'	1.90	1.02
12:AP:138:ASP:OD1	21:AV:81:ARG:NH2	1.93	1.02
1:AA:1026:U:H1'	1:AA:1027:A:O5'	1.58	1.02
31:BA:1160:G:O6	31:BA:1181:G:O6	1.78	1.01
31:BA:201:C:N4	31:BA:216:G:H1	1.58	1.01
1:DA:1332:G:N2	1:DA:1609:A:HO2'	1.53	1.01
12:DP:63:LYS:CE	12:DP:65:PHE:CZ	2.44	1.01
34:CG:139:ARG:HH11	34:CG:139:ARG:HG3	1.21	1.01
1:DA:1070:A:H5'	1:DA:1071:G:H5''	1.43	1.01
1:DA:2872:G:C5	1:DA:2873:A:N1	2.28	1.01
12:DP:24:GLY:HA3	12:DP:25:ASP:HB3	1.37	1.01
1:AA:1689:A:N6	1:AA:1698:A:H2	1.58	1.01
1:AA:2467:C:H2'	1:AA:2468:G:H5'	1.04	1.01
20:AU:49:VAL:O	20:AU:51:VAL:N	1.93	1.01
1:DA:528:A:H2	1:DA:2043:C:H5'	1.25	1.01
19:AT:49:VAL:HG11	19:AT:83:VAL:HG22	1.39	1.00
31:BA:975:A:H4'	31:BA:976:G:H5''	1.42	1.00
1:AA:1899:G:H22	1:AA:1902:C:N4	1.59	1.00
31:CA:1133:G:H1	31:CA:1141:C:N4	1.57	1.00
1:DA:946:G:O2'	1:DA:947:G:H5'	1.60	1.00
1:DA:882:G:N2	1:DA:894:C:N3	2.08	1.00
11:DO:48:PRO:O	11:DO:50:ARG:N	1.95	1.00
5:DF:132:VAL:HG22	5:DF:133:ASN:H	1.27	1.00
5:AF:45:ARG:HG2	5:AF:45:ARG:HH11	1.23	1.00
3:DD:35:LYS:HD2	3:DD:104:TYR:CD1	1.95	1.00
1:DA:1652:A:H62	13:D0:11:ASN:HD21	1.03	1.00
27:D5:3:LYS:HA	27:D5:3:LYS:HE3	1.40	1.00
11:DO:47:ASP:HB3	11:DO:48:PRO:O	1.62	0.99
17:A2:49:THR:HB	17:A2:50:PRO:HD2	1.41	0.99
36:BI:87:ARG:HH11	36:BI:87:ARG:HG3	1.24	0.99

*Continued on next page...*

*Continued from previous page...*

Atom-1	Atom-2	Interatomic distance (Å)	Clash overlap (Å)
1:AA:847:U:O4	1:AA:933:A:N1	1.94	0.99
1:AA:594:U:H5'	30:A8:61:LEU:HD13	1.45	0.99
31:CA:1127:G:N3	31:CA:1147:C:N4	2.10	0.99
1:DA:2468:G:N2	1:DA:2481:G:O2'	1.94	0.99
1:DA:2748:A:N7	1:DA:2754:U:O4	1.96	0.99
1:AA:860:U:H5	1:AA:917:A:C2	1.80	0.99
4:AE:23:VAL:CG1	4:AE:184:VAL:C	2.29	0.99
1:DA:528:A:C2	1:DA:2043:C:H5'	1.97	0.98
27:D5:4:HIS:HB3	27:D5:5:PRO:HD3	1.43	0.98
31:CA:686:U:H1'	41:CN:42:TRP:HE1	1.29	0.98
12:AP:12:GLN:O	12:AP:13:GLN:O	1.82	0.98
23:DZ:92:LYS:O	23:DZ:95:LEU:N	1.95	0.98
17:D2:85:LYS:HG3	17:D2:87:HIS:N	1.78	0.98
1:AA:1332:G:N2	1:AA:1609:A:O2'	1.97	0.98
30:D8:29:LYS:HA	30:D8:32:LEU:HD23	1.45	0.98
2:AB:15:A:H5'	2:AB:16:G:C8	1.99	0.97
12:DP:63:LYS:HE2	12:DP:65:PHE:CZ	2.00	0.97
26:A4:16:CYS:SG	26:A4:18:CYS:N	2.33	0.97
1:AA:2139:C:H42	1:AA:2152:G:H1	1.13	0.97
3:DD:28:GLU:HB3	3:DD:29:PRO:HD3	1.43	0.97
1:AA:2610:C:H4'	1:AA:2611:U:OP2	1.60	0.97
24:AW:47:ASN:O	24:AW:49:LYS:N	1.98	0.97
7:DH:152:ARG:HE	7:DH:153:LYS:HG2	1.26	0.97
12:AP:141:GLN:HE21	12:AP:141:GLN:C	1.66	0.97
31:BA:560:U:O2'	31:BA:561:U:OP2	1.83	0.97
31:BA:1124:G:H3'	31:BA:1145:C:H41	1.27	0.97
12:DP:66:ILE:HG13	12:DP:67:ARG:H	0.81	0.97
1:DA:2068:U:H3	1:DA:2430:A:H2	1.08	0.97
1:AA:1250:G:N7	11:AO:18:ARG:NH2	2.12	0.96
33:BF:20:SER:HB2	33:BF:40:ARG:HH22	1.28	0.96
12:AP:78:PRO:O	12:AP:79:LEU:HD12	1.64	0.96
14:DQ:88:ASP:O	14:DQ:89:ARG:HB3	1.64	0.96
31:BA:1028(B):C:N3	31:BA:1032(A):G:N2	2.12	0.96
53:BC:17:C:H3'	53:BC:18:C:C5'	1.95	0.96
3:AD:8:PRO:HB3	3:AD:14:ARG:HB2	1.48	0.96
31:CA:503:C:OP2	42:CO:113:SER:HB3	1.63	0.96
31:CA:1002:G:H1	31:CA:1038:C:H42	1.14	0.96
27:D5:16:ARG:HG2	27:D5:16:ARG:HH11	1.26	0.96
1:DA:1300:U:H4'	1:DA:1301:A:C5'	1.95	0.96
1:DA:67:U:N3	1:DA:74:A:C2	2.32	0.96
1:DA:676:A:H8	1:DA:2069:G:H21	1.03	0.95

*Continued on next page...*

*Continued from previous page...*

Atom-1	Atom-2	Interatomic distance (Å)	Clash overlap (Å)
17:D2:71:LEU:H	17:D2:86:GLY:CA	1.79	0.95
31:BA:1027:C:H4'	31:BA:1028:C:OP1	1.66	0.95
32:BE:21:ARG:HB2	32:BE:39:ILE:HA	1.48	0.95
4:AE:14:ILE:CB	4:AE:21:VAL:HG23	1.94	0.95
15:AR:74:ARG:HG2	15:AR:74:ARG:HH11	1.28	0.95
1:AA:1479:G:N7	1:AA:1510:A:N6	2.12	0.95
31:CA:560:U:O2'	31:CA:561:U:OP2	1.83	0.95
1:DA:273(D):C:H42	1:DA:363(B):G:H1	1.05	0.95
1:AA:2467:C:H2'	1:AA:2468:G:C5'	1.95	0.95
2:DB:3:C:N4	2:DB:117:G:H1	1.63	0.95
1:AA:883:G:H1	1:AA:893:C:N4	1.64	0.95
1:AA:2317:C:C2'	1:AA:2318:G:H5'	1.95	0.95
1:AA:2689:U:H4'	1:AA:2690:C:H5'	1.46	0.95
1:AA:2032:G:H21	4:AE:146:THR:HG23	1.32	0.95
31:BA:1178:G:H5'	39:BL:93:ARG:HH21	1.31	0.95
1:DA:654(D):G:H1	1:DA:654(Q):C:N4	1.65	0.95
13:D0:38:VAL:HG22	13:D0:112:ALA:HB2	1.49	0.95
24:DW:70:GLN:HG2	24:DW:71:ASN:H	1.29	0.95
1:AA:1899:G:H22	1:AA:1902:C:H41	0.99	0.95
12:AP:79:LEU:HD12	12:AP:79:LEU:O	1.67	0.95
8:AK:131:LYS:HB3	8:AK:132:PRO:HA	1.46	0.95
39:CL:4:TYR:HB2	39:CL:19:LEU:HB2	1.47	0.95
3:AD:28:GLU:HB3	3:AD:29:PRO:CD	1.96	0.94
1:DA:1496:A:H8	1:DA:1577:C:HO2'	0.98	0.94
21:DV:128:VAL:HG22	21:DV:129:SER:H	1.31	0.94
6:AG:161:THR:HG22	6:AG:163:ALA:H	1.32	0.94
12:AP:16:ARG:C	12:AP:17:LEU:HD23	1.86	0.94
50:BW:71:THR:HG22	50:BW:72:LEU:H	1.32	0.94
1:DA:155:C:H42	1:DA:171:G:H1	1.12	0.94
1:AA:993:G:OP1	16:A1:50:ARG:NH2	2.00	0.94
5:AF:46:ARG:HG2	5:AF:46:ARG:HH11	1.33	0.94
31:BA:1128:C:HO2'	31:BA:1130:A:H8	1.12	0.94
31:BA:1321:C:H3'	31:BA:1322:C:H5''	1.46	0.94
31:BA:992:U:H4'	31:BA:993:G:O5'	1.66	0.94
41:CN:29:ILE:HG22	41:CN:44:SER:HB2	1.49	0.94
53:CD:5:G:N2	53:CD:70:C:N3	2.15	0.94
42:CO:24:LEU:HD23	42:CO:30:ARG:HG2	1.49	0.94
1:AA:2469:A:H61	1:AA:2481:G:H1'	1.29	0.94
1:DA:960:A:H61	12:DP:83:MET:HE2	1.33	0.94
1:DA:1689:A:N6	1:DA:1698:A:H2	1.65	0.94
7:AH:59:ARG:HH11	7:AH:59:ARG:HG3	1.33	0.94

*Continued on next page...*

*Continued from previous page...*

Atom-1	Atom-2	Interatomic distance (Å)	Clash overlap (Å)
1:AA:1077:A:H3'	1:AA:1078:U:C5'	1.97	0.94
18:AS:13:SER:HB3	18:AS:16:LYS:HD3	1.50	0.94
1:DA:259:G:H21	1:DA:621:A:H8	1.08	0.94
2:DB:39:A:N6	26:D4:1:MET:HB3	1.83	0.94
11:DO:21:ARG:HA	11:DO:21:ARG:NE	1.79	0.94
1:AA:2636:U:OP1	4:AE:79:ARG:HA	1.68	0.93
53:BD:6:G:N2	53:BD:69:C:N3	2.17	0.93
3:AD:35:LYS:HD2	3:AD:104:TYR:HD1	1.29	0.93
1:DA:2467:C:H2'	1:DA:2468:G:O4'	1.66	0.93
53:BC:17:C:C3'	53:BC:18:C:H5''	1.98	0.93
1:DA:252:G:OP2	11:DO:50:ARG:NH2	2.01	0.93
1:AA:2467:C:C2'	1:AA:2468:G:C5'	2.47	0.93
7:AH:86:GLU:HG3	7:AH:165:ALA:N	1.83	0.93
15:AR:1:MET:O	15:AR:3:ARG:N	2.01	0.93
32:BE:233:SER:HB2	32:BE:234:PRO:HD2	1.49	0.93
1:DA:84:A:N6	1:DA:102:G:O2'	2.02	0.93
1:DA:9:U:C2	1:DA:2629:A:N6	2.34	0.93
1:DA:1464:C:HO2'	1:DA:1528:A:H8	0.93	0.93
17:D2:71:LEU:H	17:D2:86:GLY:HA2	1.32	0.93
1:AA:2210:G:H3'	1:AA:2211:G:C8	2.04	0.93
1:DA:67:U:H3	1:DA:74:A:H2	1.04	0.93
20:DU:47:LYS:H	20:DU:60:PHE:HB3	1.34	0.93
34:BG:114:ARG:HG3	34:BG:114:ARG:HH11	1.33	0.93
34:CG:30:LYS:HB2	34:CG:35:ARG:HD2	1.50	0.93
12:AP:24:GLY:CA	12:AP:25:ASP:HB2	1.97	0.93
1:AA:2137:C:H42	1:AA:2154:G:H1	0.99	0.93
1:AA:2583:G:H21	52:BB:87:A:H8	1.10	0.93
11:AO:15:ARG:HG2	11:AO:15:ARG:NH1	1.74	0.93
31:BA:686:U:H1'	41:BN:42:TRP:HE1	1.34	0.93
7:AH:13:LYS:HE2	7:AH:13:LYS:HA	1.51	0.93
14:AQ:88:ASP:O	14:AQ:89:ARG:HB3	1.68	0.92
31:BA:1004:A:N1	31:BA:1024:G:H2'	1.85	0.92
31:CA:266:G:H1	31:CA:270:A:H62	1.03	0.92
31:BA:119:A:H4'	31:BA:120:A:O5'	1.68	0.92
37:CJ:16:LEU:HD12	39:CL:42:ARG:HA	1.49	0.92
11:AO:19:VAL:HG23	11:AO:27:HIS:HB2	0.93	0.92
1:DA:330:A:H2	1:DA:1210:A:O2'	1.52	0.92
1:AA:1681:G:HO2'	1:AA:1762:A:HO2'	1.14	0.92
2:DB:74:U:C2'	2:DB:75:G:H5''	2.00	0.92
1:DA:1689:A:H62	1:DA:1698:A:H2	0.95	0.92
31:CA:1160:G:H1	31:CA:1177:G:N2	1.67	0.92

*Continued on next page...*



*Continued from previous page...*

Atom-1	Atom-2	Interatomic distance (Å)	Clash overlap (Å)
7:DH:117:PRO:HB3	7:DH:123:PHE:HE1	1.32	0.92
31:CA:1443:G:H3'	31:CA:1446:A:H5''	1.50	0.92
34:CG:30:LYS:O	34:CG:30:LYS:HG2	1.70	0.92
1:DA:654(D):G:H1	1:DA:654(Q):C:H42	0.94	0.92
1:AA:518:G:H4'	18:AS:18:ARG:HH11	1.34	0.92
3:AD:186:HIS:HD2	3:AD:188:GLU:H	1.13	0.92
53:BD:5:G:N2	53:BD:70:C:N3	2.18	0.91
3:DD:25:THR:O	3:DD:27:THR:N	2.02	0.91
17:D2:49:THR:HB	17:D2:50:PRO:HD2	1.52	0.91
21:DV:105:VAL:HG22	21:DV:106:GLY:H	1.36	0.91
31:CA:992:U:H3	31:CA:1044:A:H62	1.11	0.91
33:CF:58:GLU:HB2	33:CF:65:ALA:HB3	1.52	0.91
1:AA:676:A:H8	1:AA:2069:G:H21	0.93	0.91
31:BA:686:U:O2'	31:BA:687:A:O5'	1.86	0.91
31:BA:1025:U:O2'	31:BA:1026:G:O5'	1.87	0.91
7:DH:127:GLU:HG2	7:DH:128:PRO:HD2	1.52	0.91
12:DP:63:LYS:HE3	12:DP:65:PHE:CZ	2.04	0.91
1:AA:2470:G:OP1	12:AP:56:ARG:NH2	2.03	0.91
16:A1:64:ARG:HG2	16:A1:64:ARG:HH21	1.35	0.91
33:CF:20:SER:HB2	33:CF:40:ARG:HH22	1.35	0.91
11:DO:15:ARG:HG2	11:DO:15:ARG:NH1	1.76	0.91
11:AO:9:ASN:HB3	11:AO:10:PRO:HD2	1.53	0.91
31:BA:1285:A:H4'	31:BA:1286:A:O5'	1.69	0.91
5:DF:24:LEU:HB3	5:DF:25:PRO:CD	2.00	0.91
1:AA:1021:A:H61	1:AA:1142(A):A:H61	1.17	0.91
11:AO:64:LYS:C	11:AO:66:GLY:H	1.73	0.91
31:CA:1133:G:H1	31:CA:1141:C:H42	1.15	0.91
1:DA:2420:C:N4	30:D8:31:HIS:HB3	1.84	0.91
16:A1:8:VAL:HG23	16:A1:11:ARG:HH21	1.35	0.91
1:DA:2795:G:H3'	1:DA:2797:U:H5''	1.51	0.91
1:AA:2751:G:O2'	1:AA:2752:C:O5'	1.89	0.91
52:CB:87:A:H8	1:DA:2583:G:H21	1.12	0.91
1:DA:1021:A:H61	1:DA:1142(A):A:H61	0.91	0.91
1:AA:155:C:N3	1:AA:171:G:N2	2.18	0.91
7:AH:153:LYS:HG3	7:AH:162:ILE:H	1.34	0.91
42:BO:15:VAL:HG23	42:BO:16:ARG:H	1.34	0.90
1:DA:147:U:H2'	1:DA:148:C:H5''	1.51	0.90
3:DD:35:LYS:HD2	3:DD:104:TYR:HD1	1.33	0.90
1:AA:2701:C:H3'	1:AA:2702:U:C5'	2.01	0.90
15:DR:93:ARG:HG2	15:DR:117:ASP:HB3	1.50	0.90
1:AA:74:A:H4'	1:AA:75:G:O5'	1.71	0.90

*Continued on next page...*

*Continued from previous page...*

Atom-1	Atom-2	Interatomic distance (Å)	Clash overlap (Å)
1:AA:1496:A:H8	1:AA:1577:C:HO2'	0.98	0.90
31:BA:530:G:H4'	31:BA:531:U:OP2	1.66	0.90
31:BA:1446:A:OP1	31:BA:1446:A:H4'	1.70	0.90
49:BV:40:ILE:HG12	49:BV:41:VAL:HG13	1.50	0.90
1:DA:1332:G:N2	1:DA:1610:A:H8	1.69	0.90
12:DP:79:LEU:HD12	12:DP:79:LEU:O	1.70	0.90
2:AB:6:C:H2'	2:AB:7:G:H5''	1.51	0.90
1:AA:1533:C:H42	1:AA:1538:G:H1	0.90	0.90
1:DA:2807:G:N1	1:DA:2893:G:O6	2.04	0.90
31:BA:1176:A:H2'	31:BA:1177:G:H5'	1.52	0.90
31:BA:1305:G:H22	31:BA:1331:G:H2'	1.36	0.90
35:CH:18:ARG:HD3	35:CH:25:ARG:HB3	1.53	0.90
1:DA:34:C:O2'	1:DA:35:G:OP2	1.90	0.90
1:AA:905:U:H2'	1:AA:906:G:H5''	1.54	0.90
1:DA:779:U:OP1	3:DD:49:ILE:HG22	1.72	0.90
1:AA:1024:G:H3'	1:AA:1025:G:H5''	1.54	0.90
1:AA:1864:U:C2'	1:AA:1869:G:H5''	2.01	0.90
3:AD:35:LYS:NZ	3:AD:104:TYR:HB2	1.87	0.90
16:A1:108:GLU:OE1	16:A1:112:ARG:NH1	2.05	0.90
31:CA:31:G:O2'	31:CA:48:C:N4	2.04	0.90
11:DO:64:LYS:HB2	30:D8:25:MET:HG3	1.53	0.90
1:AA:847:U:C4	1:AA:933:A:N1	2.40	0.89
1:DA:2127:G:H1	1:DA:2161:C:H42	1.18	0.89
3:DD:44:ASN:HB3	3:DD:49:ILE:HA	1.54	0.89
6:DG:80:PHE:O	6:DG:81:LYS:HB2	1.72	0.89
31:CA:1352:C:OP1	51:CX:3:LYS:NZ	2.05	0.89
1:AA:885:C:C2	1:AA:890:A:N6	2.40	0.89
1:AA:2469:A:H2'	1:AA:2470:G:O5'	1.71	0.89
1:AA:297:C:H5''	20:AU:85:VAL:HG21	1.54	0.89
21:AV:142:SER:HB3	21:AV:143:GLY:HA2	1.53	0.89
31:CA:266:G:H1	31:CA:270:A:N6	1.71	0.89
11:AO:50:ARG:HD3	30:A8:7:HIS:CD2	2.07	0.89
20:AU:81:LYS:NZ	20:AU:96:ILE:HD12	1.87	0.89
31:CA:1321:C:N4	31:CA:1322:C:H41	1.69	0.89
31:BA:56:U:H4'	8:DK:82:ARG:HH21	1.37	0.89
32:BE:96:ARG:H	32:BE:96:ARG:HD2	1.36	0.89
1:DA:1342:A:C6	1:DA:1602:U:N3	2.39	0.89
5:DF:178:PRO:HB2	5:DF:201:VAL:HG11	1.55	0.89
54:C1:14:U:OP1	54:C1:14:U:H4'	1.73	0.89
1:DA:974:G:O2'	1:DA:975:G:N7	2.06	0.89
1:DA:1021:A:H61	1:DA:1142(A):A:N6	1.71	0.89

*Continued on next page...*

*Continued from previous page...*

Atom-1	Atom-2	Interatomic distance (Å)	Clash overlap (Å)
1:DA:2210:G:H4'	1:DA:2211:G:OP2	1.73	0.89
24:DW:65:ASN:HD22	24:DW:69:ARG:HH21	1.18	0.89
17:A2:15:GLU:HG3	17:A2:16:PRO:HD2	1.55	0.89
26:A4:37:SER:HB3	26:A4:42:PHE:CD1	2.08	0.89
34:BG:122:ARG:HG2	34:BG:122:ARG:NH1	1.83	0.89
1:DA:1310:G:OP2	29:D7:9:ARG:NH1	2.06	0.89
4:DE:70:ALA:O	4:DE:72:VAL:N	2.05	0.89
7:AH:137:ASP:O	7:AH:138:LYS:HB3	1.73	0.88
20:AU:76:CYS:SG	20:AU:77:PRO:HD2	2.12	0.88
27:A5:4:HIS:HB3	27:A5:5:PRO:CD	2.02	0.88
20:DU:13:VAL:HG21	20:DU:72:VAL:HB	1.54	0.88
1:AA:1138:G:H21	9:AM:106:MET:HE3	1.37	0.88
42:BO:87:VAL:O	42:BO:88:LYS:HB3	1.73	0.88
2:DB:40:U:O2	2:DB:45:A:N6	2.07	0.88
1:AA:49:A:C8	1:AA:120:U:C5	2.56	0.88
34:CG:13:ARG:NH1	34:CG:38:TYR:O	2.07	0.88
1:DA:774:A:H2	1:DA:787:U:HO2'	0.89	0.88
1:AA:2309:A:O2'	1:AA:2310:A:H5'	1.73	0.88
40:CM:8:LEU:HD22	40:CM:20:ALA:HB2	1.54	0.88
3:DD:30:GLU:HG3	3:DD:63:ARG:NH2	1.89	0.88
30:D8:32:LEU:HB2	30:D8:36:LYS:HE3	1.56	0.88
2:AB:12:C:O2	22:A3:74:ARG:NH1	2.07	0.88
38:BK:10:LEU:HD22	38:BK:83:ILE:HD11	1.55	0.88
16:A1:90:VAL:O	16:A1:92:ARG:N	2.06	0.88
31:BA:1139:G:N2	31:BA:1143:G:O6	2.06	0.88
31:CA:632:A:H1'	31:CA:633:G:OP2	1.74	0.88
1:DA:847:U:C4	1:DA:933:A:C6	2.62	0.88
3:DD:35:LYS:HG2	3:DD:64:ILE:H	1.38	0.88
15:DR:92:GLY:HA2	15:DR:116:ALA:HA	1.55	0.88
21:AV:6:LYS:HA	21:AV:60:GLU:HB2	1.56	0.88
31:BA:200:G:H1	31:BA:217:C:H42	1.21	0.88
2:AB:52:A:H62	14:AQ:33:LYS:HG3	1.39	0.88
15:AR:39:ARG:HG2	15:AR:40:THR:H	1.36	0.88
33:CF:190:ARG:H	33:CF:190:ARG:HD2	1.37	0.88
12:DP:66:ILE:O	12:DP:67:ARG:HB2	1.74	0.88
1:AA:1899:G:N2	1:AA:1902:C:H41	1.71	0.87
1:AA:2635:C:H5''	4:AE:78:LEU:HA	1.56	0.87
33:BF:58:GLU:HB2	33:BF:65:ALA:HB3	1.55	0.87
31:BA:748:C:H4'	31:BA:749:C:O5'	1.69	0.87
32:BE:12:GLU:HA	32:BE:16:HIS:HD2	1.37	0.87
40:BM:48:THR:HA	40:BM:62:HIS:HB3	1.56	0.87

*Continued on next page...*

*Continued from previous page...*

Atom-1	Atom-2	Interatomic distance (Å)	Clash overlap (Å)
31:CA:922:G:H4'	35:CH:20:GLN:HA	1.57	0.87
11:AO:39:LYS:HG3	11:AO:45:LEU:HD22	1.56	0.87
1:AA:1022:G:N2	1:AA:1023:U:O4	2.07	0.87
32:CE:111:ARG:HG2	32:CE:111:ARG:NH1	1.75	0.87
3:DD:206:LEU:HD22	3:DD:211:ARG:HG2	1.54	0.87
30:A8:52:LYS:N	30:A8:53:PRO:HD2	1.90	0.87
47:BT:26:GLN:HG2	47:BT:37:LYS:HG2	1.56	0.87
31:CA:1305:G:H22	31:CA:1331:G:H2'	1.39	0.87
1:DA:1012:U:O4	9:DM:25:ARG:HA	1.75	0.87
1:AA:2068:U:H3	1:AA:2430:A:H2	1.18	0.87
1:AA:2392:A:H8	11:AO:60:MET:HB2	1.39	0.87
16:A1:92:ARG:NH1	17:A2:11:GLN:O	2.08	0.87
1:AA:654(G):C:N3	1:AA:654(N):G:O6	2.07	0.87
15:AR:74:ARG:HH11	15:AR:74:ARG:CG	1.86	0.87
31:CA:1002:G:H2'	31:CA:1003:G:H8	1.38	0.87
1:AA:2346:A:H4'	1:AA:2347:C:OP2	1.74	0.86
31:BA:1023:G:H3'	31:BA:1024:G:H5''	1.56	0.86
31:CA:1133:G:N2	31:CA:1141:C:N3	2.22	0.86
31:CA:1183:A:O2'	31:CA:1184:G:OP1	1.93	0.86
31:CA:1256:A:OP2	33:CF:26:LYS:NZ	2.06	0.86
2:DB:3:C:H42	2:DB:117:G:H1	0.87	0.86
18:DS:88:ARG:NH1	18:DS:94:ASP:OD1	2.08	0.86
6:AG:112:PRO:HB3	26:A4:37:SER:HB2	1.57	0.86
8:AK:92:VAL:HG13	8:AK:120:ILE:HG23	1.57	0.86
31:BA:310:G:OP2	46:BS:27:LYS:NZ	2.07	0.86
12:DP:59:ARG:O	12:DP:60:ARG:HB2	1.75	0.86
6:AG:67:LYS:HE2	26:A4:6:HIS:CE1	2.10	0.86
9:AM:42:TRP:O	16:A1:64:ARG:NH2	2.07	0.86
19:AT:67:GLY:O	19:AT:69:TYR:N	2.09	0.86
47:BT:48:GLU:O	47:BT:50:LYS:N	2.08	0.86
1:DA:205:G:H1'	1:DA:206:U:OP2	1.74	0.86
1:DA:958:U:OP2	12:DP:14:ARG:NH1	2.07	0.86
11:AO:61:ARG:HB2	11:AO:61:ARG:NH2	1.90	0.86
31:BA:1175:G:H2'	31:BA:1176:A:C8	2.11	0.86
3:DD:69:ARG:NH2	3:DD:128:GLY:O	2.08	0.86
24:DW:47:ASN:O	24:DW:49:LYS:N	2.08	0.86
3:AD:35:LYS:HG2	3:AD:64:ILE:N	1.90	0.86
29:A7:8:ASN:ND2	29:A7:11:LYS:H	1.73	0.86
37:BJ:62:PHE:HA	37:BJ:124:LEU:HD21	1.57	0.86
31:CA:1321:C:H41	31:CA:1322:C:H41	1.18	0.86
36:CI:87:ARG:HG3	36:CI:87:ARG:NH1	1.82	0.86

*Continued on next page...*

*Continued from previous page...*

Atom-1	Atom-2	Interatomic distance (Å)	Clash overlap (Å)
28:D6:11:LEU:HD23	28:D6:26:ASN:HB3	1.57	0.86
1:AA:1689:A:N6	1:AA:1698:A:C2	2.38	0.86
14:AQ:78:LEU:HD12	14:AQ:108:GLY:HA2	1.58	0.86
11:DO:11:GLY:C	11:DO:13:ASN:H	1.74	0.86
12:DP:30:GLY:CA	12:DP:107:ALA:HB2	2.06	0.86
17:D2:44:LYS:O	17:D2:46:VAL:N	2.09	0.86
1:AA:140:A:H8	1:AA:1408:C:HO2'	1.16	0.86
1:AA:2688:U:H5	1:AA:2720:U:OP2	1.57	0.86
4:AE:38:THR:HB	4:AE:39:PRO:HD2	1.58	0.86
12:AP:134:ARG:HG2	12:AP:134:ARG:O	1.76	0.86
31:CA:1025:U:O2'	31:CA:1026:G:O4'	1.92	0.86
1:DA:2287:A:H62	1:DA:2344:U:H3	1.22	0.86
1:AA:1113:U:H5'	7:AH:2:SER:HB2	1.55	0.86
1:AA:1797:C:H2'	1:AA:1798:U:H5'	1.55	0.86
32:CE:137:ARG:NH1	32:CE:137:ARG:O	2.09	0.86
37:CJ:113:GLU:HB2	37:CJ:119:ARG:HG2	1.55	0.86
1:AA:956:G:OP1	12:AP:88:GLY:N	2.09	0.86
2:AB:90:C:H5'	12:AP:18:LYS:HA	1.54	0.86
1:AA:2137:C:N4	1:AA:2154:G:H1	1.74	0.85
31:BA:974:A:OP2	44:BQ:41:ARG:NH1	2.07	0.85
1:AA:1798:U:H5''	3:AD:259:THR:CG2	2.05	0.85
24:AW:15:LYS:H	24:AW:67:LYS:NZ	1.74	0.85
50:CW:10:LEU:HD23	50:CW:12:ALA:H	1.40	0.85
1:DA:2610:C:H4'	1:DA:2611:U:OP2	1.76	0.85
12:DP:24:GLY:CA	12:DP:25:ASP:HB2	1.97	0.85
1:AA:860:U:H5	1:AA:917:A:H2	1.22	0.85
1:AA:1385:G:HO2'	1:AA:1396:U:H6	1.22	0.85
31:CA:957:U:O2'	31:CA:959:A:N7	2.10	0.85
4:DE:76:ARG:HG2	4:DE:195:LEU:HD13	1.56	0.85
5:DF:132:VAL:O	5:DF:134:GLY:N	2.09	0.85
1:AA:883:G:H1	1:AA:893:C:H42	0.89	0.85
1:AA:2015:A:H1'	27:A5:2:ALA:HA	1.58	0.85
3:AD:35:LYS:HD3	3:AD:63:ARG:HB3	1.58	0.85
7:AH:153:LYS:HB3	7:AH:154:PRO:CD	2.06	0.85
33:CF:14:ILE:HG12	33:CF:15:THR:H	1.41	0.85
16:D1:90:VAL:O	16:D1:92:ARG:N	2.08	0.85
6:AG:121:ASN:HD22	6:AG:123:ASN:H	1.22	0.85
31:BA:611:A:H61	31:BA:629:G:H1	1.20	0.85
31:BA:1260:C:O2	31:BA:1275:A:N6	2.10	0.85
11:AO:19:VAL:CG2	11:AO:27:HIS:CB	2.37	0.85
1:AA:273(F):C:H3'	1:AA:274:G:H5''	1.59	0.85

*Continued on next page...*

*Continued from previous page...*

Atom-1	Atom-2	Interatomic distance (Å)	Clash overlap (Å)
1:AA:607:U:H3	1:AA:621:A:H2	1.19	0.85
1:AA:1210:A:H8	1:AA:1210:A:H5'	1.41	0.85
4:AE:23:VAL:HG13	4:AE:185:LYS:CA	2.06	0.85
52:CB:55:G:H2'	52:CB:56:G:H8	1.40	0.85
1:DA:1761:C:H3'	1:DA:1762:A:H5''	1.57	0.85
20:AU:52:SER:HB2	20:AU:53:PRO:HD3	1.57	0.85
28:A6:14:THR:HG21	28:A6:19:ARG:HH21	1.41	0.85
31:BA:538:G:H5''	42:BO:111:LYS:HB2	1.56	0.85
31:BA:791:G:H2'	31:BA:792:A:H5'	1.58	0.85
42:BO:72:HIS:HD2	42:BO:74:LEU:H	1.25	0.85
2:DB:83:G:H1	2:DB:93:C:H42	1.20	0.85
20:DU:96:ILE:HG12	20:DU:101:LYS:HG3	1.58	0.85
1:DA:1899:G:O2'	1:DA:1900:A:H5''	1.77	0.85
27:A5:40:LYS:HG2	27:A5:47:PRO:HD2	1.59	0.85
34:BG:122:ARG:HH11	34:BG:122:ARG:CG	1.88	0.85
31:CA:1346:A:H1'	31:CA:1347:G:OP2	1.77	0.85
18:DS:9:TYR:H	18:DS:102:HIS:HD2	1.21	0.85
15:AR:26:ASP:HB3	15:AR:92:GLY:H	1.41	0.84
27:A5:56:LYS:H	27:A5:56:LYS:HD2	1.41	0.84
1:DA:1864:U:C2'	1:DA:1869:G:H5''	2.06	0.84
1:AA:71:A:C2	19:AT:31:HIS:HE1	1.95	0.84
1:AA:2112:G:N2	53:BD:57:C:N3	2.25	0.84
26:A4:40:HIS:N	26:A4:41:PRO:CD	2.40	0.84
26:D4:21:VAL:HG22	26:D4:22:ILE:H	1.40	0.84
1:AA:1803:A:O2'	3:AD:259:THR:HG21	1.77	0.84
21:AV:19:ARG:NH1	21:AV:84:GLU:O	2.09	0.84
31:BA:1004:A:H5''	31:BA:1025:U:O4	1.77	0.84
1:DA:2748:A:H62	1:DA:2754:U:H3	1.25	0.84
27:A5:20:ARG:HG3	27:A5:23:HIS:HD2	1.42	0.84
39:CL:28:VAL:HG22	39:CL:63:ILE:HB	1.58	0.84
3:DD:242:ARG:H	3:DD:242:ARG:HD2	1.42	0.84
4:DE:8:LYS:O	4:DE:9:VAL:HG22	1.76	0.84
1:AA:631:A:P	30:A8:46:ARG:HH21	2.01	0.84
13:A0:104:ARG:HG2	13:A0:104:ARG:HH11	1.43	0.84
16:A1:64:ARG:HH21	16:A1:64:ARG:CG	1.89	0.84
31:CA:632:A:H4'	31:CA:633:G:O5'	1.77	0.84
1:DA:1141:U:OP2	9:DM:63:THR:OG1	1.94	0.84
1:DA:2849:U:O4	15:DR:23:ARG:NH2	2.10	0.84
1:AA:953:A:OP2	12:AP:16:ARG:CD	2.24	0.84
4:AE:14:ILE:HB	4:AE:21:VAL:CG2	2.08	0.84
34:CG:24:GLU:N	34:CG:24:GLU:OE2	2.11	0.84

*Continued on next page...*

*Continued from previous page...*

Atom-1	Atom-2	Interatomic distance (Å)	Clash overlap (Å)
21:DV:52:SER:O	21:DV:54:HIS:N	2.10	0.84
1:AA:2168:G:N2	1:AA:2170:A:OP2	2.11	0.84
12:AP:59:ARG:O	12:AP:60:ARG:HB2	1.75	0.84
1:DA:593:G:H1'	30:D8:4:MET:HE1	1.59	0.84
12:DP:78:PRO:O	12:DP:79:LEU:HD12	1.77	0.84
15:AR:123:GLN:O	15:AR:125:ARG:N	2.11	0.84
23:AZ:41:ARG:HH11	23:AZ:41:ARG:HG3	1.43	0.84
28:A6:44:ARG:H	28:A6:44:ARG:HD3	1.43	0.84
32:BE:124:SER:HB2	32:BE:125:PRO:HD2	1.60	0.84
33:BF:12:LEU:O	33:BF:14:ILE:N	2.09	0.84
31:CA:1002:G:H2'	31:CA:1003:G:C8	2.13	0.84
1:DA:1057:A:N1	1:DA:1081:U:O4	2.11	0.84
3:DD:35:LYS:CG	3:DD:64:ILE:H	1.90	0.84
1:AA:2562:U:H1'	10:AN:23:ARG:HH11	1.41	0.84
42:CO:38:ARG:HB3	42:CO:38:ARG:HH11	1.42	0.84
49:CV:31:ILE:HG13	49:CV:32:LYS:H	1.40	0.84
1:DA:71:A:H3'	1:DA:71:A:OP2	1.77	0.84
1:DA:870:A:OP1	12:DP:6:ARG:HD2	1.76	0.84
1:DA:2129:C:H2'	1:DA:2130:U:H5'	1.60	0.84
5:DF:66:PRO:O	5:DF:67:GLN:HB3	1.76	0.84
1:AA:1310:G:OP2	29:A7:9:ARG:NH1	2.11	0.83
6:AG:107:LEU:O	26:A4:38:LYS:HE2	1.78	0.83
31:BA:201:C:H42	31:BA:216:G:H1	0.84	0.83
1:DA:885:C:C4	1:DA:890:A:N6	2.46	0.83
1:AA:1937:A:O2'	1:AA:1938:A:OP1	1.97	0.83
1:AA:2701:C:H3'	1:AA:2702:U:H5''	1.57	0.83
31:CA:631:G:H3'	31:CA:632:A:C8	2.12	0.83
3:DD:186:HIS:HD2	3:DD:188:GLU:H	1.26	0.83
1:AA:76:C:O2'	24:AW:62:THR:HG21	1.78	0.83
1:AA:2470:G:O6	1:AA:2476:A:H1'	1.78	0.83
5:AF:66:PRO:O	5:AF:67:GLN:HB3	1.77	0.83
1:AA:1434:A:H61	1:AA:1558:A:H62	1.26	0.83
1:AA:2392:A:H2	1:AA:2424:C:H42	1.24	0.83
30:A8:61:LEU:O	30:A8:62:LEU:HB2	1.78	0.83
3:DD:255:LYS:HD2	3:DD:255:LYS:O	1.78	0.83
1:AA:2310:A:N3	6:AG:77:ILE:CD1	2.42	0.83
5:AF:178:PRO:HB2	5:AF:201:VAL:HG11	1.59	0.83
4:AE:23:VAL:HA	4:AE:185:LYS:HA	1.61	0.83
31:BA:1211:U:H5'	31:BA:1212:U:OP1	1.78	0.83
31:CA:1298:C:OP2	37:CJ:114:ARG:NH2	2.12	0.83
52:CB:2:C:N4	52:CB:82:G:O6	2.09	0.83

*Continued on next page...*

*Continued from previous page...*

Atom-1	Atom-2	Interatomic distance (Å)	Clash overlap (Å)
1:DA:322:A:H3'	5:DF:169:ASN:ND2	1.93	0.83
3:AD:69:ARG:NH2	3:AD:128:GLY:O	2.12	0.83
33:BF:53:ALA:HB2	33:BF:115:LEU:HD11	1.60	0.83
1:DA:1332:G:N2	1:DA:1610:A:C8	2.47	0.83
1:DA:2068:U:N3	1:DA:2430:A:H2	1.76	0.83
1:AA:654(G):C:O2	1:AA:654(N):G:N1	2.09	0.83
1:AA:2599:G:C8	3:AD:236:GLY:O	2.32	0.83
3:AD:236:GLY:O	3:AD:237:GLU:HB2	1.76	0.83
20:AU:56:PRO:O	20:AU:58:GLY:N	2.10	0.83
31:BA:1149:C:H2'	31:BA:1150:U:H6	1.44	0.83
31:CA:1177:G:OP2	39:CL:97:LYS:NZ	2.11	0.83
45:CR:17:ARG:HH11	45:CR:17:ARG:HG3	1.42	0.83
5:DF:22:ALA:C	5:DF:24:LEU:H	1.82	0.83
15:AR:84:GLN:HG3	15:AR:85:LYS:HG3	1.61	0.83
1:DA:654(D):G:N2	1:DA:654(Q):C:N3	2.26	0.83
1:DA:1062:G:H1	1:DA:1076:C:H42	0.85	0.83
4:AE:23:VAL:HG13	4:AE:185:LYS:HA	1.60	0.83
30:A8:52:LYS:H	30:A8:53:PRO:HD2	1.43	0.83
31:CA:963:G:N3	40:CM:55:LYS:NZ	2.27	0.83
26:D4:61:ARG:HG3	26:D4:62:ARG:HH21	1.43	0.83
1:AA:2438:U:O3'	1:AA:2439:A:H3'	1.79	0.82
3:DD:35:LYS:HG2	3:DD:64:ILE:N	1.93	0.82
1:AA:1026:U:H4'	1:AA:1027:A:OP1	1.77	0.82
3:DD:43:ARG:HH11	3:DD:44:ASN:HD21	1.25	0.82
3:DD:43:ARG:NH1	3:DD:44:ASN:ND2	2.27	0.82
19:DT:53:LYS:HB3	19:DT:82:GLN:HB3	1.61	0.82
12:DP:134:ARG:HA	12:DP:138:ASP:OD2	1.79	0.82
32:BE:32:ILE:HD11	32:BE:40:HIS:HB3	1.60	0.82
47:BT:67:LYS:HA	47:BT:70:ARG:HH12	1.45	0.82
31:CA:1028(B):C:H3'	31:CA:1029:G:H5''	1.62	0.82
31:CA:1131:G:H2'	31:CA:1132:C:H6	1.44	0.82
31:CA:1322:C:O2'	31:CA:1323:G:H5'	1.80	0.82
1:DA:1062:G:N2	1:DA:1076:C:N3	2.27	0.82
16:D1:50:ARG:HH12	17:D2:72:VAL:HG11	1.43	0.82
24:DW:15:LYS:HA	24:DW:67:LYS:HZ1	1.45	0.82
50:CW:57:ARG:HH21	50:CW:102:GLY:HA2	1.43	0.82
15:DR:64:ARG:HB2	15:DR:73:GLU:HG2	1.60	0.82
1:AA:1980:G:O2'	1:AA:1982:C:OP2	1.97	0.82
31:BA:789:U:H5	31:BA:792:A:OP2	1.61	0.82
12:DP:1:MET:HE2	12:DP:1:MET:N	1.95	0.82
3:AD:71:ASP:HB3	3:AD:103:ARG:HH22	1.43	0.82

*Continued on next page...*



*Continued from previous page...*

Atom-1	Atom-2	Interatomic distance (Å)	Clash overlap (Å)
37:CJ:23:VAL:HG13	37:CJ:43:PHE:HE2	1.44	0.82
50:CW:67:ALA:O	50:CW:73:HIS:ND1	2.12	0.82
1:DA:483:A:H4'	20:DU:49:VAL:HA	1.62	0.82
1:DA:1420:U:O2'	1:DA:1421:G:OP1	1.97	0.82
53:CC:17:C:H3'	53:CC:18:C:C5'	2.09	0.82
1:DA:1537:C:H2'	1:DA:1538:G:C8	2.14	0.82
3:AD:27:THR:O	3:AD:28:GLU:HB2	1.78	0.82
8:AK:133:HIS:HB2	8:AK:134:PRO:HD2	1.60	0.82
53:BD:17:C:N4	53:BD:20:G:OP1	2.13	0.82
31:CA:1139:G:H22	31:CA:1143:G:H1	1.23	0.82
29:D7:8:ASN:ND2	29:D7:11:LYS:H	1.76	0.82
4:AE:116:VAL:O	4:AE:117:MET:HB3	1.79	0.82
12:AP:62:GLY:O	12:AP:63:LYS:HB2	1.79	0.82
11:DO:19:VAL:CG2	11:DO:20:GLY:N	2.42	0.82
13:D0:37:THR:CG2	13:D0:39:PRO:HD2	2.10	0.82
21:DV:128:VAL:HG23	21:DV:160:GLY:HA3	1.62	0.82
28:D6:52:VAL:HG22	28:D6:53:LYS:H	1.45	0.82
15:AR:11:GLU:OE1	15:AR:11:GLU:N	2.12	0.81
23:AZ:86:SER:N	23:AZ:87:PRO:HD2	1.94	0.81
31:BA:1077:G:N2	31:BA:1080:A:OP2	2.11	0.81
32:CE:82:ARG:HA	32:CE:92:TYR:HE1	1.44	0.81
7:DH:117:PRO:HB3	7:DH:123:PHE:CE1	2.14	0.81
12:AP:59:ARG:HG2	12:AP:59:ARG:HH21	1.46	0.81
31:BA:382:A:H2'	31:BA:383:A:C8	2.15	0.81
31:BA:1034:G:H2'	31:BA:1035:A:C8	2.15	0.81
35:BH:110:LEU:HD13	35:BH:118:ILE:HD13	1.61	0.81
49:CV:66:MET:HA	49:CV:67:VAL:HB	1.62	0.81
1:AA:654(D):G:H1	1:AA:654(Q):C:H42	1.26	0.81
1:AA:2602:A:C6	53:BC:77:A:H4'	2.15	0.81
4:AE:119:ARG:HH11	4:AE:119:ARG:CG	1.92	0.81
31:BA:201:C:N3	31:BA:216:G:N2	2.29	0.81
32:BE:8:LYS:H	32:BE:8:LYS:HE2	1.45	0.81
31:CA:250:A:H4'	31:CA:251:G:O5'	1.81	0.81
31:CA:612:C:O2	31:CA:629:G:N2	2.13	0.81
1:DA:654(C):G:H2'	1:DA:654(D):G:O4'	1.78	0.81
1:DA:1671:U:HO2'	1:DA:1673:U:H5	1.27	0.81
1:DA:1858:G:O2'	1:DA:1884:A:N6	2.13	0.81
5:DF:9:ILE:HG12	5:DF:14:PRO:HA	1.62	0.81
5:DF:22:ALA:O	5:DF:24:LEU:N	2.13	0.81
16:D1:100:VAL:O	16:D1:101:ARG:HG2	1.81	0.81
1:AA:2591:C:P	3:AD:239:ARG:HG3	2.20	0.81

*Continued on next page...*

*Continued from previous page...*

Atom-1	Atom-2	Interatomic distance (Å)	Clash overlap (Å)
4:AE:119:ARG:HG3	4:AE:119:ARG:NH1	1.93	0.81
5:AF:45:ARG:HH11	5:AF:45:ARG:CG	1.93	0.81
32:BE:77:ALA:HB2	32:BE:211:ILE:HD13	1.63	0.81
1:DA:708:C:H42	1:DA:723:G:H1	1.28	0.81
1:DA:811:U:OP2	11:DO:21:ARG:O	1.97	0.81
1:DA:1826:G:H4'	3:DD:242:ARG:NH2	1.96	0.81
7:DH:152:ARG:NE	7:DH:153:LYS:HG2	1.96	0.81
1:AA:1105:U:H2'	1:AA:1106:G:H8	1.44	0.81
13:A0:100:LEU:HD11	13:A0:113:LEU:HD13	1.61	0.81
28:A6:15:GLU:OE1	28:A6:44:ARG:NH2	2.11	0.81
53:BD:10:G:O6	53:BD:46:G:N2	2.14	0.81
31:CA:243:A:H4'	31:CA:244:U:O5'	1.79	0.81
32:CE:42:ILE:HD11	32:CE:202:PRO:HB2	1.62	0.81
33:CF:164:ARG:NH1	33:CF:166:GLU:OE1	2.13	0.81
42:CO:72:HIS:HD2	42:CO:74:LEU:H	1.28	0.81
1:DA:1729:A:O2'	1:DA:1731:G:N2	2.12	0.81
12:DP:24:GLY:CA	12:DP:25:ASP:HB3	2.05	0.81
30:D8:49:VAL:O	30:D8:50:LEU:HB2	1.80	0.81
1:AA:1533:C:N3	1:AA:1538:G:N2	2.26	0.81
9:AM:7:LYS:HD2	9:AM:7:LYS:H	1.44	0.81
16:A1:8:VAL:HG23	16:A1:11:ARG:NH2	1.96	0.81
49:BV:41:VAL:HB	49:BV:42:PRO:CA	2.10	0.81
50:BW:22:ARG:O	50:BW:26:ASN:ND2	2.14	0.81
1:AA:2790:A:H1'	1:AA:2893:G:O2'	1.81	0.81
4:AE:78:LEU:HG	4:AE:79:ARG:HD2	1.63	0.81
33:BF:70:VAL:HG12	33:BF:72:LYS:H	1.46	0.81
1:DA:1459:G:H2'	1:DA:1460:A:H5'	1.63	0.81
12:DP:30:GLY:HA2	12:DP:107:ALA:HB2	1.61	0.81
1:AA:880:G:O2'	1:AA:881:G:OP1	1.97	0.81
40:CM:3:LYS:N	40:CM:74:ILE:O	2.14	0.81
10:DN:4:PRO:O	10:DN:5:GLN:HB2	1.81	0.81
23:DZ:91:LYS:HG3	23:DZ:92:LYS:N	1.96	0.81
5:AF:28:ILE:HG22	5:AF:112:MET:HB3	1.62	0.81
31:CA:345:C:H1'	31:CA:346:G:C2	2.16	0.81
43:CP:80:ARG:NH1	49:CV:66:MET:SD	2.54	0.81
31:CA:1145:C:O2'	31:CA:1146:A:N7	2.12	0.80
1:DA:273(D):C:N4	1:DA:363(B):G:H1	1.78	0.80
8:DK:131:LYS:HB3	8:DK:132:PRO:HA	1.62	0.80
28:D6:15:GLU:HG2	28:D6:16:CYS:H	1.43	0.80
1:AA:1689:A:H62	1:AA:1698:A:H2	0.89	0.80
6:AG:112:PRO:HB3	26:A4:37:SER:CB	2.11	0.80

*Continued on next page...*

*Continued from previous page...*

Atom-1	Atom-2	Interatomic distance (Å)	Clash overlap (Å)
31:BA:1492:A:OP1	42:BO:44:LYS:HB3	1.79	0.80
52:CB:47:C:N3	52:CB:56:G:N2	2.29	0.80
1:DA:2438:U:O3'	1:DA:2439:A:H3'	1.81	0.80
11:AO:19:VAL:HG23	11:AO:27:HIS:CG	2.15	0.80
12:AP:79:LEU:HD12	12:AP:79:LEU:C	2.02	0.80
31:BA:156:G:H1	31:BA:165:C:H42	1.29	0.80
35:BH:10:MET:HB3	35:BH:32:VAL:HG22	1.62	0.80
31:CA:1028:C:N3	31:CA:1033:G:N2	2.29	0.80
1:DA:152:G:H1	1:DA:174:C:H42	1.28	0.80
1:DA:1012:U:N3	1:DA:1143:A:C6	2.49	0.80
1:AA:900:A:H5'	1:AA:901:A:OP2	1.80	0.80
1:DA:155:C:N4	1:DA:171:G:H1	1.80	0.80
1:DA:2137:C:H42	1:DA:2154:G:H1	1.27	0.80
12:DP:59:ARG:HH21	12:DP:59:ARG:HG2	1.45	0.80
23:DZ:82:LEU:HD23	23:DZ:82:LEU:H	1.46	0.80
17:A2:35:LEU:O	17:A2:37:VAL:N	2.14	0.80
35:BH:72:GLN:O	35:BH:73:ASN:HB2	1.81	0.80
37:BJ:78:ARG:HD2	37:BJ:80:VAL:HG22	1.63	0.80
39:BL:16:ARG:HB2	39:BL:64:THR:HG22	1.64	0.80
26:A4:41:PRO:O	26:A4:42:PHE:HB3	1.82	0.80
41:CN:99:GLN:HG2	41:CN:105:VAL:HG21	1.64	0.80
1:DA:67:U:N3	1:DA:74:A:H2	1.72	0.80
5:DF:8:GLN:HG2	5:DF:124:LEU:HD11	1.62	0.80
12:AP:21:THR:CG2	12:AP:21:THR:O	2.30	0.80
31:BA:128:G:O2'	47:BT:3:LYS:NZ	2.15	0.80
31:BA:1346:A:H5''	39:BL:120:ARG:HH12	1.47	0.80
33:BF:40:ARG:O	33:BF:44:GLU:HG2	1.82	0.80
31:CA:1189:C:OP1	40:CM:51:ARG:NH2	2.14	0.80
1:DA:997:G:OP1	16:D1:93:LYS:HD3	1.79	0.80
1:AA:1416:G:O2'	1:AA:1417:C:O5'	1.98	0.80
1:AA:2139:C:H2'	1:AA:2140:C:H5'	1.61	0.80
1:AA:2636:U:OP2	4:AE:79:ARG:NE	2.12	0.80
32:CE:5:ILE:HD11	32:CE:55:PHE:HB3	1.64	0.80
1:DA:273(C):C:H42	1:DA:363(C):G:H1	1.30	0.80
1:DA:2210:G:H3'	1:DA:2211:G:C4	2.16	0.80
1:DA:2777:G:H5''	1:DA:2778:A:C5'	2.10	0.80
3:DD:35:LYS:HE2	3:DD:104:TYR:HB2	1.63	0.80
17:D2:71:LEU:N	17:D2:86:GLY:HA2	1.97	0.80
1:AA:676:A:H8	1:AA:2069:G:N2	1.77	0.80
1:AA:1179:C:H2'	1:AA:1180:C:H5''	1.64	0.80
31:BA:1178:G:N2	31:BA:1181:G:N7	2.30	0.80

*Continued on next page...*

*Continued from previous page...*

Atom-1	Atom-2	Interatomic distance (Å)	Clash overlap (Å)
53:CC:18:C:H2'	53:CC:18:C:O2	1.81	0.80
8:DK:98:ALA:HA	8:DK:109:ILE:HD11	1.64	0.80
12:DP:31:ASP:N	12:DP:107:ALA:HB2	1.97	0.80
12:DP:31:ASP:H	12:DP:107:ALA:HB2	1.47	0.80
6:AG:77:ILE:HG22	6:AG:82:LEU:HD12	1.63	0.80
17:A2:35:LEU:HD22	17:A2:35:LEU:H	1.45	0.80
43:CP:91:ARG:HB2	43:CP:98:VAL:HG13	1.63	0.80
12:DP:63:LYS:HE2	12:DP:65:PHE:HZ	1.43	0.80
19:DT:63:LYS:HE3	19:DT:63:LYS:H	1.47	0.80
24:AW:58:ALA:O	24:AW:62:THR:HG22	1.82	0.79
31:BA:1346:A:H5''	39:BL:120:ARG:NH1	1.97	0.79
35:BH:15:ARG:HD2	35:BH:26:PHE:CD2	2.17	0.79
11:DO:97:PRO:O	11:DO:98:GLU:HB3	1.82	0.79
12:DP:90:VAL:O	12:DP:90:VAL:CG1	2.30	0.79
16:D1:50:ARG:NH1	17:D2:72:VAL:HG21	1.95	0.79
1:AA:860:U:C5	1:AA:917:A:H2	2.00	0.79
1:AA:1165:U:H2'	1:AA:1166:C:C6	2.17	0.79
1:AA:2801:A:OP1	1:AA:2895:U:O2'	2.00	0.79
7:AH:4:ILE:HG13	7:AH:6:ARG:NE	1.98	0.79
35:BH:153:LYS:HD3	35:BH:154:GLY:H	1.48	0.79
12:DP:78:PRO:O	12:DP:79:LEU:CD1	2.30	0.79
14:AQ:26:LEU:HD23	14:AQ:87:PHE:HD1	1.48	0.79
28:A6:47:THR:HG22	28:A6:48:VAL:H	1.45	0.79
32:CE:50:GLU:O	32:CE:54:THR:OG1	2.00	0.79
1:DA:2754:U:H5'	1:DA:2755:C:OP2	1.83	0.79
15:DR:90:GLN:HA	15:DR:90:GLN:HE21	1.46	0.79
18:DS:9:TYR:H	18:DS:102:HIS:CD2	2.00	0.79
1:AA:910:A:N9	12:AP:13:GLN:OE1	2.15	0.79
32:BE:194:PRO:O	32:BE:196:LEU:N	2.15	0.79
11:DO:55:ARG:HG2	11:DO:56:SER:H	1.44	0.79
1:AA:259:G:O2'	1:AA:621:A:O2'	1.98	0.79
31:BA:1124:G:H3'	31:BA:1145:C:N4	1.98	0.79
34:BG:28:SER:HB3	34:BG:29:PRO:HD2	1.65	0.79
43:BP:49:THR:HG22	43:BP:51:ALA:H	1.48	0.79
1:DA:511:U:H3'	1:DA:512:G:H5''	1.64	0.79
3:DD:35:LYS:HE3	3:DD:64:ILE:C	2.03	0.79
1:AA:888:C:O2'	1:AA:889:C:O4'	2.00	0.79
17:A2:44:LYS:O	17:A2:46:VAL:N	2.12	0.79
21:AV:76:LEU:HD23	21:AV:76:LEU:H	1.48	0.79
52:CB:7:G:H3'	52:CB:8:U:H5'	1.63	0.79
1:AA:1778:U:H2'	1:AA:1784:A:N6	1.97	0.79

*Continued on next page...*

*Continued from previous page...*

Atom-1	Atom-2	Interatomic distance (Å)	Clash overlap (Å)
2:AB:31:C:O2	2:AB:53:A:N6	2.16	0.79
3:AD:35:LYS:CD	3:AD:104:TYR:CD1	2.66	0.79
24:AW:42:GLY:O	24:AW:44:LEU:N	2.15	0.79
31:BA:1053:G:C5'	31:BA:1054:C:H5'	2.09	0.79
40:CM:48:THR:HA	40:CM:62:HIS:HB3	1.64	0.79
1:AA:10:G:N2	1:AA:2802:G:OP1	2.16	0.79
1:AA:314:A:C2'	1:AA:315:G:H5'	2.13	0.79
31:CA:84:U:H2'	31:CA:84:U:O2	1.83	0.79
31:CA:255:G:O6	31:CA:270:A:N6	2.16	0.79
32:CE:185:ILE:HG22	32:CE:199:TYR:HB2	1.65	0.79
1:DA:242:G:H5''	30:D8:62:LEU:HD13	1.61	0.79
1:DA:654(B):C:H2'	1:DA:654(C):G:C8	2.17	0.79
1:AA:34:C:O2'	1:AA:35:G:OP2	1.99	0.79
2:AB:17:C:N4	2:AB:108:C:O2	2.14	0.79
31:BA:7:G:H5'	31:BA:298:A:O4'	1.82	0.79
32:CE:74:LYS:NZ	32:CE:205:ASP:O	2.14	0.79
53:CD:77:A:O2'	1:DA:2394:C:N3	2.15	0.79
1:DA:2059:A:H5'	1:DA:2060:A:OP2	1.82	0.79
1:DA:2119:A:N6	1:DA:2170:A:N7	2.31	0.79
4:DE:61:ARG:O	4:DE:63:LEU:N	2.15	0.79
1:AA:1412:A:H2'	1:AA:1413:G:H8	1.46	0.79
48:BU:36:ASN:H	48:BU:36:ASN:HD22	1.30	0.79
31:CA:250:A:H1'	31:CA:251:G:OP2	1.83	0.79
1:DA:819:A:OP2	1:DA:1187:G:N2	2.16	0.79
1:AA:2599:G:N7	3:AD:236:GLY:O	2.16	0.78
50:BW:26:ASN:HD22	50:BW:26:ASN:H	1.29	0.78
48:CU:22:VAL:O	48:CU:23:LYS:HB3	1.82	0.78
1:DA:877:U:O4	1:DA:899:A:N6	2.16	0.78
3:DD:246:PRO:HD2	3:DD:255:LYS:HE2	1.65	0.78
8:DK:78:THR:HB	8:DK:104:GLN:HE22	1.47	0.78
11:DO:55:ARG:HG2	11:DO:56:SER:N	1.95	0.78
15:DR:93:ARG:HG2	15:DR:117:ASP:CB	2.13	0.78
27:D5:16:ARG:HH11	27:D5:16:ARG:CG	1.95	0.78
26:A4:42:PHE:O	26:A4:44:THR:N	2.16	0.78
31:BA:1028(B):C:H42	31:BA:1032(A):G:H1	0.81	0.78
32:BE:141:GLU:O	32:BE:145:LEU:HB2	1.83	0.78
12:DP:66:ILE:O	12:DP:67:ARG:CB	2.31	0.78
1:AA:1470:G:H5''	1:AA:1471:A:OP1	1.84	0.78
6:AG:78:SER:O	6:AG:80:PHE:N	2.15	0.78
31:BA:820:U:H4'	31:BA:821:G:OP2	1.83	0.78
31:CA:975:A:C4'	31:CA:976:G:H5''	2.12	0.78

*Continued on next page...*

*Continued from previous page...*

Atom-1	Atom-2	Interatomic distance (Å)	Clash overlap (Å)
31:CA:1004:A:H5''	31:CA:1025:U:O4	1.82	0.78
31:CA:1297:C:H1'	31:CA:1298:C:OP2	1.84	0.78
42:CO:68:PRO:O	42:CO:99:ARG:NH1	2.16	0.78
1:DA:2777:G:C5'	1:DA:2778:A:H5'	2.08	0.78
3:DD:49:ILE:HD11	3:DD:52:ARG:HA	1.65	0.78
24:DW:17:SER:HB2	24:DW:18:PRO:CA	2.14	0.78
6:AG:107:LEU:O	26:A4:38:LYS:CD	2.32	0.78
7:AH:86:GLU:CG	7:AH:165:ALA:H	1.92	0.78
8:AK:40:THR:HG22	8:AK:42:SER:H	1.46	0.78
11:AO:61:ARG:HB2	11:AO:61:ARG:HH21	1.49	0.78
30:A8:59:LYS:HB2	30:A8:59:LYS:HZ2	1.46	0.78
1:DA:2:G:H1	1:DA:2901:C:H42	1.32	0.78
1:DA:1826:G:C4'	3:DD:242:ARG:HH21	1.95	0.78
9:AM:35:ARG:O	9:AM:37:LYS:N	2.17	0.78
9:AM:47:ALA:HB2	9:AM:112:LEU:HD11	1.66	0.78
18:AS:9:TYR:H	18:AS:102:HIS:HD2	1.31	0.78
31:BA:547:A:OP1	34:BG:73:ARG:NH2	2.16	0.78
43:BP:15:VAL:O	43:BP:19:LEU:HD23	1.84	0.78
31:CA:1422:G:O3'	10:DN:49:ARG:NH1	2.17	0.78
46:CS:8:ARG:CG	46:CS:8:ARG:HH11	1.97	0.78
14:DQ:88:ASP:OD2	14:DQ:90:GLY:N	2.17	0.78
11:AO:6:LEU:O	11:AO:7:ARG:HG2	1.84	0.78
41:BN:57:THR:HG22	41:BN:59:TYR:H	1.49	0.78
53:CD:18:C:O2	53:CD:18:C:H2'	1.81	0.78
11:DO:19:VAL:HG22	11:DO:20:GLY:N	1.97	0.78
12:DP:31:ASP:OD1	12:DP:134:ARG:NH1	2.16	0.78
3:AD:35:LYS:HZ1	3:AD:104:TYR:HB2	1.48	0.78
13:A0:3:HIS:O	13:A0:5:LYS:N	2.17	0.78
3:DD:267:SER:C	3:DD:269:PHE:H	1.87	0.78
1:AA:2422:A:H4'	1:AA:2423:U:OP1	1.81	0.78
3:AD:236:GLY:O	3:AD:237:GLU:CB	2.31	0.78
12:AP:78:PRO:O	12:AP:79:LEU:CD1	2.31	0.78
20:AU:96:ILE:HD11	20:AU:99:CYS:SG	2.23	0.78
31:BA:510:A:OP2	34:BG:49:ARG:NH2	2.17	0.78
31:BA:1004:A:H1'	31:BA:1036:G:C6	2.19	0.78
2:DB:42:C:O2	6:DG:93:THR:N	2.14	0.78
8:AK:77:LEU:HD23	8:AK:101:LEU:HD12	1.66	0.78
49:BV:39:THR:HG22	49:BV:40:ILE:H	1.48	0.78
1:DA:1005:C:H2'	1:DA:1006:C:H6	1.49	0.78
1:AA:2309:A:H2'	1:AA:2310:A:H5'	1.64	0.78
5:AF:29:ASN:H	5:AF:112:MET:CE	1.96	0.78

*Continued on next page...*

*Continued from previous page...*

Atom-1	Atom-2	Interatomic distance (Å)	Clash overlap (Å)
9:AM:56:ASN:N	9:AM:125:GLY:O	2.16	0.78
9:AM:137:LYS:HG3	9:AM:138:LEU:H	1.49	0.78
41:BN:77:MET:HG3	41:BN:103:LEU:HD11	1.66	0.78
31:CA:1443:G:H3'	31:CA:1446:A:C5'	2.14	0.78
53:CC:65:G:H4'	12:DP:10:ARG:NH1	1.99	0.78
1:DA:12:U:O2	1:DA:12:U:H2'	1.82	0.78
1:DA:2689:U:H4'	1:DA:2690:C:OP2	1.83	0.78
1:AA:1533:C:H2'	1:AA:1534:G:C8	2.18	0.77
24:AW:15:LYS:H	24:AW:67:LYS:HZ1	1.32	0.77
31:BA:8:A:N6	34:BG:205:GLU:O	2.18	0.77
33:BF:19:GLU:HA	33:BF:54:ARG:HH12	1.49	0.77
1:DA:329:G:O6	20:DU:19:LYS:HG2	1.83	0.77
1:DA:2392:A:H2	1:DA:2424:C:H42	1.32	0.77
3:DD:242:ARG:HD2	3:DD:242:ARG:N	2.00	0.77
16:D1:91:ASP:OD2	16:D1:96:ALA:HB2	1.85	0.77
12:AP:4:PRO:HD3	12:AP:70:PRO:O	1.84	0.77
31:BA:201:C:N4	31:BA:209:U:O2	2.17	0.77
42:BO:59:SER:O	42:BO:61:TYR:N	2.18	0.77
43:CP:49:THR:HG22	43:CP:51:ALA:H	1.49	0.77
12:DP:59:ARG:O	12:DP:60:ARG:CB	2.33	0.77
1:AA:2115:G:H2'	1:AA:2116:G:H8	1.48	0.77
3:AD:35:LYS:HB3	3:AD:63:ARG:HA	1.65	0.77
17:A2:35:LEU:C	17:A2:37:VAL:H	1.86	0.77
26:A4:16:CYS:HB2	26:A4:36:CYS:N	1.99	0.77
27:A5:20:ARG:HG3	27:A5:23:HIS:CD2	2.18	0.77
53:BD:15:G:N2	53:BD:49:C:O2	2.17	0.77
32:CE:92:TYR:CE2	32:CE:151:GLY:HA3	2.19	0.77
34:CG:8:VAL:HG12	34:CG:21:LEU:HD13	1.64	0.77
1:DA:6:A:H4'	9:DM:129:PRO:HB3	1.67	0.77
1:AA:1093:G:OP1	7:AH:170:ARG:NH1	2.17	0.77
1:AA:1332:G:H21	1:AA:1610:A:H8	1.33	0.77
11:AO:50:ARG:HH21	11:AO:50:ARG:HG3	1.50	0.77
14:AQ:34:HIS:HB2	14:AQ:36:TYR:HE1	1.47	0.77
31:BA:1027:C:C4'	31:BA:1028:C:OP1	2.33	0.77
35:BH:8:GLU:OE1	35:BH:63:ARG:NH2	2.17	0.77
1:DA:2125:G:N2	1:DA:2172:U:O5'	2.18	0.77
1:DA:2210:G:H3'	1:DA:2211:G:C5	2.18	0.77
4:DE:154:LYS:HE3	4:DE:154:LYS:HA	1.66	0.77
12:AP:24:GLY:CA	12:AP:25:ASP:HB3	2.05	0.77
32:CE:12:GLU:O	32:CE:14:GLY:N	2.17	0.77
42:CO:114:ARG:HB3	42:CO:119:THR:HB	1.63	0.77

*Continued on next page...*

*Continued from previous page...*

Atom-1	Atom-2	Interatomic distance (Å)	Clash overlap (Å)
12:DP:140:ALA:O	12:DP:141:GLN:HB2	1.84	0.77
4:AE:36:ARG:NH2	4:AE:88:GLY:O	2.17	0.77
31:BA:1454:G:OP1	50:BW:39:LYS:NZ	2.18	0.77
53:BC:19:G:H4'	53:BC:20:G:OP1	1.82	0.77
31:CA:976:G:H5'	31:CA:1358:U:O2'	1.84	0.77
33:CF:7:PRO:O	33:CF:11:ARG:NH1	2.17	0.77
14:DQ:110:LEU:HD13	14:DQ:111:GLU:H	1.48	0.77
25:DX:29:ARG:H	25:DX:33:GLN:HE22	1.32	0.77
5:AF:185:ASP:OD1	5:AF:188:ARG:NH1	2.16	0.77
21:AV:11:GLU:HA	21:AV:36:LYS:HE3	1.66	0.77
6:DG:104:GLU:HG2	26:D4:23:GLU:HG2	1.67	0.77
11:DO:16:ARG:HG3	11:DO:16:ARG:HH11	1.49	0.77
1:AA:958:U:OP2	12:AP:14:ARG:NH1	2.17	0.77
31:BA:1378:C:O2	31:BA:1378:C:H2'	1.84	0.77
31:CA:1118:C:OP1	39:CL:104:ARG:NH1	2.17	0.77
35:CH:51:VAL:HB	35:CH:52:PRO:HD3	1.64	0.77
3:DD:44:ASN:CB	3:DD:49:ILE:HA	2.15	0.77
12:DP:62:GLY:O	12:DP:63:LYS:HB2	1.85	0.77
1:AA:2139:C:N4	1:AA:2152:G:H1	1.83	0.77
9:AM:133:GLN:HE21	9:AM:133:GLN:H	1.28	0.77
53:BD:27:G:O6	53:BD:45:A:N6	2.17	0.77
1:AA:654(M):C:H2'	1:AA:654(N):G:C8	2.21	0.77
12:AP:141:GLN:OXT	12:AP:141:GLN:NE2	2.17	0.77
31:BA:1145:C:H4'	31:BA:1146:A:C8	2.19	0.77
41:BN:85:ARG:HD3	41:BN:113:PRO:HD3	1.65	0.77
33:CF:150:LYS:HG3	33:CF:169:ALA:HB2	1.67	0.77
35:CH:91:LEU:HD12	35:CH:120:THR:HG22	1.66	0.77
1:DA:1761:C:H5''	1:DA:1762:A:OP2	1.85	0.77
13:D0:54:LEU:HD23	13:D0:66:VAL:HG23	1.64	0.77
20:DU:39:VAL:HG23	20:DU:40:GLU:H	1.49	0.77
24:DW:17:SER:HB2	24:DW:18:PRO:C	2.04	0.77
1:AA:1403:C:H5''	1:AA:1471:A:H1'	1.65	0.76
31:BA:1003:G:N2	31:BA:1004:A:O2'	2.18	0.76
41:BN:79:SER:HB2	41:BN:106:LYS:HD2	1.67	0.76
31:CA:652:U:H1'	31:CA:653:A:H2	1.48	0.76
37:CJ:16:LEU:HD11	39:CL:45:ALA:HB2	1.67	0.76
40:CM:24:VAL:HG13	40:CM:28:ARG:HH21	1.50	0.76
52:CB:59:U:O2'	52:CB:70:G:H4'	1.85	0.76
53:CD:27:G:O6	53:CD:45:A:N6	2.18	0.76
3:DD:43:ARG:HH11	3:DD:44:ASN:HD22	1.32	0.76
30:D8:34:TRP:O	30:D8:36:LYS:N	2.18	0.76

*Continued on next page...*



*Continued from previous page...*

Atom-1	Atom-2	Interatomic distance (Å)	Clash overlap (Å)
31:BA:677:U:H3	31:BA:713:G:H22	1.33	0.76
1:DA:2747:G:O6	1:DA:2755:C:H5''	1.85	0.76
17:D2:5:VAL:HB	17:D2:37:VAL:HG11	1.65	0.76
1:AA:860:U:C5	1:AA:917:A:C2	2.70	0.76
1:AA:2580:U:H4'	4:AE:130:GLY:HA3	1.66	0.76
31:BA:976:G:H5'	31:BA:1358:U:O2'	1.85	0.76
50:BW:89:ARG:HH21	50:BW:104:LEU:HD11	1.48	0.76
31:CA:992:U:H1'	31:CA:993:G:OP2	1.86	0.76
1:DA:1062:G:O6	1:DA:1075:C:N4	2.18	0.76
1:DA:1342:A:C2	1:DA:1397:U:C2	2.73	0.76
11:DO:9:ASN:HB3	11:DO:10:PRO:HD2	1.66	0.76
1:AA:71:A:H2	19:AT:31:HIS:HE1	1.34	0.76
1:AA:1021:A:H3'	1:AA:1022:G:H5''	1.68	0.76
5:AF:107:LYS:HE3	5:AF:207:GLY:H	1.51	0.76
7:AH:150:ALA:O	7:AH:152:ARG:N	2.18	0.76
12:AP:16:ARG:O	12:AP:17:LEU:CD2	2.30	0.76
31:BA:618:C:H5''	31:BA:619:U:H5''	1.68	0.76
41:BN:17:GLY:HA3	41:BN:77:MET:HE3	1.66	0.76
43:BP:3:ARG:HD3	43:BP:7:VAL:HG13	1.66	0.76
32:CE:204:ASN:HB2	32:CE:210:SER:HB3	1.67	0.76
1:DA:140:A:H8	1:DA:1408:C:HO2'	1.34	0.76
1:DA:1012:U:C2	1:DA:1143:A:N1	2.53	0.76
1:DA:1089:G:H4'	1:DA:1090:U:OP1	1.85	0.76
3:DD:28:GLU:HB3	3:DD:29:PRO:CD	2.15	0.76
1:AA:270(L):U:O2	1:AA:270(L):U:H2'	1.84	0.76
12:AP:134:ARG:CA	12:AP:138:ASP:OD2	2.30	0.76
13:A0:33:ARG:HG3	13:A0:115:GLU:HB3	1.67	0.76
26:A4:52:THR:OG1	26:A4:53:GLU:N	2.18	0.76
31:BA:523:A:H61	42:BO:89:ASP:HB2	1.49	0.76
1:DA:1761:C:C5'	1:DA:1762:A:OP2	2.34	0.76
1:DA:2135:A:N6	1:DA:2156:G:H21	1.83	0.76
5:DF:203:GLN:HA	5:DF:203:GLN:HE21	1.51	0.76
12:DP:98:LYS:HB3	12:DP:99:PRO:HD2	1.68	0.76
1:AA:2820:A:O2'	1:AA:2821:A:OP1	2.04	0.76
1:DA:2128:C:H2'	1:DA:2129:C:C6	2.21	0.76
1:DA:2795:G:H3'	1:DA:2797:U:C5'	2.16	0.76
1:AA:780:G:H21	1:AA:783:A:H62	1.33	0.76
1:AA:2394:C:OP1	11:A0:63:PRO:HD2	1.85	0.76
31:BA:1305:G:N2	31:BA:1331:G:H2'	1.99	0.76
31:CA:376:G:H5''	46:CS:5:ARG:HD3	1.68	0.76
45:CR:26:GLU:OE2	45:CR:77:ARG:NH1	2.19	0.76

*Continued on next page...*

*Continued from previous page...*

Atom-1	Atom-2	Interatomic distance (Å)	Clash overlap (Å)
1:DA:147:U:C2'	1:DA:148:C:H5''	2.15	0.76
1:DA:654(R):C:N4	1:DA:654(S):G:O6	2.17	0.76
5:DF:53:THR:HG22	5:DF:56:GLU:HG3	1.68	0.76
10:DN:47:ILE:HG13	10:DN:48:PRO:HD2	1.67	0.76
14:DQ:109:GLY:O	14:DQ:111:GLU:N	2.19	0.76
21:DV:92:SER:O	21:DV:94:GLU:N	2.18	0.76
23:DZ:92:LYS:O	23:DZ:94:LEU:N	2.18	0.76
12:AP:4:PRO:HG3	12:AP:71:ASP:HA	1.66	0.76
52:BB:10:G:N2	52:BB:26:C:O2	2.19	0.76
1:DA:627:A:N7	11:DO:84:ASN:ND2	2.33	0.76
1:DA:1203:G:H3'	1:DA:1204:A:H5''	1.67	0.76
1:AA:1203:G:H3'	1:AA:1204:A:H5''	1.67	0.76
1:AA:1729:A:O2'	1:AA:1730:U:H5''	1.86	0.76
1:AA:2306:C:H3'	1:AA:2307:G:C5'	2.16	0.76
12:AP:75:THR:HB	12:AP:89:ASN:H	1.51	0.76
12:AP:79:LEU:C	12:AP:79:LEU:CD1	2.54	0.76
34:CG:108:LEU:HD21	34:CG:183:GLY:HA3	1.68	0.76
1:DA:141:A:H8	1:DA:1595:G:H21	1.31	0.76
1:DA:2571:C:H5'	1:DA:2572:A:H5''	1.67	0.76
1:AA:2712:U:H5'	1:AA:2712:U:O2	1.86	0.76
33:BF:12:LEU:C	33:BF:14:ILE:H	1.89	0.76
31:CA:631:G:H3'	31:CA:632:A:H8	1.49	0.76
1:AA:1045:A:N3	1:AA:1111:A:N6	2.34	0.75
18:AS:9:TYR:H	18:AS:102:HIS:CD2	2.03	0.75
18:AS:68:ARG:O	18:AS:110:LYS:N	2.13	0.75
38:BK:42:GLU:HG3	38:BK:109:ILE:HD12	1.69	0.75
1:DA:259:G:N2	1:DA:621:A:H8	1.84	0.75
1:DA:2287:A:H2	1:DA:2346:A:N1	1.83	0.75
1:DA:2872:G:C2	1:DA:2873:A:N6	2.53	0.75
1:AA:559:G:H22	16:A1:49:HIS:CD2	2.04	0.75
1:AA:2469:A:C2'	1:AA:2470:G:O5'	2.34	0.75
3:AD:35:LYS:HD3	3:AD:63:ARG:CB	2.16	0.75
6:AG:27:ASN:HB3	6:AG:30:GLU:HG3	1.67	0.75
11:AO:16:ARG:HH11	11:AO:16:ARG:HG3	1.49	0.75
52:CB:7:G:H3'	52:CB:8:U:C5'	2.17	0.75
8:AK:11:ASN:O	8:AK:12:LEU:HB2	1.84	0.75
31:CA:1004:A:H1'	31:CA:1036:G:N1	2.00	0.75
49:CV:9:VAL:HG12	49:CV:10:PHE:H	1.51	0.75
3:DD:35:LYS:NZ	3:DD:64:ILE:O	2.18	0.75
1:AA:1797:C:C2'	1:AA:1798:U:H5'	2.15	0.75
1:AA:2111:C:H41	1:AA:2147:G:N2	1.85	0.75

*Continued on next page...*

*Continued from previous page...*

Atom-1	Atom-2	Interatomic distance (Å)	Clash overlap (Å)
31:BA:87:A:H2'	31:BA:88:C:C6	2.21	0.75
31:CA:995:C:O2	44:CQ:4:LYS:NZ	2.15	0.75
31:CA:1002:G:H1	31:CA:1038:C:N4	1.84	0.75
31:CA:1298:C:H4'	31:CA:1299:A:C8	2.21	0.75
37:CJ:79:ARG:HG2	37:CJ:84:ASN:HD21	1.49	0.75
38:CK:17:THR:O	38:CK:78:GLN:NE2	2.19	0.75
1:DA:2111:C:H41	1:DA:2147:G:N2	1.84	0.75
4:AE:128:SER:OG	4:AE:129:HIS:N	2.17	0.75
9:AM:67:LEU:O	9:AM:88:GLU:HG3	1.86	0.75
11:AO:64:LYS:HD2	30:A8:25:MET:SD	2.27	0.75
26:A4:34:GLU:HG2	26:A4:35:VAL:N	2.02	0.75
31:BA:244:U:H4'	31:BA:245:C:O5'	1.85	0.75
31:BA:1497:G:H2'	31:BA:1498:U:H5'	1.67	0.75
31:CA:1502:A:H2	31:CA:1505:G:H1	1.34	0.75
47:CT:45:HIS:CD2	47:CT:47:PRO:HG3	2.21	0.75
1:DA:138:G:N2	19:DT:44:GLU:OE2	2.20	0.75
1:DA:1021:A:N6	1:DA:1142(A):A:H61	1.77	0.75
1:DA:1460:A:H4'	1:DA:1461:G:OP2	1.85	0.75
14:DQ:18:ILE:O	14:DQ:21:THR:HG22	1.87	0.75
27:D5:4:HIS:HB3	27:D5:5:PRO:CD	2.16	0.75
31:CA:765:G:N2	31:CA:813:U:OP2	2.16	0.75
31:CA:842:C:H4'	31:CA:848:C:O2	1.87	0.75
31:CA:1285:A:H4'	31:CA:1286:A:O5'	1.85	0.75
31:CA:1325:C:H4'	51:CX:17:THR:HG21	1.67	0.75
47:CT:45:HIS:NE2	47:CT:47:PRO:HG3	2.02	0.75
1:DA:752:A:H4'	1:DA:753:C:O5'	1.85	0.75
1:DA:2872:G:C8	1:DA:2873:A:C2	2.74	0.75
10:DN:115:VAL:HG13	10:DN:121:VAL:HG21	1.67	0.75
1:AA:1847:A:H8	1:AA:1847:A:OP1	1.70	0.75
1:AA:2162:G:H2'	1:AA:2163:C:H6	1.51	0.75
12:AP:59:ARG:O	12:AP:60:ARG:CB	2.33	0.75
31:BA:1065:U:H1'	31:BA:1066:C:OP2	1.87	0.75
52:BB:7:G:H3'	52:BB:8:U:H5'	1.68	0.75
42:CO:72:HIS:CD2	42:CO:74:LEU:H	2.05	0.75
52:CB:21:A:H1'	52:CB:22:G:O5'	1.87	0.75
1:DA:943:U:OP2	11:DO:36:LYS:HE3	1.86	0.75
4:DE:4:ILE:HD11	4:DE:28:ALA:HB1	1.67	0.75
1:AA:1060:U:H5'	1:AA:1061:U:C5	2.21	0.75
1:AA:2062:A:H2'	1:AA:2062:A:N3	2.00	0.75
30:A8:59:LYS:HB2	30:A8:59:LYS:NZ	2.01	0.75
31:BA:1286:A:H5''	51:BX:26:LYS:HD2	1.66	0.75

*Continued on next page...*

*Continued from previous page...*

Atom-1	Atom-2	Interatomic distance (Å)	Clash overlap (Å)
31:CA:141:A:H1'	31:CA:182:U:O2	1.86	0.75
31:CA:345:C:O2'	31:CA:346:G:O5'	2.05	0.75
7:DH:151:ILE:O	7:DH:152:ARG:HG3	1.87	0.75
17:D2:85:LYS:HD2	17:D2:86:GLY:H	1.52	0.75
1:AA:155:C:H42	1:AA:171:G:H1	0.76	0.75
3:AD:181:GLU:HA	3:AD:272:ALA:HB3	1.69	0.75
7:AH:92:ILE:HD12	7:AH:92:ILE:H	1.52	0.75
38:CK:42:GLU:OE2	38:CK:122:ARG:NH2	2.20	0.75
39:CL:21:PRO:HA	39:CL:59:PHE:HA	1.69	0.75
1:DA:1405:U:H2'	1:DA:1406:U:C6	2.22	0.75
1:DA:2191:G:O2'	1:DA:2192:G:OP1	2.03	0.75
1:AA:1681:G:O2'	1:AA:1762:A:O2'	2.03	0.74
1:AA:2286:A:OP1	28:A6:28:ARG:NH2	2.20	0.74
1:AA:2467:C:C3'	1:AA:2468:G:H5'	2.15	0.74
5:AF:103:LYS:HA	5:AF:106:ARG:HG3	1.69	0.74
7:AH:4:ILE:HG13	7:AH:6:ARG:CZ	2.17	0.74
31:CA:421:U:H5''	31:CA:422:C:OP2	1.87	0.74
53:CC:48:U:O2'	53:CC:49:C:OP2	2.04	0.74
1:DA:960:A:H61	12:DP:83:MET:CE	1.99	0.74
3:DD:44:ASN:HB2	3:DD:48:ARG:O	1.86	0.74
7:DH:153:LYS:HB3	7:DH:161:GLY:HA2	1.66	0.74
1:AA:1021:A:H61	1:AA:1142(A):A:N6	1.83	0.74
2:AB:37:C:C2'	2:AB:38:C:H5'	2.17	0.74
9:AM:134:ARG:H	9:AM:135:PRO:HD3	1.52	0.74
14:AQ:83:LYS:O	14:AQ:109:GLY:HA3	1.86	0.74
19:AT:84:ALA:HB1	19:AT:85:PRO:HD2	1.67	0.74
20:AU:76:CYS:O	20:AU:81:LYS:NZ	2.18	0.74
21:AV:96:VAL:HG22	21:AV:97:GLU:H	1.51	0.74
31:BA:1391:U:H2'	31:BA:1392:G:C8	2.22	0.74
50:BW:35:THR:HA	50:BW:38:LYS:HD3	1.70	0.74
31:CA:353:A:H5'	31:CA:353:A:H8	1.52	0.74
42:CO:55:VAL:O	42:CO:62:GLU:HA	1.88	0.74
1:DA:1204:A:O2'	1:DA:1205:U:OP2	2.04	0.74
10:DN:68:GLU:HA	10:DN:78:ARG:HB3	1.68	0.74
12:DP:90:VAL:O	12:DP:90:VAL:HG13	1.85	0.74
1:AA:138:G:N2	19:AT:44:GLU:OE2	2.14	0.74
12:AP:133:ARG:O	12:AP:134:ARG:CB	2.31	0.74
18:AS:14:PRO:CB	18:AS:18:ARG:HH21	1.99	0.74
53:CD:8:U:H1'	53:CD:49:C:O4'	1.86	0.74
1:DA:2287:A:C2	1:DA:2346:A:N1	2.55	0.74
6:DG:111:LEU:HB3	6:DG:117:PHE:HE2	1.52	0.74

*Continued on next page...*

*Continued from previous page...*

Atom-1	Atom-2	Interatomic distance (Å)	Clash overlap (Å)
22:D3:36:ILE:HD13	22:D3:36:ILE:O	1.86	0.74
1:AA:483:A:H4'	20:AU:49:VAL:HA	1.70	0.74
1:AA:654:A:H2'	1:AA:654:A:N3	2.01	0.74
1:AA:2154:G:H2'	1:AA:2155:G:H8	1.50	0.74
31:BA:1036:G:H5'	31:BA:1037:C:OP2	1.87	0.74
41:BN:87:THR:HG22	41:BN:88:GLY:H	1.51	0.74
1:DA:2318:G:H1	14:DQ:2:ALA:HA	1.51	0.74
4:DE:66:HIS:HB3	4:DE:68:ALA:HB2	1.68	0.74
15:DR:24:PRO:HA	15:DR:49:VAL:HG13	1.68	0.74
17:D2:49:THR:O	17:D2:51:VAL:N	2.21	0.74
1:AA:155:C:N4	1:AA:171:G:N1	2.13	0.74
36:BI:69:GLU:O	36:BI:72:VAL:HG12	1.88	0.74
42:BO:30:ARG:HG2	42:BO:57:LEU:HD13	1.68	0.74
33:CF:19:GLU:O	33:CF:40:ARG:NH2	2.18	0.74
42:CO:20:LYS:H	42:CO:20:LYS:HE2	1.52	0.74
1:DA:574:C:N3	4:DE:145:LYS:NZ	2.30	0.74
1:DA:888:C:H4'	1:DA:889:C:C5'	2.18	0.74
12:DP:63:LYS:HE3	12:DP:65:PHE:CE2	2.22	0.74
1:AA:1991:U:H2'	1:AA:1992:G:H5''	1.70	0.74
1:AA:2102:U:H3	1:AA:2187:G:H1	1.35	0.74
1:AA:2233:U:H2'	1:AA:2234:G:C8	2.22	0.74
31:CA:748:C:H4'	31:CA:749:C:O5'	1.85	0.74
1:DA:2681:C:H5	1:DA:2725:A:N6	1.78	0.74
8:DK:6:LEU:HD13	8:DK:36:ALA:HA	1.69	0.74
15:DR:16:ARG:HH21	15:DR:19:LEU:HD21	1.52	0.74
22:D3:12:ASN:HA	22:D3:14:ARG:HH21	1.50	0.74
1:AA:1525:G:H2'	1:AA:1526:G:H8	1.52	0.74
1:AA:2115:G:H2'	1:AA:2116:G:C8	2.22	0.74
39:CL:65:VAL:HG21	39:CL:73:GLN:HB3	1.69	0.74
1:DA:776:G:H4'	1:DA:777:A:O5'	1.86	0.74
1:DA:2015:A:H1'	27:D5:2:ALA:HA	1.68	0.74
31:BA:1128:C:O2'	31:BA:1130:A:H8	1.69	0.74
31:BA:1145:C:H5''	31:BA:1146:A:OP1	1.86	0.74
40:BM:55:LYS:O	40:BM:56:HIS:CG	2.41	0.74
1:DA:1053:C:H3'	1:DA:1054:A:H5''	1.70	0.74
1:DA:1138:G:H21	9:DM:106:MET:HE3	1.53	0.74
1:DA:1255:U:H5''	1:DA:1256:G:H5''	1.69	0.74
1:DA:1652:A:H62	13:D0:11:ASN:ND2	1.85	0.74
11:DO:15:ARG:HH11	11:DO:15:ARG:CB	2.01	0.74
23:DZ:95:LEU:O	23:DZ:97:LEU:N	2.18	0.74
2:AB:15:A:OP1	2:AB:15:A:H4'	1.87	0.74

*Continued on next page...*

*Continued from previous page...*

Atom-1	Atom-2	Interatomic distance (Å)	Clash overlap (Å)
5:AF:45:ARG:HG2	5:AF:45:ARG:NH1	1.96	0.74
16:A1:34:LYS:HE2	16:A1:34:LYS:HA	1.69	0.74
29:A7:8:ASN:HD22	29:A7:11:LYS:H	1.34	0.74
53:BC:62:C:H2'	53:BC:63:C:H6	1.53	0.74
17:D2:35:LEU:O	17:D2:37:VAL:HG22	1.87	0.74
20:DU:75:ILE:HA	20:DU:80:GLY:HA2	1.69	0.74
1:AA:2680:C:O2'	1:AA:2681:C:H5'	1.87	0.74
7:AH:83:TYR:HB3	7:AH:135:GLY:N	2.00	0.74
12:AP:54:MET:HE3	12:AP:64:ILE:HD12	1.70	0.74
22:A3:53:MET:HB2	22:A3:59:LEU:HD23	1.70	0.74
25:AX:10:LYS:NZ	25:AX:15:TYR:OH	2.18	0.74
31:BA:1132:C:H2'	31:BA:1133:G:C8	2.22	0.74
1:DA:602:G:HO2'	1:DA:604:G:HO2'	1.36	0.74
11:DO:62:LEU:CD1	30:D8:25:MET:HB2	2.18	0.74
12:DP:43:THR:HB	12:DP:45:GLN:HE21	1.53	0.74
1:AA:524:U:H4'	1:AA:554:U:H4'	1.70	0.73
7:AH:4:ILE:HD13	7:AH:4:ILE:H	1.53	0.73
9:AM:96:GLU:HB2	9:AM:122:VAL:HG12	1.70	0.73
14:AQ:106:ARG:HA	14:AQ:110:LEU:HD11	1.70	0.73
31:BA:611:A:N6	31:BA:629:G:H1	1.86	0.73
34:CG:191:ARG:NH1	34:CG:200:GLU:OE1	2.21	0.73
52:CB:55:G:H2'	52:CB:56:G:C8	2.21	0.73
1:DA:900:A:H3'	1:DA:901:A:H8	1.52	0.73
1:DA:1110:G:O2'	1:DA:1111:A:O4'	2.05	0.73
28:D6:16:CYS:O	28:D6:17:LYS:HB2	1.88	0.73
1:AA:2591:C:OP1	3:AD:239:ARG:HG3	1.88	0.73
50:BW:47:GLY:O	50:BW:49:ALA:N	2.20	0.73
32:CE:74:LYS:O	32:CE:75:LYS:HB2	1.88	0.73
1:DA:1058:U:H3	1:DA:1080:A:H61	1.35	0.73
27:D5:16:ARG:HG2	27:D5:16:ARG:NH1	2.01	0.73
1:AA:1141:U:H6	9:AM:63:THR:OG1	1.71	0.73
1:AA:2285:C:OP1	28:A6:28:ARG:HD3	1.88	0.73
1:AA:2419:U:O4	30:A8:30:ARG:NE	2.22	0.73
1:AA:2681:C:O2'	1:AA:2682:U:OP2	2.05	0.73
4:AE:4:ILE:HD13	4:AE:28:ALA:HB1	1.70	0.73
32:BE:223:ILE:HA	32:BE:226:ARG:HB3	1.70	0.73
34:BG:65:ARG:NH1	34:BG:70:ILE:O	2.21	0.73
35:BH:142:LEU:O	35:BH:143:ARG:NH1	2.20	0.73
32:CE:233:SER:HB3	32:CE:234:PRO:CD	2.15	0.73
20:DU:13:VAL:CG2	20:DU:72:VAL:HB	2.17	0.73
1:AA:528:A:N1	1:AA:2042:A:H2'	2.04	0.73

*Continued on next page...*

*Continued from previous page...*

Atom-1	Atom-2	Interatomic distance (Å)	Clash overlap (Å)
26:A4:15:ILE:HD12	26:A4:32:TYR:HD1	1.54	0.73
31:BA:1024:G:OP1	31:BA:1024:G:H4'	1.85	0.73
33:BF:95:THR:HG22	33:BF:96:GLY:H	1.53	0.73
1:DA:2387:U:H5''	1:DA:2388:A:OP2	1.89	0.73
1:DA:2632:A:HO2'	1:DA:2811:G:HO2'	1.30	0.73
2:DB:39:A:C6	26:D4:1:MET:HB3	2.24	0.73
9:DM:45:ASN:H	9:DM:45:ASN:HD22	1.37	0.73
11:DO:64:LYS:HG3	30:D8:30:ARG:NH1	2.03	0.73
11:DO:75:ILE:HD13	11:DO:75:ILE:H	1.52	0.73
15:DR:56:GLY:O	15:DR:59:THR:HG23	1.87	0.73
1:AA:1061:U:O2'	1:AA:1070:A:N3	2.16	0.73
1:AA:1265:A:H8	1:AA:1265:A:OP1	1.72	0.73
3:AD:25:THR:O	3:AD:27:THR:N	2.21	0.73
7:AH:153:LYS:CG	7:AH:162:ILE:H	2.02	0.73
31:BA:27:G:H4'	34:BG:209:ARG:HG3	1.69	0.73
31:BA:1139:G:H1	31:BA:1143:G:H1	1.35	0.73
31:BA:1226:C:O2'	43:BP:111:LYS:NZ	2.22	0.73
42:CO:56:ARG:NH2	42:CO:62:GLU:OE1	2.21	0.73
52:CB:21:A:H1'	52:CB:22:G:C5'	2.18	0.73
1:DA:881:G:O6	1:DA:895:U:O2	2.06	0.73
1:DA:885:C:C4	1:DA:890:A:C6	2.77	0.73
1:DA:1342:A:N1	1:DA:1397:U:C2	2.56	0.73
23:DZ:86:SER:N	23:DZ:87:PRO:HD2	2.04	0.73
46:CS:53:VAL:HG12	46:CS:79:VAL:HG22	1.70	0.73
1:DA:90:U:HO2'	1:DA:91:A:H8	1.36	0.73
28:D6:25:LYS:HE2	28:D6:27:LYS:HZ2	1.54	0.73
3:AD:35:LYS:HE3	3:AD:64:ILE:C	2.09	0.73
21:AV:72:ARG:NH2	21:AV:97:GLU:O	2.21	0.73
41:BN:80:VAL:HG13	41:BN:103:LEU:HD12	1.70	0.73
1:DA:1385:G:HO2'	1:DA:1396:U:H6	1.34	0.73
1:AA:811:U:O5'	11:AO:21:ARG:O	2.05	0.73
1:DA:882:G:N1	1:DA:894:C:N4	2.18	0.73
1:DA:1005:C:H2'	1:DA:1006:C:C6	2.23	0.73
1:AA:242:G:H5'	30:A8:62:LEU:HD22	1.71	0.73
1:AA:674:G:H1'	5:AF:74:ARG:HD3	1.68	0.73
1:AA:1728:G:H3'	1:AA:1729:A:C5'	2.15	0.73
8:AK:69:LYS:HG3	8:AK:136:VAL:HB	1.68	0.73
15:AR:64:ARG:HB2	15:AR:73:GLU:HG2	1.69	0.73
31:BA:656:C:O2'	45:BR:28:GLN:OE1	2.04	0.73
31:CA:411:A:C5	31:CA:413:G:H1'	2.23	0.73
42:CO:14:LYS:HD3	42:CO:15:VAL:H	1.54	0.73

*Continued on next page...*

*Continued from previous page...*

Atom-1	Atom-2	Interatomic distance (Å)	Clash overlap (Å)
1:DA:1012:U:C4	1:DA:1143:A:N6	2.57	0.73
1:DA:1142:U:H2'	1:DA:1142:U:O2	1.87	0.73
1:DA:2872:G:C4	1:DA:2873:A:N1	2.56	0.73
26:D4:18:CYS:H	26:D4:19:GLY:HA2	1.52	0.73
1:AA:404:C:H1'	1:AA:405:U:OP2	1.88	0.73
1:AA:1533:C:H3'	1:AA:1534:G:H5''	1.69	0.73
1:AA:1899:G:O2'	1:AA:1900:A:P	2.46	0.73
20:AU:44:ILE:HG13	20:AU:45:VAL:H	1.54	0.73
31:BA:87:A:H4'	31:BA:87:A:OP1	1.89	0.73
53:BD:19:G:H1'	53:BD:59:A:C2	2.24	0.73
31:CA:1300:G:O2'	31:CA:1301:U:O5'	2.06	0.73
32:CE:137:ARG:HH12	32:CE:140:HIS:HB2	1.54	0.73
50:CW:14:LYS:HB2	50:CW:17:ARG:NH2	2.04	0.73
50:CW:67:ALA:HA	50:CW:73:HIS:H	1.52	0.73
1:DA:1022:G:O2'	1:DA:1023:U:OP2	2.06	0.73
1:DA:1024:G:H3'	1:DA:1025:G:H5''	1.69	0.73
1:DA:2131:G:OP1	1:DA:2132:U:H3'	1.89	0.73
12:DP:21:THR:CG2	12:DP:21:THR:O	2.36	0.73
15:DR:29:ARG:HH11	15:DR:29:ARG:HG3	1.53	0.73
8:AK:10:GLU:O	8:AK:11:ASN:HB2	1.88	0.72
33:BF:181:ASN:HD22	33:BF:204:LEU:HB2	1.52	0.72
31:CA:1326:C:OP1	51:CX:17:THR:OG1	2.07	0.72
53:CD:20:G:H2'	53:CD:20:G:N3	2.02	0.72
1:DA:1005:C:C1'	1:DA:1143:A:N1	2.53	0.72
2:DB:75:G:H5'	2:DB:75:G:H8	1.54	0.72
3:DD:27:THR:HG21	3:DD:83:GLU:HG2	1.68	0.72
7:DH:7:LEU:N	7:DH:8:PRO:HD2	2.03	0.72
1:AA:944:G:H5''	1:AA:945:A:C5'	2.19	0.72
12:AP:21:THR:O	12:AP:21:THR:HG22	1.89	0.72
12:AP:140:ALA:O	12:AP:141:GLN:HB2	1.89	0.72
22:A3:40:GLN:HE22	22:A3:45:PHE:H	1.37	0.72
1:DA:9:U:C4	1:DA:2629:A:N6	2.57	0.72
7:DH:68:THR:HG22	7:DH:72:ILE:HD11	1.70	0.72
12:DP:30:GLY:HA2	12:DP:107:ALA:CB	2.19	0.72
12:DP:66:ILE:O	12:DP:104:PHE:N	2.21	0.72
1:AA:1071:G:O6	1:AA:1091:G:O6	2.05	0.72
1:AA:1678:G:N2	1:AA:1989:G:H22	1.88	0.72
1:AA:2427:C:H5''	1:AA:2428:G:OP1	1.89	0.72
15:AR:50:ILE:HD11	15:AR:102:ILE:HD11	1.71	0.72
31:BA:73:G:O6	31:BA:97:U:O2	2.07	0.72
40:CM:9:ARG:HH21	40:CM:95:GLU:HG2	1.53	0.72

*Continued on next page...*



*Continued from previous page...*

Atom-1	Atom-2	Interatomic distance (Å)	Clash overlap (Å)
1:DA:2602:A:H4'	1:DA:2603:G:O5'	1.89	0.72
5:DF:108:LYS:O	5:DF:112:MET:HG3	1.90	0.72
6:DG:161:THR:HG22	6:DG:163:ALA:H	1.55	0.72
1:AA:49:A:N7	1:AA:120:U:C4	2.57	0.72
1:AA:1412:A:H2'	1:AA:1413:G:C8	2.24	0.72
2:AB:15:A:H5'	2:AB:16:G:H8	1.52	0.72
31:BA:1145:C:H4'	31:BA:1146:A:H8	1.53	0.72
31:CA:664:G:H22	31:CA:741:G:H1	1.35	0.72
31:CA:1301:U:O2'	31:CA:1302:U:OP1	2.06	0.72
33:CF:70:VAL:O	33:CF:106:VAL:N	2.17	0.72
1:DA:994:C:OP1	16:D1:53:ARG:NH2	2.22	0.72
1:AA:2157:G:O2'	1:AA:2158:A:O5'	2.08	0.72
1:AA:2799:A:H5''	1:AA:2801:A:OP2	1.89	0.72
13:A0:104:ARG:HH11	13:A0:104:ARG:CG	2.01	0.72
32:CE:111:ARG:HH11	32:CE:111:ARG:CG	1.88	0.72
33:CF:84:ILE:HD11	33:CF:88:ARG:HH21	1.54	0.72
1:DA:832:G:H5'	11:DO:45:LEU:HD11	1.72	0.72
1:DA:1011:G:H2'	1:DA:1013:C:O4'	1.88	0.72
17:D2:80:GLN:CA	17:D2:80:GLN:HE21	2.03	0.72
24:DW:4:SER:OG	24:DW:5:GLU:OE2	2.06	0.72
29:D7:8:ASN:HD22	29:D7:11:LYS:H	1.34	0.72
11:AO:65:ARG:HH21	30:A8:15:LYS:HB2	1.53	0.72
31:BA:1368:G:H5''	39:BL:112:LYS:HB3	1.71	0.72
31:CA:1275:A:H2'	31:CA:1276:G:O4'	1.89	0.72
45:CR:17:ARG:HD3	45:CR:26:GLU:HG3	1.70	0.72
1:DA:463:G:N2	1:DA:466:A:OP2	2.22	0.72
4:DE:56:PRO:HD2	4:DE:58:ARG:NH2	2.05	0.72
11:DO:19:VAL:CG2	11:DO:20:GLY:H	2.03	0.72
21:DV:157:LEU:HB3	21:DV:161:VAL:HG12	1.71	0.72
1:AA:620:G:H4'	1:AA:621:A:C5'	2.17	0.72
1:AA:1049:C:H2'	1:AA:1050:A:H5''	1.71	0.72
1:AA:1113:U:OP1	7:AH:2:SER:N	2.22	0.72
10:AN:97:ARG:NH1	31:BA:339:C:OP2	2.23	0.72
33:BF:152:ILE:HG13	33:BF:167:TRP:HB2	1.70	0.72
49:BV:63:THR:OG1	49:BV:65:ASN:ND2	2.22	0.72
31:CA:736:C:H2'	31:CA:737:A:C8	2.24	0.72
40:CM:4:ILE:HA	40:CM:100:THR:HG22	1.71	0.72
49:CV:66:MET:HE1	26:D4:55:ARG:HB2	1.72	0.72
53:CD:13:C:O2'	53:CD:14:A:P	2.48	0.72
1:DA:2157:G:H2'	1:DA:2158:A:H8	1.54	0.72
14:AQ:26:LEU:HB3	14:AQ:87:PHE:HA	1.72	0.72

*Continued on next page...*

*Continued from previous page...*

Atom-1	Atom-2	Interatomic distance (Å)	Clash overlap (Å)
16:A1:69:CYS:HG	16:A1:79:PHE:HD1	1.37	0.72
31:BA:64:G:H4'	31:BA:65:U:H5'	1.72	0.72
31:CA:942:G:H21	39:CL:124:GLN:NE2	1.88	0.72
47:CT:67:LYS:HA	47:CT:70:ARG:HH12	1.55	0.72
1:DA:885:C:N3	1:DA:890:A:C5	2.57	0.72
1:DA:2415:G:H4'	11:DO:67:MET:H	1.55	0.72
1:DA:2511:U:O4	1:DA:2575:C:N3	2.23	0.72
4:DE:27:LEU:HD22	15:DR:1:MET:HE2	1.72	0.72
15:DR:26:ASP:O	15:DR:49:VAL:HG12	1.89	0.72
15:DR:65:LYS:HE2	15:DR:67:SER:HB3	1.70	0.72
1:AA:527:C:OP2	1:AA:2779:U:H5	1.72	0.72
36:BI:38:GLU:OE1	36:BI:64:GLN:NE2	2.23	0.72
33:CF:44:GLU:HG2	33:CF:52:LEU:HD11	1.72	0.72
1:DA:1800:C:OP2	3:DD:183:ARG:NH2	2.23	0.72
1:DA:2062:A:H62	1:DA:2503:A:H62	1.36	0.72
1:AA:1147:C:H2'	1:AA:1148:A:H5''	1.72	0.72
1:AA:1728:G:H8	1:AA:1732:A:H62	1.36	0.72
1:AA:2723:C:OP1	13:A0:3:HIS:HD2	1.73	0.72
5:AF:101:LEU:HD12	5:AF:102:PRO:CD	2.19	0.72
6:AG:40:ASN:HD22	6:AG:91:ARG:HB2	1.55	0.72
14:AQ:103:GLU:O	14:AQ:106:ARG:HG2	1.89	0.72
32:BE:204:ASN:ND2	32:BE:206:ASP:H	1.88	0.72
49:BV:65:ASN:HD22	49:BV:65:ASN:H	1.38	0.72
32:CE:95:GLN:HB3	32:CE:148:TYR:HD1	1.54	0.72
32:CE:168:THR:HG23	32:CE:192:SER:HB3	1.72	0.72
5:DF:24:LEU:CB	5:DF:25:PRO:HD3	2.19	0.72
6:DG:111:LEU:HB2	6:DG:112:PRO:HD3	1.72	0.72
8:DK:104:GLN:HG2	8:DK:105:HIS:CD2	2.25	0.72
13:D0:97:VAL:HG22	13:D0:114:VAL:HG22	1.72	0.72
21:DV:81:ARG:HG3	21:DV:81:ARG:O	1.90	0.72
1:AA:774:A:H2	1:AA:787:U:HO2'	1.38	0.71
1:AA:1652:A:OP1	13:A0:8:ARG:NH1	2.23	0.71
3:AD:182:LEU:H	3:AD:272:ALA:HB3	1.53	0.71
12:AP:83:MET:N	12:AP:83:MET:SD	2.63	0.71
44:BQ:13:THR:N	44:BQ:14:PRO:CD	2.52	0.71
1:DA:1427:A:H4'	1:DA:1428:C:O5'	1.89	0.71
2:DB:15:A:H5'	2:DB:16:G:C8	2.24	0.71
12:DP:34:LEU:HD11	12:DP:129:THR:HB	1.70	0.71
23:DZ:87:PRO:O	23:DZ:91:LYS:N	2.22	0.71
1:AA:297:C:H5''	20:AU:85:VAL:CG2	2.20	0.71
6:AG:107:LEU:HD21	6:AG:178:PHE:CD1	2.25	0.71

*Continued on next page...*

*Continued from previous page...*

Atom-1	Atom-2	Interatomic distance (Å)	Clash overlap (Å)
12:AP:136:ALA:C	12:AP:139:GLU:HG2	2.11	0.71
15:AR:16:ARG:NH2	15:AR:83:ILE:O	2.22	0.71
31:BA:1004:A:C5'	31:BA:1025:U:O4	2.38	0.71
31:BA:1347:G:N2	31:BA:1373:G:H2'	2.04	0.71
33:BF:52:LEU:HD23	33:BF:52:LEU:H	1.54	0.71
31:CA:1004:A:C2	31:CA:1024:G:C8	2.78	0.71
32:CE:91:PRO:HG3	32:CE:154:LEU:HB3	1.73	0.71
1:DA:1005:C:O4'	1:DA:1143:A:C2	2.43	0.71
1:DA:2394:C:OP1	30:D8:30:ARG:NH2	2.23	0.71
3:DD:2:ALA:O	3:DD:3:VAL:HB	1.91	0.71
17:D2:6:LYS:H	17:D2:37:VAL:HG12	1.55	0.71
1:AA:1174:A:H3'	1:AA:1175:U:H5''	1.72	0.71
1:AA:1427:A:H4'	1:AA:1428:C:O5'	1.89	0.71
1:AA:2133:G:N3	1:AA:2158:A:N6	2.38	0.71
1:AA:2864:G:OP1	15:AR:119:LYS:HD2	1.90	0.71
7:AH:83:TYR:HB2	7:AH:134:SER:HA	1.71	0.71
14:AQ:36:TYR:N	14:AQ:36:TYR:HD1	1.88	0.71
17:A2:47:VAL:HG22	17:A2:48:GLY:N	2.05	0.71
31:CA:266:G:O6	31:CA:270:A:N7	2.23	0.71
43:CP:5:ALA:HB2	43:CP:22:ILE:HD13	1.72	0.71
1:DA:864:G:N7	12:DP:22:LYS:NZ	2.31	0.71
1:DA:2150:U:H2'	1:DA:2151:G:H8	1.53	0.71
1:DA:2473:U:O2	1:DA:2473:U:H2'	1.89	0.71
5:DF:3:GLU:HG2	5:DF:3:GLU:O	1.89	0.71
1:AA:1105:U:H2'	1:AA:1106:G:C8	2.25	0.71
1:AA:1496:A:H5'	1:AA:1497:U:OP1	1.90	0.71
1:AA:2065:C:H2'	1:AA:2066:C:C6	2.26	0.71
1:AA:2068:U:N3	1:AA:2430:A:H2	1.88	0.71
1:AA:2701:C:C3'	1:AA:2702:U:H5''	2.21	0.71
4:AE:23:VAL:CG1	4:AE:185:LYS:HA	2.20	0.71
24:AW:50:ILE:HD12	24:AW:51:ARG:H	1.54	0.71
31:BA:812:C:H4'	31:BA:813:U:O5'	1.89	0.71
1:DA:847:U:O4	1:DA:933:A:N1	2.23	0.71
12:DP:64:ILE:HD13	12:DP:64:ILE:N	2.04	0.71
1:AA:1903:G:OP1	3:AD:241:PRO:HB2	1.90	0.71
1:AA:2211:G:C4'	1:AA:2212:A:OP2	2.34	0.71
14:AQ:10:ARG:O	14:AQ:14:VAL:HG12	1.90	0.71
31:BA:652:U:H1'	31:BA:653:A:C2	2.25	0.71
31:BA:1226:C:OP2	43:BP:103:THR:OG1	2.08	0.71
32:BE:84:GLU:HB3	32:BE:219:VAL:HG21	1.72	0.71
1:DA:2420:C:H41	30:D8:31:HIS:CB	1.99	0.71

*Continued on next page...*

*Continued from previous page...*

Atom-1	Atom-2	Interatomic distance (Å)	Clash overlap (Å)
20:DU:61:ILE:HG22	20:DU:62:GLU:H	1.55	0.71
1:AA:1729:A:H2'	1:AA:1731:G:N7	2.05	0.71
6:AG:107:LEU:O	26:A4:38:LYS:CE	2.39	0.71
32:BE:42:ILE:HD11	32:BE:202:PRO:HB2	1.70	0.71
31:CA:1028:C:H42	31:CA:1033:G:H1	0.76	0.71
32:CE:104:ASN:OD1	32:CE:107:THR:OG1	2.08	0.71
35:CH:6:PHE:HB2	35:CH:34:VAL:HG22	1.72	0.71
1:DA:2343:C:O2'	1:DA:2373:G:O2'	2.08	0.71
11:DO:47:ASP:HB3	11:DO:48:PRO:C	2.10	0.71
12:DP:78:PRO:O	12:DP:79:LEU:HG	1.90	0.71
20:DU:17:SER:HB3	20:DU:71:LYS:HB3	1.72	0.71
21:DV:134:PRO:HG3	21:DV:158:PRO:HG3	1.72	0.71
1:AA:885:C:H2'	1:AA:890:A:H61	1.55	0.71
3:AD:148:GLU:HB2	3:AD:151:LYS:HD2	1.72	0.71
31:CA:382:A:H2'	31:CA:383:A:C8	2.26	0.71
31:CA:818:G:O2'	31:CA:819:A:H5'	1.90	0.71
6:DG:67:LYS:HE2	26:D4:5:ILE:HG22	1.73	0.71
6:AG:135:LEU:HD23	6:AG:140:ILE:HD11	1.70	0.71
12:AP:64:ILE:HG22	12:AP:65:PHE:H	1.55	0.71
13:A0:104:ARG:HG2	13:A0:104:ARG:NH1	2.02	0.71
14:AQ:59:LYS:HG2	14:AQ:60:GLY:H	1.56	0.71
53:BC:17:C:O2'	53:BC:18:C:OP1	2.09	0.71
31:CA:1128:C:O2'	31:CA:1129:C:OP1	2.07	0.71
1:DA:2148:G:H2'	1:DA:2149:G:H8	1.54	0.71
1:DA:2839:G:H5'	13:D0:46:GLY:HA2	1.71	0.71
1:AA:1359:A:H2'	1:AA:1360:A:H5'	1.73	0.71
1:AA:1803:A:H4'	3:AD:259:THR:HG23	1.72	0.71
1:AA:2756:U:H4'	1:AA:2757:A:OP1	1.90	0.71
4:AE:1:MET:HB3	4:AE:200:GLU:OE1	1.91	0.71
8:AK:98:ALA:HB2	8:AK:111:PRO:HB3	1.73	0.71
30:A8:49:VAL:HG12	30:A8:53:PRO:HD3	1.72	0.71
31:BA:973:G:H3'	31:BA:974:A:H5''	1.71	0.71
31:CA:1200:C:H5'	31:CA:1201:A:H5'	1.72	0.71
40:CM:79:ARG:O	40:CM:83:GLU:HB2	1.91	0.71
1:DA:2032:G:H21	4:DE:146:THR:HG23	1.54	0.71
11:DO:88:LEU:HD11	11:DO:95:VAL:HG21	1.72	0.71
12:DP:23:GLY:HA2	12:DP:25:ASP:HB2	1.73	0.71
1:AA:142:G:H1'	19:AT:37:THR:HG21	1.71	0.71
1:AA:517:C:OP1	27:A5:16:ARG:NH2	2.24	0.71
1:AA:774:A:H2	1:AA:787:U:O2'	1.74	0.71
1:AA:1385:G:O2'	1:AA:1396:U:H6	1.73	0.71

*Continued on next page...*

*Continued from previous page...*

Atom-1	Atom-2	Interatomic distance (Å)	Clash overlap (Å)
11:AO:64:LYS:HB2	30:A8:25:MET:HG3	1.73	0.71
11:AO:125:VAL:HG13	11:AO:144:GLU:HB3	1.71	0.71
17:A2:34:GLU:O	17:A2:36:PRO:HD3	1.89	0.71
31:CA:1277:C:HO2'	31:CA:1279:A:H8	1.33	0.71
1:DA:848:G:H2'	1:DA:849:A:C8	2.26	0.71
1:DA:1250:G:N7	11:DO:18:ARG:NH2	2.38	0.71
1:DA:2471:C:H2'	1:DA:2472:G:H8	1.56	0.71
1:DA:2823:A:OP1	4:DE:113:PHE:HB2	1.91	0.71
4:DE:39:PRO:HA	4:DE:43:GLY:HA2	1.73	0.71
7:DH:137:ASP:OD1	7:DH:138:LYS:N	2.24	0.71
12:DP:65:PHE:O	12:DP:66:ILE:CG1	2.30	0.71
18:DS:65:LEU:HD13	18:DS:68:ARG:HD2	1.71	0.71
8:AK:83:ALA:HB1	8:AK:123:LEU:HD11	1.73	0.70
12:AP:30:GLY:HA2	12:AP:107:ALA:HB2	1.72	0.70
47:CT:67:LYS:O	47:CT:69:LYS:N	2.23	0.70
1:DA:322:A:H3'	5:DF:169:ASN:HD21	1.56	0.70
1:DA:1570:A:O4'	3:DD:38:LYS:HE2	1.90	0.70
1:DA:2620:C:O2'	4:DE:157:ALA:O	2.08	0.70
7:DH:137:ASP:HB2	7:DH:140:LYS:HE2	1.71	0.70
11:DO:15:ARG:CG	11:DO:15:ARG:NH1	2.39	0.70
11:DO:64:LYS:HG3	30:D8:30:ARG:HH12	1.55	0.70
1:AA:919:G:N2	1:AA:2269:A:OP2	2.24	0.70
1:AA:1057:A:O2'	1:AA:1058:U:O4'	2.08	0.70
7:AH:153:LYS:N	7:AH:153:LYS:HD2	2.06	0.70
12:AP:35:VAL:HG13	12:AP:130:LYS:HB3	1.73	0.70
31:BA:664:G:H22	31:BA:741:G:H1	1.38	0.70
34:BG:30:LYS:C	34:BG:32:ALA:H	1.95	0.70
32:CE:16:HIS:CD2	32:CE:209:ARG:HB3	2.26	0.70
1:DA:2346:A:H5''	1:DA:2383:G:H1'	1.73	0.70
1:DA:2355:C:H5'	22:D3:36:ILE:HD11	1.72	0.70
10:DN:119:PRO:HB2	15:DR:68:TYR:CE2	2.24	0.70
7:AH:7:LEU:N	7:AH:8:PRO:HD2	2.05	0.70
14:AQ:106:ARG:HA	14:AQ:110:LEU:HD21	1.72	0.70
26:A4:63:TYR:CE1	49:BV:42:PRO:HD3	2.26	0.70
31:BA:976:G:N2	31:BA:1362(A):C:OP2	2.24	0.70
31:BA:1002:G:H2'	31:BA:1003:G:H8	1.56	0.70
1:DA:1313:U:H4'	1:DA:1332:G:H4'	1.73	0.70
4:DE:11:MET:SD	4:DE:24:THR:HG22	2.32	0.70
4:DE:60:ASN:O	4:DE:62:PRO:HD2	1.91	0.70
1:AA:1076:C:H2'	1:AA:1076:C:O2	1.91	0.70
31:BA:498:A:H4'	31:BA:500:G:OP1	1.91	0.70

*Continued on next page...*

*Continued from previous page...*

Atom-1	Atom-2	Interatomic distance (Å)	Clash overlap (Å)
32:BE:8:LYS:HE3	32:BE:11:LEU:HB2	1.73	0.70
41:BN:99:GLN:HE21	41:BN:105:VAL:HG21	1.54	0.70
51:CX:25:LYS:HE2	51:CX:26:LYS:HE2	1.73	0.70
1:DA:2357:U:OP1	22:D3:20:ARG:NH1	2.23	0.70
4:DE:64:LYS:HB3	4:DE:66:HIS:CD2	2.26	0.70
9:DM:56:ASN:H	9:DM:125:GLY:HA3	1.56	0.70
10:DN:25:LEU:HB2	10:DN:38:VAL:HG23	1.72	0.70
16:D1:95:LEU:HD13	17:D2:4:ILE:HG23	1.72	0.70
1:AA:1329:U:H5''	1:AA:1330:C:H5	1.56	0.70
1:AA:2688:U:C5	1:AA:2720:U:OP2	2.44	0.70
3:AD:6:PHE:HE1	3:AD:18:VAL:HG23	1.56	0.70
3:AD:17:THR:HG22	3:AD:205:VAL:H	1.57	0.70
7:AH:4:ILE:HG21	7:AH:6:ARG:NH1	2.06	0.70
11:AO:15:ARG:HH11	11:AO:15:ARG:CB	2.04	0.70
14:AQ:15:ARG:HD3	14:AQ:88:ASP:OD2	1.91	0.70
36:BI:10:LEU:HD13	36:BI:61:LEU:HD13	1.74	0.70
53:BD:5:G:H1	53:BD:69:C:H42	1.40	0.70
31:CA:1211:U:H5'	31:CA:1212:U:OP1	1.91	0.70
1:DA:1087:G:H1	1:DA:1102:C:H42	1.39	0.70
12:DP:75:THR:HG21	12:DP:87:LYS:HE2	1.73	0.70
26:D4:1:MET:C	26:D4:2:LYS:HD3	2.12	0.70
1:AA:751:A:H5'	18:AS:90:ARG:HA	1.72	0.70
1:AA:1063:G:H1	1:AA:1075:C:H42	1.39	0.70
1:AA:1178:C:H2'	1:AA:1179:C:C6	2.26	0.70
1:AA:2562:U:H1'	10:AN:23:ARG:NH1	2.07	0.70
31:BA:186(E):C:N4	31:BA:191(B):G:H1	1.89	0.70
31:BA:414:A:OP2	31:BA:428:G:N2	2.21	0.70
31:BA:686:U:HO2'	31:BA:687:A:C5'	2.02	0.70
31:CA:554:C:H2'	31:CA:555:C:H6	1.55	0.70
31:CA:812:C:H1'	31:CA:813:U:OP2	1.91	0.70
31:CA:827:U:H3	31:CA:872:A:H62	1.38	0.70
31:CA:1131:G:H2'	31:CA:1132:C:C6	2.24	0.70
31:CA:1442:G:O2'	31:CA:1443:G:OP1	2.09	0.70
1:DA:1955:U:O3'	1:DA:1956:U:H6	1.74	0.70
1:DA:2776:A:H4'	1:DA:2777:G:O5'	1.91	0.70
3:DD:28:GLU:CB	3:DD:29:PRO:HD3	2.21	0.70
7:DH:168:PRO:O	7:DH:169:VAL:HB	1.89	0.70
10:DN:63:VAL:HG12	10:DN:106:LEU:HD11	1.73	0.70
21:DV:146:ILE:HG13	21:DV:147:GLY:H	1.56	0.70
1:AA:1332:G:N2	1:AA:1609:A:HO2'	1.87	0.70
31:BA:737:A:H2'	31:BA:738:C:C6	2.27	0.70

*Continued on next page...*

*Continued from previous page...*

Atom-1	Atom-2	Interatomic distance (Å)	Clash overlap (Å)
32:BE:7:VAL:HB	32:BE:217:ARG:HH21	1.55	0.70
31:CA:15:G:H1'	35:CH:19:MET:HE3	1.73	0.70
43:CP:15:VAL:HG12	43:CP:45:VAL:HG22	1.73	0.70
52:CB:3:C:H2'	52:CB:4:G:C8	2.27	0.70
1:DA:2127:G:H1	1:DA:2161:C:N4	1.88	0.70
4:DE:36:ARG:HH21	4:DE:88:GLY:CA	2.03	0.70
12:DP:134:ARG:HH22	21:DV:122:ARG:HD2	1.56	0.70
1:AA:550:G:O2'	1:AA:1220:A:N3	2.23	0.70
6:AG:112:PRO:HB3	26:A4:37:SER:H	1.56	0.70
33:BF:26:LYS:H	33:BF:26:LYS:HD3	1.55	0.70
35:BH:148:VAL:HG21	38:BK:107:LEU:HD22	1.74	0.70
31:CA:1337:G:H5''	31:CA:1338:G:OP1	1.92	0.70
1:DA:2331:G:H4'	22:D3:43:THR:H	1.56	0.70
3:DD:68:LYS:HD3	3:DD:70:TRP:CZ2	2.27	0.70
13:D0:37:THR:HG23	13:D0:39:PRO:HD2	1.74	0.70
24:DW:14:ARG:HG3	24:DW:15:LYS:HE2	1.74	0.70
14:AQ:58:LEU:HD23	14:AQ:58:LEU:H	1.57	0.70
31:BA:200:G:H1	31:BA:217:C:N4	1.89	0.70
1:DA:1225:C:H4'	17:D2:85:LYS:HB2	1.74	0.70
1:DA:2343:C:HO2'	1:DA:2373:G:HO2'	1.39	0.70
1:DA:2720:U:N3	1:DA:2873:A:C6	2.60	0.70
3:DD:35:LYS:CD	3:DD:104:TYR:CD1	2.74	0.70
4:DE:25:VAL:HG12	4:DE:26:ILE:H	1.57	0.70
12:DP:68:ILE:HD13	12:DP:103:MET:HB3	1.72	0.70
15:DR:50:ILE:HD11	15:DR:102:ILE:HD11	1.73	0.70
1:AA:314:A:H2'	1:AA:315:G:H5'	1.72	0.70
1:AA:882:G:H2'	1:AA:883:G:C8	2.26	0.70
1:AA:1080:A:H2'	1:AA:1081:U:C6	2.27	0.70
11:AO:22:GLY:O	11:AO:25:SER:HB3	1.92	0.70
16:A1:92:ARG:HD3	16:A1:94:ASN:HB3	1.73	0.70
17:A2:47:VAL:HG22	17:A2:48:GLY:H	1.57	0.70
31:BA:789:U:C5	31:BA:792:A:OP2	2.43	0.70
39:BL:48:GLU:N	39:BL:49:PRO:HD2	2.07	0.70
31:CA:1322:C:O2	31:CA:1322:C:H2'	1.90	0.70
1:DA:906:G:OP1	12:DP:141:GLN:HG2	1.92	0.70
1:DA:2134:A:O2'	1:DA:2159:G:N2	2.25	0.70
1:DA:2880:C:H1'	13:D0:92:GLY:HA3	1.73	0.70
14:DQ:26:LEU:HB3	14:DQ:87:PHE:HA	1.73	0.70
1:AA:287:C:H2'	1:AA:288:C:H6	1.57	0.69
1:AA:1165:U:H2'	1:AA:1166:C:H6	1.55	0.69
1:AA:1525:G:H2'	1:AA:1526:G:C8	2.27	0.69

*Continued on next page...*

*Continued from previous page...*

Atom-1	Atom-2	Interatomic distance (Å)	Clash overlap (Å)
1:AA:2563:U:H1'	1:AA:2566:A:N6	2.07	0.69
3:AD:44:ASN:HB3	3:AD:49:ILE:HA	1.74	0.69
4:AE:37:ARG:HH11	4:AE:41:LYS:HD2	1.57	0.69
15:AR:26:ASP:HB3	15:AR:92:GLY:N	2.04	0.69
23:AZ:96:LYS:O	23:AZ:98:LEU:N	2.25	0.69
31:BA:182:U:O2	31:BA:182:U:H2'	1.91	0.69
31:BA:974:A:O2'	31:BA:975:A:OP2	2.10	0.69
31:BA:975:A:C4'	31:BA:976:G:H5''	2.21	0.69
32:BE:61:LEU:HD23	32:BE:68:ILE:HD11	1.73	0.69
35:BH:51:VAL:HB	35:BH:52:PRO:HD3	1.73	0.69
31:CA:1133:G:H2'	31:CA:1134:G:H8	1.55	0.69
33:CF:111:LEU:HD21	33:CF:146:ALA:H	1.57	0.69
1:DA:38:A:H2'	1:DA:39:C:C6	2.27	0.69
19:DT:8:ILE:HD11	19:DT:43:VAL:HG12	1.74	0.69
1:AA:270(M):U:H1'	1:AA:270(N):G:C6	2.27	0.69
1:AA:943:U:OP2	11:AO:36:LYS:NZ	2.22	0.69
1:AA:1056:G:N2	1:AA:1103:A:C6	2.57	0.69
2:AB:73:A:H2'	2:AB:74:U:H5'	1.74	0.69
5:AF:32:LEU:HD21	5:AF:108:LYS:HB3	1.74	0.69
5:AF:127:GLU:HA	5:AF:127:GLU:OE2	1.92	0.69
21:AV:30:ASN:ND2	21:AV:90:VAL:HB	2.07	0.69
27:A5:16:ARG:HG3	27:A5:17:ASP:N	2.06	0.69
31:BA:115:G:H4'	31:BA:116:A:O5'	1.90	0.69
33:BF:130:VAL:O	33:BF:134:ILE:HG12	1.92	0.69
45:BR:87:ILE:HG22	45:BR:88:ARG:H	1.57	0.69
1:DA:1887:C:H2'	1:DA:1888:G:H5''	1.75	0.69
12:DP:1:MET:HE2	12:DP:1:MET:CA	2.21	0.69
1:AA:1858:G:H2'	1:AA:1883:G:H22	1.56	0.69
1:AA:2392:A:C8	11:AO:60:MET:HB2	2.27	0.69
15:AR:136:GLN:HG3	15:AR:137:LYS:H	1.57	0.69
19:AT:57:LEU:HD11	19:AT:78:LYS:NZ	2.07	0.69
31:BA:1002:G:H2'	31:BA:1003:G:C8	2.27	0.69
41:BN:17:GLY:HA3	41:BN:77:MET:CE	2.22	0.69
50:BW:65:LYS:HG3	50:BW:68:LYS:HE2	1.73	0.69
31:CA:1129:C:N4	31:CA:1141:C:H41	1.90	0.69
53:CD:64:G:H2'	53:CD:65:G:C8	2.28	0.69
1:DA:2689:U:C4'	1:DA:2690:C:H5'	2.23	0.69
10:DN:2:ILE:HD12	10:DN:6:THR:HG21	1.74	0.69
16:D1:98:LEU:C	16:D1:100:VAL:H	1.93	0.69
17:D2:5:VAL:HA	17:D2:37:VAL:HB	1.74	0.69
17:D2:49:THR:HB	17:D2:50:PRO:CD	2.22	0.69

*Continued on next page...*



*Continued from previous page...*

Atom-1	Atom-2	Interatomic distance (Å)	Clash overlap (Å)
6:AG:57:ALA:HB2	6:AG:90:LEU:HD21	1.74	0.69
8:AK:131:LYS:HB3	8:AK:132:PRO:CA	2.21	0.69
19:AT:41:ASN:O	19:AT:45:THR:HG23	1.93	0.69
22:A3:27:GLU:HG3	22:A3:68:GLU:HA	1.75	0.69
30:A8:48:PHE:HE2	30:A8:50:LEU:HD13	1.56	0.69
31:BA:673:G:H2'	31:BA:674:G:C8	2.27	0.69
31:CA:1330:U:H4'	43:CP:23:TYR:CE2	2.27	0.69
41:CN:69:ALA:HB1	41:CN:103:LEU:HD21	1.72	0.69
6:DG:47:LYS:HG2	6:DG:48:GLU:N	2.06	0.69
1:AA:2137:C:N3	1:AA:2154:G:N2	2.36	0.69
31:BA:254:G:OP1	47:BT:67:LYS:O	2.10	0.69
31:BA:411:A:C5	31:BA:413:G:H1'	2.27	0.69
31:BA:1349:A:OP2	39:BL:118:LYS:NZ	2.26	0.69
31:CA:422:C:O2'	31:CA:423:G:C2	2.45	0.69
31:CA:1004:A:H1'	31:CA:1036:G:C6	2.28	0.69
1:DA:854:G:H2'	1:DA:855:G:H8	1.57	0.69
2:DB:1:U:H3	2:DB:119:A:H2	1.37	0.69
2:DB:1:U:O4	2:DB:119:A:N1	2.26	0.69
12:AP:66:ILE:HA	12:AP:104:PHE:HA	1.74	0.69
31:BA:31:G:O2'	31:BA:48:C:N4	2.26	0.69
31:BA:1096:C:H2'	31:BA:1097:C:H6	1.58	0.69
38:BK:41:ARG:NH2	38:BK:123:GLU:OE1	2.24	0.69
49:CV:18:LYS:HA	49:CV:21:GLU:HG2	1.75	0.69
1:DA:527:C:OP2	1:DA:2779:U:H5	1.74	0.69
1:DA:1278:A:H5''	13:D0:36:THR:HG22	1.74	0.69
1:DA:1678:G:N2	1:DA:1989:G:H22	1.90	0.69
1:AA:1102:C:H2'	1:AA:1103:A:H8	1.56	0.69
7:AH:59:ARG:HH11	7:AH:59:ARG:CG	2.06	0.69
21:AV:161:VAL:HG12	21:AV:162:GLU:HG2	1.74	0.69
32:BE:97:TRP:CH2	32:BE:176:GLU:HG3	2.28	0.69
34:BG:201:GLN:HA	34:BG:201:GLN:HE21	1.57	0.69
44:BQ:3:ARG:HD3	44:BQ:3:ARG:C	2.11	0.69
31:CA:1191:A:P	33:CF:3:ASN:HD21	2.15	0.69
1:DA:528:A:H2	1:DA:2043:C:C5'	2.02	0.69
1:DA:2303:G:C2'	1:DA:2304:G:H5'	2.22	0.69
2:DB:83:G:H1	2:DB:93:C:N4	1.91	0.69
12:DP:75:THR:HB	12:DP:88:GLY:HA3	1.74	0.69
12:DP:78:PRO:O	12:DP:79:LEU:CG	2.40	0.69
14:DQ:62:LYS:HB3	14:DQ:97:ARG:HD3	1.74	0.69
15:DR:8:LYS:HB3	15:DR:8:LYS:NZ	2.07	0.69
1:AA:2602:A:H4'	1:AA:2603:G:O5'	1.91	0.69

*Continued on next page...*

*Continued from previous page...*

Atom-1	Atom-2	Interatomic distance (Å)	Clash overlap (Å)
1:AA:2849:U:H4'	1:AA:2868:A:C2	2.28	0.69
10:AN:107:ARG:NH1	15:AR:36:GLU:OE2	2.26	0.69
26:A4:4:GLY:O	26:A4:5:ILE:HG22	1.92	0.69
26:A4:62:ARG:O	26:A4:66:SER:HA	1.93	0.69
31:BA:129(A):G:C2	31:BA:188:U:O2'	2.46	0.69
31:BA:412:A:H4'	31:BA:413:G:O5'	1.93	0.69
31:CA:979:C:H3'	31:CA:980:C:H5''	1.73	0.69
31:CA:1122:U:O4	31:CA:1123:A:N6	2.26	0.69
37:CJ:78:ARG:HB2	37:CJ:156:TRP:HZ3	1.56	0.69
42:CO:52:VAL:HG22	42:CO:53:ALA:H	1.58	0.69
51:CX:2:GLY:O	51:CX:4:GLY:N	2.26	0.69
52:CB:44:G:H2'	52:CB:45:U:O4'	1.91	0.69
1:DA:2065:C:H2'	1:DA:2066:C:H6	1.57	0.69
1:DA:2173:A:N3	1:DA:2173:A:H2'	2.07	0.69
4:DE:101:ARG:CZ	4:DE:171:GLU:HB2	2.23	0.69
5:DF:127:GLU:O	5:DF:129:PHE:N	2.23	0.69
12:DP:20:ALA:O	12:DP:21:THR:HB	1.91	0.69
14:DQ:19:LYS:O	14:DQ:20:ARG:HB3	1.92	0.69
20:DU:48:ALA:O	20:DU:50:ARG:N	2.25	0.69
1:AA:1130:U:H1'	1:AA:1131:G:OP1	1.92	0.69
1:AA:2146:C:H4'	1:AA:2147:G:C8	2.28	0.69
21:AV:139:VAL:HG13	21:AV:155:LEU:HD21	1.74	0.69
26:A4:42:PHE:CE1	26:A4:43:TYR:HB3	2.28	0.69
31:BA:173:U:H5''	31:BA:197:A:O4'	1.93	0.69
31:BA:412:A:H1'	31:BA:413:G:OP2	1.92	0.69
34:BG:31:CYS:C	34:BG:33:MET:H	1.95	0.69
31:CA:1023:G:H3'	31:CA:1024:G:H5''	1.72	0.69
31:CA:1123:A:H4'	40:CM:36:GLY:HA3	1.74	0.69
15:DR:51:ARG:HG3	15:DR:98:LYS:HG3	1.74	0.69
30:D8:50:LEU:HG	30:D8:51:ALA:H	1.56	0.69
1:AA:594:U:H5'	30:A8:61:LEU:CD1	2.22	0.69
8:AK:102:SER:O	8:AK:106:GLY:HA2	1.92	0.69
12:AP:23:GLY:HA2	12:AP:25:ASP:HB2	1.73	0.69
31:BA:827:U:H5	31:BA:872:A:N1	1.91	0.69
35:BH:11:ILE:HD13	35:BH:11:ILE:H	1.56	0.69
50:BW:89:ARG:HD2	50:BW:104:LEU:HD21	1.74	0.69
31:CA:976:G:OP1	44:CQ:32:SER:N	2.21	0.69
1:DA:2447:G:H1'	1:DA:2448:A:OP2	1.92	0.69
3:DD:65:ILE:HD11	3:DD:67:PHE:CE2	2.26	0.69
15:DR:3:ARG:O	15:DR:7:ILE:HB	1.92	0.69
28:D6:23:THR:HG22	28:D6:24:GLU:H	1.56	0.69

*Continued on next page...*

*Continued from previous page...*

Atom-1	Atom-2	Interatomic distance (Å)	Clash overlap (Å)
31:BA:1502:A:H2	31:BA:1505:G:H1	1.40	0.68
37:BJ:23:VAL:O	37:BJ:27:ILE:HG13	1.93	0.68
31:CA:1503:A:H1'	31:CA:1504:G:OP1	1.92	0.68
41:CN:100:ALA:O	41:CN:102:GLY:N	2.21	0.68
1:DA:654(I):C:H42	1:DA:654(M):C:H42	1.38	0.68
1:DA:907:U:O2'	12:DP:101:ARG:NH2	2.26	0.68
21:DV:69:THR:HG22	21:DV:90:VAL:HA	1.74	0.68
1:AA:2162:G:H2'	1:AA:2163:C:C6	2.28	0.68
3:AD:27:THR:OG1	3:AD:83:GLU:HA	1.94	0.68
19:AT:15:GLU:CD	19:AT:15:GLU:H	1.96	0.68
19:AT:84:ALA:HB3	19:AT:87:GLN:NE2	2.08	0.68
52:BB:7:G:H3'	52:BB:8:U:C5'	2.23	0.68
1:DA:1266:G:O5'	18:DS:15:ARG:NH2	2.26	0.68
1:DA:2121:G:H1	1:DA:2177:C:H42	1.41	0.68
1:DA:2784:C:H1'	4:DE:37:ARG:HH21	1.58	0.68
11:DO:64:LYS:CB	30:D8:25:MET:HG3	2.24	0.68
27:D5:4:HIS:CB	27:D5:5:PRO:HD3	2.21	0.68
3:AD:35:LYS:NZ	3:AD:65:ILE:HA	2.08	0.68
31:BA:977:A:H8	31:BA:1223:C:N3	1.91	0.68
31:BA:1037:C:H2'	31:BA:1038:C:C6	2.28	0.68
31:BA:1278:U:H5'	31:BA:1279:A:O4'	1.94	0.68
33:CF:113:ALA:HB3	33:CF:114:PRO:HD3	1.74	0.68
1:DA:4:C:H2'	1:DA:5:A:O4'	1.93	0.68
1:DA:855:G:O2'	22:D3:27:GLU:OE2	2.12	0.68
1:DA:2306:C:H3'	1:DA:2307:G:C5'	2.22	0.68
1:DA:2471:C:N4	1:DA:2476:A:O2'	2.26	0.68
1:DA:2873:A:H2'	1:DA:2873:A:N3	2.08	0.68
6:DG:111:LEU:HB3	6:DG:117:PHE:CE2	2.29	0.68
11:DO:112:LEU:H	11:DO:128:HIS:CD2	2.12	0.68
11:DO:146:VAL:HG13	11:DO:147:LEU:HD13	1.75	0.68
20:DU:94:LYS:O	20:DU:101:LYS:HB2	1.93	0.68
3:AD:34:VAL:HG21	3:AD:103:ARG:HA	1.75	0.68
4:AE:14:ILE:CG2	4:AE:21:VAL:CG2	2.72	0.68
8:AK:85:GLU:OE1	8:AK:86:THR:OG1	2.11	0.68
13:A0:56:LYS:NZ	13:A0:90:ARG:O	2.27	0.68
31:BA:974:A:O2'	31:BA:975:A:P	2.51	0.68
31:CA:1328:C:OP1	51:CX:21:TYR:OH	2.11	0.68
32:CE:5:ILE:HG23	32:CE:5:ILE:O	1.93	0.68
32:CE:185:ILE:CG2	32:CE:199:TYR:HB2	2.23	0.68
33:CF:164:ARG:HG2	33:CF:165:THR:H	1.57	0.68
1:DA:2135:A:O2'	1:DA:2136:C:OP1	2.12	0.68

*Continued on next page...*

*Continued from previous page...*

Atom-1	Atom-2	Interatomic distance (Å)	Clash overlap (Å)
6:DG:67:LYS:HB3	26:D4:6:HIS:CD2	2.28	0.68
11:DO:9:ASN:CB	11:DO:10:PRO:HD2	2.23	0.68
25:DX:19:GLN:HE22	25:DX:52:HIS:CE1	2.11	0.68
1:AA:882:G:H3'	1:AA:883:G:H5''	1.74	0.68
1:AA:905:U:C2'	1:AA:906:G:H5''	2.22	0.68
1:AA:2116:G:P	1:AA:2165:G:H22	2.15	0.68
6:AG:166:ASP:HA	6:AG:169:ALA:HB3	1.75	0.68
8:AK:110:ASP:HB3	8:AK:111:PRO:C	2.14	0.68
14:AQ:56:LEU:HB2	14:AQ:58:LEU:HD22	1.74	0.68
20:AU:96:ILE:HG13	20:AU:99:CYS:H	1.57	0.68
21:AV:105:VAL:HG13	21:AV:140:ASP:HB3	1.76	0.68
23:AZ:65:SER:OG	23:AZ:66:HIS:HD2	1.77	0.68
38:BK:9:MET:SD	38:BK:32:LYS:HG2	2.33	0.68
40:BM:48:THR:HG23	40:BM:62:HIS:HB3	1.75	0.68
31:CA:687:A:H1'	31:CA:688:G:OP2	1.93	0.68
37:CJ:87:VAL:HG11	37:CJ:154:TYR:HB2	1.75	0.68
8:DK:69:LYS:O	8:DK:73:GLU:HB2	1.92	0.68
17:D2:79:VAL:O	17:D2:80:GLN:HB2	1.92	0.68
1:AA:270(G):C:H2'	1:AA:270(H):C:O4'	1.94	0.68
1:AA:2168:G:O6	1:AA:2171:A:N6	2.26	0.68
1:AA:2583:G:N2	52:BB:87:A:H8	1.89	0.68
4:AE:13:ARG:HD2	15:AR:58:ASN:HB3	1.74	0.68
18:AS:79:GLY:HA3	18:AS:100:THR:HG22	1.74	0.68
36:BI:97:PHE:O	48:BU:31:LEU:HD23	1.94	0.68
39:BL:18:PHE:HD1	39:BL:62:TYR:HD2	1.41	0.68
31:CA:1004:A:C5'	31:CA:1025:U:O4	2.41	0.68
31:CA:1250:A:H4'	39:CL:68:GLY:H	1.58	0.68
53:CD:20:G:H8	53:CD:58:A:H61	1.39	0.68
7:DH:102:ALA:HB1	7:DH:115:VAL:O	1.94	0.68
27:D5:20:ARG:HG2	27:D5:23:HIS:CD2	2.29	0.68
1:AA:271(B):G:H4'	1:AA:271(C):U:O5'	1.94	0.68
7:AH:4:ILE:HB	7:AH:6:ARG:HG3	1.75	0.68
9:AM:34:LEU:HD11	9:AM:119:ARG:O	1.93	0.68
30:A8:52:LYS:N	30:A8:53:PRO:CD	2.57	0.68
33:BF:7:PRO:O	33:BF:11:ARG:HG2	1.93	0.68
36:BI:19:LEU:HD23	36:BI:23:LYS:HZ1	1.59	0.68
40:BM:38:ILE:HD11	40:BM:71:LEU:HD23	1.76	0.68
34:CG:31:CYS:O	34:CG:33:MET:N	2.25	0.68
45:CR:48:LYS:HE2	45:CR:48:LYS:HA	1.74	0.68
46:CS:15:PRO:O	46:CS:16:HIS:ND1	2.27	0.68
53:CD:59:A:H1'	53:CD:61:U:C5	2.29	0.68

*Continued on next page...*

*Continued from previous page...*

Atom-1	Atom-2	Interatomic distance (Å)	Clash overlap (Å)
6:DG:112:PRO:HB2	26:D4:37:SER:HA	1.75	0.68
1:AA:1486:A:H2'	1:AA:1487:G:H8	1.58	0.68
7:AH:152:ARG:C	7:AH:153:LYS:HD2	2.14	0.68
12:AP:90:VAL:O	12:AP:90:VAL:CG1	2.42	0.68
19:AT:47:PHE:O	19:AT:49:VAL:HG23	1.94	0.68
20:AU:81:LYS:HG2	20:AU:96:ILE:HB	1.75	0.68
21:AV:62:PRO:O	21:AV:63:ASP:HB2	1.91	0.68
21:AV:113:ALA:N	21:AV:114:GLY:HA2	2.09	0.68
53:BC:18:C:O2'	53:BC:19:G:OP1	2.12	0.68
31:CA:1004:A:H8	31:CA:1036:G:H1	1.41	0.68
44:CQ:26:ARG:NH1	44:CQ:47:LEU:HD21	2.08	0.68
1:DA:660:G:H21	11:DO:12:ALA:HA	1.59	0.68
1:DA:2816:C:O3'	13:D0:99:LYS:NZ	2.26	0.68
5:DF:188:ARG:HA	11:DO:3:LEU:HD11	1.76	0.68
21:DV:76:LEU:HD23	21:DV:76:LEU:H	1.57	0.68
1:AA:141:A:H8	1:AA:1595:G:H21	1.41	0.68
1:AA:774:A:C2	1:AA:787:U:O2'	2.47	0.68
6:AG:109:VAL:O	6:AG:113:ARG:HG3	1.94	0.68
14:AQ:26:LEU:HD11	14:AQ:73:LEU:HD13	1.76	0.68
31:CA:1446:A:H4'	31:CA:1446:A:OP1	1.92	0.68
40:CM:54:PHE:CD2	40:CM:55:LYS:HD2	2.29	0.68
1:DA:2233:U:H2'	1:DA:2234:G:C8	2.29	0.68
1:DA:2392:A:H8	11:DO:61:ARG:HD2	1.57	0.68
1:DA:2611:U:O2	27:D5:3:LYS:HE2	1.94	0.68
1:DA:2688:U:H5	1:DA:2720:U:OP2	1.75	0.68
6:DG:120:LEU:N	6:DG:179:PRO:O	2.24	0.68
15:DR:20:PRO:HD2	15:DR:86:ILE:HG23	1.76	0.68
24:DW:70:GLN:HG2	24:DW:71:ASN:N	2.07	0.68
1:AA:1535:U:H3'	1:AA:1536:A:H5''	1.74	0.68
1:AA:2154:G:H2'	1:AA:2155:G:C8	2.29	0.68
1:AA:2698:U:H2'	1:AA:2699:C:C6	2.29	0.68
31:BA:1316:G:N2	31:BA:1318:A:H3'	2.08	0.68
31:BA:1374:A:H2'	31:BA:1375:A:H5'	1.76	0.68
34:CG:96:LEU:HD12	34:CG:139:ARG:CZ	2.23	0.68
26:D4:56:VAL:HA	26:D4:60:GLN:HE21	1.59	0.68
1:AA:2415:G:O3'	11:AO:66:GLY:HA3	1.94	0.67
21:AV:7:ALA:HB2	21:AV:59:LEU:HD13	1.76	0.67
42:BO:59:SER:C	42:BO:61:TYR:H	1.97	0.67
45:BR:87:ILE:HG22	45:BR:88:ARG:N	2.09	0.67
34:CG:178:VAL:HG12	34:CG:179:GLU:H	1.59	0.67
1:DA:660:G:N2	11:DO:12:ALA:HA	2.09	0.67

*Continued on next page...*

*Continued from previous page...*

Atom-1	Atom-2	Interatomic distance (Å)	Clash overlap (Å)
1:DA:1899:G:H22	1:DA:1902:C:H41	0.76	0.67
9:DM:128:HIS:CE1	9:DM:134:ARG:HH11	2.11	0.67
28:D6:25:LYS:HB3	30:D8:34:TRP:CZ3	2.29	0.67
1:AA:2099:U:H3	1:AA:2190:G:H1	1.40	0.67
3:AD:25:THR:HG23	3:AD:26:LYS:HD2	1.77	0.67
7:AH:83:TYR:CB	7:AH:135:GLY:H	2.00	0.67
28:A6:18:ARG:HD2	28:A6:18:ARG:O	1.92	0.67
34:BG:111:ALA:HB2	34:BG:120:LEU:HD12	1.75	0.67
37:BJ:62:PHE:HD1	37:BJ:124:LEU:HD11	1.58	0.67
31:CA:509:A:O2'	31:CA:510:A:OP1	2.11	0.67
31:CA:1298:C:H41	37:CJ:114:ARG:HB3	1.59	0.67
32:CE:21:ARG:O	32:CE:23:ARG:N	2.27	0.67
33:CF:111:LEU:HD11	33:CF:145:GLY:HA3	1.75	0.67
43:CP:54:VAL:O	43:CP:58:GLU:HG2	1.95	0.67
1:DA:635:C:O2'	1:DA:639:U:OP1	2.13	0.67
1:DA:1056:G:H5''	1:DA:1057:A:H5'	1.76	0.67
17:D2:35:LEU:HG	17:D2:37:VAL:HG11	1.76	0.67
24:DW:17:SER:CB	24:DW:18:PRO:CA	2.72	0.67
1:AA:2164:C:H2'	1:AA:2165:G:H8	1.57	0.67
3:AD:34:VAL:O	3:AD:34:VAL:HG13	1.93	0.67
7:AH:86:GLU:O	7:AH:87:LEU:HB2	1.93	0.67
31:BA:1348:U:H4'	39:BL:120:ARG:HD2	1.77	0.67
34:BG:88:VAL:O	34:BG:90:GLY:N	2.26	0.67
34:CG:139:ARG:HG3	34:CG:139:ARG:NH1	2.00	0.67
53:CD:20:G:H22	1:DA:2112:G:H5'	1.59	0.67
1:DA:1300:U:H4'	1:DA:1301:A:H5''	1.74	0.67
18:DS:12:ILE:HD13	18:DS:17:VAL:HG13	1.77	0.67
3:AD:131:LEU:HB2	3:AD:136:ILE:HD11	1.77	0.67
6:AG:114:ILE:HD13	6:AG:140:ILE:HG21	1.76	0.67
13:A0:55:ALA:HA	13:A0:80:PHE:CE2	2.29	0.67
33:BF:50:ALA:HB1	33:BF:70:VAL:HG11	1.77	0.67
38:BK:11:THR:O	38:BK:15:ASN:ND2	2.27	0.67
53:BD:13:C:O2'	53:BD:14:A:P	2.52	0.67
31:CA:192:U:H2'	31:CA:193:C:H6	1.60	0.67
1:DA:1359:A:H2'	1:DA:1360:A:H5'	1.75	0.67
12:DP:63:LYS:HG3	12:DP:65:PHE:HE2	1.60	0.67
21:DV:19:ARG:NH1	21:DV:84:GLU:HB2	2.10	0.67
1:AA:309:G:N3	1:AA:329:G:O2'	2.28	0.67
1:AA:1537:C:H2'	1:AA:1538:G:O4'	1.95	0.67
1:AA:1769:G:O2'	1:AA:1958:C:OP1	2.12	0.67
1:AA:1805:U:O2	3:AD:50:THR:HB	1.94	0.67

*Continued on next page...*

*Continued from previous page...*

Atom-1	Atom-2	Interatomic distance (Å)	Clash overlap (Å)
1:AA:1899:G:N2	1:AA:1902:C:C5	2.63	0.67
1:AA:2134:A:N6	1:AA:2157:G:H1'	2.09	0.67
3:AD:35:LYS:HZ1	3:AD:65:ILE:HA	1.60	0.67
7:AH:154:PRO:O	7:AH:156:ALA:N	2.27	0.67
14:AQ:14:VAL:O	14:AQ:18:ILE:HD13	1.95	0.67
31:BA:687:A:H1'	31:BA:688:G:OP2	1.95	0.67
37:BJ:54:THR:OG1	37:BJ:56:GLN:HG2	1.94	0.67
39:BL:43:ALA:HA	39:BL:74:ILE:HD13	1.76	0.67
49:BV:31:ILE:HG23	49:BV:49:ILE:HA	1.76	0.67
53:BD:19:G:H1'	53:BD:59:A:H2	1.59	0.67
54:B1:14:U:O2'	54:B1:15:U:O4'	2.10	0.67
31:CA:1219:U:OP1	44:CQ:19:ARG:NH1	2.25	0.67
17:D2:76:LYS:HD2	17:D2:80:GLN:O	1.94	0.67
20:DU:87:LYS:HB3	20:DU:92:ASN:HB3	1.74	0.67
1:AA:910:A:H62	12:AP:12:GLN:HA	1.60	0.67
1:AA:1007:C:OP1	9:AM:35:ARG:NH1	2.27	0.67
1:AA:1060:U:H5'	1:AA:1061:U:H5	1.57	0.67
2:AB:37:C:H2'	2:AB:38:C:H5'	1.75	0.67
4:AE:46:ALA:HB1	4:AE:80:GLU:HB3	1.76	0.67
5:AF:32:LEU:CD1	5:AF:105:VAL:HG13	2.25	0.67
7:AH:4:ILE:O	7:AH:6:ARG:N	2.27	0.67
15:AR:24:PRO:O	15:AR:94:ALA:HB2	1.95	0.67
31:BA:130:A:C8	47:BT:63:ARG:HD3	2.30	0.67
34:BG:15:GLU:OE1	34:BG:66:ARG:NH1	2.28	0.67
37:BJ:78:ARG:HH21	37:BJ:156:TRP:HB3	1.59	0.67
33:CF:8:ILE:O	33:CF:11:ARG:N	2.24	0.67
30:D8:48:PHE:CG	30:D8:49:VAL:N	2.63	0.67
1:AA:1535:U:C2	1:AA:1536:A:H3'	2.30	0.67
9:AM:95:PRO:O	9:AM:97:ARG:N	2.28	0.67
28:A6:44:ARG:O	28:A6:45:LYS:HG2	1.94	0.67
32:BE:63:MET:HB3	32:BE:225:ALA:HB1	1.77	0.67
34:BG:12:CYS:HA	34:BG:19:LEU:HD22	1.76	0.67
40:BM:37:PRO:HA	40:BM:72:VAL:HG22	1.77	0.67
31:CA:1129:C:C4	31:CA:1139:G:C2	2.82	0.67
31:CA:1321:C:H3'	31:CA:1322:C:H5''	1.77	0.67
32:CE:21:ARG:HB3	32:CE:39:ILE:HA	1.76	0.67
53:CD:52:C:O2	53:CD:65:G:N1	2.28	0.67
1:DA:1174:A:N6	1:DA:1176:G:O2'	2.27	0.67
1:DA:2469:A:H2'	1:DA:2470:G:O4'	1.95	0.67
13:D0:78:LYS:O	13:D0:82:GLU:HB3	1.95	0.67
1:AA:270(M):U:O2'	1:AA:270(N):G:O5'	2.10	0.67

*Continued on next page...*

*Continued from previous page...*

Atom-1	Atom-2	Interatomic distance (Å)	Clash overlap (Å)
1:AA:2583:G:N2	52:BB:87:A:C8	2.55	0.67
4:AE:14:ILE:HG22	4:AE:21:VAL:CG2	2.25	0.67
4:AE:120:TRP:CE3	4:AE:155:LYS:HD3	2.28	0.67
14:AQ:111:GLU:OE1	14:AQ:111:GLU:HA	1.94	0.67
17:A2:38:LEU:HD23	17:A2:39:LEU:N	2.09	0.67
31:BA:791:G:C2'	31:BA:792:A:H5'	2.24	0.67
32:BE:204:ASN:HD22	32:BE:206:ASP:H	1.43	0.67
37:BJ:78:ARG:NH2	37:BJ:156:TRP:HB3	2.09	0.67
1:DA:653:A:H5''	1:DA:654:A:OP2	1.95	0.67
1:DA:1048:A:H2	1:DA:1112:G:H21	1.41	0.67
1:DA:2287:A:N6	1:DA:2344:U:H3	1.91	0.67
1:DA:2287:A:N6	1:DA:2344:U:N3	2.43	0.67
2:DB:38:C:H42	2:DB:44:G:H1	1.43	0.67
27:D5:36:CYS:SG	27:D5:49:CYS:HB3	2.35	0.67
1:AA:518:G:H4'	18:AS:18:ARG:NH1	2.07	0.67
2:AB:13:A:N1	2:AB:69:G:O2'	2.24	0.67
31:BA:437:U:H2'	31:BA:438:G:O4'	1.95	0.67
33:BF:113:ALA:HB3	33:BF:114:PRO:HD3	1.75	0.67
35:BH:102:ALA:HB1	35:BH:106:PRO:HG2	1.77	0.67
31:CA:689:C:H2'	31:CA:690:G:H5'	1.77	0.67
31:CA:1149:C:O2'	31:CA:1280:A:N1	2.27	0.67
35:CH:9:LYS:HB2	35:CH:112:LEU:HD11	1.76	0.67
1:DA:602:G:N2	1:DA:655:A:N7	2.40	0.67
1:DA:1252:G:N3	16:D1:33:ARG:HD2	2.10	0.67
4:DE:116:VAL:O	4:DE:117:MET:CB	2.43	0.67
6:DG:67:LYS:H	26:D4:6:HIS:CD2	2.12	0.67
27:D5:36:CYS:HG	27:D5:49:CYS:HB3	1.59	0.67
1:AA:1434:A:H61	1:AA:1558:A:N6	1.91	0.67
1:AA:2469:A:H2'	1:AA:2470:G:C5'	2.25	0.67
18:AS:95:ILE:O	18:AS:95:ILE:HG13	1.94	0.67
31:BA:1227:A:OP2	43:BP:111:LYS:HE3	1.94	0.67
32:BE:67:THR:HG21	32:BE:155:LEU:HG	1.75	0.67
31:CA:957:U:H1'	31:CA:960:U:C5	2.30	0.67
31:CA:1435:G:H2'	31:CA:1436:U:C6	2.29	0.67
1:DA:8:A:N1	1:DA:2895:U:O4	2.28	0.67
1:DA:1464:C:O2'	1:DA:1528:A:H8	1.71	0.67
1:DA:2310:A:H5'	1:DA:2311:A:OP2	1.94	0.67
2:DB:3:C:N3	2:DB:117:G:N2	2.39	0.67
15:DR:11:GLU:OE1	15:DR:11:GLU:N	2.28	0.67
1:AA:752:A:H4'	1:AA:753:C:O5'	1.95	0.66
1:AA:1095:A:N3	1:AA:1095:A:H2'	2.08	0.66

*Continued on next page...*



*Continued from previous page...*

Atom-1	Atom-2	Interatomic distance (Å)	Clash overlap (Å)
1:AA:2150:U:H2'	1:AA:2151:G:C8	2.30	0.66
1:AA:2780:G:OP2	9:AM:118:LYS:HD3	1.93	0.66
3:AD:34:VAL:C	3:AD:35:LYS:HG3	2.15	0.66
4:AE:48:GLN:HE22	4:AE:77:ILE:HD12	1.60	0.66
11:AO:68:GLN:HG2	30:A8:12:LYS:HD3	1.76	0.66
14:AQ:88:ASP:OD1	14:AQ:90:GLY:N	2.27	0.66
31:BA:826:C:H2'	31:BA:827:U:O2	1.95	0.66
31:BA:1256:A:N6	31:BA:1278:U:OP2	2.28	0.66
31:BA:1306:A:N6	31:BA:1331:G:H1'	2.10	0.66
31:CA:1117:G:O3'	39:CL:104:ARG:HD2	1.95	0.66
35:CH:83:GLU:HB3	35:CH:88:LYS:HG3	1.76	0.66
1:DA:2439:A:O2'	1:DA:2440:C:OP2	2.11	0.66
28:D6:44:ARG:O	28:D6:45:LYS:HB2	1.94	0.66
1:AA:574:C:N3	4:AE:145:LYS:NZ	2.40	0.66
1:AA:581:C:H2'	1:AA:582:G:H8	1.60	0.66
1:AA:944:G:H5''	1:AA:945:A:H5''	1.76	0.66
1:AA:1014:U:H2'	1:AA:1015:G:H5''	1.77	0.66
18:AS:29:LEU:HD21	18:AS:33:ARG:CZ	2.24	0.66
38:BK:51:VAL:HG11	38:BK:60:ARG:HG3	1.76	0.66
32:CE:75:LYS:HA	32:CE:78:GLN:HE21	1.57	0.66
1:DA:148:C:H6	1:DA:148:C:H5'	1.60	0.66
1:DA:1060:U:H5''	1:DA:1061:U:C5	2.31	0.66
1:DA:1169:G:H2'	1:DA:1170:G:O4'	1.94	0.66
21:DV:30:ASN:O	21:DV:32:HIS:N	2.29	0.66
1:AA:660:G:H21	11:AO:12:ALA:HA	1.60	0.66
3:AD:25:THR:CG2	3:AD:26:LYS:HD2	2.26	0.66
7:AH:3:ARG:NE	7:AH:3:ARG:HA	2.11	0.66
10:AN:98:VAL:HG13	10:AN:117:LEU:HB3	1.76	0.66
19:AT:27:THR:HG22	19:AT:80:ILE:HB	1.77	0.66
19:AT:65:ARG:HB3	19:AT:70:LEU:HB3	1.76	0.66
30:A8:59:LYS:NZ	30:A8:59:LYS:CB	2.57	0.66
32:BE:109:SER:O	32:BE:112:VAL:N	2.22	0.66
31:CA:1142:G:H2'	31:CA:1143:G:O4'	1.96	0.66
31:CA:1285:A:H1'	31:CA:1286:A:OP2	1.96	0.66
36:CI:2:ARG:HH21	36:CI:69:GLU:HG3	1.61	0.66
3:DD:8:PRO:HB3	3:DD:14:ARG:HB2	1.76	0.66
21:DV:62:PRO:C	21:DV:64:GLY:H	1.99	0.66
1:AA:2656:U:H3	1:AA:2665:A:H2	1.44	0.66
2:AB:48:A:H4'	14:AQ:95:HIS:HD2	1.60	0.66
5:AF:177:ALA:HB1	5:AF:178:PRO:HD2	1.76	0.66
12:AP:88:GLY:O	12:AP:89:ASN:HB2	1.95	0.66

*Continued on next page...*

*Continued from previous page...*

Atom-1	Atom-2	Interatomic distance (Å)	Clash overlap (Å)
12:AP:90:VAL:O	12:AP:90:VAL:HG12	1.93	0.66
43:BP:5:ALA:O	43:BP:7:VAL:N	2.29	0.66
1:DA:811:U:P	11:DO:21:ARG:O	2.53	0.66
6:DG:35:GLU:HG3	6:DG:35:GLU:O	1.95	0.66
23:DZ:87:PRO:O	23:DZ:90:ILE:N	2.27	0.66
27:D5:16:ARG:NH1	27:D5:17:ASP:OD1	2.29	0.66
1:AA:5:A:H61	1:AA:2898:U:H3	1.43	0.66
1:AA:654(D):G:H1	1:AA:654(Q):C:N4	1.92	0.66
1:AA:1937:A:O2'	1:AA:1938:A:P	2.54	0.66
2:AB:86:G:H1	2:AB:90:C:H42	1.43	0.66
4:AE:52:LEU:HB2	4:AE:75:VAL:HG22	1.78	0.66
4:AE:200:GLU:N	4:AE:200:GLU:OE2	2.28	0.66
39:BL:52:ALA:C	39:BL:95:LYS:HZ1	1.98	0.66
33:CF:14:ILE:HG12	33:CF:15:THR:N	2.09	0.66
1:DA:898:C:H3'	1:DA:899:A:H5''	1.77	0.66
1:DA:2415:G:H4'	11:DO:67:MET:N	2.10	0.66
3:DD:35:LYS:CE	3:DD:104:TYR:HB2	2.24	0.66
4:DE:201:THR:HG22	4:DE:202:LYS:H	1.60	0.66
6:DG:64:THR:HG23	6:DG:66:GLN:H	1.59	0.66
17:D2:80:GLN:HE21	17:D2:80:GLN:N	1.92	0.66
18:DS:59:VAL:HA	18:DS:64:MET:H	1.60	0.66
1:AA:2646:C:OP2	1:AA:2732:G:O2'	2.11	0.66
1:AA:2712:U:OP1	1:AA:2714:G:H4'	1.95	0.66
14:AQ:51:ALA:HB3	14:AQ:73:LEU:HG	1.78	0.66
20:AU:42:VAL:HG12	20:AU:42:VAL:O	1.94	0.66
26:A4:16:CYS:SG	26:A4:17:GLY:N	2.67	0.66
31:BA:352:C:O2'	31:BA:354:G:OP1	2.12	0.66
31:CA:600:C:H2'	31:CA:601:C:H6	1.60	0.66
1:DA:674:G:O2'	5:DF:74:ARG:HG3	1.96	0.66
8:DK:110:ASP:OD1	8:DK:130:TYR:OH	2.13	0.66
20:DU:76:CYS:SG	20:DU:77:PRO:HD2	2.35	0.66
1:AA:1111:A:O2'	1:AA:1112:G:H4'	1.96	0.66
1:AA:2306:C:H3'	1:AA:2307:G:H5'	1.78	0.66
3:AD:35:LYS:HD2	3:AD:104:TYR:CE1	2.29	0.66
4:AE:167:VAL:HG11	4:AE:187:ALA:O	1.94	0.66
12:AP:79:LEU:HD13	12:AP:80:GLU:HB2	1.76	0.66
28:A6:25:LYS:HD2	30:A8:34:TRP:HE1	1.61	0.66
31:BA:1149:C:H2'	31:BA:1150:U:C6	2.27	0.66
34:BG:187:ARG:NH1	34:BG:193:ASP:OD2	2.28	0.66
38:BK:129:VAL:HG23	38:BK:130:GLY:H	1.61	0.66
53:BC:19:G:C4'	53:BC:20:G:OP1	2.44	0.66

*Continued on next page...*

*Continued from previous page...*

Atom-1	Atom-2	Interatomic distance (Å)	Clash overlap (Å)
34:CG:13:ARG:O	34:CG:15:GLU:N	2.25	0.66
1:DA:946:G:O2'	1:DA:947:G:C5'	2.41	0.66
1:DA:1005:C:H1'	1:DA:1143:A:N1	2.10	0.66
12:DP:137:TYR:CE1	21:DV:83:PRO:HG3	2.30	0.66
24:DW:17:SER:CB	24:DW:18:PRO:HA	2.25	0.66
30:D8:30:ARG:O	30:D8:32:LEU:N	2.29	0.66
1:AA:811:U:P	11:AO:21:ARG:O	2.53	0.66
1:AA:1557:C:OP2	1:AA:1558:A:O2'	2.09	0.66
3:AD:31:LYS:HZ3	3:AD:33:LEU:HB3	1.60	0.66
15:AR:74:ARG:HG2	15:AR:74:ARG:NH1	2.02	0.66
31:CA:1305:G:O2'	31:CA:1306:A:O5'	2.10	0.66
53:CD:29:C:H2'	53:CD:30:G:H8	1.60	0.66
1:DA:545:G:H21	1:DA:548:A:H62	1.41	0.66
1:DA:848:G:C4	1:DA:933:A:C8	2.84	0.66
1:DA:1013:C:H42	1:DA:1149:G:H1	1.44	0.66
3:DD:35:LYS:CG	3:DD:64:ILE:N	2.54	0.66
4:DE:36:ARG:HH21	4:DE:88:GLY:HA3	1.59	0.66
18:DS:72:LYS:HB3	18:DS:106:ILE:HG13	1.76	0.66
21:DV:30:ASN:OD1	21:DV:33:LEU:HB3	1.96	0.66
1:AA:164:U:O2	1:AA:164:U:H2'	1.96	0.66
1:AA:320:A:H2'	5:AF:136:THR:HG21	1.78	0.66
1:AA:1102:C:H2'	1:AA:1103:A:C8	2.30	0.66
7:AH:86:GLU:CD	7:AH:86:GLU:H	1.97	0.66
16:A1:69:CYS:SG	16:A1:79:PHE:HD1	2.19	0.66
40:BM:49:VAL:CG2	44:BQ:41:ARG:HB2	2.25	0.66
53:BD:53:G:H1	53:BD:63:C:H42	1.44	0.66
31:CA:537:G:H5''	42:CO:110:ARG:NH1	2.10	0.66
31:CA:992:U:H3	31:CA:1044:A:N6	1.91	0.66
33:CF:52:LEU:HD23	33:CF:52:LEU:H	1.61	0.66
1:DA:90:U:H2'	1:DA:91:A:H5''	1.78	0.66
1:DA:2557:G:H2'	1:DA:2558:C:C6	2.31	0.66
9:DM:19:GLU:HG3	9:DM:59:LYS:HB3	1.78	0.66
11:DO:47:ASP:OD2	11:DO:49:ARG:HB3	1.96	0.66
12:DP:85:LYS:O	12:DP:86:GLY:O	2.14	0.66
3:AD:28:GLU:O	3:AD:29:PRO:C	2.34	0.66
14:AQ:36:TYR:N	14:AQ:36:TYR:CD1	2.60	0.66
14:AQ:83:LYS:CE	14:AQ:109:GLY:HA2	2.25	0.66
15:AR:23:ARG:HG3	15:AR:120:ARG:NH1	2.11	0.66
31:BA:486:U:H2'	31:BA:487:A:C8	2.31	0.66
31:BA:1123:A:H4'	40:BM:36:GLY:HA3	1.77	0.66
38:BK:121:ASP:HB2	38:BK:125:ARG:NH2	2.11	0.66

*Continued on next page...*

*Continued from previous page...*

Atom-1	Atom-2	Interatomic distance (Å)	Clash overlap (Å)
39:BL:5:TYR:HE2	39:BL:16:ARG:HG2	1.60	0.66
31:CA:412:A:H1'	31:CA:413:G:OP2	1.96	0.66
31:CA:991:U:O2	31:CA:993:G:H8	1.79	0.66
31:CA:1126:U:H4'	31:CA:1127:G:C8	2.30	0.66
36:CI:13:ASN:ND2	36:CI:55:ASP:OD2	2.29	0.66
49:CV:41:VAL:HG12	49:CV:42:PRO:HD2	1.77	0.66
1:DA:2340:G:O2'	1:DA:2341:G:H5'	1.95	0.66
3:DD:24:ILE:HD11	3:DD:91:ARG:HD2	1.78	0.66
6:DG:94:LEU:HD23	6:DG:94:LEU:H	1.60	0.66
21:DV:116:VAL:HG12	21:DV:117:LEU:H	1.61	0.66
1:AA:164:U:H5''	1:AA:165:U:C2	2.30	0.65
3:AD:35:LYS:HG2	3:AD:64:ILE:CG2	2.25	0.65
14:AQ:34:HIS:HB2	14:AQ:36:TYR:CE1	2.31	0.65
31:BA:1028:C:H42	31:BA:1033:G:H1	1.44	0.65
31:BA:1160:G:N1	31:BA:1177:G:N2	2.42	0.65
53:BD:21:U:H3'	53:BD:22:A:C5'	2.26	0.65
31:CA:1346:A:C1'	31:CA:1347:G:OP2	2.44	0.65
33:CF:131:ARG:NH1	35:CH:50:GLU:HG3	2.11	0.65
53:CD:31:G:H2'	53:CD:32:G:C8	2.31	0.65
53:CD:37:U:O4	53:CD:38:A:N6	2.29	0.65
1:DA:1048:A:OP2	1:DA:1109:C:N4	2.28	0.65
1:DA:2168:G:N2	1:DA:2170:A:O5'	2.29	0.65
11:DO:19:VAL:HG23	11:DO:20:GLY:H	1.60	0.65
1:AA:1079:C:H3'	1:AA:1080:A:C8	2.31	0.65
1:AA:1538:G:H2'	1:AA:1539:G:H8	1.61	0.65
1:AA:2712:U:H1'	1:AA:2712(A):A:C8	2.31	0.65
3:AD:35:LYS:CD	3:AD:104:TYR:HD1	2.04	0.65
11:AO:112:LEU:H	11:AO:128:HIS:CD2	2.14	0.65
13:A0:117:VAL:HG22	13:A0:118:GLU:H	1.60	0.65
17:A2:24:LYS:HA	17:A2:92:THR:OG1	1.95	0.65
37:BJ:87:VAL:HG11	37:BJ:155:ARG:HA	1.78	0.65
49:BV:41:VAL:HG12	49:BV:44:MET:HB2	1.77	0.65
31:CA:1263:C:H42	31:CA:1272:G:H1	1.43	0.65
1:DA:1688:U:O2	1:DA:1700:A:H5'	1.96	0.65
1:DA:2776:A:OP1	1:DA:2776:A:H3'	1.96	0.65
4:DE:63:LEU:HD23	4:DE:66:HIS:CE1	2.32	0.65
11:DO:63:PRO:HB3	30:D8:13:ARG:HG3	1.78	0.65
23:DZ:86:SER:N	23:DZ:87:PRO:CD	2.59	0.65
1:AA:287:C:H2'	1:AA:288:C:C6	2.32	0.65
1:AA:1067:A:H2'	1:AA:1067:A:N3	2.10	0.65
1:AA:1359:A:C2	1:AA:1372:U:O4	2.50	0.65

*Continued on next page...*

*Continued from previous page...*

Atom-1	Atom-2	Interatomic distance (Å)	Clash overlap (Å)
4:AE:105:THR:OG1	4:AE:199:ARG:NH2	2.30	0.65
4:AE:111:ARG:HD2	4:AE:160:TYR:CE1	2.31	0.65
31:BA:1132:C:H2'	31:BA:1133:G:H8	1.61	0.65
31:CA:452:A:O2'	31:CA:453:A:O4'	2.10	0.65
53:CD:13:C:O2'	53:CD:14:A:OP1	2.15	0.65
1:DA:443:A:H1'	1:DA:1201:C:O4'	1.96	0.65
1:DA:1171:G:H1	1:DA:1178:C:H42	1.41	0.65
1:DA:2282:G:H4'	1:DA:2283:C:O5'	1.95	0.65
4:DE:116:VAL:O	4:DE:117:MET:HB3	1.96	0.65
14:DQ:87:PHE:CE1	14:DQ:102:ALA:HB2	2.32	0.65
28:D6:29:ASN:ND2	28:D6:29:ASN:H	1.91	0.65
1:AA:881:G:H3'	1:AA:882:G:O4'	1.95	0.65
1:AA:1060:U:H1'	1:AA:1061:U:OP2	1.95	0.65
1:AA:2321:G:H5''	1:AA:2322:A:OP2	1.96	0.65
13:A0:84:ALA:HB3	13:A0:85:PRO:HD3	1.79	0.65
30:A8:52:LYS:H	30:A8:53:PRO:CD	2.06	0.65
31:BA:143:A:H2	31:BA:220:G:H1	1.41	0.65
31:BA:1502:A:H2	31:BA:1505:G:H22	1.42	0.65
32:BE:8:LYS:H	32:BE:8:LYS:CE	2.08	0.65
31:CA:1305:G:N2	31:CA:1331:G:H2'	2.08	0.65
53:CD:29:C:H2'	53:CD:30:G:C8	2.32	0.65
1:DA:459:U:H5''	29:D7:40:TRP:CD2	2.31	0.65
1:DA:1012:U:C2	1:DA:1143:A:C2	2.84	0.65
1:DA:2773:C:OP1	4:DE:166:THR:OG1	2.13	0.65
4:DE:103:ASP:OD1	4:DE:201:THR:HG23	1.97	0.65
5:DF:132:VAL:HG22	5:DF:133:ASN:N	2.06	0.65
6:DG:42:GLY:HA2	6:DG:89:GLY:HA2	1.79	0.65
11:DO:21:ARG:CA	11:DO:21:ARG:NE	2.47	0.65
28:D6:40:CYS:SG	28:D6:45:LYS:HE2	2.37	0.65
1:AA:1079:C:H5'	1:AA:1080:A:OP2	1.97	0.65
1:AA:1141:U:H6	9:AM:63:THR:HG1	1.44	0.65
31:BA:186(E):C:H42	31:BA:191(B):G:H1	1.44	0.65
53:BD:5:G:H1	53:BD:69:C:N4	1.95	0.65
31:CA:892:A:H2'	31:CA:893:C:C6	2.31	0.65
1:DA:9:U:N3	1:DA:2629:A:C6	2.64	0.65
1:DA:2591:C:P	3:DD:239:ARG:HG3	2.36	0.65
1:DA:2656:U:H3	1:DA:2665:A:H2	1.45	0.65
2:DB:15:A:H5'	2:DB:16:G:H8	1.61	0.65
2:DB:44:G:H5''	2:DB:45:A:OP1	1.97	0.65
22:D3:25:ARG:HD2	22:D3:29:GLN:HE21	1.61	0.65
22:D3:72:ARG:HB2	22:D3:75:LEU:HB2	1.77	0.65

*Continued on next page...*

*Continued from previous page...*

Atom-1	Atom-2	Interatomic distance (Å)	Clash overlap (Å)
23:DZ:87:PRO:O	23:DZ:89:GLU:N	2.29	0.65
30:D8:34:TRP:CG	30:D8:35:GLN:N	2.64	0.65
1:AA:2133:G:H1'	1:AA:2158:A:H61	1.60	0.65
13:A0:36:THR:HG22	13:A0:37:THR:H	1.62	0.65
31:BA:10:A:OP2	35:BH:126:ARG:HD3	1.97	0.65
52:CB:1:G:H2'	52:CB:1:G:N3	2.11	0.65
3:DD:34:VAL:C	3:DD:35:LYS:HG3	2.15	0.65
4:DE:68:ALA:HB1	4:DE:71:GLY:H	1.59	0.65
1:AA:959:A:H62	12:AP:83:MET:CE	2.10	0.65
1:AA:2111:C:N3	1:AA:2118:U:O2'	2.27	0.65
3:AD:35:LYS:HG2	3:AD:64:ILE:H	1.60	0.65
4:AE:24:THR:HG21	4:AE:188:VAL:HG22	1.77	0.65
5:AF:29:ASN:H	5:AF:112:MET:HE3	1.61	0.65
14:AQ:86:ALA:O	14:AQ:87:PHE:HB3	1.95	0.65
22:A3:40:GLN:HE22	22:A3:45:PHE:N	1.95	0.65
31:BA:823:G:H21	38:BK:1:MET:HE1	1.62	0.65
31:BA:1009:G:O6	31:BA:1020:U:O2	2.15	0.65
35:BH:126:ARG:HH11	35:BH:126:ARG:HG3	1.61	0.65
37:BJ:111:ARG:NH1	37:BJ:113:GLU:OE2	2.28	0.65
33:CF:48:TYR:O	33:CF:51:GLY:N	2.28	0.65
1:DA:998:C:H2'	1:DA:999:U:O5'	1.97	0.65
1:DA:1689:A:N7	1:DA:1698:A:N1	2.45	0.65
1:DA:2689:U:H4'	1:DA:2690:C:H5'	1.79	0.65
11:DO:23:PRO:O	11:DO:25:SER:N	2.30	0.65
12:DP:140:ALA:O	12:DP:141:GLN:CB	2.45	0.65
14:DQ:11:LYS:O	14:DQ:15:ARG:HB2	1.96	0.65
17:D2:44:LYS:C	17:D2:46:VAL:H	2.00	0.65
20:DU:62:GLU:CD	20:DU:63:LYS:H	2.00	0.65
30:D8:39:LYS:HG2	30:D8:40:GLU:N	2.10	0.65
1:AA:71:A:H2	19:AT:31:HIS:CE1	2.15	0.65
1:AA:1278:A:OP1	13:A0:36:THR:HG23	1.96	0.65
1:AA:2393:A:H5'	11:AO:62:LEU:HB2	1.78	0.65
28:A6:11:LEU:HD11	28:A6:51:GLU:CG	2.26	0.65
31:BA:814:A:N7	31:BA:816:A:C4	2.65	0.65
1:DA:2191:G:O2'	1:DA:2192:G:P	2.55	0.65
5:DF:143:ALA:HB1	5:DF:148:LEU:HB2	1.77	0.65
7:DH:20:ALA:O	7:DH:22:GLY:N	2.30	0.65
11:DO:62:LEU:O	11:DO:62:LEU:HD13	1.97	0.65
21:DV:158:PRO:HB2	21:DV:159:PRO:HD2	1.79	0.65
23:DZ:95:LEU:C	23:DZ:97:LEU:H	2.00	0.65
30:D8:51:ALA:HB1	30:D8:52:LYS:HD2	1.78	0.65

*Continued on next page...*

*Continued from previous page...*

Atom-1	Atom-2	Interatomic distance (Å)	Clash overlap (Å)
1:AA:1006:C:H1'	9:AM:106:MET:HE3	1.79	0.65
1:AA:2327:A:H2'	1:AA:2328:A:C8	2.31	0.65
1:AA:2577:A:H5''	1:AA:2578:G:H5'	1.77	0.65
9:AM:133:GLN:H	9:AM:133:GLN:NE2	1.95	0.65
16:A1:8:VAL:CG2	16:A1:11:ARG:HH21	2.10	0.65
31:BA:80:G:O6	31:BA:89:U:O2	2.15	0.65
33:BF:34:LEU:HD21	33:BF:38:ARG:HH11	1.62	0.65
33:BF:107:GLN:N	33:BF:107:GLN:OE1	2.27	0.65
34:BG:7:PRO:HB2	34:BG:10:ARG:HD2	1.79	0.65
49:BV:13:ASP:O	49:BV:15:LEU:N	2.30	0.65
31:CA:186(F):C:H2'	31:CA:187:C:O4'	1.97	0.65
31:CA:187:C:H2'	31:CA:188:U:O4'	1.97	0.65
45:CR:87:ILE:HG22	45:CR:88:ARG:N	2.11	0.65
53:CC:21:U:O2'	53:CC:22:A:H5'	1.96	0.65
1:DA:708:C:N4	1:DA:723:G:H1	1.95	0.65
1:DA:2133:G:H1'	1:DA:2158:A:N6	2.12	0.65
1:DA:2728:U:O2'	1:DA:2729:G:H5'	1.96	0.65
11:DO:56:SER:O	11:DO:57:THR:HB	1.97	0.65
29:A7:5:TRP:NE1	29:A7:7:PRO:HG3	2.12	0.65
39:BL:97:LYS:HB3	39:BL:98:PRO:HD3	1.79	0.65
31:CA:1237:C:O2'	31:CA:1300:G:N2	2.26	0.65
39:CL:63:ILE:HD11	39:CL:81:ILE:HD11	1.79	0.65
3:DD:35:LYS:CD	3:DD:104:TYR:HD1	2.07	0.65
1:AA:479:A:H4'	1:AA:480:A:OP1	1.97	0.64
1:AA:2100:G:H1	1:AA:2189:U:H3	1.43	0.64
1:AA:2117:A:H62	1:AA:2172:U:H3	1.45	0.64
4:AE:3:GLY:HA3	4:AE:81:ILE:HD12	1.78	0.64
8:AK:144:VAL:HG22	8:AK:145:VAL:HG13	1.80	0.64
31:BA:160:A:H2'	31:BA:161:A:O4'	1.97	0.64
43:BP:15:VAL:HG23	43:BP:43:THR:O	1.97	0.64
45:BR:26:GLU:OE2	45:BR:77:ARG:NH1	2.31	0.64
53:BC:26:C:H2'	53:BC:27:G:O4'	1.97	0.64
31:CA:328:C:H4'	31:CA:329:A:H5'	1.78	0.64
31:CA:452:A:O2'	31:CA:453:A:O5'	2.15	0.64
33:CF:70:VAL:HG12	33:CF:72:LYS:H	1.62	0.64
42:CO:5:ASN:HD22	47:CT:34:LYS:HE2	1.61	0.64
42:CO:21:VAL:C	42:CO:23:ALA:H	2.00	0.64
1:DA:2014:A:HO2'	27:D5:2:ALA:N	1.96	0.64
3:DD:5:LYS:HB2	3:DD:5:LYS:NZ	2.12	0.64
5:DF:31:HIS:HB2	11:DO:9:ASN:OD1	1.96	0.64
7:DH:89:ILE:HG23	7:DH:90:LYS:H	1.61	0.64

*Continued on next page...*

*Continued from previous page...*

Atom-1	Atom-2	Interatomic distance (Å)	Clash overlap (Å)
17:D2:79:VAL:C	17:D2:80:GLN:NE2	2.50	0.64
19:DT:57:LEU:HD21	19:DT:78:LYS:HB2	1.79	0.64
1:AA:754:C:H2'	1:AA:755:C:H6	1.62	0.64
3:AD:35:LYS:CE	3:AD:104:TYR:HB2	2.27	0.64
4:AE:51:PHE:CD1	4:AE:52:LEU:HG	2.33	0.64
7:AH:153:LYS:HB3	7:AH:154:PRO:HD3	1.79	0.64
13:A0:63:ARG:HB2	13:A0:80:PHE:HE1	1.62	0.64
27:A5:40:LYS:HB2	27:A5:46:CYS:SG	2.37	0.64
30:A8:57:ARG:O	30:A8:61:LEU:HG	1.97	0.64
31:BA:397:A:H5'	31:BA:398:C:OP1	1.97	0.64
52:BB:22:G:N2	52:BB:59:U:O4'	2.29	0.64
31:CA:1372:U:OP1	39:CL:72:GLY:N	2.30	0.64
1:DA:885:C:N3	1:DA:890:A:C6	2.65	0.64
13:D0:38:VAL:HB	13:D0:39:PRO:HD3	1.78	0.64
16:D1:90:VAL:HG22	17:D2:39:LEU:HB3	1.79	0.64
22:D3:12:ASN:ND2	22:D3:12:ASN:O	2.29	0.64
1:AA:535:C:O3'	16:A1:53:ARG:NH1	2.29	0.64
1:AA:2272:U:H5''	1:AA:2273:A:OP1	1.98	0.64
2:AB:6:C:C2'	2:AB:7:G:H5''	2.27	0.64
15:AR:54:ARG:HA	15:AR:59:THR:HB	1.80	0.64
15:AR:107:ASP:HB2	31:BA:1432:G:OP1	1.97	0.64
21:AV:29:TYR:HE2	21:AV:87:ASP:HB2	1.62	0.64
31:BA:1004:A:C8	31:BA:1036:G:N1	2.65	0.64
31:BA:1099:G:OP1	32:BE:96:ARG:NH1	2.25	0.64
41:BN:73:MET:HA	41:BN:77:MET:H	1.62	0.64
43:BP:3:ARG:HG2	43:BP:9:ILE:CG1	2.28	0.64
31:CA:690:G:H22	41:CN:55:LYS:HE2	1.62	0.64
40:CM:6:ILE:HG22	40:CM:98:ILE:HG23	1.79	0.64
43:CP:70:LEU:HD13	43:CP:71:ARG:N	2.12	0.64
1:DA:247:G:H4'	1:DA:386:G:C5	2.33	0.64
1:DA:1065:U:H3	1:DA:1073:A:H61	1.45	0.64
1:DA:2681:C:H6	1:DA:2683:C:H41	1.44	0.64
2:DB:50:G:OP1	14:DQ:63:THR:HG23	1.97	0.64
13:D0:118:GLU:OE1	13:D0:118:GLU:HA	1.97	0.64
15:DR:126:ALA:O	15:DR:128:GLU:N	2.29	0.64
28:D6:34:LEU:O	28:D6:35:GLU:HB2	1.95	0.64
4:AE:201:THR:HG22	4:AE:203:LYS:H	1.61	0.64
9:AM:95:PRO:C	9:AM:97:ARG:H	1.99	0.64
13:A0:38:VAL:HB	13:A0:39:PRO:HD3	1.78	0.64
31:BA:93:U:H2'	31:BA:95:G:O4'	1.97	0.64
31:BA:1053:G:O3'	31:BA:1054:C:H4'	1.96	0.64

*Continued on next page...*



*Continued from previous page...*

Atom-1	Atom-2	Interatomic distance (Å)	Clash overlap (Å)
31:BA:1530:G:H2'	31:BA:1531:A:C8	2.31	0.64
31:CA:913:A:H1'	31:CA:914:A:OP2	1.97	0.64
31:CA:1321:C:H41	31:CA:1322:C:N4	1.92	0.64
31:CA:1443:G:O2'	15:DR:122:ASP:OD2	2.16	0.64
34:CG:8:VAL:C	34:CG:10:ARG:H	2.00	0.64
34:CG:26:CYS:HA	34:CG:31:CYS:HB2	1.80	0.64
53:CC:16:C:O2'	53:CC:62:C:OP1	2.14	0.64
1:DA:1047:G:C2'	1:DA:1110:G:H22	2.11	0.64
1:DA:1323:U:H2'	1:DA:1324:G:H5'	1.80	0.64
1:DA:2135:A:O2'	1:DA:2160:G:H4'	1.97	0.64
1:DA:2335:A:O2'	1:DA:2336:A:OP2	2.09	0.64
1:DA:2805:G:H2'	1:DA:2807:G:C8	2.33	0.64
3:DD:64:ILE:O	3:DD:64:ILE:CG1	2.44	0.64
4:DE:8:LYS:HG2	4:DE:192:ASN:HD22	1.63	0.64
4:DE:55:ASN:C	4:DE:57:LYS:H	2.01	0.64
12:DP:63:LYS:CE	12:DP:65:PHE:CE2	2.80	0.64
30:D8:14:VAL:HG21	30:D8:56:GLU:OE2	1.97	0.64
1:AA:602:G:HO2'	1:AA:604:G:HO2'	1.45	0.64
1:AA:1858:G:O2'	1:AA:1884:A:N6	2.30	0.64
6:AG:115:ARG:O	6:AG:116:ASP:HB2	1.96	0.64
11:AO:19:VAL:HG22	11:AO:27:HIS:HB2	1.69	0.64
12:AP:37:LEU:HD21	12:AP:130:LYS:HE3	1.80	0.64
12:AP:66:ILE:HD12	12:AP:67:ARG:N	2.13	0.64
12:AP:135:ASP:N	12:AP:135:ASP:OD1	2.30	0.64
43:BP:105:THR:OG1	43:BP:106:ASN:N	2.30	0.64
31:CA:328:C:H2'	31:CA:328:C:O2	1.98	0.64
31:CA:1003:G:N2	31:CA:1004:A:O2'	2.31	0.64
31:CA:1053:G:O2'	31:CA:1054:C:O5'	2.16	0.64
31:CA:1465:C:H2'	31:CA:1466:C:O4'	1.98	0.64
12:DP:64:ILE:O	12:DP:65:PHE:CG	2.50	0.64
1:AA:588:U:H2'	1:AA:589:C:C6	2.32	0.64
1:AA:2212:A:H1'	1:AA:2215:G:C5	2.33	0.64
6:AG:165:THR:OG1	6:AG:168:GLU:HG3	1.98	0.64
31:BA:405:U:O4	34:BG:2:GLY:N	2.30	0.64
37:BJ:79:ARG:CZ	37:BJ:82:GLY:HA2	2.28	0.64
49:BV:24:ALA:O	49:BV:25:LYS:HB3	1.98	0.64
53:BC:48:U:O2'	53:BC:49:C:OP2	2.10	0.64
31:CA:974:A:OP2	44:CQ:41:ARG:NH1	2.30	0.64
31:CA:1160:G:H1	31:CA:1177:G:H22	1.43	0.64
44:CQ:13:THR:N	44:CQ:14:PRO:HD3	2.13	0.64
53:CD:22:A:N1	53:CD:47:G:H2'	2.12	0.64

*Continued on next page...*

*Continued from previous page...*

Atom-1	Atom-2	Interatomic distance (Å)	Clash overlap (Å)
1:DA:1309:G:H4'	29:D7:7:PRO:HB2	1.80	0.64
1:DA:2820:A:O2'	1:DA:2821:A:OP1	2.15	0.64
3:DD:35:LYS:HB3	3:DD:63:ARG:HA	1.79	0.64
7:DH:153:LYS:N	7:DH:154:PRO:CD	2.61	0.64
12:DP:1:MET:CA	12:DP:1:MET:CE	2.76	0.64
14:DQ:99:LYS:HE2	14:DQ:103:GLU:OE1	1.98	0.64
16:D1:92:ARG:NE	17:D2:11:GLN:HB2	2.13	0.64
29:D7:5:TRP:NE1	29:D7:7:PRO:HG3	2.12	0.64
1:AA:796:C:H2'	1:AA:797:C:C6	2.33	0.64
1:AA:881:G:H3'	1:AA:882:G:C4'	2.27	0.64
2:AB:73:A:C2'	2:AB:74:U:H5'	2.27	0.64
6:AG:112:PRO:CB	26:A4:37:SER:HB2	2.27	0.64
8:AK:33:ARG:C	8:AK:35:LEU:H	2.01	0.64
31:BA:983:A:H5''	31:BA:984:C:OP2	1.98	0.64
31:CA:689:C:C2'	31:CA:690:G:H5'	2.27	0.64
31:CA:1301:U:O2	31:CA:1301:U:H2'	1.98	0.64
37:CJ:26:PHE:O	37:CJ:30:ILE:HG13	1.98	0.64
40:CM:16:LEU:C	40:CM:18:ALA:H	2.01	0.64
42:CO:76:GLU:HG3	42:CO:77:HIS:CD2	2.33	0.64
1:DA:1420:U:O2'	1:DA:1421:G:P	2.56	0.64
1:DA:2162:G:H2'	1:DA:2163:C:H6	1.61	0.64
1:DA:2211:G:H2'	1:DA:2211:G:N3	2.10	0.64
3:DD:239:ARG:O	3:DD:240:ALA:HB2	1.98	0.64
8:DK:114:LEU:HD23	8:DK:114:LEU:O	1.98	0.64
12:DP:84:GLY:O	12:DP:85:LYS:HB2	1.96	0.64
16:D1:88:ILE:HG22	17:D2:49:THR:HA	1.80	0.64
28:D6:23:THR:HG22	28:D6:24:GLU:N	2.12	0.64
1:AA:653:A:H3'	1:AA:654:A:H5'	1.80	0.64
1:AA:654(B):C:H2'	1:AA:654(C):G:C8	2.32	0.64
1:AA:2681:C:O2'	1:AA:2682:U:P	2.56	0.64
6:AG:67:LYS:CE	26:A4:6:HIS:CE1	2.80	0.64
14:AQ:106:ARG:CA	14:AQ:110:LEU:HD21	2.27	0.64
16:A1:79:PHE:HE1	16:A1:106:PHE:CZ	2.16	0.64
17:A2:44:LYS:O	17:A2:46:VAL:HG12	1.97	0.64
31:BA:156:G:H1	31:BA:165:C:N4	1.94	0.64
31:BA:1399:C:C2	31:BA:1502:A:N6	2.66	0.64
52:CB:27:G:H5'	52:CB:28:C:OP2	1.98	0.64
1:DA:887:A:H3'	1:DA:888:C:H5'	1.79	0.64
1:DA:1434:A:H61	1:DA:1558:A:H62	1.46	0.64
1:DA:2470:G:O2'	1:DA:2471:C:H5'	1.98	0.64
12:DP:139:GLU:O	12:DP:141:GLN:N	2.30	0.64

*Continued on next page...*

*Continued from previous page...*

Atom-1	Atom-2	Interatomic distance (Å)	Clash overlap (Å)
13:D0:37:THR:HG22	13:D0:39:PRO:HD2	1.78	0.64
1:AA:259:G:H21	1:AA:621:A:H8	1.44	0.64
1:AA:1019:U:O2'	1:AA:1021:A:C2	2.50	0.64
1:AA:1359:A:H2	1:AA:1372:U:O4	1.81	0.64
6:AG:138:GLN:OE1	6:AG:138:GLN:N	2.24	0.64
28:A6:14:THR:HG21	28:A6:19:ARG:NH2	2.11	0.64
31:BA:688:G:H2'	31:BA:689:C:H6	1.62	0.64
31:BA:1412:C:H2'	31:BA:1413:A:C8	2.33	0.64
31:CA:1160:G:O6	31:CA:1181:G:C6	2.49	0.64
31:CA:1200:C:H1'	31:CA:1204:A:N6	2.13	0.64
1:DA:140:A:C8	1:DA:1408:C:O2'	2.48	0.64
1:DA:155:C:N3	1:DA:171:G:N2	2.42	0.64
1:DA:752:A:H3'	29:D7:1:MET:SD	2.37	0.64
1:DA:1342:A:N6	1:DA:1602:U:C2	2.66	0.64
1:DA:2531:A:H5'	7:DH:157:TYR:HE2	1.62	0.64
14:DQ:107:GLU:H	14:DQ:110:LEU:HG	1.62	0.64
19:DT:67:GLY:O	19:DT:69:TYR:N	2.25	0.64
1:AA:242:G:H5'	30:A8:62:LEU:CD2	2.27	0.64
1:AA:1087:G:C5	1:AA:1089:G:H1'	2.33	0.64
1:AA:1533:C:H2'	1:AA:1534:G:H8	1.60	0.64
1:AA:1796:U:H2'	1:AA:1797:C:C6	2.32	0.64
1:AA:1971:A:C4	3:AD:241:PRO:HD3	2.32	0.64
3:AD:6:PHE:CE1	3:AD:18:VAL:HG23	2.32	0.64
8:AK:37:VAL:HG22	8:AK:38:LEU:HD12	1.78	0.64
18:AS:88:ARG:HB3	18:AS:92:ARG:HB3	1.80	0.64
31:BA:538:G:OP2	42:BO:112:LYS:HD2	1.98	0.64
31:BA:953:G:H2'	31:BA:954:G:O4'	1.97	0.64
32:BE:5:ILE:HB	32:BE:221:LEU:HD23	1.80	0.64
38:BK:88:LYS:HB3	38:BK:89:PRO:HD2	1.80	0.64
32:CE:12:GLU:O	32:CE:15:VAL:N	2.25	0.64
32:CE:231:GLU:HB3	32:CE:232:PRO:HD2	1.80	0.64
43:CP:84:ILE:HD13	49:CV:63:THR:HG21	1.80	0.64
1:DA:90:U:H2'	1:DA:90:U:O2	1.97	0.64
1:DA:907:U:H5'	12:DP:23:GLY:O	1.98	0.64
1:DA:2129:C:C2'	1:DA:2130:U:H5'	2.26	0.64
1:DA:2378:A:H8	1:DA:2378:A:O5'	1.81	0.64
5:DF:31:HIS:CG	11:DO:9:ASN:OD1	2.51	0.64
10:DN:68:GLU:HB3	10:DN:78:ARG:HH11	1.62	0.64
19:DT:63:LYS:H	19:DT:63:LYS:CE	2.11	0.64
1:AA:1266:G:O2'	1:AA:2012:G:O6	2.10	0.63
1:AA:2287:A:N6	1:AA:2344:U:N3	2.25	0.63

*Continued on next page...*

Continued from previous page...

Atom-1	Atom-2	Interatomic distance (Å)	Clash overlap (Å)
1:AA:2789:C:H1'	1:AA:2892:A:H2	1.63	0.63
16:A1:90:VAL:HG12	16:A1:91:ASP:N	2.11	0.63
17:A2:38:LEU:HD23	17:A2:39:LEU:H	1.63	0.63
26:A4:39:CYS:O	26:A4:40:HIS:CG	2.51	0.63
31:BA:1160:G:O6	31:BA:1181:G:C6	2.51	0.63
34:CG:60:GLU:OE2	34:CG:199:ASN:N	2.30	0.63
1:DA:1525:G:H2'	1:DA:1526:G:H8	1.62	0.63
3:DD:32:SER:HA	3:DD:36:PRO:HD2	1.80	0.63
12:DP:1:MET:HE2	12:DP:1:MET:H1	1.61	0.63
16:D1:34:LYS:HE2	16:D1:34:LYS:HA	1.80	0.63
1:AA:1077:A:H3'	1:AA:1078:U:H5''	1.80	0.63
1:AA:1478:G:H2'	1:AA:1479:G:H8	1.62	0.63
24:AW:50:ILE:HD12	24:AW:51:ARG:N	2.14	0.63
31:BA:438:G:H4'	34:BG:123:HIS:CG	2.34	0.63
31:BA:737:A:H2'	31:BA:738:C:H6	1.64	0.63
31:BA:1060:C:O2'	40:BM:56:HIS:HD2	1.81	0.63
31:BA:1125:U:OP2	31:BA:1145:C:N4	2.32	0.63
31:BA:1299:A:H2'	31:BA:1301:U:O4'	1.98	0.63
33:BF:123:GLN:O	33:BF:128:PHE:HB2	1.98	0.63
34:BG:114:ARG:HG3	34:BG:114:ARG:NH1	2.11	0.63
40:BM:33:GLN:HB2	40:BM:75:ILE:HD11	1.79	0.63
31:CA:406:G:H21	34:CG:119:GLN:HE22	1.46	0.63
31:CA:1279:A:O2'	31:CA:1281:U:OP2	2.14	0.63
31:CA:1306:A:N6	31:CA:1331:G:O2'	2.31	0.63
39:CL:95:LYS:HD3	39:CL:96:LEU:N	2.14	0.63
1:DA:1045:A:O2'	1:DA:1047:G:O4'	2.16	0.63
8:DK:38:LEU:H	8:DK:38:LEU:HD12	1.63	0.63
9:DM:47:ALA:HB2	9:DM:112:LEU:HD11	1.78	0.63
11:DO:82:GLY:HA2	11:DO:113:LYS:O	1.98	0.63
16:D1:95:LEU:HD21	17:D2:13:ARG:HB2	1.80	0.63
1:AA:1480:G:C2	1:AA:1482:U:O2	2.51	0.63
11:AO:75:ILE:HD13	11:AO:75:ILE:H	1.63	0.63
16:A1:92:ARG:HB2	17:A2:11:GLN:NE2	2.14	0.63
18:AS:32:ALA:O	18:AS:36:LEU:HG	1.99	0.63
26:A4:39:CYS:O	26:A4:40:HIS:CB	2.46	0.63
28:A6:16:CYS:O	28:A6:17:LYS:HB2	1.97	0.63
31:BA:1101:A:H4'	31:BA:1102:A:O5'	1.98	0.63
31:BA:1118:C:OP1	39:BL:9:ARG:HD3	1.98	0.63
36:BI:97:PHE:HD2	48:BU:31:LEU:HD21	1.64	0.63
40:BM:75:ILE:HG13	40:BM:76:ASN:H	1.61	0.63
31:CA:1442:G:HO2'	31:CA:1443:G:P	2.22	0.63

Continued on next page...

*Continued from previous page...*

Atom-1	Atom-2	Interatomic distance (Å)	Clash overlap (Å)
33:CF:15:THR:HG21	33:CF:181:ASN:HA	1.80	0.63
35:CH:80:ILE:HD11	35:CH:138:ALA:HB1	1.79	0.63
1:DA:90:U:O2'	1:DA:91:A:C8	2.51	0.63
1:DA:288:C:H2'	1:DA:289:A:C8	2.34	0.63
1:DA:2571:C:C5'	1:DA:2572:A:H5''	2.27	0.63
7:DH:169:VAL:HG22	7:DH:170:ARG:H	1.62	0.63
16:D1:59:ARG:O	16:D1:63:VAL:HG23	1.99	0.63
1:AA:1188:U:H4'	17:A2:79:VAL:HG22	1.81	0.63
1:AA:2126:A:N6	1:AA:2163:C:H1'	2.13	0.63
1:AA:2402:C:H2'	1:AA:2403:C:H5'	1.78	0.63
4:AE:51:PHE:HD1	4:AE:52:LEU:HG	1.63	0.63
7:AH:17:VAL:HG11	7:AH:50:VAL:HG11	1.81	0.63
30:A8:43:GLN:C	30:A8:44:LYS:HD2	2.19	0.63
31:BA:517:G:N1	31:BA:533:A:OP2	2.30	0.63
31:BA:1176:A:N6	31:BA:1177:G:C6	2.67	0.63
32:BE:97:TRP:HH2	32:BE:176:GLU:HG3	1.61	0.63
39:BL:53:VAL:HG23	39:BL:95:LYS:HD2	1.80	0.63
47:BT:81:ARG:NH2	47:BT:83:ASP:OD2	2.23	0.63
33:CF:47:LEU:O	33:CF:49:SER:N	2.32	0.63
33:CF:118:GLN:O	33:CF:122:GLU:HB2	1.98	0.63
37:CJ:78:ARG:CZ	37:CJ:80:VAL:HB	2.29	0.63
1:DA:443:A:H5''	1:DA:444:C:OP1	1.98	0.63
1:DA:1225:C:O2'	17:D2:85:LYS:N	2.31	0.63
12:DP:54:MET:HE2	12:DP:118:LEU:HD23	1.81	0.63
17:D2:2:PHE:H	17:D2:42:GLY:HA3	1.61	0.63
1:AA:18:C:O3'	16:A1:23:GLY:HA2	1.98	0.63
1:AA:443:A:H5''	1:AA:444:C:OP1	1.97	0.63
1:AA:2262:U:O2'	1:AA:2263:C:H5'	1.99	0.63
15:AR:3:ARG:HB3	15:AR:7:ILE:HG13	1.79	0.63
43:BP:14:ARG:HB3	43:BP:17:VAL:HG23	1.79	0.63
53:BC:1:C:H4'	53:BC:2:G:H5'	1.79	0.63
31:CA:509:A:N3	31:CA:543:C:O2'	2.32	0.63
31:CA:1202:G:N2	44:CQ:43:CYS:SG	2.70	0.63
31:CA:1221:G:OP1	31:CA:1321:C:N4	2.30	0.63
31:CA:1382:C:H1'	37:CJ:79:ARG:NH1	2.13	0.63
31:CA:1392:G:H21	31:CA:1502:A:H8	1.45	0.63
1:DA:1582:C:HO2'	1:DA:1586:A:H8	1.47	0.63
1:DA:1899:G:H21	1:DA:1902:C:H5	1.47	0.63
1:DA:2144:U:O2	1:DA:2148:G:N2	2.32	0.63
1:DA:2748:A:C8	1:DA:2754:U:O4	2.52	0.63
4:AE:37:ARG:NH1	4:AE:41:LYS:HD2	2.12	0.63

*Continued on next page...*

*Continued from previous page...*

Atom-1	Atom-2	Interatomic distance (Å)	Clash overlap (Å)
4:AE:60:ASN:OD1	4:AE:62:PRO:HD2	1.97	0.63
21:AV:127:LYS:O	21:AV:161:VAL:HB	1.98	0.63
25:AX:43:ILE:O	25:AX:47:VAL:HG23	1.98	0.63
28:A6:11:LEU:HD21	28:A6:51:GLU:HG3	1.81	0.63
31:BA:267:C:OP1	47:BT:67:LYS:HD2	1.99	0.63
31:BA:960:U:O2	31:BA:960:U:H2'	1.97	0.63
32:BE:80:ILE:HD11	32:BE:208:ILE:HG23	1.80	0.63
1:DA:259:G:O2'	1:DA:621:A:O2'	2.16	0.63
1:DA:1060:U:N3	1:DA:1088:A:H8	1.96	0.63
5:DF:148:LEU:HD23	5:DF:191:ARG:HH12	1.64	0.63
12:DP:19:GLY:H	12:DP:98:LYS:HZ3	1.45	0.63
1:AA:2898:U:H2'	1:AA:2899:G:C8	2.34	0.63
5:AF:123:LEU:HD12	5:AF:124:LEU:H	1.64	0.63
15:AR:20:PRO:HG2	15:AR:86:ILE:O	1.99	0.63
15:AR:51:ARG:HG3	15:AR:98:LYS:HE3	1.80	0.63
18:AS:14:PRO:HB2	18:AS:18:ARG:HH21	1.62	0.63
31:BA:188:U:H2'	31:BA:189:U:H5''	1.79	0.63
31:BA:1336:C:H4'	31:BA:1336:C:OP1	1.98	0.63
35:BH:154:GLY:O	35:BH:155:GLU:HB3	1.97	0.63
37:BJ:65:ALA:HB2	37:BJ:128:ALA:HB2	1.80	0.63
47:BT:76:LEU:HD11	47:BT:79:SER:HB3	1.78	0.63
52:BB:52:U:H2'	52:BB:53:A:H5'	1.81	0.63
31:CA:322:C:H5	31:CA:328:C:H5	1.46	0.63
31:CA:1226:C:H4'	49:CV:80:TYR:OH	1.98	0.63
31:CA:1300:G:O2'	31:CA:1301:U:P	2.56	0.63
53:CD:31:G:H2'	53:CD:32:G:H8	1.62	0.63
1:DA:89:G:H3'	1:DA:90:U:H5''	1.81	0.63
1:DA:152:G:H1	1:DA:174:C:N4	1.95	0.63
1:DA:602:G:N2	1:DA:655:A:C8	2.66	0.63
1:DA:1543:A:H2'	1:DA:1544:C:H3'	1.79	0.63
1:DA:2364:C:H4'	22:D3:56:ASP:OD2	1.99	0.63
1:DA:2471:C:H2'	1:DA:2472:G:C8	2.33	0.63
9:DM:128:HIS:HE1	9:DM:134:ARG:HH11	1.46	0.63
12:DP:104:PHE:O	12:DP:105:GLU:HB3	1.98	0.63
21:DV:114:GLY:O	21:DV:116:VAL:N	2.32	0.63
23:DZ:78:LYS:O	23:DZ:78:LYS:HD2	1.99	0.63
1:AA:1171:G:C5	1:AA:1174:A:N6	2.67	0.63
1:AA:1869:G:H8	1:AA:1869:G:H5'	1.64	0.63
5:AF:66:PRO:O	5:AF:67:GLN:CB	2.46	0.63
11:AO:106:LEU:O	11:AO:107:LYS:HB2	1.99	0.63
12:AP:59:ARG:HH21	12:AP:59:ARG:CG	2.12	0.63

*Continued on next page...*

*Continued from previous page...*

Atom-1	Atom-2	Interatomic distance (Å)	Clash overlap (Å)
12:AP:84:GLY:O	12:AP:85:LYS:HB2	1.98	0.63
16:A1:110:VAL:O	16:A1:113:ALA:HB3	1.98	0.63
53:BC:1:C:O2'	53:BC:2:G:P	2.56	0.63
40:CM:56:HIS:O	40:CM:58:ASP:N	2.32	0.63
1:DA:2:G:H1	1:DA:2901:C:N4	1.96	0.63
1:DA:27:G:N2	1:DA:512:G:H1'	2.14	0.63
1:DA:669:G:O2'	1:DA:670:A:P	2.56	0.63
16:D1:66:ASN:HD21	16:D1:70:ARG:HE	1.46	0.63
22:D3:51:VAL:N	22:D3:62:LEU:HD12	2.13	0.63
27:D5:46:CYS:HB3	27:D5:49:CYS:SG	2.39	0.63
1:AA:495:G:H1'	18:AS:57:ASN:ND2	2.13	0.63
1:AA:557:U:H2'	1:AA:558:G:H8	1.64	0.63
1:AA:1024:G:C3'	1:AA:1025:G:H5''	2.29	0.63
1:AA:1062:G:N3	1:AA:1077:A:N6	2.46	0.63
1:AA:2104:G:C2	1:AA:2186:G:C2	2.87	0.63
1:AA:2347:C:O5'	28:A6:39:TYR:OH	2.16	0.63
2:AB:15:A:O2'	2:AB:109:G:C8	2.50	0.63
27:A5:52:TYR:HD1	27:A5:53:ALA:H	1.47	0.63
31:BA:1366:C:H2'	31:BA:1367:C:H6	1.63	0.63
32:BE:178:ARG:HH22	32:BE:196:LEU:HA	1.64	0.63
34:BG:114:ARG:HH11	34:BG:114:ARG:CG	2.09	0.63
41:CN:29:ILE:HG22	41:CN:44:SER:CB	2.25	0.63
43:CP:84:ILE:HG21	49:CV:63:THR:HG21	1.80	0.63
53:CC:30:G:O2'	53:CC:31:G:H5'	1.99	0.63
1:DA:993:G:H1'	17:D2:87:HIS:CE1	2.34	0.63
1:DA:1899:G:N2	1:DA:1902:C:C5	2.67	0.63
9:DM:62:VAL:HG22	9:DM:66:LYS:HD2	1.79	0.63
20:DU:97:ARG:NH2	20:DU:98:VAL:HB	2.13	0.63
1:AA:1533:C:N4	1:AA:1538:G:N1	2.34	0.62
1:AA:1932:A:H2'	1:AA:1933:G:O4'	1.99	0.62
3:AD:32:SER:HA	3:AD:36:PRO:HD2	1.80	0.62
9:AM:73:THR:HB	9:AM:82:LEU:HD11	1.80	0.62
31:BA:580:U:H2'	31:BA:581:G:O4'	1.98	0.62
31:BA:1128:C:H5'	39:BL:16:ARG:HH22	1.64	0.62
33:BF:79:ARG:HH21	41:CN:99:GLN:NE2	1.97	0.62
33:BF:150:LYS:HG3	33:BF:169:ALA:HB2	1.79	0.62
35:BH:76:ILE:HG13	35:BH:93:PRO:HB3	1.79	0.62
38:BK:11:THR:HG23	38:BK:14:ARG:HH12	1.62	0.62
38:BK:64:LYS:HB3	38:BK:79:VAL:HG21	1.81	0.62
41:BN:48:ILE:HD11	41:BN:64:ALA:HA	1.80	0.62
41:BN:86:GLY:N	41:BN:112:THR:OG1	2.21	0.62

*Continued on next page...*

*Continued from previous page...*

Atom-1	Atom-2	Interatomic distance (Å)	Clash overlap (Å)
42:BO:15:VAL:HG23	42:BO:16:ARG:N	2.11	0.62
49:BV:30:LEU:O	49:BV:30:LEU:HD22	1.99	0.62
31:CA:1124:G:O2'	31:CA:1145:C:C4	2.52	0.62
31:CA:1347:G:N2	31:CA:1373:G:H2'	2.13	0.62
49:CV:18:LYS:O	49:CV:22:LEU:HB2	1.98	0.62
1:DA:2272:U:H5''	1:DA:2273:A:OP1	1.99	0.62
1:DA:2517:C:C2	1:DA:2542:A:N6	2.66	0.62
11:DO:52:GLU:OE1	11:DO:53:GLY:N	2.31	0.62
11:DO:59:LEU:O	11:DO:59:LEU:HD22	1.98	0.62
11:DO:85:LEU:HB3	11:DO:114:ILE:CD1	2.29	0.62
26:D4:14:ILE:HD11	26:D4:33:VAL:HG11	1.81	0.62
1:AA:2148:G:H2'	1:AA:2149:G:H8	1.64	0.62
1:AA:2298:A:H62	1:AA:2318:G:H8	1.46	0.62
1:AA:2506:U:O2	1:AA:2506:U:H2'	2.00	0.62
4:AE:14:ILE:CG2	4:AE:21:VAL:HG21	2.29	0.62
5:AF:24:LEU:HD23	5:AF:115:ALA:HA	1.81	0.62
6:AG:111:LEU:HB3	6:AG:117:PHE:CE2	2.34	0.62
16:A1:92:ARG:HD2	17:A2:11:GLN:HB2	1.81	0.62
31:BA:255:G:H1'	47:BT:16:GLN:NE2	2.14	0.62
47:BT:22:LEU:HD11	47:BT:39:SER:HB3	1.81	0.62
31:CA:1451:A:OP2	31:CA:1452:C:N4	2.32	0.62
33:CF:8:ILE:O	33:CF:10:PHE:N	2.33	0.62
1:DA:851:U:OP1	25:DX:49:LYS:HE2	1.98	0.62
1:DA:993:G:OP1	16:D1:50:ARG:NH2	2.31	0.62
1:DA:1036:G:H1	1:DA:1119:C:H42	1.47	0.62
1:DA:2840:C:H5''	13:D0:53:HIS:CD2	2.35	0.62
11:DO:9:ASN:O	11:DO:10:PRO:C	2.36	0.62
19:DT:23:GLU:HG3	19:DT:24:GLY:H	1.62	0.62
21:DV:16:SER:O	21:DV:20:ARG:HG3	1.98	0.62
24:DW:46:GLN:H	24:DW:49:LYS:HZ2	1.45	0.62
28:D6:27:LYS:HB3	28:D6:27:LYS:NZ	2.14	0.62
8:AK:46:ALA:O	8:AK:50:ARG:HD3	2.00	0.62
11:AO:15:ARG:CG	11:AO:15:ARG:NH1	2.38	0.62
21:AV:142:SER:CB	21:AV:143:GLY:HA2	2.23	0.62
30:A8:52:LYS:O	30:A8:52:LYS:HG3	1.98	0.62
53:BD:19:G:H2'	53:BD:58:A:H62	1.64	0.62
42:CO:38:ARG:HB3	42:CO:38:ARG:NH1	2.14	0.62
45:CR:82:ILE:HB	45:CR:87:ILE:HB	1.81	0.62
1:DA:84:A:H61	1:DA:102:G:C2'	2.10	0.62
1:AA:2015:A:C1'	27:A5:2:ALA:HA	2.28	0.62
31:BA:1218:C:OP2	44:BQ:9:LYS:NZ	2.32	0.62

*Continued on next page...*



*Continued from previous page...*

Atom-1	Atom-2	Interatomic distance (Å)	Clash overlap (Å)
31:CA:235:C:H5'	47:CT:70:ARG:HG2	1.79	0.62
31:CA:266:G:H1'	31:CA:267:C:OP2	2.00	0.62
31:CA:583:A:H2'	31:CA:584:G:O4'	2.00	0.62
38:CK:110:ALA:HB3	38:CK:121:ASP:HB3	1.81	0.62
40:CM:27:ALA:HB2	40:CM:85:LEU:HD11	1.81	0.62
1:DA:1225:C:O3'	17:D2:85:LYS:HA	1.99	0.62
1:DA:2023:G:OP2	1:DA:2617:C:H4'	1.99	0.62
1:DA:2173:A:C2	1:DA:2174:C:H4'	2.34	0.62
3:DD:43:ARG:NH1	3:DD:44:ASN:HD21	1.93	0.62
12:DP:59:ARG:HH21	12:DP:59:ARG:CG	2.12	0.62
1:AA:140:A:C8	1:AA:1408:C:O2'	2.48	0.62
1:AA:507:A:C5'	1:AA:508:G:H5'	2.29	0.62
1:AA:873:G:H1	1:AA:904:C:H42	1.47	0.62
4:AE:36:ARG:NH1	4:AE:85:ASN:OD1	2.32	0.62
11:AO:9:ASN:O	11:AO:10:PRO:C	2.37	0.62
12:AP:78:PRO:HG2	12:AP:81:VAL:HG11	1.82	0.62
31:BA:542:G:H5'	34:BG:41:GLY:HA3	1.81	0.62
37:CJ:16:LEU:CD1	39:CL:42:ARG:HA	2.27	0.62
42:CO:57:LEU:C	42:CO:59:SER:H	2.02	0.62
49:CV:80:TYR:CE1	49:CV:82:GLY:HA2	2.34	0.62
1:DA:906:G:OP1	12:DP:141:GLN:CG	2.47	0.62
1:DA:1688:U:H1'	1:DA:1701:A:C6	2.34	0.62
11:DO:62:LEU:HD11	30:D8:25:MET:CB	2.23	0.62
11:DO:65:ARG:HH11	11:DO:65:ARG:HB2	1.64	0.62
17:D2:49:THR:O	17:D2:50:PRO:C	2.38	0.62
1:AA:372:G:O2'	1:AA:373:U:OP2	2.18	0.62
1:AA:900:A:H2'	1:AA:900:A:N3	2.13	0.62
1:AA:955:C:OP1	12:AP:87:LYS:NZ	2.31	0.62
1:AA:1069:A:H5''	1:AA:1070:A:OP1	2.00	0.62
1:AA:2402:C:O2'	1:AA:2403:C:OP1	2.11	0.62
3:AD:71:ASP:HB3	3:AD:103:ARG:NH2	2.11	0.62
17:A2:49:THR:HB	17:A2:50:PRO:CD	2.22	0.62
24:AW:13:ALA:O	24:AW:16:LEU:HB3	1.99	0.62
31:BA:1086:U:H3	31:BA:1099:G:H22	1.46	0.62
41:BN:121:PRO:HG2	41:BN:126:ARG:HG3	1.82	0.62
43:BP:23:TYR:HB3	43:BP:67:GLU:HA	1.82	0.62
52:BB:15:A:N1	52:BB:21:A:N6	2.46	0.62
31:CA:1032:A:H3'	31:CA:1032(A):G:C5'	2.29	0.62
31:CA:1213:A:N1	31:CA:1215:G:H1'	2.13	0.62
31:CA:1308:U:H5''	43:CP:98:VAL:CG2	2.30	0.62
34:CG:189:PRO:HB2	34:CG:194:LEU:HD21	1.81	0.62

*Continued on next page...*

*Continued from previous page...*

Atom-1	Atom-2	Interatomic distance (Å)	Clash overlap (Å)
1:DA:1336:A:H2'	1:DA:1337:G:H8	1.63	0.62
1:DA:2517:C:N3	1:DA:2542:A:N6	2.47	0.62
2:DB:44:G:H1'	2:DB:47:C:H42	1.65	0.62
4:DE:35:GLN:HE21	4:DE:36:ARG:H	1.47	0.62
14:DQ:110:LEU:HB2	14:DQ:112:PHE:CZ	2.35	0.62
21:DV:144:LEU:HD12	21:DV:144:LEU:O	1.99	0.62
30:D8:60:LEU:C	30:D8:61:LEU:HG	2.18	0.62
1:AA:2287:A:N1	1:AA:2346:A:C2	2.68	0.62
6:AG:104:GLU:CD	26:A4:23:GLU:HG3	2.20	0.62
7:AH:30:LYS:CD	7:AH:81:GLU:H	2.13	0.62
18:AS:45:TYR:CE2	18:AS:49:LYS:HD2	2.35	0.62
20:AU:35:TYR:CE1	20:AU:69:ALA:HB3	2.34	0.62
31:BA:880:C:OP1	42:BO:5:ASN:ND2	2.33	0.62
31:BA:1313:U:OP2	49:BV:6:LYS:HG3	1.98	0.62
31:CA:7:G:H5'	31:CA:298:A:O4'	1.99	0.62
31:CA:963:G:H21	40:CM:55:LYS:CE	2.13	0.62
1:DA:672:C:O2'	1:DA:673:C:H5'	2.00	0.62
1:DA:1607:C:H5''	1:DA:1608:A:H5'	1.80	0.62
9:DM:42:TRP:O	16:D1:64:ARG:NH2	2.33	0.62
11:DO:16:ARG:HG3	11:DO:16:ARG:NH1	2.15	0.62
11:DO:134:ALA:O	11:DO:138:LEU:HD12	1.99	0.62
12:DP:1:MET:N	12:DP:1:MET:CE	2.62	0.62
15:DR:16:ARG:NH2	15:DR:19:LEU:HD21	2.15	0.62
17:D2:35:LEU:HG	17:D2:37:VAL:CG1	2.28	0.62
17:D2:85:LYS:CD	17:D2:86:GLY:H	2.12	0.62
26:D4:39:CYS:C	26:D4:41:PRO:HD3	2.20	0.62
1:AA:32:C:O2'	1:AA:33:U:H5'	1.99	0.62
1:AA:1065:U:C5	1:AA:1066:U:H6	2.18	0.62
11:AO:91:PHE:O	11:AO:121:LYS:NZ	2.31	0.62
17:A2:44:LYS:C	17:A2:46:VAL:H	2.03	0.62
32:BE:189:ASP:OD1	32:BE:191:ASP:HB2	1.99	0.62
34:BG:108:LEU:HB3	34:BG:110:PHE:CE1	2.35	0.62
35:BH:11:ILE:HD11	35:BH:31:LEU:HB3	1.81	0.62
41:BN:127:LYS:HE2	41:BN:127:LYS:HA	1.81	0.62
31:CA:673:G:H2'	31:CA:674:G:C8	2.34	0.62
31:CA:954:G:H2'	31:CA:955:U:C6	2.34	0.62
1:DA:274:G:C5	1:DA:275:G:C6	2.87	0.62
1:DA:1542:G:H3'	1:DA:1543:A:H5''	1.82	0.62
1:DA:2689:U:C4'	1:DA:2690:C:OP2	2.46	0.62
1:DA:2784:C:H1'	4:DE:37:ARG:NH2	2.14	0.62
4:DE:9:VAL:CG2	4:DE:25:VAL:HB	2.29	0.62

*Continued on next page...*

*Continued from previous page...*

Atom-1	Atom-2	Interatomic distance (Å)	Clash overlap (Å)
12:DP:79:LEU:HD12	12:DP:79:LEU:C	2.20	0.62
1:AA:1103:A:H2'	1:AA:1104:C:H5'	1.80	0.62
7:AH:117:PRO:HB3	7:AH:123:PHE:CE1	2.35	0.62
12:AP:87:LYS:O	12:AP:88:GLY:C	2.37	0.62
16:A1:65:ILE:O	16:A1:67:ALA:N	2.33	0.62
27:A5:40:LYS:NZ	27:A5:46:CYS:HB3	2.15	0.62
31:BA:1240:U:OP2	37:BJ:116:ALA:N	2.28	0.62
41:BN:30:VAL:HG21	41:BN:65:ALA:HA	1.80	0.62
42:BO:86:ARG:HH21	42:BO:88:LYS:HE3	1.63	0.62
31:CA:173:U:H5'	31:CA:197:A:O4'	1.99	0.62
1:DA:885:C:H42	1:DA:890:A:H62	1.41	0.62
1:DA:1649:G:O2'	13:D0:107:ASP:OD1	2.09	0.62
1:DA:1810:A:H2'	1:DA:1811:G:O4'	1.99	0.62
1:DA:2422:A:H4'	1:DA:2423:U:OP1	1.99	0.62
3:DD:130:ALA:C	3:DD:131:LEU:HD12	2.19	0.62
4:DE:4:ILE:CD1	4:DE:28:ALA:HB1	2.30	0.62
4:DE:9:VAL:HG21	4:DE:25:VAL:HB	1.81	0.62
9:DM:30:ILE:HG22	9:DM:34:LEU:HD22	1.81	0.62
11:DO:65:ARG:HB2	11:DO:65:ARG:NH1	2.14	0.62
17:D2:48:GLY:HA3	17:D2:52:VAL:HG22	1.82	0.62
21:DV:19:ARG:HH11	21:DV:84:GLU:HB2	1.64	0.62
1:AA:534:U:H5'	16:A1:42:ALA:HB1	1.82	0.62
1:AA:887:A:H5'	1:AA:888:C:OP1	2.00	0.62
1:AA:1210:A:H5'	1:AA:1210:A:C8	2.31	0.62
1:AA:2712:U:O2'	1:AA:2713:A:H5'	2.00	0.62
9:AM:43:THR:HB	9:AM:46:VAL:HG12	1.81	0.62
31:BA:1020:U:H2'	31:BA:1021:G:C8	2.35	0.62
32:BE:88:ALA:HB2	32:BE:219:VAL:HG13	1.82	0.62
33:BF:195:VAL:HG12	33:BF:196:LEU:N	2.15	0.62
31:CA:1119:C:OP2	39:CL:9:ARG:NH2	2.33	0.62
31:CA:1392:G:N2	31:CA:1502:A:H8	1.97	0.62
35:CH:76:ILE:HG23	35:CH:77:PRO:HD2	1.82	0.62
35:CH:110:LEU:O	35:CH:115:VAL:HG22	2.00	0.62
53:CC:60:A:H2'	53:CC:61:U:H5'	1.81	0.62
53:CC:62:C:H2'	53:CC:63:C:H6	1.65	0.62
12:DP:6:ARG:O	12:DP:7:MET:CG	2.30	0.62
1:AA:1055:G:H1	1:AA:1104:C:H42	1.47	0.61
1:AA:1209:G:H21	1:AA:1210:A:H62	1.48	0.61
1:AA:2788:C:O2'	1:AA:2809:A:N3	2.31	0.61
12:AP:77:LYS:HB3	12:AP:78:PRO:HD2	1.82	0.61
14:AQ:70:GLY:HA2	14:AQ:101:LEU:HD13	1.80	0.61

*Continued on next page...*

*Continued from previous page...*

Atom-1	Atom-2	Interatomic distance (Å)	Clash overlap (Å)
19:AT:84:ALA:HB3	19:AT:87:GLN:HE22	1.65	0.61
44:BQ:13:THR:O	44:BQ:14:PRO:O	2.18	0.61
31:CA:179:A:H2'	31:CA:180:U:C6	2.35	0.61
31:CA:1025:U:HO2'	31:CA:1026:G:H8	1.48	0.61
31:CA:1199:U:H4'	40:CM:54:PHE:CZ	2.34	0.61
31:CA:1305:G:HO2'	31:CA:1306:A:P	2.23	0.61
34:CG:178:VAL:HG12	34:CG:179:GLU:N	2.15	0.61
49:CV:80:TYR:CZ	49:CV:82:GLY:HA2	2.34	0.61
1:DA:1300:U:H5''	1:DA:1301:A:H5''	1.82	0.61
1:DA:2165:G:H2'	1:DA:2165:G:N3	2.15	0.61
11:DO:62:LEU:HD22	11:DO:62:LEU:C	2.19	0.61
14:DQ:14:VAL:HG21	14:DQ:89:ARG:HD3	1.80	0.61
19:DT:63:LYS:O	19:DT:63:LYS:HD2	1.99	0.61
20:DU:42:VAL:HG22	20:DU:65:ALA:HB3	1.82	0.61
21:DV:158:PRO:O	21:DV:161:VAL:HG13	2.00	0.61
22:D3:27:GLU:HG3	22:D3:68:GLU:HA	1.81	0.61
1:AA:813:U:H2'	1:AA:814:C:C6	2.35	0.61
1:AA:1069:A:H4'	1:AA:1070:A:C5'	2.30	0.61
1:AA:1833:U:O2'	1:AA:1969:A:N1	2.32	0.61
1:AA:2857:G:N2	1:AA:2860:A:OP2	2.33	0.61
2:AB:94:C:H2'	2:AB:95:U:H6	1.65	0.61
17:A2:47:VAL:CG2	17:A2:48:GLY:N	2.62	0.61
34:BG:22:LYS:HB2	34:BG:26:CYS:CB	2.23	0.61
40:BM:50:ILE:HD11	40:BM:57:LYS:HD2	1.82	0.61
43:BP:10:PRO:HB2	43:BP:18:ALA:HB1	1.82	0.61
1:DA:886:C:O2'	1:DA:887:A:O5'	2.16	0.61
1:DA:1156:A:OP1	16:D1:55:ARG:NH1	2.33	0.61
8:DK:77:LEU:HG	8:DK:78:THR:N	2.15	0.61
12:DP:66:ILE:CG1	12:DP:67:ARG:N	2.30	0.61
17:D2:2:PHE:O	17:D2:42:GLY:N	2.33	0.61
1:AA:1026:U:H1'	1:AA:1027:A:C5'	2.29	0.61
1:AA:1537:C:H2'	1:AA:1538:G:C8	2.34	0.61
5:AF:132:VAL:HG12	5:AF:163:VAL:HG22	1.81	0.61
31:BA:189:U:O2	47:BT:63:ARG:NH2	2.33	0.61
34:BG:9:CYS:O	34:BG:13:ARG:HG2	2.00	0.61
31:CA:750:G:N3	45:CR:23:GLY:HA3	2.14	0.61
1:DA:1786:A:C2	1:DA:2606:C:H1'	2.35	0.61
1:DA:2880:C:O2	13:D0:93:GLY:N	2.29	0.61
6:DG:67:LYS:H	26:D4:6:HIS:HE2	1.47	0.61
11:DO:138:LEU:HD21	11:DO:144:GLU:HG2	1.82	0.61
15:DR:5:ALA:O	15:DR:7:ILE:N	2.32	0.61

*Continued on next page...*

*Continued from previous page...*

Atom-1	Atom-2	Interatomic distance (Å)	Clash overlap (Å)
1:AA:249:C:O2	30:A8:12:LYS:HE3	1.99	0.61
1:AA:2836:U:H2'	1:AA:2837:G:C8	2.35	0.61
12:AP:136:ALA:CB	21:AV:48:PHE:CE1	2.83	0.61
25:AX:6:VAL:HG12	25:AX:54:VAL:HG21	1.81	0.61
40:BM:61:GLU:OE1	44:BQ:58:LYS:HE2	2.00	0.61
49:BV:41:VAL:CB	49:BV:42:PRO:HA	2.22	0.61
33:CF:22:TRP:HB3	33:CF:59:ARG:HB2	1.82	0.61
1:DA:9:U:C4	1:DA:2629:A:C6	2.89	0.61
1:DA:598:G:C1'	11:DO:12:ALA:HB2	2.29	0.61
1:DA:2125:G:H22	1:DA:2172:U:P	2.22	0.61
1:DA:2420:C:OP2	30:D8:33:ASN:HA	1.99	0.61
2:DB:104:A:H2'	2:DB:105:G:O4'	2.00	0.61
12:DP:64:ILE:HG22	12:DP:65:PHE:H	1.64	0.61
14:DQ:88:ASP:O	14:DQ:89:ARG:CB	2.45	0.61
26:D4:56:VAL:O	26:D4:57:GLU:HB2	2.00	0.61
1:AA:1021:A:H62	1:AA:1141:U:H3	1.47	0.61
11:AO:9:ASN:HB3	11:AO:10:PRO:CD	2.30	0.61
31:BA:598:U:H4'	38:BK:94:TYR:CD2	2.35	0.61
31:BA:630:G:H2'	31:BA:631:G:O4'	2.00	0.61
31:BA:1053:G:O6	31:BA:1199:U:H2'	2.00	0.61
31:BA:1194:U:H2'	31:BA:1195:C:C6	2.36	0.61
39:BL:47:LEU:H	39:BL:47:LEU:HD13	1.65	0.61
31:CA:15:G:H1'	35:CH:19:MET:CE	2.29	0.61
31:CA:560:U:HO2'	31:CA:561:U:P	2.22	0.61
31:CA:1053:G:HO2'	31:CA:1054:C:P	2.22	0.61
31:CA:1367:C:H5'	40:CM:60:ARG:HH21	1.65	0.61
34:CG:24:GLU:O	34:CG:27:TYR:HB2	2.01	0.61
1:DA:528:A:H8	1:DA:528:A:H3'	1.66	0.61
1:DA:528:A:O2'	1:DA:529:A:H5'	2.00	0.61
1:DA:1092:C:O2'	7:DH:170:ARG:NH2	2.33	0.61
1:DA:1342:A:N6	1:DA:1397:U:C5	2.68	0.61
7:DH:124:GLU:OE1	7:DH:124:GLU:N	2.34	0.61
20:DU:19:LYS:HD2	20:DU:67:LEU:HD11	1.83	0.61
21:DV:158:PRO:HB2	21:DV:159:PRO:CD	2.30	0.61
1:AA:883:G:N2	1:AA:893:C:N3	2.44	0.61
1:AA:959:A:H62	12:AP:83:MET:HE1	1.65	0.61
1:AA:1931:U:H5	1:AA:1969:A:N7	1.99	0.61
1:AA:2346:A:H5''	1:AA:2383:G:O4'	2.00	0.61
11:AO:66:GLY:O	11:AO:67:MET:HB2	1.99	0.61
31:BA:1112:C:C4	33:BF:178:LEU:HD23	2.35	0.61
31:CA:133:U:OP1	50:CW:74:LYS:NZ	2.33	0.61

*Continued on next page...*

*Continued from previous page...*

Atom-1	Atom-2	Interatomic distance (Å)	Clash overlap (Å)
31:CA:197:A:H1'	31:CA:198:G:OP2	2.00	0.61
31:CA:1095:U:P	31:CA:1108:G:H1	2.24	0.61
31:CA:1177:G:H2'	31:CA:1178:G:N3	2.15	0.61
44:CQ:24:CYS:HB3	44:CQ:29:ARG:HB2	1.83	0.61
1:DA:1536:A:H5''	1:DA:1537:C:OP2	2.01	0.61
1:DA:2307:G:O2'	1:DA:2308:G:N7	2.32	0.61
4:DE:2:LYS:HD2	4:DE:95:ILE:HG22	1.81	0.61
15:DR:54:ARG:HA	15:DR:59:THR:HB	1.81	0.61
17:D2:1:MET:SD	17:D2:43:GLU:HB2	2.41	0.61
1:AA:270(O):U:H5''	1:AA:270(P):C:OP2	1.99	0.61
1:AA:545:G:H2'	1:AA:546:C:H5''	1.82	0.61
1:AA:1882:C:H5'	1:AA:1883:G:OP2	2.00	0.61
1:AA:2257:U:O2'	1:AA:2258:C:H5'	2.00	0.61
6:AG:112:PRO:HG3	26:A4:38:LYS:HD3	1.82	0.61
7:AH:129:THR:O	7:AH:129:THR:OG1	2.18	0.61
7:AH:153:LYS:HG2	7:AH:162:ILE:HB	1.81	0.61
17:A2:38:LEU:HD23	17:A2:40:LEU:H	1.66	0.61
21:AV:5:LEU:O	21:AV:6:LYS:HB2	2.00	0.61
23:AZ:41:ARG:HG3	23:AZ:41:ARG:NH1	2.14	0.61
37:BJ:57:GLU:N	37:BJ:57:GLU:OE1	2.33	0.61
38:BK:21:LYS:O	38:BK:65:TYR:OH	2.14	0.61
38:BK:120:THR:H	38:BK:123:GLU:HB3	1.64	0.61
32:CE:7:VAL:O	32:CE:8:LYS:HB2	2.01	0.61
37:CJ:43:PHE:O	37:CJ:47:CYS:N	2.34	0.61
53:CD:9:G:O2'	53:CD:10:G:C8	2.54	0.61
1:DA:1329:U:H5''	1:DA:1330:C:H5	1.66	0.61
1:DA:2126:A:H1'	1:DA:2127:G:H5''	1.83	0.61
4:DE:47:VAL:CG1	4:DE:48:GLN:N	2.64	0.61
4:DE:51:PHE:CE2	4:DE:52:LEU:HG	2.34	0.61
5:DF:18:ARG:HG2	5:DF:19:GLU:H	1.64	0.61
12:DP:89:ASN:O	12:DP:90:VAL:HG12	1.99	0.61
20:DU:60:PHE:H	20:DU:60:PHE:HD2	1.46	0.61
25:DX:52:HIS:H	25:DX:52:HIS:CD2	2.16	0.61
1:AA:71:A:C2	19:AT:31:HIS:CE1	2.84	0.61
1:AA:1899:G:O2'	1:AA:1900:A:OP2	2.19	0.61
1:AA:2467:C:O2'	1:AA:2468:G:H5'	2.01	0.61
5:AF:63:LYS:HE2	5:AF:67:GLN:HB2	1.83	0.61
6:AG:101:ILE:HG13	26:A4:25:TYR:O	2.00	0.61
9:AM:35:ARG:O	9:AM:37:LYS:HG3	2.00	0.61
12:AP:21:THR:CB	12:AP:99:PRO:O	2.41	0.61
23:AZ:91:LYS:O	23:AZ:93:GLU:N	2.34	0.61

*Continued on next page...*

*Continued from previous page...*

Atom-1	Atom-2	Interatomic distance (Å)	Clash overlap (Å)
31:BA:503:C:OP2	42:BO:113:SER:OG	2.17	0.61
33:BF:119:ARG:HE	33:BF:140:ARG:NH2	1.98	0.61
38:CK:10:LEU:HD22	38:CK:83:ILE:HD11	1.83	0.61
53:CD:52:C:H2'	53:CD:53:G:H8	1.66	0.61
1:DA:1171:G:O2'	1:DA:1173:G:O5'	2.17	0.61
4:DE:37:ARG:HD3	4:DE:44:TYR:OH	2.00	0.61
5:DF:83:PHE:O	5:DF:85:GLY:N	2.30	0.61
28:D6:9:LEU:HD13	28:D6:11:LEU:HD21	1.82	0.61
1:AA:330:A:HO2'	1:AA:331:A:H8	1.46	0.61
1:AA:2377:A:H2'	1:AA:2378:A:C8	2.36	0.61
9:AM:7:LYS:H	9:AM:7:LYS:CD	2.11	0.61
12:AP:66:ILE:O	12:AP:104:PHE:N	2.30	0.61
31:BA:1118:C:H1'	31:BA:1179:A:C4	2.36	0.61
34:BG:13:ARG:HB3	34:BG:33:MET:HG2	1.83	0.61
46:BS:4:ILE:HD13	46:BS:21:VAL:HG13	1.81	0.61
50:BW:26:ASN:HB2	50:BW:71:THR:HG23	1.80	0.61
31:CA:135:C:O2	46:CS:1:MET:HB3	2.00	0.61
31:CA:1206:G:O2'	33:CF:193:TYR:HA	2.01	0.61
38:CK:12:ARG:HD2	38:CK:26:VAL:HG12	1.82	0.61
43:CP:4:ILE:HG13	43:CP:5:ALA:N	2.15	0.61
53:CD:6:G:H1	53:CD:68:C:H42	1.48	0.61
53:CD:36:A:H61	54:C1:13:U:H3	1.47	0.61
1:DA:888:C:H4'	1:DA:889:C:O5'	1.98	0.61
1:DA:946:G:H2'	1:DA:947:G:H8	1.65	0.61
3:DD:34:VAL:O	3:DD:34:VAL:HG13	2.00	0.61
8:DK:101:LEU:H	8:DK:101:LEU:HD23	1.65	0.61
15:DR:107:ASP:N	15:DR:107:ASP:OD1	2.32	0.61
28:D6:25:LYS:HD2	30:D8:34:TRP:HZ3	1.64	0.61
1:AA:330:A:H2	1:AA:1210:A:HO2'	1.49	0.61
1:AA:1069:A:H4'	1:AA:1070:A:H5''	1.82	0.61
1:AA:1218:C:H42	1:AA:1231:G:H1	1.48	0.61
1:AA:1771:C:H1'	1:AA:1786:A:C8	2.36	0.61
1:AA:2468:G:H22	1:AA:2481:G:H2'	1.65	0.61
1:AA:2492:U:H2'	1:AA:2493:U:C6	2.35	0.61
1:AA:2690:C:H5''	1:AA:2872:G:H21	1.66	0.61
3:AD:35:LYS:CG	3:AD:64:ILE:N	2.61	0.61
31:CA:1454:G:OP1	50:CW:39:LYS:NZ	2.31	0.61
38:CK:88:LYS:HB2	38:CK:89:PRO:HD2	1.81	0.61
43:CP:20:THR:O	43:CP:22:ILE:N	2.31	0.61
1:DA:1006:C:H1'	9:DM:106:MET:HE3	1.82	0.61
1:DA:2466:C:H2'	1:DA:2467:C:C5'	2.09	0.61

*Continued on next page...*

*Continued from previous page...*

Atom-1	Atom-2	Interatomic distance (Å)	Clash overlap (Å)
3:DD:28:GLU:CB	3:DD:29:PRO:CD	2.78	0.61
3:DD:35:LYS:CB	3:DD:64:ILE:H	2.13	0.61
5:DF:22:ALA:C	5:DF:24:LEU:N	2.52	0.61
5:DF:32:LEU:O	5:DF:36:VAL:HG23	2.00	0.61
8:DK:131:LYS:HB3	8:DK:132:PRO:CA	2.31	0.61
17:D2:80:GLN:HE21	17:D2:80:GLN:HA	1.65	0.61
20:DU:47:LYS:N	20:DU:60:PHE:HB3	2.12	0.61
1:AA:323:G:H5'	5:AF:169:ASN:HD21	1.65	0.60
1:AA:1049:C:H2'	1:AA:1050:A:C5'	2.30	0.60
1:AA:1266:G:O4'	18:AS:15:ARG:NH2	2.34	0.60
6:AG:129:GLY:HA2	6:AG:166:ASP:HB3	1.82	0.60
11:AO:15:ARG:O	11:AO:16:ARG:O	2.18	0.60
15:AR:64:ARG:CB	15:AR:73:GLU:HG2	2.29	0.60
18:AS:70:TYR:H	18:AS:70:TYR:HD2	1.48	0.60
21:AV:61:LEU:HD12	21:AV:62:PRO:O	2.01	0.60
31:BA:96:G:H2'	31:BA:97:U:H5'	1.83	0.60
31:BA:975:A:HO2'	44:BQ:32:SER:HG	1.49	0.60
31:BA:1128:C:C2	31:BA:1144:G:N2	2.69	0.60
46:BS:17:TYR:HE1	46:BS:41:PRO:HG3	1.66	0.60
32:CE:92:TYR:CD2	32:CE:151:GLY:HA3	2.36	0.60
1:DA:796:C:H2'	1:DA:797:C:C6	2.35	0.60
5:DF:11:VAL:HG23	5:DF:12:LEU:H	1.66	0.60
7:DH:152:ARG:O	7:DH:153:LYS:HB2	2.01	0.60
12:DP:20:ALA:O	12:DP:21:THR:CB	2.48	0.60
16:D1:98:LEU:C	16:D1:100:VAL:N	2.53	0.60
24:DW:17:SER:HB2	24:DW:18:PRO:HA	1.80	0.60
1:AA:974(A):C:H4'	1:AA:975:G:O5'	2.00	0.60
1:AA:1062:G:H2'	1:AA:1063:G:C8	2.36	0.60
1:AA:1693:U:O2'	3:AD:14:ARG:NH2	2.34	0.60
1:AA:2702:U:OP1	1:AA:2702:U:H6	1.82	0.60
1:AA:2751:G:O2'	1:AA:2752:C:P	2.58	0.60
9:AM:46:VAL:O	9:AM:47:ALA:HB3	2.01	0.60
14:AQ:99:LYS:HE2	14:AQ:103:GLU:OE1	2.01	0.60
15:AR:26:ASP:O	15:AR:49:VAL:HG13	2.01	0.60
23:AZ:92:LYS:HA	23:AZ:95:LEU:HB2	1.81	0.60
31:BA:186(C):G:H2'	31:BA:186(D):C:H6	1.66	0.60
31:BA:365:U:H5''	31:BA:366:C:OP1	2.01	0.60
31:BA:1106:G:H2'	31:BA:1107:C:H6	1.66	0.60
49:BV:40:ILE:CG1	49:BV:41:VAL:HG13	2.27	0.60
31:CA:843:U:H3'	31:CA:848:C:O4'	2.01	0.60
31:CA:1305:G:O2'	31:CA:1306:A:H8	1.84	0.60

*Continued on next page...*



*Continued from previous page...*

Atom-1	Atom-2	Interatomic distance (Å)	Clash overlap (Å)
37:CJ:20:ASP:HB3	37:CJ:23:VAL:HG23	1.83	0.60
1:DA:483:A:H5'	20:DU:49:VAL:HG22	1.81	0.60
1:DA:1597:A:H5'	1:DA:1598:C:OP1	2.02	0.60
1:DA:2168:G:H2'	1:DA:2168:G:N3	2.16	0.60
17:D2:46:VAL:O	17:D2:46:VAL:HG22	2.01	0.60
1:AA:593:G:H1'	30:A8:4:MET:HE1	1.84	0.60
1:AA:1069:A:O2'	1:AA:1072:C:OP1	2.18	0.60
1:AA:2572:A:N7	4:AE:145:LYS:HB2	2.16	0.60
3:AD:33:LEU:HD13	3:AD:34:VAL:N	2.17	0.60
8:AK:133:HIS:CB	8:AK:134:PRO:HD2	2.30	0.60
24:AW:65:ASN:HD22	24:AW:69:ARG:HE	1.50	0.60
41:BN:21:ILE:HB	41:BN:84:VAL:HG12	1.83	0.60
52:BB:45:U:C2'	52:BB:46:G:H5''	2.31	0.60
31:CA:1176:A:H2'	31:CA:1177:G:H5'	1.82	0.60
50:CW:75:ASN:N	50:CW:75:ASN:OD1	2.33	0.60
53:CD:31:G:N2	53:CD:41:C:O2	2.34	0.60
8:DK:125:GLU:CB	8:DK:141:LYS:HD3	2.31	0.60
1:AA:746:A:C5	1:AA:2611:U:H5''	2.37	0.60
1:AA:1240:U:O2'	1:AA:1241:A:H5'	2.01	0.60
1:AA:2807:G:H3'	1:AA:2808:U:H5''	1.82	0.60
4:AE:100:GLU:O	4:AE:172:VAL:HG23	2.01	0.60
6:AG:107:LEU:O	26:A4:38:LYS:HD3	2.01	0.60
8:AK:110:ASP:HB3	8:AK:112:LYS:N	2.16	0.60
13:A0:63:ARG:HB2	13:A0:80:PHE:CE1	2.37	0.60
17:A2:76:LYS:HG3	17:A2:81:TYR:CD1	2.36	0.60
21:AV:45:ASP:OD2	21:AV:49:ARG:NE	2.34	0.60
25:AX:59:VAL:HG22	25:AX:60:GLU:H	1.66	0.60
32:BE:231:GLU:HB2	32:BE:232:PRO:HD2	1.84	0.60
33:BF:32:LEU:HD12	33:BF:59:ARG:HD3	1.81	0.60
43:BP:108:ARG:N	43:BP:108:ARG:HD2	2.17	0.60
31:CA:677:U:H3	31:CA:713:G:H22	1.50	0.60
1:DA:1336:A:H2'	1:DA:1337:G:C8	2.36	0.60
1:DA:2143:C:N4	1:DA:2148:G:H1	1.99	0.60
1:DA:2225:A:H4'	1:DA:2226:C:O5'	2.02	0.60
1:DA:2610:C:C4'	1:DA:2611:U:OP2	2.48	0.60
2:DB:44:G:H1'	2:DB:47:C:N4	2.16	0.60
12:DP:110:THR:OG1	12:DP:112:GLU:HG2	2.01	0.60
1:AA:581:C:H2'	1:AA:582:G:C8	2.37	0.60
1:AA:1689:A:N7	1:AA:1698:A:N1	2.49	0.60
8:AK:33:ARG:HB3	8:AK:35:LEU:HD23	1.83	0.60
27:A5:50:GLY:N	27:A5:56:LYS:HB2	2.17	0.60

*Continued on next page...*

*Continued from previous page...*

Atom-1	Atom-2	Interatomic distance (Å)	Clash overlap (Å)
31:BA:791:G:C6	31:BA:792:A:N6	2.69	0.60
31:BA:953:G:H5'	31:BA:965:A:H61	1.65	0.60
36:BI:8:ILE:HD11	36:BI:79:LEU:HD13	1.82	0.60
31:CA:589:C:H42	31:CA:650:G:H1	1.49	0.60
34:CG:150:GLU:O	34:CG:152:SER:N	2.29	0.60
39:CL:40:LEU:HD11	39:CL:70:LYS:HG2	1.84	0.60
50:CW:53:LEU:HA	50:CW:56:MET:HG2	1.83	0.60
1:DA:846:C:C2	1:DA:847:U:C5	2.89	0.60
1:DA:871:U:OP1	12:DP:5:ARG:HG3	2.01	0.60
1:DA:1771:C:H1'	1:DA:1786:A:C8	2.37	0.60
1:DA:2185:C:H2'	1:DA:2186:G:C8	2.36	0.60
8:DK:109:ILE:HD13	8:DK:109:ILE:H	1.67	0.60
9:DM:15:LEU:HB2	9:DM:134:ARG:HG2	1.84	0.60
1:AA:130:C:O3'	1:AA:1349:A:H1'	2.01	0.60
1:AA:1084:A:N6	1:AA:1085:A:N6	2.50	0.60
1:AA:2566:A:H4'	1:AA:2567:G:O5'	2.01	0.60
7:AH:153:LYS:CB	7:AH:154:PRO:CD	2.79	0.60
10:AN:4:PRO:O	10:AN:5:GLN:CB	2.50	0.60
10:AN:9:GLU:OE1	10:AN:18:LYS:HE3	2.02	0.60
31:BA:243:A:H4'	31:BA:244:U:H3'	1.83	0.60
31:CA:1250:A:H4'	39:CL:68:GLY:N	2.15	0.60
32:CE:56:ARG:HA	32:CE:56:ARG:HH11	1.67	0.60
33:CF:75:VAL:O	33:CF:83:ARG:NE	2.35	0.60
35:CH:48:ALA:HB3	35:CH:54:ALA:HB2	1.84	0.60
40:CM:31:GLY:O	40:CM:32:ALA:HB2	2.01	0.60
45:CR:39:LEU:HD12	45:CR:56:LEU:HB2	1.82	0.60
1:DA:71:A:H2	19:DT:31:HIS:CE1	2.20	0.60
1:DA:2128:C:O2'	1:DA:2173:A:C2	2.54	0.60
1:DA:2219:G:H2'	1:DA:2224:G:H5'	1.84	0.60
1:DA:2880:C:O2'	13:D0:90:ARG:NH1	2.33	0.60
3:DD:33:LEU:HD23	3:DD:34:VAL:H	1.66	0.60
15:DR:4:GLY:O	15:DR:7:ILE:HG22	2.01	0.60
17:D2:79:VAL:C	17:D2:80:GLN:HE21	2.05	0.60
1:AA:907:U:H5'	12:AP:23:GLY:O	2.01	0.60
1:AA:1026:U:C4'	1:AA:1027:A:OP1	2.49	0.60
21:AV:62:PRO:O	21:AV:63:ASP:CB	2.49	0.60
27:A5:41:PRO:O	27:A5:44:THR:OG1	2.19	0.60
31:CA:179:A:H2'	31:CA:180:U:H6	1.67	0.60
31:CA:554:C:H2'	31:CA:555:C:C6	2.36	0.60
31:CA:1200:C:H5'	31:CA:1201:A:C5'	2.31	0.60
32:CE:55:PHE:HD1	32:CE:58:ILE:HD12	1.66	0.60

*Continued on next page...*

*Continued from previous page...*

Atom-1	Atom-2	Interatomic distance (Å)	Clash overlap (Å)
37:CJ:115:ARG:O	37:CJ:118:VAL:HG12	2.02	0.60
39:CL:43:ALA:HA	39:CL:74:ILE:HD13	1.82	0.60
41:CN:32:ILE:HD13	41:CN:72:ALA:HB2	1.82	0.60
49:CV:41:VAL:O	49:CV:44:MET:HB2	2.02	0.60
1:DA:1177:A:H5'	1:DA:1178:C:OP1	2.00	0.60
4:DE:52:LEU:O	4:DE:74:PRO:HA	2.02	0.60
6:DG:59:GLU:CD	6:DG:153:ARG:HH21	2.05	0.60
11:DO:128:HIS:HA	11:DO:147:LEU:HA	1.83	0.60
1:AA:247:G:H4'	1:AA:386:G:C5	2.37	0.60
1:AA:652:C:H5'	1:AA:653:A:OP2	2.02	0.60
1:AA:1025:G:C4	1:AA:1135:C:H1'	2.36	0.60
4:AE:52:LEU:HB2	4:AE:75:VAL:CG2	2.32	0.60
4:AE:78:LEU:CG	4:AE:79:ARG:HD2	2.30	0.60
5:AF:160:ASN:OD1	5:AF:163:VAL:HG23	2.01	0.60
12:AP:75:THR:OG1	12:AP:88:GLY:HA3	2.02	0.60
12:AP:136:ALA:HB1	21:AV:48:PHE:CE1	2.36	0.60
14:AQ:106:ARG:N	14:AQ:110:LEU:HD21	2.17	0.60
15:AR:108:ARG:O	15:AR:111:ARG:HB2	2.02	0.60
21:AV:69:THR:HG22	21:AV:90:VAL:HG22	1.82	0.60
22:A3:35:ASN:HD22	22:A3:35:ASN:N	2.00	0.60
31:BA:652:U:C4	31:BA:752:G:N3	2.69	0.60
31:BA:1190:G:H5'	33:BF:176:HIS:CE1	2.37	0.60
31:BA:1331:G:OP2	43:BP:23:TYR:HD2	1.85	0.60
31:BA:1504:G:H3'	31:BA:1504:G:OP2	2.01	0.60
33:BF:19:GLU:O	33:BF:40:ARG:NH2	2.35	0.60
50:BW:30:LYS:NZ	50:BW:80:ARG:HH12	2.00	0.60
31:CA:45:U:H2'	31:CA:46:G:C8	2.37	0.60
31:CA:1249:C:O2'	39:CL:73:GLN:OE1	2.18	0.60
31:CA:1302:U:C6	43:CP:17:VAL:HG21	2.37	0.60
39:CL:111:ARG:HG2	39:CL:112:LYS:N	2.16	0.60
40:CM:61:GLU:OE1	44:CQ:58:LYS:NZ	2.26	0.60
1:DA:671:C:OP1	11:DO:42:SER:O	2.20	0.60
1:DA:860:U:C2	1:DA:2268:A:C8	2.89	0.60
1:DA:1025:G:OP1	1:DA:1025:G:H8	1.85	0.60
1:DA:1058:U:H3	1:DA:1080:A:N6	2.00	0.60
1:DA:1652:A:OP1	13:D0:8:ARG:HD3	2.01	0.60
1:DA:2137:C:N4	1:DA:2154:G:H1	1.98	0.60
9:DM:94:HIS:HB2	9:DM:97:ARG:HD3	1.83	0.60
11:DO:63:PRO:C	11:DO:65:ARG:H	2.03	0.60
30:D8:23:VAL:HG22	30:D8:47:LYS:HB3	1.82	0.60
1:AA:619:G:H5''	1:AA:620:G:OP2	2.01	0.60

*Continued on next page...*

*Continued from previous page...*

Atom-1	Atom-2	Interatomic distance (Å)	Clash overlap (Å)
1:AA:844:C:H2'	1:AA:845:G:O4'	2.01	0.60
1:AA:1221:C:H2'	1:AA:1222:C:H6	1.67	0.60
1:AA:1694:C:H4'	1:AA:1695:G:O5'	2.01	0.60
1:AA:2116:G:P	1:AA:2165:G:N2	2.75	0.60
9:AM:23:LEU:HD12	9:AM:99:LEU:HD23	1.84	0.60
11:AO:16:ARG:HG3	11:AO:16:ARG:NH1	2.15	0.60
18:AS:14:PRO:HB3	18:AS:18:ARG:HH21	1.63	0.60
26:A4:40:HIS:H	26:A4:41:PRO:CD	2.14	0.60
31:BA:626:U:C2	31:BA:627:G:C8	2.89	0.60
31:BA:1003:G:H2'	31:BA:1004:A:H5'	1.83	0.60
31:BA:1498:U:H1'	31:BA:1499:A:OP2	2.02	0.60
33:BF:8:ILE:HG23	33:BF:16:ARG:HG2	1.82	0.60
35:BH:12:LEU:HB3	35:BH:31:LEU:HB2	1.83	0.60
31:CA:452:A:H2'	31:CA:453:A:C8	2.37	0.60
31:CA:629:G:H2'	31:CA:630:G:H8	1.65	0.60
31:CA:859:A:OP2	31:CA:869:G:N1	2.32	0.60
31:CA:1016:A:H2'	31:CA:1017:G:O4'	2.02	0.60
36:CI:61:LEU:HD23	36:CI:63:TYR:OH	2.01	0.60
1:DA:2135:A:H62	1:DA:2156:G:N2	2.00	0.60
1:DA:2427:C:H5''	1:DA:2428:G:OP1	2.02	0.60
2:DB:111:U:H2'	2:DB:112:G:C8	2.37	0.60
3:DD:43:ARG:HD2	3:DD:44:ASN:ND2	2.16	0.60
13:D0:117:VAL:O	13:D0:118:GLU:HB2	2.00	0.60
14:DQ:25:ARG:NH1	14:DQ:42:ASP:OD2	2.35	0.60
1:AA:811:U:OP2	11:AO:21:ARG:O	2.20	0.60
1:AA:1380:G:N2	1:AA:1570:A:C2	2.70	0.60
1:AA:2212:A:H1'	1:AA:2215:G:C4	2.37	0.60
4:AE:13:ARG:CB	4:AE:13:ARG:HH11	2.15	0.60
9:AM:132:ALA:HB1	9:AM:133:GLN:HE21	1.67	0.60
15:AR:60:THR:HG22	15:AR:77:PRO:HA	1.84	0.60
18:AS:110:LYS:O	18:AS:112:GLY:N	2.35	0.60
19:AT:49:VAL:CG1	19:AT:83:VAL:HG22	2.26	0.60
23:AZ:83:GLU:C	23:AZ:85:LEU:H	2.05	0.60
31:BA:191:G:O2'	50:BW:101:GLY:O	2.19	0.60
31:BA:827:U:C5	31:BA:872:A:N1	2.70	0.60
43:BP:108:ARG:HH11	43:BP:108:ARG:HA	1.66	0.60
47:BT:100:LYS:O	47:BT:101:ARG:HD3	2.01	0.60
43:CP:73:GLU:O	43:CP:77:ASN:HB2	2.01	0.60
49:CV:31:ILE:CG1	49:CV:32:LYS:H	2.11	0.60
49:CV:78:ARG:HD3	49:CV:79:THR:H	1.67	0.60
1:DA:582:G:H2'	1:DA:583:G:C8	2.36	0.60

*Continued on next page...*

*Continued from previous page...*

Atom-1	Atom-2	Interatomic distance (Å)	Clash overlap (Å)
1:DA:987:G:O2'	1:DA:1000:A:N3	2.33	0.60
1:DA:1087:G:N2	1:DA:1102:C:N3	2.48	0.60
1:DA:1547:C:H2'	1:DA:1548:C:C6	2.37	0.60
17:D2:35:LEU:HD23	17:D2:35:LEU:H	1.67	0.60
21:DV:175:VAL:HG22	21:DV:176:PRO:HD2	1.83	0.60
28:D6:26:ASN:O	28:D6:28:ARG:HG2	2.01	0.60
1:AA:1803:A:H4'	3:AD:259:THR:CG2	2.32	0.59
1:AA:1899:G:O2'	1:AA:1900:A:O5'	2.20	0.59
1:AA:2144:U:O2	1:AA:2148:G:N2	2.35	0.59
1:AA:2149:G:N1	1:AA:2150:U:O2	2.35	0.59
1:AA:2875:C:H4'	15:AR:5:ALA:HB2	1.84	0.59
7:AH:151:ILE:O	7:AH:151:ILE:HG22	2.02	0.59
28:A6:36:LEU:HD23	28:A6:36:LEU:H	1.67	0.59
31:BA:883:C:C2'	31:BA:884:U:H5'	2.32	0.59
52:BB:19:G:H1'	52:BB:20:U:OP1	2.02	0.59
53:BD:19:G:H2'	53:BD:58:A:N6	2.16	0.59
31:CA:340:U:H3	31:CA:349:A:H61	1.50	0.59
31:CA:1160:G:N1	31:CA:1177:G:N2	2.43	0.59
1:DA:30:G:H2'	1:DA:31:C:C6	2.36	0.59
1:DA:535:C:O2'	1:DA:536:A:H5'	2.01	0.59
1:DA:886:C:H1'	1:DA:890:A:H2	1.67	0.59
1:DA:2537:U:H2'	1:DA:2538:C:C6	2.37	0.59
1:DA:2654:A:H8	1:DA:2654:A:OP1	1.85	0.59
6:DG:77:ILE:HG22	6:DG:80:PHE:H	1.66	0.59
13:D0:24:GLN:HE22	13:D0:36:THR:HG21	1.67	0.59
1:AA:273(F):C:H3'	1:AA:274:G:C5'	2.31	0.59
1:AA:1227:A:OP1	17:A2:84:LYS:HE2	2.02	0.59
3:AD:35:LYS:NZ	3:AD:64:ILE:O	2.31	0.59
3:AD:65:ILE:HD11	3:AD:67:PHE:CE2	2.37	0.59
3:AD:102:LYS:C	3:AD:103:ARG:HG2	2.22	0.59
8:AK:88:ILE:O	8:AK:121:LYS:HE3	2.02	0.59
15:AR:50:ILE:HD11	15:AR:102:ILE:CD1	2.31	0.59
31:BA:601:C:H2'	31:BA:602:A:H8	1.66	0.59
31:BA:606:G:H22	31:BA:631:G:H8	1.49	0.59
32:BE:59:GLU:HB2	32:BE:221:LEU:HD11	1.84	0.59
43:BP:39:ILE:HD13	43:BP:52:GLU:HB3	1.82	0.59
45:BR:39:LEU:HD13	45:BR:56:LEU:HB2	1.83	0.59
31:CA:377:G:OP1	46:CS:3:LYS:HD2	2.01	0.59
31:CA:690:G:H2'	31:CA:691:G:O4'	2.01	0.59
31:CA:811:C:H4'	31:CA:900:A:N6	2.17	0.59
31:CA:972:C:O3'	40:CM:57:LYS:HG3	2.03	0.59

*Continued on next page...*

*Continued from previous page...*

Atom-1	Atom-2	Interatomic distance (Å)	Clash overlap (Å)
31:CA:1178:G:H5'	39:CL:93:ARG:HH21	1.66	0.59
42:CO:80:VAL:HG21	42:CO:97:ILE:HD13	1.84	0.59
51:CX:2:GLY:C	51:CX:4:GLY:H	2.05	0.59
1:DA:847:U:O4	1:DA:933:A:C6	2.55	0.59
1:DA:994:C:OP2	16:D1:54:LYS:NZ	2.28	0.59
1:DA:1794:U:H2'	1:DA:1795:C:H6	1.67	0.59
1:DA:1899:G:C2'	1:DA:1900:A:OP2	2.50	0.59
2:DB:104:A:OP1	21:DV:72:ARG:NH2	2.35	0.59
4:DE:8:LYS:HB3	4:DE:193:GLY:H	1.68	0.59
27:D5:3:LYS:HG3	27:D5:4:HIS:H	1.67	0.59
1:AA:370:G:H4'	1:AA:371:A:OP2	2.01	0.59
1:AA:906:G:OP1	12:AP:141:GLN:HB3	2.02	0.59
1:AA:1069:A:H4'	1:AA:1070:A:O5'	2.02	0.59
1:AA:1354:A:OP1	3:AD:38:LYS:NZ	2.34	0.59
5:AF:46:ARG:HH11	5:AF:46:ARG:CG	2.11	0.59
7:AH:9:ILE:HD12	7:AH:9:ILE:N	2.18	0.59
7:AH:23:ARG:HB3	7:AH:36:PRO:HA	1.83	0.59
18:AS:65:LEU:O	18:AS:67:ASP:N	2.35	0.59
31:BA:87:A:H2'	31:BA:88:C:H6	1.66	0.59
31:BA:881:G:P	42:BO:9:ARG:HH22	2.24	0.59
32:BE:204:ASN:HD22	32:BE:205:ASP:N	2.01	0.59
34:BG:12:CYS:HA	34:BG:19:LEU:CD2	2.32	0.59
53:BD:15:G:H2'	53:BD:60:A:C2	2.37	0.59
31:CA:339:C:C2'	31:CA:340:U:H5'	2.31	0.59
31:CA:721:G:H4'	31:CA:722:A:O5'	2.01	0.59
31:CA:1002:G:N2	31:CA:1038:C:N3	2.44	0.59
31:CA:1003:G:C2'	31:CA:1004:A:H5'	2.32	0.59
31:CA:1442:G:O2'	31:CA:1443:G:P	2.60	0.59
34:CG:134:ASP:O	34:CG:136:PRO:HD3	2.02	0.59
39:CL:18:PHE:HD1	39:CL:62:TYR:HD2	1.50	0.59
45:CR:24:SER:HB3	45:CR:27:VAL:HG23	1.85	0.59
50:CW:61:SER:OG	50:CW:65:LYS:NZ	2.34	0.59
1:DA:1569:A:O2'	3:DD:38:LYS:HG2	2.01	0.59
1:DA:1689:A:N6	1:DA:1698:A:C2	2.45	0.59
1:DA:2702:U:H4'	1:DA:2703:C:OP1	2.03	0.59
3:DD:120:GLY:HA2	3:DD:190:TYR:OH	2.03	0.59
4:DE:4:ILE:HD11	4:DE:28:ALA:CB	2.32	0.59
11:DO:62:LEU:HD22	11:DO:63:PRO:N	2.16	0.59
17:D2:84:LYS:HB2	17:D2:84:LYS:NZ	2.17	0.59
21:DV:33:LEU:HD23	21:DV:90:VAL:HG21	1.84	0.59
24:DW:15:LYS:HA	24:DW:67:LYS:NZ	2.15	0.59

*Continued on next page...*

*Continued from previous page...*

Atom-1	Atom-2	Interatomic distance (Å)	Clash overlap (Å)
1:AA:265:A:H1'	1:AA:266:G:O4'	2.01	0.59
1:AA:805:G:OP2	11:AO:41:ARG:HG2	2.02	0.59
1:AA:2298:A:N6	1:AA:2318:G:H1'	2.17	0.59
9:AM:115:ARG:HA	9:AM:118:LYS:HE3	1.84	0.59
11:AO:19:VAL:HG22	11:AO:20:GLY:H	1.68	0.59
11:AO:61:ARG:O	11:AO:62:LEU:HB3	2.02	0.59
16:A1:66:ASN:HB2	16:A1:76:TYR:HB2	1.84	0.59
26:A4:40:HIS:N	26:A4:41:PRO:HD2	2.18	0.59
26:A4:59:PHE:O	26:A4:63:TYR:HB2	2.02	0.59
31:BA:345:C:O2'	31:BA:346:G:N2	2.35	0.59
31:BA:1036:G:H3'	31:BA:1037:C:C6	2.37	0.59
31:BA:1318:A:H1'	49:BV:37:ARG:HH21	1.66	0.59
35:BH:35:GLY:HA3	35:BH:112:LEU:O	2.01	0.59
46:BS:21:VAL:HG23	46:BS:34:GLU:O	2.01	0.59
31:CA:407:G:H1	31:CA:435:C:H42	1.50	0.59
31:CA:957:U:H2'	31:CA:959:A:OP2	2.01	0.59
31:CA:1077:G:N2	31:CA:1080:A:OP2	2.34	0.59
31:CA:1133:G:N1	31:CA:1141:C:N4	2.38	0.59
32:CE:82:ARG:HD2	32:CE:92:TYR:OH	2.01	0.59
34:CG:31:CYS:C	34:CG:33:MET:N	2.56	0.59
34:CG:105:VAL:HG21	34:CG:126:ILE:HG13	1.84	0.59
42:CO:67:ILE:HD13	42:CO:74:LEU:HD12	1.84	0.59
1:DA:71:A:C2	19:DT:31:HIS:HE1	2.20	0.59
1:DA:1298:C:H5''	1:DA:1299:G:OP2	2.02	0.59
1:DA:1790:C:H5''	1:DA:1791:A:OP1	2.03	0.59
1:DA:1820:U:H4'	1:DA:1821:A:OP2	2.01	0.59
1:DA:2693:A:H2'	1:DA:2694:G:H8	1.67	0.59
1:DA:2712(A):A:H5''	1:DA:2713:A:OP2	2.03	0.59
2:DB:66:A:H61	2:DB:108:C:H5''	1.65	0.59
3:DD:35:LYS:HD3	3:DD:63:ARG:CA	2.31	0.59
3:DD:65:ILE:HD11	3:DD:67:PHE:CD2	2.37	0.59
4:DE:28:ALA:O	4:DE:93:VAL:HG22	2.02	0.59
6:DG:109:VAL:HG13	26:D4:33:VAL:HG12	1.84	0.59
12:DP:3:MET:O	12:DP:4:PRO:O	2.20	0.59
15:DR:26:ASP:CB	15:DR:91:ARG:HA	2.21	0.59
1:AA:529:A:H8	1:AA:530:G:C6	2.20	0.59
1:AA:1138:G:H21	9:AM:106:MET:CE	2.14	0.59
1:AA:1270:C:H5''	1:AA:1271:G:O5'	2.03	0.59
1:AA:2116:G:OP1	1:AA:2165:G:N2	2.36	0.59
10:AN:68:GLU:OE2	10:AN:78:ARG:NH1	2.34	0.59
11:AO:38:GLN:O	11:AO:41:ARG:HB2	2.03	0.59

*Continued on next page...*

*Continued from previous page...*

Atom-1	Atom-2	Interatomic distance (Å)	Clash overlap (Å)
11:AO:50:ARG:HD3	30:A8:7:HIS:NE2	2.17	0.59
21:AV:45:ASP:O	21:AV:49:ARG:HG2	2.03	0.59
31:BA:383:A:H8	31:BA:383:A:O5'	1.85	0.59
31:BA:1002:G:C4	31:BA:1003:G:C8	2.91	0.59
31:BA:1023:G:H3'	31:BA:1024:G:C5'	2.30	0.59
31:CA:321:A:N6	31:CA:329:A:OP2	2.35	0.59
31:CA:580:U:H2'	31:CA:581:G:O4'	2.01	0.59
31:CA:1139:G:N2	31:CA:1143:G:H1	1.99	0.59
53:CD:36:A:N6	54:C1:13:U:H3	2.00	0.59
1:DA:6:A:H4'	9:DM:129:PRO:CB	2.32	0.59
1:DA:91:A:H2'	1:DA:92:G:O4'	2.02	0.59
12:DP:137:TYR:C	12:DP:139:GLU:H	2.04	0.59
26:D4:12:ALA:H	26:D4:24:THR:HB	1.67	0.59
1:AA:654(B):C:H2'	1:AA:654(C):G:H8	1.66	0.59
1:AA:1139:G:O2'	1:AA:1143:A:N1	2.30	0.59
1:AA:2287:A:C2	1:AA:2346:A:N1	2.71	0.59
1:AA:2728:U:H2'	1:AA:2729:G:C8	2.38	0.59
3:AD:35:LYS:HD3	3:AD:63:ARG:CA	2.33	0.59
3:AD:35:LYS:HB3	3:AD:36:PRO:HA	1.85	0.59
19:AT:3:THR:HA	19:AT:6:ASP:OD2	2.03	0.59
31:CA:365:U:H5''	31:CA:366:C:OP1	2.02	0.59
32:CE:54:THR:HG23	32:CE:199:TYR:HB3	1.83	0.59
38:CK:97:VAL:HA	38:CK:100:ILE:HD11	1.83	0.59
39:CL:112:LYS:HG2	39:CL:118:LYS:HA	1.84	0.59
1:DA:289:A:H5'	1:DA:290:G:OP2	2.03	0.59
1:DA:747:U:OP2	27:D5:3:LYS:HD2	2.03	0.59
1:DA:1300:U:H4'	1:DA:1301:A:H5'	1.78	0.59
11:DO:15:ARG:O	11:DO:16:ARG:O	2.21	0.59
11:DO:48:PRO:C	11:DO:50:ARG:H	2.04	0.59
16:D1:108:GLU:OE1	17:D2:45:THR:HA	2.02	0.59
20:DU:89:PHE:HD1	20:DU:90:LEU:HG	1.66	0.59
21:DV:114:GLY:C	21:DV:116:VAL:H	2.05	0.59
30:D8:49:VAL:HG12	30:D8:50:LEU:N	2.18	0.59
1:AA:2199:A:H3'	1:AA:2205:C:H6	1.67	0.59
1:AA:2579:C:H2'	1:AA:2580:U:O4'	2.03	0.59
5:AF:118:ALA:HB2	5:AF:123:LEU:HD23	1.85	0.59
5:AF:164:ARG:O	5:AF:168:ARG:HG3	2.03	0.59
7:AH:94:TYR:CE2	7:AH:160:LYS:HG2	2.37	0.59
8:AK:133:HIS:O	8:AK:134:PRO:C	2.40	0.59
14:AQ:35:ILE:C	14:AQ:36:TYR:HD1	2.05	0.59
27:A5:56:LYS:H	27:A5:56:LYS:CD	2.14	0.59

*Continued on next page...*



*Continued from previous page...*

Atom-1	Atom-2	Interatomic distance (Å)	Clash overlap (Å)
31:BA:483:C:OP2	31:BA:484:G:O2'	2.21	0.59
38:BK:87:SER:HB2	38:BK:93:VAL:HB	1.85	0.59
39:BL:5:TYR:CE2	39:BL:16:ARG:HG2	2.36	0.59
31:CA:625:G:H2'	31:CA:626:U:H6	1.67	0.59
31:CA:1330:U:H3'	31:CA:1331:G:O4'	2.01	0.59
33:CF:70:VAL:HG21	33:CF:76:VAL:HG11	1.84	0.59
34:CG:31:CYS:C	34:CG:33:MET:H	2.06	0.59
34:CG:150:GLU:N	34:CG:150:GLU:OE2	2.36	0.59
45:CR:75:PRO:O	45:CR:79:ARG:HG3	2.03	0.59
49:CV:30:LEU:HD12	49:CV:31:ILE:N	2.17	0.59
49:CV:45:VAL:HA	49:CV:62:ILE:HG22	1.83	0.59
1:DA:74:A:H5'	1:DA:75:G:O4'	2.02	0.59
1:DA:806:C:OP2	11:DO:41:ARG:HD3	2.03	0.59
1:DA:873:G:N2	1:DA:905:U:O2	2.36	0.59
1:DA:1485:G:O2'	1:DA:1486:A:H5'	2.03	0.59
3:DD:33:LEU:HD23	3:DD:34:VAL:N	2.17	0.59
3:DD:35:LYS:NZ	3:DD:104:TYR:HB2	2.17	0.59
4:DE:181:LEU:HD23	15:DR:11:GLU:OE2	2.02	0.59
12:DP:2:LEU:HB3	12:DP:70:PRO:CD	2.33	0.59
22:D3:26:TYR:O	22:D3:29:GLN:HB2	2.03	0.59
25:DX:7:LYS:HE2	25:DX:32:GLN:O	2.03	0.59
26:D4:1:MET:O	26:D4:2:LYS:HD3	2.03	0.59
1:AA:780:G:N2	1:AA:783:A:H62	1.99	0.59
1:AA:1929:G:H4'	1:AA:1930:G:OP1	2.03	0.59
1:AA:2065:C:H2'	1:AA:2066:C:H6	1.65	0.59
1:AA:2629:A:N6	1:AA:2895:U:C2	2.71	0.59
7:AH:4:ILE:O	7:AH:4:ILE:HG12	2.03	0.59
8:AK:21:VAL:HG21	8:AK:25:TYR:HD1	1.66	0.59
10:AN:90:GLN:O	10:AN:91:LEU:HB2	2.03	0.59
16:A1:92:ARG:HH21	17:A2:10:LYS:HG2	1.67	0.59
20:AU:79:CYS:HG	20:AU:80:GLY:N	1.97	0.59
21:AV:7:ALA:HB3	21:AV:61:LEU:HB3	1.84	0.59
31:BA:1070:U:H2'	31:BA:1071:C:H6	1.67	0.59
31:BA:1090:U:H2'	31:BA:1091:U:H6	1.68	0.59
31:BA:1313:U:P	49:BV:6:LYS:HE3	2.42	0.59
38:BK:14:ARG:O	38:BK:18:ARG:HD3	2.02	0.59
50:BW:75:ASN:OD1	50:BW:75:ASN:N	2.29	0.59
31:CA:1299:A:C6	31:CA:1301:U:C2	2.91	0.59
39:CL:23:ASN:H	39:CL:23:ASN:HD22	1.51	0.59
1:DA:138:G:H22	19:DT:44:GLU:CD	2.06	0.59
1:DA:271(C):U:H5'	1:DA:271:G:OP2	2.02	0.59

*Continued on next page...*

*Continued from previous page...*

Atom-1	Atom-2	Interatomic distance (Å)	Clash overlap (Å)
1:DA:587:C:O2	11:DO:33:ARG:NH1	2.35	0.59
1:DA:1069:A:H4'	1:DA:1070:A:H5''	1.84	0.59
2:DB:59:A:H2'	2:DB:60:C:O4'	2.02	0.59
3:DD:35:LYS:HB3	3:DD:64:ILE:H	1.67	0.59
5:DF:164:ARG:HG2	5:DF:175:THR:OG1	2.03	0.59
6:DG:124:SER:HB2	6:DG:131:TYR:CE1	2.37	0.59
11:DO:85:LEU:HA	11:DO:88:LEU:HB3	1.84	0.59
30:D8:33:ASN:N	30:D8:33:ASN:OD1	2.36	0.59
1:AA:50:U:H3'	1:AA:51:G:H5'	1.83	0.59
1:AA:1130:U:O2	4:AE:149:ARG:NH2	2.33	0.59
1:AA:1590:U:H2'	1:AA:1591:G:C8	2.38	0.59
1:AA:1899:G:N2	1:AA:1902:C:H5	2.00	0.59
1:AA:1955:U:O3'	1:AA:1956:U:H6	1.86	0.59
7:AH:9:ILE:CG2	7:AH:49:VAL:HB	2.32	0.59
7:AH:9:ILE:HG22	7:AH:49:VAL:HB	1.85	0.59
11:AO:11:GLY:C	11:AO:13:ASN:H	2.05	0.59
12:AP:4:PRO:HB3	12:AP:69:PHE:HE2	1.68	0.59
14:AQ:70:GLY:HA2	14:AQ:101:LEU:CD1	2.32	0.59
31:BA:35:G:O2'	42:BO:115:SER:O	2.15	0.59
37:BJ:99:LEU:HD23	37:BJ:102:ARG:NH1	2.17	0.59
31:CA:792:A:H1'	31:CA:794:A:N7	2.17	0.59
31:CA:974:A:P	44:CQ:41:ARG:HH12	2.25	0.59
31:CA:1003:G:H2'	31:CA:1004:A:H5'	1.84	0.59
31:CA:1127:G:H22	31:CA:1145:C:H1'	1.68	0.59
31:CA:1442:G:N7	31:CA:1446:A:N1	2.51	0.59
33:CF:8:ILE:HG23	33:CF:16:ARG:HG2	1.83	0.59
37:CJ:86:GLN:HE22	53:CD:32:G:H21	1.51	0.59
42:CO:24:LEU:CD2	42:CO:30:ARG:HG2	2.29	0.59
1:DA:228:A:H8	1:DA:228:A:H3'	1.68	0.59
1:DA:893:C:H4'	1:DA:894:C:OP1	2.00	0.59
1:DA:975:G:H1'	1:DA:990:A:C2	2.37	0.59
1:DA:1011:G:H1	1:DA:1150:C:H42	1.50	0.59
1:DA:2745:C:H4'	7:DH:142:GLY:O	2.03	0.59
12:DP:21:THR:O	12:DP:21:THR:HG22	2.01	0.59
16:D1:92:ARG:O	16:D1:94:ASN:N	2.32	0.59
17:D2:62:LEU:HD21	17:D2:95:LEU:HB2	1.84	0.59
1:AA:1058:U:H2'	1:AA:1059:G:C8	2.38	0.59
1:AA:1145:C:H2'	1:AA:1146:C:H6	1.68	0.59
1:AA:2068:U:N3	1:AA:2430:A:C2	2.56	0.59
16:A1:97:ASP:O	16:A1:101:ARG:N	2.26	0.59
18:AS:57:ASN:O	18:AS:61:ASN:HB2	2.03	0.59

*Continued on next page...*

*Continued from previous page...*

Atom-1	Atom-2	Interatomic distance (Å)	Clash overlap (Å)
20:AU:47:LYS:HG3	20:AU:60:PHE:CE1	2.38	0.59
31:BA:1405:G:O4'	31:BA:1519:A:H4'	2.03	0.59
52:BB:16:U:OP1	52:BB:17:U:N3	2.36	0.59
46:CS:48:TRP:HH2	46:CS:76:GLN:HE22	1.50	0.59
1:DA:2162:G:H2'	1:DA:2163:C:C6	2.37	0.59
1:DA:2185:C:H2'	1:DA:2186:G:H8	1.68	0.59
3:DD:75:ILE:HG21	3:DD:99:ASP:HB2	1.85	0.59
5:DF:36:VAL:HG11	5:DF:183:VAL:HG11	1.85	0.59
9:DM:95:PRO:O	9:DM:98:VAL:HG22	2.03	0.59
11:DO:124:LYS:HA	11:DO:143:GLY:O	2.03	0.59
11:DO:125:VAL:HG13	11:DO:144:GLU:HB3	1.85	0.59
23:DZ:65:SER:OG	23:DZ:66:HIS:HD2	1.85	0.59
1:AA:246:C:C2'	1:AA:247:G:H5'	2.33	0.58
1:AA:753:C:O5'	1:AA:753:C:H6	1.85	0.58
1:AA:957:A:N1	1:AA:2458:G:H4'	2.18	0.58
1:AA:2439:A:H4'	1:AA:2440:C:O5'	2.03	0.58
5:AF:42:ALA:O	5:AF:45:ARG:HB2	2.02	0.58
9:AM:137:LYS:CG	9:AM:138:LEU:H	2.16	0.58
21:AV:169:GLU:CD	21:AV:170:THR:H	2.06	0.58
31:BA:539:A:H2'	31:BA:540:G:C8	2.37	0.58
31:BA:731:G:OP1	31:BA:766:A:H1'	2.03	0.58
31:BA:1510:U:H2'	31:BA:1511:G:C8	2.38	0.58
32:BE:187:LEU:HD23	32:BE:201:ILE:O	2.03	0.58
33:BF:45:LYS:HB2	33:BF:45:LYS:NZ	2.16	0.58
40:BM:30:SER:OG	40:BM:84:GLN:NE2	2.35	0.58
53:BD:37:U:O4	53:BD:38:A:N6	2.36	0.58
31:CA:1145:C:O2	31:CA:1145:C:H2'	2.03	0.58
31:CA:1378:C:H5	31:CA:1379:G:C4	2.20	0.58
37:CJ:22:LEU:HG	37:CJ:62:PHE:HE2	1.67	0.58
43:CP:40:ASN:HB3	43:CP:43:THR:HG23	1.85	0.58
49:CV:41:VAL:HG13	26:D4:63:TYR:CZ	2.38	0.58
1:DA:2298:A:H1'	1:DA:2321:G:N2	2.18	0.58
2:DB:8:U:H3	2:DB:112:G:H1	1.51	0.58
6:DG:145:THR:O	6:DG:146:TYR:HB3	2.03	0.58
8:DK:142:VAL:O	8:DK:143:SER:CB	2.51	0.58
16:D1:66:ASN:HB2	16:D1:76:TYR:HB2	1.84	0.58
21:DV:128:VAL:HG22	21:DV:129:SER:N	2.11	0.58
21:DV:170:THR:O	21:DV:172:ALA:N	2.32	0.58
1:AA:1021:A:N6	1:AA:1142(A):A:H61	1.95	0.58
1:AA:1094:U:O2'	1:AA:1096:A:OP1	2.21	0.58
1:AA:1404:C:O2'	1:AA:1405:U:H5'	2.03	0.58

*Continued on next page...*

*Continued from previous page...*

Atom-1	Atom-2	Interatomic distance (Å)	Clash overlap (Å)
1:AA:1535:U:OP2	1:AA:1537:C:N4	2.35	0.58
1:AA:2690:C:H5''	1:AA:2872:G:N2	2.17	0.58
5:AF:22:ALA:HB1	5:AF:24:LEU:HD13	1.85	0.58
6:AG:121:ASN:HD22	6:AG:123:ASN:N	1.98	0.58
20:AU:42:VAL:HG12	20:AU:65:ALA:HB3	1.86	0.58
21:AV:10:ARG:HD3	21:AV:18:LEU:HD21	1.85	0.58
31:BA:255:G:H1'	47:BT:16:GLN:HE21	1.68	0.58
31:BA:501:C:H2'	31:BA:502:G:C8	2.38	0.58
31:BA:560:U:HO2'	31:BA:561:U:P	2.22	0.58
31:BA:1025:U:HO2'	31:BA:1026:G:H8	1.50	0.58
33:BF:83:ARG:O	33:BF:86:VAL:HG22	2.03	0.58
48:BU:53:ARG:HH21	48:BU:60:ALA:N	2.01	0.58
50:BW:49:ALA:HB3	50:BW:99:LEU:HD22	1.83	0.58
31:CA:426:G:P	34:CG:36:ARG:HH21	2.25	0.58
31:CA:1004:A:C2	31:CA:1024:G:H8	2.21	0.58
34:CG:146:ILE:HD12	34:CG:146:ILE:N	2.17	0.58
53:CC:20:G:C2	53:CC:58:A:N3	2.71	0.58
1:DA:90:U:C2'	1:DA:91:A:H5''	2.33	0.58
1:DA:185:U:H4'	1:DA:218:A:H4'	1.84	0.58
1:DA:1005:C:C1'	1:DA:1143:A:C2	2.86	0.58
1:DA:1278:A:O2'	13:D0:34:ILE:HD11	2.03	0.58
1:DA:2346:A:H5''	1:DA:2383:G:C1'	2.33	0.58
1:DA:2572:A:OP1	1:DA:2574:G:O2'	2.19	0.58
1:DA:2591:C:OP1	3:DD:239:ARG:HG3	2.03	0.58
4:DE:11:MET:HA	4:DE:24:THR:HA	1.84	0.58
7:DH:54:ARG:HB2	7:DH:55:PRO:HD2	1.85	0.58
20:DU:84:ARG:HH21	20:DU:97:ARG:HB2	1.68	0.58
1:AA:643:A:N1	1:AA:2369:A:O2'	2.36	0.58
1:AA:1588:C:H2'	1:AA:1589:C:H6	1.68	0.58
1:AA:2311:A:C2	6:AG:88:ILE:HD11	2.39	0.58
1:AA:2747:G:O6	1:AA:2755:C:H5''	2.02	0.58
5:AF:185:ASP:HA	5:AF:188:ARG:HD3	1.83	0.58
6:AG:16:ARG:O	6:AG:20:ILE:HG13	2.04	0.58
10:AN:76:ALA:HB3	15:AR:75:ILE:HD12	1.84	0.58
11:AO:9:ASN:CB	11:AO:10:PRO:HD2	2.30	0.58
31:BA:244:U:H4'	31:BA:245:C:C5'	2.33	0.58
31:BA:1036:G:H3'	31:BA:1037:C:C5	2.38	0.58
31:BA:1170:A:H2'	31:BA:1171:G:O4'	2.02	0.58
31:BA:1181:G:C2	31:BA:1182:G:N2	2.71	0.58
31:BA:1277:C:O2'	31:BA:1279:A:H1'	2.02	0.58
31:BA:1346:A:OP1	39:BL:120:ARG:NH1	2.36	0.58

*Continued on next page...*

*Continued from previous page...*

Atom-1	Atom-2	Interatomic distance (Å)	Clash overlap (Å)
53:BC:21:U:O2'	53:BC:22:A:H5'	2.03	0.58
31:CA:64:G:H4'	31:CA:65:U:O5'	2.03	0.58
31:CA:186:C:H1'	50:CW:81:LYS:NZ	2.18	0.58
31:CA:534:U:H5'	31:CA:535:A:OP2	2.03	0.58
33:CF:84:ILE:HD11	33:CF:88:ARG:NH2	2.16	0.58
40:CM:75:ILE:HG13	40:CM:76:ASN:N	2.17	0.58
53:CC:19:G:C4'	53:CC:20:G:OP1	2.52	0.58
1:DA:751:A:H5'	18:DS:90:ARG:HA	1.85	0.58
1:DA:1047:G:O2'	1:DA:1110:G:N2	2.31	0.58
1:DA:1070:A:H8	1:DA:1096:A:HO2'	1.48	0.58
4:DE:127:ASP:HA	4:DE:135:HIS:HD2	1.69	0.58
17:D2:61:VAL:O	17:D2:63:GLY:N	2.35	0.58
23:DZ:95:LEU:O	23:DZ:96:LYS:HG2	2.03	0.58
26:D4:39:CYS:O	26:D4:40:HIS:HB2	2.03	0.58
1:AA:488:G:H1'	1:AA:492:A:N6	2.18	0.58
1:AA:1050:A:H2'	1:AA:1051:G:O4'	2.02	0.58
1:AA:2772:C:H2'	1:AA:2773:C:C6	2.38	0.58
10:AN:4:PRO:O	10:AN:5:GLN:HB2	2.02	0.58
12:AP:141:GLN:HE21	12:AP:141:GLN:CA	2.15	0.58
20:AU:63:LYS:HD2	20:AU:64:GLU:H	1.69	0.58
21:AV:53:ILE:HG22	21:AV:71:VAL:HG13	1.86	0.58
25:AX:7:LYS:HE2	25:AX:32:GLN:O	2.02	0.58
26:A4:7:PRO:HB2	26:A4:27:THR:HG21	1.84	0.58
31:BA:130:A:O2'	31:BA:131:C:O5'	2.18	0.58
31:BA:390:C:O3'	46:BS:28:ARG:NH2	2.35	0.58
31:BA:703:G:H4'	31:BA:704:A:O5'	2.03	0.58
31:BA:1004:A:C2	31:BA:1024:G:C8	2.91	0.58
31:BA:1048:G:OP1	44:BQ:3:ARG:HB3	2.02	0.58
49:BV:32:LYS:HD2	49:BV:57:HIS:CD2	2.38	0.58
31:CA:279:A:H5''	31:CA:281:G:H5'	1.84	0.58
31:CA:538:G:H5''	42:CO:111:LYS:HB2	1.85	0.58
31:CA:1119:C:OP1	39:CL:83:ARG:NH1	2.33	0.58
31:CA:1132:C:H2'	31:CA:1133:G:C8	2.39	0.58
42:CO:38:ARG:HD2	42:CO:39:THR:H	1.67	0.58
1:DA:835:A:OP1	30:D8:52:LYS:HG2	2.03	0.58
1:DA:2211:G:H3'	1:DA:2212:A:N3	2.18	0.58
1:DA:2468:G:C2	1:DA:2481:G:N3	2.71	0.58
1:DA:2564:A:C2	1:DA:2647:U:H4'	2.38	0.58
1:DA:2646:C:H2'	1:DA:2647:U:O4'	2.04	0.58
2:DB:87:G:H3'	2:DB:88:C:C5'	2.34	0.58
4:DE:33:VAL:HG11	4:DE:88:GLY:HA2	1.85	0.58

*Continued on next page...*

*Continued from previous page...*

Atom-1	Atom-2	Interatomic distance (Å)	Clash overlap (Å)
4:DE:51:PHE:CD2	4:DE:52:LEU:HG	2.38	0.58
5:DF:7:TYR:CE2	5:DF:16:GLY:HA3	2.38	0.58
8:DK:75:LEU:HD21	8:DK:77:LEU:CB	2.33	0.58
9:DM:127:ASP:O	9:DM:128:HIS:HB3	2.02	0.58
1:AA:1178:C:O2'	1:AA:1179:C:P	2.61	0.58
1:AA:2467:C:N4	1:AA:2468:G:C6	2.72	0.58
8:AK:10:GLU:O	8:AK:11:ASN:CB	2.50	0.58
13:A0:74:LYS:C	13:A0:76:VAL:N	2.56	0.58
14:AQ:83:LYS:HE3	14:AQ:109:GLY:HA2	1.84	0.58
24:AW:46:GLN:OE1	24:AW:46:GLN:HA	2.03	0.58
31:BA:89:U:O2'	31:BA:90:C:O4'	2.21	0.58
31:BA:1277:C:HO2'	31:BA:1279:A:H1'	1.69	0.58
32:BE:80:ILE:HD11	32:BE:208:ILE:HG12	1.84	0.58
40:BM:6:ILE:HG22	40:BM:98:ILE:HG13	1.86	0.58
40:BM:40:LEU:HB2	40:BM:69:ASN:HB3	1.83	0.58
50:BW:37:SER:O	50:BW:41:ILE:HG12	2.04	0.58
31:CA:652:U:O2'	31:CA:653:A:N3	2.34	0.58
31:CA:1138:G:N1	31:CA:1140:C:O2	2.36	0.58
49:CV:31:ILE:HG13	49:CV:32:LYS:N	2.16	0.58
1:DA:176:G:O2'	1:DA:177:G:H5'	2.04	0.58
1:DA:747:U:O2	1:DA:2014:A:H1'	2.03	0.58
1:DA:1557:C:H5''	1:DA:1558:A:OP2	2.02	0.58
1:DA:2031:A:C6	1:DA:2498:C:H1'	2.39	0.58
1:DA:2872:G:C4	1:DA:2873:A:C6	2.92	0.58
2:DB:45:A:H2'	2:DB:45:A:N3	2.18	0.58
4:DE:47:VAL:HG13	4:DE:48:GLN:N	2.18	0.58
5:DF:53:THR:HG23	5:DF:55:GLY:H	1.66	0.58
20:DU:20:TYR:N	20:DU:20:TYR:HD1	2.02	0.58
21:DV:148:ASP:O	21:DV:149:SER:HB3	2.04	0.58
24:DW:41:ILE:HD11	24:DW:44:LEU:HD12	1.85	0.58
27:D5:36:CYS:HG	27:D5:49:CYS:CB	2.16	0.58
1:AA:637:A:H4'	1:AA:638:G:O5'	2.02	0.58
1:AA:784:A:C5	3:AD:229:VAL:HG21	2.38	0.58
1:AA:897:C:H2'	1:AA:898:C:O4'	2.03	0.58
1:AA:1162:G:H21	17:A2:89:GLN:HE22	1.50	0.58
1:AA:2474:C:H5'	1:AA:2475:C:C5	2.38	0.58
4:AE:92:THR:O	4:AE:95:ILE:HG12	2.03	0.58
4:AE:197:ILE:HD11	4:AE:199:ARG:HE	1.68	0.58
21:AV:51:ALA:HB1	21:AV:57:ILE:HD11	1.85	0.58
31:BA:5:U:O2'	31:BA:6:G:O5'	2.21	0.58
31:BA:376:G:OP1	46:BS:5:ARG:HB2	2.02	0.58

*Continued on next page...*

*Continued from previous page...*

Atom-1	Atom-2	Interatomic distance (Å)	Clash overlap (Å)
39:BL:46:ALA:HA	39:BL:78:LYS:HB2	1.86	0.58
39:BL:118:LYS:O	39:BL:119:ALA:HB3	2.03	0.58
42:BO:21:VAL:HG13	42:BO:95:TYR:CE2	2.38	0.58
31:CA:362:G:H4'	42:CO:30:ARG:HH21	1.68	0.58
31:CA:791:G:C6	31:CA:792:A:N7	2.71	0.58
36:CI:87:ARG:HH11	36:CI:87:ARG:CG	1.95	0.58
1:DA:277:C:O2	1:DA:277:C:H2'	2.04	0.58
1:DA:1204:A:N1	1:DA:1241:A:N1	2.52	0.58
1:DA:2166:G:O2'	1:DA:2167:U:OP1	2.15	0.58
1:DA:2790:A:H4'	1:DA:2791:C:O5'	2.03	0.58
8:DK:93:THR:HG22	8:DK:119:PRO:HG3	1.85	0.58
1:AA:2689:U:OP2	1:AA:2719:G:N2	2.32	0.58
7:AH:27:LYS:HA	7:AH:32:GLU:HA	1.84	0.58
8:AK:78:THR:HG23	8:AK:141:LYS:HG3	1.86	0.58
9:AM:28:THR:HG22	9:AM:29:LYS:N	2.18	0.58
9:AM:43:THR:HB	9:AM:46:VAL:CG1	2.33	0.58
15:AR:3:ARG:CB	15:AR:7:ILE:HG13	2.33	0.58
21:AV:10:ARG:HD3	21:AV:18:LEU:CD2	2.33	0.58
31:BA:1004:A:C4	31:BA:1025:U:C2	2.92	0.58
34:BG:172:PRO:O	34:BG:174:LEU:N	2.36	0.58
41:BN:78:GLN:O	41:BN:103:LEU:HA	2.03	0.58
39:CL:8:GLY:HA2	39:CL:79:LEU:HD12	1.85	0.58
44:CQ:4:LYS:HA	44:CQ:7:ILE:HG12	1.85	0.58
1:DA:755:C:H2'	1:DA:756:C:C6	2.37	0.58
1:DA:1025:G:C4	1:DA:1135:C:H1'	2.39	0.58
1:DA:2801:A:H2'	1:DA:2802:G:O4'	2.04	0.58
1:DA:2854:G:C2	1:DA:2864:G:C2	2.91	0.58
2:DB:8:U:O2'	14:DQ:40:ILE:HD13	2.03	0.58
3:DD:34:VAL:HG21	3:DD:103:ARG:HA	1.85	0.58
12:DP:33:GLY:O	12:DP:118:LEU:HD13	2.03	0.58
17:D2:84:LYS:O	17:D2:85:LYS:O	2.22	0.58
20:DU:84:ARG:NH2	20:DU:97:ARG:HB2	2.18	0.58
25:DX:29:ARG:H	25:DX:33:GLN:NE2	2.01	0.58
27:D5:55:ARG:HD3	27:D5:56:LYS:N	2.19	0.58
28:D6:36:LEU:HD23	28:D6:50:ARG:HB3	1.85	0.58
29:D7:48:LYS:HG3	29:D7:49:ARG:H	1.69	0.58
1:AA:479:A:N3	1:AA:481:G:H5''	2.18	0.58
1:AA:1056:G:O2'	1:AA:1057:A:OP2	2.21	0.58
1:AA:2293:C:OP1	14:AQ:89:ARG:NH1	2.30	0.58
1:AA:2348:U:H4'	28:A6:42:TRP:CD1	2.38	0.58
1:AA:2415:G:H4'	11:AO:67:MET:N	2.19	0.58

*Continued on next page...*

*Continued from previous page...*

Atom-1	Atom-2	Interatomic distance (Å)	Clash overlap (Å)
5:AF:127:GLU:O	5:AF:129:PHE:N	2.36	0.58
7:AH:30:LYS:HD3	7:AH:81:GLU:H	1.67	0.58
11:AO:140:ALA:O	11:AO:141:ALA:HB2	2.03	0.58
12:AP:57:HIS:CG	12:AP:57:HIS:O	2.56	0.58
36:BI:87:ARG:HG3	36:BI:87:ARG:NH1	2.02	0.58
37:BJ:69:VAL:O	37:BJ:69:VAL:HG12	2.04	0.58
40:BM:96:ILE:H	40:BM:96:ILE:HD13	1.68	0.58
31:CA:632:A:H4'	31:CA:633:G:C5'	2.34	0.58
32:CE:8:LYS:HD2	32:CE:11:LEU:HD22	1.85	0.58
42:CO:44:LYS:CB	42:CO:45:PRO:HD3	2.15	0.58
53:CC:22:A:H5''	53:CC:23:G:OP1	2.04	0.58
1:DA:1430:C:H2'	1:DA:1431:U:C6	2.39	0.58
1:DA:2062:A:H62	1:DA:2503:A:N6	2.01	0.58
1:DA:2466:C:C2'	1:DA:2467:C:C5'	2.68	0.58
1:DA:2688:U:C5	1:DA:2720:U:OP2	2.57	0.58
2:DB:31:C:C2'	2:DB:32:C:H5'	2.33	0.58
4:DE:188:VAL:HG23	4:DE:189:PRO:HD2	1.85	0.58
9:DM:137:LYS:HA	9:DM:137:LYS:NZ	2.18	0.58
12:DP:2:LEU:O	12:DP:70:PRO:HG3	1.95	0.58
20:DU:98:VAL:HG13	20:DU:99:CYS:H	1.68	0.58
1:AA:270(R):G:H2'	1:AA:270(S):G:C8	2.39	0.58
1:AA:389:G:H22	11:AO:72:PRO:CG	2.16	0.58
1:AA:943:U:OP2	11:AO:36:LYS:HG2	2.03	0.58
1:AA:1054:A:H2'	1:AA:1055:G:C8	2.39	0.58
1:AA:1077:A:H3'	1:AA:1078:U:H5'	1.82	0.58
1:AA:1111:A:H5'	7:AH:3:ARG:NH1	2.18	0.58
20:AU:87:LYS:HD2	20:AU:92:ASN:HB3	1.85	0.58
24:AW:42:GLY:C	24:AW:44:LEU:H	2.06	0.58
30:A8:35:GLN:NE2	30:A8:36:LYS:O	2.36	0.58
31:BA:56:U:H2'	31:BA:57:G:C8	2.39	0.58
31:BA:1004:A:H8	31:BA:1036:G:N1	2.02	0.58
31:BA:1025:U:O2'	31:BA:1026:G:C8	2.56	0.58
34:BG:9:CYS:HA	34:BG:12:CYS:HB2	1.84	0.58
40:BM:40:LEU:HB2	40:BM:69:ASN:CB	2.34	0.58
31:CA:1115:C:N3	31:CA:1185:G:O6	2.37	0.58
34:CG:196:LEU:H	34:CG:196:LEU:HD12	1.68	0.58
50:CW:22:ARG:O	50:CW:26:ASN:ND2	2.37	0.58
51:CX:6:ARG:HE	51:CX:15:ARG:NH2	2.01	0.58
1:DA:205:G:C1'	1:DA:206:U:OP2	2.49	0.58
1:DA:1761:C:C3'	1:DA:1762:A:H5''	2.28	0.58
1:DA:2143:C:H2'	1:DA:2144:U:O4'	2.03	0.58

*Continued on next page...*



*Continued from previous page...*

Atom-1	Atom-2	Interatomic distance (Å)	Clash overlap (Å)
21:DV:10:ARG:HH21	21:DV:26:GLY:H	1.52	0.58
1:AA:330:A:O2'	1:AA:331:A:H8	1.86	0.58
1:AA:1575:C:H2'	1:AA:1576:U:C6	2.38	0.58
1:AA:1899:G:H21	1:AA:1902:C:H5	1.52	0.58
1:AA:2118:U:H5''	1:AA:2119:A:OP1	2.04	0.58
1:AA:2206:C:H2'	1:AA:2207:C:H6	1.68	0.58
1:AA:2620:C:OP1	4:AE:152:LYS:O	2.22	0.58
31:BA:108:G:OP2	31:BA:108:G:N2	2.36	0.58
31:BA:501:C:H2'	31:BA:502:G:H8	1.68	0.58
31:BA:1118:C:P	39:BL:104:ARG:HH11	2.27	0.58
32:BE:54:THR:HG21	32:BE:201:ILE:HD11	1.85	0.58
31:CA:686:U:O4	31:CA:703:G:H1'	2.04	0.58
34:CG:8:VAL:O	34:CG:10:ARG:N	2.36	0.58
39:CL:26:VAL:HG22	39:CL:61:ALA:HB3	1.85	0.58
40:CM:16:LEU:O	40:CM:18:ALA:N	2.37	0.58
43:CP:57:ARG:NH1	26:D4:34:GLU:O	2.37	0.58
46:CS:8:ARG:HH11	46:CS:8:ARG:HG3	1.66	0.58
46:CS:18:ARG:HD3	46:CS:35:LYS:HE3	1.86	0.58
53:CD:9:G:HO2'	53:CD:10:G:H8	1.46	0.58
1:DA:71:A:C2	19:DT:31:HIS:CE1	2.92	0.58
1:DA:329:G:C6	20:DU:19:LYS:HG2	2.38	0.58
1:DA:2210:G:C4'	1:DA:2211:G:OP2	2.47	0.58
1:DA:2309:A:H2'	1:DA:2310:A:O4'	2.04	0.58
10:DN:68:GLU:CA	10:DN:78:ARG:HB3	2.33	0.58
12:DP:33:GLY:HA2	12:DP:105:GLU:HB2	1.85	0.58
1:AA:784:A:C8	1:AA:792:G:C5	2.92	0.57
1:AA:2118:U:H3	1:AA:2148:G:H4'	1.69	0.57
5:AF:129:PHE:O	5:AF:130:ALA:CB	2.51	0.57
8:AK:110:ASP:N	8:AK:130:TYR:OH	2.37	0.57
9:AM:68:GLU:HG3	9:AM:88:GLU:OE1	2.04	0.57
21:AV:117:LEU:HD13	21:AV:118:GLN:N	2.18	0.57
26:A4:57:GLU:O	26:A4:60:GLN:HB2	2.04	0.57
30:A8:29:LYS:HB3	30:A8:44:LYS:HG2	1.86	0.57
31:BA:280:C:H3'	31:BA:281:G:H5'	1.85	0.57
31:BA:687:A:N3	31:BA:688:G:H1'	2.18	0.57
31:BA:1025:U:O2'	31:BA:1026:G:P	2.61	0.57
32:BE:21:ARG:O	32:BE:23:ARG:N	2.36	0.57
33:BF:116:VAL:HG21	33:BF:202:ILE:HD11	1.85	0.57
37:BJ:50:ILE:HB	37:BJ:58:PRO:HG3	1.86	0.57
50:BW:43:LEU:HA	50:BW:46:GLU:HG2	1.85	0.57
31:CA:634:C:H2'	31:CA:635:G:H8	1.69	0.57

*Continued on next page...*

*Continued from previous page...*

Atom-1	Atom-2	Interatomic distance (Å)	Clash overlap (Å)
31:CA:923:A:OP1	35:CH:21:ALA:HB2	2.03	0.57
31:CA:1034:G:N2	31:CA:1035:A:N6	2.52	0.57
31:CA:1321:C:H4'	43:CP:87:TYR:CE2	2.39	0.57
1:DA:140:A:H8	1:DA:1408:C:O2'	1.84	0.57
1:DA:1012:U:O4	9:DM:25:ARG:HD3	2.04	0.57
8:DK:82:ARG:HB3	8:DK:89:TYR:HD2	1.69	0.57
12:DP:77:LYS:C	12:DP:79:LEU:H	2.07	0.57
23:DZ:21:ARG:HD3	23:DZ:35:THR:HG21	1.86	0.57
1:AA:959:A:N6	12:AP:83:MET:CE	2.67	0.57
1:AA:959:A:N6	12:AP:83:MET:HE2	2.18	0.57
1:AA:1019:U:O2'	1:AA:1021:A:H2	1.87	0.57
1:AA:1063:G:H22	1:AA:1076:C:H1'	1.68	0.57
1:AA:1728:G:N1	1:AA:1730:U:OP2	2.37	0.57
1:AA:1843:C:H5'	3:AD:253:GLN:OE1	2.03	0.57
3:AD:270:ILE:C	3:AD:271:ILE:HG12	2.25	0.57
8:AK:11:ASN:O	8:AK:12:LEU:CB	2.52	0.57
11:AO:82:GLY:HA2	11:AO:113:LYS:O	2.04	0.57
16:A1:92:ARG:HB2	17:A2:11:GLN:CD	2.24	0.57
21:AV:95:PRO:HA	21:AV:130:PRO:HD3	1.87	0.57
31:BA:659:U:C2	31:BA:660:G:C8	2.91	0.57
31:BA:870:U:H4'	31:BA:871:U:O5'	2.04	0.57
31:CA:1032:A:H3'	31:CA:1032(A):G:H5''	1.85	0.57
1:DA:195:A:H5''	1:DA:196:A:O5'	2.04	0.57
1:DA:287:C:H2'	1:DA:288:C:H6	1.68	0.57
1:DA:389:G:N1	11:DO:71:VAL:HG12	2.19	0.57
1:DA:932:G:H4'	1:DA:933:A:O5'	2.04	0.57
17:D2:61:VAL:O	17:D2:61:VAL:HG13	2.03	0.57
30:D8:14:VAL:HG22	30:D8:24:ALA:HB2	1.84	0.57
1:AA:176:G:O2'	1:AA:177:G:H5'	2.05	0.57
1:AA:607:U:N3	1:AA:621:A:C2	2.70	0.57
1:AA:2505:G:O6	1:AA:2576:G:H2'	2.04	0.57
6:AG:107:LEU:HD21	6:AG:178:PHE:CE1	2.39	0.57
9:AM:13:TRP:O	9:AM:135:PRO:HD2	2.04	0.57
12:AP:134:ARG:O	12:AP:134:ARG:CG	2.52	0.57
21:AV:107:THR:HB	21:AV:108:PRO:HD2	1.86	0.57
31:BA:686:U:H1'	41:BN:42:TRP:NE1	2.14	0.57
31:BA:1054:C:O2	31:BA:1054:C:H2'	2.05	0.57
31:BA:1386:G:O2'	31:BA:1387:G:H5'	2.04	0.57
33:BF:52:LEU:H	33:BF:52:LEU:CD2	2.17	0.57
31:CA:192:U:O2'	50:CW:60:GLU:OE2	2.15	0.57
31:CA:1213:A:C6	31:CA:1215:G:H1'	2.39	0.57

*Continued on next page...*

*Continued from previous page...*

Atom-1	Atom-2	Interatomic distance (Å)	Clash overlap (Å)
32:CE:92:TYR:HE2	32:CE:151:GLY:HA3	1.67	0.57
34:CG:5:ILE:O	34:CG:5:ILE:HG22	2.04	0.57
43:CP:115:LYS:O	43:CP:117:VAL:N	2.37	0.57
1:DA:1071:G:OP2	1:DA:1097:U:H5'	2.03	0.57
1:DA:2531:A:C5'	7:DH:157:TYR:HE2	2.17	0.57
1:DA:2712:U:H1'	1:DA:2712(A):A:C8	2.40	0.57
5:DF:155:LEU:HB2	5:DF:189:THR:HG21	1.86	0.57
1:AA:27:G:N2	1:AA:512:G:H1'	2.19	0.57
1:AA:86:C:H4'	1:AA:104:U:H1'	1.85	0.57
1:AA:526:A:H5''	1:AA:527:C:OP1	2.03	0.57
1:AA:754:C:H2'	1:AA:755:C:C6	2.39	0.57
1:AA:880:G:HO2'	1:AA:881:G:P	2.25	0.57
1:AA:1638:C:H4'	1:AA:2710:C:O2	2.03	0.57
2:AB:89:G:H8	2:AB:89:G:OP2	1.86	0.57
22:A3:35:ASN:HD22	22:A3:35:ASN:H	1.51	0.57
22:A3:50:ASN:HB3	22:A3:63:VAL:HG22	1.85	0.57
23:AZ:83:GLU:HG2	23:AZ:85:LEU:H	1.68	0.57
27:A5:51:TYR:H	27:A5:56:LYS:HB3	1.69	0.57
31:BA:49:U:O2'	31:BA:50:A:H2'	2.05	0.57
31:BA:977:A:C8	31:BA:1223:C:C4	2.93	0.57
32:BE:5:ILE:HG22	32:BE:224:GLN:OE1	2.04	0.57
32:BE:11:LEU:HB3	32:BE:213:LEU:HD11	1.86	0.57
45:BR:78:TYR:CZ	45:BR:82:ILE:HD11	2.40	0.57
47:BT:63:ARG:HG3	47:BT:64:PRO:HD2	1.85	0.57
31:CA:186:C:H1'	50:CW:81:LYS:HZ3	1.70	0.57
31:CA:1297:C:C1'	31:CA:1298:C:OP2	2.51	0.57
1:DA:148:C:H6	1:DA:148:C:C5'	2.17	0.57
1:DA:273(C):C:N4	1:DA:363(C):G:H1	1.99	0.57
1:DA:764:A:H5'	3:DD:210:GLY:HA2	1.87	0.57
1:DA:1341:U:H3'	1:DA:1342:A:H2	1.68	0.57
1:DA:1384:A:N3	1:DA:1405:U:H1'	2.20	0.57
1:DA:1444(A):A:N3	1:DA:1444(A):A:H2'	2.18	0.57
1:DA:1999:C:H4'	1:DA:2723:C:O2	2.04	0.57
6:DG:37:VAL:O	6:DG:94:LEU:HD23	2.05	0.57
17:D2:71:LEU:H	17:D2:86:GLY:HA3	1.64	0.57
17:D2:98:GLU:O	17:D2:99:ILE:HB	2.04	0.57
19:DT:50:LYS:N	19:DT:87:GLN:HE22	2.02	0.57
21:DV:62:PRO:O	21:DV:64:GLY:N	2.36	0.57
1:AA:142:G:H1'	19:AT:37:THR:CG2	2.34	0.57
3:AD:25:THR:O	3:AD:26:LYS:C	2.40	0.57
4:AE:101:ARG:CZ	4:AE:171:GLU:HB2	2.35	0.57

*Continued on next page...*

*Continued from previous page...*

Atom-1	Atom-2	Interatomic distance (Å)	Clash overlap (Å)
4:AE:181:LEU:HD21	15:AR:7:ILE:HG23	1.86	0.57
5:AF:167:ALA:HB1	5:AF:173:VAL:HG11	1.84	0.57
11:AO:63:PRO:HB3	30:A8:12:LYS:O	2.05	0.57
31:BA:1234:C:O2'	31:BA:1235:U:H5'	2.04	0.57
31:BA:1450:U:O2'	31:BA:1451:A:H8	1.87	0.57
34:BG:194:LEU:HD12	34:BG:195:ALA:H	1.69	0.57
37:BJ:120:ILE:O	37:BJ:124:LEU:HB2	2.04	0.57
31:CA:114:U:O2'	31:CA:115:G:H5'	2.05	0.57
31:CA:1298:C:P	37:CJ:114:ARG:HH22	2.27	0.57
35:CH:17:ALA:HB2	35:CH:26:PHE:CD2	2.40	0.57
43:CP:87:TYR:O	43:CP:91:ARG:HG2	2.03	0.57
1:DA:274:G:OP1	1:DA:274:G:C8	2.58	0.57
1:DA:900:A:H2'	1:DA:900:A:N3	2.20	0.57
1:DA:2068:U:N3	1:DA:2430:A:C2	2.55	0.57
1:DA:2310:A:C5'	1:DA:2311:A:OP2	2.53	0.57
1:DA:2329:G:H2'	1:DA:2330:G:C8	2.40	0.57
1:DA:2513:G:N2	4:DE:143:ASN:HD21	2.01	0.57
2:DB:39:A:H61	26:D4:1:MET:HB3	1.67	0.57
2:DB:73:A:C4	2:DB:104:A:C2	2.93	0.57
2:DB:103:U:O2'	21:DV:72:ARG:HG2	2.05	0.57
20:DU:61:ILE:HG22	20:DU:62:GLU:N	2.19	0.57
21:DV:76:LEU:HD23	21:DV:76:LEU:N	2.20	0.57
22:D3:47:PRO:HG3	22:D3:53:MET:HB2	1.86	0.57
26:D4:21:VAL:HG22	26:D4:22:ILE:HG12	1.86	0.57
26:D4:22:ILE:O	26:D4:23:GLU:HB3	2.04	0.57
1:AA:302:C:H2'	1:AA:303:U:C6	2.40	0.57
1:AA:557:U:H2'	1:AA:558:G:C8	2.39	0.57
1:AA:660:G:N2	11:AO:12:ALA:HA	2.19	0.57
1:AA:826:U:H2'	1:AA:828:U:O4'	2.04	0.57
1:AA:1786:A:C2	1:AA:2606:C:H1'	2.40	0.57
1:AA:1786:A:H1'	1:AA:1938:A:N6	2.20	0.57
1:AA:1858:G:H2'	1:AA:1883:G:N2	2.20	0.57
1:AA:2511:U:O4	1:AA:2575:C:N3	2.37	0.57
6:AG:138:GLN:O	6:AG:144:ILE:HG13	2.05	0.57
11:AO:50:ARG:HG3	30:A8:59:LYS:HD3	1.86	0.57
12:AP:116:GLU:O	12:AP:120:ILE:HG12	2.03	0.57
16:A1:65:ILE:C	16:A1:67:ALA:H	2.07	0.57
18:AS:65:LEU:C	18:AS:67:ASP:H	2.08	0.57
20:AU:75:ILE:O	20:AU:76:CYS:HB2	2.05	0.57
20:AU:79:CYS:O	20:AU:81:LYS:HE3	2.03	0.57
21:AV:7:ALA:HB2	21:AV:59:LEU:CD1	2.33	0.57

*Continued on next page...*

*Continued from previous page...*

Atom-1	Atom-2	Interatomic distance (Å)	Clash overlap (Å)
23:AZ:86:SER:N	23:AZ:87:PRO:CD	2.63	0.57
26:A4:40:HIS:H	26:A4:41:PRO:HD2	1.69	0.57
28:A6:27:LYS:HB2	28:A6:27:LYS:NZ	2.19	0.57
32:BE:14:GLY:O	32:BE:15:VAL:HG13	2.05	0.57
33:BF:34:LEU:HD21	33:BF:38:ARG:NH1	2.19	0.57
42:BO:123:LYS:HE3	42:BO:125:ALA:HB3	1.86	0.57
52:BB:29:U:H2'	52:BB:30:A:C8	2.39	0.57
31:CA:87:A:H2'	31:CA:87:A:N3	2.20	0.57
31:CA:485:G:O2'	31:CA:486:U:O5'	2.23	0.57
31:CA:1014:A:H2'	31:CA:1015:A:C8	2.40	0.57
31:CA:1300:G:HO2'	31:CA:1301:U:P	2.28	0.57
33:CF:134:ILE:HG22	33:CF:168:ALA:HB3	1.87	0.57
35:CH:51:VAL:O	35:CH:55:VAL:HG23	2.05	0.57
1:DA:26:G:C6	1:DA:27:G:N1	2.72	0.57
3:DD:35:LYS:HD3	3:DD:63:ARG:HB3	1.86	0.57
7:DH:7:LEU:N	7:DH:8:PRO:CD	2.66	0.57
14:DQ:42:ASP:O	14:DQ:43:GLU:HB2	2.04	0.57
14:DQ:66:ALA:HA	14:DQ:69:VAL:HG12	1.87	0.57
15:DR:53:ARG:HG3	15:DR:53:ARG:O	2.05	0.57
24:DW:9:GLN:NE2	24:DW:56:GLN:HG3	2.20	0.57
1:AA:1783:A:H5'	1:AA:2608:G:H4'	1.86	0.57
1:AA:2113:U:H5'	1:AA:2114:A:H8	1.69	0.57
1:AA:2383:G:O2'	1:AA:2384:G:H5'	2.04	0.57
1:AA:2789:C:H3'	1:AA:2790:A:H5''	1.85	0.57
2:AB:66:A:H61	2:AB:107:U:H2'	1.69	0.57
8:AK:103:ARG:N	8:AK:103:ARG:HD2	2.20	0.57
11:AO:124:LYS:HA	11:AO:143:GLY:O	2.05	0.57
15:AR:62:THR:HG22	15:AR:75:ILE:HG12	1.87	0.57
31:BA:975:A:H62	40:BM:60:ARG:HH12	1.53	0.57
31:BA:1225:A:H2'	31:BA:1225:A:N3	2.18	0.57
31:BA:1285:A:C4'	31:BA:1286:A:O5'	2.50	0.57
32:BE:236:TYR:HA	32:BE:239:VAL:HG21	1.85	0.57
35:BH:75:THR:OG1	35:BH:76:ILE:N	2.37	0.57
50:BW:13:LEU:C	50:BW:13:LEU:HD12	2.24	0.57
52:BB:86:C:H2'	52:BB:87:A:C4	2.39	0.57
31:CA:547:A:H4'	31:CA:548:G:O5'	2.04	0.57
31:CA:997:U:H2'	31:CA:998:G:C8	2.39	0.57
31:CA:1132:C:O2'	31:CA:1133:G:H5'	2.04	0.57
34:CG:9:CYS:HA	34:CG:12:CYS:HB2	1.86	0.57
37:CJ:78:ARG:HB2	37:CJ:156:TRP:CZ3	2.38	0.57
38:CK:12:ARG:NH1	38:CK:27:PRO:HD3	2.19	0.57

*Continued on next page...*

*Continued from previous page...*

Atom-1	Atom-2	Interatomic distance (Å)	Clash overlap (Å)
43:CP:20:THR:C	43:CP:22:ILE:H	2.07	0.57
53:CD:57:C:H2'	53:CD:58:A:O4'	2.04	0.57
1:DA:1678:G:H22	1:DA:1989:G:H22	1.50	0.57
3:DD:137:PRO:O	3:DD:140:THR:HG23	2.05	0.57
7:DH:12:PRO:O	7:DH:15:VAL:HG22	2.04	0.57
11:DO:38:GLN:HG2	11:DO:45:LEU:HD13	1.85	0.57
11:DO:97:PRO:HG3	11:DO:112:LEU:HD12	1.86	0.57
12:DP:63:LYS:HG3	12:DP:65:PHE:CE2	2.40	0.57
14:DQ:106:ARG:NH2	14:DQ:107:GLU:OE1	2.38	0.57
15:DR:29:ARG:HD3	15:DR:44:ASP:OD1	2.04	0.57
16:D1:85:LYS:NZ	16:D1:117:GLN:O	2.37	0.57
1:AA:34:C:O2'	1:AA:35:G:P	2.63	0.57
1:AA:1188:U:O2'	1:AA:1189:A:H5'	2.04	0.57
1:AA:1332:G:N2	1:AA:1610:A:H8	2.01	0.57
1:AA:1505:C:H2'	1:AA:1506:C:C6	2.40	0.57
1:AA:1991:U:C2'	1:AA:1992:G:H5''	2.35	0.57
1:AA:2125:G:N1	1:AA:2172:U:OP1	2.37	0.57
12:AP:12:GLN:HG2	12:AP:73:PRO:HD2	1.87	0.57
21:AV:7:ALA:HB3	21:AV:61:LEU:CB	2.35	0.57
21:AV:109:ALA:HB1	21:AV:144:LEU:HB2	1.87	0.57
31:BA:439:A:OP2	31:BA:493:G:N1	2.38	0.57
31:BA:793:U:H3'	31:BA:794:A:H5''	1.87	0.57
31:BA:1060:C:C5	33:BF:2:GLY:HA2	2.40	0.57
37:BJ:26:PHE:CE2	37:BJ:30:ILE:HD11	2.40	0.57
43:BP:84:ILE:CG1	49:BV:66:MET:HG2	2.34	0.57
31:CA:411:A:N7	31:CA:413:G:N3	2.52	0.57
35:CH:42:GLY:HA2	35:CH:65:ASN:O	2.05	0.57
37:CJ:40:ALA:HB3	39:CL:41:VAL:HG21	1.85	0.57
38:CK:86:ILE:HG12	38:CK:135:CYS:HA	1.87	0.57
1:DA:1416:G:H2'	1:DA:1417:C:C6	2.39	0.57
1:DA:1607:C:H4'	1:DA:1608:A:H5'	1.86	0.57
1:DA:1964:G:H4'	1:DA:1965:C:OP2	2.04	0.57
1:DA:2074:U:H2'	1:DA:2075:U:C6	2.39	0.57
3:DD:30:GLU:HG3	3:DD:63:ARG:CZ	2.35	0.57
3:DD:34:VAL:HG22	3:DD:35:LYS:HG3	1.86	0.57
5:DF:122:LYS:O	5:DF:123:LEU:HB3	2.03	0.57
6:DG:75:LYS:HE3	6:DG:77:ILE:HD11	1.85	0.57
9:DM:55:VAL:HB	9:DM:126:PRO:HA	1.87	0.57
11:DO:112:LEU:H	11:DO:128:HIS:HD2	1.52	0.57
1:AA:654(M):C:H3'	1:AA:654(N):G:H8	1.70	0.57
1:AA:1494:A:O2'	1:AA:1495:A:H5'	2.05	0.57

*Continued on next page...*

*Continued from previous page...*

Atom-1	Atom-2	Interatomic distance (Å)	Clash overlap (Å)
1:AA:2080:G:H5'	23:AZ:19:GLN:HG2	1.86	0.57
1:AA:2320:A:H2'	1:AA:2320:A:N3	2.20	0.57
1:AA:2467:C:O2'	1:AA:2468:G:C5'	2.53	0.57
20:AU:97:ARG:O	20:AU:97:ARG:HG2	2.05	0.57
22:A3:11:ARG:O	22:A3:14:ARG:NH2	2.38	0.57
31:BA:411:A:N7	31:BA:413:G:N3	2.52	0.57
31:BA:452:A:OP2	46:BS:43:LYS:NZ	2.37	0.57
31:BA:524:G:H2'	31:BA:525:C:C6	2.39	0.57
31:BA:920:U:H2'	31:BA:921:U:C6	2.39	0.57
31:BA:1236:A:O2'	31:BA:1304:G:H4'	2.04	0.57
31:BA:1399:C:C2	31:BA:1401:G:C5	2.93	0.57
33:BF:8:ILE:O	33:BF:11:ARG:N	2.31	0.57
46:BS:53:VAL:HG13	46:BS:79:VAL:HG22	1.85	0.57
48:BU:66:LEU:O	48:BU:70:ILE:HG13	2.05	0.57
31:CA:629:G:H2'	31:CA:630:G:C8	2.39	0.57
31:CA:820:U:H4'	31:CA:821:G:OP2	2.05	0.57
31:CA:1133:G:N2	31:CA:1141:C:C2	2.71	0.57
33:CF:35:GLU:HA	33:CF:38:ARG:HE	1.69	0.57
35:CH:148:VAL:HG21	38:CK:107:LEU:HD23	1.87	0.57
1:DA:491:G:H2'	1:DA:492:A:C8	2.40	0.57
7:DH:127:GLU:HG2	7:DH:128:PRO:CD	2.32	0.57
1:AA:26:G:C6	1:AA:27:G:N1	2.73	0.57
1:AA:674:G:O2'	5:AF:74:ARG:HD3	2.05	0.57
1:AA:1247:A:OP1	5:AF:95:ARG:NH2	2.36	0.57
1:AA:1252:G:N3	16:A1:33:ARG:HD2	2.19	0.57
2:AB:13:A:O2'	2:AB:14:U:H3'	2.05	0.57
4:AE:4:ILE:CD1	4:AE:28:ALA:HB1	2.34	0.57
13:A0:92:GLY:N	13:A0:94:TYR:CE2	2.73	0.57
15:AR:91:ARG:O	15:AR:116:ALA:HA	2.05	0.57
25:AX:4:LEU:O	25:AX:36:VAL:HA	2.04	0.57
31:BA:404:U:H2'	31:BA:405:U:C6	2.40	0.57
31:BA:811:C:H4'	31:BA:900:A:N6	2.20	0.57
31:BA:977:A:H1'	31:BA:982:U:O4	2.05	0.57
31:BA:1312:G:H5'	49:BV:6:LYS:HD3	1.86	0.57
32:BE:184:VAL:N	32:BE:198:ASP:OD1	2.29	0.57
44:BQ:3:ARG:HA	44:BQ:3:ARG:HH11	1.70	0.57
50:BW:71:THR:HG22	50:BW:72:LEU:N	2.11	0.57
51:BX:6:ARG:HE	51:BX:15:ARG:HD2	1.70	0.57
53:BD:64:G:H2'	53:BD:65:G:C8	2.40	0.57
31:CA:1277:C:O2'	31:CA:1279:A:H8	1.87	0.57
32:CE:19:HIS:CE1	32:CE:204:ASN:HB3	2.40	0.57

*Continued on next page...*

*Continued from previous page...*

Atom-1	Atom-2	Interatomic distance (Å)	Clash overlap (Å)
32:CE:67:THR:HG21	32:CE:155:LEU:HG	1.87	0.57
36:CI:67:MET:HB2	36:CI:68:PRO:HD2	1.86	0.57
50:CW:64:ASP:OD1	50:CW:81:LYS:HD2	2.03	0.57
1:DA:91:A:C2'	1:DA:92:G:H5'	2.35	0.57
1:DA:528:A:H3'	1:DA:528:A:C8	2.40	0.57
1:DA:910:A:C5	12:DP:13:GLN:HG3	2.40	0.57
1:DA:2303:G:O2'	1:DA:2304:G:H5'	2.05	0.57
1:DA:2629:A:O2'	1:DA:2630:G:H5'	2.05	0.57
5:DF:79:GLY:HA2	5:DF:86:GLY:HA2	1.86	0.57
9:DM:99:LEU:O	9:DM:103:VAL:HG23	2.05	0.57
10:DN:4:PRO:O	10:DN:5:GLN:CB	2.51	0.57
10:DN:10:VAL:HG21	10:DN:16:ALA:O	2.05	0.57
30:D8:50:LEU:O	30:D8:51:ALA:CB	2.53	0.57
1:AA:2310:A:C2	6:AG:77:ILE:HD11	2.38	0.56
1:AA:2346:A:H5''	1:AA:2383:G:C1'	2.35	0.56
4:AE:50:GLY:CA	4:AE:77:ILE:HA	2.22	0.56
7:AH:46:GLU:OE1	7:AH:51:ARG:NH1	2.38	0.56
12:AP:79:LEU:CD1	12:AP:80:GLU:HB2	2.35	0.56
18:AS:1:MET:HG3	18:AS:64:MET:CE	2.34	0.56
27:A5:42:PRO:O	27:A5:44:THR:N	2.38	0.56
39:BL:121:ARG:NH1	39:BL:122:ALA:O	2.38	0.56
31:CA:1432:G:OP1	15:DR:107:ASP:HB2	2.05	0.56
44:CQ:12:ARG:C	44:CQ:14:PRO:HD3	2.25	0.56
48:CU:53:ARG:HA	48:CU:56:THR:OG1	2.05	0.56
52:CB:23:A:O2'	52:CB:24:C:OP1	2.20	0.56
53:CD:15:G:N3	53:CD:15:G:H2'	2.20	0.56
1:DA:84:A:P	20:DU:8:LYS:HD3	2.45	0.56
1:DA:1341:U:H3'	1:DA:1342:A:C2	2.40	0.56
1:DA:2080:G:O2'	1:DA:2081:C:H5'	2.05	0.56
1:DA:2419:U:O4	30:D8:31:HIS:CE1	2.58	0.56
1:DA:2855:C:H2'	1:DA:2856:C:H6	1.70	0.56
11:DO:101:VAL:HG23	11:DO:106:LEU:HD23	1.86	0.56
20:DU:17:SER:OG	20:DU:18:GLY:N	2.32	0.56
1:AA:654(S):G:C4'	1:AA:654(T):A:OP1	2.52	0.56
1:AA:1469:A:H2'	1:AA:1470:G:H8	1.70	0.56
1:AA:2680:C:H5'	4:AE:189:PRO:HA	1.87	0.56
1:AA:2723:C:OP1	13:A0:3:HIS:CD2	2.58	0.56
1:AA:2870:C:H5''	13:A0:65:LEU:HD21	1.86	0.56
2:AB:52:A:N6	14:AQ:33:LYS:HG3	2.15	0.56
6:AG:67:LYS:HG2	26:A4:5:ILE:HG23	1.86	0.56
6:AG:139:LEU:HD21	6:AG:146:TYR:HA	1.86	0.56

*Continued on next page...*



*Continued from previous page...*

Atom-1	Atom-2	Interatomic distance (Å)	Clash overlap (Å)
12:AP:139:GLU:OE2	21:AV:122:ARG:NH2	2.38	0.56
31:BA:250:A:H4'	31:BA:251:G:C5'	2.35	0.56
31:BA:429:U:H1'	31:BA:430:A:H5''	1.87	0.56
32:BE:100:GLY:O	32:BE:104:ASN:N	2.26	0.56
32:BE:187:LEU:HA	32:BE:201:ILE:HB	1.87	0.56
39:BL:3:GLN:OE1	39:BL:20:ARG:NH1	2.38	0.56
39:BL:125:TYR:HD2	39:BL:126:SER:H	1.52	0.56
44:BQ:48:ALA:HB2	44:BQ:53:LEU:HD12	1.86	0.56
31:CA:620:C:H2'	31:CA:621:A:O4'	2.05	0.56
31:CA:980:C:H5'	31:CA:981:U:C5	2.40	0.56
31:CA:1142:G:H3'	31:CA:1143:G:H8	1.69	0.56
31:CA:1252:A:H61	31:CA:1285:A:H61	1.53	0.56
31:CA:1382:C:H1'	37:CJ:79:ARG:HH11	1.70	0.56
49:CV:39:THR:HG22	49:CV:40:ILE:H	1.70	0.56
53:CC:15:G:H5''	53:CC:16:C:OP2	2.04	0.56
1:DA:363(F):A:H8	1:DA:363(F):A:OP2	1.88	0.56
1:DA:1039:G:H1	1:DA:1116:C:H42	1.53	0.56
1:DA:1570:A:H5'	3:DD:38:LYS:HG3	1.86	0.56
1:DA:2208:U:O2'	1:DA:2209:C:H5'	2.05	0.56
2:DB:15:A:H3'	2:DB:16:G:H5'	1.86	0.56
3:DD:64:ILE:O	3:DD:64:ILE:HG13	2.05	0.56
4:DE:9:VAL:HG23	4:DE:10:GLY:N	2.20	0.56
16:D1:92:ARG:CD	17:D2:11:GLN:HB2	2.35	0.56
1:AA:102:G:OP1	24:AW:7:ARG:NH2	2.39	0.56
1:AA:443:A:H1'	1:AA:1201:C:O4'	2.06	0.56
1:AA:587:C:N3	11:AO:33:ARG:NH1	2.52	0.56
1:AA:635:C:O2'	1:AA:639:U:OP1	2.22	0.56
1:AA:654(D):G:N2	1:AA:654(Q):C:N3	2.48	0.56
1:AA:658:C:H2'	1:AA:659:C:C6	2.41	0.56
1:AA:676:A:N1	1:AA:802:A:N1	2.53	0.56
1:AA:918:A:N3	2:AB:80:U:O2'	2.36	0.56
1:AA:1348:G:H2'	1:AA:1349:A:H5''	1.86	0.56
1:AA:1568:G:H4'	3:AD:59:LYS:HG2	1.87	0.56
1:AA:1826:G:H4'	3:AD:242:ARG:CZ	2.35	0.56
1:AA:2749:A:H5''	7:AH:6:ARG:HD3	1.87	0.56
1:AA:2795:G:H3'	1:AA:2797:U:C5'	2.34	0.56
4:AE:152:LYS:HG2	9:AM:78:TYR:CE1	2.40	0.56
5:AF:46:ARG:HG2	5:AF:46:ARG:NH1	2.10	0.56
6:AG:66:GLN:OE1	6:AG:98:ARG:NH1	2.38	0.56
8:AK:92:VAL:O	8:AK:120:ILE:HG22	2.05	0.56
8:AK:104:GLN:O	8:AK:105:HIS:HB2	2.06	0.56

*Continued on next page...*

*Continued from previous page...*

Atom-1	Atom-2	Interatomic distance (Å)	Clash overlap (Å)
11:AO:47:ASP:OD1	11:AO:50:ARG:NH2	2.38	0.56
15:AR:24:PRO:HA	15:AR:49:VAL:HG22	1.86	0.56
20:AU:34:LYS:O	20:AU:34:LYS:HG2	2.06	0.56
22:A3:42:GLY:O	22:A3:57:PHE:HD1	1.88	0.56
31:BA:353:A:H2'	31:BA:354:G:OP2	2.05	0.56
31:BA:1148:U:OP1	39:BL:7:THR:HG21	2.05	0.56
36:BI:19:LEU:HD23	36:BI:23:LYS:NZ	2.20	0.56
39:BL:114:TYR:HD2	39:BL:114:TYR:O	1.88	0.56
45:BR:77:ARG:HA	45:BR:80:ALA:HB3	1.87	0.56
47:BT:67:LYS:HA	47:BT:70:ARG:NH1	2.18	0.56
48:BU:58:LEU:HD22	48:BU:62:GLU:HB3	1.87	0.56
49:BV:65:ASN:HD22	49:BV:65:ASN:N	2.02	0.56
31:CA:131:C:H2'	31:CA:132:C:C6	2.40	0.56
31:CA:181:G:H4'	31:CA:182:U:H5'	1.88	0.56
31:CA:426:G:OP1	34:CG:36:ARG:NH2	2.37	0.56
31:CA:600:C:H2'	31:CA:601:C:C6	2.39	0.56
31:CA:1053:G:O2'	31:CA:1054:C:P	2.62	0.56
32:CE:55:PHE:CD1	32:CE:58:ILE:HD12	2.40	0.56
33:CF:157:ILE:CD1	33:CF:166:GLU:HB2	2.36	0.56
35:CH:92:LYS:HB3	35:CH:119:LEU:HB2	1.88	0.56
41:CN:57:THR:HG22	41:CN:58:PRO:HD2	1.87	0.56
52:CB:3:C:H2'	52:CB:4:G:H8	1.68	0.56
53:CD:38:A:H2'	53:CD:39:A:O4'	2.05	0.56
53:CD:64:G:H2'	53:CD:65:G:H8	1.68	0.56
1:DA:278:A:O2'	1:DA:279:C:P	2.62	0.56
1:DA:286:C:O2'	1:DA:287:C:H5'	2.05	0.56
1:DA:529:A:H4'	1:DA:530:G:H5'	1.86	0.56
1:DA:673:C:H5''	5:DF:81:PRO:HD2	1.86	0.56
1:DA:1056:G:H4'	1:DA:1086:A:H1'	1.85	0.56
1:DA:2059:A:C5'	1:DA:2060:A:OP2	2.51	0.56
1:DA:2067:G:O2'	1:DA:2069:G:H5''	2.05	0.56
1:DA:2296:U:OP2	14:DQ:9:ARG:NH1	2.38	0.56
8:DK:77:LEU:HG	8:DK:78:THR:H	1.70	0.56
9:DM:71:ILE:HD12	9:DM:71:ILE:O	2.05	0.56
17:D2:85:LYS:CG	17:D2:87:HIS:H	1.99	0.56
22:D3:25:ARG:HD2	22:D3:29:GLN:NE2	2.20	0.56
28:D6:27:LYS:HB3	28:D6:27:LYS:HZ3	1.69	0.56
1:AA:500:G:N2	1:AA:502:A:H3'	2.21	0.56
1:AA:626:U:O4	11:AO:107:LYS:HE2	2.05	0.56
1:AA:890:A:H2'	1:AA:892:G:O4'	2.06	0.56
1:AA:1126:A:H4'	1:AA:1127:A:O5'	2.05	0.56

*Continued on next page...*

*Continued from previous page...*

Atom-1	Atom-2	Interatomic distance (Å)	Clash overlap (Å)
1:AA:1786:A:H2	1:AA:2606:C:H1'	1.70	0.56
3:AD:11:PRO:O	3:AD:12:SER:OG	2.18	0.56
3:AD:70:TRP:HZ3	3:AD:146:GLU:OE2	1.87	0.56
7:AH:20:ALA:HB3	7:AH:23:ARG:HD2	1.86	0.56
9:AM:127:ASP:O	9:AM:128:HIS:HB3	2.06	0.56
11:AO:112:LEU:H	11:AO:128:HIS:HD2	1.51	0.56
12:AP:35:VAL:CG1	12:AP:130:LYS:HB3	2.34	0.56
15:AR:5:ALA:O	15:AR:8:LYS:HG2	2.05	0.56
17:A2:22:VAL:HG12	17:A2:23:GLU:N	2.21	0.56
18:AS:84:ARG:HB2	18:AS:96:ILE:HD13	1.87	0.56
21:AV:106:GLY:O	21:AV:107:THR:HG23	2.05	0.56
31:BA:96:G:C6	31:BA:97:U:C2	2.94	0.56
31:BA:1305:G:OP2	31:BA:1305:G:H8	1.87	0.56
31:BA:1321:C:C3'	31:BA:1322:C:H5''	2.28	0.56
37:BJ:36:LYS:HB2	37:BJ:36:LYS:HZ2	1.70	0.56
31:CA:977:A:H2'	31:CA:978:A:H5'	1.86	0.56
32:CE:43:ASP:O	32:CE:47:THR:OG1	2.24	0.56
35:CH:83:GLU:HB3	35:CH:88:LYS:CG	2.34	0.56
37:CJ:79:ARG:HG2	37:CJ:84:ASN:ND2	2.19	0.56
42:CO:20:LYS:HE2	42:CO:20:LYS:N	2.20	0.56
49:CV:42:PRO:HA	49:CV:45:VAL:HG13	1.87	0.56
53:CC:24:C:H2'	53:CC:25:U:H6	1.71	0.56
53:CD:22:A:C2	53:CD:47:G:H2'	2.41	0.56
1:DA:2786:U:H4'	4:DE:65:GLY:N	2.20	0.56
2:DB:30:C:H2'	2:DB:31:C:H5'	1.87	0.56
4:DE:8:LYS:HE3	4:DE:188:VAL:HG13	1.87	0.56
4:DE:203:LYS:O	4:DE:204:ALA:HB3	2.05	0.56
6:DG:105:LYS:HE3	26:D4:26:SER:HB3	1.88	0.56
7:DH:78:GLY:O	7:DH:136:ILE:HG22	2.05	0.56
7:DH:137:ASP:OD2	7:DH:140:LYS:HG3	2.05	0.56
8:DK:125:GLU:HB3	8:DK:141:LYS:HD3	1.86	0.56
12:DP:3:MET:HB2	12:DP:93:TYR:CD1	2.41	0.56
19:DT:15:GLU:CD	19:DT:15:GLU:H	2.08	0.56
1:AA:330:A:H2	1:AA:1210:A:O2'	1.88	0.56
3:AD:166:GLN:HE21	3:AD:166:GLN:CA	2.18	0.56
14:AQ:106:ARG:O	14:AQ:107:GLU:HB3	2.05	0.56
26:A4:36:CYS:O	26:A4:39:CYS:SG	2.64	0.56
27:A5:4:HIS:CB	27:A5:5:PRO:HD3	2.21	0.56
31:BA:80:G:C6	31:BA:89:U:O2	2.58	0.56
31:BA:542:G:OP1	34:BG:10:ARG:NH2	2.38	0.56
38:BK:25:ASP:OD2	38:BK:60:ARG:HG2	2.06	0.56

*Continued on next page...*

*Continued from previous page...*

Atom-1	Atom-2	Interatomic distance (Å)	Clash overlap (Å)
38:BK:54:ASP:O	38:BK:56:LYS:HD2	2.05	0.56
44:BQ:4:LYS:HA	44:BQ:7:ILE:HG23	1.87	0.56
31:CA:1266:G:N2	31:CA:1269:A:OP2	2.38	0.56
52:CB:31:C:H2'	52:CB:32:C:H6	1.70	0.56
53:CD:59:A:H1'	53:CD:61:U:H5	1.69	0.56
1:DA:1651:G:OP1	13:D0:37:THR:HG21	2.06	0.56
1:DA:1786:A:H1'	1:DA:1938:A:N6	2.20	0.56
1:DA:2543:G:H2'	1:DA:2544:G:C8	2.41	0.56
4:DE:36:ARG:NH1	4:DE:85:ASN:OD1	2.38	0.56
5:DF:31:HIS:CB	11:DO:9:ASN:OD1	2.54	0.56
7:DH:153:LYS:CB	7:DH:161:GLY:HA2	2.33	0.56
11:DO:59:LEU:HD21	30:D8:10:ALA:HA	1.87	0.56
12:DP:26:TYR:HB2	12:DP:138:ASP:HA	1.87	0.56
12:DP:132:VAL:HG13	21:DV:81:ARG:NH1	2.21	0.56
26:D4:18:CYS:N	26:D4:19:GLY:HA2	2.14	0.56
1:AA:1509:C:C2'	1:AA:1510:A:OP1	2.54	0.56
1:AA:2050:C:H2'	1:AA:2051:A:O4'	2.06	0.56
9:AM:47:ALA:HB2	9:AM:112:LEU:CD1	2.35	0.56
11:AO:75:ILE:HD13	11:AO:75:ILE:N	2.20	0.56
12:AP:136:ALA:HA	12:AP:139:GLU:CG	2.35	0.56
17:A2:18:LEU:HD22	17:A2:19:LYS:N	2.20	0.56
30:A8:32:LEU:O	30:A8:36:LYS:HE3	2.05	0.56
31:BA:345:C:HO2'	31:BA:346:G:N2	2.04	0.56
31:BA:575:G:H4'	31:BA:576:G:OP1	2.06	0.56
31:BA:791:G:C5	31:BA:792:A:N7	2.74	0.56
33:BF:64:VAL:HG23	33:BF:99:VAL:HA	1.88	0.56
49:BV:32:LYS:HA	49:BV:50:ALA:HB3	1.88	0.56
53:BC:24:C:H2'	53:BC:25:U:C6	2.41	0.56
53:BD:8:U:H1'	53:BD:49:C:O2'	2.05	0.56
31:CA:828:A:H5''	31:CA:859:A:C2	2.41	0.56
31:CA:1067:A:N1	31:CA:1108:G:O2'	2.33	0.56
31:CA:1286:A:C8	31:CA:1287:A:H4'	2.40	0.56
31:CA:1306:A:N6	31:CA:1331:G:H1'	2.21	0.56
32:CE:95:GLN:HB3	32:CE:148:TYR:CD1	2.40	0.56
35:CH:100:VAL:HG11	35:CH:107:ARG:HG3	1.88	0.56
1:DA:1151:G:H5''	16:D1:81:HIS:CE1	2.41	0.56
2:DB:44:G:O2'	2:DB:47:C:N4	2.34	0.56
5:DF:118:ALA:HB2	5:DF:123:LEU:CD2	2.34	0.56
11:DO:90:ARG:HG3	11:DO:91:PHE:H	1.71	0.56
15:DR:126:ALA:C	15:DR:128:GLU:H	2.08	0.56
20:DU:30:VAL:O	20:DU:36:ALA:O	2.24	0.56

*Continued on next page...*

*Continued from previous page...*

Atom-1	Atom-2	Interatomic distance (Å)	Clash overlap (Å)
25:DX:29:ARG:N	25:DX:33:GLN:HE22	2.03	0.56
30:D8:48:PHE:CD2	30:D8:49:VAL:N	2.73	0.56
1:AA:270(F):U:H2'	1:AA:270(G):C:C6	2.40	0.56
1:AA:592:G:H21	30:A8:4:MET:HE1	1.69	0.56
1:AA:1291:C:H5'	1:AA:1536:A:H5'	1.87	0.56
1:AA:1509:C:H3'	1:AA:1510:A:H5''	1.88	0.56
1:AA:1538:G:H2'	1:AA:1539:G:C8	2.40	0.56
1:AA:2168:G:N2	1:AA:2170:A:P	2.78	0.56
1:AA:2199:A:H5'	23:AZ:50:ARG:HH21	1.69	0.56
2:AB:75:G:H21	21:AV:85:HIS:CE1	2.23	0.56
8:AK:102:SER:HA	8:AK:107:VAL:O	2.05	0.56
8:AK:112:LYS:O	8:AK:113:ARG:C	2.44	0.56
44:BQ:12:ARG:C	44:BQ:14:PRO:HD2	2.26	0.56
49:BV:13:ASP:O	49:BV:16:LEU:N	2.38	0.56
49:BV:41:VAL:HG21	49:BV:67:VAL:HG22	1.87	0.56
31:CA:723:U:C2'	31:CA:724:G:OP1	2.53	0.56
31:CA:828:A:H2'	31:CA:829:G:O4'	2.06	0.56
31:CA:920:U:H2'	31:CA:921:U:C6	2.40	0.56
31:CA:1145:C:H5'	31:CA:1146:A:OP1	2.05	0.56
31:CA:1367:C:H5'	40:CM:60:ARG:NH2	2.21	0.56
31:CA:1499:A:H1'	31:CA:1520:G:H5'	1.88	0.56
41:CN:34:ASP:HB2	41:CN:35:PRO:CD	2.35	0.56
49:CV:76:PRO:HB2	49:CV:78:ARG:HD2	1.88	0.56
50:CW:82:SER:OG	50:CW:86:ARG:NH2	2.38	0.56
53:CC:24:C:H2'	53:CC:25:U:C6	2.39	0.56
1:DA:1600:C:O2'	29:D7:49:ARG:HD3	2.05	0.56
1:DA:2065:C:H2'	1:DA:2066:C:C6	2.39	0.56
1:DA:2212:A:H1'	1:DA:2215:G:C5	2.41	0.56
1:DA:2765:A:H2	1:DA:2766:G:O4'	1.89	0.56
4:DE:119:ARG:CG	4:DE:160:TYR:HB2	2.36	0.56
5:DF:167:ALA:HB1	5:DF:173:VAL:HG11	1.86	0.56
10:DN:98:VAL:HG11	10:DN:114:ILE:HG23	1.88	0.56
12:DP:141:GLN:O	12:DP:141:GLN:HG3	2.05	0.56
13:D0:81:ASP:O	13:D0:82:GLU:HB2	2.05	0.56
28:D6:25:LYS:HB3	30:D8:34:TRP:HZ3	1.71	0.56
30:D8:50:LEU:CG	30:D8:51:ALA:H	2.19	0.56
1:AA:5:A:N6	1:AA:2898:U:H3	2.03	0.56
1:AA:442:G:O4'	5:AF:46:ARG:HD3	2.06	0.56
1:AA:995:C:OP2	16:A1:54:LYS:NZ	2.39	0.56
1:AA:1179:C:C2'	1:AA:1180:C:H5''	2.33	0.56
7:AH:106:THR:HG22	7:AH:112:PRO:HB3	1.88	0.56

*Continued on next page...*

*Continued from previous page...*

Atom-1	Atom-2	Interatomic distance (Å)	Clash overlap (Å)
11:AO:85:LEU:O	11:AO:88:LEU:HD23	2.06	0.56
19:AT:57:LEU:HD11	19:AT:78:LYS:HZ2	1.70	0.56
23:AZ:73:LEU:HD13	23:AZ:90:ILE:HG22	1.86	0.56
27:A5:51:TYR:H	27:A5:56:LYS:CB	2.19	0.56
28:A6:30:THR:HA	28:A6:31:PRO:C	2.25	0.56
31:BA:687:A:H4'	31:BA:688:G:O5'	2.06	0.56
32:BE:17:PHE:H	32:BE:17:PHE:HD1	1.54	0.56
32:BE:173:ALA:HA	32:BE:176:GLU:HB2	1.87	0.56
34:BG:92:VAL:O	34:BG:96:LEU:HD22	2.06	0.56
53:BC:1:C:O2'	53:BC:2:G:OP2	2.23	0.56
31:CA:498:A:H4'	31:CA:500:G:OP1	2.04	0.56
31:CA:928:G:O2'	31:CA:1533:C:OP1	2.24	0.56
31:CA:1158:C:C2	31:CA:1160:G:N7	2.74	0.56
36:CI:11:ASN:O	36:CI:14:LEU:HD22	2.05	0.56
53:CD:39:A:H2'	53:CD:40:C:H5'	1.87	0.56
1:DA:603:A:H8	1:DA:604:G:H1'	1.71	0.56
1:DA:901:A:H2'	1:DA:901:A:N3	2.19	0.56
1:DA:1022:G:H1'	1:DA:1023:U:OP2	2.06	0.56
1:DA:1085:A:C4'	1:DA:1086:A:OP1	2.54	0.56
1:DA:2103:C:H2'	1:DA:2104:G:C8	2.41	0.56
1:DA:2473:U:O2	1:DA:2473:U:C2'	2.53	0.56
1:DA:2681:C:O2	1:DA:2681:C:H2'	2.06	0.56
2:DB:15:A:H1'	2:DB:109:G:C8	2.41	0.56
3:DD:72:LYS:HE2	3:DD:101:GLU:OE2	2.05	0.56
4:DE:52:LEU:O	4:DE:75:VAL:N	2.33	0.56
4:DE:119:ARG:HG2	4:DE:160:TYR:HB2	1.86	0.56
4:DE:197:ILE:HD11	4:DE:199:ARG:HE	1.71	0.56
30:D8:25:MET:O	30:D8:48:PHE:HE1	1.87	0.56
1:AA:246:C:H2'	1:AA:247:G:H5'	1.88	0.56
1:AA:1049:C:C2'	1:AA:1050:A:H5''	2.36	0.56
1:AA:1332:G:N2	1:AA:1610:A:C8	2.73	0.56
1:AA:2156:G:H2'	1:AA:2157:G:N3	2.20	0.56
1:AA:2543:G:H2'	1:AA:2544:G:C8	2.41	0.56
3:AD:65:ILE:HD11	3:AD:67:PHE:CD2	2.41	0.56
5:AF:67:GLN:HG3	5:AF:67:GLN:O	2.05	0.56
7:AH:92:ILE:HD12	7:AH:92:ILE:N	2.20	0.56
31:BA:82:U:H5'	31:BA:84:U:OP2	2.06	0.56
31:BA:162:A:H3'	31:BA:163:C:C5'	2.35	0.56
31:BA:1004:A:H8	31:BA:1036:G:C2	2.24	0.56
31:BA:1009:G:C2	31:BA:1010:G:C8	2.94	0.56
31:BA:1176:A:N6	31:BA:1177:G:C5	2.74	0.56

*Continued on next page...*

*Continued from previous page...*

Atom-1	Atom-2	Interatomic distance (Å)	Clash overlap (Å)
31:BA:1285:A:H1'	31:BA:1286:A:OP2	2.06	0.56
31:BA:1330:U:H5''	31:BA:1331:G:OP2	2.06	0.56
32:BE:80:ILE:HG21	32:BE:212:GLN:HA	1.86	0.56
38:BK:134:ILE:HG22	38:BK:135:CYS:SG	2.46	0.56
52:BB:23:A:O2'	52:BB:24:C:OP1	2.22	0.56
42:CO:57:LEU:O	42:CO:59:SER:N	2.38	0.56
53:CD:9:G:O2'	53:CD:10:G:H8	1.89	0.56
1:DA:1140:C:C1'	1:DA:1143:A:H8	2.19	0.56
1:DA:1270:C:H5''	1:DA:1271:G:O5'	2.06	0.56
1:DA:1487:G:H1	1:DA:1502:C:H42	1.53	0.56
1:DA:1607:C:H4'	1:DA:1608:A:C5'	2.36	0.56
1:DA:1754:C:OP1	15:DR:96:ARG:NH1	2.38	0.56
1:DA:1839:G:C8	1:DA:1927:A:H1'	2.41	0.56
11:AO:21:ARG:HA	11:AO:21:ARG:HE	1.70	0.56
15:AR:125:ARG:NH1	31:BA:1446:A:O2'	2.39	0.56
26:A4:37:SER:HB3	26:A4:42:PHE:HD1	1.69	0.56
28:A6:19:ARG:O	28:A6:20:ASN:HB2	2.06	0.56
31:BA:57:G:H2'	31:BA:58:C:C6	2.41	0.56
31:BA:736:C:H2'	31:BA:737:A:C8	2.40	0.56
33:BF:121:ALA:HB1	33:BF:188:LEU:O	2.05	0.56
34:BG:102:ASP:HB2	34:BG:118:ARG:HG2	1.87	0.56
50:BW:67:ALA:HA	50:BW:72:LEU:O	2.06	0.56
44:CQ:23:ARG:HG3	44:CQ:23:ARG:O	2.06	0.56
1:DA:363(B):G:H2'	1:DA:363(C):G:C8	2.41	0.56
1:DA:1049:C:N3	7:DH:2:SER:N	2.54	0.56
1:DA:1069:A:O2'	1:DA:1072:C:OP2	2.24	0.56
1:DA:1255:U:H5''	1:DA:1256:G:C5'	2.35	0.56
1:DA:1257:C:H4'	5:DF:83:PHE:CE2	2.41	0.56
1:DA:1342:A:C6	1:DA:1397:U:C5	2.94	0.56
1:DA:1419:A:N6	1:DA:1421:G:C2	2.74	0.56
1:DA:1678:G:N2	1:DA:1989:G:N2	2.54	0.56
1:DA:2188:C:H2'	1:DA:2189:U:O4'	2.05	0.56
1:DA:2689:U:H5''	1:DA:2690:C:H5'	1.88	0.56
7:DH:104:GLU:HB2	7:DH:114:VAL:HG13	1.87	0.56
11:DO:64:LYS:HB2	30:D8:25:MET:CG	2.32	0.56
11:DO:85:LEU:HB3	11:DO:114:ILE:HD11	1.88	0.56
15:DR:8:LYS:HA	15:DR:11:GLU:OE1	2.05	0.56
19:DT:66:LEU:HD13	19:DT:66:LEU:O	2.06	0.56
28:D6:15:GLU:HG2	28:D6:16:CYS:N	2.18	0.56
1:AA:1077:A:N3	1:AA:1078:U:H5''	2.21	0.55
1:AA:2246:G:H2'	1:AA:2247:A:C8	2.40	0.55

*Continued on next page...*

*Continued from previous page...*

Atom-1	Atom-2	Interatomic distance (Å)	Clash overlap (Å)
16:A1:79:PHE:HD2	16:A1:79:PHE:O	1.89	0.55
22:A3:23:VAL:HA	22:A3:38:VAL:HG22	1.88	0.55
31:BA:163:C:H2'	31:BA:164:U:C6	2.42	0.55
32:BE:237:ALA:C	32:BE:239:VAL:H	2.10	0.55
31:CA:184:G:O2'	31:CA:185:A:H5'	2.07	0.55
31:CA:1320:C:H2'	31:CA:1321:C:C6	2.41	0.55
32:CE:102:LEU:HD12	32:CE:102:LEU:H	1.71	0.55
53:CC:51:U:H2'	53:CC:52:C:C6	2.41	0.55
1:DA:507:A:H5''	1:DA:508:G:H3'	1.88	0.55
1:DA:545:G:H21	1:DA:548:A:N6	2.03	0.55
1:DA:882:G:H1	1:DA:894:C:H42	0.62	0.55
1:DA:885:C:N4	1:DA:890:A:C6	2.73	0.55
1:DA:1061:U:O2	1:DA:1061:U:H2'	2.06	0.55
12:DP:35:VAL:CG2	12:DP:130:LYS:HE2	2.36	0.55
27:D5:31:VAL:HG13	27:D5:42:PRO:HG3	1.88	0.55
1:AA:478:A:C6	1:AA:480:A:C6	2.95	0.55
1:AA:883:G:C6	1:AA:884:C:O2	2.60	0.55
1:AA:2319:G:OP2	1:AA:2319:G:H4'	2.06	0.55
3:AD:30:GLU:HG3	3:AD:63:ARG:NH2	2.22	0.55
6:AG:94:LEU:HD23	6:AG:94:LEU:H	1.72	0.55
6:AG:112:PRO:CG	26:A4:38:LYS:HD3	2.37	0.55
12:AP:8:LYS:HG2	12:AP:9:TYR:CE1	2.42	0.55
17:A2:38:LEU:HD12	17:A2:57:VAL:HG12	1.88	0.55
19:AT:80:ILE:HG13	19:AT:80:ILE:O	2.07	0.55
25:AX:11:SER:OG	25:AX:13:ILE:HG12	2.06	0.55
28:A6:15:GLU:OE2	28:A6:44:ARG:NH1	2.40	0.55
31:BA:60:A:H4'	31:BA:61:G:H5'	1.88	0.55
34:BG:96:LEU:HD12	34:BG:139:ARG:NH1	2.21	0.55
38:BK:12:ARG:NH1	38:BK:27:PRO:HD2	2.21	0.55
39:BL:9:ARG:HB2	39:BL:13:ALA:O	2.05	0.55
39:BL:22:GLY:HA3	39:BL:60:ASP:OD2	2.06	0.55
43:BP:12:ASN:OD1	43:BP:13:LYS:N	2.39	0.55
39:CL:85:LEU:HD12	39:CL:86:VAL:N	2.21	0.55
50:CW:51:GLU:HA	50:CW:54:LYS:HE3	1.87	0.55
1:DA:362:U:H3'	1:DA:362:U:H6	1.70	0.55
1:DA:660:G:H5'	5:DF:99:TYR:CE2	2.42	0.55
1:DA:708:C:H5'	1:DA:709:U:OP2	2.06	0.55
1:DA:1342:A:C6	1:DA:1397:U:C6	2.94	0.55
1:DA:1385:G:O2'	1:DA:1396:U:H6	1.88	0.55
1:DA:2816:C:O2	1:DA:2883:A:O2'	2.23	0.55
12:DP:138:ASP:OD1	12:DP:138:ASP:N	2.38	0.55

*Continued on next page...*



*Continued from previous page...*

Atom-1	Atom-2	Interatomic distance (Å)	Clash overlap (Å)
15:DR:132:LYS:HB2	15:DR:132:LYS:NZ	2.21	0.55
21:DV:156:LYS:O	21:DV:157:LEU:HB2	2.07	0.55
1:AA:654(A):A:C2	1:AA:654(T):A:N1	2.75	0.55
1:AA:890:A:H3'	1:AA:892:G:H8	1.71	0.55
1:AA:2311:A:H2	6:AG:88:ILE:HD11	1.70	0.55
3:AD:166:GLN:HE21	3:AD:166:GLN:HA	1.71	0.55
4:AE:116:VAL:O	4:AE:117:MET:CB	2.49	0.55
6:AG:67:LYS:HE2	6:AG:67:LYS:H	1.70	0.55
6:AG:83:ARG:H	6:AG:86:MET:CE	2.18	0.55
6:AG:94:LEU:HD23	6:AG:94:LEU:N	2.21	0.55
8:AK:69:LYS:O	8:AK:73:GLU:HB2	2.05	0.55
8:AK:73:GLU:HG3	8:AK:137:PRO:HD2	1.89	0.55
28:A6:41:PRO:HD2	28:A6:46:HIS:N	2.21	0.55
31:BA:625:G:H4'	46:BS:16:HIS:CD2	2.41	0.55
37:BJ:15:ASP:O	37:BJ:19:GLY:HA2	2.05	0.55
39:BL:29:ASN:OD1	39:BL:64:THR:HA	2.06	0.55
50:BW:99:LEU:O	50:BW:100:ILE:HB	2.06	0.55
53:BD:8:U:H3	53:BD:14:A:H62	1.54	0.55
53:BD:69:C:H2'	53:BD:70:C:O4'	2.05	0.55
31:CA:6:G:H4'	31:CA:298:A:H4'	1.89	0.55
31:CA:909:A:H2'	31:CA:910:C:O4'	2.05	0.55
31:CA:1170:A:O5'	31:CA:1170:A:H8	1.89	0.55
31:CA:1449:C:O3'	31:CA:1450:U:H4'	2.04	0.55
32:CE:95:GLN:O	32:CE:97:TRP:N	2.40	0.55
32:CE:237:ALA:O	32:CE:238:LEU:HB3	2.06	0.55
34:CG:25:ARG:HG3	34:CG:26:CYS:N	2.21	0.55
35:CH:31:LEU:HD22	35:CH:43:LEU:HD11	1.88	0.55
43:CP:92:HIS:CE1	43:CP:98:VAL:HG11	2.42	0.55
52:CB:6:G:H2'	52:CB:7:G:C8	2.40	0.55
53:CC:18:C:O2	53:CC:18:C:C2'	2.54	0.55
1:DA:405:U:O2	1:DA:405:U:H3'	2.07	0.55
1:DA:483:A:C4'	20:DU:49:VAL:HA	2.35	0.55
1:DA:734:A:O2'	1:DA:1635:G:H5'	2.07	0.55
1:DA:845:G:OP2	1:DA:845:G:H8	1.88	0.55
1:DA:1048:A:H5'	1:DA:1049:C:OP2	2.07	0.55
1:DA:1070:A:H5'	1:DA:1071:G:C5'	2.28	0.55
13:D0:53:HIS:O	13:D0:53:HIS:ND1	2.37	0.55
20:DU:83:THR:HG21	20:DU:94:LYS:HG2	1.87	0.55
1:AA:232:G:H8	1:AA:232:G:OP2	1.90	0.55
1:AA:405:U:H2'	1:AA:405:U:O2	2.07	0.55
1:AA:1582:C:O2'	1:AA:1586:A:C8	2.57	0.55

*Continued on next page...*

*Continued from previous page...*

Atom-1	Atom-2	Interatomic distance (Å)	Clash overlap (Å)
1:AA:2082:A:H2'	1:AA:2083:G:O4'	2.07	0.55
11:AO:11:GLY:O	11:AO:13:ASN:N	2.38	0.55
15:AR:33:LYS:O	15:AR:82:LEU:HD23	2.06	0.55
31:BA:254:G:OP1	47:BT:68:ARG:HB3	2.07	0.55
31:BA:254:G:O2'	47:BT:16:GLN:O	2.25	0.55
31:BA:923:A:OP1	35:BH:21:ALA:HB2	2.07	0.55
32:BE:239:VAL:O	32:BE:240:GLN:HG2	2.06	0.55
34:BG:121:VAL:O	34:BG:134:ASP:HA	2.06	0.55
35:BH:91:LEU:HD12	35:BH:120:THR:HG22	1.87	0.55
53:BD:16:C:H5''	53:BD:17:C:C5	2.41	0.55
53:BD:50:G:N2	53:BD:66:C:O2	2.37	0.55
31:CA:130:A:C8	47:CT:63:ARG:HG3	2.41	0.55
31:CA:723:U:O2'	31:CA:724:G:OP1	2.23	0.55
31:CA:1327:C:H2'	31:CA:1328:C:C6	2.41	0.55
31:CA:1399:C:C2	31:CA:1502:A:N6	2.74	0.55
1:DA:242:G:O5'	30:D8:3:LYS:HE3	2.07	0.55
1:DA:1005:C:O2'	1:DA:1006:C:H5'	2.07	0.55
1:DA:2197:U:H1'	1:DA:2198:A:C8	2.42	0.55
1:DA:2327:A:H2'	1:DA:2328:A:C8	2.41	0.55
11:DO:49:ARG:HG2	11:DO:49:ARG:O	2.05	0.55
11:DO:61:ARG:O	11:DO:62:LEU:HB3	2.05	0.55
21:DV:24:LEU:HD12	21:DV:25:PRO:O	2.07	0.55
24:DW:17:SER:OG	24:DW:18:PRO:HA	2.06	0.55
26:D4:61:ARG:O	26:D4:62:ARG:NH2	2.40	0.55
1:AA:139:G:N2	1:AA:141:A:N1	2.52	0.55
1:AA:639:U:H2'	1:AA:640:C:C6	2.42	0.55
1:AA:2820:A:HO2'	1:AA:2821:A:P	2.28	0.55
8:AK:65:ALA:O	8:AK:69:LYS:N	2.39	0.55
9:AM:35:ARG:HB2	9:AM:42:TRP:CH2	2.41	0.55
15:AR:24:PRO:HD3	15:AR:52:ILE:HD12	1.88	0.55
21:AV:80:ARG:HG3	21:AV:82:ARG:HG2	1.89	0.55
31:BA:95:G:C6	31:BA:96:G:C6	2.94	0.55
31:BA:389:A:H2'	31:BA:390:C:C5'	2.36	0.55
31:BA:695:A:OP1	41:BN:52:GLY:HA3	2.06	0.55
31:BA:1220:G:O3'	49:BV:36:ARG:HD3	2.06	0.55
31:BA:1281:U:H5''	31:BA:1282:C:OP2	2.07	0.55
32:BE:17:PHE:CD1	32:BE:17:PHE:N	2.72	0.55
46:BS:19:ILE:HG22	46:BS:36:ILE:HG13	1.88	0.55
49:BV:36:ARG:NH1	49:BV:52:TYR:O	2.40	0.55
53:BD:22:A:H2	53:BD:47:G:H2'	1.72	0.55
31:CA:115:G:H4'	31:CA:116:A:O5'	2.06	0.55

*Continued on next page...*

*Continued from previous page...*

Atom-1	Atom-2	Interatomic distance (Å)	Clash overlap (Å)
31:CA:1435:G:H2'	31:CA:1436:U:H6	1.71	0.55
35:CH:6:PHE:HB3	35:CH:35:GLY:C	2.27	0.55
40:CM:54:PHE:CZ	40:CM:55:LYS:NZ	2.63	0.55
43:CP:35:GLU:HG3	43:CP:36:LYS:N	2.20	0.55
49:CV:22:LEU:O	49:CV:27:GLU:HA	2.06	0.55
50:CW:87:LYS:O	50:CW:91:LEU:HG	2.07	0.55
52:CB:48:C:O2'	52:CB:49:C:OP1	2.21	0.55
53:CD:15:G:N2	53:CD:60:A:H1'	2.22	0.55
1:DA:270(F):U:H2'	1:DA:270(G):C:C6	2.41	0.55
1:DA:910:A:H62	12:DP:12:GLN:HA	1.72	0.55
1:DA:1047:G:H2'	1:DA:1110:G:H1	1.71	0.55
1:DA:2303:G:H2'	1:DA:2304:G:H5'	1.88	0.55
1:DA:2316:C:O2'	6:DG:128:ARG:NH2	2.37	0.55
1:DA:2335:A:C8	1:DA:2337:G:C5	2.95	0.55
1:DA:2872:G:N7	1:DA:2873:A:N1	2.54	0.55
4:DE:58:ARG:O	4:DE:60:ASN:N	2.39	0.55
6:DG:117:PHE:CD1	6:DG:117:PHE:C	2.80	0.55
1:AA:899:A:O2'	1:AA:900:A:H8	1.89	0.55
1:AA:2173:A:H8	1:AA:2173:A:OP1	1.90	0.55
1:AA:2287:A:C2	1:AA:2346:A:C2	2.95	0.55
1:AA:2815:C:H5'	27:A5:29:THR:HG21	1.89	0.55
11:AO:23:PRO:C	11:AO:25:SER:H	2.09	0.55
12:AP:75:THR:HG21	12:AP:87:LYS:HE2	1.87	0.55
14:AQ:30:ARG:CG	14:AQ:30:ARG:HH11	2.19	0.55
24:AW:28:LYS:HB3	24:AW:53:LEU:HD21	1.87	0.55
31:BA:1329:A:H5'	43:BP:29:ARG:HD2	1.89	0.55
37:BJ:111:ARG:HD2	37:BJ:123:GLU:HB2	1.88	0.55
39:BL:65:VAL:HG21	39:BL:73:GLN:HB3	1.88	0.55
42:BO:44:LYS:HE3	54:B1:21:C:OP1	2.06	0.55
53:BC:24:C:H2'	53:BC:25:U:H6	1.71	0.55
32:CE:45:GLN:O	32:CE:47:THR:N	2.40	0.55
45:CR:16:ALA:HB1	45:CR:21:ASP:HB3	1.87	0.55
47:CT:59:ILE:CG2	47:CT:71:PHE:HB3	2.36	0.55
1:DA:250:G:OP2	30:D8:13:ARG:NH2	2.38	0.55
1:DA:1012:U:C4	9:DM:25:ARG:HD3	2.42	0.55
1:DA:1210:A:H4'	1:DA:1211:U:O5'	2.05	0.55
1:DA:1858:G:H1'	1:DA:1884:A:N6	2.22	0.55
1:DA:2211:G:H3'	1:DA:2212:A:C2	2.42	0.55
2:DB:70:C:H42	2:DB:106:G:H1	1.54	0.55
2:DB:83:G:N2	2:DB:93:C:N3	2.49	0.55
6:DG:53:LEU:HD21	6:DG:90:LEU:HD11	1.88	0.55

*Continued on next page...*

*Continued from previous page...*

Atom-1	Atom-2	Interatomic distance (Å)	Clash overlap (Å)
7:DH:116:GLU:HG2	7:DH:117:PRO:HD2	1.89	0.55
23:DZ:78:LYS:O	23:DZ:80:LEU:HD22	2.07	0.55
23:DZ:81:LYS:H	23:DZ:82:LEU:HD23	1.72	0.55
30:D8:14:VAL:HG11	30:D8:22:VAL:HG13	1.88	0.55
1:AA:573:G:O2'	1:AA:574:C:H3'	2.06	0.55
1:AA:815:C:H2'	1:AA:816:C:H6	1.70	0.55
1:AA:1709:U:H2'	1:AA:1710:C:C6	2.42	0.55
1:AA:1771:C:C1'	1:AA:1786:A:H8	2.19	0.55
1:AA:2119:A:C5	1:AA:2171:A:H2	2.24	0.55
1:AA:2496:C:OP1	12:AP:82:ARG:HB3	2.06	0.55
6:AG:110:ALA:HA	6:AG:140:ILE:O	2.06	0.55
8:AK:33:ARG:O	8:AK:35:LEU:N	2.40	0.55
16:A1:92:ARG:HD2	16:A1:95:LEU:HD12	1.88	0.55
22:A3:25:ARG:HD3	22:A3:29:GLN:NE2	2.22	0.55
32:BE:29:ALA:O	32:BE:32:ILE:HG22	2.06	0.55
33:BF:61:ALA:O	33:BF:62:ASP:HB2	2.07	0.55
35:BH:106:PRO:O	35:BH:110:LEU:HG	2.07	0.55
35:BH:147:ASP:N	35:BH:147:ASP:OD2	2.40	0.55
31:CA:255:G:H1'	47:CT:16:GLN:NE2	2.22	0.55
31:CA:316:G:OP2	31:CA:351:G:O2'	2.23	0.55
31:CA:1124:G:O2'	31:CA:1145:C:N4	2.40	0.55
31:CA:1297:C:H4'	31:CA:1298:C:O5'	2.07	0.55
32:CE:8:LYS:HG2	32:CE:11:LEU:HB2	1.88	0.55
32:CE:179:LYS:HA	38:CK:72:PRO:HG3	1.89	0.55
32:CE:238:LEU:HD12	32:CE:238:LEU:O	2.07	0.55
34:CG:11:LEU:C	34:CG:13:ARG:N	2.58	0.55
42:CO:21:VAL:HG12	42:CO:23:ALA:HB2	1.88	0.55
43:CP:37:THR:O	43:CP:55:ARG:NH2	2.38	0.55
1:DA:598:G:H1'	11:DO:12:ALA:HB2	1.87	0.55
1:DA:1204:A:C2	1:DA:1241:A:N1	2.75	0.55
1:DA:1314:C:OP1	1:DA:1332:G:H5''	2.07	0.55
1:DA:1416:G:O2'	1:DA:1417:C:O5'	2.22	0.55
1:DA:2820:A:C6	13:D0:4:LEU:HD11	2.41	0.55
3:DD:43:ARG:CB	3:DD:54:ARG:HB2	2.36	0.55
4:DE:112:GLY:O	4:DE:159:HIS:HA	2.07	0.55
15:DR:25:GLY:H	15:DR:49:VAL:HG13	1.72	0.55
20:DU:20:TYR:N	20:DU:20:TYR:CD1	2.73	0.55
23:DZ:51:VAL:HG23	23:DZ:58:ILE:HB	1.87	0.55
1:AA:475:U:C4	1:AA:481:G:O6	2.59	0.55
1:AA:654(C):G:H2'	1:AA:654(D):G:O4'	2.07	0.55
1:AA:1118:C:H2'	1:AA:1119:C:C6	2.42	0.55

*Continued on next page...*

*Continued from previous page...*

Atom-1	Atom-2	Interatomic distance (Å)	Clash overlap (Å)
1:AA:2165:G:H2'	1:AA:2165:G:N3	2.22	0.55
1:AA:2168:G:N2	1:AA:2170:A:C8	2.75	0.55
1:AA:2199:A:H3'	1:AA:2205:C:C6	2.42	0.55
1:AA:2619:C:H4'	4:AE:151:TYR:O	2.07	0.55
1:AA:2869:G:H2'	1:AA:2870:C:H6	1.71	0.55
4:AE:14:ILE:O	4:AE:15:PHE:HB2	2.07	0.55
4:AE:107:THR:HG23	4:AE:107:THR:O	2.07	0.55
7:AH:152:ARG:O	7:AH:153:LYS:HB2	2.04	0.55
8:AK:21:VAL:HG22	8:AK:22:LYS:N	2.21	0.55
21:AV:33:LEU:HG	21:AV:34:ASN:N	2.22	0.55
30:A8:22:VAL:HB	30:A8:53:PRO:HB3	1.89	0.55
31:BA:49:U:O2'	31:BA:50:A:P	2.65	0.55
31:BA:1054:C:H42	52:BB:35:G:H1'	1.71	0.55
31:BA:1366:C:O2'	40:BM:60:ARG:NH2	2.30	0.55
37:BJ:20:ASP:HB3	37:BJ:23:VAL:HG23	1.88	0.55
41:BN:91:ARG:O	41:BN:95:ILE:HG13	2.06	0.55
42:BO:86:ARG:HH21	42:BO:88:LYS:CE	2.20	0.55
51:BX:14:TRP:HE3	51:BX:15:ARG:HG2	1.70	0.55
31:CA:191:G:O2'	50:CW:103:GLY:HA2	2.07	0.55
1:DA:1525:G:H2'	1:DA:1526:G:C8	2.41	0.55
2:DB:12:C:O2'	22:D3:74:ARG:HG2	2.06	0.55
5:DF:18:ARG:HG2	5:DF:19:GLU:N	2.21	0.55
5:DF:101:LEU:O	5:DF:106:ARG:NH1	2.40	0.55
6:DG:43:LEU:O	6:DG:88:ILE:HG12	2.06	0.55
7:DH:152:ARG:C	7:DH:154:PRO:HD3	2.27	0.55
11:DO:122:PRO:HB3	11:DO:141:ALA:HB1	1.89	0.55
1:AA:587:C:C4'	1:AA:588:U:OP2	2.55	0.55
11:AO:46:LYS:O	11:AO:47:ASP:HB2	2.07	0.55
24:AW:41:ILE:HD11	24:AW:44:LEU:HD12	1.89	0.55
28:A6:34:LEU:H	28:A6:34:LEU:HD22	1.71	0.55
30:A8:51:ALA:N	30:A8:53:PRO:HD2	2.22	0.55
31:BA:673:G:H5''	36:BI:87:ARG:NH1	2.22	0.55
31:BA:818:G:O2'	31:BA:819:A:H5'	2.06	0.55
32:BE:200:ILE:HD12	32:BE:200:ILE:H	1.72	0.55
31:CA:32:A:C2	31:CA:33:A:C4	2.95	0.55
31:CA:1015:A:N3	31:CA:1218:C:O2'	2.36	0.55
31:CA:1040:U:H2'	31:CA:1041:A:C8	2.41	0.55
53:CD:50:G:H22	53:CD:67:C:H1'	1.71	0.55
1:DA:99:U:H4'	1:DA:102:G:H1'	1.89	0.55
1:DA:479:A:H4'	1:DA:480:A:OP1	2.05	0.55
1:DA:572:A:H5''	1:DA:573:G:OP2	2.07	0.55

*Continued on next page...*

*Continued from previous page...*

Atom-1	Atom-2	Interatomic distance (Å)	Clash overlap (Å)
1:DA:887:A:H3'	1:DA:888:C:C5'	2.36	0.55
1:DA:1278:A:H2'	1:DA:1279:G:C8	2.42	0.55
1:DA:2127:G:H21	1:DA:2173:A:H8	1.53	0.55
1:DA:2128:C:H4'	1:DA:2173:A:N6	2.21	0.55
1:DA:2267:A:H5''	1:DA:2268:A:H5'	1.89	0.55
3:DD:58:HIS:CD2	3:DD:59:LYS:N	2.75	0.55
5:DF:8:GLN:HA	5:DF:15:SER:HA	1.88	0.55
6:DG:146:TYR:O	6:DG:149:VAL:HG22	2.07	0.55
16:D1:91:ASP:O	16:D1:92:ARG:HG2	2.07	0.55
17:D2:79:VAL:O	17:D2:80:GLN:NE2	2.40	0.55
18:DS:75:TYR:CZ	18:DS:104:THR:HG21	2.42	0.55
19:DT:57:LEU:CD2	19:DT:78:LYS:HB2	2.36	0.55
30:D8:32:LEU:HD22	30:D8:36:LYS:HG3	1.89	0.55
1:AA:1130:U:C1'	1:AA:1131:G:OP1	2.55	0.55
1:AA:1728:G:C2	1:AA:1730:U:OP2	2.60	0.55
1:AA:2472:G:O6	1:AA:2476:A:H4'	2.07	0.55
2:AB:15:A:OP1	2:AB:15:A:C4'	2.54	0.55
3:AD:182:LEU:H	3:AD:272:ALA:CB	2.20	0.55
19:AT:3:THR:O	19:AT:6:ASP:HB2	2.07	0.55
26:A4:40:HIS:N	26:A4:41:PRO:HD3	2.20	0.55
31:BA:411:A:C4	31:BA:413:G:H1'	2.41	0.55
31:BA:438:G:OP1	34:BG:125:HIS:HE1	1.90	0.55
31:BA:1025:U:H1'	31:BA:1026:G:H8	1.72	0.55
31:BA:1059:C:O2'	40:BM:53:PRO:HD3	2.06	0.55
34:BG:162:LEU:HD13	34:BG:181:MET:HG2	1.89	0.55
41:BN:124:LYS:HE3	41:BN:125:PHE:CE1	2.42	0.55
42:BO:67:ILE:HG12	42:BO:97:ILE:HD12	1.88	0.55
53:BC:18:C:O2'	53:BC:18:C:O2	2.22	0.55
31:CA:757:U:H2'	31:CA:758:G:O4'	2.06	0.55
31:CA:1128:C:N4	31:CA:1139:G:C2	2.74	0.55
31:CA:1320:C:OP1	49:CV:70:LYS:HE3	2.06	0.55
32:CE:7:VAL:HG22	32:CE:8:LYS:N	2.21	0.55
35:CH:13:ILE:H	35:CH:13:ILE:HD13	1.71	0.55
53:CD:72:C:H2'	53:CD:73:A:C8	2.42	0.55
1:DA:764:A:O4'	3:DD:213:ARG:HG3	2.07	0.55
1:DA:998:C:C2'	1:DA:999:U:O5'	2.54	0.55
1:DA:1858:G:H1'	1:DA:1884:A:H61	1.71	0.55
1:DA:2057:A:H2'	1:DA:2058:A:O4'	2.06	0.55
1:DA:2572:A:OP1	4:DE:144:ARG:HB2	2.07	0.55
3:DD:35:LYS:HD3	3:DD:63:ARG:CB	2.37	0.55
3:DD:71:ASP:CG	3:DD:103:ARG:HH22	2.11	0.55

*Continued on next page...*

*Continued from previous page...*

Atom-1	Atom-2	Interatomic distance (Å)	Clash overlap (Å)
8:DK:75:LEU:HD21	8:DK:77:LEU:HB2	1.87	0.55
12:DP:28:ALA:C	12:DP:29:PHE:CD1	2.81	0.55
16:D1:98:LEU:O	16:D1:99:ALA:HB3	2.07	0.55
1:AA:1297:C:OP1	1:AA:2710:C:H4'	2.07	0.54
1:AA:1409:C:O2'	1:AA:1410:G:H5'	2.07	0.54
1:AA:2869:G:H2'	1:AA:2870:C:C6	2.42	0.54
9:AM:17:ASP:O	9:AM:18:ALA:HB3	2.08	0.54
12:AP:32:TYR:CE1	12:AP:133:ARG:HG3	2.43	0.54
31:BA:127:G:N2	47:BT:61:GLU:OE1	2.32	0.54
31:BA:229:U:O2'	46:BS:23:ASP:OD2	2.23	0.54
31:BA:871:U:H1'	31:BA:872:A:OP1	2.08	0.54
31:BA:1004:A:O4'	31:BA:1025:U:N3	2.40	0.54
31:BA:1336:C:OP1	31:BA:1336:C:C4'	2.55	0.54
32:BE:211:ILE:O	32:BE:215:LEU:HB2	2.07	0.54
50:BW:98:PRO:C	50:BW:100:ILE:H	2.10	0.54
52:BB:52:U:H2'	52:BB:53:A:C5'	2.37	0.54
31:CA:57:G:H2'	31:CA:58:C:C6	2.42	0.54
31:CA:1133:G:H2'	31:CA:1134:G:C8	2.41	0.54
31:CA:1160:G:H2'	31:CA:1160:G:N3	2.22	0.54
33:CF:52:LEU:H	33:CF:52:LEU:CD2	2.20	0.54
38:CK:103:VAL:CG2	38:CK:110:ALA:HB2	2.37	0.54
1:DA:116:C:H2'	1:DA:117:G:O4'	2.07	0.54
1:DA:242:G:H5'	30:D8:62:LEU:HB3	1.88	0.54
1:DA:270(L):U:H3	8:DK:50:ARG:NH1	2.04	0.54
1:DA:1181:C:O2'	1:DA:1182:A:H5'	2.07	0.54
1:DA:2469:A:N1	1:DA:2482:G:C8	2.75	0.54
2:DB:13:A:N1	2:DB:69:G:O2'	2.33	0.54
3:DD:231:HIS:ND1	3:DD:232:PRO:HD2	2.22	0.54
8:DK:120:ILE:HG22	8:DK:122:GLU:H	1.71	0.54
9:DM:128:HIS:HB2	9:DM:129:PRO:HD2	1.89	0.54
21:DV:1:MET:HG2	21:DV:2:GLU:H	1.72	0.54
21:DV:108:PRO:O	21:DV:110:GLY:N	2.40	0.54
1:AA:671:C:OP1	11:AO:42:SER:O	2.24	0.54
1:AA:2015:A:H1'	27:A5:2:ALA:CA	2.34	0.54
9:AM:70:LYS:HE3	9:AM:72:TYR:CE1	2.43	0.54
13:A0:55:ALA:HB2	13:A0:79:LEU:HD13	1.88	0.54
31:BA:50:A:H4'	31:BA:51:A:O5'	2.08	0.54
31:BA:601:C:H2'	31:BA:602:A:C8	2.42	0.54
31:BA:1143:G:N1	31:BA:1144:G:C2	2.76	0.54
31:BA:1198:G:HO2'	40:BM:54:PHE:HD2	1.55	0.54
34:BG:209:ARG:HA	34:BG:209:ARG:NE	2.22	0.54

*Continued on next page...*

*Continued from previous page...*

Atom-1	Atom-2	Interatomic distance (Å)	Clash overlap (Å)
47:BT:55:ASP:HA	47:BT:79:SER:HA	1.89	0.54
49:BV:53:ASN:O	49:BV:77:THR:HG22	2.07	0.54
50:BW:72:LEU:HD21	50:BW:77:ALA:N	2.21	0.54
31:CA:457:C:H2'	31:CA:458:C:C6	2.42	0.54
31:CA:625:G:H2'	31:CA:626:U:C6	2.41	0.54
33:CF:77:ILE:O	33:CF:83:ARG:HB3	2.07	0.54
34:CG:139:ARG:HH11	34:CG:139:ARG:CG	2.06	0.54
34:CG:173:TRP:HB3	34:CG:187:ARG:HH11	1.72	0.54
35:CH:144:THR:O	35:CH:148:VAL:HG23	2.07	0.54
38:CK:5:PRO:O	38:CK:8:ASP:HB3	2.07	0.54
1:DA:67:U:C2	1:DA:74:A:H2	2.25	0.54
1:DA:483:A:C5'	20:DU:49:VAL:HA	2.37	0.54
1:DA:1143:A:O4'	1:DA:1143:A:N3	2.38	0.54
1:DA:1266:G:O6	18:DS:13:SER:OG	2.17	0.54
1:DA:1826:G:O2'	3:DD:242:ARG:NH2	2.41	0.54
1:DA:2115:G:H1'	1:DA:2171:A:N1	2.22	0.54
4:DE:119:ARG:HG2	4:DE:160:TYR:CG	2.43	0.54
5:DF:118:ALA:HB2	5:DF:123:LEU:HD23	1.90	0.54
8:DK:10:GLU:OE1	8:DK:11:ASN:HB2	2.07	0.54
24:DW:17:SER:HB3	24:DW:21:LEU:H	1.73	0.54
1:AA:234:C:H2'	1:AA:235:U:H6	1.72	0.54
1:AA:2210:G:H2'	1:AA:2211:G:N7	2.21	0.54
1:AA:2771:C:O3'	4:AE:168:MET:HE1	2.08	0.54
1:AA:2773:C:H5''	4:AE:164:ARG:HG2	1.88	0.54
4:AE:2:LYS:HD3	4:AE:95:ILE:HG22	1.89	0.54
5:AF:125:LEU:HD21	5:AF:199:TRP:CE3	2.42	0.54
12:AP:110:THR:HG23	12:AP:113:GLN:OE1	2.07	0.54
21:AV:76:LEU:HD23	21:AV:76:LEU:N	2.18	0.54
25:AX:31:LEU:O	25:AX:32:GLN:HB2	2.06	0.54
31:BA:324:G:N1	31:BA:327:A:OP2	2.38	0.54
31:BA:368:U:P	8:DK:91:SER:HG	2.29	0.54
31:BA:624:C:O3'	46:BS:10:GLY:HA2	2.06	0.54
31:BA:652:U:H1'	31:BA:653:A:H2	1.69	0.54
31:BA:1513:A:H2'	31:BA:1514:C:C6	2.42	0.54
32:BE:75:LYS:O	32:BE:75:LYS:HD3	2.07	0.54
33:BF:112:SER:HB3	33:BF:115:LEU:HD13	1.89	0.54
34:BG:95:GLY:HA3	34:BG:188:LEU:HD11	1.88	0.54
34:BG:173:TRP:CD1	34:BG:174:LEU:HG	2.43	0.54
36:BI:23:LYS:HD3	36:BI:61:LEU:HD21	1.90	0.54
36:BI:23:LYS:O	36:BI:27:GLN:HG3	2.08	0.54
45:BR:74:ASP:CG	45:BR:77:ARG:HG2	2.27	0.54

*Continued on next page...*



*Continued from previous page...*

Atom-1	Atom-2	Interatomic distance (Å)	Clash overlap (Å)
31:CA:345:C:H1'	31:CA:346:G:N1	2.23	0.54
31:CA:564:C:O2'	38:CK:91:ARG:NH2	2.35	0.54
31:CA:1149:C:OP2	39:CL:9:ARG:NH1	2.40	0.54
35:CH:11:ILE:HG21	35:CH:105:VAL:HG22	1.90	0.54
38:CK:103:VAL:HG21	38:CK:110:ALA:HB2	1.89	0.54
1:DA:912:C:O2	1:DA:912:C:H2'	2.06	0.54
1:DA:1340:U:H4'	1:DA:1341:U:OP2	2.06	0.54
1:DA:1570:A:C4'	3:DD:38:LYS:HE2	2.37	0.54
1:DA:1899:G:N2	1:DA:1902:C:N4	2.28	0.54
1:DA:2271:G:H5''	22:D3:20:ARG:CD	2.37	0.54
3:DD:35:LYS:CB	3:DD:63:ARG:HA	2.38	0.54
5:DF:123:LEU:O	5:DF:124:LEU:C	2.44	0.54
6:DG:60:LEU:O	6:DG:64:THR:HG22	2.07	0.54
8:DK:25:TYR:HE2	8:DK:29:TYR:CD2	2.24	0.54
15:DR:3:ARG:HG2	15:DR:6:LEU:HB2	1.89	0.54
17:D2:49:THR:CB	17:D2:50:PRO:HD2	2.33	0.54
19:DT:56:THR:HB	19:DT:77:LYS:HE2	1.89	0.54
1:AA:787:U:H5''	1:AA:788:A:H5'	1.90	0.54
1:AA:1432:C:H2'	1:AA:1433:U:O4'	2.07	0.54
1:AA:1464:C:HO2'	1:AA:1528:A:H8	1.54	0.54
1:AA:1794:U:H2'	1:AA:1795:C:H6	1.71	0.54
2:AB:52:A:H62	14:AQ:33:LYS:CG	2.17	0.54
2:AB:80:U:O2'	2:AB:81:G:H5''	2.07	0.54
4:AE:201:THR:HG22	4:AE:202:LYS:N	2.23	0.54
8:AK:104:GLN:O	8:AK:105:HIS:CB	2.55	0.54
9:AM:35:ARG:HG3	9:AM:37:LYS:HG3	1.88	0.54
12:AP:30:GLY:CA	12:AP:107:ALA:HB2	2.38	0.54
18:AS:66:GLU:O	18:AS:66:GLU:HG2	2.08	0.54
18:AS:79:GLY:CA	18:AS:100:THR:HG22	2.38	0.54
26:A4:13:ARG:HB2	26:A4:30:GLU:HA	1.90	0.54
26:A4:45:GLY:O	26:A4:47:GLN:N	2.41	0.54
31:BA:771:G:O2'	31:BA:772:U:H5'	2.08	0.54
31:BA:1073:U:H2'	31:BA:1074:G:C8	2.43	0.54
31:BA:1497:G:C2'	31:BA:1498:U:H5'	2.35	0.54
32:BE:97:TRP:CZ3	32:BE:99:GLY:HA2	2.43	0.54
35:BH:84:PHE:HB3	35:BH:134:ALA:HB2	1.89	0.54
36:BI:75:LEU:HD22	36:BI:79:LEU:HG	1.89	0.54
37:BJ:22:LEU:HD23	37:BJ:62:PHE:CE2	2.42	0.54
31:CA:558:G:H2'	31:CA:559:A:H2	1.72	0.54
31:CA:632:A:H8	31:CA:632:A:OP2	1.90	0.54
31:CA:1004:A:C8	31:CA:1025:U:C2	2.96	0.54

*Continued on next page...*

*Continued from previous page...*

Atom-1	Atom-2	Interatomic distance (Å)	Clash overlap (Å)
31:CA:1006:C:H2'	31:CA:1007:C:C6	2.43	0.54
31:CA:1129:C:N3	31:CA:1139:G:N1	2.55	0.54
31:CA:1176:A:N6	31:CA:1177:G:C6	2.76	0.54
31:CA:1486:G:H2'	31:CA:1487:G:O4'	2.07	0.54
42:CO:25:LYS:HG2	42:CO:25:LYS:O	2.08	0.54
49:CV:79:THR:O	49:CV:79:THR:OG1	2.26	0.54
1:DA:84:A:OP2	20:DU:8:LYS:HD3	2.06	0.54
1:DA:946:G:H2'	1:DA:947:G:C8	2.43	0.54
1:DA:1225:C:H5''	17:D2:85:LYS:HD3	1.90	0.54
1:DA:1869:G:H8	1:DA:1869:G:H5'	1.73	0.54
1:DA:2345:G:N3	1:DA:2381:C:H2'	2.22	0.54
1:DA:2875:C:O2'	15:DR:3:ARG:HG3	2.08	0.54
6:DG:80:PHE:O	6:DG:81:LYS:CB	2.52	0.54
11:DO:131:SER:HB3	11:DO:134:ALA:HB2	1.89	0.54
13:D0:53:HIS:HB2	13:D0:94:TYR:HE1	1.72	0.54
13:D0:87:TYR:HD1	13:D0:90:ARG:HD2	1.72	0.54
14:DQ:86:ALA:O	14:DQ:87:PHE:HB3	2.07	0.54
22:D3:56:ASP:OD1	22:D3:58:THR:OG1	2.26	0.54
1:AA:67:U:H3	1:AA:74:A:H2	1.49	0.54
1:AA:329:G:H4'	1:AA:330:A:OP2	2.05	0.54
1:AA:483:A:H5''	20:AU:49:VAL:HG22	1.89	0.54
1:AA:654(G):C:N3	1:AA:654(N):G:C6	2.75	0.54
1:AA:1053:C:H42	1:AA:1106:G:H1	1.54	0.54
1:AA:1429:G:H2'	1:AA:1430:C:C6	2.43	0.54
1:AA:1607:C:H4'	1:AA:1608:A:O5'	2.08	0.54
1:AA:2788:C:P	4:AE:61:ARG:HH12	2.29	0.54
21:AV:19:ARG:NH1	21:AV:84:GLU:HB2	2.23	0.54
21:AV:151:HIS:HD2	21:AV:168:GLU:HG3	1.73	0.54
31:BA:881:G:OP2	42:BO:9:ARG:NH2	2.40	0.54
32:BE:170:GLU:O	32:BE:174:VAL:HG23	2.07	0.54
43:BP:105:THR:O	43:BP:107:ALA:N	2.41	0.54
50:BW:10:LEU:O	50:BW:10:LEU:HD23	2.06	0.54
31:CA:1460:A:H2'	31:CA:1461:G:O4'	2.08	0.54
32:CE:236:TYR:CB	32:CE:239:VAL:HB	2.38	0.54
34:CG:17:VAL:HG12	34:CG:18:LYS:H	1.73	0.54
44:CQ:29:ARG:HG3	44:CQ:40:CYS:HB3	1.88	0.54
1:DA:153:C:OP1	23:DZ:88:LYS:HE3	2.08	0.54
1:DA:654(D):G:N2	1:DA:654(R):C:N3	2.56	0.54
1:DA:1088:A:H4'	1:DA:1089:G:C8	2.42	0.54
1:DA:2142:C:H2'	1:DA:2143:C:C6	2.42	0.54
8:DK:97:ILE:O	8:DK:100:ALA:HB3	2.08	0.54

*Continued on next page...*

*Continued from previous page...*

Atom-1	Atom-2	Interatomic distance (Å)	Clash overlap (Å)
11:DO:81:GLN:HB3	11:DO:106:LEU:HD12	1.90	0.54
12:DP:2:LEU:HB3	12:DP:70:PRO:HD2	1.90	0.54
12:DP:35:VAL:HG12	12:DP:102:VAL:HG22	1.88	0.54
14:DQ:24:LEU:H	14:DQ:24:LEU:HD22	1.72	0.54
25:DX:6:VAL:HG12	25:DX:56:VAL:HB	1.90	0.54
26:D4:12:ALA:HB3	26:D4:24:THR:HG21	1.88	0.54
1:AA:271(C):U:H2'	1:AA:271:G:OP1	2.07	0.54
1:AA:1469:A:H2'	1:AA:1470:G:C8	2.42	0.54
1:AA:1486:A:H2'	1:AA:1487:G:C8	2.41	0.54
1:AA:1972:A:H2'	1:AA:1973:G:H8	1.73	0.54
1:AA:2298:A:H2'	1:AA:2299:G:O4'	2.08	0.54
1:AA:2502:G:H5''	1:AA:2503:A:H5''	1.89	0.54
2:AB:29:A:H2'	2:AB:30:C:O4'	2.07	0.54
2:AB:86:G:H1	2:AB:90:C:N4	2.04	0.54
3:AD:27:THR:HG22	3:AD:28:GLU:N	2.22	0.54
4:AE:169:ASN:O	4:AE:169:ASN:ND2	2.32	0.54
11:AO:94:GLU:O	11:AO:95:VAL:HB	2.07	0.54
15:AR:55:ASN:H	15:AR:59:THR:HB	1.73	0.54
18:AS:14:PRO:HB3	18:AS:18:ARG:NH2	2.22	0.54
31:BA:344:A:H5''	31:BA:345:C:OP2	2.07	0.54
33:BF:109:PRO:C	33:BF:111:LEU:H	2.10	0.54
33:BF:181:ASN:ND2	33:BF:204:LEU:HB2	2.21	0.54
34:BG:11:LEU:C	34:BG:13:ARG:N	2.60	0.54
42:BO:85:GLY:H	42:BO:95:TYR:HA	1.73	0.54
43:BP:58:GLU:O	43:BP:62:ASN:HB2	2.08	0.54
44:BQ:45:ARG:NH1	44:BQ:49:HIS:HE1	2.06	0.54
31:CA:1513:A:H2'	31:CA:1514:C:C6	2.42	0.54
32:CE:178:ARG:HB2	32:CE:178:ARG:HH11	1.72	0.54
33:CF:63:ASN:O	33:CF:64:VAL:HB	2.08	0.54
49:CV:67:VAL:HG12	49:CV:68:GLY:N	2.23	0.54
52:CB:48:C:H4'	52:CB:49:C:OP1	2.08	0.54
1:DA:445:C:OP1	16:D1:2:PRO:HA	2.07	0.54
1:DA:633:A:H8	1:DA:633:A:O5'	1.91	0.54
1:DA:959:A:H62	12:DP:83:MET:CE	2.21	0.54
1:DA:1075:C:H2'	1:DA:1076:C:H6	1.73	0.54
1:DA:1165:U:H2'	1:DA:1166:C:C6	2.42	0.54
1:DA:1794:U:H2'	1:DA:1795:C:C6	2.42	0.54
1:DA:1887:C:C2'	1:DA:1888:G:H5''	2.37	0.54
1:DA:2116:G:OP1	1:DA:2165:G:N2	2.35	0.54
1:DA:2124:G:H2'	1:DA:2125:G:H5'	1.88	0.54
1:DA:2135:A:H62	1:DA:2156:G:H21	1.51	0.54

*Continued on next page...*

*Continued from previous page...*

Atom-1	Atom-2	Interatomic distance (Å)	Clash overlap (Å)
1:DA:2859:G:H2'	1:DA:2860:A:C8	2.43	0.54
1:DA:2875:C:H4'	15:DR:5:ALA:HB2	1.89	0.54
3:DD:35:LYS:HG2	3:DD:64:ILE:CA	2.37	0.54
15:DR:118:ARG:HA	15:DR:121:ILE:HB	1.89	0.54
17:D2:79:VAL:O	17:D2:80:GLN:CB	2.54	0.54
18:DS:95:ILE:O	18:DS:95:ILE:HG13	2.08	0.54
23:DZ:92:LYS:O	23:DZ:93:GLU:C	2.45	0.54
24:DW:47:ASN:C	24:DW:49:LYS:H	2.10	0.54
1:AA:1309:G:H4'	29:A7:7:PRO:HB2	1.89	0.54
1:AA:2562:U:C1'	10:AN:23:ARG:HH11	2.15	0.54
3:AD:270:ILE:HG22	3:AD:271:ILE:N	2.23	0.54
5:AF:10:PRO:O	5:AF:124:LEU:HD12	2.08	0.54
6:AG:13:GLU:O	6:AG:14:GLU:HB2	2.07	0.54
14:AQ:110:LEU:HA	14:AQ:112:PHE:CE1	2.42	0.54
17:A2:44:LYS:CG	17:A2:45:THR:H	2.21	0.54
17:A2:59:ALA:HB2	17:A2:96:ILE:HD13	1.90	0.54
19:AT:57:LEU:HD12	19:AT:57:LEU:O	2.08	0.54
31:BA:940:C:H2'	31:BA:941:G:H8	1.73	0.54
31:BA:1003:G:C2'	31:BA:1004:A:H5'	2.37	0.54
31:BA:1299:A:H2'	31:BA:1301:U:C1'	2.38	0.54
31:BA:1305:G:H5'	51:BX:4:GLY:HA3	1.90	0.54
33:BF:18:TRP:HZ2	44:BQ:57:ARG:HD2	1.72	0.54
34:BG:98:GLU:OE2	34:BG:103:ASN:ND2	2.39	0.54
40:BM:16:LEU:HD11	40:BM:70:ARG:HB2	1.89	0.54
31:CA:1211:U:H1'	31:CA:1213:A:C2	2.43	0.54
35:CH:57:LYS:HG2	35:CH:61:TYR:HE2	1.73	0.54
37:CJ:26:PHE:CD2	37:CJ:30:ILE:HD11	2.43	0.54
54:C1:13:U:O2	54:C1:13:U:H2'	2.07	0.54
1:DA:5:A:N6	1:DA:2897:U:O4	2.40	0.54
1:DA:196:A:H2'	1:DA:196:A:N3	2.23	0.54
1:DA:868:U:C4	1:DA:869:G:N7	2.76	0.54
1:DA:879:G:C2	1:DA:880:G:H1'	2.43	0.54
1:DA:960:A:N6	12:DP:83:MET:HE2	2.12	0.54
1:DA:1075:C:H2'	1:DA:1076:C:C6	2.43	0.54
1:DA:1268:A:H2'	1:DA:1269:A:O4'	2.07	0.54
1:DA:2292:C:OP1	14:DQ:17:ARG:NH2	2.41	0.54
1:DA:2475:C:H5'	1:DA:2476:A:OP2	2.06	0.54
1:DA:2672:G:H2'	1:DA:2673:G:H5''	1.90	0.54
2:DB:80:U:O2'	2:DB:81:G:H5''	2.07	0.54
4:DE:8:LYS:HB3	4:DE:192:ASN:HA	1.90	0.54
7:DH:125:VAL:HG13	7:DH:126:PRO:HD2	1.90	0.54

*Continued on next page...*

*Continued from previous page...*

Atom-1	Atom-2	Interatomic distance (Å)	Clash overlap (Å)
1:AA:847:U:C5	1:AA:933:A:C2	2.95	0.54
1:AA:1230:C:H2'	1:AA:1231:G:C8	2.42	0.54
1:AA:1558:A:H1'	1:AA:1559:G:OP2	2.08	0.54
1:AA:1869:G:N2	1:AA:1872:A:OP2	2.37	0.54
1:AA:2023:G:H5'	1:AA:2617:C:H4'	1.90	0.54
3:AD:236:GLY:O	3:AD:237:GLU:CG	2.56	0.54
9:AM:112:LEU:O	9:AM:114:ARG:O	2.26	0.54
31:BA:445:G:H1	31:BA:489:C:H42	1.55	0.54
31:BA:1004:A:OP1	31:BA:1025:U:O4	2.26	0.54
31:BA:1157:A:O2'	31:BA:1158:C:O4'	2.26	0.54
32:BE:168:THR:OG1	32:BE:192:SER:HB2	2.08	0.54
34:BG:138:TYR:HD2	34:BG:138:TYR:C	2.11	0.54
35:BH:71:LEU:C	35:BH:72:GLN:HG2	2.28	0.54
37:BJ:28:ASN:HA	37:BJ:31:MET:HE3	1.89	0.54
37:BJ:86:GLN:HB2	37:BJ:148:ASN:ND2	2.22	0.54
31:CA:250:A:C4'	31:CA:251:G:O5'	2.54	0.54
31:CA:983:A:H2	31:CA:984:C:C6	2.25	0.54
31:CA:1127:G:O2'	31:CA:1128:C:H5'	2.07	0.54
31:CA:1292:U:H2'	31:CA:1293:G:C8	2.42	0.54
43:CP:22:ILE:HD12	43:CP:25:ILE:HG13	1.90	0.54
43:CP:57:ARG:NH2	26:D4:34:GLU:HB2	2.23	0.54
1:DA:128:C:H2'	1:DA:129:C:H6	1.72	0.54
1:DA:298:G:OP1	20:DU:84:ARG:O	2.26	0.54
1:DA:524:U:H2'	1:DA:525:U:C6	2.43	0.54
1:DA:620:G:H2'	1:DA:620:G:N3	2.23	0.54
1:DA:745:G:H2'	1:DA:746:A:H5'	1.90	0.54
1:DA:1140:C:H1'	1:DA:1143:A:H8	1.73	0.54
1:DA:1316:U:H2'	1:DA:1317:A:C8	2.43	0.54
2:DB:14:U:O3'	2:DB:107:U:O2'	2.22	0.54
2:DB:89(A):A:C8	2:DB:90:C:H1'	2.43	0.54
5:DF:57:VAL:HG11	5:DF:59:TYR:CD1	2.43	0.54
25:DX:59:VAL:HG12	25:DX:60:GLU:N	2.22	0.54
1:AA:860:U:H5	1:AA:917:A:N1	2.03	0.54
1:AA:2135:A:N6	1:AA:2156:G:O2'	2.40	0.54
3:AD:33:LEU:N	3:AD:35:LYS:O	2.24	0.54
3:AD:35:LYS:HE2	3:AD:104:TYR:HB2	1.89	0.54
7:AH:74:ASN:O	7:AH:77:LYS:HG2	2.08	0.54
21:AV:48:PHE:HE2	21:AV:71:VAL:HG11	1.72	0.54
28:A6:29:ASN:O	28:A6:32:ASN:HB3	2.07	0.54
31:BA:97:U:H2'	31:BA:99:C:C6	2.43	0.54
31:BA:438:G:H4'	34:BG:123:HIS:ND1	2.23	0.54

*Continued on next page...*

*Continued from previous page...*

Atom-1	Atom-2	Interatomic distance (Å)	Clash overlap (Å)
31:BA:955:U:H1'	31:BA:1227:A:N6	2.23	0.54
32:BE:172:ILE:O	32:BE:176:GLU:HB2	2.08	0.54
43:BP:3:ARG:HG2	43:BP:9:ILE:HG12	1.88	0.54
47:BT:6:LEU:HD22	47:BT:23:VAL:HG11	1.90	0.54
53:BD:13:C:HO2'	53:BD:14:A:P	2.30	0.54
31:CA:792:A:H4'	31:CA:793:U:O5'	2.08	0.54
32:CE:142:LEU:HD23	32:CE:142:LEU:O	2.07	0.54
45:CR:39:LEU:CD1	45:CR:56:LEU:HB2	2.37	0.54
53:CC:48:U:H1'	53:CC:49:C:O5'	2.08	0.54
1:DA:198:C:O2'	1:DA:199:A:H5'	2.07	0.54
1:DA:265:A:H1'	1:DA:266:G:O4'	2.08	0.54
1:DA:830:G:H4'	1:DA:831:G:OP2	2.08	0.54
1:DA:880:G:H2'	1:DA:880:G:N3	2.23	0.54
1:DA:2469:A:N6	1:DA:2481:G:H1'	2.23	0.54
1:DA:2564:A:OP1	1:DA:2648:C:H4'	2.08	0.54
1:DA:2681:C:C5	1:DA:2727:G:C2	2.95	0.54
1:DA:2777:G:OP2	1:DA:2781:A:O2'	2.21	0.54
5:DF:78:ILE:HA	5:DF:83:PHE:CD1	2.43	0.54
10:DN:122:LEU:HD13	15:DR:72:VAL:HG11	1.88	0.54
12:DP:6:ARG:C	12:DP:7:MET:HG2	2.22	0.54
17:D2:73:SER:HB2	17:D2:82:ARG:O	2.08	0.54
1:AA:2394:C:OP1	11:AO:63:PRO:CD	2.54	0.54
15:AR:66:VAL:HA	15:AR:71:GLY:HA2	1.90	0.54
19:AT:55:ASN:HB2	19:AT:80:ILE:HG13	1.90	0.54
31:BA:134:A:H1'	31:BA:325:A:C5	2.43	0.54
31:BA:719:C:O2'	48:BU:49:LYS:HB3	2.07	0.54
31:BA:975:A:O2'	44:BQ:32:SER:OG	2.19	0.54
49:BV:30:LEU:CD1	49:BV:30:LEU:H	2.21	0.54
49:BV:30:LEU:H	49:BV:30:LEU:HD13	1.71	0.54
32:CE:5:ILE:HD13	32:CE:56:ARG:HH12	1.72	0.54
36:CI:3:ARG:NH1	36:CI:38:GLU:OE1	2.40	0.54
43:CP:22:ILE:HB	43:CP:25:ILE:CG1	2.37	0.54
49:CV:22:LEU:C	49:CV:24:ALA:H	2.10	0.54
49:CV:66:MET:CA	49:CV:67:VAL:HB	2.36	0.54
53:CC:18:C:O2'	53:CC:19:G:H5''	2.07	0.54
53:CD:20:G:H8	53:CD:58:A:N6	2.06	0.54
1:DA:1310:G:OP2	29:D7:9:ARG:HD2	2.07	0.54
1:DA:1444:G:N2	1:DA:1548:C:C2	2.76	0.54
1:DA:2015:A:H1'	27:D5:2:ALA:CA	2.38	0.54
1:DA:2512:C:H2'	1:DA:2513:G:O4'	2.06	0.54
1:DA:2552:U:H2'	1:DA:2554:U:OP2	2.08	0.54

*Continued on next page...*

*Continued from previous page...*

Atom-1	Atom-2	Interatomic distance (Å)	Clash overlap (Å)
11:DO:84:ASN:OD1	11:DO:117:GLU:HB3	2.08	0.54
14:DQ:61:ASN:HB3	14:DQ:64:GLU:HB3	1.90	0.54
16:D1:50:ARG:HH12	17:D2:72:VAL:CG1	2.18	0.54
17:D2:89:GLN:HE21	17:D2:90:PRO:HD2	1.72	0.54
30:D8:28:GLY:O	30:D8:32:LEU:HB3	2.09	0.54
1:AA:139:G:N3	1:AA:141:A:N1	2.55	0.53
1:AA:236:C:H2'	1:AA:237:C:C6	2.43	0.53
1:AA:850:C:O2'	25:AX:46:ASN:ND2	2.40	0.53
1:AA:1077:A:N3	1:AA:1077:A:H2'	2.23	0.53
1:AA:1080:A:O2'	1:AA:1081:U:O4'	2.14	0.53
5:AF:184:TYR:O	5:AF:188:ARG:HG3	2.08	0.53
6:AG:63:ILE:HD12	6:AG:141:PHE:CG	2.43	0.53
21:AV:142:SER:HB3	21:AV:143:GLY:CA	2.31	0.53
31:BA:129(A):G:N2	31:BA:191(A):G:N7	2.56	0.53
31:BA:723:U:O2	31:BA:723:U:H2'	2.07	0.53
31:BA:1057:G:H2'	31:BA:1058:G:O4'	2.08	0.53
37:BJ:113:GLU:CG	37:BJ:119:ARG:HG2	2.38	0.53
39:BL:43:ALA:O	39:BL:45:ALA:N	2.41	0.53
40:BM:48:THR:HG23	40:BM:62:HIS:ND1	2.23	0.53
49:BV:41:VAL:CG1	49:BV:44:MET:HB2	2.39	0.53
31:CA:518:C:H4'	31:CA:519:C:O5'	2.08	0.53
32:CE:166:ASP:OD2	32:CE:169:LYS:HB2	2.06	0.53
35:CH:75:THR:OG1	35:CH:76:ILE:N	2.41	0.53
38:CK:64:LYS:HG2	38:CK:79:VAL:HG21	1.88	0.53
45:CR:17:ARG:HG3	45:CR:17:ARG:NH1	2.14	0.53
46:CS:48:TRP:CE3	46:CS:49:LEU:HB2	2.43	0.53
49:CV:41:VAL:HG13	26:D4:63:TYR:CE1	2.43	0.53
1:DA:90:U:O2	1:DA:90:U:C2'	2.55	0.53
1:DA:593:G:C1'	30:D8:4:MET:HE1	2.33	0.53
1:DA:669:G:O2'	1:DA:670:A:OP1	2.26	0.53
1:DA:1060:U:H3	1:DA:1088:A:H8	1.54	0.53
1:DA:1252:G:O4'	16:D1:33:ARG:HD3	2.08	0.53
1:DA:2831:G:P	4:DE:58:ARG:HH11	2.31	0.53
1:DA:2864:G:OP1	15:DR:119:LYS:HD3	2.08	0.53
3:DD:137:PRO:O	3:DD:140:THR:CG2	2.56	0.53
6:DG:109:VAL:O	6:DG:113:ARG:HG3	2.08	0.53
6:DG:145:THR:OG1	6:DG:148:MET:HB2	2.08	0.53
14:DQ:59:LYS:CD	14:DQ:60:GLY:H	2.19	0.53
1:AA:528:A:N1	1:AA:2043:C:O5'	2.42	0.53
1:AA:882:G:N1	1:AA:894:C:N4	2.14	0.53
1:AA:1162:G:O4'	17:A2:23:GLU:HG3	2.08	0.53

*Continued on next page...*

*Continued from previous page...*

Atom-1	Atom-2	Interatomic distance (Å)	Clash overlap (Å)
1:AA:1858:G:H1'	1:AA:1884:A:N6	2.23	0.53
1:AA:2397:G:H5''	23:AZ:28:GLY:HA2	1.89	0.53
3:AD:61:LEU:O	3:AD:63:ARG:NH1	2.40	0.53
7:AH:98:LEU:HD12	7:AH:102:ALA:O	2.08	0.53
16:A1:50:ARG:HG2	16:A1:53:ARG:NH2	2.23	0.53
21:AV:117:LEU:HD13	21:AV:118:GLN:H	1.73	0.53
26:A4:13:ARG:H	26:A4:30:GLU:H	1.56	0.53
30:A8:60:LEU:O	30:A8:61:LEU:C	2.44	0.53
31:BA:958:A:C6	31:BA:959:A:C6	2.96	0.53
31:BA:1129:C:H41	31:BA:1141:C:H41	1.56	0.53
31:BA:1240:U:C4	37:BJ:32:ARG:HD3	2.43	0.53
39:BL:53:VAL:O	39:BL:54:ASP:HB2	2.08	0.53
45:BR:39:LEU:HD22	45:BR:43:LEU:HG	1.90	0.53
31:CA:201:C:H4'	31:CA:208:U:OP1	2.07	0.53
31:CA:1324:A:H4'	31:CA:1362:C:H4'	1.90	0.53
31:CA:1347:G:O2'	31:CA:1373:G:O6	2.22	0.53
32:CE:47:THR:HA	32:CE:202:PRO:HG2	1.89	0.53
32:CE:102:LEU:HD23	32:CE:182:ILE:HD12	1.89	0.53
32:CE:224:GLN:HG3	32:CE:225:ALA:N	2.23	0.53
33:CF:100:ALA:O	33:CF:101:LEU:HB2	2.09	0.53
37:CJ:149:ARG:HD2	41:CN:59:TYR:CZ	2.43	0.53
40:CM:33:GLN:HB2	40:CM:75:ILE:CD1	2.38	0.53
47:CT:63:ARG:HG2	47:CT:64:PRO:HD2	1.90	0.53
1:DA:128:C:H2'	1:DA:129:C:C6	2.43	0.53
1:DA:128:C:O2'	1:DA:129:C:P	2.66	0.53
1:DA:607:U:H3	1:DA:621:A:H2	1.53	0.53
1:DA:996:A:H4'	16:D1:92:ARG:CZ	2.38	0.53
1:DA:996:A:H4'	16:D1:92:ARG:NH1	2.22	0.53
1:DA:1019:U:O2'	1:DA:1021:A:C2	2.61	0.53
1:DA:1358:G:N2	1:DA:1372:U:C5	2.76	0.53
1:DA:1505:C:H2'	1:DA:1506:C:C6	2.43	0.53
1:DA:2210:G:H5'	1:DA:2211:G:C2	2.43	0.53
1:DA:2748:A:N7	1:DA:2754:U:C4	2.75	0.53
4:DE:68:ALA:C	4:DE:70:ALA:H	2.10	0.53
9:DM:10:GLU:HG3	9:DM:11:PRO:HD2	1.89	0.53
12:DP:35:VAL:HG22	12:DP:130:LYS:HB3	1.90	0.53
12:DP:64:ILE:C	12:DP:65:PHE:CD2	2.81	0.53
16:D1:81:HIS:CE1	16:D1:85:LYS:HD2	2.43	0.53
23:DZ:87:PRO:O	23:DZ:88:LYS:C	2.46	0.53
1:AA:883:G:H2'	1:AA:884:C:C4'	2.38	0.53
1:AA:1028:A:N6	1:AA:1125:G:H2'	2.23	0.53

*Continued on next page...*



*Continued from previous page...*

Atom-1	Atom-2	Interatomic distance (Å)	Clash overlap (Å)
1:AA:1079:C:H3'	1:AA:1080:A:H8	1.70	0.53
1:AA:2335:A:C8	1:AA:2337:G:C5	2.96	0.53
3:AD:134:ARG:HG3	3:AD:135:PHE:CD2	2.43	0.53
4:AE:23:VAL:HG13	4:AE:185:LYS:N	2.23	0.53
6:AG:16:ARG:NH2	6:AG:31:VAL:HG13	2.24	0.53
12:AP:39:PRO:HA	12:AP:97:VAL:O	2.07	0.53
30:A8:23:VAL:CG1	30:A8:46:ARG:HD3	2.38	0.53
31:BA:232:G:H1'	31:BA:262:A:N1	2.23	0.53
31:BA:1025:U:H4'	31:BA:1026:G:H5'	1.91	0.53
33:BF:70:VAL:HG12	33:BF:71:ALA:N	2.23	0.53
36:BI:4:TYR:HD1	36:BI:92:LYS:HA	1.73	0.53
39:BL:43:ALA:C	39:BL:45:ALA:H	2.11	0.53
40:BM:9:ARG:HH22	40:BM:97:GLU:HG3	1.73	0.53
31:CA:352:C:O2'	31:CA:354:G:OP1	2.21	0.53
33:CF:199:LYS:HB3	33:CF:201:TYR:HE1	1.72	0.53
38:CK:84:ARG:O	38:CK:135:CYS:HB2	2.09	0.53
1:DA:125:G:H4'	1:DA:126:A:OP2	2.08	0.53
1:DA:218:A:H2	1:DA:235:U:H4'	1.72	0.53
1:DA:1007:C:OP1	9:DM:37:LYS:NZ	2.35	0.53
1:DA:2209:C:O2	1:DA:2216:G:C2	2.61	0.53
1:DA:2321:G:H2'	1:DA:2321:G:N3	2.22	0.53
1:DA:2468:G:N1	1:DA:2481:G:C4	2.77	0.53
1:DA:2794:C:H2'	1:DA:2795:G:O4'	2.08	0.53
2:DB:89:G:H8	2:DB:89:G:OP2	1.91	0.53
6:DG:138:GLN:NE2	6:DG:153:ARG:HB2	2.24	0.53
7:DH:4:ILE:HD11	7:DH:7:LEU:HD23	1.90	0.53
7:DH:89:ILE:HD11	7:DH:94:TYR:HB2	1.89	0.53
7:DH:150:ALA:C	7:DH:152:ARG:N	2.62	0.53
15:DR:91:ARG:NH1	15:DR:124:ASP:OD1	2.30	0.53
18:DS:46:PHE:O	18:DS:50:VAL:HG12	2.09	0.53
20:DU:17:SER:HB2	20:DU:71:LYS:CE	2.38	0.53
28:D6:10:LEU:C	28:D6:11:LEU:HD22	2.29	0.53
1:AA:482:A:H5''	1:AA:483:A:OP1	2.08	0.53
1:AA:764:A:O4'	3:AD:213:ARG:HG3	2.08	0.53
1:AA:1899:G:HO2'	1:AA:1900:A:P	2.29	0.53
1:AA:2439:A:H3'	1:AA:2439:A:P	2.48	0.53
1:AA:2584:U:H2'	1:AA:2585:U:H2'	1.90	0.53
1:AA:2746:U:O4	1:AA:2755:C:H4'	2.08	0.53
3:AD:142:VAL:HG23	3:AD:193:VAL:HA	1.89	0.53
6:AG:27:ASN:OD1	6:AG:28:VAL:N	2.41	0.53
7:AH:58:GLU:O	7:AH:60:ARG:N	2.41	0.53

*Continued on next page...*

*Continued from previous page...*

Atom-1	Atom-2	Interatomic distance (Å)	Clash overlap (Å)
7:AH:152:ARG:HG2	7:AH:153:LYS:H	1.74	0.53
17:A2:34:GLU:HA	17:A2:57:VAL:O	2.09	0.53
27:A5:33:CYS:HB2	27:A5:40:LYS:HD3	1.90	0.53
28:A6:15:GLU:HG2	28:A6:16:CYS:H	1.73	0.53
30:A8:58:ILE:HA	30:A8:61:LEU:CD1	2.39	0.53
31:BA:464:G:C6	31:BA:466:C:H5'	2.42	0.53
31:BA:1287:A:H2'	31:BA:1288:A:C8	2.43	0.53
32:BE:158:LEU:HD12	32:BE:158:LEU:O	2.07	0.53
32:BE:194:PRO:HG2	32:BE:195:ASP:OD1	2.07	0.53
36:BI:67:MET:HB2	36:BI:68:PRO:HD2	1.89	0.53
50:BW:26:ASN:HD22	50:BW:26:ASN:N	2.00	0.53
53:BD:20:G:H5''	53:BD:60:A:H61	1.73	0.53
31:CA:197:A:H8	31:CA:198:G:N9	2.07	0.53
31:CA:422:C:O2'	31:CA:423:G:N2	2.41	0.53
31:CA:464:G:C5	31:CA:466:C:OP2	2.61	0.53
31:CA:1446:A:OP1	31:CA:1446:A:C4'	2.56	0.53
31:CA:1495:U:O2'	1:DA:1919:A:N1	2.35	0.53
1:DA:270(N):G:H1'	1:DA:270(P):C:O4'	2.07	0.53
1:DA:458:G:C8	29:D7:37:LYS:HG2	2.44	0.53
1:DA:1011:G:H1	1:DA:1150:C:N4	2.07	0.53
1:DA:1819:A:H5''	3:DD:158:ALA:HB3	1.90	0.53
7:DH:152:ARG:HA	7:DH:154:PRO:HD3	1.89	0.53
12:DP:133:ARG:O	12:DP:134:ARG:HB3	2.09	0.53
14:DQ:59:LYS:HD2	14:DQ:60:GLY:H	1.73	0.53
19:DT:50:LYS:H	19:DT:87:GLN:HE22	1.57	0.53
20:DU:60:PHE:N	20:DU:60:PHE:CD2	2.59	0.53
23:DZ:41:ARG:HG3	23:DZ:43:TYR:CZ	2.43	0.53
1:AA:864:G:C6	1:AA:865:C:N4	2.76	0.53
1:AA:1177:A:H4'	1:AA:1178:C:H5''	1.90	0.53
1:AA:2287:A:N6	1:AA:2344:U:C2	2.77	0.53
1:AA:2335:A:C8	1:AA:2337:G:N7	2.77	0.53
6:AG:107:LEU:O	26:A4:38:LYS:CG	2.56	0.53
17:A2:66:ARG:CZ	17:A2:88:ARG:HD3	2.38	0.53
21:AV:6:LYS:O	21:AV:7:ALA:HB2	2.08	0.53
31:BA:659:U:H2'	31:BA:660:G:H8	1.74	0.53
31:BA:1337:G:H5''	31:BA:1338:G:OP1	2.09	0.53
34:BG:30:LYS:C	34:BG:32:ALA:N	2.62	0.53
34:BG:61:LYS:HD3	34:BG:206:PHE:CE2	2.43	0.53
42:BO:15:VAL:CG2	42:BO:16:ARG:H	2.16	0.53
45:BR:56:LEU:O	45:BR:60:VAL:HG23	2.07	0.53
31:CA:321:A:H62	31:CA:328:C:H1'	1.74	0.53

*Continued on next page...*

*Continued from previous page...*

Atom-1	Atom-2	Interatomic distance (Å)	Clash overlap (Å)
31:CA:537:G:H5''	42:CO:110:ARG:HH12	1.73	0.53
31:CA:965:A:C2	31:CA:969:A:C2	2.97	0.53
31:CA:1129:C:N4	31:CA:1139:G:C2	2.77	0.53
34:CG:13:ARG:HB3	34:CG:33:MET:SD	2.49	0.53
39:CL:85:LEU:HD13	39:CL:92:TYR:CD2	2.44	0.53
40:CM:84:GLN:O	40:CM:88:LEU:HB3	2.09	0.53
42:CO:72:HIS:HD2	42:CO:74:LEU:N	2.04	0.53
44:CQ:3:ARG:O	44:CQ:7:ILE:HG23	2.09	0.53
45:CR:2:PRO:HB2	45:CR:3:ILE:HD13	1.91	0.53
1:DA:110:G:C2	1:DA:111:A:C8	2.96	0.53
1:DA:453:C:H4'	1:DA:472:A:N6	2.23	0.53
1:DA:1066:U:N3	1:DA:1069:A:OP2	2.42	0.53
1:DA:1226:G:H5'	17:D2:85:LYS:H	1.73	0.53
1:DA:2299:G:N1	1:DA:2318:G:H8	2.06	0.53
1:DA:2648:C:H2'	1:DA:2649:U:C6	2.43	0.53
3:DD:5:LYS:HB2	3:DD:5:LYS:HZ2	1.72	0.53
4:DE:6:GLY:HA2	4:DE:51:PHE:CZ	2.44	0.53
7:DH:168:PRO:HG2	7:DH:169:VAL:H	1.74	0.53
12:DP:57:HIS:CG	12:DP:57:HIS:O	2.61	0.53
17:D2:48:GLY:HA3	17:D2:52:VAL:CG2	2.38	0.53
21:DV:29:TYR:CE2	21:DV:87:ASP:HB3	2.43	0.53
1:AA:141:A:C8	1:AA:1408:C:H1'	2.43	0.53
1:AA:164:U:H5''	1:AA:165:U:N3	2.24	0.53
1:AA:1018:C:O2	1:AA:1018:C:H2'	2.08	0.53
1:AA:1519:G:C2'	1:AA:1520:U:H5'	2.39	0.53
1:AA:1530:G:O6	1:AA:1542:G:N2	2.42	0.53
1:AA:1727:U:H2'	1:AA:1728:G:O4'	2.08	0.53
1:AA:1728:G:C3'	1:AA:1729:A:H5'	2.25	0.53
1:AA:2157:G:HO2'	1:AA:2158:A:P	2.31	0.53
1:AA:2199:A:C5'	1:AA:2205:C:OP2	2.56	0.53
1:AA:2466:C:C2'	1:AA:2467:C:H5'	2.38	0.53
1:AA:2688:U:O5'	1:AA:2688:U:O2	2.26	0.53
3:AD:130:ALA:C	3:AD:131:LEU:HD12	2.28	0.53
30:A8:29:LYS:CB	30:A8:44:LYS:HG2	2.39	0.53
31:BA:1251:A:H4'	39:BL:12:GLU:OE1	2.08	0.53
32:BE:125:PRO:O	32:BE:126:GLU:HB2	2.07	0.53
32:BE:233:SER:HB2	32:BE:234:PRO:CD	2.32	0.53
37:BJ:22:LEU:HD23	37:BJ:62:PHE:HE2	1.71	0.53
45:BR:87:ILE:CG2	45:BR:88:ARG:H	2.21	0.53
31:CA:406:G:N2	34:CG:119:GLN:HE22	2.07	0.53
31:CA:690:G:H22	41:CN:55:LYS:CE	2.22	0.53

*Continued on next page...*

*Continued from previous page...*

Atom-1	Atom-2	Interatomic distance (Å)	Clash overlap (Å)
31:CA:1028(B):C:H3'	31:CA:1029:G:C5'	2.34	0.53
35:CH:87:SER:HB3	35:CH:125:SER:O	2.08	0.53
1:DA:363(B):G:H2'	1:DA:363(C):G:H8	1.74	0.53
1:DA:517:C:OP1	27:D5:16:ARG:NH2	2.42	0.53
1:DA:877:U:H4'	1:DA:878:A:OP2	2.07	0.53
1:DA:1434:A:H61	1:DA:1558:A:N6	2.07	0.53
1:DA:1495:A:O2'	1:DA:1496:A:H5'	2.09	0.53
1:DA:2143:C:H42	1:DA:2148:G:H1	1.55	0.53
1:DA:2733:A:H61	4:DE:202:LYS:HB3	1.74	0.53
3:DD:68:LYS:O	3:DD:68:LYS:HG3	2.09	0.53
3:DD:218:ARG:HB3	3:DD:219:PRO:HD2	1.91	0.53
4:DE:88:GLY:O	4:DE:89:ASP:HB3	2.08	0.53
5:DF:63:LYS:HE3	5:DF:75:HIS:O	2.08	0.53
5:DF:152:GLU:HA	5:DF:190:GLU:OE2	2.09	0.53
1:AA:302:C:H2'	1:AA:303:U:H6	1.73	0.53
1:AA:566:U:O4	17:A2:78:LYS:HD3	2.08	0.53
1:AA:675:A:N3	1:AA:2443:C:O2'	2.37	0.53
1:AA:889:C:H3'	1:AA:890:A:H4'	1.91	0.53
1:AA:1062:G:H1'	1:AA:1088:A:C5	2.43	0.53
1:AA:2164:C:OP2	1:AA:2166:G:N2	2.40	0.53
1:AA:2376:A:H2'	1:AA:2377:A:O4'	2.09	0.53
1:AA:2712:U:O2'	1:AA:2712(A):A:P	2.66	0.53
4:AE:48:GLN:NE2	4:AE:77:ILE:HD12	2.23	0.53
7:AH:7:LEU:N	7:AH:8:PRO:CD	2.70	0.53
11:AO:29:LYS:HG2	11:AO:30:THR:N	2.24	0.53
12:AP:78:PRO:O	12:AP:79:LEU:CG	2.57	0.53
21:AV:48:PHE:CE2	21:AV:71:VAL:HG11	2.43	0.53
23:AZ:92:LYS:HB2	23:AZ:92:LYS:NZ	2.23	0.53
29:A7:9:ARG:HE	29:A7:48:LYS:HD3	1.73	0.53
31:BA:162:A:H3'	31:BA:163:C:H5''	1.90	0.53
31:BA:1025:U:O2'	31:BA:1026:G:H8	1.91	0.53
49:BV:5:LEU:HD13	49:BV:10:PHE:CD1	2.44	0.53
31:CA:77:C:C3'	31:CA:78:G:H5''	2.38	0.53
31:CA:1005:A:C2	31:CA:1006:C:H1'	2.42	0.53
31:CA:1045:C:H2'	31:CA:1046:A:O4'	2.08	0.53
31:CA:1149:C:H2'	31:CA:1150:U:C6	2.43	0.53
31:CA:1175:G:C2	31:CA:1176:A:C5	2.96	0.53
33:CF:73:PRO:O	33:CF:76:VAL:HG22	2.07	0.53
41:CN:34:ASP:HB2	41:CN:35:PRO:HD2	1.91	0.53
50:CW:50:GLU:HA	50:CW:100:ILE:HG12	1.90	0.53
1:DA:38:A:H2'	1:DA:39:C:H6	1.72	0.53

*Continued on next page...*

*Continued from previous page...*

Atom-1	Atom-2	Interatomic distance (Å)	Clash overlap (Å)
1:DA:96:G:H4'	24:DW:48:HIS:CD2	2.44	0.53
1:DA:234:C:H2'	1:DA:235:U:H6	1.73	0.53
1:DA:943:U:OP2	11:DO:36:LYS:HG3	2.08	0.53
1:DA:1126:A:H4'	1:DA:1127:A:O5'	2.09	0.53
1:DA:2157:G:H2'	1:DA:2158:A:C8	2.41	0.53
2:DB:43:C:H1'	6:DG:93:THR:O	2.09	0.53
2:DB:110:G:H2'	2:DB:111:U:O4'	2.09	0.53
3:DD:96:HIS:CE1	3:DD:102:LYS:HE2	2.44	0.53
14:DQ:49:VAL:HG22	14:DQ:80:LEU:HD12	1.91	0.53
20:DU:39:VAL:HG23	20:DU:40:GLU:N	2.22	0.53
20:DU:88:LYS:O	20:DU:90:LEU:N	2.41	0.53
1:AA:248:G:H5'	1:AA:250:G:N7	2.23	0.53
1:AA:631:A:H2'	1:AA:632:A:O4'	2.07	0.53
1:AA:654(S):G:H4'	1:AA:654(T):A:OP1	2.07	0.53
1:AA:1027:A:C2	1:AA:2488:A:H5'	2.44	0.53
1:AA:1204:A:N1	1:AA:1241:A:C2	2.77	0.53
1:AA:1578:U:H2'	1:AA:1579:A:H5'	1.89	0.53
5:AF:40:GLN:NE2	5:AF:183:VAL:HG13	2.24	0.53
6:AG:9:ARG:O	6:AG:13:GLU:HG2	2.09	0.53
15:AR:112:ARG:HA	15:AR:115:ARG:HD2	1.90	0.53
17:A2:8:GLY:O	17:A2:10:LYS:HE3	2.08	0.53
28:A6:48:VAL:O	28:A6:49:HIS:HB2	2.08	0.53
31:BA:377:G:OP1	46:BS:3:LYS:HD2	2.08	0.53
31:BA:606:G:N2	31:BA:631:G:H8	2.07	0.53
31:BA:1126:U:OP2	31:BA:1281:U:H1'	2.09	0.53
34:BG:150:GLU:C	34:BG:152:SER:H	2.13	0.53
49:BV:50:ALA:HB1	49:BV:57:HIS:HB3	1.90	0.53
31:CA:77:C:H2'	31:CA:78:G:H5''	1.89	0.53
38:CK:29:SER:HB3	38:CK:32:LYS:HD2	1.91	0.53
39:CL:77:ILE:O	39:CL:81:ILE:HG12	2.08	0.53
53:CD:6:G:O2'	53:CD:7:G:H5'	2.09	0.53
1:DA:5:A:H2'	1:DA:6:A:C8	2.44	0.53
1:DA:864:G:C6	1:DA:865:C:N4	2.76	0.53
1:DA:1430:C:H2'	1:DA:1431:U:H6	1.73	0.53
1:DA:1641:A:H2'	1:DA:1642:G:O4'	2.09	0.53
1:DA:2150:U:H2'	1:DA:2151:G:C8	2.40	0.53
2:DB:89(A):A:N7	2:DB:90:C:H1'	2.24	0.53
4:DE:171:GLU:O	4:DE:184:VAL:HA	2.09	0.53
15:DR:74:ARG:HD3	15:DR:76:PHE:CZ	2.44	0.53
20:DU:47:LYS:HG2	20:DU:60:PHE:CD1	2.43	0.53
20:DU:81:LYS:HD3	20:DU:97:ARG:NH2	2.24	0.53

*Continued on next page...*

*Continued from previous page...*

Atom-1	Atom-2	Interatomic distance (Å)	Clash overlap (Å)
21:DV:108:PRO:C	21:DV:110:GLY:H	2.11	0.53
1:AA:82:G:O2'	1:AA:83:G:H5'	2.08	0.53
1:AA:307:G:N2	1:AA:310:A:C8	2.77	0.53
1:AA:463:G:N2	1:AA:466:A:OP2	2.39	0.53
2:AB:35:U:H2'	2:AB:36:C:C6	2.44	0.53
4:AE:167:VAL:HG12	4:AE:189:PRO:HD3	1.89	0.53
12:AP:62:GLY:O	12:AP:63:LYS:CB	2.52	0.53
13:A0:81:ASP:O	13:A0:85:PRO:HG2	2.08	0.53
21:AV:130:PRO:HA	21:AV:133:ILE:HD11	1.90	0.53
22:A3:27:GLU:HB2	22:A3:69:PHE:HD1	1.73	0.53
31:BA:465:A:N6	31:BA:467:G:C2	2.77	0.53
31:BA:662:G:H2'	31:BA:663:A:C8	2.43	0.53
31:BA:1003:G:N2	31:BA:1004:A:HO2'	2.07	0.53
31:BA:1279:A:H5''	31:BA:1280:A:OP2	2.09	0.53
31:BA:1310:G:O2'	31:BA:1311:G:H5'	2.09	0.53
38:BK:103:VAL:HG23	38:BK:110:ALA:HB2	1.90	0.53
31:CA:19:C:H5''	35:CH:86:ALA:HB1	1.91	0.53
31:CA:673:G:O3'	36:CI:87:ARG:NH2	2.42	0.53
31:CA:991:U:H1'	31:CA:993:G:H1'	1.90	0.53
31:CA:1137:C:H4'	31:CA:1138:G:C2	2.43	0.53
31:CA:1177:G:H4'	31:CA:1178:G:OP1	2.08	0.53
31:CA:1224:G:C6	31:CA:1322:C:H1'	2.44	0.53
33:CF:64:VAL:HG12	33:CF:99:VAL:HA	1.91	0.53
34:CG:60:GLU:HG2	34:CG:202:LEU:HB2	1.90	0.53
45:CR:55:GLY:O	45:CR:59:MET:HG3	2.09	0.53
50:CW:36:LEU:HD12	50:CW:55:ILE:HG23	1.91	0.53
1:DA:528:A:C2	1:DA:2042:A:H2'	2.44	0.53
1:DA:706:A:H2'	1:DA:707:G:O4'	2.09	0.53
1:DA:1043:C:H42	1:DA:1112:G:H1	1.57	0.53
1:DA:2875:C:HO2'	15:DR:3:ARG:HG3	1.73	0.53
4:DE:111:ARG:HD2	4:DE:160:TYR:CE1	2.44	0.53
6:DG:97:ASP:H	6:DG:100:TRP:HD1	1.56	0.53
8:DK:77:LEU:CG	8:DK:78:THR:H	2.22	0.53
12:DP:16:ARG:O	12:DP:17:LEU:HD23	2.09	0.53
30:D8:49:VAL:O	30:D8:50:LEU:CB	2.55	0.53
1:AA:827:U:H5'	1:AA:828:U:O5'	2.09	0.53
1:AA:883:G:H2'	1:AA:884:C:H4'	1.91	0.53
1:AA:994:C:OP1	16:A1:53:ARG:NH2	2.42	0.53
1:AA:1141:U:C6	9:AM:63:THR:OG1	2.56	0.53
1:AA:1329:U:H5''	1:AA:1330:C:C5	2.42	0.53
1:AA:2688:U:H1'	1:AA:2721:A:N6	2.23	0.53

*Continued on next page...*

*Continued from previous page...*

Atom-1	Atom-2	Interatomic distance (Å)	Clash overlap (Å)
3:AD:270:ILE:O	3:AD:271:ILE:HG23	2.09	0.53
9:AM:137:LYS:HG3	9:AM:138:LEU:N	2.20	0.53
31:BA:1022:G:H2'	31:BA:1023:G:O4'	2.08	0.53
31:BA:1240:U:P	37:BJ:116:ALA:HB2	2.48	0.53
40:BM:21:GLN:O	40:BM:25:GLU:HG2	2.09	0.53
49:BV:40:ILE:HG22	49:BV:69:HIS:O	2.09	0.53
53:BD:18:C:H5''	53:BD:19:G:P	2.49	0.53
31:CA:188:U:O2'	31:CA:189:U:H5'	2.09	0.53
31:CA:501:C:H2'	31:CA:502:G:C8	2.44	0.53
31:CA:994:A:N7	31:CA:1216:G:H4'	2.24	0.53
31:CA:999:U:H2'	31:CA:1000:A:C8	2.44	0.53
31:CA:1127:G:H1'	31:CA:1147:C:N4	2.24	0.53
31:CA:1510:U:H2'	31:CA:1511:G:C8	2.44	0.53
32:CE:95:GLN:CB	32:CE:148:TYR:HD1	2.21	0.53
35:CH:57:LYS:O	35:CH:60:TYR:HB2	2.08	0.53
39:CL:78:LYS:HZ3	39:CL:78:LYS:HB2	1.73	0.53
53:CC:30:G:C2'	53:CC:31:G:H5'	2.39	0.53
1:DA:534:U:O2'	16:D1:49:HIS:HD2	1.92	0.53
1:DA:1342:A:C8	1:DA:1345:C:C4	2.97	0.53
1:DA:1910:G:H1	1:DA:1920:C:H42	1.56	0.53
1:DA:1926:U:H2'	1:DA:1928:A:OP2	2.09	0.53
1:DA:2854:G:N2	1:DA:2864:G:C4	2.77	0.53
3:DD:83:GLU:OE1	3:DD:104:TYR:OH	2.26	0.53
9:DM:2:LYS:O	9:DM:3:THR:O	2.27	0.53
9:DM:31:ALA:O	9:DM:35:ARG:HG3	2.08	0.53
14:DQ:29:PHE:CD2	14:DQ:30:ARG:N	2.77	0.53
15:DR:62:THR:HG22	15:DR:75:ILE:HG12	1.90	0.53
16:D1:48:ALA:O	16:D1:52:ARG:HG3	2.09	0.53
21:DV:105:VAL:HG22	21:DV:106:GLY:N	2.15	0.53
21:DV:120:ILE:HB	21:DV:169:GLU:OE2	2.09	0.53
28:D6:43:CYS:O	28:D6:44:ARG:HB2	2.09	0.53
30:D8:35:GLN:HG3	30:D8:35:GLN:O	2.09	0.53
1:AA:1534:G:O2'	1:AA:1535:U:H4'	2.09	0.52
1:AA:1690:A:H2'	1:AA:1691:C:O4'	2.09	0.52
1:AA:2419:U:H4'	28:A6:23:THR:HG21	1.91	0.52
4:AE:24:THR:HG21	4:AE:188:VAL:CG2	2.39	0.52
4:AE:203:LYS:HD2	4:AE:203:LYS:O	2.09	0.52
5:AF:34:TRP:NE1	11:AO:8:PRO:HD3	2.24	0.52
6:AG:53:LEU:HD22	6:AG:87:PRO:HB2	1.90	0.52
12:AP:136:ALA:HA	12:AP:139:GLU:HG2	1.91	0.52
31:BA:1140:C:H2'	31:BA:1141:C:H6	1.73	0.52

*Continued on next page...*

*Continued from previous page...*

Atom-1	Atom-2	Interatomic distance (Å)	Clash overlap (Å)
34:BG:138:TYR:C	34:BG:138:TYR:CD2	2.83	0.52
35:BH:76:ILE:CG1	35:BH:93:PRO:HB3	2.39	0.52
44:BQ:12:ARG:HD3	44:BQ:14:PRO:HG2	1.92	0.52
49:BV:15:LEU:O	49:BV:19:VAL:HG23	2.09	0.52
31:CA:951:G:OP2	43:CP:102:ARG:NH2	2.42	0.52
31:CA:1162:C:C2	31:CA:1175:G:C2	2.97	0.52
31:CA:1306:A:H61	31:CA:1331:G:H1'	1.73	0.52
35:CH:10:MET:HB2	35:CH:32:VAL:HG22	1.91	0.52
42:CO:14:LYS:HD3	42:CO:15:VAL:N	2.22	0.52
53:CC:20:G:C2	53:CC:58:A:C2	2.97	0.52
1:DA:1665:A:H4'	10:DN:67:LYS:HB2	1.92	0.52
1:DA:2212:A:H1'	1:DA:2215:G:C4	2.44	0.52
1:DA:2294:C:P	14:DQ:89:ARG:HH22	2.32	0.52
3:DD:71:ASP:OD2	3:DD:103:ARG:NH2	2.42	0.52
5:DF:103:LYS:HA	5:DF:106:ARG:HG3	1.90	0.52
26:D4:16:CYS:SG	26:D4:17:GLY:N	2.83	0.52
1:AA:1081:U:H2'	1:AA:1082:U:O4'	2.09	0.52
1:AA:1575:C:H2'	1:AA:1576:U:H6	1.74	0.52
1:AA:2001:A:H2'	1:AA:2002:G:C8	2.44	0.52
20:AU:5:MET:CE	20:AU:32:PRO:HA	2.39	0.52
20:AU:20:TYR:CE1	20:AU:42:VAL:HA	2.44	0.52
21:AV:107:THR:C	21:AV:109:ALA:H	2.12	0.52
24:AW:22:GLU:HG2	24:AW:64:LEU:HD11	1.91	0.52
28:A6:11:LEU:HD11	28:A6:51:GLU:HG2	1.90	0.52
31:BA:667:G:H4'	45:BR:51:HIS:CE1	2.43	0.52
34:BG:196:LEU:C	34:BG:198:VAL:H	2.12	0.52
45:BR:7:GLU:OE1	45:BR:38:ARG:NH2	2.39	0.52
46:BS:68:ASP:C	46:BS:70:ALA:H	2.10	0.52
49:BV:5:LEU:HD13	49:BV:10:PHE:CE1	2.44	0.52
31:CA:719:C:O2'	48:CU:49:LYS:HB3	2.08	0.52
31:CA:1206:G:C6	31:CA:1207:G:C5	2.97	0.52
31:CA:1446:A:H3'	31:CA:1446:A:N3	2.24	0.52
32:CE:16:HIS:HD2	32:CE:209:ARG:HB3	1.73	0.52
34:CG:21:LEU:H	34:CG:21:LEU:HD12	1.75	0.52
37:CJ:69:VAL:O	37:CJ:69:VAL:HG12	2.08	0.52
39:CL:10:ARG:HD3	39:CL:75:ASP:HB3	1.91	0.52
1:DA:372:G:O2'	1:DA:373:U:OP2	2.27	0.52
1:DA:1027:A:N6	1:DA:1126:A:C4	2.77	0.52
1:DA:1341:U:H2'	1:DA:1397:U:O2	2.10	0.52
1:DA:1427:A:H8	1:DA:1427:A:OP1	1.92	0.52
8:DK:5:LEU:HD11	8:DK:19:VAL:CG1	2.39	0.52

*Continued on next page...*



*Continued from previous page...*

Atom-1	Atom-2	Interatomic distance (Å)	Clash overlap (Å)
10:DN:98:VAL:CG2	10:DN:118:ALA:HA	2.39	0.52
12:DP:19:GLY:H	12:DP:98:LYS:NZ	2.08	0.52
12:DP:78:PRO:C	12:DP:79:LEU:HG	2.29	0.52
21:DV:103:ARG:HB2	21:DV:137:ILE:O	2.08	0.52
21:DV:128:VAL:CG2	21:DV:129:SER:H	2.13	0.52
21:DV:169:GLU:O	21:DV:171:ILE:HG13	2.09	0.52
30:D8:22:VAL:H	30:D8:50:LEU:HD22	1.74	0.52
1:AA:218:A:C2	1:AA:235:U:H4'	2.45	0.52
1:AA:265:A:C8	1:AA:266:G:H1'	2.45	0.52
1:AA:363(B):G:H2'	1:AA:363(C):G:H8	1.75	0.52
1:AA:1338:G:N7	19:AT:62:LYS:NZ	2.47	0.52
1:AA:1359:A:N1	1:AA:1372:U:C4	2.78	0.52
1:AA:1510:A:H2'	1:AA:1510:A:N3	2.25	0.52
1:AA:2131:G:H1'	1:AA:2158:A:H62	1.73	0.52
3:AD:12:SER:O	3:AD:16:MET:HB2	2.09	0.52
3:AD:35:LYS:CG	3:AD:64:ILE:H	2.22	0.52
5:AF:123:LEU:HD12	5:AF:124:LEU:N	2.24	0.52
7:AH:4:ILE:HD13	7:AH:4:ILE:N	2.24	0.52
9:AM:22:THR:HG22	9:AM:23:LEU:N	2.23	0.52
12:AP:136:ALA:O	12:AP:139:GLU:CG	2.33	0.52
13:A0:54:LEU:HD21	13:A0:65:LEU:HD23	1.91	0.52
15:AR:56:GLY:O	15:AR:59:THR:HG22	2.10	0.52
21:AV:5:LEU:O	21:AV:6:LYS:CB	2.57	0.52
26:A4:39:CYS:O	26:A4:40:HIS:HB2	2.08	0.52
31:BA:66:G:N2	31:BA:172:A:C2	2.77	0.52
31:BA:73:G:O6	31:BA:97:U:C2	2.62	0.52
31:BA:1002:G:H2'	31:BA:1003:G:O4'	2.09	0.52
31:BA:1374:A:C2'	31:BA:1375:A:H5'	2.40	0.52
31:BA:1502:A:H2	31:BA:1505:G:N1	2.06	0.52
31:CA:328:C:H4'	31:CA:329:A:C5'	2.38	0.52
31:CA:501:C:H2'	31:CA:502:G:H8	1.73	0.52
31:CA:963:G:H21	40:CM:55:LYS:CD	2.23	0.52
31:CA:1100:C:OP2	32:CE:96:ARG:HG2	2.09	0.52
31:CA:1128:C:H5''	39:CL:16:ARG:HH22	1.74	0.52
31:CA:1263:C:N4	31:CA:1272:G:H1	2.08	0.52
31:CA:1348:U:N3	31:CA:1374:A:H2	2.06	0.52
35:CH:105:VAL:HB	35:CH:106:PRO:HD3	1.91	0.52
38:CK:14:ARG:O	38:CK:18:ARG:HD3	2.09	0.52
42:CO:43:LYS:HZ3	42:CO:44:LYS:HB2	1.75	0.52
52:CB:87:A:C8	1:DA:2583:G:N2	2.61	0.52
1:DA:128:C:O2'	1:DA:129:C:O5'	2.25	0.52

*Continued on next page...*

*Continued from previous page...*

Atom-1	Atom-2	Interatomic distance (Å)	Clash overlap (Å)
1:DA:298:G:H5''	1:DA:299:A:OP1	2.09	0.52
1:DA:323:G:H5'	5:DF:169:ASN:HD21	1.74	0.52
1:DA:748:G:C8	18:DS:89:ALA:HB1	2.45	0.52
1:DA:922:U:H2'	1:DA:923:C:C6	2.43	0.52
1:DA:1244:G:H4'	11:DO:7:ARG:HB2	1.91	0.52
1:DA:1486:A:H2'	1:DA:1487:G:H8	1.74	0.52
1:DA:1786:A:H2	1:DA:2606:C:H1'	1.74	0.52
1:DA:1991:U:H2'	1:DA:1992:G:H5''	1.91	0.52
1:DA:2815:C:O2'	27:D5:43:HIS:HD2	1.93	0.52
16:D1:24:TYR:O	16:D1:29:SER:HB3	2.08	0.52
17:D2:14:VAL:HB	17:D2:96:ILE:HG13	1.92	0.52
1:AA:67:U:N3	1:AA:74:A:C2	2.65	0.52
1:AA:259:G:N2	1:AA:621:A:H8	2.06	0.52
1:AA:442:G:C4'	5:AF:46:ARG:HD3	2.39	0.52
1:AA:1063:G:H1	1:AA:1075:C:N4	2.07	0.52
1:AA:1204:A:C2	1:AA:1241:A:N1	2.77	0.52
1:AA:2055:C:H5'	1:AA:2056:G:O5'	2.10	0.52
1:AA:2602:A:H4'	1:AA:2603:G:C5'	2.39	0.52
1:AA:2665:A:H2'	1:AA:2666:C:O4'	2.08	0.52
7:AH:154:PRO:C	7:AH:156:ALA:H	2.11	0.52
8:AK:38:LEU:HD12	8:AK:38:LEU:H	1.75	0.52
8:AK:40:THR:O	8:AK:44:LEU:HB2	2.10	0.52
8:AK:71:ILE:O	8:AK:71:ILE:HG12	2.08	0.52
9:AM:15:LEU:HD13	9:AM:16:ILE:N	2.24	0.52
16:A1:76:TYR:CZ	16:A1:80:ILE:HG13	2.44	0.52
26:A4:23:GLU:OE1	26:A4:24:THR:N	2.42	0.52
31:BA:606:G:H1	31:BA:631:G:H5''	1.74	0.52
31:BA:1175:G:C2	31:BA:1176:A:C6	2.97	0.52
32:BE:12:GLU:HA	32:BE:16:HIS:CD2	2.29	0.52
32:BE:47:THR:O	32:BE:51:LEU:HB2	2.09	0.52
33:BF:8:ILE:O	33:BF:10:PHE:N	2.43	0.52
33:BF:19:GLU:HA	33:BF:54:ARG:NH1	2.19	0.52
34:BG:79:PHE:HE1	34:BG:204:ILE:HG12	1.74	0.52
36:BI:15:ASP:H	36:BI:18:GLN:NE2	2.08	0.52
40:BM:47:PHE:CZ	44:BQ:37:PHE:HE2	2.28	0.52
45:BR:3:ILE:HG13	45:BR:3:ILE:O	2.10	0.52
51:BX:6:ARG:HE	51:BX:15:ARG:CD	2.23	0.52
31:CA:300:A:O5'	31:CA:300:A:H8	1.92	0.52
31:CA:1196:U:HO2'	31:CA:1197:G:P	2.33	0.52
31:CA:1286:A:H2	51:CX:18:TYR:HH	1.57	0.52
32:CE:231:GLU:OE1	32:CE:232:PRO:HD2	2.10	0.52

*Continued on next page...*

*Continued from previous page...*

Atom-1	Atom-2	Interatomic distance (Å)	Clash overlap (Å)
32:CE:239:VAL:HG12	32:CE:240:GLN:HG3	1.92	0.52
38:CK:35:ILE:O	38:CK:39:LEU:HB2	2.10	0.52
1:DA:141:A:C8	1:DA:1408:C:H1'	2.45	0.52
1:DA:531:C:OP1	1:DA:561:G:N2	2.43	0.52
1:DA:988:A:H3'	25:DX:11:SER:OG	2.08	0.52
1:DA:1170:G:O6	1:DA:1179:C:N3	2.42	0.52
1:DA:1259:G:H2'	1:DA:1260:G:C8	2.45	0.52
1:DA:1827:C:C2'	1:DA:1828:G:H5'	2.40	0.52
3:DD:69:ARG:HD3	3:DD:105:ILE:HD11	1.91	0.52
9:DM:123:TYR:O	9:DM:125:GLY:N	2.41	0.52
12:DP:3:MET:O	12:DP:3:MET:HG2	2.07	0.52
12:DP:30:GLY:C	12:DP:107:ALA:HB2	2.30	0.52
17:D2:40:LEU:HD23	17:D2:41:GLY:N	2.25	0.52
27:D5:52:TYR:O	27:D5:53:ALA:HB3	2.10	0.52
30:D8:30:ARG:C	30:D8:32:LEU:N	2.63	0.52
1:AA:908:C:OP1	12:AP:22:LYS:HB3	2.08	0.52
1:AA:1586:A:H3'	1:AA:1587:A:H8	1.75	0.52
1:AA:1858:G:H1'	1:AA:1884:A:H61	1.75	0.52
1:AA:2169:A:N6	1:AA:2170:A:N1	2.57	0.52
1:AA:2347:C:H2'	1:AA:2348:U:C6	2.45	0.52
1:AA:2389:G:H5''	1:AA:2390:U:O4'	2.08	0.52
1:AA:2415:G:H4'	11:AO:66:GLY:C	2.30	0.52
1:AA:2529:G:H5''	1:AA:2530:A:H5''	1.91	0.52
1:AA:2564:A:C2	1:AA:2647:U:H4'	2.45	0.52
1:AA:2667:C:H2'	1:AA:2668:G:O4'	2.10	0.52
3:AD:35:LYS:CB	3:AD:36:PRO:HA	2.39	0.52
5:AF:36:VAL:HG11	5:AF:183:VAL:HG11	1.92	0.52
6:AG:77:ILE:HG23	6:AG:77:ILE:O	2.10	0.52
8:AK:29:TYR:HD2	8:AK:30:LEU:HD23	1.75	0.52
16:A1:47:TYR:C	16:A1:47:TYR:CD2	2.82	0.52
31:BA:711:G:O2'	31:BA:712:A:H5'	2.10	0.52
31:BA:974:A:C2'	31:BA:975:A:OP2	2.57	0.52
31:BA:1053:G:H5'	31:BA:1054:C:C5'	2.17	0.52
31:BA:1334:G:H5''	31:BA:1335:C:OP2	2.10	0.52
32:BE:21:ARG:C	32:BE:23:ARG:H	2.13	0.52
32:BE:60:ASP:O	32:BE:64:ARG:HG2	2.08	0.52
40:BM:75:ILE:O	40:BM:77:PRO:HD3	2.09	0.52
31:CA:28:G:O2'	31:CA:296:U:OP1	2.18	0.52
31:CA:577:G:C8	31:CA:816:A:C6	2.98	0.52
31:CA:973:G:H3'	31:CA:974:A:C5'	2.39	0.52
31:CA:1052:U:H5'	31:CA:1053:G:OP2	2.10	0.52

*Continued on next page...*

*Continued from previous page...*

Atom-1	Atom-2	Interatomic distance (Å)	Clash overlap (Å)
31:CA:1152:A:H2'	31:CA:1153:C:H6	1.74	0.52
31:CA:1160:G:N2	31:CA:1161:C:C6	2.78	0.52
31:CA:1378:C:H5	31:CA:1379:G:N9	2.07	0.52
38:CK:51:VAL:HG11	38:CK:60:ARG:HH11	1.73	0.52
40:CM:78:ASN:C	40:CM:80:LYS:H	2.12	0.52
1:DA:200:U:O4	1:DA:250:G:N2	2.43	0.52
1:DA:228:A:H3'	1:DA:228:A:C8	2.44	0.52
1:DA:1161:C:H1'	17:D2:8:GLY:O	2.08	0.52
1:DA:2189:U:H2'	1:DA:2190:G:H5'	1.91	0.52
3:DD:148:GLU:HB2	3:DD:151:LYS:HD2	1.90	0.52
12:DP:137:TYR:O	12:DP:139:GLU:N	2.43	0.52
15:DR:64:ARG:CB	15:DR:73:GLU:HG2	2.36	0.52
18:DS:78:GLU:OE1	18:DS:99:ARG:HD2	2.09	0.52
19:DT:55:ASN:O	19:DT:79:ALA:HA	2.10	0.52
21:DV:105:VAL:O	21:DV:140:ASP:HA	2.09	0.52
25:DX:19:GLN:HE22	25:DX:52:HIS:HE1	1.57	0.52
29:D7:24:THR:O	29:D7:28:ARG:HG3	2.10	0.52
1:AA:1570:A:H2'	1:AA:1571:A:C8	2.45	0.52
1:AA:2610:C:C4'	1:AA:2611:U:OP2	2.47	0.52
2:AB:42:C:O2'	6:AG:67:LYS:HE3	2.09	0.52
3:AD:17:THR:CG2	3:AD:204:ILE:HA	2.38	0.52
3:AD:27:THR:HG22	3:AD:28:GLU:H	1.73	0.52
3:AD:106:ILE:HD11	3:AD:144:ALA:HB2	1.92	0.52
5:AF:65:TRP:HB3	5:AF:66:PRO:HD2	1.91	0.52
19:AT:82:GLN:HE21	19:AT:83:VAL:N	2.08	0.52
31:BA:66:G:O4'	31:BA:173:U:C4	2.63	0.52
31:BA:129(A):G:C2	31:BA:191(A):G:C8	2.98	0.52
31:BA:1060:C:C4	33:BF:2:GLY:HA2	2.44	0.52
32:BE:8:LYS:HG2	32:BE:10:LEU:HB2	1.90	0.52
34:BG:138:TYR:HD2	34:BG:139:ARG:N	2.08	0.52
53:BC:48:U:H4'	53:BC:49:C:H5'	1.91	0.52
31:CA:390:C:H2'	31:CA:391:G:C8	2.44	0.52
31:CA:1105:A:H2'	31:CA:1106:G:H8	1.75	0.52
31:CA:1137:C:H5''	31:CA:1138:G:OP1	2.09	0.52
33:CF:119:ARG:HH22	33:CF:140:ARG:HD2	1.74	0.52
35:CH:90:VAL:O	35:CH:120:THR:HA	2.10	0.52
37:CJ:113:GLU:CB	37:CJ:119:ARG:HG2	2.34	0.52
46:CS:40:ASP:OD2	46:CS:44:THR:OG1	2.23	0.52
52:CB:47:C:C2	52:CB:56:G:N2	2.78	0.52
53:CD:57:C:H42	1:DA:2112:G:H22	1.58	0.52
1:DA:919:G:N2	1:DA:2269:A:OP2	2.43	0.52

*Continued on next page...*

*Continued from previous page...*

Atom-1	Atom-2	Interatomic distance (Å)	Clash overlap (Å)
1:DA:1045:A:H1'	1:DA:1111:A:H61	1.75	0.52
1:DA:1190:G:H2'	1:DA:1191:G:H8	1.74	0.52
1:DA:1405:U:H2'	1:DA:1406:U:H6	1.73	0.52
1:DA:1575:C:H2'	1:DA:1576:U:C6	2.44	0.52
1:DA:1889:A:N1	1:DA:2234:G:H1'	2.25	0.52
1:DA:2307:G:O2'	1:DA:2308:G:C8	2.63	0.52
1:DA:2716:U:O2'	1:DA:2717:G:H5'	2.08	0.52
4:DE:33:VAL:HA	4:DE:49:LEU:HA	1.90	0.52
5:DF:25:PRO:C	5:DF:27:GLU:H	2.12	0.52
8:DK:131:LYS:HA	8:DK:132:PRO:O	2.09	0.52
1:AA:32:C:C2'	1:AA:33:U:H5'	2.40	0.52
1:AA:975:G:H1'	1:AA:990:A:C2	2.45	0.52
1:AA:1053:C:N4	1:AA:1106:G:H1	2.07	0.52
1:AA:1535:U:N3	1:AA:1537:C:O4'	2.41	0.52
1:AA:2155:G:H2'	1:AA:2156:G:H5'	1.92	0.52
1:AA:2286:A:H4'	1:AA:2287:A:O4'	2.09	0.52
1:AA:2348:U:H4'	28:A6:42:TRP:HD1	1.74	0.52
2:AB:79:C:H2'	2:AB:80:U:O4'	2.09	0.52
8:AK:14:ASP:O	8:AK:16:GLY:N	2.43	0.52
8:AK:114:LEU:HG	8:AK:114:LEU:O	2.09	0.52
21:AV:107:THR:C	21:AV:109:ALA:N	2.62	0.52
24:AW:50:ILE:O	24:AW:54:LYS:HB2	2.10	0.52
31:BA:1096:C:H2'	31:BA:1097:C:C6	2.43	0.52
31:BA:1157:A:H1'	31:BA:1158:C:N3	2.25	0.52
31:BA:1305:G:OP2	31:BA:1305:G:C8	2.63	0.52
43:BP:13:LYS:O	43:BP:44:ARG:NH1	2.43	0.52
46:BS:22:THR:HA	46:BS:33:ILE:HG13	1.92	0.52
46:BS:36:ILE:HG13	46:BS:36:ILE:O	2.10	0.52
31:CA:109:A:C6	31:CA:326:G:C6	2.98	0.52
31:CA:892:A:O2'	31:CA:1415:G:H4'	2.10	0.52
31:CA:1142:G:H3'	31:CA:1143:G:C8	2.44	0.52
31:CA:1272:G:H2'	31:CA:1273:G:O4'	2.10	0.52
31:CA:1277:C:O2'	31:CA:1279:A:C8	2.56	0.52
32:CE:8:LYS:O	32:CE:9:GLU:HB3	2.09	0.52
32:CE:129:GLU:O	32:CE:130:ARG:C	2.48	0.52
35:CH:60:TYR:O	35:CH:64:ARG:HG2	2.09	0.52
40:CM:31:GLY:O	40:CM:32:ALA:CB	2.58	0.52
43:CP:102:ARG:HG2	43:CP:103:THR:N	2.24	0.52
53:CD:6:G:H1	53:CD:68:C:N4	2.08	0.52
53:CD:42:C:H2'	53:CD:43:G:C8	2.45	0.52
1:DA:1019:U:HO2'	1:DA:1021:A:H2	1.54	0.52

*Continued on next page...*

*Continued from previous page...*

Atom-1	Atom-2	Interatomic distance (Å)	Clash overlap (Å)
1:DA:1053:C:C3'	1:DA:1054:A:H5''	2.39	0.52
1:DA:1057:A:N1	1:DA:1081:U:C4	2.78	0.52
1:DA:1188:U:H4'	17:D2:79:VAL:HG12	1.91	0.52
1:DA:2056:G:N2	27:D5:4:HIS:O	2.42	0.52
1:DA:2746:U:H4'	7:DH:138:LYS:HG3	1.92	0.52
20:DU:96:ILE:HG12	20:DU:101:LYS:CG	2.36	0.52
1:AA:207:A:H2'	1:AA:208:C:O4'	2.09	0.52
1:AA:654(G):C:C2	1:AA:654(N):G:N1	2.75	0.52
1:AA:1005:C:O2'	9:AM:28:THR:HG21	2.10	0.52
1:AA:1061:U:H4'	1:AA:1070:A:C1'	2.39	0.52
1:AA:1358:G:N2	1:AA:1372:U:C5	2.78	0.52
1:AA:1653:G:H1'	1:AA:1654:A:OP2	2.10	0.52
1:AA:2115:G:O3'	1:AA:2165:G:N2	2.42	0.52
7:AH:59:ARG:HG3	7:AH:59:ARG:NH1	2.12	0.52
15:AR:74:ARG:HD3	15:AR:76:PHE:CZ	2.45	0.52
19:AT:57:LEU:HD11	19:AT:78:LYS:HZ1	1.74	0.52
31:BA:164:U:H2'	31:BA:165:C:C6	2.45	0.52
31:BA:928:G:C2	31:BA:1390:U:O2	2.63	0.52
31:BA:1015:A:H2'	31:BA:1016:A:C8	2.45	0.52
33:BF:20:SER:OG	33:BF:36:ASP:OD1	2.23	0.52
40:BM:32:ALA:N	40:BM:78:ASN:OD1	2.40	0.52
40:BM:61:GLU:OE2	44:BQ:45:ARG:HD2	2.10	0.52
46:BS:7:ALA:O	46:BS:9:PHE:HD2	1.93	0.52
31:CA:323:U:O3'	50:CW:22:ARG:HD3	2.09	0.52
31:CA:775:G:N2	31:CA:804:U:O4	2.42	0.52
31:CA:1158:C:C6	31:CA:1160:G:C8	2.98	0.52
35:CH:48:ALA:HB1	35:CH:49:PRO:HD2	1.92	0.52
37:CJ:94:ARG:O	37:CJ:97:GLN:HB3	2.09	0.52
40:CM:8:LEU:HG	40:CM:96:ILE:HG23	1.91	0.52
42:CO:25:LYS:O	42:CO:27:ALA:N	2.43	0.52
43:CP:3:ARG:O	26:D4:34:GLU:HG3	2.09	0.52
47:CT:66:SER:O	47:CT:70:ARG:NH1	2.42	0.52
50:CW:58:LYS:O	50:CW:58:LYS:HD3	2.10	0.52
1:DA:270(H):C:H2'	1:DA:270(I):G:C8	2.44	0.52
1:DA:592:G:O2'	30:D8:4:MET:HB2	2.10	0.52
1:DA:807:U:H2'	1:DA:808:G:H8	1.75	0.52
1:DA:812:C:H5''	1:DA:1250:G:O2'	2.09	0.52
1:DA:847:U:C6	1:DA:933:A:N6	2.70	0.52
1:DA:1084:A:H3'	1:DA:1085:A:C8	2.45	0.52
1:DA:2342:C:O2'	1:DA:2374:C:H5''	2.10	0.52
12:DP:54:MET:CE	12:DP:118:LEU:HD23	2.38	0.52

*Continued on next page...*

*Continued from previous page...*

Atom-1	Atom-2	Interatomic distance (Å)	Clash overlap (Å)
14:DQ:110:LEU:HD22	14:DQ:111:GLU:N	2.24	0.52
1:AA:592:G:N2	30:A8:4:MET:HE1	2.25	0.52
1:AA:1188:U:C2'	1:AA:1189:A:H5'	2.40	0.52
1:AA:1408:C:C2	1:AA:1595:G:N2	2.78	0.52
1:AA:1888:G:N3	1:AA:1888:G:H5''	2.25	0.52
1:AA:2473:U:H2'	1:AA:2474:C:H5''	1.91	0.52
6:AG:118:ARG:O	6:AG:181:ARG:HG3	2.10	0.52
7:AH:6:ARG:N	7:AH:8:PRO:HD2	2.25	0.52
7:AH:149:ARG:NH1	7:AH:167:GLU:OE1	2.43	0.52
8:AK:133:HIS:HB2	8:AK:134:PRO:CD	2.35	0.52
9:AM:46:VAL:HG13	9:AM:48:MET:HG3	1.92	0.52
10:AN:13:ASN:ND2	10:AN:97:ARG:HB3	2.25	0.52
18:AS:1:MET:HG3	18:AS:64:MET:HE1	1.92	0.52
20:AU:54:LYS:O	20:AU:55:TYR:HB2	2.09	0.52
21:AV:6:LYS:NZ	21:AV:43:GLU:HG3	2.25	0.52
21:AV:54:HIS:NE2	21:AV:123:ASP:OD2	2.42	0.52
24:AW:15:LYS:H	24:AW:67:LYS:HZ3	1.53	0.52
26:A4:12:ALA:CB	26:A4:29:PRO:HA	2.40	0.52
31:BA:254:G:H21	47:BT:16:GLN:NE2	2.07	0.52
31:BA:280:C:O2	47:BT:38:ARG:HG3	2.10	0.52
31:BA:528:C:H41	42:BO:46:ASN:ND2	2.08	0.52
31:BA:757:U:H2'	31:BA:758:G:O4'	2.10	0.52
31:BA:901:A:C5	31:BA:902:G:H1'	2.45	0.52
31:BA:1347:G:OP2	39:BL:107:ARG:HG2	2.10	0.52
33:BF:12:LEU:C	33:BF:14:ILE:N	2.59	0.52
34:BG:162:LEU:O	34:BG:165:MET:HB2	2.09	0.52
34:BG:172:PRO:C	34:BG:174:LEU:H	2.13	0.52
39:BL:9:ARG:HA	39:BL:76:ALA:HB1	1.92	0.52
42:BO:44:LYS:HG3	42:BO:44:LYS:O	2.08	0.52
53:BD:22:A:C2	53:BD:47:G:H2'	2.45	0.52
31:CA:409:G:H1	31:CA:433:C:H42	1.58	0.52
31:CA:980:C:H3'	31:CA:981:U:H6	1.74	0.52
31:CA:1200:C:O2	31:CA:1200:C:H2'	2.09	0.52
31:CA:1248:A:H2'	39:CL:70:LYS:HZ1	1.75	0.52
36:CI:35:ALA:HB1	36:CI:65:VAL:HG11	1.91	0.52
37:CJ:143:ARG:NH1	53:CD:42:C:O2'	2.42	0.52
46:CS:17:TYR:HE1	46:CS:41:PRO:HG3	1.74	0.52
1:DA:747:U:C2	27:D5:2:ALA:N	2.77	0.52
3:DD:58:HIS:HD2	3:DD:59:LYS:N	2.08	0.52
6:DG:67:LYS:HB3	26:D4:6:HIS:HD2	1.72	0.52
6:DG:91:ARG:HD2	6:DG:92:VAL:N	2.25	0.52

*Continued on next page...*

*Continued from previous page...*

Atom-1	Atom-2	Interatomic distance (Å)	Clash overlap (Å)
9:DM:38:HIS:CE1	9:DM:39:ARG:HG3	2.45	0.52
11:DO:9:ASN:HB3	11:DO:10:PRO:CD	2.37	0.52
15:DR:88:ILE:HD11	15:DR:91:ARG:HG2	1.92	0.52
17:D2:35:LEU:H	17:D2:35:LEU:CD2	2.23	0.52
26:D4:23:GLU:HG3	26:D4:24:THR:N	2.25	0.52
1:AA:184:C:H2'	1:AA:185:U:C6	2.45	0.52
1:AA:800:A:H8	1:AA:800:A:OP1	1.93	0.52
1:AA:1319:G:C6	1:AA:1320:C:N4	2.78	0.52
1:AA:1382:G:C2'	1:AA:1383:C:H5'	2.40	0.52
1:AA:2262:U:H4'	1:AA:2328:A:C2	2.45	0.52
8:AK:21:VAL:HG22	8:AK:22:LYS:H	1.74	0.52
16:A1:61:TRP:CD2	16:A1:94:ASN:HA	2.45	0.52
19:AT:49:VAL:CG1	19:AT:50:LYS:N	2.73	0.52
31:BA:1410:G:H2'	31:BA:1411:C:C6	2.45	0.52
31:BA:1486:G:H2'	31:BA:1487:G:O4'	2.10	0.52
48:BU:31:LEU:HD23	48:BU:31:LEU:H	1.75	0.52
48:BU:56:THR:HB	48:BU:58:LEU:HD12	1.91	0.52
50:BW:101:GLY:O	50:BW:103:GLY:N	2.43	0.52
31:CA:736:C:H2'	31:CA:737:A:H8	1.74	0.52
31:CA:1139:G:N2	31:CA:1143:G:N1	2.52	0.52
31:CA:1152:A:OP1	40:CM:68:HIS:CE1	2.63	0.52
31:CA:1391:U:H2'	31:CA:1392:G:C8	2.45	0.52
31:CA:1503:A:C1'	31:CA:1504:G:OP1	2.57	0.52
34:CG:15:GLU:OE1	34:CG:66:ARG:NH1	2.43	0.52
43:CP:13:LYS:NZ	43:CP:21:TYR:OH	2.43	0.52
1:DA:39:C:O2	5:DF:46:ARG:NH2	2.43	0.52
1:DA:288:C:H3'	1:DA:289:A:H8	1.74	0.52
1:DA:320:A:H4'	1:DA:322:A:C8	2.45	0.52
1:DA:876:C:N4	1:DA:877:U:O4	2.43	0.52
1:DA:893:C:HO2'	1:DA:894:C:H5	1.56	0.52
1:DA:1062:G:N1	1:DA:1076:C:N4	2.34	0.52
1:DA:1358:G:O2'	1:DA:1359:A:H5''	2.09	0.52
1:DA:2180:U:H2'	1:DA:2181:G:O4'	2.10	0.52
1:DA:2419:U:O4	30:D8:31:HIS:CG	2.63	0.52
2:DB:24:G:C2	2:DB:56:G:C2	2.97	0.52
2:DB:61:G:C6	2:DB:62:C:C4	2.97	0.52
2:DB:88:C:C5	2:DB:89:G:C4	2.98	0.52
5:DF:25:PRO:O	5:DF:26:ALA:HB3	2.10	0.52
5:DF:102:PRO:O	5:DF:105:VAL:N	2.43	0.52
7:DH:86:GLU:OE2	7:DH:165:ALA:HB2	2.09	0.52
17:D2:69:LYS:CG	17:D2:86:GLY:HA3	2.28	0.52

*Continued on next page...*



*Continued from previous page...*

Atom-1	Atom-2	Interatomic distance (Å)	Clash overlap (Å)
20:DU:35:TYR:CE1	20:DU:69:ALA:HB3	2.45	0.52
21:DV:45:ASP:O	21:DV:49:ARG:HG2	2.09	0.52
26:D4:49:PHE:O	26:D4:51:ASP:N	2.42	0.52
1:AA:1026:U:C1'	1:AA:1027:A:O5'	2.47	0.51
1:AA:1416:G:H2'	1:AA:1417:C:C6	2.44	0.51
1:AA:1517:G:H4'	1:AA:1556:C:O2'	2.10	0.51
1:AA:2169:A:C6	1:AA:2170:A:N1	2.78	0.51
1:AA:2344:U:O2'	28:A6:37:ARG:HG2	2.10	0.51
3:AD:70:TRP:CD1	3:AD:70:TRP:C	2.82	0.51
4:AE:31:CYS:HB3	4:AE:49:LEU:HG	1.92	0.51
9:AM:114:ARG:O	9:AM:115:ARG:HB3	2.10	0.51
26:A4:61:ARG:C	26:A4:63:TYR:H	2.14	0.51
28:A6:14:THR:OG1	28:A6:15:GLU:N	2.43	0.51
29:A7:8:ASN:HD22	29:A7:8:ASN:C	2.13	0.51
30:A8:39:LYS:HA	30:A8:42:ARG:NH2	2.25	0.51
31:BA:443:C:H2'	31:BA:444:C:H6	1.75	0.51
31:BA:1014:A:C2	31:BA:1219:U:H1'	2.46	0.51
31:BA:1263:C:H2'	31:BA:1264:C:C6	2.45	0.51
32:BE:55:PHE:HD1	32:BE:58:ILE:HD12	1.75	0.51
42:BO:81:LEU:HD22	42:BO:101:VAL:HG11	1.91	0.51
45:BR:25:THR:HG21	45:BR:70:LEU:HB2	1.91	0.51
50:BW:35:THR:O	50:BW:38:LYS:HB2	2.10	0.51
52:BB:48:C:N3	52:BB:56:G:N2	2.57	0.51
45:CR:79:ARG:O	45:CR:83:GLU:HB3	2.10	0.51
45:CR:87:ILE:CG2	45:CR:88:ARG:N	2.73	0.51
49:CV:22:LEU:O	49:CV:24:ALA:N	2.42	0.51
53:CD:14:A:OP1	53:CD:14:A:O4'	2.28	0.51
1:DA:242:G:C5'	30:D8:62:LEU:HD13	2.38	0.51
1:DA:1019:U:H2'	1:DA:1020:A:H8	1.75	0.51
1:DA:2015:A:C1'	27:D5:2:ALA:HA	2.38	0.51
1:DA:2291:U:OP1	1:DA:2380:C:O2'	2.23	0.51
1:DA:2320:A:H1'	1:DA:2321:G:C6	2.45	0.51
1:DA:2667:C:H1'	7:DH:109:PHE:CD2	2.45	0.51
1:DA:2761:G:H1'	7:DH:143:GLN:OE1	2.09	0.51
2:DB:17:C:H2'	2:DB:18:G:O4'	2.10	0.51
3:DD:43:ARG:HB2	3:DD:54:ARG:HB2	1.92	0.51
4:DE:61:ARG:HB3	4:DE:62:PRO:HD3	1.92	0.51
8:DK:72:LEU:HD21	8:DK:107:VAL:HG11	1.92	0.51
11:DO:83:VAL:CG1	11:DO:112:LEU:HD21	2.40	0.51
30:D8:16:ILE:HD11	30:D8:60:LEU:HD12	1.93	0.51
1:AA:389:G:H22	11:AO:72:PRO:CD	2.24	0.51

*Continued on next page...*

*Continued from previous page...*

Atom-1	Atom-2	Interatomic distance (Å)	Clash overlap (Å)
1:AA:588:U:C2	5:AF:90:PHE:CE1	2.99	0.51
1:AA:613:U:O2	1:AA:613:U:O5'	2.28	0.51
1:AA:1065:U:H1'	1:AA:1074:G:N2	2.26	0.51
1:AA:1509:C:H2'	1:AA:1510:A:OP1	2.10	0.51
1:AA:1894:C:O2'	1:AA:1895:C:H5'	2.10	0.51
3:AD:27:THR:HG21	3:AD:84:TYR:H	1.75	0.51
5:AF:65:TRP:HZ2	5:AF:72:ARG:HH21	1.58	0.51
7:AH:26:VAL:O	7:AH:27:LYS:HB3	2.09	0.51
11:AO:125:VAL:CG1	11:AO:144:GLU:HB3	2.39	0.51
12:AP:109:VAL:CG1	12:AP:113:GLN:HB3	2.41	0.51
15:AR:26:ASP:HB2	15:AR:90:GLN:O	2.09	0.51
17:A2:34:GLU:O	17:A2:34:GLU:HG3	2.11	0.51
28:A6:34:LEU:HB2	28:A6:36:LEU:HD22	1.92	0.51
31:BA:81:G:C2	31:BA:82:U:O2	2.63	0.51
31:BA:321:A:N7	31:BA:328:C:O2'	2.33	0.51
31:BA:971:G:N2	31:BA:1363:A:OP2	2.37	0.51
32:BE:25:ASN:O	32:BE:27:LYS:N	2.43	0.51
32:BE:69:LEU:HB3	32:BE:162:ILE:HG22	1.92	0.51
33:BF:6:HIS:ND1	44:BQ:49:HIS:HB3	2.25	0.51
33:BF:15:THR:HG21	33:BF:181:ASN:HA	1.93	0.51
37:BJ:16:LEU:HD12	39:BL:42:ARG:HA	1.91	0.51
37:BJ:107:ALA:HB3	37:BJ:134:ALA:HB2	1.91	0.51
38:BK:33:GLU:O	38:BK:36:LEU:N	2.43	0.51
50:BW:96:GLY:O	50:BW:97:ALA:HB3	2.10	0.51
31:CA:426:G:P	34:CG:36:ARG:NH2	2.83	0.51
31:CA:1159:U:O2'	31:CA:1160:G:C5	2.63	0.51
32:CE:215:LEU:O	32:CE:219:VAL:HG12	2.10	0.51
40:CM:8:LEU:HD22	40:CM:20:ALA:CB	2.35	0.51
49:CV:41:VAL:HG22	26:D4:63:TYR:OH	2.10	0.51
1:DA:244:A:C2	1:DA:255:A:C4	2.99	0.51
1:DA:781:A:H2	1:DA:1776:G:N3	2.09	0.51
1:DA:1024:G:C3'	1:DA:1025:G:H5''	2.39	0.51
1:DA:2156:G:C6	1:DA:2157:G:C2	2.99	0.51
1:DA:2320:A:C6	1:DA:2333:A:C8	2.99	0.51
1:DA:2547:U:O2	10:DN:23:ARG:NH2	2.44	0.51
2:DB:39:A:N1	26:D4:1:MET:N	2.59	0.51
4:DE:175:VAL:HG23	4:DE:177:PRO:HD3	1.92	0.51
5:DF:24:LEU:CB	5:DF:25:PRO:CD	2.82	0.51
5:DF:116:ASP:OD1	5:DF:119:ARG:NH2	2.41	0.51
6:DG:4:ASP:OD2	6:DG:9:ARG:NH1	2.29	0.51
7:DH:136:ILE:O	7:DH:137:ASP:HB2	2.09	0.51

*Continued on next page...*

*Continued from previous page...*

Atom-1	Atom-2	Interatomic distance (Å)	Clash overlap (Å)
30:D8:32:LEU:HB2	30:D8:36:LYS:CE	2.35	0.51
1:AA:385:C:O2	11:AO:71:VAL:HG21	2.10	0.51
1:AA:813:U:OP2	11:AO:23:PRO:O	2.27	0.51
1:AA:1063:G:H2'	1:AA:1064:C:H6	1.76	0.51
1:AA:1479:G:O2'	1:AA:1558:A:H5'	2.10	0.51
1:AA:1931:U:O2	1:AA:1931:U:O4'	2.29	0.51
1:AA:2114:A:H2'	1:AA:2168:G:C8	2.45	0.51
1:AA:2394:C:OP1	11:AO:62:LEU:HA	2.10	0.51
1:AA:2772:C:H2'	1:AA:2773:C:H6	1.75	0.51
1:AA:2815:C:H2'	1:AA:2816:C:H6	1.75	0.51
2:AB:73:A:C3'	2:AB:74:U:H5'	2.41	0.51
4:AE:66:HIS:C	4:AE:66:HIS:ND1	2.63	0.51
6:AG:97:ASP:H	6:AG:100:TRP:HD1	1.57	0.51
7:AH:89:ILE:O	7:AH:89:ILE:HG12	2.10	0.51
13:A0:67:LEU:HD22	13:A0:76:VAL:HG21	1.92	0.51
26:A4:56:VAL:O	26:A4:60:GLN:HG2	2.10	0.51
31:BA:191:G:N3	50:BW:105:SER:HB2	2.26	0.51
31:BA:468:A:O2'	46:BS:81:ARG:HA	2.11	0.51
31:BA:939:G:H2'	31:BA:940:C:C6	2.46	0.51
31:BA:1015:A:H2'	31:BA:1016:A:H8	1.74	0.51
31:BA:1077:G:N1	31:BA:1081:G:C6	2.78	0.51
31:BA:1277:C:HO2'	31:BA:1279:A:C1'	2.24	0.51
31:BA:1306:A:H61	31:BA:1331:G:H1'	1.73	0.51
32:BE:55:PHE:CD1	32:BE:58:ILE:HD12	2.44	0.51
32:BE:87:ARG:NH1	32:BE:220:ASP:OD1	2.30	0.51
37:BJ:23:VAL:CG1	37:BJ:43:PHE:HE2	2.22	0.51
31:CA:197:A:O2'	31:CA:198:G:OP2	2.20	0.51
31:CA:509:A:O2'	31:CA:510:A:P	2.68	0.51
31:CA:1025:U:O2'	31:CA:1026:G:O5'	2.26	0.51
32:CE:102:LEU:HD12	32:CE:102:LEU:N	2.25	0.51
40:CM:47:PHE:CZ	44:CQ:37:PHE:HE2	2.28	0.51
41:CN:105:VAL:HG23	41:CN:105:VAL:O	2.10	0.51
42:CO:4:ILE:HD13	42:CO:7:LEU:HD12	1.91	0.51
44:CQ:23:ARG:NH1	44:CQ:29:ARG:O	2.43	0.51
53:CD:20:G:N2	1:DA:2112:G:H5'	2.26	0.51
1:DA:486:C:H4'	18:DS:60:ASN:HD21	1.75	0.51
1:DA:753:C:H2'	1:DA:754:C:H6	1.75	0.51
1:DA:764:A:H5'	3:DD:210:GLY:CA	2.41	0.51
1:DA:872:A:C4	1:DA:906:G:C2	2.99	0.51
1:DA:898:C:H3'	1:DA:899:A:C5'	2.39	0.51
1:DA:928:G:H2'	1:DA:929:G:O4'	2.10	0.51

*Continued on next page...*

*Continued from previous page...*

Atom-1	Atom-2	Interatomic distance (Å)	Clash overlap (Å)
1:DA:2638:G:OP1	4:DE:82:ARG:NH2	2.37	0.51
1:DA:2712:U:O2'	1:DA:2712(A):A:P	2.68	0.51
1:DA:2726:U:O2'	1:DA:2727:G:H8	1.92	0.51
1:DA:2875:C:O2'	15:DR:5:ALA:HB3	2.10	0.51
2:DB:78:A:C2	2:DB:99:A:C4	2.98	0.51
3:DD:35:LYS:HD2	3:DD:104:TYR:CE1	2.42	0.51
11:DO:59:LEU:HD23	30:D8:56:GLU:OE2	2.09	0.51
14:DQ:10:ARG:O	14:DQ:14:VAL:HG12	2.10	0.51
14:DQ:88:ASP:OD2	14:DQ:89:ARG:N	2.43	0.51
16:D1:68:ALA:O	16:D1:71:GLN:HB2	2.10	0.51
21:DV:164:ALA:O	21:DV:165:VAL:HG13	2.09	0.51
1:AA:336:C:H5''	20:AU:6:HIS:CD2	2.45	0.51
1:AA:806:C:OP2	11:AO:41:ARG:HD3	2.11	0.51
1:AA:890:A:C8	1:AA:892:G:C8	2.99	0.51
1:AA:1300:U:H4'	1:AA:1301:A:H5'	1.92	0.51
1:AA:1799:G:O2'	1:AA:1800:C:OP2	2.22	0.51
1:AA:1827:C:C2'	1:AA:1828:G:H5'	2.41	0.51
1:AA:2636:U:P	4:AE:79:ARG:HA	2.51	0.51
1:AA:2795:G:H3'	1:AA:2797:U:H5''	1.92	0.51
3:AD:35:LYS:HG2	3:AD:64:ILE:CA	2.39	0.51
5:AF:29:ASN:H	5:AF:112:MET:HE1	1.73	0.51
7:AH:80:SER:O	7:AH:81:GLU:HG3	2.10	0.51
14:AQ:95:HIS:CG	14:AQ:96:GLY:H	2.29	0.51
16:A1:58:ARG:HA	16:A1:61:TRP:CE3	2.46	0.51
20:AU:96:ILE:HG23	20:AU:101:LYS:HG2	1.93	0.51
29:A7:16:HIS:HB2	29:A7:44:PRO:HG2	1.93	0.51
31:BA:41:G:H2'	31:BA:42:G:C8	2.45	0.51
31:BA:64:G:C4'	31:BA:65:U:H5'	2.40	0.51
31:BA:658:G:H2'	31:BA:659:U:H6	1.76	0.51
31:BA:1091:U:H1'	31:BA:1095:U:O2	2.11	0.51
31:BA:1161:C:N3	31:BA:1177:G:N2	2.58	0.51
31:BA:1250:A:H4'	39:BL:68:GLY:N	2.24	0.51
31:BA:1285:A:H4'	31:BA:1286:A:C5'	2.41	0.51
31:BA:1392:G:H21	31:BA:1502:A:H8	1.57	0.51
37:BJ:21:VAL:HG23	37:BJ:22:LEU:H	1.75	0.51
42:BO:21:VAL:HG12	42:BO:24:LEU:HG	1.92	0.51
43:BP:25:ILE:HD11	43:BP:60:VAL:HG11	1.92	0.51
46:BS:45:THR:HG22	46:BS:47:ASP:H	1.73	0.51
50:BW:53:LEU:HD12	50:BW:100:ILE:HG23	1.93	0.51
50:BW:57:ARG:HD3	50:BW:102:GLY:O	2.11	0.51
51:BX:7:ARG:O	51:BX:8:THR:HG23	2.10	0.51

*Continued on next page...*

*Continued from previous page...*

Atom-1	Atom-2	Interatomic distance (Å)	Clash overlap (Å)
31:CA:619:U:O2	34:CG:135:LEU:HD22	2.11	0.51
31:CA:827:U:H3	31:CA:872:A:N6	2.05	0.51
31:CA:882:C:O2'	31:CA:883:C:H5'	2.10	0.51
31:CA:1129:C:H5	31:CA:1140:C:H41	1.57	0.51
32:CE:4:GLU:N	32:CE:4:GLU:OE2	2.44	0.51
52:CB:21:A:C4'	52:CB:22:G:OP1	2.58	0.51
52:CB:29:U:H2'	52:CB:30:A:C8	2.45	0.51
53:CC:76:C:H2'	53:CC:77:A:N7	2.25	0.51
53:CD:18:C:O2	53:CD:18:C:C2'	2.56	0.51
1:DA:274:G:H2'	1:DA:275:G:C8	2.45	0.51
1:DA:654(S):G:C4'	1:DA:654(T):A:OP1	2.58	0.51
1:DA:886:C:H1'	1:DA:890:A:C2	2.45	0.51
1:DA:1005:C:O4'	1:DA:1143:A:H2	1.91	0.51
1:DA:1006:C:C2	1:DA:1138:G:N2	2.78	0.51
1:DA:1142(A):A:C8	1:DA:1144:G:N7	2.79	0.51
1:DA:1677:A:H2'	1:DA:1678:G:O4'	2.10	0.51
1:DA:2324:C:H5''	1:DA:2325:G:H5'	1.91	0.51
1:DA:2724:C:OP1	4:DE:118:LYS:HE3	2.10	0.51
3:DD:10:THR:OG1	3:DD:13:ARG:HB2	2.10	0.51
3:DD:186:HIS:CD2	3:DD:188:GLU:H	2.17	0.51
4:DE:68:ALA:HB1	4:DE:71:GLY:N	2.25	0.51
5:DF:178:PRO:HG2	5:DF:179:GLU:OE1	2.11	0.51
9:DM:38:HIS:ND1	9:DM:39:ARG:HG3	2.26	0.51
11:DO:9:ASN:CB	11:DO:10:PRO:CD	2.89	0.51
15:DR:125:ARG:HB3	15:DR:129:ARG:NH2	2.26	0.51
18:DS:36:LEU:HD13	18:DS:48:ALA:HA	1.92	0.51
1:AA:511:U:C5	1:AA:512:G:C5	2.99	0.51
1:AA:871:U:OP1	12:AP:5:ARG:HG2	2.11	0.51
1:AA:1187:G:H5''	17:A2:81:TYR:CE2	2.45	0.51
1:AA:1416:G:H1	1:AA:1582:C:H42	1.56	0.51
1:AA:1590:U:H2'	1:AA:1591:G:H8	1.73	0.51
1:AA:1798:U:C5'	3:AD:259:THR:HG22	2.21	0.51
1:AA:2108:C:H2'	1:AA:2109:U:O4'	2.10	0.51
1:AA:2401:U:H2'	1:AA:2402:C:C6	2.46	0.51
2:AB:40:U:O2'	2:AB:45:A:N6	2.38	0.51
2:AB:78:A:C2	2:AB:99:A:C4	2.98	0.51
4:AE:23:VAL:CG1	4:AE:185:LYS:N	2.72	0.51
5:AF:101:LEU:O	5:AF:106:ARG:NH1	2.42	0.51
14:AQ:106:ARG:HA	14:AQ:110:LEU:CD1	2.39	0.51
16:A1:108:GLU:HG3	17:A2:44:LYS:CD	2.40	0.51
18:AS:75:TYR:CZ	18:AS:104:THR:HG21	2.46	0.51

*Continued on next page...*

*Continued from previous page...*

Atom-1	Atom-2	Interatomic distance (Å)	Clash overlap (Å)
19:AT:49:VAL:HG12	19:AT:50:LYS:N	2.24	0.51
20:AU:80:GLY:C	20:AU:81:LYS:HD2	2.31	0.51
31:BA:620:C:C6	34:BG:135:LEU:HD23	2.45	0.51
31:BA:955:U:H1'	31:BA:1227:A:H61	1.76	0.51
31:BA:1194:U:H2'	31:BA:1195:C:H6	1.74	0.51
33:BF:68:VAL:HG12	33:BF:70:VAL:HG23	1.92	0.51
34:BG:173:TRP:HA	34:BG:187:ARG:HG2	1.92	0.51
39:BL:23:ASN:ND2	39:BL:23:ASN:H	2.09	0.51
39:BL:32:ASP:O	39:BL:35:GLU:N	2.31	0.51
39:BL:48:GLU:H	39:BL:49:PRO:HD2	1.76	0.51
40:BM:4:ILE:HB	40:BM:74:ILE:HG13	1.91	0.51
40:BM:55:LYS:O	40:BM:56:HIS:CB	2.58	0.51
41:BN:22:HIS:HB3	41:BN:29:ILE:HG23	1.91	0.51
31:CA:266:G:H4'	31:CA:267:C:O5'	2.10	0.51
31:CA:309:G:H1'	31:CA:608:A:C2	2.45	0.51
31:CA:940:C:H2'	31:CA:941:G:C8	2.46	0.51
31:CA:1236:A:O2'	31:CA:1304:G:H4'	2.10	0.51
32:CE:178:ARG:NH2	38:CK:74:PRO:HG2	2.26	0.51
35:CH:76:ILE:HG22	35:CH:78:HIS:H	1.76	0.51
37:CJ:16:LEU:CD1	39:CL:45:ALA:HB2	2.39	0.51
39:CL:17:VAL:HG21	39:CL:81:ILE:N	2.26	0.51
1:DA:214:G:H1'	1:DA:216:A:O2'	2.11	0.51
1:DA:906:G:P	12:DP:141:GLN:HG2	2.51	0.51
1:DA:1188:U:O2'	1:DA:1189:A:H5'	2.10	0.51
1:DA:1327:C:H2'	1:DA:1328:G:O4'	2.11	0.51
1:DA:1418:G:OP1	1:DA:1588:C:O2'	2.29	0.51
1:DA:2056:G:H2'	1:DA:2056:G:N3	2.25	0.51
1:DA:2355:C:H5'	22:D3:36:ILE:CD1	2.40	0.51
6:DG:95:ARG:O	6:DG:99:MET:HG2	2.10	0.51
8:DK:125:GLU:HG3	8:DK:125:GLU:O	2.11	0.51
11:DO:85:LEU:HD22	11:DO:116:GLY:O	2.10	0.51
14:DQ:69:VAL:HG13	14:DQ:101:LEU:HD22	1.91	0.51
18:DS:92:ARG:O	18:DS:93:ALA:HB3	2.10	0.51
21:DV:53:ILE:H	21:DV:71:VAL:CG1	2.24	0.51
24:DW:46:GLN:HB2	24:DW:49:LYS:HE3	1.91	0.51
24:DW:65:ASN:HD22	24:DW:69:ARG:NH2	1.97	0.51
30:D8:30:ARG:C	30:D8:32:LEU:H	2.12	0.51
1:AA:527:C:OP2	1:AA:2779:U:C5	2.60	0.51
1:AA:600:G:N2	1:AA:605:C:O3'	2.43	0.51
1:AA:1669:A:H5''	1:AA:2550:G:OP1	2.10	0.51
1:AA:1935:G:H1'	1:AA:1964:G:N2	2.25	0.51

*Continued on next page...*

*Continued from previous page...*

Atom-1	Atom-2	Interatomic distance (Å)	Clash overlap (Å)
1:AA:2141:G:H2'	1:AA:2142:C:C6	2.46	0.51
1:AA:2311:A:C2	6:AG:44:GLY:HA3	2.46	0.51
1:AA:2364:C:H2'	1:AA:2365:G:O4'	2.11	0.51
1:AA:2556:C:H2'	1:AA:2557:G:O4'	2.11	0.51
3:AD:35:LYS:HE3	3:AD:65:ILE:N	2.25	0.51
4:AE:15:PHE:HA	4:AE:19:ARG:O	2.10	0.51
4:AE:152:LYS:HG2	9:AM:78:TYR:CD1	2.46	0.51
17:A2:35:LEU:HD22	17:A2:35:LEU:N	2.22	0.51
31:BA:344:A:H5''	31:BA:345:C:P	2.51	0.51
31:BA:724:G:O2'	31:BA:725:G:H5'	2.10	0.51
31:BA:1327:C:OP2	51:BX:12:LYS:NZ	2.43	0.51
31:BA:1347:G:H22	31:BA:1373:G:H2'	1.73	0.51
31:BA:1399:C:H4'	31:BA:1400:C:O5'	2.10	0.51
31:BA:1502:A:H2	31:BA:1505:G:N2	2.06	0.51
33:BF:27:LYS:NZ	33:BF:27:LYS:HA	2.25	0.51
41:BN:87:THR:HG22	41:BN:88:GLY:N	2.22	0.51
42:BO:44:LYS:O	42:BO:44:LYS:CG	2.58	0.51
43:BP:74:VAL:O	43:BP:78:ILE:HG12	2.11	0.51
49:BV:10:PHE:CD1	49:BV:10:PHE:N	2.78	0.51
53:BD:49:C:C5	53:BD:60:A:H5'	2.46	0.51
31:CA:939:G:C6	31:CA:940:C:N4	2.79	0.51
31:CA:1052:U:C2	31:CA:1200:C:N4	2.79	0.51
31:CA:1053:G:C2'	31:CA:1054:C:OP2	2.58	0.51
41:CN:33:THR:HG22	41:CN:39:PRO:HA	1.93	0.51
42:CO:3:THR:OG1	42:CO:6:GLN:HG3	2.09	0.51
46:CS:5:ARG:NH1	46:CS:22:THR:HG21	2.25	0.51
1:DA:278:A:O2'	1:DA:279:C:OP1	2.25	0.51
1:DA:389:G:H1	11:DO:71:VAL:HG12	1.76	0.51
1:DA:449:A:OP1	5:DF:84:VAL:O	2.28	0.51
1:DA:1342:A:C6	1:DA:1602:U:C2	2.99	0.51
1:DA:1491:G:O4'	3:DD:99:ASP:OD2	2.27	0.51
8:DK:4:ILE:HG12	8:DK:18:VAL:HG22	1.92	0.51
9:DM:67:LEU:O	9:DM:88:GLU:HG3	2.11	0.51
11:DO:37:GLY:O	11:DO:40:SER:N	2.41	0.51
11:DO:48:PRO:HG2	11:DO:49:ARG:H	1.75	0.51
17:D2:70:ILE:HG22	17:D2:72:VAL:HG23	1.93	0.51
20:DU:40:GLU:HA	20:DU:40:GLU:OE2	2.11	0.51
21:DV:49:ARG:HB2	21:DV:50:GLN:HE21	1.76	0.51
1:AA:782:A:H5'	1:AA:783:A:C2	2.45	0.51
1:AA:1298:C:H5''	1:AA:1299:G:OP2	2.10	0.51
1:AA:1323:U:H2'	1:AA:1324:G:H5'	1.93	0.51

*Continued on next page...*

*Continued from previous page...*

Atom-1	Atom-2	Interatomic distance (Å)	Clash overlap (Å)
1:AA:2168:G:H2'	1:AA:2168:G:N3	2.25	0.51
7:AH:98:LEU:HD22	7:AH:125:VAL:HG23	1.93	0.51
7:AH:131:VAL:HG12	7:AH:132:ARG:N	2.25	0.51
9:AM:91:LEU:O	9:AM:95:PRO:HD3	2.11	0.51
9:AM:133:GLN:O	9:AM:134:ARG:HB3	2.10	0.51
11:AO:64:LYS:C	11:AO:66:GLY:N	2.44	0.51
12:AP:12:GLN:C	12:AP:13:GLN:O	2.47	0.51
12:AP:141:GLN:C	12:AP:141:GLN:NE2	2.50	0.51
14:AQ:101:LEU:HD12	14:AQ:101:LEU:O	2.11	0.51
15:AR:7:ILE:O	15:AR:10:VAL:HB	2.11	0.51
17:A2:52:VAL:HG22	17:A2:55:ALA:H	1.76	0.51
18:AS:37:ARG:HG2	18:AS:38:TYR:CE2	2.46	0.51
19:AT:57:LEU:CD1	19:AT:78:LYS:HB2	2.40	0.51
28:A6:24:GLU:OE1	30:A8:35:GLN:HG3	2.11	0.51
31:BA:922:G:C6	31:BA:923:A:C6	2.99	0.51
31:BA:1450:U:O2'	31:BA:1451:A:C8	2.62	0.51
50:BW:100:ILE:HG13	50:BW:102:GLY:H	1.76	0.51
53:BC:20:G:C4	53:BC:58:A:C2	2.99	0.51
31:CA:197:A:H1'	31:CA:198:G:O4'	2.11	0.51
31:CA:219:C:H2'	31:CA:220:G:O4'	2.11	0.51
31:CA:406:G:N3	34:CG:119:GLN:NE2	2.58	0.51
31:CA:544:G:OP1	34:CG:59:ARG:NH2	2.34	0.51
31:CA:971:G:N2	31:CA:1363:A:OP2	2.38	0.51
31:CA:983:A:N1	31:CA:1222:G:N2	2.59	0.51
31:CA:1019:C:O2'	31:CA:1020:U:H5'	2.11	0.51
31:CA:1346:A:H3'	31:CA:1346:A:OP2	2.11	0.51
50:CW:44:ALA:HB1	50:CW:91:LEU:HB2	1.92	0.51
1:DA:51:G:N3	1:DA:119:A:C2	2.79	0.51
1:DA:225:A:N6	1:DA:226:G:N1	2.58	0.51
1:DA:228:A:H2'	1:DA:230:U:O4'	2.11	0.51
1:DA:330:A:H2	1:DA:1210:A:HO2'	0.69	0.51
1:DA:856:C:HO2'	1:DA:857:C:P	2.32	0.51
1:DA:2439:A:H5'	1:DA:2439:A:C8	2.45	0.51
3:DD:4:LYS:HB3	3:DD:18:VAL:HG13	1.93	0.51
8:DK:76:THR:HG22	8:DK:139:GLN:O	2.11	0.51
8:DK:143:SER:O	8:DK:144:VAL:HB	2.10	0.51
13:D0:92:GLY:O	13:D0:94:TYR:CE2	2.64	0.51
22:D3:18:ALA:HB3	22:D3:20:ARG:HE	1.75	0.51
23:DZ:91:LYS:HG3	23:DZ:92:LYS:H	1.71	0.51
28:D6:25:LYS:HD2	30:D8:34:TRP:CZ3	2.44	0.51
30:D8:52:LYS:HD2	30:D8:52:LYS:N	2.26	0.51

*Continued on next page...*



*Continued from previous page...*

Atom-1	Atom-2	Interatomic distance (Å)	Clash overlap (Å)
1:AA:654(M):C:C2'	1:AA:654(N):G:C8	2.93	0.51
1:AA:1430:C:H2'	1:AA:1431:U:C6	2.46	0.51
1:AA:2053:G:H5'	4:AE:144:ARG:O	2.10	0.51
1:AA:2593:U:H2'	1:AA:2594:C:C6	2.45	0.51
1:AA:2791:C:O2	1:AA:2807:G:N2	2.44	0.51
4:AE:30:PRO:O	4:AE:32:PRO:HD3	2.11	0.51
12:AP:136:ALA:O	12:AP:139:GLU:N	2.39	0.51
13:A0:10:LEU:O	13:A0:12:ARG:NH1	2.44	0.51
17:A2:35:LEU:C	17:A2:37:VAL:N	2.58	0.51
20:AU:95:LYS:HB2	20:AU:99:CYS:O	2.11	0.51
31:BA:66:G:N2	31:BA:172:A:H2	2.08	0.51
31:BA:1097:C:O2'	31:BA:1169:A:N3	2.34	0.51
31:BA:1503:A:H1'	31:BA:1504:G:OP1	2.11	0.51
33:BF:70:VAL:HG12	33:BF:72:LYS:N	2.20	0.51
38:BK:16:ALA:HB2	38:BK:24:THR:HG21	1.92	0.51
40:BM:81:THR:O	40:BM:84:GLN:HB2	2.10	0.51
47:BT:17:LYS:HG3	47:BT:47:PRO:HA	1.93	0.51
50:BW:100:ILE:HG13	50:BW:102:GLY:N	2.26	0.51
52:BB:68:A:H2'	52:BB:69:A:H5'	1.92	0.51
53:BD:45:A:H5''	53:BD:46:G:OP2	2.11	0.51
31:CA:509:A:H2'	31:CA:510:A:C8	2.46	0.51
31:CA:1036:G:H5'	31:CA:1037:C:OP2	2.11	0.51
31:CA:1278:U:O2	31:CA:1278:U:H2'	2.10	0.51
32:CE:7:VAL:HG22	32:CE:8:LYS:H	1.75	0.51
37:CJ:150:ALA:O	41:CN:57:THR:HG21	2.11	0.51
39:CL:45:ALA:O	39:CL:48:GLU:HB2	2.10	0.51
42:CO:25:LYS:O	42:CO:26:GLY:C	2.49	0.51
1:DA:93:C:H5'	20:DU:54:LYS:HE3	1.93	0.51
1:DA:242:G:C8	30:D8:5:LYS:HG2	2.46	0.51
1:DA:373:U:H2'	1:DA:374:A:C8	2.46	0.51
1:DA:854:G:H2'	1:DA:855:G:C8	2.41	0.51
1:DA:1575:C:H2'	1:DA:1576:U:H6	1.75	0.51
1:DA:2145:C:H2'	1:DA:2147:G:N2	2.26	0.51
1:DA:2720:U:N3	1:DA:2721:A:C5	2.79	0.51
4:DE:23:VAL:HA	4:DE:184:VAL:O	2.11	0.51
5:DF:128:ALA:C	5:DF:142:TRP:HE1	2.14	0.51
6:DG:107:LEU:HD11	6:DG:178:PHE:CE1	2.46	0.51
7:DH:68:THR:O	7:DH:72:ILE:HG13	2.11	0.51
8:DK:91:SER:HB3	8:DK:119:PRO:HB3	1.93	0.51
10:DN:92:GLU:OE1	10:DN:113:LYS:NZ	2.40	0.51
11:DO:90:ARG:HG3	11:DO:91:PHE:N	2.25	0.51

*Continued on next page...*

*Continued from previous page...*

Atom-1	Atom-2	Interatomic distance (Å)	Clash overlap (Å)
12:DP:58:PHE:C	12:DP:60:ARG:H	2.13	0.51
12:DP:66:ILE:O	12:DP:67:ARG:HG3	2.10	0.51
13:D0:87:TYR:HE1	13:D0:117:VAL:HG12	1.76	0.51
1:AA:760:G:H2'	1:AA:761:A:O4'	2.11	0.51
1:AA:847:U:O4	1:AA:933:A:C6	2.64	0.51
1:AA:1056:G:O4'	1:AA:1086:A:C8	2.64	0.51
1:AA:2164:C:H2'	1:AA:2165:G:C8	2.44	0.51
1:AA:2404:C:O3'	11:AO:77:ARG:NH2	2.44	0.51
1:AA:2636:U:P	4:AE:79:ARG:HE	2.32	0.51
1:AA:2679:A:H4'	4:AE:165:VAL:HG11	1.93	0.51
4:AE:37:ARG:HB3	4:AE:42:ASP:CG	2.31	0.51
8:AK:5:LEU:HD21	8:AK:12:LEU:HD23	1.92	0.51
10:AN:25:LEU:HD12	10:AN:38:VAL:HG22	1.91	0.51
13:A0:3:HIS:O	13:A0:5:LYS:HG3	2.11	0.51
16:A1:92:ARG:NE	17:A2:11:GLN:H	2.09	0.51
31:BA:544:G:C6	31:BA:545:C:C4	2.99	0.51
31:BA:1149:C:P	39:BL:9:ARG:HH21	2.34	0.51
31:BA:1293:G:H2'	31:BA:1294:G:O4'	2.11	0.51
33:BF:189:ALA:O	33:BF:191:THR:HG23	2.11	0.51
39:BL:50:LEU:HD22	39:BL:55:ALA:HB3	1.92	0.51
40:BM:3:LYS:HD2	40:BM:75:ILE:O	2.11	0.51
40:BM:75:ILE:HG13	40:BM:76:ASN:N	2.26	0.51
31:CA:123:C:OP1	31:CA:312:C:H5'	2.11	0.51
31:CA:1126:U:H1'	31:CA:1127:G:P	2.51	0.51
32:CE:6:THR:O	32:CE:7:VAL:HB	2.11	0.51
1:DA:870:A:OP1	12:DP:6:ARG:CD	2.55	0.51
1:DA:890:A:H2'	1:DA:892:G:C8	2.46	0.51
1:DA:1093:G:H2'	1:DA:1094:U:H5'	1.92	0.51
1:DA:1331:A:O2'	1:DA:1332:G:H8	1.93	0.51
1:DA:1597:A:C5'	1:DA:1598:C:OP1	2.59	0.51
3:DD:35:LYS:HG2	3:DD:64:ILE:HG12	1.93	0.51
9:DM:56:ASN:H	9:DM:125:GLY:CA	2.22	0.51
10:DN:113:LYS:O	10:DN:117:LEU:HD23	2.10	0.51
11:DO:39:LYS:HB2	11:DO:45:LEU:HD21	1.93	0.51
26:D4:61:ARG:HA	26:D4:61:ARG:HH11	1.74	0.51
1:AA:165:U:H2'	1:AA:171:G:O4'	2.10	0.51
1:AA:280:C:C2	1:AA:361:G:N2	2.79	0.51
1:AA:616:A:C8	5:AF:176:LEU:HD11	2.46	0.51
1:AA:889:C:H3'	1:AA:890:A:C4'	2.41	0.51
1:AA:2370:G:H21	28:A6:45:LYS:HE2	1.76	0.51
1:AA:2419:U:O4	30:A8:30:ARG:CZ	2.59	0.51

*Continued on next page...*

*Continued from previous page...*

Atom-1	Atom-2	Interatomic distance (Å)	Clash overlap (Å)
2:AB:42:C:O2	6:AG:93:THR:N	2.33	0.51
4:AE:14:ILE:CB	4:AE:21:VAL:CG2	2.73	0.51
4:AE:167:VAL:CG1	4:AE:189:PRO:HD3	2.41	0.51
9:AM:38:HIS:O	16:A1:67:ALA:HB1	2.11	0.51
22:A3:68:GLU:HG3	22:A3:80:HIS:HB2	1.93	0.51
25:AX:52:HIS:H	25:AX:52:HIS:CD2	2.27	0.51
31:BA:567:G:H2'	31:BA:568:G:O4'	2.10	0.51
31:BA:913:A:H4'	31:BA:914:A:O5'	2.11	0.51
31:BA:1147:C:O2	39:BL:16:ARG:NH1	2.44	0.51
31:BA:1348:U:N3	31:BA:1374:A:C2	2.75	0.51
31:BA:1504:G:C4'	31:BA:1505:G:OP2	2.59	0.51
32:BE:97:TRP:HZ3	32:BE:99:GLY:HA2	1.76	0.51
34:BG:33:MET:HE2	34:BG:37:PRO:HA	1.93	0.51
37:BJ:5:ARG:HG2	37:BJ:6:ARG:N	2.26	0.51
37:BJ:45:ASP:O	37:BJ:48:LYS:HB3	2.11	0.51
39:BL:48:GLU:N	39:BL:49:PRO:CD	2.74	0.51
53:BD:18:C:H5''	53:BD:19:G:OP2	2.11	0.51
31:CA:986:A:H1'	49:CV:54:GLY:O	2.11	0.51
33:CF:16:ARG:HA	33:CF:16:ARG:HH11	1.75	0.51
33:CF:29:TYR:OH	44:CQ:54:PRO:HD2	2.11	0.51
33:CF:82:GLU:HA	33:CF:85:ARG:HB2	1.92	0.51
43:CP:11:ARG:O	43:CP:13:LYS:N	2.44	0.51
53:CD:21:U:C3'	53:CD:22:A:H5''	2.41	0.51
1:DA:588:U:H2'	1:DA:589:C:C6	2.45	0.51
1:DA:848:G:H1'	1:DA:933:A:C8	2.45	0.51
1:DA:857:C:H4'	22:D3:23:VAL:HG21	1.92	0.51
1:DA:859:G:O2'	1:DA:916:G:O6	2.22	0.51
1:DA:1592:C:H2'	1:DA:1593:G:H8	1.76	0.51
1:DA:2061:G:H5''	1:DA:2503:A:C2	2.45	0.51
2:DB:38:C:O2	2:DB:48:A:H1'	2.11	0.51
2:DB:111:U:H2'	2:DB:112:G:H8	1.76	0.51
6:DG:131:TYR:O	6:DG:159:VAL:HG22	2.11	0.51
12:DP:2:LEU:HB3	12:DP:70:PRO:CG	2.42	0.51
12:DP:59:ARG:CG	12:DP:59:ARG:NH2	2.71	0.51
15:DR:29:ARG:HG3	15:DR:29:ARG:NH1	2.24	0.51
1:AA:539:G:N3	1:AA:539:G:H2'	2.25	0.50
1:AA:1161:C:H4'	17:A2:8:GLY:HA2	1.93	0.50
1:AA:1316:U:H2'	1:AA:1317:A:C8	2.46	0.50
1:AA:1364:G:OP2	23:AZ:2:SER:OG	2.28	0.50
1:AA:1725:G:H1	1:AA:1735:C:H42	1.58	0.50
1:AA:1819:A:H4'	1:AA:1820:U:O5'	2.10	0.50

*Continued on next page...*

*Continued from previous page...*

Atom-1	Atom-2	Interatomic distance (Å)	Clash overlap (Å)
1:AA:2378:A:H8	1:AA:2378:A:O5'	1.93	0.50
1:AA:2467:C:H4'	12:AP:123:HIS:CD2	2.46	0.50
2:AB:82:G:O2'	2:AB:83:G:H5'	2.11	0.50
6:AG:44:GLY:HA2	6:AG:88:ILE:CD1	2.41	0.50
7:AH:153:LYS:HB3	7:AH:154:PRO:HD2	1.93	0.50
9:AM:114:ARG:O	9:AM:115:ARG:CB	2.59	0.50
12:AP:57:HIS:O	12:AP:57:HIS:ND1	2.44	0.50
31:BA:495:A:H4'	31:BA:496:A:OP1	2.11	0.50
31:BA:1504:G:H4'	31:BA:1505:G:OP2	2.11	0.50
32:BE:220:ASP:O	32:BE:223:ILE:HG12	2.10	0.50
39:BL:70:LYS:O	39:BL:74:ILE:HG13	2.10	0.50
41:BN:99:GLN:HG2	41:BN:105:VAL:HG21	1.92	0.50
50:BW:89:ARG:NH2	50:BW:104:LEU:HD11	2.22	0.50
52:BB:1:G:H2'	52:BB:1:G:N3	2.24	0.50
31:CA:339:C:H2'	31:CA:340:U:H5'	1.92	0.50
31:CA:1118:C:H1'	31:CA:1179:A:C4	2.47	0.50
31:CA:1305:G:H1'	31:CA:1332:A:N6	2.26	0.50
33:CF:35:GLU:HG3	33:CF:38:ARG:HH21	1.76	0.50
41:CN:48:ILE:HD11	41:CN:67:ASP:HB3	1.92	0.50
45:CR:24:SER:O	45:CR:28:GLN:HG3	2.10	0.50
1:DA:635:C:H2'	1:DA:636:G:O4'	2.11	0.50
1:DA:842:G:H2'	1:DA:843:G:O4'	2.11	0.50
1:DA:881:G:C6	1:DA:895:U:O2	2.64	0.50
1:DA:1000:A:C6	1:DA:1001:A:N1	2.79	0.50
1:DA:1085:A:H4'	1:DA:1086:A:OP1	2.10	0.50
1:DA:2211:G:H1'	1:DA:2212:A:P	2.51	0.50
2:DB:56:G:H4'	2:DB:57:A:H8	1.75	0.50
3:DD:166:GLN:CA	3:DD:166:GLN:HE21	2.22	0.50
4:DE:10:GLY:O	4:DE:24:THR:O	2.29	0.50
17:D2:85:LYS:CG	17:D2:86:GLY:N	2.74	0.50
28:D6:22:ALA:HB2	28:D6:42:TRP:CH2	2.46	0.50
1:AA:492:A:H2'	1:AA:493:G:O4'	2.10	0.50
1:AA:507:A:H5''	1:AA:508:G:H5'	1.93	0.50
1:AA:725:G:C6	1:AA:726:G:N1	2.78	0.50
1:AA:815:C:H2'	1:AA:816:C:C6	2.46	0.50
1:AA:1177:A:H5''	1:AA:1178:C:O5'	2.11	0.50
1:AA:1477:A:C2	1:AA:1517:G:C2	2.99	0.50
1:AA:2758:A:C2	1:AA:2759:G:H1'	2.46	0.50
2:AB:32:C:C2	2:AB:51:G:N2	2.79	0.50
2:AB:73:A:C4	2:AB:104:A:C2	2.99	0.50
4:AE:13:ARG:HH11	4:AE:13:ARG:CG	2.24	0.50

*Continued on next page...*

*Continued from previous page...*

Atom-1	Atom-2	Interatomic distance (Å)	Clash overlap (Å)
8:AK:5:LEU:HD11	8:AK:12:LEU:HB3	1.92	0.50
16:A1:17:ILE:HG23	16:A1:39:LEU:HD12	1.93	0.50
20:AU:90:LEU:H	20:AU:90:LEU:HD22	1.75	0.50
21:AV:105:VAL:HG11	21:AV:138:GLU:OE1	2.11	0.50
23:AZ:86:SER:H	23:AZ:87:PRO:HD2	1.73	0.50
27:A5:58:LEU:HD13	27:A5:60:VAL:OXT	2.11	0.50
31:BA:1131:G:C2'	31:BA:1132:C:H5'	2.41	0.50
31:BA:1176:A:H2'	31:BA:1177:G:C5'	2.34	0.50
31:BA:1410:G:H2'	31:BA:1411:C:H6	1.77	0.50
32:BE:60:ASP:HB3	32:BE:64:ARG:NH1	2.26	0.50
34:BG:27:TYR:OH	36:CI:15:ASP:OD2	2.27	0.50
38:BK:87:SER:HA	38:BK:93:VAL:HG23	1.94	0.50
47:BT:45:HIS:NE2	47:BT:47:PRO:HG3	2.26	0.50
31:CA:404:U:H2'	31:CA:405:U:C6	2.46	0.50
31:CA:719:C:OP2	31:CA:720:C:N4	2.35	0.50
31:CA:1316:G:H2'	31:CA:1317:C:H5''	1.93	0.50
31:CA:1449:C:HO2'	31:CA:1450:U:P	2.34	0.50
32:CE:114:ARG:O	32:CE:118:LEU:HG	2.10	0.50
50:CW:49:ALA:O	50:CW:52:ALA:N	2.41	0.50
1:DA:26:G:C6	1:DA:27:G:C6	3.00	0.50
1:DA:444:C:H4'	5:DF:49:ALA:HB2	1.93	0.50
1:DA:839:U:H2'	1:DA:840:C:C6	2.46	0.50
1:DA:999:U:H5''	1:DA:1154:G:O6	2.12	0.50
1:DA:1043:C:H2'	1:DA:1044:G:H5'	1.93	0.50
1:DA:2804:C:O2'	1:DA:2805:G:H5'	2.11	0.50
4:DE:12:THR:O	4:DE:23:VAL:HG22	2.11	0.50
4:DE:101:ARG:HG3	4:DE:203:LYS:HD3	1.94	0.50
4:DE:111:ARG:HB2	4:DE:160:TYR:O	2.10	0.50
5:DF:164:ARG:NH1	5:DF:177:ALA:HB2	2.27	0.50
11:DO:56:SER:O	11:DO:57:THR:CB	2.59	0.50
12:DP:27:VAL:HG13	12:DP:105:GLU:OE2	2.10	0.50
12:DP:111:GLU:C	12:DP:113:GLN:H	2.15	0.50
12:DP:132:VAL:HG12	12:DP:133:ARG:N	2.27	0.50
22:D3:23:VAL:HG12	22:D3:25:ARG:O	2.12	0.50
27:D5:40:LYS:HE3	27:D5:46:CYS:HB2	1.93	0.50
1:AA:776:G:H4'	1:AA:777:A:O5'	2.11	0.50
1:AA:996:A:OP2	16:A1:92:ARG:NH2	2.44	0.50
1:AA:1066:U:H3'	1:AA:1066:U:O2	2.11	0.50
1:AA:1558:A:H3'	1:AA:1558:A:OP2	2.11	0.50
1:AA:2427:C:C5'	1:AA:2428:G:OP1	2.59	0.50
1:AA:2638:G:OP1	4:AE:82:ARG:NH2	2.44	0.50

*Continued on next page...*

*Continued from previous page...*

Atom-1	Atom-2	Interatomic distance (Å)	Clash overlap (Å)
1:AA:2762:G:C2'	1:AA:2763:G:H5'	2.41	0.50
4:AE:74:PRO:HG2	4:AE:77:ILE:HG22	1.93	0.50
6:AG:78:SER:O	6:AG:81:LYS:N	2.45	0.50
8:AK:79:ILE:HG22	8:AK:81:VAL:HG13	1.94	0.50
9:AM:62:VAL:CG2	9:AM:66:LYS:HD2	2.42	0.50
14:AQ:89:ARG:O	14:AQ:89:ARG:HG2	2.10	0.50
17:A2:38:LEU:O	17:A2:51:VAL:HG13	2.12	0.50
31:BA:991:U:H2'	31:BA:1212:U:O2	2.10	0.50
31:BA:1032(B):G:H2'	31:BA:1033:G:C8	2.46	0.50
31:BA:1150:U:H5''	31:BA:1151:A:OP2	2.11	0.50
31:BA:1299:A:H5'	31:BA:1300:G:OP1	2.11	0.50
31:BA:1378:C:O2	31:BA:1378:C:C2'	2.59	0.50
31:BA:1441:G:H5''	31:BA:1442:G:OP1	2.12	0.50
32:BE:200:ILE:HD12	32:BE:200:ILE:N	2.26	0.50
34:BG:86:LYS:H	34:BG:86:LYS:HD3	1.76	0.50
35:BH:78:HIS:HB3	38:BK:107:LEU:HD12	1.93	0.50
41:BN:34:ASP:OD1	41:BN:37:GLY:N	2.44	0.50
45:BR:70:LEU:HD11	45:BR:77:ARG:HG3	1.93	0.50
31:CA:197:A:H3'	31:CA:197:A:OP2	2.11	0.50
32:CE:96:ARG:HD3	32:CE:96:ARG:H	1.77	0.50
33:CF:47:LEU:O	33:CF:48:TYR:C	2.50	0.50
45:CR:43:LEU:HD11	45:CR:53:HIS:HA	1.93	0.50
52:CB:18:G:O2'	52:CB:19:G:O5'	2.28	0.50
1:DA:226:G:H21	1:DA:228:A:H61	0.50	0.50
1:DA:286:C:C2'	1:DA:287:C:H5'	2.41	0.50
1:DA:717:G:H2'	1:DA:718:A:O4'	2.12	0.50
1:DA:911:A:H2'	12:DP:9:TYR:OH	2.11	0.50
1:DA:2131:G:H5'	1:DA:2132:U:OP1	2.12	0.50
1:DA:2134:A:H2'	1:DA:2134:A:N3	2.25	0.50
3:DD:26:LYS:H	3:DD:26:LYS:HD2	1.76	0.50
3:DD:70:TRP:CH2	3:DD:150:LYS:HA	2.47	0.50
4:DE:77:ILE:O	4:DE:78:LEU:O	2.30	0.50
12:DP:19:GLY:HA3	12:DP:98:LYS:HZ2	1.76	0.50
16:D1:58:ARG:HG2	16:D1:62:ILE:HD13	1.94	0.50
16:D1:65:ILE:HD11	16:D1:93:LYS:HA	1.93	0.50
18:DS:73:ALA:O	18:DS:106:ILE:HG12	2.11	0.50
26:D4:26:SER:OG	26:D4:27:THR:N	2.44	0.50
27:D5:51:TYR:HB2	27:D5:54:GLY:HA3	1.93	0.50
1:AA:864:G:N7	12:AP:22:LYS:NZ	2.39	0.50
1:AA:1012:U:O4	9:AM:25:ARG:HA	2.12	0.50
1:AA:1581:G:C6	1:AA:1582:C:C4	3.00	0.50

*Continued on next page...*

*Continued from previous page...*

Atom-1	Atom-2	Interatomic distance (Å)	Clash overlap (Å)
7:AH:83:TYR:O	7:AH:84:SER:OG	2.24	0.50
12:AP:5:ARG:O	12:AP:6:ARG:O	2.30	0.50
21:AV:117:LEU:HD21	21:AV:119:GLU:HB3	1.93	0.50
22:A3:69:PHE:CE2	22:A3:79:VAL:HG22	2.46	0.50
23:AZ:3:LYS:O	23:AZ:12:PRO:HD3	2.11	0.50
23:AZ:32:LYS:O	23:AZ:33:LYS:HD2	2.11	0.50
26:A4:42:PHE:CD1	26:A4:43:TYR:HB3	2.46	0.50
27:A5:56:LYS:O	27:A5:57:VAL:C	2.50	0.50
31:BA:195:A:C5	31:BA:196:A:N1	2.79	0.50
31:BA:559:A:OP1	35:BH:126:ARG:NH2	2.44	0.50
33:BF:32:LEU:CD1	33:BF:59:ARG:HD3	2.41	0.50
34:BG:176:LEU:HD12	34:BG:182:LYS:O	2.12	0.50
42:BO:39:THR:HA	42:BO:50:ARG:O	2.12	0.50
43:BP:4:ILE:HG22	43:BP:5:ALA:N	2.26	0.50
31:CA:328:C:H1'	31:CA:329:A:OP2	2.11	0.50
31:CA:505:G:OP2	31:CA:534:U:H2'	2.11	0.50
31:CA:1007:C:C2	31:CA:1023:G:N2	2.78	0.50
32:CE:19:HIS:NE2	32:CE:206:ASP:HB2	2.26	0.50
32:CE:100:GLY:N	32:CE:176:GLU:OE2	2.33	0.50
33:CF:48:TYR:O	33:CF:50:ALA:N	2.44	0.50
46:CS:25:ARG:HH11	46:CS:25:ARG:HG3	1.77	0.50
48:CU:19:LYS:HD3	48:CU:20:ALA:H	1.77	0.50
49:CV:9:VAL:HG21	26:D4:63:TYR:CD2	2.47	0.50
1:DA:872:A:H4'	12:DP:66:ILE:HD11	1.93	0.50
1:DA:892:G:N7	1:DA:893:C:C4	2.80	0.50
1:DA:1042:G:H2'	1:DA:1043:C:O4'	2.12	0.50
1:DA:1085:A:H1'	1:DA:1086:A:O5'	2.11	0.50
1:DA:1678:G:H22	1:DA:1989:G:H1	1.60	0.50
1:DA:2297:C:H2'	1:DA:2298:A:H8	1.75	0.50
1:DA:2420:C:OP1	30:D8:34:TRP:CD1	2.64	0.50
3:DD:70:TRP:CD1	3:DD:70:TRP:C	2.84	0.50
3:DD:146:GLU:HB2	3:DD:189:CYS:HB3	1.93	0.50
8:DK:76:THR:HG23	8:DK:77:LEU:H	1.76	0.50
9:DM:68:GLU:HG2	9:DM:88:GLU:OE1	2.12	0.50
12:DP:87:LYS:O	12:DP:88:GLY:O	2.30	0.50
12:DP:137:TYR:C	12:DP:139:GLU:N	2.65	0.50
28:D6:28:ARG:HD2	28:D6:30:THR:O	2.12	0.50
28:D6:52:VAL:HG22	28:D6:53:LYS:N	2.21	0.50
1:AA:638:G:C5	1:AA:651:G:C2	2.99	0.50
1:AA:674:G:C1'	5:AF:74:ARG:HD3	2.39	0.50
1:AA:1085:A:O2'	1:AA:1086:A:N1	2.43	0.50

*Continued on next page...*

*Continued from previous page...*

Atom-1	Atom-2	Interatomic distance (Å)	Clash overlap (Å)
1:AA:1996:C:OP1	10:AN:31:LYS:HE2	2.12	0.50
1:AA:2250:G:C5	12:AP:83:MET:HB2	2.47	0.50
1:AA:2689:U:C4'	1:AA:2690:C:OP2	2.59	0.50
4:AE:6:GLY:HA2	4:AE:51:PHE:CZ	2.47	0.50
6:AG:116:ASP:O	6:AG:117:PHE:HB3	2.12	0.50
12:AP:14:ARG:O	12:AP:15:GLY:O	2.30	0.50
12:AP:58:PHE:C	12:AP:60:ARG:H	2.13	0.50
14:AQ:41:ASP:OD2	14:AQ:44:LYS:HB2	2.12	0.50
18:AS:3:ALA:HB2	18:AS:64:MET:HE3	1.93	0.50
24:AW:15:LYS:N	24:AW:67:LYS:NZ	2.53	0.50
30:A8:16:ILE:HD13	30:A8:57:ARG:HG2	1.94	0.50
31:BA:359:U:OP1	8:DK:87:LYS:HG3	2.11	0.50
31:BA:928:G:O2'	31:BA:1533:C:OP1	2.29	0.50
31:BA:1025:U:O2'	31:BA:1026:G:C5'	2.59	0.50
31:BA:1028:C:N4	31:BA:1033:G:H1	2.08	0.50
31:BA:1036:G:C5'	31:BA:1037:C:OP2	2.58	0.50
31:BA:1131:G:H8	31:BA:1131:G:OP2	1.94	0.50
31:BA:1226:C:H4'	31:BA:1227:A:OP1	2.11	0.50
38:BK:7:ALA:HB2	38:BK:85:ARG:CD	2.40	0.50
43:BP:60:VAL:HG13	43:BP:64:TRP:HE1	1.76	0.50
46:BS:23:ASP:OD1	46:BS:25:ARG:HD3	2.11	0.50
49:BV:24:ALA:C	49:BV:26:GLY:H	2.15	0.50
53:BD:40:C:H2'	53:BD:41:C:C6	2.46	0.50
31:CA:131:C:H2'	31:CA:132:C:H6	1.75	0.50
31:CA:157:G:C2	31:CA:165:C:C2	3.00	0.50
31:CA:266:G:N3	31:CA:266:G:H2'	2.25	0.50
31:CA:728:A:C5	45:CR:54:ARG:HD2	2.47	0.50
33:CF:35:GLU:CG	33:CF:38:ARG:HH21	2.24	0.50
33:CF:70:VAL:HG12	33:CF:72:LYS:N	2.26	0.50
39:CL:11:LYS:H	39:CL:104:ARG:HH21	1.59	0.50
42:CO:107:VAL:HG23	42:CO:117:TYR:HB3	1.93	0.50
50:CW:47:GLY:C	50:CW:49:ALA:H	2.14	0.50
1:DA:67:U:O4	1:DA:74:A:N1	2.44	0.50
1:DA:271(B):G:N7	1:DA:421:U:H2'	2.27	0.50
1:DA:1534:G:H5'	1:DA:1535:U:OP2	2.11	0.50
1:DA:2262:U:O2'	1:DA:2263:C:H5'	2.10	0.50
1:DA:2393:A:H62	1:DA:2422:A:H61	1.60	0.50
1:DA:2798:C:H5	1:DA:2799:A:H62	1.60	0.50
1:DA:2876:G:O5'	15:DR:3:ARG:HA	2.11	0.50
3:DD:238:GLY:O	3:DD:239:ARG:O	2.30	0.50
4:DE:71:GLY:O	4:DE:73:GLU:HG2	2.11	0.50

*Continued on next page...*



*Continued from previous page...*

Atom-1	Atom-2	Interatomic distance (Å)	Clash overlap (Å)
7:DH:11:VAL:HB	7:DH:13:LYS:HG3	1.93	0.50
12:DP:25:ASP:OD1	12:DP:25:ASP:O	2.30	0.50
13:D0:63:ARG:O	13:D0:67:LEU:HB2	2.12	0.50
14:DQ:29:PHE:O	14:DQ:35:ILE:HD12	2.12	0.50
16:D1:66:ASN:ND2	16:D1:70:ARG:HE	2.09	0.50
20:DU:17:SER:HB2	20:DU:71:LYS:HE2	1.94	0.50
26:D4:61:ARG:HA	26:D4:61:ARG:NH1	2.26	0.50
27:D5:33:CYS:SG	27:D5:46:CYS:SG	3.10	0.50
30:D8:30:ARG:O	30:D8:31:HIS:C	2.49	0.50
1:AA:654(M):C:H5'	1:AA:654(N):G:N7	2.27	0.50
1:AA:672:C:O2'	1:AA:673:C:H5'	2.11	0.50
1:AA:824:A:O2'	1:AA:2358:G:O6	2.25	0.50
1:AA:900:A:H3'	1:AA:901:A:C8	2.47	0.50
1:AA:1173:G:H4'	1:AA:1174:A:N1	2.26	0.50
1:AA:1228:G:OP1	16:A1:13:LYS:HE3	2.11	0.50
1:AA:1520:U:H2'	1:AA:1521:G:O4'	2.12	0.50
1:AA:1771:C:C1'	1:AA:1786:A:C8	2.95	0.50
7:AH:3:ARG:HH21	7:AH:7:LEU:HD11	1.77	0.50
12:AP:25:ASP:O	12:AP:25:ASP:OD1	2.30	0.50
16:A1:79:PHE:C	16:A1:79:PHE:CD2	2.84	0.50
20:AU:95:LYS:HE3	20:AU:99:CYS:O	2.11	0.50
23:AZ:7:ILE:HD12	23:AZ:62:VAL:HG11	1.92	0.50
31:BA:412:A:C4'	31:BA:413:G:O5'	2.60	0.50
31:BA:642:A:N3	38:BK:113:SER:OG	2.44	0.50
31:BA:690:G:H22	41:BN:55:LYS:NZ	2.08	0.50
32:BE:124:SER:HB2	32:BE:125:PRO:CD	2.39	0.50
33:BF:45:LYS:HB2	33:BF:45:LYS:HZ2	1.77	0.50
38:BK:100:ILE:HG23	38:BK:101:PRO:HD2	1.93	0.50
53:BC:48:U:H1'	53:BC:49:C:OP2	2.11	0.50
31:CA:1015:A:C5	31:CA:1016:A:C5	2.99	0.50
32:CE:8:LYS:C	32:CE:10:LEU:H	2.15	0.50
33:CF:72:LYS:HD2	33:CF:75:VAL:HG23	1.93	0.50
40:CM:37:PRO:HA	40:CM:72:VAL:HG22	1.92	0.50
1:DA:11:G:H2'	1:DA:12:U:H5'	1.92	0.50
1:DA:639:U:H2'	1:DA:640:C:C6	2.46	0.50
1:DA:861:A:C2	1:DA:917:A:C4	2.99	0.50
1:DA:1022:G:C2'	1:DA:1023:U:OP2	2.59	0.50
1:DA:1246:A:O2'	5:DF:45:ARG:NH2	2.36	0.50
1:DA:1380:G:N2	1:DA:1570:A:N1	2.52	0.50
1:DA:1416:G:H2'	1:DA:1417:C:H6	1.77	0.50
1:DA:1657:C:H2'	1:DA:1658:C:C6	2.47	0.50

*Continued on next page...*

*Continued from previous page...*

Atom-1	Atom-2	Interatomic distance (Å)	Clash overlap (Å)
1:DA:2557:G:H2'	1:DA:2558:C:H6	1.75	0.50
1:DA:2849:U:H4'	1:DA:2868:A:C2	2.46	0.50
2:DB:76:G:N2	2:DB:100:G:O6	2.31	0.50
3:DD:68:LYS:HB2	3:DD:70:TRP:CZ3	2.46	0.50
4:DE:50:GLY:O	4:DE:51:PHE:HB3	2.11	0.50
7:DH:125:VAL:HG13	7:DH:126:PRO:CD	2.41	0.50
11:DO:9:ASN:O	11:DO:10:PRO:O	2.30	0.50
12:DP:29:PHE:O	12:DP:30:GLY:O	2.30	0.50
12:DP:77:LYS:O	12:DP:79:LEU:N	2.45	0.50
20:DU:81:LYS:NZ	20:DU:97:ARG:HH12	2.10	0.50
26:D4:20:ASN:CG	26:D4:21:VAL:N	2.65	0.50
1:AA:857:C:H1'	22:A3:26:TYR:CE2	2.47	0.50
1:AA:882:G:C2'	1:AA:883:G:C8	2.95	0.50
1:AA:2212:A:O2'	1:AA:2215:G:C8	2.61	0.50
1:AA:2312:U:H3'	1:AA:2312:U:C6	2.47	0.50
2:AB:3:C:H2'	2:AB:4:C:H6	1.76	0.50
3:AD:35:LYS:CE	3:AD:104:TYR:CD1	2.94	0.50
4:AE:22:PRO:O	4:AE:185:LYS:HB2	2.11	0.50
4:AE:67:PHE:O	4:AE:68:ALA:C	2.50	0.50
12:AP:18:LYS:O	12:AP:19:GLY:O	2.30	0.50
12:AP:139:GLU:N	12:AP:139:GLU:OE1	2.45	0.50
20:AU:12:THR:OG1	20:AU:26:LYS:HE2	2.12	0.50
20:AU:49:VAL:HB	20:AU:50:ARG:HE	1.76	0.50
22:A3:27:GLU:HA	22:A3:67:VAL:HG12	1.94	0.50
31:BA:78:G:H2'	31:BA:79:G:O4'	2.11	0.50
31:BA:501:C:H1'	31:BA:549:C:H1'	1.93	0.50
31:BA:914:A:H2'	31:BA:915:A:H8	1.77	0.50
31:BA:1133:G:H1	31:BA:1141:C:H42	1.58	0.50
32:BE:212:GLN:CD	32:BE:235:SER:HB2	2.31	0.50
34:BG:119:GLN:HG2	34:BG:123:HIS:CD2	2.46	0.50
38:BK:58:TYR:O	38:BK:59:LEU:HD23	2.11	0.50
45:BR:4:THR:OG1	45:BR:7:GLU:HB2	2.11	0.50
52:BB:53:A:H5''	52:BB:54:G:OP2	2.11	0.50
53:BD:19:G:H5'	53:BD:20:G:P	2.51	0.50
31:CA:186(E):C:C2	31:CA:191(C):G:N2	2.80	0.50
31:CA:1070:U:H2'	31:CA:1071:C:H6	1.76	0.50
31:CA:1170:A:H2'	31:CA:1171:G:O4'	2.11	0.50
31:CA:1530:G:OP1	31:CA:1530:G:H4'	2.12	0.50
33:CF:119:ARG:HH22	33:CF:140:ARG:CD	2.25	0.50
39:CL:37:PHE:HB3	39:CL:43:ALA:CB	2.42	0.50
46:CS:8:ARG:HH11	46:CS:8:ARG:HG2	1.73	0.50

*Continued on next page...*

*Continued from previous page...*

Atom-1	Atom-2	Interatomic distance (Å)	Clash overlap (Å)
48:CU:29:PHE:CD2	48:CU:29:PHE:N	2.80	0.50
49:CV:45:VAL:HA	49:CV:62:ILE:CG2	2.41	0.50
1:DA:270(N):G:O2'	1:DA:270(P):C:H5'	2.12	0.50
1:DA:654(I):C:N4	1:DA:654(M):C:H42	2.08	0.50
1:DA:1012:U:C2	1:DA:1143:A:C6	2.99	0.50
1:DA:1718:G:H2'	1:DA:1718:G:N3	2.27	0.50
1:DA:2139:C:H2'	1:DA:2140:C:H5'	1.92	0.50
1:DA:2287:A:N6	1:DA:2344:U:C2	2.80	0.50
1:DA:2331:G:O3'	22:D3:43:THR:HG22	2.12	0.50
1:DA:2805:G:H2'	1:DA:2807:G:H8	1.76	0.50
1:DA:2844:G:H3'	1:DA:2845:G:H8	1.77	0.50
4:DE:92:THR:O	4:DE:95:ILE:HG13	2.12	0.50
5:DF:101:LEU:HD12	5:DF:102:PRO:HD2	1.93	0.50
11:DO:138:LEU:HD21	11:DO:144:GLU:CG	2.42	0.50
19:DT:43:VAL:HG22	19:DT:51:VAL:HG21	1.94	0.50
1:AA:270(J):G:H2'	1:AA:270(K):C:O4'	2.12	0.50
1:AA:582:G:H2'	1:AA:583:G:C8	2.46	0.50
1:AA:1006:C:C2	1:AA:1138:G:N2	2.79	0.50
1:AA:2171:A:H2'	1:AA:2172:U:H6	1.75	0.50
1:AA:2392:A:H8	11:AO:60:MET:CB	2.20	0.50
1:AA:2468:G:O2'	1:AA:2469:A:OP2	2.30	0.50
1:AA:2779:U:O2	1:AA:2779:U:O4'	2.29	0.50
3:AD:65:ILE:HD12	3:AD:66:ASP:N	2.27	0.50
3:AD:176:ARG:HG2	3:AD:176:ARG:HH11	1.77	0.50
6:AG:16:ARG:N	6:AG:17:PRO:HD2	2.26	0.50
6:AG:115:ARG:HB3	6:AG:115:ARG:NH1	2.26	0.50
8:AK:95:LYS:O	8:AK:95:LYS:HD3	2.11	0.50
11:AO:88:LEU:HD12	11:AO:95:VAL:HG11	1.92	0.50
12:AP:136:ALA:CA	12:AP:139:GLU:HG2	2.41	0.50
12:AP:136:ALA:HB3	21:AV:48:PHE:CE1	2.46	0.50
25:AX:19:GLN:HE22	25:AX:52:HIS:HE1	1.60	0.50
28:A6:29:ASN:OD1	28:A6:30:THR:HG22	2.12	0.50
31:BA:109:A:C6	31:BA:326:G:C6	3.00	0.50
31:BA:812:C:OP1	31:BA:903:G:H1'	2.12	0.50
31:BA:972:C:OP2	40:BM:57:LYS:HE2	2.12	0.50
35:BH:11:ILE:CD1	35:BH:31:LEU:HB3	2.42	0.50
36:BI:15:ASP:H	36:BI:18:GLN:HE21	1.58	0.50
38:BK:11:THR:HG22	38:BK:15:ASN:HD21	1.77	0.50
38:BK:122:ARG:HH11	38:BK:122:ARG:HB2	1.76	0.50
40:BM:5:ARG:HH21	40:BM:99:LYS:HD2	1.77	0.50
40:BM:78:ASN:O	40:BM:81:THR:N	2.45	0.50

*Continued on next page...*

*Continued from previous page...*

Atom-1	Atom-2	Interatomic distance (Å)	Clash overlap (Å)
46:BS:11:SER:HB2	46:BS:14:ASN:HB3	1.93	0.50
50:BW:63:ILE:HG22	50:BW:77:ALA:HB1	1.94	0.50
51:BX:2:GLY:C	51:BX:4:GLY:H	2.15	0.50
53:BC:20:G:C5	53:BC:58:A:C2	3.00	0.50
31:CA:543:C:OP1	34:CG:14:ARG:NE	2.45	0.50
31:CA:632:A:C1'	31:CA:633:G:OP2	2.56	0.50
31:CA:861:G:C5	31:CA:862:C:C5	3.00	0.50
31:CA:1084:G:H5'	31:CA:1102:A:OP2	2.12	0.50
32:CE:128:GLU:O	32:CE:129:GLU:HB2	2.12	0.50
39:CL:9:ARG:HA	39:CL:13:ALA:O	2.12	0.50
40:CM:58:ASP:O	40:CM:59:SER:C	2.49	0.50
41:CN:20:TYR:HB2	41:CN:31:THR:HG23	1.92	0.50
53:CC:65:G:H4'	12:DP:10:ARG:HH12	1.76	0.50
1:DA:627:A:H4'	1:DA:628:G:OP1	2.12	0.50
1:DA:666:G:OP1	11:DO:47:ASP:O	2.29	0.50
1:DA:684:G:OP1	29:D7:16:HIS:ND1	2.45	0.50
1:DA:820:A:H2'	1:DA:821:A:O4'	2.11	0.50
1:DA:848:G:C4	1:DA:933:A:H8	2.29	0.50
1:DA:959:A:N6	1:DA:960:A:N1	2.59	0.50
1:DA:1131:G:O6	1:DA:2040:C:H1'	2.11	0.50
1:DA:1796:U:H2'	1:DA:1797:C:C6	2.47	0.50
1:DA:2354:G:O2'	22:D3:36:ILE:HD12	2.11	0.50
1:DA:2395:C:H2'	1:DA:2396:G:O4'	2.12	0.50
1:DA:2567:G:H2'	1:DA:2568:C:C6	2.47	0.50
4:DE:47:VAL:HG11	4:DE:49:LEU:HD23	1.94	0.50
4:DE:58:ARG:O	4:DE:59:VAL:C	2.50	0.50
4:DE:98:PRO:HD3	4:DE:175:VAL:HG13	1.94	0.50
4:DE:120:TRP:O	4:DE:121:ASN:HB2	2.11	0.50
6:DG:67:LYS:HE3	26:D4:6:HIS:CD2	2.47	0.50
8:DK:7:GLU:HA	8:DK:15:VAL:HG22	1.93	0.50
8:DK:72:LEU:O	8:DK:74:ASN:N	2.41	0.50
17:D2:62:LEU:HD22	17:D2:62:LEU:H	1.77	0.50
1:AA:468:G:N7	29:A7:39:ARG:NH2	2.53	0.50
1:AA:548:A:H8	1:AA:548:A:O5'	1.95	0.50
1:AA:833:U:H2'	1:AA:834:C:C6	2.47	0.50
1:AA:1465:G:H5'	1:AA:1528:A:H1'	1.94	0.50
1:AA:1639:U:H2'	1:AA:1640:C:H5'	1.94	0.50
1:AA:1813:G:H1'	3:AD:50:THR:OG1	2.12	0.50
1:AA:2024:G:H2'	1:AA:2025:C:H6	1.76	0.50
1:AA:2128:C:O2	1:AA:2128:C:H2'	2.12	0.50
1:AA:2552:U:H2'	1:AA:2554:U:OP2	2.11	0.50

*Continued on next page...*

*Continued from previous page...*

Atom-1	Atom-2	Interatomic distance (Å)	Clash overlap (Å)
1:AA:2574:G:O2'	4:AE:143:ASN:HB3	2.11	0.50
2:AB:95:U:N3	2:AB:96:G:N7	2.60	0.50
3:AD:17:THR:HG22	3:AD:204:ILE:HA	1.93	0.50
8:AK:110:ASP:HB3	8:AK:111:PRO:CA	2.42	0.50
16:A1:79:PHE:HD2	16:A1:79:PHE:C	2.15	0.50
23:AZ:50:ARG:HD2	23:AZ:57:GLU:OE1	2.12	0.50
28:A6:25:LYS:HE2	28:A6:27:LYS:HE3	1.94	0.50
28:A6:44:ARG:HD3	28:A6:44:ARG:N	2.20	0.50
31:BA:1004:A:O5'	31:BA:1025:U:O4	2.30	0.50
31:BA:1218:C:H2'	31:BA:1219:U:C6	2.47	0.50
32:BE:6:THR:OG1	32:BE:7:VAL:N	2.45	0.50
32:BE:109:SER:O	32:BE:112:VAL:HG12	2.11	0.50
46:BS:8:ARG:HB3	46:BS:28:ARG:NH1	2.27	0.50
48:BU:47:THR:O	48:BU:83:GLU:HG2	2.11	0.50
31:CA:266:G:N1	31:CA:270:A:N6	2.42	0.50
31:CA:688:G:H2'	31:CA:689:C:H6	1.76	0.50
31:CA:930:C:C4	31:CA:931:C:C5	2.99	0.50
31:CA:1022:G:H3'	31:CA:1023:G:H8	1.77	0.50
31:CA:1239:A:O2'	31:CA:1298:C:N4	2.45	0.50
31:CA:1343:G:H2'	31:CA:1344:C:C6	2.47	0.50
31:CA:1417:G:C6	31:CA:1482:G:C6	3.00	0.50
33:CF:95:THR:HG22	33:CF:97:LYS:HG2	1.93	0.50
39:CL:63:ILE:HD13	39:CL:77:ILE:HG23	1.94	0.50
42:CO:52:VAL:HG22	42:CO:53:ALA:N	2.24	0.50
48:CU:53:ARG:HH21	48:CU:60:ALA:N	2.10	0.50
53:CD:20:G:N3	53:CD:20:G:C2'	2.74	0.50
1:DA:278:A:HO2'	1:DA:279:C:P	2.35	0.50
1:DA:476:G:H4'	1:DA:502:A:N1	2.27	0.50
1:DA:1225:C:O3'	17:D2:85:LYS:HD3	2.12	0.50
1:DA:1255:U:C5'	1:DA:1256:G:H5''	2.40	0.50
1:DA:1503:U:H2'	1:DA:1504:C:C6	2.47	0.50
1:DA:2093:G:O5'	8:DK:24:GLY:HA3	2.12	0.50
1:DA:2836:U:C4	1:DA:2883:A:N6	2.80	0.50
1:DA:2859:G:O2'	1:DA:2860:A:O5'	2.30	0.50
1:DA:2893:G:OP2	1:DA:2893:G:H8	1.95	0.50
4:DE:9:VAL:CG2	4:DE:10:GLY:N	2.75	0.50
5:DF:34:TRP:CZ3	11:DO:8:PRO:HB3	2.47	0.50
7:DH:111:HIS:ND1	7:DH:112:PRO:HD2	2.26	0.50
16:D1:25:TRP:CD1	16:D1:26:GLY:N	2.79	0.50
19:DT:57:LEU:HD23	19:DT:57:LEU:N	2.27	0.50
23:DZ:67:ILE:N	23:DZ:68:PRO:HD2	2.27	0.50

*Continued on next page...*

*Continued from previous page...*

Atom-1	Atom-2	Interatomic distance (Å)	Clash overlap (Å)
29:D7:17:GLY:O	29:D7:21:ARG:HG2	2.12	0.50
30:D8:48:PHE:O	30:D8:49:VAL:O	2.29	0.50
1:AA:881:G:H5''	1:AA:882:G:O5'	2.12	0.49
1:AA:2182:G:H2'	1:AA:2183:C:C6	2.47	0.49
1:AA:2184:G:C6	1:AA:2185:C:N4	2.79	0.49
1:AA:2208:U:H4'	3:AD:151:LYS:HG2	1.93	0.49
7:AH:10:PRO:HD2	7:AH:50:VAL:O	2.12	0.49
7:AH:97:ARG:O	7:AH:125:VAL:HG21	2.12	0.49
8:AK:33:ARG:C	8:AK:35:LEU:N	2.62	0.49
13:A0:107:ASP:C	13:A0:107:ASP:OD2	2.50	0.49
14:AQ:37:ALA:HB2	14:AQ:101:LEU:HD21	1.94	0.49
17:A2:35:LEU:CD2	17:A2:57:VAL:HG13	2.42	0.49
17:A2:49:THR:CB	17:A2:50:PRO:HD2	2.28	0.49
22:A3:36:ILE:CD1	22:A3:39:ARG:HG2	2.42	0.49
31:BA:509:A:O2'	31:BA:510:A:P	2.70	0.49
31:BA:865:A:H2	31:BA:918:A:H4'	1.77	0.49
35:BH:126:ARG:HG3	35:BH:126:ARG:NH1	2.27	0.49
38:BK:113:SER:H	38:BK:134:ILE:HD13	1.77	0.49
43:BP:108:ARG:O	43:BP:111:LYS:N	2.43	0.49
46:BS:14:ASN:N	46:BS:15:PRO:HD3	2.27	0.49
31:CA:197:A:C8	31:CA:198:G:C1'	2.95	0.49
31:CA:353:A:H2'	31:CA:354:G:OP2	2.12	0.49
31:CA:457:C:H2'	31:CA:458:C:H6	1.76	0.49
31:CA:511:C:C2	31:CA:512:U:C5	3.00	0.49
31:CA:748:C:H1'	31:CA:749:C:OP2	2.12	0.49
31:CA:1015:A:N6	31:CA:1016:A:N1	2.60	0.49
31:CA:1018:C:H2'	31:CA:1019:C:O4'	2.11	0.49
31:CA:1433:A:C8	31:CA:1467:G:N2	2.80	0.49
33:CF:119:ARG:O	33:CF:123:GLN:HG3	2.11	0.49
37:CJ:6:ARG:O	37:CJ:7:ALA:C	2.51	0.49
38:CK:38:ILE:HD12	38:CK:118:VAL:HG12	1.92	0.49
44:CQ:27:CYS:O	44:CQ:28:GLY:C	2.50	0.49
1:DA:1063:G:C6	1:DA:1064:C:C2	2.99	0.49
1:DA:1070:A:H8	1:DA:1096:A:O2'	1.94	0.49
1:DA:1819:A:H4'	1:DA:1820:U:O5'	2.12	0.49
3:DD:61:LEU:O	3:DD:63:ARG:NH1	2.44	0.49
4:DE:55:ASN:O	4:DE:57:LYS:N	2.43	0.49
8:DK:109:ILE:HD13	8:DK:109:ILE:N	2.27	0.49
9:DM:15:LEU:HD13	9:DM:16:ILE:N	2.27	0.49
12:DP:12:GLN:HE21	12:DP:73:PRO:HD3	1.76	0.49
13:D0:84:ALA:N	13:D0:85:PRO:CD	2.74	0.49

*Continued on next page...*

*Continued from previous page...*

Atom-1	Atom-2	Interatomic distance (Å)	Clash overlap (Å)
17:D2:85:LYS:CG	17:D2:86:GLY:H	2.24	0.49
24:DW:17:SER:CB	24:DW:21:LEU:H	2.24	0.49
28:D6:9:LEU:N	28:D6:27:LYS:HG3	2.27	0.49
30:D8:50:LEU:O	30:D8:51:ALA:HB3	2.11	0.49
30:D8:52:LYS:HD2	30:D8:52:LYS:H	1.76	0.49
1:AA:540:G:H5'	1:AA:541:C:OP2	2.12	0.49
1:AA:950:G:C5	1:AA:951:C:C4	3.00	0.49
1:AA:1264:G:H5'	27:A5:11:THR:CG2	2.42	0.49
1:AA:1290:C:H2'	1:AA:1291:C:C6	2.48	0.49
1:AA:1729:A:H2'	1:AA:1731:G:C8	2.47	0.49
1:AA:1992:G:C1'	1:AA:1993:U:OP2	2.60	0.49
1:AA:2077:A:H2'	1:AA:2078:C:H6	1.77	0.49
1:AA:2683:C:OP1	15:AR:53:ARG:NH2	2.45	0.49
1:AA:2689:U:C4'	1:AA:2690:C:H5'	2.32	0.49
2:AB:24:G:C2	2:AB:56:G:C2	3.00	0.49
3:AD:35:LYS:HG2	3:AD:64:ILE:HG23	1.93	0.49
3:AD:70:TRP:CH2	3:AD:150:LYS:HA	2.48	0.49
8:AK:81:VAL:O	8:AK:83:ALA:N	2.45	0.49
11:AO:149:GLU:HG2	11:AO:150:ALA:N	2.27	0.49
12:AP:33:GLY:HA2	12:AP:105:GLU:HA	1.94	0.49
12:AP:78:PRO:O	12:AP:79:LEU:O	2.30	0.49
14:AQ:56:LEU:HB2	14:AQ:58:LEU:CD2	2.42	0.49
31:BA:644:G:H2'	31:BA:645:C:O4'	2.12	0.49
31:BA:1002:G:C2'	31:BA:1003:G:H8	2.25	0.49
32:BE:31:TYR:O	32:BE:42:ILE:HG13	2.11	0.49
34:BG:11:LEU:O	34:BG:13:ARG:N	2.46	0.49
35:BH:100:VAL:HG22	35:BH:118:ILE:HG22	1.94	0.49
42:BO:15:VAL:O	42:BO:16:ARG:HB2	2.11	0.49
31:CA:9:G:OP2	35:CH:121:LYS:HD2	2.11	0.49
31:CA:254:G:OP1	47:CT:67:LYS:O	2.30	0.49
31:CA:943:U:H1'	39:CL:124:GLN:HE22	1.77	0.49
31:CA:1126:U:H1'	31:CA:1127:G:OP2	2.11	0.49
31:CA:1176:A:N6	31:CA:1177:G:C5	2.80	0.49
31:CA:1184:G:H2'	31:CA:1185:G:H5'	1.94	0.49
31:CA:1436:U:H2'	31:CA:1437:C:C6	2.48	0.49
35:CH:18:ARG:HD2	35:CH:25:ARG:O	2.11	0.49
35:CH:73:ASN:N	35:CH:73:ASN:OD1	2.44	0.49
45:CR:54:ARG:NH1	45:CR:58:MET:SD	2.85	0.49
50:CW:29:LYS:O	50:CW:33:ILE:HG12	2.12	0.49
1:DA:85:G:OP1	20:DU:30:VAL:HG21	2.12	0.49
1:DA:881:G:H5'	1:DA:882:G:OP2	2.12	0.49

*Continued on next page...*

*Continued from previous page...*

Atom-1	Atom-2	Interatomic distance (Å)	Clash overlap (Å)
1:DA:2162:G:O2'	1:DA:2173:A:OP2	2.29	0.49
3:DD:30:GLU:CG	3:DD:63:ARG:NH2	2.71	0.49
7:DH:26:VAL:O	7:DH:27:LYS:C	2.50	0.49
7:DH:144:VAL:O	7:DH:148:ILE:HG12	2.11	0.49
8:DK:92:VAL:HB	8:DK:120:ILE:HB	1.92	0.49
21:DV:116:VAL:HG12	21:DV:117:LEU:N	2.25	0.49
24:DW:15:LYS:HD3	24:DW:67:LYS:HE2	1.94	0.49
28:D6:11:LEU:HD23	28:D6:26:ASN:CB	2.37	0.49
1:AA:221:A:C4	1:AA:266:G:N7	2.80	0.49
1:AA:592:G:H21	30:A8:4:MET:CE	2.25	0.49
1:AA:988:A:C6	25:AX:13:ILE:HG21	2.47	0.49
1:AA:1479:G:C5	1:AA:1510:A:N6	2.79	0.49
1:AA:1641:A:H2'	1:AA:1642:G:O4'	2.13	0.49
1:AA:1939:U:OP1	1:AA:2604:U:O2'	2.29	0.49
15:AR:26:ASP:CB	15:AR:91:ARG:HA	2.42	0.49
15:AR:111:ARG:O	15:AR:112:ARG:HG3	2.12	0.49
20:AU:90:LEU:N	20:AU:90:LEU:HD13	2.27	0.49
31:BA:107:G:H2'	31:BA:108:G:O4'	2.12	0.49
31:BA:619:U:O2	34:BG:135:LEU:HD22	2.12	0.49
31:BA:674:G:H2'	31:BA:675:A:C8	2.47	0.49
31:BA:1175:G:N1	31:BA:1176:A:N6	2.60	0.49
31:BA:1203:C:H2'	31:BA:1204:A:O4'	2.12	0.49
36:BI:19:LEU:HD21	36:BI:59:TYR:CZ	2.47	0.49
39:BL:16:ARG:CB	39:BL:64:THR:HG22	2.39	0.49
53:BC:1:C:C2'	53:BC:2:G:OP2	2.60	0.49
32:CE:97:TRP:HH2	32:CE:176:GLU:CD	2.15	0.49
37:CJ:15:ASP:OD2	37:CJ:44:TYR:OH	2.30	0.49
37:CJ:23:VAL:HG13	37:CJ:43:PHE:CE2	2.35	0.49
37:CJ:87:VAL:CG1	37:CJ:154:TYR:HB2	2.40	0.49
47:CT:66:SER:OG	47:CT:69:LYS:HB2	2.12	0.49
1:DA:270(I):G:H1	1:DA:270(Q):C:H42	1.60	0.49
1:DA:959:A:H62	12:DP:83:MET:HE1	1.77	0.49
1:DA:996:A:C2	1:DA:997:G:C8	3.00	0.49
1:DA:1061:U:H4'	1:DA:1070:A:C1'	2.42	0.49
1:DA:1342:A:N1	1:DA:1397:U:N3	2.60	0.49
1:DA:2079:U:H2'	1:DA:2080:G:O4'	2.12	0.49
4:DE:67:PHE:CD1	4:DE:67:PHE:C	2.84	0.49
5:DF:57:VAL:CG1	5:DF:59:TYR:CD1	2.95	0.49
6:DG:16:ARG:N	6:DG:17:PRO:HD2	2.26	0.49
12:DP:31:ASP:H	12:DP:107:ALA:CB	2.20	0.49
16:D1:92:ARG:CD	16:D1:95:LEU:HD12	2.42	0.49

*Continued on next page...*



*Continued from previous page...*

Atom-1	Atom-2	Interatomic distance (Å)	Clash overlap (Å)
19:DT:27:THR:HB	19:DT:80:ILE:HG22	1.93	0.49
1:AA:627:A:H62	11:AO:84:ASN:HD21	1.60	0.49
1:AA:974(A):C:H4'	1:AA:975:G:C5'	2.41	0.49
1:AA:974(A):C:O2	1:AA:974(A):C:H2'	2.12	0.49
1:AA:1085:A:H3'	1:AA:1085:A:OP2	2.13	0.49
1:AA:1204:A:HO2'	1:AA:1205:U:P	2.34	0.49
1:AA:1600:C:O2'	1:AA:1601:G:H5'	2.12	0.49
1:AA:2292:C:P	14:AQ:17:ARG:HH22	2.36	0.49
1:AA:2705:A:O2'	1:AA:2852:G:OP1	2.23	0.49
3:AD:108:PRO:HD2	3:AD:111:LEU:HG	1.94	0.49
10:AN:14:THR:HG22	10:AN:95:GLY:N	2.27	0.49
13:A0:44:LEU:HD22	13:A0:48:VAL:HG23	1.95	0.49
15:AR:42:ILE:HG21	15:AR:84:GLN:NE2	2.27	0.49
18:AS:18:ARG:HG3	18:AS:76:VAL:HG13	1.94	0.49
23:AZ:83:GLU:C	23:AZ:85:LEU:N	2.66	0.49
27:A5:58:LEU:HD12	27:A5:58:LEU:O	2.12	0.49
31:BA:310:G:P	46:BS:27:LYS:HZ1	2.29	0.49
31:BA:389:A:H2'	31:BA:390:C:H5'	1.93	0.49
31:BA:1158:C:O2	31:BA:1158:C:H3'	2.12	0.49
31:BA:1298:C:H4'	31:BA:1299:A:C4	2.47	0.49
32:BE:17:PHE:HD1	32:BE:17:PHE:N	2.07	0.49
37:BJ:155:ARG:HG2	37:BJ:156:TRP:N	2.27	0.49
50:BW:94:ALA:O	50:BW:95:ALA:HB3	2.11	0.49
31:CA:523:A:H61	42:CO:89:ASP:HB2	1.78	0.49
31:CA:862:C:O2'	31:CA:863:U:H5'	2.12	0.49
33:CF:73:PRO:O	33:CF:76:VAL:N	2.36	0.49
42:CO:21:VAL:C	42:CO:23:ALA:N	2.63	0.49
52:CB:21:A:H4'	52:CB:22:G:OP1	2.12	0.49
53:CD:52:C:H2'	53:CD:53:G:C8	2.46	0.49
1:DA:71:A:H2	19:DT:31:HIS:HE1	1.56	0.49
1:DA:654:A:H2'	1:DA:654:A:N3	2.26	0.49
1:DA:1060:U:O4'	1:DA:1062:G:H5'	2.12	0.49
1:DA:1991:U:C2'	1:DA:1992:G:H5''	2.43	0.49
1:DA:2507:C:H2'	1:DA:2508:G:O4'	2.12	0.49
1:DA:2712:U:OP1	1:DA:2714:G:H4'	2.13	0.49
1:DA:2788:C:OP1	4:DE:61:ARG:NH1	2.45	0.49
3:DD:108:PRO:HA	3:DD:196:VAL:O	2.12	0.49
10:DN:14:THR:HG22	10:DN:52:VAL:HG22	1.94	0.49
12:DP:1:MET:HE2	12:DP:1:MET:HA	1.93	0.49
20:DU:83:THR:CG2	20:DU:94:LYS:HG2	2.42	0.49
21:DV:14:LYS:HZ2	21:DV:14:LYS:HB3	1.76	0.49

*Continued on next page...*

*Continued from previous page...*

Atom-1	Atom-2	Interatomic distance (Å)	Clash overlap (Å)
23:DZ:23:LYS:CD	23:DZ:28:GLY:HA3	2.43	0.49
23:DZ:62:VAL:HG12	23:DZ:63:ALA:O	2.13	0.49
28:D6:41:PRO:HG3	28:D6:47:THR:HG22	1.94	0.49
1:AA:494:G:H4'	18:AS:6:ILE:HB	1.94	0.49
1:AA:581:C:OP1	16:A1:33:ARG:HG3	2.12	0.49
1:AA:594:U:C5'	30:A8:61:LEU:HD13	2.32	0.49
1:AA:1077:A:OP1	1:AA:1077:A:H4'	2.11	0.49
1:AA:1858:G:O2'	1:AA:1859:A:C8	2.64	0.49
1:AA:2114:A:H61	1:AA:2119:A:H62	1.60	0.49
1:AA:2465:C:O2'	1:AA:2466:C:H5'	2.12	0.49
4:AE:111:ARG:HD2	4:AE:160:TYR:CD1	2.47	0.49
7:AH:35:VAL:O	7:AH:37:VAL:HG23	2.13	0.49
11:AO:135:LEU:O	11:AO:139:LYS:HG3	2.11	0.49
20:AU:57:GLN:O	20:AU:58:GLY:C	2.49	0.49
31:BA:49:U:O2'	31:BA:50:A:H3'	2.12	0.49
31:BA:827:U:C5	31:BA:870:U:C4	3.00	0.49
31:BA:913:A:H1'	31:BA:914:A:OP2	2.12	0.49
31:BA:1070:U:H2'	31:BA:1071:C:C6	2.48	0.49
31:BA:1177:G:OP2	39:BL:97:LYS:NZ	2.43	0.49
31:BA:1177:G:H5''	31:BA:1178:G:OP1	2.13	0.49
31:BA:1374:A:O2'	37:BJ:28:ASN:HB3	2.13	0.49
39:BL:18:PHE:CD1	39:BL:62:TYR:HD2	2.27	0.49
31:CA:532:A:N6	31:CA:1206:G:O2'	2.45	0.49
31:CA:980:C:H5'	31:CA:981:U:H5	1.77	0.49
31:CA:1153:C:N3	31:CA:1154:G:C8	2.80	0.49
42:CO:21:VAL:O	42:CO:23:ALA:N	2.42	0.49
1:DA:52:A:O2'	1:DA:53:A:H5'	2.11	0.49
1:DA:155:C:O2	1:DA:155:C:H2'	2.12	0.49
1:DA:218:A:C2	1:DA:235:U:H4'	2.48	0.49
1:DA:1496:A:C8	1:DA:1577:C:O2'	2.57	0.49
1:DA:1935:G:H1'	1:DA:1964:G:N2	2.27	0.49
1:DA:2262:U:H4'	1:DA:2328:A:C2	2.47	0.49
3:DD:270:ILE:HG22	3:DD:271:ILE:N	2.28	0.49
8:DK:97:ILE:O	8:DK:101:LEU:HD23	2.13	0.49
9:DM:47:ALA:HB2	9:DM:112:LEU:CD1	2.42	0.49
10:DN:7:TYR:HE1	10:DN:20:MET:HE3	1.77	0.49
10:DN:66:LYS:HA	10:DN:79:PHE:O	2.12	0.49
17:D2:61:VAL:O	17:D2:62:LEU:C	2.51	0.49
23:DZ:91:LYS:O	23:DZ:93:GLU:N	2.46	0.49
30:D8:29:LYS:O	30:D8:31:HIS:N	2.45	0.49
1:AA:2:G:H2'	1:AA:3:U:C6	2.47	0.49

*Continued on next page...*

*Continued from previous page...*

Atom-1	Atom-2	Interatomic distance (Å)	Clash overlap (Å)
1:AA:495:G:H1'	18:AS:57:ASN:HD21	1.77	0.49
1:AA:572:A:H5''	1:AA:573:G:OP2	2.12	0.49
1:AA:859:G:O2'	1:AA:916:G:O6	2.29	0.49
1:AA:1019:U:H3	1:AA:1142(A):A:H62	1.60	0.49
1:AA:1268:A:C2	1:AA:2013:A:C4	3.01	0.49
1:AA:1324:G:C4	1:AA:1328:G:O6	2.66	0.49
1:AA:1642:G:O2'	1:AA:1643:G:H5'	2.11	0.49
1:AA:1668:A:N3	1:AA:1670:C:C4	2.81	0.49
1:AA:1992:G:H1'	1:AA:1993:U:OP2	2.12	0.49
2:AB:94:C:C4	2:AB:95:U:C5	3.00	0.49
3:AD:186:HIS:CD2	3:AD:188:GLU:H	2.06	0.49
5:AF:34:TRP:CE2	11:AO:8:PRO:HD3	2.47	0.49
6:AG:112:PRO:HB3	26:A4:37:SER:N	2.27	0.49
13:A0:33:ARG:NH2	27:A5:55:ARG:HG2	2.27	0.49
31:BA:5:U:H1'	31:BA:6:G:C6	2.47	0.49
31:BA:191:G:C4	50:BW:105:SER:HB2	2.47	0.49
31:BA:277:C:H2'	31:BA:278:G:H8	1.77	0.49
31:BA:1106:G:H2'	31:BA:1107:C:C6	2.47	0.49
31:BA:1177:G:O6	31:BA:1182:G:O6	2.31	0.49
35:BH:153:LYS:HD3	35:BH:154:GLY:N	2.22	0.49
43:BP:23:TYR:CE1	43:BP:71:ARG:HG3	2.47	0.49
53:BC:54:G:O2'	53:BC:55:U:H5'	2.12	0.49
31:CA:1000:A:O2'	31:CA:1001:G:H5'	2.13	0.49
31:CA:1003:G:H1	31:CA:1037:C:H42	1.60	0.49
31:CA:1132:C:C2'	31:CA:1133:G:H5'	2.43	0.49
34:CG:8:VAL:CG1	34:CG:21:LEU:HD13	2.40	0.49
36:CI:14:LEU:O	36:CI:14:LEU:HD23	2.12	0.49
42:CO:24:LEU:HD21	42:CO:59:SER:OG	2.12	0.49
44:CQ:12:ARG:HB3	44:CQ:14:PRO:HD3	1.95	0.49
48:CU:37:VAL:CG1	48:CU:78:LEU:HB3	2.43	0.49
53:CC:12:G:H1'	1:DA:1923:U:O2'	2.13	0.49
53:CD:9:G:O3'	53:CD:46:G:O2'	2.31	0.49
53:CD:61:U:O2'	53:CD:62:C:H5'	2.12	0.49
1:DA:49:A:H5''	1:DA:50:U:H3'	1.94	0.49
1:DA:1337:G:H2'	1:DA:1338:G:H8	1.77	0.49
1:DA:1442:G:H2'	1:DA:1443:G:H5''	1.93	0.49
1:DA:1728:G:C2	1:DA:1730:U:OP2	2.66	0.49
1:DA:2111:C:O2	1:DA:2118:U:O2'	2.31	0.49
1:DA:2292:C:O2'	1:DA:2293:C:H5'	2.11	0.49
1:DA:2319:G:H4'	1:DA:2320:A:O4'	2.13	0.49
1:DA:2410:G:C2	1:DA:2411:A:H1'	2.48	0.49

*Continued on next page...*

*Continued from previous page...*

Atom-1	Atom-2	Interatomic distance (Å)	Clash overlap (Å)
1:DA:2447:G:C1'	1:DA:2448:A:OP2	2.60	0.49
1:DA:2751:G:H5'	1:DA:2752:C:OP2	2.12	0.49
4:DE:29:GLY:HA2	4:DE:180:ASN:HB3	1.93	0.49
4:DE:182:LEU:C	4:DE:183:LEU:HD12	2.33	0.49
8:DK:95:LYS:O	8:DK:99:GLU:HG3	2.13	0.49
25:DX:52:HIS:H	25:DX:52:HIS:HD2	1.60	0.49
1:AA:218:A:H2	1:AA:235:U:H4'	1.76	0.49
1:AA:1082:U:N3	1:AA:1083:U:O2	2.45	0.49
1:AA:2086:U:H2'	1:AA:2087:G:C8	2.48	0.49
1:AA:2128:C:H5'	1:AA:2129:C:OP2	2.12	0.49
1:AA:2689:U:P	1:AA:2719:G:H22	2.35	0.49
2:AB:20:C:O2'	2:AB:21:G:H5'	2.13	0.49
2:AB:81:G:O6	2:AB:95:U:O2	2.31	0.49
5:AF:127:GLU:C	5:AF:129:PHE:H	2.15	0.49
8:AK:144:VAL:HG22	8:AK:145:VAL:N	2.28	0.49
14:AQ:86:ALA:O	14:AQ:87:PHE:CB	2.61	0.49
16:A1:92:ARG:HB3	16:A1:95:LEU:HD12	1.94	0.49
20:AU:52:SER:HB2	20:AU:53:PRO:CD	2.36	0.49
26:A4:9:LEU:H	26:A4:27:THR:CG2	2.25	0.49
31:BA:581:G:OP1	45:BR:65:ARG:NH1	2.44	0.49
31:BA:1392:G:N2	31:BA:1502:A:H8	2.09	0.49
31:BA:1442:G:C6	31:BA:1446:A:N6	2.81	0.49
42:BO:59:SER:C	42:BO:61:TYR:N	2.65	0.49
43:BP:78:ILE:HG22	43:BP:82:MET:HE2	1.95	0.49
44:BQ:26:ARG:HH11	44:BQ:43:CYS:HB3	1.77	0.49
31:CA:129(A):G:C6	31:CA:188:U:H4'	2.47	0.49
31:CA:745:C:OP1	31:CA:851:G:O2'	2.29	0.49
31:CA:1308:U:H5''	43:CP:98:VAL:HG23	1.93	0.49
31:CA:1504:G:H4'	31:CA:1505:G:O5'	2.13	0.49
34:CG:91:SER:OG	34:CG:191:ARG:HG3	2.12	0.49
36:CI:82:ARG:HB2	36:CI:85:VAL:HG23	1.94	0.49
1:DA:71:A:H5''	1:DA:73:A:C8	2.48	0.49
1:DA:298:G:O2'	1:DA:322:A:N1	2.36	0.49
1:DA:495:G:H1'	18:DS:57:ASN:ND2	2.25	0.49
1:DA:535:C:C2'	1:DA:536:A:H5'	2.42	0.49
1:DA:620:G:H4'	1:DA:621:A:H5''	1.94	0.49
1:DA:858:U:O2	1:DA:2268:A:H2'	2.13	0.49
1:DA:1139:G:O3'	9:DM:24:GLY:HA3	2.12	0.49
1:DA:1239:G:H2'	1:DA:1240:U:O4'	2.12	0.49
1:DA:1278:A:C5'	13:D0:36:THR:HG22	2.43	0.49
1:DA:1472:A:C2'	1:DA:1473:G:H5'	2.42	0.49

*Continued on next page...*

*Continued from previous page...*

Atom-1	Atom-2	Interatomic distance (Å)	Clash overlap (Å)
1:DA:1973:G:H2'	1:DA:1974:C:C6	2.47	0.49
1:DA:2461:C:H2'	1:DA:2462:U:C6	2.47	0.49
1:DA:2522:U:H2'	1:DA:2523:G:C5'	2.43	0.49
1:DA:2845:G:O2'	1:DA:2846:G:H5'	2.12	0.49
1:DA:2898:U:H2'	1:DA:2899:G:C8	2.47	0.49
2:DB:44:G:C2	2:DB:48:A:C2	3.01	0.49
4:DE:170:LEU:HD23	4:DE:184:VAL:HB	1.94	0.49
8:DK:83:ALA:O	8:DK:89:TYR:CE2	2.65	0.49
11:DO:39:LYS:HD2	11:DO:45:LEU:CD2	2.43	0.49
12:DP:18:LYS:O	12:DP:19:GLY:O	2.30	0.49
21:DV:59:LEU:O	21:DV:60:GLU:HB3	2.12	0.49
1:AA:53:A:H2'	1:AA:54:G:O4'	2.12	0.49
1:AA:194:G:H2'	1:AA:195:A:O4'	2.12	0.49
1:AA:270(T):G:OP1	23:AZ:97:LEU:HD22	2.13	0.49
1:AA:868:U:C4	1:AA:869:G:N7	2.81	0.49
1:AA:988:A:H4'	1:AA:1155:A:N1	2.28	0.49
1:AA:1210:A:H8	1:AA:1210:A:C5'	2.20	0.49
1:AA:1210:A:C4'	1:AA:1211:U:OP2	2.60	0.49
1:AA:1729:A:H8	1:AA:1730:U:C5	2.31	0.49
1:AA:1794:U:H2'	1:AA:1795:C:C6	2.47	0.49
1:AA:2378:A:C5	1:AA:2379:G:H1'	2.47	0.49
1:AA:2439:A:O2'	1:AA:2440:C:OP2	2.23	0.49
2:AB:42:C:O2	6:AG:92:VAL:HA	2.13	0.49
4:AE:38:THR:HB	4:AE:39:PRO:CD	2.35	0.49
6:AG:124:SER:HB2	6:AG:131:TYR:CE1	2.48	0.49
11:AO:66:GLY:O	11:AO:67:MET:CB	2.59	0.49
12:AP:19:GLY:HA3	12:AP:98:LYS:HD3	1.94	0.49
12:AP:60:ARG:HG3	12:AP:60:ARG:O	2.13	0.49
15:AR:5:ALA:O	15:AR:9:LEU:HB2	2.12	0.49
16:A1:108:GLU:HG3	17:A2:44:LYS:HD3	1.95	0.49
31:BA:939:G:H5''	37:BJ:102:ARG:NH2	2.28	0.49
31:BA:1391:U:H2'	31:BA:1392:G:H8	1.72	0.49
41:BN:79:SER:CB	41:BN:106:LYS:HD2	2.39	0.49
43:BP:12:ASN:O	43:BP:14:ARG:N	2.46	0.49
45:BR:6:GLU:HA	45:BR:9:GLN:HB2	1.95	0.49
31:CA:407:G:H2'	31:CA:408:A:C8	2.47	0.49
31:CA:409:G:OP1	34:CG:25:ARG:HB3	2.12	0.49
31:CA:468:A:H2'	31:CA:474:G:H5'	1.95	0.49
31:CA:1292:U:H2'	31:CA:1293:G:H8	1.78	0.49
32:CE:236:TYR:HA	32:CE:239:VAL:CG2	2.43	0.49
39:CL:70:LYS:O	39:CL:74:ILE:HG13	2.13	0.49

*Continued on next page...*

*Continued from previous page...*

Atom-1	Atom-2	Interatomic distance (Å)	Clash overlap (Å)
46:CS:3:LYS:O	46:CS:21:VAL:HA	2.13	0.49
1:DA:288:C:C3'	1:DA:289:A:H8	2.26	0.49
1:DA:654(J):A:H2'	1:DA:654(J):A:N3	2.27	0.49
1:DA:669:G:H1'	1:DA:670:A:OP1	2.12	0.49
1:DA:836:G:C5	1:DA:837:C:C4	3.01	0.49
1:DA:856:C:O2'	1:DA:857:C:P	2.71	0.49
1:DA:889:C:H2'	1:DA:890:A:H4'	1.94	0.49
1:DA:1019:U:H3	1:DA:1142(A):A:H62	1.59	0.49
1:DA:1568:G:OP2	3:DD:63:ARG:NH2	2.43	0.49
1:DA:1798:U:H5'	3:DD:259:THR:OG1	2.13	0.49
1:DA:1914:C:O2	1:DA:1914:C:O4'	2.31	0.49
1:DA:2147:G:H2'	1:DA:2148:G:O4'	2.12	0.49
1:DA:2314:C:O2'	1:DA:2315:G:H5'	2.12	0.49
1:DA:2475:C:H2'	1:DA:2477:C:OP1	2.12	0.49
4:DE:89:ASP:O	4:DE:90:THR:HB	2.12	0.49
4:DE:98:PRO:HG3	4:DE:174:ASP:HA	1.95	0.49
15:DR:5:ALA:O	15:DR:8:LYS:N	2.31	0.49
20:DU:17:SER:HB2	20:DU:71:LYS:HD2	1.94	0.49
24:DW:10:LEU:O	24:DW:14:ARG:HB2	2.12	0.49
24:DW:71:ASN:O	24:DW:72:ALA:HB3	2.13	0.49
1:AA:137(A):G:H2'	1:AA:139:G:N7	2.27	0.49
1:AA:1568:G:H5''	3:AD:61:LEU:HD22	1.93	0.49
1:AA:2031:A:C6	1:AA:2498:C:H1'	2.47	0.49
1:AA:2173:A:H2'	1:AA:2174:C:O4'	2.11	0.49
1:AA:2281:C:O2'	1:AA:2282:G:H5'	2.13	0.49
1:AA:2287:A:H2	1:AA:2346:A:N1	2.10	0.49
9:AM:51:PHE:CE2	9:AM:119:ARG:HG2	2.47	0.49
17:A2:76:LYS:HG3	17:A2:81:TYR:HD1	1.77	0.49
31:BA:450:G:N7	31:BA:481:G:C6	2.81	0.49
31:BA:453:A:C6	31:BA:454:C:C4	3.01	0.49
31:BA:606:G:N2	31:BA:631:G:C8	2.81	0.49
31:BA:686:U:O4	31:BA:703:G:H1'	2.13	0.49
31:BA:998:G:H2'	31:BA:998(A):C:C6	2.48	0.49
36:BI:60:PHE:C	36:BI:61:LEU:HD12	2.33	0.49
42:BO:21:VAL:HG13	42:BO:95:TYR:HE2	1.75	0.49
53:BD:67:C:H2'	53:BD:68:C:C6	2.48	0.49
31:CA:168:G:H2'	31:CA:169:C:H5''	1.93	0.49
32:CE:96:ARG:H	32:CE:96:ARG:CD	2.25	0.49
32:CE:137:ARG:HH12	32:CE:140:HIS:CB	2.24	0.49
33:CF:130:VAL:O	33:CF:134:ILE:HG12	2.12	0.49
34:CG:9:CYS:HA	34:CG:12:CYS:CB	2.42	0.49

*Continued on next page...*

*Continued from previous page...*

Atom-1	Atom-2	Interatomic distance (Å)	Clash overlap (Å)
53:CC:48:U:H1'	53:CC:49:C:P	2.52	0.49
1:DA:5:A:H61	1:DA:2898:U:H3	1.60	0.49
1:DA:550:G:O2'	1:DA:1220:A:N3	2.41	0.49
1:DA:613:U:O2	1:DA:613:U:O4'	2.29	0.49
1:DA:690:G:H2'	1:DA:691:C:C6	2.48	0.49
1:DA:1087:G:H1	1:DA:1102:C:N4	2.10	0.49
1:DA:1614:A:N1	18:DS:91:GLY:HA2	2.26	0.49
1:DA:2148:G:H2'	1:DA:2149:G:C8	2.42	0.49
1:DA:2745:C:H4'	7:DH:142:GLY:C	2.33	0.49
2:DB:15:A:H1'	2:DB:109:G:N9	2.28	0.49
4:DE:71:GLY:O	4:DE:73:GLU:N	2.46	0.49
5:DF:31:HIS:ND1	11:DO:9:ASN:OD1	2.46	0.49
7:DH:6:ARG:HE	7:DH:54:ARG:NH1	2.11	0.49
12:DP:60:ARG:HG3	12:DP:60:ARG:O	2.13	0.49
27:D5:45:VAL:HG13	27:D5:50:GLY:HA2	1.94	0.49
1:AA:129:C:H2'	1:AA:130:C:C6	2.48	0.49
1:AA:525:U:H5'	1:AA:556:G:OP1	2.12	0.49
1:AA:1006:C:H1'	9:AM:106:MET:CE	2.42	0.49
1:AA:1079:C:N4	1:AA:1080:A:N6	2.61	0.49
1:AA:1085:A:N3	1:AA:1086:A:C5	2.81	0.49
1:AA:1819:A:H5''	3:AD:158:ALA:CB	2.43	0.49
1:AA:2310:A:C2	6:AG:77:ILE:HG12	2.47	0.49
1:AA:2340:G:H2'	1:AA:2341:G:H8	1.78	0.49
1:AA:2512:C:H2'	1:AA:2513:G:O4'	2.13	0.49
1:AA:2537:U:H2'	1:AA:2538:C:C6	2.48	0.49
1:AA:2699:C:H2'	1:AA:2700:C:O4'	2.12	0.49
2:AB:95:U:C2	2:AB:96:G:C8	3.01	0.49
3:AD:238:GLY:O	3:AD:239:ARG:O	2.30	0.49
7:AH:152:ARG:HE	7:AH:153:LYS:NZ	2.11	0.49
7:AH:154:PRO:HB3	7:AH:163:TYR:CE2	2.47	0.49
8:AK:4:ILE:HD11	8:AK:44:LEU:HD12	1.95	0.49
11:AO:50:ARG:HD3	30:A8:7:HIS:HD2	1.67	0.49
12:AP:87:LYS:O	12:AP:88:GLY:O	2.30	0.49
14:AQ:87:PHE:CE2	14:AQ:89:ARG:HB2	2.47	0.49
15:AR:5:ALA:HB1	15:AR:8:LYS:HE2	1.94	0.49
15:AR:24:PRO:HA	15:AR:49:VAL:CG2	2.43	0.49
19:AT:31:HIS:CD2	19:AT:33:LYS:H	2.31	0.49
23:AZ:51:VAL:HG21	23:AZ:74:VAL:HG21	1.95	0.49
23:AZ:58:ILE:HD11	23:AZ:86:SER:HB2	1.94	0.49
31:BA:258:G:H2'	31:BA:259:G:H8	1.78	0.49
31:BA:864:A:H5''	31:BA:865:A:OP2	2.13	0.49

*Continued on next page...*

*Continued from previous page...*

Atom-1	Atom-2	Interatomic distance (Å)	Clash overlap (Å)
31:BA:976:G:OP1	44:BQ:32:SER:N	2.46	0.49
31:BA:1073:U:H2'	31:BA:1074:G:H8	1.77	0.49
43:BP:7:VAL:HG12	43:BP:8:GLU:N	2.28	0.49
53:BD:5:G:N2	53:BD:70:C:C2	2.81	0.49
53:BD:31:G:H2'	53:BD:32:G:C8	2.48	0.49
31:CA:17:U:H2'	31:CA:18:C:C6	2.47	0.49
31:CA:201:C:C4'	31:CA:208:U:OP1	2.61	0.49
31:CA:540:G:H2'	31:CA:541:G:O4'	2.13	0.49
31:CA:1099:G:C6	31:CA:1100:C:N3	2.80	0.49
31:CA:1118:C:P	39:CL:104:ARG:HH11	2.35	0.49
33:CF:60:ALA:HA	40:CM:93:GLY:HA2	1.95	0.49
43:CP:4:ILE:HG13	43:CP:5:ALA:H	1.77	0.49
43:CP:94:ARG:O	43:CP:96:LEU:N	2.46	0.49
44:CQ:29:ARG:O	44:CQ:30:ALA:HB2	2.13	0.49
49:CV:39:THR:HG22	49:CV:40:ILE:N	2.28	0.49
50:CW:103:GLY:O	50:CW:104:LEU:HD12	2.12	0.49
1:DA:637:A:OP1	11:DO:133:SER:OG	2.30	0.49
1:DA:1204:A:HO2'	1:DA:1205:U:P	2.34	0.49
1:DA:1771:C:C1'	1:DA:1786:A:C8	2.96	0.49
1:DA:1784:A:H4'	1:DA:1785:A:C5'	2.43	0.49
1:DA:2881:C:C2	1:DA:2882:A:C8	3.01	0.49
3:DD:12:SER:HB2	3:DD:208:LYS:HB3	1.93	0.49
3:DD:35:LYS:HZ1	3:DD:104:TYR:HB2	1.78	0.49
4:DE:56:PRO:HD2	4:DE:58:ARG:HH22	1.76	0.49
6:DG:114:ILE:HD13	6:DG:140:ILE:HG21	1.95	0.49
12:DP:39:PRO:HA	12:DP:97:VAL:O	2.13	0.49
12:DP:78:PRO:O	12:DP:79:LEU:O	2.30	0.49
14:DQ:15:ARG:HD2	14:DQ:88:ASP:OD1	2.12	0.49
16:D1:76:TYR:OH	16:D1:93:LYS:HE3	2.12	0.49
21:DV:62:PRO:C	21:DV:64:GLY:N	2.65	0.49
23:DZ:41:ARG:HG3	23:DZ:43:TYR:CE2	2.48	0.49
1:AA:116:C:O2'	1:AA:117:G:H5'	2.13	0.48
1:AA:606:U:H4'	1:AA:658:C:H4'	1.94	0.48
1:AA:607:U:OP1	5:AF:102:PRO:HA	2.13	0.48
1:AA:892:G:H5''	1:AA:893:C:OP1	2.13	0.48
1:AA:1050:A:H1'	1:AA:2751:G:C8	2.48	0.48
1:AA:1313:U:H2'	1:AA:1610:A:C2	2.47	0.48
1:AA:1557:C:H5''	1:AA:1558:A:OP2	2.12	0.48
1:AA:1937:A:C2'	1:AA:1938:A:OP1	2.59	0.48
1:AA:1995:U:H1'	10:AN:3:GLN:HE22	1.78	0.48
1:AA:2173:A:OP1	1:AA:2173:A:C8	2.66	0.48

*Continued on next page...*



*Continued from previous page...*

Atom-1	Atom-2	Interatomic distance (Å)	Clash overlap (Å)
1:AA:2312:U:H3'	1:AA:2312:U:H6	1.77	0.48
1:AA:2567:G:H2'	1:AA:2568:C:C6	2.48	0.48
2:AB:90:C:H5'	12:AP:18:LYS:CA	2.36	0.48
4:AE:134:ILE:C	4:AE:134:ILE:HD12	2.32	0.48
5:AF:178:PRO:HG2	5:AF:179:GLU:OE2	2.13	0.48
7:AH:6:ARG:C	7:AH:8:PRO:HD2	2.32	0.48
7:AH:86:GLU:OE1	7:AH:86:GLU:N	2.34	0.48
9:AM:57:ALA:HB3	9:AM:123:TYR:O	2.13	0.48
12:AP:2:LEU:HD11	12:AP:69:PHE:HE1	1.78	0.48
12:AP:72:LYS:HB3	12:AP:94:VAL:HG23	1.95	0.48
20:AU:74:PRO:O	20:AU:80:GLY:HA2	2.12	0.48
31:BA:484:G:H1'	31:BA:485:G:OP2	2.12	0.48
31:BA:1132:C:O2'	31:BA:1133:G:H5'	2.13	0.48
31:BA:1303:C:H2'	31:BA:1304:G:H5'	1.95	0.48
31:BA:1435:G:H2'	31:BA:1436:U:C6	2.48	0.48
32:BE:21:ARG:CB	32:BE:39:ILE:HA	2.33	0.48
35:BH:76:ILE:HB	35:BH:77:PRO:HD2	1.95	0.48
36:BI:4:TYR:CD1	36:BI:92:LYS:HA	2.48	0.48
39:BL:86:VAL:O	39:BL:90:PRO:HA	2.13	0.48
41:BN:99:GLN:NE2	41:BN:105:VAL:HG21	2.27	0.48
42:BO:116:LYS:O	42:BO:117:TYR:HB2	2.13	0.48
31:CA:232:G:H1'	31:CA:262:A:N1	2.27	0.48
31:CA:495:A:H4'	31:CA:496:A:OP1	2.13	0.48
31:CA:630:G:H2'	31:CA:630:G:N3	2.28	0.48
31:CA:652:U:H1'	31:CA:653:A:C2	2.39	0.48
31:CA:940:C:H2'	31:CA:941:G:H8	1.77	0.48
31:CA:1129:C:C2	31:CA:1139:G:C6	3.01	0.48
32:CE:101:MET:HB2	32:CE:102:LEU:HD12	1.95	0.48
38:CK:120:THR:OG1	38:CK:123:GLU:HG2	2.12	0.48
51:CX:5:ASP:O	51:CX:11:GLY:HA3	2.13	0.48
1:DA:61:G:C8	24:DW:47:ASN:HB3	2.48	0.48
1:DA:370:G:H4'	1:DA:371:A:OP2	2.13	0.48
1:DA:385:C:H5''	1:DA:386:G:OP1	2.13	0.48
1:DA:534:U:O2'	16:D1:49:HIS:CD2	2.66	0.48
1:DA:547:A:C5	1:DA:548:A:C6	3.01	0.48
1:DA:607:U:O2	1:DA:621:A:N1	2.46	0.48
1:DA:811:U:H3'	11:DO:22:GLY:HA3	1.94	0.48
1:DA:1019:U:O2'	1:DA:1021:A:H2	1.95	0.48
1:DA:1342:A:N1	1:DA:1602:U:C4	2.81	0.48
1:DA:2272:U:C5'	1:DA:2273:A:OP1	2.60	0.48
1:DA:2402:C:H2'	1:DA:2403:C:O5'	2.13	0.48

*Continued on next page...*

*Continued from previous page...*

Atom-1	Atom-2	Interatomic distance (Å)	Clash overlap (Å)
1:DA:2695:C:H2'	1:DA:2696:U:C6	2.47	0.48
2:DB:15:A:H1'	2:DB:109:G:C4	2.48	0.48
8:DK:77:LEU:CG	8:DK:78:THR:N	2.75	0.48
12:DP:81:VAL:HG23	12:DP:82:ARG:O	2.12	0.48
14:DQ:38:GLN:OE1	14:DQ:47:THR:OG1	2.27	0.48
15:DR:26:ASP:HB3	15:DR:91:ARG:CA	2.24	0.48
17:D2:60:GLU:OE2	17:D2:97:LYS:HE3	2.12	0.48
21:DV:150:LEU:O	21:DV:171:ILE:HB	2.12	0.48
26:D4:2:LYS:HD2	26:D4:6:HIS:ND1	2.28	0.48
26:D4:40:HIS:N	26:D4:41:PRO:CD	2.76	0.48
1:AA:27:G:C2	1:AA:512:G:N3	2.81	0.48
1:AA:273(F):C:H42	1:AA:363:G:H1	1.61	0.48
1:AA:880:G:O2'	1:AA:881:G:P	2.71	0.48
1:AA:1252:G:O4'	16:A1:33:ARG:HD3	2.13	0.48
1:AA:1299:G:H3'	1:AA:1639:U:O4	2.13	0.48
1:AA:1387:C:H5'	1:AA:1469:A:H4'	1.95	0.48
1:AA:1512:G:H2'	1:AA:1513:C:C6	2.48	0.48
1:AA:1531:C:O2'	1:AA:1532:C:H5'	2.13	0.48
1:AA:1728:G:C3'	1:AA:1729:A:C5'	2.87	0.48
1:AA:2266:A:H4'	1:AA:2267:A:N3	2.27	0.48
1:AA:2811:G:C2'	1:AA:2812:G:H5'	2.43	0.48
7:AH:154:PRO:HD3	7:AH:162:ILE:O	2.13	0.48
9:AM:128:HIS:HD2	9:AM:129:PRO:O	1.95	0.48
11:AO:65:ARG:HH21	30:A8:15:LYS:CB	2.23	0.48
15:AR:23:ARG:HG3	15:AR:120:ARG:HH12	1.78	0.48
23:AZ:67:ILE:N	23:AZ:68:PRO:HD2	2.27	0.48
31:BA:160:A:H61	31:BA:347:G:H1'	1.77	0.48
31:BA:328:C:O2	31:BA:328:C:H2'	2.12	0.48
31:BA:458:C:H2'	31:BA:464:G:H8	1.78	0.48
31:BA:614:A:OP1	34:BG:86:LYS:NZ	2.40	0.48
31:BA:942:G:C2	31:BA:1342:C:C2	3.01	0.48
31:BA:967:C:O2'	39:BL:125:TYR:OH	2.16	0.48
33:BF:53:ALA:HB2	33:BF:115:LEU:CD1	2.40	0.48
34:BG:135:LEU:C	34:BG:137:SER:H	2.17	0.48
36:BI:8:ILE:HG22	36:BI:10:LEU:CD1	2.42	0.48
39:BL:99:LEU:HB3	39:BL:101:PHE:CE1	2.48	0.48
41:BN:99:GLN:HG2	41:BN:105:VAL:CG2	2.42	0.48
31:CA:9:G:H5'	35:CH:122:GLU:OE2	2.13	0.48
31:CA:245:C:O2	31:CA:283:C:N3	2.47	0.48
31:CA:644:G:H4'	38:CK:92:ARG:NH1	2.28	0.48
31:CA:691:G:H1'	31:CA:696:A:N6	2.28	0.48

*Continued on next page...*

*Continued from previous page...*

Atom-1	Atom-2	Interatomic distance (Å)	Clash overlap (Å)
31:CA:973:G:C4	40:CM:55:LYS:HE2	2.48	0.48
31:CA:976:G:P	44:CQ:32:SER:H	2.34	0.48
31:CA:1132:C:H2'	31:CA:1133:G:H8	1.77	0.48
32:CE:74:LYS:O	32:CE:75:LYS:CB	2.57	0.48
35:CH:12:LEU:O	35:CH:30:ALA:HA	2.13	0.48
37:CJ:26:PHE:CE2	37:CJ:30:ILE:HD11	2.47	0.48
39:CL:85:LEU:HD13	39:CL:92:TYR:HD2	1.77	0.48
42:CO:15:VAL:O	42:CO:16:ARG:HB2	2.13	0.48
45:CR:48:LYS:HE2	45:CR:48:LYS:CA	2.42	0.48
47:CT:67:LYS:C	47:CT:69:LYS:H	2.15	0.48
49:CV:66:MET:HA	49:CV:67:VAL:CB	2.29	0.48
52:CB:15:A:OP2	52:CB:16:U:H5	1.96	0.48
53:CC:73:A:N6	53:CC:74:A:N6	2.61	0.48
1:DA:373:U:H2'	1:DA:374:A:H8	1.78	0.48
1:DA:975:G:N2	1:DA:990:A:O4'	2.47	0.48
1:DA:990:A:OP2	1:DA:991:C:OP2	2.31	0.48
1:DA:1169:G:N2	1:DA:1181:C:C2	2.81	0.48
1:DA:1265:A:H3'	27:D5:19:ARG:NH1	2.28	0.48
1:DA:1547:C:H2'	1:DA:1548:C:H6	1.78	0.48
1:DA:2468:G:C5	1:DA:2481:G:C2	3.02	0.48
4:DE:1:MET:HB2	4:DE:200:GLU:OE2	2.13	0.48
5:DF:128:ALA:O	5:DF:142:TRP:NE1	2.45	0.48
13:D0:72:ASP:HB3	13:D0:75:LEU:HB3	1.95	0.48
23:DZ:67:ILE:N	23:DZ:68:PRO:CD	2.76	0.48
23:DZ:87:PRO:HA	23:DZ:90:ILE:HG23	1.94	0.48
1:AA:483:A:C5'	20:AU:49:VAL:HG22	2.44	0.48
1:AA:1015:G:H2'	1:AA:1016:G:H5'	1.96	0.48
1:AA:1593:G:H2'	1:AA:1594:G:C8	2.48	0.48
1:AA:2134:A:H8	1:AA:2134:A:O5'	1.96	0.48
1:AA:2355:C:H1'	22:A3:39:ARG:HH21	1.78	0.48
3:AD:34:VAL:O	3:AD:34:VAL:CG1	2.62	0.48
3:AD:62:TYR:CE1	3:AD:64:ILE:HA	2.48	0.48
5:AF:9:ILE:O	5:AF:9:ILE:HD13	2.12	0.48
6:AG:105:LYS:HE3	6:AG:143:GLU:OE1	2.12	0.48
7:AH:12:PRO:HD3	7:AH:48:GLY:O	2.14	0.48
10:AN:86:ILE:HG22	10:AN:94:ARG:HG3	1.95	0.48
10:AN:104:ARG:HH22	15:AR:43:GLN:NE2	2.11	0.48
11:AO:58:THR:HG22	11:AO:61:ARG:HD3	1.95	0.48
12:AP:66:ILE:CA	12:AP:104:PHE:HA	2.41	0.48
14:AQ:35:ILE:HD11	14:AQ:101:LEU:HD23	1.94	0.48
19:AT:29:TRP:CZ3	19:AT:78:LYS:CG	2.97	0.48

*Continued on next page...*

*Continued from previous page...*

Atom-1	Atom-2	Interatomic distance (Å)	Clash overlap (Å)
20:AU:74:PRO:HB2	20:AU:101:LYS:NZ	2.28	0.48
26:A4:12:ALA:HB3	26:A4:24:THR:HB	1.94	0.48
31:BA:1058:G:C6	31:BA:1059:C:N3	2.82	0.48
31:BA:1498:U:C1'	31:BA:1499:A:OP2	2.61	0.48
34:BG:173:TRP:CD2	34:BG:189:PRO:HB3	2.48	0.48
49:BV:39:THR:HG22	49:BV:40:ILE:N	2.24	0.48
51:BX:2:GLY:O	51:BX:4:GLY:N	2.46	0.48
31:CA:1004:A:H8	31:CA:1036:G:H22	1.61	0.48
32:CE:91:PRO:HG3	32:CE:154:LEU:CB	2.41	0.48
33:CF:164:ARG:HG2	33:CF:165:THR:N	2.25	0.48
34:CG:149:ALA:HB1	34:CG:150:GLU:OE2	2.13	0.48
35:CH:80:ILE:HG22	38:CK:104:ARG:NH2	2.28	0.48
43:CP:116:THR:O	43:CP:117:VAL:C	2.50	0.48
50:CW:49:ALA:O	50:CW:50:GLU:C	2.51	0.48
50:CW:82:SER:O	50:CW:86:ARG:HB2	2.13	0.48
1:DA:833:U:O2	11:DO:55:ARG:NH1	2.40	0.48
1:DA:971:C:H2'	1:DA:972:G:H5'	1.95	0.48
1:DA:986:C:C2'	1:DA:987:G:H5'	2.43	0.48
1:DA:1109:C:H5''	1:DA:1110:G:OP2	2.13	0.48
1:DA:1225:C:H4'	17:D2:85:LYS:CB	2.42	0.48
1:DA:1608:A:H1'	1:DA:1610:A:OP2	2.13	0.48
1:DA:1999:C:H5''	1:DA:2723:C:O2'	2.14	0.48
1:DA:2516:G:C6	1:DA:2517:C:N4	2.82	0.48
1:DA:2572:A:C8	4:DE:144:ARG:HD2	2.48	0.48
4:DE:51:PHE:O	4:DE:52:LEU:HB2	2.12	0.48
4:DE:61:ARG:C	4:DE:63:LEU:N	2.67	0.48
5:DF:4:VAL:HG22	5:DF:19:GLU:OE1	2.12	0.48
5:DF:161:GLU:HA	5:DF:164:ARG:HE	1.78	0.48
6:DG:138:GLN:HE21	6:DG:153:ARG:HB2	1.77	0.48
11:DO:22:GLY:O	11:DO:23:PRO:O	2.30	0.48
11:DO:78:PRO:HA	11:DO:110:TYR:CD2	2.49	0.48
12:DP:84:GLY:O	12:DP:85:LYS:CB	2.61	0.48
19:DT:63:LYS:HA	19:DT:72:LYS:HA	1.95	0.48
20:DU:75:ILE:O	20:DU:76:CYS:HB2	2.13	0.48
21:DV:58:VAL:O	21:DV:59:LEU:HB2	2.12	0.48
25:DX:46:ASN:O	25:DX:50:VAL:HG22	2.13	0.48
28:D6:31:PRO:O	28:D6:32:ASN:CB	2.61	0.48
1:AA:602:G:O2'	1:AA:655:A:N6	2.47	0.48
1:AA:1063:G:H2'	1:AA:1064:C:C6	2.48	0.48
1:AA:1535:U:H2'	1:AA:1536:A:H8	1.78	0.48
1:AA:1812:A:O2'	3:AD:45:ASN:HB2	2.12	0.48

*Continued on next page...*

*Continued from previous page...*

Atom-1	Atom-2	Interatomic distance (Å)	Clash overlap (Å)
1:AA:1999:C:H4'	1:AA:2723:C:O2	2.13	0.48
8:AK:130:TYR:C	8:AK:131:LYS:HD2	2.34	0.48
9:AM:90:MET:O	9:AM:94:HIS:N	2.32	0.48
9:AM:121:LYS:HB3	9:AM:123:TYR:CE1	2.49	0.48
13:A0:52:ILE:O	13:A0:55:ALA:N	2.45	0.48
31:BA:51:A:OP2	31:BA:52:G:H8	1.95	0.48
31:BA:321:A:C2	31:BA:333:G:C2	3.01	0.48
31:BA:690:G:H2'	31:BA:691:G:O4'	2.13	0.48
31:BA:741:G:H2'	31:BA:742:G:O4'	2.13	0.48
31:BA:865:A:C2	31:BA:918:A:H4'	2.48	0.48
31:BA:1084:G:C5	31:BA:1085:U:C4	3.02	0.48
32:BE:204:ASN:ND2	32:BE:206:ASP:N	2.58	0.48
34:BG:30:LYS:HA	34:BG:34:GLU:HB2	1.94	0.48
34:BG:108:LEU:HB3	34:BG:110:PHE:HE1	1.77	0.48
44:BQ:24:CYS:HB2	44:BQ:40:CYS:HB3	1.78	0.48
47:BT:48:GLU:O	47:BT:50:LYS:HG2	2.14	0.48
31:CA:791:G:C5	31:CA:792:A:N7	2.81	0.48
31:CA:1072:G:C5	31:CA:1073:U:C4	3.02	0.48
31:CA:1348:U:C4	31:CA:1374:A:H2	2.31	0.48
34:CG:17:VAL:HG12	34:CG:18:LYS:N	2.27	0.48
35:CH:152:ARG:NH2	38:CK:107:LEU:O	2.46	0.48
40:CM:16:LEU:C	40:CM:18:ALA:N	2.66	0.48
46:CS:22:THR:HA	46:CS:33:ILE:HG13	1.94	0.48
1:DA:311:A:C6	1:DA:328:U:C4	3.01	0.48
1:DA:329:G:H4'	1:DA:330:A:OP2	2.12	0.48
1:DA:888:C:H4'	1:DA:889:C:H5'	1.94	0.48
1:DA:890:A:H2'	1:DA:892:G:N7	2.29	0.48
1:DA:1005:C:N1	1:DA:1143:A:C2	2.81	0.48
1:DA:1342:A:N6	1:DA:1397:U:C4	2.82	0.48
1:DA:1483:G:C2	1:DA:1484:G:C8	3.01	0.48
1:DA:2154:G:C2	1:DA:2155:G:C5	3.02	0.48
3:DD:176:ARG:HG2	3:DD:176:ARG:HH11	1.79	0.48
11:DO:71:VAL:HG12	11:DO:72:PRO:HD3	1.96	0.48
11:DO:97:PRO:O	11:DO:98:GLU:CB	2.59	0.48
12:DP:66:ILE:O	12:DP:67:ARG:CG	2.61	0.48
15:DR:90:GLN:HE21	15:DR:90:GLN:CA	2.23	0.48
16:D1:33:ARG:O	16:D1:37:GLU:HG3	2.14	0.48
1:AA:71:A:OP2	1:AA:113:G:H5'	2.13	0.48
1:AA:654(N):G:H2'	1:AA:654(O):G:C8	2.47	0.48
1:AA:1057:A:H2'	1:AA:1058:U:C6	2.49	0.48
1:AA:1316:U:H2'	1:AA:1317:A:H8	1.78	0.48

*Continued on next page...*

*Continued from previous page...*

Atom-1	Atom-2	Interatomic distance (Å)	Clash overlap (Å)
1:AA:1505:C:H2'	1:AA:1506:C:H6	1.78	0.48
1:AA:2019:A:H2'	1:AA:2020:A:O5'	2.13	0.48
1:AA:2283:C:H2'	1:AA:2284:C:O4'	2.13	0.48
1:AA:2762:G:H2'	1:AA:2763:G:H5'	1.95	0.48
5:AF:184:TYR:CE2	5:AF:188:ARG:HD2	2.47	0.48
6:AG:35:GLU:HG3	6:AG:35:GLU:O	2.13	0.48
7:AH:92:ILE:C	7:AH:94:TYR:H	2.17	0.48
9:AM:39:ARG:NH2	9:AM:41:ASP:OD2	2.47	0.48
12:AP:79:LEU:HD13	12:AP:80:GLU:OE2	2.13	0.48
14:AQ:3:ARG:O	14:AQ:4:LEU:O	2.32	0.48
17:A2:31:ALA:O	17:A2:61:VAL:HG22	2.13	0.48
25:AX:59:VAL:HG22	25:AX:60:GLU:N	2.28	0.48
26:A4:42:PHE:CZ	26:A4:43:TYR:HB3	2.47	0.48
31:BA:96:G:C2'	31:BA:97:U:H5'	2.43	0.48
31:BA:323:U:H2'	31:BA:324:G:O4'	2.12	0.48
31:BA:429:U:H4'	31:BA:430:A:OP1	2.13	0.48
31:BA:439:A:H2'	31:BA:440:A:O5'	2.14	0.48
31:BA:990:C:C2	31:BA:1216:G:C2	3.01	0.48
31:BA:1493:A:H5''	31:BA:1494:G:OP2	2.14	0.48
33:BF:132:ARG:O	33:BF:136:GLN:HG2	2.13	0.48
36:BI:3:ARG:NH1	36:BI:38:GLU:OE2	2.47	0.48
40:BM:50:ILE:HB	44:BQ:41:ARG:HE	1.78	0.48
49:BV:41:VAL:HG12	49:BV:45:VAL:N	2.28	0.48
31:CA:262:A:N6	31:CA:263:A:N6	2.62	0.48
31:CA:682:G:N2	31:CA:709:G:C4	2.81	0.48
31:CA:728:A:C6	45:CR:54:ARG:HD2	2.49	0.48
31:CA:785:G:H1	31:CA:797:C:H42	1.59	0.48
31:CA:922:G:O2'	31:CA:1398:A:N1	2.38	0.48
31:CA:1056:U:O2	31:CA:1056:U:H2'	2.13	0.48
31:CA:1497:G:C2'	31:CA:1498:U:H5'	2.44	0.48
32:CE:209:ARG:HG2	32:CE:240:GLN:HE21	1.79	0.48
45:CR:4:THR:OG1	45:CR:7:GLU:HB2	2.13	0.48
52:CB:83:U:OP2	1:DA:1942:C:H4'	2.14	0.48
1:DA:12:U:O2	1:DA:12:U:C2'	2.58	0.48
1:DA:39:C:H2'	1:DA:40:C:C6	2.49	0.48
1:DA:184:C:H2'	1:DA:185:U:C6	2.48	0.48
1:DA:310:A:OP1	20:DU:17:SER:O	2.31	0.48
1:DA:954:G:O2'	1:DA:2274:A:N1	2.36	0.48
1:DA:1050:A:H2'	1:DA:1051:G:O4'	2.13	0.48
1:DA:1368:G:O2'	1:DA:1369:G:H5'	2.13	0.48
1:DA:1379:A:H4'	1:DA:1380:G:OP2	2.13	0.48

*Continued on next page...*

*Continued from previous page...*

Atom-1	Atom-2	Interatomic distance (Å)	Clash overlap (Å)
1:DA:1540:G:H2'	1:DA:1541:U:O4'	2.14	0.48
1:DA:1544:C:O2	1:DA:1544:C:H2'	2.14	0.48
1:DA:2469:A:H61	1:DA:2481:G:H1'	1.78	0.48
1:DA:2531:A:H5'	7:DH:157:TYR:CE2	2.44	0.48
1:DA:2689:U:C5'	1:DA:2690:C:H5'	2.43	0.48
1:DA:2756:U:H4'	1:DA:2757:A:OP1	2.14	0.48
1:DA:2773:C:H5''	4:DE:164:ARG:HG2	1.94	0.48
4:DE:173:VAL:N	4:DE:183:LEU:O	2.42	0.48
9:DM:22:THR:HA	9:DM:61:ARG:O	2.13	0.48
1:AA:270(P):C:H2'	1:AA:270(Q):C:C6	2.49	0.48
1:AA:667:U:O2	30:A8:2:PRO:HD2	2.13	0.48
1:AA:1085:A:C2	1:AA:1086:A:N7	2.82	0.48
1:AA:1266:G:O5'	18:AS:15:ARG:NH2	2.46	0.48
1:AA:2291:U:O2'	1:AA:2374:C:O2	2.29	0.48
1:AA:2667:C:O2	7:AH:110:SER:OG	2.31	0.48
8:AK:37:VAL:HG22	8:AK:38:LEU:H	1.79	0.48
10:AN:66:LYS:H	10:AN:82:ASN:ND2	2.10	0.48
11:AO:84:ASN:ND2	11:AO:115:LEU:HB2	2.28	0.48
13:A0:70:LEU:O	13:A0:72:ASP:N	2.45	0.48
14:AQ:88:ASP:O	14:AQ:89:ARG:CB	2.49	0.48
15:AR:105:LEU:O	15:AR:107:ASP:OD1	2.32	0.48
30:A8:36:LYS:HD3	30:A8:40:GLU:OE2	2.13	0.48
31:BA:35:G:N2	42:BO:115:SER:OG	2.40	0.48
31:BA:1254:C:H41	40:BM:43:ARG:HH12	1.60	0.48
32:BE:77:ALA:CB	32:BE:211:ILE:HG21	2.44	0.48
33:BF:23:TYR:CD2	33:BF:24:ALA:N	2.81	0.48
38:BK:4:ASP:CG	38:BK:85:ARG:HH11	2.17	0.48
44:BQ:37:PHE:CE1	44:BQ:53:LEU:HD13	2.49	0.48
53:BC:17:C:O2'	53:BC:18:C:C6	2.66	0.48
53:BC:48:U:H1'	53:BC:49:C:P	2.54	0.48
53:BC:63:C:O2	53:BC:63:C:H2'	2.12	0.48
31:CA:485:G:O2'	31:CA:486:U:P	2.71	0.48
31:CA:838:G:H2'	31:CA:841:U:H5'	1.95	0.48
31:CA:976:G:N2	31:CA:1362(A):C:OP2	2.26	0.48
31:CA:1285:A:C1'	31:CA:1286:A:OP2	2.60	0.48
31:CA:1311:G:N2	31:CA:1327:C:C2	2.82	0.48
32:CE:45:GLN:C	32:CE:47:THR:H	2.17	0.48
39:CL:23:ASN:H	39:CL:23:ASN:ND2	2.10	0.48
43:CP:17:VAL:C	43:CP:19:LEU:H	2.16	0.48
43:CP:84:ILE:HD12	49:CV:65:ASN:HD21	1.79	0.48
45:CR:32:LEU:O	45:CR:36:ILE:HG13	2.14	0.48

*Continued on next page...*

*Continued from previous page...*

Atom-1	Atom-2	Interatomic distance (Å)	Clash overlap (Å)
47:CT:59:ILE:HG22	47:CT:71:PHE:HD1	1.79	0.48
1:DA:249:C:H4'	1:DA:250:G:O5'	2.13	0.48
1:DA:609(A):G:N2	1:DA:619:G:H1'	2.29	0.48
1:DA:1003:G:N2	1:DA:1153:C:C2	2.81	0.48
1:DA:1445:C:H2'	1:DA:1446:C:H6	1.77	0.48
1:DA:2219:G:C2'	1:DA:2224:G:H5'	2.42	0.48
1:DA:2250:G:O2'	1:DA:2496:C:OP1	2.13	0.48
1:DA:2274:A:C5	1:DA:2276:G:C8	3.01	0.48
1:DA:2766:G:H2'	1:DA:2766:G:N3	2.28	0.48
1:DA:2815:C:O2'	27:D5:43:HIS:CD2	2.67	0.48
10:DN:10:VAL:O	10:DN:10:VAL:HG23	2.14	0.48
24:DW:17:SER:HB3	24:DW:21:LEU:HG	1.95	0.48
26:D4:58:ARG:O	26:D4:61:ARG:HB3	2.13	0.48
28:D6:44:ARG:O	28:D6:45:LYS:CB	2.62	0.48
1:AA:299:A:H5'	20:AU:84:ARG:HH21	1.79	0.48
1:AA:330:A:H2	1:AA:1210:A:H2'	1.79	0.48
1:AA:1218:C:N4	1:AA:1231:G:H1	2.11	0.48
1:AA:2064:C:H2'	1:AA:2065:C:C6	2.48	0.48
1:AA:2169:A:O4'	53:BD:57:C:H5'	2.14	0.48
1:AA:2392:A:H2	1:AA:2424:C:N4	2.03	0.48
1:AA:2443:C:H2'	1:AA:2444:G:H8	1.78	0.48
1:AA:2572:A:C8	4:AE:144:ARG:HB3	2.48	0.48
2:AB:25:A:C2'	2:AB:26:A:H5'	2.43	0.48
4:AE:103:ASP:OD1	4:AE:201:THR:HA	2.14	0.48
7:AH:4:ILE:HD11	7:AH:7:LEU:HD21	1.96	0.48
11:AO:138:LEU:HD12	11:AO:139:LYS:N	2.28	0.48
21:AV:37:VAL:HG23	21:AV:38:TYR:N	2.29	0.48
25:AX:6:VAL:HG12	25:AX:54:VAL:CG2	2.43	0.48
27:A5:40:LYS:HZ3	27:A5:46:CYS:C	2.17	0.48
31:BA:1054:C:O2'	31:BA:1055:A:H5''	2.14	0.48
31:BA:1106:G:C4	31:BA:1107:C:C5	3.02	0.48
32:BE:71:VAL:HG23	32:BE:164:VAL:HA	1.95	0.48
33:BF:107:GLN:H	33:BF:107:GLN:CD	2.08	0.48
41:BN:126:ARG:O	41:BN:128:ALA:N	2.46	0.48
42:BO:107:VAL:HG23	42:BO:117:TYR:HB3	1.95	0.48
45:BR:87:ILE:CG2	45:BR:88:ARG:N	2.76	0.48
47:BT:76:LEU:HD12	47:BT:77:VAL:H	1.79	0.48
50:BW:100:ILE:HG13	50:BW:101:GLY:N	2.29	0.48
31:CA:57:G:C5	31:CA:58:C:C4	3.02	0.48
31:CA:160:A:H1'	31:CA:344:A:C5	2.49	0.48
31:CA:247:G:OP2	47:CT:100:LYS:HG2	2.13	0.48

*Continued on next page...*



*Continued from previous page...*

Atom-1	Atom-2	Interatomic distance (Å)	Clash overlap (Å)
31:CA:1127:G:N2	31:CA:1144:G:H22	2.11	0.48
31:CA:1301:U:C2'	31:CA:1302:U:OP1	2.60	0.48
31:CA:1502:A:H2	31:CA:1505:G:N1	2.05	0.48
31:CA:1502:A:H4'	31:CA:1503:A:OP2	2.14	0.48
32:CE:6:THR:OG1	32:CE:7:VAL:N	2.47	0.48
32:CE:210:SER:O	32:CE:214:ILE:HG12	2.14	0.48
39:CL:105:ASP:OD2	39:CL:107:ARG:HD3	2.14	0.48
1:DA:1174:A:C6	1:DA:1175:U:O2'	2.66	0.48
1:DA:1676:A:C2	1:DA:1993:U:H5'	2.48	0.48
1:DA:2052:G:O4'	4:DE:142:GLY:HA3	2.14	0.48
1:DA:2271:G:OP1	22:D3:18:ALA:HB1	2.13	0.48
1:DA:2542:A:O2'	1:DA:2544:G:N7	2.46	0.48
8:DK:125:GLU:HB2	8:DK:141:LYS:HD3	1.96	0.48
12:DP:21:THR:O	12:DP:21:THR:HG23	2.11	0.48
1:AA:1056:G:O4'	1:AA:1086:A:H8	1.96	0.48
1:AA:1147:C:C2'	1:AA:1148:A:H5''	2.40	0.48
1:AA:1357:U:H2'	1:AA:1358:G:O4'	2.13	0.48
1:AA:1637:A:H4'	1:AA:2711:A:O2'	2.14	0.48
1:AA:2056:G:H1	27:A5:4:HIS:CD2	2.31	0.48
1:AA:2125:G:N2	1:AA:2172:U:OP1	2.46	0.48
1:AA:2401:U:H2'	1:AA:2402:C:H6	1.77	0.48
1:AA:2693:A:H2'	1:AA:2694:G:H8	1.79	0.48
2:AB:45:A:O4'	6:AG:95:ARG:NH1	2.46	0.48
3:AD:64:ILE:O	3:AD:64:ILE:HG12	2.13	0.48
4:AE:201:THR:HG22	4:AE:202:LYS:H	1.79	0.48
5:AF:197:ASP:OD2	5:AF:197:ASP:N	2.46	0.48
6:AG:108:ASN:HD22	26:A4:38:LYS:HG3	1.78	0.48
8:AK:2:LYS:NZ	8:AK:20:ASP:OD1	2.36	0.48
8:AK:92:VAL:HG13	8:AK:120:ILE:CG2	2.37	0.48
19:AT:26:TYR:O	19:AT:81:VAL:HG12	2.13	0.48
20:AU:61:ILE:HG23	20:AU:62:GLU:N	2.28	0.48
31:BA:117:G:O5'	31:BA:117:G:H8	1.97	0.48
31:BA:376:G:H5''	46:BS:5:ARG:HD2	1.95	0.48
31:BA:872:A:H2'	31:BA:872:A:N3	2.29	0.48
31:BA:1131:G:O2'	31:BA:1132:C:H5'	2.13	0.48
31:BA:1142:G:H2'	31:BA:1143:G:O4'	2.13	0.48
31:BA:1238:A:N3	31:BA:1241:G:O2'	2.39	0.48
42:BO:107:VAL:CG2	42:BO:117:TYR:HB3	2.44	0.48
49:BV:18:LYS:O	49:BV:22:LEU:HD13	2.13	0.48
50:BW:89:ARG:HD2	50:BW:104:LEU:CD2	2.43	0.48
31:CA:182:U:C5	31:CA:183:G:C4	3.02	0.48

*Continued on next page...*

*Continued from previous page...*

Atom-1	Atom-2	Interatomic distance (Å)	Clash overlap (Å)
31:CA:1004:A:H8	31:CA:1036:G:N1	2.10	0.48
31:CA:1037:C:H2'	31:CA:1038:C:O4'	2.14	0.48
31:CA:1305:G:H5'	51:GX:4:GLY:HA3	1.96	0.48
32:CE:18:GLY:H	32:CE:42:ILE:HG22	1.78	0.48
46:CS:56:ALA:O	46:CS:60:LEU:HG	2.14	0.48
53:CD:59:A:O2'	53:CD:60:A:C8	2.67	0.48
1:DA:321:G:H5'	5:DF:134:GLY:O	2.14	0.48
1:DA:676:A:N1	1:DA:802:A:N1	2.61	0.48
1:DA:753:C:O2'	1:DA:754:C:H5'	2.14	0.48
1:DA:774:A:H2	1:DA:787:U:O2'	1.72	0.48
1:DA:889:C:C4	1:DA:890:A:H1'	2.49	0.48
1:DA:953:A:O2'	1:DA:954:G:H5'	2.14	0.48
1:DA:997:G:O2'	1:DA:998:C:H5'	2.13	0.48
1:DA:1330:C:O2'	1:DA:1331:A:H5'	2.14	0.48
1:DA:1771:C:C1'	1:DA:1786:A:H8	2.26	0.48
1:DA:2836:U:H2'	1:DA:2837:G:C8	2.49	0.48
1:DA:2882:A:H5'	13:D0:96:ARG:HG3	1.96	0.48
3:DD:35:LYS:HD3	3:DD:63:ARG:HA	1.94	0.48
3:DD:196:VAL:HG12	3:DD:197:GLY:N	2.29	0.48
7:DH:9:ILE:HG22	7:DH:51:ARG:HA	1.96	0.48
7:DH:60:ARG:O	7:DH:64:LEU:HG	2.14	0.48
9:DM:46:VAL:O	9:DM:47:ALA:HB3	2.14	0.48
9:DM:66:LYS:O	9:DM:70:LYS:HB3	2.14	0.48
18:DS:36:LEU:HD13	18:DS:48:ALA:CA	2.44	0.48
1:AA:26:G:C6	1:AA:27:G:C6	3.02	0.48
1:AA:286:C:H2'	1:AA:287:C:H6	1.79	0.48
1:AA:325:G:O2'	1:AA:326:G:H5'	2.13	0.48
1:AA:889:C:H5''	1:AA:890:A:P	2.54	0.48
1:AA:1001:A:H2'	1:AA:1002:G:O4'	2.13	0.48
1:AA:1047:G:H2'	1:AA:1110:G:N1	2.29	0.48
1:AA:1292:U:H2'	1:AA:1293:C:C6	2.48	0.48
1:AA:1344:G:H4'	1:AA:1384:A:C5	2.48	0.48
1:AA:1494:A:H2'	1:AA:1495:A:C8	2.49	0.48
1:AA:2168:G:N2	1:AA:2170:A:O5'	2.47	0.48
1:AA:2313:C:H4'	6:AG:91:ARG:HG3	1.95	0.48
1:AA:2566:A:H1'	1:AA:2567:G:OP2	2.14	0.48
1:AA:2751:G:H1'	1:AA:2752:C:OP1	2.13	0.48
2:AB:42:C:O3'	6:AG:67:LYS:NZ	2.27	0.48
6:AG:112:PRO:CB	26:A4:37:SER:H	2.23	0.48
9:AM:134:ARG:O	9:AM:136:GLU:N	2.47	0.48
11:AO:15:ARG:O	11:AO:16:ARG:C	2.52	0.48

*Continued on next page...*

*Continued from previous page...*

Atom-1	Atom-2	Interatomic distance (Å)	Clash overlap (Å)
11:AO:50:ARG:HH21	11:AO:50:ARG:CG	2.24	0.48
20:AU:13:VAL:HG22	20:AU:27:VAL:HG12	1.96	0.48
27:A5:50:GLY:H	27:A5:56:LYS:HB2	1.77	0.48
31:BA:235:C:H5'	47:BT:70:ARG:HG2	1.95	0.48
31:BA:723:U:O2	31:BA:723:U:C2'	2.61	0.48
31:BA:819:A:H4'	31:BA:820:U:OP2	2.14	0.48
31:BA:858:G:O6	31:BA:869:G:H3'	2.14	0.48
31:BA:871:U:C1'	31:BA:872:A:OP1	2.62	0.48
31:BA:1288:A:H1'	31:BA:1352:C:O2'	2.14	0.48
31:BA:1305:G:N2	31:BA:1331:G:C4	2.82	0.48
31:BA:1434:A:H2'	31:BA:1435:G:O4'	2.14	0.48
34:BG:146:ILE:HD12	34:BG:146:ILE:N	2.29	0.48
41:BN:12:ARG:HG2	41:BN:13:GLN:H	1.79	0.48
43:BP:4:ILE:HG23	43:BP:57:ARG:HA	1.94	0.48
43:BP:87:TYR:HA	43:BP:90:LEU:HG	1.95	0.48
47:BT:66:SER:OG	47:BT:69:LYS:HB2	2.13	0.48
50:BW:63:ILE:CG2	50:BW:77:ALA:HB1	2.44	0.48
31:CA:236:G:OP1	47:CT:40:LYS:NZ	2.45	0.48
31:CA:527:G:O2'	31:CA:535:A:N1	2.38	0.48
31:CA:853:G:H2'	31:CA:854:G:H8	1.78	0.48
31:CA:911:U:H2'	31:CA:912:C:C6	2.49	0.48
31:CA:1109:C:H2'	31:CA:1110:A:O4'	2.14	0.48
31:CA:1226:C:N4	43:CP:104:ARG:HD2	2.28	0.48
31:CA:1278:U:O2	31:CA:1278:U:C2'	2.62	0.48
31:CA:1434:A:H2'	31:CA:1435:G:O4'	2.13	0.48
32:CE:109:SER:C	32:CE:111:ARG:H	2.17	0.48
35:CH:103:GLY:O	35:CH:105:VAL:N	2.46	0.48
35:CH:110:LEU:HB3	35:CH:115:VAL:CG2	2.44	0.48
39:CL:48:GLU:HB3	39:CL:101:PHE:HE2	1.79	0.48
43:CP:49:THR:N	43:CP:52:GLU:OE1	2.46	0.48
46:CS:9:PHE:HB2	46:CS:16:HIS:O	2.14	0.48
53:CC:19:G:H4'	53:CC:20:G:OP1	2.13	0.48
53:CD:48:U:O2	53:CD:48:U:H2'	2.13	0.48
1:DA:740:U:O4'	1:DA:1981:A:C4	2.67	0.48
1:DA:857:C:C4	1:DA:858:U:O4	2.67	0.48
1:DA:945:A:C4	1:DA:2448:A:C2	3.02	0.48
1:DA:2192:G:H2'	1:DA:2193:G:H5'	1.95	0.48
6:DG:104:GLU:HG2	26:D4:23:GLU:CG	2.42	0.48
8:DK:6:LEU:HD11	8:DK:37:VAL:HG22	1.95	0.48
11:DO:83:VAL:HG12	11:DO:112:LEU:HD21	1.95	0.48
15:DR:3:ARG:NE	15:DR:6:LEU:HD13	2.28	0.48

*Continued on next page...*

*Continued from previous page...*

Atom-1	Atom-2	Interatomic distance (Å)	Clash overlap (Å)
15:DR:24:PRO:HD3	15:DR:52:ILE:HG13	1.94	0.48
21:DV:30:ASN:OD1	21:DV:90:VAL:HB	2.14	0.48
24:DW:44:LEU:HD23	24:DW:44:LEU:HA	1.75	0.48
1:AA:236:C:H2'	1:AA:237:C:H6	1.78	0.48
1:AA:655:A:H8	1:AA:656:G:O4'	1.97	0.48
1:AA:774:A:H2	1:AA:787:U:C2'	2.27	0.48
1:AA:1169:G:N2	1:AA:1181:C:O2	2.46	0.48
1:AA:1705:G:C6	1:AA:1706:U:C4	3.02	0.48
1:AA:1792:G:H5'	3:AD:205:VAL:HG13	1.96	0.48
1:AA:2139:C:C2'	1:AA:2140:C:H5'	2.37	0.48
1:AA:2210:G:H2'	1:AA:2210:G:N3	2.28	0.48
1:AA:2468:G:N2	1:AA:2481:G:H2'	2.28	0.48
1:AA:2731:G:C6	1:AA:2732:G:O6	2.67	0.48
1:AA:2774:C:H2'	1:AA:2775:A:O4'	2.14	0.48
3:AD:147:LEU:HD13	3:AD:155:LEU:HD21	1.96	0.48
5:AF:136:THR:HG22	5:AF:166:ALA:O	2.13	0.48
8:AK:144:VAL:O	8:AK:145:VAL:HG22	2.14	0.48
13:A0:12:ARG:HG2	13:A0:16:HIS:CD2	2.49	0.48
14:AQ:74:ALA:HB1	14:AQ:107:GLU:O	2.13	0.48
15:AR:39:ARG:HG2	15:AR:40:THR:N	2.18	0.48
20:AU:41:GLY:O	20:AU:42:VAL:C	2.52	0.48
21:AV:60:GLU:O	21:AV:61:LEU:HG	2.13	0.48
25:AX:12:PRO:HA	25:AX:15:TYR:CD1	2.49	0.48
31:BA:73:G:C6	31:BA:97:U:O2	2.67	0.48
31:BA:834:C:C2	31:BA:853:G:C2	3.01	0.48
31:BA:1162:C:C2	31:BA:1175:G:N2	2.82	0.48
31:BA:1278:U:H3'	31:BA:1278:U:H6	1.77	0.48
31:BA:1279:A:H5''	31:BA:1280:A:P	2.53	0.48
31:BA:1336:C:O2'	31:BA:1337:G:N3	2.43	0.48
32:BE:100:GLY:O	32:BE:102:LEU:N	2.46	0.48
34:BG:112:VAL:HG12	34:BG:116:GLN:OE1	2.14	0.48
37:BJ:153:HIS:CD2	37:BJ:154:TYR:CD1	3.01	0.48
31:CA:1166:G:C2	31:CA:1171:G:C6	3.02	0.48
31:CA:1343:G:H1'	39:CL:121:ARG:HH11	1.78	0.48
33:CF:11:ARG:O	33:CF:14:ILE:O	2.32	0.48
33:CF:82:GLU:H	33:CF:85:ARG:HD3	1.78	0.48
39:CL:48:GLU:HB3	39:CL:101:PHE:CE2	2.49	0.48
40:CM:12:ASP:HB3	40:CM:15:THR:OG1	2.13	0.48
43:CP:50:GLU:O	43:CP:54:VAL:HG23	2.14	0.48
1:DA:197:A:N6	1:DA:2430:A:H2'	2.28	0.48
1:DA:207:A:H2'	1:DA:208:C:O4'	2.14	0.48

*Continued on next page...*

*Continued from previous page...*

Atom-1	Atom-2	Interatomic distance (Å)	Clash overlap (Å)
1:DA:581:C:H2'	1:DA:582:G:H8	1.78	0.48
1:DA:669:G:C2'	1:DA:670:A:OP1	2.62	0.48
1:DA:1342:A:N6	1:DA:1602:U:N3	2.62	0.48
1:DA:1558:A:H1'	1:DA:1559:G:OP2	2.13	0.48
1:DA:2131:G:N2	1:DA:2158:A:H2'	2.29	0.48
1:DA:2140:C:N3	1:DA:2151:G:O6	2.47	0.48
2:DB:6:C:HO2'	14:DQ:29:PHE:HE1	1.62	0.48
3:DD:35:LYS:CE	3:DD:64:ILE:C	2.78	0.48
4:DE:31:CYS:SG	4:DE:51:PHE:HB2	2.54	0.48
7:DH:87:LEU:N	7:DH:131:VAL:O	2.27	0.48
7:DH:153:LYS:N	7:DH:154:PRO:HD3	2.29	0.48
20:DU:49:VAL:O	20:DU:50:ARG:C	2.53	0.48
23:DZ:82:LEU:HD23	23:DZ:82:LEU:N	2.23	0.48
1:AA:390:A:H4'	1:AA:391:G:H5'	1.96	0.47
1:AA:724:U:H2'	1:AA:725:G:O4'	2.13	0.47
1:AA:762:U:H4'	1:AA:763:G:O5'	2.14	0.47
1:AA:839:U:H1'	1:AA:1191:G:H1'	1.96	0.47
1:AA:917:A:H2'	1:AA:918:A:O4'	2.14	0.47
1:AA:1125:G:C6	1:AA:1126:A:N6	2.82	0.47
1:AA:1444:G:N2	1:AA:1548:C:C2	2.82	0.47
1:AA:1510:A:OP1	1:AA:1510:A:O3'	2.30	0.47
1:AA:1820:U:H4'	1:AA:1821:A:OP2	2.14	0.47
1:AA:2805:G:C6	1:AA:2807:G:C6	3.01	0.47
12:AP:59:ARG:CG	12:AP:59:ARG:NH2	2.71	0.47
14:AQ:26:LEU:HD12	14:AQ:39:ILE:HG12	1.96	0.47
15:AR:36:GLU:HG3	15:AR:41:ARG:HD2	1.96	0.47
17:A2:47:VAL:O	17:A2:48:GLY:O	2.31	0.47
19:AT:57:LEU:HD11	19:AT:78:LYS:HB2	1.95	0.47
21:AV:105:VAL:HG22	21:AV:106:GLY:N	2.30	0.47
26:A4:37:SER:CB	26:A4:42:PHE:CD1	2.90	0.47
29:A7:8:ASN:ND2	29:A7:8:ASN:C	2.67	0.47
31:BA:838:G:H1	31:BA:848:C:H42	1.62	0.47
31:BA:959:A:C2	31:BA:1222:G:O4'	2.67	0.47
31:BA:1062:U:H2'	31:BA:1063:C:C6	2.49	0.47
31:BA:1076:C:C2	31:BA:1082:G:C2	3.02	0.47
31:BA:1402:C:H2'	31:BA:1403:C:O4'	2.14	0.47
37:BJ:26:PHE:O	37:BJ:30:ILE:HG13	2.14	0.47
41:BN:62:GLN:HG3	41:BN:97:ALA:HB2	1.96	0.47
44:BQ:43:CYS:HA	44:BQ:46:GLU:HG3	1.95	0.47
53:BD:67:C:N3	53:BD:68:C:N4	2.62	0.47
31:CA:1080:A:H4'	35:CH:16:THR:HB	1.96	0.47

*Continued on next page...*

*Continued from previous page...*

Atom-1	Atom-2	Interatomic distance (Å)	Clash overlap (Å)
31:CA:1190:G:H3'	33:CF:3:ASN:ND2	2.29	0.47
31:CA:1213:A:N6	31:CA:1215:G:N3	2.61	0.47
32:CE:8:LYS:HB2	32:CE:217:ARG:HE	1.79	0.47
36:CI:97:PHE:CD2	48:CU:65:ILE:HD11	2.48	0.47
1:DA:137(A):G:H2'	1:DA:139:G:N7	2.29	0.47
1:DA:270(H):C:H2'	1:DA:270(I):G:H8	1.79	0.47
1:DA:270(N):G:C2'	1:DA:270(O):U:H5'	2.44	0.47
1:DA:634:C:H2'	1:DA:635:C:C6	2.49	0.47
1:DA:869:G:C2'	1:DA:870:A:H5'	2.44	0.47
1:DA:1538:G:O2'	1:DA:1539:G:H5'	2.14	0.47
1:DA:1671:U:O2'	1:DA:1673:U:H5	1.91	0.47
1:DA:2159:G:H2'	1:DA:2160:G:O4'	2.13	0.47
1:DA:2192:G:C2'	1:DA:2193:G:H5'	2.43	0.47
1:DA:2292:C:H2'	1:DA:2293:C:H6	1.79	0.47
1:DA:2340:G:HO2'	1:DA:2341:G:H5'	1.78	0.47
1:DA:2341:G:H2'	1:DA:2342:C:C6	2.49	0.47
1:DA:2681:C:C4	1:DA:2725:A:N6	2.59	0.47
1:DA:2887:U:O2'	1:DA:2888:C:H5'	2.13	0.47
2:DB:38:C:N4	2:DB:44:G:H1	2.11	0.47
16:D1:112:ARG:NH1	17:D2:47:VAL:HG13	2.29	0.47
21:DV:138:GLU:O	21:DV:156:LYS:HE3	2.14	0.47
29:D7:35:ARG:HG3	29:D7:42:LEU:HD11	1.95	0.47
1:AA:1210:A:H5''	1:AA:1212:G:O4'	2.14	0.47
1:AA:1578:U:C2'	1:AA:1579:A:H5'	2.44	0.47
1:AA:2297:C:C2'	1:AA:2298:A:H5'	2.44	0.47
1:AA:2822:G:OP1	4:AE:159:HIS:NE2	2.43	0.47
2:AB:49:C:C2'	2:AB:50:G:H5'	2.44	0.47
6:AG:67:LYS:HE3	6:AG:67:LYS:O	2.14	0.47
9:AM:108:PRO:O	9:AM:113:GLY:HA3	2.14	0.47
12:AP:110:THR:HG23	12:AP:113:GLN:HB2	1.96	0.47
13:A0:12:ARG:HG3	13:A0:12:ARG:HH11	1.78	0.47
18:AS:40:ASN:O	18:AS:41:LYS:HG2	2.14	0.47
23:AZ:87:PRO:O	23:AZ:91:LYS:HB2	2.13	0.47
30:A8:22:VAL:HB	30:A8:53:PRO:CB	2.45	0.47
31:BA:475:G:H2'	31:BA:476:G:H8	1.78	0.47
31:BA:872:A:C4	31:BA:874:G:N7	2.82	0.47
31:BA:939:G:C6	31:BA:940:C:N4	2.83	0.47
31:BA:989:C:N4	31:BA:1216:G:H1	2.13	0.47
31:BA:1274:G:H2'	31:BA:1275:A:H8	1.79	0.47
31:BA:1503:A:C1'	31:BA:1504:G:OP1	2.62	0.47
34:BG:31:CYS:SG	34:BG:31:CYS:O	2.71	0.47

*Continued on next page...*

*Continued from previous page...*

Atom-1	Atom-2	Interatomic distance (Å)	Clash overlap (Å)
34:BG:134:ASP:OD2	34:BG:134:ASP:N	2.45	0.47
39:BL:7:THR:O	39:BL:83:ARG:HD2	2.14	0.47
49:BV:6:LYS:O	49:BV:7:LYS:HB3	2.14	0.47
52:BB:12:G:H1	52:BB:24:C:N4	2.12	0.47
53:BD:6:G:H2'	53:BD:7:G:H8	1.78	0.47
31:CA:719:C:C5	31:CA:720:C:C4	3.02	0.47
31:CA:977:A:O2'	31:CA:981:U:N3	2.47	0.47
31:CA:1151:A:H5'	40:CM:41:PRO:HA	1.96	0.47
32:CE:8:LYS:CD	32:CE:11:LEU:HD22	2.44	0.47
32:CE:26:PRO:C	32:CE:28:PHE:H	2.17	0.47
32:CE:98:LEU:O	32:CE:101:MET:HG2	2.14	0.47
33:CF:141:VAL:HG12	33:CF:141:VAL:O	2.14	0.47
35:CH:17:ALA:HB2	35:CH:26:PHE:HD2	1.78	0.47
37:CJ:44:TYR:HA	37:CJ:47:CYS:HB2	1.95	0.47
38:CK:16:ALA:HB1	38:CK:21:LYS:HB3	1.96	0.47
45:CR:87:ILE:HG22	45:CR:88:ARG:H	1.79	0.47
1:DA:839:U:H2'	1:DA:840:C:H6	1.78	0.47
1:DA:1171:G:H1	1:DA:1178:C:N4	2.08	0.47
1:DA:1292:U:H2'	1:DA:1293:C:C6	2.49	0.47
1:DA:1421:G:C2	1:DA:1422:G:C8	3.02	0.47
1:DA:1570:A:H2'	1:DA:1571:A:C8	2.49	0.47
1:DA:1666:G:C2'	1:DA:1667:G:H5'	2.43	0.47
1:DA:1833:U:H2'	1:DA:1834:U:H6	1.78	0.47
1:DA:1887:C:C3'	1:DA:1888:G:H5''	2.44	0.47
1:DA:2010:G:H5''	18:DS:42:ARG:HB2	1.95	0.47
1:DA:2299:G:N1	1:DA:2318:G:C8	2.82	0.47
1:DA:2607:G:H2'	1:DA:2608:G:O4'	2.14	0.47
5:DF:123:LEU:HA	5:DF:192:LEU:HB3	1.96	0.47
6:DG:104:GLU:O	6:DG:108:ASN:HB2	2.14	0.47
7:DH:102:ALA:HA	7:DH:117:PRO:HD3	1.95	0.47
16:D1:27:LEU:N	16:D1:27:LEU:HD23	2.30	0.47
18:DS:1:MET:HE2	18:DS:62:HIS:HB3	1.95	0.47
19:DT:63:LYS:H	19:DT:63:LYS:CD	2.28	0.47
20:DU:17:SER:CB	20:DU:71:LYS:HE2	2.44	0.47
1:AA:375:C:H2'	1:AA:376:C:C6	2.49	0.47
1:AA:1204:A:O2'	1:AA:1205:U:OP2	2.21	0.47
1:AA:2189:U:C3'	1:AA:2190:G:H5''	2.44	0.47
1:AA:2206:C:H2'	1:AA:2207:C:C6	2.49	0.47
1:AA:2607:G:H2'	1:AA:2608:G:O4'	2.14	0.47
1:AA:2789:C:C3'	1:AA:2790:A:H5''	2.44	0.47
3:AD:134:ARG:HG3	3:AD:135:PHE:CE2	2.49	0.47

*Continued on next page...*

*Continued from previous page...*

Atom-1	Atom-2	Interatomic distance (Å)	Clash overlap (Å)
6:AG:83:ARG:H	6:AG:86:MET:HE2	1.79	0.47
7:AH:43:VAL:HB	7:AH:52:VAL:HG22	1.96	0.47
8:AK:41:GLU:O	8:AK:45:LYS:HG3	2.14	0.47
16:A1:92:ARG:CZ	17:A2:11:GLN:H	2.26	0.47
21:AV:102:LEU:HD12	21:AV:121:HIS:O	2.14	0.47
28:A6:15:GLU:HG2	28:A6:16:CYS:N	2.29	0.47
31:BA:28:G:O2'	31:BA:296:U:OP1	2.28	0.47
31:BA:486:U:H2'	31:BA:487:A:H8	1.75	0.47
31:BA:775:G:O2'	31:BA:776:G:H5'	2.14	0.47
31:BA:960:U:N3	31:BA:1225:A:C4	2.82	0.47
31:BA:1128:C:H5'	39:BL:16:ARG:HH12	1.79	0.47
31:BA:1158:C:N4	31:BA:1160:G:C4	2.82	0.47
31:BA:1160:G:H1	31:BA:1177:G:N2	2.11	0.47
32:BE:70:PHE:HE1	32:BE:90:MET:HB2	1.79	0.47
32:BE:80:ILE:O	32:BE:80:ILE:HG22	2.15	0.47
33:BF:34:LEU:CD2	33:BF:38:ARG:HH11	2.26	0.47
36:BI:8:ILE:HG22	36:BI:10:LEU:HD12	1.96	0.47
41:BN:105:VAL:HG23	41:BN:105:VAL:O	2.14	0.47
43:BP:97:PRO:HB3	43:BP:101:GLN:NE2	2.30	0.47
53:BD:53:G:H1	53:BD:63:C:N4	2.11	0.47
31:CA:38:G:C2	31:CA:397:A:C2	3.02	0.47
31:CA:77:C:H3'	31:CA:78:G:H5''	1.96	0.47
31:CA:269:C:H2'	31:CA:270:A:O4'	2.15	0.47
31:CA:408:A:H2'	31:CA:409:G:O4'	2.14	0.47
31:CA:728:A:H2'	31:CA:729:A:C8	2.49	0.47
31:CA:1053:G:H4'	31:CA:1054:C:H5'	1.95	0.47
31:CA:1073:U:H2'	31:CA:1074:G:H8	1.79	0.47
31:CA:1248:A:H2'	39:CL:70:LYS:NZ	2.29	0.47
32:CE:188:ALA:O	32:CE:189:ASP:HB3	2.15	0.47
33:CF:188:LEU:HD22	33:CF:188:LEU:N	2.30	0.47
37:CJ:44:TYR:HA	37:CJ:47:CYS:CB	2.44	0.47
37:CJ:146:GLU:O	37:CJ:149:ARG:HB2	2.14	0.47
38:CK:42:GLU:HG3	38:CK:109:ILE:HD12	1.96	0.47
39:CL:114:TYR:N	39:CL:114:TYR:CD2	2.82	0.47
46:CS:48:TRP:O	46:CS:48:TRP:HE3	1.97	0.47
47:CT:10:VAL:HG13	47:CT:19:VAL:HB	1.95	0.47
47:CT:81:ARG:NH2	47:CT:84:LEU:HD11	2.29	0.47
1:DA:818:G:H4'	1:DA:838:C:O3'	2.14	0.47
1:DA:971:C:H2'	1:DA:972:G:C5'	2.44	0.47
1:DA:1006:C:H1'	9:DM:106:MET:CE	2.44	0.47
1:DA:1436:G:O2'	1:DA:1477:A:H4'	2.14	0.47

*Continued on next page...*



*Continued from previous page...*

Atom-1	Atom-2	Interatomic distance (Å)	Clash overlap (Å)
1:DA:1471:A:H2'	1:DA:1471:A:N3	2.29	0.47
1:DA:2840:C:H5''	13:D0:53:HIS:HD2	1.79	0.47
5:DF:122:LYS:HD2	5:DF:191:ARG:HG2	1.96	0.47
8:DK:56:LYS:HG3	8:DK:57:ARG:N	2.30	0.47
12:DP:2:LEU:HD13	12:DP:69:PHE:CD1	2.50	0.47
1:AA:229:A:C4'	1:AA:230:U:OP2	2.63	0.47
1:AA:299:A:C5'	1:AA:300:A:OP2	2.63	0.47
1:AA:484:C:O2'	1:AA:485:C:H5'	2.14	0.47
1:AA:719:C:H2'	1:AA:720:C:H6	1.79	0.47
1:AA:1466:G:H2'	1:AA:1547:C:N4	2.30	0.47
1:AA:1498:C:O4'	1:AA:1577:C:H4'	2.14	0.47
1:AA:1885:A:H2'	1:AA:1886:C:O4'	2.14	0.47
1:AA:1914:C:H2'	1:AA:1915:U:O4'	2.14	0.47
1:AA:2109:U:H1'	1:AA:2181:G:N2	2.28	0.47
1:AA:2243:U:H2'	1:AA:2244:U:C6	2.49	0.47
1:AA:2313:C:H2'	1:AA:2314:C:H6	1.79	0.47
1:AA:2475:C:H3'	1:AA:2476:A:H5''	1.95	0.47
2:AB:41:U:O4	6:AG:70:VAL:O	2.32	0.47
5:AF:57:VAL:HG13	5:AF:58:ALA:N	2.29	0.47
9:AM:13:TRP:HB2	9:AM:133:GLN:HG2	1.95	0.47
9:AM:133:GLN:O	9:AM:134:ARG:CB	2.62	0.47
12:AP:65:PHE:C	12:AP:66:ILE:HG13	2.30	0.47
12:AP:87:LYS:HG3	12:AP:88:GLY:N	2.28	0.47
15:AR:84:GLN:HG3	15:AR:85:LYS:N	2.28	0.47
28:A6:16:CYS:O	28:A6:17:LYS:HD2	2.14	0.47
30:A8:33:ASN:O	30:A8:34:TRP:C	2.52	0.47
31:BA:458:C:H2'	31:BA:464:G:C8	2.48	0.47
31:BA:722:A:H3'	31:BA:722:A:N3	2.29	0.47
31:BA:1060:C:H5''	40:BM:51:ARG:HG2	1.95	0.47
32:BE:216:SER:C	32:BE:218:ALA:H	2.18	0.47
32:BE:223:ILE:HG13	32:BE:229:VAL:HG22	1.96	0.47
34:BG:25:ARG:C	34:BG:27:TYR:H	2.18	0.47
34:BG:108:LEU:HB3	34:BG:110:PHE:CD1	2.50	0.47
37:BJ:113:GLU:HG3	37:BJ:119:ARG:HG2	1.96	0.47
40:BM:38:ILE:HG12	40:BM:71:LEU:O	2.13	0.47
46:BS:4:ILE:HB	46:BS:66:PRO:HB3	1.96	0.47
50:BW:26:ASN:HB2	50:BW:71:THR:CG2	2.43	0.47
31:CA:646:U:H2'	31:CA:647:C:C6	2.49	0.47
31:CA:960:U:O2	31:CA:1225:A:C8	2.67	0.47
31:CA:984:C:H2'	31:CA:985:C:H6	1.80	0.47
31:CA:984:C:H2'	31:CA:985:C:C6	2.49	0.47

*Continued on next page...*

*Continued from previous page...*

Atom-1	Atom-2	Interatomic distance (Å)	Clash overlap (Å)
31:CA:1220:G:N2	49:CV:54:GLY:O	2.43	0.47
36:CI:12:PRO:HG3	36:CI:57:GLN:O	2.14	0.47
53:CD:49:C:C4	53:CD:60:A:C8	3.02	0.47
1:DA:362:U:H5'	1:DA:363:G:OP2	2.15	0.47
1:DA:372:G:O2'	1:DA:373:U:P	2.72	0.47
1:DA:492:A:C2'	1:DA:493:G:H5'	2.44	0.47
1:DA:528:A:C2	1:DA:2043:C:H4'	2.49	0.47
1:DA:625:G:O6	11:DO:107:LYS:HD3	2.14	0.47
1:DA:769:G:H5'	1:DA:1379:A:N6	2.30	0.47
1:DA:2176:A:H2'	1:DA:2177:C:C6	2.50	0.47
1:DA:2292:C:H2'	1:DA:2293:C:C6	2.49	0.47
1:DA:2396:G:H4'	23:DZ:30:VAL:H	1.79	0.47
1:DA:2572:A:N7	4:DE:145:LYS:HB2	2.30	0.47
1:DA:2754:U:H6	1:DA:2754:U:H5''	1.79	0.47
3:DD:61:LEU:HD12	3:DD:61:LEU:HA	1.74	0.47
4:DE:68:ALA:C	4:DE:70:ALA:N	2.67	0.47
5:DF:188:ARG:HA	11:DO:3:LEU:CD1	2.43	0.47
6:DG:59:GLU:OE2	6:DG:153:ARG:NH2	2.47	0.47
9:DM:112:LEU:O	9:DM:112:LEU:HD12	2.14	0.47
14:DQ:53:SER:O	14:DQ:57:LYS:HA	2.14	0.47
15:DR:7:ILE:HD13	15:DR:7:ILE:O	2.14	0.47
16:D1:90:VAL:HG12	16:D1:91:ASP:N	2.29	0.47
16:D1:112:ARG:HD3	17:D2:47:VAL:HG11	1.97	0.47
18:DS:47:VAL:O	18:DS:50:VAL:HG13	2.13	0.47
26:D4:15:ILE:HD12	26:D4:15:ILE:N	2.29	0.47
1:AA:51:G:N3	1:AA:119:A:C2	2.82	0.47
1:AA:271(C):U:C2'	1:AA:271:G:OP1	2.62	0.47
1:AA:443:A:H3'	5:AF:45:ARG:NH1	2.28	0.47
1:AA:528:A:C2	1:AA:2043:C:H5'	2.49	0.47
1:AA:859:G:O3'	1:AA:860:U:O2	2.32	0.47
1:AA:1441:G:H2'	1:AA:1442:G:H8	1.79	0.47
1:AA:1496:A:H8	1:AA:1577:C:O2'	1.79	0.47
1:AA:2114:A:N6	1:AA:2119:A:H62	2.12	0.47
1:AA:2119:A:C6	1:AA:2171:A:C2	3.03	0.47
1:AA:2314:C:H2'	1:AA:2315:G:H8	1.79	0.47
1:AA:2418:A:P	30:A8:29:LYS:HZ1	2.37	0.47
1:AA:2469:A:C8	1:AA:2469:A:H3'	2.50	0.47
6:AG:78:SER:O	6:AG:79:ASN:C	2.53	0.47
7:AH:59:ARG:CG	7:AH:59:ARG:NH1	2.69	0.47
7:AH:92:ILE:O	7:AH:94:TYR:N	2.48	0.47
13:A0:37:THR:HG22	13:A0:39:PRO:HD2	1.96	0.47

*Continued on next page...*

*Continued from previous page...*

Atom-1	Atom-2	Interatomic distance (Å)	Clash overlap (Å)
13:A0:63:ARG:O	13:A0:67:LEU:HD23	2.13	0.47
15:AR:106:SER:HA	15:AR:110:ILE:HG21	1.97	0.47
18:AS:24:ILE:HG21	18:AS:36:LEU:HD21	1.96	0.47
24:AW:47:ASN:C	24:AW:49:LYS:H	2.13	0.47
31:BA:674:G:H2'	31:BA:675:A:H8	1.80	0.47
31:BA:690:G:O2'	31:BA:691:G:H5'	2.15	0.47
31:BA:1162:C:C2	31:BA:1175:G:C2	3.02	0.47
31:BA:1279:A:O2'	31:BA:1281:U:OP2	2.21	0.47
31:BA:1342:C:H4'	39:BL:125:TYR:HB3	1.95	0.47
35:BH:82:VAL:HG21	35:BH:138:ALA:HA	1.97	0.47
36:BI:3:ARG:HA	36:BI:65:VAL:O	2.14	0.47
43:BP:67:GLU:HG2	43:BP:71:ARG:NH2	2.30	0.47
43:BP:84:ILE:HG12	49:BV:66:MET:HG2	1.96	0.47
44:BQ:29:ARG:HD3	44:BQ:40:CYS:HB2	1.97	0.47
53:BD:20:G:C5'	53:BD:60:A:H61	2.26	0.47
31:CA:339:C:O2'	31:CA:340:U:H5'	2.14	0.47
31:CA:413:G:C2'	31:CA:414:A:OP2	2.63	0.47
31:CA:711:G:O2'	31:CA:712:A:H5'	2.13	0.47
31:CA:1112:C:C2	33:CF:178:LEU:HB2	2.50	0.47
31:CA:1212:U:O2'	31:CA:1213:A:H8	1.97	0.47
33:CF:64:VAL:CG1	33:CF:99:VAL:HA	2.45	0.47
38:CK:30:ARG:O	38:CK:34:GLU:HG2	2.15	0.47
43:CP:67:GLU:HG3	43:CP:68:GLY:H	1.78	0.47
46:CS:8:ARG:HG2	46:CS:8:ARG:NH1	2.29	0.47
48:CU:30:ASP:C	48:CU:32:ARG:H	2.17	0.47
51:CX:9:ARG:HG3	51:CX:10:ARG:H	1.79	0.47
52:CB:72:C:H2'	52:CB:73:C:H5'	1.97	0.47
1:DA:1869:G:N2	1:DA:1872:A:OP2	2.47	0.47
1:DA:1952:A:C6	10:DN:22:ILE:HD12	2.49	0.47
1:DA:2286:A:H5'	28:D6:28:ARG:NE	2.28	0.47
1:DA:2307:G:O2'	1:DA:2308:G:C5	2.66	0.47
1:DA:2720:U:H2'	1:DA:2721:A:O4'	2.15	0.47
2:DB:45:A:H1'	6:DG:95:ARG:NH2	2.29	0.47
4:DE:48:GLN:O	4:DE:49:LEU:O	2.33	0.47
5:DF:57:VAL:CG1	5:DF:58:ALA:N	2.77	0.47
11:DO:15:ARG:O	11:DO:16:ARG:C	2.53	0.47
12:DP:87:LYS:O	12:DP:88:GLY:C	2.52	0.47
12:DP:139:GLU:OE2	21:DV:123:ASP:OD1	2.33	0.47
17:D2:87:HIS:ND1	17:D2:87:HIS:O	2.48	0.47
26:D4:38:LYS:C	26:D4:40:HIS:H	2.16	0.47
26:D4:53:GLU:CD	26:D4:58:ARG:HB2	2.34	0.47

*Continued on next page...*

*Continued from previous page...*

Atom-1	Atom-2	Interatomic distance (Å)	Clash overlap (Å)
1:AA:414:C:H2'	1:AA:415:A:C8	2.48	0.47
1:AA:957:A:C2	1:AA:959:A:H1'	2.49	0.47
1:AA:1056:G:N2	1:AA:1103:A:C5	2.82	0.47
1:AA:1063:G:N2	1:AA:1076:C:H1'	2.28	0.47
1:AA:1405:U:H2'	1:AA:1406:U:C6	2.50	0.47
1:AA:1502:C:C2'	1:AA:1503:U:H5'	2.44	0.47
1:AA:1544:C:H2'	1:AA:1544:C:O2	2.14	0.47
1:AA:1913:A:H4'	1:AA:1914:C:H5''	1.97	0.47
1:AA:2017:U:H5''	1:AA:2018:G:P	2.53	0.47
1:AA:2119:A:C6	1:AA:2171:A:H2	2.32	0.47
1:AA:2275:C:O2	12:AP:85:LYS:HG2	2.13	0.47
1:AA:2331:G:C4'	22:A3:42:GLY:HA3	2.45	0.47
1:AA:2345:G:H1'	1:AA:2382:G:H5'	1.95	0.47
1:AA:2393:A:C5'	11:AO:62:LEU:HB2	2.45	0.47
1:AA:2469:A:C5'	1:AA:2469:A:H8	2.28	0.47
3:AD:118:VAL:HG22	3:AD:119:ALA:N	2.29	0.47
4:AE:16:ARG:O	4:AE:16:ARG:HG3	2.13	0.47
17:A2:76:LYS:O	17:A2:79:VAL:HG12	2.14	0.47
18:AS:110:LYS:C	18:AS:112:GLY:H	2.18	0.47
31:BA:31:G:H1'	31:BA:32:A:OP1	2.13	0.47
31:BA:342:C:N3	31:BA:348:G:C2	2.82	0.47
31:BA:509:A:H5''	34:BG:55:ALA:HB2	1.95	0.47
31:BA:1013:G:H1'	31:BA:1016:A:N6	2.30	0.47
31:BA:1346:A:C4	37:BJ:10:ARG:NH1	2.82	0.47
32:BE:174:VAL:HG11	32:BE:196:LEU:HD13	1.96	0.47
33:BF:131:ARG:HG3	33:BF:131:ARG:HH11	1.79	0.47
34:BG:104:VAL:HG11	34:BG:146:ILE:HG12	1.96	0.47
39:BL:114:TYR:O	39:BL:114:TYR:CD2	2.67	0.47
53:BD:41:C:H2'	53:BD:42:C:H6	1.79	0.47
31:CA:156:G:O2'	31:CA:157:G:H5'	2.14	0.47
31:CA:991:U:O2'	31:CA:992:U:O5'	2.31	0.47
31:CA:1190:G:OP1	33:CF:4:LYS:HA	2.15	0.47
31:CA:1323:G:H4'	31:CA:1362(A):C:N3	2.30	0.47
32:CE:137:ARG:C	32:CE:137:ARG:HD3	2.35	0.47
33:CF:9:GLY:HA3	44:CQ:49:HIS:HA	1.96	0.47
39:CL:9:ARG:HG2	39:CL:14:VAL:HG22	1.96	0.47
39:CL:117:HIS:O	39:CL:118:LYS:HB3	2.15	0.47
42:CO:48:ALA:O	42:CO:49:LEU:HD23	2.15	0.47
49:CV:28:LYS:HD3	49:CV:29:ARG:O	2.14	0.47
1:DA:598:G:H1'	11:DO:12:ALA:CB	2.44	0.47
1:DA:686:G:N7	29:D7:5:TRP:CH2	2.83	0.47

*Continued on next page...*

*Continued from previous page...*

Atom-1	Atom-2	Interatomic distance (Å)	Clash overlap (Å)
1:DA:993:G:H1'	17:D2:87:HIS:HE1	1.78	0.47
1:DA:1348:G:H2'	1:DA:1349:A:H5''	1.95	0.47
1:DA:1380:G:N2	1:DA:1570:A:C2	2.83	0.47
1:DA:2884:U:H2'	1:DA:2885:C:H5'	1.96	0.47
3:DD:133:LEU:HB3	3:DD:173:VAL:HG21	1.97	0.47
4:DE:47:VAL:HG13	4:DE:48:GLN:H	1.79	0.47
7:DH:86:GLU:H	7:DH:86:GLU:CD	2.18	0.47
12:DP:79:LEU:CD1	12:DP:79:LEU:C	2.83	0.47
13:D0:29:LEU:HB3	13:D0:75:LEU:HD21	1.96	0.47
16:D1:62:ILE:HD12	16:D1:93:LYS:HG2	1.97	0.47
17:D2:81:TYR:CD1	17:D2:81:TYR:N	2.82	0.47
20:DU:98:VAL:HG13	20:DU:99:CYS:N	2.29	0.47
22:D3:69:PHE:CE2	22:D3:79:VAL:HG22	2.49	0.47
1:AA:271(B):G:H1'	1:AA:271(C):U:OP2	2.15	0.47
1:AA:719:C:H2'	1:AA:720:C:C6	2.50	0.47
1:AA:811:U:C4	11:AO:21:ARG:NH2	2.83	0.47
1:AA:826:U:OP1	1:AA:2428:G:H3'	2.15	0.47
1:AA:978:G:C2	1:AA:986:C:C2	3.03	0.47
1:AA:1060:U:C4'	1:AA:1061:U:O5'	2.62	0.47
1:AA:1062:G:H8	1:AA:1062:G:OP1	1.98	0.47
1:AA:1076:C:HO2'	1:AA:1077:A:H8	1.63	0.47
1:AA:1482:U:O4	1:AA:1510:A:C8	2.68	0.47
1:AA:1514:U:O2	1:AA:1514:U:H2'	2.13	0.47
1:AA:1657:C:H2'	1:AA:1658:C:C6	2.49	0.47
1:AA:1925:C:C2'	1:AA:1926:U:H5'	2.43	0.47
1:AA:2119:A:H61	1:AA:2170:A:N6	2.12	0.47
1:AA:2563:U:H4'	10:AN:28:SER:HA	1.97	0.47
1:AA:2865:U:C4	1:AA:2866:U:C4	3.03	0.47
2:AB:71:C:C2	2:AB:72:G:C8	3.02	0.47
3:AD:158:ALA:HB3	3:AD:161:THR:HG21	1.97	0.47
3:AD:263:ARG:HE	3:AD:263:ARG:HB2	1.38	0.47
4:AE:26:ILE:C	4:AE:26:ILE:HD13	2.34	0.47
5:AF:63:LYS:NZ	5:AF:67:GLN:HE21	2.13	0.47
6:AG:70:VAL:HA	6:AG:90:LEU:HD12	1.97	0.47
7:AH:153:LYS:CB	7:AH:154:PRO:HD2	2.45	0.47
11:AO:49:ARG:HD2	30:A8:58:ILE:CG2	2.45	0.47
12:AP:16:ARG:HE	12:AP:16:ARG:HB3	1.41	0.47
12:AP:32:TYR:CZ	12:AP:111:GLU:HG3	2.49	0.47
13:A0:1:MET:HB3	13:A0:2:ARG:H	1.56	0.47
13:A0:13:HIS:CE1	13:A0:16:HIS:HB2	2.50	0.47
14:AQ:78:LEU:HD23	14:AQ:78:LEU:O	2.14	0.47

*Continued on next page...*

*Continued from previous page...*

Atom-1	Atom-2	Interatomic distance (Å)	Clash overlap (Å)
15:AR:56:GLY:O	15:AR:59:THR:CG2	2.62	0.47
16:A1:91:ASP:O	16:A1:95:LEU:HB2	2.13	0.47
21:AV:69:THR:HA	21:AV:89:PHE:O	2.15	0.47
21:AV:103:ARG:HG3	21:AV:136:PHE:CD1	2.50	0.47
21:AV:107:THR:HB	21:AV:108:PRO:CD	2.43	0.47
21:AV:150:LEU:H	21:AV:172:ALA:HB3	1.79	0.47
21:AV:151:HIS:HD2	21:AV:168:GLU:CG	2.28	0.47
24:AW:17:SER:HB2	24:AW:20:GLU:HG3	1.96	0.47
28:A6:9:LEU:HB3	28:A6:26:ASN:O	2.15	0.47
28:A6:25:LYS:HE2	28:A6:27:LYS:CE	2.44	0.47
29:A7:35:ARG:HG3	29:A7:42:LEU:HD11	1.97	0.47
31:BA:84:U:H2'	31:BA:85:U:OP1	2.15	0.47
31:BA:186(C):G:H2'	31:BA:186(D):C:C6	2.46	0.47
31:BA:265:G:H5'	47:BT:64:PRO:O	2.14	0.47
31:BA:273:A:N6	31:BA:274:A:N6	2.63	0.47
31:BA:749:C:O2	31:BA:749:C:H2'	2.13	0.47
31:BA:1064:G:H4'	31:BA:1065:U:OP1	2.15	0.47
31:BA:1065:U:C1'	31:BA:1066:C:OP2	2.60	0.47
31:BA:1129:C:N3	31:BA:1139:G:O6	2.48	0.47
31:BA:1151:A:N6	31:BA:1152:A:N6	2.62	0.47
31:BA:1157:A:H1'	31:BA:1158:C:C4	2.49	0.47
31:BA:1159:U:C2	31:BA:1182:G:C2	3.03	0.47
31:BA:1211:U:C5'	31:BA:1212:U:OP1	2.56	0.47
31:BA:1352:C:H2'	31:BA:1353:G:C8	2.49	0.47
33:BF:151:VAL:C	33:BF:152:ILE:HD12	2.36	0.47
34:BG:107:ARG:NH2	34:BG:194:LEU:HD21	2.29	0.47
43:BP:60:VAL:HG12	43:BP:66:LEU:HD11	1.95	0.47
52:BB:56:G:H2'	52:BB:57:C:C6	2.49	0.47
31:CA:197:A:C8	31:CA:198:G:H1'	2.50	0.47
31:CA:345:C:O2	31:CA:346:G:N2	2.48	0.47
31:CA:510:A:H5''	31:CA:511:C:P	2.55	0.47
31:CA:901:A:H8	31:CA:901:A:O5'	1.98	0.47
31:CA:1004:A:H2	31:CA:1024:G:H8	1.61	0.47
31:CA:1022:G:H2'	31:CA:1023:G:O4'	2.13	0.47
31:CA:1127:G:H1'	31:CA:1147:C:H42	1.78	0.47
31:CA:1159:U:O2'	31:CA:1160:G:N7	2.47	0.47
31:CA:1248:A:C2'	39:CL:70:LYS:HZ1	2.28	0.47
31:CA:1279:A:H5''	31:CA:1280:A:P	2.55	0.47
31:CA:1322:C:O2	31:CA:1322:C:C2'	2.62	0.47
31:CA:1333:A:H2'	31:CA:1334:G:O4'	2.15	0.47
35:CH:36:ASP:O	35:CH:38:GLN:HG2	2.15	0.47

*Continued on next page...*

*Continued from previous page...*

Atom-1	Atom-2	Interatomic distance (Å)	Clash overlap (Å)
38:CK:20:TYR:HD1	38:CK:65:TYR:CD2	2.32	0.47
39:CL:51:ARG:HG2	39:CL:56:LEU:HD13	1.97	0.47
39:CL:97:LYS:CB	39:CL:102:LEU:HD12	2.45	0.47
40:CM:48:THR:HA	40:CM:62:HIS:CB	2.41	0.47
41:CN:17:GLY:O	41:CN:80:VAL:HA	2.15	0.47
43:CP:40:ASN:OD1	43:CP:41:PRO:HD2	2.14	0.47
43:CP:96:LEU:HB3	43:CP:97:PRO:HD2	1.97	0.47
1:DA:309:G:N3	1:DA:329:G:O2'	2.44	0.47
1:DA:343:C:O2'	1:DA:344:G:H5'	2.14	0.47
1:DA:529:A:N3	1:DA:529:A:H2'	2.29	0.47
1:DA:760:G:H2'	1:DA:761:A:O4'	2.15	0.47
1:DA:844:C:C5	1:DA:845:G:C6	3.03	0.47
1:DA:856:C:O2'	1:DA:857:C:OP1	2.28	0.47
1:DA:1347:G:H21	29:D7:49:ARG:HH22	1.63	0.47
1:DA:1657:C:H2'	1:DA:1658:C:H6	1.79	0.47
1:DA:1686:C:C2'	1:DA:1687:G:H5'	2.45	0.47
1:DA:1819:A:H5''	3:DD:161:THR:HG21	1.96	0.47
1:DA:1820:U:O2	3:DD:201:HIS:HB3	2.15	0.47
1:DA:1963:U:O2	1:DA:1963:U:H2'	2.13	0.47
1:DA:2103:C:O2	1:DA:2187:G:C2	2.68	0.47
1:DA:2116:G:P	1:DA:2165:G:H22	2.38	0.47
1:DA:2120:G:O2'	1:DA:2121:G:H5'	2.15	0.47
1:DA:2187:G:H2'	1:DA:2188:C:O4'	2.15	0.47
1:DA:2252:G:H2'	1:DA:2253:G:O4'	2.15	0.47
1:DA:2314:C:C2'	1:DA:2315:G:H5'	2.45	0.47
1:DA:2565:A:H5''	1:DA:2566:A:OP2	2.15	0.47
1:DA:2569:G:C2'	1:DA:2570:G:H5'	2.45	0.47
1:DA:2584:U:O4'	1:DA:2584:U:O2	2.33	0.47
1:DA:2896:C:H5'	1:DA:2897:U:OP2	2.14	0.47
3:DD:2:ALA:O	3:DD:3:VAL:CB	2.59	0.47
3:DD:58:HIS:HD2	3:DD:59:LYS:O	1.98	0.47
4:DE:34:VAL:HB	4:DE:48:GLN:HE21	1.78	0.47
5:DF:177:ALA:HB1	5:DF:178:PRO:HD2	1.95	0.47
7:DH:37:VAL:HG22	7:DH:38:SER:H	1.80	0.47
7:DH:80:SER:O	7:DH:81:GLU:HB2	2.15	0.47
8:DK:9:LEU:HD23	8:DK:9:LEU:H	1.79	0.47
9:DM:30:ILE:HG22	9:DM:34:LEU:CD2	2.45	0.47
11:DO:75:ILE:O	11:DO:75:ILE:HG12	2.14	0.47
11:DO:85:LEU:HD23	11:DO:86:LYS:N	2.29	0.47
12:DP:65:PHE:C	12:DP:66:ILE:HG12	2.26	0.47
14:DQ:86:ALA:O	14:DQ:87:PHE:CB	2.61	0.47

*Continued on next page...*

*Continued from previous page...*

Atom-1	Atom-2	Interatomic distance (Å)	Clash overlap (Å)
17:D2:84:LYS:HB2	17:D2:84:LYS:HZ3	1.78	0.47
19:DT:29:TRP:CZ3	19:DT:76:ARG:HB3	2.49	0.47
20:DU:28:LYS:O	20:DU:38:ILE:HB	2.15	0.47
20:DU:76:CYS:HB3	20:DU:96:ILE:HD11	1.97	0.47
22:D3:81:VAL:O	22:D3:83:PRO:HD3	2.14	0.47
27:D5:31:VAL:CG1	27:D5:42:PRO:HG3	2.45	0.47
1:AA:57:C:H2'	1:AA:58:G:O4'	2.15	0.47
1:AA:286:C:H2'	1:AA:287:C:C6	2.50	0.47
1:AA:856:C:O4'	22:A3:27:GLU:HB3	2.15	0.47
1:AA:910:A:N1	1:AA:2277:G:H1'	2.29	0.47
1:AA:960:A:H61	12:AP:83:MET:CE	2.28	0.47
1:AA:1174:A:H3'	1:AA:1175:U:C5'	2.43	0.47
6:AG:67:LYS:CE	6:AG:67:LYS:H	2.27	0.47
7:AH:170:ARG:HB3	7:AH:171:LEU:H	1.52	0.47
11:AO:31:ALA:O	11:AO:32:THR:HG22	2.15	0.47
11:AO:51:PHE:CE2	11:AO:53:GLY:HA2	2.50	0.47
13:A0:41:ALA:O	13:A0:44:LEU:N	2.43	0.47
14:AQ:65:VAL:O	14:AQ:69:VAL:HG12	2.15	0.47
15:AR:128:GLU:O	15:AR:128:GLU:HG2	2.14	0.47
16:A1:64:ARG:HG2	16:A1:64:ARG:NH2	2.13	0.47
20:AU:77:PRO:O	20:AU:78:ALA:HB2	2.15	0.47
26:A4:5:ILE:HG23	26:A4:5:ILE:O	2.15	0.47
26:A4:61:ARG:NE	26:A4:61:ARG:HA	2.30	0.47
31:BA:439:A:OP2	31:BA:493:G:N2	2.47	0.47
31:BA:509:A:H2'	31:BA:510:A:C8	2.50	0.47
31:BA:914:A:O2'	31:BA:915:A:H5'	2.15	0.47
31:BA:926:G:C6	31:BA:1505:G:C5	3.03	0.47
31:BA:986:A:H2'	31:BA:987:G:O4'	2.14	0.47
31:BA:989:C:H42	31:BA:1216:G:H1	1.62	0.47
31:BA:1319:A:OP1	49:BV:5:LEU:HD22	2.15	0.47
32:BE:20:GLU:HB2	32:BE:190:THR:OG1	2.15	0.47
33:BF:3:ASN:OD1	33:BF:3:ASN:N	2.48	0.47
33:BF:69:HIS:HA	33:BF:104:GLN:O	2.14	0.47
34:BG:25:ARG:C	34:BG:27:TYR:N	2.67	0.47
34:BG:28:SER:HB3	34:BG:29:PRO:CD	2.40	0.47
34:BG:163:GLU:C	34:BG:165:MET:H	2.18	0.47
36:BI:37:VAL:HG12	36:BI:38:GLU:N	2.29	0.47
40:BM:8:LEU:HB3	40:BM:16:LEU:HD21	1.97	0.47
52:BB:49:C:H3'	52:BB:50:A:H5''	1.97	0.47
31:CA:174:C:H2'	31:CA:175:C:H6	1.80	0.47
31:CA:632:A:C4'	31:CA:633:G:O5'	2.56	0.47

*Continued on next page...*



*Continued from previous page...*

Atom-1	Atom-2	Interatomic distance (Å)	Clash overlap (Å)
31:CA:1302:U:C5	43:CP:17:VAL:HG21	2.49	0.47
32:CE:147:LYS:O	32:CE:147:LYS:NZ	2.40	0.47
33:CF:22:TRP:CB	33:CF:59:ARG:HB2	2.45	0.47
33:CF:181:ASN:HD21	33:CF:204:LEU:HD12	1.79	0.47
34:CG:200:GLU:HG2	34:CG:201:GLN:N	2.30	0.47
41:CN:100:ALA:C	41:CN:102:GLY:H	2.15	0.47
45:CR:11:VAL:HG21	45:CR:34:LEU:HD22	1.96	0.47
52:CB:87:A:H8	1:DA:2583:G:N2	1.96	0.47
53:CD:5:G:H1	53:CD:69:C:H42	1.63	0.47
1:DA:11:G:C2'	1:DA:12:U:H5'	2.45	0.47
1:DA:270(Y):G:C2	1:DA:270(Z):U:O4	2.67	0.47
1:DA:571:A:C5	1:DA:575:A:C8	3.03	0.47
1:DA:865:C:H4'	1:DA:866:A:OP1	2.15	0.47
1:DA:1060:U:N3	1:DA:1088:A:C8	2.82	0.47
1:DA:1472:A:H2'	1:DA:1473:G:H5'	1.97	0.47
1:DA:1607:C:C4'	1:DA:1608:A:H5'	2.44	0.47
1:DA:1668:A:N3	1:DA:1670:C:C4	2.83	0.47
1:DA:2359:C:H2'	1:DA:2360:A:O4'	2.15	0.47
1:DA:2470:G:C2'	1:DA:2471:C:H5'	2.45	0.47
1:DA:2637:U:H2'	1:DA:2638:G:O4'	2.14	0.47
1:DA:2662:A:H8	1:DA:2662:A:O5'	1.98	0.47
2:DB:31:C:H2'	2:DB:32:C:H5'	1.97	0.47
3:DD:32:SER:C	3:DD:35:LYS:O	2.53	0.47
3:DD:35:LYS:CE	3:DD:104:TYR:CD1	2.98	0.47
6:DG:180:PHE:C	6:DG:182:LYS:H	2.18	0.47
15:DR:99:LEU:HD22	15:DR:101:PHE:HE1	1.80	0.47
17:D2:21:ARG:HD3	17:D2:91:TYR:HB3	1.97	0.47
21:DV:146:ILE:HG23	21:DV:147:GLY:N	2.30	0.47
23:DZ:85:LEU:C	23:DZ:87:PRO:HD2	2.35	0.47
26:D4:21:VAL:HG22	26:D4:22:ILE:N	2.19	0.47
28:D6:23:THR:O	28:D6:24:GLU:HB2	2.14	0.47
1:AA:654(A):A:C2	1:AA:654(T):A:N6	2.82	0.47
1:AA:1021:A:H8	1:AA:1022:G:H5''	1.79	0.47
1:AA:1061:U:H4'	1:AA:1070:A:H1'	1.96	0.47
1:AA:1206:G:C6	1:AA:1207:C:C4	3.02	0.47
1:AA:1332:G:H5'	1:AA:1332:G:C8	2.49	0.47
1:AA:1509:C:N4	1:AA:1511:A:N6	2.63	0.47
1:AA:2285:C:OP1	28:A6:28:ARG:CD	2.62	0.47
1:AA:2492:U:H2'	1:AA:2493:U:H6	1.80	0.47
1:AA:2785:C:H2'	1:AA:2786:U:O4'	2.15	0.47
1:AA:2790:A:H2	1:AA:2894:G:H5'	1.80	0.47

*Continued on next page...*

*Continued from previous page...*

Atom-1	Atom-2	Interatomic distance (Å)	Clash overlap (Å)
1:AA:2853:C:H2'	1:AA:2854:G:C8	2.50	0.47
2:AB:81:G:O6	2:AB:95:U:C2	2.68	0.47
3:AD:35:LYS:CB	3:AD:63:ARG:HA	2.39	0.47
3:AD:97:TYR:CE1	3:AD:103:ARG:HG3	2.50	0.47
4:AE:185:LYS:HG3	4:AE:185:LYS:O	2.15	0.47
6:AG:111:LEU:HB2	6:AG:112:PRO:HD3	1.97	0.47
12:AP:69:PHE:HA	12:AP:70:PRO:HD3	1.75	0.47
12:AP:136:ALA:CB	21:AV:48:PHE:HE1	2.26	0.47
14:AQ:35:ILE:HD11	14:AQ:101:LEU:CD2	2.44	0.47
15:AR:50:ILE:HD13	15:AR:50:ILE:HA	1.73	0.47
18:AS:64:MET:O	18:AS:65:LEU:HB2	2.14	0.47
22:A3:53:MET:HA	22:A3:58:THR:O	2.15	0.47
26:A4:43:TYR:O	26:A4:46:GLN:HA	2.15	0.47
31:BA:116:A:H61	31:BA:313:A:H1'	1.79	0.47
31:BA:353:A:C2'	31:BA:354:G:OP2	2.62	0.47
34:BG:11:LEU:C	34:BG:13:ARG:H	2.17	0.47
44:BQ:13:THR:H	44:BQ:14:PRO:HD2	1.70	0.47
49:BV:15:LEU:HD23	49:BV:15:LEU:H	1.79	0.47
53:BC:20:G:HO2'	53:BC:21:U:H5	1.60	0.47
31:CA:687:A:C1'	31:CA:688:G:OP2	2.63	0.47
31:CA:1176:A:C2'	31:CA:1177:G:H5'	2.45	0.47
31:CA:1239:A:H4'	31:CA:1240:U:C5'	2.45	0.47
36:CI:24:GLU:HG2	36:CI:28:ARG:HD3	1.97	0.47
40:CM:45:ARG:HB3	40:CM:65:LEU:HB3	1.97	0.47
47:CT:45:HIS:HB2	47:CT:65:ILE:HD13	1.97	0.47
53:CD:21:U:H3'	53:CD:22:A:H5''	1.95	0.47
53:CD:52:C:N3	53:CD:64:G:N2	2.56	0.47
1:DA:1449(A):G:O2'	1:DA:1450:C:H5'	2.15	0.47
1:DA:2820:A:O5'	13:D0:4:LEU:HD23	2.14	0.47
6:DG:173:LEU:O	6:DG:178:PHE:HB2	2.15	0.47
7:DH:41:MET:CE	7:DH:64:LEU:HB2	2.44	0.47
7:DH:102:ALA:HB1	7:DH:115:VAL:C	2.34	0.47
14:DQ:58:LEU:HD23	14:DQ:58:LEU:N	2.30	0.47
14:DQ:110:LEU:HB2	14:DQ:112:PHE:CE1	2.50	0.47
15:DR:106:SER:HA	15:DR:110:ILE:HG13	1.96	0.47
17:D2:5:VAL:HB	17:D2:37:VAL:CG1	2.40	0.47
20:DU:76:CYS:CB	20:DU:77:PRO:HD2	2.44	0.47
21:DV:160:GLY:O	21:DV:161:VAL:C	2.53	0.47
26:D4:49:PHE:CD1	26:D4:50:VAL:HG13	2.49	0.47
28:D6:31:PRO:O	28:D6:32:ASN:HB2	2.14	0.47
1:AA:69:C:O2'	1:AA:70:G:H5'	2.15	0.47

*Continued on next page...*

*Continued from previous page...*

Atom-1	Atom-2	Interatomic distance (Å)	Clash overlap (Å)
1:AA:363(B):G:H2'	1:AA:363(C):G:C8	2.49	0.47
1:AA:372:G:O2'	1:AA:373:U:P	2.72	0.47
1:AA:1055:G:H1'	1:AA:1085:A:H61	1.79	0.47
1:AA:1056:G:HO2'	1:AA:1057:A:P	2.38	0.47
1:AA:2166:G:C2'	1:AA:2167:U:OP1	2.63	0.47
1:AA:2224:G:H4'	1:AA:2226:C:C2	2.50	0.47
1:AA:2303:G:C2'	1:AA:2304:G:H5'	2.45	0.47
1:AA:2402:C:H2'	1:AA:2403:C:C5'	2.43	0.47
1:AA:2645:G:N2	1:AA:2767:C:OP2	2.48	0.47
1:AA:2721:A:H2'	1:AA:2722:G:O4'	2.15	0.47
3:AD:30:GLU:HG3	3:AD:63:ARG:CZ	2.44	0.47
5:AF:64:ILE:HG23	5:AF:65:TRP:CD1	2.50	0.47
6:AG:108:ASN:C	26:A4:38:LYS:HG2	2.29	0.47
7:AH:137:ASP:O	7:AH:138:LYS:CB	2.55	0.47
9:AM:15:LEU:HB2	9:AM:134:ARG:HB2	1.95	0.47
11:AO:112:LEU:HD13	11:AO:127:ALA:HB2	1.96	0.47
18:AS:111:HIS:O	18:AS:112:GLY:C	2.53	0.47
20:AU:39:VAL:O	20:AU:40:GLU:CD	2.53	0.47
28:A6:11:LEU:HD11	28:A6:51:GLU:HG3	1.96	0.47
28:A6:28:ARG:HH12	28:A6:30:THR:HG23	1.80	0.47
28:A6:40:CYS:SG	28:A6:45:LYS:HD3	2.54	0.47
30:A8:29:LYS:CG	30:A8:44:LYS:HG2	2.45	0.47
31:BA:336:C:O2'	31:BA:337:C:H5'	2.14	0.47
31:BA:345:C:H5'	31:BA:346:G:OP1	2.15	0.47
31:BA:540:G:H2'	31:BA:541:G:O4'	2.15	0.47
31:BA:1152:A:C5	31:BA:1153:C:C5	3.03	0.47
35:BH:45:PHE:CE2	35:BH:47:LYS:HD2	2.49	0.47
38:BK:103:VAL:CG2	38:BK:110:ALA:HB2	2.44	0.47
39:BL:125:TYR:HD2	39:BL:126:SER:N	2.13	0.47
42:BO:89:ASP:O	42:BO:91:PRO:HD3	2.15	0.47
50:BW:38:LYS:O	50:BW:39:LYS:C	2.54	0.47
54:B1:20:U:H2'	54:B1:21:C:C6	2.49	0.47
31:CA:570:G:H1'	31:CA:820:U:C4	2.49	0.47
31:CA:575:G:O2'	31:CA:821:G:H5'	2.15	0.47
31:CA:1003:G:H2'	31:CA:1004:A:C5'	2.45	0.47
35:CH:105:VAL:HB	35:CH:106:PRO:CD	2.45	0.47
37:CJ:131:LYS:HG2	37:CJ:131:LYS:O	2.15	0.47
43:CP:85:GLY:O	43:CP:86:CYS:HB3	2.15	0.47
1:DA:28:A:C2	1:DA:513:A:C8	3.02	0.47
1:DA:614:U:H4'	1:DA:615:G:OP1	2.14	0.47
1:DA:623:G:H2'	1:DA:624:C:C6	2.50	0.47

*Continued on next page...*

*Continued from previous page...*

Atom-1	Atom-2	Interatomic distance (Å)	Clash overlap (Å)
1:DA:1040:C:H2'	1:DA:1041:C:C6	2.50	0.47
1:DA:1064:C:H2'	1:DA:1065:U:C6	2.50	0.47
1:DA:1257:C:H4'	5:DF:83:PHE:CD2	2.50	0.47
1:DA:1324:G:C4	1:DA:1328:G:O6	2.67	0.47
1:DA:1902:C:H5'	3:DD:246:PRO:HD3	1.97	0.47
1:DA:2101:G:H2'	1:DA:2102:U:O4'	2.15	0.47
1:DA:2406:U:C2	11:DO:75:ILE:HG22	2.50	0.47
1:DA:2819:G:H2'	1:DA:2821:A:N7	2.30	0.47
2:DB:74:U:C3'	2:DB:75:G:H5''	2.44	0.47
4:DE:8:LYS:CG	4:DE:192:ASN:HD22	2.28	0.47
4:DE:134:ILE:HA	4:DE:137:HIS:CD2	2.50	0.47
17:D2:57:VAL:HB	17:D2:99:ILE:HG12	1.97	0.47
21:DV:40:ASP:OD1	21:DV:42:VAL:HB	2.13	0.47
1:AA:456:C:C4	19:AT:69:TYR:CE1	3.02	0.46
1:AA:654(A):A:O2'	1:AA:654(B):C:H5'	2.15	0.46
1:AA:654(I):C:O2	1:AA:654(I):C:H3'	2.14	0.46
1:AA:714:U:O2'	1:AA:716:A:N7	2.44	0.46
1:AA:2022:U:O2'	1:AA:2617:C:H5'	2.15	0.46
1:AA:2121:G:H2'	1:AA:2122:U:O4'	2.15	0.46
1:AA:2139:C:N3	1:AA:2152:G:N2	2.52	0.46
1:AA:2330:G:H2'	1:AA:2331:G:O4'	2.15	0.46
1:AA:2404:C:H1'	11:AO:67:MET:CE	2.45	0.46
1:AA:2689:U:H5''	1:AA:2713:A:C2	2.50	0.46
2:AB:24:G:N7	2:AB:56:G:H2'	2.31	0.46
3:AD:28:GLU:O	3:AD:29:PRO:O	2.33	0.46
4:AE:68:ALA:O	4:AE:70:ALA:N	2.49	0.46
7:AH:166:GLY:O	7:AH:167:GLU:HG3	2.14	0.46
8:AK:135:GLU:H	8:AK:135:GLU:CD	2.18	0.46
9:AM:63:THR:OG1	9:AM:64:GLY:N	2.47	0.46
27:A5:42:PRO:HB2	27:A5:43:HIS:HD2	1.80	0.46
31:BA:878:G:H5'	38:BK:89:PRO:HG2	1.97	0.46
31:BA:1414:U:H2'	31:BA:1415:G:H8	1.80	0.46
36:BI:44:GLY:HA2	36:BI:59:TYR:CE1	2.49	0.46
40:BM:99:LYS:HG2	40:BM:100:THR:N	2.30	0.46
43:BP:50:GLU:O	43:BP:54:VAL:HG23	2.15	0.46
47:BT:52:LYS:H	47:BT:52:LYS:HD3	1.80	0.46
31:CA:358:U:H2'	31:CA:359:U:H6	1.80	0.46
31:CA:1095:U:H2'	31:CA:1096:C:O4'	2.15	0.46
31:CA:1217:C:H2'	31:CA:1218:C:O4'	2.14	0.46
31:CA:1477:C:H2'	31:CA:1478:C:C6	2.50	0.46
35:CH:17:ALA:HA	35:CH:26:PHE:HA	1.97	0.46

*Continued on next page...*

*Continued from previous page...*

Atom-1	Atom-2	Interatomic distance (Å)	Clash overlap (Å)
37:CJ:44:TYR:O	37:CJ:48:LYS:HG2	2.15	0.46
41:CN:57:THR:HG22	41:CN:58:PRO:CD	2.46	0.46
44:CQ:13:THR:N	44:CQ:14:PRO:CD	2.78	0.46
50:CW:16:HIS:O	50:CW:19:SER:OG	2.26	0.46
50:CW:23:ARG:O	50:CW:27:LYS:HB2	2.15	0.46
52:CB:15:A:OP2	52:CB:16:U:C5	2.69	0.46
1:DA:217:G:H2'	1:DA:218:A:O4'	2.15	0.46
1:DA:607:U:H5	1:DA:619:G:C5	2.34	0.46
1:DA:807:U:H2'	1:DA:808:G:C8	2.50	0.46
1:DA:953:A:H2'	1:DA:954:G:H8	1.81	0.46
1:DA:959:A:C6	1:DA:960:A:N1	2.83	0.46
1:DA:1152:C:H4'	16:D1:77:SER:HA	1.96	0.46
1:DA:1401:G:H2'	1:DA:1402:C:O4'	2.15	0.46
1:DA:1902:C:OP1	3:DD:242:ARG:HD3	2.15	0.46
1:DA:1952:A:C5	10:DN:22:ILE:HD12	2.50	0.46
1:DA:2211:G:H1'	1:DA:2212:A:OP1	2.14	0.46
1:DA:2378:A:C5	1:DA:2379:G:H1'	2.49	0.46
1:DA:2531:A:H4'	7:DH:157:TYR:CD2	2.50	0.46
1:DA:2721:A:H2'	1:DA:2722:G:O4'	2.14	0.46
1:DA:2833:G:H8	1:DA:2833:G:OP1	1.98	0.46
1:DA:2872:G:C5	1:DA:2873:A:C6	3.02	0.46
1:DA:2872:G:N1	1:DA:2873:A:N6	2.48	0.46
4:DE:134:ILE:C	4:DE:134:ILE:HD12	2.35	0.46
5:DF:40:GLN:HE22	5:DF:182:ASN:HB2	1.80	0.46
5:DF:51:THR:HB	5:DF:88:VAL:HG11	1.97	0.46
5:DF:125:LEU:HD23	5:DF:125:LEU:H	1.80	0.46
9:DM:30:ILE:O	9:DM:34:LEU:HD22	2.15	0.46
9:DM:58:ASP:OD1	9:DM:58:ASP:N	2.40	0.46
17:D2:44:LYS:O	17:D2:46:VAL:HG12	2.15	0.46
19:DT:21:PHE:CZ	19:DT:92:LEU:HD22	2.50	0.46
19:DT:49:VAL:HB	19:DT:83:VAL:HG21	1.97	0.46
26:D4:4:GLY:C	26:D4:5:ILE:HG13	2.36	0.46
28:D6:28:ARG:HB3	28:D6:30:THR:C	2.35	0.46
1:AA:270(M):U:H1'	1:AA:270(N):G:C5	2.49	0.46
1:AA:892:G:H2'	1:AA:892:G:N3	2.31	0.46
1:AA:960:A:H61	12:AP:83:MET:HE2	1.80	0.46
1:AA:1000:A:H62	1:AA:1154:G:H2'	1.79	0.46
1:AA:1036:G:OP1	7:AH:59:ARG:HB2	2.15	0.46
1:AA:2129:C:N3	1:AA:2159:G:O6	2.48	0.46
1:AA:2794:C:O2	1:AA:2794:C:H2'	2.15	0.46
1:AA:2881:C:C2	1:AA:2882:A:C8	3.03	0.46

*Continued on next page...*

*Continued from previous page...*

Atom-1	Atom-2	Interatomic distance (Å)	Clash overlap (Å)
3:AD:155:LEU:HD23	3:AD:177:LEU:HD22	1.97	0.46
3:AD:182:LEU:N	3:AD:272:ALA:HB3	2.26	0.46
4:AE:117:MET:O	4:AE:118:LYS:CB	2.64	0.46
5:AF:181:LEU:O	5:AF:205:ARG:NH2	2.48	0.46
6:AG:178:PHE:HB3	6:AG:180:PHE:CE1	2.50	0.46
7:AH:64:LEU:HD23	7:AH:67:LEU:HD23	1.97	0.46
7:AH:86:GLU:O	7:AH:131:VAL:O	2.34	0.46
8:AK:1:MET:O	8:AK:20:ASP:HA	2.15	0.46
8:AK:6:LEU:O	8:AK:7:GLU:HB2	2.15	0.46
10:AN:7:TYR:CZ	10:AN:44:LYS:HG3	2.51	0.46
12:AP:23:GLY:HA2	12:AP:24:GLY:HA3	1.74	0.46
14:AQ:106:ARG:HA	14:AQ:110:LEU:CD2	2.41	0.46
23:AZ:58:ILE:HD13	23:AZ:87:PRO:HD3	1.97	0.46
29:A7:29:LYS:HA	29:A7:32:LYS:HB2	1.97	0.46
31:BA:316:G:OP2	31:BA:351:G:O2'	2.33	0.46
31:BA:411:A:C2	31:BA:431:A:N6	2.83	0.46
31:BA:651:C:H2'	31:BA:652:U:C6	2.51	0.46
31:BA:731:G:H5'	31:BA:766:A:H4'	1.97	0.46
32:BE:96:ARG:HD2	32:BE:96:ARG:N	2.18	0.46
32:BE:111:ARG:HA	32:BE:111:ARG:HH11	1.80	0.46
33:BF:95:THR:HG22	33:BF:96:GLY:N	2.26	0.46
33:BF:111:LEU:HD23	33:BF:144:SER:OG	2.15	0.46
38:BK:110:ALA:HB3	38:BK:121:ASP:HB3	1.97	0.46
43:BP:65:LYS:O	43:BP:66:LEU:HD23	2.16	0.46
31:CA:900:A:H2'	31:CA:901:A:C8	2.50	0.46
31:CA:983:A:H3'	31:CA:983:A:N3	2.31	0.46
31:CA:1225:A:C8	31:CA:1225:A:OP2	2.68	0.46
31:CA:1227:A:O3'	43:CP:115:LYS:HD2	2.16	0.46
31:CA:1379:G:OP1	37:CJ:6:ARG:NH1	2.48	0.46
32:CE:207:ALA:O	32:CE:211:ILE:HG13	2.15	0.46
48:CU:22:VAL:HG22	48:CU:23:LYS:N	2.29	0.46
1:DA:89:G:H3'	1:DA:90:U:C5'	2.42	0.46
1:DA:491:G:O6	18:DS:49:LYS:HD3	2.15	0.46
1:DA:873:G:C2	1:DA:905:U:O2	2.68	0.46
1:DA:1093:G:H22	1:DA:1097:U:H5''	1.80	0.46
1:DA:2378:A:O2'	14:DQ:21:THR:HG21	2.15	0.46
1:DA:2752:C:OP2	1:DA:2752:C:O4'	2.33	0.46
2:DB:29:A:C2	2:DB:56:G:C2	3.03	0.46
2:DB:56:G:H4'	2:DB:57:A:C8	2.50	0.46
3:DD:48:ARG:NH1	3:DD:48:ARG:HG3	2.30	0.46
4:DE:1:MET:N	4:DE:83:ASP:O	2.37	0.46

*Continued on next page...*

*Continued from previous page...*

Atom-1	Atom-2	Interatomic distance (Å)	Clash overlap (Å)
6:DG:109:VAL:HG11	6:DG:142:PRO:HD3	1.97	0.46
7:DH:149:ARG:HG3	7:DH:162:ILE:O	2.14	0.46
8:DK:74:ASN:O	8:DK:75:LEU:HB2	2.16	0.46
11:DO:20:GLY:O	11:DO:21:ARG:O	2.32	0.46
19:DT:25:LYS:HA	19:DT:81:VAL:O	2.14	0.46
20:DU:96:ILE:HD12	20:DU:98:VAL:CG1	2.45	0.46
22:D3:24:LYS:O	22:D3:25:ARG:HD3	2.15	0.46
26:D4:20:ASN:CG	26:D4:21:VAL:H	2.19	0.46
30:D8:49:VAL:CG1	30:D8:50:LEU:N	2.78	0.46
1:AA:248:G:H5''	1:AA:386:G:N2	2.31	0.46
1:AA:613:U:O2	1:AA:613:U:O4'	2.34	0.46
1:AA:989:G:N7	25:AX:13:ILE:HD12	2.30	0.46
1:AA:1019:U:H2'	1:AA:1020:A:H8	1.80	0.46
1:AA:1494:A:C2'	1:AA:1495:A:H5'	2.45	0.46
1:AA:1651:G:N2	1:AA:2007:C:C2	2.83	0.46
1:AA:1790:C:H5''	1:AA:1791:A:OP1	2.15	0.46
1:AA:2766:G:H2'	1:AA:2766:G:N3	2.31	0.46
2:AB:3:C:H2'	2:AB:4:C:C6	2.50	0.46
4:AE:23:VAL:HG13	4:AE:185:LYS:CB	2.44	0.46
4:AE:78:LEU:CD2	4:AE:79:ARG:HD2	2.45	0.46
7:AH:151:ILE:O	7:AH:153:LYS:CD	2.64	0.46
11:AO:100:LEU:HD12	11:AO:100:LEU:HA	1.75	0.46
31:BA:658:G:O2'	31:BA:659:U:H5'	2.15	0.46
31:BA:686:U:HO2'	31:BA:687:A:P	2.28	0.46
31:BA:1298:C:H4'	31:BA:1299:A:N9	2.30	0.46
31:BA:1315:U:H2'	31:BA:1316:G:O4'	2.15	0.46
32:BE:60:ASP:HB3	32:BE:64:ARG:CZ	2.45	0.46
33:BF:195:VAL:CG1	33:BF:196:LEU:N	2.78	0.46
34:BG:114:ARG:NH1	34:BG:114:ARG:CG	2.72	0.46
39:BL:53:VAL:HB	39:BL:95:LYS:HZ2	1.80	0.46
39:BL:81:ILE:O	39:BL:85:LEU:HG	2.15	0.46
31:CA:182:U:H5	31:CA:183:G:C4	2.32	0.46
31:CA:945:G:H2'	31:CA:945:G:N3	2.30	0.46
31:CA:946:A:H2'	31:CA:947:G:C8	2.50	0.46
31:CA:1180:A:H5''	31:CA:1181:G:OP1	2.16	0.46
31:CA:1203:C:H2'	31:CA:1204:A:O4'	2.15	0.46
31:CA:1267:C:H3'	31:CA:1267:C:O2	2.16	0.46
32:CE:237:ALA:O	32:CE:238:LEU:CB	2.63	0.46
40:CM:28:ARG:NH2	40:CM:34:VAL:HB	2.30	0.46
44:CQ:15:LYS:NZ	44:CQ:15:LYS:HB3	2.30	0.46
44:CQ:26:ARG:HH12	44:CQ:47:LEU:HD21	1.76	0.46

*Continued on next page...*

*Continued from previous page...*

Atom-1	Atom-2	Interatomic distance (Å)	Clash overlap (Å)
53:CD:15:G:H2'	53:CD:60:A:C2	2.50	0.46
1:DA:1125:G:C6	1:DA:1126:A:N6	2.83	0.46
1:DA:1638:C:O2	1:DA:2698:U:O2'	2.30	0.46
1:DA:1651:G:H2'	1:DA:1652:A:O4'	2.16	0.46
1:DA:1783:A:H5'	1:DA:2608:G:H4'	1.97	0.46
1:DA:1946:U:H2'	1:DA:1947:C:C6	2.49	0.46
1:DA:2168:G:N2	1:DA:2170:A:C8	2.83	0.46
1:DA:2224:G:H4'	1:DA:2226:C:C2	2.50	0.46
1:DA:2433:A:H5''	1:DA:2434:A:OP1	2.14	0.46
4:DE:14:ILE:HB	15:DR:14:TYR:CZ	2.51	0.46
4:DE:92:THR:C	4:DE:94:GLU:H	2.19	0.46
7:DH:77:LYS:HE2	7:DH:81:GLU:HB3	1.98	0.46
9:DM:35:ARG:HB3	9:DM:42:TRP:CH2	2.50	0.46
9:DM:91:LEU:O	9:DM:95:PRO:HB3	2.15	0.46
11:DO:10:PRO:O	11:DO:11:GLY:O	2.32	0.46
12:DP:67:ARG:HD3	12:DP:102:VAL:O	2.15	0.46
23:DZ:30:VAL:O	23:DZ:31:GLY:O	2.33	0.46
1:AA:305:U:H2'	1:AA:306:U:C6	2.50	0.46
1:AA:330:A:H2	1:AA:1210:A:C2'	2.28	0.46
1:AA:507:A:O5'	1:AA:508:G:H5'	2.16	0.46
1:AA:690:G:H2'	1:AA:691:C:C6	2.51	0.46
1:AA:971:C:H2'	1:AA:972:G:H5'	1.97	0.46
1:AA:1055:G:H1'	1:AA:1085:A:N6	2.30	0.46
1:AA:1060:U:H4'	1:AA:1061:U:O5'	2.15	0.46
1:AA:1071:G:C8	1:AA:1089:G:C5	3.03	0.46
1:AA:1073:A:C8	1:AA:1074:G:C8	3.04	0.46
1:AA:1178:C:O2'	1:AA:1179:C:O5'	2.33	0.46
1:AA:1819:A:H5''	3:AD:158:ALA:HB3	1.97	0.46
1:AA:1973:G:H2'	1:AA:1974:C:C6	2.50	0.46
1:AA:2807:G:H5'	1:AA:2808:U:OP2	2.15	0.46
2:AB:40:U:C2'	2:AB:45:A:H61	2.29	0.46
3:AD:10:THR:OG1	3:AD:13:ARG:HB2	2.15	0.46
3:AD:35:LYS:CA	3:AD:64:ILE:HG22	2.45	0.46
3:AD:211:ARG:HD2	3:AD:214:TRP:CZ3	2.50	0.46
4:AE:55:ASN:O	4:AE:57:LYS:N	2.44	0.46
6:AG:108:ASN:ND2	26:A4:38:LYS:HG3	2.30	0.46
7:AH:138:LYS:HA	7:AH:141:VAL:HB	1.97	0.46
12:AP:21:THR:O	12:AP:21:THR:HG23	2.12	0.46
12:AP:58:PHE:CE1	12:AP:117:ALA:HB2	2.51	0.46
18:AS:55:ALA:O	18:AS:58:ALA:N	2.46	0.46
21:AV:30:ASN:O	21:AV:32:HIS:N	2.49	0.46

*Continued on next page...*



*Continued from previous page...*

Atom-1	Atom-2	Interatomic distance (Å)	Clash overlap (Å)
27:A5:16:ARG:HD2	27:A5:20:ARG:NH1	2.30	0.46
30:A8:44:LYS:HD2	30:A8:44:LYS:N	2.28	0.46
31:BA:652:U:O4	31:BA:752:G:H1'	2.16	0.46
32:BE:150:SER:OG	32:BE:151:GLY:N	2.47	0.46
34:BG:150:GLU:O	34:BG:152:SER:N	2.49	0.46
35:BH:74:GLY:O	35:BH:115:VAL:HA	2.15	0.46
37:BJ:31:MET:SD	37:BJ:34:GLY:HA2	2.55	0.46
38:BK:11:THR:HG23	38:BK:14:ARG:NH1	2.27	0.46
38:BK:81:HIS:HB2	38:BK:138:TRP:CE3	2.50	0.46
38:BK:101:PRO:HG2	38:BK:133:LEU:HD11	1.96	0.46
39:BL:83:ARG:O	39:BL:86:VAL:HG12	2.14	0.46
41:BN:21:ILE:HG12	41:BN:30:VAL:HG12	1.96	0.46
44:BQ:8:GLU:OE2	44:BQ:11:LYS:HD2	2.15	0.46
48:BU:29:PHE:CE1	48:BU:31:LEU:HB3	2.49	0.46
31:CA:67:C:H2'	31:CA:68:G:C8	2.50	0.46
31:CA:147:G:O2'	31:CA:148:G:H5'	2.16	0.46
31:CA:373:A:C2	31:CA:374:A:C8	3.04	0.46
31:CA:449:C:O2	31:CA:449:C:O4'	2.33	0.46
31:CA:524:G:H2'	31:CA:525:C:C6	2.50	0.46
31:CA:958:A:H5''	31:CA:959:A:OP2	2.15	0.46
31:CA:980:C:H3'	31:CA:981:U:C6	2.49	0.46
31:CA:1126:U:C1'	31:CA:1127:G:OP2	2.64	0.46
31:CA:1320:C:O2	49:CV:36:ARG:NH2	2.48	0.46
32:CE:5:ILE:O	32:CE:5:ILE:CG2	2.62	0.46
39:CL:26:VAL:HG13	39:CL:61:ALA:HB3	1.97	0.46
39:CL:99:LEU:HB3	39:CL:101:PHE:CD1	2.50	0.46
40:CM:24:VAL:O	40:CM:28:ARG:HB2	2.16	0.46
43:CP:39:ILE:HD12	43:CP:56:LEU:HG	1.97	0.46
52:CB:21:A:H1'	52:CB:22:G:P	2.56	0.46
1:DA:271:G:H2'	1:DA:272:G:C8	2.50	0.46
1:DA:287:C:H2'	1:DA:288:C:C6	2.50	0.46
1:DA:492:A:H2'	1:DA:493:G:H5'	1.97	0.46
1:DA:826:U:H2'	1:DA:828:U:O4'	2.16	0.46
1:DA:856:C:H2'	1:DA:857:C:C6	2.50	0.46
1:DA:1057:A:H61	1:DA:1080:A:N6	2.14	0.46
1:DA:1171:G:H1'	1:DA:1173:G:O5'	2.15	0.46
1:DA:1225:C:H4'	17:D2:85:LYS:CG	2.46	0.46
1:DA:1244:G:C2'	1:DA:1245:G:H5'	2.45	0.46
1:DA:1669:A:H5''	1:DA:2550:G:OP1	2.15	0.46
1:DA:2309:A:OP1	1:DA:2309:A:C8	2.68	0.46
1:DA:2688:U:H1'	1:DA:2721:A:N6	2.30	0.46

*Continued on next page...*

*Continued from previous page...*

Atom-1	Atom-2	Interatomic distance (Å)	Clash overlap (Å)
3:DD:36:PRO:HA	3:DD:62:TYR:O	2.15	0.46
5:DF:148:LEU:CD2	5:DF:191:ARG:HH12	2.27	0.46
7:DH:26:VAL:CG1	7:DH:33:LEU:HB2	2.45	0.46
13:D0:78:LYS:HE2	13:D0:83:ILE:HD11	1.98	0.46
14:DQ:44:LYS:O	14:DQ:46:VAL:HG23	2.16	0.46
19:DT:23:GLU:HG3	19:DT:24:GLY:N	2.29	0.46
20:DU:14:LEU:HD12	20:DU:15:VAL:N	2.29	0.46
26:D4:15:ILE:HG22	26:D4:15:ILE:O	2.15	0.46
1:AA:372:G:HO2'	1:AA:373:U:P	2.39	0.46
1:AA:745:G:H2'	1:AA:746:A:H5'	1.97	0.46
1:AA:851:U:H5'	25:AX:46:ASN:ND2	2.30	0.46
1:AA:1090:U:N3	1:AA:1102:C:O2	2.48	0.46
1:AA:1907:G:H2'	1:AA:1908:C:C6	2.50	0.46
1:AA:1971:A:C5	3:AD:241:PRO:HD3	2.50	0.46
1:AA:2059:A:O2'	5:AF:69:HIS:HD2	1.98	0.46
1:AA:2114:A:H2'	1:AA:2168:G:H8	1.79	0.46
1:AA:2148:G:H2'	1:AA:2149:G:C8	2.47	0.46
1:AA:2285:C:C5	28:A6:27:LYS:HE2	2.50	0.46
1:AA:2876:G:H5'	15:AR:2:ASN:HB3	1.97	0.46
3:AD:70:TRP:CZ3	3:AD:150:LYS:HA	2.51	0.46
5:AF:46:ARG:CG	5:AF:46:ARG:NH1	2.73	0.46
6:AG:67:LYS:CE	6:AG:67:LYS:N	2.78	0.46
6:AG:131:TYR:O	6:AG:159:VAL:HG13	2.16	0.46
11:AO:114:ILE:HD11	11:AO:130:PHE:HD1	1.79	0.46
17:A2:65:GLY:HA3	17:A2:91:TYR:CZ	2.50	0.46
21:AV:27:VAL:HG22	21:AV:28:MET:N	2.31	0.46
21:AV:96:VAL:HG22	21:AV:97:GLU:N	2.27	0.46
27:A5:3:LYS:HA	27:A5:3:LYS:HE3	1.96	0.46
31:BA:91:C:H2'	31:BA:92:G:O4'	2.16	0.46
31:BA:105:G:H2'	31:BA:106:C:C6	2.50	0.46
31:BA:221:C:H2'	31:BA:222:U:H6	1.81	0.46
31:BA:437:U:O2'	34:BG:123:HIS:HD2	1.97	0.46
31:BA:937:A:C5	31:BA:938:A:N7	2.83	0.46
31:BA:942:G:H21	39:BL:124:GLN:NE2	2.13	0.46
31:BA:1049:U:H4'	31:BA:1050:G:C5'	2.45	0.46
31:BA:1090:U:H2'	31:BA:1091:U:C6	2.49	0.46
31:BA:1256:A:H4'	31:BA:1258:G:C4	2.50	0.46
31:BA:1347:G:HO2'	31:BA:1348:U:P	2.39	0.46
32:BE:163:PHE:HA	32:BE:185:ILE:O	2.15	0.46
32:BE:169:LYS:NZ	32:BE:169:LYS:HB3	2.30	0.46
34:BG:30:LYS:HD3	34:BG:30:LYS:N	2.31	0.46

*Continued on next page...*

*Continued from previous page...*

Atom-1	Atom-2	Interatomic distance (Å)	Clash overlap (Å)
34:BG:101:LEU:HD23	34:BG:121:VAL:HG11	1.98	0.46
34:BG:107:ARG:HH22	34:BG:194:LEU:HD11	1.81	0.46
34:BG:135:LEU:O	34:BG:137:SER:N	2.48	0.46
49:BV:58:VAL:O	49:BV:58:VAL:HG23	2.14	0.46
50:BW:65:LYS:HA	50:BW:68:LYS:HG3	1.97	0.46
53:BD:8:U:H5''	53:BD:9:G:OP2	2.15	0.46
31:CA:530:G:O6	54:C1:21:C:H1'	2.16	0.46
31:CA:967:C:H3'	31:CA:968:A:H2'	1.96	0.46
31:CA:1062:U:H2'	31:CA:1063:C:C6	2.51	0.46
32:CE:16:HIS:CE1	32:CE:213:LEU:HD13	2.50	0.46
32:CE:168:THR:CG2	32:CE:192:SER:HB3	2.43	0.46
35:CH:92:LYS:HA	35:CH:93:PRO:HD3	1.80	0.46
36:CI:19:LEU:HD11	36:CI:59:TYR:CE1	2.50	0.46
42:CO:54:LYS:HG3	42:CO:64:THR:HG22	1.97	0.46
52:CB:31:C:H2'	52:CB:32:C:C6	2.50	0.46
1:DA:234:C:H2'	1:DA:235:U:C6	2.50	0.46
1:DA:528:A:C8	1:DA:528:A:C3'	2.98	0.46
1:DA:705:A:H1'	3:DD:9:TYR:CE1	2.51	0.46
1:DA:1012:U:N3	1:DA:1143:A:N1	2.62	0.46
1:DA:1013:C:N4	1:DA:1149:G:H1	2.11	0.46
1:DA:1036:G:H1	1:DA:1119:C:N4	2.13	0.46
1:DA:2469:A:C6	1:DA:2482:G:C8	3.04	0.46
3:DD:31:LYS:HG3	3:DD:31:LYS:O	2.15	0.46
3:DD:97:TYR:HB2	3:DD:101:GLU:O	2.15	0.46
4:DE:87:GLU:HG3	4:DE:87:GLU:O	2.14	0.46
5:DF:67:GLN:O	5:DF:67:GLN:HG3	2.10	0.46
8:DK:40:THR:O	8:DK:44:LEU:HB2	2.16	0.46
8:DK:54:GLN:HE21	8:DK:54:GLN:HB2	1.57	0.46
18:DS:62:HIS:O	18:DS:63:ASP:C	2.54	0.46
21:DV:30:ASN:O	21:DV:33:LEU:N	2.46	0.46
22:D3:43:THR:HG23	22:D3:43:THR:O	2.15	0.46
23:DZ:6:GLU:O	23:DZ:91:LYS:HE2	2.15	0.46
26:D4:49:PHE:CE1	26:D4:50:VAL:HG13	2.50	0.46
28:D6:26:ASN:OD1	28:D6:28:ARG:HB2	2.15	0.46
29:D7:43:THR:HG23	29:D7:44:PRO:HD2	1.97	0.46
1:AA:234:C:H2'	1:AA:235:U:C6	2.50	0.46
1:AA:459:U:H5''	29:A7:40:TRP:CD2	2.50	0.46
1:AA:950:G:H2'	1:AA:951:C:C6	2.51	0.46
1:AA:1015:G:C2'	1:AA:1016:G:H5'	2.45	0.46
1:AA:1642:G:C2'	1:AA:1643:G:H5'	2.46	0.46
1:AA:2077:A:H2'	1:AA:2078:C:C6	2.51	0.46

*Continued on next page...*

*Continued from previous page...*

Atom-1	Atom-2	Interatomic distance (Å)	Clash overlap (Å)
1:AA:2168:G:H2'	1:AA:2169:A:OP1	2.16	0.46
1:AA:2286:A:H4'	1:AA:2287:A:O5'	2.15	0.46
1:AA:2420:C:OP1	30:A8:34:TRP:HB3	2.16	0.46
1:AA:2591:C:H2'	1:AA:2592:G:C8	2.50	0.46
3:AD:119:ALA:CB	3:AD:130:ALA:HB3	2.45	0.46
11:AO:114:ILE:HD11	11:AO:130:PHE:CD1	2.51	0.46
12:AP:135:ASP:O	12:AP:139:GLU:OE1	2.34	0.46
13:A0:57:ARG:O	13:A0:59:ASP:N	2.48	0.46
28:A6:19:ARG:O	28:A6:20:ASN:CB	2.63	0.46
31:BA:262:A:H2'	31:BA:263:A:C8	2.49	0.46
31:BA:652:U:O2'	31:BA:653:A:O5'	2.33	0.46
31:BA:977:A:C8	31:BA:1223:C:N3	2.77	0.46
31:BA:1053:G:N7	31:BA:1199:U:C6	2.84	0.46
31:BA:1223:C:P	31:BA:1224:G:H2'	2.56	0.46
31:BA:1306:A:H2'	31:BA:1307:U:O4'	2.16	0.46
31:BA:1376:U:H2'	31:BA:1377:A:C8	2.50	0.46
32:BE:21:ARG:C	32:BE:23:ARG:N	2.68	0.46
32:BE:80:ILE:HD13	32:BE:212:GLN:HB2	1.97	0.46
35:BH:139:LEU:HA	35:BH:142:LEU:HD12	1.97	0.46
38:BK:29:SER:OG	38:BK:32:LYS:HB2	2.15	0.46
42:BO:47:SER:O	42:BO:48:ALA:HB2	2.16	0.46
43:BP:66:LEU:O	43:BP:67:GLU:C	2.54	0.46
45:BR:55:GLY:HA2	45:BR:58:MET:CE	2.46	0.46
48:BU:29:PHE:HE1	48:BU:31:LEU:HB3	1.81	0.46
51:BX:9:ARG:O	51:BX:13:ILE:HG13	2.15	0.46
53:BC:64:G:H2'	53:BC:65:G:H8	1.80	0.46
53:BC:73:A:C6	53:BC:74:A:C6	3.04	0.46
31:CA:149:A:O2'	31:CA:150:C:H5'	2.15	0.46
31:CA:828:A:H61	31:CA:858:G:C2'	2.29	0.46
31:CA:920:U:H2'	31:CA:921:U:H6	1.81	0.46
31:CA:1126:U:O4	31:CA:1281:U:C6	2.67	0.46
31:CA:1163:C:C2	31:CA:1174:G:N2	2.84	0.46
31:CA:1183:A:HO2'	31:CA:1184:G:P	2.28	0.46
31:CA:1330:U:H5'	31:CA:1331:G:OP2	2.16	0.46
32:CE:236:TYR:HA	32:CE:239:VAL:HB	1.98	0.46
33:CF:40:ARG:HG2	33:CF:55:VAL:HG11	1.96	0.46
33:CF:184:TYR:HA	33:CF:200:ALA:O	2.16	0.46
37:CJ:12:LEU:HD21	37:CJ:28:ASN:HD21	1.79	0.46
49:CV:43:GLU:H	49:CV:45:VAL:HG22	1.80	0.46
52:CB:17:U:H5'	52:CB:18:G:OP2	2.15	0.46
1:DA:828:U:O2	1:DA:828:U:H3'	2.16	0.46

*Continued on next page...*

*Continued from previous page...*

Atom-1	Atom-2	Interatomic distance (Å)	Clash overlap (Å)
1:DA:857:C:OP2	22:D3:77:ARG:NH2	2.48	0.46
1:DA:908:C:OP1	12:DP:22:LYS:HB3	2.16	0.46
1:DA:1005:C:C2	1:DA:1143:A:C6	3.04	0.46
1:DA:1012:U:C2	9:DM:25:ARG:NH1	2.84	0.46
1:DA:1044:G:O3'	1:DA:1045:A:H4'	2.16	0.46
1:DA:1592:C:H2'	1:DA:1593:G:C8	2.49	0.46
1:DA:1742:C:H5'	1:DA:1743:G:OP2	2.15	0.46
1:DA:2275:C:O2'	12:DP:84:GLY:HA3	2.15	0.46
1:DA:2693:A:H2'	1:DA:2694:G:C8	2.50	0.46
1:DA:2791:C:C4	1:DA:2893:G:C5	3.03	0.46
2:DB:48:A:H4'	14:DQ:95:HIS:CD2	2.51	0.46
3:DD:30:GLU:HG3	3:DD:63:ARG:HH21	1.76	0.46
3:DD:43:ARG:HB3	3:DD:54:ARG:HB2	1.97	0.46
6:DG:64:THR:OG1	6:DG:94:LEU:HD13	2.16	0.46
6:DG:76:SER:C	6:DG:77:ILE:HD12	2.36	0.46
9:DM:35:ARG:HD3	9:DM:37:LYS:HD3	1.98	0.46
10:DN:103:ALA:HB1	10:DN:105:GLU:OE1	2.15	0.46
22:D3:53:MET:HG3	22:D3:59:LEU:HD23	1.96	0.46
1:AA:91:A:C4	1:AA:92:G:C8	3.03	0.46
1:AA:795:C:H2'	1:AA:796:C:C6	2.50	0.46
1:AA:805:G:O4'	11:AO:38:GLN:NE2	2.49	0.46
1:AA:1449:A:OP2	1:AA:1449:A:H8	1.99	0.46
1:AA:1541:U:H2'	1:AA:1542:G:O4'	2.16	0.46
1:AA:1798:U:HO2'	1:AA:1802:A:HO2'	1.63	0.46
1:AA:2428:G:H21	11:AO:60:MET:CE	2.29	0.46
2:AB:8:U:H5''	14:AQ:15:ARG:HH12	1.80	0.46
3:AD:77:ALA:HB2	3:AD:97:TYR:CD2	2.50	0.46
3:AD:123:ALA:HA	3:AD:124:PRO:HD2	1.77	0.46
6:AG:44:GLY:HA2	6:AG:88:ILE:HD11	1.97	0.46
11:AO:140:ALA:O	11:AO:141:ALA:CB	2.64	0.46
12:AP:29:PHE:HB3	12:AP:65:PHE:CZ	2.51	0.46
12:AP:135:ASP:O	12:AP:136:ALA:C	2.53	0.46
21:AV:26:GLY:HA2	21:AV:85:HIS:CD2	2.51	0.46
28:A6:19:ARG:HB3	28:A6:21:TYR:CE2	2.50	0.46
31:BA:221:C:C2'	31:BA:222:U:H5'	2.46	0.46
31:BA:736:C:H2'	31:BA:737:A:H8	1.80	0.46
31:BA:1004:A:N3	31:BA:1025:U:C4	2.83	0.46
31:BA:1078:U:C5	31:BA:1079:G:C5	3.03	0.46
32:BE:8:LYS:HE2	32:BE:8:LYS:N	2.24	0.46
35:BH:111:GLU:C	35:BH:113:ALA:H	2.19	0.46
39:BL:118:LYS:NZ	39:BL:118:LYS:HB3	2.30	0.46

*Continued on next page...*

*Continued from previous page...*

Atom-1	Atom-2	Interatomic distance (Å)	Clash overlap (Å)
40:BM:6:ILE:HD11	40:BM:72:VAL:HB	1.97	0.46
42:BO:36:VAL:HG23	42:BO:54:LYS:HB3	1.98	0.46
48:BU:36:ASN:H	48:BU:36:ASN:ND2	2.07	0.46
31:CA:838:G:H1	31:CA:848:C:H42	1.63	0.46
31:CA:1058:G:C6	31:CA:1059:C:N3	2.83	0.46
31:CA:1104:G:C4	31:CA:1105:A:C8	3.04	0.46
31:CA:1279:A:O2'	31:CA:1282:C:N4	2.48	0.46
31:CA:1356:G:N2	31:CA:1367:C:O2	2.49	0.46
33:CF:37:GLN:O	33:CF:41:GLY:N	2.44	0.46
33:CF:50:ALA:HB1	33:CF:70:VAL:HG11	1.98	0.46
38:CK:61:VAL:HG12	38:CK:63:LEU:HD13	1.97	0.46
39:CL:3:GLN:HG2	39:CL:20:ARG:CG	2.45	0.46
52:CB:1:G:H5''	52:CB:2:C:OP2	2.16	0.46
53:CC:17:C:H5'	53:CC:62:C:OP1	2.16	0.46
1:DA:35:G:H2'	1:DA:36:G:O4'	2.15	0.46
1:DA:141:A:H1'	1:DA:1408:C:O4'	2.16	0.46
1:DA:657:U:H2'	1:DA:658:C:C6	2.51	0.46
1:DA:1034:G:H2'	1:DA:1035:U:O4'	2.16	0.46
1:DA:1217:C:P	16:D1:15:LYS:HE3	2.55	0.46
1:DA:1536:A:C8	1:DA:1537:C:H1'	2.50	0.46
1:DA:1778:U:H2'	1:DA:1784:A:N6	2.30	0.46
4:DE:120:TRP:CE3	4:DE:155:LYS:HD3	2.50	0.46
8:DK:82:ARG:HB3	8:DK:89:TYR:CD2	2.50	0.46
8:DK:128:LEU:O	8:DK:138:ILE:HG22	2.15	0.46
12:DP:74:TYR:O	12:DP:90:VAL:HA	2.16	0.46
13:D0:32:GLY:HA2	13:D0:116:LEU:HD12	1.98	0.46
15:DR:8:LYS:C	15:DR:10:VAL:N	2.68	0.46
15:DR:19:LEU:HD22	15:DR:86:ILE:HG22	1.97	0.46
23:DZ:87:PRO:C	23:DZ:91:LYS:HB3	2.36	0.46
1:AA:154:G:H2'	1:AA:155:C:O4'	2.15	0.46
1:AA:1065:U:C5	1:AA:1066:U:C6	3.02	0.46
1:AA:1406:U:H2'	1:AA:1407:C:C6	2.50	0.46
1:AA:1502:C:O2'	1:AA:1503:U:H5'	2.16	0.46
1:AA:2144:U:O2	1:AA:2148:G:C2	2.69	0.46
1:AA:2331:G:H4'	22:A3:43:THR:H	1.80	0.46
1:AA:2393:A:O3'	11:AO:62:LEU:HA	2.16	0.46
1:AA:2593:U:H2'	1:AA:2594:C:H6	1.79	0.46
1:AA:2751:G:N1	7:AH:3:ARG:HB3	2.30	0.46
1:AA:2841:C:C2	1:AA:2877:G:N2	2.84	0.46
2:AB:9:G:OP1	14:AQ:15:ARG:HD2	2.16	0.46
6:AG:128:ARG:NH2	6:AG:128:ARG:HB2	2.31	0.46

*Continued on next page...*

Continued from previous page...

Atom-1	Atom-2	Interatomic distance (Å)	Clash overlap (Å)
8:AK:82:ARG:O	8:AK:89:TYR:HD1	1.98	0.46
9:AM:4:TYR:HB2	16:A1:101:ARG:NH1	2.31	0.46
14:AQ:27:SER:HA	14:AQ:88:ASP:HB2	1.98	0.46
14:AQ:107:GLU:O	14:AQ:107:GLU:HG3	2.16	0.46
15:AR:64:ARG:HA	15:AR:72:VAL:O	2.16	0.46
18:AS:1:MET:HG3	18:AS:64:MET:HE2	1.98	0.46
18:AS:79:GLY:HA3	18:AS:100:THR:CG2	2.45	0.46
31:BA:177:C:OP1	50:BW:65:LYS:NZ	2.42	0.46
31:BA:186(F):C:H2'	31:BA:187:C:O4'	2.16	0.46
31:BA:437:U:O2'	34:BG:123:HIS:CD2	2.69	0.46
31:BA:626:U:N3	31:BA:627:G:N7	2.64	0.46
31:BA:791:G:N1	31:BA:792:A:N6	2.64	0.46
31:BA:1074:G:N3	31:BA:1102:A:C2	2.84	0.46
31:BA:1206:G:C6	31:BA:1207:G:C5	3.04	0.46
31:BA:1372:U:OP1	39:BL:72:GLY:N	2.47	0.46
32:BE:80:ILE:CD1	32:BE:208:ILE:HG23	2.44	0.46
37:BJ:153:HIS:CE1	41:BN:57:THR:HG23	2.50	0.46
44:BQ:51:GLY:C	44:BQ:53:LEU:H	2.19	0.46
47:BT:45:HIS:O	47:BT:73:VAL:HG23	2.16	0.46
49:BV:65:ASN:ND2	49:BV:65:ASN:H	2.10	0.46
52:BB:59:U:H4'	52:BB:60:A:H5''	1.98	0.46
31:CA:374:A:C6	31:CA:375:U:C4	3.03	0.46
31:CA:509:A:H5''	34:CG:55:ALA:HB2	1.97	0.46
31:CA:954:G:H2'	31:CA:955:U:H6	1.79	0.46
31:CA:1239:A:H4'	31:CA:1240:U:H5'	1.96	0.46
32:CE:82:ARG:HA	32:CE:92:TYR:CE1	2.36	0.46
38:CK:20:TYR:HE2	38:CK:75:ARG:HD2	1.80	0.46
42:CO:61:TYR:O	42:CO:62:GLU:CB	2.64	0.46
1:DA:1:G:H2'	1:DA:2:G:O4'	2.16	0.46
1:DA:95:G:H4'	24:DW:46:GLN:HB3	1.98	0.46
1:DA:747:U:C5	27:D5:3:LYS:HB2	2.51	0.46
1:DA:833:U:H2'	1:DA:834:C:C6	2.51	0.46
1:DA:1111:A:H4'	7:DH:3:ARG:HD3	1.97	0.46
1:DA:1198:U:H2'	1:DA:1199:U:C6	2.51	0.46
1:DA:1488:G:H5'	1:DA:1489:U:OP2	2.16	0.46
1:DA:1992:G:C1'	1:DA:1993:U:OP2	2.64	0.46
1:DA:2169:A:H2'	1:DA:2169:A:N3	2.31	0.46
1:DA:2467:C:H4'	12:DP:123:HIS:CG	2.51	0.46
1:DA:2542:A:H5'	1:DA:2543:G:OP1	2.16	0.46
1:DA:2683:C:OP1	15:DR:53:ARG:NH2	2.39	0.46
1:DA:2711:A:OP1	1:DA:2712(A):A:OP2	2.33	0.46

Continued on next page...

*Continued from previous page...*

Atom-1	Atom-2	Interatomic distance (Å)	Clash overlap (Å)
1:DA:2872:G:N7	1:DA:2873:A:C2	2.83	0.46
4:DE:27:LEU:HA	4:DE:181:LEU:HD12	1.97	0.46
7:DH:77:LYS:HA	7:DH:80:SER:HB2	1.97	0.46
9:DM:111:PRO:HA	9:DM:114:ARG:CZ	2.46	0.46
15:DR:132:LYS:O	15:DR:136:GLN:HB2	2.15	0.46
17:D2:41:GLY:H	17:D2:46:VAL:HG13	1.81	0.46
21:DV:5:LEU:HG	21:DV:47:VAL:HG21	1.97	0.46
25:DX:59:VAL:CG1	25:DX:60:GLU:N	2.77	0.46
26:D4:31:ILE:HG22	26:D4:32:TYR:N	2.31	0.46
26:D4:36:CYS:O	26:D4:37:SER:HB3	2.15	0.46
1:AA:141(A):C:H2'	1:AA:142:G:O4'	2.15	0.46
1:AA:863:A:O2'	1:AA:864:G:H5'	2.16	0.46
1:AA:1175:U:H4'	1:AA:1176:G:OP1	2.15	0.46
1:AA:1412:A:C4	1:AA:1413:G:C8	3.04	0.46
1:AA:1701:A:H2'	1:AA:1702:G:H5'	1.98	0.46
1:AA:1851:U:O2'	53:BD:73:A:OP1	2.31	0.46
1:AA:1937:A:H1'	1:AA:1938:A:OP1	2.15	0.46
1:AA:2094:G:O2'	1:AA:2095:C:H5'	2.16	0.46
1:AA:2336:A:H61	22:A3:43:THR:CG2	2.28	0.46
1:AA:2662:A:H2'	1:AA:2663:G:O4'	2.16	0.46
4:AE:14:ILE:HG22	4:AE:21:VAL:HG21	1.92	0.46
4:AE:75:VAL:HG23	4:AE:76:ARG:HD2	1.98	0.46
4:AE:116:VAL:H	4:AE:157:ALA:HB2	1.81	0.46
6:AG:111:LEU:HB3	6:AG:117:PHE:HE2	1.81	0.46
8:AK:77:LEU:C	8:AK:77:LEU:HD12	2.37	0.46
9:AM:40:PRO:HB3	16:A1:68:ALA:HB2	1.98	0.46
9:AM:126:PRO:O	9:AM:127:ASP:HB2	2.16	0.46
13:A0:12:ARG:NH1	13:A0:12:ARG:HG3	2.31	0.46
13:A0:42:LYS:O	13:A0:45:ARG:HD2	2.16	0.46
14:AQ:106:ARG:NH1	14:AQ:106:ARG:HB2	2.30	0.46
25:AX:32:GLN:HE21	25:AX:32:GLN:HA	1.80	0.46
30:A8:23:VAL:HG12	30:A8:46:ARG:HD3	1.97	0.46
31:BA:31:G:C1'	31:BA:32:A:OP1	2.63	0.46
31:BA:99:C:H2'	31:BA:101:A:C8	2.51	0.46
31:BA:219:C:H2'	31:BA:220:G:O4'	2.16	0.46
31:BA:451:A:N6	31:BA:480:U:H2'	2.31	0.46
31:BA:791:G:C6	31:BA:792:A:N7	2.84	0.46
31:BA:1350:A:C6	31:BA:1351:U:N3	2.84	0.46
32:BE:8:LYS:NZ	32:BE:11:LEU:HD22	2.31	0.46
32:BE:18:GLY:N	32:BE:42:ILE:HG22	2.30	0.46
52:BB:19:G:H4'	52:BB:20:U:OP2	2.16	0.46

*Continued on next page...*



*Continued from previous page...*

Atom-1	Atom-2	Interatomic distance (Å)	Clash overlap (Å)
53:BC:2:G:H2'	53:BC:3:C:C6	2.51	0.46
31:CA:255:G:H2'	31:CA:256:U:C6	2.51	0.46
31:CA:266:G:C1'	31:CA:267:C:OP2	2.63	0.46
31:CA:1009:G:C2	31:CA:1010:G:C8	3.03	0.46
31:CA:1086:U:OP2	31:CA:1086:U:H6	1.99	0.46
31:CA:1128:C:C5'	39:CL:16:ARG:HH22	2.28	0.46
31:CA:1269:A:H5''	31:CA:1270:C:OP2	2.16	0.46
31:CA:1321:C:N4	31:CA:1322:C:N4	2.51	0.46
32:CE:166:ASP:CG	32:CE:169:LYS:HB2	2.36	0.46
32:CE:166:ASP:OD1	32:CE:205:ASP:OD2	2.34	0.46
33:CF:67:THR:HG23	33:CF:102:ASN:HB2	1.97	0.46
39:CL:127:LYS:C	39:CL:128:ARG:HG2	2.36	0.46
43:CP:23:TYR:CE1	43:CP:71:ARG:HB2	2.51	0.46
43:CP:70:LEU:O	43:CP:70:LEU:HD22	2.16	0.46
49:CV:47:HIS:O	49:CV:48:THR:C	2.54	0.46
1:DA:49:A:H4'	1:DA:50:U:O5'	2.16	0.46
1:DA:142:G:H2'	1:DA:143:C:C6	2.51	0.46
1:DA:775:G:C4	1:DA:794:G:C8	3.04	0.46
1:DA:2261:C:O2'	1:DA:2262:U:H5'	2.16	0.46
1:DA:2274:A:N1	1:DA:2276:G:H1'	2.31	0.46
1:DA:2468:G:C4	1:DA:2481:G:N2	2.83	0.46
1:DA:2615:U:H2'	1:DA:2616:C:H6	1.81	0.46
1:DA:2695:C:H2'	1:DA:2696:U:H6	1.79	0.46
4:DE:78:LEU:N	4:DE:78:LEU:HD23	2.31	0.46
6:DG:81:LYS:HB3	6:DG:82:LEU:H	1.56	0.46
12:DP:62:GLY:O	12:DP:63:LYS:CB	2.60	0.46
17:D2:66:ARG:HB2	17:D2:88:ARG:HB3	1.97	0.46
20:DU:87:LYS:O	20:DU:88:LYS:HD3	2.16	0.46
25:DX:19:GLN:NE2	25:DX:52:HIS:CE1	2.83	0.46
1:AA:654(M):C:H2'	1:AA:654(N):G:N7	2.30	0.46
1:AA:1055:G:O2'	1:AA:1085:A:N1	2.39	0.46
1:AA:1073:A:H3'	1:AA:1074:G:H8	1.81	0.46
1:AA:1266:G:C6	18:AS:16:LYS:HD2	2.51	0.46
1:AA:1478:G:H2'	1:AA:1479:G:C8	2.47	0.46
1:AA:2124:G:H2'	1:AA:2125:G:H5'	1.98	0.46
1:AA:2481:G:C2'	1:AA:2482:G:OP2	2.64	0.46
1:AA:2836:U:C4	1:AA:2883:A:N6	2.84	0.46
3:AD:36:PRO:HA	3:AD:62:TYR:O	2.16	0.46
3:AD:218:ARG:HB3	3:AD:219:PRO:HD2	1.96	0.46
7:AH:54:ARG:NH1	7:AH:65:HIS:ND1	2.63	0.46
13:A0:87:TYR:O	13:A0:90:ARG:N	2.37	0.46

*Continued on next page...*

*Continued from previous page...*

Atom-1	Atom-2	Interatomic distance (Å)	Clash overlap (Å)
14:AQ:27:SER:HA	14:AQ:88:ASP:CB	2.46	0.46
14:AQ:30:ARG:CG	14:AQ:30:ARG:NH1	2.78	0.46
16:A1:105:VAL:HG22	17:A2:44:LYS:HG3	1.98	0.46
21:AV:27:VAL:HG12	21:AV:87:ASP:HB3	1.97	0.46
21:AV:67:LEU:HA	21:AV:68:PRO:HD3	1.78	0.46
31:BA:270:A:C5	31:BA:271:C:C4	3.03	0.46
31:BA:439:A:C4	31:BA:496:A:C2	3.04	0.46
31:BA:713:G:H2'	31:BA:714:G:C8	2.51	0.46
31:BA:1028:C:N4	31:BA:1028(A):C:C4	2.84	0.46
31:BA:1052:U:H2'	31:BA:1055:A:OP1	2.16	0.46
31:BA:1059:C:O2	40:BM:53:PRO:HG3	2.16	0.46
31:BA:1290:G:H2'	31:BA:1290:G:N3	2.31	0.46
32:BE:77:ALA:HB2	32:BE:211:ILE:HG21	1.97	0.46
33:BF:8:ILE:C	33:BF:10:PHE:N	2.69	0.46
37:BJ:99:LEU:HD23	37:BJ:102:ARG:HH12	1.80	0.46
54:B1:14:U:H4'	54:B1:14:U:OP1	2.15	0.46
31:CA:838:G:N2	31:CA:849:C:C2	2.84	0.46
31:CA:1054:C:N4	52:CB:35:G:C1'	2.79	0.46
31:CA:1056:U:H5'	33:CF:163:ALA:CB	2.46	0.46
31:CA:1152:A:H4'	40:CM:13:HIS:CD2	2.51	0.46
31:CA:1402:C:O2	31:CA:1500:A:N1	2.49	0.46
32:CE:16:HIS:HB2	32:CE:210:SER:HB2	1.97	0.46
32:CE:144:ARG:HG3	32:CE:145:LEU:N	2.30	0.46
34:CG:31:CYS:O	34:CG:31:CYS:SG	2.74	0.46
40:CM:78:ASN:HB2	40:CM:81:THR:HG23	1.98	0.46
43:CP:10:PRO:HB2	43:CP:18:ALA:HB1	1.98	0.46
45:CR:3:ILE:HD13	45:CR:3:ILE:H	1.81	0.46
49:CV:20:LEU:O	49:CV:23:ASN:HB3	2.16	0.46
49:CV:23:ASN:HA	49:CV:27:GLU:CD	2.36	0.46
53:CD:57:C:N3	1:DA:2112:G:N2	2.64	0.46
1:DA:24:G:O2'	18:DS:78:GLU:O	2.32	0.46
1:DA:99:U:C4'	1:DA:102:G:H1'	2.46	0.46
1:DA:128:C:H4'	1:DA:129:C:OP1	2.16	0.46
1:DA:654(B):C:C2	1:DA:654(T):A:H2	2.34	0.46
1:DA:1601:G:C6	1:DA:1602:U:C4	3.04	0.46
1:DA:2443:C:OP1	5:DF:68:LYS:HG2	2.15	0.46
1:DA:2749:A:N6	1:DA:2750:A:H62	2.13	0.46
2:DB:7:G:N2	14:DQ:38:GLN:OE1	2.33	0.46
4:DE:61:ARG:HB3	4:DE:62:PRO:CD	2.46	0.46
8:DK:5:LEU:HD12	8:DK:5:LEU:H	1.80	0.46
19:DT:12:VAL:HG13	19:DT:27:THR:O	2.16	0.46

*Continued on next page...*

*Continued from previous page...*

Atom-1	Atom-2	Interatomic distance (Å)	Clash overlap (Å)
20:DU:4:LYS:HD3	20:DU:4:LYS:HA	1.68	0.46
20:DU:42:VAL:O	20:DU:65:ALA:N	2.35	0.46
25:DX:4:LEU:O	25:DX:36:VAL:HA	2.15	0.46
1:AA:7:G:H4'	9:AM:13:TRP:CH2	2.50	0.45
1:AA:196:A:H2'	1:AA:196:A:N3	2.31	0.45
1:AA:354:G:O2'	1:AA:355:G:H5'	2.16	0.45
1:AA:1171:G:C6	1:AA:1174:A:N6	2.84	0.45
1:AA:1204:A:N1	1:AA:1241:A:N1	2.64	0.45
1:AA:2162:G:H4'	1:AA:2173:A:OP2	2.16	0.45
1:AA:2244:U:O2'	1:AA:2245:U:H5'	2.16	0.45
1:AA:2328:A:H2'	1:AA:2329:G:C8	2.51	0.45
3:AD:79:VAL:HG21	3:AD:111:LEU:HD11	1.98	0.45
4:AE:35:GLN:HE21	4:AE:37:ARG:CD	2.29	0.45
5:AF:23:ASP:CG	5:AF:24:LEU:H	2.19	0.45
5:AF:63:LYS:CE	5:AF:67:GLN:HB2	2.44	0.45
6:AG:6:ALA:HB3	6:AG:104:GLU:OE2	2.15	0.45
12:AP:66:ILE:HD12	12:AP:67:ARG:H	1.80	0.45
15:AR:39:ARG:CG	15:AR:40:THR:H	2.13	0.45
20:AU:75:ILE:HG22	20:AU:80:GLY:HA2	1.98	0.45
21:AV:63:ASP:C	21:AV:65:GLN:H	2.19	0.45
22:A3:42:GLY:C	22:A3:57:PHE:HD1	2.19	0.45
23:AZ:87:PRO:O	23:AZ:91:LYS:N	2.39	0.45
24:AW:47:ASN:ND2	24:AW:47:ASN:H	2.14	0.45
31:BA:209:U:H5'	31:BA:210:U:OP2	2.16	0.45
31:BA:686:U:C2'	31:BA:687:A:O5'	2.63	0.45
31:BA:851:G:O2'	31:BA:852:G:H5'	2.16	0.45
31:BA:954:G:C2	31:BA:955:U:C2	3.04	0.45
31:BA:1260:C:O5'	31:BA:1284:C:H4'	2.15	0.45
31:BA:1363:A:H1'	31:BA:1365:G:N7	2.31	0.45
32:BE:204:ASN:HD22	32:BE:206:ASP:N	2.11	0.45
34:BG:142:PRO:HA	34:BG:185:PHE:O	2.15	0.45
35:BH:68:GLU:O	35:BH:68:GLU:HG3	2.15	0.45
40:BM:56:HIS:O	40:BM:58:ASP:O	2.35	0.45
41:BN:34:ASP:HB2	41:BN:35:PRO:HD2	1.98	0.45
41:BN:34:ASP:OD2	41:BN:36:ASP:HB2	2.16	0.45
42:BO:112:LYS:O	42:BO:114:ARG:HG3	2.16	0.45
44:BQ:44:LEU:HD12	44:BQ:44:LEU:O	2.17	0.45
45:BR:71:GLN:HE21	45:BR:71:GLN:HB2	1.55	0.45
46:BS:71:ARG:O	46:BS:75:ARG:N	2.49	0.45
47:BT:45:HIS:CE1	47:BT:47:PRO:HG3	2.51	0.45
52:BB:25:A:H2'	52:BB:25:A:N3	2.32	0.45

*Continued on next page...*

*Continued from previous page...*

Atom-1	Atom-2	Interatomic distance (Å)	Clash overlap (Å)
31:CA:543:C:O2'	31:CA:544:G:H5'	2.16	0.45
31:CA:636:U:H2'	31:CA:637:G:H8	1.81	0.45
31:CA:1497:G:H2'	31:CA:1498:U:H5'	1.97	0.45
32:CE:19:HIS:HD2	32:CE:20:GLU:OE1	1.99	0.45
35:CH:142:LEU:O	35:CH:143:ARG:NE	2.40	0.45
37:CJ:149:ARG:O	37:CJ:149:ARG:HD3	2.16	0.45
41:CN:73:MET:O	41:CN:76:GLY:N	2.43	0.45
49:CV:78:ARG:HD3	49:CV:78:ARG:H	1.81	0.45
52:CB:49:C:H2'	52:CB:50:A:O4'	2.16	0.45
53:CD:5:G:H1	53:CD:69:C:N4	2.13	0.45
53:CD:71:G:C2'	53:CD:72:C:H5'	2.47	0.45
1:DA:228:A:C8	1:DA:228:A:C3'	2.98	0.45
1:DA:468:G:N7	29:D7:39:ARG:NH2	2.61	0.45
1:DA:586:A:H5'	5:DF:89:VAL:HG21	1.98	0.45
1:DA:702:G:C2	1:DA:731:C:C2	3.04	0.45
1:DA:794:G:H2'	1:DA:795:C:C6	2.51	0.45
1:DA:886:C:HO2'	1:DA:887:A:P	2.39	0.45
1:DA:960:A:C5'	1:DA:961:C:OP1	2.64	0.45
1:DA:1283:G:N2	1:DA:1285:G:H3'	2.30	0.45
1:DA:1543:A:OP1	1:DA:1543:A:C4'	2.64	0.45
1:DA:1668:A:H4'	1:DA:1669:A:O5'	2.15	0.45
1:DA:2516:G:C5	1:DA:2517:C:C4	3.04	0.45
1:DA:2748:A:N6	1:DA:2754:U:H3	2.03	0.45
4:DE:137:HIS:HB3	4:DE:138:PRO:CD	2.45	0.45
8:DK:4:ILE:HD11	8:DK:44:LEU:HD23	1.98	0.45
11:DO:71:VAL:CG1	11:DO:72:PRO:HD3	2.46	0.45
12:DP:57:HIS:O	12:DP:57:HIS:ND1	2.49	0.45
15:DR:119:LYS:O	15:DR:123:GLN:HG3	2.16	0.45
16:D1:25:TRP:CD1	16:D1:25:TRP:C	2.89	0.45
21:DV:28:MET:SD	21:DV:37:VAL:HG11	2.56	0.45
23:DZ:91:LYS:O	23:DZ:92:LYS:C	2.54	0.45
1:AA:1038:C:H2'	1:AA:1039:G:O4'	2.15	0.45
1:AA:1076:C:O2	1:AA:1076:C:C2'	2.64	0.45
1:AA:1650:G:N2	1:AA:2008:C:C2	2.85	0.45
1:AA:2019:A:OP2	27:A5:9:LYS:HE2	2.16	0.45
1:AA:2322:A:H2'	1:AA:2323:G:O4'	2.17	0.45
1:AA:2466:C:O2'	1:AA:2467:C:H5'	2.16	0.45
1:AA:2469:A:C8	1:AA:2469:A:C3'	2.99	0.45
1:AA:2701:C:C3'	1:AA:2702:U:C5'	2.82	0.45
3:AD:69:ARG:HH12	3:AD:117:VAL:HG12	1.80	0.45
4:AE:50:GLY:HA3	4:AE:74:PRO:HG2	1.98	0.45

*Continued on next page...*

*Continued from previous page...*

Atom-1	Atom-2	Interatomic distance (Å)	Clash overlap (Å)
5:AF:101:LEU:CD1	5:AF:102:PRO:HD2	2.27	0.45
7:AH:58:GLU:C	7:AH:60:ARG:H	2.19	0.45
7:AH:83:TYR:CB	7:AH:134:SER:HA	2.42	0.45
9:AM:120:LEU:HD22	9:AM:122:VAL:HG23	1.97	0.45
12:AP:97:VAL:O	12:AP:97:VAL:HG12	2.15	0.45
13:A0:117:VAL:O	13:A0:118:GLU:CB	2.65	0.45
16:A1:66:ASN:CB	16:A1:76:TYR:HB2	2.44	0.45
20:AU:44:ILE:HG13	20:AU:45:VAL:N	2.28	0.45
22:A3:40:GLN:NE2	22:A3:44:ARG:HB2	2.31	0.45
23:AZ:87:PRO:HA	23:AZ:90:ILE:HB	1.97	0.45
26:A4:12:ALA:HB1	26:A4:29:PRO:HA	1.98	0.45
31:BA:149:A:C2	31:BA:150:C:C2	3.04	0.45
31:BA:368:U:P	8:DK:91:SER:OG	2.74	0.45
31:BA:1206:G:O4'	33:BF:194:GLY:HA2	2.16	0.45
31:BA:1239:A:H62	31:BA:1299:A:H62	1.63	0.45
31:BA:1299:A:O3'	31:BA:1300:G:H4'	2.16	0.45
31:BA:1373:G:O3'	37:BJ:36:LYS:NZ	2.49	0.45
32:BE:79:ASP:C	32:BE:81:VAL:H	2.20	0.45
38:BK:19:VAL:HG23	38:BK:21:LYS:HG3	1.96	0.45
50:BW:48:LYS:HD3	50:BW:51:GLU:OE2	2.16	0.45
52:BB:9:G:OP1	52:BB:22:G:N1	2.48	0.45
53:BD:71:G:O2'	53:BD:72:C:H5'	2.15	0.45
31:CA:56:U:H2'	31:CA:57:G:C8	2.51	0.45
31:CA:192:U:H2'	31:CA:193:C:C6	2.46	0.45
31:CA:300:A:H1'	31:CA:565:U:O2	2.16	0.45
31:CA:412:A:C1'	31:CA:413:G:OP2	2.64	0.45
31:CA:589:C:N4	31:CA:650:G:H1	2.14	0.45
31:CA:1023:G:H3'	31:CA:1024:G:C5'	2.45	0.45
31:CA:1477:C:H2'	31:CA:1478:C:H6	1.81	0.45
33:CF:124:ILE:O	33:CF:127:ARG:N	2.49	0.45
39:CL:127:LYS:O	39:CL:128:ARG:HG2	2.17	0.45
42:CO:24:LEU:HB3	42:CO:30:ARG:HG2	1.98	0.45
47:CT:29:HIS:CG	47:CT:30:PRO:HD2	2.50	0.45
52:CB:5:A:H2'	52:CB:6:G:O4'	2.16	0.45
52:CB:18:G:H1	52:CB:71:U:H3	1.64	0.45
1:DA:1062:G:C2	1:DA:1063:G:N7	2.84	0.45
1:DA:1259:G:H2'	1:DA:1260:G:H8	1.79	0.45
1:DA:2143:C:N3	1:DA:2148:G:N2	2.59	0.45
1:DA:2648:C:H2'	1:DA:2649:U:H6	1.79	0.45
1:DA:2720:U:C2	1:DA:2873:A:C2	3.04	0.45
2:DB:40:U:C4	2:DB:43:C:OP2	2.69	0.45

*Continued on next page...*

*Continued from previous page...*

Atom-1	Atom-2	Interatomic distance (Å)	Clash overlap (Å)
3:DD:108:PRO:HD2	3:DD:111:LEU:HG	1.99	0.45
6:DG:111:LEU:CB	6:DG:112:PRO:HD3	2.43	0.45
8:DK:75:LEU:HD21	8:DK:77:LEU:HB3	1.98	0.45
14:DQ:10:ARG:HH21	14:DQ:91:PRO:HB3	1.80	0.45
1:AA:614:U:O4	5:AF:175:THR:HG22	2.16	0.45
1:AA:993:G:H1'	17:A2:89:GLN:NE2	2.30	0.45
1:AA:1021:A:C3'	1:AA:1022:G:H5''	2.41	0.45
1:AA:2144:U:HO2'	1:AA:2145:C:H5	1.64	0.45
1:AA:2310:A:C2	6:AG:77:ILE:CG1	2.99	0.45
1:AA:2312:U:C6	1:AA:2312:U:C3'	2.99	0.45
1:AA:2315:G:OP1	6:AG:36:LYS:NZ	2.49	0.45
1:AA:2533:A:OP1	1:AA:2665:A:H1'	2.16	0.45
1:AA:2746:U:H2'	1:AA:2747:G:H5'	1.98	0.45
6:AG:91:ARG:HD2	6:AG:91:ARG:C	2.37	0.45
6:AG:145:THR:O	6:AG:146:TYR:HB3	2.15	0.45
17:A2:66:ARG:NH1	17:A2:88:ARG:HD3	2.31	0.45
19:AT:54:VAL:C	19:AT:55:ASN:HD22	2.18	0.45
21:AV:140:ASP:O	21:AV:141:VAL:HB	2.16	0.45
29:A7:10:ARG:O	29:A7:14:LYS:HB2	2.17	0.45
31:BA:543:C:O2'	31:BA:544:G:H5'	2.16	0.45
31:BA:1157:A:N6	31:BA:1180:A:C5	2.84	0.45
31:BA:1525:G:OP1	41:BN:120:ARG:NH2	2.50	0.45
32:BE:236:TYR:HA	32:BE:239:VAL:CG2	2.46	0.45
35:BH:41:VAL:CG1	35:BH:113:ALA:HB2	2.46	0.45
37:BJ:15:ASP:OD2	37:BJ:16:LEU:N	2.50	0.45
39:BL:17:VAL:HG11	39:BL:81:ILE:HD13	1.97	0.45
46:BS:68:ASP:O	46:BS:70:ALA:N	2.48	0.45
31:CA:561:U:O2'	31:CA:562:C:P	2.73	0.45
31:CA:635:G:C6	31:CA:636:U:C4	3.04	0.45
31:CA:1128:C:O2'	31:CA:1129:C:P	2.74	0.45
31:CA:1469:G:H2'	31:CA:1470:G:C8	2.52	0.45
32:CE:97:TRP:CE2	32:CE:101:MET:HG3	2.51	0.45
39:CL:82:ALA:HB1	39:CL:96:LEU:HD21	1.98	0.45
40:CM:33:GLN:HB2	40:CM:75:ILE:HD13	1.97	0.45
52:CB:18:G:O2'	52:CB:19:G:P	2.75	0.45
53:CC:20:G:H4'	53:CC:21:U:OP2	2.15	0.45
1:DA:481:G:OP2	20:DU:47:LYS:HB2	2.17	0.45
1:DA:1000:A:C6	1:DA:1155:A:C8	3.05	0.45
1:DA:1176:G:H5'	1:DA:1177:A:OP1	2.17	0.45
1:DA:1786:A:H1'	1:DA:1938:A:H62	1.80	0.45
1:DA:2544:G:H8	1:DA:2544:G:O5'	1.99	0.45

*Continued on next page...*

*Continued from previous page...*

Atom-1	Atom-2	Interatomic distance (Å)	Clash overlap (Å)
1:DA:2726:U:HO2'	1:DA:2727:G:H8	1.63	0.45
3:DD:206:LEU:CD2	3:DD:211:ARG:HG2	2.35	0.45
4:DE:71:GLY:C	4:DE:73:GLU:N	2.69	0.45
8:DK:31:LEU:N	8:DK:32:PRO:HD2	2.32	0.45
10:DN:119:PRO:HB2	15:DR:68:TYR:CD2	2.51	0.45
12:DP:12:GLN:HG2	12:DP:73:PRO:HD2	1.98	0.45
1:AA:404:C:C1'	1:AA:405:U:OP2	2.60	0.45
1:AA:528:A:C2	1:AA:2043:C:H4'	2.51	0.45
1:AA:705:A:C2	1:AA:727:A:H1'	2.51	0.45
1:AA:1022:G:H4'	1:AA:1023:U:O5'	2.16	0.45
1:AA:1141:U:O2	1:AA:1142(A):A:C6	2.69	0.45
1:AA:1309:G:P	29:A7:9:ARG:HD3	2.57	0.45
1:AA:1508:A:O2'	1:AA:1509:C:O4'	2.29	0.45
1:AA:1558:A:O2'	1:AA:1559:G:OP2	2.34	0.45
1:AA:1908:C:O2	53:BC:12:G:H4'	2.16	0.45
1:AA:2168:G:N3	1:AA:2168:G:C2'	2.79	0.45
1:AA:2186:G:O2'	1:AA:2187:G:H5'	2.17	0.45
1:AA:2259:G:H1'	1:AA:2427:C:C2	2.51	0.45
1:AA:2496:C:P	12:AP:82:ARG:HB3	2.56	0.45
1:AA:2818:G:O2'	1:AA:2819:G:H5'	2.16	0.45
1:AA:2820:A:C8	4:AE:109:LYS:HE2	2.52	0.45
1:AA:2887:U:H2'	1:AA:2888:C:C6	2.51	0.45
2:AB:43:C:P	6:AG:67:LYS:HZ2	2.37	0.45
3:AD:146:GLU:HB2	3:AD:189:CYS:HB3	1.99	0.45
5:AF:11:VAL:HG12	5:AF:12:LEU:N	2.31	0.45
7:AH:105:LEU:HD23	7:AH:105:LEU:H	1.81	0.45
8:AK:75:LEU:HB3	8:AK:105:HIS:CE1	2.51	0.45
9:AM:134:ARG:H	9:AM:135:PRO:CD	2.24	0.45
9:AM:134:ARG:N	9:AM:135:PRO:HD3	2.27	0.45
11:AO:50:ARG:HG3	30:A8:59:LYS:CD	2.46	0.45
15:AR:77:PRO:HB2	15:AR:80:SER:HB2	1.96	0.45
16:A1:105:VAL:HA	17:A2:44:LYS:HG3	1.98	0.45
18:AS:14:PRO:CB	18:AS:18:ARG:NH2	2.74	0.45
18:AS:46:PHE:O	18:AS:50:VAL:HG23	2.16	0.45
20:AU:46:LYS:HE2	20:AU:63:LYS:HB3	1.98	0.45
21:AV:128:VAL:HG22	21:AV:129:SER:N	2.32	0.45
25:AX:38:GLU:O	25:AX:43:ILE:HD12	2.17	0.45
31:BA:119:A:H5'	31:BA:120:A:C4	2.51	0.45
31:BA:263:A:OP2	50:BW:79:ARG:NH1	2.50	0.45
31:BA:413:G:H2'	31:BA:428:G:N2	2.32	0.45
31:BA:448:A:OP2	31:BA:485:G:N2	2.26	0.45

*Continued on next page...*

*Continued from previous page...*

Atom-1	Atom-2	Interatomic distance (Å)	Clash overlap (Å)
31:BA:667:G:H4'	45:BR:51:HIS:ND1	2.32	0.45
31:BA:1028(A):C:C2	31:BA:1028(B):C:C5	3.04	0.45
31:BA:1138:G:H3'	31:BA:1138:G:N3	2.31	0.45
31:BA:1160:G:C6	31:BA:1181:G:O6	2.63	0.45
31:BA:1349:A:P	39:BL:118:LYS:NZ	2.90	0.45
31:BA:1369:C:H2'	31:BA:1370:G:O4'	2.16	0.45
34:BG:111:ALA:HB2	34:BG:120:LEU:CD1	2.45	0.45
36:BI:78:GLU:O	36:BI:81:ILE:HG13	2.16	0.45
37:BJ:13:GLN:O	37:BJ:24:THR:HG21	2.16	0.45
44:BQ:59:ALA:O	44:BQ:60:SER:OG	2.29	0.45
31:CA:562:C:H4'	31:CA:563:A:O5'	2.16	0.45
33:CF:25:GLY:C	33:CF:27:LYS:H	2.20	0.45
36:CI:33:TYR:CE1	36:CI:78:GLU:HG3	2.52	0.45
38:CK:95:VAL:HB	38:CK:99:GLU:HB2	1.99	0.45
39:CL:97:LYS:HG3	39:CL:98:PRO:HD3	1.97	0.45
41:CN:69:ALA:HB1	41:CN:103:LEU:CD2	2.45	0.45
42:CO:20:LYS:H	42:CO:20:LYS:CE	2.25	0.45
42:CO:43:LYS:HZ1	42:CO:44:LYS:HD3	1.80	0.45
44:CQ:43:CYS:O	44:CQ:46:GLU:N	2.50	0.45
52:CB:63:G:N2	52:CB:73:C:O2	2.33	0.45
1:DA:1180:C:H2'	1:DA:1181:C:C6	2.51	0.45
1:DA:1769:G:O2'	1:DA:1958:C:OP1	2.24	0.45
1:DA:1899:G:N2	1:DA:1902:C:C4	2.82	0.45
1:DA:2006:C:H2'	1:DA:2007:C:H6	1.80	0.45
1:DA:2629:A:C2'	1:DA:2630:G:OP2	2.64	0.45
1:DA:2893:G:H4'	1:DA:2894:G:O5'	2.16	0.45
2:DB:10:C:C4	2:DB:11:C:C5	3.04	0.45
3:DD:35:LYS:CE	3:DD:64:ILE:O	2.64	0.45
9:DM:36:GLY:H	9:DM:42:TRP:HZ3	1.64	0.45
16:D1:50:ARG:NH1	17:D2:72:VAL:HG11	2.22	0.45
17:D2:80:GLN:CA	17:D2:80:GLN:NE2	2.76	0.45
20:DU:14:LEU:HD12	20:DU:15:VAL:H	1.81	0.45
20:DU:87:LYS:HE3	20:DU:92:ASN:HB3	1.98	0.45
21:DV:52:SER:C	21:DV:54:HIS:H	2.11	0.45
1:AA:845:G:H21	1:AA:933:A:N6	2.15	0.45
1:AA:882:G:H2'	1:AA:883:G:N7	2.31	0.45
1:AA:1205:U:H4'	1:AA:1206:G:OP2	2.16	0.45
1:AA:2209:C:O2	1:AA:2216:G:C2	2.70	0.45
2:AB:37:C:C3'	2:AB:38:C:H5'	2.46	0.45
5:AF:29:ASN:HB3	5:AF:112:MET:HE1	1.99	0.45
6:AG:41:GLN:HB3	6:AG:43:LEU:HD13	1.98	0.45

*Continued on next page...*



*Continued from previous page...*

Atom-1	Atom-2	Interatomic distance (Å)	Clash overlap (Å)
11:AO:10:PRO:HB2	11:AO:11:GLY:H	1.60	0.45
12:AP:138:ASP:CG	21:AV:81:ARG:HH22	2.15	0.45
17:A2:5:VAL:O	17:A2:11:GLN:HA	2.17	0.45
31:BA:153:C:H42	31:BA:168:G:H1	1.64	0.45
31:BA:836:G:OP1	48:BU:61:LYS:NZ	2.42	0.45
31:BA:843:U:H5'	31:BA:848:C:C5	2.52	0.45
32:BE:195:ASP:OD1	32:BE:195:ASP:N	2.49	0.45
33:BF:18:TRP:CZ2	44:BQ:57:ARG:HD2	2.51	0.45
36:BI:72:VAL:HG23	36:BI:90:VAL:HG11	1.99	0.45
40:BM:96:ILE:HD13	40:BM:96:ILE:N	2.31	0.45
45:BR:8:LYS:O	45:BR:12:ILE:HG13	2.16	0.45
46:BS:34:GLU:HG2	46:BS:35:LYS:N	2.32	0.45
47:BT:20:THR:HG21	47:BT:41:LYS:HD2	1.99	0.45
48:BU:53:ARG:HE	48:BU:59:SER:C	2.19	0.45
53:BC:17:C:OP1	53:BC:62:C:H5'	2.16	0.45
31:CA:77:C:C2'	31:CA:78:G:H5''	2.45	0.45
31:CA:532:A:H2'	31:CA:532:A:N3	2.32	0.45
31:CA:533:A:O2'	31:CA:534:U:H5'	2.16	0.45
31:CA:1004:A:C8	31:CA:1036:G:N1	2.84	0.45
32:CE:239:VAL:O	32:CE:240:GLN:HB2	2.17	0.45
33:CF:112:SER:O	33:CF:116:VAL:HG23	2.17	0.45
35:CH:9:LYS:CB	35:CH:112:LEU:HD11	2.46	0.45
35:CH:37:ARG:HG2	35:CH:112:LEU:HA	1.97	0.45
39:CL:81:ILE:O	39:CL:85:LEU:HG	2.16	0.45
43:CP:76:ALA:HA	43:CP:79:LYS:HB2	1.98	0.45
48:CU:41:LYS:O	48:CU:41:LYS:HD3	2.17	0.45
52:CB:31:C:O2	52:CB:41:G:N2	2.49	0.45
1:DA:298:G:H1'	1:DA:340:A:H61	1.81	0.45
1:DA:311:A:C8	1:DA:332:A:N7	2.84	0.45
1:DA:809:G:O4'	1:DA:1254:A:H1'	2.17	0.45
1:DA:993:G:C5	1:DA:994:C:C5	3.05	0.45
1:DA:1005:C:O2'	9:DM:28:THR:HG23	2.17	0.45
1:DA:1287:A:N7	13:D0:107:ASP:HB2	2.31	0.45
1:DA:1357:U:H2'	1:DA:1358:G:O4'	2.17	0.45
1:DA:1444(A):A:O2'	1:DA:1460:A:C2	2.70	0.45
1:DA:1645:G:H5''	1:DA:1646:C:H5'	1.97	0.45
1:DA:2191:G:HO2'	1:DA:2192:G:P	2.27	0.45
1:DA:2232:U:P	23:DZ:40:ARG:HH12	2.40	0.45
1:DA:2286:A:C8	1:DA:2287:A:N6	2.84	0.45
1:DA:2289:G:H1'	1:DA:2346:A:H2	1.82	0.45
1:DA:2297:C:H2'	1:DA:2298:A:C8	2.50	0.45

*Continued on next page...*

*Continued from previous page...*

Atom-1	Atom-2	Interatomic distance (Å)	Clash overlap (Å)
1:DA:2505:G:O6	1:DA:2576:G:H2'	2.17	0.45
1:DA:2749:A:C6	1:DA:2750:A:N6	2.84	0.45
1:DA:2839:G:H5'	13:D0:46:GLY:CA	2.41	0.45
8:DK:5:LEU:HD11	8:DK:19:VAL:HG12	1.96	0.45
14:DQ:56:LEU:O	14:DQ:57:LYS:C	2.55	0.45
21:DV:131:ARG:HD2	21:DV:131:ARG:N	2.32	0.45
24:DW:51:ARG:HH12	24:DW:55:ARG:NH2	2.14	0.45
1:AA:35:G:H1'	1:AA:454:A:C4	2.51	0.45
1:AA:106:C:H2'	1:AA:107:C:H6	1.81	0.45
1:AA:330:A:O2'	1:AA:331:A:C8	2.63	0.45
1:AA:1465:G:C4	1:AA:1466:G:C8	3.04	0.45
1:AA:2136:C:H6	1:AA:2136:C:O5'	1.99	0.45
1:AA:2473:U:C3'	1:AA:2474:C:H5''	2.46	0.45
1:AA:2473:U:H3'	1:AA:2474:C:H5''	1.98	0.45
1:AA:2790:A:C2	1:AA:2894:G:H5'	2.52	0.45
3:AD:92:ILE:HD12	3:AD:104:TYR:CD2	2.52	0.45
4:AE:92:THR:H	4:AE:95:ILE:HD11	1.81	0.45
8:AK:132:PRO:O	8:AK:133:HIS:CG	2.70	0.45
21:AV:16:SER:O	21:AV:20:ARG:HD2	2.17	0.45
22:A3:53:MET:HB2	22:A3:59:LEU:CD2	2.42	0.45
27:A5:31:VAL:HG13	27:A5:42:PRO:HG3	1.98	0.45
31:BA:266:G:H5''	31:BA:268:C:C5	2.52	0.45
31:BA:940:C:C2	31:BA:941:G:C8	3.05	0.45
31:BA:973:G:OP1	40:BM:57:LYS:HD3	2.16	0.45
33:BF:139:GLN:HA	33:BF:139:GLN:OE1	2.17	0.45
41:BN:72:ALA:HB1	41:BN:77:MET:HG2	1.98	0.45
41:BN:103:LEU:HD22	41:BN:103:LEU:H	1.81	0.45
31:CA:328:C:O2	31:CA:328:C:C2'	2.62	0.45
31:CA:1004:A:OP1	31:CA:1025:U:O4	2.35	0.45
31:CA:1126:U:C1'	31:CA:1127:G:P	3.05	0.45
31:CA:1148:U:H2'	31:CA:1149:C:O4'	2.17	0.45
31:CA:1177:G:H5''	31:CA:1178:G:P	2.56	0.45
31:CA:1348:U:N3	31:CA:1374:A:C2	2.84	0.45
31:CA:1348:U:H3	31:CA:1374:A:H2	1.64	0.45
33:CF:15:THR:HG22	33:CF:16:ARG:N	2.31	0.45
34:CG:96:LEU:HD12	34:CG:139:ARG:NH1	2.32	0.45
36:CI:97:PHE:HD2	48:CU:31:LEU:HD21	1.81	0.45
37:CJ:153:HIS:ND1	37:CJ:153:HIS:O	2.50	0.45
41:CN:103:LEU:N	41:CN:103:LEU:HD22	2.32	0.45
48:CU:22:VAL:HG13	48:CU:56:THR:HA	1.97	0.45
49:CV:66:MET:HE1	26:D4:55:ARG:CB	2.45	0.45

*Continued on next page...*

*Continued from previous page...*

Atom-1	Atom-2	Interatomic distance (Å)	Clash overlap (Å)
49:CV:78:ARG:NH2	49:CV:80:TYR:H	2.13	0.45
50:CW:14:LYS:HD2	50:CW:18:GLN:OE1	2.17	0.45
1:DA:315:G:H2'	1:DA:316:C:C6	2.51	0.45
1:DA:528:A:C2	1:DA:2043:C:C5'	2.82	0.45
1:DA:545:G:N2	1:DA:548:A:H62	2.13	0.45
1:DA:646:A:H2'	1:DA:647:G:O4'	2.16	0.45
1:DA:1146:C:O2'	1:DA:1147:C:H5'	2.17	0.45
1:DA:1188:U:C2'	1:DA:1189:A:H5'	2.47	0.45
1:DA:1420:U:HO2'	1:DA:1421:G:P	2.35	0.45
1:DA:2273:A:O2'	1:DA:2274:A:H5'	2.16	0.45
1:DA:2393:A:H2'	1:DA:2394:C:O4'	2.17	0.45
1:DA:2468:G:H22	1:DA:2481:G:C2'	2.16	0.45
4:DE:2:LYS:NZ	4:DE:95:ILE:O	2.34	0.45
8:DK:102:SER:HA	8:DK:107:VAL:O	2.16	0.45
9:DM:133:GLN:HG2	9:DM:135:PRO:HD3	1.98	0.45
10:DN:87:ILE:HG23	10:DN:91:LEU:HA	1.99	0.45
11:DO:3:LEU:H	11:DO:3:LEU:HD12	1.80	0.45
11:DO:101:VAL:HA	11:DO:105:LEU:O	2.16	0.45
13:D0:2:ARG:HG3	13:D0:3:HIS:H	1.81	0.45
14:DQ:41:ASP:OD2	14:DQ:44:LYS:HE3	2.16	0.45
15:DR:26:ASP:OD2	15:DR:120:ARG:NH1	2.48	0.45
1:AA:222:A:H1'	1:AA:223:A:OP1	2.16	0.45
1:AA:673:C:H5''	5:AF:81:PRO:HD2	1.97	0.45
1:AA:2360:A:H8	1:AA:2360:A:O5'	2.00	0.45
1:AA:2469:A:H8	1:AA:2469:A:H5'	1.81	0.45
1:AA:2760:C:O2'	1:AA:2761:G:H5'	2.16	0.45
5:AF:45:ARG:CG	5:AF:45:ARG:NH1	2.63	0.45
6:AG:81:LYS:HB3	6:AG:82:LEU:H	1.58	0.45
6:AG:108:ASN:HD22	26:A4:38:LYS:CG	2.30	0.45
6:AG:126:ASP:OD2	6:AG:130:ASN:HB2	2.17	0.45
7:AH:41:MET:HE1	7:AH:64:LEU:HB3	1.99	0.45
11:AO:50:ARG:HG3	11:AO:50:ARG:NH2	2.24	0.45
12:AP:63:LYS:HD3	12:AP:63:LYS:HA	1.62	0.45
13:A0:51:LEU:HD22	13:A0:66:VAL:HG13	1.99	0.45
16:A1:65:ILE:C	16:A1:67:ALA:N	2.66	0.45
19:AT:70:LEU:N	19:AT:70:LEU:HD23	2.32	0.45
26:A4:42:PHE:CD1	26:A4:42:PHE:C	2.90	0.45
28:A6:40:CYS:SG	28:A6:45:LYS:HE2	2.56	0.45
31:BA:181:G:O2'	31:BA:182:U:O5'	2.31	0.45
31:BA:1255:G:C2	31:BA:1283:G:C2	3.05	0.45
31:BA:1466:C:H2'	31:BA:1467:G:O4'	2.16	0.45

*Continued on next page...*

*Continued from previous page...*

Atom-1	Atom-2	Interatomic distance (Å)	Clash overlap (Å)
32:BE:164:VAL:HB	32:BE:186:ALA:CB	2.46	0.45
32:BE:178:ARG:NH2	32:BE:196:LEU:HA	2.31	0.45
34:BG:30:LYS:O	34:BG:30:LYS:HG2	2.17	0.45
37:BJ:78:ARG:HH11	37:BJ:80:VAL:CG1	2.29	0.45
45:BR:15:PHE:CE2	45:BR:84:LYS:HE3	2.51	0.45
47:BT:33:GLY:O	47:BT:34:LYS:C	2.55	0.45
50:BW:30:LYS:HZ3	50:BW:80:ARG:HH12	1.63	0.45
50:BW:64:ASP:OD1	50:BW:81:LYS:HD3	2.16	0.45
53:BC:59:A:H4'	53:BC:60:A:OP1	2.17	0.45
31:CA:468:A:O2'	46:CS:81:ARG:HA	2.16	0.45
31:CA:1177:G:H2'	31:CA:1178:G:C2	2.52	0.45
33:CF:129:ALA:O	33:CF:133:ALA:N	2.44	0.45
52:CB:22:G:N2	52:CB:59:U:H5'	2.31	0.45
52:CB:48:C:O2'	52:CB:49:C:P	2.75	0.45
53:CC:12:G:H4'	1:DA:1908:C:O2	2.17	0.45
53:CD:48:U:H2'	53:CD:49:C:OP1	2.16	0.45
1:DA:548:A:H8	1:DA:548:A:O5'	2.00	0.45
1:DA:779:U:P	3:DD:49:ILE:HG22	2.57	0.45
1:DA:996:A:N3	1:DA:997:G:C8	2.84	0.45
1:DA:1328:G:H2'	1:DA:1330:C:C5	2.52	0.45
1:DA:1525:G:C2	1:DA:1526:G:C4	3.05	0.45
1:DA:1782:C:H1'	1:DA:2609:U:H5''	1.99	0.45
1:DA:1854:A:H62	1:DA:1888:G:H8	1.63	0.45
1:DA:2859:G:O2'	1:DA:2860:A:P	2.74	0.45
2:DB:29:A:H2'	2:DB:30:C:O4'	2.17	0.45
3:DD:223:GLY:HA3	3:DD:231:HIS:CD2	2.52	0.45
4:DE:17:ASP:O	4:DE:18:ASP:HB2	2.17	0.45
5:DF:34:TRP:CE3	11:DO:8:PRO:HB3	2.51	0.45
6:DG:4:ASP:O	6:DG:5:VAL:HB	2.16	0.45
7:DH:3:ARG:HG3	7:DH:4:ILE:N	2.30	0.45
7:DH:33:LEU:HD21	7:DH:136:ILE:O	2.15	0.45
8:DK:105:HIS:C	8:DK:107:VAL:H	2.20	0.45
11:DO:15:ARG:NH1	11:DO:15:ARG:CB	2.75	0.45
11:DO:41:ARG:HD2	11:DO:41:ARG:N	2.31	0.45
13:D0:106:GLY:O	13:D0:107:ASP:HB2	2.17	0.45
14:DQ:26:LEU:HD22	14:DQ:87:PHE:CD1	2.52	0.45
15:DR:6:LEU:O	15:DR:10:VAL:HG23	2.17	0.45
16:D1:76:TYR:CZ	16:D1:80:ILE:HG13	2.52	0.45
21:DV:24:LEU:HD23	21:DV:41:LEU:HG	1.98	0.45
26:D4:49:PHE:C	26:D4:51:ASP:H	2.20	0.45
1:AA:270(X):G:C6	1:AA:270(Y):G:N1	2.85	0.45

*Continued on next page...*

*Continued from previous page...*

Atom-1	Atom-2	Interatomic distance (Å)	Clash overlap (Å)
1:AA:360:G:O2'	1:AA:361:G:H5'	2.17	0.45
1:AA:484:C:OP1	20:AU:51:VAL:HG11	2.16	0.45
1:AA:530:G:C5	1:AA:2022:U:H5''	2.52	0.45
1:AA:592:G:N3	30:A8:4:MET:HE2	2.32	0.45
1:AA:956:G:OP2	12:AP:14:ARG:NH2	2.50	0.45
1:AA:1444:G:C2	1:AA:1548:C:N3	2.85	0.45
1:AA:1799:G:H5'	1:AA:1819:A:N6	2.32	0.45
1:AA:2345:G:N3	1:AA:2381:C:H2'	2.32	0.45
1:AA:2356:C:H2'	1:AA:2357:U:O4'	2.16	0.45
1:AA:2402:C:H4'	1:AA:2402:C:OP1	2.16	0.45
7:AH:92:ILE:H	7:AH:92:ILE:CD1	2.24	0.45
7:AH:124:GLU:HB2	7:AH:132:ARG:HG2	1.99	0.45
11:AO:97:PRO:HB3	11:AO:112:LEU:HB2	1.99	0.45
13:A0:94:TYR:CD2	13:A0:94:TYR:N	2.83	0.45
18:AS:69:LEU:HA	18:AS:108:GLY:O	2.17	0.45
20:AU:46:LYS:HB2	20:AU:61:ILE:HG22	1.98	0.45
22:A3:25:ARG:HA	22:A3:29:GLN:HE22	1.82	0.45
26:A4:61:ARG:HA	26:A4:61:ARG:HE	1.81	0.45
28:A6:33:LYS:O	28:A6:35:GLU:HG3	2.15	0.45
31:BA:404:U:H2'	31:BA:405:U:H6	1.82	0.45
31:BA:827:U:O2	31:BA:827:U:O5'	2.34	0.45
31:BA:980:C:H2'	31:BA:981:U:O4'	2.17	0.45
31:BA:1005:A:C2	31:BA:1006:C:C2	3.05	0.45
31:BA:1073:U:OP2	35:BH:57:LYS:NZ	2.50	0.45
31:BA:1157:A:O2'	31:BA:1158:C:H5''	2.17	0.45
31:BA:1358:U:H5''	44:BQ:33:VAL:O	2.16	0.45
32:BE:109:SER:C	32:BE:111:ARG:N	2.68	0.45
33:BF:14:ILE:O	33:BF:15:THR:HB	2.15	0.45
34:BG:11:LEU:O	34:BG:12:CYS:C	2.55	0.45
37:BJ:90:GLU:OE2	37:BJ:90:GLU:N	2.48	0.45
38:BK:11:THR:HG22	38:BK:15:ASN:ND2	2.32	0.45
52:BB:42:U:H3'	52:BB:43:A:C8	2.52	0.45
52:BB:42:U:H3'	52:BB:43:A:H8	1.82	0.45
54:B1:16:A:H2'	54:B1:17:U:O4'	2.17	0.45
31:CA:210:U:O2'	31:CA:216:G:OP2	2.35	0.45
31:CA:287:U:O2'	31:CA:288:A:H5'	2.16	0.45
31:CA:324:G:OP1	50:CW:70:SER:HB2	2.17	0.45
31:CA:386:C:C2'	31:CA:387:U:H5'	2.46	0.45
31:CA:452:A:H2'	31:CA:453:A:H8	1.81	0.45
31:CA:542:G:H5'	34:CG:41:GLY:HA3	1.97	0.45
31:CA:616:G:C2	31:CA:617:G:C8	3.04	0.45

*Continued on next page...*

*Continued from previous page...*

Atom-1	Atom-2	Interatomic distance (Å)	Clash overlap (Å)
31:CA:1002:G:C4	31:CA:1003:G:C8	3.05	0.45
31:CA:1135:U:H4'	31:CA:1136:U:H5	1.82	0.45
31:CA:1141:C:H2'	31:CA:1142:G:H8	1.81	0.45
31:CA:1301:U:O4	31:CA:1303:C:H1'	2.17	0.45
31:CA:1306:A:C6	31:CA:1331:G:O2'	2.70	0.45
31:CA:1347:G:C6	39:CL:107:ARG:NH2	2.85	0.45
33:CF:173:VAL:N	33:CF:174:PRO:HD3	2.32	0.45
34:CG:62:GLN:HE22	34:CG:65:ARG:HE	1.65	0.45
42:CO:57:LEU:C	42:CO:59:SER:N	2.68	0.45
44:CQ:27:CYS:SG	44:CQ:29:ARG:HG2	2.57	0.45
51:CX:6:ARG:C	51:CX:8:THR:H	2.20	0.45
53:CC:21:U:O2	53:CC:21:U:C2'	2.65	0.45
1:DA:127:A:H5''	1:DA:128:C:C6	2.51	0.45
1:DA:171:G:H2'	1:DA:172:C:C6	2.52	0.45
1:DA:289:A:H3'	1:DA:290:G:H8	1.81	0.45
1:DA:300:A:H2'	1:DA:334:C:H1'	1.99	0.45
1:DA:337:C:H2'	1:DA:338:G:O4'	2.17	0.45
1:DA:669:G:C1'	1:DA:670:A:OP1	2.64	0.45
1:DA:843:G:N2	1:DA:936:C:C2	2.85	0.45
1:DA:873:G:N2	1:DA:905:U:C2	2.85	0.45
1:DA:1055:G:O2'	1:DA:1085:A:N1	2.40	0.45
1:DA:1408:C:C2	1:DA:1595:G:N2	2.85	0.45
1:DA:1419:A:N6	1:DA:1421:G:N3	2.65	0.45
1:DA:1480:G:C6	1:DA:1482:U:N3	2.85	0.45
1:DA:1607:C:C5'	1:DA:1608:A:H5'	2.45	0.45
1:DA:2135:A:OP2	1:DA:2135:A:H8	2.00	0.45
1:DA:2420:C:O5'	1:DA:2420:C:H6	2.00	0.45
5:DF:160:ASN:OD1	5:DF:163:VAL:HG23	2.16	0.45
6:DG:7:LEU:HD23	6:DG:7:LEU:O	2.15	0.45
9:DM:17:ASP:O	9:DM:18:ALA:HB3	2.16	0.45
9:DM:76:SER:HB3	9:DM:81:GLY:HA3	1.98	0.45
10:DN:22:ILE:HD13	10:DN:22:ILE:HA	1.80	0.45
12:DP:42:ILE:CG2	12:DP:47:ILE:HG13	2.47	0.45
12:DP:126:PRO:O	12:DP:127:ILE:HG23	2.17	0.45
12:DP:133:ARG:O	12:DP:134:ARG:CB	2.65	0.45
18:DS:106:ILE:HG13	18:DS:106:ILE:O	2.17	0.45
1:AA:950:G:C6	1:AA:951:C:C4	3.05	0.45
1:AA:1069:A:H5''	1:AA:1070:A:P	2.57	0.45
1:AA:2125:G:C2	1:AA:2172:U:OP1	2.69	0.45
1:AA:2393:A:H5'	11:AO:62:LEU:CB	2.45	0.45
3:AD:172:TYR:HD1	3:AD:185:VAL:C	2.20	0.45

*Continued on next page...*

*Continued from previous page...*

Atom-1	Atom-2	Interatomic distance (Å)	Clash overlap (Å)
4:AE:73:GLU:HG3	4:AE:74:PRO:HD2	1.98	0.45
5:AF:164:ARG:HG2	5:AF:175:THR:OG1	2.17	0.45
6:AG:145:THR:C	6:AG:147:ASP:H	2.19	0.45
10:AN:48:PRO:HB3	31:BA:1422:G:H5'	1.99	0.45
12:AP:141:GLN:NE2	12:AP:141:GLN:CA	2.80	0.45
15:AR:57:PHE:O	15:AR:58:ASN:C	2.53	0.45
26:A4:41:PRO:O	26:A4:42:PHE:CB	2.59	0.45
31:BA:41:G:H2'	31:BA:42:G:H8	1.80	0.45
31:BA:827:U:O2	31:BA:827:U:O4'	2.35	0.45
31:BA:858:G:N1	31:BA:870:U:OP2	2.48	0.45
31:BA:1026:G:H2'	31:BA:1026:G:N3	2.31	0.45
31:BA:1028(B):C:N4	31:BA:1032(A):G:N1	2.20	0.45
31:BA:1375:A:H4'	37:BJ:29:LYS:HE3	1.98	0.45
39:BL:125:TYR:CD2	39:BL:126:SER:N	2.85	0.45
45:BR:53:HIS:O	45:BR:56:LEU:HB3	2.17	0.45
31:CA:197:A:H8	31:CA:198:G:C1'	2.29	0.45
31:CA:222:U:H2'	31:CA:223:U:C6	2.52	0.45
31:CA:707:C:O2'	31:CA:708:C:H5'	2.16	0.45
31:CA:836:G:C6	31:CA:851:G:C6	3.05	0.45
31:CA:960:U:H3	31:CA:1225:A:H1'	1.81	0.45
32:CE:12:GLU:HB2	32:CE:16:HIS:CE1	2.51	0.45
32:CE:178:ARG:HH22	32:CE:196:LEU:C	2.20	0.45
39:CL:42:ARG:NH1	39:CL:71:SER:O	2.50	0.45
39:CL:125:TYR:CD2	39:CL:126:SER:N	2.85	0.45
53:CD:59:A:OP2	53:CD:59:A:H8	1.99	0.45
1:DA:270(R):G:OP1	8:DK:42:SER:OG	2.30	0.45
1:DA:631:A:O2'	11:DO:67:MET:HB2	2.17	0.45
1:DA:656:G:H2'	1:DA:657:U:O4'	2.17	0.45
1:DA:756:C:C2'	1:DA:757:U:H5'	2.47	0.45
1:DA:881:G:O6	1:DA:895:U:C2	2.69	0.45
1:DA:1543:A:H1'	1:DA:1545:A:H1'	1.99	0.45
1:DA:2138:C:C2	1:DA:2154:G:N2	2.85	0.45
1:DA:2393:A:H62	1:DA:2422:A:N6	2.15	0.45
1:DA:2419:U:O4	30:D8:31:HIS:ND1	2.50	0.45
1:DA:2428:G:H5''	1:DA:2429:G:O5'	2.16	0.45
1:DA:2801:A:H5'	1:DA:2895:U:O2'	2.17	0.45
4:DE:130:GLY:O	4:DE:131:ALA:C	2.54	0.45
5:DF:2:LYS:O	5:DF:3:GLU:HB3	2.17	0.45
5:DF:178:PRO:HB2	5:DF:201:VAL:CG1	2.38	0.45
16:D1:62:ILE:HG13	16:D1:76:TYR:CE1	2.52	0.45
19:DT:47:PHE:O	19:DT:49:VAL:HG13	2.17	0.45

*Continued on next page...*

*Continued from previous page...*

Atom-1	Atom-2	Interatomic distance (Å)	Clash overlap (Å)
20:DU:77:PRO:O	20:DU:78:ALA:HB2	2.17	0.45
23:DZ:67:ILE:HB	23:DZ:68:PRO:HD3	1.99	0.45
24:DW:70:GLN:CG	24:DW:71:ASN:H	2.13	0.45
26:D4:22:ILE:HG13	26:D4:23:GLU:H	1.81	0.45
27:D5:3:LYS:HA	27:D5:3:LYS:CE	2.27	0.45
30:D8:32:LEU:HD22	30:D8:36:LYS:CD	2.47	0.45
1:AA:70:G:H21	1:AA:71:A:H62	1.64	0.45
1:AA:638:G:H2'	1:AA:639:U:O4'	2.16	0.45
1:AA:905:U:C3'	1:AA:906:G:H5''	2.46	0.45
1:AA:1416:G:H2'	1:AA:1417:C:H6	1.81	0.45
1:AA:2189:U:H2'	1:AA:2190:G:H5''	1.99	0.45
1:AA:2433:A:C2	23:AZ:35:THR:HG22	2.52	0.45
1:AA:2481:G:O2'	1:AA:2482:G:O5'	2.35	0.45
3:AD:31:LYS:NZ	3:AD:33:LEU:HB3	2.29	0.45
3:AD:125:ILE:O	3:AD:125:ILE:HG22	2.17	0.45
4:AE:61:ARG:N	4:AE:62:PRO:CD	2.80	0.45
7:AH:30:LYS:NZ	7:AH:83:TYR:HE2	2.15	0.45
7:AH:137:ASP:HB3	7:AH:140:LYS:HB3	1.99	0.45
8:AK:9:LEU:O	8:AK:10:GLU:HB3	2.15	0.45
13:A0:104:ARG:H	13:A0:111:LEU:HD11	1.82	0.45
16:A1:106:PHE:O	16:A1:110:VAL:HG23	2.17	0.45
21:AV:160:GLY:O	21:AV:161:VAL:HG23	2.17	0.45
22:A3:51:VAL:N	22:A3:62:LEU:HD12	2.32	0.45
22:A3:72:ARG:HB2	22:A3:75:LEU:HB2	1.99	0.45
24:AW:28:LYS:HB3	24:AW:53:LEU:CD2	2.47	0.45
27:A5:20:ARG:HA	27:A5:23:HIS:CD2	2.52	0.45
31:BA:477:G:H2'	31:BA:478:A:C8	2.52	0.45
31:BA:1313:U:C5	49:BV:4:SER:HB3	2.52	0.45
32:BE:185:ILE:HG13	32:BE:199:TYR:O	2.16	0.45
33:BF:78:GLY:HA3	33:BF:83:ARG:HB3	1.98	0.45
33:BF:181:ASN:HD21	33:BF:204:LEU:HD12	1.82	0.45
35:BH:114:GLY:O	35:BH:115:VAL:O	2.35	0.45
38:BK:121:ASP:OD1	38:BK:121:ASP:N	2.50	0.45
40:BM:55:LYS:HE3	40:BM:56:HIS:CE1	2.52	0.45
41:BN:57:THR:HG23	41:BN:58:PRO:HD2	1.98	0.45
41:BN:77:MET:CG	41:BN:103:LEU:HD11	2.41	0.45
42:BO:21:VAL:CG1	42:BO:24:LEU:HG	2.47	0.45
53:BD:21:U:H3'	53:BD:22:A:H5'	1.99	0.45
31:CA:197:A:C6	31:CA:221:C:H4'	2.52	0.45
31:CA:433:C:O2'	31:CA:434:U:H5'	2.16	0.45
31:CA:485:G:H1'	31:CA:486:U:H5	1.81	0.45

*Continued on next page...*



*Continued from previous page...*

Atom-1	Atom-2	Interatomic distance (Å)	Clash overlap (Å)
31:CA:992:U:C1'	31:CA:993:G:OP2	2.60	0.45
31:CA:1084:G:OP1	31:CA:1086:U:C2	2.70	0.45
31:CA:1178:G:C8	31:CA:1180:A:OP2	2.70	0.45
31:CA:1207:G:C6	31:CA:1208:C:C4	3.05	0.45
31:CA:1446:A:C5	15:DR:118:ARG:CZ	3.00	0.45
32:CE:185:ILE:O	32:CE:185:ILE:HG12	2.16	0.45
34:CG:119:GLN:HG2	34:CG:123:HIS:CD2	2.52	0.45
37:CJ:69:VAL:HG13	37:CJ:134:ALA:O	2.16	0.45
40:CM:35:SER:OG	40:CM:73:ASP:HB2	2.18	0.45
42:CO:24:LEU:O	42:CO:25:LYS:HB3	2.17	0.45
43:CP:2:ALA:N	26:D4:32:TYR:HH	2.15	0.45
43:CP:65:LYS:HD2	43:CP:69:GLU:HG2	1.99	0.45
44:CQ:23:ARG:O	44:CQ:24:CYS:C	2.55	0.45
47:CT:45:HIS:O	47:CT:73:VAL:HG12	2.15	0.45
47:CT:59:ILE:HG22	47:CT:71:PHE:CD1	2.51	0.45
52:CB:3:C:O5'	52:CB:3:C:H6	2.00	0.45
53:CC:59:A:H4'	53:CC:60:A:OP1	2.17	0.45
1:DA:529:A:N3	1:DA:529:A:C2'	2.79	0.45
1:DA:1138:G:H21	9:DM:106:MET:CE	2.24	0.45
1:DA:1392:A:N6	1:DA:1393:A:N6	2.64	0.45
1:DA:1568:G:H21	3:DD:58:HIS:CE1	2.35	0.45
1:DA:1653:G:H1'	1:DA:1654:A:OP2	2.16	0.45
1:DA:1967:C:H2'	1:DA:1968:G:H5'	1.98	0.45
1:DA:2392:A:H8	11:DO:61:ARG:CD	2.29	0.45
1:DA:2406:U:N3	11:DO:73:GLY:O	2.37	0.45
1:DA:2657:A:O2'	7:DH:160:LYS:HE3	2.17	0.45
4:DE:37:ARG:HG3	4:DE:46:ALA:O	2.17	0.45
5:DF:134:GLY:HA2	5:DF:166:ALA:HB2	1.99	0.45
13:D0:18:LEU:HA	13:D0:18:LEU:HD23	1.71	0.45
13:D0:86:ARG:HD2	13:D0:118:GLU:OE2	2.17	0.45
19:DT:39:ILE:O	19:DT:43:VAL:HG13	2.17	0.45
20:DU:42:VAL:CG2	20:DU:65:ALA:HB3	2.46	0.45
20:DU:81:LYS:HD3	20:DU:97:ARG:CZ	2.47	0.45
20:DU:89:PHE:CD1	20:DU:90:LEU:HG	2.50	0.45
21:DV:132:ASN:C	21:DV:133:ILE:HD12	2.38	0.45
1:AA:7:G:H2'	1:AA:8:A:O4'	2.17	0.44
1:AA:129:C:H2'	1:AA:130:C:H6	1.82	0.44
1:AA:466:A:N3	1:AA:683:C:H1'	2.32	0.44
1:AA:558:G:P	9:AM:111:PRO:HG2	2.57	0.44
1:AA:821:A:O2'	1:AA:945:A:H3'	2.17	0.44
1:AA:857:C:H4'	22:A3:23:VAL:HG21	1.99	0.44

*Continued on next page...*

*Continued from previous page...*

Atom-1	Atom-2	Interatomic distance (Å)	Clash overlap (Å)
1:AA:873:G:H1	1:AA:904:C:N4	2.12	0.44
1:AA:907:U:O2'	12:AP:101:ARG:NH2	2.48	0.44
1:AA:1496:A:H2'	1:AA:1577:C:O2'	2.17	0.44
1:AA:1533:C:C5'	1:AA:1534:G:OP2	2.65	0.44
1:AA:1788:C:O2'	1:AA:1789:A:H5'	2.17	0.44
1:AA:2320:A:C8	1:AA:2333:A:N6	2.86	0.44
1:AA:2481:G:H2'	1:AA:2482:G:OP2	2.17	0.44
1:AA:2701:C:C2'	1:AA:2702:U:H5''	2.47	0.44
1:AA:2783:G:H2'	1:AA:2784:C:C6	2.52	0.44
7:AH:20:ALA:HB1	7:AH:21:PRO:HD2	1.99	0.44
7:AH:88:LEU:HD12	7:AH:129:THR:O	2.17	0.44
20:AU:14:LEU:HB2	20:AU:24:VAL:HG22	1.99	0.44
31:BA:224:C:H2'	31:BA:225:C:C6	2.52	0.44
31:BA:254:G:H21	47:BT:16:GLN:HE21	1.65	0.44
31:BA:271:C:H2'	31:BA:272:C:H6	1.82	0.44
31:BA:763:G:H2'	31:BA:764:C:H6	1.82	0.44
31:BA:838:G:H2'	31:BA:841:U:H5''	1.99	0.44
31:BA:947:G:O2'	31:BA:1306:A:H4'	2.17	0.44
31:BA:1175:G:C6	31:BA:1176:A:N6	2.85	0.44
31:BA:1266:G:N2	31:BA:1270:C:C2	2.85	0.44
31:BA:1323:G:H4'	31:BA:1362(A):C:N3	2.33	0.44
33:BF:11:ARG:O	33:BF:12:LEU:C	2.55	0.44
35:BH:12:LEU:O	35:BH:13:ILE:HD12	2.17	0.44
36:BI:72:VAL:CG2	36:BI:90:VAL:HG11	2.47	0.44
38:BK:7:ALA:HB2	38:BK:85:ARG:HD2	1.99	0.44
41:BN:12:ARG:HG2	41:BN:13:GLN:N	2.32	0.44
46:BS:21:VAL:O	46:BS:33:ILE:N	2.50	0.44
53:BD:57:C:H2'	53:BD:58:A:O4'	2.16	0.44
31:CA:485:G:C2'	31:CA:486:U:OP2	2.64	0.44
31:CA:560:U:H4'	31:CA:561:U:O5'	2.16	0.44
31:CA:683:G:C6	31:CA:684:A:C6	3.05	0.44
31:CA:775:G:H2'	31:CA:776:G:O4'	2.16	0.44
31:CA:892:A:C2	31:CA:907:A:C4	3.05	0.44
31:CA:1112:C:C4	33:CF:178:LEU:HD23	2.52	0.44
31:CA:1287:A:H2	31:CA:1353:G:N3	2.14	0.44
31:CA:1288:A:N1	31:CA:1371:G:H1'	2.32	0.44
31:CA:1402:C:H2'	31:CA:1403:C:O4'	2.16	0.44
32:CE:36:ARG:HB3	32:CE:41:ILE:HD11	1.98	0.44
35:CH:102:ALA:HB1	35:CH:106:PRO:HG2	1.99	0.44
36:CI:100:ASN:HB2	48:CU:23:LYS:HE2	1.99	0.44
37:CJ:41:ARG:O	37:CJ:45:ASP:HB2	2.17	0.44

*Continued on next page...*

*Continued from previous page...*

Atom-1	Atom-2	Interatomic distance (Å)	Clash overlap (Å)
49:CV:22:LEU:C	49:CV:24:ALA:N	2.71	0.44
1:DA:330:A:C2	1:DA:1210:A:O2'	2.40	0.44
1:DA:497:A:H2'	1:DA:498:G:O4'	2.16	0.44
1:DA:1061:U:H4'	1:DA:1070:A:H1'	1.99	0.44
1:DA:1113:U:H2'	1:DA:1114:G:C8	2.52	0.44
1:DA:1484:G:O2'	1:DA:1485:G:H5'	2.16	0.44
1:DA:1585:C:O2	1:DA:1585:C:C2'	2.65	0.44
1:DA:1599:C:C5'	19:DT:35:THR:HG22	2.47	0.44
1:DA:2104:G:C2	1:DA:2186:G:C2	3.05	0.44
1:DA:2786:U:H4'	4:DE:64:LYS:C	2.38	0.44
6:DG:125:PHE:HB3	6:DG:166:ASP:HB2	1.98	0.44
10:DN:47:ILE:CG1	10:DN:48:PRO:HD2	2.43	0.44
13:D0:24:GLN:NE2	13:D0:36:THR:HG21	2.32	0.44
14:DQ:42:ASP:C	14:DQ:44:LYS:H	2.21	0.44
14:DQ:67:ARG:HB2	14:DQ:67:ARG:CZ	2.48	0.44
16:D1:92:ARG:HD3	16:D1:95:LEU:HD12	1.98	0.44
21:DV:132:ASN:HD21	21:DV:159:PRO:HB2	1.81	0.44
30:D8:32:LEU:HB2	30:D8:33:ASN:H	1.42	0.44
1:AA:654:A:N3	1:AA:654:A:C2'	2.75	0.44
1:AA:655:A:C8	1:AA:656:G:O4'	2.70	0.44
1:AA:1095:A:N3	1:AA:1095:A:C2'	2.78	0.44
1:AA:1537:C:C2'	1:AA:1538:G:O4'	2.64	0.44
1:AA:2118:U:O2	1:AA:2148:G:O2'	2.31	0.44
1:AA:2255:G:N2	12:AP:85:LYS:HE2	2.32	0.44
1:AA:2855:C:H2'	1:AA:2856:C:H6	1.82	0.44
1:AA:2870:C:H2'	1:AA:2871:C:O5'	2.17	0.44
3:AD:95:LEU:HD12	3:AD:95:LEU:O	2.18	0.44
4:AE:27:LEU:HD13	15:AR:1:MET:CE	2.47	0.44
7:AH:107:VAL:O	7:AH:152:ARG:NH2	2.50	0.44
7:AH:151:ILE:O	7:AH:152:ARG:CB	2.65	0.44
17:A2:61:VAL:HA	17:A2:94:LEU:HD23	1.99	0.44
20:AU:12:THR:O	20:AU:75:ILE:HG12	2.18	0.44
20:AU:84:ARG:HH12	20:AU:97:ARG:CB	2.30	0.44
21:AV:57:ILE:N	21:AV:57:ILE:HD12	2.32	0.44
26:A4:9:LEU:H	26:A4:27:THR:HG23	1.82	0.44
31:BA:309:G:H1'	31:BA:608:A:C2	2.52	0.44
31:BA:658:G:C5	31:BA:659:U:C5	3.05	0.44
31:BA:1011:G:N2	31:BA:1019:C:O2	2.49	0.44
31:BA:1216:G:OP1	44:BQ:2:ALA:HA	2.18	0.44
31:BA:1355:G:H2'	31:BA:1356:G:C8	2.52	0.44
32:BE:74:LYS:HD2	32:BE:166:ASP:HB2	1.98	0.44

*Continued on next page...*

*Continued from previous page...*

Atom-1	Atom-2	Interatomic distance (Å)	Clash overlap (Å)
37:BJ:5:ARG:HG2	37:BJ:6:ARG:H	1.82	0.44
46:BS:9:PHE:HB2	46:BS:16:HIS:O	2.17	0.44
50:BW:49:ALA:HB3	50:BW:99:LEU:HB2	2.00	0.44
31:CA:340:U:H2'	31:CA:341:C:O4'	2.17	0.44
31:CA:438:G:H4'	34:CG:123:HIS:ND1	2.32	0.44
31:CA:1053:G:H2'	31:CA:1054:C:OP2	2.18	0.44
31:CA:1392:G:N2	31:CA:1502:A:C8	2.83	0.44
32:CE:109:SER:C	32:CE:111:ARG:N	2.69	0.44
33:CF:134:ILE:HG23	33:CF:151:VAL:HB	1.99	0.44
40:CM:49:VAL:O	40:CM:60:ARG:HB2	2.17	0.44
41:CN:82:VAL:HB	41:CN:108:ILE:HG12	1.99	0.44
50:CW:48:LYS:O	50:CW:49:ALA:C	2.56	0.44
1:DA:476:G:N1	1:DA:479:A:OP2	2.49	0.44
1:DA:653:A:H5''	1:DA:654:A:P	2.57	0.44
1:DA:844:C:N4	1:DA:845:G:N1	2.65	0.44
1:DA:921:G:H4'	1:DA:2269:A:C5	2.52	0.44
1:DA:1265:A:O4'	1:DA:1267:U:C6	2.71	0.44
1:DA:2069:G:C2'	1:DA:2070:G:H5'	2.48	0.44
1:DA:2140:C:O2	1:DA:2151:G:N1	2.42	0.44
1:DA:2211:G:C1'	1:DA:2212:A:P	3.05	0.44
1:DA:2387:U:H1'	22:D3:41:ARG:HD2	2.00	0.44
1:DA:2731:G:C6	1:DA:2732:G:O6	2.70	0.44
2:DB:1:U:H2'	2:DB:2:C:O4'	2.17	0.44
16:D1:83:LEU:HG	16:D1:88:ILE:HD11	1.99	0.44
17:D2:71:LEU:CA	17:D2:86:GLY:HA2	2.46	0.44
23:DZ:95:LEU:C	23:DZ:97:LEU:N	2.68	0.44
26:D4:9:LEU:H	26:D4:9:LEU:HD22	1.83	0.44
30:D8:14:VAL:CG1	30:D8:15:LYS:N	2.80	0.44
1:AA:960:A:H5''	1:AA:961:C:OP1	2.17	0.44
1:AA:1003:G:N2	1:AA:1153:C:C2	2.85	0.44
1:AA:1209:G:N2	1:AA:1210:A:H62	2.14	0.44
1:AA:1385:G:O6	1:AA:1403:C:N4	2.51	0.44
1:AA:1435:G:H21	1:AA:1478:G:H5'	1.82	0.44
1:AA:1528:A:N1	1:AA:1543:A:N1	2.65	0.44
1:AA:1686:C:H2'	1:AA:1687:G:O4'	2.18	0.44
1:AA:2629:A:O2'	1:AA:2630:G:H5''	2.18	0.44
4:AE:9:VAL:HB	4:AE:25:VAL:O	2.18	0.44
7:AH:167:GLU:HA	7:AH:168:PRO:HD3	1.77	0.44
8:AK:75:LEU:HB3	8:AK:105:HIS:ND1	2.33	0.44
12:AP:104:PHE:O	12:AP:105:GLU:HB3	2.16	0.44
13:A0:91:GLN:OE1	13:A0:91:GLN:N	2.38	0.44

*Continued on next page...*

*Continued from previous page...*

Atom-1	Atom-2	Interatomic distance (Å)	Clash overlap (Å)
21:AV:29:TYR:CE2	21:AV:87:ASP:HB2	2.49	0.44
21:AV:72:ARG:O	21:AV:73:GLN:HB2	2.17	0.44
21:AV:80:ARG:HD3	21:AV:82:ARG:HH11	1.82	0.44
21:AV:142:SER:CB	21:AV:143:GLY:CA	2.93	0.44
22:A3:43:THR:O	22:A3:43:THR:HG23	2.16	0.44
23:AZ:83:GLU:O	23:AZ:85:LEU:N	2.50	0.44
31:BA:114:U:O2'	31:BA:115:G:H5'	2.18	0.44
31:BA:184:G:H2'	31:BA:185:A:C8	2.53	0.44
31:BA:397:A:C6	31:BA:548:G:N7	2.85	0.44
31:BA:397:A:H3'	31:BA:397:A:N3	2.33	0.44
31:BA:464:G:C5	31:BA:466:C:OP2	2.69	0.44
31:BA:925:G:N2	31:BA:1503:A:OP1	2.50	0.44
31:BA:1129:C:H41	31:BA:1141:C:N4	2.16	0.44
31:BA:1179:A:H2'	31:BA:1180:A:O4'	2.18	0.44
31:BA:1181:G:N1	31:BA:1182:G:N2	2.65	0.44
32:BE:221:LEU:O	32:BE:221:LEU:HD13	2.17	0.44
32:BE:223:ILE:O	32:BE:227:GLY:N	2.33	0.44
32:BE:235:SER:OG	32:BE:236:TYR:N	2.51	0.44
42:BO:72:HIS:CD2	42:BO:74:LEU:H	2.17	0.44
45:BR:78:TYR:CE1	45:BR:82:ILE:HD11	2.52	0.44
46:BS:17:TYR:CE1	46:BS:41:PRO:HG3	2.50	0.44
49:BV:28:LYS:HG2	49:BV:47:HIS:HE1	1.82	0.44
53:BD:56:U:C4	53:BD:58:A:H5''	2.53	0.44
31:CA:411:A:N7	31:CA:429:U:C5	2.86	0.44
31:CA:951:G:C6	31:CA:1231:G:C6	3.05	0.44
31:CA:994:A:C5	31:CA:1216:G:H4'	2.52	0.44
31:CA:1107:C:OP1	33:CF:172:ARG:HB3	2.18	0.44
31:CA:1346:A:C8	31:CA:1348:U:C2	3.05	0.44
31:CA:1374:A:H2'	31:CA:1375:A:H5'	1.99	0.44
32:CE:162:ILE:O	32:CE:162:ILE:HG13	2.16	0.44
42:CO:19:SER:HA	42:CO:20:LYS:HE2	1.99	0.44
43:CP:22:ILE:HB	43:CP:25:ILE:HG12	1.98	0.44
53:CD:51:U:H2'	53:CD:52:C:O4'	2.18	0.44
1:DA:866:A:H2'	1:DA:866:A:N3	2.32	0.44
1:DA:2155:G:H2'	1:DA:2156:G:O4'	2.17	0.44
1:DA:2294:C:OP2	14:DQ:13:ARG:NH1	2.51	0.44
1:DA:2855:C:H2'	1:DA:2856:C:C6	2.51	0.44
2:DB:55:U:O2'	2:DB:56:G:H5'	2.18	0.44
5:DF:155:LEU:HD12	5:DF:174:VAL:O	2.18	0.44
9:DM:126:PRO:O	9:DM:127:ASP:HB2	2.18	0.44
11:DO:110:TYR:HB3	11:DO:111:ARG:H	1.60	0.44

*Continued on next page...*

*Continued from previous page...*

Atom-1	Atom-2	Interatomic distance (Å)	Clash overlap (Å)
12:DP:141:GLN:CG	12:DP:141:GLN:O	2.66	0.44
16:D1:100:VAL:C	16:D1:102:GLU:H	2.21	0.44
22:D3:72:ARG:CB	22:D3:75:LEU:HB2	2.46	0.44
23:DZ:86:SER:O	23:DZ:87:PRO:C	2.56	0.44
1:AA:870:A:H5''	12:AP:6:ARG:O	2.17	0.44
1:AA:1653:G:C1'	1:AA:1654:A:OP2	2.65	0.44
1:AA:1799:G:H5'	1:AA:1819:A:H61	1.81	0.44
1:AA:2210:G:C3'	1:AA:2211:G:C8	2.90	0.44
1:AA:2439:A:H5'	1:AA:2439:A:C8	2.52	0.44
1:AA:2611:U:OP1	1:AA:2611:U:H3'	2.17	0.44
2:AB:93:C:O2'	2:AB:94:C:H5'	2.17	0.44
2:AB:116:G:H4'	14:AQ:54:LEU:HD13	1.99	0.44
8:AK:5:LEU:C	8:AK:6:LEU:HD12	2.37	0.44
8:AK:37:VAL:HG22	8:AK:38:LEU:N	2.33	0.44
8:AK:112:LYS:H	8:AK:112:LYS:HG2	1.51	0.44
10:AN:34:THR:HG22	10:AN:37:ASP:OD2	2.18	0.44
13:A0:32:GLY:O	13:A0:115:GLU:HA	2.17	0.44
14:AQ:67:ARG:O	14:AQ:71:ARG:HG3	2.18	0.44
18:AS:86:LEU:HA	18:AS:87:PRO:HD2	1.90	0.44
31:BA:258:G:H2'	31:BA:259:G:C8	2.52	0.44
31:BA:683:G:H2'	31:BA:684:A:C8	2.52	0.44
31:BA:782:A:O3'	31:BA:1515:C:H4'	2.18	0.44
31:BA:875:C:O2'	38:BK:14:ARG:NH1	2.48	0.44
31:BA:1226:C:H4'	49:BV:80:TYR:OH	2.18	0.44
31:BA:1237:C:C5	31:BA:1336:C:C5	3.05	0.44
31:BA:1269:A:H2	31:BA:1312:G:N3	2.16	0.44
31:BA:1312:G:C5'	49:BV:6:LYS:HD3	2.47	0.44
31:BA:1389:C:H2'	31:BA:1390:U:O4'	2.17	0.44
31:BA:1392:G:N2	31:BA:1502:A:C8	2.85	0.44
31:BA:1508:G:H2'	31:BA:1509:C:O4'	2.18	0.44
33:BF:155:GLY:HA3	33:BF:196:LEU:HB3	1.98	0.44
35:BH:151:LEU:HD11	38:BK:77:GLU:OE2	2.17	0.44
40:BM:46:ARG:HG2	40:BM:64:GLU:HB3	1.99	0.44
48:BU:74:ARG:HA	48:BU:79:LEU:O	2.17	0.44
50:BW:25:ARG:HH11	50:BW:25:ARG:HG3	1.82	0.44
52:BB:9:G:O2'	52:BB:10:G:N7	2.45	0.44
53:BD:6:G:H2'	53:BD:7:G:C8	2.52	0.44
53:BD:19:G:H4'	53:BD:61:U:H3	1.82	0.44
53:BD:29:C:H2'	53:BD:30:G:H8	1.82	0.44
31:CA:448:A:H2'	31:CA:449:C:O2	2.18	0.44
31:CA:1004:A:O5'	31:CA:1025:U:O4	2.35	0.44

*Continued on next page...*

*Continued from previous page...*

Atom-1	Atom-2	Interatomic distance (Å)	Clash overlap (Å)
31:CA:1243:C:OP1	51:CX:8:THR:HG21	2.18	0.44
34:CG:8:VAL:HG11	34:CG:21:LEU:HB2	1.99	0.44
37:CJ:73:MET:HA	37:CJ:91:VAL:HG23	1.98	0.44
40:CM:90:LEU:N	40:CM:90:LEU:HD12	2.32	0.44
45:CR:87:ILE:CG2	45:CR:88:ARG:H	2.30	0.44
49:CV:67:VAL:HG12	49:CV:68:GLY:H	1.81	0.44
53:CC:40:C:O5'	53:CC:40:C:H6	2.00	0.44
1:DA:239:U:H2'	1:DA:240:G:O4'	2.18	0.44
1:DA:289:A:H2'	1:DA:289:A:N3	2.32	0.44
1:DA:598:G:C6	1:DA:599:G:C5	3.05	0.44
1:DA:603:A:H1'	1:DA:604:G:O4'	2.18	0.44
1:DA:869:G:O2'	1:DA:870:A:H5'	2.17	0.44
1:DA:1144:G:C6	1:DA:1145:C:C4	3.06	0.44
1:DA:1478:G:N2	1:DA:1516:U:C2	2.85	0.44
1:DA:1930:G:N2	1:DA:1968:G:H2'	2.32	0.44
1:DA:2006:C:H2'	1:DA:2007:C:C6	2.53	0.44
1:DA:2376:A:H2'	1:DA:2377:A:O4'	2.18	0.44
1:DA:2815:C:H5'	27:D5:29:THR:HG21	1.99	0.44
5:DF:24:LEU:HD11	5:DF:119:ARG:HB2	1.98	0.44
8:DK:79:ILE:O	8:DK:79:ILE:HG22	2.17	0.44
8:DK:130:TYR:HB3	8:DK:136:VAL:HG13	2.00	0.44
9:DM:137:LYS:HA	9:DM:137:LYS:HZ3	1.82	0.44
12:DP:43:THR:OG1	12:DP:45:GLN:HG2	2.17	0.44
21:DV:61:LEU:HB3	21:DV:62:PRO:HD2	1.99	0.44
28:D6:22:ALA:HB2	28:D6:42:TRP:HH2	1.82	0.44
1:AA:106:C:H2'	1:AA:107:C:C6	2.53	0.44
1:AA:442:G:C6	1:AA:444:C:N4	2.85	0.44
1:AA:571:A:C8	1:AA:2030:A:N6	2.86	0.44
1:AA:592:G:N3	30:A8:4:MET:CE	2.80	0.44
1:AA:812:C:H5''	1:AA:1250:G:O2'	2.17	0.44
1:AA:863:A:H2'	1:AA:864:G:H8	1.81	0.44
1:AA:1056:G:H21	1:AA:1103:A:H62	0.49	0.44
1:AA:1060:U:H1'	1:AA:1061:U:P	2.57	0.44
1:AA:1207:C:H2'	1:AA:1208:C:H6	1.83	0.44
1:AA:1264:G:H5'	27:A5:11:THR:HG23	1.99	0.44
1:AA:1312:U:H4'	1:AA:1313:U:O5'	2.18	0.44
1:AA:1379:A:H1'	1:AA:1380:G:OP1	2.17	0.44
1:AA:2113:U:H5'	1:AA:2114:A:C8	2.52	0.44
1:AA:2343:C:O2'	1:AA:2373:G:O2'	2.23	0.44
1:AA:2727:G:O3'	10:AN:70:LYS:HE2	2.18	0.44
4:AE:28:ALA:HB3	4:AE:93:VAL:CG1	2.48	0.44

*Continued on next page...*

*Continued from previous page...*

Atom-1	Atom-2	Interatomic distance (Å)	Clash overlap (Å)
4:AE:101:ARG:NH1	4:AE:171:GLU:HB2	2.33	0.44
4:AE:119:ARG:HD3	4:AE:160:TYR:CD2	2.53	0.44
6:AG:91:ARG:HD2	6:AG:92:VAL:N	2.32	0.44
8:AK:40:THR:HG22	8:AK:41:GLU:N	2.32	0.44
12:AP:138:ASP:HB2	12:AP:139:GLU:OE1	2.17	0.44
13:A0:55:ALA:HB2	13:A0:79:LEU:CD1	2.48	0.44
16:A1:64:ARG:NH2	16:A1:64:ARG:CG	2.60	0.44
16:A1:68:ALA:O	16:A1:71:GLN:HB2	2.17	0.44
22:A3:36:ILE:HD11	22:A3:39:ARG:HG2	1.98	0.44
30:A8:29:LYS:HG2	30:A8:44:LYS:HG2	2.00	0.44
30:A8:52:LYS:HB2	30:A8:52:LYS:HE3	1.76	0.44
31:BA:297:G:H4'	31:BA:557:G:H4'	1.99	0.44
31:BA:611:A:N1	31:BA:629:G:N2	2.56	0.44
31:BA:745:C:OP1	31:BA:851:G:O2'	2.35	0.44
31:BA:1004:A:H8	31:BA:1036:G:N2	2.16	0.44
31:BA:1047:G:C2'	31:BA:1048:G:H5'	2.47	0.44
31:BA:1068:G:N7	31:BA:1094:G:C8	2.85	0.44
31:BA:1098:C:H2'	31:BA:1099:G:O4'	2.17	0.44
31:BA:1179:A:C6	31:BA:1180:A:C2	3.05	0.44
32:BE:109:SER:O	32:BE:111:ARG:N	2.51	0.44
35:BH:147:ASP:HA	35:BH:150:ARG:NH1	2.32	0.44
36:BI:21:LEU:HD12	36:BI:21:LEU:HA	1.81	0.44
37:BJ:26:PHE:CD2	37:BJ:30:ILE:HD11	2.52	0.44
39:BL:17:VAL:CG1	39:BL:81:ILE:HD13	2.48	0.44
47:BT:86:GLU:O	47:BT:90:ILE:HG13	2.17	0.44
50:BW:50:GLU:HG3	50:BW:51:GLU:N	2.32	0.44
53:BC:1:C:O2'	53:BC:2:G:O5'	2.34	0.44
31:CA:409:G:C2'	31:CA:410:G:H5'	2.48	0.44
31:CA:892:A:H2'	31:CA:893:C:H6	1.78	0.44
31:CA:976:G:N2	31:CA:1362:C:H2'	2.32	0.44
31:CA:1003:G:N2	31:CA:1037:C:N3	2.65	0.44
31:CA:1041:A:N6	31:CA:1042:G:C5	2.86	0.44
31:CA:1213:A:C6	31:CA:1215:G:C4	3.05	0.44
31:CA:1286:A:C2	51:CX:18:TYR:OH	2.67	0.44
31:CA:1321:C:C5	31:CA:1322:C:C5	3.05	0.44
32:CE:17:PHE:CE2	32:CE:44:LEU:HA	2.52	0.44
34:CG:108:LEU:HD13	34:CG:174:LEU:HD13	1.99	0.44
35:CH:100:VAL:O	35:CH:100:VAL:HG12	2.16	0.44
36:CI:60:PHE:C	36:CI:61:LEU:HD12	2.38	0.44
37:CJ:57:GLU:OE1	37:CJ:57:GLU:N	2.30	0.44
39:CL:5:TYR:CD2	39:CL:18:PHE:CE2	3.05	0.44

*Continued on next page...*



*Continued from previous page...*

Atom-1	Atom-2	Interatomic distance (Å)	Clash overlap (Å)
42:CO:80:VAL:HG13	42:CO:81:LEU:N	2.32	0.44
52:CB:2:C:N3	52:CB:82:G:N1	2.63	0.44
53:CC:62:C:H2'	53:CC:63:C:C6	2.50	0.44
53:CD:37:U:C4	53:CD:38:A:N6	2.85	0.44
53:CD:42:C:H2'	53:CD:43:G:H8	1.82	0.44
1:DA:612:G:H2'	1:DA:613:U:O2	2.17	0.44
1:DA:620:G:N3	1:DA:620:G:H5'	2.32	0.44
1:DA:946:G:O6	1:DA:972:G:N2	2.51	0.44
1:DA:1459:G:C2'	1:DA:1460:A:H5'	2.43	0.44
1:DA:1517:G:H2'	1:DA:1518:C:C6	2.52	0.44
1:DA:1543:A:H1'	1:DA:1545:A:C1'	2.48	0.44
1:DA:2111:C:C2	1:DA:2118:U:O2'	2.58	0.44
1:DA:2593:U:H2'	1:DA:2594:C:C6	2.52	0.44
1:DA:2795:G:N2	1:DA:2798:C:OP1	2.50	0.44
1:DA:2876:G:P	15:DR:4:GLY:H	2.40	0.44
5:DF:118:ALA:HB2	5:DF:123:LEU:HD22	2.00	0.44
6:DG:10:LYS:O	6:DG:10:LYS:HD3	2.17	0.44
8:DK:72:LEU:C	8:DK:74:ASN:H	2.21	0.44
9:DM:20:GLY:HA2	9:DM:61:ARG:HG2	1.98	0.44
15:DR:29:ARG:HE	15:DR:85:LYS:HZ1	1.64	0.44
16:D1:98:LEU:HD13	16:D1:106:PHE:HB2	1.99	0.44
19:DT:36:LYS:HG2	19:DT:54:VAL:HB	2.00	0.44
21:DV:165:VAL:HB	21:DV:166:SER:H	1.51	0.44
26:D4:38:LYS:C	26:D4:40:HIS:N	2.71	0.44
27:D5:55:ARG:HD3	27:D5:56:LYS:H	1.82	0.44
27:D5:56:LYS:O	27:D5:57:VAL:C	2.56	0.44
1:AA:125:G:H4'	1:AA:126:A:OP2	2.18	0.44
1:AA:633:A:H8	1:AA:633:A:O5'	2.01	0.44
1:AA:778:G:H5'	3:AD:48:ARG:NH1	2.33	0.44
1:AA:893:C:N4	1:AA:894:C:N4	2.65	0.44
1:AA:1479:G:H5'	1:AA:1558:A:H2	1.82	0.44
1:AA:1754:C:OP1	15:AR:96:ARG:NH1	2.51	0.44
1:AA:2173:A:H8	1:AA:2173:A:P	2.41	0.44
1:AA:2469:A:H61	1:AA:2481:G:C1'	2.15	0.44
1:AA:2474:C:H3'	1:AA:2475:C:C6	2.53	0.44
1:AA:2543:G:H21	1:AA:2646:C:H5''	1.83	0.44
1:AA:2881:C:N4	1:AA:2882:A:N6	2.64	0.44
3:AD:71:ASP:CB	3:AD:103:ARG:HH22	2.23	0.44
4:AE:70:ALA:O	4:AE:71:GLY:C	2.56	0.44
12:AP:78:PRO:O	12:AP:79:LEU:HG	2.18	0.44
12:AP:138:ASP:C	12:AP:140:ALA:H	2.21	0.44

*Continued on next page...*

*Continued from previous page...*

Atom-1	Atom-2	Interatomic distance (Å)	Clash overlap (Å)
14:AQ:67:ARG:CZ	14:AQ:67:ARG:HB2	2.47	0.44
14:AQ:95:HIS:CG	14:AQ:96:GLY:N	2.85	0.44
15:AR:110:ILE:O	15:AR:110:ILE:HD12	2.17	0.44
18:AS:95:ILE:O	18:AS:95:ILE:CG1	2.64	0.44
20:AU:54:LYS:O	20:AU:55:TYR:CB	2.65	0.44
23:AZ:56:GLN:HA	23:AZ:56:GLN:NE2	2.33	0.44
28:A6:52:VAL:HG22	28:A6:53:LYS:N	2.33	0.44
31:BA:186:C:H2'	31:BA:186(A):C:C6	2.53	0.44
31:BA:411:A:C2	31:BA:413:G:O2'	2.70	0.44
31:BA:804:U:H5'	31:BA:805:C:OP2	2.17	0.44
31:BA:921:U:O2	35:BH:19:MET:HB2	2.17	0.44
31:BA:960:U:O2	31:BA:960:U:C2'	2.66	0.44
31:BA:1027:C:H1'	31:BA:1028:C:O5'	2.18	0.44
32:BE:19:HIS:HD2	32:BE:20:GLU:OE1	2.00	0.44
32:BE:61:LEU:HD23	32:BE:68:ILE:CD1	2.45	0.44
33:BF:5:ILE:H	33:BF:5:ILE:HD13	1.82	0.44
35:BH:69:VAL:O	35:BH:71:LEU:N	2.50	0.44
53:BC:2:G:H2'	53:BC:3:C:H6	1.82	0.44
31:CA:157:G:H2'	31:CA:158:G:H8	1.82	0.44
31:CA:186(B):C:H1'	50:CW:105:SER:OG	2.18	0.44
31:CA:243:A:C2	31:CA:246:A:C8	3.05	0.44
31:CA:505:G:C6	31:CA:535:A:C2	3.06	0.44
31:CA:604:G:H2'	31:CA:605:U:O4'	2.18	0.44
31:CA:1004:A:O4'	31:CA:1025:U:N3	2.49	0.44
31:CA:1058:G:H2'	31:CA:1059:C:O4'	2.18	0.44
31:CA:1128:C:C2	31:CA:1139:G:C6	3.05	0.44
31:CA:1194:U:H2'	31:CA:1195:C:C6	2.52	0.44
33:CF:8:ILE:C	33:CF:10:PHE:N	2.71	0.44
38:CK:112:LEU:HD23	38:CK:112:LEU:N	2.33	0.44
39:CL:4:TYR:CB	39:CL:19:LEU:HB2	2.33	0.44
43:CP:94:ARG:O	43:CP:96:LEU:HG	2.18	0.44
44:CQ:45:ARG:O	44:CQ:49:HIS:CD2	2.70	0.44
49:CV:42:PRO:O	49:CV:43:GLU:CB	2.64	0.44
1:DA:91:A:O2'	1:DA:92:G:H5'	2.17	0.44
1:DA:383:U:H2'	1:DA:385:C:H5	1.83	0.44
1:DA:581:C:H2'	1:DA:582:G:C8	2.53	0.44
1:DA:637:A:H4'	1:DA:638:G:O5'	2.18	0.44
1:DA:1188:U:C4'	17:D2:79:VAL:HG12	2.47	0.44
1:DA:1226:G:H5'	17:D2:85:LYS:N	2.33	0.44
1:DA:1429:G:H2'	1:DA:1430:C:C6	2.52	0.44
1:DA:2014:A:H2'	1:DA:2015:A:C8	2.53	0.44

*Continued on next page...*

*Continued from previous page...*

Atom-1	Atom-2	Interatomic distance (Å)	Clash overlap (Å)
2:DB:0:A:H2'	2:DB:1:U:C6	2.53	0.44
3:DD:35:LYS:NZ	3:DD:65:ILE:HA	2.32	0.44
4:DE:176:ILE:HB	4:DE:181:LEU:HB2	2.00	0.44
5:DF:102:PRO:HB2	5:DF:105:VAL:HG23	2.00	0.44
9:DM:15:LEU:HB2	9:DM:134:ARG:CG	2.47	0.44
9:DM:91:LEU:HA	9:DM:95:PRO:HB3	2.00	0.44
12:DP:26:TYR:HD2	12:DP:26:TYR:C	2.21	0.44
15:DR:107:ASP:HB2	15:DR:108:ARG:H	1.59	0.44
16:D1:88:ILE:HG13	16:D1:88:ILE:O	2.17	0.44
19:DT:18:TYR:O	19:DT:20:GLY:N	2.51	0.44
19:DT:36:LYS:HG3	19:DT:56:THR:HG23	1.99	0.44
20:DU:12:THR:OG1	20:DU:26:LYS:HE2	2.17	0.44
21:DV:148:ASP:O	21:DV:149:SER:CB	2.65	0.44
30:D8:52:LYS:HB2	30:D8:53:PRO:HD3	2.00	0.44
1:AA:142:G:C1'	19:AT:37:THR:HG21	2.45	0.44
1:AA:371:A:O3'	1:AA:372:G:H4'	2.18	0.44
1:AA:407:G:H2'	1:AA:408:G:H8	1.82	0.44
1:AA:478:A:N6	1:AA:480:A:C6	2.86	0.44
1:AA:860:U:O2	1:AA:860:U:O4'	2.34	0.44
1:AA:1029:A:O5'	1:AA:1029:A:H8	2.00	0.44
1:AA:1326:U:C2'	1:AA:1327:C:H5'	2.47	0.44
1:AA:1796:U:H2'	1:AA:1797:C:H6	1.79	0.44
1:AA:2097:C:H2'	1:AA:2098:U:O4'	2.17	0.44
1:AA:2171:A:H2'	1:AA:2172:U:C6	2.53	0.44
1:AA:2212:A:N3	1:AA:2215:G:N1	2.66	0.44
1:AA:2283:C:C2	1:AA:2389:G:C2	3.05	0.44
1:AA:2288:A:C2	1:AA:2325:G:C8	3.06	0.44
1:AA:2331:G:O4'	22:A3:42:GLY:HA3	2.17	0.44
1:AA:2418:A:P	30:A8:29:LYS:NZ	2.91	0.44
1:AA:2443:C:H2'	1:AA:2444:G:C8	2.53	0.44
1:AA:2678:C:H2'	1:AA:2679:A:O4'	2.17	0.44
1:AA:2895:U:H2'	1:AA:2896:C:O4'	2.17	0.44
2:AB:61:G:C6	2:AB:62:C:C4	3.05	0.44
4:AE:105:THR:HG21	4:AE:164:ARG:CZ	2.47	0.44
5:AF:183:VAL:O	5:AF:187:VAL:HG23	2.18	0.44
7:AH:41:MET:CE	7:AH:64:LEU:HB3	2.48	0.44
9:AM:7:LYS:O	9:AM:9:VAL:N	2.50	0.44
11:AO:71:VAL:HG12	11:AO:72:PRO:HD3	2.00	0.44
12:AP:43:THR:O	12:AP:46:GLN:N	2.42	0.44
15:AR:42:ILE:HD12	15:AR:42:ILE:H	1.81	0.44
22:A3:25:ARG:HA	22:A3:29:GLN:NE2	2.33	0.44

*Continued on next page...*

*Continued from previous page...*

Atom-1	Atom-2	Interatomic distance (Å)	Clash overlap (Å)
31:BA:84:U:C2'	31:BA:85:U:OP1	2.66	0.44
31:BA:210:U:O2'	31:BA:216:G:C8	2.65	0.44
31:BA:689:C:C2'	31:BA:690:G:H5'	2.47	0.44
31:BA:1034:G:N1	31:BA:1035:A:N6	2.66	0.44
31:BA:1286:A:C2	51:BX:18:TYR:OH	2.70	0.44
31:BA:1346:A:O3'	31:BA:1347:G:H4'	2.17	0.44
32:BE:44:LEU:O	32:BE:47:THR:HB	2.17	0.44
32:BE:74:LYS:NZ	32:BE:76:GLN:OE1	2.50	0.44
34:BG:38:TYR:OH	34:BG:45:GLN:NE2	2.51	0.44
39:BL:79:LEU:O	39:BL:82:ALA:HB3	2.18	0.44
52:BB:19:G:H1'	52:BB:20:U:P	2.58	0.44
52:BB:49:C:H2'	52:BB:50:A:C4'	2.48	0.44
31:CA:116:A:C8	31:CA:116:A:OP2	2.71	0.44
31:CA:345:C:O2'	31:CA:346:G:P	2.75	0.44
31:CA:359:U:H2'	31:CA:360:A:C8	2.53	0.44
31:CA:411:A:C2	31:CA:431:A:N6	2.86	0.44
31:CA:655:A:C2	31:CA:754:C:N4	2.86	0.44
31:CA:1028:C:N4	31:CA:1028(A):C:C4	2.85	0.44
31:CA:1031:G:H2'	31:CA:1032:A:C8	2.53	0.44
31:CA:1073:U:H2'	31:CA:1074:G:C8	2.52	0.44
31:CA:1154:G:C2	31:CA:1155:G:C8	3.06	0.44
32:CE:132:LYS:O	32:CE:132:LYS:HD3	2.18	0.44
33:CF:64:VAL:HG12	33:CF:98:ASN:O	2.18	0.44
34:CG:70:ILE:HD11	34:CG:74:GLN:HB3	2.00	0.44
34:CG:121:VAL:O	34:CG:134:ASP:HA	2.18	0.44
35:CH:57:LYS:O	35:CH:61:TYR:HD2	2.01	0.44
35:CH:72:GLN:O	35:CH:75:THR:HG22	2.18	0.44
38:CK:111:ILE:C	38:CK:112:LEU:HD23	2.37	0.44
40:CM:7:LYS:HB3	40:CM:97:GLU:HB2	2.00	0.44
52:CB:57:C:H2'	52:CB:58:U:O4'	2.18	0.44
1:DA:17:G:H4'	16:D1:25:TRP:CH2	2.53	0.44
1:DA:460:A:H2'	1:DA:461:C:O4'	2.17	0.44
1:DA:486:C:H4'	18:DS:60:ASN:ND2	2.33	0.44
1:DA:646:A:N6	1:DA:647:G:C2	2.86	0.44
1:DA:864:G:O2'	1:DA:865:C:H5'	2.18	0.44
1:DA:1314:C:C2	1:DA:1339:G:N2	2.86	0.44
1:DA:1321:A:H2'	1:DA:1322:A:O4'	2.18	0.44
1:DA:1484:G:C6	1:DA:1485:G:C5	3.06	0.44
1:DA:1955:U:H1'	1:DA:1956:U:OP1	2.17	0.44
1:DA:1973:G:H2'	1:DA:1974:C:H6	1.83	0.44
1:DA:2271:G:H5''	22:D3:20:ARG:NE	2.32	0.44

*Continued on next page...*

*Continued from previous page...*

Atom-1	Atom-2	Interatomic distance (Å)	Clash overlap (Å)
1:DA:2340:G:H2'	1:DA:2341:G:H8	1.83	0.44
1:DA:2507:C:H5''	1:DA:2573:C:N4	2.31	0.44
3:DD:25:THR:HG21	3:DD:81:ALA:HA	1.99	0.44
3:DD:35:LYS:CE	3:DD:104:TYR:HD1	2.31	0.44
4:DE:50:GLY:HA3	4:DE:74:PRO:HG3	2.00	0.44
4:DE:127:ASP:HA	4:DE:135:HIS:CD2	2.51	0.44
8:DK:68:LEU:O	8:DK:69:LYS:C	2.56	0.44
12:DP:26:TYR:C	12:DP:26:TYR:CD2	2.91	0.44
15:DR:136:GLN:HE21	15:DR:136:GLN:HB3	1.52	0.44
17:D2:98:GLU:O	17:D2:99:ILE:CB	2.65	0.44
20:DU:81:LYS:HZ3	20:DU:97:ARG:NH1	2.16	0.44
21:DV:141:VAL:CG2	21:DV:150:LEU:HG	2.47	0.44
28:D6:16:CYS:O	28:D6:17:LYS:CB	2.63	0.44
28:D6:28:ARG:HB3	28:D6:30:THR:O	2.17	0.44
1:AA:971:C:C2'	1:AA:972:G:H5'	2.48	0.44
1:AA:1062:G:OP1	1:AA:1062:G:C8	2.70	0.44
1:AA:1070:A:C3'	1:AA:1071:G:H5''	2.48	0.44
1:AA:1142(A):A:C4	1:AA:1144:G:C8	3.06	0.44
1:AA:1268:A:H2'	1:AA:1269:A:O4'	2.18	0.44
1:AA:1331:A:H2'	1:AA:1333:C:C5	2.53	0.44
1:AA:1763:G:OP1	1:AA:1763:G:C4'	2.66	0.44
1:AA:2094:G:C2'	1:AA:2095:C:H5'	2.47	0.44
1:AA:2371:G:H21	28:A6:46:HIS:HE1	1.66	0.44
1:AA:2467:C:C3'	1:AA:2468:G:C5'	2.91	0.44
1:AA:2745:C:C4	1:AA:2746:U:C4	3.06	0.44
1:AA:2820:A:OP1	13:A0:4:LEU:HA	2.18	0.44
2:AB:31:C:C2'	2:AB:32:C:H5'	2.47	0.44
2:AB:39:A:O2'	2:AB:46:A:N1	2.39	0.44
4:AE:13:ARG:HH11	4:AE:13:ARG:HB3	1.83	0.44
5:AF:23:ASP:O	5:AF:24:LEU:O	2.35	0.44
7:AH:80:SER:C	7:AH:81:GLU:HG3	2.38	0.44
9:AM:55:VAL:HB	9:AM:126:PRO:HA	2.00	0.44
13:A0:104:ARG:HD3	13:A0:111:LEU:HD21	1.99	0.44
21:AV:110:GLY:O	21:AV:112:ARG:N	2.51	0.44
30:A8:8:LYS:O	30:A8:12:LYS:HG3	2.18	0.44
31:BA:1004:A:H2	31:BA:1024:G:C8	2.34	0.44
31:BA:1054:C:O2	31:BA:1054:C:C2'	2.65	0.44
31:BA:1102:A:C2'	31:BA:1103:C:H5'	2.48	0.44
31:BA:1301:U:C4	31:BA:1303:C:N1	2.86	0.44
31:BA:1394:A:C5	31:BA:1501:C:H4'	2.53	0.44
31:BA:1468:A:O5'	31:BA:1468:A:H8	2.01	0.44

*Continued on next page...*

*Continued from previous page...*

Atom-1	Atom-2	Interatomic distance (Å)	Clash overlap (Å)
31:BA:1490:C:O2'	31:BA:1491:G:H5'	2.17	0.44
32:BE:178:ARG:NH2	38:BK:74:PRO:HG3	2.33	0.44
37:BJ:115:ARG:O	37:BJ:118:VAL:HG12	2.18	0.44
38:BK:21:LYS:O	38:BK:63:LEU:HD23	2.17	0.44
40:BM:49:VAL:HG12	40:BM:61:GLU:O	2.18	0.44
43:BP:30:ALA:C	43:BP:32:GLU:H	2.21	0.44
45:BR:27:VAL:O	45:BR:31:LEU:HB2	2.18	0.44
47:BT:31:LEU:O	47:BT:31:LEU:HD23	2.18	0.44
48:BU:21:LYS:O	48:BU:22:VAL:HB	2.18	0.44
49:BV:4:SER:OG	49:BV:5:LEU:N	2.51	0.44
52:BB:7:G:O6	52:BB:60:A:N6	2.51	0.44
31:CA:262:A:C6	31:CA:263:A:C6	3.06	0.44
31:CA:622:A:C8	31:CA:623:C:C6	3.06	0.44
31:CA:963:G:H21	40:CM:55:LYS:HD3	1.83	0.44
31:CA:1275:A:C2	31:CA:1276:G:H1'	2.52	0.44
33:CF:148:GLY:HA3	33:CF:172:ARG:O	2.18	0.44
34:CG:19:LEU:HB3	34:CG:67:ILE:HG12	1.98	0.44
34:CG:110:PHE:N	34:CG:110:PHE:CD1	2.86	0.44
35:CH:41:VAL:HG13	35:CH:113:ALA:HA	2.00	0.44
35:CH:51:VAL:HB	35:CH:52:PRO:CD	2.42	0.44
35:CH:107:ARG:HG2	35:CH:108:ALA:N	2.33	0.44
38:CK:25:ASP:N	38:CK:25:ASP:OD1	2.51	0.44
38:CK:102:ARG:O	38:CK:102:ARG:HD2	2.18	0.44
40:CM:99:LYS:HE2	40:CM:100:THR:H	1.82	0.44
1:DA:247:G:H4'	1:DA:386:G:C6	2.53	0.44
1:DA:278:A:H4'	1:DA:279:C:OP1	2.17	0.44
1:DA:307:G:N2	1:DA:309:G:H3'	2.33	0.44
1:DA:320:A:H4'	1:DA:322:A:N7	2.32	0.44
1:DA:558:G:OP1	9:DM:111:PRO:HD2	2.18	0.44
1:DA:654(B):C:C2	1:DA:654(T):A:C2	3.06	0.44
1:DA:862:G:H2'	1:DA:863:A:O4'	2.18	0.44
1:DA:1043:C:N4	1:DA:1112:G:H1	2.16	0.44
1:DA:1133:U:H2'	1:DA:1137:G:OP1	2.17	0.44
1:DA:1183:G:H4'	25:DX:29:ARG:HH21	1.83	0.44
1:DA:1312:U:H4'	1:DA:1313:U:O5'	2.18	0.44
1:DA:1316:U:H2'	1:DA:1317:A:H8	1.82	0.44
1:DA:2379:G:O2'	14:DQ:17:ARG:NH1	2.50	0.44
1:DA:2437:U:H2'	1:DA:2438:U:C6	2.52	0.44
1:DA:2575:C:O2'	1:DA:2578:G:N7	2.43	0.44
3:DD:7:LYS:NZ	3:DD:7:LYS:HB3	2.32	0.44
3:DD:33:LEU:CD2	3:DD:34:VAL:H	2.29	0.44

*Continued on next page...*

*Continued from previous page...*

Atom-1	Atom-2	Interatomic distance (Å)	Clash overlap (Å)
11:DO:6:LEU:HB3	11:DO:7:ARG:H	1.54	0.44
14:DQ:89:ARG:HG3	14:DQ:92:TYR:O	2.18	0.44
14:DQ:110:LEU:HD23	14:DQ:112:PHE:CE2	2.53	0.44
16:D1:105:VAL:HG11	17:D2:40:LEU:HD21	2.00	0.44
19:DT:26:TYR:O	19:DT:81:VAL:HG22	2.17	0.44
20:DU:54:LYS:HG2	20:DU:55:TYR:CE2	2.52	0.44
24:DW:47:ASN:ND2	24:DW:47:ASN:H	2.15	0.44
26:D4:32:TYR:HB3	26:D4:33:VAL:H	1.41	0.44
28:D6:27:LYS:NZ	28:D6:28:ARG:HH12	2.15	0.44
30:D8:34:TRP:CD2	30:D8:35:GLN:N	2.76	0.44
1:AA:299:A:H5'	1:AA:300:A:OP2	2.18	0.44
1:AA:314:A:O2'	1:AA:315:G:H5'	2.17	0.44
1:AA:607:U:O2	1:AA:621:A:N1	2.51	0.44
1:AA:684:G:OP1	29:A7:16:HIS:ND1	2.51	0.44
1:AA:880:G:H1	1:AA:897:C:H42	1.66	0.44
1:AA:986:C:O2'	1:AA:987:G:H5'	2.18	0.44
1:AA:1116:C:H2'	1:AA:1117:G:O4'	2.17	0.44
1:AA:1210:A:C8	1:AA:1210:A:C5'	2.99	0.44
1:AA:2157:G:O2'	1:AA:2158:A:P	2.74	0.44
1:AA:2470:G:N2	1:AA:2480:C:C2	2.76	0.44
2:AB:48:A:H4'	14:AQ:95:HIS:CD2	2.47	0.44
5:AF:36:VAL:HG11	5:AF:183:VAL:CG1	2.48	0.44
5:AF:67:GLN:HB2	5:AF:67:GLN:HE21	1.63	0.44
5:AF:116:ASP:OD2	11:AO:1:MET:HB2	2.17	0.44
6:AG:82:LEU:HA	6:AG:86:MET:HE3	2.00	0.44
7:AH:12:PRO:O	7:AH:13:LYS:HB2	2.17	0.44
7:AH:30:LYS:HZ3	7:AH:83:TYR:HE2	1.65	0.44
7:AH:150:ALA:C	7:AH:152:ARG:N	2.71	0.44
12:AP:26:TYR:HD2	12:AP:26:TYR:C	2.21	0.44
17:A2:44:LYS:C	17:A2:46:VAL:N	2.68	0.44
20:AU:68:HIS:ND1	20:AU:70:SER:HB3	2.33	0.44
20:AU:81:LYS:HD2	20:AU:81:LYS:N	2.33	0.44
21:AV:110:GLY:O	21:AV:111:VAL:C	2.56	0.44
28:A6:28:ARG:HH12	28:A6:30:THR:CG2	2.31	0.44
31:BA:46:G:H2'	31:BA:366:C:C5	2.52	0.44
31:BA:49:U:O2'	31:BA:50:A:OP1	2.35	0.44
31:BA:57:G:C5	31:BA:58:C:C4	3.06	0.44
31:BA:142:G:H2'	31:BA:143:A:C8	2.53	0.44
31:BA:184:G:H2'	31:BA:185:A:H8	1.83	0.44
31:BA:312:C:H2'	31:BA:313:A:C8	2.53	0.44
31:BA:975:A:N6	40:BM:60:ARG:HH12	2.16	0.44

*Continued on next page...*

*Continued from previous page...*

Atom-1	Atom-2	Interatomic distance (Å)	Clash overlap (Å)
31:BA:1381:U:O2'	31:BA:1382:C:H5'	2.18	0.44
32:BE:17:PHE:HB3	32:BE:44:LEU:HD11	1.98	0.44
34:BG:102:ASP:CB	34:BG:118:ARG:HG2	2.48	0.44
34:BG:151:LYS:HG2	34:BG:151:LYS:O	2.18	0.44
38:BK:23:SER:HA	38:BK:63:LEU:HD22	2.00	0.44
38:BK:29:SER:HB3	38:BK:32:LYS:HE3	1.99	0.44
38:BK:73:ASP:OD2	38:BK:75:ARG:NE	2.50	0.44
40:BM:85:LEU:H	40:BM:85:LEU:HG	1.52	0.44
43:BP:13:LYS:O	43:BP:44:ARG:HD2	2.17	0.44
44:BQ:23:ARG:NH1	44:BQ:30:ALA:HB2	2.32	0.44
45:BR:24:SER:O	45:BR:28:GLN:HG3	2.18	0.44
46:BS:20:VAL:HG13	46:BS:32:TYR:HB2	1.99	0.44
48:BU:88:LYS:HB3	48:BU:88:LYS:NZ	2.32	0.44
51:BX:12:LYS:HB3	51:BX:22:ARG:HD2	2.00	0.44
52:BB:75:G:H2'	52:BB:76:U:H6	1.83	0.44
31:CA:321:A:N7	31:CA:328:C:C6	2.86	0.44
31:CA:434:U:H2'	31:CA:435:C:C6	2.53	0.44
31:CA:465:A:N6	31:CA:467:G:C2	2.86	0.44
31:CA:1068:G:N3	31:CA:1191:A:C2	2.86	0.44
31:CA:1267:C:O2	31:CA:1267:C:C2'	2.66	0.44
34:CG:173:TRP:HB3	34:CG:187:ARG:NH1	2.33	0.44
37:CJ:23:VAL:O	37:CJ:27:ILE:HG13	2.18	0.44
39:CL:97:LYS:HG3	39:CL:98:PRO:CD	2.48	0.44
43:CP:3:ARG:HG2	43:CP:9:ILE:CG1	2.48	0.44
49:CV:66:MET:CA	49:CV:67:VAL:CB	2.96	0.44
53:CC:75:C:O2	1:DA:2252:G:N2	2.50	0.44
1:DA:273(E):U:O2'	1:DA:273(F):C:H5'	2.18	0.44
1:DA:322:A:C5	1:DA:340:A:C2	3.06	0.44
1:DA:469:G:C6	29:D7:39:ARG:NH1	2.86	0.44
1:DA:606:U:H4'	1:DA:658:C:H4'	1.99	0.44
1:DA:608:A:H2'	1:DA:609:A:C8	2.52	0.44
1:DA:784:A:C8	1:DA:792:G:C5	3.06	0.44
1:DA:908:C:OP1	12:DP:22:LYS:CB	2.66	0.44
1:DA:947:G:H2'	1:DA:948:G:C8	2.53	0.44
1:DA:1018:C:O2'	1:DA:1019:U:H5'	2.18	0.44
1:DA:1019:U:H2'	1:DA:1020:A:C8	2.52	0.44
1:DA:1054:A:H2'	1:DA:1055:G:O4'	2.17	0.44
1:DA:1274:A:N3	1:DA:1297:C:H1'	2.33	0.44
1:DA:1479:G:O2'	1:DA:1558:A:H5'	2.18	0.44
1:DA:1487:G:H1	1:DA:1502:C:N4	2.15	0.44
1:DA:1794:U:H1'	1:DA:1900:A:C2	2.52	0.44

*Continued on next page...*



*Continued from previous page...*

Atom-1	Atom-2	Interatomic distance (Å)	Clash overlap (Å)
1:DA:2311:A:C2	6:DG:44:GLY:HA3	2.52	0.44
5:DF:132:VAL:HG13	5:DF:133:ASN:N	2.32	0.44
7:DH:169:VAL:O	7:DH:170:ARG:HG2	2.18	0.44
12:DP:111:GLU:O	12:DP:115:MET:HG2	2.18	0.44
15:DR:91:ARG:HD2	15:DR:124:ASP:OD1	2.17	0.44
18:DS:13:SER:HA	18:DS:99:ARG:HB2	2.00	0.44
21:DV:5:LEU:O	21:DV:6:LYS:C	2.55	0.44
22:D3:72:ARG:HG3	22:D3:78:TYR:CD1	2.53	0.44
1:AA:602:G:N2	1:AA:655:A:C8	2.78	0.43
1:AA:654(A):A:H2	1:AA:654(T):A:N1	2.16	0.43
1:AA:795:C:H2'	1:AA:796:C:H6	1.83	0.43
1:AA:1138:G:N2	9:AM:106:MET:HE3	2.19	0.43
1:AA:1170:G:C2	1:AA:1180:C:C2	3.05	0.43
2:AB:55:U:H2'	2:AB:56:G:O4'	2.18	0.43
3:AD:33:LEU:CD1	3:AD:34:VAL:N	2.81	0.43
3:AD:60:ARG:HD3	3:AD:86:PRO:HB2	2.00	0.43
4:AE:116:VAL:HG11	4:AE:138:PRO:HB3	2.00	0.43
7:AH:86:GLU:HG3	7:AH:165:ALA:CB	2.48	0.43
9:AM:46:VAL:O	9:AM:47:ALA:CB	2.65	0.43
11:AO:65:ARG:O	11:AO:66:GLY:C	2.56	0.43
12:AP:109:VAL:HG13	12:AP:113:GLN:HB3	1.99	0.43
15:AR:62:THR:HG22	15:AR:75:ILE:HG23	2.00	0.43
17:A2:4:ILE:O	17:A2:39:LEU:HB2	2.18	0.43
19:AT:40:LYS:HG3	19:AT:51:VAL:HB	2.00	0.43
22:A3:40:GLN:NE2	22:A3:45:PHE:H	2.12	0.43
26:A4:14:ILE:HA	26:A4:31:ILE:O	2.17	0.43
31:BA:58:C:O2'	31:BA:388:G:N7	2.44	0.43
31:BA:90:C:C5	31:BA:91:C:C5	3.06	0.43
31:BA:262:A:C6	31:BA:263:A:C6	3.05	0.43
31:BA:281:G:H8	31:BA:281:G:OP2	2.00	0.43
31:BA:693:G:C4	54:B1:13:U:H1'	2.52	0.43
31:BA:950:U:H2'	31:BA:951:G:C8	2.53	0.43
31:BA:983:A:H3'	31:BA:983:A:N3	2.33	0.43
31:BA:1211:U:H1'	31:BA:1213:A:C2	2.53	0.43
31:BA:1305:G:C5'	51:BX:4:GLY:HA3	2.47	0.43
31:BA:1495:U:H2'	31:BA:1496:C:C6	2.53	0.43
32:BE:8:LYS:H	32:BE:8:LYS:CD	2.31	0.43
33:BF:149:ALA:HA	33:BF:201:TYR:O	2.18	0.43
36:BI:87:ARG:NH1	36:BI:87:ARG:CG	2.73	0.43
37:BJ:38:LEU:HD12	37:BJ:38:LEU:O	2.18	0.43
43:BP:16:ASP:OD2	43:BP:16:ASP:N	2.49	0.43

*Continued on next page...*

*Continued from previous page...*

Atom-1	Atom-2	Interatomic distance (Å)	Clash overlap (Å)
43:BP:84:ILE:HD12	43:BP:84:ILE:HA	1.87	0.43
31:CA:78:G:H2'	31:CA:79:G:O4'	2.18	0.43
31:CA:340:U:H3	31:CA:349:A:N6	2.14	0.43
31:CA:423:G:N2	31:CA:424:G:C8	2.85	0.43
31:CA:1056:U:H5'	33:CF:163:ALA:HB2	2.00	0.43
31:CA:1159:U:O2	31:CA:1181:G:C6	2.71	0.43
31:CA:1183:A:C2'	31:CA:1184:G:OP1	2.66	0.43
31:CA:1412:C:H2'	31:CA:1413:A:C8	2.53	0.43
32:CE:158:LEU:HD12	32:CE:158:LEU:H	1.81	0.43
34:CG:78:LEU:HD22	34:CG:96:LEU:HB3	2.00	0.43
37:CJ:115:ARG:O	37:CJ:119:ARG:HG3	2.18	0.43
39:CL:37:PHE:HB3	39:CL:43:ALA:HB1	1.99	0.43
45:CR:3:ILE:HD13	45:CR:3:ILE:N	2.33	0.43
47:CT:45:HIS:CG	47:CT:65:ILE:HD13	2.53	0.43
53:CD:14:A:C8	53:CD:15:G:C8	3.05	0.43
1:DA:603:A:C2	1:DA:655:A:C2	3.05	0.43
1:DA:691:C:O4'	3:DD:43:ARG:NH2	2.51	0.43
1:DA:863:A:O2'	1:DA:864:G:H5'	2.18	0.43
1:DA:1045:A:H2'	1:DA:1045:A:N3	2.33	0.43
1:DA:1142(A):A:C8	1:DA:1144:G:C5	3.05	0.43
1:DA:1180:C:O2'	1:DA:1181:C:H5'	2.17	0.43
1:DA:1300:U:C4'	1:DA:1301:A:H5''	2.45	0.43
1:DA:1342:A:C2	1:DA:1602:U:C4	3.05	0.43
1:DA:1488:G:C6	1:DA:1489:U:N3	2.86	0.43
1:DA:2086:U:H2'	1:DA:2087:G:C8	2.53	0.43
1:DA:2517:C:C2	1:DA:2542:A:C6	3.05	0.43
1:DA:2558:C:H2'	1:DA:2559:C:O4'	2.19	0.43
6:DG:86:MET:HA	6:DG:87:PRO:HD3	1.90	0.43
7:DH:103:LEU:HD23	7:DH:115:VAL:O	2.18	0.43
7:DH:109:PHE:C	7:DH:111:HIS:H	2.22	0.43
7:DH:119:GLU:O	7:DH:121:ILE:HG12	2.18	0.43
8:DK:2:LYS:HB2	8:DK:39:ALA:HB3	2.00	0.43
8:DK:68:LEU:O	8:DK:71:ILE:N	2.48	0.43
9:DM:33:LEU:CD1	9:DM:38:HIS:CD2	3.01	0.43
9:DM:120:LEU:HD21	9:DM:122:VAL:HG23	1.99	0.43
12:DP:63:LYS:HB3	12:DP:107:ALA:O	2.18	0.43
15:DR:131:ALA:O	15:DR:134:GLU:HB2	2.18	0.43
17:D2:4:ILE:HA	17:D2:12:TYR:O	2.18	0.43
17:D2:28:GLU:O	17:D2:61:VAL:HG11	2.18	0.43
20:DU:47:LYS:HG2	20:DU:60:PHE:HD1	1.82	0.43
21:DV:103:ARG:O	21:DV:104:PHE:HB2	2.17	0.43

*Continued on next page...*

*Continued from previous page...*

Atom-1	Atom-2	Interatomic distance (Å)	Clash overlap (Å)
24:DW:17:SER:HB3	24:DW:21:LEU:N	2.33	0.43
25:DX:7:LYS:O	25:DX:9:VAL:HG13	2.17	0.43
28:D6:37:ARG:O	28:D6:49:HIS:HB2	2.18	0.43
1:AA:176:G:C2'	1:AA:177:G:H5'	2.48	0.43
1:AA:185:U:H4'	1:AA:218:A:H4'	2.00	0.43
1:AA:811:U:H2'	11:AO:21:ARG:C	2.37	0.43
1:AA:1265:A:H3'	27:A5:19:ARG:NH1	2.32	0.43
1:AA:1735:C:C2'	1:AA:1741:C:H5'	2.48	0.43
1:AA:1799:G:P	1:AA:1799:G:H3'	2.58	0.43
1:AA:2389:G:H5''	1:AA:2390:U:H5'	1.98	0.43
1:AA:2601:C:H2'	1:AA:2603:G:C8	2.53	0.43
1:AA:2751:G:C1'	1:AA:2752:C:OP1	2.67	0.43
1:AA:2819:G:H2'	1:AA:2821:A:N7	2.32	0.43
2:AB:88:C:H2'	2:AB:89:G:O4'	2.18	0.43
5:AF:107:LYS:O	5:AF:108:LYS:C	2.55	0.43
10:AN:63:VAL:HG12	10:AN:106:LEU:HD11	2.00	0.43
11:AO:116:GLY:O	11:AO:117:GLU:C	2.56	0.43
12:AP:26:TYR:C	12:AP:26:TYR:CD2	2.91	0.43
27:A5:47:PRO:O	27:A5:48:GLU:HG3	2.18	0.43
28:A6:47:THR:HG22	28:A6:48:VAL:N	2.23	0.43
30:A8:2:PRO:O	30:A8:3:LYS:C	2.56	0.43
31:BA:50:A:H1'	31:BA:52:G:C8	2.53	0.43
31:BA:78:G:H1	31:BA:91:C:H42	1.67	0.43
31:BA:110:C:O2'	46:BS:25:ARG:O	2.34	0.43
31:BA:273:A:N6	31:BA:274:A:C6	2.86	0.43
31:BA:940:C:H2'	31:BA:941:G:C8	2.52	0.43
31:BA:1273:G:C6	31:BA:1274:G:C4	3.06	0.43
31:BA:1285:A:OP1	31:BA:1285:A:C8	2.71	0.43
32:BE:8:LYS:C	32:BE:10:LEU:H	2.21	0.43
33:BF:32:LEU:HD13	33:BF:59:ARG:NH1	2.34	0.43
33:BF:67:THR:HG23	33:BF:102:ASN:HB2	2.00	0.43
35:BH:33:VAL:HG11	35:BH:109:ILE:HA	1.99	0.43
37:BJ:77:SER:OG	53:BD:33:C:H4'	2.17	0.43
39:BL:95:LYS:HB2	39:BL:95:LYS:HE2	1.69	0.43
40:BM:48:THR:HA	40:BM:62:HIS:CB	2.39	0.43
42:BO:67:ILE:CD1	42:BO:74:LEU:HD12	2.49	0.43
43:BP:30:ALA:O	43:BP:32:GLU:N	2.51	0.43
31:CA:89:U:C4'	31:CA:90:C:OP1	2.66	0.43
31:CA:191:G:C6	31:CA:192:U:C4	3.06	0.43
31:CA:560:U:H5'	31:CA:566:G:N2	2.32	0.43
31:CA:797:C:O2'	31:CA:798:G:H5'	2.17	0.43

*Continued on next page...*

*Continued from previous page...*

Atom-1	Atom-2	Interatomic distance (Å)	Clash overlap (Å)
31:CA:946:A:C2	31:CA:1236:A:C2	3.06	0.43
32:CE:109:SER:O	32:CE:111:ARG:N	2.50	0.43
32:CE:115:LEU:HD21	32:CE:153:ARG:NH1	2.33	0.43
32:CE:239:VAL:CG1	32:CE:240:GLN:HG3	2.47	0.43
37:CJ:12:LEU:HD21	37:CJ:28:ASN:ND2	2.33	0.43
40:CM:23:ILE:HA	40:CM:26:ALA:HB3	2.00	0.43
42:CO:61:TYR:O	42:CO:62:GLU:HB3	2.19	0.43
43:CP:33:ALA:HA	43:CP:59:TYR:HE2	1.83	0.43
44:CQ:12:ARG:NH2	44:CQ:14:PRO:HG2	2.33	0.43
49:CV:65:ASN:O	49:CV:65:ASN:ND2	2.51	0.43
50:CW:97:ALA:O	50:CW:99:LEU:N	2.44	0.43
53:CC:17:C:O2	53:CC:17:C:C2'	2.66	0.43
53:CC:28:U:O2	53:CC:45:A:C2	2.71	0.43
1:DA:57:C:H2'	1:DA:58:G:O5'	2.18	0.43
1:DA:648:G:O2'	1:DA:649:G:H5'	2.18	0.43
1:DA:797:C:H2'	1:DA:798:G:O4'	2.18	0.43
1:DA:848:G:H1'	1:DA:933:A:H8	1.83	0.43
1:DA:1055:G:N3	1:DA:1085:A:C2	2.86	0.43
1:DA:1449:A:H5'	1:DA:1449(A):G:OP2	2.18	0.43
1:DA:1758:G:C2	1:DA:2696:U:H5'	2.53	0.43
1:DA:1879:C:H2'	1:DA:1880:C:O4'	2.17	0.43
1:DA:1963:U:O2	1:DA:1963:U:C2'	2.66	0.43
1:DA:2115:G:H2'	1:DA:2116:G:N7	2.34	0.43
1:DA:2126:A:C1'	1:DA:2127:G:H5''	2.47	0.43
1:DA:2522:U:H2'	1:DA:2523:G:H5'	1.99	0.43
4:DE:36:ARG:O	4:DE:37:ARG:C	2.56	0.43
4:DE:38:THR:O	4:DE:40:GLU:N	2.51	0.43
6:DG:88:ILE:HG23	6:DG:88:ILE:O	2.18	0.43
7:DH:150:ALA:C	7:DH:152:ARG:H	2.21	0.43
8:DK:68:LEU:O	8:DK:71:ILE:HG22	2.18	0.43
12:DP:133:ARG:O	12:DP:133:ARG:HD3	2.18	0.43
18:DS:20:VAL:HG22	18:DS:47:VAL:HG21	1.99	0.43
20:DU:74:PRO:HB2	20:DU:101:LYS:NZ	2.33	0.43
21:DV:105:VAL:CG2	21:DV:106:GLY:H	2.17	0.43
23:DZ:91:LYS:HA	23:DZ:91:LYS:NZ	2.32	0.43
24:DW:62:THR:O	24:DW:66:GLU:HG3	2.18	0.43
25:DX:43:ILE:O	25:DX:47:VAL:HG23	2.18	0.43
26:D4:40:HIS:N	26:D4:41:PRO:HD3	2.32	0.43
28:D6:48:VAL:O	28:D6:49:HIS:ND1	2.50	0.43
1:AA:309:G:C5	1:AA:330:A:C6	3.06	0.43
1:AA:618:G:H2'	1:AA:618(A):C:O4'	2.18	0.43

*Continued on next page...*

*Continued from previous page...*

Atom-1	Atom-2	Interatomic distance (Å)	Clash overlap (Å)
1:AA:654(E):C:H42	1:AA:654(P):G:H1	1.65	0.43
1:AA:1170:G:N2	1:AA:1180:C:C2	2.86	0.43
1:AA:1215:G:C4	1:AA:1216:G:C8	3.06	0.43
1:AA:1535:U:H3'	1:AA:1536:A:C5'	2.43	0.43
1:AA:1793:C:O2	1:AA:1900:A:H2	2.01	0.43
1:AA:2371:G:H1'	28:A6:45:LYS:HD2	2.01	0.43
1:AA:2636:U:OP1	4:AE:80:GLU:N	2.48	0.43
1:AA:2648:C:H2'	1:AA:2649:U:C6	2.53	0.43
2:AB:79:C:O5'	2:AB:79:C:H6	2.02	0.43
3:AD:70:TRP:O	3:AD:73:VAL:HG23	2.18	0.43
3:AD:96:HIS:CD2	3:AD:102:LYS:HE2	2.54	0.43
5:AF:155:LEU:HB2	5:AF:189:THR:HG21	2.00	0.43
8:AK:2:LYS:HA	8:AK:20:ASP:HA	1.99	0.43
8:AK:3:VAL:HG12	8:AK:38:LEU:HA	1.99	0.43
8:AK:133:HIS:CB	8:AK:134:PRO:CD	2.96	0.43
9:AM:42:TRP:CD1	16:A1:63:VAL:HG11	2.52	0.43
10:AN:7:TYR:OH	10:AN:44:LYS:HG3	2.18	0.43
11:AO:10:PRO:O	11:AO:11:GLY:O	2.36	0.43
11:AO:15:ARG:NH1	11:AO:15:ARG:CB	2.77	0.43
11:AO:83:VAL:O	11:AO:114:ILE:HA	2.18	0.43
14:AQ:58:LEU:H	14:AQ:58:LEU:CD2	2.29	0.43
17:A2:35:LEU:HB2	17:A2:37:VAL:CG2	2.48	0.43
19:AT:87:GLN:HE21	19:AT:87:GLN:HB2	1.59	0.43
28:A6:15:GLU:CG	28:A6:16:CYS:H	2.29	0.43
31:BA:438:G:O2'	31:BA:439:A:H5''	2.17	0.43
31:BA:817:C:H4'	31:BA:818:G:OP1	2.17	0.43
31:BA:892:A:O2'	31:BA:1415:G:H4'	2.18	0.43
31:BA:1061:G:OP2	33:BF:2:GLY:O	2.36	0.43
31:BA:1160:G:C6	31:BA:1177:G:N2	2.86	0.43
33:BF:22:TRP:CH2	33:BF:32:LEU:HB3	2.53	0.43
36:BI:22:GLU:O	36:BI:26:ILE:HG13	2.18	0.43
37:BJ:78:ARG:HH11	37:BJ:80:VAL:HG13	1.83	0.43
38:BK:114:THR:C	38:BK:116:LYS:H	2.21	0.43
41:BN:32:ILE:HD11	41:BN:68:ALA:HB1	2.00	0.43
49:BV:41:VAL:HG12	49:BV:44:MET:CB	2.47	0.43
31:CA:186:C:H42	31:CA:191:G:H1	1.64	0.43
31:CA:926:G:C6	31:CA:1505:G:C5	3.06	0.43
31:CA:1028(A):C:N4	31:CA:1028(B):C:H41	2.16	0.43
31:CA:1129:C:N3	31:CA:1139:G:C2	2.86	0.43
31:CA:1330:U:O4	31:CA:1331:G:C2	2.71	0.43
35:CH:100:VAL:HG22	35:CH:118:ILE:HG22	2.00	0.43

*Continued on next page...*

*Continued from previous page...*

Atom-1	Atom-2	Interatomic distance (Å)	Clash overlap (Å)
1:DA:818:G:H5'	1:DA:839:U:OP1	2.19	0.43
1:DA:948:G:C2	1:DA:970:C:O2	2.71	0.43
1:DA:2113:U:H5	1:DA:2114:A:HO2'	1.66	0.43
1:DA:2126:A:H4'	1:DA:2127:G:OP1	2.18	0.43
1:DA:2154:G:H2'	1:DA:2155:G:H8	1.82	0.43
1:DA:2286:A:H4'	1:DA:2287:A:O4'	2.18	0.43
4:DE:201:THR:HG22	4:DE:202:LYS:N	2.30	0.43
5:DF:123:LEU:O	5:DF:123:LEU:HD12	2.18	0.43
7:DH:6:ARG:HE	7:DH:54:ARG:HH12	1.66	0.43
12:DP:63:LYS:HD2	12:DP:63:LYS:HA	1.66	0.43
12:DP:77:LYS:C	12:DP:79:LEU:N	2.71	0.43
12:DP:132:VAL:CG1	12:DP:133:ARG:N	2.81	0.43
16:D1:62:ILE:CD1	16:D1:93:LYS:HG2	2.48	0.43
17:D2:47:VAL:O	17:D2:47:VAL:HG22	2.18	0.43
17:D2:85:LYS:HD2	17:D2:86:GLY:N	2.28	0.43
20:DU:20:TYR:CE2	20:DU:42:VAL:N	2.86	0.43
21:DV:106:GLY:HA3	21:DV:140:ASP:HB3	2.00	0.43
23:DZ:88:LYS:O	23:DZ:93:GLU:HG3	2.18	0.43
24:DW:33:MET:O	24:DW:37:PHE:HD1	2.01	0.43
24:DW:47:ASN:ND2	24:DW:47:ASN:N	2.65	0.43
25:DX:13:ILE:H	25:DX:13:ILE:HD12	1.84	0.43
28:D6:12:GLU:O	28:D6:52:VAL:HG12	2.18	0.43
1:AA:733:G:C8	1:AA:761:A:N6	2.87	0.43
1:AA:993:G:H4'	17:A2:70:ILE:HD11	2.01	0.43
1:AA:1077:A:N3	1:AA:1077:A:C2'	2.81	0.43
1:AA:1331:A:O2'	1:AA:1332:G:H8	2.01	0.43
1:AA:1442:G:C2	1:AA:1550:C:O2	2.72	0.43
1:AA:1920:C:O2	1:AA:1920:C:H2'	2.18	0.43
1:AA:2180:U:H2'	1:AA:2181:G:O4'	2.18	0.43
1:AA:2846:G:H2'	1:AA:2847:U:O4'	2.18	0.43
2:AB:11:C:H5''	2:AB:12:C:OP2	2.18	0.43
4:AE:38:THR:CB	4:AE:39:PRO:HD2	2.38	0.43
9:AM:26:LEU:O	9:AM:30:ILE:HG13	2.18	0.43
14:AQ:89:ARG:HG3	14:AQ:92:TYR:O	2.18	0.43
15:AR:58:ASN:C	15:AR:58:ASN:HD22	2.20	0.43
16:A1:83:LEU:HA	16:A1:86:ALA:HB3	1.99	0.43
18:AS:12:ILE:HG13	18:AS:42:ARG:NH1	2.33	0.43
24:AW:10:LEU:O	24:AW:14:ARG:HG3	2.17	0.43
24:AW:31:GLU:HB2	24:AW:53:LEU:HD11	2.00	0.43
31:BA:49:U:H1'	31:BA:50:A:OP1	2.19	0.43
31:BA:81:G:H2'	31:BA:82:U:O4'	2.19	0.43

*Continued on next page...*

*Continued from previous page...*

Atom-1	Atom-2	Interatomic distance (Å)	Clash overlap (Å)
31:BA:142:G:C6	31:BA:143:A:C6	3.07	0.43
31:BA:223:U:C4	31:BA:224:C:C5	3.06	0.43
31:BA:439:A:C2'	31:BA:440:A:O5'	2.66	0.43
31:BA:443:C:H2'	31:BA:444:C:C6	2.53	0.43
31:BA:939:G:H2'	31:BA:940:C:H6	1.83	0.43
31:BA:1129:C:C4	31:BA:1139:G:C6	3.06	0.43
31:BA:1282:C:OP2	31:BA:1282:C:H6	2.01	0.43
31:BA:1362(A):C:H5'	31:BA:1363:A:O5'	2.19	0.43
32:BE:170:GLU:HA	32:BE:172:ILE:HD12	1.99	0.43
33:BF:90:GLU:HA	33:BF:93:LYS:CB	2.49	0.43
34:BG:3:ARG:HG2	34:BG:118:ARG:CZ	2.48	0.43
34:BG:79:PHE:CE1	34:BG:204:ILE:HG12	2.52	0.43
39:BL:18:PHE:HB2	39:BL:62:TYR:O	2.18	0.43
40:BM:65:LEU:HD12	44:BQ:55:GLY:O	2.18	0.43
41:BN:32:ILE:HD12	41:BN:72:ALA:HB2	2.00	0.43
42:BO:50:ARG:CB	42:BO:90:LEU:HD11	2.48	0.43
43:BP:39:ILE:HD12	43:BP:56:LEU:HD21	1.99	0.43
53:BC:18:C:O2'	53:BC:19:G:H5''	2.18	0.43
53:BD:52:C:N3	53:BD:64:G:N2	2.54	0.43
31:CA:149:A:H2'	31:CA:150:C:C6	2.54	0.43
31:CA:383:A:H8	31:CA:383:A:O5'	2.01	0.43
31:CA:947:G:H2'	31:CA:948:C:O4'	2.18	0.43
31:CA:960:U:O2	31:CA:960:U:C2'	2.65	0.43
31:CA:1106:G:H4'	33:CF:171:GLY:O	2.17	0.43
31:CA:1261:A:C6	31:CA:1262:C:C2	3.07	0.43
31:CA:1423:G:H2'	31:CA:1424:C:C6	2.54	0.43
32:CE:73:THR:HG23	32:CE:170:GLU:OE1	2.18	0.43
33:CF:164:ARG:CG	33:CF:165:THR:H	2.26	0.43
35:CH:61:TYR:HA	35:CH:64:ARG:HG3	1.99	0.43
39:CL:5:TYR:OH	39:CL:16:ARG:HG2	2.17	0.43
39:CL:17:VAL:HA	39:CL:63:ILE:HG12	2.00	0.43
1:DA:55:G:C2	1:DA:116:C:C2	3.06	0.43
1:DA:77:C:OP1	24:DW:59:ARG:HD3	2.19	0.43
1:DA:197:A:H62	1:DA:2430:A:H2'	1.83	0.43
1:DA:273(C):C:H5'	1:DA:273(D):C:OP2	2.18	0.43
1:DA:383:U:O2	1:DA:385:C:N4	2.52	0.43
1:DA:466:A:H2	1:DA:795:C:O2	2.01	0.43
1:DA:612:G:N2	1:DA:617:G:C5	2.87	0.43
1:DA:893:C:O2'	1:DA:894:C:H5	2.02	0.43
1:DA:977:G:C6	1:DA:987:G:C6	3.06	0.43
1:DA:1149:G:C2	1:DA:1150:C:N3	2.86	0.43

*Continued on next page...*

*Continued from previous page...*

Atom-1	Atom-2	Interatomic distance (Å)	Clash overlap (Å)
1:DA:1498:C:O4'	1:DA:1577:C:H4'	2.18	0.43
1:DA:2115:G:H2'	1:DA:2116:G:C5	2.53	0.43
1:DA:2377:A:H2'	1:DA:2378:A:C8	2.53	0.43
1:DA:2389:G:H5''	1:DA:2390:U:O4'	2.18	0.43
1:DA:2732:G:H3'	1:DA:2733:A:O4'	2.18	0.43
4:DE:31:CYS:HB3	4:DE:49:LEU:HB2	1.99	0.43
6:DG:82:LEU:HD21	6:DG:88:ILE:HG21	2.00	0.43
8:DK:68:LEU:O	8:DK:70:GLU:N	2.51	0.43
11:DO:36:LYS:NZ	11:DO:39:LYS:HB3	2.33	0.43
15:DR:82:LEU:H	15:DR:82:LEU:HD12	1.82	0.43
16:D1:90:VAL:HG12	16:D1:91:ASP:H	1.82	0.43
20:DU:49:VAL:O	20:DU:51:VAL:N	2.51	0.43
26:D4:34:GLU:OE2	26:D4:35:VAL:HG23	2.19	0.43
30:D8:14:VAL:CG1	30:D8:22:VAL:HG13	2.47	0.43
1:AA:165:U:H3'	1:AA:165:U:O2	2.18	0.43
1:AA:222:A:C1'	1:AA:223:A:OP1	2.67	0.43
1:AA:318:C:H2'	1:AA:319:C:H6	1.83	0.43
1:AA:775:G:C4	1:AA:794:G:C8	3.07	0.43
1:AA:848:G:H2'	1:AA:849:A:C8	2.53	0.43
1:AA:856:C:H5'	22:A3:27:GLU:OE2	2.18	0.43
1:AA:991:C:H2'	1:AA:992:C:H6	1.83	0.43
1:AA:1014:U:C2'	1:AA:1015:G:H5''	2.44	0.43
1:AA:1055:G:H1	1:AA:1104:C:N4	2.14	0.43
1:AA:1090:U:C2	1:AA:1102:C:O2	2.72	0.43
1:AA:1354:A:H2'	1:AA:1355:G:O4'	2.19	0.43
1:AA:1665:A:H1'	10:AN:1:MET:HG3	2.00	0.43
1:AA:1797:C:C3'	1:AA:1798:U:H5'	2.48	0.43
1:AA:2282:G:H4'	1:AA:2389:G:O2'	2.18	0.43
1:AA:2419:U:P	30:A8:41:ILE:HD12	2.58	0.43
1:AA:2475:C:H5''	1:AA:2476:A:OP2	2.18	0.43
1:AA:2514:U:H2'	1:AA:2515:C:C6	2.53	0.43
1:AA:2811:G:OP1	4:AE:61:ARG:HG2	2.19	0.43
4:AE:120:TRP:CD2	4:AE:155:LYS:HD3	2.53	0.43
4:AE:144:ARG:HB3	4:AE:145:LYS:H	1.41	0.43
6:AG:130:ASN:OD1	6:AG:160:VAL:HG13	2.18	0.43
7:AH:169:VAL:HG13	7:AH:170:ARG:N	2.33	0.43
8:AK:99:GLU:OE2	8:AK:103:ARG:NH1	2.52	0.43
10:AN:22:ILE:HD12	10:AN:22:ILE:HA	1.82	0.43
11:AO:144:GLU:HA	11:AO:145:PRO:HD3	1.75	0.43
16:A1:76:TYR:CD2	16:A1:76:TYR:C	2.90	0.43
18:AS:29:LEU:HD13	18:AS:69:LEU:HD13	2.00	0.43

*Continued on next page...*



*Continued from previous page...*

Atom-1	Atom-2	Interatomic distance (Å)	Clash overlap (Å)
27:A5:40:LYS:CD	27:A5:46:CYS:HB3	2.49	0.43
31:BA:116:A:C8	31:BA:116:A:OP2	2.72	0.43
31:BA:147:G:C2	31:BA:148:G:C4	3.06	0.43
31:BA:475:G:C4	31:BA:476:G:C8	3.07	0.43
31:BA:691:G:H1'	31:BA:696:A:N6	2.33	0.43
31:BA:972:C:O2'	40:BM:55:LYS:HG2	2.18	0.43
31:BA:1032:A:H3'	31:BA:1032(A):G:C5'	2.47	0.43
31:BA:1032(B):G:C6	31:BA:1033:G:C6	3.07	0.43
31:BA:1176:A:N6	31:BA:1177:G:C4	2.87	0.43
41:BN:108:ILE:H	48:BU:87:ARG:HD2	1.83	0.43
42:BO:90:LEU:O	42:BO:93:VAL:HG13	2.17	0.43
44:BQ:25:VAL:HG13	44:BQ:38:GLY:O	2.19	0.43
50:BW:54:LYS:HG3	50:BW:57:ARG:NH2	2.34	0.43
31:CA:963:G:C2	40:CM:55:LYS:NZ	2.86	0.43
31:CA:1002:G:N1	31:CA:1038:C:N4	2.51	0.43
31:CA:1179:A:OP2	39:CL:93:ARG:NH2	2.48	0.43
35:CH:96:PRO:HA	35:CH:117:ASP:OD2	2.18	0.43
50:CW:26:ASN:HB3	50:CW:71:THR:OG1	2.18	0.43
50:CW:33:ILE:HD13	50:CW:62:LEU:HB3	2.01	0.43
1:DA:946:G:C2'	1:DA:947:G:O5'	2.66	0.43
1:DA:1106:G:H2'	1:DA:1107:G:O4'	2.18	0.43
1:DA:1319:G:C6	1:DA:1320:C:N4	2.86	0.43
1:DA:1341:U:O4	19:DT:16:LYS:HE2	2.19	0.43
1:DA:2119:A:N6	1:DA:2170:A:C8	2.85	0.43
1:DA:2134:A:N6	1:DA:2157:G:H1'	2.34	0.43
1:DA:2494:G:H2'	1:DA:2495:G:H8	1.83	0.43
1:DA:2689:U:C3'	1:DA:2690:C:H5'	2.48	0.43
4:DE:30:PRO:HD3	4:DE:180:ASN:OD1	2.18	0.43
11:DO:147:LEU:HD23	11:DO:148:LEU:H	1.83	0.43
16:D1:92:ARG:HG3	16:D1:94:ASN:HB3	2.00	0.43
26:D4:8:LYS:HD2	26:D4:8:LYS:HA	1.86	0.43
26:D4:53:GLU:OE2	26:D4:58:ARG:HB2	2.18	0.43
28:D6:41:PRO:HD2	28:D6:46:HIS:N	2.34	0.43
1:AA:537:C:O2	1:AA:537:C:H2'	2.19	0.43
1:AA:663:G:H2'	1:AA:664:C:O4'	2.19	0.43
1:AA:1188:U:H4'	17:A2:79:VAL:CG2	2.47	0.43
1:AA:1420:U:H3'	1:AA:1420:U:H6	1.83	0.43
1:AA:1952:A:C6	10:AN:22:ILE:HD11	2.53	0.43
1:AA:2329:G:H2'	1:AA:2330:G:C8	2.54	0.43
1:AA:2428:G:H21	11:AO:60:MET:HE2	1.84	0.43
1:AA:2461:C:H2'	1:AA:2462:U:C6	2.54	0.43

*Continued on next page...*

*Continued from previous page...*

Atom-1	Atom-2	Interatomic distance (Å)	Clash overlap (Å)
1:AA:2528:U:H2'	1:AA:2530:A:O5'	2.18	0.43
1:AA:2532:G:O2'	1:AA:2657:A:N1	2.46	0.43
3:AD:35:LYS:CE	3:AD:64:ILE:C	2.81	0.43
4:AE:35:GLN:HG2	4:AE:37:ARG:HG2	2.01	0.43
4:AE:101:ARG:C	4:AE:201:THR:OG1	2.57	0.43
5:AF:24:LEU:HA	5:AF:25:PRO:HD2	1.74	0.43
6:AG:77:ILE:O	6:AG:81:LYS:O	2.36	0.43
9:AM:39:ARG:HA	9:AM:40:PRO:HD3	1.85	0.43
9:AM:95:PRO:O	9:AM:96:GLU:CD	2.56	0.43
11:AO:9:ASN:CB	11:AO:10:PRO:CD	2.93	0.43
11:AO:61:ARG:HG3	30:A8:27:THR:CG2	2.48	0.43
12:AP:136:ALA:O	12:AP:137:TYR:C	2.56	0.43
16:A1:24:TYR:HB2	16:A1:29:SER:HB3	2.01	0.43
18:AS:70:TYR:CD2	18:AS:70:TYR:N	2.85	0.43
20:AU:5:MET:HE1	20:AU:32:PRO:HA	2.00	0.43
26:A4:38:LYS:N	26:A4:38:LYS:HD2	2.27	0.43
31:BA:130:A:HO2'	31:BA:131:C:P	2.38	0.43
31:BA:324:G:OP1	50:BW:70:SER:HB2	2.18	0.43
31:BA:411:A:C8	31:BA:413:G:H1'	2.54	0.43
31:BA:428:G:O4'	31:BA:430:A:C8	2.72	0.43
32:BE:192:SER:OG	32:BE:193:ASP:N	2.49	0.43
37:BJ:108:ALA:HA	37:BJ:111:ARG:HD2	2.01	0.43
38:BK:94:TYR:HD1	38:BK:132:GLU:HA	1.83	0.43
43:BP:84:ILE:HG13	49:BV:74:PHE:HE1	1.82	0.43
52:BB:19:G:C4'	52:BB:20:U:OP2	2.67	0.43
52:BB:36:A:H2'	52:BB:37:G:O5'	2.18	0.43
31:CA:527:G:C2'	31:CA:528:C:H5'	2.49	0.43
31:CA:812:C:C1'	31:CA:813:U:OP2	2.64	0.43
31:CA:848:C:O2'	31:CA:849:C:H5'	2.18	0.43
31:CA:1097:C:O2'	31:CA:1169:A:N3	2.42	0.43
31:CA:1139:G:N2	31:CA:1143:G:C6	2.86	0.43
31:CA:1216:G:H2'	31:CA:1217:C:C6	2.53	0.43
31:CA:1235:U:H2'	31:CA:1236:A:O4'	2.19	0.43
31:CA:1309:G:C6	31:CA:1329:A:C2	3.07	0.43
31:CA:1321:C:H4'	43:CP:87:TYR:CZ	2.54	0.43
31:CA:1378:C:C5	31:CA:1379:G:N9	2.87	0.43
31:CA:1525:G:OP1	41:CN:120:ARG:NH2	2.52	0.43
32:CE:8:LYS:HB3	32:CE:9:GLU:H	1.56	0.43
32:CE:121:LEU:HD23	32:CE:121:LEU:O	2.19	0.43
43:CP:8:GLU:OE1	43:CP:22:ILE:HG12	2.19	0.43
43:CP:22:ILE:HB	43:CP:25:ILE:HG13	2.01	0.43

*Continued on next page...*

*Continued from previous page...*

Atom-1	Atom-2	Interatomic distance (Å)	Clash overlap (Å)
48:CU:29:PHE:N	48:CU:29:PHE:HD2	2.16	0.43
53:CD:18:C:H5''	53:CD:19:G:OP1	2.18	0.43
1:DA:269:U:O2	1:DA:269:U:H2'	2.18	0.43
1:DA:531:C:C5	1:DA:2035:G:C2	3.07	0.43
1:DA:997:G:N2	1:DA:998:C:C2	2.87	0.43
1:DA:1012:U:C4	1:DA:1143:A:C6	3.02	0.43
1:DA:1071:G:N2	1:DA:1090:U:C5	2.86	0.43
1:DA:1288:U:H4'	1:DA:1289:C:OP2	2.19	0.43
1:DA:1438:U:O2'	1:DA:1439:A:H5'	2.19	0.43
1:DA:1907:G:O2'	1:DA:1908:C:H5'	2.18	0.43
1:DA:2157:G:C2'	1:DA:2158:A:H8	2.28	0.43
1:DA:2472:G:C4	1:DA:2475:C:N4	2.87	0.43
2:DB:97:G:H2'	2:DB:98:G:O4'	2.17	0.43
3:DD:105:ILE:HD13	3:DD:105:ILE:HA	1.67	0.43
4:DE:51:PHE:O	4:DE:74:PRO:HB2	2.18	0.43
5:DF:66:PRO:O	5:DF:67:GLN:CB	2.53	0.43
6:DG:35:GLU:O	6:DG:35:GLU:CG	2.66	0.43
7:DH:16:SER:O	7:DH:17:VAL:HB	2.18	0.43
7:DH:54:ARG:HB3	7:DH:65:HIS:CD2	2.53	0.43
15:DR:90:GLN:NE2	15:DR:121:ILE:HD11	2.34	0.43
17:D2:85:LYS:HG3	17:D2:86:GLY:N	2.33	0.43
20:DU:81:LYS:NZ	20:DU:97:ARG:NH1	2.66	0.43
21:DV:108:PRO:HG2	21:DV:109:ALA:H	1.84	0.43
22:D3:31:VAL:HG22	22:D3:65:GLY:O	2.17	0.43
29:D7:11:LYS:O	29:D7:11:LYS:HD3	2.19	0.43
1:AA:91:A:H2'	1:AA:92:G:O4'	2.19	0.43
1:AA:889:C:H5''	1:AA:890:A:OP2	2.19	0.43
1:AA:1063:G:C6	1:AA:1064:C:C4	3.06	0.43
1:AA:1124:C:H2'	1:AA:1125:G:O4'	2.19	0.43
1:AA:2119:A:N6	1:AA:2170:A:N6	2.67	0.43
1:AA:2751:G:C8	1:AA:2751:G:O5'	2.72	0.43
1:AA:2854:G:H2'	1:AA:2855:C:C6	2.54	0.43
7:AH:98:LEU:HB2	7:AH:125:VAL:HG21	2.01	0.43
11:AO:100:LEU:HB3	11:AO:106:LEU:HB2	2.00	0.43
21:AV:73:GLN:HB3	21:AV:87:ASP:OD1	2.18	0.43
21:AV:101:PRO:HA	21:AV:122:ARG:O	2.18	0.43
21:AV:118:GLN:HG2	21:AV:173:ALA:HB3	2.00	0.43
25:AX:12:PRO:HA	25:AX:15:TYR:HD1	1.84	0.43
26:A4:14:ILE:HG23	26:A4:15:ILE:N	2.34	0.43
27:A5:36:CYS:SG	27:A5:48:GLU:O	2.76	0.43
28:A6:14:THR:N	28:A6:50:ARG:O	2.51	0.43

*Continued on next page...*

*Continued from previous page...*

Atom-1	Atom-2	Interatomic distance (Å)	Clash overlap (Å)
31:BA:55:A:C6	8:DK:89:TYR:CD1	3.06	0.43
31:BA:76:G:C6	31:BA:77:C:C2	3.06	0.43
31:BA:419:C:H42	31:BA:424:G:H1	1.67	0.43
31:BA:695:A:H2'	31:BA:696:A:C8	2.54	0.43
31:BA:947:G:H2'	31:BA:948:C:O4'	2.18	0.43
31:BA:1176:A:N6	31:BA:1177:G:C2	2.85	0.43
31:BA:1258:G:C6	31:BA:1259:C:N4	2.87	0.43
33:BF:92:ALA:HB2	33:BF:99:VAL:HG22	2.01	0.43
33:BF:154:SER:OG	33:BF:165:THR:HB	2.18	0.43
34:BG:150:GLU:C	34:BG:152:SER:N	2.72	0.43
36:BI:22:GLU:OE1	36:BI:82:ARG:NH2	2.50	0.43
40:BM:6:ILE:HG12	40:BM:72:VAL:O	2.18	0.43
45:BR:55:GLY:HA2	45:BR:58:MET:HE2	2.00	0.43
53:BD:8:U:H5''	53:BD:9:G:P	2.59	0.43
31:CA:16:A:N1	31:CA:919:A:H2	2.17	0.43
31:CA:265:G:H5'	47:CT:64:PRO:O	2.18	0.43
31:CA:303:A:H2'	31:CA:304:U:O4'	2.19	0.43
31:CA:940:C:C2	31:CA:941:G:C8	3.07	0.43
31:CA:967:C:H2'	31:CA:968:A:C8	2.53	0.43
31:CA:1011:G:C2	31:CA:1019:C:O2	2.72	0.43
31:CA:1053:G:O6	31:CA:1199:U:H2'	2.19	0.43
31:CA:1147:C:O2	39:CL:16:ARG:NE	2.52	0.43
31:CA:1392:G:O2'	31:CA:1393:U:H5'	2.19	0.43
33:CF:23:TYR:CD2	33:CF:24:ALA:N	2.86	0.43
38:CK:73:ASP:N	38:CK:74:PRO:HD3	2.34	0.43
40:CM:40:LEU:HG	40:CM:41:PRO:HD2	2.00	0.43
40:CM:55:LYS:O	40:CM:56:HIS:CG	2.71	0.43
44:CQ:23:ARG:HB2	44:CQ:28:GLY:O	2.18	0.43
49:CV:48:THR:HG22	49:CV:61:TYR:HA	2.01	0.43
52:CB:26:C:C5	52:CB:27:G:N2	2.87	0.43
1:DA:340:A:H2'	1:DA:341:G:H5'	2.00	0.43
1:DA:392:C:H5''	1:DA:409:C:H5''	2.01	0.43
1:DA:581:C:C2	1:DA:582:G:C8	3.07	0.43
1:DA:1288:U:C2	1:DA:1327:C:O2	2.72	0.43
1:DA:1337:G:H2'	1:DA:1338:G:C8	2.53	0.43
1:DA:2189:U:C2'	1:DA:2190:G:H5'	2.49	0.43
1:DA:2472:G:H5''	1:DA:2473:U:H5''	2.00	0.43
1:DA:2517:C:C6	1:DA:2542:A:N1	2.87	0.43
3:DD:65:ILE:HD11	3:DD:67:PHE:CZ	2.54	0.43
4:DE:169:ASN:HA	4:DE:201:THR:HG21	2.00	0.43
6:DG:101:ILE:HD12	6:DG:102:PHE:N	2.34	0.43

*Continued on next page...*

*Continued from previous page...*

Atom-1	Atom-2	Interatomic distance (Å)	Clash overlap (Å)
6:DG:165:THR:OG1	6:DG:168:GLU:HG3	2.19	0.43
9:DM:45:ASN:HD22	9:DM:45:ASN:N	2.08	0.43
12:DP:23:GLY:HA2	12:DP:24:GLY:HA3	1.74	0.43
14:DQ:27:SER:HA	14:DQ:88:ASP:CB	2.49	0.43
14:DQ:106:ARG:H	14:DQ:106:ARG:HG3	1.35	0.43
17:D2:66:ARG:H	17:D2:66:ARG:HG2	1.55	0.43
19:DT:35:THR:O	19:DT:39:ILE:HG13	2.18	0.43
25:DX:30:ARG:H	25:DX:33:GLN:NE2	2.16	0.43
30:D8:61:LEU:CD1	30:D8:62:LEU:H	2.32	0.43
1:AA:10:G:C2	1:AA:2629:A:C2	3.06	0.43
1:AA:162:U:HO2'	1:AA:163:U:H5	1.66	0.43
1:AA:205:G:O2'	1:AA:206:U:P	2.77	0.43
1:AA:458:G:O2'	1:AA:469:G:O6	2.26	0.43
1:AA:536:A:P	16:A1:53:ARG:HH11	2.41	0.43
1:AA:747:U:C2	27:A5:2:ALA:N	2.87	0.43
1:AA:817:C:O2'	1:AA:839:U:H5''	2.18	0.43
1:AA:818:G:H4'	1:AA:838:C:O3'	2.18	0.43
1:AA:819:A:C4	1:AA:1189:A:C2	3.06	0.43
1:AA:973:A:H8	1:AA:973:A:OP1	2.02	0.43
1:AA:1386:C:H2'	1:AA:1387:C:H6	1.83	0.43
1:AA:1419:A:O2'	1:AA:1421:G:N7	2.39	0.43
1:AA:1471:A:H2'	1:AA:1471:A:N3	2.33	0.43
1:AA:1535:U:C4	1:AA:1537:C:H1'	2.53	0.43
1:AA:2016:U:H1'	27:A5:6:VAL:HG13	2.01	0.43
1:AA:2146:C:H4'	1:AA:2147:G:C5	2.54	0.43
1:AA:2489:G:C2'	1:AA:2490:G:H5'	2.48	0.43
1:AA:2572:A:H8	4:AE:144:ARG:HB3	1.84	0.43
1:AA:2894:G:H2'	1:AA:2895:U:OP2	2.18	0.43
2:AB:94:C:H2'	2:AB:95:U:C6	2.49	0.43
3:AD:18:VAL:HG12	3:AD:19:ALA:N	2.34	0.43
3:AD:28:GLU:CB	3:AD:29:PRO:HD2	2.28	0.43
3:AD:35:LYS:HA	3:AD:64:ILE:HG22	2.01	0.43
3:AD:264:LYS:O	3:AD:265:PRO:C	2.57	0.43
6:AG:103:LEU:HD23	6:AG:106:LEU:HD23	2.00	0.43
7:AH:154:PRO:HB2	7:AH:155:SER:H	1.48	0.43
8:AK:44:LEU:HD12	8:AK:44:LEU:HA	1.83	0.43
12:AP:31:ASP:O	12:AP:133:ARG:O	2.37	0.43
12:AP:79:LEU:O	12:AP:81:VAL:HG13	2.19	0.43
12:AP:115:MET:HG2	12:AP:131:ILE:HG21	2.00	0.43
17:A2:22:VAL:CG1	17:A2:23:GLU:N	2.81	0.43
20:AU:88:LYS:HB2	20:AU:90:LEU:HD22	2.00	0.43

*Continued on next page...*

*Continued from previous page...*

Atom-1	Atom-2	Interatomic distance (Å)	Clash overlap (Å)
27:A5:49:CYS:SG	27:A5:60:VAL:HG23	2.59	0.43
31:BA:433:C:H2'	31:BA:434:U:H6	1.84	0.43
31:BA:533:A:C2	31:BA:536:C:C5	3.06	0.43
31:BA:686:U:C1'	41:BN:42:TRP:HE1	2.17	0.43
31:BA:864:A:H3'	31:BA:865:A:C8	2.53	0.43
31:BA:1309:G:C6	31:BA:1329:A:C2	3.07	0.43
33:BF:18:TRP:C	33:BF:20:SER:H	2.21	0.43
34:BG:31:CYS:C	34:BG:33:MET:N	2.64	0.43
37:BJ:26:PHE:HD1	37:BJ:101:LEU:HD22	1.84	0.43
41:BN:102:GLY:O	41:BN:103:LEU:C	2.55	0.43
31:CA:649:G:O2'	31:CA:650:G:H5'	2.17	0.43
31:CA:991:U:HO2'	31:CA:992:U:P	2.41	0.43
31:CA:1053:G:C4	31:CA:1199:U:C5	3.07	0.43
31:CA:1187:G:N3	31:CA:1187:G:H2'	2.34	0.43
32:CE:187:LEU:HD23	32:CE:201:ILE:O	2.19	0.43
33:CF:115:LEU:O	33:CF:119:ARG:N	2.51	0.43
34:CG:23:GLY:HA3	34:CG:112:VAL:HG22	2.01	0.43
37:CJ:45:ASP:O	37:CJ:49:ILE:HG13	2.19	0.43
39:CL:16:ARG:O	39:CL:63:ILE:HG23	2.18	0.43
42:CO:54:LYS:HD2	42:CO:54:LYS:N	2.34	0.43
45:CR:17:ARG:NH1	45:CR:17:ARG:CG	2.81	0.43
46:CS:17:TYR:CE1	46:CS:41:PRO:HG3	2.52	0.43
53:CC:48:U:C1'	53:CC:49:C:O5'	2.67	0.43
1:DA:296:C:O2'	1:DA:297:C:H5'	2.18	0.43
1:DA:699:A:C2'	1:DA:700:G:H5'	2.48	0.43
1:DA:1003:G:O2'	1:DA:1010:A:N1	2.42	0.43
1:DA:1111:A:O2'	1:DA:1112:G:H4'	2.19	0.43
1:DA:1228:G:OP1	16:D1:13:LYS:HG2	2.18	0.43
1:DA:1387:C:C2	1:DA:1388:G:C8	3.06	0.43
1:DA:1915:U:H2'	1:DA:1916:A:O4'	2.18	0.43
1:DA:2013:A:N6	1:DA:2014:A:C6	2.87	0.43
1:DA:2655:G:N2	1:DA:2665:A:OP2	2.52	0.43
2:DB:56:G:H5'	6:DG:27:ASN:HD21	1.83	0.43
4:DE:35:GLN:O	4:DE:36:ARG:HG3	2.18	0.43
5:DF:51:THR:HG23	5:DF:92:PRO:HG2	2.01	0.43
5:DF:127:GLU:C	5:DF:129:PHE:H	2.16	0.43
7:DH:94:TYR:CD1	7:DH:107:VAL:HA	2.54	0.43
10:DN:10:VAL:HG22	10:DN:17:ARG:O	2.19	0.43
12:DP:31:ASP:HA	12:DP:134:ARG:HD2	2.00	0.43
14:DQ:27:SER:HA	14:DQ:88:ASP:HB3	2.01	0.43
15:DR:21:GLU:O	15:DR:91:ARG:NH2	2.52	0.43

*Continued on next page...*

*Continued from previous page...*

Atom-1	Atom-2	Interatomic distance (Å)	Clash overlap (Å)
17:D2:7:THR:HG23	17:D2:22:VAL:HG21	2.01	0.43
17:D2:71:LEU:N	17:D2:86:GLY:CA	2.60	0.43
20:DU:74:PRO:O	20:DU:80:GLY:HA2	2.17	0.43
26:D4:16:CYS:C	26:D4:18:CYS:H	2.22	0.43
30:D8:34:TRP:C	30:D8:36:LYS:H	2.21	0.43
1:AA:184:C:H2'	1:AA:185:U:H6	1.83	0.43
1:AA:633:A:C8	1:AA:633:A:H3'	2.54	0.43
1:AA:828:U:O2	1:AA:828:U:H3'	2.19	0.43
1:AA:1118:C:H2'	1:AA:1119:C:H6	1.82	0.43
1:AA:1373:A:H2'	1:AA:1374:G:O4'	2.19	0.43
1:AA:1578:U:H2'	1:AA:1578:U:O2	2.19	0.43
2:AB:24:G:N2	2:AB:28:C:O2	2.51	0.43
8:AK:110:ASP:HB2	8:AK:130:TYR:HE1	1.84	0.43
14:AQ:11:LYS:CD	14:AQ:15:ARG:HH21	2.32	0.43
14:AQ:109:GLY:O	14:AQ:110:LEU:HB2	2.19	0.43
16:A1:49:HIS:HA	16:A1:52:ARG:HG2	2.01	0.43
17:A2:29:PRO:C	17:A2:61:VAL:HG23	2.39	0.43
21:AV:68:PRO:O	21:AV:91:LEU:HD22	2.19	0.43
31:BA:197:A:N6	31:BA:221:C:H5'	2.33	0.43
31:BA:295:C:H2'	31:BA:296:U:C6	2.54	0.43
31:BA:447:G:H2'	31:BA:485:G:N2	2.34	0.43
31:BA:811:C:C5	31:BA:812:C:N4	2.86	0.43
31:BA:978:A:H61	31:BA:1316:G:H1'	1.84	0.43
33:BF:15:THR:O	33:BF:15:THR:HG22	2.18	0.43
33:BF:35:GLU:O	33:BF:39:ILE:HG13	2.19	0.43
33:BF:87:LEU:O	33:BF:91:LEU:HG	2.18	0.43
34:BG:99:SER:O	34:BG:140:VAL:HG22	2.19	0.43
40:BM:48:THR:CG2	40:BM:62:HIS:HB3	2.47	0.43
47:BT:29:HIS:CE1	47:BT:32:TYR:CD1	3.07	0.43
53:BD:13:C:O2'	53:BD:14:A:OP2	2.36	0.43
31:CA:167:G:O2'	31:CA:168:G:H5'	2.19	0.43
31:CA:486:U:O2	31:CA:486:U:H2'	2.18	0.43
31:CA:784:C:H4'	1:DA:1837:C:OP1	2.18	0.43
31:CA:853:G:O2'	31:CA:854:G:H5'	2.18	0.43
31:CA:963:G:HO2'	40:CM:54:PHE:HZ	1.67	0.43
31:CA:1004:A:C8	31:CA:1036:G:N2	2.87	0.43
31:CA:1022:G:C6	31:CA:1023:G:C5	3.07	0.43
31:CA:1194:U:H4'	35:CH:22:GLY:O	2.19	0.43
31:CA:1291:G:C6	31:CA:1292:U:C4	3.06	0.43
42:CO:50:ARG:HH12	42:CO:89:ASP:CB	2.31	0.43
44:CQ:12:ARG:CB	44:CQ:14:PRO:HD3	2.49	0.43

*Continued on next page...*

*Continued from previous page...*

Atom-1	Atom-2	Interatomic distance (Å)	Clash overlap (Å)
52:CB:59:U:H4'	52:CB:60:A:H5''	2.01	0.43
1:DA:492:A:H2'	1:DA:493:G:O4'	2.19	0.43
1:DA:871:U:H4'	12:DP:69:PHE:CE2	2.53	0.43
1:DA:1012:U:N3	9:DM:25:ARG:HD3	2.34	0.43
1:DA:1899:G:HO2'	1:DA:1900:A:H5''	1.81	0.43
1:DA:2250:G:OP2	1:DA:2275:C:H2'	2.19	0.43
1:DA:2575:C:H5'	4:DE:143:ASN:O	2.19	0.43
1:DA:2740:A:C6	1:DA:2764:A:C8	3.07	0.43
1:DA:2745:C:O2'	7:DH:142:GLY:HA3	2.19	0.43
1:DA:2768:C:O2'	9:DM:89:LYS:HE2	2.17	0.43
2:DB:13:A:O2'	2:DB:15:A:O5'	2.36	0.43
2:DB:66:A:C2	2:DB:108:C:C4	3.07	0.43
6:DG:7:LEU:HD12	6:DG:104:GLU:HA	1.99	0.43
6:DG:97:ASP:O	6:DG:101:ILE:HG23	2.19	0.43
11:DO:31:ALA:O	11:DO:32:THR:OG1	2.27	0.43
12:DP:139:GLU:O	12:DP:141:GLN:OXT	2.37	0.43
13:D0:44:LEU:HD22	13:D0:48:VAL:HG23	2.00	0.43
15:DR:90:GLN:HA	15:DR:90:GLN:NE2	2.24	0.43
20:DU:13:VAL:HG21	20:DU:72:VAL:CB	2.38	0.43
29:D7:48:LYS:HG3	29:D7:49:ARG:N	2.33	0.43
1:AA:259:G:N2	1:AA:621:A:C8	2.85	0.43
1:AA:889:C:O5'	1:AA:889:C:O2	2.37	0.43
1:AA:1045:A:C2	1:AA:1111:A:N6	2.86	0.43
1:AA:1410:G:H1	1:AA:1592:C:H42	1.66	0.43
1:AA:1952:A:C5	10:AN:22:ILE:HD11	2.54	0.43
1:AA:2059:A:O3'	5:AF:69:HIS:HA	2.19	0.43
2:AB:41:U:C5	6:AG:69:ALA:HB1	2.54	0.43
6:AG:90:LEU:HD12	6:AG:90:LEU:HA	1.90	0.43
6:AG:108:ASN:HD22	26:A4:38:LYS:HB3	1.83	0.43
12:AP:2:LEU:HD11	12:AP:69:PHE:CE1	2.54	0.43
15:AR:53:ARG:HB3	15:AR:53:ARG:CZ	2.47	0.43
16:A1:61:TRP:CE2	16:A1:94:ASN:HA	2.53	0.43
21:AV:150:LEU:HD23	21:AV:154:ASP:HB2	2.01	0.43
31:BA:491:G:H2'	31:BA:492:G:O4'	2.19	0.43
31:BA:1128:C:C6	31:BA:1139:G:N7	2.87	0.43
31:BA:1235:U:H2'	31:BA:1236:A:O4'	2.19	0.43
31:BA:1329:A:N7	51:BX:7:ARG:NH2	2.67	0.43
32:BE:16:HIS:HB3	32:BE:210:SER:OG	2.19	0.43
32:BE:134:GLU:HG2	32:BE:138:LEU:HG	2.01	0.43
34:BG:163:GLU:O	34:BG:165:MET:N	2.52	0.43
34:BG:194:LEU:HG	34:BG:196:LEU:HG	2.00	0.43

*Continued on next page...*



*Continued from previous page...*

Atom-1	Atom-2	Interatomic distance (Å)	Clash overlap (Å)
41:BN:21:ILE:HG12	41:BN:30:VAL:CG1	2.49	0.43
43:BP:30:ALA:O	43:BP:34:LEU:HD23	2.18	0.43
52:BB:5:A:H61	52:BB:79:U:H3	1.67	0.43
31:CA:244:U:H6	31:CA:244:U:H5'	1.83	0.43
31:CA:818:G:HO2'	31:CA:820:U:H6	1.63	0.43
31:CA:949:A:C2	31:CA:1233:G:N3	2.87	0.43
32:CE:24:TRP:CD1	32:CE:24:TRP:C	2.90	0.43
32:CE:118:LEU:HB3	32:CE:142:LEU:HD12	2.01	0.43
34:CG:15:GLU:HB3	34:CG:63:LYS:HE2	2.01	0.43
34:CG:122:ARG:HH21	34:CG:134:ASP:HB2	1.84	0.43
36:CI:6:VAL:HG22	36:CI:90:VAL:HG22	2.01	0.43
53:CD:55:U:C4	53:CD:56:U:C5	3.07	0.43
1:DA:64:A:H1'	19:DT:66:LEU:HB2	2.01	0.43
1:DA:84:A:H2'	1:DA:99:U:O4	2.19	0.43
1:DA:90:U:C3'	1:DA:91:A:H5''	2.48	0.43
1:DA:481:G:C4	1:DA:507:A:C2	3.07	0.43
1:DA:696:G:H2'	1:DA:697:C:H6	1.84	0.43
1:DA:748:G:OP2	18:DS:88:ARG:HG3	2.19	0.43
1:DA:867:C:C5	1:DA:868:U:C5	3.07	0.43
1:DA:957:A:N6	1:DA:2459:A:C8	2.87	0.43
1:DA:1475:G:C2	1:DA:1519:G:C2	3.07	0.43
1:DA:1537:C:O2'	1:DA:1538:G:O4'	2.28	0.43
1:DA:2121:G:H1	1:DA:2177:C:N4	2.11	0.43
1:DA:2187:G:C6	1:DA:2188:C:N3	2.86	0.43
1:DA:2321:G:H5''	1:DA:2322:A:OP2	2.19	0.43
3:DD:261:LYS:HB3	3:DD:264:LYS:HG3	2.01	0.43
6:DG:13:GLU:O	6:DG:14:GLU:HB2	2.18	0.43
11:DO:75:ILE:H	11:DO:75:ILE:CD1	2.25	0.43
13:D0:37:THR:HG22	13:D0:39:PRO:CD	2.47	0.43
13:D0:101:ALA:HB2	27:D5:44:THR:CB	2.49	0.43
18:DS:82:LEU:HB2	18:DS:98:LYS:HB2	2.01	0.43
19:DT:5:TYR:HB3	24:DW:33:MET:HB2	2.01	0.43
19:DT:49:VAL:HB	19:DT:83:VAL:CG2	2.49	0.43
21:DV:70:LEU:HD23	21:DV:70:LEU:HA	1.85	0.43
1:AA:540:G:H3'	1:AA:541:C:H6	1.82	0.42
1:AA:562:U:O4	1:AA:2036:C:H1'	2.19	0.42
1:AA:777:A:C2	1:AA:778:G:C4	3.08	0.42
1:AA:945:A:C4	1:AA:2448:A:C2	3.07	0.42
1:AA:1058:U:H2'	1:AA:1059:G:H8	1.82	0.42
1:AA:1063:G:C5	1:AA:1064:C:C5	3.07	0.42
1:AA:1085:A:N3	1:AA:1086:A:N7	2.67	0.42

*Continued on next page...*

*Continued from previous page...*

Atom-1	Atom-2	Interatomic distance (Å)	Clash overlap (Å)
1:AA:1221:C:H2'	1:AA:1222:C:C6	2.50	0.42
1:AA:1263:U:O2'	27:A5:11:THR:HG23	2.19	0.42
1:AA:1763:G:OP1	1:AA:1763:G:H4'	2.19	0.42
1:AA:1861:G:C2	1:AA:1862:G:C8	3.07	0.42
1:AA:2564:A:OP1	1:AA:2648:C:H4'	2.19	0.42
1:AA:2771:C:H2'	1:AA:2772:C:C6	2.53	0.42
4:AE:72:VAL:O	4:AE:73:GLU:C	2.58	0.42
8:AK:13:GLY:HA3	8:AK:17:GLN:OE1	2.18	0.42
9:AM:94:HIS:C	9:AM:95:PRO:O	2.54	0.42
11:AO:6:LEU:O	11:AO:7:ARG:O	2.36	0.42
31:BA:110:C:H2'	31:BA:111:G:O4'	2.19	0.42
31:BA:123:C:OP1	31:BA:312:C:H5'	2.19	0.42
31:BA:232:G:C5	31:BA:233:C:C5	3.07	0.42
31:BA:438:G:H4'	34:BG:123:HIS:CE1	2.54	0.42
31:BA:509:A:O2'	31:BA:510:A:OP1	2.36	0.42
31:BA:562:C:H1'	42:BO:12:ARG:HB3	2.00	0.42
31:BA:946:A:C2	31:BA:1236:A:C2	3.07	0.42
31:BA:1039:C:H2'	31:BA:1040:U:O4'	2.18	0.42
31:BA:1095:U:P	31:BA:1108:G:H1	2.42	0.42
31:BA:1177:G:H2'	31:BA:1178:G:N3	2.34	0.42
31:BA:1325:C:P	51:BX:6:ARG:HH22	2.42	0.42
32:BE:218:ALA:O	32:BE:222:ILE:HG13	2.19	0.42
33:BF:92:ALA:HA	33:BF:95:THR:HB	2.01	0.42
36:BI:2:ARG:CZ	36:BI:69:GLU:HG3	2.48	0.42
36:BI:61:LEU:HB3	36:BI:63:TYR:HE2	1.83	0.42
37:BJ:43:PHE:O	37:BJ:46:ALA:HB3	2.19	0.42
39:BL:4:TYR:CE2	39:BL:88:TYR:HD2	2.37	0.42
39:BL:69:GLY:O	39:BL:70:LYS:C	2.57	0.42
52:BB:27:G:O6	52:BB:45:U:C2	2.72	0.42
31:CA:126:G:H4'	31:CA:634:C:H1'	2.01	0.42
31:CA:407:G:H1	31:CA:435:C:N4	2.17	0.42
31:CA:692:U:O4	41:CN:53:SER:HA	2.19	0.42
31:CA:748:C:C1'	31:CA:749:C:OP2	2.67	0.42
31:CA:1024:G:H3'	31:CA:1024:G:N3	2.34	0.42
31:CA:1121:U:C4	31:CA:1122:U:C5	3.07	0.42
31:CA:1127:G:C2	31:CA:1145:C:C2	3.07	0.42
31:CA:1138:G:H3'	31:CA:1138:G:N3	2.34	0.42
31:CA:1185:G:H2'	31:CA:1186:G:O4'	2.19	0.42
31:CA:1200:C:H1'	31:CA:1204:A:H61	1.83	0.42
31:CA:1320:C:H2'	31:CA:1321:C:H6	1.79	0.42
32:CE:12:GLU:HB3	32:CE:213:LEU:CD1	2.48	0.42

*Continued on next page...*

*Continued from previous page...*

Atom-1	Atom-2	Interatomic distance (Å)	Clash overlap (Å)
33:CF:18:TRP:CD1	44:CQ:54:PRO:HA	2.54	0.42
36:CI:11:ASN:OD1	36:CI:12:PRO:HD2	2.19	0.42
36:CI:76:ALA:HB1	36:CI:80:ARG:HH21	1.84	0.42
37:CJ:72:ARG:HB2	37:CJ:142:GLU:OE2	2.19	0.42
43:CP:27:LYS:HE3	43:CP:31:LYS:HE3	2.01	0.42
44:CQ:4:LYS:C	44:CQ:6:LEU:N	2.70	0.42
53:CD:53:G:C6	53:CD:63:C:N4	2.87	0.42
1:DA:288:C:H2'	1:DA:288:C:O2	2.20	0.42
1:DA:547:A:N7	1:DA:548:A:N6	2.67	0.42
1:DA:746:A:H2'	1:DA:2612:C:H5''	2.01	0.42
1:DA:1505:C:H2'	1:DA:1506:C:H6	1.83	0.42
1:DA:1568:G:P	3:DD:63:ARG:HH22	2.42	0.42
1:DA:1814:G:C6	1:DA:1815:A:C6	3.06	0.42
1:DA:2582:G:C2	1:DA:2583:G:C8	3.07	0.42
1:DA:2854:G:N2	1:DA:2864:G:N3	2.67	0.42
9:DM:18:ALA:HA	9:DM:21:LYS:HD2	2.01	0.42
9:DM:72:TYR:HE1	9:DM:101:HIS:HD2	1.67	0.42
12:DP:55:VAL:O	12:DP:55:VAL:CG1	2.67	0.42
14:DQ:84:GLN:HG2	14:DQ:109:GLY:HA3	2.00	0.42
14:DQ:93:LYS:HB2	14:DQ:93:LYS:HE3	1.74	0.42
18:DS:17:VAL:C	18:DS:19:LEU:N	2.73	0.42
21:DV:94:GLU:O	21:DV:130:PRO:HD3	2.18	0.42
22:D3:12:ASN:HA	22:D3:14:ARG:NH2	2.27	0.42
26:D4:56:VAL:O	26:D4:57:GLU:CB	2.66	0.42
26:D4:56:VAL:HG22	26:D4:57:GLU:N	2.34	0.42
28:D6:23:THR:CG2	28:D6:24:GLU:N	2.82	0.42
30:D8:4:MET:HB2	30:D8:4:MET:HE2	1.90	0.42
1:AA:49:A:C8	1:AA:51:G:C2	3.06	0.42
1:AA:524:U:H2'	1:AA:525:U:C6	2.54	0.42
1:AA:559:G:N2	16:A1:49:HIS:CD2	2.79	0.42
1:AA:587:C:H4'	1:AA:588:U:OP2	2.19	0.42
1:AA:811:U:H2'	11:AO:21:ARG:O	2.18	0.42
1:AA:1019:U:H2'	1:AA:1020:A:C8	2.54	0.42
1:AA:1379:A:C1'	1:AA:1380:G:OP1	2.67	0.42
1:AA:1508:A:O2'	1:AA:1509:C:O5'	2.36	0.42
1:AA:1600:C:OP1	19:AT:58:HIS:NE2	2.33	0.42
1:AA:2063:C:O2	1:AA:2450:A:N1	2.51	0.42
1:AA:2119:A:N6	1:AA:2170:A:C6	2.86	0.42
1:AA:2208:U:O4'	3:AD:151:LYS:HE2	2.20	0.42
1:AA:2314:C:O2'	1:AA:2315:G:H5'	2.18	0.42
1:AA:2317:C:H2'	1:AA:2318:G:C5'	2.19	0.42

*Continued on next page...*

*Continued from previous page...*

Atom-1	Atom-2	Interatomic distance (Å)	Clash overlap (Å)
1:AA:2346:A:H5'	1:AA:2383:G:H1'	2.00	0.42
1:AA:2436:G:C5	1:AA:2437:U:C5	3.07	0.42
1:AA:2666:C:H42	7:AH:109:PHE:HA	1.84	0.42
1:AA:2870:C:C2'	1:AA:2871:C:O5'	2.67	0.42
2:AB:89:G:C6	2:AB:89(A):A:N1	2.87	0.42
6:AG:26:GLN:HG3	6:AG:30:GLU:OE2	2.19	0.42
7:AH:97:ARG:NH2	7:AH:104:GLU:OE1	2.52	0.42
14:AQ:41:ASP:OD2	14:AQ:44:LYS:HD2	2.18	0.42
20:AU:76:CYS:O	20:AU:77:PRO:C	2.57	0.42
26:A4:49:PHE:HE2	43:BP:61:GLU:O	2.02	0.42
31:BA:310:G:P	46:BS:27:LYS:NZ	2.92	0.42
31:BA:979:C:H2'	31:BA:980:C:H5'	2.00	0.42
31:BA:1151:A:O2'	40:BM:39:PRO:HB2	2.19	0.42
31:BA:1309:G:C6	31:BA:1329:A:N1	2.87	0.42
32:BE:154:LEU:HD23	32:BE:154:LEU:H	1.84	0.42
32:BE:219:VAL:HA	32:BE:222:ILE:HD12	2.01	0.42
33:BF:9:GLY:HA2	33:BF:12:LEU:HG	2.01	0.42
33:BF:10:PHE:HD2	33:BF:11:ARG:NH1	2.17	0.42
38:BK:49:GLU:HG2	38:BK:62:TYR:HE2	1.84	0.42
43:BP:4:ILE:HA	43:BP:57:ARG:HD3	2.00	0.42
45:BR:74:ASP:OD1	45:BR:76:GLU:HB3	2.18	0.42
49:BV:51:VAL:O	49:BV:57:HIS:HA	2.19	0.42
53:BC:64:G:H2'	53:BC:65:G:C8	2.54	0.42
31:CA:403:C:O2'	31:CA:404:U:H5'	2.19	0.42
31:CA:600:C:H5''	38:CK:97:VAL:HG23	2.00	0.42
31:CA:619:U:C2	34:CG:135:LEU:HD22	2.54	0.42
31:CA:949:A:N7	43:CP:106:ASN:ND2	2.66	0.42
31:CA:956:U:C2	31:CA:1225:A:C2	3.07	0.42
33:CF:34:LEU:O	33:CF:38:ARG:HG2	2.19	0.42
33:CF:113:ALA:O	33:CF:115:LEU:N	2.52	0.42
33:CF:138:VAL:HG23	33:CF:151:VAL:HG23	2.01	0.42
36:CI:97:PHE:O	48:CU:31:LEU:HD23	2.19	0.42
38:CK:86:ILE:O	38:CK:88:LYS:HD2	2.18	0.42
39:CL:48:GLU:N	39:CL:49:PRO:CD	2.82	0.42
49:CV:48:THR:HG22	49:CV:61:TYR:CD1	2.54	0.42
1:DA:212:G:O2'	1:DA:213:A:H5'	2.20	0.42
1:DA:389:G:H22	11:DO:72:PRO:HD3	1.83	0.42
1:DA:573:G:O6	1:DA:2029:G:H2'	2.18	0.42
1:DA:848:G:N9	1:DA:933:A:C8	2.87	0.42
1:DA:870:A:C2	1:DA:908:C:C2	3.07	0.42
1:DA:1354:A:H2'	1:DA:1355:G:O4'	2.19	0.42

*Continued on next page...*

*Continued from previous page...*

Atom-1	Atom-2	Interatomic distance (Å)	Clash overlap (Å)
1:DA:2786:U:H5''	4:DE:65:GLY:HA3	2.01	0.42
4:DE:53:PRO:O	4:DE:54:GLN:C	2.58	0.42
5:DF:63:LYS:NZ	5:DF:67:GLN:HB2	2.35	0.42
12:DP:3:MET:HG2	12:DP:4:PRO:O	2.19	0.42
12:DP:61:GLY:HA2	12:DP:62:GLY:HA3	1.71	0.42
14:DQ:54:LEU:HG	14:DQ:54:LEU:O	2.20	0.42
19:DT:51:VAL:H	19:DT:83:VAL:HG23	1.84	0.42
20:DU:81:LYS:HZ2	20:DU:97:ARG:HH12	1.67	0.42
24:DW:46:GLN:N	24:DW:49:LYS:HZ2	2.16	0.42
26:D4:24:THR:O	26:D4:25:TYR:HB2	2.19	0.42
1:AA:27:G:C4	1:AA:512:G:N2	2.86	0.42
1:AA:1087:G:N7	1:AA:1089:G:H1'	2.35	0.42
1:AA:1212:G:H1'	1:AA:1237:A:N6	2.33	0.42
1:AA:1414:G:O2'	1:AA:1415:U:H5'	2.19	0.42
1:AA:1694:C:H1'	1:AA:1695:G:OP2	2.20	0.42
1:AA:2335:A:N7	1:AA:2337:G:C5	2.88	0.42
5:AF:117:ARG:HD2	5:AF:117:ARG:HA	1.93	0.42
6:AG:121:ASN:ND2	6:AG:123:ASN:H	2.02	0.42
9:AM:15:LEU:O	9:AM:136:GLU:HA	2.18	0.42
11:AO:23:PRO:C	11:AO:25:SER:N	2.73	0.42
13:A0:57:ARG:HB3	13:A0:59:ASP:OD1	2.19	0.42
15:AR:98:LYS:HB3	15:AR:100:TYR:CE1	2.54	0.42
21:AV:58:VAL:HG12	21:AV:66:SER:HB3	2.02	0.42
31:BA:276:G:O2'	47:BT:68:ARG:NH1	2.52	0.42
31:BA:445:G:H1	31:BA:489:C:N4	2.16	0.42
31:BA:475:G:H2'	31:BA:476:G:O4'	2.19	0.42
31:BA:636:U:H5'	47:BT:2:PRO:HG3	2.01	0.42
31:BA:1049:U:H4'	31:BA:1050:G:H5''	2.00	0.42
31:BA:1305:G:N2	31:BA:1331:G:N3	2.67	0.42
31:BA:1335:C:H5''	31:BA:1336:C:OP1	2.19	0.42
31:BA:1492:A:H5''	42:BO:44:LYS:HB3	2.01	0.42
31:BA:1510:U:H1'	31:BA:1526:G:N2	2.34	0.42
32:BE:5:ILE:HG13	32:BE:6:THR:N	2.34	0.42
32:BE:220:ASP:C	32:BE:222:ILE:N	2.73	0.42
37:BJ:21:VAL:HG23	37:BJ:22:LEU:N	2.34	0.42
40:BM:55:LYS:HD2	40:BM:56:HIS:ND1	2.35	0.42
40:BM:98:ILE:HD12	40:BM:98:ILE:N	2.34	0.42
31:CA:1015:A:N6	31:CA:1016:A:C6	2.88	0.42
31:CA:1279:A:H5''	31:CA:1280:A:OP1	2.18	0.42
31:CA:1348:U:H4'	39:CL:120:ARG:HD2	2.00	0.42
31:CA:1376:U:OP1	37:CJ:98:SER:OG	2.26	0.42

*Continued on next page...*

Continued from previous page...

Atom-1	Atom-2	Interatomic distance (Å)	Clash overlap (Å)
31:CA:1498:U:H1'	31:CA:1499:A:OP2	2.20	0.42
32:CE:100:GLY:O	32:CE:104:ASN:N	2.34	0.42
32:CE:111:ARG:NH1	32:CE:111:ARG:CG	2.59	0.42
32:CE:145:LEU:HD12	32:CE:145:LEU:HA	1.91	0.42
34:CG:9:CYS:CA	34:CG:12:CYS:HB2	2.47	0.42
34:CG:20:TYR:HD2	34:CG:26:CYS:O	2.02	0.42
41:CN:114:VAL:HA	41:CN:115:PRO:HD3	1.89	0.42
42:CO:82:ILE:HD12	42:CO:82:ILE:HA	1.69	0.42
43:CP:6:GLY:O	43:CP:7:VAL:HG13	2.19	0.42
43:CP:23:TYR:HB3	43:CP:67:GLU:HA	2.01	0.42
49:CV:78:ARG:HD3	49:CV:79:THR:N	2.34	0.42
1:DA:547:A:H3'	1:DA:548:A:C8	2.54	0.42
1:DA:649:G:C5	1:DA:650:C:C4	3.07	0.42
1:DA:679:C:H2'	1:DA:680:G:H8	1.84	0.42
1:DA:846:C:C4	1:DA:847:U:O4	2.73	0.42
1:DA:868:U:N3	1:DA:869:G:N7	2.67	0.42
1:DA:921:G:H2'	1:DA:922:U:C6	2.54	0.42
1:DA:963:U:H2'	1:DA:964:C:C6	2.54	0.42
1:DA:996:A:N6	1:DA:1160:G:C6	2.87	0.42
1:DA:1171:G:H1'	1:DA:1173:G:P	2.59	0.42
1:DA:1283:G:H2'	1:DA:1285:G:OP2	2.19	0.42
1:DA:1386:C:H2'	1:DA:1387:C:C6	2.54	0.42
1:DA:1484:G:C4	1:DA:1485:G:C8	3.07	0.42
1:DA:1585:C:O2	1:DA:1585:C:H3'	2.20	0.42
1:DA:2055:C:OP1	1:DA:2056:G:H4'	2.19	0.42
1:DA:2251:G:OP1	12:DP:82:ARG:NH1	2.50	0.42
1:DA:2665:A:H2'	1:DA:2666:C:O4'	2.19	0.42
1:DA:2791:C:C4	1:DA:2893:G:C6	3.07	0.42
2:DB:43:C:H4'	6:DG:66:GLN:NE2	2.34	0.42
2:DB:73:A:H3'	2:DB:74:U:H6	1.84	0.42
3:DD:48:ARG:HG3	3:DD:48:ARG:HH11	1.82	0.42
3:DD:65:ILE:HD12	3:DD:66:ASP:N	2.34	0.42
4:DE:182:LEU:HD12	4:DE:183:LEU:H	1.83	0.42
4:DE:197:ILE:HD11	4:DE:199:ARG:HH21	1.83	0.42
6:DG:15:VAL:HG21	6:DG:176:LEU:HD23	2.01	0.42
8:DK:100:ALA:C	8:DK:102:SER:H	2.22	0.42
11:DO:77:ARG:HB2	11:DO:78:PRO:CD	2.49	0.42
13:D0:51:LEU:HD23	13:D0:51:LEU:HA	1.89	0.42
14:DQ:55:ALA:C	14:DQ:57:LYS:H	2.23	0.42
15:DR:78:LEU:HD22	15:DR:79:HIS:CD2	2.54	0.42
15:DR:136:GLN:C	15:DR:137:LYS:HD2	2.39	0.42

Continued on next page...

*Continued from previous page...*

Atom-1	Atom-2	Interatomic distance (Å)	Clash overlap (Å)
16:D1:90:VAL:CG1	16:D1:91:ASP:H	2.32	0.42
16:D1:110:VAL:O	16:D1:113:ALA:HB3	2.19	0.42
23:DZ:78:LYS:O	23:DZ:78:LYS:CD	2.67	0.42
28:D6:43:CYS:O	28:D6:44:ARG:CB	2.67	0.42
1:AA:66:C:C2	1:AA:89:G:N2	2.87	0.42
1:AA:164:U:O2	1:AA:164:U:C2'	2.67	0.42
1:AA:634:C:H2'	1:AA:635:C:C6	2.53	0.42
1:AA:674:G:H1'	5:AF:74:ARG:CD	2.45	0.42
1:AA:1530:G:C5	1:AA:1531:C:C4	3.07	0.42
1:AA:1833:U:H2'	1:AA:1834:U:H6	1.84	0.42
1:AA:2334:G:H4'	1:AA:2335:A:OP2	2.19	0.42
2:AB:75:G:N2	21:AV:85:HIS:CE1	2.87	0.42
3:AD:68:LYS:HB2	3:AD:70:TRP:CZ3	2.54	0.42
4:AE:54:GLN:O	4:AE:55:ASN:HB2	2.19	0.42
6:AG:63:ILE:HD12	6:AG:141:PHE:CD1	2.54	0.42
6:AG:99:MET:HG3	6:AG:100:TRP:N	2.33	0.42
6:AG:101:ILE:HD13	6:AG:102:PHE:N	2.34	0.42
7:AH:83:TYR:HB2	7:AH:84:SER:H	1.60	0.42
8:AK:54:GLN:O	8:AK:56:LYS:N	2.53	0.42
20:AU:76:CYS:O	20:AU:78:ALA:N	2.52	0.42
31:BA:58:C:O2'	31:BA:59:A:H5'	2.19	0.42
31:BA:129(A):G:H5'	31:BA:191(A):G:H5'	2.01	0.42
31:BA:411:A:C6	31:BA:429:U:C4	3.07	0.42
31:BA:868:C:H2'	31:BA:869:G:O4'	2.18	0.42
31:BA:1079:G:C6	31:BA:1080:A:N6	2.88	0.42
31:BA:1221:G:H4'	49:BV:77:THR:HG21	2.01	0.42
31:BA:1379:G:C6	31:BA:1380:U:O4	2.72	0.42
33:BF:81:GLY:O	33:BF:85:ARG:HB2	2.18	0.42
47:BT:67:LYS:O	47:BT:68:ARG:HB3	2.19	0.42
31:CA:87:A:C2	31:CA:88:C:C6	3.06	0.42
31:CA:157:G:C4	31:CA:158:G:C8	3.07	0.42
31:CA:662:G:H2'	31:CA:663:A:C8	2.54	0.42
31:CA:941:G:H2'	31:CA:942:G:O5'	2.18	0.42
31:CA:979:C:C5	31:CA:980:C:C6	3.07	0.42
31:CA:1124:G:HO2'	31:CA:1145:C:N4	2.10	0.42
31:CA:1145:C:O2	31:CA:1145:C:C2'	2.67	0.42
31:CA:1442:G:H3'	31:CA:1442:G:H8	1.84	0.42
32:CE:69:LEU:HD23	32:CE:69:LEU:C	2.40	0.42
32:CE:134:GLU:O	32:CE:138:LEU:HG	2.19	0.42
35:CH:24:ARG:H	35:CH:24:ARG:HG2	1.67	0.42
35:CH:63:ARG:HA	35:CH:66:MET:CE	2.49	0.42

*Continued on next page...*

*Continued from previous page...*

Atom-1	Atom-2	Interatomic distance (Å)	Clash overlap (Å)
38:CK:123:GLU:O	38:CK:127:LEU:HD23	2.20	0.42
39:CL:113:LYS:N	39:CL:113:LYS:HD2	2.34	0.42
42:CO:46:ASN:OD1	42:CO:89:ASP:OD2	2.36	0.42
49:CV:66:MET:HB3	49:CV:69:HIS:CD2	2.54	0.42
1:DA:90:U:O2'	1:DA:91:A:H8	1.92	0.42
1:DA:256:A:H2'	1:DA:257:A:C8	2.55	0.42
1:DA:631:A:N3	1:DA:2415:G:O2'	2.38	0.42
1:DA:654(D):G:N2	1:DA:654(Q):C:C2	2.84	0.42
1:DA:857:C:N4	1:DA:858:U:O4	2.52	0.42
1:DA:903:C:H1'	21:DV:168:GLU:OE1	2.19	0.42
1:DA:971:C:C2'	1:DA:972:G:H5'	2.50	0.42
1:DA:977:G:O2'	1:DA:978:G:H5'	2.19	0.42
1:DA:1005:C:O2	1:DA:1143:A:C6	2.71	0.42
1:DA:1111:A:H5'	7:DH:3:ARG:HD3	2.00	0.42
1:DA:1248:G:OP1	16:D1:2:PRO:HD2	2.20	0.42
1:DA:1388:G:C2'	1:DA:1389:G:H5'	2.49	0.42
1:DA:1406:U:O2	1:DA:1406:U:H2'	2.18	0.42
1:DA:1779:U:C6	1:DA:1783:A:N7	2.87	0.42
1:DA:2275:C:O2'	12:DP:84:GLY:CA	2.68	0.42
1:DA:2468:G:C4	1:DA:2481:G:C2	3.07	0.42
4:DE:52:LEU:HD12	4:DE:76:ARG:HD2	2.02	0.42
5:DF:21:ALA:C	5:DF:23:ASP:H	2.21	0.42
6:DG:15:VAL:HG13	6:DG:175:LEU:HB2	2.02	0.42
12:DP:2:LEU:HD22	12:DP:2:LEU:HA	1.84	0.42
17:D2:2:PHE:N	17:D2:42:GLY:HA3	2.32	0.42
18:DS:17:VAL:O	18:DS:19:LEU:N	2.52	0.42
19:DT:31:HIS:ND1	19:DT:32:PRO:HD2	2.34	0.42
19:DT:64:LYS:NZ	19:DT:73:ARG:HH21	2.18	0.42
20:DU:19:LYS:HE3	20:DU:71:LYS:NZ	2.35	0.42
1:AA:528:A:N1	1:AA:2043:C:C5'	2.82	0.42
1:AA:594:U:OP1	30:A8:61:LEU:HD22	2.20	0.42
1:AA:897:C:H2'	1:AA:898:C:O5'	2.18	0.42
1:AA:988:A:H8	1:AA:988:A:O5'	2.01	0.42
1:AA:1188:U:C4'	17:A2:79:VAL:HG22	2.48	0.42
1:AA:1496:A:C8	1:AA:1577:C:O2'	2.56	0.42
1:AA:1862:G:H2'	1:AA:1863:G:H8	1.84	0.42
1:AA:2017:U:H5''	1:AA:2018:G:OP2	2.19	0.42
1:AA:2019:A:C2'	1:AA:2020:A:O5'	2.68	0.42
1:AA:2271:G:OP1	22:A3:18:ALA:HB1	2.19	0.42
1:AA:2470:G:O5'	1:AA:2470:G:H8	2.02	0.42
3:AD:35:LYS:HG2	3:AD:64:ILE:HG22	2.00	0.42

*Continued on next page...*



*Continued from previous page...*

Atom-1	Atom-2	Interatomic distance (Å)	Clash overlap (Å)
4:AE:101:ARG:O	4:AE:201:THR:OG1	2.37	0.42
5:AF:155:LEU:HD13	5:AF:174:VAL:HG22	2.00	0.42
7:AH:10:PRO:C	7:AH:11:VAL:HG13	2.40	0.42
8:AK:31:LEU:HB2	8:AK:32:PRO:HD3	2.01	0.42
10:AN:1:MET:HB3	10:AN:1:MET:HE3	1.82	0.42
11:AO:38:GLN:HG2	11:AO:45:LEU:HD12	2.02	0.42
12:AP:47:ILE:HD12	12:AP:70:PRO:HG3	2.00	0.42
14:AQ:64:GLU:O	14:AQ:68:GLN:HG3	2.19	0.42
31:BA:646:U:H2'	31:BA:647:C:C6	2.54	0.42
31:BA:883:C:H2'	31:BA:884:U:H5'	2.00	0.42
31:BA:1117:G:O3'	39:BL:104:ARG:NH1	2.52	0.42
31:BA:1213:A:N1	31:BA:1215:G:H1'	2.34	0.42
31:BA:1274:G:H2'	31:BA:1275:A:C8	2.55	0.42
31:BA:1296:C:OP1	43:BP:44:ARG:NH2	2.52	0.42
31:BA:1301:U:O4	31:BA:1303:C:H1'	2.19	0.42
31:BA:1438:G:H2'	31:BA:1439:C:C6	2.55	0.42
32:BE:100:GLY:O	32:BE:101:MET:C	2.58	0.42
32:BE:204:ASN:ND2	32:BE:206:ASP:O	2.52	0.42
34:BG:105:VAL:HG13	34:BG:110:PHE:HB2	2.01	0.42
35:BH:153:LYS:H	38:BK:64:LYS:NZ	2.17	0.42
40:BM:57:LYS:HE3	40:BM:60:ARG:NH2	2.35	0.42
53:BD:18:C:H3'	53:BD:18:C:O2	2.20	0.42
31:CA:275:G:O5'	47:CT:14:LYS:HB3	2.19	0.42
31:CA:407:G:C6	31:CA:408:A:N6	2.87	0.42
31:CA:751:U:H4'	45:CR:24:SER:HA	2.01	0.42
31:CA:860:A:H2'	31:CA:861:G:O4'	2.20	0.42
31:CA:990:C:C2	31:CA:1216:G:C2	3.08	0.42
31:CA:1052:U:H2'	31:CA:1055:A:OP1	2.19	0.42
31:CA:1268:A:O2'	31:CA:1269:A:O5'	2.33	0.42
31:CA:1289:A:H2'	31:CA:1290:G:H5'	2.01	0.42
31:CA:1318:A:O2'	49:CV:37:ARG:HB3	2.20	0.42
31:CA:1329:A:H5''	43:CP:25:ILE:O	2.19	0.42
31:CA:1449:C:O2'	31:CA:1450:U:P	2.77	0.42
32:CE:47:THR:O	32:CE:51:LEU:HB2	2.20	0.42
34:CG:26:CYS:HA	34:CG:31:CYS:CB	2.48	0.42
36:CI:12:PRO:HB3	36:CI:58:GLY:HA2	2.02	0.42
40:CM:89:ASP:C	40:CM:91:PRO:HD3	2.40	0.42
43:CP:36:LYS:HD3	43:CP:59:TYR:OH	2.20	0.42
43:CP:57:ARG:CZ	26:D4:34:GLU:HB2	2.49	0.42
53:CC:73:A:C6	53:CC:74:A:C6	3.08	0.42
53:CD:77:A:O2'	1:DA:2394:C:C2	2.65	0.42

*Continued on next page...*

Continued from previous page...

Atom-1	Atom-2	Interatomic distance (Å)	Clash overlap (Å)
1:DA:362:U:H3'	1:DA:362:U:C6	2.52	0.42
1:DA:1131:G:OP1	9:DM:80:GLY:N	2.47	0.42
1:DA:1252:G:O2'	1:DA:1253:A:C8	2.73	0.42
1:DA:1270:C:O2'	1:DA:1648:C:OP2	2.29	0.42
1:DA:1657:C:H2'	1:DA:1658:C:O4'	2.20	0.42
1:DA:2353:G:H2'	1:DA:2354:G:O4'	2.19	0.42
1:DA:2369:A:O2'	1:DA:2370:G:H5'	2.19	0.42
1:DA:2393:A:H5'	11:DO:62:LEU:HB2	2.01	0.42
2:DB:15:A:H2'	2:DB:16:G:OP1	2.19	0.42
5:DF:117:ARG:HD3	5:DF:117:ARG:HA	1.88	0.42
7:DH:11:VAL:HA	7:DH:12:PRO:HD2	1.86	0.42
7:DH:107:VAL:O	7:DH:107:VAL:HG12	2.20	0.42
12:DP:28:ALA:C	12:DP:29:PHE:HD1	2.22	0.42
13:D0:87:TYR:CE1	13:D0:117:VAL:HG12	2.54	0.42
20:DU:33:LYS:NZ	20:DU:34:LYS:HE3	2.35	0.42
21:DV:72:ARG:HD2	21:DV:72:ARG:HA	1.83	0.42
26:D4:6:HIS:HA	26:D4:7:PRO:HD3	1.91	0.42
26:D4:11:PRO:HA	26:D4:25:TYR:H	1.84	0.42
1:AA:197:A:N6	1:AA:2430:A:H2'	2.35	0.42
1:AA:654(M):C:H3'	1:AA:654(N):G:C8	2.50	0.42
1:AA:851:U:O2'	25:AX:45:GLY:HA3	2.19	0.42
1:AA:898:C:C5	1:AA:899:A:C5	3.07	0.42
1:AA:1266:G:OP2	27:A5:19:ARG:NH1	2.50	0.42
1:AA:1337:G:H2'	1:AA:1338:G:O4'	2.19	0.42
1:AA:1480:G:C6	1:AA:1482:U:N3	2.85	0.42
1:AA:1533:C:H5'	1:AA:1534:G:OP2	2.20	0.42
1:AA:1580:A:OP2	1:AA:1580:A:H8	2.02	0.42
1:AA:1783:A:C5'	1:AA:2608:G:H4'	2.48	0.42
1:AA:2315:G:H2'	1:AA:2316:C:C6	2.54	0.42
2:AB:29:A:H2'	2:AB:30:C:C6	2.55	0.42
3:AD:43:ARG:HD2	3:AD:44:ASN:OD1	2.20	0.42
4:AE:61:ARG:C	4:AE:63:LEU:H	2.23	0.42
4:AE:108:SER:O	4:AE:162:ALA:HA	2.19	0.42
5:AF:129:PHE:O	5:AF:130:ALA:HB2	2.17	0.42
6:AG:114:ILE:HD11	6:AG:140:ILE:HD13	2.02	0.42
7:AH:30:LYS:HG3	7:AH:79:VAL:O	2.19	0.42
9:AM:128:HIS:CD2	9:AM:129:PRO:O	2.72	0.42
11:AO:119:GLU:HA	11:AO:119:GLU:OE2	2.19	0.42
12:AP:29:PHE:HB3	12:AP:65:PHE:CE1	2.54	0.42
15:AR:37:GLY:O	15:AR:38:ASN:HB3	2.20	0.42
21:AV:166:SER:N	21:AV:167:PRO:HD3	2.34	0.42

Continued on next page...

*Continued from previous page...*

Atom-1	Atom-2	Interatomic distance (Å)	Clash overlap (Å)
21:AV:170:THR:O	21:AV:171:ILE:HB	2.20	0.42
28:A6:39:TYR:HB3	28:A6:49:HIS:CD2	2.55	0.42
31:BA:627:G:O2'	31:BA:628:G:H5'	2.19	0.42
31:BA:692:U:O2	31:BA:694:A:C8	2.72	0.42
31:BA:735:C:O2'	31:BA:736:C:H5'	2.20	0.42
31:BA:754:C:O2	31:BA:754:C:H3'	2.20	0.42
31:BA:968:A:H4'	31:BA:969:A:OP2	2.19	0.42
31:BA:1004:A:P	31:BA:1025:U:O4	2.77	0.42
31:BA:1164:G:C6	31:BA:1165:C:C4	3.08	0.42
33:BF:188:LEU:HD23	33:BF:188:LEU:HA	1.75	0.42
34:BG:61:LYS:HD2	34:BG:207:TYR:OH	2.20	0.42
38:BK:17:THR:O	38:BK:78:GLN:NE2	2.42	0.42
39:BL:93:ARG:HB2	39:BL:93:ARG:HH11	1.84	0.42
41:BN:33:THR:HB	41:BN:37:GLY:C	2.40	0.42
43:BP:3:ARG:HG2	43:BP:9:ILE:HD11	2.02	0.42
46:BS:28:ARG:NH1	46:BS:29:ASP:OD2	2.51	0.42
47:BT:65:ILE:HD12	47:BT:65:ILE:N	2.35	0.42
49:BV:19:VAL:HG11	49:BV:44:MET:HG2	2.02	0.42
49:BV:30:LEU:HD13	49:BV:30:LEU:N	2.33	0.42
50:BW:98:PRO:O	50:BW:100:ILE:N	2.52	0.42
53:BC:20:G:C2	53:BC:58:A:N3	2.87	0.42
53:BD:8:U:OP2	53:BD:13:C:H5	2.02	0.42
31:CA:45:U:H2'	31:CA:46:G:H8	1.84	0.42
31:CA:402:G:C6	31:CA:403:C:C4	3.07	0.42
31:CA:410:G:N1	31:CA:431:A:OP2	2.37	0.42
31:CA:421:U:O2	31:CA:421:U:H3'	2.19	0.42
31:CA:967:C:H5''	31:CA:968:A:OP2	2.20	0.42
31:CA:1060:C:C2	31:CA:1198:G:C2	3.08	0.42
31:CA:1125:U:H2'	31:CA:1126:U:C5	2.54	0.42
31:CA:1418:A:H5'''	31:CA:1419:G:OP2	2.19	0.42
32:CE:12:GLU:HB2	32:CE:16:HIS:ND1	2.34	0.42
34:CG:8:VAL:C	34:CG:10:ARG:N	2.67	0.42
36:CI:15:ASP:C	36:CI:15:ASP:OD1	2.58	0.42
36:CI:68:PRO:HB2	36:CI:70:ASP:OD1	2.20	0.42
46:CS:55:ARG:HA	46:CS:55:ARG:HE	1.85	0.42
49:CV:22:LEU:HD12	49:CV:27:GLU:HA	2.01	0.42
50:CW:10:LEU:CD2	50:CW:12:ALA:H	2.21	0.42
53:CD:8:U:H5''''	53:CD:9:G:P	2.60	0.42
53:CD:61:U:P	53:CD:62:C:H41	2.41	0.42
1:DA:223:A:O2'	1:DA:420:C:O2	2.36	0.42
1:DA:616:A:C4	5:DF:180:GLY:HA2	2.55	0.42

*Continued on next page...*

*Continued from previous page...*

Atom-1	Atom-2	Interatomic distance (Å)	Clash overlap (Å)
1:DA:1140:C:H4'	1:DA:1143:A:N7	2.35	0.42
1:DA:1153:C:H2'	1:DA:1154:G:O4'	2.19	0.42
1:DA:1324:G:N2	1:DA:1331:A:C4	2.88	0.42
1:DA:1728:G:N1	1:DA:1730:U:OP2	2.52	0.42
1:DA:1864:U:OP1	1:DA:2410:G:O2'	2.24	0.42
1:DA:1887:C:H3'	1:DA:1888:G:H5''	2.02	0.42
1:DA:1889:A:O2'	1:DA:2087:G:H5'	2.20	0.42
1:DA:2602:A:H4'	1:DA:2603:G:C5'	2.48	0.42
1:DA:2857:G:N2	1:DA:2859:G:H3'	2.34	0.42
4:DE:66:HIS:HE1	4:DE:73:GLU:HG2	1.85	0.42
5:DF:36:VAL:CG1	5:DF:183:VAL:HG11	2.47	0.42
8:DK:5:LEU:HD12	8:DK:5:LEU:N	2.35	0.42
11:DO:52:GLU:CD	11:DO:52:GLU:H	2.22	0.42
11:DO:85:LEU:HB3	11:DO:114:ILE:HD13	2.02	0.42
13:D0:3:HIS:H	13:D0:3:HIS:CD2	2.38	0.42
14:DQ:19:LYS:O	14:DQ:20:ARG:CB	2.60	0.42
16:D1:92:ARG:CZ	17:D2:11:GLN:H	2.32	0.42
17:D2:44:LYS:C	17:D2:46:VAL:N	2.67	0.42
20:DU:43:ASN:O	20:DU:44:ILE:O	2.37	0.42
21:DV:30:ASN:O	21:DV:31:ARG:C	2.58	0.42
27:D5:50:GLY:O	27:D5:51:TYR:HD1	2.03	0.42
30:D8:58:ILE:H	30:D8:58:ILE:HG12	1.65	0.42
1:AA:228:A:N3	1:AA:228:A:C2'	2.83	0.42
1:AA:268:C:H2'	1:AA:269:U:O4'	2.19	0.42
1:AA:747:U:O2	1:AA:2014:A:H1'	2.19	0.42
1:AA:1299:G:H5''	1:AA:1300:U:OP1	2.19	0.42
1:AA:2188:C:H2'	1:AA:2189:U:O4'	2.20	0.42
1:AA:2409:G:H2'	1:AA:2410:G:O4'	2.19	0.42
1:AA:2660:A:C2	1:AA:2661:G:H1'	2.54	0.42
3:AD:164:GLN:HB3	3:AD:166:GLN:HE22	1.84	0.42
3:AD:240:ALA:HA	3:AD:241:PRO:HD2	1.91	0.42
4:AE:78:LEU:HD23	4:AE:79:ARG:HB2	2.02	0.42
4:AE:97:LYS:O	4:AE:100:GLU:HG3	2.20	0.42
7:AH:109:PHE:C	7:AH:111:HIS:H	2.23	0.42
8:AK:63:ALA:HA	8:AK:66:GLU:HG2	2.02	0.42
12:AP:61:GLY:HA2	12:AP:62:GLY:HA3	1.71	0.42
18:AS:28:SER:O	18:AS:30:GLU:N	2.53	0.42
19:AT:31:HIS:HA	19:AT:32:PRO:HD3	1.83	0.42
20:AU:97:ARG:HD3	20:AU:97:ARG:H	1.85	0.42
23:AZ:11:ARG:HB2	23:AZ:12:PRO:HD2	2.00	0.42
23:AZ:56:GLN:HA	23:AZ:56:GLN:HE21	1.85	0.42

*Continued on next page...*

*Continued from previous page...*

Atom-1	Atom-2	Interatomic distance (Å)	Clash overlap (Å)
31:BA:245:C:O2	31:BA:283:C:N3	2.53	0.42
31:BA:265:G:H4'	47:BT:66:SER:HA	2.02	0.42
31:BA:402:G:C6	31:BA:403:C:C4	3.06	0.42
31:BA:433:C:H2'	31:BA:434:U:C6	2.55	0.42
31:BA:812:C:H1'	31:BA:813:U:OP2	2.19	0.42
31:BA:1026:G:C5	31:BA:1036:G:N2	2.88	0.42
31:BA:1502:A:C2	31:BA:1505:G:N2	2.79	0.42
33:BF:89:GLU:C	33:BF:91:LEU:H	2.23	0.42
34:BG:88:VAL:O	34:BG:88:VAL:HG12	2.19	0.42
34:BG:122:ARG:NH1	34:BG:122:ARG:CG	2.59	0.42
35:BH:152:ARG:C	35:BH:153:LYS:HG3	2.40	0.42
37:BJ:50:ILE:HG22	37:BJ:50:ILE:O	2.19	0.42
39:BL:89:ASN:N	39:BL:89:ASN:OD1	2.52	0.42
39:BL:118:LYS:O	39:BL:119:ALA:CB	2.68	0.42
42:BO:3:THR:H	42:BO:6:GLN:NE2	2.17	0.42
46:BS:48:TRP:O	46:BS:49:LEU:HB2	2.20	0.42
47:BT:63:ARG:O	47:BT:65:ILE:HD12	2.20	0.42
52:BB:49:C:H2'	52:BB:50:A:H4'	2.02	0.42
52:BB:56:G:H2'	52:BB:57:C:H6	1.84	0.42
53:BC:19:G:C6	53:BC:59:A:C6	3.08	0.42
31:CA:135:C:C2	46:CS:1:MET:HB3	2.55	0.42
31:CA:181:G:O2'	31:CA:183:G:O6	2.36	0.42
31:CA:409:G:H2'	31:CA:410:G:H5'	2.01	0.42
31:CA:412:A:O2'	31:CA:413:G:OP2	2.24	0.42
31:CA:627:G:O2'	31:CA:628:G:H5'	2.19	0.42
31:CA:1286:A:H5'	51:CX:25:LYS:HG3	2.00	0.42
31:CA:1309:G:C6	31:CA:1329:A:N1	2.88	0.42
36:CI:54:LYS:HB2	36:CI:54:LYS:NZ	2.35	0.42
37:CJ:78:ARG:HD2	37:CJ:79:ARG:N	2.34	0.42
38:CK:136:GLU:O	38:CK:136:GLU:HG3	2.19	0.42
50:CW:55:ILE:O	50:CW:58:LYS:N	2.51	0.42
52:CB:66:U:O2	52:CB:68:A:N7	2.53	0.42
1:DA:5:A:C6	1:DA:6:A:C6	3.08	0.42
1:DA:244:A:H2'	1:DA:245:G:O4'	2.20	0.42
1:DA:686:G:O6	29:D7:12:ARG:HG3	2.20	0.42
1:DA:872:A:C4	1:DA:906:G:N2	2.87	0.42
1:DA:1063:G:O6	1:DA:1075:C:N3	2.52	0.42
1:DA:1174:A:H3'	1:DA:1175:U:C5'	2.50	0.42
1:DA:2163:C:C5	1:DA:2164:C:C4	3.07	0.42
1:DA:2258:C:H4'	1:DA:2259:G:OP2	2.19	0.42
1:DA:2402:C:C2'	1:DA:2403:C:O5'	2.68	0.42

*Continued on next page...*

*Continued from previous page...*

Atom-1	Atom-2	Interatomic distance (Å)	Clash overlap (Å)
1:DA:2577:A:H2'	1:DA:2614:A:N6	2.35	0.42
1:DA:2635:C:H5''	4:DE:77:ILE:O	2.20	0.42
1:DA:2645:G:N2	1:DA:2767:C:OP2	2.53	0.42
1:DA:2667:C:H1'	7:DH:109:PHE:HD2	1.84	0.42
1:DA:2698:U:H2'	1:DA:2699:C:C6	2.54	0.42
4:DE:111:ARG:HD2	4:DE:160:TYR:CD1	2.54	0.42
5:DF:32:LEU:HB3	5:DF:112:MET:HE1	2.02	0.42
5:DF:57:VAL:HG13	5:DF:58:ALA:N	2.34	0.42
5:DF:119:ARG:HG2	5:DF:119:ARG:O	2.20	0.42
6:DG:15:VAL:HG13	6:DG:175:LEU:CB	2.50	0.42
7:DH:89:ILE:HG21	7:DH:129:THR:HG22	2.02	0.42
8:DK:14:ASP:N	8:DK:17:GLN:OE1	2.44	0.42
12:DP:64:ILE:HA	12:DP:106:VAL:HG12	2.00	0.42
16:D1:97:ASP:OD2	16:D1:98:LEU:N	2.53	0.42
21:DV:10:ARG:HG2	21:DV:11:GLU:N	2.34	0.42
21:DV:130:PRO:HA	21:DV:133:ILE:HD11	2.01	0.42
1:AA:127:A:H5''	1:AA:128:C:C6	2.54	0.42
1:AA:637:A:OP1	11:AO:133:SER:HB3	2.19	0.42
1:AA:1536:A:H2'	1:AA:1537:C:OP1	2.20	0.42
1:AA:2251:G:OP1	12:AP:82:ARG:NH1	2.52	0.42
1:AA:2308:G:H2'	1:AA:2308:G:N3	2.34	0.42
1:AA:2402:C:HO2'	1:AA:2403:C:P	2.36	0.42
1:AA:2473:U:C2'	1:AA:2474:C:H5''	2.49	0.42
1:AA:2495:G:H5'	12:AP:81:VAL:O	2.20	0.42
1:AA:2712:U:O2'	1:AA:2712(A):A:OP2	2.36	0.42
1:AA:2716:U:O2'	1:AA:2717:G:H5'	2.19	0.42
1:AA:2850:A:H2	13:A0:61:HIS:CG	2.36	0.42
5:AF:150:GLY:HA2	5:AF:172:TRP:CD2	2.55	0.42
7:AH:97:ARG:O	7:AH:98:LEU:HB2	2.19	0.42
11:AO:16:ARG:NH1	11:AO:16:ARG:CG	2.80	0.42
16:A1:50:ARG:HG2	16:A1:53:ARG:HH22	1.84	0.42
22:A3:42:GLY:O	22:A3:57:PHE:CD1	2.71	0.42
23:AZ:8:SER:OG	23:AZ:10:LYS:HG3	2.20	0.42
31:BA:1054:C:H42	52:BB:35:G:C1'	2.33	0.42
31:BA:1072:G:H2'	31:BA:1073:U:C6	2.54	0.42
31:BA:1110:A:H5''	31:BA:1183:A:H2	1.83	0.42
31:BA:1190:G:C5'	33:BF:176:HIS:CE1	3.03	0.42
33:BF:30:ARG:HB2	44:BQ:36:PHE:O	2.19	0.42
33:BF:196:LEU:N	33:BF:196:LEU:HD23	2.35	0.42
38:BK:64:LYS:CB	38:BK:79:VAL:HG21	2.47	0.42
46:BS:58:TYR:O	46:BS:62:VAL:HG22	2.19	0.42

*Continued on next page...*

*Continued from previous page...*

Atom-1	Atom-2	Interatomic distance (Å)	Clash overlap (Å)
47:BT:56:VAL:O	47:BT:77:VAL:HB	2.20	0.42
49:BV:28:LYS:HG2	49:BV:47:HIS:CE1	2.54	0.42
31:CA:51:A:C2	31:CA:353:A:N1	2.88	0.42
31:CA:730:G:O6	45:CR:51:HIS:NE2	2.50	0.42
31:CA:927:G:N2	31:CA:1391:U:H1'	2.34	0.42
31:CA:1127:G:OP2	31:CA:1127:G:H8	2.03	0.42
31:CA:1141:C:O2'	31:CA:1142:G:H5'	2.20	0.42
31:CA:1158:C:H2'	31:CA:1160:G:C8	2.55	0.42
31:CA:1346:A:C8	31:CA:1348:U:O2	2.73	0.42
32:CE:45:GLN:C	32:CE:47:THR:N	2.72	0.42
32:CE:83:MET:O	32:CE:85:ALA:N	2.53	0.42
34:CG:32:ALA:O	34:CG:36:ARG:HG3	2.20	0.42
36:CI:19:LEU:HD23	36:CI:19:LEU:O	2.20	0.42
37:CJ:131:LYS:HB2	37:CJ:131:LYS:NZ	2.35	0.42
37:CJ:149:ARG:HD2	41:CN:59:TYR:CE1	2.55	0.42
43:CP:105:THR:O	43:CP:106:ASN:C	2.58	0.42
47:CT:74:LEU:HD23	47:CT:74:LEU:HA	1.91	0.42
1:DA:174:C:H2'	1:DA:174:C:O2	2.19	0.42
1:DA:813:U:H2'	1:DA:814:C:C6	2.55	0.42
1:DA:1006:C:O2'	9:DM:106:MET:O	2.34	0.42
1:DA:1300:U:C5'	1:DA:1301:A:H5''	2.46	0.42
1:DA:1536:A:H3'	1:DA:1537:C:O4'	2.19	0.42
1:DA:2293:C:O3'	14:DQ:89:ARG:NH2	2.52	0.42
1:DA:2324:C:H5''	1:DA:2325:G:C5'	2.50	0.42
1:DA:2790:A:H1'	1:DA:2791:C:OP2	2.20	0.42
1:DA:2793:G:N2	1:DA:2804:C:C2	2.87	0.42
4:DE:16:ARG:O	4:DE:17:ASP:HB2	2.19	0.42
5:DF:74:ARG:O	5:DF:74:ARG:HG2	2.19	0.42
6:DG:142:PRO:HG2	6:DG:143:GLU:OE2	2.20	0.42
8:DK:7:GLU:O	8:DK:9:LEU:HD23	2.19	0.42
8:DK:62:LYS:O	8:DK:62:LYS:HD2	2.19	0.42
24:DW:41:ILE:CD1	24:DW:44:LEU:HD12	2.48	0.42
1:AA:65:C:H2'	1:AA:66:C:H6	1.84	0.42
1:AA:547:A:H3'	1:AA:548:A:C8	2.55	0.42
1:AA:600:G:H2'	1:AA:601:C:O4'	2.19	0.42
1:AA:845:G:OP2	1:AA:845:G:H8	2.02	0.42
1:AA:906:G:HO2'	12:AP:67:ARG:HH21	1.59	0.42
1:AA:1042:G:H2'	1:AA:1043:C:O4'	2.20	0.42
1:AA:1348:G:C2'	1:AA:1349:A:H5''	2.48	0.42
1:AA:1376:C:H2'	1:AA:1377:G:O4'	2.19	0.42
1:AA:1416:G:O2'	1:AA:1417:C:O4'	2.38	0.42

*Continued on next page...*

*Continued from previous page...*

Atom-1	Atom-2	Interatomic distance (Å)	Clash overlap (Å)
1:AA:1918:A:O2'	1:AA:1920:C:N4	2.52	0.42
1:AA:2352:A:C4	1:AA:2366:A:C2	3.08	0.42
1:AA:2419:U:OP1	30:A8:41:ILE:HD12	2.20	0.42
4:AE:188:VAL:HA	4:AE:189:PRO:HD3	1.83	0.42
6:AG:60:LEU:HB3	6:AG:68:PRO:HG3	2.01	0.42
7:AH:119:GLU:HA	7:AH:119:GLU:OE2	2.19	0.42
11:AO:19:VAL:HG22	11:AO:20:GLY:N	2.32	0.42
11:AO:47:ASP:OD2	11:AO:49:ARG:HG2	2.19	0.42
11:AO:106:LEU:HD23	11:AO:106:LEU:HA	1.94	0.42
13:A0:55:ALA:HA	13:A0:80:PHE:HE2	1.82	0.42
15:AR:65:LYS:HE3	15:AR:67:SER:HB2	2.02	0.42
18:AS:57:ASN:HD22	18:AS:57:ASN:HA	1.63	0.42
19:AT:29:TRP:CZ3	19:AT:78:LYS:HG2	2.55	0.42
27:A5:48:GLU:O	27:A5:49:CYS:HB2	2.20	0.42
31:BA:195:A:N7	31:BA:196:A:C6	2.88	0.42
31:BA:659:U:O2'	31:BA:660:G:H5'	2.20	0.42
31:BA:684:A:O2'	41:BN:38:ASN:HB3	2.20	0.42
31:BA:766:A:C8	31:BA:814:A:C6	3.08	0.42
31:BA:965:A:C2	31:BA:969:A:C2	3.08	0.42
36:BI:14:LEU:HD11	36:BI:84:ASN:HB3	2.01	0.42
37:BJ:6:ARG:O	37:BJ:7:ALA:C	2.58	0.42
37:BJ:100:ALA:O	37:BJ:104:LEU:HD23	2.20	0.42
38:BK:23:SER:HA	38:BK:61:VAL:O	2.19	0.42
39:BL:117:HIS:O	39:BL:118:LYS:HG3	2.19	0.42
43:BP:57:ARG:HH11	43:BP:57:ARG:HB2	1.85	0.42
49:BV:51:VAL:HG23	49:BV:60:VAL:CG1	2.50	0.42
31:CA:322:C:H5	31:CA:328:C:C5	2.31	0.42
31:CA:391:G:C6	31:CA:392:G:C5	3.08	0.42
31:CA:689:C:H2'	31:CA:690:G:C5'	2.46	0.42
31:CA:1021:G:H2'	31:CA:1022:G:O4'	2.19	0.42
31:CA:1190:G:H5'	33:CF:176:HIS:NE2	2.34	0.42
33:CF:41:GLY:O	33:CF:45:LYS:HB3	2.20	0.42
35:CH:103:GLY:C	35:CH:105:VAL:N	2.73	0.42
41:CN:27:ASN:OD1	41:CN:55:LYS:HB3	2.19	0.42
42:CO:50:ARG:HG3	42:CO:90:LEU:HD21	2.02	0.42
50:CW:10:LEU:HD23	50:CW:10:LEU:C	2.40	0.42
52:CB:22:G:H22	52:CB:59:U:H5'	1.85	0.42
53:CC:20:G:HO2'	53:CC:21:U:H6	1.61	0.42
53:CC:54:G:H2'	53:CC:55:U:C6	2.54	0.42
1:DA:49:A:H5'	1:DA:51:G:O4'	2.19	0.42
1:DA:67:U:C4	1:DA:74:A:N1	2.87	0.42

*Continued on next page...*



*Continued from previous page...*

Atom-1	Atom-2	Interatomic distance (Å)	Clash overlap (Å)
1:DA:565:C:H2'	1:DA:566:U:O4'	2.20	0.42
1:DA:643:A:N1	1:DA:2369:A:O2'	2.49	0.42
1:DA:709:U:H2'	1:DA:710:G:C8	2.54	0.42
1:DA:1012:U:N3	1:DA:1143:A:N6	2.63	0.42
1:DA:1299:G:H5''	1:DA:1300:U:H5''	2.00	0.42
1:DA:1506:C:H2'	1:DA:1507:A:O4'	2.20	0.42
1:DA:1899:G:H2'	1:DA:1900:A:OP2	2.18	0.42
1:DA:2170:A:H5''	1:DA:2171:A:OP2	2.20	0.42
1:DA:2443:C:O2'	1:DA:2444:G:H5'	2.18	0.42
1:DA:2690:C:OP2	1:DA:2690:C:H6	2.02	0.42
2:DB:40:U:H1'	2:DB:46:A:C2	2.55	0.42
4:DE:37:ARG:HA	4:DE:42:ASP:OD2	2.20	0.42
5:DF:124:LEU:O	5:DF:124:LEU:HG	2.19	0.42
7:DH:168:PRO:O	7:DH:169:VAL:CB	2.60	0.42
8:DK:76:THR:HG23	8:DK:77:LEU:N	2.34	0.42
12:DP:2:LEU:HD13	12:DP:69:PHE:CE1	2.54	0.42
14:DQ:106:ARG:CZ	14:DQ:106:ARG:O	2.67	0.42
15:DR:18:ASP:OD1	15:DR:18:ASP:N	2.36	0.42
16:D1:66:ASN:HD21	16:D1:70:ARG:NE	2.12	0.42
17:D2:99:ILE:HG22	17:D2:99:ILE:O	2.20	0.42
21:DV:69:THR:HG22	21:DV:90:VAL:HG22	2.02	0.42
23:DZ:78:LYS:HE2	23:DZ:80:LEU:HD21	2.02	0.42
30:D8:61:LEU:HD12	30:D8:62:LEU:H	1.85	0.42
1:AA:270(Y):G:C2	1:AA:270(Z):U:O4	2.73	0.42
1:AA:305:U:O5'	1:AA:305:U:H6	2.03	0.42
1:AA:469:G:H2'	1:AA:470:A:H5''	2.02	0.42
1:AA:529:A:C8	1:AA:530:G:C6	3.06	0.42
1:AA:576:U:H2'	1:AA:577:G:C8	2.54	0.42
1:AA:657:U:H2'	1:AA:658:C:C6	2.55	0.42
1:AA:705:A:H2'	1:AA:706:A:O4'	2.20	0.42
1:AA:911:A:H2'	12:AP:9:TYR:OH	2.20	0.42
1:AA:969:U:H2'	1:AA:970:C:C6	2.55	0.42
1:AA:1005:C:O2'	9:AM:28:THR:CG2	2.68	0.42
1:AA:1317:A:H2'	1:AA:1318:C:C6	2.55	0.42
1:AA:2164:C:C6	1:AA:2165:G:N7	2.88	0.42
1:AA:2262:U:H4'	1:AA:2328:A:H2	1.84	0.42
1:AA:2467:C:N4	1:AA:2468:G:N1	2.68	0.42
1:AA:2666:C:H5''	1:AA:2667:C:OP2	2.20	0.42
2:AB:29:A:C2	2:AB:30:C:C2	3.08	0.42
2:AB:66:A:N6	2:AB:107:U:H2'	2.33	0.42
3:AD:58:HIS:HD2	3:AD:59:LYS:O	2.02	0.42

*Continued on next page...*

*Continued from previous page...*

Atom-1	Atom-2	Interatomic distance (Å)	Clash overlap (Å)
3:AD:149:PRO:O	3:AD:150:LYS:HB2	2.20	0.42
4:AE:49:LEU:O	4:AE:50:GLY:C	2.58	0.42
4:AE:183:LEU:HD12	4:AE:183:LEU:N	2.34	0.42
6:AG:109:VAL:CG1	26:A4:33:VAL:HG21	2.50	0.42
7:AH:152:ARG:HE	7:AH:153:LYS:HZ3	1.67	0.42
8:AK:129:THR:HA	8:AK:137:PRO:HA	2.01	0.42
10:AN:7:TYR:C	10:AN:8:LEU:HD22	2.40	0.42
11:AO:11:GLY:C	11:AO:13:ASN:N	2.71	0.42
18:AS:29:LEU:HD21	18:AS:33:ARG:NH2	2.34	0.42
19:AT:29:TRP:CZ2	19:AT:76:ARG:NH2	2.88	0.42
21:AV:150:LEU:CD2	21:AV:154:ASP:HB2	2.50	0.42
24:AW:59:ARG:O	24:AW:62:THR:HG23	2.19	0.42
27:A5:40:LYS:HZ2	27:A5:46:CYS:HB3	1.84	0.42
28:A6:43:CYS:HB3	28:A6:44:ARG:HH11	1.85	0.42
31:BA:36:C:O2'	42:BO:114:ARG:NH2	2.52	0.42
31:BA:96:G:H2'	31:BA:97:U:C5'	2.50	0.42
31:BA:250:A:H4'	31:BA:251:G:H5''	2.01	0.42
31:BA:384:G:C6	31:BA:385:C:N4	2.88	0.42
31:BA:404:U:H5'	34:BG:122:ARG:HD2	2.01	0.42
31:BA:439:A:H2'	31:BA:440:A:O4'	2.20	0.42
31:BA:920:U:O4'	31:BA:1080:A:C2	2.73	0.42
31:BA:1037:C:H3'	31:BA:1037:C:H6	1.85	0.42
31:BA:1206:G:C5	31:BA:1207:G:N7	2.88	0.42
31:BA:1306:A:C2	31:BA:1307:U:H1'	2.55	0.42
32:BE:70:PHE:O	32:BE:93:VAL:N	2.49	0.42
33:BF:78:GLY:HA3	33:BF:83:ARG:CB	2.50	0.42
34:BG:173:TRP:CZ3	34:BG:193:ASP:HB3	2.55	0.42
35:BH:43:LEU:HD23	35:BH:133:TYR:CD1	2.55	0.42
40:BM:35:SER:O	40:BM:36:GLY:C	2.59	0.42
41:BN:79:SER:HB2	41:BN:106:LYS:CD	2.44	0.42
43:BP:25:ILE:HD11	43:BP:60:VAL:CG1	2.49	0.42
44:BQ:58:LYS:NZ	44:BQ:58:LYS:HB3	2.35	0.42
53:BD:9:G:C6	53:BD:47:G:N1	2.88	0.42
31:CA:502:G:H2'	31:CA:503:C:O4'	2.20	0.42
31:CA:779:C:H2'	31:CA:780:A:O4'	2.19	0.42
31:CA:940:C:O2'	31:CA:941:G:H5'	2.20	0.42
31:CA:963:G:N2	40:CM:55:LYS:CE	2.83	0.42
31:CA:1095:U:H5''	31:CA:1109:C:O2	2.20	0.42
31:CA:1522:U:H2'	31:CA:1523:G:H8	1.85	0.42
32:CE:163:PHE:HA	32:CE:185:ILE:O	2.19	0.42
33:CF:86:VAL:O	33:CF:90:GLU:HG2	2.20	0.42

*Continued on next page...*

*Continued from previous page...*

Atom-1	Atom-2	Interatomic distance (Å)	Clash overlap (Å)
34:CG:178:VAL:CG1	34:CG:179:GLU:N	2.83	0.42
35:CH:78:HIS:HA	38:CK:105:ARG:HG3	2.02	0.42
40:CM:15:THR:HG21	40:CM:92:THR:HG21	2.01	0.42
40:CM:22:LYS:HD2	40:CM:22:LYS:C	2.40	0.42
42:CO:24:LEU:HD23	42:CO:30:ARG:CG	2.35	0.42
47:CT:27:PHE:CZ	47:CT:36:ILE:HD11	2.54	0.42
50:CW:14:LYS:HB2	50:CW:17:ARG:CZ	2.50	0.42
52:CB:40:G:O2'	52:CB:41:G:H5'	2.19	0.42
53:CD:57:C:O4'	1:DA:2169:A:H1'	2.20	0.42
1:DA:394:A:H5''	1:DA:395:U:OP2	2.20	0.42
1:DA:570:G:H2'	1:DA:2030:A:C5	2.55	0.42
1:DA:612:G:C2	1:DA:617:G:C6	3.07	0.42
1:DA:824:A:H1'	1:DA:2358:G:N7	2.35	0.42
1:DA:1023:U:OP2	1:DA:1024:G:N7	2.53	0.42
1:DA:1266:G:C6	18:DS:16:LYS:HE3	2.55	0.42
1:DA:1507:A:H2'	1:DA:1508:A:O4'	2.19	0.42
1:DA:1858:G:OP2	1:DA:1858:G:H8	2.03	0.42
1:DA:2210:G:H5'	1:DA:2211:G:N1	2.35	0.42
1:DA:2335:A:C8	1:DA:2337:G:N7	2.88	0.42
1:DA:2689:U:H4'	1:DA:2690:C:C5'	2.47	0.42
4:DE:35:GLN:H	4:DE:48:GLN:HB3	1.84	0.42
5:DF:118:ALA:C	5:DF:120:GLU:H	2.23	0.42
7:DH:86:GLU:HA	7:DH:132:ARG:HB3	2.01	0.42
10:DN:11:ALA:O	10:DN:98:VAL:HA	2.20	0.42
11:DO:6:LEU:HD12	11:DO:6:LEU:HA	1.65	0.42
12:DP:17:LEU:HA	12:DP:98:LYS:HE2	2.02	0.42
12:DP:85:LYS:O	12:DP:86:GLY:C	2.57	0.42
13:D0:52:ILE:O	13:D0:55:ALA:N	2.53	0.42
15:DR:61:PHE:CE2	15:DR:76:PHE:HB2	2.55	0.42
18:DS:86:LEU:HB2	18:DS:96:ILE:HG23	2.01	0.42
19:DT:5:TYR:HD2	24:DW:33:MET:SD	2.42	0.42
19:DT:11:PRO:HD3	24:DW:37:PHE:CD2	2.54	0.42
19:DT:18:TYR:C	19:DT:20:GLY:N	2.73	0.42
20:DU:101:LYS:HE2	20:DU:101:LYS:HB3	1.80	0.42
29:D7:19:ARG:HG2	29:D7:19:ARG:HH11	1.85	0.42
1:AA:252:G:OP2	11:AO:50:ARG:NH1	2.52	0.41
1:AA:1826:G:H2'	1:AA:1827:C:H6	1.85	0.41
1:AA:1926:U:H2'	1:AA:1928:A:OP2	2.19	0.41
1:AA:2163:C:H5'	1:AA:2172:U:OP2	2.19	0.41
1:AA:2348:U:O4	1:AA:2382:G:C2	2.73	0.41
1:AA:2656:U:O2	1:AA:2656:U:H2'	2.19	0.41

*Continued on next page...*

*Continued from previous page...*

Atom-1	Atom-2	Interatomic distance (Å)	Clash overlap (Å)
1:AA:2886:G:H2'	1:AA:2887:U:H6	1.85	0.41
3:AD:97:TYR:HE1	3:AD:103:ARG:HG3	1.85	0.41
4:AE:23:VAL:CG1	4:AE:185:LYS:CA	2.81	0.41
5:AF:81:PRO:HB3	5:AF:89:VAL:HG23	2.01	0.41
7:AH:41:MET:HE2	7:AH:41:MET:HB2	1.94	0.41
9:AM:70:LYS:C	9:AM:71:ILE:HD12	2.41	0.41
11:AO:46:LYS:HE2	11:AO:46:LYS:HB3	1.79	0.41
11:AO:58:THR:HG22	11:AO:61:ARG:NH2	2.35	0.41
15:AR:111:ARG:O	15:AR:112:ARG:C	2.57	0.41
15:AR:118:ARG:NH1	31:BA:1446:A:C6	2.88	0.41
18:AS:29:LEU:O	18:AS:33:ARG:HG3	2.20	0.41
20:AU:33:LYS:HB2	20:AU:33:LYS:HE3	1.73	0.41
21:AV:27:VAL:HG13	21:AV:29:TYR:HD2	1.84	0.41
21:AV:39:VAL:HG21	21:AV:44:PHE:HB2	2.03	0.41
21:AV:156:LYS:O	21:AV:157:LEU:HB2	2.19	0.41
27:A5:33:CYS:HA	27:A5:34:PRO:HD2	1.83	0.41
31:BA:303:A:H2'	31:BA:304:U:O4'	2.20	0.41
31:BA:374:A:C6	31:BA:375:U:C4	3.07	0.41
31:BA:706:A:H2'	31:BA:707:C:H5'	2.02	0.41
31:BA:1028(A):C:N4	31:BA:1028(B):C:H41	2.18	0.41
31:BA:1072:G:C5	31:BA:1073:U:C4	3.07	0.41
31:BA:1086:U:H6	31:BA:1086:U:O5'	2.03	0.41
31:BA:1342:C:H2'	31:BA:1343:G:H8	1.84	0.41
31:BA:1503:A:H5'	31:BA:1531:A:H1'	2.02	0.41
31:BA:1504:G:H3'	31:BA:1504:G:P	2.59	0.41
33:BF:94:LEU:C	33:BF:94:LEU:HD12	2.40	0.41
34:BG:10:ARG:NH1	34:BG:10:ARG:HB2	2.35	0.41
39:BL:83:ARG:HA	39:BL:86:VAL:CG1	2.50	0.41
42:BO:18:LYS:HD2	42:BO:18:LYS:N	2.35	0.41
43:BP:108:ARG:O	43:BP:109:THR:C	2.58	0.41
31:CA:88:C:O2	31:CA:88:C:H2'	2.19	0.41
31:CA:652:U:O2'	31:CA:653:A:C2	2.70	0.41
31:CA:977:A:H1'	31:CA:981:U:H3	1.85	0.41
31:CA:1007:C:H2'	31:CA:1008:C:O4'	2.20	0.41
31:CA:1158:C:O2'	32:CE:133:LYS:HD3	2.20	0.41
34:CG:139:ARG:NH1	34:CG:139:ARG:CG	2.71	0.41
35:CH:48:ALA:HB3	35:CH:54:ALA:CB	2.50	0.41
37:CJ:78:ARG:NH2	37:CJ:80:VAL:HB	2.35	0.41
39:CL:18:PHE:HB2	39:CL:62:TYR:O	2.20	0.41
43:CP:45:VAL:O	43:CP:45:VAL:HG12	2.20	0.41
49:CV:31:ILE:CG1	49:CV:32:LYS:N	2.77	0.41

*Continued on next page...*

*Continued from previous page...*

Atom-1	Atom-2	Interatomic distance (Å)	Clash overlap (Å)
1:DA:6:A:O2'	9:DM:129:PRO:HB2	2.19	0.41
1:DA:389:G:C6	11:DO:70:GLN:HB3	2.54	0.41
1:DA:952:G:C6	1:DA:966:G:C6	3.08	0.41
1:DA:979:G:H3'	1:DA:980:A:C5'	2.49	0.41
1:DA:1050:A:O2'	1:DA:2752:C:O2	2.37	0.41
1:DA:1261:C:C2'	1:DA:1262:A:O5'	2.68	0.41
1:DA:2169:A:H2	1:DA:2170:A:C5	2.38	0.41
1:DA:2531:A:H4'	7:DH:157:TYR:HD2	1.84	0.41
1:DA:2591:C:H2'	1:DA:2592:G:C8	2.55	0.41
1:DA:2629:A:H2'	1:DA:2630:G:OP2	2.20	0.41
1:DA:2720:U:C4	1:DA:2873:A:N6	2.88	0.41
1:DA:2892:A:N6	1:DA:2893:G:C2	2.88	0.41
4:DE:46:ALA:CB	4:DE:82:ARG:HA	2.50	0.41
4:DE:201:THR:C	4:DE:202:LYS:HD2	2.39	0.41
6:DG:88:ILE:C	6:DG:88:ILE:HD13	2.40	0.41
7:DH:159:GLU:O	7:DH:160:LYS:C	2.57	0.41
12:DP:37:LEU:HD21	12:DP:130:LYS:HB2	2.01	0.41
13:D0:28:LEU:HD23	13:D0:28:LEU:HA	1.84	0.41
15:DR:88:ILE:O	15:DR:88:ILE:HG13	2.17	0.41
16:D1:50:ARG:HG3	16:D1:53:ARG:NH2	2.35	0.41
16:D1:52:ARG:NH1	16:D1:52:ARG:HB3	2.34	0.41
16:D1:92:ARG:HG2	16:D1:95:LEU:H	1.85	0.41
16:D1:92:ARG:HD2	16:D1:95:LEU:HD12	2.01	0.41
20:DU:87:LYS:HB3	20:DU:92:ASN:CB	2.45	0.41
21:DV:114:GLY:C	21:DV:116:VAL:N	2.72	0.41
21:DV:131:ARG:H	21:DV:131:ARG:CD	2.33	0.41
26:D4:23:GLU:HG3	26:D4:24:THR:H	1.83	0.41
1:AA:18:C:H4'	16:A1:23:GLY:O	2.20	0.41
1:AA:30:G:H2'	1:AA:31:C:C6	2.56	0.41
1:AA:85:G:HO2'	1:AA:103:A:H2	1.63	0.41
1:AA:729:G:O2'	1:AA:763:G:H4'	2.20	0.41
1:AA:1050:A:C8	1:AA:2751:G:C5	3.08	0.41
1:AA:1065:U:C4	1:AA:1066:U:H6	2.38	0.41
1:AA:1291:C:H2'	1:AA:1292:U:C6	2.55	0.41
1:AA:1448:G:O2'	1:AA:1529:A:N1	2.48	0.41
1:AA:1506:C:O2	1:AA:1506:C:H2'	2.19	0.41
1:AA:1757:U:C2'	1:AA:1758:G:OP1	2.68	0.41
1:AA:1969:A:O2'	1:AA:1972:A:N3	2.46	0.41
1:AA:2038:G:H2'	1:AA:2039:C:C6	2.55	0.41
1:AA:2332:U:H5'	1:AA:2336:A:N6	2.35	0.41
1:AA:2467:C:O2'	1:AA:2468:G:H5''	2.21	0.41

*Continued on next page...*

*Continued from previous page...*

Atom-1	Atom-2	Interatomic distance (Å)	Clash overlap (Å)
1:AA:2751:G:C2	7:AH:3:ARG:HB3	2.54	0.41
1:AA:2820:A:C5	13:A0:4:LEU:HD21	2.56	0.41
2:AB:13:A:H2'	2:AB:70:C:O2'	2.20	0.41
2:AB:25:A:H2'	2:AB:26:A:H5'	2.02	0.41
4:AE:115:GLY:HA2	4:AE:157:ALA:CB	2.50	0.41
5:AF:170:LEU:HA	5:AF:171:PRO:HD2	1.93	0.41
7:AH:3:ARG:HA	7:AH:3:ARG:HE	1.84	0.41
8:AK:29:TYR:CD2	8:AK:30:LEU:HD23	2.54	0.41
10:AN:60:ALA:HB1	10:AN:84:ALA:HB1	2.02	0.41
11:AO:32:THR:O	11:AO:32:THR:HG23	2.20	0.41
13:A0:60:LEU:HD23	13:A0:61:HIS:N	2.35	0.41
14:AQ:106:ARG:NH2	14:AQ:107:GLU:HB2	2.34	0.41
16:A1:92:ARG:CZ	17:A2:11:GLN:O	2.67	0.41
20:AU:67:LEU:HD12	20:AU:67:LEU:HA	1.87	0.41
20:AU:86:ARG:HD2	20:AU:86:ARG:HA	1.88	0.41
29:A7:46:VAL:HG12	29:A7:47:ARG:N	2.34	0.41
30:A8:34:TRP:O	30:A8:35:GLN:HG2	2.21	0.41
31:BA:123:C:OP1	31:BA:311:C:O2'	2.37	0.41
31:BA:192:U:H4'	50:BW:102:GLY:O	2.20	0.41
31:BA:748:C:H1'	31:BA:749:C:OP2	2.20	0.41
31:BA:789:U:O2	31:BA:789:U:O4'	2.38	0.41
31:BA:872:A:C4	31:BA:874:G:C8	3.08	0.41
31:BA:1021:G:H2'	31:BA:1022:G:O4'	2.20	0.41
31:BA:1126:U:C5	31:BA:1127:G:C4	3.09	0.41
31:BA:1331:G:O2'	31:BA:1332:A:H8	2.03	0.41
31:BA:1417:G:C6	31:BA:1482:G:C6	3.08	0.41
33:BF:95:THR:CG2	33:BF:96:GLY:H	2.23	0.41
35:BH:71:LEU:HD11	35:BH:114:GLY:HA3	2.02	0.41
35:BH:154:GLY:O	35:BH:155:GLU:CB	2.66	0.41
36:BI:49:ALA:HB1	48:BU:80:PRO:HB3	2.02	0.41
36:BI:55:ASP:HA	36:BI:56:PRO:HD2	1.85	0.41
40:BM:79:ARG:HD3	40:BM:79:ARG:HA	1.91	0.41
41:BN:23:ALA:O	41:BN:87:THR:O	2.38	0.41
43:BP:57:ARG:HB2	43:BP:57:ARG:NH1	2.35	0.41
45:BR:47:LYS:HE2	45:BR:47:LYS:HB3	1.84	0.41
49:BV:40:ILE:HG12	49:BV:41:VAL:N	2.34	0.41
31:CA:194:C:H2'	31:CA:195:A:H5''	2.02	0.41
31:CA:584:G:OP1	47:CT:87:LYS:HE2	2.19	0.41
31:CA:925:G:H1'	31:CA:1502:A:C4	2.55	0.41
31:CA:978:A:C5'	31:CA:979:C:OP2	2.68	0.41
31:CA:1091:U:C2	31:CA:1093:A:OP2	2.73	0.41

*Continued on next page...*

*Continued from previous page...*

Atom-1	Atom-2	Interatomic distance (Å)	Clash overlap (Å)
31:CA:1128:C:N3	31:CA:1139:G:C6	2.88	0.41
32:CE:141:GLU:O	32:CE:145:LEU:HB2	2.21	0.41
32:CE:231:GLU:CB	32:CE:232:PRO:HD2	2.47	0.41
33:CF:20:SER:HB2	33:CF:40:ARG:NH2	2.17	0.41
37:CJ:73:MET:CE	37:CJ:90:GLU:HG3	2.50	0.41
1:DA:30:G:H2'	1:DA:31:C:H6	1.81	0.41
1:DA:519:U:H2'	1:DA:520:G:C8	2.55	0.41
1:DA:607:U:C2	1:DA:621:A:N1	2.88	0.41
1:DA:908:C:O2'	1:DA:909:A:H5'	2.20	0.41
1:DA:979:G:H3'	1:DA:980:A:H5''	2.01	0.41
1:DA:1021:A:C6	1:DA:1023:U:C4	3.08	0.41
1:DA:1332:G:H21	1:DA:1610:A:H8	1.49	0.41
1:DA:1599:C:H5''	19:DT:35:THR:HG22	2.02	0.41
1:DA:1790:C:H2'	1:DA:1791:A:C4	2.55	0.41
1:DA:2128:C:O2'	1:DA:2173:A:N1	2.49	0.41
1:DA:2280:G:H4'	1:DA:2327:A:O4'	2.19	0.41
1:DA:2383:G:O2'	1:DA:2384:G:H5'	2.19	0.41
1:DA:2741:A:H2'	1:DA:2742:C:O4'	2.19	0.41
4:DE:35:GLN:HB2	4:DE:48:GLN:NE2	2.36	0.41
6:DG:110:ALA:HA	6:DG:140:ILE:O	2.20	0.41
12:DP:85:LYS:C	12:DP:86:GLY:O	2.58	0.41
13:D0:29:LEU:HD12	13:D0:29:LEU:HA	1.82	0.41
19:DT:80:ILE:O	19:DT:80:ILE:HG13	2.18	0.41
28:D6:10:LEU:H	28:D6:10:LEU:HD12	1.84	0.41
1:AA:208:C:H2'	1:AA:209:C:C6	2.55	0.41
1:AA:213:A:H2'	1:AA:214:G:O4'	2.19	0.41
1:AA:250:G:C6	1:AA:251:A:C6	3.08	0.41
1:AA:304:G:C2	1:AA:314:A:C2	3.08	0.41
1:AA:480:A:C2'	1:AA:481:G:OP1	2.68	0.41
1:AA:493:G:H2'	1:AA:494:G:O4'	2.20	0.41
1:AA:839:U:H2'	1:AA:840:C:C6	2.55	0.41
1:AA:1045:A:C8	1:AA:1047:G:C2	3.08	0.41
1:AA:1099:G:H2'	1:AA:1100:C:O4'	2.19	0.41
1:AA:1710:C:N3	1:AA:1749:A:C2	2.88	0.41
1:AA:1899:G:C2'	1:AA:1900:A:OP2	2.67	0.41
1:AA:2109:U:O2	1:AA:2181:G:C2	2.74	0.41
1:AA:2212:A:N3	1:AA:2215:G:C2	2.88	0.41
1:AA:2418:A:OP1	30:A8:29:LYS:NZ	2.53	0.41
3:AD:28:GLU:CB	3:AD:29:PRO:CD	2.81	0.41
3:AD:158:ALA:O	3:AD:159:ALA:C	2.58	0.41
4:AE:119:ARG:HB3	4:AE:120:TRP:CD1	2.56	0.41

*Continued on next page...*

*Continued from previous page...*

Atom-1	Atom-2	Interatomic distance (Å)	Clash overlap (Å)
5:AF:11:VAL:HB	5:AF:18:ARG:HG3	2.01	0.41
12:AP:29:PHE:N	12:AP:105:GLU:OE2	2.51	0.41
13:A0:44:LEU:HD22	13:A0:44:LEU:O	2.20	0.41
15:AR:30:VAL:HG23	15:AR:83:ILE:HG23	2.02	0.41
15:AR:94:ALA:O	15:AR:95:ARG:CB	2.68	0.41
19:AT:39:ILE:O	19:AT:43:VAL:HG23	2.20	0.41
21:AV:26:GLY:CA	21:AV:86:VAL:O	2.68	0.41
21:AV:52:SER:O	21:AV:53:ILE:HG12	2.20	0.41
30:A8:58:ILE:O	30:A8:58:ILE:HG23	2.19	0.41
31:BA:277:C:H2'	31:BA:278:G:C8	2.55	0.41
31:BA:570:G:H1'	31:BA:820:U:C4	2.56	0.41
31:BA:1495:U:H2'	31:BA:1496:C:H6	1.85	0.41
32:BE:127:ILE:HG23	32:BE:128:GLU:H	1.84	0.41
35:BH:57:LYS:O	35:BH:61:TYR:CD2	2.72	0.41
35:BH:78:HIS:HE1	35:BH:143:ARG:H	1.68	0.41
35:BH:144:THR:O	35:BH:148:VAL:HG23	2.20	0.41
39:BL:46:ALA:O	39:BL:49:PRO:HD2	2.20	0.41
40:BM:55:LYS:HG2	40:BM:56:HIS:N	2.35	0.41
41:BN:57:THR:CG2	41:BN:58:PRO:HD2	2.51	0.41
49:BV:62:ILE:HA	49:BV:66:MET:SD	2.60	0.41
53:BD:6:G:N2	53:BD:69:C:C4	2.87	0.41
53:BD:36:A:H2	54:B1:14:U:C5	2.38	0.41
31:CA:1072:G:C6	31:CA:1073:U:C4	3.08	0.41
31:CA:1134:G:H2'	31:CA:1135:U:H5'	2.03	0.41
31:CA:1226:C:H4'	31:CA:1227:A:OP1	2.20	0.41
31:CA:1515:C:O2'	31:CA:1516:G:H5'	2.20	0.41
33:CF:36:ASP:O	33:CF:40:ARG:HG3	2.21	0.41
36:CI:97:PHE:N	48:CU:30:ASP:OD2	2.50	0.41
38:CK:16:ALA:HB2	38:CK:24:THR:OG1	2.20	0.41
39:CL:99:LEU:HB3	39:CL:101:PHE:CE1	2.55	0.41
46:CS:1:MET:HE1	46:CS:65:GLN:HG2	2.02	0.41
48:CU:84:LYS:HE2	48:CU:84:LYS:HA	2.02	0.41
50:CW:67:ALA:O	50:CW:73:HIS:CE1	2.72	0.41
51:CX:6:ARG:O	51:CX:12:LYS:HG2	2.21	0.41
52:CB:69:A:H1'	52:CB:71:U:OP2	2.21	0.41
53:CC:48:U:C1'	53:CC:49:C:P	3.08	0.41
53:CC:76:C:H2'	53:CC:77:A:C8	2.55	0.41
1:DA:620:G:H4'	1:DA:621:A:C5'	2.50	0.41
1:DA:800:A:O4'	1:DA:801:G:H3'	2.20	0.41
1:DA:838:C:O2'	1:DA:839:U:H5'	2.20	0.41
1:DA:1062:G:N2	1:DA:1077:A:H1'	2.35	0.41

*Continued on next page...*



Continued from previous page...

Atom-1	Atom-2	Interatomic distance (Å)	Clash overlap (Å)
1:DA:1080:A:H2'	1:DA:1081:U:C6	2.55	0.41
1:DA:1786:A:C1'	1:DA:1938:A:N6	2.84	0.41
1:DA:2051:A:H5'	1:DA:2578:G:O4'	2.20	0.41
1:DA:2094:G:O2'	1:DA:2095:C:H5'	2.20	0.41
1:DA:2494:G:C4	1:DA:2495:G:C8	3.09	0.41
1:DA:2517:C:N3	1:DA:2542:A:C6	2.88	0.41
1:DA:2720:U:C4	1:DA:2873:A:C6	3.08	0.41
2:DB:49:C:H2'	2:DB:50:G:C8	2.56	0.41
3:DD:244:ARG:HB2	3:DD:245:PRO:CD	2.49	0.41
4:DE:26:ILE:HG22	4:DE:27:LEU:N	2.34	0.41
4:DE:36:ARG:O	4:DE:37:ARG:O	2.38	0.41
5:DF:28:ILE:O	5:DF:28:ILE:HG22	2.20	0.41
5:DF:63:LYS:HE3	5:DF:63:LYS:HB2	1.84	0.41
6:DG:42:GLY:HA2	6:DG:89:GLY:CA	2.49	0.41
7:DH:89:ILE:HG23	7:DH:90:LYS:N	2.30	0.41
8:DK:77:LEU:HD13	8:DK:141:LYS:HB3	2.02	0.41
13:D0:27:SER:HB3	13:D0:34:ILE:HD13	2.02	0.41
14:DQ:106:ARG:HA	14:DQ:110:LEU:HD21	2.01	0.41
16:D1:66:ASN:CB	16:D1:76:TYR:HB2	2.50	0.41
21:DV:8:TYR:HB2	21:DV:38:TYR:CE2	2.55	0.41
21:DV:74:VAL:HG22	21:DV:86:VAL:HG23	2.01	0.41
24:DW:22:GLU:HG3	24:DW:64:LEU:HD11	2.01	0.41
26:D4:12:ALA:H	26:D4:24:THR:CB	2.30	0.41
1:AA:64:A:O3'	19:AT:71:GLY:HA3	2.20	0.41
1:AA:67:U:N3	1:AA:74:A:H2	2.14	0.41
1:AA:221:A:N1	1:AA:265:A:O2'	2.46	0.41
1:AA:613:U:H5'	1:AA:616:A:N6	2.35	0.41
1:AA:764:A:OP1	3:AD:208:LYS:HE2	2.21	0.41
1:AA:1275:A:H4'	1:AA:1276:A:O5'	2.20	0.41
1:AA:2163:C:C5	1:AA:2164:C:C5	3.09	0.41
1:AA:2286:A:H2'	28:A6:31:PRO:CG	2.51	0.41
1:AA:2304:G:H22	1:AA:2312:U:H3	1.66	0.41
1:AA:2704:C:H2'	1:AA:2705:A:O4'	2.21	0.41
1:AA:2845:G:H2'	1:AA:2846:G:C8	2.54	0.41
2:AB:16:G:N2	2:AB:69:G:H1'	2.36	0.41
2:AB:116:G:O2'	2:AB:117:G:H5'	2.21	0.41
3:AD:65:ILE:CG1	3:AD:67:PHE:CE1	3.03	0.41
3:AD:69:ARG:HD3	3:AD:105:ILE:HD11	2.02	0.41
4:AE:47:VAL:HB	4:AE:49:LEU:HD13	2.03	0.41
4:AE:118:LYS:H	4:AE:121:ASN:H	1.68	0.41
6:AG:5:VAL:HG11	6:AG:100:TRP:HB3	2.02	0.41

Continued on next page...

*Continued from previous page...*

Atom-1	Atom-2	Interatomic distance (Å)	Clash overlap (Å)
6:AG:173:LEU:HD22	6:AG:178:PHE:CE2	2.56	0.41
7:AH:40:GLU:O	7:AH:41:MET:O	2.39	0.41
9:AM:120:LEU:CD2	9:AM:122:VAL:HG23	2.51	0.41
10:AN:3:GLN:HG3	10:AN:4:PRO:HD2	2.02	0.41
11:AO:147:LEU:HD12	11:AO:147:LEU:HA	1.78	0.41
14:AQ:67:ARG:HB2	14:AQ:67:ARG:NH1	2.35	0.41
20:AU:84:ARG:HH12	20:AU:97:ARG:HB2	1.86	0.41
21:AV:105:VAL:HG22	21:AV:106:GLY:H	1.84	0.41
21:AV:172:ALA:O	21:AV:173:ALA:HB2	2.20	0.41
28:A6:34:LEU:O	28:A6:51:GLU:HB3	2.21	0.41
31:BA:86:U:O2'	31:BA:87:A:O4'	2.28	0.41
31:BA:115:G:C2	31:BA:289:G:N7	2.89	0.41
31:BA:397:A:N6	31:BA:548:G:C5	2.88	0.41
31:BA:509:A:H4'	31:BA:510:A:OP1	2.21	0.41
31:BA:1003:G:H2'	31:BA:1004:A:C5'	2.49	0.41
31:BA:1157:A:O2'	31:BA:1158:C:C2	2.64	0.41
31:BA:1164:G:C2	31:BA:1165:C:C2	3.08	0.41
31:BA:1164:G:N1	31:BA:1173:G:C6	2.88	0.41
31:BA:1298:C:O4'	31:BA:1299:A:C5	2.74	0.41
32:BE:177:ALA:HB1	32:BE:182:ILE:HB	2.03	0.41
33:BF:48:TYR:O	33:BF:51:GLY:N	2.53	0.41
33:BF:70:VAL:O	33:BF:106:VAL:N	2.53	0.41
35:BH:122:GLU:OE1	35:BH:131:ILE:HG13	2.20	0.41
38:BK:121:ASP:HB2	38:BK:125:ARG:HH22	1.85	0.41
40:BM:62:HIS:H	40:BM:62:HIS:CD2	2.38	0.41
45:BR:71:GLN:HB3	45:BR:78:TYR:CD1	2.55	0.41
53:BC:48:U:H4'	53:BC:49:C:C5'	2.50	0.41
31:CA:109:A:H2'	31:CA:326:G:N2	2.35	0.41
31:CA:152:A:N6	31:CA:170:U:C2	2.88	0.41
31:CA:164:U:H2'	31:CA:165:C:C6	2.55	0.41
31:CA:421:U:C5'	31:CA:422:C:OP2	2.63	0.41
31:CA:636:U:H2'	31:CA:637:G:C8	2.55	0.41
31:CA:720:C:H6	31:CA:720:C:O5'	2.03	0.41
31:CA:911:U:H2'	31:CA:912:C:H6	1.85	0.41
31:CA:1496:C:H2'	31:CA:1497:G:O4'	2.21	0.41
32:CE:84:GLU:O	32:CE:219:VAL:HG21	2.21	0.41
34:CG:122:ARG:HH21	34:CG:134:ASP:CB	2.33	0.41
40:CM:29:ARG:C	40:CM:31:GLY:H	2.23	0.41
49:CV:51:VAL:HG12	49:CV:52:TYR:N	2.35	0.41
50:CW:26:ASN:ND2	50:CW:26:ASN:H	2.18	0.41
1:DA:49:A:H5''	1:DA:51:G:H5'	2.02	0.41

*Continued on next page...*

*Continued from previous page...*

Atom-1	Atom-2	Interatomic distance (Å)	Clash overlap (Å)
1:DA:78:A:H2'	1:DA:79:G:C8	2.55	0.41
1:DA:139:G:C4'	1:DA:140:A:H2	2.32	0.41
1:DA:250:G:C6	1:DA:251:A:C6	3.08	0.41
1:DA:260:G:O4'	1:DA:621:A:H1'	2.21	0.41
1:DA:433:C:C4	1:DA:434:U:O4	2.74	0.41
1:DA:571:A:H5'	1:DA:2030:A:N7	2.35	0.41
1:DA:920:G:H2'	1:DA:921:G:H8	1.86	0.41
1:DA:1268:A:C2	1:DA:2013:A:C4	3.07	0.41
1:DA:1338:G:N3	1:DA:1393:A:H2	2.18	0.41
1:DA:1582:C:O2'	1:DA:1586:A:C8	2.64	0.41
1:DA:1759:A:H4'	1:DA:2715:C:O4'	2.20	0.41
1:DA:2092:U:H4'	1:DA:2093:G:O5'	2.20	0.41
1:DA:2313:C:O2'	1:DA:2314:C:H5'	2.21	0.41
1:DA:2322:A:H2'	1:DA:2323:G:O4'	2.21	0.41
1:DA:2459:A:C5	1:DA:2460:U:C5	3.08	0.41
1:DA:2728:U:C2'	1:DA:2729:G:H5'	2.50	0.41
3:DD:70:TRP:HZ3	3:DD:146:GLU:OE2	2.04	0.41
3:DD:132:PRO:HG3	3:DD:190:TYR:CE1	2.56	0.41
4:DE:101:ARG:NH1	4:DE:171:GLU:HB2	2.35	0.41
4:DE:131:ALA:O	4:DE:132:HIS:HB3	2.20	0.41
5:DF:110:LEU:CD1	5:DF:205:ARG:HG2	2.50	0.41
5:DF:135:LYS:HB3	5:DF:138:GLU:HG3	2.01	0.41
6:DG:106:LEU:HA	6:DG:110:ALA:HB3	2.02	0.41
11:DO:63:PRO:C	11:DO:65:ARG:N	2.71	0.41
20:DU:97:ARG:HH21	20:DU:98:VAL:HB	1.83	0.41
24:DW:9:GLN:HE22	24:DW:56:GLN:HG3	1.85	0.41
1:AA:74:A:H3'	24:AW:51:ARG:HH21	1.86	0.41
1:AA:263:C:H2'	1:AA:264:C:O4'	2.21	0.41
1:AA:977:G:C6	1:AA:987:G:C6	3.09	0.41
1:AA:979:G:C4	1:AA:982:C:N4	2.88	0.41
1:AA:1049:C:C4	1:AA:1050:A:C2	3.09	0.41
1:AA:1085:A:H4'	1:AA:1086:A:OP1	2.18	0.41
1:AA:1136:G:H2'	1:AA:1136:G:N3	2.35	0.41
1:AA:1158:C:O2'	1:AA:1159:U:H5'	2.20	0.41
1:AA:1209:G:H21	1:AA:1210:A:N6	2.18	0.41
1:AA:1512:G:H2'	1:AA:1513:C:H6	1.84	0.41
1:AA:2098:U:N3	1:AA:2099:U:C5	2.89	0.41
1:AA:2584:U:O2	1:AA:2584:U:O4'	2.36	0.41
1:AA:2764:A:N6	1:AA:2766:G:C2	2.88	0.41
1:AA:2893:G:H5''	1:AA:2894:G:OP1	2.21	0.41
2:AB:13:A:C5	2:AB:70:C:H4'	2.55	0.41

*Continued on next page...*

*Continued from previous page...*

Atom-1	Atom-2	Interatomic distance (Å)	Clash overlap (Å)
2:AB:81:G:C6	2:AB:82:G:C5	3.09	0.41
3:AD:72:LYS:HG3	3:AD:103:ARG:NH2	2.35	0.41
3:AD:83:GLU:HB2	3:AD:92:ILE:HG13	2.03	0.41
5:AF:8:GLN:CD	5:AF:8:GLN:H	2.23	0.41
7:AH:9:ILE:HG21	7:AH:49:VAL:HB	2.03	0.41
10:AN:98:VAL:HG13	10:AN:117:LEU:CB	2.48	0.41
12:AP:13:GLN:HB3	12:AP:14:ARG:H	1.73	0.41
14:AQ:66:ALA:O	14:AQ:69:VAL:HG13	2.20	0.41
15:AR:26:ASP:HB3	15:AR:91:ARG:HA	2.02	0.41
15:AR:57:PHE:C	15:AR:58:ASN:HD22	2.22	0.41
16:A1:95:LEU:CD1	17:A2:11:GLN:HB2	2.49	0.41
19:AT:44:GLU:HG3	19:AT:49:VAL:O	2.20	0.41
20:AU:5:MET:HE3	20:AU:32:PRO:HA	2.02	0.41
21:AV:52:SER:C	21:AV:54:HIS:H	2.24	0.41
21:AV:76:LEU:N	21:AV:76:LEU:CD2	2.84	0.41
29:A7:12:ARG:HD3	29:A7:46:VAL:HG22	2.02	0.41
31:BA:89:U:O2'	31:BA:90:C:O5'	2.39	0.41
31:BA:291:C:O2	31:BA:310:G:C2	2.74	0.41
31:BA:299:G:C6	31:BA:300:A:N1	2.88	0.41
31:BA:686:U:H2'	31:BA:687:A:C8	2.55	0.41
31:BA:914:A:H2'	31:BA:915:A:C8	2.55	0.41
31:BA:958:A:C6	31:BA:959:A:N1	2.88	0.41
31:BA:1053:G:C6	31:BA:1199:U:C2	3.08	0.41
31:BA:1106:G:C5	31:BA:1107:C:C5	3.09	0.41
31:BA:1489:G:H2'	31:BA:1490:C:O4'	2.20	0.41
31:BA:1490:C:C2'	31:BA:1491:G:H5'	2.50	0.41
32:BE:215:LEU:O	32:BE:219:VAL:HG23	2.21	0.41
46:BS:4:ILE:O	46:BS:66:PRO:HA	2.21	0.41
48:BU:17:SER:C	48:BU:18:ARG:HD2	2.41	0.41
48:BU:26:LEU:N	48:BU:26:LEU:HD23	2.35	0.41
53:BC:48:U:C1'	53:BC:49:C:P	3.09	0.41
31:CA:945:G:C2	31:CA:946:A:C8	3.08	0.41
31:CA:1054:C:C4	31:CA:1196:U:C4	3.09	0.41
31:CA:1090:U:H2'	31:CA:1091:U:H6	1.85	0.41
31:CA:1151:A:N6	31:CA:1152:A:N6	2.69	0.41
31:CA:1218:C:H2'	31:CA:1219:U:C6	2.56	0.41
31:CA:1247:U:H1'	31:CA:1291:G:N2	2.36	0.41
33:CF:206:GLU:O	33:CF:207:VAL:C	2.58	0.41
41:CN:16:SER:HA	41:CN:79:SER:O	2.21	0.41
45:CR:26:GLU:H	45:CR:26:GLU:HG2	1.60	0.41
46:CS:53:VAL:HG23	46:CS:54:GLU:OE1	2.20	0.41

*Continued on next page...*

*Continued from previous page...*

Atom-1	Atom-2	Interatomic distance (Å)	Clash overlap (Å)
53:CC:13:C:O2'	1:DA:1924:C:H4'	2.20	0.41
53:CC:64:G:H2'	53:CC:65:G:H8	1.84	0.41
1:DA:5:A:C2	1:DA:2899:G:C2	3.09	0.41
1:DA:510:C:H2'	1:DA:511:U:O4'	2.20	0.41
1:DA:1466:G:N3	1:DA:1466:G:H2'	2.35	0.41
1:DA:1598:C:H2'	1:DA:1599:C:H6	1.85	0.41
1:DA:1992:G:H1'	1:DA:1993:U:OP2	2.20	0.41
1:DA:2135:A:HO2'	1:DA:2136:C:P	2.37	0.41
1:DA:2144:U:H5	1:DA:2146:C:H42	1.68	0.41
1:DA:2154:G:H2'	1:DA:2155:G:C8	2.55	0.41
1:DA:2287:A:C4	1:DA:2289:G:C8	3.08	0.41
1:DA:2735:G:H2'	1:DA:2736:G:H8	1.85	0.41
2:DB:44:G:C5'	2:DB:45:A:OP1	2.68	0.41
3:DD:64:ILE:O	3:DD:64:ILE:HG12	2.20	0.41
4:DE:55:ASN:C	4:DE:57:LYS:N	2.69	0.41
4:DE:66:HIS:C	4:DE:68:ALA:N	2.71	0.41
6:DG:98:ARG:O	6:DG:101:ILE:HG13	2.20	0.41
11:DO:81:GLN:HG3	11:DO:106:LEU:O	2.20	0.41
13:D0:44:LEU:HD23	13:D0:44:LEU:HA	1.93	0.41
18:DS:83:LYS:O	18:DS:84:ARG:HD3	2.20	0.41
29:D7:12:ARG:NH2	29:D7:44:PRO:HB3	2.35	0.41
1:AA:280:C:H2'	1:AA:281:G:H5'	2.03	0.41
1:AA:442:G:H1'	5:AF:48:THR:HG21	2.03	0.41
1:AA:630:G:N2	1:AA:633:A:OP2	2.43	0.41
1:AA:633:A:C8	1:AA:633:A:C3'	3.03	0.41
1:AA:746:A:C6	1:AA:2611:U:H5''	2.56	0.41
1:AA:847:U:C5	1:AA:933:A:N1	2.86	0.41
1:AA:1364:G:OP1	23:AZ:3:LYS:HG3	2.21	0.41
1:AA:1416:G:HO2'	1:AA:1417:C:P	2.37	0.41
1:AA:1668:A:H4'	1:AA:1669:A:O5'	2.20	0.41
1:AA:2407:G:N3	1:AA:2407:G:H2'	2.35	0.41
1:AA:2652:C:H2'	1:AA:2653:U:O4'	2.21	0.41
2:AB:89(A):A:O5'	2:AB:89(A):A:H8	2.04	0.41
3:AD:32:SER:O	3:AD:33:LEU:HB2	2.20	0.41
3:AD:107:ALA:O	3:AD:196:VAL:O	2.37	0.41
4:AE:35:GLN:HE21	4:AE:37:ARG:NE	2.19	0.41
4:AE:86:PRO:HB3	4:AE:91:VAL:HG22	2.02	0.41
5:AF:32:LEU:HD11	5:AF:105:VAL:HG13	2.02	0.41
7:AH:58:GLU:C	7:AH:60:ARG:N	2.72	0.41
10:AN:64:ARG:O	10:AN:82:ASN:HA	2.21	0.41
11:AO:85:LEU:HA	11:AO:88:LEU:CD2	2.50	0.41

*Continued on next page...*

*Continued from previous page...*

Atom-1	Atom-2	Interatomic distance (Å)	Clash overlap (Å)
11:AO:121:LYS:HE2	11:AO:121:LYS:HB3	1.86	0.41
15:AR:26:ASP:HB2	15:AR:91:ARG:HA	2.02	0.41
18:AS:11:ARG:CZ	18:AS:98:LYS:HB3	2.51	0.41
21:AV:9:TYR:CE2	21:AV:35:ARG:NH1	2.89	0.41
21:AV:53:ILE:O	21:AV:53:ILE:HG13	2.18	0.41
27:A5:42:PRO:CB	27:A5:43:HIS:HD2	2.34	0.41
28:A6:15:GLU:CD	28:A6:44:ARG:NH2	2.73	0.41
31:BA:56:U:H2'	31:BA:57:G:H8	1.83	0.41
31:BA:342:C:H2'	31:BA:343:U:O4'	2.21	0.41
31:BA:601:C:O2'	31:BA:602:A:H5'	2.21	0.41
31:BA:857:C:H2'	31:BA:858:G:O4'	2.20	0.41
31:BA:1141:C:O2'	31:BA:1142:G:H5'	2.21	0.41
31:BA:1240:U:C5	37:BJ:32:ARG:HD3	2.56	0.41
31:BA:1320:C:N4	49:BV:36:ARG:HG3	2.36	0.41
31:BA:1503:A:O2'	31:BA:1504:G:C5'	2.69	0.41
36:BI:35:ALA:HA	36:BI:67:MET:HB3	2.02	0.41
38:BK:51:VAL:CG1	38:BK:60:ARG:HG3	2.49	0.41
40:BM:38:ILE:CG1	40:BM:71:LEU:HB3	2.51	0.41
43:BP:108:ARG:NH1	43:BP:112:GLY:O	2.54	0.41
49:BV:41:VAL:CB	49:BV:42:PRO:CA	2.86	0.41
31:CA:250:A:H5'	31:CA:252:U:O4'	2.21	0.41
31:CA:353:A:C2'	31:CA:354:G:OP2	2.67	0.41
31:CA:408:A:C2	31:CA:409:G:C4	3.09	0.41
31:CA:412:A:C2'	31:CA:413:G:OP2	2.68	0.41
31:CA:528:C:H4'	31:CA:535:A:C5	2.55	0.41
31:CA:634:C:O2'	31:CA:635:G:H5'	2.21	0.41
31:CA:1034:G:H2'	31:CA:1035:A:C8	2.56	0.41
31:CA:1268:A:O2'	51:CX:19:GLY:HA2	2.21	0.41
32:CE:16:HIS:CB	32:CE:210:SER:HB2	2.51	0.41
32:CE:72:GLY:O	32:CE:94:ASN:HA	2.20	0.41
32:CE:77:ALA:HB2	32:CE:211:ILE:HD13	2.02	0.41
33:CF:14:ILE:CG1	33:CF:15:THR:H	2.21	0.41
34:CG:50:ARG:HA	34:CG:51:PRO:HD3	1.80	0.41
34:CG:57:ARG:HB3	34:CG:206:PHE:HB2	2.02	0.41
35:CH:141:GLN:HE21	35:CH:141:GLN:HB2	1.69	0.41
36:CI:14:LEU:H	36:CI:14:LEU:CD2	2.34	0.41
36:CI:25:ILE:HG21	36:CI:82:ARG:HD2	2.02	0.41
37:CJ:149:ARG:O	37:CJ:150:ALA:C	2.58	0.41
44:CQ:33:VAL:O	44:CQ:33:VAL:HG13	2.20	0.41
46:CS:1:MET:O	46:CS:1:MET:HG3	2.20	0.41
52:CB:9:G:O2'	52:CB:10:G:N7	2.47	0.41

*Continued on next page...*

*Continued from previous page...*

Atom-1	Atom-2	Interatomic distance (Å)	Clash overlap (Å)
52:CB:85:C:N4	1:DA:2507:C:O3'	2.54	0.41
53:CC:17:C:C3'	53:CC:18:C:H5''	2.21	0.41
53:CD:39:A:H2'	53:CD:40:C:C5'	2.49	0.41
1:DA:65:C:O2'	19:DT:69:TYR:CE2	2.73	0.41
1:DA:451:C:N4	1:DA:454:A:H5'	2.35	0.41
1:DA:469:G:O6	29:D7:39:ARG:NH1	2.53	0.41
1:DA:565:C:H4'	1:DA:1253:A:C6	2.54	0.41
1:DA:573:G:O2'	1:DA:574:C:H3'	2.20	0.41
1:DA:576:U:H2'	1:DA:577:G:C8	2.56	0.41
1:DA:1098:A:H2'	1:DA:1099:G:H5'	2.03	0.41
1:DA:1360:A:H2'	1:DA:1361:G:O4'	2.20	0.41
1:DA:1583:A:H5'	1:DA:1585:C:O5'	2.20	0.41
1:DA:1829:A:N3	3:DD:15:PHE:HE1	2.19	0.41
1:DA:2080:G:H2'	1:DA:2081:C:H6	1.86	0.41
1:DA:2154:G:O2'	1:DA:2155:G:H5'	2.21	0.41
1:DA:2199:A:C8	1:DA:2205:C:C5	3.08	0.41
1:DA:2301:C:H2'	1:DA:2302:G:H8	1.85	0.41
1:DA:2469:A:C2	1:DA:2482:G:N9	2.89	0.41
1:DA:2528:U:H2'	1:DA:2530:A:O5'	2.21	0.41
1:DA:2846:G:H2'	1:DA:2847:U:C6	2.56	0.41
2:DB:41:U:C2'	2:DB:42:C:OP1	2.69	0.41
3:DD:70:TRP:CZ3	3:DD:146:GLU:OE2	2.74	0.41
4:DE:67:PHE:CD1	4:DE:68:ALA:N	2.88	0.41
5:DF:3:GLU:O	5:DF:19:GLU:HB2	2.21	0.41
5:DF:16:GLY:O	5:DF:17:ARG:C	2.57	0.41
6:DG:42:GLY:O	6:DG:43:LEU:HD13	2.20	0.41
8:DK:133:HIS:N	8:DK:134:PRO:HD2	2.36	0.41
9:DM:13:TRP:O	9:DM:14:VAL:HG23	2.20	0.41
17:D2:19:LYS:HE3	17:D2:19:LYS:HB2	1.93	0.41
17:D2:76:LYS:O	17:D2:79:VAL:HG23	2.20	0.41
22:D3:54:GLY:O	22:D3:56:ASP:N	2.54	0.41
23:DZ:4:VAL:HG11	23:DZ:11:ARG:NH1	2.35	0.41
23:DZ:11:ARG:HB2	23:DZ:12:PRO:HD2	2.02	0.41
23:DZ:62:VAL:HG21	23:DZ:70:VAL:HG21	2.02	0.41
23:DZ:92:LYS:HB3	23:DZ:93:GLU:H	1.69	0.41
26:D4:29:PRO:C	26:D4:30:GLU:HG3	2.41	0.41
1:AA:6:A:H2'	1:AA:7:G:O4'	2.21	0.41
1:AA:65:C:H2'	1:AA:66:C:C6	2.56	0.41
1:AA:141:A:H1'	1:AA:1408:C:O4'	2.19	0.41
1:AA:528:A:C2	1:AA:2042:A:H2'	2.56	0.41
1:AA:627:A:C6	1:AA:637:A:C8	3.09	0.41

*Continued on next page...*

*Continued from previous page...*

Atom-1	Atom-2	Interatomic distance (Å)	Clash overlap (Å)
1:AA:715:G:C2	45:BR:56:LEU:HD21	2.56	0.41
1:AA:1678:G:N2	1:AA:1989:G:H1	2.17	0.41
1:AA:1810:A:O5'	1:AA:1810:A:H8	2.04	0.41
1:AA:2032:G:H1'	4:AE:145:LYS:HD3	2.02	0.41
1:AA:2108:C:H42	1:AA:2181:G:H1	1.69	0.41
1:AA:2199:A:H5'	1:AA:2205:C:OP2	2.21	0.41
1:AA:2262:U:C2'	1:AA:2263:C:H5'	2.51	0.41
1:AA:2309:A:H8	1:AA:2309:A:O5'	2.03	0.41
3:AD:33:LEU:CD1	3:AD:34:VAL:H	2.33	0.41
3:AD:35:LYS:HB3	3:AD:64:ILE:H	1.85	0.41
3:AD:145:VAL:HG12	3:AD:146:GLU:O	2.21	0.41
5:AF:195:ASP:C	5:AF:195:ASP:OD1	2.59	0.41
7:AH:153:LYS:N	7:AH:153:LYS:CD	2.81	0.41
11:AO:6:LEU:HA	11:AO:6:LEU:HD12	1.66	0.41
14:AQ:61:ASN:O	14:AQ:65:VAL:HG23	2.21	0.41
14:AQ:83:LYS:HE3	14:AQ:109:GLY:CA	2.51	0.41
18:AS:84:ARG:O	18:AS:95:ILE:HA	2.21	0.41
26:A4:63:TYR:OH	49:BV:41:VAL:O	2.17	0.41
27:A5:33:CYS:HB2	27:A5:40:LYS:CD	2.51	0.41
31:BA:51:A:C2	31:BA:353:A:N1	2.89	0.41
31:BA:131:C:H2'	31:BA:132:C:C6	2.56	0.41
31:BA:513:C:H2'	31:BA:514:C:O4'	2.21	0.41
31:BA:859:A:H2'	31:BA:860:A:O4'	2.21	0.41
31:BA:1138:G:N1	31:BA:1140:C:C2	2.89	0.41
34:BG:116:GLN:NE2	34:BG:157:LEU:HD11	2.35	0.41
38:BK:104:ARG:HD2	38:BK:138:TRP:CG	2.56	0.41
52:BB:48:C:C2	52:BB:56:G:N2	2.89	0.41
53:BC:2:G:C4	53:BC:3:C:C5	3.09	0.41
53:BC:24:C:C2	53:BC:25:U:C5	3.09	0.41
31:CA:87:A:C2	31:CA:88:C:C5	3.09	0.41
31:CA:313:A:H2'	31:CA:314:C:C6	2.56	0.41
31:CA:376:G:C5'	46:CS:5:ARG:HD3	2.46	0.41
31:CA:619:U:C2	34:CG:135:LEU:CD2	3.04	0.41
31:CA:660:G:H2'	31:CA:661:G:O4'	2.20	0.41
31:CA:901:A:C5	31:CA:902:G:H1'	2.56	0.41
31:CA:1129:C:H4'	31:CA:1130:A:H5'	2.02	0.41
31:CA:1281:U:H3'	31:CA:1282:C:H5	1.86	0.41
31:CA:1287:A:C6	31:CA:1288:A:C6	3.09	0.41
31:CA:1355:G:H2'	31:CA:1356:G:C8	2.55	0.41
31:CA:1374:A:C2'	31:CA:1375:A:H5'	2.51	0.41
31:CA:1415:G:C6	31:CA:1486:G:C6	3.09	0.41

*Continued on next page...*



*Continued from previous page...*

Atom-1	Atom-2	Interatomic distance (Å)	Clash overlap (Å)
32:CE:5:ILE:HD11	32:CE:221:LEU:HD21	2.02	0.41
32:CE:132:LYS:HA	32:CE:135:GLN:NE2	2.36	0.41
37:CJ:13:GLN:HA	37:CJ:14:PRO:HD3	1.93	0.41
38:CK:63:LEU:H	38:CK:63:LEU:HD22	1.86	0.41
39:CL:5:TYR:CG	39:CL:6:GLY:N	2.89	0.41
39:CL:117:HIS:O	39:CL:118:LYS:CB	2.69	0.41
52:CB:21:A:H1'	52:CB:22:G:H5'	2.00	0.41
52:CB:21:A:C1'	52:CB:22:G:P	3.09	0.41
53:CD:9:G:O2'	53:CD:10:G:O5'	2.38	0.41
1:DA:642:G:H21	1:DA:646:A:H2	1.64	0.41
1:DA:651:G:H4'	30:D8:18:ALA:HB3	2.02	0.41
1:DA:654(B):C:N3	1:DA:654(T):A:C2	2.88	0.41
1:DA:654(S):G:C1'	1:DA:654(T):A:OP1	2.69	0.41
1:DA:726:G:O2'	1:DA:727:A:OP2	2.35	0.41
1:DA:1025:G:C5	1:DA:1135:C:H1'	2.56	0.41
1:DA:1065:U:H1'	1:DA:1074:G:N2	2.36	0.41
1:DA:1607:C:H4'	1:DA:1608:A:O5'	2.21	0.41
1:DA:1674:G:H1'	1:DA:1676:A:N6	2.35	0.41
4:DE:169:ASN:OD1	4:DE:203:LYS:HB3	2.21	0.41
5:DF:89:VAL:HG12	5:DF:90:PHE:N	2.34	0.41
8:DK:31:LEU:HD21	8:DK:38:LEU:HD11	2.01	0.41
9:DM:72:TYR:CE1	9:DM:101:HIS:HD2	2.39	0.41
11:DO:101:VAL:HG12	11:DO:102:ARG:N	2.35	0.41
11:DO:106:LEU:HD13	11:DO:112:LEU:HG	2.03	0.41
12:DP:85:LYS:HG2	22:D3:9:SER:HB2	2.02	0.41
13:D0:59:ASP:O	13:D0:62:ALA:N	2.54	0.41
13:D0:97:VAL:HA	13:D0:113:LEU:O	2.20	0.41
20:DU:13:VAL:HG23	20:DU:73:ARG:O	2.20	0.41
28:D6:27:LYS:HZ3	28:D6:28:ARG:NH1	2.18	0.41
1:AA:484:C:H2'	1:AA:485:C:C6	2.56	0.41
1:AA:520:G:H2'	1:AA:521:G:H8	1.86	0.41
1:AA:885:C:N3	1:AA:892:G:C4	2.89	0.41
1:AA:978:G:C2'	1:AA:979:G:H5'	2.51	0.41
1:AA:1169:G:N2	1:AA:1181:C:C2	2.89	0.41
1:AA:1235:G:C6	1:AA:1236:G:N1	2.89	0.41
1:AA:1388:G:H2'	1:AA:1389:G:H8	1.86	0.41
1:AA:1665:A:H2'	1:AA:1666:G:O4'	2.21	0.41
1:AA:2156:G:H2'	1:AA:2157:G:C2	2.56	0.41
1:AA:2257:U:H2'	1:AA:2258:C:C6	2.56	0.41
1:AA:2545:G:H2'	1:AA:2546:U:O4'	2.20	0.41
1:AA:2689:U:H4'	1:AA:2690:C:OP2	2.20	0.41

*Continued on next page...*

*Continued from previous page...*

Atom-1	Atom-2	Interatomic distance (Å)	Clash overlap (Å)
1:AA:2690:C:OP2	1:AA:2690:C:H6	2.04	0.41
2:AB:89:G:C6	2:AB:89(A):A:C6	3.08	0.41
5:AF:40:GLN:HE22	5:AF:183:VAL:H	1.68	0.41
5:AF:80:ALA:HA	5:AF:81:PRO:HD3	1.90	0.41
7:AH:89:ILE:HD11	7:AH:94:TYR:HB3	2.03	0.41
9:AM:38:HIS:CE1	9:AM:50:ASP:OD2	2.73	0.41
21:AV:24:LEU:HD21	21:AV:86:VAL:CG2	2.51	0.41
21:AV:61:LEU:HG	21:AV:61:LEU:O	2.21	0.41
23:AZ:83:GLU:H	23:AZ:83:GLU:CD	2.24	0.41
28:A6:14:THR:O	28:A6:50:ARG:N	2.54	0.41
30:A8:37:SER:O	30:A8:40:GLU:N	2.52	0.41
31:BA:148:G:C2	31:BA:149:A:N7	2.88	0.41
31:BA:250:A:H4'	31:BA:251:G:O5'	2.21	0.41
31:BA:299:G:H2'	31:BA:300:A:C8	2.56	0.41
31:BA:436:C:H2'	31:BA:437:U:O4'	2.21	0.41
31:BA:721:G:C6	31:BA:733:A:C2	3.08	0.41
31:BA:968:A:H8	31:BA:968:A:OP1	2.03	0.41
31:BA:1031:G:C5	31:BA:1032:A:N7	2.89	0.41
31:BA:1059:C:O3'	44:BQ:45:ARG:NH2	2.52	0.41
31:BA:1180:A:H8	31:BA:1180:A:O5'	2.03	0.41
31:BA:1208:C:H2'	31:BA:1209:C:O4'	2.21	0.41
31:BA:1255:G:OP1	40:BM:45:ARG:NH2	2.51	0.41
32:BE:82:ARG:HG2	32:BE:92:TYR:CZ	2.56	0.41
38:BK:39:LEU:CD1	38:BK:111:ILE:HD11	2.51	0.41
40:BM:40:LEU:HB2	40:BM:69:ASN:HB2	2.02	0.41
49:BV:5:LEU:HD12	49:BV:5:LEU:C	2.41	0.41
52:BB:19:G:C1'	52:BB:20:U:P	3.09	0.41
52:BB:52:U:C5	52:BB:53:A:C8	3.08	0.41
31:CA:105:G:H2'	31:CA:106:C:C6	2.56	0.41
31:CA:198:G:OP2	31:CA:198:G:H8	2.04	0.41
31:CA:573:A:N3	31:CA:883:C:O2'	2.49	0.41
31:CA:586:C:O2'	31:CA:878:G:H4'	2.20	0.41
31:CA:785:G:H1	31:CA:797:C:N4	2.17	0.41
31:CA:814:A:H2'	31:CA:816:A:H5''	2.01	0.41
31:CA:1028:C:C4	31:CA:1034:G:N2	2.88	0.41
31:CA:1101:A:H4'	31:CA:1102:A:O5'	2.20	0.41
31:CA:1276:G:H2'	31:CA:1277:C:H6	1.86	0.41
31:CA:1449:C:H2'	31:CA:1450:U:OP1	2.21	0.41
32:CE:213:LEU:O	32:CE:213:LEU:HD23	2.21	0.41
35:CH:101:ILE:HG13	35:CH:101:ILE:O	2.21	0.41
39:CL:42:ARG:NH2	39:CL:75:ASP:OD2	2.54	0.41

*Continued on next page...*

*Continued from previous page...*

Atom-1	Atom-2	Interatomic distance (Å)	Clash overlap (Å)
42:CO:108:LYS:O	42:CO:109:ASP:HB2	2.21	0.41
52:CB:72:C:C2'	52:CB:73:C:H5'	2.51	0.41
53:CC:17:C:OP1	53:CC:62:C:H5'	2.21	0.41
1:DA:204:A:H4'	1:DA:205:G:OP1	2.20	0.41
1:DA:299:A:N1	1:DA:322:A:O2'	2.43	0.41
1:DA:579:G:H2'	1:DA:580:C:C6	2.56	0.41
1:DA:937:U:H2'	1:DA:938:G:C8	2.55	0.41
1:DA:1250:G:OP2	11:DO:21:ARG:NH1	2.54	0.41
1:DA:1805:U:O2	3:DD:50:THR:HB	2.21	0.41
1:DA:2094:G:OP1	8:DK:22:LYS:HD2	2.20	0.41
1:DA:2097:C:H2'	1:DA:2098:U:O4'	2.21	0.41
2:DB:1:U:C4	2:DB:119:A:N1	2.88	0.41
2:DB:52:A:N6	14:DQ:33:LYS:HG2	2.35	0.41
4:DE:77:ILE:C	4:DE:78:LEU:HG	2.41	0.41
5:DF:107:LYS:HE2	5:DF:205:ARG:HG3	2.03	0.41
6:DG:36:LYS:HB2	6:DG:95:ARG:HG2	2.03	0.41
11:DO:114:ILE:HD12	11:DO:115:LEU:N	2.35	0.41
12:DP:4:PRO:HD3	12:DP:70:PRO:O	2.21	0.41
13:D0:65:LEU:HD12	13:D0:65:LEU:HA	1.76	0.41
15:DR:137:LYS:HZ3	15:DR:137:LYS:HA	1.86	0.41
17:D2:89:GLN:HE21	17:D2:89:GLN:HA	1.86	0.41
20:DU:29:GLU:HB2	20:DU:38:ILE:HD12	2.02	0.41
23:DZ:87:PRO:CA	23:DZ:90:ILE:HG23	2.51	0.41
1:AA:43:G:H2'	1:AA:44:A:O4'	2.20	0.41
1:AA:185:U:C2	1:AA:186:G:C8	3.09	0.41
1:AA:301:G:C6	1:AA:317:G:C5	3.08	0.41
1:AA:433:C:C4	1:AA:434:U:O4	2.74	0.41
1:AA:579:G:H2'	1:AA:580:C:C6	2.56	0.41
1:AA:592:G:O2'	30:A8:4:MET:HB2	2.21	0.41
1:AA:686:G:O6	29:A7:12:ARG:HG3	2.20	0.41
1:AA:755:C:H2'	1:AA:756:C:C6	2.55	0.41
1:AA:889:C:H5''	1:AA:890:A:O5'	2.21	0.41
1:AA:973:A:O4'	1:AA:1188:U:C6	2.74	0.41
1:AA:1142(A):A:C8	1:AA:1144:G:C5	3.08	0.41
1:AA:1144:G:C6	1:AA:1145:C:N4	2.89	0.41
1:AA:1288:U:C2	1:AA:1327:C:O2	2.74	0.41
1:AA:1364:G:N7	23:AZ:2:SER:HB3	2.36	0.41
1:AA:1368:G:C2	1:AA:1369:G:C8	3.09	0.41
1:AA:1424:G:H2'	1:AA:1425:G:O4'	2.20	0.41
1:AA:1434:A:N6	1:AA:1558:A:H62	2.06	0.41
1:AA:1655:A:H3'	1:AA:1656:C:C6	2.56	0.41

*Continued on next page...*

*Continued from previous page...*

Atom-1	Atom-2	Interatomic distance (Å)	Clash overlap (Å)
1:AA:2024:G:H2'	1:AA:2025:C:C6	2.56	0.41
1:AA:2127:G:H2'	1:AA:2128:C:H1'	2.03	0.41
1:AA:2138:C:N3	1:AA:2154:G:N2	2.68	0.41
1:AA:2287:A:C4	1:AA:2289:G:C8	3.09	0.41
1:AA:2600:A:H2'	1:AA:2601:C:C6	2.55	0.41
1:AA:2761:G:H1'	7:AH:143:GLN:OE1	2.21	0.41
2:AB:5:C:OP1	2:AB:61:G:O2'	2.25	0.41
3:AD:35:LYS:CD	3:AD:63:ARG:HB3	2.41	0.41
3:AD:35:LYS:CE	3:AD:104:TYR:HD1	2.33	0.41
3:AD:238:GLY:C	3:AD:239:ARG:O	2.59	0.41
4:AE:81:ILE:O	4:AE:81:ILE:HG22	2.20	0.41
4:AE:181:LEU:HD23	15:AR:11:GLU:OE2	2.20	0.41
4:AE:181:LEU:HD12	4:AE:181:LEU:HA	1.87	0.41
5:AF:23:ASP:CG	5:AF:24:LEU:N	2.74	0.41
6:AG:85:GLY:O	6:AG:86:MET:O	2.38	0.41
8:AK:6:LEU:HD13	8:AK:36:ALA:HA	2.01	0.41
8:AK:35:LEU:O	8:AK:36:ALA:HB2	2.20	0.41
9:AM:121:LYS:HB3	9:AM:123:TYR:HE1	1.86	0.41
10:AN:35:VAL:HA	10:AN:62:VAL:O	2.21	0.41
10:AN:104:ARG:HH22	15:AR:43:GLN:HE22	1.68	0.41
11:AO:60:MET:HG3	11:AO:60:MET:O	2.20	0.41
11:AO:113:LYS:HA	11:AO:129:ALA:O	2.20	0.41
12:AP:37:LEU:HD21	12:AP:130:LYS:CE	2.50	0.41
12:AP:109:VAL:HG12	12:AP:110:THR:O	2.21	0.41
14:AQ:56:LEU:CB	14:AQ:58:LEU:HD22	2.48	0.41
14:AQ:106:ARG:O	14:AQ:107:GLU:CB	2.69	0.41
17:A2:64:HIS:ND1	17:A2:64:HIS:N	2.68	0.41
18:AS:1:MET:HA	18:AS:1:MET:HE3	2.03	0.41
20:AU:64:GLU:H	20:AU:64:GLU:HG2	1.67	0.41
21:AV:27:VAL:HG13	21:AV:29:TYR:CD2	2.56	0.41
24:AW:15:LYS:N	24:AW:67:LYS:HZ1	2.09	0.41
31:BA:109:A:H2'	31:BA:326:G:N2	2.35	0.41
31:BA:186(C):G:C4	31:BA:191(E):G:N2	2.88	0.41
31:BA:198:G:C6	31:BA:220:G:C2	3.09	0.41
31:BA:341:C:O2'	31:BA:342:C:H5'	2.21	0.41
31:BA:870:U:H5''	31:BA:871:U:H3'	2.03	0.41
31:BA:1053:G:C5	31:BA:1199:U:C5	3.09	0.41
31:BA:1057:G:C5	31:BA:1204:A:C2	3.08	0.41
31:BA:1058:G:C5	31:BA:1059:C:C4	3.09	0.41
31:BA:1176:A:H8	31:BA:1176:A:O5'	2.04	0.41
31:BA:1298:C:H4'	31:BA:1299:A:O4'	2.21	0.41

*Continued on next page...*

*Continued from previous page...*

Atom-1	Atom-2	Interatomic distance (Å)	Clash overlap (Å)
32:BE:19:HIS:HD2	32:BE:20:GLU:CD	2.24	0.41
32:BE:82:ARG:HG2	32:BE:92:TYR:OH	2.21	0.41
32:BE:154:LEU:HD23	32:BE:154:LEU:N	2.36	0.41
32:BE:181:PHE:O	32:BE:183:PRO:HD3	2.21	0.41
32:BE:224:GLN:HB2	32:BE:229:VAL:CG2	2.50	0.41
33:BF:166:GLU:HG2	33:BF:167:TRP:N	2.35	0.41
34:BG:29:PRO:C	34:BG:30:LYS:HD3	2.41	0.41
35:BH:12:LEU:O	35:BH:30:ALA:HA	2.20	0.41
35:BH:91:LEU:HD12	35:BH:120:THR:CG2	2.49	0.41
38:BK:41:ARG:HD2	38:BK:41:ARG:O	2.21	0.41
40:BM:9:ARG:O	40:BM:94:VAL:HG13	2.20	0.41
44:BQ:15:LYS:HB3	44:BQ:16:PHE:CE2	2.55	0.41
50:BW:30:LYS:HA	50:BW:30:LYS:HD2	1.95	0.41
53:BC:20:G:H4'	53:BC:21:U:OP1	2.20	0.41
53:BC:34:U:O2	53:BC:36:A:C8	2.73	0.41
53:BD:67:C:N3	53:BD:68:C:C4	2.89	0.41
31:CA:198:G:H2'	31:CA:199:G:C8	2.56	0.41
31:CA:209:U:H4'	31:CA:210:U:OP2	2.16	0.41
31:CA:241:C:C2	31:CA:286:G:C2	3.09	0.41
31:CA:279:A:N3	31:CA:279:A:H2'	2.36	0.41
31:CA:337:C:H2'	31:CA:338:A:C8	2.56	0.41
31:CA:444:C:H2'	31:CA:445:G:C8	2.55	0.41
31:CA:464:G:C6	31:CA:466:C:H5'	2.56	0.41
31:CA:485:G:H2'	31:CA:486:U:OP2	2.20	0.41
31:CA:559:A:H4'	31:CA:560:U:H5''	2.03	0.41
31:CA:593:G:C2	31:CA:647:C:O2	2.74	0.41
31:CA:754:C:O2	31:CA:754:C:H3'	2.21	0.41
31:CA:991:U:O2	31:CA:993:G:C8	2.66	0.41
31:CA:1023:G:N1	31:CA:1024:G:C8	2.89	0.41
31:CA:1028(B):C:N4	31:CA:1032(B):G:N1	2.69	0.41
31:CA:1091:U:O2	31:CA:1093:A:C8	2.74	0.41
31:CA:1191:A:OP1	33:CF:3:ASN:ND2	2.54	0.41
31:CA:1206:G:HO2'	33:CF:193:TYR:HA	1.84	0.41
31:CA:1207:G:O2'	31:CA:1208:C:H5'	2.21	0.41
31:CA:1286:A:H2'	31:CA:1287:A:O5'	2.21	0.41
31:CA:1338:G:C6	31:CA:1339:A:C6	3.08	0.41
31:CA:1441:G:H4'	31:CA:1442:G:C5	2.55	0.41
31:CA:1442:G:C2'	31:CA:1443:G:O5'	2.68	0.41
31:CA:1480:G:C5	31:CA:1481:U:C5	3.09	0.41
32:CE:36:ARG:H	32:CE:41:ILE:HD13	1.85	0.41
32:CE:44:LEU:H	32:CE:44:LEU:HD23	1.85	0.41

*Continued on next page...*

*Continued from previous page...*

Atom-1	Atom-2	Interatomic distance (Å)	Clash overlap (Å)
32:CE:137:ARG:NH1	32:CE:140:HIS:HB2	2.28	0.41
32:CE:163:PHE:HE1	32:CE:215:LEU:HD21	1.86	0.41
32:CE:172:ILE:HD12	32:CE:172:ILE:N	2.36	0.41
32:CE:219:VAL:O	32:CE:222:ILE:HB	2.21	0.41
33:CF:82:GLU:CA	33:CF:85:ARG:HB2	2.51	0.41
33:CF:117:ALA:HB2	33:CF:200:ALA:HB2	2.02	0.41
34:CG:101:LEU:HB2	34:CG:138:TYR:HB3	2.02	0.41
38:CK:102:ARG:H	38:CK:102:ARG:HG3	1.74	0.41
39:CL:4:TYR:O	39:CL:18:PHE:HA	2.21	0.41
39:CL:28:VAL:HA	39:CL:63:ILE:O	2.21	0.41
39:CL:112:LYS:HD3	39:CL:113:LYS:N	2.36	0.41
41:CN:116:HIS:O	41:CN:117:ASN:HB2	2.20	0.41
47:CT:67:LYS:CA	47:CT:70:ARG:HH12	2.30	0.41
49:CV:67:VAL:O	49:CV:69:HIS:N	2.48	0.41
50:CW:103:GLY:C	50:CW:104:LEU:HD12	2.40	0.41
1:DA:33:U:H4'	1:DA:34:C:OP1	2.21	0.41
1:DA:586:A:N1	1:DA:809:G:O2'	2.38	0.41
1:DA:633:A:O5'	1:DA:633:A:C8	2.73	0.41
1:DA:729:G:H2'	1:DA:1775:U:H1'	2.03	0.41
1:DA:812:C:H5''	1:DA:1250:G:HO2'	1.85	0.41
1:DA:934:G:H2'	1:DA:935:C:H6	1.86	0.41
1:DA:1065:U:O2	1:DA:1073:A:N1	2.54	0.41
1:DA:1138:G:O2'	9:DM:106:MET:HG3	2.21	0.41
1:DA:1225:C:C4'	17:D2:85:LYS:HD3	2.51	0.41
1:DA:1300:U:H4'	1:DA:1301:A:OP2	2.19	0.41
1:DA:1717:G:C4	1:DA:1718:G:C8	3.09	0.41
1:DA:1834:U:O2	1:DA:1834:U:H2'	2.21	0.41
1:DA:2001:A:H2'	1:DA:2002:G:C8	2.56	0.41
1:DA:2020:A:O2'	1:DA:2021:C:H5'	2.21	0.41
1:DA:2211:G:N3	1:DA:2211:G:C2'	2.80	0.41
1:DA:2301:C:H2'	1:DA:2302:G:C8	2.56	0.41
1:DA:2563:U:O2	1:DA:2565:A:C8	2.74	0.41
1:DA:2601:C:H2'	1:DA:2603:G:C8	2.55	0.41
1:DA:2790:A:C1'	1:DA:2791:C:OP2	2.68	0.41
1:DA:2818:G:O2'	1:DA:2819:G:H5'	2.21	0.41
1:DA:2859:G:H4'	1:DA:2860:A:OP1	2.21	0.41
1:DA:2872:G:C8	1:DA:2873:A:N1	2.87	0.41
2:DB:6:C:O2'	14:DQ:29:PHE:HE1	2.04	0.41
2:DB:41:U:H2'	2:DB:42:C:OP1	2.21	0.41
2:DB:45:A:H1'	6:DG:95:ARG:CZ	2.50	0.41
3:DD:35:LYS:HE2	3:DD:104:TYR:CB	2.41	0.41

*Continued on next page...*

*Continued from previous page...*

Atom-1	Atom-2	Interatomic distance (Å)	Clash overlap (Å)
3:DD:125:ILE:O	3:DD:126:GLN:HG3	2.20	0.41
3:DD:162:SER:HB3	3:DD:195:ALA:HA	2.03	0.41
5:DF:195:ASP:OD1	5:DF:196:LEU:N	2.54	0.41
6:DG:60:LEU:O	6:DG:60:LEU:HD23	2.21	0.41
6:DG:120:LEU:HB2	6:DG:180:PHE:HD2	1.86	0.41
7:DH:54:ARG:HB3	7:DH:65:HIS:HD2	1.86	0.41
7:DH:74:ASN:ND2	7:DH:138:LYS:HG2	2.35	0.41
8:DK:3:VAL:O	8:DK:18:VAL:HA	2.20	0.41
9:DM:22:THR:HB	9:DM:25:ARG:HG3	2.02	0.41
10:DN:26:LYS:HB3	10:DN:27:GLY:H	1.74	0.41
10:DN:87:ILE:HG23	10:DN:88:ASN:O	2.20	0.41
10:DN:88:ASN:HB3	10:DN:94:ARG:HD3	2.02	0.41
11:DO:147:LEU:CD2	11:DO:148:LEU:H	2.33	0.41
12:DP:132:VAL:HG13	21:DV:81:ARG:HH12	1.85	0.41
13:D0:13:HIS:CE1	13:D0:16:HIS:HB2	2.55	0.41
13:D0:101:ALA:HB2	27:D5:44:THR:OG1	2.20	0.41
16:D1:92:ARG:HD2	17:D2:11:GLN:HB2	2.02	0.41
17:D2:83:ARG:HD2	17:D2:83:ARG:N	2.35	0.41
19:DT:41:ASN:N	19:DT:41:ASN:HD22	2.17	0.41
20:DU:50:ARG:HD3	20:DU:50:ARG:H	1.85	0.41
21:DV:37:VAL:O	21:DV:38:TYR:HB3	2.20	0.41
21:DV:146:ILE:HG13	21:DV:147:GLY:N	2.31	0.41
21:DV:167:PRO:O	21:DV:168:GLU:C	2.59	0.41
22:D3:36:ILE:CD1	22:D3:36:ILE:N	2.84	0.41
22:D3:50:ASN:C	22:D3:62:LEU:HD12	2.40	0.41
24:DW:31:GLU:HB2	24:DW:53:LEU:HD11	2.03	0.41
24:DW:68:ARG:HA	24:DW:72:ALA:HB2	2.02	0.41
25:DX:4:LEU:HD11	25:DX:44:ARG:HG3	2.01	0.41
26:D4:33:VAL:HG23	26:D4:33:VAL:O	2.21	0.41
29:D7:12:ARG:HD3	29:D7:46:VAL:HG13	2.03	0.41
1:AA:150:C:H2'	1:AA:151:C:C6	2.56	0.41
1:AA:174:C:H2'	1:AA:175:G:O4'	2.21	0.41
1:AA:329:G:P	20:AU:71:LYS:HE3	2.61	0.41
1:AA:528:A:H8	9:AM:114:ARG:HH12	1.68	0.41
1:AA:529:A:N3	1:AA:529:A:C2'	2.83	0.41
1:AA:587:C:H42	11:AO:33:ARG:HD2	1.85	0.41
1:AA:654(B):C:C2	1:AA:654(T):A:C2	3.08	0.41
1:AA:807:U:H2'	1:AA:808:G:H8	1.86	0.41
1:AA:952:G:OP1	12:AP:16:ARG:NH1	2.54	0.41
1:AA:1086:A:O5'	1:AA:1086:A:N3	2.54	0.41
1:AA:1548:C:H2'	1:AA:1549:C:C6	2.56	0.41

*Continued on next page...*

*Continued from previous page...*

Atom-1	Atom-2	Interatomic distance (Å)	Clash overlap (Å)
1:AA:1609:A:O2'	1:AA:1610:A:H5'	2.21	0.41
1:AA:1869:G:H8	1:AA:1869:G:C5'	2.33	0.41
1:AA:1882:C:O2	1:AA:1882:C:H2'	2.20	0.41
1:AA:2143:C:H2'	1:AA:2144:U:O4'	2.21	0.41
1:AA:2292:C:O2'	1:AA:2293:C:H5'	2.21	0.41
1:AA:2415:G:H2'	1:AA:2416:C:C6	2.56	0.41
1:AA:2701:C:H2'	1:AA:2702:U:H5''	2.03	0.41
1:AA:2850:A:H5'	1:AA:2868:A:C2	2.56	0.41
3:AD:35:LYS:CG	3:AD:64:ILE:CG2	2.98	0.41
3:AD:69:ARG:HH12	3:AD:117:VAL:CG1	2.34	0.41
4:AE:37:ARG:HD3	4:AE:37:ARG:HA	1.92	0.41
8:AK:85:GLU:OE2	8:AK:85:GLU:HA	2.20	0.41
8:AK:109:ILE:HB	8:AK:130:TYR:CZ	2.56	0.41
9:AM:134:ARG:N	9:AM:135:PRO:CD	2.84	0.41
17:A2:87:HIS:NE2	17:A2:89:GLN:NE2	2.69	0.41
18:AS:110:LYS:C	18:AS:112:GLY:N	2.75	0.41
20:AU:96:ILE:CG1	20:AU:99:CYS:H	2.30	0.41
21:AV:26:GLY:HA2	21:AV:85:HIS:NE2	2.36	0.41
24:AW:28:LYS:HB2	24:AW:57:ILE:HG12	2.02	0.41
31:BA:35:G:H2'	31:BA:36:C:C6	2.56	0.41
31:BA:191(C):G:C2	31:BA:191(D):U:C2	3.09	0.41
31:BA:1118:C:P	39:BL:104:ARG:NH1	2.92	0.41
31:BA:1299:A:H2'	31:BA:1301:U:H1'	2.02	0.41
31:BA:1304:G:N1	31:BA:1332:A:OP2	2.33	0.41
31:BA:1336:C:O2	31:BA:1336:C:C2'	2.69	0.41
33:BF:177:THR:HB	33:BF:180:ALA:HB2	2.03	0.41
41:BN:48:ILE:HG13	41:BN:63:LEU:HB3	2.02	0.41
47:BT:70:ARG:O	47:BT:71:PHE:CD2	2.74	0.41
50:BW:26:ASN:ND2	50:BW:26:ASN:H	2.08	0.41
31:CA:197:A:H1'	31:CA:198:G:P	2.61	0.41
31:CA:890:G:O2'	31:CA:891:U:OP2	2.38	0.41
31:CA:999:U:H3	31:CA:1041:A:H61	1.69	0.41
31:CA:1206:G:C6	31:CA:1207:G:C6	3.08	0.41
31:CA:1215:G:C2	31:CA:1216:G:C8	3.08	0.41
31:CA:1329:A:OP2	51:CX:7:ARG:NH1	2.47	0.41
32:CE:21:ARG:C	32:CE:23:ARG:N	2.75	0.41
32:CE:69:LEU:HG	32:CE:91:PRO:HB2	2.02	0.41
32:CE:144:ARG:HD2	32:CE:148:TYR:CE2	2.56	0.41
36:CI:33:TYR:OH	36:CI:78:GLU:HG3	2.20	0.41
36:CI:44:GLY:HA2	36:CI:59:TYR:CE1	2.56	0.41
46:CS:52:ASP:OD1	46:CS:55:ARG:HG3	2.21	0.41

*Continued on next page...*



Continued from previous page...

Atom-1	Atom-2	Interatomic distance (Å)	Clash overlap (Å)
1:DA:587:C:C2	11:DO:33:ARG:NH1	2.89	0.41
1:DA:810:U:H6	1:DA:810:U:O5'	2.03	0.41
1:DA:1716:U:O2'	1:DA:1717:G:H5'	2.21	0.41
1:DA:1899:G:O2'	1:DA:1900:A:OP2	2.39	0.41
1:DA:1927:A:C6	1:DA:1928:A:C6	3.09	0.41
1:DA:2135:A:N6	1:DA:2156:G:N2	2.55	0.41
1:DA:2270:G:C2'	1:DA:2271:G:H5'	2.50	0.41
1:DA:2466:C:O2'	1:DA:2467:C:H5'	2.16	0.41
1:DA:2468:G:H2'	1:DA:2481:G:H21	1.86	0.41
1:DA:2751:G:H5'	1:DA:2752:C:P	2.61	0.41
1:DA:2795:G:H1'	1:DA:2802:G:N2	2.36	0.41
2:DB:73:A:H5'	2:DB:74:U:OP2	2.21	0.41
3:DD:35:LYS:CB	3:DD:64:ILE:HG23	2.51	0.41
3:DD:35:LYS:HZ1	3:DD:65:ILE:HA	1.86	0.41
6:DG:35:GLU:O	6:DG:160:VAL:HB	2.20	0.41
6:DG:58:GLN:HG3	6:DG:59:GLU:N	2.36	0.41
7:DH:164:TYR:HB3	7:DH:165:ALA:H	1.69	0.41
8:DK:25:TYR:CE2	8:DK:29:TYR:CD2	3.08	0.41
15:DR:19:LEU:HD22	15:DR:86:ILE:CG2	2.51	0.41
15:DR:98:LYS:HB3	15:DR:100:TYR:CE1	2.55	0.41
16:D1:80:ILE:HD13	16:D1:80:ILE:HA	1.97	0.41
17:D2:37:VAL:HG23	17:D2:38:LEU:N	2.35	0.41
21:DV:100:VAL:O	21:DV:124:ILE:HG22	2.20	0.41
1:AA:442:G:H4'	5:AF:46:ARG:HD3	2.03	0.40
1:AA:444:C:H4'	5:AF:49:ALA:HB2	2.01	0.40
1:AA:480:A:O4'	20:AU:44:ILE:HG12	2.21	0.40
1:AA:528:A:C2	1:AA:2043:C:C5'	3.03	0.40
1:AA:792:G:H5''	1:AA:793:A:H5'	2.02	0.40
1:AA:828:U:H2'	1:AA:829:A:C8	2.56	0.40
1:AA:966:G:H2'	1:AA:967:C:C6	2.56	0.40
1:AA:991:C:C5	1:AA:1185:C:N4	2.89	0.40
1:AA:1474:C:H2'	1:AA:1475:G:C8	2.56	0.40
1:AA:1860:G:H1	1:AA:1882:C:H42	1.69	0.40
1:AA:2313:C:H2'	1:AA:2314:C:C6	2.56	0.40
1:AA:2333:A:O4'	1:AA:2335:A:C5	2.74	0.40
2:AB:20:C:C2'	2:AB:21:G:H5'	2.51	0.40
3:AD:30:GLU:CD	3:AD:63:ARG:HH21	2.24	0.40
5:AF:178:PRO:HG2	5:AF:179:GLU:CD	2.41	0.40
6:AG:83:ARG:HG2	6:AG:86:MET:HE2	2.03	0.40
15:AR:93:ARG:HH11	15:AR:93:ARG:HG3	1.85	0.40
19:AT:53:LYS:NZ	19:AT:55:ASN:HD21	2.19	0.40

Continued on next page...

*Continued from previous page...*

Atom-1	Atom-2	Interatomic distance (Å)	Clash overlap (Å)
20:AU:3:VAL:HG12	20:AU:5:MET:HE2	2.03	0.40
21:AV:26:GLY:HA3	21:AV:86:VAL:O	2.20	0.40
27:A5:51:TYR:HB3	27:A5:52:TYR:H	1.53	0.40
31:BA:46:G:HO2'	31:BA:365:U:C2'	2.34	0.40
31:BA:102:G:O2'	31:BA:151:A:N3	2.45	0.40
31:BA:181:G:H2'	31:BA:182:U:OP2	2.21	0.40
31:BA:186:C:H2'	31:BA:186(A):C:H6	1.86	0.40
31:BA:659:U:H2'	31:BA:660:G:C8	2.55	0.40
31:BA:729:A:H2'	31:BA:730:G:H8	1.87	0.40
31:BA:792:A:O2'	31:BA:794:A:N7	2.47	0.40
31:BA:813:U:OP2	31:BA:813:U:H6	2.05	0.40
31:BA:1171:G:H2'	31:BA:1172:C:C6	2.56	0.40
31:BA:1213:A:C5	31:BA:1215:G:C4	3.10	0.40
33:BF:29:TYR:OH	44:BQ:54:PRO:HD2	2.21	0.40
33:BF:98:ASN:OD1	33:BF:98:ASN:N	2.54	0.40
33:BF:173:VAL:N	33:BF:174:PRO:HD3	2.36	0.40
34:BG:162:LEU:HD23	34:BG:162:LEU:HA	1.93	0.40
35:BH:7:GLU:OE1	35:BH:37:ARG:NH2	2.51	0.40
35:BH:8:GLU:HG2	35:BH:34:VAL:HG22	2.02	0.40
38:BK:100:ILE:HA	38:BK:101:PRO:HD3	1.89	0.40
43:BP:70:LEU:O	43:BP:74:VAL:HG23	2.21	0.40
52:BB:52:U:C2'	52:BB:53:A:H5'	2.47	0.40
31:CA:668:G:O2'	31:CA:669:U:H5'	2.21	0.40
31:CA:973:G:O4'	40:CM:55:LYS:HG3	2.21	0.40
31:CA:1047:G:C2'	31:CA:1048:G:H5'	2.50	0.40
31:CA:1112:C:N4	33:CF:178:LEU:HD23	2.35	0.40
31:CA:1114:C:H2'	31:CA:1115:C:H6	1.85	0.40
31:CA:1128:C:N3	31:CA:1139:G:N1	2.70	0.40
31:CA:1154:G:N3	31:CA:1155:G:C8	2.89	0.40
31:CA:1162:C:C2	31:CA:1175:G:N2	2.89	0.40
31:CA:1199:U:H5'	40:CM:54:PHE:CE2	2.57	0.40
31:CA:1213:A:C5	31:CA:1215:G:C4	3.09	0.40
31:CA:1324:A:C6	31:CA:1325:C:C4	3.09	0.40
31:CA:1333:A:C8	31:CA:1334:G:C8	3.09	0.40
33:CF:27:LYS:NZ	33:CF:27:LYS:HB3	2.36	0.40
33:CF:35:GLU:HA	33:CF:38:ARG:HG2	2.03	0.40
34:CG:30:LYS:CB	34:CG:35:ARG:HD2	2.36	0.40
34:CG:112:VAL:HG12	34:CG:116:GLN:OE1	2.21	0.40
40:CM:54:PHE:CE1	40:CM:55:LYS:HE3	2.56	0.40
46:CS:74:LEU:HD23	46:CS:74:LEU:HA	1.89	0.40
49:CV:53:ASN:OD1	49:CV:54:GLY:N	2.54	0.40

*Continued on next page...*

*Continued from previous page...*

Atom-1	Atom-2	Interatomic distance (Å)	Clash overlap (Å)
52:CB:51:A:C8	52:CB:51:A:P	3.14	0.40
53:CD:11:A:H61	53:CD:25:U:H3	1.69	0.40
1:DA:10:G:C6	1:DA:2629:A:C4	3.09	0.40
1:DA:270(N):G:O2'	1:DA:270(O):U:H5'	2.21	0.40
1:DA:558:G:P	9:DM:111:PRO:HD2	2.62	0.40
1:DA:780:G:H21	1:DA:783:A:H62	1.68	0.40
1:DA:860:U:N3	1:DA:2268:A:C8	2.89	0.40
1:DA:1231:G:H2'	1:DA:1232:G:C8	2.55	0.40
1:DA:1313:U:H2'	1:DA:1610:A:C2	2.56	0.40
1:DA:1323:U:C2'	1:DA:1324:G:H5'	2.49	0.40
1:DA:1680:U:O2	1:DA:1763:G:H3'	2.21	0.40
1:DA:1784:A:H4'	1:DA:1785:A:O5'	2.21	0.40
1:DA:1952:A:C2	10:DN:22:ILE:HG23	2.56	0.40
1:DA:2873:A:N3	1:DA:2873:A:C2'	2.80	0.40
3:DD:183:ARG:HG2	3:DD:184:LYS:N	2.35	0.40
4:DE:101:ARG:O	4:DE:201:THR:OG1	2.39	0.40
5:DF:157:VAL:O	5:DF:194:MET:HA	2.22	0.40
6:DG:38:VAL:HG22	6:DG:93:THR:HG23	2.04	0.40
6:DG:62:LEU:O	6:DG:143:GLU:HG2	2.21	0.40
6:DG:91:ARG:HD2	6:DG:91:ARG:C	2.41	0.40
7:DH:166:GLY:O	7:DH:167:GLU:O	2.40	0.40
8:DK:110:ASP:OD2	8:DK:113:ARG:HB3	2.22	0.40
8:DK:138:ILE:HG23	8:DK:138:ILE:O	2.21	0.40
9:DM:94:HIS:HB2	9:DM:97:ARG:CD	2.51	0.40
11:DO:138:LEU:HD13	11:DO:139:LYS:N	2.37	0.40
12:DP:111:GLU:C	12:DP:113:GLN:N	2.74	0.40
13:D0:70:LEU:O	13:D0:72:ASP:N	2.54	0.40
18:DS:39:THR:HG22	18:DS:44:ALA:HB2	2.02	0.40
20:DU:62:GLU:OE2	20:DU:63:LYS:N	2.40	0.40
1:AA:394:A:O2'	1:AA:395:U:H5'	2.20	0.40
1:AA:455:C:N3	1:AA:472:A:H2'	2.37	0.40
1:AA:480:A:H2'	1:AA:481:G:OP1	2.21	0.40
1:AA:612:G:H2'	1:AA:613:U:O2	2.20	0.40
1:AA:1087:G:C2	1:AA:1089:G:O2'	2.74	0.40
1:AA:1265:A:OP1	1:AA:1265:A:C8	2.62	0.40
1:AA:1368:G:O2'	1:AA:1369:G:H5'	2.21	0.40
1:AA:1593:G:H2'	1:AA:1594:G:H8	1.87	0.40
1:AA:2156:G:C4	1:AA:2157:G:N2	2.90	0.40
1:AA:2228:G:OP2	3:AD:263:ARG:NH2	2.54	0.40
1:AA:2726:U:H4'	10:AN:1:MET:HE1	2.04	0.40
1:AA:2881:C:C5'	13:A0:117:VAL:HG21	2.52	0.40

*Continued on next page...*

*Continued from previous page...*

Atom-1	Atom-2	Interatomic distance (Å)	Clash overlap (Å)
4:AE:111:ARG:CD	4:AE:160:TYR:CE1	3.02	0.40
5:AF:7:TYR:O	5:AF:21:ALA:HA	2.21	0.40
5:AF:102:PRO:O	5:AF:105:VAL:HB	2.20	0.40
7:AH:4:ILE:HG21	7:AH:6:ARG:CZ	2.51	0.40
7:AH:151:ILE:O	7:AH:152:ARG:HB3	2.21	0.40
9:AM:17:ASP:O	9:AM:56:ASN:HB2	2.21	0.40
9:AM:94:HIS:O	9:AM:97:ARG:HB2	2.20	0.40
13:A0:28:LEU:C	13:A0:30:THR:H	2.23	0.40
14:AQ:30:ARG:HH11	14:AQ:30:ARG:HG3	1.84	0.40
15:AR:113:LYS:HD2	15:AR:113:LYS:HA	1.93	0.40
17:A2:61:VAL:HG23	17:A2:61:VAL:O	2.21	0.40
19:AT:82:GLN:HA	19:AT:82:GLN:NE2	2.37	0.40
21:AV:14:LYS:HA	21:AV:15:PRO:HD3	1.91	0.40
21:AV:27:VAL:HG12	21:AV:87:ASP:CB	2.51	0.40
21:AV:52:SER:O	21:AV:54:HIS:N	2.53	0.40
31:BA:8:A:H5'	35:BH:101:ILE:HG22	2.04	0.40
31:BA:156:G:N2	31:BA:165:C:N3	2.57	0.40
31:BA:186(F):C:N3	31:BA:191(B):G:C2	2.90	0.40
31:BA:375:U:O3'	46:BS:6:LEU:HB2	2.21	0.40
31:BA:448:A:C4	31:BA:487:A:C2	3.09	0.40
31:BA:565:U:H3'	31:BA:566:G:H2'	2.03	0.40
31:BA:1128:C:H5'	39:BL:16:ARG:NH2	2.32	0.40
31:BA:1170:A:O5'	31:BA:1170:A:H8	2.03	0.40
31:BA:1281:U:H5''	31:BA:1282:C:P	2.61	0.40
31:BA:1296:C:H5'	43:BP:14:ARG:NH1	2.37	0.40
31:BA:1342:C:H2'	31:BA:1343:G:C8	2.57	0.40
33:BF:108:ASN:ND2	33:BF:144:SER:OG	2.54	0.40
34:BG:156:GLU:O	34:BG:160:GLN:HB3	2.21	0.40
38:BK:68:ARG:HD2	38:BK:74:PRO:HB2	2.02	0.40
42:BO:82:ILE:HD13	42:BO:82:ILE:HA	1.83	0.40
44:BQ:9:LYS:HA	44:BQ:12:ARG:HG2	2.02	0.40
49:BV:41:VAL:HG23	49:BV:67:VAL:HG13	2.03	0.40
51:BX:2:GLY:C	51:BX:4:GLY:N	2.75	0.40
52:BB:7:G:C6	52:BB:60:A:C6	3.09	0.40
53:BD:25:U:H2'	53:BD:26:C:C6	2.55	0.40
31:CA:280:C:H3'	31:CA:281:G:H5'	2.04	0.40
31:CA:382:A:C6	31:CA:383:A:C6	3.09	0.40
31:CA:878:G:OP1	38:CK:90:GLY:HA3	2.21	0.40
31:CA:1143:G:H2'	31:CA:1144:G:C8	2.57	0.40
31:CA:1162:C:H42	31:CA:1174:G:H1	1.69	0.40
31:CA:1204:A:OP1	44:CQ:3:ARG:NH1	2.41	0.40

*Continued on next page...*

*Continued from previous page...*

Atom-1	Atom-2	Interatomic distance (Å)	Clash overlap (Å)
31:CA:1226:C:H4'	49:CV:80:TYR:CZ	2.55	0.40
32:CE:48:MET:O	32:CE:52:GLU:N	2.32	0.40
33:CF:134:ILE:CG2	33:CF:168:ALA:HB3	2.49	0.40
34:CG:117:ALA:O	34:CG:121:VAL:HG23	2.21	0.40
36:CI:69:GLU:H	36:CI:69:GLU:CD	2.24	0.40
51:CX:25:LYS:HD3	51:CX:25:LYS:C	2.41	0.40
1:DA:52:A:C2'	1:DA:53:A:H5'	2.50	0.40
1:DA:281:G:O2'	1:DA:282:A:O4'	2.31	0.40
1:DA:385:C:O2	11:DO:71:VAL:HG21	2.20	0.40
1:DA:488:G:H1'	1:DA:492:A:N6	2.35	0.40
1:DA:654(A):A:C2	1:DA:654(T):A:N1	2.89	0.40
1:DA:654(S):G:O2'	1:DA:654(T):A:C8	2.74	0.40
1:DA:1464:C:O2'	1:DA:1528:A:C8	2.58	0.40
1:DA:1606:G:H5''	1:DA:1607:C:OP1	2.21	0.40
1:DA:2274:A:C6	1:DA:2276:G:C8	3.09	0.40
1:DA:2331:G:H4'	22:D3:43:THR:N	2.31	0.40
1:DA:2882:A:OP1	13:D0:96:ARG:NE	2.52	0.40
3:DD:153:ALA:O	3:DD:157:ARG:NH1	2.54	0.40
4:DE:8:LYS:O	4:DE:9:VAL:CG2	2.59	0.40
4:DE:119:ARG:HG2	4:DE:160:TYR:CB	2.49	0.40
5:DF:40:GLN:NE2	5:DF:182:ASN:HB2	2.36	0.40
6:DG:103:LEU:O	6:DG:107:LEU:HG	2.21	0.40
7:DH:153:LYS:HE3	7:DH:160:LYS:O	2.20	0.40
8:DK:82:ARG:NH1	8:DK:146:ALA:HA	2.36	0.40
8:DK:110:ASP:CG	8:DK:130:TYR:HH	2.24	0.40
12:DP:90:VAL:O	12:DP:90:VAL:HG12	2.16	0.40
13:D0:34:ILE:HG22	13:D0:114:VAL:HB	2.03	0.40
19:DT:3:THR:HA	19:DT:6:ASP:OD2	2.21	0.40
20:DU:96:ILE:HD12	20:DU:98:VAL:HG13	2.03	0.40
22:D3:34:GLY:O	22:D3:35:ASN:C	2.59	0.40
27:D5:27:PRO:HA	27:D5:28:PRO:HD3	1.95	0.40
1:AA:311:A:C6	1:AA:328:U:C4	3.09	0.40
1:AA:633:A:H2'	1:AA:634:C:H5'	2.03	0.40
1:AA:942:G:OP2	11:AO:39:LYS:HE2	2.21	0.40
1:AA:986:C:C2'	1:AA:987:G:H5'	2.51	0.40
1:AA:1320:C:H4'	1:AA:1321:A:OP1	2.21	0.40
1:AA:1538:G:H8	1:AA:1538:G:O5'	2.05	0.40
1:AA:1678:G:N2	1:AA:1989:G:N2	2.63	0.40
1:AA:1825:A:OP1	3:AD:249:PRO:HD3	2.21	0.40
1:AA:1924:C:H4'	53:BC:13:C:O2'	2.22	0.40
1:AA:2134:A:C5	1:AA:2158:A:C2	3.09	0.40

*Continued on next page...*

*Continued from previous page...*

Atom-1	Atom-2	Interatomic distance (Å)	Clash overlap (Å)
1:AA:2392:A:N1	1:AA:2424:C:N3	2.69	0.40
1:AA:2418:A:OP2	30:A8:29:LYS:NZ	2.50	0.40
1:AA:2627:G:N3	1:AA:2781:A:H2	2.19	0.40
1:AA:2636:U:H1'	1:AA:2783:G:N2	2.37	0.40
1:AA:2657:A:H1'	1:AA:2665:A:N6	2.36	0.40
5:AF:174:VAL:HG22	5:AF:174:VAL:O	2.22	0.40
7:AH:46:GLU:HB2	7:AH:49:VAL:CG2	2.50	0.40
7:AH:136:ILE:H	7:AH:136:ILE:HG13	1.73	0.40
8:AK:8:PRO:O	8:AK:9:LEU:HD22	2.22	0.40
8:AK:12:LEU:HB3	8:AK:13:GLY:H	1.62	0.40
22:A3:36:ILE:O	22:A3:36:ILE:HG13	2.22	0.40
31:BA:49:U:C2'	31:BA:50:A:OP1	2.69	0.40
31:BA:659:U:N3	31:BA:660:G:N7	2.69	0.40
31:BA:767:A:H2'	31:BA:768:A:O4'	2.22	0.40
31:BA:775:G:C2'	31:BA:776:G:H5'	2.51	0.40
31:BA:1121:U:H2'	31:BA:1122:U:H6	1.84	0.40
31:BA:1158:C:C4	31:BA:1160:G:C4	3.10	0.40
31:BA:1465:C:H2'	31:BA:1466:C:O4'	2.21	0.40
32:BE:95:GLN:HB3	32:BE:96:ARG:HD2	2.04	0.40
32:BE:166:ASP:HB3	32:BE:169:LYS:HB2	2.04	0.40
32:BE:204:ASN:HD22	32:BE:204:ASN:C	2.25	0.40
32:BE:220:ASP:O	32:BE:222:ILE:N	2.54	0.40
33:BF:44:GLU:OE1	33:BF:44:GLU:HA	2.21	0.40
34:BG:4:TYR:CG	34:BG:5:ILE:N	2.89	0.40
35:BH:47:LYS:HE2	35:BH:47:LYS:HB2	1.94	0.40
35:BH:72:GLN:O	35:BH:73:ASN:CB	2.58	0.40
39:BL:5:TYR:HA	39:BL:17:VAL:O	2.21	0.40
40:BM:90:LEU:N	40:BM:91:PRO:HD3	2.36	0.40
43:BP:105:THR:O	43:BP:106:ASN:C	2.59	0.40
48:BU:47:THR:O	48:BU:83:GLU:N	2.48	0.40
52:BB:45:U:H2'	52:BB:46:G:H5''	1.99	0.40
52:BB:66:U:H6	52:BB:66:U:O5'	2.04	0.40
31:CA:833:U:H2'	31:CA:834:C:C6	2.56	0.40
31:CA:986:A:H2'	31:CA:987:G:O4'	2.21	0.40
31:CA:1028(A):C:C2	31:CA:1028(B):C:H5	2.40	0.40
31:CA:1086:U:OP2	31:CA:1086:U:C6	2.74	0.40
31:CA:1123:A:H4'	40:CM:36:GLY:CA	2.49	0.40
31:CA:1147:C:O2'	39:CL:16:ARG:HD3	2.22	0.40
31:CA:1399:C:H4'	31:CA:1400:C:O5'	2.22	0.40
31:CA:1446:A:N6	15:DR:118:ARG:NH1	2.69	0.40
41:CN:81:ASP:OD1	41:CN:81:ASP:N	2.54	0.40

*Continued on next page...*

*Continued from previous page...*

Atom-1	Atom-2	Interatomic distance (Å)	Clash overlap (Å)
42:CO:48:ALA:C	42:CO:49:LEU:HD23	2.42	0.40
43:CP:94:ARG:O	43:CP:95:GLY:C	2.58	0.40
46:CS:8:ARG:CG	46:CS:8:ARG:NH1	2.64	0.40
50:CW:50:GLU:HA	50:CW:100:ILE:CG1	2.50	0.40
52:CB:51:A:H8	52:CB:51:A:OP2	2.03	0.40
53:CD:23:G:N2	53:CD:24:C:O2	2.54	0.40
1:DA:7:G:H1	1:DA:2896:C:H42	1.66	0.40
1:DA:21:A:O2'	1:DA:22:C:H5'	2.21	0.40
1:DA:43:G:H2'	1:DA:44:A:O4'	2.21	0.40
1:DA:288:C:H5'	1:DA:289:A:OP1	2.20	0.40
1:DA:669:G:O2'	1:DA:670:A:O5'	2.38	0.40
1:DA:1027:A:C2	1:DA:2488:A:H5'	2.56	0.40
1:DA:1089:G:H5''	1:DA:1090:U:OP2	2.21	0.40
1:DA:1142:U:O2	1:DA:1142:U:C2'	2.60	0.40
1:DA:1171:G:C1'	1:DA:1173:G:P	3.09	0.40
1:DA:1225:C:O3'	17:D2:85:LYS:CA	2.68	0.40
1:DA:2053:G:H5'	4:DE:144:ARG:O	2.21	0.40
1:DA:2162:G:O2'	1:DA:2163:C:H5'	2.22	0.40
1:DA:2164:C:C5	1:DA:2165:G:N7	2.89	0.40
1:DA:2271:G:C6	1:DA:2272:U:C4	3.09	0.40
1:DA:2320:A:O2'	1:DA:2321:G:C4	2.74	0.40
1:DA:2441:C:OP2	1:DA:2586:C:O2'	2.33	0.40
1:DA:2872:G:C6	1:DA:2873:A:N1	2.86	0.40
3:DD:16:MET:HG3	3:DD:211:ARG:HH21	1.86	0.40
3:DD:35:LYS:HE3	3:DD:65:ILE:N	2.36	0.40
4:DE:41:LYS:HG3	4:DE:42:ASP:OD2	2.21	0.40
5:DF:32:LEU:O	5:DF:32:LEU:HD23	2.20	0.40
5:DF:128:ALA:O	5:DF:130:ALA:N	2.54	0.40
6:DG:88:ILE:O	6:DG:88:ILE:HD13	2.22	0.40
7:DH:6:ARG:HB2	7:DH:66:GLY:HA2	2.04	0.40
7:DH:20:ALA:HB1	7:DH:21:PRO:HD2	2.03	0.40
7:DH:117:PRO:CB	7:DH:123:PHE:HE1	2.18	0.40
9:DM:90:MET:HB3	9:DM:98:VAL:CG1	2.51	0.40
10:DN:34:THR:O	10:DN:37:ASP:HB2	2.22	0.40
11:DO:63:PRO:HB3	30:D8:13:ARG:CG	2.48	0.40
13:D0:70:LEU:C	13:D0:72:ASP:H	2.24	0.40
13:D0:92:GLY:O	13:D0:94:TYR:CD2	2.74	0.40
15:DR:131:ALA:O	15:DR:133:GLU:N	2.54	0.40
18:DS:73:ALA:HB3	18:DS:106:ILE:HD11	2.04	0.40
20:DU:24:VAL:HG12	20:DU:25:GLY:N	2.36	0.40
1:AA:155:C:N4	1:AA:171:G:C6	2.81	0.40

*Continued on next page...*

*Continued from previous page...*

Atom-1	Atom-2	Interatomic distance (Å)	Clash overlap (Å)
1:AA:309:G:O2'	1:AA:329:G:C8	2.75	0.40
1:AA:540:G:H3'	1:AA:541:C:C6	2.57	0.40
1:AA:656:G:H2'	1:AA:657:U:O4'	2.21	0.40
1:AA:745:G:C2'	1:AA:746:A:H5'	2.52	0.40
1:AA:781:A:OP1	3:AD:218:ARG:NH2	2.53	0.40
1:AA:848:G:O6	1:AA:929:G:H2'	2.21	0.40
1:AA:1168:G:C2	1:AA:1182:A:C2	3.09	0.40
1:AA:1441:G:H2'	1:AA:1442:G:C8	2.56	0.40
1:AA:1478:G:O2'	1:AA:1558:A:H2	2.04	0.40
1:AA:1718:G:C2	1:AA:1725:G:C8	3.09	0.40
1:AA:2095:C:H2'	1:AA:2096:U:O4'	2.22	0.40
1:AA:2115:G:O6	1:AA:2117:A:H3'	2.22	0.40
1:AA:2291:U:O2'	1:AA:2374:C:H1'	2.21	0.40
1:AA:2373:G:H2'	1:AA:2374:C:C6	2.57	0.40
1:AA:2695:C:H2'	1:AA:2696:U:C6	2.57	0.40
1:AA:2732:G:H3'	1:AA:2733:A:O4'	2.22	0.40
1:AA:2808:U:C5	1:AA:2891:G:C5	3.09	0.40
1:AA:2811:G:H2'	1:AA:2812:G:H5'	2.03	0.40
1:AA:2863:C:O2'	1:AA:2864:G:H5'	2.21	0.40
2:AB:88:C:H2'	2:AB:89:G:C1'	2.52	0.40
3:AD:17:THR:HG22	3:AD:205:VAL:N	2.30	0.40
3:AD:127:VAL:HA	3:AD:193:VAL:HG22	2.03	0.40
5:AF:57:VAL:CG1	5:AF:58:ALA:N	2.84	0.40
6:AG:6:ALA:HB3	26:A4:23:GLU:HG3	2.04	0.40
9:AM:137:LYS:CG	9:AM:138:LEU:N	2.80	0.40
12:AP:64:ILE:H	12:AP:64:ILE:HG12	1.62	0.40
12:AP:109:VAL:CG1	12:AP:110:THR:N	2.83	0.40
13:A0:28:LEU:HD23	13:A0:28:LEU:HA	1.92	0.40
17:A2:46:VAL:HG13	17:A2:46:VAL:O	2.21	0.40
17:A2:62:LEU:HB2	17:A2:93:GLU:O	2.21	0.40
22:A3:25:ARG:HD3	22:A3:29:GLN:HE21	1.86	0.40
28:A6:43:CYS:HB3	28:A6:44:ARG:NH1	2.37	0.40
31:BA:76:G:C2	31:BA:95:G:N3	2.90	0.40
31:BA:298:A:H2'	31:BA:299:G:O4'	2.21	0.40
31:BA:411:A:C5	31:BA:429:U:C5	3.10	0.40
31:BA:412:A:C1'	31:BA:413:G:OP2	2.66	0.40
31:BA:431:A:H2'	31:BA:432:A:O4'	2.21	0.40
31:BA:707:C:O2'	31:BA:708:C:H5'	2.21	0.40
31:BA:811:C:N4	31:BA:812:C:N4	2.70	0.40
31:BA:837:G:C2	31:BA:850:U:O2	2.75	0.40
31:BA:992:U:H3'	31:BA:992:U:OP1	2.21	0.40

*Continued on next page...*



*Continued from previous page...*

Atom-1	Atom-2	Interatomic distance (Å)	Clash overlap (Å)
31:BA:1102:A:C6	31:BA:1103:C:N4	2.89	0.40
31:BA:1133:G:H2'	31:BA:1134:G:H8	1.86	0.40
32:BE:213:LEU:HG	32:BE:217:ARG:HH12	1.86	0.40
34:BG:120:LEU:HA	34:BG:120:LEU:HD23	1.83	0.40
39:BL:53:VAL:O	39:BL:53:VAL:HG22	2.21	0.40
40:BM:55:LYS:HD2	40:BM:56:HIS:N	2.37	0.40
48:BU:82:THR:HG22	48:BU:83:GLU:N	2.36	0.40
53:BC:18:C:O2	53:BC:18:C:C2'	2.68	0.40
31:CA:398:C:H6	31:CA:398:C:OP1	2.04	0.40
31:CA:468:A:H2'	31:CA:474:G:C5'	2.50	0.40
31:CA:685:G:N2	31:CA:686:U:C4	2.89	0.40
31:CA:1028(A):C:C2	31:CA:1028(B):C:C5	3.10	0.40
31:CA:1054:C:N4	52:CB:35:G:N9	2.69	0.40
31:CA:1120:G:H2'	31:CA:1121:U:H6	1.87	0.40
31:CA:1158:C:H2'	31:CA:1160:G:H8	1.87	0.40
31:CA:1297:C:OP2	31:CA:1297:C:H6	2.05	0.40
31:CA:1388:C:H2'	31:CA:1389:C:H6	1.86	0.40
31:CA:1490:C:O2'	31:CA:1491:G:H5'	2.22	0.40
34:CG:56:VAL:HG12	34:CG:202:LEU:HD12	2.03	0.40
34:CG:61:LYS:HA	34:CG:203:VAL:HG22	2.02	0.40
34:CG:62:GLN:NE2	34:CG:62:GLN:HA	2.36	0.40
36:CI:87:ARG:NH1	36:CI:87:ARG:CG	2.63	0.40
39:CL:112:LYS:HD3	39:CL:112:LYS:C	2.41	0.40
42:CO:51:LYS:HE2	42:CO:72:HIS:CE1	2.56	0.40
44:CQ:27:CYS:O	44:CQ:29:ARG:N	2.54	0.40
49:CV:62:ILE:HD12	49:CV:62:ILE:N	2.37	0.40
52:CB:51:A:C8	52:CB:51:A:OP1	2.75	0.40
53:CC:76:C:OP1	1:DA:2602:A:OP1	2.39	0.40
1:DA:68:G:H2'	1:DA:69:C:C6	2.55	0.40
1:DA:270(A):A:N6	1:DA:270(Y):G:H1'	2.37	0.40
1:DA:362:U:C6	1:DA:362:U:C3'	3.04	0.40
1:DA:991:C:O2	1:DA:1164:G:C2	2.75	0.40
1:DA:1499:C:O2'	1:DA:1500:G:H5'	2.21	0.40
1:DA:1543:A:H1'	1:DA:1545:A:O4'	2.21	0.40
1:DA:2103:C:H2'	1:DA:2104:G:H8	1.86	0.40
1:DA:2121:G:H2'	1:DA:2122:U:C6	2.57	0.40
1:DA:2275:C:H5'	1:DA:2275:C:C6	2.57	0.40
1:DA:2328:A:H2'	1:DA:2329:G:O4'	2.22	0.40
1:DA:2522:U:O2'	1:DA:2647:U:H5''	2.22	0.40
1:DA:2744:G:N2	7:DH:143:GLN:OE1	2.55	0.40
2:DB:60:C:H2'	2:DB:61:G:C8	2.57	0.40

*Continued on next page...*

*Continued from previous page...*

Atom-1	Atom-2	Interatomic distance (Å)	Clash overlap (Å)
3:DD:201:HIS:O	3:DD:204:ILE:HG12	2.21	0.40
14:DQ:95:HIS:CG	14:DQ:96:GLY:N	2.90	0.40
15:DR:5:ALA:O	15:DR:6:LEU:C	2.60	0.40
15:DR:82:LEU:HD12	15:DR:82:LEU:N	2.37	0.40
16:D1:65:ILE:O	16:D1:68:ALA:N	2.51	0.40
16:D1:92:ARG:CG	16:D1:95:LEU:H	2.34	0.40
19:DT:53:LYS:HB3	19:DT:82:GLN:CB	2.41	0.40
22:D3:53:MET:HA	22:D3:58:THR:O	2.21	0.40
24:DW:10:LEU:HD13	24:DW:59:ARG:HD2	2.04	0.40
24:DW:41:ILE:O	24:DW:41:ILE:HG13	2.21	0.40
26:D4:16:CYS:HB3	26:D4:20:ASN:N	2.35	0.40
29:D7:31:LEU:HD23	29:D7:31:LEU:HA	1.93	0.40
30:D8:21:LYS:HA	30:D8:50:LEU:CD2	2.52	0.40
30:D8:54:GLU:C	30:D8:56:GLU:N	2.75	0.40
1:AA:654(S):G:N3	1:AA:654(T):A:C8	2.89	0.40
1:AA:908:C:O2'	1:AA:909:A:H5'	2.21	0.40
1:AA:1057:A:N7	1:AA:1086:A:C2	2.89	0.40
1:AA:1067:A:H5''	1:AA:1068:G:N7	2.37	0.40
1:AA:1204:A:C8	1:AA:1206:G:C6	3.09	0.40
1:AA:1416:G:C2'	1:AA:1417:C:C6	3.05	0.40
1:AA:1416:G:C2'	1:AA:1417:C:H6	2.34	0.40
1:AA:1591:G:H2'	1:AA:1592:C:C6	2.57	0.40
1:AA:2025:C:H2'	1:AA:2026:C:C6	2.57	0.40
1:AA:2147:G:H2'	1:AA:2148:G:O4'	2.22	0.40
1:AA:2728:U:H2'	1:AA:2729:G:H8	1.83	0.40
1:AA:2746:U:C2'	1:AA:2747:G:H5'	2.52	0.40
2:AB:75:G:H21	21:AV:85:HIS:HE1	1.69	0.40
3:AD:105:ILE:HD12	3:AD:105:ILE:HA	1.83	0.40
3:AD:166:GLN:HA	3:AD:166:GLN:NE2	2.36	0.40
3:AD:197:GLY:O	3:AD:198:ASN:HB3	2.20	0.40
3:AD:239:ARG:O	3:AD:240:ALA:HB2	2.22	0.40
6:AG:67:LYS:HE2	6:AG:67:LYS:N	2.36	0.40
11:AO:3:LEU:HD23	11:AO:3:LEU:HA	1.85	0.40
13:A0:106:GLY:O	13:A0:107:ASP:CB	2.69	0.40
14:AQ:105:ALA:C	14:AQ:110:LEU:HD21	2.42	0.40
15:AR:24:PRO:HD3	15:AR:52:ILE:CD1	2.51	0.40
15:AR:88:ILE:HG13	15:AR:88:ILE:O	2.21	0.40
19:AT:10:ALA:HB1	19:AT:11:PRO:HD2	2.03	0.40
19:AT:29:TRP:CE3	19:AT:78:LYS:HG2	2.56	0.40
20:AU:43:ASN:HA	20:AU:64:GLU:HA	2.03	0.40
21:AV:51:ALA:O	21:AV:52:SER:HB3	2.20	0.40

*Continued on next page...*

*Continued from previous page...*

Atom-1	Atom-2	Interatomic distance (Å)	Clash overlap (Å)
23:AZ:80:LEU:HD23	23:AZ:80:LEU:N	2.37	0.40
28:A6:14:THR:O	28:A6:49:HIS:HA	2.22	0.40
30:A8:33:ASN:O	30:A8:35:GLN:N	2.55	0.40
30:A8:37:SER:O	30:A8:40:GLU:HB3	2.21	0.40
31:BA:22:G:H4'	31:BA:885:G:C8	2.56	0.40
31:BA:101:A:C4	31:BA:102:G:C8	3.10	0.40
31:BA:622:A:C8	31:BA:623:C:C6	3.10	0.40
31:BA:1107:C:C4	31:BA:1108:G:C8	3.10	0.40
31:BA:1315:U:C4	31:BA:1316:G:C6	3.10	0.40
31:BA:1371:G:C5	31:BA:1372:U:C5	3.10	0.40
32:BE:212:GLN:NE2	32:BE:216:SER:HB2	2.36	0.40
33:BF:70:VAL:CG1	33:BF:71:ALA:N	2.84	0.40
33:BF:111:LEU:CD1	33:BF:204:LEU:HD21	2.52	0.40
34:BG:29:PRO:O	34:BG:30:LYS:HB3	2.21	0.40
36:BI:19:LEU:HD21	36:BI:59:TYR:CE2	2.57	0.40
38:BK:82:HIS:HB3	38:BK:138:TRP:CD2	2.56	0.40
40:BM:49:VAL:HG22	44:BQ:41:ARG:HB2	2.02	0.40
40:BM:55:LYS:CG	40:BM:56:HIS:N	2.85	0.40
41:BN:104:GLN:HE21	41:BN:104:GLN:HB2	1.63	0.40
46:BS:68:ASP:C	46:BS:70:ALA:N	2.75	0.40
52:BB:38:G:H2'	52:BB:39:U:O4'	2.22	0.40
53:BD:19:G:H22	53:BD:56:U:H1'	1.86	0.40
53:BD:68:C:H2'	53:BD:69:C:C6	2.56	0.40
31:CA:389:A:N3	31:CA:389:A:H2'	2.35	0.40
31:CA:922:G:C6	31:CA:923:A:C6	3.09	0.40
31:CA:963:G:H21	40:CM:55:LYS:NZ	2.19	0.40
31:CA:1112:C:N3	33:CF:178:LEU:HD23	2.37	0.40
31:CA:1127:G:H2'	31:CA:1128:C:C6	2.56	0.40
31:CA:1127:G:C1'	31:CA:1147:C:H42	2.35	0.40
31:CA:1223:C:OP2	31:CA:1224:G:H2'	2.21	0.40
31:CA:1347:G:C5	39:CL:107:ARG:NH2	2.90	0.40
32:CE:39:ILE:O	32:CE:41:ILE:HD12	2.22	0.40
32:CE:115:LEU:HA	32:CE:145:LEU:HD23	2.03	0.40
33:CF:137:ALA:O	33:CF:141:VAL:HG23	2.22	0.40
34:CG:29:PRO:HD2	34:CG:30:LYS:HE2	2.04	0.40
38:CK:82:HIS:CD2	38:CK:82:HIS:C	2.93	0.40
38:CK:122:ARG:HE	38:CK:122:ARG:HB2	1.68	0.40
39:CL:4:TYR:CZ	39:CL:88:TYR:CG	3.10	0.40
40:CM:57:LYS:HD3	40:CM:57:LYS:O	2.21	0.40
42:CO:43:LYS:NZ	42:CO:44:LYS:HD3	2.36	0.40
47:CT:45:HIS:CB	47:CT:65:ILE:HD13	2.51	0.40

*Continued on next page...*

Continued from previous page...

Atom-1	Atom-2	Interatomic distance (Å)	Clash overlap (Å)
53:CC:60:A:C2'	53:CC:61:U:H5'	2.48	0.40
1:DA:26:G:C5	1:DA:27:G:C6	3.10	0.40
1:DA:251:A:H2'	1:DA:252:G:O4'	2.22	0.40
1:DA:265:A:H4'	1:DA:266:G:O5'	2.21	0.40
1:DA:533:G:H5'	16:D1:24:TYR:CD2	2.57	0.40
1:DA:598:G:O4'	11:DO:12:ALA:HB2	2.22	0.40
1:DA:883:G:C5	1:DA:884:C:N4	2.90	0.40
1:DA:1486:A:C4	1:DA:1487:G:C8	3.10	0.40
1:DA:2059:A:N6	1:DA:2503:A:H2'	2.37	0.40
1:DA:2352:A:C2	22:D3:33:ALA:O	2.75	0.40
1:DA:2468:G:N1	1:DA:2481:G:N3	2.70	0.40
2:DB:1:U:N3	2:DB:119:A:C2	2.73	0.40
2:DB:21:G:H2'	2:DB:22:U:O4'	2.22	0.40
2:DB:40:U:H5''	2:DB:41:U:H5'	2.03	0.40
4:DE:66:HIS:CB	4:DE:68:ALA:HB2	2.45	0.40
5:DF:20:LEU:HD23	5:DF:21:ALA:N	2.36	0.40
6:DG:9:ARG:HD3	6:DG:13:GLU:OE1	2.21	0.40
6:DG:36:LYS:HE2	6:DG:160:VAL:HG21	2.04	0.40
6:DG:73:ALA:HB2	6:DG:82:LEU:HD22	2.02	0.40
8:DK:22:LYS:HA	8:DK:23:PRO:HD3	1.99	0.40
9:DM:30:ILE:HG21	9:DM:120:LEU:HD12	2.02	0.40
9:DM:120:LEU:CD2	9:DM:122:VAL:HG23	2.52	0.40
9:DM:131:GLN:OE1	9:DM:132:ALA:HB2	2.22	0.40
11:DO:116:GLY:O	11:DO:117:GLU:C	2.60	0.40
12:DP:1:MET:CE	12:DP:1:MET:H3	2.34	0.40
14:DQ:66:ALA:O	14:DQ:69:VAL:HG12	2.21	0.40
15:DR:5:ALA:C	15:DR:7:ILE:N	2.72	0.40
16:D1:81:HIS:NE2	16:D1:85:LYS:HD2	2.36	0.40
16:D1:112:ARG:H	16:D1:112:ARG:HG2	1.66	0.40
20:DU:19:LYS:HB2	20:DU:20:TYR:H	1.48	0.40
28:D6:23:THR:CG2	28:D6:24:GLU:H	2.31	0.40
28:D6:45:LYS:HD2	28:D6:45:LYS:HA	1.82	0.40

All (4) symmetry-related close contacts are listed below. The label for Atom-2 includes the symmetry operator and encoded unit-cell translations to be applied.

Atom-1	Atom-2	Interatomic distance (Å)	Clash overlap (Å)
31:BA:85:U:O2'	7:DH:100:GLY:O[3_555]	1.87	0.33
1:AA:2137:C:OP1	31:CA:999:U:O2'[4_555]	1.89	0.31
36:BI:15:ASP:OD2	34:CG:27:TYR:OH[4_555]	2.05	0.15
31:CA:86:U:O2'	1:DA:276:A:OP2[3_545]	2.15	0.05

## 5.3 Torsion angles

### 5.3.1 Protein backbone

In the following table, the Percentiles column shows the percent Ramachandran outliers of the chain as a percentile score with respect to all X-ray entries followed by that with respect to entries of similar resolution.

The Analysed column shows the number of residues for which the backbone conformation was analysed, and the total number of residues.

Mol	Chain	Analysed	Favoured	Allowed	Outliers	Percentiles	
3	AD	270/272 (99%)	226 (84%)	31 (12%)	13 (5%)	2	11
3	DD	270/272 (99%)	231 (86%)	25 (9%)	14 (5%)	1	10
4	AE	203/205 (99%)	152 (75%)	33 (16%)	18 (9%)	0	3
4	DE	203/205 (99%)	128 (63%)	41 (20%)	34 (17%)	0	0
5	AF	201/208 (97%)	177 (88%)	13 (6%)	11 (6%)	1	9
5	DF	206/208 (99%)	162 (79%)	25 (12%)	19 (9%)	0	3
6	AG	179/181 (99%)	147 (82%)	21 (12%)	11 (6%)	1	7
6	DG	179/181 (99%)	141 (79%)	27 (15%)	11 (6%)	1	7
7	AH	168/170 (99%)	116 (69%)	22 (13%)	30 (18%)	0	0
7	DH	168/170 (99%)	108 (64%)	37 (22%)	23 (14%)	0	1
8	AK	144/146 (99%)	97 (67%)	27 (19%)	20 (14%)	0	1
8	DK	144/146 (99%)	106 (74%)	26 (18%)	12 (8%)	0	4
9	AM	136/138 (99%)	105 (77%)	18 (13%)	13 (10%)	0	3
9	DM	136/138 (99%)	108 (79%)	20 (15%)	8 (6%)	1	8
10	AN	120/122 (98%)	111 (92%)	7 (6%)	2 (2%)	7	30
10	DN	120/122 (98%)	108 (90%)	11 (9%)	1 (1%)	16	48
11	AO	148/150 (99%)	106 (72%)	25 (17%)	17 (12%)	0	1
11	DO	148/150 (99%)	92 (62%)	28 (19%)	28 (19%)	0	0
12	AP	139/141 (99%)	95 (68%)	25 (18%)	19 (14%)	0	1
12	DP	139/141 (99%)	91 (66%)	20 (14%)	28 (20%)	0	0
13	A0	116/118 (98%)	93 (80%)	15 (13%)	8 (7%)	1	5
13	D0	115/118 (98%)	93 (81%)	17 (15%)	5 (4%)	2	13
14	AQ	109/111 (98%)	77 (71%)	24 (22%)	8 (7%)	1	5
14	DQ	109/111 (98%)	78 (72%)	21 (19%)	10 (9%)	0	3
15	AR	135/137 (98%)	100 (74%)	25 (18%)	10 (7%)	1	5

Continued on next page...

Continued from previous page...

Mol	Chain	Analysed	Favoured	Allowed	Outliers	Percentiles	
15	DR	135/137 (98%)	103 (76%)	23 (17%)	9 (7%)	1	6
16	A1	115/117 (98%)	101 (88%)	7 (6%)	7 (6%)	1	7
16	D1	115/117 (98%)	93 (81%)	15 (13%)	7 (6%)	1	7
17	A2	99/101 (98%)	83 (84%)	9 (9%)	7 (7%)	1	5
17	D2	99/101 (98%)	73 (74%)	14 (14%)	12 (12%)	0	1
18	AS	111/113 (98%)	92 (83%)	14 (13%)	5 (4%)	2	12
18	DS	111/113 (98%)	99 (89%)	10 (9%)	2 (2%)	7	29
19	AT	90/92 (98%)	83 (92%)	6 (7%)	1 (1%)	12	39
19	DT	90/92 (98%)	75 (83%)	12 (13%)	3 (3%)	3	17
20	AU	100/102 (98%)	68 (68%)	19 (19%)	13 (13%)	0	1
20	DU	100/102 (98%)	61 (61%)	22 (22%)	17 (17%)	0	0
21	AV	173/179 (97%)	112 (65%)	36 (21%)	25 (14%)	0	0
21	DV	177/179 (99%)	120 (68%)	27 (15%)	30 (17%)	0	0
22	A3	74/77 (96%)	57 (77%)	15 (20%)	2 (3%)	4	21
22	D3	75/77 (97%)	62 (83%)	13 (17%)	0	100	100
23	AZ	95/97 (98%)	78 (82%)	10 (10%)	7 (7%)	1	5
23	DZ	95/97 (98%)	77 (81%)	7 (7%)	11 (12%)	0	1
24	AW	64/69 (93%)	56 (88%)	3 (5%)	5 (8%)	1	4
24	DW	67/69 (97%)	56 (84%)	5 (8%)	6 (9%)	0	3
25	AX	57/59 (97%)	49 (86%)	8 (14%)	0	100	100
25	DX	57/59 (97%)	51 (90%)	5 (9%)	1 (2%)	7	29
26	A4	64/66 (97%)	38 (59%)	16 (25%)	10 (16%)	0	0
26	D4	61/66 (92%)	24 (39%)	25 (41%)	12 (20%)	0	0
27	A5	57/59 (97%)	40 (70%)	10 (18%)	7 (12%)	0	1
27	D5	57/59 (97%)	46 (81%)	7 (12%)	4 (7%)	1	5
28	A6	43/45 (96%)	25 (58%)	12 (28%)	6 (14%)	0	1
28	D6	43/45 (96%)	25 (58%)	12 (28%)	6 (14%)	0	1
29	A7	47/49 (96%)	43 (92%)	3 (6%)	1 (2%)	5	25
29	D7	47/49 (96%)	46 (98%)	1 (2%)	0	100	100
30	A8	59/61 (97%)	50 (85%)	5 (8%)	4 (7%)	1	6
30	D8	59/61 (97%)	39 (66%)	11 (19%)	9 (15%)	0	0

Continued on next page...

*Continued from previous page...*

Mol	Chain	Analysed	Favoured	Allowed	Outliers	Percentiles	
32	BE	235/256 (92%)	170 (72%)	47 (20%)	18 (8%)	1	4
32	CE	235/256 (92%)	188 (80%)	23 (10%)	24 (10%)	0	3
33	BF	203/239 (85%)	141 (70%)	46 (23%)	16 (8%)	1	4
33	CF	204/239 (85%)	152 (74%)	37 (18%)	15 (7%)	1	5
34	BG	206/208 (99%)	168 (82%)	27 (13%)	11 (5%)	1	10
34	CG	206/208 (99%)	171 (83%)	30 (15%)	5 (2%)	5	22
35	BH	149/162 (92%)	129 (87%)	14 (9%)	6 (4%)	2	14
35	CH	149/162 (92%)	134 (90%)	11 (7%)	4 (3%)	4	21
36	BI	99/101 (98%)	93 (94%)	4 (4%)	2 (2%)	6	26
36	CI	99/101 (98%)	94 (95%)	4 (4%)	1 (1%)	13	42
37	BJ	153/156 (98%)	137 (90%)	15 (10%)	1 (1%)	19	51
37	CJ	153/156 (98%)	137 (90%)	13 (8%)	3 (2%)	6	26
38	BK	136/138 (99%)	115 (85%)	14 (10%)	7 (5%)	1	10
38	CK	136/138 (99%)	122 (90%)	11 (8%)	3 (2%)	5	24
39	BL	125/128 (98%)	100 (80%)	22 (18%)	3 (2%)	5	22
39	CL	125/128 (98%)	102 (82%)	19 (15%)	4 (3%)	3	18
40	BM	97/105 (92%)	76 (78%)	19 (20%)	2 (2%)	5	25
40	CM	97/105 (92%)	75 (77%)	13 (13%)	9 (9%)	0	3
41	BN	117/129 (91%)	97 (83%)	15 (13%)	5 (4%)	2	13
41	CN	117/129 (91%)	100 (86%)	14 (12%)	3 (3%)	4	21
42	BO	123/132 (93%)	101 (82%)	13 (11%)	9 (7%)	1	5
42	CO	123/132 (93%)	96 (78%)	19 (15%)	8 (6%)	1	6
43	BP	114/126 (90%)	86 (75%)	20 (18%)	8 (7%)	1	5
43	CP	115/126 (91%)	83 (72%)	22 (19%)	10 (9%)	0	4
44	BQ	58/61 (95%)	42 (72%)	11 (19%)	5 (9%)	0	4
44	CQ	58/61 (95%)	41 (71%)	11 (19%)	6 (10%)	0	3
45	BR	86/89 (97%)	75 (87%)	9 (10%)	2 (2%)	5	23
45	CR	86/89 (97%)	76 (88%)	9 (10%)	1 (1%)	11	38
46	BS	82/88 (93%)	65 (79%)	14 (17%)	3 (4%)	2	16
46	CS	82/88 (93%)	69 (84%)	13 (16%)	0	100	100
47	BT	98/105 (93%)	85 (87%)	11 (11%)	2 (2%)	6	26

*Continued on next page...*

Continued from previous page...

Mol	Chain	Analysed	Favoured	Allowed	Outliers	Percentiles	
47	CT	98/105 (93%)	92 (94%)	4 (4%)	2 (2%)	6	26
48	BU	70/88 (80%)	60 (86%)	8 (11%)	2 (3%)	3	20
48	CU	70/88 (80%)	63 (90%)	7 (10%)	0	100	100
49	BV	81/93 (87%)	63 (78%)	11 (14%)	7 (9%)	0	4
49	CV	76/93 (82%)	53 (70%)	16 (21%)	7 (9%)	0	3
50	BW	97/106 (92%)	75 (77%)	12 (12%)	10 (10%)	0	3
50	CW	97/106 (92%)	73 (75%)	13 (13%)	11 (11%)	0	2
51	BX	23/27 (85%)	19 (83%)	3 (13%)	1 (4%)	2	13
51	CX	23/27 (85%)	19 (83%)	0	4 (17%)	0	0
All	All	11342/11844 (96%)	8910 (79%)	1590 (14%)	842 (7%)	1	5

All (842) Ramachandran outliers are listed below:

Mol	Chain	Res	Type
3	AD	26	LYS
3	AD	28	GLU
3	AD	33	LEU
3	AD	122	ASP
3	AD	237	GLU
3	AD	271	ILE
4	AE	54	GLN
4	AE	68	ALA
4	AE	78	LEU
4	AE	90	THR
4	AE	118	LYS
4	AE	132	HIS
5	AF	24	LEU
6	AG	78	SER
6	AG	79	ASN
7	AH	12	PRO
7	AH	81	GLU
7	AH	84	SER
7	AH	86	GLU
7	AH	87	LEU
7	AH	92	ILE
7	AH	151	ILE
7	AH	152	ARG
7	AH	153	LYS
7	AH	154	PRO

Continued on next page...



*Continued from previous page...*

<b>Mol</b>	<b>Chain</b>	<b>Res</b>	<b>Type</b>
7	AH	155	SER
7	AH	156	ALA
7	AH	159	GLU
7	AH	169	VAL
8	AK	11	ASN
8	AK	12	LEU
8	AK	15	VAL
8	AK	117	GLU
9	AM	22	THR
9	AM	36	GLY
9	AM	58	ASP
9	AM	134	ARG
11	AO	6	LEU
11	AO	10	PRO
11	AO	16	ARG
11	AO	65	ARG
11	AO	141	ALA
11	AO	148	LEU
12	AP	6	ARG
12	AP	13	GLN
12	AP	25	ASP
12	AP	60	ARG
12	AP	63	LYS
12	AP	79	LEU
12	AP	89	ASN
12	AP	134	ARG
13	A0	4	LEU
13	A0	75	LEU
13	A0	107	ASP
14	AQ	4	LEU
14	AQ	88	ASP
15	AR	2	ASN
15	AR	107	ASP
15	AR	124	ASP
16	A1	91	ASP
16	A1	93	LYS
17	A2	45	THR
17	A2	48	GLY
17	A2	49	THR
18	AS	66	GLU
19	AT	68	ARG
20	AU	11	ASP

*Continued on next page...*

*Continued from previous page...*

<b>Mol</b>	<b>Chain</b>	<b>Res</b>	<b>Type</b>
20	AU	42	VAL
20	AU	50	ARG
20	AU	57	GLN
20	AU	77	PRO
20	AU	78	ALA
21	AV	6	LYS
21	AV	51	ALA
21	AV	60	GLU
21	AV	63	ASP
21	AV	151	HIS
21	AV	165	VAL
21	AV	170	THR
22	A3	84	LEU
24	AW	43	GLN
24	AW	47	ASN
24	AW	48	HIS
26	A4	40	HIS
26	A4	43	TYR
26	A4	46	GLN
27	A5	4	HIS
27	A5	35	GLU
28	A6	20	ASN
28	A6	44	ARG
28	A6	46	HIS
30	A8	52	LYS
32	BE	15	VAL
32	BE	22	LYS
32	BE	126	GLU
32	BE	194	PRO
32	BE	195	ASP
32	BE	237	ALA
33	BF	12	LEU
33	BF	13	GLY
35	BH	115	VAL
37	BJ	7	ALA
38	BK	2	LEU
40	BM	56	HIS
41	BN	82	VAL
41	BN	103	LEU
41	BN	127	LYS
42	BO	15	VAL
43	BP	106	ASN

*Continued on next page...*

*Continued from previous page...*

<b>Mol</b>	<b>Chain</b>	<b>Res</b>	<b>Type</b>
44	BQ	14	PRO
47	BT	49	GLU
49	BV	5	LEU
49	BV	14	HIS
50	BW	48	LYS
50	BW	100	ILE
32	CE	13	ALA
32	CE	22	LYS
32	CE	39	ILE
32	CE	75	LYS
32	CE	96	ARG
32	CE	154	LEU
33	CF	48	TYR
34	CG	14	ARG
34	CG	150	GLU
39	CL	118	LYS
40	CM	17	ASP
40	CM	32	ALA
40	CM	59	SER
41	CN	106	LYS
42	CO	23	ALA
42	CO	44	LYS
42	CO	61	TYR
42	CO	76	GLU
43	CP	12	ASN
43	CP	117	VAL
44	CQ	15	LYS
44	CQ	28	GLY
44	CQ	30	ALA
49	CV	9	VAL
49	CV	67	VAL
50	CW	49	ALA
50	CW	99	LEU
51	CX	3	LYS
3	DD	3	VAL
3	DD	26	LYS
3	DD	28	GLU
3	DD	32	SER
3	DD	267	SER
3	DD	268	ARG
4	DE	26	ILE
4	DE	37	ARG

*Continued on next page...*

*Continued from previous page...*

<b>Mol</b>	<b>Chain</b>	<b>Res</b>	<b>Type</b>
4	DE	49	LEU
4	DE	54	GLN
4	DE	59	VAL
4	DE	61	ARG
4	DE	71	GLY
4	DE	78	LEU
4	DE	89	ASP
4	DE	131	ALA
4	DE	187	ALA
5	DF	23	ASP
5	DF	24	LEU
5	DF	25	PRO
5	DF	89	VAL
5	DF	128	ALA
5	DF	132	VAL
5	DF	133	ASN
6	DG	81	LYS
7	DH	16	SER
7	DH	102	ALA
7	DH	153	LYS
7	DH	160	LYS
7	DH	167	GLU
7	DH	168	PRO
7	DH	169	VAL
8	DK	117	GLU
8	DK	143	SER
9	DM	3	THR
10	DN	5	GLN
11	DO	6	LEU
11	DO	10	PRO
11	DO	12	ALA
11	DO	16	ARG
11	DO	21	ARG
11	DO	23	PRO
11	DO	49	ARG
11	DO	63	PRO
11	DO	108	LYS
11	DO	117	GLU
11	DO	147	LEU
12	DP	4	PRO
12	DP	13	GLN
12	DP	25	ASP

*Continued on next page...*

*Continued from previous page...*

<b>Mol</b>	<b>Chain</b>	<b>Res</b>	<b>Type</b>
12	DP	60	ARG
12	DP	63	LYS
12	DP	67	ARG
12	DP	140	ALA
13	D0	107	ASP
14	DQ	57	LYS
14	DQ	88	ASP
14	DQ	110	LEU
15	DR	6	LEU
15	DR	86	ILE
15	DR	127	ALA
16	D1	91	ASP
17	D2	44	LYS
17	D2	50	PRO
17	D2	62	LEU
17	D2	79	VAL
17	D2	80	GLN
17	D2	85	LYS
20	DU	3	VAL
20	DU	17	SER
20	DU	42	VAL
20	DU	44	ILE
20	DU	50	ARG
20	DU	63	LYS
20	DU	77	PRO
20	DU	78	ALA
20	DU	89	PHE
20	DU	90	LEU
20	DU	96	ILE
21	DV	6	LYS
21	DV	31	ARG
21	DV	53	ILE
21	DV	93	ASP
21	DV	116	VAL
21	DV	149	SER
21	DV	161	VAL
21	DV	162	GLU
21	DV	165	VAL
23	DZ	84	GLY
23	DZ	93	GLU
23	DZ	96	LYS
24	DW	17	SER

*Continued on next page...*

*Continued from previous page...*

<b>Mol</b>	<b>Chain</b>	<b>Res</b>	<b>Type</b>
24	DW	47	ASN
24	DW	48	HIS
26	D4	5	ILE
26	D4	22	ILE
26	D4	40	HIS
26	D4	50	VAL
27	D5	4	HIS
27	D5	49	CYS
27	D5	57	VAL
28	D6	44	ARG
30	D8	31	HIS
30	D8	32	LEU
30	D8	35	GLN
30	D8	49	VAL
30	D8	50	LEU
30	D8	51	ALA
3	AD	29	PRO
3	AD	239	ARG
4	AE	50	GLY
4	AE	53	PRO
4	AE	60	ASN
4	AE	69	LYS
5	AF	67	GLN
5	AF	73	ALA
5	AF	128	ALA
5	AF	130	ALA
5	AF	134	GLY
6	AG	5	VAL
6	AG	14	GLU
6	AG	86	MET
6	AG	110	ALA
7	AH	10	PRO
7	AH	59	ARG
7	AH	83	TYR
7	AH	85	LYS
7	AH	138	LYS
8	AK	34	GLY
8	AK	82	ARG
8	AK	105	HIS
8	AK	112	LYS
8	AK	113	ARG
8	AK	133	HIS

*Continued on next page...*

*Continued from previous page...*

<b>Mol</b>	<b>Chain</b>	<b>Res</b>	<b>Type</b>
8	AK	134	PRO
8	AK	145	VAL
9	AM	9	VAL
9	AM	23	LEU
9	AM	96	GLU
10	AN	5	GLN
10	AN	97	ARG
11	AO	11	GLY
11	AO	42	SER
11	AO	47	ASP
11	AO	66	GLY
12	AP	15	GLY
12	AP	19	GLY
12	AP	27	VAL
12	AP	88	GLY
13	A0	3	HIS
14	AQ	87	PHE
14	AQ	89	ARG
15	AR	39	ARG
15	AR	58	ASN
16	A1	66	ASN
16	A1	90	VAL
17	A2	31	ALA
18	AS	111	HIS
18	AS	112	GLY
20	AU	3	VAL
20	AU	58	GLY
21	AV	103	ARG
21	AV	144	LEU
21	AV	161	VAL
21	AV	171	ILE
23	AZ	79	GLY
23	AZ	84	GLY
23	AZ	91	LYS
23	AZ	92	LYS
23	AZ	95	LEU
23	AZ	97	LEU
24	AW	16	LEU
26	A4	18	CYS
26	A4	23	GLU
27	A5	43	HIS
28	A6	17	LYS

*Continued on next page...*

*Continued from previous page...*

<b>Mol</b>	<b>Chain</b>	<b>Res</b>	<b>Type</b>
30	A8	31	HIS
32	BE	101	MET
32	BE	122	PHE
33	BF	79	ARG
34	BG	30	LYS
34	BG	89	THR
34	BG	173	TRP
35	BH	73	ASN
35	BH	77	PRO
36	BI	40	VAL
39	BL	44	VAL
41	BN	91	ARG
42	BO	60	GLY
42	BO	88	LYS
43	BP	6	GLY
43	BP	7	VAL
43	BP	8	GLU
43	BP	67	GLU
44	BQ	15	LYS
46	BS	68	ASP
46	BS	69	THR
47	BT	34	LYS
49	BV	9	VAL
49	BV	41	VAL
50	BW	102	GLY
32	CE	7	VAL
32	CE	8	LYS
32	CE	46	LYS
32	CE	97	TRP
32	CE	101	MET
33	CF	9	GLY
33	CF	49	SER
33	CF	64	VAL
33	CF	129	ALA
33	CF	146	ALA
34	CG	9	CYS
36	CI	40	VAL
37	CJ	7	ALA
39	CL	109	VAL
40	CM	57	LYS
41	CN	101	SER
42	CO	15	VAL

*Continued on next page...*



*Continued from previous page...*

<b>Mol</b>	<b>Chain</b>	<b>Res</b>	<b>Type</b>
42	CO	26	GLY
42	CO	58	THR
42	CO	62	GLU
43	CP	21	TYR
43	CP	95	GLY
43	CP	116	THR
47	CT	99	SER
49	CV	23	ASN
49	CV	31	ILE
49	CV	48	THR
50	CW	101	GLY
50	CW	103	GLY
51	CX	25	LYS
3	DD	239	ARG
4	DE	25	VAL
4	DE	68	ALA
4	DE	117	MET
5	DF	3	GLU
5	DF	21	ALA
5	DF	62	ARG
5	DF	124	LEU
5	DF	127	GLU
6	DG	14	GLU
6	DG	36	LYS
6	DG	82	LEU
6	DG	110	ALA
6	DG	119	GLY
7	DH	27	LYS
7	DH	137	ASP
8	DK	144	VAL
8	DK	145	VAL
9	DM	2	LYS
11	DO	11	GLY
11	DO	24	GLY
11	DO	34	GLY
11	DO	141	ALA
12	DP	7	MET
12	DP	19	GLY
12	DP	27	VAL
12	DP	30	GLY
12	DP	65	PHE
12	DP	66	ILE

*Continued on next page...*

*Continued from previous page...*

<b>Mol</b>	<b>Chain</b>	<b>Res</b>	<b>Type</b>
12	DP	79	LEU
12	DP	86	GLY
12	DP	88	GLY
12	DP	105	GLU
12	DP	134	ARG
12	DP	138	ASP
13	D0	82	GLU
14	DQ	4	LEU
14	DQ	89	ARG
14	DQ	94	TYR
14	DQ	111	GLU
15	DR	5	ALA
15	DR	105	LEU
16	D1	90	VAL
17	D2	37	VAL
17	D2	45	THR
17	D2	99	ILE
18	DS	63	ASP
20	DU	29	GLU
20	DU	49	VAL
20	DU	102	CYS
21	DV	51	ALA
21	DV	66	SER
21	DV	108	PRO
21	DV	148	ASP
23	DZ	28	GLY
23	DZ	31	GLY
23	DZ	55	GLY
23	DZ	87	PRO
23	DZ	88	LYS
23	DZ	92	LYS
26	D4	31	ILE
26	D4	32	TYR
26	D4	57	GLU
27	D5	56	LYS
28	D6	24	GLU
28	D6	46	HIS
30	D8	30	ARG
30	D8	34	TRP
4	AE	87	GLU
6	AG	96	ARG
6	AG	116	ASP

*Continued on next page...*

*Continued from previous page...*

<b>Mol</b>	<b>Chain</b>	<b>Res</b>	<b>Type</b>
7	AH	3	ARG
7	AH	41	MET
7	AH	167	GLU
8	AK	10	GLU
8	AK	16	GLY
9	AM	47	ALA
9	AM	95	PRO
9	AM	133	GLN
11	AO	95	VAL
13	A0	42	LYS
13	A0	74	LYS
14	AQ	110	LEU
15	AR	116	ALA
15	AR	123	GLN
15	AR	136	GLN
16	A1	117	GLN
17	A2	36	PRO
17	A2	50	PRO
21	AV	13	GLU
21	AV	31	ARG
21	AV	104	PHE
26	A4	53	GLU
27	A5	34	PRO
27	A5	48	GLU
28	A6	25	LYS
28	A6	33	LYS
32	BE	19	HIS
32	BE	110	GLN
32	BE	121	LEU
33	BF	4	LYS
33	BF	9	GLY
33	BF	90	GLU
34	BG	12	CYS
34	BG	136	PRO
34	BG	151	LYS
34	BG	155	LEU
35	BH	70	PRO
38	BK	101	PRO
39	BL	56	LEU
42	BO	45	PRO
42	BO	59	SER
43	BP	13	LYS

*Continued on next page...*

*Continued from previous page...*

<b>Mol</b>	<b>Chain</b>	<b>Res</b>	<b>Type</b>
44	BQ	16	PHE
44	BQ	36	PHE
44	BQ	52	GLN
45	BR	23	GLY
46	BS	49	LEU
48	BU	87	ARG
50	BW	71	THR
50	BW	99	LEU
51	BX	3	LYS
32	CE	20	GLU
32	CE	130	ARG
32	CE	189	ASP
32	CE	191	ASP
35	CH	60	TYR
35	CH	104	ALA
39	CL	95	LYS
43	CP	5	ALA
43	CP	7	VAL
43	CP	106	ASN
44	CQ	24	CYS
44	CQ	29	ARG
49	CV	79	THR
50	CW	10	LEU
50	CW	50	GLU
50	CW	71	THR
50	CW	73	HIS
51	CX	7	ARG
4	DE	39	PRO
4	DE	62	PRO
4	DE	66	HIS
4	DE	93	VAL
5	DF	129	PHE
6	DG	116	ASP
7	DH	3	ARG
7	DH	17	VAL
7	DH	55	PRO
7	DH	81	GLU
7	DH	83	TYR
7	DH	126	PRO
7	DH	130	ARG
7	DH	138	LYS
8	DK	69	LYS

*Continued on next page...*

*Continued from previous page...*

<b>Mol</b>	<b>Chain</b>	<b>Res</b>	<b>Type</b>
8	DK	73	GLU
8	DK	84	GLY
9	DM	8	GLN
9	DM	124	ALA
11	DO	36	LYS
11	DO	47	ASP
11	DO	50	ARG
11	DO	57	THR
11	DO	62	LEU
11	DO	64	LYS
11	DO	110	TYR
12	DP	21	THR
13	D0	3	HIS
13	D0	45	ARG
14	DQ	13	ARG
14	DQ	87	PHE
16	D1	98	LEU
19	DT	68	ARG
20	DU	57	GLN
20	DU	85	VAL
21	DV	52	SER
21	DV	62	PRO
21	DV	63	ASP
21	DV	109	ALA
21	DV	115	GLY
21	DV	118	GLN
21	DV	169	GLU
23	DZ	81	LYS
24	DW	16	LEU
24	DW	41	ILE
26	D4	23	GLU
28	D6	35	GLU
28	D6	45	LYS
30	D8	48	PHE
3	AD	111	LEU
3	AD	123	ALA
3	AD	262	ARG
4	AE	37	ARG
4	AE	72	VAL
4	AE	79	ARG
4	AE	82	ARG
4	AE	117	MET

*Continued on next page...*

*Continued from previous page...*

<b>Mol</b>	<b>Chain</b>	<b>Res</b>	<b>Type</b>
5	AF	107	LYS
5	AF	129	PHE
5	AF	168	ARG
7	AH	5	GLY
7	AH	13	LYS
8	AK	39	ALA
8	AK	55	ALA
8	AK	87	LYS
8	AK	118	LYS
9	AM	8	GLN
9	AM	135	PRO
11	AO	62	LEU
11	AO	93	GLY
12	AP	11	LYS
12	AP	105	GLU
12	AP	139	GLU
13	A0	71	GLN
14	AQ	96	GLY
14	AQ	109	GLY
16	A1	88	ILE
20	AU	5	MET
21	AV	7	ALA
21	AV	53	ILE
21	AV	61	LEU
23	AZ	80	LEU
26	A4	9	LEU
32	BE	74	LYS
33	BF	81	GLY
33	BF	110	ASN
33	BF	189	ALA
33	BF	190	ARG
34	BG	164	ALA
35	BH	153	LYS
36	BI	43	LEU
38	BK	34	GLU
38	BK	77	GLU
39	BL	54	ASP
42	BO	112	LYS
43	BP	31	LYS
49	BV	3	ARG
49	BV	61	TYR
50	BW	95	ALA

*Continued on next page...*

*Continued from previous page...*

<b>Mol</b>	<b>Chain</b>	<b>Res</b>	<b>Type</b>
50	BW	96	GLY
50	BW	103	GLY
32	CE	45	GLN
32	CE	84	GLU
32	CE	110	GLN
32	CE	238	LEU
33	CF	26	LYS
33	CF	101	LEU
33	CF	181	ASN
34	CG	149	ALA
37	CJ	54	THR
40	CM	30	SER
49	CV	66	MET
50	CW	48	LYS
3	DD	156	ALA
4	DE	45	THR
4	DE	82	ARG
4	DE	132	HIS
6	DG	5	VAL
7	DH	164	TYR
8	DK	11	ASN
9	DM	128	HIS
11	DO	48	PRO
11	DO	98	GLU
11	DO	109	GLY
11	DO	148	LEU
12	DP	78	PRO
12	DP	83	MET
12	DP	89	ASN
12	DP	90	VAL
15	DR	97	ALA
15	DR	126	ALA
15	DR	132	LYS
18	DS	93	ALA
20	DU	53	PRO
21	DV	59	LEU
21	DV	65	GLN
26	D4	56	VAL
28	D6	17	LYS
3	AD	46	GLN
6	AG	36	LYS
6	AG	97	ASP

*Continued on next page...*

*Continued from previous page...*

<b>Mol</b>	<b>Chain</b>	<b>Res</b>	<b>Type</b>
7	AH	98	LEU
8	AK	30	LEU
11	AO	107	LYS
12	AP	90	VAL
12	AP	104	PHE
18	AS	29	LEU
18	AS	63	ASP
20	AU	55	TYR
21	AV	118	GLN
21	AV	121	HIS
21	AV	141	VAL
21	AV	152	ALA
29	A7	48	LYS
30	A8	61	LEU
32	BE	155	LEU
32	BE	207	ALA
32	BE	221	LEU
33	BF	22	TRP
33	BF	53	ALA
35	BH	112	LEU
43	BP	4	ILE
49	BV	7	LYS
32	CE	83	MET
32	CE	129	GLU
33	CF	8	ILE
33	CF	15	THR
33	CF	47	LEU
33	CF	63	ASN
34	CG	171	GLY
38	CK	100	ILE
38	CK	103	VAL
39	CL	58	HIS
40	CM	36	GLY
41	CN	100	ALA
43	CP	18	ALA
47	CT	74	LEU
51	CX	24	ARG
3	DD	45	ASN
3	DD	240	ALA
4	DE	9	VAL
4	DE	44	TYR
4	DE	51	PHE

*Continued on next page...*



*Continued from previous page...*

<b>Mol</b>	<b>Chain</b>	<b>Res</b>	<b>Type</b>
4	DE	52	LEU
4	DE	56	PRO
4	DE	88	GLY
4	DE	144	ARG
5	DF	99	TYR
7	DH	21	PRO
7	DH	99	VAL
7	DH	156	ALA
8	DK	101	LEU
9	DM	64	GLY
9	DM	125	GLY
12	DP	64	ILE
12	DP	85	LYS
16	D1	93	LYS
16	D1	101	ARG
17	D2	49	THR
19	DT	51	VAL
19	DT	93	GLU
21	DV	61	LEU
21	DV	113	ALA
21	DV	141	VAL
21	DV	157	LEU
24	DW	15	LYS
26	D4	10	VAL
4	AE	62	PRO
6	AG	117	PHE
7	AH	27	LYS
9	AM	128	HIS
13	A0	58	GLY
15	AR	37	GLY
15	AR	97	ALA
16	A1	73	GLY
21	AV	64	GLY
22	A3	83	PRO
26	A4	42	PHE
30	A8	43	GLN
32	BE	26	PRO
33	BF	83	ARG
34	BG	172	PRO
38	BK	103	VAL
42	BO	16	ARG
42	BO	48	ALA

*Continued on next page...*

*Continued from previous page...*

<b>Mol</b>	<b>Chain</b>	<b>Res</b>	<b>Type</b>
42	BO	58	THR
48	BU	27	GLY
50	BW	49	ALA
32	CE	216	SER
35	CH	85	GLY
35	CH	105	VAL
37	CJ	150	ALA
40	CM	93	GLY
3	DD	35	LYS
4	DE	53	PRO
4	DE	75	VAL
5	DF	9	ILE
5	DF	16	GLY
6	DG	24	GLY
6	DG	117	PHE
8	DK	100	ALA
8	DK	119	PRO
11	DO	103	ALA
11	DO	116	GLY
12	DP	84	GLY
14	DQ	20	ARG
16	D1	92	ARG
17	D2	47	VAL
23	DZ	30	VAL
25	DX	13	ILE
26	D4	29	PRO
3	AD	35	LYS
7	AH	93	GLY
7	AH	168	PRO
11	AO	8	PRO
21	AV	107	THR
26	A4	5	ILE
32	BE	230	VAL
34	BG	7	PRO
38	BK	86	ILE
33	CF	157	ILE
50	CW	97	ALA
4	DE	73	GLU
4	DE	81	ILE
21	DV	177	PRO
5	AF	132	VAL
7	AH	127	GLU

*Continued on next page...*

*Continued from previous page...*

<b>Mol</b>	<b>Chain</b>	<b>Res</b>	<b>Type</b>
11	AO	7	ARG
11	AO	34	GLY
17	A2	47	VAL
21	AV	108	PRO
27	A5	47	PRO
34	BG	142	PRO
32	CE	233	SER
32	CE	239	VAL
38	CK	51	VAL
40	CM	31	GLY
40	CM	39	PRO
43	CP	84	ILE
4	DE	72	VAL
7	DH	8	PRO
7	DH	50	VAL
13	D0	106	GLY
21	DV	105	VAL
4	AE	71	GLY
7	AH	7	LEU
8	AK	7	GLU
12	AP	61	GLY
14	AQ	108	GLY
20	AU	98	VAL
21	AV	158	PRO
27	A5	57	VAL
32	BE	239	VAL
33	BF	14	ILE
33	BF	157	ILE
45	BR	19	PRO
33	CF	174	PRO
50	CW	100	ILE
3	DD	271	ILE
4	DE	77	ILE
5	DF	28	ILE
5	DF	61	GLY
5	DF	84	VAL
6	DG	109	VAL
8	DK	132	PRO
9	DM	108	PRO
12	DP	61	GLY
26	D4	21	VAL
12	AP	64	ILE

*Continued on next page...*

*Continued from previous page...*

Mol	Chain	Res	Type
20	AU	39	VAL
20	AU	76	CYS
24	AW	42	GLY
33	BF	8	ILE
40	BM	37	PRO
50	BW	97	ALA
44	CQ	14	PRO
45	CR	86	GLY
3	DD	34	VAL
15	DR	20	PRO
16	D1	65	ILE
17	D2	36	PRO
21	DV	114	GLY
21	DV	158	PRO
5	AF	66	PRO
26	A4	35	VAL
38	BK	83	ILE
41	BN	49	GLY
3	DD	127	VAL

### 5.3.2 Protein sidechains [i](#)

In the following table, the Percentiles column shows the percent sidechain outliers of the chain as a percentile score with respect to all X-ray entries followed by that with respect to entries of similar resolution.

The Analysed column shows the number of residues for which the sidechain conformation was analysed, and the total number of residues.

Mol	Chain	Analysed	Rotameric	Outliers	Percentiles
3	AD	214/214 (100%)	182 (85%)	32 (15%)	2 10
3	DD	214/214 (100%)	179 (84%)	35 (16%)	2 8
4	AE	165/165 (100%)	133 (81%)	32 (19%)	1 5
4	DE	165/165 (100%)	138 (84%)	27 (16%)	2 8
5	AF	161/165 (98%)	139 (86%)	22 (14%)	3 13
5	DF	165/165 (100%)	142 (86%)	23 (14%)	3 12
6	AG	155/155 (100%)	134 (86%)	21 (14%)	3 13
6	DG	155/155 (100%)	135 (87%)	20 (13%)	3 15
7	AH	142/142 (100%)	118 (83%)	24 (17%)	1 7

*Continued on next page...*

*Continued from previous page...*

Mol	Chain	Analysed	Rotameric	Outliers	Percentiles	
7	DH	142/142 (100%)	130 (92%)	12 (8%)	8	32
8	AK	122/122 (100%)	106 (87%)	16 (13%)	3	14
8	DK	122/122 (100%)	103 (84%)	19 (16%)	2	9
9	AM	117/117 (100%)	99 (85%)	18 (15%)	2	9
9	DM	117/117 (100%)	98 (84%)	19 (16%)	2	8
10	AN	100/100 (100%)	91 (91%)	9 (9%)	8	29
10	DN	100/100 (100%)	89 (89%)	11 (11%)	5	21
11	AO	116/116 (100%)	87 (75%)	29 (25%)	0	1
11	DO	116/116 (100%)	84 (72%)	32 (28%)	0	1
12	AP	111/111 (100%)	87 (78%)	24 (22%)	1	4
12	DP	111/111 (100%)	85 (77%)	26 (23%)	0	2
13	A0	101/101 (100%)	82 (81%)	19 (19%)	1	5
13	D0	100/101 (99%)	85 (85%)	15 (15%)	2	10
14	AQ	87/87 (100%)	68 (78%)	19 (22%)	1	3
14	DQ	87/87 (100%)	76 (87%)	11 (13%)	3	15
15	AR	120/120 (100%)	100 (83%)	20 (17%)	2	7
15	DR	120/120 (100%)	91 (76%)	29 (24%)	0	2
16	A1	93/93 (100%)	82 (88%)	11 (12%)	4	17
16	D1	93/93 (100%)	88 (95%)	5 (5%)	18	47
17	A2	82/82 (100%)	71 (87%)	11 (13%)	3	13
17	D2	82/82 (100%)	68 (83%)	14 (17%)	1	7
18	AS	92/92 (100%)	74 (80%)	18 (20%)	1	5
18	DS	92/92 (100%)	77 (84%)	15 (16%)	2	8
19	AT	74/74 (100%)	62 (84%)	12 (16%)	2	8
19	DT	74/74 (100%)	63 (85%)	11 (15%)	2	10
20	AU	85/85 (100%)	70 (82%)	15 (18%)	1	7
20	DU	85/85 (100%)	67 (79%)	18 (21%)	1	4
21	AV	154/158 (98%)	130 (84%)	24 (16%)	2	9
21	DV	158/158 (100%)	146 (92%)	12 (8%)	11	36
22	A3	61/62 (98%)	57 (93%)	4 (7%)	14	41
22	D3	62/62 (100%)	58 (94%)	4 (6%)	14	41

*Continued on next page...*

*Continued from previous page...*

Mol	Chain	Analysed	Rotameric	Outliers	Percentiles	
23	AZ	82/82 (100%)	72 (88%)	10 (12%)	4	16
23	DZ	82/82 (100%)	71 (87%)	11 (13%)	3	13
24	AW	62/64 (97%)	50 (81%)	12 (19%)	1	5
24	DW	64/64 (100%)	56 (88%)	8 (12%)	3	15
25	AX	51/51 (100%)	46 (90%)	5 (10%)	6	25
25	DX	51/51 (100%)	48 (94%)	3 (6%)	16	44
26	A4	59/59 (100%)	49 (83%)	10 (17%)	1	7
26	D4	57/59 (97%)	50 (88%)	7 (12%)	4	16
27	A5	51/51 (100%)	39 (76%)	12 (24%)	0	2
27	D5	51/51 (100%)	41 (80%)	10 (20%)	1	5
28	A6	44/44 (100%)	37 (84%)	7 (16%)	2	9
28	D6	44/44 (100%)	34 (77%)	10 (23%)	0	3
29	A7	42/42 (100%)	35 (83%)	7 (17%)	2	7
29	D7	42/42 (100%)	34 (81%)	8 (19%)	1	5
30	A8	51/51 (100%)	40 (78%)	11 (22%)	1	4
30	D8	51/51 (100%)	44 (86%)	7 (14%)	3	13
32	BE	205/220 (93%)	174 (85%)	31 (15%)	2	10
32	CE	205/220 (93%)	174 (85%)	31 (15%)	2	10
33	BF	159/188 (85%)	137 (86%)	22 (14%)	3	13
33	CF	160/188 (85%)	139 (87%)	21 (13%)	3	14
34	BG	180/180 (100%)	161 (89%)	19 (11%)	5	21
34	CG	180/180 (100%)	152 (84%)	28 (16%)	2	9
35	BH	116/123 (94%)	101 (87%)	15 (13%)	3	15
35	CH	116/123 (94%)	101 (87%)	15 (13%)	3	15
36	BI	90/90 (100%)	82 (91%)	8 (9%)	8	29
36	CI	90/90 (100%)	85 (94%)	5 (6%)	17	46
37	BJ	126/127 (99%)	113 (90%)	13 (10%)	6	22
37	CJ	126/127 (99%)	107 (85%)	19 (15%)	2	10
38	BK	119/119 (100%)	109 (92%)	10 (8%)	9	32
38	CK	119/119 (100%)	109 (92%)	10 (8%)	9	32
39	BL	98/99 (99%)	81 (83%)	17 (17%)	1	7

*Continued on next page...*

*Continued from previous page...*

Mol	Chain	Analysed	Rotameric	Outliers	Percentiles	
39	CL	98/99 (99%)	85 (87%)	13 (13%)	3	13
40	BM	89/92 (97%)	79 (89%)	10 (11%)	5	20
40	CM	89/92 (97%)	78 (88%)	11 (12%)	4	16
41	BN	90/99 (91%)	81 (90%)	9 (10%)	6	24
41	CN	90/99 (91%)	82 (91%)	8 (9%)	8	29
42	BO	104/109 (95%)	87 (84%)	17 (16%)	2	8
42	CO	104/109 (95%)	92 (88%)	12 (12%)	4	19
43	BP	94/101 (93%)	85 (90%)	9 (10%)	7	26
43	CP	94/101 (93%)	80 (85%)	14 (15%)	2	10
44	BQ	49/50 (98%)	40 (82%)	9 (18%)	1	6
44	CQ	49/50 (98%)	47 (96%)	2 (4%)	26	57
45	BR	79/80 (99%)	76 (96%)	3 (4%)	28	59
45	CR	79/80 (99%)	72 (91%)	7 (9%)	8	29
46	BS	72/74 (97%)	64 (89%)	8 (11%)	5	20
46	CS	72/74 (97%)	63 (88%)	9 (12%)	3	15
47	BT	95/97 (98%)	86 (90%)	9 (10%)	7	26
47	CT	95/97 (98%)	91 (96%)	4 (4%)	25	56
48	BU	63/77 (82%)	58 (92%)	5 (8%)	10	34
48	CU	63/77 (82%)	56 (89%)	7 (11%)	5	20
49	BV	72/80 (90%)	60 (83%)	12 (17%)	2	7
49	CV	67/80 (84%)	55 (82%)	12 (18%)	1	6
50	BW	76/82 (93%)	67 (88%)	9 (12%)	4	17
50	CW	76/82 (93%)	66 (87%)	10 (13%)	3	14
51	BX	20/22 (91%)	19 (95%)	1 (5%)	20	50
51	CX	20/22 (91%)	20 (100%)	0	100	100
All	All	9584/9828 (98%)	8234 (86%)	1350 (14%)	3	12

All (1350) residues with a non-rotameric sidechain are listed below:

Mol	Chain	Res	Type
3	AD	3	VAL
3	AD	14	ARG
3	AD	17	THR

*Continued on next page...*

*Continued from previous page...*

<b>Mol</b>	<b>Chain</b>	<b>Res</b>	<b>Type</b>
3	AD	31	LYS
3	AD	35	LYS
3	AD	43	ARG
3	AD	44	ASN
3	AD	46	GLN
3	AD	61	LEU
3	AD	64	ILE
3	AD	65	ILE
3	AD	94	LEU
3	AD	95	LEU
3	AD	99	ASP
3	AD	103	ARG
3	AD	105	ILE
3	AD	126	GLN
3	AD	141	VAL
3	AD	142	VAL
3	AD	164	GLN
3	AD	165	ILE
3	AD	166	GLN
3	AD	171	ASP
3	AD	192	THR
3	AD	193	VAL
3	AD	206	LEU
3	AD	217	ARG
3	AD	221	VAL
3	AD	242	ARG
3	AD	257	LEU
3	AD	259	THR
3	AD	271	ILE
4	AE	13	ARG
4	AE	14	ILE
4	AE	16	ARG
4	AE	21	VAL
4	AE	23	VAL
4	AE	25	VAL
4	AE	26	ILE
4	AE	33	VAL
4	AE	40	GLU
4	AE	41	LYS
4	AE	47	VAL
4	AE	59	VAL
4	AE	63	LEU

*Continued on next page...*



*Continued from previous page...*

<b>Mol</b>	<b>Chain</b>	<b>Res</b>	<b>Type</b>
4	AE	66	HIS
4	AE	78	LEU
4	AE	79	ARG
4	AE	95	ILE
4	AE	113	PHE
4	AE	116	VAL
4	AE	119	ARG
4	AE	128	SER
4	AE	144	ARG
4	AE	154	LYS
4	AE	163	GLU
4	AE	169	ASN
4	AE	175	VAL
4	AE	179	GLU
4	AE	181	LEU
4	AE	188	VAL
4	AE	197	ILE
4	AE	202	LYS
4	AE	203	LYS
5	AF	8	GLN
5	AF	9	ILE
5	AF	27	GLU
5	AF	38	ARG
5	AF	43	LYS
5	AF	45	ARG
5	AF	64	ILE
5	AF	65	TRP
5	AF	67	GLN
5	AF	82	ILE
5	AF	106	ARG
5	AF	117	ARG
5	AF	127	GLU
5	AF	161	GLU
5	AF	165	ARG
5	AF	170	LEU
5	AF	174	VAL
5	AF	181	LEU
5	AF	183	VAL
5	AF	197	ASP
5	AF	203	GLN
5	AF	206	ILE
6	AG	19	LEU

*Continued on next page...*

*Continued from previous page...*

<b>Mol</b>	<b>Chain</b>	<b>Res</b>	<b>Type</b>
6	AG	28	VAL
6	AG	31	VAL
6	AG	33	ARG
6	AG	43	LEU
6	AG	45	GLU
6	AG	48	GLU
6	AG	60	LEU
6	AG	63	ILE
6	AG	67	LYS
6	AG	80	PHE
6	AG	81	LYS
6	AG	82	LEU
6	AG	94	LEU
6	AG	97	ASP
6	AG	101	ILE
6	AG	116	ASP
6	AG	121	ASN
6	AG	128	ARG
6	AG	159	VAL
6	AG	174	GLU
7	AH	4	ILE
7	AH	7	LEU
7	AH	9	ILE
7	AH	23	ARG
7	AH	24	VAL
7	AH	41	MET
7	AH	43	VAL
7	AH	50	VAL
7	AH	57	ASP
7	AH	59	ARG
7	AH	89	ILE
7	AH	105	LEU
7	AH	113	VAL
7	AH	122	THR
7	AH	127	GLU
7	AH	129	THR
7	AH	136	ILE
7	AH	138	LYS
7	AH	139	GLN
7	AH	143	GLN
7	AH	153	LYS
7	AH	158	HIS

*Continued on next page...*

*Continued from previous page...*

<b>Mol</b>	<b>Chain</b>	<b>Res</b>	<b>Type</b>
7	AH	169	VAL
7	AH	170	ARG
8	AK	10	GLU
8	AK	12	LEU
8	AK	20	ASP
8	AK	38	LEU
8	AK	57	ARG
8	AK	68	LEU
8	AK	71	ILE
8	AK	78	THR
8	AK	82	ARG
8	AK	92	VAL
8	AK	101	LEU
8	AK	107	VAL
8	AK	108	THR
8	AK	110	ASP
8	AK	135	GLU
8	AK	136	VAL
9	AM	2	LYS
9	AM	7	LYS
9	AM	10	GLU
9	AM	15	LEU
9	AM	19	GLU
9	AM	28	THR
9	AM	34	LEU
9	AM	60	ILE
9	AM	61	ARG
9	AM	63	THR
9	AM	67	LEU
9	AM	87	LEU
9	AM	89	LYS
9	AM	90	MET
9	AM	120	LEU
9	AM	130	HIS
9	AM	131	GLN
9	AM	133	GLN
10	AN	9	GLU
10	AN	20	MET
10	AN	22	ILE
10	AN	24	VAL
10	AN	28	SER
10	AN	47	ILE

*Continued on next page...*

*Continued from previous page...*

<b>Mol</b>	<b>Chain</b>	<b>Res</b>	<b>Type</b>
10	AN	52	VAL
10	AN	68	GLU
10	AN	94	ARG
11	AO	6	LEU
11	AO	15	ARG
11	AO	16	ARG
11	AO	21	ARG
11	AO	27	HIS
11	AO	30	THR
11	AO	32	THR
11	AO	36	LYS
11	AO	41	ARG
11	AO	45	LEU
11	AO	49	ARG
11	AO	58	THR
11	AO	59	LEU
11	AO	61	ARG
11	AO	65	ARG
11	AO	68	GLN
11	AO	70	GLN
11	AO	75	ILE
11	AO	81	GLN
11	AO	96	THR
11	AO	100	LEU
11	AO	105	LEU
11	AO	106	LEU
11	AO	112	LEU
11	AO	135	LEU
11	AO	138	LEU
11	AO	144	GLU
11	AO	146	VAL
11	AO	147	LEU
12	AP	5	ARG
12	AP	16	ARG
12	AP	18	LYS
12	AP	21	THR
12	AP	25	ASP
12	AP	26	TYR
12	AP	45	GLN
12	AP	59	ARG
12	AP	63	LYS
12	AP	64	ILE

*Continued on next page...*

*Continued from previous page...*

<b>Mol</b>	<b>Chain</b>	<b>Res</b>	<b>Type</b>
12	AP	75	THR
12	AP	76	LYS
12	AP	79	LEU
12	AP	80	GLU
12	AP	82	ARG
12	AP	83	MET
12	AP	87	LYS
12	AP	90	VAL
12	AP	110	THR
12	AP	112	GLU
12	AP	134	ARG
12	AP	135	ASP
12	AP	139	GLU
12	AP	141	GLN
13	A0	4	LEU
13	A0	6	SER
13	A0	16	HIS
13	A0	18	LEU
13	A0	23	ASN
13	A0	28	LEU
13	A0	29	LEU
13	A0	36	THR
13	A0	37	THR
13	A0	44	LEU
13	A0	45	ARG
13	A0	60	LEU
13	A0	65	LEU
13	A0	74	LYS
13	A0	79	LEU
13	A0	91	GLN
13	A0	104	ARG
13	A0	105	ARG
13	A0	107	ASP
14	AQ	5	THR
14	AQ	15	ARG
14	AQ	24	LEU
14	AQ	30	ARG
14	AQ	35	ILE
14	AQ	36	TYR
14	AQ	43	GLU
14	AQ	46	VAL
14	AQ	52	SER

*Continued on next page...*

*Continued from previous page...*

<b>Mol</b>	<b>Chain</b>	<b>Res</b>	<b>Type</b>
14	AQ	63	THR
14	AQ	69	VAL
14	AQ	73	LEU
14	AQ	83	LYS
14	AQ	97	ARG
14	AQ	98	VAL
14	AQ	101	LEU
14	AQ	106	ARG
14	AQ	110	LEU
14	AQ	111	GLU
15	AR	9	LEU
15	AR	17	THR
15	AR	27	THR
15	AR	35	LYS
15	AR	41	ARG
15	AR	42	ILE
15	AR	53	ARG
15	AR	58	ASN
15	AR	59	THR
15	AR	64	ARG
15	AR	74	ARG
15	AR	84	GLN
15	AR	85	LYS
15	AR	86	ILE
15	AR	87	ASP
15	AR	88	ILE
15	AR	89	VAL
15	AR	110	ILE
15	AR	112	ARG
15	AR	128	GLU
16	A1	5	LYS
16	A1	31	SER
16	A1	49	HIS
16	A1	52	ARG
16	A1	64	ARG
16	A1	78	THR
16	A1	79	PHE
16	A1	89	GLU
16	A1	108	GLU
16	A1	111	GLU
16	A1	117	GLN
17	A2	18	LEU

*Continued on next page...*

*Continued from previous page...*

<b>Mol</b>	<b>Chain</b>	<b>Res</b>	<b>Type</b>
17	A2	21	ARG
17	A2	33	VAL
17	A2	35	LEU
17	A2	40	LEU
17	A2	52	VAL
17	A2	57	VAL
17	A2	64	HIS
17	A2	72	VAL
17	A2	92	THR
17	A2	99	ILE
18	AS	1	MET
18	AS	11	ARG
18	AS	15	ARG
18	AS	16	LYS
18	AS	17	VAL
18	AS	37	ARG
18	AS	67	ASP
18	AS	69	LEU
18	AS	70	TYR
18	AS	76	VAL
18	AS	78	GLU
18	AS	88	ARG
18	AS	92	ARG
18	AS	96	ILE
18	AS	100	THR
18	AS	106	ILE
18	AS	107	LEU
18	AS	111	HIS
19	AT	12	VAL
19	AT	23	GLU
19	AT	44	GLU
19	AT	45	THR
19	AT	57	LEU
19	AT	65	ARG
19	AT	69	TYR
19	AT	70	LEU
19	AT	80	ILE
19	AT	87	GLN
19	AT	88	LYS
19	AT	92	LEU
20	AU	6	HIS
20	AU	14	LEU

*Continued on next page...*

*Continued from previous page...*

<b>Mol</b>	<b>Chain</b>	<b>Res</b>	<b>Type</b>
20	AU	26	LYS
20	AU	38	ILE
20	AU	40	GLU
20	AU	57	GLN
20	AU	61	ILE
20	AU	64	GLU
20	AU	67	LEU
20	AU	76	CYS
20	AU	79	CYS
20	AU	81	LYS
20	AU	86	ARG
20	AU	90	LEU
20	AU	97	ARG
21	AV	2	GLU
21	AV	5	LEU
21	AV	16	SER
21	AV	19	ARG
21	AV	33	LEU
21	AV	41	LEU
21	AV	59	LEU
21	AV	61	LEU
21	AV	71	VAL
21	AV	76	LEU
21	AV	77	ASP
21	AV	86	VAL
21	AV	91	LEU
21	AV	107	THR
21	AV	112	ARG
21	AV	117	LEU
21	AV	119	GLU
21	AV	120	ILE
21	AV	121	HIS
21	AV	122	ARG
21	AV	132	ASN
21	AV	135	GLU
21	AV	169	GLU
21	AV	175	VAL
22	A3	20	ARG
22	A3	35	ASN
22	A3	36	ILE
22	A3	64	ASP
23	AZ	4	VAL

*Continued on next page...*



*Continued from previous page...*

<b>Mol</b>	<b>Chain</b>	<b>Res</b>	<b>Type</b>
23	AZ	19	GLN
23	AZ	21	ARG
23	AZ	38	SER
23	AZ	40	ARG
23	AZ	46	LEU
23	AZ	52	ARG
23	AZ	78	LYS
23	AZ	83	GLU
23	AZ	91	LYS
24	AW	4	SER
24	AW	5	GLU
24	AW	9	GLN
24	AW	23	LYS
24	AW	24	LEU
24	AW	32	LEU
24	AW	44	LEU
24	AW	47	ASN
24	AW	53	LEU
24	AW	54	LYS
24	AW	62	THR
24	AW	65	ASN
25	AX	6	VAL
25	AX	8	LEU
25	AX	31	LEU
25	AX	32	GLN
25	AX	40	THR
26	A4	10	VAL
26	A4	14	ILE
26	A4	16	CYS
26	A4	34	GLU
26	A4	38	LYS
26	A4	39	CYS
26	A4	42	PHE
26	A4	49	PHE
26	A4	59	PHE
26	A4	61	ARG
27	A5	3	LYS
27	A5	4	HIS
27	A5	6	VAL
27	A5	11	THR
27	A5	16	ARG
27	A5	29	THR

*Continued on next page...*

*Continued from previous page...*

<b>Mol</b>	<b>Chain</b>	<b>Res</b>	<b>Type</b>
27	A5	36	CYS
27	A5	40	LYS
27	A5	48	GLU
27	A5	52	TYR
27	A5	55	ARG
27	A5	56	LYS
28	A6	12	GLU
28	A6	17	LYS
28	A6	26	ASN
28	A6	27	LYS
28	A6	34	LEU
28	A6	39	TYR
28	A6	44	ARG
29	A7	4	THR
29	A7	8	ASN
29	A7	14	LYS
29	A7	24	THR
29	A7	32	LYS
29	A7	43	THR
29	A7	49	ARG
30	A8	8	LYS
30	A8	14	VAL
30	A8	29	LYS
30	A8	33	ASN
30	A8	41	ILE
30	A8	44	LYS
30	A8	47	LYS
30	A8	52	LYS
30	A8	56	GLU
30	A8	58	ILE
30	A8	62	LEU
32	BE	8	LYS
32	BE	9	GLU
32	BE	15	VAL
32	BE	17	PHE
32	BE	21	ARG
32	BE	24	TRP
32	BE	28	PHE
32	BE	33	TYR
32	BE	51	LEU
32	BE	81	VAL
32	BE	82	ARG

*Continued on next page...*

*Continued from previous page...*

<b>Mol</b>	<b>Chain</b>	<b>Res</b>	<b>Type</b>
32	BE	96	ARG
32	BE	111	ARG
32	BE	113	HIS
32	BE	119	GLU
32	BE	121	LEU
32	BE	133	LYS
32	BE	136	VAL
32	BE	145	LEU
32	BE	154	LEU
32	BE	156	LYS
32	BE	163	PHE
32	BE	169	LYS
32	BE	170	GLU
32	BE	172	ILE
32	BE	176	GLU
32	BE	178	ARG
32	BE	187	LEU
32	BE	195	ASP
32	BE	204	ASN
32	BE	215	LEU
33	BF	3	ASN
33	BF	5	ILE
33	BF	6	HIS
33	BF	21	ARG
33	BF	26	LYS
33	BF	27	LYS
33	BF	29	TYR
33	BF	36	ASP
33	BF	52	LEU
33	BF	63	ASN
33	BF	79	ARG
33	BF	104	GLN
33	BF	111	LEU
33	BF	122	GLU
33	BF	128	PHE
33	BF	161	GLU
33	BF	165	THR
33	BF	167	TRP
33	BF	188	LEU
33	BF	190	ARG
33	BF	192	THR
33	BF	196	LEU

*Continued on next page...*

*Continued from previous page...*

<b>Mol</b>	<b>Chain</b>	<b>Res</b>	<b>Type</b>
34	BG	3	ARG
34	BG	10	ARG
34	BG	12	CYS
34	BG	15	GLU
34	BG	19	LEU
34	BG	26	CYS
34	BG	30	LYS
34	BG	33	MET
34	BG	58	LEU
34	BG	65	ARG
34	BG	86	LYS
34	BG	114	ARG
34	BG	122	ARG
34	BG	135	LEU
34	BG	138	TYR
34	BG	159	ARG
34	BG	188	LEU
34	BG	190	ASP
34	BG	201	GLN
35	BH	6	PHE
35	BH	10	MET
35	BH	11	ILE
35	BH	20	GLN
35	BH	31	LEU
35	BH	41	VAL
35	BH	60	TYR
35	BH	64	ARG
35	BH	73	ASN
35	BH	79	GLU
35	BH	91	LEU
35	BH	116	THR
35	BH	121	LYS
35	BH	147	ASP
35	BH	153	LYS
36	BI	16	GLN
36	BI	19	LEU
36	BI	24	GLU
36	BI	25	ILE
36	BI	55	ASP
36	BI	64	GLN
36	BI	75	LEU
36	BI	98	LEU

*Continued on next page...*

*Continued from previous page...*

<b>Mol</b>	<b>Chain</b>	<b>Res</b>	<b>Type</b>
37	BJ	8	GLU
37	BJ	35	LYS
37	BJ	38	LEU
37	BJ	63	LYS
37	BJ	75	VAL
37	BJ	78	ARG
37	BJ	80	VAL
37	BJ	89	MET
37	BJ	90	GLU
37	BJ	91	VAL
37	BJ	104	LEU
37	BJ	113	GLU
37	BJ	155	ARG
38	BK	24	THR
38	BK	26	VAL
38	BK	29	SER
38	BK	52	ASP
38	BK	54	ASP
38	BK	63	LEU
38	BK	68	ARG
38	BK	80	ILE
38	BK	95	VAL
38	BK	122	ARG
39	BL	2	GLU
39	BL	7	THR
39	BL	9	ARG
39	BL	10	ARG
39	BL	14	VAL
39	BL	23	ASN
39	BL	47	LEU
39	BL	58	HIS
39	BL	64	THR
39	BL	65	VAL
39	BL	79	LEU
39	BL	89	ASN
39	BL	93	ARG
39	BL	95	LYS
39	BL	114	TYR
39	BL	121	ARG
39	BL	125	TYR
40	BM	33	GLN
40	BM	48	THR

*Continued on next page...*

*Continued from previous page...*

<b>Mol</b>	<b>Chain</b>	<b>Res</b>	<b>Type</b>
40	BM	49	VAL
40	BM	55	LYS
40	BM	62	HIS
40	BM	70	ARG
40	BM	74	ILE
40	BM	80	LYS
40	BM	85	LEU
40	BM	96	ILE
41	BN	28	THR
41	BN	29	ILE
41	BN	30	VAL
41	BN	36	ASP
41	BN	63	LEU
41	BN	93	GLN
41	BN	104	GLN
41	BN	109	VAL
41	BN	114	VAL
42	BO	4	ILE
42	BO	8	VAL
42	BO	17	LYS
42	BO	18	LYS
42	BO	36	VAL
42	BO	52	VAL
42	BO	56	ARG
42	BO	57	LEU
42	BO	59	SER
42	BO	64	THR
42	BO	78	SER
42	BO	80	VAL
42	BO	86	ARG
42	BO	93	VAL
42	BO	111	LYS
42	BO	116	LYS
42	BO	124	GLU
43	BP	17	VAL
43	BP	45	VAL
43	BP	64	TRP
43	BP	70	LEU
43	BP	88	ARG
43	BP	102	ARG
43	BP	105	THR
43	BP	108	ARG

*Continued on next page...*

*Continued from previous page...*

<b>Mol</b>	<b>Chain</b>	<b>Res</b>	<b>Type</b>
43	BP	114	ARG
44	BQ	3	ARG
44	BQ	7	ILE
44	BQ	16	PHE
44	BQ	17	LYS
44	BQ	18	VAL
44	BQ	23	ARG
44	BQ	27	CYS
44	BQ	43	CYS
44	BQ	57	ARG
45	BR	39	LEU
45	BR	47	LYS
45	BR	71	GLN
46	BS	8	ARG
46	BS	21	VAL
46	BS	25	ARG
46	BS	47	ASP
46	BS	53	VAL
46	BS	55	ARG
46	BS	69	THR
46	BS	72	ARG
47	BT	9	VAL
47	BT	17	LYS
47	BT	31	LEU
47	BT	35	VAL
47	BT	52	LYS
47	BT	57	VAL
47	BT	86	GLU
47	BT	89	LEU
47	BT	101	ARG
48	BU	26	LEU
48	BU	36	ASN
48	BU	42	ARG
48	BU	76	LEU
48	BU	88	LYS
49	BV	6	LYS
49	BV	7	LYS
49	BV	10	PHE
49	BV	27	GLU
49	BV	29	ARG
49	BV	30	LEU
49	BV	31	ILE

*Continued on next page...*

*Continued from previous page...*

<b>Mol</b>	<b>Chain</b>	<b>Res</b>	<b>Type</b>
49	BV	37	ARG
49	BV	43	GLU
49	BV	61	TYR
49	BV	65	ASN
49	BV	83	HIS
50	BW	9	ASN
50	BW	10	LEU
50	BW	18	GLN
50	BW	26	ASN
50	BW	34	LYS
50	BW	73	HIS
50	BW	75	ASN
50	BW	84	LEU
50	BW	93	GLU
51	BX	26	LYS
32	CE	12	GLU
32	CE	16	HIS
32	CE	19	HIS
32	CE	20	GLU
32	CE	23	ARG
32	CE	24	TRP
32	CE	44	LEU
32	CE	51	LEU
32	CE	73	THR
32	CE	80	ILE
32	CE	90	MET
32	CE	92	TYR
32	CE	96	ARG
32	CE	105	PHE
32	CE	107	THR
32	CE	111	ARG
32	CE	114	ARG
32	CE	130	ARG
32	CE	137	ARG
32	CE	140	HIS
32	CE	144	ARG
32	CE	169	LYS
32	CE	170	GLU
32	CE	178	ARG
32	CE	185	ILE
32	CE	187	LEU
32	CE	196	LEU

*Continued on next page...*



*Continued from previous page...*

<b>Mol</b>	<b>Chain</b>	<b>Res</b>	<b>Type</b>
32	CE	215	LEU
32	CE	224	GLN
32	CE	230	VAL
32	CE	238	LEU
33	CF	5	ILE
33	CF	6	HIS
33	CF	16	ARG
33	CF	17	ASP
33	CF	27	LYS
33	CF	28	GLN
33	CF	29	TYR
33	CF	36	ASP
33	CF	42	LEU
33	CF	52	LEU
33	CF	59	ARG
33	CF	79	ARG
33	CF	84	ILE
33	CF	94	LEU
33	CF	98	ASN
33	CF	128	PHE
33	CF	140	ARG
33	CF	190	ARG
33	CF	192	THR
33	CF	195	VAL
33	CF	196	LEU
34	CG	9	CYS
34	CG	10	ARG
34	CG	11	LEU
34	CG	12	CYS
34	CG	19	LEU
34	CG	21	LEU
34	CG	25	ARG
34	CG	26	CYS
34	CG	27	TYR
34	CG	30	LYS
34	CG	36	ARG
34	CG	49	ARG
34	CG	58	LEU
34	CG	84	LYS
34	CG	119	GLN
34	CG	122	ARG
34	CG	134	ASP

*Continued on next page...*

*Continued from previous page...*

<b>Mol</b>	<b>Chain</b>	<b>Res</b>	<b>Type</b>
34	CG	135	LEU
34	CG	139	ARG
34	CG	141	ARG
34	CG	170	VAL
34	CG	175	SER
34	CG	187	ARG
34	CG	191	ARG
34	CG	194	LEU
34	CG	196	LEU
34	CG	200	GLU
34	CG	202	LEU
35	CH	12	LEU
35	CH	13	ILE
35	CH	18	ARG
35	CH	20	GLN
35	CH	41	VAL
35	CH	47	LYS
35	CH	53	LEU
35	CH	73	ASN
35	CH	78	HIS
35	CH	79	GLU
35	CH	82	VAL
35	CH	87	SER
35	CH	91	LEU
35	CH	100	VAL
35	CH	141	GLN
36	CI	14	LEU
36	CI	27	GLN
36	CI	54	LYS
36	CI	65	VAL
36	CI	87	ARG
37	CJ	6	ARG
37	CJ	8	GLU
37	CJ	24	THR
37	CJ	29	LYS
37	CJ	38	LEU
37	CJ	51	GLN
37	CJ	54	THR
37	CJ	57	GLU
37	CJ	59	LEU
37	CJ	63	LYS
37	CJ	72	ARG

*Continued on next page...*

*Continued from previous page...*

<b>Mol</b>	<b>Chain</b>	<b>Res</b>	<b>Type</b>
37	CJ	85	TYR
37	CJ	89	MET
37	CJ	104	LEU
37	CJ	113	GLU
37	CJ	114	ARG
37	CJ	137	LYS
37	CJ	149	ARG
37	CJ	151	TYR
38	CK	1	MET
38	CK	25	ASP
38	CK	88	LYS
38	CK	91	ARG
38	CK	92	ARG
38	CK	100	ILE
38	CK	102	ARG
38	CK	104	ARG
38	CK	109	ILE
38	CK	112	LEU
39	CL	10	ARG
39	CL	23	ASN
39	CL	58	HIS
39	CL	75	ASP
39	CL	88	TYR
39	CL	95	LYS
39	CL	97	LYS
39	CL	104	ARG
39	CL	110	GLU
39	CL	113	LYS
39	CL	114	TYR
39	CL	117	HIS
39	CL	118	LYS
40	CM	13	HIS
40	CM	22	LYS
40	CM	38	ILE
40	CM	47	PHE
40	CM	54	PHE
40	CM	62	HIS
40	CM	69	ASN
40	CM	74	ILE
40	CM	84	GLN
40	CM	98	ILE
40	CM	99	LYS

*Continued on next page...*

*Continued from previous page...*

<b>Mol</b>	<b>Chain</b>	<b>Res</b>	<b>Type</b>
41	CN	14	VAL
41	CN	18	ARG
41	CN	48	ILE
41	CN	57	THR
41	CN	81	ASP
41	CN	84	VAL
41	CN	124	LYS
41	CN	126	ARG
42	CO	16	ARG
42	CO	20	LYS
42	CO	30	ARG
42	CO	33	VAL
42	CO	38	ARG
42	CO	39	THR
42	CO	44	LYS
42	CO	57	LEU
42	CO	61	TYR
42	CO	80	VAL
42	CO	81	LEU
42	CO	82	ILE
43	CP	17	VAL
43	CP	19	LEU
43	CP	32	GLU
43	CP	58	GLU
43	CP	64	TRP
43	CP	66	LEU
43	CP	70	LEU
43	CP	82	MET
43	CP	83	ASP
43	CP	98	VAL
43	CP	101	GLN
43	CP	103	THR
43	CP	108	ARG
43	CP	110	ARG
44	CQ	6	LEU
44	CQ	22	THR
45	CR	3	ILE
45	CR	4	THR
45	CR	22	THR
45	CR	38	ARG
45	CR	82	ILE
45	CR	83	GLU

*Continued on next page...*

*Continued from previous page...*

<b>Mol</b>	<b>Chain</b>	<b>Res</b>	<b>Type</b>
45	CR	88	ARG
46	CS	2	VAL
46	CS	5	ARG
46	CS	8	ARG
46	CS	21	VAL
46	CS	45	THR
46	CS	47	ASP
46	CS	53	VAL
46	CS	55	ARG
46	CS	67	THR
47	CT	52	LYS
47	CT	53	LEU
47	CT	68	ARG
47	CT	74	LEU
48	CU	26	LEU
48	CU	29	PHE
48	CU	32	ARG
48	CU	44	LEU
48	CU	54	ARG
48	CU	58	LEU
48	CU	86	VAL
49	CV	15	LEU
49	CV	22	LEU
49	CV	25	LYS
49	CV	28	LYS
49	CV	30	LEU
49	CV	33	THR
49	CV	41	VAL
49	CV	60	VAL
49	CV	63	THR
49	CV	78	ARG
49	CV	79	THR
49	CV	83	HIS
50	CW	9	ASN
50	CW	14	LYS
50	CW	26	ASN
50	CW	27	LYS
50	CW	56	MET
50	CW	73	HIS
50	CW	75	ASN
50	CW	83	ARG
50	CW	84	LEU

*Continued on next page...*

*Continued from previous page...*

<b>Mol</b>	<b>Chain</b>	<b>Res</b>	<b>Type</b>
50	CW	87	LYS
3	DD	4	LYS
3	DD	25	THR
3	DD	26	LYS
3	DD	27	THR
3	DD	31	LYS
3	DD	32	SER
3	DD	35	LYS
3	DD	43	ARG
3	DD	49	ILE
3	DD	61	LEU
3	DD	64	ILE
3	DD	65	ILE
3	DD	69	ARG
3	DD	73	VAL
3	DD	94	LEU
3	DD	103	ARG
3	DD	105	ILE
3	DD	106	ILE
3	DD	112	GLN
3	DD	138	VAL
3	DD	140	THR
3	DD	147	LEU
3	DD	155	LEU
3	DD	157	ARG
3	DD	166	GLN
3	DD	176	ARG
3	DD	192	THR
3	DD	211	ARG
3	DD	212	SER
3	DD	244	ARG
3	DD	255	LYS
3	DD	257	LEU
3	DD	266	SER
3	DD	271	ILE
3	DD	273	ARG
4	DE	26	ILE
4	DE	33	VAL
4	DE	35	GLN
4	DE	37	ARG
4	DE	47	VAL
4	DE	60	ASN

*Continued on next page...*

*Continued from previous page...*

<b>Mol</b>	<b>Chain</b>	<b>Res</b>	<b>Type</b>
4	DE	61	ARG
4	DE	63	LEU
4	DE	64	LYS
4	DE	67	PHE
4	DE	76	ARG
4	DE	78	LEU
4	DE	79	ARG
4	DE	82	ARG
4	DE	93	VAL
4	DE	95	ILE
4	DE	113	PHE
4	DE	116	VAL
4	DE	119	ARG
4	DE	144	ARG
4	DE	154	LYS
4	DE	175	VAL
4	DE	181	LEU
4	DE	188	VAL
4	DE	197	ILE
4	DE	200	GLU
4	DE	201	THR
5	DF	7	TYR
5	DF	8	GLN
5	DF	11	VAL
5	DF	24	LEU
5	DF	33	LEU
5	DF	38	ARG
5	DF	53	THR
5	DF	62	ARG
5	DF	67	GLN
5	DF	74	ARG
5	DF	83	PHE
5	DF	88	VAL
5	DF	107	LYS
5	DF	110	LEU
5	DF	125	LEU
5	DF	153	SER
5	DF	158	THR
5	DF	181	LEU
5	DF	183	VAL
5	DF	188	ARG
5	DF	192	LEU

*Continued on next page...*

*Continued from previous page...*

<b>Mol</b>	<b>Chain</b>	<b>Res</b>	<b>Type</b>
5	DF	203	GLN
5	DF	205	ARG
6	DG	16	ARG
6	DG	22	ARG
6	DG	26	GLN
6	DG	28	VAL
6	DG	31	VAL
6	DG	33	ARG
6	DG	35	GLU
6	DG	45	GLU
6	DG	47	LYS
6	DG	67	LYS
6	DG	76	SER
6	DG	88	ILE
6	DG	96	ARG
6	DG	115	ARG
6	DG	117	PHE
6	DG	137	GLU
6	DG	138	GLN
6	DG	139	LEU
6	DG	148	MET
6	DG	162	THR
7	DH	30	LYS
7	DH	41	MET
7	DH	51	ARG
7	DH	57	ASP
7	DH	59	ARG
7	DH	72	ILE
7	DH	86	GLU
7	DH	89	ILE
7	DH	105	LEU
7	DH	114	VAL
7	DH	136	ILE
7	DH	152	ARG
8	DK	9	LEU
8	DK	11	ASN
8	DK	42	SER
8	DK	44	LEU
8	DK	54	GLN
8	DK	56	LYS
8	DK	62	LYS
8	DK	67	ARG

*Continued on next page...*



*Continued from previous page...*

<b>Mol</b>	<b>Chain</b>	<b>Res</b>	<b>Type</b>
8	DK	76	THR
8	DK	82	ARG
8	DK	107	VAL
8	DK	109	ILE
8	DK	110	ASP
8	DK	113	ARG
8	DK	117	GLU
8	DK	122	GLU
8	DK	125	GLU
8	DK	133	HIS
8	DK	142	VAL
9	DM	7	LYS
9	DM	9	VAL
9	DM	14	VAL
9	DM	32	THR
9	DM	33	LEU
9	DM	34	LEU
9	DM	38	HIS
9	DM	43	THR
9	DM	45	ASN
9	DM	48	MET
9	DM	58	ASP
9	DM	63	THR
9	DM	69	GLN
9	DM	87	LEU
9	DM	93	THR
9	DM	94	HIS
9	DM	97	ARG
9	DM	131	GLN
9	DM	137	LYS
10	DN	8	LEU
10	DN	9	GLU
10	DN	14	THR
10	DN	24	VAL
10	DN	28	SER
10	DN	49	ARG
10	DN	85	VAL
10	DN	87	ILE
10	DN	94	ARG
10	DN	97	ARG
10	DN	108	GLU
11	DO	1	MET

*Continued on next page...*

*Continued from previous page...*

<b>Mol</b>	<b>Chain</b>	<b>Res</b>	<b>Type</b>
11	DO	6	LEU
11	DO	14	LYS
11	DO	15	ARG
11	DO	16	ARG
11	DO	19	VAL
11	DO	21	ARG
11	DO	36	LYS
11	DO	41	ARG
11	DO	45	LEU
11	DO	50	ARG
11	DO	52	GLU
11	DO	61	ARG
11	DO	62	LEU
11	DO	75	ILE
11	DO	81	GLN
11	DO	85	LEU
11	DO	96	THR
11	DO	98	GLU
11	DO	102	ARG
11	DO	105	LEU
11	DO	110	TYR
11	DO	111	ARG
11	DO	112	LEU
11	DO	114	ILE
11	DO	117	GLU
11	DO	124	LYS
11	DO	125	VAL
11	DO	138	LEU
11	DO	144	GLU
11	DO	147	LEU
11	DO	148	LEU
12	DP	1	MET
12	DP	2	LEU
12	DP	3	MET
12	DP	5	ARG
12	DP	8	LYS
12	DP	18	LYS
12	DP	21	THR
12	DP	25	ASP
12	DP	26	TYR
12	DP	45	GLN
12	DP	59	ARG

*Continued on next page...*

*Continued from previous page...*

<b>Mol</b>	<b>Chain</b>	<b>Res</b>	<b>Type</b>
12	DP	64	ILE
12	DP	68	ILE
12	DP	73	PRO
12	DP	80	GLU
12	DP	82	ARG
12	DP	83	MET
12	DP	85	LYS
12	DP	87	LYS
12	DP	90	VAL
12	DP	103	MET
12	DP	105	GLU
12	DP	110	THR
12	DP	133	ARG
12	DP	135	ASP
12	DP	138	ASP
13	D0	6	SER
13	D0	16	HIS
13	D0	18	LEU
13	D0	28	LEU
13	D0	29	LEU
13	D0	35	THR
13	D0	44	LEU
13	D0	57	ARG
13	D0	65	LEU
13	D0	76	VAL
13	D0	79	LEU
13	D0	81	ASP
13	D0	95	THR
13	D0	105	ARG
13	D0	117	VAL
14	DQ	8	GLU
14	DQ	15	ARG
14	DQ	17	ARG
14	DQ	20	ARG
14	DQ	71	ARG
14	DQ	85	VAL
14	DQ	89	ARG
14	DQ	101	LEU
14	DQ	106	ARG
14	DQ	107	GLU
14	DQ	110	LEU
15	DR	7	ILE

*Continued on next page...*

*Continued from previous page...*

<b>Mol</b>	<b>Chain</b>	<b>Res</b>	<b>Type</b>
15	DR	8	LYS
15	DR	9	LEU
15	DR	13	ARG
15	DR	15	VAL
15	DR	23	ARG
15	DR	26	ASP
15	DR	27	THR
15	DR	28	VAL
15	DR	29	ARG
15	DR	30	VAL
15	DR	33	LYS
15	DR	59	THR
15	DR	64	ARG
15	DR	66	VAL
15	DR	74	ARG
15	DR	87	ASP
15	DR	88	ILE
15	DR	89	VAL
15	DR	90	GLN
15	DR	96	ARG
15	DR	98	LYS
15	DR	105	LEU
15	DR	107	ASP
15	DR	117	ASP
15	DR	132	LYS
15	DR	134	GLU
15	DR	136	GLN
15	DR	137	LYS
16	D1	20	LEU
16	D1	27	LEU
16	D1	64	ARG
16	D1	74	LEU
16	D1	97	ASP
17	D2	35	LEU
17	D2	38	LEU
17	D2	47	VAL
17	D2	57	VAL
17	D2	66	ARG
17	D2	76	LYS
17	D2	79	VAL
17	D2	80	GLN
17	D2	81	TYR

*Continued on next page...*

*Continued from previous page...*

<b>Mol</b>	<b>Chain</b>	<b>Res</b>	<b>Type</b>
17	D2	82	ARG
17	D2	84	LYS
17	D2	89	GLN
17	D2	91	TYR
17	D2	95	LEU
18	DS	11	ARG
18	DS	17	VAL
18	DS	19	LEU
18	DS	39	THR
18	DS	40	ASN
18	DS	50	VAL
18	DS	51	LEU
18	DS	61	ASN
18	DS	63	ASP
18	DS	65	LEU
18	DS	70	TYR
18	DS	76	VAL
18	DS	100	THR
18	DS	107	LEU
18	DS	111	HIS
19	DT	12	VAL
19	DT	27	THR
19	DT	30	VAL
19	DT	48	LYS
19	DT	52	VAL
19	DT	55	ASN
19	DT	63	LYS
19	DT	66	LEU
19	DT	69	TYR
19	DT	76	ARG
19	DT	80	ILE
20	DU	3	VAL
20	DU	5	MET
20	DU	20	TYR
20	DU	23	ARG
20	DU	26	LYS
20	DU	27	VAL
20	DU	50	ARG
20	DU	57	GLN
20	DU	60	PHE
20	DU	62	GLU
20	DU	63	LYS

*Continued on next page...*

*Continued from previous page...*

<b>Mol</b>	<b>Chain</b>	<b>Res</b>	<b>Type</b>
20	DU	76	CYS
20	DU	81	LYS
20	DU	86	ARG
20	DU	95	LYS
20	DU	96	ILE
20	DU	97	ARG
20	DU	99	CYS
21	DV	5	LEU
21	DV	14	LYS
21	DV	18	LEU
21	DV	24	LEU
21	DV	32	HIS
21	DV	60	GLU
21	DV	73	GLN
21	DV	76	LEU
21	DV	81	ARG
21	DV	87	ASP
21	DV	119	GLU
21	DV	165	VAL
22	D3	11	ARG
22	D3	12	ASN
22	D3	36	ILE
22	D3	50	ASN
23	DZ	4	VAL
23	DZ	41	ARG
23	DZ	56	GLN
23	DZ	78	LYS
23	DZ	81	LYS
23	DZ	82	LEU
23	DZ	83	GLU
23	DZ	90	ILE
23	DZ	91	LYS
23	DZ	92	LYS
23	DZ	95	LEU
24	DW	9	GLN
24	DW	16	LEU
24	DW	24	LEU
24	DW	30	ARG
24	DW	47	ASN
24	DW	52	ASP
24	DW	53	LEU
24	DW	64	LEU

*Continued on next page...*

*Continued from previous page...*

<b>Mol</b>	<b>Chain</b>	<b>Res</b>	<b>Type</b>
25	DX	8	LEU
25	DX	18	ASP
25	DX	24	LYS
26	D4	1	MET
26	D4	6	HIS
26	D4	18	CYS
26	D4	30	GLU
26	D4	32	TYR
26	D4	53	GLU
26	D4	62	ARG
27	D5	3	LYS
27	D5	4	HIS
27	D5	6	VAL
27	D5	16	ARG
27	D5	23	HIS
27	D5	25	LEU
27	D5	26	THR
27	D5	29	THR
27	D5	35	GLU
27	D5	52	TYR
28	D6	9	LEU
28	D6	10	LEU
28	D6	24	GLU
28	D6	29	ASN
28	D6	30	THR
28	D6	32	ASN
28	D6	37	ARG
28	D6	43	CYS
28	D6	45	LYS
28	D6	53	LYS
29	D7	1	MET
29	D7	3	ARG
29	D7	4	THR
29	D7	8	ASN
29	D7	9	ARG
29	D7	24	THR
29	D7	43	THR
29	D7	46	VAL
30	D8	8	LYS
30	D8	23	VAL
30	D8	30	ARG
30	D8	33	ASN

*Continued on next page...*

*Continued from previous page...*

Mol	Chain	Res	Type
30	D8	54	GLU
30	D8	58	ILE
30	D8	61	LEU

Sometimes sidechains can be flipped to improve hydrogen bonding and reduce clashes. All (259) such sidechains are listed below:

Mol	Chain	Res	Type
3	AD	58	HIS
3	AD	112	GLN
3	AD	166	GLN
3	AD	186	HIS
3	AD	198	ASN
4	AE	35	GLN
4	AE	48	GLN
4	AE	54	GLN
4	AE	192	ASN
5	AF	67	GLN
5	AF	69	HIS
5	AF	169	ASN
5	AF	203	GLN
6	AG	40	ASN
6	AG	41	GLN
6	AG	108	ASN
6	AG	121	ASN
6	AG	123	ASN
8	AK	139	GLN
9	AM	128	HIS
9	AM	131	GLN
9	AM	133	GLN
10	AN	3	GLN
10	AN	82	ASN
11	AO	9	ASN
11	AO	27	HIS
11	AO	68	GLN
11	AO	70	GLN
11	AO	81	GLN
11	AO	84	ASN
11	AO	128	HIS
12	AP	13	GLN
12	AP	45	GLN
12	AP	141	GLN
13	A0	3	HIS

*Continued on next page...*



*Continued from previous page...*

<b>Mol</b>	<b>Chain</b>	<b>Res</b>	<b>Type</b>
13	A0	16	HIS
13	A0	23	ASN
13	A0	71	GLN
15	AR	43	GLN
15	AR	79	HIS
16	A1	44	ASN
16	A1	49	HIS
16	A1	71	GLN
16	A1	81	HIS
17	A2	11	GLN
17	A2	89	GLN
18	AS	34	ASN
18	AS	40	ASN
18	AS	57	ASN
18	AS	62	HIS
18	AS	102	HIS
19	AT	31	HIS
19	AT	41	ASN
19	AT	55	ASN
19	AT	82	GLN
19	AT	87	GLN
21	AV	65	GLN
21	AV	75	ASN
21	AV	85	HIS
21	AV	151	HIS
22	A3	17	GLN
22	A3	35	ASN
22	A3	40	GLN
23	AZ	19	GLN
23	AZ	56	GLN
23	AZ	66	HIS
24	AW	9	GLN
24	AW	38	GLN
24	AW	43	GLN
24	AW	47	ASN
24	AW	65	ASN
25	AX	19	GLN
25	AX	32	GLN
25	AX	46	ASN
25	AX	52	HIS
26	A4	47	GLN
27	A5	4	HIS

*Continued on next page...*

*Continued from previous page...*

<b>Mol</b>	<b>Chain</b>	<b>Res</b>	<b>Type</b>
27	A5	23	HIS
27	A5	43	HIS
28	A6	26	ASN
28	A6	49	HIS
29	A7	8	ASN
29	A7	36	GLN
30	A8	31	HIS
30	A8	35	GLN
32	BE	19	HIS
32	BE	78	GLN
32	BE	204	ASN
32	BE	212	GLN
33	BF	136	GLN
33	BF	170	GLN
33	BF	176	HIS
33	BF	181	ASN
34	BG	42	GLN
34	BG	45	GLN
34	BG	160	GLN
34	BG	161	ASN
34	BG	201	GLN
35	BH	78	HIS
36	BI	18	GLN
36	BI	57	GLN
36	BI	100	ASN
37	BJ	37	ASN
37	BJ	84	ASN
37	BJ	106	GLN
38	BK	70	GLN
39	BL	23	ASN
39	BL	124	GLN
40	BM	33	GLN
40	BM	56	HIS
40	BM	62	HIS
40	BM	68	HIS
40	BM	84	GLN
41	BN	38	ASN
41	BN	99	GLN
41	BN	104	GLN
42	BO	6	GLN
42	BO	46	ASN
42	BO	72	HIS

*Continued on next page...*

*Continued from previous page...*

<b>Mol</b>	<b>Chain</b>	<b>Res</b>	<b>Type</b>
43	BP	62	ASN
43	BP	101	GLN
43	BP	106	ASN
44	BQ	49	HIS
45	BR	37	ASN
45	BR	46	HIS
45	BR	71	GLN
46	BS	82	GLN
47	BT	16	GLN
47	BT	94	ASN
48	BU	36	ASN
49	BV	47	HIS
49	BV	56	GLN
49	BV	57	HIS
49	BV	65	ASN
50	BW	9	ASN
50	BW	26	ASN
32	CE	16	HIS
32	CE	78	GLN
32	CE	240	GLN
33	CF	3	ASN
33	CF	28	GLN
33	CF	98	ASN
33	CF	170	GLN
33	CF	181	ASN
34	CG	43	HIS
34	CG	45	GLN
34	CG	62	GLN
34	CG	77	ASN
34	CG	119	GLN
34	CG	160	GLN
34	CG	199	ASN
34	CG	201	GLN
35	CH	20	GLN
35	CH	141	GLN
36	CI	32	ASN
36	CI	100	ASN
37	CJ	37	ASN
37	CJ	51	GLN
37	CJ	84	ASN
37	CJ	86	GLN
37	CJ	97	GLN

*Continued on next page...*

*Continued from previous page...*

<b>Mol</b>	<b>Chain</b>	<b>Res</b>	<b>Type</b>
37	CJ	106	GLN
38	CK	82	HIS
39	CL	89	ASN
39	CL	124	GLN
40	CM	84	GLN
41	CN	38	ASN
41	CN	93	GLN
41	CN	99	GLN
41	CN	117	ASN
42	CO	5	ASN
42	CO	46	ASN
42	CO	72	HIS
43	CP	101	GLN
45	CR	13	GLN
45	CR	46	HIS
46	CS	65	GLN
46	CS	82	GLN
47	CT	16	GLN
47	CT	26	GLN
49	CV	23	ASN
49	CV	56	GLN
49	CV	57	HIS
50	CW	9	ASN
50	CW	26	ASN
3	DD	44	ASN
3	DD	58	HIS
3	DD	96	HIS
3	DD	126	GLN
3	DD	166	GLN
3	DD	186	HIS
3	DD	198	ASN
4	DE	35	GLN
4	DE	48	GLN
4	DE	66	HIS
4	DE	132	HIS
4	DE	192	ASN
5	DF	169	ASN
5	DF	203	GLN
6	DG	27	ASN
6	DG	79	ASN
6	DG	108	ASN
6	DG	138	GLN

*Continued on next page...*

*Continued from previous page...*

<b>Mol</b>	<b>Chain</b>	<b>Res</b>	<b>Type</b>
8	DK	11	ASN
8	DK	54	GLN
8	DK	104	GLN
9	DM	45	ASN
9	DM	101	HIS
10	DN	5	GLN
10	DN	82	ASN
11	DO	81	GLN
11	DO	128	HIS
12	DP	12	GLN
12	DP	45	GLN
12	DP	113	GLN
12	DP	123	HIS
13	D0	11	ASN
13	D0	13	HIS
13	D0	23	ASN
13	D0	24	GLN
15	DR	90	GLN
15	DR	136	GLN
16	D1	49	HIS
16	D1	94	ASN
17	D2	64	HIS
17	D2	80	GLN
17	D2	89	GLN
18	DS	57	ASN
18	DS	60	ASN
18	DS	62	HIS
18	DS	102	HIS
19	DT	31	HIS
19	DT	41	ASN
19	DT	55	ASN
19	DT	82	GLN
19	DT	87	GLN
20	DU	57	GLN
21	DV	34	ASN
21	DV	50	GLN
21	DV	65	GLN
21	DV	132	ASN
22	D3	17	GLN
22	D3	29	GLN
22	D3	50	ASN
22	D3	70	GLN

*Continued on next page...*

*Continued from previous page...*

Mol	Chain	Res	Type
23	DZ	19	GLN
23	DZ	56	GLN
23	DZ	66	HIS
24	DW	65	ASN
25	DX	19	GLN
25	DX	33	GLN
25	DX	46	ASN
25	DX	52	HIS
26	D4	40	HIS
26	D4	60	GLN
27	D5	43	HIS
28	D6	29	ASN
29	D7	8	ASN
29	D7	36	GLN

### 5.3.3 RNA [i](#)

Mol	Chain	Analysed	Backbone Outliers	Pucker Outliers
1	AA	2911/2912 (99%)	555 (19%)	51 (1%)
1	DA	2905/2912 (99%)	601 (20%)	50 (1%)
2	AB	121/122 (99%)	24 (19%)	0
2	DB	121/122 (99%)	28 (23%)	0
31	BA	1506/1506 (100%)	291 (19%)	32 (2%)
31	CA	1505/1506 (99%)	315 (20%)	42 (2%)
52	BB	86/87 (98%)	26 (30%)	4 (4%)
52	CB	86/87 (98%)	30 (34%)	3 (3%)
53	BC	77/77 (100%)	12 (15%)	3 (3%)
53	BD	76/77 (98%)	25 (32%)	2 (2%)
53	CC	76/77 (98%)	14 (18%)	3 (3%)
53	CD	76/77 (98%)	16 (21%)	2 (2%)
54	B1	9/10 (90%)	2 (22%)	0
54	C1	9/10 (90%)	2 (22%)	0
All	All	9564/9582 (99%)	1941 (20%)	192 (2%)

All (1941) RNA backbone outliers are listed below:

Mol	Chain	Res	Type
1	AA	10	G
1	AA	15	G
1	AA	23	G
1	AA	34	C

*Continued on next page...*

*Continued from previous page...*

<b>Mol</b>	<b>Chain</b>	<b>Res</b>	<b>Type</b>
1	AA	35	G
1	AA	46	C
1	AA	51	G
1	AA	63	U
1	AA	71	A
1	AA	74	A
1	AA	75	G
1	AA	85	G
1	AA	95	G
1	AA	101	G
1	AA	118	A
1	AA	119	A
1	AA	120	U
1	AA	123	G
1	AA	155	C
1	AA	164	U
1	AA	165	U
1	AA	181	A
1	AA	196	A
1	AA	199	A
1	AA	214	G
1	AA	215	G
1	AA	216	A
1	AA	222	A
1	AA	223	A
1	AA	227	A
1	AA	228	A
1	AA	229	A
1	AA	230	U
1	AA	232	G
1	AA	233	A
1	AA	248	G
1	AA	249	C
1	AA	250	G
1	AA	252	G
1	AA	269	U
1	AA	270(K)	C
1	AA	270(L)	U
1	AA	270(M)	U
1	AA	270(N)	G
1	AA	270(O)	U
1	AA	270(P)	C

*Continued on next page...*

*Continued from previous page...*

<b>Mol</b>	<b>Chain</b>	<b>Res</b>	<b>Type</b>
1	AA	271(C)	U
1	AA	271	G
1	AA	274	G
1	AA	275	G
1	AA	278	A
1	AA	299	A
1	AA	311	A
1	AA	315	G
1	AA	323	G
1	AA	324	A
1	AA	326	G
1	AA	329	G
1	AA	330	A
1	AA	352	G
1	AA	357	A
1	AA	363	G
1	AA	364	C
1	AA	372	G
1	AA	385	C
1	AA	386	G
1	AA	396	G
1	AA	405	U
1	AA	411	G
1	AA	428	A
1	AA	441	U
1	AA	443	A
1	AA	444	C
1	AA	448	U
1	AA	457	A
1	AA	470	A
1	AA	471	A
1	AA	479	A
1	AA	481	G
1	AA	482	A
1	AA	504	U
1	AA	505	A
1	AA	509	C
1	AA	529	A
1	AA	530	G
1	AA	531	C
1	AA	532	A
1	AA	533	G

*Continued on next page...*



*Continued from previous page...*

<b>Mol</b>	<b>Chain</b>	<b>Res</b>	<b>Type</b>
1	AA	537	C
1	AA	539	G
1	AA	540	G
1	AA	546	C
1	AA	563	G
1	AA	573	G
1	AA	575	A
1	AA	586	A
1	AA	588	U
1	AA	603	A
1	AA	607	U
1	AA	614	U
1	AA	617	G
1	AA	622	G
1	AA	627	A
1	AA	637	A
1	AA	644	A
1	AA	645	C
1	AA	646	A
1	AA	652	C
1	AA	654(A)	A
1	AA	654(G)	C
1	AA	654(I)	C
1	AA	654(J)	A
1	AA	654(K)	C
1	AA	654(L)	G
1	AA	654(N)	G
1	AA	654(T)	A
1	AA	686	G
1	AA	717	G
1	AA	730	C
1	AA	740	U
1	AA	753	C
1	AA	764	A
1	AA	765	G
1	AA	776	G
1	AA	782	A
1	AA	784	A
1	AA	785	G
1	AA	789	A
1	AA	790	C
1	AA	791	C

*Continued on next page...*

*Continued from previous page...*

<b>Mol</b>	<b>Chain</b>	<b>Res</b>	<b>Type</b>
1	AA	792	G
1	AA	793	A
1	AA	805	G
1	AA	812	C
1	AA	819	A
1	AA	827	U
1	AA	828	U
1	AA	859	G
1	AA	866	A
1	AA	879	G
1	AA	880	G
1	AA	881	G
1	AA	882	G
1	AA	883	G
1	AA	884	C
1	AA	885	C
1	AA	886	C
1	AA	887	A
1	AA	890	A
1	AA	893	C
1	AA	894	C
1	AA	895	U
1	AA	896	A
1	AA	897	C
1	AA	898	C
1	AA	900	A
1	AA	901	A
1	AA	902	C
1	AA	906	G
1	AA	910	A
1	AA	915	C
1	AA	917	A
1	AA	932	G
1	AA	938	G
1	AA	941	A
1	AA	946	G
1	AA	959	A
1	AA	961	C
1	AA	968	G
1	AA	974	G
1	AA	974(A)	C
1	AA	975	G

*Continued on next page...*

*Continued from previous page...*

<b>Mol</b>	<b>Chain</b>	<b>Res</b>	<b>Type</b>
1	AA	983	A
1	AA	990	A
1	AA	996	A
1	AA	1003	G
1	AA	1005	C
1	AA	1011	G
1	AA	1012	U
1	AA	1013	C
1	AA	1015	G
1	AA	1016	G
1	AA	1022	G
1	AA	1023	U
1	AA	1025	G
1	AA	1026	U
1	AA	1027	A
1	AA	1033	U
1	AA	1037	G
1	AA	1045	A
1	AA	1046	A
1	AA	1047	G
1	AA	1050	A
1	AA	1056	G
1	AA	1057	A
1	AA	1060	U
1	AA	1061	U
1	AA	1062	G
1	AA	1066	U
1	AA	1067	A
1	AA	1068	G
1	AA	1070	A
1	AA	1071	G
1	AA	1073	A
1	AA	1075	C
1	AA	1076	C
1	AA	1077	A
1	AA	1078	U
1	AA	1079	C
1	AA	1083	U
1	AA	1084	A
1	AA	1085	A
1	AA	1086	A
1	AA	1087	G

*Continued on next page...*

*Continued from previous page...*

<b>Mol</b>	<b>Chain</b>	<b>Res</b>	<b>Type</b>
1	AA	1088	A
1	AA	1089	G
1	AA	1090	U
1	AA	1092	C
1	AA	1095	A
1	AA	1096	A
1	AA	1097	U
1	AA	1105	U
1	AA	1106	G
1	AA	1110	G
1	AA	1111	A
1	AA	1112	G
1	AA	1117	G
1	AA	1122	G
1	AA	1131	G
1	AA	1135	C
1	AA	1136	G
1	AA	1139	G
1	AA	1142	U
1	AA	1142(A)	A
1	AA	1148	A
1	AA	1149	G
1	AA	1151	G
1	AA	1155	A
1	AA	1176	G
1	AA	1178	C
1	AA	1179	C
1	AA	1180	C
1	AA	1195	G
1	AA	1204	A
1	AA	1205	U
1	AA	1211	U
1	AA	1220	A
1	AA	1241	A
1	AA	1244	G
1	AA	1253	A
1	AA	1256	G
1	AA	1265	A
1	AA	1271	G
1	AA	1272	A
1	AA	1273	U
1	AA	1298	C

*Continued on next page...*

*Continued from previous page...*

<b>Mol</b>	<b>Chain</b>	<b>Res</b>	<b>Type</b>
1	AA	1300	U
1	AA	1301	A
1	AA	1312	U
1	AA	1313	U
1	AA	1314	C
1	AA	1329	U
1	AA	1344	G
1	AA	1345	C
1	AA	1349	A
1	AA	1352	U
1	AA	1359	A
1	AA	1360	A
1	AA	1365	A
1	AA	1368	G
1	AA	1380	G
1	AA	1383	C
1	AA	1384	A
1	AA	1385	G
1	AA	1386	C
1	AA	1404	C
1	AA	1416	G
1	AA	1417	C
1	AA	1420	U
1	AA	1421	G
1	AA	1428	C
1	AA	1437	C
1	AA	1444(A)	A
1	AA	1449	A
1	AA	1449(A)	G
1	AA	1453	A
1	AA	1455	G
1	AA	1458	C
1	AA	1459	G
1	AA	1460	A
1	AA	1461	G
1	AA	1466	G
1	AA	1467	C
1	AA	1470	G
1	AA	1471	A
1	AA	1483	G
1	AA	1493	C
1	AA	1497	U

*Continued on next page...*

*Continued from previous page...*

<b>Mol</b>	<b>Chain</b>	<b>Res</b>	<b>Type</b>
1	AA	1506	C
1	AA	1507	A
1	AA	1508	A
1	AA	1510	A
1	AA	1511	A
1	AA	1522	G
1	AA	1526	G
1	AA	1528	A
1	AA	1534	G
1	AA	1535	U
1	AA	1536	A
1	AA	1537	C
1	AA	1540	G
1	AA	1543	A
1	AA	1545	A
1	AA	1548	C
1	AA	1554	A
1	AA	1558	A
1	AA	1559	G
1	AA	1560	G
1	AA	1569	A
1	AA	1578	U
1	AA	1579	A
1	AA	1585	C
1	AA	1586	A
1	AA	1608	A
1	AA	1609	A
1	AA	1610	A
1	AA	1617	C
1	AA	1618	A
1	AA	1639	U
1	AA	1640	C
1	AA	1648	C
1	AA	1654	A
1	AA	1674	G
1	AA	1695	G
1	AA	1698	A
1	AA	1728	G
1	AA	1729	A
1	AA	1730	U
1	AA	1731	G
1	AA	1733	G

*Continued on next page...*

*Continued from previous page...*

<b>Mol</b>	<b>Chain</b>	<b>Res</b>	<b>Type</b>
1	AA	1735	C
1	AA	1743	G
1	AA	1750	G
1	AA	1756	G
1	AA	1762	A
1	AA	1763	G
1	AA	1764	G
1	AA	1773	A
1	AA	1780	A
1	AA	1791	A
1	AA	1798	U
1	AA	1799	G
1	AA	1800	C
1	AA	1801	G
1	AA	1802	A
1	AA	1816	G
1	AA	1819	A
1	AA	1820	U
1	AA	1829	A
1	AA	1835	G
1	AA	1847	A
1	AA	1858	G
1	AA	1869	G
1	AA	1878	G
1	AA	1882	C
1	AA	1889	A
1	AA	1900	A
1	AA	1906	G
1	AA	1914	C
1	AA	1916	A
1	AA	1929	G
1	AA	1930	G
1	AA	1931	U
1	AA	1936	A
1	AA	1937	A
1	AA	1938	A
1	AA	1955	U
1	AA	1956	U
1	AA	1963	U
1	AA	1967	C
1	AA	1969	A
1	AA	1970	A

*Continued on next page...*

*Continued from previous page...*

<b>Mol</b>	<b>Chain</b>	<b>Res</b>	<b>Type</b>
1	AA	1971	A
1	AA	1972	A
1	AA	1982	C
1	AA	1993	U
1	AA	2018	G
1	AA	2020	A
1	AA	2023	G
1	AA	2031	A
1	AA	2032	G
1	AA	2033	A
1	AA	2043	C
1	AA	2051	A
1	AA	2055	C
1	AA	2056	G
1	AA	2060	A
1	AA	2061	G
1	AA	2062	A
1	AA	2069	G
1	AA	2099	U
1	AA	2110	G
1	AA	2111	C
1	AA	2112	G
1	AA	2113	U
1	AA	2114	A
1	AA	2115	G
1	AA	2116	G
1	AA	2126	A
1	AA	2128	C
1	AA	2131	G
1	AA	2132	U
1	AA	2133	G
1	AA	2146	C
1	AA	2148	G
1	AA	2151	G
1	AA	2157	G
1	AA	2158	A
1	AA	2159	G
1	AA	2165	G
1	AA	2166	G
1	AA	2168	G
1	AA	2169	A
1	AA	2173	A

*Continued on next page...*



*Continued from previous page...*

<b>Mol</b>	<b>Chain</b>	<b>Res</b>	<b>Type</b>
1	AA	2176	A
1	AA	2190	G
1	AA	2192	G
1	AA	2198	A
1	AA	2199	A
1	AA	2210	G
1	AA	2211	G
1	AA	2212	A
1	AA	2213	U
1	AA	2215	G
1	AA	2225	A
1	AA	2238	G
1	AA	2239	G
1	AA	2273	A
1	AA	2275	C
1	AA	2283	C
1	AA	2287	A
1	AA	2294	C
1	AA	2307	G
1	AA	2308	G
1	AA	2310	A
1	AA	2311	A
1	AA	2319	G
1	AA	2320	A
1	AA	2325	G
1	AA	2334	G
1	AA	2336	A
1	AA	2342	C
1	AA	2346	A
1	AA	2347	C
1	AA	2350	C
1	AA	2364	C
1	AA	2383	G
1	AA	2385	C
1	AA	2392	A
1	AA	2393	A
1	AA	2402	C
1	AA	2403	C
1	AA	2406	U
1	AA	2408	U
1	AA	2410	G
1	AA	2414	G

*Continued on next page...*

*Continued from previous page...*

<b>Mol</b>	<b>Chain</b>	<b>Res</b>	<b>Type</b>
1	AA	2423	U
1	AA	2425	A
1	AA	2428	G
1	AA	2429	G
1	AA	2430	A
1	AA	2434	A
1	AA	2435	A
1	AA	2439	A
1	AA	2440	C
1	AA	2441	C
1	AA	2445	G
1	AA	2448	A
1	AA	2468	G
1	AA	2469	A
1	AA	2470	G
1	AA	2474	C
1	AA	2475	C
1	AA	2482	G
1	AA	2494	G
1	AA	2502	G
1	AA	2505	G
1	AA	2518	A
1	AA	2525	G
1	AA	2529	G
1	AA	2554	U
1	AA	2566	A
1	AA	2567	G
1	AA	2573	C
1	AA	2582	G
1	AA	2585	U
1	AA	2601	C
1	AA	2602	A
1	AA	2603	G
1	AA	2609	U
1	AA	2611	U
1	AA	2612	C
1	AA	2613	U
1	AA	2614	A
1	AA	2615	U
1	AA	2629	A
1	AA	2636	U
1	AA	2654	A

*Continued on next page...*

*Continued from previous page...*

<b>Mol</b>	<b>Chain</b>	<b>Res</b>	<b>Type</b>
1	AA	2665	A
1	AA	2666	C
1	AA	2673	G
1	AA	2682	U
1	AA	2683	C
1	AA	2689	U
1	AA	2690	C
1	AA	2702	U
1	AA	2703	C
1	AA	2707	G
1	AA	2712	U
1	AA	2712(A)	A
1	AA	2713	A
1	AA	2714	G
1	AA	2726	U
1	AA	2733	A
1	AA	2752	C
1	AA	2757	A
1	AA	2758	A
1	AA	2765	A
1	AA	2766	G
1	AA	2778	A
1	AA	2779	U
1	AA	2789	C
1	AA	2790	A
1	AA	2791	C
1	AA	2794	C
1	AA	2795	G
1	AA	2797	U
1	AA	2799	A
1	AA	2805	G
1	AA	2807	G
1	AA	2808	U
1	AA	2818	G
1	AA	2820	A
1	AA	2821	A
1	AA	2830	G
1	AA	2833	G
1	AA	2834	G
1	AA	2835	A
1	AA	2850	A
1	AA	2851	A

*Continued on next page...*

*Continued from previous page...*

<b>Mol</b>	<b>Chain</b>	<b>Res</b>	<b>Type</b>
1	AA	2871	C
1	AA	2872	G
1	AA	2892	A
1	AA	2894	G
1	AA	2901	C
2	AB	1	U
2	AB	7	G
2	AB	13	A
2	AB	15	A
2	AB	24	G
2	AB	32	C
2	AB	38	C
2	AB	40	U
2	AB	41	U
2	AB	42	C
2	AB	50	G
2	AB	52	A
2	AB	53	A
2	AB	56	G
2	AB	73	A
2	AB	74	U
2	AB	81	G
2	AB	82	G
2	AB	89	G
2	AB	95	U
2	AB	96	G
2	AB	105	G
2	AB	109	G
2	AB	116	G
31	BA	6	G
31	BA	8	A
31	BA	9	G
31	BA	32	A
31	BA	39	G
31	BA	48	C
31	BA	49	U
31	BA	50	A
31	BA	51	A
31	BA	54	C
31	BA	61	G
31	BA	65	U
31	BA	66	G

*Continued on next page...*

*Continued from previous page...*

<b>Mol</b>	<b>Chain</b>	<b>Res</b>	<b>Type</b>
31	BA	76	G
31	BA	81	G
31	BA	84	U
31	BA	85	U
31	BA	86	U
31	BA	87	A
31	BA	88	C
31	BA	89	U
31	BA	90	C
31	BA	91	C
31	BA	95	G
31	BA	101	A
31	BA	116	A
31	BA	120	A
31	BA	121	C
31	BA	131	C
31	BA	144	G
31	BA	163	C
31	BA	172	A
31	BA	174	C
31	BA	182	U
31	BA	189	U
31	BA	190	G
31	BA	195	A
31	BA	197	A
31	BA	199	G
31	BA	201	C
31	BA	208	U
31	BA	209	U
31	BA	210	U
31	BA	216	G
31	BA	222	U
31	BA	243	A
31	BA	245	C
31	BA	247	G
31	BA	251	G
31	BA	262	A
31	BA	266	G
31	BA	267	C
31	BA	268	C
31	BA	281	G
31	BA	289	G

*Continued on next page...*

*Continued from previous page...*

<b>Mol</b>	<b>Chain</b>	<b>Res</b>	<b>Type</b>
31	BA	321	A
31	BA	328	C
31	BA	332	G
31	BA	342	C
31	BA	345	C
31	BA	346	G
31	BA	352	C
31	BA	353	A
31	BA	354	G
31	BA	365	U
31	BA	367	U
31	BA	372	C
31	BA	383	A
31	BA	384	G
31	BA	390	C
31	BA	397	A
31	BA	398	C
31	BA	406	G
31	BA	412	A
31	BA	413	G
31	BA	419	C
31	BA	421	U
31	BA	422	C
31	BA	429	U
31	BA	430	A
31	BA	439	A
31	BA	452	A
31	BA	466	C
31	BA	467	G
31	BA	485	G
31	BA	496	A
31	BA	497	U
31	BA	505	G
31	BA	509	A
31	BA	510	A
31	BA	511	C
31	BA	518	C
31	BA	527	G
31	BA	531	U
31	BA	533	A
31	BA	536	C
31	BA	545	C

*Continued on next page...*

*Continued from previous page...*

<b>Mol</b>	<b>Chain</b>	<b>Res</b>	<b>Type</b>
31	BA	547	A
31	BA	559	A
31	BA	561	U
31	BA	564	C
31	BA	572	A
31	BA	573	A
31	BA	576	G
31	BA	577	G
31	BA	579	G
31	BA	596	C
31	BA	619	U
31	BA	623	C
31	BA	630	G
31	BA	631	G
31	BA	632	A
31	BA	633	G
31	BA	639	G
31	BA	642	A
31	BA	646	U
31	BA	653	A
31	BA	665	A
31	BA	666	G
31	BA	687	A
31	BA	688	G
31	BA	704	A
31	BA	720	C
31	BA	723	U
31	BA	724	G
31	BA	731	G
31	BA	748	C
31	BA	749	C
31	BA	755	G
31	BA	777	A
31	BA	792	A
31	BA	793	U
31	BA	794	A
31	BA	802	A
31	BA	813	U
31	BA	815	A
31	BA	817	C
31	BA	828	A
31	BA	841	U

*Continued on next page...*

*Continued from previous page...*

<b>Mol</b>	<b>Chain</b>	<b>Res</b>	<b>Type</b>
31	BA	842	C
31	BA	843	U
31	BA	848	C
31	BA	859	A
31	BA	864	A
31	BA	871	U
31	BA	872	A
31	BA	884	U
31	BA	891	U
31	BA	902	G
31	BA	914	A
31	BA	926	G
31	BA	927	G
31	BA	934	C
31	BA	936	C
31	BA	941	G
31	BA	960	U
31	BA	969	A
31	BA	971	G
31	BA	972	C
31	BA	974	A
31	BA	975	A
31	BA	976	G
31	BA	977	A
31	BA	983	A
31	BA	991	U
31	BA	992	U
31	BA	993	G
31	BA	1002	G
31	BA	1004	A
31	BA	1006	C
31	BA	1009	G
31	BA	1020	U
31	BA	1021	G
31	BA	1024	G
31	BA	1025	U
31	BA	1026	G
31	BA	1028	C
31	BA	1029	G
31	BA	1032(A)	G
31	BA	1036	G
31	BA	1038	C

*Continued on next page...*



*Continued from previous page...*

<b>Mol</b>	<b>Chain</b>	<b>Res</b>	<b>Type</b>
31	BA	1040	U
31	BA	1042	G
31	BA	1054	C
31	BA	1055	A
31	BA	1064	G
31	BA	1065	U
31	BA	1066	C
31	BA	1067	A
31	BA	1081	G
31	BA	1094	G
31	BA	1095	U
31	BA	1101	A
31	BA	1103	C
31	BA	1123	A
31	BA	1124	G
31	BA	1125	U
31	BA	1126	U
31	BA	1127	G
31	BA	1129	C
31	BA	1130	A
31	BA	1131	G
31	BA	1132	C
31	BA	1136	U
31	BA	1137	C
31	BA	1138	G
31	BA	1139	G
31	BA	1146	A
31	BA	1151	A
31	BA	1152	A
31	BA	1157	A
31	BA	1158	C
31	BA	1159	U
31	BA	1160	G
31	BA	1170	A
31	BA	1177	G
31	BA	1178	G
31	BA	1179	A
31	BA	1181	G
31	BA	1182	G
31	BA	1183	A
31	BA	1196	U
31	BA	1197	G

*Continued on next page...*

*Continued from previous page...*

<b>Mol</b>	<b>Chain</b>	<b>Res</b>	<b>Type</b>
31	BA	1201	A
31	BA	1212	U
31	BA	1213	A
31	BA	1225	A
31	BA	1227	A
31	BA	1238	A
31	BA	1240	U
31	BA	1241	G
31	BA	1256	A
31	BA	1257	U
31	BA	1258	G
31	BA	1270	C
31	BA	1273	G
31	BA	1278	U
31	BA	1279	A
31	BA	1280	A
31	BA	1282	C
31	BA	1286	A
31	BA	1287	A
31	BA	1288	A
31	BA	1290	G
31	BA	1291	G
31	BA	1300	G
31	BA	1302	U
31	BA	1303	C
31	BA	1305	G
31	BA	1306	A
31	BA	1317	C
31	BA	1319	A
31	BA	1320	C
31	BA	1322	C
31	BA	1331	G
31	BA	1333	A
31	BA	1334	G
31	BA	1336	C
31	BA	1338	G
31	BA	1346	A
31	BA	1347	G
31	BA	1350	A
31	BA	1353	G
31	BA	1363	A
31	BA	1370	G

*Continued on next page...*

*Continued from previous page...*

<b>Mol</b>	<b>Chain</b>	<b>Res</b>	<b>Type</b>
31	BA	1373	G
31	BA	1377	A
31	BA	1378	C
31	BA	1397	C
31	BA	1401	G
31	BA	1419	G
31	BA	1442	G
31	BA	1443	G
31	BA	1446	A
31	BA	1447	G
31	BA	1452	C
31	BA	1453	G
31	BA	1454	G
31	BA	1487	G
31	BA	1492	A
31	BA	1494	G
31	BA	1497	G
31	BA	1499	A
31	BA	1502	A
31	BA	1504	G
31	BA	1505	G
31	BA	1506	U
31	BA	1517	G
31	BA	1529	G
31	BA	1530	G
31	BA	1531	A
52	BB	2	C
52	BB	8	U
52	BB	9	G
52	BB	13	G
52	BB	16	U
52	BB	17	U
52	BB	18	G
52	BB	19	G
52	BB	20	U
52	BB	21	A
52	BB	22	G
52	BB	23	A
52	BB	24	C
52	BB	26	C
52	BB	46	G
52	BB	48	C

*Continued on next page...*

*Continued from previous page...*

<b>Mol</b>	<b>Chain</b>	<b>Res</b>	<b>Type</b>
52	BB	49	C
52	BB	50	A
52	BB	54	G
52	BB	55	G
52	BB	56	G
52	BB	58	U
52	BB	71	U
52	BB	74	C
52	BB	77	C
52	BB	87	A
53	BC	2	G
53	BC	9	G
53	BC	14	A
53	BC	16	C
53	BC	18	C
53	BC	19	G
53	BC	20	G
53	BC	21	U
53	BC	22	A
53	BC	32	G
53	BC	48	U
53	BC	49	C
53	BD	6	G
53	BD	8	U
53	BD	9	G
53	BD	10	G
53	BD	13	C
53	BD	14	A
53	BD	17	C
53	BD	19	G
53	BD	20	G
53	BD	21	U
53	BD	22	A
53	BD	23	G
53	BD	24	C
53	BD	40	C
53	BD	45	A
53	BD	46	G
53	BD	49	C
53	BD	54	G
53	BD	58	A
53	BD	59	A

*Continued on next page...*

*Continued from previous page...*

<b>Mol</b>	<b>Chain</b>	<b>Res</b>	<b>Type</b>
53	BD	62	C
53	BD	65	G
53	BD	68	C
53	BD	74	A
53	BD	77	A
54	B1	14	U
54	B1	19	C
31	CA	9	G
31	CA	22	G
31	CA	32	A
31	CA	39	G
31	CA	47	C
31	CA	48	C
31	CA	51	A
31	CA	54	C
31	CA	65	U
31	CA	66	G
31	CA	76	G
31	CA	78	G
31	CA	81	G
31	CA	84	U
31	CA	85	U
31	CA	86	U
31	CA	87	A
31	CA	90	C
31	CA	91	C
31	CA	95	G
31	CA	101	A
31	CA	108	G
31	CA	116	A
31	CA	121	C
31	CA	131	C
31	CA	163	C
31	CA	169	C
31	CA	174	C
31	CA	182	U
31	CA	188	U
31	CA	189	U
31	CA	190	G
31	CA	191(A)	G
31	CA	191(D)	U
31	CA	195	A

*Continued on next page...*

*Continued from previous page...*

<b>Mol</b>	<b>Chain</b>	<b>Res</b>	<b>Type</b>
31	CA	197	A
31	CA	198	G
31	CA	208	U
31	CA	209	U
31	CA	210	U
31	CA	216	G
31	CA	231	G
31	CA	244	U
31	CA	247	G
31	CA	251	G
31	CA	252	U
31	CA	266	G
31	CA	267	C
31	CA	268	C
31	CA	279	A
31	CA	280	C
31	CA	281	G
31	CA	289	G
31	CA	321	A
31	CA	328	C
31	CA	329	A
31	CA	332	G
31	CA	340	U
31	CA	345	C
31	CA	346	G
31	CA	347	G
31	CA	350	G
31	CA	351	G
31	CA	352	C
31	CA	353	A
31	CA	354	G
31	CA	356	A
31	CA	367	U
31	CA	372	C
31	CA	373	A
31	CA	384	G
31	CA	397	A
31	CA	398	C
31	CA	406	G
31	CA	411	A
31	CA	412	A
31	CA	413	G

*Continued on next page...*

*Continued from previous page...*

<b>Mol</b>	<b>Chain</b>	<b>Res</b>	<b>Type</b>
31	CA	422	C
31	CA	423	G
31	CA	429	U
31	CA	439	A
31	CA	442	C
31	CA	445	G
31	CA	451	A
31	CA	452	A
31	CA	466	C
31	CA	467	G
31	CA	478	A
31	CA	482	A
31	CA	484	G
31	CA	485	G
31	CA	486	U
31	CA	496	A
31	CA	497	U
31	CA	505	G
31	CA	509	A
31	CA	510	A
31	CA	511	C
31	CA	518	C
31	CA	519	C
31	CA	527	G
31	CA	530	G
31	CA	531	U
31	CA	532	A
31	CA	533	A
31	CA	535	A
31	CA	536	C
31	CA	547	A
31	CA	559	A
31	CA	561	U
31	CA	562	C
31	CA	572	A
31	CA	573	A
31	CA	576	G
31	CA	577	G
31	CA	607	A
31	CA	618	C
31	CA	630	G
31	CA	632	A

*Continued on next page...*

*Continued from previous page...*

<b>Mol</b>	<b>Chain</b>	<b>Res</b>	<b>Type</b>
31	CA	633	G
31	CA	651	C
31	CA	653	A
31	CA	656	C
31	CA	665	A
31	CA	687	A
31	CA	688	G
31	CA	702	A
31	CA	703	G
31	CA	704	A
31	CA	721	G
31	CA	722	A
31	CA	723	U
31	CA	724	G
31	CA	731	G
31	CA	734	G
31	CA	749	C
31	CA	755	G
31	CA	773	G
31	CA	777	A
31	CA	778	G
31	CA	787	A
31	CA	792	A
31	CA	793	U
31	CA	794	A
31	CA	801	U
31	CA	802	A
31	CA	812	C
31	CA	813	U
31	CA	817	C
31	CA	819	A
31	CA	821	G
31	CA	828	A
31	CA	841	U
31	CA	842	C
31	CA	843	U
31	CA	848	C
31	CA	859	A
31	CA	870	U
31	CA	874	G
31	CA	885	G
31	CA	913	A

*Continued on next page...*



*Continued from previous page...*

<b>Mol</b>	<b>Chain</b>	<b>Res</b>	<b>Type</b>
31	CA	914	A
31	CA	922	G
31	CA	926	G
31	CA	927	G
31	CA	934	C
31	CA	935	A
31	CA	958	A
31	CA	960	U
31	CA	961	U
31	CA	968	A
31	CA	969	A
31	CA	972	C
31	CA	974	A
31	CA	976	G
31	CA	977	A
31	CA	978	A
31	CA	980	C
31	CA	989	C
31	CA	991	U
31	CA	992	U
31	CA	993	G
31	CA	994	A
31	CA	1004	A
31	CA	1006	C
31	CA	1009	G
31	CA	1016	A
31	CA	1022	G
31	CA	1024	G
31	CA	1025	U
31	CA	1026	G
31	CA	1028	C
31	CA	1029	G
31	CA	1030	C
31	CA	1031	G
31	CA	1032(A)	G
31	CA	1032(B)	G
31	CA	1033	G
31	CA	1036	G
31	CA	1037	C
31	CA	1040	U
31	CA	1042	G
31	CA	1046	A

*Continued on next page...*

*Continued from previous page...*

<b>Mol</b>	<b>Chain</b>	<b>Res</b>	<b>Type</b>
31	CA	1052	U
31	CA	1053	G
31	CA	1054	C
31	CA	1055	A
31	CA	1066	C
31	CA	1067	A
31	CA	1081	G
31	CA	1086	U
31	CA	1087	G
31	CA	1092	A
31	CA	1094	G
31	CA	1095	U
31	CA	1101	A
31	CA	1118	C
31	CA	1124	G
31	CA	1125	U
31	CA	1127	G
31	CA	1128	C
31	CA	1129	C
31	CA	1130	A
31	CA	1131	G
31	CA	1133	G
31	CA	1136	U
31	CA	1137	C
31	CA	1138	G
31	CA	1139	G
31	CA	1145	C
31	CA	1146	A
31	CA	1147	C
31	CA	1157	A
31	CA	1159	U
31	CA	1160	G
31	CA	1178	G
31	CA	1179	A
31	CA	1181	G
31	CA	1182	G
31	CA	1183	A
31	CA	1184	G
31	CA	1185	G
31	CA	1196	U
31	CA	1197	G
31	CA	1200	C

*Continued on next page...*

*Continued from previous page...*

<b>Mol</b>	<b>Chain</b>	<b>Res</b>	<b>Type</b>
31	CA	1201	A
31	CA	1202	G
31	CA	1212	U
31	CA	1213	A
31	CA	1220	G
31	CA	1225	A
31	CA	1227	A
31	CA	1238	A
31	CA	1240	U
31	CA	1241	G
31	CA	1256	A
31	CA	1257	U
31	CA	1258	G
31	CA	1260	C
31	CA	1269	A
31	CA	1270	C
31	CA	1278	U
31	CA	1279	A
31	CA	1280	A
31	CA	1286	A
31	CA	1287	A
31	CA	1288	A
31	CA	1297	C
31	CA	1298	C
31	CA	1299	A
31	CA	1300	G
31	CA	1301	U
31	CA	1302	U
31	CA	1303	C
31	CA	1305	G
31	CA	1306	A
31	CA	1317	C
31	CA	1320	C
31	CA	1322	C
31	CA	1323	G
31	CA	1331	G
31	CA	1335	C
31	CA	1336	C
31	CA	1338	G
31	CA	1346	A
31	CA	1347	G
31	CA	1353	G

*Continued on next page...*

*Continued from previous page...*

<b>Mol</b>	<b>Chain</b>	<b>Res</b>	<b>Type</b>
31	CA	1363	A
31	CA	1368	G
31	CA	1370	G
31	CA	1397	C
31	CA	1398	A
31	CA	1404	C
31	CA	1419	G
31	CA	1442	G
31	CA	1443	G
31	CA	1446	A
31	CA	1447	G
31	CA	1450	U
31	CA	1451	A
31	CA	1453	G
31	CA	1487	G
31	CA	1492	A
31	CA	1494	G
31	CA	1497	G
31	CA	1499	A
31	CA	1504	G
31	CA	1506	U
31	CA	1507	A
31	CA	1517	G
31	CA	1519	A
31	CA	1520	G
31	CA	1529	G
31	CA	1530	G
31	CA	1531	A
52	CB	2	C
52	CB	7	G
52	CB	8	U
52	CB	9	G
52	CB	14	A
52	CB	17	U
52	CB	18	G
52	CB	19	G
52	CB	20	U
52	CB	21	A
52	CB	22	G
52	CB	23	A
52	CB	24	C
52	CB	26	C

*Continued on next page...*

*Continued from previous page...*

<b>Mol</b>	<b>Chain</b>	<b>Res</b>	<b>Type</b>
52	CB	27	G
52	CB	45	U
52	CB	46	G
52	CB	48	C
52	CB	49	C
52	CB	51	A
52	CB	52	U
52	CB	56	G
52	CB	58	U
52	CB	70	G
52	CB	71	U
52	CB	72	C
52	CB	74	C
52	CB	85	C
52	CB	86	C
52	CB	87	A
53	CC	2	G
53	CC	8	U
53	CC	9	G
53	CC	16	C
53	CC	17	C
53	CC	18	C
53	CC	19	G
53	CC	20	G
53	CC	21	U
53	CC	22	A
53	CC	32	G
53	CC	48	U
53	CC	49	C
53	CC	50	G
53	CD	9	G
53	CD	10	G
53	CD	14	A
53	CD	15	G
53	CD	16	C
53	CD	17	C
53	CD	19	G
53	CD	21	U
53	CD	23	G
53	CD	24	C
53	CD	40	C
53	CD	48	U

*Continued on next page...*

*Continued from previous page...*

<b>Mol</b>	<b>Chain</b>	<b>Res</b>	<b>Type</b>
53	CD	49	C
53	CD	59	A
53	CD	62	C
53	CD	70	C
54	C1	14	U
54	C1	19	C
1	DA	10	G
1	DA	34	C
1	DA	46	C
1	DA	49	A
1	DA	50	U
1	DA	54	G
1	DA	55	G
1	DA	58	G
1	DA	69	C
1	DA	71	A
1	DA	72	U
1	DA	74	A
1	DA	75	G
1	DA	90	U
1	DA	91	A
1	DA	95	G
1	DA	102	G
1	DA	118	A
1	DA	119	A
1	DA	120	U
1	DA	129	C
1	DA	138	G
1	DA	148	C
1	DA	154	G
1	DA	155	C
1	DA	173	G
1	DA	174	C
1	DA	175	G
1	DA	196	A
1	DA	199	A
1	DA	205	G
1	DA	206	U
1	DA	214	G
1	DA	215	G
1	DA	216	A
1	DA	222	A

*Continued on next page...*

*Continued from previous page...*

<b>Mol</b>	<b>Chain</b>	<b>Res</b>	<b>Type</b>
1	DA	225	A
1	DA	228	A
1	DA	229	A
1	DA	233	A
1	DA	248	G
1	DA	249	C
1	DA	250	G
1	DA	252	G
1	DA	270(K)	C
1	DA	270(L)	U
1	DA	270(M)	U
1	DA	270(N)	G
1	DA	270(O)	U
1	DA	271(C)	U
1	DA	271	G
1	DA	273(D)	C
1	DA	274	G
1	DA	275	G
1	DA	276	A
1	DA	278	A
1	DA	279	C
1	DA	287	C
1	DA	289	A
1	DA	311	A
1	DA	324	A
1	DA	329	G
1	DA	330	A
1	DA	331	A
1	DA	332	A
1	DA	342	G
1	DA	352	G
1	DA	354	G
1	DA	356	G
1	DA	363	G
1	DA	363(E)	U
1	DA	363(F)	A
1	DA	385	C
1	DA	386	G
1	DA	394	A
1	DA	395	U
1	DA	405	U
1	DA	406	G

*Continued on next page...*

*Continued from previous page...*

<b>Mol</b>	<b>Chain</b>	<b>Res</b>	<b>Type</b>
1	DA	411	G
1	DA	412	A
1	DA	428	A
1	DA	443	A
1	DA	444	C
1	DA	448	U
1	DA	454	A
1	DA	455	C
1	DA	457	A
1	DA	459	U
1	DA	470	A
1	DA	471	A
1	DA	481	G
1	DA	482	A
1	DA	501	A
1	DA	504	U
1	DA	505	A
1	DA	509	C
1	DA	512	G
1	DA	529	A
1	DA	530	G
1	DA	531	C
1	DA	532	A
1	DA	533	G
1	DA	543	C
1	DA	547	A
1	DA	556	G
1	DA	563	G
1	DA	573	G
1	DA	575	A
1	DA	586	A
1	DA	593	G
1	DA	603	A
1	DA	607	U
1	DA	614	U
1	DA	617	G
1	DA	619	G
1	DA	621	A
1	DA	622	G
1	DA	627	A
1	DA	637	A
1	DA	645	C

*Continued on next page...*



*Continued from previous page...*

<b>Mol</b>	<b>Chain</b>	<b>Res</b>	<b>Type</b>
1	DA	646	A
1	DA	647	G
1	DA	651	G
1	DA	654	A
1	DA	654(A)	A
1	DA	654(G)	C
1	DA	654(I)	C
1	DA	654(K)	C
1	DA	654(L)	G
1	DA	654(N)	G
1	DA	654(R)	C
1	DA	654(T)	A
1	DA	669	G
1	DA	670	A
1	DA	676	A
1	DA	686	G
1	DA	706	A
1	DA	707	G
1	DA	708	C
1	DA	717	G
1	DA	730	C
1	DA	753	C
1	DA	758	C
1	DA	765	G
1	DA	776	G
1	DA	779	U
1	DA	782	A
1	DA	784	A
1	DA	785	G
1	DA	789	A
1	DA	792	G
1	DA	793	A
1	DA	805	G
1	DA	812	C
1	DA	819	A
1	DA	827	U
1	DA	828	U
1	DA	832	G
1	DA	845	G
1	DA	846	C
1	DA	857	C
1	DA	859	G

*Continued on next page...*

*Continued from previous page...*

<b>Mol</b>	<b>Chain</b>	<b>Res</b>	<b>Type</b>
1	DA	869	G
1	DA	878	A
1	DA	880	G
1	DA	881	G
1	DA	882	G
1	DA	885	C
1	DA	887	A
1	DA	888	C
1	DA	889	C
1	DA	890	A
1	DA	894	C
1	DA	896	A
1	DA	897	C
1	DA	899	A
1	DA	900	A
1	DA	901	A
1	DA	906	G
1	DA	910	A
1	DA	914	C
1	DA	917	A
1	DA	932	G
1	DA	933	A
1	DA	934	G
1	DA	938	G
1	DA	941	A
1	DA	945	A
1	DA	946	G
1	DA	960	A
1	DA	961	C
1	DA	974	G
1	DA	983	A
1	DA	990	A
1	DA	991	C
1	DA	996	A
1	DA	999	U
1	DA	1005	C
1	DA	1012	U
1	DA	1013	C
1	DA	1016	G
1	DA	1022	G
1	DA	1023	U
1	DA	1025	G

*Continued on next page...*

*Continued from previous page...*

<b>Mol</b>	<b>Chain</b>	<b>Res</b>	<b>Type</b>
1	DA	1026	U
1	DA	1033	U
1	DA	1039	G
1	DA	1044	G
1	DA	1045	A
1	DA	1048	A
1	DA	1054	A
1	DA	1060	U
1	DA	1061	U
1	DA	1062	G
1	DA	1064	C
1	DA	1067	A
1	DA	1070	A
1	DA	1071	G
1	DA	1072	C
1	DA	1073	A
1	DA	1076	C
1	DA	1083	U
1	DA	1085	A
1	DA	1086	A
1	DA	1087	G
1	DA	1088	A
1	DA	1090	U
1	DA	1095	A
1	DA	1096	A
1	DA	1098	A
1	DA	1099	G
1	DA	1105	U
1	DA	1111	A
1	DA	1112	G
1	DA	1115	G
1	DA	1122	G
1	DA	1129	A
1	DA	1130	U
1	DA	1135	C
1	DA	1136	G
1	DA	1139	G
1	DA	1142(A)	A
1	DA	1143	A
1	DA	1144	G
1	DA	1160	G
1	DA	1171	G

*Continued on next page...*

*Continued from previous page...*

<b>Mol</b>	<b>Chain</b>	<b>Res</b>	<b>Type</b>
1	DA	1173	G
1	DA	1174	A
1	DA	1175	U
1	DA	1176	G
1	DA	1177	A
1	DA	1178	C
1	DA	1183	G
1	DA	1204	A
1	DA	1205	U
1	DA	1210	A
1	DA	1211	U
1	DA	1212	G
1	DA	1220	A
1	DA	1246	A
1	DA	1247	A
1	DA	1248	G
1	DA	1253	A
1	DA	1255	U
1	DA	1256	G
1	DA	1271	G
1	DA	1272	A
1	DA	1273	U
1	DA	1284	A
1	DA	1298	C
1	DA	1300	U
1	DA	1301	A
1	DA	1313	U
1	DA	1314	C
1	DA	1319	G
1	DA	1325	G
1	DA	1329	U
1	DA	1332	G
1	DA	1345	C
1	DA	1349	A
1	DA	1352	U
1	DA	1359	A
1	DA	1360	A
1	DA	1365	A
1	DA	1368	G
1	DA	1379	A
1	DA	1384	A
1	DA	1385	G

*Continued on next page...*

*Continued from previous page...*

<b>Mol</b>	<b>Chain</b>	<b>Res</b>	<b>Type</b>
1	DA	1389	G
1	DA	1391	U
1	DA	1406	U
1	DA	1407	C
1	DA	1416	G
1	DA	1417	C
1	DA	1419	A
1	DA	1420	U
1	DA	1421	G
1	DA	1428	C
1	DA	1437	C
1	DA	1443	G
1	DA	1444(A)	A
1	DA	1449	A
1	DA	1449(A)	G
1	DA	1455	G
1	DA	1458	C
1	DA	1460	A
1	DA	1461	G
1	DA	1467	C
1	DA	1471	A
1	DA	1475	G
1	DA	1483	G
1	DA	1488	G
1	DA	1490	A
1	DA	1493	C
1	DA	1508	A
1	DA	1509	C
1	DA	1510	A
1	DA	1515	C
1	DA	1522	G
1	DA	1534	G
1	DA	1535	U
1	DA	1536	A
1	DA	1537	C
1	DA	1543	A
1	DA	1558	A
1	DA	1559	G
1	DA	1560	G
1	DA	1569	A
1	DA	1578	U
1	DA	1580	A

*Continued on next page...*

*Continued from previous page...*

<b>Mol</b>	<b>Chain</b>	<b>Res</b>	<b>Type</b>
1	DA	1586	A
1	DA	1587	A
1	DA	1588	C
1	DA	1598	C
1	DA	1608	A
1	DA	1609	A
1	DA	1610	A
1	DA	1616	A
1	DA	1625	C
1	DA	1635	G
1	DA	1648	C
1	DA	1654	A
1	DA	1674	G
1	DA	1675	C
1	DA	1678	G
1	DA	1696	G
1	DA	1700	A
1	DA	1701	A
1	DA	1725	G
1	DA	1728	G
1	DA	1729	A
1	DA	1731	G
1	DA	1743	G
1	DA	1756	G
1	DA	1758	G
1	DA	1761	C
1	DA	1762	A
1	DA	1763	G
1	DA	1764	G
1	DA	1773	A
1	DA	1780	A
1	DA	1781	C
1	DA	1787	A
1	DA	1791	A
1	DA	1800	C
1	DA	1801	G
1	DA	1802	A
1	DA	1812	A
1	DA	1816	G
1	DA	1820	U
1	DA	1828	G
1	DA	1829	A

*Continued on next page...*

*Continued from previous page...*

<b>Mol</b>	<b>Chain</b>	<b>Res</b>	<b>Type</b>
1	DA	1834	U
1	DA	1835	G
1	DA	1839	G
1	DA	1847	A
1	DA	1858	G
1	DA	1869	G
1	DA	1878	G
1	DA	1888	G
1	DA	1889	A
1	DA	1900	A
1	DA	1906	G
1	DA	1909	C
1	DA	1916	A
1	DA	1917	U
1	DA	1929	G
1	DA	1930	G
1	DA	1936	A
1	DA	1938	A
1	DA	1955	U
1	DA	1956	U
1	DA	1963	U
1	DA	1967	C
1	DA	1970	A
1	DA	1971	A
1	DA	1972	A
1	DA	1993	U
1	DA	1994	C
1	DA	2023	G
1	DA	2031	A
1	DA	2032	G
1	DA	2033	A
1	DA	2036	C
1	DA	2039	C
1	DA	2043	C
1	DA	2055	C
1	DA	2056	G
1	DA	2059	A
1	DA	2060	A
1	DA	2061	G
1	DA	2062	A
1	DA	2063	C
1	DA	2069	G

*Continued on next page...*

*Continued from previous page...*

<b>Mol</b>	<b>Chain</b>	<b>Res</b>	<b>Type</b>
1	DA	2082	A
1	DA	2099	U
1	DA	2100	G
1	DA	2107	C
1	DA	2108	C
1	DA	2111	C
1	DA	2113	U
1	DA	2114	A
1	DA	2115	G
1	DA	2116	G
1	DA	2118	U
1	DA	2119	A
1	DA	2120	G
1	DA	2123	G
1	DA	2126	A
1	DA	2127	G
1	DA	2128	C
1	DA	2130	U
1	DA	2131	G
1	DA	2132	U
1	DA	2133	G
1	DA	2135	A
1	DA	2136	C
1	DA	2145	C
1	DA	2146	C
1	DA	2147	G
1	DA	2148	G
1	DA	2158	A
1	DA	2164	C
1	DA	2166	G
1	DA	2167	U
1	DA	2168	G
1	DA	2169	A
1	DA	2170	A
1	DA	2171	A
1	DA	2172	U
1	DA	2173	A
1	DA	2174	C
1	DA	2189	U
1	DA	2190	G
1	DA	2192	G
1	DA	2193	G

*Continued on next page...*



*Continued from previous page...*

<b>Mol</b>	<b>Chain</b>	<b>Res</b>	<b>Type</b>
1	DA	2198	A
1	DA	2210	G
1	DA	2211	G
1	DA	2212	A
1	DA	2213	U
1	DA	2215	G
1	DA	2225	A
1	DA	2226	C
1	DA	2238	G
1	DA	2239	G
1	DA	2245	U
1	DA	2246	G
1	DA	2272	U
1	DA	2273	A
1	DA	2275	C
1	DA	2276	G
1	DA	2278	A
1	DA	2283	C
1	DA	2287	A
1	DA	2297	C
1	DA	2298	A
1	DA	2307	G
1	DA	2308	G
1	DA	2309	A
1	DA	2312	U
1	DA	2316	C
1	DA	2319	G
1	DA	2321	G
1	DA	2325	G
1	DA	2335	A
1	DA	2336	A
1	DA	2342	C
1	DA	2343	C
1	DA	2346	A
1	DA	2347	C
1	DA	2350	C
1	DA	2383	G
1	DA	2385	C
1	DA	2387	U
1	DA	2388	A
1	DA	2392	A
1	DA	2394	C

*Continued on next page...*

*Continued from previous page...*

<b>Mol</b>	<b>Chain</b>	<b>Res</b>	<b>Type</b>
1	DA	2402	C
1	DA	2403	C
1	DA	2406	U
1	DA	2410	G
1	DA	2411	A
1	DA	2414	G
1	DA	2422	A
1	DA	2423	U
1	DA	2425	A
1	DA	2428	G
1	DA	2429	G
1	DA	2430	A
1	DA	2431	U
1	DA	2434	A
1	DA	2435	A
1	DA	2439	A
1	DA	2440	C
1	DA	2441	C
1	DA	2446	G
1	DA	2448	A
1	DA	2467	C
1	DA	2468	G
1	DA	2469	A
1	DA	2472	G
1	DA	2476	A
1	DA	2482	G
1	DA	2484	G
1	DA	2502	G
1	DA	2505	G
1	DA	2506	U
1	DA	2518	A
1	DA	2523	G
1	DA	2525	G
1	DA	2529	G
1	DA	2532	G
1	DA	2543	G
1	DA	2554	U
1	DA	2566	A
1	DA	2567	G
1	DA	2569	G
1	DA	2570	G
1	DA	2572	A

*Continued on next page...*

*Continued from previous page...*

<b>Mol</b>	<b>Chain</b>	<b>Res</b>	<b>Type</b>
1	DA	2573	C
1	DA	2574	G
1	DA	2585	U
1	DA	2601	C
1	DA	2602	A
1	DA	2603	G
1	DA	2609	U
1	DA	2611	U
1	DA	2612	C
1	DA	2615	U
1	DA	2621	A
1	DA	2629	A
1	DA	2630	G
1	DA	2636	U
1	DA	2665	A
1	DA	2673	G
1	DA	2689	U
1	DA	2690	C
1	DA	2691	C
1	DA	2707	G
1	DA	2712(A)	A
1	DA	2713	A
1	DA	2714	G
1	DA	2726	U
1	DA	2733	A
1	DA	2748	A
1	DA	2750	A
1	DA	2751	G
1	DA	2752	C
1	DA	2754	U
1	DA	2758	A
1	DA	2761	G
1	DA	2762	G
1	DA	2764	A
1	DA	2765	A
1	DA	2769	C
1	DA	2777	G
1	DA	2778	A
1	DA	2779	U
1	DA	2780	G
1	DA	2790	A
1	DA	2791	C

*Continued on next page...*

*Continued from previous page...*

<b>Mol</b>	<b>Chain</b>	<b>Res</b>	<b>Type</b>
1	DA	2797	U
1	DA	2798	C
1	DA	2799	A
1	DA	2807	G
1	DA	2818	G
1	DA	2820	A
1	DA	2821	A
1	DA	2833	G
1	DA	2834	G
1	DA	2835	A
1	DA	2845	G
1	DA	2860	A
1	DA	2872	G
1	DA	2873	A
1	DA	2880	C
1	DA	2892	A
1	DA	2894	G
1	DA	2896	C
1	DA	2897	U
2	DB	0	A
2	DB	3	C
2	DB	8	U
2	DB	9	G
2	DB	13	A
2	DB	15	A
2	DB	16	G
2	DB	25	A
2	DB	26	A
2	DB	30	C
2	DB	32	C
2	DB	40	U
2	DB	41	U
2	DB	42	C
2	DB	44	G
2	DB	45	A
2	DB	46	A
2	DB	47	C
2	DB	73	A
2	DB	75	G
2	DB	81	G
2	DB	82	G
2	DB	88	C

*Continued on next page...*

*Continued from previous page...*

Mol	Chain	Res	Type
2	DB	89	G
2	DB	89(A)	A
2	DB	90	C
2	DB	109	G
2	DB	112	G

All (192) RNA pucker outliers are listed below:

Mol	Chain	Res	Type
1	AA	74	A
1	AA	196	A
1	AA	222	A
1	AA	229	A
1	AA	270(M)	U
1	AA	271(B)	G
1	AA	271(C)	U
1	AA	404	C
1	AA	587	C
1	AA	654(S)	G
1	AA	752	A
1	AA	880	G
1	AA	974(A)	C
1	AA	1022	G
1	AA	1026	U
1	AA	1060	U
1	AA	1069	A
1	AA	1085	A
1	AA	1130	U
1	AA	1175	U
1	AA	1178	C
1	AA	1210	A
1	AA	1312	U
1	AA	1379	A
1	AA	1416	G
1	AA	1427	A
1	AA	1558	A
1	AA	1608	A
1	AA	1653	G
1	AA	1694	C
1	AA	1799	G
1	AA	1819	A
1	AA	1899	G

*Continued on next page...*

*Continued from previous page...*

<b>Mol</b>	<b>Chain</b>	<b>Res</b>	<b>Type</b>
1	AA	1937	A
1	AA	1955	U
1	AA	1992	G
1	AA	2157	G
1	AA	2211	G
1	AA	2318	G
1	AA	2346	A
1	AA	2402	C
1	AA	2422	A
1	AA	2439	A
1	AA	2481	G
1	AA	2566	A
1	AA	2610	C
1	AA	2613	U
1	AA	2681	C
1	AA	2689	U
1	AA	2751	G
1	AA	2756	U
31	BA	5	U
31	BA	31	G
31	BA	49	U
31	BA	50	A
31	BA	115	G
31	BA	119	A
31	BA	181	G
31	BA	244	U
31	BA	266	G
31	BA	389	A
31	BA	412	A
31	BA	429	U
31	BA	484	G
31	BA	509	A
31	BA	560	U
31	BA	687	A
31	BA	703	G
31	BA	748	C
31	BA	812	C
31	BA	871	U
31	BA	913	A
31	BA	974	A
31	BA	992	U
31	BA	1025	U

*Continued on next page...*

*Continued from previous page...*

<b>Mol</b>	<b>Chain</b>	<b>Res</b>	<b>Type</b>
31	BA	1027	C
31	BA	1065	U
31	BA	1178	G
31	BA	1279	A
31	BA	1285	A
31	BA	1498	U
31	BA	1503	A
31	BA	1504	G
52	BB	18	G
52	BB	19	G
52	BB	20	U
52	BB	23	A
53	BC	1	C
53	BC	19	G
53	BC	48	U
53	BD	13	C
53	BD	18	C
31	CA	31	G
31	CA	89	U
31	CA	115	G
31	CA	197	A
31	CA	201	C
31	CA	209	U
31	CA	243	A
31	CA	250	A
31	CA	251	G
31	CA	266	G
31	CA	328	C
31	CA	345	C
31	CA	412	A
31	CA	485	G
31	CA	509	A
31	CA	560	U
31	CA	632	A
31	CA	687	A
31	CA	748	C
31	CA	812	C
31	CA	913	A
31	CA	991	U
31	CA	992	U
31	CA	993	G
31	CA	1025	U

*Continued on next page...*

*Continued from previous page...*

<b>Mol</b>	<b>Chain</b>	<b>Res</b>	<b>Type</b>
31	CA	1053	G
31	CA	1126	U
31	CA	1128	C
31	CA	1177	G
31	CA	1183	A
31	CA	1196	U
31	CA	1285	A
31	CA	1297	C
31	CA	1300	G
31	CA	1301	U
31	CA	1305	G
31	CA	1330	U
31	CA	1346	A
31	CA	1442	G
31	CA	1449	C
31	CA	1498	U
31	CA	1503	A
52	CB	21	A
52	CB	23	A
52	CB	48	C
53	CC	19	G
53	CC	20	G
53	CC	48	U
53	CD	13	C
53	CD	48	U
1	DA	49	A
1	DA	71	A
1	DA	128	C
1	DA	196	A
1	DA	204	A
1	DA	205	G
1	DA	278	A
1	DA	653	A
1	DA	654(S)	G
1	DA	669	G
1	DA	752	A
1	DA	856	C
1	DA	877	U
1	DA	886	C
1	DA	888	C
1	DA	893	C
1	DA	945	A

*Continued on next page...*



*Continued from previous page...*

Mol	Chain	Res	Type
1	DA	1022	G
1	DA	1085	A
1	DA	1089	G
1	DA	1171	G
1	DA	1210	A
1	DA	1300	U
1	DA	1420	U
1	DA	1427	A
1	DA	1460	A
1	DA	1558	A
1	DA	1653	G
1	DA	1819	A
1	DA	1955	U
1	DA	1992	G
1	DA	2126	A
1	DA	2135	A
1	DA	2166	G
1	DA	2191	G
1	DA	2210	G
1	DA	2211	G
1	DA	2225	A
1	DA	2275	C
1	DA	2282	G
1	DA	2422	A
1	DA	2439	A
1	DA	2447	G
1	DA	2602	A
1	DA	2610	C
1	DA	2689	U
1	DA	2776	A
1	DA	2790	A
1	DA	2859	G
1	DA	2893	G

#### 5.4 Non-standard residues in protein, DNA, RNA chains [i](#)

There are no non-standard protein/DNA/RNA residues in this entry.

#### 5.5 Carbohydrates [i](#)

There are no oligosaccharides in this entry.

## 5.6 Ligand geometry

Of 1720 ligands modelled in this entry, 1720 are monoatomic - leaving 0 for Mogul analysis.

There are no bond length outliers.

There are no bond angle outliers.

There are no chirality outliers.

There are no torsion outliers.

There are no ring outliers.

No monomer is involved in short contacts.

## 5.7 Other polymers

There are no such residues in this entry.

## 5.8 Polymer linkage issues

There are no chain breaks in this entry.

## 6 Fit of model and data [i](#)

### 6.1 Protein, DNA and RNA chains [i](#)

In the following table, the column labelled ‘#RSRZ> 2’ contains the number (and percentage) of RSRZ outliers, followed by percent RSRZ outliers for the chain as percentile scores relative to all X-ray entries and entries of similar resolution. The OWAB column contains the minimum, median, 95<sup>th</sup> percentile and maximum values of the occupancy-weighted average B-factor per residue. The column labelled ‘Q< 0.9’ lists the number of (and percentage) of residues with an average occupancy less than 0.9.

Mol	Chain	Analysed	<RSRZ>	#RSRZ>2	OWAB(Å <sup>2</sup> )	Q<0.9
1	AA	2912/2912 (100%)	-0.10	41 (1%) 73 56	38, 71, 209, 243	0
1	DA	2907/2912 (99%)	0.07	44 (1%) 71 54	49, 82, 229, 246	0
2	AB	122/122 (100%)	0.33	1 (0%) 82 68	73, 98, 119, 180	0
2	DB	122/122 (100%)	0.72	0 100 100	87, 121, 145, 200	0
3	AD	272/272 (100%)	-0.36	2 (0%) 84 70	38, 61, 83, 107	0
3	DD	272/272 (100%)	-0.15	3 (1%) 77 61	45, 69, 94, 125	0
4	AE	205/205 (100%)	0.11	5 (2%) 59 41	44, 82, 133, 147	0
4	DE	205/205 (100%)	0.21	13 (6%) 27 16	51, 90, 144, 167	0
5	AF	203/208 (97%)	-0.20	2 (0%) 79 64	40, 74, 116, 133	0
5	DF	208/208 (100%)	0.17	7 (3%) 48 28	54, 96, 161, 183	0
6	AG	181/181 (100%)	0.17	3 (1%) 69 50	91, 110, 140, 149	0
6	DG	181/181 (100%)	0.46	9 (4%) 35 21	112, 138, 161, 171	0
7	AH	170/170 (100%)	0.41	9 (5%) 33 20	80, 110, 129, 154	0
7	DH	170/170 (100%)	0.85	17 (10%) 14 8	150, 196, 217, 230	0
8	AK	146/146 (100%)	0.43	7 (4%) 36 21	75, 124, 142, 149	0
8	DK	146/146 (100%)	0.44	11 (7%) 22 12	76, 127, 150, 154	0
9	AM	138/138 (100%)	0.14	5 (3%) 46 27	63, 86, 124, 137	0
9	DM	138/138 (100%)	0.22	5 (3%) 46 27	74, 105, 136, 148	0
10	AN	122/122 (100%)	-0.33	0 100 100	54, 74, 92, 103	0
10	DN	122/122 (100%)	-0.13	1 (0%) 82 68	62, 84, 106, 123	0
11	AO	150/150 (100%)	0.31	9 (6%) 29 17	45, 82, 112, 166	0
11	DO	150/150 (100%)	0.36	7 (4%) 37 22	50, 100, 140, 180	0
12	AP	141/141 (100%)	0.34	10 (7%) 23 14	58, 85, 110, 134	0
12	DP	141/141 (100%)	0.59	14 (9%) 14 8	58, 101, 131, 154	0

*Continued on next page...*

Continued from previous page...

Mol	Chain	Analysed	<RSRZ>	#RSRZ>2	OWAB(Å <sup>2</sup> )	Q<0.9
13	A0	118/118 (100%)	-0.12	1 (0%) 82 68	55, 80, 102, 114	0
13	D0	117/118 (99%)	0.02	1 (0%) 81 66	58, 78, 100, 119	0
14	AQ	111/111 (100%)	0.22	4 (3%) 46 27	75, 96, 120, 136	0
14	DQ	111/111 (100%)	0.48	6 (5%) 32 19	80, 118, 143, 165	0
15	AR	137/137 (100%)	0.12	4 (2%) 54 34	69, 89, 140, 171	0
15	DR	137/137 (100%)	0.21	6 (4%) 39 23	70, 94, 158, 186	0
16	A1	117/117 (100%)	-0.00	4 (3%) 48 28	46, 74, 108, 149	0
16	D1	117/117 (100%)	0.11	0 100 100	59, 95, 138, 157	0
17	A2	101/101 (100%)	0.14	3 (2%) 52 33	47, 96, 125, 142	0
17	D2	101/101 (100%)	0.52	3 (2%) 52 33	57, 121, 140, 151	0
18	AS	113/113 (100%)	-0.38	0 100 100	46, 70, 106, 155	0
18	DS	113/113 (100%)	-0.18	0 100 100	61, 74, 107, 155	0
19	AT	92/92 (100%)	-0.21	1 (1%) 77 61	54, 68, 98, 112	0
19	DT	92/92 (100%)	0.12	3 (3%) 49 30	64, 86, 112, 128	0
20	AU	102/102 (100%)	0.49	9 (8%) 17 10	70, 97, 148, 168	0
20	DU	102/102 (100%)	0.72	13 (12%) 9 5	85, 113, 163, 184	0
21	AV	175/179 (97%)	0.47	7 (4%) 43 25	87, 125, 190, 195	0
21	DV	179/179 (100%)	0.64	15 (8%) 18 10	112, 156, 209, 216	0
22	A3	76/77 (98%)	-0.17	0 100 100	56, 75, 95, 135	0
22	D3	77/77 (100%)	0.07	2 (2%) 57 38	66, 88, 113, 152	0
23	AZ	97/97 (100%)	-0.05	4 (4%) 42 24	50, 69, 126, 161	0
23	DZ	97/97 (100%)	0.15	5 (5%) 34 20	52, 78, 131, 156	0
24	AW	66/69 (95%)	-0.02	2 (3%) 52 33	60, 77, 97, 134	0
24	DW	69/69 (100%)	0.25	3 (4%) 40 24	79, 105, 134, 172	0
25	AX	59/59 (100%)	-0.13	0 100 100	63, 80, 112, 127	0
25	DX	59/59 (100%)	0.03	1 (1%) 69 50	74, 100, 138, 162	0
26	A4	66/66 (100%)	0.93	5 (7%) 21 12	117, 153, 177, 184	0
26	D4	63/66 (95%)	0.88	8 (12%) 9 5	143, 184, 193, 201	0
27	A5	59/59 (100%)	0.48	3 (5%) 34 20	43, 85, 167, 172	0
27	D5	59/59 (100%)	0.17	2 (3%) 48 28	55, 83, 177, 186	0
28	A6	45/45 (100%)	1.34	10 (22%) 3 1	107, 136, 159, 163	0

Continued on next page...

Continued from previous page...

Mol	Chain	Analysed	<RSRZ>	#RSRZ>2	OWAB(Å <sup>2</sup> )	Q<0.9
28	D6	45/45 (100%)	1.40	9 (20%) 3 2	121, 158, 176, 182	0
29	A7	49/49 (100%)	-0.52	0 100 100	38, 47, 95, 123	0
29	D7	49/49 (100%)	-0.50	0 100 100	49, 58, 115, 133	0
30	A8	61/61 (100%)	0.07	0 100 100	55, 68, 85, 108	0
30	D8	61/61 (100%)	0.53	8 (13%) 8 5	65, 81, 103, 120	0
31	BA	1506/1506 (100%)	0.40	49 (3%) 49 30	54, 103, 187, 244	0
31	CA	1506/1506 (100%)	0.50	69 (4%) 38 22	59, 109, 187, 245	0
32	BE	237/256 (92%)	0.63	14 (5%) 29 18	107, 142, 181, 191	0
32	CE	237/256 (92%)	0.81	23 (9%) 15 8	117, 158, 190, 208	0
33	BF	205/239 (85%)	0.20	3 (1%) 71 54	88, 118, 150, 162	0
33	CF	206/239 (86%)	0.83	16 (7%) 20 11	119, 143, 172, 183	0
34	BG	208/208 (100%)	0.48	10 (4%) 36 21	84, 110, 135, 149	0
34	CG	208/208 (100%)	0.37	17 (8%) 19 11	74, 101, 128, 142	0
35	BH	151/162 (93%)	0.02	0 100 100	79, 101, 129, 159	0
35	CH	151/162 (93%)	0.44	4 (2%) 57 38	90, 114, 139, 162	0
36	BI	101/101 (100%)	0.13	1 (0%) 79 64	77, 102, 122, 143	0
36	CI	101/101 (100%)	0.06	2 (1%) 64 45	73, 98, 121, 149	0
37	BJ	155/156 (99%)	0.29	1 (0%) 85 72	101, 122, 156, 167	0
37	CJ	155/156 (99%)	0.49	5 (3%) 50 31	105, 127, 158, 166	0
38	BK	138/138 (100%)	0.25	0 100 100	84, 108, 123, 132	0
38	CK	138/138 (100%)	0.29	3 (2%) 62 42	93, 118, 131, 141	0
39	BL	127/128 (99%)	0.62	9 (7%) 23 14	91, 141, 160, 169	0
39	CL	127/128 (99%)	0.63	4 (3%) 51 32	107, 151, 168, 172	0
40	BM	99/105 (94%)	0.54	3 (3%) 52 33	87, 140, 171, 176	0
40	CM	99/105 (94%)	0.74	6 (6%) 28 17	113, 154, 173, 176	0
41	BN	119/129 (92%)	0.11	2 (1%) 69 50	63, 101, 133, 162	0
41	CN	119/129 (92%)	0.28	3 (2%) 58 39	77, 103, 141, 166	0
42	BO	125/132 (94%)	-0.21	1 (0%) 82 68	61, 78, 116, 162	0
42	CO	125/132 (94%)	0.24	4 (3%) 50 31	70, 97, 130, 168	0
43	BP	116/126 (92%)	0.37	3 (2%) 57 38	87, 124, 144, 158	0
43	CP	117/126 (92%)	0.67	6 (5%) 34 20	105, 152, 166, 174	0

Continued on next page...

Continued from previous page...

Mol	Chain	Analysed	<RSRZ>	#RSRZ>2	OWAB(Å <sup>2</sup> )	Q<0.9
44	BQ	60/61 (98%)	0.43	2 (3%) 49 30	84, 107, 124, 134	0
44	CQ	60/61 (98%)	0.82	4 (6%) 25 15	120, 136, 153, 161	0
45	BR	88/89 (98%)	0.08	1 (1%) 77 61	73, 97, 120, 126	0
45	CR	88/89 (98%)	0.21	1 (1%) 77 61	75, 105, 129, 135	0
46	BS	84/88 (95%)	0.28	1 (1%) 76 60	98, 113, 141, 173	0
46	CS	84/88 (95%)	0.10	2 (2%) 59 41	79, 96, 122, 161	0
47	BT	100/105 (95%)	0.05	0 100 100	85, 105, 123, 137	0
47	CT	100/105 (95%)	0.18	2 (2%) 64 45	81, 104, 126, 143	0
48	BU	72/88 (81%)	0.08	0 100 100	75, 102, 140, 169	0
48	CU	72/88 (81%)	0.05	0 100 100	86, 109, 150, 165	0
49	BV	83/93 (89%)	0.62	7 (8%) 18 10	103, 129, 145, 156	0
49	CV	78/93 (83%)	0.66	3 (3%) 44 26	137, 160, 180, 183	0
50	BW	99/106 (93%)	0.50	4 (4%) 43 25	101, 123, 152, 162	0
50	CW	99/106 (93%)	0.32	5 (5%) 34 20	79, 110, 149, 164	0
51	BX	25/27 (92%)	0.28	0 100 100	93, 114, 133, 155	0
51	CX	25/27 (92%)	0.82	1 (4%) 43 25	110, 134, 152, 170	0
52	BB	87/87 (100%)	0.87	4 (4%) 38 22	83, 164, 192, 209	0
52	CB	87/87 (100%)	0.99	8 (9%) 16 9	99, 167, 196, 209	0
53	BC	77/77 (100%)	0.30	2 (2%) 57 38	66, 101, 139, 152	0
53	BD	77/77 (100%)	1.07	9 (11%) 10 7	75, 226, 239, 242	0
53	CC	77/77 (100%)	0.56	3 (3%) 44 26	77, 110, 148, 162	0
53	CD	77/77 (100%)	1.28	10 (12%) 9 5	78, 227, 239, 242	0
54	B1	10/10 (100%)	0.04	1 (10%) 14 8	73, 80, 132, 141	0
54	C1	10/10 (100%)	0.35	1 (10%) 14 8	81, 98, 145, 150	0
All	All	21111/21426 (98%)	0.24	696 (3%) 49 30	38, 99, 184, 246	0

All (696) RSRZ outliers are listed below:

Mol	Chain	Res	Type	RSRZ
34	BG	12	CYS	7.8
31	BA	1129	C	7.4
27	A5	2	ALA	7.3
12	AP	23	GLY	6.9
34	BG	26	CYS	6.8

Continued on next page...

*Continued from previous page...*

<b>Mol</b>	<b>Chain</b>	<b>Res</b>	<b>Type</b>	<b>RSRZ</b>
34	BG	21	LEU	6.2
34	CG	26	CYS	6.1
34	BG	31	CYS	5.8
19	DT	69	TYR	5.7
28	A6	27	LYS	5.4
34	CG	25	ARG	5.0
44	CQ	2	ALA	4.9
12	DP	23	GLY	4.9
32	CE	99	GLY	4.8
7	AH	3	ARG	4.7
37	CJ	153	HIS	4.6
49	BV	2	PRO	4.5
34	BG	22	LYS	4.5
34	CG	12	CYS	4.5
1	AA	654(J)	A	4.3
28	A6	23	THR	4.1
50	BW	53	LEU	4.1
14	AQ	110	LEU	4.1
12	AP	85	LYS	4.1
31	BA	181	G	4.1
50	BW	106	ALA	4.0
12	DP	86	GLY	4.0
51	CX	2	GLY	4.0
1	DA	2116	G	4.0
12	DP	140	ALA	3.9
32	CE	107	THR	3.9
32	BE	214	ILE	3.9
32	BE	77	ALA	3.9
31	CA	1129	C	3.9
20	DU	47	LYS	3.9
15	DR	106	SER	3.8
39	CL	64	THR	3.8
34	CG	31	CYS	3.8
1	DA	2802	G	3.8
20	DU	45	VAL	3.8
11	DO	64	LYS	3.8
17	A2	45	THR	3.8
44	BQ	2	ALA	3.8
23	AZ	97	LEU	3.7
32	BE	222	ILE	3.7
34	CG	123	HIS	3.7
21	DV	117	LEU	3.7

*Continued on next page...*

*Continued from previous page...*

<b>Mol</b>	<b>Chain</b>	<b>Res</b>	<b>Type</b>	<b>RSRZ</b>
20	DU	102	CYS	3.7
7	DH	126	PRO	3.7
23	DZ	28	GLY	3.6
6	AG	80	PHE	3.6
28	D6	13	CYS	3.6
8	AK	11	ASN	3.6
30	D8	56	GLU	3.6
30	D8	49	VAL	3.6
8	DK	76	THR	3.6
28	A6	42	TRP	3.6
7	AH	5	GLY	3.6
4	DE	72	VAL	3.6
28	D6	46	HIS	3.6
31	CA	1126	U	3.6
20	DU	59	GLY	3.6
39	BL	8	GLY	3.6
32	CE	165	VAL	3.6
8	DK	110	ASP	3.5
33	CF	124	ILE	3.5
28	D6	23	THR	3.5
21	DV	28	MET	3.5
1	AA	2169	A	3.5
3	DD	44	ASN	3.5
21	AV	173	ALA	3.5
54	C1	14	U	3.5
33	BF	107	GLN	3.5
40	CM	83	GLU	3.4
12	DP	24	GLY	3.4
7	DH	162	ILE	3.4
26	A4	22	ILE	3.4
40	CM	94	VAL	3.4
49	BV	10	PHE	3.4
14	DQ	60	GLY	3.4
1	DA	362	U	3.4
42	CO	23	ALA	3.4
7	DH	155	SER	3.4
3	DD	30	GLU	3.4
21	AV	99	TYR	3.4
26	D4	24	THR	3.4
31	BA	190	G	3.4
31	BA	266	G	3.4
12	AP	20	ALA	3.3

*Continued on next page...*



*Continued from previous page...*

<b>Mol</b>	<b>Chain</b>	<b>Res</b>	<b>Type</b>	<b>RSRZ</b>
50	CW	70	SER	3.3
28	A6	22	ALA	3.3
43	BP	5	ALA	3.3
32	BE	26	PRO	3.3
43	CP	88	ARG	3.3
31	CA	1124	G	3.3
23	AZ	98	LEU	3.3
31	BA	1027	C	3.3
31	CA	997	U	3.3
12	DP	30	GLY	3.3
9	DM	41	ASP	3.3
53	BD	50	G	3.3
53	CD	19	G	3.3
31	BA	1125	U	3.3
53	BD	60	A	3.3
21	DV	116	VAL	3.3
31	CA	82	U	3.3
21	DV	76	LEU	3.3
31	BA	346	G	3.3
20	AU	91	GLU	3.2
39	BL	106	ALA	3.2
4	DE	77	ILE	3.2
34	CG	28	SER	3.2
4	AE	60	ASN	3.2
4	DE	59	VAL	3.2
26	A4	59	PHE	3.2
24	AW	46	GLN	3.2
6	DG	139	LEU	3.2
26	D4	63	TYR	3.2
8	DK	114	LEU	3.2
45	BR	62	GLN	3.2
1	AA	274	G	3.2
31	CA	1053	G	3.2
31	CA	978	A	3.2
30	D8	34	TRP	3.2
27	D5	2	ALA	3.2
5	DF	175	THR	3.2
4	DE	71	GLY	3.2
43	CP	100	GLY	3.2
32	CE	197	VAL	3.2
7	AH	4	ILE	3.2
31	CA	1057	G	3.1

*Continued on next page...*

*Continued from previous page...*

<b>Mol</b>	<b>Chain</b>	<b>Res</b>	<b>Type</b>	<b>RSRZ</b>
31	CA	1074	G	3.1
33	CF	64	VAL	3.1
7	DH	66	GLY	3.1
33	CF	60	ALA	3.1
33	CF	163	ALA	3.1
42	CO	70	GLU	3.1
5	AF	131	GLY	3.1
11	AO	71	VAL	3.1
31	BA	63	C	3.1
37	BJ	85	TYR	3.1
28	A6	26	ASN	3.1
31	CA	1159	U	3.1
1	AA	270(N)	G	3.1
3	AD	236	GLY	3.1
41	CN	31	THR	3.1
15	DR	105	LEU	3.1
23	DZ	97	LEU	3.1
26	D4	59	PHE	3.1
20	AU	55	TYR	3.1
31	CA	842	C	3.1
31	CA	1359	C	3.1
8	AK	13	GLY	3.0
31	BA	1159	U	3.0
52	CB	17	U	3.0
20	DU	49	VAL	3.0
31	CA	1177	G	3.0
28	A6	21	TYR	3.0
40	CM	17	ASP	3.0
31	BA	1124	G	3.0
31	CA	1276	G	3.0
16	A1	118	GLY	3.0
20	AU	49	VAL	3.0
15	AR	6	LEU	3.0
31	BA	1028(B)	C	3.0
11	DO	52	GLU	3.0
7	DH	48	GLY	3.0
33	CF	87	LEU	3.0
36	CI	45	LEU	3.0
41	CN	129	SER	3.0
32	CE	140	HIS	3.0
8	AK	12	LEU	3.0
1	DA	363	G	2.9

*Continued on next page...*

*Continued from previous page...*

<b>Mol</b>	<b>Chain</b>	<b>Res</b>	<b>Type</b>	<b>RSRZ</b>
32	CE	97	TRP	2.9
7	AH	26	VAL	2.9
30	D8	40	GLU	2.9
5	DF	22	ALA	2.9
21	DV	118	GLN	2.9
49	CV	34	TRP	2.9
20	AU	44	ILE	2.9
52	CB	22	G	2.9
31	CA	85	U	2.9
38	CK	15	ASN	2.9
19	DT	94	GLY	2.9
20	AU	4	LYS	2.9
1	AA	2118	U	2.9
31	BA	1304	G	2.9
31	CA	413	G	2.9
17	A2	36	PRO	2.9
12	AP	140	ALA	2.9
27	A5	46	CYS	2.9
23	DZ	85	LEU	2.9
28	D6	34	LEU	2.9
44	CQ	60	SER	2.9
9	DM	36	GLY	2.9
15	AR	4	GLY	2.9
1	AA	270(K)	C	2.9
1	DA	1086	A	2.9
32	CE	148	TYR	2.9
38	CK	125	ARG	2.8
21	DV	27	VAL	2.8
28	D6	22	ALA	2.8
1	DA	2748	A	2.8
31	CA	64	G	2.8
52	BB	18	G	2.8
9	AM	131	GLN	2.8
31	CA	1200	C	2.8
34	CG	9	CYS	2.8
52	CB	50	A	2.8
36	CI	16	GLN	2.8
1	AA	2121	G	2.8
34	CG	32	ALA	2.8
31	BA	5	U	2.8
46	BS	68	ASP	2.8
34	CG	21	LEU	2.8

*Continued on next page...*

*Continued from previous page...*

<b>Mol</b>	<b>Chain</b>	<b>Res</b>	<b>Type</b>	<b>RSRZ</b>
20	DU	98	VAL	2.8
49	BV	67	VAL	2.8
1	AA	1534	G	2.8
1	DA	2115	G	2.8
31	CA	1134	G	2.8
34	CG	23	GLY	2.8
6	DG	23	PHE	2.8
33	CF	6	HIS	2.7
39	CL	4	TYR	2.7
14	AQ	2	ALA	2.7
31	BA	1177	G	2.7
50	CW	68	LYS	2.7
33	BF	47	LEU	2.7
8	DK	125	GLU	2.7
1	AA	1057	A	2.7
50	CW	83	ARG	2.7
21	AV	171	ILE	2.7
9	DM	131	GLN	2.7
31	BA	630	G	2.7
53	CD	71	G	2.7
27	D5	50	GLY	2.7
20	DU	77	PRO	2.7
8	DK	75	LEU	2.7
31	BA	1145	C	2.7
31	CA	1128	C	2.7
32	CE	138	LEU	2.7
53	BD	18	C	2.7
28	A6	40	CYS	2.7
4	AE	37	ARG	2.7
6	DG	108	ASN	2.7
14	AQ	45	GLY	2.7
26	D4	17	GLY	2.7
31	CA	86	U	2.7
4	DE	62	PRO	2.7
31	BA	380	G	2.7
31	BA	1323	G	2.7
31	CA	631	G	2.7
31	CA	1182	G	2.7
31	CA	1331	G	2.7
43	BP	106	ASN	2.6
7	DH	12	PRO	2.6
30	D8	50	LEU	2.6

*Continued on next page...*

*Continued from previous page...*

<b>Mol</b>	<b>Chain</b>	<b>Res</b>	<b>Type</b>	<b>RSRZ</b>
41	CN	89	ALA	2.6
7	DH	52	VAL	2.6
11	AO	61	ARG	2.6
33	CF	76	VAL	2.6
53	CD	4	G	2.6
5	AF	206	ILE	2.6
31	BA	172	A	2.6
31	CA	632	A	2.6
31	CA	1223	C	2.6
23	DZ	98	LEU	2.6
43	CP	4	ILE	2.6
43	CP	8	GLU	2.6
8	DK	77	LEU	2.6
1	DA	2176	A	2.6
5	DF	25	PRO	2.6
14	DQ	42	ASP	2.6
31	BA	1026	G	2.6
31	CA	491	G	2.6
53	BD	7	G	2.6
1	DA	1049	C	2.6
34	CG	19	LEU	2.6
7	DH	32	GLU	2.6
32	BE	12	GLU	2.6
34	CG	163	GLU	2.6
47	CT	96	GLU	2.6
14	DQ	37	ALA	2.6
28	D6	28	ARG	2.6
22	D3	12	ASN	2.6
26	D4	2	LYS	2.6
21	DV	50	GLN	2.6
1	DA	1509	C	2.6
26	D4	14	ILE	2.6
31	BA	1127	G	2.6
31	CA	1131	G	2.6
53	CC	1	C	2.6
14	DQ	32	LEU	2.6
20	DU	58	GLY	2.6
33	CF	9	GLY	2.6
7	AH	40	GLU	2.6
15	DR	135	ALA	2.6
33	CF	117	ALA	2.6
21	DV	83	PRO	2.6

*Continued on next page...*

*Continued from previous page...*

<b>Mol</b>	<b>Chain</b>	<b>Res</b>	<b>Type</b>	<b>RSRZ</b>
7	AH	2	SER	2.6
7	AH	169	VAL	2.6
11	DO	106	LEU	2.5
21	DV	29	TYR	2.5
39	BL	4	TYR	2.5
39	BL	18	PHE	2.5
49	BV	84	GLY	2.5
9	AM	96	GLU	2.5
31	BA	1178	G	2.5
31	CA	1185	G	2.5
50	CW	98	PRO	2.5
24	AW	4	SER	2.5
24	DW	4	SER	2.5
24	DW	52	ASP	2.5
33	BF	56	ASP	2.5
44	CQ	49	HIS	2.5
12	DP	65	PHE	2.5
12	DP	136	ALA	2.5
4	DE	116	VAL	2.5
6	DG	28	VAL	2.5
21	AV	153	SER	2.5
31	CA	1117	G	2.5
23	AZ	85	LEU	2.5
32	CE	70	PHE	2.5
28	D6	39	TYR	2.5
12	DP	139	GLU	2.5
17	D2	58	VAL	2.5
43	BP	43	THR	2.5
1	DA	2477	C	2.5
31	BA	1149	C	2.5
31	CA	745	C	2.5
31	CA	1322	C	2.5
39	BL	126	SER	2.5
40	CM	59	SER	2.5
53	CD	72	C	2.5
30	D8	33	ASN	2.5
31	BA	793	U	2.5
8	AK	106	GLY	2.5
11	AO	89	ALA	2.5
1	DA	2893	G	2.5
4	AE	59	VAL	2.5
34	BG	163	GLU	2.5

*Continued on next page...*

*Continued from previous page...*

<b>Mol</b>	<b>Chain</b>	<b>Res</b>	<b>Type</b>	<b>RSRZ</b>
32	BE	217	ARG	2.5
1	AA	654(T)	A	2.5
15	DR	4	GLY	2.5
40	CM	44	VAL	2.5
28	D6	31	PRO	2.5
3	DD	28	GLU	2.5
39	CL	50	LEU	2.4
1	DA	1728	G	2.4
31	CA	1120	G	2.4
28	A6	46	HIS	2.4
1	AA	1054	A	2.4
52	CB	87	A	2.4
31	BA	1126	U	2.4
1	AA	34	C	2.4
49	CV	74	PHE	2.4
17	A2	101	GLY	2.4
1	AA	881	G	2.4
1	DA	2307	G	2.4
7	DH	125	VAL	2.4
24	DW	25	VAL	2.4
26	A4	37	SER	2.4
31	BA	493	G	2.4
32	BE	229	VAL	2.4
32	CE	9	GLU	2.4
1	AA	1081	U	2.4
12	DP	22	LYS	2.4
28	D6	27	LYS	2.4
4	DE	66	HIS	2.4
14	DQ	34	HIS	2.4
8	AK	134	PRO	2.4
1	DA	2149	G	2.4
1	DA	2795	G	2.4
31	BA	73	G	2.4
31	BA	1032(A)	G	2.4
31	CA	1133	G	2.4
31	CA	1181	G	2.4
31	CA	1190	G	2.4
31	CA	87	A	2.4
12	AP	86	GLY	2.4
7	DH	96	ALA	2.4
21	DV	170	THR	2.4
37	CJ	144	MET	2.4

*Continued on next page...*

*Continued from previous page...*

<b>Mol</b>	<b>Chain</b>	<b>Res</b>	<b>Type</b>	<b>RSRZ</b>
39	BL	3	GLN	2.4
31	CA	1140	C	2.4
31	CA	1172	C	2.4
11	DO	9	ASN	2.4
12	DP	104	PHE	2.4
22	D3	73	GLY	2.4
13	D0	117	VAL	2.4
25	DX	58	VAL	2.4
1	AA	270(J)	G	2.4
31	CA	1271	G	2.4
53	CD	61	U	2.4
5	DF	7	TYR	2.3
12	DP	85	LYS	2.3
1	AA	2402	C	2.3
4	DE	204	ALA	2.3
9	AM	130	HIS	2.3
32	BE	40	HIS	2.3
34	BG	32	ALA	2.3
34	CG	8	VAL	2.3
6	DG	161	THR	2.3
9	AM	134	ARG	2.3
11	AO	15	ARG	2.3
26	D4	44	THR	2.3
5	DF	24	LEU	2.3
14	DQ	33	LYS	2.3
32	CE	41	ILE	2.3
1	DA	1143	A	2.3
1	AA	275	G	2.3
1	AA	2125	G	2.3
1	DA	2659	G	2.3
31	BA	413	G	2.3
31	CA	95	G	2.3
31	CA	266	G	2.3
31	CA	1072	G	2.3
52	CB	18	G	2.3
7	AH	155	SER	2.3
35	CH	5	ASP	2.3
1	AA	2791	C	2.3
1	DA	2185	C	2.3
21	DV	173	ALA	2.3
31	BA	1030	C	2.3
31	CA	1054	C	2.3

*Continued on next page...*



*Continued from previous page...*

<b>Mol</b>	<b>Chain</b>	<b>Res</b>	<b>Type</b>	<b>RSRZ</b>
20	AU	2	ARG	2.3
6	AG	3	LEU	2.3
5	DF	8	GLN	2.3
30	D8	53	PRO	2.3
1	AA	2892	A	2.3
1	DA	1762	A	2.3
1	DA	2119	A	2.3
9	DM	48	MET	2.3
12	AP	135	ASP	2.3
16	A1	108	GLU	2.3
7	DH	141	VAL	2.3
12	DP	102	VAL	2.3
1	AA	1056	G	2.3
1	AA	1089	G	2.3
1	AA	2115	G	2.3
34	CG	22	LYS	2.3
46	CS	6	LEU	2.3
41	BN	31	THR	2.3
20	DU	55	TYR	2.3
33	CF	28	GLN	2.3
34	BG	20	TYR	2.3
11	DO	15	ARG	2.3
15	DR	118	ARG	2.3
11	AO	20	GLY	2.3
11	AO	143	GLY	2.3
31	CA	992	U	2.3
33	CF	56	ASP	2.3
1	DA	1045	A	2.3
1	DA	2114	A	2.3
40	BM	92	THR	2.3
20	DU	60	PHE	2.3
32	CE	17	PHE	2.3
1	DA	883	G	2.3
1	DA	1091	G	2.3
1	DA	2211	G	2.3
31	BA	476	G	2.3
31	BA	1331	G	2.3
31	CA	993	G	2.3
1	AA	1100	C	2.3
52	CB	48	C	2.3
11	DO	21	ARG	2.3
35	CH	47	LYS	2.3

*Continued on next page...*

*Continued from previous page...*

<b>Mol</b>	<b>Chain</b>	<b>Res</b>	<b>Type</b>	<b>RSRZ</b>
12	AP	24	GLY	2.3
21	DV	172	ALA	2.3
32	CE	188	ALA	2.3
7	DH	18	GLU	2.3
7	DH	98	LEU	2.3
21	AV	52	SER	2.3
32	CE	238	LEU	2.3
8	DK	138	ILE	2.2
33	CF	182	ILE	2.2
12	AP	21	THR	2.2
20	AU	99	CYS	2.2
1	AA	2173	A	2.2
27	A5	51	TYR	2.2
20	DU	33	LYS	2.2
49	BV	6	LYS	2.2
21	AV	175	VAL	2.2
12	AP	88	GLY	2.2
32	CE	237	ALA	2.2
33	CF	2	GLY	2.2
39	CL	19	LEU	2.2
40	CM	93	GLY	2.2
1	AA	882	G	2.2
1	AA	1173	G	2.2
1	AA	1718	G	2.2
1	DA	2111	C	2.2
1	DA	2136	C	2.2
31	CA	92	G	2.2
31	CA	651	C	2.2
31	CA	1038	C	2.2
31	CA	1365	G	2.2
53	CD	7	G	2.2
53	CD	17	C	2.2
39	BL	7	THR	2.2
1	AA	270(M)	U	2.2
31	BA	997	U	2.2
42	CO	25	LYS	2.2
6	AG	135	LEU	2.2
31	BA	1183	A	2.2
32	CE	187	LEU	2.2
52	CB	69	A	2.2
53	CC	77	A	2.2
53	CD	60	A	2.2

*Continued on next page...*

*Continued from previous page...*

<b>Mol</b>	<b>Chain</b>	<b>Res</b>	<b>Type</b>	<b>RSRZ</b>
42	BO	118	GLY	2.2
32	CE	42	ILE	2.2
1	DA	2164	C	2.2
31	BA	1172	C	2.2
43	CP	16	ASP	2.2
1	AA	1728	G	2.2
1	DA	1731	G	2.2
2	AB	16	G	2.2
8	AK	108	THR	2.2
20	AU	79	CYS	2.2
8	DK	6	LEU	2.2
16	A1	68	ALA	2.2
23	DZ	77	ALA	2.2
31	BA	85	U	2.2
32	BE	34	ALA	2.2
8	DK	133	HIS	2.2
31	CA	1503	A	2.2
52	BB	53	A	2.2
33	CF	10	PHE	2.2
28	A6	20	ASN	2.2
8	DK	78	THR	2.2
6	DG	43	LEU	2.2
7	DH	99	VAL	2.2
26	A4	63	TYR	2.2
49	CV	15	LEU	2.2
53	BD	1	C	2.2
53	CD	26	C	2.2
11	AO	141	ALA	2.2
15	AR	25	GLY	2.2
1	AA	2211	G	2.2
1	DA	1	G	2.2
52	BB	66	U	2.2
11	AO	18	ARG	2.2
4	AE	64	LYS	2.2
1	AA	2062	A	2.2
1	AA	2117	A	2.2
1	DA	2531	A	2.2
1	DA	2799	A	2.2
31	BA	59	A	2.2
31	BA	1093	A	2.2
31	CA	1016	A	2.2
49	BV	4	SER	2.2

*Continued on next page...*

*Continued from previous page...*

<b>Mol</b>	<b>Chain</b>	<b>Res</b>	<b>Type</b>	<b>RSRZ</b>
4	DE	150	VAL	2.2
21	DV	175	VAL	2.2
8	AK	65	ALA	2.1
37	CJ	133	GLY	2.1
31	CA	1075	C	2.1
11	AO	16	ARG	2.1
15	AR	93	ARG	2.1
20	DU	19	LYS	2.1
32	BE	19	HIS	2.1
49	BV	14	HIS	2.1
31	CA	955	U	2.1
54	B1	14	U	2.1
1	AA	2472	G	2.1
1	AA	2802	G	2.1
1	DA	2891	G	2.1
31	BA	438	G	2.1
31	BA	1074	G	2.1
32	CE	101	MET	2.1
7	DH	71	LEU	2.1
20	AU	98	VAL	2.1
9	AM	57	ALA	2.1
23	AZ	77	ALA	2.1
32	BE	85	ALA	2.1
32	BE	188	ALA	2.1
1	AA	2801	A	2.1
1	DA	1444(A)	A	2.1
1	DA	2801	A	2.1
31	CA	974	A	2.1
53	CD	11	A	2.1
7	DH	5	GLY	2.1
50	BW	60	GLU	2.1
5	DF	6	VAL	2.1
17	D2	79	VAL	2.1
39	BL	108	VAL	2.1
31	CA	1056	U	2.1
53	BC	61	U	2.1
21	DV	109	ALA	2.1
12	DP	100	GLY	2.1
17	D2	48	GLY	2.1
26	A4	64	GLY	2.1
31	BA	1053	G	2.1
31	BA	1160	G	2.1

*Continued on next page...*

*Continued from previous page...*

<b>Mol</b>	<b>Chain</b>	<b>Res</b>	<b>Type</b>	<b>RSRZ</b>
31	CA	1048	G	2.1
37	CJ	79	ARG	2.1
52	BB	54	G	2.1
53	BD	5	G	2.1
31	CA	532	A	2.1
31	CA	1446	A	2.1
35	CH	45	PHE	2.1
53	BC	77	A	2.1
3	AD	237	GLU	2.1
32	CE	10	LEU	2.1
33	CF	7	PRO	2.1
34	CG	33	MET	2.1
14	AQ	85	VAL	2.1
1	AA	2178	C	2.1
1	DA	2539	C	2.1
4	DE	68	ALA	2.1
31	CA	154	C	2.1
31	CA	1071	C	2.1
32	CE	211	ILE	2.1
11	DO	20	GLY	2.1
31	CA	84	U	2.1
32	BE	38	GLY	2.1
42	CO	92	GLY	2.1
4	DE	60	ASN	2.1
32	BE	104	ASN	2.1
32	CE	189	ASP	2.1
1	AA	101	G	2.1
6	DG	34	LEU	2.1
6	DG	142	PRO	2.1
31	CA	1127	G	2.1
32	CE	115	LEU	2.1
53	BD	6	G	2.1
31	BA	1319	A	2.1
37	CJ	141	VAL	2.1
44	BQ	18	VAL	2.1
43	CP	18	ALA	2.1
19	AT	65	ARG	2.1
45	CR	77	ARG	2.1
4	DE	12	THR	2.1
7	DH	70	THR	2.1
19	DT	61	GLY	2.1
36	BI	58	GLY	2.1

*Continued on next page...*

*Continued from previous page...*

<b>Mol</b>	<b>Chain</b>	<b>Res</b>	<b>Type</b>	<b>RSRZ</b>
35	CH	130	ASN	2.1
1	AA	270(P)	C	2.1
1	DA	1075	C	2.1
1	DA	2794	C	2.1
1	DA	2122	U	2.1
21	DV	123	ASP	2.1
31	CA	466	C	2.1
31	CA	1195	C	2.1
7	AH	50	VAL	2.1
40	BM	64	GLU	2.1
4	DE	205	ALA	2.0
21	AV	172	ALA	2.0
39	BL	61	ALA	2.0
47	CT	100	LYS	2.0
31	BA	1004	A	2.0
31	BA	631	G	2.0
31	BA	1171	G	2.0
50	BW	102	GLY	2.0
53	BD	2	G	2.0
13	A0	37	THR	2.0
38	CK	115	SER	2.0
40	BM	21	GLN	2.0
34	BG	77	ASN	2.0
9	DM	116	LEU	2.0
30	D8	32	LEU	2.0
1	AA	1175	U	2.0
1	AA	1535	U	2.0
34	BG	8	VAL	2.0
1	DA	654(M)	C	2.0
31	BA	1028(A)	C	2.0
31	CA	1397	C	2.0
33	CF	58	GLU	2.0
46	CS	26	ARG	2.0
20	DU	61	ILE	2.0
44	CQ	48	ALA	2.0
10	DN	74	GLY	2.0
12	AP	19	GLY	2.0
41	BN	102	GLY	2.0
6	DG	178	PHE	2.0
32	CE	163	PHE	2.0
34	CG	42	GLN	2.0
31	BA	1151	A	2.0

*Continued on next page...*

*Continued from previous page...*

Mol	Chain	Res	Type	RSRZ
52	CB	51	A	2.0
53	BD	59	A	2.0
8	DK	128	LEU	2.0
16	A1	95	LEU	2.0
34	CG	11	LEU	2.0
12	DP	1	MET	2.0
1	DA	361	G	2.0
1	DA	2308	G	2.0
31	BA	347	G	2.0
31	CA	971	G	2.0
31	CA	1274	G	2.0
28	A6	45	LYS	2.0
50	CW	86	ARG	2.0
4	AE	204	ALA	2.0
15	DR	127	ALA	2.0
1	DA	2137	C	2.0
26	D4	36	CYS	2.0
31	CA	1019	C	2.0
53	CC	17	C	2.0

## 6.2 Non-standard residues in protein, DNA, RNA chains [i](#)

There are no non-standard protein/DNA/RNA residues in this entry.

## 6.3 Carbohydrates [i](#)

There are no monosaccharides in this entry.

## 6.4 Ligands [i](#)

In the following table, the Atoms column lists the number of modelled atoms in the group and the number defined in the chemical component dictionary. The B-factors column lists the minimum, median, 95<sup>th</sup> percentile and maximum values of B factors of atoms in the group. The column labelled 'Q< 0.9' lists the number of atoms with occupancy less than 0.9.

Mol	Type	Chain	Res	Atoms	RSCC	RSR	B-factors( $\text{\AA}^2$ )	Q<0.9
55	MG	CA	1667	1/1	-0.03	0.22	144,144,144,144	0
55	MG	BA	1692	1/1	0.20	0.20	132,132,132,132	0
55	MG	DA	3124	1/1	0.28	0.26	111,111,111,111	0
55	MG	BA	1742	1/1	0.29	0.22	133,133,133,133	0

*Continued on next page...*

Continued from previous page...

Mol	Type	Chain	Res	Atoms	RSCC	RSR	B-factors(Å <sup>2</sup> )	Q<0.9
55	MG	CA	1704	1/1	0.32	0.30	129,129,129,129	0
55	MG	BA	1784	1/1	0.35	0.51	106,106,106,106	0
55	MG	CA	1753	1/1	0.36	0.27	129,129,129,129	0
55	MG	BA	1638	1/1	0.40	0.37	123,123,123,123	0
55	MG	BA	1758	1/1	0.41	0.15	110,110,110,110	0
55	MG	DA	3010	1/1	0.43	0.26	121,121,121,121	0
55	MG	CA	1730	1/1	0.43	0.35	118,118,118,118	0
55	MG	DA	3272	1/1	0.46	0.50	117,117,117,117	0
55	MG	CA	1719	1/1	0.47	0.31	157,157,157,157	0
55	MG	BA	1714	1/1	0.49	0.17	127,127,127,127	0
55	MG	BA	1787	1/1	0.51	0.37	107,107,107,107	0
55	MG	BA	1712	1/1	0.53	0.46	125,125,125,125	0
55	MG	CA	1626	1/1	0.54	0.28	103,103,103,103	0
55	MG	CA	1748	1/1	0.54	0.38	91,91,91,91	0
55	MG	AA	3406	1/1	0.54	0.33	99,99,99,99	0
55	MG	CA	1802	1/1	0.56	0.28	107,107,107,107	0
55	MG	CA	1759	1/1	0.57	0.40	100,100,100,100	0
55	MG	BA	1713	1/1	0.58	0.29	107,107,107,107	0
55	MG	BA	1831	1/1	0.58	0.41	116,116,116,116	0
55	MG	DA	3526	1/1	0.58	0.22	92,92,92,92	0
55	MG	BB	105	1/1	0.59	0.28	115,115,115,115	0
55	MG	AA	3076	1/1	0.60	0.25	109,109,109,109	0
55	MG	DA	3497	1/1	0.61	0.17	62,62,62,62	0
55	MG	CA	1789	1/1	0.61	0.25	117,117,117,117	0
55	MG	CA	1659	1/1	0.62	0.34	111,111,111,111	0
55	MG	CA	1800	1/1	0.62	0.14	102,102,102,102	0
55	MG	BD	101	1/1	0.63	0.17	108,108,108,108	0
55	MG	DA	3444	1/1	0.63	0.23	82,82,82,82	0
55	MG	BA	1751	1/1	0.63	0.40	122,122,122,122	0
55	MG	AA	3318	1/1	0.63	0.34	120,120,120,120	0
55	MG	DB	206	1/1	0.63	0.36	122,122,122,122	0
55	MG	DB	214	1/1	0.63	0.11	99,99,99,99	0
55	MG	BA	1609	1/1	0.64	0.32	84,84,84,84	0
55	MG	AA	3370	1/1	0.64	0.29	103,103,103,103	0
55	MG	DA	3357	1/1	0.64	0.74	89,89,89,89	0
55	MG	AA	3431	1/1	0.64	0.45	197,197,197,197	0
55	MG	CB	101	1/1	0.65	0.24	102,102,102,102	0
55	MG	CA	1699	1/1	0.65	0.12	106,106,106,106	0
55	MG	DA	3433	1/1	0.65	0.23	110,110,110,110	0
55	MG	AA	3230	1/1	0.65	0.31	112,112,112,112	0
55	MG	DA	3343	1/1	0.66	0.25	145,145,145,145	0
55	MG	BA	1686	1/1	0.66	0.36	94,94,94,94	0

Continued on next page...



Continued from previous page...

Mol	Type	Chain	Res	Atoms	RSCC	RSR	B-factors( $\text{\AA}^2$ )	Q<0.9
55	MG	AA	3443	1/1	0.67	0.31	95,95,95,95	0
55	MG	BA	1834	1/1	0.67	0.24	86,86,86,86	0
55	MG	BA	1778	1/1	0.67	0.76	93,93,93,93	0
55	MG	CA	1762	1/1	0.67	0.22	105,105,105,105	0
55	MG	DA	3163	1/1	0.67	0.12	97,97,97,97	0
55	MG	BB	106	1/1	0.67	0.23	120,120,120,120	0
55	MG	CA	1747	1/1	0.67	0.49	114,114,114,114	0
55	MG	BG	301	1/1	0.68	0.27	110,110,110,110	0
55	MG	DA	3377	1/1	0.68	0.32	92,92,92,92	0
55	MG	DA	3060	1/1	0.68	0.44	85,85,85,85	0
55	MG	CA	1795	1/1	0.68	0.34	110,110,110,110	0
55	MG	BA	1828	1/1	0.68	0.38	85,85,85,85	0
55	MG	AA	3521	1/1	0.68	0.48	87,87,87,87	0
55	MG	AA	3419	1/1	0.68	0.29	102,102,102,102	0
55	MG	DA	3352	1/1	0.68	0.28	77,77,77,77	0
55	MG	DA	3065	1/1	0.69	0.29	95,95,95,95	0
55	MG	DA	3472	1/1	0.69	0.18	85,85,85,85	0
55	MG	BA	1678	1/1	0.69	0.63	75,75,75,75	0
55	MG	DA	3498	1/1	0.69	0.29	90,90,90,90	0
55	MG	BA	1829	1/1	0.69	0.29	102,102,102,102	0
55	MG	BA	1647	1/1	0.69	0.21	93,93,93,93	0
55	MG	DA	3332	1/1	0.69	0.70	90,90,90,90	0
55	MG	CA	1723	1/1	0.70	0.22	93,93,93,93	0
55	MG	BA	1674	1/1	0.70	0.40	113,113,113,113	0
55	MG	CA	1734	1/1	0.70	0.29	92,92,92,92	0
55	MG	BA	1753	1/1	0.70	0.14	91,91,91,91	0
55	MG	BA	1636	1/1	0.70	0.43	92,92,92,92	0
55	MG	CA	1806	1/1	0.70	0.30	115,115,115,115	0
55	MG	AA	3573	1/1	0.70	0.22	47,47,47,47	0
55	MG	AA	3353	1/1	0.70	0.41	105,105,105,105	0
55	MG	DA	3045	1/1	0.70	0.38	79,79,79,79	0
55	MG	DA	3109	1/1	0.71	0.35	97,97,97,97	0
55	MG	AA	3058	1/1	0.71	0.52	85,85,85,85	0
55	MG	BA	1621	1/1	0.71	0.26	116,116,116,116	0
55	MG	BA	1718	1/1	0.71	0.24	104,104,104,104	0
55	MG	DA	3312	1/1	0.71	0.20	101,101,101,101	0
55	MG	DA	3038	1/1	0.71	0.16	102,102,102,102	0
55	MG	AA	3451	1/1	0.71	0.29	85,85,85,85	0
55	MG	AA	3055	1/1	0.71	0.30	100,100,100,100	0
55	MG	AA	3378	1/1	0.71	0.25	86,86,86,86	0
55	MG	CA	1657	1/1	0.72	0.32	94,94,94,94	0
55	MG	AA	3241	1/1	0.72	0.15	101,101,101,101	0

Continued on next page...

Continued from previous page...

Mol	Type	Chain	Res	Atoms	RSCC	RSR	B-factors( $\text{\AA}^2$ )	Q<0.9
55	MG	BA	1804	1/1	0.72	0.27	80,80,80,80	0
55	MG	DA	3438	1/1	0.72	0.81	102,102,102,102	0
55	MG	BA	1810	1/1	0.72	0.30	110,110,110,110	0
55	MG	AA	3460	1/1	0.72	0.40	89,89,89,89	0
55	MG	CB	104	1/1	0.72	0.22	114,114,114,114	0
55	MG	DA	3004	1/1	0.72	0.49	91,91,91,91	0
55	MG	CA	1713	1/1	0.72	0.17	109,109,109,109	0
55	MG	AA	3508	1/1	0.72	0.30	96,96,96,96	0
55	MG	AA	3426	1/1	0.72	0.28	123,123,123,123	0
55	MG	AE	304	1/1	0.73	0.55	85,85,85,85	0
55	MG	CA	1727	1/1	0.73	0.28	84,84,84,84	0
55	MG	DA	3340	1/1	0.73	0.26	107,107,107,107	0
55	MG	BA	1765	1/1	0.73	0.31	99,99,99,99	0
55	MG	AA	3411	1/1	0.73	0.35	84,84,84,84	0
55	MG	BA	1611	1/1	0.73	0.33	97,97,97,97	0
55	MG	AA	3465	1/1	0.73	0.28	88,88,88,88	0
55	MG	DA	3429	1/1	0.73	0.14	94,94,94,94	0
55	MG	AA	3505	1/1	0.73	0.27	103,103,103,103	0
55	MG	DA	3059	1/1	0.73	0.31	104,104,104,104	0
55	MG	AA	3251	1/1	0.73	0.23	97,97,97,97	0
55	MG	DA	3447	1/1	0.73	0.62	86,86,86,86	0
55	MG	BA	1823	1/1	0.73	0.15	93,93,93,93	0
55	MG	DA	3473	1/1	0.73	0.26	103,103,103,103	0
55	MG	BA	1735	1/1	0.73	0.35	80,80,80,80	0
55	MG	AA	3518	1/1	0.73	0.59	71,71,71,71	0
55	MG	AA	3450	1/1	0.73	0.36	84,84,84,84	0
55	MG	AA	3236	1/1	0.73	0.62	93,93,93,93	0
55	MG	DA	3278	1/1	0.73	0.21	116,116,116,116	0
55	MG	BC	102	1/1	0.74	0.20	100,100,100,100	0
55	MG	DA	3248	1/1	0.74	0.22	98,98,98,98	0
55	MG	AF	303	1/1	0.74	0.23	77,77,77,77	0
55	MG	BA	1841	1/1	0.74	0.22	105,105,105,105	0
55	MG	DA	3054	1/1	0.74	0.20	105,105,105,105	0
55	MG	DA	3455	1/1	0.74	0.30	95,95,95,95	0
55	MG	CA	1630	1/1	0.74	0.13	76,76,76,76	0
55	MG	AA	3102	1/1	0.74	0.21	108,108,108,108	0
55	MG	DA	3063	1/1	0.74	0.20	86,86,86,86	0
55	MG	BA	1747	1/1	0.74	0.14	97,97,97,97	0
55	MG	CC	101	1/1	0.74	0.25	110,110,110,110	0
55	MG	AA	3262	1/1	0.74	0.21	71,71,71,71	0
55	MG	DA	3412	1/1	0.74	0.30	97,97,97,97	0
55	MG	DA	3372	1/1	0.75	0.50	108,108,108,108	0

Continued on next page...

Continued from previous page...

Mol	Type	Chain	Res	Atoms	RSCC	RSR	B-factors( $\text{\AA}^2$ )	Q<0.9
55	MG	DA	3076	1/1	0.75	0.16	96,96,96,96	0
55	MG	CC	107	1/1	0.75	0.48	102,102,102,102	0
55	MG	CC	108	1/1	0.75	0.26	110,110,110,110	0
55	MG	AD	301	1/1	0.75	0.12	100,100,100,100	0
55	MG	DA	3244	1/1	0.75	0.27	106,106,106,106	0
55	MG	CA	1634	1/1	0.75	0.47	90,90,90,90	0
55	MG	CA	1635	1/1	0.75	0.26	87,87,87,87	0
55	MG	AA	3346	1/1	0.75	0.10	98,98,98,98	0
55	MG	BA	1785	1/1	0.75	0.32	91,91,91,91	0
55	MG	DA	3315	1/1	0.75	0.21	82,82,82,82	0
55	MG	AA	3132	1/1	0.75	0.46	89,89,89,89	0
55	MG	BA	1798	1/1	0.75	0.38	89,89,89,89	0
55	MG	AA	3393	1/1	0.75	0.25	91,91,91,91	0
55	MG	BA	1838	1/1	0.75	0.47	101,101,101,101	0
55	MG	DA	3068	1/1	0.75	0.35	100,100,100,100	0
55	MG	DA	3249	1/1	0.76	0.21	87,87,87,87	0
55	MG	CA	1769	1/1	0.76	0.27	109,109,109,109	0
55	MG	CA	1773	1/1	0.76	0.15	115,115,115,115	0
55	MG	CA	1720	1/1	0.76	0.22	108,108,108,108	0
55	MG	DA	3398	1/1	0.76	0.33	107,107,107,107	0
55	MG	AA	3560	1/1	0.76	0.24	84,84,84,84	0
55	MG	DA	3422	1/1	0.76	0.16	96,96,96,96	0
55	MG	BA	1746	1/1	0.76	0.38	95,95,95,95	0
55	MG	CA	1661	1/1	0.76	0.28	105,105,105,105	0
55	MG	AA	3430	1/1	0.76	0.15	88,88,88,88	0
55	MG	BA	1723	1/1	0.77	0.29	95,95,95,95	0
55	MG	BA	1637	1/1	0.77	0.20	93,93,93,93	0
55	MG	DA	3324	1/1	0.77	0.60	89,89,89,89	0
55	MG	DA	3025	1/1	0.77	0.17	111,111,111,111	0
55	MG	CA	1631	1/1	0.77	0.37	95,95,95,95	0
55	MG	DA	3453	1/1	0.77	0.47	94,94,94,94	0
55	MG	AA	3333	1/1	0.77	0.29	80,80,80,80	0
55	MG	AA	3108	1/1	0.77	0.50	79,79,79,79	0
55	MG	BA	1649	1/1	0.77	0.23	85,85,85,85	0
55	MG	AA	3495	1/1	0.77	0.26	98,98,98,98	0
55	MG	AA	3077	1/1	0.77	0.42	94,94,94,94	0
55	MG	DA	3504	1/1	0.77	0.32	119,119,119,119	0
55	MG	DA	3520	1/1	0.77	0.19	99,99,99,99	0
55	MG	CA	1662	1/1	0.77	0.39	102,102,102,102	0
55	MG	DA	3285	1/1	0.77	0.21	109,109,109,109	0
55	MG	DB	208	1/1	0.77	0.18	114,114,114,114	0
55	MG	DA	3299	1/1	0.77	0.21	92,92,92,92	0

Continued on next page...

Continued from previous page...

Mol	Type	Chain	Res	Atoms	RSCC	RSR	B-factors(Å <sup>2</sup> )	Q<0.9
55	MG	CA	1665	1/1	0.78	0.29	101,101,101,101	0
55	MG	BA	1745	1/1	0.78	0.22	90,90,90,90	0
55	MG	BA	1690	1/1	0.78	0.18	109,109,109,109	0
55	MG	DA	3261	1/1	0.78	0.23	89,89,89,89	0
55	MG	CA	1763	1/1	0.78	0.30	96,96,96,96	0
55	MG	AA	3478	1/1	0.78	0.15	93,93,93,93	0
55	MG	CA	1710	1/1	0.78	0.24	105,105,105,105	0
55	MG	CA	1777	1/1	0.78	0.44	95,95,95,95	0
55	MG	DA	3301	1/1	0.78	0.41	91,91,91,91	0
55	MG	BA	1749	1/1	0.78	0.26	95,95,95,95	0
55	MG	BA	1709	1/1	0.78	0.46	101,101,101,101	0
55	MG	AA	3249	1/1	0.78	0.18	92,92,92,92	0
55	MG	DA	3478	1/1	0.78	0.20	99,99,99,99	0
55	MG	AA	3446	1/1	0.78	0.28	93,93,93,93	0
55	MG	AA	3223	1/1	0.78	0.19	72,72,72,72	0
55	MG	AA	3388	1/1	0.78	0.33	119,119,119,119	0
55	MG	AA	3145	1/1	0.78	0.27	98,98,98,98	0
55	MG	AA	3288	1/1	0.78	0.22	73,73,73,73	0
55	MG	BA	1628	1/1	0.78	0.50	86,86,86,86	0
55	MG	DA	3225	1/1	0.78	0.26	64,64,64,64	0
55	MG	DB	212	1/1	0.78	0.14	94,94,94,94	0
55	MG	DA	3382	1/1	0.78	0.16	84,84,84,84	0
55	MG	DA	3404	1/1	0.79	0.45	91,91,91,91	0
55	MG	DA	3410	1/1	0.79	0.34	99,99,99,99	0
55	MG	AA	3188	1/1	0.79	0.26	72,72,72,72	0
55	MG	BA	1698	1/1	0.79	0.21	73,73,73,73	0
55	MG	AA	3461	1/1	0.79	0.29	78,78,78,78	0
55	MG	AA	3202	1/1	0.79	0.34	55,55,55,55	0
55	MG	AA	3317	1/1	0.79	0.44	95,95,95,95	0
55	MG	BQ	101	1/1	0.79	0.32	99,99,99,99	0
55	MG	AA	3558	1/1	0.79	0.40	110,110,110,110	0
55	MG	DA	3066	1/1	0.79	0.17	83,83,83,83	0
55	MG	CA	1742	1/1	0.79	0.28	93,93,93,93	0
55	MG	AA	3486	1/1	0.79	0.35	96,96,96,96	0
55	MG	DA	3334	1/1	0.79	0.33	95,95,95,95	0
55	MG	DA	3477	1/1	0.79	0.27	125,125,125,125	0
55	MG	AA	3380	1/1	0.79	0.33	84,84,84,84	0
55	MG	CA	1749	1/1	0.79	0.17	106,106,106,106	0
55	MG	AB	216	1/1	0.79	0.34	112,112,112,112	0
55	MG	DA	3500	1/1	0.79	0.18	100,100,100,100	0
55	MG	DA	3502	1/1	0.79	0.15	96,96,96,96	0
55	MG	CA	1612	1/1	0.79	0.20	91,91,91,91	0

Continued on next page...

*Continued from previous page...*

Mol	Type	Chain	Res	Atoms	RSCC	RSR	B-factors(Å <sup>2</sup> )	Q<0.9
55	MG	CA	1761	1/1	0.79	0.32	96,96,96,96	0
55	MG	CA	1621	1/1	0.79	0.31	84,84,84,84	0
55	MG	BA	1775	1/1	0.79	0.20	100,100,100,100	0
55	MG	DA	3393	1/1	0.79	0.19	93,93,93,93	0
55	MG	DA	3397	1/1	0.79	0.60	150,150,150,150	0
55	MG	DA	3253	1/1	0.79	0.20	83,83,83,83	0
55	MG	AA	3387	1/1	0.80	0.26	102,102,102,102	0
55	MG	BA	1681	1/1	0.80	0.25	79,79,79,79	0
55	MG	DA	3425	1/1	0.80	0.16	88,88,88,88	0
55	MG	BA	1683	1/1	0.80	0.12	112,112,112,112	0
55	MG	AA	3435	1/1	0.80	0.18	137,137,137,137	0
55	MG	BA	1833	1/1	0.80	0.19	88,88,88,88	0
55	MG	DA	3440	1/1	0.80	0.15	92,92,92,92	0
55	MG	BA	1726	1/1	0.80	0.41	98,98,98,98	0
55	MG	AA	3496	1/1	0.80	0.36	91,91,91,91	0
55	MG	DA	3449	1/1	0.80	0.26	96,96,96,96	0
55	MG	CA	1637	1/1	0.80	0.21	97,97,97,97	0
55	MG	CH	201	1/1	0.80	0.30	96,96,96,96	0
55	MG	DA	3077	1/1	0.80	0.38	82,82,82,82	0
55	MG	CA	1643	1/1	0.80	0.24	97,97,97,97	0
55	MG	BA	1741	1/1	0.80	0.25	124,124,124,124	0
55	MG	DA	3132	1/1	0.80	0.28	56,56,56,56	0
55	MG	AA	3326	1/1	0.80	0.57	81,81,81,81	0
55	MG	BA	1648	1/1	0.80	0.23	77,77,77,77	0
55	MG	DA	3236	1/1	0.80	0.27	57,57,57,57	0
55	MG	BA	1788	1/1	0.80	0.29	108,108,108,108	0
55	MG	DA	3388	1/1	0.80	0.14	85,85,85,85	0
55	MG	BA	1707	1/1	0.80	0.33	94,94,94,94	0
55	MG	BB	107	1/1	0.80	0.19	97,97,97,97	0
55	MG	DB	204	1/1	0.80	0.28	102,102,102,102	0
55	MG	AA	3349	1/1	0.80	0.17	79,79,79,79	0
55	MG	AA	3120	1/1	0.80	0.12	92,92,92,92	0
55	MG	DA	3405	1/1	0.80	0.39	97,97,97,97	0
55	MG	DA	3263	1/1	0.80	0.27	88,88,88,88	0
55	MG	AA	3444	1/1	0.81	0.22	87,87,87,87	0
55	MG	DA	3342	1/1	0.81	0.29	96,96,96,96	0
55	MG	CA	1614	1/1	0.81	0.42	95,95,95,95	0
55	MG	AA	3148	1/1	0.81	0.26	70,70,70,70	0
55	MG	AA	3343	1/1	0.81	0.40	94,94,94,94	0
55	MG	DA	3360	1/1	0.81	0.36	96,96,96,96	0
55	MG	DA	3366	1/1	0.81	0.18	97,97,97,97	0
55	MG	AA	3556	1/1	0.81	0.39	85,85,85,85	0

*Continued on next page...*

*Continued from previous page...*

Mol	Type	Chain	Res	Atoms	RSCC	RSR	B-factors( $\text{\AA}^2$ )	Q<0.9
55	MG	AA	3257	1/1	0.81	0.16	84,84,84,84	0
55	MG	AA	3458	1/1	0.81	0.57	105,105,105,105	0
55	MG	BA	1819	1/1	0.81	0.29	107,107,107,107	0
55	MG	AA	3224	1/1	0.81	0.29	77,77,77,77	0
55	MG	DA	3396	1/1	0.81	0.21	89,89,89,89	0
55	MG	AA	3600	1/1	0.81	0.45	79,79,79,79	0
55	MG	DA	3084	1/1	0.81	0.20	87,87,87,87	0
55	MG	BA	1744	1/1	0.81	0.27	93,93,93,93	0
55	MG	DA	3116	1/1	0.81	0.38	96,96,96,96	0
55	MG	DA	3123	1/1	0.81	0.36	73,73,73,73	0
55	MG	CA	1770	1/1	0.81	0.15	75,75,75,75	0
55	MG	DA	3128	1/1	0.81	0.30	66,66,66,66	0
55	MG	AB	201	1/1	0.81	0.16	91,91,91,91	0
55	MG	DA	3426	1/1	0.81	0.21	94,94,94,94	0
55	MG	AB	203	1/1	0.81	0.35	70,70,70,70	0
55	MG	CA	1786	1/1	0.81	0.30	97,97,97,97	0
55	MG	AB	215	1/1	0.81	0.18	92,92,92,92	0
55	MG	CA	1664	1/1	0.81	0.27	97,97,97,97	0
55	MG	DA	3247	1/1	0.81	0.38	71,71,71,71	0
55	MG	AA	3164	1/1	0.81	0.19	102,102,102,102	0
55	MG	AA	3420	1/1	0.81	0.28	107,107,107,107	0
55	MG	CA	1803	1/1	0.81	0.24	87,87,87,87	0
55	MG	CA	1685	1/1	0.81	0.33	85,85,85,85	0
55	MG	CA	1687	1/1	0.81	0.12	99,99,99,99	0
55	MG	DA	3271	1/1	0.81	0.24	76,76,76,76	0
55	MG	BA	1752	1/1	0.81	0.23	116,116,116,116	0
55	MG	BN	202	1/1	0.81	0.18	104,104,104,104	0
55	MG	AA	3366	1/1	0.81	0.35	78,78,78,78	0
55	MG	DA	3294	1/1	0.81	0.33	93,93,93,93	0
55	MG	AA	3301	1/1	0.81	0.26	113,113,113,113	0
55	MG	AA	3101	1/1	0.81	0.09	69,69,69,69	0
55	MG	DA	3309	1/1	0.81	0.30	69,69,69,69	0
55	MG	AA	3131	1/1	0.81	0.13	88,88,88,88	0
55	MG	DA	3525	1/1	0.81	0.32	88,88,88,88	0
55	MG	BA	1710	1/1	0.81	0.40	99,99,99,99	0
55	MG	DA	3318	1/1	0.81	0.53	93,93,93,93	0
55	MG	DA	3021	1/1	0.81	0.23	61,61,61,61	0
55	MG	DA	3326	1/1	0.81	0.31	63,63,63,63	0
55	MG	AA	3213	1/1	0.81	0.55	50,50,50,50	0
55	MG	CA	1606	1/1	0.81	0.23	96,96,96,96	0
55	MG	BA	1684	1/1	0.82	0.19	100,100,100,100	0
55	MG	DA	3431	1/1	0.82	0.26	93,93,93,93	0

*Continued on next page...*

*Continued from previous page...*

Mol	Type	Chain	Res	Atoms	RSCC	RSR	B-factors( $\text{\AA}^2$ )	Q<0.9
55	MG	DA	3432	1/1	0.82	0.23	89,89,89,89	0
55	MG	AA	3619	1/1	0.82	0.26	94,94,94,94	0
55	MG	DA	3437	1/1	0.82	0.26	140,140,140,140	0
55	MG	DA	3185	1/1	0.82	0.25	64,64,64,64	0
55	MG	DA	3439	1/1	0.82	0.07	92,92,92,92	0
55	MG	BA	1639	1/1	0.82	0.43	94,94,94,94	0
55	MG	CA	1782	1/1	0.82	0.27	104,104,104,104	0
55	MG	DA	3446	1/1	0.82	0.39	98,98,98,98	0
55	MG	AA	3629	1/1	0.82	0.17	107,107,107,107	0
55	MG	BA	1695	1/1	0.82	0.20	101,101,101,101	0
55	MG	DA	3056	1/1	0.82	0.22	100,100,100,100	0
55	MG	AA	3398	1/1	0.82	0.23	91,91,91,91	0
55	MG	AA	3285	1/1	0.82	0.27	77,77,77,77	0
55	MG	BA	1654	1/1	0.82	0.33	74,74,74,74	0
55	MG	CA	1616	1/1	0.82	0.22	90,90,90,90	0
55	MG	AB	207	1/1	0.82	0.13	97,97,97,97	0
55	MG	CA	1809	1/1	0.82	0.22	100,100,100,100	0
55	MG	DA	3390	1/1	0.82	0.13	81,81,81,81	0
55	MG	CA	1623	1/1	0.82	0.14	98,98,98,98	0
55	MG	CA	1754	1/1	0.82	0.18	84,84,84,84	0
55	MG	AA	3534	1/1	0.82	0.16	100,100,100,100	0
55	MG	DA	3518	1/1	0.82	0.18	63,63,63,63	0
55	MG	DA	3091	1/1	0.82	0.39	52,52,52,52	0
55	MG	CA	1627	1/1	0.82	0.28	102,102,102,102	0
55	MG	BA	1791	1/1	0.82	0.22	89,89,89,89	0
55	MG	DA	3311	1/1	0.82	0.13	80,80,80,80	0
55	MG	AA	3394	1/1	0.82	0.16	85,85,85,85	0
55	MG	AA	3618	1/1	0.82	0.28	76,76,76,76	0
55	MG	DB	210	1/1	0.82	0.41	76,76,76,76	0
55	MG	DA	3125	1/1	0.82	0.23	86,86,86,86	0
55	MG	DA	3007	1/1	0.82	0.15	75,75,75,75	0
55	MG	AA	3391	1/1	0.83	0.16	90,90,90,90	0
55	MG	DA	3003	1/1	0.83	0.23	70,70,70,70	0
55	MG	CA	1744	1/1	0.83	0.19	70,70,70,70	0
55	MG	CA	1745	1/1	0.83	0.20	87,87,87,87	0
55	MG	AA	3103	1/1	0.83	0.21	75,75,75,75	0
55	MG	AA	3532	1/1	0.83	0.12	89,89,89,89	0
55	MG	AA	3231	1/1	0.83	0.36	120,120,120,120	0
55	MG	AO	202	1/1	0.83	0.26	74,74,74,74	0
55	MG	BA	1605	1/1	0.83	0.34	69,69,69,69	0
55	MG	DA	3046	1/1	0.83	0.27	60,60,60,60	0
55	MG	AA	3095	1/1	0.83	0.21	75,75,75,75	0

*Continued on next page...*

*Continued from previous page...*

Mol	Type	Chain	Res	Atoms	RSCC	RSR	B-factors(Å <sup>2</sup> )	Q<0.9
55	MG	AA	3294	1/1	0.83	0.46	99,99,99,99	0
55	MG	BA	1844	1/1	0.83	0.18	95,95,95,95	0
55	MG	DA	3302	1/1	0.83	0.40	91,91,91,91	0
55	MG	DA	3308	1/1	0.83	0.29	95,95,95,95	0
55	MG	AA	3355	1/1	0.83	0.39	87,87,87,87	0
55	MG	BA	1626	1/1	0.83	0.32	76,76,76,76	0
55	MG	AA	3297	1/1	0.83	0.25	63,63,63,63	0
55	MG	AA	3367	1/1	0.83	0.27	101,101,101,101	0
55	MG	AA	3422	1/1	0.83	0.48	73,73,73,73	0
55	MG	AA	3005	1/1	0.83	0.33	38,38,38,38	0
55	MG	AA	3215	1/1	0.83	0.30	55,55,55,55	0
55	MG	CA	1689	1/1	0.83	0.17	87,87,87,87	0
55	MG	BC	104	1/1	0.83	0.26	106,106,106,106	0
55	MG	CA	1797	1/1	0.83	0.22	94,94,94,94	0
55	MG	DA	3481	1/1	0.83	0.31	45,45,45,45	0
55	MG	DA	3115	1/1	0.83	0.32	76,76,76,76	0
55	MG	AA	3049	1/1	0.83	0.22	106,106,106,106	0
55	MG	AA	3497	1/1	0.83	0.25	105,105,105,105	0
55	MG	AA	3254	1/1	0.83	0.31	97,97,97,97	0
55	MG	CA	1715	1/1	0.83	0.35	99,99,99,99	0
55	MG	AA	3165	1/1	0.83	0.37	71,71,71,71	0
55	MG	BA	1800	1/1	0.83	0.17	101,101,101,101	0
55	MG	DA	3521	1/1	0.83	0.23	89,89,89,89	0
55	MG	DA	3135	1/1	0.83	0.25	64,64,64,64	0
55	MG	BA	1669	1/1	0.83	0.36	76,76,76,76	0
55	MG	DA	3176	1/1	0.83	0.15	78,78,78,78	0
55	MG	CB	102	1/1	0.83	0.15	94,94,94,94	0
55	MG	DA	3215	1/1	0.83	0.28	50,50,50,50	0
55	MG	CA	1622	1/1	0.83	0.33	74,74,74,74	0
55	MG	BA	1736	1/1	0.83	0.24	89,89,89,89	0
55	MG	BA	1672	1/1	0.83	0.24	104,104,104,104	0
55	MG	DA	3392	1/1	0.84	0.18	106,106,106,106	0
55	MG	BA	1824	1/1	0.84	0.56	97,97,97,97	0
55	MG	DA	3241	1/1	0.84	0.30	85,85,85,85	0
55	MG	DA	3243	1/1	0.84	0.20	83,83,83,83	0
55	MG	BA	1702	1/1	0.84	0.32	98,98,98,98	0
55	MG	AA	3032	1/1	0.84	0.21	60,60,60,60	0
55	MG	AA	3623	1/1	0.84	0.28	107,107,107,107	0
55	MG	CA	1638	1/1	0.84	0.36	93,93,93,93	0
55	MG	AA	3399	1/1	0.84	0.13	71,71,71,71	0
55	MG	BA	1670	1/1	0.84	0.22	62,62,62,62	0
55	MG	DA	3423	1/1	0.84	0.39	102,102,102,102	0

*Continued on next page...*



*Continued from previous page...*

Mol	Type	Chain	Res	Atoms	RSCC	RSR	B-factors( $\text{\AA}^2$ )	Q<0.9
55	MG	BA	1754	1/1	0.84	0.16	80,80,80,80	0
55	MG	DA	3267	1/1	0.84	0.36	74,74,74,74	0
55	MG	BA	1616	1/1	0.84	0.16	92,92,92,92	0
55	MG	BA	1763	1/1	0.84	0.16	93,93,93,93	0
55	MG	DA	3276	1/1	0.84	0.17	86,86,86,86	0
55	MG	AA	3352	1/1	0.84	0.15	91,91,91,91	0
55	MG	DA	3279	1/1	0.84	0.28	66,66,66,66	0
55	MG	DA	3283	1/1	0.84	0.49	78,78,78,78	0
55	MG	BA	1766	1/1	0.84	0.21	116,116,116,116	0
55	MG	BA	1770	1/1	0.84	0.29	106,106,106,106	0
55	MG	BB	104	1/1	0.84	0.12	103,103,103,103	0
55	MG	BA	1677	1/1	0.84	0.35	92,92,92,92	0
55	MG	AA	3477	1/1	0.84	0.11	65,65,65,65	0
55	MG	CA	1694	1/1	0.84	0.40	94,94,94,94	0
55	MG	DA	3085	1/1	0.84	0.14	89,89,89,89	0
55	MG	DA	3086	1/1	0.84	0.18	98,98,98,98	0
55	MG	DA	3466	1/1	0.84	0.28	78,78,78,78	0
55	MG	AA	3190	1/1	0.84	0.53	83,83,83,83	0
55	MG	BA	1728	1/1	0.84	0.09	90,90,90,90	0
55	MG	BA	1732	1/1	0.84	0.14	94,94,94,94	0
55	MG	AA	3418	1/1	0.84	0.52	85,85,85,85	0
55	MG	AA	3193	1/1	0.84	0.22	94,94,94,94	0
55	MG	DA	3328	1/1	0.84	0.24	83,83,83,83	0
55	MG	BA	1739	1/1	0.84	0.20	79,79,79,79	0
55	MG	AA	3066	1/1	0.84	0.30	103,103,103,103	0
55	MG	BA	1802	1/1	0.84	0.24	69,69,69,69	0
55	MG	DA	3131	1/1	0.84	0.18	93,93,93,93	0
55	MG	DA	3505	1/1	0.84	0.12	87,87,87,87	0
55	MG	AA	3179	1/1	0.84	0.47	70,70,70,70	0
55	MG	DA	3133	1/1	0.84	0.40	77,77,77,77	0
55	MG	BA	1640	1/1	0.84	0.30	80,80,80,80	0
55	MG	DA	3136	1/1	0.84	0.18	97,97,97,97	0
55	MG	DA	3362	1/1	0.84	0.19	86,86,86,86	0
55	MG	BA	1814	1/1	0.84	0.25	86,86,86,86	0
55	MG	CA	1625	1/1	0.84	0.23	85,85,85,85	0
55	MG	AA	3500	1/1	0.84	0.22	32,32,32,32	0
55	MG	BA	1822	1/1	0.84	0.22	107,107,107,107	0
55	MG	AA	3235	1/1	0.84	0.22	86,86,86,86	0
55	MG	DA	3227	1/1	0.84	0.28	81,81,81,81	0
55	MG	DU	201	1/1	0.84	0.24	72,72,72,72	0
55	MG	D3	101	1/1	0.84	0.27	68,68,68,68	0
55	MG	AA	3259	1/1	0.85	0.10	91,91,91,91	0

*Continued on next page...*

*Continued from previous page...*

Mol	Type	Chain	Res	Atoms	RSCC	RSR	B-factors( $\text{\AA}^2$ )	Q<0.9
55	MG	AA	3490	1/1	0.85	0.17	88,88,88,88	0
55	MG	DA	3184	1/1	0.85	0.23	71,71,71,71	0
55	MG	BA	1737	1/1	0.85	0.13	102,102,102,102	0
55	MG	BA	1825	1/1	0.85	0.21	104,104,104,104	0
55	MG	AA	3298	1/1	0.85	0.28	80,80,80,80	0
55	MG	AA	3434	1/1	0.85	0.17	65,65,65,65	0
55	MG	AB	202	1/1	0.85	0.26	86,86,86,86	0
55	MG	DA	3403	1/1	0.85	0.13	78,78,78,78	0
55	MG	AA	3192	1/1	0.85	0.27	90,90,90,90	0
55	MG	AA	3307	1/1	0.85	0.52	75,75,75,75	0
55	MG	DA	3408	1/1	0.85	0.16	61,61,61,61	0
55	MG	CC	106	1/1	0.85	0.27	115,115,115,115	0
55	MG	AB	211	1/1	0.85	0.23	105,105,105,105	0
55	MG	AA	3364	1/1	0.85	0.35	89,89,89,89	0
55	MG	CA	1702	1/1	0.85	0.29	74,74,74,74	0
55	MG	AA	3310	1/1	0.85	0.18	74,74,74,74	0
55	MG	CA	1707	1/1	0.85	0.57	88,88,88,88	0
55	MG	BA	1750	1/1	0.85	0.32	79,79,79,79	0
55	MG	DA	3430	1/1	0.85	0.28	102,102,102,102	0
55	MG	AA	3509	1/1	0.85	0.42	80,80,80,80	0
55	MG	DA	3023	1/1	0.85	0.57	107,107,107,107	0
55	MG	AA	3264	1/1	0.85	0.29	74,74,74,74	0
55	MG	AA	3415	1/1	0.85	0.22	86,86,86,86	0
55	MG	AA	3274	1/1	0.85	0.27	77,77,77,77	0
55	MG	BA	1755	1/1	0.85	0.14	106,106,106,106	0
55	MG	BA	1604	1/1	0.85	0.31	77,77,77,77	0
55	MG	BA	1759	1/1	0.85	0.24	97,97,97,97	0
55	MG	AA	3277	1/1	0.85	0.34	98,98,98,98	0
55	MG	BC	105	1/1	0.85	0.27	95,95,95,95	0
55	MG	AA	3555	1/1	0.85	0.19	68,68,68,68	0
55	MG	AA	3186	1/1	0.85	0.17	77,77,77,77	0
55	MG	AA	3463	1/1	0.85	0.46	108,108,108,108	0
55	MG	AA	3559	1/1	0.85	0.11	93,93,93,93	0
55	MG	DA	3469	1/1	0.85	0.20	64,64,64,64	0
55	MG	DA	3070	1/1	0.85	0.32	73,73,73,73	0
55	MG	BA	1622	1/1	0.85	0.23	84,84,84,84	0
55	MG	CA	1617	1/1	0.85	0.33	91,91,91,91	0
55	MG	AA	3078	1/1	0.85	0.15	84,84,84,84	0
55	MG	AA	3466	1/1	0.85	0.42	106,106,106,106	0
55	MG	DA	3485	1/1	0.85	0.23	40,40,40,40	0
55	MG	DA	3325	1/1	0.85	0.24	70,70,70,70	0
55	MG	AA	3578	1/1	0.85	0.18	52,52,52,52	0

*Continued on next page...*

*Continued from previous page...*

Mol	Type	Chain	Res	Atoms	RSCC	RSR	B-factors(Å <sup>2</sup> )	Q<0.9
55	MG	AA	3596	1/1	0.85	0.29	87,87,87,87	0
55	MG	DA	3331	1/1	0.85	0.13	76,76,76,76	0
55	MG	BA	1790	1/1	0.85	0.15	83,83,83,83	0
55	MG	AA	3599	1/1	0.85	0.28	84,84,84,84	0
55	MG	BA	1724	1/1	0.85	0.21	100,100,100,100	0
55	MG	DA	3519	1/1	0.85	0.30	114,114,114,114	0
55	MG	AA	3184	1/1	0.85	0.46	90,90,90,90	0
55	MG	BA	1727	1/1	0.85	0.32	125,125,125,125	0
55	MG	CA	1780	1/1	0.85	0.18	124,124,124,124	0
55	MG	DA	3353	1/1	0.85	0.35	70,70,70,70	0
55	MG	DA	3355	1/1	0.85	0.30	93,93,93,93	0
55	MG	AA	3604	1/1	0.85	0.15	84,84,84,84	0
55	MG	DB	207	1/1	0.85	0.23	98,98,98,98	0
55	MG	BA	1729	1/1	0.85	0.16	85,85,85,85	0
55	MG	BA	1731	1/1	0.85	0.31	67,67,67,67	0
55	MG	CA	1640	1/1	0.85	0.26	78,78,78,78	0
55	MG	BA	1818	1/1	0.85	0.16	82,82,82,82	0
55	MG	DA	3376	1/1	0.85	0.13	88,88,88,88	0
55	MG	AA	3428	1/1	0.85	0.26	106,106,106,106	0
55	MG	DA	3183	1/1	0.86	0.24	59,59,59,59	0
55	MG	AA	3013	1/1	0.86	0.22	49,49,49,49	0
55	MG	AA	3630	1/1	0.86	0.21	92,92,92,92	0
55	MG	DA	3192	1/1	0.86	0.25	51,51,51,51	0
55	MG	DA	3204	1/1	0.86	0.21	50,50,50,50	0
55	MG	DA	3213	1/1	0.86	0.22	94,94,94,94	0
55	MG	AA	3498	1/1	0.86	0.28	86,86,86,86	0
55	MG	AA	3379	1/1	0.86	0.14	88,88,88,88	0
55	MG	AA	3046	1/1	0.86	0.20	54,54,54,54	0
55	MG	AA	3506	1/1	0.86	0.20	73,73,73,73	0
55	MG	DA	3239	1/1	0.86	0.45	75,75,75,75	0
55	MG	AB	208	1/1	0.86	0.26	87,87,87,87	0
55	MG	AA	3323	1/1	0.86	0.56	93,93,93,93	0
55	MG	AA	3324	1/1	0.86	0.16	60,60,60,60	0
55	MG	DA	3246	1/1	0.86	0.33	66,66,66,66	0
55	MG	AA	3094	1/1	0.86	0.17	81,81,81,81	0
55	MG	AA	3237	1/1	0.86	0.15	81,81,81,81	0
55	MG	DA	3018	1/1	0.86	0.19	85,85,85,85	0
55	MG	DA	3019	1/1	0.86	0.31	66,66,66,66	0
55	MG	AD	302	1/1	0.86	0.15	44,44,44,44	0
55	MG	BA	1767	1/1	0.86	0.23	101,101,101,101	0
55	MG	AA	3523	1/1	0.86	0.21	87,87,87,87	0
55	MG	BA	1700	1/1	0.86	0.26	97,97,97,97	0

*Continued on next page...*

*Continued from previous page...*

Mol	Type	Chain	Res	Atoms	RSCC	RSR	B-factors(Å <sup>2</sup> )	Q<0.9
55	MG	AA	3529	1/1	0.86	0.29	78,78,78,78	0
55	MG	DA	3273	1/1	0.86	0.12	108,108,108,108	0
55	MG	DA	3274	1/1	0.86	0.58	80,80,80,80	0
55	MG	AA	3447	1/1	0.86	0.10	51,51,51,51	0
55	MG	AA	3176	1/1	0.86	0.34	38,38,38,38	0
55	MG	AA	3554	1/1	0.86	0.19	86,86,86,86	0
55	MG	DA	3442	1/1	0.86	0.38	96,96,96,96	0
55	MG	AA	3345	1/1	0.86	0.17	78,78,78,78	0
55	MG	AA	3126	1/1	0.86	0.18	63,63,63,63	0
55	MG	DA	3288	1/1	0.86	0.21	82,82,82,82	0
55	MG	DA	3062	1/1	0.86	0.11	85,85,85,85	0
55	MG	BA	1615	1/1	0.86	0.27	104,104,104,104	0
55	MG	CA	1755	1/1	0.86	0.53	94,94,94,94	0
55	MG	CA	1756	1/1	0.86	0.21	93,93,93,93	0
55	MG	DA	3305	1/1	0.86	0.13	83,83,83,83	0
55	MG	AA	3181	1/1	0.86	0.23	92,92,92,92	0
55	MG	AA	3219	1/1	0.86	0.29	60,60,60,60	0
55	MG	AA	3412	1/1	0.86	0.47	88,88,88,88	0
55	MG	BA	1624	1/1	0.86	0.24	92,92,92,92	0
55	MG	DA	3078	1/1	0.86	0.15	87,87,87,87	0
55	MG	BA	1625	1/1	0.86	0.20	61,61,61,61	0
55	MG	DA	3489	1/1	0.86	0.41	57,57,57,57	0
55	MG	AA	3561	1/1	0.86	0.18	88,88,88,88	0
55	MG	AA	3047	1/1	0.86	0.22	87,87,87,87	0
55	MG	AA	3302	1/1	0.86	0.23	84,84,84,84	0
55	MG	AA	3363	1/1	0.86	0.19	80,80,80,80	0
55	MG	DA	3111	1/1	0.86	0.40	67,67,67,67	0
55	MG	AA	3071	1/1	0.86	0.26	99,99,99,99	0
55	MG	DA	3516	1/1	0.86	0.19	60,60,60,60	0
55	MG	CA	1785	1/1	0.86	0.25	81,81,81,81	0
55	MG	AA	3017	1/1	0.86	0.25	59,59,59,59	0
55	MG	AA	3424	1/1	0.86	0.27	77,77,77,77	0
55	MG	AA	3491	1/1	0.86	0.36	93,93,93,93	0
55	MG	DA	3344	1/1	0.86	0.47	93,93,93,93	0
55	MG	DA	3346	1/1	0.86	0.42	83,83,83,83	0
55	MG	AA	3312	1/1	0.86	0.14	88,88,88,88	0
55	MG	AA	3620	1/1	0.86	0.40	99,99,99,99	0
55	MG	AA	3314	1/1	0.86	0.16	82,82,82,82	0
55	MG	CA	1682	1/1	0.86	0.29	97,97,97,97	0
55	MG	BA	1664	1/1	0.86	0.22	52,52,52,52	0
55	MG	BA	1665	1/1	0.86	0.28	66,66,66,66	0
55	MG	DA	3365	1/1	0.86	0.35	89,89,89,89	0

*Continued on next page...*

*Continued from previous page...*

Mol	Type	Chain	Res	Atoms	RSCC	RSR	B-factors(Å <sup>2</sup> )	Q<0.9
55	MG	CG	303	1/1	0.86	0.17	100,100,100,100	0
55	MG	AA	3624	1/1	0.86	0.20	80,80,80,80	0
55	MG	CA	1680	1/1	0.87	0.31	68,68,68,68	0
55	MG	DA	3180	1/1	0.87	0.34	50,50,50,50	0
55	MG	BA	1835	1/1	0.87	0.43	82,82,82,82	0
55	MG	DA	3368	1/1	0.87	0.20	87,87,87,87	0
55	MG	AA	3303	1/1	0.87	0.20	91,91,91,91	0
55	MG	DA	3375	1/1	0.87	0.14	82,82,82,82	0
55	MG	AA	3526	1/1	0.87	0.21	57,57,57,57	0
55	MG	AA	3468	1/1	0.87	0.15	92,92,92,92	0
55	MG	DA	3198	1/1	0.87	0.28	68,68,68,68	0
55	MG	CA	1691	1/1	0.87	0.24	69,69,69,69	0
55	MG	BA	1631	1/1	0.87	0.11	67,67,67,67	0
55	MG	BA	1764	1/1	0.87	0.29	93,93,93,93	0
55	MG	AA	3530	1/1	0.87	0.11	65,65,65,65	0
55	MG	CA	1703	1/1	0.87	0.10	88,88,88,88	0
55	MG	BB	102	1/1	0.87	0.18	86,86,86,86	0
55	MG	AA	3471	1/1	0.87	0.16	69,69,69,69	0
55	MG	DA	3240	1/1	0.87	0.44	80,80,80,80	0
55	MG	AA	3334	1/1	0.87	0.18	73,73,73,73	0
55	MG	CA	1711	1/1	0.87	0.26	88,88,88,88	0
55	MG	DA	3407	1/1	0.87	0.13	80,80,80,80	0
55	MG	BA	1769	1/1	0.87	0.35	86,86,86,86	0
55	MG	AA	3171	1/1	0.87	0.14	81,81,81,81	0
55	MG	CA	1717	1/1	0.87	0.23	106,106,106,106	0
55	MG	DA	3414	1/1	0.87	0.30	74,74,74,74	0
55	MG	AA	3483	1/1	0.87	0.23	70,70,70,70	0
55	MG	BA	1643	1/1	0.87	0.20	80,80,80,80	0
55	MG	BA	1783	1/1	0.87	0.18	91,91,91,91	0
55	MG	DA	3256	1/1	0.87	0.30	82,82,82,82	0
55	MG	DA	3033	1/1	0.87	0.25	94,94,94,94	0
55	MG	DA	3035	1/1	0.87	0.24	102,102,102,102	0
55	MG	DA	3036	1/1	0.87	0.50	87,87,87,87	0
55	MG	CA	1725	1/1	0.87	0.24	75,75,75,75	0
55	MG	AB	210	1/1	0.87	0.46	71,71,71,71	0
55	MG	DA	3435	1/1	0.87	0.23	104,104,104,104	0
55	MG	AA	3373	1/1	0.87	0.26	71,71,71,71	0
55	MG	CA	1609	1/1	0.87	0.25	108,108,108,108	0
55	MG	DA	3275	1/1	0.87	0.37	81,81,81,81	0
55	MG	DA	3055	1/1	0.87	0.43	80,80,80,80	0
55	MG	AA	3488	1/1	0.87	0.19	94,94,94,94	0
55	MG	CA	1613	1/1	0.87	0.39	84,84,84,84	0

*Continued on next page...*

*Continued from previous page...*

Mol	Type	Chain	Res	Atoms	RSCC	RSR	B-factors( $\text{\AA}^2$ )	Q<0.9
55	MG	DA	3281	1/1	0.87	0.18	75,75,75,75	0
55	MG	AA	3441	1/1	0.87	0.09	76,76,76,76	0
55	MG	AA	3233	1/1	0.87	0.10	74,74,74,74	0
55	MG	AA	3414	1/1	0.87	0.15	68,68,68,68	0
55	MG	BA	1794	1/1	0.87	0.44	94,94,94,94	0
55	MG	BA	1734	1/1	0.87	0.30	96,96,96,96	0
55	MG	BA	1799	1/1	0.87	0.28	85,85,85,85	0
55	MG	AE	303	1/1	0.87	0.15	91,91,91,91	0
55	MG	AA	3570	1/1	0.87	0.17	49,49,49,49	0
55	MG	DA	3474	1/1	0.87	0.29	103,103,103,103	0
55	MG	AA	3044	1/1	0.87	0.43	54,54,54,54	0
55	MG	BA	1806	1/1	0.87	0.21	75,75,75,75	0
55	MG	DA	3480	1/1	0.87	0.32	56,56,56,56	0
55	MG	DA	3082	1/1	0.87	0.23	83,83,83,83	0
55	MG	BA	1808	1/1	0.87	0.31	69,69,69,69	0
55	MG	AA	3417	1/1	0.87	0.13	78,78,78,78	0
55	MG	DA	3496	1/1	0.87	0.31	85,85,85,85	0
55	MG	CA	1766	1/1	0.87	0.24	75,75,75,75	0
55	MG	DA	3319	1/1	0.87	0.33	68,68,68,68	0
55	MG	BA	1675	1/1	0.87	0.19	89,89,89,89	0
55	MG	AO	203	1/1	0.87	0.34	63,63,63,63	0
55	MG	AA	3091	1/1	0.87	0.30	69,69,69,69	0
55	MG	AA	3208	1/1	0.87	0.20	66,66,66,66	0
55	MG	DA	3329	1/1	0.87	0.27	80,80,80,80	0
55	MG	CA	1779	1/1	0.87	0.26	82,82,82,82	0
55	MG	DA	3120	1/1	0.87	0.31	78,78,78,78	0
55	MG	BA	1607	1/1	0.87	0.12	87,87,87,87	0
55	MG	CA	1653	1/1	0.87	0.33	73,73,73,73	0
55	MG	DA	3522	1/1	0.87	0.36	85,85,85,85	0
55	MG	CA	1654	1/1	0.87	0.21	88,88,88,88	0
55	MG	AA	3452	1/1	0.87	0.34	95,95,95,95	0
55	MG	DA	3527	1/1	0.87	0.29	96,96,96,96	0
55	MG	AA	3260	1/1	0.87	0.17	70,70,70,70	0
55	MG	AA	3611	1/1	0.87	0.31	54,54,54,54	0
55	MG	AA	3390	1/1	0.87	0.20	73,73,73,73	0
55	MG	AA	3098	1/1	0.87	0.20	71,71,71,71	0
55	MG	DB	209	1/1	0.87	0.25	103,103,103,103	0
55	MG	DA	3354	1/1	0.87	0.38	92,92,92,92	0
55	MG	AA	3242	1/1	0.87	0.28	58,58,58,58	0
55	MG	DB	213	1/1	0.87	0.13	90,90,90,90	0
55	MG	DA	3137	1/1	0.87	0.18	78,78,78,78	0
55	MG	DA	3359	1/1	0.87	0.17	75,75,75,75	0

*Continued on next page...*

*Continued from previous page...*

Mol	Type	Chain	Res	Atoms	RSCC	RSR	B-factors(Å <sup>2</sup> )	Q<0.9
55	MG	AA	3272	1/1	0.87	0.24	86,86,86,86	0
55	MG	CA	1724	1/1	0.88	0.31	88,88,88,88	0
55	MG	AA	3287	1/1	0.88	0.23	88,88,88,88	0
55	MG	AA	3369	1/1	0.88	0.26	85,85,85,85	0
55	MG	DA	3218	1/1	0.88	0.47	75,75,75,75	0
55	MG	AA	3182	1/1	0.88	0.33	77,77,77,77	0
55	MG	CA	1731	1/1	0.88	0.43	85,85,85,85	0
55	MG	BA	1652	1/1	0.88	0.20	86,86,86,86	0
55	MG	DA	3391	1/1	0.88	0.26	86,86,86,86	0
55	MG	AA	3535	1/1	0.88	0.16	82,82,82,82	0
55	MG	AA	3541	1/1	0.88	0.12	94,94,94,94	0
55	MG	AA	3289	1/1	0.88	0.28	62,62,62,62	0
55	MG	AA	3374	1/1	0.88	0.32	96,96,96,96	0
55	MG	DA	3043	1/1	0.88	0.22	81,81,81,81	0
55	MG	AA	3292	1/1	0.88	0.24	80,80,80,80	0
55	MG	AA	3481	1/1	0.88	0.27	66,66,66,66	0
55	MG	BA	1815	1/1	0.88	0.49	81,81,81,81	0
55	MG	BA	1817	1/1	0.88	0.33	92,92,92,92	0
55	MG	AA	3122	1/1	0.88	0.23	87,87,87,87	0
55	MG	DA	3057	1/1	0.88	0.32	81,81,81,81	0
55	MG	DA	3257	1/1	0.88	0.16	75,75,75,75	0
55	MG	AA	3330	1/1	0.88	0.13	61,61,61,61	0
55	MG	DA	3417	1/1	0.88	0.26	83,83,83,83	0
55	MG	AA	3384	1/1	0.88	0.38	79,79,79,79	0
55	MG	CA	1760	1/1	0.88	0.30	103,103,103,103	0
55	MG	AA	3568	1/1	0.88	0.25	29,29,29,29	0
55	MG	A3	101	1/1	0.88	0.48	80,80,80,80	0
55	MG	AA	3295	1/1	0.88	0.29	70,70,70,70	0
55	MG	AA	3069	1/1	0.88	0.36	64,64,64,64	0
55	MG	AA	3493	1/1	0.88	0.27	89,89,89,89	0
55	MG	BA	1830	1/1	0.88	0.25	96,96,96,96	0
55	MG	CA	1660	1/1	0.88	0.17	76,76,76,76	0
55	MG	BA	1608	1/1	0.88	0.31	63,63,63,63	0
55	MG	DA	3081	1/1	0.88	0.18	73,73,73,73	0
55	MG	AA	3593	1/1	0.88	0.29	90,90,90,90	0
55	MG	DA	3284	1/1	0.88	0.18	81,81,81,81	0
55	MG	AA	3437	1/1	0.88	0.20	105,105,105,105	0
55	MG	BA	1696	1/1	0.88	0.38	90,90,90,90	0
55	MG	DA	3443	1/1	0.88	0.27	94,94,94,94	0
55	MG	AA	3338	1/1	0.88	0.18	72,72,72,72	0
55	MG	DA	3297	1/1	0.88	0.29	70,70,70,70	0
55	MG	BA	1761	1/1	0.88	0.35	85,85,85,85	0

*Continued on next page...*

*Continued from previous page...*

Mol	Type	Chain	Res	Atoms	RSCC	RSR	B-factors( $\text{\AA}^2$ )	Q<0.9
55	MG	DA	3103	1/1	0.88	0.14	82,82,82,82	0
55	MG	DA	3451	1/1	0.88	0.25	65,65,65,65	0
55	MG	DA	3107	1/1	0.88	0.35	89,89,89,89	0
55	MG	DA	3304	1/1	0.88	0.26	106,106,106,106	0
55	MG	DA	3108	1/1	0.88	0.23	69,69,69,69	0
55	MG	DA	3307	1/1	0.88	0.35	77,77,77,77	0
55	MG	DA	3471	1/1	0.88	0.44	89,89,89,89	0
55	MG	CA	1788	1/1	0.88	0.30	68,68,68,68	0
55	MG	BA	1762	1/1	0.88	0.25	85,85,85,85	0
55	MG	DA	3310	1/1	0.88	0.24	80,80,80,80	0
55	MG	DA	3114	1/1	0.88	0.53	70,70,70,70	0
55	MG	CA	1790	1/1	0.88	0.23	75,75,75,75	0
55	MG	AA	3261	1/1	0.88	0.16	30,30,30,30	0
55	MG	DA	3317	1/1	0.88	0.18	87,87,87,87	0
55	MG	AA	3299	1/1	0.88	0.23	94,94,94,94	0
55	MG	DA	3121	1/1	0.88	0.20	99,99,99,99	0
55	MG	DA	3494	1/1	0.88	0.43	81,81,81,81	0
55	MG	BA	1705	1/1	0.88	0.40	70,70,70,70	0
55	MG	BB	101	1/1	0.88	0.12	88,88,88,88	0
55	MG	AA	3203	1/1	0.88	0.32	53,53,53,53	0
55	MG	CA	1696	1/1	0.88	0.21	79,79,79,79	0
55	MG	AA	3226	1/1	0.88	0.31	85,85,85,85	0
55	MG	AA	3448	1/1	0.88	0.20	85,85,85,85	0
55	MG	AA	3270	1/1	0.88	0.18	96,96,96,96	0
55	MG	DA	3507	1/1	0.88	0.26	88,88,88,88	0
55	MG	DA	3512	1/1	0.88	0.34	70,70,70,70	0
55	MG	CS	101	1/1	0.88	0.18	84,84,84,84	0
55	MG	DA	3339	1/1	0.88	0.38	77,77,77,77	0
55	MG	AA	3621	1/1	0.88	0.16	100,100,100,100	0
55	MG	AA	3306	1/1	0.88	0.33	63,63,63,63	0
55	MG	DA	3156	1/1	0.88	0.72	62,62,62,62	0
55	MG	DA	3158	1/1	0.88	0.19	77,77,77,77	0
55	MG	AA	3512	1/1	0.88	0.47	71,71,71,71	0
55	MG	DA	3348	1/1	0.88	0.24	77,77,77,77	0
55	MG	DA	3349	1/1	0.88	0.25	83,83,83,83	0
55	MG	DA	3164	1/1	0.88	0.20	65,65,65,65	0
55	MG	DA	3167	1/1	0.88	0.12	72,72,72,72	0
55	MG	BA	1721	1/1	0.88	0.26	109,109,109,109	0
55	MG	BC	108	1/1	0.88	0.24	101,101,101,101	0
55	MG	AA	3247	1/1	0.88	0.26	76,76,76,76	0
55	MG	AA	3360	1/1	0.88	0.27	89,89,89,89	0
55	MG	DB	211	1/1	0.88	0.27	104,104,104,104	0

*Continued on next page...*



*Continued from previous page...*

Mol	Type	Chain	Res	Atoms	RSCC	RSR	B-factors(Å <sup>2</sup> )	Q<0.9
55	MG	AA	3043	1/1	0.88	0.24	83,83,83,83	0
55	MG	DA	3191	1/1	0.88	0.28	47,47,47,47	0
55	MG	AA	3210	1/1	0.88	0.24	58,58,58,58	0
55	MG	D1	202	1/1	0.88	0.19	102,102,102,102	0
55	MG	AA	3121	1/1	0.88	0.39	93,93,93,93	0
55	MG	DA	3200	1/1	0.88	0.41	66,66,66,66	0
55	MG	DA	3379	1/1	0.89	0.52	99,99,99,99	0
55	MG	AA	3207	1/1	0.89	0.32	44,44,44,44	0
55	MG	DA	3237	1/1	0.89	0.42	84,84,84,84	0
55	MG	BA	1653	1/1	0.89	0.29	91,91,91,91	0
55	MG	BA	1730	1/1	0.89	0.25	97,97,97,97	0
55	MG	DA	3042	1/1	0.89	0.09	84,84,84,84	0
55	MG	CA	1732	1/1	0.89	0.18	93,93,93,93	0
55	MG	AA	3010	1/1	0.89	0.38	52,52,52,52	0
55	MG	AA	3449	1/1	0.89	0.14	76,76,76,76	0
55	MG	DA	3047	1/1	0.89	0.24	84,84,84,84	0
55	MG	DA	3399	1/1	0.89	0.24	97,97,97,97	0
55	MG	DA	3402	1/1	0.89	0.19	73,73,73,73	0
55	MG	DA	3051	1/1	0.89	0.24	81,81,81,81	0
55	MG	AA	3246	1/1	0.89	0.41	73,73,73,73	0
55	MG	DA	3251	1/1	0.89	0.15	50,50,50,50	0
55	MG	BA	1668	1/1	0.89	0.36	73,73,73,73	0
55	MG	DA	3254	1/1	0.89	0.33	84,84,84,84	0
55	MG	AA	3610	1/1	0.89	0.26	34,34,34,34	0
55	MG	AA	3263	1/1	0.89	0.19	56,56,56,56	0
55	MG	A6	101	1/1	0.89	0.29	121,121,121,121	0
55	MG	CA	1752	1/1	0.89	0.09	70,70,70,70	0
55	MG	BA	1601	1/1	0.89	0.48	65,65,65,65	0
55	MG	DA	3268	1/1	0.89	0.20	82,82,82,82	0
55	MG	AA	3613	1/1	0.89	0.10	104,104,104,104	0
55	MG	CA	1633	1/1	0.89	0.40	79,79,79,79	0
55	MG	BA	1676	1/1	0.89	0.21	81,81,81,81	0
55	MG	AA	3533	1/1	0.89	0.16	89,89,89,89	0
55	MG	CA	1636	1/1	0.89	0.25	80,80,80,80	0
55	MG	AA	3147	1/1	0.89	0.37	77,77,77,77	0
55	MG	BA	1679	1/1	0.89	0.25	86,86,86,86	0
55	MG	AA	3061	1/1	0.89	0.18	75,75,75,75	0
55	MG	CA	1642	1/1	0.89	0.22	78,78,78,78	0
55	MG	AA	3372	1/1	0.89	0.22	77,77,77,77	0
55	MG	CA	1644	1/1	0.89	0.14	59,59,59,59	0
55	MG	CA	1772	1/1	0.89	0.17	76,76,76,76	0
55	MG	DA	3286	1/1	0.89	0.12	86,86,86,86	0

*Continued on next page...*

*Continued from previous page...*

Mol	Type	Chain	Res	Atoms	RSCC	RSR	B-factors(Å <sup>2</sup> )	Q<0.9
55	MG	AA	3543	1/1	0.89	0.30	61,61,61,61	0
55	MG	BA	1613	1/1	0.89	0.13	96,96,96,96	0
55	MG	DA	3096	1/1	0.89	0.22	47,47,47,47	0
55	MG	DA	3101	1/1	0.89	0.41	57,57,57,57	0
55	MG	DA	3448	1/1	0.89	0.20	75,75,75,75	0
55	MG	CA	1655	1/1	0.89	0.50	87,87,87,87	0
55	MG	BA	1687	1/1	0.89	0.34	74,74,74,74	0
55	MG	AA	3183	1/1	0.89	0.09	79,79,79,79	0
55	MG	AA	3626	1/1	0.89	0.34	63,63,63,63	0
55	MG	BA	1618	1/1	0.89	0.30	94,94,94,94	0
55	MG	CA	1787	1/1	0.89	0.28	84,84,84,84	0
55	MG	AA	3173	1/1	0.89	0.33	70,70,70,70	0
55	MG	AA	3322	1/1	0.89	0.15	83,83,83,83	0
55	MG	DA	3118	1/1	0.89	0.56	72,72,72,72	0
55	MG	AA	3222	1/1	0.89	0.17	59,59,59,59	0
55	MG	AA	3438	1/1	0.89	0.15	77,77,77,77	0
55	MG	CA	1679	1/1	0.89	0.17	84,84,84,84	0
55	MG	CA	1798	1/1	0.89	0.25	96,96,96,96	0
55	MG	BA	1843	1/1	0.89	0.14	87,87,87,87	0
55	MG	DA	3321	1/1	0.89	0.26	81,81,81,81	0
55	MG	DA	3323	1/1	0.89	0.38	85,85,85,85	0
55	MG	AA	3507	1/1	0.89	0.17	62,62,62,62	0
55	MG	AB	204	1/1	0.89	0.27	94,94,94,94	0
55	MG	BA	1630	1/1	0.89	0.15	105,105,105,105	0
55	MG	AB	206	1/1	0.89	0.23	97,97,97,97	0
55	MG	CA	1690	1/1	0.89	0.34	74,74,74,74	0
55	MG	BA	1768	1/1	0.89	0.18	86,86,86,86	0
55	MG	BA	1711	1/1	0.89	0.40	86,86,86,86	0
55	MG	DA	3142	1/1	0.89	0.28	51,51,51,51	0
55	MG	DA	3151	1/1	0.89	0.28	75,75,75,75	0
55	MG	AA	3279	1/1	0.89	0.10	81,81,81,81	0
55	MG	DA	3513	1/1	0.89	0.23	103,103,103,103	0
55	MG	BA	1771	1/1	0.89	0.16	100,100,100,100	0
55	MG	DA	3162	1/1	0.89	0.42	70,70,70,70	0
55	MG	CB	103	1/1	0.89	0.20	110,110,110,110	0
55	MG	AA	3416	1/1	0.89	0.23	70,70,70,70	0
55	MG	BA	1776	1/1	0.89	0.15	84,84,84,84	0
55	MG	AA	3149	1/1	0.89	0.28	49,49,49,49	0
55	MG	AA	3480	1/1	0.89	0.14	77,77,77,77	0
55	MG	AB	214	1/1	0.89	0.05	88,88,88,88	0
55	MG	BC	106	1/1	0.89	0.18	80,80,80,80	0
55	MG	DB	201	1/1	0.89	0.20	77,77,77,77	0

*Continued on next page...*

*Continued from previous page...*

Mol	Type	Chain	Res	Atoms	RSCC	RSR	B-factors(Å <sup>2</sup> )	Q<0.9
55	MG	DB	202	1/1	0.89	0.25	101,101,101,101	0
55	MG	AA	3520	1/1	0.89	0.38	97,97,97,97	0
55	MG	BC	109	1/1	0.89	0.24	92,92,92,92	0
55	MG	BA	1786	1/1	0.89	0.24	72,72,72,72	0
55	MG	DA	3012	1/1	0.89	0.15	64,64,64,64	0
55	MG	DA	3015	1/1	0.89	0.12	83,83,83,83	0
55	MG	CA	1601	1/1	0.89	0.29	95,95,95,95	0
55	MG	AA	3591	1/1	0.89	0.51	80,80,80,80	0
55	MG	CA	1721	1/1	0.89	0.16	94,94,94,94	0
55	MG	DA	3370	1/1	0.89	0.29	85,85,85,85	0
55	MG	CA	1607	1/1	0.89	0.28	77,77,77,77	0
55	MG	DA	3221	1/1	0.89	0.48	66,66,66,66	0
55	MG	AA	3362	1/1	0.89	0.27	86,86,86,86	0
55	MG	AA	3594	1/1	0.89	0.23	97,97,97,97	0
55	MG	DA	3140	1/1	0.90	0.31	49,49,49,49	0
55	MG	AA	3064	1/1	0.90	0.21	77,77,77,77	0
55	MG	CA	1668	1/1	0.90	0.30	75,75,75,75	0
55	MG	CA	1673	1/1	0.90	0.22	65,65,65,65	0
55	MG	CA	1675	1/1	0.90	0.31	65,65,65,65	0
55	MG	AA	3036	1/1	0.90	0.20	34,34,34,34	0
55	MG	AA	3304	1/1	0.90	0.22	59,59,59,59	0
55	MG	BA	1837	1/1	0.90	0.27	88,88,88,88	0
55	MG	DA	3166	1/1	0.90	0.25	86,86,86,86	0
55	MG	AA	3113	1/1	0.90	0.35	55,55,55,55	0
55	MG	DA	3170	1/1	0.90	0.30	66,66,66,66	0
55	MG	BA	1839	1/1	0.90	0.23	61,61,61,61	0
55	MG	BA	1666	1/1	0.90	0.31	74,74,74,74	0
55	MG	DA	3374	1/1	0.90	0.34	72,72,72,72	0
55	MG	BA	1667	1/1	0.90	0.34	78,78,78,78	0
55	MG	AB	209	1/1	0.90	0.22	103,103,103,103	0
55	MG	AA	3467	1/1	0.90	0.18	83,83,83,83	0
55	MG	DA	3188	1/1	0.90	0.32	48,48,48,48	0
55	MG	DA	3381	1/1	0.90	0.27	89,89,89,89	0
55	MG	DA	3190	1/1	0.90	0.17	46,46,46,46	0
55	MG	AA	3162	1/1	0.90	0.28	45,45,45,45	0
55	MG	DA	3389	1/1	0.90	0.33	85,85,85,85	0
55	MG	AB	212	1/1	0.90	0.22	76,76,76,76	0
55	MG	DA	3195	1/1	0.90	0.14	73,73,73,73	0
55	MG	AA	3269	1/1	0.90	0.34	72,72,72,72	0
55	MG	AA	3545	1/1	0.90	0.26	72,72,72,72	0
55	MG	AA	3093	1/1	0.90	0.15	55,55,55,55	0
55	MG	DA	3206	1/1	0.90	0.23	65,65,65,65	0

*Continued on next page...*

*Continued from previous page...*

Mol	Type	Chain	Res	Atoms	RSCC	RSR	B-factors(Å <sup>2</sup> )	Q<0.9
55	MG	DA	3207	1/1	0.90	0.20	61,61,61,61	0
55	MG	AA	3421	1/1	0.90	0.39	64,64,64,64	0
55	MG	CA	1708	1/1	0.90	0.22	91,91,91,91	0
55	MG	AA	3195	1/1	0.90	0.21	62,62,62,62	0
55	MG	AA	3557	1/1	0.90	0.27	68,68,68,68	0
55	MG	BB	108	1/1	0.90	0.24	106,106,106,106	0
55	MG	CA	1714	1/1	0.90	0.17	115,115,115,115	0
55	MG	DA	3232	1/1	0.90	0.12	75,75,75,75	0
55	MG	AA	3196	1/1	0.90	0.20	60,60,60,60	0
55	MG	DA	3024	1/1	0.90	0.17	100,100,100,100	0
55	MG	CA	1716	1/1	0.90	0.25	78,78,78,78	0
55	MG	DA	3027	1/1	0.90	0.24	93,93,93,93	0
55	MG	DA	3028	1/1	0.90	0.16	71,71,71,71	0
55	MG	DA	3242	1/1	0.90	0.44	61,61,61,61	0
55	MG	DA	3029	1/1	0.90	0.12	92,92,92,92	0
55	MG	AA	3276	1/1	0.90	0.25	59,59,59,59	0
55	MG	DA	3427	1/1	0.90	0.21	78,78,78,78	0
55	MG	AA	3484	1/1	0.90	0.12	86,86,86,86	0
55	MG	AA	3485	1/1	0.90	0.19	96,96,96,96	0
55	MG	DA	3037	1/1	0.90	0.12	84,84,84,84	0
55	MG	AA	3037	1/1	0.90	0.18	50,50,50,50	0
55	MG	DA	3039	1/1	0.90	0.30	82,82,82,82	0
55	MG	DA	3434	1/1	0.90	0.10	75,75,75,75	0
55	MG	DA	3041	1/1	0.90	0.20	91,91,91,91	0
55	MG	BA	1689	1/1	0.90	0.17	110,110,110,110	0
55	MG	AA	3004	1/1	0.90	0.18	37,37,37,37	0
55	MG	AA	3489	1/1	0.90	0.16	93,93,93,93	0
55	MG	CA	1604	1/1	0.90	0.19	78,78,78,78	0
55	MG	AA	3282	1/1	0.90	0.42	87,87,87,87	0
55	MG	AA	3284	1/1	0.90	0.48	80,80,80,80	0
55	MG	AA	3205	1/1	0.90	0.29	43,43,43,43	0
55	MG	BA	1699	1/1	0.90	0.19	58,58,58,58	0
55	MG	CA	1736	1/1	0.90	0.24	90,90,90,90	0
55	MG	CA	1741	1/1	0.90	0.17	83,83,83,83	0
55	MG	AA	3494	1/1	0.90	0.31	88,88,88,88	0
55	MG	CA	1743	1/1	0.90	0.40	71,71,71,71	0
55	MG	AA	3245	1/1	0.90	0.25	81,81,81,81	0
55	MG	DA	3277	1/1	0.90	0.20	77,77,77,77	0
55	MG	BA	1610	1/1	0.90	0.30	53,53,53,53	0
55	MG	AA	3598	1/1	0.90	0.17	84,84,84,84	0
55	MG	AA	3123	1/1	0.90	0.30	47,47,47,47	0
55	MG	DA	3282	1/1	0.90	0.32	55,55,55,55	0

*Continued on next page...*

*Continued from previous page...*

Mol	Type	Chain	Res	Atoms	RSCC	RSR	B-factors( $\text{\AA}^2$ )	Q<0.9
55	MG	AA	3439	1/1	0.90	0.09	93,93,93,93	0
55	MG	AA	3602	1/1	0.90	0.12	70,70,70,70	0
55	MG	DA	3074	1/1	0.90	0.34	89,89,89,89	0
55	MG	DA	3075	1/1	0.90	0.37	80,80,80,80	0
55	MG	AA	3337	1/1	0.90	0.40	88,88,88,88	0
55	MG	AA	3075	1/1	0.90	0.08	71,71,71,71	0
55	MG	AA	3178	1/1	0.90	0.26	49,49,49,49	0
55	MG	DA	3080	1/1	0.90	0.15	114,114,114,114	0
55	MG	DA	3491	1/1	0.90	0.16	43,43,43,43	0
55	MG	AA	3127	1/1	0.90	0.21	47,47,47,47	0
55	MG	CA	1757	1/1	0.90	0.18	83,83,83,83	0
55	MG	BA	1801	1/1	0.90	0.12	93,93,93,93	0
55	MG	AA	3129	1/1	0.90	0.31	75,75,75,75	0
55	MG	BA	1722	1/1	0.90	0.20	90,90,90,90	0
55	MG	AA	3100	1/1	0.90	0.14	79,79,79,79	0
55	MG	AA	3400	1/1	0.90	0.23	86,86,86,86	0
55	MG	DA	3097	1/1	0.90	0.25	42,42,42,42	0
55	MG	DA	3100	1/1	0.90	0.34	62,62,62,62	0
55	MG	CA	1765	1/1	0.90	0.34	97,97,97,97	0
55	MG	AA	3510	1/1	0.90	0.26	73,73,73,73	0
55	MG	CA	1768	1/1	0.90	0.38	115,115,115,115	0
55	MG	BA	1811	1/1	0.90	0.27	86,86,86,86	0
55	MG	AA	3511	1/1	0.90	0.23	51,51,51,51	0
55	MG	BA	1633	1/1	0.90	0.31	75,75,75,75	0
55	MG	BA	1635	1/1	0.90	0.18	87,87,87,87	0
55	MG	AA	3404	1/1	0.90	0.13	89,89,89,89	0
55	MG	CA	1647	1/1	0.90	0.33	65,65,65,65	0
55	MG	DA	3117	1/1	0.90	0.24	68,68,68,68	0
55	MG	CA	1650	1/1	0.90	0.24	90,90,90,90	0
55	MG	AA	3625	1/1	0.90	0.30	70,70,70,70	0
55	MG	BA	1820	1/1	0.90	0.32	97,97,97,97	0
55	MG	AA	3258	1/1	0.90	0.21	80,80,80,80	0
55	MG	DB	205	1/1	0.90	0.34	90,90,90,90	0
55	MG	CA	1656	1/1	0.90	0.17	87,87,87,87	0
55	MG	AA	3627	1/1	0.90	0.26	108,108,108,108	0
55	MG	AA	3628	1/1	0.90	0.14	89,89,89,89	0
55	MG	DA	3341	1/1	0.90	0.33	62,62,62,62	0
55	MG	AA	3410	1/1	0.90	0.12	99,99,99,99	0
55	MG	AA	3453	1/1	0.90	0.20	47,47,47,47	0
55	MG	AA	3048	1/1	0.90	0.19	63,63,63,63	0
55	MG	DA	3345	1/1	0.90	0.17	75,75,75,75	0
55	MG	AA	3459	1/1	0.90	0.23	110,110,110,110	0

*Continued on next page...*

*Continued from previous page...*

Mol	Type	Chain	Res	Atoms	RSCC	RSR	B-factors(Å <sup>2</sup> )	Q<0.9
55	MG	DE	302	1/1	0.90	0.25	75,75,75,75	0
55	MG	CA	1799	1/1	0.90	0.25	95,95,95,95	0
55	MG	AA	3062	1/1	0.90	0.12	73,73,73,73	0
55	MG	DA	3351	1/1	0.90	0.29	70,70,70,70	0
55	MG	AA	3191	1/1	0.91	0.33	61,61,61,61	0
55	MG	AA	3227	1/1	0.91	0.35	66,66,66,66	0
55	MG	AA	3012	1/1	0.91	0.28	45,45,45,45	0
55	MG	AA	3168	1/1	0.91	0.24	64,64,64,64	0
55	MG	DA	3199	1/1	0.91	0.18	49,49,49,49	0
55	MG	DA	3371	1/1	0.91	0.63	82,82,82,82	0
55	MG	BA	1602	1/1	0.91	0.20	65,65,65,65	0
55	MG	DA	3373	1/1	0.91	0.17	90,90,90,90	0
55	MG	AA	3354	1/1	0.91	0.36	79,79,79,79	0
55	MG	AA	3603	1/1	0.91	0.18	65,65,65,65	0
55	MG	CA	1641	1/1	0.91	0.11	101,101,101,101	0
55	MG	AA	3405	1/1	0.91	0.25	86,86,86,86	0
55	MG	AA	3006	1/1	0.91	0.55	60,60,60,60	0
55	MG	AA	3407	1/1	0.91	0.21	84,84,84,84	0
55	MG	DA	3219	1/1	0.91	0.15	79,79,79,79	0
55	MG	BA	1832	1/1	0.91	0.18	100,100,100,100	0
55	MG	BA	1682	1/1	0.91	0.28	98,98,98,98	0
55	MG	CA	1651	1/1	0.91	0.21	79,79,79,79	0
55	MG	DA	3050	1/1	0.91	0.53	78,78,78,78	0
55	MG	DA	3234	1/1	0.91	0.36	55,55,55,55	0
55	MG	AA	3234	1/1	0.91	0.16	83,83,83,83	0
55	MG	DA	3053	1/1	0.91	0.15	86,86,86,86	0
55	MG	DA	3238	1/1	0.91	0.34	80,80,80,80	0
55	MG	AA	3361	1/1	0.91	0.21	88,88,88,88	0
55	MG	BA	1756	1/1	0.91	0.22	96,96,96,96	0
55	MG	BA	1612	1/1	0.91	0.23	90,90,90,90	0
55	MG	AA	3516	1/1	0.91	0.21	57,57,57,57	0
55	MG	BA	1614	1/1	0.91	0.28	93,93,93,93	0
55	MG	AA	3172	1/1	0.91	0.22	102,102,102,102	0
55	MG	DA	3061	1/1	0.91	0.28	67,67,67,67	0
55	MG	AA	3413	1/1	0.91	0.24	82,82,82,82	0
55	MG	CA	1767	1/1	0.91	0.20	94,94,94,94	0
55	MG	BA	1694	1/1	0.91	0.11	99,99,99,99	0
55	MG	BN	201	1/1	0.91	0.22	67,67,67,67	0
55	MG	DA	3415	1/1	0.91	0.15	84,84,84,84	0
55	MG	AA	3079	1/1	0.91	0.22	100,100,100,100	0
55	MG	DA	3420	1/1	0.91	0.34	73,73,73,73	0
55	MG	CA	1771	1/1	0.91	0.26	64,64,64,64	0

*Continued on next page...*

*Continued from previous page...*

Mol	Type	Chain	Res	Atoms	RSCC	RSR	B-factors(Å <sup>2</sup> )	Q<0.9
55	MG	DA	3255	1/1	0.91	0.27	83,83,83,83	0
55	MG	CA	1666	1/1	0.91	0.31	76,76,76,76	0
55	MG	AA	3311	1/1	0.91	0.29	58,58,58,58	0
55	MG	DA	3260	1/1	0.91	0.16	82,82,82,82	0
55	MG	CA	1775	1/1	0.91	0.31	66,66,66,66	0
55	MG	CA	1776	1/1	0.91	0.13	91,91,91,91	0
55	MG	DA	3266	1/1	0.91	0.28	97,97,97,97	0
55	MG	AA	3525	1/1	0.91	0.20	67,67,67,67	0
55	MG	CA	1669	1/1	0.91	0.17	67,67,67,67	0
55	MG	CA	1672	1/1	0.91	0.36	76,76,76,76	0
55	MG	CA	1781	1/1	0.91	0.31	92,92,92,92	0
55	MG	DA	3083	1/1	0.91	0.36	108,108,108,108	0
55	MG	AA	3175	1/1	0.91	0.27	70,70,70,70	0
55	MG	CA	1783	1/1	0.91	0.20	72,72,72,72	0
55	MG	CA	1784	1/1	0.91	0.45	102,102,102,102	0
55	MG	DA	3088	1/1	0.91	0.35	49,49,49,49	0
55	MG	BB	103	1/1	0.91	0.33	87,87,87,87	0
55	MG	AA	3086	1/1	0.91	0.31	70,70,70,70	0
55	MG	DA	3445	1/1	0.91	0.18	72,72,72,72	0
55	MG	AA	3315	1/1	0.91	0.19	68,68,68,68	0
55	MG	DA	3099	1/1	0.91	0.22	51,51,51,51	0
55	MG	BA	1703	1/1	0.91	0.23	118,118,118,118	0
55	MG	CA	1684	1/1	0.91	0.37	77,77,77,77	0
55	MG	DA	3450	1/1	0.91	0.30	86,86,86,86	0
55	MG	DA	3102	1/1	0.91	0.36	72,72,72,72	0
55	MG	BA	1772	1/1	0.91	0.10	89,89,89,89	0
55	MG	DA	3454	1/1	0.91	0.25	108,108,108,108	0
55	MG	CA	1793	1/1	0.91	0.26	78,78,78,78	0
55	MG	DA	3458	1/1	0.91	0.22	88,88,88,88	0
55	MG	DA	3462	1/1	0.91	0.26	67,67,67,67	0
55	MG	AA	3135	1/1	0.91	0.24	66,66,66,66	0
55	MG	BA	1629	1/1	0.91	0.10	100,100,100,100	0
55	MG	DA	3298	1/1	0.91	0.13	95,95,95,95	0
55	MG	AA	3475	1/1	0.91	0.24	67,67,67,67	0
55	MG	AA	3476	1/1	0.91	0.18	94,94,94,94	0
55	MG	AA	3141	1/1	0.91	0.33	37,37,37,37	0
55	MG	CA	1695	1/1	0.91	0.34	77,77,77,77	0
55	MG	BC	107	1/1	0.91	0.12	88,88,88,88	0
55	MG	CA	1698	1/1	0.91	0.15	104,104,104,104	0
55	MG	CA	1807	1/1	0.91	0.31	121,121,121,121	0
55	MG	AA	3283	1/1	0.91	0.30	74,74,74,74	0
55	MG	AA	3479	1/1	0.91	0.20	97,97,97,97	0

*Continued on next page...*

*Continued from previous page...*

Mol	Type	Chain	Res	Atoms	RSCC	RSR	B-factors( $\text{\AA}^2$ )	Q<0.9
55	MG	AA	3011	1/1	0.91	0.28	38,38,38,38	0
55	MG	AA	3377	1/1	0.91	0.17	85,85,85,85	0
55	MG	DA	3314	1/1	0.91	0.15	78,78,78,78	0
55	MG	CA	1705	1/1	0.91	0.21	86,86,86,86	0
55	MG	DA	3316	1/1	0.91	0.14	87,87,87,87	0
55	MG	BA	1719	1/1	0.91	0.28	91,91,91,91	0
55	MG	CA	1605	1/1	0.91	0.36	72,72,72,72	0
55	MG	AA	3482	1/1	0.91	0.16	82,82,82,82	0
55	MG	DA	3134	1/1	0.91	0.34	56,56,56,56	0
55	MG	DA	3506	1/1	0.91	0.41	80,80,80,80	0
55	MG	AA	3041	1/1	0.91	0.30	62,62,62,62	0
55	MG	DA	3511	1/1	0.91	0.27	65,65,65,65	0
55	MG	CC	104	1/1	0.91	0.18	90,90,90,90	0
55	MG	CC	105	1/1	0.91	0.24	74,74,74,74	0
55	MG	DA	3138	1/1	0.91	0.41	71,71,71,71	0
55	MG	DA	3517	1/1	0.91	0.29	62,62,62,62	0
55	MG	BA	1642	1/1	0.91	0.29	69,69,69,69	0
55	MG	DA	3141	1/1	0.91	0.24	44,44,44,44	0
55	MG	CA	1611	1/1	0.91	0.16	76,76,76,76	0
55	MG	AA	3248	1/1	0.91	0.26	53,53,53,53	0
55	MG	AA	3429	1/1	0.91	0.38	85,85,85,85	0
55	MG	DA	3524	1/1	0.91	0.25	99,99,99,99	0
55	MG	DA	3157	1/1	0.91	0.18	51,51,51,51	0
55	MG	AA	3051	1/1	0.91	0.21	51,51,51,51	0
55	MG	DA	3161	1/1	0.91	0.41	73,73,73,73	0
55	MG	DA	3528	1/1	0.91	0.14	87,87,87,87	0
55	MG	AA	3381	1/1	0.91	0.36	88,88,88,88	0
55	MG	AA	3382	1/1	0.91	0.21	83,83,83,83	0
55	MG	CA	1620	1/1	0.91	0.35	70,70,70,70	0
55	MG	AA	3383	1/1	0.91	0.12	70,70,70,70	0
55	MG	DA	3017	1/1	0.91	0.26	88,88,88,88	0
55	MG	DA	3347	1/1	0.91	0.39	66,66,66,66	0
55	MG	AA	3053	1/1	0.91	0.27	59,59,59,59	0
55	MG	DA	3171	1/1	0.91	0.26	81,81,81,81	0
55	MG	BA	1658	1/1	0.91	0.30	54,54,54,54	0
55	MG	AA	3220	1/1	0.91	0.16	44,44,44,44	0
55	MG	DA	3022	1/1	0.91	0.11	66,66,66,66	0
55	MG	AA	3221	1/1	0.91	0.25	51,51,51,51	0
55	MG	AA	3150	1/1	0.91	0.44	58,58,58,58	0
55	MG	DA	3186	1/1	0.91	0.38	56,56,56,56	0
55	MG	DA	3358	1/1	0.91	0.26	90,90,90,90	0
55	MG	AA	3023	1/1	0.91	0.33	52,52,52,52	0

*Continued on next page...*



*Continued from previous page...*

Mol	Type	Chain	Res	Atoms	RSCC	RSR	B-factors(Å <sup>2</sup> )	Q<0.9
55	MG	AA	3026	1/1	0.91	0.17	35,35,35,35	0
55	MG	DA	3383	1/1	0.92	0.27	79,79,79,79	0
55	MG	CA	1686	1/1	0.92	0.43	68,68,68,68	0
55	MG	AA	3319	1/1	0.92	0.17	61,61,61,61	0
55	MG	BC	101	1/1	0.92	0.24	58,58,58,58	0
55	MG	AA	3081	1/1	0.92	0.25	41,41,41,41	0
55	MG	DA	3089	1/1	0.92	0.18	46,46,46,46	0
55	MG	BC	103	1/1	0.92	0.23	65,65,65,65	0
55	MG	DA	3093	1/1	0.92	0.17	51,51,51,51	0
55	MG	AA	3001	1/1	0.92	0.32	49,49,49,49	0
55	MG	AA	3087	1/1	0.92	0.17	45,45,45,45	0
55	MG	BA	1627	1/1	0.92	0.19	62,62,62,62	0
55	MG	CA	1801	1/1	0.92	0.32	71,71,71,71	0
55	MG	BA	1777	1/1	0.92	0.12	88,88,88,88	0
55	MG	DA	3264	1/1	0.92	0.18	76,76,76,76	0
55	MG	BA	1704	1/1	0.92	0.22	87,87,87,87	0
55	MG	CA	1805	1/1	0.92	0.22	81,81,81,81	0
55	MG	CA	1700	1/1	0.92	0.28	60,60,60,60	0
55	MG	DA	3409	1/1	0.92	0.11	70,70,70,70	0
55	MG	DA	3269	1/1	0.92	0.27	86,86,86,86	0
55	MG	BA	1781	1/1	0.92	0.43	57,57,57,57	0
55	MG	BA	1782	1/1	0.92	0.35	88,88,88,88	0
55	MG	B1	102	1/1	0.92	0.08	69,69,69,69	0
55	MG	AA	3531	1/1	0.92	0.22	53,53,53,53	0
55	MG	CA	1603	1/1	0.92	0.26	75,75,75,75	0
55	MG	DA	3421	1/1	0.92	0.09	76,76,76,76	0
55	MG	AA	3204	1/1	0.92	0.37	56,56,56,56	0
55	MG	AA	3244	1/1	0.92	0.20	69,69,69,69	0
55	MG	AA	3169	1/1	0.92	0.09	74,74,74,74	0
55	MG	BA	1632	1/1	0.92	0.20	72,72,72,72	0
55	MG	DA	3280	1/1	0.92	0.15	80,80,80,80	0
55	MG	DA	3428	1/1	0.92	0.22	79,79,79,79	0
55	MG	AA	3038	1/1	0.92	0.29	70,70,70,70	0
55	MG	CC	102	1/1	0.92	0.23	69,69,69,69	0
55	MG	AA	3050	1/1	0.92	0.21	69,69,69,69	0
55	MG	AA	3027	1/1	0.92	0.28	49,49,49,49	0
55	MG	BA	1716	1/1	0.92	0.16	90,90,90,90	0
55	MG	BA	1717	1/1	0.92	0.19	79,79,79,79	0
55	MG	CA	1615	1/1	0.92	0.18	92,92,92,92	0
55	MG	DA	3291	1/1	0.92	0.43	70,70,70,70	0
55	MG	AA	3339	1/1	0.92	0.18	95,95,95,95	0
55	MG	AA	3546	1/1	0.92	0.13	33,33,33,33	0

*Continued on next page...*

*Continued from previous page...*

Mol	Type	Chain	Res	Atoms	RSCC	RSR	B-factors(Å <sup>2</sup> )	Q<0.9
55	MG	AA	3551	1/1	0.92	0.26	73,73,73,73	0
55	MG	DA	3441	1/1	0.92	0.19	67,67,67,67	0
55	MG	AA	3553	1/1	0.92	0.23	100,100,100,100	0
55	MG	AA	3072	1/1	0.92	0.21	75,75,75,75	0
55	MG	CA	1729	1/1	0.92	0.34	81,81,81,81	0
55	MG	DA	3303	1/1	0.92	0.37	61,61,61,61	0
55	MG	AA	3250	1/1	0.92	0.19	73,73,73,73	0
55	MG	BA	1644	1/1	0.92	0.20	78,78,78,78	0
55	MG	DA	3306	1/1	0.92	0.24	73,73,73,73	0
55	MG	AA	3214	1/1	0.92	0.38	66,66,66,66	0
55	MG	AA	3347	1/1	0.92	0.12	92,92,92,92	0
55	MG	DA	3153	1/1	0.92	0.21	54,54,54,54	0
55	MG	DA	3452	1/1	0.92	0.21	91,91,91,91	0
55	MG	DA	3155	1/1	0.92	0.29	49,49,49,49	0
55	MG	BA	1812	1/1	0.92	0.46	76,76,76,76	0
55	MG	CA	1737	1/1	0.92	0.20	109,109,109,109	0
55	MG	DA	3313	1/1	0.92	0.40	75,75,75,75	0
55	MG	BA	1813	1/1	0.92	0.24	80,80,80,80	0
55	MG	DA	3159	1/1	0.92	0.23	52,52,52,52	0
55	MG	DA	3468	1/1	0.92	0.14	53,53,53,53	0
55	MG	DA	3160	1/1	0.92	0.31	65,65,65,65	0
55	MG	AA	3074	1/1	0.92	0.43	81,81,81,81	0
55	MG	BA	1650	1/1	0.92	0.28	78,78,78,78	0
55	MG	BA	1816	1/1	0.92	0.17	87,87,87,87	0
55	MG	AA	3351	1/1	0.92	0.31	84,84,84,84	0
55	MG	DA	3475	1/1	0.92	0.22	81,81,81,81	0
55	MG	DA	3476	1/1	0.92	0.16	76,76,76,76	0
55	MG	DA	3322	1/1	0.92	0.34	83,83,83,83	0
55	MG	AA	3256	1/1	0.92	0.15	65,65,65,65	0
55	MG	AA	3402	1/1	0.92	0.54	94,94,94,94	0
55	MG	DA	3169	1/1	0.92	0.28	68,68,68,68	0
55	MG	AA	3562	1/1	0.92	0.12	96,96,96,96	0
55	MG	DA	3487	1/1	0.92	0.17	59,59,59,59	0
55	MG	BA	1661	1/1	0.92	0.20	49,49,49,49	0
55	MG	DA	3490	1/1	0.92	0.13	49,49,49,49	0
55	MG	AA	3029	1/1	0.92	0.26	50,50,50,50	0
55	MG	AA	3133	1/1	0.92	0.19	38,38,38,38	0
55	MG	AA	3134	1/1	0.92	0.22	59,59,59,59	0
55	MG	BA	1826	1/1	0.92	0.26	73,73,73,73	0
55	MG	DA	3335	1/1	0.92	0.28	72,72,72,72	0
55	MG	AF	302	1/1	0.92	0.15	80,80,80,80	0
55	MG	AA	3575	1/1	0.92	0.23	40,40,40,40	0

*Continued on next page...*

*Continued from previous page...*

Mol	Type	Chain	Res	Atoms	RSCC	RSR	B-factors( $\text{\AA}^2$ )	Q<0.9
55	MG	AA	3030	1/1	0.92	0.21	51,51,51,51	0
55	MG	AA	3581	1/1	0.92	0.16	67,67,67,67	0
55	MG	A0	201	1/1	0.92	0.22	46,46,46,46	0
55	MG	AA	3584	1/1	0.92	0.30	94,94,94,94	0
55	MG	DA	3508	1/1	0.92	0.30	77,77,77,77	0
55	MG	CA	1764	1/1	0.92	0.32	67,67,67,67	0
55	MG	DA	3196	1/1	0.92	0.33	82,82,82,82	0
55	MG	AA	3588	1/1	0.92	0.28	63,63,63,63	0
55	MG	AA	3502	1/1	0.92	0.17	81,81,81,81	0
55	MG	AA	3504	1/1	0.92	0.37	103,103,103,103	0
55	MG	DA	3350	1/1	0.92	0.21	79,79,79,79	0
55	MG	AA	3045	1/1	0.92	0.17	50,50,50,50	0
55	MG	DA	3058	1/1	0.92	0.49	75,75,75,75	0
55	MG	AA	3024	1/1	0.92	0.28	35,35,35,35	0
55	MG	CA	1663	1/1	0.92	0.28	72,72,72,72	0
55	MG	AA	3025	1/1	0.92	0.31	46,46,46,46	0
55	MG	DA	3356	1/1	0.92	0.10	80,80,80,80	0
55	MG	AA	3109	1/1	0.92	0.12	33,33,33,33	0
55	MG	BA	1757	1/1	0.92	0.23	88,88,88,88	0
55	MG	AA	3080	1/1	0.92	0.36	52,52,52,52	0
55	MG	DA	3222	1/1	0.92	0.27	57,57,57,57	0
55	MG	DA	3361	1/1	0.92	0.49	102,102,102,102	0
55	MG	AA	3114	1/1	0.92	0.24	41,41,41,41	0
55	MG	DA	3226	1/1	0.92	0.24	57,57,57,57	0
55	MG	DA	3067	1/1	0.92	0.28	75,75,75,75	0
55	MG	AA	3464	1/1	0.92	0.19	83,83,83,83	0
55	MG	DA	3069	1/1	0.92	0.31	82,82,82,82	0
55	MG	AA	3271	1/1	0.92	0.28	68,68,68,68	0
55	MG	AA	3151	1/1	0.92	0.34	61,61,61,61	0
55	MG	AA	3371	1/1	0.92	0.19	69,69,69,69	0
55	MG	CA	1677	1/1	0.92	0.24	68,68,68,68	0
55	MG	CA	1678	1/1	0.92	0.19	67,67,67,67	0
55	MG	AA	3155	1/1	0.92	0.27	61,61,61,61	0
55	MG	BA	1693	1/1	0.92	0.11	80,80,80,80	0
55	MG	AA	3117	1/1	0.92	0.27	62,62,62,62	0
55	MG	AA	3472	1/1	0.92	0.14	81,81,81,81	0
55	MG	AA	3524	1/1	0.92	0.09	72,72,72,72	0
55	MG	DA	3205	1/1	0.93	0.36	60,60,60,60	0
55	MG	CA	1728	1/1	0.93	0.23	58,58,58,58	0
55	MG	AA	3018	1/1	0.93	0.29	38,38,38,38	0
55	MG	DA	3209	1/1	0.93	0.36	54,54,54,54	0
55	MG	AA	3115	1/1	0.93	0.31	56,56,56,56	0

*Continued on next page...*

*Continued from previous page...*

Mol	Type	Chain	Res	Atoms	RSCC	RSR	B-factors( $\text{\AA}^2$ )	Q<0.9
55	MG	AA	3368	1/1	0.93	0.25	83,83,83,83	0
55	MG	BA	1779	1/1	0.93	0.08	105,105,105,105	0
55	MG	CA	1733	1/1	0.93	0.45	66,66,66,66	0
55	MG	BA	1688	1/1	0.93	0.20	76,76,76,76	0
55	MG	CA	1735	1/1	0.93	0.18	86,86,86,86	0
55	MG	AA	3267	1/1	0.93	0.26	80,80,80,80	0
55	MG	DA	3384	1/1	0.93	0.23	64,64,64,64	0
55	MG	DA	3385	1/1	0.93	0.17	90,90,90,90	0
55	MG	DA	3387	1/1	0.93	0.30	45,45,45,45	0
55	MG	AA	3423	1/1	0.93	0.24	69,69,69,69	0
55	MG	CA	1739	1/1	0.93	0.36	69,69,69,69	0
55	MG	DA	3228	1/1	0.93	0.25	71,71,71,71	0
55	MG	CA	1740	1/1	0.93	0.15	75,75,75,75	0
55	MG	DA	3233	1/1	0.93	0.50	84,84,84,84	0
55	MG	BA	1691	1/1	0.93	0.42	60,60,60,60	0
55	MG	DA	3395	1/1	0.93	0.17	80,80,80,80	0
55	MG	A5	102	1/1	0.93	0.18	75,75,75,75	0
55	MG	AA	3487	1/1	0.93	0.09	78,78,78,78	0
55	MG	AA	3563	1/1	0.93	0.15	75,75,75,75	0
55	MG	CA	1624	1/1	0.93	0.27	83,83,83,83	0
55	MG	AA	3313	1/1	0.93	0.40	62,62,62,62	0
55	MG	BA	1789	1/1	0.93	0.19	69,69,69,69	0
55	MG	AA	3187	1/1	0.93	0.67	65,65,65,65	0
55	MG	CA	1750	1/1	0.93	0.28	91,91,91,91	0
55	MG	DA	3406	1/1	0.93	0.14	72,72,72,72	0
55	MG	CA	1629	1/1	0.93	0.12	82,82,82,82	0
55	MG	DA	3064	1/1	0.93	0.26	54,54,54,54	0
55	MG	AA	3572	1/1	0.93	0.21	40,40,40,40	0
55	MG	AA	3056	1/1	0.93	0.27	64,64,64,64	0
55	MG	BA	1797	1/1	0.93	0.26	89,89,89,89	0
55	MG	DA	3413	1/1	0.93	0.14	96,96,96,96	0
55	MG	DA	3250	1/1	0.93	0.28	54,54,54,54	0
55	MG	AA	3118	1/1	0.93	0.22	74,74,74,74	0
55	MG	DA	3416	1/1	0.93	0.19	75,75,75,75	0
55	MG	AA	3577	1/1	0.93	0.23	42,42,42,42	0
55	MG	DA	3419	1/1	0.93	0.28	90,90,90,90	0
55	MG	AA	3119	1/1	0.93	0.29	64,64,64,64	0
55	MG	DA	3073	1/1	0.93	0.18	69,69,69,69	0
55	MG	AA	3376	1/1	0.93	0.33	67,67,67,67	0
55	MG	AA	3433	1/1	0.93	0.31	77,77,77,77	0
55	MG	AA	3587	1/1	0.93	0.09	28,28,28,28	0
55	MG	AA	3273	1/1	0.93	0.24	63,63,63,63	0

*Continued on next page...*

*Continued from previous page...*

Mol	Type	Chain	Res	Atoms	RSCC	RSR	B-factors(Å <sup>2</sup> )	Q<0.9
55	MG	DA	3262	1/1	0.93	0.14	39,39,39,39	0
55	MG	AA	3589	1/1	0.93	0.20	72,72,72,72	0
55	MG	DA	3079	1/1	0.93	0.19	83,83,83,83	0
55	MG	AA	3154	1/1	0.93	0.36	55,55,55,55	0
55	MG	AA	3592	1/1	0.93	0.18	69,69,69,69	0
55	MG	CA	1645	1/1	0.93	0.54	71,71,71,71	0
55	MG	BA	1619	1/1	0.93	0.27	67,67,67,67	0
55	MG	CA	1648	1/1	0.93	0.22	65,65,65,65	0
55	MG	CA	1649	1/1	0.93	0.17	70,70,70,70	0
55	MG	BA	1620	1/1	0.93	0.22	58,58,58,58	0
55	MG	DA	3087	1/1	0.93	0.35	48,48,48,48	0
55	MG	AA	3275	1/1	0.93	0.28	65,65,65,65	0
55	MG	AA	3092	1/1	0.93	0.31	59,59,59,59	0
55	MG	DA	3090	1/1	0.93	0.16	47,47,47,47	0
55	MG	AA	3501	1/1	0.93	0.25	73,73,73,73	0
55	MG	AA	3597	1/1	0.93	0.12	67,67,67,67	0
55	MG	BA	1720	1/1	0.93	0.37	71,71,71,71	0
55	MG	CA	1778	1/1	0.93	0.11	69,69,69,69	0
55	MG	AA	3161	1/1	0.93	0.26	41,41,41,41	0
55	MG	AA	3503	1/1	0.93	0.08	72,72,72,72	0
55	MG	AA	3240	1/1	0.93	0.44	76,76,76,76	0
55	MG	AA	3442	1/1	0.93	0.22	49,49,49,49	0
55	MG	BA	1725	1/1	0.93	0.28	82,82,82,82	0
55	MG	DA	3106	1/1	0.93	0.25	46,46,46,46	0
55	MG	AA	3057	1/1	0.93	0.16	52,52,52,52	0
55	MG	DA	3293	1/1	0.93	0.17	67,67,67,67	0
55	MG	AA	3022	1/1	0.93	0.20	43,43,43,43	0
55	MG	AA	3606	1/1	0.93	0.14	77,77,77,77	0
55	MG	DA	3457	1/1	0.93	0.24	62,62,62,62	0
55	MG	DA	3110	1/1	0.93	0.21	84,84,84,84	0
55	MG	AA	3386	1/1	0.93	0.28	74,74,74,74	0
55	MG	AA	3059	1/1	0.93	0.15	84,84,84,84	0
55	MG	DA	3467	1/1	0.93	0.24	49,49,49,49	0
55	MG	AA	3166	1/1	0.93	0.35	63,63,63,63	0
55	MG	AA	3617	1/1	0.93	0.12	92,92,92,92	0
55	MG	BA	1733	1/1	0.93	0.31	88,88,88,88	0
55	MG	CA	1794	1/1	0.93	0.25	72,72,72,72	0
55	MG	AA	3389	1/1	0.93	0.22	89,89,89,89	0
55	MG	AA	3167	1/1	0.93	0.27	51,51,51,51	0
55	MG	AA	3514	1/1	0.93	0.10	59,59,59,59	0
55	MG	AA	3340	1/1	0.93	0.24	61,61,61,61	0
55	MG	AA	3342	1/1	0.93	0.39	65,65,65,65	0

*Continued on next page...*

*Continued from previous page...*

Mol	Type	Chain	Res	Atoms	RSCC	RSR	B-factors(Å <sup>2</sup> )	Q<0.9
55	MG	BA	1840	1/1	0.93	0.27	80,80,80,80	0
55	MG	DA	3479	1/1	0.93	0.36	87,87,87,87	0
55	MG	DA	3130	1/1	0.93	0.34	64,64,64,64	0
55	MG	CA	1681	1/1	0.93	0.21	71,71,71,71	0
55	MG	BA	1740	1/1	0.93	0.21	72,72,72,72	0
55	MG	BA	1842	1/1	0.93	0.20	88,88,88,88	0
55	MG	AA	3519	1/1	0.93	0.14	91,91,91,91	0
55	MG	AA	3124	1/1	0.93	0.47	56,56,56,56	0
55	MG	BA	1743	1/1	0.93	0.32	58,58,58,58	0
55	MG	DA	3492	1/1	0.93	0.31	48,48,48,48	0
55	MG	CG	302	1/1	0.93	0.20	83,83,83,83	0
55	MG	DA	3495	1/1	0.93	0.18	65,65,65,65	0
55	MG	DA	3320	1/1	0.93	0.23	73,73,73,73	0
55	MG	CA	1688	1/1	0.93	0.40	75,75,75,75	0
55	MG	DA	3139	1/1	0.93	0.27	51,51,51,51	0
55	MG	AA	3454	1/1	0.93	0.16	78,78,78,78	0
55	MG	AA	3522	1/1	0.93	0.16	67,67,67,67	0
55	MG	DA	3503	1/1	0.93	0.09	52,52,52,52	0
55	MG	AA	3455	1/1	0.93	0.32	61,61,61,61	0
55	MG	DA	3144	1/1	0.93	0.35	68,68,68,68	0
55	MG	CA	1693	1/1	0.93	0.28	73,73,73,73	0
55	MG	BA	1651	1/1	0.93	0.48	73,73,73,73	0
55	MG	AA	3395	1/1	0.93	0.07	57,57,57,57	0
55	MG	DA	3509	1/1	0.93	0.34	65,65,65,65	0
55	MG	CB	105	1/1	0.93	0.16	80,80,80,80	0
55	MG	AA	3344	1/1	0.93	0.11	71,71,71,71	0
55	MG	CA	1697	1/1	0.93	0.29	56,56,56,56	0
55	MG	DA	3514	1/1	0.93	0.35	49,49,49,49	0
55	MG	AA	3097	1/1	0.93	0.19	65,65,65,65	0
55	MG	AA	3291	1/1	0.93	0.25	70,70,70,70	0
55	MG	AA	3209	1/1	0.93	0.24	71,71,71,71	0
55	MG	BA	1662	1/1	0.93	0.27	80,80,80,80	0
55	MG	AA	3403	1/1	0.93	0.07	74,74,74,74	0
55	MG	AA	3348	1/1	0.93	0.12	92,92,92,92	0
55	MG	AA	3033	1/1	0.93	0.27	46,46,46,46	0
55	MG	DA	3005	1/1	0.93	0.36	83,83,83,83	0
55	MG	DA	3168	1/1	0.93	0.27	49,49,49,49	0
55	MG	CA	1706	1/1	0.93	0.30	77,77,77,77	0
55	MG	AA	3034	1/1	0.93	0.45	61,61,61,61	0
55	MG	AA	3252	1/1	0.93	0.23	68,68,68,68	0
55	MG	CA	1709	1/1	0.93	0.39	81,81,81,81	0
55	MG	AA	3539	1/1	0.93	0.52	54,54,54,54	0

*Continued on next page...*

*Continued from previous page...*

Mol	Type	Chain	Res	Atoms	RSCC	RSR	B-factors( $\text{\AA}^2$ )	Q<0.9
55	MG	AA	3130	1/1	0.93	0.12	59,59,59,59	0
55	MG	AA	3015	1/1	0.93	0.21	30,30,30,30	0
55	MG	BA	1673	1/1	0.93	0.34	80,80,80,80	0
55	MG	AA	3002	1/1	0.93	0.27	40,40,40,40	0
55	MG	AA	3054	1/1	0.93	0.20	52,52,52,52	0
55	MG	AA	3547	1/1	0.93	0.21	45,45,45,45	0
55	MG	AA	3083	1/1	0.93	0.18	47,47,47,47	0
55	MG	DA	3026	1/1	0.93	0.22	82,82,82,82	0
55	MG	AA	3085	1/1	0.93	0.28	62,62,62,62	0
55	MG	AA	3111	1/1	0.93	0.34	43,43,43,43	0
55	MG	DA	3364	1/1	0.93	0.10	85,85,85,85	0
55	MG	AA	3070	1/1	0.93	0.29	66,66,66,66	0
55	MG	DE	303	1/1	0.93	0.25	52,52,52,52	0
55	MG	D0	201	1/1	0.93	0.15	78,78,78,78	0
55	MG	D1	201	1/1	0.93	0.33	73,73,73,73	0
55	MG	AF	301	1/1	0.93	0.19	75,75,75,75	0
55	MG	BA	1773	1/1	0.93	0.14	79,79,79,79	0
55	MG	AA	3365	1/1	0.93	0.20	83,83,83,83	0
55	MG	DA	3394	1/1	0.94	0.20	70,70,70,70	0
55	MG	CA	1792	1/1	0.94	0.32	91,91,91,91	0
55	MG	AA	3052	1/1	0.94	0.60	74,74,74,74	0
55	MG	AA	3445	1/1	0.94	0.22	69,69,69,69	0
55	MG	BA	1685	1/1	0.94	0.10	82,82,82,82	0
55	MG	DA	3252	1/1	0.94	0.15	45,45,45,45	0
55	MG	DA	3400	1/1	0.94	0.12	82,82,82,82	0
55	MG	DA	3401	1/1	0.94	0.27	75,75,75,75	0
55	MG	DA	3094	1/1	0.94	0.33	45,45,45,45	0
55	MG	DA	3095	1/1	0.94	0.35	45,45,45,45	0
55	MG	A7	101	1/1	0.94	0.17	69,69,69,69	0
55	MG	AA	3582	1/1	0.94	0.20	33,33,33,33	0
55	MG	AA	3583	1/1	0.94	0.22	44,44,44,44	0
55	MG	DA	3258	1/1	0.94	0.24	56,56,56,56	0
55	MG	BA	1603	1/1	0.94	0.26	63,63,63,63	0
55	MG	AA	3392	1/1	0.94	0.25	94,94,94,94	0
55	MG	AA	3300	1/1	0.94	0.14	77,77,77,77	0
55	MG	DA	3411	1/1	0.94	0.26	77,77,77,77	0
55	MG	B1	101	1/1	0.94	0.28	64,64,64,64	0
55	MG	DA	3104	1/1	0.94	0.26	38,38,38,38	0
55	MG	DA	3105	1/1	0.94	0.28	72,72,72,72	0
55	MG	CA	1701	1/1	0.94	0.29	77,77,77,77	0
55	MG	AA	3028	1/1	0.94	0.23	51,51,51,51	0
55	MG	AA	3228	1/1	0.94	0.15	89,89,89,89	0

*Continued on next page...*

*Continued from previous page...*

Mol	Type	Chain	Res	Atoms	RSCC	RSR	B-factors( $\text{\AA}^2$ )	Q<0.9
55	MG	CA	1808	1/1	0.94	0.25	73,73,73,73	0
55	MG	CA	1602	1/1	0.94	0.30	81,81,81,81	0
55	MG	CG	301	1/1	0.94	0.26	86,86,86,86	0
55	MG	DA	3113	1/1	0.94	0.20	44,44,44,44	0
55	MG	AA	3199	1/1	0.94	0.26	66,66,66,66	0
55	MG	BA	1780	1/1	0.94	0.30	58,58,58,58	0
55	MG	AA	3177	1/1	0.94	0.15	45,45,45,45	0
55	MG	AA	3232	1/1	0.94	0.14	47,47,47,47	0
55	MG	AA	3073	1/1	0.94	0.41	76,76,76,76	0
55	MG	CA	1608	1/1	0.94	0.19	81,81,81,81	0
55	MG	AA	3084	1/1	0.94	0.16	40,40,40,40	0
55	MG	DA	3122	1/1	0.94	0.12	71,71,71,71	0
55	MG	CA	1712	1/1	0.94	0.20	86,86,86,86	0
55	MG	AA	3513	1/1	0.94	0.13	73,73,73,73	0
55	MG	BA	1701	1/1	0.94	0.20	73,73,73,73	0
55	MG	AA	3356	1/1	0.94	0.09	72,72,72,72	0
55	MG	DA	3287	1/1	0.94	0.19	62,62,62,62	0
55	MG	AA	3357	1/1	0.94	0.28	61,61,61,61	0
55	MG	BA	1617	1/1	0.94	0.30	64,64,64,64	0
55	MG	CA	1718	1/1	0.94	0.14	78,78,78,78	0
55	MG	AA	3358	1/1	0.94	0.23	79,79,79,79	0
55	MG	AA	3359	1/1	0.94	0.17	60,60,60,60	0
55	MG	BA	1792	1/1	0.94	0.24	94,94,94,94	0
55	MG	BA	1708	1/1	0.94	0.20	78,78,78,78	0
55	MG	BA	1796	1/1	0.94	0.23	78,78,78,78	0
55	MG	DA	3006	1/1	0.94	0.17	78,78,78,78	0
55	MG	AA	3409	1/1	0.94	0.20	98,98,98,98	0
55	MG	CA	1726	1/1	0.94	0.42	82,82,82,82	0
55	MG	AA	3462	1/1	0.94	0.10	69,69,69,69	0
55	MG	DA	3014	1/1	0.94	0.14	62,62,62,62	0
55	MG	DA	3143	1/1	0.94	0.34	69,69,69,69	0
55	MG	AA	3605	1/1	0.94	0.32	45,45,45,45	0
55	MG	DA	3145	1/1	0.94	0.36	54,54,54,54	0
55	MG	BA	1623	1/1	0.94	0.38	68,68,68,68	0
55	MG	AA	3180	1/1	0.94	0.22	56,56,56,56	0
55	MG	CA	1628	1/1	0.94	0.13	86,86,86,86	0
55	MG	AA	3608	1/1	0.94	0.34	69,69,69,69	0
55	MG	AA	3206	1/1	0.94	0.32	53,53,53,53	0
55	MG	AA	3099	1/1	0.94	0.27	64,64,64,64	0
55	MG	AA	3039	1/1	0.94	0.33	80,80,80,80	0
55	MG	BA	1809	1/1	0.94	0.30	88,88,88,88	0
55	MG	AA	3615	1/1	0.94	0.15	84,84,84,84	0

*Continued on next page...*



*Continued from previous page...*

Mol	Type	Chain	Res	Atoms	RSCC	RSR	B-factors(Å <sup>2</sup> )	Q<0.9
55	MG	AA	3008	1/1	0.94	0.25	42,42,42,42	0
55	MG	AA	3527	1/1	0.94	0.21	77,77,77,77	0
55	MG	AA	3316	1/1	0.94	0.28	87,87,87,87	0
55	MG	AA	3470	1/1	0.94	0.11	59,59,59,59	0
55	MG	BA	1634	1/1	0.94	0.23	68,68,68,68	0
55	MG	AA	3035	1/1	0.94	0.15	46,46,46,46	0
55	MG	AA	3622	1/1	0.94	0.11	71,71,71,71	0
55	MG	AA	3211	1/1	0.94	0.23	43,43,43,43	0
55	MG	DA	3327	1/1	0.94	0.37	85,85,85,85	0
55	MG	AA	3473	1/1	0.94	0.24	70,70,70,70	0
55	MG	DA	3172	1/1	0.94	0.21	59,59,59,59	0
55	MG	DA	3175	1/1	0.94	0.14	70,70,70,70	0
55	MG	AA	3212	1/1	0.94	0.34	56,56,56,56	0
55	MG	DA	3178	1/1	0.94	0.23	45,45,45,45	0
55	MG	AA	3320	1/1	0.94	0.29	70,70,70,70	0
55	MG	CA	1751	1/1	0.94	0.20	102,102,102,102	0
55	MG	DA	3044	1/1	0.94	0.16	66,66,66,66	0
55	MG	BA	1641	1/1	0.94	0.22	62,62,62,62	0
55	MG	AA	3321	1/1	0.94	0.35	68,68,68,68	0
55	MG	AA	3281	1/1	0.94	0.14	67,67,67,67	0
55	MG	CA	1652	1/1	0.94	0.27	70,70,70,70	0
55	MG	AA	3185	1/1	0.94	0.12	43,43,43,43	0
55	MG	DA	3499	1/1	0.94	0.30	78,78,78,78	0
55	MG	AA	3544	1/1	0.94	0.23	67,67,67,67	0
55	MG	DA	3501	1/1	0.94	0.16	77,77,77,77	0
55	MG	CA	1758	1/1	0.94	0.28	64,64,64,64	0
55	MG	AA	3139	1/1	0.94	0.24	42,42,42,42	0
55	MG	AA	3325	1/1	0.94	0.23	78,78,78,78	0
55	MG	AA	3425	1/1	0.94	0.44	70,70,70,70	0
55	MG	CA	1658	1/1	0.94	0.29	78,78,78,78	0
55	MG	AA	3140	1/1	0.94	0.16	53,53,53,53	0
55	MG	AA	3552	1/1	0.94	0.33	75,75,75,75	0
55	MG	AA	3427	1/1	0.94	0.26	78,78,78,78	0
55	MG	DA	3510	1/1	0.94	0.25	67,67,67,67	0
55	MG	AA	3327	1/1	0.94	0.13	82,82,82,82	0
55	MG	AA	3216	1/1	0.94	0.34	56,56,56,56	0
55	MG	DA	3210	1/1	0.94	0.26	51,51,51,51	0
55	MG	DA	3211	1/1	0.94	0.26	49,49,49,49	0
55	MG	BA	1660	1/1	0.94	0.30	64,64,64,64	0
55	MG	DA	3214	1/1	0.94	0.54	70,70,70,70	0
55	MG	AA	3286	1/1	0.94	0.32	69,69,69,69	0
55	MG	DA	3216	1/1	0.94	0.27	47,47,47,47	0

*Continued on next page...*

*Continued from previous page...*

Mol	Type	Chain	Res	Atoms	RSCC	RSR	B-factors( $\text{\AA}^2$ )	Q<0.9
55	MG	DA	3363	1/1	0.94	0.26	73,73,73,73	0
55	MG	AA	3217	1/1	0.94	0.28	58,58,58,58	0
55	MG	AA	3067	1/1	0.94	0.30	61,61,61,61	0
55	MG	DA	3220	1/1	0.94	0.34	67,67,67,67	0
55	MG	DA	3367	1/1	0.94	0.22	85,85,85,85	0
55	MG	AB	213	1/1	0.94	0.24	54,54,54,54	0
55	MG	AA	3189	1/1	0.94	0.23	57,57,57,57	0
55	MG	CA	1774	1/1	0.94	0.12	72,72,72,72	0
55	MG	DA	3072	1/1	0.94	0.26	98,98,98,98	0
55	MG	CA	1670	1/1	0.94	0.33	54,54,54,54	0
55	MG	DB	203	1/1	0.94	0.22	71,71,71,71	0
55	MG	AA	3105	1/1	0.94	0.34	64,64,64,64	0
55	MG	DA	3229	1/1	0.94	0.15	109,109,109,109	0
55	MG	DA	3231	1/1	0.94	0.23	55,55,55,55	0
55	MG	AA	3492	1/1	0.94	0.27	84,84,84,84	0
55	MG	AB	217	1/1	0.94	0.28	109,109,109,109	0
55	MG	AA	3436	1/1	0.94	0.18	82,82,82,82	0
55	MG	AA	3255	1/1	0.94	0.24	61,61,61,61	0
55	MG	BQ	102	1/1	0.94	0.09	89,89,89,89	0
55	MG	AA	3565	1/1	0.94	0.29	81,81,81,81	0
55	MG	AA	3566	1/1	0.94	0.32	73,73,73,73	0
55	MG	DA	3386	1/1	0.94	0.38	88,88,88,88	0
55	MG	DE	301	1/1	0.94	0.17	43,43,43,43	0
55	MG	AA	3341	1/1	0.94	0.17	63,63,63,63	0
55	MG	AA	3107	1/1	0.94	0.17	56,56,56,56	0
55	MG	AA	3440	1/1	0.94	0.15	83,83,83,83	0
55	MG	AA	3009	1/1	0.94	0.32	48,48,48,48	0
55	MG	AA	3007	1/1	0.94	0.12	33,33,33,33	0
55	MG	AA	3576	1/1	0.94	0.14	36,36,36,36	0
55	MG	AA	3225	1/1	0.94	0.10	69,69,69,69	0
56	ZN	CG	304	1/1	0.94	0.23	112,112,112,112	0
55	MG	AA	3612	1/1	0.95	0.09	38,38,38,38	0
55	MG	AA	3014	1/1	0.95	0.37	41,41,41,41	0
55	MG	CA	1646	1/1	0.95	0.28	56,56,56,56	0
55	MG	DA	3001	1/1	0.95	0.20	58,58,58,58	0
55	MG	AA	3614	1/1	0.95	0.21	91,91,91,91	0
55	MG	BA	1697	1/1	0.95	0.13	84,84,84,84	0
55	MG	AA	3128	1/1	0.95	0.33	54,54,54,54	0
55	MG	AA	3616	1/1	0.95	0.25	69,69,69,69	0
55	MG	BA	1807	1/1	0.95	0.19	70,70,70,70	0
55	MG	DA	3009	1/1	0.95	0.14	88,88,88,88	0
55	MG	BA	1645	1/1	0.95	0.32	52,52,52,52	0

*Continued on next page...*

*Continued from previous page...*

Mol	Type	Chain	Res	Atoms	RSCC	RSR	B-factors(Å <sup>2</sup> )	Q<0.9
55	MG	AA	3385	1/1	0.95	0.20	75,75,75,75	0
55	MG	AA	3163	1/1	0.95	0.12	48,48,48,48	0
55	MG	DA	3456	1/1	0.95	0.14	83,83,83,83	0
55	MG	AA	3194	1/1	0.95	0.19	54,54,54,54	0
55	MG	AA	3328	1/1	0.95	0.29	71,71,71,71	0
55	MG	AA	3329	1/1	0.95	0.31	77,77,77,77	0
55	MG	DA	3465	1/1	0.95	0.36	51,51,51,51	0
55	MG	BA	1706	1/1	0.95	0.28	55,55,55,55	0
55	MG	DA	3020	1/1	0.95	0.24	51,51,51,51	0
55	MG	DA	3174	1/1	0.95	0.18	49,49,49,49	0
55	MG	DA	3092	1/1	0.95	0.31	47,47,47,47	0
55	MG	AA	3143	1/1	0.95	0.25	40,40,40,40	0
55	MG	DA	3177	1/1	0.95	0.23	51,51,51,51	0
55	MG	BA	1760	1/1	0.95	0.26	67,67,67,67	0
55	MG	BA	1606	1/1	0.95	0.09	88,88,88,88	0
55	MG	DA	3181	1/1	0.95	0.23	48,48,48,48	0
55	MG	AA	3457	1/1	0.95	0.20	73,73,73,73	0
55	MG	AA	3331	1/1	0.95	0.33	79,79,79,79	0
55	MG	AA	3144	1/1	0.95	0.32	51,51,51,51	0
55	MG	BA	1821	1/1	0.95	0.24	78,78,78,78	0
55	MG	DA	3378	1/1	0.95	0.17	56,56,56,56	0
55	MG	AA	3305	1/1	0.95	0.22	62,62,62,62	0
55	MG	DA	3482	1/1	0.95	0.18	56,56,56,56	0
55	MG	DA	3484	1/1	0.95	0.25	46,46,46,46	0
55	MG	DA	3380	1/1	0.95	0.17	74,74,74,74	0
55	MG	DA	3486	1/1	0.95	0.36	46,46,46,46	0
55	MG	DA	3189	1/1	0.95	0.20	43,43,43,43	0
55	MG	AA	3198	1/1	0.95	0.32	57,57,57,57	0
55	MG	DA	3030	1/1	0.95	0.12	66,66,66,66	0
55	MG	AA	3003	1/1	0.95	0.21	43,43,43,43	0
55	MG	DA	3194	1/1	0.95	0.24	59,59,59,59	0
55	MG	DA	3034	1/1	0.95	0.09	72,72,72,72	0
55	MG	CA	1610	1/1	0.95	0.12	75,75,75,75	0
55	MG	DA	3197	1/1	0.95	0.32	52,52,52,52	0
55	MG	AA	3396	1/1	0.95	0.21	58,58,58,58	0
55	MG	DA	3295	1/1	0.95	0.15	66,66,66,66	0
55	MG	DA	3296	1/1	0.95	0.19	56,56,56,56	0
55	MG	AA	3308	1/1	0.95	0.15	58,58,58,58	0
55	MG	AA	3536	1/1	0.95	0.13	102,102,102,102	0
55	MG	DA	3203	1/1	0.95	0.40	52,52,52,52	0
55	MG	DA	3300	1/1	0.95	0.26	71,71,71,71	0
55	MG	AA	3586	1/1	0.95	0.23	80,80,80,80	0

*Continued on next page...*

*Continued from previous page...*

Mol	Type	Chain	Res	Atoms	RSCC	RSR	B-factors( $\text{\AA}^2$ )	Q<0.9
55	MG	CA	1676	1/1	0.95	0.35	55,55,55,55	0
55	MG	CA	1796	1/1	0.95	0.20	81,81,81,81	0
55	MG	AA	3218	1/1	0.95	0.29	77,77,77,77	0
55	MG	AA	3540	1/1	0.95	0.18	44,44,44,44	0
55	MG	AA	3238	1/1	0.95	0.26	48,48,48,48	0
55	MG	AA	3542	1/1	0.95	0.28	40,40,40,40	0
55	MG	AA	3401	1/1	0.95	0.11	98,98,98,98	0
55	MG	DA	3049	1/1	0.95	0.28	72,72,72,72	0
55	MG	AA	3200	1/1	0.95	0.10	80,80,80,80	0
55	MG	CA	1683	1/1	0.95	0.26	84,84,84,84	0
55	MG	DA	3515	1/1	0.95	0.20	52,52,52,52	0
55	MG	DA	3217	1/1	0.95	0.29	51,51,51,51	0
55	MG	DA	3052	1/1	0.95	0.07	84,84,84,84	0
55	MG	CA	1804	1/1	0.95	0.13	81,81,81,81	0
55	MG	BA	1836	1/1	0.95	0.20	73,73,73,73	0
55	MG	DA	3127	1/1	0.95	0.28	44,44,44,44	0
55	MG	AA	3469	1/1	0.95	0.48	76,76,76,76	0
55	MG	DA	3223	1/1	0.95	0.10	83,83,83,83	0
55	MG	DA	3523	1/1	0.95	0.33	86,86,86,86	0
55	MG	DA	3224	1/1	0.95	0.32	59,59,59,59	0
55	MG	DA	3129	1/1	0.95	0.35	55,55,55,55	0
55	MG	AA	3595	1/1	0.95	0.11	90,90,90,90	0
55	MG	AA	3040	1/1	0.95	0.50	67,67,67,67	0
55	MG	AA	3063	1/1	0.95	0.12	64,64,64,64	0
55	MG	BA	1680	1/1	0.95	0.28	71,71,71,71	0
55	MG	AA	3549	1/1	0.95	0.27	41,41,41,41	0
55	MG	AA	3021	1/1	0.95	0.28	38,38,38,38	0
55	MG	AA	3265	1/1	0.95	0.31	42,42,42,42	0
55	MG	DA	3424	1/1	0.95	0.08	79,79,79,79	0
55	MG	AA	3601	1/1	0.95	0.32	79,79,79,79	0
55	MG	AA	3375	1/1	0.95	0.21	74,74,74,74	0
55	MG	AA	3290	1/1	0.95	0.34	62,62,62,62	0
55	MG	AE	301	1/1	0.95	0.13	52,52,52,52	0
55	MG	AA	3266	1/1	0.95	0.14	47,47,47,47	0
55	MG	AA	3096	1/1	0.95	0.21	75,75,75,75	0
55	MG	DA	3337	1/1	0.95	0.31	75,75,75,75	0
55	MG	DA	3338	1/1	0.95	0.31	75,75,75,75	0
55	MG	AA	3090	1/1	0.95	0.28	68,68,68,68	0
55	MG	AA	3125	1/1	0.95	0.35	49,49,49,49	0
55	MG	AA	3106	1/1	0.95	0.25	65,65,65,65	0
55	MG	DA	3436	1/1	0.95	0.10	69,69,69,69	0
55	MG	DA	3146	1/1	0.95	0.27	38,38,38,38	0

*Continued on next page...*

*Continued from previous page...*

Mol	Type	Chain	Res	Atoms	RSCC	RSR	B-factors( $\text{\AA}^2$ )	Q<0.9
55	MG	DA	3245	1/1	0.95	0.26	80,80,80,80	0
55	MG	DA	3148	1/1	0.95	0.22	42,42,42,42	0
55	MG	DA	3149	1/1	0.95	0.24	60,60,60,60	0
55	MG	DA	3150	1/1	0.95	0.26	76,76,76,76	0
56	ZN	BG	302	1/1	0.95	0.26	95,95,95,95	0
55	MG	AA	3159	1/1	0.95	0.15	30,30,30,30	0
55	MG	DA	3464	1/1	0.96	0.25	55,55,55,55	0
55	MG	DA	3290	1/1	0.96	0.24	59,59,59,59	0
55	MG	AA	3174	1/1	0.96	0.32	43,43,43,43	0
55	MG	DA	3292	1/1	0.96	0.31	56,56,56,56	0
55	MG	AA	3397	1/1	0.96	0.23	40,40,40,40	0
55	MG	DA	3208	1/1	0.96	0.24	40,40,40,40	0
55	MG	DA	3470	1/1	0.96	0.15	75,75,75,75	0
55	MG	AA	3585	1/1	0.96	0.10	46,46,46,46	0
55	MG	CA	1639	1/1	0.96	0.22	64,64,64,64	0
55	MG	AA	3157	1/1	0.96	0.27	41,41,41,41	0
55	MG	AA	3253	1/1	0.96	0.20	82,82,82,82	0
55	MG	BA	1803	1/1	0.96	0.08	81,81,81,81	0
55	MG	AA	3158	1/1	0.96	0.23	66,66,66,66	0
55	MG	BA	1805	1/1	0.96	0.28	62,62,62,62	0
55	MG	AA	3116	1/1	0.96	0.25	43,43,43,43	0
55	MG	BA	1655	1/1	0.96	0.33	89,89,89,89	0
55	MG	BA	1656	1/1	0.96	0.30	78,78,78,78	0
55	MG	AA	3548	1/1	0.96	0.11	31,31,31,31	0
55	MG	AA	3515	1/1	0.96	0.29	67,67,67,67	0
55	MG	DA	3002	1/1	0.96	0.15	91,91,91,91	0
55	MG	AA	3160	1/1	0.96	0.21	31,31,31,31	0
55	MG	AA	3517	1/1	0.96	0.26	61,61,61,61	0
55	MG	BA	1663	1/1	0.96	0.12	47,47,47,47	0
55	MG	AA	3065	1/1	0.96	0.24	52,52,52,52	0
55	MG	AA	3280	1/1	0.96	0.23	65,65,65,65	0
55	MG	AA	3146	1/1	0.96	0.16	62,62,62,62	0
55	MG	AA	3137	1/1	0.96	0.13	43,43,43,43	0
55	MG	BA	1715	1/1	0.96	0.25	69,69,69,69	0
55	MG	DA	3013	1/1	0.96	0.18	55,55,55,55	0
55	MG	AA	3239	1/1	0.96	0.13	70,70,70,70	0
55	MG	AA	3408	1/1	0.96	0.18	70,70,70,70	0
55	MG	DA	3235	1/1	0.96	0.17	53,53,53,53	0
55	MG	DA	3016	1/1	0.96	0.20	105,105,105,105	0
55	MG	AA	3138	1/1	0.96	0.27	41,41,41,41	0
55	MG	BA	1671	1/1	0.96	0.09	74,74,74,74	0
55	MG	AA	3016	1/1	0.96	0.27	53,53,53,53	0

*Continued on next page...*

*Continued from previous page...*

Mol	Type	Chain	Res	Atoms	RSCC	RSR	B-factors( $\text{\AA}^2$ )	Q<0.9
55	MG	AA	3332	1/1	0.96	0.42	82,82,82,82	0
55	MG	CA	1722	1/1	0.96	0.36	63,63,63,63	0
55	MG	AA	3309	1/1	0.96	0.33	64,64,64,64	0
55	MG	AA	3528	1/1	0.96	0.35	88,88,88,88	0
55	MG	BA	1827	1/1	0.96	0.20	85,85,85,85	0
55	MG	DA	3165	1/1	0.96	0.27	73,73,73,73	0
55	MG	DA	3330	1/1	0.96	0.10	74,74,74,74	0
55	MG	AA	3564	1/1	0.96	0.21	54,54,54,54	0
55	MG	AA	3020	1/1	0.96	0.19	31,31,31,31	0
55	MG	AA	3609	1/1	0.96	0.15	39,39,39,39	0
55	MG	AE	302	1/1	0.96	0.24	38,38,38,38	0
55	MG	AA	3335	1/1	0.96	0.28	90,90,90,90	0
55	MG	CA	1791	1/1	0.96	0.25	70,70,70,70	0
55	MG	AA	3567	1/1	0.96	0.30	38,38,38,38	0
55	MG	DA	3173	1/1	0.96	0.45	59,59,59,59	0
55	MG	CA	1674	1/1	0.96	0.14	76,76,76,76	0
55	MG	AA	3068	1/1	0.96	0.12	49,49,49,49	0
55	MG	CA	1618	1/1	0.96	0.23	89,89,89,89	0
55	MG	CA	1619	1/1	0.96	0.14	62,62,62,62	0
55	MG	AA	3152	1/1	0.96	0.31	53,53,53,53	0
55	MG	DA	3179	1/1	0.96	0.28	56,56,56,56	0
55	MG	AA	3571	1/1	0.96	0.19	48,48,48,48	0
55	MG	DA	3040	1/1	0.96	0.27	92,92,92,92	0
55	MG	DA	3182	1/1	0.96	0.33	72,72,72,72	0
55	MG	CA	1738	1/1	0.96	0.44	75,75,75,75	0
55	MG	DA	3265	1/1	0.96	0.15	63,63,63,63	0
55	MG	AA	3153	1/1	0.96	0.18	33,33,33,33	0
55	MG	AA	3474	1/1	0.96	0.30	93,93,93,93	0
55	MG	AA	3170	1/1	0.96	0.22	34,34,34,34	0
55	MG	DA	3187	1/1	0.96	0.21	40,40,40,40	0
55	MG	DA	3270	1/1	0.96	0.34	73,73,73,73	0
55	MG	DA	3112	1/1	0.96	0.24	70,70,70,70	0
55	MG	A2	201	1/1	0.96	0.26	81,81,81,81	0
55	MG	AA	3142	1/1	0.96	0.14	61,61,61,61	0
55	MG	A5	101	1/1	0.96	0.16	49,49,49,49	0
55	MG	DA	3048	1/1	0.96	0.09	84,84,84,84	0
55	MG	DA	3193	1/1	0.96	0.17	49,49,49,49	0
55	MG	AA	3537	1/1	0.96	0.26	39,39,39,39	0
55	MG	AA	3042	1/1	0.96	0.15	67,67,67,67	0
55	MG	DA	3119	1/1	0.96	0.31	80,80,80,80	0
55	MG	AA	3579	1/1	0.96	0.20	35,35,35,35	0
55	MG	AA	3580	1/1	0.96	0.22	44,44,44,44	0

*Continued on next page...*

*Continued from previous page...*

Mol	Type	Chain	Res	Atoms	RSCC	RSR	B-factors(Å <sup>2</sup> )	Q<0.9
55	MG	BA	1795	1/1	0.96	0.18	66,66,66,66	0
55	MG	DP	201	1/1	0.96	0.11	63,63,63,63	0
55	MG	AA	3293	1/1	0.96	0.27	87,87,87,87	0
55	MG	DA	3201	1/1	0.96	0.27	75,75,75,75	0
55	MG	DA	3202	1/1	0.96	0.24	65,65,65,65	0
55	MG	CA	1692	1/1	0.96	0.23	75,75,75,75	0
55	MG	AA	3156	1/1	0.96	0.14	87,87,87,87	0
55	MG	DA	3459	1/1	0.96	0.18	49,49,49,49	0
56	ZN	BQ	103	1/1	0.96	0.08	129,129,129,129	0
55	MG	DA	3126	1/1	0.96	0.28	39,39,39,39	0
55	MG	DA	3212	1/1	0.97	0.15	70,70,70,70	0
55	MG	AA	3296	1/1	0.97	0.19	75,75,75,75	0
55	MG	BA	1793	1/1	0.97	0.15	82,82,82,82	0
55	MG	DA	3152	1/1	0.97	0.14	44,44,44,44	0
55	MG	AA	3336	1/1	0.97	0.20	48,48,48,48	0
55	MG	DA	3154	1/1	0.97	0.25	59,59,59,59	0
55	MG	AA	3201	1/1	0.97	0.16	42,42,42,42	0
55	MG	AA	3499	1/1	0.97	0.24	79,79,79,79	0
55	MG	AA	3229	1/1	0.97	0.04	18,18,18,18	0
55	MG	AU	201	1/1	0.97	0.16	74,74,74,74	0
55	MG	DA	3289	1/1	0.97	0.07	47,47,47,47	0
55	MG	DA	3098	1/1	0.97	0.20	41,41,41,41	0
55	MG	BA	1774	1/1	0.97	0.22	98,98,98,98	0
55	MG	DA	3071	1/1	0.97	0.21	74,74,74,74	0
55	MG	BA	1657	1/1	0.97	0.25	44,44,44,44	0
55	MG	DA	3259	1/1	0.97	0.25	56,56,56,56	0
55	MG	DA	3483	1/1	0.97	0.33	45,45,45,45	0
55	MG	AA	3019	1/1	0.97	0.14	35,35,35,35	0
55	MG	BA	1659	1/1	0.97	0.27	70,70,70,70	0
55	MG	DA	3369	1/1	0.97	0.25	61,61,61,61	0
55	MG	AA	3104	1/1	0.97	0.25	54,54,54,54	0
55	MG	DA	3488	1/1	0.97	0.17	45,45,45,45	0
55	MG	DA	3333	1/1	0.97	0.13	85,85,85,85	0
55	MG	AA	3607	1/1	0.97	0.18	54,54,54,54	0
55	MG	DA	3230	1/1	0.97	0.14	68,68,68,68	0
55	MG	AA	3110	1/1	0.97	0.08	39,39,39,39	0
55	MG	DA	3493	1/1	0.97	0.30	46,46,46,46	0
55	MG	AA	3243	1/1	0.97	0.25	52,52,52,52	0
55	MG	AA	3278	1/1	0.97	0.20	81,81,81,81	0
55	MG	AA	3538	1/1	0.97	0.19	37,37,37,37	0
55	MG	AA	3088	1/1	0.97	0.26	60,60,60,60	0
55	MG	AA	3197	1/1	0.97	0.31	63,63,63,63	0

*Continued on next page...*

*Continued from previous page...*

Mol	Type	Chain	Res	Atoms	RSCC	RSR	B-factors( $\text{\AA}^2$ )	Q<0.9
55	MG	AA	3112	1/1	0.97	0.33	48,48,48,48	0
55	MG	DA	3418	1/1	0.97	0.29	81,81,81,81	0
55	MG	BA	1646	1/1	0.97	0.17	70,70,70,70	0
55	MG	AA	3432	1/1	0.97	0.33	41,41,41,41	0
55	MG	CA	1671	1/1	0.97	0.28	51,51,51,51	0
55	MG	DA	3460	1/1	0.97	0.30	45,45,45,45	0
55	MG	DA	3461	1/1	0.97	0.21	50,50,50,50	0
55	MG	DA	3031	1/1	0.97	0.17	69,69,69,69	0
55	MG	DA	3463	1/1	0.97	0.27	44,44,44,44	0
55	MG	AA	3089	1/1	0.97	0.19	44,44,44,44	0
55	MG	AB	205	1/1	0.97	0.19	75,75,75,75	0
55	MG	AA	3082	1/1	0.97	0.21	39,39,39,39	0
55	MG	AA	3569	1/1	0.98	0.31	40,40,40,40	0
55	MG	DA	3032	1/1	0.98	0.20	73,73,73,73	0
55	MG	AA	3136	1/1	0.98	0.13	40,40,40,40	0
55	MG	AO	201	1/1	0.98	0.27	39,39,39,39	0
55	MG	AA	3456	1/1	0.98	0.16	70,70,70,70	0
55	MG	AA	3060	1/1	0.98	0.06	57,57,57,57	0
55	MG	AA	3268	1/1	0.98	0.32	47,47,47,47	0
55	MG	CA	1632	1/1	0.98	0.13	77,77,77,77	0
55	MG	A1	201	1/1	0.98	0.22	49,49,49,49	0
55	MG	BA	1748	1/1	0.98	0.27	61,61,61,61	0
55	MG	DA	3008	1/1	0.98	0.21	76,76,76,76	0
55	MG	BA	1738	1/1	0.98	0.09	73,73,73,73	0
55	MG	CC	103	1/1	0.98	0.28	72,72,72,72	0
55	MG	DA	3011	1/1	0.98	0.08	68,68,68,68	0
55	MG	AA	3350	1/1	0.98	0.29	59,59,59,59	0
55	MG	D5	101	1/1	0.98	0.17	50,50,50,50	0
55	MG	DA	3336	1/1	0.98	0.15	68,68,68,68	0
55	MG	AA	3550	1/1	0.98	0.25	52,52,52,52	0
55	MG	CA	1746	1/1	0.98	0.36	59,59,59,59	0
55	MG	AA	3574	1/1	0.99	0.18	29,29,29,29	0
55	MG	AA	3031	1/1	0.99	0.28	44,44,44,44	0
55	MG	AA	3590	1/1	0.99	0.09	56,56,56,56	0
55	MG	DA	3147	1/1	0.99	0.05	16,16,16,16	0
56	ZN	CQ	101	1/1	0.99	0.09	113,113,113,113	0

## 6.5 Other polymers [\(i\)](#)

There are no such residues in this entry.