



# Full wwPDB X-ray Structure Validation Report ⓘ

Nov 13, 2024 – 05:44 PM EST

PDB ID : 4V8B  
Title : Crystal structure analysis of ribosomal decoding (near-cognate tRNA-leu complex).  
Authors : Jenner, L.; Demeshkina, N.; Yusupov, M.; Yusupova, G.  
Deposited on : 2011-12-06  
Resolution : 3.00 Å(reported)

This is a Full wwPDB X-ray Structure Validation Report for a publicly released PDB entry.

We welcome your comments at [validation@mail.wwpdb.org](mailto:validation@mail.wwpdb.org)

A user guide is available at

<https://www.wwpdb.org/validation/2017/XrayValidationReportHelp>

with specific help available everywhere you see the ⓘ symbol.

The types of validation reports are described at

<http://www.wwpdb.org/validation/2017/FAQs#types>.

---

The following versions of software and data (see [references ⓘ](#)) were used in the production of this report:

MolProbity : 4.02b-467  
Xtriage (Phenix) : 1.20.1  
EDS : 3.0  
Percentile statistics : 20231227.v01 (using entries in the PDB archive December 27th 2023)  
CCP4 : 9.0.003 (Gargrove)  
Density-Fitness : 1.0.11  
Ideal geometry (proteins) : Engh & Huber (2001)  
Ideal geometry (DNA, RNA) : Parkinson et al. (1996)  
Validation Pipeline (wwPDB-VP) : 2.39

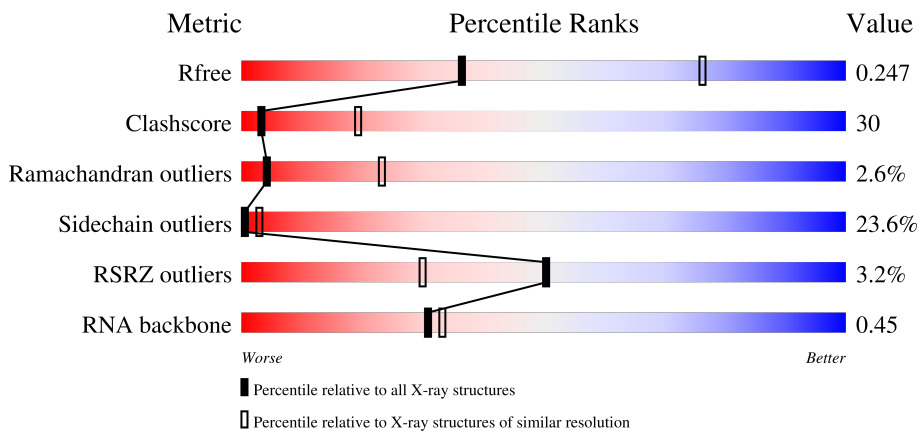
# 1 Overall quality at a glance i

The following experimental techniques were used to determine the structure:

*X-RAY DIFFRACTION*

The reported resolution of this entry is 3.00 Å.

Percentile scores (ranging between 0-100) for global validation metrics of the entry are shown in the following graphic. The table shows the number of entries on which the scores are based.



Metric	Whole archive (#Entries)	Similar resolution (#Entries, resolution range(Å))
$R_{free}$	164625	2511 (3.00-3.00)
Clashscore	180529	2866 (3.00-3.00)
Ramachandran outliers	177936	2778 (3.00-3.00)
Sidechain outliers	177891	2781 (3.00-3.00)
RSRZ outliers	164620	2523 (3.00-3.00)
RNA backbone	3690	1019 (3.20-2.80)

The table below summarises the geometric issues observed across the polymeric chains and their fit to the electron density. The red, orange, yellow and green segments of the lower bar indicate the fraction of residues that contain outliers for  $\geq 3$ , 2, 1 and 0 types of geometric quality criteria respectively. A grey segment represents the fraction of residues that are not modelled. The numeric value for each fraction is indicated below the corresponding segment, with a dot representing fractions  $\leq 5\%$ . The upper red bar (where present) indicates the fraction of residues that have poor fit to the electron density. The numeric value is given above the bar.

Mol	Chain	Length	Quality of chain
1	AA	1506	 3% 32% 48% 19%
1	CA	1506	 3% 30% 47% 22%
2	AE	256	 3% 32% 46% 14% 7%
2	CE	256	 3% 34% 41% 16% 7%


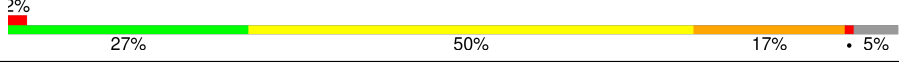

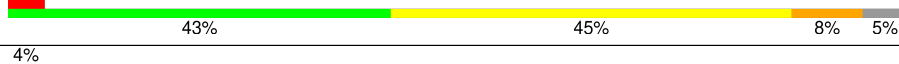


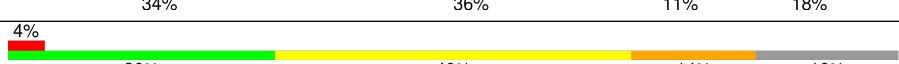
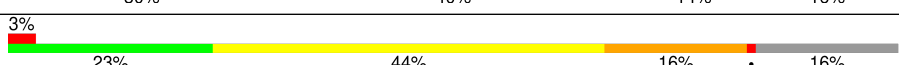


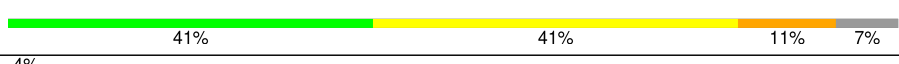
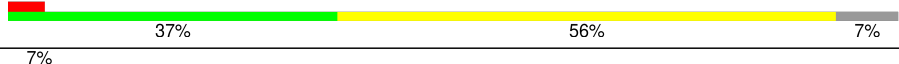
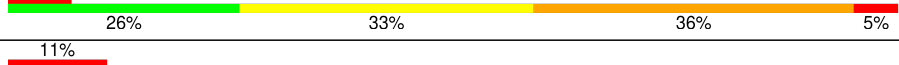



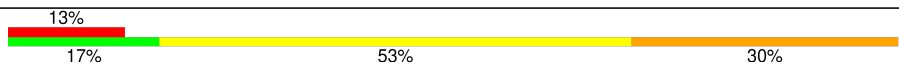





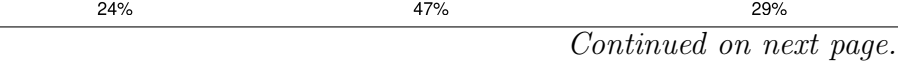


*Continued on next page...*

Continued from previous page...

Mol	Chain	Length	Quality of chain
3	AF	239	
3	CF	239	
4	AG	208	
4	CG	208	
5	AH	162	
5	CH	162	
6	AI	101	
6	CI	101	
7	AJ	156	
7	CJ	156	
8	AK	138	
8	CK	138	
9	AL	128	
9	CL	128	
10	AM	105	
10	CM	105	
11	AN	129	
11	CN	129	
12	AO	132	
12	CO	132	
13	AP	126	
13	CP	126	
14	AQ	61	
14	CQ	61	
15	AR	89	

Continued on next page...

Continued from previous page...

Mol	Chain	Length	Quality of chain
15	CR	89	
16	AS	88	
16	CS	88	
17	AT	105	
17	CT	105	
18	AU	88	
18	CU	88	
19	AV	93	
19	CV	93	
20	AW	106	
20	CW	106	
21	AX	27	
21	CX	27	
22	AB	87	
22	CB	87	
23	AC	77	
23	AD	77	
23	CC	77	
23	CD	77	
24	A1	10	
24	C1	10	
25	BA	2912	
25	DA	2912	
26	BB	122	
26	DB	122	

Continued on next page...

Continued from previous page...

Mol	Chain	Length	Quality of chain
27	BD	276	
27	DD	276	
28	BE	206	
28	DE	206	
29	BF	210	
29	DF	210	
30	BG	182	
30	DG	182	
31	BH	180	
31	DH	180	
32	BK	148	
32	DK	148	
33	BM	140	
33	DM	140	
34	BN	122	
34	DN	122	
35	BO	150	
35	DO	150	
36	BP	141	
36	DP	141	
37	B0	118	
37	D0	118	
38	BQ	112	
38	DQ	112	
39	BR	146	

Continued on next page...

Continued from previous page...

Mol	Chain	Length	Quality of chain
39	DR	146	
40	B1	118	
40	D1	118	
41	B2	101	
41	D2	101	
42	BS	113	
42	DS	113	
43	BT	96	
43	DT	96	
44	BU	110	
44	DU	110	
45	BV	206	
45	DV	206	
46	B3	85	
46	D3	85	
47	BZ	98	
47	DZ	98	
48	BW	72	
48	DW	72	
49	BX	60	
49	DX	60	
50	B4	71	
50	D4	71	
51	B5	60	
51	D5	60	

Continued on next page...

Continued from previous page...

Mol	Chain	Length	Quality of chain
52	B6	54	
52	D6	54	
53	B7	49	
53	D7	49	
54	B8	65	
54	D8	65	

The following table lists non-polymeric compounds, carbohydrate monomers and non-standard residues in protein, DNA, RNA chains that are outliers for geometric or electron-density-fit criteria:

Mol	Type	Chain	Res	Chirality	Geometry	Clashes	Electron density
55	MG	AA	1643	-	-	-	X
55	MG	AA	1747	-	-	-	X
55	MG	AA	1748	-	-	-	X
55	MG	AA	1761	-	-	-	X
55	MG	AA	1807	-	-	-	X
55	MG	AA	1818	-	-	-	X
55	MG	AA	1831	-	-	-	X
55	MG	BA	3164	-	-	-	X
55	MG	BA	3379	-	-	-	X
55	MG	BA	3400	-	-	-	X
55	MG	BA	3403	-	-	-	X
55	MG	CA	1601	-	-	-	X
55	MG	CA	1622	-	-	-	X
55	MG	CA	1638	-	-	-	X
55	MG	CA	1639	-	-	-	X
55	MG	CA	1684	-	-	-	X
55	MG	CA	1694	-	-	-	X
55	MG	CA	1707	-	-	-	X
55	MG	CA	1713	-	-	-	X
55	MG	CA	1755	-	-	-	X
55	MG	CA	1761	-	-	-	X
55	MG	DA	3019	-	-	-	X
55	MG	DA	3025	-	-	-	X
55	MG	DA	3026	-	-	-	X
55	MG	DA	3073	-	-	-	X
55	MG	DA	3080	-	-	-	X
55	MG	DA	3089	-	-	-	X

Continued on next page...

*Continued from previous page...*

Mol	Type	Chain	Res	Chirality	Geometry	Clashes	Electron density
55	MG	DA	3146	-	-	-	X
55	MG	DA	3302	-	-	-	X
55	MG	DA	3342	-	-	-	X
55	MG	DA	3363	-	-	-	X
55	MG	DA	3376	-	-	-	X
55	MG	DA	3381	-	-	-	X
55	MG	DA	3458	-	-	-	X
55	MG	DA	3481	-	-	-	X
55	MG	DA	3491	-	-	-	X
55	MG	DA	3501	-	-	-	X
55	MG	DA	3503	-	-	-	X
55	MG	DA	3507	-	-	-	X



## 2 Entry composition [i](#)

There are 56 unique types of molecules in this entry. The entry contains 299552 atoms, of which 0 are hydrogens and 0 are deuteriums.

In the tables below, the ZeroOcc column contains the number of atoms modelled with zero occupancy, the AltConf column contains the number of residues with at least one atom in alternate conformation and the Trace column contains the number of residues modelled with at most 2 atoms.

- Molecule 1 is a RNA chain called 16S ribosomal RNA.

Mol	Chain	Residues	Atoms					ZeroOcc	AltConf	Trace
			Total	C	N	O	P			
1	AA	1506	Total 32369	C 14408	N 5997	O 10459	P 1505	0	0	0
1	CA	1506	Total 32372	C 14408	N 5997	O 10461	P 1506	0	0	0

- Molecule 2 is a protein called 30S RIBOSOMAL PROTEIN S2.

Mol	Chain	Residues	Atoms					ZeroOcc	AltConf	Trace
			Total	C	N	O	S			
2	AE	237	Total 1924	C 1228	N 344	O 347	S 5	0	0	0
2	CE	237	Total 1924	C 1228	N 344	O 347	S 5	0	0	0

- Molecule 3 is a protein called 30S RIBOSOMAL PROTEIN S3.

Mol	Chain	Residues	Atoms					ZeroOcc	AltConf	Trace
			Total	C	N	O	S			
3	AF	205	Total 1605	C 1011	N 313	O 280	S 1	0	0	0
3	CF	206	Total 1612	C 1016	N 314	O 281	S 1	0	0	0

- Molecule 4 is a protein called 30S RIBOSOMAL PROTEIN S4.

Mol	Chain	Residues	Atoms					ZeroOcc	AltConf	Trace
			Total	C	N	O	S			
4	AG	208	Total 1703	C 1066	N 339	O 291	S 7	0	0	0
4	CG	208	Total 1703	C 1066	N 339	O 291	S 7	0	0	0

- Molecule 5 is a protein called 30S RIBOSOMAL PROTEIN S5.

Mol	Chain	Residues	Atoms					ZeroOcc	AltConf	Trace
5	AH	151	Total	C	N	O	S	0	0	0
			1155	729	218	204	4			
5	CH	151	Total	C	N	O	S	0	0	0
			1155	729	218	204	4			

- Molecule 6 is a protein called 30S RIBOSOMAL PROTEIN S6.

Mol	Chain	Residues	Atoms					ZeroOcc	AltConf	Trace
6	AI	101	Total	C	N	O	S	0	0	0
			843	531	155	154	3			
6	CI	101	Total	C	N	O	S	0	0	0
			843	531	155	154	3			

- Molecule 7 is a protein called 30S RIBOSOMAL PROTEIN S7.

Mol	Chain	Residues	Atoms					ZeroOcc	AltConf	Trace
7	AJ	155	Total	C	N	O	S	0	0	0
			1257	781	252	218	6			
7	CJ	155	Total	C	N	O	S	0	0	0
			1257	781	252	218	6			

- Molecule 8 is a protein called 30S RIBOSOMAL PROTEIN S8.

Mol	Chain	Residues	Atoms					ZeroOcc	AltConf	Trace
8	AK	138	Total	C	N	O	S	0	0	0
			1116	705	215	193	3			
8	CK	138	Total	C	N	O	S	0	0	0
			1116	705	215	193	3			

- Molecule 9 is a protein called 30S RIBOSOMAL PROTEIN S9.

Mol	Chain	Residues	Atoms				ZeroOcc	AltConf	Trace
9	AL	127	Total	C	N	O	0	0	0
			1010	639	197	174			
9	CL	127	Total	C	N	O	0	0	0
			1010	639	197	174			

- Molecule 10 is a protein called 30S RIBOSOMAL PROTEIN S10.

Mol	Chain	Residues	Atoms					ZeroOcc	AltConf	Trace
10	AM	99	Total	C	N	O	S	0	0	0
			801	504	157	139	1			

*Continued on next page...*

*Continued from previous page...*

Mol	Chain	Residues	Atoms					ZeroOcc	AltConf	Trace
			Total	C	N	O	S			
10	CM	99	801	504	157	139	1	0	0	0

- Molecule 11 is a protein called 30S RIBOSOMAL PROTEIN S11.

Mol	Chain	Residues	Atoms					ZeroOcc	AltConf	Trace
			Total	C	N	O	S			
11	AN	119	885	549	168	165	3	0	0	0
11	CN	119	885	549	168	165	3	0	0	0

- Molecule 12 is a protein called 30S RIBOSOMAL PROTEIN S12.

Mol	Chain	Residues	Atoms					ZeroOcc	AltConf	Trace
			Total	C	N	O	S			
12	AO	125	975	614	196	164	1	0	0	0
12	CO	125	975	614	196	164	1	0	0	0

- Molecule 13 is a protein called 30S RIBOSOMAL PROTEIN S13.

Mol	Chain	Residues	Atoms					ZeroOcc	AltConf	Trace
			Total	C	N	O	S			
13	AP	116	928	574	191	161	2	0	0	0
13	CP	117	933	577	192	162	2	0	0	0

- Molecule 14 is a protein called 30S RIBOSOMAL PROTEIN S14.

Mol	Chain	Residues	Atoms					ZeroOcc	AltConf	Trace
			Total	C	N	O	S			
14	AQ	60	492	312	104	72	4	0	0	0
14	CQ	60	492	312	104	72	4	0	0	0

- Molecule 15 is a protein called 30S RIBOSOMAL PROTEIN S15.

Mol	Chain	Residues	Atoms					ZeroOcc	AltConf	Trace
			Total	C	N	O	S			
15	AR	88	734	459	147	126	2	0	0	0
15	CR	88	734	459	147	126	2	0	0	0

- Molecule 16 is a protein called 30S RIBOSOMAL PROTEIN S16.

Mol	Chain	Residues	Atoms					ZeroOcc	AltConf	Trace
			Total	C	N	O	S			
16	AS	84	Total 705	C 446	N 140	O 118	S 1	0	0	0
16	CS	84	Total 705	C 446	N 140	O 118	S 1	0	0	0

- Molecule 17 is a protein called 30S RIBOSOMAL PROTEIN S17.

Mol	Chain	Residues	Atoms					ZeroOcc	AltConf	Trace
			Total	C	N	O	S			
17	AT	100	Total 834	C 534	N 155	O 143	S 2	0	0	0
17	CT	100	Total 834	C 534	N 155	O 143	S 2	0	0	0

- Molecule 18 is a protein called 30S RIBOSOMAL PROTEIN S18.

Mol	Chain	Residues	Atoms				ZeroOcc	AltConf	Trace
			Total	C	N	O			
18	AU	72	Total 591	C 376	N 117	O 98	0	0	0
18	CU	72	Total 591	C 376	N 117	O 98	0	0	0

- Molecule 19 is a protein called 30S RIBOSOMAL PROTEIN S19.

Mol	Chain	Residues	Atoms					ZeroOcc	AltConf	Trace
			Total	C	N	O	S			
19	AV	78	Total 624	C 398	N 115	O 109	S 2	0	0	0
19	CV	78	Total 624	C 398	N 115	O 109	S 2	0	0	0

- Molecule 20 is a protein called 30S RIBOSOMAL PROTEIN S20.

Mol	Chain	Residues	Atoms					ZeroOcc	AltConf	Trace
			Total	C	N	O	S			
20	AW	99	Total 763	C 470	N 162	O 129	S 2	0	0	0
20	CW	99	Total 763	C 470	N 162	O 129	S 2	0	0	0

- Molecule 21 is a protein called 30S RIBOSOMAL PROTEIN THX.

Mol	Chain	Residues	Atoms				ZeroOcc	AltConf	Trace
21	AX	25	Total	C	N	O	0	0	0
			217	134	52	31			
21	CX	25	Total	C	N	O	0	0	0
			217	134	52	31			

- Molecule 22 is a RNA chain called TRNA-LEU.

Mol	Chain	Residues	Atoms					ZeroOcc	AltConf	Trace
22	AB	87	Total	C	N	O	P	0	0	0
			1861	829	333	612	87			
22	CB	87	Total	C	N	O	P	0	0	0
			1861	829	333	612	87			

- Molecule 23 is a RNA chain called TRNA-FMET.

Mol	Chain	Residues	Atoms					ZeroOcc	AltConf	Trace
23	AC	77	Total	C	N	O	P	0	0	0
			1643	732	298	536	77			
23	AD	77	Total	C	N	O	P	0	0	0
			1643	732	298	536	77			
23	CC	77	Total	C	N	O	P	0	0	0
			1643	732	298	536	77			
23	CD	77	Total	C	N	O	P	0	0	0
			1643	732	298	536	77			

There are 4 discrepancies between the modelled and reference sequences:

Chain	Residue	Modelled	Actual	Comment	Reference
AC	18	C	U	conflict	GB AP012306.1
AD	18	C	U	conflict	GB AP012306.1
CC	18	C	U	conflict	GB AP012306.1
CD	18	C	U	conflict	GB AP012306.1

- Molecule 24 is a RNA chain called MRNA.

Mol	Chain	Residues	Atoms					ZeroOcc	AltConf	Trace
24	A1	10	Total	C	N	O	P	0	0	0
			205	92	26	77	10			
24	C1	10	Total	C	N	O	P	0	0	0
			205	92	26	77	10			

- Molecule 25 is a RNA chain called RNA (2912-MER).

Mol	Chain	Residues	Atoms					ZeroOcc	AltConf	Trace
25	BA	2912	Total	C	N	O	P	0	0	0
			62707	27911	11722	20163	2911			
25	DA	2907	Total	C	N	O	P	0	0	0
			62607	27866	11712	20123	2906			

There are 14 discrepancies between the modelled and reference sequences:

Chain	Residue	Modelled	Actual	Comment	Reference
BA	161	U	-	expression tag	GB AP008226.1
BA	654A	A	G	conflict	GB AP008226.1
BA	654E	C	G	conflict	GB AP008226.1
BA	654P	G	C	conflict	GB AP008226.1
BA	654T	A	C	conflict	GB AP008226.1
BA	1058	U	G	conflict	GB AP008226.1
BA	1080	A	C	conflict	GB AP008226.1
DA	168	U	-	insertion	GB AP008226.1
DA	654A	A	G	conflict	GB AP008226.1
DA	654E	C	G	conflict	GB AP008226.1
DA	654P	G	C	conflict	GB AP008226.1
DA	654T	A	C	conflict	GB AP008226.1
DA	1058	U	G	conflict	GB AP008226.1
DA	1080	A	C	conflict	GB AP008226.1

- Molecule 26 is a RNA chain called 5S RIBOSOMAL RNA.

Mol	Chain	Residues	Atoms					ZeroOcc	AltConf	Trace
26	BB	122	Total	C	N	O	P	0	0	0
			2617	1166	486	844	121			
26	DB	122	Total	C	N	O	P	0	0	0
			2617	1166	486	844	121			

- Molecule 27 is a protein called 50S ribosomal protein L2.

Mol	Chain	Residues	Atoms					ZeroOcc	AltConf	Trace
27	BD	272	Total	C	N	O	S	0	0	0
			2115	1335	420	357	3			
27	DD	272	Total	C	N	O	S	0	0	0
			2115	1335	420	357	3			

- Molecule 28 is a protein called 50S ribosomal protein L3.

Mol	Chain	Residues	Atoms					ZeroOcc	AltConf	Trace
28	BE	205	Total	C	N	O	S	0	0	0
			1568	991	300	271	6			
28	DE	205	Total	C	N	O	S	0	0	0
			1568	991	300	271	6			

- Molecule 29 is a protein called 50S ribosomal protein L4.

Mol	Chain	Residues	Atoms					ZeroOcc	AltConf	Trace
29	BF	202	Total	C	N	O	S	0	0	0
			1585	1011	297	275	2			
29	DF	208	Total	C	N	O	S	0	0	0
			1627	1037	304	283	3			

- Molecule 30 is a protein called 50S ribosomal protein L5.

Mol	Chain	Residues	Atoms					ZeroOcc	AltConf	Trace
30	BG	181	Total	C	N	O	S	0	0	0
			1474	942	268	260	4			
30	DG	181	Total	C	N	O	S	0	0	0
			1474	942	268	260	4			

- Molecule 31 is a protein called 50S ribosomal protein L6.

Mol	Chain	Residues	Atoms					ZeroOcc	AltConf	Trace
31	BH	170	Total	C	N	O	S	0	0	0
			1307	829	245	232	1			
31	DH	170	Total	C	N	O	S	0	0	0
			1307	829	245	232	1			

- Molecule 32 is a protein called 50S ribosomal protein L9.

Mol	Chain	Residues	Atoms					ZeroOcc	AltConf	Trace
32	BK	146	Total	C	N	O	S	0	0	0
			1136	726	201	208	1			
32	DK	146	Total	C	N	O	S	0	0	0
			1136	726	201	208	1			

- Molecule 33 is a protein called 50S ribosomal protein L13.

Mol	Chain	Residues	Atoms					ZeroOcc	AltConf	Trace
33	BM	138	Total	C	N	O	S	0	0	0
			1104	712	206	182	4			

*Continued on next page...*

*Continued from previous page...*

Mol	Chain	Residues	Atoms					ZeroOcc	AltConf	Trace
			Total	C	N	O	S			
33	DM	138	1104	712	206	182	4	0	0	0

- Molecule 34 is a protein called 50S ribosomal protein L14.

Mol	Chain	Residues	Atoms					ZeroOcc	AltConf	Trace
			Total	C	N	O	S			
34	BN	122	933	588	171	170	4	0	0	0
34	DN	122	933	588	171	170	4	0	0	0

- Molecule 35 is a protein called 50S ribosomal protein L15.

Mol	Chain	Residues	Atoms					ZeroOcc	AltConf	Trace
			Total	C	N	O	S			
35	BO	150	1145	712	232	198	3	0	0	0
35	DO	150	1145	712	232	198	3	0	0	0

- Molecule 36 is a protein called 50S ribosomal protein L16.

Mol	Chain	Residues	Atoms					ZeroOcc	AltConf	Trace
			Total	C	N	O	S			
36	BP	141	1122	715	212	188	7	0	0	0
36	DP	141	1122	715	212	188	7	0	0	0

- Molecule 37 is a protein called 50S ribosomal protein L17.

Mol	Chain	Residues	Atoms					ZeroOcc	AltConf	Trace
			Total	C	N	O	S			
37	B0	118	968	604	203	160	1	0	0	0
37	D0	117	960	599	202	159		0	0	0

- Molecule 38 is a protein called 50S ribosomal protein L18.

Mol	Chain	Residues	Atoms				ZeroOcc	AltConf	Trace	
			Total	C	N	O				
38	BQ	111	882	556	176	150		0	0	0
38	DQ	111	882	556	176	150		0	0	0



- Molecule 39 is a protein called 50S ribosomal protein L19.

Mol	Chain	Residues	Atoms					ZeroOcc	AltConf	Trace
			Total	C	N	O	S			
39	BR	137	Total 1141	C 710	N 234	O 196	S 1	0	0	0
39	DR	137	Total 1141	C 710	N 234	O 196	S 1	0	0	0

- Molecule 40 is a protein called 50S ribosomal protein L20.

Mol	Chain	Residues	Atoms					ZeroOcc	AltConf	Trace
			Total	C	N	O	S			
40	B1	117	Total 964	C 610	N 202	O 151	S 1	0	0	0
40	D1	117	Total 964	C 610	N 202	O 151	S 1	0	0	0

- Molecule 41 is a protein called 50S ribosomal protein L21.

Mol	Chain	Residues	Atoms					ZeroOcc	AltConf	Trace
			Total	C	N	O	S			
41	B2	101	Total 779	C 501	N 142	O 135	S 1	0	0	0
41	D2	101	Total 779	C 501	N 142	O 135	S 1	0	0	0

- Molecule 42 is a protein called 50S ribosomal protein L22.

Mol	Chain	Residues	Atoms					ZeroOcc	AltConf	Trace
			Total	C	N	O	S			
42	BS	113	Total 900	C 566	N 177	O 155	S 2	0	0	0
42	DS	113	Total 900	C 566	N 177	O 155	S 2	0	0	0

- Molecule 43 is a protein called 50S ribosomal protein L23.

Mol	Chain	Residues	Atoms				ZeroOcc	AltConf	Trace
			Total	C	N	O			
43	BT	92	Total 725	C 471	N 131	O 123	0	0	0
43	DT	92	Total 725	C 471	N 131	O 123	0	0	0

- Molecule 44 is a protein called 50S ribosomal protein L24.

Mol	Chain	Residues	Atoms					ZeroOcc	AltConf	Trace
44	BU	102	Total	C	N	O	S	0	0	0
			785	505	150	125	5			
44	DU	102	Total	C	N	O	S	0	0	0
			785	505	150	125	5			

- Molecule 45 is a protein called 50S ribosomal protein L25.

Mol	Chain	Residues	Atoms					ZeroOcc	AltConf	Trace
45	BV	175	Total	C	N	O	S	0	0	0
			1397	892	251	251	3			
45	DV	179	Total	C	N	O	S	0	0	0
			1428	911	255	259	3			

- Molecule 46 is a protein called 50S ribosomal protein L27.

Mol	Chain	Residues	Atoms					ZeroOcc	AltConf	Trace
46	B3	76	Total	C	N	O	S	0	0	0
			607	376	128	102	1			
46	D3	77	Total	C	N	O	S	0	0	0
			613	379	129	104	1			

- Molecule 47 is a protein called 50S ribosomal protein L28.

Mol	Chain	Residues	Atoms					ZeroOcc	AltConf	Trace
47	BZ	97	Total	C	N	O	S	0	0	0
			763	481	150	131	1			
47	DZ	97	Total	C	N	O	S	0	0	0
			763	481	150	131	1			

- Molecule 48 is a protein called 50S ribosomal protein L29.

Mol	Chain	Residues	Atoms					ZeroOcc	AltConf	Trace
48	BW	66	Total	C	N	O	S	0	0	0
			558	346	113	98	1			
48	DW	69	Total	C	N	O	S	0	0	0
			581	358	118	104	1			

- Molecule 49 is a protein called 50S ribosomal protein L30.

Mol	Chain	Residues	Atoms				ZeroOcc	AltConf	Trace
49	BX	59	Total	C	N	O	0	0	0
			469	298	90	81			

*Continued on next page...*

*Continued from previous page...*

Mol	Chain	Residues	Atoms				ZeroOcc	AltConf	Trace
			Total	C	N	O			
49	DX	59	469	298	90	81	0	0	0

- Molecule 50 is a protein called 50S ribosomal protein L31.

Mol	Chain	Residues	Atoms					ZeroOcc	AltConf	Trace
			Total	C	N	O	S			
50	B4	66	533	335	96	97	5	0	0	0
50	D4	63	515	326	93	91	5	0	0	0

- Molecule 51 is a protein called 50S ribosomal protein L32.

Mol	Chain	Residues	Atoms					ZeroOcc	AltConf	Trace
			Total	C	N	O	S			
51	B5	59	459	288	90	76	5	0	0	0
51	D5	58	454	285	89	75	5	0	0	0

- Molecule 52 is a protein called 50S ribosomal protein L33.

Mol	Chain	Residues	Atoms					ZeroOcc	AltConf	Trace
			Total	C	N	O	S			
52	B6	45	389	241	79	65	4	0	0	0
52	D6	45	389	241	79	65	4	0	0	0

- Molecule 53 is a protein called 50S ribosomal protein L34.

Mol	Chain	Residues	Atoms					ZeroOcc	AltConf	Trace
			Total	C	N	O	S			
53	B7	49	430	263	108	57	2	0	0	0
53	D7	49	430	263	108	57	2	0	0	0

- Molecule 54 is a protein called 50S ribosomal protein L35.

Mol	Chain	Residues	Atoms					ZeroOcc	AltConf	Trace
			Total	C	N	O	S			
54	B8	61	488	312	99	75	2	0	0	0
54	D8	61	488	312	99	75	2	0	0	0

- Molecule 55 is MAGNESIUM ION (three-letter code: MG) (formula: Mg).

Mol	Chain	Residues	Atoms	ZeroOcc	AltConf
55	AA	242	Total Mg 242 242	0	0
55	AG	1	Total Mg 1 1	0	0
55	AH	1	Total Mg 1 1	0	0
55	AN	2	Total Mg 2 2	0	0
55	AQ	1	Total Mg 1 1	0	0
55	AB	5	Total Mg 5 5	0	0
55	AC	9	Total Mg 9 9	0	0
55	AD	1	Total Mg 1 1	0	0
55	A1	2	Total Mg 2 2	0	0
55	BA	623	Total Mg 623 623	0	0
55	BB	17	Total Mg 17 17	0	0
55	BD	1	Total Mg 1 1	0	0
55	BE	5	Total Mg 5 5	0	0
55	BF	3	Total Mg 3 3	0	0
55	BO	2	Total Mg 2 2	0	0
55	B0	1	Total Mg 1 1	0	0
55	B1	1	Total Mg 1 1	0	0
55	B2	1	Total Mg 1 1	0	0
55	BU	2	Total Mg 2 2	0	0
55	B3	1	Total Mg 1 1	0	0
55	B5	1	Total Mg 1 1	0	0

*Continued on next page...*

*Continued from previous page...*

Mol	Chain	Residues	Atoms	ZeroOcc	AltConf
55	B7	1	Total Mg 1 1	0	0
55	B8	1	Total Mg 1 1	0	0
55	CA	207	Total Mg 207 207	0	0
55	CG	2	Total Mg 2 2	0	0
55	CN	1	Total Mg 1 1	0	0
55	CS	1	Total Mg 1 1	0	0
55	CB	3	Total Mg 3 3	0	0
55	CC	8	Total Mg 8 8	0	0
55	DA	526	Total Mg 526 526	0	0
55	DB	14	Total Mg 14 14	0	0
55	DE	3	Total Mg 3 3	0	0
55	DP	1	Total Mg 1 1	0	0
55	DR	1	Total Mg 1 1	0	0
55	D1	2	Total Mg 2 2	0	0
55	DU	1	Total Mg 1 1	0	0
55	D3	1	Total Mg 1 1	0	0
55	D5	1	Total Mg 1 1	0	0

- Molecule 56 is ZINC ION (three-letter code: ZN) (formula: Zn).

Mol	Chain	Residues	Atoms	ZeroOcc	AltConf
56	AG	1	Total Zn 1 1	0	0
56	AQ	1	Total Zn 1 1	0	0

*Continued on next page...*

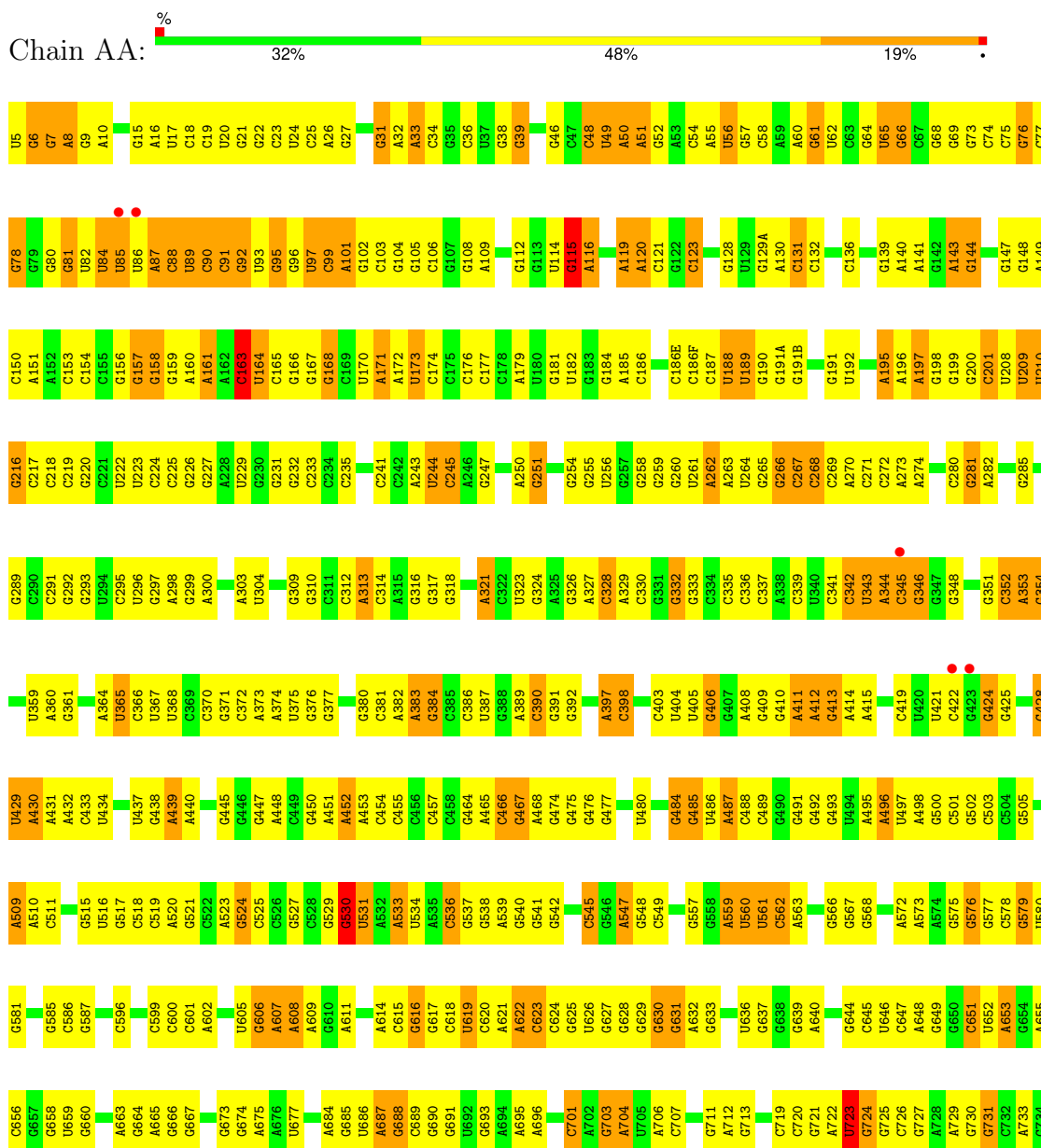
*Continued from previous page...*

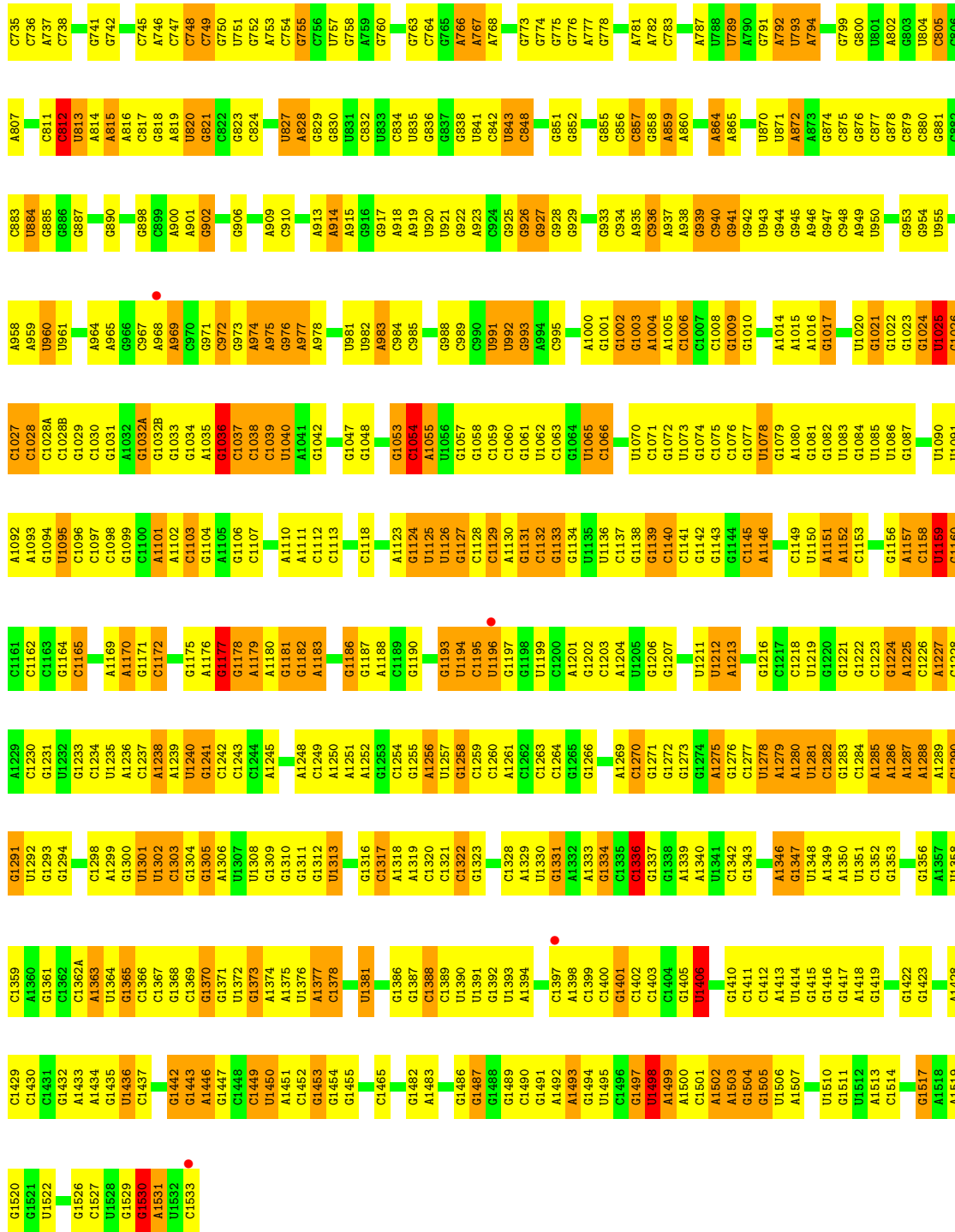
<b>Mol</b>	<b>Chain</b>	<b>Residues</b>	<b>Atoms</b>		<b>ZeroOcc</b>	<b>AltConf</b>
56	CG	1	Total 1	Zn 1	0	0
56	CQ	1	Total 1	Zn 1	0	0

### 3 Residue-property plots i

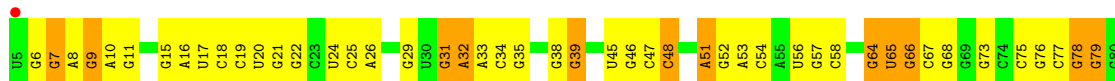
These plots are drawn for all protein, RNA, DNA and oligosaccharide chains in the entry. The first graphic for a chain summarises the proportions of the various outlier classes displayed in the second graphic. The second graphic shows the sequence view annotated by issues in geometry and electron density. Residues are color-coded according to the number of geometric quality criteria for which they contain at least one outlier: green = 0, yellow = 1, orange = 2 and red = 3 or more. A red dot above a residue indicates a poor fit to the electron density ( $RSRZ > 2$ ). Stretches of 2 or more consecutive residues without any outlier are shown as a green connector. Residues present in the sample, but not in the model, are shown in grey.

- Molecule 1: 16S ribosomal RNA



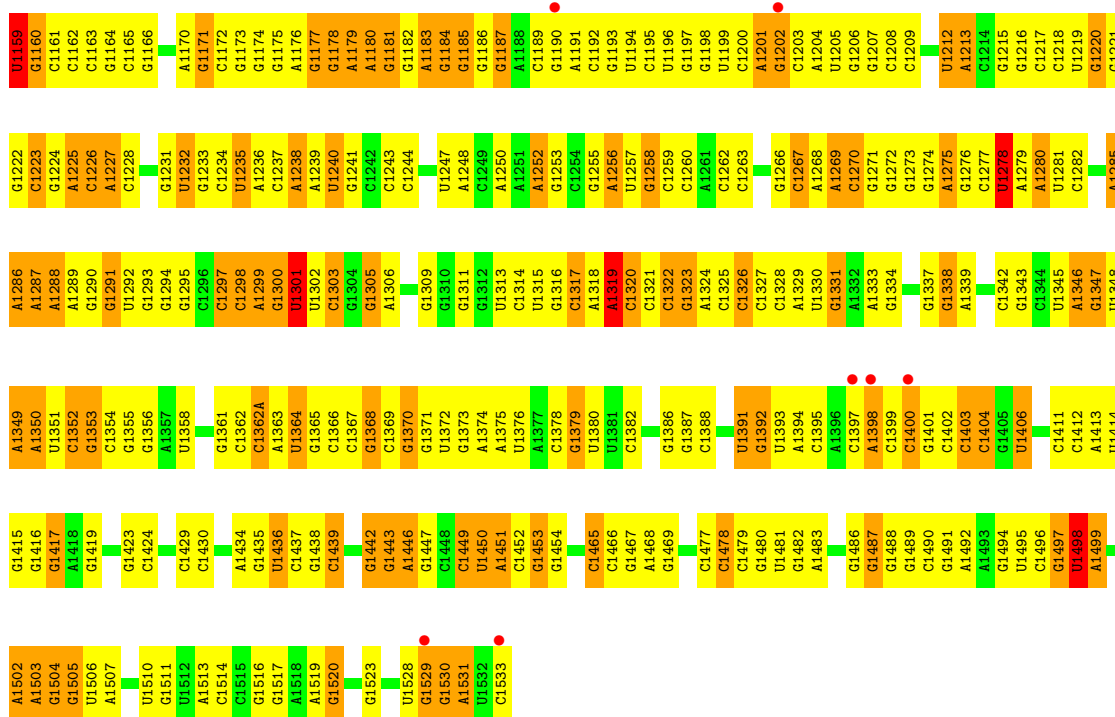


- Molecule 1: 16S ribosomal RNA

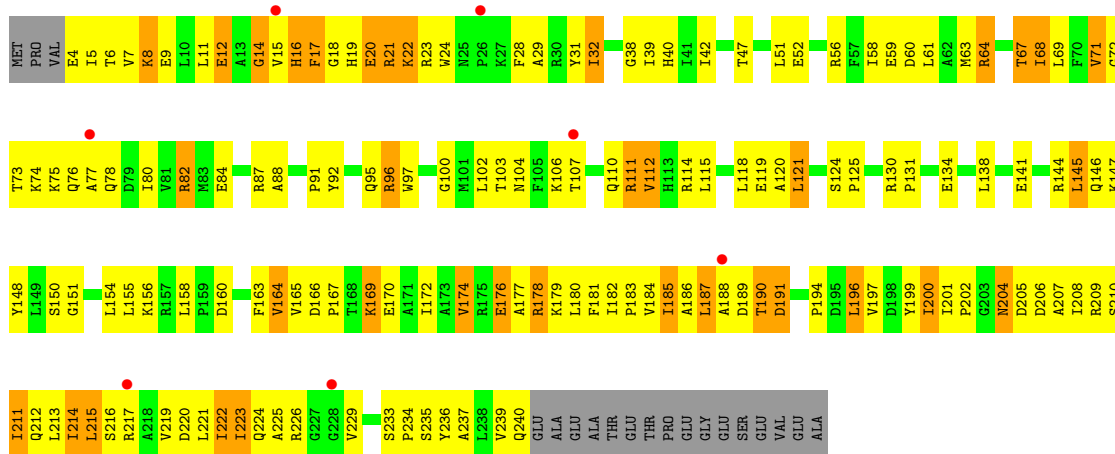




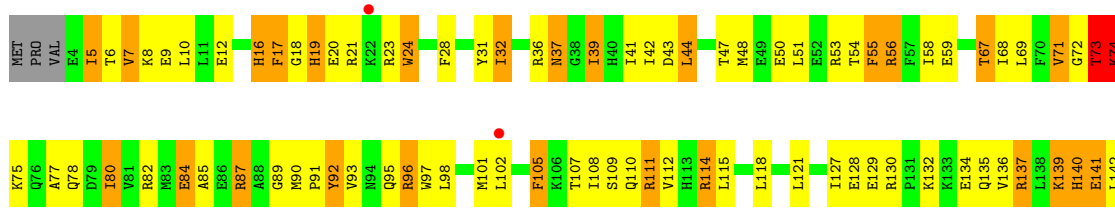
G1097	G1033	A977	G916	G829	G755	G682	G612	G541	G467	C390	A313	C235	G166	G81
G1034	G1036	A978	G917	U833	C756	G683	C612	G542	A468	C391	C314	C240	G167	U82
A1035	G1036	C979	U757	G684	U757	G684	G616	C543	G475	G392	A315	C241	G168	U84
C1037	U981	C834	G758	G685	G758	G685	G617	C544	C476	A393	G316	C242	C169	U85
C1038	U921	U835	G763	U686	G763	U686	C618	C545	G477	G394	A321	C243	U170	U86
C1039	G922	G837	C764	U687	C764	U687	U619	C546	A478	C395	A322	U244	U171	A87
U1040	A923	G838	U765	G688	U765	G688	A647	C547	A479	G396	G326	C245	A172	C88
C985	G926	U841	A766	G689	A766	G689	G620	C548	G481	C397	G327	C246	U173	U89
A986	G927	C842	G769	G690	G769	G690	A621	C549	A482	C398	A327	C247	C174	C90
G987	G928	U843	G773	U691	G773	U691	C624	C550	C483	U404	G328	A250	C177	G92
C988	G929	U844	G774	U692	G774	U692	G625	C551	G484	U405	G329	U252	C178	U93
C989	C930	C849	G775	U693	G775	U693	G626	C552	G485	G406	G332	U253	A179	G95
C990	C931	C849	G776	U694	G776	U694	G627	C553	U486	G407	G333	U254	U180	A101
U991	C932	C849	A777	U695	A777	U695	G628	C554	A487	A408	C339	U255	U182	G102
G993	C933	C849	A778	U696	A778	U696	G629	C555	C488	G410	U340	U256	U183	G105
C995	G934	C849	A779	U697	A779	U697	G630	C556	C489	A411	G341	U257	G183	G106
A996	C935	C849	A780	U698	A780	U698	A632	C557	A496	A412	U342	U258	G184	G107
U997	C936	C849	C783	U699	C783	U699	G633	C558	U497	A413	U343	U259	A185	G108
G998	C937	C849	C784	U700	C784	U700	G634	C559	A498	A414	U344	U260	C186	A109
C998A	C938	C849	C785	U701	C785	U701	G635	C560	A499	U420	G345	U261	C186E	G113
U999	C940	C849	C786	U702	C786	U702	U641	C561	C501	U421	G346	U262	C186F	U114
A1000	G941	U863	C787	U703	C787	U703	A642	C562	G502	C422	U347	U263	C187	G115
G1001	G942	U864	C788	U704	C788	U704	A643	C563	C503	C423	U349	U264	U188	G116
G1002	U943	C868	C789	U705	C789	U705	U644	C564	C504	G424	G350	U265	U189	A116
G1003	U944	C869	C790	U706	C790	U706	A645	C565	C505	G425	G351	U266	G190	G117
G1004	G945	U870	C791	U707	C791	U707	G646	C566	G506	G426	G352	U267	G191A	C121
A1005	U946	U871	C792	U708	C792	U708	U646	C567	G507	U427	G353	U268	G191B	G122
A1006	G947	U872	C793	U709	C793	U709	A647	C568	G508	G428	G354	U269	G191C	C123
A1007	C948	U873	C794	U710	C794	U710	A648	C569	A509	U429	G355	U270	U191D	G126
C1008	U949	U874	C795	U711	C795	U711	U649	C570	A510	U430	A356	U271	G191	A130
G1009	U950	U875	C796	U712	C796	U712	G650	C571	U512	A431	G357	U272	U192	C131
G1010	G951	U876	C797	U713	C797	U713	C651	C572	C513	C433	U358	U273	C193	C132
G1013	U952	C879	C798	U714	C798	U714	U652	C573	C514	U434	U359	U274	C194	C133
A1014	G953	G799	C799	U715	C799	U715	A653	C574	G515	U434	A360	U275	U195	U138
A1015	G954	G800	C800	U716	C800	U716	G654	C575	U516	C435	G363	U279	A195	A134
A1016	U955	U801	U801	U717	C801	U717	A655	C576	G517	C436	G362	U280	A196	G141
A1017	U956	A802	A802	U718	C802	U718	G656	C577	C518	U437	A363	U281	A197	G142
C1018	U957	G803	G803	U719	C803	U719	U657	C578	C519	U438	A364	U282	G198	A141
C1019	A958	U804	U804	U720	C804	U720	G660	C579	A520	A439	U365	U283	G201	A143
C1019	A959	C805	C805	U721	C805	U721	G661	C580	G521	A440	U366	U287	C201	G144
U1020	U960	G809	C736	U722	C809	U722	G662	C581	C522	C444	U367	U288	U208	G145
G1021	U961	C810	A737	U723	C810	U723	A663	C582	C526	G445	U368	U289	U209	G146
G1022	C962	C811	U740	U724	C811	U724	G664	C583	G527	G446	C369	U292	U210	G147
G1023	C963	C812	U741	U725	C812	U725	A665	C584	C528	G447	C372	U293	G216	G148
G1024	A964	U813	G742	U726	C813	U726	G666	C585	G529	A448	A373	U294	C217	G149
U1025	A965	U814	G743	U727	C814	U727	U667	C586	G530	C449	A374	U295	C218	A149
G1026	G966	A815	C745	U728	C815	U728	G670	C587	U531	G450	U375	C295	G220	C150
C1027	U968	A816	U746	U729	C816	U729	U671	C588	A532	A451	G376	C298	G221	A151
U1028	A969	C817	C747	U730	C817	U730	U672	C589	A533	A452	C380	A298	G226	G156
C1028A	C970	U818	C748	U731	C818	U731	G673	C590	U534	A453	G381	U300	G227	A160
G1029	G971	U819	C749	U732	C819	U732	A674	C591	A535	A454	C382	A301	G228	A161
C1030	C972	U820	G750	U733	C820	U733	G675	C592	G537	C457	A383	G302	U229	C162
G1031	G973	U821	U751	U734	C821	U734	A676	C593	G538	C458	G384	U303	U230	A163
A1032	A974	U822	U752	U735	C822	U735	U677	C594	A539	G464	G389	U304	G231	C163
G1032B	G976	U823	C754	U736	C823	U736	C681	C595	G540	C466	A389	U309	G232	U164

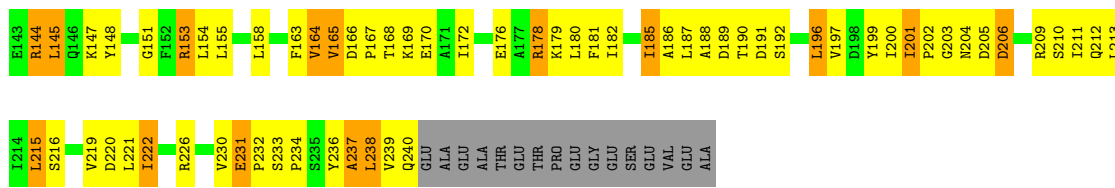


• Molecule 2: 30S RIBOSOMAL PROTEIN S2

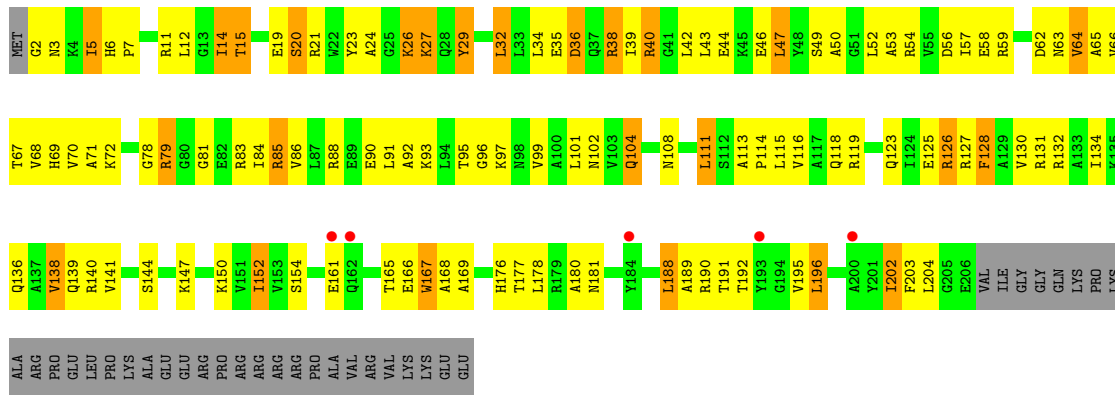


• Molecule 2: 30S RIBOSOMAL PROTEIN S2

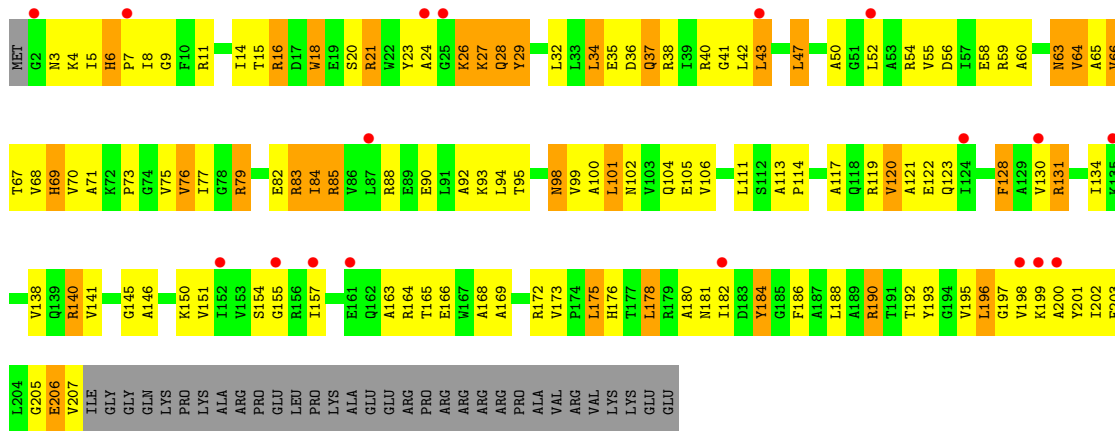




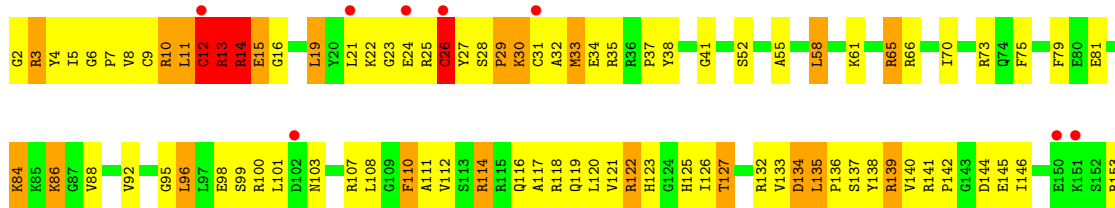
• Molecule 3: 30S RIBOSOMAL PROTEIN S3

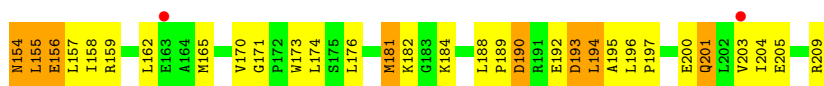


• Molecule 3: 30S RIBOSOMAL PROTEIN S3

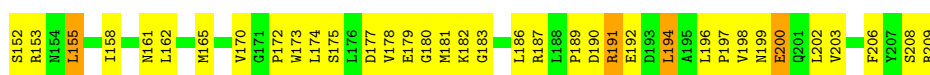
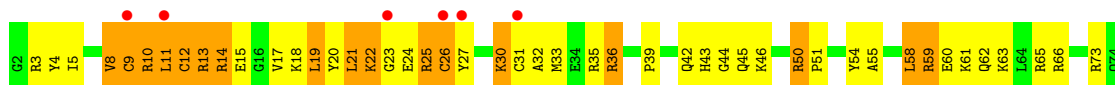
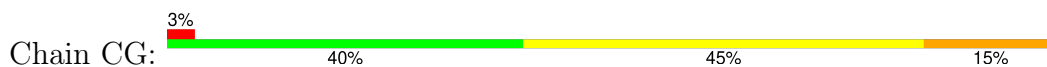


• Molecule 4: 30S RIBOSOMAL PROTEIN S4

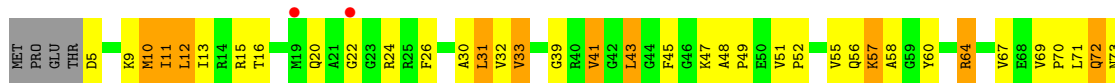
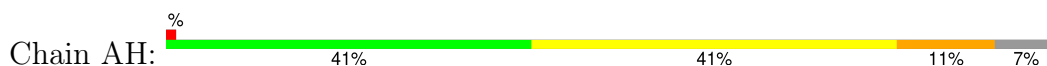




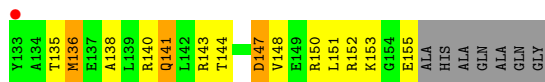
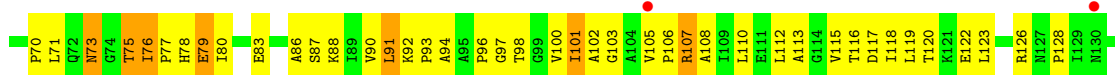
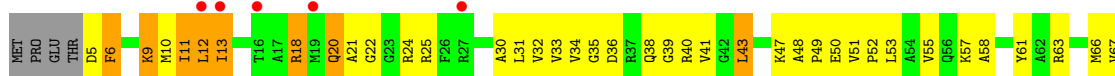
• Molecule 4: 30S RIBOSOMAL PROTEIN S4



• Molecule 5: 30S RIBOSOMAL PROTEIN S5

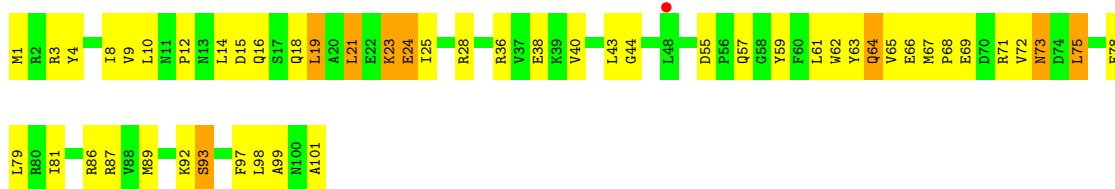


• Molecule 5: 30S RIBOSOMAL PROTEIN S5

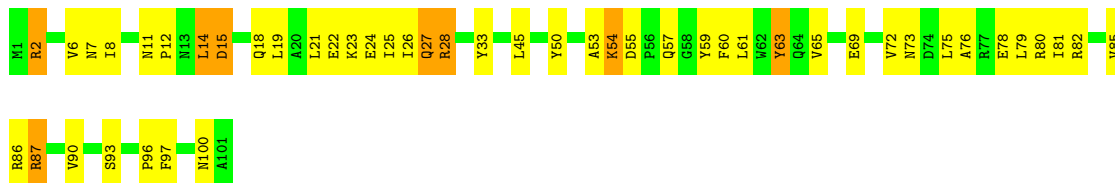


• Molecule 6: 30S RIBOSOMAL PROTEIN S6

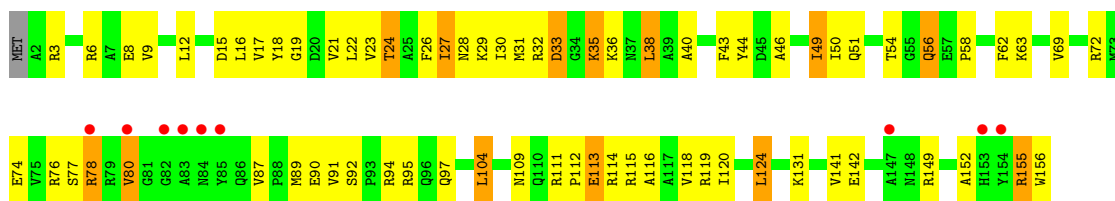




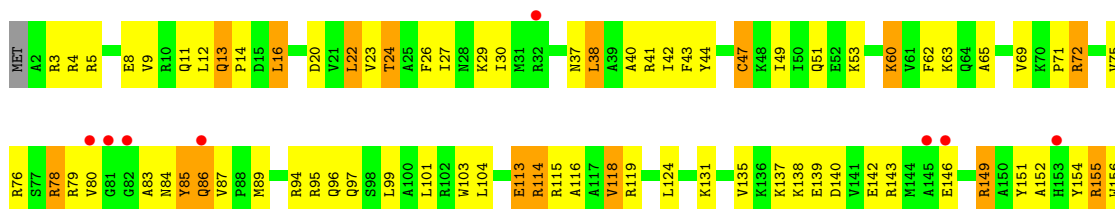
• Molecule 6: 30S RIBOSOMAL PROTEIN S6



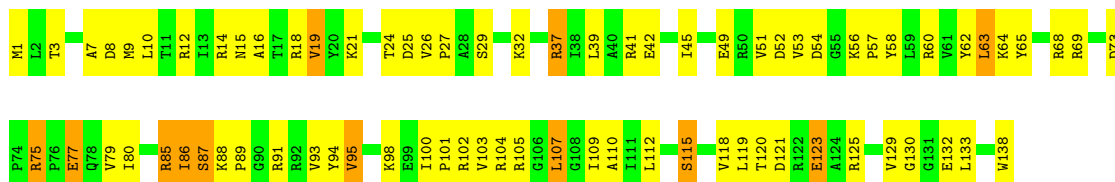
• Molecule 7: 30S RIBOSOMAL PROTEIN S7



• Molecule 7: 30S RIBOSOMAL PROTEIN S7

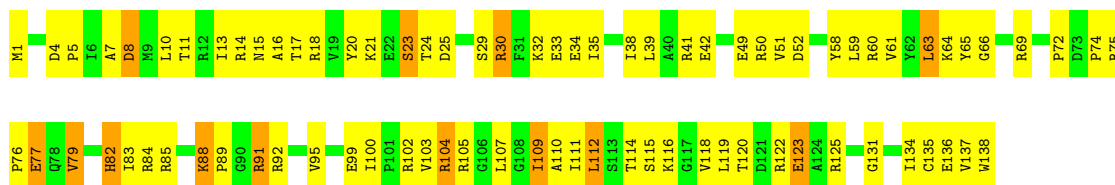


• Molecule 8: 30S RIBOSOMAL PROTEIN S8



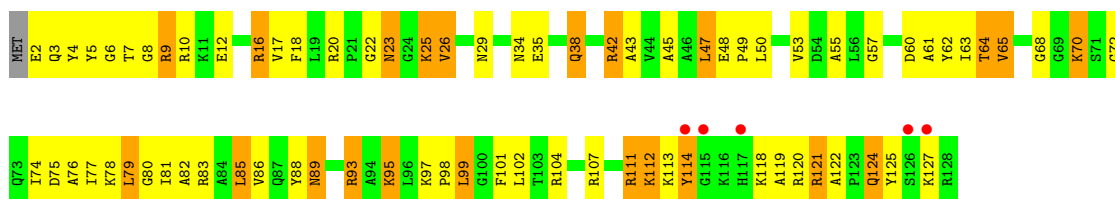
• Molecule 8: 30S RIBOSOMAL PROTEIN S8

Chain CK: 



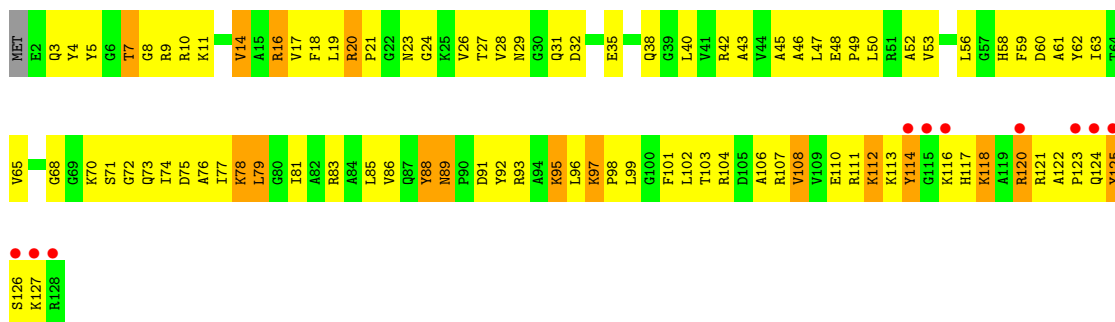
• Molecule 9: 30S RIBOSOMAL PROTEIN S9

Chain AL: 



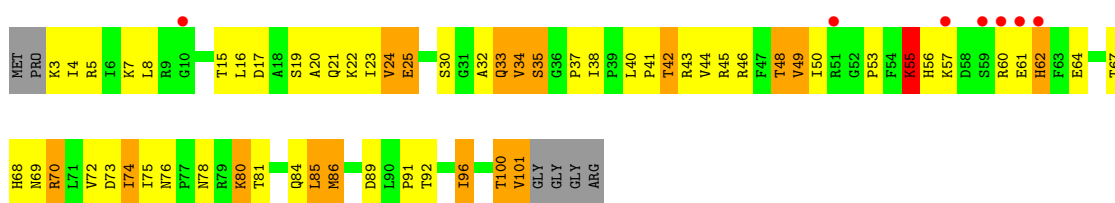
• Molecule 9: 30S RIBOSOMAL PROTEIN S9

Chain CL: 




• Molecule 10: 30S RIBOSOMAL PROTEIN S10

Chain AM: 



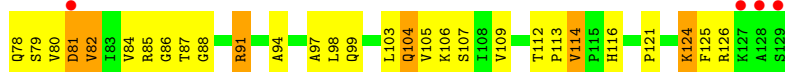
• Molecule 10: 30S RIBOSOMAL PROTEIN S10

Chain CM: 

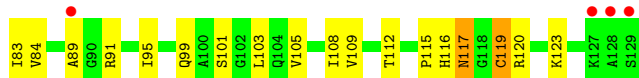





- Molecule 11: 30S RIBOSOMAL PROTEIN S11



- Molecule 11: 30S RIBOSOMAL PROTEIN S11



- Molecule 12: 30S RIBOSOMAL PROTEIN S12

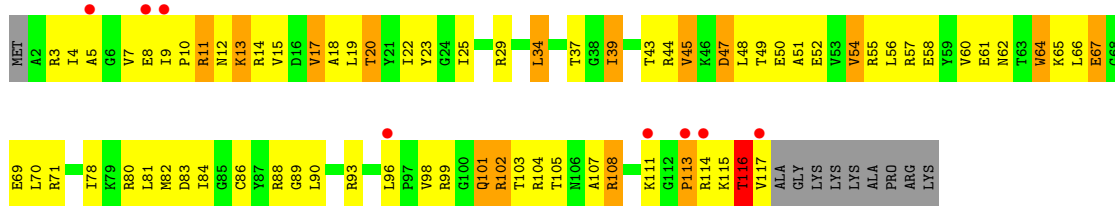


- Molecule 12: 30S RIBOSOMAL PROTEIN S12

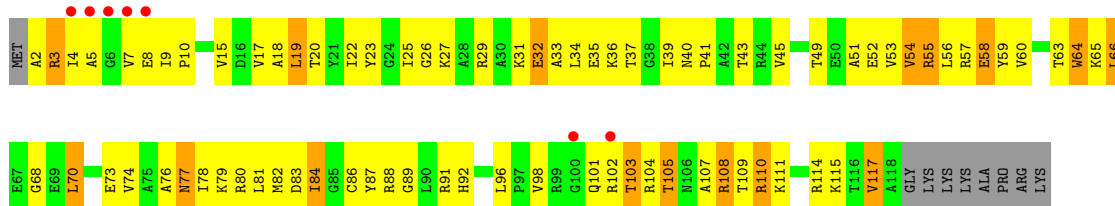


- Molecule 13: 30S RIBOSOMAL PROTEIN S13







• Molecule 13: 30S RIBOSOMAL PROTEIN S13



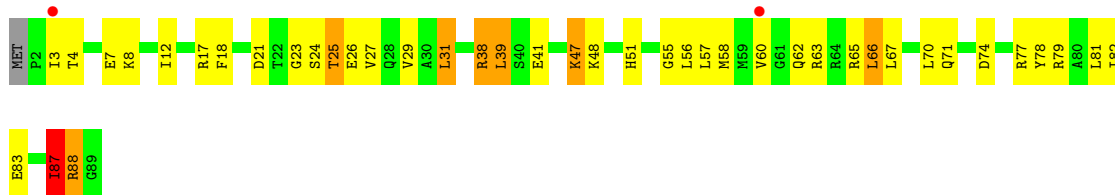
• Molecule 14: 30S RIBOSOMAL PROTEIN S14



• Molecule 14: 30S RIBOSOMAL PROTEIN S14



• Molecule 15: 30S RIBOSOMAL PROTEIN S15



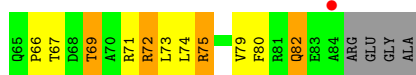
• Molecule 15: 30S RIBOSOMAL PROTEIN S15



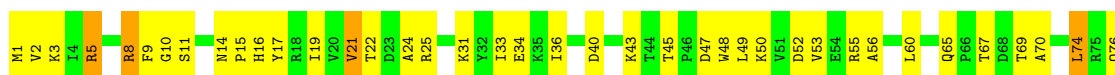





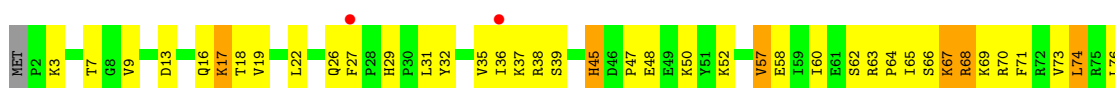
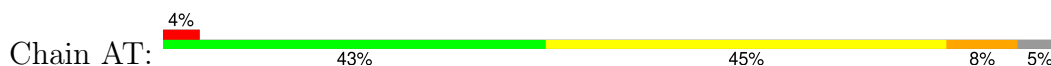
- Molecule 16: 30S RIBOSOMAL PROTEIN S16



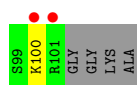

- Molecule 16: 30S RIBOSOMAL PROTEIN S16



- Molecule 17: 30S RIBOSOMAL PROTEIN S17

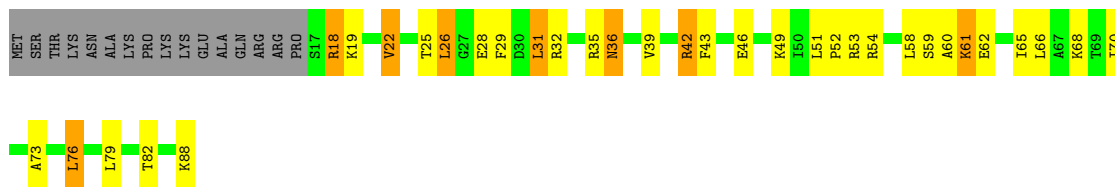


- Molecule 17: 30S RIBOSOMAL PROTEIN S17

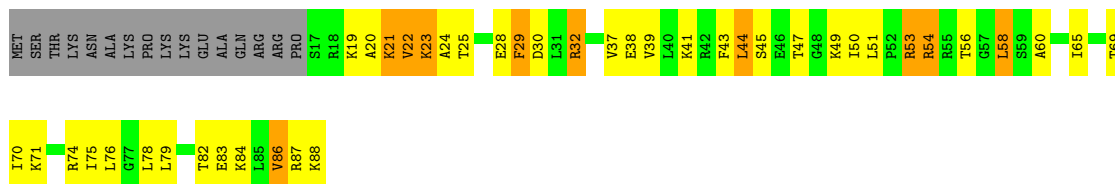


- Molecule 18: 30S RIBOSOMAL PROTEIN S18





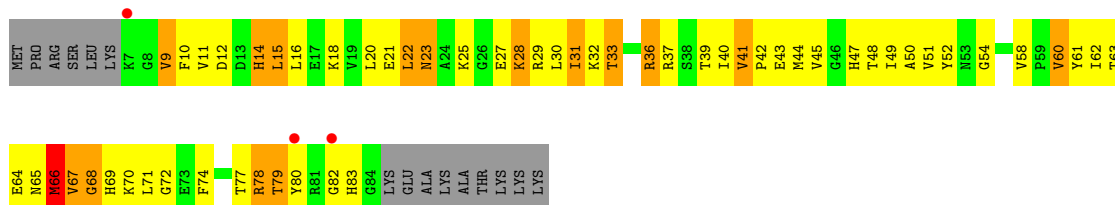
• Molecule 18: 30S RIBOSOMAL PROTEIN S18



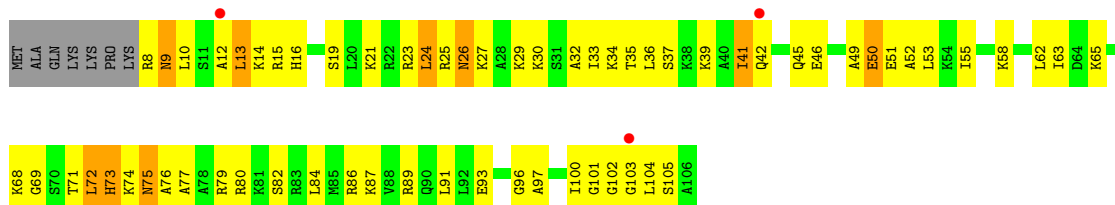
• Molecule 19: 30S RIBOSOMAL PROTEIN S19



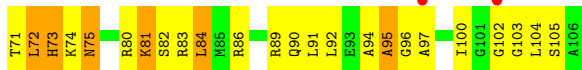

• Molecule 19: 30S RIBOSOMAL PROTEIN S19



• Molecule 20: 30S RIBOSOMAL PROTEIN S20



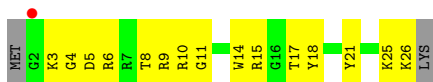
• Molecule 20: 30S RIBOSOMAL PROTEIN S20



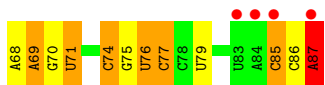
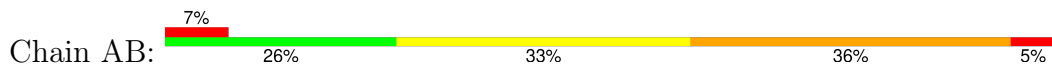
- Molecule 21: 30S RIBOSOMAL PROTEIN THX



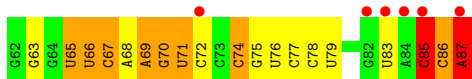
- Molecule 21: 30S RIBOSOMAL PROTEIN THX



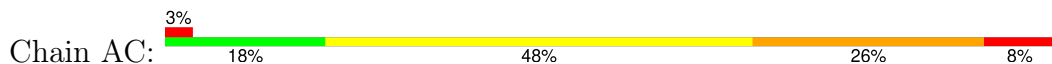
- Molecule 22: TRNA-LEU

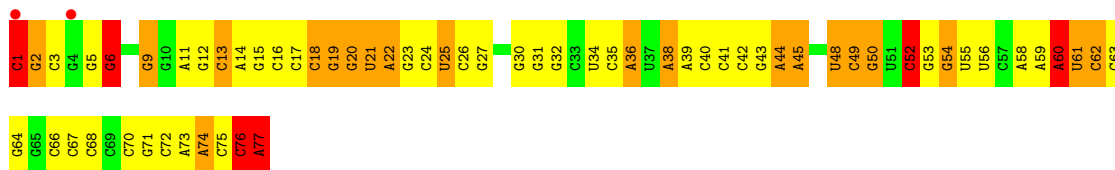


- Molecule 22: TRNA-LEU

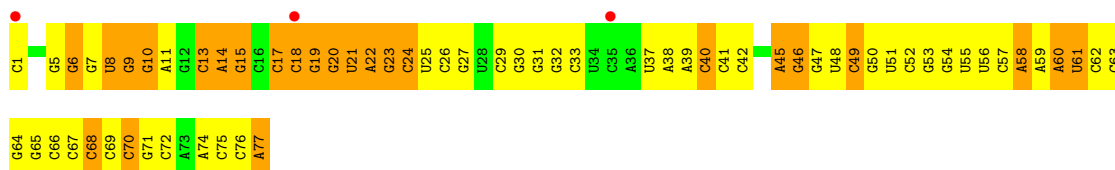
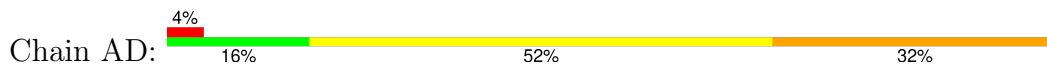


- Molecule 23: TRNA-FMET

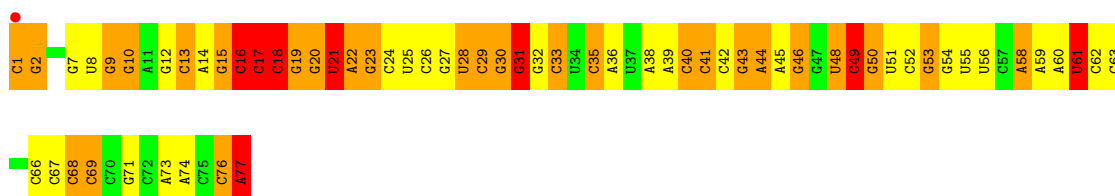
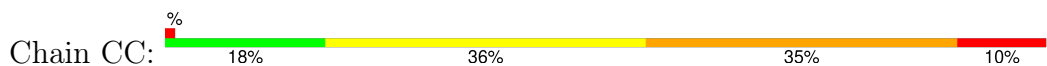




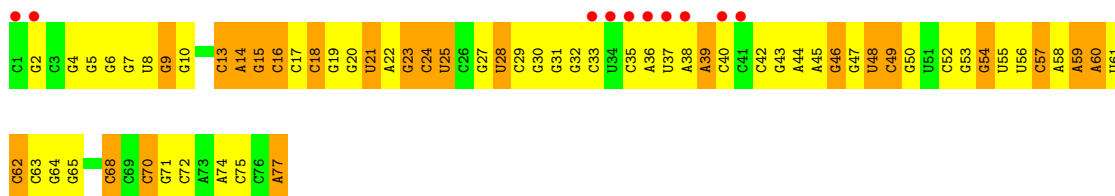
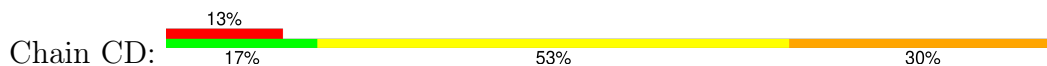
● Molecule 23: TRNA-FMET



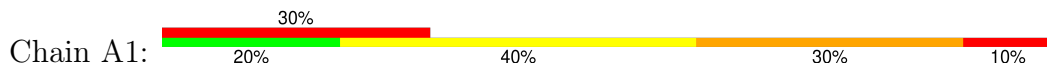
● Molecule 23: TRNA-FMET



● Molecule 23: TRNA-FMET



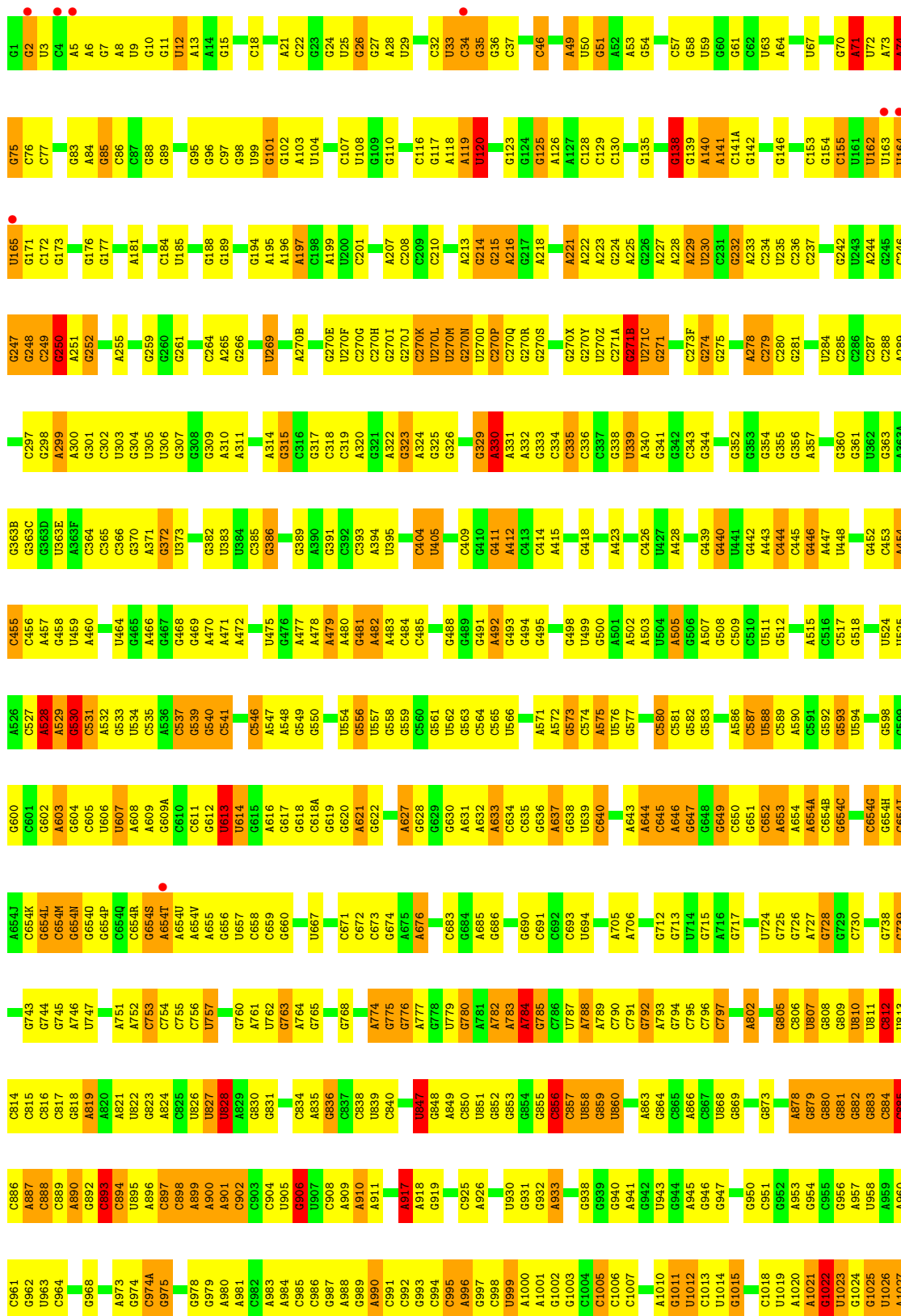
● Molecule 24: MRNA



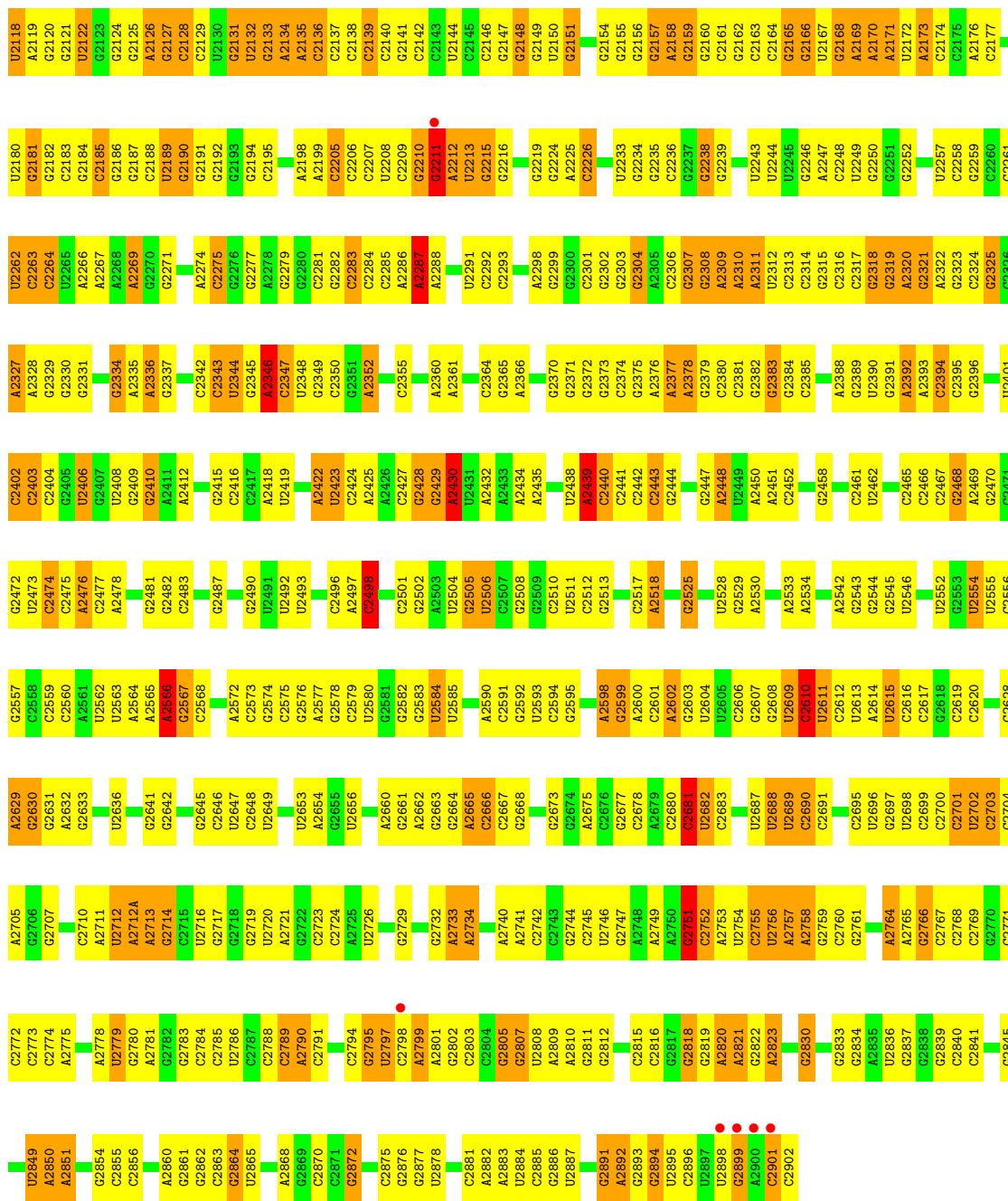
● Molecule 24: MRNA



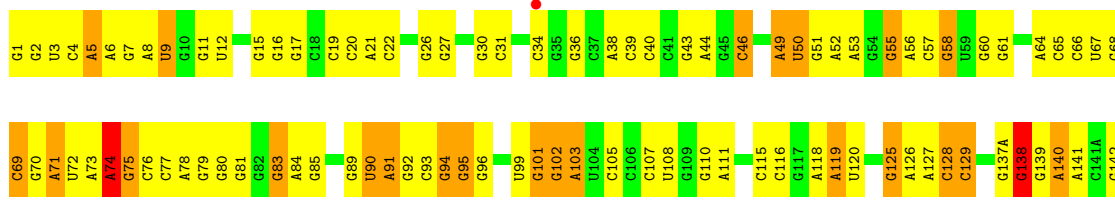
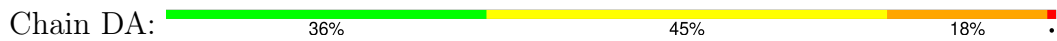
● Molecule 25: RNA (2912-MER)



G2035	A1952	G1856	U1777	C1691	G1599	U1396	C1318	A1241	G1163	A1095	A1028
C2036	U1955	G1857	U1778	U1692	C1600	G1400	A1321	A1242	G1164	A1096	A1033
G2037	U1956	G1858	U1779	U1693	A1603	G1401	A1322	A1243	U1165	A1097	U1058
G2038	C1957	G1861	A1780	G1695	G1538	C1402	G1323	G1244	C1166	A1098	G1037
A2042	C1958	U1864	A1783	A1698	G1539	A1403	A1247	A1247	U1167	C1100	G1038
C2043	U1963	G1869	A1784	G1699	C1607	A1404	G1250	U1101	C1100	U1101	G1039
C2050	G1964	A1785	A1785	A1700	A1608	U1405	G1328	G1250	G1170	C1102	
A2051	C1967	A1879	A1786	A1542	A1609	U1406	U1329	G1250	C1103	A1103	G1042
C2055	G1968	C1790	A1789	A1543	C1612	U1407	U1405	G1250	G1171	A1104	C1043
G2056	A1969	G1791	A1791	A1544	G1613	C1474	U1406	G1250	G1172	C1104	C1044
A2057	C1883	C1792	G1792	A1545	A1614	C1475	U1407	A1253	A1173	C1105	A1044
C2058	A1884	C1793	C1793	A1546	C1615	U1476	U1408	A1254	U1174	C1106	A1045
A2059	A1885	U1794	U1794	C1547	C1616	A1477	U1409	A1254	U1175	G1106	A1046
C2060	C1886	U1795	A1795	A1548	C1617	A1478	U1409	A1255	U1176	G1107	A1047
G2061	C1887	C1797	U1796	A1549	A1618	U1478	U1410	G1256	A1177	G1107	G1047
A2062	G1888	G1888	C1797	C1549	C1618	U1479	C1411	G1257	A1178		
C2063	A1889	A1889	U1798	A1554	A1486	U1479	U1341	G1257	U1179		
C2064	G1799	G1717	A1637	G1554	G1487	U1480	U1342	A1265	C1179	G1110	A1048
C2065	C1894	G1718	G1799	G1555	G1488	U1482	U1343	A1266	C1180	C1111	C1049
C2066	A1981	G1725	C1638	C1556	U1489	U1482	G1413	U1267	C1181	C1112	A1050
G2067	C1895	G1726	U1639	C1557	A1490	U1483	U1416	U1268	C1182	U1113	
C2068	C1982	U1727	C1640	C1557	A1490	U1483	U1416	U1268	C1183	G1114	
G2069	C1983	U1728	C1641	C1558	A1490	U1483	U1416	U1268	C1184		
C2070	A1900	A1729	C1642	G1559	C1493	U1484	U1417	C1270	U1189		
A2071	C1901	U1805	G1643	G1560	A1494	U1484	U1417	C1271	U1192		
C2072	A1902	U1805	C1644	G1561	A1495	U1484	U1417	C1271	C1123		
U2074	G1903	A1810	G1651	G1562	A1496	U1484	U1417	C1271	C1124		
U2075	C1906	G1813	A1652	A1566	U1497	U1484	U1417	C1271	C1125		
A2082	A1913	G1816	G1653	A1567	C1502	U1484	U1417	C1271	C1126		
G2083	C1914	G1817	A1654	G1568	U1503	U1484	U1417	C1271	C1127		
U2086	U1915	U1818	A1655	A1569	C1504	U1484	U1417	C1271	C1128		
G2087	A1916	A1819	C1656	A1570	C1505	U1484	U1417	C1271	C1129		
C2094	U1917	U1820	C1657	A1571	C1506	U1484	U1417	C1271	C1130		
C2095	C1925	A1821	C1658	G1575	A1507	U1484	U1417	C1271	C1131		
U2096	U1926	G1824	A1665	U1576	A1508	U1484	U1417	C1271	C1132		
C2097	G1929	A1825	G1666	C1577	C1509	U1484	U1417	C1271	C1133		
U2098	G1930	G1826	G1667	A1578	A1511	U1484	U1417	C1271	C1134		
U2099	U1931	C1827	A1668	U1579	A1511	U1484	U1417	C1271	C1135		
G2100	A1932	G1828	A1669	A1580	U1514	U1484	U1417	C1271	C1136		
U2101	G1933	A1829	C1670	G1581	C1515	U1484	U1417	C1271	C1137		
C2103	C1934	C1830	U1671	U1582	U1516	U1484	U1417	C1271	C1138		
G2104	G1935	G1831	C1672	A1583	U1517	U1484	U1417	C1271	C1139		
C2108	A1936	A1832	G1674	A1584	C1518	U1484	U1417	C1271	C1140		
U2109	A1937	A1833	A1763	A1585	U1519	U1484	U1417	C1271	C1141		
G2110	U1939	G1835	G1764	C1588	U1521	U1484	U1417	C1271	C1142		
C2111	U1939	G1839	G1769	C1589	G1522	U1484	U1417	C1271	C1143		
G2112	C1942	C1843	G1770	U1590	G1525	U1484	U1417	C1271	C1144		
U2113	U1943	C1844	G1771	G1591	U1526	U1484	U1417	C1271	C1145		
U2114	G1948	C1845	G1772	G1592	G1527	U1484	U1417	C1271	C1146		
G2115	A1949	G1846	G1773	G1593	A1528	U1484	U1417	C1271	C1147		
G2116	G1950	A1847	A1774	G1594	A1528	U1484	U1417	C1271	C1148		
A2117	U1951	A1848	U1775	G1595	C1531	U1484	U1417	C1271	C1149		
			U1776	A1596	C1532	U1484	U1417	C1271	C1150		
			G1776	C1598	C1533	U1484	U1417	C1271	C1151		



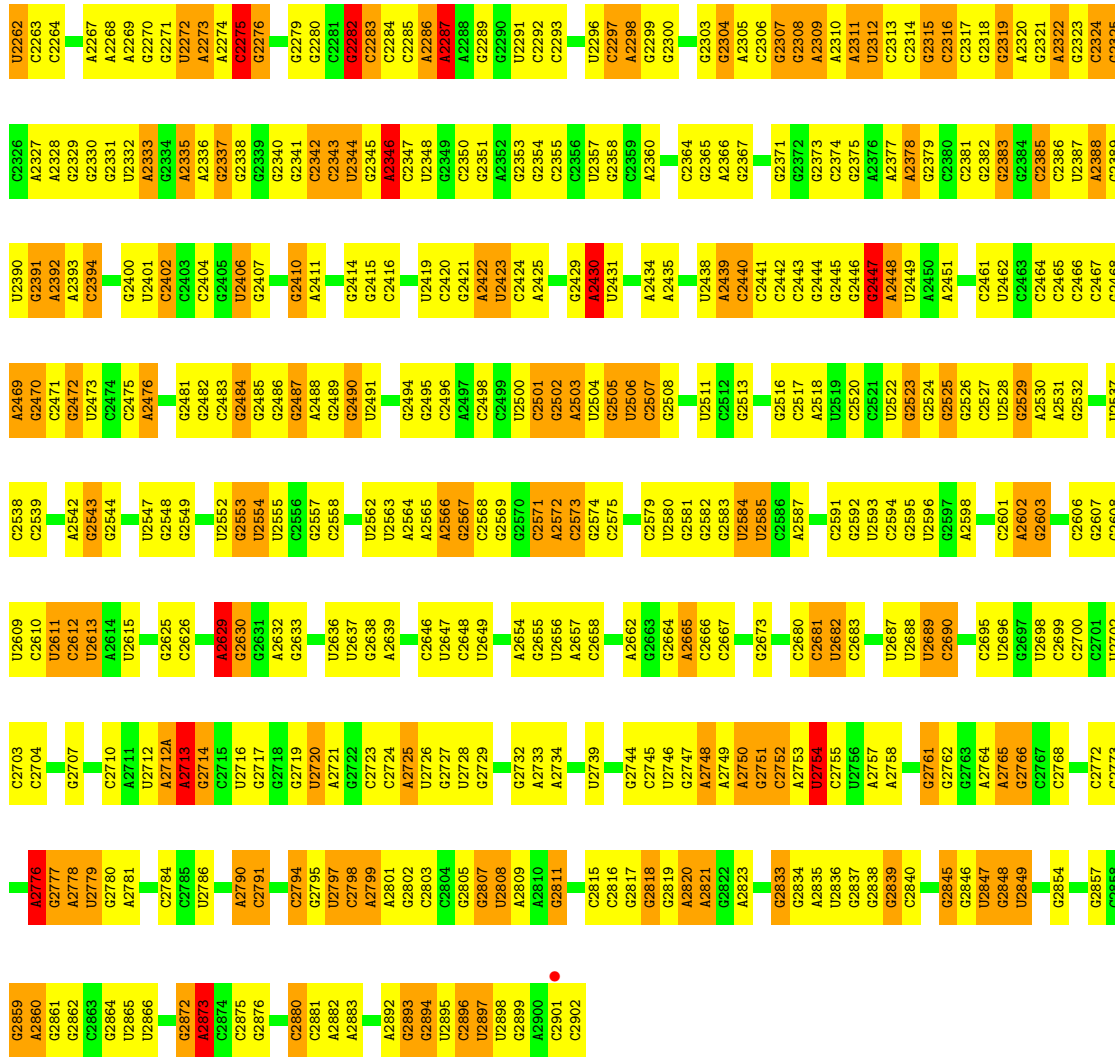
• Molecule 25: RNA (2912-MER)



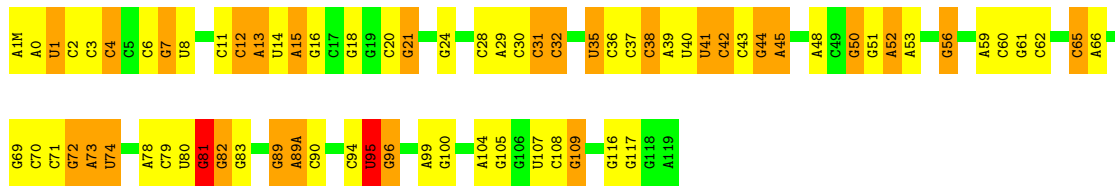
C1104	C1105	G1106	G1107	G1108	G1109	G1110	G1111	G1112	G1113	G1114	G1115	G1116	G1122	A1126	A1127	A1128	A1129	A1130	G1131	G1132	G1133	G1135	G1136	G1137	G1138	G1139	G1140	G1141	G1142	A1143	G1144	G1145	G1146	G1147	C1150	G1151	C1152	G1153	G1154	A1155	A1156	G1160	G1163	G1164	A1165	G1166	G1167	A1168	G1169	G1170	G1171	G1173	A1174					
C1041	G1042	C1043	G1044	A1045	A1046	G1047	A1048	G1049	A1050	G1051	C1052	G1053	A1054	G1055	G1056	A1057	G1059	U1060	U1061	G1062	G1063	G1064	U1065	U1066	A1067	G1068	A1069	A1070	G1071	C1072	A1073	G1074	G1075	G1076	A1077	U1080	U1081	U1084	A1085	A1086	G1087	A1088	G1089	U1090	G1093	U1094	A1095	A1096	U1097	A1098	G1099	C1100	U1101	G1102	A1103			
G977	G978	G979	A980	A981	A982	A983	C986	C987	C988	C989	C992	C993	C994	A996	G997	C998	U999	A1000	A933	A1001	G1002	G1003	C1004	C1005	C1006	G938	A941	G942	U943	G944	A945	G946	G947	G948	C951	G952	A953	G954	A957	U958	A959	A960	C961	G962	U963	C964	U1033	U1034	U1035	A1036	G1037	C1038	G1039	A1104				
U839	C840	A841	A842	C843	C844	G845	C846	U847	G848	C849	C850	U851	G854	C855	C856	U858	U859	A861	G862	A863	G864	C865	A866	C867	U868	G869	A870	U871	A872	C873	U874	U875	U876	U877	G878	G879	G880	G881	G882	G883	C884	C885	C886	C888	C889	A890	G892	C893	C894	U895	A896	C897	C898	A899	A900	A901	C902	
G775	G776	A777	G778	U779	G780	A781	A782	A783	G784	G785	G786	C787	A788	A789	G792	A793	G794	C795	C796	G797	G798	G801	A802	U803	A804	C805	G806	U807	G808	G809	U810	U811	C812	U813	C814	C817	G818	A819	A820	A821	A824	C825	U826	U827	U828	A829	G830	G831	G832	U833	G834	A835	G836	C837	C838			
A706	G707	U708	U709	G710	G715	A716	A717	A718	A719	C720	C721	A722	A723	U724	G725	G726	G729	C730	C731	C732	G733	A734	C737	U740	U741	U742	G743	G744	U745	A746	U747	G748	A751	C752	C753	C754	C755	C756	U757	A761	U762	G763	A764	G765	C766	U767	G768	C769	A771	U772	U773	A774						
G653	A654	A654A	C654B	G654C	G654D	C654E	C654F	G654G	C654H	A654I	C654J	C654K	G654L	C654M	G654N	C654O	C654P	C654Q	C654R	A654S	A654T	U654U	G654V	A654W	G654X	U654Y	G654Z	C654AA	A670	C671	C672	C673	G674	A675	A676	C679	G680	C681	C682	C683	G684	C685	G686	A685	G686	C687	G688	C689	G686	G690	G696	C697	C698	A699	G702	U703	U704	A705
U588	C589	A590	C591	G592	G593	U594	C595	G598	C599	G600	G601	G602	A603	C604	C605	U606	U607	A608	G609	G609A	C610	C611	G612	U613	U614	U615	C616	G617	G619	G620	A621	G622	A627	G628	G629	G630	A631	A632	A633	C634	C635	G636	A637	G638	U639	C640	A644	C645	C646	C581	G582	G583	C584	G585	C586	C587		
A514	C517	U524	U525	U526	A527	C528	A529	A530	C531	C532	A533	G533	U534	C535	A536	C543	G544	G545	A546	A547	A548	G549	G550	U553	U554	C556	U557	G558	G559	C560	C561	C562	U563	G564	C565	U566	A567	U568	A571	A572	C573	C574	G575	A576	U576	G577	A578	G579	C580	C581	G582	G583	C584	G585	A586	C587		
A428	A443	C444	C445	C446	A447	U448	C453	C454	U454	A455	C456	A457	G458	U459	A460	U464	G468	A469	A470	A471	A472	G476	A477	U478	A479	C480	C481	A482	A483	C484	C485	C486	G491	A492	C493	G496	A497	G498	U499	G500	A501	A502	A503	U504	A505	C506	A507	A508	A509	A510	U511	U512	A513					
U350	G351	G352	G353	G354	G355	G356	G360	C361	U362	A363	A363A	G363B	G363C	U363D	U363E	A363F	C364	G370	G371	G372	U373	A374	C375	C376	U383	A384	C385	G386	G389	C392	C393	A394	U395	G396	G399	G400	A401	U405	A406	G406	C409	G410	G411	A412	C413	A414	A415	G416	C419	U421								
A276	C277	A278	C279	C280	U284	C285	C286	C287	C288	A289	C290	C296	C297	G298	A299	A300	U303	G304	U305	U306	G307	G308	G309	A310	G312	G315	C316	G317	C318	U320L	U320M	A320	G321	A322	G323	A324	U328	G329	A330	A331	A332	G333	C334	C337	G338	U339	A340	G341	G342	C343	G344	G349						
G143	G146	U147	C148	G152	C153	G154	C155	U	U	U	U	U	U	G171	C172	G173	C174	G175	G176	G177	G178	G179	A182	C183	U184	U185	G194	A195	A196	A199	U200	A204	G205	U206	A207	C208	C209	C210	A213	G214	G215	A216	G217	A218	A221	A222	C273C	A225	G226	A227	G274	A229						



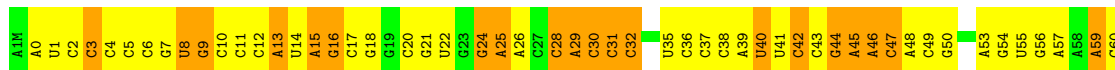


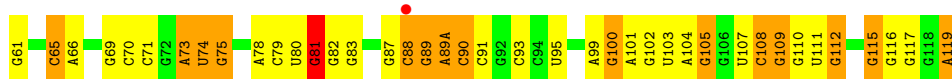


● Molecule 26: 5S RIBOSOMAL RNA

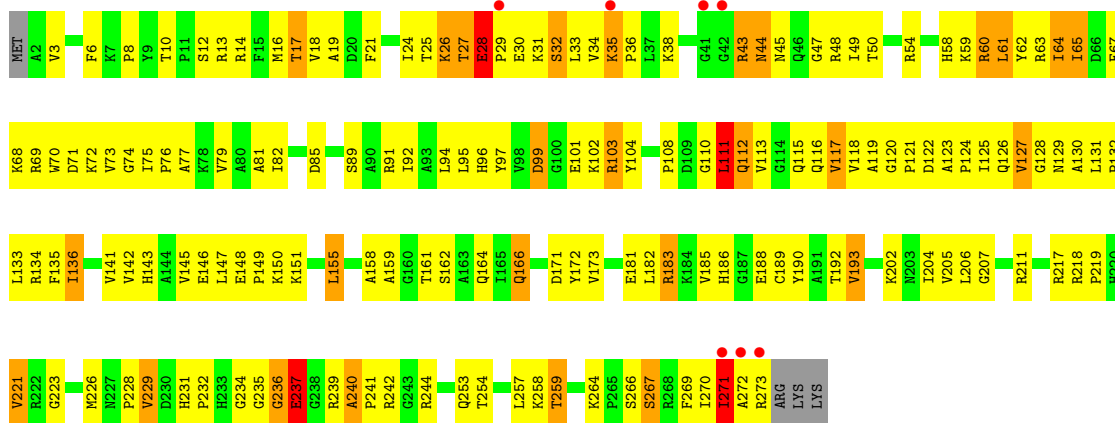


● Molecule 26: 5S RIBOSOMAL RNA

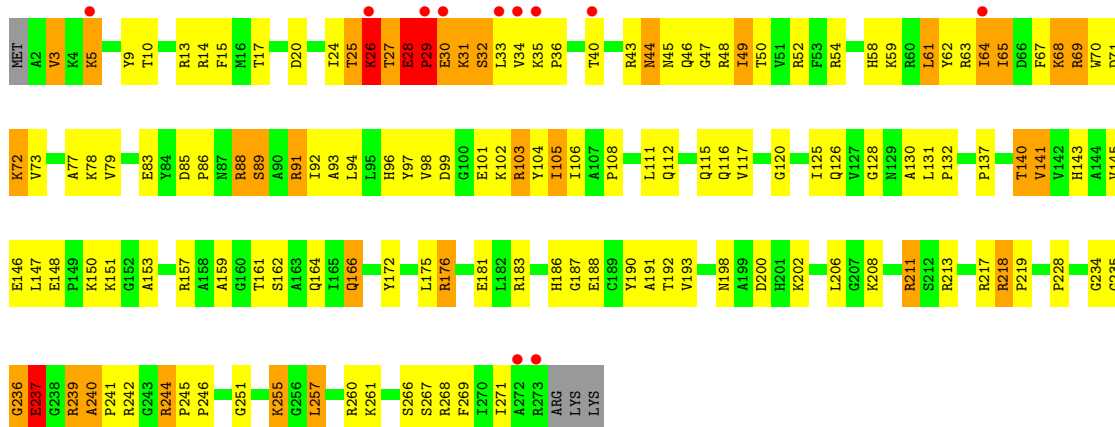




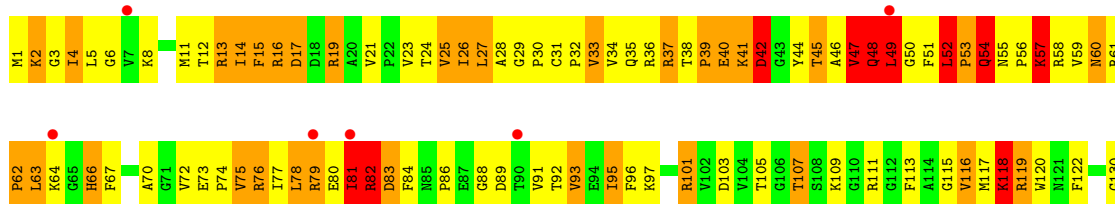
• Molecule 27: 50S ribosomal protein L2



• Molecule 27: 50S ribosomal protein L2

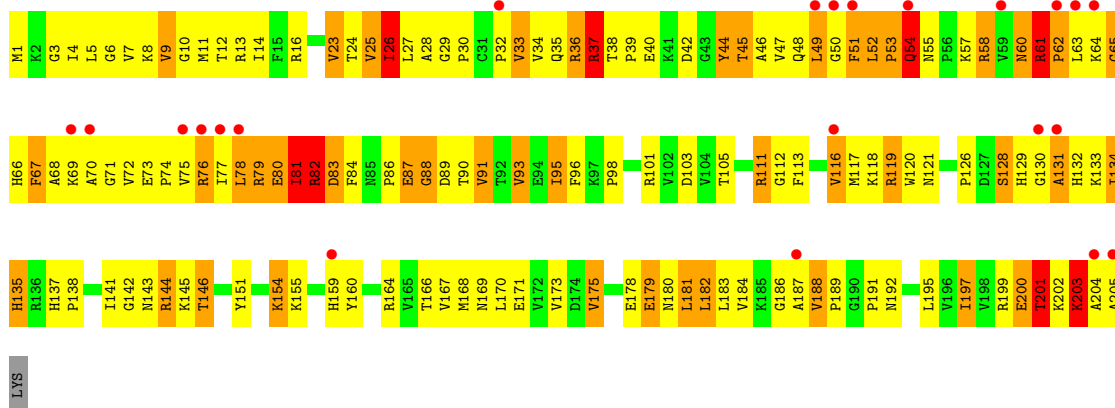


• Molecule 28: 50S ribosomal protein L3

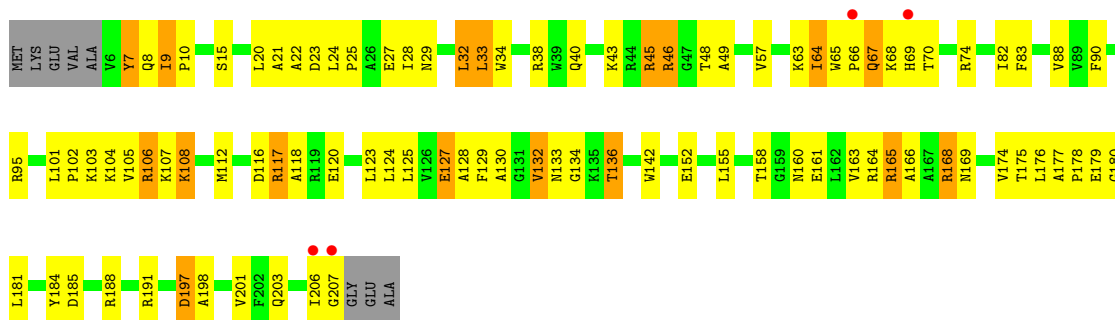




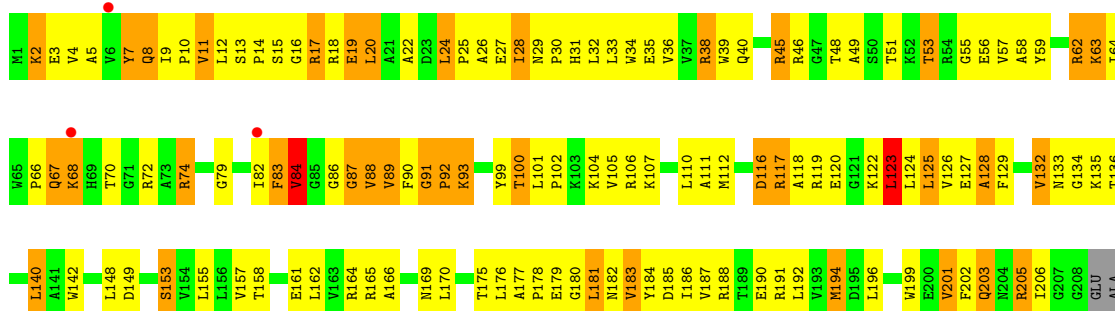
- Molecule 28: 50S ribosomal protein L3



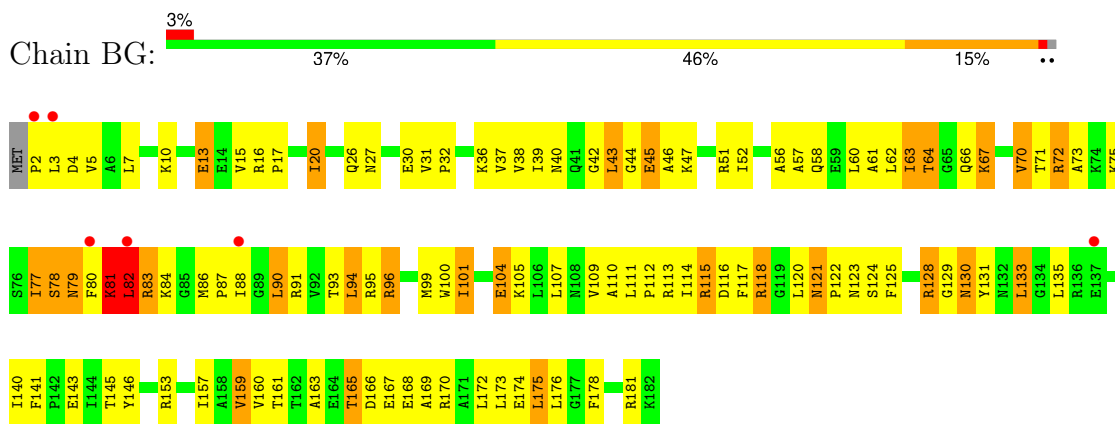
- Molecule 29: 50S ribosomal protein L4



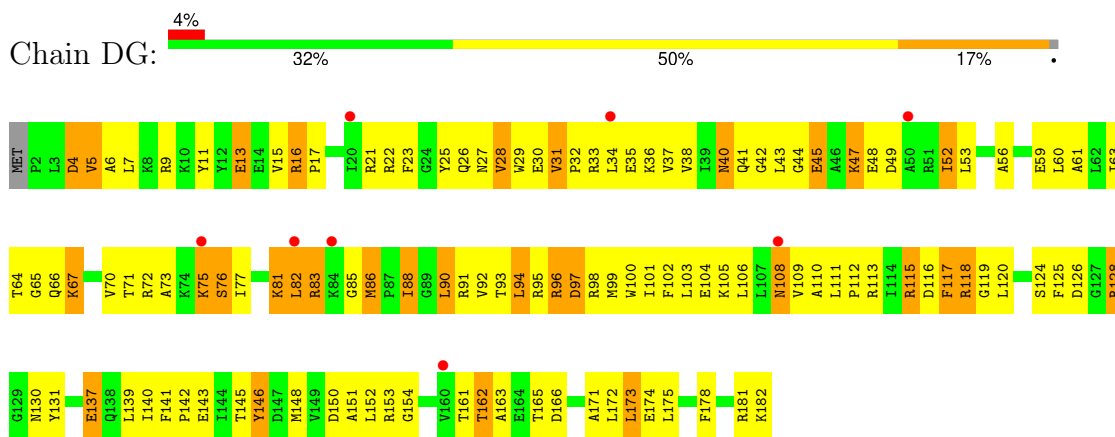
- Molecule 29: 50S ribosomal protein L4



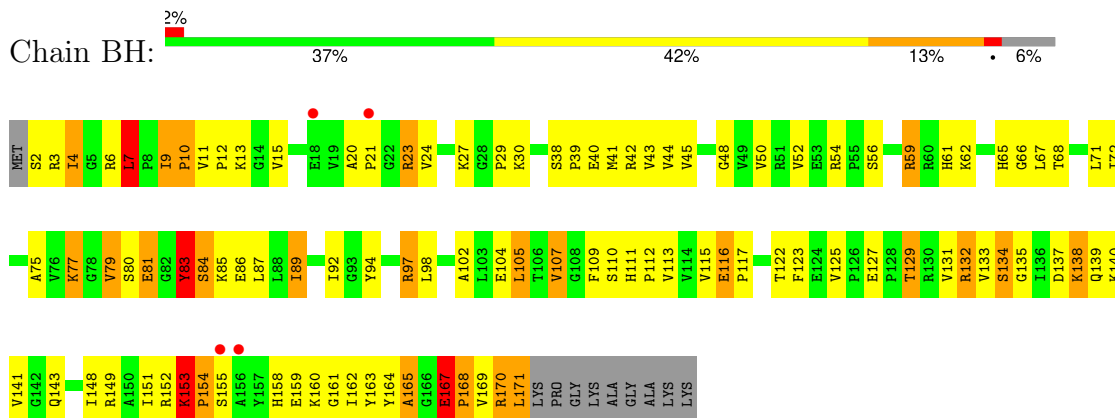
- Molecule 30: 50S ribosomal protein L5



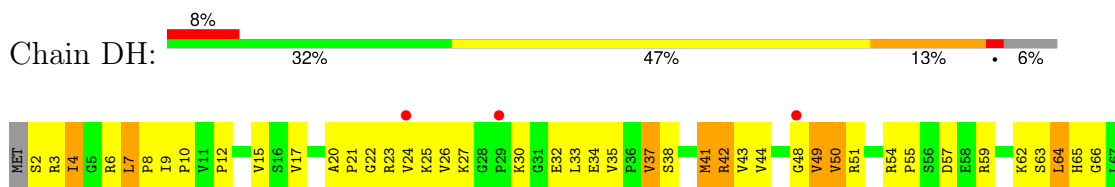
- Molecule 30: 50S ribosomal protein L5

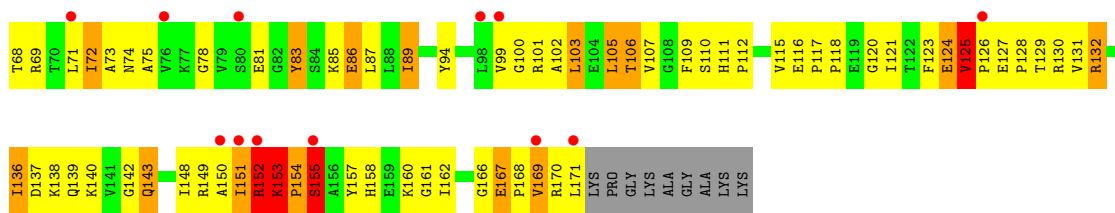


- Molecule 31: 50S ribosomal protein L6



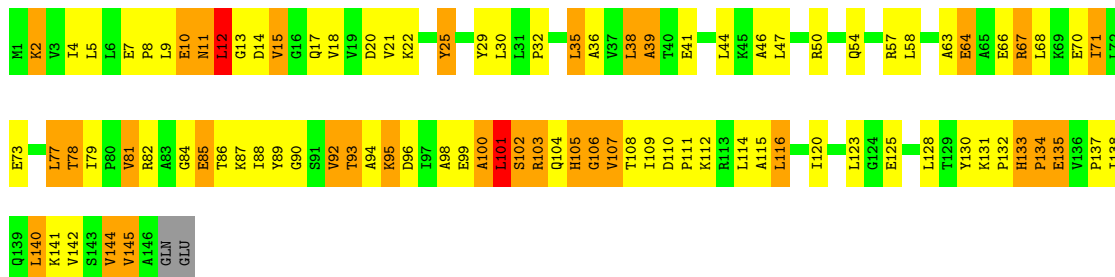
- Molecule 31: 50S ribosomal protein L6





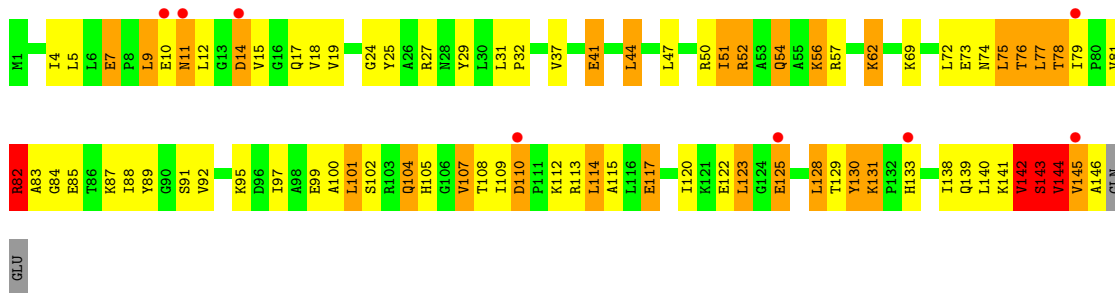
• Molecule 32: 50S ribosomal protein L9

Chain BK: 36% 41% 21% ..



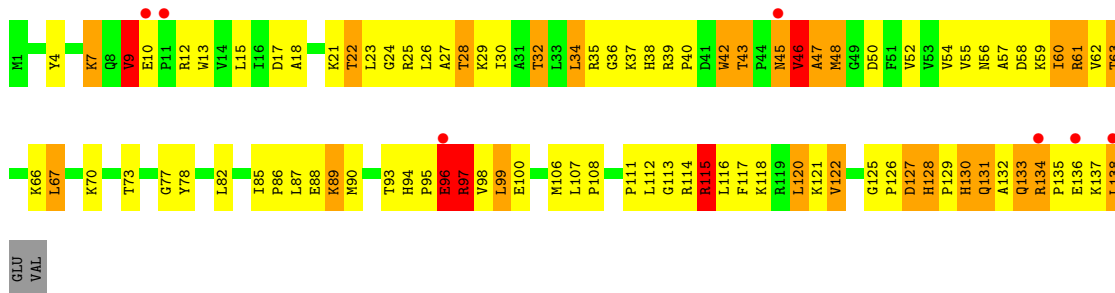
• Molecule 32: 50S ribosomal protein L9

Chain DK: 5% 43% 35% 18% ..



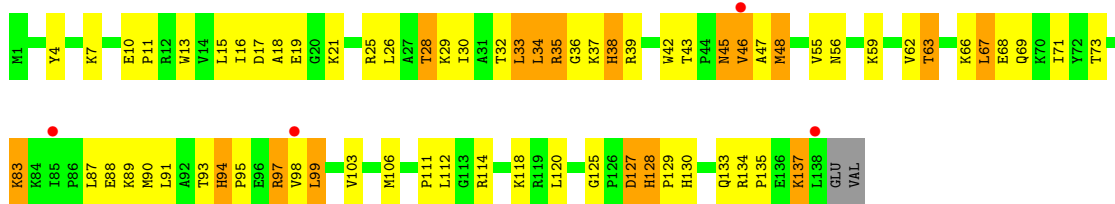
• Molecule 33: 50S ribosomal protein L13

Chain BM: 5% 31% 46% 18% ..

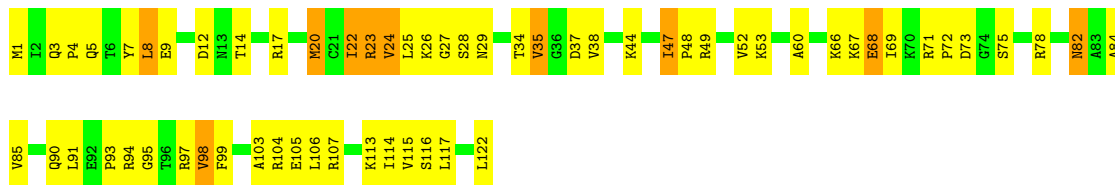


• Molecule 33: 50S ribosomal protein L13

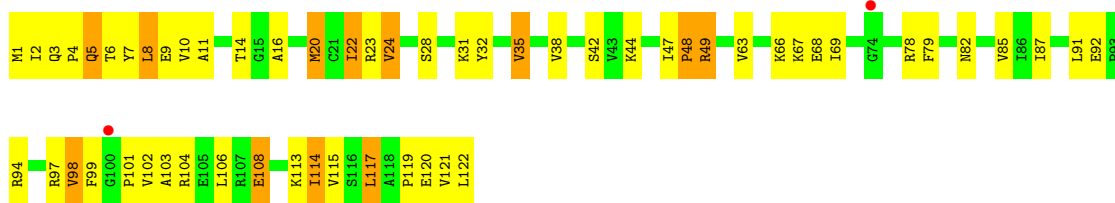
Chain DM: 3% 49% 37% 12% ..




• Molecule 34: 50S ribosomal protein L14




• Molecule 34: 50S ribosomal protein L14

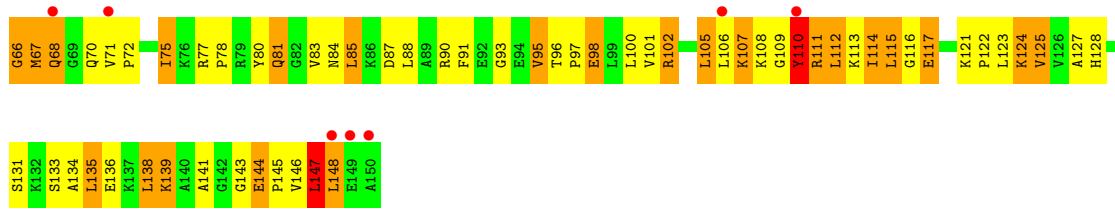


• Molecule 35: 50S ribosomal protein L15

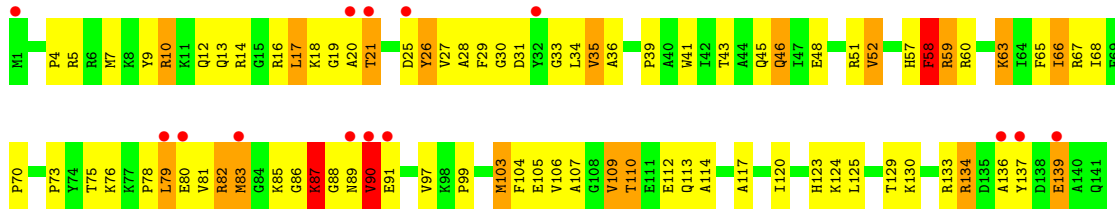


• Molecule 35: 50S ribosomal protein L15

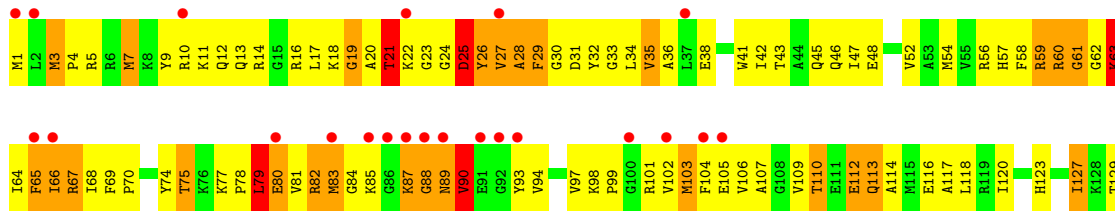




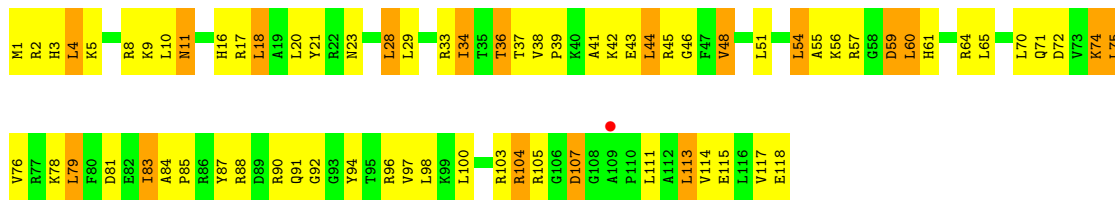
• Molecule 36: 50S ribosomal protein L16



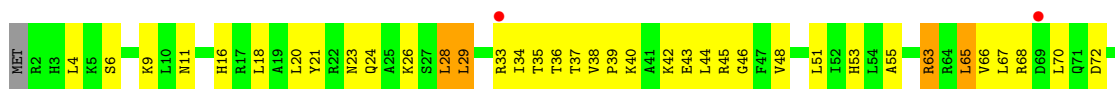
• Molecule 36: 50S ribosomal protein L16



• Molecule 37: 50S ribosomal protein L17




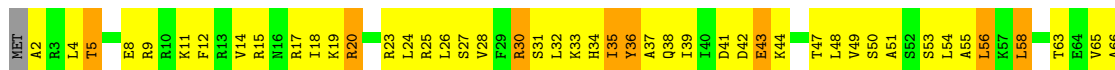
• Molecule 37: 50S ribosomal protein L17









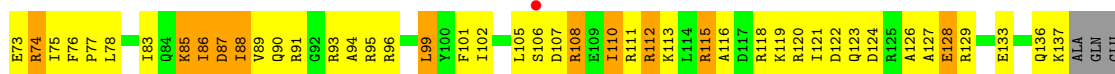
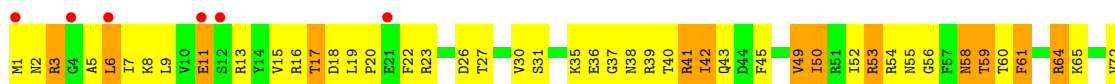

- Molecule 38: 50S ribosomal protein L18



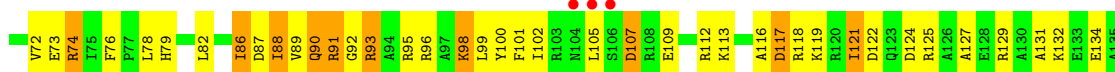
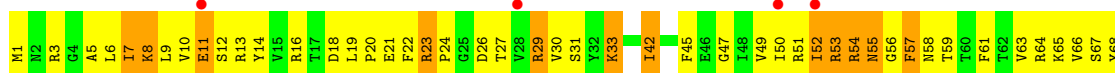
- Molecule 38: 50S ribosomal protein L18



- Molecule 39: 50S ribosomal protein L19



- Molecule 39: 50S ribosomal protein L19



Q136  
K137  
ALA  
GLN  
GLU  
PRO  
LYS  
ALA  
SER  
GLN  
GLU

- Molecule 40: 50S ribosomal protein L20

Chain B1: 2% 49% 40% 9% ..

MET P2 R3 A4 K5 Y8 Y9 R10 R11 R12 K13 G23 L27 K30 R33 R34 E37 T38 A41 A42 Y47 A48 H49 R50 R51 R52 R53 R58 R59 L60 R61 V62 I62 R64 R65 M66 A67 A68 C69 R70 L74 R75 Y76 S77 T78 F79 R80 H81 G82 L83

I88 E89 Y90 D91 K93 R92 N94 K93 K94 N94 N94 L95 A96 D97 L98 A99 V100 Q104 V105 F105 A107 E108 L109 V110 E111 R112 A113 A116 Q117 G118

- Molecule 40: 50S ribosomal protein L20

Chain D1: 49% 40% 10% .

MET P2 K15 D91 K16 I17 L20 Y24 Y25 Y26 G26 S29 K30 S31 R32 R33 L39 F40 A48 H49 R50 K51 R52 R53 R54 R55 R58 R59 W61 I62 V63 R64 R65 M66 A67 A68 C69 R70 Q71 L74 N75 Y76 S77 T78 F79 I80 H81 G82 R83 K84 K85 I88

E89 V90 D91 K93 K93 N94 L95 A96 D97 L98 A99 V100 E102 V105 E108 L109 V110 E111 R112 K114 G118

- Molecule 41: 50S ribosomal protein L21

Chain B2: 2% 38% 48% 12% .

M1 F2 A3 V5 K6 K6 T7 G8 G9 K10 Q11 Q11 E15 P16 G17 L18 K19 R21 R21 V22 E23 K24 L25 E28 P29 T32 V33 E34 P36 V37 L38 L39 L40 E43 K44 V46 V47 Q48 T49 P50 V51 V52 E53 V57 V58 A59 E60 V61 L62 G63 H64 G65 R66 G67

K68 K69 L70 L71 V72 K73 K74 K75 K76 K77 K78 V79 W80 Y81 H87 R88 Q89 P90 Y91 T92 E93 L94 L95 I96 T99 R100 G101

- Molecule 41: 50S ribosomal protein L21


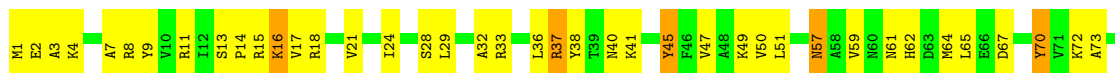
Chain D2: 4% 28% 49% 20% .

M1 F2 V5 K6 T7 K10 Q11 Y12 R13 L18 K19 R21 V22 D26 A27 E28 P29 V33 E34 L35 P36 V37 L38 L39 L40 G41 G42 E43 K44 T45 V46 V47 G48 T49 P50 V51 V57 V58 A59 E60 V61 L62 G63 H64 G65 R66 G67 K68 K69 I70 V72

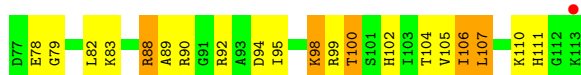
S73 K74 K75 K76 K77 K78 Y78 Q80 Y81 R82 R83 K84 K85 G86 H87 R88 Q89 P90 Y91 T92 E93 L94 L95 I96 K97 E98 I99 R100 G101

- Molecule 42: 50S ribosomal protein L22

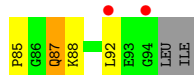
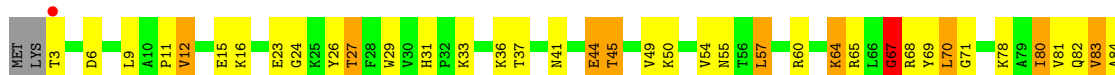
Chain BS: 2% 45% 41% 13% .



- Molecule 42: 50S ribosomal protein L22



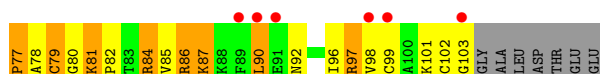
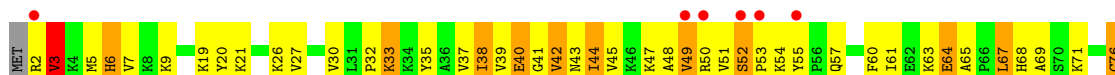
- Molecule 43: 50S ribosomal protein L23



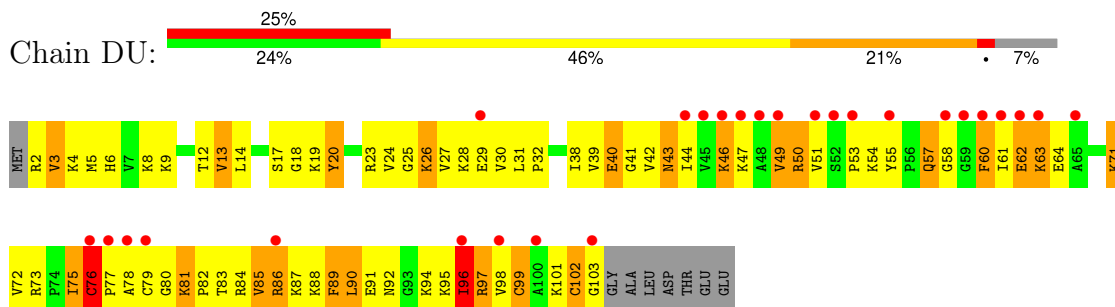
- Molecule 43: 50S ribosomal protein L23



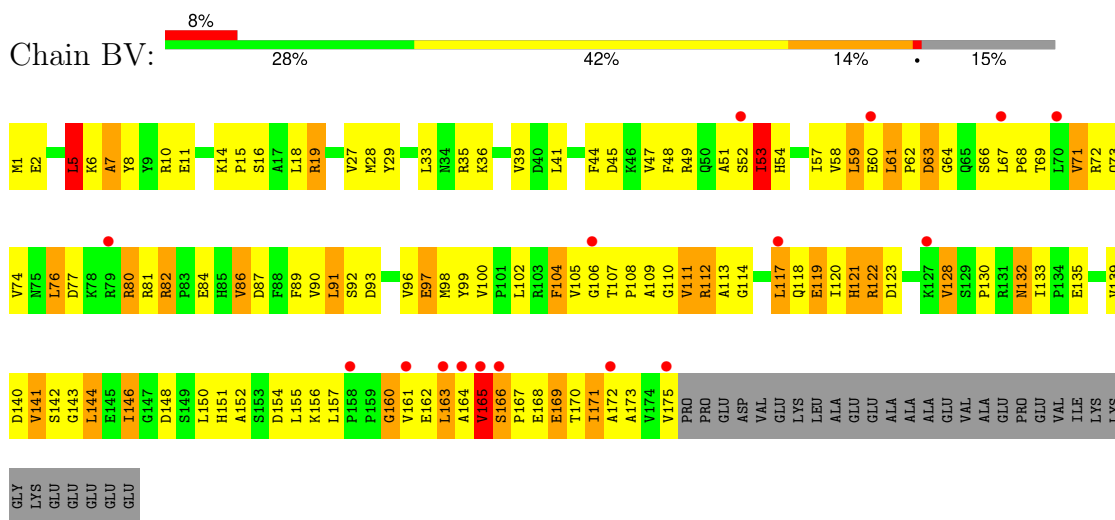
- Molecule 44: 50S ribosomal protein L24



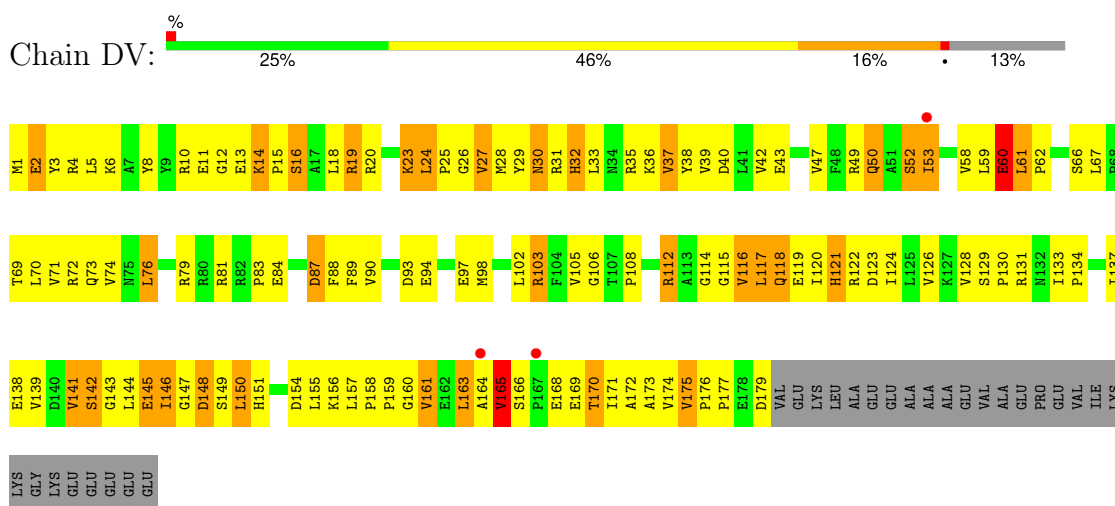
- Molecule 44: 50S ribosomal protein L24



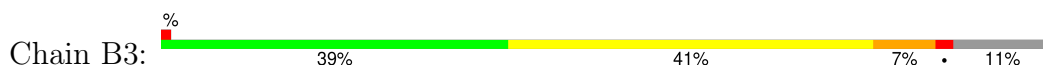
- Molecule 45: 50S ribosomal protein L25

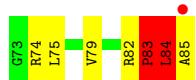


- Molecule 45: 50S ribosomal protein L25

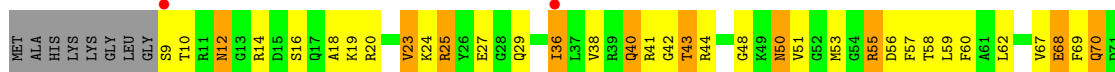
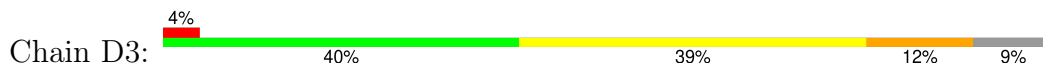


- Molecule 46: 50S ribosomal protein L27

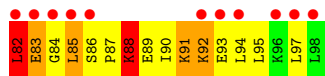
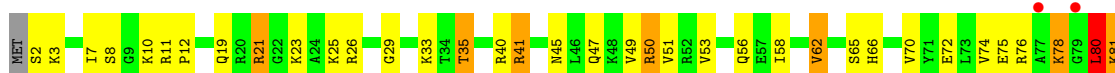




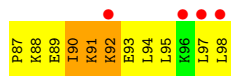
• Molecule 46: 50S ribosomal protein L27





• Molecule 47: 50S ribosomal protein L28



• Molecule 47: 50S ribosomal protein L28



• Molecule 48: 50S ribosomal protein L29



- Molecule 48: 50S ribosomal protein L29



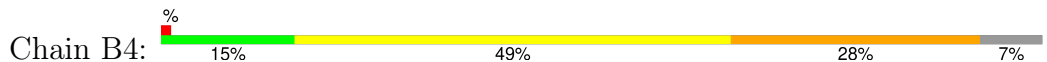
- Molecule 49: 50S ribosomal protein L30




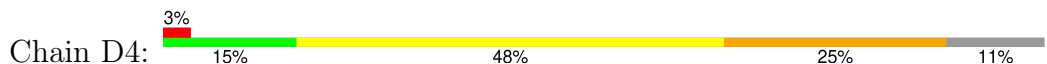
- Molecule 49: 50S ribosomal protein L30



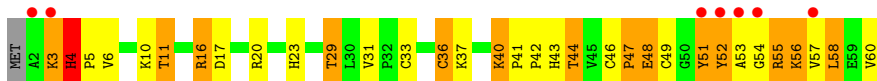
- Molecule 50: 50S ribosomal protein L31




- Molecule 50: 50S ribosomal protein L31



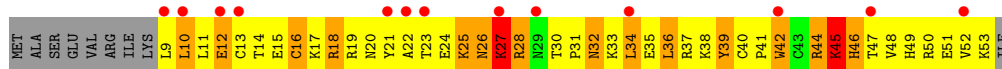
- Molecule 51: 50S ribosomal protein L32




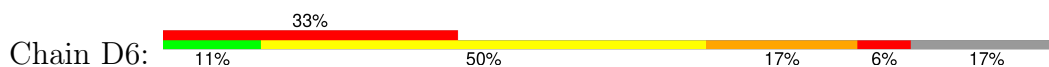
- Molecule 51: 50S ribosomal protein L32



- Molecule 52: 50S ribosomal protein L33



- Molecule 52: 50S ribosomal protein L33



- Molecule 53: 50S ribosomal protein L34



- Molecule 53: 50S ribosomal protein L34



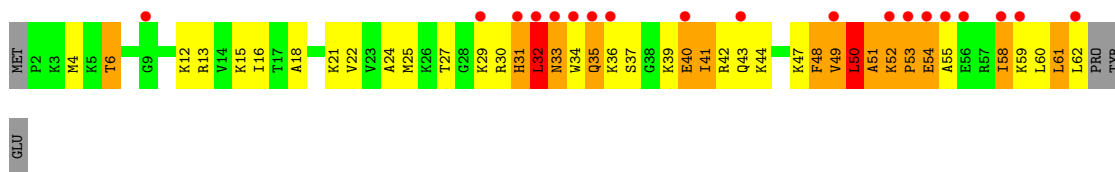
- Molecule 54: 50S ribosomal protein L35



GLU

- Molecule 54: 50S ribosomal protein L35







## 4 Data and refinement statistics

Property	Value	Source
Space group	P 21 21 21	Depositor
Cell constants a, b, c, $\alpha$ , $\beta$ , $\gamma$	210.00Å 450.05Å 621.46Å 90.00° 90.00° 90.00°	Depositor
Resolution (Å)	153.53 – 3.00 153.53 – 3.00	Depositor EDS
% Data completeness (in resolution range)	94.1 (153.53-3.00) 93.7 (153.53-3.00)	Depositor EDS
$R_{merge}$	0.25	Depositor
$R_{sym}$	(Not available)	Depositor
$\langle I/\sigma(I) \rangle$ <sup>1</sup>	1.44 (at 3.01Å)	Xtrriage
Refinement program	PHENIX 1.7.1_743	Depositor
R, $R_{free}$	0.211 , 0.272 0.209 , 0.247	Depositor DCC
$R_{free}$ test set	2000 reflections (0.17%)	wwPDB-VP
Wilson B-factor (Å <sup>2</sup> )	77.4	Xtrriage
Anisotropy	0.190	Xtrriage
Bulk solvent $k_{sol}$ (e/Å <sup>3</sup> ), $B_{sol}$ (Å <sup>2</sup> )	0.26 , 50.7	EDS
L-test for twinning <sup>2</sup>	$\langle  L  \rangle = 0.47$ , $\langle L^2 \rangle = 0.30$	Xtrriage
Estimated twinning fraction	No twinning to report.	Xtrriage
$F_o, F_c$ correlation	0.94	EDS
Total number of atoms	299552	wwPDB-VP
Average B, all atoms (Å <sup>2</sup> )	100.0	wwPDB-VP

Xtrriage's analysis on translational NCS is as follows: *The largest off-origin peak in the Patterson function is 1.45% of the height of the origin peak. No significant pseudotranslation is detected.*

<sup>1</sup>Intensities estimated from amplitudes.

<sup>2</sup>Theoretical values of  $\langle |L| \rangle$ ,  $\langle L^2 \rangle$  for acentric reflections are 0.5, 0.333 respectively for untwinned datasets, and 0.375, 0.2 for perfectly twinned datasets.

## 5 Model quality

### 5.1 Standard geometry

Bond lengths and bond angles in the following residue types are not validated in this section: ZN, MG

The Z score for a bond length (or angle) is the number of standard deviations the observed value is removed from the expected value. A bond length (or angle) with  $|Z| > 5$  is considered an outlier worth inspection. RMSZ is the root-mean-square of all Z scores of the bond lengths (or angles).

Mol	Chain	Bond lengths		Bond angles	
		RMSZ	# Z  >5	RMSZ	# Z  >5
1	AA	0.44	5/36234 (0.0%)	0.91	68/56554 (0.1%)
1	CA	0.42	1/36237 (0.0%)	0.90	79/56558 (0.1%)
2	AE	0.29	0/1959	0.56	0/2642
2	CE	0.28	0/1959	0.53	0/2642
3	AF	0.33	0/1629	0.53	0/2195
3	CF	0.31	0/1636	0.54	0/2205
4	AG	0.49	2/1733 (0.1%)	0.62	1/2318 (0.0%)
4	CG	0.38	0/1733	0.61	0/2318
5	AH	0.35	0/1171	0.58	0/1576
5	CH	0.34	0/1171	0.56	0/1576
6	AI	0.33	0/856	0.55	0/1154
6	CI	0.32	0/856	0.54	0/1154
7	AJ	0.29	0/1276	0.50	0/1709
7	CJ	0.28	0/1276	0.45	0/1709
8	AK	0.33	0/1136	0.60	0/1527
8	CK	0.27	0/1136	0.51	0/1527
9	AL	0.29	0/1029	0.52	0/1379
9	CL	0.29	0/1029	0.53	0/1379
10	AM	0.31	0/814	0.59	1/1095 (0.1%)
10	CM	0.28	0/814	0.54	0/1095
11	AN	0.33	0/900	0.57	0/1213
11	CN	0.31	0/900	0.56	0/1213
12	AO	0.40	0/991	0.68	1/1327 (0.1%)
12	CO	0.35	0/991	0.60	0/1327
13	AP	0.30	0/938	0.57	0/1258
13	CP	0.28	0/943	0.52	0/1265
14	AQ	0.42	0/501	0.66	1/664 (0.2%)
14	CQ	0.29	0/501	0.58	0/664
15	AR	0.35	0/745	0.58	0/992
15	CR	0.30	0/745	0.51	0/992
16	AS	0.29	0/721	0.53	0/970
16	CS	0.31	0/721	0.58	0/970

Mol	Chain	Bond lengths		Bond angles	
		RMSZ	# Z  >5	RMSZ	# Z  >5
17	AT	0.35	0/847	0.54	0/1131
17	CT	0.31	0/847	0.51	0/1131
18	AU	0.34	0/596	0.64	0/790
18	CU	0.35	0/596	0.59	0/790
19	AV	0.33	0/638	0.59	0/860
19	CV	0.31	0/638	0.65	0/860
20	AW	0.29	0/765	0.52	0/1007
20	CW	0.32	0/765	0.63	0/1007
21	AX	0.28	0/221	0.55	0/288
21	CX	0.28	0/221	0.49	0/288
22	AB	1.15	2/2080 (0.1%)	1.41	25/3242 (0.8%)
22	CB	1.34	6/2080 (0.3%)	1.41	36/3242 (1.1%)
23	AC	1.12	3/1835 (0.2%)	1.69	56/2859 (2.0%)
23	AD	0.57	0/1835	0.97	7/2859 (0.2%)
23	CC	1.08	1/1835 (0.1%)	1.52	44/2859 (1.5%)
23	CD	0.61	0/1835	0.98	5/2859 (0.2%)
24	A1	1.43	2/226 (0.9%)	1.60	7/348 (2.0%)
24	C1	1.57	1/226 (0.4%)	1.73	5/348 (1.4%)
25	BA	0.59	15/70233 (0.0%)	1.07	285/109643 (0.3%)
25	DA	0.52	13/70122 (0.0%)	1.00	265/109469 (0.2%)
26	BB	0.49	0/2928	0.97	9/4568 (0.2%)
26	DB	0.44	0/2928	0.96	7/4568 (0.2%)
27	BD	0.50	0/2165	0.80	2/2919 (0.1%)
27	DD	0.46	0/2165	0.72	0/2919
28	BE	0.38	0/1601	0.67	2/2160 (0.1%)
28	DE	0.38	0/1601	0.69	0/2160
29	BF	0.43	0/1620	0.67	0/2194
29	DF	0.36	0/1662	0.65	0/2249
30	BG	0.36	0/1499	0.60	0/2016
30	DG	0.29	0/1499	0.54	0/2016
31	BH	0.36	0/1332	0.67	1/1802 (0.1%)
31	DH	0.28	0/1332	0.55	0/1802
32	BK	0.34	0/1151	0.68	1/1558 (0.1%)
32	DK	0.33	0/1151	0.66	1/1558 (0.1%)
33	BM	0.42	0/1131	0.69	0/1525
33	DM	0.29	0/1131	0.59	0/1525
34	BN	0.40	0/943	0.64	0/1269
34	DN	0.36	0/943	0.60	0/1269
35	BO	0.39	0/1162	0.76	0/1544
35	DO	0.32	0/1162	0.65	1/1544 (0.1%)
36	BP	0.52	0/1143	0.80	0/1527
36	DP	0.32	0/1143	0.54	0/1527
37	B0	0.39	0/982	0.69	0/1312

Mol	Chain	Bond lengths		Bond angles	
		RMSZ	# Z  >5	RMSZ	# Z  >5
37	D0	0.37	0/974	0.64	0/1302
38	BQ	0.42	0/892	0.70	1/1187 (0.1%)
38	DQ	0.30	0/892	0.62	1/1187 (0.1%)
39	BR	0.40	0/1155	0.66	0/1542
39	DR	0.37	0/1155	0.59	0/1542
40	B1	0.42	0/982	0.67	1/1306 (0.1%)
40	D1	0.34	0/982	0.57	0/1306
41	B2	0.42	0/790	0.74	2/1057 (0.2%)
41	D2	0.32	0/790	0.59	0/1057
42	BS	0.37	0/911	0.62	0/1220
42	DS	0.38	0/911	0.64	0/1220
43	BT	0.50	0/739	0.68	0/993
43	DT	0.47	0/739	0.62	0/993
44	BU	0.45	0/798	0.68	0/1064
44	DU	0.41	0/798	0.72	0/1064
45	BV	0.32	0/1427	0.63	0/1935
45	DV	0.28	0/1460	0.56	0/1982
46	B3	0.44	0/615	0.67	0/819
46	D3	0.39	0/621	0.61	0/827
47	BZ	0.42	0/770	0.73	1/1022 (0.1%)
47	DZ	0.39	0/770	0.70	0/1022
48	BW	0.53	0/560	0.72	0/741
48	DW	0.37	0/583	0.63	0/771
49	BX	0.36	0/474	0.64	1/635 (0.2%)
49	DX	0.32	0/474	0.53	0/635
50	B4	0.34	0/545	0.72	1/733 (0.1%)
50	D4	0.32	0/527	0.67	0/709
51	B5	0.43	0/473	0.69	0/639
51	D5	0.34	0/468	0.70	0/632
52	B6	0.43	0/396	0.70	0/529
52	D6	0.33	0/396	0.63	0/529
53	B7	0.46	0/438	0.68	0/575
53	D7	0.40	0/438	0.59	0/575
54	B8	0.52	0/494	0.71	0/649
54	D8	0.38	0/494	0.71	1/649 (0.2%)
All	All	0.51	51/324027 (0.0%)	0.93	919/485226 (0.2%)

Chiral center outliers are detected by calculating the chiral volume of a chiral center and verifying if the center is modelled as a planar moiety or with the opposite hand. A planarity outlier is detected by checking planarity of atoms in a peptide group, atoms in a mainchain group or atoms of a sidechain that are expected to be planar.

Mol	Chain	#Chirality outliers	#Planarity outliers
2	AE	0	3
2	CE	0	5
3	CF	0	1
4	AG	0	1
8	AK	0	1
10	AM	0	1
12	AO	0	2
14	AQ	0	1
14	CQ	0	2
15	AR	0	1
19	CV	0	1
20	CW	0	1
27	BD	0	6
27	DD	0	3
28	BE	0	1
28	DE	0	6
29	DF	0	2
30	BG	0	1
30	DG	0	1
31	BH	0	2
31	DH	0	2
32	BK	0	3
32	DK	0	4
33	BM	0	1
35	BO	0	4
35	DO	0	3
36	BP	0	3
37	D0	0	2
38	BQ	0	1
38	DQ	0	2
39	BR	0	2
40	B1	0	1
40	D1	0	1
41	B2	0	1
43	BT	0	1
44	DU	0	2
45	BV	0	3
45	DV	0	2
46	B3	0	2
48	BW	0	2
48	DW	0	1
50	B4	0	4
50	D4	0	2

*Continued on next page...*

*Continued from previous page...*

Mol	Chain	#Chirality outliers	#Planarity outliers
51	B5	0	1
51	D5	0	1
52	B6	0	1
52	D6	0	1
53	B7	0	1
54	B8	0	2
54	D8	0	1
All	All	0	99

All (51) bond length outliers are listed below:

Mol	Chain	Res	Type	Atoms	Z	Observed(Å)	Ideal(Å)
25	DA	1143	A	N7-C5	-11.10	1.32	1.39
4	AG	12	CYS	CB-SG	10.86	2.00	1.82
25	DA	2873	A	N7-C5	-10.30	1.33	1.39
25	DA	1342	A	N7-C5	-9.87	1.33	1.39
25	BA	2430	A	N9-C4	-9.40	1.32	1.37
22	CB	50	A	N9-C4	8.39	1.42	1.37
4	AG	26	CYS	CB-SG	8.33	1.96	1.82
23	CC	77	A	N9-C4	-8.02	1.33	1.37
25	BA	774	A	N9-C4	-7.18	1.33	1.37
22	CB	36	A	N9-C4	6.90	1.42	1.37
25	DA	783	A	N9-C4	-6.86	1.33	1.37
1	AA	1159	U	N1-C2	6.80	1.44	1.38
1	AA	1177	G	C5-C6	6.66	1.49	1.42
25	BA	783	A	C5-C6	-6.64	1.35	1.41
22	AB	69	A	N9-C4	6.47	1.41	1.37
25	BA	2287	A	N9-C4	-6.46	1.33	1.37
25	BA	528	A	N9-C4	-6.43	1.33	1.37
25	BA	676	A	N9-C4	-6.41	1.34	1.37
24	C1	13	U	N1-C2	6.33	1.44	1.38
25	DA	2287	A	N9-C4	-6.29	1.34	1.37
25	BA	807	U	C2-N3	6.26	1.42	1.37
25	BA	783	A	N9-C4	-6.26	1.34	1.37
23	AC	77	A	N9-C4	-6.08	1.34	1.37
25	DA	2681	C	N3-C4	-6.08	1.29	1.33
25	BA	1021	A	N9-C4	-6.07	1.34	1.37
24	A1	14	U	N1-C2	6.05	1.44	1.38
25	DA	2430	A	N9-C4	-6.01	1.34	1.37
23	AC	1	C	N1-C6	5.98	1.40	1.37
25	DA	9	U	C2-N3	5.93	1.42	1.37
1	CA	1177	G	C5-C6	5.92	1.48	1.42

*Continued on next page...*

Continued from previous page...

Mol	Chain	Res	Type	Atoms	Z	Observed(Å)	Ideal(Å)
22	AB	87	A	C5-C4	5.88	1.42	1.38
1	AA	1036	G	C5-C6	5.82	1.48	1.42
1	AA	1025	U	N3-C4	5.77	1.43	1.38
25	DA	807	U	C2-N3	5.62	1.41	1.37
25	BA	1899	G	N9-C4	-5.61	1.33	1.38
1	AA	1036	G	C6-O6	5.52	1.29	1.24
25	DA	2629	A	N7-C5	-5.52	1.35	1.39
25	BA	676	A	N3-C4	-5.46	1.31	1.34
25	BA	1899	G	C8-N7	5.39	1.34	1.30
23	AC	70	C	N1-C6	5.37	1.40	1.37
25	BA	783	A	N3-C4	-5.37	1.31	1.34
22	CB	69	A	N9-C4	5.34	1.41	1.37
22	CB	52	U	N1-C2	5.31	1.43	1.38
25	DA	2720	U	C2-N3	5.29	1.41	1.37
25	BA	1142(A)	A	N9-C4	-5.23	1.34	1.37
24	A1	13	U	N1-C2	5.21	1.43	1.38
22	CB	54	G	N7-C5	5.15	1.42	1.39
22	CB	40	G	C6-N1	5.08	1.43	1.39
25	BA	120	U	N3-C4	-5.08	1.33	1.38
25	DA	783	A	C5-C6	-5.04	1.36	1.41
25	DA	2503	A	C8-N7	5.00	1.35	1.31

All (919) bond angle outliers are listed below:

Mol	Chain	Res	Type	Atoms	Z	Observed(°)	Ideal(°)
25	BA	1899	G	N3-C4-N9	-15.77	116.54	126.00
1	AA	1025	U	C5-C4-O4	-15.29	116.72	125.90
1	AA	1177	G	N9-C4-C5	14.63	111.25	105.40
1	AA	1177	G	C4-C5-N7	-14.21	105.12	110.80
25	DA	1899	G	N3-C4-N9	-13.25	118.05	126.00
25	BA	783	A	C5-N7-C8	-13.12	97.34	103.90
25	DA	933	A	C6-C5-N7	-13.01	123.19	132.30
22	AB	87	A	N7-C8-N9	13.00	120.30	113.80
25	BA	1899	G	C8-N9-C1'	12.84	143.69	127.00
25	DA	2873	A	N1-C6-N6	12.47	126.08	118.60
1	CA	1036	G	N9-C4-C5	12.37	110.35	105.40
1	CA	1036	G	C5-C6-O6	12.37	136.02	128.60
25	DA	783	A	C5-N7-C8	-12.27	97.76	103.90
1	AA	1177	G	N1-C6-O6	-12.25	112.55	119.90
1	CA	1177	G	N9-C4-C5	12.23	110.29	105.40
25	DA	1602	U	C2-N3-C4	-12.13	119.72	127.00
1	CA	1025	U	C5-C4-O4	-12.12	118.63	125.90

Continued on next page...

*Continued from previous page...*

Mol	Chain	Res	Type	Atoms	Z	Observed(°)	Ideal(°)
1	AA	1036	G	C5-C6-O6	12.06	135.84	128.60
25	DA	933	A	C4-N9-C1'	11.91	147.74	126.30
23	AC	6	G	C8-N9-C4	11.81	111.13	106.40
1	CA	1177	G	C4-C5-N7	-11.64	106.14	110.80
1	AA	1036	G	C8-N9-C4	-11.63	101.75	106.40
1	CA	1036	G	C4-C5-N7	-11.60	106.16	110.80
25	DA	1899	G	C8-N9-C1'	11.53	141.99	127.00
1	AA	97	U	N1-C2-O2	11.42	130.79	122.80
25	BA	1899	G	N3-C4-C5	11.41	134.30	128.60
25	DA	2873	A	C6-C5-N7	-11.40	124.32	132.30
25	BA	633	A	N1-C6-N6	11.38	125.43	118.60
1	CA	993	G	N3-C4-N9	11.37	132.82	126.00
1	AA	1036	G	N9-C4-C5	11.32	109.93	105.40
25	DA	933	A	C8-N9-C1'	-11.29	107.38	127.70
22	AB	87	A	C8-N9-C4	-11.24	101.31	105.80
1	CA	1177	G	N1-C6-O6	-11.20	113.18	119.90
1	CA	1036	G	N1-C6-O6	-11.19	113.19	119.90
1	AA	1177	G	C5-C6-O6	11.18	135.31	128.60
25	BA	2447	G	C6-N1-C2	-11.17	118.40	125.10
1	AA	1036	G	C4-C5-N7	-11.13	106.35	110.80
25	DA	1143	A	C4-C5-C6	11.09	122.54	117.00
25	DA	2873	A	C4-C5-C6	10.97	122.48	117.00
25	BA	1899	G	C4-N9-C1'	-10.85	112.40	126.50
25	DA	1012	U	C2-N3-C4	-10.79	120.53	127.00
22	AB	87	A	C5-N7-C8	-10.79	98.51	103.90
25	BA	676	A	C2-N3-C4	-10.69	105.26	110.60
25	DA	1899	G	C4-N9-C1'	-10.68	112.61	126.50
25	BA	2430	A	C2-N3-C4	-10.67	105.27	110.60
1	CA	1177	G	C5-C6-O6	10.56	134.94	128.60
25	DA	1342	A	N1-C6-N6	10.51	124.91	118.60
26	BB	95	U	C5-C4-O4	10.49	132.20	125.90
25	BA	783	A	C4-C5-N7	10.45	115.92	110.70
25	DA	2720	U	C2-N3-C4	-10.34	120.79	127.00
25	BA	673	C	C2-N3-C4	-10.31	114.75	119.90
25	BA	120	U	C5-C4-O4	10.28	132.07	125.90
25	DA	933	A	C4-C5-C6	10.24	122.12	117.00
25	DA	933	A	N3-C4-N9	10.17	135.53	127.40
1	AA	1159	U	N3-C2-O2	-10.12	115.12	122.20
25	BA	673	C	C5-C4-N4	-10.05	113.16	120.20
25	DA	2598	A	N1-C6-N6	10.02	124.61	118.60
1	AA	1036	G	N1-C6-O6	-10.01	113.89	119.90
25	BA	2430	A	N3-C4-C5	9.83	133.68	126.80

*Continued on next page...*



*Continued from previous page...*

Mol	Chain	Res	Type	Atoms	Z	Observed(°)	Ideal(°)
25	BA	1786	A	C2-N3-C4	-9.76	105.72	110.60
1	CA	993	G	C4-N9-C1'	9.73	139.15	126.50
1	CA	1177	G	C8-N9-C4	-9.69	102.52	106.40
25	BA	906	G	C5-C6-O6	9.64	134.38	128.60
25	DA	933	A	C6-N1-C2	-9.63	112.82	118.60
25	DA	1143	A	N1-C2-N3	9.52	134.06	129.30
25	BA	774	A	C2-N3-C4	-9.51	105.84	110.60
26	DB	95	U	C5-C4-O4	9.51	131.61	125.90
1	CA	993	G	C8-N9-C1'	-9.48	114.67	127.00
25	DA	1342	A	C4-C5-C6	9.47	121.74	117.00
25	BA	783	A	N1-C6-N6	9.46	124.27	118.60
1	AA	1495	U	N1-C2-O2	9.45	129.42	122.80
25	DA	1342	A	C6-C5-N7	-9.44	125.69	132.30
25	DA	1781	C	C2-N1-C1'	9.42	129.16	118.80
25	BA	2447	G	N3-C4-C5	-9.41	123.89	128.60
25	BA	1899	G	N9-C4-C5	9.37	109.15	105.40
25	DA	1899	G	N3-C4-C5	9.23	133.22	128.60
25	BA	774	A	N3-C4-N9	-9.21	120.03	127.40
22	CB	35	G	N1-C6-O6	9.17	125.40	119.90
22	CB	35	G	C5-C6-O6	-9.12	123.12	128.60
23	AC	6	G	N3-C4-C5	9.10	133.15	128.60
25	BA	676	A	C5-N7-C8	-9.10	99.35	103.90
25	BA	2681	C	C6-N1-C2	-9.10	116.66	120.30
1	AA	1159	U	N1-C2-O2	9.10	129.17	122.80
25	DA	783	A	C4-C5-N7	9.05	115.23	110.70
1	AA	1054	C	C2-N1-C1'	9.05	128.75	118.80
25	DA	1786	A	N7-C8-N9	9.03	118.31	113.80
1	AA	97	U	N3-C2-O2	-9.02	115.89	122.20
25	DA	1786	A	C5-N7-C8	-8.95	99.43	103.90
1	CA	1495	U	N1-C2-O2	8.93	129.05	122.80
25	BA	1786	A	N7-C8-N9	8.90	118.25	113.80
1	CA	1045	C	N1-C2-O2	8.88	124.22	118.90
25	DA	2873	A	C5-C6-N1	-8.85	113.27	117.70
23	AC	76	C	N1-C2-O2	-8.83	113.60	118.90
25	BA	446	G	N1-C6-O6	8.82	125.19	119.90
25	BA	1312	U	C5-C4-O4	8.82	131.19	125.90
25	DA	933	A	N9-C4-C5	-8.82	102.27	105.80
1	AA	1177	G	C8-N9-C4	-8.81	102.88	106.40
22	AB	87	A	C6-C5-N7	-8.81	126.14	132.30
25	BA	2430	A	N3-C4-N9	-8.78	120.38	127.40
1	AA	1025	U	N1-C2-O2	8.73	128.91	122.80
25	BA	783	A	N7-C8-N9	8.72	118.16	113.80

*Continued on next page...*

*Continued from previous page...*

Mol	Chain	Res	Type	Atoms	Z	Observed(°)	Ideal(°)
25	DA	2681	C	C5-C4-N4	8.71	126.30	120.20
25	BA	807	U	C2-N3-C4	-8.70	121.78	127.00
25	DA	807	U	C2-N3-C4	-8.69	121.79	127.00
1	AA	1025	U	C6-N1-C1'	-8.68	109.05	121.20
25	DA	1143	A	C6-C5-N7	-8.66	126.24	132.30
25	DA	2447	G	N3-C4-C5	-8.65	124.28	128.60
1	AA	1177	G	C6-C5-N7	8.64	135.59	130.40
25	BA	1899	G	C2-N3-C4	-8.64	107.58	111.90
25	DA	9	U	C2-N3-C4	-8.58	121.85	127.00
1	AA	1025	U	N3-C4-C5	8.53	119.72	114.60
1	CA	1036	G	C8-N9-C4	-8.53	102.99	106.40
25	BA	2287	A	C2-N3-C4	-8.53	106.34	110.60
1	CA	266	G	N1-C6-O6	-8.47	114.82	119.90
23	CC	21	U	N3-C2-O2	-8.47	116.27	122.20
25	BA	1786	A	C5-N7-C8	-8.46	99.67	103.90
25	DA	2503	A	C8-N9-C4	-8.46	102.42	105.80
25	BA	906	G	N3-C4-N9	-8.45	120.93	126.00
25	BA	1314	C	C2-N1-C1'	8.46	128.10	118.80
25	DA	1143	A	N1-C6-N6	8.45	123.67	118.60
25	BA	783	A	C6-C5-N7	-8.44	126.39	132.30
25	BA	676	A	N7-C8-N9	8.43	118.02	113.80
25	DA	103	A	N1-C6-N6	8.43	123.66	118.60
25	BA	1332	G	C2-N3-C4	-8.43	107.69	111.90
1	AA	1436	U	C2-N3-C4	-8.38	121.97	127.00
25	DA	783	A	N7-C8-N9	8.37	117.98	113.80
1	AA	1465	C	C2-N3-C4	-8.36	115.72	119.90
1	CA	1025	U	C2-N1-C1'	8.35	127.72	117.70
1	CA	993	G	C6-C5-N7	-8.35	125.39	130.40
25	DA	1899	G	N9-C4-C5	8.33	108.73	105.40
22	AB	87	A	C4-C5-N7	8.33	114.86	110.70
25	BA	673	C	N1-C2-O2	-8.31	113.92	118.90
1	CA	1045	C	C2-N1-C1'	8.30	127.93	118.80
25	DA	250	G	N3-C2-N2	8.30	125.71	119.90
25	DA	933	A	N1-C2-N3	8.27	133.44	129.30
25	BA	140	A	N7-C8-N9	8.26	117.93	113.80
23	CC	77	A	C8-N9-C4	8.23	109.09	105.80
25	DA	847	U	C5-C4-O4	8.23	130.84	125.90
22	AB	18	G	C4-N9-C1'	-8.19	115.85	126.50
25	DA	1332	G	C2-N3-C4	-8.16	107.82	111.90
1	CA	1025	U	C6-N1-C1'	-8.15	109.79	121.20
23	AC	6	G	N7-C8-N9	-8.14	109.03	113.10
25	BA	774	A	N3-C4-C5	8.13	132.49	126.80

*Continued on next page...*

*Continued from previous page...*

Mol	Chain	Res	Type	Atoms	Z	Observed(°)	Ideal(°)
25	DA	1143	A	C8-N9-C4	-8.13	102.55	105.80
25	BA	633	A	C4-C5-C6	8.11	121.06	117.00
23	CC	77	A	N3-C4-C5	8.09	132.46	126.80
22	AB	87	A	N1-C6-N6	8.07	123.44	118.60
25	DA	2447	G	C5-C6-O6	-8.04	123.78	128.60
25	BA	847	U	C5-C4-O4	8.03	130.72	125.90
25	DA	673	C	C2-N3-C4	-8.01	115.89	119.90
24	C1	16	A	N1-C6-N6	8.00	123.40	118.60
25	DA	2681	C	N3-C4-N4	-7.99	112.41	118.00
25	DA	933	A	C4-C5-N7	7.97	114.68	110.70
25	DA	383	U	N1-C2-O2	7.94	128.36	122.80
25	BA	140	A	C5-N7-C8	-7.93	99.93	103.90
25	DA	933	A	C5-C6-N6	-7.93	117.36	123.70
25	BA	1332	G	C5-N7-C8	-7.92	100.34	104.30
22	CB	85	C	N1-C2-O2	7.91	123.64	118.90
23	AC	6	G	C4-N9-C1'	-7.90	116.23	126.50
25	BA	676	A	C8-N9-C4	-7.87	102.65	105.80
25	BA	2447	G	C5-C6-N1	7.84	115.42	111.50
23	AC	40	C	C6-N1-C2	-7.84	117.17	120.30
25	DA	2629	A	N1-C6-N6	7.82	123.29	118.60
25	DA	1143	A	C2-N3-C4	-7.80	106.70	110.60
25	BA	633	A	C6-C5-N7	-7.79	126.84	132.30
25	DA	2430	A	C2-N3-C4	-7.77	106.71	110.60
1	CA	270	A	C5-N7-C8	-7.76	100.02	103.90
25	BA	780	G	C5-C6-O6	-7.75	123.95	128.60
25	BA	1142(A)	A	C5-N7-C8	-7.75	100.03	103.90
25	BA	2375	G	C8-N9-C4	7.70	109.48	106.40
1	CA	993	G	N3-C4-C5	-7.68	124.76	128.60
25	DA	9	U	C5-C4-O4	-7.67	121.30	125.90
25	BA	906	G	N9-C4-C5	7.66	108.47	105.40
25	BA	676	A	N3-C4-N9	-7.64	121.29	127.40
25	DA	783	A	N1-C6-N6	7.63	123.18	118.60
25	BA	138	G	C8-N9-C4	-7.62	103.35	106.40
25	BA	1786	A	C8-N9-C4	-7.62	102.75	105.80
25	DA	774	A	C2-N3-C4	-7.62	106.79	110.60
25	DA	2275	C	C6-N1-C2	-7.62	117.25	120.30
25	BA	893	C	C2-N1-C1'	7.60	127.16	118.80
25	DA	2873	A	C2-N3-C4	-7.58	106.81	110.60
25	DA	530	G	C6-C5-N7	-7.57	125.86	130.40
35	DO	147	LEU	CA-CB-CG	7.57	132.70	115.30
25	BA	210	C	C6-N1-C2	7.56	123.33	120.30
4	AG	12	CYS	CA-CB-SG	7.54	127.56	114.00

*Continued on next page...*

*Continued from previous page...*

Mol	Chain	Res	Type	Atoms	Z	Observed(°)	Ideal(°)
25	DA	906	G	C5-C6-O6	7.53	133.12	128.60
1	AA	1053	G	C4-N9-C1'	-7.49	116.76	126.50
1	AA	1036	G	N3-C4-C5	-7.48	124.86	128.60
25	BA	783	A	C2-N3-C4	-7.48	106.86	110.60
25	BA	1678	G	C2-N3-C4	-7.47	108.16	111.90
25	BA	528	A	N3-C4-C5	7.47	132.03	126.80
25	BA	1496	A	C8-N9-C4	-7.47	102.81	105.80
1	CA	993	G	N9-C4-C5	-7.47	102.41	105.40
25	DA	530	G	N1-C6-O6	7.46	124.38	119.90
24	A1	16	A	C8-N9-C4	7.43	108.77	105.80
25	DA	673	C	C5-C4-N4	-7.42	115.01	120.20
25	DA	1781	C	C6-N1-C1'	-7.42	111.90	120.80
25	DA	933	A	N7-C8-N9	7.42	117.51	113.80
25	BA	613	U	C5-C4-O4	7.41	130.35	125.90
25	DA	530	G	C4-C5-N7	7.41	113.77	110.80
25	BA	250	G	N3-C2-N2	7.35	125.05	119.90
25	BA	933	A	C6-N1-C2	-7.34	114.20	118.60
38	DQ	110	LEU	CA-CB-CG	7.34	132.18	115.30
25	BA	1698	A	C2-N3-C4	-7.33	106.94	110.60
1	CA	1036	G	C6-C5-N7	7.33	134.80	130.40
25	DA	9	U	N1-C2-O2	-7.33	117.67	122.80
25	BA	1678	G	C5-N7-C8	-7.32	100.64	104.30
1	CA	993	G	N3-C2-N2	7.31	125.02	119.90
25	BA	528	A	N3-C4-N9	-7.30	121.56	127.40
23	AC	23	G	C8-N9-C4	-7.30	103.48	106.40
23	CC	15	G	C5-C6-O6	7.29	132.98	128.60
25	BA	2375	G	N9-C4-C5	-7.29	102.49	105.40
25	DA	2447	G	C6-N1-C2	-7.28	120.73	125.10
25	BA	1314	C	C6-N1-C1'	-7.26	112.09	120.80
26	DB	81	G	C5-C6-O6	-7.26	124.25	128.60
26	BB	81	G	C5-C6-O6	-7.25	124.25	128.60
25	BA	138	G	N7-C8-N9	7.25	116.72	113.10
25	DA	2159	G	N3-C4-N9	7.24	130.35	126.00
25	BA	2451	A	C5-N7-C8	-7.22	100.29	103.90
22	CB	85	C	C2-N1-C1'	7.21	126.73	118.80
25	DA	2451	A	C5-N7-C8	-7.19	100.30	103.90
25	DA	633	A	C4-C5-C6	7.15	120.57	117.00
25	BA	446	G	N9-C4-C5	-7.14	102.54	105.40
25	DA	2447	G	N1-C6-O6	7.14	124.19	119.90
25	DA	630	G	C2-N3-C4	-7.14	108.33	111.90
23	AC	25	U	N3-C2-O2	-7.12	117.22	122.20
25	BA	1506	C	C2-N1-C1'	7.11	126.63	118.80

*Continued on next page...*

*Continued from previous page...*

Mol	Chain	Res	Type	Atoms	Z	Observed(°)	Ideal(°)
25	DA	1332	G	N3-C4-N9	-7.11	121.73	126.00
25	DA	2447	G	N3-C4-N9	7.11	130.26	126.00
25	BA	1340	U	C2-N3-C4	-7.10	122.74	127.00
25	DA	1602	U	C5-C6-N1	-7.10	119.15	122.70
25	BA	1332	G	C4-C5-N7	7.10	113.64	110.80
23	AC	72	C	C6-N1-C2	-7.09	117.46	120.30
25	BA	1332	G	C6-C5-N7	-7.08	126.15	130.40
23	CC	17	C	N1-C2-O2	7.08	123.15	118.90
23	AD	18	C	C2-N1-C1'	7.06	126.57	118.80
25	DA	1012	U	N1-C2-N3	7.06	119.14	114.90
25	DA	2451	A	C8-N9-C4	-7.05	102.98	105.80
25	DA	1992	G	C8-N9-C4	-7.04	103.58	106.40
25	DA	1786	A	N1-C6-N6	7.04	122.83	118.60
22	AB	69	A	C2-N3-C4	7.03	114.12	110.60
25	DA	933	A	N1-C6-N6	7.03	122.82	118.60
25	DA	1143	A	C5-C6-N1	-7.03	114.19	117.70
25	BA	2447	G	N3-C4-N9	7.03	130.22	126.00
23	CC	40	C	C6-N1-C2	-7.02	117.49	120.30
25	BA	621	A	C2-N3-C4	-7.02	107.09	110.60
25	DA	1786	A	C6-C5-N7	-7.02	127.39	132.30
22	AB	18	G	C8-N9-C1'	7.01	136.12	127.00
1	CA	1159	U	N3-C2-O2	-7.01	117.29	122.20
25	DA	783	A	C2-N3-C4	-7.01	107.09	110.60
25	BA	71	A	C2-N3-C4	-7.01	107.10	110.60
25	BA	783	A	C8-N9-C4	-7.00	103.00	105.80
1	AA	1406	U	C2-N3-C4	-7.00	122.80	127.00
22	AB	18	G	N1-C2-N3	-7.00	119.70	123.90
25	DA	633	A	N1-C6-N6	6.99	122.80	118.60
25	DA	1602	U	C5-C4-O4	-6.99	121.71	125.90
22	CB	58	U	C2-N1-C1'	6.99	126.08	117.70
25	BA	103	A	N1-C6-N6	6.99	122.79	118.60
25	BA	140	A	C8-N9-C4	-6.98	103.01	105.80
1	AA	1025	U	C6-N1-C2	6.97	125.18	121.00
25	DA	530	G	N9-C4-C5	-6.96	102.61	105.40
25	BA	1079	C	C2-N1-C1'	6.95	126.44	118.80
1	AA	1495	U	N3-C2-O2	-6.94	117.34	122.20
25	BA	1786	A	C6-C5-N7	-6.93	127.45	132.30
23	CC	26	C	C6-N1-C2	6.93	123.07	120.30
25	BA	630	G	C2-N3-C4	-6.92	108.44	111.90
25	DA	1064	C	C6-N1-C1'	6.91	129.10	120.80
1	CA	1036	G	C8-N9-C1'	6.91	135.98	127.00
25	BA	1332	G	N1-C6-O6	6.90	124.04	119.90

*Continued on next page...*

*Continued from previous page...*

Mol	Chain	Res	Type	Atoms	Z	Observed(°)	Ideal(°)
25	DA	2287	A	C5-N7-C8	-6.89	100.45	103.90
23	CC	26	C	C2-N1-C1'	-6.88	111.23	118.80
25	DA	1064	C	C2-N1-C1'	-6.88	111.23	118.80
25	DA	250	G	N3-C4-N9	6.88	130.13	126.00
25	DA	2447	G	C4-C5-C6	6.87	122.92	118.80
25	BA	2501	C	C2-N1-C1'	-6.86	111.25	118.80
25	DA	2378	A	N1-C6-N6	6.86	122.72	118.60
25	BA	906	G	C6-C5-N7	6.86	134.51	130.40
25	BA	83	G	C2-N3-C4	-6.84	108.48	111.90
25	DA	2598	A	C6-C5-N7	-6.84	127.51	132.30
25	DA	140	A	N7-C8-N9	6.84	117.22	113.80
1	CA	266	G	C5-C6-O6	6.82	132.69	128.60
25	BA	2447	G	C5-C6-O6	-6.81	124.52	128.60
1	AA	1177	G	C8-N9-C1'	6.80	135.84	127.00
25	BA	1496	A	N7-C8-N9	6.80	117.20	113.80
25	BA	2287	A	C5-N7-C8	-6.80	100.50	103.90
25	DA	2287	A	C2-N3-C4	-6.79	107.21	110.60
25	BA	1021	A	C5-N7-C8	-6.79	100.51	103.90
25	BA	788	A	N1-C6-N6	6.75	122.65	118.60
25	BA	1658	C	C6-N1-C2	-6.75	117.60	120.30
25	DA	2282	G	C8-N9-C4	-6.74	103.70	106.40
25	BA	673	C	N3-C4-N4	6.73	122.71	118.00
25	DA	1963	U	C2-N1-C1'	6.73	125.78	117.70
1	AA	1025	U	C2-N1-C1'	6.72	125.77	117.70
22	CB	35	G	C6-C5-N7	-6.72	126.37	130.40
25	DA	2287	A	N3-C4-C5	6.71	131.50	126.80
1	CA	1045	C	C6-N1-C1'	-6.71	112.74	120.80
25	DA	1950	G	C4-C5-N7	6.71	113.48	110.80
23	AC	13	C	C5-C6-N1	6.70	124.35	121.00
22	CB	87	A	N7-C8-N9	6.70	117.15	113.80
1	CA	1530	G	C4-N9-C1'	-6.70	117.79	126.50
1	AA	1054	C	C5-C6-N1	6.70	124.35	121.00
23	CC	21	U	N1-C2-O2	6.69	127.48	122.80
25	DA	1332	G	N3-C4-C5	6.69	131.95	128.60
25	DA	2061	G	N1-C6-O6	6.67	123.90	119.90
25	BA	1204	A	C2-N3-C4	-6.66	107.27	110.60
25	DA	933	A	N3-C4-C5	-6.66	122.14	126.80
25	BA	847	U	N3-C4-O4	-6.65	114.75	119.40
50	B4	45	GLY	N-CA-C	-6.65	96.47	113.10
25	DA	2139	C	C2-N1-C1'	6.65	126.12	118.80
22	AB	87	A	C5-C6-N6	-6.64	118.38	123.70
25	BA	1678	G	C4-C5-N7	6.64	113.45	110.80

*Continued on next page...*

*Continued from previous page...*

Mol	Chain	Res	Type	Atoms	Z	Observed(°)	Ideal(°)
25	BA	1614	A	C5-N7-C8	-6.62	100.59	103.90
25	BA	49	A	C5-N7-C8	-6.61	100.59	103.90
25	BA	446	G	C5-C6-O6	-6.61	124.63	128.60
25	DA	1899	G	C6-C5-N7	6.61	134.37	130.40
25	BA	728	G	C8-N9-C4	6.61	109.04	106.40
25	BA	446	G	C6-C5-N7	-6.61	126.44	130.40
25	DA	1678	G	C5-N7-C8	-6.60	101.00	104.30
25	BA	783	A	C5-C6-N6	-6.59	118.43	123.70
25	BA	676	A	N3-C4-C5	6.58	131.40	126.80
23	CC	41	C	C6-N1-C2	-6.57	117.67	120.30
25	BA	780	G	N1-C6-O6	6.55	123.83	119.90
25	BA	2490	G	C4-C5-N7	6.54	113.42	110.80
25	DA	2287	A	N3-C4-N9	-6.54	122.17	127.40
23	AC	11	A	C8-N9-C4	-6.54	103.19	105.80
25	BA	409	C	C6-N1-C2	6.53	122.91	120.30
25	DA	676	A	C2-N3-C4	-6.53	107.33	110.60
25	BA	807	U	N1-C2-O2	-6.53	118.23	122.80
22	AB	77	C	C5-C6-N1	6.52	124.26	121.00
25	BA	906	G	C4-C5-N7	-6.51	108.20	110.80
26	BB	81	G	C6-C5-N7	-6.50	126.50	130.40
1	CA	1495	U	N3-C2-O2	-6.50	117.65	122.20
1	AA	1336	C	C2-N1-C1'	6.49	125.94	118.80
23	AC	25	U	N1-C2-O2	6.49	127.34	122.80
25	DA	1678	G	N3-C4-C5	6.49	131.84	128.60
1	CA	108	G	C4-N9-C1'	6.48	134.92	126.50
1	AA	1054	C	C6-N1-C1'	-6.48	113.03	120.80
1	CA	1465	C	C2-N3-C4	-6.47	116.66	119.90
23	AC	72	C	C5-C6-N1	6.46	124.23	121.00
25	BA	2430	A	C4-N9-C1'	-6.46	114.66	126.30
1	CA	1025	U	N1-C2-O2	6.46	127.32	122.80
25	BA	807	U	N1-C2-N3	6.45	118.77	114.90
25	BA	1950	G	C5-N7-C8	-6.45	101.07	104.30
25	BA	2430	A	C8-N9-C1'	6.45	139.31	127.70
25	BA	1332	G	N7-C8-N9	6.45	116.32	113.10
25	BA	528	A	C2-N3-C4	-6.45	107.38	110.60
25	BA	906	G	N1-C6-O6	-6.45	116.03	119.90
23	AC	74	A	N1-C6-N6	6.44	122.46	118.60
25	DA	2629	A	C6-C5-N7	-6.43	127.80	132.30
25	DA	226	G	N3-C4-N9	-6.42	122.14	126.00
25	DA	774	A	N3-C4-N9	-6.42	122.26	127.40
25	DA	1786	A	C8-N9-C4	-6.42	103.23	105.80
1	AA	1025	U	C2-N3-C4	-6.42	123.15	127.00

*Continued on next page...*

*Continued from previous page...*

Mol	Chain	Res	Type	Atoms	Z	Observed(°)	Ideal(°)
1	CA	1301	U	C2-N1-C1'	6.41	125.39	117.70
25	DA	528	A	C2-N3-C4	-6.41	107.39	110.60
25	DA	676	A	C8-N9-C4	-6.41	103.24	105.80
22	CB	18	G	N3-C4-N9	6.41	129.84	126.00
23	CC	15	G	C5-C6-N1	-6.41	108.30	111.50
22	CB	85	C	C6-N1-C1'	-6.40	113.12	120.80
1	CA	993	G	C4-C5-N7	6.40	113.36	110.80
26	DB	59	A	C6-N1-C2	-6.39	114.77	118.60
23	CC	18	C	N3-C2-O2	-6.39	117.43	121.90
23	CC	35	C	C2-N1-C1'	6.39	125.83	118.80
25	BA	2598	A	N1-C6-N6	6.38	122.43	118.60
22	AB	27	G	C2-N3-C4	6.37	115.08	111.90
25	BA	2442	C	N1-C2-O2	-6.36	115.08	118.90
1	AA	1436	U	C5-C4-O4	-6.36	122.09	125.90
22	CB	36	A	C8-N9-C4	-6.35	103.26	105.80
1	AA	1177	G	N3-C2-N2	-6.35	115.46	119.90
25	BA	1079	C	C6-N1-C1'	-6.35	113.19	120.80
22	CB	35	G	C4-C5-N7	6.34	113.33	110.80
25	DA	1678	G	N3-C4-N9	-6.34	122.20	126.00
1	AA	1177	G	C5-N7-C8	6.34	107.47	104.30
25	DA	138	G	C4-N9-C1'	6.34	134.74	126.50
23	CC	44	A	C2-N3-C4	6.33	113.77	110.60
22	CB	18	G	N9-C4-C5	-6.33	102.87	105.40
25	DA	1786	A	C4-C5-N7	6.32	113.86	110.70
25	BA	74	A	C2-N3-C4	-6.31	107.44	110.60
23	CC	77	A	C4-C5-C6	-6.31	113.85	117.00
22	AB	27	G	C5-C6-N1	6.29	114.65	111.50
22	CB	50	A	C8-N9-C4	-6.29	103.28	105.80
25	DA	1496	A	N7-C8-N9	6.29	116.94	113.80
23	AD	77	A	C5-C6-N6	-6.28	118.68	123.70
1	CA	993	G	N1-C2-N2	-6.28	110.55	116.20
25	BA	1022	G	C8-N9-C4	-6.27	103.89	106.40
25	BA	812	C	N1-C2-O2	-6.27	115.14	118.90
25	BA	621	A	C5-N7-C8	-6.26	100.77	103.90
25	BA	1616	A	C5-N7-C8	-6.26	100.77	103.90
25	BA	1899	G	C8-N9-C4	-6.25	103.90	106.40
1	CA	108	G	C8-N9-C1'	-6.25	118.87	127.00
25	BA	140	A	C6-C5-N7	-6.25	127.93	132.30
25	BA	141	A	C5-N7-C8	-6.25	100.78	103.90
25	DA	329	G	N1-C6-O6	-6.24	116.15	119.90
1	CA	897	C	N1-C2-O2	-6.24	115.16	118.90
1	CA	91	C	C2-N1-C1'	6.23	125.66	118.80

*Continued on next page...*



*Continued from previous page...*

Mol	Chain	Res	Type	Atoms	Z	Observed(°)	Ideal(°)
25	DA	2629	A	C5-C6-N6	-6.22	118.72	123.70
1	AA	530	G	C4-N9-C1'	6.22	134.59	126.50
25	BA	893	C	C6-N1-C1'	-6.22	113.34	120.80
23	AC	45	A	N1-C6-N6	6.21	122.33	118.60
1	CA	1177	G	N3-C4-C5	-6.21	125.49	128.60
25	BA	1617	C	N3-C2-O2	6.21	126.25	121.90
1	CA	270	A	N1-C6-N6	6.21	122.33	118.60
25	DA	210	C	N1-C2-O2	-6.19	115.19	118.90
25	DA	2902	C	N1-C2-O2	6.19	122.62	118.90
25	DA	2720	U	C5-C4-O4	-6.19	122.19	125.90
22	AB	27	G	N3-C4-C5	-6.19	125.51	128.60
25	BA	530	G	N3-C4-N9	-6.19	122.29	126.00
25	BA	528	A	C6-N1-C2	6.18	122.31	118.60
25	DA	1340	U	C2-N3-C4	-6.18	123.29	127.00
25	DA	330	A	C2-N3-C4	-6.18	107.51	110.60
25	DA	2501	C	C2-N1-C1'	-6.18	112.00	118.80
24	A1	17	U	C5-C4-O4	-6.18	122.19	125.90
25	DA	1602	U	N1-C2-N3	6.17	118.60	114.90
25	DA	2451	A	N7-C8-N9	6.16	116.88	113.80
23	CD	18	C	C2-N1-C1'	6.16	125.58	118.80
25	DA	807	U	N1-C2-N3	6.16	118.59	114.90
23	CC	61	U	C2-N1-C1'	6.15	125.08	117.70
25	DA	2503	A	C5-N7-C8	-6.14	100.83	103.90
25	BA	1021	A	C2-N3-C4	-6.14	107.53	110.60
25	BA	271(B)	G	C4-N9-C1'	6.14	134.48	126.50
25	BA	2392	A	N7-C8-N9	6.14	116.87	113.80
1	AA	383	A	N1-C6-N6	6.12	122.27	118.60
1	CA	1025	U	N3-C4-O4	6.12	123.68	119.40
25	DA	2598	A	N9-C4-C5	-6.12	103.35	105.80
22	AB	44	G	N3-C4-C5	6.11	131.66	128.60
25	DA	783	A	C8-N9-C4	-6.11	103.36	105.80
25	DA	1616	A	N7-C8-N9	6.10	116.85	113.80
22	AB	40	G	N1-C6-O6	6.10	123.56	119.90
23	AC	23	G	N9-C4-C5	6.10	107.84	105.40
25	DA	2062	A	N1-C6-N6	6.09	122.26	118.60
23	AC	40	C	C5-C6-N1	6.09	124.05	121.00
25	DA	1	G	N3-C4-N9	6.08	129.65	126.00
23	AC	76	C	N3-C4-N4	6.07	122.25	118.00
25	DA	780	G	C2-N3-C4	6.07	114.94	111.90
25	DA	676	A	N7-C8-N9	6.07	116.83	113.80
25	BA	120	U	N3-C4-O4	-6.06	115.16	119.40
25	DA	383	U	N3-C2-O2	-6.06	117.96	122.20

*Continued on next page...*

*Continued from previous page...*

Mol	Chain	Res	Type	Atoms	Z	Observed(°)	Ideal(°)
25	BA	2392	A	C8-N9-C4	-6.06	103.38	105.80
23	CC	30	G	N3-C4-N9	6.06	129.64	126.00
25	DA	2490	G	C4-N9-C1'	6.06	134.37	126.50
25	BA	2443	C	N1-C2-O2	-6.05	115.27	118.90
24	A1	13	U	N1-C2-O2	6.05	127.04	122.80
23	AC	31	G	C5-C6-N1	-6.05	108.48	111.50
1	CA	270	A	C4-C5-N7	6.04	113.72	110.70
25	BA	2287	A	N3-C4-C5	6.04	131.03	126.80
1	CA	898	G	C2-N3-C4	-6.04	108.88	111.90
25	BA	140	A	C2-N3-C4	-6.04	107.58	110.60
25	BA	2346	A	C2-N3-C4	-6.03	107.58	110.60
25	DA	774	A	N3-C4-C5	6.03	131.02	126.80
25	BA	103	A	N9-C4-C5	-6.02	103.39	105.80
26	BB	81	G	C6-N1-C2	-6.02	121.49	125.10
25	DA	933	A	C5-N7-C8	-6.02	100.89	103.90
25	BA	2490	G	C5-N7-C8	-6.01	101.30	104.30
25	BA	1210	A	N7-C8-N9	6.01	116.80	113.80
25	DA	530	G	C5-C6-O6	-6.01	125.00	128.60
25	DA	676	A	C5-N7-C8	-6.01	100.90	103.90
25	DA	807	U	C5-C4-O4	-6.00	122.30	125.90
23	AC	5	G	N3-C4-C5	6.00	131.60	128.60
25	BA	1141	U	N1-C2-O2	-6.00	118.60	122.80
22	CB	31	C	N1-C2-O2	6.00	122.50	118.90
25	DA	2598	A	C4-C5-C6	6.00	120.00	117.00
1	CA	1159	U	N1-C2-O2	5.99	126.99	122.80
1	CA	1177	G	C6-C5-N7	5.99	133.99	130.40
23	CC	77	A	C2-N3-C4	-5.98	107.61	110.60
25	BA	917	A	C2-N3-C4	-5.98	107.61	110.60
25	DA	74	A	C2-N3-C4	-5.97	107.61	110.60
25	DA	2598	A	C5-C6-N6	-5.97	118.92	123.70
25	DA	906	G	N1-C6-O6	-5.97	116.32	119.90
25	DA	1312	U	C5-C4-O4	5.97	129.48	125.90
25	DA	1678	G	C2-N3-C4	-5.97	108.92	111.90
25	BA	1617	C	C6-N1-C2	5.96	122.69	120.30
25	DA	530	G	C8-N9-C1'	-5.96	119.25	127.00
25	DA	2873	A	N1-C2-N3	5.96	132.28	129.30
25	DA	2503	A	N7-C8-N9	5.96	116.78	113.80
1	AA	1177	G	N3-C4-N9	-5.95	122.43	126.00
25	BA	2430	A	N1-C6-N6	5.95	122.17	118.60
1	CA	108	G	C4-C5-N7	5.94	113.18	110.80
23	AC	25	U	N3-C4-O4	-5.94	115.24	119.40
23	CC	10	G	C8-N9-C1'	-5.94	119.27	127.00

*Continued on next page...*

*Continued from previous page...*

Mol	Chain	Res	Type	Atoms	Z	Observed(°)	Ideal(°)
25	DA	2344	U	C2-N3-C4	-5.94	123.43	127.00
25	DA	2139	C	N1-C2-O2	5.94	122.46	118.90
22	CB	48	C	C5-C6-N1	5.94	123.97	121.00
1	AA	1025	U	N3-C4-O4	5.93	123.56	119.40
24	A1	13	U	N3-C2-O2	-5.93	118.05	122.20
25	BA	1810	A	N1-C6-N6	5.93	122.16	118.60
25	DA	1616	A	C5-N7-C8	-5.93	100.93	103.90
25	BA	2392	A	C5-N7-C8	-5.93	100.93	103.90
24	C1	13	U	N3-C2-O2	-5.93	118.05	122.20
25	DA	140	A	C8-N9-C4	-5.93	103.43	105.80
25	BA	774	A	C8-N9-C1'	5.93	138.37	127.70
25	BA	1514	U	C2-N1-C1'	5.92	124.81	117.70
23	AC	39	A	N1-C6-N6	5.92	122.15	118.60
25	DA	194	G	N1-C6-O6	5.92	123.45	119.90
1	CA	1495	U	C2-N1-C1'	5.92	124.80	117.70
1	AA	1177	G	C6-N1-C2	-5.92	121.55	125.10
25	BA	1617	C	N1-C2-O2	-5.91	115.35	118.90
22	AB	24	C	C5-C6-N1	5.91	123.96	121.00
1	CA	1529	G	C4-N9-C1'	5.91	134.18	126.50
24	A1	14	U	N3-C2-O2	-5.90	118.07	122.20
25	BA	2318	G	C8-N9-C4	-5.89	104.04	106.40
25	DA	2713	A	C5-N7-C8	-5.89	100.95	103.90
25	DA	2490	G	N7-C8-N9	5.89	116.04	113.10
23	AD	77	A	N1-C6-N6	5.88	122.13	118.60
1	AA	1495	U	C2-N3-C4	5.88	130.53	127.00
10	AM	86	MET	N-CA-C	-5.87	95.14	111.00
23	AC	35	C	C5-C6-N1	5.87	123.94	121.00
23	AC	68	C	C2-N1-C1'	5.87	125.26	118.80
25	BA	83	G	N9-C4-C5	-5.87	103.05	105.40
25	BA	1189	A	N1-C6-N6	5.87	122.12	118.60
26	DB	81	G	C6-N1-C2	-5.87	121.58	125.10
28	BE	132	HIS	N-CA-C	5.87	126.85	111.00
22	CB	3	C	C6-N1-C2	-5.87	117.95	120.30
1	CA	1406	U	C2-N3-C4	-5.87	123.48	127.00
1	CA	1498	U	C2-N1-C1'	5.87	124.74	117.70
25	BA	2032	G	C2-N3-C4	-5.86	108.97	111.90
25	BA	140	A	N1-C6-N6	5.86	122.11	118.60
25	BA	1992	G	N3-C4-C5	-5.86	125.67	128.60
23	AC	12	G	C5-C6-O6	-5.85	125.09	128.60
1	AA	1053	G	C6-C5-N7	5.85	133.91	130.40
22	CB	39	U	C5-C6-N1	5.85	125.62	122.70
25	DA	138	G	C8-N9-C4	-5.85	104.06	106.40

*Continued on next page...*

*Continued from previous page...*

Mol	Chain	Res	Type	Atoms	Z	Observed(°)	Ideal(°)
25	DA	2430	A	N1-C6-N6	5.84	122.10	118.60
25	BA	1786	A	C5-C6-N1	-5.84	114.78	117.70
25	BA	1506	C	C6-N1-C1'	-5.84	113.80	120.80
23	CC	77	A	N1-C6-N6	5.83	122.10	118.60
1	AA	97	U	C2-N1-C1'	5.83	124.69	117.70
25	DA	1496	A	C8-N9-C4	-5.83	103.47	105.80
23	AC	31	G	C5-C6-O6	5.83	132.09	128.60
23	AC	35	C	C2-N3-C4	5.82	122.81	119.90
25	DA	1533	C	C2-N1-C1'	5.82	125.20	118.80
26	BB	95	U	N3-C4-O4	-5.82	115.33	119.40
25	DA	2725	A	C4-C5-C6	5.81	119.91	117.00
25	BA	1931	U	N1-C2-N3	5.81	118.39	114.90
23	AD	18	C	C6-N1-C2	-5.81	117.98	120.30
25	BA	1506	C	N1-C2-O2	5.81	122.39	118.90
25	DA	783	A	C6-C5-N7	-5.81	128.24	132.30
25	BA	1142(A)	A	C2-N3-C4	-5.81	107.70	110.60
25	BA	492	A	N1-C6-N6	5.80	122.08	118.60
25	DA	103	A	N9-C4-C5	-5.80	103.48	105.80
25	BA	2318	G	N7-C8-N9	5.80	116.00	113.10
24	A1	16	A	N1-C6-N6	5.79	122.08	118.60
25	BA	247	G	C8-N9-C4	5.79	108.72	106.40
25	DA	1614	A	N7-C8-N9	5.79	116.69	113.80
24	A1	16	A	N9-C4-C5	-5.79	103.49	105.80
25	DA	1950	G	C5-N7-C8	-5.78	101.41	104.30
25	BA	2439	A	N1-C6-N6	5.78	122.07	118.60
22	CB	47	C	C5-C6-N1	5.78	123.89	121.00
25	DA	1332	G	C5-N7-C8	-5.78	101.41	104.30
25	BA	201	C	C2-N3-C4	-5.77	117.01	119.90
25	BA	391	G	C6-N1-C2	-5.77	121.64	125.10
25	BA	2501	C	C6-N1-C1'	5.77	127.72	120.80
25	BA	2378	A	N1-C6-N6	5.77	122.06	118.60
25	BA	2346	A	N1-C2-N3	5.77	132.18	129.30
25	DA	856	C	C6-N1-C2	-5.76	117.99	120.30
1	AA	1465	C	N3-C4-C5	5.76	124.20	121.90
1	AA	1053	G	C8-N9-C1'	5.76	134.48	127.00
54	D8	32	LEU	CA-CB-CG	5.75	128.52	115.30
25	BA	2498	C	N1-C2-O2	-5.74	115.45	118.90
25	BA	774	A	C5-N7-C8	-5.74	101.03	103.90
25	DA	250	G	N3-C4-C5	-5.73	125.73	128.60
25	BA	1786	A	N1-C2-N3	5.72	132.16	129.30
25	DA	103	A	C6-C5-N7	-5.72	128.29	132.30
25	DA	2344	U	N1-C2-O2	-5.72	118.80	122.80

*Continued on next page...*

*Continued from previous page...*

Mol	Chain	Res	Type	Atoms	Z	Observed(°)	Ideal(°)
23	CC	29	C	C6-N1-C2	-5.72	118.01	120.30
23	CD	18	C	N1-C2-O2	5.72	122.33	118.90
25	BA	1678	G	N7-C8-N9	5.71	115.96	113.10
25	BA	1950	G	N7-C8-N9	5.71	115.96	113.10
22	CB	58	U	C6-N1-C1'	-5.71	113.20	121.20
1	AA	1159	U	C2-N1-C1'	5.71	124.55	117.70
22	AB	87	A	C4-N9-C1'	5.71	136.57	126.30
25	BA	1433	U	C2-N1-C1'	5.71	124.55	117.70
25	BA	2344	U	N1-C2-O2	-5.70	118.81	122.80
25	BA	103	A	C4-C5-C6	5.70	119.85	117.00
25	DA	2139	C	C6-N1-C1'	-5.70	113.97	120.80
25	DA	2152	G	N3-C4-N9	5.70	129.42	126.00
23	CC	30	G	N3-C4-C5	-5.69	125.75	128.60
25	BA	391	G	N3-C4-N9	5.69	129.41	126.00
14	AQ	24	CYS	CA-CB-SG	5.68	124.23	114.00
25	BA	1380	G	C8-N9-C1'	-5.68	119.61	127.00
23	CD	75	C	C2-N1-C1'	5.68	125.05	118.80
25	DA	801	G	N1-C6-O6	-5.68	116.49	119.90
25	BA	1210	A	C6-C5-N7	-5.68	128.32	132.30
25	BA	2451	A	C4-C5-C6	-5.68	114.16	117.00
23	AC	11	A	N9-C4-C5	5.67	108.07	105.80
25	BA	189	G	C8-N9-C4	5.67	108.67	106.40
25	BA	859	G	N3-C4-C5	5.67	131.43	128.60
25	DA	530	G	C2-N3-C4	-5.66	109.07	111.90
22	AB	27	G	N3-C4-N9	5.66	129.40	126.00
1	CA	1436	U	C2-N3-C4	-5.66	123.60	127.00
25	DA	2595	G	C2-N3-C4	-5.66	109.07	111.90
25	BA	71	A	C5-N7-C8	-5.66	101.07	103.90
23	CC	77	A	C4-C5-N7	5.66	113.53	110.70
25	BA	1213	A	N1-C6-N6	5.65	121.99	118.60
25	BA	2134	A	N1-C6-N6	5.65	121.99	118.60
25	DA	630	G	C8-N9-C4	5.65	108.66	106.40
12	AO	88	GLY	N-CA-C	-5.64	98.99	113.10
25	BA	541	C	C6-N1-C2	-5.64	118.04	120.30
25	BA	633	A	C5-C6-N1	-5.64	114.88	117.70
25	DA	2725	A	N1-C6-N6	5.64	121.98	118.60
1	CA	383	A	N1-C6-N6	5.63	121.98	118.60
1	CA	1045	C	N3-C2-O2	-5.63	117.95	121.90
1	AA	723	U	C2-N1-C1'	5.63	124.46	117.70
1	CA	1036	G	N3-C4-N9	-5.63	122.62	126.00
1	AA	115	G	C8-N9-C4	-5.62	104.15	106.40
25	DA	737	C	N1-C2-O2	-5.62	115.53	118.90

*Continued on next page...*

*Continued from previous page...*

Mol	Chain	Res	Type	Atoms	Z	Observed(°)	Ideal(°)
22	AB	40	G	C5-C6-N1	-5.61	108.69	111.50
1	AA	530	G	C8-N9-C1'	-5.60	119.72	127.00
25	BA	676	A	C5-C6-N1	-5.60	114.90	117.70
23	CC	77	A	C4-N9-C1'	-5.60	116.22	126.30
25	DA	83	G	N9-C4-C5	-5.60	103.16	105.40
25	BA	858	U	N1-C2-O2	5.60	126.72	122.80
25	BA	784	A	N1-C6-N6	-5.59	115.24	118.60
23	CC	18	C	N1-C2-O2	5.59	122.25	118.90
25	DA	138	G	N7-C8-N9	5.58	115.89	113.10
25	BA	1210	A	C8-N9-C4	-5.58	103.57	105.80
25	DA	1698	A	C5-N7-C8	-5.58	101.11	103.90
25	DA	140	A	C5-N7-C8	-5.58	101.11	103.90
32	DK	131	LYS	C-N-CD	-5.58	108.33	120.60
25	BA	2071	A	C2-N3-C4	-5.58	107.81	110.60
25	BA	333	G	C4-N9-C1'	5.57	133.75	126.50
25	DA	788	A	N1-C6-N6	5.57	121.94	118.60
1	CA	266	G	C8-N9-C4	-5.57	104.17	106.40
22	CB	87	A	C5-N7-C8	-5.57	101.12	103.90
23	CC	35	C	N3-C4-C5	-5.57	119.67	121.90
25	BA	2430	A	C5-N7-C8	-5.57	101.12	103.90
25	DA	83	G	C6-C5-N7	-5.57	127.06	130.40
1	AA	97	U	C2-N3-C4	5.56	130.34	127.00
25	BA	1786	A	N1-C6-N6	5.56	121.94	118.60
25	BA	2451	A	N1-C6-N6	-5.56	115.26	118.60
1	CA	266	G	N3-C4-C5	-5.56	125.82	128.60
23	AC	68	C	N1-C2-O2	5.56	122.24	118.90
25	BA	49	A	N7-C8-N9	5.56	116.58	113.80
25	DA	1950	G	C6-C5-N7	-5.56	127.06	130.40
22	CB	63	G	C4-N9-C1'	-5.56	119.27	126.50
22	AB	18	G	C4-C5-C6	-5.56	115.47	118.80
25	BA	330	A	C2-N3-C4	-5.56	107.82	110.60
25	DA	2720	U	N1-C2-N3	5.56	118.23	114.90
25	DA	74	A	C5-C6-N1	-5.56	114.92	117.70
1	AA	1498	U	C2-N1-C1'	5.55	124.36	117.70
23	AC	77	A	N3-C4-C5	5.55	130.69	126.80
25	BA	673	C	N3-C4-C5	5.55	124.12	121.90
27	BD	28	GLU	N-CA-C	-5.55	96.03	111.00
25	DA	226	G	N3-C2-N2	-5.55	116.02	119.90
25	BA	201	C	C5-C4-N4	-5.54	116.32	120.20
25	DA	2062	A	N9-C4-C5	-5.54	103.58	105.80
26	BB	95	U	C6-N1-C1'	5.54	128.95	121.20
25	DA	1930	G	C4-N9-C1'	-5.54	119.30	126.50

*Continued on next page...*

*Continued from previous page...*

Mol	Chain	Res	Type	Atoms	Z	Observed(°)	Ideal(°)
25	DA	783	A	C5-C6-N6	-5.53	119.27	123.70
25	BA	797	C	N1-C2-O2	-5.53	115.58	118.90
26	BB	89(A)	A	N1-C6-N6	5.53	121.92	118.60
25	BA	391	G	C4-N9-C1'	5.53	133.69	126.50
23	AC	39	A	C6-C5-N7	-5.53	128.43	132.30
41	B2	39	LEU	CA-CB-CG	5.53	128.01	115.30
22	CB	57	C	C6-N1-C2	-5.52	118.09	120.30
25	BA	1528	A	N7-C8-N9	5.52	116.56	113.80
25	BA	2287	A	N3-C4-N9	-5.52	122.98	127.40
25	BA	2318	G	C4-N9-C1'	5.52	133.68	126.50
23	AC	38	A	C8-N9-C4	-5.52	103.59	105.80
22	AB	47	C	C5-C6-N1	5.52	123.76	121.00
25	BA	1616	A	C4-C5-N7	5.52	113.46	110.70
25	BA	621	A	N1-C6-N6	5.51	121.91	118.60
1	CA	1530	G	C8-N9-C1'	5.51	134.16	127.00
23	CC	33	C	C2-N1-C1'	5.51	124.86	118.80
23	CC	46	G	C5-C6-N1	-5.50	108.75	111.50
23	CC	31	G	C8-N9-C4	-5.50	104.20	106.40
25	DA	633	A	C5-C6-N1	-5.50	114.95	117.70
25	DA	1786	A	C2-N3-C4	-5.50	107.85	110.60
23	AC	9	G	C4-N9-C1'	5.49	133.64	126.50
25	BA	1156	A	N1-C6-N6	5.49	121.89	118.60
25	DA	686	G	N3-C4-N9	5.49	129.29	126.00
22	CB	58	U	N1-C2-O2	5.49	126.64	122.80
25	DA	812	C	N1-C2-O2	-5.48	115.61	118.90
1	AA	1053	G	C8-N9-C4	5.48	108.59	106.40
1	AA	1053	G	N7-C8-N9	-5.47	110.36	113.10
25	DA	1614	A	C5-N7-C8	-5.47	101.16	103.90
25	BA	2451	A	C5-C6-N1	5.47	120.44	117.70
23	CC	76	C	N3-C4-N4	5.47	121.83	118.00
25	BA	528	A	C5-C6-N1	-5.46	114.97	117.70
25	BA	140	A	C4-C5-N7	5.46	113.43	110.70
1	CA	91	C	N1-C2-O2	5.46	122.18	118.90
25	DA	1992	G	N3-C4-C5	-5.46	125.87	128.60
25	BA	807	U	C5-C4-O4	-5.46	122.62	125.90
23	CC	10	G	C4-N9-C1'	5.45	133.58	126.50
25	DA	226	G	C8-N9-C1'	5.44	134.07	127.00
25	BA	1220	A	C8-N9-C4	-5.44	103.62	105.80
25	DA	633	A	C6-C5-N7	-5.44	128.49	132.30
25	BA	2557	G	C4-N9-C1'	5.44	133.57	126.50
24	C1	13	U	N1-C2-O2	5.43	126.60	122.80
25	DA	226	G	C4-N9-C1'	-5.43	119.44	126.50

*Continued on next page...*

*Continued from previous page...*

Mol	Chain	Res	Type	Atoms	Z	Observed(°)	Ideal(°)
25	BA	860	U	C2-N1-C1'	5.42	124.21	117.70
25	BA	2443	C	N3-C4-N4	5.42	121.80	118.00
23	AC	68	C	C6-N1-C2	-5.42	118.13	120.30
25	BA	1427	A	C8-N9-C4	-5.41	103.64	105.80
25	DA	453	C	C6-N1-C2	5.41	122.46	120.30
23	AC	12	G	N1-C6-O6	5.41	123.14	119.90
25	BA	2211	G	C4-N9-C1'	5.41	133.53	126.50
23	AC	30	G	C2-N3-C4	-5.41	109.20	111.90
23	AC	43	G	C8-N9-C4	-5.40	104.24	106.40
25	BA	138	G	C5-N7-C8	-5.40	101.60	104.30
23	CD	2	G	N1-C6-O6	5.40	123.14	119.90
25	DA	1602	U	N3-C4-C5	5.39	117.84	114.60
25	DA	1142(A)	A	C5-N7-C8	-5.39	101.20	103.90
26	DB	81	G	N3-C4-N9	5.39	129.23	126.00
23	CD	18	C	C5-C6-N1	5.39	123.69	121.00
25	DA	172	C	C2-N1-C1'	5.38	124.72	118.80
25	BA	383	U	N1-C2-O2	5.38	126.57	122.80
25	BA	859	G	C4-N9-C1'	-5.38	119.50	126.50
25	DA	1407	C	N1-C2-O2	5.38	122.13	118.90
25	BA	2595	G	C2-N3-C4	-5.38	109.21	111.90
25	DA	1762	A	C1'-O4'-C4'	-5.38	105.60	109.90
25	DA	2595	G	N9-C4-C5	-5.38	103.25	105.40
23	AC	23	G	N7-C8-N9	5.37	115.79	113.10
1	AA	163	C	C6-N1-C1'	5.37	127.24	120.80
25	DA	1021	A	C5-N7-C8	-5.37	101.22	103.90
25	BA	2681	C	C5-C6-N1	5.37	123.68	121.00
25	DA	2720	U	N3-C4-C5	5.37	117.82	114.60
25	DA	2776	A	C8-N9-C4	-5.37	103.65	105.80
25	BA	2344	U	C2-N3-C4	-5.36	123.78	127.00
25	BA	1691	C	C6-N1-C2	-5.36	118.16	120.30
23	AC	44	A	C5-C6-N6	-5.36	119.42	123.70
26	BB	95	U	C2-N1-C1'	-5.36	111.27	117.70
22	CB	18	G	C8-N9-C4	5.36	108.54	106.40
25	DA	912	C	C6-N1-C2	-5.36	118.16	120.30
25	BA	1380	G	C4-N9-C1'	5.35	133.46	126.50
1	CA	898	G	N3-C4-C5	5.35	131.28	128.60
25	DA	1610	A	N9-C4-C5	-5.35	103.66	105.80
32	BK	12	LEU	CA-CB-CG	5.35	127.61	115.30
25	DA	1612	C	C6-N1-C2	5.35	122.44	120.30
25	BA	1614	A	C2-N3-C4	-5.34	107.93	110.60
26	BB	81	G	C4-C5-N7	5.34	112.94	110.80
25	DA	2048	G	C8-N9-C4	-5.34	104.26	106.40

*Continued on next page...*



*Continued from previous page...*

Mol	Chain	Res	Type	Atoms	Z	Observed(°)	Ideal(°)
26	DB	95	U	N3-C4-O4	-5.34	115.66	119.40
25	BA	1312	U	N3-C4-C5	-5.34	111.40	114.60
23	CC	17	C	N3-C2-O2	-5.33	118.17	121.90
22	CB	65	U	C6-N1-C2	-5.33	117.80	121.00
23	AC	62	C	C6-N1-C2	-5.33	118.17	120.30
25	BA	1678	G	N1-C6-O6	5.33	123.10	119.90
22	CB	28	C	N3-C4-C5	-5.33	119.77	121.90
25	DA	2159	G	C4-N9-C1'	5.33	133.43	126.50
23	AC	60	A	C4-C5-C6	5.33	119.66	117.00
25	BA	1698	A	N3-C4-N9	-5.33	123.14	127.40
25	DA	2573	C	C2-N1-C1'	5.32	124.65	118.80
1	AA	1495	U	C2-N1-C1'	5.32	124.08	117.70
25	DA	2502	G	C8-N9-C4	-5.31	104.28	106.40
25	BA	1141	U	C2-N3-C4	-5.31	123.82	127.00
23	CC	61	U	C6-N1-C1'	-5.31	113.77	121.20
25	BA	633	A	N9-C4-C5	-5.30	103.68	105.80
25	BA	2510	C	N1-C2-O2	-5.30	115.72	118.90
23	CC	77	A	C5-N7-C8	-5.30	101.25	103.90
22	CB	42	U	C5-C6-N1	5.29	125.35	122.70
25	DA	1623	G	N9-C4-C5	5.29	107.52	105.40
23	CC	16	C	N1-C2-O2	5.29	122.08	118.90
22	CB	40	G	C8-N9-C4	-5.29	104.28	106.40
25	BA	103	A	C8-N9-C1'	-5.29	118.18	127.70
25	BA	933	A	N1-C2-N3	5.28	131.94	129.30
1	CA	1319	A	N1-C6-N6	-5.28	115.44	118.60
25	BA	391	G	C8-N9-C1'	-5.27	120.15	127.00
25	BA	271(B)	G	N3-C4-C5	-5.27	125.97	128.60
25	BA	1678	G	C6-C5-N7	-5.27	127.24	130.40
23	CC	33	C	C6-N1-C1'	-5.26	114.48	120.80
23	AC	13	C	C2-N3-C4	5.26	122.53	119.90
41	B2	35	LEU	CA-CB-CG	5.26	127.39	115.30
23	CC	58	A	C8-N9-C4	-5.25	103.70	105.80
25	DA	1342	A	C8-N9-C4	-5.25	103.70	105.80
23	AD	1	C	N1-C2-O2	5.25	122.05	118.90
1	CA	270	A	C5-C6-N6	-5.25	119.50	123.70
25	DA	1204	A	C2-N3-C4	-5.25	107.98	110.60
25	BA	1937	A	N9-C4-C5	5.24	107.89	105.80
25	BA	541	C	N3-C2-O2	-5.24	118.23	121.90
25	BA	828	U	C5-C4-O4	5.24	129.04	125.90
25	DA	2378	A	C4-C5-C6	5.23	119.62	117.00
25	BA	1614	A	N7-C8-N9	5.23	116.42	113.80
23	AC	71	G	N3-C4-C5	5.23	131.22	128.60

*Continued on next page...*

*Continued from previous page...*

Mol	Chain	Res	Type	Atoms	Z	Observed(°)	Ideal(°)
25	BA	885	C	C2-N1-C1'	-5.23	113.05	118.80
25	BA	2452	C	C2-N1-C1'	5.23	124.55	118.80
25	DA	2346	A	C2-N3-C4	-5.23	107.98	110.60
1	AA	807	A	C8-N9-C4	-5.23	103.71	105.80
25	BA	2497	A	C4-C5-C6	5.23	119.61	117.00
25	DA	1930	G	C8-N9-C1'	5.23	133.80	127.00
25	BA	2610	C	N3-C2-O2	-5.22	118.25	121.90
25	DA	885	C	C2-N1-C1'	-5.22	113.06	118.80
23	AC	15	G	C5-C6-N1	-5.22	108.89	111.50
25	DA	530	G	C4-N9-C1'	5.22	133.28	126.50
1	CA	1177	G	C5-N7-C8	5.22	106.91	104.30
23	AC	36	A	N1-C6-N6	5.21	121.73	118.60
25	DA	2159	G	C8-N9-C1'	-5.21	120.22	127.00
25	BA	2681	C	C2-N1-C1'	5.21	124.53	118.80
22	CB	48	C	C6-N1-C2	-5.21	118.22	120.30
25	DA	103	A	C8-N9-C1'	-5.21	118.32	127.70
1	AA	1054	C	C6-N1-C2	-5.21	118.22	120.30
25	BA	146	G	N3-C4-C5	5.21	131.21	128.60
1	AA	789	U	C5-C4-O4	5.21	129.03	125.90
25	DA	1342	A	C5-C6-N6	-5.21	119.53	123.70
1	CA	1267	C	C2-N1-C1'	5.21	124.53	118.80
23	CC	35	C	C6-N1-C2	-5.21	118.22	120.30
28	BE	132	HIS	N-CA-CB	-5.20	101.23	110.60
25	BA	1332	G	N3-C4-C5	5.20	131.20	128.60
23	AC	30	G	N1-C6-O6	5.20	123.02	119.90
25	BA	1616	A	N7-C8-N9	5.20	116.40	113.80
1	CA	898	G	C8-N9-C4	5.20	108.48	106.40
22	CB	74	C	N1-C2-O2	5.20	122.02	118.90
25	DA	1475	G	C4-N9-C1'	5.20	133.25	126.50
23	AC	13	C	C4-C5-C6	-5.19	114.80	117.40
25	BA	74	A	C5-C6-N1	-5.19	115.10	117.70
25	DA	621	A	C5-C6-N1	-5.19	115.10	117.70
25	DA	1533	C	N1-C2-O2	5.19	122.02	118.90
25	BA	2062	A	C8-N9-C4	5.19	107.88	105.80
23	AC	6	G	C6-C5-N7	5.19	133.51	130.40
22	CB	35	G	C4-N9-C1'	5.19	133.24	126.50
22	CB	40	G	N7-C8-N9	5.19	115.69	113.10
23	CC	41	C	N3-C4-C5	-5.19	119.83	121.90
25	BA	2375	G	C2-N3-C4	-5.18	109.31	111.90
25	BA	1950	G	C8-N9-C4	-5.18	104.33	106.40
38	BQ	101	LEU	CA-CB-CG	5.18	127.22	115.30
25	DA	1210	A	C3'-C2'-C1'	5.18	105.65	101.50

*Continued on next page...*

*Continued from previous page...*

Mol	Chain	Res	Type	Atoms	Z	Observed(°)	Ideal(°)
25	BA	780	G	C2-N3-C4	5.18	114.49	111.90
25	DA	2501	C	C6-N1-C1'	5.18	127.02	120.80
25	BA	446	G	C4-C5-N7	5.18	112.87	110.80
25	DA	2490	G	C8-N9-C4	-5.18	104.33	106.40
1	CA	150	C	C2-N3-C4	5.18	122.49	119.90
25	DA	1427	A	C8-N9-C4	-5.17	103.73	105.80
25	DA	676	A	N3-C4-N9	-5.17	123.26	127.40
25	DA	1786	A	C4-N9-C1'	5.17	135.61	126.30
23	CC	22	A	N1-C6-N6	-5.17	115.50	118.60
25	DA	630	G	N9-C4-C5	-5.17	103.33	105.40
25	DA	1616	A	C8-N9-C4	-5.17	103.73	105.80
25	DA	1899	G	C2-N3-C4	-5.17	109.32	111.90
1	AA	1465	C	C5-C4-N4	-5.16	116.59	120.20
23	AC	62	C	C5-C6-N1	5.16	123.58	121.00
40	B1	98	LEU	CA-CB-CG	5.16	127.16	115.30
25	DA	1585	C	C2-N1-C1'	5.16	124.47	118.80
25	BA	1914	C	C6-N1-C2	-5.16	118.24	120.30
1	AA	163	C	C2-N1-C1'	-5.16	113.13	118.80
25	BA	1698	A	N3-C4-C5	5.16	130.41	126.80
1	CA	1025	U	N3-C4-C5	5.15	117.69	114.60
25	BA	1964	G	N9-C4-C5	-5.15	103.34	105.40
25	DA	885	C	C6-N1-C1'	5.15	126.98	120.80
25	BA	1022	G	N9-C4-C5	5.14	107.46	105.40
25	DA	1141	U	N1-C2-N3	5.14	117.99	114.90
1	CA	1278	U	C2-N1-C1'	5.14	123.87	117.70
25	DA	1309	G	N1-C6-O6	5.14	122.98	119.90
25	BA	1950	G	N3-C4-N9	-5.14	122.92	126.00
24	C1	16	A	C4-C5-C6	5.14	119.57	117.00
23	AC	45	A	C5-C6-N6	-5.14	119.59	123.70
25	BA	2609	U	C2-N1-C1'	-5.14	111.53	117.70
1	CA	91	C	C6-N1-C1'	-5.13	114.64	120.80
25	DA	2129	C	N1-C2-O2	5.13	121.98	118.90
1	CA	631	G	C3'-C2'-C1'	5.13	105.60	101.50
1	AA	1530	G	C4-N9-C1'	-5.13	119.84	126.50
25	BA	1658	C	N3-C4-C5	-5.13	119.85	121.90
22	CB	48	C	C2-N3-C4	5.13	122.46	119.90
25	BA	1653	G	N3-C4-C5	-5.12	126.04	128.60
25	BA	271(B)	G	C8-N9-C1'	-5.12	120.34	127.00
1	CA	897	C	C2-N1-C1'	-5.12	113.17	118.80
23	AC	68	C	C5-C6-N1	5.12	123.56	121.00
25	BA	216	A	C8-N9-C4	5.12	107.85	105.80
22	CB	87	A	C8-N9-C4	-5.12	103.75	105.80

*Continued on next page...*

*Continued from previous page...*

Mol	Chain	Res	Type	Atoms	Z	Observed(°)	Ideal(°)
25	DA	1725	G	C4-N9-C1'	5.12	133.15	126.50
25	BA	2751	G	C4-N9-C1'	5.12	133.15	126.50
1	CA	1036	G	C5-N7-C8	5.12	106.86	104.30
22	CB	36	A	C2-N3-C4	5.12	113.16	110.60
25	DA	783	A	N3-C4-C5	5.11	130.38	126.80
25	BA	1992	G	C8-N9-C4	-5.10	104.36	106.40
25	BA	2713	A	C2-N3-C4	-5.10	108.05	110.60
24	C1	16	A	N9-C4-C5	-5.10	103.76	105.80
25	DA	2502	G	N3-C4-C5	-5.09	126.05	128.60
26	DB	95	U	C6-N1-C1'	5.09	128.33	121.20
25	BA	856	C	C6-N1-C2	-5.09	118.27	120.30
27	BD	111	LEU	CA-CB-CG	5.09	127.00	115.30
49	BX	8	LEU	CA-CB-CG	5.08	127.00	115.30
1	CA	700	G	C8-N9-C1'	5.08	133.61	127.00
25	DA	801	G	N9-C4-C5	5.08	107.43	105.40
25	DA	1502	C	C2-N1-C1'	5.08	124.39	118.80
25	BA	2566	A	C8-N9-C4	-5.08	103.77	105.80
25	DA	1899	G	N3-C2-N2	-5.08	116.35	119.90
22	AB	18	G	C6-C5-N7	5.07	133.44	130.40
25	BA	210	C	C5-C6-N1	-5.07	118.46	121.00
1	CA	328	C	C6-N1-C2	-5.07	118.27	120.30
25	BA	1142(A)	A	N3-C4-N9	-5.07	123.35	127.40
23	CC	49	C	C6-N1-C2	-5.07	118.27	120.30
25	DA	2287	A	C8-N9-C1'	5.07	136.82	127.70
25	DA	2754	U	C2-N1-C1'	5.07	123.78	117.70
31	BH	167	GLU	C-N-CD	-5.07	109.46	120.60
23	CC	71	G	C4-C5-N7	5.07	112.83	110.80
23	AC	76	C	C4-C5-C6	5.06	119.93	117.40
25	DA	1602	U	N1-C2-O2	-5.06	119.25	122.80
23	AC	61	U	N3-C4-O4	5.06	122.94	119.40
23	AC	52	C	C2-N1-C1'	5.06	124.36	118.80
25	DA	2049	G	N3-C4-C5	5.06	131.13	128.60
23	AD	77	A	N3-C4-C5	-5.06	123.26	126.80
25	DA	673	C	C6-N1-C2	-5.06	118.28	120.30
1	AA	1177	G	N1-C2-N3	5.05	126.93	123.90
25	BA	2688	U	C5-C4-O4	5.05	128.93	125.90
25	BA	1678	G	N3-C4-C5	5.05	131.12	128.60
25	DA	2490	G	C6-C5-N7	-5.04	127.38	130.40
47	BZ	80	LEU	CA-CB-CG	5.04	126.89	115.30
25	DA	856	C	C2-N1-C1'	5.04	124.34	118.80
1	AA	898	G	C2-N3-C4	-5.04	109.38	111.90
1	CA	901	A	N1-C6-N6	5.04	121.62	118.60

*Continued on next page...*

*Continued from previous page...*

Mol	Chain	Res	Type	Atoms	Z	Observed(°)	Ideal(°)
25	BA	1079	C	N1-C2-O2	5.04	121.92	118.90
23	CC	28	U	N3-C2-O2	5.04	125.73	122.20
25	BA	530	G	C8-N9-C1'	5.03	133.54	127.00
22	AB	9	G	N1-C6-O6	-5.03	116.88	119.90
1	AA	812	C	C2-N1-C1'	5.03	124.33	118.80
1	AA	1495	U	C5-C6-N1	5.02	125.21	122.70
25	BA	906	G	C8-N9-C1'	5.02	133.53	127.00
1	CA	108	G	C6-C5-N7	-5.02	127.39	130.40
1	CA	754	C	C2-N1-C1'	5.02	124.32	118.80
25	DA	1963	U	C6-N1-C1'	-5.02	114.17	121.20
1	AA	898	G	N3-C4-C5	5.02	131.11	128.60
23	AC	43	G	N7-C8-N9	5.02	115.61	113.10
22	CB	85	C	C4-C5-C6	-5.02	114.89	117.40
23	AC	30	G	N1-C2-N3	5.01	126.91	123.90
25	BA	633	A	C5-C6-N6	-5.01	119.69	123.70
23	AD	77	A	N3-C4-N9	5.01	131.41	127.40
23	CC	13	C	C5-C6-N1	5.01	123.51	121.00
25	DA	1616	A	C6-C5-N7	-5.01	128.80	132.30
25	BA	580	C	C6-N1-C2	-5.00	118.30	120.30
25	DA	2713	A	N7-C8-N9	5.00	116.30	113.80

There are no chirality outliers.

All (99) planarity outliers are listed below:

Mol	Chain	Res	Type	Group
2	AE	14	GLY	Peptide
2	AE	194	PRO	Peptide
2	AE	71	VAL	Peptide
4	AG	29	PRO	Peptide
8	AK	102	ARG	Peptide
10	AM	55	LYS	Peptide
12	AO	17	LYS	Peptide
12	AO	47	LYS	Peptide
14	AQ	13	THR	Peptide
15	AR	87	ILE	Peptide
40	B1	90	VAL	Peptide
41	B2	48	GLY	Peptide
46	B3	83	PRO	Peptide
46	B3	84	LEU	Peptide
50	B4	38	LYS	Peptide
50	B4	40	HIS	Peptide
50	B4	44	THR	Peptide

*Continued on next page...*

*Continued from previous page...*

<b>Mol</b>	<b>Chain</b>	<b>Res</b>	<b>Type</b>	<b>Group</b>
50	B4	51	ASP	Peptide
51	B5	47	PRO	Peptide
52	B6	27	LYS	Peptide
53	B7	48	LYS	Peptide
54	B8	51	ALA	Peptide
54	B8	52	LYS	Peptide
27	BD	122	ASP	Peptide
27	BD	236	GLY	Peptide
27	BD	237	GLU	Peptide
27	BD	27	THR	Peptide
27	BD	28	GLU	Peptide
27	BD	47	GLY	Peptide
28	BE	131	ALA	Peptide
30	BG	13	GLU	Peptide
31	BH	153	LYS	Peptide
31	BH	7	LEU	Peptide
32	BK	10	GLU	Peptide
32	BK	116	LEU	Peptide
32	BK	134	PRO	Peptide
33	BM	96	GLU	Peptide
35	BO	115	LEU	Peptide
35	BO	26	GLY	Peptide
35	BO	36	LYS	Peptide
35	BO	5	ASP	Peptide
36	BP	21	THR	Peptide
36	BP	58	PHE	Peptide
36	BP	87	LYS	Peptide
38	BQ	110	LEU	Peptide
39	BR	115	ARG	Peptide
39	BR	3	ARG	Peptide
43	BT	67	GLY	Peptide
45	BV	160	GLY	Peptide
45	BV	5	LEU	Peptide
45	BV	63	ASP	Peptide
48	BW	15	LYS	Peptide
48	BW	17	SER	Peptide
2	CE	231	GLU	Peptide
2	CE	237	ALA	Peptide
2	CE	71	VAL	Peptide
2	CE	73	THR	Peptide
2	CE	74	LYS	Peptide
3	CF	47	LEU	Peptide

*Continued on next page...*

*Continued from previous page...*

<b>Mol</b>	<b>Chain</b>	<b>Res</b>	<b>Type</b>	<b>Group</b>
14	CQ	14	PRO	Peptide
14	CQ	27	CYS	Peptide
19	CV	66	MET	Peptide
20	CW	11	SER	Peptide
37	D0	106	GLY	Peptide
37	D0	81	ASP	Peptide
40	D1	90	VAL	Peptide
50	D4	40	HIS	Peptide
50	D4	56	VAL	Peptide
51	D5	56	LYS	Peptide
52	D6	18	ARG	Peptide
54	D8	31	HIS	Peptide
27	DD	236	GLY	Peptide
27	DD	237	GLU	Peptide
27	DD	29	PRO	Peptide
28	DE	186	GLY	Peptide
28	DE	201	THR	Peptide
28	DE	203	LYS	Peptide
28	DE	61	ARG	Peptide
28	DE	65	GLY	Peptide
28	DE	88	GLY	Peptide
29	DF	123	LEU	Peptide
29	DF	2	LYS	Peptide
30	DG	13	GLU	Peptide
31	DH	124	GLU	Peptide
31	DH	125	VAL	Peptide
32	DK	112	LYS	Peptide
32	DK	142	VAL	Peptide
32	DK	143	SER	Peptide
32	DK	82	ARG	Peptide
35	DO	110	TYR	Peptide
35	DO	115	LEU	Peptide
35	DO	139	LYS	Peptide
38	DQ	108	GLY	Peptide
38	DQ	56	LEU	Peptide
44	DU	46	LYS	Peptide
44	DU	76	CYS	Peptide
45	DV	175	VAL	Peptide
45	DV	60	GLU	Peptide
48	DW	43	GLN	Peptide

## 5.2 Too-close contacts [i](#)

In the following table, the Non-H and H(model) columns list the number of non-hydrogen atoms and hydrogen atoms in the chain respectively. The H(added) column lists the number of hydrogen atoms added and optimized by MolProbity. The Clashes column lists the number of clashes within the asymmetric unit, whereas Symm-Clashes lists symmetry-related clashes.

Mol	Chain	Non-H	H(model)	H(added)	Clashes	Symm-Clashes
1	AA	32369	0	16339	1207	1
1	CA	32372	0	16338	1298	1
2	AE	1924	0	1975	158	0
2	CE	1924	0	1975	180	0
3	AF	1605	0	1668	111	0
3	CF	1612	0	1677	144	0
4	AG	1703	0	1764	146	0
4	CG	1703	0	1763	140	1
5	AH	1155	0	1213	74	0
5	CH	1155	0	1213	91	0
6	AI	843	0	857	39	1
6	CI	843	0	857	45	0
7	AJ	1257	0	1296	68	0
7	CJ	1257	0	1296	74	0
8	AK	1116	0	1177	75	0
8	CK	1116	0	1177	66	0
9	AL	1010	0	1037	99	0
9	CL	1010	0	1037	121	0
10	AM	801	0	849	78	0
10	CM	801	0	849	114	0
11	AN	885	0	904	65	0
11	CN	885	0	904	45	0
12	AO	975	0	1062	62	0
12	CO	975	0	1062	75	0
13	AP	928	0	987	66	0
13	CP	933	0	992	107	0
14	AQ	492	0	529	47	0
14	CQ	492	0	531	68	0
15	AR	734	0	771	38	0
15	CR	734	0	771	35	0
16	AS	705	0	725	79	0
16	CS	705	0	725	45	0
17	AT	834	0	904	55	0
17	CT	834	0	904	41	0
18	AU	591	0	662	30	0
18	CU	591	0	662	47	0
19	AV	624	0	636	71	0

*Continued on next page...*



*Continued from previous page...*

Mol	Chain	Non-H	H(model)	H(added)	Clashes	Symm-Clashes
19	CV	624	0	636	91	0
20	AW	763	0	859	73	0
20	CW	763	0	861	56	0
21	AX	217	0	234	17	0
21	CX	217	0	234	23	0
22	AB	1861	0	938	85	0
22	CB	1861	0	938	99	0
23	AC	1643	0	837	75	0
23	AD	1643	0	837	97	0
23	CC	1643	0	837	91	0
23	CD	1643	0	837	108	0
24	A1	205	0	103	12	0
24	C1	205	0	103	10	0
25	BA	62707	0	31613	2105	0
25	DA	62607	0	31565	2108	1
26	BB	2617	0	1328	94	0
26	DB	2617	0	1328	135	0
27	BD	2115	0	2195	238	0
27	DD	2115	0	2195	211	0
28	BE	1568	0	1634	334	0
28	DE	1568	0	1634	256	0
29	BF	1585	0	1632	119	0
29	DF	1627	0	1680	184	0
30	BG	1474	0	1535	171	0
30	DG	1474	0	1535	148	0
31	BH	1307	0	1382	135	0
31	DH	1307	0	1382	156	1
32	BK	1136	0	1223	99	0
32	DK	1136	0	1223	84	0
33	BM	1104	0	1180	142	0
33	DM	1104	0	1180	87	0
34	BN	933	0	996	63	0
34	DN	933	0	996	51	0
35	BO	1145	0	1228	200	0
35	DO	1145	0	1227	240	0
36	BP	1122	0	1179	95	0
36	DP	1122	0	1179	208	0
37	B0	968	0	1033	78	0
37	D0	960	0	1021	60	0
38	BQ	882	0	943	106	0
38	DQ	882	0	943	120	0
39	BR	1141	0	1202	116	0

*Continued on next page...*

*Continued from previous page...*

Mol	Chain	Non-H	H(model)	H(added)	Clashes	Symm-Clashes
39	DR	1141	0	1202	125	0
40	B1	964	0	1022	98	0
40	D1	964	0	1022	94	0
41	B2	779	0	852	80	0
41	D2	779	0	852	129	0
42	BS	900	0	964	71	0
42	DS	900	0	964	42	0
43	BT	725	0	778	53	0
43	DT	725	0	778	75	0
44	BU	785	0	878	75	0
44	DU	785	0	878	98	0
45	BV	1397	0	1430	120	0
45	DV	1428	0	1454	162	0
46	B3	607	0	628	50	0
46	D3	613	0	633	52	0
47	BZ	763	0	848	50	0
47	DZ	763	0	848	46	0
48	BW	558	0	610	44	0
48	DW	581	0	629	49	0
49	BX	469	0	518	35	0
49	DX	469	0	518	24	0
50	B4	533	0	522	84	0
50	D4	515	0	510	84	0
51	B5	459	0	480	54	0
51	D5	454	0	475	44	0
52	B6	389	0	404	80	0
52	D6	389	0	404	84	0
53	B7	430	0	480	30	0
53	D7	430	0	480	36	0
54	B8	488	0	558	110	0
54	D8	488	0	558	113	0
55	A1	2	0	0	0	0
55	AA	242	0	0	0	0
55	AB	5	0	0	0	0
55	AC	9	0	0	0	0
55	AD	1	0	0	0	0
55	AG	1	0	0	0	0
55	AH	1	0	0	0	0
55	AN	2	0	0	0	0
55	AQ	1	0	0	0	0
55	B0	1	0	0	0	0
55	B1	1	0	0	0	0

*Continued on next page...*

Continued from previous page...

Mol	Chain	Non-H	H(model)	H(added)	Clashes	Symm-Clashes
55	B2	1	0	0	0	0
55	B3	1	0	0	0	0
55	B5	1	0	0	0	0
55	B7	1	0	0	0	0
55	B8	1	0	0	0	0
55	BA	623	0	0	0	0
55	BB	17	0	0	0	0
55	BD	1	0	0	0	0
55	BE	5	0	0	0	0
55	BF	3	0	0	0	0
55	BO	2	0	0	0	0
55	BU	2	0	0	0	0
55	CA	207	0	0	0	0
55	CB	3	0	0	0	0
55	CC	8	0	0	0	0
55	CG	2	0	0	0	0
55	CN	1	0	0	0	0
55	CS	1	0	0	0	0
55	D1	2	0	0	0	0
55	D3	1	0	0	0	0
55	D5	1	0	0	0	0
55	DA	526	0	0	0	0
55	DB	14	0	0	0	0
55	DE	3	0	0	0	0
55	DP	1	0	0	0	0
55	DR	1	0	0	0	0
55	DU	1	0	0	0	0
56	AG	1	0	0	0	0
56	AQ	1	0	0	0	0
56	CG	1	0	0	0	0
56	CQ	1	0	0	0	0
All	All	299552	0	200910	14872	3

The all-atom clashscore is defined as the number of clashes found per 1000 atoms (including hydrogen atoms). The all-atom clashscore for this structure is 30.

All (14872) close contacts within the same asymmetric unit are listed below, sorted by their clash magnitude.

Atom-1	Atom-2	Interatomic distance (Å)	Clash overlap (Å)
1:AA:625:G:H4'	16:AS:16:HIS:CD2	1.33	1.61
28:DE:46:ALA:CB	28:DE:82:ARG:HA	1.37	1.55

Continued on next page...

*Continued from previous page...*

Atom-1	Atom-2	Interatomic distance (Å)	Clash overlap (Å)
30:BG:83:ARG:H	30:BG:86:MET:CE	1.24	1.47
36:DP:26:TYR:CE1	36:DP:139:GLU:HB2	1.48	1.45
25:BA:1056:G:N2	25:BA:1103:A:H62	1.13	1.44
28:DE:46:ALA:HB2	28:DE:82:ARG:CA	1.50	1.41
47:BZ:85:LEU:C	47:BZ:87:PRO:HD2	1.38	1.40
1:AA:625:G:C4'	16:AS:16:HIS:HD2	1.32	1.40
25:BA:2467:C:C2'	25:BA:2468:G:H5'	1.53	1.39
25:DA:226:G:N2	25:DA:228:A:H61	1.21	1.39
25:BA:49:A:N7	25:BA:120:U:H5	1.20	1.38
36:DP:24:GLY:HA3	36:DP:25:ASP:CB	1.42	1.35
35:BO:61:ARG:HB2	35:BO:61:ARG:NH2	1.39	1.35
25:DA:226:G:H21	25:DA:228:A:N6	0.88	1.35
51:D5:4:HIS:HB3	51:D5:5:PRO:CD	1.39	1.35
35:DO:61:ARG:NH2	35:DO:61:ARG:HB2	1.39	1.35
25:DA:226:G:N2	25:DA:228:A:N6	1.73	1.34
25:DA:847:U:C5	25:DA:933:A:N6	1.95	1.34
25:BA:631:A:OP2	54:B8:46:ARG:NH2	1.60	1.33
28:BE:79:ARG:CD	28:BE:197:ILE:HG21	1.59	1.31
27:BD:272:ALA:HB1	27:BD:273:ARG:CA	1.62	1.30
1:AA:1160:G:H1	1:AA:1177:G:N2	1.29	1.30
28:DE:46:ALA:CB	28:DE:82:ARG:CA	2.08	1.29
38:BQ:23:ARG:HD3	38:BQ:85:VAL:O	1.28	1.28
20:AW:10:LEU:CD2	20:AW:12:ALA:HB3	1.62	1.28
54:D8:49:VAL:C	54:D8:50:LEU:HD12	1.53	1.27
35:DO:19:VAL:CG2	35:DO:27:HIS:HB3	1.62	1.27
27:BD:272:ALA:CB	27:BD:273:ARG:HA	1.53	1.27
38:BQ:83:LYS:O	38:BQ:109:GLY:HA2	1.24	1.27
25:DA:9:U:H3	25:DA:2629:A:N6	1.31	1.27
27:DD:35:LYS:HD2	27:DD:104:TYR:CD1	1.70	1.27
36:DP:29:PHE:CD2	36:DP:65:PHE:CE1	2.22	1.26
28:BE:23:VAL:HG12	28:BE:185:LYS:CB	1.66	1.25
38:DQ:87:PHE:CE1	38:DQ:102:ALA:HB2	1.71	1.25
25:BA:49:A:N7	25:BA:120:U:C5	2.03	1.25
25:BA:2310:A:N3	30:BG:77:ILE:HD11	1.50	1.24
25:DA:847:U:C4	25:DA:933:A:N6	2.03	1.24
30:BG:83:ARG:HG3	30:BG:86:MET:CE	1.65	1.24
27:DD:43:ARG:HH11	27:DD:44:ASN:ND2	1.33	1.24
41:D2:81:TYR:O	41:D2:82:ARG:HG3	1.37	1.23
28:BE:23:VAL:HB	28:BE:184:VAL:O	1.10	1.23
27:BD:43:ARG:NH1	27:BD:44:ASN:OD1	1.70	1.22
16:AS:20:VAL:HG21	16:AS:32:TYR:CD1	1.74	1.22

*Continued on next page...*

*Continued from previous page...*

Atom-1	Atom-2	Interatomic distance (Å)	Clash overlap (Å)
27:BD:35:LYS:HD2	27:BD:104:TYR:CD1	1.74	1.22
25:DA:2681:C:C5	25:DA:2725:A:N6	2.06	1.21
36:DP:26:TYR:CD1	36:DP:139:GLU:CG	2.24	1.21
28:BE:19:ARG:NH1	34:BN:72:PRO:HB3	1.55	1.21
35:DO:19:VAL:HG23	35:DO:27:HIS:CB	1.69	1.20
36:DP:26:TYR:HD1	36:DP:139:GLU:CG	1.55	1.20
54:D8:34:TRP:O	54:D8:36:LYS:HG3	1.37	1.20
36:DP:66:ILE:HD12	36:DP:67:ARG:N	1.55	1.19
25:DA:2371:G:O4'	52:D6:45:LYS:HE2	1.39	1.19
36:DP:29:PHE:CD2	36:DP:65:PHE:HE1	1.56	1.19
16:AS:19:ILE:CG2	16:AS:36:ILE:CG1	2.21	1.18
16:AS:20:VAL:HG21	16:AS:32:TYR:CG	1.77	1.18
33:DM:47:ALA:HB2	33:DM:112:LEU:HD11	1.23	1.18
36:DP:66:ILE:CD1	36:DP:67:ARG:H	1.55	1.18
28:BE:35:GLN:CB	28:BE:48:GLN:HG3	1.74	1.18
38:BQ:83:LYS:O	38:BQ:109:GLY:CA	1.92	1.18
23:AC:17:C:H3'	23:AC:18:C:H5''	1.25	1.17
25:BA:2309:A:H2'	25:BA:2310:A:C5'	1.74	1.17
28:BE:81:ILE:HG21	28:BE:84:PHE:CD1	1.78	1.17
1:CA:1004:A:H1'	1:CA:1036:G:N1	1.59	1.17
1:AA:625:G:C4'	16:AS:16:HIS:CD2	2.14	1.17
25:BA:1899:G:H22	25:BA:1902:C:N4	1.41	1.17
39:DR:74:ARG:HH11	39:DR:74:ARG:HG2	1.10	1.17
28:BE:14:ILE:HG22	28:BE:15:PHE:N	1.54	1.16
30:BG:83:ARG:N	30:BG:86:MET:CE	2.08	1.16
25:DA:1257:C:O2'	29:DF:84:VAL:CG1	1.93	1.16
35:BO:15:ARG:HH11	35:BO:15:ARG:HG2	1.10	1.16
25:BA:2317:C:H2'	25:BA:2318:G:H5'	1.28	1.16
35:BO:65:ARG:HG3	35:BO:65:ARG:HH11	1.07	1.16
25:BA:2309:A:C2'	25:BA:2310:A:H5'	1.76	1.15
52:D6:48:VAL:HG13	52:D6:49:HIS:N	1.57	1.15
25:DA:672:C:H2'	25:DA:673:C:H5''	1.22	1.15
25:BA:1056:G:N2	25:BA:1103:A:N6	1.93	1.15
1:AA:1053:G:H5'	1:AA:1054:C:H5'	1.24	1.14
33:BM:47:ALA:HB2	33:BM:112:LEU:HD11	1.27	1.14
23:CC:30:G:C2'	23:CC:31:G:H5'	1.77	1.14
27:BD:35:LYS:HD3	27:BD:63:ARG:HB3	1.30	1.14
16:AS:19:ILE:HG23	16:AS:36:ILE:CG1	1.76	1.14
16:AS:19:ILE:HG23	16:AS:36:ILE:HG12	1.15	1.14
28:BE:52:LEU:HB2	28:BE:75:VAL:CG2	1.77	1.14
38:DQ:14:VAL:HG21	38:DQ:89:ARG:CD	1.77	1.14

*Continued on next page...*

*Continued from previous page...*

Atom-1	Atom-2	Interatomic distance (Å)	Clash overlap (Å)
4:AG:9:CYS:O	4:AG:13:ARG:HG2	1.46	1.13
51:D5:4:HIS:CB	51:D5:5:PRO:HD3	1.78	1.13
28:BE:52:LEU:HD23	28:BE:52:LEU:H	1.13	1.13
38:DQ:87:PHE:HE1	38:DQ:102:ALA:HB2	0.97	1.13
25:DA:2306:C:H3'	25:DA:2307:G:H5''	1.29	1.13
28:BE:23:VAL:HG12	28:BE:185:LYS:CA	1.79	1.12
29:DF:89:VAL:HG12	29:DF:90:PHE:N	1.54	1.12
16:AS:19:ILE:HG21	16:AS:36:ILE:HG13	1.30	1.12
1:CA:975:A:H4'	1:CA:976:G:H5''	1.25	1.12
1:AA:1139:G:N2	1:AA:1143:G:O6	1.81	1.11
28:BE:19:ARG:NH1	34:BN:72:PRO:CB	2.12	1.11
28:DE:46:ALA:HB1	28:DE:82:ARG:N	1.65	1.11
25:DA:2060:A:OP1	29:DF:68:LYS:O	1.67	1.11
25:DA:2393:A:H5'	35:DO:62:LEU:HB3	1.16	1.11
25:DA:2636:U:OP1	28:DE:79:ARG:O	1.69	1.11
41:D2:85:LYS:HG3	41:D2:87:HIS:H	1.10	1.11
30:BG:83:ARG:H	30:BG:86:MET:HE1	1.07	1.11
23:CC:60:A:H2'	23:CC:61:U:H5'	1.17	1.11
31:DH:125:VAL:HG22	31:DH:126:PRO:HD3	1.12	1.11
26:BB:15:A:H5'	26:BB:16:G:C8	1.86	1.10
27:BD:181:GLU:HA	27:BD:272:ALA:CB	1.80	1.10
39:DR:54:ARG:HH11	39:DR:54:ARG:HG2	1.07	1.10
28:BE:51:PHE:CD1	28:BE:52:LEU:HD23	1.87	1.10
28:BE:78:LEU:HD12	28:BE:79:ARG:N	1.67	1.10
30:BG:67:LYS:HE2	50:B4:6:HIS:CE1	1.86	1.10
31:DH:151:ILE:O	31:DH:152:ARG:HG3	1.49	1.10
33:DM:45:ASN:O	33:DM:46:VAL:HG23	1.52	1.10
41:D2:76:LYS:O	41:D2:79:VAL:HG23	1.51	1.10
23:CC:17:C:H3'	23:CC:18:C:H5''	1.32	1.10
23:AD:5:G:N2	23:AD:70:C:N3	2.00	1.09
28:BE:4:ILE:HD13	28:BE:28:ALA:HB1	1.14	1.09
44:BU:79:CYS:SG	44:BU:80:GLY:N	2.25	1.09
38:DQ:14:VAL:CG2	38:DQ:89:ARG:HD3	1.81	1.09
53:D7:8:ASN:ND2	53:D7:11:LYS:H	1.50	1.09
33:BM:42:TRP:HA	33:BM:48:MET:HE1	1.17	1.09
27:DD:27:THR:HG21	27:DD:83:GLU:HG2	1.30	1.09
1:CA:1223:C:H5''	1:CA:1224:G:H5''	1.11	1.09
36:DP:26:TYR:CE1	36:DP:139:GLU:CB	2.33	1.09
45:DV:146:ILE:HG13	45:DV:147:GLY:H	1.11	1.09
1:AA:1305:G:H22	1:AA:1331:G:H2'	1.15	1.09
36:DP:24:GLY:CA	36:DP:25:ASP:CB	2.30	1.09

*Continued on next page...*

*Continued from previous page...*

Atom-1	Atom-2	Interatomic distance (Å)	Clash overlap (Å)
5:AH:126:ARG:HH11	5:AH:126:ARG:HG3	1.14	1.09
25:BA:2310:A:C2	30:BG:77:ILE:CG1	2.36	1.09
26:DB:74:U:H2'	26:DB:75:G:H5''	1.19	1.09
3:CF:111:LEU:HD11	3:CF:145:GLY:HA3	1.34	1.08
20:AW:10:LEU:HD21	20:AW:12:ALA:CB	1.83	1.08
25:BA:2310:A:N3	30:BG:77:ILE:CD1	2.17	1.08
35:DO:64:LYS:CB	54:D8:25:MET:HG3	1.82	1.08
16:AS:19:ILE:CG2	16:AS:36:ILE:HG12	1.82	1.08
20:AW:10:LEU:HD21	20:AW:12:ALA:HB3	1.22	1.08
25:BA:1026:U:H1'	25:BA:1027:A:O5'	1.50	1.08
28:BE:35:GLN:HB3	28:BE:48:GLN:HG3	1.30	1.08
28:BE:79:ARG:HD2	28:BE:197:ILE:CG2	1.84	1.08
30:BG:83:ARG:HG3	30:BG:86:MET:HE2	1.26	1.08
25:DA:2415:G:H4'	35:DO:67:MET:H	1.10	1.08
36:DP:27:VAL:HG13	36:DP:105:GLU:OE2	1.53	1.08
28:BE:81:ILE:CG2	28:BE:84:PHE:HB2	1.83	1.08
28:BE:81:ILE:HG22	28:BE:84:PHE:HB2	1.27	1.08
52:B6:47:THR:HG22	52:B6:48:VAL:H	0.93	1.08
1:CA:963:G:H21	10:CM:55:LYS:HD3	1.13	1.08
27:DD:35:LYS:HE2	27:DD:104:TYR:HB2	1.13	1.08
35:DO:15:ARG:CG	35:DO:15:ARG:HH11	1.67	1.08
52:D6:48:VAL:CG1	52:D6:49:HIS:H	1.62	1.08
25:BA:1899:G:N2	25:BA:1902:C:H41	1.52	1.08
25:DA:2371:G:C4'	52:D6:45:LYS:HE2	1.83	1.08
28:BE:23:VAL:CB	28:BE:184:VAL:O	2.01	1.07
23:CC:30:G:H2'	23:CC:31:G:H5'	1.29	1.07
35:DO:65:ARG:HH11	35:DO:65:ARG:HG3	1.07	1.07
52:D6:48:VAL:O	52:D6:49:HIS:HB2	1.51	1.07
25:BA:2310:A:C2	30:BG:77:ILE:HG12	1.88	1.07
29:DF:83:PHE:O	29:DF:84:VAL:HG13	1.53	1.07
1:CA:448:A:OP2	1:CA:485:G:N2	1.86	1.07
25:DA:9:U:N3	25:DA:2629:A:N6	2.01	1.07
28:BE:19:ARG:HH11	34:BN:72:PRO:HB3	0.92	1.07
28:BE:23:VAL:CG1	28:BE:185:LYS:HB3	1.84	1.07
28:BE:36:ARG:HH22	28:BE:88:GLY:HA2	1.19	1.07
48:BW:4:SER:HB2	48:BW:5:GLU:OE2	1.54	1.07
4:CG:13:ARG:HG2	4:CG:14:ARG:H	1.18	1.07
15:CR:17:ARG:HH11	15:CR:17:ARG:HG3	1.17	1.07
38:DQ:14:VAL:HG21	38:DQ:89:ARG:HD3	1.07	1.07
28:BE:23:VAL:HG12	28:BE:185:LYS:HB3	1.14	1.07
28:BE:38:THR:HB	28:BE:39:PRO:HD2	1.36	1.07

*Continued on next page...*

*Continued from previous page...*

Atom-1	Atom-2	Interatomic distance (Å)	Clash overlap (Å)
36:DP:29:PHE:HD2	36:DP:65:PHE:CE1	1.63	1.07
25:BA:2394:C:OP1	35:BO:63:PRO:HD2	1.55	1.06
31:DH:127:GLU:HG2	31:DH:128:PRO:HD2	1.32	1.06
41:D2:83:ARG:N	41:D2:83:ARG:HD2	1.67	1.06
36:BP:76:LYS:H	36:BP:88:GLY:HA3	1.00	1.06
36:DP:63:LYS:HD3	36:DP:63:LYS:C	1.75	1.06
52:D6:25:LYS:HB3	54:D8:34:TRP:HZ3	1.14	1.06
25:BA:1884:A:H2'	25:BA:1885:A:H5''	1.32	1.06
22:CB:59:U:O2'	22:CB:70:G:H4'	1.55	1.06
25:DA:2420:C:OP1	54:D8:34:TRP:HB3	1.55	1.06
28:DE:47:VAL:O	28:DE:80:GLU:HA	1.53	1.06
35:DO:64:LYS:HB3	54:D8:25:MET:CG	1.83	1.06
27:BD:35:LYS:HB3	27:BD:63:ARG:HA	1.38	1.06
28:BE:14:ILE:CG2	28:BE:15:PHE:H	1.60	1.06
29:BF:178:PRO:HB2	29:BF:201:VAL:HG11	1.38	1.05
35:BO:15:ARG:HH11	35:BO:15:ARG:CG	1.67	1.05
31:DH:152:ARG:O	31:DH:153:LYS:HB2	1.46	1.05
38:DQ:87:PHE:HE1	38:DQ:102:ALA:CB	1.69	1.05
47:DZ:91:LYS:HB2	47:DZ:91:LYS:NZ	1.66	1.05
25:BA:2371:G:O4'	52:B6:45:LYS:HG3	1.55	1.05
39:BR:74:ARG:HH11	39:BR:74:ARG:HG2	1.16	1.05
27:BD:35:LYS:NZ	27:BD:104:TYR:HB2	1.72	1.05
28:BE:56:PRO:O	28:BE:57:LYS:HB2	1.48	1.05
25:BA:2393:A:H5'	35:BO:62:LEU:HB3	1.37	1.05
41:D2:82:ARG:HH11	41:D2:82:ARG:HG2	0.91	1.04
25:BA:2469:A:N6	25:BA:2481:G:N3	2.03	1.04
30:BG:83:ARG:N	30:BG:86:MET:HE1	1.66	1.04
31:BH:171:LEU:O	31:BH:171:LEU:HD12	1.55	1.04
1:AA:1004:A:H1'	1:AA:1036:G:C6	1.91	1.04
25:BA:620:G:H4'	25:BA:621:A:H5''	1.35	1.04
28:BE:81:ILE:CG2	28:BE:84:PHE:CB	2.34	1.04
25:DA:9:U:N3	25:DA:2629:A:C6	2.25	1.04
25:DA:2748:A:N7	25:DA:2754:U:O4	1.88	1.04
25:BA:860:U:H5	25:BA:917:A:C2	1.74	1.04
35:DO:15:ARG:HH11	35:DO:15:ARG:HG2	1.10	1.04
39:DR:52:ILE:HG22	39:DR:52:ILE:O	1.58	1.04
35:BO:9:ASN:HB3	35:BO:10:PRO:HD2	1.36	1.03
28:DE:52:LEU:O	28:DE:74:PRO:HA	1.58	1.03
21:AX:15:ARG:HH11	21:AX:15:ARG:HG2	1.18	1.03
23:AC:17:C:H3'	23:AC:18:C:C5'	1.87	1.03
28:BE:19:ARG:HH11	34:BN:72:PRO:CB	1.71	1.03

*Continued on next page...*



*Continued from previous page...*

Atom-1	Atom-2	Interatomic distance (Å)	Clash overlap (Å)
28:BE:52:LEU:HB2	28:BE:75:VAL:HG22	1.38	1.03
50:B4:62:ARG:O	50:B4:66:SER:HA	1.58	1.03
22:CB:37:G:N2	24:C1:19:U:O2	1.89	1.03
25:DA:74:A:H4'	25:DA:75:G:O5'	1.55	1.03
25:DA:1342:A:N1	25:DA:1602:U:N3	2.06	1.03
16:AS:19:ILE:CG2	16:AS:36:ILE:HG13	1.82	1.03
28:BE:27:LEU:HD23	28:BE:27:LEU:C	1.78	1.03
36:DP:24:GLY:HA3	36:DP:25:ASP:HB2	1.04	1.03
11:AN:79:SER:O	11:AN:80:VAL:HG13	1.59	1.03
29:BF:198:ALA:HA	29:BF:201:VAL:HG12	1.40	1.03
25:BA:71:A:C2	43:BT:31:HIS:HE1	1.77	1.03
36:BP:66:ILE:HG13	36:BP:67:ARG:H	1.19	1.03
27:DD:44:ASN:HB3	27:DD:49:ILE:HA	1.40	1.03
51:D5:16:ARG:HH11	51:D5:16:ARG:HG2	1.19	1.03
28:BE:48:GLN:O	28:BE:49:LEU:HB2	1.57	1.02
25:DA:1070:A:H5'	25:DA:1071:G:H5''	1.39	1.02
25:BA:2309:A:H2'	25:BA:2310:A:H5'	1.03	1.02
28:BE:51:PHE:CD1	28:BE:52:LEU:CD2	2.43	1.02
28:BE:81:ILE:HG21	28:BE:84:PHE:CG	1.93	1.02
35:BO:61:ARG:HH21	35:BO:61:ARG:CB	1.73	1.02
29:DF:89:VAL:CG1	29:DF:90:PHE:H	1.65	1.02
2:CE:16:HIS:HD2	2:CE:209:ARG:HB3	1.21	1.02
25:DA:2580:U:H4'	28:DE:130:GLY:HA3	1.38	1.02
35:DO:61:ARG:HH21	35:DO:61:ARG:CB	1.73	1.02
1:AA:1004:A:H1'	1:AA:1036:G:N1	1.75	1.02
2:AE:32:ILE:HD11	2:AE:40:HIS:HB3	1.39	1.02
23:AC:76:C:H5''	23:AC:77:A:OP2	1.60	1.02
25:BA:2309:A:C2'	25:BA:2310:A:C5'	2.35	1.02
39:BR:36:GLU:HG3	39:BR:41:ARG:HD2	1.42	1.02
25:DA:882:G:H1	25:DA:894:C:N4	1.57	1.02
28:DE:48:GLN:C	28:DE:49:LEU:HG	1.76	1.02
41:D2:76:LYS:HB3	41:D2:79:VAL:HG21	1.38	1.02
52:D6:41:PRO:HD2	52:D6:45:LYS:O	1.59	1.02
51:D5:4:HIS:CB	51:D5:5:PRO:CD	2.30	1.01
1:AA:1182:G:H4'	1:AA:1183:A:H5'	1.39	1.01
28:BE:27:LEU:HD13	39:BR:1:MET:CE	1.90	1.01
1:AA:1446:A:H4'	1:AA:1446:A:OP1	1.58	1.01
31:BH:171:LEU:HD12	31:BH:171:LEU:C	1.77	1.01
2:CE:74:LYS:NZ	2:CE:205:ASP:O	1.92	1.01
25:DA:672:C:C2'	25:DA:673:C:H5''	1.89	1.01
28:DE:46:ALA:HB1	28:DE:82:ARG:H	1.18	1.01

*Continued on next page...*

*Continued from previous page...*

Atom-1	Atom-2	Interatomic distance (Å)	Clash overlap (Å)
36:DP:24:GLY:HA3	36:DP:25:ASP:HB3	1.37	1.01
39:DR:55:ASN:H	39:DR:59:THR:HG22	1.23	1.01
40:D1:91:ASP:OD2	40:D1:96:ALA:HB2	1.58	1.01
52:D6:25:LYS:HB3	54:D8:34:TRP:CZ3	1.95	1.01
4:AG:65:ARG:NH1	4:AG:70:ILE:O	1.94	1.01
25:BA:993:G:OP1	40:B1:50:ARG:NH2	1.94	1.01
28:BE:4:ILE:CD1	28:BE:28:ALA:HB1	1.90	1.01
28:DE:134:ILE:HD12	28:DE:134:ILE:O	1.58	1.01
36:DP:26:TYR:CD1	36:DP:139:GLU:HG2	1.90	1.01
43:DT:8:ILE:HD11	43:DT:43:VAL:HG12	1.42	1.01
25:BA:2467:C:H2'	25:BA:2468:G:H5'	1.07	1.01
47:BZ:86:SER:N	47:BZ:87:PRO:HD2	1.69	1.01
1:AA:56:U:H4'	32:DK:82:ARG:HH21	1.23	1.00
25:BA:607:U:H3	25:BA:621:A:H2	1.07	1.00
29:BF:46:ARG:HH11	29:BF:46:ARG:HG2	1.26	1.00
36:DP:75:THR:HB	36:DP:88:GLY:HA3	1.41	1.00
25:BA:2404:C:H1'	35:BO:67:MET:CE	1.92	1.00
25:BA:2415:G:H4'	35:BO:67:MET:H	1.19	1.00
35:BO:64:LYS:CB	54:B8:25:MET:HG3	1.90	1.00
25:DA:1012:U:N3	25:DA:1143:A:N1	2.09	1.00
28:BE:50:GLY:HA2	28:BE:77:ILE:HA	1.42	1.00
48:BW:50:ILE:HD12	48:BW:51:ARG:H	1.23	1.00
1:CA:328:C:H2'	1:CA:328:C:O2	1.61	1.00
27:DD:35:LYS:CE	27:DD:104:TYR:HB2	1.90	1.00
39:DR:26:ASP:HB2	39:DR:91:ARG:HA	1.43	1.00
41:D2:85:LYS:HG3	41:D2:87:HIS:N	1.75	1.00
25:BA:882:G:H2'	25:BA:883:G:C8	1.97	1.00
51:D5:36:CYS:SG	51:D5:49:CYS:HB3	2.00	1.00
25:BA:1105:U:H2'	25:BA:1106:G:H8	1.25	1.00
25:BA:1728:G:H3'	25:BA:1729:A:C5'	1.91	1.00
28:BE:81:ILE:HG22	28:BE:84:PHE:CB	1.92	1.00
1:CA:1160:G:H1	1:CA:1177:G:N2	1.60	1.00
35:DO:64:LYS:CD	54:D8:25:MET:SD	2.50	1.00
1:AA:820:U:H4'	1:AA:821:G:OP2	1.60	1.00
25:BA:2317:C:C2'	25:BA:2318:G:H5'	1.92	1.00
25:BA:1689:A:H62	25:BA:1698:A:H2	1.05	0.99
31:DH:151:ILE:C	31:DH:152:ARG:HG3	1.77	0.99
1:AA:1124:G:H3'	1:AA:1145:C:H41	1.25	0.99
25:DA:1332:G:N2	25:DA:1609:A:O2'	1.95	0.99
22:AB:7:G:H3'	22:AB:8:U:H5'	1.43	0.99
25:DA:2394:C:OP1	35:DO:62:LEU:HB2	1.62	0.99

*Continued on next page...*

*Continued from previous page...*

Atom-1	Atom-2	Interatomic distance (Å)	Clash overlap (Å)
41:D2:83:ARG:CD	41:D2:83:ARG:H	1.74	0.99
13:AP:65:LYS:HB3	50:B4:50:VAL:HG11	1.41	0.99
25:BA:885:C:C2	25:BA:890:A:N6	2.30	0.99
51:B5:4:HIS:HB3	51:B5:5:PRO:HD3	1.44	0.99
1:AA:1160:G:N1	1:AA:1177:G:N2	2.08	0.99
16:AS:20:VAL:CG2	16:AS:32:TYR:CG	2.44	0.99
29:DF:24:LEU:HD12	29:DF:25:PRO:HD3	1.43	0.99
33:DM:97:ARG:HH11	33:DM:97:ARG:HG2	1.24	0.99
36:DP:66:ILE:HD12	36:DP:67:ARG:H	0.86	0.99
36:DP:64:ILE:HA	36:DP:106:VAL:HG12	1.42	0.99
38:DQ:78:LEU:HD11	38:DQ:107:GLU:HB3	1.44	0.99
27:BD:35:LYS:HD3	27:BD:63:ARG:CB	1.92	0.99
28:BE:201:THR:HG22	28:BE:203:LYS:H	1.25	0.99
27:DD:35:LYS:HB3	27:DD:63:ARG:HA	1.41	0.99
25:BA:2577:A:H5''	25:BA:2578:G:H5'	1.45	0.98
28:BE:79:ARG:CD	28:BE:197:ILE:CG2	2.41	0.98
41:B2:47:VAL:CG2	41:B2:48:GLY:H	1.75	0.98
25:DA:273(C):C:H42	25:DA:363(C):G:H1	1.10	0.98
25:DA:1826:G:H4'	27:DD:242:ARG:HH21	1.26	0.98
45:BV:6:LYS:HA	45:BV:60:GLU:HB2	1.43	0.98
22:CB:87:A:H8	25:DA:2583:G:H21	1.00	0.98
25:BA:2404:C:H1'	35:BO:67:MET:HE1	0.98	0.98
4:CG:108:LEU:HD21	4:CG:183:GLY:HA3	1.44	0.98
25:DA:2422:A:H4'	25:DA:2423:U:OP1	1.62	0.98
48:DW:14:ARG:HG3	48:DW:15:LYS:HE3	1.42	0.98
12:AO:18:VAL:HG23	12:AO:19:ARG:H	1.28	0.98
25:BA:1379:A:H1'	25:BA:1380:G:OP1	1.64	0.98
46:B3:40:GLN:NE2	46:B3:44:ARG:H	1.60	0.98
52:B6:47:THR:HG22	52:B6:48:VAL:N	1.75	0.98
1:AA:791:G:H2'	1:AA:792:A:H5'	1.43	0.98
11:AN:40:ILE:HG22	11:AN:75:TYR:HD2	1.27	0.98
25:DA:2275:C:O2'	36:DP:84:GLY:HA3	1.61	0.98
35:BO:65:ARG:HH21	54:B8:15:LYS:HB2	1.29	0.98
25:DA:2470:G:OP1	36:DP:56:ARG:NH2	1.96	0.98
45:DV:144:LEU:HD12	45:DV:144:LEU:O	1.64	0.98
2:AE:96:ARG:H	2:AE:96:ARG:HD2	1.29	0.98
29:BF:29:ASN:H	29:BF:112:MET:CE	1.77	0.98
1:AA:975:A:H4'	1:AA:976:G:H5''	1.43	0.98
20:AW:26:ASN:ND2	20:AW:26:ASN:H	1.52	0.98
1:CA:992:U:H3	1:CA:1044:A:H62	1.08	0.98
1:AA:838:G:H1	1:AA:848:C:H42	1.09	0.97

*Continued on next page...*

*Continued from previous page...*

Atom-1	Atom-2	Interatomic distance (Å)	Clash overlap (Å)
25:BA:883:G:H1	25:BA:893:C:N4	1.61	0.97
1:CA:1497:G:H2'	1:CA:1498:U:H5'	1.46	0.97
35:DO:64:LYS:HB2	54:D8:25:MET:HG3	1.44	0.97
20:AW:10:LEU:CD2	20:AW:12:ALA:CB	2.41	0.97
23:AC:17:C:C3'	23:AC:18:C:H5''	1.94	0.97
31:BH:30:LYS:HD2	31:BH:81:GLU:H	1.27	0.97
25:DA:1012:U:C2	25:DA:1143:A:C2	2.52	0.97
44:DU:96:ILE:HG12	44:DU:101:LYS:HG3	1.41	0.97
41:D2:35:LEU:HG	41:D2:37:VAL:HG11	1.46	0.97
52:D6:43:CYS:O	52:D6:44:ARG:HB2	1.63	0.97
47:DZ:87:PRO:HA	47:DZ:90:ILE:HG23	1.47	0.97
35:DO:19:VAL:HG23	35:DO:27:HIS:HB3	0.97	0.97
33:BM:42:TRP:HA	33:BM:48:MET:CE	1.94	0.97
30:BG:73:ALA:HB2	30:BG:82:LEU:HD21	1.44	0.97
36:DP:66:ILE:O	36:DP:67:ARG:HG3	1.65	0.97
25:BA:67:U:H3	25:BA:74:A:H2	0.99	0.97
25:BA:654(M):C:H2'	25:BA:654(N):G:C8	2.00	0.97
29:DF:67:GLN:HG3	29:DF:67:GLN:O	1.62	0.97
36:BP:76:LYS:N	36:BP:88:GLY:HA3	1.79	0.96
25:DA:2638:G:P	28:DE:82:ARG:HH22	1.86	0.96
27:DD:35:LYS:HE3	27:DD:64:ILE:C	1.85	0.96
3:CF:119:ARG:HH22	3:CF:140:ARG:HG2	1.28	0.96
1:AA:748:C:H4'	1:AA:749:C:O5'	1.62	0.96
1:CA:1330:U:H4'	13:CP:23:TYR:CE2	2.00	0.96
30:DG:161:THR:HG22	30:DG:163:ALA:H	1.30	0.96
52:D6:41:PRO:CG	52:D6:45:LYS:O	2.14	0.96
27:DD:35:LYS:HD2	27:DD:104:TYR:HD1	1.27	0.96
41:B2:47:VAL:HG22	41:B2:48:GLY:H	1.29	0.96
26:DB:74:U:C2'	26:DB:75:G:H5''	1.95	0.96
34:DN:63:VAL:HG12	34:DN:106:LEU:HD11	1.47	0.96
52:B6:47:THR:CG2	52:B6:48:VAL:H	1.78	0.96
4:AG:22:LYS:HB2	4:AG:26:CYS:HB2	1.48	0.96
36:BP:68:ILE:HD13	36:BP:103:MET:HG2	1.46	0.96
52:D6:45:LYS:HE3	52:D6:45:LYS:HA	1.48	0.96
47:BZ:85:LEU:C	47:BZ:87:PRO:CD	2.33	0.96
25:DA:747:U:C5	51:D5:3:LYS:HB2	2.00	0.96
1:AA:1497:G:H2'	1:AA:1498:U:H5'	1.48	0.96
39:BR:52:ILE:HD13	39:BR:61:PHE:HB3	1.44	0.96
28:DE:48:GLN:O	28:DE:49:LEU:HG	1.65	0.95
44:DU:13:VAL:HG21	44:DU:72:VAL:HB	1.48	0.95
25:DA:2712(A):A:H5''	25:DA:2713:A:OP2	1.64	0.95

*Continued on next page...*

*Continued from previous page...*

Atom-1	Atom-2	Interatomic distance (Å)	Clash overlap (Å)
35:DO:64:LYS:CB	54:D8:25:MET:CG	2.40	0.95
25:BA:2404:C:C1'	35:BO:67:MET:HE1	1.95	0.95
54:B8:36:LYS:HB2	54:B8:40:GLU:HG2	1.48	0.95
23:CD:59:A:H1'	23:CD:61:U:C5	2.02	0.95
25:DA:2681:C:H5	25:DA:2725:A:N6	1.61	0.95
25:DA:1012:U:O4	33:DM:25:ARG:HA	1.67	0.95
30:BG:121:ASN:HD22	30:BG:123:ASN:H	1.07	0.95
35:BO:64:LYS:HD2	54:B8:25:MET:CE	1.95	0.95
35:BO:64:LYS:HB3	54:B8:25:MET:HG3	1.43	0.95
25:DA:1729:A:O2'	25:DA:1731:G:N2	2.00	0.95
25:DA:2777:G:H5''	25:DA:2778:A:H5'	1.46	0.95
26:DB:3:C:H42	26:DB:117:G:H1	1.09	0.95
30:DG:104:GLU:HG2	50:D4:23:GLU:HG2	1.49	0.95
31:DH:7:LEU:HD12	31:DH:8:PRO:HD3	1.45	0.95
52:B6:41:PRO:HD2	52:B6:46:HIS:N	1.81	0.95
1:CA:141:A:H1'	1:CA:182:U:O2	1.66	0.95
27:DD:43:ARG:NH1	27:DD:44:ASN:ND2	2.15	0.95
52:D6:41:PRO:CD	52:D6:45:LYS:O	2.15	0.95
1:AA:1160:G:H1	1:AA:1177:G:H22	1.05	0.95
25:BA:71:A:H2	43:BT:31:HIS:HE1	0.99	0.95
25:DA:226:G:H21	25:DA:228:A:H62	1.15	0.95
41:D2:69:LYS:HG3	41:D2:86:GLY:HA3	1.44	0.95
27:BD:35:LYS:HD2	27:BD:104:TYR:CE1	2.01	0.95
25:BA:1138:G:H21	33:BM:106:MET:HE3	1.32	0.94
1:CA:804:U:H5''	1:CA:805:C:OP2	1.67	0.94
25:DA:1022:G:O2'	25:DA:1023:U:OP2	1.85	0.94
25:DA:1537:C:H2'	25:DA:1538:G:C8	2.02	0.94
27:DD:242:ARG:H	27:DD:242:ARG:HD2	1.32	0.94
25:BA:1798:U:H5''	27:BD:259:THR:HG22	1.46	0.94
22:CB:49:C:H2'	22:CB:50:A:O4'	1.66	0.94
25:DA:586:A:H5'	29:DF:89:VAL:HG21	1.46	0.94
28:BE:3:GLY:HA3	28:BE:81:ILE:HG13	1.47	0.94
31:BH:159:GLU:CG	31:BH:170:ARG:NH1	2.30	0.94
32:BK:92:VAL:HG13	32:BK:120:ILE:HG23	1.47	0.94
25:DA:1062:G:H1	25:DA:1076:C:H42	1.05	0.94
25:DA:2392:A:H8	35:DO:60:MET:HB2	1.32	0.94
38:DQ:24:LEU:H	38:DQ:24:LEU:HD22	1.31	0.94
25:BA:2287:A:H62	25:BA:2344:U:H3	0.95	0.94
35:BO:64:LYS:HB3	54:B8:25:MET:CG	1.97	0.94
47:BZ:82:LEU:H	47:BZ:82:LEU:CD2	1.79	0.94
1:CA:632:A:H1'	1:CA:633:G:OP2	1.65	0.94

*Continued on next page...*

*Continued from previous page...*

Atom-1	Atom-2	Interatomic distance (Å)	Clash overlap (Å)
27:BD:35:LYS:HG2	27:BD:64:ILE:H	1.31	0.94
31:BH:59:ARG:HH11	31:BH:59:ARG:HG3	1.29	0.94
1:CA:1176:A:N6	1:CA:1177:G:C6	2.35	0.94
31:DH:153:LYS:N	31:DH:154:PRO:CD	2.30	0.94
35:DO:61:ARG:NH2	35:DO:61:ARG:CB	2.30	0.94
25:BA:676:A:H8	25:BA:2069:G:H21	1.16	0.94
25:BA:1021:A:H3'	25:BA:1022:G:H5''	1.48	0.94
25:BA:2210:G:H3'	25:BA:2211:G:C8	2.02	0.94
28:BE:4:ILE:HD13	28:BE:28:ALA:CB	1.97	0.94
25:DA:528:A:C2	25:DA:2043:C:H5'	2.03	0.94
16:AS:16:HIS:O	16:AS:39:TYR:O	1.85	0.94
23:AD:6:G:N2	23:AD:69:C:N3	2.15	0.94
47:BZ:86:SER:N	47:BZ:87:PRO:CD	2.30	0.94
1:CA:1139:G:H22	1:CA:1143:G:H1	1.03	0.94
25:DA:1689:A:H62	25:DA:1698:A:H2	1.09	0.94
29:DF:89:VAL:HG12	29:DF:90:PHE:H	0.79	0.94
41:D2:82:ARG:HH11	41:D2:82:ARG:CG	1.79	0.94
46:B3:40:GLN:HE22	46:B3:44:ARG:H	1.00	0.94
25:DA:528:A:H2	25:DA:2043:C:H5'	1.33	0.94
35:DO:64:LYS:HD2	54:D8:25:MET:SD	2.08	0.94
41:D2:83:ARG:N	41:D2:83:ARG:CD	2.30	0.94
1:AA:235:C:H5'	17:AT:70:ARG:HG2	1.48	0.94
13:AP:15:VAL:O	13:AP:19:LEU:HD23	1.66	0.94
25:DA:545:G:H21	25:DA:548:A:H62	1.11	0.94
25:DA:2420:C:H41	54:D8:31:HIS:HB3	1.31	0.94
22:AB:37:G:H1	24:A1:19:U:H3	1.01	0.93
25:DA:1257:C:O2'	29:DF:84:VAL:HG13	1.64	0.93
38:DQ:88:ASP:O	38:DQ:89:ARG:HB3	1.64	0.93
31:BH:83:TYR:HB3	31:BH:135:GLY:H	1.31	0.93
25:DA:1434:A:H61	25:DA:1558:A:H62	1.14	0.93
27:BD:182:LEU:H	27:BD:272:ALA:HB2	1.32	0.93
34:DN:47:ILE:HG13	34:DN:48:PRO:HD2	1.50	0.93
1:AA:823:G:H21	8:AK:1:MET:HE1	1.34	0.93
3:AF:40:ARG:O	3:AF:44:GLU:HG2	1.68	0.93
35:BO:61:ARG:O	35:BO:62:LEU:HD23	1.68	0.93
11:CN:29:ILE:HG22	11:CN:44:SER:HB2	1.50	0.93
36:DP:79:LEU:O	36:DP:79:LEU:HD12	1.69	0.93
42:BS:95:ILE:O	42:BS:95:ILE:HG13	1.68	0.93
43:BT:49:VAL:HG11	43:BT:83:VAL:HG22	1.50	0.93
25:DA:2303:G:C2'	25:DA:2304:G:H5'	1.98	0.93
25:DA:2415:G:H4'	35:DO:67:MET:N	1.84	0.93

*Continued on next page...*

*Continued from previous page...*

Atom-1	Atom-2	Interatomic distance (Å)	Clash overlap (Å)
27:DD:166:GLN:HA	27:DD:166:GLN:HE21	1.30	0.93
22:AB:7:G:H3'	22:AB:8:U:C5'	1.99	0.93
25:BA:2439:A:C8	25:BA:2439:A:H5'	2.04	0.93
28:BE:27:LEU:HD23	28:BE:27:LEU:O	1.68	0.93
10:CM:79:ARG:O	10:CM:83:GLU:HB2	1.67	0.93
25:DA:2275:C:O2'	36:DP:84:GLY:CA	2.16	0.93
20:AW:71:THR:HG22	20:AW:72:LEU:H	1.28	0.93
25:BA:2373:G:H1	25:BA:2380:C:H42	1.16	0.93
30:BG:96:ARG:HH11	30:BG:96:ARG:HG2	1.30	0.93
33:BM:46:VAL:HG11	33:BM:48:MET:HG3	1.50	0.93
25:DA:90:U:HO2'	25:DA:91:A:H8	1.16	0.93
28:BE:78:LEU:HD12	28:BE:79:ARG:H	1.32	0.92
27:DD:43:ARG:HH11	27:DD:44:ASN:HD21	1.13	0.92
41:D2:81:TYR:C	41:D2:82:ARG:HG3	1.88	0.92
54:D8:35:GLN:O	54:D8:36:LYS:HG2	1.69	0.92
38:BQ:88:ASP:O	38:BQ:89:ARG:HB2	1.68	0.92
45:DV:146:ILE:HG13	45:DV:147:GLY:N	1.84	0.92
25:BA:71:A:H2	43:BT:31:HIS:CE1	1.87	0.92
27:DD:49:ILE:HD11	27:DD:52:ARG:HA	1.48	0.92
32:DK:144:VAL:HG13	32:DK:145:VAL:HG23	1.50	0.92
36:DP:26:TYR:HD1	36:DP:139:GLU:HG3	1.30	0.92
1:AA:201:C:H42	1:AA:216:G:H1	1.10	0.92
1:CA:235:C:H5'	17:CT:70:ARG:HG2	1.49	0.92
1:CA:1004:A:H8	1:CA:1036:G:H22	1.15	0.92
25:DA:1300:U:H4'	25:DA:1301:A:C5'	2.00	0.92
28:DE:47:VAL:HG12	28:DE:48:GLN:N	1.85	0.92
54:D8:49:VAL:C	54:D8:50:LEU:CD1	2.38	0.92
25:DA:2392:A:H2	25:DA:2424:C:H42	1.08	0.92
28:BE:23:VAL:HG11	28:BE:173:VAL:HG21	1.50	0.92
33:BM:46:VAL:CG1	33:BM:47:ALA:N	2.33	0.92
35:BO:15:ARG:HG2	35:BO:15:ARG:NH1	1.76	0.92
22:AB:87:A:H8	25:BA:2583:G:H21	0.99	0.92
31:DH:153:LYS:N	31:DH:154:PRO:HD2	1.85	0.92
35:DO:19:VAL:HG23	35:DO:27:HIS:CG	2.04	0.92
25:BA:2467:C:H2'	25:BA:2468:G:C5'	1.98	0.92
1:CA:1160:G:O6	1:CA:1181:G:O6	1.87	0.92
25:DA:1678:G:H22	25:DA:1989:G:H22	1.16	0.92
28:DE:46:ALA:HB2	28:DE:82:ARG:CB	1.99	0.92
38:DQ:24:LEU:O	38:DQ:85:VAL:HG13	1.68	0.92
41:D2:71:LEU:N	41:D2:86:GLY:HA2	1.85	0.92
28:BE:23:VAL:HG12	28:BE:185:LYS:HA	1.50	0.91

*Continued on next page...*

*Continued from previous page...*

Atom-1	Atom-2	Interatomic distance (Å)	Clash overlap (Å)
35:DO:61:ARG:O	35:DO:62:LEU:HD23	1.68	0.91
25:BA:1434:A:H61	25:BA:1558:A:N6	1.66	0.91
26:DB:39:A:N6	50:D4:1:MET:HB3	1.85	0.91
41:D2:82:ARG:HG2	41:D2:82:ARG:NH1	1.63	0.91
35:DO:15:ARG:HG2	35:DO:15:ARG:NH1	1.76	0.91
19:AV:41:VAL:HB	19:AV:42:PRO:HA	1.53	0.91
1:CA:1443:G:H3'	1:CA:1446:A:H5''	1.50	0.91
25:DA:330:A:H2	25:DA:1210:A:HO2'	1.09	0.91
4:AG:122:ARG:HH11	4:AG:122:ARG:HG2	1.35	0.91
30:BG:161:THR:HG22	30:BG:163:ALA:H	1.35	0.91
1:CA:345:C:H1'	1:CA:346:G:C2	2.05	0.91
27:DD:35:LYS:CD	27:DD:104:TYR:CD1	2.54	0.91
25:BA:1077:A:H3'	25:BA:1078:U:C5'	1.98	0.91
28:BE:81:ILE:HG21	28:BE:84:PHE:CB	1.99	0.91
25:DA:259:G:H21	25:DA:621:A:H8	1.19	0.91
49:DX:7:LYS:HG3	49:DX:34:GLU:HG3	1.53	0.91
1:AA:827:U:H5''	1:AA:828:A:OP2	1.70	0.91
35:BO:50:ARG:HD3	54:B8:7:HIS:HE2	1.35	0.91
5:CH:83:GLU:HB3	5:CH:88:LYS:HG3	1.52	0.91
28:DE:45:THR:HG22	28:DE:45:THR:O	1.70	0.91
33:BM:67:LEU:O	33:BM:88:GLU:HG2	1.71	0.91
44:BU:96:ILE:HG23	44:BU:101:LYS:HG2	1.52	0.91
25:DA:1005:C:C1'	25:DA:1143:A:C2	2.54	0.91
25:BA:483:A:H4'	44:BU:49:VAL:HA	1.51	0.90
25:BA:905:U:H2'	25:BA:906:G:H5''	1.53	0.90
28:BE:79:ARG:HD2	28:BE:197:ILE:HG21	0.92	0.90
32:BK:106:GLY:O	32:BK:107:VAL:HG22	1.69	0.90
42:BS:94:ASP:O	42:BS:95:ILE:HG22	1.71	0.90
2:CE:42:ILE:HD11	2:CE:202:PRO:HB2	1.52	0.90
23:CD:15:G:H2'	23:CD:60:A:H2	1.35	0.90
25:DA:2393:A:H5'	35:DO:62:LEU:CB	1.99	0.90
36:DP:26:TYR:HE1	36:DP:139:GLU:HB2	1.24	0.90
1:AA:992:U:H4'	1:AA:993:G:O5'	1.69	0.90
25:BA:2467:C:C2'	25:BA:2468:G:C5'	2.46	0.90
35:BO:61:ARG:NH2	35:BO:61:ARG:CB	2.30	0.90
40:B1:92:ARG:O	40:B1:94:ASN:N	2.03	0.90
2:CE:111:ARG:HH11	2:CE:111:ARG:HG2	1.36	0.90
45:DV:175:VAL:HG22	45:DV:176:PRO:HD3	1.51	0.90
29:BF:9:ILE:HD11	29:BF:125:LEU:HG	1.53	0.90
2:CE:137:ARG:HH12	2:CE:140:HIS:HB2	1.37	0.90
25:BA:1496:A:H8	25:BA:1577:C:HO2'	0.92	0.90

*Continued on next page...*



*Continued from previous page...*

Atom-1	Atom-2	Interatomic distance (Å)	Clash overlap (Å)
28:BE:35:GLN:HG3	28:BE:36:ARG:H	1.33	0.90
1:CA:1321:C:H41	1:CA:1322:C:H41	1.09	0.90
2:CE:153:ARG:HG3	2:CE:154:LEU:H	1.35	0.90
9:CL:4:TYR:HB2	9:CL:19:LEU:HB2	1.50	0.90
30:DG:47:LYS:HG2	30:DG:48:GLU:N	1.86	0.90
25:DA:885:C:C4	25:DA:890:A:N6	2.40	0.90
25:DA:1024:G:H3'	25:DA:1025:G:H5''	1.51	0.90
39:DR:54:ARG:HH11	39:DR:54:ARG:CG	1.83	0.90
25:BA:1525:G:H2'	25:BA:1526:G:H8	1.37	0.90
4:CG:30:LYS:HB2	4:CG:35:ARG:HD2	1.53	0.90
25:DA:1652:A:H62	37:D0:11:ASN:HD21	1.11	0.90
30:DG:64:THR:HG23	30:DG:66:GLN:H	1.35	0.90
36:DP:11:LYS:HD3	36:DP:87:LYS:HG2	1.51	0.90
37:D0:87:TYR:HE1	37:D0:117:VAL:HG12	1.37	0.90
1:AA:1239:A:H62	1:AA:1299:A:H62	1.18	0.90
25:BA:2402:C:O2'	25:BA:2403:C:OP1	1.88	0.90
42:BS:13:SER:HB3	42:BS:16:LYS:HD3	1.53	0.90
23:CC:17:C:H3'	23:CC:18:C:C5'	2.02	0.90
4:AG:108:LEU:HB3	4:AG:110:PHE:HE1	1.37	0.90
1:CA:1004:A:H5''	1:CA:1025:U:O4	1.72	0.90
23:CC:21:U:H2'	23:CC:21:U:O2	1.70	0.90
25:DA:1141:U:OP2	33:DM:63:THR:OG1	1.89	0.90
25:DA:1496:A:H8	25:DA:1577:C:HO2'	0.91	0.90
42:DS:9:TYR:H	42:DS:102:HIS:HD2	1.20	0.90
52:D6:11:LEU:HD23	52:D6:26:ASN:HB3	1.54	0.90
2:AE:8:LYS:HE3	2:AE:11:LEU:HB2	1.52	0.90
4:AG:19:LEU:H	4:AG:19:LEU:HD22	1.37	0.90
25:BA:2394:C:P	35:BO:62:LEU:HB2	2.11	0.90
1:AA:686:U:H1'	11:AN:42:TRP:HE1	1.34	0.90
28:BE:75:VAL:HG23	28:BE:76:ARG:H	1.36	0.90
31:BH:4:ILE:HG21	31:BH:6:ARG:NH1	1.85	0.90
1:CA:560:U:O2'	1:CA:561:U:OP2	1.89	0.90
25:DA:2795:G:H3'	25:DA:2797:U:H5''	1.54	0.90
20:AW:24:LEU:O	20:AW:24:LEU:HD12	1.70	0.89
1:CA:1129:C:H4'	1:CA:1130:A:H5'	1.54	0.89
9:CL:63:ILE:HD11	9:CL:81:ILE:HD11	1.50	0.89
26:DB:15:A:H5'	26:DB:16:G:C8	2.07	0.89
28:BE:79:ARG:NE	28:BE:197:ILE:CG2	2.35	0.89
30:BG:83:ARG:CG	30:BG:86:MET:CE	2.48	0.89
23:CD:57:C:H42	25:DA:2112:G:H22	1.19	0.89
25:DA:71:A:H2	43:DT:31:HIS:CE1	1.89	0.89

*Continued on next page...*

*Continued from previous page...*

Atom-1	Atom-2	Interatomic distance (Å)	Clash overlap (Å)
25:DA:2394:C:P	35:DO:62:LEU:HB2	2.12	0.89
45:DV:175:VAL:O	45:DV:177:PRO:HD3	1.70	0.89
1:CA:1305:G:HO2'	1:CA:1306:A:H8	0.90	0.89
44:BU:97:ARG:HE	44:BU:98:VAL:HG23	1.38	0.89
1:CA:64:G:H4'	1:CA:65:U:O5'	1.72	0.89
38:DQ:24:LEU:O	38:DQ:85:VAL:CG1	2.20	0.89
1:AA:1004:A:H8	1:AA:1036:G:H1	1.20	0.89
13:AP:108:ARG:HH11	13:AP:108:ARG:HG3	1.37	0.89
38:BQ:34:HIS:HB2	38:BQ:36:TYR:HE1	1.37	0.89
25:DA:1689:A:N6	25:DA:1698:A:H2	1.71	0.89
25:DA:1899:G:N2	25:DA:1902:C:H5	1.70	0.89
35:DO:65:ARG:HG3	35:DO:65:ARG:NH1	1.79	0.89
30:BG:67:LYS:HE2	50:B4:6:HIS:HE1	1.34	0.89
33:BM:46:VAL:HG12	33:BM:47:ALA:H	1.35	0.89
50:B4:16:CYS:SG	50:B4:18:CYS:N	2.45	0.89
1:CA:1004:A:H1'	1:CA:1036:G:H1	1.32	0.89
23:CD:27:G:O6	23:CD:45:A:N6	2.06	0.89
35:DO:64:LYS:HB3	54:D8:25:MET:HG2	1.55	0.89
45:BV:29:TYR:HE2	45:BV:87:ASP:HB2	1.38	0.89
13:CP:49:THR:HG22	13:CP:51:ALA:H	1.36	0.89
39:DR:50:ILE:HD11	39:DR:102:ILE:HD11	1.53	0.89
1:AA:1004:A:H1'	1:AA:1036:G:O6	1.71	0.89
27:BD:270:ILE:O	27:BD:271:ILE:HG12	1.71	0.89
44:BU:76:CYS:SG	44:BU:77:PRO:HD3	2.12	0.89
27:BD:35:LYS:HG2	27:BD:64:ILE:N	1.88	0.89
52:D6:44:ARG:HG3	52:D6:44:ARG:HH11	1.35	0.89
1:AA:1145:C:H5''	1:AA:1146:A:OP1	1.72	0.88
2:AE:204:ASN:ND2	2:AE:206:ASP:H	1.70	0.88
28:BE:35:GLN:HB3	28:BE:48:GLN:CG	2.02	0.88
7:CJ:16:LEU:HD12	9:CL:42:ARG:HA	1.54	0.88
25:DA:1899:G:N2	25:DA:1902:C:C5	2.40	0.88
28:DE:47:VAL:CG1	28:DE:48:GLN:N	2.35	0.88
36:DP:29:PHE:HB3	36:DP:65:PHE:CE1	2.08	0.88
25:BA:780:G:H21	25:BA:783:A:H62	0.97	0.88
25:BA:1250:G:N7	35:BO:18:ARG:NH2	2.21	0.88
31:BH:4:ILE:H	31:BH:4:ILE:HD13	1.37	0.88
43:BT:84:ALA:HB1	43:BT:85:PRO:HD2	1.55	0.88
25:DA:1140:C:H1'	25:DA:1143:A:H8	1.37	0.88
27:DD:35:LYS:CD	27:DD:104:TYR:HD1	1.86	0.88
28:DE:197:ILE:HD11	28:DE:199:ARG:HH21	1.38	0.88
1:AA:1321:C:H3'	1:AA:1322:C:H5''	1.54	0.88

*Continued on next page...*

*Continued from previous page...*

Atom-1	Atom-2	Interatomic distance (Å)	Clash overlap (Å)
23:AD:19:G:H1'	23:AD:59:A:C2	2.08	0.88
33:BM:96:GLU:O	33:BM:97:ARG:HB2	1.71	0.88
54:B8:22:VAL:HB	54:B8:53:PRO:HB3	1.55	0.88
1:CA:963:G:H21	10:CM:55:LYS:CD	1.85	0.88
1:CA:1298:C:H41	7:CJ:114:ARG:HB3	1.34	0.88
25:DA:1464:C:O2'	25:DA:1528:A:H8	1.55	0.88
25:DA:2255:G:N2	36:DP:85:LYS:HE2	1.87	0.88
28:DE:82:ARG:O	28:DE:83:ASP:HB2	1.73	0.88
25:BA:860:U:C5	25:BA:917:A:C2	2.60	0.88
25:BA:1884:A:C2'	25:BA:1885:A:H5''	2.01	0.88
47:BZ:82:LEU:CD2	47:BZ:82:LEU:N	2.34	0.88
1:CA:1330:U:H4'	13:CP:23:TYR:HE2	1.38	0.88
25:DA:2191:G:O2'	25:DA:2192:G:OP1	1.92	0.88
42:BS:9:TYR:H	42:BS:102:HIS:HD2	1.21	0.88
53:B7:8:ASN:HD21	53:B7:11:LYS:H	0.95	0.88
25:DA:67:U:H3	25:DA:74:A:H2	1.21	0.88
26:DB:15:A:H5'	26:DB:16:G:H8	1.38	0.88
16:AS:22:THR:OG1	16:AS:32:TYR:HA	1.74	0.88
25:BA:1056:G:H21	25:BA:1103:A:H62	1.16	0.88
5:CH:91:LEU:HD12	5:CH:120:THR:HG22	1.52	0.88
25:DA:780:G:H21	25:DA:783:A:H62	1.16	0.88
36:DP:26:TYR:CD1	36:DP:139:GLU:HB2	2.09	0.88
41:D2:85:LYS:HG3	41:D2:86:GLY:H	1.36	0.88
16:AS:19:ILE:HG22	16:AS:19:ILE:O	1.73	0.88
20:AW:100:ILE:HG13	20:AW:102:GLY:H	1.39	0.88
27:BD:181:GLU:HA	27:BD:272:ALA:HB1	1.54	0.88
41:B2:59:ALA:HB2	41:B2:96:ILE:HD13	1.53	0.88
47:BZ:82:LEU:N	47:BZ:82:LEU:HD22	1.87	0.88
1:CA:973:G:H1'	10:CM:55:LYS:HE2	1.56	0.88
1:CA:1139:G:N2	1:CA:1143:G:H1	1.72	0.88
1:CA:1435:G:H2'	1:CA:1436:U:C6	2.09	0.88
7:CJ:113:GLU:HB2	7:CJ:119:ARG:HG2	1.56	0.88
23:CC:60:A:H2'	23:CC:61:U:C5'	2.04	0.88
38:DQ:88:ASP:OD2	38:DQ:90:GLY:N	2.07	0.88
54:D8:34:TRP:CG	54:D8:35:GLN:N	2.40	0.88
27:BD:186:HIS:HD2	27:BD:188:GLU:H	1.20	0.88
22:CB:39:U:H2'	22:CB:40:G:H8	1.39	0.88
25:DA:882:G:H1	25:DA:894:C:H42	0.93	0.88
25:DA:2470:G:P	36:DP:56:ARG:NH2	2.47	0.88
31:DH:102:ALA:HB1	31:DH:115:VAL:O	1.74	0.88
25:BA:443:A:N7	29:BF:45:ARG:HD2	1.89	0.88

*Continued on next page...*

*Continued from previous page...*

Atom-1	Atom-2	Interatomic distance (Å)	Clash overlap (Å)
1:CA:1321:C:N4	1:CA:1322:C:H41	1.71	0.88
5:CH:80:ILE:HD11	5:CH:138:ALA:HB1	1.54	0.88
23:CD:15:G:N2	23:CD:49:C:O2	2.07	0.88
15:AR:39:LEU:HD13	15:AR:56:LEU:HB2	1.57	0.87
27:BD:35:LYS:CD	27:BD:104:TYR:CD1	2.57	0.87
38:BQ:23:ARG:CD	38:BQ:85:VAL:O	2.20	0.87
49:BX:7:LYS:HG3	49:BX:34:GLU:HG2	1.55	0.87
25:DA:1952:A:C5	34:DN:22:ILE:HD11	2.09	0.87
25:DA:1952:A:C6	34:DN:22:ILE:HD11	2.08	0.87
25:BA:2394:C:OP1	35:BO:62:LEU:HB2	1.74	0.87
28:BE:14:ILE:HG22	28:BE:15:PHE:H	0.73	0.87
31:BH:4:ILE:HG13	31:BH:6:ARG:NE	1.90	0.87
35:BO:65:ARG:HG3	35:BO:65:ARG:NH1	1.79	0.87
53:B7:8:ASN:C	53:B7:8:ASN:HD22	1.78	0.87
25:DA:2571:C:H5'	25:DA:2572:A:H5''	1.56	0.87
45:DV:108:PRO:CB	45:DV:143:GLY:HA2	2.05	0.87
1:AA:1128:C:HO2'	1:AA:1130:A:H8	1.17	0.87
10:AM:61:GLU:OE1	14:AQ:58:LYS:HE2	1.74	0.87
25:DA:676:A:H8	25:DA:2069:G:H21	1.18	0.87
27:DD:35:LYS:HE2	27:DD:104:TYR:CB	2.04	0.87
41:D2:28:GLU:O	41:D2:61:VAL:HG11	1.74	0.87
41:D2:70:ILE:HB	41:D2:86:GLY:O	1.74	0.87
16:AS:21:VAL:CG2	16:AS:34:GLU:O	2.22	0.87
25:BA:1024:G:H3'	25:BA:1025:G:H5''	1.56	0.87
25:BA:1689:A:N6	25:BA:1698:A:H2	1.71	0.87
25:BA:2309:A:O2'	25:BA:2310:A:H5''	1.73	0.87
25:BA:2845:G:H5''	39:BR:54:ARG:O	1.75	0.87
25:DA:1359:A:H62	25:DA:1372:U:H3	1.22	0.87
26:DB:3:C:N4	26:DB:117:G:H1	1.71	0.87
27:DD:69:ARG:NH2	27:DD:128:GLY:O	2.07	0.87
2:CE:236:TYR:HA	2:CE:239:VAL:HB	1.57	0.87
27:DD:35:LYS:NZ	27:DD:104:TYR:H	1.72	0.87
46:D3:23:VAL:HG13	46:D3:38:VAL:HG22	1.55	0.87
25:BA:2444:G:OP2	29:BF:68:LYS:HE3	1.75	0.87
28:BE:41:LYS:NZ	28:BE:41:LYS:CB	2.37	0.87
30:BG:83:ARG:H	30:BG:86:MET:HE2	1.40	0.87
12:CO:46:LYS:HZ3	12:CO:47:LYS:HD3	1.40	0.87
42:DS:65:LEU:HD13	42:DS:68:ARG:HD2	1.54	0.87
28:BE:51:PHE:O	28:BE:74:PRO:HB2	1.75	0.87
25:BA:620:G:H4'	25:BA:621:A:C5'	2.03	0.87
48:BW:18:PRO:HA	48:BW:21:LEU:HB2	1.57	0.87

*Continued on next page...*

*Continued from previous page...*

Atom-1	Atom-2	Interatomic distance (Å)	Clash overlap (Å)
28:DE:38:THR:HG23	28:DE:40:GLU:H	1.36	0.87
52:D6:48:VAL:HG13	52:D6:49:HIS:H	0.75	0.87
25:BA:1803:A:O2'	27:BD:259:THR:HG21	1.74	0.87
35:BO:75:ILE:H	35:BO:75:ILE:HD13	1.38	0.87
53:B7:8:ASN:ND2	53:B7:11:LYS:H	1.72	0.87
4:CG:22:LYS:HB2	4:CG:26:CYS:HB2	1.57	0.87
16:CS:8:ARG:CG	16:CS:8:ARG:HH11	1.88	0.87
26:DB:40:U:O2	26:DB:45:A:N6	2.07	0.87
45:BV:19:ARG:NH1	45:BV:84:GLU:O	2.08	0.86
3:CF:84:ILE:HD11	3:CF:88:ARG:HH21	1.40	0.86
5:CH:18:ARG:HD3	5:CH:25:ARG:HB3	1.57	0.86
23:CC:18:C:H2'	23:CC:18:C:O2	1.73	0.86
25:DA:2032:G:H21	28:DE:146:THR:HG23	1.37	0.86
28:DE:47:VAL:CG1	28:DE:48:GLN:H	1.87	0.86
1:AA:1028(B):C:H42	1:AA:1032(A):G:H1	1.24	0.86
28:BE:52:LEU:HB2	28:BE:75:VAL:HG21	1.55	0.86
43:BT:67:GLY:O	43:BT:69:TYR:N	2.07	0.86
25:DA:958:U:OP2	36:DP:14:ARG:NH1	2.08	0.86
28:DE:38:THR:OG1	28:DE:39:PRO:HD2	1.74	0.86
28:DE:47:VAL:O	28:DE:80:GLU:CA	2.22	0.86
52:D6:44:ARG:O	52:D6:45:LYS:HD2	1.74	0.86
25:DA:574:C:N3	28:DE:145:LYS:NZ	2.22	0.86
25:DA:1057:A:H2	25:DA:1081:U:H3	1.23	0.86
36:DP:59:ARG:O	36:DP:60:ARG:HB2	1.75	0.86
45:DV:108:PRO:HB2	45:DV:143:GLY:HA2	1.54	0.86
28:BE:38:THR:HG22	28:BE:45:THR:HG23	1.57	0.86
25:BA:855:G:O2'	46:B3:27:GLU:OE2	1.93	0.86
25:BA:1022:G:N2	25:BA:1023:U:O4	2.08	0.86
27:BD:30:GLU:HG3	27:BD:63:ARG:NH2	1.90	0.86
23:CC:60:A:C2'	23:CC:61:U:H5'	2.02	0.86
25:BA:2392:A:H8	35:BO:60:MET:HB2	1.38	0.86
7:CJ:16:LEU:HD11	9:CL:45:ALA:HB2	1.55	0.86
1:AA:547:A:OP1	4:AG:73:ARG:NH2	2.08	0.86
47:BZ:82:LEU:H	47:BZ:82:LEU:HD23	1.40	0.86
2:CE:54:THR:HG23	2:CE:199:TYR:HB3	1.58	0.86
25:DA:2467:C:H4'	36:DP:123:HIS:CD2	2.10	0.86
35:DO:85:LEU:HA	35:DO:88:LEU:HB3	1.56	0.86
54:D8:49:VAL:O	54:D8:50:LEU:HG	1.74	0.86
31:BH:92:ILE:HD12	31:BH:92:ILE:H	1.40	0.86
19:CV:67:VAL:HG12	19:CV:68:GLY:H	1.38	0.86
25:DA:152:G:H1	25:DA:174:C:H42	1.15	0.86

*Continued on next page...*

*Continued from previous page...*

Atom-1	Atom-2	Interatomic distance (Å)	Clash overlap (Å)
25:DA:1459:G:H2'	25:DA:1460:A:H5'	1.56	0.86
41:D2:85:LYS:CG	41:D2:87:HIS:H	1.88	0.86
44:DU:97:ARG:HH21	44:DU:98:VAL:HB	1.39	0.86
25:BA:2790:A:H1'	25:BA:2893:G:O2'	1.76	0.86
43:DT:60:ARG:HH11	43:DT:60:ARG:HG2	1.40	0.86
16:AS:21:VAL:HG23	16:AS:34:GLU:O	1.75	0.86
25:DA:141:A:H8	25:DA:1595:G:H21	1.23	0.86
52:D6:45:LYS:HA	52:D6:45:LYS:CE	2.00	0.86
31:BH:59:ARG:HH11	31:BH:59:ARG:CG	1.88	0.85
33:BM:137:LYS:HG3	33:BM:138:LEU:H	1.40	0.85
25:DA:2720:U:N3	25:DA:2873:A:C2	2.44	0.85
22:AB:22:G:N2	22:AB:59:U:O4'	2.09	0.85
19:CV:22:LEU:O	19:CV:27:GLU:HA	1.77	0.85
24:C1:13:U:O2	24:C1:13:U:H2'	1.74	0.85
25:DA:1005:C:H1'	25:DA:1143:A:C2	2.11	0.85
25:BA:2137:C:H42	25:BA:2154:G:H1	1.22	0.85
45:BV:72:ARG:NH2	45:BV:97:GLU:O	2.10	0.85
4:CG:3:ARG:HH21	4:CG:5:ILE:HG12	1.41	0.85
25:DA:2875:C:H4'	39:DR:5:ALA:HB2	1.58	0.85
36:DP:24:GLY:CA	36:DP:25:ASP:HB2	1.97	0.85
1:AA:1453:G:O2'	20:AW:39:LYS:HD2	1.76	0.85
25:DA:1899:G:H22	25:DA:1902:C:N4	1.74	0.85
36:DP:26:TYR:HD1	36:DP:139:GLU:HG2	1.28	0.85
16:AS:18:ARG:HD3	16:AS:35:LYS:HE3	1.55	0.85
25:BA:49:A:C8	25:BA:120:U:H5	1.94	0.85
25:BA:2438:U:O3'	25:BA:2439:A:H3'	1.76	0.85
28:BE:181:LEU:HD21	39:BR:7:ILE:HG23	1.58	0.85
1:CA:1223:C:H5''	1:CA:1224:G:C5'	2.04	0.85
25:DA:2303:G:H2'	25:DA:2304:G:H5'	1.58	0.85
28:DE:76:ARG:HG2	28:DE:195:LEU:HD22	1.58	0.85
36:DP:79:LEU:HD12	36:DP:79:LEU:C	1.97	0.85
1:AA:1305:G:N2	1:AA:1331:G:H2'	1.91	0.85
25:BA:2032:G:H21	28:BE:146:THR:HG23	1.40	0.85
2:CE:233:SER:HB3	2:CE:234:PRO:HD2	1.58	0.85
25:DA:1420:U:O2'	25:DA:1421:G:OP1	1.94	0.85
54:B8:34:TRP:CE2	54:B8:35:GLN:OE1	2.30	0.85
25:DA:90:U:O2'	25:DA:91:A:H8	1.57	0.85
54:D8:33:ASN:O	54:D8:34:TRP:CD1	2.30	0.85
27:BD:35:LYS:HZ1	27:BD:104:TYR:HB2	1.40	0.85
25:DA:1048:A:H2	25:DA:1112:G:H21	1.23	0.85
25:DA:2689:U:H4'	25:DA:2690:C:OP2	1.76	0.85

*Continued on next page...*

*Continued from previous page...*

Atom-1	Atom-2	Interatomic distance (Å)	Clash overlap (Å)
27:DD:35:LYS:HA	27:DD:64:ILE:HG23	1.58	0.85
28:DE:25:VAL:HG12	28:DE:26:ILE:H	1.41	0.85
28:DE:44:TYR:N	28:DE:44:TYR:CD1	2.39	0.85
35:DO:9:ASN:HB3	35:DO:10:PRO:HD2	1.57	0.85
25:BA:2062:A:H2'	25:BA:2062:A:N3	1.89	0.85
28:BE:27:LEU:HD13	39:BR:1:MET:HE1	1.56	0.85
39:BR:56:GLY:O	39:BR:59:THR:HG22	1.77	0.85
1:CA:812:C:H1'	1:CA:813:U:OP2	1.76	0.85
45:DV:128:VAL:HG22	45:DV:129:SER:H	1.41	0.85
1:AA:128:G:O2'	17:AT:3:LYS:NZ	2.09	0.85
1:AA:1004:A:N1	1:AA:1024:G:H2'	1.91	0.85
4:AG:9:CYS:O	4:AG:13:ARG:CG	2.24	0.85
17:AT:76:LEU:HD11	17:AT:79:SER:HB3	1.57	0.85
27:BD:27:THR:O	27:BD:28:GLU:HB2	1.75	0.85
34:BN:68:GLU:OE2	34:BN:78:ARG:NH1	2.09	0.85
25:DA:138:G:N2	43:DT:44:GLU:OE2	2.10	0.85
35:DO:36:LYS:CB	35:DO:36:LYS:NZ	2.39	0.85
35:DO:49:ARG:HG2	35:DO:49:ARG:O	1.75	0.85
36:DP:28:ALA:O	36:DP:29:PHE:CD1	2.30	0.85
2:AE:212:GLN:O	2:AE:216:SER:HB2	1.75	0.84
25:BA:780:G:H21	25:BA:783:A:N6	1.73	0.84
25:BA:1332:G:N2	25:BA:1609:A:O2'	2.10	0.84
41:B2:47:VAL:CG2	41:B2:48:GLY:N	2.39	0.84
3:CF:111:LEU:HD21	3:CF:146:ALA:H	1.42	0.84
25:DA:2298:A:H1'	25:DA:2321:G:N2	1.92	0.84
31:DH:125:VAL:CG2	31:DH:126:PRO:HD3	2.03	0.84
36:DP:75:THR:HG21	36:DP:87:LYS:HE2	1.59	0.84
41:D2:85:LYS:HG3	41:D2:86:GLY:N	1.91	0.84
11:AN:121:PRO:HG2	11:AN:126:ARG:HG3	1.58	0.84
15:AR:87:ILE:HG22	15:AR:88:ARG:H	1.41	0.84
23:CD:59:A:H1'	23:CD:61:U:H5	1.37	0.84
27:DD:35:LYS:HZ1	27:DD:104:TYR:H	1.22	0.84
28:DE:48:GLN:NE2	28:DE:78:LEU:HD13	1.91	0.84
25:BA:229:A:H1'	25:BA:230:U:OP2	1.77	0.84
25:BA:1535:U:H3'	25:BA:1536:A:H5''	1.60	0.84
25:BA:2310:A:O2'	25:BA:2311:A:H5''	1.76	0.84
25:DA:2394:C:OP1	35:DO:63:PRO:HD2	1.76	0.84
25:BA:780:G:N2	25:BA:783:A:H62	1.74	0.84
25:BA:2712:U:O2	25:BA:2712:U:H5'	1.78	0.84
52:B6:40:CYS:HA	52:B6:46:HIS:HA	1.56	0.84
4:CG:15:GLU:HB3	4:CG:63:LYS:HE2	1.59	0.84

*Continued on next page...*

*Continued from previous page...*

Atom-1	Atom-2	Interatomic distance (Å)	Clash overlap (Å)
25:DA:2318:G:H1	38:DQ:2:ALA:HA	1.40	0.84
50:D4:21:VAL:HG22	50:D4:22:ILE:HG12	1.57	0.84
28:BE:16:ARG:O	28:BE:16:ARG:HG3	1.75	0.84
1:CA:209:U:H4'	1:CA:210:U:OP2	1.76	0.84
1:CA:376:G:H5''	16:CS:5:ARG:HD3	1.57	0.84
1:CA:686:U:H1'	11:CN:42:TRP:HE1	1.42	0.84
2:CE:164:VAL:HG23	2:CE:186:ALA:HB2	1.58	0.84
25:DA:805:G:O4'	35:DO:38:GLN:NE2	2.10	0.84
48:DW:41:ILE:HD11	48:DW:44:LEU:HG	1.59	0.84
1:AA:1160:G:O6	1:AA:1181:G:O6	1.95	0.84
25:BA:2415:G:H4'	35:BO:67:MET:N	1.91	0.84
28:BE:41:LYS:HZ2	28:BE:41:LYS:HB2	1.42	0.84
32:BK:104:GLN:O	32:BK:105:HIS:CG	2.31	0.84
54:B8:34:TRP:O	54:B8:34:TRP:CG	2.30	0.84
4:CG:122:ARG:HH21	4:CG:134:ASP:HB3	1.42	0.84
29:DF:25:PRO:HB3	29:DF:28:ILE:HG13	1.59	0.84
46:D3:36:ILE:HD13	46:D3:36:ILE:O	1.77	0.84
25:DA:2287:A:H62	25:DA:2344:U:H3	1.22	0.84
29:DF:134:GLY:HA2	29:DF:166:ALA:HB2	1.60	0.84
1:AA:560:U:O2'	1:AA:561:U:OP2	1.95	0.84
5:AH:15:ARG:HD2	5:AH:26:PHE:CD2	2.13	0.84
31:BH:153:LYS:HG3	31:BH:162:ILE:H	1.43	0.84
2:CE:16:HIS:CD2	2:CE:209:ARG:HB3	2.12	0.84
28:BE:78:LEU:CD1	28:BE:79:ARG:HG2	2.08	0.84
45:BV:7:ALA:HB2	45:BV:59:LEU:HD13	1.59	0.84
23:CC:20:G:C2	23:CC:58:A:N3	2.46	0.84
27:DD:242:ARG:HD2	27:DD:242:ARG:N	1.90	0.84
33:DM:128:HIS:CE1	33:DM:134:ARG:HD2	2.13	0.84
35:DO:21:ARG:HA	35:DO:21:ARG:HE	1.40	0.84
10:AM:50:ILE:HD11	10:AM:57:LYS:HD2	1.60	0.84
1:CA:1002:G:H2'	1:CA:1003:G:C8	2.13	0.84
28:DE:37:ARG:HD3	28:DE:44:TYR:CE2	2.13	0.84
1:AA:1285:A:H4'	1:AA:1286:A:O5'	1.78	0.83
25:BA:34:C:O2'	25:BA:35:G:OP2	1.96	0.83
25:BA:654(G):C:N3	25:BA:654(N):G:O6	2.11	0.83
28:BE:111:ARG:HD2	28:BE:160:TYR:CE1	2.13	0.83
30:BG:121:ASN:ND2	30:BG:123:ASN:H	1.76	0.83
46:D3:18:ALA:HB3	46:D3:20:ARG:HE	1.42	0.83
7:AJ:62:PHE:HD1	7:AJ:124:LEU:HD21	1.41	0.83
10:AM:49:VAL:CG2	14:AQ:41:ARG:HB2	2.09	0.83
28:BE:35:GLN:HB2	28:BE:48:GLN:HG3	1.57	0.83

*Continued on next page...*



*Continued from previous page...*

Atom-1	Atom-2	Interatomic distance (Å)	Clash overlap (Å)
28:BE:36:ARG:NH2	28:BE:88:GLY:HA2	1.93	0.83
28:BE:79:ARG:NE	28:BE:197:ILE:HG21	1.93	0.83
25:DA:660:G:N2	35:DO:12:ALA:HA	1.93	0.83
25:BA:652:C:H5'	25:BA:653:A:OP2	1.77	0.83
25:BA:774:A:H2	25:BA:787:U:HO2'	1.26	0.83
54:B8:36:LYS:CB	54:B8:40:GLU:HG2	2.08	0.83
25:DA:2404:C:H1'	35:DO:67:MET:CE	2.07	0.83
13:AP:13:LYS:O	13:AP:44:ARG:HD2	1.77	0.83
30:BG:83:ARG:CG	30:BG:86:MET:HE2	2.08	0.83
35:BO:64:LYS:CD	54:B8:25:MET:SD	2.66	0.83
39:BR:50:ILE:HD11	39:BR:102:ILE:CD1	2.08	0.83
38:DQ:35:ILE:HD11	38:DQ:101:LEU:HD23	1.61	0.83
53:D7:8:ASN:HD22	53:D7:11:LYS:H	1.20	0.83
33:BM:130:HIS:HB3	33:BM:134:ARG:HH11	1.39	0.83
36:DP:29:PHE:HB3	36:DP:65:PHE:CD1	2.12	0.83
22:AB:87:A:H8	25:BA:2583:G:N2	1.77	0.83
25:BA:2287:A:N6	25:BA:2344:U:H3	1.77	0.83
28:BE:3:GLY:CA	28:BE:81:ILE:HG13	2.07	0.83
51:B5:49:CYS:SG	51:B5:60:VAL:HG23	2.18	0.83
1:CA:502:G:OP1	12:CO:118:SER:HB2	1.79	0.83
25:DA:2522:U:H2'	25:DA:2523:G:H5''	1.60	0.83
30:DG:117:PHE:HD1	30:DG:118:ARG:O	1.61	0.83
1:AA:1176:A:N6	1:AA:1177:G:C6	2.47	0.83
8:AK:87:SER:HB2	8:AK:93:VAL:H	1.41	0.83
22:AB:87:A:C8	25:BA:2583:G:N2	2.44	0.83
25:BA:1141:U:H6	33:BM:63:THR:HG1	1.24	0.83
25:BA:1728:G:H3'	25:BA:1729:A:H5'	1.60	0.83
25:BA:2392:A:H8	35:BO:60:MET:CB	1.91	0.83
28:BE:93:VAL:HG21	28:BE:180:ASN:HA	1.61	0.83
13:CP:33:ALA:O	13:CP:37:THR:OG1	1.97	0.83
27:DD:24:ILE:HD11	27:DD:91:ARG:HD3	1.59	0.83
39:DR:26:ASP:CB	39:DR:91:ARG:HA	2.08	0.83
38:BQ:89:ARG:HG2	38:BQ:92:TYR:O	1.79	0.83
2:CE:47:THR:HA	2:CE:202:PRO:HG2	1.61	0.83
17:CT:59:ILE:HG22	17:CT:71:PHE:HD1	1.42	0.83
25:BA:889:C:H3'	25:BA:890:A:H4'	1.61	0.83
52:B6:15:GLU:HB2	52:B6:49:HIS:CE1	2.14	0.83
54:B8:34:TRP:CZ2	54:B8:35:GLN:OE1	2.32	0.83
9:CL:95:LYS:HD3	9:CL:96:LEU:N	1.94	0.83
25:DA:2404:C:H1'	35:DO:67:MET:HE3	1.61	0.83
13:AP:14:ARG:HB2	13:AP:17:VAL:HG23	1.61	0.83

*Continued on next page...*

*Continued from previous page...*

Atom-1	Atom-2	Interatomic distance (Å)	Clash overlap (Å)
25:BA:1105:U:H2'	25:BA:1106:G:C8	2.12	0.83
25:BA:2113:U:H5'	25:BA:2114:A:H8	1.43	0.83
27:BD:35:LYS:NZ	27:BD:64:ILE:O	2.12	0.83
36:BP:65:PHE:O	36:BP:66:ILE:HG12	1.79	0.83
37:B0:100:LEU:HD11	37:B0:113:LEU:HD13	1.60	0.83
38:BQ:85:VAL:HG23	38:BQ:112:PHE:HE1	1.44	0.83
39:BR:74:ARG:HG2	39:BR:74:ARG:NH1	1.94	0.83
25:DA:1689:A:N6	25:DA:1698:A:C2	2.46	0.83
25:DA:2068:U:H3	25:DA:2430:A:H2	1.20	0.83
25:DA:2275:C:HO2'	36:DP:84:GLY:HA3	1.42	0.83
35:DO:38:GLN:HG2	35:DO:45:LEU:HD13	1.61	0.83
25:BA:442:G:N3	29:BF:48:THR:HG21	1.93	0.82
31:BH:171:LEU:C	31:BH:171:LEU:CD1	2.46	0.82
33:BM:46:VAL:CG1	33:BM:48:MET:HG3	2.08	0.82
40:B1:112:ARG:HH11	40:B1:112:ARG:CG	1.91	0.82
47:BZ:58:ILE:HD11	47:BZ:86:SER:HB2	1.59	0.82
25:DA:660:G:H21	35:DO:12:ALA:HA	1.43	0.82
25:DA:1864:U:H2'	25:DA:1869:G:H5''	1.60	0.82
25:DA:2415:G:C4'	35:DO:67:MET:H	1.92	0.82
36:DP:26:TYR:CD1	36:DP:139:GLU:CB	2.58	0.82
41:D2:44:LYS:O	41:D2:46:VAL:N	2.12	0.82
11:AN:17:GLY:HA3	11:AN:77:MET:HE3	1.61	0.82
25:BA:2656:U:H3	25:BA:2665:A:H2	1.24	0.82
29:BF:29:ASN:H	29:BF:112:MET:HE3	1.41	0.82
29:DF:31:HIS:CG	35:DO:9:ASN:OD1	2.32	0.82
6:AI:4:TYR:HD1	6:AI:92:LYS:HA	1.44	0.82
25:BA:1778:U:H2'	25:BA:1784:A:N6	1.93	0.82
16:CS:11:SER:HB2	16:CS:14:ASN:HB3	1.61	0.82
31:DH:152:ARG:NH2	31:DH:153:LYS:HG2	1.93	0.82
35:DO:112:LEU:H	35:DO:128:HIS:HD2	1.24	0.82
46:D3:38:VAL:HG12	46:D3:40:GLN:HG2	1.62	0.82
25:BA:1287:A:N7	37:B0:107:ASP:HB3	1.93	0.82
52:B6:44:ARG:O	52:B6:45:LYS:HB2	1.78	0.82
6:CI:61:LEU:HD23	6:CI:63:TYR:OH	1.80	0.82
20:CW:82:SER:O	20:CW:86:ARG:HB2	1.77	0.82
23:CC:16:C:O2'	23:CC:62:C:OP1	1.97	0.82
25:DA:2392:A:C8	35:DO:60:MET:HB2	2.14	0.82
28:DE:116:VAL:O	28:DE:117:MET:HB3	1.78	0.82
52:D6:41:PRO:HG2	52:D6:45:LYS:O	1.77	0.82
25:BA:1864:U:H2'	25:BA:1869:G:H5''	1.60	0.82
28:BE:47:VAL:CG2	28:BE:84:PHE:O	2.28	0.82

*Continued on next page...*

*Continued from previous page...*

Atom-1	Atom-2	Interatomic distance (Å)	Clash overlap (Å)
2:CE:71:VAL:HG11	2:CE:97:TRP:CD1	2.13	0.82
25:DA:654(C):G:H2'	25:DA:654(D):G:O4'	1.80	0.82
25:DA:1057:A:N1	25:DA:1081:U:O4	2.11	0.82
25:DA:1062:G:H1	25:DA:1076:C:N4	1.77	0.82
26:DB:15:A:H1'	26:DB:109:G:C8	2.14	0.82
25:BA:919:G:N2	25:BA:2269:A:OP2	2.12	0.82
27:BD:35:LYS:CG	27:BD:64:ILE:H	1.92	0.82
23:CC:48:U:O2'	23:CC:49:C:OP2	1.97	0.82
25:DA:2185:C:H2'	25:DA:2186:G:H8	1.42	0.82
2:AE:164:VAL:HG23	2:AE:186:ALA:HB2	1.60	0.82
25:BA:674:G:H1'	29:BF:74:ARG:HD3	1.59	0.82
28:BE:111:ARG:HD2	28:BE:160:TYR:HE1	1.45	0.82
4:CG:13:ARG:C	4:CG:15:GLU:H	1.82	0.82
25:DA:1111:A:H4'	31:DH:3:ARG:HD3	1.60	0.82
25:DA:2795:G:H3'	25:DA:2797:U:C5'	2.08	0.82
49:DX:59:VAL:HG12	49:DX:60:GLU:H	1.44	0.82
16:AS:22:THR:HG23	16:AS:23:ASP:N	1.95	0.82
44:BU:78:ALA:HB3	44:BU:81:LYS:HZ1	1.44	0.82
51:B5:4:HIS:HB3	51:B5:5:PRO:CD	2.09	0.82
23:CD:5:G:N2	23:CD:70:C:N3	2.27	0.82
25:DA:885:C:N4	25:DA:890:A:N6	2.26	0.82
25:DA:990:A:H5'	25:DA:990:A:H8	1.44	0.82
25:BA:885:C:O2	25:BA:890:A:N6	2.13	0.82
51:B5:40:LYS:HG2	51:B5:47:PRO:HD2	1.59	0.82
52:B6:20:ASN:OD1	52:B6:22:ALA:N	2.13	0.82
3:CF:117:ALA:HB2	3:CF:200:ALA:HB2	1.60	0.82
15:CR:17:ARG:HH11	15:CR:17:ARG:CG	1.93	0.82
25:DA:71:A:H2	43:DT:31:HIS:HE1	1.24	0.82
28:DE:80:GLU:O	28:DE:81:ILE:HG13	1.79	0.82
54:D8:32:LEU:HB2	54:D8:36:LYS:HE3	1.62	0.82
1:AA:1080:A:H5''	1:AA:1081:G:OP2	1.80	0.82
25:BA:336:C:H5''	44:BU:6:HIS:CD2	2.15	0.82
19:CV:20:LEU:O	19:CV:23:ASN:HB3	1.79	0.82
25:DA:2137:C:H42	25:DA:2154:G:H1	1.27	0.82
28:DE:46:ALA:HB2	28:DE:82:ARG:HA	0.82	0.82
31:DH:137:ASP:HB2	31:DH:140:LYS:HE2	1.62	0.82
25:BA:2610:C:H4'	25:BA:2611:U:OP2	1.80	0.81
1:CA:957:U:O2'	1:CA:959:A:N7	2.13	0.81
25:DA:2327:A:H2'	25:DA:2328:A:C8	2.15	0.81
29:DF:46:ARG:HH11	29:DF:46:ARG:HG2	1.45	0.81
51:D5:4:HIS:HB3	51:D5:5:PRO:HD3	0.83	0.81

*Continued on next page...*

*Continued from previous page...*

Atom-1	Atom-2	Interatomic distance (Å)	Clash overlap (Å)
1:AA:1028(B):C:N4	1:AA:1032(A):G:H1	1.78	0.81
5:AH:74:GLY:O	5:AH:115:VAL:HA	1.79	0.81
27:BD:181:GLU:HG3	27:BD:272:ALA:HB3	1.61	0.81
31:BH:151:ILE:O	31:BH:153:LYS:CD	2.28	0.81
33:BM:132:ALA:HB1	33:BM:133:GLN:HE21	1.44	0.81
28:DE:46:ALA:CA	28:DE:82:ARG:HA	2.10	0.81
2:AE:12:GLU:HA	2:AE:16:HIS:CD2	2.16	0.81
22:AB:87:A:O3'	25:BA:2506:U:H1'	1.80	0.81
28:BE:26:ILE:CD1	28:BE:198:VAL:HG21	2.09	0.81
35:BO:50:ARG:HD3	54:B8:7:HIS:NE2	1.95	0.81
45:BV:164:ALA:O	45:BV:165:VAL:HG22	1.80	0.81
1:CA:1004:A:H2	1:CA:1024:G:C8	1.98	0.81
25:DA:1405:U:H2'	25:DA:1406:U:C6	2.15	0.81
25:DA:2276:G:OP1	36:DP:84:GLY:HA2	1.80	0.81
41:D2:85:LYS:CG	41:D2:86:GLY:H	1.92	0.81
49:DX:29:ARG:H	49:DX:33:GLN:HE22	1.25	0.81
50:D4:21:VAL:HG22	50:D4:22:ILE:H	1.44	0.81
4:AG:13:ARG:O	4:AG:16:GLY:N	2.13	0.81
25:BA:297:C:H5''	44:BU:85:VAL:HG21	1.61	0.81
28:BE:14:ILE:HB	28:BE:21:VAL:CG2	2.10	0.81
39:BR:26:ASP:HB2	39:BR:91:ARG:HA	1.62	0.81
25:DA:9:U:C4	25:DA:2629:A:N1	2.49	0.81
29:DF:9:ILE:HG12	29:DF:14:PRO:HA	1.61	0.81
34:DN:49:ARG:HD3	34:DN:49:ARG:H	1.42	0.81
11:AN:57:THR:HG22	11:AN:59:TYR:H	1.44	0.81
26:BB:52:A:H62	38:BQ:33:LYS:HG3	1.44	0.81
7:CJ:20:ASP:HB3	7:CJ:23:VAL:HG23	1.62	0.81
10:CM:49:VAL:HG23	10:CM:61:GLU:O	1.80	0.81
25:DA:1434:A:H61	25:DA:1558:A:N6	1.77	0.81
36:DP:24:GLY:CA	36:DP:25:ASP:HB3	2.05	0.81
20:AW:10:LEU:HD23	20:AW:12:ALA:H	1.46	0.81
25:BA:1803:A:H4'	27:BD:259:THR:CG2	2.10	0.81
48:BW:50:ILE:HD12	48:BW:51:ARG:N	1.95	0.81
1:CA:1191:A:P	3:CF:3:ASN:HD21	2.03	0.81
4:CG:13:ARG:O	4:CG:15:GLU:HG2	1.79	0.81
23:CD:15:G:H2'	23:CD:60:A:C2	2.16	0.81
3:AF:130:VAL:O	3:AF:134:ILE:HG12	1.79	0.81
25:BA:2310:A:N3	30:BG:77:ILE:CG1	2.43	0.81
28:BE:59:VAL:HG11	28:BE:63:LEU:HD13	1.63	0.81
32:BK:9:LEU:HB2	32:BK:11:ASN:O	1.81	0.81
41:B2:44:LYS:CG	41:B2:45:THR:H	1.91	0.81

*Continued on next page...*

*Continued from previous page...*

Atom-1	Atom-2	Interatomic distance (Å)	Clash overlap (Å)
45:BV:113:ALA:N	45:BV:114:GLY:HA2	1.95	0.81
13:CP:57:ARG:NH1	50:D4:34:GLU:O	2.14	0.81
2:AE:18:GLY:H	2:AE:42:ILE:HG22	1.45	0.81
27:BD:6:PHE:HE1	27:BD:18:VAL:HG23	1.44	0.81
39:BR:16:ARG:HD3	39:BR:19:LEU:HD11	1.62	0.81
46:B3:53:MET:HB2	46:B3:59:LEU:HD23	1.61	0.81
1:CA:537:G:H5''	12:CO:113:ARG:NH1	1.95	0.81
23:CD:14:A:OP1	23:CD:14:A:H8	1.64	0.81
25:DA:882:G:N2	25:DA:894:C:N3	2.26	0.81
5:AH:67:VAL:HG21	5:AH:140:ARG:HA	1.62	0.81
25:BA:1937:A:O2'	25:BA:1938:A:OP1	1.99	0.81
34:BN:85:VAL:HG11	34:BN:114:ILE:HD13	1.63	0.81
1:CA:452:A:O2'	1:CA:453:A:O4'	1.99	0.81
25:DA:1252:G:N3	40:D1:33:ARG:HD2	1.96	0.81
1:AA:538:G:H5''	12:AO:114:LYS:HB2	1.63	0.81
25:BA:2723:C:OP1	37:B0:3:HIS:HD2	1.63	0.81
29:BF:184:TYR:O	29:BF:188:ARG:HG3	1.79	0.81
38:BQ:106:ARG:NH2	38:BQ:107:GLU:HB2	1.96	0.81
37:D0:118:GLU:HA	37:D0:118:GLU:OE1	1.81	0.81
1:AA:1306:A:N6	1:AA:1331:G:H1'	1.96	0.80
4:AG:108:LEU:HB3	4:AG:110:PHE:CE1	2.15	0.80
25:BA:762:U:H4'	25:BA:763:G:O5'	1.80	0.80
25:BA:2310:A:H2'	25:BA:2311:A:C5'	2.11	0.80
33:BM:22:THR:HG22	33:BM:23:LEU:N	1.96	0.80
27:DD:43:ARG:HH11	27:DD:44:ASN:HD22	1.24	0.80
54:D8:29:LYS:HA	54:D8:32:LEU:HD23	1.62	0.80
5:AH:126:ARG:HH11	5:AH:126:ARG:CG	1.94	0.80
25:BA:883:G:H1	25:BA:893:C:H42	0.85	0.80
36:BP:35:VAL:HG13	36:BP:130:LYS:HB3	1.62	0.80
1:CA:1003:G:H2'	1:CA:1004:A:H5'	1.62	0.80
25:DA:2392:A:H8	35:DO:60:MET:CB	1.94	0.80
28:DE:36:ARG:HH21	28:DE:88:GLY:HA3	1.42	0.80
36:DP:30:GLY:CA	36:DP:107:ALA:HB2	2.11	0.80
2:AE:213:LEU:O	2:AE:217:ARG:NH1	2.15	0.80
6:AI:101:ALA:HB2	18:AU:28:GLU:HG2	1.63	0.80
25:BA:1597:A:H5''	25:BA:1598:C:OP1	1.82	0.80
25:BA:2392:A:C8	35:BO:60:MET:HB2	2.16	0.80
25:BA:2473:U:H2'	25:BA:2474:C:H5''	1.61	0.80
26:BB:15:A:H5'	26:BB:16:G:H8	1.40	0.80
29:BF:32:LEU:HD13	29:BF:105:VAL:HG13	1.63	0.80
27:DD:186:HIS:HD2	27:DD:188:GLU:H	1.28	0.80

*Continued on next page...*

*Continued from previous page...*

Atom-1	Atom-2	Interatomic distance (Å)	Clash overlap (Å)
28:DE:8:LYS:O	28:DE:9:VAL:HG22	1.80	0.80
31:BH:159:GLU:HG3	31:BH:170:ARG:NH1	1.95	0.80
1:CA:1256:A:OP2	3:CF:26:LYS:NZ	2.15	0.80
12:CO:62:SER:HB2	12:CO:64:TYR:HD1	1.45	0.80
25:BA:1019:U:HO2'	25:BA:1021:A:H2	1.28	0.80
25:BA:2371:G:C4'	52:B6:45:LYS:HG3	2.11	0.80
43:BT:49:VAL:HG12	43:BT:50:LYS:N	1.97	0.80
49:BX:4:LEU:HG	49:BX:39:ASP:HB2	1.64	0.80
25:DA:2371:G:H4'	52:D6:45:LYS:HG3	1.62	0.80
28:DE:44:TYR:O	28:DE:45:THR:HB	1.81	0.80
36:DP:59:ARG:HG2	36:DP:59:ARG:HH21	1.46	0.80
8:AK:87:SER:HB2	8:AK:93:VAL:N	1.96	0.80
33:BM:56:ASN:N	33:BM:125:GLY:O	2.14	0.80
1:CA:1095:U:H5''	1:CA:1109:C:O2	1.79	0.80
25:DA:2557:G:H2'	25:DA:2558:C:H6	1.45	0.80
27:DD:206:LEU:HD22	27:DD:211:ARG:HG2	1.64	0.80
38:DQ:87:PHE:CE1	38:DQ:102:ALA:CB	2.53	0.80
44:DU:40:GLU:OE2	44:DU:40:GLU:HA	1.82	0.80
19:AV:65:ASN:H	19:AV:65:ASN:HD22	1.28	0.80
25:BA:879:G:H1	25:BA:898:C:H42	1.26	0.80
25:BA:1470:G:H5''	25:BA:1471:A:OP1	1.82	0.80
1:CA:975:A:C4'	1:CA:976:G:H5''	2.09	0.80
5:CH:148:VAL:HG21	8:CK:107:LEU:HD23	1.64	0.80
21:CX:8:THR:HG22	21:CX:11:GLY:H	1.43	0.80
25:DA:1899:G:H22	25:DA:1902:C:H41	1.27	0.80
25:DA:2872:G:C5	25:DA:2873:A:N1	2.49	0.80
2:AE:18:GLY:N	2:AE:42:ILE:HG22	1.96	0.80
4:AG:5:ILE:HG22	4:AG:6:GLY:H	1.45	0.80
25:BA:1179:C:H2'	25:BA:1180:C:H5''	1.61	0.80
54:B8:34:TRP:O	54:B8:35:GLN:CG	2.30	0.80
54:B8:34:TRP:CH2	54:B8:35:GLN:OE1	2.35	0.80
25:DA:468:G:N7	53:D7:39:ARG:NH2	2.29	0.80
43:DT:80:ILE:O	43:DT:80:ILE:HG13	1.79	0.80
44:DU:17:SER:HB2	44:DU:71:LYS:HD2	1.61	0.80
2:AE:7:VAL:HB	2:AE:217:ARG:HH21	1.46	0.80
41:B2:38:LEU:HD12	41:B2:57:VAL:HG12	1.62	0.80
29:DF:83:PHE:O	29:DF:84:VAL:CG1	2.30	0.80
36:DP:63:LYS:O	36:DP:63:LYS:CD	2.30	0.80
20:AW:26:ASN:ND2	20:AW:26:ASN:N	2.30	0.80
23:AD:19:G:H1'	23:AD:59:A:H2	1.46	0.80
28:BE:52:LEU:HD23	28:BE:52:LEU:N	1.93	0.80

*Continued on next page...*

*Continued from previous page...*

Atom-1	Atom-2	Interatomic distance (Å)	Clash overlap (Å)
31:BH:171:LEU:O	31:BH:171:LEU:CD1	2.30	0.80
2:CE:231:GLU:HB3	2:CE:232:PRO:CD	2.11	0.80
3:CF:134:ILE:HG22	3:CF:168:ALA:HB3	1.63	0.80
15:CR:26:GLU:OE2	15:CR:77:ARG:NH1	2.15	0.80
25:DA:486:C:H4'	42:DS:60:ASN:HD21	1.47	0.80
54:D8:49:VAL:O	54:D8:50:LEU:CG	2.30	0.80
1:AA:977:A:H8	1:AA:1223:C:C4	1.98	0.79
25:BA:74:A:H4'	25:BA:75:G:O5'	1.82	0.79
28:BE:52:LEU:H	28:BE:52:LEU:CD2	1.93	0.79
34:BN:71:ARG:HG3	34:BN:71:ARG:HH11	1.48	0.79
42:BS:9:TYR:H	42:BS:102:HIS:CD2	1.99	0.79
42:BS:95:ILE:O	42:BS:95:ILE:CG1	2.30	0.79
1:CA:1160:G:H1	1:CA:1177:G:H22	0.82	0.79
1:CA:1183:A:O2'	1:CA:1184:G:OP1	1.98	0.79
25:DA:864:G:N7	36:DP:22:LYS:NZ	2.26	0.79
25:DA:2154:G:H2'	25:DA:2155:G:H8	1.47	0.79
27:DD:30:GLU:HG3	27:DD:63:ARG:NH2	1.97	0.79
28:DE:55:ASN:O	28:DE:57:LYS:N	2.15	0.79
28:DE:134:ILE:O	28:DE:134:ILE:CD1	2.30	0.79
33:DM:97:ARG:HH11	33:DM:97:ARG:CG	1.93	0.79
45:DV:76:LEU:H	45:DV:76:LEU:HD23	1.45	0.79
1:AA:1386:G:O2'	1:AA:1387:G:H5'	1.82	0.79
9:AL:53:VAL:HG23	9:AL:95:LYS:HD2	1.64	0.79
20:AW:89:ARG:HH21	20:AW:104:LEU:HD11	1.47	0.79
25:BA:1533:C:H2'	25:BA:1534:G:C8	2.18	0.79
25:BA:2261:C:C2'	25:BA:2262:U:H5'	2.12	0.79
47:BZ:78:LYS:O	47:BZ:78:LYS:HD2	1.82	0.79
54:B8:52:LYS:N	54:B8:53:PRO:HD2	1.97	0.79
6:CI:87:ARG:CG	6:CI:87:ARG:HH11	1.96	0.79
12:CO:41:ARG:HH11	12:CO:41:ARG:HB3	1.47	0.79
25:DA:2307:G:O2'	25:DA:2308:G:N7	2.15	0.79
25:DA:2557:G:H2'	25:DA:2558:C:C6	2.16	0.79
35:DO:36:LYS:HB3	35:DO:36:LYS:HZ3	1.45	0.79
36:DP:90:VAL:CG1	36:DP:90:VAL:O	2.30	0.79
16:AS:19:ILE:CG2	16:AS:19:ILE:O	2.30	0.79
25:BA:2257:U:O2'	25:BA:2258:C:H5'	1.83	0.79
40:B1:92:ARG:NH1	41:B2:11:GLN:O	2.15	0.79
41:B2:1:MET:HG3	41:B2:43:GLU:HG2	1.63	0.79
1:CA:976:G:P	14:CQ:32:SER:H	2.04	0.79
13:CP:3:ARG:HG3	13:CP:9:ILE:HG12	1.62	0.79
19:CV:31:ILE:HG21	19:CV:49:ILE:HG23	1.64	0.79

*Continued on next page...*

*Continued from previous page...*

Atom-1	Atom-2	Interatomic distance (Å)	Clash overlap (Å)
25:DA:1678:G:N2	25:DA:1989:G:H22	1.79	0.79
27:DD:27:THR:HG21	27:DD:83:GLU:CG	2.10	0.79
35:DO:61:ARG:HB2	35:DO:61:ARG:HH21	0.77	0.79
40:D1:100:VAL:O	40:D1:101:ARG:HG2	1.82	0.79
1:AA:542:G:OP1	4:AG:10:ARG:NH2	2.16	0.79
1:AA:1182:G:H4'	1:AA:1183:A:C5'	2.12	0.79
2:AE:204:ASN:HD22	2:AE:206:ASP:H	1.31	0.79
4:AG:114:ARG:HH11	4:AG:114:ARG:CG	1.95	0.79
11:AN:40:ILE:HG22	11:AN:75:TYR:CD2	2.16	0.79
14:AQ:43:CYS:HA	14:AQ:46:GLU:HG3	1.65	0.79
22:AB:74:C:H5'	22:AB:75:G:OP2	1.83	0.79
25:BA:524:U:H4'	25:BA:554:U:H4'	1.64	0.79
25:BA:594:U:H5'	54:B8:61:LEU:HD13	1.65	0.79
27:BD:30:GLU:HG3	27:BD:63:ARG:CZ	2.12	0.79
33:BM:115:ARG:O	33:BM:118:LYS:N	2.15	0.79
41:B2:15:GLU:HG3	41:B2:16:PRO:HD2	1.62	0.79
25:DA:90:U:C2'	25:DA:91:A:H5''	2.12	0.79
27:DD:43:ARG:NH1	27:DD:44:ASN:HD21	1.77	0.79
36:DP:78:PRO:O	36:DP:79:LEU:HD12	1.82	0.79
50:D4:56:VAL:HA	50:D4:60:GLN:HE21	1.47	0.79
52:D6:52:VAL:HG22	52:D6:53:LYS:H	1.46	0.79
1:AA:1004:A:H1'	1:AA:1036:G:H1	1.44	0.79
3:AF:126:ARG:CG	3:AF:126:ARG:HH11	1.96	0.79
15:AR:87:ILE:HG22	15:AR:88:ARG:N	1.97	0.79
25:BA:2327:A:H2'	25:BA:2328:A:C8	2.16	0.79
30:BG:77:ILE:CG2	30:BG:77:ILE:O	2.31	0.79
39:BR:136:GLN:HG3	39:BR:137:LYS:H	1.45	0.79
7:CJ:26:PHE:O	7:CJ:30:ILE:HG13	1.82	0.79
25:DA:2331:G:O3'	46:D3:43:THR:HG22	1.82	0.79
54:D8:49:VAL:O	54:D8:50:LEU:CD1	2.30	0.79
3:CF:150:LYS:HG3	3:CF:169:ALA:HB2	1.62	0.79
35:DO:19:VAL:HG22	35:DO:20:GLY:H	1.47	0.79
3:AF:50:ALA:HB1	3:AF:70:VAL:HG11	1.64	0.79
17:AT:81:ARG:NH2	17:AT:83:ASP:OD2	2.16	0.79
25:BA:140:A:C8	25:BA:1408:C:O2'	2.35	0.79
25:BA:330:A:O2'	25:BA:331:A:H8	1.65	0.79
25:BA:2210:G:H3'	25:BA:2211:G:N7	1.98	0.79
35:BO:9:ASN:HB3	35:BO:10:PRO:CD	2.11	0.79
12:CO:47:LYS:HB3	12:CO:48:PRO:HD2	1.63	0.79
28:DE:48:GLN:O	28:DE:49:LEU:CG	2.30	0.79
48:DW:70:GLN:HG2	48:DW:71:ASN:H	1.47	0.79

*Continued on next page...*



*Continued from previous page...*

Atom-1	Atom-2	Interatomic distance (Å)	Clash overlap (Å)
4:AG:13:ARG:NH1	4:AG:38:TYR:O	2.15	0.79
11:AN:79:SER:O	11:AN:80:VAL:CG1	2.30	0.79
25:BA:1864:U:C2'	25:BA:1869:G:H5''	2.13	0.79
27:BD:166:GLN:HE21	27:BD:166:GLN:HA	1.45	0.79
28:BE:27:LEU:O	28:BE:27:LEU:CD2	2.30	0.79
38:BQ:34:HIS:HB2	38:BQ:36:TYR:CE1	2.18	0.79
47:BZ:92:LYS:HA	47:BZ:95:LEU:HB2	1.64	0.79
39:DR:47:GLY:HA3	39:DR:63:VAL:HG12	1.64	0.79
25:BA:654(G):C:O2	25:BA:654(N):G:N1	2.15	0.79
29:BF:29:ASN:H	29:BF:112:MET:HE1	1.48	0.79
42:BS:94:ASP:O	42:BS:95:ILE:CG2	2.30	0.79
25:DA:2747:G:H2'	25:DA:2748:A:H8	1.46	0.79
26:DB:15:A:H3'	26:DB:16:G:H5'	1.65	0.79
28:DE:80:GLU:O	28:DE:81:ILE:CG1	2.30	0.79
40:D1:90:VAL:HG22	41:D2:39:LEU:HB3	1.64	0.79
1:AA:1128:C:O2'	1:AA:1130:A:H8	1.65	0.78
28:BE:51:PHE:HD1	28:BE:52:LEU:CD2	1.92	0.78
54:B8:34:TRP:O	54:B8:34:TRP:CD2	2.36	0.78
1:CA:1090:U:H2'	1:CA:1091:U:H6	1.48	0.78
25:DA:848:G:H2'	25:DA:849:A:C8	2.17	0.78
25:DA:1270:C:H5''	25:DA:1271:G:O5'	1.83	0.78
25:DA:1342:A:C2	25:DA:1397:U:C2	2.71	0.78
36:DP:66:ILE:O	36:DP:67:ARG:CB	2.31	0.78
1:AA:201:C:N4	1:AA:216:G:H1	1.81	0.78
11:AN:17:GLY:HA3	11:AN:77:MET:CE	2.12	0.78
31:BH:11:VAL:HB	31:BH:12:PRO:HD2	1.64	0.78
36:BP:86:GLY:C	36:BP:88:GLY:H	1.83	0.78
38:BQ:88:ASP:O	38:BQ:89:ARG:CB	2.31	0.78
51:B5:56:LYS:H	51:B5:56:LYS:HD2	1.47	0.78
1:CA:503:C:OP2	12:CO:116:SER:HB3	1.83	0.78
4:CG:13:ARG:HG2	4:CG:14:ARG:N	1.98	0.78
36:DP:26:TYR:CD1	36:DP:139:GLU:HG3	2.08	0.78
47:DZ:91:LYS:HB2	47:DZ:91:LYS:HZ3	1.45	0.78
1:AA:119:A:H4'	1:AA:120:A:O5'	1.83	0.78
1:AA:630:G:H2'	1:AA:631:G:O4'	1.84	0.78
1:AA:827:U:H5	1:AA:872:A:N1	1.81	0.78
25:BA:1404:C:O2'	25:BA:1405:U:H5'	1.84	0.78
27:BD:71:ASP:OD2	27:BD:103:ARG:NH2	2.16	0.78
36:BP:14:ARG:HG2	36:BP:41:TRP:HH2	1.46	0.78
25:DA:84:A:N6	25:DA:102:G:O2'	2.10	0.78
25:DA:531:C:OP1	25:DA:561:G:N2	2.17	0.78

*Continued on next page...*

*Continued from previous page...*

Atom-1	Atom-2	Interatomic distance (Å)	Clash overlap (Å)
25:DA:654(D):G:H1	25:DA:654(Q):C:H42	1.32	0.78
25:DA:1012:U:N3	25:DA:1143:A:C2	2.51	0.78
25:DA:1496:A:H8	25:DA:1577:C:O2'	1.67	0.78
41:D2:71:LEU:H	41:D2:86:GLY:HA2	1.43	0.78
54:D8:35:GLN:O	54:D8:36:LYS:CG	2.30	0.78
7:AJ:78:ARG:HD2	7:AJ:80:VAL:HG22	1.65	0.78
25:BA:1021:A:H61	25:BA:1142(A):A:H61	1.32	0.78
27:BD:35:LYS:CD	27:BD:63:ARG:HB3	2.12	0.78
27:BD:273:ARG:O	27:BD:273:ARG:CG	2.32	0.78
30:BG:83:ARG:H	30:BG:86:MET:HE3	1.41	0.78
30:BG:96:ARG:HH11	30:BG:96:ARG:CG	1.96	0.78
52:B6:25:LYS:HZ1	52:B6:27:LYS:HD3	1.48	0.78
1:CA:168:G:H2'	1:CA:169:C:H5''	1.64	0.78
1:CA:1131:G:H2'	1:CA:1132:C:H6	1.49	0.78
25:DA:329:G:O6	44:DU:19:LYS:HG2	1.83	0.78
27:DD:35:LYS:HE3	27:DD:64:ILE:O	1.82	0.78
36:DP:66:ILE:O	36:DP:67:ARG:CG	2.30	0.78
39:DR:52:ILE:O	39:DR:52:ILE:CG2	2.30	0.78
1:AA:804:U:H5''	1:AA:805:C:OP2	1.84	0.78
25:BA:2292:C:P	38:BQ:17:ARG:HH22	2.05	0.78
28:BE:47:VAL:O	28:BE:48:GLN:O	2.01	0.78
35:BO:50:ARG:HH21	35:BO:50:ARG:HG3	1.47	0.78
2:CE:50:GLU:O	2:CE:54:THR:OG1	2.01	0.78
35:DO:37:GLY:O	35:DO:40:SER:N	2.16	0.78
35:DO:101:VAL:HA	35:DO:105:LEU:O	1.84	0.78
39:DR:26:ASP:O	39:DR:49:VAL:HG12	1.83	0.78
51:D5:16:ARG:HH11	51:D5:16:ARG:CG	1.95	0.78
1:AA:501:C:H2'	1:AA:502:G:H8	1.48	0.78
1:AA:838:G:H1	1:AA:848:C:N4	1.81	0.78
25:BA:67:U:N3	25:BA:74:A:H2	1.79	0.78
25:BA:671:C:OP1	35:BO:42:SER:O	2.02	0.78
25:BA:2113:U:H5'	25:BA:2114:A:C8	2.17	0.78
28:DE:1:MET:HB2	28:DE:200:GLU:OE2	1.84	0.78
51:D5:16:ARG:HG2	51:D5:16:ARG:NH1	1.94	0.78
1:AA:791:G:C2'	1:AA:792:A:H5'	2.13	0.78
8:AK:87:SER:HB2	8:AK:93:VAL:HB	1.66	0.78
28:BE:3:GLY:HA3	28:BE:81:ILE:CG1	2.12	0.78
25:DA:2854:G:N2	25:DA:2864:G:C4	2.52	0.78
41:D2:76:LYS:O	41:D2:79:VAL:CG2	2.30	0.78
45:DV:27:VAL:HG12	45:DV:87:ASP:HB3	1.64	0.78
52:D6:48:VAL:O	52:D6:49:HIS:CB	2.31	0.78

*Continued on next page...*

*Continued from previous page...*

Atom-1	Atom-2	Interatomic distance (Å)	Clash overlap (Å)
2:AE:76:GLN:HB3	2:AE:211:ILE:HD11	1.65	0.78
25:BA:2701:C:H3'	25:BA:2702:U:H5''	1.66	0.78
26:DB:75:G:H5'	26:DB:75:G:H8	1.47	0.78
2:AE:77:ALA:HB1	2:AE:165:VAL:HG11	1.65	0.78
3:AF:126:ARG:HH11	3:AF:126:ARG:HG3	1.49	0.78
5:AH:100:VAL:HG22	5:AH:118:ILE:HG22	1.66	0.78
6:AI:89:MET:CE	18:AU:76:LEU:HD23	2.14	0.78
23:AD:6:G:C2	23:AD:7:G:N7	2.52	0.78
25:BA:1496:A:H5'	25:BA:1497:U:OP1	1.84	0.78
25:DA:459:U:H5''	53:D7:40:TRP:CD2	2.18	0.78
30:DG:36:LYS:HE3	30:DG:38:VAL:HG21	1.66	0.78
1:CA:1003:G:C2'	1:CA:1004:A:H5'	2.13	0.78
25:DA:1257:C:O2'	29:DF:84:VAL:HG12	1.83	0.78
41:D2:35:LEU:O	41:D2:37:VAL:HG22	1.84	0.78
2:CE:82:ARG:HD2	2:CE:92:TYR:OH	1.84	0.77
25:DA:2438:U:O3'	25:DA:2439:A:H3'	1.85	0.77
25:DA:2638:G:OP1	28:DE:82:ARG:NH2	2.13	0.77
25:DA:2689:U:H5''	25:DA:2690:C:H5'	1.66	0.77
27:DD:166:GLN:HE21	27:DD:166:GLN:CA	1.96	0.77
47:DZ:91:LYS:HB2	47:DZ:91:LYS:HZ2	1.49	0.77
52:D6:43:CYS:O	52:D6:44:ARG:CB	2.32	0.77
5:AH:110:LEU:HD13	5:AH:118:ILE:HD13	1.64	0.77
6:AI:36:ARG:NH2	6:AI:38:GLU:HG2	1.97	0.77
25:BA:882:G:H3'	25:BA:883:G:H5''	1.66	0.77
25:BA:1525:G:H2'	25:BA:1526:G:C8	2.18	0.77
25:BA:2346:A:H4'	25:BA:2347:C:OP2	1.81	0.77
31:BH:10:PRO:HD2	31:BH:50:VAL:O	1.83	0.77
40:B1:79:PHE:O	40:B1:79:PHE:HD2	1.68	0.77
41:B2:44:LYS:O	41:B2:46:VAL:HG12	1.83	0.77
44:BU:76:CYS:O	44:BU:78:ALA:N	2.16	0.77
15:CR:87:ILE:HG22	15:CR:88:ARG:N	1.99	0.77
27:DD:35:LYS:HE3	27:DD:65:ILE:HA	1.66	0.77
50:D4:58:ARG:O	50:D4:61:ARG:HB3	1.84	0.77
28:BE:41:LYS:HZ3	28:BE:41:LYS:HB3	1.49	0.77
10:CM:15:THR:HG21	10:CM:92:THR:HG21	1.65	0.77
25:DA:2415:G:O3'	35:DO:66:GLY:HA3	1.85	0.77
28:DE:48:GLN:HA	28:DE:80:GLU:HA	1.65	0.77
29:DF:67:GLN:O	29:DF:67:GLN:CG	2.30	0.77
36:DP:59:ARG:O	36:DP:60:ARG:CB	2.33	0.77
22:AB:18:G:H1'	22:AB:19:G:OP1	1.85	0.77
25:BA:1614:A:N6	42:BS:92:ARG:O	2.16	0.77

*Continued on next page...*

*Continued from previous page...*

Atom-1	Atom-2	Interatomic distance (Å)	Clash overlap (Å)
1:CA:673:G:H2'	1:CA:674:G:C8	2.19	0.77
25:DA:2439:A:H5'	25:DA:2439:A:C8	2.18	0.77
54:D8:52:LYS:HB2	54:D8:53:PRO:HD3	1.67	0.77
1:AA:819:A:H4'	1:AA:820:U:OP2	1.84	0.77
36:BP:66:ILE:HG13	36:BP:67:ARG:N	1.98	0.77
1:CA:1004:A:C2	1:CA:1024:G:C8	2.73	0.77
20:CW:25:ARG:HG3	20:CW:25:ARG:HH11	1.50	0.77
25:DA:885:C:N4	25:DA:890:A:H62	1.83	0.77
27:DD:35:LYS:CA	27:DD:64:ILE:HG23	2.14	0.77
28:DE:182:LEU:HD12	28:DE:183:LEU:H	1.49	0.77
42:DS:9:TYR:H	42:DS:102:HIS:CD2	2.03	0.77
1:AA:1034:G:H2'	1:AA:1035:A:C8	2.19	0.77
12:AO:6:THR:H	12:AO:9:GLN:HE21	1.30	0.77
25:BA:534:U:H5'	40:B1:42:ALA:HB1	1.66	0.77
25:BA:847:U:C4	25:BA:933:A:N1	2.53	0.77
25:BA:1434:A:H61	25:BA:1558:A:H62	1.29	0.77
25:BA:2162:G:H2'	25:BA:2163:C:C6	2.19	0.77
41:B2:4:ILE:HG22	41:B2:39:LEU:HD23	1.66	0.77
44:BU:40:GLU:HA	44:BU:40:GLU:OE1	1.83	0.77
1:CA:1002:G:H2'	1:CA:1003:G:H8	1.47	0.77
1:CA:1061:G:H2'	1:CA:1062:U:H5'	1.66	0.77
1:CA:1443:G:H3'	1:CA:1446:A:C5'	2.14	0.77
6:CI:87:ARG:HH11	6:CI:87:ARG:HG2	1.49	0.77
31:DH:117:PRO:HB3	31:DH:123:PHE:CE1	2.20	0.77
2:AE:67:THR:HG21	2:AE:155:LEU:HG	1.65	0.77
20:AW:10:LEU:HD23	20:AW:12:ALA:N	1.98	0.77
25:BA:860:U:C5	25:BA:917:A:H2	2.01	0.77
35:BO:61:ARG:HB2	35:BO:61:ARG:HH21	0.77	0.77
22:CB:21:A:H1'	22:CB:22:G:O5'	1.85	0.77
29:DF:118:ALA:HB2	29:DF:123:LEU:HD23	1.65	0.77
35:DO:16:ARG:HH11	35:DO:16:ARG:HG3	1.49	0.77
40:D1:65:ILE:HD11	40:D1:96:ALA:HB3	1.67	0.77
48:DW:9:GLN:HE22	48:DW:56:GLN:HG2	1.49	0.77
2:AE:80:ILE:HG21	2:AE:212:GLN:HA	1.67	0.77
8:AK:87:SER:CB	8:AK:93:VAL:H	1.98	0.77
25:BA:900:A:H5'	25:BA:901:A:OP2	1.85	0.77
25:BA:2334:G:H5'	38:BQ:9:ARG:HG2	1.67	0.77
1:CA:1497:G:C2'	1:CA:1498:U:H5'	2.14	0.77
33:DM:103:VAL:HG11	33:DM:120:LEU:HD13	1.67	0.77
35:DO:112:LEU:H	35:DO:128:HIS:CD2	2.02	0.77
1:AA:5:U:H2'	1:AA:5:U:O2	1.84	0.77

*Continued on next page...*

*Continued from previous page...*

Atom-1	Atom-2	Interatomic distance (Å)	Clash overlap (Å)
4:AG:110:PHE:H	4:AG:110:PHE:HD1	1.33	0.77
5:AH:31:LEU:HD23	5:AH:45:PHE:HD1	1.50	0.77
26:BB:30:C:H2'	26:BB:31:C:O5'	1.85	0.77
28:BE:27:LEU:C	28:BE:27:LEU:CD2	2.53	0.77
46:B3:38:VAL:CG1	46:B3:40:GLN:HG2	2.13	0.77
51:B5:33:CYS:HB2	51:B5:40:LYS:HD3	1.66	0.77
9:CL:78:LYS:HB2	9:CL:78:LYS:NZ	2.00	0.77
12:CO:27:LEU:HD23	12:CO:33:ARG:HG2	1.67	0.77
16:CS:36:ILE:O	16:CS:36:ILE:HG13	1.84	0.77
23:CC:20:G:C2	23:CC:58:A:C2	2.72	0.77
25:DA:2355:C:H5'	46:D3:36:ILE:HD11	1.67	0.77
27:DD:65:ILE:HD11	27:DD:67:PHE:CE2	2.20	0.77
36:DP:63:LYS:C	36:DP:63:LYS:CD	2.52	0.77
2:AE:97:TRP:CH2	2:AE:176:GLU:HG3	2.19	0.77
25:BA:2415:G:O3'	35:BO:66:GLY:HA3	1.84	0.77
33:BM:22:THR:HG22	33:BM:23:LEU:H	1.49	0.77
38:BQ:37:ALA:HB2	38:BQ:101:LEU:HD21	1.67	0.77
25:DA:259:G:O2'	25:DA:621:A:O2'	2.03	0.77
25:DA:654(B):C:H2'	25:DA:654(C):G:C8	2.20	0.77
25:DA:2306:C:H3'	25:DA:2307:G:C5'	2.13	0.77
25:DA:2394:C:OP1	35:DO:62:LEU:CB	2.33	0.77
25:DA:2872:G:C4	25:DA:2873:A:N1	2.54	0.77
54:D8:29:LYS:HG2	54:D8:29:LYS:O	1.85	0.77
1:AA:953:G:H5'	1:AA:965:A:H61	1.50	0.76
1:AA:1037:C:H2'	1:AA:1038:C:C6	2.19	0.76
28:BE:14:ILE:O	28:BE:15:PHE:CG	2.39	0.76
41:B2:44:LYS:HD2	41:B2:45:THR:H	1.48	0.76
46:B3:40:GLN:HE22	46:B3:44:ARG:N	1.80	0.76
1:CA:382:A:H2'	1:CA:383:A:C8	2.20	0.76
27:DD:35:LYS:CG	27:DD:64:ILE:H	1.96	0.76
25:BA:1359:A:C2	25:BA:1372:U:O4	2.38	0.76
25:BA:2346:A:H5''	25:BA:2383:G:O4'	1.85	0.76
26:BB:40:U:H1'	26:BB:45:A:H61	1.47	0.76
29:BF:66:PRO:O	29:BF:67:GLN:HB3	1.83	0.76
30:BG:77:ILE:O	30:BG:77:ILE:HG23	1.85	0.76
32:BK:78:THR:HG23	32:BK:141:LYS:NZ	2.00	0.76
54:B8:38:GLY:H	54:B8:41:ILE:HG23	1.51	0.76
1:CA:345:C:O2'	1:CA:346:G:O5'	2.03	0.76
12:CO:79:GLU:HG3	12:CO:80:HIS:CD2	2.19	0.76
25:DA:140:A:C8	25:DA:1408:C:O2'	2.37	0.76
25:DA:2392:A:H2	25:DA:2424:C:N4	1.82	0.76

*Continued on next page...*

*Continued from previous page...*

Atom-1	Atom-2	Interatomic distance (Å)	Clash overlap (Å)
36:DP:79:LEU:C	36:DP:79:LEU:CD1	2.54	0.76
37:D0:37:THR:CG2	37:D0:39:PRO:HD2	2.15	0.76
41:D2:44:LYS:C	41:D2:46:VAL:H	1.89	0.76
1:AA:1502:A:H2	1:AA:1505:G:H22	1.27	0.76
2:AE:120:ALA:O	2:AE:121:LEU:HB2	1.84	0.76
19:AV:40:ILE:HG12	19:AV:41:VAL:HG13	1.68	0.76
22:AB:18:G:H4'	22:AB:19:G:OP2	1.84	0.76
25:BA:1188:U:H4'	41:B2:79:VAL:HG22	1.67	0.76
25:BA:2310:A:C2'	25:BA:2311:A:H5''	2.15	0.76
37:B0:79:LEU:HA	37:B0:83:ILE:HG13	1.66	0.76
50:B4:37:SER:HB3	50:B4:42:PHE:HB3	1.67	0.76
54:B8:34:TRP:CD2	54:B8:35:GLN:OE1	2.38	0.76
25:DA:1138:G:H21	33:DM:106:MET:HE3	1.49	0.76
28:DE:50:GLY:O	28:DE:51:PHE:CB	2.33	0.76
39:DR:54:ARG:HG2	39:DR:54:ARG:NH1	1.89	0.76
2:AE:22:LYS:HA	2:AE:22:LYS:NZ	2.01	0.76
6:AI:67:MET:HB2	6:AI:68:PRO:HD2	1.66	0.76
23:AC:1:C:C2'	23:AC:2:G:OP2	2.34	0.76
25:BA:607:U:OP1	29:BF:102:PRO:HA	1.85	0.76
25:BA:1899:G:N2	25:BA:1902:C:C5	2.54	0.76
25:BA:2317:C:H2'	25:BA:2318:G:C5'	2.13	0.76
35:BO:83:VAL:HG12	35:BO:112:LEU:HD21	1.67	0.76
39:BR:3:ARG:HB3	39:BR:7:ILE:HG13	1.68	0.76
39:BR:64:ARG:HB2	39:BR:73:GLU:HG2	1.65	0.76
1:CA:1277:C:HO2'	1:CA:1279:A:H8	1.34	0.76
1:CA:1322:C:O2'	1:CA:1323:G:H5'	1.85	0.76
25:DA:1019:U:H3	25:DA:1142(A):A:H62	1.30	0.76
26:DB:103:U:O2'	45:DV:72:ARG:HG2	1.86	0.76
36:DP:7:MET:HB3	36:DP:10:ARG:NH2	2.00	0.76
39:DR:55:ASN:N	39:DR:59:THR:HG22	1.98	0.76
13:AP:39:ILE:HD13	13:AP:52:GLU:HB3	1.68	0.76
25:DA:1864:U:OP1	25:DA:2410:G:O2'	2.04	0.76
37:D0:37:THR:HG23	37:D0:39:PRO:HD2	1.67	0.76
22:AB:16:U:OP1	22:AB:17:U:N3	2.19	0.76
23:AC:62:C:H2'	23:AC:63:C:H6	1.51	0.76
1:CA:1320:C:H2'	1:CA:1321:C:C6	2.21	0.76
6:CI:33:TYR:CE1	6:CI:78:GLU:HG3	2.20	0.76
23:CC:24:C:H2'	23:CC:25:U:C6	2.19	0.76
23:CC:24:C:H2'	23:CC:25:U:H6	1.50	0.76
25:DA:861:A:C2	25:DA:917:A:C4	2.74	0.76
25:DA:2872:G:C5	25:DA:2873:A:C2	2.74	0.76

*Continued on next page...*

*Continued from previous page...*

Atom-1	Atom-2	Interatomic distance (Å)	Clash overlap (Å)
25:DA:2880:C:H1'	37:D0:92:GLY:HA3	1.65	0.76
25:DA:2893:G:H4'	25:DA:2894:G:O5'	1.85	0.76
37:D0:24:GLN:NE2	37:D0:36:THR:HG21	2.01	0.76
1:AA:1329:A:H5'	13:AP:29:ARG:HD2	1.68	0.76
3:AF:150:LYS:HG3	3:AF:169:ALA:HB2	1.66	0.76
25:BA:528:A:O2'	25:BA:529:A:H5''	1.85	0.76
25:BA:2432:A:C4	47:BZ:33:LYS:HG2	2.20	0.76
25:BA:2467:C:C3'	25:BA:2468:G:H5'	2.14	0.76
27:BD:181:GLU:CA	27:BD:272:ALA:CB	2.62	0.76
28:BE:26:ILE:HD11	28:BE:198:VAL:HG21	1.67	0.76
28:BE:34:VAL:CG1	28:BE:49:LEU:O	2.34	0.76
35:BO:63:PRO:HB3	54:B8:12:LYS:O	1.86	0.76
45:BV:164:ALA:C	45:BV:165:VAL:HG13	2.05	0.76
1:CA:802:A:H5'	1:CA:803:G:OP2	1.85	0.76
1:CA:1319:A:H5'	1:CA:1320:C:OP1	1.85	0.76
25:DA:330:A:H2	25:DA:1210:A:O2'	1.68	0.76
25:DA:1005:C:H1'	25:DA:1143:A:N1	1.99	0.76
25:DA:2420:C:N4	54:D8:31:HIS:HB3	2.00	0.76
25:DA:2553:G:H5''	25:DA:2554:U:OP2	1.85	0.76
25:DA:2638:G:P	28:DE:82:ARG:NH2	2.58	0.76
29:DF:178:PRO:HB2	29:DF:201:VAL:HG11	1.66	0.76
1:AA:1053:G:C5'	1:AA:1054:C:H5'	2.12	0.76
1:AA:1391:U:H2'	1:AA:1392:G:C8	2.21	0.76
2:AE:178:ARG:HH22	2:AE:196:LEU:HA	1.51	0.76
25:BA:2466:C:C2'	25:BA:2467:C:H5'	2.16	0.76
28:BE:46:ALA:O	28:BE:47:VAL:HG22	1.85	0.76
29:BF:178:PRO:HB2	29:BF:201:VAL:CG1	2.16	0.76
36:BP:68:ILE:HD13	36:BP:103:MET:CG	2.15	0.76
40:B1:66:ASN:HB2	40:B1:76:TYR:HB2	1.68	0.76
4:CG:175:SER:HB3	4:CG:186:LEU:HD11	1.68	0.76
25:DA:1140:C:H1'	25:DA:1143:A:C8	2.20	0.76
27:DD:148:GLU:HB2	27:DD:151:LYS:HD2	1.68	0.76
35:DO:47:ASP:OD2	35:DO:49:ARG:HD3	1.86	0.76
1:AA:365:U:H5''	1:AA:366:C:OP1	1.86	0.76
1:AA:1023:G:H3'	1:AA:1024:G:H5''	1.68	0.76
1:AA:1286:A:H5''	21:AX:26:LYS:HD2	1.68	0.76
20:AW:53:LEU:HB3	20:AW:102:GLY:HA3	1.67	0.76
25:BA:2134:A:N6	25:BA:2157:G:H1'	2.01	0.76
1:CA:1025:U:O2'	1:CA:1026:G:O4'	2.04	0.76
2:CE:16:HIS:CE1	2:CE:213:LEU:HD13	2.20	0.76
25:DA:2688:U:H5	25:DA:2720:U:OP2	1.68	0.76

*Continued on next page...*

*Continued from previous page...*

Atom-1	Atom-2	Interatomic distance (Å)	Clash overlap (Å)
26:DB:38:C:H42	26:DB:44:G:H1	1.34	0.76
31:DH:151:ILE:O	31:DH:152:ARG:CG	2.30	0.76
39:DR:90:GLN:HA	39:DR:90:GLN:HE21	1.49	0.76
1:AA:474:G:H2'	1:AA:475:G:H8	1.51	0.76
25:BA:138:G:N2	43:BT:44:GLU:OE2	2.16	0.76
25:BA:1728:G:H8	25:BA:1732:A:H62	1.32	0.76
25:BA:2309:A:C2'	25:BA:2310:A:H5''	2.14	0.76
35:BO:64:LYS:HB2	54:B8:25:MET:HG3	1.66	0.76
37:B0:33:ARG:HG3	37:B0:115:GLU:HB3	1.67	0.76
1:CA:1187:G:OP1	9:CL:113:LYS:NZ	2.18	0.76
2:CE:178:ARG:HH11	2:CE:178:ARG:HB2	1.50	0.76
25:DA:774:A:H2	25:DA:787:U:HO2'	1.33	0.76
25:DA:1427:A:H4'	25:DA:1428:C:O5'	1.85	0.76
32:DK:72:LEU:HD21	32:DK:107:VAL:HG11	1.67	0.76
45:DV:115:GLY:HA3	45:DV:174:VAL:HG12	1.68	0.76
1:AA:1126:U:H5	1:AA:1127:G:C4	2.04	0.75
3:AF:70:VAL:HG12	3:AF:72:LYS:H	1.52	0.75
8:AK:86:ILE:HG22	8:AK:87:SER:H	1.50	0.75
28:BE:16:ARG:O	28:BE:17:ASP:HB2	1.85	0.75
48:BW:17:SER:HB3	48:BW:67:LYS:HD3	1.67	0.75
24:C1:14:U:OP1	24:C1:14:U:H4'	1.78	0.75
25:DA:273(C):C:N4	25:DA:363(C):G:H1	1.82	0.75
28:DE:48:GLN:HG2	28:DE:78:LEU:CB	2.15	0.75
35:DO:36:LYS:HZ2	35:DO:36:LYS:HB2	1.50	0.75
45:DV:146:ILE:CG1	45:DV:147:GLY:H	1.89	0.75
52:D6:29:ASN:ND2	52:D6:29:ASN:H	1.85	0.75
1:AA:1422:G:H5'	34:BN:48:PRO:HB3	1.68	0.75
2:AE:14:GLY:HA3	2:AE:209:ARG:HH21	1.51	0.75
25:BA:881:G:H3'	25:BA:882:G:O4'	1.86	0.75
25:BA:1509:C:H3'	25:BA:1510:A:H5''	1.67	0.75
25:BA:1885:A:H8	25:BA:1885:A:H5'	1.51	0.75
25:BA:2780:G:OP2	33:BM:118:LYS:HD3	1.86	0.75
31:BH:86:GLU:CD	31:BH:86:GLU:H	1.88	0.75
44:BU:81:LYS:NZ	44:BU:96:ILE:HD12	2.01	0.75
1:CA:365:U:H5''	1:CA:366:C:OP1	1.86	0.75
10:CM:49:VAL:HG12	14:CQ:41:ARG:HB2	1.66	0.75
15:CR:39:LEU:HD12	15:CR:56:LEU:HB2	1.68	0.75
25:DA:1188:U:C2'	25:DA:1189:A:H5'	2.16	0.75
25:DA:1460:A:H4'	25:DA:1461:G:OP2	1.86	0.75
28:DE:80:GLU:O	28:DE:81:ILE:CB	2.34	0.75
29:DF:89:VAL:CG1	29:DF:90:PHE:N	2.30	0.75

*Continued on next page...*



*Continued from previous page...*

Atom-1	Atom-2	Interatomic distance (Å)	Clash overlap (Å)
54:D8:39:LYS:HG2	54:D8:40:GLU:N	1.99	0.75
5:AH:45:PHE:CE2	5:AH:47:LYS:HD2	2.21	0.75
9:AL:63:ILE:HD11	9:AL:81:ILE:HD11	1.67	0.75
17:AT:22:LEU:HD11	17:AT:39:SER:HB3	1.68	0.75
23:AD:64:G:H2'	23:AD:65:G:C8	2.21	0.75
30:BG:67:LYS:O	30:BG:67:LYS:HD2	1.85	0.75
31:BH:153:LYS:CG	31:BH:162:ILE:H	1.99	0.75
8:CK:20:TYR:HE2	8:CK:75:ARG:HD2	1.49	0.75
25:DA:1485:G:O2'	25:DA:1486:A:H5'	1.86	0.75
25:DA:2128:C:H2'	25:DA:2129:C:C6	2.21	0.75
36:DP:90:VAL:O	36:DP:90:VAL:HG12	1.84	0.75
38:DQ:86:ALA:O	38:DQ:87:PHE:CB	2.34	0.75
25:BA:1053:C:H42	25:BA:1106:G:H1	1.31	0.75
28:BE:59:VAL:HG11	28:BE:63:LEU:CD1	2.15	0.75
28:BE:59:VAL:HG21	28:BE:73:GLU:HB3	1.69	0.75
35:BO:16:ARG:HG3	35:BO:16:ARG:HH11	1.49	0.75
35:BO:112:LEU:H	35:BO:128:HIS:CD2	2.05	0.75
9:CL:47:LEU:HD23	9:CL:50:LEU:HD12	1.69	0.75
50:D4:32:TYR:O	50:D4:33:VAL:HG22	1.86	0.75
1:AA:686:U:O2'	1:AA:687:A:O5'	2.04	0.75
1:AA:1025:U:O2'	1:AA:1026:G:O5'	2.04	0.75
1:AA:1090:U:H2'	1:AA:1091:U:H6	1.50	0.75
1:AA:1132:C:H2'	1:AA:1133:G:C8	2.22	0.75
1:AA:1450:U:O2'	1:AA:1451:A:H8	1.69	0.75
25:BA:2373:G:H1	25:BA:2380:C:N4	1.84	0.75
28:BE:23:VAL:CG1	28:BE:185:LYS:HA	2.17	0.75
28:BE:35:GLN:O	28:BE:36:ARG:HG2	1.85	0.75
31:BH:4:ILE:HG13	31:BH:6:ARG:CZ	2.16	0.75
1:CA:164:U:H2'	1:CA:165:C:H6	1.50	0.75
3:CF:43:LEU:O	3:CF:47:LEU:HB2	1.87	0.75
25:DA:587:C:O2	35:DO:33:ARG:NH1	2.20	0.75
25:DA:851:U:OP1	49:DX:49:LYS:HE2	1.87	0.75
10:AM:8:LEU:HD12	10:AM:20:ALA:HB2	1.68	0.75
25:BA:1728:G:H3'	25:BA:1729:A:H5''	1.67	0.75
25:BA:2306:C:H3'	25:BA:2307:G:C5'	2.17	0.75
26:BB:37:C:H2'	26:BB:38:C:H5'	1.69	0.75
29:BF:127:GLU:OE2	29:BF:127:GLU:HA	1.84	0.75
38:BQ:85:VAL:HG23	38:BQ:112:PHE:CE1	2.22	0.75
22:CB:17:U:H5''	22:CB:18:G:C8	2.21	0.75
25:DA:2015:A:C2	51:D5:6:VAL:HG23	2.22	0.75
25:DA:2602:A:H4'	25:DA:2603:G:O5'	1.87	0.75

*Continued on next page...*

*Continued from previous page...*

Atom-1	Atom-2	Interatomic distance (Å)	Clash overlap (Å)
40:D1:92:ARG:HD2	40:D1:95:LEU:HD12	1.68	0.75
43:DT:23:GLU:HG3	43:DT:24:GLY:H	1.52	0.75
1:AA:1318:A:H1'	19:AV:37:ARG:HH21	1.49	0.75
25:BA:273(F):C:H3'	25:BA:274:G:H5''	1.68	0.75
25:BA:654(M):C:H2'	25:BA:654(N):G:N7	2.01	0.75
25:BA:2116:G:P	25:BA:2165:G:H22	2.09	0.75
25:BA:2422:A:H4'	25:BA:2423:U:OP1	1.87	0.75
36:BP:20:ALA:HB2	36:BP:99:PRO:HD2	1.67	0.75
1:CA:1036:G:H2'	1:CA:1037:C:C2	2.21	0.75
1:CA:1274:G:O2'	1:CA:1275:A:H5'	1.86	0.75
36:DP:29:PHE:CG	36:DP:65:PHE:CE1	2.75	0.75
52:D6:15:GLU:HG2	52:D6:16:CYS:H	1.52	0.75
1:AA:437:U:H5''	4:AG:155:LEU:HD22	1.68	0.75
1:AA:624:C:O3'	16:AS:10:GLY:HA2	1.87	0.75
1:AA:977:A:H8	1:AA:1223:C:N3	1.85	0.75
25:BA:330:A:HO2'	25:BA:331:A:H8	1.30	0.75
25:BA:1427:A:H4'	25:BA:1428:C:O5'	1.84	0.75
35:BO:39:LYS:HG3	35:BO:45:LEU:HD22	1.69	0.75
36:BP:66:ILE:O	36:BP:67:ARG:HB2	1.86	0.75
38:BQ:106:ARG:HA	38:BQ:110:LEU:HD11	1.68	0.75
42:BS:29:LEU:HD21	42:BS:33:ARG:CZ	2.17	0.75
25:DA:90:U:O2'	25:DA:91:A:C8	2.37	0.75
25:DA:2340:G:O2'	25:DA:2341:G:H5'	1.86	0.75
41:D2:76:LYS:CB	41:D2:79:VAL:HG21	2.17	0.75
25:BA:879:G:H1	25:BA:898:C:N4	1.85	0.75
25:BA:1060:U:H1'	25:BA:1061:U:OP2	1.87	0.75
33:BM:46:VAL:CG1	33:BM:47:ALA:H	1.98	0.75
1:CA:983:A:N1	1:CA:1222:G:N2	2.33	0.75
1:CA:1129:C:C4	1:CA:1139:G:C2	2.75	0.75
1:CA:1286:A:C8	1:CA:1287:A:H4'	2.21	0.75
1:CA:1298:C:OP2	7:CJ:114:ARG:NH2	2.18	0.75
7:CJ:78:ARG:CZ	7:CJ:80:VAL:HB	2.17	0.75
14:CQ:45:ARG:HG3	14:CQ:45:ARG:HH11	1.52	0.75
25:DA:1070:A:H8	25:DA:1096:A:HO2'	1.34	0.75
29:DF:132:VAL:HG22	29:DF:133:ASN:H	1.50	0.75
30:DG:111:LEU:HB2	30:DG:112:PRO:HD3	1.69	0.75
35:DO:135:LEU:O	35:DO:139:LYS:HB2	1.86	0.75
50:D4:20:ASN:CG	50:D4:21:VAL:H	1.89	0.75
25:BA:330:A:O2'	25:BA:331:A:C8	2.40	0.74
25:BA:1403:C:H5''	25:BA:1471:A:H1'	1.66	0.74
25:BA:1607:C:H4'	25:BA:1608:A:O5'	1.86	0.74

*Continued on next page...*

*Continued from previous page...*

Atom-1	Atom-2	Interatomic distance (Å)	Clash overlap (Å)
38:BQ:85:VAL:HG21	38:BQ:112:PHE:HZ	1.52	0.74
1:CA:179:A:H2'	1:CA:180:U:H6	1.51	0.74
33:DM:29:LYS:HE2	33:DM:29:LYS:HA	1.68	0.74
34:DN:115:VAL:HG13	34:DN:121:VAL:HG21	1.68	0.74
36:DP:66:ILE:CG1	36:DP:67:ARG:N	2.49	0.74
41:D2:83:ARG:H	41:D2:83:ARG:HD3	1.49	0.74
45:DV:28:MET:HG3	45:DV:37:VAL:HG11	1.69	0.74
1:AA:1348:U:H4'	9:AL:120:ARG:HD2	1.68	0.74
13:AP:3:ARG:HG2	13:AP:9:ILE:CG1	2.17	0.74
25:BA:654(A):A:C2	25:BA:654(T):A:N1	2.54	0.74
25:BA:1026:U:H4'	25:BA:1027:A:OP1	1.85	0.74
28:BE:51:PHE:CD1	28:BE:52:LEU:HD21	2.22	0.74
1:CA:1305:G:O2'	1:CA:1306:A:H8	1.68	0.74
25:DA:1012:U:C4	25:DA:1143:A:N1	2.55	0.74
25:DA:1142:U:O2	25:DA:1142:U:H2'	1.87	0.74
33:DM:128:HIS:NE2	33:DM:134:ARG:HD2	2.02	0.74
54:D8:49:VAL:O	54:D8:50:LEU:HD12	1.86	0.74
1:AA:975:A:C4'	1:AA:976:G:H5''	2.17	0.74
3:AF:166:GLU:HG3	3:AF:167:TRP:H	1.51	0.74
25:BA:2298:A:H62	25:BA:2318:G:H8	1.31	0.74
35:BO:64:LYS:CB	54:B8:25:MET:CG	2.60	0.74
1:CA:1325:C:H4'	21:CX:17:THR:HG21	1.68	0.74
27:DD:246:PRO:HD2	27:DD:255:LYS:HE2	1.68	0.74
28:BE:23:VAL:HA	28:BE:185:LYS:HA	1.70	0.74
28:BE:116:VAL:O	28:BE:117:MET:HB3	1.88	0.74
47:BZ:8:SER:OG	47:BZ:10:LYS:HG3	1.88	0.74
54:B8:34:TRP:O	54:B8:35:GLN:HG3	1.88	0.74
54:B8:34:TRP:CZ3	54:B8:35:GLN:OE1	2.41	0.74
25:DA:2580:U:H4'	28:DE:130:GLY:CA	2.17	0.74
29:DF:181:LEU:HD21	29:DF:186:ILE:HD11	1.69	0.74
38:DQ:19:LYS:O	38:DQ:20:ARG:HD3	1.86	0.74
45:DV:175:VAL:HG22	45:DV:176:PRO:CD	2.17	0.74
1:AA:1347:G:N2	1:AA:1373:G:H2'	2.03	0.74
25:BA:314:A:C2'	25:BA:315:G:H5'	2.18	0.74
25:BA:2467:C:H4'	36:BP:123:HIS:ND1	2.02	0.74
25:BA:2690:C:H5''	25:BA:2872:G:H21	1.51	0.74
1:CA:913:A:H4'	1:CA:914:A:O5'	1.87	0.74
4:CG:15:GLU:OE1	4:CG:66:ARG:NH1	2.21	0.74
35:DO:64:LYS:HB3	54:D8:25:MET:HG3	1.49	0.74
5:AH:10:MET:HB3	5:AH:32:VAL:HG22	1.69	0.74
10:AM:48:THR:HG23	10:AM:62:HIS:HB3	1.69	0.74

*Continued on next page...*

*Continued from previous page...*

Atom-1	Atom-2	Interatomic distance (Å)	Clash overlap (Å)
10:AM:55:LYS:HB3	10:AM:55:LYS:HZ3	1.51	0.74
25:BA:1264:G:H5'	51:B5:11:THR:CG2	2.18	0.74
4:CG:24:GLU:N	4:CG:24:GLU:OE2	2.21	0.74
25:DA:2531:A:H4'	31:DH:157:TYR:CD2	2.22	0.74
1:AA:27:G:H4'	4:AG:209:ARG:HG3	1.69	0.74
25:BA:1049:C:H2'	25:BA:1050:A:H5'	1.68	0.74
27:BD:182:LEU:N	27:BD:272:ALA:HB2	2.02	0.74
45:BV:54:HIS:NE2	45:BV:123:ASP:OD2	2.20	0.74
25:DA:674:G:H1'	29:DF:74:ARG:HD3	1.68	0.74
35:DO:15:ARG:HH11	35:DO:15:ARG:CB	2.01	0.74
35:DO:38:GLN:HG2	35:DO:45:LEU:CD1	2.18	0.74
49:DX:19:GLN:HE22	49:DX:52:HIS:HE1	1.35	0.74
54:D8:50:LEU:O	54:D8:51:ALA:HB3	1.87	0.74
1:AA:1004:A:H8	1:AA:1036:G:N1	1.85	0.74
1:AA:1096:C:H2'	1:AA:1097:C:H6	1.53	0.74
10:AM:48:THR:HA	10:AM:62:HIS:HB3	1.70	0.74
28:BE:66:HIS:C	28:BE:66:HIS:HD1	1.91	0.74
39:BR:39:ARG:HG2	39:BR:40:THR:H	1.53	0.74
1:CA:407:G:H1	1:CA:435:C:H42	1.34	0.74
1:CA:1435:G:H2'	1:CA:1436:U:H6	1.52	0.74
2:CE:91:PRO:HG3	2:CE:154:LEU:HB3	1.69	0.74
35:DO:122:PRO:HB3	35:DO:141:ALA:HB1	1.68	0.74
45:DV:60:GLU:HA	45:DV:66:SER:HA	1.69	0.74
2:AE:60:ASP:HB3	2:AE:64:ARG:HH12	1.52	0.74
41:B2:35:LEU:HD22	41:B2:35:LEU:H	1.53	0.74
1:CA:972:C:O3'	10:CM:57:LYS:HG3	1.87	0.74
2:CE:7:VAL:HG22	2:CE:8:LYS:H	1.52	0.74
2:CE:19:HIS:NE2	2:CE:206:ASP:HB2	2.03	0.74
4:CG:3:ARG:NH2	4:CG:5:ILE:HG12	2.01	0.74
22:CB:44:G:C2'	22:CB:45:U:H5'	2.18	0.74
25:DA:2057:A:O2'	25:DA:2058:A:H5'	1.88	0.74
25:DA:2210:G:H3'	25:DA:2211:G:C5	2.21	0.74
26:DB:42:C:O2	30:DG:93:THR:N	2.18	0.74
27:DD:68:LYS:HD3	27:DD:70:TRP:CZ2	2.23	0.74
28:DE:44:TYR:O	28:DE:45:THR:CB	2.36	0.74
36:DP:66:ILE:CG1	36:DP:67:ARG:H	1.99	0.74
43:DT:63:LYS:O	43:DT:63:LYS:HD2	1.88	0.74
1:AA:438:G:H4'	4:AG:123:HIS:CG	2.23	0.74
1:AA:687:A:H4'	1:AA:688:G:O5'	1.86	0.74
3:AF:19:GLU:HA	3:AF:54:ARG:HH12	1.52	0.74
7:AJ:26:PHE:CE2	7:AJ:30:ILE:HD11	2.22	0.74

*Continued on next page...*

*Continued from previous page...*

Atom-1	Atom-2	Interatomic distance (Å)	Clash overlap (Å)
21:AX:15:ARG:HH11	21:AX:15:ARG:CG	1.98	0.74
25:BA:102:G:OP1	48:BW:7:ARG:NH2	2.20	0.74
25:BA:336:C:H5''	44:BU:6:HIS:HD2	1.53	0.74
25:BA:1139:G:O2'	25:BA:1143:A:N1	2.20	0.74
30:BG:70:VAL:HG21	30:BG:87:PRO:HB3	1.69	0.74
30:BG:112:PRO:HB3	50:B4:37:SER:CB	2.17	0.74
47:BZ:58:ILE:CD1	47:BZ:86:SER:HB2	2.18	0.74
53:B7:8:ASN:C	53:B7:8:ASN:ND2	2.38	0.74
5:CH:101:ILE:HD11	5:CH:119:LEU:HD23	1.70	0.74
12:CO:70:ILE:HD13	12:CO:77:LEU:HD12	1.67	0.74
25:DA:2656:U:H3	25:DA:2665:A:H2	1.35	0.74
33:DM:47:ALA:HB2	33:DM:112:LEU:CD1	2.13	0.74
52:D6:23:THR:O	52:D6:24:GLU:HB2	1.88	0.74
1:AA:244:U:H4'	1:AA:245:C:O5'	1.86	0.73
1:AA:254:G:OP1	17:AT:67:LYS:O	2.06	0.73
1:AA:382:A:H2'	1:AA:383:A:C8	2.22	0.73
2:AE:141:GLU:O	2:AE:145:LEU:HB2	1.88	0.73
14:AQ:23:ARG:HH11	14:AQ:23:ARG:HG3	1.53	0.73
15:AR:56:LEU:O	15:AR:60:VAL:HG23	1.88	0.73
15:AR:70:LEU:HD11	15:AR:77:ARG:HG3	1.70	0.73
24:A1:13:U:H2'	24:A1:13:U:O2	1.87	0.73
25:BA:566:U:OP1	35:BO:29:LYS:HE3	1.88	0.73
25:BA:2733:A:H2'	25:BA:2734:A:H5''	1.70	0.73
30:BG:96:ARG:HG2	30:BG:96:ARG:NH1	1.97	0.73
30:BG:110:ALA:HA	30:BG:140:ILE:O	1.87	0.73
38:BQ:36:TYR:N	38:BQ:36:TYR:HD1	1.85	0.73
4:CG:3:ARG:HH11	4:CG:115:ARG:HB3	1.53	0.73
23:CC:32:G:C5	23:CC:33:C:C5	2.76	0.73
30:DG:111:LEU:HB3	30:DG:117:PHE:HE2	1.51	0.73
44:DU:76:CYS:O	44:DU:78:ALA:N	2.21	0.73
17:AT:45:HIS:O	17:AT:73:VAL:HG23	1.87	0.73
25:BA:1165:U:H2'	25:BA:1166:C:H6	1.53	0.73
25:BA:2310:A:C2	30:BG:77:ILE:HG13	2.21	0.73
28:BE:38:THR:CB	28:BE:39:PRO:HD2	2.18	0.73
28:BE:78:LEU:CD1	28:BE:79:ARG:H	2.00	0.73
29:BF:67:GLN:O	29:BF:67:GLN:HG3	1.86	0.73
35:BO:50:ARG:HH21	35:BO:50:ARG:CG	2.01	0.73
38:BQ:85:VAL:HG21	38:BQ:112:PHE:CZ	2.23	0.73
25:DA:287:C:H2'	25:DA:288:C:H6	1.51	0.73
25:DA:1300:U:H4'	25:DA:1301:A:H5''	1.70	0.73
25:DA:1597:A:H5''	25:DA:1598:C:OP1	1.88	0.73

*Continued on next page...*

*Continued from previous page...*

Atom-1	Atom-2	Interatomic distance (Å)	Clash overlap (Å)
25:DA:1952:A:C6	34:DN:22:ILE:CD1	2.71	0.73
25:DA:2420:C:H41	54:D8:31:HIS:CB	2.01	0.73
31:DH:125:VAL:HG22	31:DH:126:PRO:CD	2.06	0.73
32:DK:101:LEU:HD23	32:DK:101:LEU:H	1.53	0.73
36:DP:66:ILE:HD12	36:DP:67:ARG:CA	2.17	0.73
41:D2:71:LEU:CA	41:D2:86:GLY:HA2	2.17	0.73
52:D6:35:GLU:O	52:D6:36:LEU:HB2	1.89	0.73
1:AA:250:A:H4'	1:AA:251:G:C5'	2.18	0.73
25:BA:2690:C:H5''	25:BA:2872:G:N2	2.03	0.73
26:BB:37:C:C2'	26:BB:38:C:H5'	2.18	0.73
28:BE:41:LYS:NZ	28:BE:41:LYS:HB2	2.03	0.73
45:BV:152:ALA:HB3	45:BV:167:PRO:O	1.88	0.73
9:CL:79:LEU:HD13	9:CL:83:ARG:HD2	1.68	0.73
25:DA:1126:A:H4'	25:DA:1127:A:O5'	1.88	0.73
29:DF:82:ILE:C	29:DF:82:ILE:HD12	2.09	0.73
36:DP:75:THR:CB	36:DP:88:GLY:HA3	2.16	0.73
20:AW:100:ILE:HG13	20:AW:101:GLY:N	2.03	0.73
25:BA:654(A):A:H2	25:BA:654(T):A:N1	1.87	0.73
25:BA:1298:C:H5''	25:BA:1299:G:OP2	1.88	0.73
25:BA:2310:A:H2'	25:BA:2311:A:H5''	1.70	0.73
29:BF:32:LEU:O	29:BF:32:LEU:HD12	1.88	0.73
35:BO:15:ARG:HH11	35:BO:15:ARG:CB	2.01	0.73
41:B2:44:LYS:CD	41:B2:45:THR:H	1.99	0.73
1:CA:1028:C:H42	1:CA:1033:G:H1	1.35	0.73
2:CE:132:LYS:HA	2:CE:135:GLN:HB2	1.69	0.73
16:CS:5:ARG:NH1	16:CS:22:THR:HG21	2.03	0.73
26:DB:39:A:C6	50:D4:1:MET:HB3	2.22	0.73
52:D6:31:PRO:HB2	52:D6:33:LYS:HB2	1.70	0.73
54:D8:60:LEU:C	54:D8:61:LEU:HG	2.08	0.73
1:AA:280:C:H3'	1:AA:281:G:H5'	1.70	0.73
1:AA:1251:A:H4'	9:AL:12:GLU:OE1	1.88	0.73
10:AM:55:LYS:HB3	10:AM:55:LYS:NZ	2.03	0.73
25:BA:1210:A:H5'	25:BA:1210:A:H8	1.52	0.73
33:BM:58:ASP:H	33:BM:60:ILE:HD11	1.54	0.73
50:B4:52:THR:OG1	50:B4:53:GLU:N	2.21	0.73
1:CA:1346:A:H1'	1:CA:1347:G:OP2	1.88	0.73
25:DA:205:G:H1'	25:DA:206:U:OP2	1.88	0.73
25:DA:598:G:H1'	35:DO:12:ALA:HB2	1.70	0.73
30:DG:112:PRO:HB2	50:D4:37:SER:HA	1.71	0.73
42:DS:65:LEU:HD13	42:DS:68:ARG:CD	2.17	0.73
15:AR:55:GLY:HA2	15:AR:58:MET:HE2	1.70	0.73

*Continued on next page...*

*Continued from previous page...*

Atom-1	Atom-2	Interatomic distance (Å)	Clash overlap (Å)
26:BB:15:A:H4'	26:BB:15:A:OP1	1.88	0.73
25:DA:1070:A:H5'	25:DA:1071:G:C5'	2.18	0.73
28:DE:47:VAL:HG11	28:DE:49:LEU:HD23	1.71	0.73
29:DF:68:LYS:HZ3	29:DF:68:LYS:HA	1.53	0.73
33:DM:97:ARG:HG2	33:DM:97:ARG:NH1	1.95	0.73
36:DP:3:MET:HB2	36:DP:93:TYR:CD1	2.24	0.73
40:D1:65:ILE:HD11	40:D1:96:ALA:CB	2.18	0.73
47:DZ:78:LYS:O	47:DZ:78:LYS:HD2	1.89	0.73
1:AA:530:G:H4'	1:AA:531:U:OP2	1.87	0.73
1:AA:606:G:H22	1:AA:631:G:H8	1.36	0.73
9:AL:5:TYR:HE2	9:AL:16:ARG:HG2	1.54	0.73
25:BA:1063:G:H1	25:BA:1075:C:H42	1.36	0.73
25:BA:2562:U:H1'	34:BN:23:ARG:HH11	1.51	0.73
1:CA:972:C:H4'	10:CM:57:LYS:HG3	1.71	0.73
25:DA:2343:C:O2'	25:DA:2373:G:O2'	2.05	0.73
29:DF:83:PHE:C	29:DF:84:VAL:CG1	2.57	0.73
33:DM:47:ALA:CB	33:DM:112:LEU:HD11	2.12	0.73
52:D6:52:VAL:HG22	52:D6:53:LYS:HG3	1.71	0.73
4:AG:5:ILE:HG22	4:AG:6:GLY:N	2.01	0.73
25:BA:2393:A:H5'	35:BO:62:LEU:CB	2.19	0.73
36:BP:30:GLY:CA	36:BP:107:ALA:HB2	2.18	0.73
41:B2:66:ARG:NH1	41:B2:88:ARG:HD3	2.04	0.73
1:CA:353:A:H8	1:CA:353:A:H5'	1.52	0.73
25:DA:1826:G:H4'	27:DD:242:ARG:NH2	2.01	0.73
25:DA:2127:G:H21	25:DA:2173:A:H8	1.37	0.73
25:DA:2531:A:H5'	31:DH:157:TYR:HE2	1.52	0.73
35:DO:88:LEU:HD11	35:DO:95:VAL:HG21	1.71	0.73
43:DT:60:ARG:HH11	43:DT:60:ARG:CG	2.01	0.73
1:AA:200:G:N2	1:AA:218:C:O2	2.22	0.73
5:AH:10:MET:SD	5:AH:13:ILE:HD13	2.29	0.73
27:BD:35:LYS:HA	27:BD:64:ILE:HG22	1.71	0.73
33:BM:133:GLN:H	33:BM:133:GLN:NE2	1.87	0.73
1:CA:1199:U:H4'	10:CM:54:PHE:CE1	2.23	0.73
1:CA:1392:G:H21	1:CA:1502:A:H8	1.36	0.73
3:CF:35:GLU:HG3	3:CF:38:ARG:HH21	1.54	0.73
10:CM:54:PHE:CD2	10:CM:55:LYS:HD2	2.24	0.73
25:DA:228:A:H3'	25:DA:228:A:H8	1.53	0.73
28:DE:47:VAL:HG13	28:DE:48:GLN:H	1.53	0.73
1:AA:156:G:H1	1:AA:165:C:H42	1.37	0.73
2:AE:60:ASP:HB3	2:AE:64:ARG:NH1	2.03	0.73
23:AD:21:U:H3'	23:AD:22:A:C5'	2.19	0.73

*Continued on next page...*

*Continued from previous page...*

Atom-1	Atom-2	Interatomic distance (Å)	Clash overlap (Å)
25:BA:49:A:C8	25:BA:120:U:C5	2.74	0.73
27:BD:69:ARG:NH2	27:BD:128:GLY:O	2.22	0.73
32:BK:125:GLU:OE1	32:BK:141:LYS:HB3	1.89	0.73
39:BR:74:ARG:HD3	39:BR:76:PHE:CZ	2.24	0.73
46:B3:83:PRO:O	46:B3:84:LEU:HB2	1.87	0.73
1:CA:498:A:H4'	1:CA:500:G:OP1	1.87	0.73
5:CH:143:ARG:NH1	8:CK:77:GLU:OE1	2.22	0.73
16:CS:8:ARG:HH11	16:CS:8:ARG:HG2	1.53	0.73
22:CB:55:G:H2'	22:CB:56:G:H8	1.53	0.73
25:DA:527:C:OP2	25:DA:2779:U:H5	1.71	0.73
25:DA:864:G:C6	25:DA:865:C:N4	2.56	0.73
28:DE:5:LEU:HD21	28:DE:79:ARG:HB2	1.70	0.73
36:DP:33:GLY:HA2	36:DP:105:GLU:HB2	1.70	0.73
41:D2:70:ILE:O	41:D2:71:LEU:HB2	1.88	0.73
25:BA:559:G:H22	40:B1:49:HIS:CD2	2.06	0.72
25:BA:1204:A:C2	25:BA:1241:A:N1	2.57	0.72
25:BA:2068:U:N3	25:BA:2430:A:C2	2.53	0.72
28:BE:27:LEU:HD13	39:BR:1:MET:HE2	1.69	0.72
1:CA:250:A:H4'	1:CA:251:G:O5'	1.88	0.72
12:CO:8:ASN:HD22	17:CT:34:LYS:HE2	1.54	0.72
23:CD:7:G:H3'	23:CD:8:U:H5'	1.71	0.72
36:DP:64:ILE:HD13	36:DP:64:ILE:N	2.01	0.72
1:AA:523:A:H61	12:AO:92:ASP:HB2	1.54	0.72
1:AA:1036:G:H3'	1:AA:1037:C:C6	2.24	0.72
25:BA:1062:G:H2'	25:BA:1063:G:C8	2.23	0.72
25:BA:1903:G:OP1	27:BD:241:PRO:HB2	1.89	0.72
27:BD:64:ILE:O	27:BD:64:ILE:HG12	1.87	0.72
25:DA:1012:U:C5	33:DM:28:THR:HG21	2.23	0.72
25:DA:1839:G:C8	25:DA:1927:A:H1'	2.24	0.72
25:DA:2128:C:H4'	25:DA:2173:A:N6	2.04	0.72
25:DA:2681:C:H2'	25:DA:2681:C:O2	1.88	0.72
27:DD:35:LYS:CE	27:DD:64:ILE:O	2.37	0.72
28:DE:52:LEU:O	28:DE:74:PRO:CA	2.36	0.72
27:BD:34:VAL:O	27:BD:34:VAL:HG13	1.89	0.72
1:CA:1321:C:H3'	1:CA:1322:C:H5''	1.71	0.72
25:DA:1188:U:O2'	25:DA:1189:A:H5'	1.88	0.72
25:DA:1278:A:O2'	37:D0:34:ILE:HD11	1.89	0.72
25:DA:2219:G:H2'	25:DA:2224:G:H5'	1.71	0.72
29:DF:31:HIS:CB	35:DO:9:ASN:OD1	2.37	0.72
38:DQ:58:LEU:HD12	38:DQ:65:VAL:HG22	1.72	0.72
41:D2:70:ILE:O	41:D2:71:LEU:CB	2.36	0.72

*Continued on next page...*



*Continued from previous page...*

Atom-1	Atom-2	Interatomic distance (Å)	Clash overlap (Å)
43:DT:50:LYS:H	43:DT:87:GLN:HE22	1.35	0.72
1:AA:57:G:H2'	1:AA:58:C:C6	2.23	0.72
31:BH:86:GLU:HG3	31:BH:165:ALA:HB2	1.72	0.72
33:BM:133:GLN:HE21	33:BM:133:GLN:H	1.37	0.72
45:BV:76:LEU:HD23	45:BV:76:LEU:H	1.54	0.72
1:CA:235:C:C5'	17:CT:70:ARG:HG2	2.18	0.72
1:CA:1005:A:C2	1:CA:1006:C:H1'	2.24	0.72
22:CB:87:A:H8	25:DA:2583:G:N2	1.83	0.72
25:DA:195:A:OP1	35:DO:46:LYS:CE	2.36	0.72
25:DA:545:G:H21	25:DA:548:A:N6	1.86	0.72
25:DA:832:G:H5'	35:DO:45:LEU:HD11	1.71	0.72
25:DA:1156:A:OP1	40:D1:55:ARG:NH1	2.22	0.72
25:DA:1864:U:C2'	25:DA:1869:G:H5''	2.20	0.72
31:DH:154:PRO:O	31:DH:155:SER:HB3	1.89	0.72
35:DO:36:LYS:NZ	35:DO:36:LYS:HB2	2.02	0.72
36:DP:75:THR:HG21	36:DP:87:LYS:CE	2.18	0.72
45:DV:105:VAL:HG22	45:DV:106:GLY:H	1.52	0.72
19:AV:50:ALA:HB1	19:AV:57:HIS:HB3	1.70	0.72
23:AD:57:C:N3	25:BA:2112:G:N2	2.36	0.72
25:BA:518:G:H4'	42:BS:18:ARG:HH11	1.53	0.72
27:BD:34:VAL:HG22	27:BD:35:LYS:HG3	1.72	0.72
30:BG:72:ARG:HH21	30:BG:87:PRO:HD3	1.54	0.72
40:B1:92:ARG:HD3	40:B1:94:ASN:HB3	1.72	0.72
1:CA:748:C:H4'	1:CA:749:C:O5'	1.87	0.72
1:CA:1502:A:H2	1:CA:1505:G:H1	1.38	0.72
25:DA:71:A:OP2	25:DA:71:A:H3'	1.89	0.72
25:DA:511:U:H3'	25:DA:512:G:H5''	1.72	0.72
25:DA:1342:A:C2	25:DA:1602:U:N3	2.57	0.72
25:DA:2131:G:OP1	25:DA:2132:U:H3'	1.89	0.72
1:AA:625:G:C5'	16:AS:16:HIS:HD2	2.03	0.72
1:AA:731:G:OP1	1:AA:766:A:H1'	1.90	0.72
33:BM:46:VAL:O	33:BM:47:ALA:HB3	1.89	0.72
34:BN:67:LYS:HE3	34:BN:68:GLU:OE1	1.88	0.72
47:BZ:85:LEU:CA	47:BZ:87:PRO:HD2	2.19	0.72
52:B6:15:GLU:HG2	52:B6:16:CYS:N	2.05	0.72
4:CG:13:ARG:CG	4:CG:14:ARG:H	1.93	0.72
25:DA:888:C:H4'	25:DA:889:C:C5'	2.20	0.72
25:DA:2287:A:N1	25:DA:2346:A:C2	2.58	0.72
1:AA:143:A:H2	1:AA:220:G:H1	1.37	0.72
4:AG:81:GLU:OE1	4:AG:139:ARG:NH2	2.22	0.72
25:BA:2402:C:HO2'	25:BA:2403:C:P	2.12	0.72

*Continued on next page...*

*Continued from previous page...*

Atom-1	Atom-2	Interatomic distance (Å)	Clash overlap (Å)
33:BM:46:VAL:HG13	33:BM:47:ALA:N	2.05	0.72
36:BP:30:GLY:HA2	36:BP:107:ALA:HB2	1.72	0.72
44:BU:78:ALA:HB3	44:BU:81:LYS:NZ	2.03	0.72
25:DA:1416:G:O2'	25:DA:1417:C:O5'	2.06	0.72
25:DA:2185:C:H2'	25:DA:2186:G:C8	2.24	0.72
49:DX:19:GLN:HE22	49:DX:52:HIS:CE1	2.07	0.72
1:AA:977:A:C8	1:AA:1223:C:C4	2.78	0.72
1:AA:1423:G:OP1	34:BN:49:ARG:NH2	2.21	0.72
25:BA:847:U:C5	25:BA:933:A:N1	2.57	0.72
25:BA:1991:U:H2'	25:BA:1992:G:H5''	1.71	0.72
30:BG:104:GLU:CD	50:B4:23:GLU:HG3	2.10	0.72
19:CV:78:ARG:HD3	19:CV:79:THR:H	1.53	0.72
1:AA:503:C:OP1	12:AO:119:LYS:HE2	1.90	0.72
1:AA:1497:G:C2'	1:AA:1498:U:H5'	2.20	0.72
25:BA:1141:U:H6	33:BM:63:THR:OG1	1.71	0.72
25:BA:2157:G:O2'	25:BA:2158:A:O5'	2.07	0.72
30:BG:109:VAL:HG13	50:B4:33:VAL:HG21	1.71	0.72
30:BG:112:PRO:HB3	50:B4:37:SER:HB2	1.72	0.72
31:BH:159:GLU:HG2	31:BH:170:ARG:NH1	2.05	0.72
52:B6:30:THR:HA	52:B6:31:PRO:C	2.10	0.72
54:B8:37:SER:HA	54:B8:41:ILE:HG21	1.72	0.72
1:CA:421:U:H5''	1:CA:422:C:OP2	1.89	0.72
1:CA:973:G:OP1	10:CM:57:LYS:NZ	2.23	0.72
3:CF:130:VAL:O	3:CF:134:ILE:HG12	1.89	0.72
25:DA:239:U:H5''	25:DA:239:U:H6	1.55	0.72
40:D1:92:ARG:HD3	40:D1:94:ASN:HB3	1.71	0.72
1:AA:376:G:H5''	16:AS:5:ARG:HD2	1.69	0.72
1:AA:501:C:H2'	1:AA:502:G:C8	2.25	0.72
6:AI:14:LEU:HD22	6:AI:18:GLN:NE2	2.05	0.72
25:BA:1473:G:C2'	25:BA:1474:C:H5'	2.20	0.72
30:BG:73:ALA:CB	30:BG:82:LEU:HD21	2.18	0.72
35:BO:64:LYS:HD2	54:B8:25:MET:SD	2.27	0.72
1:CA:191:G:O2'	20:CW:103:GLY:HA2	1.90	0.72
7:CJ:97:GLN:HE21	7:CJ:101:LEU:HD11	1.55	0.72
23:CD:54:G:H2'	23:CD:55:U:C6	2.24	0.72
25:DA:148:C:H6	25:DA:148:C:C5'	2.02	0.72
25:DA:1342:A:N1	25:DA:1602:U:C2	2.57	0.72
28:DE:79:ARG:O	28:DE:80:GLU:CB	2.37	0.72
30:DG:37:VAL:O	30:DG:94:LEU:HD23	1.90	0.72
45:DV:138:GLU:O	45:DV:156:LYS:HG3	1.89	0.72
25:BA:2119:A:H61	25:BA:2170:A:N6	1.88	0.71

*Continued on next page...*

*Continued from previous page...*

Atom-1	Atom-2	Interatomic distance (Å)	Clash overlap (Å)
25:BA:2439:A:C8	25:BA:2439:A:C5'	2.73	0.71
28:BE:19:ARG:NH1	34:BN:72:PRO:CG	2.53	0.71
33:BM:131:GLN:NE2	33:BM:132:ALA:H	1.88	0.71
1:CA:560:U:HO2'	1:CA:561:U:P	2.11	0.71
8:CK:20:TYR:CE2	8:CK:75:ARG:HD2	2.24	0.71
9:CL:125:TYR:HD2	9:CL:126:SER:N	1.87	0.71
12:CO:32:PHE:HB3	12:CO:84:LEU:CD2	2.20	0.71
18:CU:22:VAL:HG13	18:CU:56:THR:HA	1.71	0.71
23:CD:64:G:H2'	23:CD:65:G:C8	2.25	0.71
25:DA:323:G:HO2'	25:DA:1205:U:H3	1.35	0.71
25:BA:314:A:H2'	25:BA:315:G:H5'	1.72	0.71
25:BA:654:A:H2'	25:BA:654:A:N3	2.04	0.71
25:BA:2467:C:O2'	25:BA:2468:G:H5'	1.90	0.71
27:BD:35:LYS:HZ1	27:BD:65:ILE:HA	1.55	0.71
1:CA:973:G:N3	10:CM:55:LYS:HE2	2.05	0.71
36:DP:83:MET:SD	36:DP:83:MET:N	2.63	0.71
39:DR:93:ARG:HG2	39:DR:117:ASP:CB	2.19	0.71
44:DU:61:ILE:HG22	44:DU:62:GLU:H	1.55	0.71
4:AG:122:ARG:HG2	4:AG:122:ARG:NH1	1.98	0.71
8:AK:25:ASP:OD2	8:AK:60:ARG:HG2	1.91	0.71
23:AC:1:C:H2'	23:AC:2:G:OP2	1.90	0.71
25:BA:2689:U:H4'	25:BA:2690:C:H5'	1.71	0.71
49:BX:31:LEU:O	49:BX:32:GLN:HB2	1.88	0.71
50:B4:37:SER:HB3	50:B4:42:PHE:CD1	2.25	0.71
2:CE:71:VAL:HG11	2:CE:97:TRP:HD1	1.54	0.71
23:CC:43:G:H2'	23:CC:44:A:H8	1.56	0.71
25:DA:598:G:C1'	35:DO:12:ALA:HB2	2.21	0.71
25:DA:2611:U:H5'	25:DA:2611:U:H6	1.55	0.71
25:DA:2748:A:C8	25:DA:2754:U:O4	2.42	0.71
25:DA:2839:G:H5'	37:D0:46:GLY:HA2	1.72	0.71
45:DV:87:ASP:N	45:DV:87:ASP:OD2	2.22	0.71
1:AA:353:A:H5'	1:AA:353:A:H8	1.55	0.71
3:AF:58:GLU:HB2	3:AF:65:ALA:CB	2.20	0.71
22:AB:56:G:H2'	22:AB:57:C:H6	1.55	0.71
25:BA:905:U:C2'	25:BA:906:G:H5''	2.21	0.71
25:BA:2682:U:O2'	39:BR:58:ASN:OD1	2.07	0.71
26:BB:43:C:OP1	30:BG:67:LYS:NZ	2.24	0.71
31:BH:115:VAL:HG12	31:BH:115:VAL:O	1.90	0.71
51:B5:33:CYS:SG	51:B5:40:LYS:NZ	2.61	0.71
1:CA:1300:G:O2'	1:CA:1301:U:O5'	2.07	0.71
13:CP:110:ARG:HH11	13:CP:110:ARG:CG	2.04	0.71

*Continued on next page...*

*Continued from previous page...*

Atom-1	Atom-2	Interatomic distance (Å)	Clash overlap (Å)
15:CR:87:ILE:CG2	15:CR:88:ARG:H	2.03	0.71
25:DA:12:U:O2	25:DA:12:U:H2'	1.90	0.71
29:DF:34:TRP:CZ3	35:DO:8:PRO:HB3	2.24	0.71
47:DZ:4:VAL:HG12	47:DZ:11:ARG:HB3	1.72	0.71
1:AA:1346:A:H5''	9:AL:120:ARG:NH1	2.04	0.71
1:AA:1450:U:HO2'	1:AA:1451:A:H8	1.37	0.71
2:AE:84:GLU:HB3	2:AE:219:VAL:HG21	1.72	0.71
9:AL:112:LYS:HA	9:AL:119:ALA:HB2	1.71	0.71
13:AP:15:VAL:HG23	13:AP:43:THR:O	1.90	0.71
23:AD:57:C:N4	25:BA:2112:G:H1	1.88	0.71
25:BA:873:G:H1	25:BA:904:C:H42	1.38	0.71
1:CA:1285:A:H4'	1:CA:1286:A:O5'	1.91	0.71
3:CF:180:ALA:HB1	3:CF:203:PHE:HE1	1.55	0.71
17:CT:67:LYS:HA	17:CT:70:ARG:HH12	1.55	0.71
25:DA:531:C:H4'	25:DA:532:A:H5''	1.71	0.71
25:DA:654(R):C:N4	25:DA:654(S):G:O6	2.24	0.71
25:DA:2321:G:H2'	25:DA:2321:G:N3	2.04	0.71
28:DE:79:ARG:O	28:DE:80:GLU:HB2	1.89	0.71
45:DV:108:PRO:HA	45:DV:143:GLY:N	2.04	0.71
47:DZ:92:LYS:HE2	47:DZ:93:GLU:H	1.54	0.71
13:AP:108:ARG:HG3	13:AP:108:ARG:NH1	2.01	0.71
26:BB:28:C:OP1	38:BQ:36:TYR:OH	2.06	0.71
27:BD:35:LYS:HE3	27:BD:64:ILE:C	2.11	0.71
1:CA:509:A:O2'	1:CA:510:A:OP1	2.09	0.71
3:CF:63:ASN:HB3	3:CF:98:ASN:HB3	1.73	0.71
10:CM:54:PHE:CE2	10:CM:55:LYS:HD2	2.26	0.71
26:DB:83:G:H1	26:DB:93:C:H42	1.36	0.71
26:DB:111:U:H2'	26:DB:112:G:C8	2.26	0.71
27:DD:25:THR:O	27:DD:27:THR:N	2.23	0.71
30:DG:60:LEU:O	30:DG:64:THR:HG22	1.91	0.71
30:DG:117:PHE:CD1	30:DG:118:ARG:O	2.43	0.71
38:DQ:11:LYS:O	38:DQ:15:ARG:HB2	1.90	0.71
38:DQ:14:VAL:HG21	38:DQ:89:ARG:CG	2.21	0.71
41:D2:76:LYS:HB3	41:D2:79:VAL:CG2	2.16	0.71
1:AA:1004:A:H5''	1:AA:1025:U:C4	2.26	0.71
25:BA:2032:G:H21	28:BE:146:THR:CG2	2.04	0.71
25:BA:2211:G:H4'	25:BA:2212:A:OP2	1.90	0.71
26:BB:3:C:H2'	26:BB:4:C:H6	1.54	0.71
28:BE:51:PHE:O	28:BE:74:PRO:CB	2.39	0.71
28:BE:119:ARG:HD3	28:BE:160:TYR:HB2	1.73	0.71
47:BZ:65:SER:OG	47:BZ:66:HIS:HD2	1.73	0.71

*Continued on next page...*

*Continued from previous page...*

Atom-1	Atom-2	Interatomic distance (Å)	Clash overlap (Å)
1:CA:827:U:H3	1:CA:872:A:H62	1.36	0.71
1:CA:828:A:H5''	1:CA:859:A:C2	2.26	0.71
1:CA:1372:U:OP1	9:CL:72:GLY:N	2.24	0.71
1:CA:1451:A:OP2	1:CA:1452:C:N4	2.23	0.71
25:DA:152:G:H1	25:DA:174:C:N4	1.88	0.71
25:DA:2446:G:H2'	25:DA:2447:G:H5''	1.72	0.71
10:AM:24:VAL:HG21	10:AM:37:PRO:HD3	1.73	0.71
16:AS:23:ASP:OD1	16:AS:25:ARG:HG2	1.91	0.71
28:BE:2:LYS:HD3	28:BE:95:ILE:HG22	1.72	0.71
28:BE:35:GLN:CG	28:BE:36:ARG:H	2.02	0.71
31:BH:151:ILE:O	31:BH:153:LYS:HD2	1.88	0.71
45:BV:6:LYS:CA	45:BV:60:GLU:HB2	2.20	0.71
19:CV:28:LYS:HE3	19:CV:29:ARG:H	1.55	0.71
23:CD:42:C:H2'	23:CD:43:G:H8	1.55	0.71
25:DA:528:A:H8	25:DA:528:A:H3'	1.56	0.71
25:DA:2068:U:N3	25:DA:2430:A:H2	1.87	0.71
27:DD:43:ARG:HD2	27:DD:44:ASN:ND2	2.06	0.71
31:DH:4:ILE:HB	31:DH:6:ARG:NH1	2.06	0.71
1:AA:686:U:O4	1:AA:703:G:H1'	1.91	0.71
4:AG:170:VAL:HG22	4:AG:171:GLY:H	1.56	0.71
23:AD:15:G:N2	23:AD:49:C:O2	2.21	0.71
25:BA:270(L):U:H2'	25:BA:270(L):U:O2	1.90	0.71
28:BE:35:GLN:NE2	28:BE:37:ARG:NH1	2.38	0.71
31:BH:83:TYR:HB3	31:BH:135:GLY:N	2.03	0.71
31:BH:138:LYS:HA	31:BH:141:VAL:HB	1.73	0.71
2:CE:92:TYR:CE2	2:CE:151:GLY:HA3	2.26	0.71
10:CM:22:LYS:HD2	10:CM:26:ALA:HB2	1.73	0.71
25:DA:887:A:H3'	25:DA:888:C:H5'	1.73	0.71
30:DG:67:LYS:HD2	50:D4:6:HIS:HE2	1.55	0.71
33:DM:45:ASN:O	33:DM:46:VAL:CG2	2.36	0.71
36:DP:21:THR:CG2	36:DP:21:THR:O	2.38	0.71
36:DP:23:GLY:HA2	36:DP:25:ASP:HB2	1.73	0.71
1:AA:484:G:O2'	1:AA:485:G:OP2	2.05	0.71
8:AK:87:SER:HB2	8:AK:93:VAL:CB	2.20	0.71
23:AD:8:U:H3	23:AD:14:A:H62	1.38	0.71
25:BA:1359:A:H2	25:BA:1372:U:O4	1.73	0.71
44:BU:87:LYS:HD2	44:BU:92:ASN:HB3	1.73	0.71
45:BV:45:ASP:O	45:BV:49:ARG:HG2	1.89	0.71
13:CP:39:ILE:HD13	13:CP:52:GLU:HB3	1.73	0.71
13:CP:55:ARG:HH11	13:CP:55:ARG:HG3	1.56	0.71
23:CC:1:C:C2'	23:CC:2:G:OP2	2.39	0.71

*Continued on next page...*

*Continued from previous page...*

Atom-1	Atom-2	Interatomic distance (Å)	Clash overlap (Å)
23:CD:21:U:H2'	23:CD:22:A:H5''	1.73	0.71
25:DA:71:A:C2	43:DT:31:HIS:HE1	2.09	0.71
25:DA:517:C:OP1	51:D5:16:ARG:NH2	2.22	0.71
25:DA:885:C:C4	25:DA:890:A:C6	2.79	0.71
25:DA:1899:G:N2	25:DA:1902:C:H41	1.88	0.71
25:DA:2119:A:N6	25:DA:2170:A:N7	2.38	0.71
25:DA:2337:G:H5''	25:DA:2338:G:OP2	1.89	0.71
36:DP:27:VAL:CG1	36:DP:105:GLU:OE2	2.35	0.71
43:DT:63:LYS:H	43:DT:63:LYS:HE3	1.55	0.71
1:AA:217:C:O2'	1:AA:466:C:N4	2.23	0.70
1:AA:1239:A:H62	1:AA:1299:A:N6	1.89	0.70
3:AF:19:GLU:HA	3:AF:54:ARG:NH1	2.06	0.70
25:BA:76:C:O2'	48:BW:62:THR:HG21	1.91	0.70
25:BA:2402:C:H2'	25:BA:2403:C:H5'	1.73	0.70
28:BE:14:ILE:HB	28:BE:21:VAL:HG23	1.71	0.70
28:BE:48:GLN:O	28:BE:49:LEU:CB	2.34	0.70
29:BF:103:LYS:HA	29:BF:106:ARG:HG3	1.71	0.70
36:BP:104:PHE:HE1	36:BP:125:LEU:HD11	1.54	0.70
1:CA:963:G:HO2'	10:CM:54:PHE:HZ	1.39	0.70
9:CL:20:ARG:O	9:CL:60:ASP:HB2	1.91	0.70
25:DA:2371:G:O4'	52:D6:45:LYS:CE	2.31	0.70
26:DB:5:C:H42	26:DB:115:G:H1	1.37	0.70
27:DD:255:LYS:O	27:DD:255:LYS:HD2	1.90	0.70
29:DF:123:LEU:HA	29:DF:192:LEU:O	1.91	0.70
32:DK:7:GLU:HA	32:DK:15:VAL:HG22	1.73	0.70
32:DK:82:ARG:HB3	32:DK:89:TYR:HD2	1.55	0.70
33:DM:15:LEU:HB2	33:DM:134:ARG:HG2	1.71	0.70
35:DO:19:VAL:HG22	35:DO:27:HIS:HB3	1.68	0.70
44:DU:39:VAL:HG23	44:DU:40:GLU:H	1.55	0.70
45:DV:175:VAL:CG2	45:DV:176:PRO:HD3	2.21	0.70
48:DW:17:SER:HB2	48:DW:18:PRO:C	2.11	0.70
1:AA:1175:G:H2'	1:AA:1176:A:C8	2.26	0.70
14:AQ:44:LEU:O	14:AQ:44:LEU:HD12	1.91	0.70
15:AR:74:ASP:CG	15:AR:77:ARG:HG2	2.10	0.70
25:BA:32:C:C2'	25:BA:33:U:H5'	2.21	0.70
25:BA:1329:U:H5''	25:BA:1330:C:H5	1.56	0.70
25:BA:1799:G:H5'	25:BA:1819:A:H61	1.56	0.70
27:BD:25:THR:HB	27:BD:82:ILE:H	1.55	0.70
45:BV:121:HIS:HB3	45:BV:123:ASP:O	1.91	0.70
54:B8:34:TRP:CE3	54:B8:35:GLN:OE1	2.44	0.70
1:CA:328:C:O2	1:CA:328:C:C2'	2.39	0.70

*Continued on next page...*

*Continued from previous page...*

Atom-1	Atom-2	Interatomic distance (Å)	Clash overlap (Å)
23:CC:62:C:H2'	23:CC:63:C:H6	1.56	0.70
25:DA:2154:G:H2'	25:DA:2155:G:C8	2.26	0.70
43:DT:5:TYR:CZ	48:DW:30:ARG:HG3	2.25	0.70
25:BA:1678:G:N2	25:BA:1989:G:H22	1.88	0.70
25:BA:2392:A:H2	25:BA:2424:C:H42	1.37	0.70
1:CA:1004:A:H1'	1:CA:1036:G:C2	2.26	0.70
1:CA:1004:A:C5'	1:CA:1025:U:O4	2.39	0.70
7:CJ:113:GLU:O	7:CJ:119:ARG:HD3	1.91	0.70
23:CC:18:C:O2	23:CC:18:C:C2'	2.39	0.70
25:DA:1430:C:H2'	25:DA:1431:U:H6	1.56	0.70
25:DA:2531:A:H4'	31:DH:157:TYR:HD2	1.54	0.70
1:AA:1004:A:C4	1:AA:1025:U:C2	2.79	0.70
2:AE:111:ARG:HH11	2:AE:111:ARG:HG2	1.55	0.70
25:BA:1047:G:H2'	25:BA:1110:G:N1	2.07	0.70
25:BA:2419:U:H4'	52:B6:23:THR:HG21	1.73	0.70
29:BF:34:TRP:NE1	35:BO:8:PRO:HD3	2.06	0.70
36:BP:88:GLY:C	36:BP:90:VAL:N	2.43	0.70
38:BQ:110:LEU:HA	38:BQ:112:PHE:CE1	2.26	0.70
44:BU:81:LYS:HZ3	44:BU:96:ILE:HD12	1.56	0.70
3:CF:131:ARG:NH1	5:CH:50:GLU:HG3	2.06	0.70
7:CJ:79:ARG:HG2	7:CJ:84:ASN:HD21	1.56	0.70
28:DE:44:TYR:N	28:DE:44:TYR:HD1	1.84	0.70
35:DO:15:ARG:CG	35:DO:15:ARG:NH1	2.39	0.70
1:AA:1306:A:H61	1:AA:1331:G:H1'	1.53	0.70
4:AG:111:ALA:HB2	4:AG:120:LEU:HD12	1.73	0.70
5:AH:126:ARG:HG3	5:AH:126:ARG:NH1	1.96	0.70
31:BH:159:GLU:CG	31:BH:170:ARG:HH12	2.02	0.70
32:BK:2:LYS:HB2	32:BK:39:ALA:HB2	1.72	0.70
35:BO:63:PRO:CB	54:B8:12:LYS:O	2.39	0.70
41:B2:29:PRO:HA	41:B2:61:VAL:CG2	2.22	0.70
1:CA:1298:C:C5	7:CJ:114:ARG:HD2	2.25	0.70
13:CP:81:LEU:HD13	13:CP:88:ARG:HH11	1.56	0.70
25:DA:270(I):G:H1	25:DA:270(Q):C:H42	1.37	0.70
29:DF:53:THR:HG23	29:DF:55:GLY:H	1.55	0.70
31:DH:148:ILE:O	31:DH:151:ILE:HG12	1.91	0.70
1:AA:1004:A:C2	1:AA:1024:G:C8	2.79	0.70
1:AA:1053:G:O3'	1:AA:1054:C:H4'	1.91	0.70
18:AU:66:LEU:O	18:AU:70:ILE:HG13	1.91	0.70
23:AC:20:G:C2	23:AC:58:A:N3	2.60	0.70
28:BE:120:TRP:CE3	28:BE:155:LYS:HD3	2.26	0.70
38:BQ:28:VAL:HG11	38:BQ:98:VAL:HG13	1.74	0.70

*Continued on next page...*

*Continued from previous page...*

Atom-1	Atom-2	Interatomic distance (Å)	Clash overlap (Å)
39:BR:124:ASP:O	39:BR:128:GLU:N	2.25	0.70
45:BV:150:LEU:HD23	45:BV:154:ASP:HB2	1.74	0.70
1:CA:1392:G:N2	1:CA:1502:A:H8	1.89	0.70
2:CE:111:ARG:HG2	2:CE:111:ARG:NH1	2.00	0.70
13:CP:86:CYS:O	13:CP:89:GLY:N	2.22	0.70
25:DA:71:A:C2	43:DT:31:HIS:CE1	2.75	0.70
25:DA:1771:C:H1'	25:DA:1786:A:C8	2.27	0.70
35:DO:111:ARG:HG3	35:DO:128:HIS:CG	2.26	0.70
36:DP:68:ILE:HD13	36:DP:103:MET:HB3	1.72	0.70
3:AF:64:VAL:HG23	3:AF:99:VAL:HA	1.72	0.70
26:BB:3:C:H2'	26:BB:4:C:C6	2.26	0.70
35:BO:58:THR:HG22	35:BO:58:THR:O	1.92	0.70
35:BO:112:LEU:H	35:BO:128:HIS:HD2	1.37	0.70
36:BP:63:LYS:HD3	36:BP:65:PHE:CZ	2.27	0.70
1:CA:1149:C:H2'	1:CA:1150:U:C6	2.26	0.70
1:AA:105:G:H2'	1:AA:106:C:C6	2.25	0.70
1:AA:1008:C:H42	1:AA:1021:G:H1	1.38	0.70
1:AA:1125:U:OP2	1:AA:1145:C:N4	2.25	0.70
5:AH:148:VAL:HG21	8:AK:107:LEU:HD22	1.73	0.70
25:BA:10:G:N2	25:BA:2802:G:OP1	2.25	0.70
25:BA:1771:C:H1'	25:BA:1786:A:C8	2.26	0.70
25:BA:1925:C:C2'	25:BA:1926:U:H5'	2.22	0.70
25:BA:2164:C:H2'	25:BA:2165:G:H8	1.57	0.70
28:BE:23:VAL:HG11	28:BE:173:VAL:CG2	2.22	0.70
1:CA:1502:A:H4'	1:CA:1503:A:OP2	1.90	0.70
16:CS:1:MET:HE1	16:CS:65:GLN:HG2	1.74	0.70
25:DA:310:A:OP1	44:DU:18:GLY:HA2	1.91	0.70
31:DH:81:GLU:HG2	31:DH:83:TYR:HB2	1.74	0.70
31:DH:150:ALA:C	31:DH:152:ARG:H	1.95	0.70
39:DR:8:LYS:NZ	39:DR:8:LYS:HB3	2.07	0.70
25:BA:442:G:N3	29:BF:48:THR:CG2	2.54	0.70
25:BA:524:U:H2'	25:BA:525:U:C6	2.27	0.70
36:BP:78:PRO:O	36:BP:79:LEU:HD12	1.90	0.70
37:B0:74:LYS:C	37:B0:76:VAL:H	1.95	0.70
10:CM:27:ALA:HB2	10:CM:85:LEU:HD11	1.73	0.70
25:DA:528:A:H2	25:DA:2043:C:C5'	2.05	0.70
25:DA:997:G:C2'	25:DA:998:C:H5'	2.22	0.70
27:DD:164:GLN:HG2	27:DD:166:GLN:HE22	1.55	0.70
41:D2:81:TYR:O	41:D2:82:ARG:CG	2.30	0.70
25:BA:259:G:O2'	25:BA:621:A:O2'	2.06	0.70
25:BA:2415:G:C4'	35:BO:67:MET:H	2.01	0.70

*Continued on next page...*



*Continued from previous page...*

Atom-1	Atom-2	Interatomic distance (Å)	Clash overlap (Å)
28:BE:51:PHE:HD1	28:BE:52:LEU:HD23	1.46	0.70
28:BE:52:LEU:O	28:BE:75:VAL:HG22	1.92	0.70
35:BO:17:LYS:HE2	35:BO:27:HIS:CE1	2.27	0.70
38:BQ:36:TYR:N	38:BQ:36:TYR:CD1	2.57	0.70
1:CA:250:A:H1'	1:CA:251:G:OP2	1.91	0.70
13:CP:54:VAL:O	13:CP:58:GLU:HG2	1.91	0.70
25:DA:2371:G:H4'	52:D6:45:LYS:HE2	1.72	0.70
25:DA:2378:A:H4'	38:DQ:23:ARG:HH11	1.57	0.70
25:DA:2849:U:O4	39:DR:23:ARG:NH2	2.25	0.70
27:DD:35:LYS:HD3	27:DD:63:ARG:C	2.13	0.70
44:DU:97:ARG:HD3	44:DU:97:ARG:H	1.57	0.70
54:D8:34:TRP:O	54:D8:36:LYS:CG	2.30	0.70
1:AA:792:A:H1'	1:AA:794:A:N7	2.07	0.69
1:AA:933:G:OP2	7:AJ:3:ARG:HB2	1.92	0.69
25:BA:593:G:H1'	54:B8:4:MET:HE1	1.74	0.69
25:BA:607:U:N3	25:BA:621:A:C2	2.59	0.69
25:BA:1113:U:OP1	31:BH:2:SER:N	2.24	0.69
26:BB:12:C:O2	46:B3:74:ARG:NH1	2.24	0.69
27:BD:35:LYS:HD3	27:BD:63:ARG:CA	2.21	0.69
35:BO:38:GLN:HG2	35:BO:45:LEU:HD13	1.74	0.69
39:BR:105:LEU:O	39:BR:107:ASP:OD1	2.10	0.69
44:BU:42:VAL:O	44:BU:42:VAL:HG12	1.92	0.69
9:CL:28:VAL:HG22	9:CL:63:ILE:HB	1.73	0.69
23:CC:17:C:C3'	23:CC:18:C:H5''	2.18	0.69
27:DD:5:LYS:HB2	27:DD:5:LYS:NZ	2.06	0.69
36:DP:43:THR:OG1	36:DP:46:GLN:HG3	1.92	0.69
39:DR:74:ARG:HG2	39:DR:74:ARG:NH1	1.89	0.69
41:D2:83:ARG:O	41:D2:84:LYS:CB	2.40	0.69
41:D2:83:ARG:O	41:D2:84:LYS:HB2	1.92	0.69
42:DS:75:TYR:CZ	42:DS:104:THR:HG21	2.27	0.69
50:D4:18:CYS:SG	50:D4:19:GLY:HA2	2.32	0.69
1:AA:39:G:N7	1:AA:547:A:H8	1.90	0.69
8:AK:64:LYS:HB3	8:AK:79:VAL:HG21	1.74	0.69
14:AQ:41:ARG:HH11	14:AQ:41:ARG:HG2	1.58	0.69
50:B4:61:ARG:HA	50:B4:61:ARG:NE	2.07	0.69
51:B5:42:PRO:HB2	51:B5:43:HIS:HD2	1.57	0.69
52:B6:15:GLU:CG	52:B6:16:CYS:H	2.05	0.69
25:DA:171:G:H2'	25:DA:172:C:C6	2.28	0.69
25:DA:1964:G:H4'	25:DA:1965:C:OP2	1.91	0.69
27:DD:30:GLU:CD	27:DD:63:ARG:HH21	1.95	0.69
27:DD:166:GLN:HA	27:DD:166:GLN:NE2	2.06	0.69

*Continued on next page...*

*Continued from previous page...*

Atom-1	Atom-2	Interatomic distance (Å)	Clash overlap (Å)
35:DO:64:LYS:HD3	54:D8:25:MET:SD	2.32	0.69
36:DP:66:ILE:CD1	36:DP:67:ARG:N	2.30	0.69
52:D6:27:LYS:HZ1	52:D6:28:ARG:HH12	1.40	0.69
54:D8:40:GLU:H	54:D8:43:GLN:HG3	1.56	0.69
1:AA:625:G:C5'	16:AS:16:HIS:CD2	2.75	0.69
4:AG:173:TRP:CD1	4:AG:174:LEU:HG	2.27	0.69
25:BA:847:U:O4	25:BA:933:A:N1	2.24	0.69
25:BA:1900:A:H8	25:BA:1900:A:H5'	1.57	0.69
28:BE:78:LEU:CD1	28:BE:79:ARG:N	2.50	0.69
37:B0:103:ARG:HH11	42:BS:40:ASN:HD22	1.37	0.69
4:CG:122:ARG:NH2	4:CG:134:ASP:HB3	2.06	0.69
25:DA:674:G:O2'	29:DF:74:ARG:HG3	1.93	0.69
51:D5:4:HIS:HB3	51:D5:5:PRO:HD2	1.65	0.69
54:D8:39:LYS:HG2	54:D8:40:GLU:H	1.57	0.69
1:AA:658:G:C5	1:AA:659:U:C5	2.79	0.69
4:AG:122:ARG:HH11	4:AG:122:ARG:CG	2.03	0.69
23:AC:20:G:HO2'	23:AC:21:U:H5	1.41	0.69
25:BA:1021:A:C3'	25:BA:1022:G:H5''	2.23	0.69
25:BA:1240:U:O2'	25:BA:1241:A:H5'	1.92	0.69
26:BB:78:A:C2	26:BB:99:A:C4	2.80	0.69
27:BD:6:PHE:CE1	27:BD:18:VAL:HG23	2.24	0.69
31:BH:12:PRO:HD3	31:BH:48:GLY:O	1.92	0.69
38:BQ:11:LYS:HD2	38:BQ:15:ARG:HH21	1.56	0.69
40:B1:92:ARG:CZ	41:B2:11:GLN:H	2.05	0.69
45:BV:111:VAL:HG11	45:BV:146:ILE:HB	1.72	0.69
47:BZ:23:LYS:HB3	47:BZ:29:GLY:HA3	1.74	0.69
1:CA:197:A:OP2	1:CA:197:A:H3'	1.93	0.69
1:CA:537:G:H5''	12:CO:113:ARG:HH12	1.55	0.69
1:CA:1306:A:N6	1:CA:1331:G:H1'	2.08	0.69
9:CL:85:LEU:HD13	9:CL:92:TYR:HD2	1.57	0.69
25:DA:273(D):C:H42	25:DA:363(B):G:H1	1.40	0.69
25:DA:2849:U:O2'	25:DA:2866:U:O2	2.09	0.69
29:DF:82:ILE:CD1	29:DF:82:ILE:O	2.41	0.69
32:DK:78:THR:HB	32:DK:104:GLN:HE22	1.58	0.69
39:DR:56:GLY:O	39:DR:58:ASN:N	2.25	0.69
44:DU:81:LYS:HD3	44:DU:97:ARG:CZ	2.23	0.69
47:DZ:87:PRO:O	47:DZ:91:LYS:N	2.21	0.69
1:AA:1193:G:C2'	1:AA:1194:U:H5'	2.23	0.69
1:AA:1254:C:H41	10:AM:43:ARG:HH12	1.41	0.69
4:AG:201:GLN:HA	4:AG:201:GLN:HE21	1.57	0.69
25:BA:1014:U:H2'	25:BA:1015:G:H5''	1.72	0.69

*Continued on next page...*

*Continued from previous page...*

Atom-1	Atom-2	Interatomic distance (Å)	Clash overlap (Å)
31:BH:83:TYR:HB2	31:BH:134:SER:HA	1.73	0.69
31:BH:159:GLU:CG	31:BH:170:ARG:HH11	2.03	0.69
45:BV:62:PRO:O	45:BV:63:ASP:HB3	1.90	0.69
48:BW:46:GLN:HA	48:BW:46:GLN:OE1	1.93	0.69
1:CA:994:A:C5	1:CA:1216:G:H4'	2.27	0.69
1:CA:1297:C:H1'	1:CA:1298:C:OP2	1.92	0.69
1:CA:1442:G:H2'	1:CA:1443:G:O5'	1.93	0.69
5:CH:51:VAL:HB	5:CH:52:PRO:HD3	1.74	0.69
10:CM:49:VAL:O	10:CM:60:ARG:HB2	1.93	0.69
25:DA:148:C:H6	25:DA:148:C:H5'	1.57	0.69
25:DA:885:C:N3	25:DA:890:A:C6	2.60	0.69
25:DA:2211:G:H3'	25:DA:2212:A:N3	2.07	0.69
27:DD:85:ASP:OD2	27:DD:88:ARG:HD2	1.91	0.69
29:DF:181:LEU:CD2	29:DF:186:ILE:HD11	2.22	0.69
31:DH:168:PRO:O	31:DH:169:VAL:HG12	1.92	0.69
43:DT:12:VAL:HG13	43:DT:27:THR:O	1.92	0.69
1:AA:1004:A:H2	1:AA:1024:G:C8	2.11	0.69
1:AA:1106:G:C4	1:AA:1107:C:C5	2.81	0.69
25:BA:881:G:H3'	25:BA:882:G:C4'	2.22	0.69
25:BA:1178:C:H4'	25:BA:1179:C:OP1	1.91	0.69
25:BA:2263:C:H5''	25:BA:2264:C:OP2	1.92	0.69
25:BA:2310:A:H2	30:BG:77:ILE:HG13	1.54	0.69
28:BE:19:ARG:HH12	34:BN:72:PRO:CG	2.06	0.69
29:BF:176:LEU:HD21	29:BF:180:GLY:O	1.93	0.69
33:BM:132:ALA:HB1	33:BM:133:GLN:NE2	2.06	0.69
42:BS:79:GLY:CA	42:BS:100:THR:HG22	2.22	0.69
5:CH:51:VAL:O	5:CH:55:VAL:HG23	1.93	0.69
25:DA:2872:G:C8	25:DA:2873:A:C2	2.80	0.69
27:DD:70:TRP:O	27:DD:73:VAL:HG23	1.92	0.69
3:AF:81:GLY:O	3:AF:85:ARG:HB2	1.92	0.69
3:AF:95:THR:HG22	3:AF:97:LYS:H	1.58	0.69
19:AV:36:ARG:NH1	19:AV:52:TYR:O	2.25	0.69
25:BA:71:A:C2	43:BT:31:HIS:CE1	2.70	0.69
25:BA:270(F):U:H2'	25:BA:270(G):C:C6	2.27	0.69
25:BA:1113:U:H5'	31:BH:2:SER:HB2	1.75	0.69
33:BM:40:PRO:HB3	40:B1:68:ALA:HB2	1.74	0.69
45:BV:61:LEU:O	45:BV:64:GLY:HA2	1.92	0.69
22:CB:18:G:O6	22:CB:71:U:O2	2.11	0.69
23:CC:28:U:O2	23:CC:45:A:C2	2.45	0.69
25:DA:1826:G:C4'	27:DD:242:ARG:HH21	2.03	0.69
25:DA:2872:G:C4	25:DA:2873:A:C2	2.80	0.69

*Continued on next page...*

*Continued from previous page...*

Atom-1	Atom-2	Interatomic distance (Å)	Clash overlap (Å)
28:DE:48:GLN:HG2	28:DE:78:LEU:HB3	1.74	0.69
28:DE:82:ARG:O	28:DE:82:ARG:HG3	1.90	0.69
35:DO:36:LYS:CB	35:DO:36:LYS:HZ3	2.03	0.69
1:AA:524:G:H2'	1:AA:525:C:C6	2.27	0.69
1:AA:1346:A:H5''	9:AL:120:ARG:HH12	1.58	0.69
22:AB:37:G:N2	24:A1:19:U:O2	2.19	0.69
25:BA:1084:A:N6	25:BA:1085:A:H62	1.90	0.69
25:BA:1899:G:N2	25:BA:1902:C:H5	1.90	0.69
25:BA:2115:G:H2'	25:BA:2116:G:H8	1.56	0.69
25:BA:2233:U:H2'	25:BA:2234:G:C8	2.27	0.69
25:BA:2261:C:H2'	25:BA:2262:U:H5'	1.75	0.69
25:BA:2344:U:O2'	52:B6:37:ARG:HG2	1.92	0.69
25:BA:2688:U:H5	25:BA:2720:U:OP2	1.76	0.69
25:BA:2799:A:H5''	25:BA:2801:A:OP2	1.92	0.69
27:BD:166:GLN:HE21	27:BD:166:GLN:CA	2.05	0.69
28:BE:53:PRO:HA	28:BE:74:PRO:HA	1.75	0.69
30:BG:107:LEU:HD21	30:BG:178:PHE:CD1	2.27	0.69
30:BG:135:LEU:HD23	30:BG:140:ILE:HD11	1.74	0.69
40:B1:110:VAL:O	40:B1:113:ALA:HB3	1.93	0.69
51:B5:3:LYS:HA	51:B5:3:LYS:HE3	1.75	0.69
1:CA:554:C:H2'	1:CA:555:C:H6	1.57	0.69
1:CA:976:G:OP1	14:CQ:32:SER:N	2.24	0.69
3:CF:35:GLU:HA	3:CF:38:ARG:HE	1.57	0.69
7:CJ:115:ARG:HB2	7:CJ:118:VAL:HG12	1.75	0.69
9:CL:24:GLY:HA2	9:CL:59:PHE:O	1.93	0.69
25:DA:125:G:H5''	53:D7:19:ARG:HD3	1.74	0.69
25:DA:753:C:H2'	25:DA:754:C:H6	1.58	0.69
25:DA:2150:U:H2'	25:DA:2151:G:H8	1.56	0.69
25:DA:2378:A:H8	25:DA:2378:A:O5'	1.75	0.69
28:DE:39:PRO:HD3	28:DE:45:THR:OG1	1.91	0.69
36:DP:137:TYR:CE1	45:DV:83:PRO:HG3	2.27	0.69
40:D1:92:ARG:HG3	40:D1:94:ASN:H	1.56	0.69
44:DU:13:VAL:CG2	44:DU:72:VAL:HB	2.22	0.69
1:AA:1003:G:C2'	1:AA:1004:A:H5'	2.22	0.69
1:AA:1159:U:C2	1:AA:1182:G:C2	2.81	0.69
1:AA:1170:A:H2'	1:AA:1171:G:O4'	1.93	0.69
6:AI:44:GLY:HA2	6:AI:59:TYR:CZ	2.28	0.69
15:AR:17:ARG:HG3	15:AR:17:ARG:HH11	1.57	0.69
19:AV:10:PHE:CD1	19:AV:10:PHE:N	2.60	0.69
25:BA:747:U:O2	25:BA:2014:A:H1'	1.92	0.69
25:BA:1165:U:H2'	25:BA:1166:C:C6	2.28	0.69

*Continued on next page...*

*Continued from previous page...*

Atom-1	Atom-2	Interatomic distance (Å)	Clash overlap (Å)
25:BA:1869:G:H5'	25:BA:1869:G:H8	1.55	0.69
25:BA:1899:G:H22	25:BA:1902:C:H41	0.73	0.69
25:BA:2162:G:H2'	25:BA:2163:C:H6	1.57	0.69
25:BA:2310:A:C2'	25:BA:2311:A:C5'	2.70	0.69
25:BA:2315:G:OP1	30:BG:36:LYS:NZ	2.26	0.69
28:BE:59:VAL:O	28:BE:60:ASN:CG	2.30	0.69
50:B4:10:VAL:HG22	50:B4:11:PRO:HD2	1.75	0.69
2:CE:12:GLU:HB2	2:CE:16:HIS:CE1	2.28	0.69
5:CH:57:LYS:HG2	5:CH:61:TYR:HE2	1.57	0.69
19:CV:18:LYS:O	19:CV:22:LEU:HB2	1.93	0.69
25:DA:943:U:OP2	35:DO:36:LYS:HG3	1.92	0.69
26:DB:50:G:OP1	38:DQ:63:THR:HG23	1.93	0.69
34:DN:4:PRO:O	34:DN:5:GLN:HB2	1.93	0.69
52:D6:15:GLU:HG3	52:D6:47:THR:HG21	1.75	0.69
1:AA:310:G:P	16:AS:27:LYS:HZ1	2.16	0.69
1:AA:1211:U:H5'	1:AA:1212:U:OP1	1.93	0.69
7:AJ:22:LEU:HD23	7:AJ:62:PHE:HE2	1.58	0.69
10:AM:49:VAL:HG22	14:AQ:41:ARG:HB2	1.74	0.69
25:BA:61:G:H5'	48:BW:50:ILE:HG12	1.74	0.69
25:BA:259:G:H21	25:BA:621:A:H8	1.37	0.69
25:BA:479:A:C2	25:BA:481:G:H5'	2.28	0.69
25:BA:2577:A:H5''	25:BA:2578:G:C5'	2.22	0.69
25:BA:2680:C:O2'	25:BA:2681:C:H5'	1.93	0.69
26:BB:13:A:N1	26:BB:69:G:O2'	2.19	0.69
31:BH:4:ILE:HD11	31:BH:7:LEU:HD11	1.75	0.69
1:CA:243:A:H4'	1:CA:244:U:O5'	1.93	0.69
1:CA:279:A:H4'	1:CA:280:C:O5'	1.92	0.69
1:CA:1226:C:C4	13:CP:104:ARG:HB2	2.28	0.69
3:CF:18:TRP:CD1	14:CQ:54:PRO:HA	2.28	0.69
4:CG:108:LEU:CD2	4:CG:183:GLY:HA3	2.21	0.69
25:DA:1310:G:OP2	53:D7:9:ARG:NH1	2.26	0.69
27:DD:64:ILE:O	27:DD:64:ILE:CG1	2.41	0.69
30:DG:15:VAL:HG13	30:DG:175:LEU:HB2	1.73	0.69
31:DH:20:ALA:HB3	31:DH:23:ARG:HB2	1.74	0.69
45:DV:93:ASP:HA	45:DV:130:PRO:HG2	1.74	0.69
5:AH:98:THR:HG22	5:AH:99:GLY:N	2.06	0.68
6:AI:69:GLU:O	6:AI:72:VAL:HG12	1.93	0.68
25:BA:1796:U:H2'	25:BA:1797:C:C6	2.28	0.68
29:BF:28:ILE:HG22	29:BF:112:MET:HB3	1.74	0.68
32:BK:114:LEU:O	32:BK:115:ALA:HB3	1.93	0.68
42:BS:70:TYR:H	42:BS:70:TYR:HD2	1.40	0.68

*Continued on next page...*

*Continued from previous page...*

Atom-1	Atom-2	Interatomic distance (Å)	Clash overlap (Å)
50:B4:42:PHE:CD1	50:B4:42:PHE:O	2.46	0.68
1:CA:426:G:P	4:CG:36:ARG:HH21	2.16	0.68
1:CA:1286:A:H5'	21:CX:25:LYS:HD2	1.75	0.68
13:CP:15:VAL:HG12	13:CP:45:VAL:HG22	1.75	0.68
25:DA:1606:G:H5''	25:DA:1607:C:OP1	1.93	0.68
27:DD:186:HIS:CD2	27:DD:188:GLU:H	2.10	0.68
28:DE:11:MET:HA	28:DE:24:THR:HA	1.75	0.68
39:DR:22:PHE:CE1	39:DR:52:ILE:HD11	2.29	0.68
41:D2:2:PHE:H	41:D2:42:GLY:HA3	1.58	0.68
50:D4:16:CYS:HA	50:D4:33:VAL:HG23	1.75	0.68
1:AA:883:C:C2'	1:AA:884:U:H5'	2.22	0.68
2:AE:29:ALA:O	2:AE:32:ILE:HG22	1.93	0.68
25:BA:85:G:OP2	44:BU:9:LYS:HB2	1.93	0.68
25:BA:588:U:H2'	25:BA:589:C:C6	2.29	0.68
25:BA:2336:A:H61	46:B3:43:THR:HG22	1.58	0.68
31:BH:153:LYS:HB3	31:BH:154:PRO:CD	2.23	0.68
34:BN:104:ARG:HH22	39:BR:43:GLN:HE22	1.40	0.68
40:B1:108:GLU:OE1	40:B1:112:ARG:NH1	2.27	0.68
17:CT:59:ILE:HG22	17:CT:71:PHE:CD1	2.27	0.68
20:CW:89:ARG:NH1	20:CW:105:SER:OG	2.27	0.68
25:DA:204:A:O2'	25:DA:205:G:OP2	2.09	0.68
25:DA:1187:G:H4'	41:D2:76:LYS:HZ2	1.58	0.68
25:DA:1332:G:H21	25:DA:1610:A:H8	1.41	0.68
26:DB:44:G:H1'	26:DB:47:C:H42	1.57	0.68
28:DE:151:TYR:HD2	28:DE:154:LYS:HZ2	1.40	0.68
45:DV:118:GLN:HB2	45:DV:173:ALA:O	1.93	0.68
50:D4:20:ASN:CG	50:D4:21:VAL:N	2.47	0.68
1:AA:1336:C:H4'	1:AA:1336:C:OP1	1.93	0.68
25:BA:1053:C:N4	25:BA:1106:G:H1	1.90	0.68
25:BA:1077:A:H3'	25:BA:1078:U:H5'	1.76	0.68
25:BA:1729:A:H2'	25:BA:1731:G:N7	2.09	0.68
28:BE:80:GLU:O	28:BE:82:ARG:N	2.26	0.68
28:BE:82:ARG:O	28:BE:84:PHE:N	2.26	0.68
45:BV:27:VAL:HG12	45:BV:87:ASP:HB3	1.73	0.68
46:B3:70:GLN:OE1	46:B3:72:ARG:HD3	1.93	0.68
1:CA:413:G:O2'	1:CA:414:A:OP2	2.08	0.68
1:CA:685:G:H5''	1:CA:686:U:OP2	1.92	0.68
25:DA:259:G:N2	25:DA:621:A:H8	1.90	0.68
25:DA:2148:G:H2'	25:DA:2149:G:H8	1.58	0.68
36:DP:98:LYS:HB3	36:DP:99:PRO:HD2	1.75	0.68
41:D2:71:LEU:HA	41:D2:86:GLY:HA2	1.74	0.68

*Continued on next page...*

*Continued from previous page...*

Atom-1	Atom-2	Interatomic distance (Å)	Clash overlap (Å)
44:DU:96:ILE:HD12	44:DU:98:VAL:HG12	1.75	0.68
45:DV:15:PRO:HB2	45:DV:19:ARG:NH2	2.08	0.68
47:DZ:65:SER:OG	47:DZ:66:HIS:HD2	1.77	0.68
1:AA:186(E):C:N4	1:AA:191(B):G:H1	1.92	0.68
4:AG:79:PHE:HE1	4:AG:204:ILE:HG12	1.58	0.68
22:AB:52:U:H2'	22:AB:53:A:H5'	1.74	0.68
25:BA:405:U:H2'	25:BA:405:U:O2	1.92	0.68
25:BA:1056:G:H21	25:BA:1103:A:N6	1.76	0.68
25:BA:1130:U:O2	28:BE:149:ARG:NH2	2.26	0.68
43:BT:15:GLU:CD	43:BT:15:GLU:H	1.96	0.68
45:BV:7:ALA:HB3	45:BV:61:LEU:CB	2.24	0.68
1:CA:273:A:H2'	1:CA:274:A:H5'	1.76	0.68
1:CA:1004:A:C1'	1:CA:1036:G:N1	2.49	0.68
1:CA:1285:A:H1'	1:CA:1286:A:OP2	1.93	0.68
3:CF:94:LEU:HD12	3:CF:95:THR:H	1.56	0.68
4:CG:8:VAL:HG12	4:CG:21:LEU:HD22	1.73	0.68
4:CG:62:GLN:NE2	4:CG:65:ARG:HE	1.91	0.68
5:CH:9:LYS:HB2	5:CH:112:LEU:HD11	1.74	0.68
7:CJ:76:ARG:HH11	7:CJ:76:ARG:HG2	1.57	0.68
13:CP:57:ARG:NH2	50:D4:34:GLU:HB2	2.07	0.68
22:CB:41:G:H2'	22:CB:42:U:C6	2.28	0.68
1:AA:412:A:H1'	1:AA:413:G:OP2	1.93	0.68
1:AA:498:A:H4'	1:AA:500:G:OP1	1.93	0.68
25:BA:1085:A:C2	25:BA:1086:A:N7	2.61	0.68
25:BA:1533:C:H2'	25:BA:1534:G:H8	1.55	0.68
25:BA:2563:U:H1'	25:BA:2566:A:N6	2.09	0.68
25:BA:2864:G:O2'	25:BA:2865:U:H5'	1.94	0.68
28:BE:35:GLN:CB	28:BE:48:GLN:CG	2.61	0.68
38:BQ:106:ARG:CA	38:BQ:110:LEU:HD21	2.24	0.68
44:BU:76:CYS:HB3	44:BU:96:ILE:HD13	1.75	0.68
1:CA:942:G:H21	9:CL:124:GLN:NE2	1.91	0.68
1:CA:1127:G:H2'	1:CA:1128:C:C6	2.29	0.68
2:CE:95:GLN:HB3	2:CE:148:TYR:HD1	1.59	0.68
3:CF:63:ASN:O	3:CF:64:VAL:HB	1.94	0.68
25:DA:776:G:H4'	25:DA:777:A:O5'	1.92	0.68
25:DA:1651:G:OP1	37:D0:37:THR:HG21	1.94	0.68
25:DA:1728:G:N1	25:DA:1730:U:OP2	2.26	0.68
36:DP:79:LEU:HD13	36:DP:80:GLU:HB2	1.75	0.68
39:DR:64:ARG:HB2	39:DR:73:GLU:HG3	1.76	0.68
40:D1:59:ARG:O	40:D1:63:VAL:HG23	1.93	0.68
41:D2:99:ILE:HG22	41:D2:99:ILE:O	1.93	0.68

*Continued on next page...*

*Continued from previous page...*

Atom-1	Atom-2	Interatomic distance (Å)	Clash overlap (Å)
54:D8:52:LYS:CB	54:D8:53:PRO:HD3	2.23	0.68
1:AA:872:A:C4	1:AA:874:G:N7	2.61	0.68
2:AE:22:LYS:HA	2:AE:22:LYS:HZ3	1.58	0.68
2:AE:187:LEU:HD23	2:AE:201:ILE:O	1.94	0.68
5:AH:76:ILE:HB	5:AH:77:PRO:HD2	1.76	0.68
13:AP:3:ARG:HD3	13:AP:7:VAL:HG13	1.73	0.68
22:AB:52:U:C5	22:AB:53:A:C8	2.82	0.68
25:BA:1519:G:C2'	25:BA:1520:U:H5'	2.23	0.68
52:B6:28:ARG:HH11	52:B6:28:ARG:HB3	1.58	0.68
10:CM:33:GLN:HB2	10:CM:75:ILE:HG12	1.74	0.68
14:CQ:26:ARG:NH1	14:CQ:47:LEU:HD21	2.09	0.68
25:DA:2162:G:H2'	25:DA:2163:C:H6	1.57	0.68
28:DE:64:LYS:HB3	28:DE:66:HIS:CD2	2.28	0.68
38:DQ:15:ARG:HD2	38:DQ:88:ASP:OD1	1.93	0.68
1:AA:1025:U:O2'	1:AA:1026:G:C5'	2.42	0.68
1:AA:1124:G:H3'	1:AA:1145:C:N4	2.05	0.68
1:AA:1399:C:C2	1:AA:1502:A:N6	2.61	0.68
5:AH:82:VAL:HB	5:AH:138:ALA:HB2	1.76	0.68
28:BE:41:LYS:NZ	28:BE:41:LYS:HB3	2.04	0.68
28:BE:81:ILE:CG2	28:BE:84:PHE:CD1	2.70	0.68
38:BQ:83:LYS:O	38:BQ:109:GLY:HA3	1.91	0.68
45:BV:7:ALA:HB3	45:BV:61:LEU:HB3	1.75	0.68
1:CA:164:U:H2'	1:CA:165:C:C6	2.27	0.68
4:CG:149:ALA:O	4:CG:153:ARG:HG2	1.93	0.68
12:CO:32:PHE:HB3	12:CO:84:LEU:HD21	1.76	0.68
22:CB:87:A:C8	25:DA:2583:G:N2	2.52	0.68
25:DA:607:U:H3	25:DA:621:A:H2	1.41	0.68
25:DA:1011:G:H2'	25:DA:1013:C:O4'	1.92	0.68
25:DA:1678:G:H22	25:DA:1989:G:N2	1.92	0.68
25:DA:2500:U:H5''	25:DA:2501:C:OP2	1.94	0.68
27:DD:35:LYS:HE3	27:DD:65:ILE:CA	2.23	0.68
28:DE:82:ARG:O	28:DE:83:ASP:CB	2.42	0.68
29:DF:24:LEU:CD1	29:DF:25:PRO:HD3	2.20	0.68
36:DP:134:ARG:HH22	45:DV:122:ARG:HD2	1.58	0.68
39:DR:8:LYS:NZ	39:DR:8:LYS:CB	2.57	0.68
1:AA:129(A):G:C2	1:AA:188:U:O2'	2.47	0.68
1:AA:464:G:O6	1:AA:466:C:H5'	1.94	0.68
2:AE:97:TRP:HH2	2:AE:176:GLU:HG3	1.58	0.68
11:AN:66:LEU:HD21	11:AN:97:ALA:HB1	1.75	0.68
23:AC:18:C:O2	23:AC:18:C:O2'	2.09	0.68
23:AC:18:C:O2'	23:AC:19:G:OP1	2.11	0.68

*Continued on next page...*



*Continued from previous page...*

Atom-1	Atom-2	Interatomic distance (Å)	Clash overlap (Å)
28:BE:21:VAL:HG23	28:BE:21:VAL:O	1.93	0.68
28:BE:79:ARG:HH22	28:BE:164:ARG:NH1	1.91	0.68
45:BV:29:TYR:CE2	45:BV:87:ASP:HB2	2.26	0.68
45:BV:164:ALA:O	45:BV:165:VAL:HG13	1.94	0.68
48:BW:47:ASN:O	48:BW:50:ILE:HG13	1.94	0.68
1:CA:266:G:H5''	1:CA:268:C:H41	1.59	0.68
1:CA:534:U:H5'	1:CA:535:A:OP2	1.94	0.68
1:CA:1162:C:H42	1:CA:1174:G:H1	1.42	0.68
1:CA:1255:G:OP1	10:CM:45:ARG:NH1	2.20	0.68
25:DA:1022:G:H22	25:DA:1142(A):A:H2	1.40	0.68
27:DD:35:LYS:HD3	27:DD:64:ILE:N	2.08	0.68
28:DE:46:ALA:HB2	28:DE:82:ARG:HB2	1.75	0.68
29:DF:110:LEU:HD22	29:DF:202:PHE:HE1	1.58	0.68
39:DR:91:ARG:HD2	39:DR:124:ASP:OD1	1.93	0.68
44:DU:17:SER:HB2	44:DU:71:LYS:CD	2.23	0.68
1:AA:1367:C:O2'	10:AM:48:THR:HG21	1.94	0.68
7:AJ:74:GLU:HG2	7:AJ:91:VAL:HG22	1.75	0.68
10:AM:40:LEU:HB2	10:AM:69:ASN:CB	2.24	0.68
25:BA:297:C:H5''	44:BU:85:VAL:CG2	2.24	0.68
25:BA:2470:G:O6	25:BA:2476:A:H1'	1.93	0.68
26:BB:50:G:OP1	38:BQ:63:THR:HG23	1.92	0.68
27:BD:235:GLY:O	27:BD:237:GLU:OE1	2.12	0.68
31:BH:20:ALA:HB1	31:BH:21:PRO:HD2	1.74	0.68
33:BM:13:TRP:O	33:BM:135:PRO:HD2	1.93	0.68
38:BQ:35:ILE:C	38:BQ:36:TYR:HD1	1.97	0.68
1:CA:179:A:H2'	1:CA:180:U:C6	2.29	0.68
1:CA:991:U:O2	1:CA:993:G:H8	1.77	0.68
1:CA:1004:A:C1'	1:CA:1036:G:H1	2.05	0.68
4:CG:30:LYS:HG2	4:CG:30:LYS:O	1.93	0.68
28:DE:80:GLU:O	28:DE:81:ILE:HB	1.94	0.68
35:DO:58:THR:HG22	35:DO:58:THR:O	1.92	0.68
38:DQ:86:ALA:O	38:DQ:87:PHE:HB3	1.94	0.68
50:D4:1:MET:C	50:D4:2:LYS:HD3	2.14	0.68
1:AA:1004:A:C5'	1:AA:1025:U:H3	2.07	0.68
1:AA:1374:A:H2'	1:AA:1375:A:H5'	1.74	0.68
6:AI:78:GLU:O	6:AI:81:ILE:HG13	1.93	0.68
16:AS:14:ASN:CG	16:AS:14:ASN:O	2.32	0.68
25:BA:1379:A:C1'	25:BA:1380:G:OP1	2.39	0.68
25:BA:2443:C:O2'	25:BA:2444:G:H5'	1.94	0.68
25:BA:2785:C:H2'	25:BA:2786:U:O4'	1.94	0.68
28:BE:79:ARG:HH22	28:BE:164:ARG:HH11	1.42	0.68

*Continued on next page...*

*Continued from previous page...*

Atom-1	Atom-2	Interatomic distance (Å)	Clash overlap (Å)
1:CA:1072:G:C5	1:CA:1073:U:C4	2.82	0.68
1:CA:1298:C:H4'	1:CA:1299:A:C8	2.28	0.68
3:CF:84:ILE:HD11	3:CF:88:ARG:NH2	2.08	0.68
25:DA:602:G:HO2'	25:DA:604:G:HO2'	1.40	0.68
25:DA:1060:U:H5''	25:DA:1061:U:C5	2.29	0.68
52:D6:44:ARG:HG3	52:D6:44:ARG:NH1	1.99	0.68
2:AE:185:ILE:HB	2:AE:199:TYR:HB2	1.76	0.67
20:AW:71:THR:HG22	20:AW:72:LEU:N	2.07	0.67
25:BA:1983:C:C2'	25:BA:1984:G:H5'	2.24	0.67
25:BA:2376:A:N1	38:BQ:87:PHE:CD2	2.61	0.67
49:BX:19:GLN:HE22	49:BX:52:HIS:HE1	1.42	0.67
1:CA:182:U:H5	1:CA:183:G:C4	2.11	0.67
15:CR:21:ASP:OD1	15:CR:24:SER:HB2	1.93	0.67
26:DB:55:U:O2'	26:DB:56:G:H5'	1.94	0.67
30:DG:111:LEU:HB3	30:DG:117:PHE:CE2	2.29	0.67
32:DK:4:ILE:HG12	32:DK:18:VAL:HG22	1.76	0.67
35:DO:11:GLY:C	35:DO:13:ASN:H	1.97	0.67
45:DV:128:VAL:HG23	45:DV:160:GLY:HA3	1.76	0.67
50:D4:61:ARG:HG3	50:D4:62:ARG:HH21	1.60	0.67
51:D5:40:LYS:HE3	51:D5:46:CYS:HB2	1.75	0.67
54:D8:49:VAL:CA	54:D8:50:LEU:HD12	2.23	0.67
2:AE:7:VAL:HB	2:AE:217:ARG:NH2	2.10	0.67
7:AJ:62:PHE:CD1	7:AJ:124:LEU:HD21	2.26	0.67
25:BA:1294:U:O2'	37:B0:23:ASN:ND2	2.27	0.67
25:BA:1827:C:C2'	25:BA:1828:G:H5'	2.25	0.67
27:BD:270:ILE:HG22	27:BD:271:ILE:N	2.09	0.67
38:BQ:85:VAL:CG2	38:BQ:112:PHE:CE1	2.77	0.67
40:B1:92:ARG:HD2	40:B1:95:LEU:HD12	1.77	0.67
1:CA:8:A:N6	4:CG:209:ARG:HB2	2.09	0.67
1:CA:1023:G:H3'	1:CA:1024:G:H5''	1.76	0.67
2:CE:77:ALA:HB2	2:CE:211:ILE:HD13	1.75	0.67
2:CE:84:GLU:O	2:CE:219:VAL:HG21	1.94	0.67
3:CF:58:GLU:O	3:CF:59:ARG:HG3	1.95	0.67
25:DA:1266:G:O5'	42:DS:15:ARG:NH2	2.27	0.67
25:DA:1287:A:N7	37:D0:107:ASP:HB3	2.10	0.67
25:DA:2776:A:OP1	25:DA:2776:A:H3'	1.94	0.67
32:DK:82:ARG:HH11	32:DK:146:ALA:HA	1.59	0.67
39:DR:88:ILE:O	39:DR:88:ILE:HG13	1.94	0.67
54:D8:50:LEU:HD12	54:D8:50:LEU:N	2.08	0.67
4:AG:119:GLN:HE21	4:AG:123:HIS:CD2	2.11	0.67
22:AB:56:G:H2'	22:AB:57:C:C6	2.28	0.67

*Continued on next page...*

*Continued from previous page...*

Atom-1	Atom-2	Interatomic distance (Å)	Clash overlap (Å)
25:BA:1266:G:O4'	42:BS:15:ARG:NH2	2.28	0.67
25:BA:2035:G:H4'	25:BA:2036:C:OP2	1.94	0.67
27:BD:35:LYS:CG	27:BD:64:ILE:N	2.53	0.67
31:BH:131:VAL:HG12	31:BH:132:ARG:N	2.10	0.67
1:CA:1443:G:O2'	39:DR:122:ASP:OD2	2.12	0.67
25:DA:1056:G:H5''	25:DA:1057:A:H5'	1.76	0.67
39:DR:22:PHE:CE2	39:DR:86:ILE:HD11	2.29	0.67
43:DT:53:LYS:HB3	43:DT:82:GLN:HB3	1.74	0.67
1:AA:618:C:H5''	1:AA:619:U:H5''	1.77	0.67
1:AA:1004:A:C1'	1:AA:1036:G:O6	2.43	0.67
1:AA:1221:G:O3'	19:AV:77:THR:HG21	1.94	0.67
12:AO:24:VAL:HG13	12:AO:98:TYR:CE2	2.30	0.67
20:AW:75:ASN:OD1	20:AW:75:ASN:N	2.27	0.67
25:BA:1056:G:O6	25:BA:1104:C:N4	2.28	0.67
30:BG:40:ASN:HD22	30:BG:91:ARG:HB2	1.59	0.67
10:CM:48:THR:HA	10:CM:62:HIS:HB3	1.77	0.67
25:DA:1204:A:O2'	25:DA:1205:U:OP2	2.10	0.67
25:DA:1332:G:N2	25:DA:1609:A:HO2'	1.91	0.67
25:DA:1991:U:H2'	25:DA:1992:G:H5''	1.75	0.67
25:DA:2286:A:H4'	25:DA:2287:A:O4'	1.95	0.67
28:DE:37:ARG:HA	28:DE:42:ASP:OD2	1.94	0.67
35:DO:57:THR:C	35:DO:59:LEU:H	1.97	0.67
40:D1:91:ASP:C	40:D1:93:LYS:H	1.98	0.67
45:DV:69:THR:HG22	45:DV:90:VAL:HA	1.76	0.67
1:AA:1277:C:HO2'	1:AA:1279:A:H8	1.40	0.67
11:AN:79:SER:HB2	11:AN:106:LYS:HD2	1.75	0.67
20:AW:73:HIS:HB3	20:AW:74:LYS:HG2	1.77	0.67
25:BA:860:U:H5	25:BA:917:A:N1	1.91	0.67
25:BA:1178:C:H2'	25:BA:1179:C:C6	2.30	0.67
32:BK:8:PRO:O	32:BK:9:LEU:HD13	1.95	0.67
40:B1:69:CYS:SG	40:B1:79:PHE:HD1	2.17	0.67
46:B3:27:GLU:HG3	46:B3:68:GLU:HA	1.75	0.67
47:BZ:85:LEU:O	47:BZ:87:PRO:HD2	1.92	0.67
1:CA:1378:C:H5	1:CA:1379:G:N9	1.92	0.67
2:CE:132:LYS:HA	2:CE:135:GLN:HE21	1.59	0.67
13:CP:3:ARG:HG3	13:CP:9:ILE:CG1	2.24	0.67
23:CD:59:A:O2'	23:CD:60:A:C8	2.47	0.67
36:DP:34:LEU:HB2	36:DP:118:LEU:HD22	1.77	0.67
37:D0:38:VAL:HB	37:D0:39:PRO:HD3	1.74	0.67
38:DQ:24:LEU:H	38:DQ:24:LEU:CD2	2.07	0.67
12:AO:18:VAL:HG23	12:AO:19:ARG:N	2.07	0.67

*Continued on next page...*

*Continued from previous page...*

Atom-1	Atom-2	Interatomic distance (Å)	Clash overlap (Å)
29:BF:46:ARG:HH11	29:BF:46:ARG:CG	2.03	0.67
44:BU:47:LYS:HG3	44:BU:60:PHE:CE1	2.29	0.67
53:B7:8:ASN:ND2	53:B7:8:ASN:O	2.22	0.67
1:CA:1004:A:H5''	1:CA:1025:U:C4	2.29	0.67
1:CA:1014:A:H2'	1:CA:1015:A:C8	2.29	0.67
1:CA:1129:C:N4	1:CA:1141:C:H41	1.93	0.67
25:DA:974:G:O2'	25:DA:975:G:N7	2.27	0.67
25:DA:1298:C:H5''	25:DA:1299:G:OP2	1.95	0.67
36:DP:78:PRO:O	36:DP:79:LEU:CD1	2.43	0.67
1:AA:1266:G:N2	1:AA:1270:C:C2	2.63	0.67
1:AA:1412:C:H2'	1:AA:1413:A:C8	2.30	0.67
4:AG:29:PRO:C	4:AG:30:LYS:HD3	2.14	0.67
6:AI:24:GLU:HG2	6:AI:28:ARG:NH2	2.09	0.67
8:AK:39:LEU:HB3	8:AK:45:ILE:HG12	1.75	0.67
25:BA:1019:U:O2'	25:BA:1021:A:H2	1.78	0.67
25:BA:1568:G:H5'	27:BD:60:ARG:HA	1.75	0.67
35:BO:11:GLY:C	35:BO:13:ASN:H	1.94	0.67
1:CA:1321:C:H41	1:CA:1322:C:N4	1.90	0.67
9:CL:95:LYS:HD3	9:CL:96:LEU:H	1.58	0.67
15:CR:17:ARG:HG3	15:CR:17:ARG:NH1	1.97	0.67
15:CR:87:ILE:HG22	15:CR:88:ARG:H	1.60	0.67
25:DA:2531:A:C5'	31:DH:157:TYR:HE2	2.08	0.67
25:DA:2748:A:N6	25:DA:2754:U:H3	1.92	0.67
31:DH:10:PRO:O	31:DH:49:VAL:HG12	1.95	0.67
16:AS:22:THR:CG2	16:AS:23:ASP:N	2.57	0.67
23:AC:21:U:O2'	23:AC:22:A:H5'	1.95	0.67
27:BD:181:GLU:HA	27:BD:272:ALA:HB2	1.70	0.67
28:BE:14:ILE:CG2	28:BE:15:PHE:N	2.30	0.67
32:BK:29:TYR:O	32:BK:32:PRO:HD2	1.94	0.67
33:BM:21:LYS:HE2	33:BM:138:LEU:HD12	1.76	0.67
35:BO:57:THR:C	35:BO:59:LEU:H	1.97	0.67
41:B2:44:LYS:C	41:B2:46:VAL:H	1.98	0.67
1:CA:254:G:OP1	17:CT:67:LYS:O	2.11	0.67
31:DH:118:PRO:HD2	31:DH:121:ILE:HG13	1.75	0.67
39:DR:3:ARG:HG2	39:DR:6:LEU:H	1.60	0.67
45:DV:164:ALA:O	45:DV:165:VAL:HG13	1.95	0.67
54:D8:34:TRP:O	54:D8:35:GLN:C	2.33	0.67
1:AA:250:A:H4'	1:AA:251:G:H5''	1.77	0.67
2:AE:233:SER:HB2	2:AE:234:PRO:HD2	1.76	0.67
25:BA:1899:G:H21	25:BA:1902:C:H5	1.43	0.67
25:BA:1932:A:H2'	25:BA:1933:G:O4'	1.95	0.67

*Continued on next page...*

*Continued from previous page...*

Atom-1	Atom-2	Interatomic distance (Å)	Clash overlap (Å)
25:BA:2308:G:H4'	25:BA:2309:A:OP2	1.94	0.67
25:BA:2466:C:O2'	25:BA:2467:C:H5'	1.95	0.67
30:BG:166:ASP:HA	30:BG:169:ALA:HB3	1.76	0.67
1:CA:345:C:HO2'	1:CA:346:G:P	2.17	0.67
1:CA:1126:U:O4	1:CA:1281:U:C6	2.47	0.67
2:CE:185:ILE:CG2	2:CE:199:TYR:HB2	2.24	0.67
25:DA:195:A:OP1	35:DO:46:LYS:HE2	1.95	0.67
25:DA:2854:G:C2	25:DA:2864:G:C2	2.83	0.67
41:D2:49:THR:O	41:D2:51:VAL:N	2.28	0.67
41:D2:71:LEU:H	41:D2:86:GLY:CA	2.08	0.67
52:D6:26:ASN:O	52:D6:28:ARG:HG2	1.95	0.67
1:AA:502:G:OP1	12:AO:118:SER:HB3	1.95	0.67
2:AE:32:ILE:HD11	2:AE:40:HIS:CB	2.21	0.67
25:BA:234:C:H2'	25:BA:235:U:H6	1.60	0.67
25:BA:242:G:H5'	54:B8:62:LEU:HD22	1.77	0.67
25:BA:792:G:H5''	25:BA:793:A:H5'	1.76	0.67
25:BA:1348:G:H2'	25:BA:1349:A:H5''	1.77	0.67
25:BA:2125:G:N1	25:BA:2172:U:OP1	2.28	0.67
25:BA:2335:A:N7	25:BA:2337:G:C5	2.63	0.67
28:BE:48:GLN:HE22	28:BE:77:ILE:HD12	1.60	0.67
28:BE:78:LEU:HD12	28:BE:79:ARG:HG2	1.75	0.67
35:BO:126:VAL:HG12	35:BO:147:LEU:HD22	1.76	0.67
1:CA:946:A:H2'	1:CA:947:G:C8	2.30	0.67
3:CF:14:ILE:HG12	3:CF:15:THR:N	2.10	0.67
12:CO:82:VAL:HG23	12:CO:106:ASP:OD1	1.95	0.67
25:DA:796:C:H2'	25:DA:797:C:C6	2.30	0.67
25:DA:1021:A:H61	25:DA:1142(A):A:H61	1.41	0.67
25:DA:1283:G:H22	25:DA:1286:A:H5'	1.60	0.67
26:DB:42:C:H4'	30:DG:67:LYS:HD3	1.76	0.67
35:DO:128:HIS:HA	35:DO:147:LEU:HA	1.76	0.67
36:DP:29:PHE:CB	36:DP:65:PHE:CE1	2.78	0.67
1:AA:112:G:OP1	16:AS:27:LYS:HD2	1.94	0.66
1:AA:1194:U:H2'	1:AA:1195:C:C6	2.30	0.66
1:AA:1277:C:O2'	1:AA:1279:A:C8	2.47	0.66
24:A1:14:U:H4'	24:A1:14:U:OP1	1.93	0.66
25:BA:32:C:O2'	25:BA:33:U:H5'	1.95	0.66
25:BA:1537:C:H2'	25:BA:1538:G:C8	2.30	0.66
25:BA:2154:G:H2'	25:BA:2155:G:H8	1.60	0.66
28:BE:13:ARG:HG3	39:BR:58:ASN:OD1	1.95	0.66
45:BV:76:LEU:H	45:BV:76:LEU:CD2	2.08	0.66
22:CB:55:G:H2'	22:CB:56:G:C8	2.29	0.66

*Continued on next page...*

*Continued from previous page...*

Atom-1	Atom-2	Interatomic distance (Å)	Clash overlap (Å)
23:CD:18:C:H2'	23:CD:18:C:O2	1.93	0.66
25:DA:2275:C:H5'	25:DA:2275:C:H6	1.59	0.66
25:DA:2393:A:OP1	54:D8:30:ARG:HB2	1.95	0.66
31:DH:68:THR:O	31:DH:72:ILE:HG13	1.96	0.66
31:DH:102:ALA:O	31:DH:103:LEU:HB3	1.94	0.66
41:D2:49:THR:O	41:D2:50:PRO:C	2.34	0.66
43:DT:11:PRO:HD3	48:DW:37:PHE:CD2	2.30	0.66
48:DW:70:GLN:HG2	48:DW:71:ASN:N	2.10	0.66
1:AA:890:G:O2'	1:AA:906:G:O6	2.11	0.66
1:AA:1181:G:C2	1:AA:1182:G:N2	2.63	0.66
6:AI:86:ARG:O	6:AI:87:ARG:HG2	1.94	0.66
10:AM:30:SER:OG	10:AM:84:GLN:NE2	2.25	0.66
11:AN:48:ILE:HG13	11:AN:63:LEU:HB3	1.75	0.66
23:AD:19:G:H2'	23:AD:58:A:N6	2.10	0.66
25:BA:631:A:P	54:B8:46:ARG:NH2	2.68	0.66
25:BA:885:C:H2'	25:BA:890:A:H61	1.59	0.66
25:BA:1568:G:H5''	27:BD:61:LEU:HD22	1.76	0.66
25:BA:1689:A:N6	25:BA:1698:A:C2	2.51	0.66
39:BR:50:ILE:HD11	39:BR:102:ILE:HD11	1.75	0.66
40:B1:8:VAL:HG23	40:B1:11:ARG:HH21	1.60	0.66
45:BV:51:ALA:HB1	45:BV:57:ILE:HD11	1.77	0.66
1:CA:581:G:OP1	15:CR:61:GLY:HA3	1.95	0.66
4:CG:13:ARG:HD3	4:CG:13:ARG:H	1.60	0.66
7:CJ:16:LEU:CD1	9:CL:42:ARG:HA	2.24	0.66
23:CC:59:A:H4'	23:CC:60:A:OP1	1.93	0.66
25:DA:1819:A:H4'	25:DA:1820:U:O5'	1.95	0.66
25:DA:2473:U:H2'	25:DA:2473:U:O2	1.95	0.66
25:DA:2523:G:H5'	25:DA:2523:G:H8	1.60	0.66
28:DE:119:ARG:HG2	28:DE:160:TYR:HB2	1.77	0.66
47:DZ:92:LYS:HE3	47:DZ:97:LEU:HG	1.77	0.66
52:D6:27:LYS:HB3	52:D6:27:LYS:HZ3	1.60	0.66
6:AI:3:ARG:O	6:AI:93:SER:HB2	1.95	0.66
11:AN:40:ILE:CG2	11:AN:75:TYR:HD2	2.06	0.66
19:AV:9:VAL:HG12	19:AV:9:VAL:O	1.95	0.66
25:BA:1464:C:HO2'	25:BA:1528:A:H8	1.43	0.66
27:BD:65:ILE:HD11	27:BD:67:PHE:CE2	2.30	0.66
37:B0:117:VAL:HG22	37:B0:118:GLU:H	1.60	0.66
48:BW:65:ASN:HD22	48:BW:69:ARG:HE	1.40	0.66
1:CA:1202:G:N2	14:CQ:43:CYS:SG	2.68	0.66
23:CD:8:U:H1'	23:CD:49:C:O4'	1.94	0.66
23:CD:14:A:OP1	23:CD:14:A:C8	2.49	0.66

*Continued on next page...*

*Continued from previous page...*

Atom-1	Atom-2	Interatomic distance (Å)	Clash overlap (Å)
25:DA:242:G:H5'	54:D8:62:LEU:HD13	1.76	0.66
54:D8:47:LYS:O	54:D8:48:PHE:HB3	1.96	0.66
2:AE:76:GLN:HB3	2:AE:211:ILE:CD1	2.25	0.66
14:AQ:46:GLU:O	14:AQ:50:LYS:HG3	1.96	0.66
25:BA:34:C:O2'	25:BA:35:G:P	2.53	0.66
25:BA:1065:U:C5	25:BA:1066:U:H6	2.12	0.66
25:BA:1359:A:H2'	25:BA:1360:A:H5'	1.77	0.66
31:BH:4:ILE:HB	31:BH:6:ARG:HG3	1.78	0.66
39:BR:112:ARG:HA	39:BR:115:ARG:HD2	1.77	0.66
40:B1:92:ARG:NH1	40:B1:94:ASN:HD22	1.94	0.66
45:BV:19:ARG:NH1	45:BV:84:GLU:HB2	2.10	0.66
46:B3:42:GLY:O	46:B3:57:PHE:HD1	1.79	0.66
52:B6:25:LYS:NZ	52:B6:27:LYS:HD3	2.11	0.66
8:CK:82:HIS:C	8:CK:82:HIS:CD2	2.68	0.66
23:CC:1:C:H2'	23:CC:2:G:OP2	1.95	0.66
40:D1:90:VAL:HG22	41:D2:39:LEU:CB	2.26	0.66
44:DU:97:ARG:NH2	44:DU:98:VAL:HB	2.08	0.66
44:DU:98:VAL:HG13	44:DU:99:CYS:H	1.59	0.66
45:DV:148:ASP:CG	45:DV:149:SER:N	2.48	0.66
1:AA:1027:C:C4'	1:AA:1028:C:OP1	2.43	0.66
3:AF:40:ARG:HH11	3:AF:40:ARG:HG3	1.59	0.66
4:AG:138:TYR:CD2	4:AG:139:ARG:N	2.64	0.66
13:AP:107:ALA:HB3	13:AP:111:LYS:HD2	1.77	0.66
17:AT:88:TYR:HD2	17:AT:89:LEU:HD23	1.61	0.66
25:BA:784:A:H5'	25:BA:785:G:OP1	1.95	0.66
25:BA:1652:A:OP1	37:B0:8:ARG:NH1	2.28	0.66
25:BA:2439:A:C5'	25:BA:2439:A:H8	2.09	0.66
25:DA:1430:C:H2'	25:DA:1431:U:C6	2.30	0.66
27:DD:43:ARG:HB3	27:DD:54:ARG:HB2	1.78	0.66
27:DD:218:ARG:HB3	27:DD:219:PRO:HD2	1.78	0.66
28:DE:112:GLY:O	28:DE:159:HIS:HA	1.95	0.66
29:DF:82:ILE:HD12	29:DF:82:ILE:O	1.94	0.66
29:DF:124:LEU:O	29:DF:126:VAL:HG13	1.94	0.66
13:AP:49:THR:HG22	13:AP:51:ALA:H	1.61	0.66
25:BA:602:G:HO2'	25:BA:604:G:HO2'	1.42	0.66
31:BH:159:GLU:HG3	31:BH:170:ARG:HH11	1.58	0.66
45:BV:11:GLU:O	45:BV:36:LYS:NZ	2.22	0.66
50:B4:15:ILE:HD12	50:B4:32:TYR:HD1	1.60	0.66
1:CA:973:G:N3	10:CM:55:LYS:NZ	2.44	0.66
7:CJ:22:LEU:HD23	7:CJ:62:PHE:CE2	2.30	0.66
25:DA:2:G:H1	25:DA:2901:C:H42	1.41	0.66

*Continued on next page...*

*Continued from previous page...*

Atom-1	Atom-2	Interatomic distance (Å)	Clash overlap (Å)
28:DE:11:MET:SD	28:DE:24:THR:HG22	2.34	0.66
42:DS:12:ILE:HD13	42:DS:17:VAL:HG13	1.78	0.66
52:D6:45:LYS:HE3	52:D6:45:LYS:CA	2.23	0.66
6:AI:4:TYR:CD1	6:AI:92:LYS:HA	2.28	0.66
10:AM:57:LYS:HE3	10:AM:60:ARG:NH2	2.10	0.66
25:BA:309:G:N3	25:BA:329:G:O2'	2.28	0.66
25:BA:1297:C:OP1	25:BA:2710:C:H4'	1.94	0.66
25:BA:1388:G:O2'	25:BA:1389:G:H5'	1.96	0.66
25:BA:2061:G:OP1	29:BF:68:LYS:NZ	2.29	0.66
28:BE:53:PRO:HA	28:BE:74:PRO:HB3	1.77	0.66
32:BK:106:GLY:C	32:BK:107:VAL:CG2	2.63	0.66
36:BP:68:ILE:CD1	36:BP:103:MET:HG2	2.22	0.66
38:BQ:26:LEU:HD12	38:BQ:39:ILE:HD11	1.76	0.66
43:BT:60:ARG:HH22	53:B7:47:ARG:HH12	1.43	0.66
46:B3:60:PHE:N	46:B3:60:PHE:CD2	2.64	0.66
54:B8:8:LYS:O	54:B8:12:LYS:HG3	1.96	0.66
1:CA:976:G:H5'	1:CA:1358:U:O2'	1.95	0.66
2:CE:42:ILE:HD11	2:CE:202:PRO:CB	2.26	0.66
5:CH:70:PRO:HB3	5:CH:144:THR:HG22	1.77	0.66
22:CB:47:C:N3	22:CB:56:G:N2	2.40	0.66
25:DA:2531:A:H5'	31:DH:157:TYR:CE2	2.31	0.66
36:DP:7:MET:HB3	36:DP:10:ARG:HH22	1.60	0.66
37:D0:100:LEU:HD21	37:D0:113:LEU:HD13	1.77	0.66
1:AA:1003:G:H2'	1:AA:1004:A:H5'	1.77	0.66
1:AA:1171:G:O2'	1:AA:1172:C:H5'	1.95	0.66
12:AO:91:LYS:O	12:AO:91:LYS:HG3	1.96	0.66
25:BA:654(V):A:H2	25:BA:655:A:C2	2.14	0.66
25:BA:1786:A:H2	25:BA:2606:C:H1'	1.60	0.66
47:BZ:49:VAL:HG11	47:BZ:70:VAL:HG11	1.75	0.66
1:CA:1226:C:N4	13:CP:104:ARG:HB2	2.11	0.66
2:CE:158:LEU:HD23	2:CE:182:ILE:HD11	1.78	0.66
14:CQ:22:THR:OG1	14:CQ:33:VAL:HG11	1.95	0.66
25:DA:528:A:H3'	25:DA:528:A:C8	2.31	0.66
25:DA:1058:U:H3	25:DA:1080:A:H61	1.43	0.66
25:DA:1671:U:HO2'	25:DA:1673:U:H5	1.41	0.66
29:DF:101:LEU:O	29:DF:106:ARG:NH1	2.29	0.66
36:DP:66:ILE:O	36:DP:67:ARG:HB2	1.95	0.66
1:AA:192:U:H4'	20:AW:102:GLY:O	1.96	0.66
1:AA:814:A:N7	1:AA:816:A:C4	2.64	0.66
9:AL:8:GLY:HA3	9:AL:79:LEU:HB3	1.76	0.66
17:AT:86:GLU:O	17:AT:90:ILE:HG13	1.96	0.66

*Continued on next page...*



*Continued from previous page...*

Atom-1	Atom-2	Interatomic distance (Å)	Clash overlap (Å)
23:AD:45:A:H5''	23:AD:46:G:OP2	1.96	0.66
25:BA:414:C:H2'	25:BA:415:A:C8	2.31	0.66
25:BA:1478:G:H2'	25:BA:1479:G:H8	1.60	0.66
25:BA:1929:G:H4'	25:BA:1930:G:OP1	1.95	0.66
27:BD:270:ILE:C	27:BD:271:ILE:CG1	2.64	0.66
28:BE:111:ARG:HG2	37:B0:1:MET:HE1	1.77	0.66
29:BF:177:ALA:HB1	29:BF:178:PRO:HD2	1.78	0.66
50:B4:12:ALA:CB	50:B4:29:PRO:HA	2.26	0.66
1:CA:973:G:N2	10:CM:55:LYS:HZ1	1.94	0.66
19:CV:42:PRO:HA	19:CV:45:VAL:HG13	1.77	0.66
25:DA:289:A:H5'	25:DA:290:G:OP2	1.96	0.66
26:DB:39:A:H61	50:D4:1:MET:HB3	1.58	0.66
34:DN:35:VAL:HG21	34:DN:69:ILE:HD13	1.78	0.66
39:DR:92:GLY:HA2	39:DR:116:ALA:HA	1.78	0.66
50:D4:11:PRO:HA	50:D4:25:TYR:H	1.58	0.66
1:AA:843:U:H5'	1:AA:848:C:C5	2.31	0.66
5:AH:84:PHE:HB3	5:AH:134:ALA:HB2	1.78	0.66
13:AP:17:VAL:O	13:AP:20:THR:OG1	2.08	0.66
23:AD:20:G:C5'	23:AD:60:A:H61	2.09	0.66
25:BA:67:U:N3	25:BA:74:A:C2	2.54	0.66
25:BA:1931:U:H5	25:BA:1969:A:N7	1.94	0.66
25:BA:2756:U:H4'	25:BA:2757:A:OP1	1.96	0.66
29:BF:197:ASP:O	29:BF:198:ALA:HB3	1.96	0.66
30:BG:67:LYS:CE	50:B4:6:HIS:CE1	2.74	0.66
30:BG:130:ASN:HB3	30:BG:160:VAL:HA	1.76	0.66
31:BH:94:TYR:CE1	31:BH:107:VAL:O	2.48	0.66
33:BM:96:GLU:O	33:BM:96:GLU:HG2	1.93	0.66
38:BQ:11:LYS:HD3	38:BQ:91:PRO:HD3	1.78	0.66
53:B7:8:ASN:HD21	53:B7:11:LYS:N	1.81	0.66
1:CA:1378:C:H5	1:CA:1379:G:C4	2.14	0.66
2:CE:96:ARG:O	2:CE:98:LEU:HD23	1.96	0.66
9:CL:28:VAL:CG2	9:CL:63:ILE:HB	2.25	0.66
25:DA:147:U:H2'	25:DA:148:C:H5''	1.77	0.66
25:DA:287:C:H2'	25:DA:288:C:C6	2.31	0.66
25:DA:959:A:N6	25:DA:960:A:N1	2.44	0.66
25:DA:1024:G:C3'	25:DA:1025:G:H5''	2.25	0.66
25:DA:1599:C:H5''	43:DT:35:THR:HG22	1.78	0.66
35:DO:9:ASN:HB3	35:DO:10:PRO:CD	2.26	0.66
41:D2:85:LYS:CG	41:D2:86:GLY:N	2.54	0.66
1:AA:188:U:H2'	1:AA:189:U:H5''	1.77	0.65
4:AG:19:LEU:H	4:AG:19:LEU:CD2	2.08	0.65

*Continued on next page...*

*Continued from previous page...*

Atom-1	Atom-2	Interatomic distance (Å)	Clash overlap (Å)
19:AV:32:LYS:HD2	19:AV:57:HIS:CD2	2.31	0.65
25:BA:443:A:H1'	25:BA:1201:C:O4'	1.96	0.65
25:BA:654(M):C:C2'	25:BA:654(N):G:C8	2.79	0.65
27:BD:35:LYS:NZ	27:BD:65:ILE:HA	2.11	0.65
32:BK:130:TYR:C	32:BK:131:LYS:HD2	2.16	0.65
33:BM:58:ASP:H	33:BM:60:ILE:CD1	2.09	0.65
1:CA:1206:G:O2'	3:CF:193:TYR:HA	1.96	0.65
1:CA:1347:G:O2'	1:CA:1373:G:O6	2.12	0.65
1:CA:1352:C:OP1	21:CX:3:LYS:NZ	2.27	0.65
15:CR:87:ILE:CG2	15:CR:88:ARG:N	2.57	0.65
23:CD:13:C:O2'	23:CD:14:A:P	2.53	0.65
25:DA:2129:C:H2'	25:DA:2130:U:H5'	1.78	0.65
25:DA:2357:U:OP1	46:D3:20:ARG:NH1	2.28	0.65
28:DE:42:ASP:HB3	28:DE:44:TYR:CE1	2.31	0.65
29:DF:25:PRO:CB	29:DF:28:ILE:HG13	2.26	0.65
35:DO:47:ASP:OD1	35:DO:50:ARG:NH1	2.29	0.65
36:DP:135:ASP:OD1	36:DP:137:TYR:HD2	1.80	0.65
40:D1:91:ASP:O	40:D1:93:LYS:N	2.28	0.65
44:DU:20:TYR:N	44:DU:20:TYR:CD1	2.63	0.65
45:DV:108:PRO:CB	45:DV:143:GLY:CA	2.74	0.65
1:AA:160:A:H2'	1:AA:161:A:O4'	1.95	0.65
1:AA:652:U:O4	1:AA:752:G:O2'	2.10	0.65
6:AI:44:GLY:HA2	6:AI:59:TYR:CE1	2.32	0.65
11:AN:22:HIS:HB3	11:AN:29:ILE:HG23	1.77	0.65
25:BA:1264:G:H5'	51:B5:11:THR:HG21	1.77	0.65
25:BA:2467:C:O2'	25:BA:2468:G:C5'	2.44	0.65
27:BD:272:ALA:CB	27:BD:273:ARG:CA	2.37	0.65
30:BG:120:LEU:HD22	30:BG:133:LEU:HD12	1.78	0.65
36:BP:14:ARG:HG2	36:BP:41:TRP:CH2	2.31	0.65
42:BS:94:ASP:C	42:BS:95:ILE:CG2	2.64	0.65
1:CA:736:C:H2'	1:CA:737:A:C8	2.31	0.65
1:CA:1305:G:H22	1:CA:1331:G:H2'	1.60	0.65
3:CF:58:GLU:HB2	3:CF:65:ALA:HB3	1.78	0.65
7:CJ:20:ASP:HB3	7:CJ:23:VAL:CG2	2.26	0.65
25:DA:2012:G:OP1	42:DS:11:ARG:NH2	2.29	0.65
25:DA:2470:G:P	36:DP:56:ARG:CZ	2.84	0.65
31:DH:57:ASP:O	31:DH:62:LYS:HE2	1.97	0.65
36:DP:29:PHE:HD2	36:DP:65:PHE:CZ	2.12	0.65
43:DT:57:LEU:N	43:DT:57:LEU:HD23	2.11	0.65
48:DW:15:LYS:HE2	48:DW:67:LYS:HE2	1.79	0.65
49:DX:59:VAL:HG12	49:DX:60:GLU:N	2.10	0.65

*Continued on next page...*

*Continued from previous page...*

Atom-1	Atom-2	Interatomic distance (Å)	Clash overlap (Å)
1:AA:1132:C:H2'	1:AA:1133:G:H8	1.59	0.65
13:AP:115:LYS:O	13:AP:117:VAL:HG13	1.95	0.65
16:AS:21:VAL:HG22	16:AS:34:GLU:O	1.95	0.65
16:AS:54:GLU:O	16:AS:57:ARG:HB2	1.96	0.65
25:BA:811:U:O5'	35:BO:21:ARG:O	2.14	0.65
28:BE:183:LEU:HD12	28:BE:183:LEU:N	2.11	0.65
32:BK:104:GLN:O	32:BK:105:HIS:CB	2.45	0.65
50:B4:14:ILE:HA	50:B4:31:ILE:O	1.97	0.65
1:CA:652:U:O2'	1:CA:653:A:N3	2.29	0.65
1:CA:1226:C:C5	13:CP:104:ARG:HB2	2.31	0.65
1:CA:1226:C:H4'	19:CV:80:TYR:OH	1.96	0.65
2:CE:132:LYS:O	2:CE:136:VAL:HG23	1.95	0.65
23:CC:30:G:O2'	23:CC:31:G:H5'	1.96	0.65
25:DA:142:G:H2'	25:DA:143:C:H6	1.61	0.65
25:DA:2311:A:H5''	25:DA:2312:U:OP2	1.96	0.65
25:DA:2633:G:H1'	28:DE:62:PRO:HG2	1.78	0.65
5:AH:11:ILE:HD11	5:AH:31:LEU:HB3	1.78	0.65
10:AM:37:PRO:HA	10:AM:72:VAL:HG22	1.79	0.65
19:AV:41:VAL:HB	19:AV:42:PRO:CA	2.25	0.65
25:BA:953:A:OP2	36:BP:16:ARG:HD3	1.95	0.65
25:BA:1080:A:H2'	25:BA:1081:U:C6	2.31	0.65
25:BA:1557:C:OP2	25:BA:1558:A:O2'	2.13	0.65
25:BA:1799:G:O2'	25:BA:1800:C:OP2	2.09	0.65
25:BA:2394:C:OP1	35:BO:62:LEU:CB	2.43	0.65
25:BA:2467:C:H4'	36:BP:123:HIS:CE1	2.31	0.65
26:BB:48:A:H4'	38:BQ:95:HIS:HD2	1.61	0.65
1:CA:922:G:H4'	5:CH:20:GLN:HA	1.78	0.65
3:CF:119:ARG:HH22	3:CF:140:ARG:CG	2.07	0.65
9:CL:26:VAL:HG22	9:CL:61:ALA:HB3	1.77	0.65
13:CP:102:ARG:HD3	13:CP:105:THR:HG23	1.79	0.65
25:DA:228:A:H3'	25:DA:228:A:C8	2.32	0.65
25:DA:2292:C:OP1	38:DQ:17:ARG:NH2	2.30	0.65
25:DA:2331:G:H4'	46:D3:43:THR:H	1.60	0.65
25:DA:2402:C:N4	25:DA:2416:C:H1'	2.12	0.65
31:DH:102:ALA:CB	31:DH:117:PRO:HD3	2.27	0.65
32:DK:114:LEU:O	32:DK:114:LEU:HD23	1.96	0.65
32:DK:125:GLU:HB2	32:DK:141:LYS:HD3	1.78	0.65
45:DV:158:PRO:HB2	45:DV:159:PRO:HD2	1.78	0.65
3:AF:78:GLY:HA3	3:AF:83:ARG:HB3	1.78	0.65
4:AG:8:VAL:HG13	4:AG:21:LEU:HD13	1.79	0.65
25:BA:1734:C:H2'	25:BA:1735:C:H5''	1.77	0.65

*Continued on next page...*

*Continued from previous page...*

Atom-1	Atom-2	Interatomic distance (Å)	Clash overlap (Å)
25:BA:2310:A:N3	30:BG:77:ILE:HG12	2.10	0.65
26:BB:73:A:H2'	26:BB:74:U:H5'	1.78	0.65
29:BF:29:ASN:HB3	29:BF:112:MET:HE1	1.79	0.65
1:CA:728:A:H2'	1:CA:729:A:C8	2.31	0.65
9:CL:32:ASP:HB3	9:CL:35:GLU:HB2	1.78	0.65
25:DA:1862:G:C2'	25:DA:1863:G:H5'	2.26	0.65
25:DA:2128:C:H4'	25:DA:2173:A:C6	2.31	0.65
29:DF:36:VAL:HG11	29:DF:183:VAL:HG11	1.79	0.65
35:DO:11:GLY:O	35:DO:13:ASN:N	2.30	0.65
39:DR:51:ARG:HG3	39:DR:98:LYS:HG3	1.79	0.65
50:D4:1:MET:O	50:D4:2:LYS:HD3	1.97	0.65
1:AA:737:A:H2'	1:AA:738:C:C6	2.31	0.65
1:AA:789:U:H5	1:AA:792:A:OP2	1.79	0.65
4:AG:110:PHE:HD1	4:AG:110:PHE:N	1.94	0.65
23:AC:56:U:O2	23:AC:58:A:C8	2.49	0.65
25:BA:654(N):G:H2'	25:BA:654(O):G:C8	2.32	0.65
25:BA:1025:G:C4	25:BA:1135:C:H1'	2.32	0.65
25:BA:1177:A:H4'	25:BA:1178:C:H5''	1.78	0.65
25:BA:2371:G:H1'	52:B6:45:LYS:HD2	1.79	0.65
30:BG:64:THR:HG23	30:BG:66:GLN:H	1.61	0.65
1:CA:1128:C:N4	1:CA:1139:G:C2	2.64	0.65
2:CE:144:ARG:HD2	2:CE:148:TYR:HE2	1.61	0.65
4:CG:24:GLU:O	4:CG:27:TYR:HB2	1.97	0.65
10:CM:78:ASN:HB2	10:CM:81:THR:H	1.60	0.65
25:DA:6:A:H4'	33:DM:129:PRO:HB2	1.78	0.65
25:DA:1262:A:N3	51:D5:10:LYS:HE3	2.12	0.65
25:DA:2572:A:C8	28:DE:144:ARG:HD2	2.31	0.65
29:DF:68:LYS:HA	29:DF:68:LYS:NZ	2.11	0.65
30:DG:102:PHE:HE2	30:DG:141:PHE:CE1	2.15	0.65
31:DH:26:VAL:HG21	31:DH:75:ALA:O	1.97	0.65
1:AA:1004:A:H8	1:AA:1036:G:H22	1.43	0.65
4:AG:13:ARG:O	4:AG:15:GLU:N	2.30	0.65
37:B0:44:LEU:HD22	37:B0:48:VAL:CG2	2.26	0.65
40:B1:69:CYS:HG	40:B1:79:PHE:HD1	1.40	0.65
42:BS:88:ARG:HB3	42:BS:92:ARG:HB3	1.79	0.65
45:BV:105:VAL:HG22	45:BV:106:GLY:H	1.60	0.65
50:B4:9:LEU:H	50:B4:27:THR:HG23	1.61	0.65
1:CA:422:C:O2'	1:CA:423:G:C2	2.50	0.65
4:CG:43:HIS:HA	4:CG:46:LYS:HG3	1.79	0.65
9:CL:18:PHE:HD1	9:CL:62:TYR:HD2	1.45	0.65
19:CV:31:ILE:HG22	19:CV:50:ALA:H	1.61	0.65

*Continued on next page...*

*Continued from previous page...*

Atom-1	Atom-2	Interatomic distance (Å)	Clash overlap (Å)
25:DA:90:U:H2'	25:DA:91:A:H5''	1.77	0.65
25:DA:617:G:OP1	29:DF:40:GLN:HG2	1.95	0.65
25:DA:2364:C:C2'	25:DA:2365:G:H5'	2.27	0.65
28:DE:36:ARG:HH11	28:DE:36:ARG:HG2	1.60	0.65
28:DE:53:PRO:O	28:DE:54:GLN:C	2.35	0.65
31:DH:48:GLY:O	31:DH:49:VAL:HG13	1.97	0.65
44:DU:17:SER:OG	44:DU:18:GLY:O	2.13	0.65
1:AA:1305:G:H22	1:AA:1331:G:C2'	2.01	0.65
25:BA:581:C:H2'	25:BA:582:G:H8	1.62	0.65
25:BA:2150:U:H2'	25:BA:2151:G:C8	2.31	0.65
30:BG:133:LEU:CD2	30:BG:157:ILE:HB	2.27	0.65
36:BP:39:PRO:HA	36:BP:97:VAL:O	1.97	0.65
38:BQ:9:ARG:O	38:BQ:12:PHE:N	2.30	0.65
42:BS:79:GLY:HA3	42:BS:100:THR:HG22	1.77	0.65
1:CA:660:G:H2'	1:CA:661:G:O4'	1.95	0.65
1:CA:1320:C:H2'	1:CA:1321:C:H6	1.59	0.65
3:CF:29:TYR:OH	14:CQ:54:PRO:HD2	1.96	0.65
3:CF:138:VAL:HG23	3:CF:151:VAL:HG23	1.79	0.65
4:CG:178:VAL:HG12	4:CG:179:GLU:H	1.62	0.65
12:CO:110:VAL:CG2	12:CO:120:TYR:HB3	2.26	0.65
25:DA:443:A:H1'	25:DA:1201:C:O4'	1.96	0.65
25:DA:627:A:N7	35:DO:84:ASN:ND2	2.45	0.65
25:DA:2137:C:N4	25:DA:2154:G:H1	1.94	0.65
36:DP:54:MET:CE	36:DP:118:LEU:HD23	2.26	0.65
36:DP:88:GLY:O	36:DP:89:ASN:HB2	1.95	0.65
44:DU:87:LYS:HB3	44:DU:92:ASN:HB3	1.79	0.65
45:DV:115:GLY:HA3	45:DV:174:VAL:CG1	2.27	0.65
1:AA:827:U:C5	1:AA:872:A:N1	2.64	0.65
3:AF:123:GLN:O	3:AF:128:PHE:HB2	1.97	0.65
12:AO:40:VAL:HG21	12:AO:78:GLN:O	1.96	0.65
25:BA:1188:U:C4'	41:B2:79:VAL:HG22	2.27	0.65
35:BO:47:ASP:OD1	35:BO:50:ARG:NH2	2.29	0.65
37:B0:9:LYS:HA	37:B0:17:ARG:NE	2.12	0.65
38:BQ:88:ASP:OD1	38:BQ:90:GLY:N	2.29	0.65
39:BR:60:THR:HG22	39:BR:77:PRO:HA	1.77	0.65
40:B1:79:PHE:HE1	40:B1:106:PHE:CZ	2.15	0.65
41:B2:38:LEU:O	41:B2:51:VAL:HG13	1.97	0.65
48:BW:50:ILE:O	48:BW:54:LYS:HB2	1.96	0.65
1:CA:719:C:C5	1:CA:720:C:C4	2.85	0.65
1:CA:920:U:H2'	1:CA:921:U:C6	2.31	0.65
13:CP:3:ARG:HH11	30:DG:113:ARG:HH21	1.45	0.65

*Continued on next page...*

*Continued from previous page...*

Atom-1	Atom-2	Interatomic distance (Å)	Clash overlap (Å)
19:CV:39:THR:HG22	19:CV:40:ILE:H	1.61	0.65
25:DA:38:A:H2'	25:DA:39:C:C6	2.32	0.65
25:DA:1332:G:N2	25:DA:1610:A:H8	1.95	0.65
25:DA:2820:A:O2'	25:DA:2821:A:OP1	2.14	0.65
27:DD:35:LYS:HG2	27:DD:64:ILE:H	1.59	0.65
39:DR:65:LYS:HE2	39:DR:67:SER:HB2	1.79	0.65
44:DU:87:LYS:O	44:DU:88:LYS:HD3	1.97	0.65
1:AA:723:U:H2'	1:AA:723:U:O2	1.97	0.65
1:AA:1432:G:OP1	39:BR:107:ASP:HB2	1.96	0.65
2:AE:215:LEU:O	2:AE:219:VAL:HG23	1.97	0.65
25:BA:323:G:H5'	29:BF:169:ASN:HD21	1.62	0.65
25:BA:594:U:H5'	54:B8:61:LEU:CD1	2.27	0.65
25:BA:1021:A:H61	25:BA:1142(A):A:N6	1.94	0.65
26:BB:42:C:O2'	30:BG:67:LYS:HE3	1.96	0.65
27:BD:130:ALA:C	27:BD:131:LEU:HD12	2.17	0.65
31:BH:9:ILE:H	31:BH:9:ILE:HD12	1.62	0.65
36:BP:19:GLY:O	36:BP:21:THR:OG1	2.10	0.65
38:BQ:35:ILE:HD11	38:BQ:101:LEU:HD23	1.79	0.65
44:BU:81:LYS:HG2	44:BU:96:ILE:HB	1.79	0.65
51:B5:20:ARG:HG3	51:B5:23:HIS:CD2	2.32	0.65
13:CP:40:ASN:HB3	13:CP:43:THR:HG23	1.77	0.65
16:CS:48:TRP:HH2	16:CS:76:GLN:HE22	1.43	0.65
25:DA:195:A:OP1	35:DO:46:LYS:HE3	1.96	0.65
25:DA:797:C:OP2	29:DF:62:ARG:HG3	1.98	0.65
25:DA:932:G:H4'	25:DA:933:A:O5'	1.96	0.65
25:DA:986:C:C2'	25:DA:987:G:H5'	2.27	0.65
25:DA:1485:G:C2'	25:DA:1486:A:H5'	2.27	0.65
25:DA:1678:G:N2	25:DA:1989:G:N2	2.44	0.65
25:DA:2854:G:N2	25:DA:2864:G:N3	2.45	0.65
28:DE:103:ASP:OD1	28:DE:201:THR:HG23	1.97	0.65
33:DM:42:TRP:O	40:D1:64:ARG:NH2	2.30	0.65
36:DP:26:TYR:HE1	36:DP:139:GLU:CB	1.93	0.65
36:DP:79:LEU:CD1	36:DP:80:GLU:HB2	2.26	0.65
47:DZ:4:VAL:HG11	47:DZ:11:ARG:NH1	2.12	0.65
4:AG:107:ARG:HH22	4:AG:194:LEU:HD11	1.60	0.64
20:AW:9:ASN:O	20:AW:9:ASN:ND2	2.30	0.64
23:AD:57:C:H42	25:BA:2112:G:H1	1.43	0.64
26:BB:15:A:O2'	26:BB:109:G:C8	2.48	0.64
28:BE:35:GLN:HG3	28:BE:36:ARG:N	2.09	0.64
54:B8:26:LYS:HB3	54:B8:44:LYS:HG3	1.79	0.64
1:CA:1119:C:OP2	9:CL:9:ARG:NH2	2.30	0.64

*Continued on next page...*

*Continued from previous page...*

Atom-1	Atom-2	Interatomic distance (Å)	Clash overlap (Å)
1:CA:1190:G:H3'	3:CF:3:ASN:ND2	2.12	0.64
2:CE:92:TYR:CD2	2:CE:151:GLY:HA3	2.31	0.64
2:CE:231:GLU:HB3	2:CE:232:PRO:HD2	1.77	0.64
20:CW:26:ASN:HB2	20:CW:71:THR:HG23	1.78	0.64
27:DD:28:GLU:HB3	27:DD:29:PRO:HD2	1.77	0.64
28:DE:128:SER:O	28:DE:129:HIS:HB2	1.96	0.64
29:DF:34:TRP:CE3	35:DO:8:PRO:HB3	2.32	0.64
29:DF:123:LEU:O	29:DF:123:LEU:HD12	1.96	0.64
30:DG:109:VAL:HG11	30:DG:142:PRO:HD3	1.79	0.64
31:DH:4:ILE:HG13	31:DH:6:ARG:HG2	1.79	0.64
32:DK:25:TYR:CE2	32:DK:29:TYR:CD2	2.85	0.64
45:DV:76:LEU:HD23	45:DV:76:LEU:N	2.11	0.64
45:DV:108:PRO:HA	45:DV:143:GLY:H	1.62	0.64
3:AF:152:ILE:HG13	3:AF:167:TRP:HB2	1.79	0.64
7:AJ:22:LEU:HD23	7:AJ:62:PHE:CE2	2.32	0.64
9:AL:83:ARG:HA	9:AL:86:VAL:HG12	1.79	0.64
19:AV:40:ILE:HD11	19:AV:62:ILE:CG2	2.26	0.64
25:BA:370:G:H4'	25:BA:371:A:OP2	1.96	0.64
25:BA:598:G:H1'	35:BO:12:ALA:HB2	1.79	0.64
25:BA:2312:U:O2	30:BG:42:GLY:HA3	1.97	0.64
25:BA:2590:A:OP2	27:BD:237:GLU:HB3	1.97	0.64
30:BG:83:ARG:CG	30:BG:86:MET:HE1	2.20	0.64
32:BK:106:GLY:C	32:BK:107:VAL:HG22	2.17	0.64
33:BM:96:GLU:O	33:BM:96:GLU:CG	2.45	0.64
36:BP:17:LEU:HD13	36:BP:39:PRO:HB2	1.79	0.64
39:BR:93:ARG:HH11	39:BR:93:ARG:HG3	1.63	0.64
40:B1:79:PHE:HD2	40:B1:79:PHE:C	2.00	0.64
1:CA:1090:U:H2'	1:CA:1091:U:C6	2.32	0.64
25:DA:780:G:N2	25:DA:783:A:H62	1.91	0.64
25:DA:1204:A:C2	25:DA:1241:A:N1	2.66	0.64
25:DA:2689:U:C4'	25:DA:2690:C:H5'	2.28	0.64
29:DF:153:SER:OG	29:DF:190:GLU:HG3	1.97	0.64
31:DH:150:ALA:O	31:DH:152:ARG:N	2.30	0.64
31:DH:169:VAL:HG13	31:DH:170:ARG:H	1.62	0.64
1:AA:195:A:C5	1:AA:196:A:N1	2.65	0.64
1:AA:1226:C:OP2	13:AP:103:THR:OG1	2.13	0.64
16:AS:17:TYR:CE1	16:AS:41:PRO:HG3	2.33	0.64
23:AD:15:G:H2'	23:AD:60:A:H2	1.61	0.64
25:BA:1019:U:O2'	25:BA:1021:A:C2	2.49	0.64
40:B1:90:VAL:HG12	40:B1:91:ASP:HA	1.78	0.64
54:B8:36:LYS:CD	54:B8:40:GLU:HG2	2.27	0.64

*Continued on next page...*

*Continued from previous page...*

Atom-1	Atom-2	Interatomic distance (Å)	Clash overlap (Å)
1:CA:77:C:H42	1:CA:92:G:H1	1.42	0.64
2:CE:121:LEU:HD23	2:CE:127:ILE:HG12	1.80	0.64
12:CO:26:ALA:HA	12:CO:98:TYR:HE2	1.61	0.64
13:CP:91:ARG:NH2	13:CP:96:LEU:HD13	2.12	0.64
25:DA:2314:C:O2'	25:DA:2315:G:H5'	1.97	0.64
25:DA:2689:U:C5'	25:DA:2690:C:H5'	2.28	0.64
27:DD:35:LYS:HD3	27:DD:63:ARG:HB3	1.79	0.64
38:DQ:85:VAL:HG12	38:DQ:86:ALA:H	1.61	0.64
41:D2:75:PHE:CD2	41:D2:81:TYR:CD1	2.85	0.64
44:DU:81:LYS:HB3	44:DU:82:PRO:HD2	1.80	0.64
1:AA:105:G:H2'	1:AA:106:C:H6	1.63	0.64
1:AA:114:U:O2'	1:AA:115:G:H5'	1.97	0.64
1:AA:452:A:OP2	16:AS:43:LYS:NZ	2.30	0.64
1:AA:724:G:O2'	1:AA:725:G:H5'	1.97	0.64
1:AA:1263:C:H2'	1:AA:1264:C:H6	1.62	0.64
3:AF:7:PRO:O	3:AF:11:ARG:HG2	1.97	0.64
25:BA:34:C:O4'	25:BA:34:C:OP2	2.15	0.64
25:BA:550:G:O2'	25:BA:1220:A:N3	2.25	0.64
28:BE:81:ILE:HG21	28:BE:84:PHE:HD1	1.55	0.64
32:BK:131:LYS:HB3	32:BK:132:PRO:HA	1.79	0.64
41:B2:47:VAL:HG23	41:B2:48:GLY:N	2.10	0.64
1:CA:973:G:N3	10:CM:55:LYS:CE	2.60	0.64
1:CA:1160:G:O6	1:CA:1181:G:C6	2.51	0.64
5:CH:73:ASN:N	5:CH:73:ASN:OD1	2.31	0.64
9:CL:16:ARG:O	9:CL:63:ILE:HG23	1.98	0.64
28:DE:62:PRO:C	28:DE:64:LYS:H	2.00	0.64
31:DH:9:ILE:HD12	31:DH:49:VAL:HG21	1.79	0.64
1:AA:719:C:O2'	18:AU:49:LYS:HB3	1.96	0.64
1:AA:1032(B):G:H2'	1:AA:1033:G:C8	2.32	0.64
6:AI:89:MET:HE1	18:AU:76:LEU:HD23	1.78	0.64
25:BA:592:G:H21	54:B8:4:MET:HE1	1.60	0.64
25:BA:1062:G:N3	25:BA:1077:A:N6	2.46	0.64
28:BE:35:GLN:NE2	28:BE:37:ARG:HH12	1.95	0.64
30:BG:78:SER:O	30:BG:79:ASN:C	2.36	0.64
45:BV:151:HIS:HD2	45:BV:168:GLU:HG3	1.62	0.64
1:CA:963:G:N2	10:CM:55:LYS:HD3	1.99	0.64
25:DA:2125:G:N2	25:DA:2172:U:O5'	2.28	0.64
25:DA:2772:C:H5'	28:DE:168:MET:HE3	1.78	0.64
36:DP:65:PHE:O	36:DP:66:ILE:C	2.35	0.64
1:AA:474:G:H2'	1:AA:475:G:C8	2.33	0.64
16:AS:49:LEU:HD12	16:AS:50:LYS:N	2.13	0.64

*Continued on next page...*



*Continued from previous page...*

Atom-1	Atom-2	Interatomic distance (Å)	Clash overlap (Å)
18:AU:36:ASN:HD22	18:AU:36:ASN:H	1.44	0.64
25:BA:1486:A:H2'	25:BA:1487:G:H8	1.61	0.64
25:BA:2580:U:H4'	28:BE:130:GLY:HA3	1.79	0.64
28:BE:26:ILE:CD1	28:BE:198:VAL:CG2	2.74	0.64
28:BE:92:THR:O	28:BE:95:ILE:HG12	1.97	0.64
32:BK:46:ALA:O	32:BK:50:ARG:HD3	1.97	0.64
38:BQ:111:GLU:HA	38:BQ:111:GLU:OE1	1.97	0.64
46:B3:23:VAL:HA	46:B3:38:VAL:HG22	1.79	0.64
50:B4:16:CYS:SG	50:B4:17:GLY:N	2.71	0.64
52:B6:24:GLU:HG3	52:B6:25:LYS:H	1.63	0.64
54:B8:36:LYS:HB2	54:B8:40:GLU:CG	2.23	0.64
1:CA:1374:A:H2'	1:CA:1375:A:H5'	1.80	0.64
3:CF:70:VAL:HG11	3:CF:76:VAL:HG11	1.79	0.64
3:CF:73:PRO:O	3:CF:76:VAL:HG22	1.98	0.64
10:CM:4:ILE:HD13	10:CM:100:THR:CG2	2.27	0.64
20:CW:49:ALA:HA	20:CW:52:ALA:HB3	1.80	0.64
25:DA:988:A:H3'	49:DX:11:SER:OG	1.98	0.64
25:DA:1012:U:C4	33:DM:25:ARG:HD3	2.32	0.64
25:DA:2191:G:HO2'	25:DA:2192:G:P	2.19	0.64
25:DA:2765:A:H2	25:DA:2766:G:O4'	1.80	0.64
29:DF:28:ILE:HA	29:DF:112:MET:HE3	1.79	0.64
33:DM:62:VAL:HG22	33:DM:66:LYS:HD2	1.80	0.64
36:DP:35:VAL:HG22	36:DP:130:LYS:HB3	1.79	0.64
37:D0:87:TYR:CE1	37:D0:117:VAL:HG12	2.26	0.64
38:DQ:88:ASP:OD2	38:DQ:89:ARG:N	2.30	0.64
39:DR:50:ILE:HD11	39:DR:102:ILE:CD1	2.25	0.64
39:DR:56:GLY:O	39:DR:59:THR:HG23	1.97	0.64
41:D2:72:VAL:O	41:D2:84:LYS:HB3	1.96	0.64
45:DV:116:VAL:HG12	45:DV:117:LEU:H	1.61	0.64
45:DV:144:LEU:C	45:DV:146:ILE:H	1.99	0.64
1:AA:411:A:N7	1:AA:413:G:N3	2.45	0.64
1:AA:659:U:C2	1:AA:660:G:C8	2.86	0.64
1:AA:976:G:OP1	14:AQ:32:SER:N	2.29	0.64
1:AA:1027:C:H4'	1:AA:1028:C:OP1	1.97	0.64
2:AE:88:ALA:HB2	2:AE:219:VAL:HG13	1.80	0.64
6:AI:62:TRP:CH2	6:AI:64:GLN:HG3	2.33	0.64
8:AK:88:LYS:HB3	8:AK:89:PRO:HD2	1.77	0.64
25:BA:140:A:H8	25:BA:1408:C:O2'	1.81	0.64
25:BA:1061:U:H1'	25:BA:1070:A:C2	2.33	0.64
25:BA:1118:C:H2'	25:BA:1119:C:C6	2.33	0.64
25:BA:1416:G:O2'	25:BA:1417:C:O5'	2.12	0.64

*Continued on next page...*

*Continued from previous page...*

Atom-1	Atom-2	Interatomic distance (Å)	Clash overlap (Å)
25:BA:2444:G:OP2	29:BF:68:LYS:CE	2.46	0.64
26:BB:73:A:C2'	26:BB:74:U:H5'	2.28	0.64
28:BE:57:LYS:O	28:BE:59:VAL:N	2.30	0.64
31:BH:153:LYS:HD2	31:BH:153:LYS:N	2.11	0.64
39:BR:31:SER:OG	39:BR:85:LYS:HE2	1.98	0.64
1:CA:273:A:C2'	1:CA:274:A:H5'	2.27	0.64
1:CA:560:U:H5'	1:CA:566:G:N2	2.12	0.64
1:CA:1142:G:H2'	1:CA:1143:G:O4'	1.98	0.64
1:CA:1216:G:H2'	1:CA:1217:C:C6	2.32	0.64
3:CF:27:LYS:NZ	3:CF:27:LYS:HB3	2.13	0.64
22:CB:3:C:H6	22:CB:3:C:O5'	1.80	0.64
22:CB:44:G:H2'	22:CB:45:U:O4'	1.97	0.64
23:CD:15:G:N2	23:CD:49:C:C2	2.64	0.64
25:DA:70:G:H21	25:DA:71:A:H62	1.46	0.64
25:DA:105:C:O2'	44:DU:2:ARG:HD2	1.98	0.64
25:DA:857:C:H4'	46:D3:23:VAL:HG21	1.79	0.64
25:DA:872:A:C5	25:DA:906:G:C2	2.86	0.64
27:DD:72:LYS:HE2	27:DD:101:GLU:OE2	1.98	0.64
28:DE:79:ARG:O	28:DE:80:GLU:HG3	1.98	0.64
28:DE:151:TYR:HD2	28:DE:154:LYS:NZ	1.96	0.64
29:DF:25:PRO:HB3	29:DF:28:ILE:CG1	2.28	0.64
30:DG:109:VAL:HG13	50:D4:33:VAL:CG1	2.27	0.64
46:D3:72:ARG:HB2	46:D3:75:LEU:HB2	1.80	0.64
1:AA:438:G:O2'	1:AA:439:A:H5''	1.98	0.64
1:AA:695:A:OP1	11:AN:52:GLY:HA3	1.97	0.64
1:AA:1502:A:H2	1:AA:1505:G:N2	1.95	0.64
14:AQ:21:TYR:HE2	14:AQ:23:ARG:NE	1.96	0.64
25:BA:70:G:H21	25:BA:71:A:H62	1.43	0.64
25:BA:1021:A:H8	25:BA:1022:G:H5''	1.62	0.64
25:BA:2199:A:H3'	25:BA:2205:C:H6	1.63	0.64
25:BA:2849:U:H4'	25:BA:2868:A:C2	2.33	0.64
38:BQ:83:LYS:C	38:BQ:109:GLY:HA2	2.12	0.64
1:CA:1128:C:C4	1:CA:1139:G:C2	2.85	0.64
9:CL:53:VAL:HG13	9:CL:95:LYS:HE3	1.78	0.64
22:CB:27:G:H5'	22:CB:28:C:OP2	1.97	0.64
22:CB:85:C:C6	25:DA:2555:U:O2	2.50	0.64
25:DA:2147:G:H2'	25:DA:2148:G:O4'	1.96	0.64
32:DK:77:LEU:HD12	32:DK:78:THR:H	1.62	0.64
16:AS:15:PRO:O	16:AS:16:HIS:ND1	2.30	0.64
25:BA:1216:G:P	40:B1:12:ARG:HH21	2.20	0.64
25:BA:2171:A:H2'	25:BA:2172:U:H6	1.62	0.64

*Continued on next page...*

*Continued from previous page...*

Atom-1	Atom-2	Interatomic distance (Å)	Clash overlap (Å)
28:BE:51:PHE:O	28:BE:52:LEU:C	2.34	0.64
28:BE:59:VAL:C	28:BE:60:ASN:ND2	2.51	0.64
37:B0:104:ARG:HH11	37:B0:104:ARG:CG	2.11	0.64
40:B1:112:ARG:HH11	40:B1:112:ARG:HG3	1.61	0.64
44:BU:96:ILE:HG12	44:BU:99:CYS:O	1.98	0.64
51:B5:40:LYS:CD	51:B5:46:CYS:HB3	2.27	0.64
1:CA:421:U:H2'	1:CA:421:U:O2	1.98	0.64
1:CA:652:U:H1'	1:CA:653:A:H2	1.62	0.64
1:CA:1121:U:C2'	1:CA:1122:U:H5'	2.28	0.64
10:CM:17:ASP:HB2	10:CM:70:ARG:NH2	2.12	0.64
23:CD:55:U:N3	23:CD:56:U:C5	2.66	0.64
25:DA:140:A:H8	25:DA:1408:C:O2'	1.81	0.64
32:DK:25:TYR:HE2	32:DK:29:TYR:CD2	2.16	0.64
33:DM:19:GLU:HG3	33:DM:59:LYS:HB3	1.80	0.64
35:DO:39:LYS:HD2	35:DO:45:LEU:CD2	2.28	0.64
35:DO:85:LEU:HA	35:DO:88:LEU:CB	2.28	0.64
36:DP:33:GLY:HA2	36:DP:105:GLU:CB	2.27	0.64
38:DQ:110:LEU:HD23	38:DQ:112:PHE:CE2	2.33	0.64
1:AA:667:G:H4'	15:AR:51:HIS:CE1	2.33	0.64
19:AV:63:THR:O	19:AV:66:MET:HG3	1.98	0.64
20:AW:10:LEU:HD23	20:AW:12:ALA:HB3	1.75	0.64
25:BA:1171:G:C5	25:BA:1174:A:N6	2.66	0.64
25:BA:1192:G:C2'	25:BA:1193:G:H5'	2.28	0.64
25:BA:2562:U:H1'	34:BN:23:ARG:NH1	2.13	0.64
28:BE:23:VAL:CB	28:BE:185:LYS:HA	2.26	0.64
29:BF:134:GLY:HA2	29:BF:166:ALA:HB2	1.79	0.64
35:BO:11:GLY:O	35:BO:13:ASN:N	2.30	0.64
45:BV:157:LEU:HD11	45:BV:163:LEU:HD21	1.79	0.64
16:CS:8:ARG:HD2	16:CS:17:TYR:CE2	2.33	0.64
19:CV:41:VAL:HG22	50:D4:63:TYR:OH	1.98	0.64
25:DA:2446:G:C2'	25:DA:2447:G:H5''	2.28	0.64
28:DE:199:ARG:HG2	28:DE:200:GLU:H	1.61	0.64
54:D8:49:VAL:HG23	54:D8:50:LEU:N	2.13	0.64
1:AA:8:A:N6	4:AG:205:GLU:O	2.31	0.63
1:AA:51:A:OP2	1:AA:52:G:H8	1.80	0.63
1:AA:173:U:H5''	1:AA:197:A:O4'	1.98	0.63
3:AF:78:GLY:O	3:AF:79:ARG:HG2	1.98	0.63
21:AX:5:ASP:O	21:AX:11:GLY:HA3	1.97	0.63
23:AC:48:U:H4'	23:AC:49:C:H5'	1.80	0.63
25:BA:2137:C:N4	25:BA:2154:G:H1	1.95	0.63
47:BZ:83:GLU:HG2	47:BZ:84:GLY:N	2.13	0.63

*Continued on next page...*

*Continued from previous page...*

Atom-1	Atom-2	Interatomic distance (Å)	Clash overlap (Å)
52:B6:12:GLU:HB3	52:B6:23:THR:HG22	1.81	0.63
1:CA:689:C:C2'	1:CA:690:G:H5'	2.28	0.63
1:CA:1178:G:H5'	9:CL:93:ARG:HH21	1.63	0.63
3:CF:18:TRP:HE1	14:CQ:55:GLY:H	1.45	0.63
23:CC:7:G:H1	23:CC:67:C:H42	1.46	0.63
23:CC:32:G:C4	23:CC:33:C:C5	2.86	0.63
25:DA:1310:G:OP2	53:D7:9:ARG:HD2	1.97	0.63
25:DA:1332:G:N2	25:DA:1610:A:C8	2.66	0.63
25:DA:2187:G:H2'	25:DA:2188:C:O4'	1.98	0.63
31:DH:86:GLU:HA	31:DH:132:ARG:HB2	1.78	0.63
43:DT:50:LYS:N	43:DT:87:GLN:HE22	1.95	0.63
1:AA:7:G:H5'	1:AA:298:A:O4'	1.97	0.63
1:AA:1065:U:H1'	1:AA:1066:C:OP2	1.98	0.63
1:AA:1391:U:H2'	1:AA:1392:G:H8	1.63	0.63
7:AJ:16:LEU:HD12	9:AL:42:ARG:HA	1.80	0.63
8:AK:41:ARG:HH11	8:AK:41:ARG:HG3	1.63	0.63
10:AM:96:ILE:HD13	10:AM:96:ILE:H	1.62	0.63
12:AO:126:LYS:HG3	12:AO:128:ALA:H	1.63	0.63
13:AP:60:VAL:HG12	13:AP:66:LEU:HD11	1.80	0.63
19:AV:24:ALA:O	19:AV:25:LYS:HB3	1.97	0.63
25:BA:1188:U:C2'	25:BA:1189:A:H5'	2.28	0.63
27:BD:35:LYS:HZ3	27:BD:104:TYR:HB2	1.63	0.63
28:BE:35:GLN:HB3	28:BE:48:GLN:CB	2.28	0.63
39:BR:16:ARG:HE	39:BR:19:LEU:HD21	1.62	0.63
52:B6:15:GLU:CG	52:B6:16:CYS:N	2.61	0.63
4:CG:178:VAL:HG12	4:CG:179:GLU:N	2.13	0.63
9:CL:77:ILE:O	9:CL:81:ILE:HG12	1.97	0.63
23:CD:7:G:H3'	23:CD:8:U:C5'	2.27	0.63
25:DA:907:U:O2'	36:DP:101:ARG:NH2	2.30	0.63
25:DA:1065:U:H3	25:DA:1073:A:H61	1.45	0.63
25:DA:1342:A:C6	25:DA:1397:U:C5	2.86	0.63
25:DA:2401:U:H2'	25:DA:2402:C:H5''	1.81	0.63
28:DE:12:THR:HG22	39:DR:58:ASN:HD21	1.63	0.63
28:DE:48:GLN:HE22	28:DE:78:LEU:HD13	1.60	0.63
1:AA:310:G:P	16:AS:27:LYS:NZ	2.71	0.63
1:AA:677:U:H3	1:AA:713:G:H22	1.47	0.63
1:AA:1004:A:H5''	1:AA:1025:U:O4	1.98	0.63
2:AE:111:ARG:HG2	2:AE:111:ARG:NH1	2.12	0.63
4:AG:153:ARG:NH1	4:AG:181:MET:HG3	2.13	0.63
25:BA:957:A:N1	25:BA:2458:G:H4'	2.13	0.63
1:CA:1252:A:H61	1:CA:1285:A:H61	1.45	0.63

*Continued on next page...*

*Continued from previous page...*

Atom-1	Atom-2	Interatomic distance (Å)	Clash overlap (Å)
2:CE:237:ALA:O	2:CE:238:LEU:HB3	1.98	0.63
23:CD:15:G:N7	23:CD:16:C:H5	1.96	0.63
25:DA:673:C:H5'	25:DA:673:C:H6	1.63	0.63
25:DA:1062:G:O6	25:DA:1075:C:N4	2.31	0.63
25:DA:1225:C:O3'	41:D2:85:LYS:HA	1.97	0.63
25:DA:1856:G:C2'	25:DA:1857:G:H5'	2.27	0.63
27:DD:49:ILE:CD1	27:DD:52:ARG:HA	2.25	0.63
27:DD:137:PRO:O	27:DD:140:THR:HG23	1.98	0.63
34:DN:68:GLU:HB3	34:DN:78:ARG:HH11	1.62	0.63
12:AO:6:THR:H	12:AO:9:GLN:NE2	1.97	0.63
12:AO:126:LYS:HE3	12:AO:128:ALA:HB3	1.81	0.63
25:BA:404:C:H1'	25:BA:405:U:OP2	1.98	0.63
25:BA:1761:C:H42	25:BA:1762:A:H62	1.47	0.63
25:BA:1771:C:HO2'	25:BA:1786:A:H8	1.44	0.63
25:BA:2131:G:H1'	25:BA:2158:A:H62	1.62	0.63
26:BB:108:C:H5'	26:BB:109:G:O5'	1.98	0.63
28:BE:59:VAL:HG13	28:BE:63:LEU:HB3	1.81	0.63
30:BG:83:ARG:HG3	30:BG:86:MET:HE1	1.67	0.63
2:CE:185:ILE:HG22	2:CE:199:TYR:HB2	1.80	0.63
9:CL:88:TYR:HB3	9:CL:89:ASN:ND2	2.13	0.63
25:DA:67:U:N3	25:DA:74:A:H2	1.94	0.63
25:DA:303:U:H2'	25:DA:304:G:O4'	1.98	0.63
25:DA:1025:G:C4	25:DA:1135:C:H1'	2.34	0.63
25:DA:1856:G:H2'	25:DA:1857:G:H5'	1.81	0.63
25:DA:2745:C:H4'	31:DH:142:GLY:O	1.98	0.63
28:DE:137:HIS:HB3	28:DE:138:PRO:HD2	1.80	0.63
38:DQ:26:LEU:HB3	38:DQ:87:PHE:HA	1.81	0.63
38:DQ:87:PHE:CZ	38:DQ:102:ALA:HB2	2.32	0.63
41:D2:29:PRO:O	41:D2:61:VAL:HG12	1.99	0.63
1:AA:262:A:H2'	1:AA:263:A:C8	2.32	0.63
1:AA:428:G:C8	1:AA:430:A:C4	2.86	0.63
1:AA:1004:A:C8	1:AA:1036:G:N1	2.59	0.63
1:AA:1490:C:O2'	1:AA:1491:G:H5'	1.98	0.63
2:AE:61:LEU:HD23	2:AE:68:ILE:HD12	1.80	0.63
10:AM:32:ALA:HB3	10:AM:76:ASN:HB2	1.79	0.63
16:AS:17:TYR:HE1	16:AS:41:PRO:HG3	1.64	0.63
25:BA:1021:A:H62	25:BA:1141:U:H3	1.47	0.63
25:BA:2552:U:H2'	25:BA:2554:U:OP2	1.99	0.63
26:BB:66:A:H61	26:BB:107:U:H2'	1.63	0.63
28:BE:81:ILE:CG2	28:BE:84:PHE:HB3	2.26	0.63
31:BH:9:ILE:HD12	31:BH:9:ILE:N	2.14	0.63

*Continued on next page...*

*Continued from previous page...*

Atom-1	Atom-2	Interatomic distance (Å)	Clash overlap (Å)
44:BU:97:ARG:NE	44:BU:98:VAL:HG23	2.12	0.63
1:CA:1306:A:N6	1:CA:1331:G:O2'	2.32	0.63
1:CA:1386:G:C2	1:CA:1387:G:C8	2.85	0.63
14:CQ:27:CYS:O	14:CQ:27:CYS:SG	2.56	0.63
15:CR:2:PRO:HB2	15:CR:3:ILE:HD13	1.81	0.63
19:CV:45:VAL:HA	19:CV:62:ILE:HG22	1.80	0.63
25:DA:671:C:OP1	35:DO:42:SER:O	2.15	0.63
25:DA:2470:G:OP2	36:DP:56:ARG:NH2	2.31	0.63
27:DD:267:SER:O	27:DD:268:ARG:HB3	1.98	0.63
28:DE:38:THR:CG2	28:DE:40:GLU:HB2	2.29	0.63
28:DE:202:LYS:HD2	28:DE:202:LYS:N	2.14	0.63
36:DP:34:LEU:HD11	36:DP:129:THR:HB	1.81	0.63
45:DV:53:ILE:HG22	45:DV:71:VAL:O	1.99	0.63
47:DZ:91:LYS:HG3	47:DZ:92:LYS:N	2.13	0.63
54:D8:50:LEU:O	54:D8:51:ALA:CB	2.46	0.63
2:AE:80:ILE:HD13	2:AE:212:GLN:HB2	1.81	0.63
2:AE:174:VAL:HG13	2:AE:184:VAL:HG11	1.81	0.63
9:AL:45:ALA:O	9:AL:78:LYS:NZ	2.26	0.63
10:AM:35:SER:OG	10:AM:73:ASP:HB2	1.99	0.63
25:BA:142:G:H1'	43:BT:37:THR:CG2	2.28	0.63
25:BA:889:C:H3'	25:BA:890:A:C4'	2.29	0.63
25:BA:1049:C:H2'	25:BA:1050:A:C5'	2.28	0.63
25:BA:1777:U:O2'	25:BA:1778:U:H5'	1.98	0.63
25:BA:2065:C:H2'	25:BA:2066:C:C6	2.34	0.63
25:BA:2789:C:H1'	25:BA:2892:A:H2	1.63	0.63
31:BH:109:PHE:CE2	31:BH:152:ARG:NH1	2.67	0.63
1:CA:1084:G:H2'	1:CA:1085:U:C6	2.33	0.63
22:CB:21:A:H1'	22:CB:22:G:C5'	2.27	0.63
23:CD:15:G:H2'	23:CD:15:G:N3	2.11	0.63
25:DA:486:C:H4'	42:DS:60:ASN:ND2	2.14	0.63
25:DA:846:C:C2	25:DA:847:U:C5	2.87	0.63
26:DB:56:G:H4'	26:DB:57:A:C8	2.33	0.63
26:DB:104:A:H2'	26:DB:105:G:O4'	1.99	0.63
28:DE:51:PHE:O	28:DE:74:PRO:CB	2.46	0.63
35:DO:47:ASP:OD2	35:DO:49:ARG:NE	2.32	0.63
35:DO:64:LYS:HD2	54:D8:25:MET:CE	2.28	0.63
38:DQ:11:LYS:HD2	38:DQ:15:ARG:NH2	2.13	0.63
40:D1:98:LEU:O	40:D1:99:ALA:HB3	1.98	0.63
41:D2:49:THR:HB	41:D2:50:PRO:HD3	1.80	0.63
41:D2:71:LEU:N	41:D2:86:GLY:CA	2.62	0.63
1:AA:486:U:H2'	1:AA:487:A:C8	2.34	0.63

*Continued on next page...*

*Continued from previous page...*

Atom-1	Atom-2	Interatomic distance (Å)	Clash overlap (Å)
3:AF:70:VAL:HG12	3:AF:72:LYS:N	2.13	0.63
3:AF:181:ASN:ND2	3:AF:204:LEU:HB2	2.12	0.63
23:AD:41:C:H2'	23:AD:42:C:H6	1.63	0.63
25:BA:142:G:H1'	43:BT:37:THR:HG21	1.81	0.63
25:BA:1916:A:H5'	25:BA:1917:U:OP2	1.99	0.63
47:BZ:91:LYS:O	47:BZ:93:GLU:N	2.32	0.63
1:CA:1028(A):C:H42	1:CA:1032(B):G:H1	1.47	0.63
9:CL:18:PHE:HD1	9:CL:62:TYR:CD2	2.16	0.63
11:CN:99:GLN:HG2	11:CN:105:VAL:HG21	1.81	0.63
23:CD:6:G:H1	23:CD:68:C:H42	1.44	0.63
25:DA:635:C:O2'	25:DA:639:U:OP1	2.15	0.63
25:DA:2162:G:H2'	25:DA:2163:C:C6	2.33	0.63
25:DA:2173:A:H2'	25:DA:2173:A:N3	2.14	0.63
25:DA:2724:C:OP1	28:DE:118:LYS:HE3	1.98	0.63
26:DB:89:G:H8	26:DB:89:G:OP2	1.81	0.63
35:DO:85:LEU:HB3	35:DO:114:ILE:CD1	2.28	0.63
36:DP:57:HIS:ND1	36:DP:57:HIS:O	2.32	0.63
36:DP:84:GLY:O	36:DP:85:LYS:HB2	1.98	0.63
39:DR:53:ARG:O	39:DR:53:ARG:HG3	1.97	0.63
1:AA:229:U:O2'	16:AS:23:ASP:OD2	2.17	0.63
1:AA:397:A:N6	1:AA:548:G:C5	2.66	0.63
1:AA:1073:U:H2'	1:AA:1074:G:H8	1.64	0.63
2:AE:47:THR:O	2:AE:51:LEU:HB2	1.97	0.63
25:BA:2473:U:C2'	25:BA:2474:C:H5''	2.28	0.63
26:BB:30:C:OP2	38:BQ:32:LEU:HD11	1.99	0.63
1:CA:994:A:N7	1:CA:1216:G:H4'	2.13	0.63
3:CF:18:TRP:HE1	14:CQ:55:GLY:N	1.96	0.63
3:CF:94:LEU:HD12	3:CF:95:THR:N	2.14	0.63
23:CD:22:A:H2'	23:CD:47:G:O6	1.99	0.63
25:DA:67:U:N3	25:DA:74:A:C2	2.57	0.63
25:DA:138:G:H22	43:DT:44:GLU:CD	2.02	0.63
25:DA:479:A:H4'	25:DA:480:A:OP1	1.98	0.63
25:DA:566:U:OP1	35:DO:29:LYS:HE3	1.98	0.63
25:DA:1328:G:H2'	25:DA:1330:C:C5	2.34	0.63
25:DA:2371:G:C4'	52:D6:45:LYS:CE	2.71	0.63
35:DO:47:ASP:OD2	35:DO:49:ARG:CD	2.45	0.63
36:DP:54:MET:HE1	36:DP:118:LEU:HD23	1.80	0.63
41:D2:37:VAL:HG21	41:D2:57:VAL:HG13	1.81	0.63
45:DV:146:ILE:HD13	45:DV:175:VAL:HG23	1.79	0.63
1:AA:749:C:O2	1:AA:749:C:H2'	1.98	0.63
1:AA:1112:C:C4	3:AF:178:LEU:HD23	2.33	0.63

*Continued on next page...*

*Continued from previous page...*

Atom-1	Atom-2	Interatomic distance (Å)	Clash overlap (Å)
13:AP:58:GLU:O	13:AP:62:ASN:HB2	1.98	0.63
25:BA:587:C:N3	35:BO:33:ARG:NH1	2.46	0.63
25:BA:674:G:O2'	29:BF:74:ARG:HD3	1.99	0.63
25:BA:1056:G:O4'	25:BA:1086:A:H8	1.81	0.63
25:BA:1870:C:H2'	25:BA:1870:C:O2	1.98	0.63
25:BA:2734:A:H8	25:BA:2734:A:H5'	1.63	0.63
28:BE:78:LEU:HD12	28:BE:79:ARG:CA	2.28	0.63
35:BO:64:LYS:HD3	54:B8:25:MET:SD	2.38	0.63
52:B6:15:GLU:HG2	52:B6:16:CYS:H	1.62	0.63
1:CA:255:G:O6	1:CA:270:A:N6	2.32	0.63
1:CA:328:C:H4'	1:CA:329:A:H5'	1.80	0.63
3:CF:113:ALA:HB2	3:CF:202:ILE:HG13	1.80	0.63
8:CK:84:ARG:O	8:CK:135:CYS:HB2	1.98	0.63
13:CP:40:ASN:OD1	13:CP:41:PRO:HD2	1.99	0.63
25:DA:1600:C:O2'	53:D7:49:ARG:HD3	1.99	0.63
29:DF:132:VAL:O	29:DF:133:ASN:HB2	1.99	0.63
31:DH:124:GLU:N	31:DH:124:GLU:OE1	2.30	0.63
36:DP:75:THR:CG2	36:DP:87:LYS:HE2	2.29	0.63
44:DU:81:LYS:HB3	44:DU:82:PRO:CD	2.29	0.63
45:DV:61:LEU:HD11	45:DV:67:LEU:HD12	1.79	0.63
48:DW:17:SER:OG	48:DW:21:LEU:HD12	1.99	0.63
1:AA:149:A:C2	1:AA:150:C:N3	2.67	0.62
1:AA:1305:G:H5'	21:AX:4:GLY:HA3	1.80	0.62
1:AA:1367:C:H5'	10:AM:60:ARG:NH1	2.14	0.62
4:AG:5:ILE:CG2	4:AG:6:GLY:H	2.12	0.62
25:BA:443:A:C8	29:BF:45:ARG:HD2	2.33	0.62
25:BA:1126:A:H4'	25:BA:1127:A:O5'	1.98	0.62
25:BA:1138:G:N2	33:BM:106:MET:HE3	2.10	0.62
28:BE:53:PRO:HA	28:BE:74:PRO:CA	2.29	0.62
31:BH:4:ILE:C	31:BH:6:ARG:H	2.01	0.62
48:BW:50:ILE:CD1	48:BW:51:ARG:N	2.61	0.62
1:CA:1028(A):C:N4	1:CA:1028(B):C:H41	1.97	0.62
3:CF:119:ARG:NH2	3:CF:140:ARG:HG2	2.09	0.62
13:CP:7:VAL:HG22	30:DG:115:ARG:HB3	1.81	0.62
23:CC:24:C:C2	23:CC:25:U:C5	2.87	0.62
23:CC:41:C:H2'	23:CC:42:C:H6	1.64	0.62
23:CD:20:G:N3	23:CD:20:G:H2'	2.14	0.62
25:DA:900:A:H3'	25:DA:901:A:H8	1.64	0.62
25:DA:1047:G:H2'	25:DA:1110:G:H1	1.64	0.62
28:DE:130:GLY:O	28:DE:131:ALA:C	2.38	0.62
28:DE:179:GLU:O	28:DE:180:ASN:HB2	1.97	0.62

*Continued on next page...*



Continued from previous page...

Atom-1	Atom-2	Interatomic distance (Å)	Clash overlap (Å)
29:DF:31:HIS:HB2	35:DO:9:ASN:OD1	1.98	0.62
30:DG:113:ARG:HD2	50:D4:33:VAL:HG12	1.80	0.62
43:DT:72:LYS:NZ	43:DT:75:ASP:OD1	2.32	0.62
45:DV:4:ARG:HD3	45:DV:58:VAL:HG11	1.81	0.62
45:DV:175:VAL:HG13	45:DV:176:PRO:CD	2.29	0.62
46:D3:42:GLY:H	46:D3:57:PHE:HD2	1.47	0.62
51:D5:6:VAL:HG13	51:D5:7:PRO:N	2.13	0.62
1:AA:517:G:N1	1:AA:533:A:OP2	2.31	0.62
1:AA:688:G:H2'	1:AA:689:C:H6	1.64	0.62
1:AA:960:U:O2	1:AA:960:U:H2'	1.97	0.62
4:AG:110:PHE:N	4:AG:110:PHE:CD1	2.66	0.62
25:BA:1469:A:H2'	25:BA:1470:G:O5'	1.99	0.62
25:BA:1858:G:O2'	25:BA:1883:G:N2	2.31	0.62
25:BA:2335:A:C8	25:BA:2337:G:C5	2.86	0.62
26:BB:40:U:H1'	26:BB:45:A:N6	2.14	0.62
35:BO:61:ARG:O	35:BO:62:LEU:CD2	2.45	0.62
40:B1:112:ARG:HH11	40:B1:112:ARG:HG2	1.64	0.62
1:CA:1446:A:OP1	1:CA:1446:A:H4'	1.97	0.62
2:CE:137:ARG:NH1	2:CE:140:HIS:HB2	2.11	0.62
3:CF:23:TYR:CD2	3:CF:24:ALA:N	2.67	0.62
5:CH:110:LEU:O	5:CH:115:VAL:HG22	1.99	0.62
25:DA:329:G:C6	44:DU:19:LYS:HG2	2.34	0.62
25:DA:1203:G:H3'	25:DA:1204:A:H5''	1.80	0.62
25:DA:2747:G:O6	25:DA:2755:C:H5''	2.00	0.62
27:DD:35:LYS:CE	27:DD:65:ILE:HA	2.29	0.62
31:DH:10:PRO:HG2	31:DH:50:VAL:HG13	1.81	0.62
32:DK:77:LEU:HB2	32:DK:141:LYS:HB3	1.81	0.62
33:DM:45:ASN:O	33:DM:45:ASN:ND2	2.32	0.62
36:DP:87:LYS:O	36:DP:88:GLY:C	2.37	0.62
36:DP:102:VAL:HG12	36:DP:102:VAL:O	1.98	0.62
45:DV:149:SER:HB3	45:DV:172:ALA:O	1.99	0.62
1:AA:606:G:H5''	1:AA:607:A:H5'	1.81	0.62
1:AA:1316:G:N2	1:AA:1318:A:H3'	2.14	0.62
1:AA:1455:G:H5'	20:AW:32:ALA:HB2	1.81	0.62
25:BA:2168:G:H2'	25:BA:2168:G:N3	2.15	0.62
25:BA:2372:G:H1'	52:B6:46:HIS:CE1	2.35	0.62
25:BA:2895:U:H2'	25:BA:2896:C:O4'	1.98	0.62
26:BB:71:C:C2	26:BB:72:G:C8	2.88	0.62
36:BP:86:GLY:C	36:BP:88:GLY:N	2.52	0.62
39:BR:123:GLN:O	39:BR:124:ASP:HB2	1.99	0.62
47:BZ:51:VAL:HG21	47:BZ:74:VAL:HG21	1.81	0.62

Continued on next page...

*Continued from previous page...*

Atom-1	Atom-2	Interatomic distance (Å)	Clash overlap (Å)
54:B8:44:LYS:HD2	54:B8:44:LYS:N	2.14	0.62
7:CJ:22:LEU:HD23	7:CJ:62:PHE:HE2	1.64	0.62
25:DA:1899:G:H21	25:DA:1902:C:H5	1.45	0.62
32:DK:128:LEU:O	32:DK:138:ILE:HG22	1.99	0.62
44:DU:17:SER:HB2	44:DU:71:LYS:CE	2.29	0.62
1:AA:1126:U:C5	1:AA:1127:G:C4	2.87	0.62
1:AA:1410:G:H2'	1:AA:1411:C:H6	1.63	0.62
13:AP:108:ARG:NH1	13:AP:113:PRO:O	2.32	0.62
19:AV:40:ILE:HG12	19:AV:41:VAL:HG22	1.80	0.62
23:AC:20:G:C4	23:AC:58:A:H2	2.18	0.62
27:BD:121:PRO:HB3	27:BD:135:PHE:CE1	2.34	0.62
30:BG:7:LEU:HD23	30:BG:100:TRP:CZ3	2.34	0.62
35:BO:59:LEU:O	35:BO:59:LEU:HD23	1.99	0.62
35:BO:65:ARG:NH1	35:BO:65:ARG:CG	2.58	0.62
39:BR:128:GLU:HG2	39:BR:128:GLU:O	1.99	0.62
1:CA:612:C:O2	1:CA:629:G:N2	2.32	0.62
1:CA:689:C:H2'	1:CA:690:G:H5'	1.81	0.62
1:CA:1523:G:OP1	11:CN:123:LYS:HD2	1.99	0.62
4:CG:61:LYS:HA	4:CG:203:VAL:HG22	1.80	0.62
20:CW:64:ASP:OD1	20:CW:81:LYS:HD2	1.99	0.62
25:DA:887:A:H3'	25:DA:888:C:C5'	2.30	0.62
25:DA:2127:G:N2	25:DA:2173:A:H8	1.95	0.62
27:DD:35:LYS:CG	27:DD:64:ILE:N	2.62	0.62
51:D5:3:LYS:HA	51:D5:3:LYS:HE3	1.80	0.62
51:D5:20:ARG:HG2	51:D5:23:HIS:CD2	2.33	0.62
54:D8:25:MET:O	54:D8:48:PHE:HE1	1.81	0.62
1:AA:375:U:OP1	16:AS:69:THR:HG21	1.97	0.62
1:AA:953:G:H2'	1:AA:954:G:O4'	1.99	0.62
2:AE:124:SER:HB2	2:AE:125:PRO:HD2	1.81	0.62
14:AQ:22:THR:O	14:AQ:23:ARG:HD2	1.98	0.62
19:AV:66:MET:HB3	19:AV:74:PHE:CZ	2.34	0.62
22:AB:68:A:H2'	22:AB:69:A:H5'	1.81	0.62
23:AD:17:C:N4	23:AD:20:G:OP1	2.33	0.62
25:BA:259:G:N2	25:BA:621:A:H8	1.97	0.62
25:BA:270(O):U:H5''	25:BA:270(P):C:OP2	1.99	0.62
25:BA:271(B):G:H4'	25:BA:271(C):U:O5'	1.98	0.62
25:BA:2303:G:C2'	25:BA:2304:G:H5'	2.30	0.62
25:BA:2712:U:OP1	25:BA:2714:G:H4'	2.00	0.62
28:BE:105:THR:OG1	28:BE:199:ARG:NH2	2.31	0.62
36:BP:81:VAL:C	36:BP:82:ARG:HG2	2.19	0.62
40:B1:60:LEU:HD22	40:B1:60:LEU:O	1.98	0.62

*Continued on next page...*

*Continued from previous page...*

Atom-1	Atom-2	Interatomic distance (Å)	Clash overlap (Å)
42:BS:29:LEU:HD21	42:BS:33:ARG:NE	2.15	0.62
45:BV:81:ARG:O	45:BV:81:ARG:HG3	1.99	0.62
15:CR:39:LEU:CD1	15:CR:56:LEU:HB2	2.29	0.62
25:DA:7:G:H1	25:DA:2896:C:H42	1.47	0.62
25:DA:296:C:O2'	25:DA:297:C:H5'	1.98	0.62
25:DA:769:G:H5'	25:DA:1379:A:N6	2.15	0.62
25:DA:986:C:H2'	25:DA:987:G:H5'	1.81	0.62
25:DA:1582:C:HO2'	25:DA:1586:A:H8	1.45	0.62
25:DA:1784:A:H4'	25:DA:1785:A:C5'	2.30	0.62
25:DA:1827:C:C2'	25:DA:1828:G:H5'	2.30	0.62
29:DF:164:ARG:NH1	29:DF:177:ALA:HB2	2.14	0.62
36:DP:30:GLY:HA3	36:DP:107:ALA:HB2	1.81	0.62
39:DR:93:ARG:HG2	39:DR:117:ASP:HB2	1.80	0.62
40:D1:61:TRP:HB3	40:D1:93:LYS:HB3	1.82	0.62
47:DZ:85:LEU:HB2	47:DZ:87:PRO:HD2	1.80	0.62
48:DW:33:MET:O	48:DW:37:PHE:HD1	1.83	0.62
52:D6:25:LYS:HE3	54:D8:34:TRP:HH2	1.64	0.62
1:AA:973:G:H3'	1:AA:974:A:H5''	1.81	0.62
3:AF:188:LEU:HD13	3:AF:195:VAL:HG13	1.82	0.62
22:AB:50:A:C2	22:AB:52:U:H5''	2.34	0.62
25:BA:1067:A:N3	25:BA:1067:A:H2'	2.14	0.62
25:BA:1899:G:N2	25:BA:1902:C:N4	2.27	0.62
25:BA:2470:G:O6	25:BA:2476:A:O2'	2.08	0.62
27:BD:35:LYS:CE	27:BD:104:TYR:HB2	2.28	0.62
28:BE:38:THR:HG22	28:BE:45:THR:CG2	2.28	0.62
35:BO:15:ARG:CG	35:BO:15:ARG:NH1	2.39	0.62
39:BR:53:ARG:CZ	39:BR:53:ARG:HB3	2.28	0.62
41:B2:39:LEU:CD1	41:B2:51:VAL:HG22	2.29	0.62
1:CA:812:C:C1'	1:CA:813:U:OP2	2.46	0.62
1:CA:1028:C:N4	1:CA:1033:G:H1	1.98	0.62
25:DA:1140:C:C1'	25:DA:1143:A:C8	2.82	0.62
25:DA:2629:A:O2'	25:DA:2630:G:H5'	2.00	0.62
26:DB:59:A:H2'	26:DB:60:C:O4'	1.98	0.62
30:DG:67:LYS:HD2	50:D4:6:HIS:NE2	2.14	0.62
35:DO:16:ARG:HG3	35:DO:16:ARG:NH1	2.15	0.62
36:DP:104:PHE:O	36:DP:105:GLU:HB3	1.99	0.62
44:DU:96:ILE:HD12	44:DU:98:VAL:CG1	2.29	0.62
1:AA:377:G:OP1	16:AS:3:LYS:HD2	1.98	0.62
2:AE:166:ASP:HB3	2:AE:169:LYS:HB2	1.80	0.62
9:AL:114:TYR:HE1	10:AM:60:ARG:O	1.82	0.62
19:AV:9:VAL:HG21	50:B4:66:SER:OG	1.99	0.62

*Continued on next page...*

*Continued from previous page...*

Atom-1	Atom-2	Interatomic distance (Å)	Clash overlap (Å)
19:AV:40:ILE:CG1	19:AV:41:VAL:HG13	2.29	0.62
23:AD:29:C:H2'	23:AD:30:G:H8	1.64	0.62
25:BA:592:G:H21	54:B8:4:MET:CE	2.13	0.62
25:BA:998:C:H2'	25:BA:999:U:O5'	2.00	0.62
25:BA:2343:C:O2'	25:BA:2373:G:O2'	2.16	0.62
27:BD:8:PRO:HB3	27:BD:14:ARG:HB2	1.81	0.62
35:BO:46:LYS:O	35:BO:47:ASP:HB3	2.00	0.62
37:B0:104:ARG:HH11	37:B0:104:ARG:HG2	1.65	0.62
50:B4:37:SER:CB	50:B4:42:PHE:HB3	2.29	0.62
52:B6:26:ASN:ND2	52:B6:35:GLU:OE1	2.32	0.62
1:CA:468:A:H2'	1:CA:474:G:H5'	1.82	0.62
1:CA:540:G:H2'	1:CA:541:G:O4'	2.00	0.62
8:CK:16:ALA:HB1	8:CK:21:LYS:HB3	1.81	0.62
25:DA:89:G:H3'	25:DA:90:U:H5''	1.80	0.62
25:DA:1862:G:O2'	25:DA:1863:G:H5'	2.00	0.62
45:DV:49:ARG:HB2	45:DV:50:GLN:HE21	1.64	0.62
45:DV:108:PRO:CA	45:DV:143:GLY:CA	2.78	0.62
1:AA:942:G:H21	9:AL:124:GLN:NE2	1.97	0.62
1:AA:1228:C:OP1	13:AP:115:LYS:HE3	1.99	0.62
1:AA:1236:A:O2'	1:AA:1304:G:H4'	1.99	0.62
1:AA:1240:U:O2'	7:AJ:38:LEU:HG	1.99	0.62
4:AG:95:GLY:O	4:AG:99:SER:OG	2.18	0.62
10:AM:38:ILE:O	10:AM:38:ILE:HG13	1.98	0.62
25:BA:155:C:H42	25:BA:171:G:H1	1.46	0.62
25:BA:1061:U:H4'	25:BA:1070:A:C1'	2.30	0.62
25:BA:1174:A:H3'	25:BA:1175:U:H5''	1.80	0.62
25:BA:2349:G:OP2	54:B8:42:ARG:HD3	2.00	0.62
25:BA:2733:A:C2'	25:BA:2734:A:H5''	2.29	0.62
28:BE:66:HIS:C	28:BE:66:HIS:ND1	2.48	0.62
29:BF:46:ARG:HG2	29:BF:46:ARG:NH1	2.06	0.62
30:BG:78:SER:O	30:BG:81:LYS:N	2.33	0.62
36:BP:63:LYS:HD3	36:BP:65:PHE:CE2	2.35	0.62
37:B0:84:ALA:HB3	37:B0:85:PRO:HD3	1.82	0.62
1:CA:1109:C:H2'	1:CA:1110:A:O4'	2.00	0.62
1:CA:1217:C:H2'	1:CA:1218:C:O4'	1.99	0.62
1:CA:1316:G:N2	1:CA:1319:A:OP2	2.32	0.62
5:CH:11:ILE:HG21	5:CH:105:VAL:HG22	1.81	0.62
15:CR:54:ARG:NH1	15:CR:58:MET:SD	2.73	0.62
22:CB:39:U:H2'	22:CB:40:G:C8	2.29	0.62
23:CC:30:G:H2'	23:CC:31:G:C5'	2.19	0.62
25:DA:883:G:H2'	25:DA:884:C:C6	2.35	0.62

*Continued on next page...*

*Continued from previous page...*

Atom-1	Atom-2	Interatomic distance (Å)	Clash overlap (Å)
29:DF:32:LEU:HD11	29:DF:105:VAL:HG13	1.80	0.62
29:DF:164:ARG:HG2	29:DF:175:THR:OG1	2.00	0.62
30:DG:16:ARG:NH2	30:DG:28:VAL:O	2.33	0.62
40:D1:40:PHE:CZ	41:D2:81:TYR:CE2	2.88	0.62
44:DU:63:LYS:HA	44:DU:63:LYS:NZ	2.14	0.62
45:DV:19:ARG:NH1	45:DV:84:GLU:HB2	2.15	0.62
50:D4:56:VAL:HG22	50:D4:57:GLU:H	1.65	0.62
1:AA:255:G:H1'	17:AT:16:GLN:NE2	2.14	0.62
2:AE:180:LEU:O	2:AE:181:PHE:HB2	2.00	0.62
16:AS:4:ILE:HB	16:AS:66:PRO:HB3	1.81	0.62
25:BA:573:G:O2'	25:BA:574:C:H3'	2.00	0.62
25:BA:2154:G:H2'	25:BA:2155:G:C8	2.35	0.62
25:BA:2335:A:C8	25:BA:2337:G:N7	2.68	0.62
28:BE:27:LEU:CD1	39:BR:1:MET:HE2	2.30	0.62
39:BR:136:GLN:HG3	39:BR:137:LYS:N	2.14	0.62
42:BS:88:ARG:NH1	42:BS:94:ASP:OD1	2.30	0.62
1:CA:32:A:C2	1:CA:33:A:C4	2.88	0.62
1:CA:1032:A:H3'	1:CA:1032(A):G:C5'	2.30	0.62
2:CE:28:PHE:CD1	2:CE:190:THR:HG22	2.34	0.62
2:CE:28:PHE:CE1	2:CE:31:TYR:HB2	2.35	0.62
4:CG:107:ARG:HH11	4:CG:107:ARG:HG2	1.65	0.62
4:CG:146:ILE:HD12	4:CG:146:ILE:N	2.15	0.62
25:DA:813:U:OP2	35:DO:23:PRO:O	2.18	0.62
25:DA:911:A:C5	36:DP:9:TYR:CD2	2.88	0.62
25:DA:1188:U:H2'	25:DA:1189:A:H5'	1.80	0.62
30:DG:117:PHE:CD1	30:DG:117:PHE:C	2.72	0.62
32:DK:82:ARG:HB3	32:DK:89:TYR:CD2	2.35	0.62
38:DQ:78:LEU:HD11	38:DQ:107:GLU:CB	2.23	0.62
41:D2:35:LEU:C	41:D2:37:VAL:HG13	2.21	0.62
45:DV:158:PRO:O	45:DV:161:VAL:HG13	2.00	0.62
1:AA:353:A:H2'	1:AA:354:G:OP2	2.00	0.62
1:AA:1004:A:C5'	1:AA:1025:U:N3	2.63	0.62
1:AA:1139:G:C2	1:AA:1143:G:O6	2.53	0.62
1:AA:1298:C:H4'	1:AA:1299:A:C4	2.34	0.62
1:AA:1410:G:H2'	1:AA:1411:C:C6	2.35	0.62
2:AE:16:HIS:HE2	2:AE:213:LEU:HD13	1.65	0.62
4:AG:114:ARG:HH11	4:AG:114:ARG:HG2	1.63	0.62
14:AQ:29:ARG:HD3	14:AQ:40:CYS:HB2	1.82	0.62
25:BA:232:G:H8	25:BA:232:G:OP2	1.81	0.62
25:BA:572:A:H5''	25:BA:573:G:OP2	2.00	0.62
25:BA:1056:G:N2	25:BA:1103:A:C6	2.68	0.62

*Continued on next page...*

*Continued from previous page...*

Atom-1	Atom-2	Interatomic distance (Å)	Clash overlap (Å)
25:BA:2168:G:N2	25:BA:2170:A:OP2	2.32	0.62
25:BA:2376:A:N1	38:BQ:87:PHE:HD2	1.97	0.62
25:BA:2662:A:H2'	25:BA:2663:G:O4'	2.00	0.62
27:BD:35:LYS:HG2	27:BD:64:ILE:HG23	1.81	0.62
41:B2:48:GLY:O	41:B2:49:THR:O	2.18	0.62
2:CE:17:PHE:CE2	2:CE:44:LEU:HA	2.35	0.62
8:CK:20:TYR:HD1	8:CK:65:TYR:CD2	2.18	0.62
12:CO:11:VAL:HG11	17:CT:36:ILE:HG21	1.80	0.62
25:DA:654(D):G:N2	25:DA:654(R):C:N3	2.48	0.62
25:DA:1420:U:O2'	25:DA:1421:G:P	2.58	0.62
25:DA:2439:A:O2'	25:DA:2440:C:OP2	2.18	0.62
26:DB:89:G:OP2	26:DB:89:G:C8	2.53	0.62
30:DG:47:LYS:HG2	30:DG:48:GLU:H	1.63	0.62
31:DH:12:PRO:O	31:DH:15:VAL:HG22	2.00	0.62
33:DM:45:ASN:O	33:DM:45:ASN:CG	2.38	0.62
33:DM:67:LEU:HD23	33:DM:88:GLU:HG2	1.81	0.62
33:DM:95:PRO:O	33:DM:98:VAL:HG22	1.99	0.62
35:DO:37:GLY:O	35:DO:38:GLN:C	2.38	0.62
1:AA:69:G:N2	1:AA:73:G:C8	2.68	0.61
1:AA:466:C:H5''	1:AA:467:G:OP2	2.00	0.61
4:AG:28:SER:HB3	4:AG:29:PRO:HD2	1.82	0.61
7:AJ:113:GLU:HB2	7:AJ:119:ARG:HG2	1.82	0.61
16:AS:72:ARG:HD3	16:AS:73:LEU:HD23	1.82	0.61
25:BA:1077:A:H2'	25:BA:1077:A:N3	2.15	0.61
29:BF:9:ILE:HD11	29:BF:125:LEU:CG	2.28	0.61
42:BS:18:ARG:HG2	42:BS:76:VAL:HG13	1.83	0.61
1:CA:1368:G:H5'	9:CL:112:LYS:HB3	1.81	0.61
2:CE:180:LEU:O	2:CE:181:PHE:HB2	2.00	0.61
23:CC:9:G:O2'	23:CC:10:G:N7	2.29	0.61
23:CC:56:U:O2	23:CC:58:A:C8	2.53	0.61
25:DA:142:G:H2'	25:DA:143:C:C6	2.35	0.61
25:DA:1005:C:N1	25:DA:1143:A:C2	2.68	0.61
25:DA:2128:C:O2'	25:DA:2173:A:C2	2.51	0.61
36:DP:69:PHE:CD1	36:DP:70:PRO:HD2	2.35	0.61
38:DQ:24:LEU:O	38:DQ:85:VAL:HG12	2.00	0.61
40:D1:66:ASN:HB2	40:D1:76:TYR:HB2	1.81	0.61
1:AA:49:U:O2'	1:AA:50:A:H3'	2.00	0.61
1:AA:438:G:OP1	4:AG:125:HIS:HE1	1.83	0.61
1:AA:1366:C:H2'	1:AA:1367:C:H6	1.65	0.61
12:AO:11:VAL:HG13	17:AT:29:HIS:CD2	2.34	0.61
12:AO:37:CYS:O	12:AO:79:GLU:O	2.18	0.61

*Continued on next page...*

*Continued from previous page...*

Atom-1	Atom-2	Interatomic distance (Å)	Clash overlap (Å)
17:AT:29:HIS:CE1	17:AT:32:TYR:HD1	2.18	0.61
25:BA:252:G:OP2	35:BO:50:ARG:NH1	2.25	0.61
25:BA:1063:G:H2'	25:BA:1064:C:H6	1.65	0.61
25:BA:2109:U:H1'	25:BA:2181:G:N2	2.15	0.61
25:BA:2415:G:H4'	35:BO:66:GLY:HA3	1.81	0.61
45:BV:60:GLU:O	45:BV:61:LEU:HD23	2.00	0.61
50:B4:12:ALA:HB1	50:B4:29:PRO:HA	1.82	0.61
52:B6:10:LEU:HD23	54:B8:34:TRP:CD2	2.34	0.61
1:CA:564:C:O2'	8:CK:91:ARG:NH2	2.33	0.61
3:CF:164:ARG:HG2	3:CF:165:THR:H	1.64	0.61
13:CP:91:ARG:HH22	13:CP:96:LEU:HD13	1.65	0.61
21:CX:9:ARG:HG3	21:CX:10:ARG:H	1.65	0.61
22:CB:3:C:H2'	22:CB:4:G:H8	1.64	0.61
25:DA:774:A:C2	25:DA:787:U:O2'	2.51	0.61
25:DA:1165:U:H2'	25:DA:1166:C:C6	2.35	0.61
25:DA:1169:G:H2'	25:DA:1170:G:O4'	2.01	0.61
25:DA:1404:C:H2'	25:DA:1404:C:O2	2.00	0.61
25:DA:1869:G:H8	25:DA:1869:G:H5'	1.65	0.61
27:DD:65:ILE:HD11	27:DD:67:PHE:CZ	2.35	0.61
35:DO:59:LEU:HD23	35:DO:59:LEU:O	1.99	0.61
35:DO:146:VAL:HG13	35:DO:147:LEU:HD13	1.81	0.61
39:DR:16:ARG:NH2	39:DR:19:LEU:HD21	2.15	0.61
42:DS:59:VAL:HA	42:DS:64:MET:H	1.65	0.61
43:DT:39:ILE:O	43:DT:43:VAL:HG13	1.99	0.61
46:D3:24:LYS:O	46:D3:25:ARG:HD3	1.98	0.61
52:D6:31:PRO:O	52:D6:32:ASN:HB2	2.00	0.61
2:AE:80:ILE:HD11	2:AE:208:ILE:HG23	1.82	0.61
6:AI:89:MET:HE3	18:AU:76:LEU:HD23	1.82	0.61
6:AI:101:ALA:HB2	18:AU:28:GLU:CG	2.29	0.61
9:AL:127:LYS:HG2	9:AL:127:LYS:O	1.99	0.61
14:AQ:23:ARG:HH11	14:AQ:23:ARG:CG	2.12	0.61
22:AB:50:A:H3'	22:AB:51:A:C5'	2.28	0.61
23:AC:62:C:C5	23:AC:63:C:H5	2.18	0.61
25:BA:1209:G:H21	25:BA:1210:A:H62	1.48	0.61
25:BA:1803:A:H4'	27:BD:259:THR:HG23	1.82	0.61
25:BA:2157:G:HO2'	25:BA:2158:A:P	2.22	0.61
28:BE:60:ASN:HB2	28:BE:62:PRO:HD2	1.81	0.61
32:BK:135:GLU:OE2	32:BK:135:GLU:N	2.32	0.61
34:BN:60:ALA:HB1	34:BN:84:ALA:HB1	1.81	0.61
1:CA:575:G:O2'	1:CA:821:G:H5'	2.00	0.61
1:CA:991:U:H6	1:CA:991:U:OP2	1.82	0.61

*Continued on next page...*

*Continued from previous page...*

Atom-1	Atom-2	Interatomic distance (Å)	Clash overlap (Å)
1:CA:1095:U:P	1:CA:1108:G:H1	2.23	0.61
1:CA:1148:U:OP1	9:CL:7:THR:HG21	2.01	0.61
1:CA:1278:U:H2'	1:CA:1278:U:O2	2.00	0.61
1:CA:1442:G:C2'	1:CA:1443:G:O5'	2.47	0.61
4:CG:9:CYS:HA	4:CG:12:CYS:HB2	1.83	0.61
7:CJ:62:PHE:HD1	7:CJ:124:LEU:HD11	1.65	0.61
25:DA:127:A:H5''	25:DA:128:C:C6	2.36	0.61
25:DA:243:U:OP1	54:D8:6:THR:OG1	2.15	0.61
25:DA:1225:C:H4'	41:D2:85:LYS:HB2	1.83	0.61
25:DA:1665:A:H4'	34:DN:67:LYS:HB2	1.81	0.61
25:DA:2543:G:H8	25:DA:2543:G:H5'	1.65	0.61
25:DA:2845:G:O2'	25:DA:2846:G:H5'	2.00	0.61
26:DB:13:A:N1	26:DB:69:G:O2'	2.28	0.61
27:DD:70:TRP:CZ3	27:DD:150:LYS:HA	2.36	0.61
38:DQ:110:LEU:HD23	38:DQ:112:PHE:CZ	2.36	0.61
1:AA:8:A:H5'	5:AH:101:ILE:HG22	1.83	0.61
9:AL:43:ALA:HA	9:AL:74:ILE:HD13	1.82	0.61
25:BA:1657:C:H2'	25:BA:1658:C:C6	2.35	0.61
25:BA:2111:C:H41	25:BA:2147:G:N2	1.99	0.61
25:BA:2131:G:H5'	25:BA:2132:U:OP1	2.00	0.61
25:BA:2312:U:O2	30:BG:42:GLY:CA	2.48	0.61
25:BA:2383:G:O2'	25:BA:2384:G:H5'	2.00	0.61
27:BD:273:ARG:O	27:BD:273:ARG:HG3	2.00	0.61
35:BO:9:ASN:CB	35:BO:10:PRO:HD2	2.22	0.61
43:BT:49:VAL:CG1	43:BT:50:LYS:N	2.63	0.61
1:CA:652:U:O4	1:CA:752:G:H1'	2.00	0.61
4:CG:161:ASN:O	4:CG:165:MET:HG2	2.00	0.61
13:CP:76:ALA:HA	13:CP:79:LYS:HB2	1.82	0.61
23:CC:28:U:O2	23:CC:45:A:H2	1.79	0.61
23:CC:49:C:O2	23:CC:60:A:H1'	2.00	0.61
23:CD:13:C:HO2'	23:CD:14:A:P	2.23	0.61
25:DA:483:A:C5'	44:DU:49:VAL:HA	2.30	0.61
26:DB:30:C:H2'	26:DB:31:C:H5'	1.81	0.61
26:DB:44:G:O2'	26:DB:47:C:N4	2.33	0.61
27:DD:35:LYS:HZ1	27:DD:104:TYR:N	1.95	0.61
28:DE:46:ALA:HB1	28:DE:82:ARG:CA	1.96	0.61
31:DH:109:PHE:CZ	31:DH:152:ARG:NE	2.68	0.61
38:DQ:62:LYS:HB3	38:DQ:97:ARG:HD3	1.82	0.61
39:DR:51:ARG:HG2	39:DR:98:LYS:HE3	1.80	0.61
1:AA:1004:A:C5'	1:AA:1025:U:O4	2.48	0.61
3:AF:20:SER:HB2	3:AF:40:ARG:HH22	1.65	0.61

*Continued on next page...*



*Continued from previous page...*

Atom-1	Atom-2	Interatomic distance (Å)	Clash overlap (Å)
8:AK:41:ARG:NH2	8:AK:123:GLU:OE1	2.34	0.61
25:BA:330:A:H2	25:BA:1210:A:HO2'	1.45	0.61
25:BA:1316:U:H2'	25:BA:1317:A:H8	1.63	0.61
26:BB:30:C:C2'	26:BB:31:C:O5'	2.47	0.61
31:BH:169:VAL:C	31:BH:170:ARG:HG3	2.19	0.61
32:BK:98:ALA:HB2	32:BK:111:PRO:HB3	1.81	0.61
1:CA:1127:G:H1'	1:CA:1147:C:H42	1.66	0.61
1:CA:1127:G:H1'	1:CA:1147:C:N4	2.15	0.61
1:CA:1226:C:H2'	13:CP:103:THR:HB	1.80	0.61
3:CF:40:ARG:HG2	3:CF:55:VAL:HG11	1.82	0.61
3:CF:73:PRO:HG3	3:CF:105:GLU:HB2	1.83	0.61
4:CG:191:ARG:NH1	4:CG:200:GLU:OE1	2.34	0.61
22:CB:85:C:C5	25:DA:2555:U:O2	2.54	0.61
25:DA:77:C:OP1	48:DW:59:ARG:HD3	2.00	0.61
25:DA:545:G:N2	25:DA:548:A:H62	1.93	0.61
25:DA:581:C:H2'	25:DA:582:G:H8	1.65	0.61
25:DA:2786:U:H4'	28:DE:64:LYS:C	2.20	0.61
29:DF:18:ARG:HG2	29:DF:19:GLU:N	2.15	0.61
1:AA:136:C:H42	1:AA:227:G:H1	1.48	0.61
1:AA:192:U:H4'	20:AW:103:GLY:HA2	1.82	0.61
22:AB:49:C:N3	22:AB:54:G:N2	2.48	0.61
23:AC:18:C:O2	23:AC:18:C:C2'	2.48	0.61
23:AD:41:C:O2'	23:AD:42:C:H5'	2.00	0.61
28:BE:47:VAL:HG22	28:BE:84:PHE:O	2.00	0.61
50:B4:13:ARG:HB2	50:B4:30:GLU:HA	1.81	0.61
52:B6:25:LYS:HZ3	52:B6:27:LYS:HE2	1.66	0.61
54:B8:34:TRP:O	54:B8:35:GLN:CB	2.48	0.61
1:CA:316:G:OP2	1:CA:351:G:O2'	2.18	0.61
1:CA:1001:G:H1	1:CA:1039:C:H42	1.49	0.61
1:CA:1026:G:O6	1:CA:1036:G:C2	2.53	0.61
1:CA:1123:A:H4'	10:CM:36:GLY:HA3	1.83	0.61
1:CA:1330:U:H4'	13:CP:23:TYR:CD2	2.35	0.61
1:CA:1513:A:H2'	1:CA:1514:C:C6	2.35	0.61
2:CE:197:VAL:HG12	2:CE:200:ILE:HG12	1.81	0.61
14:CQ:29:ARG:HD2	14:CQ:31:ARG:O	1.99	0.61
19:CV:41:VAL:HG12	19:CV:42:PRO:HD2	1.83	0.61
25:DA:1049:C:H42	31:DH:2:SER:HB3	1.66	0.61
25:DA:1171:G:H1	25:DA:1178:C:H42	1.46	0.61
25:DA:2168:G:H2'	25:DA:2168:G:N3	2.16	0.61
25:DA:2262:U:OP2	46:D3:19:LYS:NZ	2.34	0.61
25:DA:2393:A:C5'	35:DO:62:LEU:HB3	2.11	0.61

*Continued on next page...*

*Continued from previous page...*

Atom-1	Atom-2	Interatomic distance (Å)	Clash overlap (Å)
30:DG:96:ARG:HH11	30:DG:96:ARG:HG2	1.66	0.61
31:DH:116:GLU:HG2	31:DH:117:PRO:HD2	1.83	0.61
31:DH:153:LYS:O	31:DH:161:GLY:CA	2.48	0.61
1:AA:186(E):C:H42	1:AA:191(B):G:H1	1.48	0.61
1:AA:390:C:O3'	16:AS:28:ARG:NH2	2.31	0.61
9:AL:79:LEU:O	9:AL:83:ARG:HG3	2.01	0.61
19:AV:10:PHE:H	19:AV:10:PHE:HD1	1.43	0.61
25:BA:594:U:OP1	54:B8:61:LEU:HD22	2.00	0.61
25:BA:1026:U:C4'	25:BA:1027:A:OP1	2.48	0.61
25:BA:1099:G:H2'	25:BA:1100:C:O4'	2.01	0.61
30:BG:67:LYS:HG3	50:B4:6:HIS:CE1	2.36	0.61
30:BG:73:ALA:HB1	30:BG:82:LEU:HD11	1.82	0.61
49:BX:8:LEU:HD13	49:BX:31:LEU:HD23	1.82	0.61
1:CA:1277:C:O2'	1:CA:1279:A:H8	1.84	0.61
2:CE:28:PHE:HD1	2:CE:32:ILE:HG22	1.63	0.61
6:CI:97:PHE:CD2	18:CU:65:ILE:HD11	2.36	0.61
12:CO:58:VAL:O	12:CO:65:GLU:HA	2.00	0.61
14:CQ:37:PHE:HZ	14:CQ:56:VAL:HG21	1.64	0.61
17:CT:44:ALA:HB1	17:CT:73:VAL:HG12	1.83	0.61
22:CB:86:C:H2'	22:CB:87:A:C4	2.35	0.61
26:DB:40:U:H2'	26:DB:45:A:H61	1.66	0.61
27:DD:64:ILE:O	27:DD:64:ILE:HG12	2.01	0.61
28:DE:4:ILE:HD12	28:DE:28:ALA:HB1	1.82	0.61
35:DO:61:ARG:O	35:DO:62:LEU:CD2	2.45	0.61
48:DW:67:LYS:O	48:DW:72:ALA:HB2	2.00	0.61
1:AA:411:A:C8	1:AA:413:G:H1'	2.36	0.61
1:AA:606:G:H1	1:AA:631:G:H5''	1.65	0.61
5:AH:102:ALA:HB1	5:AH:106:PRO:HG2	1.83	0.61
23:AC:20:G:C5	23:AC:58:A:C2	2.89	0.61
23:AD:20:G:H5''	23:AD:60:A:H61	1.65	0.61
23:AD:25:U:H2'	23:AD:26:C:C6	2.35	0.61
25:BA:479:A:N3	25:BA:481:G:H5'	2.16	0.61
25:BA:518:G:H4'	42:BS:18:ARG:NH1	2.15	0.61
25:BA:613:U:O2	25:BA:613:U:O5'	2.18	0.61
25:BA:856:C:H2'	25:BA:857:C:H6	1.66	0.61
25:BA:1060:U:H5'	25:BA:1061:U:C5	2.36	0.61
25:BA:1520:U:H2'	25:BA:1521:G:O4'	2.01	0.61
25:BA:1728:G:N1	25:BA:1730:U:OP2	2.33	0.61
25:BA:2377:A:H2'	25:BA:2378:A:C8	2.36	0.61
25:BA:2689:U:OP2	25:BA:2719:G:N2	2.32	0.61
36:BP:75:THR:HA	36:BP:88:GLY:O	2.01	0.61

*Continued on next page...*

*Continued from previous page...*

Atom-1	Atom-2	Interatomic distance (Å)	Clash overlap (Å)
41:B2:25:LEU:H	41:B2:92:THR:CG2	2.13	0.61
44:BU:81:LYS:HZ3	44:BU:96:ILE:CD1	2.14	0.61
1:CA:619:U:O2	4:CG:135:LEU:HD22	2.01	0.61
5:CH:144:THR:O	5:CH:148:VAL:HG23	1.99	0.61
19:CV:27:GLU:HG2	19:CV:47:HIS:CD2	2.35	0.61
25:DA:1323:U:H2'	25:DA:1324:G:H5'	1.81	0.61
25:DA:2522:U:C2'	25:DA:2523:G:H5''	2.30	0.61
28:DE:50:GLY:O	28:DE:51:PHE:HB3	1.99	0.61
31:DH:169:VAL:HG13	31:DH:170:ARG:N	2.16	0.61
32:DK:95:LYS:NZ	32:DK:99:GLU:OE2	2.33	0.61
45:DV:37:VAL:HG23	45:DV:38:TYR:N	2.14	0.61
48:DW:25:VAL:HG12	48:DW:60:LEU:HD23	1.80	0.61
1:AA:316:G:OP2	1:AA:351:G:O2'	2.19	0.61
1:AA:736:C:H2'	1:AA:737:A:C8	2.35	0.61
1:AA:1004:A:C5'	1:AA:1025:U:C4	2.84	0.61
3:AF:166:GLU:HG3	3:AF:167:TRP:N	2.15	0.61
4:AG:196:LEU:HB3	4:AG:197:PRO:HD2	1.83	0.61
8:AK:86:ILE:HG22	8:AK:87:SER:N	2.14	0.61
9:AL:118:LYS:O	9:AL:119:ALA:HB3	2.00	0.61
25:BA:330:A:H2	25:BA:1210:A:H2'	1.65	0.61
25:BA:882:G:C2'	25:BA:883:G:C8	2.80	0.61
25:BA:1586:A:H3'	25:BA:1587:A:H8	1.65	0.61
25:BA:2032:G:N2	28:BE:146:THR:HG23	2.12	0.61
25:BA:2164:C:H2'	25:BA:2165:G:C8	2.35	0.61
25:BA:2389:G:H5''	25:BA:2390:U:H5'	1.82	0.61
25:BA:2698:U:H2'	25:BA:2699:C:C6	2.36	0.61
35:BO:57:THR:O	35:BO:59:LEU:N	2.34	0.61
40:B1:79:PHE:HE2	40:B1:83:LEU:CD2	2.14	0.61
1:CA:84:U:H2'	1:CA:84:U:O2	2.00	0.61
4:CG:13:ARG:C	4:CG:15:GLU:N	2.51	0.61
17:CT:9:VAL:HG23	17:CT:56:VAL:HG22	1.83	0.61
25:DA:322:A:H5'	25:DA:340:A:H1'	1.82	0.61
25:DA:1062:G:OP1	25:DA:1062:G:H8	1.83	0.61
25:DA:2261:C:O2'	25:DA:2262:U:H5'	2.01	0.61
25:DA:2310:A:C5'	25:DA:2311:A:OP2	2.49	0.61
32:DK:117:GLU:CD	32:DK:117:GLU:H	2.04	0.61
44:DU:47:LYS:N	44:DU:60:PHE:HB3	2.15	0.61
45:DV:11:GLU:HG2	45:DV:12:GLY:N	2.14	0.61
48:DW:16:LEU:H	48:DW:16:LEU:HD12	1.66	0.61
1:AA:87:A:H2'	1:AA:88:C:C6	2.36	0.61
1:AA:941:G:C2	1:AA:942:G:H1'	2.36	0.61

*Continued on next page...*

*Continued from previous page...*

Atom-1	Atom-2	Interatomic distance (Å)	Clash overlap (Å)
1:AA:1057:G:H2'	1:AA:1058:G:O4'	2.01	0.61
2:AE:60:ASP:O	2:AE:64:ARG:HG2	2.01	0.61
2:AE:63:MET:HB3	2:AE:225:ALA:HB1	1.82	0.61
4:AG:13:ARG:O	4:AG:14:ARG:C	2.38	0.61
5:AH:9:LYS:O	5:AH:33:VAL:HG23	2.01	0.61
12:AO:90:VAL:O	12:AO:91:LYS:HB3	2.01	0.61
15:AR:26:GLU:OE2	15:AR:77:ARG:NH1	2.33	0.61
16:AS:20:VAL:CG2	16:AS:32:TYR:CD2	2.84	0.61
25:BA:270(G):C:H2'	25:BA:270(H):C:O4'	2.00	0.61
25:BA:774:A:H2	25:BA:787:U:O2'	1.84	0.61
25:BA:1084:A:N6	25:BA:1085:A:N6	2.48	0.61
25:BA:1535:U:C2	25:BA:1536:A:H3'	2.35	0.61
25:BA:2074:U:H2'	25:BA:2075:U:C6	2.36	0.61
25:BA:2127:G:H5'	25:BA:2128:C:OP2	2.00	0.61
28:BE:38:THR:C	28:BE:40:GLU:H	2.04	0.61
28:BE:119:ARG:CG	28:BE:119:ARG:HH11	2.14	0.61
31:BH:117:PRO:HB3	31:BH:123:PHE:CE1	2.36	0.61
31:BH:159:GLU:CD	31:BH:170:ARG:HH12	2.04	0.61
32:BK:73:GLU:HG3	32:BK:137:PRO:HG2	1.82	0.61
33:BM:42:TRP:CA	33:BM:48:MET:HE1	2.12	0.61
33:BM:59:LYS:HE3	33:BM:61:ARG:HH22	1.64	0.61
36:BP:66:ILE:CG1	36:BP:67:ARG:H	2.06	0.61
39:BR:5:ALA:HA	39:BR:8:LYS:HE2	1.83	0.61
1:CA:1322:C:H2'	1:CA:1322:C:O2	2.00	0.61
2:CE:105:PHE:O	2:CE:109:SER:N	2.30	0.61
3:CF:34:LEU:O	3:CF:34:LEU:HD12	2.01	0.61
8:CK:64:LYS:HD2	8:CK:79:VAL:HG21	1.82	0.61
21:CX:25:LYS:HE2	21:CX:26:LYS:HE2	1.83	0.61
25:DA:9:U:C2	25:DA:2629:A:N6	2.52	0.61
44:DU:47:LYS:HG2	44:DU:60:PHE:CD1	2.36	0.61
44:DU:53:PRO:HD2	44:DU:57:GLN:O	2.01	0.61
1:AA:652:U:C4	1:AA:752:G:N3	2.69	0.60
3:AF:119:ARG:HE	3:AF:140:ARG:CZ	2.14	0.60
4:AG:79:PHE:CE1	4:AG:204:ILE:HG12	2.35	0.60
5:AH:91:LEU:HD12	5:AH:120:THR:HG22	1.81	0.60
8:AK:9:MET:SD	8:AK:32:LYS:HG2	2.41	0.60
10:AM:48:THR:CG2	10:AM:62:HIS:HB3	2.30	0.60
18:AU:26:LEU:HD22	18:AU:42:ARG:NH1	2.15	0.60
22:AB:23:A:H3'	22:AB:24:C:C5	2.36	0.60
25:BA:1348:G:C2'	25:BA:1349:A:H5''	2.31	0.60
25:BA:2733:A:C3'	25:BA:2734:A:H5''	2.31	0.60

*Continued on next page...*

*Continued from previous page...*

Atom-1	Atom-2	Interatomic distance (Å)	Clash overlap (Å)
28:BE:41:LYS:C	28:BE:42:ASP:OD2	2.39	0.60
30:BG:15:VAL:HG22	30:BG:175:LEU:HB2	1.83	0.60
43:BT:27:THR:HB	43:BT:80:ILE:HG22	1.83	0.60
1:CA:407:G:H2'	1:CA:408:A:C8	2.36	0.60
1:CA:973:G:C4	10:CM:55:LYS:HE2	2.36	0.60
1:CA:1091:U:O2	1:CA:1093:A:H8	1.84	0.60
1:CA:1268:A:H2'	1:CA:1269:A:C8	2.36	0.60
2:CE:82:ARG:HA	2:CE:92:TYR:CE1	2.35	0.60
19:CV:80:TYR:CZ	19:CV:82:GLY:HA2	2.36	0.60
25:DA:2052:G:O4'	28:DE:142:GLY:HA3	2.01	0.60
26:DB:75:G:H8	26:DB:75:G:C5'	2.11	0.60
28:DE:182:LEU:HD12	28:DE:183:LEU:N	2.15	0.60
29:DF:10:PRO:HA	29:DF:127:GLU:HB3	1.82	0.60
39:DR:93:ARG:HG2	39:DR:117:ASP:HB3	1.82	0.60
1:AA:177:C:OP2	20:AW:65:LYS:HD3	2.01	0.60
1:AA:605:U:H2'	1:AA:606:G:O4'	2.00	0.60
1:AA:1028(B):C:N3	1:AA:1032(A):G:N2	2.49	0.60
1:AA:1510:U:H2'	1:AA:1511:G:C8	2.35	0.60
11:AN:78:GLN:O	11:AN:103:LEU:HA	2.00	0.60
18:AU:58:LEU:HD22	18:AU:62:GLU:HB3	1.82	0.60
25:BA:481:G:H1'	25:BA:507:A:N1	2.15	0.60
25:BA:755:C:O2'	25:BA:756:C:H5'	2.00	0.60
25:BA:1332:G:C8	25:BA:1332:G:H5'	2.36	0.60
25:BA:1786:A:C2	25:BA:2606:C:H1'	2.35	0.60
25:BA:2169:A:C6	25:BA:2170:A:N1	2.69	0.60
25:BA:2629:A:O2'	25:BA:2630:G:H5''	2.01	0.60
25:BA:2820:A:C8	28:BE:109:LYS:HE2	2.36	0.60
28:BE:14:ILE:HB	28:BE:21:VAL:HG22	1.82	0.60
28:BE:78:LEU:HD11	28:BE:79:ARG:HG2	1.82	0.60
29:BF:123:LEU:HD12	29:BF:124:LEU:N	2.17	0.60
40:B1:92:ARG:NH1	40:B1:94:ASN:ND2	2.49	0.60
1:CA:1184:G:H2'	1:CA:1185:G:H5'	1.83	0.60
1:CA:1227:A:O3'	13:CP:115:LYS:HD2	2.01	0.60
1:CA:1239:A:O2'	1:CA:1298:C:N4	2.34	0.60
7:CJ:86:GLN:NE2	23:CD:32:G:H21	2.00	0.60
25:DA:7:G:O2'	25:DA:8:A:H5'	2.02	0.60
25:DA:242:G:H5'	54:D8:62:LEU:HB3	1.82	0.60
25:DA:857:C:H2'	25:DA:858:U:C6	2.36	0.60
25:DA:873:G:C2	25:DA:905:U:O2	2.54	0.60
25:DA:1459:G:C2'	25:DA:1460:A:H5'	2.29	0.60
27:DD:34:VAL:O	27:DD:34:VAL:HG13	2.01	0.60

*Continued on next page...*

*Continued from previous page...*

Atom-1	Atom-2	Interatomic distance (Å)	Clash overlap (Å)
31:DH:152:ARG:C	31:DH:154:PRO:CD	2.69	0.60
32:DK:75:LEU:HD23	32:DK:76:THR:H	1.65	0.60
45:DV:108:PRO:HB3	45:DV:141:VAL:O	2.00	0.60
45:DV:126:VAL:HG12	45:DV:163:LEU:HA	1.81	0.60
45:DV:139:VAL:HA	45:DV:156:LYS:HE3	1.82	0.60
49:DX:40:THR:HG23	49:DX:43:ILE:HG12	1.82	0.60
53:D7:19:ARG:HH11	53:D7:19:ARG:HG2	1.66	0.60
1:AA:38:G:C2	1:AA:397:A:C2	2.90	0.60
1:AA:50:A:H4'	1:AA:51:A:O5'	2.01	0.60
1:AA:97:U:H2'	1:AA:99:C:C6	2.36	0.60
1:AA:667:G:H4'	15:AR:51:HIS:ND1	2.17	0.60
3:AF:53:ALA:HB2	3:AF:115:LEU:HD11	1.83	0.60
4:AG:30:LYS:HD3	4:AG:30:LYS:N	2.16	0.60
5:AH:12:LEU:O	5:AH:30:ALA:HA	2.01	0.60
8:AK:101:PRO:HG2	8:AK:133:LEU:HD11	1.84	0.60
20:AW:9:ASN:HD22	20:AW:9:ASN:C	2.05	0.60
22:AB:27:G:O6	22:AB:45:U:O2	2.19	0.60
23:AC:59:A:H4'	23:AC:60:A:OP1	2.02	0.60
25:BA:2308:G:H2'	25:BA:2308:G:N3	2.15	0.60
27:BD:186:HIS:CD2	27:BD:188:GLU:H	2.11	0.60
30:BG:94:LEU:H	30:BG:94:LEU:HD23	1.66	0.60
1:CA:928:G:O2'	1:CA:1533:C:OP1	2.19	0.60
3:CF:77:ILE:O	3:CF:83:ARG:HB3	2.01	0.60
14:CQ:45:ARG:O	14:CQ:49:HIS:CD2	2.55	0.60
23:CD:15:G:C2'	23:CD:60:A:H2	2.11	0.60
23:CD:37:U:O4	23:CD:38:A:N6	2.34	0.60
25:DA:322:A:H3'	29:DF:169:ASN:ND2	2.15	0.60
25:DA:2210:G:H4'	25:DA:2211:G:OP2	2.01	0.60
25:DA:2467:C:H2'	25:DA:2468:G:O4'	2.02	0.60
26:DB:44:G:C2	26:DB:48:A:C2	2.89	0.60
27:DD:48:ARG:NH1	27:DD:48:ARG:HG3	2.15	0.60
31:DH:137:ASP:CB	31:DH:140:LYS:HB2	2.31	0.60
35:DO:61:ARG:HB2	35:DO:61:ARG:CZ	2.26	0.60
1:AA:73:G:H2'	1:AA:74:C:C6	2.36	0.60
1:AA:872:A:C4	1:AA:874:G:C8	2.89	0.60
5:AH:55:VAL:O	5:AH:58:ALA:HB3	2.02	0.60
25:BA:1688:U:O2	25:BA:1700:A:H5''	2.01	0.60
25:BA:2212:A:H1'	25:BA:2215:G:C5	2.37	0.60
25:BA:2418:A:OP2	54:B8:29:LYS:HE2	2.02	0.60
25:BA:2466:C:H2'	25:BA:2467:C:H5'	1.83	0.60
39:BR:121:ILE:O	39:BR:123:GLN:O	2.20	0.60

*Continued on next page...*

*Continued from previous page...*

Atom-1	Atom-2	Interatomic distance (Å)	Clash overlap (Å)
43:BT:31:HIS:CD2	43:BT:33:LYS:H	2.20	0.60
1:CA:87:A:H2'	1:CA:87:A:N3	2.16	0.60
1:CA:126:G:HO2'	1:CA:634:C:HO2'	1.49	0.60
2:CE:178:ARG:NH2	8:CK:74:PRO:HG3	2.17	0.60
3:CF:37:GLN:O	3:CF:41:GLY:N	2.35	0.60
5:CH:96:PRO:HA	5:CH:117:ASP:OD2	2.01	0.60
12:CO:27:LEU:CD2	12:CO:33:ARG:HG2	2.31	0.60
16:CS:8:ARG:HG2	16:CS:8:ARG:NH1	2.16	0.60
25:DA:867:C:C5	25:DA:868:U:C5	2.90	0.60
25:DA:2415:G:H4'	35:DO:66:GLY:HA3	1.83	0.60
38:DQ:83:LYS:O	38:DQ:109:GLY:HA3	2.01	0.60
41:D2:5:VAL:HA	41:D2:37:VAL:HB	1.83	0.60
45:DV:144:LEU:O	45:DV:146:ILE:N	2.35	0.60
1:AA:309:G:H1'	1:AA:608:A:C2	2.35	0.60
1:AA:1193:G:H2'	1:AA:1194:U:H5'	1.83	0.60
1:AA:1298:C:C6	7:AJ:114:ARG:NH1	2.69	0.60
15:AR:82:ILE:HG22	15:AR:83:GLU:N	2.16	0.60
22:AB:42:U:H5'	22:AB:43:A:OP2	2.01	0.60
25:BA:612:G:H2'	25:BA:613:U:O2	2.01	0.60
25:BA:1019:U:H3	25:BA:1142(A):A:H62	1.47	0.60
25:BA:1469:A:C2'	25:BA:1470:G:O5'	2.49	0.60
25:BA:2285:C:OP1	52:B6:28:ARG:HD3	2.01	0.60
25:BA:2318:G:H22	38:BQ:2:ALA:HB2	1.66	0.60
27:BD:146:GLU:HB2	27:BD:189:CYS:HB3	1.83	0.60
28:BE:61:ARG:N	28:BE:62:PRO:CD	2.64	0.60
33:BM:57:ALA:O	33:BM:58:ASP:CG	2.39	0.60
35:BO:9:ASN:O	35:BO:10:PRO:C	2.40	0.60
45:BV:6:LYS:HA	45:BV:60:GLU:CB	2.26	0.60
52:B6:44:ARG:O	52:B6:45:LYS:CB	2.46	0.60
1:CA:342:C:C2'	1:CA:343:U:H5'	2.31	0.60
1:CA:828:A:H2'	1:CA:829:G:O4'	2.02	0.60
1:CA:1320:C:O2	19:CV:72:GLY:HA3	2.01	0.60
11:CN:57:THR:HG22	11:CN:58:PRO:HD2	1.83	0.60
12:CO:32:PHE:HE1	12:CO:86:ARG:HG3	1.65	0.60
12:CO:110:VAL:HG23	12:CO:120:TYR:HB3	1.84	0.60
25:DA:155:C:H2'	25:DA:155:C:O2	2.00	0.60
25:DA:524:U:H2'	25:DA:525:U:C6	2.37	0.60
25:DA:2251:G:OP1	36:DP:82:ARG:NH1	2.34	0.60
1:AA:880:C:OP1	12:AO:8:ASN:ND2	2.34	0.60
1:AA:1004:A:C6	1:AA:1025:U:H1'	2.37	0.60
11:AN:12:ARG:HG2	11:AN:13:GLN:N	2.17	0.60

*Continued on next page...*

*Continued from previous page...*

Atom-1	Atom-2	Interatomic distance (Å)	Clash overlap (Å)
23:AC:20:G:C5	23:AC:58:A:H2	2.18	0.60
25:BA:442:G:C4'	29:BF:46:ARG:HD3	2.32	0.60
28:BE:23:VAL:CA	28:BE:185:LYS:HA	2.31	0.60
29:BF:20:LEU:HD12	29:BF:21:ALA:N	2.17	0.60
31:BH:115:VAL:HG11	31:BH:148:ILE:HG12	1.84	0.60
42:BS:94:ASP:C	42:BS:95:ILE:HG23	2.21	0.60
48:BW:58:ALA:O	48:BW:62:THR:HG22	2.02	0.60
1:CA:652:U:O2'	1:CA:653:A:H5''	2.01	0.60
22:CB:7:G:H3'	22:CB:8:U:C5'	2.31	0.60
25:DA:476:G:H4'	25:DA:502:A:N1	2.16	0.60
25:DA:1778:U:H2'	25:DA:1784:A:N6	2.15	0.60
25:DA:1820:U:O2'	27:DD:159:ALA:O	2.14	0.60
25:DA:2354:G:O2'	46:D3:36:ILE:HD12	2.02	0.60
25:DA:2404:C:H1'	35:DO:67:MET:HE1	1.81	0.60
25:DA:2632:A:O2'	25:DA:2811:G:O2'	1.98	0.60
27:DD:25:THR:C	27:DD:27:THR:H	2.03	0.60
27:DD:35:LYS:HE3	27:DD:65:ILE:N	2.17	0.60
28:DE:126:PRO:O	28:DE:131:ALA:HB2	2.01	0.60
32:DK:101:LEU:H	32:DK:101:LEU:CD2	2.14	0.60
35:DO:57:THR:O	35:DO:59:LEU:N	2.34	0.60
41:D2:35:LEU:HG	41:D2:37:VAL:CG1	2.27	0.60
44:DU:61:ILE:HG22	44:DU:62:GLU:N	2.17	0.60
52:D6:48:VAL:CG1	52:D6:49:HIS:N	2.33	0.60
1:AA:1022:G:H2'	1:AA:1023:G:O4'	2.02	0.60
1:AA:1028(A):C:C2	1:AA:1028(B):C:C5	2.89	0.60
23:AD:22:A:C2	23:AD:47:G:C8	2.90	0.60
25:BA:1761:C:N4	25:BA:1762:A:H62	1.99	0.60
28:BE:34:VAL:HG13	28:BE:49:LEU:O	2.00	0.60
28:BE:59:VAL:C	28:BE:60:ASN:CG	2.61	0.60
28:BE:197:ILE:HG12	28:BE:197:ILE:O	2.01	0.60
33:BM:38:HIS:CE1	33:BM:50:ASP:OD2	2.55	0.60
35:BO:83:VAL:CG1	35:BO:112:LEU:HD21	2.32	0.60
43:BT:57:LEU:CD1	43:BT:78:LYS:HB2	2.32	0.60
54:B8:32:LEU:O	54:B8:36:LYS:NZ	2.34	0.60
1:CA:328:C:O2'	1:CA:329:A:OP2	2.13	0.60
1:CA:972:C:OP2	10:CM:57:LYS:HD2	2.00	0.60
1:CA:1399:C:C2	1:CA:1502:A:N6	2.70	0.60
4:CG:31:CYS:C	4:CG:33:MET:H	2.04	0.60
5:CH:152:ARG:NH2	8:CK:107:LEU:O	2.33	0.60
7:CJ:113:GLU:CB	7:CJ:119:ARG:HG2	2.30	0.60
10:CM:8:LEU:HD22	10:CM:20:ALA:HB2	1.83	0.60

*Continued on next page...*



*Continued from previous page...*

Atom-1	Atom-2	Interatomic distance (Å)	Clash overlap (Å)
25:DA:385:C:O2	35:DO:71:VAL:HG21	2.02	0.60
25:DA:669:G:O2'	25:DA:670:A:P	2.60	0.60
25:DA:1044:G:O3'	25:DA:1045:A:H4'	2.01	0.60
25:DA:1771:C:C1'	25:DA:1786:A:H8	2.13	0.60
25:DA:2262:U:P	46:D3:19:LYS:NZ	2.74	0.60
31:DH:137:ASP:HB3	31:DH:140:LYS:HB2	1.83	0.60
40:D1:98:LEU:C	40:D1:100:VAL:H	2.03	0.60
1:AA:271:C:H2'	1:AA:272:C:H6	1.66	0.60
1:AA:437:U:H2'	1:AA:438:G:O4'	2.02	0.60
2:AE:187:LEU:HA	2:AE:201:ILE:HB	1.83	0.60
14:AQ:45:ARG:NH1	14:AQ:49:HIS:HE1	2.00	0.60
25:BA:2310:A:H2'	25:BA:2311:A:H5'	1.84	0.60
25:BA:2898:U:H2'	25:BA:2899:G:C8	2.37	0.60
27:BD:31:LYS:HE3	27:BD:102:LYS:HD3	1.84	0.60
28:BE:167:VAL:CG1	28:BE:189:PRO:HD3	2.31	0.60
33:BM:28:THR:HA	33:BM:106:MET:HE2	1.83	0.60
33:BM:46:VAL:HG12	33:BM:47:ALA:N	2.01	0.60
54:B8:52:LYS:N	54:B8:53:PRO:CD	2.63	0.60
1:CA:965:A:C2	1:CA:969:A:C2	2.90	0.60
1:CA:1045:C:H2'	1:CA:1046:A:O4'	2.02	0.60
1:CA:1133:G:H1	1:CA:1141:C:H42	1.48	0.60
2:CE:82:ARG:HA	2:CE:92:TYR:HE1	1.67	0.60
3:CF:75:VAL:O	3:CF:83:ARG:NE	2.35	0.60
4:CG:62:GLN:HE22	4:CG:65:ARG:HE	1.49	0.60
12:CO:47:LYS:CB	12:CO:48:PRO:HD2	2.31	0.60
22:CB:31:C:H2'	22:CB:32:C:H6	1.65	0.60
25:DA:943:U:OP2	35:DO:36:LYS:HE3	2.02	0.60
25:DA:1101:U:H2'	25:DA:1102:C:H6	1.67	0.60
25:DA:1190:G:H2'	25:DA:1191:G:H8	1.67	0.60
31:DH:153:LYS:O	31:DH:161:GLY:HA2	2.02	0.60
35:DO:78:PRO:HA	35:DO:110:TYR:HD2	1.67	0.60
38:DQ:59:LYS:CD	38:DQ:60:GLY:H	2.15	0.60
38:DQ:61:ASN:O	38:DQ:65:VAL:HB	2.02	0.60
1:AA:737:A:H2'	1:AA:738:C:H6	1.64	0.60
1:AA:1159:U:C2	1:AA:1182:G:N1	2.70	0.60
2:AE:8:LYS:CD	2:AE:8:LYS:H	2.14	0.60
4:AG:3:ARG:HG2	4:AG:118:ARG:CZ	2.32	0.60
5:AH:79:GLU:HB3	5:AH:92:LYS:HG3	1.82	0.60
8:AK:7:ALA:HB2	8:AK:85:ARG:HD2	1.82	0.60
8:AK:129:VAL:HG23	8:AK:130:GLY:H	1.66	0.60
10:AM:40:LEU:HB2	10:AM:69:ASN:HB3	1.82	0.60

*Continued on next page...*

*Continued from previous page...*

Atom-1	Atom-2	Interatomic distance (Å)	Clash overlap (Å)
13:AP:60:VAL:HG13	13:AP:64:TRP:HE1	1.67	0.60
25:BA:270(M):U:H1'	25:BA:270(N):G:C6	2.36	0.60
25:BA:1156:A:C8	40:B1:51:LYS:HD2	2.37	0.60
25:BA:1204:A:H2	25:BA:1241:A:N1	2.00	0.60
25:BA:1480:G:C2	25:BA:1482:U:O2	2.54	0.60
25:BA:2416:C:OP1	35:BO:64:LYS:O	2.18	0.60
28:BE:52:LEU:CD2	28:BE:52:LEU:N	2.58	0.60
32:BK:79:ILE:HB	32:BK:142:VAL:HG12	1.84	0.60
34:BN:7:TYR:CZ	34:BN:44:LYS:HG3	2.37	0.60
35:BO:66:GLY:O	35:BO:67:MET:C	2.40	0.60
39:BR:36:GLU:HG3	39:BR:41:ARG:CD	2.25	0.60
47:BZ:84:GLY:O	47:BZ:87:PRO:HD3	2.01	0.60
1:CA:690:G:H2'	1:CA:691:G:O4'	2.01	0.60
1:CA:1127:G:N2	1:CA:1145:C:C2	2.70	0.60
3:CF:157:ILE:HD11	3:CF:166:GLU:HB2	1.84	0.60
5:CH:48:ALA:HB1	5:CH:49:PRO:HD2	1.84	0.60
25:DA:733:G:O6	25:DA:761:A:C8	2.55	0.60
25:DA:993:G:OP1	40:D1:50:ARG:NH2	2.34	0.60
25:DA:1012:U:O4	33:DM:25:ARG:HD3	2.02	0.60
25:DA:1689:A:N7	25:DA:1698:A:N1	2.49	0.60
25:DA:1786:A:C2	25:DA:2606:C:H1'	2.37	0.60
25:DA:1858:G:H1'	25:DA:1884:A:N6	2.16	0.60
25:DA:2159:G:H2'	25:DA:2160:G:O4'	2.02	0.60
25:DA:2753:A:H2'	25:DA:2754:U:H5''	1.84	0.60
29:DF:46:ARG:HG2	29:DF:46:ARG:NH1	2.11	0.60
36:DP:38:GLU:HB2	36:DP:127:ILE:HG22	1.84	0.60
37:D0:51:LEU:HD22	37:D0:66:VAL:HG13	1.82	0.60
45:DV:150:LEU:HD22	45:DV:154:ASP:HB2	1.82	0.60
48:DW:64:LEU:O	48:DW:64:LEU:HD23	2.02	0.60
50:D4:40:HIS:HB3	50:D4:45:GLY:HA3	1.82	0.60
1:AA:235:C:C5'	17:AT:70:ARG:HG2	2.28	0.60
1:AA:1157:A:H2'	1:AA:1157:A:N3	2.17	0.60
1:AA:1176:A:H2'	1:AA:1177:G:H5'	1.84	0.60
1:AA:1442:G:C6	1:AA:1446:A:N6	2.70	0.60
3:AF:32:LEU:HD13	3:AF:59:ARG:HD3	1.84	0.60
3:AF:58:GLU:H	3:AF:65:ALA:HB3	1.65	0.60
22:AB:23:A:O2'	22:AB:24:C:OP1	2.18	0.60
25:BA:141:A:C8	25:BA:1408:C:H1'	2.37	0.60
25:BA:329:G:H4'	25:BA:330:A:OP2	2.00	0.60
25:BA:1095:A:H2'	25:BA:1095:A:N3	2.15	0.60
27:BD:110:GLY:O	27:BD:112:GLN:HG3	2.00	0.60

*Continued on next page...*

*Continued from previous page...*

Atom-1	Atom-2	Interatomic distance (Å)	Clash overlap (Å)
30:BG:63:ILE:HG12	30:BG:64:THR:N	2.15	0.60
32:BK:78:THR:HG23	32:BK:141:LYS:HZ3	1.65	0.60
35:BO:16:ARG:HG3	35:BO:16:ARG:NH1	2.15	0.60
35:BO:39:LYS:HG3	35:BO:45:LEU:CD2	2.32	0.60
38:BQ:101:LEU:O	38:BQ:101:LEU:HD12	2.02	0.60
40:B1:79:PHE:C	40:B1:79:PHE:CD2	2.73	0.60
40:B1:79:PHE:HE2	40:B1:83:LEU:HD21	1.66	0.60
41:B2:65:GLY:HA3	41:B2:91:TYR:CE1	2.37	0.60
48:BW:47:ASN:O	48:BW:49:LYS:N	2.34	0.60
52:B6:41:PRO:HD2	52:B6:46:HIS:H	1.66	0.60
1:CA:632:A:C1'	1:CA:633:G:OP2	2.45	0.60
1:CA:1028(B):C:H3'	1:CA:1029:G:H5''	1.84	0.60
1:CA:1128:C:N3	1:CA:1139:G:N1	2.50	0.60
4:CG:11:LEU:HD22	4:CG:66:ARG:NE	2.17	0.60
19:CV:67:VAL:HG12	19:CV:68:GLY:N	2.15	0.60
25:DA:204:A:HO2'	25:DA:205:G:P	2.25	0.60
25:DA:340:A:H2'	25:DA:341:G:H5'	1.84	0.60
25:DA:530:G:O2'	25:DA:531:C:OP2	2.17	0.60
25:DA:639:U:H2'	25:DA:640:C:C6	2.36	0.60
25:DA:1252:G:O4'	40:D1:33:ARG:HD3	2.02	0.60
1:AA:167:G:C2'	1:AA:168:G:H5'	2.32	0.59
1:AA:872:A:C5	1:AA:874:G:C8	2.90	0.59
1:AA:933:G:O6	7:AJ:3:ARG:NH2	2.35	0.59
1:AA:1036:G:H5'	1:AA:1037:C:OP2	2.01	0.59
2:AE:236:TYR:HA	2:AE:239:VAL:HG21	1.83	0.59
10:AM:48:THR:HG23	10:AM:62:HIS:ND1	2.16	0.59
13:AP:108:ARG:HH11	13:AP:108:ARG:CG	2.12	0.59
25:BA:2467:C:C4'	36:BP:123:HIS:ND1	2.65	0.59
26:BB:89:G:H8	26:BB:89:G:OP2	1.85	0.59
27:BD:132:PRO:HD3	27:BD:190:TYR:CZ	2.37	0.59
31:BH:97:ARG:NH2	31:BH:104:GLU:OE2	2.35	0.59
34:BN:17:ARG:HE	34:BN:47:ILE:HD13	1.65	0.59
36:BP:20:ALA:CB	36:BP:99:PRO:HD2	2.32	0.59
38:BQ:48:LEU:CD2	38:BQ:82:ILE:HD11	2.32	0.59
54:B8:13:ARG:O	54:B8:14:VAL:HG23	2.01	0.59
1:CA:842:C:H4'	1:CA:848:C:O2	2.01	0.59
1:CA:1321:C:C4	1:CA:1322:C:H5	2.19	0.59
1:CA:1325:C:OP1	21:CX:15:ARG:HD2	2.01	0.59
3:CF:21:ARG:HB3	3:CF:21:ARG:NH1	2.17	0.59
4:CG:58:LEU:HD22	4:CG:62:GLN:HG3	1.84	0.59
25:DA:96:G:H4'	48:DW:48:HIS:CD2	2.37	0.59

*Continued on next page...*

*Continued from previous page...*

Atom-1	Atom-2	Interatomic distance (Å)	Clash overlap (Å)
25:DA:125:G:H4'	25:DA:126:A:OP2	2.02	0.59
25:DA:2419:U:O4	54:D8:31:HIS:CG	2.55	0.59
31:DH:149:ARG:HG3	31:DH:162:ILE:O	2.01	0.59
1:AA:96:G:H2'	1:AA:97:U:H5'	1.83	0.59
1:AA:964:A:N3	1:AA:969:A:O2'	2.33	0.59
3:AF:189:ALA:O	3:AF:191:THR:HG23	2.00	0.59
11:AN:81:ASP:OD1	11:AN:81:ASP:N	2.35	0.59
14:AQ:37:PHE:CE1	14:AQ:53:LEU:HD13	2.37	0.59
25:BA:246:C:C2'	25:BA:247:G:H5'	2.32	0.59
25:BA:1790:C:H5''	25:BA:1791:A:OP1	2.02	0.59
25:BA:2309:A:N6	25:BA:2310:A:C6	2.70	0.59
25:BA:2336:A:H61	46:B3:43:THR:CG2	2.15	0.59
28:BE:46:ALA:C	28:BE:47:VAL:CG2	2.70	0.59
33:BM:128:HIS:HD2	33:BM:129:PRO:O	1.85	0.59
35:BO:105:LEU:HD12	35:BO:105:LEU:H	1.67	0.59
38:BQ:38:GLN:HG3	38:BQ:47:THR:HG21	1.84	0.59
38:BQ:49:VAL:HG22	38:BQ:80:LEU:HD12	1.84	0.59
1:CA:188:U:O2'	1:CA:189:U:H5'	2.02	0.59
12:CO:7:ILE:HA	12:CO:10:LEU:HD12	1.84	0.59
23:CC:20:G:H4'	23:CC:21:U:OP2	2.01	0.59
25:DA:298:G:O2'	25:DA:322:A:N1	2.29	0.59
25:DA:774:A:H2	25:DA:787:U:O2'	1.82	0.59
25:DA:2898:U:H2'	25:DA:2899:G:C8	2.38	0.59
26:DB:45:A:H2'	26:DB:45:A:N3	2.16	0.59
28:DE:111:ARG:HB2	28:DE:160:TYR:O	2.01	0.59
28:DE:199:ARG:HG2	28:DE:200:GLU:N	2.16	0.59
31:DH:152:ARG:O	31:DH:153:LYS:CB	2.33	0.59
37:D0:38:VAL:HG12	37:D0:42:LYS:HD2	1.84	0.59
41:D2:49:THR:HB	41:D2:50:PRO:CD	2.31	0.59
41:D2:76:LYS:CB	41:D2:79:VAL:CG2	2.79	0.59
1:AA:336:C:O2'	1:AA:337:C:H5'	2.02	0.59
1:AA:1132:C:O2'	1:AA:1133:G:H5'	2.02	0.59
1:AA:1240:U:C4	7:AJ:32:ARG:HD3	2.37	0.59
23:AC:62:C:H2'	23:AC:63:C:C6	2.34	0.59
23:AC:66:C:O2'	23:AC:67:C:H5'	2.03	0.59
25:BA:783:A:H2'	25:BA:785:G:OP1	2.03	0.59
25:BA:847:U:C5	25:BA:933:A:C2	2.90	0.59
25:BA:1057:A:O2'	25:BA:1058:U:O4'	2.20	0.59
25:BA:1204:A:N1	25:BA:1241:A:N1	2.51	0.59
25:BA:1678:G:H22	25:BA:1989:G:H22	1.49	0.59
25:BA:2306:C:H3'	25:BA:2307:G:H5'	1.84	0.59

*Continued on next page...*

*Continued from previous page...*

Atom-1	Atom-2	Interatomic distance (Å)	Clash overlap (Å)
27:BD:148:GLU:HB3	27:BD:151:LYS:HD2	1.83	0.59
29:BF:132:VAL:HG23	29:BF:133:ASN:N	2.16	0.59
39:BR:39:ARG:HG2	39:BR:40:THR:N	2.15	0.59
48:BW:50:ILE:CD1	48:BW:51:ARG:H	2.08	0.59
1:CA:56:U:H2'	1:CA:57:G:C8	2.36	0.59
1:CA:1279:A:H5''	1:CA:1280:A:OP1	2.02	0.59
10:CM:4:ILE:HD13	10:CM:100:THR:HG21	1.84	0.59
23:CD:15:G:H5''	23:CD:16:C:OP2	2.02	0.59
25:DA:1062:G:N2	25:DA:1076:C:N3	2.50	0.59
25:DA:1786:A:H2	25:DA:2606:C:H1'	1.66	0.59
25:DA:2716:U:O2'	25:DA:2717:G:H5'	2.02	0.59
27:DD:28:GLU:HB3	27:DD:29:PRO:CD	2.33	0.59
28:DE:3:GLY:HA3	28:DE:81:ILE:CD1	2.31	0.59
30:DG:96:ARG:HG2	30:DG:96:ARG:NH1	2.16	0.59
33:DM:71:ILE:HD12	33:DM:71:ILE:O	2.03	0.59
36:DP:75:THR:HG22	36:DP:89:ASN:H	1.67	0.59
38:DQ:20:ARG:HG2	38:DQ:20:ARG:O	2.02	0.59
40:D1:81:HIS:CE1	40:D1:85:LYS:HD2	2.36	0.59
41:D2:69:LYS:CG	41:D2:86:GLY:HA3	2.24	0.59
45:DV:175:VAL:HG13	45:DV:176:PRO:HD3	1.82	0.59
1:AA:673:G:H2'	1:AA:674:G:C8	2.37	0.59
1:AA:943:U:H1'	9:AL:124:GLN:HE22	1.67	0.59
1:AA:1502:A:H2	1:AA:1505:G:H1	1.51	0.59
9:AL:18:PHE:HD1	9:AL:62:TYR:HD2	1.48	0.59
23:AC:20:G:C4	23:AC:58:A:C2	2.90	0.59
25:BA:873:G:H1	25:BA:904:C:N4	1.99	0.59
25:BA:1336:A:OP2	43:BT:64:LYS:HE3	2.01	0.59
25:BA:2309:A:C3'	25:BA:2310:A:H5'	2.32	0.59
25:BA:2469:A:H61	25:BA:2481:G:H1'	1.66	0.59
36:BP:33:GLY:HA2	36:BP:105:GLU:HA	1.84	0.59
44:BU:49:VAL:HG12	44:BU:50:ARG:H	1.66	0.59
53:B7:48:LYS:O	53:B7:49:ARG:CB	2.50	0.59
1:CA:45:U:H2'	1:CA:46:G:C8	2.37	0.59
1:CA:396:G:O2'	1:CA:398:C:OP1	2.17	0.59
1:CA:972:C:C4'	10:CM:57:LYS:HG3	2.31	0.59
11:CN:63:LEU:HD23	11:CN:63:LEU:H	1.68	0.59
25:DA:654(D):G:H1	25:DA:654(Q):C:N4	2.00	0.59
25:DA:975:G:H1'	25:DA:990:A:C2	2.38	0.59
25:DA:2761:G:H1'	31:DH:143:GLN:OE1	2.02	0.59
25:DA:2790:A:C4'	25:DA:2791:C:OP2	2.50	0.59
31:DH:117:PRO:HB3	31:DH:123:PHE:HE1	1.64	0.59

*Continued on next page...*

*Continued from previous page...*

Atom-1	Atom-2	Interatomic distance (Å)	Clash overlap (Å)
46:D3:38:VAL:CG1	46:D3:40:GLN:HG2	2.33	0.59
1:AA:626:U:C2	1:AA:627:G:C8	2.91	0.59
1:AA:923:A:O2'	1:AA:1399:C:OP2	2.16	0.59
20:AW:23:ARG:O	20:AW:27:LYS:HB3	2.01	0.59
23:AD:15:G:H2'	23:AD:60:A:C2	2.37	0.59
25:BA:774:A:C2	25:BA:787:U:O2'	2.49	0.59
25:BA:2159:G:H2'	25:BA:2160:G:H8	1.66	0.59
25:BA:2208:U:O2'	25:BA:2209:C:H5'	2.02	0.59
25:BA:2439:A:H4'	25:BA:2440:C:O5'	2.02	0.59
25:BA:2483:C:N3	36:BP:124:LYS:HE3	2.16	0.59
28:BE:59:VAL:CG1	28:BE:63:LEU:HD13	2.32	0.59
36:BP:80:GLU:OE2	36:BP:80:GLU:HA	2.02	0.59
49:BX:52:HIS:CD2	49:BX:52:HIS:H	2.21	0.59
1:CA:973:G:H1'	10:CM:55:LYS:CE	2.30	0.59
1:CA:1135:U:H4'	1:CA:1136:U:H5	1.67	0.59
2:CE:43:ASP:O	2:CE:47:THR:OG1	2.17	0.59
25:DA:1012:U:H5	33:DM:28:THR:HG21	1.66	0.59
25:DA:2311:A:O2'	30:DG:88:ILE:CD1	2.50	0.59
28:DE:36:ARG:NH2	28:DE:88:GLY:HA3	2.16	0.59
28:DE:45:THR:O	28:DE:45:THR:CG2	2.44	0.59
36:DP:57:HIS:O	36:DP:57:HIS:CG	2.56	0.59
1:AA:824:C:H4'	8:AK:1:MET:HB2	1.83	0.59
1:AA:1399:C:H4'	1:AA:1400:C:O5'	2.02	0.59
1:AA:1435:G:H2'	1:AA:1436:U:C6	2.38	0.59
25:BA:1188:U:O2'	25:BA:1189:A:H5'	2.02	0.59
28:BE:50:GLY:CA	28:BE:77:ILE:HA	2.25	0.59
28:BE:79:ARG:NH2	28:BE:164:ARG:NH1	2.49	0.59
28:BE:119:ARG:HH11	28:BE:119:ARG:HG3	1.68	0.59
44:BU:35:TYR:CE1	44:BU:69:ALA:HB3	2.37	0.59
54:B8:16:ILE:HD13	54:B8:57:ARG:HG2	1.84	0.59
1:CA:404:U:H2'	1:CA:405:U:C6	2.37	0.59
4:CG:30:LYS:N	4:CG:30:LYS:HE2	2.17	0.59
5:CH:55:VAL:O	5:CH:58:ALA:HB3	2.01	0.59
7:CJ:143:ARG:NH1	23:CD:42:C:O2'	2.36	0.59
8:CK:35:ILE:O	8:CK:39:LEU:HB2	2.03	0.59
22:CB:44:G:O2'	22:CB:45:U:H5'	2.03	0.59
25:DA:572:A:H5''	25:DA:573:G:OP2	2.03	0.59
25:DA:975:G:N2	25:DA:990:A:O4'	2.36	0.59
25:DA:1558:A:H4'	25:DA:1559:G:O5'	2.02	0.59
25:DA:2131:G:H5'	25:DA:2132:U:OP1	2.02	0.59
25:DA:2584:U:H5''	25:DA:2585:U:OP2	2.03	0.59

*Continued on next page...*

*Continued from previous page...*

Atom-1	Atom-2	Interatomic distance (Å)	Clash overlap (Å)
35:DO:15:ARG:O	35:DO:16:ARG:O	2.21	0.59
38:DQ:7:TYR:CZ	38:DQ:91:PRO:HG3	2.38	0.59
52:D6:9:LEU:N	52:D6:27:LYS:HG3	2.18	0.59
1:AA:763:G:H2'	1:AA:764:C:H6	1.68	0.59
1:AA:1065:U:O2'	1:AA:1066:C:OP2	2.20	0.59
1:AA:1133:G:H2'	1:AA:1134:G:H8	1.68	0.59
20:AW:10:LEU:HD21	20:AW:12:ALA:HB2	1.80	0.59
22:AB:50:A:N1	22:AB:52:U:H5''	2.18	0.59
25:BA:989:G:C8	49:BX:13:ILE:HD11	2.37	0.59
25:BA:1102:C:H2'	25:BA:1103:A:H8	1.67	0.59
25:BA:1980:G:O2'	25:BA:1982:C:OP2	2.17	0.59
25:BA:2724:C:OP1	28:BE:118:LYS:HE3	2.02	0.59
27:BD:264:LYS:O	27:BD:267:SER:HB2	2.03	0.59
35:BO:64:LYS:HB3	54:B8:25:MET:HG2	1.82	0.59
39:BR:16:ARG:NH2	39:BR:83:ILE:O	2.36	0.59
39:BR:26:ASP:O	39:BR:49:VAL:HG13	2.02	0.59
51:B5:40:LYS:CG	51:B5:47:PRO:HD2	2.33	0.59
1:CA:513:C:H42	1:CA:538:G:H1	1.51	0.59
1:CA:984:C:H2'	1:CA:985:C:C6	2.38	0.59
1:CA:1112:C:N3	3:CF:178:LEU:HB2	2.18	0.59
1:CA:1127:G:N2	1:CA:1144:G:H22	2.01	0.59
6:CI:72:VAL:HG13	6:CI:73:ASN:H	1.67	0.59
19:CV:31:ILE:CG2	19:CV:50:ALA:H	2.15	0.59
25:DA:535:C:O2'	25:DA:536:A:H5'	2.02	0.59
25:DA:912:C:O2	25:DA:912:C:H2'	2.03	0.59
25:DA:2271:G:H5''	46:D3:20:ARG:CD	2.32	0.59
25:DA:2287:A:C2	25:DA:2346:A:N1	2.70	0.59
25:DA:2537:U:H2'	25:DA:2538:C:C6	2.38	0.59
25:DA:2720:U:C4	25:DA:2873:A:N1	2.70	0.59
25:DA:2823:A:OP1	28:DE:113:PHE:HB2	2.03	0.59
27:DD:35:LYS:CB	27:DD:64:ILE:H	2.16	0.59
29:DF:11:VAL:HG23	29:DF:12:LEU:H	1.66	0.59
29:DF:29:ASN:N	29:DF:112:MET:HE1	2.17	0.59
30:DG:67:LYS:HB3	50:D4:6:HIS:CD2	2.37	0.59
32:DK:77:LEU:HA	32:DK:141:LYS:H	1.68	0.59
33:DM:4:TYR:CE2	40:D1:100:VAL:HG11	2.37	0.59
39:DR:56:GLY:O	39:DR:59:THR:N	2.35	0.59
43:DT:15:GLU:CD	43:DT:15:GLU:H	2.04	0.59
45:DV:120:ILE:HB	45:DV:169:GLU:OE2	2.03	0.59
1:AA:664:G:H22	1:AA:741:G:H1	1.50	0.59
1:AA:1368:G:OP1	9:AL:111:ARG:NH2	2.36	0.59

*Continued on next page...*

*Continued from previous page...*

Atom-1	Atom-2	Interatomic distance (Å)	Clash overlap (Å)
4:AG:162:LEU:O	4:AG:165:MET:HB2	2.03	0.59
19:AV:42:PRO:HD3	50:B4:63:TYR:CD1	2.37	0.59
23:AD:22:A:H2	23:AD:47:G:H2'	1.67	0.59
25:BA:528:A:C2	25:BA:2043:C:H4'	2.37	0.59
25:BA:1494:A:O2'	25:BA:1495:A:H5'	2.03	0.59
25:BA:1827:C:H2'	25:BA:1828:G:H5'	1.85	0.59
28:BE:38:THR:O	28:BE:40:GLU:N	2.36	0.59
28:BE:61:ARG:O	28:BE:63:LEU:N	2.30	0.59
41:B2:44:LYS:CG	41:B2:45:THR:N	2.65	0.59
46:B3:38:VAL:HG12	46:B3:40:GLN:HG2	1.85	0.59
1:CA:77:C:H3'	1:CA:78:G:H5''	1.84	0.59
1:CA:485:G:O2'	1:CA:486:U:H6	1.86	0.59
1:CA:1016:A:H2'	1:CA:1017:G:O4'	2.01	0.59
1:CA:1128:C:HO2'	1:CA:1129:C:P	2.25	0.59
2:CE:19:HIS:CE1	2:CE:204:ASN:HB3	2.38	0.59
25:DA:330:A:H2	25:DA:1210:A:C2'	2.16	0.59
25:DA:877:U:O4	25:DA:899:A:N6	2.34	0.59
25:DA:1064:C:H2'	25:DA:1065:U:C6	2.38	0.59
25:DA:2192:G:C2'	25:DA:2193:G:H5'	2.33	0.59
25:DA:2210:G:H3'	25:DA:2211:G:C4	2.38	0.59
25:DA:2284:C:OP2	52:D6:27:LYS:HD2	2.03	0.59
25:DA:2298:A:H1'	25:DA:2321:G:H22	1.68	0.59
28:DE:38:THR:HG23	28:DE:40:GLU:HB2	1.84	0.59
37:D0:24:GLN:HE22	37:D0:36:THR:HG21	1.68	0.59
1:AA:1004:A:C1'	1:AA:1036:G:H1	2.13	0.59
26:BB:90:C:H5'	36:BP:18:LYS:HA	1.84	0.59
31:BH:27:LYS:O	31:BH:27:LYS:HG3	2.03	0.59
1:CA:413:G:O2'	1:CA:428:G:N2	2.36	0.59
1:CA:1151:A:O2'	1:CA:1152:A:O5'	2.18	0.59
4:CG:105:VAL:HG21	4:CG:126:ILE:HG13	1.83	0.59
12:CO:69:TYR:CG	12:CO:90:VAL:HG21	2.37	0.59
13:CP:102:ARG:O	13:CP:107:ALA:HB2	2.03	0.59
25:DA:278:A:O2'	25:DA:279:C:OP1	2.15	0.59
25:DA:779:U:OP1	27:DD:49:ILE:HG23	2.03	0.59
25:DA:886:C:H1'	25:DA:890:A:C2	2.37	0.59
25:DA:1486:A:H2'	25:DA:1487:G:H8	1.67	0.59
25:DA:1863:G:O2'	25:DA:2411:A:O2'	2.21	0.59
25:DA:2056:G:C2	25:DA:2057:A:C8	2.90	0.59
25:DA:2565:A:H5''	25:DA:2566:A:OP2	2.02	0.59
25:DA:2681:C:H6	25:DA:2683:C:H41	1.50	0.59
30:DG:83:ARG:O	30:DG:86:MET:HB2	2.02	0.59

*Continued on next page...*



*Continued from previous page...*

Atom-1	Atom-2	Interatomic distance (Å)	Clash overlap (Å)
1:AA:438:G:H4'	4:AG:123:HIS:ND1	2.17	0.59
1:AA:719:C:H5	1:AA:720:C:C4	2.21	0.59
1:AA:1149:C:P	9:AL:9:ARG:HH21	2.26	0.59
14:AQ:2:ALA:HB1	14:AQ:6:LEU:CD1	2.33	0.59
20:AW:13:LEU:C	20:AW:13:LEU:HD12	2.23	0.59
25:BA:529:A:H8	25:BA:530:G:C6	2.21	0.59
25:BA:592:G:N2	54:B8:4:MET:HE1	2.17	0.59
25:BA:1147:C:H2'	25:BA:1148:A:H5''	1.85	0.59
25:BA:2121:G:H1	25:BA:2177:C:H42	1.51	0.59
25:BA:2173:A:H8	25:BA:2173:A:OP1	1.86	0.59
27:BD:32:SER:O	27:BD:33:LEU:HB3	2.01	0.59
31:BH:89:ILE:HG12	31:BH:89:ILE:O	2.02	0.59
31:BH:92:ILE:HD12	31:BH:92:ILE:N	2.16	0.59
33:BM:46:VAL:O	33:BM:47:ALA:CB	2.51	0.59
34:BN:4:PRO:O	34:BN:5:GLN:CB	2.50	0.59
37:B0:104:ARG:HH12	37:B0:107:ASP:CG	2.06	0.59
50:B4:34:GLU:HG2	50:B4:35:VAL:N	2.17	0.59
54:B8:17:THR:OG1	54:B8:21:LYS:HB2	2.02	0.59
1:CA:1072:G:C6	1:CA:1073:U:C4	2.90	0.59
1:CA:1305:G:C5'	21:CX:4:GLY:HA3	2.32	0.59
1:CA:1317:C:OP1	14:CQ:16:PHE:HB3	2.03	0.59
1:CA:1386:G:C2	1:CA:1387:G:N7	2.71	0.59
2:CE:137:ARG:HH12	2:CE:140:HIS:CB	2.11	0.59
11:CN:69:ALA:HB1	11:CN:103:LEU:HD21	1.84	0.59
12:CO:23:LYS:HE2	12:CO:23:LYS:H	1.68	0.59
17:CT:87:LYS:O	17:CT:91:ARG:HG3	2.03	0.59
25:DA:277:C:H5''	25:DA:278:A:N7	2.17	0.59
25:DA:330:A:HO2'	25:DA:331:A:H8	1.50	0.59
25:DA:1109:C:H5''	25:DA:1110:G:OP2	2.02	0.59
25:DA:1499:C:O2'	25:DA:1500:G:H5'	2.03	0.59
25:DA:1676:A:C2	25:DA:1993:U:H5'	2.38	0.59
25:DA:2371:G:H4'	52:D6:45:LYS:CG	2.33	0.59
27:DD:48:ARG:HG3	27:DD:48:ARG:HH11	1.66	0.59
33:DM:128:HIS:HE2	33:DM:134:ARG:HD2	1.68	0.59
35:DO:37:GLY:O	35:DO:40:SER:OG	2.21	0.59
36:DP:7:MET:CB	36:DP:10:ARG:HH22	2.15	0.59
45:DV:52:SER:O	45:DV:52:SER:OG	2.14	0.59
1:AA:78:G:H1	1:AA:91:C:H42	1.50	0.58
1:AA:93:U:H2'	1:AA:95:G:C4'	2.33	0.58
1:AA:157:G:H2'	1:AA:158:G:H5'	1.85	0.58
1:AA:1299:A:H2'	1:AA:1301:U:H1'	1.84	0.58

*Continued on next page...*

*Continued from previous page...*

Atom-1	Atom-2	Interatomic distance (Å)	Clash overlap (Å)
4:AG:30:LYS:HA	4:AG:34:GLU:HB2	1.85	0.58
25:BA:890:A:H3'	25:BA:892:G:H8	1.68	0.58
25:BA:1668:A:N3	25:BA:1670:C:C4	2.71	0.58
25:BA:2795:G:H3'	25:BA:2797:U:C5'	2.33	0.58
29:BF:178:PRO:HB3	29:BF:198:ALA:HB1	1.85	0.58
31:BH:152:ARG:HE	31:BH:153:LYS:NZ	2.00	0.58
35:BO:19:VAL:HG22	35:BO:20:GLY:H	1.68	0.58
45:BV:107:THR:HB	45:BV:108:PRO:HD2	1.85	0.58
47:BZ:41:ARG:HH11	47:BZ:41:ARG:HG3	1.67	0.58
51:B5:40:LYS:NZ	51:B5:46:CYS:HB3	2.18	0.58
1:CA:978:A:H5'	1:CA:979:C:OP2	2.02	0.58
1:CA:980:C:H5'	1:CA:981:U:OP2	2.03	0.58
1:CA:1151:A:H5'	10:CM:41:PRO:HA	1.85	0.58
1:CA:1208:C:H2'	1:CA:1209:C:H6	1.68	0.58
1:CA:1326:C:OP1	21:CX:17:THR:OG1	2.20	0.58
3:CF:113:ALA:HB3	3:CF:114:PRO:HD3	1.85	0.58
4:CG:31:CYS:O	4:CG:32:ALA:HB3	2.03	0.58
5:CH:91:LEU:HD12	5:CH:120:THR:CG2	2.28	0.58
12:CO:62:SER:HB2	12:CO:64:TYR:CD1	2.33	0.58
22:CB:22:G:N2	22:CB:59:U:H5'	2.18	0.58
25:DA:234:C:H2'	25:DA:235:U:H6	1.67	0.58
25:DA:1283:G:N2	25:DA:1286:A:H5'	2.18	0.58
25:DA:1688:U:O2	25:DA:1700:A:H5'	2.03	0.58
25:DA:1991:U:C2'	25:DA:1992:G:H5''	2.33	0.58
25:DA:2470:G:OP1	36:DP:56:ARG:CZ	2.50	0.58
25:DA:2638:G:HO2'	25:DA:2639:A:H8	1.48	0.58
27:DD:35:LYS:HD2	27:DD:104:TYR:CE1	2.33	0.58
32:DK:27:ARG:HG2	47:DZ:71:TYR:CE1	2.38	0.58
35:DO:66:GLY:O	35:DO:67:MET:C	2.40	0.58
40:D1:62:ILE:HG13	40:D1:76:TYR:CE1	2.37	0.58
40:D1:66:ASN:O	40:D1:70:ARG:HD2	2.03	0.58
42:DS:29:LEU:HD21	42:DS:33:ARG:CZ	2.33	0.58
52:D6:15:GLU:HG2	52:D6:16:CYS:N	2.17	0.58
1:AA:310:G:OP1	16:AS:27:LYS:NZ	2.36	0.58
1:AA:1405:G:O4'	1:AA:1519:A:H4'	2.03	0.58
4:AG:19:LEU:HD22	4:AG:19:LEU:N	2.15	0.58
25:BA:674:G:C1'	29:BF:74:ARG:HD3	2.29	0.58
25:BA:1242:A:H5''	25:BA:1243:G:OP2	2.03	0.58
25:BA:1544:C:H2'	25:BA:1544:C:O2	2.02	0.58
25:BA:1678:G:H8	25:BA:1678:G:O5'	1.86	0.58
27:BD:35:LYS:N	27:BD:64:ILE:HG23	2.18	0.58

*Continued on next page...*

*Continued from previous page...*

Atom-1	Atom-2	Interatomic distance (Å)	Clash overlap (Å)
33:BM:24:GLY:HA2	33:BM:27:ALA:HB3	1.85	0.58
35:BO:85:LEU:HA	35:BO:88:LEU:HD22	1.86	0.58
37:B0:38:VAL:HB	37:B0:39:PRO:HD3	1.85	0.58
1:CA:262:A:H5'	20:CW:74:LYS:HG3	1.84	0.58
1:CA:1152:A:H2'	1:CA:1153:C:H6	1.68	0.58
1:CA:1302:U:C5	13:CP:17:VAL:HG21	2.37	0.58
5:CH:107:ARG:HG2	5:CH:108:ALA:N	2.18	0.58
6:CI:33:TYR:HE1	6:CI:78:GLU:HG3	1.68	0.58
9:CL:8:GLY:HA3	9:CL:79:LEU:HB3	1.86	0.58
10:CM:23:ILE:HA	10:CM:26:ALA:HB3	1.85	0.58
10:CM:69:ASN:O	10:CM:70:ARG:HG3	2.03	0.58
23:CD:35:C:H2'	23:CD:35:C:O2	2.02	0.58
25:DA:1070:A:H8	25:DA:1096:A:O2'	1.85	0.58
25:DA:1250:G:N7	35:DO:18:ARG:NH2	2.51	0.58
25:DA:1392:A:N6	25:DA:1393:A:N6	2.51	0.58
27:DD:31:LYS:O	27:DD:31:LYS:HG3	2.03	0.58
32:DK:75:LEU:HD23	32:DK:76:THR:N	2.18	0.58
40:D1:61:TRP:O	40:D1:65:ILE:HD13	2.04	0.58
1:AA:93:U:H2'	1:AA:95:G:O4'	2.03	0.58
1:AA:116:A:H61	1:AA:313:A:H1'	1.68	0.58
1:AA:1156:G:H2'	1:AA:1157:A:H5''	1.85	0.58
4:AG:146:ILE:HD12	4:AG:146:ILE:N	2.18	0.58
15:AR:25:THR:HG21	15:AR:70:LEU:HB2	1.84	0.58
25:BA:1142(A):A:C4	25:BA:1144:G:C8	2.91	0.58
25:BA:1329:U:H5''	25:BA:1330:C:C5	2.38	0.58
25:BA:1442:G:C2	25:BA:1550:C:O2	2.56	0.58
25:BA:2314:C:H2'	25:BA:2315:G:H8	1.68	0.58
27:BD:70:TRP:C	27:BD:70:TRP:CD1	2.76	0.58
27:BD:123:ALA:CB	27:BD:131:LEU:HG	2.33	0.58
28:BE:35:GLN:CD	28:BE:37:ARG:NH1	2.57	0.58
28:BE:79:ARG:NE	28:BE:197:ILE:HG22	2.19	0.58
33:BM:42:TRP:CD1	40:B1:63:VAL:HG11	2.38	0.58
33:BM:45:ASN:O	33:BM:45:ASN:CG	2.41	0.58
40:B1:90:VAL:O	40:B1:92:ARG:N	2.36	0.58
42:BS:3:ALA:HB2	42:BS:64:MET:HE3	1.85	0.58
46:B3:42:GLY:C	46:B3:57:PHE:HD1	2.07	0.58
54:B8:36:LYS:HD3	54:B8:40:GLU:CD	2.23	0.58
1:CA:1503:A:C8	1:CA:1531:A:N3	2.71	0.58
8:CK:103:VAL:HG21	8:CK:110:ALA:HB2	1.84	0.58
19:CV:41:VAL:O	19:CV:44:MET:HB2	2.03	0.58
25:DA:172:C:H2'	25:DA:173:G:H8	1.67	0.58

*Continued on next page...*

*Continued from previous page...*

Atom-1	Atom-2	Interatomic distance (Å)	Clash overlap (Å)
25:DA:846:C:C2	25:DA:847:U:H5	2.20	0.58
25:DA:1388:G:C2'	25:DA:1389:G:H5'	2.33	0.58
25:DA:1926:U:H2'	25:DA:1928:A:OP2	2.03	0.58
25:DA:2062:A:H62	25:DA:2503:A:N6	2.01	0.58
31:DH:6:ARG:HB2	31:DH:66:GLY:HA2	1.85	0.58
31:DH:111:HIS:ND1	31:DH:112:PRO:HD2	2.17	0.58
35:DO:80:TYR:CD1	35:DO:111:ARG:HB3	2.38	0.58
37:D0:86:ARG:HG2	37:D0:118:GLU:OE2	2.03	0.58
41:D2:43:GLU:O	41:D2:44:LYS:HG2	2.03	0.58
1:AA:200:G:N2	1:AA:218:C:C2	2.71	0.58
1:AA:244:U:H4'	1:AA:245:C:C5'	2.33	0.58
1:AA:1004:A:H8	1:AA:1036:G:N2	2.01	0.58
1:AA:1086:U:H3	1:AA:1099:G:H22	1.51	0.58
2:AE:204:ASN:HD22	2:AE:205:ASP:N	2.00	0.58
9:AL:93:ARG:HB2	9:AL:93:ARG:HH11	1.67	0.58
10:AM:48:THR:HG23	10:AM:62:HIS:CB	2.33	0.58
25:BA:363(B):G:H2'	25:BA:363(C):G:H8	1.68	0.58
25:BA:442:G:H21	29:BF:48:THR:HG23	1.67	0.58
25:BA:780:G:N2	25:BA:783:A:N6	2.43	0.58
25:BA:1771:C:C1'	25:BA:1786:A:H8	2.16	0.58
25:BA:2473:U:N3	25:BA:2474:C:C6	2.71	0.58
25:BA:2811:G:C2'	25:BA:2812:G:H5'	2.33	0.58
27:BD:145:VAL:HG12	27:BD:146:GLU:O	2.03	0.58
32:BK:13:GLY:HA3	32:BK:17:GLN:OE1	2.02	0.58
32:BK:73:GLU:HG3	32:BK:137:PRO:HD2	1.84	0.58
40:B1:92:ARG:HD2	41:B2:11:GLN:HB2	1.86	0.58
1:CA:640:A:C2'	1:CA:641:U:H5'	2.33	0.58
1:CA:827:U:H3	1:CA:872:A:N6	2.00	0.58
1:CA:1084:G:H2'	1:CA:1085:U:H6	1.67	0.58
1:CA:1186:G:N2	1:CA:1187:G:H1'	2.18	0.58
1:CA:1333:A:H2'	1:CA:1334:G:O4'	2.04	0.58
1:CA:1503:A:H1'	1:CA:1504:G:OP1	2.02	0.58
2:CE:144:ARG:HD2	2:CE:148:TYR:CE2	2.38	0.58
22:CB:70:G:H3'	22:CB:71:U:C6	2.38	0.58
23:CD:21:U:C2'	23:CD:22:A:H5''	2.33	0.58
25:DA:579:G:H2'	25:DA:580:C:C6	2.38	0.58
25:DA:1142(A):A:C8	25:DA:1144:G:N7	2.71	0.58
25:DA:1677:A:H2'	25:DA:1678:G:C8	2.38	0.58
25:DA:1826:G:C2'	25:DA:1827:C:O5'	2.51	0.58
25:DA:2015:A:C2	51:D5:6:VAL:CG2	2.86	0.58
25:DA:2142:C:H2'	25:DA:2143:C:C6	2.38	0.58

*Continued on next page...*

*Continued from previous page...*

Atom-1	Atom-2	Interatomic distance (Å)	Clash overlap (Å)
25:DA:2818:G:O2'	25:DA:2819:G:H5'	2.03	0.58
26:DB:40:U:H1'	26:DB:46:A:C2	2.37	0.58
28:DE:128:SER:OG	28:DE:129:HIS:N	2.35	0.58
34:DN:47:ILE:CG1	34:DN:48:PRO:HD2	2.29	0.58
35:DO:47:ASP:O	35:DO:49:ARG:N	2.36	0.58
35:DO:71:VAL:HG13	35:DO:72:PRO:HD3	1.85	0.58
38:DQ:24:LEU:HD23	38:DQ:84:GLN:O	2.03	0.58
45:DV:145:GLU:O	45:DV:145:GLU:HG3	2.03	0.58
47:DZ:92:LYS:O	47:DZ:95:LEU:N	2.27	0.58
1:AA:200:G:H1	1:AA:217:C:H42	1.50	0.58
1:AA:1312:G:C2'	1:AA:1313:U:H5'	2.34	0.58
10:AM:16:LEU:HD11	10:AM:70:ARG:HB2	1.84	0.58
12:AO:62:SER:HB2	12:AO:64:TYR:HD1	1.68	0.58
19:AV:15:LEU:O	19:AV:19:VAL:HG23	2.03	0.58
25:BA:606:U:H4'	25:BA:658:C:H4'	1.85	0.58
25:BA:1038:C:H2'	25:BA:1039:G:O4'	2.03	0.58
25:BA:1179:C:C2'	25:BA:1180:C:H5''	2.31	0.58
25:BA:1278:A:O2'	37:B0:34:ILE:HD11	2.03	0.58
25:BA:1316:U:H2'	25:BA:1317:A:C8	2.38	0.58
28:BE:52:LEU:CB	28:BE:75:VAL:HG22	2.25	0.58
28:BE:119:ARG:HH12	28:BE:158:GLY:CA	2.16	0.58
29:BF:20:LEU:HD12	29:BF:21:ALA:H	1.69	0.58
30:BG:114:ILE:HB	30:BG:117:PHE:HB2	1.86	0.58
32:BK:10:GLU:O	32:BK:11:ASN:HB2	2.03	0.58
33:BM:73:THR:HB	33:BM:82:LEU:HD11	1.86	0.58
35:BO:15:ARG:O	35:BO:16:ARG:O	2.21	0.58
1:CA:390:C:H2'	1:CA:391:G:C8	2.37	0.58
1:CA:552:U:C2'	1:CA:553:A:H5'	2.33	0.58
1:CA:1190:G:H5'	3:CF:176:HIS:NE2	2.18	0.58
1:CA:1392:G:O2'	1:CA:1393:U:H5'	2.03	0.58
1:CA:1510:U:H2'	1:CA:1511:G:C8	2.38	0.58
4:CG:22:LYS:HG3	4:CG:26:CYS:SG	2.44	0.58
25:DA:601:C:O2	25:DA:605:C:H4'	2.04	0.58
25:DA:747:U:O2	25:DA:2014:A:H1'	2.04	0.58
25:DA:2150:U:H2'	25:DA:2151:G:C8	2.38	0.58
25:DA:2314:C:C2'	25:DA:2315:G:H5'	2.33	0.58
25:DA:2364:C:O2'	25:DA:2365:G:H5'	2.03	0.58
25:DA:2389:G:H5''	25:DA:2390:U:H5'	1.85	0.58
26:DB:56:G:H4'	26:DB:57:A:H8	1.69	0.58
30:DG:42:GLY:O	30:DG:43:LEU:HD13	2.03	0.58
33:DM:18:ALA:HA	33:DM:21:LYS:HD2	1.84	0.58

*Continued on next page...*

*Continued from previous page...*

Atom-1	Atom-2	Interatomic distance (Å)	Clash overlap (Å)
36:DP:79:LEU:HD13	36:DP:80:GLU:OE2	2.04	0.58
39:DR:98:LYS:HB3	39:DR:100:TYR:CE1	2.38	0.58
44:DU:17:SER:OG	44:DU:18:GLY:N	2.34	0.58
1:AA:559:A:OP1	5:AH:126:ARG:NH2	2.37	0.58
1:AA:753:A:H4'	1:AA:754:C:H5''	1.86	0.58
1:AA:859:A:H2'	1:AA:860:A:H8	1.68	0.58
1:AA:1301:U:O4	1:AA:1303:C:H1'	2.04	0.58
8:AK:14:ARG:O	8:AK:18:ARG:HD3	2.04	0.58
25:BA:270(L):U:O2	32:BK:50:ARG:HD2	2.03	0.58
25:BA:1069:A:H4'	25:BA:1070:A:O5'	2.02	0.58
25:BA:1405:U:H2'	25:BA:1406:U:C6	2.38	0.58
25:BA:2098:U:H2'	25:BA:2099:U:O4'	2.04	0.58
25:BA:2248:C:C2'	25:BA:2249:U:H5'	2.34	0.58
25:BA:2572:A:N7	28:BE:145:LYS:HB2	2.19	0.58
33:BM:115:ARG:H	33:BM:118:LYS:HE3	1.69	0.58
35:BO:68:GLN:HG2	54:B8:12:LYS:HD3	1.84	0.58
1:CA:711:G:O2'	1:CA:712:A:H5'	2.03	0.58
1:CA:811:C:H4'	1:CA:900:A:N6	2.19	0.58
1:CA:973:G:C1'	10:CM:55:LYS:HE2	2.31	0.58
1:CA:1159:U:O2	1:CA:1181:G:O6	2.22	0.58
1:CA:1316:G:H2'	1:CA:1317:C:H5''	1.85	0.58
2:CE:141:GLU:O	2:CE:145:LEU:HB2	2.04	0.58
4:CG:24:GLU:HG2	4:CG:25:ARG:H	1.67	0.58
8:CK:82:HIS:O	8:CK:82:HIS:HD2	1.87	0.58
10:CM:4:ILE:HA	10:CM:100:THR:HG22	1.86	0.58
11:CN:59:TYR:CE1	11:CN:63:LEU:HD21	2.38	0.58
12:CO:41:ARG:HD2	12:CO:42:THR:H	1.68	0.58
23:CD:9:G:O2'	23:CD:10:G:C8	2.53	0.58
25:DA:637:A:P	35:DO:116:GLY:HA2	2.44	0.58
25:DA:854:G:H2'	25:DA:855:G:H8	1.68	0.58
25:DA:905:U:H3'	25:DA:906:G:H5''	1.85	0.58
25:DA:1378:A:OP1	53:D7:10:ARG:NH2	2.36	0.58
25:DA:1384:A:N3	25:DA:1405:U:H1'	2.18	0.58
27:DD:25:THR:HG23	27:DD:26:LYS:N	2.18	0.58
27:DD:267:SER:C	27:DD:269:PHE:H	2.06	0.58
28:DE:38:THR:HG23	28:DE:40:GLU:N	2.15	0.58
30:DG:145:THR:HG23	50:D4:28:LYS:HE2	1.85	0.58
31:DH:143:GLN:HE21	31:DH:143:GLN:HA	1.68	0.58
38:DQ:69:VAL:HG13	38:DQ:101:LEU:HD22	1.86	0.58
45:DV:157:LEU:HB3	45:DV:161:VAL:HG12	1.85	0.58
51:D5:31:VAL:HG13	51:D5:42:PRO:HG3	1.85	0.58

*Continued on next page...*

*Continued from previous page...*

Atom-1	Atom-2	Interatomic distance (Å)	Clash overlap (Å)
1:AA:87:A:OP1	1:AA:87:A:H4'	2.03	0.58
1:AA:1096:C:H2'	1:AA:1097:C:C6	2.37	0.58
25:BA:64:A:O3'	43:BT:71:GLY:HA3	2.04	0.58
25:BA:414:C:H2'	25:BA:415:A:H8	1.67	0.58
25:BA:1477:A:C2	25:BA:1517:G:C2	2.91	0.58
25:BA:1482:U:O4	25:BA:1510:A:C8	2.56	0.58
25:BA:1593:G:H2'	25:BA:1594:G:C8	2.39	0.58
25:BA:1792:G:H5'	27:BD:205:VAL:HG13	1.86	0.58
25:BA:2126:A:N6	25:BA:2163:C:H1'	2.19	0.58
29:BF:64:ILE:O	29:BF:65:TRP:CD1	2.57	0.58
38:BQ:85:VAL:CG2	38:BQ:112:PHE:CZ	2.85	0.58
39:BR:61:PHE:HD2	39:BR:61:PHE:H	1.52	0.58
43:BT:70:LEU:N	43:BT:70:LEU:HD23	2.19	0.58
45:BV:111:VAL:O	45:BV:111:VAL:HG23	2.03	0.58
45:BV:150:LEU:CD2	45:BV:154:ASP:HB2	2.32	0.58
50:B4:57:GLU:HA	50:B4:60:GLN:HB2	1.86	0.58
1:CA:731:G:H5'	1:CA:766:A:H4'	1.85	0.58
25:DA:11:G:H2'	25:DA:12:U:H5'	1.86	0.58
25:DA:91:A:H2'	25:DA:92:G:O4'	2.03	0.58
25:DA:2303:G:O2'	25:DA:2304:G:H5'	2.04	0.58
25:DA:2439:A:C8	25:DA:2439:A:C5'	2.86	0.58
35:DO:131:SER:HB3	35:DO:134:ALA:H	1.67	0.58
38:DQ:87:PHE:CD2	38:DQ:87:PHE:C	2.77	0.58
42:DS:54:ALA:HB1	42:DS:107:LEU:HD22	1.86	0.58
49:DX:46:ASN:O	49:DX:50:VAL:HG22	2.04	0.58
52:D6:28:ARG:HB3	52:D6:30:THR:O	2.03	0.58
1:AA:66:G:O4'	1:AA:173:U:C4	2.56	0.58
1:AA:1234:C:H1'	1:AA:1364:U:O2	2.04	0.58
2:AE:7:VAL:HG23	2:AE:8:LYS:HE2	1.84	0.58
2:AE:165:VAL:HG23	2:AE:166:ASP:N	2.18	0.58
22:AB:58:U:H2'	22:AB:58:U:O2	2.02	0.58
25:BA:1310:G:OP2	53:B7:9:ARG:NH1	2.23	0.58
25:BA:2790:A:H2	25:BA:2894:G:H5''	1.67	0.58
30:BG:83:ARG:HG3	30:BG:86:MET:SD	2.44	0.58
31:BH:154:PRO:HB3	31:BH:163:TYR:CZ	2.39	0.58
33:BM:130:HIS:HD2	33:BM:134:ARG:HH12	1.50	0.58
45:BV:44:PHE:CZ	45:BV:86:VAL:HG11	2.39	0.58
48:BW:64:LEU:HD21	48:BW:68:ARG:NH1	2.19	0.58
50:B4:4:GLY:O	50:B4:5:ILE:HG22	2.03	0.58
1:CA:210:U:OP1	1:CA:210:U:O4'	2.22	0.58
1:CA:413:G:HO2'	1:CA:414:A:P	2.25	0.58

*Continued on next page...*

*Continued from previous page...*

Atom-1	Atom-2	Interatomic distance (Å)	Clash overlap (Å)
1:CA:425:G:O3'	4:CG:45:GLN:NE2	2.36	0.58
1:CA:542:G:OP1	4:CG:10:ARG:NH2	2.37	0.58
13:CP:33:ALA:HA	13:CP:59:TYR:HE2	1.68	0.58
25:DA:531:C:OP1	25:DA:561:G:C2	2.56	0.58
25:DA:535:C:C2'	25:DA:536:A:H5'	2.34	0.58
25:DA:1568:G:OP2	27:DD:63:ARG:NH2	2.36	0.58
25:DA:2292:C:O2'	25:DA:2293:C:H5'	2.03	0.58
25:DA:2542:A:H5'	25:DA:2543:G:OP1	2.03	0.58
29:DF:63:LYS:HE2	29:DF:67:GLN:HB3	1.84	0.58
29:DF:118:ALA:HB2	29:DF:123:LEU:CD2	2.34	0.58
31:DH:107:VAL:HG12	31:DH:107:VAL:O	2.03	0.58
36:DP:137:TYR:HE1	45:DV:83:PRO:HG3	1.69	0.58
46:D3:27:GLU:HG3	46:D3:68:GLU:HA	1.84	0.58
51:D5:40:LYS:HE2	51:D5:44:THR:O	2.02	0.58
2:AE:6:THR:OG1	2:AE:7:VAL:N	2.36	0.58
17:AT:17:LYS:HG3	17:AT:47:PRO:HA	1.86	0.58
20:AW:10:LEU:CD2	20:AW:12:ALA:H	2.16	0.58
25:BA:442:G:H4'	29:BF:46:ARG:HD3	1.86	0.58
25:BA:945:A:C4	25:BA:2448:A:C2	2.92	0.58
25:BA:990:A:OP2	25:BA:991:C:OP2	2.21	0.58
25:BA:1955:U:O3'	25:BA:1956:U:H6	1.87	0.58
25:BA:2104:G:C2	25:BA:2186:G:C2	2.92	0.58
27:BD:28:GLU:HB3	27:BD:29:PRO:CD	2.33	0.58
31:BH:153:LYS:HG3	31:BH:162:ILE:N	2.18	0.58
51:B5:31:VAL:HG13	51:B5:42:PRO:HG3	1.84	0.58
1:CA:1387:G:H2'	1:CA:1388:C:C6	2.39	0.58
5:CH:33:VAL:HG12	5:CH:34:VAL:H	1.68	0.58
5:CH:80:ILE:HD11	5:CH:138:ALA:CB	2.31	0.58
11:CN:34:ASP:HB2	11:CN:35:PRO:CD	2.33	0.58
12:CO:27:LEU:HB3	12:CO:33:ARG:HD3	1.86	0.58
14:CQ:4:LYS:O	14:CQ:7:ILE:HG12	2.04	0.58
19:CV:28:LYS:HG2	19:CV:29:ARG:H	1.69	0.58
23:CD:31:G:H2'	23:CD:32:G:H8	1.68	0.58
25:DA:247:G:H4'	25:DA:386:G:C5	2.39	0.58
25:DA:1558:A:H1'	25:DA:1559:G:OP2	2.04	0.58
25:DA:2404:C:O3'	35:DO:77:ARG:NH2	2.36	0.58
27:DD:27:THR:CG2	27:DD:83:GLU:HG2	2.22	0.58
30:DG:77:ILE:O	30:DG:81:LYS:O	2.21	0.58
36:DP:36:ALA:HB1	36:DP:127:ILE:HD12	1.86	0.58
38:DQ:106:ARG:HB3	38:DQ:110:LEU:HD11	1.84	0.58
53:D7:8:ASN:HD22	53:D7:11:LYS:N	1.97	0.58

*Continued on next page...*



*Continued from previous page...*

Atom-1	Atom-2	Interatomic distance (Å)	Clash overlap (Å)
54:D8:25:MET:C	54:D8:48:PHE:HE1	2.06	0.58
1:AA:5:U:O2'	1:AA:6:G:C4	2.57	0.58
1:AA:967:C:O5'	1:AA:967:C:H6	1.86	0.58
1:AA:1072:G:C5	1:AA:1073:U:C4	2.92	0.58
1:AA:1237:C:O2	1:AA:1334:G:O2'	2.20	0.58
3:AF:58:GLU:HB2	3:AF:65:ALA:HB2	1.84	0.58
20:AW:12:ALA:O	20:AW:15:ARG:HB2	2.03	0.58
20:AW:71:THR:CG2	20:AW:72:LEU:H	2.12	0.58
23:AC:62:C:C6	23:AC:63:C:H5	2.22	0.58
25:BA:643:A:C2'	25:BA:644:A:O5'	2.52	0.58
25:BA:2779:U:O4'	25:BA:2779:U:O2	2.19	0.58
27:BD:134:ARG:HG3	27:BD:135:PHE:CD2	2.38	0.58
52:B6:44:ARG:HH11	52:B6:44:ARG:HG2	1.68	0.58
1:CA:279:A:H2'	1:CA:279:A:N3	2.19	0.58
5:CH:36:ASP:CG	5:CH:38:GLN:HB2	2.24	0.58
25:DA:329:G:H4'	25:DA:330:A:OP2	2.03	0.58
25:DA:2059:A:H5''	25:DA:2060:A:OP2	2.04	0.58
39:DR:8:LYS:HB3	39:DR:8:LYS:HZ3	1.67	0.58
1:AA:16:A:H2'	1:AA:17:U:H5'	1.84	0.57
1:AA:17:U:O4'	1:AA:1080:A:H1'	2.04	0.57
1:AA:881:G:P	12:AO:12:ARG:HH22	2.27	0.57
1:AA:1106:G:H2'	1:AA:1107:C:H6	1.69	0.57
1:AA:1186:G:H21	14:AQ:61:TRP:C	2.07	0.57
23:AC:63:C:O2	23:AC:64:G:C8	2.56	0.57
25:BA:527:C:OP2	25:BA:2779:U:C5	2.57	0.57
25:BA:815:C:H2'	25:BA:816:C:H6	1.69	0.57
25:BA:1060:U:H4'	25:BA:1061:U:O5'	2.03	0.57
25:BA:1230:C:H2'	25:BA:1231:G:C8	2.39	0.57
25:BA:1359:A:N1	25:BA:1372:U:C4	2.72	0.57
25:BA:2037:G:H2'	25:BA:2038:G:C8	2.38	0.57
27:BD:17:THR:HG22	27:BD:204:ILE:HA	1.86	0.57
28:BE:53:PRO:HA	28:BE:74:PRO:CB	2.34	0.57
30:BG:109:VAL:CG1	50:B4:33:VAL:HG21	2.34	0.57
32:BK:78:THR:HG23	32:BK:141:LYS:HZ2	1.68	0.57
35:BO:122:PRO:HB3	35:BO:141:ALA:HB1	1.85	0.57
51:B5:57:VAL:O	51:B5:57:VAL:HG13	2.03	0.57
1:CA:253:U:H2'	1:CA:254:G:H8	1.69	0.57
1:CA:1490:C:H2'	1:CA:1491:G:O4'	2.03	0.57
12:CO:27:LEU:HD21	12:CO:60:LEU:HB3	1.84	0.57
13:CP:5:ALA:HB2	13:CP:22:ILE:HD13	1.84	0.57
14:CQ:12:ARG:C	14:CQ:14:PRO:HD3	2.24	0.57

*Continued on next page...*

*Continued from previous page...*

Atom-1	Atom-2	Interatomic distance (Å)	Clash overlap (Å)
14:CQ:12:ARG:HB3	14:CQ:14:PRO:HD3	1.85	0.57
25:DA:39:C:H2'	25:DA:40:C:C6	2.39	0.57
25:DA:78:A:H2'	25:DA:79:G:C8	2.39	0.57
25:DA:1331:A:O2'	25:DA:1332:G:H8	1.87	0.57
25:DA:1771:C:C1'	25:DA:1786:A:C8	2.87	0.57
25:DA:2335:A:O2'	25:DA:2336:A:H2'	2.04	0.57
25:DA:2571:C:H5'	25:DA:2572:A:C5'	2.29	0.57
27:DD:35:LYS:CD	27:DD:64:ILE:N	2.67	0.57
28:DE:47:VAL:CG1	28:DE:49:LEU:HD23	2.33	0.57
1:AA:606:G:N2	1:AA:631:G:H8	2.01	0.57
1:AA:1053:G:C6	1:AA:1199:U:C2	2.92	0.57
2:AE:21:ARG:HB2	2:AE:39:ILE:HA	1.85	0.57
7:AJ:36:LYS:HZ2	7:AJ:36:LYS:HB2	1.69	0.57
25:BA:287:C:H2'	25:BA:288:C:H6	1.69	0.57
25:BA:2283:C:H2'	25:BA:2284:C:O4'	2.04	0.57
28:BE:14:ILE:O	28:BE:15:PHE:CD2	2.56	0.57
35:BO:21:ARG:HA	35:BO:21:ARG:HE	1.69	0.57
35:BO:29:LYS:HD2	35:BO:30:THR:HG22	1.85	0.57
1:CA:765:G:N2	1:CA:813:U:OP2	2.35	0.57
1:CA:1128:C:O2'	1:CA:1129:C:OP1	2.22	0.57
3:CF:11:ARG:O	3:CF:14:ILE:O	2.22	0.57
11:CN:82:VAL:HB	11:CN:108:ILE:HG12	1.86	0.57
19:CV:65:ASN:HB2	19:CV:66:MET:HE1	1.85	0.57
20:CW:53:LEU:HD13	20:CW:104:LEU:HD13	1.85	0.57
25:DA:239:U:H6	25:DA:239:U:C5'	2.17	0.57
25:DA:1053:C:H3'	25:DA:1054:A:H5''	1.85	0.57
25:DA:1210:A:H5'	25:DA:1212:G:O4'	2.04	0.57
25:DA:1342:A:C6	25:DA:1397:U:C6	2.92	0.57
25:DA:1472:A:H2'	25:DA:1473:G:H5'	1.86	0.57
25:DA:2170:A:H5''	25:DA:2171:A:OP2	2.03	0.57
25:DA:2366:A:H2'	25:DA:2367:G:O4'	2.04	0.57
25:DA:2872:G:O2'	25:DA:2873:A:H5'	2.04	0.57
25:DA:2875:C:C4'	39:DR:5:ALA:HB2	2.31	0.57
27:DD:108:PRO:HB3	27:DD:143:HIS:HE1	1.68	0.57
27:DD:186:HIS:CD2	27:DD:187:GLY:N	2.72	0.57
28:DE:84:PHE:CZ	28:DE:86:PRO:HB3	2.39	0.57
34:DN:68:GLU:HA	34:DN:78:ARG:HB3	1.85	0.57
41:D2:44:LYS:HG3	41:D2:45:THR:N	2.19	0.57
44:DU:20:TYR:N	44:DU:20:TYR:HD1	2.01	0.57
44:DU:90:LEU:H	44:DU:90:LEU:HD23	1.69	0.57
49:DX:19:GLN:NE2	49:DX:52:HIS:CE1	2.72	0.57

*Continued on next page...*

*Continued from previous page...*

Atom-1	Atom-2	Interatomic distance (Å)	Clash overlap (Å)
1:AA:49:U:C2	1:AA:361:G:N2	2.72	0.57
2:AE:217:ARG:CZ	2:AE:217:ARG:HB2	2.34	0.57
5:AH:33:VAL:HG11	5:AH:109:ILE:HA	1.86	0.57
13:AP:81:LEU:O	13:AP:89:GLY:HA3	2.04	0.57
25:BA:229:A:C1'	25:BA:230:U:OP2	2.51	0.57
25:BA:280:C:H2'	25:BA:281:G:H5'	1.86	0.57
25:BA:527:C:OP2	25:BA:2779:U:H5	1.86	0.57
25:BA:614:U:O4	29:BF:168:ARG:HG2	2.05	0.57
25:BA:1317:A:O2'	25:BA:1318:C:H5'	2.03	0.57
25:BA:1799:G:H5'	25:BA:1819:A:N6	2.19	0.57
25:BA:2401:U:H2'	25:BA:2402:C:C6	2.39	0.57
27:BD:30:GLU:CG	27:BD:63:ARG:NH2	2.64	0.57
27:BD:65:ILE:HD11	27:BD:67:PHE:CZ	2.40	0.57
27:BD:270:ILE:O	27:BD:271:ILE:CG1	2.49	0.57
28:BE:52:LEU:O	28:BE:75:VAL:N	2.29	0.57
29:BF:152:GLU:HG3	29:BF:191:ARG:HD2	1.86	0.57
31:BH:151:ILE:O	31:BH:153:LYS:HD3	2.03	0.57
31:BH:153:LYS:HB3	31:BH:154:PRO:HD3	1.85	0.57
43:BT:41:ASN:O	43:BT:45:THR:HG23	2.04	0.57
45:BV:117:LEU:HD13	45:BV:118:GLN:N	2.18	0.57
1:CA:652:U:O2'	1:CA:653:A:C2	2.56	0.57
2:CE:128:GLU:OE2	2:CE:128:GLU:HA	2.04	0.57
3:CF:56:ASP:HB2	3:CF:69:HIS:HE1	1.69	0.57
9:CL:95:LYS:HZ2	9:CL:96:LEU:HD12	1.68	0.57
25:DA:1146:C:C2'	25:DA:1147:C:H5'	2.34	0.57
25:DA:1653:G:H4'	25:DA:1654:A:O5'	2.04	0.57
25:DA:2197:U:H1'	25:DA:2198:A:C8	2.39	0.57
26:DB:17:C:H2'	26:DB:18:G:O4'	2.04	0.57
28:DE:25:VAL:HG12	28:DE:26:ILE:N	2.15	0.57
31:DH:89:ILE:O	31:DH:161:GLY:O	2.22	0.57
32:DK:62:LYS:O	32:DK:62:LYS:HD2	2.03	0.57
32:DK:69:LYS:O	32:DK:73:GLU:HB2	2.04	0.57
36:DP:62:GLY:O	36:DP:63:LYS:HB2	2.04	0.57
1:AA:78:G:H1	1:AA:91:C:N4	2.03	0.57
1:AA:1004:A:N9	1:AA:1025:U:O2	2.37	0.57
1:AA:1053:G:N7	1:AA:1199:U:C6	2.72	0.57
3:AF:34:LEU:HD21	3:AF:38:ARG:HH11	1.69	0.57
4:AG:134:ASP:O	4:AG:136:PRO:HD3	2.05	0.57
22:AB:12:G:H1	22:AB:24:C:N4	2.03	0.57
25:BA:443:A:C5	29:BF:45:ARG:HD2	2.39	0.57
25:BA:528:A:N1	25:BA:2043:C:C5'	2.67	0.57

*Continued on next page...*

*Continued from previous page...*

Atom-1	Atom-2	Interatomic distance (Å)	Clash overlap (Å)
25:BA:795:C:H2'	25:BA:796:C:H6	1.68	0.57
25:BA:856:C:C2'	25:BA:857:C:O5'	2.53	0.57
25:BA:1412:A:H2'	25:BA:1413:G:C8	2.40	0.57
25:BA:2286:A:H4'	25:BA:2287:A:O5'	2.04	0.57
26:BB:15:A:OP1	26:BB:15:A:C4'	2.52	0.57
29:BF:32:LEU:HD13	29:BF:105:VAL:CG1	2.31	0.57
36:BP:110:THR:HG23	36:BP:113:GLN:OE1	2.03	0.57
1:CA:452:A:H2'	1:CA:453:A:C8	2.38	0.57
1:CA:554:C:H2'	1:CA:555:C:C6	2.38	0.57
1:CA:909:A:H2'	1:CA:910:C:O4'	2.03	0.57
1:CA:1178:G:H5'	9:CL:93:ARG:NH2	2.19	0.57
1:CA:1256:A:N6	1:CA:1278:U:OP2	2.37	0.57
2:CE:71:VAL:CG1	2:CE:97:TRP:HD1	2.17	0.57
4:CG:13:ARG:CG	4:CG:14:ARG:N	2.63	0.57
10:CM:35:SER:OG	10:CM:73:ASP:HB2	2.03	0.57
19:CV:40:ILE:HD11	19:CV:71:LEU:HD23	1.86	0.57
20:CW:50:GLU:HA	20:CW:100:ILE:HB	1.87	0.57
25:DA:587:C:C2	35:DO:33:ARG:NH1	2.73	0.57
25:DA:708:C:H42	25:DA:723:G:H1	1.51	0.57
25:DA:2517:C:C2	25:DA:2542:A:N6	2.72	0.57
28:DE:132:HIS:O	28:DE:133:LYS:HB2	2.05	0.57
36:DP:26:TYR:CE1	36:DP:139:GLU:CG	2.73	0.57
36:DP:57:HIS:CE1	36:DP:116:GLU:HB3	2.40	0.57
39:DR:88:ILE:HD11	39:DR:91:ARG:HG2	1.86	0.57
45:DV:3:TYR:O	45:DV:58:VAL:HB	2.04	0.57
1:AA:89:U:O2'	1:AA:90:C:O4'	2.23	0.57
1:AA:1301:U:C2'	1:AA:1302:U:H5'	2.34	0.57
14:AQ:2:ALA:HB1	14:AQ:6:LEU:HD11	1.86	0.57
23:AC:66:C:C2'	23:AC:67:C:H5'	2.35	0.57
25:BA:139:G:N3	25:BA:141:A:N1	2.52	0.57
25:BA:394:A:O2'	25:BA:395:U:H5'	2.03	0.57
25:BA:1204:A:N1	25:BA:1241:A:C2	2.73	0.57
26:BB:59:A:H2'	26:BB:60:C:H6	1.68	0.57
28:BE:47:VAL:HG21	28:BE:84:PHE:O	2.05	0.57
30:BG:78:SER:O	30:BG:80:PHE:N	2.37	0.57
31:BH:86:GLU:O	31:BH:131:VAL:O	2.22	0.57
36:BP:133:ARG:O	36:BP:134:ARG:HB2	2.04	0.57
49:BX:10:LYS:NZ	49:BX:15:TYR:OH	2.27	0.57
1:CA:7:G:H5'	1:CA:298:A:O4'	2.05	0.57
1:CA:570:G:C6	1:CA:873:A:C2	2.92	0.57
1:CA:706:A:O4'	11:CN:29:ILE:HD11	2.05	0.57

*Continued on next page...*

*Continued from previous page...*

Atom-1	Atom-2	Interatomic distance (Å)	Clash overlap (Å)
3:CF:9:GLY:HA3	14:CQ:49:HIS:HA	1.85	0.57
3:CF:15:THR:HG22	3:CF:16:ARG:N	2.19	0.57
3:CF:58:GLU:HB2	3:CF:65:ALA:CB	2.34	0.57
12:CO:24:VAL:HG12	12:CO:26:ALA:HB2	1.87	0.57
25:DA:389:G:N1	35:DO:71:VAL:HG12	2.20	0.57
25:DA:395:U:H2'	25:DA:396:G:N7	2.19	0.57
25:DA:1057:A:C2	25:DA:1081:U:N3	2.68	0.57
25:DA:2057:A:C2'	25:DA:2058:A:H5'	2.33	0.57
32:DK:104:GLN:HG2	32:DK:105:HIS:CD2	2.40	0.57
35:DO:64:LYS:CG	54:D8:25:MET:SD	2.92	0.57
35:DO:71:VAL:CG1	35:DO:72:PRO:HD3	2.34	0.57
36:DP:31:ASP:H	36:DP:107:ALA:HB2	1.70	0.57
42:DS:29:LEU:O	42:DS:29:LEU:HG	2.03	0.57
42:DS:59:VAL:HG23	42:DS:65:LEU:H	1.70	0.57
43:DT:26:TYR:CD1	43:DT:89:ILE:HD12	2.39	0.57
45:DV:8:TYR:HA	45:DV:62:PRO:CD	2.35	0.57
45:DV:112:ARG:HE	45:DV:112:ARG:H	1.53	0.57
1:AA:73:G:C2	1:AA:74:C:C5	2.92	0.57
1:AA:920:U:H2'	1:AA:921:U:C6	2.39	0.57
1:AA:1060:C:O2'	10:AM:56:HIS:CD2	2.57	0.57
1:AA:1486:G:H2'	1:AA:1487:G:O4'	2.04	0.57
4:AG:190:ASP:O	4:AG:193:ASP:HB2	2.03	0.57
10:AM:40:LEU:HB2	10:AM:69:ASN:HB2	1.86	0.57
19:AV:40:ILE:HD11	19:AV:62:ILE:HG23	1.87	0.57
20:AW:10:LEU:HD23	20:AW:12:ALA:CB	2.34	0.57
25:BA:483:A:H4'	44:BU:49:VAL:CA	2.28	0.57
25:BA:540:G:H5'	25:BA:541:C:OP2	2.04	0.57
25:BA:1230:C:H2'	25:BA:1231:G:H8	1.70	0.57
25:BA:1845:G:C2'	25:BA:1846:G:H5'	2.34	0.57
25:BA:2712:U:H1'	25:BA:2712(A):A:C8	2.39	0.57
27:BD:70:TRP:CH2	27:BD:150:LYS:HA	2.39	0.57
28:BE:35:GLN:HB3	28:BE:48:GLN:HB2	1.86	0.57
40:B1:8:VAL:HG23	40:B1:11:ARG:NH2	2.19	0.57
47:BZ:53:VAL:CG2	47:BZ:74:VAL:HG22	2.35	0.57
1:CA:628:G:O2'	1:CA:629:G:H5'	2.04	0.57
1:CA:1320:C:O2	19:CV:36:ARG:NH2	2.37	0.57
2:CE:142:LEU:O	2:CE:142:LEU:HD23	2.05	0.57
3:CF:14:ILE:CG1	3:CF:15:THR:N	2.68	0.57
3:CF:28:GLN:HB3	3:CF:32:LEU:HD12	1.86	0.57
10:CM:84:GLN:O	10:CM:88:LEU:HB3	2.05	0.57
13:CP:37:THR:HG21	13:CP:56:LEU:HD23	1.85	0.57

*Continued on next page...*

*Continued from previous page...*

Atom-1	Atom-2	Interatomic distance (Å)	Clash overlap (Å)
23:CC:20:G:N1	23:CC:58:A:C2	2.73	0.57
25:DA:343:C:O2'	25:DA:344:G:H5'	2.04	0.57
25:DA:2275:C:H5'	25:DA:2275:C:C6	2.39	0.57
25:DA:2637:U:H2'	25:DA:2638:G:O4'	2.05	0.57
25:DA:2720:U:C2	25:DA:2873:A:C2	2.92	0.57
28:DE:111:ARG:HD2	28:DE:160:TYR:CD1	2.39	0.57
38:DQ:3:ARG:HG3	38:DQ:4:LEU:N	2.19	0.57
39:DR:54:ARG:CG	39:DR:54:ARG:NH1	2.50	0.57
1:AA:791:G:H8	1:AA:791:G:O5'	1.86	0.57
1:AA:1450:U:O2'	1:AA:1451:A:C8	2.54	0.57
9:AL:70:LYS:O	9:AL:74:ILE:HG13	2.05	0.57
11:AN:62:GLN:O	11:AN:66:LEU:HG	2.05	0.57
15:AR:55:GLY:HA2	15:AR:58:MET:CE	2.32	0.57
17:AT:88:TYR:CD2	17:AT:89:LEU:HD23	2.38	0.57
25:BA:153:C:O2'	25:BA:154:G:H5'	2.04	0.57
25:BA:246:C:H2'	25:BA:247:G:H5'	1.87	0.57
25:BA:528:A:N1	25:BA:2042:A:H2'	2.20	0.57
25:BA:581:C:H2'	25:BA:582:G:C8	2.40	0.57
25:BA:795:C:H2'	25:BA:796:C:C6	2.40	0.57
25:BA:1310:G:OP2	53:B7:9:ARG:HD2	2.05	0.57
25:BA:1494:A:H2'	25:BA:1495:A:C8	2.39	0.57
25:BA:2393:A:O3'	35:BO:62:LEU:HA	2.03	0.57
27:BD:72:LYS:HB3	27:BD:75:ILE:HD12	1.85	0.57
28:BE:61:ARG:H	28:BE:62:PRO:CD	2.17	0.57
28:BE:119:ARG:HB3	28:BE:120:TRP:CD1	2.39	0.57
1:CA:791:G:C6	1:CA:792:A:N7	2.73	0.57
1:CA:1321:C:C4	1:CA:1322:C:C5	2.93	0.57
1:CA:1337:G:H5''	1:CA:1338:G:OP1	2.05	0.57
7:CJ:26:PHE:CD2	7:CJ:30:ILE:HD11	2.39	0.57
10:CM:61:GLU:OE1	14:CQ:58:LYS:HE2	2.05	0.57
11:CN:105:VAL:O	11:CN:105:VAL:HG23	2.04	0.57
22:CB:16:U:O4'	22:CB:70:G:N2	2.37	0.57
23:CC:38:A:H2'	23:CC:39:A:O4'	2.05	0.57
23:CD:22:A:H2'	23:CD:47:G:C6	2.38	0.57
25:DA:27:G:N2	25:DA:512:G:H1'	2.19	0.57
25:DA:375:C:H2'	25:DA:376:C:C6	2.40	0.57
25:DA:1534:G:H5'	25:DA:1535:U:OP2	2.04	0.57
25:DA:1810:A:H2'	25:DA:1811:G:O4'	2.05	0.57
30:DG:36:LYS:HE3	30:DG:38:VAL:CG2	2.34	0.57
39:DR:74:ARG:HH11	39:DR:74:ARG:CG	1.97	0.57
44:DU:17:SER:HB2	44:DU:71:LYS:HE2	1.87	0.57

*Continued on next page...*

*Continued from previous page...*

Atom-1	Atom-2	Interatomic distance (Å)	Clash overlap (Å)
54:D8:24:ALA:O	54:D8:48:PHE:CE1	2.57	0.57
1:AA:599:C:H2'	1:AA:600:C:H6	1.68	0.57
1:AA:1084:G:C5	1:AA:1085:U:C4	2.93	0.57
4:AG:114:ARG:HH11	4:AG:114:ARG:HG3	1.69	0.57
14:AQ:22:THR:HB	14:AQ:33:VAL:HG11	1.87	0.57
25:BA:389:G:H22	35:BO:72:PRO:CD	2.17	0.57
25:BA:654(M):C:H2'	25:BA:654(N):G:H8	1.62	0.57
25:BA:1162:G:H21	41:B2:89:GLN:HE22	1.52	0.57
25:BA:1843:C:H5'	27:BD:253:GLN:OE1	2.04	0.57
25:BA:2001:A:H2'	25:BA:2002:G:C8	2.39	0.57
27:BD:236:GLY:O	27:BD:237:GLU:O	2.23	0.57
29:BF:29:ASN:N	29:BF:112:MET:HE1	2.19	0.57
1:CA:745:C:H2'	1:CA:746:A:H8	1.70	0.57
1:CA:1122:U:O4	1:CA:1123:A:N6	2.36	0.57
9:CL:63:ILE:HD13	9:CL:77:ILE:HG23	1.86	0.57
25:DA:636:G:N7	35:DO:113:LYS:HE2	2.18	0.57
35:DO:61:ARG:HA	54:D8:27:THR:HG21	1.86	0.57
40:D1:97:ASP:OD2	40:D1:98:LEU:N	2.38	0.57
41:D2:6:LYS:H	41:D2:37:VAL:HG12	1.69	0.57
1:AA:560:U:H4'	1:AA:561:U:O5'	2.03	0.57
1:AA:1002:G:H2'	1:AA:1003:G:H8	1.69	0.57
1:AA:1269:A:H2	1:AA:1312:G:N3	2.02	0.57
1:AA:1309:G:C6	1:AA:1329:A:C2	2.93	0.57
10:AM:4:ILE:HD13	10:AM:100:THR:HG23	1.86	0.57
23:AC:63:C:O2	23:AC:63:C:H2'	2.05	0.57
25:BA:660:G:H21	35:BO:12:ALA:HA	1.69	0.57
25:BA:1085:A:H4'	25:BA:1086:A:OP1	2.03	0.57
25:BA:2701:C:C2'	25:BA:2702:U:OP1	2.53	0.57
28:BE:6:GLY:HA2	28:BE:51:PHE:CZ	2.40	0.57
32:BK:64:GLU:HG3	32:BK:67:ARG:NH2	2.20	0.57
38:BQ:5:THR:OG1	38:BQ:8:GLU:HG3	2.05	0.57
48:BW:28:LYS:HD2	48:BW:56:GLN:NE2	2.20	0.57
1:CA:485:G:O2'	1:CA:486:U:C6	2.58	0.57
2:CE:8:LYS:O	2:CE:9:GLU:HB3	2.04	0.57
13:CP:39:ILE:HG22	13:CP:40:ASN:H	1.70	0.57
22:CB:40:G:H2'	22:CB:41:G:C8	2.40	0.57
22:CB:45:U:C2'	22:CB:46:G:H5''	2.35	0.57
25:DA:2270:G:C2'	25:DA:2271:G:H5'	2.34	0.57
29:DF:148:LEU:HD23	29:DF:191:ARG:NH1	2.19	0.57
44:DU:60:PHE:N	44:DU:60:PHE:CD2	2.72	0.57
1:AA:157:G:C2'	1:AA:158:G:H5'	2.34	0.57

*Continued on next page...*

*Continued from previous page...*

Atom-1	Atom-2	Interatomic distance (Å)	Clash overlap (Å)
1:AA:163:C:H2'	1:AA:164:U:C6	2.40	0.57
1:AA:619:U:O2	4:AG:135:LEU:HD22	2.05	0.57
1:AA:1091:U:H1'	1:AA:1095:U:O2	2.04	0.57
1:AA:1190:G:H5'	3:AF:176:HIS:CE1	2.40	0.57
5:AH:45:PHE:CD2	5:AH:47:LYS:HD2	2.39	0.57
22:AB:59:U:H4'	22:AB:60:A:H5'	1.86	0.57
25:BA:302:C:H2'	25:BA:303:U:C6	2.40	0.57
25:BA:747:U:OP2	51:B5:3:LYS:HD3	2.05	0.57
25:BA:768:G:O2'	25:BA:1379:A:N6	2.37	0.57
25:BA:1042:G:H2'	25:BA:1043:C:O4'	2.05	0.57
25:BA:1760:A:C2'	25:BA:1761:C:H5'	2.35	0.57
27:BD:12:SER:O	27:BD:16:MET:HB2	2.05	0.57
30:BG:105:LYS:HE3	30:BG:143:GLU:OE1	2.04	0.57
31:BH:40:GLU:OE1	31:BH:61:HIS:NE2	2.38	0.57
33:BM:28:THR:HG22	33:BM:29:LYS:N	2.19	0.57
34:BN:122:LEU:HD13	39:BR:72:VAL:HG11	1.87	0.57
40:B1:34:LYS:HZ1	40:B1:37:GLU:CD	2.08	0.57
1:CA:777:A:H2	11:CN:119:CYS:HB3	1.70	0.57
1:CA:957:U:H1'	1:CA:960:U:C5	2.39	0.57
1:CA:1037:C:H2'	1:CA:1038:C:C6	2.40	0.57
1:CA:1062:U:H2'	1:CA:1063:C:C6	2.40	0.57
9:CL:5:TYR:OH	9:CL:16:ARG:HG2	2.05	0.57
9:CL:26:VAL:HG13	9:CL:61:ALA:HB3	1.87	0.57
19:CV:9:VAL:HG12	19:CV:10:PHE:H	1.70	0.57
22:CB:34:U:H2'	22:CB:36:A:OP2	2.04	0.57
23:CC:35:C:H2'	23:CC:35:C:O2	2.04	0.57
23:CC:62:C:C2	23:CC:63:C:C5	2.92	0.57
23:CD:52:C:N3	23:CD:64:G:N2	2.46	0.57
25:DA:672:C:H2'	25:DA:673:C:C5'	2.15	0.57
25:DA:959:A:C6	25:DA:960:A:N1	2.72	0.57
25:DA:2420:C:P	54:D8:34:TRP:HB3	2.45	0.57
25:DA:2657:A:O2'	31:DH:160:LYS:HE3	2.05	0.57
35:DO:101:VAL:HG23	35:DO:106:LEU:HB3	1.87	0.57
35:DO:146:VAL:HG22	35:DO:147:LEU:HD12	1.86	0.57
39:DR:18:ASP:OD1	39:DR:18:ASP:N	2.32	0.57
43:DT:50:LYS:H	43:DT:87:GLN:NE2	2.03	0.57
1:AA:1047:G:C2'	1:AA:1048:G:H5'	2.35	0.56
1:AA:1060:C:C5	3:AF:2:GLY:HA2	2.40	0.56
1:AA:1073:U:H2'	1:AA:1074:G:C8	2.39	0.56
1:AA:1074:G:N3	1:AA:1102:A:C2	2.73	0.56
1:AA:1160:G:H22	1:AA:1177:G:H21	1.52	0.56

*Continued on next page...*



*Continued from previous page...*

Atom-1	Atom-2	Interatomic distance (Å)	Clash overlap (Å)
1:AA:1321:C:C5	1:AA:1322:C:C2	2.92	0.56
1:AA:1490:C:C2'	1:AA:1491:G:H5'	2.34	0.56
7:AJ:15:ASP:O	7:AJ:19:GLY:HA2	2.05	0.56
11:AN:79:SER:C	11:AN:80:VAL:HG13	2.24	0.56
13:AP:23:TYR:HB3	13:AP:67:GLU:HA	1.87	0.56
17:AT:29:HIS:CE1	17:AT:32:TYR:CD1	2.93	0.56
22:AB:12:G:H1	22:AB:24:C:H42	1.53	0.56
25:BA:495:G:H1'	42:BS:57:ASN:ND2	2.20	0.56
25:BA:638:G:C5	25:BA:651:G:C2	2.92	0.56
25:BA:897:C:H2'	25:BA:898:C:O4'	2.05	0.56
25:BA:2287:A:N1	25:BA:2346:A:C2	2.73	0.56
25:BA:2427:C:H5''	25:BA:2428:G:OP1	2.06	0.56
28:BE:118:LYS:HG2	28:BE:118:LYS:O	2.06	0.56
32:BK:81:VAL:HG11	32:BK:88:ILE:HD13	1.87	0.56
41:B2:76:LYS:HG3	41:B2:81:TYR:CD1	2.39	0.56
1:CA:156:G:H1	1:CA:165:C:H42	1.53	0.56
1:CA:619:U:H3	4:CG:134:ASP:HB2	1.69	0.56
1:CA:818:G:O2'	1:CA:819:A:H5'	2.05	0.56
1:CA:984:C:H2'	1:CA:985:C:H6	1.69	0.56
13:CP:84:ILE:HG21	19:CV:63:THR:HG21	1.86	0.56
14:CQ:13:THR:N	14:CQ:14:PRO:HD3	2.20	0.56
22:CB:18:G:H1	22:CB:71:U:H3	1.52	0.56
25:DA:99:U:H4'	25:DA:102:G:H1'	1.87	0.56
25:DA:140:A:H8	25:DA:1408:C:HO2'	1.43	0.56
25:DA:185:U:H4'	25:DA:218:A:H4'	1.86	0.56
25:DA:571:A:H5'	25:DA:2030:A:N7	2.20	0.56
25:DA:1278:A:H5''	37:D0:36:THR:HG22	1.86	0.56
25:DA:2192:G:H2'	25:DA:2193:G:H5'	1.86	0.56
25:DA:2310:A:H5'	25:DA:2311:A:OP2	2.05	0.56
25:DA:2638:G:O2'	25:DA:2639:A:C8	2.58	0.56
28:DE:111:ARG:HD2	28:DE:160:TYR:CE1	2.40	0.56
29:DF:28:ILE:HD11	29:DF:119:ARG:HD3	1.86	0.56
30:DG:109:VAL:O	30:DG:113:ARG:HG3	2.05	0.56
30:DG:125:PHE:CE2	30:DG:131:TYR:HB2	2.40	0.56
31:DH:153:LYS:HB3	31:DH:161:GLY:HA2	1.87	0.56
36:DP:21:THR:HB	36:DP:99:PRO:O	2.05	0.56
36:DP:30:GLY:HA2	36:DP:107:ALA:HB2	1.88	0.56
36:DP:59:ARG:HH21	36:DP:59:ARG:CG	2.12	0.56
44:DU:84:ARG:NH2	44:DU:97:ARG:HB2	2.20	0.56
1:AA:403:C:OP1	4:AG:137:SER:OG	2.11	0.56
1:AA:686:U:H1'	11:AN:42:TRP:NE1	2.13	0.56

*Continued on next page...*

*Continued from previous page...*

Atom-1	Atom-2	Interatomic distance (Å)	Clash overlap (Å)
12:AO:116:SER:O	12:AO:120:TYR:HD1	1.87	0.56
32:BK:38:LEU:H	32:BK:38:LEU:HD12	1.70	0.56
32:BK:71:ILE:HG12	32:BK:71:ILE:O	2.06	0.56
33:BM:137:LYS:HG3	33:BM:138:LEU:N	2.15	0.56
42:BS:61:ASN:HB3	42:BS:62:HIS:ND1	2.19	0.56
52:B6:38:LYS:HG3	52:B6:47:THR:O	2.05	0.56
1:CA:1032:A:N7	1:CA:1032(A):G:H1'	2.20	0.56
1:CA:1071:C:O2'	1:CA:1072:G:H5'	2.06	0.56
1:CA:1085:U:H3'	1:CA:1086:U:C6	2.40	0.56
1:CA:1129:C:H4'	1:CA:1130:A:C5'	2.32	0.56
1:CA:1321:C:H4'	13:CP:87:TYR:CE2	2.39	0.56
2:CE:17:PHE:HE2	2:CE:44:LEU:HA	1.69	0.56
2:CE:97:TRP:CZ3	2:CE:98:LEU:O	2.57	0.56
4:CG:139:ARG:HH11	4:CG:139:ARG:HG3	1.70	0.56
12:CO:17:LYS:HD3	12:CO:18:VAL:H	1.70	0.56
18:CU:29:PHE:HD1	18:CU:39:VAL:HG11	1.70	0.56
23:CD:71:G:C2	23:CD:72:C:C6	2.94	0.56
25:DA:226:G:H21	25:DA:228:A:H61	0.57	0.56
25:DA:362:U:H3'	25:DA:362:U:H6	1.70	0.56
25:DA:1018:C:O2'	25:DA:1019:U:H5'	2.04	0.56
25:DA:1300:U:H4'	25:DA:1301:A:H5'	1.85	0.56
25:DA:2232:U:P	47:DZ:40:ARG:HH12	2.28	0.56
25:DA:2420:C:OP1	54:D8:34:TRP:CB	2.43	0.56
25:DA:2799:A:H2'	25:DA:2801:A:C4	2.39	0.56
28:DE:33:VAL:HA	28:DE:49:LEU:HA	1.86	0.56
30:DG:36:LYS:HB2	30:DG:95:ARG:NH1	2.19	0.56
35:DO:55:ARG:O	35:DO:57:THR:N	2.38	0.56
35:DO:83:VAL:CG1	35:DO:112:LEU:HD21	2.35	0.56
36:DP:66:ILE:HA	36:DP:104:PHE:HA	1.87	0.56
36:DP:79:LEU:O	36:DP:81:VAL:HG13	2.05	0.56
38:DQ:14:VAL:HG21	38:DQ:89:ARG:HG2	1.86	0.56
44:DU:98:VAL:HG13	44:DU:99:CYS:N	2.20	0.56
45:DV:105:VAL:HG22	45:DV:106:GLY:N	2.17	0.56
1:AA:292:G:N7	1:AA:293:G:H1'	2.21	0.56
1:AA:342:C:H2'	1:AA:343:U:O4'	2.04	0.56
1:AA:652:U:O2'	1:AA:653:A:H5''	2.06	0.56
1:AA:928:G:O2'	1:AA:1533:C:OP1	2.23	0.56
1:AA:1004:A:O5'	1:AA:1025:U:N3	2.39	0.56
1:AA:1090:U:H2'	1:AA:1091:U:C6	2.36	0.56
1:AA:1261:A:H1'	1:AA:1283:G:H5''	1.87	0.56
1:AA:1374:A:O2'	7:AJ:28:ASN:HB3	2.05	0.56

*Continued on next page...*

*Continued from previous page...*

Atom-1	Atom-2	Interatomic distance (Å)	Clash overlap (Å)
2:AE:21:ARG:C	2:AE:23:ARG:H	2.09	0.56
2:AE:146:GLN:O	2:AE:150:SER:HB3	2.05	0.56
4:AG:26:CYS:HA	4:AG:31:CYS:HA	1.88	0.56
6:AI:97:PHE:HD2	18:AU:31:LEU:HD21	1.69	0.56
12:AO:32:PHE:HE1	12:AO:86:ARG:HG3	1.70	0.56
16:AS:22:THR:HG23	16:AS:23:ASP:H	1.70	0.56
19:AV:53:ASN:O	19:AV:77:THR:HG22	2.06	0.56
23:AD:21:U:H3'	23:AD:22:A:H5''	1.88	0.56
25:BA:644:A:C2	25:BA:646:A:C4	2.93	0.56
25:BA:813:U:H2'	25:BA:814:C:C6	2.40	0.56
25:BA:974(A):C:H4'	25:BA:975:G:C5'	2.35	0.56
25:BA:1085:A:H2	25:BA:1086:A:N7	2.02	0.56
25:BA:1354:A:OP1	27:BD:38:LYS:NZ	2.35	0.56
25:BA:1408:C:C2	25:BA:1595:G:N2	2.74	0.56
25:BA:1537:C:H2'	25:BA:1538:G:O4'	2.05	0.56
25:BA:1761:C:C4	25:BA:1762:A:N7	2.74	0.56
25:BA:1771:C:C1'	25:BA:1786:A:C8	2.88	0.56
25:BA:1830:C:O2'	25:BA:1831:G:H5'	2.05	0.56
25:BA:2112:G:O2'	25:BA:2113:U:O2	2.23	0.56
25:BA:2173:A:OP1	25:BA:2173:A:C8	2.59	0.56
25:BA:2319:G:OP2	25:BA:2319:G:H4'	2.04	0.56
28:BE:13:ARG:HH11	28:BE:13:ARG:CB	2.17	0.56
28:BE:38:THR:HB	28:BE:39:PRO:CD	2.22	0.56
28:BE:53:PRO:O	28:BE:54:GLN:C	2.42	0.56
28:BE:75:VAL:HG23	28:BE:76:ARG:N	2.16	0.56
29:BF:116:ASP:OD2	35:BO:1:MET:HB2	2.05	0.56
30:BG:118:ARG:O	30:BG:181:ARG:HG3	2.05	0.56
33:BM:40:PRO:O	40:B1:64:ARG:HG2	2.06	0.56
35:BO:39:LYS:CG	35:BO:45:LEU:HD22	2.35	0.56
35:BO:55:ARG:O	35:BO:57:THR:N	2.38	0.56
37:B0:44:LEU:O	37:B0:48:VAL:HG23	2.05	0.56
37:B0:104:ARG:HG2	37:B0:104:ARG:NH1	2.21	0.56
41:B2:66:ARG:CZ	41:B2:88:ARG:HD3	2.34	0.56
45:BV:7:ALA:HB2	45:BV:59:LEU:CD1	2.32	0.56
45:BV:132:ASN:ND2	45:BV:132:ASN:H	2.02	0.56
49:BX:19:GLN:NE2	49:BX:52:HIS:HE1	2.02	0.56
52:B6:34:LEU:HD22	52:B6:34:LEU:H	1.70	0.56
1:CA:182:U:C5	1:CA:183:G:C4	2.92	0.56
1:CA:963:G:N2	10:CM:55:LYS:CD	2.65	0.56
1:CA:1127:G:O2'	1:CA:1128:C:H5'	2.06	0.56
1:CA:1244:C:OP2	21:CX:9:ARG:HG2	2.05	0.56

*Continued on next page...*

*Continued from previous page...*

Atom-1	Atom-2	Interatomic distance (Å)	Clash overlap (Å)
2:CE:5:ILE:HD11	2:CE:221:LEU:HD21	1.87	0.56
2:CE:8:LYS:C	2:CE:10:LEU:H	2.08	0.56
3:CF:8:ILE:HB	14:CQ:49:HIS:O	2.06	0.56
3:CF:181:ASN:HB3	3:CF:205:GLY:O	2.05	0.56
3:CF:184:TYR:HA	3:CF:200:ALA:O	2.05	0.56
5:CH:39:GLY:HA2	5:CH:113:ALA:O	2.06	0.56
9:CL:78:LYS:HB2	9:CL:78:LYS:HZ3	1.70	0.56
10:CM:63:PHE:HD1	14:CQ:57:ARG:O	1.88	0.56
13:CP:7:VAL:O	13:CP:8:GLU:HG2	2.05	0.56
13:CP:80:ARG:NH1	19:CV:66:MET:SD	2.78	0.56
14:CQ:29:ARG:O	14:CQ:30:ALA:HB3	2.05	0.56
21:CX:5:ASP:O	21:CX:11:GLY:HA3	2.05	0.56
25:DA:300:A:H2'	25:DA:334:C:H1'	1.88	0.56
25:DA:445:C:O2'	25:DA:446:G:H5'	2.05	0.56
25:DA:848:G:H2'	25:DA:849:A:H8	1.67	0.56
25:DA:910:A:H62	36:DP:12:GLN:HA	1.69	0.56
25:DA:979:G:H3'	25:DA:980:A:C5'	2.35	0.56
25:DA:1006:C:H1'	33:DM:106:MET:HE3	1.88	0.56
25:DA:1045:A:O2'	25:DA:1047:G:O4'	2.23	0.56
25:DA:1257:C:C2'	29:DF:84:VAL:CG1	2.81	0.56
25:DA:2074:U:H2'	25:DA:2075:U:C6	2.41	0.56
25:DA:2233:U:H2'	25:DA:2234:G:C8	2.40	0.56
25:DA:2319:G:O6	38:DQ:4:LEU:HB3	2.05	0.56
25:DA:2335:A:HO2'	25:DA:2336:A:P	2.29	0.56
25:DA:2646:C:H2'	25:DA:2647:U:O4'	2.06	0.56
28:DE:120:TRP:CE3	28:DE:155:LYS:HD3	2.41	0.56
30:DG:15:VAL:HG13	30:DG:175:LEU:CB	2.35	0.56
32:DK:77:LEU:HG	32:DK:78:THR:N	2.20	0.56
37:D0:37:THR:HG22	37:D0:40:LYS:H	1.68	0.56
38:DQ:84:GLN:HA	38:DQ:110:LEU:H	1.70	0.56
39:DR:127:ALA:O	39:DR:131:ALA:HB3	2.05	0.56
45:DV:129:SER:HB2	45:DV:131:ARG:HD3	1.86	0.56
18:AU:52:PRO:HB2	18:AU:54:ARG:HG2	1.87	0.56
22:AB:60:A:H5''	22:AB:61:C:OP2	2.05	0.56
25:BA:2:G:H2'	25:BA:3:U:C6	2.41	0.56
25:BA:444:C:H4'	29:BF:49:ALA:HB2	1.87	0.56
25:BA:883:G:C6	25:BA:884:C:O2	2.58	0.56
25:BA:1061:U:H4'	25:BA:1070:A:H1'	1.88	0.56
25:BA:1210:A:H8	25:BA:1210:A:C5'	2.19	0.56
25:BA:1668:A:H4'	25:BA:1669:A:O5'	2.05	0.56
25:BA:1771:C:O2'	25:BA:1786:A:H8	1.88	0.56

*Continued on next page...*

*Continued from previous page...*

Atom-1	Atom-2	Interatomic distance (Å)	Clash overlap (Å)
25:BA:2139:C:H2'	25:BA:2140:C:H5'	1.86	0.56
25:BA:2165:G:H2'	25:BA:2165:G:N3	2.19	0.56
25:BA:2610:C:C4'	25:BA:2611:U:OP2	2.51	0.56
25:BA:2751:G:O2'	25:BA:2752:C:O5'	2.23	0.56
38:BQ:14:VAL:HG11	38:BQ:90:GLY:O	2.04	0.56
38:BQ:110:LEU:HA	38:BQ:112:PHE:CZ	2.41	0.56
42:BS:89:ALA:O	42:BS:90:ARG:HB2	2.05	0.56
45:BV:110:GLY:O	45:BV:111:VAL:HG22	2.06	0.56
1:CA:986:A:H1'	19:CV:54:GLY:O	2.04	0.56
2:CE:85:ALA:HB3	2:CE:92:TYR:HD1	1.70	0.56
6:CI:24:GLU:HG2	6:CI:28:ARG:NH1	2.19	0.56
11:CN:66:LEU:HD22	11:CN:101:SER:HB3	1.87	0.56
13:CP:108:ARG:HD3	13:CP:114:ARG:HG2	1.86	0.56
14:CQ:36:PHE:HD1	14:CQ:37:PHE:CD2	2.22	0.56
18:CU:37:VAL:CG1	18:CU:78:LEU:HB3	2.35	0.56
25:DA:273(C):C:H5'	25:DA:273(D):C:OP2	2.06	0.56
25:DA:1666:G:C2'	25:DA:1667:G:H5'	2.34	0.56
25:DA:2543:G:H2'	25:DA:2544:G:C8	2.39	0.56
27:DD:30:GLU:CG	27:DD:63:ARG:HH21	2.18	0.56
29:DF:3:GLU:HA	29:DF:24:LEU:HD23	1.87	0.56
30:DG:67:LYS:HB3	50:D4:6:HIS:HD2	1.69	0.56
30:DG:173:LEU:O	30:DG:178:PHE:HB2	2.05	0.56
39:DR:57:PHE:HA	39:DR:79:HIS:ND1	2.21	0.56
43:DT:55:ASN:O	43:DT:79:ALA:HA	2.06	0.56
1:AA:811:C:H4'	1:AA:900:A:N6	2.21	0.56
1:AA:1141:C:O2'	1:AA:1142:G:H5'	2.04	0.56
1:AA:1351:U:O4'	7:AJ:33:ASP:HB3	2.05	0.56
4:AG:155:LEU:O	4:AG:157:LEU:N	2.39	0.56
5:AH:11:ILE:HD13	5:AH:11:ILE:H	1.71	0.56
13:AP:3:ARG:HG2	13:AP:9:ILE:HG13	1.87	0.56
15:AR:18:PHE:CE1	15:AR:21:ASP:HB2	2.40	0.56
16:AS:45:THR:HG22	16:AS:47:ASP:H	1.71	0.56
19:AV:41:VAL:HG12	19:AV:45:VAL:N	2.21	0.56
25:BA:34:C:HO2'	25:BA:35:G:P	2.23	0.56
25:BA:627:A:H4'	25:BA:628:G:OP1	2.06	0.56
25:BA:1385:G:O6	25:BA:1403:C:N4	2.38	0.56
25:BA:1761:C:N3	25:BA:1762:A:N6	2.52	0.56
25:BA:2751:G:O2'	25:BA:2752:C:P	2.64	0.56
28:BE:56:PRO:O	28:BE:57:LYS:CB	2.35	0.56
28:BE:78:LEU:HD12	28:BE:79:ARG:CG	2.34	0.56
45:BV:62:PRO:O	45:BV:63:ASP:CB	2.54	0.56

*Continued on next page...*

*Continued from previous page...*

Atom-1	Atom-2	Interatomic distance (Å)	Clash overlap (Å)
52:B6:14:THR:O	52:B6:49:HIS:HA	2.05	0.56
1:CA:186:C:H1'	20:CW:81:LYS:NZ	2.21	0.56
1:CA:192:U:C4'	20:CW:103:GLY:HA3	2.35	0.56
1:CA:382:A:H2'	1:CA:383:A:H8	1.67	0.56
1:CA:673:G:O3'	6:CI:87:ARG:NH2	2.39	0.56
1:CA:1092:A:C2	1:CA:1183:A:C2	2.94	0.56
1:CA:1154:G:H2'	1:CA:1155:G:H8	1.71	0.56
19:CV:78:ARG:HD3	19:CV:79:THR:N	2.19	0.56
20:CW:37:SER:O	20:CW:41:ILE:HG13	2.04	0.56
25:DA:2688:U:C5	25:DA:2720:U:OP2	2.57	0.56
26:DB:13:A:H2'	26:DB:70:C:O2'	2.05	0.56
31:DH:153:LYS:H	31:DH:154:PRO:HD2	1.68	0.56
43:DT:11:PRO:HB3	43:DT:92:LEU:HD21	1.87	0.56
53:D7:35:ARG:HG2	53:D7:42:LEU:HD11	1.87	0.56
2:AE:8:LYS:H	2:AE:8:LYS:HE2	1.71	0.56
11:AN:79:SER:CB	11:AN:106:LYS:HD2	2.35	0.56
23:AC:19:G:C4	23:AC:59:A:C2	2.94	0.56
25:BA:320:A:H2'	29:BF:136:THR:HG21	1.88	0.56
25:BA:1143:A:OP1	33:BM:25:ARG:NH2	2.37	0.56
25:BA:1869:G:H8	25:BA:1869:G:C5'	2.19	0.56
25:BA:2118:U:H5''	25:BA:2119:A:OP1	2.05	0.56
27:BD:25:THR:OG1	27:BD:113:VAL:HG21	2.05	0.56
27:BD:28:GLU:HB3	27:BD:29:PRO:HD3	1.88	0.56
27:BD:70:TRP:HZ3	27:BD:146:GLU:OE2	1.89	0.56
28:BE:38:THR:HA	28:BE:44:TYR:O	2.06	0.56
29:BF:160:ASN:OD1	29:BF:163:VAL:HG23	2.06	0.56
42:BS:92:ARG:HD3	42:BS:93:ALA:H	1.69	0.56
45:BV:53:ILE:HA	45:BV:71:VAL:HG13	1.87	0.56
45:BV:128:VAL:CG2	45:BV:160:GLY:HA3	2.36	0.56
45:BV:157:LEU:HD11	45:BV:163:LEU:CD2	2.36	0.56
52:B6:27:LYS:HB2	52:B6:27:LYS:NZ	2.20	0.56
1:CA:577:G:C8	1:CA:816:A:C6	2.93	0.56
1:CA:973:G:O3'	14:CQ:41:ARG:NH2	2.32	0.56
1:CA:981:U:H5''	1:CA:982:U:O5'	2.06	0.56
1:CA:1160:G:N2	1:CA:1161:C:C6	2.74	0.56
1:CA:1275:A:H2'	1:CA:1276:G:O4'	2.05	0.56
7:CJ:95:ARG:HH21	7:CJ:99:LEU:HD11	1.71	0.56
8:CK:42:GLU:OE2	8:CK:122:ARG:NH2	2.39	0.56
23:CC:20:G:N2	23:CC:58:A:N3	2.53	0.56
25:DA:598:G:H1'	35:DO:12:ALA:CB	2.35	0.56
25:DA:1181:C:O2'	25:DA:1182:A:H5'	2.06	0.56

*Continued on next page...*

*Continued from previous page...*

Atom-1	Atom-2	Interatomic distance (Å)	Clash overlap (Å)
25:DA:1544:C:O2	25:DA:1544:C:H2'	2.04	0.56
25:DA:2523:G:H5'	25:DA:2523:G:C8	2.40	0.56
32:DK:14:ASP:N	32:DK:17:GLN:OE1	2.34	0.56
35:DO:11:GLY:C	35:DO:13:ASN:N	2.59	0.56
35:DO:85:LEU:CA	35:DO:88:LEU:HB3	2.33	0.56
45:DV:108:PRO:CA	45:DV:143:GLY:N	2.68	0.56
45:DV:144:LEU:O	45:DV:144:LEU:CD1	2.47	0.56
47:DZ:92:LYS:O	47:DZ:93:GLU:C	2.44	0.56
1:AA:33:A:H2'	1:AA:34:C:C6	2.41	0.56
1:AA:192:U:C4'	20:AW:103:GLY:HA2	2.35	0.56
1:AA:983:A:H5''	1:AA:984:C:OP2	2.05	0.56
2:AE:8:LYS:HE3	2:AE:11:LEU:CB	2.32	0.56
5:AH:139:LEU:HA	5:AH:142:LEU:HD12	1.87	0.56
9:AL:48:GLU:N	9:AL:49:PRO:HD2	2.21	0.56
23:AD:49:C:H6	23:AD:49:C:OP2	1.88	0.56
25:BA:259:G:N2	25:BA:621:A:C8	2.73	0.56
25:BA:482:A:H8	25:BA:482:A:OP2	1.89	0.56
25:BA:1813:G:H1'	27:BD:50:THR:OG1	2.05	0.56
30:BG:17:PRO:HA	30:BG:20:ILE:HG13	1.88	0.56
30:BG:166:ASP:HA	30:BG:169:ALA:CB	2.36	0.56
37:B0:55:ALA:HB2	37:B0:79:LEU:HD13	1.86	0.56
46:B3:11:ARG:O	46:B3:14:ARG:NH2	2.38	0.56
1:CA:1004:A:OP1	1:CA:1025:U:O4	2.23	0.56
1:CA:1015:A:C5	1:CA:1016:A:C5	2.94	0.56
4:CG:9:CYS:HA	4:CG:12:CYS:CB	2.36	0.56
4:CG:78:LEU:HD22	4:CG:96:LEU:HB3	1.86	0.56
10:CM:24:VAL:O	10:CM:28:ARG:HB2	2.06	0.56
16:CS:8:ARG:HH11	16:CS:8:ARG:HG3	1.67	0.56
25:DA:1000:A:C6	25:DA:1001:A:N1	2.73	0.56
27:DD:30:GLU:CG	27:DD:63:ARG:NH2	2.69	0.56
27:DD:70:TRP:CH2	27:DD:150:LYS:HA	2.40	0.56
28:DE:3:GLY:O	28:DE:4:ILE:HG23	2.05	0.56
28:DE:154:LYS:HE3	28:DE:154:LYS:HA	1.86	0.56
30:DG:101:ILE:HB	30:DG:105:LYS:NZ	2.19	0.56
34:DN:1:MET:HE3	34:DN:67:LYS:HG2	1.87	0.56
34:DN:102:VAL:HB	34:DN:106:LEU:HD12	1.88	0.56
39:DR:107:ASP:OD1	39:DR:107:ASP:N	2.39	0.56
41:D2:28:GLU:HB3	41:D2:29:PRO:CD	2.35	0.56
45:DV:149:SER:CB	45:DV:172:ALA:O	2.54	0.56
51:D5:51:TYR:HB2	51:D5:54:GLY:HA3	1.88	0.56
1:AA:1004:A:O4'	1:AA:1025:U:N3	2.38	0.56

*Continued on next page...*

*Continued from previous page...*

Atom-1	Atom-2	Interatomic distance (Å)	Clash overlap (Å)
1:AA:1062:U:H2'	1:AA:1063:C:C6	2.41	0.56
1:AA:1312:G:O2'	1:AA:1313:U:H5'	2.05	0.56
6:AI:67:MET:SD	6:AI:75:LEU:HD12	2.46	0.56
7:AJ:23:VAL:CG1	7:AJ:43:PHE:HE2	2.18	0.56
7:AJ:87:VAL:HG11	7:AJ:155:ARG:HA	1.88	0.56
9:AL:8:GLY:HA2	9:AL:79:LEU:HD13	1.87	0.56
11:AN:87:THR:HG22	11:AN:88:GLY:H	1.70	0.56
14:AQ:45:ARG:HH11	14:AQ:49:HIS:HE1	1.54	0.56
23:AD:67:C:N3	23:AD:68:C:N4	2.53	0.56
25:BA:637:A:O5'	35:BO:116:GLY:HA3	2.06	0.56
25:BA:805:G:OP2	35:BO:41:ARG:HG2	2.05	0.56
25:BA:1769:G:O2'	25:BA:1958:C:OP1	2.16	0.56
28:BE:41:LYS:O	28:BE:42:ASP:CG	2.43	0.56
29:BF:185:ASP:HA	29:BF:188:ARG:HD3	1.86	0.56
31:BH:59:ARG:CG	31:BH:59:ARG:NH1	2.57	0.56
32:BK:9:LEU:O	32:BK:10:GLU:HB3	2.06	0.56
33:BM:35:ARG:O	33:BM:35:ARG:HG3	2.05	0.56
33:BM:97:ARG:HA	33:BM:100:GLU:HB2	1.88	0.56
34:BN:35:VAL:HG22	34:BN:69:ILE:HG12	1.87	0.56
38:BQ:106:ARG:NH1	38:BQ:106:ARG:HB2	2.20	0.56
41:B2:34:GLU:O	41:B2:36:PRO:HD3	2.05	0.56
41:B2:44:LYS:O	41:B2:46:VAL:N	2.39	0.56
1:CA:838:G:H2'	1:CA:841:U:H5'	1.87	0.56
1:CA:1127:G:H8	1:CA:1127:G:OP2	1.88	0.56
1:CA:1133:G:H1	1:CA:1141:C:N4	2.02	0.56
1:CA:1189:C:OP1	10:CM:51:ARG:NH2	2.33	0.56
1:CA:1320:C:OP1	19:CV:70:LYS:HE3	2.06	0.56
1:CA:1411:C:H2'	1:CA:1412:C:H6	1.71	0.56
25:DA:877:U:H4'	25:DA:878:A:OP1	2.04	0.56
25:DA:1019:U:H2'	25:DA:1020:A:H8	1.71	0.56
25:DA:2387:U:H1'	46:D3:41:ARG:CD	2.36	0.56
25:DA:2808:U:H2'	25:DA:2809:A:H8	1.71	0.56
27:DD:235:GLY:O	27:DD:237:GLU:OE1	2.24	0.56
30:DG:60:LEU:O	30:DG:60:LEU:HD23	2.06	0.56
30:DG:145:THR:O	30:DG:146:TYR:HB3	2.06	0.56
33:DM:36:GLY:H	33:DM:42:TRP:HZ3	1.54	0.56
39:DR:107:ASP:OD2	39:DR:109:GLU:HB2	2.06	0.56
1:AA:201:C:N4	1:AA:209:U:O2	2.39	0.56
1:AA:943:U:C1'	9:AL:124:GLN:HE22	2.18	0.56
1:AA:1004:A:P	1:AA:1025:U:O4	2.63	0.56
1:AA:1277:C:O2'	1:AA:1279:A:H8	1.84	0.56

*Continued on next page...*



*Continued from previous page...*

Atom-1	Atom-2	Interatomic distance (Å)	Clash overlap (Å)
1:AA:1329:A:N7	21:AX:7:ARG:NH2	2.54	0.56
1:AA:1392:G:O2'	1:AA:1393:U:H5'	2.06	0.56
15:AR:56:LEU:HD21	25:BA:715:G:C2	2.41	0.56
19:AV:41:VAL:CG1	19:AV:44:MET:HB2	2.36	0.56
19:AV:68:GLY:HA2	50:B4:59:PHE:CD1	2.41	0.56
22:AB:27:G:O6	22:AB:45:U:C2	2.59	0.56
23:AD:13:C:HO2'	23:AD:14:A:P	2.29	0.56
25:BA:242:G:H5''	54:B8:62:LEU:HD13	1.88	0.56
25:BA:305:U:H2'	25:BA:306:U:C6	2.40	0.56
25:BA:581:C:OP1	40:B1:33:ARG:HG3	2.06	0.56
25:BA:956:G:OP2	36:BP:14:ARG:NH2	2.39	0.56
25:BA:1060:U:H5'	25:BA:1061:U:H5	1.71	0.56
25:BA:1216:G:OP2	40:B1:12:ARG:NH2	2.37	0.56
25:BA:1794:U:H2'	25:BA:1795:C:H6	1.69	0.56
25:BA:2119:A:N6	25:BA:2170:A:N6	2.52	0.56
25:BA:2131:G:OP1	25:BA:2132:U:H3'	2.06	0.56
28:BE:27:LEU:CD2	28:BE:51:PHE:HZ	2.19	0.56
28:BE:55:ASN:HD22	28:BE:59:VAL:HG23	1.71	0.56
30:BG:113:ARG:HH21	50:B4:34:GLU:HB3	1.71	0.56
33:BM:120:LEU:HD22	33:BM:121:LYS:N	2.20	0.56
34:BN:12:ASP:CG	34:BN:14:THR:HG23	2.26	0.56
39:BR:78:LEU:HD13	39:BR:78:LEU:O	2.05	0.56
39:BR:107:ASP:H	39:BR:110:ILE:CG2	2.19	0.56
41:B2:76:LYS:O	41:B2:79:VAL:HG12	2.06	0.56
1:CA:570:G:H1'	1:CA:820:U:C4	2.40	0.56
1:CA:920:U:H2'	1:CA:921:U:H6	1.70	0.56
11:CN:109:VAL:HG22	18:CU:86:VAL:HG13	1.87	0.56
19:CV:68:GLY:HA3	50:D4:59:PHE:HE1	1.70	0.56
22:CB:61:C:H42	22:CB:75:G:H1	1.53	0.56
22:CB:70:G:H3'	22:CB:71:U:C5	2.40	0.56
25:DA:176:G:O2'	25:DA:177:G:H5'	2.06	0.56
25:DA:529:A:N3	25:DA:529:A:H2'	2.21	0.56
25:DA:1794:U:O2'	25:DA:1795:C:H5'	2.06	0.56
25:DA:2037:G:H2'	25:DA:2038:G:C8	2.41	0.56
25:DA:2111:C:C2	25:DA:2118:U:O2'	2.57	0.56
44:DU:39:VAL:HG23	44:DU:40:GLU:N	2.19	0.56
45:DV:8:TYR:HA	45:DV:62:PRO:HD3	1.87	0.56
53:D7:5:TRP:NE1	53:D7:7:PRO:HG3	2.20	0.56
1:AA:96:G:C2'	1:AA:97:U:H5'	2.36	0.56
1:AA:636:U:H2'	1:AA:637:G:C8	2.40	0.56
1:AA:1238:A:N3	1:AA:1241:G:O2'	2.39	0.56

*Continued on next page...*

*Continued from previous page...*

Atom-1	Atom-2	Interatomic distance (Å)	Clash overlap (Å)
1:AA:1392:G:O2'	1:AA:1502:A:H5''	2.06	0.56
3:AF:40:ARG:HG3	3:AF:40:ARG:NH1	2.21	0.56
3:AF:95:THR:HG22	3:AF:96:GLY:N	2.21	0.56
6:AI:44:GLY:O	6:AI:59:TYR:HA	2.04	0.56
6:AI:61:LEU:HB3	6:AI:63:TYR:HE2	1.69	0.56
12:AO:53:ARG:HG3	12:AO:53:ARG:HH11	1.71	0.56
15:AR:27:VAL:O	15:AR:31:LEU:HB2	2.06	0.56
25:BA:475:U:C4	25:BA:481:G:O6	2.59	0.56
25:BA:517:C:OP1	51:B5:16:ARG:NH2	2.39	0.56
25:BA:753:C:O5'	25:BA:753:C:H6	1.88	0.56
25:BA:2593:U:H2'	25:BA:2594:C:C6	2.41	0.56
25:BA:2790:A:C2	25:BA:2894:G:H5''	2.41	0.56
30:BG:61:ALA:HA	30:BG:66:GLN:O	2.06	0.56
30:BG:133:LEU:O	30:BG:133:LEU:HD23	2.06	0.56
31:BH:15:VAL:HG12	31:BH:29:PRO:HD2	1.88	0.56
35:BO:91:PHE:O	35:BO:121:LYS:NZ	2.32	0.56
50:B4:13:ARG:H	50:B4:30:GLU:H	1.54	0.56
1:CA:411:A:H62	1:CA:413:G:H21	1.54	0.56
1:CA:656:C:H42	1:CA:750:G:H1	1.53	0.56
2:CE:5:ILE:O	2:CE:5:ILE:HG23	2.05	0.56
2:CE:98:LEU:O	2:CE:101:MET:HG2	2.06	0.56
3:CF:68:VAL:HG12	3:CF:70:VAL:HG23	1.87	0.56
12:CO:26:ALA:O	12:CO:27:LEU:CD1	2.53	0.56
22:CB:26:C:C5	22:CB:27:G:N2	2.73	0.56
23:CD:7:G:C3'	23:CD:8:U:H5'	2.35	0.56
25:DA:288:C:H2'	25:DA:288:C:O2	2.06	0.56
25:DA:528:A:C2	25:DA:2043:C:C5'	2.85	0.56
25:DA:1085:A:HO2'	25:DA:1086:A:H8	1.50	0.56
25:DA:2068:U:N3	25:DA:2430:A:C2	2.60	0.56
25:DA:2191:G:O2'	25:DA:2192:G:P	2.63	0.56
25:DA:2307:G:O2'	25:DA:2308:G:C8	2.58	0.56
25:DA:2355:C:H5'	46:D3:36:ILE:CD1	2.36	0.56
25:DA:2527:C:C4	25:DA:2528:U:C5	2.94	0.56
26:DB:7:G:H3'	26:DB:8:U:H5''	1.88	0.56
32:DK:82:ARG:NH1	32:DK:146:ALA:HA	2.21	0.56
36:DP:63:LYS:HB3	36:DP:107:ALA:O	2.05	0.56
38:DQ:60:GLY:O	38:DQ:61:ASN:HB2	2.05	0.56
44:DU:47:LYS:HG2	44:DU:60:PHE:HD1	1.71	0.56
1:AA:832:C:O2	1:AA:855:G:C2	2.58	0.55
1:AA:1149:C:OP2	9:AL:9:ARG:NH2	2.39	0.55
1:AA:1339:A:H2'	1:AA:1340:A:O4'	2.06	0.55

*Continued on next page...*

*Continued from previous page...*

Atom-1	Atom-2	Interatomic distance (Å)	Clash overlap (Å)
11:AN:66:LEU:CD2	11:AN:97:ALA:HB1	2.35	0.55
25:BA:270(M):U:H1'	25:BA:270(N):G:C5	2.41	0.55
25:BA:546:C:H6	25:BA:546:C:OP1	1.89	0.55
25:BA:852:G:H2'	25:BA:853:G:H8	1.70	0.55
25:BA:1396:U:H2'	25:BA:1396:U:O2	2.05	0.55
26:BB:42:C:O2	30:BG:93:THR:N	2.34	0.55
27:BD:17:THR:CG2	27:BD:204:ILE:HA	2.37	0.55
27:BD:44:ASN:ND2	27:BD:44:ASN:H	2.04	0.55
27:BD:124:PRO:HG2	27:BD:129:ASN:ND2	2.21	0.55
31:BH:43:VAL:HG12	31:BH:52:VAL:HG22	1.89	0.55
34:BN:4:PRO:O	34:BN:5:GLN:HB2	2.05	0.55
39:BR:52:ILE:CD1	39:BR:61:PHE:HB3	2.26	0.55
41:B2:43:GLU:OE2	41:B2:43:GLU:HA	2.05	0.55
45:BV:152:ALA:O	45:BV:155:LEU:HB2	2.06	0.55
52:B6:10:LEU:HD23	54:B8:34:TRP:CE2	2.40	0.55
1:CA:16:A:N1	1:CA:919:A:H2	2.04	0.55
1:CA:35:G:C2	1:CA:550:G:N3	2.75	0.55
1:CA:892:A:O2'	1:CA:1415:G:H4'	2.06	0.55
5:CH:75:THR:HG23	5:CH:76:ILE:N	2.21	0.55
25:DA:673:C:H6	25:DA:673:C:C5'	2.18	0.55
25:DA:994:C:OP1	40:D1:53:ARG:NH2	2.39	0.55
25:DA:1358:G:N2	25:DA:1372:U:C5	2.74	0.55
25:DA:2470:G:OP2	36:DP:56:ARG:CZ	2.54	0.55
25:DA:2547:U:O2'	25:DA:2548:G:H5'	2.06	0.55
27:DD:268:ARG:HH11	27:DD:268:ARG:HG2	1.72	0.55
28:DE:51:PHE:O	28:DE:74:PRO:HB3	2.06	0.55
29:DF:25:PRO:C	29:DF:27:GLU:H	2.08	0.55
29:DF:148:LEU:HD23	29:DF:191:ARG:HH12	1.70	0.55
31:DH:150:ALA:C	31:DH:152:ARG:N	2.60	0.55
37:D0:87:TYR:HD1	37:D0:90:ARG:HD2	1.70	0.55
38:DQ:110:LEU:HD22	38:DQ:111:GLU:N	2.21	0.55
52:D6:14:THR:OG1	52:D6:19:ARG:HG2	2.06	0.55
1:AA:74:C:H2'	1:AA:75:C:O4'	2.05	0.55
1:AA:368:U:P	32:DK:91:SER:HG	2.29	0.55
1:AA:793:U:H3'	1:AA:794:A:H5''	1.89	0.55
1:AA:989:C:H42	1:AA:1216:G:H1	1.53	0.55
1:AA:1077:G:N1	1:AA:1081:G:C6	2.75	0.55
1:AA:1106:G:C5	1:AA:1107:C:C5	2.94	0.55
1:AA:1293:G:H2'	1:AA:1294:G:O4'	2.05	0.55
22:AB:52:U:C6	22:AB:53:A:C8	2.95	0.55
22:AB:55:G:H2'	22:AB:56:G:C8	2.41	0.55

*Continued on next page...*

*Continued from previous page...*

Atom-1	Atom-2	Interatomic distance (Å)	Clash overlap (Å)
23:AD:55:U:C4	23:AD:56:U:C5	2.94	0.55
23:AD:71:G:O2'	23:AD:72:C:H5'	2.06	0.55
25:BA:270(Y):G:C2	25:BA:270(Z):U:O4	2.60	0.55
25:BA:1069:A:H4'	25:BA:1070:A:C5'	2.36	0.55
25:BA:1409:C:O2'	25:BA:1410:G:H5'	2.05	0.55
25:BA:1496:A:H2'	25:BA:1577:C:O2'	2.06	0.55
25:BA:2795:G:H3'	25:BA:2797:U:H5''	1.88	0.55
25:BA:2875:C:O2'	39:BR:5:ALA:HB3	2.06	0.55
27:BD:148:GLU:CB	27:BD:151:LYS:HD2	2.37	0.55
28:BE:203:LYS:O	28:BE:203:LYS:HD2	2.07	0.55
35:BO:101:VAL:HG22	35:BO:106:LEU:HB3	1.86	0.55
37:B0:33:ARG:NH2	51:B5:55:ARG:HG2	2.21	0.55
39:BR:112:ARG:O	39:BR:112:ARG:HG3	2.06	0.55
44:BU:76:CYS:CB	44:BU:96:ILE:HD13	2.36	0.55
1:CA:517:G:N2	1:CA:530:G:OP1	2.29	0.55
1:CA:954:G:H2'	1:CA:955:U:C6	2.42	0.55
1:CA:1206:G:C6	1:CA:1207:G:C5	2.94	0.55
1:CA:1346:A:C1'	1:CA:1347:G:OP2	2.54	0.55
5:CH:57:LYS:O	5:CH:61:TYR:HD2	1.88	0.55
6:CI:33:TYR:CZ	6:CI:78:GLU:HG3	2.40	0.55
7:CJ:26:PHE:CE2	7:CJ:30:ILE:HD11	2.42	0.55
25:DA:101:G:C2'	25:DA:102:G:OP1	2.55	0.55
25:DA:1476:C:C2'	25:DA:1477:A:H5'	2.36	0.55
25:DA:1728:G:C2	25:DA:1730:U:OP2	2.59	0.55
25:DA:2148:G:H2'	25:DA:2149:G:C8	2.41	0.55
25:DA:2494:G:H2'	25:DA:2495:G:H8	1.71	0.55
29:DF:125:LEU:HD23	29:DF:125:LEU:H	1.71	0.55
32:DK:77:LEU:CG	32:DK:78:THR:H	2.19	0.55
34:DN:101:PRO:HG3	39:DR:67:SER:OG	2.06	0.55
1:AA:250:A:C4'	1:AA:251:G:H5''	2.37	0.55
1:AA:258:G:H2'	1:AA:259:G:H8	1.72	0.55
1:AA:542:G:H5'	4:AG:41:GLY:HA3	1.88	0.55
1:AA:1149:C:H2'	1:AA:1150:U:C6	2.41	0.55
3:AF:195:VAL:C	3:AF:196:LEU:HD23	2.27	0.55
9:AL:4:TYR:CD1	9:AL:88:TYR:HB2	2.42	0.55
9:AL:99:LEU:HB3	9:AL:101:PHE:CE1	2.41	0.55
11:AN:41:THR:HG21	11:AN:71:LYS:HB2	1.88	0.55
16:AS:20:VAL:HG22	16:AS:32:TYR:CG	2.37	0.55
17:AT:7:THR:OG1	17:AT:58:GLU:HG2	2.07	0.55
22:AB:52:U:C2'	22:AB:53:A:H5'	2.36	0.55
23:AC:20:G:C6	23:AC:58:A:C2	2.95	0.55

*Continued on next page...*

*Continued from previous page...*

Atom-1	Atom-2	Interatomic distance (Å)	Clash overlap (Å)
23:AD:5:G:H22	23:AD:69:C:N4	2.04	0.55
25:BA:756:C:H2'	25:BA:757:U:O5'	2.06	0.55
25:BA:1239:G:H2'	25:BA:1240:U:O4'	2.06	0.55
25:BA:1694:C:H5'	25:BA:1694:C:H6	1.71	0.55
25:BA:1805:U:O2	27:BD:50:THR:HB	2.06	0.55
25:BA:2574:G:O2'	28:BE:143:ASN:HB3	2.06	0.55
25:BA:2734:A:H8	25:BA:2734:A:C5'	2.19	0.55
27:BD:125:ILE:HG22	27:BD:125:ILE:O	2.06	0.55
30:BG:27:ASN:HB3	30:BG:30:GLU:HG3	1.89	0.55
40:B1:60:LEU:HD21	40:B1:64:ARG:HH21	1.70	0.55
2:CE:19:HIS:HD2	2:CE:20:GLU:OE1	1.90	0.55
8:CK:111:ILE:HG22	8:CK:112:LEU:H	1.71	0.55
12:CO:26:ALA:O	12:CO:27:LEU:HD13	2.06	0.55
13:CP:25:ILE:HG22	13:CP:26:GLY:N	2.20	0.55
14:CQ:45:ARG:O	14:CQ:49:HIS:HD2	1.89	0.55
19:CV:28:LYS:HE3	19:CV:29:ARG:N	2.19	0.55
25:DA:39:C:H2'	25:DA:40:C:H6	1.71	0.55
25:DA:228:A:C8	25:DA:228:A:C3'	2.89	0.55
25:DA:270(Y):G:C2	25:DA:270(Z):U:O4	2.59	0.55
25:DA:1048:A:H5'	25:DA:1049:C:OP2	2.07	0.55
25:DA:1499:C:H2'	25:DA:1500:G:H8	1.71	0.55
25:DA:1543:A:H1'	25:DA:1545:A:H1'	1.89	0.55
25:DA:2157:G:H2'	25:DA:2158:A:H8	1.72	0.55
25:DA:2483:C:H5'	25:DA:2484:G:OP2	2.06	0.55
25:DA:2817:G:P	37:D0:99:LYS:HZ3	2.30	0.55
28:DE:87:GLU:O	28:DE:87:GLU:HG3	2.06	0.55
30:DG:53:LEU:HD21	30:DG:90:LEU:HD11	1.87	0.55
34:DN:10:VAL:HG21	34:DN:16:ALA:O	2.06	0.55
44:DU:50:ARG:O	44:DU:53:PRO:HD3	2.05	0.55
45:DV:157:LEU:HD11	45:DV:163:LEU:HD23	1.89	0.55
1:AA:1054:C:O2	1:AA:1054:C:H2'	2.07	0.55
2:AE:120:ALA:O	2:AE:121:LEU:CB	2.52	0.55
7:AJ:23:VAL:CG1	7:AJ:43:PHE:CE2	2.89	0.55
12:AO:40:VAL:CG2	12:AO:78:GLN:O	2.54	0.55
15:AR:38:ARG:HH11	15:AR:38:ARG:HG2	1.72	0.55
15:AR:87:ILE:HG22	15:AR:88:ARG:HG2	1.87	0.55
20:AW:100:ILE:CG1	20:AW:101:GLY:N	2.69	0.55
22:AB:16:U:OP2	22:AB:16:U:H2'	2.06	0.55
25:BA:176:G:O2'	25:BA:177:G:H5'	2.06	0.55
25:BA:229:A:HO2'	25:BA:230:U:P	2.29	0.55
25:BA:603:A:H4'	25:BA:604:G:O5'	2.06	0.55

*Continued on next page...*

*Continued from previous page...*

Atom-1	Atom-2	Interatomic distance (Å)	Clash overlap (Å)
25:BA:645:C:H2'	25:BA:646:A:OP1	2.06	0.55
25:BA:787:U:H5''	25:BA:788:A:H5'	1.88	0.55
25:BA:1024:G:C3'	25:BA:1025:G:H5''	2.31	0.55
25:BA:1257:C:H4'	29:BF:83:PHE:CD2	2.41	0.55
25:BA:2373:G:N2	25:BA:2380:C:N3	2.49	0.55
25:BA:2723:C:OP1	37:B0:3:HIS:CD2	2.54	0.55
28:BE:41:LYS:C	28:BE:42:ASP:CG	2.65	0.55
30:BG:107:LEU:HD11	30:BG:178:PHE:CD1	2.41	0.55
39:BR:45:PHE:CE1	39:BR:65:LYS:HE3	2.41	0.55
42:BS:64:MET:O	42:BS:65:LEU:HB2	2.07	0.55
51:B5:4:HIS:O	51:B5:5:PRO:C	2.43	0.55
1:CA:1004:A:O4'	1:CA:1025:U:N3	2.38	0.55
1:CA:1077:G:N1	1:CA:1081:G:C6	2.75	0.55
1:CA:1298:C:N4	7:CJ:114:ARG:HB3	2.15	0.55
2:CE:137:ARG:O	2:CE:137:ARG:HD3	2.06	0.55
20:CW:33:ILE:HD13	20:CW:62:LEU:HB3	1.88	0.55
23:CC:48:U:H1'	23:CC:49:C:O5'	2.06	0.55
23:CD:44:A:C2	23:CD:45:A:C6	2.93	0.55
25:DA:847:U:C4	25:DA:933:A:C6	2.90	0.55
25:DA:996:A:C2	25:DA:997:G:C8	2.95	0.55
25:DA:1314:C:C2	25:DA:1339:G:N2	2.74	0.55
25:DA:2860:A:N7	25:DA:2861:G:H1'	2.21	0.55
26:DB:116:G:H2'	26:DB:117:G:O4'	2.07	0.55
27:DD:35:LYS:HA	27:DD:64:ILE:CG2	2.33	0.55
39:DR:56:GLY:C	39:DR:58:ASN:N	2.58	0.55
1:AA:1320:C:OP1	19:AV:70:LYS:HE3	2.05	0.55
1:AA:1362(A):C:H5'	1:AA:1363:A:O5'	2.06	0.55
10:AM:15:THR:O	10:AM:19:SER:N	2.38	0.55
11:AN:77:MET:HE3	11:AN:80:VAL:HG12	1.87	0.55
25:BA:213:A:H2'	25:BA:214:G:O4'	2.05	0.55
25:BA:234:C:H2'	25:BA:235:U:C6	2.41	0.55
25:BA:1291:C:H5'	25:BA:1536:A:H5'	1.87	0.55
25:BA:1473:G:H2'	25:BA:1474:C:H5'	1.89	0.55
25:BA:2310:A:O2'	25:BA:2311:A:C5'	2.51	0.55
25:BA:2712:U:O2	25:BA:2712:U:C5'	2.51	0.55
28:BE:101:ARG:C	28:BE:201:THR:HG1	2.10	0.55
30:BG:129:GLY:HA2	30:BG:166:ASP:HB3	1.87	0.55
39:BR:85:LYS:HE3	39:BR:87:ASP:OD2	2.07	0.55
1:CA:20:U:C2'	1:CA:21:G:H5'	2.35	0.55
1:CA:192:U:H2'	1:CA:193:C:H6	1.71	0.55
1:CA:1311:G:N2	1:CA:1327:C:C2	2.74	0.55

*Continued on next page...*

*Continued from previous page...*

Atom-1	Atom-2	Interatomic distance (Å)	Clash overlap (Å)
1:CA:1367:C:H5''	9:CL:114:TYR:HB3	1.87	0.55
9:CL:48:GLU:N	9:CL:49:PRO:HD2	2.21	0.55
20:CW:25:ARG:HG3	20:CW:25:ARG:NH1	2.19	0.55
23:CC:15:G:H2'	23:CC:60:A:N1	2.22	0.55
25:DA:479:A:HO2'	25:DA:481:G:H8	1.55	0.55
25:DA:755:C:H2'	25:DA:756:C:C6	2.41	0.55
25:DA:824:A:H1'	25:DA:2358:G:N7	2.22	0.55
25:DA:888:C:H4'	25:DA:889:C:O5'	2.03	0.55
25:DA:2473:U:O2	25:DA:2473:U:C2'	2.54	0.55
25:DA:2475:C:H5'	25:DA:2476:A:OP2	2.05	0.55
27:DD:34:VAL:O	27:DD:34:VAL:CG1	2.55	0.55
31:DH:89:ILE:HG21	31:DH:129:THR:HA	1.88	0.55
39:DR:74:ARG:HD3	39:DR:76:PHE:CZ	2.42	0.55
49:DX:17:LYS:O	49:DX:17:LYS:HD3	2.07	0.55
52:D6:28:ARG:HB3	52:D6:30:THR:C	2.27	0.55
54:D8:47:LYS:C	54:D8:48:PHE:HD1	2.09	0.55
1:AA:1156:G:C3'	1:AA:1157:A:H5''	2.37	0.55
3:AF:141:VAL:HG12	3:AF:141:VAL:O	2.05	0.55
8:AK:27:PRO:HG3	8:AK:58:TYR:CE2	2.42	0.55
14:AQ:58:LYS:NZ	14:AQ:58:LYS:HB3	2.21	0.55
25:BA:1952:A:C5	34:BN:22:ILE:HD11	2.41	0.55
25:BA:2275:C:O2	36:BP:83:MET:HG2	2.07	0.55
25:BA:2292:C:OP2	38:BQ:17:ARG:NH2	2.38	0.55
25:BA:2511:U:O4	25:BA:2575:C:N3	2.39	0.55
37:B0:21:TYR:OH	37:B0:43:GLU:HG2	2.06	0.55
37:B0:74:LYS:C	37:B0:76:VAL:N	2.59	0.55
41:B2:64:HIS:ND1	41:B2:92:THR:HG22	2.21	0.55
43:BT:36:LYS:HE2	43:BT:54:VAL:O	2.05	0.55
43:BT:49:VAL:HG12	43:BT:50:LYS:H	1.68	0.55
46:B3:53:MET:HA	46:B3:58:THR:O	2.06	0.55
50:B4:61:ARG:HA	50:B4:61:ARG:HE	1.70	0.55
52:B6:15:GLU:OE2	52:B6:44:ARG:NH1	2.39	0.55
1:CA:8:A:C6	4:CG:209:ARG:HB2	2.41	0.55
1:CA:668:G:O2'	1:CA:669:U:H5'	2.07	0.55
1:CA:963:G:N3	10:CM:55:LYS:NZ	2.50	0.55
1:CA:1250:A:H4'	9:CL:68:GLY:N	2.21	0.55
1:CA:1387:G:H2'	1:CA:1388:C:H6	1.71	0.55
2:CE:84:GLU:HB3	2:CE:219:VAL:HG11	1.89	0.55
4:CG:13:ARG:HD3	4:CG:13:ARG:N	2.21	0.55
7:CJ:23:VAL:O	7:CJ:27:ILE:HG13	2.06	0.55
7:CJ:69:VAL:HG12	7:CJ:69:VAL:O	2.06	0.55

*Continued on next page...*

Continued from previous page...

Atom-1	Atom-2	Interatomic distance (Å)	Clash overlap (Å)
9:CL:85:LEU:HD13	9:CL:92:TYR:CD2	2.40	0.55
23:CD:15:G:N2	23:CD:60:A:H1'	2.21	0.55
25:DA:288:C:H2'	25:DA:289:A:C8	2.42	0.55
25:DA:756:C:C2'	25:DA:757:U:H5'	2.37	0.55
25:DA:1774:C:H4'	25:DA:1979:C:O2	2.07	0.55
25:DA:2127:G:N2	25:DA:2173:A:C8	2.74	0.55
25:DA:2371:G:H4'	52:D6:45:LYS:CE	2.35	0.55
32:DK:143:SER:O	32:DK:144:VAL:HB	2.06	0.55
37:D0:23:ASN:N	37:D0:23:ASN:HD22	2.03	0.55
45:DV:168:GLU:HG3	45:DV:169:GLU:N	2.21	0.55
49:DX:52:HIS:H	49:DX:52:HIS:CD2	2.24	0.55
1:AA:985:C:C2	1:AA:1221:G:N2	2.75	0.55
1:AA:1278:U:H5'	1:AA:1279:A:O4'	2.06	0.55
2:AE:82:ARG:HG2	2:AE:92:TYR:CZ	2.42	0.55
3:AF:84:ILE:O	3:AF:88:ARG:HG3	2.07	0.55
21:AX:15:ARG:HG2	21:AX:15:ARG:NH1	1.99	0.55
22:AB:45:U:H6	22:AB:45:U:H3'	1.71	0.55
25:BA:1111:A:O2'	25:BA:1112:G:H4'	2.06	0.55
25:BA:1430:C:H2'	25:BA:1431:U:C6	2.42	0.55
25:BA:1798:U:C5'	27:BD:259:THR:HG22	2.27	0.55
26:BB:32:C:C2	26:BB:51:G:N2	2.75	0.55
27:BD:108:PRO:HD2	27:BD:111:LEU:HG	1.88	0.55
35:BO:11:GLY:C	35:BO:13:ASN:N	2.60	0.55
50:B4:50:VAL:HG12	50:B4:50:VAL:O	2.06	0.55
52:B6:39:TYR:O	52:B6:47:THR:N	2.39	0.55
52:B6:40:CYS:SG	52:B6:45:LYS:HE2	2.47	0.55
1:CA:792:A:H4'	1:CA:793:U:O5'	2.07	0.55
1:CA:979:C:C5	1:CA:980:C:C6	2.95	0.55
7:CJ:72:ARG:NH2	7:CJ:96:GLN:HE22	2.05	0.55
19:CV:23:ASN:HA	19:CV:27:GLU:CG	2.36	0.55
19:CV:31:ILE:CG2	19:CV:33:THR:HG22	2.37	0.55
25:DA:107:C:H2'	25:DA:108:U:H6	1.72	0.55
25:DA:244:A:C2	25:DA:255:A:C4	2.95	0.55
25:DA:1520:U:H2'	25:DA:1521:G:O4'	2.06	0.55
28:DE:29:GLY:H	28:DE:51:PHE:HE1	1.53	0.55
28:DE:38:THR:O	28:DE:42:ASP:HB2	2.06	0.55
28:DE:50:GLY:O	28:DE:51:PHE:HB2	2.07	0.55
38:DQ:34:HIS:ND1	38:DQ:53:SER:HB3	2.22	0.55
38:DQ:108:GLY:O	38:DQ:110:LEU:HB3	2.07	0.55
1:AA:171:A:N6	1:AA:172:A:N6	2.54	0.55
1:AA:475:G:H2'	1:AA:476:G:O4'	2.07	0.55

Continued on next page...



*Continued from previous page...*

Atom-1	Atom-2	Interatomic distance (Å)	Clash overlap (Å)
12:AO:6:THR:N	12:AO:9:GLN:HE21	2.02	0.55
21:AX:12:LYS:HB3	21:AX:22:ARG:HD2	1.89	0.55
25:BA:1169:G:N2	25:BA:1181:C:C2	2.74	0.55
25:BA:1533:C:H42	25:BA:1538:G:H1	1.55	0.55
25:BA:2404:C:O3'	35:BO:77:ARG:NH2	2.39	0.55
25:BA:2593:U:H2'	25:BA:2594:C:H6	1.70	0.55
25:BA:2648:C:H2'	25:BA:2649:U:C6	2.41	0.55
27:BD:26:LYS:O	27:BD:27:THR:OG1	2.25	0.55
27:BD:71:ASP:HB3	27:BD:103:ARG:NH2	2.21	0.55
31:BH:152:ARG:NH2	31:BH:153:LYS:HE2	2.22	0.55
32:BK:5:LEU:HD22	32:BK:9:LEU:HD21	1.89	0.55
34:BN:90:GLN:O	34:BN:91:LEU:HB2	2.07	0.55
46:B3:51:VAL:HG21	46:B3:79:VAL:HG12	1.87	0.55
1:CA:93:U:H2'	1:CA:95:G:H5''	1.89	0.55
1:CA:1301:U:H2'	1:CA:1301:U:O2	2.05	0.55
3:CF:16:ARG:HH11	3:CF:16:ARG:HA	1.72	0.55
5:CH:135:THR:O	5:CH:138:ALA:HB3	2.07	0.55
6:CI:69:GLU:O	6:CI:72:VAL:HG12	2.07	0.55
22:CB:46:G:H2'	22:CB:47:C:C6	2.42	0.55
23:CD:21:U:C3'	23:CD:22:A:H5''	2.36	0.55
25:DA:872:A:C4	25:DA:906:G:N2	2.74	0.55
25:DA:1226:G:H5'	41:D2:85:LYS:H	1.72	0.55
26:DB:3:C:H5'	26:DB:4:C:OP2	2.05	0.55
28:DE:48:GLN:O	28:DE:49:LEU:CD1	2.55	0.55
28:DE:79:ARG:O	28:DE:80:GLU:CG	2.54	0.55
32:DK:97:ILE:O	32:DK:100:ALA:HB3	2.06	0.55
35:DO:136:GLU:O	35:DO:139:LYS:N	2.34	0.55
38:DQ:87:PHE:C	38:DQ:87:PHE:HD2	2.10	0.55
39:DR:53:ARG:O	39:DR:53:ARG:CG	2.54	0.55
39:DR:91:ARG:O	39:DR:116:ALA:HA	2.07	0.55
48:DW:9:GLN:NE2	48:DW:56:GLN:HG2	2.18	0.55
54:D8:35:GLN:C	54:D8:36:LYS:CG	2.76	0.55
54:D8:52:LYS:O	54:D8:54:GLU:N	2.32	0.55
4:AG:31:CYS:HB3	4:AG:33:MET:HB2	1.88	0.55
8:AK:95:VAL:HG21	8:AK:133:LEU:HD12	1.88	0.55
22:AB:45:U:H2'	22:AB:46:G:H5''	1.88	0.55
23:AC:17:C:C2'	23:AC:18:C:H5''	2.37	0.55
23:AC:62:C:O2'	23:AC:63:C:H5'	2.06	0.55
24:A1:14:U:O2'	24:A1:15:U:O4'	2.24	0.55
25:BA:482:A:H4'	44:BU:47:LYS:HD3	1.89	0.55
25:BA:507:A:C5'	25:BA:508:G:H5'	2.37	0.55

*Continued on next page...*

*Continued from previous page...*

Atom-1	Atom-2	Interatomic distance (Å)	Clash overlap (Å)
25:BA:1600:C:O2'	53:B7:49:ARG:HG2	2.07	0.55
25:BA:1899:G:HO2'	25:BA:1900:A:P	2.30	0.55
30:BG:64:THR:CG2	30:BG:66:GLN:H	2.19	0.55
35:BO:19:VAL:HG23	35:BO:27:HIS:HB3	1.87	0.55
38:BQ:67:ARG:NH1	38:BQ:67:ARG:HB2	2.22	0.55
48:BW:16:LEU:O	48:BW:16:LEU:HG	2.07	0.55
54:B8:10:ALA:C	54:B8:12:LYS:H	2.11	0.55
1:CA:168:G:C2'	1:CA:169:C:H5'	2.37	0.55
1:CA:518:C:H4'	1:CA:519:C:O5'	2.07	0.55
1:CA:1022:G:H2'	1:CA:1023:G:O4'	2.07	0.55
1:CA:1075:C:OP1	2:CE:179:LYS:HE2	2.06	0.55
1:CA:1438:G:H2'	1:CA:1439:C:C6	2.42	0.55
3:CF:70:VAL:O	3:CF:106:VAL:N	2.38	0.55
15:CR:44:LYS:O	15:CR:47:LYS:HE2	2.06	0.55
17:CT:66:SER:O	17:CT:70:ARG:NH1	2.40	0.55
19:CV:80:TYR:CE1	19:CV:82:GLY:HA2	2.42	0.55
25:DA:128:C:H2'	25:DA:129:C:C6	2.41	0.55
25:DA:654(D):G:N2	25:DA:654(Q):C:N3	2.52	0.55
25:DA:845:G:OP2	25:DA:845:G:H8	1.90	0.55
25:DA:1246:A:O2'	29:DF:45:ARG:NH2	2.39	0.55
25:DA:2131:G:N2	25:DA:2158:A:H2'	2.22	0.55
25:DA:2591:C:H2'	25:DA:2592:G:C8	2.42	0.55
28:DE:36:ARG:HH11	28:DE:36:ARG:CG	2.19	0.55
30:DG:7:LEU:HB2	30:DG:104:GLU:OE1	2.06	0.55
34:DN:49:ARG:HD3	34:DN:49:ARG:N	2.19	0.55
45:DV:112:ARG:HE	45:DV:112:ARG:N	2.04	0.55
46:D3:18:ALA:CB	46:D3:20:ARG:HE	2.17	0.55
1:AA:1178:G:N2	1:AA:1181:G:N7	2.42	0.55
1:AA:1237:C:C5	1:AA:1336:C:C5	2.95	0.55
6:AI:3:ARG:HA	6:AI:65:VAL:O	2.07	0.55
8:AK:9:MET:HG3	8:AK:26:VAL:HG21	1.89	0.55
18:AU:73:ALA:HB3	18:AU:79:LEU:HD12	1.89	0.55
22:AB:52:U:H2'	22:AB:53:A:C5'	2.37	0.55
25:BA:547:A:H2'	25:BA:548:A:C8	2.42	0.55
25:BA:1028:A:N6	25:BA:1125:G:H2'	2.21	0.55
25:BA:1783:A:H5'	25:BA:2608:G:H4'	1.89	0.55
25:BA:2894:G:H2'	25:BA:2895:U:OP2	2.07	0.55
30:BG:36:LYS:HG2	30:BG:38:VAL:HG23	1.89	0.55
39:BR:20:PRO:HG2	39:BR:86:ILE:O	2.06	0.55
54:B8:11:LYS:O	54:B8:11:LYS:HG2	2.07	0.55
1:CA:997:U:H2'	1:CA:998:G:C8	2.41	0.55

*Continued on next page...*

Continued from previous page...

Atom-1	Atom-2	Interatomic distance (Å)	Clash overlap (Å)
1:CA:1350:A:C6	1:CA:1351:U:N3	2.75	0.55
3:CF:82:GLU:HA	3:CF:85:ARG:HB2	1.87	0.55
3:CF:146:ALA:HB1	3:CF:203:PHE:O	2.07	0.55
4:CG:162:LEU:HD12	4:CG:181:MET:CE	2.37	0.55
5:CH:103:GLY:H	5:CH:106:PRO:HG2	1.70	0.55
8:CK:66:GLY:O	8:CK:76:PRO:HB3	2.07	0.55
25:DA:340:A:C2'	25:DA:341:G:H5'	2.36	0.55
25:DA:620:G:H5'	25:DA:620:G:N3	2.22	0.55
25:DA:1342:A:C2	25:DA:1602:U:C4	2.94	0.55
25:DA:1443:G:H2'	25:DA:1444:G:H5'	1.89	0.55
25:DA:1956:U:H2'	25:DA:1957:C:H5'	1.89	0.55
26:DB:38:C:N3	26:DB:44:G:N2	2.48	0.55
26:DB:53:A:H2'	26:DB:54:G:O4'	2.07	0.55
26:DB:111:U:H2'	26:DB:112:G:H8	1.70	0.55
27:DD:164:GLN:HG2	27:DD:166:GLN:NE2	2.22	0.55
28:DE:37:ARG:HD2	28:DE:80:GLU:OE2	2.07	0.55
30:DG:11:TYR:CZ	30:DG:16:ARG:HD2	2.43	0.55
32:DK:92:VAL:HB	32:DK:120:ILE:HB	1.88	0.55
36:DP:7:MET:HB3	36:DP:10:ARG:CZ	2.37	0.55
52:D6:27:LYS:HZ3	52:D6:27:LYS:CB	2.19	0.55
1:AA:827:U:O2	1:AA:827:U:O5'	2.25	0.54
1:AA:1073:U:OP2	5:AH:57:LYS:NZ	2.38	0.54
4:AG:31:CYS:C	4:AG:33:MET:H	2.10	0.54
8:AK:21:LYS:O	8:AK:65:TYR:OH	2.20	0.54
19:AV:40:ILE:HD11	19:AV:62:ILE:HG21	1.89	0.54
23:AC:17:C:C3'	23:AC:18:C:C5'	2.68	0.54
23:AC:48:U:H4'	23:AC:49:C:C5'	2.37	0.54
25:BA:21:A:O2'	25:BA:22:C:H5'	2.07	0.54
25:BA:445:C:O2'	25:BA:446:G:H5'	2.07	0.54
25:BA:1557:C:H5''	25:BA:1558:A:OP2	2.07	0.54
25:BA:1639:U:H2'	25:BA:1640:C:H5'	1.89	0.54
25:BA:1900:A:H5'	25:BA:1900:A:C8	2.38	0.54
25:BA:2312:U:O5'	25:BA:2312:U:H6	1.89	0.54
29:BF:129:PHE:O	29:BF:130:ALA:HB3	2.07	0.54
29:BF:198:ALA:HA	29:BF:201:VAL:CG1	2.28	0.54
30:BG:107:LEU:HD21	30:BG:178:PHE:CE1	2.42	0.54
35:BO:39:LYS:CB	35:BO:45:LEU:HD22	2.37	0.54
35:BO:65:ARG:NH2	54:B8:15:LYS:HB2	2.11	0.54
38:BQ:14:VAL:O	38:BQ:18:ILE:HD13	2.08	0.54
50:B4:59:PHE:O	50:B4:63:TYR:HB2	2.06	0.54
1:CA:342:C:H2'	1:CA:343:U:H5'	1.89	0.54

Continued on next page...

*Continued from previous page...*

Atom-1	Atom-2	Interatomic distance (Å)	Clash overlap (Å)
2:CE:92:TYR:HD2	2:CE:92:TYR:C	2.10	0.54
13:CP:54:VAL:HG12	13:CP:58:GLU:OE1	2.07	0.54
20:CW:10:LEU:HD22	20:CW:10:LEU:O	2.07	0.54
20:CW:29:LYS:O	20:CW:33:ILE:HG12	2.07	0.54
23:CD:27:G:C2'	23:CD:28:U:H5'	2.37	0.54
24:C1:17:U:O2'	24:C1:18:G:H5'	2.07	0.54
25:DA:389:G:H1	35:DO:71:VAL:HG12	1.72	0.54
25:DA:607:U:O2	25:DA:621:A:N1	2.40	0.54
25:DA:882:G:N1	25:DA:894:C:N4	2.40	0.54
25:DA:997:G:H2'	25:DA:998:C:H5'	1.89	0.54
25:DA:2698:U:H2'	25:DA:2699:C:C6	2.41	0.54
26:DB:38:C:N4	26:DB:44:G:H1	2.02	0.54
29:DF:184:TYR:O	29:DF:188:ARG:HB2	2.08	0.54
30:DG:97:ASP:HA	30:DG:100:TRP:HB2	1.89	0.54
35:DO:34:GLY:O	35:DO:35:HIS:C	2.45	0.54
41:D2:75:PHE:HD2	41:D2:81:TYR:CD1	2.25	0.54
1:AA:16:A:C2'	1:AA:17:U:H5'	2.38	0.54
1:AA:503:C:OP2	12:AO:116:SER:OG	2.16	0.54
1:AA:580:U:H2'	1:AA:581:G:O4'	2.08	0.54
1:AA:625:G:H4'	16:AS:16:HIS:HD2	0.46	0.54
1:AA:1004:A:O5'	1:AA:1025:U:O4	2.25	0.54
1:AA:1059:C:O3'	14:AQ:45:ARG:NH2	2.40	0.54
1:AA:1177:G:C8	1:AA:1178:G:C2	2.96	0.54
3:AF:131:ARG:NH1	3:AF:166:GLU:OE2	2.40	0.54
13:AP:8:GLU:O	13:AP:10:PRO:HD3	2.07	0.54
19:AV:65:ASN:HB3	50:B4:55:ARG:HH12	1.72	0.54
25:BA:265:A:H1'	25:BA:266:G:O4'	2.07	0.54
25:BA:373:U:H1'	25:BA:423:A:N3	2.21	0.54
25:BA:2415:G:H4'	35:BO:66:GLY:CA	2.37	0.54
25:BA:2543:G:H2'	25:BA:2544:G:C8	2.42	0.54
27:BD:181:GLU:CG	27:BD:272:ALA:HB3	2.34	0.54
29:BF:63:LYS:CE	29:BF:67:GLN:HB2	2.37	0.54
31:BH:153:LYS:HA	31:BH:153:LYS:HZ2	1.72	0.54
36:BP:12:GLN:HG2	36:BP:73:PRO:HD2	1.88	0.54
47:BZ:83:GLU:HG2	47:BZ:85:LEU:H	1.72	0.54
51:B5:52:TYR:HD1	51:B5:53:ALA:H	1.54	0.54
1:CA:197:A:C6	1:CA:221:C:H4'	2.42	0.54
1:CA:1386:G:N3	1:CA:1387:G:C8	2.76	0.54
1:CA:1465:C:H2'	1:CA:1466:C:O4'	2.07	0.54
20:CW:30:LYS:HG2	20:CW:80:ARG:HH22	1.71	0.54
22:CB:17:U:H5''	22:CB:18:G:H8	1.68	0.54

*Continued on next page...*

*Continued from previous page...*

Atom-1	Atom-2	Interatomic distance (Å)	Clash overlap (Å)
23:CD:52:C:H2'	23:CD:53:G:H8	1.72	0.54
25:DA:1942:C:OP2	25:DA:1943:U:O2'	2.21	0.54
25:DA:2402:C:H41	25:DA:2416:C:H1'	1.71	0.54
28:DE:14:ILE:HD11	28:DE:173:VAL:HG11	1.89	0.54
38:DQ:25:ARG:CZ	38:DQ:40:ILE:HD12	2.36	0.54
41:D2:81:TYR:C	41:D2:82:ARG:CG	2.70	0.54
45:DV:103:ARG:HB2	45:DV:137:ILE:O	2.07	0.54
45:DV:134:PRO:HG3	45:DV:158:PRO:HG3	1.89	0.54
1:AA:375:U:O3'	16:AS:6:LEU:HB2	2.07	0.54
1:AA:693:G:C4	24:A1:13:U:H1'	2.43	0.54
1:AA:1002:G:H2'	1:AA:1003:G:C8	2.41	0.54
1:AA:1004:A:O5'	1:AA:1025:U:C4	2.61	0.54
12:AO:24:VAL:HG13	12:AO:98:TYR:HE2	1.71	0.54
13:AP:57:ARG:HB2	13:AP:57:ARG:HH11	1.72	0.54
17:AT:82:MET:O	17:AT:86:GLU:HB2	2.07	0.54
18:AU:88:LYS:HB3	18:AU:88:LYS:NZ	2.23	0.54
25:BA:1164:G:H2'	25:BA:1165:U:C6	2.43	0.54
25:BA:1203:G:H3'	25:BA:1204:A:H5''	1.90	0.54
28:BE:3:GLY:HA3	28:BE:81:ILE:CD1	2.37	0.54
33:BM:26:LEU:O	33:BM:30:ILE:HG13	2.07	0.54
33:BM:96:GLU:H	33:BM:98:VAL:HG12	1.73	0.54
36:BP:48:GLU:O	36:BP:48:GLU:HG3	2.06	0.54
40:B1:79:PHE:O	40:B1:79:PHE:CD2	2.56	0.54
44:BU:81:LYS:CG	44:BU:96:ILE:HB	2.37	0.54
1:CA:516:U:C4	1:CA:517:G:C6	2.95	0.54
1:CA:631:G:H4'	1:CA:632:A:OP1	2.05	0.54
1:CA:930:C:C4	1:CA:931:C:C5	2.95	0.54
1:CA:1021:G:H2'	1:CA:1022:G:O4'	2.07	0.54
2:CE:92:TYR:CD2	2:CE:92:TYR:C	2.80	0.54
3:CF:29:TYR:HD1	14:CQ:36:PHE:CZ	2.26	0.54
4:CG:60:GLU:OE2	4:CG:198:VAL:HA	2.06	0.54
6:CI:11:ASN:O	6:CI:14:LEU:HD22	2.07	0.54
25:DA:270(I):G:H1	25:DA:270(Q):C:N4	2.03	0.54
25:DA:310:A:OP1	44:DU:17:SER:O	2.24	0.54
25:DA:2415:G:H4'	35:DO:66:GLY:CA	2.37	0.54
25:DA:2840:C:H5''	37:D0:53:HIS:CD2	2.42	0.54
26:DB:104:A:OP1	45:DV:72:ARG:NH2	2.40	0.54
32:DK:77:LEU:CG	32:DK:78:THR:N	2.70	0.54
35:DO:127:ALA:O	35:DO:147:LEU:N	2.35	0.54
40:D1:98:LEU:O	40:D1:99:ALA:CB	2.55	0.54
44:DU:19:LYS:HE3	44:DU:71:LYS:NZ	2.22	0.54

*Continued on next page...*

*Continued from previous page...*

Atom-1	Atom-2	Interatomic distance (Å)	Clash overlap (Å)
45:DV:148:ASP:CG	45:DV:149:SER:H	2.10	0.54
50:D4:12:ALA:H	50:D4:24:THR:HG21	1.72	0.54
51:D5:52:TYR:O	51:D5:53:ALA:HB3	2.07	0.54
1:AA:166:G:O2'	1:AA:167:G:H5'	2.06	0.54
1:AA:324:G:N1	1:AA:327:A:OP2	2.40	0.54
1:AA:721:G:C6	1:AA:733:A:C2	2.95	0.54
1:AA:1016:A:H2'	1:AA:1017:G:O4'	2.07	0.54
1:AA:1287:A:H2'	1:AA:1288:A:C8	2.42	0.54
19:AV:41:VAL:CG2	19:AV:67:VAL:HA	2.37	0.54
20:AW:50:GLU:HA	20:AW:100:ILE:HG22	1.89	0.54
22:AB:16:U:C2	22:AB:70:G:N2	2.76	0.54
23:AD:13:C:O2'	23:AD:14:A:P	2.65	0.54
23:AD:49:C:OP2	23:AD:49:C:C6	2.59	0.54
25:BA:1434:A:N6	25:BA:1558:A:N6	2.47	0.54
50:B4:37:SER:CB	50:B4:42:PHE:CD1	2.90	0.54
1:CA:688:G:H2'	1:CA:689:C:H6	1.72	0.54
1:CA:1128:C:H5''	9:CL:16:ARG:HH22	1.72	0.54
1:CA:1129:C:OP2	9:CL:62:TYR:OH	2.22	0.54
4:CG:153:ARG:HD3	4:CG:181:MET:SD	2.48	0.54
5:CH:100:VAL:HG12	5:CH:100:VAL:O	2.06	0.54
12:CO:68:ALA:CB	12:CO:85:ILE:HD11	2.37	0.54
13:CP:22:ILE:HD12	13:CP:25:ILE:HG13	1.87	0.54
14:CQ:12:ARG:CZ	14:CQ:14:PRO:HG2	2.37	0.54
25:DA:94:G:H2'	25:DA:95:G:O4'	2.07	0.54
25:DA:900:A:H2'	25:DA:900:A:N3	2.22	0.54
25:DA:1011:G:H1	25:DA:1150:C:H42	1.55	0.54
25:DA:1278:A:C5'	37:D0:36:THR:HG22	2.37	0.54
25:DA:1668:A:N3	25:DA:1670:C:C4	2.76	0.54
25:DA:2135:A:O2'	25:DA:2160:G:H4'	2.08	0.54
25:DA:2219:G:C2'	25:DA:2224:G:H5'	2.38	0.54
25:DA:2262:U:P	46:D3:19:LYS:HZ3	2.29	0.54
25:DA:2271:G:H5''	46:D3:20:ARG:NE	2.21	0.54
25:DA:2689:U:H4'	25:DA:2690:C:H5'	1.90	0.54
25:DA:2748:A:H62	25:DA:2754:U:H3	1.52	0.54
25:DA:2893:G:H5'	25:DA:2894:G:OP1	2.06	0.54
27:DD:35:LYS:CE	27:DD:64:ILE:C	2.70	0.54
31:DH:94:TYR:N	31:DH:94:TYR:CD1	2.76	0.54
34:DN:68:GLU:CA	34:DN:78:ARG:HB3	2.38	0.54
47:DZ:86:SER:N	47:DZ:87:PRO:CD	2.70	0.54
1:AA:1004:A:OP1	1:AA:1025:U:O4	2.24	0.54
1:AA:1101:A:H4'	1:AA:1102:A:O5'	2.08	0.54

*Continued on next page...*

*Continued from previous page...*

Atom-1	Atom-2	Interatomic distance (Å)	Clash overlap (Å)
1:AA:1129:C:N3	1:AA:1139:G:O6	2.40	0.54
2:AE:197:VAL:HG12	2:AE:200:ILE:HG13	1.89	0.54
3:AF:113:ALA:HB3	3:AF:114:PRO:HD3	1.89	0.54
4:AG:101:LEU:HD23	4:AG:121:VAL:HG11	1.90	0.54
7:AJ:6:ARG:HG2	7:AJ:6:ARG:O	2.08	0.54
20:AW:39:LYS:HB2	20:AW:55:ILE:HG21	1.89	0.54
25:BA:856:C:H3'	25:BA:856:C:C6	2.43	0.54
25:BA:1937:A:C2'	25:BA:1938:A:OP1	2.55	0.54
30:BG:133:LEU:HD23	30:BG:157:ILE:HB	1.89	0.54
1:CA:130:A:C8	17:CT:63:ARG:HG3	2.43	0.54
1:CA:999:U:H2'	1:CA:1000:A:C8	2.42	0.54
1:CA:1014:A:H4'	19:CV:14:HIS:CE1	2.43	0.54
1:CA:1129:C:N4	1:CA:1139:G:C2	2.76	0.54
1:CA:1194:U:H2'	1:CA:1195:C:C6	2.42	0.54
4:CG:42:GLN:HG3	4:CG:43:HIS:CD2	2.42	0.54
13:CP:10:PRO:HG3	13:CP:18:ALA:O	2.07	0.54
25:DA:270(S):G:H5''	47:DZ:94:LEU:HD21	1.90	0.54
25:DA:1101:U:H2'	25:DA:1102:C:C6	2.41	0.54
25:DA:1138:G:H21	33:DM:106:MET:CE	2.19	0.54
29:DF:39:TRP:CH2	29:DF:106:ARG:HD3	2.42	0.54
32:DK:27:ARG:HG2	47:DZ:71:TYR:CZ	2.43	0.54
32:DK:78:THR:CB	32:DK:104:GLN:HE22	2.20	0.54
33:DM:30:ILE:HG22	33:DM:34:LEU:HD22	1.89	0.54
33:DM:56:ASN:H	33:DM:125:GLY:HA3	1.72	0.54
41:D2:28:GLU:HB3	41:D2:29:PRO:HD2	1.89	0.54
47:DZ:62:VAL:HG21	47:DZ:70:VAL:HG21	1.90	0.54
1:AA:57:G:H2'	1:AA:58:C:H6	1.70	0.54
1:AA:166:G:H2'	1:AA:167:G:H8	1.71	0.54
1:AA:201:C:N3	1:AA:216:G:N2	2.54	0.54
1:AA:1126:U:H5	1:AA:1127:G:N3	2.06	0.54
1:AA:1225:A:H2'	1:AA:1225:A:N3	2.22	0.54
12:AO:89:ARG:HH11	12:AO:89:ARG:CG	2.20	0.54
19:AV:41:VAL:HG13	19:AV:44:MET:HB2	1.89	0.54
25:BA:270(F):U:H2'	25:BA:270(G):C:H6	1.71	0.54
25:BA:1022:G:H22	25:BA:1142(A):A:H2	1.47	0.54
25:BA:1436:G:H1'	25:BA:1477:A:O2'	2.07	0.54
25:BA:1942:C:OP2	25:BA:1943:U:O2'	2.20	0.54
25:BA:2189:U:C3'	25:BA:2190:G:H5''	2.37	0.54
28:BE:63:LEU:O	28:BE:63:LEU:HD23	2.07	0.54
32:BK:114:LEU:O	32:BK:115:ALA:CB	2.55	0.54
35:BO:49:ARG:HD2	54:B8:58:ILE:HG21	1.88	0.54

*Continued on next page...*

*Continued from previous page...*

Atom-1	Atom-2	Interatomic distance (Å)	Clash overlap (Å)
49:BX:40:THR:O	49:BX:44:ARG:HB2	2.07	0.54
54:B8:36:LYS:O	54:B8:37:SER:C	2.45	0.54
1:CA:149:A:O2'	1:CA:150:C:H5'	2.08	0.54
1:CA:457:C:H2'	1:CA:458:C:H6	1.73	0.54
1:CA:664:G:H22	1:CA:741:G:H1	1.55	0.54
1:CA:1014:A:H4'	19:CV:14:HIS:ND1	2.22	0.54
1:CA:1034:G:H2'	1:CA:1035:A:C8	2.43	0.54
12:CO:60:LEU:HB2	12:CO:64:TYR:HB2	1.89	0.54
13:CP:108:ARG:HH11	13:CP:108:ARG:HG3	1.72	0.54
23:CD:55:U:C4	23:CD:56:U:H5	2.25	0.54
25:DA:686:G:N7	53:D7:5:TRP:CH2	2.76	0.54
25:DA:903:C:O2'	45:DV:168:GLU:HG2	2.08	0.54
25:DA:1022:G:C6	25:DA:1140:C:C4	2.95	0.54
25:DA:2511:U:O4	25:DA:2575:C:N3	2.41	0.54
26:DB:55:U:HO2'	30:DG:29:TRP:HD1	1.53	0.54
27:DD:228:PRO:HG3	27:DD:234:GLY:O	2.06	0.54
28:DE:60:ASN:O	28:DE:62:PRO:HD3	2.08	0.54
29:DF:20:LEU:HD13	29:DF:203:GLN:OE1	2.07	0.54
31:DH:166:GLY:O	31:DH:167:GLU:HG2	2.06	0.54
35:DO:75:ILE:HD13	35:DO:75:ILE:H	1.71	0.54
43:DT:30:VAL:HG11	43:DT:39:ILE:HG12	1.90	0.54
45:DV:141:VAL:CG2	45:DV:150:LEU:HG	2.37	0.54
1:AA:153:C:H42	1:AA:168:G:H1	1.56	0.54
1:AA:346:G:H5'	39:BR:41:ARG:HG2	1.90	0.54
1:AA:397:A:N7	1:AA:548:G:C8	2.76	0.54
1:AA:859:A:H2'	1:AA:860:A:C8	2.42	0.54
1:AA:1230:C:H2'	1:AA:1231:G:H8	1.72	0.54
1:AA:1305:G:C5'	21:AX:4:GLY:HA3	2.38	0.54
3:AF:131:ARG:CZ	3:AF:131:ARG:HB2	2.38	0.54
4:AG:10:ARG:HB2	4:AG:10:ARG:NH1	2.23	0.54
4:AG:29:PRO:O	4:AG:30:LYS:HD3	2.08	0.54
4:AG:65:ARG:CG	4:AG:65:ARG:HH11	2.20	0.54
6:AI:8:ILE:HD11	6:AI:79:LEU:HD13	1.88	0.54
9:AL:4:TYR:CG	9:AL:88:TYR:HB2	2.43	0.54
11:AN:81:ASP:HB3	11:AN:107:SER:OG	2.07	0.54
19:AV:30:LEU:HD22	19:AV:30:LEU:O	2.08	0.54
20:AW:89:ARG:HD2	20:AW:104:LEU:HD21	1.90	0.54
22:AB:45:U:C2'	22:AB:46:G:H5''	2.37	0.54
22:AB:85:C:N4	25:BA:2508:G:H5'	2.23	0.54
25:BA:889:C:C3'	25:BA:890:A:H4'	2.37	0.54
25:BA:1054:A:H2'	25:BA:1055:G:C8	2.43	0.54

*Continued on next page...*



*Continued from previous page...*

Atom-1	Atom-2	Interatomic distance (Å)	Clash overlap (Å)
25:BA:1734:C:C2'	25:BA:1735:C:H5''	2.38	0.54
25:BA:2099:U:H3	25:BA:2190:G:H1	1.56	0.54
25:BA:2121:G:H2'	25:BA:2122:U:O4'	2.08	0.54
28:BE:103:ASP:OD1	28:BE:201:THR:HA	2.07	0.54
31:BH:83:TYR:CB	31:BH:134:SER:HA	2.37	0.54
32:BK:100:ALA:O	32:BK:101:LEU:C	2.46	0.54
32:BK:144:VAL:HG22	32:BK:145:VAL:N	2.23	0.54
43:BT:12:VAL:HG13	43:BT:27:THR:O	2.08	0.54
48:BW:64:LEU:HD22	48:BW:64:LEU:O	2.08	0.54
1:CA:977:A:H2	1:CA:1224:G:C6	2.26	0.54
1:CA:1106:G:C2	1:CA:1107:C:C6	2.95	0.54
1:CA:1365:G:H2'	1:CA:1366:C:O4'	2.08	0.54
4:CG:178:VAL:C	4:CG:180:GLY:H	2.11	0.54
7:CJ:79:ARG:HG2	7:CJ:84:ASN:ND2	2.23	0.54
22:CB:70:G:H2'	22:CB:71:U:C6	2.43	0.54
25:DA:1472:A:C2'	25:DA:1473:G:H5'	2.37	0.54
25:DA:2059:A:H2	25:DA:2062:A:H61	1.54	0.54
26:DB:1:U:H3	26:DB:119:A:H2	1.55	0.54
34:DN:92:GLU:OE1	34:DN:113:LYS:NZ	2.38	0.54
36:DP:21:THR:O	36:DP:21:THR:HG22	2.07	0.54
36:DP:105:GLU:HG2	36:DP:105:GLU:O	2.06	0.54
37:D0:75:LEU:HD13	37:D0:75:LEU:O	2.08	0.54
45:DV:128:VAL:HG22	45:DV:129:SER:N	2.18	0.54
49:DX:43:ILE:O	49:DX:47:VAL:HG23	2.07	0.54
1:AA:878:G:H5'	8:AK:89:PRO:HG2	1.90	0.54
1:AA:1004:A:H8	1:AA:1036:G:C2	2.26	0.54
1:AA:1036:G:C8	1:AA:1037:C:N3	2.76	0.54
2:AE:201:ILE:HG21	2:AE:214:ILE:HG21	1.89	0.54
5:AH:84:PHE:CB	5:AH:134:ALA:HB2	2.37	0.54
11:AN:86:GLY:N	11:AN:112:THR:OG1	2.21	0.54
13:AP:3:ARG:HG2	13:AP:9:ILE:HG12	1.90	0.54
22:AB:5:A:H61	22:AB:79:U:H3	1.56	0.54
25:BA:389:G:H22	35:BO:72:PRO:HD3	1.72	0.54
25:BA:495:G:O2'	42:BS:62:HIS:HE1	1.91	0.54
25:BA:1062:G:OP1	25:BA:1070:A:H4'	2.08	0.54
25:BA:1083:U:C3'	25:BA:1084:A:H5''	2.38	0.54
25:BA:2019:A:H2'	25:BA:2020:A:O5'	2.06	0.54
25:BA:2320:A:H2'	25:BA:2320:A:N3	2.23	0.54
26:BB:116:G:H5''	38:BQ:55:ALA:HB2	1.90	0.54
27:BD:206:LEU:HA	27:BD:211:ARG:NH1	2.23	0.54
28:BE:46:ALA:C	28:BE:47:VAL:HG22	2.27	0.54

*Continued on next page...*

*Continued from previous page...*

Atom-1	Atom-2	Interatomic distance (Å)	Clash overlap (Å)
33:BM:90:MET:HA	33:BM:93:THR:HG22	1.89	0.54
36:BP:26:TYR:HE2	36:BP:28:ALA:HB2	1.72	0.54
46:B3:23:VAL:HG13	46:B3:38:VAL:HG23	1.89	0.54
48:BW:16:LEU:C	48:BW:16:LEU:HD12	2.28	0.54
1:CA:363:A:OP1	12:CO:33:ARG:HG3	2.07	0.54
1:CA:1007:C:C2	1:CA:1023:G:N2	2.75	0.54
1:CA:1077:G:N2	1:CA:1080:A:OP2	2.40	0.54
1:CA:1207:G:C6	1:CA:1208:C:C4	2.96	0.54
1:CA:1372:U:H2'	1:CA:1373:G:C5'	2.38	0.54
6:CI:24:GLU:O	6:CI:28:ARG:HD2	2.08	0.54
6:CI:60:PHE:O	6:CI:61:LEU:HD12	2.07	0.54
6:CI:87:ARG:CG	6:CI:87:ARG:NH1	2.63	0.54
13:CP:110:ARG:HH11	13:CP:110:ARG:HG3	1.72	0.54
14:CQ:13:THR:N	14:CQ:14:PRO:CD	2.71	0.54
14:CQ:37:PHE:CE1	14:CQ:53:LEU:HD13	2.43	0.54
25:DA:274:G:OP1	25:DA:274:G:C8	2.60	0.54
25:DA:2377:A:H4'	38:DQ:111:GLU:O	2.08	0.54
25:DA:2401:U:C2'	25:DA:2402:C:H5''	2.37	0.54
29:DF:8:GLN:O	29:DF:8:GLN:NE2	2.40	0.54
30:DG:110:ALA:HA	30:DG:140:ILE:O	2.08	0.54
31:DH:4:ILE:HD12	31:DH:6:ARG:CZ	2.38	0.54
36:DP:78:PRO:O	36:DP:79:LEU:CG	2.56	0.54
37:D0:97:VAL:HG22	37:D0:114:VAL:HG22	1.89	0.54
38:DQ:85:VAL:HG12	38:DQ:86:ALA:N	2.22	0.54
45:DV:16:SER:O	45:DV:20:ARG:HG3	2.07	0.54
1:AA:76:G:C6	1:AA:77:C:C2	2.96	0.54
1:AA:321:A:C2	1:AA:333:G:C2	2.96	0.54
1:AA:690:G:H2'	1:AA:691:G:O4'	2.08	0.54
2:AE:200:ILE:H	2:AE:200:ILE:HD12	1.72	0.54
4:AG:33:MET:HE2	4:AG:37:PRO:HA	1.90	0.54
13:AP:23:TYR:CE1	13:AP:71:ARG:HG3	2.43	0.54
15:AR:87:ILE:CG2	15:AR:88:ARG:N	2.67	0.54
19:AV:41:VAL:O	50:B4:63:TYR:CZ	2.61	0.54
23:AD:22:A:C2	23:AD:47:G:H2'	2.43	0.54
25:BA:574:C:H4'	25:BA:575:A:O5'	2.08	0.54
25:BA:588:U:C2	29:BF:90:PHE:CE1	2.96	0.54
25:BA:1728:G:C2	25:BA:1730:U:OP2	2.61	0.54
25:BA:2783:G:H2'	25:BA:2784:C:C6	2.42	0.54
33:BM:120:LEU:HD22	33:BM:120:LEU:C	2.27	0.54
34:BN:48:PRO:O	34:BN:49:ARG:HB2	2.08	0.54
43:BT:84:ALA:HB3	43:BT:87:GLN:NE2	2.22	0.54

*Continued on next page...*

*Continued from previous page...*

Atom-1	Atom-2	Interatomic distance (Å)	Clash overlap (Å)
47:BZ:53:VAL:HG21	47:BZ:74:VAL:HG22	1.90	0.54
51:B5:41:PRO:O	51:B5:44:THR:OG1	2.26	0.54
1:CA:1018:C:H2'	1:CA:1019:C:O4'	2.08	0.54
1:CA:1330:U:O4	1:CA:1331:G:C2	2.61	0.54
16:CS:48:TRP:CE3	16:CS:49:LEU:HB2	2.42	0.54
16:CS:49:LEU:HD12	16:CS:50:LYS:H	1.73	0.54
22:CB:1:G:H2'	22:CB:1:G:N3	2.22	0.54
23:CC:15:G:C2	23:CC:60:A:C2	2.96	0.54
25:DA:1003:G:N2	25:DA:1153:C:C2	2.76	0.54
25:DA:1019:U:H2'	25:DA:1020:A:C8	2.43	0.54
25:DA:1204:A:N1	25:DA:1241:A:C2	2.76	0.54
25:DA:1444:G:N2	25:DA:1548:C:C2	2.76	0.54
25:DA:2689:U:C4'	25:DA:2690:C:OP2	2.50	0.54
27:DD:5:LYS:HB2	27:DD:5:LYS:HZ2	1.70	0.54
28:DE:116:VAL:O	28:DE:117:MET:CB	2.51	0.54
29:DF:72:ARG:HB3	29:DF:72:ARG:NH1	2.23	0.54
38:DQ:87:PHE:HD1	38:DQ:112:PHE:CD2	2.26	0.54
40:D1:40:PHE:HZ	41:D2:81:TYR:CE2	2.26	0.54
45:DV:144:LEU:C	45:DV:146:ILE:N	2.61	0.54
1:AA:1285:A:H4'	1:AA:1286:A:C5'	2.38	0.54
1:AA:1301:U:H2'	1:AA:1302:U:H5'	1.90	0.54
2:AE:178:ARG:NH2	2:AE:196:LEU:HA	2.22	0.54
2:AE:212:GLN:CD	2:AE:235:SER:HB2	2.28	0.54
7:AJ:78:ARG:HD2	7:AJ:80:VAL:CG2	2.38	0.54
25:BA:280:C:C2	25:BA:361:G:N2	2.76	0.54
25:BA:500:G:N2	25:BA:502:A:H3'	2.23	0.54
25:BA:654(M):C:C2'	25:BA:654(N):G:H8	2.20	0.54
25:BA:1570:A:H2'	25:BA:1571:A:C8	2.43	0.54
25:BA:2282:G:H4'	25:BA:2389:G:O2'	2.08	0.54
27:BD:32:SER:O	27:BD:33:LEU:CB	2.56	0.54
28:BE:61:ARG:C	28:BE:63:LEU:H	2.10	0.54
28:BE:111:ARG:CD	28:BE:160:TYR:HE1	2.20	0.54
33:BM:63:THR:O	33:BM:66:LYS:HG3	2.08	0.54
35:BO:19:VAL:HG23	35:BO:27:HIS:CB	2.38	0.54
44:BU:76:CYS:HB3	44:BU:96:ILE:CD1	2.37	0.54
47:BZ:3:LYS:O	47:BZ:12:PRO:HD3	2.08	0.54
1:CA:170:U:O2'	1:CA:171:A:H5'	2.07	0.54
1:CA:719:C:H5	1:CA:720:C:C4	2.26	0.54
1:CA:1216:G:C6	1:CA:1217:C:N4	2.75	0.54
1:CA:1391:U:H2'	1:CA:1392:G:C8	2.43	0.54
4:CG:150:GLU:C	4:CG:152:SER:H	2.10	0.54

*Continued on next page...*

*Continued from previous page...*

Atom-1	Atom-2	Interatomic distance (Å)	Clash overlap (Å)
22:CB:17:U:OP2	22:CB:18:G:N7	2.41	0.54
25:DA:102:G:OP1	48:DW:7:ARG:NH2	2.39	0.54
25:DA:1805:U:O2	27:DD:50:THR:HB	2.08	0.54
25:DA:2211:G:C4'	25:DA:2212:A:OP2	2.56	0.54
25:DA:2329:G:N2	46:D3:41:ARG:HB3	2.23	0.54
27:DD:120:GLY:HA2	27:DD:190:TYR:OH	2.07	0.54
27:DD:239:ARG:O	27:DD:240:ALA:HB2	2.08	0.54
30:DG:44:GLY:O	30:DG:47:LYS:HB3	2.08	0.54
32:DK:123:LEU:HD13	32:DK:143:SER:HB3	1.89	0.54
33:DM:128:HIS:HB2	33:DM:129:PRO:HD2	1.90	0.54
35:DO:57:THR:C	35:DO:59:LEU:N	2.61	0.54
48:DW:10:LEU:O	48:DW:14:ARG:HB2	2.08	0.54
48:DW:15:LYS:HA	48:DW:67:LYS:HZ1	1.72	0.54
49:DX:39:ASP:OD1	49:DX:39:ASP:O	2.26	0.54
50:D4:59:PHE:HD1	50:D4:60:GLN:NE2	2.06	0.54
1:AA:851:G:O2'	1:AA:852:G:H5'	2.08	0.53
1:AA:974:A:P	14:AQ:41:ARG:HH12	2.31	0.53
1:AA:1177:G:N7	1:AA:1178:G:N1	2.55	0.53
1:AA:1347:G:H22	1:AA:1373:G:H2'	1.69	0.53
20:AW:100:ILE:HG13	20:AW:101:GLY:H	1.71	0.53
25:BA:598:G:C1'	35:BO:12:ALA:HB2	2.38	0.53
25:BA:654(R):C:H2'	25:BA:654(S):G:H5'	1.89	0.53
25:BA:1292:U:H2'	25:BA:1293:C:C6	2.43	0.53
25:BA:1925:C:H2'	25:BA:1926:U:H5'	1.90	0.53
25:BA:2134:A:C5	25:BA:2158:A:C2	2.96	0.53
25:BA:2292:C:O2'	25:BA:2293:C:H5'	2.08	0.53
28:BE:81:ILE:HG22	28:BE:84:PHE:HB3	1.86	0.53
29:BF:29:ASN:N	29:BF:112:MET:CE	2.61	0.53
31:BH:92:ILE:H	31:BH:92:ILE:CD1	2.14	0.53
32:BK:133:HIS:O	32:BK:134:PRO:C	2.45	0.53
33:BM:133:GLN:O	33:BM:134:ARG:HG2	2.07	0.53
42:BS:96:ILE:HD13	42:BS:96:ILE:O	2.09	0.53
45:BV:140:ASP:CG	45:BV:156:LYS:HZ3	2.12	0.53
53:B7:5:TRP:NE1	53:B7:7:PRO:HG3	2.23	0.53
1:CA:992:U:O2'	1:CA:993:G:OP2	2.24	0.53
1:CA:1149:C:O2'	1:CA:1280:A:N1	2.27	0.53
1:CA:1434:A:H61	1:CA:1467:G:H1'	1.73	0.53
7:CJ:99:LEU:HD22	7:CJ:103:TRP:CZ2	2.42	0.53
8:CK:29:SER:HB3	8:CK:32:LYS:HB2	1.90	0.53
11:CN:48:ILE:HG13	11:CN:63:LEU:HB2	1.89	0.53
18:CU:22:VAL:HG22	18:CU:23:LYS:N	2.23	0.53

*Continued on next page...*

*Continued from previous page...*

Atom-1	Atom-2	Interatomic distance (Å)	Clash overlap (Å)
18:CU:37:VAL:HG11	18:CU:78:LEU:HB3	1.89	0.53
22:CB:85:C:H2'	22:CB:86:C:H5'	1.90	0.53
23:CC:73:A:N6	23:CC:74:A:N6	2.56	0.53
25:DA:593:G:C1'	54:D8:4:MET:HE1	2.39	0.53
25:DA:963:U:H2'	25:DA:964:C:H6	1.73	0.53
25:DA:1204:A:H2	25:DA:1241:A:N1	2.05	0.53
25:DA:1445:C:H2'	25:DA:1446:C:H6	1.72	0.53
25:DA:2303:G:O4'	30:DG:126:ASP:HB3	2.08	0.53
25:DA:2780:G:OP1	33:DM:118:LYS:HE2	2.07	0.53
25:DA:2836:U:C4	25:DA:2883:A:N6	2.76	0.53
29:DF:53:THR:HG22	29:DF:56:GLU:HG3	1.89	0.53
33:DM:16:ILE:HG21	33:DM:26:LEU:HD11	1.89	0.53
33:DM:130:HIS:O	33:DM:130:HIS:CD2	2.60	0.53
39:DR:45:PHE:CD1	39:DR:74:ARG:HD2	2.43	0.53
41:D2:75:PHE:HE2	41:D2:81:TYR:CE1	2.26	0.53
1:AA:381:C:H2'	1:AA:382:A:O4'	2.08	0.53
1:AA:475:G:O2'	1:AA:476:G:H5'	2.08	0.53
1:AA:1075:C:O2'	1:AA:1076:C:H5'	2.09	0.53
1:AA:1349:A:OP2	9:AL:118:LYS:NZ	2.39	0.53
2:AE:42:ILE:HD11	2:AE:202:PRO:HB2	1.90	0.53
13:AP:50:GLU:O	13:AP:54:VAL:HG23	2.08	0.53
19:AV:41:VAL:CG2	19:AV:67:VAL:HG22	2.37	0.53
25:BA:667:U:O2	54:B8:2:PRO:HD2	2.08	0.53
25:BA:1651:G:N7	37:B0:11:ASN:ND2	2.55	0.53
25:BA:2702:U:OP1	25:BA:2702:U:C6	2.61	0.53
25:BA:2766:G:H2'	25:BA:2766:G:N3	2.23	0.53
29:BF:107:LYS:HE3	29:BF:207:GLY:H	1.73	0.53
30:BG:37:VAL:HG23	30:BG:99:MET:CE	2.38	0.53
34:BN:85:VAL:HG11	34:BN:114:ILE:CD1	2.35	0.53
39:BR:36:GLU:CG	39:BR:41:ARG:HD2	2.28	0.53
45:BV:166:SER:N	45:BV:167:PRO:HD3	2.23	0.53
52:B6:30:THR:HA	52:B6:32:ASN:N	2.22	0.53
1:CA:1004:A:C5'	1:CA:1025:U:H3	2.22	0.53
1:CA:1032:A:H3'	1:CA:1032(A):G:H5''	1.90	0.53
1:CA:1132:C:H2'	1:CA:1133:G:C8	2.43	0.53
6:CI:23:LYS:O	6:CI:27:GLN:HB2	2.08	0.53
7:CJ:115:ARG:HB2	7:CJ:118:VAL:CG1	2.38	0.53
8:CK:138:TRP:HE3	8:CK:138:TRP:OXT	1.90	0.53
9:CL:122:ALA:HB1	9:CL:123:PRO:HD2	1.90	0.53
12:CO:86:ARG:HB2	12:CO:101:VAL:HG23	1.90	0.53
15:CR:55:GLY:O	15:CR:59:MET:HE2	2.08	0.53

*Continued on next page...*

*Continued from previous page...*

Atom-1	Atom-2	Interatomic distance (Å)	Clash overlap (Å)
19:CV:31:ILE:HG13	19:CV:32:LYS:N	2.22	0.53
25:DA:9:U:O4	25:DA:2629:A:N1	2.41	0.53
25:DA:496:G:H2'	25:DA:497:A:H5'	1.90	0.53
25:DA:779:U:OP1	27:DD:49:ILE:CG2	2.57	0.53
25:DA:881:G:O6	25:DA:895:U:O2	2.25	0.53
25:DA:963:U:H2'	25:DA:964:C:C6	2.43	0.53
25:DA:1464:C:O2'	25:DA:1528:A:C8	2.42	0.53
25:DA:2208:U:O2'	25:DA:2209:C:H5'	2.08	0.53
25:DA:2320:A:H4'	25:DA:2321:G:C8	2.43	0.53
27:DD:35:LYS:HB3	27:DD:63:ARG:CA	2.27	0.53
27:DD:236:GLY:O	27:DD:237:GLU:O	2.26	0.53
36:DP:30:GLY:HA2	36:DP:107:ALA:CB	2.38	0.53
41:D2:81:TYR:CD1	41:D2:81:TYR:N	2.76	0.53
45:DV:141:VAL:HG21	45:DV:150:LEU:HG	1.90	0.53
54:D8:16:ILE:HD11	54:D8:60:LEU:HD12	1.91	0.53
54:D8:33:ASN:C	54:D8:34:TRP:CD1	2.81	0.53
1:AA:607:A:C2'	1:AA:608:A:H5'	2.38	0.53
1:AA:736:C:H2'	1:AA:737:A:H8	1.72	0.53
1:AA:1025:U:HO2'	1:AA:1026:G:C5'	2.19	0.53
2:AE:28:PHE:CD1	2:AE:190:THR:HA	2.43	0.53
2:AE:103:THR:HG22	2:AE:180:LEU:HD21	1.90	0.53
2:AE:211:ILE:O	2:AE:215:LEU:HB2	2.08	0.53
4:AG:133:VAL:HG11	4:AG:138:TYR:HD1	1.73	0.53
12:AO:47:LYS:HA	12:AO:49:ASN:H	1.72	0.53
19:AV:42:PRO:O	19:AV:45:VAL:HG22	2.08	0.53
25:BA:674:G:H1'	29:BF:74:ARG:CD	2.34	0.53
25:BA:1026:U:H1'	25:BA:1027:A:P	2.48	0.53
25:BA:1465:G:H5'	25:BA:1528:A:H1'	1.90	0.53
25:BA:1494:A:C2'	25:BA:1495:A:H5'	2.38	0.53
26:BB:1(M):A:H2'	26:BB:0:A:H5'	1.89	0.53
35:BO:75:ILE:HD13	35:BO:75:ILE:N	2.14	0.53
36:BP:51:ARG:NH2	36:BP:52:VAL:HG23	2.23	0.53
41:B2:60:GLU:O	41:B2:62:LEU:HD13	2.08	0.53
1:CA:1276:G:H2'	1:CA:1277:C:H6	1.73	0.53
1:CA:1327:C:H2'	1:CA:1328:C:C6	2.42	0.53
3:CF:173:VAL:HG12	3:CF:175:LEU:HD23	1.90	0.53
6:CI:82:ARG:HB2	6:CI:85:VAL:HG23	1.89	0.53
12:CO:84:LEU:HD12	12:CO:104:VAL:HG11	1.91	0.53
18:CU:22:VAL:C	18:CU:24:ALA:H	2.11	0.53
22:CB:38:G:C2'	22:CB:39:U:H5'	2.39	0.53
25:DA:1309:G:H4'	53:D7:7:PRO:HB2	1.90	0.53

*Continued on next page...*

*Continued from previous page...*

Atom-1	Atom-2	Interatomic distance (Å)	Clash overlap (Å)
25:DA:1488:G:H5'	25:DA:1489:U:OP2	2.08	0.53
25:DA:2371:G:C1'	52:D6:45:LYS:HE2	2.35	0.53
25:DA:2470:G:OP2	36:DP:56:ARG:NH1	2.41	0.53
25:DA:2712(A):A:C5'	25:DA:2713:A:OP2	2.48	0.53
25:DA:2872:G:N7	25:DA:2873:A:H2	2.07	0.53
27:DD:108:PRO:HB3	27:DD:143:HIS:CE1	2.43	0.53
29:DF:79:GLY:HA2	29:DF:86:GLY:HA2	1.88	0.53
30:DG:146:TYR:CD2	30:DG:146:TYR:C	2.81	0.53
36:DP:10:ARG:HA	36:DP:10:ARG:NE	2.23	0.53
39:DR:29:ARG:HH11	39:DR:29:ARG:CB	2.21	0.53
40:D1:108:GLU:OE1	41:D2:45:THR:HA	2.09	0.53
42:DS:78:GLU:OE1	42:DS:99:ARG:HD3	2.08	0.53
43:DT:36:LYS:HG2	43:DT:54:VAL:HB	1.90	0.53
43:DT:63:LYS:HE3	43:DT:63:LYS:N	2.21	0.53
46:D3:51:VAL:N	46:D3:62:LEU:HD12	2.22	0.53
1:AA:615:C:C2	1:AA:616:G:C8	2.96	0.53
1:AA:972:C:O2'	10:AM:55:LYS:HG3	2.08	0.53
2:AE:80:ILE:HG22	2:AE:80:ILE:O	2.09	0.53
3:AF:42:LEU:O	3:AF:46:GLU:HG2	2.08	0.53
5:AH:51:VAL:HB	5:AH:52:PRO:HD3	1.89	0.53
5:AH:69:VAL:O	5:AH:71:LEU:N	2.41	0.53
22:AB:18:G:C4'	22:AB:19:G:OP2	2.54	0.53
25:BA:495:G:H21	42:BS:61:ASN:HD21	1.57	0.53
25:BA:1062:G:H1'	25:BA:1088:A:C5	2.44	0.53
25:BA:1816:G:H8	27:BD:62:TYR:HH	1.54	0.53
25:BA:2025:C:H2'	25:BA:2026:C:C6	2.44	0.53
25:BA:2062:A:N3	25:BA:2062:A:C2'	2.69	0.53
25:BA:2134:A:C5	25:BA:2158:A:H2	2.26	0.53
25:BA:2749:A:H4'	31:BH:62:LYS:HB3	1.90	0.53
30:BG:121:ASN:HD22	30:BG:123:ASN:N	1.91	0.53
31:BH:116:GLU:HG3	31:BH:117:PRO:HD2	1.90	0.53
33:BM:59:LYS:CE	33:BM:61:ARG:HH22	2.22	0.53
46:B3:66:VAL:HG22	46:B3:82:ARG:HG2	1.91	0.53
1:CA:192:U:O4'	20:CW:103:GLY:HA3	2.08	0.53
1:CA:197:A:H1'	1:CA:198:G:OP2	2.08	0.53
1:CA:244:U:H5'	1:CA:244:U:H6	1.73	0.53
1:CA:373:A:N3	1:CA:374:A:C8	2.77	0.53
1:CA:923:A:OP1	5:CH:21:ALA:HB2	2.08	0.53
1:CA:1239:A:H62	1:CA:1299:A:N6	2.07	0.53
3:CF:155:GLY:O	3:CF:196:LEU:HD22	2.07	0.53
10:CM:22:LYS:HE2	10:CM:90:LEU:HD11	1.90	0.53

*Continued on next page...*

*Continued from previous page...*

Atom-1	Atom-2	Interatomic distance (Å)	Clash overlap (Å)
12:CO:82:VAL:HB	12:CO:105:TYR:HB3	1.91	0.53
13:CP:68:GLY:HA3	30:DG:116:ASP:OD1	2.08	0.53
25:DA:51:G:N3	25:DA:119:A:C2	2.76	0.53
25:DA:654:A:H2'	25:DA:654:A:N3	2.23	0.53
25:DA:1088:A:H5'	25:DA:1089:G:H5'	1.89	0.53
25:DA:2062:A:H62	25:DA:2503:A:H62	1.54	0.53
25:DA:2103:C:H2'	25:DA:2104:G:C8	2.43	0.53
25:DA:2461:C:H2'	25:DA:2462:U:C6	2.42	0.53
43:DT:54:VAL:C	43:DT:55:ASN:HD22	2.11	0.53
44:DU:9:LYS:O	44:DU:27:VAL:HG22	2.07	0.53
45:DV:69:THR:HB	45:DV:88:PHE:HB3	1.91	0.53
47:DZ:11:ARG:HB2	47:DZ:12:PRO:HD2	1.90	0.53
54:D8:24:ALA:O	54:D8:48:PHE:CD1	2.62	0.53
1:AA:353:A:C2'	1:AA:354:G:OP2	2.56	0.53
1:AA:411:A:C2	1:AA:431:A:N6	2.77	0.53
1:AA:881:G:OP2	12:AO:12:ARG:NH2	2.41	0.53
2:AE:111:ARG:HH11	2:AE:111:ARG:CG	2.22	0.53
5:AH:64:ARG:HG3	5:AH:64:ARG:HH11	1.73	0.53
9:AL:16:ARG:HB2	9:AL:64:THR:HG22	1.90	0.53
13:AP:60:VAL:CG1	13:AP:66:LEU:HD11	2.38	0.53
22:AB:85:C:H2'	22:AB:86:C:H5'	1.91	0.53
25:BA:534:U:H5'	40:B1:42:ALA:CB	2.36	0.53
25:BA:614:U:C4	29:BF:168:ARG:HG2	2.44	0.53
25:BA:1247:A:OP1	29:BF:95:ARG:NH2	2.41	0.53
25:BA:1710:C:O2'	25:BA:1711:C:H5'	2.09	0.53
25:BA:2789:C:H3'	25:BA:2790:A:H5''	1.89	0.53
26:BB:94:C:C4	26:BB:95:U:C5	2.97	0.53
28:BE:119:ARG:HG3	28:BE:119:ARG:NH1	2.22	0.53
30:BG:128:ARG:NH2	30:BG:128:ARG:HB2	2.23	0.53
35:BO:64:LYS:HD2	54:B8:25:MET:HE1	1.84	0.53
35:BO:94:GLU:O	35:BO:124:LYS:O	2.26	0.53
36:BP:20:ALA:O	36:BP:21:THR:HG23	2.07	0.53
39:BR:108:ARG:HA	39:BR:111:ARG:NE	2.23	0.53
41:B2:44:LYS:HG2	41:B2:45:THR:H	1.72	0.53
1:CA:1132:C:O2'	1:CA:1133:G:H5'	2.08	0.53
1:CA:1400:C:H42	23:CC:35:C:H1'	1.74	0.53
2:CE:204:ASN:HB2	2:CE:210:SER:HB3	1.89	0.53
12:CO:46:LYS:NZ	12:CO:47:LYS:HD3	2.20	0.53
14:CQ:45:ARG:HG3	14:CQ:45:ARG:NH1	2.21	0.53
19:CV:41:VAL:HG22	50:D4:63:TYR:CZ	2.44	0.53
23:CC:56:U:O2	23:CC:58:A:N7	2.41	0.53

*Continued on next page...*



*Continued from previous page...*

Atom-1	Atom-2	Interatomic distance (Å)	Clash overlap (Å)
25:DA:128:C:H4'	25:DA:129:C:OP1	2.09	0.53
25:DA:531:C:OP1	25:DA:561:G:N1	2.41	0.53
25:DA:880:G:N3	25:DA:880:G:H2'	2.22	0.53
25:DA:1006:C:C2	25:DA:1138:G:N2	2.77	0.53
25:DA:1686:C:C2'	25:DA:1687:G:H5'	2.39	0.53
25:DA:2748:A:N7	25:DA:2754:U:C4	2.73	0.53
26:DB:29:A:C2	26:DB:56:G:C2	2.97	0.53
31:DH:136:ILE:H	31:DH:136:ILE:HD12	1.72	0.53
35:DO:101:VAL:CG2	35:DO:108:LYS:H	2.22	0.53
38:DQ:39:ILE:HG22	38:DQ:39:ILE:O	2.08	0.53
46:D3:70:GLN:HE21	46:D3:80:HIS:HE2	1.54	0.53
1:AA:66:G:N2	1:AA:172:A:C2	2.77	0.53
1:AA:397:A:H5'	1:AA:398:C:OP1	2.09	0.53
1:AA:640:A:O2'	8:AK:115:SER:HB2	2.08	0.53
13:AP:3:ARG:CD	13:AP:7:VAL:HG13	2.39	0.53
19:AV:40:ILE:HG22	19:AV:69:HIS:O	2.08	0.53
22:AB:45:U:H3'	22:AB:45:U:C6	2.44	0.53
25:BA:705:A:C2	25:BA:727:A:H1'	2.44	0.53
25:BA:821:A:H5''	25:BA:822:U:H6	1.73	0.53
25:BA:1141:U:OP2	33:BM:63:THR:CG2	2.56	0.53
25:BA:1309:G:P	53:B7:9:ARG:HD3	2.47	0.53
25:BA:1311:G:O6	53:B7:9:ARG:NH2	2.41	0.53
25:BA:1657:C:H2'	25:BA:1658:C:H6	1.72	0.53
25:BA:1735:C:H6	25:BA:1735:C:C5'	2.21	0.53
25:BA:1820:U:H4'	25:BA:1821:A:OP2	2.08	0.53
25:BA:2056:G:C2	25:BA:2057:A:C8	2.96	0.53
28:BE:78:LEU:CD1	28:BE:79:ARG:CG	2.86	0.53
30:BG:70:VAL:CG2	30:BG:87:PRO:HB3	2.39	0.53
33:BM:133:GLN:HB2	33:BM:135:PRO:HD3	1.90	0.53
35:BO:64:LYS:HD2	54:B8:25:MET:HE2	1.83	0.53
36:BP:88:GLY:C	36:BP:90:VAL:H	2.12	0.53
39:BR:108:ARG:HA	39:BR:111:ARG:HE	1.74	0.53
41:B2:34:GLU:O	41:B2:34:GLU:HG3	2.07	0.53
54:B8:23:VAL:CG1	54:B8:46:ARG:HD3	2.39	0.53
1:CA:194:C:C3'	1:CA:195:A:H5''	2.38	0.53
1:CA:449:C:O2	1:CA:449:C:O4'	2.26	0.53
1:CA:465:A:N6	1:CA:467:G:C2	2.77	0.53
1:CA:1263:C:H42	1:CA:1272:G:H1	1.56	0.53
1:CA:1286:A:H8	1:CA:1287:A:H4'	1.69	0.53
4:CG:117:ALA:O	4:CG:121:VAL:HG23	2.09	0.53
22:CB:1:G:H5''	22:CB:2:C:OP1	2.09	0.53

*Continued on next page...*

*Continued from previous page...*

Atom-1	Atom-2	Interatomic distance (Å)	Clash overlap (Å)
22:CB:40:G:C2	22:CB:41:G:C5	2.97	0.53
22:CB:45:U:O2'	22:CB:46:G:H5''	2.08	0.53
25:DA:101:G:H2'	25:DA:102:G:OP1	2.09	0.53
25:DA:887:A:H2'	25:DA:887:A:N3	2.22	0.53
25:DA:2287:A:N1	25:DA:2346:A:N1	2.56	0.53
29:DF:129:PHE:HA	29:DF:142:TRP:CD1	2.44	0.53
30:DG:91:ARG:HD2	30:DG:92:VAL:N	2.23	0.53
35:DO:21:ARG:HA	35:DO:21:ARG:NE	2.17	0.53
35:DO:78:PRO:HA	35:DO:110:TYR:CD2	2.43	0.53
41:D2:44:LYS:C	41:D2:46:VAL:N	2.57	0.53
41:D2:89:GLN:HE21	41:D2:90:PRO:HD2	1.72	0.53
46:D3:29:GLN:O	46:D3:67:VAL:HG23	2.08	0.53
1:AA:250:A:H4'	1:AA:251:G:O5'	2.07	0.53
1:AA:818:G:O2'	1:AA:819:A:H5'	2.09	0.53
2:AE:68:ILE:O	2:AE:91:PRO:HD2	2.09	0.53
3:AF:36:ASP:OD2	3:AF:57:ILE:HG21	2.08	0.53
8:AK:87:SER:HB2	8:AK:93:VAL:CA	2.38	0.53
12:AO:75:HIS:HD2	12:AO:77:LEU:H	1.55	0.53
22:AB:85:C:H42	25:BA:2508:G:H5'	1.74	0.53
25:BA:372:G:O2'	25:BA:373:U:OP2	2.27	0.53
25:BA:1771:C:HO2'	25:BA:1786:A:C1'	2.22	0.53
25:BA:2712:U:O2'	25:BA:2712(A):A:P	2.67	0.53
27:BD:25:THR:CG2	27:BD:26:LYS:N	2.71	0.53
31:BH:54:ARG:NH1	31:BH:65:HIS:ND1	2.56	0.53
31:BH:84:SER:O	31:BH:133:VAL:O	2.26	0.53
37:B0:104:ARG:NH1	37:B0:107:ASP:CG	2.62	0.53
39:BR:39:ARG:CG	39:BR:40:THR:H	2.21	0.53
44:BU:90:LEU:N	44:BU:90:LEU:HD13	2.23	0.53
1:CA:1056:U:H5'	3:CF:163:ALA:CB	2.38	0.53
1:CA:1122:U:C4	1:CA:1123:A:N7	2.75	0.53
1:CA:1128:C:C2	1:CA:1139:G:C6	2.97	0.53
1:CA:1443:G:N2	39:DR:119:LYS:HB2	2.22	0.53
6:CI:50:TYR:HE1	18:CU:74:ARG:O	1.91	0.53
7:CJ:23:VAL:CG1	7:CJ:43:PHE:HE2	2.21	0.53
8:CK:111:ILE:HG22	8:CK:112:LEU:N	2.24	0.53
13:CP:3:ARG:HB2	50:D4:34:GLU:OE2	2.09	0.53
22:CB:40:G:H2'	22:CB:41:G:H8	1.74	0.53
25:DA:527:C:N4	25:DA:2779:U:OP2	2.42	0.53
25:DA:654(Q):C:H2'	25:DA:654(R):C:C6	2.44	0.53
25:DA:690:G:O2'	27:DD:43:ARG:NH2	2.36	0.53
25:DA:854:G:O2'	25:DA:855:G:H5'	2.09	0.53

*Continued on next page...*

*Continued from previous page...*

Atom-1	Atom-2	Interatomic distance (Å)	Clash overlap (Å)
25:DA:1412:A:H2'	25:DA:1413:G:C8	2.42	0.53
25:DA:2031:A:C6	25:DA:2498:C:H1'	2.43	0.53
25:DA:2129:C:C4	25:DA:2130:U:N3	2.77	0.53
25:DA:2765:A:C2	25:DA:2766:G:O4'	2.61	0.53
26:DB:3:C:H2'	26:DB:3:C:O2	2.07	0.53
27:DD:35:LYS:NZ	27:DD:104:TYR:HB2	2.24	0.53
37:D0:91:GLN:O	37:D0:91:GLN:HG2	2.08	0.53
39:DR:47:GLY:CA	39:DR:63:VAL:HG12	2.37	0.53
45:DV:108:PRO:CB	45:DV:143:GLY:N	2.72	0.53
1:AA:148:G:C2	1:AA:149:A:N7	2.76	0.53
1:AA:295:C:H2'	1:AA:296:U:O4'	2.08	0.53
1:AA:339:C:OP2	34:BN:97:ARG:NH1	2.42	0.53
1:AA:433:C:O2'	1:AA:434:U:H5'	2.09	0.53
1:AA:614:A:OP1	4:AG:86:LYS:NZ	2.42	0.53
1:AA:1226:C:N4	13:AP:104:ARG:HG3	2.24	0.53
2:AE:236:TYR:HA	2:AE:239:VAL:CG2	2.38	0.53
10:AM:55:LYS:O	10:AM:56:HIS:CG	2.62	0.53
20:AW:13:LEU:HD12	20:AW:13:LEU:O	2.09	0.53
25:BA:535:C:O3'	40:B1:53:ARG:NH1	2.42	0.53
25:BA:988:A:P	49:BX:11:SER:HB3	2.49	0.53
25:BA:1069:A:H4'	25:BA:1070:A:H5''	1.91	0.53
25:BA:1079:C:H3'	25:BA:1080:A:C8	2.43	0.53
25:BA:2115:G:O6	25:BA:2117:A:H3'	2.08	0.53
25:BA:2646:C:H6	25:BA:2646:C:O5'	1.92	0.53
26:BB:90:C:P	36:BP:16:ARG:HH21	2.31	0.53
28:BE:27:LEU:CD1	39:BR:1:MET:CE	2.76	0.53
30:BG:114:ILE:CD1	30:BG:140:ILE:HG21	2.39	0.53
36:BP:43:THR:OG1	36:BP:46:GLN:HB2	2.08	0.53
39:BR:90:GLN:HG3	39:BR:91:ARG:N	2.24	0.53
39:BR:107:ASP:O	39:BR:110:ILE:HG23	2.08	0.53
52:B6:36:LEU:CD2	52:B6:36:LEU:H	2.20	0.53
54:B8:33:ASN:HA	54:B8:36:LYS:HE3	1.91	0.53
2:CE:172:ILE:O	2:CE:176:GLU:HG3	2.09	0.53
5:CH:147:ASP:HA	5:CH:150:ARG:HB2	1.91	0.53
6:CI:33:TYR:OH	6:CI:78:GLU:HG3	2.09	0.53
8:CK:10:LEU:HD22	8:CK:83:ILE:HD11	1.90	0.53
14:CQ:38:GLY:O	14:CQ:39:LEU:HD23	2.09	0.53
23:CC:19:G:O2'	23:CC:20:G:O5'	2.26	0.53
25:DA:322:A:OP2	29:DF:169:ASN:HB2	2.09	0.53
25:DA:1416:G:O2'	25:DA:1417:C:H6	1.91	0.53
25:DA:2320:A:C6	25:DA:2333:A:C8	2.97	0.53

*Continued on next page...*

*Continued from previous page...*

Atom-1	Atom-2	Interatomic distance (Å)	Clash overlap (Å)
25:DA:2593:U:H2'	25:DA:2594:C:C6	2.43	0.53
27:DD:35:LYS:HG2	27:DD:64:ILE:N	2.21	0.53
27:DD:79:VAL:HG21	27:DD:111:LEU:HD11	1.91	0.53
29:DF:5:ALA:HB1	29:DF:125:LEU:HD21	1.91	0.53
33:DM:4:TYR:CD2	40:D1:100:VAL:HG11	2.44	0.53
36:DP:68:ILE:HG21	36:DP:103:MET:HB3	1.91	0.53
45:DV:108:PRO:CA	45:DV:143:GLY:HA2	2.37	0.53
1:AA:445:G:H1	1:AA:489:C:H42	1.56	0.53
1:AA:976:G:H5'	1:AA:1358:U:O2'	2.09	0.53
2:AE:21:ARG:CB	2:AE:39:ILE:HA	2.39	0.53
4:AG:88:VAL:HG13	5:AH:97:GLY:HA2	1.91	0.53
10:AM:32:ALA:CB	10:AM:76:ASN:HB2	2.38	0.53
21:AX:3:LYS:HB3	21:AX:14:TRP:CD1	2.43	0.53
25:BA:1079:C:H3'	25:BA:1080:A:H8	1.73	0.53
38:BQ:42:ASP:O	38:BQ:43:GLU:HG2	2.09	0.53
45:BV:107:THR:C	45:BV:109:ALA:N	2.62	0.53
1:CA:57:G:H2'	1:CA:58:C:C6	2.44	0.53
1:CA:568:G:O6	12:CO:5:PRO:HD3	2.09	0.53
1:CA:587:G:N1	1:CA:754:C:OP2	2.42	0.53
1:CA:1238:A:N7	1:CA:1301:U:O4	2.41	0.53
2:CE:153:ARG:CG	2:CE:154:LEU:H	2.13	0.53
12:CO:37:CYS:SG	12:CO:81:SER:OG	2.66	0.53
14:CQ:15:LYS:HB3	14:CQ:15:LYS:NZ	2.23	0.53
18:CU:29:PHE:N	18:CU:29:PHE:CD2	2.77	0.53
19:CV:42:PRO:O	19:CV:43:GLU:HG2	2.08	0.53
20:CW:12:ALA:O	20:CW:15:ARG:HB2	2.08	0.53
25:DA:90:U:H2'	25:DA:90:U:O2	2.08	0.53
25:DA:273:G:H1	25:DA:364:C:H42	1.56	0.53
25:DA:321:G:H5'	29:DF:134:GLY:O	2.08	0.53
25:DA:528:A:C8	25:DA:528:A:C3'	2.91	0.53
25:DA:607:U:OP1	29:DF:102:PRO:HA	2.08	0.53
25:DA:994:C:H1'	41:D2:10:LYS:HE2	1.90	0.53
25:DA:1061:U:H4'	25:DA:1070:A:H1'	1.91	0.53
25:DA:1412:A:H2'	25:DA:1413:G:H8	1.74	0.53
25:DA:1769:G:O2'	25:DA:1958:C:OP1	2.22	0.53
25:DA:2112:G:N3	25:DA:2169:A:N6	2.56	0.53
25:DA:2143:C:H2'	25:DA:2144:U:O4'	2.09	0.53
25:DA:2335:A:C8	25:DA:2337:G:C5	2.97	0.53
25:DA:2410:G:C2	25:DA:2411:A:H1'	2.44	0.53
25:DA:2872:G:N7	25:DA:2873:A:C2	2.77	0.53
26:DB:31:C:C2'	26:DB:32:C:H5'	2.39	0.53

*Continued on next page...*

*Continued from previous page...*

Atom-1	Atom-2	Interatomic distance (Å)	Clash overlap (Å)
29:DF:110:LEU:HD22	29:DF:202:PHE:CE1	2.41	0.53
42:DS:88:ARG:NH1	42:DS:94:ASP:OD1	2.30	0.53
1:AA:170:U:O2'	1:AA:171:A:H5'	2.07	0.53
1:AA:312:C:C2'	1:AA:313:A:H5'	2.39	0.53
1:AA:382:A:H2'	1:AA:383:A:H8	1.68	0.53
3:AF:78:GLY:HA3	3:AF:83:ARG:CB	2.38	0.53
3:AF:166:GLU:CG	3:AF:167:TRP:N	2.72	0.53
8:AK:41:ARG:O	8:AK:41:ARG:HD2	2.09	0.53
10:AM:23:ILE:HD12	10:AM:85:LEU:HD22	1.90	0.53
22:AB:27:G:H3'	22:AB:28:C:H6	1.72	0.53
25:BA:1063:G:H1	25:BA:1075:C:N4	2.06	0.53
25:BA:1694:C:H5'	25:BA:1694:C:C6	2.44	0.53
25:BA:2681:C:H1'	25:BA:2682:U:OP2	2.09	0.53
25:BA:2839:G:H5''	37:B0:46:GLY:HA2	1.91	0.53
26:BB:61:G:C6	26:BB:62:C:C4	2.97	0.53
28:BE:16:ARG:O	28:BE:16:ARG:CG	2.51	0.53
41:B2:38:LEU:C	41:B2:38:LEU:HD23	2.29	0.53
44:BU:41:GLY:O	44:BU:42:VAL:C	2.48	0.53
1:CA:114:U:O2'	1:CA:115:G:H5'	2.09	0.53
1:CA:411:A:N7	1:CA:413:G:N3	2.57	0.53
1:CA:1061:G:H2'	1:CA:1062:U:C5'	2.38	0.53
1:CA:1137:C:H5''	1:CA:1138:G:OP1	2.09	0.53
1:CA:1267:C:H2'	1:CA:1267:C:O2	2.09	0.53
2:CE:115:LEU:O	2:CE:118:LEU:HB2	2.08	0.53
9:CL:5:TYR:CD2	9:CL:18:PHE:CE2	2.97	0.53
9:CL:49:PRO:HD3	9:CL:78:LYS:HE3	1.90	0.53
12:CO:111:LYS:O	12:CO:112:ASP:HB2	2.09	0.53
22:CB:3:C:H2'	22:CB:4:G:C8	2.44	0.53
25:DA:274:G:C5	25:DA:275:G:C6	2.97	0.53
25:DA:284:U:C2'	25:DA:285:C:H5'	2.39	0.53
25:DA:528:A:C2'	25:DA:529:A:H5'	2.39	0.53
25:DA:1496:A:C8	25:DA:1577:C:O2'	2.51	0.53
25:DA:2638:G:OP2	28:DE:82:ARG:NH2	2.42	0.53
29:DF:9:ILE:HA	29:DF:13:SER:O	2.08	0.53
29:DF:25:PRO:HB2	29:DF:27:GLU:H	1.74	0.53
32:DK:77:LEU:CD1	32:DK:78:THR:H	2.22	0.53
33:DM:30:ILE:O	33:DM:34:LEU:HD22	2.08	0.53
38:DQ:106:ARG:HA	38:DQ:110:LEU:HG	1.90	0.53
39:DR:56:GLY:C	39:DR:58:ASN:H	2.12	0.53
41:D2:48:GLY:C	41:D2:49:THR:O	2.45	0.53
45:DV:141:VAL:O	45:DV:142:SER:C	2.47	0.53

*Continued on next page...*

*Continued from previous page...*

Atom-1	Atom-2	Interatomic distance (Å)	Clash overlap (Å)
1:AA:17:U:H2'	1:AA:18:C:C6	2.44	0.52
1:AA:412:A:H4'	1:AA:413:G:O5'	2.09	0.52
1:AA:922:G:C6	1:AA:923:A:C6	2.97	0.52
1:AA:1004:A:C4	1:AA:1025:U:O2	2.63	0.52
1:AA:1369:C:H2'	1:AA:1370:G:O4'	2.09	0.52
3:AF:58:GLU:N	3:AF:65:ALA:HB3	2.24	0.52
8:AK:29:SER:OG	8:AK:32:LYS:HB2	2.09	0.52
8:AK:104:ARG:O	8:AK:107:LEU:HB2	2.09	0.52
25:BA:989:G:N7	49:BX:13:ILE:CD1	2.72	0.52
25:BA:1021:A:C8	25:BA:1022:G:H5''	2.42	0.52
25:BA:1575:C:H2'	25:BA:1576:U:C6	2.44	0.52
25:BA:2682:U:H5'	25:BA:2682:U:H6	1.74	0.52
25:BA:2702:U:OP1	25:BA:2702:U:H6	1.92	0.52
25:BA:2820:A:O2'	25:BA:2821:A:OP1	2.25	0.52
27:BD:228:PRO:HD3	27:BD:234:GLY:C	2.29	0.52
29:BF:178:PRO:HB3	29:BF:198:ALA:CB	2.38	0.52
32:BK:104:GLN:O	32:BK:105:HIS:CD2	2.62	0.52
36:BP:58:PHE:HD1	36:BP:58:PHE:O	1.90	0.52
1:CA:126:G:H4'	1:CA:634:C:H1'	1.90	0.52
1:CA:280:C:H3'	1:CA:281:G:H5'	1.90	0.52
1:CA:1160:G:H2'	1:CA:1160:G:N3	2.24	0.52
1:CA:1256:A:N6	1:CA:1277:C:H3'	2.24	0.52
4:CG:9:CYS:O	4:CG:12:CYS:HB2	2.09	0.52
6:CI:2:ARG:HH21	6:CI:69:GLU:HG3	1.74	0.52
8:CK:51:VAL:HG11	8:CK:60:ARG:HH11	1.73	0.52
15:CR:8:LYS:O	15:CR:12:ILE:HG13	2.08	0.52
25:DA:2859:G:H3'	25:DA:2859:G:C8	2.45	0.52
26:DB:28:C:H2'	26:DB:29:A:O4'	2.09	0.52
27:DD:93:ALA:HB3	27:DD:105:ILE:HG22	1.92	0.52
31:DH:86:GLU:CD	31:DH:86:GLU:H	2.13	0.52
31:DH:152:ARG:C	31:DH:154:PRO:HD3	2.29	0.52
35:DO:47:ASP:O	35:DO:50:ARG:N	2.42	0.52
35:DO:90:ARG:HG3	35:DO:91:PHE:CD1	2.44	0.52
40:D1:110:VAL:O	40:D1:114:LYS:HG2	2.09	0.52
41:D2:5:VAL:HB	41:D2:37:VAL:HG11	1.90	0.52
41:D2:87:HIS:CE1	41:D2:89:GLN:HB2	2.44	0.52
50:D4:33:VAL:HG23	50:D4:33:VAL:O	2.09	0.52
1:AA:51:A:OP2	1:AA:52:G:C8	2.62	0.52
1:AA:1070:U:H2'	1:AA:1071:C:H6	1.74	0.52
1:AA:1164:G:H2'	1:AA:1165:C:C6	2.45	0.52
1:AA:1255:G:O2'	1:AA:1258:G:H1'	2.09	0.52

*Continued on next page...*

*Continued from previous page...*

Atom-1	Atom-2	Interatomic distance (Å)	Clash overlap (Å)
1:AA:1333:A:H2'	1:AA:1334:G:O5'	2.09	0.52
9:AL:29:ASN:OD1	9:AL:64:THR:HA	2.09	0.52
12:AO:24:VAL:HG12	12:AO:27:LEU:HG	1.90	0.52
22:AB:15:A:C2	22:AB:70:G:C6	2.96	0.52
22:AB:71:U:H6	22:AB:71:U:OP2	1.92	0.52
25:BA:1057:A:O2'	25:BA:1058:U:H5'	2.09	0.52
25:BA:1057:A:H2'	25:BA:1058:U:C6	2.45	0.52
25:BA:1385:G:H4'	25:BA:1386:C:OP1	2.09	0.52
25:BA:1590:U:H2'	25:BA:1591:G:C8	2.43	0.52
25:BA:1797:C:C2'	25:BA:1798:U:H5'	2.39	0.52
25:BA:2210:G:H5'	25:BA:2211:G:C5	2.44	0.52
27:BD:270:ILE:CG2	27:BD:271:ILE:N	2.72	0.52
30:BG:114:ILE:HD13	30:BG:140:ILE:HG21	1.90	0.52
36:BP:75:THR:HA	36:BP:88:GLY:C	2.30	0.52
40:B1:76:TYR:C	40:B1:76:TYR:CD2	2.82	0.52
40:B1:79:PHE:CE1	40:B1:106:PHE:CZ	2.94	0.52
40:B1:90:VAL:HG12	40:B1:91:ASP:CA	2.39	0.52
42:BS:21:VAL:HG23	42:BS:47:VAL:HG21	1.91	0.52
1:CA:20:U:H2'	1:CA:21:G:H5'	1.92	0.52
1:CA:362:G:H4'	12:CO:33:ARG:HH21	1.74	0.52
1:CA:973:G:H1'	10:CM:55:LYS:HG3	1.92	0.52
1:CA:977:A:C2	1:CA:1224:G:C5	2.97	0.52
1:CA:1014:A:H2'	1:CA:1015:A:N9	2.24	0.52
1:CA:1449:C:O3'	1:CA:1450:U:H4'	2.08	0.52
4:CG:101:LEU:HD23	4:CG:121:VAL:CG1	2.40	0.52
4:CG:127:THR:HB	4:CG:131:ARG:O	2.10	0.52
5:CH:47:LYS:O	5:CH:57:LYS:HD3	2.10	0.52
8:CK:95:VAL:HB	8:CK:99:GLU:HB2	1.91	0.52
13:CP:110:ARG:CG	13:CP:110:ARG:NH1	2.68	0.52
19:CV:67:VAL:O	19:CV:69:HIS:N	2.42	0.52
22:CB:76:U:C4	22:CB:77:C:C4	2.98	0.52
25:DA:886:C:C2	25:DA:890:A:N1	2.77	0.52
25:DA:1025:G:C5	25:DA:1135:C:H1'	2.45	0.52
26:DB:1:U:O4	26:DB:119:A:N1	2.42	0.52
26:DB:29:A:OP2	38:DQ:31:SER:HB2	2.09	0.52
30:DG:75:LYS:O	30:DG:76:SER:HB2	2.09	0.52
31:DH:4:ILE:HG13	31:DH:6:ARG:H	1.75	0.52
40:D1:50:ARG:NH2	40:D1:50:ARG:HB2	2.25	0.52
41:D2:6:LYS:HG3	41:D2:11:GLN:HG2	1.91	0.52
43:DT:40:LYS:HA	43:DT:51:VAL:HG11	1.91	0.52
43:DT:55:ASN:HB2	43:DT:80:ILE:HG12	1.91	0.52

*Continued on next page...*

*Continued from previous page...*

Atom-1	Atom-2	Interatomic distance (Å)	Clash overlap (Å)
45:DV:40:ASP:OD1	45:DV:42:VAL:HB	2.09	0.52
1:AA:530:G:C4'	1:AA:531:U:OP2	2.56	0.52
2:AE:106:LYS:O	2:AE:110:GLN:HG3	2.10	0.52
7:AJ:111:ARG:HB3	7:AJ:112:PRO:HD2	1.92	0.52
8:AK:103:VAL:CG2	8:AK:110:ALA:HB2	2.39	0.52
15:AR:21:ASP:OD1	15:AR:24:SER:HB3	2.09	0.52
19:AV:7:LYS:O	19:AV:7:LYS:HD2	2.09	0.52
25:BA:443:A:H3'	29:BF:45:ARG:NH1	2.24	0.52
25:BA:880:G:N2	25:BA:898:C:C2	2.77	0.52
25:BA:1069:A:O2'	25:BA:1072:C:OP1	2.27	0.52
25:BA:1678:G:N2	25:BA:1989:G:N2	2.58	0.52
25:BA:2065:C:H2'	25:BA:2066:C:H6	1.73	0.52
25:BA:2068:U:N3	25:BA:2430:A:H2	2.04	0.52
25:BA:2210:G:H5'	25:BA:2211:G:N7	2.24	0.52
25:BA:2700:C:O2'	25:BA:2701:C:H5'	2.09	0.52
25:BA:2733:A:H3'	25:BA:2734:A:H5''	1.91	0.52
25:BA:2815:C:H2'	25:BA:2816:C:H6	1.75	0.52
32:BK:9:LEU:CB	32:BK:11:ASN:O	2.55	0.52
52:B6:15:GLU:HG3	52:B6:47:THR:HG21	1.91	0.52
1:CA:999:U:H3	1:CA:1041:A:H61	1.57	0.52
1:CA:1004:A:C5'	1:CA:1025:U:C4	2.92	0.52
1:CA:1175:G:N1	1:CA:1176:A:C6	2.77	0.52
4:CG:110:PHE:HZ	4:CG:182:LYS:HA	1.73	0.52
7:CJ:71:PRO:HD3	7:CJ:103:TRP:HZ3	1.75	0.52
19:CV:30:LEU:HD12	19:CV:31:ILE:H	1.74	0.52
22:CB:21:A:H1'	22:CB:22:G:P	2.49	0.52
23:CD:59:A:H8	23:CD:59:A:OP2	1.92	0.52
25:DA:307:G:N2	25:DA:309:G:H3'	2.24	0.52
25:DA:443:A:H5''	25:DA:444:C:OP1	2.09	0.52
25:DA:634:C:H2'	25:DA:635:C:C6	2.45	0.52
25:DA:863:A:O2'	25:DA:864:G:H5'	2.10	0.52
25:DA:908:C:O2'	25:DA:909:A:H5'	2.09	0.52
25:DA:1012:U:O2	25:DA:1143:A:C2	2.61	0.52
25:DA:1277:G:H4'	37:D0:20:LEU:HD11	1.91	0.52
25:DA:1385:G:HO2'	25:DA:1396:U:H6	1.56	0.52
25:DA:2638:G:O2'	25:DA:2639:A:H8	1.91	0.52
36:DP:110:THR:O	36:DP:113:GLN:HB2	2.09	0.52
37:D0:84:ALA:HB3	37:D0:85:PRO:HD3	1.92	0.52
40:D1:90:VAL:O	40:D1:92:ARG:HB3	2.10	0.52
51:D5:45:VAL:CG1	51:D5:56:LYS:HG2	2.40	0.52
1:AA:5:U:O2'	1:AA:6:G:N3	2.42	0.52

*Continued on next page...*



*Continued from previous page...*

Atom-1	Atom-2	Interatomic distance (Å)	Clash overlap (Å)
1:AA:1157:A:H62	1:AA:1178:G:N2	2.07	0.52
7:AJ:109:ASN:OD1	7:AJ:119:ARG:NH2	2.37	0.52
17:AT:66:SER:OG	17:AT:69:LYS:HB2	2.09	0.52
25:BA:796:C:H2'	25:BA:797:C:C6	2.43	0.52
25:BA:1177:A:H5'	25:BA:1178:C:H6	1.74	0.52
25:BA:1264:G:H3'	25:BA:1265:A:H5''	1.91	0.52
25:BA:1364:G:OP2	47:BZ:2:SER:OG	2.26	0.52
25:BA:1478:G:O2'	25:BA:1558:A:H2	1.93	0.52
25:BA:1538:G:H8	25:BA:1538:G:O5'	1.92	0.52
25:BA:1794:U:H2'	25:BA:1795:C:C6	2.43	0.52
25:BA:1937:A:O2'	25:BA:1938:A:P	2.67	0.52
25:BA:2688:U:H3'	25:BA:2688:U:O2	2.10	0.52
28:BE:79:ARG:CZ	28:BE:197:ILE:CG2	2.87	0.52
30:BG:101:ILE:HG13	50:B4:25:TYR:O	2.09	0.52
31:BH:152:ARG:HE	31:BH:153:LYS:HZ3	1.57	0.52
33:BM:60:ILE:H	33:BM:60:ILE:HD13	1.74	0.52
34:BN:25:LEU:O	34:BN:26:LYS:HG2	2.09	0.52
36:BP:36:ALA:O	36:BP:99:PRO:HA	2.09	0.52
36:BP:104:PHE:CE1	36:BP:125:LEU:HD11	2.41	0.52
41:B2:25:LEU:H	41:B2:92:THR:HG21	1.75	0.52
52:B6:46:HIS:O	52:B6:47:THR:OG1	2.26	0.52
1:CA:142:G:H1	1:CA:221:C:H42	1.58	0.52
1:CA:972:C:O3'	10:CM:57:LYS:CG	2.57	0.52
1:CA:986:A:N3	19:CV:52:TYR:OH	2.29	0.52
1:CA:1131:G:H2'	1:CA:1132:C:C6	2.36	0.52
2:CE:5:ILE:HD12	2:CE:59:GLU:CD	2.30	0.52
2:CE:24:TRP:CD1	2:CE:24:TRP:C	2.80	0.52
2:CE:153:ARG:HG3	2:CE:154:LEU:N	2.15	0.52
6:CI:53:ALA:O	6:CI:54:LYS:HB2	2.10	0.52
19:CV:49:ILE:H	19:CV:49:ILE:HD12	1.74	0.52
20:CW:50:GLU:CD	20:CW:100:ILE:HG12	2.29	0.52
23:CC:58:A:H2'	23:CC:59:A:H5'	1.91	0.52
23:CD:56:U:C4	23:CD:59:A:N6	2.78	0.52
25:DA:9:U:O4	25:DA:2629:A:C2	2.63	0.52
25:DA:534:U:O2'	40:D1:49:HIS:HD2	1.93	0.52
25:DA:979:G:H3'	25:DA:980:A:H5''	1.89	0.52
25:DA:1839:G:N3	25:DA:1839:G:H2'	2.24	0.52
25:DA:2327:A:H2'	25:DA:2328:A:H8	1.73	0.52
25:DA:2469:A:O2'	36:DP:56:ARG:HG2	2.10	0.52
25:DA:2713:A:H3'	25:DA:2714:G:C5'	2.40	0.52
28:DE:5:LEU:HD12	28:DE:50:GLY:O	2.10	0.52

*Continued on next page...*

*Continued from previous page...*

Atom-1	Atom-2	Interatomic distance (Å)	Clash overlap (Å)
29:DF:82:ILE:C	29:DF:82:ILE:CD1	2.75	0.52
40:D1:50:ARG:HG2	40:D1:53:ARG:NH2	2.24	0.52
47:DZ:91:LYS:HE3	47:DZ:92:LYS:H	1.73	0.52
50:D4:16:CYS:HB3	50:D4:20:ASN:H	1.74	0.52
52:D6:25:LYS:HE2	52:D6:27:LYS:HZ2	1.75	0.52
1:AA:96:G:C6	1:AA:97:U:C2	2.98	0.52
1:AA:757:U:H2'	1:AA:758:G:O4'	2.09	0.52
1:AA:1131:G:H8	1:AA:1131:G:OP2	1.92	0.52
1:AA:1226:C:O2	19:AV:83:HIS:HE1	1.92	0.52
20:AW:24:LEU:HD12	20:AW:24:LEU:C	2.26	0.52
23:AC:76:C:OP2	23:AC:77:A:O3'	2.26	0.52
25:BA:6:A:H2'	25:BA:7:G:O4'	2.09	0.52
25:BA:141:A:H8	25:BA:1595:G:H21	1.56	0.52
25:BA:1045:A:N3	25:BA:1111:A:N6	2.57	0.52
25:BA:2019:A:C2'	25:BA:2020:A:O5'	2.57	0.52
25:BA:2119:A:H61	25:BA:2170:A:H62	1.55	0.52
25:BA:2168:G:N3	25:BA:2168:G:C2'	2.73	0.52
25:BA:2250:G:C6	36:BP:82:ARG:HD3	2.44	0.52
25:BA:2352:A:C4	25:BA:2366:A:C2	2.97	0.52
25:BA:2505:G:O6	25:BA:2576:G:H2'	2.09	0.52
25:BA:2875:C:C4'	39:BR:5:ALA:HB2	2.40	0.52
27:BD:44:ASN:ND2	27:BD:44:ASN:N	2.57	0.52
27:BD:166:GLN:HA	27:BD:166:GLN:NE2	2.21	0.52
28:BE:170:LEU:HD11	28:BE:187:ALA:HB3	1.90	0.52
35:BO:96:THR:C	35:BO:98:GLU:H	2.11	0.52
37:B0:42:LYS:O	37:B0:45:ARG:HD2	2.10	0.52
38:BQ:48:LEU:HD23	38:BQ:82:ILE:HD11	1.90	0.52
40:B1:98:LEU:HD23	40:B1:98:LEU:C	2.30	0.52
47:BZ:92:LYS:HA	47:BZ:95:LEU:CB	2.39	0.52
51:B5:51:TYR:H	51:B5:56:LYS:CB	2.23	0.52
52:B6:33:LYS:O	52:B6:35:GLU:HG3	2.09	0.52
1:CA:1160:G:N1	1:CA:1177:G:N2	2.33	0.52
1:CA:1235:U:O2'	1:CA:1305:G:O5'	2.26	0.52
1:CA:1330:U:H5'	1:CA:1331:G:O5'	2.09	0.52
2:CE:55:PHE:CD1	2:CE:58:ILE:HD12	2.44	0.52
4:CG:13:ARG:HB3	4:CG:33:MET:SD	2.49	0.52
5:CH:57:LYS:O	5:CH:61:TYR:CD2	2.63	0.52
10:CM:8:LEU:HD22	10:CM:20:ALA:CB	2.40	0.52
12:CO:40:VAL:HG11	12:CO:77:LEU:O	2.09	0.52
25:DA:84:A:O5'	44:DU:8:LYS:HD3	2.09	0.52
25:DA:154:G:H3'	25:DA:155:C:H6	1.73	0.52

*Continued on next page...*

*Continued from previous page...*

Atom-1	Atom-2	Interatomic distance (Å)	Clash overlap (Å)
25:DA:910:A:C5	36:DP:13:GLN:HG3	2.44	0.52
25:DA:1300:U:H5''	25:DA:1301:A:H5''	1.91	0.52
25:DA:1568:G:H21	27:DD:58:HIS:CE1	2.27	0.52
25:DA:1677:A:H2'	25:DA:1678:G:O4'	2.09	0.52
25:DA:2010:G:H5''	42:DS:42:ARG:HB2	1.91	0.52
25:DA:2329:G:H2'	25:DA:2330:G:C8	2.45	0.52
25:DA:2752:C:OP2	25:DA:2752:C:O4'	2.27	0.52
25:DA:2776:A:H4'	25:DA:2777:G:O5'	2.09	0.52
28:DE:8:LYS:HG2	28:DE:192:ASN:HD22	1.73	0.52
28:DE:37:ARG:HD3	28:DE:44:TYR:CZ	2.44	0.52
31:DH:152:ARG:C	31:DH:154:PRO:HD2	2.28	0.52
35:DO:64:LYS:HB2	54:D8:25:MET:CG	2.21	0.52
35:DO:113:LYS:HG2	35:DO:115:LEU:HD21	1.91	0.52
36:DP:78:PRO:O	36:DP:79:LEU:HG	2.09	0.52
36:DP:134:ARG:NH2	45:DV:122:ARG:HD2	2.24	0.52
52:D6:12:GLU:HG3	52:D6:21:TYR:HB3	1.92	0.52
1:AA:73:G:N3	1:AA:74:C:C5	2.78	0.52
1:AA:149:A:C2	1:AA:150:C:C2	2.98	0.52
1:AA:368:U:P	32:DK:91:SER:OG	2.68	0.52
1:AA:973:G:OP1	10:AM:57:LYS:HD3	2.09	0.52
1:AA:1258:G:C6	1:AA:1259:C:N4	2.77	0.52
1:AA:1428:A:H2'	1:AA:1429:C:C6	2.45	0.52
2:AE:21:ARG:HG2	2:AE:21:ARG:O	2.05	0.52
3:AF:83:ARG:O	3:AF:86:VAL:HG22	2.10	0.52
23:AD:9:G:N2	23:AD:46:G:C8	2.77	0.52
23:AD:51:U:H2'	23:AD:52:C:C6	2.45	0.52
23:AD:60:A:C2'	23:AD:61:U:H5'	2.39	0.52
25:BA:84:A:N1	25:BA:98:G:O2'	2.33	0.52
25:BA:811:U:C4	35:BO:21:ARG:NH2	2.78	0.52
25:BA:1085:A:C4'	25:BA:1086:A:OP1	2.57	0.52
25:BA:1153:C:OP1	40:B1:76:TYR:OH	2.26	0.52
25:BA:1358:G:N2	25:BA:1372:U:C5	2.78	0.52
25:BA:1931:U:O4'	25:BA:1931:U:O2	2.24	0.52
29:BF:46:ARG:CG	29:BF:46:ARG:NH1	2.67	0.52
29:BF:117:ARG:NH2	35:BO:1:MET:O	2.43	0.52
33:BM:35:ARG:HG3	33:BM:37:LYS:HG3	1.89	0.52
34:BN:8:LEU:HD13	34:BN:82:ASN:HB2	1.91	0.52
38:BQ:15:ARG:HD3	38:BQ:88:ASP:OD2	2.10	0.52
39:BR:107:ASP:H	39:BR:110:ILE:HG23	1.74	0.52
41:B2:44:LYS:C	41:B2:46:VAL:N	2.63	0.52
46:B3:50:ASN:HB3	46:B3:63:VAL:HG22	1.91	0.52

*Continued on next page...*

*Continued from previous page...*

Atom-1	Atom-2	Interatomic distance (Å)	Clash overlap (Å)
1:CA:35:G:N2	1:CA:550:G:H1'	2.24	0.52
1:CA:567:G:H2'	1:CA:568:G:O4'	2.09	0.52
1:CA:634:C:H2'	1:CA:635:G:H8	1.75	0.52
1:CA:920:U:O4'	1:CA:1080:A:C2	2.62	0.52
1:CA:927:G:N2	1:CA:1391:U:H1'	2.25	0.52
1:CA:1149:C:OP2	9:CL:9:ARG:NH1	2.43	0.52
1:CA:1309:G:C6	1:CA:1329:A:C2	2.98	0.52
1:CA:1356:G:N2	1:CA:1367:C:O2	2.43	0.52
9:CL:125:TYR:C	9:CL:125:TYR:CD2	2.83	0.52
13:CP:37:THR:HG23	13:CP:59:TYR:CD2	2.45	0.52
17:CT:59:ILE:CG2	17:CT:71:PHE:HB3	2.39	0.52
17:CT:63:ARG:HG2	17:CT:64:PRO:HD2	1.90	0.52
20:CW:104:LEU:O	20:CW:105:SER:HB3	2.10	0.52
23:CC:2:G:N3	23:CC:2:G:H2'	2.24	0.52
25:DA:372:G:O2'	25:DA:373:U:OP2	2.28	0.52
25:DA:1022:G:C2'	25:DA:1023:U:OP2	2.58	0.52
25:DA:1495:A:O2'	25:DA:1496:A:H5'	2.09	0.52
25:DA:1638:C:H4'	25:DA:2710:C:O2	2.09	0.52
26:DB:40:U:O2	26:DB:46:A:C6	2.62	0.52
27:DD:27:THR:CG2	27:DD:28:GLU:N	2.72	0.52
28:DE:7:VAL:HG21	39:DR:1:MET:HE3	1.91	0.52
28:DE:66:HIS:HE1	28:DE:73:GLU:HG3	1.74	0.52
30:DG:143:GLU:OE2	30:DG:143:GLU:N	2.41	0.52
32:DK:51:ILE:HG22	32:DK:52:ARG:N	2.24	0.52
37:D0:45:ARG:HA	37:D0:95:THR:HG21	1.91	0.52
38:DQ:106:ARG:O	38:DQ:107:GLU:HB2	2.10	0.52
42:DS:88:ARG:HD3	42:DS:94:ASP:OD1	2.09	0.52
46:D3:72:ARG:CB	46:D3:75:LEU:HB2	2.39	0.52
53:D7:43:THR:HG22	53:D7:44:PRO:O	2.09	0.52
1:AA:256:U:OP1	17:AT:17:LYS:NZ	2.43	0.52
2:AE:69:LEU:HD13	2:AE:91:PRO:HB2	1.92	0.52
9:AL:9:ARG:HA	9:AL:76:ALA:HB1	1.91	0.52
23:AD:9:G:C6	23:AD:47:G:N1	2.77	0.52
25:BA:1188:U:H2'	25:BA:1189:A:H5'	1.92	0.52
25:BA:1339:G:N2	25:BA:1603:A:H1'	2.24	0.52
25:BA:1793:C:O2	25:BA:1900:A:H2	1.93	0.52
25:BA:2818:G:O2'	25:BA:2819:G:H5'	2.09	0.52
27:BD:239:ARG:O	27:BD:240:ALA:HB2	2.08	0.52
28:BE:25:VAL:CG1	28:BE:183:LEU:HG	2.39	0.52
28:BE:59:VAL:CG1	28:BE:63:LEU:HB3	2.39	0.52
35:BO:50:ARG:HD3	54:B8:7:HIS:CD2	2.45	0.52

*Continued on next page...*

*Continued from previous page...*

Atom-1	Atom-2	Interatomic distance (Å)	Clash overlap (Å)
37:B0:74:LYS:O	37:B0:75:LEU:HB3	2.09	0.52
39:BR:129:ARG:O	39:BR:133:GLU:HG3	2.09	0.52
45:BV:141:VAL:HG12	45:BV:142:SER:H	1.75	0.52
50:B4:12:ALA:HB3	50:B4:24:THR:HB	1.90	0.52
53:B7:11:LYS:HE3	53:B7:15:THR:OG1	2.10	0.52
1:CA:10:A:H2'	1:CA:11:G:H8	1.75	0.52
1:CA:353:A:H2'	1:CA:354:G:OP2	2.10	0.52
1:CA:1105:A:C2	1:CA:1106:G:N7	2.78	0.52
1:CA:1106:G:N3	1:CA:1107:C:C6	2.78	0.52
1:CA:1319:A:C5'	1:CA:1320:C:OP1	2.57	0.52
2:CE:115:LEU:HD21	2:CE:153:ARG:NH1	2.25	0.52
4:CG:3:ARG:NH1	4:CG:115:ARG:HB3	2.23	0.52
4:CG:139:ARG:HG3	4:CG:139:ARG:NH1	2.25	0.52
6:CI:63:TYR:N	6:CI:63:TYR:CD2	2.78	0.52
16:CS:48:TRP:CH2	16:CS:76:GLN:NE2	2.78	0.52
20:CW:10:LEU:HD22	20:CW:10:LEU:C	2.30	0.52
22:CB:55:G:C4	22:CB:56:G:N7	2.78	0.52
23:CC:73:A:N6	23:CC:74:A:C6	2.78	0.52
25:DA:78:A:H2'	25:DA:79:G:H8	1.74	0.52
25:DA:239:U:H2'	25:DA:240:G:O4'	2.10	0.52
25:DA:1449(A):G:H2'	25:DA:1450:C:H6	1.73	0.52
25:DA:1858:G:H1'	25:DA:1884:A:H61	1.73	0.52
25:DA:2393:A:O3'	35:DO:62:LEU:HA	2.10	0.52
25:DA:2646:C:OP2	25:DA:2732:G:O2'	2.23	0.52
25:DA:2801:A:H5'	25:DA:2895:U:O2'	2.10	0.52
29:DF:123:LEU:HD11	29:DF:125:LEU:HD22	1.91	0.52
30:DG:109:VAL:HG22	50:D4:33:VAL:HG11	1.92	0.52
31:DH:54:ARG:HB3	31:DH:65:HIS:CD2	2.45	0.52
32:DK:142:VAL:HG22	32:DK:142:VAL:O	2.09	0.52
36:DP:7:MET:CB	36:DP:10:ARG:NH2	2.71	0.52
38:DQ:24:LEU:HD12	38:DQ:41:ASP:HB2	1.91	0.52
43:DT:67:GLY:C	43:DT:69:TYR:H	2.13	0.52
45:DV:145:GLU:O	45:DV:145:GLU:CG	2.57	0.52
52:D6:31:PRO:HB2	52:D6:33:LYS:H	1.74	0.52
1:AA:129(A):G:N2	1:AA:191(A):G:N7	2.57	0.52
1:AA:1250:A:H4'	9:AL:68:GLY:N	2.25	0.52
11:AN:54:ARG:NH2	23:AD:40:C:O3'	2.42	0.52
25:BA:26:G:H1'	25:BA:515:A:H61	1.75	0.52
25:BA:527:C:H4'	25:BA:528:A:O5'	2.10	0.52
25:BA:1103:A:H2'	25:BA:1104:C:H5'	1.92	0.52
25:BA:1593:G:H2'	25:BA:1594:G:H8	1.72	0.52

*Continued on next page...*

*Continued from previous page...*

Atom-1	Atom-2	Interatomic distance (Å)	Clash overlap (Å)
25:BA:2211:G:C4'	25:BA:2212:A:OP2	2.56	0.52
25:BA:2751:G:HO2'	25:BA:2752:C:P	2.32	0.52
25:BA:2901:C:C4	25:BA:2902:C:N4	2.74	0.52
27:BD:273:ARG:O	27:BD:273:ARG:HG2	2.08	0.52
28:BE:1:MET:HB3	28:BE:200:GLU:OE1	2.09	0.52
30:BG:67:LYS:NZ	50:B4:6:HIS:NE2	2.57	0.52
39:BR:90:GLN:NE2	39:BR:116:ALA:HA	2.25	0.52
54:B8:36:LYS:O	54:B8:38:GLY:N	2.43	0.52
1:CA:245:C:O2	1:CA:283:C:N3	2.43	0.52
1:CA:369:C:H2'	1:CA:369:C:O2	2.09	0.52
1:CA:1219:U:OP1	14:CQ:19:ARG:NH1	2.35	0.52
3:CF:186:PHE:CE2	3:CF:188:LEU:HD21	2.45	0.52
4:CG:139:ARG:HH11	4:CG:139:ARG:CG	2.22	0.52
4:CG:162:LEU:HD12	4:CG:181:MET:HE3	1.91	0.52
25:DA:56:A:C2	25:DA:115:C:O2	2.63	0.52
25:DA:309:G:N3	25:DA:329:G:O2'	2.40	0.52
25:DA:443:A:N7	29:DF:45:ARG:HD2	2.25	0.52
25:DA:751:A:H5'	42:DS:90:ARG:HA	1.92	0.52
26:DB:42:C:O2	30:DG:92:VAL:HA	2.10	0.52
29:DF:7:TYR:HA	29:DF:125:LEU:O	2.10	0.52
30:DG:41:GLN:NE2	30:DG:60:LEU:HD12	2.25	0.52
30:DG:124:SER:HB2	30:DG:131:TYR:CE1	2.44	0.52
31:DH:41:MET:CE	31:DH:64:LEU:HB2	2.39	0.52
40:D1:52:ARG:HB3	40:D1:52:ARG:NH1	2.25	0.52
43:DT:24:GLY:O	43:DT:83:VAL:HG12	2.10	0.52
54:D8:25:MET:O	54:D8:48:PHE:CE1	2.62	0.52
1:AA:151:A:N3	1:AA:151:A:H2'	2.23	0.52
1:AA:321:A:N7	1:AA:328:C:O2'	2.36	0.52
1:AA:606:G:N2	1:AA:631:G:C8	2.78	0.52
1:AA:945:G:C2	1:AA:946:A:C8	2.98	0.52
1:AA:1399:C:C2	1:AA:1401:G:C5	2.98	0.52
2:AE:73:THR:OG1	2:AE:170:GLU:OE2	2.22	0.52
5:AH:31:LEU:HD23	5:AH:45:PHE:CD1	2.38	0.52
5:AH:41:VAL:CG1	5:AH:113:ALA:HB2	2.39	0.52
22:AB:42:U:H3'	22:AB:43:A:H8	1.75	0.52
23:AD:21:U:C3'	23:AD:22:A:C5'	2.88	0.52
25:BA:197:A:N6	25:BA:2430:A:H2'	2.24	0.52
25:BA:270(J):G:H2'	25:BA:270(K):C:O4'	2.10	0.52
25:BA:784:A:C5	27:BD:229:VAL:HG21	2.45	0.52
25:BA:943:U:OP2	35:BO:36:LYS:CE	2.58	0.52
25:BA:1192:G:O2'	25:BA:1193:G:H5'	2.10	0.52

*Continued on next page...*

*Continued from previous page...*

Atom-1	Atom-2	Interatomic distance (Å)	Clash overlap (Å)
25:BA:1939:U:OP1	25:BA:2604:U:O2'	2.23	0.52
26:BB:13:A:H2'	26:BB:70:C:O2'	2.10	0.52
31:BH:6:ARG:HA	31:BH:66:GLY:HA2	1.91	0.52
38:BQ:4:LEU:O	38:BQ:5:THR:HG23	2.10	0.52
38:BQ:11:LYS:HD2	38:BQ:15:ARG:NH2	2.23	0.52
45:BV:48:PHE:HE2	45:BV:71:VAL:HG21	1.74	0.52
1:CA:838:G:H1	1:CA:848:C:H42	1.58	0.52
1:CA:1061:G:C2'	1:CA:1062:U:H5'	2.38	0.52
2:CE:67:THR:HG21	2:CE:155:LEU:HG	1.92	0.52
6:CI:15:ASP:OD1	6:CI:15:ASP:C	2.49	0.52
13:CP:87:TYR:O	13:CP:91:ARG:HG2	2.09	0.52
15:CR:24:SER:O	15:CR:28:GLN:HG3	2.09	0.52
16:CS:43:LYS:HB3	16:CS:48:TRP:CD1	2.45	0.52
19:CV:12:ASP:O	19:CV:16:LEU:HD13	2.09	0.52
25:DA:838:C:O2'	25:DA:839:U:H5'	2.10	0.52
25:DA:855:G:O2'	46:D3:27:GLU:OE2	2.27	0.52
25:DA:1217:C:P	40:D1:15:LYS:HE3	2.50	0.52
25:DA:2249:U:N3	25:DA:2253:G:OP2	2.35	0.52
25:DA:2469:A:C2	25:DA:2470:G:C5	2.98	0.52
26:DB:8:U:H3	26:DB:112:G:H1	1.58	0.52
27:DD:32:SER:HA	27:DD:35:LYS:O	2.09	0.52
31:DH:78:GLY:O	31:DH:136:ILE:HG22	2.09	0.52
39:DR:6:LEU:O	39:DR:10:VAL:HG23	2.10	0.52
39:DR:55:ASN:CG	39:DR:55:ASN:O	2.47	0.52
54:D8:51:ALA:O	54:D8:52:LYS:C	2.49	0.52
1:AA:351:G:H4'	1:AA:352:C:OP1	2.09	0.52
1:AA:627:G:O2'	1:AA:628:G:H5'	2.10	0.52
1:AA:835:U:OP2	18:AU:60:ALA:HB3	2.10	0.52
1:AA:883:C:H2'	1:AA:884:U:H5'	1.90	0.52
1:AA:1005:A:C2	1:AA:1006:C:C2	2.98	0.52
3:AF:104:GLN:HE21	3:AF:104:GLN:HA	1.75	0.52
6:AI:8:ILE:HG22	6:AI:10:LEU:HD12	1.90	0.52
23:AD:31:G:H2'	23:AD:32:G:C8	2.45	0.52
25:BA:602:G:N2	25:BA:655:A:C8	2.74	0.52
25:BA:744:G:OP1	28:BE:132:HIS:ND1	2.35	0.52
25:BA:1210:A:H5''	25:BA:1212:G:O4'	2.10	0.52
25:BA:1332:G:H21	25:BA:1610:A:H8	1.57	0.52
25:BA:1798:U:H5''	27:BD:259:THR:CG2	2.31	0.52
25:BA:2281:C:O2'	25:BA:2282:G:H5'	2.09	0.52
26:BB:73:A:C4	26:BB:104:A:C2	2.98	0.52
31:BH:153:LYS:HZ3	31:BH:153:LYS:H	1.56	0.52

*Continued on next page...*

*Continued from previous page...*

Atom-1	Atom-2	Interatomic distance (Å)	Clash overlap (Å)
33:BM:35:ARG:O	33:BM:37:LYS:HG3	2.10	0.52
40:B1:98:LEU:HD23	40:B1:99:ALA:N	2.25	0.52
52:B6:41:PRO:HD2	52:B6:46:HIS:CA	2.39	0.52
1:CA:407:G:H1	1:CA:435:C:N4	2.04	0.52
1:CA:976:G:C8	1:CA:1358:U:C2	2.98	0.52
1:CA:1187:G:P	9:CL:113:LYS:HZ1	2.33	0.52
1:CA:1281:U:H3'	1:CA:1282:C:C5	2.45	0.52
1:CA:1306:A:H61	1:CA:1331:G:H1'	1.75	0.52
3:CF:190:ARG:H	3:CF:190:ARG:HD2	1.75	0.52
5:CH:67:VAL:HG21	5:CH:140:ARG:HG3	1.91	0.52
23:CD:57:C:N4	25:DA:2112:G:H22	1.98	0.52
25:DA:200:U:O4	25:DA:250:G:N2	2.43	0.52
25:DA:734:A:O2'	25:DA:1635:G:H5'	2.10	0.52
25:DA:747:U:H5	51:D5:3:LYS:HB2	1.67	0.52
25:DA:1287:A:H5''	25:DA:1288:U:OP2	2.09	0.52
25:DA:2173:A:C2	25:DA:2174:C:H4'	2.45	0.52
25:DA:2271:G:OP1	46:D3:18:ALA:HB1	2.10	0.52
25:DA:2483:C:O2	25:DA:2483:C:H2'	2.10	0.52
25:DA:2713:A:H3'	25:DA:2714:G:H5'	1.91	0.52
26:DB:15:A:C3'	26:DB:16:G:H5'	2.36	0.52
27:DD:25:THR:C	27:DD:27:THR:N	2.63	0.52
27:DD:35:LYS:CE	27:DD:104:TYR:HD1	2.23	0.52
28:DE:52:LEU:O	28:DE:75:VAL:N	2.43	0.52
32:DK:76:THR:HG23	32:DK:77:LEU:H	1.75	0.52
36:DP:20:ALA:O	36:DP:21:THR:HG22	2.10	0.52
41:D2:27:ALA:HB3	41:D2:61:VAL:HG21	1.92	0.52
1:AA:39:G:N7	1:AA:547:A:C8	2.75	0.51
1:AA:129(A):G:C2	1:AA:191(A):G:C8	2.98	0.51
1:AA:130:A:O2'	1:AA:131:C:O5'	2.25	0.51
1:AA:389:A:H2'	1:AA:390:C:C5'	2.40	0.51
1:AA:620:C:C6	4:AG:135:LEU:HD23	2.45	0.51
1:AA:812:C:H4'	1:AA:813:U:O5'	2.09	0.51
1:AA:1054:C:O2'	1:AA:1055:A:H5''	2.10	0.51
8:AK:63:LEU:HB3	8:AK:65:TYR:CE1	2.45	0.51
13:AP:82:MET:O	13:AP:83:ASP:HB2	2.11	0.51
20:AW:96:GLY:O	20:AW:97:ALA:HB3	2.09	0.51
23:AD:8:U:H5''	23:AD:9:G:OP2	2.10	0.51
25:BA:229:A:O2'	25:BA:230:U:OP1	2.26	0.51
25:BA:654(I):C:H3'	25:BA:654(I):C:O2	2.10	0.51
25:BA:1047:G:HO2'	25:BA:1048:A:H8	1.55	0.51
25:BA:1380:G:N2	25:BA:1570:A:C2	2.77	0.51

*Continued on next page...*



*Continued from previous page...*

Atom-1	Atom-2	Interatomic distance (Å)	Clash overlap (Å)
25:BA:2209:C:O2	25:BA:2216:G:C2	2.62	0.51
25:BA:2689:U:H4'	25:BA:2690:C:OP2	2.10	0.51
25:BA:2884:U:H2'	25:BA:2885:C:H5'	1.91	0.51
27:BD:35:LYS:CE	27:BD:64:ILE:C	2.78	0.51
28:BE:34:VAL:HG21	28:BE:64:LYS:HZ1	1.76	0.51
28:BE:59:VAL:HG13	28:BE:63:LEU:CB	2.40	0.51
30:BG:26:GLN:NE2	30:BG:27:ASN:HB2	2.25	0.51
31:BH:86:GLU:HG2	31:BH:87:LEU:H	1.76	0.51
33:BM:130:HIS:CD2	33:BM:134:ARG:HH12	2.29	0.51
37:B0:57:ARG:HB3	37:B0:59:ASP:OD1	2.10	0.51
38:BQ:106:ARG:HA	38:BQ:110:LEU:HD21	1.91	0.51
45:BV:128:VAL:HG23	45:BV:160:GLY:HA3	1.92	0.51
45:BV:142:SER:N	45:BV:143:GLY:HA2	2.24	0.51
1:CA:375:U:OP1	16:CS:69:THR:OG1	2.16	0.51
1:CA:652:U:C4	1:CA:752:G:N3	2.77	0.51
1:CA:952:U:H4'	1:CA:964:A:N1	2.26	0.51
1:CA:1142:G:H2'	1:CA:1143:G:C8	2.45	0.51
1:CA:1291:G:C6	1:CA:1292:U:C4	2.97	0.51
2:CE:178:ARG:HH22	2:CE:196:LEU:C	2.14	0.51
7:CJ:24:THR:HA	7:CJ:27:ILE:HD12	1.91	0.51
22:CB:76:U:O4	22:CB:77:C:N4	2.43	0.51
25:DA:657:U:H2'	25:DA:658:C:C6	2.45	0.51
25:DA:1085:A:C4'	25:DA:1086:A:OP1	2.58	0.51
25:DA:1504:C:O2'	25:DA:1505:C:H5'	2.09	0.51
25:DA:2061:G:H5''	25:DA:2503:A:C2	2.44	0.51
26:DB:43:C:H1'	30:DG:93:THR:O	2.10	0.51
26:DB:44:G:H1'	26:DB:47:C:N4	2.25	0.51
29:DF:63:LYS:CE	29:DF:67:GLN:HB3	2.40	0.51
30:DG:171:ALA:O	30:DG:174:GLU:N	2.43	0.51
32:DK:25:TYR:CE2	32:DK:29:TYR:HD2	2.27	0.51
36:DP:63:LYS:HD3	36:DP:63:LYS:O	1.93	0.51
40:D1:74:LEU:HD12	40:D1:74:LEU:N	2.25	0.51
45:DV:114:GLY:C	45:DV:116:VAL:H	2.13	0.51
51:D5:49:CYS:O	51:D5:56:LYS:HB3	2.10	0.51
1:AA:789:U:C5	1:AA:792:A:OP2	2.60	0.51
1:AA:1008:C:N4	1:AA:1021:G:H1	2.06	0.51
1:AA:1363:A:H1'	1:AA:1365:G:N7	2.25	0.51
22:AB:7:G:C3'	22:AB:8:U:C5'	2.82	0.51
23:AD:11:A:N1	23:AD:26:C:O2	2.43	0.51
25:BA:125:G:H4'	25:BA:126:A:OP2	2.10	0.51
25:BA:479:A:O2'	25:BA:481:G:H2'	2.10	0.51

*Continued on next page...*

*Continued from previous page...*

Atom-1	Atom-2	Interatomic distance (Å)	Clash overlap (Å)
25:BA:963:U:H2'	25:BA:964:C:C6	2.46	0.51
25:BA:1063:G:H2'	25:BA:1064:C:C6	2.44	0.51
25:BA:1168:G:C2	25:BA:1182:A:C2	2.98	0.51
25:BA:2628:C:O2'	25:BA:2781:A:H2'	2.10	0.51
27:BD:35:LYS:H	27:BD:64:ILE:CG2	2.23	0.51
27:BD:72:LYS:HE3	27:BD:75:ILE:HD12	1.91	0.51
28:BE:47:VAL:O	28:BE:48:GLN:C	2.49	0.51
28:BE:50:GLY:HA2	28:BE:76:ARG:O	2.10	0.51
32:BK:95:LYS:O	32:BK:98:ALA:HB3	2.11	0.51
34:BN:3:GLN:HG3	34:BN:4:PRO:HD2	1.91	0.51
41:B2:39:LEU:HD13	41:B2:51:VAL:HG22	1.91	0.51
44:BU:5:MET:CE	44:BU:32:PRO:HA	2.40	0.51
44:BU:50:ARG:O	44:BU:53:PRO:HD2	2.10	0.51
47:BZ:49:VAL:CG1	47:BZ:70:VAL:HG11	2.39	0.51
49:BX:43:ILE:O	49:BX:47:VAL:HG23	2.11	0.51
50:B4:15:ILE:O	50:B4:33:VAL:HG12	2.10	0.51
54:B8:36:LYS:HB2	54:B8:40:GLU:HB3	1.91	0.51
1:CA:57:G:C6	1:CA:58:C:C4	2.98	0.51
1:CA:464:G:C5	1:CA:466:C:OP2	2.63	0.51
1:CA:1355:G:O2'	1:CA:1356:G:H5'	2.10	0.51
12:CO:41:ARG:HH11	12:CO:41:ARG:CB	2.21	0.51
19:CV:66:MET:HA	19:CV:67:VAL:HB	1.92	0.51
23:CC:14:A:C2	23:CC:15:G:H1'	2.45	0.51
25:DA:528:A:C2	25:DA:2043:C:H4'	2.45	0.51
25:DA:654(S):G:C4'	25:DA:654(T):A:OP1	2.57	0.51
25:DA:1570:A:H2'	25:DA:1571:A:C8	2.45	0.51
25:DA:2353:G:H2'	25:DA:2354:G:O4'	2.09	0.51
25:DA:2531:A:C5'	31:DH:157:TYR:CE2	2.91	0.51
33:DM:39:ARG:HH11	33:DM:48:MET:HE2	1.75	0.51
36:DP:3:MET:HG3	36:DP:4:PRO:O	2.10	0.51
40:D1:76:TYR:OH	40:D1:93:LYS:HE2	2.10	0.51
41:D2:35:LEU:O	41:D2:37:VAL:HG13	2.09	0.51
44:DU:19:LYS:HE3	44:DU:71:LYS:HZ2	1.75	0.51
44:DU:63:LYS:HA	44:DU:63:LYS:HZ3	1.72	0.51
1:AA:147:G:C2	1:AA:176:C:O2	2.64	0.51
1:AA:374:A:C6	1:AA:375:U:C4	2.98	0.51
1:AA:942:G:C2	1:AA:943:U:C6	2.99	0.51
1:AA:961:U:OP2	1:AA:1223:C:H1'	2.10	0.51
1:AA:965:A:C2	1:AA:969:A:C2	2.98	0.51
2:AE:17:PHE:HD1	2:AE:17:PHE:O	1.93	0.51
2:AE:22:LYS:HA	2:AE:22:LYS:HZ2	1.75	0.51

*Continued on next page...*

*Continued from previous page...*

Atom-1	Atom-2	Interatomic distance (Å)	Clash overlap (Å)
13:AP:115:LYS:O	13:AP:117:VAL:CG1	2.58	0.51
23:AD:19:G:C1'	23:AD:59:A:H2	2.21	0.51
25:BA:447:A:N1	25:BA:454:A:O2'	2.39	0.51
25:BA:827:U:H5'	25:BA:828:U:O5'	2.11	0.51
25:BA:1359:A:O4'	25:BA:1359:A:N3	2.43	0.51
25:BA:1983:C:H2'	25:BA:1984:G:H5'	1.93	0.51
25:BA:2565:A:H62	34:BN:28:SER:HB2	1.76	0.51
27:BD:25:THR:O	27:BD:26:LYS:C	2.47	0.51
27:BD:34:VAL:O	27:BD:34:VAL:CG1	2.57	0.51
32:BK:101:LEU:HD22	32:BK:109:ILE:HG23	1.92	0.51
33:BM:42:TRP:O	40:B1:64:ARG:NH2	2.43	0.51
35:BO:62:LEU:CD2	54:B8:30:ARG:HH22	2.08	0.51
37:B0:2:ARG:HG3	37:B0:5:LYS:NZ	2.25	0.51
47:BZ:56:GLN:HG3	47:BZ:83:GLU:C	2.29	0.51
1:CA:332:G:OP2	20:CW:10:LEU:HD13	2.10	0.51
1:CA:560:U:H4'	1:CA:561:U:O5'	2.09	0.51
1:CA:827:U:H5''	1:CA:828:A:OP2	2.11	0.51
1:CA:978:A:C5'	1:CA:979:C:OP2	2.58	0.51
1:CA:1061:G:H1'	10:CM:56:HIS:CE1	2.45	0.51
1:CA:1065:U:C5	1:CA:1190:G:H1'	2.46	0.51
1:CA:1157:A:C2	1:CA:1181:G:H1'	2.46	0.51
2:CE:233:SER:HB3	2:CE:234:PRO:CD	2.36	0.51
9:CL:99:LEU:HB3	9:CL:101:PHE:CE1	2.45	0.51
13:CP:29:ARG:HD3	13:CP:64:TRP:CD2	2.44	0.51
23:CC:21:U:O2	23:CC:21:U:C2'	2.50	0.51
23:CD:61:U:O2'	23:CD:62:C:H5'	2.10	0.51
25:DA:19:C:H2'	25:DA:20:C:C6	2.45	0.51
25:DA:1226:G:P	41:D2:85:LYS:HA	2.50	0.51
25:DA:1609:A:O2'	25:DA:1610:A:H5'	2.11	0.51
25:DA:1796:U:H2'	25:DA:1797:C:C6	2.45	0.51
25:DA:2056:G:N3	25:DA:2056:G:H2'	2.25	0.51
25:DA:2065:C:H2'	25:DA:2066:C:H6	1.74	0.51
27:DD:73:VAL:HG13	27:DD:120:GLY:HA3	1.92	0.51
28:DE:27:LEU:O	28:DE:27:LEU:HG	2.11	0.51
29:DF:84:VAL:HG22	29:DF:84:VAL:O	2.11	0.51
29:DF:125:LEU:HD12	29:DF:196:LEU:HD21	1.92	0.51
29:DF:155:LEU:HD23	29:DF:186:ILE:HD13	1.92	0.51
31:DH:151:ILE:O	31:DH:152:ARG:NE	2.42	0.51
36:DP:31:ASP:H	36:DP:107:ALA:CB	2.23	0.51
48:DW:17:SER:HB2	48:DW:18:PRO:CA	2.40	0.51
48:DW:17:SER:CB	48:DW:18:PRO:CA	2.88	0.51

*Continued on next page...*

*Continued from previous page...*

Atom-1	Atom-2	Interatomic distance (Å)	Clash overlap (Å)
2:AE:8:LYS:H	2:AE:8:LYS:CE	2.23	0.51
2:AE:189:ASP:OD1	2:AE:191:ASP:HB2	2.11	0.51
9:AL:81:ILE:O	9:AL:85:LEU:HG	2.10	0.51
23:AC:2:G:H2'	23:AC:3:C:C6	2.45	0.51
25:BA:18:C:O3'	40:B1:23:GLY:HA2	2.10	0.51
25:BA:325:G:O2'	25:BA:326:G:H5'	2.09	0.51
25:BA:1085:A:N3	25:BA:1086:A:N7	2.58	0.51
25:BA:1786:A:H1'	25:BA:1938:A:N6	2.25	0.51
28:BE:31:CYS:N	28:BE:91:VAL:O	2.39	0.51
29:BF:64:ILE:HG23	29:BF:65:TRP:CD1	2.46	0.51
33:BM:34:LEU:HD21	33:BM:120:LEU:HB2	1.91	0.51
44:BU:42:VAL:HG12	44:BU:65:ALA:HB3	1.91	0.51
50:B4:36:CYS:O	50:B4:39:CYS:SG	2.69	0.51
1:CA:180:U:H2'	1:CA:181:G:H5'	1.92	0.51
1:CA:668:G:C2'	1:CA:669:U:H5'	2.41	0.51
1:CA:1305:G:H5'	21:CX:4:GLY:HA3	1.91	0.51
2:CE:231:GLU:HB3	2:CE:232:PRO:HD3	1.92	0.51
5:CH:90:VAL:O	5:CH:120:THR:HA	2.10	0.51
10:CM:48:THR:HA	10:CM:62:HIS:CB	2.40	0.51
23:CC:76:C:H2'	23:CC:77:A:C8	2.46	0.51
23:CD:6:G:C2	23:CD:7:G:N7	2.78	0.51
25:DA:17:G:H4'	40:D1:25:TRP:CH2	2.45	0.51
25:DA:64:A:C4	43:DT:66:LEU:HD12	2.45	0.51
25:DA:588:U:H2'	25:DA:589:C:C6	2.45	0.51
25:DA:646:A:H2'	25:DA:647:G:O4'	2.10	0.51
25:DA:1027:A:N6	25:DA:1126:A:C4	2.79	0.51
25:DA:1063:G:C6	25:DA:1064:C:C2	2.99	0.51
25:DA:1421:G:C2	25:DA:1422:G:C8	2.99	0.51
25:DA:2117:A:N1	25:DA:2162:G:OP1	2.43	0.51
25:DA:2121:G:H1	25:DA:2177:C:H42	1.58	0.51
25:DA:2389:G:H5''	25:DA:2390:U:O4'	2.11	0.51
27:DD:43:ARG:CB	27:DD:54:ARG:HB2	2.40	0.51
28:DE:60:ASN:O	28:DE:62:PRO:CD	2.59	0.51
28:DE:64:LYS:HB3	28:DE:66:HIS:HD2	1.73	0.51
30:DG:41:GLN:HE21	30:DG:60:LEU:HD12	1.76	0.51
52:D6:9:LEU:HD13	52:D6:11:LEU:HD21	1.92	0.51
1:AA:724:G:C2	1:AA:725:G:C8	2.98	0.51
1:AA:1053:G:O6	1:AA:1199:U:H2'	2.10	0.51
2:AE:16:HIS:ND1	2:AE:16:HIS:N	2.56	0.51
3:AF:58:GLU:HB2	3:AF:65:ALA:HB3	1.91	0.51
9:AL:34:ASN:O	9:AL:38:GLN:HB2	2.10	0.51

*Continued on next page...*

*Continued from previous page...*

Atom-1	Atom-2	Interatomic distance (Å)	Clash overlap (Å)
23:AC:19:G:H4'	23:AC:20:G:OP1	2.10	0.51
25:BA:613:U:O2	25:BA:613:U:O4'	2.23	0.51
25:BA:1388:G:C2'	25:BA:1389:G:H5'	2.39	0.51
25:BA:2119:A:N1	25:BA:2170:A:C5	2.78	0.51
25:BA:2261:C:O2'	25:BA:2262:U:H5'	2.10	0.51
29:BF:32:LEU:HD12	29:BF:32:LEU:C	2.30	0.51
30:BG:2:PRO:HB3	50:B4:25:TYR:CE1	2.45	0.51
30:BG:131:TYR:O	30:BG:159:VAL:HG13	2.10	0.51
45:BV:48:PHE:CE2	45:BV:71:VAL:HG21	2.46	0.51
1:CA:116:A:OP2	1:CA:116:A:C8	2.64	0.51
1:CA:1128:C:H2'	1:CA:1129:C:O5'	2.09	0.51
1:CA:1213:A:N1	1:CA:1215:G:H1'	2.26	0.51
1:CA:1269:A:C2	1:CA:1313:U:H1'	2.45	0.51
2:CE:239:VAL:O	2:CE:240:GLN:HB2	2.09	0.51
19:CV:18:LYS:HA	19:CV:21:GLU:HG2	1.93	0.51
22:CB:27:G:O6	22:CB:45:U:O2	2.28	0.51
23:CC:40:C:H6	23:CC:40:C:O5'	1.93	0.51
23:CD:71:G:C2'	23:CD:72:C:H5'	2.40	0.51
25:DA:767:U:O2'	25:DA:768:G:H5'	2.11	0.51
25:DA:973:A:O4'	25:DA:1188:U:C6	2.64	0.51
25:DA:1011:G:OP1	40:D1:75:ASN:HB3	2.09	0.51
25:DA:1060:U:C2	25:DA:1088:A:H8	2.29	0.51
25:DA:1060:U:N3	25:DA:1088:A:H8	2.08	0.51
25:DA:1763:G:C4'	25:DA:1763:G:OP1	2.59	0.51
25:DA:2274:A:N1	25:DA:2276:G:H1'	2.26	0.51
26:DB:87:G:N2	26:DB:89(A):A:OP2	2.44	0.51
27:DD:27:THR:O	27:DD:28:GLU:HB2	2.11	0.51
27:DD:44:ASN:OD1	27:DD:44:ASN:N	2.43	0.51
27:DD:96:HIS:CE1	27:DD:102:LYS:HD3	2.45	0.51
39:DR:74:ARG:NH1	39:DR:74:ARG:CG	2.65	0.51
41:D2:5:VAL:HB	41:D2:37:VAL:CG1	2.41	0.51
45:DV:59:LEU:HG	45:DV:69:THR:OG1	2.10	0.51
47:DZ:91:LYS:O	47:DZ:92:LYS:C	2.48	0.51
54:D8:32:LEU:HB2	54:D8:36:LYS:CE	2.39	0.51
1:AA:81:G:H2'	1:AA:82:U:O4'	2.10	0.51
1:AA:644:G:H2'	1:AA:645:C:O4'	2.11	0.51
1:AA:926:G:C5'	1:AA:927:G:O5'	2.58	0.51
1:AA:941:G:N2	1:AA:942:G:H1'	2.25	0.51
3:AF:20:SER:CB	3:AF:40:ARG:HH22	2.23	0.51
4:AG:126:ILE:CG2	4:AG:127:THR:N	2.73	0.51
4:AG:141:ARG:HB3	4:AG:142:PRO:HD2	1.91	0.51

*Continued on next page...*

*Continued from previous page...*

Atom-1	Atom-2	Interatomic distance (Å)	Clash overlap (Å)
5:AH:142:LEU:O	5:AH:143:ARG:NH1	2.43	0.51
8:AK:64:LYS:O	8:AK:65:TYR:HD1	1.93	0.51
23:AC:77:A:C8	23:AC:77:A:H5'	2.46	0.51
25:BA:125:G:C6	53:B7:10:ARG:HG3	2.45	0.51
25:BA:910:A:N1	25:BA:2277:G:H1'	2.25	0.51
25:BA:930:U:O4'	25:BA:930:U:O2	2.26	0.51
25:BA:1177:A:H5''	25:BA:1178:C:O5'	2.09	0.51
25:BA:1760:A:O2'	25:BA:1761:C:H5'	2.10	0.51
25:BA:2148:G:H2'	25:BA:2149:G:H8	1.75	0.51
25:BA:2199:A:H5'	47:BZ:50:ARG:HH21	1.74	0.51
25:BA:2392:A:H2	25:BA:2424:C:N4	2.07	0.51
28:BE:59:VAL:CG2	28:BE:73:GLU:HB3	2.38	0.51
44:BU:43:ASN:HA	44:BU:64:GLU:HA	1.93	0.51
48:BW:65:ASN:ND2	48:BW:69:ARG:HE	2.08	0.51
1:CA:67:C:H2'	1:CA:68:G:C8	2.45	0.51
1:CA:1268:A:O2'	1:CA:1269:A:O5'	2.26	0.51
2:CE:48:MET:HA	2:CE:51:LEU:HB2	1.92	0.51
2:CE:56:ARG:HA	2:CE:56:ARG:HH11	1.75	0.51
3:CF:6:HIS:NE2	3:CF:184:TYR:CE2	2.79	0.51
15:CR:76:GLU:HA	15:CR:79:ARG:HD2	1.91	0.51
22:CB:66:U:O2	22:CB:68:A:N7	2.44	0.51
25:DA:4:C:H2'	25:DA:5:A:O4'	2.11	0.51
25:DA:83:G:N2	25:DA:103:A:OP2	2.43	0.51
25:DA:305:U:H2'	25:DA:306:U:C6	2.46	0.51
25:DA:743:G:C2'	25:DA:744:G:H5'	2.41	0.51
25:DA:954:G:O2'	25:DA:2274:A:N1	2.41	0.51
25:DA:2057:A:HO2'	25:DA:2058:A:H5'	1.76	0.51
25:DA:2446:G:C3'	25:DA:2447:G:H5''	2.40	0.51
31:DH:169:VAL:HG22	31:DH:170:ARG:H	1.76	0.51
34:DN:8:LEU:HD13	34:DN:82:ASN:HB3	1.92	0.51
35:DO:122:PRO:CB	35:DO:141:ALA:HB1	2.39	0.51
36:DP:20:ALA:O	36:DP:21:THR:CB	2.58	0.51
37:D0:117:VAL:O	37:D0:118:GLU:HB2	2.11	0.51
40:D1:95:LEU:HD21	41:D2:13:ARG:HB2	1.91	0.51
41:D2:61:VAL:O	41:D2:61:VAL:HG13	2.10	0.51
44:DU:84:ARG:O	44:DU:84:ARG:HG3	2.11	0.51
45:DV:23:LYS:HD3	45:DV:39:VAL:O	2.11	0.51
54:D8:52:LYS:HD3	54:D8:52:LYS:H	1.75	0.51
1:AA:1256:A:H4'	1:AA:1258:G:C4	2.45	0.51
2:AE:31:TYR:O	2:AE:42:ILE:HG13	2.10	0.51
2:AE:91:PRO:HG3	2:AE:155:LEU:HB2	1.92	0.51

*Continued on next page...*

*Continued from previous page...*

Atom-1	Atom-2	Interatomic distance (Å)	Clash overlap (Å)
2:AE:130:ARG:HH21	2:AE:138:LEU:HD11	1.75	0.51
3:AF:11:ARG:HH21	3:AF:180:ALA:HB3	1.74	0.51
3:AF:50:ALA:O	3:AF:70:VAL:HG13	2.10	0.51
4:AG:117:ALA:O	4:AG:121:VAL:HG23	2.10	0.51
11:AN:121:PRO:HG2	11:AN:126:ARG:CG	2.34	0.51
25:BA:330:A:C2	25:BA:1210:A:H2'	2.44	0.51
25:BA:883:G:N2	25:BA:893:C:N3	2.52	0.51
25:BA:1266:G:O2'	25:BA:2012:G:O6	2.20	0.51
25:BA:1526:G:H2'	25:BA:1527:G:O4'	2.11	0.51
25:BA:1800:C:H5''	27:BD:147:LEU:HD21	1.91	0.51
26:BB:0:A:H2'	26:BB:1:U:C6	2.46	0.51
27:BD:272:ALA:HB1	27:BD:273:ARG:HA	0.68	0.51
28:BE:119:ARG:HD3	28:BE:160:TYR:CD2	2.46	0.51
30:BG:7:LEU:HD23	30:BG:100:TRP:HZ3	1.74	0.51
30:BG:67:LYS:HG2	50:B4:5:ILE:HG23	1.93	0.51
32:BK:99:GLU:O	32:BK:102:SER:HB2	2.10	0.51
38:BQ:93:LYS:HG2	38:BQ:95:HIS:HB2	1.92	0.51
43:BT:55:ASN:HB2	43:BT:80:ILE:HG13	1.93	0.51
52:B6:40:CYS:HA	52:B6:46:HIS:CA	2.34	0.51
1:CA:374:A:C6	1:CA:375:U:C4	2.99	0.51
1:CA:1112:C:C2	3:CF:178:LEU:HB2	2.46	0.51
1:CA:1162:C:N4	1:CA:1174:G:H1	2.06	0.51
1:CA:1267:C:O2	1:CA:1267:C:C2'	2.59	0.51
1:CA:1486:G:H2'	1:CA:1487:G:O4'	2.11	0.51
5:CH:102:ALA:HB2	5:CH:120:THR:OG1	2.11	0.51
7:CJ:65:ALA:O	7:CJ:69:VAL:HG23	2.10	0.51
25:DA:260:G:O4'	25:DA:621:A:H1'	2.11	0.51
25:DA:330:A:H2	25:DA:1210:A:H2'	1.76	0.51
25:DA:607:U:N3	25:DA:621:A:C2	2.71	0.51
25:DA:705:A:H1'	27:DD:9:TYR:CE1	2.46	0.51
25:DA:971:C:H2'	25:DA:972:G:C5'	2.41	0.51
25:DA:2209:C:O2	25:DA:2216:G:C2	2.63	0.51
25:DA:2377:A:H2'	25:DA:2378:A:C8	2.46	0.51
25:DA:2447:G:H1'	25:DA:2448:A:OP2	2.10	0.51
25:DA:2571:C:C5'	25:DA:2572:A:H5''	2.35	0.51
25:DA:2750:A:C8	25:DA:2752:C:N4	2.76	0.51
25:DA:2779:U:O2	25:DA:2779:U:O4'	2.29	0.51
26:DB:1:U:H2'	26:DB:2:C:O4'	2.10	0.51
29:DF:51:THR:HG21	29:DF:92:PRO:HD2	1.93	0.51
31:DH:136:ILE:O	31:DH:137:ASP:HB2	2.11	0.51
36:DP:58:PHE:C	36:DP:60:ARG:H	2.13	0.51

*Continued on next page...*

*Continued from previous page...*

Atom-1	Atom-2	Interatomic distance (Å)	Clash overlap (Å)
38:DQ:38:GLN:OE1	38:DQ:47:THR:OG1	2.22	0.51
45:DV:156:LYS:O	45:DV:157:LEU:HB2	2.09	0.51
53:D7:12:ARG:NH2	53:D7:44:PRO:HB3	2.26	0.51
1:AA:191:G:C4	20:AW:105:SER:HB2	2.45	0.51
1:AA:1128:C:O2'	1:AA:1130:A:C8	2.50	0.51
1:AA:1305:G:H5''	21:AX:4:GLY:C	2.31	0.51
16:AS:51:VAL:HG12	16:AS:52:ASP:N	2.26	0.51
20:AW:89:ARG:NH2	20:AW:104:LEU:HD11	2.23	0.51
22:AB:64:G:O2'	22:AB:65:U:H5'	2.11	0.51
23:AD:10:G:C6	23:AD:27:G:N2	2.79	0.51
25:BA:57:C:H2'	25:BA:58:G:O4'	2.11	0.51
25:BA:511:U:C5	25:BA:512:G:C5	2.99	0.51
25:BA:1331:A:O2'	25:BA:1332:G:H8	1.93	0.51
25:BA:1403:C:C5'	25:BA:1471:A:H1'	2.38	0.51
25:BA:1449(A):G:H2'	25:BA:1450:C:H6	1.76	0.51
25:BA:1937:A:H1'	25:BA:1938:A:OP1	2.11	0.51
25:BA:1952:A:C4	34:BN:22:ILE:HG13	2.46	0.51
27:BD:134:ARG:HG3	27:BD:135:PHE:CE2	2.46	0.51
36:BP:88:GLY:O	36:BP:90:VAL:O	2.29	0.51
49:BX:8:LEU:HD13	49:BX:31:LEU:CD2	2.41	0.51
52:B6:28:ARG:HB3	52:B6:28:ARG:NH1	2.26	0.51
52:B6:48:VAL:O	52:B6:49:HIS:HB2	2.11	0.51
1:CA:243:A:C2	1:CA:245:C:C2	2.99	0.51
1:CA:575:G:H4'	1:CA:576:G:OP1	2.10	0.51
1:CA:757:U:H2'	1:CA:758:G:O4'	2.11	0.51
1:CA:952:U:C5	13:CP:104:ARG:NH2	2.74	0.51
1:CA:960:U:C2'	1:CA:960:U:O2	2.59	0.51
1:CA:977:A:C2	1:CA:1224:G:C6	2.98	0.51
1:CA:1279:A:O2'	1:CA:1281:U:OP2	2.24	0.51
2:CE:136:VAL:O	2:CE:139:LYS:HB3	2.11	0.51
5:CH:43:LEU:HD22	5:CH:136:MET:HG3	1.93	0.51
5:CH:63:ARG:HA	5:CH:66:MET:CE	2.41	0.51
6:CI:69:GLU:OE1	6:CI:69:GLU:N	2.26	0.51
19:CV:65:ASN:HB2	19:CV:66:MET:CE	2.39	0.51
23:CC:35:C:O2	23:CC:36:A:C8	2.64	0.51
25:DA:729:G:C6	27:DD:208:LYS:HB2	2.46	0.51
25:DA:748:G:C8	42:DS:89:ALA:HB1	2.46	0.51
25:DA:833:U:O2	35:DO:55:ARG:NH1	2.40	0.51
25:DA:1170:G:O6	25:DA:1179:C:N3	2.44	0.51
25:DA:1341:U:H2'	25:DA:1397:U:O2	2.11	0.51
25:DA:2346:A:H5'	25:DA:2383:G:H1'	1.93	0.51

*Continued on next page...*



*Continued from previous page...*

Atom-1	Atom-2	Interatomic distance (Å)	Clash overlap (Å)
27:DD:35:LYS:CE	27:DD:104:TYR:CD1	2.93	0.51
27:DD:36:PRO:HA	27:DD:62:TYR:O	2.11	0.51
28:DE:134:ILE:HA	28:DE:137:HIS:CD2	2.46	0.51
31:DH:102:ALA:HA	31:DH:117:PRO:HD3	1.92	0.51
33:DM:137:LYS:HA	33:DM:137:LYS:NZ	2.25	0.51
43:DT:36:LYS:HD2	43:DT:56:THR:OG1	2.11	0.51
48:DW:41:ILE:CD1	48:DW:44:LEU:HG	2.37	0.51
1:AA:533:A:C2	1:AA:536:C:C5	2.98	0.51
1:AA:673:G:H5''	6:AI:87:ARG:NH1	2.26	0.51
1:AA:1436:U:H2'	1:AA:1437:C:O4'	2.10	0.51
2:AE:19:HIS:HD2	2:AE:20:GLU:OE1	1.93	0.51
11:AN:18:ARG:HB3	11:AN:33:THR:OG1	2.11	0.51
25:BA:1535:U:H3'	25:BA:1536:A:C5'	2.38	0.51
25:BA:2031:A:C6	25:BA:2498:C:H1'	2.45	0.51
25:BA:2135:A:N6	25:BA:2156:G:O2'	2.43	0.51
25:BA:2264:C:H2'	25:BA:2264:C:O2	2.11	0.51
25:BA:2287:A:N1	25:BA:2346:A:H2	2.09	0.51
25:BA:2291:U:O2'	25:BA:2374:C:O2	2.28	0.51
30:BG:107:LEU:HD11	30:BG:178:PHE:CE1	2.46	0.51
30:BG:115:ARG:O	30:BG:116:ASP:HB2	2.10	0.51
30:BG:133:LEU:HD21	30:BG:157:ILE:HB	1.93	0.51
30:BG:172:LEU:O	30:BG:176:LEU:HD12	2.11	0.51
32:BK:110:ASP:HB3	32:BK:111:PRO:C	2.30	0.51
35:BO:94:GLU:OE2	35:BO:94:GLU:HA	2.11	0.51
36:BP:105:GLU:HG2	36:BP:105:GLU:O	2.11	0.51
39:BR:61:PHE:CD2	39:BR:61:PHE:N	2.79	0.51
40:B1:50:ARG:HG2	40:B1:53:ARG:NH2	2.25	0.51
44:BU:19:LYS:HG2	44:BU:20:TYR:CD1	2.46	0.51
52:B6:11:LEU:HD11	52:B6:51:GLU:OE2	2.11	0.51
1:CA:485:G:H1'	1:CA:486:U:H5	1.75	0.51
1:CA:555:C:H2'	1:CA:556:C:C6	2.46	0.51
1:CA:677:U:H3	1:CA:713:G:H22	1.59	0.51
2:CE:32:ILE:O	2:CE:32:ILE:HG13	2.06	0.51
3:CF:199:LYS:HG2	3:CF:201:TYR:HE1	1.76	0.51
5:CH:36:ASP:OD2	5:CH:38:GLN:HB2	2.10	0.51
7:CJ:86:GLN:HE22	23:CD:32:G:H21	1.58	0.51
9:CL:8:GLY:HA2	9:CL:79:LEU:HD12	1.93	0.51
10:CM:6:ILE:HG22	10:CM:98:ILE:HG23	1.91	0.51
13:CP:66:LEU:HA	13:CP:70:LEU:HD12	1.93	0.51
14:CQ:29:ARG:O	14:CQ:30:ALA:CB	2.59	0.51
20:CW:75:ASN:OD1	20:CW:75:ASN:N	2.44	0.51

*Continued on next page...*

*Continued from previous page...*

Atom-1	Atom-2	Interatomic distance (Å)	Clash overlap (Å)
23:CD:15:G:H22	23:CD:60:A:H1'	1.76	0.51
23:CD:52:C:C2	23:CD:53:G:C8	2.99	0.51
25:DA:21:A:O2'	25:DA:22:C:H5'	2.11	0.51
25:DA:912:C:C2	25:DA:913:U:C5	2.98	0.51
25:DA:1444(A):A:H4'	25:DA:1460:A:H2'	1.93	0.51
25:DA:2439:A:C5'	25:DA:2439:A:H8	2.22	0.51
25:DA:2784:C:O2	28:DE:37:ARG:NH2	2.43	0.51
27:DD:58:HIS:HD2	27:DD:59:LYS:O	1.93	0.51
28:DE:13:ARG:O	39:DR:57:PHE:HE1	1.93	0.51
35:DO:98:GLU:O	35:DO:102:ARG:HB2	2.11	0.51
36:DP:59:ARG:CG	36:DP:59:ARG:NH2	2.71	0.51
49:DX:23:LEU:HD11	49:DX:53:LEU:CD1	2.41	0.51
49:DX:23:LEU:HD11	49:DX:53:LEU:HD11	1.92	0.51
1:AA:989:C:N4	1:AA:1216:G:H1	2.09	0.51
2:AE:39:ILE:HG22	2:AE:40:HIS:O	2.11	0.51
12:AO:39:VAL:HG12	12:AO:41:ARG:HG2	1.92	0.51
13:AP:25:ILE:HD11	13:AP:60:VAL:CG1	2.41	0.51
13:AP:61:GLU:O	50:B4:49:PHE:HE2	1.93	0.51
16:AS:58:TYR:C	16:AS:58:TYR:HD1	2.15	0.51
25:BA:444:C:C4'	29:BF:49:ALA:HB2	2.41	0.51
25:BA:751:A:H5'	42:BS:90:ARG:HA	1.93	0.51
25:BA:2862:G:C5	25:BA:2863:C:C5	2.99	0.51
28:BE:23:VAL:CG1	28:BE:185:LYS:CB	2.57	0.51
33:BM:7:LYS:H	33:BM:7:LYS:HD2	1.75	0.51
36:BP:57:HIS:ND1	36:BP:117:ALA:HB2	2.26	0.51
37:B0:103:ARG:NH1	42:BS:40:ASN:HD22	2.06	0.51
38:BQ:51:ALA:HB3	38:BQ:73:LEU:HG	1.92	0.51
39:BR:74:ARG:HD3	39:BR:76:PHE:HZ	1.75	0.51
40:B1:58:ARG:HA	40:B1:61:TRP:CE3	2.46	0.51
50:B4:59:PHE:HA	50:B4:62:ARG:HG2	1.93	0.51
51:B5:51:TYR:H	51:B5:56:LYS:HB3	1.76	0.51
1:CA:57:G:C5	1:CA:58:C:C4	2.99	0.51
1:CA:877:C:H5''	8:CK:88:LYS:HE3	1.93	0.51
1:CA:1002:G:H1	1:CA:1038:C:H42	1.58	0.51
1:CA:1027:C:O2'	1:CA:1028:C:O5'	2.28	0.51
2:CE:6:THR:HG23	2:CE:7:VAL:N	2.25	0.51
2:CE:215:LEU:O	2:CE:219:VAL:HG12	2.11	0.51
4:CG:91:SER:OG	4:CG:191:ARG:HG3	2.11	0.51
9:CL:97:LYS:HG3	9:CL:98:PRO:N	2.26	0.51
17:CT:45:HIS:CD2	17:CT:47:PRO:HD3	2.46	0.51
19:CV:66:MET:CE	50:D4:55:ARG:HB2	2.41	0.51

*Continued on next page...*

*Continued from previous page...*

Atom-1	Atom-2	Interatomic distance (Å)	Clash overlap (Å)
23:CD:54:G:H2'	23:CD:55:U:H6	1.76	0.51
25:DA:43:G:H2'	25:DA:44:A:O4'	2.11	0.51
25:DA:1599:C:C5'	43:DT:35:THR:HG22	2.39	0.51
25:DA:1973:G:H2'	25:DA:1974:C:C6	2.46	0.51
25:DA:2138:C:H42	25:DA:2153:G:H1	1.59	0.51
25:DA:2816:C:O3'	37:D0:99:LYS:NZ	2.44	0.51
33:DM:90:MET:SD	33:DM:97:ARG:HB3	2.50	0.51
35:DO:65:ARG:NH1	35:DO:65:ARG:CG	2.58	0.51
35:DO:134:ALA:O	35:DO:138:LEU:HD12	2.11	0.51
45:DV:108:PRO:O	45:DV:143:GLY:HA3	2.11	0.51
47:DZ:87:PRO:CA	47:DZ:90:ILE:HG23	2.30	0.51
54:D8:52:LYS:C	54:D8:54:GLU:H	2.15	0.51
1:AA:185:A:H2'	1:AA:186:C:H6	1.75	0.50
1:AA:428:G:O4'	1:AA:430:A:C8	2.64	0.50
1:AA:953:G:C5'	1:AA:965:A:H61	2.23	0.50
4:AG:86:LYS:H	4:AG:86:LYS:HD2	1.75	0.50
9:AL:97:LYS:HB3	9:AL:98:PRO:HD3	1.93	0.50
23:AC:24:C:H2'	23:AC:25:U:C6	2.46	0.50
23:AC:59:A:C5	23:AC:62:C:N3	2.79	0.50
23:AD:67:C:N4	23:AD:68:C:H41	2.07	0.50
23:AD:71:G:C2'	23:AD:72:C:H5'	2.40	0.50
25:BA:26:G:C6	25:BA:27:G:N1	2.79	0.50
25:BA:242:G:C5'	54:B8:62:LEU:HD13	2.40	0.50
25:BA:287:C:H2'	25:BA:288:C:C6	2.46	0.50
25:BA:1386:C:OP2	25:BA:1396:U:H5	1.94	0.50
25:BA:2496:C:P	36:BP:81:VAL:HG13	2.51	0.50
25:BA:2564:A:C2	25:BA:2647:U:H4'	2.46	0.50
25:BA:2689:U:C4'	25:BA:2690:C:OP2	2.58	0.50
25:BA:2774:C:H2'	25:BA:2775:A:O4'	2.11	0.50
25:BA:2811:G:H2'	25:BA:2812:G:H5'	1.92	0.50
27:BD:25:THR:HG22	27:BD:26:LYS:N	2.25	0.50
29:BF:7:TYR:CD1	29:BF:7:TYR:N	2.78	0.50
33:BM:32:THR:HG22	33:BM:37:LYS:HB2	1.93	0.50
41:B2:34:GLU:HA	41:B2:57:VAL:O	2.10	0.50
54:B8:36:LYS:CG	54:B8:40:GLU:HG2	2.40	0.50
1:CA:439:A:H2'	1:CA:440:A:O5'	2.11	0.50
1:CA:1009:G:C2	1:CA:1010:G:C8	2.99	0.50
1:CA:1122:U:N3	1:CA:1123:A:N7	2.59	0.50
1:CA:1128:C:C2'	1:CA:1129:C:O5'	2.59	0.50
8:CK:136:GLU:O	8:CK:136:GLU:HG3	2.10	0.50
11:CN:63:LEU:HD23	11:CN:63:LEU:N	2.25	0.50

*Continued on next page...*

*Continued from previous page...*

Atom-1	Atom-2	Interatomic distance (Å)	Clash overlap (Å)
18:CU:29:PHE:N	18:CU:29:PHE:HD2	2.09	0.50
25:DA:226:G:N2	25:DA:228:A:H62	1.82	0.50
25:DA:270(L):U:H3	32:DK:50:ARG:NH1	2.09	0.50
25:DA:1144:G:C2	25:DA:1145:C:C2	2.99	0.50
25:DA:1531:C:H42	25:DA:1540:G:H1	1.59	0.50
25:DA:2129:C:C2'	25:DA:2130:U:H5'	2.41	0.50
25:DA:2513:G:N2	28:DE:143:ASN:HD21	2.09	0.50
25:DA:2682:U:C5	28:DE:11:MET:HE1	2.46	0.50
25:DA:2777:G:C5'	25:DA:2778:A:H5'	2.30	0.50
35:DO:124:LYS:HA	35:DO:143:GLY:O	2.11	0.50
39:DR:26:ASP:HB2	39:DR:90:GLN:O	2.11	0.50
39:DR:93:ARG:CG	39:DR:117:ASP:HB2	2.40	0.50
46:D3:53:MET:HA	46:D3:58:THR:O	2.12	0.50
47:DZ:19:GLN:HB2	47:DZ:35:THR:O	2.11	0.50
54:D8:33:ASN:O	54:D8:34:TRP:HD1	1.87	0.50
54:D8:52:LYS:CB	54:D8:53:PRO:CD	2.90	0.50
1:AA:389:A:H2'	1:AA:390:C:H5'	1.94	0.50
1:AA:1002:G:C4	1:AA:1003:G:C8	2.99	0.50
1:AA:1298:C:H4'	1:AA:1299:A:N9	2.24	0.50
2:AE:237:ALA:H	2:AE:239:VAL:HG23	1.76	0.50
4:AG:7:PRO:HB2	4:AG:10:ARG:HD2	1.92	0.50
8:AK:51:VAL:HG11	8:AK:60:ARG:HG3	1.93	0.50
9:AL:22:GLY:HA3	9:AL:60:ASP:CG	2.32	0.50
18:AU:22:VAL:HA	18:AU:25:THR:OG1	2.11	0.50
23:AC:2:G:H2'	23:AC:3:C:H6	1.77	0.50
23:AD:6:G:H2'	23:AD:7:G:H8	1.77	0.50
25:BA:88:G:O2'	25:BA:89:G:H5'	2.11	0.50
25:BA:236:C:H2'	25:BA:237:C:C6	2.47	0.50
25:BA:660:G:N2	35:BO:12:ALA:HA	2.26	0.50
25:BA:1065:U:H1'	25:BA:1074:G:N2	2.26	0.50
25:BA:1510:A:H4'	25:BA:1510:A:OP1	2.10	0.50
25:BA:1528:A:C2	25:BA:1543:A:N1	2.79	0.50
25:BA:2133:G:N3	25:BA:2158:A:N6	2.58	0.50
25:BA:2701:C:C3'	25:BA:2702:U:H5''	2.39	0.50
27:BD:35:LYS:CB	27:BD:64:ILE:H	2.24	0.50
30:BG:124:SER:HB2	30:BG:131:TYR:CE1	2.46	0.50
31:BH:11:VAL:CB	31:BH:12:PRO:HD2	2.37	0.50
35:BO:38:GLN:HG2	35:BO:45:LEU:CD1	2.41	0.50
38:BQ:85:VAL:CG2	38:BQ:112:PHE:HE1	2.15	0.50
44:BU:84:ARG:HH12	44:BU:97:ARG:HB2	1.76	0.50
1:CA:358:U:H2'	1:CA:359:U:H6	1.76	0.50

*Continued on next page...*

*Continued from previous page...*

Atom-1	Atom-2	Interatomic distance (Å)	Clash overlap (Å)
1:CA:961:U:OP2	1:CA:1223:C:O2'	2.17	0.50
1:CA:972:C:OP2	10:CM:57:LYS:CD	2.59	0.50
1:CA:1128:C:C5'	9:CL:16:ARG:HH22	2.24	0.50
1:CA:1141:C:H2'	1:CA:1142:G:C8	2.44	0.50
1:CA:1392:G:N2	1:CA:1502:A:C8	2.76	0.50
11:CN:34:ASP:HB2	11:CN:35:PRO:HD2	1.93	0.50
18:CU:22:VAL:CG2	18:CU:23:LYS:N	2.75	0.50
23:CD:55:U:N3	23:CD:56:U:H5	2.07	0.50
25:DA:528:A:O2'	25:DA:529:A:H5'	2.11	0.50
25:DA:627:A:H4'	25:DA:628:G:OP1	2.10	0.50
25:DA:1061:U:H4'	25:DA:1070:A:O2'	2.12	0.50
25:DA:1089:G:H5''	25:DA:1090:U:OP1	2.10	0.50
25:DA:1169:G:N2	25:DA:1181:C:C2	2.79	0.50
25:DA:1283:G:N2	25:DA:1285:G:H3'	2.26	0.50
25:DA:1313:U:H2'	25:DA:1610:A:C2	2.46	0.50
25:DA:1653:G:C6	37:D0:9:LYS:HB2	2.46	0.50
25:DA:1784:A:H4'	25:DA:1785:A:H5''	1.91	0.50
25:DA:1791:A:H8	25:DA:1791:A:OP2	1.94	0.50
25:DA:2468:G:C4	25:DA:2481:G:N2	2.79	0.50
25:DA:2575:C:H5'	28:DE:143:ASN:O	2.10	0.50
25:DA:2751:G:N2	31:DH:2:SER:N	2.58	0.50
25:DA:2795:G:C3'	25:DA:2797:U:H5''	2.36	0.50
25:DA:2847:U:C2'	25:DA:2848:G:H5'	2.42	0.50
27:DD:33:LEU:HD23	27:DD:34:VAL:N	2.26	0.50
28:DE:12:THR:HG22	39:DR:58:ASN:ND2	2.27	0.50
28:DE:173:VAL:N	28:DE:183:LEU:O	2.37	0.50
29:DF:116:ASP:O	29:DF:120:GLU:HG2	2.11	0.50
30:DG:43:LEU:HD12	30:DG:45:GLU:HG3	1.92	0.50
30:DG:111:LEU:O	30:DG:117:PHE:HD2	1.93	0.50
31:DH:26:VAL:HG13	31:DH:27:LYS:H	1.75	0.50
47:DZ:91:LYS:O	47:DZ:93:GLU:HB2	2.10	0.50
50:D4:50:VAL:O	50:D4:51:ASP:CG	2.50	0.50
52:D6:11:LEU:HD23	52:D6:26:ASN:CB	2.35	0.50
52:D6:17:LYS:HA	52:D6:17:LYS:NZ	2.27	0.50
1:AA:972:C:OP2	10:AM:57:LYS:HE2	2.11	0.50
1:AA:991:U:H2'	1:AA:1212:U:O2	2.11	0.50
1:AA:1118:C:H1'	1:AA:1179:A:C4	2.46	0.50
1:AA:1392:G:C2'	1:AA:1393:U:H5'	2.42	0.50
2:AE:178:ARG:HH22	2:AE:196:LEU:CA	2.23	0.50
2:AE:220:ASP:O	2:AE:223:ILE:HG13	2.10	0.50
13:AP:7:VAL:HB	30:BG:115:ARG:HH22	1.76	0.50

*Continued on next page...*

*Continued from previous page...*

Atom-1	Atom-2	Interatomic distance (Å)	Clash overlap (Å)
25:BA:1060:U:C4'	25:BA:1061:U:O5'	2.59	0.50
25:BA:1502:C:C2'	25:BA:1503:U:H5'	2.41	0.50
25:BA:2168:G:N2	25:BA:2170:A:P	2.84	0.50
25:BA:2329:G:H2'	25:BA:2330:G:C8	2.47	0.50
25:BA:2790:A:H2	25:BA:2894:G:C5'	2.25	0.50
25:BA:2875:C:H4'	39:BR:5:ALA:HB2	1.93	0.50
26:BB:1(M):A:C2'	26:BB:0:A:H5'	2.41	0.50
26:BB:7:G:H2'	26:BB:8:U:O4'	2.11	0.50
27:BD:28:GLU:O	27:BD:29:PRO:C	2.49	0.50
28:BE:38:THR:C	28:BE:40:GLU:N	2.64	0.50
32:BK:35:LEU:O	32:BK:36:ALA:HB2	2.10	0.50
35:BO:86:LYS:HB3	35:BO:118:GLY:HA3	1.94	0.50
45:BV:142:SER:HB3	45:BV:143:GLY:HA2	1.94	0.50
1:CA:624:C:H2'	1:CA:625:G:H8	1.76	0.50
1:CA:878:G:H5'	8:CK:89:PRO:HG2	1.93	0.50
1:CA:1015:A:N6	1:CA:1016:A:C6	2.79	0.50
1:CA:1040:U:H2'	1:CA:1041:A:C8	2.46	0.50
1:CA:1139:G:N2	1:CA:1143:G:N1	2.50	0.50
2:CE:69:LEU:HD21	2:CE:93:VAL:HG23	1.92	0.50
4:CG:150:GLU:O	4:CG:152:SER:N	2.43	0.50
4:CG:190:ASP:OD1	4:CG:191:ARG:N	2.45	0.50
6:CI:96:PRO:HB3	18:CU:30:ASP:CG	2.32	0.50
8:CK:11:THR:HG22	8:CK:15:ASN:ND2	2.27	0.50
13:CP:15:VAL:HG13	13:CP:43:THR:O	2.11	0.50
18:CU:22:VAL:O	18:CU:23:LYS:HB3	2.10	0.50
25:DA:90:U:C2'	25:DA:90:U:O2	2.59	0.50
25:DA:93:C:H5'	25:DA:94:G:OP2	2.11	0.50
25:DA:394:A:H5''	25:DA:395:U:OP2	2.11	0.50
25:DA:460:A:C2	25:DA:470:A:C4	2.99	0.50
25:DA:631:A:H2'	25:DA:632:A:O4'	2.10	0.50
25:DA:2013:A:N6	25:DA:2014:A:C6	2.79	0.50
25:DA:2128:C:H42	25:DA:2160:G:H1	1.57	0.50
25:DA:2139:C:H2'	25:DA:2140:C:H5'	1.93	0.50
25:DA:2393:A:H5''	54:D8:30:ARG:HG2	1.93	0.50
25:DA:2712:U:O2'	25:DA:2712(A):A:P	2.69	0.50
26:DB:10:C:C4	26:DB:11:C:C5	2.98	0.50
26:DB:46:A:H2'	26:DB:47:C:C6	2.46	0.50
28:DE:62:PRO:C	28:DE:64:LYS:N	2.63	0.50
49:DX:31:LEU:O	49:DX:32:GLN:HB2	2.12	0.50
1:AA:156:G:H1	1:AA:165:C:N4	2.07	0.50
1:AA:437:U:C5'	4:AG:155:LEU:HD22	2.40	0.50

*Continued on next page...*

*Continued from previous page...*

Atom-1	Atom-2	Interatomic distance (Å)	Clash overlap (Å)
1:AA:750:G:N3	15:AR:23:GLY:HA3	2.26	0.50
1:AA:975:A:H62	10:AM:60:ARG:HH12	1.58	0.50
2:AE:5:ILE:HG13	2:AE:6:THR:N	2.25	0.50
2:AE:87:ARG:NH1	2:AE:220:ASP:OD1	2.43	0.50
3:AF:27:LYS:HZ3	3:AF:27:LYS:HA	1.76	0.50
5:AH:147:ASP:OD2	5:AH:147:ASP:N	2.45	0.50
16:AS:56:ALA:O	16:AS:60:LEU:HD12	2.11	0.50
16:AS:58:TYR:C	16:AS:58:TYR:CD1	2.84	0.50
25:BA:304:G:C2	25:BA:314:A:C2	3.00	0.50
25:BA:654(T):A:H2'	25:BA:654(U):A:O4'	2.12	0.50
25:BA:1983:C:O2'	25:BA:1984:G:H5'	2.10	0.50
25:BA:2116:G:P	25:BA:2165:G:N2	2.82	0.50
25:BA:2135:A:H2'	25:BA:2136:C:O5'	2.11	0.50
25:BA:2886:G:H2'	25:BA:2887:U:H6	1.75	0.50
25:BA:2893:G:H4'	25:BA:2894:G:O4'	2.11	0.50
27:BD:6:PHE:CE1	27:BD:18:VAL:CG2	2.94	0.50
28:BE:23:VAL:CG1	28:BE:185:LYS:CA	2.69	0.50
31:BH:30:LYS:CD	31:BH:81:GLU:H	2.11	0.50
33:BM:47:ALA:CB	33:BM:112:LEU:HD11	2.19	0.50
36:BP:65:PHE:O	36:BP:66:ILE:CG1	2.57	0.50
42:BS:70:TYR:HE2	42:BS:108:GLY:HA3	1.76	0.50
44:BU:42:VAL:O	44:BU:42:VAL:CG1	2.60	0.50
1:CA:339:C:C2'	1:CA:340:U:H5'	2.41	0.50
1:CA:1266:G:N2	1:CA:1269:A:OP2	2.44	0.50
1:CA:1403:C:O2'	1:CA:1404:C:H5'	2.11	0.50
4:CG:9:CYS:CA	4:CG:12:CYS:HB2	2.41	0.50
10:CM:30:SER:HB2	10:CM:81:THR:HG22	1.94	0.50
14:CQ:37:PHE:HE1	14:CQ:53:LEU:HD13	1.75	0.50
16:CS:74:LEU:HD13	16:CS:79:VAL:HG21	1.92	0.50
20:CW:51:GLU:HA	20:CW:54:LYS:HE3	1.93	0.50
22:CB:21:A:C4'	22:CB:22:G:OP1	2.60	0.50
22:CB:26:C:H5'	22:CB:27:G:OP2	2.11	0.50
25:DA:1557:C:H5''	25:DA:1558:A:OP2	2.11	0.50
25:DA:2393:A:P	54:D8:30:ARG:HB2	2.52	0.50
25:DA:2861:G:O2'	25:DA:2862:G:H5'	2.11	0.50
27:DD:35:LYS:NZ	27:DD:64:ILE:O	2.45	0.50
28:DE:167:VAL:HG12	28:DE:170:LEU:HD11	1.93	0.50
29:DF:110:LEU:HD21	29:DF:181:LEU:HD22	1.94	0.50
33:DM:38:HIS:CE1	33:DM:39:ARG:HG3	2.46	0.50
36:DP:10:ARG:HA	36:DP:10:ARG:HE	1.75	0.50
39:DR:22:PHE:HE2	39:DR:86:ILE:HD11	1.74	0.50

*Continued on next page...*

*Continued from previous page...*

Atom-1	Atom-2	Interatomic distance (Å)	Clash overlap (Å)
44:DU:76:CYS:HB3	44:DU:96:ILE:HD11	1.94	0.50
45:DV:108:PRO:HB3	45:DV:143:GLY:N	2.26	0.50
46:D3:12:ASN:HA	46:D3:14:ARG:HH21	1.76	0.50
47:DZ:89:GLU:HA	47:DZ:93:GLU:HG3	1.93	0.50
54:D8:33:ASN:C	54:D8:34:TRP:HD1	2.15	0.50
1:AA:352:C:O2'	1:AA:354:G:OP1	2.25	0.50
1:AA:464:G:C6	1:AA:466:C:H5'	2.47	0.50
1:AA:1028(A):C:N4	1:AA:1028(B):C:H41	2.09	0.50
1:AA:1032(B):G:C6	1:AA:1033:G:C6	2.99	0.50
1:AA:1160:G:O6	1:AA:1181:G:C6	2.64	0.50
2:AE:100:GLY:O	2:AE:104:ASN:N	2.42	0.50
4:AG:12:CYS:HA	4:AG:19:LEU:CD2	2.41	0.50
8:AK:16:ALA:HB2	8:AK:24:THR:HG21	1.92	0.50
22:AB:24:C:H6	22:AB:24:C:H3'	1.76	0.50
23:AD:60:A:H2'	23:AD:61:U:H5'	1.93	0.50
23:AD:67:C:N3	23:AD:68:C:C4	2.79	0.50
25:BA:155:C:N4	25:BA:171:G:H1	2.09	0.50
25:BA:236:C:H2'	25:BA:237:C:H6	1.76	0.50
25:BA:302:C:H2'	25:BA:303:U:H6	1.75	0.50
25:BA:826:U:H2'	25:BA:828:U:O4'	2.12	0.50
25:BA:974(A):C:H4'	25:BA:975:G:O5'	2.12	0.50
25:BA:1300:U:H4'	25:BA:1301:A:H5'	1.92	0.50
25:BA:1472:A:H2'	25:BA:1473:G:O4'	2.12	0.50
25:BA:1509:C:N4	25:BA:1511:A:N6	2.58	0.50
25:BA:2188:C:H2'	25:BA:2189:U:O4'	2.12	0.50
25:BA:2206:C:H2'	25:BA:2207:C:H6	1.76	0.50
27:BD:77:ALA:HB2	27:BD:97:TYR:HA	1.94	0.50
31:BH:4:ILE:HG21	31:BH:6:ARG:CZ	2.40	0.50
36:BP:78:PRO:C	36:BP:79:LEU:HD12	2.31	0.50
39:BR:56:GLY:O	39:BR:59:THR:CG2	2.56	0.50
54:B8:29:LYS:CD	54:B8:29:LYS:O	2.59	0.50
54:B8:39:LYS:O	54:B8:43:GLN:HG3	2.12	0.50
54:B8:52:LYS:H	54:B8:53:PRO:HD2	1.74	0.50
1:CA:57:G:C6	1:CA:58:C:N4	2.80	0.50
1:CA:309:G:O2'	1:CA:607:A:N1	2.44	0.50
1:CA:340:U:H3	1:CA:349:A:H61	1.59	0.50
1:CA:672:U:H2'	1:CA:672:U:O2	2.10	0.50
1:CA:953:G:H5'	1:CA:965:A:H61	1.77	0.50
1:CA:1166:G:C2	1:CA:1171:G:C6	2.99	0.50
1:CA:1227:A:OP1	19:CV:80:TYR:OH	2.23	0.50
1:CA:1238:A:N7	1:CA:1303:C:H1'	2.27	0.50

*Continued on next page...*



*Continued from previous page...*

Atom-1	Atom-2	Interatomic distance (Å)	Clash overlap (Å)
1:CA:1413:A:H2'	1:CA:1414:U:O4'	2.11	0.50
2:CE:5:ILE:CD1	2:CE:55:PHE:HB3	2.42	0.50
2:CE:121:LEU:HD23	2:CE:121:LEU:O	2.12	0.50
3:CF:64:VAL:CG2	3:CF:66:VAL:HG23	2.41	0.50
4:CG:120:LEU:HD22	4:CG:158:ILE:HD11	1.93	0.50
6:CI:76:ALA:HB1	6:CI:80:ARG:HH21	1.76	0.50
7:CJ:97:GLN:NE2	7:CJ:101:LEU:HD11	2.25	0.50
9:CL:4:TYR:HA	9:CL:88:TYR:CE1	2.47	0.50
10:CM:99:LYS:HD3	10:CM:100:THR:H	1.77	0.50
13:CP:10:PRO:HB2	13:CP:18:ALA:HB1	1.94	0.50
25:DA:57:C:H2'	25:DA:58:G:O4'	2.11	0.50
25:DA:483:A:H4'	44:DU:49:VAL:HA	1.92	0.50
25:DA:654(B):C:C2	25:DA:654(T):A:H2	2.29	0.50
25:DA:864:G:O6	25:DA:865:C:N4	2.43	0.50
25:DA:947:G:H2'	25:DA:948:G:C8	2.47	0.50
25:DA:997:G:OP1	40:D1:93:LYS:HD2	2.12	0.50
25:DA:2211:G:H4'	25:DA:2212:A:OP2	2.11	0.50
25:DA:2748:A:C2	25:DA:2749:A:C4	2.99	0.50
25:DA:2833:G:H8	25:DA:2833:G:OP1	1.95	0.50
26:DB:109:G:C6	26:DB:110:G:C5	2.99	0.50
28:DE:8:LYS:HE3	28:DE:188:VAL:O	2.12	0.50
28:DE:8:LYS:HB3	28:DE:192:ASN:HA	1.92	0.50
28:DE:51:PHE:O	28:DE:74:PRO:HB2	2.10	0.50
29:DF:3:GLU:O	29:DF:19:GLU:HB3	2.11	0.50
29:DF:83:PHE:O	29:DF:84:VAL:O	2.30	0.50
30:DG:25:TYR:HB3	30:DG:30:GLU:HB2	1.94	0.50
30:DG:32:PRO:HB2	30:DG:172:LEU:HD22	1.94	0.50
31:DH:74:ASN:ND2	31:DH:138:LYS:HG2	2.26	0.50
35:DO:65:ARG:O	35:DO:66:GLY:O	2.30	0.50
36:DP:138:ASP:OD2	36:DP:138:ASP:O	2.29	0.50
41:D2:47:VAL:HG22	41:D2:47:VAL:O	2.11	0.50
45:DV:10:ARG:HH21	45:DV:26:GLY:H	1.60	0.50
1:AA:219:C:H2'	1:AA:220:G:O4'	2.10	0.50
1:AA:439:A:H2'	1:AA:440:A:O5'	2.12	0.50
1:AA:1412:C:H2'	1:AA:1413:A:H8	1.73	0.50
2:AE:221:LEU:HD13	2:AE:221:LEU:O	2.11	0.50
4:AG:5:ILE:CG2	4:AG:6:GLY:N	2.69	0.50
7:AJ:38:LEU:HD12	7:AJ:38:LEU:O	2.12	0.50
11:AN:41:THR:HG21	11:AN:71:LYS:CB	2.41	0.50
15:AR:8:LYS:O	15:AR:12:ILE:HG13	2.11	0.50
19:AV:68:GLY:HA2	50:B4:59:PHE:CE1	2.46	0.50

*Continued on next page...*

*Continued from previous page...*

Atom-1	Atom-2	Interatomic distance (Å)	Clash overlap (Å)
25:BA:207:A:H2'	25:BA:208:C:O4'	2.10	0.50
25:BA:259:G:HO2'	25:BA:621:A:HO2'	1.38	0.50
25:BA:572:A:H3'	25:BA:573:G:O4'	2.12	0.50
25:BA:754:C:H2'	25:BA:755:C:C6	2.47	0.50
25:BA:998:C:C2'	25:BA:999:U:O5'	2.60	0.50
25:BA:1205:U:H4'	25:BA:1206:G:OP2	2.12	0.50
25:BA:1691:C:H2'	25:BA:1692:U:H5'	1.93	0.50
25:BA:2173:A:H2'	25:BA:2174:C:O4'	2.12	0.50
25:BA:2301:C:H6	25:BA:2301:C:H3'	1.76	0.50
25:BA:2371:G:C1'	52:B6:45:LYS:HG3	2.39	0.50
28:BE:51:PHE:O	28:BE:52:LEU:O	2.30	0.50
28:BE:80:GLU:C	28:BE:82:ARG:N	2.63	0.50
30:BG:63:ILE:HD12	30:BG:141:PHE:CD2	2.47	0.50
34:BN:75:SER:HB2	39:BR:75:ILE:O	2.12	0.50
34:BN:98:VAL:HG13	34:BN:117:LEU:HB3	1.92	0.50
38:BQ:30:ARG:O	38:BQ:30:ARG:HG3	2.11	0.50
39:BR:50:ILE:HD11	39:BR:102:ILE:HD13	1.92	0.50
40:B1:92:ARG:C	40:B1:94:ASN:N	2.64	0.50
42:BS:79:GLY:HA3	42:BS:100:THR:CG2	2.42	0.50
45:BV:111:VAL:HG11	45:BV:146:ILE:CB	2.40	0.50
1:CA:6:G:H4'	1:CA:298:A:H4'	1.93	0.50
1:CA:19:C:H5''	5:CH:86:ALA:CB	2.42	0.50
1:CA:145:G:H2'	1:CA:146:G:O5'	2.11	0.50
1:CA:457:C:H2'	1:CA:458:C:C6	2.46	0.50
1:CA:763:G:H2'	1:CA:764:C:H6	1.75	0.50
1:CA:945:G:H2'	1:CA:945:G:N3	2.26	0.50
2:CE:24:TRP:O	2:CE:24:TRP:HD1	1.95	0.50
3:CF:14:ILE:CG1	3:CF:15:THR:H	2.25	0.50
3:CF:21:ARG:HB3	3:CF:21:ARG:HH11	1.76	0.50
3:CF:188:LEU:HD22	3:CF:188:LEU:N	2.27	0.50
6:CI:25:ILE:HG21	6:CI:82:ARG:HD2	1.93	0.50
6:CI:61:LEU:HB3	6:CI:63:TYR:HE2	1.76	0.50
7:CJ:69:VAL:HG22	7:CJ:135:VAL:HG23	1.93	0.50
8:CK:82:HIS:CD2	8:CK:82:HIS:O	2.63	0.50
22:CB:41:G:H2'	22:CB:42:U:H6	1.77	0.50
25:DA:265:A:H1'	25:DA:266:G:O4'	2.12	0.50
25:DA:1464:C:HO2'	25:DA:1528:A:H8	0.72	0.50
25:DA:1879:C:H2'	25:DA:1880:C:O4'	2.12	0.50
25:DA:2156:G:C6	25:DA:2157:G:C2	3.00	0.50
25:DA:2401:U:C3'	25:DA:2402:C:H5''	2.42	0.50
25:DA:2462:U:H1'	25:DA:2491:U:O4	2.11	0.50

*Continued on next page...*

*Continued from previous page...*

Atom-1	Atom-2	Interatomic distance (Å)	Clash overlap (Å)
27:DD:10:THR:OG1	27:DD:13:ARG:HB2	2.11	0.50
27:DD:186:HIS:HD2	27:DD:188:GLU:N	2.05	0.50
28:DE:171:GLU:O	28:DE:184:VAL:HA	2.12	0.50
28:DE:204:ALA:O	28:DE:205:ALA:HB3	2.11	0.50
30:DG:61:ALA:HA	30:DG:64:THR:CG2	2.41	0.50
32:DK:84:GLY:O	32:DK:85:GLU:HB3	2.11	0.50
33:DM:38:HIS:ND1	33:DM:39:ARG:HG3	2.27	0.50
36:DP:25:ASP:OD1	36:DP:25:ASP:O	2.30	0.50
37:D0:28:LEU:HD11	37:D0:114:VAL:HG12	1.94	0.50
48:DW:47:ASN:ND2	48:DW:47:ASN:H	2.09	0.50
1:AA:1014:A:H4'	19:AV:14:HIS:CE1	2.47	0.50
1:AA:1059:C:O2'	10:AM:53:PRO:HD3	2.11	0.50
2:AE:96:ARG:H	2:AE:96:ARG:CD	2.07	0.50
5:AH:126:ARG:CG	5:AH:126:ARG:NH1	2.62	0.50
9:AL:114:TYR:N	9:AL:114:TYR:HD2	2.10	0.50
10:AM:53:PRO:HA	14:AQ:42:ILE:HD11	1.94	0.50
12:AO:77:LEU:HD21	12:AO:107:ALA:HA	1.93	0.50
17:AT:18:THR:HG21	17:AT:69:LYS:HD2	1.93	0.50
22:AB:54:G:N1	22:AB:55:G:O6	2.45	0.50
22:AB:86:C:H2'	22:AB:87:A:C4	2.47	0.50
23:AD:56:U:O4	23:AD:58:A:H5''	2.11	0.50
25:BA:270(R):G:H2'	25:BA:270(S):G:C8	2.47	0.50
25:BA:309:G:O2'	25:BA:329:G:C8	2.63	0.50
25:BA:354:G:O2'	25:BA:355:G:H5'	2.12	0.50
25:BA:1278:A:OP1	37:B0:36:THR:HG23	2.12	0.50
25:BA:1464:C:O2'	25:BA:1528:A:H8	1.94	0.50
25:BA:2310:A:H61	30:BG:79:ASN:ND2	2.08	0.50
28:BE:23:VAL:CG1	28:BE:173:VAL:HG21	2.32	0.50
28:BE:53:PRO:O	28:BE:54:GLN:O	2.30	0.50
29:BF:197:ASP:O	29:BF:198:ALA:CB	2.60	0.50
30:BG:57:ALA:HB2	30:BG:90:LEU:HD21	1.94	0.50
30:BG:82:LEU:HA	30:BG:86:MET:CE	2.42	0.50
42:BS:91:GLY:O	42:BS:92:ARG:O	2.30	0.50
48:BW:24:LEU:HD13	48:BW:60:LEU:HD11	1.92	0.50
51:B5:40:LYS:HG2	51:B5:47:PRO:CD	2.36	0.50
51:B5:42:PRO:CB	51:B5:43:HIS:HD2	2.24	0.50
54:B8:31:HIS:O	54:B8:32:LEU:O	2.30	0.50
1:CA:145:G:C2'	1:CA:146:G:O5'	2.60	0.50
1:CA:452:A:H2'	1:CA:453:A:H8	1.76	0.50
1:CA:668:G:O2'	15:CR:46:HIS:HB3	2.12	0.50
1:CA:860:A:H2'	1:CA:861:G:O4'	2.12	0.50

*Continued on next page...*

*Continued from previous page...*

Atom-1	Atom-2	Interatomic distance (Å)	Clash overlap (Å)
1:CA:879:C:C5	12:CO:6:THR:HG21	2.46	0.50
1:CA:980:C:H5''	1:CA:981:U:C5	2.47	0.50
1:CA:1026:G:C6	1:CA:1036:G:C2	2.99	0.50
1:CA:1105:A:H2'	1:CA:1106:G:H8	1.76	0.50
1:CA:1226:C:P	13:CP:91:ARG:HH22	2.35	0.50
7:CJ:71:PRO:HD3	7:CJ:103:TRP:CZ3	2.47	0.50
9:CL:73:GLN:O	9:CL:76:ALA:HB3	2.12	0.50
10:CM:57:LYS:O	10:CM:58:ASP:O	2.30	0.50
13:CP:7:VAL:CG2	30:DG:115:ARG:HB3	2.42	0.50
14:CQ:36:PHE:CD1	14:CQ:37:PHE:CD2	2.99	0.50
19:CV:49:ILE:HD12	19:CV:49:ILE:N	2.27	0.50
20:CW:49:ALA:HB2	20:CW:92:LEU:HD22	1.94	0.50
23:CC:44:A:O2'	23:CC:45:A:H5'	2.12	0.50
23:CD:59:A:C1'	23:CD:61:U:H5	2.19	0.50
25:DA:656:G:H2'	25:DA:657:U:O4'	2.12	0.50
25:DA:1039:G:H1	25:DA:1116:C:H42	1.60	0.50
25:DA:1509:C:O2	25:DA:1509:C:H2'	2.12	0.50
25:DA:2250:G:O2'	25:DA:2496:C:OP1	2.18	0.50
25:DA:2273:A:H2'	25:DA:2274:A:C8	2.47	0.50
25:DA:2392:A:N1	25:DA:2424:C:N3	2.60	0.50
26:DB:3:C:N3	26:DB:117:G:N2	2.45	0.50
26:DB:15:A:H2'	26:DB:16:G:OP1	2.11	0.50
28:DE:96:PHE:O	28:DE:175:VAL:HG11	2.12	0.50
29:DF:88:VAL:O	29:DF:89:VAL:O	2.30	0.50
29:DF:123:LEU:O	29:DF:125:LEU:N	2.45	0.50
29:DF:133:ASN:HB3	29:DF:135:LYS:H	1.77	0.50
29:DF:164:ARG:HH11	29:DF:177:ALA:HB2	1.77	0.50
31:DH:41:MET:HE2	31:DH:65:HIS:N	2.26	0.50
32:DK:79:ILE:HD12	32:DK:140:LEU:HD21	1.94	0.50
54:D8:22:VAL:O	54:D8:49:VAL:HA	2.12	0.50
1:AA:323:U:H2'	1:AA:324:G:O4'	2.12	0.50
1:AA:567:G:H2'	1:AA:568:G:O4'	2.11	0.50
1:AA:568:G:N3	1:AA:568:G:H2'	2.27	0.50
1:AA:1036:G:H3'	1:AA:1037:C:C5	2.46	0.50
1:AA:1206:G:C6	1:AA:1207:G:C5	3.00	0.50
1:AA:1318:A:C1'	19:AV:37:ARG:HH21	2.23	0.50
4:AG:162:LEU:HD11	4:AG:181:MET:HB3	1.94	0.50
11:AN:61:ALA:HB1	11:AN:94:ALA:HB2	1.93	0.50
25:BA:373:U:H1'	25:BA:423:A:C2	2.47	0.50
25:BA:1264:G:C5'	51:B5:11:THR:HG21	2.40	0.50
25:BA:2261:C:H1'	25:BA:2388:A:N3	2.27	0.50

*Continued on next page...*

*Continued from previous page...*

Atom-1	Atom-2	Interatomic distance (Å)	Clash overlap (Å)
26:BB:94:C:H2'	26:BB:95:U:H6	1.76	0.50
27:BD:75:ILE:HD13	27:BD:99:ASP:OD1	2.10	0.50
28:BE:167:VAL:HG21	28:BE:187:ALA:HB1	1.93	0.50
29:BF:104:LYS:O	29:BF:108:LYS:HB2	2.12	0.50
30:BG:15:VAL:HG22	30:BG:175:LEU:CB	2.41	0.50
30:BG:73:ALA:HB3	30:BG:83:ARG:O	2.12	0.50
32:BK:100:ALA:O	32:BK:102:SER:N	2.44	0.50
33:BM:57:ALA:O	33:BM:58:ASP:CB	2.60	0.50
35:BO:90:ARG:O	35:BO:90:ARG:HG2	2.12	0.50
36:BP:20:ALA:HB1	36:BP:99:PRO:HB2	1.94	0.50
37:B0:60:LEU:HD23	37:B0:61:HIS:N	2.27	0.50
38:BQ:25:ARG:NH1	38:BQ:42:ASP:OD2	2.35	0.50
38:BQ:26:LEU:HD22	38:BQ:87:PHE:HD1	1.77	0.50
49:BX:28:LEU:HD23	49:BX:33:GLN:HG2	1.92	0.50
50:B4:37:SER:HB3	50:B4:42:PHE:HD1	1.73	0.50
1:CA:77:C:C3'	1:CA:78:G:H5''	2.42	0.50
1:CA:937:A:C5	1:CA:938:A:N7	2.80	0.50
1:CA:1107:C:H2'	1:CA:1107:C:O2	2.11	0.50
1:CA:1128:C:H4'	9:CL:16:ARG:HH22	1.77	0.50
1:CA:1238:A:H62	1:CA:1301:U:H3	1.59	0.50
1:CA:1323:G:H4'	1:CA:1362(A):C:N3	2.26	0.50
7:CJ:23:VAL:HG13	7:CJ:43:PHE:HE2	1.76	0.50
8:CK:20:TYR:HD1	8:CK:65:TYR:CE2	2.30	0.50
8:CK:20:TYR:HA	8:CK:65:TYR:CE2	2.46	0.50
9:CL:125:TYR:HD2	9:CL:125:TYR:C	2.15	0.50
13:CP:25:ILE:O	13:CP:29:ARG:HB2	2.12	0.50
18:CU:22:VAL:CG2	18:CU:23:LYS:H	2.25	0.50
22:CB:85:C:N4	25:DA:2508:G:H5'	2.27	0.50
25:DA:276:A:H2'	25:DA:277:C:H6	1.77	0.50
25:DA:1408:C:C2	25:DA:1595:G:N2	2.80	0.50
25:DA:1915:U:H2'	25:DA:1916:A:O5'	2.12	0.50
25:DA:2298:A:N6	25:DA:2318:G:C8	2.80	0.50
25:DA:2572:A:OP1	28:DE:144:ARG:HB2	2.11	0.50
26:DB:15:A:C2'	26:DB:16:G:OP1	2.60	0.50
26:DB:55:U:C2'	26:DB:56:G:H5'	2.41	0.50
28:DE:5:LEU:HD22	28:DE:79:ARG:HG2	1.93	0.50
37:D0:51:LEU:HD13	37:D0:70:LEU:HD21	1.94	0.50
40:D1:48:ALA:O	40:D1:52:ARG:HG3	2.11	0.50
45:DV:158:PRO:CB	45:DV:159:PRO:HD2	2.42	0.50
1:AA:115:G:H4'	1:AA:116:A:O5'	2.12	0.50
1:AA:652:U:H1'	1:AA:653:A:C2	2.47	0.50

*Continued on next page...*

*Continued from previous page...*

Atom-1	Atom-2	Interatomic distance (Å)	Clash overlap (Å)
1:AA:946:A:H2'	1:AA:947:G:C8	2.47	0.50
1:AA:1133:G:C4	1:AA:1134:G:C8	3.00	0.50
1:AA:1182:G:C4'	1:AA:1183:A:H5'	2.26	0.50
5:AH:11:ILE:CD1	5:AH:31:LEU:HB3	2.41	0.50
25:BA:835:A:H2'	25:BA:836:G:O5'	2.12	0.50
25:BA:852:G:H2'	25:BA:853:G:C8	2.46	0.50
25:BA:879:G:H8	25:BA:879:G:OP2	1.95	0.50
25:BA:1312:U:H4'	25:BA:1313:U:O5'	2.12	0.50
25:BA:1486:A:H2'	25:BA:1487:G:C8	2.44	0.50
25:BA:2298:A:H2'	25:BA:2299:G:O4'	2.12	0.50
25:BA:2469:A:H62	25:BA:2481:G:N2	2.10	0.50
25:BA:2476:A:N3	25:BA:2476:A:H2'	2.26	0.50
25:BA:2646:C:OP2	25:BA:2732:G:O2'	2.24	0.50
27:BD:35:LYS:N	27:BD:64:ILE:CG2	2.75	0.50
28:BE:61:ARG:H	28:BE:62:PRO:HD2	1.77	0.50
29:BF:101:LEU:O	29:BF:106:ARG:NH1	2.38	0.50
31:BH:170:ARG:O	31:BH:171:LEU:HB2	2.12	0.50
32:BK:25:TYR:CE2	32:BK:29:TYR:CD2	3.00	0.50
1:CA:745:C:H2'	1:CA:746:A:C8	2.46	0.50
1:CA:951:G:OP2	13:CP:102:ARG:NH2	2.44	0.50
3:CF:59:ARG:HG3	3:CF:64:VAL:HA	1.93	0.50
7:CJ:152:ALA:O	7:CJ:155:ARG:HB3	2.11	0.50
13:CP:27:LYS:HE3	13:CP:31:LYS:HE3	1.94	0.50
23:CC:43:G:H2'	23:CC:44:A:C8	2.42	0.50
23:CD:38:A:H2'	23:CD:39:A:O4'	2.11	0.50
25:DA:39:C:O2	29:DF:46:ARG:NH2	2.44	0.50
25:DA:811:U:C4	35:DO:21:ARG:NH2	2.80	0.50
25:DA:1071:G:OP2	25:DA:1097:U:H5'	2.11	0.50
25:DA:1240:U:O2'	25:DA:1241:A:H5'	2.12	0.50
25:DA:1257:C:O2'	29:DF:83:PHE:O	2.29	0.50
25:DA:1889:A:O2'	25:DA:2087:G:H5'	2.12	0.50
25:DA:1915:U:C2'	25:DA:1916:A:O5'	2.60	0.50
25:DA:1955:U:O3'	25:DA:1956:U:H6	1.95	0.50
25:DA:2133:G:H1'	25:DA:2158:A:N6	2.27	0.50
25:DA:2168:G:N2	25:DA:2169:A:H3'	2.26	0.50
27:DD:61:LEU:O	27:DD:63:ARG:NH1	2.43	0.50
31:DH:26:VAL:HB	31:DH:75:ALA:HB1	1.93	0.50
34:DN:68:GLU:OE2	34:DN:78:ARG:NH1	2.45	0.50
38:DQ:87:PHE:O	38:DQ:88:ASP:O	2.30	0.50
39:DR:54:ARG:HA	39:DR:59:THR:HB	1.93	0.50
53:D7:8:ASN:ND2	53:D7:11:LYS:HB2	2.26	0.50

*Continued on next page...*

*Continued from previous page...*

Atom-1	Atom-2	Interatomic distance (Å)	Clash overlap (Å)
1:AA:84:U:O2	1:AA:84:U:H2'	2.12	0.49
1:AA:404:U:H2'	1:AA:405:U:C6	2.47	0.49
1:AA:939:G:H2'	1:AA:940:C:C6	2.47	0.49
1:AA:1028(A):C:H2'	1:AA:1028(B):C:C6	2.47	0.49
1:AA:1053:G:C5	1:AA:1199:U:C6	3.00	0.49
1:AA:1177:G:C8	1:AA:1178:G:N1	2.80	0.49
1:AA:1301:U:C4	1:AA:1303:C:H1'	2.47	0.49
4:AG:30:LYS:C	4:AG:32:ALA:H	2.12	0.49
9:AL:99:LEU:HB3	9:AL:101:PHE:CD1	2.46	0.49
9:AL:114:TYR:N	9:AL:114:TYR:CD2	2.78	0.49
10:AM:61:GLU:OE2	14:AQ:45:ARG:HD2	2.12	0.49
10:AM:96:ILE:HD13	10:AM:96:ILE:N	2.27	0.49
15:AR:17:ARG:HG3	15:AR:17:ARG:NH1	2.26	0.49
20:AW:65:LYS:HG3	20:AW:68:LYS:HE2	1.92	0.49
25:BA:1011:G:H3'	25:BA:1012:U:H5''	1.92	0.49
25:BA:1170:G:N2	25:BA:1180:C:C2	2.80	0.49
25:BA:1412:A:H2'	25:BA:1413:G:H8	1.77	0.49
25:BA:2602:A:H4'	25:BA:2603:G:O5'	2.12	0.49
25:BA:2855:C:H2'	25:BA:2856:C:H6	1.77	0.49
27:BD:270:ILE:HG22	27:BD:271:ILE:H	1.76	0.49
27:BD:270:ILE:C	27:BD:271:ILE:HG12	2.25	0.49
30:BG:77:ILE:O	30:BG:78:SER:O	2.30	0.49
31:BH:83:TYR:CB	31:BH:135:GLY:H	2.13	0.49
42:BS:14:PRO:HB2	42:BS:18:ARG:HH21	1.77	0.49
1:CA:411:A:C5	1:CA:413:G:H1'	2.47	0.49
1:CA:468:A:H2'	1:CA:474:G:C5'	2.42	0.49
1:CA:606:G:N2	1:CA:631:G:H2'	2.26	0.49
3:CF:8:ILE:HG23	3:CF:16:ARG:HG2	1.93	0.49
5:CH:93:PRO:HG2	8:CK:105:ARG:CZ	2.42	0.49
5:CH:107:ARG:CG	5:CH:108:ALA:N	2.74	0.49
7:CJ:62:PHE:HA	7:CJ:124:LEU:HD22	1.94	0.49
8:CK:109:ILE:HG12	8:CK:110:ALA:N	2.27	0.49
12:CO:50:SER:O	12:CO:51:ALA:HB2	2.10	0.49
19:CV:22:LEU:O	19:CV:22:LEU:HD12	2.12	0.49
25:DA:2:G:O2'	25:DA:3:U:H5'	2.11	0.49
25:DA:654(I):C:H42	25:DA:654(M):C:H42	1.60	0.49
25:DA:943:U:OP2	35:DO:36:LYS:CG	2.59	0.49
25:DA:1342:A:N6	25:DA:1397:U:C5	2.80	0.49
25:DA:1499:C:H2'	25:DA:1500:G:C8	2.46	0.49
25:DA:1657:C:H2'	25:DA:1658:C:C6	2.47	0.49
25:DA:2054:A:H5''	25:DA:2055:C:O5'	2.12	0.49

*Continued on next page...*

*Continued from previous page...*

Atom-1	Atom-2	Interatomic distance (Å)	Clash overlap (Å)
25:DA:2189:U:H2'	25:DA:2190:G:H5'	1.93	0.49
25:DA:2318:G:N1	38:DQ:2:ALA:HA	2.18	0.49
25:DA:2872:G:C6	25:DA:2873:A:N1	2.79	0.49
26:DB:44:G:C5'	26:DB:45:A:OP1	2.60	0.49
28:DE:30:PRO:HD3	28:DE:180:ASN:ND2	2.27	0.49
28:DE:64:LYS:HG2	28:DE:65:GLY:H	1.77	0.49
29:DF:83:PHE:C	29:DF:84:VAL:HG12	2.33	0.49
35:DO:38:GLN:O	35:DO:41:ARG:HB2	2.12	0.49
39:DR:16:ARG:H	39:DR:79:HIS:CD2	2.30	0.49
41:D2:82:ARG:O	41:D2:83:ARG:O	2.30	0.49
43:DT:43:VAL:HG22	43:DT:51:VAL:CG2	2.42	0.49
45:DV:5:LEU:HG	45:DV:47:VAL:HG21	1.94	0.49
45:DV:121:HIS:HB3	45:DV:123:ASP:O	2.12	0.49
50:D4:48:ARG:HH12	50:D4:51:ASP:HA	1.77	0.49
52:D6:47:THR:O	52:D6:48:VAL:O	2.30	0.49
1:AA:182:U:O2	1:AA:182:U:H2'	2.12	0.49
1:AA:1194:U:H2'	1:AA:1195:C:H6	1.76	0.49
2:AE:61:LEU:HD23	2:AE:68:ILE:CD1	2.41	0.49
8:AK:49:GLU:HG2	8:AK:62:TYR:HE2	1.77	0.49
8:AK:88:LYS:CB	8:AK:89:PRO:HD2	2.42	0.49
12:AO:28:LYS:CD	12:AO:28:LYS:O	2.60	0.49
13:AP:57:ARG:HB2	13:AP:57:ARG:NH1	2.27	0.49
25:BA:863:A:H2'	25:BA:864:G:H8	1.77	0.49
25:BA:1118:C:H2'	25:BA:1119:C:H6	1.76	0.49
25:BA:1141:U:OP2	33:BM:63:THR:HG23	2.12	0.49
25:BA:1270:C:H5''	25:BA:1271:G:O5'	2.12	0.49
25:BA:1405:U:H2'	25:BA:1406:U:H6	1.76	0.49
25:BA:1434:A:N6	25:BA:1558:A:H62	2.06	0.49
32:BK:85:GLU:HA	32:BK:85:GLU:OE2	2.10	0.49
34:BN:7:TYR:CE1	34:BN:20:MET:HG3	2.46	0.49
39:BR:50:ILE:CD1	39:BR:102:ILE:HD11	2.42	0.49
45:BV:35:ARG:HB3	45:BV:35:ARG:NH1	2.27	0.49
45:BV:151:HIS:HD2	45:BV:168:GLU:CG	2.25	0.49
51:B5:40:LYS:HZ3	51:B5:46:CYS:C	2.15	0.49
1:CA:474:G:OP1	16:CS:81:ARG:HB3	2.12	0.49
1:CA:509:A:N3	1:CA:543:C:O2'	2.41	0.49
1:CA:947:G:H2'	1:CA:948:C:C6	2.47	0.49
1:CA:1248:A:H2'	9:CL:70:LYS:NZ	2.27	0.49
2:CE:118:LEU:HD13	2:CE:142:LEU:HB2	1.93	0.49
3:CF:141:VAL:HG12	3:CF:141:VAL:O	2.12	0.49
8:CK:14:ARG:O	8:CK:18:ARG:HD3	2.12	0.49

*Continued on next page...*



*Continued from previous page...*

Atom-1	Atom-2	Interatomic distance (Å)	Clash overlap (Å)
8:CK:30:ARG:O	8:CK:34:GLU:HG2	2.10	0.49
19:CV:23:ASN:HA	19:CV:27:GLU:CD	2.32	0.49
23:CD:42:C:H2'	23:CD:43:G:C8	2.42	0.49
25:DA:729:G:O5'	27:DD:208:LYS:NZ	2.45	0.49
25:DA:764:A:O4'	27:DD:213:ARG:HG3	2.12	0.49
25:DA:960:A:C8	25:DA:962:G:C8	3.00	0.49
25:DA:1056:G:H4'	25:DA:1086:A:H1'	1.94	0.49
25:DA:1093:G:H5'	31:DH:170:ARG:HH12	1.77	0.49
25:DA:1265:A:O4'	25:DA:1267:U:C6	2.65	0.49
25:DA:1763:G:OP1	25:DA:1763:G:H4'	2.11	0.49
25:DA:2134:A:C2	25:DA:2159:G:H1'	2.47	0.49
25:DA:2748:A:H2'	25:DA:2748:A:N3	2.27	0.49
27:DD:77:ALA:HB2	27:DD:97:TYR:CD2	2.47	0.49
29:DF:86:GLY:O	29:DF:87:GLY:O	2.30	0.49
29:DF:90:PHE:O	29:DF:91:GLY:O	2.30	0.49
30:DG:98:ARG:O	30:DG:101:ILE:HG13	2.13	0.49
40:D1:70:ARG:HH11	40:D1:70:ARG:HG2	1.78	0.49
40:D1:71:GLN:HA	40:D1:71:GLN:NE2	2.26	0.49
52:D6:10:LEU:O	52:D6:11:LEU:HD13	2.12	0.49
53:D7:19:ARG:HG2	53:D7:19:ARG:NH1	2.26	0.49
1:AA:1226:C:H4'	19:AV:80:TYR:OH	2.13	0.49
6:AI:19:LEU:HD21	6:AI:59:TYR:CE2	2.47	0.49
8:AK:87:SER:CB	8:AK:93:VAL:HB	2.41	0.49
11:AN:29:ILE:HD12	11:AN:44:SER:HB3	1.94	0.49
19:AV:11:VAL:HG23	19:AV:38:SER:HB2	1.94	0.49
22:AB:15:A:N1	22:AB:21:A:N6	2.60	0.49
25:BA:493:G:H2'	25:BA:494:G:O4'	2.12	0.49
25:BA:639:U:O2'	25:BA:640:C:H5'	2.11	0.49
25:BA:783:A:C8	25:BA:783:A:H3'	2.46	0.49
25:BA:1077:A:N1	25:BA:1088:A:N6	2.59	0.49
25:BA:1169:G:N2	25:BA:1181:C:O2	2.45	0.49
25:BA:1177:A:H5'	25:BA:1178:C:C6	2.47	0.49
25:BA:1278:A:O3'	37:B0:34:ILE:HD12	2.13	0.49
25:BA:2666:C:H5''	25:BA:2667:C:OP2	2.12	0.49
27:BD:27:THR:HG22	27:BD:28:GLU:H	1.78	0.49
28:BE:167:VAL:HG21	28:BE:187:ALA:CB	2.42	0.49
31:BH:105:LEU:HD23	31:BH:105:LEU:H	1.76	0.49
32:BK:131:LYS:HB3	32:BK:132:PRO:CA	2.42	0.49
33:BM:131:GLN:HE21	33:BM:132:ALA:H	1.58	0.49
34:BN:113:LYS:HE2	34:BN:117:LEU:HD11	1.94	0.49
44:BU:52:SER:HB2	44:BU:53:PRO:HD3	1.94	0.49

*Continued on next page...*

*Continued from previous page...*

Atom-1	Atom-2	Interatomic distance (Å)	Clash overlap (Å)
54:B8:58:ILE:HA	54:B8:61:LEU:CD1	2.42	0.49
1:CA:779:C:C2'	1:CA:780:A:H5'	2.43	0.49
1:CA:1004:A:P	1:CA:1025:U:O4	2.70	0.49
1:CA:1239:A:H62	1:CA:1299:A:H62	1.60	0.49
3:CF:180:ALA:HA	3:CF:206:GLU:HB3	1.92	0.49
9:CL:46:ALA:HA	9:CL:78:LYS:NZ	2.27	0.49
10:CM:75:ILE:HG13	10:CM:76:ASN:H	1.76	0.49
12:CO:26:ALA:HA	12:CO:98:TYR:CE2	2.44	0.49
12:CO:98:TYR:CD1	12:CO:98:TYR:N	2.80	0.49
13:CP:81:LEU:HD13	13:CP:88:ARG:HG2	1.92	0.49
16:CS:8:ARG:O	16:CS:9:PHE:CD2	2.65	0.49
19:CV:30:LEU:HD12	19:CV:31:ILE:N	2.27	0.49
20:CW:10:LEU:C	20:CW:10:LEU:CD2	2.81	0.49
23:CC:66:C:H2'	23:CC:67:C:O4'	2.12	0.49
23:CD:64:G:C2	23:CD:65:G:C6	3.00	0.49
23:CD:71:G:H2'	23:CD:72:C:H5'	1.94	0.49
25:DA:278:A:H4'	25:DA:279:C:OP1	2.12	0.49
25:DA:298:G:H5''	25:DA:299:A:OP1	2.11	0.49
25:DA:444:C:H4'	29:DF:49:ALA:HB2	1.93	0.49
25:DA:593:G:H1'	54:D8:4:MET:HE1	1.94	0.49
25:DA:602:G:O2'	25:DA:655:A:N6	2.45	0.49
25:DA:1405:U:H2'	25:DA:1406:U:H6	1.70	0.49
25:DA:1472:A:H2'	25:DA:1473:G:C5'	2.42	0.49
25:DA:1827:C:H2'	25:DA:1828:G:H5'	1.94	0.49
25:DA:2319:G:H4'	25:DA:2320:A:O4'	2.13	0.49
25:DA:2331:G:H4'	46:D3:43:THR:N	2.27	0.49
25:DA:2648:C:H2'	25:DA:2649:U:C6	2.46	0.49
25:DA:2746:U:H4'	31:DH:138:LYS:HG3	1.94	0.49
29:DF:3:GLU:O	29:DF:3:GLU:HG2	2.12	0.49
29:DF:25:PRO:HG2	29:DF:26:ALA:N	2.27	0.49
30:DG:64:THR:HG23	30:DG:65:GLY:N	2.26	0.49
30:DG:101:ILE:HB	30:DG:105:LYS:HZ3	1.76	0.49
30:DG:117:PHE:HD1	30:DG:117:PHE:C	2.14	0.49
36:DP:63:LYS:O	36:DP:63:LYS:CG	2.58	0.49
37:D0:38:VAL:HG22	37:D0:112:ALA:HB2	1.95	0.49
38:DQ:24:LEU:HD22	38:DQ:24:LEU:N	2.13	0.49
38:DQ:48:LEU:O	38:DQ:49:VAL:HG23	2.13	0.49
41:D2:38:LEU:HD12	41:D2:57:VAL:HG12	1.94	0.49
41:D2:58:VAL:HB	41:D2:98:GLU:HB2	1.94	0.49
41:D2:75:PHE:CE2	41:D2:81:TYR:CD1	3.00	0.49
46:D3:50:ASN:ND2	46:D3:81:VAL:O	2.46	0.49

*Continued on next page...*

*Continued from previous page...*

Atom-1	Atom-2	Interatomic distance (Å)	Clash overlap (Å)
1:AA:958:A:C6	1:AA:959:A:C6	3.01	0.49
1:AA:1023:G:C6	1:AA:1024:G:C5	3.00	0.49
1:AA:1103:C:H2'	1:AA:1104:G:O4'	2.13	0.49
1:AA:1330:U:H4'	13:AP:23:TYR:HE2	1.77	0.49
1:AA:1418:A:C2	1:AA:1483:A:C2	3.00	0.49
1:AA:1446:A:OP1	1:AA:1446:A:C4'	2.47	0.49
1:AA:1455:G:OP1	20:AW:35:THR:OG1	2.24	0.49
3:AF:14:ILE:HG13	3:AF:15:THR:N	2.26	0.49
3:AF:90:GLU:HA	3:AF:93:LYS:HB2	1.94	0.49
8:AK:138:TRP:OXT	8:AK:138:TRP:HE3	1.94	0.49
9:AL:26:VAL:HG13	9:AL:61:ALA:HB3	1.93	0.49
12:AO:42:THR:HA	12:AO:53:ARG:O	2.12	0.49
12:AO:46:LYS:CG	12:AO:47:LYS:N	2.75	0.49
20:AW:10:LEU:HD23	20:AW:12:ALA:CA	2.42	0.49
23:AD:29:C:H2'	23:AD:30:G:C8	2.47	0.49
25:BA:1558:A:OP2	25:BA:1558:A:H3'	2.12	0.49
25:BA:2170:A:H5''	25:BA:2171:A:OP2	2.12	0.49
25:BA:2465:C:O2'	25:BA:2466:C:H5'	2.12	0.49
25:BA:2506:U:H2'	25:BA:2506:U:O2	2.11	0.49
25:BA:2864:G:C2'	25:BA:2865:U:H5'	2.43	0.49
28:BE:35:GLN:CG	28:BE:36:ARG:N	2.69	0.49
30:BG:104:GLU:CG	50:B4:23:GLU:HG3	2.42	0.49
33:BM:62:VAL:HG22	33:BM:63:THR:N	2.26	0.49
35:BO:39:LYS:HB2	35:BO:45:LEU:CD2	2.42	0.49
38:BQ:63:THR:HA	38:BQ:97:ARG:HB3	1.93	0.49
39:BR:42:ILE:H	39:BR:42:ILE:HD12	1.77	0.49
43:BT:83:VAL:HG13	43:BT:87:GLN:HB3	1.95	0.49
48:BW:58:ALA:O	48:BW:62:THR:CG2	2.60	0.49
52:B6:45:LYS:O	52:B6:46:HIS:O	2.30	0.49
1:CA:1226:C:H4'	19:CV:80:TYR:CZ	2.46	0.49
8:CK:99:GLU:C	8:CK:100:ILE:HG13	2.33	0.49
10:CM:54:PHE:CE1	10:CM:55:LYS:HE3	2.47	0.49
13:CP:65:LYS:HE3	50:D4:52:THR:OG1	2.13	0.49
13:CP:70:LEU:O	13:CP:74:VAL:HG23	2.13	0.49
23:CC:51:U:H2'	23:CC:52:C:C6	2.48	0.49
23:CD:32:G:C6	23:CD:33:C:C2	3.01	0.49
25:DA:171:G:H2'	25:DA:172:C:H6	1.75	0.49
25:DA:276:A:H2'	25:DA:277:C:C6	2.48	0.49
25:DA:901:A:H2'	25:DA:901:A:N3	2.26	0.49
25:DA:1006:C:O2'	33:DM:106:MET:O	2.29	0.49
25:DA:1057:A:OP2	25:DA:1089:G:N2	2.45	0.49

*Continued on next page...*

*Continued from previous page...*

Atom-1	Atom-2	Interatomic distance (Å)	Clash overlap (Å)
25:DA:1085:A:H1'	25:DA:1086:A:O5'	2.12	0.49
25:DA:1177:A:H5'	25:DA:1178:C:OP1	2.12	0.49
25:DA:1392:A:C6	25:DA:1393:A:C6	3.01	0.49
25:DA:1956:U:C2'	25:DA:1957:C:H5'	2.43	0.49
26:DB:83:G:H1	26:DB:93:C:N4	2.04	0.49
28:DE:36:ARG:HH21	28:DE:88:GLY:CA	2.21	0.49
34:DN:85:VAL:HG11	34:DN:114:ILE:HD13	1.95	0.49
38:DQ:3:ARG:CG	38:DQ:4:LEU:N	2.76	0.49
38:DQ:67:ARG:CZ	38:DQ:67:ARG:HB2	2.42	0.49
45:DV:28:MET:CG	45:DV:37:VAL:HG11	2.40	0.49
50:D4:43:TYR:O	50:D4:43:TYR:CG	2.66	0.49
1:AA:266:G:H5''	1:AA:268:C:H41	1.75	0.49
1:AA:914:A:C4	1:AA:915:A:C8	3.00	0.49
1:AA:1028(A):C:C4	1:AA:1028(B):C:N4	2.79	0.49
1:AA:1223:C:P	1:AA:1224:G:H2'	2.53	0.49
1:AA:1278:U:H6	1:AA:1278:U:H3'	1.77	0.49
2:AE:52:GLU:HG2	2:AE:56:ARG:HH21	1.77	0.49
8:AK:26:VAL:O	8:AK:26:VAL:CG2	2.60	0.49
12:AO:24:VAL:HG11	12:AO:27:LEU:HD11	1.95	0.49
13:AP:47:ASP:O	13:AP:48:LEU:HB3	2.13	0.49
14:AQ:29:ARG:HG2	14:AQ:40:CYS:HB3	1.93	0.49
25:BA:273(F):C:H3'	25:BA:274:G:C5'	2.38	0.49
25:BA:363(B):G:H2'	25:BA:363(C):G:C8	2.47	0.49
25:BA:754:C:O2'	25:BA:755:C:H5'	2.12	0.49
25:BA:1299:G:H5''	25:BA:1300:U:OP1	2.11	0.49
25:BA:1575:C:H2'	25:BA:1576:U:H6	1.78	0.49
25:BA:2119:A:C5	25:BA:2171:A:H2	2.30	0.49
25:BA:2512:C:H2'	25:BA:2513:G:O4'	2.12	0.49
25:BA:2584:U:H2'	25:BA:2585:U:H2'	1.95	0.49
25:BA:2629:A:N6	25:BA:2895:U:C2	2.81	0.49
31:BH:59:ARG:HG3	31:BH:59:ARG:NH1	2.10	0.49
32:BK:18:VAL:HG21	32:BK:44:LEU:HD11	1.95	0.49
34:BN:104:ARG:HH11	39:BR:36:GLU:CD	2.15	0.49
36:BP:59:ARG:HD3	36:BP:59:ARG:H	1.78	0.49
37:B0:87:TYR:HE1	37:B0:117:VAL:HG12	1.77	0.49
44:BU:49:VAL:CG1	44:BU:50:ARG:H	2.25	0.49
1:CA:273:A:N6	1:CA:274:A:C6	2.80	0.49
1:CA:972:C:C3'	10:CM:57:LYS:HG3	2.42	0.49
1:CA:1143:G:H2'	1:CA:1144:G:C8	2.48	0.49
2:CE:92:TYR:HD2	2:CE:92:TYR:O	1.95	0.49
2:CE:185:ILE:HG12	2:CE:185:ILE:O	2.13	0.49

*Continued on next page...*

*Continued from previous page...*

Atom-1	Atom-2	Interatomic distance (Å)	Clash overlap (Å)
4:CG:19:LEU:O	4:CG:21:LEU:HG	2.12	0.49
6:CI:22:GLU:O	6:CI:26:ILE:HG13	2.11	0.49
16:CS:48:TRP:HH2	16:CS:76:GLN:NE2	2.09	0.49
25:DA:613:U:O4'	25:DA:613:U:O2	2.30	0.49
25:DA:952:G:P	36:DP:16:ARG:HH12	2.35	0.49
25:DA:1268:A:C2	25:DA:2013:A:C4	3.00	0.49
25:DA:1826:G:H2'	25:DA:1827:C:O5'	2.12	0.49
25:DA:2273:A:O2'	25:DA:2274:A:H5'	2.13	0.49
25:DA:2335:A:O2'	25:DA:2336:A:P	2.70	0.49
28:DE:101:ARG:CZ	28:DE:171:GLU:HB2	2.41	0.49
32:DK:5:LEU:HD11	32:DK:19:VAL:CG1	2.42	0.49
35:DO:61:ARG:O	35:DO:62:LEU:O	2.30	0.49
38:DQ:38:GLN:HG3	38:DQ:47:THR:HG21	1.94	0.49
40:D1:25:TRP:C	40:D1:25:TRP:CD1	2.85	0.49
45:DV:8:TYR:HD1	45:DV:38:TYR:CE1	2.31	0.49
45:DV:18:LEU:HB3	45:DV:23:LYS:O	2.13	0.49
1:AA:171:A:C6	1:AA:172:A:C6	3.00	0.49
1:AA:195:A:C6	1:AA:196:A:N1	2.81	0.49
1:AA:585:G:O2'	1:AA:879:C:H5''	2.13	0.49
1:AA:1000:A:O2'	1:AA:1001:G:H5'	2.12	0.49
1:AA:1110:A:O5'	1:AA:1110:A:H8	1.96	0.49
2:AE:178:ARG:NH1	2:AE:196:LEU:O	2.42	0.49
3:AF:27:LYS:HA	3:AF:27:LYS:NZ	2.28	0.49
9:AL:5:TYR:CE2	9:AL:16:ARG:HG2	2.40	0.49
12:AO:28:LYS:O	12:AO:28:LYS:HD2	2.12	0.49
12:AO:59:ARG:HB2	12:AO:65:GLU:HG3	1.95	0.49
23:AD:67:C:C4	23:AD:68:C:N4	2.81	0.49
25:BA:24:G:C2'	25:BA:25:U:H5'	2.43	0.49
25:BA:154:G:H2'	25:BA:155:C:O4'	2.12	0.49
25:BA:531:C:OP1	25:BA:561:G:N1	2.45	0.49
25:BA:811:U:P	35:BO:21:ARG:O	2.70	0.49
25:BA:1026:U:C1'	25:BA:1027:A:O5'	2.41	0.49
25:BA:2055:C:H5'	25:BA:2056:G:O5'	2.13	0.49
25:BA:2262:U:H4'	25:BA:2328:A:C2	2.47	0.49
25:BA:2287:A:N6	25:BA:2344:U:N3	2.46	0.49
25:BA:2688:U:C5	25:BA:2720:U:OP2	2.60	0.49
25:BA:2870:C:H5''	37:B0:65:LEU:HD21	1.94	0.49
28:BE:38:THR:O	28:BE:42:ASP:OD2	2.30	0.49
28:BE:73:GLU:HG3	28:BE:74:PRO:HD2	1.94	0.49
29:BF:164:ARG:HG2	29:BF:175:THR:OG1	2.12	0.49
31:BH:169:VAL:C	31:BH:170:ARG:CG	2.81	0.49

*Continued on next page...*

*Continued from previous page...*

Atom-1	Atom-2	Interatomic distance (Å)	Clash overlap (Å)
33:BM:4:TYR:CD2	40:B1:100:VAL:HG11	2.48	0.49
34:BN:98:VAL:HG13	34:BN:117:LEU:CB	2.43	0.49
35:BO:57:THR:C	35:BO:59:LEU:N	2.61	0.49
35:BO:65:ARG:O	35:BO:66:GLY:O	2.30	0.49
35:BO:140:ALA:O	35:BO:141:ALA:HB3	2.12	0.49
40:B1:95:LEU:O	40:B1:98:LEU:HB3	2.11	0.49
45:BV:1:MET:CE	45:BV:135:GLU:HB3	2.43	0.49
45:BV:164:ALA:O	45:BV:165:VAL:CG2	2.56	0.49
51:B5:16:ARG:HG3	51:B5:17:ASP:N	2.28	0.49
51:B5:16:ARG:O	51:B5:20:ARG:HD2	2.12	0.49
51:B5:40:LYS:HE2	51:B5:47:PRO:HD2	1.95	0.49
1:CA:350:G:H5'	1:CA:351:G:OP2	2.12	0.49
1:CA:775:G:C2'	1:CA:776:G:H5'	2.43	0.49
2:CE:16:HIS:ND1	2:CE:16:HIS:N	2.60	0.49
4:CG:13:ARG:NH1	4:CG:36:ARG:O	2.46	0.49
8:CK:29:SER:HB2	8:CK:32:LYS:HD2	1.94	0.49
10:CM:47:PHE:CZ	14:CQ:37:PHE:CE2	3.01	0.49
12:CO:83:VAL:HG13	12:CO:84:LEU:N	2.27	0.49
14:CQ:43:CYS:O	14:CQ:46:GLU:N	2.45	0.49
15:CR:50:HIS:O	15:CR:53:HIS:HB3	2.13	0.49
25:DA:21:A:C2'	25:DA:22:C:H5'	2.42	0.49
25:DA:777:A:O2'	25:DA:778:G:H5'	2.12	0.49
25:DA:885:C:N3	25:DA:890:A:C5	2.81	0.49
25:DA:1142(A):A:C8	25:DA:1144:G:C5	3.01	0.49
25:DA:1418:G:H8	25:DA:1418:G:O5'	1.94	0.49
25:DA:1536:A:H3'	25:DA:1537:C:O4'	2.12	0.49
25:DA:2067:G:O2'	25:DA:2069:G:H5''	2.13	0.49
25:DA:2169:A:H2'	25:DA:2169:A:N3	2.28	0.49
25:DA:2746:U:O3'	31:DH:138:LYS:HG3	2.12	0.49
28:DE:48:GLN:NE2	28:DE:78:LEU:CD1	2.72	0.49
29:DF:155:LEU:HD22	29:DF:185:ASP:O	2.13	0.49
30:DG:21:ARG:HH11	30:DG:21:ARG:HG2	1.76	0.49
35:DO:35:HIS:O	35:DO:36:LYS:O	2.30	0.49
36:DP:18:LYS:O	36:DP:19:GLY:O	2.30	0.49
42:DS:41:LYS:HD2	51:D5:25:LEU:HD11	1.94	0.49
45:DV:10:ARG:NH2	45:DV:25:PRO:HB3	2.27	0.49
45:DV:145:GLU:O	45:DV:146:ILE:HB	2.12	0.49
48:DW:71:ASN:O	48:DW:72:ALA:HB3	2.12	0.49
1:AA:412:A:C1'	1:AA:413:G:OP2	2.59	0.49
1:AA:674:G:H2'	1:AA:675:A:C8	2.47	0.49
1:AA:721:G:H4'	1:AA:722:A:O4'	2.13	0.49

*Continued on next page...*

*Continued from previous page...*

Atom-1	Atom-2	Interatomic distance (Å)	Clash overlap (Å)
1:AA:1194:U:H5''	5:AH:22:GLY:O	2.13	0.49
3:AF:188:LEU:HD13	3:AF:195:VAL:CG1	2.43	0.49
4:AG:10:ARG:HA	4:AG:13:ARG:HG3	1.94	0.49
5:AH:72:GLN:O	5:AH:75:THR:HG22	2.13	0.49
5:AH:96:PRO:HA	5:AH:117:ASP:CG	2.32	0.49
12:AO:55:VAL:HG12	12:AO:69:TYR:HA	1.92	0.49
20:AW:63:ILE:HG22	20:AW:77:ALA:HB1	1.95	0.49
21:AX:3:LYS:HB3	21:AX:14:TRP:CG	2.47	0.49
25:BA:442:G:C4	25:BA:444:C:C5	3.00	0.49
25:BA:1336:A:H2'	25:BA:1337:G:C8	2.48	0.49
26:BB:20:C:C2'	26:BB:21:G:H5'	2.43	0.49
28:BE:51:PHE:CE1	28:BE:52:LEU:HD21	2.47	0.49
28:BE:53:PRO:O	28:BE:74:PRO:HA	2.13	0.49
31:BH:75:ALA:O	31:BH:79:VAL:HG22	2.12	0.49
39:BR:41:ARG:NH1	39:BR:43:GLN:HB2	2.27	0.49
41:B2:44:LYS:HD2	41:B2:45:THR:N	2.21	0.49
46:B3:11:ARG:NH1	46:B3:11:ARG:HB2	2.28	0.49
1:CA:10:A:H2'	1:CA:11:G:C8	2.47	0.49
1:CA:51:A:H4'	1:CA:52:G:C5'	2.42	0.49
1:CA:113:G:O4'	1:CA:354:G:H4'	2.12	0.49
1:CA:209:U:H1'	1:CA:210:U:OP1	2.13	0.49
1:CA:266:G:H1'	1:CA:267:C:OP2	2.12	0.49
1:CA:373:A:C2	1:CA:374:A:C8	3.00	0.49
1:CA:604:G:H2'	1:CA:605:U:O4'	2.12	0.49
1:CA:775:G:O2'	1:CA:776:G:H5'	2.13	0.49
1:CA:1178:G:C8	1:CA:1180:A:OP2	2.65	0.49
1:CA:1199:U:H4'	10:CM:54:PHE:CZ	2.47	0.49
1:CA:1237:C:H5''	1:CA:1238:A:O4'	2.13	0.49
1:CA:1266:G:N2	1:CA:1270:C:C4	2.81	0.49
1:CA:1329:A:H2'	1:CA:1330:U:O4'	2.13	0.49
3:CF:18:TRP:HE3	3:CF:18:TRP:N	2.11	0.49
8:CK:29:SER:CB	8:CK:32:LYS:HD2	2.42	0.49
10:CM:13:HIS:HB3	10:CM:68:HIS:CD2	2.48	0.49
10:CM:82:ILE:O	10:CM:86:MET:HB2	2.12	0.49
13:CP:110:ARG:NH1	13:CP:110:ARG:HG2	2.28	0.49
20:CW:44:ALA:HB1	20:CW:91:LEU:HB2	1.95	0.49
23:CC:29:C:O2	23:CC:44:A:C2	2.65	0.49
25:DA:55:G:C2	25:DA:116:C:C2	3.01	0.49
25:DA:810:U:O5'	25:DA:810:U:H6	1.94	0.49
25:DA:1057:A:N1	25:DA:1081:U:C4	2.80	0.49
25:DA:1109:C:H5	25:DA:1110:G:C6	2.30	0.49

*Continued on next page...*

*Continued from previous page...*

Atom-1	Atom-2	Interatomic distance (Å)	Clash overlap (Å)
25:DA:1167:U:C2	25:DA:1183:G:N2	2.81	0.49
25:DA:1665:A:C4'	34:DN:67:LYS:HB2	2.43	0.49
25:DA:2097:C:H2'	25:DA:2098:U:O4'	2.12	0.49
25:DA:2111:C:H41	25:DA:2147:G:N2	2.10	0.49
26:DB:15:A:C5'	26:DB:16:G:H8	2.20	0.49
26:DB:70:C:H2'	26:DB:71:C:H6	1.78	0.49
29:DF:51:THR:HB	29:DF:88:VAL:HG11	1.95	0.49
36:DP:102:VAL:O	36:DP:103:MET:C	2.50	0.49
38:DQ:10:ARG:O	38:DQ:14:VAL:HG12	2.13	0.49
45:DV:24:LEU:HD12	45:DV:25:PRO:O	2.13	0.49
50:D4:49:PHE:CD1	50:D4:50:VAL:HG13	2.47	0.49
1:AA:223:U:H2'	1:AA:224:C:H6	1.76	0.49
1:AA:967:C:H4'	9:AL:125:TYR:HE2	1.77	0.49
1:AA:1156:G:C2'	1:AA:1157:A:H5''	2.41	0.49
1:AA:1277:C:O2'	1:AA:1279:A:H1'	2.11	0.49
1:AA:1402:C:H2'	1:AA:1403:C:O4'	2.13	0.49
2:AE:165:VAL:HG23	2:AE:166:ASP:H	1.78	0.49
2:AE:200:ILE:HD12	2:AE:200:ILE:N	2.28	0.49
4:AG:112:VAL:HG12	4:AG:116:GLN:OE1	2.13	0.49
4:AG:194:LEU:HD12	4:AG:195:ALA:N	2.27	0.49
5:AH:148:VAL:HG21	8:AK:107:LEU:CD2	2.41	0.49
9:AL:79:LEU:O	9:AL:82:ALA:HB3	2.12	0.49
25:BA:619:G:H5''	25:BA:620:G:OP2	2.12	0.49
25:BA:646:A:H2'	25:BA:647:G:O5'	2.12	0.49
25:BA:693:C:O2'	25:BA:694:U:H5'	2.13	0.49
25:BA:814:C:O2'	25:BA:815:C:H5'	2.13	0.49
25:BA:1914:C:H2'	25:BA:1915:U:O4'	2.13	0.49
25:BA:2402:C:H2'	25:BA:2403:C:C5'	2.41	0.49
25:BA:2682:U:H5''	28:BE:11:MET:HB2	1.95	0.49
28:BE:182:LEU:HD12	28:BE:183:LEU:N	2.26	0.49
29:BF:123:LEU:HD12	29:BF:124:LEU:H	1.76	0.49
29:BF:178:PRO:HG2	29:BF:179:GLU:OE2	2.13	0.49
31:BH:4:ILE:H	31:BH:4:ILE:CD1	2.15	0.49
35:BO:79:ARG:HB2	35:BO:110:TYR:CD1	2.47	0.49
38:BQ:27:SER:HA	38:BQ:88:ASP:HB3	1.95	0.49
39:BR:122:ASP:O	39:BR:126:ALA:HB3	2.13	0.49
42:BS:111:HIS:HD2	42:BS:112:GLY:H	1.59	0.49
1:CA:186(F):C:H2'	1:CA:187:C:O4'	2.12	0.49
1:CA:543:C:OP1	4:CG:14:ARG:HD2	2.13	0.49
1:CA:926:G:H5''	1:CA:927:G:O5'	2.13	0.49
1:CA:1221:G:H4'	19:CV:77:THR:HG21	1.94	0.49

*Continued on next page...*



*Continued from previous page...*

Atom-1	Atom-2	Interatomic distance (Å)	Clash overlap (Å)
2:CE:80:ILE:HD12	2:CE:84:GLU:HG3	1.95	0.49
5:CH:88:LYS:HB3	5:CH:123:LEU:HB2	1.94	0.49
5:CH:105:VAL:HG21	5:CH:128:PRO:HB3	1.94	0.49
13:CP:49:THR:HB	13:CP:52:GLU:OE1	2.12	0.49
13:CP:78:ILE:HD13	13:CP:92:HIS:CD2	2.48	0.49
18:CU:29:PHE:CD1	18:CU:39:VAL:HG11	2.47	0.49
25:DA:141:A:C8	25:DA:1408:C:H1'	2.48	0.49
25:DA:337:C:H2'	25:DA:338:G:O4'	2.12	0.49
25:DA:1773:A:H2	25:DA:1977:A:N1	2.11	0.49
25:DA:2129:C:N4	25:DA:2130:U:H3	2.10	0.49
25:DA:2749:A:N6	25:DA:2750:A:H62	2.11	0.49
25:DA:2805:G:H2'	25:DA:2807:G:C8	2.48	0.49
28:DE:66:HIS:CE1	28:DE:73:GLU:OE1	2.65	0.49
30:DG:61:ALA:HA	30:DG:64:THR:HG22	1.95	0.49
31:DH:41:MET:O	31:DH:42:ARG:HB3	2.13	0.49
34:DN:122:LEU:HD13	39:DR:72:VAL:HG11	1.93	0.49
37:D0:20:LEU:HD21	37:D0:40:LYS:HD3	1.93	0.49
41:D2:64:HIS:CD2	41:D2:92:THR:OG1	2.66	0.49
43:DT:23:GLU:HG3	43:DT:24:GLY:N	2.23	0.49
44:DU:89:PHE:HB2	44:DU:90:LEU:HD23	1.95	0.49
48:DW:17:SER:CB	48:DW:18:PRO:HA	2.42	0.49
1:AA:132:C:C2	1:AA:231:G:N2	2.81	0.49
1:AA:575:G:C5	1:AA:881:G:C2	3.01	0.49
1:AA:1047:G:H2'	1:AA:1048:G:H5'	1.94	0.49
1:AA:1352:C:H42	1:AA:1370:G:H1	1.61	0.49
1:AA:1455:G:C5'	20:AW:32:ALA:HB2	2.43	0.49
17:AT:45:HIS:CD2	17:AT:65:ILE:HG12	2.48	0.49
20:AW:100:ILE:CG1	20:AW:101:GLY:H	2.25	0.49
25:BA:317:G:C2	25:BA:318:C:C2	3.01	0.49
25:BA:576:U:H2'	25:BA:577:G:C8	2.48	0.49
25:BA:607:U:O2	25:BA:621:A:N1	2.46	0.49
25:BA:1026:U:H1'	25:BA:1027:A:C5'	2.42	0.49
25:BA:1761:C:N3	25:BA:1762:A:C6	2.81	0.49
25:BA:2117:A:O2'	25:BA:2118:U:C5	2.65	0.49
25:BA:2271:G:OP1	46:B3:18:ALA:HB1	2.13	0.49
25:BA:2702:U:H4'	25:BA:2703:C:OP1	2.12	0.49
25:BA:2741:A:H2'	25:BA:2742:C:O4'	2.13	0.49
25:BA:2849:U:O4	39:BR:23:ARG:NH2	2.43	0.49
26:BB:73:A:C3'	26:BB:74:U:H5'	2.43	0.49
27:BD:186:HIS:CD2	27:BD:188:GLU:HB2	2.48	0.49
28:BE:35:GLN:HB2	28:BE:48:GLN:CG	2.36	0.49

*Continued on next page...*

*Continued from previous page...*

Atom-1	Atom-2	Interatomic distance (Å)	Clash overlap (Å)
28:BE:81:ILE:HD13	28:BE:81:ILE:N	2.27	0.49
30:BG:37:VAL:HG22	30:BG:159:VAL:HB	1.95	0.49
37:B0:9:LYS:HA	37:B0:17:ARG:HE	1.76	0.49
40:B1:8:VAL:CG2	40:B1:11:ARG:HH21	2.25	0.49
40:B1:78:THR:O	40:B1:81:HIS:N	2.46	0.49
43:BT:82:GLN:HE21	43:BT:83:VAL:N	2.11	0.49
45:BV:69:THR:HG22	45:BV:90:VAL:HG22	1.92	0.49
54:B8:51:ALA:N	54:B8:53:PRO:HD2	2.28	0.49
1:CA:191(A):G:C2'	1:CA:191(B):G:H5'	2.43	0.49
1:CA:1069:C:H5	1:CA:1094:G:O6	1.95	0.49
1:CA:1143:G:H2'	1:CA:1144:G:H8	1.77	0.49
1:CA:1400:C:N4	23:CC:35:C:H1'	2.28	0.49
2:CE:19:HIS:CD2	2:CE:20:GLU:OE1	2.66	0.49
2:CE:51:LEU:HG	2:CE:201:ILE:HG23	1.94	0.49
9:CL:10:ARG:HD3	9:CL:75:ASP:HB3	1.94	0.49
9:CL:17:VAL:HA	9:CL:63:ILE:HG12	1.94	0.49
10:CM:54:PHE:CD1	10:CM:55:LYS:HE3	2.48	0.49
13:CP:55:ARG:HG3	13:CP:55:ARG:NH1	2.26	0.49
17:CT:67:LYS:CA	17:CT:70:ARG:HH12	2.23	0.49
20:CW:33:ILE:HD12	20:CW:63:ILE:HA	1.94	0.49
23:CC:66:C:O2'	23:CC:67:C:H5'	2.13	0.49
23:CD:22:A:C2	23:CD:47:G:C8	3.00	0.49
25:DA:945:A:C4	25:DA:2448:A:C2	3.01	0.49
25:DA:1058:U:O2	25:DA:1080:A:N1	2.45	0.49
25:DA:1075:C:H2'	25:DA:1076:C:C6	2.48	0.49
25:DA:1800:C:OP2	27:DD:183:ARG:NH2	2.45	0.49
25:DA:2332:U:H5'	46:D3:43:THR:HG21	1.94	0.49
26:DB:5:C:N4	26:DB:115:G:H1	2.09	0.49
26:DB:87:G:H3'	26:DB:88:C:C5'	2.43	0.49
28:DE:23:VAL:HA	28:DE:184:VAL:O	2.13	0.49
28:DE:48:GLN:CG	28:DE:78:LEU:HB3	2.42	0.49
30:DG:7:LEU:O	30:DG:7:LEU:HD23	2.13	0.49
36:DP:60:ARG:HG3	36:DP:60:ARG:O	2.13	0.49
40:D1:95:LEU:CD2	41:D2:13:ARG:HB2	2.43	0.49
43:DT:18:TYR:HD1	43:DT:21:PHE:CE2	2.30	0.49
45:DV:29:TYR:HA	45:DV:33:LEU:O	2.13	0.49
52:D6:39:TYR:O	52:D6:47:THR:O	2.30	0.49
1:AA:20:U:C2'	1:AA:21:G:H5'	2.43	0.49
1:AA:123:C:OP2	1:AA:123:C:H6	1.95	0.49
1:AA:411:A:C6	1:AA:429:U:C4	3.01	0.49
1:AA:686:U:C2'	1:AA:687:A:O5'	2.60	0.49

*Continued on next page...*

*Continued from previous page...*

Atom-1	Atom-2	Interatomic distance (Å)	Clash overlap (Å)
1:AA:1240:U:P	7:AJ:116:ALA:HB2	2.52	0.49
2:AE:21:ARG:O	2:AE:23:ARG:N	2.46	0.49
3:AF:56:ASP:HB2	3:AF:67:THR:HB	1.93	0.49
4:AG:33:MET:CE	4:AG:37:PRO:HA	2.42	0.49
4:AG:119:GLN:CG	4:AG:123:HIS:CD2	2.96	0.49
4:AG:138:TYR:HD2	4:AG:139:ARG:N	2.09	0.49
14:AQ:23:ARG:CG	14:AQ:23:ARG:NH1	2.75	0.49
17:AT:65:ILE:HD12	17:AT:65:ILE:N	2.27	0.49
22:AB:24:C:H3'	22:AB:24:C:C6	2.48	0.49
24:A1:14:U:H2'	24:A1:15:U:O4'	2.13	0.49
25:BA:194:G:H2'	25:BA:195:A:O4'	2.12	0.49
25:BA:443:A:N7	29:BF:45:ARG:CD	2.71	0.49
25:BA:1088:A:H3'	25:BA:1088:A:N3	2.27	0.49
25:BA:1534:G:C6	25:BA:1538:G:N2	2.80	0.49
25:BA:1899:G:O2'	25:BA:1900:A:P	2.70	0.49
25:BA:2288:A:C2	25:BA:2325:G:C8	3.01	0.49
25:BA:2365:G:O6	54:B8:39:LYS:HE3	2.12	0.49
26:BB:42:C:O3'	30:BG:67:LYS:NZ	2.46	0.49
28:BE:54:GLN:O	28:BE:55:ASN:HB2	2.12	0.49
28:BE:120:TRP:CD2	28:BE:155:LYS:HD3	2.47	0.49
33:BM:35:ARG:O	33:BM:35:ARG:CG	2.61	0.49
42:BS:40:ASN:O	42:BS:41:LYS:HG2	2.13	0.49
44:BU:44:ILE:HG13	44:BU:45:VAL:H	1.78	0.49
50:B4:24:THR:O	50:B4:25:TYR:HB2	2.13	0.49
50:B4:56:VAL:HG13	50:B4:60:GLN:HG3	1.95	0.49
1:CA:184:G:N2	1:CA:194:C:C2	2.81	0.49
1:CA:279:A:H5''	1:CA:281:G:H5'	1.94	0.49
1:CA:380:G:C2	1:CA:384:G:C6	3.01	0.49
1:CA:411:A:N7	1:CA:429:U:C5	2.80	0.49
1:CA:580:U:H2'	1:CA:581:G:O4'	2.13	0.49
1:CA:973:G:C1'	10:CM:55:LYS:HG3	2.42	0.49
1:CA:1035:A:H3'	1:CA:1036:G:H5''	1.95	0.49
1:CA:1297:C:C1'	1:CA:1298:C:OP2	2.59	0.49
1:CA:1305:G:H5''	21:CX:4:GLY:HA3	1.94	0.49
1:CA:1342:C:O2'	1:CA:1343:G:H5'	2.13	0.49
2:CE:68:ILE:HD12	2:CE:222:ILE:HD11	1.95	0.49
2:CE:111:ARG:HH11	2:CE:111:ARG:CG	2.13	0.49
6:CI:53:ALA:HB3	6:CI:86:ARG:HD3	1.95	0.49
10:CM:33:GLN:CB	10:CM:75:ILE:HG12	2.42	0.49
18:CU:44:LEU:HD11	18:CU:70:ILE:HG21	1.95	0.49
25:DA:6:A:H4'	33:DM:129:PRO:CB	2.42	0.49

*Continued on next page...*

*Continued from previous page...*

Atom-1	Atom-2	Interatomic distance (Å)	Clash overlap (Å)
25:DA:620:G:N3	25:DA:620:G:C5'	2.76	0.49
25:DA:648:G:O2'	25:DA:649:G:H5'	2.12	0.49
25:DA:843:G:N2	25:DA:936:C:C2	2.81	0.49
25:DA:1012:U:C2	25:DA:1143:A:H2	2.21	0.49
25:DA:1062:G:N2	25:DA:1077:A:H1'	2.28	0.49
25:DA:2224:G:H4'	25:DA:2226:C:C2	2.47	0.49
25:DA:2364:C:H2'	25:DA:2365:G:H5'	1.94	0.49
25:DA:2485:G:C2	25:DA:2486:G:C8	3.00	0.49
26:DB:75:G:H5'	26:DB:75:G:C8	2.37	0.49
28:DE:4:ILE:HD12	28:DE:28:ALA:CB	2.42	0.49
28:DE:36:ARG:O	28:DE:37:ARG:O	2.30	0.49
29:DF:25:PRO:HG2	29:DF:26:ALA:H	1.77	0.49
31:DH:10:PRO:HD2	31:DH:50:VAL:O	2.13	0.49
36:DP:29:PHE:CB	36:DP:65:PHE:CD1	2.92	0.49
38:DQ:84:GLN:HA	38:DQ:109:GLY:HA3	1.95	0.49
41:D2:76:LYS:C	41:D2:79:VAL:HG23	2.27	0.49
43:DT:10:ALA:HB1	43:DT:11:PRO:HD2	1.94	0.49
45:DV:148:ASP:OD2	45:DV:149:SER:O	2.30	0.49
47:DZ:23:LYS:O	47:DZ:31:GLY:HA2	2.13	0.49
1:AA:49:U:O2'	1:AA:50:A:H2'	2.12	0.48
1:AA:753:A:H4'	1:AA:754:C:C5'	2.43	0.48
1:AA:1140:C:H2'	1:AA:1141:C:H6	1.78	0.48
4:AG:65:ARG:NH1	4:AG:65:ARG:HG2	2.26	0.48
16:AS:8:ARG:O	16:AS:9:PHE:CD2	2.66	0.48
25:BA:26:G:H1'	25:BA:515:A:N6	2.27	0.48
25:BA:107:C:H2'	25:BA:108:U:H6	1.77	0.48
25:BA:298:G:OP1	44:BU:84:ARG:HG2	2.12	0.48
25:BA:1070:A:C3'	25:BA:1071:G:H5''	2.43	0.48
25:BA:1517:G:H4'	25:BA:1556:C:O2'	2.13	0.48
25:BA:1519:G:O2'	25:BA:1520:U:H5'	2.13	0.48
25:BA:2003:G:H2'	25:BA:2004:G:O5'	2.13	0.48
25:BA:2248:C:H2'	25:BA:2249:U:H5'	1.95	0.48
25:BA:2346:A:O3'	52:B6:39:TYR:OH	2.31	0.48
26:BB:94:C:C2'	26:BB:95:U:H5'	2.44	0.48
27:BD:27:THR:O	27:BD:28:GLU:OE1	2.30	0.48
27:BD:181:GLU:HG3	27:BD:272:ALA:CB	2.40	0.48
31:BH:98:LEU:HD12	31:BH:102:ALA:O	2.13	0.48
33:BM:38:HIS:O	40:B1:67:ALA:HB1	2.12	0.48
35:BO:56:SER:O	35:BO:57:THR:O	2.30	0.48
35:BO:61:ARG:O	35:BO:62:LEU:O	2.30	0.48
37:B0:70:LEU:O	37:B0:72:ASP:N	2.46	0.48

*Continued on next page...*

*Continued from previous page...*

Atom-1	Atom-2	Interatomic distance (Å)	Clash overlap (Å)
42:BS:73:ALA:HB3	42:BS:106:ILE:CD1	2.43	0.48
45:BV:130:PRO:HA	45:BV:133:ILE:HD11	1.93	0.48
46:B3:27:GLU:HG3	46:B3:69:PHE:H	1.78	0.48
52:B6:47:THR:CG2	52:B6:48:VAL:N	2.49	0.48
1:CA:114:U:H2'	1:CA:115:G:C8	2.48	0.48
1:CA:257:G:H2'	1:CA:258:G:O4'	2.13	0.48
1:CA:510:A:H5''	1:CA:511:C:P	2.53	0.48
1:CA:620:C:H2'	1:CA:621:A:O4'	2.13	0.48
1:CA:949:A:C1'	1:CA:1364:U:H3	2.26	0.48
1:CA:1069:C:O2'	1:CA:1192:C:H1'	2.12	0.48
1:CA:1069:C:C5	1:CA:1094:G:O6	2.66	0.48
1:CA:1069:C:H4'	1:CA:1192:C:O2	2.13	0.48
4:CG:8:VAL:HG11	4:CG:21:LEU:HB2	1.94	0.48
9:CL:18:PHE:HB2	9:CL:62:TYR:O	2.12	0.48
10:CM:6:ILE:HG12	10:CM:72:VAL:O	2.13	0.48
15:CR:15:PHE:CE2	15:CR:84:LYS:HD2	2.47	0.48
16:CS:3:LYS:O	16:CS:21:VAL:HA	2.13	0.48
25:DA:320:A:H4'	25:DA:322:A:C8	2.48	0.48
25:DA:756:C:H2'	25:DA:757:U:H5'	1.95	0.48
25:DA:877:U:C4'	25:DA:878:A:OP1	2.61	0.48
25:DA:888:C:H4'	25:DA:889:C:H5'	1.95	0.48
25:DA:2681:C:O2	25:DA:2681:C:C2'	2.54	0.48
25:DA:2766:G:H2'	25:DA:2766:G:N3	2.28	0.48
28:DE:203:LYS:O	28:DE:204:ALA:CB	2.59	0.48
30:DG:16:ARG:N	30:DG:17:PRO:HD2	2.27	0.48
35:DO:83:VAL:HG12	35:DO:112:LEU:HD21	1.94	0.48
36:DP:65:PHE:O	36:DP:66:ILE:O	2.30	0.48
38:DQ:10:ARG:HH21	38:DQ:91:PRO:HB2	1.78	0.48
39:DR:125:ARG:HB3	39:DR:129:ARG:NH2	2.27	0.48
39:DR:136:GLN:O	39:DR:137:LYS:HD2	2.12	0.48
40:D1:91:ASP:C	40:D1:93:LYS:N	2.65	0.48
52:D6:9:LEU:HD22	52:D6:11:LEU:CD2	2.43	0.48
52:D6:25:LYS:HE2	52:D6:27:LYS:NZ	2.28	0.48
1:AA:539:A:H2'	1:AA:540:G:C8	2.48	0.48
1:AA:628:G:H2'	1:AA:629:G:C8	2.48	0.48
1:AA:659:U:O2	1:AA:660:G:C8	2.67	0.48
1:AA:1004:A:C8	1:AA:1036:G:N2	2.75	0.48
1:AA:1098:C:H2'	1:AA:1099:G:O4'	2.13	0.48
1:AA:1130:A:O5'	1:AA:1131:G:P	2.71	0.48
8:AK:41:ARG:HG3	8:AK:41:ARG:NH1	2.27	0.48
25:BA:172:C:H2'	25:BA:173:G:C8	2.48	0.48

*Continued on next page...*

*Continued from previous page...*

Atom-1	Atom-2	Interatomic distance (Å)	Clash overlap (Å)
25:BA:1063:G:O2'	25:BA:1064:C:H5'	2.14	0.48
25:BA:1077:A:H3'	25:BA:1078:U:H5''	1.90	0.48
25:BA:1341:U:O4	43:BT:16:LYS:HE2	2.13	0.48
25:BA:1586:A:H3'	25:BA:1587:A:C8	2.47	0.48
25:BA:1735:C:C2'	25:BA:1741:C:H5'	2.43	0.48
25:BA:2492:U:H2'	25:BA:2493:U:C6	2.48	0.48
28:BE:25:VAL:HG13	28:BE:183:LEU:HG	1.95	0.48
30:BG:96:ARG:HA	30:BG:99:MET:HG2	1.95	0.48
37:B0:104:ARG:NH1	37:B0:107:ASP:OD1	2.34	0.48
38:BQ:86:ALA:O	38:BQ:87:PHE:HB3	2.14	0.48
38:BQ:106:ARG:N	38:BQ:110:LEU:HD21	2.28	0.48
39:BR:110:ILE:O	39:BR:110:ILE:HD12	2.13	0.48
45:BV:113:ALA:N	45:BV:114:GLY:CA	2.74	0.48
48:BW:15:LYS:H	48:BW:67:LYS:NZ	2.11	0.48
52:B6:34:LEU:O	52:B6:51:GLU:HB3	2.13	0.48
1:CA:662:G:H2'	1:CA:663:A:C8	2.47	0.48
4:CG:111:ALA:HB2	4:CG:120:LEU:CD1	2.43	0.48
5:CH:70:PRO:O	5:CH:71:LEU:HD23	2.13	0.48
7:CJ:95:ARG:NH2	7:CJ:99:LEU:HD11	2.28	0.48
10:CM:6:ILE:HG22	10:CM:98:ILE:CG2	2.42	0.48
18:CU:38:GLU:OE2	18:CU:38:GLU:HA	2.12	0.48
20:CW:40:ALA:HB2	20:CW:55:ILE:HG22	1.94	0.48
23:CC:62:C:H2'	23:CC:63:C:C6	2.43	0.48
25:DA:172:C:H2'	25:DA:173:G:C8	2.47	0.48
25:DA:1085:A:H4'	25:DA:1086:A:OP1	2.13	0.48
25:DA:1106:G:H2'	25:DA:1107:G:O4'	2.13	0.48
25:DA:1218:C:O2'	25:DA:1219:G:H5'	2.13	0.48
25:DA:1494:A:H2'	25:DA:1495:A:C8	2.48	0.48
25:DA:1638:C:O2	25:DA:2698:U:O2'	2.27	0.48
25:DA:2065:C:H2'	25:DA:2066:C:C6	2.47	0.48
27:DD:70:TRP:CD1	27:DD:70:TRP:C	2.86	0.48
30:DG:105:LYS:CE	50:D4:26:SER:HB3	2.44	0.48
32:DK:56:LYS:HG3	32:DK:57:ARG:N	2.28	0.48
35:DO:64:LYS:CB	54:D8:25:MET:SD	3.01	0.48
36:DP:87:LYS:O	36:DP:88:GLY:O	2.30	0.48
38:DQ:95:HIS:N	38:DQ:99:LYS:HB2	2.28	0.48
40:D1:91:ASP:O	40:D1:92:ARG:HG2	2.13	0.48
40:D1:92:ARG:CD	40:D1:95:LEU:HD12	2.42	0.48
43:DT:40:LYS:HG3	43:DT:51:VAL:CG1	2.44	0.48
44:DU:29:GLU:HB2	44:DU:38:ILE:HD12	1.94	0.48
45:DV:19:ARG:HH11	45:DV:84:GLU:HB2	1.77	0.48

*Continued on next page...*

*Continued from previous page...*

Atom-1	Atom-2	Interatomic distance (Å)	Clash overlap (Å)
54:D8:47:LYS:O	54:D8:48:PHE:CB	2.61	0.48
1:AA:87:A:H2'	1:AA:88:C:H6	1.76	0.48
1:AA:451:A:N6	1:AA:480:U:H2'	2.29	0.48
1:AA:651:C:O2	1:AA:651:C:H2'	2.12	0.48
4:AG:14:ARG:C	4:AG:14:ARG:HD3	2.33	0.48
5:AH:87:SER:HB3	5:AH:125:SER:O	2.13	0.48
16:AS:16:HIS:O	16:AS:17:TYR:O	2.30	0.48
22:AB:2:C:H2'	22:AB:3:C:H6	1.78	0.48
25:BA:654(S):G:C4'	25:BA:654(T):A:OP1	2.60	0.48
25:BA:753:C:O2'	25:BA:754:C:H5'	2.13	0.48
25:BA:978:G:C2	25:BA:986:C:C2	3.02	0.48
25:BA:1296:G:O2'	25:BA:1297:C:H5'	2.13	0.48
25:BA:1716:U:O2'	25:BA:1717:G:H5'	2.13	0.48
25:BA:1856:G:H2'	25:BA:1857:G:H5'	1.94	0.48
25:BA:2023:G:H5'	25:BA:2617:C:H4'	1.95	0.48
25:BA:2884:U:C2'	25:BA:2885:C:H5'	2.43	0.48
26:BB:1:U:H2'	26:BB:2:C:C6	2.48	0.48
45:BV:7:ALA:HB3	45:BV:61:LEU:HB2	1.95	0.48
45:BV:105:VAL:HG13	45:BV:140:ASP:HB3	1.95	0.48
1:CA:115:G:H4'	1:CA:116:A:O5'	2.12	0.48
1:CA:1281:U:H4'	1:CA:1282:C:OP2	2.13	0.48
1:CA:1338:G:C6	1:CA:1339:A:N1	2.81	0.48
1:CA:1378:C:C5	1:CA:1379:G:N9	2.78	0.48
2:CE:213:LEU:HD23	2:CE:213:LEU:O	2.13	0.48
7:CJ:131:LYS:HB2	7:CJ:131:LYS:NZ	2.28	0.48
9:CL:26:VAL:HG21	9:CL:47:LEU:HD21	1.96	0.48
22:CB:52:U:H3'	22:CB:53:A:C8	2.48	0.48
25:DA:581:C:H2'	25:DA:582:G:C8	2.45	0.48
25:DA:872:A:C5	25:DA:906:G:N2	2.82	0.48
25:DA:1012:U:C2	33:DM:25:ARG:NH1	2.81	0.48
25:DA:2272:U:C5'	25:DA:2273:A:OP1	2.61	0.48
25:DA:2875:C:O2'	39:DR:3:ARG:HG3	2.13	0.48
26:DB:74:U:C3'	26:DB:75:G:H5''	2.44	0.48
30:DG:36:LYS:HG3	30:DG:93:THR:HG23	1.95	0.48
32:DK:78:THR:CG2	32:DK:104:GLN:HE22	2.26	0.48
35:DO:146:VAL:HG22	35:DO:147:LEU:CD1	2.44	0.48
36:DP:62:GLY:O	36:DP:63:LYS:CB	2.61	0.48
39:DR:78:LEU:O	39:DR:78:LEU:HD23	2.13	0.48
39:DR:99:LEU:O	39:DR:101:PHE:N	2.46	0.48
41:D2:78:LYS:O	41:D2:79:VAL:HG13	2.13	0.48
43:DT:49:VAL:HB	43:DT:83:VAL:CG2	2.43	0.48

*Continued on next page...*

*Continued from previous page...*

Atom-1	Atom-2	Interatomic distance (Å)	Clash overlap (Å)
44:DU:43:ASN:N	44:DU:43:ASN:HD22	2.12	0.48
44:DU:101:LYS:HB3	44:DU:101:LYS:HE2	1.63	0.48
45:DV:6:LYS:HE3	45:DV:43:GLU:HG3	1.95	0.48
1:AA:390:C:H2'	1:AA:391:G:C8	2.48	0.48
1:AA:392:G:P	16:AS:12:LYS:HG3	2.53	0.48
1:AA:404:U:H5'	4:AG:122:ARG:HD2	1.94	0.48
1:AA:519:C:H2'	1:AA:520:A:C8	2.48	0.48
1:AA:601:C:H2'	1:AA:602:A:C8	2.48	0.48
1:AA:974:A:C2'	1:AA:975:A:OP2	2.61	0.48
1:AA:974:A:OP2	14:AQ:41:ARG:NH1	2.46	0.48
1:AA:1151:A:N6	1:AA:1152:A:N6	2.61	0.48
1:AA:1157:A:O2'	1:AA:1158:C:H5''	2.13	0.48
1:AA:1164:G:O2'	1:AA:1165:C:H5'	2.13	0.48
1:AA:1501:C:OP2	1:AA:1504:G:H2'	2.13	0.48
2:AE:96:ARG:HD2	2:AE:96:ARG:N	2.12	0.48
8:AK:7:ALA:HB2	8:AK:85:ARG:CD	2.43	0.48
11:AN:57:THR:HG22	11:AN:59:TYR:N	2.21	0.48
11:AN:81:ASP:O	11:AN:82:VAL:O	2.31	0.48
13:AP:11:ARG:HG2	13:AP:12:ASN:H	1.77	0.48
15:AR:4:THR:OG1	15:AR:7:GLU:HB2	2.12	0.48
22:AB:60:A:H61	22:AB:76:U:H3	1.60	0.48
23:AD:8:U:C5	23:AD:13:C:C4	3.01	0.48
25:BA:72:U:H1'	48:BW:58:ALA:CB	2.44	0.48
25:BA:247:G:H4'	25:BA:386:G:C5	2.48	0.48
25:BA:818:G:H4'	25:BA:838:C:O3'	2.13	0.48
25:BA:863:A:H2'	25:BA:864:G:C8	2.48	0.48
25:BA:1007:C:OP1	33:BM:35:ARG:NH1	2.46	0.48
25:BA:2562:U:C1'	34:BN:23:ARG:HH11	2.22	0.48
25:BA:2580:U:H4'	28:BE:130:GLY:CA	2.42	0.48
25:BA:2895:U:H6	25:BA:2895:U:O5'	1.96	0.48
27:BD:35:LYS:CA	27:BD:64:ILE:CG2	2.91	0.48
27:BD:158:ALA:O	27:BD:159:ALA:C	2.51	0.48
28:BE:183:LEU:N	28:BE:183:LEU:CD1	2.77	0.48
31:BH:105:LEU:H	31:BH:105:LEU:CD2	2.27	0.48
33:BM:120:LEU:HD21	33:BM:122:VAL:HG23	1.95	0.48
33:BM:130:HIS:HD2	33:BM:134:ARG:NH1	2.12	0.48
36:BP:30:GLY:HA3	36:BP:107:ALA:HB2	1.92	0.48
40:B1:90:VAL:HG12	40:B1:91:ASP:N	2.26	0.48
41:B2:19:LYS:HG3	41:B2:95:LEU:HD23	1.94	0.48
46:B3:55:ARG:HH11	46:B3:55:ARG:HG3	1.78	0.48
48:BW:42:GLY:O	48:BW:44:LEU:N	2.46	0.48

*Continued on next page...*



*Continued from previous page...*

Atom-1	Atom-2	Interatomic distance (Å)	Clash overlap (Å)
1:CA:428:G:O4'	1:CA:430:A:C8	2.66	0.48
1:CA:495:A:H4'	1:CA:496:A:OP1	2.14	0.48
1:CA:946:A:H2'	1:CA:947:G:H8	1.74	0.48
1:CA:1176:A:C6	1:CA:1177:G:C5	3.01	0.48
1:CA:1213:A:C5	1:CA:1215:G:C4	3.01	0.48
2:CE:5:ILE:HG12	2:CE:55:PHE:HB3	1.94	0.48
7:CJ:43:PHE:O	7:CJ:47:CYS:HB2	2.13	0.48
19:CV:64:GLU:CD	19:CV:64:GLU:H	2.17	0.48
25:DA:141:A:H8	25:DA:1595:G:N2	2.03	0.48
25:DA:227:A:C2	25:DA:2407:G:H1'	2.49	0.48
25:DA:322:A:H4'	25:DA:323:G:OP2	2.13	0.48
25:DA:496:G:C2'	25:DA:497:A:H5'	2.44	0.48
25:DA:598:G:C6	25:DA:599:G:C5	3.01	0.48
25:DA:1005:C:O4'	25:DA:1143:A:H2	1.97	0.48
25:DA:1061:U:H4'	25:DA:1070:A:C1'	2.43	0.48
25:DA:1407:C:C2	25:DA:1596:A:C2	3.00	0.48
25:DA:1693:U:H4'	25:DA:1694:C:OP2	2.13	0.48
25:DA:2165:G:N3	25:DA:2165:G:H2'	2.29	0.48
25:DA:2345:G:N3	25:DA:2381:C:H2'	2.28	0.48
25:DA:2680:C:O2'	25:DA:2681:C:H5'	2.14	0.48
28:DE:60:ASN:ND2	28:DE:60:ASN:H	2.11	0.48
30:DG:101:ILE:HD12	30:DG:102:PHE:N	2.27	0.48
31:DH:10:PRO:CG	31:DH:50:VAL:HG13	2.43	0.48
31:DH:26:VAL:HG11	31:DH:33:LEU:HB2	1.95	0.48
32:DK:5:LEU:HD11	32:DK:19:VAL:HG12	1.94	0.48
33:DM:134:ARG:N	33:DM:135:PRO:CD	2.77	0.48
35:DO:10:PRO:O	35:DO:11:GLY:O	2.30	0.48
35:DO:55:ARG:O	35:DO:56:SER:C	2.51	0.48
35:DO:56:SER:O	35:DO:57:THR:O	2.30	0.48
36:DP:133:ARG:O	36:DP:133:ARG:HD3	2.13	0.48
39:DR:82:LEU:H	39:DR:82:LEU:HD12	1.77	0.48
41:D2:73:SER:HB2	41:D2:83:ARG:HA	1.95	0.48
1:AA:164:U:H2'	1:AA:165:C:C5	2.49	0.48
1:AA:271:C:H2'	1:AA:272:C:C6	2.47	0.48
5:AH:13:ILE:HD11	5:AH:55:VAL:HG22	1.96	0.48
9:AL:17:VAL:HG21	9:AL:80:GLY:HA3	1.94	0.48
10:AM:16:LEU:CD1	10:AM:70:ARG:HB2	2.43	0.48
22:AB:25:A:N3	22:AB:25:A:H2'	2.27	0.48
25:BA:589:C:H2'	25:BA:590:A:C8	2.49	0.48
25:BA:1049:C:C2'	25:BA:1050:A:C5'	2.91	0.48
25:BA:1079:C:N4	25:BA:1080:A:C6	2.80	0.48

*Continued on next page...*

*Continued from previous page...*

Atom-1	Atom-2	Interatomic distance (Å)	Clash overlap (Å)
25:BA:1444:G:N2	25:BA:1548:C:C2	2.81	0.48
25:BA:2309:A:HO2'	25:BA:2310:A:H5''	1.75	0.48
25:BA:2567:G:H2'	25:BA:2568:C:C6	2.47	0.48
26:BB:29:A:H2'	26:BB:30:C:C6	2.48	0.48
27:BD:127:VAL:HA	27:BD:193:VAL:HG22	1.95	0.48
28:BE:82:ARG:C	28:BE:84:PHE:H	2.17	0.48
28:BE:82:ARG:C	28:BE:84:PHE:N	2.66	0.48
28:BE:101:ARG:C	28:BE:201:THR:OG1	2.52	0.48
29:BF:118:ALA:HB2	29:BF:123:LEU:HD23	1.95	0.48
30:BG:26:GLN:HG3	30:BG:27:ASN:N	2.28	0.48
30:BG:42:GLY:O	30:BG:43:LEU:HD13	2.13	0.48
31:BH:77:LYS:HE2	31:BH:138:LYS:HE2	1.95	0.48
31:BH:131:VAL:CG1	31:BH:132:ARG:N	2.76	0.48
33:BM:127:ASP:OD1	33:BM:127:ASP:N	2.46	0.48
35:BO:71:VAL:HG12	35:BO:72:PRO:HD3	1.94	0.48
43:BT:11:PRO:HB3	43:BT:92:LEU:HD21	1.94	0.48
46:B3:56:ASP:OD2	46:B3:58:THR:HB	2.14	0.48
1:CA:216:G:O2'	1:CA:217:C:O5'	2.31	0.48
1:CA:527:G:C2'	1:CA:528:C:H5'	2.44	0.48
1:CA:693:G:H2'	1:CA:694:A:O4'	2.13	0.48
1:CA:756:C:H2'	1:CA:757:U:O4'	2.14	0.48
1:CA:953:G:C5'	1:CA:965:A:H61	2.26	0.48
1:CA:1375:A:H4'	7:CJ:29:LYS:NZ	2.28	0.48
2:CE:189:ASP:OD1	2:CE:189:ASP:N	2.46	0.48
5:CH:40:ARG:HH11	5:CH:40:ARG:HG2	1.78	0.48
5:CH:76:ILE:HG23	5:CH:77:PRO:HD2	1.95	0.48
10:CM:4:ILE:HB	10:CM:74:ILE:CG1	2.43	0.48
20:CW:36:LEU:HD12	20:CW:55:ILE:HG23	1.95	0.48
25:DA:7:G:H1	25:DA:2896:C:N4	2.11	0.48
25:DA:142:G:H5''	25:DA:1598:C:O2'	2.14	0.48
25:DA:270(R):G:H2'	25:DA:270(S):G:C8	2.49	0.48
25:DA:491:G:O6	42:DS:49:LYS:HD3	2.13	0.48
25:DA:1065:U:C4	25:DA:1066:U:C4	3.02	0.48
25:DA:1087:G:C8	25:DA:1089:G:H1'	2.49	0.48
25:DA:1312:U:H4'	25:DA:1313:U:O5'	2.14	0.48
25:DA:1338:G:N3	25:DA:1393:A:H2	2.12	0.48
25:DA:2291:U:H2'	25:DA:2292:C:C6	2.49	0.48
25:DA:2790:A:H4'	25:DA:2791:C:OP2	2.13	0.48
26:DB:20:C:O2'	26:DB:21:G:H5'	2.13	0.48
31:DH:94:TYR:HA	31:DH:106:THR:O	2.13	0.48
35:DO:55:ARG:O	35:DO:55:ARG:HG3	2.13	0.48

*Continued on next page...*

*Continued from previous page...*

Atom-1	Atom-2	Interatomic distance (Å)	Clash overlap (Å)
35:DO:85:LEU:HB3	35:DO:114:ILE:HD11	1.94	0.48
39:DR:23:ARG:HB2	39:DR:24:PRO:HD2	1.95	0.48
45:DV:27:VAL:CG1	45:DV:87:ASP:HB3	2.39	0.48
45:DV:175:VAL:CG1	45:DV:176:PRO:HD3	2.43	0.48
50:D4:34:GLU:OE2	50:D4:35:VAL:HG23	2.14	0.48
52:D6:27:LYS:NZ	52:D6:28:ARG:HH12	2.10	0.48
1:AA:298:A:H2'	1:AA:299:G:O4'	2.13	0.48
1:AA:359:U:H2'	1:AA:360:A:C8	2.49	0.48
1:AA:719:C:C5	1:AA:720:C:C4	3.00	0.48
1:AA:829:G:C2'	1:AA:830:G:H5'	2.43	0.48
1:AA:920:U:O4'	1:AA:1080:A:C2	2.67	0.48
1:AA:1023:G:H3'	1:AA:1024:G:C5'	2.42	0.48
1:AA:1086:U:C2'	1:AA:1087:G:H5'	2.43	0.48
1:AA:1270:C:H2'	1:AA:1271:G:C8	2.48	0.48
4:AG:108:LEU:HD11	4:AG:174:LEU:HD22	1.94	0.48
10:AM:53:PRO:HA	14:AQ:42:ILE:CD1	2.44	0.48
11:AN:124:LYS:HG2	11:AN:125:PHE:CD1	2.49	0.48
12:AO:7:ILE:CD1	17:AT:32:TYR:HB3	2.44	0.48
16:AS:34:GLU:HG2	16:AS:35:LYS:H	1.79	0.48
17:AT:76:LEU:HD12	17:AT:77:VAL:H	1.78	0.48
19:AV:40:ILE:C	19:AV:41:VAL:HG22	2.34	0.48
25:BA:439:G:C2'	25:BA:440:G:H5'	2.43	0.48
25:BA:1728:G:C3'	25:BA:1729:A:C5'	2.79	0.48
25:BA:2579:C:H2'	25:BA:2580:U:O4'	2.14	0.48
25:BA:2615:U:H2'	25:BA:2616:C:H6	1.79	0.48
25:BA:2648:C:H2'	25:BA:2649:U:H6	1.79	0.48
25:BA:2734:A:H5'	25:BA:2734:A:C8	2.47	0.48
27:BD:120:GLY:O	27:BD:123:ALA:CB	2.62	0.48
28:BE:61:ARG:HB2	28:BE:62:PRO:HD3	1.94	0.48
30:BG:104:GLU:HG2	50:B4:23:GLU:HG3	1.95	0.48
31:BH:6:ARG:HE	31:BH:54:ARG:HH12	1.60	0.48
33:BM:7:LYS:O	33:BM:9:VAL:HG22	2.13	0.48
34:BN:23:ARG:HG3	34:BN:24:VAL:N	2.28	0.48
38:BQ:108:GLY:O	38:BQ:110:LEU:HG	2.13	0.48
39:BR:89:VAL:HG23	39:BR:89:VAL:O	2.12	0.48
44:BU:48:ALA:O	44:BU:49:VAL:C	2.52	0.48
50:B4:49:PHE:O	50:B4:50:VAL:HB	2.13	0.48
1:CA:186:C:H1'	20:CW:81:LYS:HZ3	1.78	0.48
1:CA:408:A:C4	1:CA:409:G:C8	3.02	0.48
1:CA:476:G:H2'	1:CA:477:G:H8	1.77	0.48
1:CA:860:A:N6	1:CA:861:G:C2	2.82	0.48

*Continued on next page...*

*Continued from previous page...*

Atom-1	Atom-2	Interatomic distance (Å)	Clash overlap (Å)
1:CA:1446:A:OP1	1:CA:1446:A:C4'	2.61	0.48
2:CE:178:ARG:HH21	8:CK:74:PRO:HG3	1.79	0.48
9:CL:111:ARG:HD2	14:CQ:61:TRP:OXT	2.13	0.48
13:CP:73:GLU:O	13:CP:77:ASN:HB2	2.14	0.48
14:CQ:37:PHE:CE1	14:CQ:53:LEU:HD22	2.47	0.48
25:DA:298:G:N2	25:DA:339:U:C5	2.82	0.48
25:DA:668:G:H2'	25:DA:669:G:OP1	2.13	0.48
25:DA:994:C:O2'	25:DA:996:A:OP1	2.22	0.48
25:DA:1050:A:C4	25:DA:2751:G:N2	2.81	0.48
25:DA:1217:C:OP1	40:D1:15:LYS:HE3	2.13	0.48
25:DA:2059:A:C2	25:DA:2062:A:N6	2.82	0.48
25:DA:2199:A:C8	25:DA:2205:C:C5	3.02	0.48
25:DA:2312:U:O2'	30:DG:40:ASN:ND2	2.47	0.48
25:DA:2401:U:H2'	25:DA:2402:C:H6	1.79	0.48
25:DA:2406:U:OP2	25:DA:2406:U:H2'	2.13	0.48
25:DA:2720:U:C2	25:DA:2721:A:C8	3.02	0.48
27:DD:31:LYS:NZ	27:DD:31:LYS:HB2	2.28	0.48
28:DE:47:VAL:C	28:DE:80:GLU:HA	2.29	0.48
28:DE:135:HIS:N	28:DE:135:HIS:ND1	2.60	0.48
33:DM:134:ARG:N	33:DM:135:PRO:HD3	2.28	0.48
34:DN:10:VAL:CG2	34:DN:16:ALA:O	2.62	0.48
35:DO:35:HIS:O	35:DO:36:LYS:C	2.51	0.48
39:DR:92:GLY:HA2	39:DR:117:ASP:H	1.79	0.48
45:DV:70:LEU:O	45:DV:89:PHE:N	2.41	0.48
45:DV:108:PRO:HB3	45:DV:142:SER:C	2.34	0.48
50:D4:2:LYS:HD2	50:D4:6:HIS:CE1	2.48	0.48
50:D4:12:ALA:H	50:D4:24:THR:CG2	2.27	0.48
52:D6:9:LEU:HD22	52:D6:11:LEU:HD22	1.95	0.48
1:AA:509:A:H3'	1:AA:509:A:C8	2.48	0.48
1:AA:1203:C:H2'	1:AA:1204:A:O4'	2.14	0.48
3:AF:67:THR:HG23	3:AF:102:ASN:HB2	1.94	0.48
3:AF:68:VAL:HG12	3:AF:70:VAL:HG23	1.96	0.48
11:AN:41:THR:CG2	11:AN:42:TRP:N	2.77	0.48
25:BA:547:A:H3'	25:BA:548:A:C8	2.48	0.48
25:BA:1257:C:H4'	29:BF:83:PHE:CE2	2.49	0.48
25:BA:1568:G:OP2	27:BD:63:ARG:NH2	2.46	0.48
25:BA:1606:G:H5''	25:BA:1607:C:OP1	2.13	0.48
25:BA:2184:G:C6	25:BA:2185:C:N4	2.82	0.48
25:BA:2687:U:C4	25:BA:2688:U:C5	3.02	0.48
25:BA:2758:A:C2	25:BA:2759:G:H1'	2.49	0.48
33:BM:130:HIS:CD2	33:BM:134:ARG:NH1	2.82	0.48

*Continued on next page...*

*Continued from previous page...*

Atom-1	Atom-2	Interatomic distance (Å)	Clash overlap (Å)
45:BV:69:THR:HA	45:BV:89:PHE:O	2.14	0.48
48:BW:16:LEU:O	48:BW:16:LEU:CG	2.62	0.48
49:BX:10:LYS:HZ3	49:BX:15:TYR:HH	1.57	0.48
54:B8:36:LYS:HD2	54:B8:40:GLU:HG2	1.95	0.48
1:CA:1179:A:O3'	9:CL:103:THR:HG23	2.13	0.48
1:CA:1305:G:H22	1:CA:1331:G:C2'	2.26	0.48
14:CQ:41:ARG:HG3	14:CQ:42:ILE:N	2.29	0.48
20:CW:69:GLY:O	20:CW:73:HIS:CD2	2.67	0.48
25:DA:76:C:H2'	25:DA:77:C:H6	1.78	0.48
25:DA:91:A:C2'	25:DA:92:G:H5'	2.44	0.48
25:DA:273(E):U:O2'	25:DA:273(F):C:H5'	2.13	0.48
25:DA:547:A:N7	25:DA:548:A:N6	2.60	0.48
25:DA:558:G:OP1	33:DM:111:PRO:HD2	2.13	0.48
25:DA:587:C:N3	35:DO:33:ARG:HD2	2.29	0.48
25:DA:659:C:H4'	29:DF:100:THR:O	2.12	0.48
25:DA:883:G:H2'	25:DA:884:C:C5	2.48	0.48
25:DA:1071:G:C4	25:DA:1089:G:H2'	2.49	0.48
25:DA:1146:C:H2'	25:DA:1147:C:H5'	1.95	0.48
25:DA:1288:U:C2	25:DA:1327:C:O2	2.66	0.48
25:DA:1388:G:O2'	25:DA:1389:G:H5'	2.13	0.48
25:DA:2168:G:C2	25:DA:2170:A:OP2	2.66	0.48
25:DA:2472:G:C4	25:DA:2475:C:N4	2.82	0.48
28:DE:66:HIS:NE2	28:DE:73:GLU:OE1	2.46	0.48
35:DO:81:GLN:HB3	35:DO:106:LEU:HD12	1.95	0.48
36:DP:29:PHE:HB3	36:DP:65:PHE:CZ	2.46	0.48
41:D2:82:ARG:CG	41:D2:82:ARG:NH1	2.47	0.48
45:DV:1:MET:HG2	45:DV:2:GLU:H	1.79	0.48
45:DV:115:GLY:HA2	45:DV:177:PRO:HD3	1.95	0.48
48:DW:17:SER:OG	48:DW:18:PRO:HA	2.13	0.48
53:D7:35:ARG:CG	53:D7:42:LEU:HD11	2.43	0.48
54:D8:49:VAL:HG23	54:D8:50:LEU:H	1.77	0.48
1:AA:163:C:H2'	1:AA:164:U:H6	1.78	0.48
1:AA:829:G:O2'	1:AA:830:G:H5'	2.13	0.48
5:AH:51:VAL:O	5:AH:55:VAL:HG23	2.13	0.48
8:AK:138:TRP:OXT	8:AK:138:TRP:CE3	2.66	0.48
15:AR:3:ILE:O	15:AR:3:ILE:HG13	2.13	0.48
22:AB:19:G:H1'	22:AB:20:U:OP1	2.14	0.48
23:AC:1:C:O2'	23:AC:2:G:OP2	2.32	0.48
23:AC:41:C:O2'	23:AC:42:C:H5'	2.14	0.48
25:BA:530:G:O4'	25:BA:530:G:N3	2.45	0.48
25:BA:849:A:N1	49:BX:25:ALA:HB2	2.27	0.48

*Continued on next page...*

*Continued from previous page...*

Atom-1	Atom-2	Interatomic distance (Å)	Clash overlap (Å)
25:BA:1141:U:P	33:BM:63:THR:HG21	2.54	0.48
25:BA:1578:U:H2'	25:BA:1579:A:H5'	1.95	0.48
25:BA:2099:U:H2'	25:BA:2099:U:O2	2.14	0.48
25:BA:2376:A:H2'	25:BA:2377:A:O4'	2.14	0.48
25:BA:2406:U:H2'	25:BA:2406:U:OP2	2.14	0.48
25:BA:2820:A:C5	37:B0:4:LEU:HD21	2.49	0.48
25:BA:2863:C:O2'	25:BA:2864:G:H5'	2.13	0.48
27:BD:36:PRO:HA	27:BD:62:TYR:O	2.13	0.48
28:BE:48:GLN:HE22	28:BE:77:ILE:CD1	2.25	0.48
32:BK:92:VAL:O	32:BK:120:ILE:HG22	2.13	0.48
35:BO:38:GLN:O	35:BO:41:ARG:HB2	2.13	0.48
36:BP:137:TYR:C	36:BP:139:GLU:H	2.15	0.48
39:BR:11:GLU:N	39:BR:11:GLU:OE1	2.47	0.48
44:BU:68:HIS:O	44:BU:71:LYS:HB2	2.14	0.48
50:B4:56:VAL:CG1	50:B4:60:GLN:HG3	2.44	0.48
50:B4:61:ARG:O	50:B4:65:ASP:OD1	2.31	0.48
52:B6:11:LEU:HD21	52:B6:51:GLU:HG3	1.96	0.48
1:CA:9:G:C8	5:CH:126:ARG:NH2	2.81	0.48
1:CA:327:A:O2'	1:CA:328:C:O4'	2.22	0.48
1:CA:353:A:C2'	1:CA:354:G:OP2	2.62	0.48
1:CA:420:U:H2'	1:CA:422:C:O2	2.14	0.48
1:CA:503:C:C2'	1:CA:504:C:H5'	2.43	0.48
1:CA:955:U:H2'	1:CA:956:U:H6	1.78	0.48
1:CA:1133:G:N2	1:CA:1141:C:N3	2.60	0.48
1:CA:1226:C:N4	13:CP:104:ARG:HD2	2.29	0.48
1:CA:1240:U:OP2	7:CJ:115:ARG:HA	2.14	0.48
1:CA:1298:C:C6	7:CJ:114:ARG:NH1	2.82	0.48
3:CF:52:LEU:CD2	3:CF:52:LEU:H	2.27	0.48
4:CG:24:GLU:O	4:CG:27:TYR:N	2.42	0.48
5:CH:12:LEU:O	5:CH:30:ALA:HA	2.14	0.48
8:CK:29:SER:HB3	8:CK:32:LYS:CB	2.43	0.48
9:CL:112:LYS:HD3	9:CL:113:LYS:O	2.14	0.48
15:CR:43:LEU:HD11	15:CR:53:HIS:HA	1.96	0.48
20:CW:58:LYS:O	20:CW:58:LYS:HD3	2.13	0.48
25:DA:307:G:N1	25:DA:310:A:OP2	2.45	0.48
25:DA:839:U:H2'	25:DA:840:C:C6	2.49	0.48
25:DA:1057:A:H2	25:DA:1081:U:N3	2.01	0.48
25:DA:1826:G:H2'	25:DA:1827:C:H6	1.78	0.48
25:DA:2276:G:P	36:DP:84:GLY:HA2	2.54	0.48
25:DA:2297:C:O2	25:DA:2298:A:C8	2.67	0.48
25:DA:2689:U:P	25:DA:2719:G:H22	2.36	0.48

*Continued on next page...*

*Continued from previous page...*

Atom-1	Atom-2	Interatomic distance (Å)	Clash overlap (Å)
27:DD:62:TYR:CE1	27:DD:64:ILE:HA	2.48	0.48
28:DE:9:VAL:HG13	28:DE:26:ILE:O	2.13	0.48
28:DE:53:PRO:HG2	28:DE:54:GLN:H	1.79	0.48
29:DF:8:GLN:HG2	29:DF:124:LEU:HD11	1.95	0.48
29:DF:117:ARG:HH12	35:DO:1:MET:N	2.12	0.48
45:DV:141:VAL:O	45:DV:142:SER:O	2.30	0.48
45:DV:175:VAL:O	45:DV:177:PRO:CD	2.52	0.48
54:D8:30:ARG:O	54:D8:31:HIS:HB2	2.14	0.48
54:D8:61:LEU:O	54:D8:62:LEU:C	2.51	0.48
1:AA:131:C:O2	1:AA:131:C:H2'	2.14	0.48
1:AA:255:G:H1'	17:AT:16:GLN:HE21	1.78	0.48
1:AA:261:U:OP2	20:AW:79:ARG:NH2	2.47	0.48
1:AA:659:U:N3	1:AA:660:G:N7	2.62	0.48
1:AA:926:G:C6	1:AA:1505:G:C5	3.02	0.48
1:AA:1072:G:C6	1:AA:1073:U:C4	3.02	0.48
1:AA:1125:U:O4	10:AM:5:ARG:HD2	2.13	0.48
1:AA:1159:U:O4'	1:AA:1182:G:N2	2.47	0.48
1:AA:1358:U:H5''	14:AQ:33:VAL:O	2.14	0.48
2:AE:18:GLY:H	2:AE:42:ILE:CG2	2.22	0.48
5:AH:32:VAL:HB	5:AH:58:ALA:HB1	1.95	0.48
7:AJ:152:ALA:O	7:AJ:155:ARG:HB3	2.13	0.48
9:AL:83:ARG:HA	9:AL:86:VAL:CG1	2.44	0.48
10:AM:4:ILE:HD13	10:AM:100:THR:CG2	2.44	0.48
10:AM:17:ASP:O	10:AM:21:GLN:HB2	2.12	0.48
10:AM:34:VAL:CG1	10:AM:74:ILE:HG23	2.44	0.48
12:AO:122:THR:HG22	12:AO:123:LYS:O	2.12	0.48
17:AT:67:LYS:HA	17:AT:70:ARG:HH12	1.79	0.48
20:AW:50:GLU:HG3	20:AW:51:GLU:N	2.29	0.48
23:AC:20:G:O2'	23:AC:21:U:H5	1.95	0.48
23:AC:26:C:H2'	23:AC:27:G:O4'	2.14	0.48
25:BA:340:A:C2'	25:BA:341:G:H5'	2.44	0.48
25:BA:724:U:H2'	25:BA:725:G:O4'	2.14	0.48
25:BA:997:G:O2'	25:BA:998:C:H5'	2.14	0.48
25:BA:1021:A:H3'	25:BA:1022:G:C5'	2.32	0.48
25:BA:1385:G:O2'	25:BA:1396:U:C6	2.66	0.48
25:BA:1991:U:C2'	25:BA:1992:G:H5''	2.41	0.48
25:BA:2302:G:C6	25:BA:2315:G:C6	3.02	0.48
25:BA:2401:U:H5'	52:B6:18:ARG:HD3	1.94	0.48
25:BA:2850:A:H5'	25:BA:2868:A:C2	2.49	0.48
30:BG:109:VAL:O	30:BG:113:ARG:HG3	2.14	0.48
32:BK:12:LEU:HD13	32:BK:12:LEU:N	2.29	0.48

*Continued on next page...*

*Continued from previous page...*

Atom-1	Atom-2	Interatomic distance (Å)	Clash overlap (Å)
33:BM:134:ARG:N	33:BM:135:PRO:HD3	2.29	0.48
36:BP:31:ASP:O	36:BP:133:ARG:O	2.32	0.48
39:BR:55:ASN:HB3	39:BR:58:ASN:O	2.14	0.48
41:B2:87:HIS:NE2	41:B2:89:GLN:NE2	2.61	0.48
45:BV:105:VAL:HG12	45:BV:139:VAL:O	2.13	0.48
45:BV:120:ILE:HG21	45:BV:170:THR:HB	1.96	0.48
46:B3:72:ARG:CB	46:B3:75:LEU:HB2	2.43	0.48
1:CA:947:G:O3'	13:CP:109:THR:OG1	2.25	0.48
1:CA:1226:C:OP2	13:CP:103:THR:HG21	2.14	0.48
2:CE:28:PHE:CD1	2:CE:32:ILE:HG22	2.46	0.48
2:CE:55:PHE:HD1	2:CE:58:ILE:HD12	1.79	0.48
3:CF:58:GLU:CB	3:CF:65:ALA:HB3	2.44	0.48
4:CG:208:SER:OG	5:CH:101:ILE:HG22	2.14	0.48
9:CL:21:PRO:HA	9:CL:59:PHE:HA	1.94	0.48
9:CL:95:LYS:HZ2	9:CL:96:LEU:CD1	2.27	0.48
13:CP:88:ARG:O	13:CP:88:ARG:HG3	2.13	0.48
19:CV:41:VAL:HG13	50:D4:63:TYR:CE2	2.49	0.48
19:CV:51:VAL:O	19:CV:58:VAL:HG22	2.13	0.48
22:CB:31:C:C2	22:CB:32:C:C5	3.01	0.48
25:DA:90:U:O2'	25:DA:91:A:H5''	2.13	0.48
25:DA:363(B):G:H2'	25:DA:363(C):G:C8	2.49	0.48
25:DA:997:G:O2'	25:DA:998:C:H5'	2.13	0.48
25:DA:1097:U:H2'	25:DA:1098:A:O4'	2.14	0.48
25:DA:1180:C:H2'	25:DA:1181:C:C6	2.49	0.48
25:DA:1181:C:H2'	25:DA:1182:A:C8	2.49	0.48
25:DA:1187:G:C4'	41:D2:76:LYS:HZ2	2.23	0.48
25:DA:2011:U:H2'	25:DA:2012:G:H5'	1.96	0.48
25:DA:2124:G:H2'	25:DA:2125:G:H5'	1.96	0.48
25:DA:2298:A:C2	25:DA:2299:G:H1'	2.49	0.48
25:DA:2768:C:O2'	33:DM:89:LYS:HE2	2.14	0.48
25:DA:2872:G:C8	25:DA:2873:A:H2	2.28	0.48
26:DB:73:A:H5'	26:DB:74:U:OP2	2.14	0.48
26:DB:78:A:C2	26:DB:99:A:C4	3.02	0.48
28:DE:197:ILE:CD1	28:DE:199:ARG:HH21	2.18	0.48
30:DG:67:LYS:H	50:D4:6:HIS:HE2	1.61	0.48
30:DG:96:ARG:H	30:DG:96:ARG:HG3	1.26	0.48
34:DN:7:TYR:CE1	34:DN:20:MET:HG3	2.48	0.48
37:D0:72:ASP:HB3	37:D0:75:LEU:HB3	1.96	0.48
45:DV:102:LEU:HD11	45:DV:124:ILE:HB	1.96	0.48
52:D6:28:ARG:HG3	52:D6:31:PRO:HD2	1.95	0.48
54:D8:52:LYS:HD3	54:D8:52:LYS:N	2.27	0.48

*Continued on next page...*



*Continued from previous page...*

Atom-1	Atom-2	Interatomic distance (Å)	Clash overlap (Å)
1:AA:85:U:O2	1:AA:85:U:C2'	2.62	0.48
1:AA:658:G:H2'	1:AA:659:U:H6	1.78	0.48
1:AA:1054:C:O2'	1:AA:1055:A:C5'	2.62	0.48
2:AE:150:SER:OG	2:AE:151:GLY:N	2.46	0.48
13:AP:4:ILE:HG22	13:AP:5:ALA:N	2.28	0.48
13:AP:99:ARG:O	13:AP:101:GLN:NE2	2.47	0.48
13:AP:108:ARG:N	13:AP:108:ARG:HD2	2.29	0.48
23:AD:27:G:O6	23:AD:45:A:N6	2.46	0.48
25:BA:141:A:H8	25:BA:1408:C:H1'	1.77	0.48
28:BE:92:THR:O	28:BE:95:ILE:CG1	2.61	0.48
34:BN:93:PRO:HG2	34:BN:113:LYS:HD3	1.95	0.48
45:BV:76:LEU:CD2	45:BV:76:LEU:N	2.74	0.48
54:B8:37:SER:HA	54:B8:41:ILE:CG2	2.41	0.48
1:CA:194:C:H2'	1:CA:195:A:H5''	1.95	0.48
1:CA:260:G:N2	1:CA:265:G:N7	2.61	0.48
1:CA:380:G:N2	1:CA:384:G:C5	2.82	0.48
1:CA:1177:G:OP2	9:CL:97:LYS:NZ	2.43	0.48
1:CA:1328:C:OP1	21:CX:21:TYR:OH	2.22	0.48
4:CG:8:VAL:O	4:CG:11:LEU:N	2.47	0.48
4:CG:75:PHE:HE1	4:CG:97:LEU:HD11	1.78	0.48
5:CH:100:VAL:HG22	5:CH:118:ILE:CG2	2.44	0.48
10:CM:8:LEU:CD2	10:CM:20:ALA:HB2	2.43	0.48
10:CM:44:VAL:HG22	10:CM:66:ARG:HG3	1.95	0.48
16:CS:56:ALA:O	16:CS:60:LEU:HG	2.14	0.48
18:CU:41:LYS:O	18:CU:41:LYS:HD3	2.14	0.48
19:CV:28:LYS:CE	19:CV:29:ARG:H	2.26	0.48
19:CV:30:LEU:CD1	19:CV:31:ILE:H	2.27	0.48
22:CB:35:G:C2'	22:CB:36:A:H5'	2.44	0.48
25:DA:513:A:C2	25:DA:514:A:C5	3.02	0.48
25:DA:529:A:H4'	25:DA:530:G:H5'	1.95	0.48
25:DA:548:A:H8	25:DA:548:A:O5'	1.97	0.48
25:DA:654(T):A:H2'	25:DA:654(U):A:O4'	2.13	0.48
25:DA:676:A:N1	25:DA:802:A:N1	2.62	0.48
25:DA:861:A:C2	25:DA:917:A:C5	3.02	0.48
25:DA:1171:G:O2'	25:DA:1173:G:O5'	2.30	0.48
25:DA:1443:G:C2'	25:DA:1444:G:H5'	2.43	0.48
25:DA:2378:A:C5	25:DA:2379:G:H1'	2.48	0.48
25:DA:2401:U:O2'	25:DA:2402:C:C6	2.64	0.48
27:DD:24:ILE:CD1	27:DD:91:ARG:HD3	2.38	0.48
28:DE:48:GLN:CG	28:DE:78:LEU:CB	2.89	0.48
28:DE:79:ARG:N	28:DE:79:ARG:HD2	2.29	0.48

*Continued on next page...*

*Continued from previous page...*

Atom-1	Atom-2	Interatomic distance (Å)	Clash overlap (Å)
29:DF:187:VAL:HG12	35:DO:3:LEU:HG	1.96	0.48
30:DG:161:THR:HG22	30:DG:162:THR:N	2.29	0.48
34:DN:108:GLU:H	34:DN:108:GLU:HG2	1.46	0.48
37:D0:63:ARG:O	37:D0:67:LEU:HB2	2.14	0.48
38:DQ:59:LYS:HD3	38:DQ:60:GLY:H	1.79	0.48
52:D6:25:LYS:CE	54:D8:34:TRP:HH2	2.25	0.48
1:AA:9:G:C2	1:AA:26:A:C2	3.01	0.47
1:AA:93:U:H2'	1:AA:95:G:C5'	2.44	0.47
1:AA:232:G:C5	1:AA:233:C:C5	3.01	0.47
1:AA:303:A:H2'	1:AA:304:U:O4'	2.14	0.47
1:AA:438:G:HO2'	1:AA:439:A:H5''	1.79	0.47
1:AA:706:A:H2'	1:AA:707:C:H5'	1.96	0.47
1:AA:1176:A:H2'	1:AA:1177:G:C5'	2.43	0.47
1:AA:1178:G:H5'	9:AL:93:ARG:HH21	1.79	0.47
4:AG:84:LYS:N	4:AG:84:LYS:HD2	2.29	0.47
5:AH:110:LEU:CD1	5:AH:118:ILE:HD13	2.40	0.47
8:AK:86:ILE:O	8:AK:87:SER:C	2.52	0.47
10:AM:3:LYS:O	10:AM:100:THR:HG22	2.14	0.47
14:AQ:41:ARG:HG2	14:AQ:41:ARG:NH1	2.26	0.47
14:AQ:44:LEU:HD12	14:AQ:44:LEU:C	2.35	0.47
17:AT:31:LEU:HD23	17:AT:32:TYR:CZ	2.49	0.47
25:BA:184:C:H2'	25:BA:185:U:C6	2.50	0.47
25:BA:271(C):U:H2'	25:BA:271:G:OP1	2.14	0.47
25:BA:404:C:O2'	25:BA:405:U:OP2	2.27	0.47
25:BA:725:G:C6	25:BA:726:G:N1	2.82	0.47
25:BA:883:G:H2'	25:BA:884:C:O4'	2.14	0.47
25:BA:2653:U:O2'	31:BH:110:SER:HB2	2.14	0.47
25:BA:2677:G:H2'	25:BA:2678:C:C6	2.49	0.47
25:BA:2784:C:H4'	28:BE:41:LYS:O	2.13	0.47
26:BB:1:U:H2'	26:BB:2:C:H6	1.78	0.47
27:BD:102:LYS:C	27:BD:103:ARG:HG2	2.34	0.47
30:BG:173:LEU:O	30:BG:178:PHE:HB2	2.14	0.47
31:BH:167:GLU:H	31:BH:167:GLU:HG2	1.36	0.47
33:BM:126:PRO:HB2	33:BM:127:ASP:OD1	2.14	0.47
35:BO:112:LEU:HD22	35:BO:113:LYS:N	2.29	0.47
36:BP:109:VAL:HG13	36:BP:113:GLN:HB2	1.95	0.47
1:CA:607:A:C2	16:CS:31:LYS:HB2	2.49	0.47
1:CA:861:G:C5	1:CA:862:C:C5	3.01	0.47
1:CA:939:G:H2'	1:CA:940:C:C6	2.49	0.47
1:CA:1195:C:C4	1:CA:1197:G:C8	3.01	0.47
3:CF:117:ALA:HB2	3:CF:200:ALA:CB	2.37	0.47

*Continued on next page...*

*Continued from previous page...*

Atom-1	Atom-2	Interatomic distance (Å)	Clash overlap (Å)
10:CM:80:LYS:O	10:CM:83:GLU:HB3	2.14	0.47
25:DA:94:G:N3	48:DW:47:ASN:OD1	2.46	0.47
25:DA:277:C:H3'	25:DA:278:A:H8	1.79	0.47
25:DA:470:A:OP1	29:DF:59:TYR:HE2	1.97	0.47
25:DA:654(B):C:N3	25:DA:654(T):A:C2	2.82	0.47
25:DA:959:A:C6	25:DA:960:A:C2	3.03	0.47
25:DA:1225:C:O3'	41:D2:85:LYS:CA	2.61	0.47
25:DA:1278:A:H2'	25:DA:1279:G:C8	2.49	0.47
25:DA:1629:U:H2'	25:DA:1630:G:C8	2.48	0.47
25:DA:1791:A:OP2	25:DA:1791:A:C8	2.67	0.47
25:DA:2212:A:H1'	25:DA:2215:G:C5	2.49	0.47
29:DF:157:VAL:HB	29:DF:194:MET:HB3	1.96	0.47
30:DG:96:ARG:HH11	30:DG:96:ARG:CG	2.25	0.47
31:DH:7:LEU:N	31:DH:8:PRO:HD2	2.29	0.47
32:DK:83:ALA:O	32:DK:89:TYR:CE2	2.67	0.47
35:DO:97:PRO:HG3	35:DO:112:LEU:CB	2.44	0.47
36:DP:21:THR:O	36:DP:21:THR:HG23	2.10	0.47
42:DS:92:ARG:NH1	42:DS:94:ASP:OD2	2.47	0.47
43:DT:60:ARG:CG	43:DT:60:ARG:NH1	2.67	0.47
51:D5:46:CYS:SG	51:D5:47:PRO:HD2	2.54	0.47
1:AA:109:A:N7	1:AA:326:G:H2'	2.29	0.47
1:AA:495:A:C2	1:AA:496:A:C5	3.02	0.47
1:AA:658:G:C4	1:AA:659:U:C5	3.02	0.47
1:AA:955:U:O2'	19:AV:83:HIS:CD2	2.67	0.47
1:AA:1159:U:N3	1:AA:1182:G:C6	2.82	0.47
1:AA:1351:U:O4	9:AL:118:LYS:HE3	2.14	0.47
1:AA:1372:U:H2'	1:AA:1373:G:O5'	2.14	0.47
1:AA:1513:A:H2'	1:AA:1514:C:C6	2.49	0.47
4:AG:158:ILE:HG22	4:AG:159:ARG:N	2.30	0.47
7:AJ:91:VAL:HG12	7:AJ:95:ARG:HB3	1.96	0.47
13:AP:84:ILE:HD11	19:AV:66:MET:HG2	1.95	0.47
14:AQ:21:TYR:HE2	14:AQ:23:ARG:HE	1.61	0.47
20:AW:37:SER:O	20:AW:41:ILE:HG12	2.14	0.47
24:A1:14:U:C2'	24:A1:15:U:O4'	2.62	0.47
25:BA:248:G:H5'	25:BA:250:G:N7	2.28	0.47
25:BA:280:C:C2'	25:BA:281:G:H5'	2.44	0.47
25:BA:593:G:O3'	54:B8:61:LEU:HD13	2.14	0.47
25:BA:1531:C:O2'	25:BA:1532:C:H5'	2.13	0.47
25:BA:1609:A:O2'	25:BA:1610:A:H5'	2.14	0.47
25:BA:2136:C:H2'	25:BA:2137:C:O4'	2.14	0.47
25:BA:2168:G:N2	25:BA:2170:A:O5'	2.44	0.47

*Continued on next page...*

*Continued from previous page...*

Atom-1	Atom-2	Interatomic distance (Å)	Clash overlap (Å)
26:BB:15:A:H3'	26:BB:16:G:H5'	1.96	0.47
26:BB:79:C:O5'	26:BB:79:C:H6	1.96	0.47
27:BD:35:LYS:CE	27:BD:104:TYR:CD1	2.98	0.47
27:BD:35:LYS:H	27:BD:64:ILE:HG23	1.79	0.47
27:BD:65:ILE:CG1	27:BD:67:PHE:CE1	2.96	0.47
27:BD:158:ALA:HB3	27:BD:161:THR:CG2	2.44	0.47
28:BE:111:ARG:HG2	37:B0:1:MET:CE	2.44	0.47
35:BO:55:ARG:O	35:BO:56:SER:C	2.51	0.47
39:BR:16:ARG:HD3	39:BR:19:LEU:CD1	2.38	0.47
40:B1:91:ASP:O	40:B1:92:ARG:C	2.52	0.47
41:B2:59:ALA:CB	41:B2:96:ILE:HD13	2.36	0.47
43:BT:29:TRP:CZ3	43:BT:78:LYS:HG2	2.49	0.47
45:BV:58:VAL:O	45:BV:67:LEU:O	2.32	0.47
1:CA:31:G:O2'	1:CA:48:C:N4	2.47	0.47
1:CA:161:A:C6	1:CA:162:A:C6	3.02	0.47
1:CA:1133:G:H2'	1:CA:1134:G:H8	1.78	0.47
1:CA:1151:A:N6	1:CA:1152:A:N6	2.62	0.47
1:CA:1247:U:H1'	1:CA:1291:G:N2	2.29	0.47
1:CA:1480:G:C5	1:CA:1481:U:C5	3.02	0.47
2:CE:18:GLY:O	2:CE:19:HIS:ND1	2.40	0.47
3:CF:16:ARG:HH11	3:CF:16:ARG:CA	2.27	0.47
5:CH:103:GLY:N	5:CH:106:PRO:HG2	2.29	0.47
11:CN:78:GLN:O	11:CN:103:LEU:HA	2.14	0.47
19:CV:28:LYS:CG	19:CV:29:ARG:H	2.26	0.47
22:CB:6:G:N2	22:CB:78:C:O2	2.47	0.47
23:CC:53:G:O2'	23:CC:54:G:H5'	2.15	0.47
25:DA:17:G:H4'	40:D1:25:TRP:CZ3	2.49	0.47
25:DA:753:C:C2	25:DA:754:C:C5	3.03	0.47
25:DA:825:C:O2	35:DO:55:ARG:NH2	2.46	0.47
25:DA:973:A:H5'	25:DA:1188:U:H1'	1.96	0.47
25:DA:2032:G:N2	28:DE:146:THR:HG23	2.17	0.47
25:DA:2093:G:N7	25:DA:2225:A:H2'	2.29	0.47
25:DA:2564:A:OP1	25:DA:2648:C:H4'	2.13	0.47
26:DB:44:G:H5''	26:DB:45:A:OP1	2.14	0.47
26:DB:73:A:C4	26:DB:104:A:C2	3.02	0.47
27:DD:108:PRO:HG2	27:DD:111:LEU:HB2	1.95	0.47
29:DF:22:ALA:O	29:DF:24:LEU:O	2.32	0.47
30:DG:105:LYS:HE3	50:D4:26:SER:HB3	1.95	0.47
35:DO:52:GLU:OE2	35:DO:58:THR:N	2.44	0.47
38:DQ:61:ASN:HB3	38:DQ:64:GLU:CB	2.44	0.47
39:DR:19:LEU:HD22	39:DR:86:ILE:HG23	1.96	0.47

*Continued on next page...*

*Continued from previous page...*

Atom-1	Atom-2	Interatomic distance (Å)	Clash overlap (Å)
40:D1:58:ARG:O	40:D1:62:ILE:HD13	2.12	0.47
41:D2:60:GLU:OE2	41:D2:97:LYS:HE3	2.14	0.47
41:D2:67:GLY:O	41:D2:88:ARG:HD3	2.14	0.47
44:DU:85:VAL:HG12	44:DU:85:VAL:O	2.14	0.47
50:D4:38:LYS:C	50:D4:40:HIS:H	2.16	0.47
1:AA:767:A:H2'	1:AA:768:A:O4'	2.14	0.47
1:AA:778:G:H8	1:AA:778:G:O5'	1.98	0.47
1:AA:1152:A:C5	1:AA:1153:C:C5	3.02	0.47
4:AG:98:GLU:OE1	4:AG:194:LEU:CD2	2.62	0.47
25:BA:141(A):C:H2'	25:BA:142:G:O4'	2.15	0.47
25:BA:301:G:H1'	25:BA:302:C:C6	2.50	0.47
25:BA:394:A:C2'	25:BA:395:U:H5'	2.44	0.47
25:BA:822:U:O2'	25:BA:823:G:H5'	2.14	0.47
25:BA:897:C:H2'	25:BA:898:C:O5'	2.14	0.47
25:BA:905:U:C3'	25:BA:906:G:H5''	2.45	0.47
25:BA:1142(A):A:C4	25:BA:1144:G:N7	2.83	0.47
25:BA:1155:A:O2'	25:BA:1156:A:H2'	2.14	0.47
25:BA:1432:C:H2'	25:BA:1433:U:O4'	2.14	0.47
25:BA:1449(A):G:H2'	25:BA:1450:C:C6	2.49	0.47
25:BA:2056:G:H1	51:B5:4:HIS:CD2	2.33	0.47
25:BA:2287:A:N6	25:BA:2344:U:C2	2.82	0.47
25:BA:2348:U:H4'	52:B6:42:TRP:CD1	2.49	0.47
29:BF:34:TRP:CE2	35:BO:8:PRO:HD3	2.49	0.47
33:BM:17:ASP:O	33:BM:55:VAL:O	2.32	0.47
35:BO:15:ARG:O	35:BO:16:ARG:C	2.53	0.47
35:BO:52:GLU:OE2	35:BO:58:THR:N	2.44	0.47
35:BO:61:ARG:HB2	35:BO:61:ARG:CZ	2.26	0.47
35:BO:65:ARG:HH11	35:BO:65:ARG:CG	1.94	0.47
48:BW:10:LEU:O	48:BW:14:ARG:HG3	2.14	0.47
1:CA:197:A:H1'	1:CA:198:G:O4'	2.13	0.47
1:CA:530:G:O6	24:C1:21:U:H1'	2.14	0.47
1:CA:552:U:H2'	1:CA:553:A:H5'	1.95	0.47
1:CA:787:A:C2	1:CA:796:C:N3	2.82	0.47
1:CA:885:G:O2'	1:CA:914:A:N1	2.36	0.47
1:CA:1068:G:N3	1:CA:1191:A:C2	2.82	0.47
5:CH:6:PHE:HB3	5:CH:35:GLY:C	2.34	0.47
6:CI:72:VAL:HG13	6:CI:73:ASN:N	2.29	0.47
19:CV:63:THR:HG23	19:CV:65:ASN:O	2.14	0.47
22:CB:51:A:OP1	22:CB:52:U:C5	2.67	0.47
25:DA:78:A:C6	25:DA:79:G:C6	3.02	0.47
25:DA:524:U:H2'	25:DA:525:U:H6	1.79	0.47

*Continued on next page...*

*Continued from previous page...*

Atom-1	Atom-2	Interatomic distance (Å)	Clash overlap (Å)
25:DA:864:G:C6	25:DA:865:C:C4	3.02	0.47
25:DA:1131:G:N2	25:DA:1132:A:C4	2.83	0.47
25:DA:1839:G:C8	25:DA:1927:A:C1'	2.96	0.47
25:DA:1853:A:H2'	25:DA:1854:A:C8	2.48	0.47
25:DA:2239:G:H5'	27:DD:251:GLY:HA3	1.97	0.47
25:DA:2712:U:O2'	25:DA:2712(A):A:OP2	2.24	0.47
25:DA:2820:A:O2'	28:DE:191:PRO:HG3	2.14	0.47
27:DD:35:LYS:HD3	27:DD:63:ARG:CA	2.43	0.47
28:DE:130:GLY:O	28:DE:131:ALA:O	2.32	0.47
34:DN:20:MET:HB2	34:DN:44:LYS:HG3	1.96	0.47
41:D2:2:PHE:O	41:D2:42:GLY:N	2.47	0.47
50:D4:13:ARG:O	50:D4:29:PRO:O	2.33	0.47
53:D7:8:ASN:ND2	53:D7:11:LYS:N	2.36	0.47
1:AA:185:A:H2'	1:AA:186:C:C6	2.49	0.47
1:AA:222:U:C2	1:AA:223:U:C5	3.02	0.47
1:AA:222:U:H2'	1:AA:223:U:C6	2.49	0.47
1:AA:529:G:O6	12:AO:49:ASN:ND2	2.48	0.47
1:AA:663:A:H2'	1:AA:664:G:O4'	2.14	0.47
1:AA:947:G:H2'	1:AA:948:C:O4'	2.14	0.47
1:AA:965:A:C2	1:AA:969:A:N1	2.83	0.47
1:AA:1004:A:C2	1:AA:1024:G:H2'	2.50	0.47
1:AA:1039:C:H2'	1:AA:1040:U:O4'	2.13	0.47
1:AA:1083:U:H5	1:AA:1084:G:C6	2.32	0.47
1:AA:1112:C:N4	3:AF:178:LEU:HD23	2.29	0.47
2:AE:7:VAL:HG22	2:AE:8:LYS:O	2.14	0.47
3:AF:29:TYR:OH	14:AQ:54:PRO:HD2	2.14	0.47
9:AL:112:LYS:HD3	9:AL:112:LYS:C	2.34	0.47
11:AN:17:GLY:HA3	11:AN:77:MET:HE1	1.91	0.47
13:AP:115:LYS:O	13:AP:116:THR:C	2.51	0.47
17:AT:57:VAL:HG23	17:AT:58:GLU:N	2.29	0.47
20:AW:72:LEU:HD23	20:AW:72:LEU:C	2.34	0.47
23:AD:57:C:H5'	25:BA:2169:A:C1'	2.45	0.47
25:BA:529:A:C2'	25:BA:529:A:N3	2.77	0.47
25:BA:529:A:H4'	25:BA:530:G:H5'	1.96	0.47
25:BA:587:C:H4'	25:BA:588:U:O5'	2.14	0.47
25:BA:606:U:OP1	29:BF:104:LYS:HD2	2.14	0.47
25:BA:1588:C:H2'	25:BA:1589:C:H6	1.79	0.47
25:BA:2347:C:H4'	52:B6:39:TYR:HE2	1.78	0.47
25:BA:2467:C:O2'	25:BA:2468:G:H5''	2.15	0.47
25:BA:2836:U:H2'	25:BA:2837:G:C8	2.50	0.47
25:BA:2860:A:C8	25:BA:2861:G:H1'	2.49	0.47

*Continued on next page...*

*Continued from previous page...*

Atom-1	Atom-2	Interatomic distance (Å)	Clash overlap (Å)
28:BE:51:PHE:HD1	28:BE:52:LEU:HD21	1.71	0.47
32:BK:128:LEU:O	32:BK:138:ILE:HG22	2.14	0.47
34:BN:14:THR:HG22	34:BN:95:GLY:N	2.29	0.47
34:BN:17:ARG:NE	34:BN:47:ILE:HD13	2.30	0.47
35:BO:47:ASP:HA	35:BO:48:PRO:HD3	1.55	0.47
35:BO:120:ALA:HB1	35:BO:138:LEU:HB3	1.96	0.47
36:BP:66:ILE:O	36:BP:67:ARG:CB	2.61	0.47
36:BP:106:VAL:HG21	36:BP:114:ALA:HB1	1.97	0.47
50:B4:62:ARG:O	50:B4:62:ARG:HG3	2.12	0.47
1:CA:209:U:O2	1:CA:209:U:H2'	2.14	0.47
1:CA:464:G:O6	1:CA:466:C:H5'	2.13	0.47
1:CA:573:A:N3	1:CA:883:C:O2'	2.37	0.47
1:CA:1037:C:H3'	1:CA:1037:C:H6	1.79	0.47
1:CA:1288:A:H2'	1:CA:1289:A:C8	2.50	0.47
4:CG:101:LEU:HD23	4:CG:121:VAL:HG11	1.96	0.47
6:CI:50:TYR:CE1	18:CU:74:ARG:O	2.68	0.47
6:CI:100:ASN:ND2	18:CU:23:LYS:HD2	2.29	0.47
9:CL:78:LYS:HB2	9:CL:78:LYS:HZ2	1.76	0.47
11:CN:56:GLY:O	11:CN:89:ALA:HB3	2.14	0.47
14:CQ:16:PHE:HB2	14:CQ:18:VAL:HG23	1.95	0.47
16:CS:1:MET:HE3	16:CS:1:MET:HB2	1.48	0.47
16:CS:22:THR:HA	16:CS:33:ILE:HG12	1.95	0.47
17:CT:59:ILE:HG23	17:CT:71:PHE:HB3	1.96	0.47
17:CT:68:ARG:N	17:CT:70:ARG:NH1	2.63	0.47
20:CW:55:ILE:HD13	20:CW:55:ILE:HA	1.77	0.47
22:CB:28:C:H2'	22:CB:29:U:O4'	2.14	0.47
23:CD:57:C:C2	25:DA:2169:A:C8	3.02	0.47
25:DA:953:A:O2'	25:DA:954:G:H5'	2.14	0.47
25:DA:958:U:O2	26:DB:89(A):A:H4'	2.15	0.47
25:DA:1188:U:H4'	41:D2:79:VAL:HG12	1.96	0.47
25:DA:1215:G:O2'	25:DA:1216:G:H5'	2.14	0.47
25:DA:1225:C:O2'	41:D2:85:LYS:N	2.46	0.47
25:DA:1829:A:N3	27:DD:15:PHE:HE1	2.12	0.47
25:DA:1952:A:C5	34:DN:22:ILE:CD1	2.92	0.47
25:DA:2270:G:H2'	25:DA:2271:G:H5'	1.96	0.47
25:DA:2296:U:OP2	38:DQ:9:ARG:NH1	2.47	0.47
25:DA:2875:C:O2'	39:DR:5:ALA:HB3	2.14	0.47
27:DD:34:VAL:C	27:DD:35:LYS:HG3	2.35	0.47
27:DD:67:PHE:HB3	27:DD:153:ALA:H	1.78	0.47
28:DE:79:ARG:HA	28:DE:79:ARG:NE	2.28	0.47
29:DF:24:LEU:HB3	29:DF:25:PRO:CD	2.44	0.47

*Continued on next page...*

*Continued from previous page...*

Atom-1	Atom-2	Interatomic distance (Å)	Clash overlap (Å)
30:DG:117:PHE:CD1	30:DG:117:PHE:O	2.67	0.47
31:DH:54:ARG:HB2	31:DH:55:PRO:HD2	1.96	0.47
40:D1:110:VAL:O	40:D1:113:ALA:HB3	2.15	0.47
43:DT:64:LYS:HD3	43:DT:73:ARG:NE	2.30	0.47
45:DV:93:ASP:O	45:DV:94:GLU:HG3	2.15	0.47
45:DV:150:LEU:O	45:DV:150:LEU:HD13	2.15	0.47
1:AA:955:U:H1'	1:AA:1227:A:N6	2.29	0.47
1:AA:1005:A:N1	1:AA:1024:G:H8	2.11	0.47
1:AA:1281:U:H5''	1:AA:1282:C:OP2	2.15	0.47
2:AE:102:LEU:HB3	2:AE:180:LEU:HD12	1.96	0.47
4:AG:11:LEU:O	4:AG:12:CYS:C	2.52	0.47
4:AG:92:VAL:O	4:AG:96:LEU:HD22	2.14	0.47
7:AJ:120:ILE:O	7:AJ:124:LEU:HD12	2.15	0.47
25:BA:562:U:O4	25:BA:2036:C:H1'	2.13	0.47
25:BA:780:G:C2	25:BA:783:A:N6	2.83	0.47
25:BA:1354:A:H2'	25:BA:1355:G:O4'	2.15	0.47
25:BA:1505:C:H2'	25:BA:1506:C:C6	2.49	0.47
25:BA:1534:G:H2'	25:BA:1535:U:O4'	2.15	0.47
25:BA:1784:A:H4'	25:BA:1785:A:C5'	2.44	0.47
25:BA:2210:G:C3'	25:BA:2211:G:N7	2.75	0.47
25:BA:2751:G:N2	31:BH:3:ARG:HG2	2.30	0.47
26:BB:39:A:C2	26:BB:44:G:C4	3.02	0.47
28:BE:13:ARG:CG	39:BR:58:ASN:OD1	2.60	0.47
28:BE:167:VAL:HG11	28:BE:187:ALA:O	2.15	0.47
33:BM:23:LEU:CD1	33:BM:99:LEU:HD23	2.44	0.47
35:BO:39:LYS:HB2	35:BO:45:LEU:HD22	1.97	0.47
40:B1:60:LEU:CD1	40:B1:64:ARG:HD2	2.44	0.47
43:BT:29:TRP:CE3	43:BT:78:LYS:HG2	2.49	0.47
43:BT:49:VAL:CG1	43:BT:50:LYS:H	2.24	0.47
49:BX:24:LYS:O	49:BX:27:GLY:N	2.46	0.47
51:B5:40:LYS:HD3	51:B5:46:CYS:HB3	1.94	0.47
53:B7:48:LYS:O	53:B7:49:ARG:HB2	2.14	0.47
54:B8:25:MET:O	54:B8:47:LYS:NZ	2.48	0.47
1:CA:522:C:OP2	12:CO:69:TYR:OH	2.28	0.47
1:CA:527:G:H2'	1:CA:528:C:H5'	1.96	0.47
1:CA:631:G:O3'	1:CA:632:A:H8	1.96	0.47
1:CA:1137:C:H4'	1:CA:1138:G:C2	2.50	0.47
1:CA:1200:C:H5'	1:CA:1201:A:C5'	2.45	0.47
1:CA:1222:G:OP1	1:CA:1321:C:O2	2.33	0.47
1:CA:1224:G:N2	1:CA:1322:C:H4'	2.30	0.47
1:CA:1442:G:N7	1:CA:1446:A:C2	2.82	0.47

*Continued on next page...*



*Continued from previous page...*

Atom-1	Atom-2	Interatomic distance (Å)	Clash overlap (Å)
1:CA:1480:G:H2'	1:CA:1481:U:H6	1.78	0.47
2:CE:137:ARG:HD3	2:CE:137:ARG:C	2.34	0.47
4:CG:31:CYS:C	4:CG:33:MET:N	2.68	0.47
7:CJ:13:GLN:O	7:CJ:24:THR:HG21	2.15	0.47
8:CK:38:ILE:HD11	8:CK:118:VAL:O	2.15	0.47
9:CL:85:LEU:HD12	9:CL:86:VAL:N	2.28	0.47
10:CM:54:PHE:CE1	10:CM:55:LYS:CE	2.97	0.47
11:CN:66:LEU:CD2	11:CN:101:SER:HB3	2.44	0.47
14:CQ:4:LYS:C	14:CQ:6:LEU:N	2.68	0.47
17:CT:10:VAL:HG13	17:CT:19:VAL:HB	1.95	0.47
22:CB:61:C:N4	22:CB:75:G:H1	2.12	0.47
23:CC:73:A:C6	23:CC:74:A:C6	3.02	0.47
25:DA:453:C:H4'	25:DA:472:A:N6	2.28	0.47
25:DA:602:G:N2	25:DA:655:A:C8	2.79	0.47
25:DA:856:C:HO2'	25:DA:857:C:P	2.37	0.47
25:DA:996:A:O2'	40:D1:92:ARG:NH2	2.48	0.47
25:DA:1088:A:H4'	25:DA:1089:G:C8	2.49	0.47
25:DA:2154:G:O2'	25:DA:2155:G:H5'	2.14	0.47
25:DA:2255:G:C2	36:DP:85:LYS:HE2	2.46	0.47
25:DA:2385:C:OP2	25:DA:2385:C:H4'	2.15	0.47
25:DA:2654:A:OP1	25:DA:2654:A:H8	1.98	0.47
25:DA:2728:U:O2'	25:DA:2729:G:H5'	2.14	0.47
25:DA:2747:G:H21	25:DA:2757:A:H62	1.61	0.47
28:DE:10:GLY:O	28:DE:24:THR:O	2.33	0.47
28:DE:14:ILE:HB	39:DR:14:TYR:CZ	2.49	0.47
35:DO:15:ARG:O	35:DO:16:ARG:C	2.53	0.47
35:DO:113:LYS:HG2	35:DO:115:LEU:CD2	2.45	0.47
38:DQ:56:LEU:O	38:DQ:58:LEU:HD23	2.14	0.47
38:DQ:110:LEU:HD13	38:DQ:111:GLU:H	1.78	0.47
43:DT:43:VAL:HG22	43:DT:51:VAL:HG21	1.97	0.47
50:D4:61:ARG:CG	50:D4:62:ARG:HH21	2.27	0.47
1:AA:27:G:C4'	4:AG:209:ARG:HG3	2.43	0.47
1:AA:96:G:H2'	1:AA:97:U:C5'	2.44	0.47
1:AA:198:G:C6	1:AA:220:G:C2	3.02	0.47
1:AA:265:G:H5'	17:AT:64:PRO:O	2.14	0.47
1:AA:465:A:N6	1:AA:467:G:C2	2.82	0.47
1:AA:754:C:H3'	1:AA:754:C:O2	2.14	0.47
1:AA:950:U:C5	13:AP:102:ARG:NH1	2.83	0.47
1:AA:1091:U:O2	1:AA:1093:A:C8	2.68	0.47
1:AA:1178:G:H5'	9:AL:93:ARG:NH2	2.28	0.47
5:AH:33:VAL:HB	5:AH:112:LEU:HD12	1.97	0.47

*Continued on next page...*

*Continued from previous page...*

Atom-1	Atom-2	Interatomic distance (Å)	Clash overlap (Å)
8:AK:73:ASP:OD2	8:AK:75:ARG:NE	2.48	0.47
22:AB:24:C:C5	22:AB:25:A:C8	3.02	0.47
22:AB:28:C:H2'	22:AB:29:U:C6	2.50	0.47
23:AC:52:C:H2'	23:AC:53:G:O4'	2.15	0.47
23:AD:37:U:H2'	23:AD:38:A:O4'	2.14	0.47
25:BA:456:C:C4	43:BT:69:TYR:CE1	3.03	0.47
25:BA:636:G:N7	35:BO:113:LYS:HE2	2.30	0.47
25:BA:644:A:H4'	25:BA:645:C:C5	2.49	0.47
25:BA:889:C:H5''	25:BA:890:A:OP2	2.15	0.47
25:BA:1063:G:C6	25:BA:1064:C:C4	3.02	0.47
25:BA:1266:G:C6	42:BS:16:LYS:HD2	2.50	0.47
25:BA:1372:U:H2'	25:BA:1373:A:O4'	2.14	0.47
25:BA:1797:C:O2'	27:BD:259:THR:HB	2.15	0.47
25:BA:2317:C:C2'	25:BA:2318:G:C5'	2.81	0.47
25:BA:2327:A:H2'	25:BA:2328:A:H8	1.75	0.47
27:BD:35:LYS:HZ3	27:BD:104:TYR:HD1	1.60	0.47
28:BE:11:MET:O	28:BE:12:THR:HB	2.13	0.47
29:BF:132:VAL:HG12	29:BF:163:VAL:HG22	1.95	0.47
30:BG:7:LEU:HD23	30:BG:100:TRP:CE3	2.49	0.47
32:BK:99:GLU:O	32:BK:102:SER:CB	2.62	0.47
42:BS:29:LEU:HD21	42:BS:33:ARG:NH2	2.28	0.47
45:BV:7:ALA:O	45:BV:8:TYR:CD2	2.68	0.47
45:BV:39:VAL:HG21	45:BV:44:PHE:HB2	1.96	0.47
1:CA:983:A:H2	1:CA:984:C:C6	2.32	0.47
1:CA:1156:G:C3'	1:CA:1157:A:H5''	2.44	0.47
1:CA:1162:C:O2'	1:CA:1163:C:H5'	2.15	0.47
1:CA:1446:A:C6	39:DR:118:ARG:CZ	2.98	0.47
2:CE:114:ARG:O	2:CE:114:ARG:HG3	2.14	0.47
4:CG:107:ARG:HG2	4:CG:107:ARG:NH1	2.30	0.47
6:CI:100:ASN:HB2	18:CU:23:LYS:HD3	1.95	0.47
11:CN:48:ILE:CG1	11:CN:63:LEU:HB2	2.44	0.47
19:CV:66:MET:HE2	50:D4:56:VAL:N	2.30	0.47
20:CW:67:ALA:HA	20:CW:73:HIS:H	1.79	0.47
25:DA:1000:A:C6	25:DA:1155:A:C8	3.03	0.47
25:DA:1050:A:H2'	25:DA:1051:G:O4'	2.14	0.47
25:DA:1657:C:H2'	25:DA:1658:C:H6	1.79	0.47
25:DA:1671:U:O2'	25:DA:1673:U:H5	1.96	0.47
25:DA:2401:U:O2	25:DA:2402:C:H5	1.96	0.47
25:DA:2646:C:O5'	25:DA:2646:C:H6	1.96	0.47
25:DA:2872:G:N9	25:DA:2873:A:C2	2.82	0.47
26:DB:66:A:C2	26:DB:108:C:C4	3.03	0.47

*Continued on next page...*

*Continued from previous page...*

Atom-1	Atom-2	Interatomic distance (Å)	Clash overlap (Å)
27:DD:68:LYS:HB2	27:DD:70:TRP:CE3	2.50	0.47
31:DH:4:ILE:CD1	31:DH:6:ARG:HG2	2.45	0.47
31:DH:20:ALA:HB1	31:DH:21:PRO:CD	2.45	0.47
32:DK:10:GLU:OE2	32:DK:11:ASN:HB2	2.14	0.47
35:DO:38:GLN:O	35:DO:41:ARG:N	2.48	0.47
36:DP:33:GLY:O	36:DP:118:LEU:HD13	2.15	0.47
38:DQ:35:ILE:O	38:DQ:35:ILE:HG13	2.12	0.47
38:DQ:36:TYR:N	38:DQ:36:TYR:CD1	2.83	0.47
39:DR:90:GLN:HE21	39:DR:90:GLN:CA	2.22	0.47
39:DR:90:GLN:HE22	39:DR:121:ILE:HD11	1.78	0.47
40:D1:65:ILE:HD11	40:D1:96:ALA:HB1	1.94	0.47
40:D1:66:ASN:CB	40:D1:76:TYR:HB2	2.44	0.47
50:D4:56:VAL:HA	50:D4:60:GLN:NE2	2.23	0.47
52:D6:27:LYS:HB3	52:D6:27:LYS:NZ	2.25	0.47
1:AA:10:A:OP2	5:AH:126:ARG:HD3	2.15	0.47
1:AA:33:A:H5''	1:AA:364:A:H1'	1.96	0.47
1:AA:256:U:P	17:AT:17:LYS:HZ1	2.38	0.47
1:AA:410:G:H5''	1:AA:411:A:OP1	2.14	0.47
1:AA:501:C:H1'	1:AA:549:C:H1'	1.96	0.47
1:AA:586:C:O2'	1:AA:878:G:H4'	2.14	0.47
1:AA:936:C:H2'	1:AA:937:A:O4'	2.15	0.47
1:AA:939:G:C6	1:AA:940:C:N4	2.83	0.47
1:AA:960:U:N3	1:AA:1225:A:C4	2.82	0.47
1:AA:1015:A:H2'	1:AA:1016:A:H8	1.79	0.47
1:AA:1175:G:C6	1:AA:1176:A:N6	2.83	0.47
1:AA:1346:A:C5'	9:AL:120:ARG:HH12	2.27	0.47
1:AA:1374:A:C2'	1:AA:1375:A:H5'	2.43	0.47
1:AA:1499:A:O2'	1:AA:1520:G:H5'	2.15	0.47
2:AE:72:GLY:HA3	2:AE:165:VAL:CG2	2.44	0.47
2:AE:223:ILE:HG13	2:AE:229:VAL:HG22	1.96	0.47
3:AF:134:ILE:HG22	3:AF:168:ALA:HB3	1.97	0.47
5:AH:41:VAL:HG11	5:AH:113:ALA:HB2	1.97	0.47
6:AI:9:VAL:HB	6:AI:87:ARG:HB2	1.97	0.47
17:AT:58:GLU:O	17:AT:74:LEU:N	2.33	0.47
21:AX:9:ARG:O	21:AX:13:ILE:HG13	2.14	0.47
22:AB:19:G:H4'	22:AB:20:U:OP2	2.15	0.47
23:AD:50:G:N2	23:AD:67:C:O2	2.48	0.47
23:AD:57:C:H5'	25:BA:2169:A:O4'	2.14	0.47
25:BA:53:A:H2'	25:BA:54:G:O4'	2.14	0.47
25:BA:172:C:H2'	25:BA:173:G:H8	1.80	0.47
25:BA:488:G:H1'	25:BA:492:A:N6	2.30	0.47

*Continued on next page...*

*Continued from previous page...*

Atom-1	Atom-2	Interatomic distance (Å)	Clash overlap (Å)
25:BA:600:G:N2	25:BA:605:C:O3'	2.48	0.47
25:BA:1047:G:O2'	25:BA:1048:A:C8	2.66	0.47
25:BA:1142(A):A:H4'	25:BA:1143:A:OP1	2.14	0.47
25:BA:1150:C:H2'	25:BA:1151:G:O4'	2.14	0.47
25:BA:1192:G:H2'	25:BA:1193:G:H5'	1.96	0.47
25:BA:1376:C:H2'	25:BA:1377:G:O5'	2.14	0.47
25:BA:1435:G:H21	25:BA:1478:G:H5'	1.80	0.47
25:BA:1519:G:H2'	25:BA:1520:U:H5'	1.96	0.47
25:BA:1691:C:C2'	25:BA:1692:U:H5'	2.45	0.47
25:BA:2032:G:H1'	28:BE:145:LYS:HD3	1.97	0.47
25:BA:2098:U:C4	25:BA:2099:U:C5	3.03	0.47
25:BA:2182:G:H2'	25:BA:2183:C:C6	2.50	0.47
25:BA:2303:G:O2'	25:BA:2304:G:H5'	2.15	0.47
25:BA:2473:U:C3'	25:BA:2474:C:H5''	2.44	0.47
25:BA:2599:G:O2'	25:BA:2600:A:H5'	2.15	0.47
25:BA:2894:G:C2'	25:BA:2895:U:OP2	2.63	0.47
26:BB:37:C:C3'	26:BB:38:C:H5'	2.43	0.47
26:BB:42:C:H4'	30:BG:67:LYS:HD3	1.95	0.47
27:BD:12:SER:HB2	27:BD:207:GLY:O	2.15	0.47
27:BD:30:GLU:CD	27:BD:63:ARG:HH21	2.18	0.47
27:BD:35:LYS:CA	27:BD:64:ILE:HG22	2.43	0.47
27:BD:74:GLY:O	27:BD:76:PRO:HD3	2.15	0.47
27:BD:96:HIS:NE2	27:BD:102:LYS:HE2	2.30	0.47
28:BE:30:PRO:O	28:BE:32:PRO:HD3	2.15	0.47
28:BE:80:GLU:O	28:BE:81:ILE:C	2.53	0.47
30:BG:56:ALA:HB2	30:BG:153:ARG:HE	1.79	0.47
32:BK:73:GLU:HG3	32:BK:137:PRO:CG	2.44	0.47
33:BM:95:PRO:O	33:BM:96:GLU:CD	2.53	0.47
33:BM:96:GLU:N	33:BM:98:VAL:HG12	2.29	0.47
35:BO:9:ASN:CB	35:BO:10:PRO:CD	2.82	0.47
35:BO:50:ARG:HH21	35:BO:50:ARG:CB	2.28	0.47
35:BO:50:ARG:NH2	35:BO:50:ARG:HB2	2.30	0.47
40:B1:30:LYS:N	40:B1:30:LYS:HD3	2.29	0.47
40:B1:38:THR:O	40:B1:41:ALA:HB3	2.15	0.47
41:B2:22:VAL:HG12	41:B2:23:GLU:N	2.30	0.47
44:BU:21:LYS:HE2	44:BU:21:LYS:HB3	1.56	0.47
45:BV:99:TYR:HD1	45:BV:123:ASP:HB3	1.79	0.47
47:BZ:87:PRO:O	47:BZ:88:LYS:C	2.52	0.47
53:B7:10:ARG:NH1	53:B7:14:LYS:HE2	2.29	0.47
1:CA:109:A:C6	1:CA:326:G:C6	3.03	0.47
1:CA:353:A:H5'	1:CA:353:A:C8	2.42	0.47

*Continued on next page...*

*Continued from previous page...*

Atom-1	Atom-2	Interatomic distance (Å)	Clash overlap (Å)
1:CA:583:A:H2'	1:CA:584:G:O4'	2.14	0.47
1:CA:652:U:C5	1:CA:752:G:C4	3.03	0.47
1:CA:792:A:H1'	1:CA:794:A:N7	2.30	0.47
1:CA:859:A:N7	1:CA:860:A:C5	2.83	0.47
1:CA:1056:U:H5'	3:CF:163:ALA:HB2	1.97	0.47
1:CA:1072:G:C5	1:CA:1073:U:C5	3.03	0.47
1:CA:1116:C:H42	1:CA:1184:G:H1	1.62	0.47
1:CA:1159:U:O2	1:CA:1181:G:C6	2.67	0.47
1:CA:1223:C:OP2	1:CA:1224:G:H2'	2.15	0.47
2:CE:73:THR:HG23	2:CE:170:GLU:OE2	2.14	0.47
2:CE:154:LEU:HB3	2:CE:155:LEU:H	1.53	0.47
2:CE:237:ALA:N	2:CE:239:VAL:H	2.12	0.47
4:CG:24:GLU:C	4:CG:27:TYR:H	2.18	0.47
5:CH:107:ARG:O	5:CH:110:LEU:N	2.48	0.47
9:CL:95:LYS:HZ2	9:CL:96:LEU:HA	1.80	0.47
16:CS:1:MET:CE	16:CS:65:GLN:HG2	2.44	0.47
18:CU:19:LYS:HD3	18:CU:20:ALA:H	1.78	0.47
19:CV:23:ASN:HA	19:CV:27:GLU:HG3	1.97	0.47
22:CB:44:G:H2'	22:CB:45:U:H5'	1.96	0.47
23:CD:44:A:N1	23:CD:45:A:N6	2.63	0.47
23:CD:57:C:H42	25:DA:2112:G:N2	1.99	0.47
25:DA:107:C:H2'	25:DA:108:U:C6	2.49	0.47
25:DA:147:U:C2'	25:DA:148:C:H5''	2.42	0.47
25:DA:674:G:C1'	29:DF:74:ARG:HD3	2.43	0.47
25:DA:696:G:H2'	25:DA:697:C:H6	1.79	0.47
25:DA:1047:G:C2'	25:DA:1110:G:H22	2.26	0.47
25:DA:1055:G:N3	25:DA:1085:A:C2	2.82	0.47
25:DA:1104:C:H2'	25:DA:1105:U:C6	2.49	0.47
25:DA:1454:U:C5	25:DA:2702:U:O4	2.68	0.47
25:DA:2365:G:H4'	46:D3:60:PHE:CZ	2.50	0.47
25:DA:2389:G:H5''	25:DA:2390:U:C5'	2.44	0.47
25:DA:2517:C:C6	25:DA:2542:A:N1	2.82	0.47
25:DA:2523:G:H8	25:DA:2523:G:C5'	2.27	0.47
26:DB:110:G:H2'	26:DB:111:U:O4'	2.14	0.47
27:DD:70:TRP:HZ3	27:DD:146:GLU:OE2	1.97	0.47
27:DD:71:ASP:CG	27:DD:103:ARG:HH22	2.17	0.47
28:DE:12:THR:O	28:DE:23:VAL:HG22	2.14	0.47
28:DE:66:HIS:CE1	28:DE:73:GLU:HG3	2.49	0.47
29:DF:25:PRO:CG	29:DF:26:ALA:N	2.78	0.47
29:DF:111:ALA:HB2	29:DF:206:ILE:HG21	1.97	0.47
31:DH:9:ILE:HG22	31:DH:51:ARG:HA	1.96	0.47

*Continued on next page...*

*Continued from previous page...*

Atom-1	Atom-2	Interatomic distance (Å)	Clash overlap (Å)
31:DH:153:LYS:O	31:DH:161:GLY:HA3	2.14	0.47
33:DM:13:TRP:O	33:DM:135:PRO:HD2	2.15	0.47
34:DN:98:VAL:HG11	34:DN:114:ILE:HG23	1.97	0.47
35:DO:9:ASN:O	35:DO:10:PRO:O	2.33	0.47
35:DO:19:VAL:HG13	35:DO:20:GLY:N	2.30	0.47
35:DO:39:LYS:HD2	35:DO:45:LEU:HD21	1.94	0.47
35:DO:97:PRO:O	35:DO:98:GLU:HB3	2.15	0.47
36:DP:34:LEU:HD12	36:DP:130:LYS:O	2.14	0.47
36:DP:77:LYS:C	36:DP:79:LEU:H	2.17	0.47
37:D0:37:THR:HG22	37:D0:39:PRO:HD2	1.95	0.47
39:DR:11:GLU:N	39:DR:11:GLU:OE1	2.48	0.47
40:D1:17:ILE:HD12	40:D1:32:PHE:HE2	1.79	0.47
45:DV:28:MET:HE1	45:DV:67:LEU:HD13	1.97	0.47
47:DZ:86:SER:N	47:DZ:87:PRO:HD3	2.29	0.47
52:D6:28:ARG:CB	52:D6:31:PRO:HD2	2.44	0.47
1:AA:84:U:H6	1:AA:84:U:OP1	1.98	0.47
1:AA:266:G:N2	1:AA:269:C:C5	2.83	0.47
1:AA:447:G:H2'	1:AA:485:G:N2	2.30	0.47
1:AA:1004:A:N3	1:AA:1025:U:C2	2.83	0.47
1:AA:1500:A:OP2	1:AA:1505:G:OP1	2.33	0.47
3:AF:12:LEU:O	3:AF:14:ILE:N	2.47	0.47
7:AJ:17:VAL:HB	7:AJ:44:TYR:OH	2.14	0.47
10:AM:34:VAL:HG13	10:AM:74:ILE:HG23	1.96	0.47
11:AN:105:VAL:O	11:AN:105:VAL:HG23	2.15	0.47
25:BA:197:A:H62	25:BA:2430:A:H2'	1.80	0.47
25:BA:354:G:C2'	25:BA:355:G:H5'	2.45	0.47
25:BA:528:A:N1	25:BA:2043:C:H5'	2.30	0.47
25:BA:754:C:H2'	25:BA:755:C:H6	1.79	0.47
25:BA:822:U:C2'	25:BA:823:G:H5'	2.45	0.47
25:BA:973:A:H8	25:BA:973:A:OP1	1.98	0.47
25:BA:1056:G:N2	25:BA:1103:A:C5	2.82	0.47
25:BA:1057:A:C8	25:BA:1086:A:C4	3.03	0.47
25:BA:1141:U:C6	33:BM:63:THR:OG1	2.55	0.47
25:BA:1496:A:C8	25:BA:1577:C:O2'	2.51	0.47
25:BA:1758:G:C2	25:BA:2696:U:H5'	2.50	0.47
25:BA:1799:G:C5'	25:BA:1819:A:N6	2.78	0.47
25:BA:2238:G:N3	25:BA:2238:G:H2'	2.29	0.47
25:BA:2348:U:O4	25:BA:2382:G:C2	2.67	0.47
25:BA:2876:G:H5'	39:BR:2:ASN:HB3	1.96	0.47
30:BG:112:PRO:CB	50:B4:37:SER:HB2	2.44	0.47
31:BH:4:ILE:C	31:BH:6:ARG:N	2.69	0.47

*Continued on next page...*

Continued from previous page...

Atom-1	Atom-2	Interatomic distance (Å)	Clash overlap (Å)
31:BH:20:ALA:HB3	31:BH:23:ARG:HD2	1.95	0.47
31:BH:67:LEU:O	31:BH:71:LEU:HB2	2.15	0.47
35:BO:58:THR:O	35:BO:58:THR:CG2	2.62	0.47
35:BO:106:LEU:O	35:BO:107:LYS:HB2	2.13	0.47
38:BQ:88:ASP:OD1	38:BQ:89:ARG:N	2.48	0.47
44:BU:2:ARG:HG2	44:BU:3:VAL:HG23	1.97	0.47
45:BV:1:MET:HE2	45:BV:135:GLU:HB3	1.96	0.47
54:B8:34:TRP:O	54:B8:35:GLN:OE1	2.32	0.47
1:CA:545:C:H2'	1:CA:546:G:H5'	1.96	0.47
1:CA:853:G:O2'	1:CA:854:G:H5'	2.15	0.47
1:CA:1127:G:OP2	1:CA:1127:G:C8	2.67	0.47
1:CA:1297:C:H4'	1:CA:1298:C:O5'	2.15	0.47
1:CA:1371:G:OP1	9:CL:11:LYS:HG2	2.14	0.47
1:CA:1497:G:C2'	1:CA:1498:U:C5'	2.91	0.47
2:CE:37:ASN:O	2:CE:39:ILE:HG13	2.15	0.47
4:CG:75:PHE:CE1	4:CG:93:PHE:HZ	2.33	0.47
5:CH:80:ILE:O	5:CH:80:ILE:HG13	2.15	0.47
7:CJ:85:TYR:CE1	7:CJ:154:TYR:CE1	3.03	0.47
11:CN:26:ASN:O	11:CN:27:ASN:HB2	2.15	0.47
16:CS:25:ARG:HH11	16:CS:25:ARG:HG3	1.80	0.47
22:CB:18:G:O2'	22:CB:19:G:O5'	2.26	0.47
22:CB:21:A:H4'	22:CB:22:G:OP1	2.15	0.47
25:DA:244:A:H2'	25:DA:245:G:O4'	2.15	0.47
25:DA:323:G:H5'	29:DF:169:ASN:HD21	1.79	0.47
25:DA:872:A:C4	25:DA:906:G:C2	3.02	0.47
25:DA:996:A:N3	25:DA:997:G:C8	2.83	0.47
25:DA:1342:A:N1	25:DA:1397:U:C2	2.83	0.47
25:DA:2059:A:H2	25:DA:2062:A:N6	2.13	0.47
25:DA:2794:C:H2'	25:DA:2795:G:O4'	2.15	0.47
25:DA:2836:U:H2'	25:DA:2837:G:C8	2.50	0.47
27:DD:70:TRP:O	27:DD:73:VAL:CG2	2.63	0.47
34:DN:31:LYS:HB3	34:DN:32:TYR:CD1	2.50	0.47
39:DR:24:PRO:HA	39:DR:49:VAL:HG13	1.97	0.47
41:D2:68:LYS:HA	41:D2:68:LYS:HD3	1.69	0.47
41:D2:76:LYS:C	41:D2:79:VAL:CG2	2.83	0.47
42:DS:18:ARG:HG3	42:DS:76:VAL:HG13	1.97	0.47
1:AA:939:G:H2'	1:AA:940:C:H6	1.79	0.47
1:AA:1028(A):C:H2'	1:AA:1028(B):C:H6	1.79	0.47
1:AA:1234:C:O2'	1:AA:1235:U:H5'	2.15	0.47
5:AH:39:GLY:HA2	5:AH:113:ALA:O	2.15	0.47
8:AK:94:TYR:HE1	8:AK:132:GLU:HB2	1.79	0.47

Continued on next page...

*Continued from previous page...*

Atom-1	Atom-2	Interatomic distance (Å)	Clash overlap (Å)
9:AL:79:LEU:HD22	9:AL:83:ARG:CG	2.45	0.47
12:AO:89:ARG:HH11	12:AO:89:ARG:HG3	1.80	0.47
14:AQ:12:ARG:C	14:AQ:14:PRO:HD2	2.35	0.47
23:AC:1:C:P	23:AC:1:C:O4'	2.73	0.47
23:AD:37:U:O4	23:AD:38:A:N6	2.48	0.47
25:BA:10:G:C2	25:BA:2629:A:C2	3.03	0.47
25:BA:994:C:H5''	25:BA:995:C:P	2.55	0.47
25:BA:1056:G:O4'	25:BA:1086:A:C8	2.65	0.47
25:BA:1079:C:N4	25:BA:1080:A:N6	2.63	0.47
25:BA:2243:U:H2'	25:BA:2244:U:C6	2.50	0.47
25:BA:2415:G:O3'	35:BO:66:GLY:CA	2.59	0.47
27:BD:35:LYS:HA	27:BD:64:ILE:CG2	2.41	0.47
27:BD:35:LYS:CE	27:BD:65:ILE:HG22	2.45	0.47
28:BE:111:ARG:CD	28:BE:160:TYR:CE1	2.93	0.47
28:BE:115:GLY:O	28:BE:119:ARG:HB2	2.15	0.47
32:BK:21:VAL:HG22	32:BK:22:LYS:N	2.30	0.47
35:BO:50:ARG:HH21	35:BO:50:ARG:HB2	1.79	0.47
35:BO:100:LEU:HD23	35:BO:112:LEU:HD11	1.96	0.47
38:BQ:48:LEU:HD22	38:BQ:82:ILE:HD11	1.96	0.47
38:BQ:106:ARG:CB	38:BQ:110:LEU:HD21	2.44	0.47
39:BR:23:ARG:HG3	39:BR:120:ARG:NH1	2.30	0.47
45:BV:10:ARG:HD3	45:BV:18:LEU:CD2	2.44	0.47
45:BV:142:SER:HB3	45:BV:143:GLY:CA	2.45	0.47
45:BV:152:ALA:CB	45:BV:167:PRO:O	2.60	0.47
53:B7:9:ARG:HH21	53:B7:48:LYS:HG3	1.79	0.47
1:CA:545:C:C2'	1:CA:546:G:H5'	2.45	0.47
1:CA:589:C:H42	1:CA:650:G:H1	1.62	0.47
1:CA:634:C:H3'	1:CA:634:C:H6	1.79	0.47
1:CA:784:C:H4'	25:DA:1837:C:OP1	2.15	0.47
1:CA:1157:A:N6	1:CA:1178:G:N2	2.63	0.47
1:CA:1176:A:N6	1:CA:1177:G:N1	2.63	0.47
1:CA:1187:G:P	9:CL:113:LYS:NZ	2.87	0.47
1:CA:1194:U:H4'	5:CH:22:GLY:O	2.15	0.47
1:CA:1243:C:OP1	21:CX:8:THR:HG21	2.15	0.47
1:CA:1286:A:H2	21:CX:18:TYR:HH	1.56	0.47
1:CA:1325:C:C4'	21:CX:17:THR:HG21	2.43	0.47
1:CA:1352:C:H2'	1:CA:1353:G:C8	2.49	0.47
2:CE:166:ASP:CG	2:CE:169:LYS:HB2	2.35	0.47
8:CK:69:ARG:HD3	8:CK:75:ARG:O	2.15	0.47
9:CL:114:TYR:C	9:CL:116:LYS:H	2.18	0.47
13:CP:15:VAL:O	13:CP:19:LEU:HD23	2.15	0.47

*Continued on next page...*



*Continued from previous page...*

Atom-1	Atom-2	Interatomic distance (Å)	Clash overlap (Å)
13:CP:110:ARG:HH11	13:CP:110:ARG:HG2	1.80	0.47
20:CW:49:ALA:HA	20:CW:52:ALA:CB	2.43	0.47
22:CB:67:C:H2'	22:CB:67:C:O2	2.13	0.47
23:CC:51:U:H2'	23:CC:52:C:H6	1.80	0.47
23:CD:48:U:H2'	23:CD:49:C:OP1	2.15	0.47
25:DA:85:G:P	44:DU:30:VAL:HB	2.55	0.47
25:DA:310:A:P	44:DU:18:GLY:HA2	2.54	0.47
25:DA:581:C:C2	25:DA:582:G:C8	3.02	0.47
25:DA:857:C:H2'	25:DA:858:U:H6	1.80	0.47
25:DA:881:G:C6	25:DA:895:U:O2	2.68	0.47
25:DA:990:A:H5'	25:DA:990:A:C8	2.34	0.47
25:DA:996:A:H4'	40:D1:92:ARG:CZ	2.45	0.47
25:DA:1174:A:C6	25:DA:1175:U:O2'	2.68	0.47
25:DA:1535:U:H5'	25:DA:1536:A:OP2	2.15	0.47
26:DB:11:C:OP2	26:DB:12:C:H5	1.98	0.47
28:DE:89:ASP:O	28:DE:90:THR:C	2.53	0.47
30:DG:36:LYS:HG2	30:DG:38:VAL:HG23	1.96	0.47
32:DK:5:LEU:H	32:DK:5:LEU:HD12	1.79	0.47
33:DM:10:GLU:HG3	33:DM:11:PRO:HD2	1.97	0.47
36:DP:87:LYS:HG3	36:DP:88:GLY:N	2.27	0.47
38:DQ:88:ASP:O	38:DQ:89:ARG:CB	2.48	0.47
45:DV:146:ILE:HG23	45:DV:147:GLY:N	2.29	0.47
46:D3:48:GLY:HA3	46:D3:80:HIS:ND1	2.30	0.47
52:D6:51:GLU:HG2	52:D6:52:VAL:N	2.29	0.47
54:D8:49:VAL:C	54:D8:50:LEU:CG	2.78	0.47
1:AA:129(A):G:H5'	1:AA:191(A):G:H5'	1.97	0.47
1:AA:448:A:C4	1:AA:487:A:C2	3.03	0.47
1:AA:727:G:N1	1:AA:731:G:C6	2.83	0.47
1:AA:813:U:H6	1:AA:813:U:OP2	1.98	0.47
1:AA:918:A:H2'	1:AA:919:A:C8	2.50	0.47
1:AA:959:A:C2	1:AA:1222:G:O4'	2.68	0.47
1:AA:1251:A:H2'	1:AA:1252:A:C8	2.50	0.47
1:AA:1321:C:C3'	1:AA:1322:C:H5''	2.37	0.47
1:AA:1331:G:OP2	13:AP:23:TYR:CD2	2.68	0.47
2:AE:21:ARG:HB2	2:AE:39:ILE:N	2.30	0.47
4:AG:154:ASN:N	4:AG:154:ASN:OD1	2.48	0.47
8:AK:91:ARG:HB2	12:AO:7:ILE:HG21	1.97	0.47
23:AD:50:G:N2	23:AD:66:C:O2	2.47	0.47
23:AD:53:G:C4	23:AD:64:G:N2	2.83	0.47
25:BA:330:A:H2	25:BA:1210:A:C2'	2.28	0.47
25:BA:484:C:H2'	25:BA:485:C:C6	2.50	0.47

*Continued on next page...*

*Continued from previous page...*

Atom-1	Atom-2	Interatomic distance (Å)	Clash overlap (Å)
25:BA:557:U:H2'	25:BA:558:G:H8	1.80	0.47
25:BA:646:A:C2'	25:BA:647:G:O5'	2.63	0.47
25:BA:1206:G:C6	25:BA:1207:C:C4	3.03	0.47
25:BA:2027:G:C5	25:BA:2028:U:C5	3.02	0.47
25:BA:2308:G:H3'	25:BA:2310:A:OP2	2.15	0.47
25:BA:2355:C:O2	46:B3:39:ARG:NH2	2.47	0.47
25:BA:2620:C:OP1	28:BE:152:LYS:O	2.33	0.47
26:BB:7:G:H8	26:BB:7:G:H5''	1.79	0.47
27:BD:65:ILE:HG13	27:BD:67:PHE:CE1	2.50	0.47
27:BD:70:TRP:O	27:BD:73:VAL:HG23	2.15	0.47
32:BK:29:TYR:C	32:BK:32:PRO:HD2	2.35	0.47
38:BQ:41:ASP:OD2	38:BQ:44:LYS:HD2	2.15	0.47
40:B1:69:CYS:SG	40:B1:79:PHE:CD1	3.02	0.47
41:B2:32:THR:CG2	41:B2:58:VAL:HG13	2.45	0.47
43:BT:24:GLY:HA3	43:BT:82:GLN:HE22	1.80	0.47
1:CA:689:C:H2'	1:CA:690:G:C5'	2.45	0.47
1:CA:692:U:O2	1:CA:695:A:C8	2.67	0.47
1:CA:1118:C:H1'	1:CA:1179:A:C4	2.50	0.47
2:CE:97:TRP:CE3	2:CE:98:LEU:O	2.68	0.47
2:CE:166:ASP:OD2	2:CE:169:LYS:HB2	2.15	0.47
3:CF:50:ALA:O	3:CF:70:VAL:HG13	2.15	0.47
3:CF:119:ARG:HA	3:CF:122:GLU:OE2	2.15	0.47
5:CH:79:GLU:OE1	8:CK:104:ARG:HA	2.15	0.47
10:CM:4:ILE:HD13	10:CM:100:THR:HG22	1.97	0.47
13:CP:53:VAL:HG12	13:CP:57:ARG:HH21	1.80	0.47
16:CS:8:ARG:CG	16:CS:8:ARG:NH1	2.58	0.47
18:CU:44:LEU:HD21	18:CU:79:LEU:HD13	1.97	0.47
22:CB:44:G:C6	22:CB:45:U:C2	3.02	0.47
25:DA:528:A:C2	25:DA:2042:A:H2'	2.50	0.47
25:DA:993:G:H1'	41:D2:87:HIS:CE1	2.49	0.47
25:DA:1034:G:H2'	25:DA:1035:U:O4'	2.15	0.47
25:DA:1042:G:H2'	25:DA:1043:C:O4'	2.15	0.47
25:DA:2076:U:H6	25:DA:2076:U:O5'	1.97	0.47
25:DA:2131:G:H22	25:DA:2158:A:H2'	1.80	0.47
25:DA:2289:G:H1'	25:DA:2346:A:H2	1.80	0.47
25:DA:2314:C:H5'	30:DG:38:VAL:HG11	1.96	0.47
25:DA:2895:U:H2'	25:DA:2896:C:O4'	2.15	0.47
28:DE:48:GLN:O	28:DE:49:LEU:HD12	2.15	0.47
29:DF:125:LEU:HD12	29:DF:196:LEU:CD2	2.45	0.47
30:DG:72:ARG:HD2	30:DG:85:GLY:O	2.15	0.47
31:DH:25:LYS:HG3	31:DH:25:LYS:O	2.15	0.47

*Continued on next page...*

*Continued from previous page...*

Atom-1	Atom-2	Interatomic distance (Å)	Clash overlap (Å)
33:DM:111:PRO:HA	33:DM:114:ARG:NH1	2.30	0.47
35:DO:68:GLN:HG2	54:D8:12:LYS:HD3	1.97	0.47
35:DO:101:VAL:HG21	35:DO:108:LYS:H	1.80	0.47
44:DU:57:GLN:HB3	44:DU:58:GLY:H	1.58	0.47
44:DU:94:LYS:O	44:DU:101:LYS:HB2	2.14	0.47
49:DX:5:LYS:HE3	49:DX:59:VAL:HG21	1.97	0.47
1:AA:160:A:C6	1:AA:161:A:C2	3.03	0.46
1:AA:618:C:H3'	1:AA:619:U:C5'	2.45	0.46
1:AA:720:C:N4	1:AA:721:G:C2	2.82	0.46
1:AA:875:C:C4	1:AA:876:G:N7	2.83	0.46
1:AA:928:G:C2	1:AA:1390:U:O2	2.68	0.46
1:AA:954:G:C2	1:AA:955:U:C2	3.03	0.46
1:AA:1058:G:C6	1:AA:1059:C:N3	2.83	0.46
4:AG:23:GLY:HA2	4:AG:112:VAL:HG22	1.97	0.46
4:AG:65:ARG:HH11	4:AG:65:ARG:HG2	1.80	0.46
8:AK:8:ASP:O	8:AK:12:ARG:HG3	2.15	0.46
9:AL:89:ASN:OD1	9:AL:89:ASN:N	2.47	0.46
18:AU:26:LEU:HD13	18:AU:39:VAL:HG13	1.96	0.46
22:AB:2:C:H2'	22:AB:3:C:C6	2.50	0.46
25:BA:498:G:C6	25:BA:499:U:C4	3.03	0.46
25:BA:671:C:O2'	25:BA:672:C:H5'	2.15	0.46
25:BA:705:A:H2'	25:BA:706:A:O4'	2.15	0.46
25:BA:991:C:H2'	25:BA:992:C:H6	1.81	0.46
25:BA:1299:G:C5	25:BA:1639:U:C5	3.03	0.46
25:BA:2383:G:C2'	25:BA:2384:G:H5'	2.45	0.46
27:BD:35:LYS:HG2	27:BD:64:ILE:CG2	2.43	0.46
28:BE:179:GLU:O	28:BE:180:ASN:HB2	2.14	0.46
29:BF:33:LEU:HD12	29:BF:33:LEU:HA	1.76	0.46
30:BG:82:LEU:HA	30:BG:86:MET:HE3	1.96	0.46
30:BG:94:LEU:HD23	30:BG:94:LEU:N	2.29	0.46
31:BH:115:VAL:O	31:BH:115:VAL:CG1	2.59	0.46
32:BK:110:ASP:HB3	32:BK:112:LYS:N	2.30	0.46
33:BM:18:ALA:HA	33:BM:21:LYS:HG3	1.97	0.46
35:BO:55:ARG:O	35:BO:55:ARG:HG3	2.14	0.46
40:B1:60:LEU:HD13	40:B1:64:ARG:HD2	1.97	0.46
41:B2:35:LEU:C	41:B2:37:VAL:H	2.16	0.46
44:BU:63:LYS:HD2	44:BU:64:GLU:H	1.80	0.46
45:BV:27:VAL:HG22	45:BV:28:MET:N	2.30	0.46
46:B3:27:GLU:CG	46:B3:68:GLU:HA	2.41	0.46
48:BW:24:LEU:HD13	48:BW:60:LEU:CD1	2.46	0.46
54:B8:52:LYS:H	54:B8:53:PRO:CD	2.28	0.46

*Continued on next page...*

*Continued from previous page...*

Atom-1	Atom-2	Interatomic distance (Å)	Clash overlap (Å)
1:CA:253:U:H2'	1:CA:254:G:C8	2.49	0.46
1:CA:358:U:C4	1:CA:359:U:C5	3.03	0.46
1:CA:468:A:C2'	1:CA:474:G:H5'	2.44	0.46
1:CA:547:A:H4'	1:CA:548:G:O5'	2.15	0.46
1:CA:686:U:O4	1:CA:703:G:H1'	2.15	0.46
1:CA:1158:C:C4	1:CA:1160:G:N7	2.82	0.46
1:CA:1207:G:C5	1:CA:1208:C:C5	3.03	0.46
3:CF:63:ASN:CB	3:CF:98:ASN:HB3	2.42	0.46
5:CH:110:LEU:HD23	5:CH:110:LEU:HA	1.74	0.46
7:CJ:76:ARG:HG2	7:CJ:76:ARG:NH1	2.27	0.46
8:CK:4:ASP:OD2	8:CK:7:ALA:HB2	2.15	0.46
18:CU:43:PHE:O	18:CU:51:LEU:HD12	2.15	0.46
19:CV:74:PHE:N	19:CV:74:PHE:CD2	2.83	0.46
25:DA:296:C:C2'	25:DA:297:C:H5'	2.45	0.46
25:DA:889:C:H2'	25:DA:890:A:H4'	1.96	0.46
25:DA:1473:G:H2'	25:DA:1474:C:O4'	2.16	0.46
25:DA:2187:G:C6	25:DA:2188:C:N3	2.83	0.46
25:DA:2335:A:C8	25:DA:2337:G:N7	2.83	0.46
25:DA:2552:U:H2'	25:DA:2554:U:H5''	1.97	0.46
25:DA:2773:C:H5''	28:DE:164:ARG:HG2	1.97	0.46
27:DD:130:ALA:C	27:DD:131:LEU:HD12	2.35	0.46
27:DD:176:ARG:HA	27:DD:181:GLU:O	2.15	0.46
30:DG:109:VAL:HG13	50:D4:33:VAL:HG11	1.96	0.46
31:DH:71:LEU:HD12	31:DH:71:LEU:HA	1.81	0.46
33:DM:67:LEU:O	33:DM:88:GLU:HG3	2.14	0.46
35:DO:107:LYS:O	35:DO:109:GLY:N	2.46	0.46
38:DQ:29:PHE:CD2	38:DQ:30:ARG:N	2.83	0.46
38:DQ:67:ARG:HB2	38:DQ:67:ARG:NH1	2.30	0.46
43:DT:54:VAL:O	43:DT:55:ASN:ND2	2.36	0.46
48:DW:10:LEU:O	48:DW:14:ARG:N	2.36	0.46
50:D4:56:VAL:CA	50:D4:60:GLN:HE21	2.24	0.46
51:D5:57:VAL:HG12	51:D5:58:LEU:O	2.14	0.46
54:D8:30:ARG:HD2	54:D8:30:ARG:HA	1.57	0.46
1:AA:299:G:H2'	1:AA:300:A:C8	2.50	0.46
1:AA:342:C:N3	1:AA:348:G:C2	2.83	0.46
4:AG:25:ARG:O	4:AG:28:SER:N	2.43	0.46
4:AG:138:TYR:HD2	4:AG:139:ARG:H	1.61	0.46
8:AK:42:GLU:HG3	8:AK:109:ILE:HD12	1.97	0.46
9:AL:17:VAL:CG1	9:AL:81:ILE:HD13	2.44	0.46
12:AO:89:ARG:HG3	12:AO:89:ARG:NH1	2.30	0.46
13:AP:10:PRO:HB2	13:AP:18:ALA:HB1	1.97	0.46

*Continued on next page...*

*Continued from previous page...*

Atom-1	Atom-2	Interatomic distance (Å)	Clash overlap (Å)
16:AS:22:THR:OG1	16:AS:31:LYS:O	2.33	0.46
17:AT:100:LYS:O	17:AT:101:ARG:HB2	2.14	0.46
19:AV:40:ILE:HG12	19:AV:41:VAL:CG1	2.42	0.46
20:AW:21:LYS:O	20:AW:25:ARG:HB2	2.16	0.46
25:BA:574:C:N3	28:BE:145:LYS:NZ	2.45	0.46
25:BA:612:G:N2	25:BA:616:A:O2'	2.48	0.46
25:BA:654(R):C:C2'	25:BA:654(S):G:H5'	2.46	0.46
25:BA:819:A:C4	25:BA:1189:A:C2	3.03	0.46
25:BA:1065:U:C5	25:BA:1066:U:C6	3.00	0.46
25:BA:1140:C:OP1	33:BM:23:LEU:HB3	2.15	0.46
25:BA:1162:G:O4'	41:B2:23:GLU:HG3	2.15	0.46
25:BA:1188:U:C5'	41:B2:79:VAL:HG22	2.45	0.46
25:BA:1324:G:C4	25:BA:1328:G:O6	2.69	0.46
25:BA:1344:G:H4'	25:BA:1384:A:C5	2.49	0.46
25:BA:2171:A:H2'	25:BA:2172:U:C6	2.45	0.46
25:BA:2330:G:H2'	25:BA:2331:G:O4'	2.15	0.46
25:BA:2439:A:H3'	25:BA:2439:A:P	2.55	0.46
25:BA:2850:A:C2	25:BA:2851:A:C4	3.04	0.46
26:BB:28:C:O2'	26:BB:29:A:H5'	2.14	0.46
29:BF:29:ASN:CB	29:BF:112:MET:HE1	2.45	0.46
39:BR:94:ALA:O	39:BR:95:ARG:CB	2.63	0.46
40:B1:76:TYR:CZ	40:B1:80:ILE:HG13	2.51	0.46
42:BS:14:PRO:CB	42:BS:18:ARG:HH21	2.27	0.46
44:BU:78:ALA:CB	44:BU:81:LYS:HZ1	2.22	0.46
45:BV:10:ARG:HD3	45:BV:18:LEU:HD22	1.97	0.46
45:BV:117:LEU:HD13	45:BV:118:GLN:H	1.80	0.46
54:B8:36:LYS:HB2	54:B8:40:GLU:CB	2.45	0.46
1:CA:77:C:N4	1:CA:92:G:H1	2.12	0.46
1:CA:152:A:N6	1:CA:170:U:C2	2.84	0.46
1:CA:544:G:C6	1:CA:545:C:C4	3.03	0.46
1:CA:1239:A:H4'	1:CA:1240:U:C5'	2.45	0.46
1:CA:1289:A:P	21:CX:9:ARG:HH22	2.38	0.46
1:CA:1300:G:HO2'	1:CA:1301:U:P	2.35	0.46
2:CE:144:ARG:CD	2:CE:148:TYR:HE2	2.27	0.46
4:CG:31:CYS:HB3	4:CG:33:MET:HB2	1.97	0.46
7:CJ:16:LEU:CD1	9:CL:45:ALA:HB2	2.37	0.46
10:CM:99:LYS:CE	10:CM:100:THR:H	2.27	0.46
11:CN:59:TYR:CZ	11:CN:63:LEU:HD21	2.50	0.46
14:CQ:7:ILE:HG22	14:CQ:23:ARG:CD	2.46	0.46
14:CQ:29:ARG:HE	14:CQ:40:CYS:HB2	1.80	0.46
20:CW:26:ASN:HB3	20:CW:71:THR:OG1	2.15	0.46

*Continued on next page...*

*Continued from previous page...*

Atom-1	Atom-2	Interatomic distance (Å)	Clash overlap (Å)
21:CX:6:ARG:CD	21:CX:15:ARG:HH21	2.29	0.46
24:C1:15:U:H2'	24:C1:16:A:C8	2.51	0.46
25:DA:675:A:N6	25:DA:676:A:N6	2.64	0.46
25:DA:830:G:H4'	25:DA:831:G:OP2	2.15	0.46
25:DA:883:G:C6	25:DA:884:C:N4	2.83	0.46
25:DA:1007:C:OP1	33:DM:37:LYS:NZ	2.45	0.46
25:DA:1056:G:H5''	25:DA:1057:A:C5'	2.43	0.46
25:DA:1163:G:H2'	25:DA:1164:G:H8	1.81	0.46
25:DA:1578:U:H2'	25:DA:1578:U:O2	2.15	0.46
25:DA:1638:C:H5''	25:DA:2710:C:O2'	2.16	0.46
25:DA:1688:U:H1'	25:DA:1701:A:C6	2.49	0.46
25:DA:2846:G:H2'	25:DA:2847:U:C6	2.50	0.46
26:DB:24:G:H4'	26:DB:25:A:C8	2.50	0.46
26:DB:45:A:H1'	30:DG:95:ARG:CZ	2.44	0.46
27:DD:145:VAL:HG11	27:DD:175:LEU:HD11	1.98	0.46
28:DE:120:TRP:CD2	28:DE:155:LYS:HD3	2.50	0.46
29:DF:136:THR:HG23	29:DF:166:ALA:O	2.15	0.46
32:DK:100:ALA:O	32:DK:104:GLN:HB3	2.14	0.46
35:DO:106:LEU:HD13	35:DO:112:LEU:HD23	1.97	0.46
37:D0:84:ALA:N	37:D0:85:PRO:CD	2.78	0.46
43:DT:26:TYR:OH	43:DT:88:LYS:HB2	2.15	0.46
45:DV:114:GLY:C	45:DV:116:VAL:N	2.68	0.46
1:AA:475:G:H2'	1:AA:476:G:H8	1.80	0.46
1:AA:872:A:H2'	1:AA:872:A:N3	2.30	0.46
1:AA:1003:G:N2	1:AA:1004:A:O2'	2.48	0.46
1:AA:1086:U:O2'	1:AA:1087:G:H5'	2.14	0.46
1:AA:1291:G:O2'	1:AA:1292:U:H5'	2.15	0.46
1:AA:1317:C:H5''	1:AA:1318:A:OP2	2.16	0.46
3:AF:150:LYS:HE3	3:AF:152:ILE:HD11	1.98	0.46
4:AG:58:LEU:HD22	4:AG:58:LEU:O	2.15	0.46
4:AG:114:ARG:HG3	4:AG:114:ARG:NH1	2.31	0.46
8:AK:53:VAL:HB	8:AK:58:TYR:CE1	2.50	0.46
9:AL:22:GLY:HA3	9:AL:60:ASP:OD2	2.15	0.46
12:AO:47:LYS:CA	12:AO:49:ASN:H	2.28	0.46
15:AR:78:TYR:O	15:AR:79:ARG:C	2.54	0.46
16:AS:20:VAL:CG2	16:AS:32:TYR:CB	2.93	0.46
25:BA:27:G:N2	25:BA:512:G:H1'	2.29	0.46
25:BA:851:U:H5'	49:BX:46:ASN:ND2	2.31	0.46
25:BA:1429:G:H2'	25:BA:1430:C:C6	2.50	0.46
25:BA:1478:G:O2'	25:BA:1558:A:C2	2.68	0.46
25:BA:1480:G:C6	25:BA:1482:U:N3	2.83	0.46

*Continued on next page...*

*Continued from previous page...*

Atom-1	Atom-2	Interatomic distance (Å)	Clash overlap (Å)
25:BA:1847:A:H4'	25:BA:1848:A:OP2	2.16	0.46
27:BD:77:ALA:HB1	27:BD:96:HIS:O	2.15	0.46
28:BE:59:VAL:CG1	28:BE:63:LEU:CB	2.94	0.46
30:BG:39:ILE:HG13	30:BG:94:LEU:HD21	1.96	0.46
32:BK:29:TYR:CD2	32:BK:30:LEU:HD23	2.50	0.46
42:BS:18:ARG:CG	42:BS:76:VAL:HG13	2.45	0.46
44:BU:42:VAL:HB	44:BU:67:LEU:HD11	1.96	0.46
44:BU:76:CYS:CB	44:BU:77:PRO:HD3	2.45	0.46
45:BV:122:ARG:HE	45:BV:122:ARG:HB2	1.60	0.46
49:BX:59:VAL:HG22	49:BX:60:GLU:H	1.80	0.46
50:B4:12:ALA:HB2	50:B4:29:PRO:HA	1.97	0.46
1:CA:275:G:H5'	17:CT:14:LYS:HB3	1.97	0.46
1:CA:410:G:OP2	4:CG:25:ARG:HB2	2.16	0.46
1:CA:641:U:O3'	1:CA:642:A:H8	1.98	0.46
1:CA:683:G:H2'	1:CA:684:A:O4'	2.15	0.46
1:CA:763:G:H2'	1:CA:764:C:C6	2.51	0.46
1:CA:833:U:H2'	1:CA:834:C:H6	1.80	0.46
1:CA:1060:C:O2'	1:CA:1061:G:H5'	2.15	0.46
1:CA:1072:G:H2'	1:CA:1073:U:O4'	2.15	0.46
2:CE:24:TRP:CD1	2:CE:24:TRP:O	2.69	0.46
13:CP:29:ARG:HB3	13:CP:64:TRP:CZ2	2.50	0.46
14:CQ:37:PHE:CZ	14:CQ:56:VAL:HG21	2.48	0.46
22:CB:37:G:C4	22:CB:38:G:C8	3.03	0.46
23:CC:20:G:HO2'	23:CC:21:U:H6	1.63	0.46
23:CC:68:C:H2'	23:CC:69:C:C6	2.50	0.46
25:DA:148:C:C5'	25:DA:148:C:C6	2.91	0.46
25:DA:529:A:N3	25:DA:529:A:C2'	2.79	0.46
25:DA:592:G:O2'	54:D8:4:MET:HB2	2.16	0.46
25:DA:1146:C:O2'	25:DA:1147:C:H5'	2.15	0.46
25:DA:1479:G:N2	25:DA:1480:G:H1'	2.30	0.46
25:DA:1668:A:C8	25:DA:1674:G:C6	3.03	0.46
25:DA:2167:U:P	25:DA:2167:U:H6	2.38	0.46
25:DA:2212:A:H1'	25:DA:2215:G:C4	2.50	0.46
25:DA:2312:U:O2'	25:DA:2313:C:H5'	2.16	0.46
25:DA:2507:C:H2'	25:DA:2508:G:O4'	2.15	0.46
25:DA:2611:U:H5'	25:DA:2611:U:C6	2.44	0.46
26:DB:43:C:H4'	30:DG:66:GLN:NE2	2.30	0.46
27:DD:30:GLU:HG3	27:DD:63:ARG:CZ	2.45	0.46
29:DF:122:LYS:HG3	29:DF:191:ARG:HG2	1.97	0.46
30:DG:86:MET:O	30:DG:88:ILE:HG22	2.14	0.46
31:DH:109:PHE:CZ	31:DH:152:ARG:HD3	2.50	0.46

*Continued on next page...*

*Continued from previous page...*

Atom-1	Atom-2	Interatomic distance (Å)	Clash overlap (Å)
31:DH:169:VAL:O	31:DH:170:ARG:HG2	2.16	0.46
37:D0:107:ASP:C	37:D0:107:ASP:OD2	2.53	0.46
41:D2:21:ARG:HG3	41:D2:21:ARG:HH11	1.80	0.46
45:DV:13:GLU:HA	45:DV:14:LYS:HZ3	1.79	0.46
45:DV:130:PRO:HA	45:DV:133:ILE:HD11	1.96	0.46
1:AA:328:C:O2	1:AA:328:C:H2'	2.15	0.46
1:AA:397:A:C6	1:AA:548:G:N7	2.83	0.46
1:AA:929:G:N2	1:AA:1389:C:C2	2.84	0.46
1:AA:1169:A:N6	1:AA:1170:A:N1	2.63	0.46
1:AA:1305:G:H8	1:AA:1305:G:OP2	1.98	0.46
3:AF:69:HIS:CD2	3:AF:69:HIS:N	2.83	0.46
11:AN:17:GLY:O	11:AN:80:VAL:HA	2.15	0.46
11:AN:81:ASP:O	11:AN:82:VAL:C	2.53	0.46
12:AO:24:VAL:HG11	12:AO:27:LEU:CD1	2.45	0.46
13:AP:44:ARG:HD3	13:AP:44:ARG:N	2.31	0.46
17:AT:70:ARG:C	17:AT:71:PHE:HD2	2.18	0.46
22:AB:42:U:H3'	22:AB:43:A:C8	2.50	0.46
25:BA:224:G:C6	25:BA:225:A:C5	3.02	0.46
25:BA:507:A:H5''	25:BA:508:G:H5'	1.98	0.46
25:BA:633:A:H2'	25:BA:634:C:H5'	1.98	0.46
25:BA:654(L):G:H2'	25:BA:654(M):C:O4'	2.15	0.46
25:BA:676:A:N1	25:BA:802:A:N1	2.63	0.46
25:BA:850:C:H5''	49:BX:18:ASP:HB2	1.96	0.46
25:BA:900:A:N3	25:BA:900:A:H2'	2.30	0.46
25:BA:953:A:O2'	25:BA:2266:A:OP2	2.26	0.46
25:BA:1071:G:O6	25:BA:1091:G:O6	2.34	0.46
25:BA:1332:G:N2	25:BA:1609:A:HO2'	2.10	0.46
25:BA:1406:U:H2'	25:BA:1407:C:C6	2.50	0.46
25:BA:1655:A:H3'	25:BA:1656:C:C6	2.50	0.46
25:BA:2695:C:H2'	25:BA:2696:U:C6	2.51	0.46
25:BA:2860:A:N7	25:BA:2861:G:H1'	2.30	0.46
26:BB:31:C:C2'	26:BB:32:C:H5'	2.45	0.46
27:BD:183:ARG:HG2	27:BD:269:PHE:O	2.16	0.46
28:BE:181:LEU:HD11	39:BR:7:ILE:HD13	1.97	0.46
30:BG:80:PHE:O	30:BG:81:LYS:C	2.54	0.46
32:BK:77:LEU:HD12	32:BK:140:LEU:HB2	1.97	0.46
34:BN:35:VAL:CG2	34:BN:69:ILE:HG12	2.45	0.46
35:BO:34:GLY:O	35:BO:35:HIS:HB2	2.14	0.46
40:B1:13:LYS:H	40:B1:13:LYS:HG2	1.61	0.46
40:B1:13:LYS:HB3	40:B1:13:LYS:HE3	1.72	0.46
42:BS:24:ILE:HG21	42:BS:36:LEU:HD21	1.96	0.46

*Continued on next page...*



*Continued from previous page...*

Atom-1	Atom-2	Interatomic distance (Å)	Clash overlap (Å)
45:BV:109:ALA:HB1	45:BV:144:LEU:HB2	1.96	0.46
45:BV:132:ASN:ND2	45:BV:132:ASN:N	2.62	0.46
50:B4:6:HIS:HD1	50:B4:7:PRO:HD2	1.81	0.46
1:CA:437:U:C5'	4:CG:155:LEU:HD21	2.46	0.46
1:CA:963:G:O2'	10:CM:54:PHE:HZ	1.95	0.46
1:CA:1053:G:C5	1:CA:1199:U:C6	3.02	0.46
1:CA:1124:G:O2'	1:CA:1145:C:C4	2.62	0.46
1:CA:1147:C:O2	9:CL:16:ARG:NE	2.49	0.46
1:CA:1363:A:H1'	1:CA:1365:G:N7	2.31	0.46
2:CE:165:VAL:HG23	2:CE:166:ASP:H	1.80	0.46
4:CG:30:LYS:HE2	4:CG:30:LYS:H	1.80	0.46
5:CH:63:ARG:HA	5:CH:66:MET:HE2	1.96	0.46
8:CK:29:SER:HB3	8:CK:32:LYS:CG	2.45	0.46
10:CM:13:HIS:CD2	10:CM:13:HIS:C	2.88	0.46
20:CW:54:LYS:HA	20:CW:57:ARG:NH2	2.31	0.46
21:CX:3:LYS:O	21:CX:14:TRP:CE3	2.69	0.46
22:CB:17:U:C5'	22:CB:18:G:C8	2.96	0.46
25:DA:218:A:C2	25:DA:235:U:H4'	2.50	0.46
25:DA:492:A:C2'	25:DA:493:G:H5'	2.45	0.46
25:DA:547:A:C5	25:DA:548:A:N6	2.83	0.46
25:DA:553:U:C4	25:DA:554:U:C4	3.04	0.46
25:DA:829:A:N7	25:DA:2248:C:H5'	2.31	0.46
25:DA:847:U:O4	25:DA:933:A:N1	2.49	0.46
25:DA:1486:A:C4	25:DA:1487:G:C8	3.04	0.46
25:DA:2116:G:P	25:DA:2165:G:H22	2.38	0.46
25:DA:2180:U:H2'	25:DA:2181:G:O4'	2.15	0.46
25:DA:2287:A:N1	25:DA:2346:A:H2	2.10	0.46
25:DA:2303:G:C2	25:DA:2314:C:N3	2.84	0.46
25:DA:2567:G:H2'	25:DA:2568:C:C6	2.49	0.46
25:DA:2729:G:H1'	28:DE:187:ALA:HB3	1.98	0.46
27:DD:17:THR:O	27:DD:211:ARG:NH2	2.49	0.46
27:DD:32:SER:HA	27:DD:36:PRO:HD2	1.98	0.46
29:DF:67:GLN:O	29:DF:68:LYS:HB2	2.14	0.46
30:DG:102:PHE:CE2	30:DG:141:PHE:CE1	3.00	0.46
45:DV:24:LEU:HD12	45:DV:24:LEU:C	2.35	0.46
45:DV:131:ARG:HD2	45:DV:131:ARG:N	2.30	0.46
50:D4:36:CYS:HB3	50:D4:41:PRO:CD	2.45	0.46
1:AA:267:C:OP1	17:AT:67:LYS:HB2	2.15	0.46
1:AA:408:A:H2'	1:AA:409:G:O4'	2.16	0.46
1:AA:486:U:H2'	1:AA:487:A:H8	1.78	0.46
1:AA:942:G:N3	1:AA:943:U:C6	2.84	0.46

*Continued on next page...*

*Continued from previous page...*

Atom-1	Atom-2	Interatomic distance (Å)	Clash overlap (Å)
1:AA:949:A:C4	1:AA:1233:G:N2	2.84	0.46
1:AA:1389:C:H2'	1:AA:1390:U:O4'	2.15	0.46
2:AE:204:ASN:HD22	2:AE:204:ASN:C	2.18	0.46
3:AF:114:PRO:O	3:AF:118:GLN:HG3	2.16	0.46
4:AG:28:SER:HB3	4:AG:29:PRO:CD	2.45	0.46
4:AG:209:ARG:NE	4:AG:209:ARG:HA	2.31	0.46
6:AI:21:LEU:HD13	6:AI:21:LEU:HA	1.78	0.46
9:AL:111:ARG:HH22	10:AM:62:HIS:CE1	2.32	0.46
10:AM:55:LYS:O	10:AM:56:HIS:CD2	2.68	0.46
10:AM:89:ASP:HB3	10:AM:91:PRO:HD3	1.97	0.46
13:AP:23:TYR:HD1	13:AP:67:GLU:HA	1.80	0.46
14:AQ:21:TYR:CE2	14:AQ:23:ARG:NE	2.80	0.46
15:AR:63:ARG:O	15:AR:67:LEU:HD12	2.16	0.46
17:AT:18:THR:CG2	17:AT:69:LYS:HD2	2.44	0.46
20:AW:30:LYS:NZ	20:AW:80:ARG:NH1	2.64	0.46
25:BA:332:A:C2	25:BA:335:C:C5	3.04	0.46
25:BA:880:G:C6	25:BA:881:G:N7	2.84	0.46
25:BA:1313:U:H2'	25:BA:1610:A:C2	2.50	0.46
25:BA:1376:C:C2'	25:BA:1377:G:O5'	2.64	0.46
25:BA:1547:C:H2'	25:BA:1548:C:C6	2.51	0.46
25:BA:1797:C:H2'	25:BA:1798:U:H5'	1.96	0.46
25:BA:1803:A:O3'	27:BD:259:THR:HG23	2.15	0.46
25:BA:1935:G:H1'	25:BA:1964:G:N2	2.30	0.46
25:BA:2208:U:H4'	27:BD:151:LYS:HG2	1.96	0.46
25:BA:2321:G:H5''	25:BA:2322:A:OP2	2.15	0.46
25:BA:2461:C:H2'	25:BA:2462:U:C6	2.50	0.46
25:BA:2820:A:C4	37:B0:4:LEU:HD21	2.50	0.46
27:BD:226:MET:O	27:BD:234:GLY:HA2	2.15	0.46
29:BF:23:ASP:CG	29:BF:24:LEU:H	2.18	0.46
39:BR:90:GLN:HE21	39:BR:116:ALA:HA	1.81	0.46
43:BT:57:LEU:HD12	43:BT:57:LEU:N	2.31	0.46
46:B3:36:ILE:CD1	46:B3:39:ARG:HG2	2.46	0.46
47:BZ:87:PRO:O	47:BZ:90:ILE:N	2.48	0.46
53:B7:36:GLN:O	53:B7:36:GLN:HG2	2.15	0.46
1:CA:192:U:H4'	20:CW:103:GLY:HA3	1.98	0.46
1:CA:265:G:O3'	17:CT:66:SER:HA	2.16	0.46
1:CA:692:U:O2'	1:CA:694:A:N7	2.39	0.46
1:CA:1047:G:C2'	1:CA:1048:G:H5'	2.45	0.46
3:CF:70:VAL:O	3:CF:106:VAL:HG23	2.14	0.46
4:CG:196:LEU:HB3	4:CG:197:PRO:HD2	1.97	0.46
5:CH:147:ASP:O	5:CH:151:LEU:HG	2.15	0.46

*Continued on next page...*

*Continued from previous page...*

Atom-1	Atom-2	Interatomic distance (Å)	Clash overlap (Å)
8:CK:4:ASP:HB2	8:CK:89:PRO:HG3	1.97	0.46
13:CP:36:LYS:HB3	13:CP:36:LYS:HE2	1.72	0.46
14:CQ:4:LYS:HA	14:CQ:7:ILE:HG12	1.97	0.46
19:CV:14:HIS:HD2	19:CV:15:LEU:N	2.12	0.46
25:DA:128:C:H2'	25:DA:129:C:H6	1.79	0.46
25:DA:234:C:H2'	25:DA:235:U:C6	2.47	0.46
25:DA:239:U:C2'	25:DA:240:G:H5'	2.45	0.46
25:DA:910:A:N7	36:DP:12:GLN:HB2	2.30	0.46
25:DA:921:G:H4'	25:DA:2269:A:C5	2.51	0.46
25:DA:957:A:N6	25:DA:959:A:C2	2.84	0.46
25:DA:2337:G:H2'	25:DA:2337:G:N3	2.31	0.46
25:DA:2360:A:OP1	54:D8:50:LEU:HA	2.15	0.46
26:DB:65:C:N4	26:DB:108:C:C2	2.84	0.46
28:DE:11:MET:HG3	28:DE:24:THR:HA	1.96	0.46
29:DF:31:HIS:ND1	35:DO:9:ASN:OD1	2.47	0.46
30:DG:108:ASN:HA	50:D4:38:LYS:HG2	1.97	0.46
33:DM:4:TYR:O	40:D1:64:ARG:NH1	2.46	0.46
33:DM:17:ASP:O	33:DM:18:ALA:HB3	2.15	0.46
33:DM:17:ASP:O	33:DM:55:VAL:O	2.34	0.46
36:DP:31:ASP:O	36:DP:133:ARG:O	2.33	0.46
43:DT:57:LEU:HD23	43:DT:57:LEU:H	1.77	0.46
46:D3:53:MET:HG3	46:D3:59:LEU:HD23	1.98	0.46
46:D3:56:ASP:CG	46:D3:58:THR:HG1	2.17	0.46
49:DX:59:VAL:CG1	49:DX:60:GLU:H	2.21	0.46
52:D6:10:LEU:C	52:D6:11:LEU:HD22	2.36	0.46
1:AA:925:G:N2	1:AA:1503:A:OP1	2.47	0.46
1:AA:1256:A:C2	1:AA:1277:C:C5	3.03	0.46
7:AJ:77:SER:OG	23:AD:33:C:H4'	2.15	0.46
8:AK:121:ASP:HB2	8:AK:125:ARG:NH2	2.31	0.46
9:AL:4:TYR:CZ	9:AL:88:TYR:HD2	2.33	0.46
9:AL:114:TYR:HD2	9:AL:114:TYR:H	1.62	0.46
13:AP:80:ARG:NH1	19:AV:65:ASN:O	2.49	0.46
23:AD:49:C:H6	23:AD:49:C:P	2.39	0.46
25:BA:46:C:OP2	25:BA:215:G:H2'	2.16	0.46
25:BA:645:C:C2'	25:BA:646:A:OP1	2.64	0.46
25:BA:851:U:H5'	49:BX:46:ASN:HD21	1.81	0.46
25:BA:958:U:OP2	36:BP:14:ARG:NH1	2.48	0.46
25:BA:1077:A:OP1	25:BA:1077:A:H4'	2.14	0.46
25:BA:1169:G:H1	25:BA:1180:C:H42	1.63	0.46
25:BA:1639:U:H4'	25:BA:2699:C:H4'	1.97	0.46
25:BA:1718:G:C2	25:BA:1725:G:C8	3.03	0.46

*Continued on next page...*

*Continued from previous page...*

Atom-1	Atom-2	Interatomic distance (Å)	Clash overlap (Å)
25:BA:2117:A:H62	25:BA:2172:U:H3	1.60	0.46
25:BA:2675:A:H5'	34:BN:29:ASN:O	2.15	0.46
26:BB:79:C:H2'	26:BB:80:U:O4'	2.16	0.46
28:BE:6:GLY:CA	28:BE:27:LEU:O	2.64	0.46
28:BE:81:ILE:HD13	28:BE:81:ILE:H	1.81	0.46
28:BE:167:VAL:HG22	28:BE:170:LEU:HD12	1.98	0.46
29:BF:127:GLU:OE1	29:BF:128:ALA:N	2.49	0.46
31:BH:152:ARG:HB3	31:BH:153:LYS:HD2	1.98	0.46
32:BK:63:ALA:HA	32:BK:66:GLU:CD	2.35	0.46
33:BM:36:GLY:O	33:BM:42:TRP:HB2	2.15	0.46
42:BS:1:MET:C	42:BS:64:MET:HE1	2.36	0.46
43:BT:87:GLN:HE21	43:BT:87:GLN:HB2	1.62	0.46
47:BZ:45:ASN:O	47:BZ:47:GLN:HG2	2.16	0.46
47:BZ:72:GLU:O	47:BZ:76:ARG:HD2	2.15	0.46
1:CA:177:C:H2'	1:CA:178:C:H6	1.80	0.46
1:CA:218:C:O2'	1:CA:219:C:H5'	2.15	0.46
1:CA:624:C:O3'	16:CS:10:GLY:HA2	2.16	0.46
1:CA:625:G:H2'	1:CA:626:U:H6	1.81	0.46
1:CA:1086:U:OP2	1:CA:1086:U:H6	1.99	0.46
1:CA:1305:G:O2'	1:CA:1306:A:O5'	2.33	0.46
1:CA:1434:A:H2'	1:CA:1435:G:O4'	2.15	0.46
2:CE:89:GLY:O	2:CE:154:LEU:HD11	2.15	0.46
2:CE:163:PHE:HA	2:CE:185:ILE:O	2.15	0.46
3:CF:157:ILE:CD1	3:CF:166:GLU:HB2	2.45	0.46
4:CG:105:VAL:HG13	4:CG:110:PHE:HB2	1.98	0.46
9:CL:99:LEU:HB3	9:CL:101:PHE:HE1	1.80	0.46
17:CT:59:ILE:CG2	17:CT:71:PHE:CD1	2.99	0.46
23:CC:19:G:N2	23:CC:58:A:H2'	2.31	0.46
23:CD:15:G:C2'	23:CD:60:A:C2	2.91	0.46
25:DA:274:G:OP1	25:DA:274:G:O4'	2.34	0.46
25:DA:565:C:H2'	25:DA:566:U:O4'	2.16	0.46
25:DA:977:G:C6	25:DA:987:G:C6	3.04	0.46
25:DA:1022:G:N2	25:DA:1142(A):A:C2	2.74	0.46
25:DA:1084:A:H3'	25:DA:1085:A:C8	2.50	0.46
25:DA:1084:A:H5''	25:DA:1085:A:OP2	2.16	0.46
25:DA:1235:G:C6	25:DA:1236:G:N1	2.83	0.46
25:DA:1509:C:OP2	25:DA:1509:C:H4'	2.15	0.46
25:DA:2798:C:H5	25:DA:2799:A:H62	1.63	0.46
26:DB:73:A:H2'	26:DB:73:A:N3	2.30	0.46
26:DB:73:A:H3'	26:DB:74:U:H6	1.80	0.46
26:DB:91:C:H6	26:DB:91:C:O5'	1.99	0.46

*Continued on next page...*

*Continued from previous page...*

Atom-1	Atom-2	Interatomic distance (Å)	Clash overlap (Å)
27:DD:35:LYS:CD	27:DD:63:ARG:HB3	2.45	0.46
28:DE:16:ARG:HD2	28:DE:16:ARG:O	2.16	0.46
28:DE:36:ARG:CG	28:DE:36:ARG:NH1	2.77	0.46
33:DM:33:LEU:CD1	33:DM:38:HIS:CD2	2.98	0.46
34:DN:7:TYR:HE1	34:DN:20:MET:HG3	1.80	0.46
35:DO:19:VAL:HG22	35:DO:20:GLY:N	2.23	0.46
39:DR:29:ARG:HH11	39:DR:29:ARG:CG	2.28	0.46
45:DV:108:PRO:HA	45:DV:143:GLY:CA	2.45	0.46
45:DV:150:LEU:CD2	45:DV:154:ASP:HB2	2.46	0.46
52:D6:26:ASN:OD1	52:D6:28:ARG:HB2	2.15	0.46
1:AA:218:C:C2'	1:AA:219:C:H5'	2.46	0.46
1:AA:329:A:C2	1:AA:332:G:C4	3.04	0.46
1:AA:1014:A:H2	1:AA:1219:U:O2	1.98	0.46
1:AA:1033:G:H2'	1:AA:1034:G:H5'	1.97	0.46
1:AA:1070:U:H2'	1:AA:1071:C:C6	2.51	0.46
1:AA:1190:G:C5'	3:AF:176:HIS:CE1	2.99	0.46
1:AA:1368:G:OP1	10:AM:62:HIS:HE1	1.98	0.46
2:AE:130:ARG:HE	2:AE:138:LEU:HD11	1.80	0.46
4:AG:81:GLU:CD	4:AG:139:ARG:HH22	2.19	0.46
7:AJ:51:GLN:HA	7:AJ:51:GLN:OE1	2.16	0.46
9:AL:121:ARG:NH1	9:AL:122:ALA:O	2.39	0.46
15:AR:18:PHE:CZ	15:AR:21:ASP:HB2	2.51	0.46
25:BA:86:C:H4'	25:BA:104:U:H1'	1.97	0.46
25:BA:565:C:H2'	25:BA:566:U:O4'	2.16	0.46
25:BA:954:G:N3	25:BA:2274:A:C2	2.84	0.46
25:BA:1060:U:C5	25:BA:1062:G:H4'	2.51	0.46
25:BA:1083:U:H3'	25:BA:1084:A:H5''	1.98	0.46
25:BA:1655:A:H3'	25:BA:1656:C:H6	1.80	0.46
25:BA:1948:G:O2'	25:BA:1949:G:H5'	2.16	0.46
25:BA:2141:G:H2'	25:BA:2142:C:C6	2.50	0.46
25:BA:2315:G:H2'	25:BA:2316:C:C6	2.51	0.46
25:BA:2393:A:H4'	35:BO:62:LEU:N	2.30	0.46
25:BA:2394:C:OP1	35:BO:63:PRO:CD	2.45	0.46
25:BA:2555:U:H2'	25:BA:2556:C:H5'	1.97	0.46
25:BA:2563:U:O2	25:BA:2565:A:H8	1.97	0.46
25:BA:2566:A:H4'	25:BA:2567:G:O5'	2.15	0.46
25:BA:2766:G:H5''	25:BA:2767:C:OP2	2.16	0.46
27:BD:218:ARG:HB3	27:BD:219:PRO:HD2	1.95	0.46
30:BG:64:THR:HG23	30:BG:66:GLN:N	2.29	0.46
31:BH:94:TYR:CE2	31:BH:160:LYS:HD3	2.51	0.46
31:BH:159:GLU:HG2	31:BH:170:ARG:HH11	1.74	0.46

*Continued on next page...*

*Continued from previous page...*

Atom-1	Atom-2	Interatomic distance (Å)	Clash overlap (Å)
31:BH:169:VAL:HG12	31:BH:170:ARG:N	2.31	0.46
33:BM:38:HIS:HE1	33:BM:50:ASP:OD2	1.98	0.46
34:BN:71:ARG:HG3	34:BN:71:ARG:NH1	2.20	0.46
34:BN:107:ARG:NH1	39:BR:36:GLU:OE2	2.48	0.46
36:BP:136:ALA:HB2	45:BV:52:SER:HB2	1.98	0.46
39:BR:99:LEU:HB3	39:BR:101:PHE:CE1	2.51	0.46
41:B2:35:LEU:HB2	41:B2:37:VAL:HG23	1.97	0.46
42:BS:37:ARG:HG2	42:BS:38:TYR:CE2	2.51	0.46
1:CA:194:C:C2'	1:CA:195:A:H5''	2.46	0.46
1:CA:683:G:C6	1:CA:684:A:C6	3.04	0.46
1:CA:686:U:H2'	1:CA:687:A:C8	2.51	0.46
1:CA:870:U:H5'	1:CA:870:U:H6	1.81	0.46
1:CA:1095:U:OP1	1:CA:1108:G:N1	2.48	0.46
1:CA:1171:G:H2'	1:CA:1172:C:C6	2.51	0.46
1:CA:1504:G:H4'	1:CA:1505:G:O5'	2.16	0.46
2:CE:237:ALA:H	2:CE:239:VAL:HB	1.80	0.46
3:CF:70:VAL:HG11	3:CF:76:VAL:CG1	2.46	0.46
3:CF:188:LEU:HD12	3:CF:195:VAL:CG1	2.45	0.46
5:CH:93:PRO:HG2	8:CK:105:ARG:NE	2.31	0.46
7:CJ:13:GLN:HG2	7:CJ:14:PRO:HD2	1.97	0.46
17:CT:44:ALA:HA	17:CT:71:PHE:O	2.16	0.46
25:DA:85:G:H5'	44:DU:32:PRO:HD3	1.97	0.46
25:DA:1062:G:H2'	25:DA:1063:G:H8	1.80	0.46
25:DA:1111:A:O2'	25:DA:1112:G:H4'	2.16	0.46
25:DA:1215:G:C2'	25:DA:1216:G:H5'	2.46	0.46
25:DA:1347:G:C2'	25:DA:1348:G:H5'	2.46	0.46
25:DA:1686:C:H2'	25:DA:1687:G:H5'	1.98	0.46
25:DA:2562:U:O2'	34:DN:23:ARG:HD3	2.16	0.46
28:DE:37:ARG:CD	28:DE:44:TYR:CE2	2.93	0.46
28:DE:120:TRP:CD1	28:DE:155:LYS:HB3	2.51	0.46
29:DF:117:ARG:HH12	35:DO:1:MET:H2	1.62	0.46
30:DG:97:ASP:H	30:DG:100:TRP:HD1	1.64	0.46
31:DH:26:VAL:HG13	31:DH:27:LYS:N	2.31	0.46
31:DH:102:ALA:CA	31:DH:117:PRO:HD3	2.45	0.46
33:DM:68:GLU:HG2	33:DM:88:GLU:OE1	2.15	0.46
36:DP:20:ALA:O	36:DP:21:THR:HB	2.15	0.46
36:DP:78:PRO:O	36:DP:79:LEU:O	2.34	0.46
38:DQ:44:LYS:O	38:DQ:46:VAL:HG23	2.14	0.46
41:D2:44:LYS:HG3	41:D2:45:THR:OG1	2.15	0.46
44:DU:72:VAL:O	44:DU:73:ARG:HG3	2.15	0.46
45:DV:30:ASN:OD1	45:DV:90:VAL:HB	2.15	0.46

*Continued on next page...*

*Continued from previous page...*

Atom-1	Atom-2	Interatomic distance (Å)	Clash overlap (Å)
47:DZ:7:ILE:CD1	47:DZ:70:VAL:HG22	2.45	0.46
47:DZ:20:ARG:HB3	47:DZ:32:LYS:HE2	1.98	0.46
47:DZ:87:PRO:O	47:DZ:88:LYS:C	2.53	0.46
49:DX:29:ARG:N	49:DX:33:GLN:HE22	2.04	0.46
1:AA:22:G:C5	1:AA:23:C:C4	3.03	0.46
1:AA:264:U:O2'	17:AT:64:PRO:HD2	2.16	0.46
1:AA:353:A:H5'	1:AA:353:A:C8	2.44	0.46
1:AA:406:G:C5'	4:AG:5:ILE:HD13	2.46	0.46
1:AA:429:U:H1'	1:AA:430:A:H5''	1.97	0.46
1:AA:763:G:H2'	1:AA:764:C:C6	2.50	0.46
3:AF:26:LYS:HD3	3:AF:26:LYS:H	1.80	0.46
16:AS:14:ASN:O	16:AS:14:ASN:OD1	2.34	0.46
16:AS:19:ILE:HA	16:AS:19:ILE:HD12	1.68	0.46
25:BA:232:G:OP2	25:BA:232:G:C8	2.67	0.46
25:BA:539:G:H2'	25:BA:539:G:N3	2.30	0.46
25:BA:588:U:H1'	29:BF:90:PHE:CD1	2.51	0.46
25:BA:650:C:H2'	25:BA:651:G:O5'	2.16	0.46
25:BA:885:C:H2'	25:BA:890:A:N6	2.27	0.46
25:BA:887:A:H5'	25:BA:888:C:OP1	2.15	0.46
25:BA:1069:A:H5''	25:BA:1070:A:OP1	2.16	0.46
25:BA:1101:U:O2'	25:BA:1102:C:H5'	2.15	0.46
25:BA:1473:G:O2'	25:BA:1474:C:H5'	2.15	0.46
25:BA:1754:C:OP1	39:BR:96:ARG:NH1	2.48	0.46
25:BA:2156:G:H5''	25:BA:2157:G:P	2.56	0.46
25:BA:2301:C:H3'	25:BA:2301:C:C6	2.51	0.46
25:BA:2666:C:H42	31:BH:109:PHE:HA	1.81	0.46
26:BB:70:C:N3	26:BB:71:C:C5	2.83	0.46
27:BD:33:LEU:HD13	27:BD:34:VAL:N	2.31	0.46
28:BE:49:LEU:HD12	28:BE:49:LEU:HA	1.82	0.46
30:BG:131:TYR:HE2	30:BG:133:LEU:HD13	1.81	0.46
37:B0:56:LYS:NZ	37:B0:90:ARG:O	2.47	0.46
37:B0:97:VAL:HG22	37:B0:114:VAL:HG22	1.98	0.46
38:BQ:67:ARG:CB	38:BQ:67:ARG:HH11	2.28	0.46
38:BQ:106:ARG:HB3	38:BQ:110:LEU:HD21	1.98	0.46
39:BR:54:ARG:HA	39:BR:59:THR:HB	1.98	0.46
39:BR:58:ASN:HD22	39:BR:58:ASN:H	1.62	0.46
40:B1:92:ARG:O	40:B1:93:LYS:C	2.54	0.46
41:B2:99:ILE:N	41:B2:99:ILE:HD13	2.30	0.46
45:BV:48:PHE:CZ	45:BV:74:VAL:HG21	2.51	0.46
51:B5:51:TYR:O	51:B5:56:LYS:HE3	2.15	0.46
1:CA:31:G:H2'	1:CA:48:C:N4	2.31	0.46

*Continued on next page...*

*Continued from previous page...*

Atom-1	Atom-2	Interatomic distance (Å)	Clash overlap (Å)
1:CA:195:A:C6	1:CA:196:A:N1	2.84	0.46
1:CA:300:A:H8	1:CA:300:A:O5'	1.99	0.46
1:CA:313:A:H2'	1:CA:314:C:C6	2.51	0.46
1:CA:511:C:C2	1:CA:512:U:C5	3.04	0.46
1:CA:938:A:C2	1:CA:1376:U:H1'	2.51	0.46
1:CA:979:C:C5	1:CA:980:C:C5	3.04	0.46
1:CA:1175:G:C2	1:CA:1176:A:C5	3.04	0.46
3:CF:196:LEU:HD23	3:CF:196:LEU:N	2.31	0.46
4:CG:172:PRO:HD2	4:CG:173:TRP:CZ3	2.51	0.46
5:CH:101:ILE:HD11	5:CH:119:LEU:CD2	2.43	0.46
6:CI:61:LEU:HB3	6:CI:63:TYR:CE2	2.50	0.46
7:CJ:78:ARG:NH1	7:CJ:80:VAL:HB	2.30	0.46
10:CM:31:GLY:O	10:CM:32:ALA:HB2	2.16	0.46
13:CP:60:VAL:HG13	13:CP:64:TRP:HE1	1.80	0.46
19:CV:43:GLU:H	19:CV:45:VAL:HG22	1.80	0.46
23:CD:13:C:C2'	23:CD:14:A:OP1	2.64	0.46
25:DA:205:G:C1'	25:DA:206:U:OP2	2.60	0.46
25:DA:633:A:O5'	25:DA:633:A:H8	1.98	0.46
25:DA:709:U:H2'	25:DA:710:G:C8	2.50	0.46
25:DA:717:G:H2'	25:DA:718:A:O4'	2.15	0.46
25:DA:912:C:N3	25:DA:913:U:C5	2.83	0.46
25:DA:953:A:OP2	36:DP:16:ARG:HD3	2.16	0.46
25:DA:1809:A:N6	25:DA:1810:A:N1	2.63	0.46
25:DA:2584:U:C5'	25:DA:2585:U:OP2	2.64	0.46
28:DE:70:ALA:C	28:DE:72:VAL:H	2.16	0.46
28:DE:91:VAL:HG23	28:DE:95:ILE:HD11	1.98	0.46
31:DH:85:LYS:HA	31:DH:85:LYS:HD2	1.73	0.46
35:DO:39:LYS:HB2	35:DO:45:LEU:HD21	1.96	0.46
38:DQ:3:ARG:HD2	38:DQ:4:LEU:H	1.81	0.46
47:DZ:67:ILE:N	47:DZ:68:PRO:HD2	2.31	0.46
47:DZ:78:LYS:O	47:DZ:78:LYS:CD	2.61	0.46
48:DW:53:LEU:O	48:DW:56:GLN:HB2	2.16	0.46
49:DX:6:VAL:HG22	49:DX:35:ARG:O	2.16	0.46
52:D6:52:VAL:HG22	52:D6:53:LYS:N	2.25	0.46
1:AA:686:U:H2'	1:AA:687:A:C8	2.51	0.46
1:AA:827:U:H5	1:AA:872:A:C6	2.33	0.46
3:AF:23:TYR:CD2	3:AF:24:ALA:N	2.84	0.46
4:AG:61:LYS:HA	4:AG:203:VAL:HG22	1.98	0.46
7:AJ:26:PHE:HE2	7:AJ:30:ILE:HD11	1.78	0.46
8:AK:109:ILE:HD11	8:AK:120:THR:CG2	2.46	0.46
9:AL:114:TYR:HD1	10:AM:60:ARG:HB2	1.80	0.46

*Continued on next page...*



*Continued from previous page...*

Atom-1	Atom-2	Interatomic distance (Å)	Clash overlap (Å)
10:AM:42:THR:HG23	10:AM:68:HIS:HA	1.98	0.46
11:AN:121:PRO:CG	11:AN:126:ARG:HG3	2.38	0.46
18:AU:29:PHE:CE1	18:AU:31:LEU:HB3	2.51	0.46
22:AB:18:G:C8	22:AB:18:G:OP2	2.69	0.46
23:AC:21:U:C3'	23:AC:22:A:H5'	2.46	0.46
23:AD:18:C:OP1	25:BA:2180:U:O3'	2.34	0.46
23:AD:69:C:H2'	23:AD:70:C:O4'	2.16	0.46
25:BA:128:C:H4'	53:B7:49:ARG:HH21	1.81	0.46
25:BA:478:A:C6	25:BA:480:A:C6	3.04	0.46
25:BA:654(H):G:H2'	25:BA:654(H):G:N3	2.31	0.46
25:BA:774:A:H2	25:BA:787:U:C2'	2.29	0.46
25:BA:806:C:OP2	35:BO:41:ARG:HD3	2.16	0.46
25:BA:911:A:H2'	36:BP:9:TYR:OH	2.15	0.46
25:BA:1069:A:H5''	25:BA:1070:A:P	2.55	0.46
25:BA:1750:G:C2	25:BA:1751:C:C6	3.04	0.46
25:BA:2134:A:N7	25:BA:2158:A:H2	2.13	0.46
25:BA:2161:C:H2'	25:BA:2162:G:H5'	1.98	0.46
25:BA:2287:A:C2	25:BA:2346:A:C2	3.04	0.46
25:BA:2481:G:C2'	25:BA:2482:G:OP2	2.64	0.46
25:BA:2592:G:C6	25:BA:2593:U:C4	3.04	0.46
25:BA:2701:C:H2'	25:BA:2702:U:OP1	2.15	0.46
25:BA:2785:C:O2'	28:BE:64:LYS:HD3	2.16	0.46
30:BG:91:ARG:HD2	30:BG:91:ARG:C	2.36	0.46
35:BO:15:ARG:NH1	35:BO:15:ARG:CB	2.75	0.46
35:BO:50:ARG:HG3	35:BO:50:ARG:NH2	2.24	0.46
35:BO:61:ARG:HG3	54:B8:27:THR:HG22	1.97	0.46
36:BP:10:ARG:H	36:BP:10:ARG:HG2	1.45	0.46
36:BP:85:LYS:HG2	36:BP:86:GLY:N	2.31	0.46
40:B1:112:ARG:NH1	40:B1:112:ARG:HG3	2.27	0.46
51:B5:40:LYS:CE	51:B5:46:CYS:HB3	2.45	0.46
1:CA:16:A:H2	1:CA:1080:A:N3	2.13	0.46
1:CA:242:C:H2'	1:CA:243:A:H5'	1.98	0.46
1:CA:577:G:H2'	1:CA:578:C:H6	1.81	0.46
1:CA:608:A:H2'	1:CA:609:A:O4'	2.16	0.46
1:CA:644:G:C2'	1:CA:645:C:H5'	2.46	0.46
1:CA:943:U:H1'	9:CL:124:GLN:HE22	1.81	0.46
1:CA:1348:U:H3	1:CA:1374:A:H2	1.64	0.46
1:CA:1468:A:H2'	1:CA:1469:G:O4'	2.16	0.46
6:CI:8:ILE:HD11	6:CI:79:LEU:HD13	1.97	0.46
8:CK:120:THR:H	8:CK:123:GLU:HG3	1.81	0.46
13:CP:3:ARG:NH1	30:DG:113:ARG:HH21	2.09	0.46

*Continued on next page...*

*Continued from previous page...*

Atom-1	Atom-2	Interatomic distance (Å)	Clash overlap (Å)
20:CW:96:GLY:O	20:CW:97:ALA:HB3	2.16	0.46
25:DA:68:G:H2'	25:DA:69:C:O4'	2.15	0.46
25:DA:362:U:H3'	25:DA:362:U:C6	2.50	0.46
25:DA:492:A:H2'	25:DA:493:G:H5'	1.97	0.46
25:DA:547:A:H2'	25:DA:548:A:C8	2.51	0.46
25:DA:922:U:H2'	25:DA:923:C:C6	2.50	0.46
25:DA:1097:U:OP2	25:DA:1097:U:H6	1.98	0.46
25:DA:1264:G:H5'	51:D5:11:THR:OG1	2.16	0.46
25:DA:1396:U:O2	25:DA:1396:U:H2'	2.14	0.46
25:DA:1434:A:N6	25:DA:1558:A:N6	2.57	0.46
25:DA:1536:A:C8	25:DA:1537:C:H1'	2.51	0.46
25:DA:2271:G:C5	25:DA:2272:U:C5	3.04	0.46
25:DA:2410:G:H2'	25:DA:2411:A:O4'	2.16	0.46
25:DA:2815:C:O2'	51:D5:43:HIS:HD2	1.99	0.46
25:DA:2876:G:O5'	39:DR:3:ARG:HA	2.16	0.46
25:DA:2896:C:H5'	25:DA:2897:U:OP2	2.16	0.46
27:DD:68:LYS:HB2	27:DD:70:TRP:CZ3	2.51	0.46
28:DE:25:VAL:O	28:DE:26:ILE:HG13	2.16	0.46
29:DF:93:LYS:HE2	29:DF:93:LYS:HB3	1.57	0.46
30:DG:6:ALA:O	30:DG:9:ARG:N	2.49	0.46
31:DH:169:VAL:HG22	31:DH:170:ARG:N	2.30	0.46
43:DT:50:LYS:O	43:DT:51:VAL:HB	2.15	0.46
54:D8:47:LYS:C	54:D8:48:PHE:CD1	2.89	0.46
1:AA:166:G:H2'	1:AA:167:G:C8	2.50	0.46
1:AA:380:G:N2	1:AA:384:G:C4	2.84	0.46
1:AA:491:G:H2'	1:AA:492:G:O4'	2.16	0.46
1:AA:578:C:H2'	1:AA:579:G:O5'	2.16	0.46
1:AA:663:A:H5''	18:AU:61:LYS:HE3	1.97	0.46
1:AA:729:A:O2'	1:AA:730:G:H5'	2.16	0.46
1:AA:864:A:C2	1:AA:917:G:N3	2.84	0.46
1:AA:1258:G:O2'	1:AA:1259:C:H5'	2.15	0.46
2:AE:80:ILE:CG2	2:AE:212:GLN:HA	2.40	0.46
23:AC:77:A:O2'	25:BA:2602:A:N7	2.46	0.46
24:A1:20:U:H2'	24:A1:21:U:C6	2.51	0.46
25:BA:442:G:O4'	29:BF:46:ARG:HD3	2.15	0.46
25:BA:481:G:H4'	25:BA:482:A:O5'	2.16	0.46
25:BA:1203:G:H5'	35:BO:3:LEU:CD1	2.46	0.46
25:BA:1701:A:C3'	25:BA:1702:G:H5'	2.46	0.46
25:BA:1845:G:O2'	25:BA:1846:G:H5'	2.15	0.46
25:BA:2283:C:C2	25:BA:2389:G:C2	3.04	0.46
25:BA:2760:C:O2'	25:BA:2761:G:H5'	2.16	0.46

*Continued on next page...*

*Continued from previous page...*

Atom-1	Atom-2	Interatomic distance (Å)	Clash overlap (Å)
25:BA:2788:C:O2'	25:BA:2809:A:N3	2.46	0.46
25:BA:2789:C:O2'	25:BA:2892:A:C2	2.68	0.46
25:BA:2881:C:C4	25:BA:2882:A:N7	2.84	0.46
26:BB:116:G:C5'	38:BQ:55:ALA:HB2	2.46	0.46
28:BE:107:THR:HG22	28:BE:107:THR:O	2.15	0.46
30:BG:93:THR:HG22	30:BG:93:THR:O	2.15	0.46
39:BR:16:ARG:HG2	39:BR:18:ASP:OD1	2.16	0.46
41:B2:5:VAL:O	41:B2:11:GLN:HA	2.15	0.46
42:BS:7:ALA:HB2	42:BS:50:VAL:HG22	1.97	0.46
52:B6:52:VAL:HG22	52:B6:53:LYS:N	2.31	0.46
1:CA:409:G:OP1	4:CG:24:GLU:HG2	2.16	0.46
1:CA:922:G:N3	1:CA:1398:A:H2	2.14	0.46
1:CA:1055:A:C8	1:CA:1206:G:C2	3.04	0.46
1:CA:1091:U:O2	1:CA:1093:A:C8	2.67	0.46
1:CA:1151:A:C6	1:CA:1152:A:C6	3.04	0.46
1:CA:1153:C:C4	1:CA:1154:G:N7	2.84	0.46
1:CA:1392:G:C2'	1:CA:1393:U:H5'	2.46	0.46
4:CG:119:GLN:O	4:CG:123:HIS:CD2	2.69	0.46
7:CJ:40:ALA:O	7:CJ:44:TYR:CD1	2.69	0.46
10:CM:56:HIS:O	10:CM:57:LYS:C	2.53	0.46
11:CN:54:ARG:HB3	11:CN:54:ARG:CZ	2.46	0.46
14:CQ:53:LEU:HA	14:CQ:54:PRO:HD3	1.84	0.46
18:CU:32:ARG:HA	18:CU:69:THR:HG21	1.98	0.46
19:CV:9:VAL:HB	19:CV:11:VAL:HG12	1.98	0.46
21:CX:9:ARG:HG3	21:CX:10:ARG:N	2.31	0.46
25:DA:154:G:H3'	25:DA:155:C:C6	2.51	0.46
25:DA:270(H):C:H2'	25:DA:270(I):G:C8	2.51	0.46
25:DA:1012:U:N3	25:DA:1143:A:C6	2.82	0.46
25:DA:1058:U:H3	25:DA:1080:A:N6	2.11	0.46
25:DA:1416:G:H1	25:DA:1582:C:H42	1.62	0.46
25:DA:1439:A:C2	25:DA:1553:A:C4	3.04	0.46
25:DA:1922:G:H2'	25:DA:1923:U:O4'	2.16	0.46
25:DA:2115:G:H2'	25:DA:2116:G:N7	2.30	0.46
25:DA:2129:C:N4	25:DA:2130:U:O4	2.49	0.46
25:DA:2261:C:C2'	25:DA:2262:U:H5'	2.46	0.46
25:DA:2411:A:H2'	25:DA:2411:A:N3	2.30	0.46
27:DD:268:ARG:HG2	27:DD:268:ARG:NH1	2.31	0.46
30:DG:45:GLU:H	30:DG:45:GLU:HG2	1.35	0.46
34:DN:22:ILE:HA	34:DN:22:ILE:HD13	1.41	0.46
38:DQ:38:GLN:HG3	38:DQ:47:THR:CG2	2.46	0.46
39:DR:136:GLN:HE21	39:DR:136:GLN:HB3	1.53	0.46

*Continued on next page...*

*Continued from previous page...*

Atom-1	Atom-2	Interatomic distance (Å)	Clash overlap (Å)
41:D2:46:VAL:HG22	41:D2:46:VAL:O	2.16	0.46
44:DU:97:ARG:HD3	44:DU:97:ARG:N	2.29	0.46
52:D6:15:GLU:OE2	52:D6:41:PRO:CB	2.63	0.46
1:AA:102:G:C5	1:AA:103:C:C5	3.04	0.45
1:AA:297:G:H4'	1:AA:557:G:H4'	1.98	0.45
1:AA:428:G:C8	1:AA:430:A:C5	3.04	0.45
1:AA:942:G:C2	1:AA:1342:C:C2	3.04	0.45
1:AA:1002:G:C2'	1:AA:1003:G:H5'	2.46	0.45
1:AA:1308:U:H5''	13:AP:98:VAL:CG2	2.46	0.45
3:AF:35:GLU:O	3:AF:39:ILE:N	2.43	0.45
3:AF:92:ALA:HB2	3:AF:99:VAL:HG22	1.97	0.45
10:AM:16:LEU:HD12	10:AM:70:ARG:HE	1.80	0.45
21:AX:2:GLY:O	21:AX:4:GLY:N	2.49	0.45
23:AC:6:G:C2'	23:AC:6:G:N3	2.78	0.45
25:BA:139:G:N2	25:BA:141:A:N1	2.63	0.45
25:BA:250:G:H2'	25:BA:251:A:C8	2.51	0.45
25:BA:547:A:C3'	25:BA:548:A:C8	2.99	0.45
25:BA:654(V):A:C2	25:BA:655:A:C2	2.99	0.45
25:BA:1022:G:H4'	25:BA:1023:U:O5'	2.16	0.45
25:BA:1829:A:H2'	25:BA:1830:C:H5'	1.99	0.45
25:BA:2224:G:H4'	25:BA:2226:C:C2	2.51	0.45
25:BA:2235:G:H2'	25:BA:2236:C:C6	2.51	0.45
31:BH:137:ASP:HB3	31:BH:140:LYS:HB3	1.98	0.45
32:BK:102:SER:HB3	32:BK:103:ARG:HE	1.81	0.45
33:BM:112:LEU:O	33:BM:116:LEU:HG	2.17	0.45
38:BQ:78:LEU:HD12	38:BQ:107:GLU:O	2.16	0.45
45:BV:5:LEU:HD22	45:BV:47:VAL:HG21	1.98	0.45
1:CA:393:A:C6	1:CA:394:G:N7	2.84	0.45
1:CA:488:C:O2'	1:CA:489:C:H5'	2.16	0.45
1:CA:600:C:O2'	1:CA:601:C:H5'	2.16	0.45
1:CA:974:A:P	14:CQ:41:ARG:HH12	2.39	0.45
1:CA:1107:C:OP1	3:CF:172:ARG:HB3	2.16	0.45
1:CA:1132:C:C2'	1:CA:1133:G:H5'	2.46	0.45
3:CF:7:PRO:O	3:CF:11:ARG:NH1	2.50	0.45
3:CF:75:VAL:O	3:CF:75:VAL:HG12	2.16	0.45
3:CF:120:VAL:HA	3:CF:123:GLN:HE21	1.81	0.45
11:CN:38:ASN:H	11:CN:38:ASN:HD22	1.63	0.45
13:CP:102:ARG:HG2	13:CP:103:THR:N	2.31	0.45
16:CS:52:ASP:OD1	16:CS:55:ARG:HG3	2.16	0.45
19:CV:31:ILE:HG23	19:CV:33:THR:HG22	1.98	0.45
23:CC:41:C:C2	23:CC:42:C:C5	3.04	0.45

*Continued on next page...*

*Continued from previous page...*

Atom-1	Atom-2	Interatomic distance (Å)	Clash overlap (Å)
25:DA:322:A:H3'	29:DF:169:ASN:HD21	1.78	0.45
25:DA:349:G:H2'	25:DA:350:U:O4'	2.16	0.45
25:DA:606:U:H4'	25:DA:658:C:H4'	1.97	0.45
25:DA:753:C:H2'	25:DA:754:C:C6	2.46	0.45
25:DA:1005:C:O4'	25:DA:1143:A:C2	2.68	0.45
25:DA:1292:U:H2'	25:DA:1293:C:C6	2.50	0.45
25:DA:1540:G:H2'	25:DA:1541:U:O4'	2.15	0.45
25:DA:1820:U:H4'	25:DA:1821:A:OP2	2.16	0.45
25:DA:1999:C:H5''	25:DA:2723:C:O2'	2.16	0.45
25:DA:2017:U:H5''	25:DA:2018:G:P	2.56	0.45
25:DA:2032:G:H21	28:DE:146:THR:CG2	2.20	0.45
25:DA:2168:G:C6	25:DA:2171:A:N1	2.84	0.45
25:DA:2304:G:C2'	25:DA:2305:A:O5'	2.64	0.45
25:DA:2315:G:H2'	25:DA:2316:C:C6	2.51	0.45
25:DA:2364:C:H4'	46:D3:56:ASP:OD2	2.16	0.45
26:DB:60:C:H2'	26:DB:61:G:C8	2.51	0.45
28:DE:55:ASN:C	28:DE:57:LYS:H	2.12	0.45
29:DF:18:ARG:HG2	29:DF:19:GLU:H	1.80	0.45
31:DH:102:ALA:HB1	31:DH:116:GLU:HA	1.98	0.45
36:DP:64:ILE:HD13	36:DP:64:ILE:H	1.77	0.45
36:DP:64:ILE:HG22	36:DP:65:PHE:H	1.81	0.45
39:DR:29:ARG:HH11	39:DR:29:ARG:HB3	1.80	0.45
43:DT:11:PRO:CB	43:DT:92:LEU:HD21	2.46	0.45
44:DU:50:ARG:CG	44:DU:53:PRO:HG3	2.46	0.45
45:DV:53:ILE:HG22	45:DV:71:VAL:HG13	1.97	0.45
48:DW:17:SER:HB3	48:DW:21:LEU:HG	1.98	0.45
52:D6:39:TYR:CD1	52:D6:40:CYS:N	2.84	0.45
1:AA:22:G:H4'	1:AA:885:G:C8	2.51	0.45
1:AA:90:C:C5	1:AA:91:C:H5	2.33	0.45
1:AA:660:G:C2	1:AA:746:A:C2	3.05	0.45
1:AA:687:A:C4'	1:AA:688:G:O5'	2.59	0.45
1:AA:1078:U:C5	1:AA:1079:G:C5	3.04	0.45
1:AA:1079:G:H2'	1:AA:1080:A:C8	2.52	0.45
1:AA:1118:C:P	9:AL:104:ARG:HH11	2.39	0.45
1:AA:1159:U:N3	1:AA:1182:G:N1	2.64	0.45
1:AA:1248:A:C5	1:AA:1249:C:C5	3.04	0.45
1:AA:1286:A:H2'	1:AA:1287:A:H4'	1.97	0.45
1:AA:1489:G:H2'	1:AA:1490:C:O4'	2.15	0.45
2:AE:72:GLY:HA3	2:AE:165:VAL:HG22	1.98	0.45
3:AF:138:VAL:HG12	3:AF:139:GLN:N	2.31	0.45
11:AN:41:THR:HG23	11:AN:42:TRP:N	2.31	0.45

*Continued on next page...*

*Continued from previous page...*

Atom-1	Atom-2	Interatomic distance (Å)	Clash overlap (Å)
16:AS:51:VAL:HG11	16:AS:74:LEU:CD2	2.45	0.45
20:AW:73:HIS:O	20:AW:76:ALA:HB3	2.16	0.45
22:AB:19:G:C4'	22:AB:20:U:OP2	2.65	0.45
23:AD:49:C:C2	23:AD:60:A:O4'	2.70	0.45
25:BA:988:A:H4'	25:BA:1155:A:N1	2.31	0.45
25:BA:1014:U:C2'	25:BA:1015:G:H5''	2.42	0.45
25:BA:1181:C:O2'	25:BA:1182:A:H5'	2.16	0.45
25:BA:1244:G:OP1	35:BO:7:ARG:HD3	2.16	0.45
25:BA:1278:A:OP1	37:B0:36:THR:CG2	2.64	0.45
25:BA:1728:G:H2'	25:BA:1731:G:O6	2.16	0.45
25:BA:2102:U:H3	25:BA:2187:G:H1	1.64	0.45
25:BA:2113:U:C5'	25:BA:2114:A:C8	2.94	0.45
25:BA:2131:G:C1'	25:BA:2158:A:H62	2.29	0.45
25:BA:2344:U:OP1	52:B6:38:LYS:HE3	2.16	0.45
25:BA:2472:G:H2'	25:BA:2475:C:H42	1.81	0.45
25:BA:2753:A:O2'	25:BA:2754:U:H5'	2.17	0.45
28:BE:167:VAL:HG22	28:BE:170:LEU:CD1	2.45	0.45
28:BE:174:ASP:OD2	28:BE:175:VAL:N	2.49	0.45
29:BF:32:LEU:HD21	29:BF:108:LYS:HB3	1.97	0.45
33:BM:30:ILE:HG23	33:BM:52:VAL:HG11	1.97	0.45
33:BM:55:VAL:HG12	33:BM:127:ASP:O	2.16	0.45
35:BO:113:LYS:HA	35:BO:129:ALA:O	2.16	0.45
35:BO:114:ILE:HG12	35:BO:130:PHE:CD1	2.52	0.45
38:BQ:25:ARG:HD2	38:BQ:88:ASP:OD2	2.16	0.45
39:BR:108:ARG:O	39:BR:111:ARG:HB2	2.16	0.45
40:B1:61:TRP:CE2	40:B1:94:ASN:HA	2.51	0.45
41:B2:64:HIS:CG	41:B2:92:THR:HG22	2.52	0.45
45:BV:14:LYS:HA	45:BV:15:PRO:HD3	1.83	0.45
50:B4:37:SER:HB3	50:B4:42:PHE:CB	2.42	0.45
52:B6:9:LEU:HD13	52:B6:9:LEU:O	2.16	0.45
53:B7:5:TRP:CD1	53:B7:7:PRO:HG3	2.50	0.45
54:B8:26:LYS:HE2	54:B8:47:LYS:HG2	1.98	0.45
1:CA:201:C:H4'	1:CA:208:U:OP1	2.14	0.45
1:CA:485:G:C2'	1:CA:486:U:OP2	2.64	0.45
1:CA:1321:C:C5	1:CA:1322:C:C5	3.04	0.45
5:CH:100:VAL:O	5:CH:100:VAL:CG1	2.65	0.45
7:CJ:115:ARG:O	7:CJ:118:VAL:HG13	2.16	0.45
11:CN:95:ILE:HG21	11:CN:108:ILE:HD13	1.97	0.45
16:CS:9:PHE:HB2	16:CS:16:HIS:O	2.17	0.45
20:CW:14:LYS:HB2	20:CW:17:ARG:NH2	2.32	0.45
23:CD:24:C:H2'	23:CD:25:U:C6	2.52	0.45

*Continued on next page...*

*Continued from previous page...*

Atom-1	Atom-2	Interatomic distance (Å)	Clash overlap (Å)
23:CD:31:G:H2'	23:CD:32:G:C8	2.50	0.45
25:DA:273(D):C:N4	25:DA:363(B):G:H1	2.09	0.45
25:DA:529:A:H8	25:DA:530:G:N1	2.13	0.45
25:DA:534:U:O2'	40:D1:49:HIS:CD2	2.69	0.45
25:DA:634:C:H2'	25:DA:635:C:H6	1.82	0.45
25:DA:708:C:H5'	25:DA:709:U:OP2	2.16	0.45
25:DA:847:U:C5	25:DA:933:A:H61	1.65	0.45
25:DA:1069:A:H4'	25:DA:1070:A:H5''	1.98	0.45
25:DA:2304:G:C2	25:DA:2313:C:N3	2.84	0.45
25:DA:2520:C:C6	25:DA:2567:G:H1'	2.51	0.45
25:DA:2657:A:C2	25:DA:2665:A:C8	3.04	0.45
25:DA:2713:A:C3'	25:DA:2714:G:C5'	2.94	0.45
25:DA:2801:A:H2'	25:DA:2802:G:O4'	2.16	0.45
27:DD:24:ILE:HD11	27:DD:91:ARG:CD	2.37	0.45
28:DE:26:ILE:HG22	28:DE:28:ALA:N	2.32	0.45
28:DE:134:ILE:HD12	28:DE:134:ILE:C	2.31	0.45
29:DF:178:PRO:HB2	29:DF:201:VAL:CG1	2.40	0.45
30:DG:102:PHE:HE2	30:DG:141:PHE:CZ	2.34	0.45
40:D1:68:ALA:O	40:D1:71:GLN:HB2	2.16	0.45
41:D2:85:LYS:CD	41:D2:86:GLY:H	2.28	0.45
1:AA:73:G:C2	1:AA:74:C:H5	2.33	0.45
1:AA:130:A:C8	17:AT:63:ARG:HD3	2.51	0.45
1:AA:195:A:C5	1:AA:196:A:C2	3.04	0.45
1:AA:689:C:C4	1:AA:690:G:C2	3.04	0.45
1:AA:725:G:O2'	1:AA:726:C:H5'	2.16	0.45
1:AA:948:C:O2'	1:AA:949:A:H5'	2.16	0.45
1:AA:1009:G:C2	1:AA:1010:G:C8	3.04	0.45
1:AA:1211:U:H1'	1:AA:1213:A:C2	2.51	0.45
1:AA:1263:C:H2'	1:AA:1264:C:C6	2.46	0.45
3:AF:70:VAL:CG1	3:AF:72:LYS:H	2.27	0.45
4:AG:138:TYR:CE2	4:AG:139:ARG:O	2.70	0.45
18:AU:53:ARG:HE	18:AU:59:SER:C	2.20	0.45
22:AB:50:A:H3'	22:AB:51:A:H5''	1.98	0.45
22:AB:60:A:N3	22:AB:60:A:H2'	2.30	0.45
25:BA:760:G:H2'	25:BA:761:A:O4'	2.17	0.45
25:BA:973:A:O4'	25:BA:1188:U:C6	2.69	0.45
25:BA:2035:G:C4'	25:BA:2036:C:OP2	2.64	0.45
25:BA:2159:G:O2'	25:BA:2160:G:H5'	2.17	0.45
25:BA:2168:G:P	25:BA:2168:G:O4'	2.74	0.45
25:BA:2259:G:C2	25:BA:2282:G:C6	3.05	0.45
25:BA:2704:C:H2'	25:BA:2705:A:C8	2.51	0.45

*Continued on next page...*

*Continued from previous page...*

Atom-1	Atom-2	Interatomic distance (Å)	Clash overlap (Å)
28:BE:33:VAL:HG23	28:BE:35:GLN:O	2.16	0.45
28:BE:169:ASN:O	28:BE:169:ASN:ND2	2.49	0.45
29:BF:7:TYR:HA	29:BF:22:ALA:H	1.81	0.45
30:BG:82:LEU:HD22	30:BG:82:LEU:C	2.37	0.45
32:BK:81:VAL:HG21	32:BK:88:ILE:HD13	1.98	0.45
32:BK:106:GLY:O	32:BK:107:VAL:CG2	2.50	0.45
37:B0:60:LEU:O	37:B0:64:ARG:HG3	2.16	0.45
44:BU:78:ALA:HB3	44:BU:81:LYS:CE	2.46	0.45
45:BV:80:ARG:H	45:BV:80:ARG:HG2	1.60	0.45
46:B3:72:ARG:HB3	46:B3:75:LEU:HB2	1.97	0.45
51:B5:16:ARG:HD2	51:B5:20:ARG:NH1	2.31	0.45
54:B8:36:LYS:CD	54:B8:40:GLU:CG	2.93	0.45
1:CA:843:U:OP1	1:CA:843:U:H6	1.98	0.45
1:CA:941:G:H2'	1:CA:942:G:O5'	2.16	0.45
1:CA:1057:G:O2'	1:CA:1058:G:H5'	2.16	0.45
1:CA:1124:G:O2'	1:CA:1125:U:OP2	2.34	0.45
1:CA:1141:C:H2'	1:CA:1142:G:H8	1.81	0.45
1:CA:1235:U:H2'	1:CA:1236:A:O4'	2.17	0.45
2:CE:28:PHE:CE2	2:CE:31:TYR:HD1	2.35	0.45
3:CF:18:TRP:HB3	3:CF:20:SER:H	1.82	0.45
4:CG:119:GLN:O	4:CG:123:HIS:HD2	1.99	0.45
9:CL:4:TYR:HA	9:CL:88:TYR:HE1	1.80	0.45
11:CN:38:ASN:HA	11:CN:39:PRO:HD3	1.86	0.45
23:CD:9:G:O6	23:CD:23:G:N7	2.50	0.45
25:DA:11:G:C2'	25:DA:12:U:H5'	2.45	0.45
25:DA:271(B):G:N7	25:DA:421:U:H2'	2.31	0.45
25:DA:330:A:O2'	25:DA:331:A:H8	1.99	0.45
25:DA:1009:A:C4'	40:D1:59:ARG:HG3	2.46	0.45
25:DA:2258:C:H4'	25:DA:2259:G:OP2	2.15	0.45
25:DA:2286:A:H5'	52:D6:28:ARG:HE	1.80	0.45
25:DA:2298:A:H61	25:DA:2318:G:H1'	1.82	0.45
25:DA:2443:C:O2'	25:DA:2444:G:H5'	2.16	0.45
25:DA:2687:U:H2'	25:DA:2688:U:O4'	2.17	0.45
25:DA:2875:C:HO2'	39:DR:3:ARG:HG3	1.81	0.45
26:DB:60:C:H2'	26:DB:61:G:H8	1.82	0.45
27:DD:244:ARG:HB2	27:DD:245:PRO:CD	2.45	0.45
27:DD:244:ARG:HB2	27:DD:245:PRO:HD2	1.98	0.45
31:DH:32:GLU:O	31:DH:33:LEU:HD23	2.17	0.45
35:DO:47:ASP:C	35:DO:49:ARG:N	2.70	0.45
35:DO:50:ARG:HB2	54:D8:59:LYS:HD3	1.98	0.45
38:DQ:83:LYS:HE3	38:DQ:83:LYS:HB3	1.74	0.45

*Continued on next page...*



*Continued from previous page...*

Atom-1	Atom-2	Interatomic distance (Å)	Clash overlap (Å)
44:DU:47:LYS:CA	44:DU:60:PHE:HB3	2.46	0.45
46:D3:82:ARG:HA	46:D3:83:PRO:HD2	1.82	0.45
48:DW:17:SER:HB2	48:DW:18:PRO:O	2.15	0.45
54:D8:30:ARG:O	54:D8:30:ARG:HG3	2.16	0.45
1:AA:165:C:O2'	1:AA:166:G:H5'	2.15	0.45
1:AA:291:C:O2	1:AA:310:G:C2	2.70	0.45
1:AA:451:A:H4'	1:AA:452:A:O4'	2.17	0.45
1:AA:723:U:O2	1:AA:723:U:C2'	2.64	0.45
1:AA:1035:A:N6	1:AA:1036:G:C8	2.84	0.45
7:AJ:78:ARG:NH2	7:AJ:156:TRP:HB3	2.30	0.45
11:AN:113:PRO:C	11:AN:114:VAL:HG12	2.37	0.45
17:AT:27:PHE:CZ	17:AT:36:ILE:HD11	2.52	0.45
25:BA:340:A:H2'	25:BA:341:G:H5'	1.97	0.45
25:BA:637:A:H4'	25:BA:638:G:O5'	2.16	0.45
25:BA:756:C:C2'	25:BA:757:U:O5'	2.63	0.45
25:BA:850:C:O2'	49:BX:46:ASN:ND2	2.49	0.45
25:BA:1385:G:O2'	25:BA:1396:U:H6	1.99	0.45
25:BA:1465:G:C4	25:BA:1466:G:C8	3.04	0.45
25:BA:1677:A:H2'	25:BA:1678:G:C8	2.50	0.45
25:BA:1794:U:H1'	25:BA:1900:A:N3	2.31	0.45
25:BA:2115:G:O6	25:BA:2118:U:OP2	2.34	0.45
25:BA:2168:G:H2'	25:BA:2169:A:OP1	2.16	0.45
29:BF:34:TRP:HB2	35:BO:6:LEU:HG	1.98	0.45
30:BG:86:MET:O	30:BG:87:PRO:C	2.54	0.45
35:BO:24:GLY:C	35:BO:26:GLY:H	2.20	0.45
38:BQ:93:LYS:CG	38:BQ:94:TYR:N	2.80	0.45
48:BW:32:LEU:HG	48:BW:53:LEU:HD13	1.96	0.45
50:B4:47:GLN:O	50:B4:48:ARG:CB	2.64	0.45
1:CA:626:U:C2	1:CA:627:G:C8	3.05	0.45
1:CA:777:A:C2	11:CN:119:CYS:HB3	2.50	0.45
1:CA:799:G:O6	1:CA:800:G:C2	2.70	0.45
1:CA:940:C:O2'	1:CA:941:G:H5'	2.17	0.45
1:CA:994:A:C2	1:CA:995:C:C5	3.04	0.45
1:CA:1072:G:H2'	1:CA:1073:U:C6	2.52	0.45
1:CA:1239:A:H4'	1:CA:1240:U:H5'	1.97	0.45
1:CA:1298:C:P	7:CJ:114:ARG:HH22	2.39	0.45
3:CF:100:ALA:O	3:CF:101:LEU:HB2	2.16	0.45
3:CF:150:LYS:CG	3:CF:169:ALA:HB2	2.40	0.45
17:CT:18:THR:OG1	17:CT:69:LYS:NZ	2.45	0.45
18:CU:21:LYS:HE2	18:CU:54:ARG:O	2.17	0.45
22:CB:21:A:C4	22:CB:22:G:H4'	2.51	0.45

*Continued on next page...*

*Continued from previous page...*

Atom-1	Atom-2	Interatomic distance (Å)	Clash overlap (Å)
22:CB:33:U:C4	22:CB:34:U:C4	3.04	0.45
25:DA:30:G:H2'	25:DA:31:C:C6	2.51	0.45
25:DA:225:A:N6	25:DA:226:G:N1	2.64	0.45
25:DA:329:G:O6	44:DU:19:LYS:CG	2.61	0.45
25:DA:654(B):C:C2	25:DA:654(T):A:C2	3.05	0.45
25:DA:1585:C:O2	25:DA:1585:C:H2'	2.15	0.45
25:DA:2695:C:H2'	25:DA:2696:U:C6	2.51	0.45
26:DB:9:G:N2	26:DB:112:G:C4	2.85	0.45
29:DF:24:LEU:HB3	29:DF:25:PRO:HD2	1.97	0.45
29:DF:57:VAL:HG13	29:DF:58:ALA:N	2.32	0.45
29:DF:177:ALA:HB1	29:DF:178:PRO:HD2	1.99	0.45
30:DG:59:GLU:CD	30:DG:153:ARG:HH21	2.19	0.45
32:DK:44:LEU:HD23	32:DK:44:LEU:HA	1.75	0.45
33:DM:127:ASP:O	33:DM:128:HIS:HB3	2.16	0.45
38:DQ:66:ALA:HA	38:DQ:69:VAL:HG12	1.98	0.45
43:DT:18:TYR:CD1	43:DT:21:PHE:CE2	3.05	0.45
44:DU:43:ASN:N	44:DU:43:ASN:ND2	2.64	0.45
44:DU:43:ASN:HD22	44:DU:43:ASN:H	1.64	0.45
48:DW:38:GLN:O	48:DW:41:ILE:HG12	2.17	0.45
53:D7:16:HIS:HB2	53:D7:44:PRO:HG2	1.98	0.45
1:AA:342:C:C2	1:AA:348:G:N2	2.84	0.45
1:AA:684:A:N6	1:AA:685:G:C6	2.85	0.45
1:AA:1211:U:C5'	1:AA:1212:U:OP1	2.64	0.45
1:AA:1288:A:O2'	1:AA:1289:A:H5'	2.15	0.45
1:AA:1299:A:H2'	1:AA:1301:U:C1'	2.47	0.45
1:AA:1333:A:C2'	1:AA:1334:G:O5'	2.64	0.45
3:AF:141:VAL:CG1	3:AF:202:ILE:HG23	2.46	0.45
5:AH:48:ALA:HB1	5:AH:49:PRO:CD	2.47	0.45
11:AN:85:ARG:HD3	11:AN:113:PRO:HD3	1.99	0.45
14:AQ:13:THR:N	14:AQ:14:PRO:CD	2.80	0.45
22:AB:1:G:N3	22:AB:1:G:H2'	2.31	0.45
23:AC:6:G:N3	23:AC:6:G:H2'	2.31	0.45
23:AC:20:G:C2	23:AC:58:A:C2	3.04	0.45
23:AD:8:U:OP2	23:AD:13:C:H5	1.99	0.45
25:BA:288:C:H2'	25:BA:289:A:H8	1.81	0.45
25:BA:320:A:H2'	29:BF:136:THR:CG2	2.46	0.45
25:BA:338:G:N2	25:BA:339:U:H1'	2.32	0.45
25:BA:613:U:H5'	25:BA:616:A:N6	2.31	0.45
25:BA:627:A:N1	25:BA:636:G:O2'	2.48	0.45
25:BA:848:G:H2'	25:BA:849:A:C8	2.51	0.45
25:BA:1063:G:C2	25:BA:1064:C:C2	3.04	0.45

*Continued on next page...*

*Continued from previous page...*

Atom-1	Atom-2	Interatomic distance (Å)	Clash overlap (Å)
25:BA:1332:G:N2	25:BA:1609:A:C2'	2.80	0.45
25:BA:1336:A:H2'	25:BA:1337:G:H8	1.81	0.45
25:BA:1536:A:H2'	25:BA:1537:C:OP1	2.17	0.45
25:BA:1885:A:H2'	25:BA:1886:C:O4'	2.17	0.45
25:BA:2169:A:OP1	25:BA:2169:A:N3	2.49	0.45
25:BA:2183:C:H2'	25:BA:2184:G:O4'	2.17	0.45
25:BA:2544:G:H8	25:BA:2544:G:O5'	1.99	0.45
25:BA:2615:U:H2'	25:BA:2616:C:C6	2.51	0.45
25:BA:2660:A:C2	25:BA:2661:G:H1'	2.52	0.45
26:BB:13:A:O2'	26:BB:14:U:H3'	2.16	0.45
26:BB:80:U:H2'	26:BB:81:G:H21	1.81	0.45
26:BB:116:G:H2'	26:BB:117:G:O4'	2.16	0.45
28:BE:49:LEU:HB3	28:BE:50:GLY:H	1.47	0.45
29:BF:129:PHE:HA	29:BF:142:TRP:NE1	2.31	0.45
32:BK:21:VAL:HG21	32:BK:25:TYR:HD1	1.82	0.45
32:BK:101:LEU:HD23	32:BK:107:VAL:HB	1.98	0.45
32:BK:112:LYS:HE2	32:BK:112:LYS:HB3	1.85	0.45
45:BV:68:PRO:HB2	45:BV:91:LEU:HD23	1.98	0.45
47:BZ:78:LYS:O	47:BZ:80:LEU:HD13	2.16	0.45
49:BX:21:ALA:O	49:BX:24:LYS:HB3	2.17	0.45
52:B6:15:GLU:OE2	52:B6:44:ARG:CZ	2.64	0.45
54:B8:26:LYS:CB	54:B8:44:LYS:HG3	2.44	0.45
54:B8:29:LYS:HB2	54:B8:44:LYS:HG2	1.98	0.45
1:CA:131:C:H2'	1:CA:132:C:C6	2.52	0.45
1:CA:333:G:H4'	20:CW:16:HIS:CE1	2.51	0.45
1:CA:719:C:O2'	18:CU:49:LYS:HB3	2.15	0.45
1:CA:987:G:N2	1:CA:1219:U:N3	2.65	0.45
1:CA:1028(B):C:H3'	1:CA:1029:G:C5'	2.47	0.45
1:CA:1105:A:C2	1:CA:1106:G:C5	3.05	0.45
1:CA:1270:C:H2'	1:CA:1271:G:H8	1.81	0.45
1:CA:1323:G:H4'	1:CA:1362(A):C:C2	2.52	0.45
2:CE:5:ILE:O	2:CE:5:ILE:CG2	2.64	0.45
2:CE:7:VAL:HG13	2:CE:8:LYS:HG3	1.99	0.45
5:CH:50:GLU:HA	5:CH:50:GLU:OE2	2.15	0.45
9:CL:27:THR:HG23	9:CL:31:GLN:O	2.16	0.45
9:CL:79:LEU:CD1	9:CL:83:ARG:HD2	2.44	0.45
13:CP:117:VAL:HG12	13:CP:117:VAL:O	2.17	0.45
19:CV:74:PHE:N	19:CV:74:PHE:HD2	2.15	0.45
22:CB:26:C:N4	22:CB:27:G:C2	2.85	0.45
22:CB:30:A:C6	22:CB:31:C:N3	2.85	0.45
23:CC:17:C:OP1	23:CC:62:C:H5'	2.16	0.45

*Continued on next page...*

*Continued from previous page...*

Atom-1	Atom-2	Interatomic distance (Å)	Clash overlap (Å)
23:CD:20:G:H1'	23:CD:58:A:N1	2.31	0.45
23:CD:62:C:C5	23:CD:63:C:N4	2.85	0.45
25:DA:269:U:C5	25:DA:270(Z):U:C5	3.04	0.45
25:DA:414:C:O2'	25:DA:415:A:H5'	2.16	0.45
25:DA:547:A:C5	25:DA:548:A:C6	3.04	0.45
25:DA:654(J):A:N3	25:DA:654(J):A:H2'	2.31	0.45
25:DA:660:G:H5'	29:DF:99:TYR:CE2	2.51	0.45
25:DA:856:C:C2'	25:DA:857:C:O5'	2.65	0.45
25:DA:882:G:H2'	25:DA:883:G:O4'	2.17	0.45
25:DA:1214:A:H8	25:DA:1214:A:O5'	1.99	0.45
25:DA:1542:G:O6	25:DA:1543:A:N6	2.49	0.45
25:DA:1705:G:C2'	25:DA:1706:U:H5'	2.47	0.45
25:DA:2168:G:N2	25:DA:2170:A:O5'	2.48	0.45
25:DA:2188:C:H2'	25:DA:2189:U:O4'	2.17	0.45
25:DA:2320:A:H1'	25:DA:2321:G:C6	2.51	0.45
25:DA:2749:A:H5'	31:DH:62:LYS:O	2.16	0.45
25:DA:2777:G:OP2	25:DA:2781:A:O2'	2.28	0.45
25:DA:2838:G:C6	25:DA:2839:G:C5	3.05	0.45
27:DD:14:ARG:HD3	27:DD:15:PHE:CZ	2.52	0.45
31:DH:102:ALA:HB2	31:DH:117:PRO:HD3	1.97	0.45
32:DK:7:GLU:O	32:DK:9:LEU:HD23	2.16	0.45
33:DM:94:HIS:O	33:DM:97:ARG:HB2	2.16	0.45
35:DO:124:LYS:HE3	35:DO:145:PRO:HD3	1.97	0.45
36:DP:3:MET:H	36:DP:70:PRO:HG2	1.81	0.45
36:DP:31:ASP:N	36:DP:107:ALA:HB2	2.30	0.45
38:DQ:59:LYS:HD2	38:DQ:60:GLY:H	1.82	0.45
42:DS:76:VAL:HG22	42:DS:76:VAL:O	2.17	0.45
51:D5:6:VAL:CG1	51:D5:7:PRO:N	2.75	0.45
1:AA:90:C:N4	1:AA:91:C:H41	2.14	0.45
1:AA:173:U:C6	1:AA:197:A:C2	3.05	0.45
1:AA:268:C:C4	1:AA:269:C:C5	3.05	0.45
1:AA:464:G:H21	1:AA:468:A:H62	1.65	0.45
1:AA:621:A:O2'	1:AA:622:A:H5'	2.16	0.45
1:AA:814:A:C8	1:AA:816:A:C8	3.05	0.45
1:AA:857:C:C5	1:AA:858:G:N7	2.84	0.45
1:AA:1083:U:C5	1:AA:1084:G:C6	3.04	0.45
4:AG:176:LEU:HD12	4:AG:182:LYS:O	2.16	0.45
5:AH:31:LEU:HD23	5:AH:31:LEU:HA	1.82	0.45
15:AR:29:VAL:HB	15:AR:81:LEU:HD21	1.98	0.45
20:AW:16:HIS:O	20:AW:19:SER:HB2	2.17	0.45
20:AW:87:LYS:HD2	20:AW:87:LYS:HA	1.73	0.45

*Continued on next page...*

*Continued from previous page...*

Atom-1	Atom-2	Interatomic distance (Å)	Clash overlap (Å)
22:AB:15:A:N1	22:AB:70:G:C5	2.85	0.45
22:AB:27:G:H3'	22:AB:28:C:C6	2.51	0.45
25:BA:28:A:C5	25:BA:29:U:C5	3.04	0.45
25:BA:77:C:OP1	48:BW:59:ARG:HD3	2.17	0.45
25:BA:483:A:O4'	44:BU:47:LYS:HB3	2.17	0.45
25:BA:712:G:H2'	25:BA:713:G:O5'	2.16	0.45
25:BA:835:A:C2'	25:BA:836:G:O5'	2.65	0.45
25:BA:989:G:N7	49:BX:13:ILE:HD12	2.31	0.45
25:BA:1545:A:C6	25:BA:1545(A):A:C2	3.05	0.45
25:BA:1705:G:C2'	25:BA:1706:U:H5'	2.46	0.45
25:BA:1975:G:C2	25:BA:1976:U:C2	3.05	0.45
25:BA:2259:G:C2	25:BA:2282:G:N1	2.85	0.45
25:BA:2395:C:H2'	25:BA:2396:G:O4'	2.17	0.45
25:BA:2468:G:H5''	36:BP:120:ILE:HD12	1.98	0.45
25:BA:2667:C:H2'	25:BA:2668:G:O4'	2.15	0.45
26:BB:45:A:O4'	30:BG:95:ARG:NH1	2.50	0.45
27:BD:35:LYS:HE2	27:BD:65:ILE:HG22	1.99	0.45
31:BH:137:ASP:O	31:BH:138:LYS:HB3	2.16	0.45
32:BK:112:LYS:H	32:BK:112:LYS:HG2	1.57	0.45
34:BN:7:TYR:OH	34:BN:44:LYS:HG3	2.17	0.45
37:B0:18:LEU:HD23	37:B0:18:LEU:HA	1.74	0.45
37:B0:41:ALA:HB1	37:B0:114:VAL:CG2	2.47	0.45
41:B2:9:GLY:O	41:B2:10:LYS:HG3	2.17	0.45
41:B2:76:LYS:HG3	41:B2:81:TYR:HD1	1.81	0.45
45:BV:61:LEU:HD21	45:BV:67:LEU:HD12	1.99	0.45
46:B3:36:ILE:HD13	46:B3:39:ARG:HG2	1.98	0.45
1:CA:45:U:H2'	1:CA:46:G:H8	1.80	0.45
1:CA:146:G:N2	1:CA:177:C:C2	2.85	0.45
1:CA:171:A:C6	1:CA:172:A:C6	3.05	0.45
1:CA:498:A:C4'	1:CA:500:G:OP1	2.63	0.45
1:CA:619:U:C2	4:CG:135:LEU:HD22	2.51	0.45
1:CA:671:G:C5	1:CA:672:U:C5	3.05	0.45
1:CA:677:U:H1'	11:CN:119:CYS:SG	2.57	0.45
1:CA:691:G:H1'	1:CA:696:A:N6	2.31	0.45
1:CA:1047:G:H5''	14:CQ:4:LYS:HE3	1.98	0.45
1:CA:1100:C:HO2'	1:CA:1102:A:P	2.40	0.45
1:CA:1170:A:H2'	1:CA:1171:G:O4'	2.17	0.45
1:CA:1187:G:H2'	1:CA:1187:G:N3	2.32	0.45
1:CA:1320:C:C2	1:CA:1321:C:C5	3.04	0.45
1:CA:1361:G:C2'	1:CA:1362:C:H5'	2.47	0.45
1:CA:1372:U:H2'	1:CA:1373:G:O4'	2.16	0.45

*Continued on next page...*

*Continued from previous page...*

Atom-1	Atom-2	Interatomic distance (Å)	Clash overlap (Å)
2:CE:28:PHE:CE2	2:CE:189:ASP:O	2.70	0.45
2:CE:36:ARG:HB3	2:CE:41:ILE:HD11	1.97	0.45
2:CE:112:VAL:O	2:CE:115:LEU:HB3	2.15	0.45
3:CF:29:TYR:CD1	14:CQ:36:PHE:CE1	3.05	0.45
10:CM:81:THR:C	10:CM:83:GLU:N	2.69	0.45
15:CR:48:LYS:HD3	15:CR:48:LYS:HA	1.50	0.45
16:CS:70:ALA:O	16:CS:74:LEU:HB2	2.16	0.45
18:CU:87:ARG:O	18:CU:88:LYS:HG3	2.16	0.45
25:DA:259:G:N2	25:DA:621:A:C8	2.73	0.45
25:DA:333:G:H5'	25:DA:334:C:OP2	2.17	0.45
25:DA:999:U:C5	25:DA:1154:G:C5	3.05	0.45
25:DA:1467:C:C5	25:DA:1546:C:H2'	2.52	0.45
25:DA:1784:A:H4'	25:DA:1785:A:O5'	2.16	0.45
25:DA:2564:A:C2	25:DA:2647:U:H4'	2.52	0.45
25:DA:2849:U:OP2	39:DR:95:ARG:NH1	2.47	0.45
28:DE:27:LEU:CD2	39:DR:1:MET:HE2	2.46	0.45
30:DG:31:VAL:HA	30:DG:32:PRO:HD3	1.83	0.45
30:DG:181:ARG:O	30:DG:182:LYS:HB2	2.16	0.45
31:DH:154:PRO:O	31:DH:155:SER:CB	2.61	0.45
36:DP:27:VAL:HG11	36:DP:134:ARG:HB2	1.99	0.45
40:D1:50:ARG:CB	40:D1:50:ARG:HH21	2.30	0.45
40:D1:76:TYR:CZ	40:D1:80:ILE:HG13	2.52	0.45
45:DV:120:ILE:HG21	45:DV:170:THR:HG23	1.98	0.45
54:D8:22:VAL:HB	54:D8:50:LEU:HD13	1.97	0.45
54:D8:39:LYS:C	54:D8:41:ILE:H	2.19	0.45
1:AA:370:C:H2'	1:AA:371:G:O4'	2.16	0.45
1:AA:373:A:H2'	1:AA:374:A:O4'	2.17	0.45
1:AA:601:C:H2'	1:AA:602:A:H8	1.82	0.45
1:AA:621:A:C2'	1:AA:622:A:H5'	2.47	0.45
1:AA:975:A:C5'	1:AA:976:G:H5''	2.47	0.45
1:AA:1076:C:C2	1:AA:1082:G:C2	3.04	0.45
1:AA:1091:U:O2	1:AA:1093:A:H8	2.00	0.45
1:AA:1102:A:C2'	1:AA:1103:C:H5'	2.47	0.45
1:AA:1128:C:H5'	9:AL:16:ARG:HH12	1.80	0.45
1:AA:1171:G:C2'	1:AA:1172:C:H5'	2.47	0.45
1:AA:1288:A:H1'	1:AA:1352:C:O2'	2.16	0.45
1:AA:1393:U:O4'	1:AA:1502:A:H5'	2.17	0.45
2:AE:87:ARG:NH2	2:AE:233:SER:OG	2.45	0.45
9:AL:47:LEU:O	9:AL:50:LEU:HB2	2.16	0.45
20:AW:10:LEU:HD22	20:AW:12:ALA:HB3	1.78	0.45
25:BA:571:A:C8	25:BA:2030:A:N6	2.85	0.45

*Continued on next page...*

*Continued from previous page...*

Atom-1	Atom-2	Interatomic distance (Å)	Clash overlap (Å)
25:BA:654(B):C:C2	25:BA:654(T):A:C2	3.04	0.45
25:BA:856:C:C6	25:BA:856:C:C3'	3.00	0.45
25:BA:960:A:C8	25:BA:962:G:C8	3.04	0.45
25:BA:1385:G:H1'	25:BA:1386:C:C6	2.52	0.45
25:BA:1794:U:O2'	25:BA:1795:C:H5'	2.17	0.45
25:BA:1796:U:H2'	25:BA:1797:C:H6	1.77	0.45
25:BA:1903:G:P	27:BD:241:PRO:HB2	2.57	0.45
25:BA:1998:G:O2'	25:BA:1999:C:H5'	2.17	0.45
25:BA:2109:U:O2	25:BA:2181:G:C2	2.70	0.45
25:BA:2285:C:P	52:B6:28:ARG:HD3	2.56	0.45
37:B0:2:ARG:CG	37:B0:5:LYS:HZ3	2.29	0.45
37:B0:9:LYS:H	37:B0:9:LYS:HG2	1.61	0.45
40:B1:92:ARG:NH2	41:B2:11:GLN:H	2.13	0.45
42:BS:84:ARG:HB2	42:BS:96:ILE:HD13	1.99	0.45
45:BV:142:SER:H	45:BV:143:GLY:HA2	1.80	0.45
45:BV:155:LEU:HD23	45:BV:155:LEU:HA	1.75	0.45
1:CA:393:A:C2	1:CA:394:G:C8	3.05	0.45
1:CA:922:G:C6	1:CA:923:A:C6	3.05	0.45
1:CA:1231:G:C2'	1:CA:1232:U:H5'	2.47	0.45
4:CG:11:LEU:C	4:CG:13:ARG:N	2.67	0.45
4:CG:60:GLU:HG2	4:CG:202:LEU:HB2	1.99	0.45
10:CM:24:VAL:HG21	10:CM:37:PRO:HG3	1.98	0.45
22:CB:55:G:C6	22:CB:56:G:C6	3.05	0.45
23:CD:63:C:H6	23:CD:63:C:H3'	1.82	0.45
25:DA:858:U:O2	25:DA:2268:A:N3	2.50	0.45
25:DA:951:C:C2'	25:DA:952:G:H5'	2.47	0.45
25:DA:1043:C:H2'	25:DA:1044:G:H5'	1.99	0.45
25:DA:2336:A:H61	46:D3:43:THR:HB	1.82	0.45
25:DA:2378:A:H5''	38:DQ:23:ARG:NH1	2.31	0.45
25:DA:2593:U:H2'	25:DA:2594:C:H6	1.81	0.45
25:DA:2607:G:H2'	25:DA:2608:G:O4'	2.17	0.45
25:DA:2861:G:C2'	25:DA:2862:G:H5'	2.46	0.45
27:DD:28:GLU:O	27:DD:29:PRO:C	2.55	0.45
27:DD:33:LEU:CD2	27:DD:34:VAL:H	2.30	0.45
27:DD:141:VAL:HG23	27:DD:162:SER:HB2	1.99	0.45
27:DD:186:HIS:HD2	27:DD:187:GLY:N	2.13	0.45
28:DE:5:LEU:N	28:DE:5:LEU:HD23	2.31	0.45
30:DG:99:MET:HG3	30:DG:100:TRP:N	2.31	0.45
34:DN:2:ILE:HD12	34:DN:6:THR:HG21	1.99	0.45
36:DP:38:GLU:HB2	36:DP:127:ILE:CG2	2.46	0.45
40:D1:50:ARG:HH12	41:D2:72:VAL:HG22	1.81	0.45

*Continued on next page...*

*Continued from previous page...*

Atom-1	Atom-2	Interatomic distance (Å)	Clash overlap (Å)
41:D2:75:PHE:CE2	41:D2:81:TYR:CE1	3.04	0.45
42:DS:59:VAL:O	42:DS:63:ASP:HA	2.16	0.45
44:DU:17:SER:HB3	44:DU:71:LYS:HB3	1.97	0.45
45:DV:30:ASN:HA	45:DV:89:PHE:HE2	1.82	0.45
50:D4:25:TYR:O	50:D4:26:SER:OG	2.31	0.45
1:AA:139:G:N2	1:AA:225:C:C2	2.85	0.45
1:AA:149:A:C2	1:AA:150:C:C4	3.05	0.45
1:AA:181:G:N2	1:AA:195:A:C4	2.85	0.45
1:AA:775:G:O2'	1:AA:776:G:H5'	2.17	0.45
1:AA:1065:U:C2'	1:AA:1066:C:OP2	2.64	0.45
1:AA:1090:U:O2'	1:AA:1091:U:H5'	2.16	0.45
1:AA:1305:G:N2	1:AA:1331:G:C2'	2.73	0.45
1:AA:1358:U:H2'	1:AA:1359:C:O4'	2.17	0.45
1:AA:1414:U:H2'	1:AA:1415:G:H8	1.82	0.45
2:AE:58:ILE:HD11	2:AE:185:ILE:CD1	2.46	0.45
7:AJ:27:ILE:HD12	7:AJ:40:ALA:HB2	1.99	0.45
9:AL:114:TYR:HD1	10:AM:60:ARG:CB	2.29	0.45
11:AN:124:LYS:HD2	11:AN:125:PHE:CZ	2.52	0.45
12:AO:75:HIS:HD2	12:AO:77:LEU:N	2.14	0.45
17:AT:68:ARG:H	17:AT:70:ARG:NH1	2.14	0.45
20:AW:82:SER:O	20:AW:86:ARG:HB2	2.17	0.45
23:AC:19:G:N3	23:AC:59:A:C2	2.85	0.45
23:AC:59:A:C8	23:AC:62:C:N4	2.85	0.45
23:AC:73:A:C6	23:AC:74:A:C6	3.05	0.45
25:BA:250:G:C6	25:BA:251:A:C6	3.05	0.45
25:BA:1006:C:C2	25:BA:1138:G:N2	2.85	0.45
25:BA:1026:U:C1'	25:BA:1027:A:P	3.05	0.45
25:BA:1478:G:N2	25:BA:1516:U:C2	2.84	0.45
25:BA:1568:G:H5''	27:BD:61:LEU:CD2	2.46	0.45
25:BA:1885:A:H5'	25:BA:1885:A:C8	2.42	0.45
25:BA:2415:G:C3'	35:BO:66:GLY:HA3	2.47	0.45
25:BA:2619:C:H4'	28:BE:151:TYR:O	2.17	0.45
26:BB:89:G:C6	26:BB:89(A):A:C6	3.04	0.45
27:BD:108:PRO:HG3	27:BD:143:HIS:CE1	2.51	0.45
27:BD:270:ILE:CG2	27:BD:271:ILE:H	2.30	0.45
28:BE:2:LYS:HB3	28:BE:95:ILE:HG21	1.99	0.45
28:BE:61:ARG:N	28:BE:62:PRO:HD2	2.30	0.45
28:BE:81:ILE:O	28:BE:82:ARG:O	2.35	0.45
32:BK:77:LEU:HD23	32:BK:101:LEU:HA	1.99	0.45
33:BM:22:THR:CG2	33:BM:23:LEU:N	2.69	0.45
33:BM:59:LYS:NZ	33:BM:61:ARG:HH22	2.15	0.45

*Continued on next page...*



*Continued from previous page...*

Atom-1	Atom-2	Interatomic distance (Å)	Clash overlap (Å)
33:BM:115:ARG:N	33:BM:118:LYS:HE3	2.31	0.45
35:BO:82:GLY:HA2	35:BO:113:LYS:O	2.16	0.45
37:B0:10:LEU:O	37:B0:11:ASN:C	2.55	0.45
38:BQ:34:HIS:CB	38:BQ:36:TYR:CE1	2.96	0.45
40:B1:5:LYS:H	40:B1:5:LYS:HG3	1.55	0.45
40:B1:60:LEU:HD21	40:B1:64:ARG:NH2	2.32	0.45
45:BV:7:ALA:O	45:BV:8:TYR:CG	2.70	0.45
1:CA:273:A:H1'	17:CT:16:GLN:OE1	2.17	0.45
1:CA:439:A:C2'	1:CA:440:A:O5'	2.65	0.45
1:CA:561:U:O2'	1:CA:562:C:P	2.75	0.45
1:CA:963:G:N2	10:CM:55:LYS:HG2	2.32	0.45
1:CA:1156:G:H5''	1:CA:1157:A:OP2	2.17	0.45
1:CA:1200:C:H5'	1:CA:1201:A:H5'	1.99	0.45
1:CA:1314:C:H2'	1:CA:1315:U:C6	2.52	0.45
2:CE:42:ILE:HD13	2:CE:203:GLY:N	2.32	0.45
3:CF:66:VAL:O	3:CF:66:VAL:HG12	2.17	0.45
5:CH:10:MET:HA	5:CH:32:VAL:HG22	1.98	0.45
13:CP:108:ARG:HG3	13:CP:108:ARG:NH1	2.31	0.45
14:CQ:40:CYS:SG	14:CQ:43:CYS:HB2	2.57	0.45
19:CV:68:GLY:HA3	50:D4:59:PHE:CE1	2.49	0.45
23:CC:43:G:O2'	23:CC:44:A:H5'	2.17	0.45
23:CD:54:G:H2'	23:CD:55:U:C5	2.51	0.45
25:DA:137(A):G:H2'	25:DA:139:G:N7	2.31	0.45
25:DA:259:G:C2'	25:DA:621:A:O2'	2.64	0.45
25:DA:315:G:H2'	25:DA:316:C:C6	2.52	0.45
25:DA:998:C:H2'	25:DA:999:U:O5'	2.17	0.45
25:DA:1666:G:H2'	25:DA:1667:G:H5'	1.98	0.45
25:DA:2494:G:C4	25:DA:2495:G:C8	3.05	0.45
29:DF:102:PRO:HB2	29:DF:105:VAL:HG23	1.98	0.45
29:DF:134:GLY:CA	29:DF:166:ALA:HB2	2.38	0.45
31:DH:41:MET:HE2	31:DH:64:LEU:HB2	1.99	0.45
33:DM:30:ILE:HG21	33:DM:120:LEU:HD12	1.99	0.45
33:DM:99:LEU:HD22	33:DM:99:LEU:O	2.17	0.45
35:DO:19:VAL:HG21	35:DO:32:THR:HG23	1.99	0.45
41:D2:21:ARG:HG3	41:D2:21:ARG:NH1	2.32	0.45
44:DU:75:ILE:HA	44:DU:80:GLY:HA2	1.98	0.45
50:D4:11:PRO:HA	50:D4:25:TYR:N	2.30	0.45
50:D4:16:CYS:HB3	50:D4:20:ASN:N	2.31	0.45
51:D5:6:VAL:HG22	51:D5:7:PRO:HD2	1.98	0.45
52:D6:15:GLU:OE2	52:D6:41:PRO:HB3	2.17	0.45
1:AA:164:U:H2'	1:AA:165:C:C6	2.51	0.45

*Continued on next page...*

*Continued from previous page...*

Atom-1	Atom-2	Interatomic distance (Å)	Clash overlap (Å)
1:AA:187:C:O2	1:AA:191(A):G:C2	2.70	0.45
1:AA:281:G:H8	1:AA:281:G:OP2	2.00	0.45
1:AA:658:G:C4	1:AA:659:U:C6	3.05	0.45
1:AA:1015:A:H2'	1:AA:1016:A:C8	2.51	0.45
1:AA:1079:G:C6	1:AA:1080:A:N6	2.85	0.45
4:AG:103:ASN:OD1	4:AG:114:ARG:NH2	2.39	0.45
17:AT:48:GLU:HB2	17:AT:50:LYS:HG2	1.99	0.45
20:AW:69:GLY:O	20:AW:73:HIS:CE1	2.70	0.45
20:AW:104:LEU:HD12	20:AW:105:SER:N	2.32	0.45
25:BA:162:U:HO2'	25:BA:163:U:H5	1.65	0.45
25:BA:164:U:H5''	25:BA:165:U:O2	2.16	0.45
25:BA:997:G:C2'	25:BA:998:C:H5'	2.47	0.45
25:BA:1113:U:H2'	25:BA:1114:G:C8	2.51	0.45
25:BA:2312:U:O2'	25:BA:2313:C:H5'	2.16	0.45
25:BA:2591:C:H2'	25:BA:2592:G:C8	2.52	0.45
25:BA:2631:G:C6	25:BA:2632:A:N7	2.85	0.45
25:BA:2716:U:O2'	25:BA:2717:G:H5'	2.16	0.45
26:BB:66:A:C6	26:BB:108:C:C6	3.04	0.45
27:BD:70:TRP:CZ3	27:BD:150:LYS:HA	2.52	0.45
27:BD:228:PRO:HD3	27:BD:235:GLY:CA	2.47	0.45
30:BG:112:PRO:HB3	50:B4:37:SER:H	1.80	0.45
33:BM:12:ARG:HG2	33:BM:13:TRP:N	2.31	0.45
38:BQ:58:LEU:HD23	38:BQ:58:LEU:N	2.31	0.45
38:BQ:86:ALA:O	38:BQ:87:PHE:CB	2.64	0.45
40:B1:89:GLU:O	40:B1:89:GLU:HG3	2.15	0.45
45:BV:169:GLU:CD	45:BV:170:THR:H	2.19	0.45
48:BW:24:LEU:HD22	48:BW:24:LEU:O	2.17	0.45
1:CA:411:A:H62	1:CA:413:G:N2	2.13	0.45
1:CA:433:C:O2'	1:CA:434:U:H5'	2.17	0.45
1:CA:485:G:O2'	1:CA:486:U:O5'	2.34	0.45
1:CA:502:G:H2'	1:CA:503:C:O4'	2.17	0.45
1:CA:536:C:O2	1:CA:536:C:H2'	2.16	0.45
1:CA:791:G:C5	1:CA:792:A:N7	2.84	0.45
1:CA:803:G:C6	1:CA:804:U:N3	2.85	0.45
1:CA:957:U:H2'	1:CA:959:A:OP2	2.16	0.45
1:CA:1055:A:C8	1:CA:1206:G:N2	2.85	0.45
1:CA:1058:G:H2'	1:CA:1059:C:O4'	2.17	0.45
1:CA:1321:C:H4'	13:CP:87:TYR:CZ	2.52	0.45
1:CA:1321:C:C3'	1:CA:1322:C:H5''	2.46	0.45
2:CE:102:LEU:HD12	2:CE:102:LEU:N	2.31	0.45
3:CF:64:VAL:HG22	3:CF:66:VAL:HG23	1.99	0.45

*Continued on next page...*

*Continued from previous page...*

Atom-1	Atom-2	Interatomic distance (Å)	Clash overlap (Å)
4:CG:23:GLY:O	4:CG:27:TYR:CD1	2.70	0.45
6:CI:11:ASN:OD1	6:CI:12:PRO:HD2	2.17	0.45
8:CK:38:ILE:HD12	8:CK:118:VAL:HG12	1.98	0.45
9:CL:48:GLU:HB3	9:CL:101:PHE:HE2	1.81	0.45
9:CL:95:LYS:HE2	9:CL:95:LYS:HB2	1.56	0.45
16:CS:15:PRO:O	16:CS:16:HIS:ND1	2.50	0.45
19:CV:80:TYR:C	19:CV:82:GLY:H	2.20	0.45
20:CW:11:SER:HA	20:CW:13:LEU:H	1.82	0.45
23:CC:12:G:C6	23:CC:13:C:C4	3.05	0.45
25:DA:372:G:O2'	25:DA:373:U:P	2.74	0.45
25:DA:444:C:C4'	29:DF:49:ALA:HB2	2.47	0.45
25:DA:817:C:HO2'	25:DA:818:G:H5'	1.82	0.45
25:DA:848:G:C4	25:DA:933:A:C8	3.04	0.45
25:DA:987:G:O2'	25:DA:1000:A:N3	2.46	0.45
25:DA:1011:G:H1	25:DA:1150:C:N4	2.15	0.45
25:DA:1726:G:C6	25:DA:1727:U:C4	3.05	0.45
25:DA:1869:G:N2	25:DA:1872:A:C8	2.85	0.45
25:DA:2057:A:H2'	25:DA:2058:A:O4'	2.17	0.45
25:DA:2296:U:H4'	25:DA:2297:C:OP1	2.17	0.45
25:DA:2371:G:H4'	52:D6:45:LYS:CD	2.47	0.45
25:DA:2582:G:C2	25:DA:2583:G:C8	3.05	0.45
29:DF:34:TRP:CH2	35:DO:8:PRO:HB3	2.51	0.45
30:DG:73:ALA:HB2	30:DG:82:LEU:HD21	1.99	0.45
31:DH:69:ARG:NH1	31:DH:73:ALA:HB2	2.31	0.45
35:DO:15:ARG:NH1	35:DO:15:ARG:CB	2.75	0.45
35:DO:47:ASP:CG	35:DO:49:ARG:HE	2.19	0.45
35:DO:111:ARG:HG3	35:DO:128:HIS:CD2	2.51	0.45
39:DR:56:GLY:O	39:DR:57:PHE:C	2.56	0.45
40:D1:25:TRP:CD1	40:D1:26:GLY:N	2.85	0.45
41:D2:70:ILE:CB	41:D2:86:GLY:O	2.56	0.45
45:DV:158:PRO:HB2	45:DV:159:PRO:CD	2.46	0.45
50:D4:21:VAL:HG22	50:D4:22:ILE:N	2.21	0.45
1:AA:791:G:C2'	1:AA:792:A:C5'	2.92	0.45
1:AA:1164:G:H2'	1:AA:1165:C:H6	1.81	0.45
1:AA:1195:C:H5''	1:AA:1196:U:O5'	2.17	0.45
1:AA:1320:C:H42	19:AV:36:ARG:HG3	1.82	0.45
1:AA:1364:U:O5'	1:AA:1364:U:H6	2.00	0.45
1:AA:1392:G:H21	1:AA:1502:A:H8	1.65	0.45
2:AE:59:GLU:HB2	2:AE:221:LEU:HD11	1.98	0.45
2:AE:160:ASP:O	2:AE:183:PRO:HD2	2.17	0.45
7:AJ:50:ILE:HB	7:AJ:58:PRO:HG3	1.99	0.45

*Continued on next page...*

*Continued from previous page...*

Atom-1	Atom-2	Interatomic distance (Å)	Clash overlap (Å)
13:AP:90:LEU:HA	13:AP:93:ARG:HG3	1.98	0.45
25:BA:850:C:O3'	49:BX:49:LYS:HE2	2.17	0.45
25:BA:1095:A:N3	25:BA:1095:A:C2'	2.79	0.45
25:BA:1578:U:C2'	25:BA:1579:A:H5'	2.47	0.45
25:BA:1638:C:H4'	25:BA:2710:C:O2	2.17	0.45
25:BA:2125:G:H1	25:BA:2172:U:P	2.40	0.45
25:BA:2168:G:H21	25:BA:2169:A:H3'	1.82	0.45
25:BA:2266:A:H4'	25:BA:2267:A:N3	2.32	0.45
25:BA:2309:A:C3'	25:BA:2310:A:C5'	2.95	0.45
25:BA:2392:A:H8	35:BO:60:MET:HB3	1.77	0.45
25:BA:2481:G:H2'	25:BA:2482:G:OP2	2.17	0.45
28:BE:96:PHE:O	28:BE:175:VAL:HG11	2.17	0.45
30:BG:114:ILE:HG22	30:BG:115:ARG:O	2.17	0.45
32:BK:11:ASN:O	32:BK:12:LEU:HD22	2.17	0.45
38:BQ:56:LEU:HB2	38:BQ:58:LEU:HD21	1.99	0.45
42:BS:80:PRO:O	42:BS:100:THR:HB	2.17	0.45
47:BZ:11:ARG:HB2	47:BZ:12:PRO:HD2	1.99	0.45
54:B8:57:ARG:O	54:B8:61:LEU:HG	2.17	0.45
1:CA:1149:C:O2'	1:CA:1280:A:C2	2.67	0.45
2:CE:237:ALA:O	2:CE:238:LEU:HD23	2.17	0.45
4:CG:162:LEU:HD23	4:CG:162:LEU:HA	1.65	0.45
5:CH:147:ASP:HA	5:CH:150:ARG:CB	2.47	0.45
6:CI:100:ASN:HB2	18:CU:23:LYS:CD	2.47	0.45
10:CM:78:ASN:HB2	10:CM:81:THR:HG23	1.98	0.45
17:CT:9:VAL:HG21	17:CT:84:LEU:HD13	1.98	0.45
19:CV:51:VAL:HG23	19:CV:60:VAL:CG1	2.47	0.45
22:CB:47:C:C2	22:CB:56:G:N2	2.85	0.45
23:CD:49:C:H5''	23:CD:50:G:H5''	1.99	0.45
25:DA:389:G:H22	35:DO:72:PRO:HD3	1.82	0.45
25:DA:571:A:C5	25:DA:575:A:C8	3.04	0.45
25:DA:858:U:O2	25:DA:2268:A:H2'	2.17	0.45
25:DA:1080:A:H2'	25:DA:1081:U:C6	2.52	0.45
25:DA:1392:A:N6	25:DA:1393:A:H61	2.14	0.45
25:DA:1416:G:H2'	25:DA:1417:C:C6	2.52	0.45
25:DA:1925:C:O2'	25:DA:1926:U:H5'	2.17	0.45
25:DA:2211:G:H2'	25:DA:2211:G:N3	2.32	0.45
25:DA:2420:C:O5'	25:DA:2420:C:H6	2.00	0.45
27:DD:145:VAL:HG13	27:DD:191:ALA:HB2	1.99	0.45
30:DG:86:MET:O	30:DG:88:ILE:N	2.50	0.45
31:DH:9:ILE:HB	31:DH:49:VAL:HB	1.99	0.45
32:DK:31:LEU:N	32:DK:32:PRO:HD2	2.30	0.45

*Continued on next page...*

*Continued from previous page...*

Atom-1	Atom-2	Interatomic distance (Å)	Clash overlap (Å)
33:DM:15:LEU:HD13	33:DM:16:ILE:N	2.32	0.45
33:DM:35:ARG:HB2	33:DM:42:TRP:CZ3	2.52	0.45
35:DO:65:ARG:HE	54:D8:15:LYS:HB2	1.82	0.45
35:DO:110:TYR:HB3	35:DO:111:ARG:H	1.66	0.45
36:DP:35:VAL:CG2	36:DP:130:LYS:HE2	2.47	0.45
37:D0:37:THR:HB	37:D0:40:LYS:HE3	1.98	0.45
43:DT:53:LYS:NZ	43:DT:55:ASN:HD21	2.15	0.45
48:DW:28:LYS:HE3	48:DW:56:GLN:OE1	2.17	0.45
50:D4:53:GLU:OE2	50:D4:58:ARG:HB2	2.16	0.45
1:AA:386:C:C2'	1:AA:387:U:H5'	2.47	0.44
1:AA:626:U:N3	1:AA:627:G:N7	2.65	0.44
1:AA:648:A:C6	1:AA:649:G:C5	3.05	0.44
1:AA:901:A:C5	1:AA:902:G:H1'	2.52	0.44
1:AA:909:A:H2'	1:AA:910:C:O4'	2.18	0.44
1:AA:968:A:H4'	1:AA:969:A:OP2	2.17	0.44
1:AA:1280:A:C8	10:AM:41:PRO:HD3	2.51	0.44
1:AA:1371:G:C6	1:AA:1372:U:C4	3.05	0.44
3:AF:70:VAL:CG1	3:AF:71:ALA:N	2.79	0.44
16:AS:75:ARG:NH2	16:AS:80:PHE:CD2	2.85	0.44
17:AT:65:ILE:HD12	17:AT:65:ILE:H	1.82	0.44
23:AC:1:C:H6	23:AC:1:C:H3'	1.83	0.44
23:AD:53:G:N3	23:AD:64:G:N2	2.65	0.44
25:BA:558:G:P	33:BM:111:PRO:HG2	2.58	0.44
25:BA:649:G:C6	25:BA:650:C:N3	2.85	0.44
25:BA:1064:C:O2	25:BA:1075:C:C2	2.70	0.44
25:BA:1161:C:H4'	41:B2:8:GLY:HA2	1.99	0.44
25:BA:1299:G:H5''	25:BA:1300:U:P	2.57	0.44
25:BA:1489:U:HO2'	25:BA:1490:A:H8	1.65	0.44
25:BA:2355:C:H1'	46:B3:39:ARG:HH21	1.82	0.44
25:BA:2371:G:H4'	52:B6:45:LYS:HG3	1.98	0.44
26:BB:29:A:C2	26:BB:30:C:C2	3.05	0.44
28:BE:57:LYS:O	28:BE:57:LYS:HD3	2.17	0.44
33:BM:54:VAL:HB	33:BM:122:VAL:HG22	1.99	0.44
33:BM:95:PRO:O	33:BM:96:GLU:O	2.34	0.44
34:BN:35:VAL:HG11	34:BN:103:ALA:HB2	1.98	0.44
34:BN:71:ARG:HD3	34:BN:105:GLU:OE2	2.17	0.44
35:BO:50:ARG:CG	35:BO:50:ARG:NH2	2.71	0.44
37:B0:2:ARG:HG3	37:B0:5:LYS:HZ3	1.81	0.44
38:BQ:67:ARG:NH1	38:BQ:67:ARG:CB	2.79	0.44
39:BR:107:ASP:OD1	39:BR:107:ASP:N	2.51	0.44
42:BS:4:LYS:HB2	42:BS:106:ILE:HG22	1.99	0.44

*Continued on next page...*

*Continued from previous page...*

Atom-1	Atom-2	Interatomic distance (Å)	Clash overlap (Å)
44:BU:96:ILE:N	44:BU:99:CYS:O	2.50	0.44
45:BV:62:PRO:C	45:BV:64:GLY:N	2.69	0.44
48:BW:41:ILE:HD11	48:BW:44:LEU:HD12	1.99	0.44
48:BW:53:LEU:O	48:BW:57:ILE:HG13	2.18	0.44
50:B4:14:ILE:C	50:B4:15:ILE:HG12	2.38	0.44
1:CA:412:A:O2'	1:CA:413:G:OP2	2.23	0.44
1:CA:723:U:C2'	1:CA:724:G:OP1	2.64	0.44
1:CA:1158:C:C2	1:CA:1160:G:N7	2.85	0.44
1:CA:1288:A:H1'	1:CA:1352:C:O2'	2.16	0.44
2:CE:87:ARG:NH1	2:CE:220:ASP:OD1	2.40	0.44
2:CE:166:ASP:OD1	2:CE:205:ASP:OD2	2.35	0.44
2:CE:237:ALA:O	2:CE:238:LEU:CB	2.65	0.44
3:CF:60:ALA:HA	10:CM:93:GLY:HA2	2.00	0.44
5:CH:141:GLN:HE21	5:CH:141:GLN:HB2	1.66	0.44
10:CM:56:HIS:O	10:CM:58:ASP:N	2.50	0.44
18:CU:50:ILE:HG22	18:CU:51:LEU:N	2.32	0.44
25:DA:250:G:C6	25:DA:251:A:C6	3.05	0.44
25:DA:445:C:OP1	40:D1:2:PRO:HA	2.17	0.44
25:DA:660:G:H21	35:DO:12:ALA:CA	2.22	0.44
25:DA:676:A:H2	25:DA:802:A:H61	1.63	0.44
25:DA:962:G:O2'	25:DA:963:U:H5'	2.16	0.44
25:DA:1336:A:H2'	25:DA:1337:G:C8	2.53	0.44
25:DA:1483:G:C2	25:DA:1484:G:C8	3.05	0.44
25:DA:2523:G:C2'	25:DA:2524:G:H5'	2.47	0.44
26:DB:80:U:O2'	26:DB:81:G:H5''	2.18	0.44
27:DD:43:ARG:NH1	27:DD:44:ASN:HD22	2.00	0.44
28:DE:50:GLY:CA	28:DE:74:PRO:HG3	2.47	0.44
29:DF:31:HIS:NE2	29:DF:35:GLU:OE1	2.48	0.44
31:DH:12:PRO:HB3	31:DH:17:VAL:HG21	1.99	0.44
35:DO:58:THR:O	35:DO:58:THR:CG2	2.62	0.44
37:D0:78:LYS:O	37:D0:82:GLU:HB2	2.17	0.44
40:D1:17:ILE:HD12	40:D1:32:PHE:CE2	2.52	0.44
40:D1:92:ARG:NH1	41:D2:11:GLN:H	2.15	0.44
45:DV:4:ARG:HA	45:DV:58:VAL:HB	1.99	0.44
45:DV:10:ARG:NH2	45:DV:26:GLY:H	2.14	0.44
47:DZ:88:LYS:HB3	47:DZ:88:LYS:HE2	1.68	0.44
1:AA:68:G:C2	1:AA:69:G:C4	3.05	0.44
1:AA:210:U:O2'	1:AA:216:G:C8	2.64	0.44
1:AA:428:G:H4'	1:AA:429:U:O5'	2.17	0.44
1:AA:1037:C:H2'	1:AA:1038:C:C5	2.52	0.44
1:AA:1055:A:C8	1:AA:1206:G:N2	2.85	0.44

*Continued on next page...*

*Continued from previous page...*

Atom-1	Atom-2	Interatomic distance (Å)	Clash overlap (Å)
1:AA:1179:A:C6	1:AA:1180:A:C2	3.05	0.44
1:AA:1502:A:H2	1:AA:1505:G:N1	2.13	0.44
2:AE:87:ARG:HE	2:AE:233:SER:CB	2.30	0.44
2:AE:165:VAL:O	2:AE:187:LEU:O	2.35	0.44
4:AG:173:TRP:CD2	4:AG:189:PRO:HB3	2.52	0.44
5:AH:71:LEU:HD11	5:AH:114:GLY:HA3	1.98	0.44
8:AK:49:GLU:O	8:AK:51:VAL:HG13	2.17	0.44
16:AS:53:VAL:HG12	16:AS:79:VAL:HG22	1.99	0.44
23:AD:8:U:C2	23:AD:15:G:O6	2.70	0.44
25:BA:635:C:O2'	25:BA:639:U:OP1	2.30	0.44
25:BA:782:A:H5'	25:BA:783:A:C2	2.52	0.44
25:BA:890:A:H2'	25:BA:892:G:O4'	2.17	0.44
25:BA:1043:C:H2'	25:BA:1044:G:H5'	1.98	0.44
25:BA:1049:C:C2'	25:BA:1050:A:H5'	2.40	0.44
25:BA:1528:A:N1	25:BA:1543:A:C2	2.85	0.44
25:BA:1784:A:H4'	25:BA:1785:A:O5'	2.17	0.44
25:BA:2732:G:H3'	25:BA:2733:A:O4'	2.17	0.44
27:BD:10:THR:OG1	27:BD:13:ARG:HB2	2.17	0.44
27:BD:33:LEU:CD1	27:BD:34:VAL:H	2.30	0.44
27:BD:221:VAL:HG22	27:BD:226:MET:CE	2.47	0.44
28:BE:84:PHE:CZ	28:BE:86:PRO:HB3	2.52	0.44
32:BK:4:ILE:HD11	32:BK:44:LEU:HD12	1.99	0.44
33:BM:94:HIS:C	33:BM:95:PRO:O	2.52	0.44
33:BM:107:LEU:HD12	33:BM:117:PHE:HB2	1.99	0.44
35:BO:3:LEU:HD23	35:BO:3:LEU:HA	1.74	0.44
40:B1:34:LYS:HA	40:B1:34:LYS:HE3	1.99	0.44
40:B1:66:ASN:CB	40:B1:76:TYR:HB2	2.42	0.44
41:B2:22:VAL:CG1	41:B2:23:GLU:N	2.80	0.44
43:BT:84:ALA:HB1	43:BT:85:PRO:CD	2.38	0.44
45:BV:140:ASP:OD1	45:BV:156:LYS:NZ	2.50	0.44
47:BZ:7:ILE:HD12	47:BZ:62:VAL:HG11	1.98	0.44
52:B6:14:THR:HG21	52:B6:19:ARG:HH21	1.83	0.44
1:CA:134:A:H61	16:CS:25:ARG:NH1	2.15	0.44
1:CA:585:G:C6	1:CA:586:C:C4	3.06	0.44
1:CA:616:G:C2	1:CA:617:G:C8	3.04	0.44
1:CA:649:G:O2'	1:CA:650:G:H5'	2.16	0.44
1:CA:718:G:O6	18:CU:74:ARG:NH1	2.50	0.44
1:CA:793:U:C6	1:CA:1516:G:O2'	2.71	0.44
1:CA:978:A:H8	1:CA:978:A:OP1	2.00	0.44
1:CA:1204:A:P	14:CQ:3:ARG:HH12	2.40	0.44
2:CE:85:ALA:HB3	2:CE:92:TYR:CD1	2.51	0.44

*Continued on next page...*

*Continued from previous page...*

Atom-1	Atom-2	Interatomic distance (Å)	Clash overlap (Å)
3:CF:15:THR:HG21	3:CF:181:ASN:HA	1.99	0.44
3:CF:52:LEU:H	3:CF:52:LEU:HD23	1.82	0.44
3:CF:164:ARG:HG2	3:CF:165:THR:N	2.30	0.44
4:CG:162:LEU:HD22	4:CG:178:VAL:HG13	1.99	0.44
11:CN:17:GLY:O	11:CN:80:VAL:HA	2.17	0.44
13:CP:92:HIS:CE1	13:CP:98:VAL:HG21	2.52	0.44
14:CQ:43:CYS:HA	14:CQ:46:GLU:HB2	1.98	0.44
23:CD:6:G:O2'	23:CD:7:G:H5'	2.18	0.44
25:DA:566:U:H5''	35:DO:29:LYS:HE2	1.99	0.44
25:DA:637:A:H5''	35:DO:117:GLU:HG3	1.98	0.44
25:DA:1021:A:C2	25:DA:1023:U:C2	3.06	0.44
25:DA:1110:G:O2'	25:DA:1111:A:O4'	2.35	0.44
25:DA:1771:C:H1'	25:DA:1786:A:H8	1.72	0.44
25:DA:2271:G:C6	25:DA:2272:U:C4	3.05	0.44
25:DA:2505:G:O2'	25:DA:2506:U:C6	2.65	0.44
26:DB:8:U:O2'	38:DQ:40:ILE:HD13	2.18	0.44
26:DB:44:G:OP1	30:DG:98:ARG:NH2	2.42	0.44
28:DE:55:ASN:C	28:DE:57:LYS:N	2.69	0.44
29:DF:123:LEU:O	29:DF:124:LEU:C	2.56	0.44
30:DG:111:LEU:HD13	30:DG:120:LEU:HD21	1.99	0.44
31:DH:4:ILE:CG1	31:DH:6:ARG:HG2	2.45	0.44
31:DH:149:ARG:CG	31:DH:162:ILE:O	2.64	0.44
33:DM:46:VAL:O	33:DM:47:ALA:HB3	2.17	0.44
35:DO:41:ARG:N	35:DO:41:ARG:HD2	2.32	0.44
36:DP:135:ASP:OD1	36:DP:137:TYR:CD2	2.66	0.44
39:DR:90:GLN:NE2	39:DR:121:ILE:HD11	2.33	0.44
40:D1:102:GLU:O	40:D1:105:VAL:HG23	2.16	0.44
44:DU:24:VAL:HG12	44:DU:25:GLY:N	2.32	0.44
44:DU:83:THR:HG23	44:DU:94:LYS:HG2	1.99	0.44
46:D3:36:ILE:CD1	46:D3:36:ILE:H	2.30	0.44
48:DW:15:LYS:HE2	48:DW:67:LYS:CE	2.47	0.44
51:D5:4:HIS:CB	51:D5:5:PRO:HD2	2.35	0.44
1:AA:167:G:H2'	1:AA:168:G:H5'	1.99	0.44
1:AA:310:G:OP2	16:AS:27:LYS:NZ	2.42	0.44
1:AA:686:U:O2'	1:AA:687:A:C5'	2.65	0.44
1:AA:760:G:O2'	17:AT:98:LEU:HD23	2.16	0.44
1:AA:864:A:H5''	1:AA:865:A:OP2	2.17	0.44
1:AA:926:G:H5''	1:AA:927:G:O5'	2.18	0.44
1:AA:1218:C:H2'	1:AA:1219:U:C6	2.53	0.44
1:AA:1260:C:O5'	1:AA:1284:C:H4'	2.17	0.44
8:AK:15:ASN:O	8:AK:19:VAL:HG22	2.17	0.44

*Continued on next page...*



*Continued from previous page...*

Atom-1	Atom-2	Interatomic distance (Å)	Clash overlap (Å)
11:AN:99:GLN:HG2	11:AN:105:VAL:CG2	2.48	0.44
14:AQ:12:ARG:C	14:AQ:14:PRO:CD	2.86	0.44
16:AS:26:ARG:HD2	16:AS:31:LYS:O	2.17	0.44
20:AW:33:ILE:CG2	20:AW:63:ILE:HG12	2.47	0.44
20:AW:42:GLN:O	20:AW:46:GLU:HG2	2.18	0.44
25:BA:142:G:C1'	43:BT:37:THR:HG21	2.47	0.44
25:BA:445:C:C2'	25:BA:446:G:H5'	2.48	0.44
25:BA:580:C:O2'	25:BA:581:C:H5'	2.18	0.44
25:BA:639:U:C2'	25:BA:640:C:H5'	2.47	0.44
25:BA:991:C:C5	25:BA:1185:C:N4	2.85	0.44
25:BA:1264:G:H5'	51:B5:11:THR:HG23	1.96	0.44
25:BA:1299:G:H3'	25:BA:1639:U:O4	2.18	0.44
25:BA:1510:A:H2'	25:BA:1510:A:N3	2.33	0.44
25:BA:1558:A:H1'	25:BA:1559:G:OP2	2.17	0.44
25:BA:1699:G:H4'	25:BA:1700:A:OP2	2.17	0.44
25:BA:2086:U:H2'	25:BA:2087:G:C8	2.52	0.44
25:BA:2156:G:C2	25:BA:2157:G:N2	2.86	0.44
25:BA:2168:G:C2	25:BA:2170:A:OP2	2.70	0.44
25:BA:2250:G:C5	36:BP:82:ARG:CD	3.00	0.44
25:BA:2746:U:H2'	25:BA:2747:G:H5'	1.98	0.44
26:BB:43:C:P	30:BG:67:LYS:NZ	2.90	0.44
27:BD:28:GLU:O	27:BD:29:PRO:O	2.35	0.44
27:BD:85:ASP:HB2	27:BD:92:ILE:HD13	2.00	0.44
27:BD:147:LEU:HD13	27:BD:155:LEU:HD21	1.99	0.44
28:BE:26:ILE:HD11	28:BE:198:VAL:CG2	2.38	0.44
42:BS:1:MET:HG3	42:BS:64:MET:CE	2.48	0.44
45:BV:107:THR:HB	45:BV:108:PRO:CD	2.46	0.44
46:B3:11:ARG:HB2	46:B3:11:ARG:HH11	1.83	0.44
51:B5:56:LYS:HD2	51:B5:56:LYS:N	2.25	0.44
52:B6:24:GLU:HG3	52:B6:25:LYS:N	2.31	0.44
1:CA:373:A:C4	1:CA:374:A:C8	3.06	0.44
1:CA:411:A:C2	1:CA:431:A:N6	2.85	0.44
1:CA:1153:C:N3	1:CA:1154:G:C8	2.85	0.44
2:CE:167:PRO:HG2	2:CE:192:SER:OG	2.17	0.44
12:CO:53:ARG:HH12	12:CO:92:ASP:HB3	1.81	0.44
18:CU:22:VAL:CG1	18:CU:56:THR:HA	2.44	0.44
20:CW:80:ARG:O	20:CW:84:LEU:HB2	2.18	0.44
25:DA:1075:C:H2'	25:DA:1076:C:H6	1.81	0.44
25:DA:1229:G:N2	25:DA:1229(A):G:H1'	2.33	0.44
25:DA:1404:C:O2	25:DA:1404:C:C2'	2.65	0.44
25:DA:1416:G:C2'	25:DA:1417:C:C6	3.01	0.44

*Continued on next page...*

*Continued from previous page...*

Atom-1	Atom-2	Interatomic distance (Å)	Clash overlap (Å)
25:DA:1443:G:H5''	25:DA:1443:G:H8	1.81	0.44
25:DA:1652:A:H2'	25:DA:1653:G:H5'	1.98	0.44
25:DA:1797:C:H4'	27:DD:257:LEU:O	2.18	0.44
25:DA:1864:U:C3'	25:DA:1869:G:H5''	2.46	0.44
25:DA:2107:C:H42	25:DA:2182:G:H1	1.65	0.44
25:DA:2198:A:C2	32:DK:29:TYR:HB2	2.53	0.44
27:DD:27:THR:HG23	27:DD:28:GLU:N	2.32	0.44
28:DE:68:ALA:C	28:DE:70:ALA:H	2.19	0.44
32:DK:85:GLU:O	32:DK:85:GLU:HG2	2.18	0.44
36:DP:41:TRP:HZ3	36:DP:74:TYR:HE1	1.66	0.44
39:DR:51:ARG:CG	39:DR:98:LYS:HG3	2.47	0.44
41:D2:20:LEU:O	41:D2:93:GLU:HA	2.17	0.44
41:D2:72:VAL:O	41:D2:72:VAL:HG12	2.16	0.44
45:DV:150:LEU:O	45:DV:170:THR:O	2.35	0.44
48:DW:68:ARG:HH11	48:DW:68:ARG:HG3	1.83	0.44
52:D6:41:PRO:HD3	52:D6:47:THR:HG22	1.99	0.44
1:AA:218:C:O2'	1:AA:219:C:H5'	2.17	0.44
1:AA:1098:C:C2	1:AA:1099:G:C8	3.05	0.44
1:AA:1160:G:C6	1:AA:1181:G:O6	2.69	0.44
1:AA:1202:G:C2	14:AQ:42:ILE:HG21	2.52	0.44
3:AF:34:LEU:CD2	3:AF:38:ARG:HH11	2.29	0.44
6:AI:99:ALA:C	6:AI:101:ALA:H	2.21	0.44
10:AM:8:LEU:CD2	10:AM:96:ILE:HG22	2.47	0.44
10:AM:25:GLU:H	10:AM:25:GLU:HG2	1.64	0.44
16:AS:34:GLU:HG2	16:AS:35:LYS:N	2.32	0.44
19:AV:24:ALA:C	19:AV:26:GLY:H	2.21	0.44
25:BA:229:A:O2'	25:BA:230:U:P	2.75	0.44
25:BA:631:A:H2'	25:BA:632:A:O4'	2.17	0.44
25:BA:1021:A:H3'	25:BA:1021:A:C8	2.53	0.44
25:BA:1464:C:O2'	25:BA:1528:A:C8	2.66	0.44
25:BA:1564:C:O2'	25:BA:1565:C:H5'	2.17	0.44
25:BA:1844:C:H5''	27:BD:258:LYS:HG3	1.98	0.44
25:BA:2468:G:O2'	25:BA:2469:A:OP2	2.30	0.44
25:BA:2470:G:H8	25:BA:2470:G:O5'	2.00	0.44
26:BB:94:C:O2'	26:BB:95:U:H5'	2.17	0.44
28:BE:3:GLY:O	28:BE:4:ILE:HB	2.17	0.44
28:BE:59:VAL:O	28:BE:59:VAL:HG13	2.16	0.44
30:BG:45:GLU:H	30:BG:45:GLU:HG2	1.50	0.44
34:BN:106:LEU:HA	34:BN:106:LEU:HD23	1.63	0.44
42:BS:2:GLU:OE1	42:BS:72:LYS:NZ	2.49	0.44
42:BS:45:TYR:CE2	42:BS:49:LYS:HD2	2.51	0.44

*Continued on next page...*

*Continued from previous page...*

Atom-1	Atom-2	Interatomic distance (Å)	Clash overlap (Å)
44:BU:81:LYS:HG2	44:BU:97:ARG:HD3	1.99	0.44
46:B3:23:VAL:HG13	46:B3:38:VAL:CG2	2.47	0.44
1:CA:181:G:O2'	1:CA:183:G:O6	2.29	0.44
1:CA:197:A:H8	1:CA:198:G:C1'	2.30	0.44
1:CA:448:A:C4	1:CA:487:A:C2	3.05	0.44
1:CA:719:C:N4	18:CU:71:LYS:HE2	2.32	0.44
1:CA:775:G:H2'	1:CA:776:G:O4'	2.17	0.44
1:CA:812:C:HO2'	1:CA:813:U:P	2.40	0.44
1:CA:1028(B):C:N4	1:CA:1032(B):G:N1	2.65	0.44
1:CA:1129:C:N4	1:CA:1139:G:N2	2.66	0.44
1:CA:1130:A:O5'	1:CA:1131:G:OP2	2.35	0.44
2:CE:164:VAL:O	2:CE:186:ALA:HB1	2.17	0.44
3:CF:73:PRO:HA	3:CF:76:VAL:HG22	1.99	0.44
5:CH:94:ALA:HB1	5:CH:98:THR:OG1	2.17	0.44
8:CK:49:GLU:O	8:CK:51:VAL:HG13	2.18	0.44
10:CM:4:ILE:HB	10:CM:74:ILE:HG13	1.99	0.44
13:CP:81:LEU:HD22	13:CP:88:ARG:NH1	2.33	0.44
18:CU:58:LEU:HD12	18:CU:58:LEU:H	1.82	0.44
22:CB:22:G:C8	22:CB:22:G:H3'	2.53	0.44
25:DA:57:C:H2'	25:DA:58:G:O5'	2.17	0.44
25:DA:84:A:P	44:DU:8:LYS:HD3	2.58	0.44
25:DA:686:G:O6	53:D7:12:ARG:HG3	2.17	0.44
25:DA:1060:U:N3	25:DA:1088:A:C8	2.85	0.44
25:DA:1109:C:C5	25:DA:1110:G:C6	3.06	0.44
25:DA:1301:A:H2'	25:DA:1301:A:N3	2.33	0.44
25:DA:1359:A:H2'	25:DA:1360:A:H5'	2.00	0.44
25:DA:1542:G:H5''	25:DA:1543:A:O5'	2.17	0.44
25:DA:2548:G:H2'	25:DA:2549:G:O5'	2.18	0.44
25:DA:2881:C:C4	25:DA:2882:A:N7	2.86	0.44
27:DD:96:HIS:CE1	27:DD:102:LYS:HE2	2.53	0.44
29:DF:64:ILE:HD11	29:DF:83:PHE:HZ	1.82	0.44
29:DF:132:VAL:HG22	29:DF:133:ASN:N	2.24	0.44
29:DF:162:LEU:HD12	29:DF:162:LEU:N	2.33	0.44
30:DG:137:GLU:HB3	30:DG:152:LEU:HD22	1.99	0.44
32:DK:54:GLN:HE21	32:DK:54:GLN:HB2	1.52	0.44
34:DN:23:ARG:HG3	34:DN:24:VAL:N	2.32	0.44
35:DO:125:VAL:O	35:DO:125:VAL:HG22	2.17	0.44
38:DQ:19:LYS:O	38:DQ:20:ARG:HB3	2.17	0.44
40:D1:50:ARG:NH1	41:D2:72:VAL:HG22	2.32	0.44
40:D1:62:ILE:HG13	40:D1:76:TYR:CZ	2.52	0.44
44:DU:81:LYS:HD3	44:DU:97:ARG:NH2	2.31	0.44

*Continued on next page...*

*Continued from previous page...*

Atom-1	Atom-2	Interatomic distance (Å)	Clash overlap (Å)
53:D7:8:ASN:HD21	53:D7:11:LYS:H	1.51	0.44
1:AA:575:G:H4'	1:AA:576:G:OP1	2.17	0.44
1:AA:659:U:O2'	1:AA:660:G:H5'	2.17	0.44
1:AA:723:U:H5'	1:AA:724:G:OP2	2.17	0.44
1:AA:1111:A:N1	3:AF:177:THR:HG23	2.32	0.44
1:AA:1160:G:C2	1:AA:1177:G:N2	2.82	0.44
1:AA:1301:U:C3'	1:AA:1302:U:H5'	2.46	0.44
1:AA:1331:G:OP2	13:AP:23:TYR:HD2	2.01	0.44
4:AG:111:ALA:HB2	4:AG:120:LEU:CD1	2.45	0.44
7:AJ:15:ASP:OD2	7:AJ:16:LEU:N	2.51	0.44
7:AJ:17:VAL:HG12	7:AJ:18:TYR:CD1	2.52	0.44
9:AL:16:ARG:NH2	9:AL:64:THR:HG21	2.33	0.44
9:AL:17:VAL:HG11	9:AL:81:ILE:HD13	2.00	0.44
13:AP:8:GLU:OE1	13:AP:67:GLU:HG3	2.18	0.44
23:AC:17:C:C2'	23:AC:17:C:O2	2.64	0.44
25:BA:130:C:O3'	25:BA:1349:A:H1'	2.18	0.44
25:BA:529:A:H8	25:BA:530:G:O6	2.00	0.44
25:BA:643:A:H2'	25:BA:644:A:O5'	2.16	0.44
25:BA:657:U:H2'	25:BA:658:C:C6	2.52	0.44
25:BA:1047:G:H2'	25:BA:1110:G:H1	1.82	0.44
25:BA:1060:U:H3	25:BA:1088:A:H8	1.66	0.44
25:BA:1847:A:H8	25:BA:1847:A:OP1	2.00	0.44
25:BA:2108:C:H2'	25:BA:2109:U:O4'	2.18	0.44
25:BA:2194:G:H2'	25:BA:2195:C:C6	2.53	0.44
25:BA:2751:G:C6	31:BH:3:ARG:HB3	2.53	0.44
25:BA:2850:A:H5'	25:BA:2868:A:H2	1.80	0.44
27:BD:30:GLU:CG	27:BD:63:ARG:HH21	2.30	0.44
27:BD:228:PRO:HD3	27:BD:235:GLY:N	2.31	0.44
28:BE:197:ILE:HD11	28:BE:199:ARG:HE	1.83	0.44
33:BM:4:TYR:O	40:B1:64:ARG:NH1	2.51	0.44
33:BM:35:ARG:HB3	33:BM:116:LEU:CD1	2.47	0.44
39:BR:53:ARG:O	39:BR:59:THR:CB	2.66	0.44
42:BS:78:GLU:OE1	42:BS:99:ARG:HG2	2.17	0.44
43:BT:84:ALA:HB3	43:BT:87:GLN:HE22	1.80	0.44
46:B3:31:VAL:CG1	46:B3:67:VAL:HG23	2.47	0.44
47:BZ:94:LEU:HD23	47:BZ:94:LEU:HA	1.78	0.44
54:B8:36:LYS:CB	54:B8:40:GLU:CG	2.88	0.44
1:CA:408:A:C2	1:CA:409:G:C4	3.05	0.44
1:CA:505:G:C6	1:CA:535:A:C2	3.04	0.44
1:CA:526:C:OP2	12:CO:91:LYS:HE2	2.17	0.44
1:CA:584:G:OP1	17:CT:91:ARG:NH1	2.50	0.44

*Continued on next page...*

*Continued from previous page...*

Atom-1	Atom-2	Interatomic distance (Å)	Clash overlap (Å)
1:CA:785:G:N2	1:CA:798:G:C4	2.86	0.44
1:CA:1023:G:C6	1:CA:1024:G:N7	2.86	0.44
1:CA:1129:C:N3	1:CA:1139:G:N1	2.66	0.44
1:CA:1165:C:H42	1:CA:1171:G:H1	1.64	0.44
1:CA:1238:A:C8	1:CA:1303:C:H1'	2.52	0.44
1:CA:1480:G:C4	1:CA:1481:U:C6	3.06	0.44
1:CA:1502:A:H2	1:CA:1505:G:N1	2.09	0.44
3:CF:71:ALA:HA	3:CF:106:VAL:HB	1.99	0.44
10:CM:99:LYS:CD	10:CM:100:THR:H	2.31	0.44
12:CO:60:LEU:HD12	12:CO:60:LEU:HA	1.86	0.44
13:CP:39:ILE:CD1	13:CP:56:LEU:HG	2.47	0.44
16:CS:40:ASP:O	16:CS:48:TRP:HB2	2.18	0.44
23:CD:77:A:C2	25:DA:2421:G:C6	3.06	0.44
25:DA:872:A:C6	25:DA:906:G:C2	3.05	0.44
25:DA:997:G:C2	25:DA:998:C:C6	3.05	0.44
25:DA:1057:A:H61	25:DA:1080:A:N6	2.16	0.44
25:DA:1171:G:C8	25:DA:1173:G:N3	2.86	0.44
25:DA:1432:C:H2'	25:DA:1433:U:O4'	2.18	0.44
25:DA:1658:C:H2'	25:DA:1659:U:C6	2.52	0.44
25:DA:1771:C:O2'	25:DA:1786:A:H8	2.01	0.44
25:DA:1810:A:C2'	25:DA:1811:G:H5'	2.46	0.44
25:DA:2286:A:C8	25:DA:2287:A:N6	2.86	0.44
25:DA:2893:G:H8	25:DA:2893:G:OP2	2.00	0.44
27:DD:33:LEU:HD23	27:DD:34:VAL:H	1.83	0.44
29:DF:18:ARG:C	29:DF:19:GLU:HG2	2.38	0.44
29:DF:205:ARG:HB2	29:DF:205:ARG:NH1	2.33	0.44
30:DG:117:PHE:HE1	30:DG:119:GLY:HA2	1.83	0.44
34:DN:66:LYS:HA	34:DN:79:PHE:O	2.17	0.44
36:DP:47:ILE:HG22	36:DP:48:GLU:N	2.33	0.44
42:DS:4:LYS:HE3	42:DS:6:ILE:HD11	2.00	0.44
45:DV:72:ARG:HA	45:DV:72:ARG:HD2	1.83	0.44
48:DW:43:GLN:O	48:DW:44:LEU:HD23	2.17	0.44
1:AA:104:G:C2	1:AA:105:G:C8	3.05	0.44
1:AA:658:G:O2'	1:AA:659:U:H5'	2.18	0.44
1:AA:703:G:H4'	1:AA:704:A:O5'	2.16	0.44
1:AA:819:A:C4'	1:AA:820:U:OP2	2.60	0.44
1:AA:1206:G:C5	1:AA:1207:G:N7	2.85	0.44
2:AE:178:ARG:HH11	2:AE:178:ARG:CG	2.31	0.44
3:AF:84:ILE:HG13	3:AF:101:LEU:HD22	1.99	0.44
6:AI:12:PRO:HG3	6:AI:57:GLN:O	2.18	0.44
7:AJ:16:LEU:HD11	9:AL:45:ALA:HB2	2.00	0.44

*Continued on next page...*

*Continued from previous page...*

Atom-1	Atom-2	Interatomic distance (Å)	Clash overlap (Å)
9:AL:118:LYS:O	9:AL:119:ALA:CB	2.64	0.44
16:AS:59:TRP:O	16:AS:64:ALA:CB	2.66	0.44
20:AW:55:ILE:HD13	20:AW:55:ILE:HA	1.89	0.44
25:BA:453:C:H4'	25:BA:472:A:N6	2.33	0.44
25:BA:775:G:C4	25:BA:794:G:C8	3.06	0.44
25:BA:892:G:H2'	25:BA:893:C:C6	2.52	0.44
25:BA:1078:U:H3'	25:BA:1078:U:H6	1.83	0.44
25:BA:1124:C:H2'	25:BA:1125:G:O4'	2.18	0.44
25:BA:1337:G:H2'	25:BA:1338:G:H8	1.81	0.44
25:BA:1443:G:C2	25:BA:1549:C:C2	3.06	0.44
25:BA:1639:U:O2'	25:BA:1640:C:H5''	2.18	0.44
25:BA:2602:A:H4'	25:BA:2603:G:C5'	2.47	0.44
26:BB:35:U:H2'	26:BB:36:C:C6	2.53	0.44
26:BB:71:C:C4	26:BB:72:G:N7	2.86	0.44
27:BD:77:ALA:CB	27:BD:97:TYR:HA	2.48	0.44
27:BD:166:GLN:CA	27:BD:166:GLN:NE2	2.77	0.44
28:BE:11:MET:HG2	28:BE:24:THR:HA	1.99	0.44
30:BG:99:MET:HG3	30:BG:100:TRP:N	2.31	0.44
32:BK:63:ALA:HA	32:BK:66:GLU:HG2	1.98	0.44
32:BK:130:TYR:CG	32:BK:131:LYS:N	2.86	0.44
33:BM:42:TRP:CD1	40:B1:63:VAL:CG1	3.00	0.44
38:BQ:106:ARG:HB2	38:BQ:106:ARG:CZ	2.48	0.44
39:BR:88:ILE:O	39:BR:88:ILE:HG13	2.18	0.44
40:B1:61:TRP:CD2	40:B1:94:ASN:HA	2.53	0.44
41:B2:72:VAL:HG22	41:B2:72:VAL:O	2.17	0.44
43:BT:57:LEU:HD13	43:BT:57:LEU:O	2.18	0.44
46:B3:43:THR:O	46:B3:43:THR:HG23	2.18	0.44
49:BX:39:ASP:OD1	49:BX:39:ASP:C	2.54	0.44
1:CA:29:G:O2'	1:CA:295:C:H4'	2.18	0.44
1:CA:197:A:C8	1:CA:198:G:H1'	2.53	0.44
1:CA:287:U:O2'	1:CA:288:A:H5'	2.17	0.44
1:CA:292:G:N7	1:CA:293:G:H1'	2.33	0.44
1:CA:448:A:H2'	1:CA:449:C:O2	2.17	0.44
1:CA:501:C:H2'	1:CA:502:G:C8	2.51	0.44
1:CA:736:C:H2'	1:CA:737:A:H8	1.81	0.44
1:CA:892:A:H2'	1:CA:893:C:C6	2.53	0.44
1:CA:1203:C:O5'	1:CA:1203:C:H6	2.01	0.44
1:CA:1305:G:OP2	1:CA:1305:G:C8	2.71	0.44
1:CA:1378:C:H5	1:CA:1379:G:C8	2.36	0.44
2:CE:108:ILE:HG22	2:CE:108:ILE:O	2.18	0.44
4:CG:18:LYS:HD2	4:CG:20:TYR:CZ	2.53	0.44

*Continued on next page...*

*Continued from previous page...*

Atom-1	Atom-2	Interatomic distance (Å)	Clash overlap (Å)
4:CG:39:PRO:O	4:CG:44:GLY:HA3	2.17	0.44
13:CP:65:LYS:HB3	50:D4:49:PHE:HD1	1.82	0.44
25:DA:65:C:O2'	43:DT:69:TYR:CD2	2.69	0.44
25:DA:405:U:H2'	25:DA:405:U:O2	2.17	0.44
25:DA:1070:A:C8	25:DA:1096:A:O2'	2.61	0.44
25:DA:1323:U:C2'	25:DA:1324:G:H5'	2.47	0.44
25:DA:1466:G:H5'	25:DA:1467:C:OP1	2.17	0.44
25:DA:1475:G:C2	25:DA:1519:G:C2	3.06	0.44
25:DA:1582:C:O2'	25:DA:1586:A:H8	2.00	0.44
25:DA:2287:A:C2	25:DA:2289:G:C8	3.05	0.44
25:DA:2300:G:N2	25:DA:2317:C:O2	2.51	0.44
25:DA:2847:U:C3'	25:DA:2848:G:H5'	2.47	0.44
25:DA:2859:G:H3'	25:DA:2859:G:H8	1.83	0.44
26:DB:38:C:O4'	38:DQ:95:HIS:CE1	2.71	0.44
27:DD:28:GLU:OE2	27:DD:29:PRO:HD2	2.17	0.44
30:DG:43:LEU:HD12	30:DG:45:GLU:CG	2.48	0.44
30:DG:128:ARG:HD3	30:DG:128:ARG:HA	1.84	0.44
30:DG:150:ASP:CG	30:DG:151:ALA:H	2.20	0.44
31:DH:102:ALA:CB	31:DH:116:GLU:HA	2.47	0.44
36:DP:26:TYR:C	36:DP:26:TYR:HD2	2.21	0.44
44:DU:49:VAL:HG12	44:DU:50:ARG:H	1.82	0.44
46:D3:69:PHE:CE2	46:D3:79:VAL:HG22	2.52	0.44
51:D5:46:CYS:HB3	51:D5:49:CYS:SG	2.58	0.44
52:D6:31:PRO:O	52:D6:32:ASN:CB	2.65	0.44
1:AA:64:G:H4'	1:AA:65:U:H5'	2.00	0.44
1:AA:587:G:N2	1:AA:755:G:C5	2.86	0.44
1:AA:724:G:C2'	1:AA:725:G:H5'	2.47	0.44
1:AA:827:U:C4	1:AA:870:U:C4	3.06	0.44
1:AA:856:C:C2'	1:AA:857:C:H5'	2.47	0.44
1:AA:914:A:C6	1:AA:915:A:C5	3.06	0.44
1:AA:1092:A:C6	1:AA:1093:A:C6	3.05	0.44
1:AA:1176:A:N1	1:AA:1177:G:C2	2.86	0.44
1:AA:1378:C:H1'	7:AJ:76:ARG:HH12	1.83	0.44
6:AI:72:VAL:HG13	6:AI:73:ASN:N	2.32	0.44
9:AL:83:ARG:CA	9:AL:86:VAL:HG12	2.47	0.44
12:AO:46:LYS:HG3	12:AO:47:LYS:H	1.83	0.44
15:AR:47:LYS:HE2	15:AR:47:LYS:HB3	1.79	0.44
16:AS:21:VAL:O	16:AS:33:ILE:N	2.44	0.44
23:AC:50:G:N2	23:AC:67:C:C2	2.86	0.44
23:AD:8:U:O5'	23:AD:8:U:H6	2.01	0.44
25:BA:1355:G:H8	25:BA:1355:G:O5'	2.01	0.44

*Continued on next page...*

*Continued from previous page...*

Atom-1	Atom-2	Interatomic distance (Å)	Clash overlap (Å)
25:BA:2115:G:N1	25:BA:2117:A:C8	2.86	0.44
25:BA:2138:C:N3	25:BA:2154:G:N2	2.65	0.44
25:BA:2219:G:H2'	25:BA:2224:G:H5'	1.99	0.44
25:BA:2323:G:H2'	25:BA:2324:C:O4'	2.18	0.44
25:BA:2348:U:O4	25:BA:2382:G:N1	2.51	0.44
25:BA:2468:G:H22	25:BA:2481:G:H2'	1.83	0.44
25:BA:2633:G:H5'	25:BA:2811:G:O2'	2.17	0.44
25:BA:2656:U:O2	25:BA:2656:U:H2'	2.18	0.44
27:BD:149:PRO:O	27:BD:150:LYS:HB2	2.18	0.44
29:BF:9:ILE:HD11	29:BF:125:LEU:CD1	2.48	0.44
33:BM:78:TYR:N	33:BM:78:TYR:CD1	2.86	0.44
44:BU:49:VAL:O	44:BU:51:VAL:N	2.51	0.44
45:BV:143:GLY:HA3	45:BV:144:LEU:CG	2.48	0.44
46:B3:12:ASN:HA	46:B3:14:ARG:HH21	1.82	0.44
51:B5:40:LYS:HB2	51:B5:46:CYS:SG	2.57	0.44
52:B6:33:LYS:HD3	52:B6:33:LYS:HA	1.69	0.44
1:CA:167:G:O2'	1:CA:168:G:H5'	2.18	0.44
1:CA:587:G:N2	1:CA:754:C:OP2	2.50	0.44
1:CA:864:A:H2	1:CA:917:G:N3	2.16	0.44
1:CA:977:A:N3	1:CA:977:A:H2'	2.31	0.44
1:CA:980:C:H3'	1:CA:981:U:O4'	2.18	0.44
1:CA:1061:G:C1'	10:CM:56:HIS:CE1	3.00	0.44
1:CA:1176:A:H2'	1:CA:1177:G:O4'	2.18	0.44
1:CA:1489:G:H2'	1:CA:1490:C:O4'	2.17	0.44
2:CE:16:HIS:HB2	2:CE:210:SER:HB2	2.00	0.44
2:CE:128:GLU:O	2:CE:129:GLU:HB2	2.18	0.44
6:CI:14:LEU:O	6:CI:14:LEU:HD23	2.16	0.44
7:CJ:23:VAL:HG13	7:CJ:43:PHE:CE2	2.52	0.44
7:CJ:38:LEU:O	7:CJ:42:ILE:HG13	2.18	0.44
8:CK:61:VAL:HG12	8:CK:63:LEU:CD1	2.47	0.44
9:CL:89:ASN:ND2	9:CL:89:ASN:N	2.66	0.44
9:CL:92:TYR:HA	9:CL:95:LYS:HG3	1.99	0.44
25:DA:1021:A:C6	25:DA:1023:U:C5	3.05	0.44
25:DA:1152:C:O2'	25:DA:1153:C:H5'	2.16	0.44
25:DA:1638:C:H2'	25:DA:1639:U:O5'	2.18	0.44
25:DA:1832:C:N4	25:DA:1833:U:C4	2.86	0.44
25:DA:2149:G:C6	25:DA:2150:U:C4	3.06	0.44
25:DA:2196:C:O2'	25:DA:2197:U:H5'	2.17	0.44
25:DA:2219:G:H2'	25:DA:2224:G:C5'	2.46	0.44
25:DA:2309:A:O5'	25:DA:2310:A:OP2	2.36	0.44
25:DA:2386:C:H4'	46:D3:55:ARG:O	2.18	0.44

*Continued on next page...*



*Continued from previous page...*

Atom-1	Atom-2	Interatomic distance (Å)	Clash overlap (Å)
25:DA:2530:A:C8	31:DH:157:TYR:OH	2.71	0.44
25:DA:2864:G:C6	25:DA:2865:U:N3	2.86	0.44
26:DB:6:C:HO2'	38:DQ:29:PHE:HE1	1.64	0.44
27:DD:34:VAL:HG22	27:DD:35:LYS:HG3	1.99	0.44
28:DE:25:VAL:CG1	28:DE:26:ILE:H	2.23	0.44
28:DE:36:ARG:O	28:DE:37:ARG:C	2.56	0.44
35:DO:128:HIS:O	35:DO:147:LEU:HB3	2.16	0.44
38:DQ:110:LEU:HD22	38:DQ:112:PHE:H	1.82	0.44
1:AA:90:C:C5	1:AA:91:C:C5	3.06	0.44
1:AA:380:G:N2	1:AA:384:G:C5	2.86	0.44
1:AA:383:A:H8	1:AA:383:A:O5'	2.00	0.44
1:AA:600:C:O2	1:AA:600:C:H2'	2.17	0.44
1:AA:725:G:C2	1:AA:726:C:C6	3.05	0.44
1:AA:741:G:H2'	1:AA:742:G:O4'	2.18	0.44
1:AA:960:U:O2	1:AA:960:U:C2'	2.66	0.44
1:AA:1026:G:O6	1:AA:1036:G:C2	2.71	0.44
1:AA:1245:A:C2	1:AA:1293:G:C2	3.06	0.44
1:AA:1493:A:H5''	1:AA:1494:G:OP2	2.18	0.44
2:AE:14:GLY:CA	2:AE:209:ARG:HH21	2.27	0.44
5:AH:147:ASP:HA	5:AH:150:ARG:NH1	2.32	0.44
7:AJ:46:ALA:HA	7:AJ:49:ILE:HG13	1.98	0.44
7:AJ:104:LEU:HD13	7:AJ:104:LEU:HA	1.71	0.44
8:AK:37:ARG:HE	8:AK:37:ARG:HB3	1.39	0.44
12:AO:71:PRO:O	12:AO:102:ARG:HD3	2.17	0.44
12:AO:104:VAL:HG12	12:AO:105:TYR:CD1	2.53	0.44
25:BA:317:G:N2	25:BA:318:C:O2	2.51	0.44
25:BA:580:C:H2'	25:BA:581:C:C6	2.52	0.44
25:BA:646:A:H2'	25:BA:647:G:O4'	2.18	0.44
25:BA:654(M):C:H3'	25:BA:654(N):G:C8	2.53	0.44
25:BA:1063:G:C5	25:BA:1064:C:C5	3.06	0.44
25:BA:1069:A:C4'	25:BA:1070:A:O5'	2.66	0.44
25:BA:1111:A:O2'	25:BA:1112:G:C4'	2.66	0.44
25:BA:1385:G:HO2'	25:BA:1396:U:H6	1.58	0.44
25:BA:1773:A:H2'	25:BA:1774:C:H5'	1.99	0.44
25:BA:2210:G:H2'	25:BA:2210:G:N3	2.33	0.44
25:BA:2767:C:H2'	25:BA:2768:C:H6	1.82	0.44
27:BD:270:ILE:C	27:BD:271:ILE:HG13	2.37	0.44
28:BE:21:VAL:CG2	28:BE:21:VAL:O	2.64	0.44
1:CA:197:A:H8	1:CA:198:G:N9	2.16	0.44
1:CA:201:C:C4'	1:CA:208:U:OP1	2.66	0.44
1:CA:421:U:O2	1:CA:421:U:C2'	2.65	0.44

*Continued on next page...*

*Continued from previous page...*

Atom-1	Atom-2	Interatomic distance (Å)	Clash overlap (Å)
1:CA:509:A:H5''	4:CG:55:ALA:HB2	1.99	0.44
1:CA:513:C:N4	1:CA:538:G:H1	2.16	0.44
1:CA:843:U:H3'	1:CA:848:C:O4'	2.17	0.44
1:CA:1190:G:H3'	3:CF:3:ASN:HD21	1.78	0.44
4:CG:146:ILE:HD12	4:CG:146:ILE:H	1.83	0.44
6:CI:6:VAL:HG22	6:CI:90:VAL:HG22	1.99	0.44
7:CJ:113:GLU:HB2	7:CJ:119:ARG:CG	2.39	0.44
13:CP:84:ILE:HG22	13:CP:84:ILE:O	2.18	0.44
16:CS:74:LEU:HD22	16:CS:74:LEU:HA	1.82	0.44
17:CT:31:LEU:HA	17:CT:31:LEU:HD12	1.78	0.44
19:CV:27:GLU:O	19:CV:47:HIS:CE1	2.70	0.44
23:CD:23:G:N2	23:CD:24:C:O2	2.51	0.44
25:DA:740:U:H2'	25:DA:741:G:C8	2.53	0.44
25:DA:1436:G:O2'	25:DA:1477:A:H4'	2.17	0.44
25:DA:1921:G:O2'	25:DA:1922:G:H5'	2.17	0.44
25:DA:2328:A:H2'	25:DA:2329:G:O4'	2.18	0.44
26:DB:35:U:O2'	26:DB:36:C:H5'	2.18	0.44
28:DE:6:GLY:HA2	28:DE:51:PHE:CZ	2.53	0.44
31:DH:69:ARG:HH12	31:DH:73:ALA:HB2	1.83	0.44
33:DM:29:LYS:HE2	33:DM:29:LYS:CA	2.45	0.44
34:DN:120:GLU:HG2	34:DN:122:LEU:HG	1.99	0.44
36:DP:26:TYR:C	36:DP:26:TYR:CD2	2.91	0.44
38:DQ:66:ALA:HA	38:DQ:69:VAL:CG1	2.47	0.44
39:DR:26:ASP:HB3	39:DR:91:ARG:HA	1.97	0.44
42:DS:26:GLY:HA2	42:DS:71:VAL:O	2.17	0.44
44:DU:90:LEU:H	44:DU:90:LEU:CD2	2.30	0.44
45:DV:30:ASN:ND2	45:DV:32:HIS:H	2.16	0.44
1:AA:200:G:H1	1:AA:217:C:N4	2.13	0.44
1:AA:344:A:H5''	1:AA:345:C:P	2.58	0.44
1:AA:474:G:C2	1:AA:475:G:C5	3.06	0.44
1:AA:929:G:C2	1:AA:1389:C:C2	3.05	0.44
1:AA:1387:G:C6	1:AA:1388:C:N4	2.86	0.44
2:AE:21:ARG:C	2:AE:23:ARG:N	2.72	0.44
3:AF:64:VAL:HG21	3:AF:99:VAL:HG12	1.98	0.44
7:AJ:69:VAL:CG1	7:AJ:69:VAL:O	2.66	0.44
9:AL:23:ASN:OD1	9:AL:25:LYS:HB3	2.18	0.44
9:AL:50:LEU:HD22	9:AL:55:ALA:HB3	1.99	0.44
9:AL:111:ARG:NH2	10:AM:62:HIS:HE1	2.16	0.44
25:BA:70:G:H4'	25:BA:71:A:OP1	2.16	0.44
25:BA:101:G:H3'	25:BA:102:G:H5'	2.00	0.44
25:BA:270(L):U:C2	32:BK:50:ARG:HD2	2.53	0.44

*Continued on next page...*

*Continued from previous page...*

Atom-1	Atom-2	Interatomic distance (Å)	Clash overlap (Å)
25:BA:602:G:H3'	25:BA:654(V):A:H61	1.83	0.44
25:BA:1000:A:C6	25:BA:1001:A:C6	3.06	0.44
25:BA:1668:A:OP1	34:BN:5:GLN:HG3	2.18	0.44
25:BA:1799:G:C5'	25:BA:1819:A:H61	2.29	0.44
25:BA:1800:C:OP1	27:BD:266:SER:OG	2.33	0.44
25:BA:2361:A:O5'	54:B8:27:THR:OG1	2.35	0.44
25:BA:2590:A:H2'	25:BA:2591:C:H6	1.83	0.44
25:BA:2688:U:H1'	25:BA:2721:A:N6	2.33	0.44
27:BD:123:ALA:HB1	27:BD:131:LEU:HG	2.00	0.44
28:BE:51:PHE:N	28:BE:76:ARG:O	2.47	0.44
28:BE:101:ARG:HA	28:BE:101:ARG:HD2	1.55	0.44
30:BG:63:ILE:HD12	30:BG:141:PHE:CE2	2.53	0.44
30:BG:82:LEU:HD22	30:BG:83:ARG:N	2.33	0.44
30:BG:115:ARG:HH11	30:BG:115:ARG:HB3	1.82	0.44
33:BM:15:LEU:O	33:BM:136:GLU:HA	2.18	0.44
33:BM:108:PRO:O	33:BM:113:GLY:HA3	2.18	0.44
38:BQ:34:HIS:CB	38:BQ:36:TYR:HE1	2.19	0.44
38:BQ:70:GLY:CA	38:BQ:101:LEU:HD13	2.47	0.44
40:B1:90:VAL:O	40:B1:91:ASP:C	2.55	0.44
42:BS:70:TYR:N	42:BS:70:TYR:CD2	2.83	0.44
50:B4:48:ARG:HD2	50:B4:48:ARG:HA	1.73	0.44
1:CA:358:U:C5	1:CA:359:U:C5	3.05	0.44
1:CA:538:G:OP2	12:CO:115:LYS:HB2	2.18	0.44
1:CA:706:A:C4'	11:CN:29:ILE:HD11	2.48	0.44
1:CA:742:G:OP1	15:CR:35:ARG:NH2	2.51	0.44
1:CA:888:G:O2'	1:CA:1488:G:O2'	2.34	0.44
1:CA:1127:G:C2	1:CA:1145:C:C2	3.06	0.44
1:CA:1191:A:OP1	3:CF:3:ASN:ND2	2.50	0.44
1:CA:1288:A:H2'	1:CA:1289:A:H8	1.82	0.44
2:CE:71:VAL:HG13	2:CE:93:VAL:HB	1.99	0.44
2:CE:72:GLY:HA3	2:CE:165:VAL:CG2	2.48	0.44
7:CJ:69:VAL:HG22	7:CJ:135:VAL:CG2	2.48	0.44
7:CJ:72:ARG:HB2	7:CJ:142:GLU:OE2	2.18	0.44
10:CM:81:THR:O	10:CM:84:GLN:N	2.51	0.44
20:CW:20:LEU:HD23	20:CW:20:LEU:HA	1.81	0.44
20:CW:53:LEU:CB	20:CW:102:GLY:HA3	2.48	0.44
25:DA:653:A:H5''	25:DA:654:A:P	2.57	0.44
25:DA:729:G:C5	27:DD:208:LYS:HB2	2.53	0.44
25:DA:981:A:N1	25:DA:2027:G:O2'	2.48	0.44
25:DA:1009:A:OP2	25:DA:1010:A:OP2	2.36	0.44
25:DA:1027:A:C2	25:DA:2488:A:H5'	2.53	0.44

*Continued on next page...*

*Continued from previous page...*

Atom-1	Atom-2	Interatomic distance (Å)	Clash overlap (Å)
25:DA:1341:U:OP2	25:DA:1394:U:O2'	2.21	0.44
25:DA:1349:A:H5'	25:DA:1350:C:C5'	2.47	0.44
25:DA:1585:C:O2	25:DA:1585:C:C2'	2.66	0.44
25:DA:1716:U:H2'	25:DA:1717:G:H8	1.83	0.44
25:DA:2064:C:H2'	25:DA:2065:C:C6	2.53	0.44
25:DA:2351:G:H8	25:DA:2351:G:O5'	2.01	0.44
25:DA:2351:G:H1'	25:DA:2366:A:H61	1.83	0.44
25:DA:2419:U:O4	54:D8:31:HIS:CD2	2.70	0.44
25:DA:2516:G:C6	25:DA:2517:C:N4	2.86	0.44
25:DA:2612:C:C5	25:DA:2613:U:H5	2.35	0.44
26:DB:4:C:N3	26:DB:117:G:N2	2.66	0.44
26:DB:14:U:O3'	26:DB:107:U:O2'	2.32	0.44
27:DD:35:LYS:HD3	27:DD:63:ARG:CB	2.46	0.44
31:DH:151:ILE:C	31:DH:152:ARG:CG	2.64	0.44
32:DK:47:LEU:HA	32:DK:50:ARG:HG2	1.99	0.44
35:DO:147:LEU:CD2	35:DO:148:LEU:H	2.31	0.44
43:DT:49:VAL:HB	43:DT:83:VAL:HG21	1.99	0.44
44:DU:71:LYS:HZ3	44:DU:71:LYS:HG3	1.59	0.44
44:DU:75:ILE:HG13	44:DU:76:CYS:N	2.32	0.44
45:DV:131:ARG:HD2	45:DV:131:ARG:H	1.82	0.44
47:DZ:95:LEU:C	47:DZ:97:LEU:H	2.22	0.44
1:AA:101:A:C4	1:AA:102:G:C8	3.06	0.43
1:AA:132:C:N3	1:AA:231:G:C2	2.86	0.43
1:AA:191:G:N3	20:AW:105:SER:HB2	2.33	0.43
1:AA:406:G:N2	1:AA:437:U:O2	2.51	0.43
1:AA:487:A:H5''	1:AA:488:C:OP2	2.18	0.43
1:AA:1162:C:O5'	1:AA:1162:C:H6	2.00	0.43
5:AH:47:LYS:HE2	5:AH:47:LYS:HB2	1.90	0.43
5:AH:57:LYS:H	5:AH:57:LYS:HG2	1.52	0.43
7:AJ:36:LYS:HB2	7:AJ:36:LYS:NZ	2.34	0.43
9:AL:25:LYS:HB2	9:AL:25:LYS:HE3	1.79	0.43
13:AP:55:ARG:HG3	13:AP:55:ARG:HH11	1.83	0.43
22:AB:27:G:H5'	22:AB:28:C:OP2	2.18	0.43
23:AC:24:C:H2'	23:AC:25:U:H6	1.82	0.43
25:BA:155:C:H6	25:BA:155:C:H5''	1.83	0.43
25:BA:270(P):C:O2'	25:BA:270(Q):C:H5'	2.18	0.43
25:BA:654(S):G:H4'	25:BA:654(T):A:OP1	2.17	0.43
25:BA:815:C:H2'	25:BA:816:C:C6	2.50	0.43
25:BA:881:G:H3'	25:BA:882:G:H4'	1.98	0.43
25:BA:999:U:H5''	25:BA:1154:G:O6	2.18	0.43
25:BA:1063:G:C4	25:BA:1064:C:C6	3.06	0.43

*Continued on next page...*

*Continued from previous page...*

Atom-1	Atom-2	Interatomic distance (Å)	Clash overlap (Å)
25:BA:1479:G:C2	25:BA:1480:G:C4	3.05	0.43
25:BA:1582:C:O2'	25:BA:1586:A:C8	2.67	0.43
25:BA:2212:A:H1'	25:BA:2215:G:C4	2.53	0.43
25:BA:2331:G:C4'	46:B3:42:GLY:HA3	2.48	0.43
25:BA:2505:G:H2'	25:BA:2576:G:O6	2.17	0.43
25:BA:2533:A:H2'	25:BA:2534:A:H5'	1.99	0.43
26:BB:11:C:O5'	26:BB:12:C:H5	2.01	0.43
26:BB:43:C:H5'	30:BG:66:GLN:NE2	2.32	0.43
27:BD:181:GLU:CA	27:BD:272:ALA:HB2	2.39	0.43
31:BH:111:HIS:HB2	31:BH:112:PRO:HD2	2.00	0.43
31:BH:129:THR:O	31:BH:129:THR:OG1	2.33	0.43
32:BK:77:LEU:HD12	32:BK:77:LEU:O	2.18	0.43
33:BM:43:THR:HG23	40:B1:64:ARG:HH22	1.82	0.43
36:BP:88:GLY:O	36:BP:90:VAL:N	2.51	0.43
38:BQ:93:LYS:HG3	38:BQ:94:TYR:N	2.33	0.43
43:BT:70:LEU:HD23	43:BT:70:LEU:H	1.82	0.43
49:BX:4:LEU:O	49:BX:36:VAL:HA	2.17	0.43
1:CA:408:A:H2'	1:CA:409:G:O4'	2.18	0.43
1:CA:510:A:H5''	1:CA:511:C:OP2	2.18	0.43
1:CA:926:G:C6	1:CA:1505:G:C5	3.06	0.43
1:CA:1067:A:H4'	1:CA:1068:G:O5'	2.18	0.43
1:CA:1499:A:H1'	1:CA:1520:G:H5'	1.99	0.43
2:CE:95:GLN:HB2	2:CE:148:TYR:HA	2.00	0.43
3:CF:18:TRP:N	3:CF:18:TRP:CE3	2.85	0.43
4:CG:61:LYS:CA	4:CG:203:VAL:HG22	2.47	0.43
6:CI:19:LEU:HD11	6:CI:59:TYR:CE1	2.53	0.43
9:CL:53:VAL:HG11	9:CL:92:TYR:CD2	2.53	0.43
10:CM:8:LEU:HG	10:CM:96:ILE:HG23	1.99	0.43
25:DA:84:A:H2'	25:DA:99:U:O4	2.18	0.43
25:DA:280:C:C2	25:DA:361:G:N2	2.86	0.43
25:DA:639:U:H2'	25:DA:640:C:H6	1.78	0.43
25:DA:723:G:H2'	25:DA:724:U:O4'	2.18	0.43
25:DA:869:G:C2	25:DA:870:A:C8	3.06	0.43
25:DA:873:G:N2	25:DA:905:U:O2	2.50	0.43
25:DA:1069:A:H5'	25:DA:1070:A:C8	2.53	0.43
25:DA:1152:C:H4'	40:D1:77:SER:HA	1.99	0.43
25:DA:1181:C:H2'	25:DA:1182:A:H8	1.83	0.43
25:DA:1759:A:C8	25:DA:2696:U:O2	2.71	0.43
25:DA:2544:G:H8	25:DA:2544:G:O5'	2.01	0.43
27:DD:43:ARG:HG2	27:DD:54:ARG:O	2.18	0.43
27:DD:48:ARG:HH11	27:DD:48:ARG:CG	2.30	0.43

*Continued on next page...*

*Continued from previous page...*

Atom-1	Atom-2	Interatomic distance (Å)	Clash overlap (Å)
28:DE:48:GLN:HG2	28:DE:78:LEU:HB2	1.93	0.43
28:DE:188:VAL:HG23	28:DE:189:PRO:HD2	1.99	0.43
29:DF:178:PRO:HG2	29:DF:179:GLU:OE1	2.18	0.43
30:DG:125:PHE:HB3	30:DG:166:ASP:HB2	1.99	0.43
31:DH:99:VAL:HG12	31:DH:100:GLY:N	2.33	0.43
31:DH:131:VAL:HG12	31:DH:132:ARG:N	2.33	0.43
35:DO:83:VAL:HG11	35:DO:112:LEU:HD21	1.99	0.43
41:D2:77:ALA:O	41:D2:79:VAL:HG22	2.18	0.43
44:DU:41:GLY:O	44:DU:64:GLU:HB3	2.17	0.43
46:D3:25:ARG:HD2	46:D3:29:GLN:HE22	1.82	0.43
1:AA:317:G:C6	1:AA:318:G:C5	3.06	0.43
1:AA:453:A:C6	1:AA:454:C:C4	3.06	0.43
1:AA:515:G:N2	1:AA:537:G:C4	2.86	0.43
1:AA:1032(B):G:H2'	1:AA:1033:G:H8	1.83	0.43
3:AF:65:ALA:O	3:AF:66:VAL:C	2.56	0.43
8:AK:27:PRO:HG3	8:AK:58:TYR:HE2	1.82	0.43
9:AL:4:TYR:CD2	9:AL:88:TYR:HB2	2.54	0.43
11:AN:82:VAL:CG2	11:AN:98:LEU:HD13	2.48	0.43
15:AR:56:LEU:HD12	15:AR:60:VAL:HG23	1.99	0.43
23:AC:77:A:C8	23:AC:77:A:C5'	3.02	0.43
23:AD:10:G:N1	23:AD:27:G:C2	2.87	0.43
25:BA:101:G:H3'	25:BA:102:G:C5'	2.48	0.43
25:BA:304:G:N2	25:BA:314:A:C4	2.86	0.43
25:BA:658:C:H2'	25:BA:659:C:C6	2.53	0.43
25:BA:900:A:H3'	25:BA:901:A:H8	1.83	0.43
25:BA:1279:G:N2	25:BA:1292:U:C2	2.86	0.43
25:BA:1281:G:O2'	25:BA:1282:U:H5'	2.18	0.43
25:BA:2205:C:O2	25:BA:2205:C:H2'	2.18	0.43
25:BA:2312:U:O5'	25:BA:2312:U:C6	2.70	0.43
25:BA:2345:G:N3	25:BA:2381:C:H2'	2.32	0.43
25:BA:2749:A:O3'	31:BH:62:LYS:HE3	2.18	0.43
29:BF:155:LEU:HD13	29:BF:174:VAL:CG2	2.48	0.43
30:BG:121:ASN:HA	30:BG:122:PRO:HD2	1.83	0.43
33:BM:55:VAL:O	33:BM:56:ASN:C	2.56	0.43
34:BN:115:VAL:HG23	34:BN:116:SER:N	2.33	0.43
38:BQ:4:LEU:HB3	38:BQ:5:THR:H	1.71	0.43
47:BZ:92:LYS:HA	47:BZ:95:LEU:HD12	2.00	0.43
48:BW:15:LYS:H	48:BW:67:LYS:CE	2.31	0.43
49:BX:19:GLN:NE2	49:BX:52:HIS:CE1	2.84	0.43
1:CA:39:G:N7	1:CA:547:A:C8	2.86	0.43
1:CA:529:G:O2'	1:CA:533:A:C6	2.67	0.43

*Continued on next page...*

*Continued from previous page...*

Atom-1	Atom-2	Interatomic distance (Å)	Clash overlap (Å)
1:CA:769:G:H4'	1:CA:1513:A:H4'	1.99	0.43
1:CA:838:G:C2'	1:CA:841:U:H5'	2.47	0.43
1:CA:983:A:H5'	14:CQ:2:ALA:CB	2.48	0.43
1:CA:1071:C:O2	1:CA:1072:G:C8	2.71	0.43
1:CA:1305:G:H5''	21:CX:4:GLY:CA	2.49	0.43
4:CG:73:ARG:HD2	4:CG:73:ARG:HA	1.84	0.43
5:CH:140:ARG:O	5:CH:143:ARG:NH2	2.51	0.43
9:CL:43:ALA:HA	9:CL:74:ILE:HD13	2.00	0.43
9:CL:95:LYS:CD	9:CL:96:LEU:N	2.73	0.43
11:CN:45:GLY:O	11:CN:50:TYR:HB2	2.18	0.43
13:CP:3:ARG:N	50:D4:34:GLU:HG3	2.33	0.43
19:CV:78:ARG:NH1	19:CV:79:THR:HA	2.33	0.43
20:CW:67:ALA:O	20:CW:73:HIS:CE1	2.71	0.43
23:CC:15:G:N3	23:CC:60:A:C2	2.87	0.43
25:DA:26:G:C6	25:DA:27:G:N1	2.85	0.43
25:DA:277:C:OP2	25:DA:278:A:N6	2.40	0.43
25:DA:1464:C:C2	25:DA:1465:G:C8	3.06	0.43
25:DA:1639:U:H4'	25:DA:2699:C:H4'	1.99	0.43
25:DA:2517:C:C6	25:DA:2542:A:C2	3.05	0.43
31:DH:20:ALA:HB1	31:DH:21:PRO:HD2	1.99	0.43
31:DH:105:LEU:H	31:DH:105:LEU:HD22	1.82	0.43
31:DH:143:GLN:HE21	31:DH:143:GLN:CA	2.31	0.43
34:DN:79:PHE:CD2	39:DR:72:VAL:HG22	2.53	0.43
43:DT:5:TYR:HB3	48:DW:33:MET:SD	2.58	0.43
44:DU:54:LYS:HD2	44:DU:55:TYR:CZ	2.54	0.43
45:DV:26:GLY:C	45:DV:37:VAL:HG22	2.39	0.43
1:AA:254:G:H21	17:AT:16:GLN:HE21	1.66	0.43
1:AA:313:A:H2'	1:AA:314:C:C6	2.53	0.43
1:AA:690:G:N2	11:AN:55:LYS:NZ	2.67	0.43
1:AA:1030:C:H2'	1:AA:1031:G:O4'	2.18	0.43
1:AA:1159:U:O2	1:AA:1160:G:O6	2.36	0.43
1:AA:1366:C:H2'	1:AA:1367:C:C6	2.51	0.43
3:AF:131:ARG:HG3	3:AF:131:ARG:HH11	1.83	0.43
4:AG:8:VAL:HG11	4:AG:21:LEU:HB2	2.01	0.43
5:AH:43:LEU:HD13	5:AH:109:ILE:HD11	2.00	0.43
7:AJ:155:ARG:O	7:AJ:155:ARG:HD3	2.18	0.43
10:AM:42:THR:HG22	10:AM:67:THR:O	2.18	0.43
12:AO:60:LEU:HD21	12:AO:66:VAL:HG22	2.01	0.43
25:BA:59:U:O2'	25:BA:73:A:H2'	2.18	0.43
25:BA:120:U:O2	25:BA:120:U:O4'	2.35	0.43
25:BA:185:U:H4'	25:BA:218:A:H4'	2.00	0.43

*Continued on next page...*

*Continued from previous page...*

Atom-1	Atom-2	Interatomic distance (Å)	Clash overlap (Å)
25:BA:299:A:H5'	25:BA:300:A:OP2	2.19	0.43
25:BA:299:A:H62	25:BA:300:A:N6	2.16	0.43
25:BA:307:G:N2	25:BA:310:A:C8	2.86	0.43
25:BA:371:A:O3'	25:BA:372:G:H4'	2.18	0.43
25:BA:503:A:C6	25:BA:505:A:C6	3.06	0.43
25:BA:612:G:C6	25:BA:613:U:C4	3.06	0.43
25:BA:1138:G:H21	33:BM:106:MET:CE	2.17	0.43
25:BA:1359:A:N1	25:BA:1372:U:O4	2.51	0.43
25:BA:2275:C:H5'	25:BA:2275:C:H6	1.83	0.43
25:BA:2314:C:O2'	25:BA:2315:G:H5'	2.19	0.43
25:BA:2389:G:H5''	25:BA:2390:U:C5'	2.47	0.43
27:BD:68:LYS:HB3	27:BD:70:TRP:CH2	2.53	0.43
28:BE:82:ARG:O	28:BE:83:ASP:C	2.55	0.43
28:BE:116:VAL:HG13	28:BE:122:PHE:CD2	2.54	0.43
32:BK:7:GLU:HA	32:BK:15:VAL:HG12	1.98	0.43
33:BM:85:ILE:HA	33:BM:86:PRO:HD3	1.84	0.43
35:BO:106:LEU:HD23	35:BO:106:LEU:HA	1.48	0.43
36:BP:81:VAL:O	36:BP:82:ARG:NE	2.50	0.43
37:B0:44:LEU:HD22	37:B0:48:VAL:HG22	2.00	0.43
42:BS:70:TYR:CE2	42:BS:108:GLY:HA3	2.54	0.43
43:BT:80:ILE:HG13	43:BT:80:ILE:O	2.18	0.43
44:BU:97:ARG:HH21	44:BU:98:VAL:CG2	2.31	0.43
45:BV:61:LEU:HD12	45:BV:62:PRO:O	2.19	0.43
45:BV:121:HIS:C	45:BV:123:ASP:N	2.71	0.43
1:CA:105:G:H2'	1:CA:106:C:C6	2.53	0.43
1:CA:171:A:N6	1:CA:172:A:N6	2.67	0.43
1:CA:837:G:C2	1:CA:850:U:O2	2.71	0.43
1:CA:926:G:C5'	1:CA:927:G:O5'	2.66	0.43
1:CA:973:G:H3'	1:CA:974:A:H5''	2.00	0.43
1:CA:1004:A:C5'	1:CA:1025:U:N3	2.81	0.43
1:CA:1028(A):C:C2	1:CA:1028(B):C:C5	3.06	0.43
1:CA:1054:C:O2'	1:CA:1055:A:C5'	2.66	0.43
1:CA:1213:A:C6	1:CA:1215:G:H1'	2.52	0.43
1:CA:1227:A:OP2	13:CP:111:LYS:HD3	2.17	0.43
1:CA:1299:A:C6	1:CA:1301:U:C2	3.06	0.43
1:CA:1372:U:H2'	1:CA:1373:G:H5'	1.99	0.43
1:CA:1486:G:H2'	1:CA:1487:G:C1'	2.48	0.43
2:CE:178:ARG:HH11	2:CE:178:ARG:CB	2.24	0.43
3:CF:69:HIS:HA	3:CF:104:GLN:HB2	1.99	0.43
3:CF:121:ALA:HB2	3:CF:198:VAL:HG21	2.01	0.43
5:CH:13:ILE:O	5:CH:13:ILE:HG12	2.18	0.43

*Continued on next page...*



*Continued from previous page...*

Atom-1	Atom-2	Interatomic distance (Å)	Clash overlap (Å)
9:CL:14:VAL:O	9:CL:14:VAL:HG12	2.18	0.43
9:CL:17:VAL:HG22	9:CL:63:ILE:HG12	1.99	0.43
9:CL:18:PHE:CD1	9:CL:62:TYR:HD2	2.30	0.43
10:CM:24:VAL:HG21	10:CM:37:PRO:HD3	1.99	0.43
11:CN:99:GLN:HG2	11:CN:105:VAL:CG2	2.46	0.43
15:CR:25:THR:HG21	15:CR:70:LEU:HB2	2.00	0.43
22:CB:69:A:H4'	22:CB:70:G:OP1	2.18	0.43
23:CD:20:G:N3	23:CD:20:G:C2'	2.79	0.43
25:DA:460:A:OP1	53:D7:41:ARG:NH2	2.47	0.43
25:DA:608:A:H2'	25:DA:609:A:C8	2.54	0.43
25:DA:654(S):G:C1'	25:DA:654(T):A:OP1	2.66	0.43
25:DA:747:U:C5	51:D5:3:LYS:CB	2.88	0.43
25:DA:971:C:H2'	25:DA:972:G:H5'	2.00	0.43
25:DA:2250:G:OP1	25:DA:2275:C:H2'	2.18	0.43
25:DA:2275:C:O2'	36:DP:84:GLY:HA2	2.14	0.43
25:DA:2320:A:H4'	25:DA:2321:G:N7	2.33	0.43
25:DA:2324:C:H5''	25:DA:2325:G:O5'	2.17	0.43
25:DA:2342:C:O2'	25:DA:2374:C:H5''	2.18	0.43
25:DA:2375:G:O2'	25:DA:2377:A:N7	2.47	0.43
25:DA:2629:A:O2'	25:DA:2630:G:C5'	2.65	0.43
25:DA:2820:A:C6	37:D0:4:LEU:HD11	2.53	0.43
28:DE:169:ASN:OD1	28:DE:201:THR:HG21	2.18	0.43
29:DF:161:GLU:HB3	29:DF:162:LEU:HD12	2.00	0.43
38:DQ:83:LYS:HZ3	38:DQ:109:GLY:H	1.65	0.43
40:D1:98:LEU:C	40:D1:100:VAL:N	2.69	0.43
45:DV:175:VAL:C	45:DV:177:PRO:HD3	2.36	0.43
1:AA:18:C:H2'	1:AA:19:C:O4'	2.18	0.43
1:AA:158:G:H2'	1:AA:159:G:C8	2.54	0.43
1:AA:455:C:H42	1:AA:477:G:H1	1.66	0.43
1:AA:516:U:C4	1:AA:517:G:C6	3.06	0.43
1:AA:622:A:C8	1:AA:623:C:C6	3.07	0.43
1:AA:1055:A:C5	1:AA:1206:G:C2	3.06	0.43
1:AA:1175:G:C2	1:AA:1176:A:C6	3.07	0.43
1:AA:1277:C:HO2'	1:AA:1279:A:C1'	2.32	0.43
1:AA:1406:U:O2	1:AA:1517:G:N2	2.52	0.43
1:AA:1504:G:H1'	1:AA:1505:G:OP2	2.18	0.43
1:AA:1530:G:H2'	1:AA:1531:A:C8	2.52	0.43
3:AF:92:ALA:O	3:AF:95:THR:O	2.36	0.43
3:AF:147:LYS:HB3	3:AF:203:PHE:CD2	2.53	0.43
4:AG:99:SER:O	4:AG:140:VAL:HG22	2.18	0.43
9:AL:42:ARG:HE	9:AL:42:ARG:HB2	1.44	0.43

*Continued on next page...*

*Continued from previous page...*

Atom-1	Atom-2	Interatomic distance (Å)	Clash overlap (Å)
20:AW:49:ALA:O	20:AW:52:ALA:HB3	2.18	0.43
22:AB:28:C:H2'	22:AB:29:U:H6	1.83	0.43
23:AC:34:U:O2	23:AC:36:A:C8	2.72	0.43
23:AC:75:C:O2	25:BA:2252:G:N2	2.45	0.43
25:BA:299:A:C5'	25:BA:300:A:OP2	2.66	0.43
25:BA:318:C:O2'	25:BA:319:C:H5'	2.18	0.43
25:BA:459:U:H2'	25:BA:460:A:H8	1.84	0.43
25:BA:528:A:N1	25:BA:2043:C:H4'	2.33	0.43
25:BA:727:A:C6	25:BA:728:G:C6	3.06	0.43
25:BA:893:C:N4	25:BA:894:C:N4	2.66	0.43
25:BA:2172:U:H5'	25:BA:2173:A:OP2	2.18	0.43
25:BA:2189:U:H3'	25:BA:2190:G:H5''	2.00	0.43
25:BA:2206:C:H2'	25:BA:2207:C:C6	2.51	0.43
25:BA:2590:A:H2'	25:BA:2591:C:C6	2.53	0.43
25:BA:2688:U:O2	25:BA:2688:U:O5'	2.35	0.43
25:BA:2830:G:N3	25:BA:2883:A:H2	2.17	0.43
27:BD:118:VAL:HG22	27:BD:119:ALA:N	2.33	0.43
28:BE:182:LEU:C	28:BE:183:LEU:HD12	2.38	0.43
32:BK:93:THR:O	32:BK:96:ASP:HB2	2.18	0.43
36:BP:104:PHE:O	36:BP:105:GLU:HB3	2.19	0.43
1:CA:689:C:O2'	1:CA:690:G:H5'	2.17	0.43
1:CA:783:C:H2'	1:CA:784:C:H6	1.83	0.43
1:CA:812:C:C2'	1:CA:813:U:OP2	2.66	0.43
1:CA:853:G:H2'	1:CA:854:G:H8	1.83	0.43
1:CA:1095:U:H2'	1:CA:1096:C:O4'	2.18	0.43
1:CA:1483:A:H1'	25:DA:1948:G:H1'	2.01	0.43
3:CF:21:ARG:HH11	3:CF:21:ARG:CB	2.31	0.43
3:CF:27:LYS:HB3	3:CF:27:LYS:HZ2	1.83	0.43
10:CM:13:HIS:HB3	10:CM:68:HIS:NE2	2.34	0.43
13:CP:7:VAL:HG23	30:DG:115:ARG:NH2	2.33	0.43
14:CQ:4:LYS:HG3	14:CQ:7:ILE:HD11	1.99	0.43
17:CT:29:HIS:CG	17:CT:30:PRO:HD2	2.53	0.43
19:CV:78:ARG:CD	19:CV:79:THR:N	2.81	0.43
25:DA:375:C:H2'	25:DA:376:C:H6	1.80	0.43
25:DA:669:G:O2'	25:DA:670:A:OP1	2.35	0.43
25:DA:867:C:C5	25:DA:868:U:H5	2.35	0.43
25:DA:1122:G:H2'	25:DA:1122:G:N3	2.34	0.43
25:DA:2126:A:H4'	25:DA:2127:G:OP1	2.18	0.43
25:DA:2135:A:N6	25:DA:2156:G:H21	2.15	0.43
25:DA:2239:G:H5'	27:DD:251:GLY:CA	2.48	0.43
26:DB:40:U:C4	26:DB:43:C:OP2	2.71	0.43

*Continued on next page...*

*Continued from previous page...*

Atom-1	Atom-2	Interatomic distance (Å)	Clash overlap (Å)
26:DB:88:C:C6	26:DB:89:G:C8	3.07	0.43
28:DE:137:HIS:CB	28:DE:138:PRO:HD2	2.48	0.43
29:DF:29:ASN:N	29:DF:112:MET:CE	2.81	0.43
29:DF:36:VAL:HG11	29:DF:183:VAL:CG1	2.48	0.43
30:DG:64:THR:OG1	30:DG:94:LEU:HD13	2.18	0.43
38:DQ:83:LYS:HB3	38:DQ:84:GLN:HG2	1.99	0.43
39:DR:3:ARG:NE	39:DR:6:LEU:HD13	2.34	0.43
39:DR:21:GLU:O	39:DR:91:ARG:NH2	2.52	0.43
39:DR:61:PHE:CE2	39:DR:76:PHE:HB2	2.53	0.43
45:DV:70:LEU:HD11	45:DV:98:MET:CE	2.48	0.43
53:D7:34:ARG:NH1	53:D7:41:ARG:O	2.51	0.43
1:AA:439:A:C4	1:AA:496:A:C2	3.06	0.43
1:AA:562:C:C4	1:AA:884:U:C5	3.06	0.43
1:AA:619:U:C2	4:AG:135:LEU:HD22	2.53	0.43
1:AA:655:A:C2	1:AA:754:C:N4	2.87	0.43
1:AA:835:U:P	18:AU:60:ALA:HB3	2.58	0.43
1:AA:985:C:C2	1:AA:1221:G:C2	3.06	0.43
1:AA:1176:A:N6	1:AA:1177:G:C5	2.87	0.43
2:AE:147:LYS:HE2	2:AE:148:TYR:CE1	2.53	0.43
7:AJ:24:THR:HA	7:AJ:27:ILE:HG13	2.01	0.43
7:AJ:35:LYS:O	7:AJ:38:LEU:N	2.51	0.43
7:AJ:72:ARG:HG3	7:AJ:142:GLU:OE1	2.19	0.43
13:AP:25:ILE:HD11	13:AP:60:VAL:HG11	2.00	0.43
19:AV:9:VAL:O	19:AV:9:VAL:CG1	2.66	0.43
19:AV:41:VAL:HG23	19:AV:67:VAL:HG22	2.01	0.43
20:AW:9:ASN:ND2	20:AW:9:ASN:C	2.71	0.43
23:AC:19:G:C2	23:AC:59:A:C4	3.06	0.43
25:BA:50:U:H3'	25:BA:51:G:H5'	2.00	0.43
25:BA:142:G:H1'	43:BT:37:THR:HG22	1.99	0.43
25:BA:270(P):C:H2'	25:BA:270(Q):C:C6	2.53	0.43
25:BA:525:U:H5'	25:BA:556:G:OP1	2.19	0.43
25:BA:1049:C:C4	25:BA:1050:A:N1	2.87	0.43
25:BA:1680:U:C4	25:BA:1681:G:C6	3.07	0.43
25:BA:1899:G:O2'	25:BA:1900:A:O5'	2.31	0.43
25:BA:2025:C:H2'	25:BA:2026:C:H6	1.83	0.43
25:BA:2097:C:H2'	25:BA:2098:U:O4'	2.18	0.43
25:BA:2124:G:H2'	25:BA:2125:G:H5'	1.99	0.43
25:BA:2194:G:H2'	25:BA:2195:C:H6	1.83	0.43
25:BA:2312:U:H5'	30:BG:88:ILE:CG2	2.48	0.43
25:BA:2364:C:O2'	25:BA:2365:G:H5'	2.18	0.43
25:BA:2771:C:H2'	25:BA:2772:C:C6	2.53	0.43

*Continued on next page...*

*Continued from previous page...*

Atom-1	Atom-2	Interatomic distance (Å)	Clash overlap (Å)
25:BA:2850:A:C2'	25:BA:2851:A:O5'	2.67	0.43
26:BB:89:G:C6	26:BB:89(A):A:N1	2.87	0.43
27:BD:25:THR:HG21	27:BD:81:ALA:HA	2.01	0.43
28:BE:64:LYS:O	28:BE:70:ALA:HB2	2.18	0.43
28:BE:116:VAL:HG13	28:BE:122:PHE:HB2	1.99	0.43
30:BG:83:ARG:CB	30:BG:86:MET:HE2	2.48	0.43
35:BO:18:ARG:NH1	35:BO:21:ARG:HH11	2.16	0.43
36:BP:34:LEU:HD23	36:BP:104:PHE:HD1	1.83	0.43
37:B0:74:LYS:H	37:B0:74:LYS:HG2	1.49	0.43
39:BR:50:ILE:HD12	39:BR:50:ILE:HA	1.66	0.43
39:BR:53:ARG:NH1	39:BR:60:THR:OG1	2.51	0.43
42:BS:32:ALA:O	42:BS:36:LEU:HG	2.17	0.43
47:BZ:87:PRO:HG2	47:BZ:88:LYS:H	1.82	0.43
51:B5:40:LYS:CB	51:B5:46:CYS:SG	3.06	0.43
54:B8:60:LEU:O	54:B8:61:LEU:C	2.56	0.43
1:CA:87:A:C2	1:CA:88:C:C5	3.06	0.43
1:CA:652:U:C5	1:CA:752:G:N3	2.86	0.43
1:CA:983:A:H2	1:CA:984:C:C5	2.37	0.43
1:CA:1060:C:H4'	10:CM:51:ARG:HB3	1.99	0.43
1:CA:1380:U:C2	7:CJ:3:ARG:NH1	2.87	0.43
1:CA:1531:A:H8	1:CA:1531:A:H5''	1.84	0.43
4:CG:178:VAL:CG1	4:CG:179:GLU:H	2.31	0.43
5:CH:83:GLU:HB3	5:CH:88:LYS:CG	2.34	0.43
9:CL:3:GLN:NE2	9:CL:20:ARG:NH1	2.66	0.43
13:CP:17:VAL:O	13:CP:20:THR:N	2.46	0.43
17:CT:68:ARG:H	17:CT:70:ARG:NH1	2.17	0.43
19:CV:29:ARG:O	19:CV:30:LEU:HG	2.17	0.43
25:DA:138:G:C2'	25:DA:139:G:H5'	2.49	0.43
25:DA:374:A:C2	25:DA:401:A:C4	3.06	0.43
25:DA:609:A:H2'	25:DA:609(A):G:O4'	2.18	0.43
25:DA:833:U:H1'	35:DO:55:ARG:NH1	2.34	0.43
25:DA:856:C:O2'	25:DA:857:C:P	2.76	0.43
25:DA:1342:A:N1	25:DA:1397:U:C4	2.86	0.43
25:DA:1608:A:H1'	25:DA:1610:A:OP2	2.18	0.43
25:DA:2154:G:C2	25:DA:2155:G:C5	3.06	0.43
25:DA:2272:U:H5''	25:DA:2273:A:OP1	2.19	0.43
25:DA:2303:G:C2	25:DA:2314:C:C2	3.06	0.43
25:DA:2554:U:H6	25:DA:2554:U:C5'	2.30	0.43
26:DB:8:U:H6	26:DB:8:U:C5'	2.31	0.43
26:DB:88:C:H3'	26:DB:88:C:H6	1.84	0.43
27:DD:71:ASP:N	27:DD:71:ASP:OD2	2.52	0.43

*Continued on next page...*

*Continued from previous page...*

Atom-1	Atom-2	Interatomic distance (Å)	Clash overlap (Å)
29:DF:25:PRO:HB2	29:DF:27:GLU:N	2.32	0.43
29:DF:83:PHE:C	29:DF:84:VAL:HG13	2.21	0.43
31:DH:4:ILE:HG12	31:DH:7:LEU:HG	2.01	0.43
34:DN:68:GLU:CB	34:DN:78:ARG:HB3	2.48	0.43
37:D0:23:ASN:N	37:D0:23:ASN:ND2	2.66	0.43
37:D0:102:GLU:HG2	37:D0:102:GLU:O	2.17	0.43
38:DQ:25:ARG:NH2	38:DQ:40:ILE:HD12	2.33	0.43
39:DR:19:LEU:HA	39:DR:20:PRO:HD3	1.81	0.43
40:D1:94:ASN:O	40:D1:97:ASP:HB3	2.18	0.43
45:DV:19:ARG:NH1	45:DV:84:GLU:O	2.51	0.43
1:AA:66:G:H22	1:AA:172:A:H2	1.65	0.43
1:AA:273:A:N6	1:AA:274:A:C6	2.87	0.43
1:AA:345:C:O2'	1:AA:346:G:N2	2.51	0.43
1:AA:611:A:H61	1:AA:629:G:H1	1.67	0.43
1:AA:834:C:O2'	1:AA:835:U:H5'	2.19	0.43
1:AA:958:A:C6	1:AA:959:A:N1	2.87	0.43
1:AA:1036:G:C8	1:AA:1037:C:C4	3.07	0.43
1:AA:1275:A:C6	1:AA:1276:G:C5	3.07	0.43
1:AA:1435:G:H2'	1:AA:1436:U:H6	1.83	0.43
8:AK:103:VAL:HG21	8:AK:110:ALA:HB2	2.01	0.43
15:AR:66:LEU:HD12	15:AR:66:LEU:HA	1.82	0.43
18:AU:43:PHE:O	18:AU:51:LEU:HG	2.19	0.43
21:AX:15:ARG:CG	21:AX:15:ARG:NH1	2.66	0.43
22:AB:85:C:C5	25:BA:2555:U:C2	3.07	0.43
25:BA:411:G:H4'	25:BA:412:A:OP1	2.19	0.43
25:BA:611:C:C2'	25:BA:612:G:H5'	2.49	0.43
25:BA:989:G:N7	49:BX:13:ILE:HD11	2.34	0.43
25:BA:996:A:H4'	40:B1:92:ARG:NE	2.34	0.43
25:BA:1087:G:C5	25:BA:1089:G:H1'	2.53	0.43
25:BA:1271:G:O3'	25:BA:1272:A:H4'	2.18	0.43
25:BA:2283:C:N3	25:BA:2389:G:C2	2.86	0.43
25:BA:2309:A:N6	25:BA:2310:A:N6	2.67	0.43
25:BA:2318:G:N2	38:BQ:2:ALA:CA	2.82	0.43
25:BA:2517:C:C2	25:BA:2542:A:N6	2.87	0.43
25:BA:2645:G:N2	25:BA:2767:C:OP2	2.51	0.43
27:BD:34:VAL:C	27:BD:35:LYS:HG3	2.39	0.43
27:BD:92:ILE:HD12	27:BD:104:TYR:CD2	2.54	0.43
27:BD:172:TYR:CD1	27:BD:186:HIS:HA	2.53	0.43
29:BF:40:GLN:OE1	29:BF:184:TYR:CB	2.67	0.43
30:BG:67:LYS:CE	50:B4:6:HIS:NE2	2.82	0.43
33:BM:89:LYS:O	33:BM:93:THR:HG22	2.17	0.43

*Continued on next page...*

*Continued from previous page...*

Atom-1	Atom-2	Interatomic distance (Å)	Clash overlap (Å)
33:BM:114:ARG:O	33:BM:115:ARG:HB2	2.18	0.43
36:BP:66:ILE:O	36:BP:104:PHE:N	2.51	0.43
37:B0:72:ASP:O	37:B0:76:VAL:HG23	2.19	0.43
37:B0:104:ARG:HD3	37:B0:111:LEU:HD21	2.01	0.43
39:BR:22:PHE:CE1	39:BR:52:ILE:HD11	2.53	0.43
41:B2:3:ALA:HB1	41:B2:38:LEU:HD11	2.01	0.43
43:BT:9:LEU:O	48:BW:36:ARG:NE	2.51	0.43
44:BU:33:LYS:H	44:BU:33:LYS:HG3	1.58	0.43
45:BV:6:LYS:O	45:BV:7:ALA:HB2	2.17	0.43
45:BV:82:ARG:O	45:BV:82:ARG:HG3	2.17	0.43
51:B5:40:LYS:HZ3	51:B5:46:CYS:CB	2.32	0.43
1:CA:38:G:H4'	1:CA:547:A:N6	2.33	0.43
1:CA:115:G:H1'	1:CA:116:A:N7	2.34	0.43
1:CA:853:G:C2	1:CA:854:G:C8	3.07	0.43
1:CA:949:A:H1'	1:CA:1364:U:H3	1.83	0.43
1:CA:961:U:O2	1:CA:1201:A:N1	2.51	0.43
1:CA:1057:G:C5	1:CA:1204:A:C2	3.06	0.43
1:CA:1162:C:C2	1:CA:1175:G:N2	2.86	0.43
1:CA:1324:A:C6	1:CA:1325:C:C4	3.07	0.43
2:CE:21:ARG:HB3	2:CE:39:ILE:HA	1.98	0.43
7:CJ:78:ARG:HB2	7:CJ:156:TRP:HZ3	1.82	0.43
7:CJ:138:LYS:HE2	7:CJ:142:GLU:CD	2.39	0.43
9:CL:14:VAL:O	9:CL:65:VAL:HA	2.18	0.43
10:CM:3:LYS:HE2	10:CM:77:PRO:CD	2.48	0.43
10:CM:16:LEU:O	10:CM:20:ALA:HB3	2.19	0.43
10:CM:75:ILE:HG13	10:CM:76:ASN:N	2.33	0.43
16:CS:34:GLU:OE2	16:CS:55:ARG:HD3	2.19	0.43
20:CW:36:LEU:HD13	20:CW:36:LEU:HA	1.92	0.43
23:CD:22:A:N1	23:CD:47:G:H2'	2.33	0.43
23:CD:59:A:O2'	23:CD:61:U:H5	2.02	0.43
25:DA:66:C:C4	25:DA:67:U:C5	3.07	0.43
25:DA:460:A:P	53:D7:41:ARG:HH22	2.41	0.43
25:DA:527:C:H4'	25:DA:528:A:O5'	2.19	0.43
25:DA:807:U:C2	25:DA:808:G:C8	3.06	0.43
25:DA:986:C:O2'	25:DA:987:G:H5'	2.19	0.43
25:DA:1006:C:C2	25:DA:1138:G:C2	3.07	0.43
25:DA:1168:G:C2	25:DA:1182:A:C2	3.05	0.43
25:DA:1239:G:H2'	25:DA:1240:U:O4'	2.17	0.43
25:DA:1593:G:C2	25:DA:1594:G:C4	3.06	0.43
25:DA:2130:U:O2'	25:DA:2133:G:O2'	2.34	0.43
25:DA:2571:C:H6	25:DA:2571:C:H5''	1.84	0.43

*Continued on next page...*

*Continued from previous page...*

Atom-1	Atom-2	Interatomic distance (Å)	Clash overlap (Å)
27:DD:61:LEU:HD12	27:DD:61:LEU:HA	1.82	0.43
28:DE:3:GLY:HA3	28:DE:81:ILE:HD13	2.01	0.43
28:DE:33:VAL:HG11	28:DE:88:GLY:CA	2.48	0.43
30:DG:23:PHE:HB2	30:DG:25:TYR:CZ	2.54	0.43
35:DO:68:GLN:CG	54:D8:12:LYS:HG2	2.48	0.43
35:DO:97:PRO:HB3	35:DO:106:LEU:HD21	2.00	0.43
36:DP:112:GLU:H	36:DP:112:GLU:HG2	1.51	0.43
43:DT:67:GLY:O	43:DT:69:TYR:N	2.47	0.43
44:DU:12:THR:OG1	44:DU:26:LYS:HE2	2.17	0.43
1:AA:241:C:H42	1:AA:285:G:H1	1.66	0.43
1:AA:406:G:C6	1:AA:495:A:C8	3.06	0.43
1:AA:606:G:H2'	1:AA:606:G:N3	2.34	0.43
1:AA:691:G:H1'	1:AA:696:A:N6	2.34	0.43
1:AA:1047:G:O2'	1:AA:1048:G:H5'	2.18	0.43
1:AA:1320:C:N4	19:AV:36:ARG:HG3	2.33	0.43
1:AA:1376:U:H2'	1:AA:1377:A:C8	2.53	0.43
1:AA:1449:C:H2'	1:AA:1450:U:O4'	2.18	0.43
2:AE:82:ARG:HG2	2:AE:92:TYR:CE1	2.54	0.43
2:AE:82:ARG:HG2	2:AE:92:TYR:OH	2.18	0.43
3:AF:15:THR:HG23	3:AF:15:THR:O	2.19	0.43
8:AK:100:ILE:HA	8:AK:101:PRO:HD3	1.89	0.43
9:AL:111:ARG:O	9:AL:113:LYS:HD2	2.18	0.43
19:AV:37:ARG:H	19:AV:37:ARG:HG3	1.48	0.43
23:AC:59:A:N6	23:AC:62:C:O2	2.52	0.43
25:BA:404:C:C1'	25:BA:405:U:OP2	2.66	0.43
25:BA:898:C:C3'	25:BA:899:A:H5'	2.49	0.43
25:BA:943:U:OP2	35:BO:36:LYS:HE3	2.19	0.43
25:BA:1818:U:H4'	25:BA:1821:A:H1'	2.00	0.43
25:BA:2115:G:H2'	25:BA:2116:G:C8	2.43	0.43
25:BA:2364:C:H2'	25:BA:2365:G:O4'	2.18	0.43
25:BA:2389:G:H5''	25:BA:2390:U:O4'	2.18	0.43
25:BA:2591:C:P	27:BD:239:ARG:HG3	2.58	0.43
27:BD:33:LEU:CD1	27:BD:34:VAL:N	2.82	0.43
27:BD:45:ASN:OD1	27:BD:45:ASN:C	2.56	0.43
27:BD:48:ARG:O	27:BD:50:THR:HG23	2.18	0.43
30:BG:32:PRO:HG3	30:BG:163:ALA:HB2	2.01	0.43
30:BG:77:ILE:O	30:BG:78:SER:C	2.57	0.43
30:BG:145:THR:O	30:BG:146:TYR:HB3	2.18	0.43
31:BH:30:LYS:NZ	31:BH:83:TYR:HE2	2.16	0.43
35:BO:29:LYS:HB3	35:BO:30:THR:H	1.47	0.43
39:BR:16:ARG:HG3	39:BR:16:ARG:NH1	2.33	0.43

*Continued on next page...*

*Continued from previous page...*

Atom-1	Atom-2	Interatomic distance (Å)	Clash overlap (Å)
39:BR:91:ARG:O	39:BR:116:ALA:HA	2.18	0.43
1:CA:15:G:H4'	5:CH:24:ARG:HH12	1.83	0.43
1:CA:24:U:H2'	1:CA:25:C:C6	2.54	0.43
1:CA:39:G:N7	1:CA:547:A:H8	2.16	0.43
1:CA:123:C:O5'	1:CA:123:C:H6	2.00	0.43
1:CA:586:C:O2'	1:CA:878:G:H4'	2.19	0.43
1:CA:1002:G:H1	1:CA:1038:C:N4	2.17	0.43
1:CA:1252:A:H2'	1:CA:1253:G:O5'	2.19	0.43
3:CF:54:ARG:HB2	3:CF:69:HIS:CG	2.54	0.43
6:CI:2:ARG:NH2	6:CI:69:GLU:HG3	2.33	0.43
12:CO:47:LYS:CB	12:CO:48:PRO:CD	2.95	0.43
18:CU:87:ARG:HD3	18:CU:87:ARG:HA	1.70	0.43
19:CV:45:VAL:HA	19:CV:62:ILE:CG2	2.47	0.43
19:CV:48:THR:HG22	19:CV:61:TYR:CD1	2.54	0.43
20:CW:41:ILE:HG13	20:CW:41:ILE:H	1.59	0.43
23:CC:18:C:O2'	23:CC:19:G:C5'	2.66	0.43
25:DA:26:G:O2'	25:DA:27:G:H5'	2.19	0.43
25:DA:184:C:H2'	25:DA:185:U:C6	2.54	0.43
25:DA:479:A:N3	25:DA:481:G:H5''	2.33	0.43
25:DA:577:G:O2'	25:DA:1254:A:OP1	2.37	0.43
25:DA:590:A:H2'	25:DA:591:C:O4'	2.19	0.43
25:DA:616:A:C4	29:DF:180:GLY:HA2	2.54	0.43
25:DA:778:G:H2'	25:DA:779:U:H6	1.83	0.43
25:DA:797:C:H2'	25:DA:798:G:O4'	2.19	0.43
25:DA:1041:C:H2'	25:DA:1042:G:H8	1.83	0.43
25:DA:1225:C:H5''	41:D2:85:LYS:HD3	1.99	0.43
25:DA:1247:A:C2	25:DA:1249:U:C6	3.07	0.43
25:DA:1262:A:C2	51:D5:10:LYS:HE3	2.54	0.43
25:DA:1356:G:C6	25:DA:1357:U:C4	3.06	0.43
25:DA:1545:A:N7	25:DA:1545(A):A:C6	2.87	0.43
25:DA:1559:G:O2'	25:DA:1560:G:H5'	2.18	0.43
25:DA:2015:A:N3	51:D5:6:VAL:HG23	2.33	0.43
25:DA:2211:G:H3'	25:DA:2212:A:C2	2.52	0.43
25:DA:2656:U:C4	25:DA:2664:G:N2	2.86	0.43
25:DA:2658:C:H5''	31:DH:158:HIS:HE1	1.82	0.43
25:DA:2682:U:H5'	28:DE:11:MET:HB3	2.00	0.43
25:DA:2721:A:H1'	25:DA:2873:A:O2'	2.19	0.43
27:DD:31:LYS:HB2	27:DD:31:LYS:HZ2	1.82	0.43
27:DD:85:ASP:HA	27:DD:86:PRO:HD2	1.85	0.43
28:DE:47:VAL:O	28:DE:80:GLU:CB	2.67	0.43
28:DE:201:THR:C	28:DE:202:LYS:HD2	2.38	0.43

*Continued on next page...*



*Continued from previous page...*

Atom-1	Atom-2	Interatomic distance (Å)	Clash overlap (Å)
29:DF:102:PRO:O	29:DF:105:VAL:N	2.52	0.43
29:DF:182:ASN:O	29:DF:186:ILE:HG12	2.19	0.43
30:DG:161:THR:HG22	30:DG:163:ALA:N	2.13	0.43
32:DK:76:THR:CG2	32:DK:139:GLN:O	2.66	0.43
32:DK:128:LEU:HD13	32:DK:128:LEU:HA	1.85	0.43
34:DN:68:GLU:HB3	34:DN:78:ARG:HB3	2.00	0.43
36:DP:139:GLU:OE1	45:DV:76:LEU:HD21	2.18	0.43
43:DT:65:ARG:HB3	43:DT:70:LEU:HA	2.01	0.43
47:DZ:67:ILE:N	47:DZ:68:PRO:CD	2.80	0.43
51:D5:34:PRO:HG2	51:D5:35:GLU:OE2	2.19	0.43
54:D8:30:ARG:O	54:D8:30:ARG:CG	2.67	0.43
1:AA:31:G:O2'	1:AA:48:C:N4	2.51	0.43
1:AA:376:G:C5'	16:AS:5:ARG:HD2	2.45	0.43
1:AA:475:G:H2'	1:AA:476:G:C8	2.54	0.43
1:AA:560:U:H5'	1:AA:566:G:N2	2.34	0.43
1:AA:874:G:C6	1:AA:875:C:C4	3.07	0.43
1:AA:1279:A:H5'	10:AM:7:LYS:NZ	2.34	0.43
2:AE:80:ILE:CD1	2:AE:208:ILE:HG23	2.46	0.43
5:AH:100:VAL:HG23	5:AH:116:THR:O	2.18	0.43
9:AL:95:LYS:HE2	9:AL:95:LYS:HB2	1.67	0.43
10:AM:48:THR:HG23	10:AM:62:HIS:CG	2.54	0.43
20:AW:45:GLN:HB2	20:AW:91:LEU:HD13	2.00	0.43
22:AB:13:G:N2	22:AB:23:A:C8	2.87	0.43
23:AD:10:G:N1	23:AD:27:G:N2	2.67	0.43
23:AD:39:A:H2'	23:AD:40:C:O5'	2.19	0.43
25:BA:271(C):U:C2'	25:BA:271:G:OP1	2.66	0.43
25:BA:583:G:OP2	40:B1:10:ARG:HD2	2.19	0.43
25:BA:609:A:H2'	25:BA:609(A):G:O4'	2.18	0.43
25:BA:755:C:C2'	25:BA:756:C:H5'	2.49	0.43
25:BA:817:C:O2'	25:BA:839:U:H5''	2.19	0.43
25:BA:950:G:H2'	25:BA:951:C:C6	2.54	0.43
25:BA:1136:G:H2'	25:BA:1136:G:N3	2.34	0.43
25:BA:1474:C:H2'	25:BA:1475:G:H8	1.82	0.43
25:BA:1510:A:H2'	25:BA:1511:A:OP2	2.19	0.43
25:BA:1701:A:H2'	25:BA:1702:G:H5'	2.01	0.43
25:BA:1728:G:H5'	25:BA:1729:A:OP2	2.19	0.43
25:BA:1742:C:H5'	25:BA:1743:G:OP2	2.19	0.43
25:BA:2134:A:N6	25:BA:2157:G:C1'	2.79	0.43
25:BA:2401:U:H2'	25:BA:2402:C:H5''	2.01	0.43
25:BA:2699:C:H2'	25:BA:2700:C:O4'	2.19	0.43
25:BA:2749:A:O2'	31:BH:59:ARG:NE	2.52	0.43

*Continued on next page...*

*Continued from previous page...*

Atom-1	Atom-2	Interatomic distance (Å)	Clash overlap (Å)
25:BA:2755:C:HO2'	25:BA:2756:U:H6	1.67	0.43
25:BA:2810:A:H61	25:BA:2891:G:C2'	2.32	0.43
26:BB:24:G:N7	26:BB:56:G:H2'	2.33	0.43
27:BD:120:GLY:O	27:BD:123:ALA:HB2	2.18	0.43
27:BD:172:TYR:HD1	27:BD:185:VAL:C	2.21	0.43
28:BE:13:ARG:HG3	28:BE:13:ARG:H	1.65	0.43
28:BE:34:VAL:O	28:BE:34:VAL:HG23	2.19	0.43
29:BF:29:ASN:N	29:BF:112:MET:HE3	2.21	0.43
30:BG:67:LYS:HE2	50:B4:6:HIS:NE2	2.27	0.43
30:BG:112:PRO:HB3	50:B4:37:SER:OG	2.18	0.43
30:BG:112:PRO:CB	50:B4:37:SER:H	2.32	0.43
36:BP:4:PRO:HD3	36:BP:70:PRO:O	2.19	0.43
51:B5:3:LYS:O	51:B5:4:HIS:O	2.37	0.43
52:B6:15:GLU:OE1	52:B6:41:PRO:HB3	2.18	0.43
1:CA:160:A:H1'	1:CA:344:A:C5	2.54	0.43
1:CA:413:G:N2	1:CA:429:U:C6	2.86	0.43
1:CA:633:G:C6	1:CA:634:C:N3	2.86	0.43
1:CA:1157:A:N6	1:CA:1178:G:C2	2.87	0.43
2:CE:144:ARG:HG3	2:CE:145:LEU:N	2.33	0.43
2:CE:212:GLN:O	2:CE:216:SER:HB3	2.19	0.43
3:CF:180:ALA:HB1	3:CF:203:PHE:CE1	2.43	0.43
9:CL:70:LYS:O	9:CL:74:ILE:HG13	2.18	0.43
17:CT:11:VAL:HG11	17:CT:88:TYR:CD2	2.53	0.43
17:CT:65:ILE:HG22	17:CT:65:ILE:O	2.18	0.43
18:CU:53:ARG:HH21	18:CU:60:ALA:N	2.17	0.43
20:CW:64:ASP:OD1	20:CW:81:LYS:CD	2.67	0.43
23:CC:18:C:O2'	23:CC:19:G:H5''	2.19	0.43
24:C1:20:U:H2'	24:C1:21:U:C6	2.53	0.43
25:DA:818:G:H4'	25:DA:838:C:O3'	2.18	0.43
25:DA:846:C:N1	25:DA:847:U:C5	2.87	0.43
25:DA:1244:G:C2'	25:DA:1245:G:H5'	2.48	0.43
25:DA:1345:C:C2'	25:DA:1346:G:H5'	2.49	0.43
25:DA:1356:G:C5	25:DA:1357:U:C5	3.07	0.43
25:DA:1528:A:H2'	25:DA:1529:A:O4'	2.19	0.43
25:DA:2322:A:H2'	25:DA:2323:G:O4'	2.19	0.43
25:DA:2563:U:O2	25:DA:2565:A:H8	2.02	0.43
25:DA:2629:A:C8	25:DA:2895:U:C5	3.07	0.43
26:DB:89(A):A:C8	26:DB:90:C:H1'	2.53	0.43
27:DD:89:SER:HB2	27:DD:159:ALA:CB	2.49	0.43
27:DD:125:ILE:O	27:DD:126:GLN:HG3	2.18	0.43
29:DF:157:VAL:HA	29:DF:176:LEU:O	2.18	0.43

*Continued on next page...*

*Continued from previous page...*

Atom-1	Atom-2	Interatomic distance (Å)	Clash overlap (Å)
31:DH:109:PHE:CZ	31:DH:152:ARG:CD	3.01	0.43
32:DK:97:ILE:HD13	32:DK:140:LEU:HD22	2.01	0.43
33:DM:56:ASN:HA	33:DM:125:GLY:H	1.83	0.43
36:DP:23:GLY:HA2	36:DP:24:GLY:HA3	1.74	0.43
48:DW:50:ILE:O	48:DW:54:LYS:HB2	2.18	0.43
52:D6:28:ARG:HD2	52:D6:30:THR:O	2.19	0.43
54:D8:55:ALA:O	54:D8:58:ILE:HG12	2.18	0.43
1:AA:36:C:OP1	12:AO:123:LYS:NZ	2.35	0.43
1:AA:38:G:H4'	1:AA:547:A:N6	2.34	0.43
1:AA:431:A:H2'	1:AA:432:A:O4'	2.19	0.43
1:AA:509:A:H5''	4:AG:55:ALA:HB2	2.01	0.43
1:AA:856:C:H2'	1:AA:857:C:H5'	2.01	0.43
1:AA:1023:G:C3'	1:AA:1024:G:H5''	2.45	0.43
1:AA:1118:C:OP1	9:AL:9:ARG:HD3	2.19	0.43
1:AA:1263:C:O2'	1:AA:1264:C:H5'	2.19	0.43
3:AF:95:THR:HG22	3:AF:96:GLY:H	1.84	0.43
3:AF:189:ALA:O	3:AF:190:ARG:C	2.57	0.43
4:AG:79:PHE:HE1	4:AG:204:ILE:CG1	2.29	0.43
5:AH:91:LEU:HD12	5:AH:120:THR:CG2	2.48	0.43
12:AO:24:VAL:CG1	12:AO:98:TYR:HE2	2.32	0.43
13:AP:64:TRP:CD1	13:AP:64:TRP:N	2.87	0.43
14:AQ:3:ARG:HD3	14:AQ:3:ARG:HA	1.49	0.43
16:AS:12:LYS:O	16:AS:13:HIS:HB2	2.18	0.43
22:AB:53:A:H5''	22:AB:54:G:OP2	2.18	0.43
23:AD:53:G:H1	23:AD:63:C:H42	1.67	0.43
25:BA:8:A:H2'	25:BA:9:U:O4'	2.18	0.43
25:BA:67:U:O4	25:BA:74:A:N1	2.52	0.43
25:BA:382:G:N2	25:BA:393:C:C2	2.86	0.43
25:BA:986:C:C2'	25:BA:987:G:H5'	2.48	0.43
25:BA:1021:A:H3'	25:BA:1021:A:H8	1.83	0.43
25:BA:1263:U:H1'	51:B5:10:LYS:HG3	2.00	0.43
25:BA:1952:A:C6	34:BN:22:ILE:CD1	3.02	0.43
25:BA:2037:G:H2'	25:BA:2038:G:H8	1.83	0.43
25:BA:2147:G:H2'	25:BA:2148:G:O4'	2.19	0.43
25:BA:2212:A:N3	25:BA:2215:G:C2	2.87	0.43
25:BA:2262:U:H4'	25:BA:2328:A:H2	1.83	0.43
25:BA:2279:G:OP2	46:B3:11:ARG:NH2	2.51	0.43
25:BA:2881:C:O2'	37:B0:96:ARG:HA	2.18	0.43
26:BB:6:C:H2'	26:BB:7:G:H5''	2.01	0.43
27:BD:69:ARG:HH12	27:BD:117:VAL:HG13	1.84	0.43
27:BD:158:ALA:HB3	27:BD:161:THR:HG21	2.01	0.43

*Continued on next page...*

*Continued from previous page...*

Atom-1	Atom-2	Interatomic distance (Å)	Clash overlap (Å)
28:BE:75:VAL:CG2	28:BE:76:ARG:H	2.16	0.43
29:BF:34:TRP:CH2	35:BO:8:PRO:HB3	2.54	0.43
32:BK:88:ILE:HG22	32:BK:90:GLY:N	2.34	0.43
33:BM:130:HIS:HB3	33:BM:134:ARG:NH1	2.20	0.43
35:BO:26:GLY:O	35:BO:28:GLY:N	2.52	0.43
35:BO:64:LYS:CD	54:B8:25:MET:CE	2.81	0.43
36:BP:58:PHE:O	36:BP:58:PHE:CD1	2.72	0.43
44:BU:38:ILE:O	44:BU:38:ILE:HG12	2.19	0.43
44:BU:76:CYS:CB	44:BU:77:PRO:CD	2.97	0.43
46:B3:24:LYS:O	46:B3:25:ARG:HD3	2.18	0.43
50:B4:48:ARG:O	50:B4:51:ASP:HB3	2.18	0.43
1:CA:17:U:H2'	1:CA:18:C:C6	2.53	0.43
1:CA:197:A:N1	1:CA:221:C:H4'	2.33	0.43
1:CA:406:G:H5'	4:CG:5:ILE:CG2	2.49	0.43
1:CA:915:A:H2'	1:CA:916:G:O5'	2.19	0.43
1:CA:1205:U:C6	1:CA:1205:U:H3'	2.54	0.43
1:CA:1220:G:O3'	19:CV:36:ARG:HD3	2.18	0.43
1:CA:1327:C:H2'	1:CA:1328:C:H6	1.82	0.43
12:CO:117:ARG:NH2	12:CO:124:LYS:HA	2.33	0.43
25:DA:270(Q):C:H5'	25:DA:270(R):G:OP2	2.19	0.43
25:DA:464:U:H4'	53:D7:5:TRP:CZ3	2.54	0.43
25:DA:675:A:C4	25:DA:804:A:C2	3.07	0.43
25:DA:1000:A:N6	25:DA:1155:A:C8	2.87	0.43
25:DA:1225:C:O3'	41:D2:85:LYS:HD3	2.18	0.43
25:DA:1386:C:OP2	25:DA:1396:U:H5	2.02	0.43
25:DA:1418:G:OP1	25:DA:1588:C:O2'	2.36	0.43
25:DA:2115:G:H1'	25:DA:2171:A:C6	2.54	0.43
25:DA:2688:U:H1'	25:DA:2721:A:N6	2.33	0.43
25:DA:2773:C:OP1	28:DE:166:THR:OG1	2.36	0.43
26:DB:75:G:N1	26:DB:102:G:N2	2.67	0.43
27:DD:35:LYS:CE	27:DD:65:ILE:HG22	2.49	0.43
27:DD:267:SER:C	27:DD:269:PHE:N	2.71	0.43
28:DE:8:LYS:CE	28:DE:188:VAL:HG13	2.48	0.43
28:DE:36:ARG:NH2	28:DE:88:GLY:CA	2.81	0.43
29:DF:4:VAL:CG1	29:DF:17:ARG:HE	2.31	0.43
30:DG:111:LEU:O	30:DG:117:PHE:CD2	2.71	0.43
32:DK:41:GLU:H	32:DK:41:GLU:HG3	1.53	0.43
33:DM:128:HIS:HE2	33:DM:134:ARG:CD	2.30	0.43
34:DN:79:PHE:HD2	39:DR:72:VAL:HG22	1.84	0.43
39:DR:16:ARG:HH21	39:DR:19:LEU:HD11	1.83	0.43
40:D1:58:ARG:HA	40:D1:61:TRP:CE3	2.54	0.43

*Continued on next page...*

*Continued from previous page...*

Atom-1	Atom-2	Interatomic distance (Å)	Clash overlap (Å)
42:DS:59:VAL:HG13	42:DS:60:ASN:N	2.33	0.43
47:DZ:4:VAL:HG12	47:DZ:11:ARG:CB	2.46	0.43
54:D8:58:ILE:HG12	54:D8:58:ILE:H	1.66	0.43
1:AA:24:U:O2'	1:AA:25:C:H5'	2.19	0.43
1:AA:102:G:C6	1:AA:103:C:C4	3.07	0.43
1:AA:232:G:H1'	1:AA:262:A:N1	2.33	0.43
1:AA:547:A:OP2	4:AG:2:GLY:HA2	2.18	0.43
1:AA:823:G:H21	8:AK:1:MET:CE	2.19	0.43
1:AA:974:A:O2'	1:AA:975:A:OP2	2.34	0.43
1:AA:1028(A):C:N3	1:AA:1028(B):C:N4	2.66	0.43
1:AA:1111:A:N6	3:AF:177:THR:HA	2.33	0.43
3:AF:108:ASN:ND2	3:AF:144:SER:OG	2.51	0.43
4:AG:4:TYR:CZ	4:AG:5:ILE:O	2.72	0.43
6:AI:23:LYS:HB2	6:AI:23:LYS:NZ	2.34	0.43
6:AI:75:LEU:HD22	6:AI:79:LEU:HG	2.00	0.43
9:AL:22:GLY:O	9:AL:57:GLY:O	2.37	0.43
11:AN:99:GLN:HG2	11:AN:105:VAL:HG21	2.01	0.43
12:AO:38:THR:O	12:AO:79:GLU:HG3	2.18	0.43
14:AQ:26:ARG:HD2	14:AQ:47:LEU:HD11	2.00	0.43
16:AS:20:VAL:HG22	16:AS:32:TYR:HB2	2.01	0.43
17:AT:26:GLN:HG2	17:AT:37:LYS:HG2	2.00	0.43
19:AV:30:LEU:H	19:AV:30:LEU:CD1	2.31	0.43
19:AV:42:PRO:HD3	50:B4:63:TYR:CE1	2.54	0.43
19:AV:44:MET:O	19:AV:47:HIS:HB2	2.19	0.43
23:AC:17:C:O2'	23:AC:18:C:OP1	2.32	0.43
23:AD:8:U:C5	23:AD:13:C:N4	2.86	0.43
25:BA:76:C:HO2'	48:BW:62:THR:HG21	1.83	0.43
25:BA:455:C:N3	25:BA:472:A:H2'	2.34	0.43
25:BA:495:G:H1'	42:BS:57:ASN:HD21	1.83	0.43
25:BA:618:G:H2'	25:BA:618(A):C:O4'	2.19	0.43
25:BA:834:C:C2'	25:BA:835:A:H5'	2.49	0.43
25:BA:856:C:H2'	25:BA:857:C:O5'	2.18	0.43
25:BA:989:G:C5	49:BX:13:ILE:HD12	2.54	0.43
25:BA:1026:U:O2	25:BA:1027:A:H3'	2.18	0.43
25:BA:1448:G:N2	25:BA:1449:A:N6	2.67	0.43
25:BA:1541:U:O2'	25:BA:1542:G:H5'	2.19	0.43
25:BA:1582:C:H2'	25:BA:1583:A:O4'	2.18	0.43
25:BA:1590:U:H2'	25:BA:1591:G:H8	1.81	0.43
25:BA:1925:C:O2'	25:BA:1926:U:H5'	2.18	0.43
25:BA:2701:C:H2'	25:BA:2702:U:H2'	2.01	0.43
25:BA:2822:G:H2'	25:BA:2823:A:H5''	2.01	0.43

*Continued on next page...*

*Continued from previous page...*

Atom-1	Atom-2	Interatomic distance (Å)	Clash overlap (Å)
25:BA:2881:C:N4	25:BA:2882:A:N6	2.66	0.43
26:BB:89(A):A:H8	26:BB:89(A):A:O5'	2.00	0.43
31:BH:161:GLY:O	31:BH:163:TYR:CD1	2.72	0.43
32:BK:73:GLU:HG3	32:BK:137:PRO:CD	2.46	0.43
34:BN:22:ILE:HD12	34:BN:22:ILE:HA	1.63	0.43
34:BN:23:ARG:HG3	34:BN:24:VAL:H	1.83	0.43
35:BO:21:ARG:HB3	35:BO:22:GLY:H	1.57	0.43
39:BR:124:ASP:O	39:BR:127:ALA:N	2.52	0.43
42:BS:29:LEU:O	42:BS:33:ARG:HG3	2.19	0.43
43:BT:26:TYR:HB3	43:BT:92:LEU:HD12	2.00	0.43
51:B5:36:CYS:SG	51:B5:48:GLU:O	2.77	0.43
53:B7:23:ARG:HH11	53:B7:23:ARG:HG2	1.83	0.43
54:B8:61:LEU:O	54:B8:62:LEU:HB2	2.18	0.43
1:CA:397:A:H3'	1:CA:397:A:N3	2.34	0.43
1:CA:578:C:C2	1:CA:579:G:C8	3.07	0.43
1:CA:720:C:O2	18:CU:71:LYS:NZ	2.43	0.43
1:CA:1342:C:H4'	9:CL:125:TYR:HB3	2.01	0.43
3:CF:164:ARG:HH12	3:CF:166:GLU:CD	2.22	0.43
3:CF:182:ILE:HG23	3:CF:202:ILE:O	2.19	0.43
4:CG:118:ARG:HB2	4:CG:118:ARG:HH21	1.83	0.43
4:CG:126:ILE:HG22	4:CG:127:THR:N	2.34	0.43
6:CI:14:LEU:HB2	6:CI:18:GLN:OE1	2.19	0.43
9:CL:45:ALA:O	9:CL:48:GLU:HB2	2.19	0.43
9:CL:97:LYS:HG3	9:CL:98:PRO:CD	2.49	0.43
12:CO:110:VAL:HG21	12:CO:120:TYR:HB3	2.01	0.43
13:CP:19:LEU:O	13:CP:22:ILE:HG13	2.19	0.43
18:CU:70:ILE:O	18:CU:74:ARG:HG3	2.19	0.43
22:CB:70:G:C3'	22:CB:71:U:C6	3.01	0.43
23:CD:8:U:C5	23:CD:13:C:C4	3.06	0.43
23:CD:23:G:C2	23:CD:24:C:C2	3.07	0.43
25:DA:5:A:H61	25:DA:2898:U:H3	1.66	0.43
25:DA:15:G:C2	25:DA:16:G:C8	3.06	0.43
25:DA:30:G:C5	25:DA:31:C:C4	3.07	0.43
25:DA:329:G:C5	44:DU:19:LYS:HG2	2.54	0.43
25:DA:392:C:H5''	25:DA:409:C:H5''	2.00	0.43
25:DA:454:A:H4'	25:DA:455:C:OP2	2.18	0.43
25:DA:558:G:P	33:DM:111:PRO:HD2	2.59	0.43
25:DA:654(A):A:C2	25:DA:654(U):A:N3	2.87	0.43
25:DA:755:C:H2'	25:DA:756:C:H6	1.83	0.43
25:DA:1005:C:O2	25:DA:1143:A:C6	2.71	0.43
25:DA:1048:A:OP2	25:DA:1109:C:N4	2.52	0.43

*Continued on next page...*

*Continued from previous page...*

Atom-1	Atom-2	Interatomic distance (Å)	Clash overlap (Å)
25:DA:1300:U:C4'	25:DA:1301:A:H5''	2.44	0.43
25:DA:1319:G:C6	25:DA:1320:C:N4	2.87	0.43
25:DA:1416:G:C2'	25:DA:1417:C:H6	2.32	0.43
25:DA:1416:G:HO2'	25:DA:1417:C:H6	1.67	0.43
25:DA:1445:C:H2'	25:DA:1446:C:C6	2.53	0.43
25:DA:1557:C:OP2	25:DA:1558:A:O2'	2.36	0.43
25:DA:1779:U:C6	25:DA:1783:A:N7	2.87	0.43
25:DA:2092:U:H4'	25:DA:2093:G:O5'	2.19	0.43
25:DA:2134:A:O2'	25:DA:2159:G:N2	2.52	0.43
25:DA:2136:C:H2'	25:DA:2137:C:C6	2.54	0.43
25:DA:2574:G:O2'	28:DE:143:ASN:HB3	2.19	0.43
25:DA:2658:C:H5''	31:DH:158:HIS:CE1	2.54	0.43
28:DE:48:GLN:CG	28:DE:78:LEU:HB2	2.49	0.43
29:DF:51:THR:CG2	29:DF:92:PRO:HD2	2.48	0.43
31:DH:37:VAL:HG22	31:DH:38:SER:H	1.84	0.43
32:DK:145:VAL:O	32:DK:146:ALA:HB3	2.19	0.43
34:DN:2:ILE:HD11	34:DN:82:ASN:ND2	2.34	0.43
34:DN:119:PRO:HB2	39:DR:68:TYR:CE2	2.54	0.43
35:DO:97:PRO:HG3	35:DO:112:LEU:HB2	2.01	0.43
36:DP:61:GLY:HA2	36:DP:62:GLY:HA3	1.71	0.43
38:DQ:93:LYS:HB2	38:DQ:93:LYS:HE3	1.72	0.43
39:DR:33:LYS:HE2	39:DR:42:ILE:HD11	2.01	0.43
41:D2:19:LYS:H	41:D2:19:LYS:HG3	1.49	0.43
47:DZ:6:GLU:O	47:DZ:91:LYS:HE2	2.18	0.43
47:DZ:82:LEU:HB2	47:DZ:83:GLU:H	1.69	0.43
48:DW:17:SER:CB	48:DW:21:LEU:H	2.32	0.43
50:D4:32:TYR:HB3	50:D4:33:VAL:H	1.59	0.43
50:D4:42:PHE:O	50:D4:43:TYR:HB3	2.18	0.43
52:D6:34:LEU:O	52:D6:35:GLU:HB2	2.18	0.43
1:AA:687:A:H2'	1:AA:701:C:H41	1.84	0.42
1:AA:1202:G:H2'	1:AA:1203:C:O5'	2.18	0.42
1:AA:1310:G:O2'	1:AA:1311:G:H5'	2.18	0.42
1:AA:1417:G:N2	1:AA:1482:G:H2'	2.34	0.42
4:AG:108:LEU:HD12	4:AG:174:LEU:HD13	2.01	0.42
4:AG:145:GLU:HB2	4:AG:184:LYS:HZ2	1.84	0.42
9:AL:77:ILE:O	9:AL:81:ILE:HG12	2.19	0.42
17:AT:27:PHE:CE1	17:AT:36:ILE:HD11	2.54	0.42
19:AV:43:GLU:H	19:AV:43:GLU:HG2	1.42	0.42
25:BA:96:G:C2	25:BA:97:C:C6	3.06	0.42
25:BA:221:A:C4	25:BA:266:G:N7	2.87	0.42
25:BA:343:C:O2'	25:BA:344:G:H5'	2.18	0.42

*Continued on next page...*

*Continued from previous page...*

Atom-1	Atom-2	Interatomic distance (Å)	Clash overlap (Å)
25:BA:882:G:H1	25:BA:894:C:H42	1.67	0.42
25:BA:984:A:H5''	25:BA:985:C:H5	1.84	0.42
25:BA:1062:G:C2'	25:BA:1063:G:C8	2.98	0.42
25:BA:1209:G:N2	25:BA:1210:A:H62	2.14	0.42
25:BA:1263:U:O2'	51:B5:11:THR:HG23	2.18	0.42
25:BA:1468:C:O2'	25:BA:1469:A:H5'	2.19	0.42
25:BA:1825:A:O4'	27:BD:254:THR:HG21	2.19	0.42
25:BA:2116:G:OP1	25:BA:2165:G:N2	2.50	0.42
25:BA:2156:G:H2'	25:BA:2157:G:N3	2.34	0.42
25:BA:2428:G:H5''	25:BA:2429:G:OP1	2.19	0.42
31:BH:10:PRO:C	31:BH:11:VAL:HG13	2.39	0.42
32:BK:14:ASP:C	32:BK:15:VAL:HG22	2.39	0.42
32:BK:92:VAL:O	32:BK:92:VAL:HG22	2.19	0.42
33:BM:134:ARG:O	33:BM:136:GLU:N	2.52	0.42
35:BO:106:LEU:O	35:BO:106:LEU:HD22	2.19	0.42
36:BP:26:TYR:CE2	36:BP:28:ALA:HB2	2.52	0.42
38:BQ:106:ARG:HH22	38:BQ:107:GLU:HB2	1.77	0.42
40:B1:47:TYR:CD2	40:B1:47:TYR:C	2.92	0.42
41:B2:8:GLY:O	41:B2:10:LYS:HE3	2.19	0.42
41:B2:35:LEU:C	41:B2:37:VAL:N	2.72	0.42
42:BS:45:TYR:CD2	42:BS:45:TYR:C	2.91	0.42
43:BT:11:PRO:HB3	43:BT:92:LEU:CD2	2.49	0.42
1:CA:255:G:O3'	17:CT:17:LYS:HD2	2.20	0.42
1:CA:422:C:O2'	1:CA:423:G:N3	2.51	0.42
1:CA:959:A:H5''	1:CA:960:U:OP2	2.19	0.42
1:CA:974:A:P	14:CQ:41:ARG:HH22	2.42	0.42
1:CA:1084:G:C5	1:CA:1085:U:C4	3.07	0.42
1:CA:1128:C:O2'	1:CA:1129:C:P	2.73	0.42
1:CA:1294:G:C2'	1:CA:1295:G:H5'	2.49	0.42
3:CF:95:THR:O	3:CF:95:THR:HG22	2.19	0.42
9:CL:114:TYR:CE1	10:CM:60:ARG:O	2.71	0.42
13:CP:2:ALA:N	50:D4:32:TYR:HH	2.17	0.42
18:CU:44:LEU:CD2	18:CU:79:LEU:HD13	2.49	0.42
19:CV:11:VAL:HG21	19:CV:16:LEU:HD11	2.01	0.42
23:CC:14:A:C6	23:CC:23:G:C5	3.07	0.42
25:DA:207:A:H2'	25:DA:208:C:O4'	2.19	0.42
25:DA:270(H):C:H2'	25:DA:270(I):G:H8	1.84	0.42
25:DA:270(R):G:H2'	25:DA:270(S):G:H8	1.84	0.42
25:DA:311:A:C6	25:DA:328:U:C4	3.07	0.42
25:DA:483:A:H5''	44:DU:49:VAL:HA	2.01	0.42
25:DA:607:U:C2	25:DA:621:A:N1	2.86	0.42

*Continued on next page...*



*Continued from previous page...*

Atom-1	Atom-2	Interatomic distance (Å)	Clash overlap (Å)
25:DA:777:A:C2	25:DA:778:G:C8	3.07	0.42
25:DA:833:U:O2	35:DO:55:ARG:NH2	2.51	0.42
25:DA:909:A:C4	25:DA:912:C:C5	3.07	0.42
25:DA:943:U:OP2	35:DO:36:LYS:CE	2.66	0.42
25:DA:1043:C:H42	25:DA:1112:G:H1	1.67	0.42
25:DA:1639:U:C2'	25:DA:1640:C:H5'	2.49	0.42
25:DA:1919:A:H5''	25:DA:1920:C:OP2	2.19	0.42
25:DA:2464:C:C2	25:DA:2487:G:C2	3.07	0.42
25:DA:2548:G:C2'	25:DA:2549:G:O5'	2.67	0.42
25:DA:2667:C:N3	31:DH:110:SER:OG	2.43	0.42
25:DA:2690:C:OP2	25:DA:2690:C:H6	2.02	0.42
26:DB:80:U:H2'	26:DB:81:G:H21	1.83	0.42
31:DH:89:ILE:HG21	31:DH:129:THR:HG22	2.01	0.42
38:DQ:49:VAL:HG23	38:DQ:80:LEU:HD12	2.01	0.42
40:D1:17:ILE:HG23	40:D1:39:LEU:HD12	2.01	0.42
40:D1:112:ARG:HD3	41:D2:47:VAL:HG11	2.01	0.42
43:DT:64:LYS:HD3	43:DT:73:ARG:CZ	2.49	0.42
44:DU:61:ILE:HG22	44:DU:62:GLU:OE2	2.18	0.42
48:DW:15:LYS:HA	48:DW:67:LYS:NZ	2.34	0.42
53:D7:43:THR:HG23	53:D7:44:PRO:HD2	2.01	0.42
54:D8:32:LEU:HB2	54:D8:33:ASN:H	1.64	0.42
54:D8:37:SER:O	54:D8:39:LYS:O	2.37	0.42
1:AA:533:A:C2	1:AA:536:C:C6	3.07	0.42
1:AA:782:A:C8	1:AA:783:C:C5	3.07	0.42
1:AA:1219:U:OP1	14:AQ:19:ARG:NH2	2.39	0.42
1:AA:1434:A:H2'	1:AA:1435:G:O4'	2.20	0.42
2:AE:178:ARG:HH11	2:AE:178:ARG:HB2	1.84	0.42
7:AJ:21:VAL:HG23	7:AJ:22:LEU:N	2.34	0.42
15:AR:74:ASP:CB	15:AR:77:ARG:HG2	2.48	0.42
22:AB:24:C:C6	22:AB:24:C:C3'	3.02	0.42
25:BA:116:C:C2'	25:BA:117:G:O5'	2.67	0.42
25:BA:908:C:O2'	25:BA:909:A:H5'	2.19	0.42
25:BA:947:G:N3	25:BA:984:A:H2	2.17	0.42
25:BA:1005:C:O2'	33:BM:28:THR:HG21	2.19	0.42
25:BA:1458:C:H4'	25:BA:1459:G:O5'	2.18	0.42
25:BA:1525:G:O2'	25:BA:1526:G:O5'	2.20	0.42
25:BA:1931:U:C5	25:BA:1969:A:N7	2.81	0.42
25:BA:1976:U:O5'	25:BA:1976:U:H6	2.02	0.42
25:BA:2050:C:H2'	25:BA:2051:A:C8	2.55	0.42
25:BA:2168:G:N2	25:BA:2170:A:C8	2.87	0.42
25:BA:2199:A:H3'	25:BA:2205:C:C6	2.49	0.42

*Continued on next page...*

*Continued from previous page...*

Atom-1	Atom-2	Interatomic distance (Å)	Clash overlap (Å)
25:BA:2250:G:C5	36:BP:82:ARG:HD3	2.54	0.42
25:BA:2286:A:H8	52:B6:37:ARG:HH11	1.66	0.42
25:BA:2401:U:O2	25:BA:2402:C:C5	2.72	0.42
25:BA:2528:U:H2'	25:BA:2530:A:O5'	2.19	0.42
25:BA:2875:C:O2'	39:BR:5:ALA:CB	2.67	0.42
30:BG:61:ALA:O	50:B4:7:PRO:HG3	2.18	0.42
31:BH:6:ARG:NE	31:BH:54:ARG:HH12	2.17	0.42
39:BR:74:ARG:NH1	39:BR:74:ARG:CG	2.73	0.42
40:B1:92:ARG:HH21	41:B2:10:LYS:HG2	1.85	0.42
41:B2:39:LEU:O	41:B2:40:LEU:CD2	2.67	0.42
44:BU:96:ILE:HG23	44:BU:101:LYS:CG	2.36	0.42
45:BV:171:ILE:HG22	45:BV:171:ILE:O	2.19	0.42
50:B4:15:ILE:HG13	50:B4:32:TYR:HA	2.00	0.42
51:B5:40:LYS:CG	51:B5:46:CYS:HB3	2.48	0.42
51:B5:42:PRO:O	51:B5:44:THR:N	2.52	0.42
53:B7:15:THR:HG22	53:B7:16:HIS:CE1	2.54	0.42
1:CA:76:G:C6	1:CA:77:C:C4	3.07	0.42
1:CA:502:G:C2	1:CA:503:C:C2	3.07	0.42
1:CA:543:C:C2'	1:CA:544:G:H5'	2.48	0.42
1:CA:593:G:C2	1:CA:647:C:O2	2.72	0.42
1:CA:1097:C:OP1	2:CE:137:ARG:NH2	2.53	0.42
1:CA:1127:G:H2	1:CA:1144:G:N2	2.18	0.42
1:CA:1152:A:OP1	10:CM:68:HIS:CE1	2.72	0.42
1:CA:1199:U:H4'	10:CM:54:PHE:CD1	2.54	0.42
1:CA:1250:A:H4'	9:CL:68:GLY:H	1.83	0.42
1:CA:1300:G:C6	1:CA:1334:G:C5	3.06	0.42
1:CA:1386:G:H2'	1:CA:1387:G:H8	1.84	0.42
2:CE:168:THR:HG23	2:CE:192:SER:CB	2.49	0.42
4:CG:59:ARG:NH2	4:CG:66:ARG:HH12	2.17	0.42
8:CK:13:ILE:O	8:CK:17:THR:HG23	2.19	0.42
8:CK:58:TYR:O	8:CK:59:LEU:HD23	2.18	0.42
10:CM:46:ARG:HA	10:CM:64:GLU:HA	2.01	0.42
16:CS:43:LYS:HA	16:CS:48:TRP:HB3	2.01	0.42
23:CC:14:A:C4	23:CC:23:G:C2	3.07	0.42
23:CC:50:G:N1	23:CC:51:U:O2	2.51	0.42
25:DA:362:U:C6	25:DA:362:U:C3'	3.03	0.42
25:DA:702:G:C2	25:DA:731:C:C2	3.07	0.42
25:DA:1019:U:HO2'	25:DA:1021:A:H2	1.59	0.42
25:DA:1043:C:H2'	25:DA:1044:G:C5'	2.49	0.42
25:DA:1131:G:N2	25:DA:1132:A:N3	2.67	0.42
25:DA:1140:C:H4'	25:DA:1143:A:N7	2.34	0.42

*Continued on next page...*

*Continued from previous page...*

Atom-1	Atom-2	Interatomic distance (Å)	Clash overlap (Å)
25:DA:1360:A:N6	25:DA:1371:G:H1'	2.35	0.42
25:DA:1416:G:O2'	25:DA:1417:C:C6	2.72	0.42
25:DA:1935:G:H1'	25:DA:1964:G:N2	2.34	0.42
25:DA:2015:A:N3	51:D5:6:VAL:CG2	2.83	0.42
25:DA:2209:C:C2	25:DA:2216:G:C2	3.07	0.42
25:DA:2393:A:H4'	35:DO:62:LEU:N	2.33	0.42
25:DA:2439:A:H5'	25:DA:2439:A:H8	1.75	0.42
26:DB:41:U:C4	30:DG:70:VAL:HG23	2.54	0.42
28:DE:54:GLN:HA	28:DE:54:GLN:NE2	2.34	0.42
28:DE:131:ALA:HB1	28:DE:135:HIS:CE1	2.53	0.42
29:DF:79:GLY:HA2	29:DF:86:GLY:CA	2.48	0.42
32:DK:104:GLN:HE21	32:DK:104:GLN:HB2	1.68	0.42
36:DP:28:ALA:O	36:DP:29:PHE:CG	2.71	0.42
38:DQ:97:ARG:O	38:DQ:100:ALA:HB3	2.19	0.42
43:DT:66:LEU:HD23	43:DT:66:LEU:HA	1.81	0.42
51:D5:31:VAL:CG1	51:D5:42:PRO:HG3	2.48	0.42
1:AA:60:A:H4'	1:AA:61:G:OP1	2.18	0.42
1:AA:540:G:H2'	1:AA:541:G:O4'	2.19	0.42
1:AA:1125:U:O4	10:AM:5:ARG:CD	2.68	0.42
1:AA:1149:C:P	9:AL:9:ARG:NH2	2.91	0.42
1:AA:1372:U:OP1	9:AL:72:GLY:N	2.50	0.42
2:AE:95:GLN:HE21	2:AE:147:LYS:HE3	1.84	0.42
3:AF:126:ARG:CG	3:AF:126:ARG:NH1	2.65	0.42
4:AG:100:ARG:NH1	4:AG:137:SER:HA	2.35	0.42
8:AK:10:LEU:N	8:AK:10:LEU:HD23	2.34	0.42
8:AK:51:VAL:HG23	8:AK:52:ASP:N	2.34	0.42
8:AK:64:LYS:O	8:AK:65:TYR:CD1	2.72	0.42
11:AN:91:ARG:HG3	11:AN:91:ARG:HH11	1.83	0.42
17:AT:67:LYS:O	17:AT:68:ARG:HB3	2.19	0.42
19:AV:66:MET:HB3	19:AV:74:PHE:HZ	1.83	0.42
23:AC:77:A:C5'	23:AC:77:A:H8	2.32	0.42
23:AD:23:G:H2'	23:AD:24:C:H6	1.84	0.42
25:BA:24:G:O2'	25:BA:25:U:H5'	2.19	0.42
25:BA:783:A:C8	25:BA:783:A:C3'	3.02	0.42
25:BA:1070:A:H2'	25:BA:1097:U:OP1	2.20	0.42
25:BA:1665:A:C2'	25:BA:1666:G:H5'	2.49	0.42
25:BA:1705:G:C6	25:BA:1706:U:C4	3.07	0.42
25:BA:2169:A:C5	25:BA:2170:A:C2	3.07	0.42
25:BA:2401:U:H2'	25:BA:2402:C:H6	1.85	0.42
25:BA:2584:U:O2	25:BA:2584:U:O4'	2.37	0.42
27:BD:181:GLU:CB	27:BD:272:ALA:HB3	2.49	0.42

*Continued on next page...*

*Continued from previous page...*

Atom-1	Atom-2	Interatomic distance (Å)	Clash overlap (Å)
32:BK:14:ASP:O	32:BK:15:VAL:HG22	2.18	0.42
33:BM:39:ARG:HA	33:BM:40:PRO:HD3	1.85	0.42
36:BP:66:ILE:H	36:BP:104:PHE:HA	1.83	0.42
37:B0:98:LEU:HD11	51:B5:54:GLY:HA3	2.01	0.42
38:BQ:66:ALA:O	38:BQ:69:VAL:HG13	2.19	0.42
44:BU:42:VAL:CG2	44:BU:67:LEU:HD11	2.49	0.42
45:BV:105:VAL:CG1	45:BV:140:ASP:HB3	2.50	0.42
45:BV:164:ALA:O	45:BV:165:VAL:CG1	2.66	0.42
48:BW:42:GLY:C	48:BW:44:LEU:H	2.21	0.42
51:B5:3:LYS:HA	51:B5:3:LYS:CE	2.40	0.42
53:B7:8:ASN:ND2	53:B7:11:LYS:N	2.52	0.42
1:CA:16:A:N1	1:CA:919:A:C2	2.85	0.42
1:CA:188:U:O2'	1:CA:189:U:C5'	2.65	0.42
1:CA:302:G:H4'	12:CO:17:LYS:HE3	2.01	0.42
1:CA:342:C:H42	1:CA:347:G:H1	1.68	0.42
1:CA:450:G:H2'	1:CA:451:A:OP1	2.19	0.42
1:CA:484:G:C8	1:CA:486:U:C2	3.07	0.42
1:CA:900:A:H2'	1:CA:901:A:C8	2.54	0.42
1:CA:937:A:C2	1:CA:1379:G:O6	2.72	0.42
1:CA:1084:G:C4	1:CA:1085:U:C5	3.08	0.42
1:CA:1148:U:C4	1:CA:1149:C:C2	3.07	0.42
1:CA:1286:A:C2	21:CX:18:TYR:OH	2.72	0.42
1:CA:1368:G:C2'	1:CA:1369:C:H5'	2.50	0.42
3:CF:90:GLU:O	3:CF:93:LYS:HB3	2.19	0.42
4:CG:4:TYR:O	4:CG:4:TYR:CG	2.72	0.42
8:CK:112:LEU:HD12	8:CK:114:THR:CG2	2.50	0.42
12:CO:28:LYS:O	12:CO:29:GLY:C	2.57	0.42
22:CB:26:C:C4	22:CB:27:G:C2	3.08	0.42
23:CD:15:G:C5	23:CD:16:C:H5	2.36	0.42
23:CD:31:G:N2	23:CD:42:C:N3	2.66	0.42
25:DA:363(B):G:C2	25:DA:363(C):G:C4	3.08	0.42
25:DA:977:G:O6	25:DA:987:G:C6	2.72	0.42
25:DA:1204:A:N1	25:DA:1241:A:N1	2.67	0.42
25:DA:1575:C:H2'	25:DA:1576:U:C6	2.55	0.42
25:DA:2012:G:P	42:DS:11:ARG:HH22	2.42	0.42
25:DA:2121:G:H2'	25:DA:2122:U:C6	2.54	0.42
25:DA:2335:A:N7	25:DA:2337:G:C5	2.87	0.42
26:DB:40:U:H1'	26:DB:46:A:N1	2.34	0.42
28:DE:66:HIS:CE1	28:DE:71:GLY:HA2	2.54	0.42
32:DK:76:THR:HG23	32:DK:77:LEU:N	2.34	0.42
35:DO:21:ARG:HE	35:DO:21:ARG:CA	2.20	0.42

*Continued on next page...*

*Continued from previous page...*

Atom-1	Atom-2	Interatomic distance (Å)	Clash overlap (Å)
35:DO:97:PRO:HG3	35:DO:112:LEU:HD12	1.99	0.42
36:DP:43:THR:HG22	36:DP:94:VAL:HG12	2.00	0.42
36:DP:102:VAL:O	36:DP:102:VAL:CG1	2.66	0.42
38:DQ:42:ASP:C	38:DQ:44:LYS:H	2.22	0.42
43:DT:63:LYS:H	43:DT:63:LYS:CE	2.27	0.42
47:DZ:92:LYS:O	47:DZ:94:LEU:N	2.52	0.42
53:D7:1:MET:HA	53:D7:1:MET:CE	2.49	0.42
1:AA:647:C:C4	1:AA:648:A:N7	2.88	0.42
1:AA:685:G:H5'	11:AN:39:PRO:O	2.19	0.42
1:AA:690:G:H22	11:AN:55:LYS:NZ	2.17	0.42
1:AA:799:G:C6	1:AA:800:G:C4	3.07	0.42
1:AA:858:G:N1	1:AA:870:U:OP2	2.48	0.42
1:AA:967:C:H4'	9:AL:125:TYR:CE2	2.53	0.42
1:AA:1060:C:P	14:AQ:45:ARG:HH22	2.42	0.42
1:AA:1254:C:H41	10:AM:43:ARG:NH1	2.12	0.42
1:AA:1342:C:H2'	1:AA:1343:G:C8	2.55	0.42
1:AA:1368:G:H5''	9:AL:112:LYS:HB3	2.00	0.42
4:AG:19:LEU:HD21	4:AG:21:LEU:HD12	2.01	0.42
4:AG:86:LYS:HD2	4:AG:86:LYS:N	2.34	0.42
4:AG:162:LEU:CD1	4:AG:181:MET:HB3	2.49	0.42
5:AH:152:ARG:HA	8:AK:64:LYS:HZ2	1.84	0.42
7:AJ:23:VAL:HG13	7:AJ:43:PHE:CE2	2.55	0.42
11:AN:30:VAL:HG21	11:AN:65:ALA:HA	2.00	0.42
23:AC:19:G:C6	23:AC:59:A:C6	3.07	0.42
25:BA:540:G:H3'	25:BA:541:C:H6	1.84	0.42
25:BA:1063:G:C4	25:BA:1064:C:C5	3.07	0.42
25:BA:1449:A:H8	25:BA:1449:A:OP2	2.00	0.42
25:BA:1471:A:H2'	25:BA:1471:A:N3	2.35	0.42
25:BA:1498:C:O4'	25:BA:1577:C:H4'	2.19	0.42
25:BA:2205:C:H42	25:BA:2219:G:H1	1.68	0.42
25:BA:2219:G:H2'	25:BA:2224:G:C5'	2.50	0.42
25:BA:2394:C:OP1	35:BO:62:LEU:CA	2.67	0.42
25:BA:2525:G:N3	25:BA:2525:G:H2'	2.34	0.42
25:BA:2697:G:H2'	25:BA:2698:U:O4'	2.19	0.42
25:BA:2746:U:C2'	25:BA:2747:G:H5'	2.50	0.42
26:BB:59:A:H2'	26:BB:60:C:C6	2.51	0.42
26:BB:82:G:C2'	26:BB:83:G:H5'	2.49	0.42
28:BE:8:LYS:HD2	28:BE:188:VAL:HG22	2.00	0.42
28:BE:152:LYS:HD3	33:BM:77:GLY:HA3	2.02	0.42
30:BG:7:LEU:HB2	30:BG:104:GLU:CD	2.39	0.42
31:BH:154:PRO:O	31:BH:155:SER:CB	2.67	0.42

*Continued on next page...*

*Continued from previous page...*

Atom-1	Atom-2	Interatomic distance (Å)	Clash overlap (Å)
34:BN:26:LYS:O	34:BN:27:GLY:O	2.38	0.42
35:BO:75:ILE:CG1	35:BO:77:ARG:NH1	2.82	0.42
37:B0:117:VAL:HG13	37:B0:118:GLU:N	2.35	0.42
38:BQ:70:GLY:HA2	38:BQ:101:LEU:HD13	2.01	0.42
39:BR:11:GLU:OE1	39:BR:11:GLU:CA	2.67	0.42
43:BT:29:TRP:CZ3	43:BT:78:LYS:CG	3.02	0.42
44:BU:45:VAL:HG12	44:BU:60:PHE:CD1	2.54	0.42
46:B3:64:ASP:HB2	46:B3:85:ALA:HB2	2.02	0.42
52:B6:28:ARG:HH12	52:B6:30:THR:HG22	1.84	0.42
1:CA:189:U:C4	17:CT:72:ARG:CZ	3.03	0.42
1:CA:720:C:O5'	1:CA:720:C:H6	2.03	0.42
1:CA:754:C:H1'	15:CR:69:TYR:CG	2.54	0.42
1:CA:1252:A:C2'	1:CA:1253:G:O5'	2.67	0.42
1:CA:1281:U:H3'	1:CA:1282:C:H5	1.83	0.42
2:CE:163:PHE:HE1	2:CE:215:LEU:HD22	1.85	0.42
3:CF:173:VAL:HG12	3:CF:175:LEU:CD2	2.49	0.42
4:CG:24:GLU:OE1	4:CG:112:VAL:HG21	2.19	0.42
4:CG:110:PHE:CZ	4:CG:182:LYS:HA	2.54	0.42
5:CH:147:ASP:N	5:CH:147:ASP:OD2	2.49	0.42
8:CK:5:PRO:O	8:CK:8:ASP:HB3	2.19	0.42
12:CO:47:LYS:HB3	12:CO:48:PRO:CD	2.42	0.42
12:CO:100:ILE:HG22	12:CO:101:VAL:N	2.33	0.42
13:CP:29:ARG:HD3	13:CP:64:TRP:CE2	2.54	0.42
13:CP:34:LEU:HD13	13:CP:41:PRO:HA	2.02	0.42
23:CC:15:G:C4	23:CC:60:A:C2	3.08	0.42
23:CC:61:U:H6	23:CC:61:U:H2'	1.65	0.42
25:DA:319:C:C2	25:DA:333:G:N2	2.87	0.42
25:DA:1484:G:C6	25:DA:1485:G:C5	3.07	0.42
25:DA:1614:A:H61	42:DS:88:ARG:H	1.67	0.42
25:DA:1915:U:H2'	25:DA:1916:A:O4'	2.20	0.42
25:DA:1952:A:C6	34:DN:22:ILE:HD12	2.54	0.42
25:DA:2211:G:N3	25:DA:2211:G:C2'	2.82	0.42
25:DA:2324:C:H5''	25:DA:2325:G:H5'	2.02	0.42
25:DA:2415:G:C3'	35:DO:66:GLY:HA3	2.50	0.42
26:DB:75:G:C5'	26:DB:75:G:C8	2.98	0.42
28:DE:7:VAL:CG2	39:DR:1:MET:HE3	2.49	0.42
28:DE:47:VAL:HG23	28:DE:84:PHE:O	2.20	0.42
29:DF:66:PRO:O	29:DF:67:GLN:CG	2.67	0.42
29:DF:116:ASP:OD2	35:DO:1:MET:N	2.53	0.42
30:DG:4:ASP:O	30:DG:5:VAL:HB	2.19	0.42
30:DG:116:ASP:O	30:DG:117:PHE:HB3	2.19	0.42

*Continued on next page...*

*Continued from previous page...*

Atom-1	Atom-2	Interatomic distance (Å)	Clash overlap (Å)
32:DK:101:LEU:CD2	32:DK:101:LEU:N	2.82	0.42
33:DM:73:THR:HA	33:DM:83:LYS:O	2.20	0.42
35:DO:9:ASN:O	35:DO:10:PRO:C	2.56	0.42
35:DO:147:LEU:O	35:DO:148:LEU:HD23	2.19	0.42
36:DP:75:THR:CG2	36:DP:88:GLY:HA3	2.49	0.42
38:DQ:88:ASP:CG	38:DQ:89:ARG:N	2.72	0.42
39:DR:3:ARG:HG2	39:DR:6:LEU:HB2	2.01	0.42
40:D1:92:ARG:NE	41:D2:11:GLN:HB2	2.34	0.42
44:DU:61:ILE:CG2	44:DU:62:GLU:H	2.29	0.42
45:DV:76:LEU:N	45:DV:76:LEU:CD2	2.81	0.42
45:DV:115:GLY:N	45:DV:177:PRO:HG2	2.34	0.42
1:AA:789:U:O2	1:AA:789:U:O4'	2.34	0.42
1:AA:981:U:H5	1:AA:982:U:HO2'	1.67	0.42
1:AA:1038:C:C2'	1:AA:1039:C:H5'	2.50	0.42
1:AA:1128:C:C5	1:AA:1139:G:C5	3.07	0.42
1:AA:1346:A:O3'	1:AA:1347:G:H4'	2.19	0.42
2:AE:21:ARG:HB2	2:AE:39:ILE:CA	2.50	0.42
2:AE:112:VAL:O	2:AE:115:LEU:N	2.52	0.42
6:AI:43:LEU:N	6:AI:43:LEU:CD1	2.82	0.42
7:AJ:9:VAL:HG13	7:AJ:94:ARG:NE	2.34	0.42
8:AK:94:TYR:CE1	8:AK:132:GLU:HB2	2.53	0.42
11:AN:77:MET:CE	11:AN:80:VAL:HG12	2.49	0.42
17:AT:17:LYS:CG	17:AT:47:PRO:HA	2.48	0.42
18:AU:53:ARG:HH21	18:AU:60:ALA:N	2.17	0.42
23:AD:15:G:C2	23:AD:49:C:O2	2.72	0.42
25:BA:270(B):A:N7	25:BA:270(X):G:N2	2.63	0.42
25:BA:280:C:N3	25:BA:361:G:C2	2.87	0.42
25:BA:879:G:OP2	25:BA:879:G:C8	2.73	0.42
25:BA:1056:G:HO2'	25:BA:1057:A:P	2.42	0.42
25:BA:1188:U:C4'	41:B2:79:VAL:CG2	2.97	0.42
25:BA:1533:C:H3'	25:BA:1534:G:H5''	2.01	0.42
25:BA:1789:A:H2'	25:BA:1790:C:O4'	2.19	0.42
25:BA:2212:A:H2'	25:BA:2213:U:OP2	2.19	0.42
25:BA:2335:A:O2'	25:BA:2336:A:OP2	2.29	0.42
25:BA:2751:G:N1	31:BH:3:ARG:HB3	2.34	0.42
26:BB:42:C:O3'	30:BG:67:LYS:CE	2.68	0.42
26:BB:90:C:OP2	36:BP:16:ARG:NH2	2.51	0.42
27:BD:79:VAL:HG12	27:BD:113:VAL:HA	2.01	0.42
27:BD:147:LEU:HD13	27:BD:155:LEU:HD11	2.01	0.42
30:BG:62:LEU:HD12	30:BG:62:LEU:HA	1.80	0.42
32:BK:86:THR:HA	32:BK:123:LEU:HD12	2.01	0.42

*Continued on next page...*

*Continued from previous page...*

Atom-1	Atom-2	Interatomic distance (Å)	Clash overlap (Å)
33:BM:22:THR:O	33:BM:61:ARG:O	2.37	0.42
38:BQ:65:VAL:O	38:BQ:69:VAL:HG12	2.20	0.42
39:BR:16:ARG:HG3	39:BR:16:ARG:HH11	1.85	0.42
41:B2:24:LYS:HA	41:B2:92:THR:HG23	2.00	0.42
41:B2:47:VAL:O	41:B2:48:GLY:O	2.37	0.42
45:BV:172:ALA:O	45:BV:173:ALA:HB2	2.20	0.42
54:B8:58:ILE:HA	54:B8:61:LEU:HD11	2.01	0.42
1:CA:219:C:H2'	1:CA:220:G:O4'	2.20	0.42
1:CA:298:A:H5''	1:CA:299:G:OP2	2.20	0.42
1:CA:1127:G:C1'	1:CA:1147:C:H42	2.31	0.42
1:CA:1225:A:OP2	1:CA:1225:A:C8	2.71	0.42
2:CE:114:ARG:O	2:CE:118:LEU:HG	2.20	0.42
4:CG:32:ALA:HA	4:CG:35:ARG:HB2	2.01	0.42
9:CL:3:GLN:O	9:CL:88:TYR:HE1	2.03	0.42
10:CM:69:ASN:O	10:CM:70:ARG:CG	2.66	0.42
12:CO:23:LYS:H	12:CO:23:LYS:CE	2.32	0.42
13:CP:88:ARG:O	13:CP:92:HIS:ND1	2.46	0.42
14:CQ:34:TYR:CE2	14:CQ:44:LEU:HD21	2.55	0.42
17:CT:89:LEU:HD23	17:CT:89:LEU:HA	1.91	0.42
23:CD:23:G:N2	23:CD:24:C:C2	2.87	0.42
25:DA:125:G:H1'	53:D7:13:ALA:HB1	2.01	0.42
25:DA:146:G:H2'	25:DA:147:U:O4'	2.19	0.42
25:DA:311:A:H2	25:DA:331:A:H5''	1.85	0.42
25:DA:360:G:O2'	25:DA:361:G:H5'	2.20	0.42
25:DA:669:G:O2'	25:DA:670:A:O5'	2.36	0.42
25:DA:729:G:H2'	25:DA:1775:U:H1'	2.00	0.42
25:DA:867:C:C4	25:DA:868:U:C5	3.08	0.42
25:DA:892:G:N7	25:DA:893:C:N4	2.67	0.42
25:DA:1005:C:C2	25:DA:1143:A:C2	3.07	0.42
25:DA:1088:A:H3'	25:DA:1088:A:N3	2.34	0.42
25:DA:1204:A:HO2'	25:DA:1205:U:P	2.42	0.42
25:DA:1835:G:H5''	25:DA:1836:C:OP2	2.19	0.42
25:DA:2141:G:C2'	25:DA:2142:C:H5'	2.50	0.42
25:DA:2572:A:N7	28:DE:144:ARG:HD2	2.35	0.42
26:DB:10:C:C2'	26:DB:11:C:H5'	2.49	0.42
26:DB:109:G:C4	26:DB:110:G:C8	3.08	0.42
27:DD:132:PRO:HG3	27:DD:190:TYR:CE1	2.55	0.42
28:DE:3:GLY:HA3	28:DE:81:ILE:HD11	2.01	0.42
30:DG:67:LYS:HE3	50:D4:6:HIS:CD2	2.54	0.42
31:DH:136:ILE:H	31:DH:136:ILE:CD1	2.31	0.42
36:DP:3:MET:HA	36:DP:4:PRO:HD3	1.89	0.42

*Continued on next page...*



*Continued from previous page...*

Atom-1	Atom-2	Interatomic distance (Å)	Clash overlap (Å)
36:DP:42:ILE:HD13	36:DP:97:VAL:CG2	2.50	0.42
38:DQ:18:ILE:O	38:DQ:21:THR:CG2	2.68	0.42
38:DQ:35:ILE:CD1	38:DQ:101:LEU:HD23	2.41	0.42
42:DS:27:LYS:O	42:DS:71:VAL:HG23	2.20	0.42
42:DS:72:LYS:HB3	42:DS:106:ILE:O	2.20	0.42
43:DT:81:VAL:O	43:DT:81:VAL:HG23	2.19	0.42
1:AA:49:U:O2'	1:AA:50:A:OP1	2.36	0.42
1:AA:652:U:O2'	1:AA:653:A:C5'	2.68	0.42
1:AA:745:C:OP1	1:AA:851:G:O2'	2.37	0.42
1:AA:1256:A:N6	1:AA:1278:U:OP2	2.52	0.42
2:AE:21:ARG:HB2	2:AE:38:GLY:C	2.39	0.42
3:AF:70:VAL:HG12	3:AF:71:ALA:N	2.34	0.42
3:AF:91:LEU:HD23	3:AF:91:LEU:HA	1.88	0.42
7:AJ:26:PHE:CB	7:AJ:62:PHE:HZ	2.32	0.42
9:AL:29:ASN:OD1	9:AL:65:VAL:N	2.48	0.42
9:AL:114:TYR:HD1	10:AM:60:ARG:H	1.61	0.42
10:AM:33:GLN:HB2	10:AM:75:ILE:HD11	2.01	0.42
11:AN:104:GLN:O	11:AN:104:GLN:HG3	2.18	0.42
19:AV:40:ILE:HG12	19:AV:41:VAL:N	2.35	0.42
23:AD:15:G:C2'	23:AD:60:A:C2	3.03	0.42
25:BA:21:A:C2'	25:BA:22:C:H5'	2.49	0.42
25:BA:288:C:H2'	25:BA:289:A:C8	2.55	0.42
25:BA:322:A:C5	25:BA:340:A:C2	3.08	0.42
25:BA:674:G:H1'	29:BF:74:ARG:HH11	1.85	0.42
25:BA:760:G:H4'	25:BA:1776:G:OP1	2.20	0.42
25:BA:879:G:N2	25:BA:898:C:N3	2.59	0.42
25:BA:962:G:H2'	25:BA:963:U:C6	2.54	0.42
25:BA:1162:G:H1'	41:B2:23:GLU:OE2	2.19	0.42
25:BA:1171:G:C6	25:BA:1174:A:N6	2.87	0.42
25:BA:1475:G:C2	25:BA:1519:G:C2	3.08	0.42
25:BA:2312:U:O2'	30:BG:40:ASN:ND2	2.45	0.42
25:BA:2681:C:C1'	25:BA:2682:U:OP2	2.67	0.42
25:BA:2877:G:O2'	25:BA:2878:U:H5'	2.18	0.42
26:BB:13:A:N6	26:BB:70:C:H5'	2.35	0.42
28:BE:111:ARG:HG2	37:B0:1:MET:SD	2.60	0.42
31:BH:68:THR:O	31:BH:72:ILE:HG13	2.19	0.42
34:BN:98:VAL:HG23	34:BN:99:PHE:N	2.34	0.42
35:BO:19:VAL:HG21	35:BO:32:THR:HB	2.00	0.42
37:B0:74:LYS:O	37:B0:76:VAL:N	2.50	0.42
40:B1:78:THR:O	40:B1:79:PHE:C	2.57	0.42
42:BS:8:ARG:O	42:BS:9:TYR:HB2	2.19	0.42

*Continued on next page...*

*Continued from previous page...*

Atom-1	Atom-2	Interatomic distance (Å)	Clash overlap (Å)
44:BU:42:VAL:CG1	44:BU:65:ALA:HB3	2.49	0.42
52:B6:21:TYR:N	52:B6:21:TYR:CD2	2.88	0.42
1:CA:52:G:O2'	1:CA:53:A:H5'	2.20	0.42
1:CA:914:A:C2'	1:CA:915:A:H5'	2.49	0.42
1:CA:1148:U:H2'	1:CA:1149:C:O4'	2.19	0.42
1:CA:1177:G:H2'	1:CA:1178:G:N3	2.34	0.42
2:CE:7:VAL:HG22	2:CE:8:LYS:N	2.27	0.42
2:CE:197:VAL:HG12	2:CE:200:ILE:CG1	2.49	0.42
5:CH:79:GLU:HA	5:CH:91:LEU:O	2.20	0.42
10:CM:63:PHE:CD1	14:CQ:57:ARG:O	2.70	0.42
12:CO:26:ALA:O	12:CO:27:LEU:HD12	2.20	0.42
22:CB:5:A:H61	22:CB:79:U:H3	1.66	0.42
22:CB:37:G:C5	22:CB:38:G:N7	2.88	0.42
23:CD:4:G:N2	23:CD:71:G:C4	2.88	0.42
25:DA:329:G:N7	44:DU:19:LYS:HG2	2.35	0.42
25:DA:383:U:O2	25:DA:385:C:N4	2.53	0.42
25:DA:817:C:O2'	25:DA:839:U:OP1	2.36	0.42
25:DA:1005:C:C1'	25:DA:1143:A:H2	2.21	0.42
25:DA:1060:U:O4'	25:DA:1062:G:H5'	2.20	0.42
25:DA:1067:A:H5''	25:DA:1068:G:OP2	2.18	0.42
25:DA:1914:C:O2	25:DA:1914:C:O4'	2.37	0.42
25:DA:1944:U:O2	25:DA:1955:U:H5''	2.19	0.42
25:DA:2300:G:C2	25:DA:2317:C:O2	2.73	0.42
25:DA:2332:U:H5'	46:D3:43:THR:CG2	2.50	0.42
25:DA:2348:U:O4	25:DA:2382:G:N1	2.52	0.42
25:DA:2625:G:H2'	25:DA:2626:C:C6	2.55	0.42
26:DB:15:A:H1'	26:DB:109:G:N9	2.34	0.42
26:DB:79:C:H2'	26:DB:80:U:O4'	2.20	0.42
31:DH:41:MET:HB3	31:DH:42:ARG:H	1.68	0.42
31:DH:109:PHE:HZ	31:DH:152:ARG:CD	2.32	0.42
34:DN:2:ILE:HG13	34:DN:8:LEU:HD11	2.01	0.42
35:DO:138:LEU:HD13	35:DO:138:LEU:C	2.39	0.42
36:DP:4:PRO:HD3	36:DP:70:PRO:O	2.19	0.42
40:D1:75:ASN:HD22	40:D1:78:THR:HG23	1.83	0.42
43:DT:7:VAL:HG12	43:DT:30:VAL:HG12	2.00	0.42
43:DT:64:LYS:HE2	43:DT:64:LYS:HB3	1.68	0.42
46:D3:56:ASP:OD1	46:D3:58:THR:OG1	2.38	0.42
1:AA:5:U:H1'	1:AA:6:G:C6	2.54	0.42
1:AA:31:G:H2'	1:AA:48:C:N4	2.35	0.42
1:AA:255:G:O6	1:AA:266:G:O6	2.37	0.42
1:AA:1256:A:N3	1:AA:1277:C:C4	2.88	0.42

*Continued on next page...*

*Continued from previous page...*

Atom-1	Atom-2	Interatomic distance (Å)	Clash overlap (Å)
1:AA:1498:U:H1'	1:AA:1499:A:OP2	2.19	0.42
2:AE:88:ALA:O	2:AE:226:ARG:NH1	2.51	0.42
2:AE:134:GLU:O	2:AE:138:LEU:HG	2.18	0.42
3:AF:23:TYR:CD2	3:AF:23:TYR:C	2.93	0.42
3:AF:188:LEU:HD22	3:AF:188:LEU:HA	1.77	0.42
5:AH:152:ARG:HA	8:AK:64:LYS:NZ	2.35	0.42
6:AI:1:MET:HB3	6:AI:66:GLU:HG3	2.01	0.42
8:AK:104:ARG:HD2	8:AK:138:TRP:CG	2.54	0.42
19:AV:65:ASN:HD22	19:AV:65:ASN:N	2.04	0.42
23:AD:19:G:N2	23:AD:56:U:O2	2.53	0.42
23:AD:57:C:H2'	23:AD:58:A:O4'	2.20	0.42
25:BA:116:C:H2'	25:BA:117:G:O5'	2.20	0.42
25:BA:249:C:H4'	25:BA:250:G:O5'	2.20	0.42
25:BA:901:A:H5'	25:BA:902:C:OP2	2.20	0.42
25:BA:986:C:O2'	25:BA:987:G:H5'	2.20	0.42
25:BA:1056:G:O2'	25:BA:1057:A:OP2	2.31	0.42
25:BA:1060:U:C4	25:BA:1062:G:H4'	2.54	0.42
25:BA:1265:A:C8	25:BA:1267:U:C2	3.08	0.42
25:BA:1591:G:H2'	25:BA:1592:C:C6	2.55	0.42
25:BA:1701:A:C2'	25:BA:1702:G:H5'	2.50	0.42
25:BA:1773:A:C2'	25:BA:1774:C:H5'	2.50	0.42
25:BA:1870:C:O2	25:BA:1870:C:C2'	2.63	0.42
25:BA:1973:G:H2'	25:BA:1974:C:C6	2.53	0.42
25:BA:2061:G:N2	25:BA:2062:A:C2	2.85	0.42
25:BA:2063:C:O2	25:BA:2450:A:N1	2.53	0.42
25:BA:2147:G:H3'	25:BA:2147:G:H8	1.83	0.42
25:BA:2334:G:H4'	25:BA:2335:A:OP2	2.20	0.42
26:BB:13:A:C6	26:BB:70:C:H5'	2.54	0.42
28:BE:181:LEU:HA	28:BE:181:LEU:HD12	1.70	0.42
32:BK:101:LEU:HA	32:BK:104:GLN:HB2	2.02	0.42
35:BO:10:PRO:HB2	35:BO:11:GLY:H	1.64	0.42
41:B2:91:TYR:CD1	41:B2:91:TYR:C	2.93	0.42
45:BV:139:VAL:HG13	45:BV:155:LEU:HD21	2.01	0.42
48:BW:17:SER:CB	48:BW:18:PRO:CD	2.98	0.42
52:B6:28:ARG:HB3	52:B6:30:THR:H	1.83	0.42
54:B8:8:LYS:HA	54:B8:8:LYS:HD2	1.67	0.42
1:CA:485:G:H2'	1:CA:486:U:OP2	2.20	0.42
1:CA:787:A:C2'	1:CA:788:U:H5'	2.49	0.42
1:CA:812:C:H4'	1:CA:813:U:H5'	2.01	0.42
1:CA:1103:C:O2'	2:CE:108:ILE:HD13	2.20	0.42
1:CA:1104:G:C4	1:CA:1105:A:C8	3.07	0.42

*Continued on next page...*

*Continued from previous page...*

Atom-1	Atom-2	Interatomic distance (Å)	Clash overlap (Å)
1:CA:1145:C:H5'	1:CA:1146:A:OP1	2.18	0.42
1:CA:1414:U:H2'	1:CA:1415:G:C8	2.55	0.42
2:CE:17:PHE:HD1	2:CE:17:PHE:HA	1.71	0.42
2:CE:168:THR:HG23	2:CE:192:SER:HB3	2.00	0.42
3:CF:28:GLN:CB	3:CF:32:LEU:HD12	2.49	0.42
5:CH:9:LYS:HD2	5:CH:9:LYS:HA	1.81	0.42
7:CJ:149:ARG:HD3	11:CN:59:TYR:CZ	2.55	0.42
10:CM:28:ARG:CZ	10:CM:34:VAL:HB	2.49	0.42
11:CN:31:THR:HG23	11:CN:31:THR:O	2.20	0.42
11:CN:115:PRO:C	11:CN:117:ASN:H	2.22	0.42
15:CR:56:LEU:HD21	25:DA:715:G:C2	2.55	0.42
19:CV:79:THR:O	19:CV:79:THR:OG1	2.29	0.42
22:CB:76:U:O4	22:CB:77:C:C4	2.73	0.42
23:CC:27:G:H1	23:CC:46:G:N2	2.17	0.42
25:DA:273(E):U:C2'	25:DA:273(F):C:H5'	2.50	0.42
25:DA:384:U:H2'	25:DA:385:C:H6	1.84	0.42
25:DA:459:U:H5''	53:D7:40:TRP:CG	2.55	0.42
25:DA:953:A:H2'	25:DA:954:G:H8	1.85	0.42
25:DA:977:G:C2	25:DA:978:G:C8	3.07	0.42
25:DA:1093:G:H2'	25:DA:1094:U:H5'	2.02	0.42
25:DA:1639:U:O2'	25:DA:1640:C:H5'	2.19	0.42
25:DA:1729:A:C2	25:DA:1730:U:H5	2.38	0.42
25:DA:1758:G:C2	25:DA:2696:U:H5'	2.54	0.42
25:DA:1777:U:C2	25:DA:1778:U:C5	3.08	0.42
25:DA:2228:G:OP1	27:DD:261:LYS:NZ	2.43	0.42
25:DA:2292:C:P	38:DQ:17:ARG:NH2	2.93	0.42
25:DA:2311:A:O2'	30:DG:88:ILE:HD12	2.18	0.42
25:DA:2681:C:C5	25:DA:2727:G:C2	3.07	0.42
29:DF:38:ARG:HG3	29:DF:38:ARG:HH11	1.84	0.42
30:DG:81:LYS:HB3	30:DG:82:LEU:H	1.68	0.42
30:DG:146:TYR:CD2	30:DG:146:TYR:O	2.73	0.42
32:DK:107:VAL:HG13	32:DK:108:THR:N	2.35	0.42
33:DM:30:ILE:HG21	33:DM:120:LEU:CD1	2.49	0.42
37:D0:21:TYR:OH	37:D0:43:GLU:HG2	2.19	0.42
44:DU:102:CYS:HB3	44:DU:103:GLY:H	1.41	0.42
45:DV:11:GLU:O	45:DV:36:LYS:NZ	2.47	0.42
50:D4:58:ARG:C	50:D4:61:ARG:H	2.23	0.42
52:D6:16:CYS:O	52:D6:44:ARG:NH2	2.52	0.42
53:D7:26:GLY:O	53:D7:30:VAL:HG23	2.20	0.42
1:AA:5:U:O2	1:AA:5:U:C2'	2.61	0.42
1:AA:49:U:O2'	1:AA:50:A:P	2.78	0.42

*Continued on next page...*

*Continued from previous page...*

Atom-1	Atom-2	Interatomic distance (Å)	Clash overlap (Å)
1:AA:201:C:N4	1:AA:209:U:C2	2.87	0.42
1:AA:1054:C:O2'	1:AA:1055:A:O5'	2.32	0.42
1:AA:1240:U:OP2	7:AJ:116:ALA:N	2.41	0.42
2:AE:158:LEU:O	2:AE:158:LEU:HD12	2.20	0.42
4:AG:13:ARG:HG2	4:AG:13:ARG:H	1.35	0.42
4:AG:70:ILE:HG23	4:AG:75:PHE:HB2	2.02	0.42
4:AG:107:ARG:NH2	4:AG:194:LEU:HD11	2.33	0.42
7:AJ:51:GLN:O	7:AJ:54:THR:O	2.38	0.42
7:AJ:113:GLU:H	7:AJ:113:GLU:HG2	1.62	0.42
7:AJ:115:ARG:O	7:AJ:118:VAL:HG12	2.20	0.42
9:AL:18:PHE:HB2	9:AL:62:TYR:HB3	2.02	0.42
9:AL:111:ARG:NH2	10:AM:62:HIS:CE1	2.88	0.42
10:AM:45:ARG:O	10:AM:64:GLU:HA	2.18	0.42
11:AN:34:ASP:HA	11:AN:40:ILE:HD11	2.01	0.42
13:AP:45:VAL:O	13:AP:48:LEU:HD22	2.20	0.42
16:AS:14:ASN:O	16:AS:15:PRO:O	2.38	0.42
20:AW:71:THR:O	20:AW:72:LEU:C	2.58	0.42
24:A1:13:U:O2	24:A1:13:U:C2'	2.63	0.42
25:BA:107:C:H2'	25:BA:108:U:C6	2.55	0.42
25:BA:278:A:H2'	25:BA:279:C:C6	2.54	0.42
25:BA:654(B):C:H2'	25:BA:654(C):G:O4'	2.19	0.42
25:BA:878:A:N1	25:BA:879:G:C2	2.88	0.42
25:BA:883:G:H2'	25:BA:884:C:C4'	2.49	0.42
25:BA:931:G:C4	25:BA:933:A:C8	3.07	0.42
25:BA:1083:U:H3'	25:BA:1083:U:H6	1.85	0.42
25:BA:1241:A:N3	25:BA:1241:A:O4'	2.53	0.42
25:BA:1266:G:C8	42:BS:15:ARG:NH2	2.88	0.42
25:BA:1337:G:C4	25:BA:1338:G:C8	3.08	0.42
25:BA:1502:C:O2'	25:BA:1503:U:H5'	2.19	0.42
25:BA:1734:C:C3'	25:BA:1735:C:H5''	2.50	0.42
25:BA:1735:C:O2'	25:BA:1741:C:H5'	2.20	0.42
25:BA:2346:A:H5''	25:BA:2383:G:C1'	2.49	0.42
25:BA:2361:A:OP1	54:B8:27:THR:HG23	2.19	0.42
27:BD:133:LEU:HD13	27:BD:173:VAL:HG22	2.01	0.42
29:BF:64:ILE:HG23	29:BF:65:TRP:NE1	2.35	0.42
30:BG:165:THR:OG1	30:BG:168:GLU:HG3	2.20	0.42
32:BK:92:VAL:HG13	32:BK:120:ILE:CG2	2.34	0.42
35:BO:16:ARG:NH1	35:BO:16:ARG:CG	2.80	0.42
36:BP:80:GLU:OE2	36:BP:80:GLU:CA	2.67	0.42
37:B0:17:ARG:O	37:B0:20:LEU:HB3	2.20	0.42
41:B2:35:LEU:HB2	41:B2:37:VAL:CG2	2.49	0.42

*Continued on next page...*

*Continued from previous page...*

Atom-1	Atom-2	Interatomic distance (Å)	Clash overlap (Å)
43:BT:57:LEU:HD11	43:BT:78:LYS:HB2	2.02	0.42
45:BV:27:VAL:HG12	45:BV:87:ASP:CB	2.46	0.42
47:BZ:25:LYS:HE3	47:BZ:25:LYS:HB2	1.59	0.42
50:B4:53:GLU:O	50:B4:54:GLY:C	2.57	0.42
1:CA:450:G:N7	1:CA:481:G:C6	2.88	0.42
1:CA:485:G:O2'	1:CA:486:U:P	2.77	0.42
1:CA:978:A:H1'	1:CA:1322:C:C2	2.55	0.42
1:CA:1128:C:H4'	9:CL:16:ARG:NH2	2.35	0.42
1:CA:1158:C:N3	1:CA:1160:G:N7	2.67	0.42
1:CA:1349:A:P	9:CL:118:LYS:NZ	2.92	0.42
1:CA:1496:C:H2'	1:CA:1497:G:O4'	2.19	0.42
3:CF:186:PHE:HE1	3:CF:197:GLY:HA2	1.84	0.42
3:CF:186:PHE:HD1	3:CF:198:VAL:O	2.01	0.42
4:CG:192:GLU:H	4:CG:192:GLU:HG3	1.65	0.42
5:CH:102:ALA:HB1	5:CH:106:PRO:HG2	2.02	0.42
13:CP:3:ARG:H	50:D4:34:GLU:HG3	1.85	0.42
14:CQ:7:ILE:HG22	14:CQ:23:ARG:HD2	2.01	0.42
15:CR:74:ASP:HB3	15:CR:77:ARG:HG2	2.02	0.42
23:CC:31:G:H2'	23:CC:32:G:O5'	2.19	0.42
25:DA:26:G:C6	25:DA:27:G:C6	3.08	0.42
25:DA:52:A:O2'	25:DA:53:A:H5'	2.19	0.42
25:DA:249:C:H4'	25:DA:250:G:O5'	2.20	0.42
25:DA:1010:A:H5'	40:D1:62:ILE:HG21	2.01	0.42
25:DA:1041:C:H2'	25:DA:1042:G:C8	2.55	0.42
25:DA:1153:C:H2'	25:DA:1154:G:O4'	2.19	0.42
25:DA:1165:U:O2'	25:DA:1166:C:H5'	2.20	0.42
25:DA:1277:G:O2'	37:D0:24:GLN:HG2	2.20	0.42
25:DA:1750:G:C2'	25:DA:1751:C:H5'	2.50	0.42
25:DA:1844:C:C2	25:DA:1897:G:C2	3.08	0.42
25:DA:2126:A:H1'	25:DA:2127:G:H5''	2.02	0.42
25:DA:2282:G:OP1	25:DA:2283:C:H1'	2.19	0.42
25:DA:2699:C:H2'	25:DA:2700:C:O4'	2.20	0.42
26:DB:13:A:H5''	26:DB:15:A:N6	2.34	0.42
28:DE:3:GLY:CA	28:DE:81:ILE:CD1	2.97	0.42
28:DE:5:LEU:CD2	28:DE:79:ARG:HG2	2.49	0.42
31:DH:153:LYS:HA	31:DH:153:LYS:HD2	1.38	0.42
32:DK:123:LEU:HD22	32:DK:143:SER:CB	2.49	0.42
33:DM:36:GLY:N	33:DM:42:TRP:CZ3	2.88	0.42
33:DM:133:GLN:NE2	33:DM:135:PRO:HG3	2.34	0.42
40:D1:76:TYR:CD2	40:D1:76:TYR:C	2.93	0.42
42:DS:51:LEU:O	42:DS:54:ALA:HB3	2.20	0.42

*Continued on next page...*

*Continued from previous page...*

Atom-1	Atom-2	Interatomic distance (Å)	Clash overlap (Å)
46:D3:68:GLU:OE1	46:D3:82:ARG:HG3	2.19	0.42
52:D6:25:LYS:CB	54:D8:34:TRP:CZ3	2.85	0.42
1:AA:91:C:H2'	1:AA:92:G:O4'	2.20	0.42
1:AA:960:U:C2	1:AA:1225:A:C5	3.08	0.42
2:AE:74:LYS:NZ	2:AE:206:ASP:OD2	2.43	0.42
8:AK:64:LYS:C	8:AK:65:TYR:CD1	2.94	0.42
9:AL:4:TYR:CE1	9:AL:88:TYR:HB2	2.54	0.42
13:AP:37:THR:OG1	13:AP:39:ILE:HG13	2.20	0.42
15:AR:88:ARG:H	15:AR:88:ARG:HG2	1.57	0.42
23:AC:41:C:C2'	23:AC:42:C:H5'	2.50	0.42
23:AD:8:U:C1'	23:AD:49:C:H4'	2.49	0.42
24:A1:20:U:H2'	24:A1:21:U:H6	1.85	0.42
25:BA:265:A:C8	25:BA:266:G:H1'	2.54	0.42
25:BA:1187:G:H5''	41:B2:81:TYR:CE2	2.55	0.42
25:BA:1595:G:C2'	25:BA:1596:A:H5'	2.50	0.42
25:BA:2094:G:OP1	32:BK:22:LYS:HG3	2.19	0.42
25:BA:2180:U:H2'	25:BA:2181:G:O4'	2.19	0.42
26:BB:95:U:C2	26:BB:96:G:C8	3.08	0.42
27:BD:35:LYS:HE2	27:BD:104:TYR:HB2	2.01	0.42
28:BE:4:ILE:C	28:BE:5:LEU:HD23	2.40	0.42
28:BE:5:LEU:O	28:BE:28:ALA:HA	2.20	0.42
28:BE:35:GLN:C	28:BE:36:ARG:HG2	2.41	0.42
28:BE:45:THR:O	28:BE:83:ASP:N	2.51	0.42
29:BF:67:GLN:HB2	29:BF:67:GLN:HE21	1.72	0.42
29:BF:165:ARG:HG3	29:BF:165:ARG:HH11	1.84	0.42
30:BG:44:GLY:C	30:BG:46:ALA:N	2.72	0.42
33:BM:40:PRO:HA	40:B1:67:ALA:HB3	2.01	0.42
37:B0:1:MET:HB3	37:B0:2:ARG:H	1.60	0.42
37:B0:42:LYS:HA	37:B0:45:ARG:HD2	2.00	0.42
39:BR:17:THR:O	39:BR:17:THR:OG1	2.38	0.42
39:BR:45:PHE:CZ	39:BR:65:LYS:HG2	2.55	0.42
44:BU:97:ARG:HD3	44:BU:97:ARG:N	2.35	0.42
46:B3:25:ARG:HG3	46:B3:37:LEU:HD23	2.02	0.42
51:B5:58:LEU:HB2	51:B5:60:VAL:HB	2.01	0.42
52:B6:50:ARG:HB3	52:B6:51:GLU:H	1.48	0.42
1:CA:437:U:H5'	4:CG:155:LEU:HD21	2.00	0.42
1:CA:586:C:H1'	1:CA:878:G:O2'	2.20	0.42
1:CA:625:G:H2'	1:CA:626:U:C6	2.55	0.42
1:CA:784:C:H2'	1:CA:785:G:O4'	2.20	0.42
1:CA:833:U:H2'	1:CA:834:C:C6	2.55	0.42
1:CA:1057:G:C4	1:CA:1204:A:C2	3.08	0.42

*Continued on next page...*

*Continued from previous page...*

Atom-1	Atom-2	Interatomic distance (Å)	Clash overlap (Å)
1:CA:1162:C:C2	1:CA:1175:G:C2	3.07	0.42
2:CE:185:ILE:CG2	2:CE:199:TYR:HD1	2.31	0.42
3:CF:47:LEU:HD22	3:CF:47:LEU:HA	1.93	0.42
7:CJ:139:GLU:O	7:CJ:143:ARG:HB2	2.20	0.42
9:CL:17:VAL:CG1	9:CL:81:ILE:HD13	2.49	0.42
9:CL:17:VAL:HG11	9:CL:81:ILE:HD13	2.01	0.42
15:CR:17:ARG:CG	15:CR:17:ARG:NH1	2.62	0.42
25:DA:497:A:H2'	25:DA:498:G:O4'	2.20	0.42
25:DA:560:C:H2'	25:DA:561:G:O4'	2.20	0.42
25:DA:654(A):A:C2	25:DA:654(T):A:N1	2.88	0.42
25:DA:1133:U:H2'	25:DA:1137:G:OP1	2.20	0.42
25:DA:2065:C:H1'	25:DA:2449:U:H3	1.85	0.42
25:DA:2665:A:H2'	25:DA:2666:C:O4'	2.20	0.42
26:DB:109:G:C5	26:DB:110:G:N7	2.88	0.42
28:DE:32:PRO:O	28:DE:49:LEU:HA	2.20	0.42
28:DE:33:VAL:O	28:DE:67:PHE:CZ	2.73	0.42
28:DE:98:PRO:HD3	28:DE:175:VAL:CG1	2.50	0.42
28:DE:120:TRP:O	28:DE:121:ASN:HB2	2.18	0.42
28:DE:203:LYS:O	28:DE:204:ALA:HB3	2.19	0.42
29:DF:122:LYS:O	29:DF:123:LEU:HB3	2.19	0.42
30:DG:38:VAL:O	30:DG:38:VAL:HG12	2.18	0.42
31:DH:3:ARG:HG3	31:DH:4:ILE:N	2.35	0.42
32:DK:131:LYS:H	32:DK:131:LYS:HD2	1.84	0.42
40:D1:83:LEU:HG	40:D1:88:ILE:HD11	2.00	0.42
41:D2:21:ARG:HD3	41:D2:91:TYR:HB3	2.01	0.42
42:DS:82:LEU:HB2	42:DS:98:LYS:HB2	2.01	0.42
42:DS:110:LYS:HA	42:DS:110:LYS:HD2	1.79	0.42
43:DT:8:ILE:O	48:DW:36:ARG:NH2	2.53	0.42
43:DT:41:ASN:O	43:DT:45:THR:HG23	2.19	0.42
45:DV:146:ILE:CG1	45:DV:147:GLY:N	2.59	0.42
52:D6:53:LYS:H	52:D6:53:LYS:HG3	1.49	0.42
1:AA:57:G:C5	1:AA:58:C:C4	3.08	0.42
1:AA:95:G:C6	1:AA:96:G:C6	3.07	0.42
1:AA:303:A:C5	1:AA:304:U:C5	3.08	0.42
1:AA:421:U:H3	3:AF:127:ARG:HH21	1.67	0.42
1:AA:439:A:C2'	1:AA:440:A:O5'	2.68	0.42
1:AA:686:U:C1'	11:AN:42:TRP:HE1	2.19	0.42
1:AA:711:G:O2'	1:AA:712:A:H5'	2.20	0.42
1:AA:1129:C:C4	1:AA:1139:G:C6	3.08	0.42
1:AA:1349:A:P	9:AL:118:LYS:NZ	2.93	0.42
1:AA:1489:G:C2'	1:AA:1490:C:H5'	2.49	0.42

*Continued on next page...*



*Continued from previous page...*

Atom-1	Atom-2	Interatomic distance (Å)	Clash overlap (Å)
4:AG:121:VAL:O	4:AG:134:ASP:HA	2.20	0.42
6:AI:63:TYR:CD2	6:AI:63:TYR:N	2.88	0.42
7:AJ:40:ALA:O	7:AJ:44:TYR:CD1	2.73	0.42
12:AO:70:ILE:HD13	12:AO:77:LEU:HD12	2.01	0.42
13:AP:115:LYS:O	13:AP:116:THR:O	2.38	0.42
17:AT:92:ARG:HA	17:AT:92:ARG:HD3	1.88	0.42
19:AV:41:VAL:HG12	19:AV:44:MET:CA	2.50	0.42
25:BA:847:U:H5	25:BA:933:A:C2	2.38	0.42
25:BA:917:A:H2'	25:BA:918:A:H5'	2.01	0.42
25:BA:1077:A:N3	25:BA:1077:A:C2'	2.82	0.42
25:BA:1261:C:C2'	25:BA:1262:A:O5'	2.67	0.42
25:BA:1382:G:C2'	25:BA:1383:C:H5'	2.50	0.42
25:BA:1400:G:H2'	25:BA:1401:G:C8	2.55	0.42
25:BA:1433:U:O2	25:BA:1561:G:C2	2.73	0.42
25:BA:1537:C:C2'	25:BA:1538:G:O4'	2.68	0.42
25:BA:1612:C:H5''	53:B7:7:PRO:HG2	2.02	0.42
25:BA:1671:U:O2'	25:BA:1673:U:H5	2.02	0.42
25:BA:1686:C:H2'	25:BA:1687:G:O4'	2.20	0.42
25:BA:1777:U:C2'	25:BA:1778:U:H5'	2.50	0.42
25:BA:2318:G:N2	38:BQ:2:ALA:N	2.68	0.42
25:BA:2745:C:C4	25:BA:2746:U:C4	3.08	0.42
26:BB:60:C:C2	26:BB:61:G:C8	3.07	0.42
28:BE:31:CYS:HA	28:BE:32:PRO:HD3	1.75	0.42
28:BE:52:LEU:O	28:BE:74:PRO:CB	2.68	0.42
30:BG:52:ILE:HD13	30:BG:52:ILE:HA	1.84	0.42
32:BK:144:VAL:HG22	32:BK:145:VAL:H	1.85	0.42
33:BM:7:LYS:HE3	33:BM:7:LYS:HB3	1.92	0.42
34:BN:35:VAL:HG11	34:BN:103:ALA:CB	2.50	0.42
37:B0:54:LEU:HD12	37:B0:54:LEU:HA	1.78	0.42
37:B0:81:ASP:O	37:B0:85:PRO:HG2	2.20	0.42
40:B1:59:ARG:O	40:B1:63:VAL:HG23	2.20	0.42
53:B7:15:THR:HG22	53:B7:16:HIS:ND1	2.35	0.42
1:CA:78:G:H2'	1:CA:79:G:O4'	2.20	0.42
1:CA:229:U:H2'	1:CA:230:G:O4'	2.20	0.42
1:CA:606:G:H21	1:CA:631:G:H2'	1.84	0.42
1:CA:1027:C:O2'	1:CA:1028:C:C6	2.72	0.42
1:CA:1053:G:C4	1:CA:1199:U:C5	3.07	0.42
1:CA:1127:G:HO2'	1:CA:1128:C:H5'	1.85	0.42
1:CA:1223:C:P	1:CA:1224:G:H2'	2.60	0.42
1:CA:1372:U:C2'	1:CA:1373:G:H5'	2.49	0.42
1:CA:1503:A:C1'	1:CA:1504:G:OP1	2.66	0.42

*Continued on next page...*

*Continued from previous page...*

Atom-1	Atom-2	Interatomic distance (Å)	Clash overlap (Å)
2:CE:74:LYS:HG3	2:CE:75:LYS:H	1.85	0.42
3:CF:92:ALA:HA	3:CF:95:THR:O	2.20	0.42
7:CJ:30:ILE:HG22	7:CJ:30:ILE:O	2.20	0.42
7:CJ:42:ILE:HD13	7:CJ:116:ALA:HB3	2.02	0.42
7:CJ:113:GLU:CG	7:CJ:119:ARG:HG2	2.50	0.42
8:CK:11:THR:HA	8:CK:14:ARG:NH1	2.35	0.42
9:CL:3:GLN:O	9:CL:88:TYR:CE1	2.73	0.42
9:CL:106:ALA:O	9:CL:108:VAL:HG12	2.20	0.42
11:CN:91:ARG:O	11:CN:95:ILE:HG13	2.19	0.42
15:CR:26:GLU:H	15:CR:26:GLU:HG2	1.54	0.42
17:CT:63:ARG:HG2	17:CT:64:PRO:CD	2.49	0.42
22:CB:56:G:H2'	22:CB:57:C:C6	2.55	0.42
22:CB:75:G:H2'	22:CB:76:U:C6	2.54	0.42
23:CC:23:G:C6	23:CC:24:C:N4	2.88	0.42
23:CD:9:G:O3'	23:CD:46:G:O2'	2.38	0.42
23:CD:22:A:C2	23:CD:47:G:H2'	2.54	0.42
23:CD:49:C:C6	23:CD:60:A:O4'	2.73	0.42
25:DA:84:A:H61	25:DA:102:G:C2'	2.24	0.42
25:DA:363(F):A:H8	25:DA:363(F):A:OP2	2.03	0.42
25:DA:478:A:N1	25:DA:500:G:H4'	2.35	0.42
25:DA:886:C:H1'	25:DA:890:A:H2	1.81	0.42
25:DA:1049:C:N4	31:DH:2:SER:HB3	2.34	0.42
25:DA:1806:C:C4	25:DA:1807:G:N7	2.88	0.42
25:DA:2012:G:H8	25:DA:2012:G:O5'	2.01	0.42
25:DA:2065:C:H5''	25:DA:2252:G:H1'	2.01	0.42
25:DA:2163:C:C5	25:DA:2164:C:N4	2.88	0.42
25:DA:2271:G:C5	25:DA:2272:U:C4	3.08	0.42
25:DA:2324:C:H5''	25:DA:2325:G:C5'	2.50	0.42
25:DA:2390:U:O2'	25:DA:2391:G:H5'	2.20	0.42
25:DA:2662:A:H8	25:DA:2662:A:O5'	2.03	0.42
27:DD:32:SER:O	27:DD:33:LEU:HB3	2.20	0.42
28:DE:204:ALA:O	28:DE:205:ALA:CB	2.67	0.42
32:DK:115:ALA:HB3	32:DK:129:THR:O	2.20	0.42
33:DM:91:LEU:O	33:DM:95:PRO:HB3	2.19	0.42
35:DO:2:LYS:HE3	35:DO:2:LYS:HB2	1.85	0.42
35:DO:85:LEU:HB3	35:DO:114:ILE:HD13	2.00	0.42
42:DS:79:GLY:CA	42:DS:100:THR:HG22	2.50	0.42
45:DV:30:ASN:HD22	45:DV:32:HIS:H	1.66	0.42
52:D6:10:LEU:HD12	52:D6:10:LEU:H	1.84	0.42
54:D8:41:ILE:HG22	54:D8:42:ARG:N	2.35	0.42
1:AA:153:C:N4	1:AA:168:G:H1	2.17	0.41

*Continued on next page...*

*Continued from previous page...*

Atom-1	Atom-2	Interatomic distance (Å)	Clash overlap (Å)
1:AA:495:A:H4'	1:AA:496:A:OP1	2.20	0.41
1:AA:626:U:H2'	1:AA:627:G:H8	1.84	0.41
1:AA:748:C:C4'	1:AA:749:C:O5'	2.49	0.41
1:AA:1342:C:H2'	1:AA:1343:G:H8	1.85	0.41
4:AG:133:VAL:HG11	4:AG:138:TYR:CD1	2.53	0.41
7:AJ:22:LEU:HD12	7:AJ:97:GLN:OE1	2.20	0.41
7:AJ:27:ILE:HD11	7:AJ:43:PHE:HD2	1.84	0.41
11:AN:34:ASP:HB2	11:AN:35:PRO:HD2	2.02	0.41
11:AN:57:THR:HG22	11:AN:58:PRO:N	2.35	0.41
19:AV:65:ASN:HA	50:B4:56:VAL:HG22	2.03	0.41
23:AD:55:U:O4	23:AD:56:U:C4	2.73	0.41
25:BA:1001:A:H2'	25:BA:1002:G:O4'	2.20	0.41
25:BA:1074:G:O2'	25:BA:1075:C:H5'	2.19	0.41
25:BA:2401:U:O2	25:BA:2402:C:H5	2.02	0.41
25:BA:2467:C:C3'	25:BA:2468:G:C5'	2.92	0.41
25:BA:2545:G:H2'	25:BA:2546:U:O4'	2.20	0.41
25:BA:2695:C:H2'	25:BA:2696:U:H6	1.84	0.41
25:BA:2810:A:H2'	25:BA:2811:G:O4'	2.19	0.41
25:BA:2811:G:OP1	28:BE:61:ARG:HG2	2.20	0.41
25:BA:2815:C:H5'	51:B5:29:THR:HG21	2.02	0.41
27:BD:27:THR:O	27:BD:28:GLU:CB	2.55	0.41
27:BD:232:PRO:HB3	27:BD:244:ARG:CZ	2.50	0.41
28:BE:60:ASN:HB2	28:BE:61:ARG:H	1.62	0.41
30:BG:104:GLU:HG2	50:B4:23:GLU:CG	2.50	0.41
32:BK:7:GLU:HG3	32:BK:8:PRO:HD2	2.02	0.41
32:BK:135:GLU:H	32:BK:135:GLU:CD	2.22	0.41
39:BR:53:ARG:HB2	39:BR:60:THR:O	2.20	0.41
42:BS:57:ASN:O	42:BS:61:ASN:HB2	2.19	0.41
47:BZ:21:ARG:HD3	47:BZ:35:THR:HG21	2.02	0.41
48:BW:14:ARG:NH1	48:BW:66:GLU:OE2	2.53	0.41
50:B4:2:LYS:HD3	50:B4:2:LYS:HA	1.88	0.41
51:B5:3:LYS:HB3	51:B5:4:HIS:H	1.64	0.41
54:B8:42:ARG:HH11	54:B8:42:ARG:HG2	1.85	0.41
1:CA:51:A:H4'	1:CA:52:G:H5''	2.02	0.41
1:CA:413:G:C2'	1:CA:414:A:OP2	2.67	0.41
1:CA:607:A:H2'	1:CA:608:A:O4'	2.19	0.41
1:CA:748:C:H1'	1:CA:749:C:OP2	2.19	0.41
1:CA:1263:C:N4	1:CA:1272:G:H1	2.18	0.41
1:CA:1370:G:O2'	1:CA:1371:G:H5'	2.20	0.41
2:CE:132:LYS:HA	2:CE:135:GLN:NE2	2.31	0.41
2:CE:189:ASP:OD2	2:CE:191:ASP:HB3	2.19	0.41

*Continued on next page...*

*Continued from previous page...*

Atom-1	Atom-2	Interatomic distance (Å)	Clash overlap (Å)
3:CF:67:THR:HG23	3:CF:102:ASN:HB2	2.02	0.41
8:CK:64:LYS:CD	8:CK:79:VAL:HG21	2.50	0.41
9:CL:75:ASP:O	9:CL:78:LYS:HB3	2.20	0.41
12:CO:40:VAL:HG21	12:CO:78:GLN:CA	2.50	0.41
12:CO:53:ARG:HH12	12:CO:92:ASP:CB	2.32	0.41
14:CQ:8:GLU:O	14:CQ:12:ARG:HG3	2.20	0.41
15:CR:78:TYR:O	15:CR:82:ILE:HG23	2.19	0.41
17:CT:45:HIS:O	17:CT:73:VAL:HG13	2.20	0.41
19:CV:33:THR:HG23	19:CV:50:ALA:O	2.20	0.41
22:CB:21:A:C1'	22:CB:22:G:P	3.08	0.41
23:CD:20:G:C8	23:CD:58:A:N6	2.86	0.41
25:DA:66:C:H2'	25:DA:67:U:O4'	2.19	0.41
25:DA:372:G:H5'	47:DZ:66:HIS:CE1	2.55	0.41
25:DA:699:A:C2	25:DA:1633:G:N3	2.88	0.41
25:DA:1568:G:P	27:DD:63:ARG:HH22	2.42	0.41
25:DA:1783:A:C2	25:DA:2587:A:C5	3.08	0.41
25:DA:1946:U:H2'	25:DA:1947:C:C6	2.55	0.41
25:DA:2076:U:H5	25:DA:2596:U:O2	2.03	0.41
25:DA:2489:G:C2'	25:DA:2490:G:H5'	2.50	0.41
26:DB:49:C:H2'	26:DB:50:G:C8	2.55	0.41
27:DD:34:VAL:C	27:DD:35:LYS:O	2.56	0.41
29:DF:3:GLU:HG3	29:DF:20:LEU:C	2.40	0.41
30:DG:139:LEU:C	30:DG:139:LEU:HD12	2.41	0.41
31:DH:170:ARG:HA	31:DH:170:ARG:HD3	1.89	0.41
33:DM:33:LEU:HD12	33:DM:38:HIS:CD2	2.55	0.41
33:DM:42:TRP:HA	33:DM:48:MET:CE	2.50	0.41
34:DN:11:ALA:O	34:DN:99:PHE:N	2.46	0.41
35:DO:144:GLU:O	35:DO:144:GLU:CD	2.59	0.41
37:D0:55:ALA:CB	37:D0:79:LEU:HD22	2.50	0.41
38:DQ:41:ASP:OD1	38:DQ:44:LYS:HE3	2.19	0.41
40:D1:112:ARG:H	40:D1:112:ARG:HG2	1.47	0.41
44:DU:17:SER:CB	44:DU:71:LYS:HD2	2.43	0.41
46:D3:36:ILE:CD1	46:D3:36:ILE:N	2.83	0.41
47:DZ:95:LEU:O	47:DZ:97:LEU:N	2.53	0.41
1:AA:73:G:C8	1:AA:99:C:O2	2.73	0.41
1:AA:148:G:N3	1:AA:149:A:C8	2.88	0.41
1:AA:282:A:N3	1:AA:282:A:H2'	2.34	0.41
1:AA:725:G:N3	1:AA:726:C:C6	2.88	0.41
3:AF:50:ALA:HB1	3:AF:70:VAL:CG1	2.44	0.41
4:AG:12:CYS:HA	4:AG:19:LEU:HD21	2.00	0.41
4:AG:15:GLU:OE1	4:AG:66:ARG:NH1	2.50	0.41

*Continued on next page...*

*Continued from previous page...*

Atom-1	Atom-2	Interatomic distance (Å)	Clash overlap (Å)
4:AG:24:GLU:O	4:AG:27:TYR:HB2	2.19	0.41
11:AN:57:THR:HG23	11:AN:58:PRO:HD2	2.02	0.41
14:AQ:24:CYS:HB3	14:AQ:28:GLY:H	1.85	0.41
15:AR:57:LEU:HA	15:AR:57:LEU:HD23	1.80	0.41
17:AT:13:ASP:HA	17:AT:19:VAL:HG12	2.02	0.41
23:AD:17:C:H2'	23:AD:18:C:O2	2.19	0.41
23:AD:60:A:C5	23:AD:61:U:C5	3.07	0.41
25:BA:298:G:H5''	25:BA:299:A:OP1	2.20	0.41
25:BA:616:A:C4	29:BF:180:GLY:HA3	2.55	0.41
25:BA:653:A:H3'	25:BA:654:A:H5'	2.01	0.41
25:BA:811:U:H2'	35:BO:21:ARG:O	2.19	0.41
25:BA:812:C:H5''	25:BA:1250:G:O2'	2.20	0.41
25:BA:821:A:O2'	25:BA:945:A:H3'	2.20	0.41
25:BA:994:C:OP1	40:B1:53:ARG:NH2	2.53	0.41
25:BA:996:A:OP2	40:B1:94:ASN:ND2	2.53	0.41
25:BA:1069:A:H5''	25:BA:1070:A:O5'	2.20	0.41
25:BA:1448:G:H1'	25:BA:1528:A:H62	1.85	0.41
25:BA:1478:G:H2'	25:BA:1479:G:C8	2.48	0.41
25:BA:1510:A:OP1	25:BA:1510:A:O3'	2.37	0.41
25:BA:1726:G:C6	25:BA:1727:U:C4	3.08	0.41
25:BA:1816:G:H8	27:BD:62:TYR:OH	2.03	0.41
25:BA:2390:U:O2'	25:BA:2391:G:H5'	2.21	0.41
25:BA:2703:C:H2'	25:BA:2703:C:O2	2.19	0.41
25:BA:2740:A:C6	25:BA:2764:A:C8	3.07	0.41
25:BA:2854:G:O2'	25:BA:2855:C:H5'	2.19	0.41
27:BD:19:ALA:HB3	27:BD:21:PHE:CZ	2.55	0.41
28:BE:6:GLY:HA3	28:BE:27:LEU:O	2.20	0.41
28:BE:116:VAL:HG13	28:BE:122:PHE:CG	2.55	0.41
30:BG:7:LEU:HD21	30:BG:176:LEU:HD22	2.02	0.41
30:BG:129:GLY:O	30:BG:161:THR:HB	2.19	0.41
35:BO:135:LEU:HD23	35:BO:135:LEU:HA	1.81	0.41
37:B0:34:ILE:HG22	37:B0:114:VAL:HB	2.02	0.41
38:BQ:23:ARG:HB2	38:BQ:86:ALA:HB2	2.02	0.41
42:BS:79:GLY:C	42:BS:100:THR:HG22	2.40	0.41
42:BS:111:HIS:CD2	42:BS:112:GLY:H	2.38	0.41
43:BT:24:GLY:CA	43:BT:82:GLN:HE22	2.32	0.41
47:BZ:87:PRO:O	47:BZ:89:GLU:N	2.53	0.41
54:B8:36:LYS:CD	54:B8:40:GLU:CD	2.87	0.41
1:CA:9:G:H2'	1:CA:10:A:H8	1.86	0.41
1:CA:75:C:H2'	1:CA:76:G:O4'	2.20	0.41
1:CA:186(E):C:C2	1:CA:191(C):G:N2	2.88	0.41

*Continued on next page...*

*Continued from previous page...*

Atom-1	Atom-2	Interatomic distance (Å)	Clash overlap (Å)
1:CA:309:G:H1'	1:CA:608:A:C2	2.55	0.41
1:CA:382:A:C6	1:CA:383:A:C6	3.08	0.41
1:CA:429:U:H1'	1:CA:430:A:H5''	2.02	0.41
1:CA:585:G:H4'	12:CO:8:ASN:ND2	2.35	0.41
1:CA:799:G:C6	1:CA:800:G:C4	3.08	0.41
1:CA:977:A:HO2'	1:CA:978:A:H5'	1.84	0.41
1:CA:1318:A:O2'	19:CV:37:ARG:HG2	2.20	0.41
1:CA:1446:A:C5	39:DR:118:ARG:CZ	3.03	0.41
2:CE:90:MET:HA	2:CE:91:PRO:HD3	1.87	0.41
2:CE:95:GLN:O	2:CE:96:ARG:C	2.59	0.41
3:CF:82:GLU:H	3:CF:85:ARG:HB2	1.85	0.41
4:CG:54:TYR:CE1	4:CG:206:PHE:HE1	2.38	0.41
8:CK:20:TYR:HA	8:CK:65:TYR:CZ	2.55	0.41
11:CN:48:ILE:HA	11:CN:48:ILE:HD12	1.81	0.41
13:CP:55:ARG:HH11	13:CP:55:ARG:CG	2.30	0.41
13:CP:56:LEU:HD23	13:CP:56:LEU:HA	1.93	0.41
15:CR:11:VAL:HG21	15:CR:34:LEU:HD22	2.02	0.41
16:CS:19:ILE:HB	16:CS:36:ILE:O	2.19	0.41
20:CW:22:ARG:O	20:CW:26:ASN:ND2	2.53	0.41
22:CB:69:A:OP1	22:CB:69:A:H3'	2.20	0.41
25:DA:142:G:H1'	43:DT:37:THR:HG22	2.02	0.41
25:DA:363(E):U:H5'	25:DA:363(F):A:OP2	2.20	0.41
25:DA:528:A:N1	25:DA:2043:C:H5'	2.31	0.41
25:DA:568:U:O5'	25:DA:945:A:N6	2.52	0.41
25:DA:603:A:C2	25:DA:655:A:C2	3.07	0.41
25:DA:1062:G:OP1	25:DA:1062:G:C8	2.68	0.41
25:DA:1204:A:N1	25:DA:1241:A:H2	2.18	0.41
25:DA:1767:C:H2'	25:DA:1768:U:O4'	2.20	0.41
25:DA:2099:U:O2	25:DA:2099:U:H2'	2.20	0.41
25:DA:2305:A:C6	30:DG:154:GLY:CA	3.03	0.41
25:DA:2517:C:C2	25:DA:2542:A:C6	3.08	0.41
26:DB:20:C:C2'	26:DB:21:G:H5'	2.50	0.41
26:DB:88:C:H6	26:DB:89:G:C8	2.38	0.41
27:DD:85:ASP:HB2	27:DD:92:ILE:HD13	2.02	0.41
27:DD:161:THR:O	27:DD:162:SER:HB3	2.20	0.41
28:DE:57:LYS:HA	28:DE:57:LYS:HD3	1.85	0.41
28:DE:182:LEU:C	28:DE:183:LEU:HD12	2.40	0.41
29:DF:188:ARG:HG3	35:DO:3:LEU:HD11	2.01	0.41
30:DG:142:PRO:HG2	30:DG:143:GLU:OE2	2.20	0.41
36:DP:35:VAL:HG23	36:DP:36:ALA:N	2.36	0.41
44:DU:2:ARG:HA	44:DU:2:ARG:HD3	1.77	0.41

*Continued on next page...*

*Continued from previous page...*

Atom-1	Atom-2	Interatomic distance (Å)	Clash overlap (Å)
45:DV:138:GLU:O	45:DV:156:LYS:HE3	2.19	0.41
45:DV:151:HIS:CD2	45:DV:151:HIS:N	2.86	0.41
49:DX:52:HIS:CE1	49:DX:53:LEU:HD23	2.56	0.41
50:D4:24:THR:O	50:D4:25:TYR:HB2	2.19	0.41
1:AA:140:A:C6	1:AA:141:A:C5	3.08	0.41
1:AA:148:G:C2	1:AA:149:A:C8	3.08	0.41
1:AA:280:C:O2	17:AT:38:ARG:HG3	2.20	0.41
1:AA:411:A:C4	1:AA:413:G:H1'	2.55	0.41
1:AA:450:G:H2'	1:AA:451:A:OP1	2.21	0.41
1:AA:836:G:C6	1:AA:851:G:C6	3.08	0.41
1:AA:926:G:C6	1:AA:1505:G:C6	3.08	0.41
1:AA:1342:C:O2'	9:AL:124:GLN:HA	2.21	0.41
2:AE:208:ILE:HA	2:AE:211:ILE:HG13	2.03	0.41
5:AH:69:VAL:HG12	5:AH:71:LEU:HD23	2.03	0.41
7:AJ:62:PHE:HA	7:AJ:124:LEU:HD23	2.02	0.41
12:AO:46:LYS:CG	12:AO:47:LYS:H	2.33	0.41
17:AT:83:ASP:OD2	17:AT:84:LEU:HD23	2.20	0.41
18:AU:25:THR:HG22	18:AU:25:THR:O	2.20	0.41
25:BA:165:U:H2'	25:BA:171:G:O4'	2.20	0.41
25:BA:244:A:C2	25:BA:255:A:C4	3.08	0.41
25:BA:270(E):G:C6	25:BA:270(F):U:C4	3.08	0.41
25:BA:537:C:H3'	25:BA:539:G:H8	1.85	0.41
25:BA:807:U:O2'	25:BA:808:G:H5'	2.20	0.41
25:BA:811:U:OP2	35:BO:21:ARG:O	2.39	0.41
25:BA:1071:G:C8	25:BA:1089:G:C5	3.08	0.41
25:BA:1321:A:H2'	25:BA:1322:A:O4'	2.20	0.41
25:BA:1446:C:C2'	25:BA:1447:G:O5'	2.68	0.41
25:BA:1528:A:N6	25:BA:1545:A:C2	2.88	0.41
25:BA:1594:G:H2'	25:BA:1595:G:O4'	2.20	0.41
25:BA:1665:A:H2'	25:BA:1666:G:O4'	2.21	0.41
25:BA:2422:A:C4'	25:BA:2423:U:OP1	2.61	0.41
25:BA:2469:A:H62	25:BA:2481:G:H21	1.67	0.41
25:BA:2646:C:O5'	25:BA:2646:C:C6	2.74	0.41
25:BA:2688:U:O2	25:BA:2688:U:C3'	2.68	0.41
26:BB:81:G:O6	26:BB:95:U:O2	2.38	0.41
27:BD:77:ALA:HB2	27:BD:97:TYR:CD2	2.55	0.41
28:BE:29:GLY:N	28:BE:51:PHE:CE2	2.89	0.41
28:BE:119:ARG:HH12	28:BE:158:GLY:HA3	1.82	0.41
30:BG:77:ILE:O	30:BG:77:ILE:HG22	2.18	0.41
31:BH:3:ARG:HA	31:BH:3:ARG:NE	2.35	0.41
31:BH:38:SER:HA	31:BH:39:PRO:HD3	1.89	0.41

*Continued on next page...*

*Continued from previous page...*

Atom-1	Atom-2	Interatomic distance (Å)	Clash overlap (Å)
37:B0:28:LEU:HD23	37:B0:28:LEU:HA	1.83	0.41
37:B0:51:LEU:HD23	37:B0:51:LEU:HA	1.86	0.41
45:BV:58:VAL:HG12	45:BV:66:SER:HB3	2.01	0.41
45:BV:102:LEU:HD13	45:BV:139:VAL:HG21	2.01	0.41
52:B6:21:TYR:N	52:B6:21:TYR:HD2	2.19	0.41
1:CA:287:U:H2'	1:CA:288:A:C8	2.56	0.41
1:CA:438:G:H4'	4:CG:123:HIS:ND1	2.35	0.41
1:CA:628:G:C2'	1:CA:629:G:H5'	2.50	0.41
1:CA:640:A:O2'	1:CA:641:U:H5'	2.19	0.41
1:CA:681:C:C2	1:CA:710:G:N2	2.87	0.41
1:CA:814:A:H5'	1:CA:1511:G:H4'	2.02	0.41
1:CA:957:U:C3'	1:CA:958:A:H5''	2.51	0.41
1:CA:1161:C:O2'	1:CA:1162:C:H5'	2.19	0.41
1:CA:1186:G:C2	1:CA:1187:G:H1'	2.55	0.41
1:CA:1207:G:C5	1:CA:1208:C:C4	3.08	0.41
1:CA:1329:A:OP1	13:CP:25:ILE:O	2.38	0.41
1:CA:1453:G:N3	1:CA:1453:G:O4'	2.54	0.41
1:CA:1477:C:C2'	1:CA:1478:C:H5'	2.50	0.41
2:CE:132:LYS:NZ	2:CE:136:VAL:HG22	2.34	0.41
8:CK:61:VAL:HG12	8:CK:63:LEU:HD13	2.01	0.41
9:CL:52:ALA:HB3	9:CL:95:LYS:NZ	2.36	0.41
9:CL:111:ARG:O	9:CL:113:LYS:HD2	2.20	0.41
10:CM:54:PHE:CE1	10:CM:55:LYS:NZ	2.88	0.41
11:CN:69:ALA:HB1	11:CN:103:LEU:CD2	2.50	0.41
14:CQ:7:ILE:O	14:CQ:10:ALA:HB3	2.19	0.41
18:CU:37:VAL:O	18:CU:41:LYS:HB2	2.20	0.41
22:CB:65:U:H5''	36:DP:52:VAL:HG23	2.02	0.41
23:CD:37:U:H2'	23:CD:38:A:C8	2.55	0.41
25:DA:49:A:H5''	25:DA:50:U:H3'	2.01	0.41
25:DA:110:G:C2	25:DA:111:A:C8	3.08	0.41
25:DA:277:C:H3'	25:DA:278:A:C8	2.54	0.41
25:DA:704:G:H1'	25:DA:726:G:N2	2.36	0.41
25:DA:836:G:C5	25:DA:837:C:C4	3.07	0.41
25:DA:1021:A:C6	25:DA:1023:U:C4	3.08	0.41
25:DA:1111:A:H4'	31:DH:3:ARG:CD	2.40	0.41
25:DA:1330:C:O2'	25:DA:1331:A:H5'	2.21	0.41
25:DA:1475:G:H5'	25:DA:1476:C:OP2	2.20	0.41
25:DA:1599:C:N3	25:DA:1600:C:C5	2.89	0.41
25:DA:2312:U:C2'	25:DA:2313:C:H5'	2.50	0.41
25:DA:2748:A:C2	25:DA:2749:A:C8	3.08	0.41
28:DE:37:ARG:O	28:DE:45:THR:HA	2.20	0.41

*Continued on next page...*



*Continued from previous page...*

Atom-1	Atom-2	Interatomic distance (Å)	Clash overlap (Å)
28:DE:105:THR:OG1	28:DE:166:THR:HG23	2.20	0.41
30:DG:75:LYS:H	30:DG:75:LYS:HG3	1.72	0.41
32:DK:77:LEU:HG	32:DK:78:THR:OG1	2.20	0.41
38:DQ:110:LEU:HD22	38:DQ:112:PHE:N	2.35	0.41
39:DR:16:ARG:HH21	39:DR:19:LEU:HD21	1.83	0.41
41:D2:66:ARG:H	41:D2:66:ARG:HG2	1.63	0.41
42:DS:51:LEU:HD23	42:DS:105:VAL:HG11	2.02	0.41
48:DW:15:LYS:H	48:DW:67:LYS:HE2	1.84	0.41
50:D4:13:ARG:HG3	50:D4:22:ILE:HG22	2.02	0.41
1:AA:187:C:O2	1:AA:191(A):G:C6	2.73	0.41
1:AA:562:C:N4	1:AA:884:U:C6	2.88	0.41
1:AA:656:C:C6	1:AA:656:C:H3'	2.56	0.41
1:AA:690:G:O2'	1:AA:691:G:H5'	2.21	0.41
1:AA:1310:G:N2	1:AA:1328:C:C2	2.88	0.41
2:AE:212:GLN:O	2:AE:212:GLN:NE2	2.54	0.41
3:AF:29:TYR:O	3:AF:29:TYR:HD2	2.03	0.41
3:AF:116:VAL:HG21	3:AF:202:ILE:HD11	2.02	0.41
4:AG:25:ARG:C	4:AG:27:TYR:N	2.74	0.41
12:AO:62:SER:HB2	12:AO:64:TYR:CD1	2.51	0.41
18:AU:18:ARG:HB3	18:AU:19:LYS:H	1.76	0.41
19:AV:40:ILE:O	19:AV:41:VAL:HG22	2.21	0.41
23:AD:20:G:C5'	23:AD:60:A:N6	2.81	0.41
23:AD:20:G:H4'	23:AD:60:A:N6	2.35	0.41
23:AD:31:G:H1	23:AD:41:C:H42	1.67	0.41
25:BA:49:A:C8	25:BA:51:G:C2	3.09	0.41
25:BA:129:C:H2'	25:BA:130:C:C6	2.56	0.41
25:BA:299:A:H62	25:BA:300:A:H61	1.67	0.41
25:BA:305:U:O5'	25:BA:305:U:H6	2.03	0.41
25:BA:607:U:C2	25:BA:621:A:N1	2.89	0.41
25:BA:755:C:H2'	25:BA:756:C:C6	2.56	0.41
25:BA:839:U:H2'	25:BA:840:C:C6	2.55	0.41
25:BA:1070:A:H3'	25:BA:1071:G:H5''	2.01	0.41
25:BA:1444:G:C2	25:BA:1548:C:N3	2.89	0.41
25:BA:1652:A:C2'	25:BA:1653:G:H5'	2.51	0.41
25:BA:2286:A:H2'	52:B6:31:PRO:HG2	2.01	0.41
25:BA:2347:C:P	52:B6:39:TYR:OH	2.78	0.41
25:BA:2518:A:C8	25:BA:2518:A:H5'	2.56	0.41
25:BA:2751:G:O5'	25:BA:2751:G:C8	2.73	0.41
27:BD:21:PHE:O	27:BD:24:ILE:HB	2.20	0.41
28:BE:16:ARG:O	28:BE:17:ASP:CB	2.60	0.41
28:BE:201:THR:HG22	28:BE:202:LYS:N	2.34	0.41

*Continued on next page...*

*Continued from previous page...*

Atom-1	Atom-2	Interatomic distance (Å)	Clash overlap (Å)
31:BH:125:VAL:HG12	31:BH:127:GLU:O	2.20	0.41
33:BM:21:LYS:O	33:BM:22:THR:O	2.38	0.41
38:BQ:41:ASP:OD1	38:BQ:41:ASP:C	2.58	0.41
41:B2:4:ILE:HB	41:B2:40:LEU:HB2	2.02	0.41
41:B2:29:PRO:HA	41:B2:61:VAL:HG22	2.00	0.41
42:BS:1:MET:HG3	42:BS:64:MET:HE2	2.02	0.41
45:BV:98:MET:HE2	45:BV:100:VAL:HG22	2.02	0.41
54:B8:36:LYS:HD2	54:B8:40:GLU:CG	2.51	0.41
1:CA:79:G:H8	1:CA:79:G:OP2	2.03	0.41
1:CA:173:U:H5''	1:CA:197:A:O4'	2.21	0.41
1:CA:181:G:H4'	1:CA:182:U:H5'	2.03	0.41
1:CA:197:A:C8	1:CA:198:G:C1'	3.04	0.41
1:CA:447:G:H3'	1:CA:485:G:N2	2.35	0.41
1:CA:828:A:H5''	1:CA:859:A:H2	1.78	0.41
1:CA:859:A:OP2	1:CA:869:G:N1	2.41	0.41
1:CA:941:G:C2'	1:CA:942:G:O5'	2.68	0.41
1:CA:956:U:C2	1:CA:1225:A:C2	3.08	0.41
1:CA:973:G:C6	1:CA:974:A:N1	2.89	0.41
1:CA:1001:G:H1	1:CA:1039:C:N4	2.16	0.41
1:CA:1028(A):C:C4	1:CA:1028(B):C:N4	2.86	0.41
1:CA:1216:G:C2	1:CA:1217:C:C2	3.09	0.41
1:CA:1301:U:C4	1:CA:1303:C:C6	3.08	0.41
1:CA:1434:A:N6	1:CA:1467:G:H1'	2.33	0.41
2:CE:134:GLU:HA	2:CE:137:ARG:HB2	2.02	0.41
3:CF:73:PRO:HA	3:CF:76:VAL:HG13	2.03	0.41
4:CG:5:ILE:O	4:CG:5:ILE:HG22	2.21	0.41
4:CG:24:GLU:CD	4:CG:112:VAL:HG21	2.41	0.41
5:CH:100:VAL:HA	5:CH:118:ILE:HG22	2.02	0.41
9:CL:32:ASP:O	9:CL:35:GLU:N	2.49	0.41
10:CM:15:THR:HG21	10:CM:92:THR:CG2	2.43	0.41
10:CM:16:LEU:HD22	10:CM:16:LEU:HA	1.76	0.41
12:CO:34:ARG:HD2	12:CO:82:VAL:CG1	2.49	0.41
13:CP:87:TYR:CD2	13:CP:87:TYR:C	2.93	0.41
14:CQ:44:LEU:C	14:CQ:44:LEU:HD12	2.41	0.41
18:CU:84:LYS:HA	18:CU:84:LYS:HE2	2.03	0.41
22:CB:8:U:H5''	22:CB:60:A:H5'	2.02	0.41
22:CB:34:U:C2	22:CB:36:A:OP2	2.73	0.41
23:CC:76:C:OP1	25:DA:2602:A:OP1	2.39	0.41
23:CD:27:G:H2'	23:CD:28:U:O4'	2.20	0.41
25:DA:80:G:C2'	25:DA:81:G:H5'	2.50	0.41
25:DA:218:A:H2	25:DA:235:U:H4'	1.84	0.41

*Continued on next page...*

*Continued from previous page...*

Atom-1	Atom-2	Interatomic distance (Å)	Clash overlap (Å)
25:DA:550:G:O2'	25:DA:1220:A:N3	2.42	0.41
25:DA:631:A:N6	25:DA:632:A:C2	2.88	0.41
25:DA:1021:A:H62	25:DA:1141:U:H3	1.68	0.41
25:DA:1142(A):A:N7	25:DA:1144:G:C5	2.89	0.41
25:DA:1309:G:C2'	25:DA:1310:G:H5'	2.49	0.41
25:DA:1601:G:C6	25:DA:1602:U:C4	3.08	0.41
25:DA:1899:G:H1	25:DA:1902:C:H41	1.69	0.41
25:DA:2149:G:C2	25:DA:2150:U:C2	3.08	0.41
25:DA:2164:C:C5	25:DA:2165:G:N7	2.88	0.41
25:DA:2857:G:N2	25:DA:2859:G:H3'	2.36	0.41
27:DD:9:TYR:CE2	27:DD:13:ARG:HG2	2.56	0.41
27:DD:68:LYS:CB	27:DD:70:TRP:CZ3	3.04	0.41
27:DD:78:LYS:HA	27:DD:115:GLN:O	2.19	0.41
29:DF:29:ASN:H	29:DF:112:MET:HE1	1.84	0.41
30:DG:5:VAL:HG22	50:D4:25:TYR:CE2	2.55	0.41
30:DG:64:THR:HG23	30:DG:65:GLY:H	1.84	0.41
31:DH:9:ILE:HG21	31:DH:51:ARG:HG2	2.03	0.41
31:DH:130:ARG:HB3	31:DH:130:ARG:NH1	2.35	0.41
33:DM:19:GLU:HG3	33:DM:59:LYS:CB	2.49	0.41
33:DM:98:VAL:HG23	33:DM:99:LEU:N	2.36	0.41
37:D0:65:LEU:HD12	37:D0:65:LEU:HA	1.86	0.41
39:DR:1:MET:HA	39:DR:1:MET:CE	2.50	0.41
39:DR:64:ARG:O	39:DR:64:ARG:CG	2.67	0.41
40:D1:52:ARG:HB3	40:D1:52:ARG:HH11	1.85	0.41
44:DU:86:ARG:HB3	44:DU:88:LYS:NZ	2.34	0.41
45:DV:31:ARG:HE	45:DV:31:ARG:HB2	1.73	0.41
54:D8:35:GLN:C	54:D8:36:LYS:HG3	2.41	0.41
1:AA:323:U:H5'	20:AW:23:ARG:HB2	2.03	0.41
1:AA:453:A:C5	1:AA:454:C:C5	3.08	0.41
1:AA:735:C:O2'	1:AA:736:C:H5'	2.20	0.41
1:AA:1227:A:OP2	13:AP:96:LEU:HD21	2.20	0.41
1:AA:1256:A:O4'	1:AA:1258:G:C2	2.74	0.41
1:AA:1336:C:OP1	1:AA:1336:C:C4'	2.66	0.41
2:AE:167:PRO:HG3	2:AE:188:ALA:HB2	2.01	0.41
2:AE:219:VAL:HA	2:AE:222:ILE:CD1	2.51	0.41
3:AF:47:LEU:HD12	3:AF:47:LEU:HA	1.78	0.41
5:AH:99:GLY:O	5:AH:117:ASP:HA	2.20	0.41
5:AH:154:GLY:O	5:AH:155:GLU:CB	2.67	0.41
10:AM:49:VAL:HG21	14:AQ:41:ARG:HB2	1.99	0.41
13:AP:34:LEU:HD22	13:AP:34:LEU:HA	1.82	0.41
17:AT:100:LYS:O	17:AT:101:ARG:NE	2.53	0.41

*Continued on next page...*

*Continued from previous page...*

Atom-1	Atom-2	Interatomic distance (Å)	Clash overlap (Å)
19:AV:65:ASN:H	19:AV:65:ASN:ND2	2.06	0.41
23:AD:69:C:C5	23:AD:70:C:C5	3.08	0.41
25:BA:36:G:C5	25:BA:37:C:C5	3.09	0.41
25:BA:814:C:O2'	25:BA:1225:C:N3	2.49	0.41
25:BA:856:C:H2'	25:BA:857:C:C6	2.49	0.41
25:BA:1092:C:H42	25:BA:1099:G:H1	1.67	0.41
25:BA:1449(A):G:O2'	25:BA:1450:C:H5'	2.21	0.41
25:BA:1750:G:C2'	25:BA:1751:C:H5'	2.50	0.41
25:BA:1913:A:H4'	25:BA:1914:C:H5''	2.02	0.41
25:BA:2109:U:C4	25:BA:2110:G:O6	2.74	0.41
25:BA:2409:G:H2'	25:BA:2410:G:O4'	2.21	0.41
25:BA:2642:G:N2	25:BA:2773:C:C2	2.89	0.41
25:BA:2663:G:C2	25:BA:2664:G:H1'	2.56	0.41
25:BA:2690:C:OP2	25:BA:2690:C:H6	2.03	0.41
25:BA:2799:A:N7	25:BA:2801:A:N6	2.68	0.41
27:BD:223:GLY:HA3	27:BD:231:HIS:CE1	2.55	0.41
28:BE:80:GLU:C	28:BE:82:ARG:H	2.23	0.41
29:BF:10:PRO:HG2	29:BF:124:LEU:HD12	2.03	0.41
33:BM:131:GLN:NE2	33:BM:132:ALA:N	2.63	0.41
35:BO:112:LEU:HD23	35:BO:112:LEU:HA	1.86	0.41
36:BP:87:LYS:O	36:BP:89:ASN:N	2.51	0.41
37:B0:87:TYR:CE1	37:B0:117:VAL:HG12	2.55	0.41
47:BZ:83:GLU:OE2	47:BZ:83:GLU:N	2.45	0.41
48:BW:61:LEU:HD23	48:BW:61:LEU:HA	1.78	0.41
49:BX:22:ALA:C	49:BX:24:LYS:N	2.73	0.41
1:CA:9:G:H5'	5:CH:122:GLU:OE2	2.21	0.41
1:CA:92:G:H2'	1:CA:93:U:O4'	2.21	0.41
1:CA:393:A:C4	1:CA:394:G:C8	3.08	0.41
1:CA:476:G:O2'	1:CA:477:G:H5'	2.19	0.41
1:CA:561:U:HO2'	1:CA:562:C:P	2.44	0.41
1:CA:671:G:C4	1:CA:672:U:C6	3.09	0.41
1:CA:977:A:C8	1:CA:982:U:O4	2.74	0.41
1:CA:1121:U:O2'	1:CA:1122:U:H5'	2.20	0.41
1:CA:1126:U:H1'	1:CA:1127:G:P	2.61	0.41
1:CA:1157:A:H62	1:CA:1178:G:N2	2.18	0.41
1:CA:1226:C:H4'	1:CA:1227:A:OP1	2.20	0.41
1:CA:1326:C:H2'	1:CA:1327:C:C6	2.56	0.41
1:CA:1374:A:C2'	1:CA:1375:A:H5'	2.50	0.41
2:CE:188:ALA:O	2:CE:203:GLY:O	2.39	0.41
4:CG:189:PRO:HB2	4:CG:194:LEU:HD21	2.02	0.41
5:CH:118:ILE:HD12	5:CH:118:ILE:HA	1.92	0.41

*Continued on next page...*

*Continued from previous page...*

Atom-1	Atom-2	Interatomic distance (Å)	Clash overlap (Å)
6:CI:61:LEU:HD23	6:CI:63:TYR:HH	1.82	0.41
8:CK:134:ILE:O	8:CK:135:CYS:HB3	2.20	0.41
10:CM:28:ARG:NH2	10:CM:34:VAL:HB	2.35	0.41
11:CN:13:GLN:HG3	11:CN:14:VAL:N	2.35	0.41
14:CQ:15:LYS:HB3	14:CQ:15:LYS:HZ3	1.85	0.41
23:CD:31:G:C2	23:CD:32:G:C5	3.08	0.41
25:DA:46:C:H42	25:DA:179:G:H1	1.68	0.41
25:DA:196:A:O2'	25:DA:805:G:O6	2.29	0.41
25:DA:250:G:P	54:D8:13:ARG:HH21	2.44	0.41
25:DA:628:G:H5''	54:D8:18:ALA:HB2	2.03	0.41
25:DA:679:C:H2'	25:DA:680:G:C8	2.55	0.41
25:DA:842:G:H2'	25:DA:843:G:O4'	2.19	0.41
25:DA:866:A:C2	25:DA:867:C:C4	3.09	0.41
25:DA:1019:U:OP1	25:DA:1035:U:O2'	2.28	0.41
25:DA:1063:G:N1	25:DA:1064:C:O2	2.53	0.41
25:DA:1142:U:H5''	25:DA:1142(A):A:H5''	2.02	0.41
25:DA:1288:U:C2	25:DA:1327:C:C2	3.08	0.41
25:DA:1342:A:C6	25:DA:1602:U:N3	2.75	0.41
25:DA:1652:A:N6	37:D0:11:ASN:HD21	1.95	0.41
25:DA:1945:G:H2'	25:DA:1946:U:H6	1.85	0.41
25:DA:2060:A:P	29:DF:68:LYS:O	2.74	0.41
25:DA:2469:A:N1	25:DA:2470:G:C4	2.88	0.41
25:DA:2552:U:C2	25:DA:2554:U:H5''	2.56	0.41
26:DB:21:G:H2'	26:DB:22:U:O4'	2.21	0.41
26:DB:99:A:C5	26:DB:100:G:C8	3.09	0.41
28:DE:54:GLN:O	28:DE:75:VAL:HG22	2.21	0.41
29:DF:7:TYR:CE2	29:DF:16:GLY:HA3	2.56	0.41
29:DF:129:PHE:HA	29:DF:142:TRP:NE1	2.35	0.41
32:DK:104:GLN:CG	32:DK:105:HIS:CD2	3.03	0.41
35:DO:60:MET:O	35:DO:60:MET:HG3	2.21	0.41
35:DO:93:GLY:O	35:DO:123:LEU:HB2	2.20	0.41
36:DP:32:TYR:CD1	36:DP:114:ALA:HB3	2.55	0.41
39:DR:64:ARG:CB	39:DR:73:GLU:HG3	2.47	0.41
39:DR:88:ILE:CD1	39:DR:91:ARG:HG2	2.50	0.41
39:DR:90:GLN:HG3	39:DR:91:ARG:N	2.35	0.41
40:D1:39:LEU:HD23	40:D1:39:LEU:HA	1.89	0.41
43:DT:12:VAL:HG22	43:DT:17:ALA:HB2	2.02	0.41
50:D4:24:THR:HB	50:D4:25:TYR:H	1.68	0.41
1:AA:108:G:C2	1:AA:109:A:C2	3.08	0.41
1:AA:877:C:H5''	8:AK:88:LYS:HD3	2.03	0.41
1:AA:937:A:C4	1:AA:938:A:C8	3.08	0.41

*Continued on next page...*

*Continued from previous page...*

Atom-1	Atom-2	Interatomic distance (Å)	Clash overlap (Å)
1:AA:988:G:C2	1:AA:1218:C:C2	3.08	0.41
2:AE:7:VAL:CG2	2:AE:8:LYS:HE2	2.50	0.41
2:AE:165:VAL:CG2	2:AE:166:ASP:N	2.82	0.41
4:AG:14:ARG:HD3	4:AG:14:ARG:HA	1.80	0.41
4:AG:19:LEU:CD2	4:AG:21:LEU:HD12	2.50	0.41
7:AJ:78:ARG:HH11	7:AJ:80:VAL:HG22	1.85	0.41
8:AK:129:VAL:HG23	8:AK:130:GLY:N	2.33	0.41
9:AL:85:LEU:O	9:AL:88:TYR:O	2.38	0.41
12:AO:113:ARG:NH2	12:AO:120:TYR:CE1	2.88	0.41
16:AS:12:LYS:HB3	16:AS:12:LYS:HE2	1.74	0.41
16:AS:74:LEU:HD23	16:AS:74:LEU:HA	1.94	0.41
22:AB:23:A:HO2'	22:AB:24:C:P	2.39	0.41
22:AB:50:A:H1'	22:AB:54:G:N2	2.36	0.41
23:AC:54:G:O2'	23:AC:55:U:H5'	2.21	0.41
25:BA:301:G:C2	25:BA:302:C:N3	2.88	0.41
25:BA:412:A:N6	25:BA:2412:A:O4'	2.54	0.41
25:BA:445:C:OP1	40:B1:2:PRO:HA	2.21	0.41
25:BA:784:A:C8	25:BA:792:G:C5	3.09	0.41
25:BA:1057:A:C8	25:BA:1086:A:H2'	2.56	0.41
25:BA:1471:A:C2	25:BA:1472:A:C4	3.09	0.41
25:BA:1813:G:H4'	27:BD:44:ASN:O	2.21	0.41
25:BA:1856:G:C2'	25:BA:1857:G:H5'	2.50	0.41
25:BA:2161:C:C2'	25:BA:2162:G:H5'	2.50	0.41
36:BP:17:LEU:HD22	36:BP:17:LEU:HA	1.85	0.41
40:B1:88:ILE:HG22	40:B1:90:VAL:H	1.85	0.41
40:B1:92:ARG:NE	41:B2:11:GLN:H	2.19	0.41
44:BU:79:CYS:O	44:BU:81:LYS:HD2	2.20	0.41
45:BV:5:LEU:HB3	45:BV:59:LEU:HA	2.02	0.41
46:B3:42:GLY:C	46:B3:57:PHE:CD1	2.92	0.41
49:BX:32:GLN:HE21	49:BX:32:GLN:HA	1.86	0.41
1:CA:89:U:C4'	1:CA:90:C:OP1	2.68	0.41
1:CA:101:A:C2'	1:CA:102:G:H5'	2.50	0.41
1:CA:436:C:H2'	1:CA:437:U:H6	1.84	0.41
1:CA:740:U:OP2	15:CR:2:PRO:HA	2.21	0.41
1:CA:940:C:H2'	1:CA:941:G:H8	1.85	0.41
1:CA:1480:G:H2'	1:CA:1481:U:C6	2.56	0.41
2:CE:73:THR:O	2:CE:74:LYS:C	2.58	0.41
5:CH:92:LYS:HG2	5:CH:93:PRO:HD2	2.02	0.41
9:CL:89:ASN:N	9:CL:89:ASN:HD22	2.18	0.41
10:CM:54:PHE:CE2	10:CM:55:LYS:CD	3.01	0.41
19:CV:31:ILE:HG21	19:CV:33:THR:HG22	2.03	0.41

*Continued on next page...*

*Continued from previous page...*

Atom-1	Atom-2	Interatomic distance (Å)	Clash overlap (Å)
22:CB:31:C:N3	22:CB:32:C:C5	2.88	0.41
23:CC:23:G:C4	23:CC:24:C:C5	3.08	0.41
23:CC:54:G:O2'	23:CC:55:U:H5'	2.21	0.41
25:DA:946:G:O2'	25:DA:947:G:H5'	2.21	0.41
25:DA:1421:G:C2	25:DA:1422:G:N7	2.89	0.41
25:DA:1533:C:H3'	25:DA:1534:G:O4'	2.21	0.41
25:DA:1810:A:H2'	25:DA:1811:G:H5'	2.01	0.41
25:DA:1870:C:N4	25:DA:1871:A:C6	2.89	0.41
25:DA:2138:C:C2	25:DA:2139:C:C5	3.08	0.41
25:DA:2579:C:H2'	25:DA:2580:U:O4'	2.20	0.41
25:DA:2602:A:H4'	25:DA:2603:G:C5'	2.49	0.41
26:DB:90:C:H6	26:DB:90:C:H5''	1.85	0.41
31:DH:35:VAL:O	31:DH:35:VAL:HG12	2.21	0.41
32:DK:78:THR:HB	32:DK:104:GLN:NE2	2.30	0.41
34:DN:103:ALA:O	34:DN:106:LEU:HB2	2.20	0.41
38:DQ:35:ILE:HD11	38:DQ:101:LEU:CD2	2.41	0.41
39:DR:45:PHE:CE1	39:DR:74:ARG:HD2	2.56	0.41
43:DT:43:VAL:HG11	43:DT:81:VAL:HG11	2.02	0.41
43:DT:44:GLU:HG2	43:DT:49:VAL:O	2.20	0.41
47:DZ:65:SER:OG	47:DZ:66:HIS:CD2	2.66	0.41
48:DW:15:LYS:HD3	48:DW:67:LYS:NZ	2.36	0.41
1:AA:103:C:C2	1:AA:104:G:C8	3.09	0.41
1:AA:186(F):C:H2'	1:AA:187:C:O4'	2.21	0.41
1:AA:258:G:H2'	1:AA:259:G:C8	2.54	0.41
1:AA:397:A:N6	1:AA:548:G:N7	2.69	0.41
1:AA:428:G:C5	1:AA:430:A:C6	3.08	0.41
1:AA:674:G:H2'	1:AA:675:A:H8	1.84	0.41
1:AA:781:A:H4'	1:AA:1522:U:O2'	2.20	0.41
1:AA:1157:A:O2'	1:AA:1158:C:C2	2.62	0.41
1:AA:1309:G:C5	1:AA:1329:A:C2	3.09	0.41
1:AA:1381:U:O2	1:AA:1381:U:H2'	2.21	0.41
2:AE:8:LYS:HG2	2:AE:11:LEU:H	1.85	0.41
2:AE:72:GLY:CA	2:AE:165:VAL:HG22	2.50	0.41
2:AE:177:ALA:HB1	2:AE:182:ILE:HB	2.02	0.41
2:AE:224:GLN:HB2	2:AE:229:VAL:HG23	2.02	0.41
3:AF:34:LEU:HD21	3:AF:38:ARG:NH1	2.33	0.41
4:AG:155:LEU:O	4:AG:156:GLU:C	2.59	0.41
8:AK:94:TYR:HD1	8:AK:132:GLU:HA	1.86	0.41
15:AR:56:LEU:O	15:AR:56:LEU:HD12	2.20	0.41
20:AW:72:LEU:HD21	20:AW:77:ALA:N	2.36	0.41
23:AC:76:C:C5'	23:AC:77:A:OP2	2.50	0.41

*Continued on next page...*

*Continued from previous page...*

Atom-1	Atom-2	Interatomic distance (Å)	Clash overlap (Å)
23:AC:77:A:H5'	23:AC:77:A:H8	1.85	0.41
23:AD:11:A:N1	23:AD:26:C:C2	2.89	0.41
23:AD:13:C:C2'	23:AD:14:A:OP1	2.68	0.41
25:BA:404:C:C2'	25:BA:405:U:OP2	2.68	0.41
25:BA:466:A:N3	25:BA:683:C:H1'	2.36	0.41
25:BA:638:G:H2'	25:BA:639:U:O4'	2.19	0.41
25:BA:809:G:O4'	25:BA:1254:A:H1'	2.21	0.41
25:BA:847:U:H5'	25:BA:848:G:OP2	2.21	0.41
25:BA:910:A:C5	36:BP:13:GLN:HG3	2.56	0.41
25:BA:1195:G:N3	25:BA:1227:A:H2	2.18	0.41
25:BA:1446:C:H2'	25:BA:1447:G:O5'	2.20	0.41
25:BA:1535:U:N3	25:BA:1537:C:O4'	2.52	0.41
25:BA:2059:A:O2'	29:BF:69:HIS:HD2	2.03	0.41
25:BA:2082:A:H2'	25:BA:2083:G:O4'	2.21	0.41
25:BA:2163:C:C5	25:BA:2164:C:C5	3.08	0.41
25:BA:2166:G:C2'	25:BA:2167:U:OP1	2.69	0.41
25:BA:2492:U:H2'	25:BA:2493:U:H6	1.85	0.41
25:BA:2607:G:H2'	25:BA:2608:G:O4'	2.21	0.41
27:BD:269:PHE:CD2	27:BD:269:PHE:N	2.89	0.41
29:BF:191:ARG:HH11	29:BF:191:ARG:HB3	1.86	0.41
30:BG:26:GLN:HG3	30:BG:30:GLU:OE2	2.20	0.41
30:BG:44:GLY:O	30:BG:47:LYS:HE2	2.21	0.41
31:BH:13:LYS:HE2	31:BH:13:LYS:HA	2.03	0.41
31:BH:30:LYS:HG3	31:BH:79:VAL:O	2.21	0.41
31:BH:102:ALA:HB2	31:BH:116:GLU:HB2	2.03	0.41
37:B0:92:GLY:N	37:B0:94:TYR:CE2	2.89	0.41
39:BR:6:LEU:HA	39:BR:9:LEU:HB2	2.01	0.41
39:BR:93:ARG:HG3	39:BR:93:ARG:NH1	2.32	0.41
43:BT:26:TYR:O	43:BT:81:VAL:HG12	2.21	0.41
45:BV:59:LEU:O	45:BV:60:GLU:C	2.59	0.41
46:B3:32:ARG:HE	46:B3:32:ARG:HB3	1.67	0.41
1:CA:34:C:O2'	1:CA:35:G:H5'	2.20	0.41
1:CA:389:A:N3	1:CA:389:A:H2'	2.36	0.41
1:CA:862:C:C2	1:CA:863:U:C6	3.08	0.41
1:CA:1069:C:HO2'	1:CA:1192:C:H1'	1.86	0.41
1:CA:1076:C:C2	1:CA:1082:G:N2	2.89	0.41
1:CA:1089:G:C6	1:CA:1090:U:C4	3.08	0.41
1:CA:1192:C:N4	1:CA:1193:G:C5	2.89	0.41
1:CA:1294:G:O2'	1:CA:1295:G:H5'	2.21	0.41
1:CA:1297:C:OP2	1:CA:1297:C:H6	2.04	0.41
1:CA:1347:G:C5	9:CL:107:ARG:NH2	2.89	0.41

*Continued on next page...*



*Continued from previous page...*

Atom-1	Atom-2	Interatomic distance (Å)	Clash overlap (Å)
3:CF:27:LYS:HB3	3:CF:27:LYS:HZ3	1.84	0.41
5:CH:33:VAL:HG12	5:CH:34:VAL:N	2.35	0.41
5:CH:107:ARG:HG2	5:CH:108:ALA:H	1.83	0.41
16:CS:8:ARG:HD2	16:CS:17:TYR:HE2	1.85	0.41
16:CS:81:ARG:O	16:CS:81:ARG:HG3	2.20	0.41
18:CU:25:THR:O	18:CU:25:THR:HG22	2.20	0.41
20:CW:94:ALA:O	20:CW:95:ALA:HB2	2.20	0.41
25:DA:12:U:O2	25:DA:12:U:C2'	2.64	0.41
25:DA:204:A:H5'	25:DA:206:U:H1'	2.02	0.41
25:DA:278:A:O2'	25:DA:279:C:P	2.78	0.41
25:DA:405:U:O2	25:DA:405:U:C2'	2.68	0.41
25:DA:511:U:H4'	25:DA:1235:G:H4'	2.02	0.41
25:DA:527:C:OP2	25:DA:2779:U:C5	2.60	0.41
25:DA:565:C:H4'	25:DA:1253:A:C6	2.55	0.41
25:DA:681:G:H2'	25:DA:682:G:O4'	2.20	0.41
25:DA:944:G:H2'	25:DA:944:G:N3	2.36	0.41
25:DA:988:A:H3'	49:DX:11:SER:HG	1.84	0.41
25:DA:988:A:C2'	25:DA:989:G:O5'	2.69	0.41
25:DA:991:C:O2	25:DA:1164:G:C2	2.74	0.41
25:DA:1198:U:H2'	25:DA:1199:U:C6	2.55	0.41
25:DA:1424:G:H2'	25:DA:1425:G:O4'	2.21	0.41
25:DA:1932:A:H2'	25:DA:1933:G:O4'	2.21	0.41
25:DA:2157:G:O2'	25:DA:2158:A:O4'	2.27	0.41
25:DA:2173:A:H5'	25:DA:2174:C:OP2	2.20	0.41
25:DA:2387:U:H5'	25:DA:2388:A:OP2	2.20	0.41
25:DA:2464:C:H2'	25:DA:2465:C:O4'	2.20	0.41
26:DB:46:A:H2'	26:DB:47:C:H6	1.86	0.41
26:DB:90:C:O5'	36:DP:17:LEU:O	2.38	0.41
27:DD:132:PRO:HD3	27:DD:190:TYR:CZ	2.55	0.41
28:DE:181:LEU:HD11	39:DR:7:ILE:HD12	2.01	0.41
29:DF:72:ARG:HB3	29:DF:72:ARG:HH11	1.86	0.41
29:DF:206:ILE:O	29:DF:206:ILE:HG13	2.19	0.41
31:DH:94:TYR:CZ	31:DH:107:VAL:O	2.74	0.41
34:DN:22:ILE:HG22	34:DN:23:ARG:N	2.36	0.41
35:DO:47:ASP:O	35:DO:48:PRO:C	2.59	0.41
37:D0:29:LEU:HD12	37:D0:29:LEU:HA	1.93	0.41
41:D2:62:LEU:HB2	41:D2:93:GLU:O	2.21	0.41
43:DT:40:LYS:HG3	43:DT:51:VAL:HG11	2.03	0.41
44:DU:46:LYS:O	44:DU:47:LYS:C	2.58	0.41
44:DU:98:VAL:CG1	44:DU:99:CYS:H	2.29	0.41
50:D4:38:LYS:C	50:D4:40:HIS:N	2.74	0.41

*Continued on next page...*

*Continued from previous page...*

Atom-1	Atom-2	Interatomic distance (Å)	Clash overlap (Å)
54:D8:50:LEU:CD1	54:D8:50:LEU:N	2.79	0.41
1:AA:61:G:H2'	1:AA:62:U:O4'	2.21	0.41
1:AA:184:G:H2'	1:AA:185:A:C8	2.56	0.41
1:AA:1124:G:O2'	10:AM:38:ILE:HD13	2.21	0.41
1:AA:1162:C:C2	1:AA:1175:G:N2	2.89	0.41
1:AA:1180:A:H8	1:AA:1180:A:O5'	2.03	0.41
1:AA:1303:C:N4	1:AA:1304:G:C6	2.89	0.41
1:AA:1305:G:OP1	21:AX:2:GLY:HA3	2.21	0.41
2:AE:5:ILE:CG2	2:AE:221:LEU:HD23	2.50	0.41
2:AE:130:ARG:HA	2:AE:131:PRO:HD3	1.91	0.41
7:AJ:54:THR:OG1	7:AJ:56:GLN:HG2	2.21	0.41
8:AK:56:LYS:HA	8:AK:57:PRO:HD2	1.95	0.41
13:AP:86:CYS:HB2	19:AV:73:GLU:HB3	2.03	0.41
16:AS:25:ARG:HG2	16:AS:25:ARG:H	1.61	0.41
18:AU:76:LEU:HA	18:AU:76:LEU:HD22	1.87	0.41
23:AC:48:U:H1'	23:AC:49:C:OP2	2.21	0.41
23:AD:29:C:O2'	23:AD:30:G:H5'	2.21	0.41
25:BA:738:G:C6	25:BA:739:G:C2	3.09	0.41
25:BA:943:U:OP2	35:BO:36:LYS:CG	2.68	0.41
25:BA:1265:A:OP1	25:BA:1265:A:H8	2.04	0.41
25:BA:1449:A:C5'	25:BA:1449(A):G:OP2	2.68	0.41
25:BA:1889:A:N1	25:BA:2234:G:H1'	2.36	0.41
25:BA:1914:C:O2	25:BA:1914:C:O5'	2.39	0.41
25:BA:1952:A:C6	34:BN:22:ILE:HD11	2.56	0.41
25:BA:2467:C:N4	25:BA:2468:G:C6	2.89	0.41
26:BB:42:C:H4'	30:BG:67:LYS:CD	2.51	0.41
26:BB:81:G:H2'	26:BB:82:G:C5'	2.50	0.41
27:BD:35:LYS:HG2	27:BD:64:ILE:CA	2.50	0.41
28:BE:92:THR:H	28:BE:95:ILE:HD11	1.86	0.41
30:BG:70:VAL:HA	30:BG:90:LEU:HD12	2.02	0.41
31:BH:152:ARG:C	31:BH:153:LYS:HD2	2.41	0.41
31:BH:153:LYS:HG3	31:BH:161:GLY:CA	2.50	0.41
32:BK:21:VAL:HG22	32:BK:22:LYS:H	1.85	0.41
32:BK:99:GLU:O	32:BK:100:ALA:C	2.59	0.41
33:BM:23:LEU:C	33:BM:23:LEU:HD12	2.41	0.41
33:BM:57:ALA:O	33:BM:58:ASP:OD1	2.39	0.41
36:BP:34:LEU:HD23	36:BP:104:PHE:CD1	2.56	0.41
41:B2:18:LEU:HD22	41:B2:19:LYS:N	2.35	0.41
44:BU:54:LYS:O	44:BU:55:TYR:HB2	2.21	0.41
45:BV:61:LEU:HA	45:BV:62:PRO:HD3	1.95	0.41
52:B6:40:CYS:CA	52:B6:46:HIS:HA	2.40	0.41

*Continued on next page...*

*Continued from previous page...*

Atom-1	Atom-2	Interatomic distance (Å)	Clash overlap (Å)
1:CA:161:A:N6	1:CA:162:A:C6	2.88	0.41
1:CA:328:C:C2'	1:CA:329:A:OP2	2.68	0.41
1:CA:630:G:H5'	1:CA:631:G:OP2	2.21	0.41
1:CA:675:A:H1'	11:CN:116:HIS:CG	2.55	0.41
1:CA:828:A:H61	1:CA:858:G:C2'	2.34	0.41
1:CA:932:C:O2	1:CA:932:C:H2'	2.20	0.41
1:CA:980:C:C5	1:CA:981:U:C2	3.09	0.41
1:CA:1060:C:C2	1:CA:1198:G:C2	3.09	0.41
1:CA:1128:C:C4	1:CA:1139:G:N1	2.89	0.41
1:CA:1234:C:C2'	1:CA:1235:U:H5'	2.50	0.41
1:CA:1258:G:O2'	1:CA:1259:C:H5'	2.21	0.41
1:CA:1394:A:H4'	1:CA:1395:C:OP2	2.20	0.41
2:CE:179:LYS:HA	8:CK:72:PRO:HG3	2.03	0.41
3:CF:134:ILE:CG2	3:CF:168:ALA:HB3	2.41	0.41
10:CM:78:ASN:HB3	10:CM:80:LYS:HB3	2.03	0.41
11:CN:29:ILE:HG22	11:CN:44:SER:CB	2.37	0.41
16:CS:82:GLN:H	16:CS:82:GLN:HG2	1.54	0.41
20:CW:53:LEU:HD21	20:CW:92:LEU:HD11	2.02	0.41
24:C1:13:U:O2	24:C1:13:U:C2'	2.52	0.41
25:DA:322:A:H5'	25:DA:340:A:C1'	2.47	0.41
25:DA:588:U:H1'	29:DF:90:PHE:HB3	2.03	0.41
25:DA:654(A):A:N1	25:DA:654(T):A:N1	2.69	0.41
25:DA:674:G:O2'	29:DF:67:GLN:OE1	2.27	0.41
25:DA:771:G:OP1	53:D7:10:ARG:HD3	2.21	0.41
25:DA:817:C:O2'	25:DA:839:U:H5''	2.21	0.41
25:DA:888:C:C4'	25:DA:889:C:OP2	2.69	0.41
25:DA:898:C:H3'	25:DA:899:A:H5''	2.03	0.41
25:DA:1130:U:C2	25:DA:2025:C:H5''	2.56	0.41
25:DA:1140:C:C4'	25:DA:1143:A:N7	2.84	0.41
25:DA:1190:G:H2'	25:DA:1191:G:C8	2.51	0.41
25:DA:1401:G:H2'	25:DA:1402:C:O4'	2.21	0.41
25:DA:1483:G:C6	25:DA:1507:A:C2	3.09	0.41
25:DA:2410:G:N3	25:DA:2411:A:H1'	2.35	0.41
25:DA:2415:G:C5	25:DA:2416:C:C4	3.09	0.41
27:DD:26:LYS:N	27:DD:26:LYS:HE3	2.36	0.41
28:DE:11:MET:HG3	28:DE:24:THR:CA	2.50	0.41
30:DG:103:LEU:O	30:DG:106:LEU:HB3	2.21	0.41
31:DH:35:VAL:HG11	31:DH:71:LEU:HG	2.02	0.41
31:DH:120:GLY:O	31:DH:121:ILE:HD13	2.21	0.41
36:DP:1:MET:HB3	36:DP:69:PHE:HE1	1.85	0.41
43:DT:57:LEU:N	43:DT:57:LEU:CD2	2.81	0.41

*Continued on next page...*

*Continued from previous page...*

Atom-1	Atom-2	Interatomic distance (Å)	Clash overlap (Å)
1:AA:8:A:H5'	5:AH:101:ILE:CG2	2.49	0.41
1:AA:46:G:H2'	1:AA:366:C:H5	1.85	0.41
1:AA:55:A:C6	32:DK:89:TYR:CD1	3.09	0.41
1:AA:136:C:N4	1:AA:227:G:H1	2.18	0.41
1:AA:148:G:H2'	1:AA:149:A:H8	1.85	0.41
1:AA:198:G:O6	1:AA:220:G:C6	2.74	0.41
1:AA:545:C:O2'	1:AA:549:C:H5''	2.21	0.41
1:AA:775:G:C2'	1:AA:776:G:H5'	2.51	0.41
1:AA:1004:A:C5	1:AA:1025:U:H1'	2.55	0.41
1:AA:1131:G:C2'	1:AA:1132:C:H5'	2.51	0.41
1:AA:1242:C:O2'	1:AA:1243:C:H5'	2.21	0.41
1:AA:1290:G:H2'	1:AA:1290:G:N3	2.36	0.41
1:AA:1301:U:C4	1:AA:1303:C:N1	2.89	0.41
1:AA:1330:U:O4	1:AA:1331:G:C2	2.74	0.41
1:AA:1502:A:H2	1:AA:1505:G:C2	2.38	0.41
2:AE:210:SER:O	2:AE:214:ILE:HG13	2.20	0.41
3:AF:43:LEU:O	3:AF:47:LEU:HB2	2.20	0.41
3:AF:69:HIS:HA	3:AF:104:GLN:O	2.20	0.41
3:AF:150:LYS:HE3	3:AF:152:ILE:CD1	2.51	0.41
4:AG:119:GLN:HG3	4:AG:123:HIS:CD2	2.56	0.41
6:AI:61:LEU:HD23	6:AI:63:TYR:OH	2.21	0.41
10:AM:80:LYS:HD3	10:AM:80:LYS:O	2.21	0.41
16:AS:50:LYS:HD3	16:AS:50:LYS:C	2.40	0.41
17:AT:68:ARG:O	17:AT:68:ARG:HG3	2.19	0.41
18:AU:88:LYS:HB3	18:AU:88:LYS:HZ3	1.85	0.41
19:AV:32:LYS:HA	19:AV:50:ALA:HB3	2.03	0.41
19:AV:40:ILE:O	19:AV:41:VAL:CG2	2.69	0.41
19:AV:41:VAL:O	50:B4:63:TYR:CE1	2.74	0.41
22:AB:45:U:C6	22:AB:45:U:C3'	3.03	0.41
23:AD:5:G:N2	23:AD:70:C:C4	2.78	0.41
23:AD:21:U:H3'	23:AD:22:A:H5'	2.02	0.41
24:A1:14:U:HO2'	24:A1:15:U:C4'	2.34	0.41
25:BA:141:A:H1'	25:BA:1408:C:O4'	2.20	0.41
25:BA:442:G:N3	29:BF:48:THR:HG23	2.35	0.41
25:BA:468:G:C6	25:BA:469:G:C4	3.09	0.41
25:BA:559:G:N2	40:B1:49:HIS:CD2	2.82	0.41
25:BA:690:G:H2'	25:BA:691:C:C6	2.56	0.41
25:BA:728:G:H4'	27:BD:13:ARG:HD3	2.03	0.41
25:BA:830:G:H4'	25:BA:831:G:OP2	2.21	0.41
25:BA:882:G:H1	25:BA:894:C:N4	2.19	0.41
25:BA:975:G:H1'	25:BA:990:A:C2	2.55	0.41

*Continued on next page...*

*Continued from previous page...*

Atom-1	Atom-2	Interatomic distance (Å)	Clash overlap (Å)
25:BA:981:A:H1'	25:BA:2037:G:O4'	2.21	0.41
25:BA:997:G:OP1	40:B1:93:LYS:HD2	2.21	0.41
25:BA:1048:A:N3	25:BA:1048:A:H2'	2.36	0.41
25:BA:1056:G:C2	25:BA:1103:A:N6	2.68	0.41
25:BA:1331:A:HO2'	25:BA:1332:G:H8	1.67	0.41
25:BA:1578:U:H2'	25:BA:1578:U:O2	2.21	0.41
25:BA:1586:A:N3	25:BA:1586:A:O4'	2.53	0.41
25:BA:1637:A:H4'	25:BA:2711:A:O2'	2.21	0.41
25:BA:1652:A:H2'	25:BA:1653:G:H5'	2.03	0.41
25:BA:1824:G:N3	27:BD:254:THR:OG1	2.54	0.41
25:BA:2135:A:C2'	25:BA:2136:C:O5'	2.68	0.41
25:BA:2415:G:C4'	35:BO:66:GLY:HA3	2.47	0.41
25:BA:2554:U:H2'	25:BA:2555:U:C6	2.55	0.41
25:BA:2591:C:OP1	27:BD:239:ARG:HG3	2.20	0.41
25:BA:2598:A:C2'	25:BA:2599:G:O5'	2.69	0.41
25:BA:2805:G:H5''	25:BA:2807:G:OP2	2.21	0.41
25:BA:2815:C:H2'	25:BA:2816:C:C6	2.54	0.41
25:BA:2839:G:H2'	25:BA:2840:C:C6	2.56	0.41
25:BA:2864:G:OP1	39:BR:119:LYS:HD2	2.21	0.41
27:BD:34:VAL:HG21	27:BD:103:ARG:HA	2.01	0.41
27:BD:58:HIS:HD2	27:BD:59:LYS:O	2.04	0.41
27:BD:64:ILE:HG21	27:BD:64:ILE:HD13	1.75	0.41
29:BF:101:LEU:HD12	29:BF:101:LEU:HA	1.81	0.41
29:BF:197:ASP:OD2	29:BF:197:ASP:N	2.52	0.41
30:BG:115:ARG:H	30:BG:115:ARG:HG2	1.67	0.41
31:BH:115:VAL:HG11	31:BH:148:ILE:CG1	2.49	0.41
31:BH:149:ARG:O	31:BH:149:ARG:HG2	2.21	0.41
32:BK:77:LEU:CD1	32:BK:140:LEU:HB2	2.51	0.41
32:BK:84:GLY:N	32:BK:89:TYR:CE1	2.89	0.41
32:BK:135:GLU:N	32:BK:135:GLU:CD	2.74	0.41
34:BN:34:THR:HG22	34:BN:37:ASP:OD2	2.20	0.41
35:BO:49:ARG:HD2	54:B8:58:ILE:CG2	2.51	0.41
35:BO:62:LEU:HD23	35:BO:62:LEU:O	2.21	0.41
35:BO:96:THR:C	35:BO:98:GLU:N	2.74	0.41
36:BP:85:LYS:HG2	36:BP:86:GLY:H	1.86	0.41
38:BQ:111:GLU:OE1	38:BQ:111:GLU:CA	2.66	0.41
39:BR:13:ARG:H	39:BR:13:ARG:HG2	1.73	0.41
41:B2:53:GLU:O	41:B2:53:GLU:HG2	2.21	0.41
44:BU:27:VAL:O	44:BU:27:VAL:CG2	2.69	0.41
44:BU:52:SER:CB	44:BU:53:PRO:HD3	2.51	0.41
44:BU:81:LYS:HB3	44:BU:82:PRO:O	2.21	0.41

*Continued on next page...*

*Continued from previous page...*

Atom-1	Atom-2	Interatomic distance (Å)	Clash overlap (Å)
45:BV:104:PHE:CE1	45:BV:119:GLU:HA	2.55	0.41
45:BV:121:HIS:C	45:BV:123:ASP:H	2.24	0.41
45:BV:164:ALA:C	45:BV:165:VAL:CG1	2.76	0.41
53:B7:47:ARG:HB2	53:B7:48:LYS:H	1.64	0.41
54:B8:58:ILE:HA	54:B8:61:LEU:HG	2.03	0.41
1:CA:227:G:H2'	1:CA:228:A:O4'	2.21	0.41
1:CA:265:G:H5'	17:CT:64:PRO:O	2.20	0.41
1:CA:345:C:O2	1:CA:346:G:N2	2.54	0.41
1:CA:373:A:H2'	1:CA:374:A:H8	1.86	0.41
1:CA:407:G:H2'	1:CA:408:A:H8	1.83	0.41
1:CA:464:G:C6	1:CA:466:C:H5'	2.56	0.41
1:CA:515:G:H2'	1:CA:516:U:O4'	2.21	0.41
1:CA:577:G:H2'	1:CA:578:C:C6	2.56	0.41
1:CA:859:A:H2'	1:CA:860:A:O4'	2.21	0.41
1:CA:864:A:C2	1:CA:917:G:N3	2.89	0.41
1:CA:932:C:N4	7:CJ:3:ARG:NH2	2.69	0.41
1:CA:962:C:H2'	1:CA:963:G:O4'	2.21	0.41
1:CA:992:U:C2'	1:CA:993:G:OP2	2.69	0.41
1:CA:1022:G:C6	1:CA:1023:G:C5	3.09	0.41
1:CA:1052:U:C5'	1:CA:1053:G:OP2	2.69	0.41
1:CA:1068:G:N7	1:CA:1094:G:N7	2.68	0.41
1:CA:1106:G:C4	1:CA:1107:C:C5	3.08	0.41
1:CA:1132:C:H2'	1:CA:1133:G:O4'	2.20	0.41
1:CA:1206:G:O6	1:CA:1207:G:C6	2.73	0.41
1:CA:1349:A:C2'	1:CA:1350:A:O5'	2.69	0.41
1:CA:1378:C:C5	1:CA:1379:G:C4	3.02	0.41
1:CA:1379:G:C2'	1:CA:1380:U:H5'	2.51	0.41
1:CA:1413:A:C2	1:CA:1488:G:C2	3.09	0.41
1:CA:1417:G:C6	1:CA:1482:G:C6	3.09	0.41
1:CA:1423:G:H2'	1:CA:1424:C:C6	2.56	0.41
1:CA:1483:A:O5'	1:CA:1483:A:H8	2.02	0.41
2:CE:71:VAL:HB	2:CE:164:VAL:HG13	2.03	0.41
3:CF:52:LEU:HD23	3:CF:52:LEU:N	2.36	0.41
4:CG:111:ALA:HB2	4:CG:120:LEU:HD12	2.03	0.41
5:CH:70:PRO:HB3	5:CH:144:THR:CG2	2.46	0.41
5:CH:79:GLU:HB3	5:CH:92:LYS:HG3	2.02	0.41
7:CJ:60:LYS:HD2	7:CJ:60:LYS:HA	1.90	0.41
8:CK:33:GLU:OE1	8:CK:50:ARG:HD2	2.20	0.41
8:CK:95:VAL:HG22	8:CK:131:GLY:O	2.20	0.41
9:CL:11:LYS:HG2	9:CL:11:LYS:O	2.21	0.41
9:CL:47:LEU:C	9:CL:49:PRO:HD2	2.41	0.41

*Continued on next page...*

*Continued from previous page...*

Atom-1	Atom-2	Interatomic distance (Å)	Clash overlap (Å)
12:CO:35:GLY:HA3	12:CO:58:VAL:CG1	2.50	0.41
12:CO:60:LEU:CD2	12:CO:66:VAL:HG22	2.51	0.41
13:CP:3:ARG:HB2	50:D4:34:GLU:CD	2.41	0.41
13:CP:73:GLU:OE2	50:D4:52:THR:HG21	2.21	0.41
16:CS:3:LYS:HG3	16:CS:24:ALA:HB2	2.03	0.41
17:CT:86:GLU:O	17:CT:90:ILE:HG12	2.21	0.41
18:CU:84:LYS:HE2	18:CU:84:LYS:CA	2.50	0.41
19:CV:16:LEU:O	19:CV:20:LEU:HD23	2.21	0.41
22:CB:31:C:C4	22:CB:32:C:H5	2.39	0.41
23:CD:5:G:N2	23:CD:70:C:C2	2.89	0.41
23:CD:15:G:N3	23:CD:15:G:C2'	2.83	0.41
23:CD:29:C:H2'	23:CD:30:G:C8	2.55	0.41
24:C1:19:U:H2'	24:C1:20:U:H6	1.86	0.41
25:DA:5:A:C2	25:DA:2899:G:C2	3.09	0.41
25:DA:71:A:H5''	25:DA:73:A:C8	2.56	0.41
25:DA:309:G:O3'	44:DU:18:GLY:HA3	2.21	0.41
25:DA:773:U:H5'	27:DD:47:GLY:HA2	2.03	0.41
25:DA:775:G:C4	25:DA:794:G:C8	3.09	0.41
25:DA:857:C:C6	25:DA:858:U:H5	2.39	0.41
25:DA:868:U:N3	25:DA:869:G:N7	2.69	0.41
25:DA:986:C:H2'	25:DA:987:G:C5'	2.49	0.41
25:DA:1012:U:N3	33:DM:25:ARG:HD3	2.36	0.41
25:DA:1029:A:H8	25:DA:1029:A:O5'	2.03	0.41
25:DA:1113:U:H2'	25:DA:1114:G:C8	2.56	0.41
25:DA:1223:C:C2'	25:DA:1224:G:H5'	2.50	0.41
25:DA:1225:C:O2'	41:D2:85:LYS:HB2	2.21	0.41
25:DA:1599:C:C2	25:DA:1600:C:C5	3.09	0.41
25:DA:1651:G:OP1	37:D0:40:LYS:HE2	2.21	0.41
25:DA:1686:C:C2	25:DA:1703:G:N2	2.89	0.41
25:DA:1859:A:C2	25:DA:1884:A:H1'	2.56	0.41
25:DA:2093:G:O5'	32:DK:24:GLY:HA3	2.21	0.41
25:DA:2103:C:O2'	25:DA:2104:G:H5'	2.21	0.41
25:DA:2393:A:H2'	25:DA:2394:C:O4'	2.20	0.41
25:DA:2415:G:C4'	35:DO:66:GLY:HA3	2.48	0.41
25:DA:2517:C:N3	25:DA:2542:A:N6	2.69	0.41
25:DA:2525:G:N2	25:DA:2539:C:C2	2.89	0.41
25:DA:2593:U:C2	25:DA:2594:C:C5	3.09	0.41
25:DA:2698:U:H2'	25:DA:2699:C:H6	1.85	0.41
25:DA:2745:C:O2'	31:DH:142:GLY:HA3	2.21	0.41
25:DA:2819:G:H2'	25:DA:2821:A:N7	2.35	0.41
25:DA:2873:A:H2'	25:DA:2873:A:N3	2.36	0.41

*Continued on next page...*

*Continued from previous page...*

Atom-1	Atom-2	Interatomic distance (Å)	Clash overlap (Å)
26:DB:37:C:C5	26:DB:38:C:C5	3.09	0.41
26:DB:89(A):A:N7	26:DB:90:C:H1'	2.35	0.41
27:DD:9:TYR:HD2	27:DD:10:THR:HG23	1.86	0.41
27:DD:83:GLU:HB2	27:DD:92:ILE:HG13	2.03	0.41
29:DF:25:PRO:C	29:DF:27:GLU:N	2.74	0.41
29:DF:29:ASN:HA	29:DF:30:PRO:HD3	1.90	0.41
30:DG:11:TYR:CE2	30:DG:16:ARG:HD2	2.56	0.41
30:DG:70:VAL:HA	30:DG:90:LEU:HD12	2.02	0.41
31:DH:20:ALA:O	31:DH:22:GLY:N	2.49	0.41
32:DK:97:ILE:CD1	32:DK:140:LEU:HD22	2.50	0.41
35:DO:101:VAL:HG12	35:DO:102:ARG:N	2.36	0.41
35:DO:125:VAL:HG13	35:DO:144:GLU:HB3	2.01	0.41
36:DP:7:MET:HB3	36:DP:10:ARG:NH1	2.36	0.41
36:DP:42:ILE:HD12	36:DP:42:ILE:N	2.36	0.41
36:DP:68:ILE:HD13	36:DP:103:MET:CB	2.47	0.41
38:DQ:104:GLY:C	38:DQ:106:ARG:H	2.24	0.41
38:DQ:106:ARG:HA	38:DQ:110:LEU:CG	2.51	0.41
38:DQ:107:GLU:H	38:DQ:110:LEU:HG	1.86	0.41
39:DR:90:GLN:HA	39:DR:90:GLN:NE2	2.25	0.41
40:D1:24:TYR:O	40:D1:29:SER:HB3	2.20	0.41
43:DT:51:VAL:O	43:DT:51:VAL:HG12	2.20	0.41
44:DU:89:PHE:HD1	44:DU:90:LEU:CD2	2.34	0.41
45:DV:59:LEU:O	45:DV:60:GLU:CB	2.68	0.41
45:DV:117:LEU:HD13	45:DV:117:LEU:HA	1.78	0.41
46:D3:19:LYS:HG3	46:D3:41:ARG:HH12	1.86	0.41
51:D5:56:LYS:HD2	51:D5:56:LYS:HA	1.67	0.41
1:AA:198:G:C5	1:AA:220:G:C2	3.09	0.41
1:AA:373:A:N6	1:AA:391:G:C2	2.89	0.41
1:AA:859:A:H2'	1:AA:860:A:O4'	2.20	0.41
1:AA:1004:A:C4'	1:AA:1025:U:H3	2.33	0.41
1:AA:1157:A:N6	1:AA:1178:G:N2	2.68	0.41
1:AA:1223:C:H3'	1:AA:1224:G:H5''	2.02	0.41
2:AE:114:ARG:HE	2:AE:118:LEU:HD11	1.84	0.41
3:AF:84:ILE:O	3:AF:84:ILE:HG12	2.21	0.41
7:AJ:17:VAL:HB	7:AJ:44:TYR:CZ	2.56	0.41
12:AO:6:THR:OG1	12:AO:9:GLN:HG3	2.20	0.41
14:AQ:26:ARG:HD3	14:AQ:43:CYS:HB3	2.03	0.41
17:AT:78:GLU:HG2	17:AT:78:GLU:O	2.20	0.41
20:AW:58:LYS:O	20:AW:62:LEU:HD12	2.21	0.41
25:BA:304:G:C2	25:BA:314:A:N3	2.89	0.41
25:BA:529:A:C8	25:BA:530:G:O6	2.74	0.41

*Continued on next page...*



*Continued from previous page...*

Atom-1	Atom-2	Interatomic distance (Å)	Clash overlap (Å)
25:BA:649:G:C5	25:BA:650:C:C4	3.09	0.41
25:BA:654(B):C:H2'	25:BA:654(C):G:C8	2.56	0.41
25:BA:743:G:C2'	25:BA:744:G:H5'	2.50	0.41
25:BA:809:G:H2'	25:BA:810:U:O5'	2.20	0.41
25:BA:856:C:O2'	25:BA:857:C:O5'	2.39	0.41
25:BA:1049:C:C4	25:BA:1050:A:C2	3.09	0.41
25:BA:1091:G:N2	25:BA:1101:U:H1'	2.36	0.41
25:BA:1102:C:H2'	25:BA:1103:A:C8	2.52	0.41
25:BA:1447:G:O2'	25:BA:1448:G:H5'	2.21	0.41
25:BA:1458:C:H4'	25:BA:1459:G:C5'	2.50	0.41
25:BA:2125:G:C2	25:BA:2172:U:OP1	2.73	0.41
25:BA:2301:C:C6	25:BA:2301:C:C3'	3.04	0.41
25:BA:2313:C:H2'	25:BA:2314:C:H6	1.85	0.41
25:BA:2472:G:C4	25:BA:2475:C:N4	2.89	0.41
25:BA:2473:U:H2'	25:BA:2473:U:O2	2.21	0.41
25:BA:2598:A:H2'	25:BA:2599:G:O5'	2.21	0.41
25:BA:2712:U:O2'	25:BA:2712(A):A:OP2	2.34	0.41
26:BB:31:C:O2'	26:BB:32:C:H5'	2.21	0.41
27:BD:101:GLU:HG3	27:BD:102:LYS:N	2.36	0.41
29:BF:9:ILE:CD1	29:BF:125:LEU:HG	2.38	0.41
31:BH:4:ILE:CG1	31:BH:6:ARG:CZ	2.93	0.41
31:BH:77:LYS:O	31:BH:77:LYS:HG2	2.21	0.41
31:BH:84:SER:O	31:BH:85:LYS:HB2	2.20	0.41
31:BH:167:GLU:HA	31:BH:168:PRO:HD3	1.72	0.41
33:BM:23:LEU:HD12	33:BM:23:LEU:O	2.21	0.41
35:BO:19:VAL:HG23	35:BO:27:HIS:CG	2.55	0.41
37:B0:44:LEU:HD23	37:B0:44:LEU:HA	1.89	0.41
38:BQ:87:PHE:CE1	38:BQ:102:ALA:HB2	2.56	0.41
39:BR:37:GLY:O	39:BR:38:ASN:HB3	2.21	0.41
42:BS:88:ARG:HD3	42:BS:94:ASP:OD1	2.21	0.41
44:BU:30:VAL:HG22	44:BU:37:VAL:HG12	2.03	0.41
45:BV:52:SER:O	45:BV:52:SER:OG	2.30	0.41
50:B4:43:TYR:O	50:B4:43:TYR:CG	2.73	0.41
50:B4:55:ARG:NH1	50:B4:56:VAL:HG23	2.35	0.41
1:CA:66:G:H4'	1:CA:173:U:C5	2.55	0.41
1:CA:345:C:O2'	1:CA:346:G:P	2.74	0.41
1:CA:359:U:H2'	1:CA:360:A:C8	2.56	0.41
1:CA:625:G:H4'	16:CS:16:HIS:CD2	2.56	0.41
1:CA:1091:U:C2	1:CA:1093:A:OP2	2.74	0.41
1:CA:1164:G:N1	1:CA:1173:G:C6	2.89	0.41
1:CA:1205:U:H1'	3:CF:195:VAL:HG23	2.03	0.41

*Continued on next page...*

*Continued from previous page...*

Atom-1	Atom-2	Interatomic distance (Å)	Clash overlap (Å)
1:CA:1272:G:H2'	1:CA:1273:G:O4'	2.21	0.41
1:CA:1438:G:H2'	1:CA:1439:C:H6	1.84	0.41
4:CG:126:ILE:HG23	4:CG:147:ALA:O	2.21	0.41
6:CI:7:ASN:HB3	18:CU:76:LEU:HD21	2.03	0.41
8:CK:119:LEU:HD13	8:CK:123:GLU:O	2.21	0.41
9:CL:81:ILE:O	9:CL:81:ILE:HG22	2.22	0.41
10:CM:99:LYS:HD3	10:CM:100:THR:N	2.35	0.41
12:CO:47:LYS:O	12:CO:49:ASN:N	2.54	0.41
20:CW:72:LEU:HD11	20:CW:80:ARG:NH1	2.36	0.41
23:CC:38:A:O2'	23:CC:39:A:H5'	2.21	0.41
23:CD:31:G:C4	23:CD:32:G:C8	3.09	0.41
25:DA:61:G:C8	48:DW:47:ASN:HB3	2.56	0.41
25:DA:370:G:H4'	25:DA:371:A:OP2	2.21	0.41
25:DA:668:G:C2'	25:DA:669:G:OP1	2.68	0.41
25:DA:820:A:H2'	25:DA:821:A:O4'	2.20	0.41
25:DA:862:G:H2'	25:DA:863:A:O4'	2.21	0.41
25:DA:1438:U:O2'	25:DA:1439:A:H5'	2.21	0.41
25:DA:1488:G:C6	25:DA:1489:U:N3	2.89	0.41
25:DA:1831:G:H2'	25:DA:1832:C:C6	2.55	0.41
25:DA:2134:A:N3	25:DA:2134:A:H2'	2.36	0.41
25:DA:2364:C:H2'	25:DA:2365:G:C5'	2.51	0.41
25:DA:2526:G:C2	25:DA:2538:C:O2	2.74	0.41
25:DA:2529:G:H5''	25:DA:2530:A:H5''	2.03	0.41
26:DB:42:C:H4'	30:DG:67:LYS:CD	2.49	0.41
27:DD:28:GLU:CB	27:DD:29:PRO:CD	2.98	0.41
27:DD:172:TYR:CD1	27:DD:186:HIS:HA	2.56	0.41
28:DE:28:ALA:O	28:DE:93:VAL:HG22	2.21	0.41
28:DE:57:LYS:NZ	28:DE:72:VAL:HG13	2.35	0.41
29:DF:18:ARG:CG	29:DF:19:GLU:N	2.84	0.41
29:DF:128:ALA:O	29:DF:129:PHE:C	2.59	0.41
32:DK:11:ASN:O	32:DK:12:LEU:HD12	2.21	0.41
32:DK:110:ASP:OD2	32:DK:130:TYR:HE1	2.04	0.41
33:DM:38:HIS:CE1	33:DM:39:ARG:CG	3.04	0.41
35:DO:71:VAL:HG13	35:DO:72:PRO:CD	2.51	0.41
42:DS:40:ASN:O	42:DS:40:ASN:ND2	2.52	0.41
45:DV:24:LEU:HA	45:DV:25:PRO:HD3	1.93	0.41
1:AA:335:C:O2'	1:AA:1433:A:N3	2.45	0.40
1:AA:838:G:N2	1:AA:848:C:N3	2.55	0.40
1:AA:1053:G:C5	1:AA:1199:U:C5	3.09	0.40
1:AA:1251:A:H1'	1:AA:1369:C:O2'	2.21	0.40
1:AA:1347:G:OP2	9:AL:107:ARG:HG2	2.21	0.40

*Continued on next page...*

*Continued from previous page...*

Atom-1	Atom-2	Interatomic distance (Å)	Clash overlap (Å)
1:AA:1443:G:H3'	1:AA:1446:A:C5'	2.51	0.40
4:AG:88:VAL:O	4:AG:88:VAL:HG12	2.21	0.40
5:AH:9:LYS:HE3	5:AH:9:LYS:HB2	1.88	0.40
16:AS:82:GLN:H	16:AS:82:GLN:HG2	1.62	0.40
18:AU:22:VAL:O	18:AU:22:VAL:HG13	2.22	0.40
19:AV:41:VAL:HG21	19:AV:67:VAL:HG22	2.01	0.40
22:AB:42:U:H5'	22:AB:43:A:P	2.60	0.40
23:AC:2:G:C4	23:AC:3:C:C5	3.09	0.40
23:AC:19:G:C2	23:AC:59:A:C5	3.09	0.40
25:BA:459:U:H2'	25:BA:460:A:C8	2.56	0.40
25:BA:464:U:H4'	53:B7:5:TRP:CZ3	2.56	0.40
25:BA:654:A:N3	25:BA:654:A:C2'	2.79	0.40
25:BA:747:U:P	51:B5:3:LYS:HG2	2.61	0.40
25:BA:776:G:H4'	25:BA:777:A:O5'	2.22	0.40
25:BA:814:C:C2'	25:BA:815:C:H5'	2.51	0.40
25:BA:818:G:H5'	25:BA:839:U:OP1	2.21	0.40
25:BA:979:G:H3'	25:BA:980:A:H5''	2.03	0.40
25:BA:991:C:C2	25:BA:992:C:C5	3.09	0.40
25:BA:1084:A:C6	25:BA:1085:A:N6	2.89	0.40
25:BA:1532:C:H42	25:BA:1539:G:H1	1.68	0.40
25:BA:1831:G:H2'	25:BA:1832:C:C6	2.57	0.40
25:BA:2098:U:N3	25:BA:2099:U:C5	2.89	0.40
26:BB:99:A:C6	26:BB:100:G:C5	3.09	0.40
27:BD:25:THR:HG23	27:BD:26:LYS:HD2	2.02	0.40
29:BF:101:LEU:HD12	29:BF:102:PRO:CD	2.51	0.40
30:BG:111:LEU:O	30:BG:114:ILE:HG12	2.21	0.40
33:BM:114:ARG:O	33:BM:115:ARG:CB	2.69	0.40
35:BO:60:MET:HG3	35:BO:60:MET:O	2.21	0.40
36:BP:103:MET:CE	36:BP:125:LEU:HD13	2.51	0.40
44:BU:102:CYS:SG	44:BU:103:GLY:N	2.90	0.40
45:BV:112:ARG:C	45:BV:114:GLY:HA2	2.40	0.40
46:B3:31:VAL:HG11	46:B3:67:VAL:CG2	2.51	0.40
47:BZ:81:LYS:HA	47:BZ:81:LYS:HD2	1.89	0.40
48:BW:59:ARG:O	48:BW:63:VAL:HG23	2.21	0.40
1:CA:444:C:H2'	1:CA:445:G:C8	2.56	0.40
1:CA:559:A:H2'	1:CA:559:A:N3	2.36	0.40
1:CA:655:A:C2	1:CA:754:C:N4	2.90	0.40
1:CA:934:C:C4	1:CA:1345:U:C5	3.09	0.40
1:CA:1002:G:C2	1:CA:1003:G:C4	3.09	0.40
1:CA:1126:U:C1'	1:CA:1127:G:P	3.08	0.40
1:CA:1348:U:H4'	9:CL:120:ARG:HG3	2.03	0.40

*Continued on next page...*

*Continued from previous page...*

Atom-1	Atom-2	Interatomic distance (Å)	Clash overlap (Å)
3:CF:123:GLN:HB3	3:CF:128:PHE:HB2	2.03	0.40
3:CF:154:SER:O	3:CF:196:LEU:HD13	2.21	0.40
3:CF:190:ARG:HD2	3:CF:190:ARG:N	2.35	0.40
4:CG:88:VAL:HG13	5:CH:97:GLY:CA	2.51	0.40
5:CH:43:LEU:HB2	5:CH:136:MET:SD	2.60	0.40
7:CJ:79:ARG:HA	7:CJ:83:ALA:O	2.21	0.40
8:CK:21:LYS:HG2	8:CK:23:SER:O	2.22	0.40
14:CQ:22:THR:OG1	14:CQ:33:VAL:CG1	2.68	0.40
17:CT:100:LYS:HA	17:CT:100:LYS:HD2	1.78	0.40
18:CU:71:LYS:O	18:CU:75:ILE:HG13	2.21	0.40
22:CB:15:A:OP2	22:CB:16:U:H5	2.03	0.40
23:CC:12:G:H1'	25:DA:1923:U:O2'	2.21	0.40
23:CD:54:G:C4	23:CD:55:U:C5	3.08	0.40
25:DA:84:A:OP2	44:DU:8:LYS:HD3	2.21	0.40
25:DA:213:A:H2'	25:DA:214:G:O4'	2.21	0.40
25:DA:611:C:C2'	25:DA:612:G:H5'	2.51	0.40
25:DA:616:A:C8	29:DF:176:LEU:HD11	2.56	0.40
25:DA:619:G:H5''	25:DA:620:G:OP2	2.21	0.40
25:DA:620:G:H8	25:DA:622:G:O6	2.03	0.40
25:DA:839:U:H1'	25:DA:1191:G:H1'	2.03	0.40
25:DA:1131:G:C2	25:DA:1132:A:C4	3.09	0.40
25:DA:1300:U:H4'	25:DA:1301:A:OP2	2.20	0.40
25:DA:1450:C:C2	25:DA:1451:C:C5	3.09	0.40
25:DA:1491:G:O2'	25:DA:1492:G:H5'	2.20	0.40
25:DA:1545(A):A:H2'	25:DA:1546:C:O5'	2.21	0.40
25:DA:1742:C:H5'	25:DA:1743:G:OP2	2.21	0.40
25:DA:1817:G:H2'	25:DA:1818:U:H5'	2.02	0.40
25:DA:1973:G:H2'	25:DA:1974:C:H6	1.87	0.40
25:DA:2016:U:H2'	25:DA:2017:U:H6	1.86	0.40
25:DA:2241:A:H2'	25:DA:2242:G:C8	2.56	0.40
25:DA:2262:U:O2'	25:DA:2263:C:H5'	2.21	0.40
25:DA:2335:A:O2'	25:DA:2336:A:O5'	2.35	0.40
25:DA:2401:U:O2	25:DA:2402:C:C5	2.73	0.40
25:DA:2581:G:H2'	25:DA:2581:G:N3	2.36	0.40
25:DA:2805:G:H2'	25:DA:2807:G:H8	1.85	0.40
28:DE:8:LYS:C	28:DE:9:VAL:HG13	2.41	0.40
28:DE:46:ALA:CB	28:DE:82:ARG:CB	2.76	0.40
28:DE:58:ARG:O	28:DE:60:ASN:OD1	2.38	0.40
28:DE:105:THR:HA	28:DE:166:THR:HA	2.03	0.40
29:DF:116:ASP:OD1	29:DF:119:ARG:NH2	2.49	0.40
30:DG:52:ILE:HD13	30:DG:52:ILE:HA	1.79	0.40

*Continued on next page...*

*Continued from previous page...*

Atom-1	Atom-2	Interatomic distance (Å)	Clash overlap (Å)
30:DG:81:LYS:HD3	30:DG:81:LYS:HA	1.90	0.40
30:DG:142:PRO:HG2	30:DG:143:GLU:CD	2.41	0.40
34:DN:98:VAL:HG13	34:DN:117:LEU:HB3	2.03	0.40
35:DO:62:LEU:HD23	35:DO:62:LEU:O	2.21	0.40
38:DQ:106:ARG:H	38:DQ:106:ARG:HG3	1.30	0.40
41:D2:62:LEU:HD22	41:D2:95:LEU:N	2.36	0.40
50:D4:8:LYS:HD2	50:D4:8:LYS:HA	1.72	0.40
1:AA:9:G:C2	1:AA:26:A:N1	2.89	0.40
1:AA:144:G:C5	1:AA:179:A:C2	3.09	0.40
1:AA:457:C:N3	1:AA:476:G:C2	2.89	0.40
1:AA:493:G:H8	1:AA:493:G:O5'	2.04	0.40
1:AA:723:U:C5'	1:AA:724:G:OP2	2.70	0.40
1:AA:872:A:C2	1:AA:874:G:C6	3.09	0.40
1:AA:943:U:H2'	1:AA:944:G:H5'	2.04	0.40
1:AA:1301:U:C2'	1:AA:1301:U:O2	2.69	0.40
1:AA:1510:U:H1'	1:AA:1526:G:N2	2.36	0.40
2:AE:102:LEU:HB3	2:AE:180:LEU:CD1	2.52	0.40
5:AH:151:LEU:HD11	8:AK:77:GLU:OE2	2.20	0.40
9:AL:5:TYR:CG	9:AL:6:GLY:N	2.89	0.40
11:AN:73:MET:HA	11:AN:77:MET:H	1.86	0.40
11:AN:85:ARG:HG3	11:AN:85:ARG:HH11	1.87	0.40
12:AO:89:ARG:CG	12:AO:89:ARG:NH1	2.82	0.40
14:AQ:2:ALA:HB1	14:AQ:6:LEU:HD12	2.02	0.40
15:AR:48:LYS:HD2	15:AR:48:LYS:HA	1.90	0.40
18:AU:25:THR:C	18:AU:26:LEU:HD23	2.41	0.40
21:AX:25:LYS:O	21:AX:26:LYS:HB3	2.21	0.40
23:AC:17:C:O2	23:AC:17:C:O2'	2.39	0.40
25:BA:11:G:C2'	25:BA:12:U:H5'	2.51	0.40
25:BA:117:G:C6	25:BA:119:A:C6	3.09	0.40
25:BA:284:U:H2'	25:BA:285:C:C6	2.56	0.40
25:BA:355:G:O2'	25:BA:356:G:H5'	2.21	0.40
25:BA:365:C:H2'	25:BA:366:C:O4'	2.21	0.40
25:BA:452:G:C4	25:BA:458:G:C6	3.09	0.40
25:BA:477:A:C6	25:BA:478:A:C6	3.09	0.40
25:BA:889:C:O2	25:BA:889:C:O5'	2.39	0.40
25:BA:893:C:C4	25:BA:894:C:N4	2.90	0.40
25:BA:1142(A):A:C5	25:BA:1144:G:C5	3.09	0.40
25:BA:1163:G:C2	25:BA:1164:G:C8	3.10	0.40
25:BA:1210:A:H5'	25:BA:1210:A:C8	2.43	0.40
25:BA:1364:G:N7	47:BZ:2:SER:HB3	2.36	0.40
25:BA:1438:U:O2'	25:BA:1439:A:H5'	2.20	0.40

*Continued on next page...*

*Continued from previous page...*

Atom-1	Atom-2	Interatomic distance (Å)	Clash overlap (Å)
25:BA:2032:G:O2'	28:BE:145:LYS:HE3	2.22	0.40
25:BA:2124:G:C2'	25:BA:2125:G:H5'	2.51	0.40
25:BA:2199:A:OP2	25:BA:2205:C:H5	2.04	0.40
25:BA:2474:C:H3'	25:BA:2475:C:H6	1.85	0.40
25:BA:2768:C:C2	25:BA:2769:C:C6	3.09	0.40
26:BB:18:G:H1	26:BB:65:C:H42	1.70	0.40
27:BD:18:VAL:HG12	27:BD:19:ALA:N	2.37	0.40
27:BD:44:ASN:HB3	27:BD:48:ARG:C	2.41	0.40
28:BE:1:MET:HB3	28:BE:200:GLU:CD	2.41	0.40
28:BE:31:CYS:HB3	28:BE:49:LEU:HG	2.04	0.40
29:BF:24:LEU:HA	29:BF:25:PRO:HD2	1.89	0.40
29:BF:117:ARG:HD3	29:BF:117:ARG:HA	1.50	0.40
29:BF:165:ARG:HG3	29:BF:165:ARG:NH1	2.36	0.40
31:BH:137:ASP:O	31:BH:138:LYS:CB	2.68	0.40
32:BK:79:ILE:O	32:BK:142:VAL:HA	2.20	0.40
32:BK:133:HIS:HB2	32:BK:134:PRO:HD2	2.03	0.40
36:BP:137:TYR:C	36:BP:139:GLU:N	2.74	0.40
37:B0:75:LEU:HA	37:B0:78:LYS:HB3	2.03	0.40
38:BQ:20:ARG:HE	38:BQ:20:ARG:HB3	1.57	0.40
42:BS:57:ASN:HD22	42:BS:57:ASN:HA	1.57	0.40
43:BT:3:THR:O	43:BT:6:ASP:HB2	2.21	0.40
44:BU:6:HIS:ND1	44:BU:7:VAL:HG13	2.37	0.40
44:BU:86:ARG:HD2	44:BU:86:ARG:HA	1.87	0.40
47:BZ:21:ARG:HD3	47:BZ:35:THR:CG2	2.52	0.40
49:BX:32:GLN:HA	49:BX:32:GLN:NE2	2.36	0.40
49:BX:59:VAL:HG22	49:BX:60:GLU:N	2.37	0.40
50:B4:14:ILE:HG23	50:B4:15:ILE:N	2.36	0.40
1:CA:719:C:H42	18:CU:71:LYS:HE2	1.85	0.40
1:CA:852:G:C6	1:CA:853:G:N7	2.89	0.40
1:CA:966:G:O2'	9:CL:127:LYS:O	2.39	0.40
1:CA:1105:A:H2'	1:CA:1106:G:C8	2.56	0.40
1:CA:1190:G:OP1	3:CF:4:LYS:HA	2.22	0.40
1:CA:1227:A:C8	1:CA:1227:A:H3'	2.56	0.40
1:CA:1429:C:H2'	1:CA:1430:C:C6	2.56	0.40
2:CE:178:ARG:HA	2:CE:178:ARG:HD3	1.90	0.40
3:CF:79:ARG:H	3:CF:79:ARG:HG2	1.70	0.40
4:CG:13:ARG:O	4:CG:15:GLU:N	2.52	0.40
4:CG:190:ASP:O	4:CG:194:LEU:HD22	2.21	0.40
10:CM:24:VAL:HG12	10:CM:25:GLU:N	2.36	0.40
11:CN:33:THR:HG22	11:CN:39:PRO:HA	2.03	0.40
13:CP:22:ILE:HB	13:CP:25:ILE:HG13	2.02	0.40

*Continued on next page...*

*Continued from previous page...*

Atom-1	Atom-2	Interatomic distance (Å)	Clash overlap (Å)
13:CP:32:GLU:O	13:CP:35:GLU:HB3	2.20	0.40
19:CV:14:HIS:HD2	19:CV:15:LEU:H	1.68	0.40
23:CD:24:C:H2'	23:CD:25:U:H6	1.85	0.40
25:DA:139:G:N3	25:DA:141:A:N1	2.69	0.40
25:DA:221:A:C4	25:DA:266:G:N7	2.89	0.40
25:DA:329:G:C4'	25:DA:330:A:OP2	2.69	0.40
25:DA:1059:G:O6	25:DA:1080:A:C6	2.75	0.40
25:DA:1321:A:H2'	25:DA:1322:A:O4'	2.22	0.40
25:DA:1908:C:O5'	25:DA:1908:C:H6	2.04	0.40
25:DA:2107:C:H2'	25:DA:2108:C:O4'	2.22	0.40
25:DA:2162:G:O2'	25:DA:2173:A:OP2	2.39	0.40
25:DA:2263:C:O2'	25:DA:2264:C:H5'	2.22	0.40
25:DA:2461:C:H2'	25:DA:2462:U:H6	1.84	0.40
25:DA:2751:G:C2	31:DH:2:SER:N	2.88	0.40
27:DD:35:LYS:HB3	27:DD:64:ILE:H	1.86	0.40
28:DE:60:ASN:HD22	28:DE:61:ARG:H	1.69	0.40
29:DF:140:LEU:HD22	29:DF:170:LEU:HD21	2.04	0.40
37:D0:84:ALA:N	37:D0:85:PRO:HD2	2.36	0.40
38:DQ:49:VAL:CG2	38:DQ:80:LEU:HD12	2.51	0.40
38:DQ:83:LYS:C	38:DQ:109:GLY:HA3	2.42	0.40
39:DR:113:LYS:HA	39:DR:113:LYS:HD2	1.78	0.40
40:D1:100:VAL:C	40:D1:101:ARG:HG2	2.40	0.40
42:DS:57:ASN:O	42:DS:61:ASN:HB2	2.22	0.40
45:DV:60:GLU:O	45:DV:61:LEU:O	2.39	0.40
46:D3:50:ASN:C	46:D3:62:LEU:HD12	2.42	0.40
48:DW:10:LEU:HD12	48:DW:10:LEU:HA	1.76	0.40
1:AA:15:G:H4'	5:AH:24:ARG:NH1	2.36	0.40
1:AA:109:A:C6	1:AA:326:G:C6	3.10	0.40
1:AA:260:G:H2'	1:AA:261:U:C6	2.57	0.40
1:AA:424:G:C2	1:AA:425:G:C8	3.09	0.40
1:AA:464:G:N2	1:AA:468:A:H62	2.20	0.40
1:AA:1190:G:OP2	3:AF:5:ILE:HG23	2.21	0.40
1:AA:1256:A:C2	1:AA:1277:C:C4	3.08	0.40
4:AG:25:ARG:CZ	4:AG:30:LYS:HG3	2.51	0.40
5:AH:96:PRO:HA	5:AH:117:ASP:OD1	2.22	0.40
8:AK:118:VAL:O	8:AK:119:LEU:HD23	2.21	0.40
9:AL:3:GLN:OE1	9:AL:20:ARG:NH1	2.54	0.40
10:AM:81:THR:O	10:AM:84:GLN:HB2	2.22	0.40
11:AN:12:ARG:HG2	11:AN:13:GLN:H	1.87	0.40
19:AV:13:ASP:O	19:AV:16:LEU:N	2.55	0.40
25:BA:270(Z):U:O3'	25:BA:271(A):C:H6	2.05	0.40

*Continued on next page...*

*Continued from previous page...*

Atom-1	Atom-2	Interatomic distance (Å)	Clash overlap (Å)
25:BA:287:C:O2'	25:BA:288:C:H5'	2.21	0.40
25:BA:529:A:C8	25:BA:530:G:C6	3.07	0.40
25:BA:671:C:H2'	25:BA:672:C:C6	2.57	0.40
25:BA:779:U:OP1	27:BD:49:ILE:HG13	2.21	0.40
25:BA:868:U:C4	25:BA:869:G:N7	2.90	0.40
25:BA:1012:U:O4	33:BM:25:ARG:HA	2.21	0.40
25:BA:1077:A:N3	25:BA:1078:U:H5''	2.36	0.40
25:BA:1444:G:H5''	25:BA:1444(A):A:OP1	2.21	0.40
25:BA:1533:C:N4	25:BA:1538:G:H1	2.17	0.40
25:BA:1654:A:OP2	37:B0:2:ARG:HD3	2.21	0.40
25:BA:1728:G:C3'	25:BA:1729:A:H5''	2.44	0.40
25:BA:1894:C:O2'	25:BA:1895:C:H5'	2.21	0.40
25:BA:2246:G:H2'	25:BA:2247:A:C8	2.56	0.40
25:BA:2472:G:H22	25:BA:2477:C:H5''	1.86	0.40
25:BA:2572:A:H2'	28:BE:144:ARG:HG3	2.04	0.40
25:BA:2689:U:H5'	25:BA:2689:U:C6	2.56	0.40
25:BA:2729:G:H1'	28:BE:187:ALA:HB2	2.03	0.40
27:BD:35:LYS:HZ3	27:BD:104:TYR:CB	2.32	0.40
27:BD:43:ARG:HB2	27:BD:54:ARG:HB2	2.02	0.40
27:BD:131:LEU:HB2	27:BD:136:ILE:HD11	2.03	0.40
30:BG:125:PHE:CZ	30:BG:170:ARG:HA	2.56	0.40
31:BH:89:ILE:O	31:BH:89:ILE:CG1	2.66	0.40
32:BK:47:LEU:HD12	32:BK:47:LEU:O	2.21	0.40
33:BM:28:THR:HA	33:BM:106:MET:CE	2.51	0.40
48:BW:24:LEU:O	48:BW:28:LYS:HG2	2.22	0.40
52:B6:36:LEU:H	52:B6:36:LEU:HD23	1.86	0.40
1:CA:57:G:C5	1:CA:58:C:C5	3.09	0.40
1:CA:147:G:O2'	1:CA:148:G:H5'	2.22	0.40
1:CA:1176:A:N6	1:CA:1177:G:C5	2.86	0.40
1:CA:1212:U:HO2'	1:CA:1213:A:H8	1.70	0.40
1:CA:1354:C:O2'	1:CA:1355:G:H5'	2.22	0.40
1:CA:1449:C:H2'	1:CA:1450:U:OP1	2.21	0.40
4:CG:59:ARG:NH2	4:CG:66:ARG:NH1	2.69	0.40
4:CG:76:ARG:NH2	4:CG:80:GLU:OE1	2.50	0.40
9:CL:5:TYR:CD2	9:CL:17:VAL:O	2.74	0.40
15:CR:4:THR:OG1	15:CR:7:GLU:HB2	2.21	0.40
16:CS:3:LYS:N	16:CS:22:THR:O	2.47	0.40
23:CC:35:C:C2	23:CC:36:A:C8	3.09	0.40
23:CD:21:U:H3'	23:CD:22:A:C5'	2.52	0.40
23:CD:42:C:C5	23:CD:43:G:N7	2.90	0.40
25:DA:68:G:H2'	25:DA:69:C:C6	2.57	0.40

*Continued on next page...*



*Continued from previous page...*

Atom-1	Atom-2	Interatomic distance (Å)	Clash overlap (Å)
25:DA:309:G:O3'	44:DU:18:GLY:CA	2.69	0.40
25:DA:319:C:H2'	25:DA:320:A:O4'	2.22	0.40
25:DA:631:A:C6	25:DA:632:A:C2	3.09	0.40
25:DA:684:G:C2	25:DA:774:A:C2	3.10	0.40
25:DA:1476:C:O2'	25:DA:1477:A:H5'	2.22	0.40
25:DA:2115:G:H2'	25:DA:2116:G:C8	2.56	0.40
25:DA:2127:G:C2	25:DA:2173:A:C8	3.09	0.40
25:DA:2309:A:H2'	25:DA:2310:A:O4'	2.22	0.40
25:DA:2469:A:C8	25:DA:2482:G:C4	3.09	0.40
25:DA:2815:C:O2'	51:D5:43:HIS:CD2	2.75	0.40
25:DA:2817:G:OP1	37:D0:99:LYS:NZ	2.55	0.40
26:DB:55:U:O2'	30:DG:29:TRP:HD1	2.03	0.40
27:DD:45:ASN:OD1	27:DD:45:ASN:C	2.60	0.40
30:DG:56:ALA:HA	30:DG:59:GLU:HB3	2.04	0.40
30:DG:150:ASP:CG	30:DG:151:ALA:N	2.75	0.40
35:DO:30:THR:O	35:DO:31:ALA:HB3	2.21	0.40
36:DP:77:LYS:HD3	36:DP:81:VAL:HG21	2.04	0.40
38:DQ:41:ASP:OD1	38:DQ:41:ASP:C	2.58	0.40
39:DR:19:LEU:HD22	39:DR:86:ILE:CG2	2.50	0.40
44:DU:90:LEU:HD23	44:DU:90:LEU:N	2.35	0.40
45:DV:58:VAL:CG1	45:DV:60:GLU:HB3	2.52	0.40
47:DZ:50:ARG:HE	47:DZ:50:ARG:HB2	1.61	0.40
48:DW:15:LYS:HD3	48:DW:67:LYS:HZ1	1.85	0.40
48:DW:68:ARG:HG3	48:DW:68:ARG:NH1	2.36	0.40
50:D4:14:ILE:HA	50:D4:30:GLU:HB3	2.04	0.40
51:D5:40:LYS:HE3	51:D5:40:LYS:HB2	1.90	0.40
1:AA:55:A:H2	32:DK:82:ARG:HG2	1.86	0.40
1:AA:56:U:H2'	1:AA:57:G:C8	2.56	0.40
1:AA:114:U:H2'	1:AA:115:G:C8	2.56	0.40
1:AA:578:C:C2'	1:AA:579:G:O5'	2.69	0.40
1:AA:812:C:H6	1:AA:812:C:H2'	1.63	0.40
1:AA:815:A:O2'	1:AA:1527:C:H1'	2.21	0.40
1:AA:816:A:OP1	1:AA:1526:G:O2'	2.29	0.40
1:AA:1004:A:C1'	1:AA:1036:G:N1	2.63	0.40
1:AA:1061:G:OP2	3:AF:2:GLY:O	2.40	0.40
1:AA:1305:G:OP2	1:AA:1305:G:C8	2.75	0.40
1:AA:1394:A:C5	1:AA:1501:C:H4'	2.56	0.40
2:AE:8:LYS:CD	2:AE:8:LYS:N	2.84	0.40
2:AE:206:ASP:O	2:AE:207:ALA:HB3	2.22	0.40
3:AF:181:ASN:HD21	3:AF:204:LEU:HB2	1.83	0.40
6:AI:97:PHE:CD2	18:AU:31:LEU:HD21	2.54	0.40

*Continued on next page...*

*Continued from previous page...*

Atom-1	Atom-2	Interatomic distance (Å)	Clash overlap (Å)
7:AJ:29:LYS:HE2	7:AJ:29:LYS:HA	2.02	0.40
7:AJ:69:VAL:O	7:AJ:69:VAL:HG12	2.21	0.40
9:AL:111:ARG:O	9:AL:111:ARG:HG3	2.20	0.40
10:AM:30:SER:HG	10:AM:84:GLN:HE21	1.58	0.40
10:AM:100:THR:O	10:AM:101:VAL:HG23	2.22	0.40
22:AB:18:G:H1'	22:AB:19:G:P	2.62	0.40
23:AC:25:U:H2'	23:AC:26:C:O4'	2.21	0.40
23:AD:75:C:H2'	23:AD:76:C:O4'	2.21	0.40
25:BA:269:U:C5	25:BA:270(Z):U:C6	3.09	0.40
25:BA:314:A:O2'	25:BA:315:G:H5'	2.21	0.40
25:BA:821:A:C5'	25:BA:822:U:H6	2.35	0.40
25:BA:1063:G:H22	25:BA:1076:C:H1'	1.86	0.40
25:BA:1085:A:N3	25:BA:1086:A:C5	2.89	0.40
25:BA:1581:G:C6	25:BA:1582:C:C4	3.10	0.40
25:BA:1642:G:O2'	25:BA:1643:G:H5'	2.20	0.40
25:BA:2364:C:C2'	25:BA:2365:G:H5'	2.51	0.40
25:BA:2370:G:C6	25:BA:2371:G:C6	3.09	0.40
25:BA:2756:U:H1'	25:BA:2757:A:H5''	2.02	0.40
25:BA:2801:A:OP1	25:BA:2895:U:O2'	2.36	0.40
26:BB:40:U:C2'	26:BB:41:U:OP1	2.69	0.40
27:BD:26:LYS:CD	27:BD:26:LYS:H	2.35	0.40
28:BE:35:GLN:CB	28:BE:48:GLN:HB2	2.51	0.40
28:BE:51:PHE:CE1	28:BE:52:LEU:CD2	2.98	0.40
30:BG:73:ALA:CB	30:BG:82:LEU:HD11	2.51	0.40
30:BG:145:THR:HG22	50:B4:28:LYS:NZ	2.36	0.40
31:BH:50:VAL:O	31:BH:50:VAL:CG2	2.70	0.40
31:BH:62:LYS:HB2	31:BH:62:LYS:HE2	1.88	0.40
32:BK:81:VAL:HG21	32:BK:88:ILE:CD1	2.50	0.40
32:BK:94:ALA:HB2	32:BK:116:LEU:HB2	2.04	0.40
32:BK:101:LEU:HD22	32:BK:109:ILE:CG2	2.51	0.40
32:BK:104:GLN:O	32:BK:105:HIS:HB2	2.19	0.40
34:BN:73:ASP:OD1	34:BN:73:ASP:C	2.59	0.40
35:BO:64:LYS:CG	54:B8:25:MET:SD	3.09	0.40
37:B0:1:MET:HE3	37:B0:1:MET:HB2	1.99	0.40
38:BQ:106:ARG:O	38:BQ:107:GLU:HB3	2.21	0.40
39:BR:113:LYS:HD2	39:BR:113:LYS:HA	1.87	0.40
45:BV:111:VAL:HG21	45:BV:146:ILE:HG13	2.03	0.40
46:B3:31:VAL:HG23	46:B3:32:ARG:N	2.37	0.40
46:B3:75:LEU:HD23	46:B3:75:LEU:HA	1.90	0.40
1:CA:376:G:N3	1:CA:389:A:C2	2.90	0.40
1:CA:410:G:C2	1:CA:429:U:C2	3.09	0.40

*Continued on next page...*

*Continued from previous page...*

Atom-1	Atom-2	Interatomic distance (Å)	Clash overlap (Å)
1:CA:468:A:C8	1:CA:474:G:C8	3.09	0.40
1:CA:474:G:C2	1:CA:475:G:C4	3.10	0.40
1:CA:879:C:H5	12:CO:6:THR:HG21	1.87	0.40
1:CA:977:A:H8	1:CA:982:U:O4	2.05	0.40
1:CA:1218:C:H2'	1:CA:1219:U:C6	2.57	0.40
1:CA:1278:U:H5''	1:CA:1279:A:O4'	2.21	0.40
1:CA:1305:G:N2	1:CA:1331:G:O2'	2.54	0.40
1:CA:1436:U:H2'	1:CA:1437:C:C6	2.57	0.40
1:CA:1446:A:C6	39:DR:118:ARG:NH1	2.90	0.40
2:CE:6:THR:O	2:CE:7:VAL:HB	2.21	0.40
2:CE:55:PHE:HD1	2:CE:55:PHE:HA	1.76	0.40
3:CF:120:VAL:HG12	3:CF:121:ALA:N	2.36	0.40
4:CG:31:CYS:O	4:CG:32:ALA:CB	2.66	0.40
4:CG:50:ARG:HA	4:CG:51:PRO:HD3	1.80	0.40
4:CG:108:LEU:HD13	4:CG:174:LEU:HD13	2.03	0.40
4:CG:132:ARG:HG3	4:CG:133:VAL:N	2.36	0.40
19:CV:11:VAL:CG2	19:CV:16:LEU:HD11	2.51	0.40
22:CB:2:C:H2'	22:CB:3:C:O4'	2.21	0.40
22:CB:37:G:H2'	22:CB:38:G:H8	1.85	0.40
22:CB:44:G:C6	22:CB:45:U:N3	2.89	0.40
23:CC:62:C:N3	23:CC:63:C:C5	2.90	0.40
23:CD:15:G:C2	23:CD:49:C:O2	2.73	0.40
24:C1:16:A:H2'	24:C1:17:U:O4'	2.21	0.40
25:DA:270(T):G:C6	25:DA:270(U):C:C4	3.09	0.40
25:DA:751:A:C6	25:DA:789:A:C5	3.09	0.40
25:DA:809:G:O4'	25:DA:1254:A:H1'	2.21	0.40
25:DA:993:G:C5	25:DA:994:C:C5	3.10	0.40
25:DA:1000:A:N1	25:DA:1155:A:C4	2.89	0.40
25:DA:1087:G:H2'	25:DA:1089:G:O4'	2.21	0.40
25:DA:1105:U:O2'	25:DA:1106:G:H5'	2.21	0.40
25:DA:1131:G:O6	25:DA:2040:C:H1'	2.22	0.40
25:DA:1508:A:H4'	25:DA:1510:A:C2	2.57	0.40
25:DA:1945:G:C4	25:DA:1946:U:C5	3.10	0.40
25:DA:1967:C:H2'	25:DA:1968:G:O5'	2.22	0.40
25:DA:2070:G:C2	25:DA:2442:C:C2	3.09	0.40
25:DA:2489:G:O2'	25:DA:2490:G:H5'	2.20	0.40
26:DB:9:G:C2	26:DB:112:G:C4	3.10	0.40
26:DB:43:C:C4'	30:DG:66:GLN:NE2	2.84	0.40
27:DD:96:HIS:ND1	27:DD:102:LYS:HD3	2.37	0.40
28:DE:70:ALA:O	28:DE:72:VAL:HG23	2.21	0.40
30:DG:94:LEU:HD23	30:DG:94:LEU:H	1.87	0.40

*Continued on next page...*

*Continued from previous page...*

Atom-1	Atom-2	Interatomic distance (Å)	Clash overlap (Å)
31:DH:68:THR:HG22	31:DH:72:ILE:HD11	2.02	0.40
37:D0:82:GLU:C	37:D0:85:PRO:HD2	2.41	0.40
37:D0:101:ALA:HB1	51:D5:41:PRO:HG3	2.03	0.40
37:D0:104:ARG:HB2	37:D0:107:ASP:OD2	2.20	0.40
45:DV:23:LYS:HE2	45:DV:40:ASP:OD2	2.22	0.40
45:DV:155:LEU:HA	45:DV:155:LEU:HD23	1.76	0.40
50:D4:58:ARG:HH21	50:D4:58:ARG:HG3	1.87	0.40
53:D7:42:LEU:HD23	53:D7:42:LEU:HA	1.84	0.40
54:D8:29:LYS:HB2	54:D8:44:LYS:HB3	2.03	0.40
54:D8:30:ARG:O	54:D8:31:HIS:CB	2.70	0.40
54:D8:39:LYS:C	54:D8:41:ILE:N	2.70	0.40
1:AA:687:A:H2'	1:AA:701:C:N4	2.37	0.40
1:AA:1372:U:C2'	1:AA:1373:G:O5'	2.70	0.40
1:AA:1405:G:H2'	1:AA:1406:U:O5'	2.22	0.40
1:AA:1429:C:H2'	1:AA:1430:C:C6	2.56	0.40
2:AE:111:ARG:HH11	2:AE:111:ARG:HA	1.86	0.40
3:AF:58:GLU:O	3:AF:59:ARG:HG3	2.21	0.40
3:AF:108:ASN:HB3	3:AF:111:LEU:HB2	2.04	0.40
4:AG:3:ARG:H	4:AG:3:ARG:HG3	1.58	0.40
4:AG:144:ASP:O	4:AG:184:LYS:HA	2.22	0.40
4:AG:146:ILE:N	4:AG:146:ILE:CD1	2.84	0.40
7:AJ:31:MET:CE	7:AJ:36:LYS:HZ2	2.35	0.40
7:AJ:56:GLN:HG2	7:AJ:56:GLN:H	1.65	0.40
10:AM:50:ILE:HD13	10:AM:60:ARG:HD3	2.03	0.40
23:AD:6:G:O2'	23:AD:7:G:H5'	2.22	0.40
25:BA:608:A:C4	25:BA:621:A:C6	3.10	0.40
25:BA:988:A:O4'	25:BA:1155:A:H2	2.03	0.40
25:BA:988:A:O5'	25:BA:988:A:H8	2.04	0.40
25:BA:1018:C:O2	25:BA:1018:C:H2'	2.21	0.40
25:BA:1043:C:C2'	25:BA:1044:G:H5'	2.51	0.40
25:BA:1534:G:O2'	25:BA:1535:U:H4'	2.22	0.40
25:BA:1558:A:O2'	25:BA:1559:G:OP2	2.40	0.40
25:BA:1726:G:H2'	25:BA:1727:U:O4'	2.21	0.40
25:BA:1758:G:H4'	25:BA:1759:A:OP2	2.20	0.40
25:BA:2213:U:H6	25:BA:2213:U:O5'	2.04	0.40
25:BA:2298:A:N6	25:BA:2318:G:H1'	2.37	0.40
25:BA:2335:A:C8	25:BA:2337:G:C6	3.10	0.40
25:BA:2559:C:H2'	25:BA:2560:C:H6	1.86	0.40
25:BA:2734:A:C5'	25:BA:2734:A:C8	3.02	0.40
25:BA:2841:C:C2	25:BA:2877:G:N2	2.90	0.40
25:BA:2855:C:H2'	25:BA:2856:C:C6	2.55	0.40

*Continued on next page...*

*Continued from previous page...*

Atom-1	Atom-2	Interatomic distance (Å)	Clash overlap (Å)
27:BD:161:THR:O	27:BD:162:SER:HB3	2.22	0.40
27:BD:181:GLU:HB2	27:BD:273:ARG:HB2	2.02	0.40
28:BE:61:ARG:C	28:BE:63:LEU:N	2.73	0.40
29:BF:63:LYS:HE2	29:BF:67:GLN:HB2	2.04	0.40
31:BH:152:ARG:HH21	31:BH:153:LYS:HE2	1.85	0.40
33:BM:17:ASP:O	33:BM:18:ALA:HB3	2.22	0.40
33:BM:43:THR:H	33:BM:48:MET:CE	2.34	0.40
33:BM:114:ARG:O	33:BM:116:LEU:N	2.55	0.40
35:BO:91:PHE:HZ	35:BO:103:ALA:CB	2.33	0.40
36:BP:29:PHE:HB3	36:BP:65:PHE:CE1	2.57	0.40
38:BQ:38:GLN:CG	38:BQ:47:THR:HG21	2.51	0.40
38:BQ:99:LYS:O	38:BQ:103:GLU:HG3	2.21	0.40
39:BR:111:ARG:O	39:BR:112:ARG:CG	2.69	0.40
40:B1:50:ARG:HG2	40:B1:53:ARG:HH22	1.86	0.40
40:B1:79:PHE:CE2	40:B1:83:LEU:CD2	3.01	0.40
42:BS:9:TYR:N	42:BS:102:HIS:CD2	2.80	0.40
43:BT:92:LEU:HD23	43:BT:92:LEU:HA	1.84	0.40
52:B6:11:LEU:CD2	52:B6:26:ASN:HB3	2.52	0.40
52:B6:11:LEU:HD23	52:B6:26:ASN:HB3	2.04	0.40
53:B7:8:ASN:ND2	53:B7:11:LYS:HB3	2.36	0.40
54:B8:36:LYS:HD3	54:B8:40:GLU:OE2	2.21	0.40
1:CA:810:C:C2'	1:CA:811:C:H5'	2.51	0.40
1:CA:836:G:C6	1:CA:851:G:C6	3.10	0.40
1:CA:949:A:C2	1:CA:1233:G:N3	2.89	0.40
1:CA:1007:C:C4	1:CA:1008:C:C5	3.10	0.40
1:CA:1045:C:H2'	1:CA:1046:A:C4'	2.52	0.40
1:CA:1116:C:O2'	9:CL:108:VAL:HG11	2.22	0.40
1:CA:1292:U:H2'	1:CA:1293:G:C8	2.57	0.40
1:CA:1320:C:C2	19:CV:72:GLY:HA3	2.56	0.40
1:CA:1399:C:H4'	1:CA:1400:C:O5'	2.21	0.40
2:CE:85:ALA:CB	2:CE:92:TYR:HD1	2.32	0.40
2:CE:169:LYS:HD3	2:CE:169:LYS:O	2.21	0.40
3:CF:47:LEU:HD13	3:CF:47:LEU:O	2.21	0.40
4:CG:60:GLU:OE2	4:CG:199:ASN:N	2.53	0.40
5:CH:151:LEU:HD11	8:CK:77:GLU:OE2	2.20	0.40
11:CN:58:PRO:HG3	11:CN:89:ALA:O	2.20	0.40
12:CO:32:PHE:HD1	12:CO:86:ARG:HA	1.87	0.40
19:CV:40:ILE:HG22	19:CV:67:VAL:HA	2.02	0.40
23:CD:37:U:C5	23:CD:38:A:N7	2.90	0.40
25:DA:2:G:H1	25:DA:2901:C:N4	2.12	0.40
25:DA:506:G:H5''	25:DA:509:C:H1'	2.04	0.40

*Continued on next page...*

Continued from previous page...

Atom-1	Atom-2	Interatomic distance (Å)	Clash overlap (Å)
25:DA:637:A:OP1	35:DO:133:SER:HB3	2.21	0.40
25:DA:686:G:H1	53:D7:16:HIS:CD2	2.37	0.40
25:DA:826:U:H2'	25:DA:828:U:O4'	2.22	0.40
25:DA:835:A:OP1	54:D8:52:LYS:HG3	2.21	0.40
25:DA:910:A:N3	25:DA:2264:C:O2'	2.49	0.40
25:DA:959:A:N1	25:DA:960:A:C2	2.89	0.40
25:DA:1150:C:H2'	25:DA:1151:G:O4'	2.21	0.40
25:DA:1299:G:H5''	25:DA:1300:U:H5''	2.02	0.40
25:DA:1359:A:N7	25:DA:1372:U:O4	2.55	0.40
25:DA:1889:A:H2'	25:DA:1890:A:O4'	2.22	0.40
25:DA:1902:C:OP1	27:DD:242:ARG:HD3	2.21	0.40
25:DA:1903:G:OP1	27:DD:241:PRO:HB2	2.21	0.40
25:DA:2103:C:H2'	25:DA:2104:G:H8	1.83	0.40
25:DA:2271:G:H2'	25:DA:2272:U:H6	1.87	0.40
25:DA:2695:C:H2'	25:DA:2696:U:H6	1.85	0.40
25:DA:2712:U:H1'	25:DA:2712(A):A:C8	2.57	0.40
27:DD:44:ASN:HB3	27:DD:49:ILE:CA	2.29	0.40
28:DE:30:PRO:HB2	28:DE:90:THR:HG23	2.04	0.40
35:DO:102:ARG:HH21	35:DO:102:ARG:HG3	1.87	0.40
35:DO:128:HIS:CE1	35:DO:148:LEU:HD21	2.57	0.40
36:DP:54:MET:HG2	36:DP:117:ALA:HB1	2.03	0.40
38:DQ:62:LYS:HB3	38:DQ:97:ARG:CD	2.49	0.40
39:DR:92:GLY:HA2	39:DR:116:ALA:CA	2.49	0.40
40:D1:92:ARG:HG3	40:D1:94:ASN:N	2.31	0.40
42:DS:37:ARG:HG2	42:DS:38:TYR:CE2	2.57	0.40
45:DV:6:LYS:H	45:DV:6:LYS:HG3	1.65	0.40
45:DV:131:ARG:H	45:DV:131:ARG:CD	2.35	0.40
54:D8:30:ARG:C	54:D8:32:LEU:H	2.24	0.40

All (3) symmetry-related close contacts are listed below. The label for Atom-2 includes the symmetry operator and encoded unit-cell translations to be applied.

Atom-1	Atom-2	Interatomic distance (Å)	Clash overlap (Å)
1:AA:85:U:O2'	31:DH:100:GLY:O[3_555]	1.90	0.30
1:CA:86:U:O2'	25:DA:276:A:OP2[3_545]	2.02	0.18
6:AI:15:ASP:OD2	4:CG:27:TYR:OH[4_555]	2.17	0.03

## 5.3 Torsion angles

### 5.3.1 Protein backbone

In the following table, the Percentiles column shows the percent Ramachandran outliers of the chain as a percentile score with respect to all X-ray entries followed by that with respect to entries of similar resolution.

The Analysed column shows the number of residues for which the backbone conformation was analysed, and the total number of residues.

Mol	Chain	Analysed	Favoured	Allowed	Outliers	Percentiles	
2	AE	235/256 (92%)	190 (81%)	45 (19%)	0	100	100
2	CE	235/256 (92%)	190 (81%)	41 (17%)	4 (2%)	7	33
3	AF	203/239 (85%)	179 (88%)	24 (12%)	0	100	100
3	CF	204/239 (85%)	179 (88%)	23 (11%)	2 (1%)	13	46
4	AG	206/208 (99%)	179 (87%)	24 (12%)	3 (2%)	8	36
4	CG	206/208 (99%)	179 (87%)	25 (12%)	2 (1%)	13	46
5	AH	149/162 (92%)	137 (92%)	10 (7%)	2 (1%)	10	39
5	CH	149/162 (92%)	139 (93%)	10 (7%)	0	100	100
6	AI	99/101 (98%)	92 (93%)	7 (7%)	0	100	100
6	CI	99/101 (98%)	94 (95%)	5 (5%)	0	100	100
7	AJ	153/156 (98%)	142 (93%)	11 (7%)	0	100	100
7	CJ	153/156 (98%)	143 (94%)	10 (6%)	0	100	100
8	AK	136/138 (99%)	123 (90%)	12 (9%)	1 (1%)	19	54
8	CK	136/138 (99%)	123 (90%)	13 (10%)	0	100	100
9	AL	125/128 (98%)	110 (88%)	15 (12%)	0	100	100
9	CL	125/128 (98%)	114 (91%)	11 (9%)	0	100	100
10	AM	97/105 (92%)	86 (89%)	11 (11%)	0	100	100
10	CM	97/105 (92%)	84 (87%)	9 (9%)	4 (4%)	2	13
11	AN	117/129 (91%)	102 (87%)	14 (12%)	1 (1%)	14	49
11	CN	117/129 (91%)	104 (89%)	13 (11%)	0	100	100
12	AO	123/132 (93%)	105 (85%)	16 (13%)	2 (2%)	8	34
12	CO	123/132 (93%)	105 (85%)	15 (12%)	3 (2%)	5	25
13	AP	114/126 (90%)	89 (78%)	23 (20%)	2 (2%)	7	32
13	CP	115/126 (91%)	96 (84%)	17 (15%)	2 (2%)	7	33
14	AQ	58/61 (95%)	49 (84%)	9 (16%)	0	100	100

*Continued on next page...*

*Continued from previous page...*

Mol	Chain	Analysed	Favoured	Allowed	Outliers	Percentiles	
14	CQ	58/61 (95%)	49 (84%)	8 (14%)	1 (2%)	7	33
15	AR	86/89 (97%)	74 (86%)	11 (13%)	1 (1%)	11	41
15	CR	86/89 (97%)	76 (88%)	10 (12%)	0	100	100
16	AS	82/88 (93%)	71 (87%)	8 (10%)	3 (4%)	2	15
16	CS	82/88 (93%)	75 (92%)	7 (8%)	0	100	100
17	AT	98/105 (93%)	91 (93%)	7 (7%)	0	100	100
17	CT	98/105 (93%)	91 (93%)	7 (7%)	0	100	100
18	AU	70/88 (80%)	64 (91%)	5 (7%)	1 (1%)	9	37
18	CU	70/88 (80%)	61 (87%)	9 (13%)	0	100	100
19	AV	76/93 (82%)	68 (90%)	6 (8%)	2 (3%)	4	23
19	CV	76/93 (82%)	60 (79%)	12 (16%)	4 (5%)	1	9
20	AW	97/106 (92%)	84 (87%)	13 (13%)	0	100	100
20	CW	97/106 (92%)	80 (82%)	16 (16%)	1 (1%)	13	46
21	AX	23/27 (85%)	22 (96%)	1 (4%)	0	100	100
21	CX	23/27 (85%)	21 (91%)	2 (9%)	0	100	100
27	BD	270/276 (98%)	243 (90%)	22 (8%)	5 (2%)	6	31
27	DD	270/276 (98%)	248 (92%)	15 (6%)	7 (3%)	4	23
28	BE	203/206 (98%)	149 (73%)	30 (15%)	24 (12%)	0	1
28	DE	203/206 (98%)	144 (71%)	41 (20%)	18 (9%)	0	2
29	BF	200/210 (95%)	179 (90%)	21 (10%)	0	100	100
29	DF	206/210 (98%)	168 (82%)	30 (15%)	8 (4%)	2	14
30	BG	179/182 (98%)	154 (86%)	20 (11%)	5 (3%)	4	21
30	DG	179/182 (98%)	150 (84%)	28 (16%)	1 (1%)	22	57
31	BH	168/180 (93%)	133 (79%)	28 (17%)	7 (4%)	2	13
31	DH	168/180 (93%)	125 (74%)	35 (21%)	8 (5%)	2	11
32	BK	144/148 (97%)	102 (71%)	32 (22%)	10 (7%)	1	5
32	DK	144/148 (97%)	113 (78%)	28 (19%)	3 (2%)	5	28
33	BM	136/140 (97%)	113 (83%)	16 (12%)	7 (5%)	1	10
33	DM	136/140 (97%)	119 (88%)	15 (11%)	2 (2%)	8	36
34	BN	120/122 (98%)	111 (92%)	9 (8%)	0	100	100
34	DN	120/122 (98%)	113 (94%)	6 (5%)	1 (1%)	16	51

*Continued on next page...*



*Continued from previous page...*

Mol	Chain	Analysed	Favoured	Allowed	Outliers	Percentiles	
35	BO	148/150 (99%)	107 (72%)	27 (18%)	14 (10%)	0	2
35	DO	148/150 (99%)	102 (69%)	24 (16%)	22 (15%)	0	0
36	BP	139/141 (99%)	109 (78%)	27 (19%)	3 (2%)	5	27
36	DP	139/141 (99%)	93 (67%)	30 (22%)	16 (12%)	0	1
37	B0	116/118 (98%)	101 (87%)	13 (11%)	2 (2%)	7	33
37	D0	115/118 (98%)	109 (95%)	6 (5%)	0	100	100
38	BQ	109/112 (97%)	86 (79%)	20 (18%)	3 (3%)	4	21
38	DQ	109/112 (97%)	87 (80%)	19 (17%)	3 (3%)	4	21
39	BR	135/146 (92%)	114 (84%)	21 (16%)	0	100	100
39	DR	135/146 (92%)	119 (88%)	14 (10%)	2 (2%)	8	36
40	B1	115/118 (98%)	103 (90%)	11 (10%)	1 (1%)	14	49
40	D1	115/118 (98%)	101 (88%)	14 (12%)	0	100	100
41	B2	99/101 (98%)	92 (93%)	5 (5%)	2 (2%)	6	29
41	D2	99/101 (98%)	78 (79%)	14 (14%)	7 (7%)	1	4
42	BS	111/113 (98%)	97 (87%)	10 (9%)	4 (4%)	3	16
42	DS	111/113 (98%)	103 (93%)	8 (7%)	0	100	100
43	BT	90/96 (94%)	84 (93%)	4 (4%)	2 (2%)	5	27
43	DT	90/96 (94%)	78 (87%)	10 (11%)	2 (2%)	5	27
44	BU	100/110 (91%)	80 (80%)	15 (15%)	5 (5%)	1	10
44	DU	100/110 (91%)	70 (70%)	24 (24%)	6 (6%)	1	7
45	BV	173/206 (84%)	129 (75%)	37 (21%)	7 (4%)	2	14
45	DV	177/206 (86%)	132 (75%)	35 (20%)	10 (6%)	1	8
46	B3	74/85 (87%)	67 (90%)	5 (7%)	2 (3%)	4	22
46	D3	75/85 (88%)	69 (92%)	6 (8%)	0	100	100
47	BZ	95/98 (97%)	85 (90%)	7 (7%)	3 (3%)	3	19
47	DZ	95/98 (97%)	84 (88%)	10 (10%)	1 (1%)	12	44
48	BW	64/72 (89%)	58 (91%)	4 (6%)	2 (3%)	3	19
48	DW	67/72 (93%)	60 (90%)	6 (9%)	1 (2%)	8	36
49	BX	57/60 (95%)	52 (91%)	5 (9%)	0	100	100
49	DX	57/60 (95%)	53 (93%)	4 (7%)	0	100	100
50	B4	64/71 (90%)	41 (64%)	21 (33%)	2 (3%)	3	19

*Continued on next page...*

Continued from previous page...

Mol	Chain	Analysed	Favoured	Allowed	Outliers	Percentiles	
50	D4	61/71 (86%)	32 (52%)	28 (46%)	1 (2%)	8	34
51	B5	57/60 (95%)	49 (86%)	7 (12%)	1 (2%)	7	32
51	D5	56/60 (93%)	48 (86%)	7 (12%)	1 (2%)	7	32
52	B6	43/54 (80%)	27 (63%)	14 (33%)	2 (5%)	2	11
52	D6	43/54 (80%)	29 (67%)	10 (23%)	4 (9%)	0	2
53	B7	47/49 (96%)	44 (94%)	3 (6%)	0	100	100
53	D7	47/49 (96%)	45 (96%)	2 (4%)	0	100	100
54	B8	59/65 (91%)	47 (80%)	7 (12%)	5 (8%)	0	3
54	D8	59/65 (91%)	40 (68%)	12 (20%)	7 (12%)	0	1
All	All	11335/12052 (94%)	9588 (85%)	1457 (13%)	290 (3%)	4	23

All (290) Ramachandran outliers are listed below:

Mol	Chain	Res	Type
4	AG	13	ARG
4	AG	14	ARG
11	AN	82	VAL
16	AS	17	TYR
18	AU	22	VAL
27	BD	237	GLU
27	BD	271	ILE
28	BE	15	PHE
28	BE	48	GLN
28	BE	49	LEU
28	BE	54	GLN
28	BE	75	VAL
28	BE	83	ASP
30	BG	78	SER
30	BG	79	ASN
31	BH	165	ALA
31	BH	168	PRO
32	BK	15	VAL
32	BK	105	HIS
33	BM	22	THR
33	BM	46	VAL
33	BM	47	ALA
35	BO	10	PRO
35	BO	16	ARG
35	BO	56	SER

Continued on next page...

*Continued from previous page...*

<b>Mol</b>	<b>Chain</b>	<b>Res</b>	<b>Type</b>
35	BO	57	THR
35	BO	58	THR
42	BS	92	ARG
42	BS	95	ILE
43	BT	68	ARG
45	BV	165	VAL
45	BV	171	ILE
50	B4	50	VAL
51	B5	4	HIS
52	B6	45	LYS
54	B8	32	LEU
3	CF	64	VAL
4	CG	14	ARG
10	CM	58	ASP
19	CV	31	ILE
27	DD	237	GLU
28	DE	9	VAL
28	DE	25	VAL
28	DE	37	ARG
28	DE	45	THR
28	DE	51	PHE
28	DE	54	GLN
28	DE	80	GLU
28	DE	81	ILE
29	DF	68	LYS
29	DF	89	VAL
31	DH	151	ILE
31	DH	153	LYS
31	DH	155	SER
33	DM	46	VAL
35	DO	10	PRO
35	DO	16	ARG
35	DO	21	ARG
35	DO	35	HIS
35	DO	36	LYS
35	DO	46	LYS
35	DO	56	SER
35	DO	57	THR
35	DO	58	THR
36	DP	25	ASP
36	DP	60	ARG
36	DP	63	LYS

*Continued on next page...*

*Continued from previous page...*

<b>Mol</b>	<b>Chain</b>	<b>Res</b>	<b>Type</b>
36	DP	67	ARG
36	DP	89	ASN
38	DQ	87	PHE
38	DQ	88	ASP
39	DR	55	ASN
41	D2	71	LEU
41	D2	79	VAL
41	D2	83	ARG
41	D2	84	LYS
45	DV	53	ILE
45	DV	146	ILE
45	DV	171	ILE
50	D4	5	ILE
51	D5	4	HIS
52	D6	44	ARG
52	D6	48	VAL
52	D6	49	HIS
54	D8	32	LEU
54	D8	35	GLN
54	D8	51	ALA
8	AK	86	ILE
13	AP	113	PRO
13	AP	116	THR
16	AS	15	PRO
27	BD	28	GLU
28	BE	37	ARG
28	BE	47	VAL
28	BE	57	LYS
28	BE	58	ARG
28	BE	78	LEU
28	BE	81	ILE
28	BE	82	ARG
30	BG	82	LEU
32	BK	100	ALA
32	BK	106	GLY
32	BK	144	VAL
33	BM	9	VAL
33	BM	97	ARG
35	BO	12	ALA
35	BO	65	ARG
35	BO	66	GLY
35	BO	67	MET

*Continued on next page...*

*Continued from previous page...*

<b>Mol</b>	<b>Chain</b>	<b>Res</b>	<b>Type</b>
36	BP	66	ILE
38	BQ	89	ARG
40	B1	93	LYS
43	BT	67	GLY
45	BV	53	ILE
48	BW	16	LEU
50	B4	5	ILE
52	B6	46	HIS
54	B8	34	TRP
54	B8	35	GLN
54	B8	37	SER
2	CE	7	VAL
2	CE	74	LYS
10	CM	57	LYS
12	CO	26	ALA
19	CV	9	VAL
19	CV	67	VAL
19	CV	68	GLY
28	DE	34	VAL
28	DE	131	ALA
29	DF	87	GLY
29	DF	91	GLY
31	DH	169	VAL
32	DK	143	SER
32	DK	144	VAL
35	DO	11	GLY
35	DO	12	ALA
35	DO	38	GLN
35	DO	50	ARG
35	DO	65	ARG
35	DO	66	GLY
35	DO	67	MET
36	DP	7	MET
36	DP	19	GLY
36	DP	27	VAL
36	DP	28	ALA
36	DP	29	PHE
36	DP	66	ILE
36	DP	79	LEU
36	DP	88	GLY
38	DQ	89	ARG
39	DR	57	PHE

*Continued on next page...*

*Continued from previous page...*

<b>Mol</b>	<b>Chain</b>	<b>Res</b>	<b>Type</b>
41	D2	45	THR
44	DU	77	PRO
45	DV	142	SER
45	DV	145	GLU
45	DV	165	VAL
54	D8	48	PHE
54	D8	49	VAL
12	AO	18	VAL
12	AO	48	PRO
28	BE	17	ASP
28	BE	42	ASP
28	BE	52	LEU
28	BE	79	ARG
31	BH	84	SER
31	BH	154	PRO
32	BK	11	ASN
32	BK	101	LEU
32	BK	145	VAL
35	BO	6	LEU
38	BQ	86	ALA
41	B2	45	THR
42	BS	94	ASP
44	BU	39	VAL
45	BV	7	ALA
45	BV	141	VAL
46	B3	83	PRO
46	B3	84	LEU
47	BZ	82	LEU
47	BZ	92	LYS
54	B8	11	LYS
2	CE	153	ARG
28	DE	53	PRO
28	DE	82	ARG
29	DF	84	VAL
35	DO	6	LEU
41	D2	85	LYS
45	DV	116	VAL
52	D6	45	LYS
54	D8	50	LEU
16	AS	16	HIS
28	BE	4	ILE
28	BE	14	ILE

*Continued on next page...*

*Continued from previous page...*

<b>Mol</b>	<b>Chain</b>	<b>Res</b>	<b>Type</b>
28	BE	39	PRO
28	BE	53	PRO
31	BH	83	TYR
32	BK	39	ALA
38	BQ	85	VAL
44	BU	42	VAL
44	BU	49	VAL
44	BU	77	PRO
10	CM	32	ALA
14	CQ	14	PRO
20	CW	95	ALA
27	DD	26	LYS
27	DD	28	GLU
29	DF	92	PRO
31	DH	152	ARG
31	DH	154	PRO
41	D2	49	THR
44	DU	49	VAL
45	DV	161	VAL
4	AG	156	GLU
15	AR	87	ILE
27	BD	240	ALA
33	BM	128	HIS
35	BO	7	ARG
35	BO	11	GLY
35	BO	62	LEU
47	BZ	88	LYS
4	CG	151	LYS
10	CM	86	MET
12	CO	79	GLU
27	DD	29	PRO
27	DD	239	ARG
28	DE	26	ILE
28	DE	52	LEU
28	DE	83	ASP
29	DF	128	ALA
29	DF	132	VAL
33	DM	128	HIS
34	DN	48	PRO
35	DO	23	PRO
35	DO	48	PRO
35	DO	62	LEU

*Continued on next page...*

*Continued from previous page...*

<b>Mol</b>	<b>Chain</b>	<b>Res</b>	<b>Type</b>
36	DP	21	THR
36	DP	90	VAL
28	BE	62	PRO
28	BE	118	LYS
30	BG	81	LYS
33	BM	115	ARG
37	B0	11	ASN
37	B0	71	GLN
48	BW	15	LYS
27	DD	240	ALA
28	DE	61	ARG
30	DG	5	VAL
43	DT	68	ARG
44	DU	85	VAL
19	AV	9	VAL
19	AV	41	VAL
28	BE	72	VAL
30	BG	5	VAL
32	BK	133	HIS
35	BO	95	VAL
12	CO	47	LYS
28	DE	134	ILE
43	DT	51	VAL
48	DW	17	SER
44	BU	3	VAL
45	BV	161	VAL
2	CE	39	ILE
3	CF	66	VAL
27	DD	3	VAL
28	DE	62	PRO
35	DO	34	GLY
44	DU	42	VAL
54	D8	53	PRO
5	AH	70	PRO
5	AH	115	VAL
31	BH	167	GLU
45	BV	166	SER
13	CP	117	VAL
31	DH	49	VAL
31	DH	167	GLU
32	DK	145	VAL
35	DO	7	ARG

*Continued on next page...*



*Continued from previous page...*

Mol	Chain	Res	Type
36	DP	61	GLY
45	DV	141	VAL
47	DZ	30	VAL
36	BP	27	VAL
41	B2	49	THR
44	DU	3	VAL
27	BD	35	LYS
31	BH	10	PRO
36	BP	90	VAL
42	BS	59	VAL
13	CP	84	ILE
44	DU	96	ILE
45	DV	61	LEU

### 5.3.2 Protein sidechains [i](#)

In the following table, the Percentiles column shows the percent sidechain outliers of the chain as a percentile score with respect to all X-ray entries followed by that with respect to entries of similar resolution.

The Analysed column shows the number of residues for which the sidechain conformation was analysed, and the total number of residues.

Mol	Chain	Analysed	Rotameric	Outliers	Percentiles	
2	AE	205/220 (93%)	155 (76%)	50 (24%)	0	3
2	CE	205/220 (93%)	159 (78%)	46 (22%)	1	3
3	AF	159/188 (85%)	120 (76%)	39 (24%)	0	2
3	CF	160/188 (85%)	124 (78%)	36 (22%)	1	3
4	AG	180/180 (100%)	144 (80%)	36 (20%)	1	5
4	CG	180/180 (100%)	140 (78%)	40 (22%)	1	4
5	AH	116/123 (94%)	88 (76%)	28 (24%)	0	3
5	CH	116/123 (94%)	89 (77%)	27 (23%)	0	3
6	AI	90/90 (100%)	76 (84%)	14 (16%)	2	11
6	CI	90/90 (100%)	74 (82%)	16 (18%)	1	8
7	AJ	126/127 (99%)	104 (82%)	22 (18%)	1	8
7	CJ	126/127 (99%)	89 (71%)	37 (29%)	0	1
8	AK	119/119 (100%)	100 (84%)	19 (16%)	2	10
8	CK	119/119 (100%)	94 (79%)	25 (21%)	1	4

*Continued on next page...*

Continued from previous page...

Mol	Chain	Analysed	Rotameric	Outliers	Percentiles	
9	AL	98/99 (99%)	70 (71%)	28 (29%)	0	1
9	CL	98/99 (99%)	69 (70%)	29 (30%)	0	1
10	AM	89/92 (97%)	66 (74%)	23 (26%)	0	2
10	CM	89/92 (97%)	60 (67%)	29 (33%)	0	1
11	AN	90/99 (91%)	74 (82%)	16 (18%)	1	8
11	CN	90/99 (91%)	73 (81%)	17 (19%)	1	7
12	AO	104/109 (95%)	88 (85%)	16 (15%)	2	11
12	CO	104/109 (95%)	80 (77%)	24 (23%)	0	3
13	AP	94/101 (93%)	71 (76%)	23 (24%)	0	2
13	CP	94/101 (93%)	75 (80%)	19 (20%)	1	5
14	AQ	49/50 (98%)	33 (67%)	16 (33%)	0	1
14	CQ	49/50 (98%)	39 (80%)	10 (20%)	1	5
15	AR	79/80 (99%)	68 (86%)	11 (14%)	3	14
15	CR	79/80 (99%)	66 (84%)	13 (16%)	2	9
16	AS	72/74 (97%)	53 (74%)	19 (26%)	0	2
16	CS	72/74 (97%)	62 (86%)	10 (14%)	3	14
17	AT	95/97 (98%)	82 (86%)	13 (14%)	3	14
17	CT	95/97 (98%)	89 (94%)	6 (6%)	15	45
18	AU	63/77 (82%)	50 (79%)	13 (21%)	1	5
18	CU	63/77 (82%)	48 (76%)	15 (24%)	0	3
19	AV	67/80 (84%)	47 (70%)	20 (30%)	0	1
19	CV	67/80 (84%)	53 (79%)	14 (21%)	1	4
20	AW	76/82 (93%)	60 (79%)	16 (21%)	1	4
20	CW	76/82 (93%)	55 (72%)	21 (28%)	0	1
21	AX	20/22 (91%)	17 (85%)	3 (15%)	2	12
21	CX	20/22 (91%)	20 (100%)	0	100	100
27	BD	214/218 (98%)	172 (80%)	42 (20%)	1	6
27	DD	214/218 (98%)	162 (76%)	52 (24%)	0	3
28	BE	165/166 (99%)	114 (69%)	51 (31%)	0	1
28	DE	165/166 (99%)	121 (73%)	44 (27%)	0	2
29	BF	161/166 (97%)	129 (80%)	32 (20%)	1	6

Continued on next page...

Continued from previous page...

Mol	Chain	Analysed	Rotameric	Outliers	Percentiles	
29	DF	165/166 (99%)	122 (74%)	43 (26%)	0	2
30	BG	155/156 (99%)	115 (74%)	40 (26%)	0	2
30	DG	155/156 (99%)	113 (73%)	42 (27%)	0	2
31	BH	142/148 (96%)	107 (75%)	35 (25%)	0	2
31	DH	142/148 (96%)	110 (78%)	32 (22%)	1	3
32	BK	122/124 (98%)	91 (75%)	31 (25%)	0	2
32	DK	122/124 (98%)	84 (69%)	38 (31%)	0	1
33	BM	117/119 (98%)	87 (74%)	30 (26%)	0	2
33	DM	117/119 (98%)	96 (82%)	21 (18%)	1	8
34	BN	100/100 (100%)	83 (83%)	17 (17%)	1	9
34	DN	100/100 (100%)	78 (78%)	22 (22%)	1	4
35	BO	116/116 (100%)	78 (67%)	38 (33%)	0	1
35	DO	116/116 (100%)	72 (62%)	44 (38%)	0	0
36	BP	111/111 (100%)	84 (76%)	27 (24%)	0	3
36	DP	111/111 (100%)	85 (77%)	26 (23%)	0	3
37	B0	101/101 (100%)	78 (77%)	23 (23%)	0	3
37	D0	100/101 (99%)	80 (80%)	20 (20%)	1	5
38	BQ	87/88 (99%)	65 (75%)	22 (25%)	0	2
38	DQ	87/88 (99%)	53 (61%)	34 (39%)	0	0
39	BR	120/127 (94%)	92 (77%)	28 (23%)	0	3
39	DR	120/127 (94%)	84 (70%)	36 (30%)	0	1
40	B1	93/94 (99%)	76 (82%)	17 (18%)	1	7
40	D1	93/94 (99%)	80 (86%)	13 (14%)	3	13
41	B2	82/82 (100%)	61 (74%)	21 (26%)	0	2
41	D2	82/82 (100%)	50 (61%)	32 (39%)	0	0
42	BS	92/92 (100%)	72 (78%)	20 (22%)	1	4
42	DS	92/92 (100%)	65 (71%)	27 (29%)	0	1
43	BT	74/78 (95%)	61 (82%)	13 (18%)	1	8
43	DT	74/78 (95%)	57 (77%)	17 (23%)	0	3
44	BU	85/91 (93%)	65 (76%)	20 (24%)	0	3
44	DU	85/91 (93%)	51 (60%)	34 (40%)	0	0

Continued on next page...

Continued from previous page...

Mol	Chain	Analysed	Rotameric	Outliers	Percentiles	
45	BV	154/179 (86%)	116 (75%)	38 (25%)	0	2
45	DV	158/179 (88%)	124 (78%)	34 (22%)	1	4
46	B3	61/67 (91%)	54 (88%)	7 (12%)	4	20
46	D3	62/67 (92%)	47 (76%)	15 (24%)	0	3
47	BZ	82/83 (99%)	64 (78%)	18 (22%)	1	4
47	DZ	82/83 (99%)	64 (78%)	18 (22%)	1	4
48	BW	62/67 (92%)	42 (68%)	20 (32%)	0	1
48	DW	64/67 (96%)	50 (78%)	14 (22%)	1	4
49	BX	51/52 (98%)	41 (80%)	10 (20%)	1	6
49	DX	51/52 (98%)	42 (82%)	9 (18%)	1	8
50	B4	59/63 (94%)	41 (70%)	18 (30%)	0	1
50	D4	57/63 (90%)	38 (67%)	19 (33%)	0	1
51	B5	51/52 (98%)	35 (69%)	16 (31%)	0	1
51	D5	51/52 (98%)	37 (72%)	14 (28%)	0	2
52	B6	44/52 (85%)	27 (61%)	17 (39%)	0	0
52	D6	44/52 (85%)	31 (70%)	13 (30%)	0	1
53	B7	42/42 (100%)	34 (81%)	8 (19%)	1	7
53	D7	42/42 (100%)	32 (76%)	10 (24%)	0	3
54	B8	51/55 (93%)	40 (78%)	11 (22%)	1	4
54	D8	51/55 (93%)	41 (80%)	10 (20%)	1	6
All	All	9579/9996 (96%)	7317 (76%)	2262 (24%)	0	3

All (2262) residues with a non-rotameric sidechain are listed below:

Mol	Chain	Res	Type
2	AE	4	GLU
2	AE	8	LYS
2	AE	9	GLU
2	AE	12	GLU
2	AE	15	VAL
2	AE	16	HIS
2	AE	17	PHE
2	AE	20	GLU
2	AE	21	ARG
2	AE	22	LYS

Continued on next page...

*Continued from previous page...*

<b>Mol</b>	<b>Chain</b>	<b>Res</b>	<b>Type</b>
2	AE	24	TRP
2	AE	32	ILE
2	AE	64	ARG
2	AE	67	THR
2	AE	68	ILE
2	AE	71	VAL
2	AE	75	LYS
2	AE	78	GLN
2	AE	82	ARG
2	AE	96	ARG
2	AE	107	THR
2	AE	111	ARG
2	AE	112	VAL
2	AE	119	GLU
2	AE	121	LEU
2	AE	144	ARG
2	AE	145	LEU
2	AE	154	LEU
2	AE	156	LYS
2	AE	163	PHE
2	AE	164	VAL
2	AE	169	LYS
2	AE	172	ILE
2	AE	174	VAL
2	AE	176	GLU
2	AE	178	ARG
2	AE	179	LYS
2	AE	185	ILE
2	AE	187	LEU
2	AE	190	THR
2	AE	191	ASP
2	AE	196	LEU
2	AE	200	ILE
2	AE	204	ASN
2	AE	211	ILE
2	AE	214	ILE
2	AE	215	LEU
2	AE	222	ILE
2	AE	223	ILE
2	AE	240	GLN
3	AF	3	ASN
3	AF	5	ILE

*Continued on next page...*

*Continued from previous page...*

<b>Mol</b>	<b>Chain</b>	<b>Res</b>	<b>Type</b>
3	AF	6	HIS
3	AF	14	ILE
3	AF	15	THR
3	AF	20	SER
3	AF	21	ARG
3	AF	26	LYS
3	AF	27	LYS
3	AF	29	TYR
3	AF	32	LEU
3	AF	36	ASP
3	AF	38	ARG
3	AF	40	ARG
3	AF	47	LEU
3	AF	49	SER
3	AF	52	LEU
3	AF	62	ASP
3	AF	63	ASN
3	AF	64	VAL
3	AF	79	ARG
3	AF	85	ARG
3	AF	104	GLN
3	AF	111	LEU
3	AF	125	GLU
3	AF	126	ARG
3	AF	128	PHE
3	AF	132	ARG
3	AF	136	GLN
3	AF	138	VAL
3	AF	152	ILE
3	AF	154	SER
3	AF	161	GLU
3	AF	165	THR
3	AF	167	TRP
3	AF	188	LEU
3	AF	192	THR
3	AF	196	LEU
3	AF	202	ILE
4	AG	3	ARG
4	AG	10	ARG
4	AG	11	LEU
4	AG	12	CYS
4	AG	13	ARG

*Continued on next page...*

*Continued from previous page...*

<b>Mol</b>	<b>Chain</b>	<b>Res</b>	<b>Type</b>
4	AG	14	ARG
4	AG	15	GLU
4	AG	19	LEU
4	AG	26	CYS
4	AG	30	LYS
4	AG	33	MET
4	AG	35	ARG
4	AG	52	SER
4	AG	58	LEU
4	AG	65	ARG
4	AG	84	LYS
4	AG	86	LYS
4	AG	96	LEU
4	AG	110	PHE
4	AG	114	ARG
4	AG	122	ARG
4	AG	127	THR
4	AG	132	ARG
4	AG	134	ASP
4	AG	135	LEU
4	AG	139	ARG
4	AG	154	ASN
4	AG	155	LEU
4	AG	181	MET
4	AG	188	LEU
4	AG	190	ASP
4	AG	192	GLU
4	AG	193	ASP
4	AG	194	LEU
4	AG	200	GLU
4	AG	201	GLN
5	AH	5	ASP
5	AH	10	MET
5	AH	11	ILE
5	AH	12	LEU
5	AH	16	THR
5	AH	20	GLN
5	AH	31	LEU
5	AH	33	VAL
5	AH	41	VAL
5	AH	43	LEU
5	AH	56	GLN

*Continued on next page...*

*Continued from previous page...*

<b>Mol</b>	<b>Chain</b>	<b>Res</b>	<b>Type</b>
5	AH	57	LYS
5	AH	60	TYR
5	AH	64	ARG
5	AH	72	GLN
5	AH	73	ASN
5	AH	79	GLU
5	AH	81	GLU
5	AH	83	GLU
5	AH	87	SER
5	AH	91	LEU
5	AH	116	THR
5	AH	121	LYS
5	AH	126	ARG
5	AH	131	ILE
5	AH	147	ASP
5	AH	153	LYS
5	AH	155	GLU
6	AI	16	GLN
6	AI	19	LEU
6	AI	21	LEU
6	AI	23	LYS
6	AI	24	GLU
6	AI	25	ILE
6	AI	40	VAL
6	AI	55	ASP
6	AI	64	GLN
6	AI	71	ARG
6	AI	73	ASN
6	AI	75	LEU
6	AI	93	SER
6	AI	98	LEU
7	AJ	8	GLU
7	AJ	12	LEU
7	AJ	24	THR
7	AJ	27	ILE
7	AJ	33	ASP
7	AJ	35	LYS
7	AJ	38	LEU
7	AJ	49	ILE
7	AJ	56	GLN
7	AJ	63	LYS
7	AJ	78	ARG

*Continued on next page...*



*Continued from previous page...*

<b>Mol</b>	<b>Chain</b>	<b>Res</b>	<b>Type</b>
7	AJ	80	VAL
7	AJ	89	MET
7	AJ	90	GLU
7	AJ	92	SER
7	AJ	104	LEU
7	AJ	113	GLU
7	AJ	124	LEU
7	AJ	131	LYS
7	AJ	141	VAL
7	AJ	149	ARG
7	AJ	155	ARG
8	AK	3	THR
8	AK	19	VAL
8	AK	37	ARG
8	AK	54	ASP
8	AK	63	LEU
8	AK	68	ARG
8	AK	69	ARG
8	AK	75	ARG
8	AK	77	GLU
8	AK	80	ILE
8	AK	85	ARG
8	AK	87	SER
8	AK	95	VAL
8	AK	98	LYS
8	AK	105	ARG
8	AK	107	LEU
8	AK	112	LEU
8	AK	115	SER
8	AK	123	GLU
9	AL	2	GLU
9	AL	7	THR
9	AL	9	ARG
9	AL	10	ARG
9	AL	16	ARG
9	AL	23	ASN
9	AL	25	LYS
9	AL	26	VAL
9	AL	35	GLU
9	AL	38	GLN
9	AL	42	ARG
9	AL	47	LEU

*Continued on next page...*

*Continued from previous page...*

<b>Mol</b>	<b>Chain</b>	<b>Res</b>	<b>Type</b>
9	AL	64	THR
9	AL	65	VAL
9	AL	70	LYS
9	AL	75	ASP
9	AL	79	LEU
9	AL	85	LEU
9	AL	89	ASN
9	AL	93	ARG
9	AL	95	LYS
9	AL	99	LEU
9	AL	102	LEU
9	AL	111	ARG
9	AL	112	LYS
9	AL	114	TYR
9	AL	121	ARG
9	AL	124	GLN
10	AM	22	LYS
10	AM	24	VAL
10	AM	25	GLU
10	AM	33	GLN
10	AM	34	VAL
10	AM	35	SER
10	AM	42	THR
10	AM	44	VAL
10	AM	46	ARG
10	AM	48	THR
10	AM	49	VAL
10	AM	55	LYS
10	AM	62	HIS
10	AM	70	ARG
10	AM	74	ILE
10	AM	78	ASN
10	AM	80	LYS
10	AM	85	LEU
10	AM	86	MET
10	AM	92	THR
10	AM	96	ILE
10	AM	100	THR
10	AM	101	VAL
11	AN	28	THR
11	AN	29	ILE
11	AN	30	VAL

*Continued on next page...*

*Continued from previous page...*

<b>Mol</b>	<b>Chain</b>	<b>Res</b>	<b>Type</b>
11	AN	40	ILE
11	AN	41	THR
11	AN	48	ILE
11	AN	54	ARG
11	AN	63	LEU
11	AN	81	ASP
11	AN	84	VAL
11	AN	91	ARG
11	AN	104	GLN
11	AN	109	VAL
11	AN	114	VAL
11	AN	116	HIS
11	AN	124	LYS
12	AO	7	ILE
12	AO	20	LYS
12	AO	21	LYS
12	AO	59	ARG
12	AO	60	LEU
12	AO	78	GLN
12	AO	81	SER
12	AO	83	VAL
12	AO	85	ILE
12	AO	89	ARG
12	AO	91	LYS
12	AO	102	ARG
12	AO	114	LYS
12	AO	118	SER
12	AO	124	LYS
12	AO	127	GLU
13	AP	11	ARG
13	AP	13	LYS
13	AP	17	VAL
13	AP	20	THR
13	AP	22	ILE
13	AP	34	LEU
13	AP	39	ILE
13	AP	45	VAL
13	AP	47	ASP
13	AP	54	VAL
13	AP	56	LEU
13	AP	64	TRP
13	AP	67	GLU

*Continued on next page...*

*Continued from previous page...*

<b>Mol</b>	<b>Chain</b>	<b>Res</b>	<b>Type</b>
13	AP	69	GLU
13	AP	70	LEU
13	AP	78	ILE
13	AP	88	ARG
13	AP	101	GLN
13	AP	102	ARG
13	AP	105	THR
13	AP	108	ARG
13	AP	114	ARG
13	AP	116	THR
14	AQ	3	ARG
14	AQ	7	ILE
14	AQ	9	LYS
14	AQ	13	THR
14	AQ	17	LYS
14	AQ	18	VAL
14	AQ	23	ARG
14	AQ	24	CYS
14	AQ	27	CYS
14	AQ	32	SER
14	AQ	35	ARG
14	AQ	41	ARG
14	AQ	43	CYS
14	AQ	44	LEU
14	AQ	46	GLU
14	AQ	57	ARG
15	AR	25	THR
15	AR	31	LEU
15	AR	38	ARG
15	AR	39	LEU
15	AR	41	GLU
15	AR	47	LYS
15	AR	62	GLN
15	AR	65	ARG
15	AR	66	LEU
15	AR	71	GLN
15	AR	88	ARG
16	AS	2	VAL
16	AS	11	SER
16	AS	16	HIS
16	AS	18	ARG
16	AS	19	ILE

*Continued on next page...*

*Continued from previous page...*

<b>Mol</b>	<b>Chain</b>	<b>Res</b>	<b>Type</b>
16	AS	20	VAL
16	AS	21	VAL
16	AS	22	THR
16	AS	25	ARG
16	AS	28	ARG
16	AS	53	VAL
16	AS	55	ARG
16	AS	58	TYR
16	AS	67	THR
16	AS	69	THR
16	AS	71	ARG
16	AS	72	ARG
16	AS	75	ARG
16	AS	82	GLN
17	AT	9	VAL
17	AT	17	LYS
17	AT	35	VAL
17	AT	45	HIS
17	AT	52	LYS
17	AT	57	VAL
17	AT	60	ILE
17	AT	62	SER
17	AT	67	LYS
17	AT	68	ARG
17	AT	74	LEU
17	AT	84	LEU
17	AT	101	ARG
18	AU	18	ARG
18	AU	26	LEU
18	AU	31	LEU
18	AU	32	ARG
18	AU	35	ARG
18	AU	36	ASN
18	AU	42	ARG
18	AU	46	GLU
18	AU	61	LYS
18	AU	65	ILE
18	AU	68	LYS
18	AU	76	LEU
18	AU	82	THR
19	AV	7	LYS
19	AV	10	PHE

*Continued on next page...*

*Continued from previous page...*

<b>Mol</b>	<b>Chain</b>	<b>Res</b>	<b>Type</b>
19	AV	15	LEU
19	AV	22	LEU
19	AV	28	LYS
19	AV	29	ARG
19	AV	30	LEU
19	AV	31	ILE
19	AV	35	SER
19	AV	37	ARG
19	AV	40	ILE
19	AV	43	GLU
19	AV	48	THR
19	AV	60	VAL
19	AV	61	TYR
19	AV	65	ASN
19	AV	66	MET
19	AV	77	THR
19	AV	81	ARG
19	AV	83	HIS
20	AW	8	ARG
20	AW	9	ASN
20	AW	13	LEU
20	AW	14	LYS
20	AW	24	LEU
20	AW	26	ASN
20	AW	29	LYS
20	AW	34	LYS
20	AW	36	LEU
20	AW	41	ILE
20	AW	50	GLU
20	AW	72	LEU
20	AW	73	HIS
20	AW	75	ASN
20	AW	84	LEU
20	AW	93	GLU
21	AX	15	ARG
21	AX	25	LYS
21	AX	26	LYS
27	BD	3	VAL
27	BD	17	THR
27	BD	26	LYS
27	BD	32	SER
27	BD	43	ARG

*Continued on next page...*

*Continued from previous page...*

<b>Mol</b>	<b>Chain</b>	<b>Res</b>	<b>Type</b>
27	BD	44	ASN
27	BD	60	ARG
27	BD	61	LEU
27	BD	64	ILE
27	BD	65	ILE
27	BD	89	SER
27	BD	91	ARG
27	BD	94	LEU
27	BD	95	LEU
27	BD	99	ASP
27	BD	103	ARG
27	BD	111	LEU
27	BD	112	GLN
27	BD	115	GLN
27	BD	116	GLN
27	BD	117	VAL
27	BD	126	GLN
27	BD	127	VAL
27	BD	136	ILE
27	BD	141	VAL
27	BD	142	VAL
27	BD	155	LEU
27	BD	164	GLN
27	BD	166	GLN
27	BD	171	ASP
27	BD	183	ARG
27	BD	192	THR
27	BD	193	VAL
27	BD	202	LYS
27	BD	217	ARG
27	BD	221	VAL
27	BD	229	VAL
27	BD	242	ARG
27	BD	257	LEU
27	BD	259	THR
27	BD	267	SER
27	BD	271	ILE
28	BE	2	LYS
28	BE	13	ARG
28	BE	16	ARG
28	BE	19	ARG
28	BE	25	VAL

*Continued on next page...*

*Continued from previous page...*

<b>Mol</b>	<b>Chain</b>	<b>Res</b>	<b>Type</b>
28	BE	26	ILE
28	BE	27	LEU
28	BE	33	VAL
28	BE	40	GLU
28	BE	41	LYS
28	BE	42	ASP
28	BE	45	THR
28	BE	47	VAL
28	BE	48	GLN
28	BE	49	LEU
28	BE	52	LEU
28	BE	54	GLN
28	BE	57	LYS
28	BE	60	ASN
28	BE	63	LEU
28	BE	66	HIS
28	BE	67	PHE
28	BE	76	ARG
28	BE	81	ILE
28	BE	82	ARG
28	BE	89	ASP
28	BE	93	VAL
28	BE	95	ILE
28	BE	97	LYS
28	BE	101	ARG
28	BE	107	THR
28	BE	113	PHE
28	BE	116	VAL
28	BE	118	LYS
28	BE	119	ARG
28	BE	144	ARG
28	BE	146	THR
28	BE	154	LYS
28	BE	163	GLU
28	BE	167	VAL
28	BE	170	LEU
28	BE	171	GLU
28	BE	175	VAL
28	BE	179	GLU
28	BE	181	LEU
28	BE	182	LEU
28	BE	183	LEU

*Continued on next page...*



*Continued from previous page...*

<b>Mol</b>	<b>Chain</b>	<b>Res</b>	<b>Type</b>
28	BE	185	LYS
28	BE	197	ILE
28	BE	202	LYS
28	BE	203	LYS
29	BF	7	TYR
29	BF	8	GLN
29	BF	9	ILE
29	BF	15	SER
29	BF	27	GLU
29	BF	32	LEU
29	BF	33	LEU
29	BF	38	ARG
29	BF	43	LYS
29	BF	45	ARG
29	BF	46	ARG
29	BF	57	VAL
29	BF	64	ILE
29	BF	67	GLN
29	BF	70	THR
29	BF	82	ILE
29	BF	88	VAL
29	BF	106	ARG
29	BF	108	LYS
29	BF	117	ARG
29	BF	120	GLU
29	BF	127	GLU
29	BF	132	VAL
29	BF	136	THR
29	BF	158	THR
29	BF	161	GLU
29	BF	165	ARG
29	BF	168	ARG
29	BF	181	LEU
29	BF	197	ASP
29	BF	203	GLN
29	BF	206	ILE
30	BG	3	LEU
30	BG	4	ASP
30	BG	10	LYS
30	BG	13	GLU
30	BG	16	ARG
30	BG	20	ILE

*Continued on next page...*

*Continued from previous page...*

<b>Mol</b>	<b>Chain</b>	<b>Res</b>	<b>Type</b>
30	BG	31	VAL
30	BG	43	LEU
30	BG	45	GLU
30	BG	51	ARG
30	BG	58	GLN
30	BG	60	LEU
30	BG	63	ILE
30	BG	64	THR
30	BG	67	LYS
30	BG	70	VAL
30	BG	71	THR
30	BG	72	ARG
30	BG	75	LYS
30	BG	77	ILE
30	BG	81	LYS
30	BG	82	LEU
30	BG	83	ARG
30	BG	84	LYS
30	BG	90	LEU
30	BG	94	LEU
30	BG	96	ARG
30	BG	101	ILE
30	BG	104	GLU
30	BG	115	ARG
30	BG	118	ARG
30	BG	121	ASN
30	BG	128	ARG
30	BG	130	ASN
30	BG	133	LEU
30	BG	159	VAL
30	BG	165	THR
30	BG	167	GLU
30	BG	174	GLU
30	BG	175	LEU
31	BH	4	ILE
31	BH	7	LEU
31	BH	9	ILE
31	BH	23	ARG
31	BH	24	VAL
31	BH	41	MET
31	BH	42	ARG
31	BH	44	VAL

*Continued on next page...*

*Continued from previous page...*

<b>Mol</b>	<b>Chain</b>	<b>Res</b>	<b>Type</b>
31	BH	45	VAL
31	BH	56	SER
31	BH	59	ARG
31	BH	77	LYS
31	BH	79	VAL
31	BH	80	SER
31	BH	81	GLU
31	BH	83	TYR
31	BH	89	ILE
31	BH	97	ARG
31	BH	105	LEU
31	BH	107	VAL
31	BH	113	VAL
31	BH	116	GLU
31	BH	122	THR
31	BH	129	THR
31	BH	132	ARG
31	BH	134	SER
31	BH	138	LYS
31	BH	139	GLN
31	BH	143	GLN
31	BH	153	LYS
31	BH	158	HIS
31	BH	164	TYR
31	BH	167	GLU
31	BH	170	ARG
31	BH	171	LEU
32	BK	2	LYS
32	BK	12	LEU
32	BK	20	ASP
32	BK	25	TYR
32	BK	35	LEU
32	BK	38	LEU
32	BK	41	GLU
32	BK	54	GLN
32	BK	57	ARG
32	BK	58	LEU
32	BK	64	GLU
32	BK	67	ARG
32	BK	68	LEU
32	BK	70	GLU
32	BK	71	ILE

*Continued on next page...*

*Continued from previous page...*

<b>Mol</b>	<b>Chain</b>	<b>Res</b>	<b>Type</b>
32	BK	77	LEU
32	BK	78	THR
32	BK	81	VAL
32	BK	82	ARG
32	BK	85	GLU
32	BK	87	LYS
32	BK	92	VAL
32	BK	93	THR
32	BK	95	LYS
32	BK	101	LEU
32	BK	102	SER
32	BK	103	ARG
32	BK	107	VAL
32	BK	108	THR
32	BK	135	GLU
32	BK	140	LEU
33	BM	7	LYS
33	BM	9	VAL
33	BM	10	GLU
33	BM	28	THR
33	BM	32	THR
33	BM	34	LEU
33	BM	42	TRP
33	BM	43	THR
33	BM	45	ASN
33	BM	46	VAL
33	BM	48	MET
33	BM	60	ILE
33	BM	61	ARG
33	BM	63	THR
33	BM	67	LEU
33	BM	70	LYS
33	BM	87	LEU
33	BM	89	LYS
33	BM	96	GLU
33	BM	97	ARG
33	BM	99	LEU
33	BM	115	ARG
33	BM	120	LEU
33	BM	122	VAL
33	BM	127	ASP
33	BM	130	HIS

*Continued on next page...*

*Continued from previous page...*

<b>Mol</b>	<b>Chain</b>	<b>Res</b>	<b>Type</b>
33	BM	131	GLN
33	BM	133	GLN
33	BM	134	ARG
33	BM	138	LEU
34	BN	1	MET
34	BN	8	LEU
34	BN	9	GLU
34	BN	20	MET
34	BN	22	ILE
34	BN	23	ARG
34	BN	24	VAL
34	BN	35	VAL
34	BN	38	VAL
34	BN	47	ILE
34	BN	52	VAL
34	BN	53	LYS
34	BN	66	LYS
34	BN	68	GLU
34	BN	82	ASN
34	BN	94	ARG
34	BN	98	VAL
35	BO	3	LEU
35	BO	14	LYS
35	BO	15	ARG
35	BO	16	ARG
35	BO	21	ARG
35	BO	29	LYS
35	BO	30	THR
35	BO	32	THR
35	BO	41	ARG
35	BO	45	LEU
35	BO	46	LYS
35	BO	49	ARG
35	BO	50	ARG
35	BO	61	ARG
35	BO	62	LEU
35	BO	64	LYS
35	BO	65	ARG
35	BO	68	GLN
35	BO	70	GLN
35	BO	75	ILE
35	BO	79	ARG

*Continued on next page...*

*Continued from previous page...*

<b>Mol</b>	<b>Chain</b>	<b>Res</b>	<b>Type</b>
35	BO	88	LEU
35	BO	90	ARG
35	BO	92	GLU
35	BO	96	THR
35	BO	99	LEU
35	BO	100	LEU
35	BO	105	LEU
35	BO	106	LEU
35	BO	112	LEU
35	BO	123	LEU
35	BO	125	VAL
35	BO	135	LEU
35	BO	138	LEU
35	BO	144	GLU
35	BO	146	VAL
35	BO	147	LEU
35	BO	148	LEU
36	BP	5	ARG
36	BP	7	MET
36	BP	10	ARG
36	BP	17	LEU
36	BP	25	ASP
36	BP	26	TYR
36	BP	35	VAL
36	BP	45	GLN
36	BP	46	GLN
36	BP	52	VAL
36	BP	58	PHE
36	BP	59	ARG
36	BP	60	ARG
36	BP	63	LYS
36	BP	79	LEU
36	BP	82	ARG
36	BP	83	MET
36	BP	87	LYS
36	BP	90	VAL
36	BP	91	GLU
36	BP	103	MET
36	BP	109	VAL
36	BP	110	THR
36	BP	112	GLU
36	BP	129	THR

*Continued on next page...*

*Continued from previous page...*

<b>Mol</b>	<b>Chain</b>	<b>Res</b>	<b>Type</b>
36	BP	134	ARG
36	BP	139	GLU
37	B0	4	LEU
37	B0	16	HIS
37	B0	18	LEU
37	B0	28	LEU
37	B0	29	LEU
37	B0	34	ILE
37	B0	36	THR
37	B0	37	THR
37	B0	44	LEU
37	B0	48	VAL
37	B0	54	LEU
37	B0	59	ASP
37	B0	60	LEU
37	B0	74	LYS
37	B0	75	LEU
37	B0	79	LEU
37	B0	83	ILE
37	B0	88	ARG
37	B0	91	GLN
37	B0	104	ARG
37	B0	105	ARG
37	B0	107	ASP
37	B0	113	LEU
38	BQ	5	THR
38	BQ	19	LYS
38	BQ	20	ARG
38	BQ	24	LEU
38	BQ	30	ARG
38	BQ	31	SER
38	BQ	35	ILE
38	BQ	36	TYR
38	BQ	43	GLU
38	BQ	50	SER
38	BQ	53	SER
38	BQ	54	LEU
38	BQ	56	LEU
38	BQ	58	LEU
38	BQ	69	VAL
38	BQ	73	LEU
38	BQ	83	LYS

*Continued on next page...*

*Continued from previous page...*

<b>Mol</b>	<b>Chain</b>	<b>Res</b>	<b>Type</b>
38	BQ	93	LYS
38	BQ	97	ARG
38	BQ	101	LEU
38	BQ	106	ARG
38	BQ	111	GLU
39	BR	6	LEU
39	BR	11	GLU
39	BR	15	VAL
39	BR	17	THR
39	BR	27	THR
39	BR	30	VAL
39	BR	35	LYS
39	BR	41	ARG
39	BR	42	ILE
39	BR	49	VAL
39	BR	50	ILE
39	BR	53	ARG
39	BR	58	ASN
39	BR	59	THR
39	BR	61	PHE
39	BR	64	ARG
39	BR	74	ARG
39	BR	85	LYS
39	BR	86	ILE
39	BR	87	ASP
39	BR	88	ILE
39	BR	99	LEU
39	BR	106	SER
39	BR	108	ARG
39	BR	110	ILE
39	BR	112	ARG
39	BR	118	ARG
39	BR	128	GLU
40	B1	3	ARG
40	B1	5	LYS
40	B1	8	VAL
40	B1	13	LYS
40	B1	27	LEU
40	B1	34	LYS
40	B1	52	ARG
40	B1	70	ARG
40	B1	74	LEU

*Continued on next page...*



*Continued from previous page...*

<b>Mol</b>	<b>Chain</b>	<b>Res</b>	<b>Type</b>
40	B1	79	PHE
40	B1	89	GLU
40	B1	95	LEU
40	B1	97	ASP
40	B1	98	LEU
40	B1	108	GLU
40	B1	111	GLU
40	B1	112	ARG
41	B2	1	MET
41	B2	5	VAL
41	B2	6	LYS
41	B2	15	GLU
41	B2	18	LEU
41	B2	21	ARG
41	B2	28	GLU
41	B2	33	VAL
41	B2	35	LEU
41	B2	39	LEU
41	B2	40	LEU
41	B2	45	THR
41	B2	47	VAL
41	B2	57	VAL
41	B2	68	LYS
41	B2	70	ILE
41	B2	72	VAL
41	B2	74	LYS
41	B2	78	LYS
41	B2	88	ARG
41	B2	99	ILE
42	BS	11	ARG
42	BS	16	LYS
42	BS	17	VAL
42	BS	28	SER
42	BS	37	ARG
42	BS	45	TYR
42	BS	51	LEU
42	BS	57	ASN
42	BS	67	ASP
42	BS	70	TYR
42	BS	76	VAL
42	BS	78	GLU
42	BS	88	ARG

*Continued on next page...*

*Continued from previous page...*

<b>Mol</b>	<b>Chain</b>	<b>Res</b>	<b>Type</b>
42	BS	90	ARG
42	BS	92	ARG
42	BS	96	ILE
42	BS	100	THR
42	BS	106	ILE
42	BS	107	LEU
42	BS	111	HIS
43	BT	12	VAL
43	BT	23	GLU
43	BT	27	THR
43	BT	44	GLU
43	BT	45	THR
43	BT	57	LEU
43	BT	64	LYS
43	BT	65	ARG
43	BT	70	LEU
43	BT	80	ILE
43	BT	83	VAL
43	BT	87	GLN
43	BT	88	LYS
44	BU	3	VAL
44	BU	6	HIS
44	BU	26	LYS
44	BU	33	LYS
44	BU	38	ILE
44	BU	40	GLU
44	BU	44	ILE
44	BU	52	SER
44	BU	57	GLN
44	BU	61	ILE
44	BU	64	GLU
44	BU	67	LEU
44	BU	76	CYS
44	BU	79	CYS
44	BU	81	LYS
44	BU	84	ARG
44	BU	86	ARG
44	BU	87	LYS
44	BU	90	LEU
44	BU	97	ARG
45	BV	2	GLU
45	BV	5	LEU

*Continued on next page...*

*Continued from previous page...*

<b>Mol</b>	<b>Chain</b>	<b>Res</b>	<b>Type</b>
45	BV	16	SER
45	BV	19	ARG
45	BV	33	LEU
45	BV	41	LEU
45	BV	53	ILE
45	BV	59	LEU
45	BV	61	LEU
45	BV	71	VAL
45	BV	73	GLN
45	BV	76	LEU
45	BV	77	ASP
45	BV	80	ARG
45	BV	82	ARG
45	BV	86	VAL
45	BV	91	LEU
45	BV	92	SER
45	BV	93	ASP
45	BV	96	VAL
45	BV	97	GLU
45	BV	104	PHE
45	BV	111	VAL
45	BV	112	ARG
45	BV	117	LEU
45	BV	119	GLU
45	BV	121	HIS
45	BV	122	ARG
45	BV	128	VAL
45	BV	132	ASN
45	BV	144	LEU
45	BV	146	ILE
45	BV	148	ASP
45	BV	162	GLU
45	BV	163	LEU
45	BV	165	VAL
45	BV	169	GLU
45	BV	175	VAL
46	B3	11	ARG
46	B3	20	ARG
46	B3	36	ILE
46	B3	40	GLN
46	B3	53	MET
46	B3	55	ARG

*Continued on next page...*

*Continued from previous page...*

<b>Mol</b>	<b>Chain</b>	<b>Res</b>	<b>Type</b>
46	B3	60	PHE
47	BZ	19	GLN
47	BZ	21	ARG
47	BZ	26	ARG
47	BZ	35	THR
47	BZ	40	ARG
47	BZ	41	ARG
47	BZ	50	ARG
47	BZ	62	VAL
47	BZ	75	GLU
47	BZ	78	LYS
47	BZ	80	LEU
47	BZ	81	LYS
47	BZ	82	LEU
47	BZ	83	GLU
47	BZ	85	LEU
47	BZ	88	LYS
47	BZ	91	LYS
47	BZ	97	LEU
48	BW	5	GLU
48	BW	7	ARG
48	BW	9	GLN
48	BW	16	LEU
48	BW	17	SER
48	BW	19	VAL
48	BW	23	LYS
48	BW	24	LEU
48	BW	32	LEU
48	BW	34	GLU
48	BW	35	LEU
48	BW	44	LEU
48	BW	47	ASN
48	BW	50	ILE
48	BW	53	LEU
48	BW	54	LYS
48	BW	55	ARG
48	BW	62	THR
48	BW	64	LEU
48	BW	65	ASN
49	BX	6	VAL
49	BX	7	LYS
49	BX	8	LEU

*Continued on next page...*

*Continued from previous page...*

<b>Mol</b>	<b>Chain</b>	<b>Res</b>	<b>Type</b>
49	BX	31	LEU
49	BX	32	GLN
49	BX	33	GLN
49	BX	40	THR
49	BX	44	ARG
49	BX	53	LEU
49	BX	54	VAL
50	B4	10	VAL
50	B4	14	ILE
50	B4	15	ILE
50	B4	16	CYS
50	B4	22	ILE
50	B4	27	THR
50	B4	33	VAL
50	B4	38	LYS
50	B4	43	TYR
50	B4	47	GLN
50	B4	49	PHE
50	B4	53	GLU
50	B4	57	GLU
50	B4	59	PHE
50	B4	61	ARG
50	B4	62	ARG
50	B4	65	ASP
50	B4	66	SER
51	B5	3	LYS
51	B5	4	HIS
51	B5	6	VAL
51	B5	11	THR
51	B5	16	ARG
51	B5	29	THR
51	B5	36	CYS
51	B5	37	LYS
51	B5	40	LYS
51	B5	44	THR
51	B5	48	GLU
51	B5	51	TYR
51	B5	52	TYR
51	B5	55	ARG
51	B5	56	LYS
51	B5	58	LEU
52	B6	10	LEU

*Continued on next page...*

*Continued from previous page...*

<b>Mol</b>	<b>Chain</b>	<b>Res</b>	<b>Type</b>
52	B6	12	GLU
52	B6	13	CYS
52	B6	16	CYS
52	B6	17	LYS
52	B6	18	ARG
52	B6	25	LYS
52	B6	26	ASN
52	B6	27	LYS
52	B6	28	ARG
52	B6	32	ASN
52	B6	34	LEU
52	B6	36	LEU
52	B6	39	TYR
52	B6	42	TRP
52	B6	44	ARG
52	B6	45	LYS
53	B7	4	THR
53	B7	8	ASN
53	B7	14	LYS
53	B7	23	ARG
53	B7	24	THR
53	B7	43	THR
53	B7	46	VAL
53	B7	48	LYS
54	B8	29	LYS
54	B8	30	ARG
54	B8	34	TRP
54	B8	36	LYS
54	B8	40	GLU
54	B8	41	ILE
54	B8	44	LYS
54	B8	47	LYS
54	B8	50	LEU
54	B8	56	GLU
54	B8	58	ILE
2	CE	5	ILE
2	CE	16	HIS
2	CE	17	PHE
2	CE	19	HIS
2	CE	23	ARG
2	CE	24	TRP
2	CE	32	ILE

*Continued on next page...*

*Continued from previous page...*

<b>Mol</b>	<b>Chain</b>	<b>Res</b>	<b>Type</b>
2	CE	37	ASN
2	CE	44	LEU
2	CE	53	ARG
2	CE	55	PHE
2	CE	56	ARG
2	CE	67	THR
2	CE	73	THR
2	CE	78	GLN
2	CE	80	ILE
2	CE	84	GLU
2	CE	87	ARG
2	CE	92	TYR
2	CE	96	ARG
2	CE	105	PHE
2	CE	107	THR
2	CE	110	GLN
2	CE	111	ARG
2	CE	114	ARG
2	CE	130	ARG
2	CE	137	ARG
2	CE	139	LYS
2	CE	140	HIS
2	CE	141	GLU
2	CE	144	ARG
2	CE	145	LEU
2	CE	147	LYS
2	CE	164	VAL
2	CE	165	VAL
2	CE	178	ARG
2	CE	185	ILE
2	CE	187	LEU
2	CE	196	LEU
2	CE	201	ILE
2	CE	206	ASP
2	CE	215	LEU
2	CE	222	ILE
2	CE	226	ARG
2	CE	230	VAL
2	CE	238	LEU
3	CF	5	ILE
3	CF	6	HIS
3	CF	16	ARG

*Continued on next page...*

*Continued from previous page...*

<b>Mol</b>	<b>Chain</b>	<b>Res</b>	<b>Type</b>
3	CF	18	TRP
3	CF	21	ARG
3	CF	26	LYS
3	CF	27	LYS
3	CF	28	GLN
3	CF	29	TYR
3	CF	34	LEU
3	CF	36	ASP
3	CF	37	GLN
3	CF	42	LEU
3	CF	43	LEU
3	CF	63	ASN
3	CF	69	HIS
3	CF	76	VAL
3	CF	79	ARG
3	CF	83	ARG
3	CF	84	ILE
3	CF	85	ARG
3	CF	98	ASN
3	CF	99	VAL
3	CF	101	LEU
3	CF	120	VAL
3	CF	128	PHE
3	CF	131	ARG
3	CF	140	ARG
3	CF	175	LEU
3	CF	178	LEU
3	CF	184	TYR
3	CF	190	ARG
3	CF	192	THR
3	CF	196	LEU
3	CF	206	GLU
3	CF	207	VAL
4	CG	8	VAL
4	CG	9	CYS
4	CG	10	ARG
4	CG	11	LEU
4	CG	12	CYS
4	CG	13	ARG
4	CG	17	VAL
4	CG	19	LEU
4	CG	21	LEU

*Continued on next page...*



*Continued from previous page...*

<b>Mol</b>	<b>Chain</b>	<b>Res</b>	<b>Type</b>
4	CG	22	LYS
4	CG	25	ARG
4	CG	26	CYS
4	CG	30	LYS
4	CG	36	ARG
4	CG	50	ARG
4	CG	58	LEU
4	CG	59	ARG
4	CG	84	LYS
4	CG	85	LYS
4	CG	96	LEU
4	CG	98	GLU
4	CG	106	TYR
4	CG	107	ARG
4	CG	112	VAL
4	CG	118	ARG
4	CG	119	GLN
4	CG	122	ARG
4	CG	131	ARG
4	CG	132	ARG
4	CG	135	LEU
4	CG	139	ARG
4	CG	141	ARG
4	CG	150	GLU
4	CG	155	LEU
4	CG	170	VAL
4	CG	177	ASP
4	CG	187	ARG
4	CG	191	ARG
4	CG	194	LEU
4	CG	200	GLU
5	CH	5	ASP
5	CH	6	PHE
5	CH	9	LYS
5	CH	11	ILE
5	CH	12	LEU
5	CH	13	ILE
5	CH	18	ARG
5	CH	20	GLN
5	CH	31	LEU
5	CH	41	VAL
5	CH	43	LEU

*Continued on next page...*

*Continued from previous page...*

<b>Mol</b>	<b>Chain</b>	<b>Res</b>	<b>Type</b>
5	CH	53	LEU
5	CH	73	ASN
5	CH	75	THR
5	CH	76	ILE
5	CH	78	HIS
5	CH	79	GLU
5	CH	87	SER
5	CH	91	LEU
5	CH	101	ILE
5	CH	107	ARG
5	CH	116	THR
5	CH	136	MET
5	CH	141	GLN
5	CH	147	ASP
5	CH	153	LYS
5	CH	155	GLU
6	CI	2	ARG
6	CI	14	LEU
6	CI	15	ASP
6	CI	21	LEU
6	CI	27	GLN
6	CI	28	ARG
6	CI	45	LEU
6	CI	54	LYS
6	CI	55	ASP
6	CI	57	GLN
6	CI	63	TYR
6	CI	65	VAL
6	CI	75	LEU
6	CI	81	ILE
6	CI	87	ARG
6	CI	93	SER
7	CJ	4	ARG
7	CJ	5	ARG
7	CJ	8	GLU
7	CJ	9	VAL
7	CJ	11	GLN
7	CJ	12	LEU
7	CJ	13	GLN
7	CJ	16	LEU
7	CJ	22	LEU
7	CJ	24	THR

*Continued on next page...*

*Continued from previous page...*

<b>Mol</b>	<b>Chain</b>	<b>Res</b>	<b>Type</b>
7	CJ	37	ASN
7	CJ	38	LEU
7	CJ	41	ARG
7	CJ	47	CYS
7	CJ	49	ILE
7	CJ	51	GLN
7	CJ	53	LYS
7	CJ	60	LYS
7	CJ	63	LYS
7	CJ	72	ARG
7	CJ	75	VAL
7	CJ	78	ARG
7	CJ	85	TYR
7	CJ	86	GLN
7	CJ	87	VAL
7	CJ	89	MET
7	CJ	94	ARG
7	CJ	104	LEU
7	CJ	113	GLU
7	CJ	114	ARG
7	CJ	118	VAL
7	CJ	137	LYS
7	CJ	140	ASP
7	CJ	146	GLU
7	CJ	149	ARG
7	CJ	151	TYR
7	CJ	155	ARG
8	CK	1	MET
8	CK	8	ASP
8	CK	23	SER
8	CK	24	THR
8	CK	25	ASP
8	CK	30	ARG
8	CK	41	ARG
8	CK	52	ASP
8	CK	63	LEU
8	CK	77	GLU
8	CK	79	VAL
8	CK	82	HIS
8	CK	85	ARG
8	CK	88	LYS
8	CK	91	ARG

*Continued on next page...*

*Continued from previous page...*

<b>Mol</b>	<b>Chain</b>	<b>Res</b>	<b>Type</b>
8	CK	92	ARG
8	CK	102	ARG
8	CK	104	ARG
8	CK	109	ILE
8	CK	112	LEU
8	CK	115	SER
8	CK	116	LYS
8	CK	123	GLU
8	CK	125	ARG
8	CK	137	VAL
9	CL	7	THR
9	CL	14	VAL
9	CL	16	ARG
9	CL	20	ARG
9	CL	23	ASN
9	CL	29	ASN
9	CL	38	GLN
9	CL	40	LEU
9	CL	56	LEU
9	CL	58	HIS
9	CL	71	SER
9	CL	78	LYS
9	CL	79	LEU
9	CL	88	TYR
9	CL	89	ASN
9	CL	91	ASP
9	CL	95	LYS
9	CL	97	LYS
9	CL	102	LEU
9	CL	104	ARG
9	CL	108	VAL
9	CL	110	GLU
9	CL	112	LYS
9	CL	114	TYR
9	CL	117	HIS
9	CL	118	LYS
9	CL	120	ARG
9	CL	121	ARG
9	CL	125	TYR
10	CM	4	ILE
10	CM	13	HIS
10	CM	16	LEU

*Continued on next page...*

*Continued from previous page...*

<b>Mol</b>	<b>Chain</b>	<b>Res</b>	<b>Type</b>
10	CM	19	SER
10	CM	21	GLN
10	CM	22	LYS
10	CM	25	GLU
10	CM	30	SER
10	CM	38	ILE
10	CM	40	LEU
10	CM	47	PHE
10	CM	48	THR
10	CM	49	VAL
10	CM	51	ARG
10	CM	55	LYS
10	CM	57	LYS
10	CM	61	GLU
10	CM	62	HIS
10	CM	72	VAL
10	CM	79	ARG
10	CM	80	LYS
10	CM	84	GLN
10	CM	85	LEU
10	CM	87	THR
10	CM	90	LEU
10	CM	95	GLU
10	CM	96	ILE
10	CM	98	ILE
10	CM	99	LYS
11	CN	12	ARG
11	CN	14	VAL
11	CN	18	ARG
11	CN	29	ILE
11	CN	30	VAL
11	CN	48	ILE
11	CN	53	SER
11	CN	54	ARG
11	CN	57	THR
11	CN	63	LEU
11	CN	81	ASP
11	CN	83	ILE
11	CN	84	VAL
11	CN	112	THR
11	CN	117	ASN
11	CN	119	CYS

*Continued on next page...*

*Continued from previous page...*

<b>Mol</b>	<b>Chain</b>	<b>Res</b>	<b>Type</b>
11	CN	120	ARG
12	CO	20	LYS
12	CO	23	LYS
12	CO	24	VAL
12	CO	27	LEU
12	CO	28	LYS
12	CO	33	ARG
12	CO	36	VAL
12	CO	41	ARG
12	CO	42	THR
12	CO	46	LYS
12	CO	47	LYS
12	CO	55	VAL
12	CO	60	LEU
12	CO	65	GLU
12	CO	70	ILE
12	CO	83	VAL
12	CO	84	LEU
12	CO	85	ILE
12	CO	102	ARG
12	CO	104	VAL
12	CO	111	LYS
12	CO	117	ARG
12	CO	118	SER
12	CO	122	THR
13	CP	3	ARG
13	CP	4	ILE
13	CP	19	LEU
13	CP	32	GLU
13	CP	54	VAL
13	CP	55	ARG
13	CP	58	GLU
13	CP	63	THR
13	CP	64	TRP
13	CP	66	LEU
13	CP	70	LEU
13	CP	77	ASN
13	CP	82	MET
13	CP	83	ASP
13	CP	101	GLN
13	CP	103	THR
13	CP	105	THR

*Continued on next page...*

*Continued from previous page...*

<b>Mol</b>	<b>Chain</b>	<b>Res</b>	<b>Type</b>
13	CP	108	ARG
13	CP	110	ARG
14	CQ	6	LEU
14	CQ	15	LYS
14	CQ	16	PHE
14	CQ	18	VAL
14	CQ	22	THR
14	CQ	23	ARG
14	CQ	43	CYS
14	CQ	44	LEU
14	CQ	46	GLU
14	CQ	60	SER
15	CR	3	ILE
15	CR	4	THR
15	CR	17	ARG
15	CR	22	THR
15	CR	26	GLU
15	CR	31	LEU
15	CR	35	ARG
15	CR	38	ARG
15	CR	41	GLU
15	CR	58	MET
15	CR	82	ILE
15	CR	83	GLU
15	CR	88	ARG
16	CS	2	VAL
16	CS	5	ARG
16	CS	8	ARG
16	CS	21	VAL
16	CS	45	THR
16	CS	47	ASP
16	CS	53	VAL
16	CS	67	THR
16	CS	74	LEU
16	CS	82	GLN
17	CT	9	VAL
17	CT	52	LYS
17	CT	68	ARG
17	CT	74	LEU
17	CT	79	SER
17	CT	84	LEU
18	CU	21	LYS

*Continued on next page...*

*Continued from previous page...*

<b>Mol</b>	<b>Chain</b>	<b>Res</b>	<b>Type</b>
18	CU	22	VAL
18	CU	23	LYS
18	CU	28	GLU
18	CU	29	PHE
18	CU	32	ARG
18	CU	44	LEU
18	CU	45	SER
18	CU	47	THR
18	CU	53	ARG
18	CU	54	ARG
18	CU	58	LEU
18	CU	82	THR
18	CU	83	GLU
18	CU	86	VAL
19	CV	14	HIS
19	CV	15	LEU
19	CV	22	LEU
19	CV	23	ASN
19	CV	25	LYS
19	CV	28	LYS
19	CV	33	THR
19	CV	36	ARG
19	CV	41	VAL
19	CV	60	VAL
19	CV	66	MET
19	CV	78	ARG
19	CV	79	THR
19	CV	83	HIS
20	CW	9	ASN
20	CW	10	LEU
20	CW	11	SER
20	CW	14	LYS
20	CW	24	LEU
20	CW	26	ASN
20	CW	27	LYS
20	CW	36	LEU
20	CW	39	LYS
20	CW	41	ILE
20	CW	50	GLU
20	CW	56	MET
20	CW	58	LYS
20	CW	68	LYS

*Continued on next page...*



*Continued from previous page...*

<b>Mol</b>	<b>Chain</b>	<b>Res</b>	<b>Type</b>
20	CW	72	LEU
20	CW	73	HIS
20	CW	75	ASN
20	CW	81	LYS
20	CW	83	ARG
20	CW	84	LEU
20	CW	90	GLN
27	DD	3	VAL
27	DD	5	LYS
27	DD	20	ASP
27	DD	25	THR
27	DD	26	LYS
27	DD	27	THR
27	DD	28	GLU
27	DD	30	GLU
27	DD	31	LYS
27	DD	32	SER
27	DD	40	THR
27	DD	44	ASN
27	DD	46	GLN
27	DD	49	ILE
27	DD	61	LEU
27	DD	64	ILE
27	DD	65	ILE
27	DD	68	LYS
27	DD	69	ARG
27	DD	72	LYS
27	DD	88	ARG
27	DD	89	SER
27	DD	91	ARG
27	DD	94	LEU
27	DD	98	VAL
27	DD	99	ASP
27	DD	103	ARG
27	DD	105	ILE
27	DD	106	ILE
27	DD	112	GLN
27	DD	116	GLN
27	DD	117	VAL
27	DD	140	THR
27	DD	141	VAL
27	DD	147	LEU

*Continued on next page...*

*Continued from previous page...*

<b>Mol</b>	<b>Chain</b>	<b>Res</b>	<b>Type</b>
27	DD	157	ARG
27	DD	166	GLN
27	DD	176	ARG
27	DD	192	THR
27	DD	193	VAL
27	DD	198	ASN
27	DD	200	ASP
27	DD	202	LYS
27	DD	211	ARG
27	DD	217	ARG
27	DD	218	ARG
27	DD	244	ARG
27	DD	255	LYS
27	DD	257	LEU
27	DD	260	ARG
27	DD	266	SER
27	DD	271	ILE
28	DE	23	VAL
28	DE	26	ILE
28	DE	33	VAL
28	DE	35	GLN
28	DE	36	ARG
28	DE	37	ARG
28	DE	44	TYR
28	DE	49	LEU
28	DE	54	GLN
28	DE	58	ARG
28	DE	60	ASN
28	DE	61	ARG
28	DE	63	LEU
28	DE	67	PHE
28	DE	69	LYS
28	DE	76	ARG
28	DE	77	ILE
28	DE	78	LEU
28	DE	79	ARG
28	DE	81	ILE
28	DE	82	ARG
28	DE	87	GLU
28	DE	91	VAL
28	DE	93	VAL
28	DE	95	ILE

*Continued on next page...*

*Continued from previous page...*

<b>Mol</b>	<b>Chain</b>	<b>Res</b>	<b>Type</b>
28	DE	111	ARG
28	DE	116	VAL
28	DE	119	ARG
28	DE	128	SER
28	DE	135	HIS
28	DE	141	ILE
28	DE	144	ARG
28	DE	146	THR
28	DE	154	LYS
28	DE	175	VAL
28	DE	178	GLU
28	DE	179	GLU
28	DE	181	LEU
28	DE	182	LEU
28	DE	188	VAL
28	DE	197	ILE
28	DE	200	GLU
28	DE	201	THR
28	DE	203	LYS
29	DF	2	LYS
29	DF	7	TYR
29	DF	8	GLN
29	DF	11	VAL
29	DF	15	SER
29	DF	17	ARG
29	DF	19	GLU
29	DF	20	LEU
29	DF	24	LEU
29	DF	28	ILE
29	DF	33	LEU
29	DF	38	ARG
29	DF	45	ARG
29	DF	48	THR
29	DF	53	THR
29	DF	62	ARG
29	DF	63	LYS
29	DF	67	GLN
29	DF	70	THR
29	DF	74	ARG
29	DF	83	PHE
29	DF	84	VAL
29	DF	88	VAL

*Continued on next page...*

*Continued from previous page...*

<b>Mol</b>	<b>Chain</b>	<b>Res</b>	<b>Type</b>
29	DF	93	LYS
29	DF	100	THR
29	DF	104	LYS
29	DF	107	LYS
29	DF	116	ASP
29	DF	117	ARG
29	DF	123	LEU
29	DF	125	LEU
29	DF	140	LEU
29	DF	149	ASP
29	DF	153	SER
29	DF	158	THR
29	DF	165	ARG
29	DF	181	LEU
29	DF	183	VAL
29	DF	194	MET
29	DF	199	TRP
29	DF	201	VAL
29	DF	203	GLN
29	DF	205	ARG
30	DG	4	ASP
30	DG	13	GLU
30	DG	16	ARG
30	DG	22	ARG
30	DG	26	GLN
30	DG	27	ASN
30	DG	28	VAL
30	DG	31	VAL
30	DG	33	ARG
30	DG	34	LEU
30	DG	35	GLU
30	DG	40	ASN
30	DG	45	GLU
30	DG	47	LYS
30	DG	49	ASP
30	DG	52	ILE
30	DG	63	ILE
30	DG	67	LYS
30	DG	71	THR
30	DG	75	LYS
30	DG	76	SER
30	DG	81	LYS

*Continued on next page...*

*Continued from previous page...*

<b>Mol</b>	<b>Chain</b>	<b>Res</b>	<b>Type</b>
30	DG	82	LEU
30	DG	83	ARG
30	DG	86	MET
30	DG	88	ILE
30	DG	90	LEU
30	DG	94	LEU
30	DG	96	ARG
30	DG	97	ASP
30	DG	108	ASN
30	DG	115	ARG
30	DG	117	PHE
30	DG	118	ARG
30	DG	128	ARG
30	DG	130	ASN
30	DG	137	GLU
30	DG	146	TYR
30	DG	148	MET
30	DG	162	THR
30	DG	165	THR
30	DG	173	LEU
31	DH	4	ILE
31	DH	7	LEU
31	DH	24	VAL
31	DH	30	LYS
31	DH	34	GLU
31	DH	37	VAL
31	DH	41	MET
31	DH	42	ARG
31	DH	43	VAL
31	DH	44	VAL
31	DH	50	VAL
31	DH	59	ARG
31	DH	63	SER
31	DH	64	LEU
31	DH	72	ILE
31	DH	83	TYR
31	DH	86	GLU
31	DH	87	LEU
31	DH	89	ILE
31	DH	101	ARG
31	DH	103	LEU
31	DH	105	LEU

*Continued on next page...*

*Continued from previous page...*

<b>Mol</b>	<b>Chain</b>	<b>Res</b>	<b>Type</b>
31	DH	106	THR
31	DH	125	VAL
31	DH	132	ARG
31	DH	136	ILE
31	DH	139	GLN
31	DH	143	GLN
31	DH	152	ARG
31	DH	153	LYS
31	DH	155	SER
31	DH	171	LEU
32	DK	7	GLU
32	DK	9	LEU
32	DK	11	ASN
32	DK	14	ASP
32	DK	37	VAL
32	DK	41	GLU
32	DK	44	LEU
32	DK	51	ILE
32	DK	52	ARG
32	DK	54	GLN
32	DK	56	LYS
32	DK	62	LYS
32	DK	74	ASN
32	DK	75	LEU
32	DK	76	THR
32	DK	77	LEU
32	DK	78	THR
32	DK	81	VAL
32	DK	82	ARG
32	DK	87	LYS
32	DK	88	ILE
32	DK	101	LEU
32	DK	102	SER
32	DK	104	GLN
32	DK	107	VAL
32	DK	109	ILE
32	DK	110	ASP
32	DK	113	ARG
32	DK	114	LEU
32	DK	117	GLU
32	DK	122	GLU
32	DK	123	LEU

*Continued on next page...*

*Continued from previous page...*

<b>Mol</b>	<b>Chain</b>	<b>Res</b>	<b>Type</b>
32	DK	125	GLU
32	DK	128	LEU
32	DK	130	TYR
32	DK	133	HIS
32	DK	142	VAL
32	DK	144	VAL
33	DM	7	LYS
33	DM	28	THR
33	DM	32	THR
33	DM	33	LEU
33	DM	34	LEU
33	DM	35	ARG
33	DM	38	HIS
33	DM	43	THR
33	DM	45	ASN
33	DM	48	MET
33	DM	63	THR
33	DM	67	LEU
33	DM	69	GLN
33	DM	83	LYS
33	DM	87	LEU
33	DM	93	THR
33	DM	94	HIS
33	DM	97	ARG
33	DM	99	LEU
33	DM	127	ASP
33	DM	137	LYS
34	DN	3	GLN
34	DN	5	GLN
34	DN	8	LEU
34	DN	9	GLU
34	DN	14	THR
34	DN	20	MET
34	DN	22	ILE
34	DN	24	VAL
34	DN	28	SER
34	DN	35	VAL
34	DN	38	VAL
34	DN	42	SER
34	DN	49	ARG
34	DN	87	ILE
34	DN	91	LEU

*Continued on next page...*

*Continued from previous page...*

<b>Mol</b>	<b>Chain</b>	<b>Res</b>	<b>Type</b>
34	DN	94	ARG
34	DN	97	ARG
34	DN	98	VAL
34	DN	104	ARG
34	DN	108	GLU
34	DN	114	ILE
34	DN	117	LEU
35	DO	6	LEU
35	DO	7	ARG
35	DO	14	LYS
35	DO	15	ARG
35	DO	16	ARG
35	DO	21	ARG
35	DO	29	LYS
35	DO	30	THR
35	DO	36	LYS
35	DO	41	ARG
35	DO	45	LEU
35	DO	46	LYS
35	DO	49	ARG
35	DO	50	ARG
35	DO	61	ARG
35	DO	62	LEU
35	DO	64	LYS
35	DO	65	ARG
35	DO	68	GLN
35	DO	70	GLN
35	DO	75	ILE
35	DO	81	GLN
35	DO	85	LEU
35	DO	87	ASP
35	DO	95	VAL
35	DO	96	THR
35	DO	98	GLU
35	DO	100	LEU
35	DO	102	ARG
35	DO	105	LEU
35	DO	107	LYS
35	DO	110	TYR
35	DO	111	ARG
35	DO	112	LEU
35	DO	114	ILE

*Continued on next page...*



*Continued from previous page...*

<b>Mol</b>	<b>Chain</b>	<b>Res</b>	<b>Type</b>
35	DO	117	GLU
35	DO	121	LYS
35	DO	124	LYS
35	DO	125	VAL
35	DO	135	LEU
35	DO	138	LEU
35	DO	144	GLU
35	DO	147	LEU
35	DO	148	LEU
36	DP	3	MET
36	DP	5	ARG
36	DP	21	THR
36	DP	25	ASP
36	DP	26	TYR
36	DP	35	VAL
36	DP	45	GLN
36	DP	59	ARG
36	DP	63	LYS
36	DP	65	PHE
36	DP	75	THR
36	DP	79	LEU
36	DP	80	GLU
36	DP	82	ARG
36	DP	83	MET
36	DP	87	LYS
36	DP	90	VAL
36	DP	103	MET
36	DP	109	VAL
36	DP	110	THR
36	DP	112	GLU
36	DP	113	GLN
36	DP	120	ILE
36	DP	127	ILE
36	DP	133	ARG
36	DP	141	GLN
37	D0	6	SER
37	D0	16	HIS
37	D0	18	LEU
37	D0	26	LYS
37	D0	28	LEU
37	D0	29	LEU
37	D0	33	ARG

*Continued on next page...*

*Continued from previous page...*

<b>Mol</b>	<b>Chain</b>	<b>Res</b>	<b>Type</b>
37	D0	35	THR
37	D0	44	LEU
37	D0	48	VAL
37	D0	63	ARG
37	D0	65	LEU
37	D0	68	ARG
37	D0	76	VAL
37	D0	81	ASP
37	D0	91	GLN
37	D0	105	ARG
37	D0	107	ASP
37	D0	117	VAL
37	D0	118	GLU
38	DQ	3	ARG
38	DQ	8	GLU
38	DQ	12	PHE
38	DQ	14	VAL
38	DQ	15	ARG
38	DQ	17	ARG
38	DQ	20	ARG
38	DQ	21	THR
38	DQ	24	LEU
38	DQ	30	ARG
38	DQ	35	ILE
38	DQ	36	TYR
38	DQ	39	ILE
38	DQ	40	ILE
38	DQ	41	ASP
38	DQ	42	ASP
38	DQ	50	SER
38	DQ	52	SER
38	DQ	53	SER
38	DQ	58	LEU
38	DQ	61	ASN
38	DQ	63	THR
38	DQ	65	VAL
38	DQ	71	ARG
38	DQ	73	LEU
38	DQ	78	LEU
38	DQ	83	LYS
38	DQ	84	GLN
38	DQ	87	PHE

*Continued on next page...*

*Continued from previous page...*

<b>Mol</b>	<b>Chain</b>	<b>Res</b>	<b>Type</b>
38	DQ	89	ARG
38	DQ	101	LEU
38	DQ	103	GLU
38	DQ	106	ARG
38	DQ	110	LEU
39	DR	7	ILE
39	DR	8	LYS
39	DR	9	LEU
39	DR	11	GLU
39	DR	12	SER
39	DR	13	ARG
39	DR	23	ARG
39	DR	27	THR
39	DR	29	ARG
39	DR	30	VAL
39	DR	31	SER
39	DR	33	LYS
39	DR	42	ILE
39	DR	52	ILE
39	DR	53	ARG
39	DR	54	ARG
39	DR	66	VAL
39	DR	74	ARG
39	DR	86	ILE
39	DR	87	ASP
39	DR	88	ILE
39	DR	89	VAL
39	DR	90	GLN
39	DR	91	ARG
39	DR	93	ARG
39	DR	96	ARG
39	DR	98	LYS
39	DR	105	LEU
39	DR	107	ASP
39	DR	112	ARG
39	DR	117	ASP
39	DR	121	ILE
39	DR	132	LYS
39	DR	134	GLU
39	DR	136	GLN
39	DR	137	LYS
40	D1	20	LEU

*Continued on next page...*

*Continued from previous page...*

<b>Mol</b>	<b>Chain</b>	<b>Res</b>	<b>Type</b>
40	D1	31	SER
40	D1	55	ARG
40	D1	70	ARG
40	D1	71	GLN
40	D1	74	LEU
40	D1	83	LEU
40	D1	88	ILE
40	D1	92	ARG
40	D1	95	LEU
40	D1	97	ASP
40	D1	105	VAL
40	D1	112	ARG
41	D2	1	MET
41	D2	7	THR
41	D2	10	LYS
41	D2	12	TYR
41	D2	18	LEU
41	D2	19	LYS
41	D2	21	ARG
41	D2	22	VAL
41	D2	26	ASP
41	D2	32	THR
41	D2	34	GLU
41	D2	35	LEU
41	D2	38	LEU
41	D2	40	LEU
41	D2	47	VAL
41	D2	57	VAL
41	D2	61	VAL
41	D2	62	LEU
41	D2	66	ARG
41	D2	69	LYS
41	D2	71	LEU
41	D2	72	VAL
41	D2	74	LYS
41	D2	79	VAL
41	D2	80	GLN
41	D2	81	TYR
41	D2	82	ARG
41	D2	83	ARG
41	D2	84	LYS
41	D2	89	GLN

*Continued on next page...*

*Continued from previous page...*

<b>Mol</b>	<b>Chain</b>	<b>Res</b>	<b>Type</b>
41	D2	91	TYR
41	D2	95	LEU
42	DS	2	GLU
42	DS	11	ARG
42	DS	13	SER
42	DS	15	ARG
42	DS	17	VAL
42	DS	19	LEU
42	DS	20	VAL
42	DS	29	LEU
42	DS	37	ARG
42	DS	39	THR
42	DS	40	ASN
42	DS	50	VAL
42	DS	51	LEU
42	DS	52	GLU
42	DS	61	ASN
42	DS	65	LEU
42	DS	67	ASP
42	DS	70	TYR
42	DS	76	VAL
42	DS	83	LYS
42	DS	88	ARG
42	DS	95	ILE
42	DS	98	LYS
42	DS	100	THR
42	DS	106	ILE
42	DS	107	LEU
42	DS	111	HIS
43	DT	15	GLU
43	DT	30	VAL
43	DT	36	LYS
43	DT	48	LYS
43	DT	49	VAL
43	DT	52	VAL
43	DT	54	VAL
43	DT	55	ASN
43	DT	56	THR
43	DT	57	LEU
43	DT	60	ARG
43	DT	62	LYS
43	DT	63	LYS

*Continued on next page...*

*Continued from previous page...*

<b>Mol</b>	<b>Chain</b>	<b>Res</b>	<b>Type</b>
43	DT	69	TYR
43	DT	76	ARG
43	DT	80	ILE
43	DT	82	GLN
44	DU	3	VAL
44	DU	4	LYS
44	DU	5	MET
44	DU	6	HIS
44	DU	13	VAL
44	DU	14	LEU
44	DU	20	TYR
44	DU	23	ARG
44	DU	26	LYS
44	DU	28	LYS
44	DU	31	LEU
44	DU	40	GLU
44	DU	43	ASN
44	DU	44	ILE
44	DU	50	ARG
44	DU	51	VAL
44	DU	57	GLN
44	DU	60	PHE
44	DU	62	GLU
44	DU	63	LYS
44	DU	71	LYS
44	DU	75	ILE
44	DU	76	CYS
44	DU	79	CYS
44	DU	81	LYS
44	DU	86	ARG
44	DU	89	PHE
44	DU	90	LEU
44	DU	91	GLU
44	DU	95	LYS
44	DU	96	ILE
44	DU	97	ARG
44	DU	99	CYS
44	DU	102	CYS
45	DV	2	GLU
45	DV	14	LYS
45	DV	16	SER
45	DV	19	ARG

*Continued on next page...*

*Continued from previous page...*

<b>Mol</b>	<b>Chain</b>	<b>Res</b>	<b>Type</b>
45	DV	23	LYS
45	DV	24	LEU
45	DV	27	VAL
45	DV	30	ASN
45	DV	32	HIS
45	DV	35	ARG
45	DV	37	VAL
45	DV	50	GLN
45	DV	52	SER
45	DV	60	GLU
45	DV	73	GLN
45	DV	74	VAL
45	DV	76	LEU
45	DV	79	ARG
45	DV	81	ARG
45	DV	87	ASP
45	DV	97	GLU
45	DV	103	ARG
45	DV	112	ARG
45	DV	117	LEU
45	DV	118	GLN
45	DV	119	GLU
45	DV	121	HIS
45	DV	148	ASP
45	DV	150	LEU
45	DV	163	LEU
45	DV	165	VAL
45	DV	166	SER
45	DV	170	THR
45	DV	179	ASP
46	D3	9	SER
46	D3	10	THR
46	D3	12	ASN
46	D3	16	SER
46	D3	23	VAL
46	D3	25	ARG
46	D3	36	ILE
46	D3	40	GLN
46	D3	43	THR
46	D3	44	ARG
46	D3	50	ASN
46	D3	55	ARG

*Continued on next page...*

*Continued from previous page...*

<b>Mol</b>	<b>Chain</b>	<b>Res</b>	<b>Type</b>
46	D3	68	GLU
46	D3	70	GLN
46	D3	74	ARG
47	DZ	3	LYS
47	DZ	25	LYS
47	DZ	38	SER
47	DZ	41	ARG
47	DZ	42	GLN
47	DZ	56	GLN
47	DZ	62	VAL
47	DZ	74	VAL
47	DZ	76	ARG
47	DZ	78	LYS
47	DZ	81	LYS
47	DZ	82	LEU
47	DZ	83	GLU
47	DZ	85	LEU
47	DZ	90	ILE
47	DZ	91	LYS
47	DZ	92	LYS
47	DZ	98	LEU
48	DW	5	GLU
48	DW	8	LYS
48	DW	10	LEU
48	DW	15	LYS
48	DW	16	LEU
48	DW	22	GLU
48	DW	24	LEU
48	DW	30	ARG
48	DW	35	LEU
48	DW	41	ILE
48	DW	44	LEU
48	DW	47	ASN
48	DW	53	LEU
48	DW	60	LEU
49	DX	8	LEU
49	DX	17	LYS
49	DX	18	ASP
49	DX	24	LYS
49	DX	29	ARG
49	DX	32	GLN
49	DX	35	ARG

*Continued on next page...*



*Continued from previous page...*

<b>Mol</b>	<b>Chain</b>	<b>Res</b>	<b>Type</b>
49	DX	40	THR
49	DX	53	LEU
50	D4	1	MET
50	D4	3	GLU
50	D4	6	HIS
50	D4	13	ARG
50	D4	16	CYS
50	D4	18	CYS
50	D4	20	ASN
50	D4	22	ILE
50	D4	24	THR
50	D4	30	GLU
50	D4	44	THR
50	D4	46	GLN
50	D4	48	ARG
50	D4	49	PHE
50	D4	52	THR
50	D4	53	GLU
50	D4	60	GLN
50	D4	61	ARG
50	D4	62	ARG
51	D5	3	LYS
51	D5	4	HIS
51	D5	6	VAL
51	D5	11	THR
51	D5	16	ARG
51	D5	23	HIS
51	D5	25	LEU
51	D5	26	THR
51	D5	29	THR
51	D5	33	CYS
51	D5	35	GLU
51	D5	48	GLU
51	D5	52	TYR
51	D5	56	LYS
52	D6	9	LEU
52	D6	10	LEU
52	D6	17	LYS
52	D6	29	ASN
52	D6	30	THR
52	D6	32	ASN
52	D6	36	LEU

*Continued on next page...*

*Continued from previous page...*

<b>Mol</b>	<b>Chain</b>	<b>Res</b>	<b>Type</b>
52	D6	37	ARG
52	D6	44	ARG
52	D6	45	LYS
52	D6	46	HIS
52	D6	49	HIS
52	D6	53	LYS
53	D7	1	MET
53	D7	4	THR
53	D7	8	ASN
53	D7	9	ARG
53	D7	11	LYS
53	D7	24	THR
53	D7	32	LYS
53	D7	46	VAL
53	D7	48	LYS
53	D7	49	ARG
54	D8	6	THR
54	D8	21	LYS
54	D8	33	ASN
54	D8	40	GLU
54	D8	41	ILE
54	D8	50	LEU
54	D8	52	LYS
54	D8	54	GLU
54	D8	58	ILE
54	D8	61	LEU

Sometimes sidechains can be flipped to improve hydrogen bonding and reduce clashes. All (255) such sidechains are listed below:

<b>Mol</b>	<b>Chain</b>	<b>Res</b>	<b>Type</b>
2	AE	19	HIS
2	AE	204	ASN
2	AE	212	GLN
3	AF	104	GLN
3	AF	108	ASN
3	AF	136	GLN
3	AF	162	GLN
3	AF	170	GLN
3	AF	176	HIS
3	AF	181	ASN
4	AG	42	GLN
4	AG	45	GLN

*Continued on next page...*

*Continued from previous page...*

<b>Mol</b>	<b>Chain</b>	<b>Res</b>	<b>Type</b>
4	AG	119	GLN
4	AG	123	HIS
4	AG	160	GLN
4	AG	201	GLN
5	AH	20	GLN
5	AH	78	HIS
6	AI	18	GLN
6	AI	27	GLN
6	AI	57	GLN
6	AI	64	GLN
6	AI	100	ASN
9	AL	124	GLN
10	AM	33	GLN
10	AM	56	HIS
10	AM	62	HIS
10	AM	84	GLN
11	AN	104	GLN
12	AO	9	GLN
12	AO	49	ASN
12	AO	75	HIS
13	AP	62	ASN
13	AP	92	HIS
13	AP	101	GLN
13	AP	106	ASN
14	AQ	49	HIS
15	AR	37	ASN
16	AS	82	GLN
17	AT	16	GLN
17	AT	94	ASN
18	AU	36	ASN
19	AV	23	ASN
19	AV	56	GLN
19	AV	57	HIS
19	AV	65	ASN
19	AV	83	HIS
20	AW	9	ASN
27	BD	58	HIS
27	BD	116	GLN
27	BD	166	GLN
27	BD	186	HIS
27	BD	198	ASN
27	BD	220	HIS

*Continued on next page...*

*Continued from previous page...*

<b>Mol</b>	<b>Chain</b>	<b>Res</b>	<b>Type</b>
28	BE	35	GLN
28	BE	55	ASN
28	BE	143	ASN
28	BE	192	ASN
29	BF	67	GLN
29	BF	69	HIS
29	BF	169	ASN
29	BF	203	GLN
30	BG	26	GLN
30	BG	40	ASN
30	BG	66	GLN
30	BG	108	ASN
30	BG	121	ASN
31	BH	143	GLN
31	BH	147	ASN
32	BK	139	GLN
33	BM	38	HIS
33	BM	128	HIS
33	BM	131	GLN
33	BM	133	GLN
34	BN	82	ASN
35	BO	9	ASN
35	BO	27	HIS
35	BO	84	ASN
35	BO	128	HIS
36	BP	12	GLN
36	BP	89	ASN
37	B0	3	HIS
37	B0	16	HIS
37	B0	23	ASN
37	B0	71	GLN
39	BR	43	GLN
39	BR	79	HIS
39	BR	84	GLN
40	B1	44	ASN
40	B1	49	HIS
40	B1	94	ASN
41	B2	11	GLN
41	B2	89	GLN
42	BS	34	ASN
42	BS	40	ASN
42	BS	57	ASN

*Continued on next page...*

*Continued from previous page...*

<b>Mol</b>	<b>Chain</b>	<b>Res</b>	<b>Type</b>
42	BS	62	HIS
42	BS	102	HIS
42	BS	111	HIS
43	BT	31	HIS
43	BT	55	ASN
43	BT	82	GLN
43	BT	87	GLN
44	BU	6	HIS
45	BV	75	ASN
45	BV	132	ASN
45	BV	151	HIS
46	B3	17	GLN
46	B3	35	ASN
46	B3	40	GLN
47	BZ	56	GLN
47	BZ	66	HIS
48	BW	9	GLN
48	BW	43	GLN
48	BW	56	GLN
48	BW	65	ASN
49	BX	19	GLN
49	BX	32	GLN
49	BX	46	ASN
49	BX	52	HIS
50	B4	47	GLN
51	B5	4	HIS
51	B5	23	HIS
51	B5	43	HIS
52	B6	49	HIS
53	B7	8	ASN
53	B7	36	GLN
54	B8	35	GLN
2	CE	16	HIS
2	CE	78	GLN
2	CE	135	GLN
3	CF	3	ASN
3	CF	69	HIS
3	CF	98	ASN
3	CF	123	GLN
4	CG	43	HIS
4	CG	62	GLN
4	CG	77	ASN

*Continued on next page...*

*Continued from previous page...*

<b>Mol</b>	<b>Chain</b>	<b>Res</b>	<b>Type</b>
4	CG	160	GLN
4	CG	201	GLN
5	CH	20	GLN
5	CH	141	GLN
6	CI	32	ASN
6	CI	57	GLN
6	CI	100	ASN
7	CJ	37	ASN
7	CJ	84	ASN
7	CJ	86	GLN
8	CK	82	HIS
9	CL	3	GLN
9	CL	89	ASN
9	CL	124	GLN
10	CM	13	HIS
10	CM	56	HIS
11	CN	38	ASN
11	CN	104	GLN
11	CN	117	ASN
12	CO	8	ASN
12	CO	49	ASN
12	CO	75	HIS
12	CO	80	HIS
14	CQ	49	HIS
15	CR	37	ASN
15	CR	46	HIS
16	CS	82	GLN
17	CT	26	GLN
19	CV	14	HIS
19	CV	56	GLN
19	CV	57	HIS
19	CV	65	ASN
20	CW	16	HIS
20	CW	26	ASN
27	DD	44	ASN
27	DD	58	HIS
27	DD	96	HIS
27	DD	143	HIS
27	DD	166	GLN
27	DD	186	HIS
27	DD	198	ASN
28	DE	48	GLN

*Continued on next page...*

*Continued from previous page...*

<b>Mol</b>	<b>Chain</b>	<b>Res</b>	<b>Type</b>
28	DE	60	ASN
28	DE	66	HIS
28	DE	192	ASN
29	DF	169	ASN
30	DG	27	ASN
30	DG	40	ASN
30	DG	41	GLN
31	DH	74	ASN
31	DH	147	ASN
32	DK	11	ASN
32	DK	54	GLN
32	DK	104	GLN
32	DK	105	HIS
33	DM	45	ASN
33	DM	130	HIS
33	DM	133	GLN
34	DN	5	GLN
34	DN	82	ASN
35	DO	128	HIS
36	DP	123	HIS
37	D0	11	ASN
37	D0	13	HIS
37	D0	16	HIS
37	D0	23	ASN
37	D0	24	GLN
37	D0	53	HIS
38	DQ	95	HIS
39	DR	58	ASN
39	DR	79	HIS
39	DR	90	GLN
39	DR	136	GLN
40	D1	49	HIS
40	D1	71	GLN
40	D1	75	ASN
40	D1	81	HIS
41	D2	11	GLN
41	D2	64	HIS
41	D2	87	HIS
41	D2	89	GLN
42	DS	57	ASN
42	DS	60	ASN
42	DS	61	ASN

*Continued on next page...*

*Continued from previous page...*

Mol	Chain	Res	Type
42	DS	62	HIS
42	DS	102	HIS
43	DT	31	HIS
43	DT	41	ASN
43	DT	55	ASN
43	DT	82	GLN
43	DT	87	GLN
44	DU	43	ASN
45	DV	34	ASN
45	DV	50	GLN
45	DV	65	GLN
45	DV	75	ASN
45	DV	132	ASN
46	D3	12	ASN
46	D3	29	GLN
46	D3	50	ASN
46	D3	70	GLN
47	DZ	56	GLN
47	DZ	66	HIS
48	DW	9	GLN
48	DW	65	ASN
49	DX	19	GLN
49	DX	33	GLN
49	DX	46	ASN
49	DX	52	HIS
50	D4	40	HIS
50	D4	47	GLN
50	D4	60	GLN
51	D5	23	HIS
51	D5	43	HIS
52	D6	29	ASN
53	D7	8	ASN
53	D7	36	GLN

### 5.3.3 RNA [i](#)

Mol	Chain	Analysed	Backbone Outliers	Pucker Outliers
1	AA	1505/1506 (99%)	375 (24%)	32 (2%)
1	CA	1505/1506 (99%)	409 (27%)	41 (2%)
22	AB	86/87 (98%)	40 (46%)	5 (5%)
22	CB	86/87 (98%)	46 (53%)	2 (2%)

*Continued on next page...*



*Continued from previous page...*

Mol	Chain	Analysed	Backbone Outliers	Pucker Outliers
23	AC	77/77 (100%)	23 (29%)	6 (7%)
23	AD	76/77 (98%)	28 (36%)	1 (1%)
23	CC	77/77 (100%)	21 (27%)	5 (6%)
23	CD	76/77 (98%)	26 (34%)	1 (1%)
24	A1	9/10 (90%)	3 (33%)	1 (11%)
24	C1	9/10 (90%)	3 (33%)	0
25	BA	2911/2912 (99%)	713 (24%)	57 (1%)
25	DA	2905/2912 (99%)	763 (26%)	57 (1%)
26	BB	121/122 (99%)	30 (24%)	0
26	DB	121/122 (99%)	39 (32%)	0
All	All	9564/9582 (99%)	2519 (26%)	208 (2%)

All (2519) RNA backbone outliers are listed below:

Mol	Chain	Res	Type
1	AA	6	G
1	AA	7	G
1	AA	8	A
1	AA	32	A
1	AA	33	A
1	AA	39	G
1	AA	48	C
1	AA	49	U
1	AA	50	A
1	AA	51	A
1	AA	54	C
1	AA	56	U
1	AA	61	G
1	AA	65	U
1	AA	66	G
1	AA	76	G
1	AA	78	G
1	AA	80	G
1	AA	81	G
1	AA	84	U
1	AA	85	U
1	AA	86	U
1	AA	87	A
1	AA	88	C
1	AA	89	U
1	AA	90	C
1	AA	91	C

*Continued on next page...*

*Continued from previous page...*

<b>Mol</b>	<b>Chain</b>	<b>Res</b>	<b>Type</b>
1	AA	92	G
1	AA	95	G
1	AA	99	C
1	AA	101	A
1	AA	116	A
1	AA	119	A
1	AA	120	A
1	AA	121	C
1	AA	123	C
1	AA	131	C
1	AA	143	A
1	AA	144	G
1	AA	154	C
1	AA	157	G
1	AA	158	G
1	AA	161	A
1	AA	163	C
1	AA	164	U
1	AA	168	G
1	AA	171	A
1	AA	173	U
1	AA	174	C
1	AA	188	U
1	AA	189	U
1	AA	190	G
1	AA	195	A
1	AA	197	A
1	AA	199	G
1	AA	201	C
1	AA	208	U
1	AA	209	U
1	AA	210	U
1	AA	216	G
1	AA	226	G
1	AA	243	A
1	AA	245	C
1	AA	247	G
1	AA	251	G
1	AA	262	A
1	AA	266	G
1	AA	267	C
1	AA	268	C

*Continued on next page...*

*Continued from previous page...*

<b>Mol</b>	<b>Chain</b>	<b>Res</b>	<b>Type</b>
1	AA	270	A
1	AA	281	G
1	AA	289	G
1	AA	313	A
1	AA	321	A
1	AA	328	C
1	AA	330	C
1	AA	332	G
1	AA	341	C
1	AA	342	C
1	AA	343	U
1	AA	344	A
1	AA	345	C
1	AA	346	G
1	AA	352	C
1	AA	353	A
1	AA	354	G
1	AA	365	U
1	AA	367	U
1	AA	372	C
1	AA	384	G
1	AA	390	C
1	AA	397	A
1	AA	398	C
1	AA	406	G
1	AA	411	A
1	AA	412	A
1	AA	413	G
1	AA	414	A
1	AA	415	A
1	AA	419	C
1	AA	422	C
1	AA	424	G
1	AA	429	U
1	AA	430	A
1	AA	439	A
1	AA	452	A
1	AA	466	C
1	AA	467	G
1	AA	485	G
1	AA	487	A
1	AA	496	A

*Continued on next page...*

*Continued from previous page...*

<b>Mol</b>	<b>Chain</b>	<b>Res</b>	<b>Type</b>
1	AA	497	U
1	AA	505	G
1	AA	509	A
1	AA	510	A
1	AA	511	C
1	AA	518	C
1	AA	521	G
1	AA	524	G
1	AA	527	G
1	AA	530	G
1	AA	531	U
1	AA	533	A
1	AA	534	U
1	AA	536	C
1	AA	545	C
1	AA	547	A
1	AA	559	A
1	AA	561	U
1	AA	562	C
1	AA	563	A
1	AA	572	A
1	AA	573	A
1	AA	576	G
1	AA	577	G
1	AA	579	G
1	AA	596	C
1	AA	606	G
1	AA	607	A
1	AA	608	A
1	AA	609	A
1	AA	616	G
1	AA	617	G
1	AA	619	U
1	AA	622	A
1	AA	623	C
1	AA	630	G
1	AA	631	G
1	AA	632	A
1	AA	633	G
1	AA	639	G
1	AA	646	U
1	AA	651	C

*Continued on next page...*

*Continued from previous page...*

<b>Mol</b>	<b>Chain</b>	<b>Res</b>	<b>Type</b>
1	AA	653	A
1	AA	665	A
1	AA	666	G
1	AA	687	A
1	AA	688	G
1	AA	701	C
1	AA	704	A
1	AA	723	U
1	AA	724	G
1	AA	731	G
1	AA	747	C
1	AA	748	C
1	AA	749	C
1	AA	751	U
1	AA	755	G
1	AA	766	A
1	AA	767	A
1	AA	773	G
1	AA	774	G
1	AA	777	A
1	AA	787	A
1	AA	792	A
1	AA	793	U
1	AA	794	A
1	AA	802	A
1	AA	805	C
1	AA	813	U
1	AA	815	A
1	AA	817	C
1	AA	820	U
1	AA	821	G
1	AA	827	U
1	AA	828	A
1	AA	841	U
1	AA	842	C
1	AA	843	U
1	AA	848	C
1	AA	857	C
1	AA	859	A
1	AA	864	A
1	AA	871	U
1	AA	872	A

*Continued on next page...*

*Continued from previous page...*

<b>Mol</b>	<b>Chain</b>	<b>Res</b>	<b>Type</b>
1	AA	884	U
1	AA	887	G
1	AA	902	G
1	AA	914	A
1	AA	926	G
1	AA	927	G
1	AA	934	C
1	AA	935	A
1	AA	936	C
1	AA	939	G
1	AA	940	C
1	AA	941	G
1	AA	960	U
1	AA	969	A
1	AA	971	G
1	AA	972	C
1	AA	974	A
1	AA	975	A
1	AA	976	G
1	AA	977	A
1	AA	978	A
1	AA	983	A
1	AA	991	U
1	AA	992	U
1	AA	993	G
1	AA	995	C
1	AA	1002	G
1	AA	1003	G
1	AA	1004	A
1	AA	1006	C
1	AA	1009	G
1	AA	1017	G
1	AA	1020	U
1	AA	1021	G
1	AA	1024	G
1	AA	1025	U
1	AA	1026	G
1	AA	1027	C
1	AA	1028	C
1	AA	1029	G
1	AA	1032(A)	G
1	AA	1036	G

*Continued on next page...*

*Continued from previous page...*

<b>Mol</b>	<b>Chain</b>	<b>Res</b>	<b>Type</b>
1	AA	1037	C
1	AA	1038	C
1	AA	1039	C
1	AA	1040	U
1	AA	1042	G
1	AA	1054	C
1	AA	1055	A
1	AA	1065	U
1	AA	1066	C
1	AA	1078	U
1	AA	1094	G
1	AA	1095	U
1	AA	1101	A
1	AA	1103	C
1	AA	1113	C
1	AA	1123	A
1	AA	1124	G
1	AA	1125	U
1	AA	1126	U
1	AA	1127	G
1	AA	1129	C
1	AA	1131	G
1	AA	1132	C
1	AA	1133	G
1	AA	1136	U
1	AA	1137	C
1	AA	1138	G
1	AA	1139	G
1	AA	1140	C
1	AA	1145	C
1	AA	1146	A
1	AA	1151	A
1	AA	1152	A
1	AA	1157	A
1	AA	1158	C
1	AA	1159	U
1	AA	1160	G
1	AA	1165	C
1	AA	1170	A
1	AA	1172	C
1	AA	1177	G
1	AA	1178	G

*Continued on next page...*

*Continued from previous page...*

<b>Mol</b>	<b>Chain</b>	<b>Res</b>	<b>Type</b>
1	AA	1179	A
1	AA	1181	G
1	AA	1182	G
1	AA	1183	A
1	AA	1186	G
1	AA	1187	G
1	AA	1188	A
1	AA	1193	G
1	AA	1194	U
1	AA	1195	C
1	AA	1196	U
1	AA	1197	G
1	AA	1201	A
1	AA	1212	U
1	AA	1213	A
1	AA	1224	G
1	AA	1225	A
1	AA	1227	A
1	AA	1238	A
1	AA	1240	U
1	AA	1241	G
1	AA	1256	A
1	AA	1257	U
1	AA	1258	G
1	AA	1270	C
1	AA	1272	G
1	AA	1273	G
1	AA	1275	A
1	AA	1278	U
1	AA	1279	A
1	AA	1280	A
1	AA	1281	U
1	AA	1282	C
1	AA	1286	A
1	AA	1287	A
1	AA	1288	A
1	AA	1290	G
1	AA	1291	G
1	AA	1300	G
1	AA	1301	U
1	AA	1302	U
1	AA	1303	C

*Continued on next page...*



*Continued from previous page...*

<b>Mol</b>	<b>Chain</b>	<b>Res</b>	<b>Type</b>
1	AA	1305	G
1	AA	1313	U
1	AA	1317	C
1	AA	1319	A
1	AA	1322	C
1	AA	1323	G
1	AA	1331	G
1	AA	1334	G
1	AA	1336	C
1	AA	1337	G
1	AA	1346	A
1	AA	1347	G
1	AA	1350	A
1	AA	1353	G
1	AA	1356	G
1	AA	1361	G
1	AA	1363	A
1	AA	1365	G
1	AA	1370	G
1	AA	1373	G
1	AA	1377	A
1	AA	1378	C
1	AA	1381	U
1	AA	1388	C
1	AA	1397	C
1	AA	1398	A
1	AA	1401	G
1	AA	1406	U
1	AA	1416	G
1	AA	1419	G
1	AA	1442	G
1	AA	1443	G
1	AA	1446	A
1	AA	1447	G
1	AA	1449	C
1	AA	1450	U
1	AA	1452	C
1	AA	1453	G
1	AA	1454	G
1	AA	1487	G
1	AA	1492	A
1	AA	1493	A

*Continued on next page...*

*Continued from previous page...*

<b>Mol</b>	<b>Chain</b>	<b>Res</b>	<b>Type</b>
1	AA	1497	G
1	AA	1499	A
1	AA	1502	A
1	AA	1503	A
1	AA	1504	G
1	AA	1505	G
1	AA	1506	U
1	AA	1507	A
1	AA	1517	G
1	AA	1529	G
1	AA	1530	G
1	AA	1531	A
22	AB	2	C
22	AB	7	G
22	AB	8	U
22	AB	9	G
22	AB	13	G
22	AB	14	A
22	AB	16	U
22	AB	17	U
22	AB	18	G
22	AB	19	G
22	AB	20	U
22	AB	21	A
22	AB	22	G
22	AB	23	A
22	AB	24	C
22	AB	26	C
22	AB	27	G
22	AB	34	U
22	AB	37	G
22	AB	39	U
22	AB	41	G
22	AB	42	U
22	AB	43	A
22	AB	48	C
22	AB	49	C
22	AB	50	A
22	AB	51	A
22	AB	52	U
22	AB	55	G
22	AB	56	G

*Continued on next page...*

*Continued from previous page...*

<b>Mol</b>	<b>Chain</b>	<b>Res</b>	<b>Type</b>
22	AB	58	U
22	AB	59	U
22	AB	60	A
22	AB	61	C
22	AB	71	U
22	AB	74	C
22	AB	76	U
22	AB	77	C
22	AB	85	C
22	AB	87	A
23	AC	2	G
23	AC	6	G
23	AC	9	G
23	AC	13	C
23	AC	14	A
23	AC	16	C
23	AC	18	C
23	AC	19	G
23	AC	20	G
23	AC	21	U
23	AC	22	A
23	AC	32	G
23	AC	38	A
23	AC	44	A
23	AC	45	A
23	AC	48	U
23	AC	49	C
23	AC	50	G
23	AC	52	C
23	AC	54	G
23	AC	60	A
23	AC	76	C
23	AC	77	A
23	AD	6	G
23	AD	8	U
23	AD	9	G
23	AD	10	G
23	AD	13	C
23	AD	14	A
23	AD	15	G
23	AD	17	C
23	AD	19	G

*Continued on next page...*

*Continued from previous page...*

<b>Mol</b>	<b>Chain</b>	<b>Res</b>	<b>Type</b>
23	AD	20	G
23	AD	21	U
23	AD	22	A
23	AD	23	G
23	AD	24	C
23	AD	40	C
23	AD	45	A
23	AD	46	G
23	AD	48	U
23	AD	49	C
23	AD	54	G
23	AD	58	A
23	AD	60	A
23	AD	61	U
23	AD	62	C
23	AD	68	C
23	AD	70	C
23	AD	74	A
23	AD	77	A
24	A1	14	U
24	A1	15	U
24	A1	19	U
25	BA	2	G
25	BA	5	A
25	BA	12	U
25	BA	13	A
25	BA	15	G
25	BA	26	G
25	BA	33	U
25	BA	34	C
25	BA	35	G
25	BA	46	C
25	BA	51	G
25	BA	63	U
25	BA	71	A
25	BA	74	A
25	BA	75	G
25	BA	85	G
25	BA	95	G
25	BA	99	U
25	BA	101	G
25	BA	110	G

*Continued on next page...*

*Continued from previous page...*

<b>Mol</b>	<b>Chain</b>	<b>Res</b>	<b>Type</b>
25	BA	118	A
25	BA	119	A
25	BA	120	U
25	BA	123	G
25	BA	125	G
25	BA	135	G
25	BA	138	G
25	BA	155	C
25	BA	162	U
25	BA	164	U
25	BA	165	U
25	BA	181	A
25	BA	188	G
25	BA	196	A
25	BA	197	A
25	BA	199	A
25	BA	214	G
25	BA	215	G
25	BA	216	A
25	BA	221	A
25	BA	222	A
25	BA	223	A
25	BA	227	A
25	BA	228	A
25	BA	229	A
25	BA	230	U
25	BA	232	G
25	BA	233	A
25	BA	248	G
25	BA	249	C
25	BA	250	G
25	BA	252	G
25	BA	261	G
25	BA	264	C
25	BA	269	U
25	BA	270(I)	G
25	BA	270(K)	C
25	BA	270(L)	U
25	BA	270(M)	U
25	BA	270(N)	G
25	BA	270(P)	C
25	BA	271(C)	U

*Continued on next page...*

*Continued from previous page...*

<b>Mol</b>	<b>Chain</b>	<b>Res</b>	<b>Type</b>
25	BA	271	G
25	BA	274	G
25	BA	275	G
25	BA	278	A
25	BA	279	C
25	BA	299	A
25	BA	311	A
25	BA	315	G
25	BA	323	G
25	BA	324	A
25	BA	329	G
25	BA	330	A
25	BA	334	C
25	BA	335	C
25	BA	339	U
25	BA	352	G
25	BA	357	A
25	BA	360	G
25	BA	363	G
25	BA	363(E)	U
25	BA	364	C
25	BA	372	G
25	BA	385	C
25	BA	386	G
25	BA	405	U
25	BA	411	G
25	BA	412	A
25	BA	418	G
25	BA	426	C
25	BA	428	A
25	BA	440	G
25	BA	444	C
25	BA	448	U
25	BA	454	A
25	BA	455	C
25	BA	457	A
25	BA	470	A
25	BA	471	A
25	BA	479	A
25	BA	481	G
25	BA	482	A
25	BA	491	G

*Continued on next page...*

*Continued from previous page...*

<b>Mol</b>	<b>Chain</b>	<b>Res</b>	<b>Type</b>
25	BA	505	A
25	BA	509	C
25	BA	528	A
25	BA	529	A
25	BA	530	G
25	BA	531	C
25	BA	532	A
25	BA	533	G
25	BA	537	C
25	BA	539	G
25	BA	540	G
25	BA	546	C
25	BA	549	G
25	BA	556	G
25	BA	563	G
25	BA	564	C
25	BA	573	G
25	BA	575	A
25	BA	586	A
25	BA	588	U
25	BA	593	G
25	BA	603	A
25	BA	607	U
25	BA	613	U
25	BA	614	U
25	BA	617	G
25	BA	622	G
25	BA	627	A
25	BA	637	A
25	BA	640	C
25	BA	644	A
25	BA	645	C
25	BA	646	A
25	BA	647	G
25	BA	649	G
25	BA	652	C
25	BA	653	A
25	BA	654(A)	A
25	BA	654(C)	G
25	BA	654(G)	C
25	BA	654(I)	C
25	BA	654(K)	C

*Continued on next page...*

*Continued from previous page...*

<b>Mol</b>	<b>Chain</b>	<b>Res</b>	<b>Type</b>
25	BA	654(L)	G
25	BA	654(M)	C
25	BA	654(N)	G
25	BA	654(P)	G
25	BA	654(T)	A
25	BA	656	G
25	BA	686	G
25	BA	717	G
25	BA	730	C
25	BA	739	G
25	BA	745	G
25	BA	746	A
25	BA	753	C
25	BA	757	U
25	BA	763	G
25	BA	764	A
25	BA	765	G
25	BA	775	G
25	BA	776	G
25	BA	782	A
25	BA	784	A
25	BA	785	G
25	BA	789	A
25	BA	790	C
25	BA	791	C
25	BA	792	G
25	BA	802	A
25	BA	805	G
25	BA	810	U
25	BA	812	C
25	BA	819	A
25	BA	824	A
25	BA	827	U
25	BA	828	U
25	BA	836	G
25	BA	847	U
25	BA	857	C
25	BA	858	U
25	BA	859	G
25	BA	866	A
25	BA	878	A
25	BA	879	G

*Continued on next page...*



*Continued from previous page...*

<b>Mol</b>	<b>Chain</b>	<b>Res</b>	<b>Type</b>
25	BA	880	G
25	BA	881	G
25	BA	882	G
25	BA	883	G
25	BA	884	C
25	BA	885	C
25	BA	886	C
25	BA	887	A
25	BA	888	C
25	BA	890	A
25	BA	893	C
25	BA	894	C
25	BA	895	U
25	BA	896	A
25	BA	897	C
25	BA	898	C
25	BA	899	A
25	BA	900	A
25	BA	901	A
25	BA	902	C
25	BA	906	G
25	BA	910	A
25	BA	917	A
25	BA	925	C
25	BA	926	A
25	BA	932	G
25	BA	938	G
25	BA	940	G
25	BA	941	A
25	BA	946	G
25	BA	961	C
25	BA	968	G
25	BA	974	G
25	BA	974(A)	C
25	BA	975	G
25	BA	983	A
25	BA	990	A
25	BA	995	C
25	BA	996	A
25	BA	999	U
25	BA	1003	G
25	BA	1005	C

*Continued on next page...*

*Continued from previous page...*

<b>Mol</b>	<b>Chain</b>	<b>Res</b>	<b>Type</b>
25	BA	1010	A
25	BA	1011	G
25	BA	1012	U
25	BA	1013	C
25	BA	1015	G
25	BA	1020	A
25	BA	1022	G
25	BA	1023	U
25	BA	1025	G
25	BA	1026	U
25	BA	1027	A
25	BA	1033	U
25	BA	1037	G
25	BA	1044	G
25	BA	1045	A
25	BA	1046	A
25	BA	1047	G
25	BA	1050	A
25	BA	1054	A
25	BA	1055	G
25	BA	1056	G
25	BA	1057	A
25	BA	1060	U
25	BA	1061	U
25	BA	1062	G
25	BA	1066	U
25	BA	1067	A
25	BA	1068	G
25	BA	1070	A
25	BA	1071	G
25	BA	1073	A
25	BA	1075	C
25	BA	1076	C
25	BA	1077	A
25	BA	1078	U
25	BA	1079	C
25	BA	1083	U
25	BA	1084	A
25	BA	1085	A
25	BA	1086	A
25	BA	1087	G
25	BA	1088	A

*Continued on next page...*

*Continued from previous page...*

<b>Mol</b>	<b>Chain</b>	<b>Res</b>	<b>Type</b>
25	BA	1089	G
25	BA	1090	U
25	BA	1092	C
25	BA	1093	G
25	BA	1095	A
25	BA	1096	A
25	BA	1097	U
25	BA	1102	C
25	BA	1104	C
25	BA	1105	U
25	BA	1106	G
25	BA	1107	G
25	BA	1110	G
25	BA	1111	A
25	BA	1112	G
25	BA	1117	G
25	BA	1122	G
25	BA	1127	A
25	BA	1129	A
25	BA	1130	U
25	BA	1131	G
25	BA	1135	C
25	BA	1136	G
25	BA	1139	G
25	BA	1142	U
25	BA	1142(A)	A
25	BA	1144	G
25	BA	1148	A
25	BA	1149	G
25	BA	1151	G
25	BA	1154	G
25	BA	1155	A
25	BA	1170	G
25	BA	1171	G
25	BA	1176	G
25	BA	1178	C
25	BA	1179	C
25	BA	1180	C
25	BA	1195	G
25	BA	1204	A
25	BA	1205	U
25	BA	1210	A

*Continued on next page...*

*Continued from previous page...*

<b>Mol</b>	<b>Chain</b>	<b>Res</b>	<b>Type</b>
25	BA	1211	U
25	BA	1218	C
25	BA	1220	A
25	BA	1230	C
25	BA	1241	A
25	BA	1242	A
25	BA	1244	G
25	BA	1253	A
25	BA	1256	G
25	BA	1265	A
25	BA	1269	A
25	BA	1271	G
25	BA	1272	A
25	BA	1273	U
25	BA	1287	A
25	BA	1298	C
25	BA	1300	U
25	BA	1301	A
25	BA	1303	G
25	BA	1312	U
25	BA	1313	U
25	BA	1314	C
25	BA	1328	G
25	BA	1329	U
25	BA	1338	G
25	BA	1341	U
25	BA	1345	C
25	BA	1349	A
25	BA	1352	U
25	BA	1358	G
25	BA	1359	A
25	BA	1360	A
25	BA	1365	A
25	BA	1368	G
25	BA	1377	G
25	BA	1380	G
25	BA	1383	C
25	BA	1384	A
25	BA	1385	G
25	BA	1386	C
25	BA	1388	G
25	BA	1389	G

*Continued on next page...*

*Continued from previous page...*

<b>Mol</b>	<b>Chain</b>	<b>Res</b>	<b>Type</b>
25	BA	1390	U
25	BA	1391	U
25	BA	1404	C
25	BA	1412	A
25	BA	1416	G
25	BA	1417	C
25	BA	1420	U
25	BA	1421	G
25	BA	1427	A
25	BA	1428	C
25	BA	1437	C
25	BA	1444(A)	A
25	BA	1447	G
25	BA	1449	A
25	BA	1449(A)	G
25	BA	1451	C
25	BA	1453	A
25	BA	1454	U
25	BA	1455	G
25	BA	1458	C
25	BA	1459	G
25	BA	1460	A
25	BA	1461	G
25	BA	1466	G
25	BA	1467	C
25	BA	1470	G
25	BA	1471	A
25	BA	1474	C
25	BA	1475	G
25	BA	1483	G
25	BA	1493	C
25	BA	1494	A
25	BA	1495	A
25	BA	1497	U
25	BA	1504	C
25	BA	1506	C
25	BA	1507	A
25	BA	1508	A
25	BA	1509	C
25	BA	1510	A
25	BA	1511	A
25	BA	1514	U

*Continued on next page...*

*Continued from previous page...*

<b>Mol</b>	<b>Chain</b>	<b>Res</b>	<b>Type</b>
25	BA	1520	U
25	BA	1522	G
25	BA	1526	G
25	BA	1533	C
25	BA	1534	G
25	BA	1535	U
25	BA	1536	A
25	BA	1537	C
25	BA	1538	G
25	BA	1540	G
25	BA	1543	A
25	BA	1545	A
25	BA	1548	C
25	BA	1554	A
25	BA	1558	A
25	BA	1559	G
25	BA	1560	G
25	BA	1566	A
25	BA	1569	A
25	BA	1578	U
25	BA	1579	A
25	BA	1585	C
25	BA	1586	A
25	BA	1597	A
25	BA	1608	A
25	BA	1609	A
25	BA	1610	A
25	BA	1617	C
25	BA	1618	A
25	BA	1639	U
25	BA	1640	C
25	BA	1641	A
25	BA	1648	C
25	BA	1651	G
25	BA	1654	A
25	BA	1655	A
25	BA	1674	G
25	BA	1678	G
25	BA	1694	C
25	BA	1695	G
25	BA	1700	A
25	BA	1701	A

*Continued on next page...*

*Continued from previous page...*

<b>Mol</b>	<b>Chain</b>	<b>Res</b>	<b>Type</b>
25	BA	1702	G
25	BA	1717	G
25	BA	1727	U
25	BA	1728	G
25	BA	1729	A
25	BA	1730	U
25	BA	1731	G
25	BA	1732	A
25	BA	1734	C
25	BA	1735	C
25	BA	1743	G
25	BA	1749	A
25	BA	1750	G
25	BA	1754	C
25	BA	1756	G
25	BA	1761	C
25	BA	1762	A
25	BA	1763	G
25	BA	1764	G
25	BA	1773	A
25	BA	1780	A
25	BA	1791	A
25	BA	1798	U
25	BA	1799	G
25	BA	1800	C
25	BA	1801	G
25	BA	1802	A
25	BA	1816	G
25	BA	1819	A
25	BA	1820	U
25	BA	1829	A
25	BA	1835	G
25	BA	1839	G
25	BA	1847	A
25	BA	1858	G
25	BA	1861	G
25	BA	1869	G
25	BA	1870	C
25	BA	1878	G
25	BA	1882	C
25	BA	1885	A
25	BA	1886	C

*Continued on next page...*

*Continued from previous page...*

<b>Mol</b>	<b>Chain</b>	<b>Res</b>	<b>Type</b>
25	BA	1887	C
25	BA	1889	A
25	BA	1900	A
25	BA	1906	G
25	BA	1914	C
25	BA	1916	A
25	BA	1926	U
25	BA	1929	G
25	BA	1930	G
25	BA	1931	U
25	BA	1936	A
25	BA	1937	A
25	BA	1938	A
25	BA	1955	U
25	BA	1956	U
25	BA	1963	U
25	BA	1967	C
25	BA	1969	A
25	BA	1970	A
25	BA	1971	A
25	BA	1972	A
25	BA	1982	C
25	BA	1984	G
25	BA	1993	U
25	BA	2020	A
25	BA	2023	G
25	BA	2031	A
25	BA	2032	G
25	BA	2033	A
25	BA	2043	C
25	BA	2051	A
25	BA	2055	C
25	BA	2056	G
25	BA	2060	A
25	BA	2061	G
25	BA	2062	A
25	BA	2069	G
25	BA	2096	U
25	BA	2099	U
25	BA	2100	G
25	BA	2111	C
25	BA	2112	G

*Continued on next page...*



*Continued from previous page...*

<b>Mol</b>	<b>Chain</b>	<b>Res</b>	<b>Type</b>
25	BA	2113	U
25	BA	2114	A
25	BA	2115	G
25	BA	2116	G
25	BA	2118	U
25	BA	2120	G
25	BA	2122	U
25	BA	2126	A
25	BA	2127	G
25	BA	2128	C
25	BA	2129	C
25	BA	2131	G
25	BA	2132	U
25	BA	2133	G
25	BA	2135	A
25	BA	2136	C
25	BA	2139	C
25	BA	2144	U
25	BA	2146	C
25	BA	2148	G
25	BA	2151	G
25	BA	2157	G
25	BA	2158	A
25	BA	2159	G
25	BA	2165	G
25	BA	2166	G
25	BA	2168	G
25	BA	2169	A
25	BA	2170	A
25	BA	2171	A
25	BA	2173	A
25	BA	2176	A
25	BA	2181	G
25	BA	2185	C
25	BA	2189	U
25	BA	2190	G
25	BA	2191	G
25	BA	2192	G
25	BA	2198	A
25	BA	2205	C
25	BA	2210	G
25	BA	2211	G

*Continued on next page...*

*Continued from previous page...*

<b>Mol</b>	<b>Chain</b>	<b>Res</b>	<b>Type</b>
25	BA	2212	A
25	BA	2213	U
25	BA	2215	G
25	BA	2225	A
25	BA	2226	C
25	BA	2238	G
25	BA	2239	G
25	BA	2262	U
25	BA	2263	C
25	BA	2264	C
25	BA	2269	A
25	BA	2275	C
25	BA	2283	C
25	BA	2287	A
25	BA	2304	G
25	BA	2307	G
25	BA	2308	G
25	BA	2309	A
25	BA	2310	A
25	BA	2311	A
25	BA	2319	G
25	BA	2320	A
25	BA	2321	G
25	BA	2325	G
25	BA	2327	A
25	BA	2334	G
25	BA	2336	A
25	BA	2342	C
25	BA	2343	C
25	BA	2346	A
25	BA	2347	C
25	BA	2350	C
25	BA	2352	A
25	BA	2360	A
25	BA	2377	A
25	BA	2379	G
25	BA	2383	G
25	BA	2385	C
25	BA	2394	C
25	BA	2402	C
25	BA	2403	C
25	BA	2406	U

*Continued on next page...*

*Continued from previous page...*

<b>Mol</b>	<b>Chain</b>	<b>Res</b>	<b>Type</b>
25	BA	2408	U
25	BA	2410	G
25	BA	2423	U
25	BA	2425	A
25	BA	2428	G
25	BA	2429	G
25	BA	2430	A
25	BA	2434	A
25	BA	2435	A
25	BA	2439	A
25	BA	2440	C
25	BA	2441	C
25	BA	2448	A
25	BA	2468	G
25	BA	2474	C
25	BA	2476	A
25	BA	2478	A
25	BA	2487	G
25	BA	2498	C
25	BA	2502	G
25	BA	2504	U
25	BA	2505	G
25	BA	2506	U
25	BA	2518	A
25	BA	2525	G
25	BA	2529	G
25	BA	2554	U
25	BA	2566	A
25	BA	2567	G
25	BA	2573	C
25	BA	2582	G
25	BA	2584	U
25	BA	2599	G
25	BA	2601	C
25	BA	2602	A
25	BA	2609	U
25	BA	2610	C
25	BA	2611	U
25	BA	2612	C
25	BA	2613	U
25	BA	2614	A
25	BA	2615	U

*Continued on next page...*

*Continued from previous page...*

<b>Mol</b>	<b>Chain</b>	<b>Res</b>	<b>Type</b>
25	BA	2629	A
25	BA	2630	G
25	BA	2636	U
25	BA	2641	G
25	BA	2654	A
25	BA	2665	A
25	BA	2666	C
25	BA	2673	G
25	BA	2682	U
25	BA	2683	C
25	BA	2689	U
25	BA	2690	C
25	BA	2691	C
25	BA	2701	C
25	BA	2702	U
25	BA	2703	C
25	BA	2707	G
25	BA	2712	U
25	BA	2712(A)	A
25	BA	2713	A
25	BA	2714	G
25	BA	2726	U
25	BA	2733	A
25	BA	2734	A
25	BA	2744	G
25	BA	2752	C
25	BA	2755	C
25	BA	2757	A
25	BA	2758	A
25	BA	2764	A
25	BA	2765	A
25	BA	2766	G
25	BA	2778	A
25	BA	2779	U
25	BA	2789	C
25	BA	2790	A
25	BA	2791	C
25	BA	2794	C
25	BA	2795	G
25	BA	2797	U
25	BA	2798	C
25	BA	2799	A

*Continued on next page...*

*Continued from previous page...*

<b>Mol</b>	<b>Chain</b>	<b>Res</b>	<b>Type</b>
25	BA	2803	C
25	BA	2805	G
25	BA	2807	G
25	BA	2808	U
25	BA	2818	G
25	BA	2820	A
25	BA	2821	A
25	BA	2823	A
25	BA	2830	G
25	BA	2833	G
25	BA	2834	G
25	BA	2849	U
25	BA	2850	A
25	BA	2851	A
25	BA	2864	G
25	BA	2872	G
25	BA	2891	G
25	BA	2892	A
25	BA	2894	G
25	BA	2899	G
25	BA	2901	C
26	BB	1	U
26	BB	4	C
26	BB	7	G
26	BB	12	C
26	BB	13	A
26	BB	15	A
26	BB	21	G
26	BB	31	C
26	BB	32	C
26	BB	35	U
26	BB	38	C
26	BB	41	U
26	BB	42	C
26	BB	44	G
26	BB	45	A
26	BB	50	G
26	BB	52	A
26	BB	53	A
26	BB	56	G
26	BB	65	C
26	BB	72	G

*Continued on next page...*

*Continued from previous page...*

<b>Mol</b>	<b>Chain</b>	<b>Res</b>	<b>Type</b>
26	BB	73	A
26	BB	74	U
26	BB	81	G
26	BB	82	G
26	BB	89	G
26	BB	95	U
26	BB	96	G
26	BB	105	G
26	BB	109	G
1	CA	7	G
1	CA	9	G
1	CA	22	G
1	CA	26	A
1	CA	31	G
1	CA	32	A
1	CA	39	G
1	CA	47	C
1	CA	48	C
1	CA	51	A
1	CA	54	C
1	CA	64	G
1	CA	65	U
1	CA	66	G
1	CA	73	G
1	CA	78	G
1	CA	79	G
1	CA	81	G
1	CA	84	U
1	CA	85	U
1	CA	86	U
1	CA	87	A
1	CA	90	C
1	CA	91	C
1	CA	92	G
1	CA	95	G
1	CA	101	A
1	CA	116	A
1	CA	121	C
1	CA	131	C
1	CA	144	G
1	CA	161	A
1	CA	163	C

*Continued on next page...*

*Continued from previous page...*

<b>Mol</b>	<b>Chain</b>	<b>Res</b>	<b>Type</b>
1	CA	169	C
1	CA	174	C
1	CA	182	U
1	CA	186	C
1	CA	187	C
1	CA	188	U
1	CA	189	U
1	CA	190	G
1	CA	191(A)	G
1	CA	191(B)	G
1	CA	191(D)	U
1	CA	195	A
1	CA	197	A
1	CA	198	G
1	CA	208	U
1	CA	209	U
1	CA	210	U
1	CA	216	G
1	CA	226	G
1	CA	231	G
1	CA	240	C
1	CA	241	C
1	CA	243	A
1	CA	244	U
1	CA	245	C
1	CA	247	G
1	CA	250	A
1	CA	251	G
1	CA	253	U
1	CA	266	G
1	CA	267	C
1	CA	269	C
1	CA	271	C
1	CA	274	A
1	CA	279	A
1	CA	280	C
1	CA	281	G
1	CA	289	G
1	CA	298	A
1	CA	321	A
1	CA	328	C
1	CA	329	A

*Continued on next page...*

*Continued from previous page...*

<b>Mol</b>	<b>Chain</b>	<b>Res</b>	<b>Type</b>
1	CA	332	G
1	CA	340	U
1	CA	345	C
1	CA	346	G
1	CA	347	G
1	CA	350	G
1	CA	351	G
1	CA	352	C
1	CA	353	A
1	CA	354	G
1	CA	356	A
1	CA	367	U
1	CA	372	C
1	CA	397	A
1	CA	398	C
1	CA	406	G
1	CA	411	A
1	CA	412	A
1	CA	413	G
1	CA	414	A
1	CA	421	U
1	CA	422	C
1	CA	423	G
1	CA	429	U
1	CA	435	C
1	CA	439	A
1	CA	445	G
1	CA	451	A
1	CA	452	A
1	CA	465	A
1	CA	466	C
1	CA	467	G
1	CA	476	G
1	CA	478	A
1	CA	482	A
1	CA	484	G
1	CA	485	G
1	CA	486	U
1	CA	496	A
1	CA	497	U
1	CA	498	A
1	CA	500	G

*Continued on next page...*



*Continued from previous page...*

<b>Mol</b>	<b>Chain</b>	<b>Res</b>	<b>Type</b>
1	CA	504	C
1	CA	505	G
1	CA	506	G
1	CA	509	A
1	CA	510	A
1	CA	511	C
1	CA	513	C
1	CA	517	G
1	CA	518	C
1	CA	519	C
1	CA	521	G
1	CA	527	G
1	CA	530	G
1	CA	531	U
1	CA	532	A
1	CA	533	A
1	CA	535	A
1	CA	536	C
1	CA	544	G
1	CA	547	A
1	CA	553	A
1	CA	559	A
1	CA	561	U
1	CA	562	C
1	CA	564	C
1	CA	572	A
1	CA	573	A
1	CA	576	G
1	CA	601	C
1	CA	618	C
1	CA	620	C
1	CA	621	A
1	CA	629	G
1	CA	630	G
1	CA	631	G
1	CA	632	A
1	CA	633	G
1	CA	634	C
1	CA	641	U
1	CA	651	C
1	CA	653	A
1	CA	656	C

*Continued on next page...*

*Continued from previous page...*

<b>Mol</b>	<b>Chain</b>	<b>Res</b>	<b>Type</b>
1	CA	661	G
1	CA	665	A
1	CA	685	G
1	CA	686	U
1	CA	687	A
1	CA	688	G
1	CA	702	A
1	CA	703	G
1	CA	704	A
1	CA	707	C
1	CA	720	C
1	CA	721	G
1	CA	724	G
1	CA	731	G
1	CA	749	C
1	CA	755	G
1	CA	773	G
1	CA	777	A
1	CA	778	G
1	CA	792	A
1	CA	793	U
1	CA	794	A
1	CA	799	G
1	CA	800	G
1	CA	801	U
1	CA	802	A
1	CA	813	U
1	CA	816	A
1	CA	817	C
1	CA	819	A
1	CA	820	U
1	CA	821	G
1	CA	827	U
1	CA	828	A
1	CA	836	G
1	CA	841	U
1	CA	842	C
1	CA	843	U
1	CA	848	C
1	CA	859	A
1	CA	870	U
1	CA	871	U

*Continued on next page...*

*Continued from previous page...*

<b>Mol</b>	<b>Chain</b>	<b>Res</b>	<b>Type</b>
1	CA	885	G
1	CA	887	G
1	CA	889	A
1	CA	913	A
1	CA	914	A
1	CA	915	A
1	CA	926	G
1	CA	927	G
1	CA	934	C
1	CA	935	A
1	CA	936	C
1	CA	956	U
1	CA	958	A
1	CA	960	U
1	CA	961	U
1	CA	966	G
1	CA	968	A
1	CA	969	A
1	CA	971	G
1	CA	972	C
1	CA	974	A
1	CA	975	A
1	CA	976	G
1	CA	977	A
1	CA	978	A
1	CA	980	C
1	CA	981	U
1	CA	982	U
1	CA	988	G
1	CA	989	C
1	CA	991	U
1	CA	992	U
1	CA	993	G
1	CA	994	A
1	CA	995	C
1	CA	1004	A
1	CA	1005	A
1	CA	1006	C
1	CA	1009	G
1	CA	1013	G
1	CA	1014	A
1	CA	1016	A

*Continued on next page...*

*Continued from previous page...*

<b>Mol</b>	<b>Chain</b>	<b>Res</b>	<b>Type</b>
1	CA	1022	G
1	CA	1024	G
1	CA	1025	U
1	CA	1027	C
1	CA	1028	C
1	CA	1028(B)	C
1	CA	1029	G
1	CA	1030	C
1	CA	1032(A)	G
1	CA	1032(B)	G
1	CA	1036	G
1	CA	1039	C
1	CA	1040	U
1	CA	1042	G
1	CA	1045	C
1	CA	1046	A
1	CA	1052	U
1	CA	1053	G
1	CA	1054	C
1	CA	1055	A
1	CA	1066	C
1	CA	1067	A
1	CA	1068	G
1	CA	1081	G
1	CA	1084	G
1	CA	1086	U
1	CA	1092	A
1	CA	1094	G
1	CA	1095	U
1	CA	1101	A
1	CA	1106	G
1	CA	1113	C
1	CA	1118	C
1	CA	1122	U
1	CA	1123	A
1	CA	1124	G
1	CA	1125	U
1	CA	1126	U
1	CA	1127	G
1	CA	1128	C
1	CA	1129	C
1	CA	1130	A

*Continued on next page...*

*Continued from previous page...*

<b>Mol</b>	<b>Chain</b>	<b>Res</b>	<b>Type</b>
1	CA	1131	G
1	CA	1133	G
1	CA	1136	U
1	CA	1137	C
1	CA	1139	G
1	CA	1146	A
1	CA	1147	C
1	CA	1152	A
1	CA	1154	G
1	CA	1157	A
1	CA	1158	C
1	CA	1159	U
1	CA	1160	G
1	CA	1171	G
1	CA	1178	G
1	CA	1179	A
1	CA	1180	A
1	CA	1181	G
1	CA	1182	G
1	CA	1183	A
1	CA	1184	G
1	CA	1185	G
1	CA	1187	G
1	CA	1196	U
1	CA	1201	A
1	CA	1202	G
1	CA	1212	U
1	CA	1213	A
1	CA	1220	G
1	CA	1223	C
1	CA	1225	A
1	CA	1226	C
1	CA	1227	A
1	CA	1228	C
1	CA	1232	U
1	CA	1235	U
1	CA	1238	A
1	CA	1240	U
1	CA	1241	G
1	CA	1252	A
1	CA	1256	A
1	CA	1257	U

*Continued on next page...*

*Continued from previous page...*

<b>Mol</b>	<b>Chain</b>	<b>Res</b>	<b>Type</b>
1	CA	1258	G
1	CA	1260	C
1	CA	1262	C
1	CA	1269	A
1	CA	1270	C
1	CA	1275	A
1	CA	1278	U
1	CA	1280	A
1	CA	1286	A
1	CA	1287	A
1	CA	1288	A
1	CA	1290	G
1	CA	1291	G
1	CA	1297	C
1	CA	1298	C
1	CA	1299	A
1	CA	1300	G
1	CA	1301	U
1	CA	1303	C
1	CA	1305	G
1	CA	1317	C
1	CA	1319	A
1	CA	1320	C
1	CA	1322	C
1	CA	1323	G
1	CA	1326	C
1	CA	1331	G
1	CA	1338	G
1	CA	1346	A
1	CA	1347	G
1	CA	1349	A
1	CA	1350	A
1	CA	1352	C
1	CA	1353	G
1	CA	1362(A)	C
1	CA	1364	U
1	CA	1368	G
1	CA	1370	G
1	CA	1379	G
1	CA	1382	C
1	CA	1391	U
1	CA	1392	G

*Continued on next page...*

*Continued from previous page...*

<b>Mol</b>	<b>Chain</b>	<b>Res</b>	<b>Type</b>
1	CA	1397	C
1	CA	1398	A
1	CA	1400	C
1	CA	1401	G
1	CA	1402	C
1	CA	1403	C
1	CA	1404	C
1	CA	1406	U
1	CA	1416	G
1	CA	1417	G
1	CA	1419	G
1	CA	1439	C
1	CA	1442	G
1	CA	1443	G
1	CA	1446	A
1	CA	1447	G
1	CA	1450	U
1	CA	1451	A
1	CA	1453	G
1	CA	1454	G
1	CA	1478	C
1	CA	1479	C
1	CA	1487	G
1	CA	1492	A
1	CA	1494	G
1	CA	1497	G
1	CA	1499	A
1	CA	1502	A
1	CA	1503	A
1	CA	1504	G
1	CA	1505	G
1	CA	1506	U
1	CA	1507	A
1	CA	1517	G
1	CA	1519	A
1	CA	1520	G
1	CA	1528	U
1	CA	1529	G
1	CA	1530	G
1	CA	1531	A
22	CB	2	C
22	CB	6	G

*Continued on next page...*

*Continued from previous page...*

<b>Mol</b>	<b>Chain</b>	<b>Res</b>	<b>Type</b>
22	CB	7	G
22	CB	8	U
22	CB	9	G
22	CB	10	G
22	CB	11	U
22	CB	14	A
22	CB	17	U
22	CB	18	G
22	CB	19	G
22	CB	20	U
22	CB	21	A
22	CB	22	G
22	CB	23	A
22	CB	24	C
22	CB	25	A
22	CB	26	C
22	CB	27	G
22	CB	34	U
22	CB	37	G
22	CB	39	U
22	CB	41	G
22	CB	42	U
22	CB	43	A
22	CB	45	U
22	CB	46	G
22	CB	47	C
22	CB	48	C
22	CB	49	C
22	CB	50	A
22	CB	51	A
22	CB	52	U
22	CB	55	G
22	CB	56	G
22	CB	60	A
22	CB	66	U
22	CB	67	C
22	CB	70	G
22	CB	71	U
22	CB	72	C
22	CB	74	C
22	CB	83	U
22	CB	85	C

*Continued on next page...*



*Continued from previous page...*

<b>Mol</b>	<b>Chain</b>	<b>Res</b>	<b>Type</b>
22	CB	86	C
22	CB	87	A
23	CC	2	G
23	CC	8	U
23	CC	9	G
23	CC	16	C
23	CC	17	C
23	CC	18	C
23	CC	19	G
23	CC	20	G
23	CC	21	U
23	CC	22	A
23	CC	23	G
23	CC	31	G
23	CC	43	G
23	CC	48	U
23	CC	49	C
23	CC	50	G
23	CC	53	G
23	CC	61	U
23	CC	68	C
23	CC	69	C
23	CC	77	A
23	CD	9	G
23	CD	14	A
23	CD	15	G
23	CD	16	C
23	CD	17	C
23	CD	19	G
23	CD	21	U
23	CD	23	G
23	CD	24	C
23	CD	25	U
23	CD	28	U
23	CD	36	A
23	CD	39	A
23	CD	40	C
23	CD	46	G
23	CD	48	U
23	CD	49	C
23	CD	54	G
23	CD	57	C

*Continued on next page...*

*Continued from previous page...*

<b>Mol</b>	<b>Chain</b>	<b>Res</b>	<b>Type</b>
23	CD	59	A
23	CD	60	A
23	CD	62	C
23	CD	68	C
23	CD	70	C
23	CD	74	A
23	CD	77	A
24	C1	14	U
24	C1	19	U
24	C1	22	U
25	DA	5	A
25	DA	34	C
25	DA	36	G
25	DA	46	C
25	DA	49	A
25	DA	50	U
25	DA	55	G
25	DA	58	G
25	DA	60	G
25	DA	69	C
25	DA	71	A
25	DA	72	U
25	DA	74	A
25	DA	75	G
25	DA	90	U
25	DA	91	A
25	DA	94	G
25	DA	95	G
25	DA	101	G
25	DA	102	G
25	DA	118	A
25	DA	119	A
25	DA	120	U
25	DA	125	G
25	DA	129	C
25	DA	138	G
25	DA	148	C
25	DA	153	C
25	DA	154	G
25	DA	155	C
25	DA	172	C
25	DA	173	G

*Continued on next page...*

*Continued from previous page...*

<b>Mol</b>	<b>Chain</b>	<b>Res</b>	<b>Type</b>
25	DA	174	C
25	DA	175	G
25	DA	182	A
25	DA	196	A
25	DA	199	A
25	DA	205	G
25	DA	206	U
25	DA	214	G
25	DA	215	G
25	DA	216	A
25	DA	217	G
25	DA	221	A
25	DA	222	A
25	DA	225	A
25	DA	228	A
25	DA	229	A
25	DA	233	A
25	DA	239	U
25	DA	245	G
25	DA	248	G
25	DA	249	C
25	DA	250	G
25	DA	252	G
25	DA	270(K)	C
25	DA	270(L)	U
25	DA	270(M)	U
25	DA	270(O)	U
25	DA	270(Q)	C
25	DA	271(C)	U
25	DA	271	G
25	DA	273(C)	C
25	DA	273(D)	C
25	DA	274	G
25	DA	275	G
25	DA	276	A
25	DA	278	A
25	DA	279	C
25	DA	285	C
25	DA	287	C
25	DA	289	A
25	DA	298	G
25	DA	308	G

*Continued on next page...*

*Continued from previous page...*

<b>Mol</b>	<b>Chain</b>	<b>Res</b>	<b>Type</b>
25	DA	311	A
25	DA	312	G
25	DA	317	G
25	DA	324	A
25	DA	329	G
25	DA	330	A
25	DA	331	A
25	DA	333	G
25	DA	334	C
25	DA	342	G
25	DA	352	G
25	DA	354	G
25	DA	356	G
25	DA	363	G
25	DA	363(B)	G
25	DA	363(E)	U
25	DA	363(F)	A
25	DA	386	G
25	DA	394	A
25	DA	395	U
25	DA	396	G
25	DA	399	G
25	DA	405	U
25	DA	406	G
25	DA	411	G
25	DA	412	A
25	DA	414	C
25	DA	419	C
25	DA	428	A
25	DA	443	A
25	DA	444	C
25	DA	448	U
25	DA	454	A
25	DA	455	C
25	DA	457	A
25	DA	459	U
25	DA	470	A
25	DA	481	G
25	DA	485	C
25	DA	501	A
25	DA	504	U
25	DA	505	A

*Continued on next page...*

*Continued from previous page...*

<b>Mol</b>	<b>Chain</b>	<b>Res</b>	<b>Type</b>
25	DA	508	G
25	DA	509	C
25	DA	512	G
25	DA	529	A
25	DA	530	G
25	DA	531	C
25	DA	532	A
25	DA	533	G
25	DA	543	C
25	DA	547	A
25	DA	556	G
25	DA	557	U
25	DA	563	G
25	DA	567	A
25	DA	568	U
25	DA	573	G
25	DA	575	A
25	DA	584	C
25	DA	588	U
25	DA	593	G
25	DA	595	C
25	DA	603	A
25	DA	607	U
25	DA	609(A)	G
25	DA	614	U
25	DA	617	G
25	DA	620	G
25	DA	621	A
25	DA	622	G
25	DA	627	A
25	DA	637	A
25	DA	644	A
25	DA	645	C
25	DA	646	A
25	DA	647	G
25	DA	650	C
25	DA	651	G
25	DA	654	A
25	DA	654(A)	A
25	DA	654(F)	C
25	DA	654(G)	C
25	DA	654(I)	C

*Continued on next page...*

*Continued from previous page...*

<b>Mol</b>	<b>Chain</b>	<b>Res</b>	<b>Type</b>
25	DA	654(J)	A
25	DA	654(K)	C
25	DA	654(L)	G
25	DA	654(N)	G
25	DA	654(Q)	C
25	DA	654(R)	C
25	DA	654(T)	A
25	DA	669	G
25	DA	670	A
25	DA	673	C
25	DA	686	G
25	DA	706	A
25	DA	707	G
25	DA	708	C
25	DA	717	G
25	DA	719	C
25	DA	720	C
25	DA	722	A
25	DA	730	C
25	DA	745	G
25	DA	752	A
25	DA	753	C
25	DA	757	U
25	DA	762	U
25	DA	765	G
25	DA	768	G
25	DA	776	G
25	DA	778	G
25	DA	779	U
25	DA	782	A
25	DA	784	A
25	DA	785	G
25	DA	789	A
25	DA	792	G
25	DA	793	A
25	DA	805	G
25	DA	812	C
25	DA	814	C
25	DA	819	A
25	DA	827	U
25	DA	828	U
25	DA	832	G

*Continued on next page...*

*Continued from previous page...*

<b>Mol</b>	<b>Chain</b>	<b>Res</b>	<b>Type</b>
25	DA	845	G
25	DA	848	G
25	DA	856	C
25	DA	857	C
25	DA	859	G
25	DA	869	G
25	DA	878	A
25	DA	879	G
25	DA	881	G
25	DA	882	G
25	DA	884	C
25	DA	886	C
25	DA	887	A
25	DA	888	C
25	DA	889	C
25	DA	890	A
25	DA	894	C
25	DA	896	A
25	DA	897	C
25	DA	899	A
25	DA	900	A
25	DA	901	A
25	DA	903	C
25	DA	905	U
25	DA	906	G
25	DA	907	U
25	DA	910	A
25	DA	914	C
25	DA	915	C
25	DA	917	A
25	DA	925	C
25	DA	932	G
25	DA	933	A
25	DA	934	G
25	DA	938	G
25	DA	941	A
25	DA	944	G
25	DA	945	A
25	DA	946	G
25	DA	959	A
25	DA	960	A
25	DA	961	C

*Continued on next page...*

*Continued from previous page...*

<b>Mol</b>	<b>Chain</b>	<b>Res</b>	<b>Type</b>
25	DA	974	G
25	DA	983	A
25	DA	989	G
25	DA	990	A
25	DA	991	C
25	DA	996	A
25	DA	997	G
25	DA	998	C
25	DA	1005	C
25	DA	1012	U
25	DA	1013	C
25	DA	1016	G
25	DA	1020	A
25	DA	1022	G
25	DA	1023	U
25	DA	1024	G
25	DA	1025	G
25	DA	1026	U
25	DA	1033	U
25	DA	1037	G
25	DA	1044	G
25	DA	1045	A
25	DA	1048	A
25	DA	1054	A
25	DA	1057	A
25	DA	1060	U
25	DA	1061	U
25	DA	1062	G
25	DA	1065	U
25	DA	1066	U
25	DA	1067	A
25	DA	1070	A
25	DA	1071	G
25	DA	1072	C
25	DA	1073	A
25	DA	1074	G
25	DA	1076	C
25	DA	1085	A
25	DA	1086	A
25	DA	1087	G
25	DA	1088	A
25	DA	1090	U

*Continued on next page...*



*Continued from previous page...*

<b>Mol</b>	<b>Chain</b>	<b>Res</b>	<b>Type</b>
25	DA	1093	G
25	DA	1095	A
25	DA	1096	A
25	DA	1098	A
25	DA	1099	G
25	DA	1100	C
25	DA	1105	U
25	DA	1108	U
25	DA	1111	A
25	DA	1112	G
25	DA	1115	G
25	DA	1122	G
25	DA	1127	A
25	DA	1128	A
25	DA	1129	A
25	DA	1130	U
25	DA	1135	C
25	DA	1136	G
25	DA	1137	G
25	DA	1139	G
25	DA	1141	U
25	DA	1142(A)	A
25	DA	1143	A
25	DA	1154	G
25	DA	1155	A
25	DA	1160	G
25	DA	1170	G
25	DA	1171	G
25	DA	1173	G
25	DA	1174	A
25	DA	1175	U
25	DA	1176	G
25	DA	1177	A
25	DA	1178	C
25	DA	1183	G
25	DA	1190	G
25	DA	1204	A
25	DA	1205	U
25	DA	1210	A
25	DA	1211	U
25	DA	1212	G
25	DA	1217	C

*Continued on next page...*

*Continued from previous page...*

<b>Mol</b>	<b>Chain</b>	<b>Res</b>	<b>Type</b>
25	DA	1220	A
25	DA	1221	C
25	DA	1237	A
25	DA	1245	G
25	DA	1247	A
25	DA	1250	G
25	DA	1253	A
25	DA	1255	U
25	DA	1256	G
25	DA	1269	A
25	DA	1271	G
25	DA	1272	A
25	DA	1273	U
25	DA	1275	A
25	DA	1284	A
25	DA	1287	A
25	DA	1298	C
25	DA	1300	U
25	DA	1301	A
25	DA	1304	C
25	DA	1313	U
25	DA	1314	C
25	DA	1319	G
25	DA	1325	G
25	DA	1329	U
25	DA	1332	G
25	DA	1342	A
25	DA	1347	G
25	DA	1348	G
25	DA	1352	U
25	DA	1359	A
25	DA	1360	A
25	DA	1365	A
25	DA	1368	G
25	DA	1379	A
25	DA	1384	A
25	DA	1385	G
25	DA	1386	C
25	DA	1389	G
25	DA	1390	U
25	DA	1391	U
25	DA	1395	A

*Continued on next page...*

*Continued from previous page...*

<b>Mol</b>	<b>Chain</b>	<b>Res</b>	<b>Type</b>
25	DA	1397	U
25	DA	1405	U
25	DA	1406	U
25	DA	1407	C
25	DA	1416	G
25	DA	1417	C
25	DA	1419	A
25	DA	1420	U
25	DA	1421	G
25	DA	1427	A
25	DA	1428	C
25	DA	1437	C
25	DA	1443	G
25	DA	1444(A)	A
25	DA	1445	C
25	DA	1449	A
25	DA	1449(A)	G
25	DA	1451	C
25	DA	1460	A
25	DA	1461	G
25	DA	1467	C
25	DA	1471	A
25	DA	1472	A
25	DA	1475	G
25	DA	1482	U
25	DA	1483	G
25	DA	1486	A
25	DA	1488	G
25	DA	1490	A
25	DA	1493	C
25	DA	1506	C
25	DA	1507	A
25	DA	1508	A
25	DA	1509	C
25	DA	1510	A
25	DA	1515	C
25	DA	1522	G
25	DA	1527	G
25	DA	1528	A
25	DA	1534	G
25	DA	1535	U
25	DA	1536	A

*Continued on next page...*

*Continued from previous page...*

<b>Mol</b>	<b>Chain</b>	<b>Res</b>	<b>Type</b>
25	DA	1537	C
25	DA	1538	G
25	DA	1541	U
25	DA	1543	A
25	DA	1544	C
25	DA	1546	C
25	DA	1547	C
25	DA	1548	C
25	DA	1554	A
25	DA	1558	A
25	DA	1559	G
25	DA	1560	G
25	DA	1566	A
25	DA	1569	A
25	DA	1578	U
25	DA	1580	A
25	DA	1582	C
25	DA	1586	A
25	DA	1587	A
25	DA	1588	C
25	DA	1589	C
25	DA	1596	A
25	DA	1597	A
25	DA	1598	C
25	DA	1608	A
25	DA	1609	A
25	DA	1610	A
25	DA	1616	A
25	DA	1619	G
25	DA	1625	C
25	DA	1639	U
25	DA	1640	C
25	DA	1648	C
25	DA	1654	A
25	DA	1655	A
25	DA	1660	C
25	DA	1661	G
25	DA	1674	G
25	DA	1675	C
25	DA	1678	G
25	DA	1688	U
25	DA	1696	G

*Continued on next page...*

*Continued from previous page...*

<b>Mol</b>	<b>Chain</b>	<b>Res</b>	<b>Type</b>
25	DA	1700	A
25	DA	1701	A
25	DA	1718	G
25	DA	1725	G
25	DA	1726	G
25	DA	1728	G
25	DA	1729	A
25	DA	1741	C
25	DA	1743	G
25	DA	1756	G
25	DA	1758	G
25	DA	1762	A
25	DA	1763	G
25	DA	1764	G
25	DA	1773	A
25	DA	1780	A
25	DA	1782	C
25	DA	1791	A
25	DA	1800	C
25	DA	1801	G
25	DA	1802	A
25	DA	1812	A
25	DA	1816	G
25	DA	1819	A
25	DA	1820	U
25	DA	1827	C
25	DA	1828	G
25	DA	1829	A
25	DA	1835	G
25	DA	1839	G
25	DA	1847	A
25	DA	1857	G
25	DA	1858	G
25	DA	1861	G
25	DA	1863	G
25	DA	1864	U
25	DA	1869	G
25	DA	1878	G
25	DA	1882	C
25	DA	1883	G
25	DA	1888	G
25	DA	1889	A

*Continued on next page...*

*Continued from previous page...*

<b>Mol</b>	<b>Chain</b>	<b>Res</b>	<b>Type</b>
25	DA	1896	G
25	DA	1900	A
25	DA	1906	G
25	DA	1909	C
25	DA	1913	A
25	DA	1916	A
25	DA	1917	U
25	DA	1919	A
25	DA	1929	G
25	DA	1930	G
25	DA	1936	A
25	DA	1937	A
25	DA	1938	A
25	DA	1940	U
25	DA	1955	U
25	DA	1956	U
25	DA	1963	U
25	DA	1967	C
25	DA	1968	G
25	DA	1970	A
25	DA	1971	A
25	DA	1972	A
25	DA	1981	A
25	DA	1991	U
25	DA	1993	U
25	DA	1994	C
25	DA	2023	G
25	DA	2031	A
25	DA	2032	G
25	DA	2033	A
25	DA	2036	C
25	DA	2039	C
25	DA	2043	C
25	DA	2049	G
25	DA	2055	C
25	DA	2056	G
25	DA	2059	A
25	DA	2060	A
25	DA	2061	G
25	DA	2062	A
25	DA	2063	C
25	DA	2066	C

*Continued on next page...*

*Continued from previous page...*

<b>Mol</b>	<b>Chain</b>	<b>Res</b>	<b>Type</b>
25	DA	2067	G
25	DA	2069	G
25	DA	2071	A
25	DA	2082	A
25	DA	2097	C
25	DA	2099	U
25	DA	2100	G
25	DA	2105	C
25	DA	2107	C
25	DA	2108	C
25	DA	2111	C
25	DA	2112	G
25	DA	2113	U
25	DA	2114	A
25	DA	2115	G
25	DA	2116	G
25	DA	2118	U
25	DA	2119	A
25	DA	2120	G
25	DA	2123	G
25	DA	2126	A
25	DA	2127	G
25	DA	2128	C
25	DA	2129	C
25	DA	2130	U
25	DA	2131	G
25	DA	2132	U
25	DA	2133	G
25	DA	2135	A
25	DA	2136	C
25	DA	2137	C
25	DA	2139	C
25	DA	2141	G
25	DA	2145	C
25	DA	2146	C
25	DA	2147	G
25	DA	2148	G
25	DA	2152	G
25	DA	2158	A
25	DA	2164	C
25	DA	2166	G
25	DA	2168	G

*Continued on next page...*

*Continued from previous page...*

<b>Mol</b>	<b>Chain</b>	<b>Res</b>	<b>Type</b>
25	DA	2169	A
25	DA	2170	A
25	DA	2171	A
25	DA	2172	U
25	DA	2173	A
25	DA	2174	C
25	DA	2175	C
25	DA	2182	G
25	DA	2189	U
25	DA	2190	G
25	DA	2192	G
25	DA	2193	G
25	DA	2198	A
25	DA	2210	G
25	DA	2211	G
25	DA	2212	A
25	DA	2213	U
25	DA	2215	G
25	DA	2225	A
25	DA	2226	C
25	DA	2238	G
25	DA	2239	G
25	DA	2240	C
25	DA	2245	U
25	DA	2246	G
25	DA	2262	U
25	DA	2267	A
25	DA	2272	U
25	DA	2273	A
25	DA	2275	C
25	DA	2276	G
25	DA	2279	G
25	DA	2280	G
25	DA	2282	G
25	DA	2283	C
25	DA	2285	C
25	DA	2286	A
25	DA	2287	A
25	DA	2297	C
25	DA	2298	A
25	DA	2304	G
25	DA	2307	G

*Continued on next page...*



*Continued from previous page...*

<b>Mol</b>	<b>Chain</b>	<b>Res</b>	<b>Type</b>
25	DA	2308	G
25	DA	2309	A
25	DA	2311	A
25	DA	2312	U
25	DA	2315	G
25	DA	2316	C
25	DA	2319	G
25	DA	2322	A
25	DA	2324	C
25	DA	2325	G
25	DA	2333	A
25	DA	2335	A
25	DA	2337	G
25	DA	2342	C
25	DA	2343	C
25	DA	2346	A
25	DA	2347	C
25	DA	2350	C
25	DA	2383	G
25	DA	2385	C
25	DA	2388	A
25	DA	2391	G
25	DA	2392	A
25	DA	2394	C
25	DA	2400	G
25	DA	2402	C
25	DA	2406	U
25	DA	2410	G
25	DA	2414	G
25	DA	2422	A
25	DA	2423	U
25	DA	2425	A
25	DA	2429	G
25	DA	2430	A
25	DA	2431	U
25	DA	2434	A
25	DA	2435	A
25	DA	2439	A
25	DA	2440	C
25	DA	2441	C
25	DA	2445	G
25	DA	2447	G

*Continued on next page...*

*Continued from previous page...*

<b>Mol</b>	<b>Chain</b>	<b>Res</b>	<b>Type</b>
25	DA	2448	A
25	DA	2466	C
25	DA	2469	A
25	DA	2470	G
25	DA	2471	C
25	DA	2472	G
25	DA	2476	A
25	DA	2484	G
25	DA	2487	G
25	DA	2502	G
25	DA	2504	U
25	DA	2505	G
25	DA	2506	U
25	DA	2507	C
25	DA	2518	A
25	DA	2523	G
25	DA	2525	G
25	DA	2529	G
25	DA	2532	G
25	DA	2543	G
25	DA	2553	G
25	DA	2554	U
25	DA	2566	A
25	DA	2567	G
25	DA	2569	G
25	DA	2571	C
25	DA	2572	A
25	DA	2573	C
25	DA	2584	U
25	DA	2585	U
25	DA	2601	C
25	DA	2602	A
25	DA	2603	G
25	DA	2609	U
25	DA	2611	U
25	DA	2612	C
25	DA	2613	U
25	DA	2615	U
25	DA	2629	A
25	DA	2630	G
25	DA	2655	G
25	DA	2665	A

*Continued on next page...*

*Continued from previous page...*

<b>Mol</b>	<b>Chain</b>	<b>Res</b>	<b>Type</b>
25	DA	2673	G
25	DA	2682	U
25	DA	2689	U
25	DA	2690	C
25	DA	2703	C
25	DA	2704	C
25	DA	2707	G
25	DA	2712(A)	A
25	DA	2713	A
25	DA	2714	G
25	DA	2726	U
25	DA	2733	A
25	DA	2734	A
25	DA	2739	U
25	DA	2744	G
25	DA	2748	A
25	DA	2750	A
25	DA	2751	G
25	DA	2752	C
25	DA	2754	U
25	DA	2758	A
25	DA	2761	G
25	DA	2762	G
25	DA	2764	A
25	DA	2765	A
25	DA	2766	G
25	DA	2777	G
25	DA	2778	A
25	DA	2779	U
25	DA	2790	A
25	DA	2791	C
25	DA	2794	C
25	DA	2797	U
25	DA	2798	C
25	DA	2799	A
25	DA	2803	C
25	DA	2807	G
25	DA	2808	U
25	DA	2811	G
25	DA	2818	G
25	DA	2820	A
25	DA	2821	A

*Continued on next page...*

*Continued from previous page...*

<b>Mol</b>	<b>Chain</b>	<b>Res</b>	<b>Type</b>
25	DA	2833	G
25	DA	2834	G
25	DA	2835	A
25	DA	2839	G
25	DA	2845	G
25	DA	2847	U
25	DA	2848	G
25	DA	2849	U
25	DA	2860	A
25	DA	2872	G
25	DA	2873	A
25	DA	2880	C
25	DA	2892	A
25	DA	2893	G
25	DA	2894	G
25	DA	2896	C
25	DA	2897	U
26	DB	0	A
26	DB	3	C
26	DB	8	U
26	DB	9	G
26	DB	13	A
26	DB	15	A
26	DB	16	G
26	DB	24	G
26	DB	25	A
26	DB	26	A
26	DB	28	C
26	DB	29	A
26	DB	30	C
26	DB	31	C
26	DB	32	C
26	DB	40	U
26	DB	42	C
26	DB	44	G
26	DB	45	A
26	DB	46	A
26	DB	47	C
26	DB	65	C
26	DB	73	A
26	DB	74	U
26	DB	75	G

*Continued on next page...*

*Continued from previous page...*

<b>Mol</b>	<b>Chain</b>	<b>Res</b>	<b>Type</b>
26	DB	81	G
26	DB	82	G
26	DB	88	C
26	DB	89	G
26	DB	89(A)	A
26	DB	90	C
26	DB	100	G
26	DB	101	A
26	DB	105	G
26	DB	108	C
26	DB	109	G
26	DB	112	G
26	DB	115	G
26	DB	119	A

All (208) RNA pucker outliers are listed below:

<b>Mol</b>	<b>Chain</b>	<b>Res</b>	<b>Type</b>
1	AA	31	G
1	AA	49	U
1	AA	50	A
1	AA	115	G
1	AA	119	A
1	AA	244	U
1	AA	266	G
1	AA	412	A
1	AA	428	G
1	AA	429	U
1	AA	484	G
1	AA	509	A
1	AA	530	G
1	AA	560	U
1	AA	687	A
1	AA	703	G
1	AA	748	C
1	AA	812	C
1	AA	820	U
1	AA	842	C
1	AA	871	U
1	AA	913	A
1	AA	975	A
1	AA	992	U

*Continued on next page...*

*Continued from previous page...*

<b>Mol</b>	<b>Chain</b>	<b>Res</b>	<b>Type</b>
1	AA	1025	U
1	AA	1027	C
1	AA	1065	U
1	AA	1178	G
1	AA	1285	A
1	AA	1498	U
1	AA	1503	A
1	AA	1504	G
22	AB	18	G
22	AB	19	G
22	AB	20	U
22	AB	23	A
22	AB	71	U
23	AC	1	C
23	AC	19	G
23	AC	20	G
23	AC	21	U
23	AC	48	U
23	AC	61	U
23	AD	13	C
24	A1	14	U
25	BA	74	A
25	BA	196	A
25	BA	222	A
25	BA	229	A
25	BA	270(L)	U
25	BA	271(B)	G
25	BA	271(C)	U
25	BA	404	C
25	BA	587	C
25	BA	654(S)	G
25	BA	685	A
25	BA	752	A
25	BA	764	A
25	BA	856	C
25	BA	881	G
25	BA	974(A)	C
25	BA	1022	G
25	BA	1026	U
25	BA	1060	U
25	BA	1069	A
25	BA	1085	A

*Continued on next page...*

*Continued from previous page...*

<b>Mol</b>	<b>Chain</b>	<b>Res</b>	<b>Type</b>
25	BA	1130	U
25	BA	1175	U
25	BA	1178	C
25	BA	1210	A
25	BA	1312	U
25	BA	1379	A
25	BA	1427	A
25	BA	1510	A
25	BA	1536	A
25	BA	1558	A
25	BA	1608	A
25	BA	1609	A
25	BA	1617	C
25	BA	1653	G
25	BA	1694	C
25	BA	1762	A
25	BA	1799	G
25	BA	1819	A
25	BA	1899	G
25	BA	1937	A
25	BA	1955	U
25	BA	1992	G
25	BA	2157	G
25	BA	2211	G
25	BA	2346	A
25	BA	2402	C
25	BA	2422	A
25	BA	2428	G
25	BA	2439	A
25	BA	2566	A
25	BA	2610	C
25	BA	2613	U
25	BA	2681	C
25	BA	2689	U
25	BA	2751	G
25	BA	2756	U
1	CA	31	G
1	CA	64	G
1	CA	89	U
1	CA	115	G
1	CA	197	A
1	CA	201	C

*Continued on next page...*

*Continued from previous page...*

<b>Mol</b>	<b>Chain</b>	<b>Res</b>	<b>Type</b>
1	CA	209	U
1	CA	243	A
1	CA	250	A
1	CA	266	G
1	CA	279	A
1	CA	328	C
1	CA	345	C
1	CA	353	A
1	CA	412	A
1	CA	485	G
1	CA	509	A
1	CA	560	U
1	CA	575	G
1	CA	631	G
1	CA	632	A
1	CA	687	A
1	CA	748	C
1	CA	793	U
1	CA	812	C
1	CA	913	A
1	CA	974	A
1	CA	992	U
1	CA	1067	A
1	CA	1126	U
1	CA	1128	C
1	CA	1183	A
1	CA	1285	A
1	CA	1297	C
1	CA	1300	G
1	CA	1346	A
1	CA	1442	G
1	CA	1449	C
1	CA	1498	U
1	CA	1503	A
1	CA	1529	G
22	CB	21	A
22	CB	48	C
23	CC	1	C
23	CC	19	G
23	CC	20	G
23	CC	21	U
23	CC	48	U

*Continued on next page...*



*Continued from previous page...*

<b>Mol</b>	<b>Chain</b>	<b>Res</b>	<b>Type</b>
23	CD	13	C
25	DA	49	A
25	DA	71	A
25	DA	74	A
25	DA	101	G
25	DA	128	C
25	DA	148	C
25	DA	196	A
25	DA	204	A
25	DA	205	G
25	DA	278	A
25	DA	654(S)	G
25	DA	669	G
25	DA	685	A
25	DA	752	A
25	DA	856	C
25	DA	877	U
25	DA	886	C
25	DA	888	C
25	DA	893	C
25	DA	945	A
25	DA	990	A
25	DA	1022	G
25	DA	1085	A
25	DA	1171	G
25	DA	1210	A
25	DA	1300	U
25	DA	1420	U
25	DA	1427	A
25	DA	1460	A
25	DA	1558	A
25	DA	1608	A
25	DA	1653	G
25	DA	1762	A
25	DA	1819	A
25	DA	1955	U
25	DA	1992	G
25	DA	2126	A
25	DA	2191	G
25	DA	2210	G
25	DA	2211	G
25	DA	2225	A

*Continued on next page...*

*Continued from previous page...*

Mol	Chain	Res	Type
25	DA	2275	C
25	DA	2282	G
25	DA	2311	A
25	DA	2406	U
25	DA	2422	A
25	DA	2439	A
25	DA	2447	G
25	DA	2602	A
25	DA	2610	C
25	DA	2611	U
25	DA	2689	U
25	DA	2776	A
25	DA	2778	A
25	DA	2790	A
25	DA	2859	G
25	DA	2893	G

#### 5.4 Non-standard residues in protein, DNA, RNA chains [i](#)

There are no non-standard protein/DNA/RNA residues in this entry.

#### 5.5 Carbohydrates [i](#)

There are no oligosaccharides in this entry.

#### 5.6 Ligand geometry [i](#)

Of 1700 ligands modelled in this entry, 1700 are monoatomic - leaving 0 for Mogul analysis.

There are no bond length outliers.

There are no bond angle outliers.

There are no chirality outliers.

There are no torsion outliers.

There are no ring outliers.

No monomer is involved in short contacts.

## 5.7 Other polymers [i](#)

There are no such residues in this entry.

## 5.8 Polymer linkage issues [i](#)

There are no chain breaks in this entry.

## 6 Fit of model and data [i](#)

### 6.1 Protein, DNA and RNA chains [i](#)

In the following table, the column labelled '#RSRZ > 2' contains the number (and percentage) of RSRZ outliers, followed by percent RSRZ outliers for the chain as percentile scores relative to all X-ray entries and entries of similar resolution. The OWAB column contains the minimum, median, 95<sup>th</sup> percentile and maximum values of the occupancy-weighted average B-factor per residue. The column labelled 'Q < 0.9' lists the number of (and percentage) of residues with an average occupancy less than 0.9.

Mol	Chain	Analysed	<RSRZ>	#RSRZ>2	OWAB(Å <sup>2</sup> )	Q<0.9
1	AA	1506/1506 (100%)	-0.30	9 (0%) 85 71	50, 98, 179, 234	0
1	CA	1506/1506 (100%)	-0.19	17 (1%) 77 58	62, 109, 181, 235	0
2	AE	237/256 (92%)	0.16	7 (2%) 52 31	103, 136, 174, 185	0
2	CE	237/256 (92%)	0.23	2 (0%) 82 66	114, 151, 185, 201	0
3	AF	205/239 (85%)	0.34	5 (2%) 59 37	84, 111, 144, 153	0
3	CF	206/239 (86%)	0.91	18 (8%) 17 10	118, 138, 166, 174	0
4	AG	208/208 (100%)	0.43	10 (4%) 36 21	80, 105, 129, 142	0
4	CG	208/208 (100%)	0.39	6 (2%) 54 32	77, 102, 123, 136	0
5	AH	151/162 (93%)	0.07	2 (1%) 74 54	74, 97, 118, 152	0
5	CH	151/162 (93%)	0.50	8 (5%) 33 19	91, 112, 134, 153	0
6	AI	101/101 (100%)	0.03	1 (0%) 79 60	76, 99, 115, 137	0
6	CI	101/101 (100%)	-0.43	0 100 100	74, 95, 116, 141	0
7	AJ	155/156 (99%)	0.17	9 (5%) 30 17	99, 114, 145, 155	0
7	CJ	155/156 (99%)	0.25	8 (5%) 34 19	102, 122, 149, 156	0
8	AK	138/138 (100%)	-0.11	0 100 100	84, 103, 117, 122	0
8	CK	138/138 (100%)	-0.02	0 100 100	94, 116, 128, 136	0
9	AL	127/128 (99%)	0.09	5 (3%) 44 26	85, 133, 153, 160	0
9	CL	127/128 (99%)	0.37	10 (7%) 20 11	107, 145, 160, 164	0
10	AM	99/105 (94%)	0.44	7 (7%) 23 13	81, 132, 162, 165	0
10	CM	99/105 (94%)	0.55	8 (8%) 19 11	111, 149, 165, 170	0
11	AN	119/129 (92%)	0.26	6 (5%) 35 20	64, 97, 128, 154	0
11	CN	119/129 (92%)	0.23	7 (5%) 29 16	79, 101, 134, 158	0
12	AO	125/132 (94%)	0.19	4 (3%) 50 30	63, 73, 105, 151	0
12	CO	125/132 (94%)	0.77	11 (8%) 17 9	75, 98, 124, 160	0

*Continued on next page...*

Continued from previous page...

Mol	Chain	Analysed	<RSRZ>	#RSRZ>2	OWAB(Å <sup>2</sup> )	Q<0.9
13	AP	116/126 (92%)	0.35	8 (6%) 24 14	86, 117, 136, 145	0
13	CP	117/126 (92%)	0.41	7 (5%) 29 16	106, 146, 161, 164	0
14	AQ	60/61 (98%)	0.59	3 (5%) 35 20	86, 101, 115, 126	0
14	CQ	60/61 (98%)	1.14	12 (20%) 3 2	118, 132, 146, 153	0
15	AR	88/89 (98%)	-0.02	2 (2%) 61 39	72, 93, 114, 117	0
15	CR	88/89 (98%)	-0.00	1 (1%) 77 58	73, 104, 127, 133	0
16	AS	84/88 (95%)	0.22	2 (2%) 59 37	90, 107, 133, 165	0
16	CS	84/88 (95%)	-0.08	0 100 100	81, 96, 120, 153	0
17	AT	100/105 (95%)	0.11	4 (4%) 43 25	82, 100, 118, 130	0
17	CT	100/105 (95%)	0.34	4 (4%) 43 25	82, 102, 125, 137	0
18	AU	72/88 (81%)	0.01	0 100 100	78, 99, 132, 159	0
18	CU	72/88 (81%)	-0.25	0 100 100	85, 106, 144, 157	0
19	AV	78/93 (83%)	-0.10	4 (5%) 34 19	100, 122, 137, 144	0
19	CV	78/93 (83%)	0.25	3 (3%) 44 26	136, 154, 174, 177	0
20	AW	99/106 (93%)	0.39	3 (3%) 52 31	93, 115, 144, 155	0
20	CW	99/106 (93%)	0.26	3 (3%) 52 31	83, 109, 143, 157	0
21	AX	25/27 (92%)	0.33	0 100 100	88, 109, 125, 147	0
21	CX	25/27 (92%)	1.16	1 (4%) 43 25	112, 133, 148, 160	0
22	AB	87/87 (100%)	0.25	6 (6%) 24 14	78, 145, 185, 196	0
22	CB	87/87 (100%)	0.50	10 (11%) 11 6	92, 148, 188, 200	0
23	AC	77/77 (100%)	0.04	2 (2%) 57 35	63, 100, 132, 147	0
23	AD	77/77 (100%)	0.35	3 (3%) 44 26	71, 218, 232, 234	0
23	CC	77/77 (100%)	-0.05	1 (1%) 74 54	73, 107, 141, 153	0
23	CD	77/77 (100%)	0.79	10 (12%) 9 5	77, 219, 231, 234	0
24	A1	10/10 (100%)	0.52	3 (30%) 1 1	67, 81, 112, 112	0
24	C1	10/10 (100%)	1.10	3 (30%) 1 1	81, 98, 118, 124	0
25	BA	2912/2912 (100%)	-0.63	16 (0%) 87 75	36, 66, 200, 234	0
25	DA	2907/2912 (99%)	-0.42	7 (0%) 92 84	45, 80, 220, 235	0
26	BB	122/122 (100%)	-0.53	0 100 100	66, 91, 110, 169	0
26	DB	122/122 (100%)	-0.09	1 (0%) 82 66	84, 120, 141, 189	0
27	BD	272/276 (98%)	-0.07	7 (2%) 57 35	35, 57, 79, 96	0

Continued on next page...

Continued from previous page...

Mol	Chain	Analysed	<RSRZ>	#RSRZ>2	OWAB(Å <sup>2</sup> )	Q<0.9
27	DD	272/276 (98%)	-0.05	11 (4%) 43 25	42, 67, 88, 119	0
28	BE	205/206 (99%)	0.30	10 (4%) 36 20	42, 77, 123, 132	0
28	DE	205/206 (99%)	0.51	22 (10%) 12 7	52, 88, 137, 159	0
29	BF	202/210 (96%)	-0.20	4 (1%) 64 43	38, 70, 108, 123	0
29	DF	208/210 (99%)	0.16	3 (1%) 73 52	48, 94, 152, 175	0
30	BG	181/182 (99%)	0.14	6 (3%) 49 29	81, 101, 130, 142	0
30	DG	181/182 (99%)	0.53	8 (4%) 39 23	112, 135, 155, 162	0
31	BH	170/180 (94%)	0.12	4 (2%) 59 37	74, 104, 121, 146	0
31	DH	170/180 (94%)	0.58	15 (8%) 17 9	148, 188, 209, 218	0
32	BK	146/148 (98%)	0.14	0 100 100	69, 121, 137, 142	0
32	DK	146/148 (98%)	0.42	8 (5%) 32 18	77, 120, 143, 150	0
33	BM	138/140 (98%)	0.44	7 (5%) 34 19	57, 81, 116, 129	0
33	DM	138/140 (98%)	0.23	4 (2%) 54 32	71, 102, 133, 143	0
34	BN	122/122 (100%)	-0.20	0 100 100	48, 67, 83, 97	0
34	DN	122/122 (100%)	0.21	2 (1%) 70 49	62, 82, 102, 118	0
35	BO	150/150 (100%)	0.37	8 (5%) 33 19	42, 77, 106, 153	0
35	DO	150/150 (100%)	0.71	20 (13%) 8 5	44, 99, 135, 171	0
36	BP	141/141 (100%)	0.47	14 (9%) 14 8	52, 78, 99, 125	0
36	DP	141/141 (100%)	1.05	23 (16%) 5 4	58, 98, 129, 148	0
37	B0	118/118 (100%)	-0.21	1 (0%) 82 66	50, 76, 94, 110	0
37	D0	117/118 (99%)	-0.16	3 (2%) 57 35	50, 74, 97, 113	0
38	BQ	111/112 (99%)	0.02	3 (2%) 56 34	70, 88, 110, 127	0
38	DQ	111/112 (99%)	0.41	4 (3%) 46 27	83, 117, 139, 159	0
39	BR	137/146 (93%)	0.36	7 (5%) 34 19	60, 82, 134, 163	0
39	DR	137/146 (93%)	0.45	7 (5%) 34 19	69, 93, 154, 174	0
40	B1	117/118 (99%)	-0.12	2 (1%) 69 47	44, 70, 101, 132	0
40	D1	117/118 (99%)	-0.16	0 100 100	58, 89, 131, 152	0
41	B2	101/101 (100%)	0.04	2 (1%) 64 43	48, 92, 115, 132	0
41	D2	101/101 (100%)	0.23	4 (3%) 43 25	58, 115, 133, 142	0
42	BS	113/113 (100%)	-0.09	2 (1%) 67 45	41, 65, 97, 147	0
42	DS	113/113 (100%)	0.02	2 (1%) 67 45	54, 69, 104, 148	0

Continued on next page...

Continued from previous page...

Mol	Chain	Analysed	<RSRZ>	#RSRZ>2	OWAB(Å <sup>2</sup> )	Q<0.9
43	BT	92/96 (95%)	-0.10	3 (3%) 49 29	49, 63, 87, 104	0
43	DT	92/96 (95%)	0.19	5 (5%) 32 18	64, 80, 104, 121	0
44	BU	102/110 (92%)	0.59	12 (11%) 10 6	67, 92, 142, 159	0
44	DU	102/110 (92%)	1.37	27 (26%) 2 2	82, 109, 160, 176	0
45	BV	175/206 (84%)	0.75	16 (9%) 16 9	80, 117, 179, 183	0
45	DV	179/206 (86%)	0.52	3 (1%) 69 47	110, 151, 199, 206	0
46	B3	76/85 (89%)	-0.24	1 (1%) 74 54	52, 68, 83, 117	0
46	D3	77/85 (90%)	0.41	3 (3%) 44 26	65, 86, 108, 141	0
47	BZ	97/98 (98%)	0.39	13 (13%) 8 5	46, 64, 122, 151	0
47	DZ	97/98 (98%)	0.79	13 (13%) 8 5	54, 77, 126, 148	0
48	BW	66/72 (91%)	0.12	6 (9%) 16 9	55, 73, 90, 120	0
48	DW	69/72 (95%)	-0.09	2 (2%) 54 32	77, 100, 130, 167	0
49	BX	59/60 (98%)	-0.07	0 100 100	60, 75, 105, 120	0
49	DX	59/60 (98%)	-0.07	0 100 100	73, 98, 130, 153	0
50	B4	66/71 (92%)	0.25	1 (1%) 71 50	111, 146, 164, 173	0
50	D4	63/71 (88%)	0.59	2 (3%) 50 30	140, 176, 185, 191	0
51	B5	59/60 (98%)	0.58	7 (11%) 10 6	43, 80, 163, 168	0
51	D5	58/60 (96%)	0.58	8 (13%) 8 4	52, 78, 167, 178	0
52	B6	45/54 (83%)	1.46	13 (28%) 1 1	105, 134, 156, 160	0
52	D6	45/54 (83%)	2.04	18 (40%) 1 1	121, 156, 173, 176	0
53	B7	49/49 (100%)	-0.40	2 (4%) 42 24	35, 45, 88, 118	0
53	D7	49/49 (100%)	0.14	4 (8%) 19 10	44, 54, 112, 131	0
54	B8	61/65 (93%)	0.62	7 (11%) 11 6	51, 64, 81, 102	0
54	D8	61/65 (93%)	1.46	19 (31%) 1 1	65, 79, 94, 123	0
All	All	21104/21634 (97%)	-0.02	677 (3%) 50 30	35, 96, 177, 235	0

All (677) RSRZ outliers are listed below:

Mol	Chain	Res	Type	RSRZ
51	B5	2	ALA	12.0
9	CL	115	GLY	11.6
28	BE	79	ARG	8.2
30	BG	80	PHE	6.8
9	CL	127	LYS	6.3

Continued on next page...

*Continued from previous page...*

<b>Mol</b>	<b>Chain</b>	<b>Res</b>	<b>Type</b>	<b>RSRZ</b>
33	BM	138	LEU	6.2
36	DP	86	GLY	6.1
52	D6	23	THR	6.0
44	DU	103	GLY	5.9
44	DU	52	SER	5.8
54	D8	35	GLN	5.8
54	D8	56	GLU	5.6
44	DU	49	VAL	5.5
35	DO	64	LYS	5.4
21	CX	2	GLY	5.3
47	DZ	85	LEU	5.3
36	DP	2	LEU	5.2
35	DO	61	ARG	5.2
13	CP	4	ILE	5.2
52	D6	22	ALA	5.0
9	AL	126	SER	5.0
23	CD	35	C	4.9
25	BA	1536	A	4.9
36	DP	1	MET	4.9
12	CO	64	TYR	4.8
33	BM	134	ARG	4.8
17	AT	101	ARG	4.8
36	DP	89	ASN	4.7
45	BV	175	VAL	4.7
11	CN	128	ALA	4.7
44	DU	45	VAL	4.7
9	CL	116	LYS	4.7
54	D8	34	TRP	4.6
28	DE	130	GLY	4.6
39	DR	106	SER	4.6
22	CB	87	A	4.6
53	D7	48	LYS	4.5
11	CN	127	LYS	4.5
44	BU	99	CYS	4.4
30	BG	82	LEU	4.4
38	DQ	2	ALA	4.4
44	BU	103	GLY	4.4
44	DU	77	PRO	4.4
11	AN	128	ALA	4.4
29	BF	207	GLY	4.4
47	BZ	85	LEU	4.4
47	BZ	97	LEU	4.3

*Continued on next page...*



*Continued from previous page...*

<b>Mol</b>	<b>Chain</b>	<b>Res</b>	<b>Type</b>	<b>RSRZ</b>
10	CM	58	ASP	4.3
5	AH	22	GLY	4.3
9	AL	114	TYR	4.3
44	DU	98	VAL	4.2
54	D8	49	VAL	4.2
36	DP	102	VAL	4.2
39	DR	11	GLU	4.2
44	DU	62	GLU	4.1
47	BZ	77	ALA	4.1
43	DT	69	TYR	4.1
25	BA	163	U	4.1
12	AO	28	LYS	4.1
54	D8	40	GLU	4.1
25	BA	2899	G	4.1
17	CT	101	ARG	4.0
24	C1	22	U	4.0
44	DU	48	ALA	4.0
31	DH	171	LEU	4.0
39	BR	21	GLU	4.0
41	D2	80	GLN	4.0
28	DE	59	VAL	4.0
3	CF	2	GLY	4.0
14	CQ	38	GLY	3.9
36	BP	136	ALA	3.9
46	D3	9	SER	3.9
12	CO	19	ARG	3.9
12	CO	26	ALA	3.9
37	B0	109	ALA	3.9
13	AP	8	GLU	3.9
54	B8	37	SER	3.9
9	CL	125	TYR	3.9
7	CJ	82	GLY	3.9
4	CG	23	GLY	3.9
22	CB	53	A	3.9
52	D6	34	LEU	3.8
17	CT	100	LYS	3.8
22	AB	84	A	3.8
9	CL	114	TYR	3.8
7	CJ	32	ARG	3.8
28	DE	70	ALA	3.8
54	B8	51	ALA	3.8
47	BZ	98	LEU	3.8

*Continued on next page...*

*Continued from previous page...*

<b>Mol</b>	<b>Chain</b>	<b>Res</b>	<b>Type</b>	<b>RSRZ</b>
24	C1	14	U	3.8
54	D8	53	PRO	3.7
4	AG	31	CYS	3.7
35	BO	61	ARG	3.7
35	DO	110	TYR	3.7
4	AG	12	CYS	3.7
53	B7	48	LYS	3.7
12	CO	28	LYS	3.7
36	DP	66	ILE	3.7
13	CP	8	GLU	3.6
19	CV	82	GLY	3.6
47	BZ	92	LYS	3.6
35	DO	62	LEU	3.6
47	DZ	98	LEU	3.6
44	DU	59	GLY	3.6
52	B6	27	LYS	3.6
23	CD	38	A	3.6
28	BE	204	ALA	3.6
52	D6	9	LEU	3.6
52	D6	14	THR	3.6
41	B2	36	PRO	3.6
31	DH	150	ALA	3.5
3	CF	155	GLY	3.5
4	AG	26	CYS	3.5
5	CH	16	THR	3.5
22	CB	52	U	3.5
9	CL	126	SER	3.5
36	DP	105	GLU	3.5
36	DP	87	LYS	3.5
54	D8	33	ASN	3.5
3	CF	25	GLY	3.5
11	AN	81	ASP	3.5
47	BZ	93	GLU	3.5
3	CF	198	VAL	3.5
45	BV	165	VAL	3.5
54	D8	43	GLN	3.5
12	CO	21	LYS	3.5
47	DZ	96	LYS	3.5
45	BV	52	SER	3.5
11	CN	13	GLN	3.5
1	AA	1533	C	3.4
4	CG	31	CYS	3.4

*Continued on next page...*

*Continued from previous page...*

<b>Mol</b>	<b>Chain</b>	<b>Res</b>	<b>Type</b>	<b>RSRZ</b>
30	DG	108	ASN	3.4
36	DP	83	MET	3.4
7	CJ	81	GLY	3.4
22	AB	83	U	3.4
11	CN	129	SER	3.4
51	D5	60	VAL	3.4
22	CB	85	C	3.4
35	DO	106	LEU	3.4
39	DR	105	LEU	3.4
1	AA	422	C	3.4
22	CB	51	A	3.4
27	DD	35	LYS	3.4
36	DP	85	LYS	3.4
54	D8	59	LYS	3.4
36	DP	92	GLY	3.4
23	CD	36	A	3.4
14	CQ	39	LEU	3.3
28	DE	78	LEU	3.3
1	CA	1202	G	3.3
35	DO	48	PRO	3.3
54	D8	31	HIS	3.3
11	AN	129	SER	3.3
52	D6	13	CYS	3.3
52	B6	23	THR	3.3
10	AM	60	ARG	3.3
10	CM	62	HIS	3.3
41	D2	45	THR	3.3
17	CT	95	TYR	3.3
52	D6	53	LYS	3.3
2	AE	107	THR	3.3
44	BU	89	PHE	3.3
54	B8	50	LEU	3.3
39	DR	104	ASN	3.2
35	DO	57	THR	3.2
14	CQ	59	ALA	3.2
52	D6	10	LEU	3.2
38	DQ	60	GLY	3.2
7	AJ	153	HIS	3.2
23	CD	37	U	3.2
12	AO	129	ALA	3.2
7	AJ	84	ASN	3.2
31	DH	99	VAL	3.2

*Continued on next page...*

*Continued from previous page...*

<b>Mol</b>	<b>Chain</b>	<b>Res</b>	<b>Type</b>	<b>RSRZ</b>
52	B6	22	ALA	3.2
25	DA	34	C	3.2
5	CH	130	ASN	3.2
3	CF	161	GLU	3.2
47	BZ	83	GLU	3.2
10	CM	55	LYS	3.2
52	B6	13	CYS	3.2
45	BV	163	LEU	3.2
9	CL	123	PRO	3.1
36	BP	91	GLU	3.1
44	DU	29	GLU	3.1
51	B5	3	LYS	3.1
28	DE	204	ALA	3.1
36	DP	140	ALA	3.1
44	DU	44	ILE	3.1
36	BP	21	THR	3.1
53	D7	47	ARG	3.1
45	BV	158	PRO	3.1
7	AJ	154	TYR	3.1
24	A1	14	U	3.1
27	BD	41	GLY	3.1
47	DZ	28	GLY	3.1
7	AJ	83	ALA	3.1
52	D6	39	TYR	3.1
54	D8	58	ILE	3.1
10	CM	59	SER	3.1
22	AB	18	G	3.1
22	CB	54	G	3.1
31	DH	29	PRO	3.1
28	DE	116	VAL	3.1
25	BA	2901	C	3.1
3	AF	161	GLU	3.0
33	BM	10	GLU	3.0
9	AL	115	GLY	3.0
19	CV	7	LYS	3.0
25	BA	165	U	3.0
25	DA	171	G	3.0
44	DU	96	ILE	3.0
20	CW	50	GLU	3.0
44	DU	63	LYS	3.0
23	CC	1	C	3.0
35	DO	65	ARG	3.0

*Continued on next page...*

*Continued from previous page...*

<b>Mol</b>	<b>Chain</b>	<b>Res</b>	<b>Type</b>	<b>RSRZ</b>
30	DG	20	ILE	3.0
13	CP	7	VAL	3.0
2	CE	102	LEU	3.0
3	AF	162	GLN	3.0
28	DE	205	ALA	3.0
7	CJ	153	HIS	3.0
44	DU	46	LYS	3.0
51	D5	3	LYS	3.0
3	CF	52	LEU	3.0
32	DK	11	ASN	3.0
54	D8	36	LYS	3.0
27	BD	29	PRO	3.0
35	BO	148	LEU	3.0
28	BE	203	LYS	2.9
35	BO	60	MET	2.9
25	DA	2901	C	2.9
32	DK	125	GLU	2.9
33	DM	138	LEU	2.9
10	AM	10	GLY	2.9
13	AP	111	LYS	2.9
27	BD	35	LYS	2.9
41	B2	45	THR	2.9
45	BV	164	ALA	2.9
30	DG	82	LEU	2.9
44	DU	58	GLY	2.9
44	DU	61	ILE	2.9
28	BE	205	ALA	2.9
35	DO	68	GLN	2.9
23	CD	33	C	2.9
36	DP	93	TYR	2.9
45	BV	60	GLU	2.9
51	D5	59	GLU	2.9
27	BD	272	ALA	2.9
9	CL	128	ARG	2.9
3	CF	130	VAL	2.9
7	AJ	82	GLY	2.9
52	D6	29	ASN	2.9
11	AN	127	LYS	2.9
35	BO	64	LYS	2.9
25	BA	164	U	2.9
47	DZ	77	ALA	2.8
52	B6	10	LEU	2.8

*Continued on next page...*

*Continued from previous page...*

<b>Mol</b>	<b>Chain</b>	<b>Res</b>	<b>Type</b>	<b>RSRZ</b>
14	AQ	25	VAL	2.8
36	DP	88	GLY	2.8
43	BT	94	GLY	2.8
52	D6	26	ASN	2.8
25	DA	1535	U	2.8
39	BR	11	GLU	2.8
23	CD	1	C	2.8
43	BT	3	THR	2.8
1	CA	1058	G	2.8
42	DS	113	LYS	2.8
47	BZ	96	LYS	2.8
28	DE	54	GLN	2.8
36	DP	65	PHE	2.8
3	AF	193	TYR	2.8
36	BP	80	GLU	2.8
1	AA	1397	C	2.8
51	D5	54	GLY	2.8
29	DF	82	ILE	2.8
30	BG	88	ILE	2.8
42	BS	111	HIS	2.8
44	DU	53	PRO	2.8
25	BA	2798	C	2.8
53	B7	49	ARG	2.8
36	BP	32	TYR	2.8
13	AP	96	LEU	2.8
29	DF	68	LYS	2.8
30	BG	3	LEU	2.8
36	DP	80	GLU	2.8
51	B5	54	GLY	2.8
46	D3	36	ILE	2.8
9	CL	124	GLN	2.7
1	AA	86	U	2.7
4	CG	26	CYS	2.7
12	CO	129	ALA	2.7
30	DG	50	ALA	2.7
45	DV	164	ALA	2.7
9	AL	127	LYS	2.7
31	DH	155	SER	2.7
23	AC	1	C	2.7
23	CD	40	C	2.7
39	BR	4	GLY	2.7
43	DT	3	THR	2.7

*Continued on next page...*

*Continued from previous page...*

<b>Mol</b>	<b>Chain</b>	<b>Res</b>	<b>Type</b>	<b>RSRZ</b>
47	DZ	78	LYS	2.7
35	DO	59	LEU	2.7
50	D4	9	LEU	2.7
44	BU	52	SER	2.7
4	AG	24	GLU	2.7
28	DE	75	VAL	2.7
36	BP	90	VAL	2.7
28	DE	76	ARG	2.7
47	BZ	84	GLY	2.7
30	DG	34	LEU	2.7
52	B6	42	TRP	2.7
44	DU	76	CYS	2.7
44	DU	79	CYS	2.7
35	BO	71	VAL	2.7
14	AQ	2	ALA	2.7
22	AB	85	C	2.7
40	B1	104	GLN	2.7
7	AJ	80	VAL	2.7
12	CO	18	VAL	2.7
27	BD	42	GLY	2.7
28	BE	64	LYS	2.7
52	D6	38	LYS	2.7
36	BP	83	MET	2.7
52	D6	42	TRP	2.7
44	BU	55	TYR	2.7
25	BA	4	C	2.7
26	DB	88	C	2.7
47	DZ	79	GLY	2.6
27	DD	40	THR	2.6
47	DZ	97	LEU	2.6
42	BS	92	ARG	2.6
30	DG	84	LYS	2.6
43	DT	94	GLY	2.6
54	D8	54	GLU	2.6
1	CA	1397	C	2.6
32	DK	14	ASP	2.6
28	DE	131	ALA	2.6
27	DD	30	GLU	2.6
52	B6	34	LEU	2.6
2	AE	77	ALA	2.6
46	D3	85	ALA	2.6
1	CA	1190	G	2.6

*Continued on next page...*

*Continued from previous page...*

<b>Mol</b>	<b>Chain</b>	<b>Res</b>	<b>Type</b>	<b>RSRZ</b>
22	CB	82	G	2.6
23	CD	2	G	2.6
33	BM	45	ASN	2.6
44	BU	2	ARG	2.6
1	AA	85	U	2.6
1	AA	1196	U	2.6
13	AP	9	ILE	2.6
28	BE	81	ILE	2.6
33	BM	136	GLU	2.6
38	BQ	86	ALA	2.6
48	BW	40	SER	2.6
41	D2	79	VAL	2.6
52	B6	29	ASN	2.6
3	CF	182	ILE	2.6
12	AO	64	TYR	2.6
5	CH	12	LEU	2.6
17	CT	98	LEU	2.6
35	DO	148	LEU	2.6
47	BZ	94	LEU	2.6
11	AN	12	ARG	2.6
51	B5	53	ALA	2.6
10	AM	59	SER	2.6
45	BV	166	SER	2.6
28	BE	90	THR	2.6
33	DM	85	ILE	2.5
36	BP	79	LEU	2.5
39	BR	6	LEU	2.5
35	DO	150	ALA	2.5
10	AM	61	GLU	2.5
27	DD	29	PRO	2.5
1	CA	1126	U	2.5
45	BV	161	VAL	2.5
10	AM	62	HIS	2.5
44	DU	60	PHE	2.5
48	DW	43	GLN	2.5
27	DD	273	ARG	2.5
31	DH	152	ARG	2.5
37	D0	33	ARG	2.5
31	BH	18	GLU	2.5
36	DP	27	VAL	2.5
44	BU	98	VAL	2.5
51	B5	57	VAL	2.5

*Continued on next page...*



*Continued from previous page...*

<b>Mol</b>	<b>Chain</b>	<b>Res</b>	<b>Type</b>	<b>RSRZ</b>
52	B6	12	GLU	2.5
12	CO	27	LEU	2.5
23	AD	18	C	2.5
38	DQ	20	ARG	2.5
11	CN	11	LYS	2.5
17	AT	95	TYR	2.5
34	DN	74	GLY	2.5
47	DZ	82	LEU	2.5
54	D8	62	LEU	2.5
9	CL	120	ARG	2.5
31	BH	155	SER	2.5
51	D5	51	TYR	2.5
30	BG	137	GLU	2.5
48	DW	41	ILE	2.4
25	BA	2211	G	2.4
35	DO	55	ARG	2.4
36	DP	104	PHE	2.4
51	B5	52	TYR	2.4
30	BG	2	PRO	2.4
23	CD	34	U	2.4
14	CQ	44	LEU	2.4
9	AL	117	HIS	2.4
35	BO	58	THR	2.4
52	B6	47	THR	2.4
28	DE	50	GLY	2.4
7	CJ	86	GLN	2.4
51	D5	53	ALA	2.4
47	BZ	86	SER	2.4
47	DZ	86	SER	2.4
48	BW	4	SER	2.4
11	AN	36	ASP	2.4
36	BP	25	ASP	2.4
27	DD	33	LEU	2.4
14	CQ	46	GLU	2.4
25	DA	1536	A	2.4
31	DH	80	SER	2.4
7	AJ	78	ARG	2.4
28	DE	49	LEU	2.4
31	DH	151	ILE	2.4
12	CO	47	LYS	2.4
17	AT	27	PHE	2.4
35	DO	149	GLU	2.4

*Continued on next page...*

*Continued from previous page...*

<b>Mol</b>	<b>Chain</b>	<b>Res</b>	<b>Type</b>	<b>RSRZ</b>
54	B8	48	PHE	2.4
25	BA	2900	A	2.4
1	CA	5	U	2.4
20	CW	97	ALA	2.4
24	A1	13	U	2.4
35	BO	20	GLY	2.4
36	DP	100	GLY	2.4
3	AF	184	TYR	2.4
6	AI	48	LEU	2.4
13	AP	113	PRO	2.4
28	BE	49	LEU	2.4
29	BF	66	PRO	2.4
31	DH	98	LEU	2.4
43	DT	92	LEU	2.4
14	CQ	50	LYS	2.4
10	CM	63	PHE	2.4
36	DP	91	GLU	2.4
40	B1	116	ALA	2.4
31	DH	169	VAL	2.4
1	CA	1529	G	2.4
22	AB	1	G	2.4
1	AA	968	A	2.4
1	CA	1398	A	2.4
43	DT	68	ARG	2.4
39	DR	52	ILE	2.3
41	D2	81	TYR	2.3
52	D6	31	PRO	2.3
28	BE	200	GLU	2.3
20	AW	103	GLY	2.3
29	DF	6	VAL	2.3
4	AG	21	LEU	2.3
10	AM	57	LYS	2.3
10	CM	65	LEU	2.3
31	DH	71	LEU	2.3
27	DD	64	ILE	2.3
50	B4	59	PHE	2.3
1	AA	423	G	2.3
39	BR	106	SER	2.3
4	AG	102	ASP	2.3
48	BW	11	GLU	2.3
1	AA	345	C	2.3
27	DD	272	ALA	2.3

*Continued on next page...*

*Continued from previous page...*

<b>Mol</b>	<b>Chain</b>	<b>Res</b>	<b>Type</b>	<b>RSRZ</b>
35	DO	71	VAL	2.3
45	BV	106	GLY	2.3
10	CM	60	ARG	2.3
52	B6	52	VAL	2.3
3	CF	87	LEU	2.3
4	CG	11	LEU	2.3
35	BO	57	THR	2.3
35	DO	58	THR	2.3
50	D4	44	THR	2.3
52	D6	21	TYR	2.3
33	BM	96	GLU	2.3
16	AS	84	ALA	2.3
31	DH	48	GLY	2.3
32	DK	145	VAL	2.3
44	DU	78	ALA	2.3
23	AC	4	G	2.3
27	DD	5	LYS	2.3
52	B6	9	LEU	2.3
27	BD	271	ILE	2.3
23	AD	35	C	2.3
35	DO	38	GLN	2.3
52	B6	21	TYR	2.3
13	CP	102	ARG	2.3
7	CJ	145	ALA	2.3
13	AP	117	VAL	2.3
16	AS	20	VAL	2.3
19	AV	7	LYS	2.3
19	AV	84	GLY	2.3
20	CW	102	GLY	2.3
30	DG	160	VAL	2.3
39	DR	28	VAL	2.3
24	C1	13	U	2.3
1	CA	412	A	2.3
28	DE	51	PHE	2.3
1	CA	887	G	2.3
7	AJ	85	TYR	2.3
25	BA	34	C	2.3
19	AV	9	VAL	2.3
28	DE	64	LYS	2.3
31	BH	156	ALA	2.3
31	DH	24	VAL	2.3
13	CP	100	GLY	2.3

*Continued on next page...*

*Continued from previous page...*

<b>Mol</b>	<b>Chain</b>	<b>Res</b>	<b>Type</b>	<b>RSRZ</b>
19	AV	8	GLY	2.3
44	DU	65	ALA	2.3
12	CO	60	LEU	2.3
44	BU	90	LEU	2.3
45	BV	70	LEU	2.3
47	BZ	82	LEU	2.3
48	BW	5	GLU	2.3
5	CH	13	ILE	2.2
15	AR	3	ILE	2.2
20	AW	42	GLN	2.2
22	CB	84	A	2.2
53	D7	49	ARG	2.2
30	DG	75	LYS	2.2
44	DU	47	LYS	2.2
28	DE	63	LEU	2.2
1	CA	1029	G	2.2
32	DK	133	HIS	2.2
12	CO	17	LYS	2.2
33	DM	46	VAL	2.2
3	AF	200	ALA	2.2
13	CP	5	ALA	2.2
54	D8	55	ALA	2.2
2	AE	228	GLY	2.2
38	DQ	108	GLY	2.2
1	CA	1061	G	2.2
25	BA	2	G	2.2
45	BV	127	LYS	2.2
52	D6	30	THR	2.2
19	CV	80	TYR	2.2
38	BQ	85	VAL	2.2
44	BU	49	VAL	2.2
3	CF	200	ALA	2.2
14	CQ	2	ALA	2.2
24	A1	22	U	2.2
46	B3	85	ALA	2.2
28	DE	77	ILE	2.2
25	DA	654(J)	A	2.2
10	CM	47	PHE	2.2
36	DP	10	ARG	2.2
42	DS	13	SER	2.2
4	AG	151	LYS	2.2
32	DK	110	ASP	2.2

*Continued on next page...*

*Continued from previous page...*

<b>Mol</b>	<b>Chain</b>	<b>Res</b>	<b>Type</b>	<b>RSRZ</b>
43	BT	92	LEU	2.2
47	DZ	36	GLY	2.2
17	AT	36	ILE	2.2
32	DK	10	GLU	2.2
52	D6	49	HIS	2.2
35	DO	36	LYS	2.2
31	BH	21	PRO	2.2
5	AH	19	MET	2.2
3	CF	43	LEU	2.2
4	AG	203	VAL	2.2
12	AO	18	VAL	2.2
14	AQ	13	THR	2.2
5	CH	133	TYR	2.2
45	BV	172	ALA	2.1
53	D7	45	ALA	2.1
13	CP	6	GLY	2.1
3	CF	124	ILE	2.1
25	DA	654(I)	C	2.1
27	BD	273	ARG	2.1
4	AG	150	GLU	2.1
25	BA	2898	U	2.1
1	CA	809	G	2.1
28	DE	62	PRO	2.1
5	CH	105	VAL	2.1
14	CQ	25	VAL	2.1
38	BQ	110	LEU	2.1
39	DR	50	ILE	2.1
47	BZ	79	GLY	2.1
2	AE	217	ARG	2.1
13	AP	114	ARG	2.1
48	BW	69	ARG	2.1
2	CE	22	LYS	2.1
28	DE	159	HIS	2.1
1	CA	1533	C	2.1
33	BM	11	PRO	2.1
31	DH	76	VAL	2.1
44	DU	51	VAL	2.1
44	DU	55	TYR	2.1
3	CF	199	LYS	2.1
10	AM	51	ARG	2.1
28	DE	69	LYS	2.1
44	DU	86	ARG	2.1

*Continued on next page...*

*Continued from previous page...*

<b>Mol</b>	<b>Chain</b>	<b>Res</b>	<b>Type</b>	<b>RSRZ</b>
52	D6	27	LYS	2.1
3	CF	7	PRO	2.1
36	BP	139	GLU	2.1
45	BV	67	LEU	2.1
45	BV	117	LEU	2.1
54	B8	61	LEU	2.1
27	DD	34	VAL	2.1
23	CD	41	C	2.1
14	CQ	58	LYS	2.1
22	CB	83	U	2.1
45	BV	79	ARG	2.1
54	D8	52	LYS	2.1
2	AE	26	PRO	2.1
5	CH	19	MET	2.1
51	D5	58	LEU	2.1
4	AG	163	GLU	2.1
7	CJ	80	VAL	2.1
15	AR	60	VAL	2.1
25	BA	5	A	2.1
25	BA	2062	A	2.1
13	AP	5	ALA	2.1
28	DE	187	ALA	2.1
29	BF	206	ILE	2.1
37	D0	69	ASP	2.1
54	B8	62	LEU	2.1
54	D8	32	LEU	2.1
2	AE	15	VAL	2.1
29	BF	69	HIS	2.1
31	DH	126	PRO	2.1
33	DM	98	VAL	2.1
51	D5	47	PRO	2.1
4	CG	9	CYS	2.1
7	CJ	146	GLU	2.1
44	BU	91	GLU	2.1
3	CF	24	ALA	2.0
3	CF	135	LYS	2.0
7	AJ	147	ALA	2.0
15	CR	88	ARG	2.0
20	AW	12	ALA	2.0
36	BP	20	ALA	2.0
45	DV	53	ILE	2.0
11	CN	31	THR	2.0

*Continued on next page...*

*Continued from previous page...*

<b>Mol</b>	<b>Chain</b>	<b>Res</b>	<b>Type</b>	<b>RSRZ</b>
36	BP	137	TYR	2.0
51	B5	51	TYR	2.0
36	BP	89	ASN	2.0
14	CQ	47	LEU	2.0
36	DP	37	LEU	2.0
36	BP	1	MET	2.0
22	CB	72	C	2.0
28	DE	32	PRO	2.0
44	BU	53	PRO	2.0
5	CH	27	ARG	2.0
27	DD	26	LYS	2.0
36	DP	22	LYS	2.0
37	D0	103	ARG	2.0
44	BU	50	ARG	2.0
47	DZ	83	GLU	2.0
54	B8	29	LYS	2.0
54	D8	29	LYS	2.0
3	CF	157	ILE	2.0
11	CN	89	ALA	2.0
48	BW	41	ILE	2.0
34	DN	100	GLY	2.0
35	DO	20	GLY	2.0
54	D8	9	GLY	2.0
4	CG	27	TYR	2.0
14	CQ	34	TYR	2.0
22	AB	87	A	2.0
25	BA	654(T)	A	2.0
39	BR	12	SER	2.0
39	BR	1	MET	2.0
1	CA	888	G	2.0
1	CA	966	G	2.0
28	BE	7	VAL	2.0
45	DV	167	PRO	2.0
47	DZ	92	LYS	2.0
2	AE	188	ALA	2.0
3	CF	152	ILE	2.0
32	DK	79	ILE	2.0
44	DU	100	ALA	2.0
1	CA	1400	C	2.0
14	CQ	51	GLY	2.0
23	AD	1	C	2.0
35	DO	37	GLY	2.0

## 6.2 Non-standard residues in protein, DNA, RNA chains [i](#)

There are no non-standard protein/DNA/RNA residues in this entry.

## 6.3 Carbohydrates [i](#)

There are no monosaccharides in this entry.

## 6.4 Ligands [i](#)

In the following table, the Atoms column lists the number of modelled atoms in the group and the number defined in the chemical component dictionary. The B-factors column lists the minimum, median, 95<sup>th</sup> percentile and maximum values of B factors of atoms in the group. The column labelled 'Q< 0.9' lists the number of atoms with occupancy less than 0.9.

Mol	Type	Chain	Res	Atoms	RSCC	RSR	B-factors(Å <sup>2</sup> )	Q<0.9
55	MG	CA	1644	1/1	0.18	0.33	120,120,120,120	0
55	MG	DA	3441	1/1	0.18	0.17	137,137,137,137	0
55	MG	AA	1761	1/1	0.27	0.41	113,113,113,113	0
55	MG	CA	1753	1/1	0.31	0.26	123,123,123,123	0
55	MG	AA	1729	1/1	0.31	0.34	113,113,113,113	0
55	MG	DB	207	1/1	0.32	0.39	115,115,115,115	0
55	MG	DA	3315	1/1	0.34	0.20	108,108,108,108	0
55	MG	AA	1713	1/1	0.42	0.25	115,115,115,115	0
55	MG	BA	3490	1/1	0.44	0.18	166,166,166,166	0
55	MG	AA	1715	1/1	0.45	0.27	115,115,115,115	0
55	MG	BA	3484	1/1	0.46	0.28	117,117,117,117	0
55	MG	AB	103	1/1	0.47	0.22	111,111,111,111	0
55	MG	CA	1759	1/1	0.47	0.37	103,103,103,103	0
55	MG	DA	3064	1/1	0.47	0.23	101,101,101,101	0
55	MG	BA	3075	1/1	0.48	0.32	110,110,110,110	0
55	MG	CA	1632	1/1	0.49	0.37	95,95,95,95	0
55	MG	DA	3462	1/1	0.49	0.32	107,107,107,107	0
55	MG	CC	107	1/1	0.49	0.18	99,99,99,99	0
55	MG	AA	1769	1/1	0.50	0.32	104,104,104,104	0
55	MG	DA	3273	1/1	0.50	0.25	99,99,99,99	0
55	MG	CA	1622	1/1	0.52	0.47	95,95,95,95	0
55	MG	AA	1731	1/1	0.53	0.28	103,103,103,103	0
55	MG	CA	1719	1/1	0.54	0.26	129,129,129,129	0
55	MG	AA	1710	1/1	0.55	0.31	92,92,92,92	0
55	MG	BA	3379	1/1	0.56	0.40	82,82,82,82	0
55	MG	AA	1828	1/1	0.57	0.31	105,105,105,105	0
55	MG	AA	1638	1/1	0.57	0.31	104,104,104,104	0

*Continued on next page...*



*Continued from previous page...*

Mol	Type	Chain	Res	Atoms	RSCC	RSR	B-factors( $\text{\AA}^2$ )	Q<0.9
55	MG	DA	3405	1/1	0.57	0.34	79,79,79,79	0
55	MG	CA	1713	1/1	0.58	0.43	102,102,102,102	0
55	MG	DA	3491	1/1	0.58	0.53	103,103,103,103	0
55	MG	DA	3129	1/1	0.58	0.33	82,82,82,82	0
55	MG	AA	1797	1/1	0.59	0.40	99,99,99,99	0
55	MG	BA	3505	1/1	0.59	0.30	96,96,96,96	0
55	MG	BA	3552	1/1	0.59	0.32	102,102,102,102	0
55	MG	DA	3072	1/1	0.59	0.31	112,112,112,112	0
55	MG	DA	3487	1/1	0.59	0.25	95,95,95,95	0
55	MG	BA	3580	1/1	0.59	0.16	71,71,71,71	0
55	MG	DA	3524	1/1	0.59	0.22	105,105,105,105	0
55	MG	AA	1744	1/1	0.59	0.19	117,117,117,117	0
55	MG	BA	3495	1/1	0.60	0.24	123,123,123,123	0
55	MG	BA	3313	1/1	0.60	0.22	88,88,88,88	0
55	MG	DA	3068	1/1	0.60	0.30	91,91,91,91	0
55	MG	BA	3507	1/1	0.60	0.32	89,89,89,89	0
55	MG	DA	3490	1/1	0.60	0.11	126,126,126,126	0
55	MG	AC	106	1/1	0.60	0.36	89,89,89,89	0
55	MG	AA	1737	1/1	0.60	0.38	83,83,83,83	0
55	MG	BA	3134	1/1	0.60	0.18	81,81,81,81	0
55	MG	CA	1659	1/1	0.61	0.22	110,110,110,110	0
55	MG	AA	1782	1/1	0.61	0.10	96,96,96,96	0
55	MG	DA	3508	1/1	0.61	0.36	80,80,80,80	0
55	MG	AA	1833	1/1	0.61	0.35	88,88,88,88	0
55	MG	AA	1689	1/1	0.61	0.27	115,115,115,115	0
55	MG	AA	1728	1/1	0.62	0.18	108,108,108,108	0
55	MG	AA	1708	1/1	0.62	0.36	91,91,91,91	0
55	MG	AA	1711	1/1	0.62	0.26	89,89,89,89	0
55	MG	BA	3519	1/1	0.62	0.34	80,80,80,80	0
55	MG	BA	3300	1/1	0.62	0.28	88,88,88,88	0
55	MG	DA	3026	1/1	0.62	0.45	95,95,95,95	0
55	MG	CA	1704	1/1	0.62	0.29	99,99,99,99	0
55	MG	AA	1618	1/1	0.63	0.29	82,82,82,82	0
55	MG	DA	3481	1/1	0.63	0.41	96,96,96,96	0
55	MG	DA	3020	1/1	0.63	0.20	85,85,85,85	0
55	MG	AA	1621	1/1	0.63	0.24	108,108,108,108	0
55	MG	DA	3059	1/1	0.63	0.37	106,106,106,106	0
55	MG	DA	3503	1/1	0.63	0.45	80,80,80,80	0
55	MG	BB	216	1/1	0.63	0.24	94,94,94,94	0
55	MG	DA	3429	1/1	0.63	0.33	99,99,99,99	0
55	MG	AA	1826	1/1	0.63	0.17	101,101,101,101	0
55	MG	BA	3541	1/1	0.64	0.23	96,96,96,96	0

*Continued on next page...*

*Continued from previous page...*

Mol	Type	Chain	Res	Atoms	RSCC	RSR	B-factors(Å <sup>2</sup> )	Q<0.9
55	MG	AA	1758	1/1	0.64	0.25	85,85,85,85	0
55	MG	AA	1831	1/1	0.64	0.50	90,90,90,90	0
55	MG	CA	1717	1/1	0.64	0.28	106,106,106,106	0
55	MG	AA	1640	1/1	0.64	0.36	90,90,90,90	0
55	MG	CA	1741	1/1	0.64	0.28	106,106,106,106	0
55	MG	DA	3083	1/1	0.64	0.38	85,85,85,85	0
55	MG	AA	1836	1/1	0.64	0.32	79,79,79,79	0
55	MG	AH	201	1/1	0.64	0.31	99,99,99,99	0
55	MG	CA	1774	1/1	0.64	0.25	104,104,104,104	0
55	MG	AA	1692	1/1	0.64	0.29	115,115,115,115	0
55	MG	CA	1660	1/1	0.65	0.26	85,85,85,85	0
55	MG	CA	1757	1/1	0.65	0.28	97,97,97,97	0
55	MG	AA	1700	1/1	0.65	0.26	99,99,99,99	0
55	MG	CA	1699	1/1	0.66	0.14	97,97,97,97	0
55	MG	CA	1626	1/1	0.66	0.23	93,93,93,93	0
55	MG	DA	3086	1/1	0.66	0.24	114,114,114,114	0
55	MG	BA	3591	1/1	0.66	0.33	64,64,64,64	0
55	MG	CA	1638	1/1	0.66	0.48	101,101,101,101	0
55	MG	BA	3438	1/1	0.66	0.26	91,91,91,91	0
55	MG	CA	1601	1/1	0.66	0.57	96,96,96,96	0
55	MG	AA	1647	1/1	0.66	0.29	88,88,88,88	0
55	MG	CA	1689	1/1	0.66	0.28	89,89,89,89	0
55	MG	DB	213	1/1	0.66	0.23	94,94,94,94	0
55	MG	CA	1807	1/1	0.67	0.31	126,126,126,126	0
55	MG	AA	1720	1/1	0.67	0.22	93,93,93,93	0
55	MG	DA	3007	1/1	0.67	0.21	74,74,74,74	0
55	MG	BA	3334	1/1	0.67	0.36	96,96,96,96	0
55	MG	CA	1687	1/1	0.67	0.23	89,89,89,89	0
55	MG	BB	209	1/1	0.67	0.34	102,102,102,102	0
55	MG	BA	3164	1/1	0.67	0.43	86,86,86,86	0
55	MG	AA	1755	1/1	0.67	0.25	104,104,104,104	0
55	MG	CA	1645	1/1	0.67	0.27	86,86,86,86	0
55	MG	CA	1770	1/1	0.68	0.33	102,102,102,102	0
55	MG	DA	3151	1/1	0.68	0.30	85,85,85,85	0
55	MG	AA	1781	1/1	0.68	0.39	94,94,94,94	0
55	MG	AA	1693	1/1	0.68	0.24	87,87,87,87	0
55	MG	DA	3379	1/1	0.68	0.36	85,85,85,85	0
55	MG	CC	104	1/1	0.68	0.29	89,89,89,89	0
55	MG	CA	1714	1/1	0.68	0.21	92,92,92,92	0
55	MG	CA	1657	1/1	0.68	0.34	95,95,95,95	0
55	MG	DA	3010	1/1	0.68	0.28	97,97,97,97	0
55	MG	CA	1609	1/1	0.68	0.21	115,115,115,115	0

*Continued on next page...*

Continued from previous page...

Mol	Type	Chain	Res	Atoms	RSCC	RSR	B-factors( $\text{\AA}^2$ )	Q<0.9
55	MG	CA	1727	1/1	0.68	0.36	94,94,94,94	0
55	MG	BA	3420	1/1	0.68	0.24	94,94,94,94	0
55	MG	CA	1747	1/1	0.68	0.33	94,94,94,94	0
55	MG	AA	1832	1/1	0.68	0.33	94,94,94,94	0
55	MG	BB	201	1/1	0.68	0.37	92,92,92,92	0
55	MG	BA	3115	1/1	0.68	0.27	87,87,87,87	0
55	MG	DA	3085	1/1	0.68	0.27	91,91,91,91	0
55	MG	DB	211	1/1	0.68	0.28	93,93,93,93	0
55	MG	CA	1762	1/1	0.68	0.28	96,96,96,96	0
55	MG	CA	1805	1/1	0.69	0.30	94,94,94,94	0
55	MG	AA	1714	1/1	0.69	0.28	107,107,107,107	0
55	MG	CB	101	1/1	0.69	0.29	101,101,101,101	0
55	MG	BA	3403	1/1	0.69	0.43	93,93,93,93	0
55	MG	CA	1707	1/1	0.69	0.44	98,98,98,98	0
55	MG	BA	3461	1/1	0.69	0.19	91,91,91,91	0
55	MG	CA	1662	1/1	0.69	0.29	90,90,90,90	0
55	MG	CA	1684	1/1	0.69	0.55	85,85,85,85	0
55	MG	BA	3621	1/1	0.69	0.20	63,63,63,63	0
55	MG	DA	3350	1/1	0.69	0.28	91,91,91,91	0
55	MG	BA	3500	1/1	0.69	0.21	97,97,97,97	0
55	MG	DA	3394	1/1	0.69	0.25	90,90,90,90	0
55	MG	CA	1797	1/1	0.69	0.25	87,87,87,87	0
55	MG	DA	3371	1/1	0.70	0.34	82,82,82,82	0
55	MG	AD	101	1/1	0.70	0.22	101,101,101,101	0
55	MG	DA	3381	1/1	0.70	0.45	99,99,99,99	0
55	MG	DA	3047	1/1	0.70	0.32	76,76,76,76	0
55	MG	BA	3594	1/1	0.70	0.37	79,79,79,79	0
55	MG	CA	1685	1/1	0.70	0.31	93,93,93,93	0
55	MG	BA	3303	1/1	0.70	0.26	72,72,72,72	0
55	MG	CS	101	1/1	0.70	0.31	87,87,87,87	0
55	MG	BA	3448	1/1	0.70	0.38	100,100,100,100	0
55	MG	BB	206	1/1	0.70	0.25	86,86,86,86	0
55	MG	CC	106	1/1	0.70	0.30	96,96,96,96	0
55	MG	DA	3120	1/1	0.70	0.31	90,90,90,90	0
55	MG	AA	1754	1/1	0.70	0.28	95,95,95,95	0
55	MG	AC	102	1/1	0.70	0.38	93,93,93,93	0
55	MG	AC	105	1/1	0.70	0.36	93,93,93,93	0
55	MG	DA	3277	1/1	0.70	0.31	89,89,89,89	0
55	MG	AA	1770	1/1	0.70	0.27	102,102,102,102	0
55	MG	DA	3024	1/1	0.70	0.38	108,108,108,108	0
55	MG	CA	1761	1/1	0.71	0.43	92,92,92,92	0
55	MG	DA	3004	1/1	0.71	0.37	99,99,99,99	0

Continued on next page...

*Continued from previous page...*

Mol	Type	Chain	Res	Atoms	RSCC	RSR	B-factors( $\text{\AA}^2$ )	Q<0.9
55	MG	BA	3272	1/1	0.71	0.21	94,94,94,94	0
55	MG	DA	3088	1/1	0.71	0.24	96,96,96,96	0
55	MG	CA	1718	1/1	0.71	0.18	92,92,92,92	0
55	MG	CA	1694	1/1	0.71	0.41	97,97,97,97	0
55	MG	BA	3588	1/1	0.71	0.33	83,83,83,83	0
55	MG	CA	1730	1/1	0.71	0.22	106,106,106,106	0
55	MG	AB	105	1/1	0.71	0.21	110,110,110,110	0
55	MG	AA	1772	1/1	0.71	0.30	85,85,85,85	0
55	MG	DA	3343	1/1	0.71	0.25	95,95,95,95	0
55	MG	BA	3547	1/1	0.71	0.28	77,77,77,77	0
55	MG	DA	3357	1/1	0.71	0.26	96,96,96,96	0
55	MG	AA	1698	1/1	0.71	0.24	72,72,72,72	0
55	MG	CA	1715	1/1	0.71	0.29	104,104,104,104	0
55	MG	DA	3380	1/1	0.71	0.14	139,139,139,139	0
55	MG	CA	1735	1/1	0.72	0.27	89,89,89,89	0
55	MG	AA	1748	1/1	0.72	0.40	84,84,84,84	0
55	MG	AA	1686	1/1	0.72	0.39	85,85,85,85	0
55	MG	BA	3315	1/1	0.72	0.39	78,78,78,78	0
55	MG	DA	3413	1/1	0.72	0.30	94,94,94,94	0
55	MG	AA	1696	1/1	0.72	0.35	88,88,88,88	0
55	MG	BA	3349	1/1	0.72	0.22	97,97,97,97	0
55	MG	AA	1757	1/1	0.72	0.15	110,110,110,110	0
55	MG	BA	3509	1/1	0.72	0.30	83,83,83,83	0
55	MG	AA	1732	1/1	0.72	0.37	92,92,92,92	0
55	MG	CA	1771	1/1	0.72	0.22	76,76,76,76	0
55	MG	DA	3304	1/1	0.72	0.29	85,85,85,85	0
55	MG	AB	101	1/1	0.72	0.18	90,90,90,90	0
55	MG	DA	3028	1/1	0.72	0.30	101,101,101,101	0
55	MG	CA	1778	1/1	0.72	0.32	96,96,96,96	0
55	MG	AA	1813	1/1	0.72	0.24	107,107,107,107	0
55	MG	DB	208	1/1	0.72	0.30	90,90,90,90	0
55	MG	AA	1643	1/1	0.72	0.42	85,85,85,85	0
55	MG	AA	1678	1/1	0.72	0.39	74,74,74,74	0
55	MG	BA	3086	1/1	0.73	0.20	95,95,95,95	0
55	MG	CA	1783	1/1	0.73	0.35	100,100,100,100	0
55	MG	DA	3366	1/1	0.73	0.31	83,83,83,83	0
55	MG	CA	1785	1/1	0.73	0.36	105,105,105,105	0
55	MG	CA	1796	1/1	0.73	0.24	102,102,102,102	0
55	MG	DA	3061	1/1	0.73	0.27	74,74,74,74	0
55	MG	AA	1738	1/1	0.73	0.29	79,79,79,79	0
55	MG	DA	3393	1/1	0.73	0.32	69,69,69,69	0
55	MG	CA	1803	1/1	0.73	0.31	96,96,96,96	0

*Continued on next page...*

*Continued from previous page...*

Mol	Type	Chain	Res	Atoms	RSCC	RSR	B-factors(Å <sup>2</sup> )	Q<0.9
55	MG	AA	1639	1/1	0.73	0.38	91,91,91,91	0
55	MG	BA	3151	1/1	0.73	0.31	83,83,83,83	0
55	MG	DA	3417	1/1	0.73	0.32	81,81,81,81	0
55	MG	DA	3419	1/1	0.73	0.33	84,84,84,84	0
55	MG	DA	3084	1/1	0.73	0.29	88,88,88,88	0
55	MG	AA	1674	1/1	0.73	0.29	98,98,98,98	0
55	MG	BA	3534	1/1	0.73	0.28	79,79,79,79	0
55	MG	DA	3476	1/1	0.73	0.32	107,107,107,107	0
55	MG	DA	3477	1/1	0.73	0.34	89,89,89,89	0
55	MG	CA	1710	1/1	0.73	0.29	106,106,106,106	0
55	MG	BA	3479	1/1	0.73	0.29	82,82,82,82	0
55	MG	BA	3215	1/1	0.73	0.33	74,74,74,74	0
55	MG	CC	108	1/1	0.73	0.21	106,106,106,106	0
55	MG	DA	3269	1/1	0.73	0.38	84,84,84,84	0
55	MG	BA	3219	1/1	0.73	0.36	76,76,76,76	0
55	MG	DA	3515	1/1	0.73	0.21	82,82,82,82	0
55	MG	CA	1765	1/1	0.73	0.27	101,101,101,101	0
55	MG	DB	202	1/1	0.73	0.20	98,98,98,98	0
55	MG	DA	3279	1/1	0.73	0.33	84,84,84,84	0
55	MG	BA	3222	1/1	0.73	0.37	89,89,89,89	0
55	MG	CA	1612	1/1	0.73	0.16	82,82,82,82	0
55	MG	CA	1614	1/1	0.73	0.31	86,86,86,86	0
55	MG	CA	1633	1/1	0.74	0.32	91,91,91,91	0
55	MG	CA	1635	1/1	0.74	0.38	86,86,86,86	0
55	MG	AA	1834	1/1	0.74	0.32	97,97,97,97	0
55	MG	DA	3458	1/1	0.74	0.41	92,92,92,92	0
55	MG	BA	3053	1/1	0.74	0.26	95,95,95,95	0
55	MG	AA	1630	1/1	0.74	0.25	101,101,101,101	0
55	MG	AA	1752	1/1	0.74	0.23	78,78,78,78	0
55	MG	AA	1768	1/1	0.74	0.34	101,101,101,101	0
55	MG	AA	1753	1/1	0.74	0.21	108,108,108,108	0
55	MG	AA	1637	1/1	0.74	0.24	98,98,98,98	0
55	MG	DA	3377	1/1	0.74	0.20	98,98,98,98	0
55	MG	AA	1702	1/1	0.74	0.27	93,93,93,93	0
55	MG	BA	3354	1/1	0.74	0.17	72,72,72,72	0
55	MG	CA	1773	1/1	0.74	0.36	92,92,92,92	0
55	MG	DA	3516	1/1	0.74	0.29	105,105,105,105	0
55	MG	CA	1725	1/1	0.74	0.28	86,86,86,86	0
55	MG	AA	1777	1/1	0.74	0.33	90,90,90,90	0
55	MG	AA	1716	1/1	0.74	0.33	92,92,92,92	0
55	MG	DA	3412	1/1	0.74	0.33	89,89,89,89	0
55	MG	CA	1732	1/1	0.74	0.27	109,109,109,109	0

*Continued on next page...*

Continued from previous page...

Mol	Type	Chain	Res	Atoms	RSCC	RSR	B-factors( $\text{\AA}^2$ )	Q<0.9
55	MG	CA	1787	1/1	0.74	0.18	87,87,87,87	0
55	MG	CA	1748	1/1	0.75	0.25	87,87,87,87	0
55	MG	DA	3451	1/1	0.75	0.28	75,75,75,75	0
55	MG	BA	3290	1/1	0.75	0.27	97,97,97,97	0
55	MG	CA	1667	1/1	0.75	0.13	102,102,102,102	0
55	MG	AA	1790	1/1	0.75	0.25	98,98,98,98	0
55	MG	BA	3391	1/1	0.75	0.35	86,86,86,86	0
55	MG	DA	3375	1/1	0.75	0.30	88,88,88,88	0
55	MG	BA	3546	1/1	0.75	0.19	87,87,87,87	0
55	MG	AA	1607	1/1	0.75	0.30	89,89,89,89	0
55	MG	DA	3040	1/1	0.75	0.18	81,81,81,81	0
55	MG	DA	3208	1/1	0.75	0.37	74,74,74,74	0
55	MG	AA	1735	1/1	0.75	0.24	79,79,79,79	0
55	MG	BA	3247	1/1	0.75	0.30	70,70,70,70	0
55	MG	CA	1651	1/1	0.75	0.30	90,90,90,90	0
55	MG	BA	3257	1/1	0.75	0.22	64,64,64,64	0
55	MG	DA	3302	1/1	0.75	0.42	95,95,95,95	0
55	MG	BA	3089	1/1	0.75	0.19	88,88,88,88	0
55	MG	BA	3513	1/1	0.75	0.34	90,90,90,90	0
55	MG	DA	3337	1/1	0.75	0.22	89,89,89,89	0
55	MG	DA	3437	1/1	0.75	0.28	87,87,87,87	0
55	MG	DA	3473	1/1	0.76	0.36	96,96,96,96	0
55	MG	CA	1630	1/1	0.76	0.36	91,91,91,91	0
55	MG	DA	3387	1/1	0.76	0.30	92,92,92,92	0
55	MG	DA	3478	1/1	0.76	0.33	80,80,80,80	0
55	MG	BA	3477	1/1	0.76	0.38	95,95,95,95	0
55	MG	DA	3485	1/1	0.76	0.17	81,81,81,81	0
55	MG	DA	3091	1/1	0.76	0.28	92,92,92,92	0
55	MG	DA	3117	1/1	0.76	0.38	78,78,78,78	0
55	MG	DA	3338	1/1	0.76	0.29	86,86,86,86	0
55	MG	DA	3493	1/1	0.76	0.29	82,82,82,82	0
55	MG	AA	1736	1/1	0.76	0.29	90,90,90,90	0
55	MG	BA	3325	1/1	0.76	0.31	76,76,76,76	0
55	MG	DA	3146	1/1	0.76	0.46	92,92,92,92	0
55	MG	CA	1781	1/1	0.76	0.17	117,117,117,117	0
55	MG	BA	3486	1/1	0.76	0.32	80,80,80,80	0
55	MG	DA	3073	1/1	0.76	0.49	80,80,80,80	0
55	MG	DB	206	1/1	0.76	0.27	90,90,90,90	0
55	MG	CA	1723	1/1	0.76	0.16	86,86,86,86	0
55	MG	CA	1769	1/1	0.76	0.31	105,105,105,105	0
55	MG	DA	3461	1/1	0.76	0.21	84,84,84,84	0
55	MG	CA	1639	1/1	0.76	0.45	95,95,95,95	0

Continued on next page...

*Continued from previous page...*

Mol	Type	Chain	Res	Atoms	RSCC	RSR	B-factors(Å <sup>2</sup> )	Q<0.9
55	MG	CA	1628	1/1	0.77	0.25	101,101,101,101	0
55	MG	BA	3342	1/1	0.77	0.28	66,66,66,66	0
55	MG	BA	3204	1/1	0.77	0.33	78,78,78,78	0
55	MG	AA	1818	1/1	0.77	0.49	76,76,76,76	0
55	MG	BA	3570	1/1	0.77	0.34	87,87,87,87	0
55	MG	DA	3231	1/1	0.77	0.40	72,72,72,72	0
55	MG	B8	101	1/1	0.77	0.35	97,97,97,97	0
55	MG	DA	3067	1/1	0.77	0.33	94,94,94,94	0
55	MG	CA	1691	1/1	0.77	0.29	78,78,78,78	0
55	MG	DA	3396	1/1	0.77	0.27	82,82,82,82	0
55	MG	DA	3492	1/1	0.77	0.29	88,88,88,88	0
55	MG	AA	1611	1/1	0.77	0.26	92,92,92,92	0
55	MG	DA	3292	1/1	0.77	0.23	89,89,89,89	0
55	MG	BA	3582	1/1	0.77	0.33	86,86,86,86	0
55	MG	AA	1767	1/1	0.77	0.39	96,96,96,96	0
55	MG	DA	3005	1/1	0.77	0.35	77,77,77,77	0
55	MG	AA	1791	1/1	0.77	0.19	109,109,109,109	0
55	MG	DA	3436	1/1	0.77	0.32	98,98,98,98	0
55	MG	CA	1616	1/1	0.77	0.28	88,88,88,88	0
55	MG	AA	1648	1/1	0.77	0.31	78,78,78,78	0
55	MG	DA	3089	1/1	0.77	0.42	82,82,82,82	0
55	MG	AA	1614	1/1	0.77	0.26	91,91,91,91	0
55	MG	CA	1661	1/1	0.77	0.27	87,87,87,87	0
55	MG	DB	214	1/1	0.77	0.16	96,96,96,96	0
55	MG	BA	3496	1/1	0.78	0.28	96,96,96,96	0
55	MG	DA	3025	1/1	0.78	0.51	84,84,84,84	0
55	MG	BA	3584	1/1	0.78	0.19	72,72,72,72	0
55	MG	CA	1663	1/1	0.78	0.34	81,81,81,81	0
55	MG	BA	3432	1/1	0.78	0.28	80,80,80,80	0
55	MG	BA	3059	1/1	0.78	0.29	91,91,91,91	0
55	MG	DA	3057	1/1	0.78	0.27	83,83,83,83	0
55	MG	BA	3441	1/1	0.78	0.10	86,86,86,86	0
55	MG	AA	1747	1/1	0.78	0.44	88,88,88,88	0
55	MG	DA	3312	1/1	0.78	0.30	85,85,85,85	0
55	MG	BA	3449	1/1	0.78	0.28	80,80,80,80	0
55	MG	DA	3333	1/1	0.78	0.34	87,87,87,87	0
55	MG	BB	202	1/1	0.78	0.17	79,79,79,79	0
55	MG	CA	1637	1/1	0.78	0.29	79,79,79,79	0
55	MG	DA	3340	1/1	0.78	0.20	85,85,85,85	0
55	MG	DA	3342	1/1	0.78	0.43	82,82,82,82	0
55	MG	CG	301	1/1	0.78	0.31	83,83,83,83	0
55	MG	BA	3368	1/1	0.78	0.21	88,88,88,88	0

*Continued on next page...*

*Continued from previous page...*

Mol	Type	Chain	Res	Atoms	RSCC	RSR	B-factors(Å <sup>2</sup> )	Q<0.9
55	MG	DA	3080	1/1	0.78	0.41	75,75,75,75	0
55	MG	BA	3472	1/1	0.78	0.33	89,89,89,89	0
55	MG	AA	1615	1/1	0.78	0.30	105,105,105,105	0
55	MG	DA	3501	1/1	0.78	0.41	88,88,88,88	0
55	MG	BA	3385	1/1	0.78	0.16	87,87,87,87	0
55	MG	DA	3507	1/1	0.78	0.46	91,91,91,91	0
55	MG	AA	1804	1/1	0.78	0.21	74,74,74,74	0
55	MG	CA	1654	1/1	0.78	0.30	99,99,99,99	0
55	MG	BA	3397	1/1	0.78	0.23	81,81,81,81	0
55	MG	DA	3517	1/1	0.78	0.23	84,84,84,84	0
55	MG	CA	1658	1/1	0.78	0.39	91,91,91,91	0
55	MG	DA	3093	1/1	0.78	0.19	80,80,80,80	0
55	MG	DA	3094	1/1	0.78	0.10	94,94,94,94	0
55	MG	BA	3292	1/1	0.78	0.39	85,85,85,85	0
55	MG	BA	3223	1/1	0.78	0.27	92,92,92,92	0
55	MG	DA	3015	1/1	0.78	0.29	89,89,89,89	0
55	MG	DA	3019	1/1	0.78	0.63	90,90,90,90	0
55	MG	CA	1777	1/1	0.78	0.30	88,88,88,88	0
55	MG	CA	1696	1/1	0.79	0.35	91,91,91,91	0
55	MG	AA	1807	1/1	0.79	0.54	98,98,98,98	0
55	MG	CC	101	1/1	0.79	0.18	92,92,92,92	0
55	MG	DA	3449	1/1	0.79	0.20	87,87,87,87	0
55	MG	AA	1684	1/1	0.79	0.23	90,90,90,90	0
55	MG	BA	3521	1/1	0.79	0.37	79,79,79,79	0
55	MG	DA	3336	1/1	0.79	0.30	87,87,87,87	0
55	MG	BA	3467	1/1	0.79	0.31	78,78,78,78	0
55	MG	BO	201	1/1	0.79	0.35	62,62,62,62	0
55	MG	BA	3321	1/1	0.79	0.31	77,77,77,77	0
55	MG	BA	3473	1/1	0.79	0.28	76,76,76,76	0
55	MG	AA	1743	1/1	0.79	0.20	107,107,107,107	0
55	MG	BA	3399	1/1	0.79	0.36	90,90,90,90	0
55	MG	DA	3090	1/1	0.79	0.36	86,86,86,86	0
55	MG	DA	3363	1/1	0.79	0.57	79,79,79,79	0
55	MG	DA	3014	1/1	0.79	0.38	74,74,74,74	0
55	MG	BA	3563	1/1	0.79	0.23	82,82,82,82	0
55	MG	BA	3400	1/1	0.79	0.42	80,80,80,80	0
55	MG	BA	3327	1/1	0.79	0.21	70,70,70,70	0
55	MG	DA	3498	1/1	0.79	0.26	85,85,85,85	0
55	MG	DA	3500	1/1	0.79	0.22	92,92,92,92	0
55	MG	AA	1822	1/1	0.79	0.18	107,107,107,107	0
55	MG	DA	3502	1/1	0.79	0.36	97,97,97,97	0
55	MG	CA	1627	1/1	0.79	0.23	88,88,88,88	0

*Continued on next page...*



*Continued from previous page...*

Mol	Type	Chain	Res	Atoms	RSCC	RSR	B-factors( $\text{\AA}^2$ )	Q<0.9
55	MG	DA	3139	1/1	0.79	0.27	80,80,80,80	0
55	MG	AA	1616	1/1	0.79	0.22	94,94,94,94	0
55	MG	AA	1746	1/1	0.79	0.30	84,84,84,84	0
55	MG	AA	1803	1/1	0.79	0.22	91,91,91,91	0
55	MG	DA	3043	1/1	0.79	0.19	82,82,82,82	0
55	MG	DA	3399	1/1	0.79	0.39	76,76,76,76	0
55	MG	BA	3444	1/1	0.79	0.28	78,78,78,78	0
55	MG	DA	3410	1/1	0.79	0.31	78,78,78,78	0
55	MG	BA	3445	1/1	0.79	0.25	79,79,79,79	0
55	MG	DA	3275	1/1	0.79	0.30	76,76,76,76	0
55	MG	DB	209	1/1	0.79	0.17	92,92,92,92	0
55	MG	AA	1656	1/1	0.79	0.35	87,87,87,87	0
55	MG	CA	1755	1/1	0.79	0.47	92,92,92,92	0
55	MG	CG	302	1/1	0.79	0.20	101,101,101,101	0
55	MG	BB	217	1/1	0.80	0.20	98,98,98,98	0
55	MG	DA	3475	1/1	0.80	0.30	88,88,88,88	0
55	MG	CA	1756	1/1	0.80	0.28	81,81,81,81	0
55	MG	CA	1703	1/1	0.80	0.28	94,94,94,94	0
55	MG	BA	3573	1/1	0.80	0.26	83,83,83,83	0
55	MG	DA	3376	1/1	0.80	0.42	82,82,82,82	0
55	MG	DA	3185	1/1	0.80	0.27	74,74,74,74	0
55	MG	AA	1787	1/1	0.80	0.35	96,96,96,96	0
55	MG	AA	1612	1/1	0.80	0.14	91,91,91,91	0
55	MG	DA	3268	1/1	0.80	0.32	69,69,69,69	0
55	MG	CA	1606	1/1	0.80	0.30	87,87,87,87	0
55	MG	CC	105	1/1	0.80	0.37	82,82,82,82	0
55	MG	AA	1679	1/1	0.80	0.29	86,86,86,86	0
55	MG	BA	3527	1/1	0.80	0.28	93,93,93,93	0
55	MG	BA	3530	1/1	0.80	0.25	81,81,81,81	0
55	MG	BA	3116	1/1	0.80	0.24	73,73,73,73	0
55	MG	BA	3606	1/1	0.80	0.28	77,77,77,77	0
55	MG	CA	1624	1/1	0.80	0.27	88,88,88,88	0
55	MG	BA	3454	1/1	0.80	0.25	92,92,92,92	0
55	MG	DA	3415	1/1	0.80	0.42	96,96,96,96	0
55	MG	BA	3623	1/1	0.80	0.30	60,60,60,60	0
55	MG	BA	3408	1/1	0.80	0.28	87,87,87,87	0
55	MG	DA	3335	1/1	0.80	0.23	61,61,61,61	0
55	MG	AA	1749	1/1	0.80	0.19	81,81,81,81	0
55	MG	AA	1668	1/1	0.80	0.43	76,76,76,76	0
55	MG	BB	208	1/1	0.80	0.25	74,74,74,74	0
55	MG	AA	1609	1/1	0.80	0.38	78,78,78,78	0
55	MG	BB	211	1/1	0.80	0.22	92,92,92,92	0

*Continued on next page...*

*Continued from previous page...*

Mol	Type	Chain	Res	Atoms	RSCC	RSR	B-factors(Å <sup>2</sup> )	Q<0.9
55	MG	AA	1677	1/1	0.80	0.31	87,87,87,87	0
55	MG	DA	3119	1/1	0.80	0.37	98,98,98,98	0
55	MG	DA	3036	1/1	0.80	0.26	99,99,99,99	0
55	MG	DA	3435	1/1	0.81	0.17	72,72,72,72	0
55	MG	BA	3278	1/1	0.81	0.33	81,81,81,81	0
55	MG	BA	3524	1/1	0.81	0.23	66,66,66,66	0
55	MG	DA	3330	1/1	0.81	0.23	81,81,81,81	0
55	MG	BA	3414	1/1	0.81	0.14	72,72,72,72	0
55	MG	CA	1611	1/1	0.81	0.38	93,93,93,93	0
55	MG	BA	3203	1/1	0.81	0.27	85,85,85,85	0
55	MG	BA	3084	1/1	0.81	0.42	82,82,82,82	0
55	MG	BA	3537	1/1	0.81	0.31	89,89,89,89	0
55	MG	BA	3210	1/1	0.81	0.19	74,74,74,74	0
55	MG	AA	1683	1/1	0.81	0.21	87,87,87,87	0
55	MG	CA	1782	1/1	0.81	0.38	93,93,93,93	0
55	MG	CA	1625	1/1	0.81	0.29	90,90,90,90	0
55	MG	DA	3353	1/1	0.81	0.36	93,93,93,93	0
55	MG	DA	3354	1/1	0.81	0.35	73,73,73,73	0
55	MG	CA	1729	1/1	0.81	0.30	77,77,77,77	0
55	MG	DA	3358	1/1	0.81	0.37	88,88,88,88	0
55	MG	DA	3128	1/1	0.81	0.30	77,77,77,77	0
55	MG	AA	1695	1/1	0.81	0.30	90,90,90,90	0
55	MG	DA	3136	1/1	0.81	0.31	76,76,76,76	0
55	MG	AA	1730	1/1	0.81	0.14	78,78,78,78	0
55	MG	BA	3396	1/1	0.81	0.18	82,82,82,82	0
55	MG	AA	1827	1/1	0.81	0.35	87,87,87,87	0
55	MG	BB	214	1/1	0.81	0.16	86,86,86,86	0
55	MG	DA	3056	1/1	0.81	0.43	81,81,81,81	0
55	MG	BB	215	1/1	0.81	0.26	82,82,82,82	0
55	MG	DA	3259	1/1	0.81	0.18	72,72,72,72	0
55	MG	AA	1760	1/1	0.81	0.28	78,78,78,78	0
55	MG	AA	1794	1/1	0.81	0.31	84,84,84,84	0
55	MG	BF	303	1/1	0.81	0.34	66,66,66,66	0
55	MG	AA	1817	1/1	0.81	0.29	85,85,85,85	0
55	MG	DA	3518	1/1	0.81	0.36	83,83,83,83	0
55	MG	DA	3519	1/1	0.81	0.30	85,85,85,85	0
55	MG	CA	1758	1/1	0.81	0.37	78,78,78,78	0
55	MG	DA	3406	1/1	0.81	0.26	86,86,86,86	0
55	MG	CA	1640	1/1	0.81	0.30	81,81,81,81	0
55	MG	DA	3283	1/1	0.81	0.18	61,61,61,61	0
55	MG	BA	3406	1/1	0.81	0.30	82,82,82,82	0
55	MG	CA	1708	1/1	0.81	0.20	97,97,97,97	0

*Continued on next page...*

*Continued from previous page...*

Mol	Type	Chain	Res	Atoms	RSCC	RSR	B-factors(Å <sup>2</sup> )	Q<0.9
55	MG	CA	1763	1/1	0.81	0.26	91,91,91,91	0
55	MG	DA	3308	1/1	0.81	0.29	97,97,97,97	0
55	MG	DA	3309	1/1	0.81	0.23	94,94,94,94	0
55	MG	CA	1617	1/1	0.82	0.26	93,93,93,93	0
55	MG	AA	1625	1/1	0.82	0.20	57,57,57,57	0
55	MG	BA	3068	1/1	0.82	0.28	75,75,75,75	0
55	MG	BA	3330	1/1	0.82	0.30	79,79,79,79	0
55	MG	AA	1740	1/1	0.82	0.12	75,75,75,75	0
55	MG	BA	3340	1/1	0.82	0.23	77,77,77,77	0
55	MG	AA	1819	1/1	0.82	0.42	87,87,87,87	0
55	MG	CA	1629	1/1	0.82	0.19	98,98,98,98	0
55	MG	BA	3568	1/1	0.82	0.34	83,83,83,83	0
55	MG	BA	3345	1/1	0.82	0.54	73,73,73,73	0
55	MG	BA	3455	1/1	0.82	0.18	76,76,76,76	0
55	MG	DA	3237	1/1	0.82	0.25	83,83,83,83	0
55	MG	BA	3458	1/1	0.82	0.18	82,82,82,82	0
55	MG	AQ	101	1/1	0.82	0.18	88,88,88,88	0
55	MG	CA	1737	1/1	0.82	0.28	99,99,99,99	0
55	MG	BA	3087	1/1	0.82	0.34	77,77,77,77	0
55	MG	CA	1743	1/1	0.82	0.39	80,80,80,80	0
55	MG	DA	3445	1/1	0.82	0.28	78,78,78,78	0
55	MG	BA	3470	1/1	0.82	0.26	88,88,88,88	0
55	MG	BA	3358	1/1	0.82	0.28	74,74,74,74	0
55	MG	AA	1685	1/1	0.82	0.28	88,88,88,88	0
55	MG	DA	3459	1/1	0.82	0.23	86,86,86,86	0
55	MG	DA	3289	1/1	0.82	0.29	90,90,90,90	0
55	MG	BA	3475	1/1	0.82	0.25	83,83,83,83	0
55	MG	BA	3613	1/1	0.82	0.46	93,93,93,93	0
55	MG	BA	3371	1/1	0.82	0.32	70,70,70,70	0
55	MG	BA	3265	1/1	0.82	0.36	60,60,60,60	0
55	MG	BA	3481	1/1	0.82	0.33	69,69,69,69	0
55	MG	AA	1824	1/1	0.82	0.34	86,86,86,86	0
55	MG	DA	3041	1/1	0.82	0.35	86,86,86,86	0
55	MG	BA	3485	1/1	0.82	0.25	80,80,80,80	0
55	MG	AA	1706	1/1	0.82	0.36	74,74,74,74	0
55	MG	BA	3489	1/1	0.82	0.18	70,70,70,70	0
55	MG	CA	1767	1/1	0.82	0.34	77,77,77,77	0
55	MG	BA	3394	1/1	0.82	0.20	81,81,81,81	0
55	MG	BA	3127	1/1	0.82	0.36	53,53,53,53	0
55	MG	DA	3063	1/1	0.82	0.49	75,75,75,75	0
55	MG	DA	3341	1/1	0.82	0.34	84,84,84,84	0
55	MG	BA	3291	1/1	0.82	0.25	72,72,72,72	0

*Continued on next page...*

*Continued from previous page...*

Mol	Type	Chain	Res	Atoms	RSCC	RSR	B-factors( $\text{\AA}^2$ )	Q<0.9
55	MG	AA	1682	1/1	0.82	0.23	91,91,91,91	0
55	MG	BA	3145	1/1	0.82	0.36	74,74,74,74	0
55	MG	AA	1620	1/1	0.82	0.23	66,66,66,66	0
55	MG	BA	3404	1/1	0.82	0.12	60,60,60,60	0
55	MG	DA	3509	1/1	0.82	0.23	64,64,64,64	0
55	MG	CA	1780	1/1	0.82	0.37	88,88,88,88	0
55	MG	CA	1693	1/1	0.82	0.43	76,76,76,76	0
55	MG	AA	1725	1/1	0.82	0.23	82,82,82,82	0
55	MG	AA	1690	1/1	0.82	0.31	96,96,96,96	0
55	MG	DA	3369	1/1	0.82	0.23	74,74,74,74	0
55	MG	BA	3317	1/1	0.82	0.45	89,89,89,89	0
55	MG	CA	1786	1/1	0.82	0.28	73,73,73,73	0
55	MG	BA	3417	1/1	0.82	0.23	99,99,99,99	0
55	MG	BA	3525	1/1	0.82	0.27	77,77,77,77	0
55	MG	AA	1786	1/1	0.82	0.19	86,86,86,86	0
55	MG	BA	3431	1/1	0.82	0.35	88,88,88,88	0
55	MG	BA	3324	1/1	0.82	0.33	73,73,73,73	0
55	MG	DA	3383	1/1	0.82	0.39	87,87,87,87	0
55	MG	CA	1806	1/1	0.82	0.38	96,96,96,96	0
55	MG	DA	3038	1/1	0.83	0.40	97,97,97,97	0
55	MG	BA	3511	1/1	0.83	0.19	89,89,89,89	0
55	MG	BA	3295	1/1	0.83	0.32	81,81,81,81	0
55	MG	BA	3514	1/1	0.83	0.23	71,71,71,71	0
55	MG	DA	3045	1/1	0.83	0.36	94,94,94,94	0
55	MG	BA	3060	1/1	0.83	0.23	64,64,64,64	0
55	MG	DA	3282	1/1	0.83	0.18	69,69,69,69	0
55	MG	DA	3049	1/1	0.83	0.28	74,74,74,74	0
55	MG	DA	3430	1/1	0.83	0.26	62,62,62,62	0
55	MG	CA	1664	1/1	0.83	0.36	99,99,99,99	0
55	MG	CA	1788	1/1	0.83	0.29	84,84,84,84	0
55	MG	DA	3297	1/1	0.83	0.20	83,83,83,83	0
55	MG	BA	3065	1/1	0.83	0.27	91,91,91,91	0
55	MG	DA	3303	1/1	0.83	0.32	70,70,70,70	0
55	MG	CA	1677	1/1	0.83	0.34	73,73,73,73	0
55	MG	CA	1798	1/1	0.83	0.23	85,85,85,85	0
55	MG	CA	1801	1/1	0.83	0.20	89,89,89,89	0
55	MG	AA	1681	1/1	0.83	0.37	80,80,80,80	0
55	MG	CA	1742	1/1	0.83	0.22	97,97,97,97	0
55	MG	DA	3319	1/1	0.83	0.34	74,74,74,74	0
55	MG	DA	3468	1/1	0.83	0.23	92,92,92,92	0
55	MG	DA	3471	1/1	0.83	0.26	80,80,80,80	0
55	MG	BA	3239	1/1	0.83	0.21	74,74,74,74	0

*Continued on next page...*

*Continued from previous page...*

Mol	Type	Chain	Res	Atoms	RSCC	RSR	B-factors(Å <sup>2</sup> )	Q<0.9
55	MG	CA	1744	1/1	0.83	0.34	79,79,79,79	0
55	MG	CA	1686	1/1	0.83	0.42	73,73,73,73	0
55	MG	BA	3366	1/1	0.83	0.45	94,94,94,94	0
55	MG	CA	1749	1/1	0.83	0.24	89,89,89,89	0
55	MG	DA	3479	1/1	0.83	0.17	99,99,99,99	0
55	MG	BA	3529	1/1	0.83	0.29	68,68,68,68	0
55	MG	DA	3484	1/1	0.83	0.36	83,83,83,83	0
55	MG	CB	103	1/1	0.83	0.20	103,103,103,103	0
55	MG	BB	203	1/1	0.83	0.36	65,65,65,65	0
55	MG	BA	3367	1/1	0.83	0.23	82,82,82,82	0
55	MG	BA	3143	1/1	0.83	0.59	72,72,72,72	0
55	MG	DA	3349	1/1	0.83	0.23	63,63,63,63	0
55	MG	AA	1756	1/1	0.83	0.16	69,69,69,69	0
55	MG	DA	3494	1/1	0.83	0.16	75,75,75,75	0
55	MG	DA	3497	1/1	0.83	0.20	74,74,74,74	0
55	MG	DA	3092	1/1	0.83	0.20	68,68,68,68	0
55	MG	AA	1727	1/1	0.83	0.37	87,87,87,87	0
55	MG	CA	1702	1/1	0.83	0.32	78,78,78,78	0
55	MG	DA	3002	1/1	0.83	0.53	93,93,93,93	0
55	MG	AA	1724	1/1	0.83	0.29	84,84,84,84	0
55	MG	AA	1823	1/1	0.83	0.32	77,77,77,77	0
55	MG	BA	3328	1/1	0.83	0.41	69,69,69,69	0
55	MG	AB	102	1/1	0.83	0.23	86,86,86,86	0
55	MG	DA	3511	1/1	0.83	0.32	76,76,76,76	0
55	MG	BE	305	1/1	0.83	0.30	71,71,71,71	0
55	MG	BA	3565	1/1	0.83	0.30	77,77,77,77	0
55	MG	BA	3110	1/1	0.83	0.29	59,59,59,59	0
55	MG	BA	3337	1/1	0.83	0.24	72,72,72,72	0
55	MG	DA	3153	1/1	0.83	0.22	70,70,70,70	0
55	MG	BA	3457	1/1	0.83	0.47	88,88,88,88	0
55	MG	DA	3207	1/1	0.83	0.33	66,66,66,66	0
55	MG	BA	3506	1/1	0.83	0.29	78,78,78,78	0
55	MG	BA	3339	1/1	0.83	0.33	88,88,88,88	0
55	MG	DA	3236	1/1	0.83	0.13	55,55,55,55	0
55	MG	AA	1814	1/1	0.83	0.33	83,83,83,83	0
55	MG	CA	1724	1/1	0.83	0.29	84,84,84,84	0
55	MG	DA	3401	1/1	0.83	0.21	71,71,71,71	0
55	MG	DA	3266	1/1	0.83	0.32	55,55,55,55	0
55	MG	BA	3388	1/1	0.84	0.32	88,88,88,88	0
55	MG	BA	3072	1/1	0.84	0.23	77,77,77,77	0
55	MG	DA	3070	1/1	0.84	0.23	78,78,78,78	0
55	MG	CA	1760	1/1	0.84	0.24	91,91,91,91	0

*Continued on next page...*

*Continued from previous page...*

Mol	Type	Chain	Res	Atoms	RSCC	RSR	B-factors(Å <sup>2</sup> )	Q<0.9
55	MG	DA	3434	1/1	0.84	0.10	74,74,74,74	0
55	MG	BA	3577	1/1	0.84	0.22	73,73,73,73	0
55	MG	DA	3075	1/1	0.84	0.35	79,79,79,79	0
55	MG	BA	3393	1/1	0.84	0.30	81,81,81,81	0
55	MG	DA	3440	1/1	0.84	0.16	86,86,86,86	0
55	MG	BA	3073	1/1	0.84	0.28	82,82,82,82	0
55	MG	DA	3442	1/1	0.84	0.23	91,91,91,91	0
55	MG	BA	3133	1/1	0.84	0.24	66,66,66,66	0
55	MG	CA	1608	1/1	0.84	0.34	81,81,81,81	0
55	MG	CA	1768	1/1	0.84	0.20	84,84,84,84	0
55	MG	AA	1636	1/1	0.84	0.33	87,87,87,87	0
55	MG	CA	1610	1/1	0.84	0.27	97,97,97,97	0
55	MG	BA	3104	1/1	0.84	0.16	57,57,57,57	0
55	MG	BA	3446	1/1	0.84	0.20	92,92,92,92	0
55	MG	DA	3464	1/1	0.84	0.28	98,98,98,98	0
55	MG	BA	3447	1/1	0.84	0.30	71,71,71,71	0
55	MG	BA	3364	1/1	0.84	0.23	82,82,82,82	0
55	MG	BA	3618	1/1	0.84	0.36	73,73,73,73	0
55	MG	DA	3112	1/1	0.84	0.11	81,81,81,81	0
55	MG	BA	3619	1/1	0.84	0.42	69,69,69,69	0
55	MG	DA	3018	1/1	0.84	0.30	77,77,77,77	0
55	MG	BA	3533	1/1	0.84	0.34	72,72,72,72	0
55	MG	BA	3301	1/1	0.84	0.28	76,76,76,76	0
55	MG	DA	3345	1/1	0.84	0.29	64,64,64,64	0
55	MG	DA	3483	1/1	0.84	0.19	90,90,90,90	0
55	MG	AA	1739	1/1	0.84	0.08	93,93,93,93	0
55	MG	CA	1784	1/1	0.84	0.23	81,81,81,81	0
55	MG	DA	3138	1/1	0.84	0.25	70,70,70,70	0
55	MG	BA	3276	1/1	0.84	0.24	74,74,74,74	0
55	MG	DA	3140	1/1	0.84	0.22	78,78,78,78	0
55	MG	DA	3143	1/1	0.84	0.25	58,58,58,58	0
55	MG	BA	3085	1/1	0.84	0.15	73,73,73,73	0
55	MG	DA	3150	1/1	0.84	0.30	68,68,68,68	0
55	MG	DA	3367	1/1	0.84	0.32	82,82,82,82	0
55	MG	BA	3282	1/1	0.84	0.10	83,83,83,83	0
55	MG	BA	3548	1/1	0.84	0.46	76,76,76,76	0
55	MG	DA	3183	1/1	0.84	0.30	57,57,57,57	0
55	MG	DA	3039	1/1	0.84	0.21	85,85,85,85	0
55	MG	CA	1790	1/1	0.84	0.20	110,110,110,110	0
55	MG	DA	3505	1/1	0.84	0.34	81,81,81,81	0
55	MG	CA	1791	1/1	0.84	0.25	79,79,79,79	0
55	MG	DA	3209	1/1	0.84	0.32	66,66,66,66	0

*Continued on next page...*

*Continued from previous page...*

Mol	Type	Chain	Res	Atoms	RSCC	RSR	B-factors( $\text{\AA}^2$ )	Q<0.9
55	MG	DA	3228	1/1	0.84	0.30	44,44,44,44	0
55	MG	BA	3415	1/1	0.84	0.30	84,84,84,84	0
55	MG	BA	3562	1/1	0.84	0.30	79,79,79,79	0
55	MG	BA	3341	1/1	0.84	0.23	81,81,81,81	0
55	MG	CA	1800	1/1	0.84	0.19	78,78,78,78	0
55	MG	CA	1751	1/1	0.84	0.32	94,94,94,94	0
55	MG	DA	3397	1/1	0.84	0.20	60,60,60,60	0
55	MG	DA	3522	1/1	0.84	0.18	78,78,78,78	0
55	MG	CA	1752	1/1	0.84	0.20	70,70,70,70	0
55	MG	BA	3419	1/1	0.84	0.32	85,85,85,85	0
55	MG	DA	3403	1/1	0.84	0.28	76,76,76,76	0
55	MG	BA	3566	1/1	0.84	0.28	88,88,88,88	0
55	MG	DA	3062	1/1	0.84	0.17	72,72,72,72	0
55	MG	DA	3276	1/1	0.84	0.41	68,68,68,68	0
55	MG	BA	3510	1/1	0.84	0.22	108,108,108,108	0
55	MG	CA	1706	1/1	0.84	0.30	87,87,87,87	0
55	MG	DA	3281	1/1	0.84	0.53	76,76,76,76	0
55	MG	BA	3146	1/1	0.85	0.29	59,59,59,59	0
55	MG	BA	3402	1/1	0.85	0.27	91,91,91,91	0
55	MG	DA	3427	1/1	0.85	0.27	76,76,76,76	0
55	MG	BA	3266	1/1	0.85	0.34	77,77,77,77	0
55	MG	BA	3360	1/1	0.85	0.16	84,84,84,84	0
55	MG	DA	3432	1/1	0.85	0.27	69,69,69,69	0
55	MG	BA	3363	1/1	0.85	0.38	67,67,67,67	0
55	MG	BA	3585	1/1	0.85	0.26	60,60,60,60	0
55	MG	BA	3094	1/1	0.85	0.34	78,78,78,78	0
55	MG	CA	1698	1/1	0.85	0.11	107,107,107,107	0
55	MG	BA	3463	1/1	0.85	0.14	72,72,72,72	0
55	MG	DA	3322	1/1	0.85	0.32	70,70,70,70	0
55	MG	DA	3327	1/1	0.85	0.19	61,61,61,61	0
55	MG	CA	1764	1/1	0.85	0.44	72,72,72,72	0
55	MG	DA	3448	1/1	0.85	0.40	79,79,79,79	0
55	MG	DA	3332	1/1	0.85	0.21	76,76,76,76	0
55	MG	BA	3592	1/1	0.85	0.31	89,89,89,89	0
55	MG	DA	3453	1/1	0.85	0.18	66,66,66,66	0
55	MG	DA	3456	1/1	0.85	0.55	83,83,83,83	0
55	MG	CA	1766	1/1	0.85	0.34	85,85,85,85	0
55	MG	BA	3593	1/1	0.85	0.22	80,80,80,80	0
55	MG	BA	3518	1/1	0.85	0.23	70,70,70,70	0
55	MG	BA	3411	1/1	0.85	0.29	68,68,68,68	0
55	MG	DA	3127	1/1	0.85	0.40	74,74,74,74	0
55	MG	DA	3466	1/1	0.85	0.39	78,78,78,78	0

*Continued on next page...*

*Continued from previous page...*

Mol	Type	Chain	Res	Atoms	RSCC	RSR	B-factors(Å <sup>2</sup> )	Q<0.9
55	MG	BA	3412	1/1	0.85	0.25	78,78,78,78	0
55	MG	DA	3469	1/1	0.85	0.38	80,80,80,80	0
55	MG	BA	3615	1/1	0.85	0.34	81,81,81,81	0
55	MG	CA	1772	1/1	0.85	0.34	72,72,72,72	0
55	MG	DA	3344	1/1	0.85	0.27	95,95,95,95	0
55	MG	CA	1709	1/1	0.85	0.39	108,108,108,108	0
55	MG	BA	3071	1/1	0.85	0.24	70,70,70,70	0
55	MG	BA	3106	1/1	0.85	0.25	75,75,75,75	0
55	MG	AA	1776	1/1	0.85	0.25	82,82,82,82	0
55	MG	BA	3476	1/1	0.85	0.23	81,81,81,81	0
55	MG	BA	3369	1/1	0.85	0.30	73,73,73,73	0
55	MG	BA	3532	1/1	0.85	0.34	85,85,85,85	0
55	MG	DA	3362	1/1	0.85	0.25	53,53,53,53	0
55	MG	DA	3486	1/1	0.85	0.14	68,68,68,68	0
55	MG	AA	1809	1/1	0.85	0.30	63,63,63,63	0
55	MG	DA	3364	1/1	0.85	0.20	71,71,71,71	0
55	MG	AA	1635	1/1	0.85	0.31	86,86,86,86	0
55	MG	DA	3042	1/1	0.85	0.26	81,81,81,81	0
55	MG	DA	3193	1/1	0.85	0.31	63,63,63,63	0
55	MG	DA	3197	1/1	0.85	0.32	70,70,70,70	0
55	MG	AA	1703	1/1	0.85	0.34	92,92,92,92	0
55	MG	BA	3437	1/1	0.85	0.28	67,67,67,67	0
55	MG	DA	3499	1/1	0.85	0.23	61,61,61,61	0
55	MG	BA	3293	1/1	0.85	0.23	65,65,65,65	0
55	MG	DA	3048	1/1	0.85	0.53	75,75,75,75	0
55	MG	BA	3487	1/1	0.85	0.16	94,94,94,94	0
55	MG	CA	1655	1/1	0.85	0.36	87,87,87,87	0
55	MG	BA	3132	1/1	0.85	0.28	71,71,71,71	0
55	MG	DA	3058	1/1	0.85	0.21	76,76,76,76	0
55	MG	BA	3551	1/1	0.85	0.27	87,87,87,87	0
55	MG	AA	1825	1/1	0.85	0.13	93,93,93,93	0
55	MG	BA	3493	1/1	0.85	0.33	63,63,63,63	0
55	MG	DA	3513	1/1	0.85	0.27	67,67,67,67	0
55	MG	AA	1694	1/1	0.85	0.25	91,91,91,91	0
55	MG	DA	3398	1/1	0.85	0.28	74,74,74,74	0
55	MG	AA	1805	1/1	0.85	0.34	65,65,65,65	0
55	MG	DA	3400	1/1	0.85	0.30	89,89,89,89	0
55	MG	BA	3498	1/1	0.85	0.23	85,85,85,85	0
55	MG	DA	3402	1/1	0.85	0.29	101,101,101,101	0
55	MG	BA	3309	1/1	0.85	0.24	68,68,68,68	0
55	MG	CA	1604	1/1	0.85	0.25	81,81,81,81	0
55	MG	CA	1668	1/1	0.85	0.24	79,79,79,79	0

*Continued on next page...*



*Continued from previous page...*

Mol	Type	Chain	Res	Atoms	RSCC	RSR	B-factors(Å <sup>2</sup> )	Q<0.9
55	MG	DA	3409	1/1	0.85	0.25	76,76,76,76	0
55	MG	BA	3069	1/1	0.85	0.31	77,77,77,77	0
55	MG	CA	1607	1/1	0.85	0.45	85,85,85,85	0
55	MG	BA	3571	1/1	0.85	0.26	92,92,92,92	0
55	MG	DA	3414	1/1	0.85	0.38	85,85,85,85	0
55	MG	DA	3082	1/1	0.85	0.23	91,91,91,91	0
55	MG	D1	201	1/1	0.85	0.41	71,71,71,71	0
55	MG	DU	201	1/1	0.85	0.16	72,72,72,72	0
55	MG	BA	3226	1/1	0.86	0.21	50,50,50,50	0
55	MG	DA	3290	1/1	0.86	0.27	79,79,79,79	0
55	MG	DA	3428	1/1	0.86	0.32	84,84,84,84	0
55	MG	BA	3238	1/1	0.86	0.33	41,41,41,41	0
55	MG	BA	3535	1/1	0.86	0.29	80,80,80,80	0
55	MG	CA	1648	1/1	0.86	0.24	65,65,65,65	0
55	MG	AA	1624	1/1	0.86	0.23	79,79,79,79	0
55	MG	DA	3081	1/1	0.86	0.34	64,64,64,64	0
55	MG	BA	3032	1/1	0.86	0.52	49,49,49,49	0
55	MG	AA	1789	1/1	0.86	0.31	74,74,74,74	0
55	MG	CA	1736	1/1	0.86	0.37	79,79,79,79	0
55	MG	DA	3313	1/1	0.86	0.26	85,85,85,85	0
55	MG	CA	1656	1/1	0.86	0.25	92,92,92,92	0
55	MG	DA	3443	1/1	0.86	0.28	80,80,80,80	0
55	MG	CA	1740	1/1	0.86	0.21	68,68,68,68	0
55	MG	DA	3320	1/1	0.86	0.15	76,76,76,76	0
55	MG	BA	3054	1/1	0.86	0.26	80,80,80,80	0
55	MG	BA	3055	1/1	0.86	0.36	57,57,57,57	0
55	MG	BA	3550	1/1	0.86	0.18	93,93,93,93	0
55	MG	DA	3454	1/1	0.86	0.29	92,92,92,92	0
55	MG	AA	1742	1/1	0.86	0.25	78,78,78,78	0
55	MG	BD	301	1/1	0.86	0.31	85,85,85,85	0
55	MG	BA	3275	1/1	0.86	0.23	73,73,73,73	0
55	MG	AA	1718	1/1	0.86	0.27	82,82,82,82	0
55	MG	AA	1840	1/1	0.86	0.45	87,87,87,87	0
55	MG	CA	1665	1/1	0.86	0.21	83,83,83,83	0
55	MG	BU	202	1/1	0.86	0.11	55,55,55,55	0
55	MG	AA	1793	1/1	0.86	0.24	73,73,73,73	0
55	MG	DA	3125	1/1	0.86	0.31	45,45,45,45	0
55	MG	BA	3422	1/1	0.86	0.26	78,78,78,78	0
55	MG	CA	1681	1/1	0.86	0.27	72,72,72,72	0
55	MG	CA	1682	1/1	0.86	0.23	86,86,86,86	0
55	MG	CA	1603	1/1	0.86	0.40	77,77,77,77	0
55	MG	BA	3425	1/1	0.86	0.39	91,91,91,91	0

*Continued on next page...*

*Continued from previous page...*

Mol	Type	Chain	Res	Atoms	RSCC	RSR	B-factors(Å <sup>2</sup> )	Q<0.9
55	MG	BA	3569	1/1	0.86	0.34	85,85,85,85	0
55	MG	BA	3137	1/1	0.86	0.28	47,47,47,47	0
55	MG	DA	3356	1/1	0.86	0.24	67,67,67,67	0
55	MG	BA	3362	1/1	0.86	0.10	48,48,48,48	0
55	MG	BA	3140	1/1	0.86	0.17	58,58,58,58	0
55	MG	AA	1649	1/1	0.86	0.22	79,79,79,79	0
55	MG	AA	1775	1/1	0.86	0.11	79,79,79,79	0
55	MG	AA	1801	1/1	0.86	0.45	84,84,84,84	0
55	MG	DA	3179	1/1	0.86	0.26	70,70,70,70	0
55	MG	BA	3583	1/1	0.86	0.11	86,86,86,86	0
55	MG	DA	3368	1/1	0.86	0.44	73,73,73,73	0
55	MG	AA	1655	1/1	0.86	0.40	88,88,88,88	0
55	MG	AB	104	1/1	0.86	0.24	82,82,82,82	0
55	MG	BA	3586	1/1	0.86	0.34	63,63,63,63	0
55	MG	BA	3167	1/1	0.86	0.33	73,73,73,73	0
55	MG	BA	3304	1/1	0.86	0.22	56,56,56,56	0
55	MG	DA	3378	1/1	0.86	0.33	63,63,63,63	0
55	MG	BA	3191	1/1	0.86	0.20	81,81,81,81	0
55	MG	DA	3044	1/1	0.86	0.24	73,73,73,73	0
55	MG	DA	3230	1/1	0.86	0.16	59,59,59,59	0
55	MG	BA	3080	1/1	0.86	0.14	91,91,91,91	0
55	MG	BA	3314	1/1	0.86	0.32	64,64,64,64	0
55	MG	AA	1613	1/1	0.86	0.14	85,85,85,85	0
55	MG	DA	3242	1/1	0.86	0.35	63,63,63,63	0
55	MG	DA	3395	1/1	0.86	0.38	69,69,69,69	0
55	MG	DA	3249	1/1	0.86	0.29	72,72,72,72	0
55	MG	DA	3251	1/1	0.86	0.26	74,74,74,74	0
55	MG	DA	3253	1/1	0.86	0.18	87,87,87,87	0
55	MG	DA	3254	1/1	0.86	0.34	50,50,50,50	0
55	MG	CA	1711	1/1	0.86	0.40	90,90,90,90	0
55	MG	CA	1712	1/1	0.86	0.39	86,86,86,86	0
55	MG	AA	1661	1/1	0.86	0.23	48,48,48,48	0
55	MG	BA	3460	1/1	0.86	0.16	83,83,83,83	0
55	MG	DA	3525	1/1	0.86	0.26	79,79,79,79	0
55	MG	DA	3270	1/1	0.86	0.21	83,83,83,83	0
55	MG	AA	1666	1/1	0.86	0.39	62,62,62,62	0
55	MG	CA	1716	1/1	0.86	0.21	79,79,79,79	0
55	MG	AA	1626	1/1	0.86	0.22	69,69,69,69	0
55	MG	AC	107	1/1	0.86	0.24	94,94,94,94	0
55	MG	DB	210	1/1	0.86	0.36	71,71,71,71	0
55	MG	BA	3468	1/1	0.86	0.27	77,77,77,77	0
55	MG	DA	3065	1/1	0.86	0.27	74,74,74,74	0

*Continued on next page...*

*Continued from previous page...*

Mol	Type	Chain	Res	Atoms	RSCC	RSR	B-factors(Å <sup>2</sup> )	Q<0.9
55	MG	CA	1720	1/1	0.86	0.43	102,102,102,102	0
55	MG	DE	302	1/1	0.86	0.30	65,65,65,65	0
55	MG	DA	3416	1/1	0.86	0.28	59,59,59,59	0
55	MG	AC	109	1/1	0.86	0.28	82,82,82,82	0
55	MG	DA	3439	1/1	0.87	0.16	62,62,62,62	0
55	MG	BA	3232	1/1	0.87	0.19	72,72,72,72	0
55	MG	DA	3031	1/1	0.87	0.27	72,72,72,72	0
55	MG	BA	3343	1/1	0.87	0.25	60,60,60,60	0
55	MG	DA	3037	1/1	0.87	0.32	98,98,98,98	0
55	MG	DA	3148	1/1	0.87	0.34	75,75,75,75	0
55	MG	CA	1775	1/1	0.87	0.29	72,72,72,72	0
55	MG	AA	1802	1/1	0.87	0.32	85,85,85,85	0
55	MG	BA	3348	1/1	0.87	0.22	61,61,61,61	0
55	MG	DA	3162	1/1	0.87	0.29	66,66,66,66	0
55	MG	DA	3167	1/1	0.87	0.33	70,70,70,70	0
55	MG	DA	3455	1/1	0.87	0.23	69,69,69,69	0
55	MG	AA	1751	1/1	0.87	0.26	98,98,98,98	0
55	MG	CA	1722	1/1	0.87	0.37	75,75,75,75	0
55	MG	BE	301	1/1	0.87	0.28	59,59,59,59	0
55	MG	AA	1721	1/1	0.87	0.26	77,77,77,77	0
55	MG	DA	3355	1/1	0.87	0.40	77,77,77,77	0
55	MG	BA	3462	1/1	0.87	0.27	87,87,87,87	0
55	MG	BA	3248	1/1	0.87	0.23	53,53,53,53	0
55	MG	DA	3467	1/1	0.87	0.27	61,61,61,61	0
55	MG	BO	202	1/1	0.87	0.20	37,37,37,37	0
55	MG	DA	3361	1/1	0.87	0.42	79,79,79,79	0
55	MG	BA	3466	1/1	0.87	0.31	97,97,97,97	0
55	MG	DA	3212	1/1	0.87	0.35	48,48,48,48	0
55	MG	DA	3222	1/1	0.87	0.32	60,60,60,60	0
55	MG	DA	3224	1/1	0.87	0.35	66,66,66,66	0
55	MG	BA	3311	1/1	0.87	0.24	83,83,83,83	0
55	MG	CA	1789	1/1	0.87	0.36	71,71,71,71	0
55	MG	CA	1734	1/1	0.87	0.28	93,93,93,93	0
55	MG	BA	3361	1/1	0.87	0.26	64,64,64,64	0
55	MG	BA	3312	1/1	0.87	0.30	57,57,57,57	0
55	MG	BA	3523	1/1	0.87	0.51	70,70,70,70	0
55	MG	BA	3254	1/1	0.87	0.20	43,43,43,43	0
55	MG	BA	3005	1/1	0.87	0.31	43,43,43,43	0
55	MG	BA	3166	1/1	0.87	0.35	72,72,72,72	0
55	MG	DA	3066	1/1	0.87	0.27	65,65,65,65	0
55	MG	AA	1820	1/1	0.87	0.34	75,75,75,75	0
55	MG	CA	1804	1/1	0.87	0.25	75,75,75,75	0

*Continued on next page...*

*Continued from previous page...*

Mol	Type	Chain	Res	Atoms	RSCC	RSR	B-factors( $\text{\AA}^2$ )	Q<0.9
55	MG	BA	3038	1/1	0.87	0.22	56,56,56,56	0
55	MG	CA	1745	1/1	0.87	0.21	91,91,91,91	0
55	MG	BA	3273	1/1	0.87	0.34	94,94,94,94	0
55	MG	DA	3272	1/1	0.87	0.15	64,64,64,64	0
55	MG	BA	3122	1/1	0.87	0.19	37,37,37,37	0
55	MG	DA	3078	1/1	0.87	0.30	89,89,89,89	0
55	MG	BA	3595	1/1	0.87	0.18	65,65,65,65	0
55	MG	BA	3598	1/1	0.87	0.11	77,77,77,77	0
55	MG	BA	3600	1/1	0.87	0.25	66,66,66,66	0
55	MG	CB	102	1/1	0.87	0.16	87,87,87,87	0
55	MG	CA	1618	1/1	0.87	0.27	93,93,93,93	0
55	MG	CA	1754	1/1	0.87	0.28	86,86,86,86	0
55	MG	BA	3076	1/1	0.87	0.37	68,68,68,68	0
55	MG	BA	3607	1/1	0.87	0.24	96,96,96,96	0
55	MG	DA	3407	1/1	0.87	0.33	73,73,73,73	0
55	MG	BA	3384	1/1	0.87	0.26	73,73,73,73	0
55	MG	AA	1778	1/1	0.87	0.19	106,106,106,106	0
55	MG	DA	3298	1/1	0.87	0.30	77,77,77,77	0
55	MG	BA	3540	1/1	0.87	0.20	61,61,61,61	0
55	MG	BA	3387	1/1	0.87	0.33	73,73,73,73	0
55	MG	AA	1733	1/1	0.87	0.39	71,71,71,71	0
55	MG	CA	1705	1/1	0.87	0.32	80,80,80,80	0
55	MG	BA	3622	1/1	0.87	0.24	59,59,59,59	0
55	MG	AA	1734	1/1	0.87	0.14	96,96,96,96	0
55	MG	DA	3422	1/1	0.87	0.32	84,84,84,84	0
55	MG	DA	3425	1/1	0.87	0.24	81,81,81,81	0
55	MG	DA	3118	1/1	0.87	0.30	71,71,71,71	0
55	MG	AC	103	1/1	0.87	0.29	66,66,66,66	0
55	MG	BA	3549	1/1	0.87	0.26	68,68,68,68	0
55	MG	AA	1672	1/1	0.87	0.27	87,87,87,87	0
55	MG	DB	212	1/1	0.87	0.14	88,88,88,88	0
55	MG	BB	204	1/1	0.87	0.29	78,78,78,78	0
55	MG	BA	3225	1/1	0.87	0.19	65,65,65,65	0
55	MG	AA	1765	1/1	0.87	0.24	84,84,84,84	0
55	MG	BA	3555	1/1	0.87	0.14	38,38,38,38	0
55	MG	D1	202	1/1	0.87	0.20	89,89,89,89	0
55	MG	BA	3499	1/1	0.87	0.27	68,68,68,68	0
55	MG	DA	3034	1/1	0.88	0.26	62,62,62,62	0
55	MG	BA	3286	1/1	0.88	0.26	66,66,66,66	0
55	MG	BA	3287	1/1	0.88	0.31	62,62,62,62	0
55	MG	BA	3289	1/1	0.88	0.39	60,60,60,60	0
55	MG	BA	3474	1/1	0.88	0.30	80,80,80,80	0

*Continued on next page...*

*Continued from previous page...*

Mol	Type	Chain	Res	Atoms	RSCC	RSR	B-factors( $\text{\AA}^2$ )	Q<0.9
55	MG	DA	3156	1/1	0.88	0.36	48,48,48,48	0
55	MG	BA	3108	1/1	0.88	0.30	86,86,86,86	0
55	MG	BA	3109	1/1	0.88	0.22	70,70,70,70	0
55	MG	DA	3450	1/1	0.88	0.24	88,88,88,88	0
55	MG	AA	1812	1/1	0.88	0.28	73,73,73,73	0
55	MG	BA	3478	1/1	0.88	0.30	63,63,63,63	0
55	MG	DA	3347	1/1	0.88	0.09	75,75,75,75	0
55	MG	AA	1605	1/1	0.88	0.30	82,82,82,82	0
55	MG	BA	3480	1/1	0.88	0.35	50,50,50,50	0
55	MG	DA	3351	1/1	0.88	0.20	79,79,79,79	0
55	MG	BA	3016	1/1	0.88	0.36	39,39,39,39	0
55	MG	BA	3418	1/1	0.88	0.29	78,78,78,78	0
55	MG	CA	1646	1/1	0.88	0.31	76,76,76,76	0
55	MG	BB	207	1/1	0.88	0.20	83,83,83,83	0
55	MG	BA	3019	1/1	0.88	0.33	66,66,66,66	0
55	MG	DA	3218	1/1	0.88	0.29	62,62,62,62	0
55	MG	BA	3031	1/1	0.88	0.19	33,33,33,33	0
55	MG	AA	1835	1/1	0.88	0.26	87,87,87,87	0
55	MG	BA	3560	1/1	0.88	0.36	78,78,78,78	0
55	MG	BA	3227	1/1	0.88	0.35	91,91,91,91	0
55	MG	BA	3426	1/1	0.88	0.46	85,85,85,85	0
55	MG	BA	3078	1/1	0.88	0.33	65,65,65,65	0
55	MG	AC	101	1/1	0.88	0.23	53,53,53,53	0
55	MG	BA	3044	1/1	0.88	0.27	62,62,62,62	0
55	MG	DA	3248	1/1	0.88	0.36	75,75,75,75	0
55	MG	CA	1802	1/1	0.88	0.35	74,74,74,74	0
55	MG	BA	3246	1/1	0.88	0.33	68,68,68,68	0
55	MG	AA	1617	1/1	0.88	0.32	69,69,69,69	0
55	MG	AA	1726	1/1	0.88	0.28	81,81,81,81	0
55	MG	BA	3375	1/1	0.88	0.20	50,50,50,50	0
55	MG	DA	3263	1/1	0.88	0.71	82,82,82,82	0
55	MG	DA	3264	1/1	0.88	0.46	59,59,59,59	0
55	MG	DA	3074	1/1	0.88	0.20	70,70,70,70	0
55	MG	B2	201	1/1	0.88	0.31	85,85,85,85	0
55	MG	DA	3390	1/1	0.88	0.30	75,75,75,75	0
55	MG	BA	3575	1/1	0.88	0.24	71,71,71,71	0
55	MG	DA	3496	1/1	0.88	0.25	83,83,83,83	0
55	MG	B3	101	1/1	0.88	0.46	71,71,71,71	0
55	MG	DA	3271	1/1	0.88	0.36	58,58,58,58	0
55	MG	CA	1678	1/1	0.88	0.16	70,70,70,70	0
55	MG	CA	1680	1/1	0.88	0.37	68,68,68,68	0
55	MG	BA	3316	1/1	0.88	0.41	69,69,69,69	0

*Continued on next page...*

*Continued from previous page...*

Mol	Type	Chain	Res	Atoms	RSCC	RSR	B-factors( $\text{\AA}^2$ )	Q<0.9
55	MG	CA	1750	1/1	0.88	0.33	79,79,79,79	0
55	MG	BA	3579	1/1	0.88	0.19	92,92,92,92	0
55	MG	BA	3381	1/1	0.88	0.49	90,90,90,90	0
55	MG	DA	3506	1/1	0.88	0.23	78,78,78,78	0
55	MG	AA	1795	1/1	0.88	0.21	73,73,73,73	0
55	MG	BA	3256	1/1	0.88	0.33	61,61,61,61	0
55	MG	BA	3088	1/1	0.88	0.12	77,77,77,77	0
55	MG	DA	3510	1/1	0.88	0.28	85,85,85,85	0
55	MG	CA	1688	1/1	0.88	0.31	71,71,71,71	0
55	MG	AA	1601	1/1	0.88	0.27	56,56,56,56	0
55	MG	BA	3160	1/1	0.88	0.31	42,42,42,42	0
55	MG	CA	1692	1/1	0.88	0.34	82,82,82,82	0
55	MG	DA	3096	1/1	0.88	0.37	53,53,53,53	0
55	MG	DA	3300	1/1	0.88	0.21	81,81,81,81	0
55	MG	BA	3090	1/1	0.88	0.38	49,49,49,49	0
55	MG	DA	3008	1/1	0.88	0.27	70,70,70,70	0
55	MG	AA	1633	1/1	0.88	0.31	74,74,74,74	0
55	MG	AC	108	1/1	0.88	0.30	85,85,85,85	0
55	MG	BA	3522	1/1	0.88	0.37	82,82,82,82	0
55	MG	DB	205	1/1	0.88	0.24	69,69,69,69	0
55	MG	DA	3124	1/1	0.88	0.34	54,54,54,54	0
55	MG	BA	3335	1/1	0.88	0.25	58,58,58,58	0
55	MG	DA	3426	1/1	0.88	0.25	58,58,58,58	0
55	MG	BA	3336	1/1	0.88	0.34	66,66,66,66	0
55	MG	BA	3465	1/1	0.88	0.24	93,93,93,93	0
55	MG	DA	3022	1/1	0.88	0.33	60,60,60,60	0
55	MG	BA	3185	1/1	0.88	0.32	76,76,76,76	0
55	MG	DA	3326	1/1	0.88	0.28	70,70,70,70	0
55	MG	BA	3604	1/1	0.88	0.16	61,61,61,61	0
55	MG	BA	3105	1/1	0.88	0.23	75,75,75,75	0
55	MG	AA	1810	1/1	0.88	0.33	67,67,67,67	0
55	MG	BA	3609	1/1	0.88	0.37	70,70,70,70	0
55	MG	DA	3438	1/1	0.88	0.20	87,87,87,87	0
55	MG	AA	1764	1/1	0.89	0.16	79,79,79,79	0
55	MG	CA	1697	1/1	0.89	0.31	65,65,65,65	0
55	MG	DA	3029	1/1	0.89	0.33	79,79,79,79	0
55	MG	AA	1606	1/1	0.89	0.13	91,91,91,91	0
55	MG	DA	3032	1/1	0.89	0.15	76,76,76,76	0
55	MG	AA	1785	1/1	0.89	0.30	96,96,96,96	0
55	MG	DA	3447	1/1	0.89	0.20	82,82,82,82	0
55	MG	BA	3378	1/1	0.89	0.46	76,76,76,76	0
55	MG	BA	3512	1/1	0.89	0.25	69,69,69,69	0

*Continued on next page...*

*Continued from previous page...*

Mol	Type	Chain	Res	Atoms	RSCC	RSR	B-factors( $\text{\AA}^2$ )	Q<0.9
55	MG	AA	1766	1/1	0.89	0.14	79,79,79,79	0
55	MG	DA	3164	1/1	0.89	0.36	47,47,47,47	0
55	MG	DA	3452	1/1	0.89	0.20	83,83,83,83	0
55	MG	CA	1621	1/1	0.89	0.30	66,66,66,66	0
55	MG	DA	3168	1/1	0.89	0.23	49,49,49,49	0
55	MG	BA	3380	1/1	0.89	0.17	65,65,65,65	0
55	MG	BA	3517	1/1	0.89	0.41	70,70,70,70	0
55	MG	BA	3252	1/1	0.89	0.26	67,67,67,67	0
55	MG	BA	3318	1/1	0.89	0.41	75,75,75,75	0
55	MG	BA	3156	1/1	0.89	0.21	40,40,40,40	0
55	MG	DA	3198	1/1	0.89	0.22	47,47,47,47	0
55	MG	BA	3603	1/1	0.89	0.23	63,63,63,63	0
55	MG	BA	3323	1/1	0.89	0.28	66,66,66,66	0
55	MG	BA	3459	1/1	0.89	0.38	70,70,70,70	0
55	MG	AA	1808	1/1	0.89	0.35	76,76,76,76	0
55	MG	DA	3051	1/1	0.89	0.29	85,85,85,85	0
55	MG	DA	3470	1/1	0.89	0.18	80,80,80,80	0
55	MG	BA	3097	1/1	0.89	0.28	59,59,59,59	0
55	MG	BA	3526	1/1	0.89	0.29	86,86,86,86	0
55	MG	DA	3227	1/1	0.89	0.47	50,50,50,50	0
55	MG	DA	3365	1/1	0.89	0.37	58,58,58,58	0
55	MG	BA	3392	1/1	0.89	0.33	70,70,70,70	0
55	MG	BA	3528	1/1	0.89	0.31	76,76,76,76	0
55	MG	BA	3101	1/1	0.89	0.37	63,63,63,63	0
55	MG	BA	3464	1/1	0.89	0.31	77,77,77,77	0
55	MG	DA	3482	1/1	0.89	0.24	81,81,81,81	0
55	MG	CA	1642	1/1	0.89	0.22	91,91,91,91	0
55	MG	DA	3373	1/1	0.89	0.29	79,79,79,79	0
55	MG	AA	1610	1/1	0.89	0.32	51,51,51,51	0
55	MG	BA	3062	1/1	0.89	0.26	56,56,56,56	0
55	MG	BA	3187	1/1	0.89	0.45	73,73,73,73	0
55	MG	CA	1799	1/1	0.89	0.22	96,96,96,96	0
55	MG	AA	1657	1/1	0.89	0.26	50,50,50,50	0
55	MG	BA	3195	1/1	0.89	0.40	47,47,47,47	0
55	MG	AA	1604	1/1	0.89	0.26	67,67,67,67	0
55	MG	AA	1662	1/1	0.89	0.43	81,81,81,81	0
55	MG	BA	3285	1/1	0.89	0.29	72,72,72,72	0
55	MG	BA	3205	1/1	0.89	0.17	80,80,80,80	0
55	MG	BA	3206	1/1	0.89	0.32	75,75,75,75	0
55	MG	AA	1687	1/1	0.89	0.34	72,72,72,72	0
55	MG	CA	1739	1/1	0.89	0.47	75,75,75,75	0
55	MG	BA	3211	1/1	0.89	0.29	39,39,39,39	0

*Continued on next page...*

*Continued from previous page...*

Mol	Type	Chain	Res	Atoms	RSCC	RSR	B-factors( $\text{\AA}^2$ )	Q<0.9
55	MG	BA	3413	1/1	0.89	0.33	78,78,78,78	0
55	MG	AA	1815	1/1	0.89	0.48	84,84,84,84	0
55	MG	BA	3553	1/1	0.89	0.20	78,78,78,78	0
55	MG	AA	1816	1/1	0.89	0.24	81,81,81,81	0
55	MG	BA	3482	1/1	0.89	0.21	57,57,57,57	0
55	MG	BA	3561	1/1	0.89	0.20	74,74,74,74	0
55	MG	BA	3351	1/1	0.89	0.50	78,78,78,78	0
55	MG	CA	1675	1/1	0.89	0.29	62,62,62,62	0
55	MG	BA	3221	1/1	0.89	0.31	60,60,60,60	0
55	MG	BA	3357	1/1	0.89	0.36	81,81,81,81	0
55	MG	AA	1688	1/1	0.89	0.26	72,72,72,72	0
55	MG	DA	3003	1/1	0.89	0.20	64,64,64,64	0
55	MG	DA	3293	1/1	0.89	0.31	75,75,75,75	0
55	MG	DA	3295	1/1	0.89	0.33	50,50,50,50	0
55	MG	DA	3103	1/1	0.89	0.29	50,50,50,50	0
55	MG	DA	3521	1/1	0.89	0.27	69,69,69,69	0
55	MG	AA	1665	1/1	0.89	0.50	70,70,70,70	0
55	MG	DA	3523	1/1	0.89	0.34	81,81,81,81	0
55	MG	DA	3113	1/1	0.89	0.29	43,43,43,43	0
55	MG	DA	3116	1/1	0.89	0.27	74,74,74,74	0
55	MG	DA	3418	1/1	0.89	0.35	78,78,78,78	0
55	MG	AN	202	1/1	0.89	0.20	82,82,82,82	0
55	MG	BA	3026	1/1	0.89	0.20	47,47,47,47	0
55	MG	AA	1650	1/1	0.89	0.33	71,71,71,71	0
55	MG	CA	1602	1/1	0.89	0.28	80,80,80,80	0
55	MG	DA	3310	1/1	0.89	0.35	71,71,71,71	0
55	MG	BA	3229	1/1	0.89	0.11	50,50,50,50	0
55	MG	BA	3433	1/1	0.89	0.19	70,70,70,70	0
55	MG	BA	3435	1/1	0.89	0.22	65,65,65,65	0
55	MG	CA	1690	1/1	0.89	0.27	68,68,68,68	0
55	MG	BA	3310	1/1	0.89	0.23	57,57,57,57	0
55	MG	DA	3134	1/1	0.89	0.24	72,72,72,72	0
55	MG	BA	3501	1/1	0.89	0.18	55,55,55,55	0
55	MG	AA	1762	1/1	0.89	0.23	80,80,80,80	0
55	MG	AA	1779	1/1	0.89	0.36	72,72,72,72	0
55	MG	DA	3123	1/1	0.90	0.28	83,83,83,83	0
55	MG	BA	3118	1/1	0.90	0.27	61,61,61,61	0
55	MG	DA	3433	1/1	0.90	0.38	57,57,57,57	0
55	MG	BA	3558	1/1	0.90	0.12	63,63,63,63	0
55	MG	BA	3559	1/1	0.90	0.20	81,81,81,81	0
55	MG	CA	1670	1/1	0.90	0.37	56,56,56,56	0
55	MG	CA	1673	1/1	0.90	0.21	64,64,64,64	0

*Continued on next page...*



*Continued from previous page...*

Mol	Type	Chain	Res	Atoms	RSCC	RSR	B-factors( $\text{\AA}^2$ )	Q<0.9
55	MG	DA	3316	1/1	0.90	0.25	61,61,61,61	0
55	MG	DA	3131	1/1	0.90	0.31	79,79,79,79	0
55	MG	BE	304	1/1	0.90	0.19	80,80,80,80	0
55	MG	BA	3048	1/1	0.90	0.35	77,77,77,77	0
55	MG	DA	3137	1/1	0.90	0.25	82,82,82,82	0
55	MG	BA	3049	1/1	0.90	0.37	68,68,68,68	0
55	MG	DA	3023	1/1	0.90	0.23	57,57,57,57	0
55	MG	BA	3359	1/1	0.90	0.33	79,79,79,79	0
55	MG	BA	3423	1/1	0.90	0.29	61,61,61,61	0
55	MG	BA	3492	1/1	0.90	0.36	77,77,77,77	0
55	MG	DA	3027	1/1	0.90	0.16	77,77,77,77	0
55	MG	BA	3424	1/1	0.90	0.39	72,72,72,72	0
55	MG	BA	3131	1/1	0.90	0.24	59,59,59,59	0
55	MG	DA	3339	1/1	0.90	0.35	66,66,66,66	0
55	MG	AA	1675	1/1	0.90	0.24	80,80,80,80	0
55	MG	DA	3154	1/1	0.90	0.27	69,69,69,69	0
55	MG	AA	1653	1/1	0.90	0.41	81,81,81,81	0
55	MG	AA	1723	1/1	0.90	0.35	84,84,84,84	0
55	MG	BA	3136	1/1	0.90	0.12	74,74,74,74	0
55	MG	DA	3165	1/1	0.90	0.51	65,65,65,65	0
55	MG	BA	3574	1/1	0.90	0.36	78,78,78,78	0
55	MG	DA	3348	1/1	0.90	0.37	73,73,73,73	0
55	MG	CA	1605	1/1	0.90	0.43	76,76,76,76	0
55	MG	DA	3172	1/1	0.90	0.27	88,88,88,88	0
55	MG	BA	3057	1/1	0.90	0.11	70,70,70,70	0
55	MG	DA	3352	1/1	0.90	0.29	64,64,64,64	0
55	MG	AA	1654	1/1	0.90	0.32	75,75,75,75	0
55	MG	BA	3142	1/1	0.90	0.24	51,51,51,51	0
55	MG	DA	3192	1/1	0.90	0.32	62,62,62,62	0
55	MG	CA	1695	1/1	0.90	0.45	87,87,87,87	0
55	MG	DA	3196	1/1	0.90	0.29	50,50,50,50	0
55	MG	BA	3439	1/1	0.90	0.32	71,71,71,71	0
55	MG	BA	3581	1/1	0.90	0.33	69,69,69,69	0
55	MG	AA	1841	1/1	0.90	0.29	59,59,59,59	0
55	MG	DA	3480	1/1	0.90	0.20	63,63,63,63	0
55	MG	BA	3370	1/1	0.90	0.27	56,56,56,56	0
55	MG	AA	1628	1/1	0.90	0.44	69,69,69,69	0
55	MG	AA	1680	1/1	0.90	0.25	80,80,80,80	0
55	MG	BA	3376	1/1	0.90	0.29	73,73,73,73	0
55	MG	BA	3587	1/1	0.90	0.18	64,64,64,64	0
55	MG	BA	3149	1/1	0.90	0.27	80,80,80,80	0
55	MG	BA	3242	1/1	0.90	0.25	50,50,50,50	0

*Continued on next page...*

*Continued from previous page...*

Mol	Type	Chain	Res	Atoms	RSCC	RSR	B-factors( $\text{\AA}^2$ )	Q<0.9
55	MG	BA	3244	1/1	0.90	0.21	58,58,58,58	0
55	MG	BA	3067	1/1	0.90	0.15	48,48,48,48	0
55	MG	BA	3102	1/1	0.90	0.25	66,66,66,66	0
55	MG	AA	1667	1/1	0.90	0.27	68,68,68,68	0
55	MG	BA	3251	1/1	0.90	0.34	68,68,68,68	0
55	MG	AA	1646	1/1	0.90	0.25	67,67,67,67	0
55	MG	BA	3253	1/1	0.90	0.17	51,51,51,51	0
55	MG	CA	1795	1/1	0.90	0.21	76,76,76,76	0
55	MG	AA	1669	1/1	0.90	0.34	68,68,68,68	0
55	MG	DA	3382	1/1	0.90	0.33	78,78,78,78	0
55	MG	AA	1670	1/1	0.90	0.32	63,63,63,63	0
55	MG	DA	3386	1/1	0.90	0.32	61,61,61,61	0
55	MG	BA	3169	1/1	0.90	0.39	63,63,63,63	0
55	MG	DA	3389	1/1	0.90	0.34	64,64,64,64	0
55	MG	BA	3258	1/1	0.90	0.23	45,45,45,45	0
55	MG	BA	3170	1/1	0.90	0.36	55,55,55,55	0
55	MG	BA	3531	1/1	0.90	0.15	53,53,53,53	0
55	MG	BA	3182	1/1	0.90	0.17	43,43,43,43	0
55	MG	CA	1641	1/1	0.90	0.30	66,66,66,66	0
55	MG	BA	3269	1/1	0.90	0.30	61,61,61,61	0
55	MG	BA	3620	1/1	0.90	0.29	68,68,68,68	0
55	MG	AA	1774	1/1	0.90	0.16	91,91,91,91	0
55	MG	AA	1642	1/1	0.90	0.48	72,72,72,72	0
55	MG	CA	1647	1/1	0.90	0.35	61,61,61,61	0
55	MG	DA	3274	1/1	0.90	0.27	87,87,87,87	0
55	MG	CA	1731	1/1	0.90	0.51	72,72,72,72	0
55	MG	BA	3536	1/1	0.90	0.26	73,73,73,73	0
55	MG	CA	1649	1/1	0.90	0.21	64,64,64,64	0
55	MG	BA	3112	1/1	0.90	0.21	77,77,77,77	0
55	MG	CA	1653	1/1	0.90	0.15	77,77,77,77	0
55	MG	BA	3194	1/1	0.90	0.30	68,68,68,68	0
55	MG	DA	3411	1/1	0.90	0.12	70,70,70,70	0
55	MG	BA	3407	1/1	0.90	0.09	59,59,59,59	0
55	MG	BA	3543	1/1	0.90	0.29	80,80,80,80	0
55	MG	BA	3277	1/1	0.90	0.40	86,86,86,86	0
55	MG	BA	3113	1/1	0.90	0.33	57,57,57,57	0
55	MG	DA	3104	1/1	0.90	0.28	43,43,43,43	0
55	MG	BA	3197	1/1	0.90	0.39	46,46,46,46	0
55	MG	DA	3001	1/1	0.90	0.27	67,67,67,67	0
55	MG	BA	3114	1/1	0.90	0.18	74,74,74,74	0
55	MG	AA	1759	1/1	0.90	0.21	77,77,77,77	0
55	MG	DA	3301	1/1	0.90	0.25	63,63,63,63	0

*Continued on next page...*

*Continued from previous page...*

Mol	Type	Chain	Res	Atoms	RSCC	RSR	B-factors( $\text{\AA}^2$ )	Q<0.9
55	MG	BA	3350	1/1	0.90	0.28	55,55,55,55	0
55	MG	DR	201	1/1	0.90	0.14	71,71,71,71	0
55	MG	BA	3416	1/1	0.90	0.20	87,87,87,87	0
55	MG	AA	1651	1/1	0.90	0.45	71,71,71,71	0
55	MG	DA	3307	1/1	0.90	0.27	77,77,77,77	0
55	MG	BA	3267	1/1	0.91	0.17	61,61,61,61	0
55	MG	BA	3268	1/1	0.91	0.41	67,67,67,67	0
55	MG	AA	1705	1/1	0.91	0.28	83,83,83,83	0
55	MG	BA	3070	1/1	0.91	0.13	63,63,63,63	0
55	MG	DA	3194	1/1	0.91	0.34	73,73,73,73	0
55	MG	BA	3168	1/1	0.91	0.25	49,49,49,49	0
55	MG	CC	102	1/1	0.91	0.27	73,73,73,73	0
55	MG	BA	3098	1/1	0.91	0.14	48,48,48,48	0
55	MG	BA	3516	1/1	0.91	0.34	78,78,78,78	0
55	MG	BA	3319	1/1	0.91	0.27	65,65,65,65	0
55	MG	BA	3320	1/1	0.91	0.24	62,62,62,62	0
55	MG	DA	3346	1/1	0.91	0.33	75,75,75,75	0
55	MG	AA	1660	1/1	0.91	0.33	53,53,53,53	0
55	MG	DA	3214	1/1	0.91	0.18	40,40,40,40	0
55	MG	DA	3216	1/1	0.91	0.16	49,49,49,49	0
55	MG	CA	1634	1/1	0.91	0.35	77,77,77,77	0
55	MG	BA	3176	1/1	0.91	0.31	48,48,48,48	0
55	MG	CA	1636	1/1	0.91	0.29	78,78,78,78	0
55	MG	BA	3471	1/1	0.91	0.24	72,72,72,72	0
55	MG	AA	1773	1/1	0.91	0.25	87,87,87,87	0
55	MG	BB	212	1/1	0.91	0.31	81,81,81,81	0
55	MG	DA	3087	1/1	0.91	0.30	63,63,63,63	0
55	MG	BA	3236	1/1	0.91	0.30	52,52,52,52	0
55	MG	BA	3372	1/1	0.91	0.16	73,73,73,73	0
55	MG	DA	3239	1/1	0.91	0.23	45,45,45,45	0
55	MG	DA	3011	1/1	0.91	0.13	65,65,65,65	0
55	MG	DA	3246	1/1	0.91	0.34	53,53,53,53	0
55	MG	BA	3051	1/1	0.91	0.21	74,74,74,74	0
55	MG	BA	3135	1/1	0.91	0.37	72,72,72,72	0
55	MG	DA	3016	1/1	0.91	0.33	78,78,78,78	0
55	MG	DA	3017	1/1	0.91	0.31	75,75,75,75	0
55	MG	BA	3240	1/1	0.91	0.43	88,88,88,88	0
55	MG	BA	3333	1/1	0.91	0.34	80,80,80,80	0
55	MG	DA	3370	1/1	0.91	0.14	67,67,67,67	0
55	MG	BE	302	1/1	0.91	0.21	56,56,56,56	0
55	MG	DA	3106	1/1	0.91	0.28	48,48,48,48	0
55	MG	DA	3265	1/1	0.91	0.23	50,50,50,50	0

*Continued on next page...*

*Continued from previous page...*

Mol	Type	Chain	Res	Atoms	RSCC	RSR	B-factors( $\text{\AA}^2$ )	Q<0.9
55	MG	DA	3107	1/1	0.91	0.25	53,53,53,53	0
55	MG	DA	3267	1/1	0.91	0.25	64,64,64,64	0
55	MG	DA	3110	1/1	0.91	0.29	58,58,58,58	0
55	MG	BA	3430	1/1	0.91	0.18	57,57,57,57	0
55	MG	BA	3288	1/1	0.91	0.34	76,76,76,76	0
55	MG	BF	302	1/1	0.91	0.11	72,72,72,72	0
55	MG	AA	1783	1/1	0.91	0.42	67,67,67,67	0
55	MG	BA	3193	1/1	0.91	0.32	85,85,85,85	0
55	MG	DA	3384	1/1	0.91	0.31	65,65,65,65	0
55	MG	CA	1779	1/1	0.91	0.22	72,72,72,72	0
55	MG	BA	3001	1/1	0.91	0.34	47,47,47,47	0
55	MG	BA	3338	1/1	0.91	0.16	71,71,71,71	0
55	MG	BA	3590	1/1	0.91	0.30	63,63,63,63	0
55	MG	AA	1629	1/1	0.91	0.17	86,86,86,86	0
55	MG	B7	101	1/1	0.91	0.33	67,67,67,67	0
55	MG	AA	1634	1/1	0.91	0.29	62,62,62,62	0
55	MG	BA	3058	1/1	0.91	0.18	62,62,62,62	0
55	MG	DA	3286	1/1	0.91	0.08	47,47,47,47	0
55	MG	DA	3504	1/1	0.91	0.23	65,65,65,65	0
55	MG	DA	3287	1/1	0.91	0.36	65,65,65,65	0
55	MG	BA	3299	1/1	0.91	0.40	89,89,89,89	0
55	MG	BA	3111	1/1	0.91	0.27	59,59,59,59	0
55	MG	DA	3291	1/1	0.91	0.36	65,65,65,65	0
55	MG	AA	1839	1/1	0.91	0.32	74,74,74,74	0
55	MG	AA	1631	1/1	0.91	0.18	66,66,66,66	0
55	MG	CA	1666	1/1	0.91	0.29	71,71,71,71	0
55	MG	AA	1788	1/1	0.91	0.42	77,77,77,77	0
55	MG	DA	3514	1/1	0.91	0.29	59,59,59,59	0
55	MG	BA	3305	1/1	0.91	0.38	70,70,70,70	0
55	MG	BA	3152	1/1	0.91	0.32	40,40,40,40	0
55	MG	AA	1712	1/1	0.91	0.28	78,78,78,78	0
55	MG	BA	3456	1/1	0.91	0.33	78,78,78,78	0
55	MG	BA	3611	1/1	0.91	0.30	87,87,87,87	0
55	MG	BA	3035	1/1	0.91	0.17	37,37,37,37	0
55	MG	DA	3305	1/1	0.91	0.28	77,77,77,77	0
55	MG	DA	3052	1/1	0.91	0.40	71,71,71,71	0
55	MG	DA	3053	1/1	0.91	0.36	62,62,62,62	0
55	MG	DA	3155	1/1	0.91	0.24	46,46,46,46	0
55	MG	CA	1679	1/1	0.91	0.38	85,85,85,85	0
55	MG	DA	3157	1/1	0.91	0.31	47,47,47,47	0
55	MG	DA	3421	1/1	0.91	0.21	62,62,62,62	0
55	MG	DA	3160	1/1	0.91	0.19	49,49,49,49	0

*Continued on next page...*

*Continued from previous page...*

Mol	Type	Chain	Res	Atoms	RSCC	RSR	B-factors( $\text{\AA}^2$ )	Q<0.9
55	MG	BA	3614	1/1	0.91	0.12	69,69,69,69	0
55	MG	BA	3405	1/1	0.91	0.32	56,56,56,56	0
55	MG	BA	3617	1/1	0.91	0.42	71,71,71,71	0
55	MG	CA	1683	1/1	0.91	0.35	87,87,87,87	0
55	MG	BA	3557	1/1	0.91	0.28	77,77,77,77	0
55	MG	CA	1619	1/1	0.91	0.26	61,61,61,61	0
55	MG	DA	3173	1/1	0.91	0.19	60,60,60,60	0
55	MG	DE	301	1/1	0.91	0.23	41,41,41,41	0
55	MG	DA	3175	1/1	0.91	0.38	83,83,83,83	0
55	MG	DA	3331	1/1	0.91	0.34	50,50,50,50	0
55	MG	AA	1658	1/1	0.91	0.32	49,49,49,49	0
55	MG	DA	3181	1/1	0.91	0.32	50,50,50,50	0
55	MG	DA	3334	1/1	0.91	0.16	68,68,68,68	0
55	MG	BA	3129	1/1	0.92	0.34	52,52,52,52	0
55	MG	BA	3331	1/1	0.92	0.21	65,65,65,65	0
55	MG	BA	3332	1/1	0.92	0.19	61,61,61,61	0
55	MG	DA	3311	1/1	0.92	0.30	73,73,73,73	0
55	MG	BA	3130	1/1	0.92	0.29	44,44,44,44	0
55	MG	BA	3616	1/1	0.92	0.19	58,58,58,58	0
55	MG	DA	3314	1/1	0.92	0.33	76,76,76,76	0
55	MG	BA	3056	1/1	0.92	0.18	54,54,54,54	0
55	MG	DA	3166	1/1	0.92	0.32	58,58,58,58	0
55	MG	DA	3318	1/1	0.92	0.18	63,63,63,63	0
55	MG	BA	3002	1/1	0.92	0.27	43,43,43,43	0
55	MG	AA	1701	1/1	0.92	0.18	70,70,70,70	0
55	MG	BA	3006	1/1	0.92	0.25	38,38,38,38	0
55	MG	BA	3095	1/1	0.92	0.25	37,37,37,37	0
55	MG	DA	3174	1/1	0.92	0.28	44,44,44,44	0
55	MG	CA	1793	1/1	0.92	0.30	91,91,91,91	0
55	MG	BA	3096	1/1	0.92	0.34	56,56,56,56	0
55	MG	BA	3008	1/1	0.92	0.31	37,37,37,37	0
55	MG	DA	3446	1/1	0.92	0.36	75,75,75,75	0
55	MG	BA	3281	1/1	0.92	0.34	72,72,72,72	0
55	MG	DA	3184	1/1	0.92	0.44	61,61,61,61	0
55	MG	BA	3209	1/1	0.92	0.25	39,39,39,39	0
55	MG	DA	3186	1/1	0.92	0.24	60,60,60,60	0
55	MG	DA	3189	1/1	0.92	0.26	41,41,41,41	0
55	MG	BA	3284	1/1	0.92	0.34	56,56,56,56	0
55	MG	CA	1721	1/1	0.92	0.24	80,80,80,80	0
55	MG	BA	3015	1/1	0.92	0.21	38,38,38,38	0
55	MG	AA	1829	1/1	0.92	0.35	77,77,77,77	0
55	MG	BA	3066	1/1	0.92	0.30	62,62,62,62	0

*Continued on next page...*

*Continued from previous page...*

Mol	Type	Chain	Res	Atoms	RSCC	RSR	B-factors( $\text{\AA}^2$ )	Q<0.9
55	MG	DA	3457	1/1	0.92	0.33	65,65,65,65	0
55	MG	BA	3483	1/1	0.92	0.25	68,68,68,68	0
55	MG	BA	3556	1/1	0.92	0.33	58,58,58,58	0
55	MG	DA	3460	1/1	0.92	0.37	72,72,72,72	0
55	MG	CA	1652	1/1	0.92	0.27	71,71,71,71	0
55	MG	BA	3144	1/1	0.92	0.24	48,48,48,48	0
55	MG	AA	1619	1/1	0.92	0.25	63,63,63,63	0
55	MG	DA	3465	1/1	0.92	0.24	74,74,74,74	0
55	MG	AA	1741	1/1	0.92	0.27	67,67,67,67	0
55	MG	DA	3215	1/1	0.92	0.26	42,42,42,42	0
55	MG	DA	3079	1/1	0.92	0.29	54,54,54,54	0
55	MG	CA	1733	1/1	0.92	0.36	69,69,69,69	0
55	MG	DA	3220	1/1	0.92	0.31	66,66,66,66	0
55	MG	BA	3421	1/1	0.92	0.24	62,62,62,62	0
55	MG	DA	3472	1/1	0.92	0.38	71,71,71,71	0
55	MG	BA	3147	1/1	0.92	0.13	55,55,55,55	0
55	MG	DA	3225	1/1	0.92	0.41	73,73,73,73	0
55	MG	DA	3226	1/1	0.92	0.30	62,62,62,62	0
55	MG	BA	3148	1/1	0.92	0.17	32,32,32,32	0
55	MG	AA	1602	1/1	0.92	0.21	79,79,79,79	0
55	MG	DA	3359	1/1	0.92	0.31	76,76,76,76	0
55	MG	AA	1704	1/1	0.92	0.11	83,83,83,83	0
55	MG	BA	3494	1/1	0.92	0.45	76,76,76,76	0
55	MG	DA	3234	1/1	0.92	0.28	52,52,52,52	0
55	MG	DA	3235	1/1	0.92	0.27	48,48,48,48	0
55	MG	BA	3297	1/1	0.92	0.22	58,58,58,58	0
55	MG	BA	3429	1/1	0.92	0.09	75,75,75,75	0
55	MG	AA	1697	1/1	0.92	0.23	84,84,84,84	0
55	MG	BA	3153	1/1	0.92	0.28	52,52,52,52	0
55	MG	DA	3488	1/1	0.92	0.25	86,86,86,86	0
55	MG	BA	3572	1/1	0.92	0.26	87,87,87,87	0
55	MG	DA	3247	1/1	0.92	0.17	87,87,87,87	0
55	MG	BA	3234	1/1	0.92	0.36	86,86,86,86	0
55	MG	DA	3372	1/1	0.92	0.28	65,65,65,65	0
55	MG	BA	3235	1/1	0.92	0.29	54,54,54,54	0
55	MG	BA	3503	1/1	0.92	0.18	65,65,65,65	0
55	MG	BA	3155	1/1	0.92	0.08	45,45,45,45	0
55	MG	DA	3100	1/1	0.92	0.28	44,44,44,44	0
55	MG	BA	3578	1/1	0.92	0.34	81,81,81,81	0
55	MG	DA	3262	1/1	0.92	0.42	48,48,48,48	0
55	MG	AA	1821	1/1	0.92	0.31	75,75,75,75	0
55	MG	BA	3308	1/1	0.92	0.23	61,61,61,61	0

*Continued on next page...*

*Continued from previous page...*

Mol	Type	Chain	Res	Atoms	RSCC	RSR	B-factors( $\text{\AA}^2$ )	Q<0.9
55	MG	AA	1837	1/1	0.92	0.28	73,73,73,73	0
55	MG	DA	3108	1/1	0.92	0.22	54,54,54,54	0
55	MG	DA	3109	1/1	0.92	0.22	65,65,65,65	0
55	MG	DA	3012	1/1	0.92	0.39	66,66,66,66	0
55	MG	DA	3013	1/1	0.92	0.37	56,56,56,56	0
55	MG	DA	3388	1/1	0.92	0.19	74,74,74,74	0
55	MG	BA	3440	1/1	0.92	0.36	74,74,74,74	0
55	MG	BA	3045	1/1	0.92	0.25	45,45,45,45	0
55	MG	DA	3391	1/1	0.92	0.16	78,78,78,78	0
55	MG	DA	3512	1/1	0.92	0.34	75,75,75,75	0
55	MG	BA	3442	1/1	0.92	0.25	76,76,76,76	0
55	MG	AA	1644	1/1	0.92	0.14	62,62,62,62	0
55	MG	AA	1780	1/1	0.92	0.17	86,86,86,86	0
55	MG	BA	3245	1/1	0.92	0.44	49,49,49,49	0
55	MG	DA	3121	1/1	0.92	0.20	64,64,64,64	0
55	MG	AA	1603	1/1	0.92	0.26	63,63,63,63	0
55	MG	BA	3052	1/1	0.92	0.17	64,64,64,64	0
55	MG	BA	3117	1/1	0.92	0.39	60,60,60,60	0
55	MG	BA	3249	1/1	0.92	0.13	30,30,30,30	0
55	MG	BA	3173	1/1	0.92	0.33	52,52,52,52	0
55	MG	DA	3285	1/1	0.92	0.19	50,50,50,50	0
55	MG	CA	1615	1/1	0.92	0.23	81,81,81,81	0
55	MG	DA	3526	1/1	0.92	0.32	68,68,68,68	0
55	MG	BA	3174	1/1	0.92	0.51	71,71,71,71	0
55	MG	AA	1717	1/1	0.92	0.33	74,74,74,74	0
55	MG	BA	3179	1/1	0.92	0.38	64,64,64,64	0
55	MG	DA	3030	1/1	0.92	0.24	74,74,74,74	0
55	MG	BA	3181	1/1	0.92	0.24	39,39,39,39	0
55	MG	CA	1620	1/1	0.92	0.36	64,64,64,64	0
55	MG	BA	3601	1/1	0.92	0.25	85,85,85,85	0
55	MG	BA	3602	1/1	0.92	0.27	67,67,67,67	0
55	MG	DA	3145	1/1	0.92	0.36	60,60,60,60	0
55	MG	AA	1796	1/1	0.92	0.23	75,75,75,75	0
55	MG	CA	1700	1/1	0.92	0.33	77,77,77,77	0
55	MG	CA	1701	1/1	0.92	0.43	88,88,88,88	0
55	MG	BA	3184	1/1	0.92	0.12	39,39,39,39	0
55	MG	DE	303	1/1	0.92	0.33	56,56,56,56	0
55	MG	AA	1709	1/1	0.92	0.24	70,70,70,70	0
55	MG	BA	3395	1/1	0.92	0.15	72,72,72,72	0
55	MG	DA	3424	1/1	0.92	0.34	70,70,70,70	0
55	MG	BA	3128	1/1	0.92	0.36	46,46,46,46	0
55	MG	D3	101	1/1	0.92	0.30	66,66,66,66	0

*Continued on next page...*

*Continued from previous page...*

Mol	Type	Chain	Res	Atoms	RSCC	RSR	B-factors(Å <sup>2</sup> )	Q<0.9
56	ZN	AQ	102	1/1	0.92	0.15	122,122,122,122	0
55	MG	BA	3329	1/1	0.93	0.31	65,65,65,65	0
55	MG	DA	3076	1/1	0.93	0.25	86,86,86,86	0
55	MG	BA	3033	1/1	0.93	0.25	38,38,38,38	0
55	MG	BA	3003	1/1	0.93	0.28	47,47,47,47	0
55	MG	BA	3188	1/1	0.93	0.29	60,60,60,60	0
55	MG	BA	3189	1/1	0.93	0.33	49,49,49,49	0
55	MG	BA	3589	1/1	0.93	0.18	41,41,41,41	0
55	MG	DA	3169	1/1	0.93	0.23	69,69,69,69	0
55	MG	DA	3280	1/1	0.93	0.31	46,46,46,46	0
55	MG	BA	3190	1/1	0.93	0.25	63,63,63,63	0
55	MG	BA	3063	1/1	0.93	0.07	43,43,43,43	0
55	MG	BA	3294	1/1	0.93	0.27	72,72,72,72	0
55	MG	DA	3284	1/1	0.93	0.25	56,56,56,56	0
55	MG	BA	3434	1/1	0.93	0.34	75,75,75,75	0
55	MG	DA	3176	1/1	0.93	0.35	65,65,65,65	0
55	MG	BA	3386	1/1	0.93	0.28	59,59,59,59	0
55	MG	AA	1771	1/1	0.93	0.07	70,70,70,70	0
55	MG	BA	3296	1/1	0.93	0.26	53,53,53,53	0
55	MG	BA	3120	1/1	0.93	0.26	56,56,56,56	0
55	MG	DA	3385	1/1	0.93	0.40	62,62,62,62	0
55	MG	BA	3040	1/1	0.93	0.31	54,54,54,54	0
55	MG	BA	3545	1/1	0.93	0.20	69,69,69,69	0
55	MG	DA	3187	1/1	0.93	0.22	42,42,42,42	0
55	MG	BA	3126	1/1	0.93	0.33	46,46,46,46	0
55	MG	DA	3191	1/1	0.93	0.27	46,46,46,46	0
55	MG	BA	3154	1/1	0.93	0.21	55,55,55,55	0
55	MG	DA	3095	1/1	0.93	0.25	49,49,49,49	0
55	MG	BA	3043	1/1	0.93	0.14	32,32,32,32	0
55	MG	AA	1784	1/1	0.93	0.40	66,66,66,66	0
55	MG	CA	1728	1/1	0.93	0.33	69,69,69,69	0
55	MG	BA	3159	1/1	0.93	0.31	58,58,58,58	0
55	MG	DA	3202	1/1	0.93	0.31	47,47,47,47	0
55	MG	DA	3205	1/1	0.93	0.26	67,67,67,67	0
55	MG	BA	3398	1/1	0.93	0.30	70,70,70,70	0
55	MG	CA	1672	1/1	0.93	0.30	75,75,75,75	0
55	MG	BA	3497	1/1	0.93	0.28	71,71,71,71	0
55	MG	DA	3210	1/1	0.93	0.29	63,63,63,63	0
55	MG	DA	3404	1/1	0.93	0.14	61,61,61,61	0
55	MG	AA	1645	1/1	0.93	0.34	50,50,50,50	0
55	MG	CA	1794	1/1	0.93	0.29	74,74,74,74	0
55	MG	BA	3163	1/1	0.93	0.39	50,50,50,50	0

*Continued on next page...*



*Continued from previous page...*

Mol	Type	Chain	Res	Atoms	RSCC	RSR	B-factors( $\text{\AA}^2$ )	Q<0.9
55	MG	BA	3453	1/1	0.93	0.36	60,60,60,60	0
55	MG	DA	3317	1/1	0.93	0.16	81,81,81,81	0
55	MG	BA	3010	1/1	0.93	0.30	46,46,46,46	0
55	MG	BA	3502	1/1	0.93	0.22	67,67,67,67	0
55	MG	DA	3221	1/1	0.93	0.47	63,63,63,63	0
55	MG	BA	3014	1/1	0.93	0.33	53,53,53,53	0
55	MG	DA	3324	1/1	0.93	0.29	78,78,78,78	0
55	MG	BA	3356	1/1	0.93	0.35	70,70,70,70	0
55	MG	AA	1664	1/1	0.93	0.10	45,45,45,45	0
55	MG	DA	3328	1/1	0.93	0.22	47,47,47,47	0
55	MG	CA	1623	1/1	0.93	0.15	90,90,90,90	0
55	MG	AA	1632	1/1	0.93	0.22	67,67,67,67	0
55	MG	DA	3046	1/1	0.93	0.20	65,65,65,65	0
55	MG	DA	3229	1/1	0.93	0.42	62,62,62,62	0
55	MG	AA	1622	1/1	0.93	0.23	76,76,76,76	0
55	MG	BA	3024	1/1	0.93	0.22	27,27,27,27	0
55	MG	DA	3232	1/1	0.93	0.30	44,44,44,44	0
55	MG	A1	101	1/1	0.93	0.15	66,66,66,66	0
55	MG	BA	3567	1/1	0.93	0.33	80,80,80,80	0
55	MG	BA	3028	1/1	0.93	0.34	46,46,46,46	0
55	MG	BA	3081	1/1	0.93	0.31	75,75,75,75	0
55	MG	BA	3177	1/1	0.93	0.31	57,57,57,57	0
55	MG	BA	3515	1/1	0.93	0.22	72,72,72,72	0
55	MG	DA	3244	1/1	0.93	0.39	71,71,71,71	0
55	MG	DB	201	1/1	0.93	0.33	81,81,81,81	0
55	MG	BA	3365	1/1	0.93	0.16	50,50,50,50	0
55	MG	BB	210	1/1	0.93	0.35	64,64,64,64	0
55	MG	BA	3082	1/1	0.93	0.33	64,64,64,64	0
55	MG	BA	3180	1/1	0.93	0.24	37,37,37,37	0
55	MG	CC	103	1/1	0.93	0.38	72,72,72,72	0
55	MG	BA	3283	1/1	0.93	0.26	49,49,49,49	0
55	MG	DA	3147	1/1	0.93	0.27	53,53,53,53	0
55	MG	DA	3255	1/1	0.93	0.21	75,75,75,75	0
55	MG	DA	3256	1/1	0.93	0.24	49,49,49,49	0
55	MG	BA	3520	1/1	0.93	0.31	44,44,44,44	0
55	MG	DA	3261	1/1	0.93	0.29	58,58,58,58	0
55	MG	DA	3149	1/1	0.93	0.36	57,57,57,57	0
55	MG	BA	3469	1/1	0.93	0.24	60,60,60,60	0
55	MG	BA	3030	1/1	0.93	0.33	44,44,44,44	0
55	MG	AA	1699	1/1	0.93	0.20	64,64,64,64	0
55	MG	CA	1643	1/1	0.93	0.29	82,82,82,82	0
55	MG	BA	3183	1/1	0.93	0.13	47,47,47,47	0

*Continued on next page...*

*Continued from previous page...*

Mol	Type	Chain	Res	Atoms	RSCC	RSR	B-factors(Å <sup>2</sup> )	Q<0.9
55	MG	AA	1799	1/1	0.93	0.36	78,78,78,78	0
55	MG	BA	3373	1/1	0.93	0.32	64,64,64,64	0
55	MG	DA	3158	1/1	0.93	0.36	44,44,44,44	0
55	MG	BA	3326	1/1	0.94	0.24	52,52,52,52	0
55	MG	BA	3100	1/1	0.94	0.27	42,42,42,42	0
55	MG	BA	3039	1/1	0.94	0.21	42,42,42,42	0
55	MG	AA	1806	1/1	0.94	0.23	81,81,81,81	0
55	MG	DA	3360	1/1	0.94	0.21	65,65,65,65	0
55	MG	BA	3279	1/1	0.94	0.13	70,70,70,70	0
55	MG	BA	3041	1/1	0.94	0.23	46,46,46,46	0
55	MG	BA	3175	1/1	0.94	0.12	69,69,69,69	0
55	MG	DA	3069	1/1	0.94	0.31	60,60,60,60	0
55	MG	AA	1745	1/1	0.94	0.41	67,67,67,67	0
55	MG	DA	3071	1/1	0.94	0.19	81,81,81,81	0
55	MG	DA	3463	1/1	0.94	0.16	73,73,73,73	0
55	MG	AA	1800	1/1	0.94	0.39	82,82,82,82	0
55	MG	BA	3139	1/1	0.94	0.25	35,35,35,35	0
55	MG	BA	3107	1/1	0.94	0.27	36,36,36,36	0
55	MG	CA	1631	1/1	0.94	0.13	81,81,81,81	0
55	MG	BA	3564	1/1	0.94	0.28	84,84,84,84	0
55	MG	DA	3170	1/1	0.94	0.41	68,68,68,68	0
55	MG	BA	3233	1/1	0.94	0.22	48,48,48,48	0
55	MG	BA	3141	1/1	0.94	0.27	35,35,35,35	0
55	MG	AA	1652	1/1	0.94	0.35	81,81,81,81	0
55	MG	BA	3018	1/1	0.94	0.26	54,54,54,54	0
55	MG	DA	3006	1/1	0.94	0.25	71,71,71,71	0
55	MG	DA	3178	1/1	0.94	0.32	59,59,59,59	0
55	MG	AA	1763	1/1	0.94	0.32	53,53,53,53	0
55	MG	BA	3050	1/1	0.94	0.26	39,39,39,39	0
55	MG	BA	3020	1/1	0.94	0.35	41,41,41,41	0
55	MG	BA	3344	1/1	0.94	0.26	55,55,55,55	0
55	MG	BA	3021	1/1	0.94	0.32	41,41,41,41	0
55	MG	DA	3288	1/1	0.94	0.22	47,47,47,47	0
55	MG	BA	3346	1/1	0.94	0.16	51,51,51,51	0
55	MG	BA	3022	1/1	0.94	0.27	30,30,30,30	0
55	MG	A1	102	1/1	0.94	0.31	86,86,86,86	0
55	MG	BA	3025	1/1	0.94	0.23	42,42,42,42	0
55	MG	AA	1811	1/1	0.94	0.34	67,67,67,67	0
55	MG	BA	3409	1/1	0.94	0.14	68,68,68,68	0
55	MG	DA	3489	1/1	0.94	0.10	71,71,71,71	0
55	MG	DA	3296	1/1	0.94	0.41	51,51,51,51	0
55	MG	BA	3352	1/1	0.94	0.29	76,76,76,76	0

*Continued on next page...*

*Continued from previous page...*

Mol	Type	Chain	Res	Atoms	RSCC	RSR	B-factors(Å <sup>2</sup> )	Q<0.9
55	MG	DA	3195	1/1	0.94	0.32	70,70,70,70	0
55	MG	AA	1722	1/1	0.94	0.36	68,68,68,68	0
55	MG	DA	3021	1/1	0.94	0.25	51,51,51,51	0
55	MG	DA	3098	1/1	0.94	0.16	68,68,68,68	0
55	MG	DA	3099	1/1	0.94	0.14	40,40,40,40	0
55	MG	DA	3203	1/1	0.94	0.14	48,48,48,48	0
55	MG	DA	3204	1/1	0.94	0.23	51,51,51,51	0
55	MG	CA	1776	1/1	0.94	0.34	71,71,71,71	0
55	MG	DA	3102	1/1	0.94	0.23	51,51,51,51	0
55	MG	CA	1650	1/1	0.94	0.21	102,102,102,102	0
55	MG	BA	3029	1/1	0.94	0.30	35,35,35,35	0
55	MG	BA	3250	1/1	0.94	0.19	60,60,60,60	0
55	MG	BA	3121	1/1	0.94	0.26	57,57,57,57	0
55	MG	DA	3408	1/1	0.94	0.09	73,73,73,73	0
55	MG	DA	3213	1/1	0.94	0.24	41,41,41,41	0
55	MG	BA	3199	1/1	0.94	0.23	49,49,49,49	0
55	MG	BA	3201	1/1	0.94	0.47	66,66,66,66	0
55	MG	BU	201	1/1	0.94	0.22	81,81,81,81	0
55	MG	BA	3202	1/1	0.94	0.22	51,51,51,51	0
55	MG	BA	3255	1/1	0.94	0.22	46,46,46,46	0
55	MG	AG	301	1/1	0.94	0.39	81,81,81,81	0
55	MG	DA	3033	1/1	0.94	0.18	62,62,62,62	0
55	MG	DA	3223	1/1	0.94	0.25	52,52,52,52	0
55	MG	BA	3125	1/1	0.94	0.45	52,52,52,52	0
55	MG	BA	3004	1/1	0.94	0.28	35,35,35,35	0
55	MG	BA	3259	1/1	0.94	0.14	40,40,40,40	0
55	MG	CA	1726	1/1	0.94	0.50	75,75,75,75	0
55	MG	DA	3520	1/1	0.94	0.35	76,76,76,76	0
55	MG	BA	3260	1/1	0.94	0.25	47,47,47,47	0
55	MG	CA	1792	1/1	0.94	0.31	70,70,70,70	0
55	MG	AA	1627	1/1	0.94	0.27	53,53,53,53	0
55	MG	BA	3597	1/1	0.94	0.26	79,79,79,79	0
55	MG	BA	3207	1/1	0.94	0.31	41,41,41,41	0
55	MG	BA	3599	1/1	0.94	0.34	69,69,69,69	0
55	MG	DA	3130	1/1	0.94	0.13	60,60,60,60	0
55	MG	DA	3431	1/1	0.94	0.39	91,91,91,91	0
55	MG	DB	203	1/1	0.94	0.26	66,66,66,66	0
55	MG	BA	3428	1/1	0.94	0.33	68,68,68,68	0
55	MG	BA	3208	1/1	0.94	0.07	45,45,45,45	0
55	MG	AN	201	1/1	0.94	0.16	68,68,68,68	0
55	MG	DA	3240	1/1	0.94	0.31	42,42,42,42	0
55	MG	BA	3544	1/1	0.94	0.24	72,72,72,72	0

*Continued on next page...*

*Continued from previous page...*

Mol	Type	Chain	Res	Atoms	RSCC	RSR	B-factors(Å <sup>2</sup> )	Q<0.9
55	MG	BA	3007	1/1	0.94	0.41	53,53,53,53	0
55	MG	DA	3245	1/1	0.94	0.36	60,60,60,60	0
55	MG	CA	1676	1/1	0.94	0.39	55,55,55,55	0
55	MG	CA	1738	1/1	0.94	0.34	63,63,63,63	0
55	MG	BA	3270	1/1	0.94	0.09	76,76,76,76	0
55	MG	BA	3488	1/1	0.94	0.25	80,80,80,80	0
55	MG	DA	3250	1/1	0.94	0.29	63,63,63,63	0
55	MG	BA	3037	1/1	0.94	0.21	44,44,44,44	0
55	MG	AA	1663	1/1	0.94	0.12	47,47,47,47	0
55	MG	BA	3218	1/1	0.94	0.27	48,48,48,48	0
55	MG	DA	3060	1/1	0.94	0.41	73,73,73,73	0
55	MG	BA	3436	1/1	0.94	0.19	59,59,59,59	0
55	MG	DA	3257	1/1	0.94	0.20	49,49,49,49	0
55	MG	DA	3258	1/1	0.94	0.14	37,37,37,37	0
56	ZN	CG	303	1/1	0.94	0.22	118,118,118,118	0
55	MG	BA	3610	1/1	0.95	0.34	61,61,61,61	0
55	MG	BA	3401	1/1	0.95	0.25	62,62,62,62	0
55	MG	DA	3474	1/1	0.95	0.32	83,83,83,83	0
55	MG	DA	3321	1/1	0.95	0.44	66,66,66,66	0
55	MG	DA	3097	1/1	0.95	0.19	52,52,52,52	0
55	MG	BA	3263	1/1	0.95	0.43	54,54,54,54	0
55	MG	DA	3325	1/1	0.95	0.34	73,73,73,73	0
55	MG	DA	3171	1/1	0.95	0.31	63,63,63,63	0
55	MG	CN	201	1/1	0.95	0.14	74,74,74,74	0
55	MG	BA	3103	1/1	0.95	0.30	52,52,52,52	0
55	MG	AA	1830	1/1	0.95	0.32	73,73,73,73	0
55	MG	BA	3443	1/1	0.95	0.23	77,77,77,77	0
55	MG	BA	3124	1/1	0.95	0.39	45,45,45,45	0
55	MG	DA	3177	1/1	0.95	0.32	74,74,74,74	0
55	MG	DA	3105	1/1	0.95	0.20	45,45,45,45	0
55	MG	BA	3200	1/1	0.95	0.28	62,62,62,62	0
55	MG	DA	3180	1/1	0.95	0.30	52,52,52,52	0
55	MG	AA	1676	1/1	0.95	0.24	70,70,70,70	0
55	MG	CA	1613	1/1	0.95	0.20	68,68,68,68	0
55	MG	DA	3050	1/1	0.95	0.35	66,66,66,66	0
55	MG	BA	3302	1/1	0.95	0.25	26,26,26,26	0
55	MG	BA	3237	1/1	0.95	0.37	57,57,57,57	0
55	MG	BA	3017	1/1	0.95	0.24	25,25,25,25	0
55	MG	DA	3188	1/1	0.95	0.50	56,56,56,56	0
55	MG	DA	3114	1/1	0.95	0.41	54,54,54,54	0
55	MG	DA	3420	1/1	0.95	0.18	67,67,67,67	0
55	MG	DA	3190	1/1	0.95	0.34	61,61,61,61	0

*Continued on next page...*

*Continued from previous page...*

Mol	Type	Chain	Res	Atoms	RSCC	RSR	B-factors(Å <sup>2</sup> )	Q<0.9
55	MG	DA	3115	1/1	0.95	0.26	49,49,49,49	0
55	MG	DA	3423	1/1	0.95	0.40	75,75,75,75	0
55	MG	BA	3451	1/1	0.95	0.32	65,65,65,65	0
55	MG	AA	1641	1/1	0.95	0.19	57,57,57,57	0
55	MG	BA	3576	1/1	0.95	0.26	74,74,74,74	0
55	MG	CA	1669	1/1	0.95	0.10	60,60,60,60	0
55	MG	BA	3307	1/1	0.95	0.32	39,39,39,39	0
55	MG	AA	1719	1/1	0.95	0.21	79,79,79,79	0
55	MG	BA	3374	1/1	0.95	0.35	71,71,71,71	0
55	MG	BA	3091	1/1	0.95	0.26	35,35,35,35	0
55	MG	BA	3150	1/1	0.95	0.28	36,36,36,36	0
55	MG	BA	3538	1/1	0.95	0.38	66,66,66,66	0
55	MG	BA	3539	1/1	0.95	0.13	74,74,74,74	0
55	MG	BA	3092	1/1	0.95	0.25	32,32,32,32	0
55	MG	BA	3093	1/1	0.95	0.19	57,57,57,57	0
55	MG	BA	3542	1/1	0.95	0.29	72,72,72,72	0
55	MG	AA	1659	1/1	0.95	0.34	69,69,69,69	0
55	MG	DA	3211	1/1	0.95	0.26	42,42,42,42	0
55	MG	DA	3135	1/1	0.95	0.20	49,49,49,49	0
55	MG	BA	3061	1/1	0.95	0.45	61,61,61,61	0
55	MG	BA	3383	1/1	0.95	0.20	71,71,71,71	0
55	MG	AA	1798	1/1	0.95	0.16	58,58,58,58	0
55	MG	DA	3444	1/1	0.95	0.11	73,73,73,73	0
55	MG	BA	3504	1/1	0.95	0.22	45,45,45,45	0
55	MG	DA	3217	1/1	0.95	0.27	55,55,55,55	0
55	MG	BA	3347	1/1	0.95	0.30	68,68,68,68	0
55	MG	DA	3294	1/1	0.95	0.19	64,64,64,64	0
55	MG	DA	3142	1/1	0.95	0.27	40,40,40,40	0
55	MG	BA	3034	1/1	0.95	0.23	41,41,41,41	0
55	MG	DA	3077	1/1	0.95	0.10	64,64,64,64	0
55	MG	DB	204	1/1	0.95	0.26	82,82,82,82	0
55	MG	BA	3217	1/1	0.95	0.18	52,52,52,52	0
55	MG	BA	3012	1/1	0.95	0.20	45,45,45,45	0
55	MG	BA	3023	1/1	0.95	0.24	45,45,45,45	0
55	MG	BA	3161	1/1	0.95	0.11	56,56,56,56	0
55	MG	BA	3554	1/1	0.95	0.28	45,45,45,45	0
55	MG	B0	201	1/1	0.95	0.21	51,51,51,51	0
55	MG	BA	3353	1/1	0.95	0.29	52,52,52,52	0
55	MG	DA	3306	1/1	0.95	0.33	65,65,65,65	0
55	MG	CA	1746	1/1	0.95	0.38	57,57,57,57	0
55	MG	BA	3162	1/1	0.95	0.30	45,45,45,45	0
55	MG	BA	3322	1/1	0.95	0.40	64,64,64,64	0

*Continued on next page...*

*Continued from previous page...*

Mol	Type	Chain	Res	Atoms	RSCC	RSR	B-factors( $\text{\AA}^2$ )	Q<0.9
55	MG	DA	3233	1/1	0.95	0.36	52,52,52,52	0
55	MG	BA	3013	1/1	0.95	0.29	34,34,34,34	0
55	MG	B5	101	1/1	0.95	0.17	45,45,45,45	0
55	MG	BA	3119	1/1	0.95	0.26	62,62,62,62	0
55	MG	BA	3605	1/1	0.95	0.34	47,47,47,47	0
55	MG	DA	3238	1/1	0.95	0.31	60,60,60,60	0
55	MG	BA	3192	1/1	0.95	0.16	34,34,34,34	0
55	MG	BA	3165	1/1	0.95	0.36	61,61,61,61	0
55	MG	AA	1691	1/1	0.95	0.34	50,50,50,50	0
55	MG	BA	3213	1/1	0.96	0.40	49,49,49,49	0
55	MG	DA	3495	1/1	0.96	0.14	63,63,63,63	0
55	MG	DA	3163	1/1	0.96	0.43	62,62,62,62	0
55	MG	BA	3241	1/1	0.96	0.28	60,60,60,60	0
55	MG	BA	3064	1/1	0.96	0.11	49,49,49,49	0
55	MG	BA	3009	1/1	0.96	0.18	36,36,36,36	0
55	MG	DA	3219	1/1	0.96	0.14	70,70,70,70	0
55	MG	DA	3035	1/1	0.96	0.17	62,62,62,62	0
55	MG	CA	1671	1/1	0.96	0.32	49,49,49,49	0
55	MG	AA	1750	1/1	0.96	0.37	62,62,62,62	0
55	MG	BA	3158	1/1	0.96	0.15	41,41,41,41	0
55	MG	DA	3392	1/1	0.96	0.36	68,68,68,68	0
55	MG	DA	3278	1/1	0.96	0.30	42,42,42,42	0
55	MG	CA	1674	1/1	0.96	0.11	70,70,70,70	0
55	MG	DA	3122	1/1	0.96	0.32	46,46,46,46	0
55	MG	BA	3271	1/1	0.96	0.07	35,35,35,35	0
55	MG	BA	3083	1/1	0.96	0.10	62,62,62,62	0
55	MG	BB	205	1/1	0.96	0.26	74,74,74,74	0
55	MG	DA	3126	1/1	0.96	0.12	41,41,41,41	0
55	MG	BA	3198	1/1	0.96	0.09	45,45,45,45	0
55	MG	BA	3274	1/1	0.96	0.15	46,46,46,46	0
55	MG	BA	3410	1/1	0.96	0.31	62,62,62,62	0
55	MG	BA	3011	1/1	0.96	0.20	42,42,42,42	0
55	MG	AA	1673	1/1	0.96	0.29	78,78,78,78	0
55	MG	DA	3132	1/1	0.96	0.15	53,53,53,53	0
55	MG	DA	3009	1/1	0.96	0.26	68,68,68,68	0
55	MG	AA	1792	1/1	0.96	0.11	55,55,55,55	0
55	MG	AA	1608	1/1	0.96	0.18	64,64,64,64	0
55	MG	BB	213	1/1	0.96	0.30	66,66,66,66	0
55	MG	BA	3508	1/1	0.96	0.32	59,59,59,59	0
55	MG	DA	3241	1/1	0.96	0.25	46,46,46,46	0
55	MG	BA	3046	1/1	0.96	0.22	39,39,39,39	0
55	MG	DA	3243	1/1	0.96	0.32	79,79,79,79	0

*Continued on next page...*

*Continued from previous page...*

Mol	Type	Chain	Res	Atoms	RSCC	RSR	B-factors( $\text{\AA}^2$ )	Q<0.9
55	MG	BA	3306	1/1	0.96	0.21	67,67,67,67	0
55	MG	DA	3141	1/1	0.96	0.31	38,38,38,38	0
55	MG	BA	3280	1/1	0.96	0.32	50,50,50,50	0
55	MG	BA	3389	1/1	0.96	0.17	59,59,59,59	0
55	MG	DA	3144	1/1	0.96	0.24	60,60,60,60	0
55	MG	BA	3390	1/1	0.96	0.31	60,60,60,60	0
55	MG	BA	3047	1/1	0.96	0.35	74,74,74,74	0
55	MG	AC	104	1/1	0.96	0.26	56,56,56,56	0
55	MG	DA	3252	1/1	0.96	0.26	64,64,64,64	0
55	MG	BA	3186	1/1	0.96	0.21	36,36,36,36	0
55	MG	DA	3200	1/1	0.96	0.29	44,44,44,44	0
55	MG	DA	3201	1/1	0.96	0.12	47,47,47,47	0
55	MG	BF	301	1/1	0.96	0.08	73,73,73,73	0
55	MG	BA	3612	1/1	0.96	0.37	66,66,66,66	0
55	MG	AA	1671	1/1	0.96	0.15	67,67,67,67	0
55	MG	DA	3152	1/1	0.96	0.12	67,67,67,67	0
55	MG	DA	3260	1/1	0.96	0.36	41,41,41,41	0
55	MG	AA	1623	1/1	0.96	0.37	65,65,65,65	0
55	MG	BA	3027	1/1	0.96	0.31	36,36,36,36	0
55	MG	BA	3138	1/1	0.96	0.42	46,46,46,46	0
55	MG	BA	3427	1/1	0.96	0.28	65,65,65,65	0
55	MG	BA	3262	1/1	0.96	0.36	33,33,33,33	0
55	MG	D5	2001	1/1	0.96	0.23	46,46,46,46	0
56	ZN	AG	302	1/1	0.96	0.23	95,95,95,95	0
55	MG	DA	3111	1/1	0.96	0.17	52,52,52,52	0
55	MG	BA	3172	1/1	0.96	0.17	34,34,34,34	0
55	MG	BA	3450	1/1	0.97	0.09	54,54,54,54	0
55	MG	DA	3329	1/1	0.97	0.17	44,44,44,44	0
55	MG	DA	3182	1/1	0.97	0.38	44,44,44,44	0
55	MG	DA	3299	1/1	0.97	0.15	38,38,38,38	0
55	MG	BA	3355	1/1	0.97	0.32	46,46,46,46	0
55	MG	DA	3054	1/1	0.97	0.23	58,58,58,58	0
55	MG	DA	3055	1/1	0.97	0.47	68,68,68,68	0
55	MG	BA	3099	1/1	0.97	0.39	67,67,67,67	0
55	MG	DA	3159	1/1	0.97	0.12	37,37,37,37	0
55	MG	BA	3074	1/1	0.97	0.30	49,49,49,49	0
55	MG	BA	3224	1/1	0.97	0.11	55,55,55,55	0
55	MG	BA	3377	1/1	0.97	0.41	62,62,62,62	0
55	MG	BA	3042	1/1	0.97	0.17	41,41,41,41	0
55	MG	BA	3123	1/1	0.97	0.11	51,51,51,51	0
55	MG	AA	1842	1/1	0.97	0.28	59,59,59,59	0
55	MG	BE	303	1/1	0.97	0.29	44,44,44,44	0

*Continued on next page...*

*Continued from previous page...*

Mol	Type	Chain	Res	Atoms	RSCC	RSR	B-factors( $\text{\AA}^2$ )	Q<0.9
55	MG	AA	1838	1/1	0.97	0.22	61,61,61,61	0
55	MG	BA	3261	1/1	0.97	0.38	52,52,52,52	0
55	MG	BA	3230	1/1	0.97	0.45	56,56,56,56	0
55	MG	BA	3231	1/1	0.97	0.36	73,73,73,73	0
55	MG	DA	3199	1/1	0.97	0.26	61,61,61,61	0
55	MG	BA	3216	1/1	0.97	0.17	33,33,33,33	0
55	MG	BA	3298	1/1	0.97	0.27	65,65,65,65	0
55	MG	BA	3608	1/1	0.97	0.23	39,39,39,39	0
55	MG	BA	3079	1/1	0.97	0.32	55,55,55,55	0
55	MG	B1	201	1/1	0.97	0.23	47,47,47,47	0
55	MG	AA	1707	1/1	0.97	0.33	50,50,50,50	0
55	MG	DA	3323	1/1	0.97	0.10	42,42,42,42	0
55	MG	DA	3206	1/1	0.97	0.45	65,65,65,65	0
55	MG	BA	3196	1/1	0.97	0.15	33,33,33,33	0
55	MG	BA	3220	1/1	0.97	0.23	44,44,44,44	0
55	MG	BA	3178	1/1	0.97	0.20	36,36,36,36	0
55	MG	BA	3264	1/1	0.98	0.08	30,30,30,30	0
55	MG	DA	3101	1/1	0.98	0.20	43,43,43,43	0
55	MG	BA	3452	1/1	0.98	0.25	41,41,41,41	0
55	MG	DA	3161	1/1	0.98	0.20	45,45,45,45	0
55	MG	BA	3382	1/1	0.98	0.26	43,43,43,43	0
55	MG	BA	3214	1/1	0.98	0.29	67,67,67,67	0
55	MG	DA	3133	1/1	0.98	0.24	42,42,42,42	0
55	MG	BA	3596	1/1	0.98	0.30	55,55,55,55	0
55	MG	DP	201	1/1	0.98	0.26	65,65,65,65	0
55	MG	DA	3374	1/1	0.98	0.33	62,62,62,62	0
55	MG	BA	3157	1/1	0.98	0.39	45,45,45,45	0
55	MG	BA	3228	1/1	0.98	0.53	72,72,72,72	0
55	MG	BA	3243	1/1	0.98	0.32	48,48,48,48	0
55	MG	BA	3491	1/1	0.98	0.34	42,42,42,42	0
55	MG	BA	3077	1/1	0.98	0.21	54,54,54,54	0
55	MG	BA	3171	1/1	0.98	0.33	61,61,61,61	0
55	MG	BA	3212	1/1	0.98	0.33	43,43,43,43	0
55	MG	BA	3036	1/1	0.98	0.29	44,44,44,44	0
56	ZN	CQ	101	1/1	0.98	0.05	120,120,120,120	0

## 6.5 Other polymers

There are no such residues in this entry.