



Full wwPDB X-ray Structure Validation Report ⓘ

Nov 13, 2024 – 11:57 PM EST

PDB ID : 4V8F
Title : Crystal structure analysis of ribosomal decoding (near-cognate tRNA-ttyr complex with paromomycin).
Authors : Jenner, L.; Demeshkina, N.; Yusupov, M.; Yusupova, G.
Deposited on : 2011-12-07
Resolution : 3.30 Å (reported)

This is a Full wwPDB X-ray Structure Validation Report for a publicly released PDB entry.

We welcome your comments at validation@mail.wwpdb.org

A user guide is available at

<https://www.wwpdb.org/validation/2017/XrayValidationReportHelp>

with specific help available everywhere you see the ⓘ symbol.

The types of validation reports are described at

<http://www.wwpdb.org/validation/2017/FAQs#types>.

The following versions of software and data (see [references ⓘ](#)) were used in the production of this report:

MolProbity : 4.02b-467
Mogul : 2022.3.0, CSD as543be (2022)
Xtriage (Phenix) : 1.20.1
EDS : 3.0
buster-report : 1.1.7 (2018)
Percentile statistics : 20231227.v01 (using entries in the PDB archive December 27th 2023)
CCP4 : 9.0.003 (Gargrove)
Density-Fitness : 1.0.11
Ideal geometry (proteins) : Engh & Huber (2001)
Ideal geometry (DNA, RNA) : Parkinson et al. (1996)
Validation Pipeline (wwPDB-VP) : 2.39

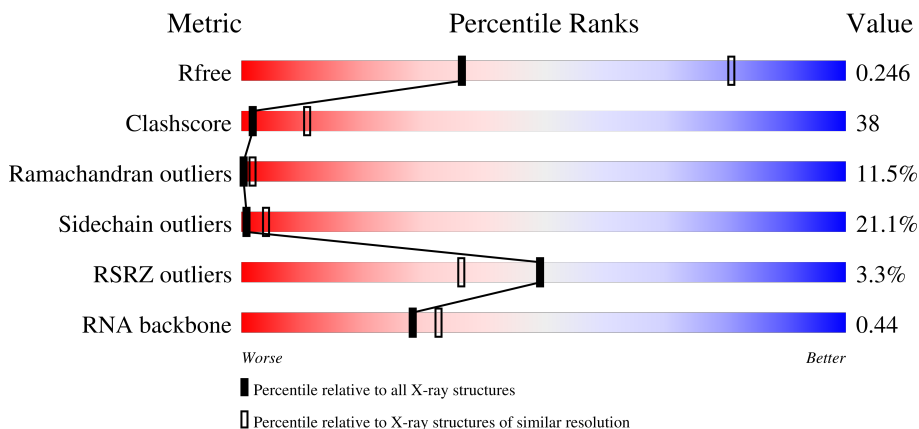
1 Overall quality at a glance i

The following experimental techniques were used to determine the structure:

X-RAY DIFFRACTION

The reported resolution of this entry is 3.30 Å.

Percentile scores (ranging between 0-100) for global validation metrics of the entry are shown in the following graphic. The table shows the number of entries on which the scores are based.



Metric	Whole archive (#Entries)	Similar resolution (#Entries, resolution range(Å))
R_{free}	164625	1085 (3.32-3.28)
Clashscore	180529	1128 (3.32-3.28)
Ramachandran outliers	177936	1125 (3.32-3.28)
Sidechain outliers	177891	1124 (3.32-3.28)
RSRZ outliers	164620	1085 (3.32-3.28)
RNA backbone	3690	1014 (3.64-2.96)

The table below summarises the geometric issues observed across the polymeric chains and their fit to the electron density. The red, orange, yellow and green segments of the lower bar indicate the fraction of residues that contain outliers for ≥ 3 , 2, 1 and 0 types of geometric quality criteria respectively. A grey segment represents the fraction of residues that are not modelled. The numeric value for each fraction is indicated below the corresponding segment, with a dot representing fractions $\leq 5\%$. The upper red bar (where present) indicates the fraction of residues that have poor fit to the electron density. The numeric value is given above the bar.

Mol	Chain	Length	Quality of chain
1	AA	2912	 28% 49% 21% •
1	DA	2912	 27% 50% 21% •
2	AB	122	 24% 55% 19% •
2	DB	122	 23% 55% 21% •

Continued on next page...

Continued from previous page...

Mol	Chain	Length	Quality of chain
3	AD	276	3% 34% 45% 16% ..
3	DD	276	2% 38% 44% 14% ..
4	AE	206	4% 29% 46% 24% .
4	DE	206	5% 27% 42% 26% 5%
5	AF	210	2% 28% 50% 17% ..
5	DF	210	5% 23% 51% 22% ..
6	AG	182	3% 29% 53% 17% ..
6	DG	182	7% 27% 53% 16% ..
7	AH	180	% 24% 44% 20% 6% 6%
7	DH	180	11% 29% 45% 18% . 6%
8	AK	148	2% 28% 44% 24% ..
8	DK	148	14% 36% 41% 20% ..
9	AM	140	4% 29% 41% 26% ..
9	DM	140	% 29% 41% 26% ..
10	AN	122	% 52% 35% 12% .
10	DN	122	% 42% 48% 10% .
11	AO	150	5% 22% 47% 25% 6%
11	DO	150	15% 19% 39% 34% 8%
12	AP	141	20% 32% 45% 19% .
12	DP	141	21% 26% 46% 24% .
13	A0	118	3% 20% 61% 16% .
13	D0	118	% 31% 47% 19% ..
14	AQ	112	2% 26% 49% 23% ..
14	DQ	112	4% 21% 52% 22% ..
15	AR	146	% 34% 41% 17% . 6%

Continued on next page...

Continued from previous page...

Mol	Chain	Length	Quality of chain
15	DR	146	8% 28% 45% 21% 6%
16	A1	118	2% 33% 44% 19% 2%
16	D1	118	1% 29% 53% 16% 1%
17	A2	101	4% 33% 46% 18% 1%
17	D2	101	11% 27% 39% 26% 9%
18	AS	113	28% 57% 15%
18	DS	113	4% 39% 42% 19% 1%
19	AT	96	43% 36% 16% 1%
19	DT	96	5% 31% 45% 19% 1%
20	AU	110	4% 33% 37% 20% 7%
20	DU	110	25% 21% 32% 36% 7%
21	AV	206	11% 21% 44% 17% 15%
21	DV	206	4% 21% 39% 26% 13%
22	A3	85	31% 40% 19% 11%
22	D3	85	6% 27% 53% 11% 9%
23	AZ	98	7% 43% 40% 15% 2%
23	DZ	98	7% 43% 39% 17% 1%
24	AW	72	4% 36% 36% 14% 6% 8%
24	DW	72	3% 24% 49% 17% 1% 8%
25	AX	60	35% 52% 10% 1% 2%
25	DX	60	2% 28% 55% 15% 1%
26	A4	71	3% 18% 45% 27% 1% 7%
26	D4	71	1% 13% 41% 30% 6% 11%
27	A5	60	7% 30% 43% 20% 5% 1%
27	D5	60	8% 37% 48% 13% 1%

Continued on next page...

Continued from previous page...

Mol	Chain	Length	Quality of chain
28	A6	54	
28	D6	54	
29	A7	49	
29	D7	49	
30	A8	65	
30	D8	65	
31	BA	1506	
31	CA	1506	
32	BE	256	
32	CE	256	
33	BF	239	
33	CF	239	
34	BG	208	
34	CG	208	
35	BH	162	
35	CH	162	
36	BI	101	
36	CI	101	
37	BJ	156	
37	CJ	156	
38	BK	138	
38	CK	138	
39	BL	128	
39	CL	128	
40	BM	105	

Continued on next page...

Continued from previous page...

Mol	Chain	Length	Quality of chain
40	CM	105	
41	BN	129	
41	CN	129	
42	BO	132	
42	CO	132	
43	BP	126	
43	CP	126	
44	BQ	61	
44	CQ	61	
45	BR	89	
45	CR	89	
46	BS	88	
46	CS	88	
47	BT	105	
47	CT	105	
48	BU	88	
48	CU	88	
49	BV	93	
49	CV	93	
50	BW	106	
50	CW	106	
51	BX	27	
51	CX	27	
52	BB	85	
52	BD	85	

Continued on next page...

Continued from previous page...

Mol	Chain	Length	Quality of chain
52	CB	85	
52	CD	85	
53	BC	77	
53	CC	77	
54	B1	16	
54	C1	16	

The following table lists non-polymeric compounds, carbohydrate monomers and non-standard residues in protein, DNA, RNA chains that are outliers for geometric or electron-density-fit criteria:

Mol	Type	Chain	Res	Chirality	Geometry	Clashes	Electron density
55	MG	AA	3181	-	-	-	X
55	MG	AA	3236	-	-	-	X
55	MG	CA	1616	-	-	-	X
55	MG	CA	1641	-	-	-	X
55	MG	CA	1661	-	-	-	X
55	MG	CA	1674	-	-	-	X
55	MG	DA	3048	-	-	-	X
55	MG	DA	3153	-	-	-	X
55	MG	DA	3158	-	-	-	X
55	MG	DA	3199	-	-	-	X
55	MG	DA	3200	-	-	-	X
55	MG	DA	3270	-	-	-	X
56	OHX	AA	3330	-	-	X	-
56	OHX	AA	3365	-	-	X	-
56	OHX	AA	3504	-	-	X	-
56	OHX	AA	3547	-	-	X	-
56	OHX	BA	1785	-	-	X	-
56	OHX	BA	1802	-	-	X	-
56	OHX	CA	1762	-	-	X	-
56	OHX	CA	1798	-	-	X	-
56	OHX	CC	108	-	-	X	-
56	OHX	D8	101	-	-	X	-

2 Entry composition i

There are 58 unique types of molecules in this entry. The entry contains 304031 atoms, of which 0 are hydrogens and 0 are deuteriums.

In the tables below, the ZeroOcc column contains the number of atoms modelled with zero occupancy, the AltConf column contains the number of residues with at least one atom in alternate conformation and the Trace column contains the number of residues modelled with at most 2 atoms.

- Molecule 1 is a RNA chain called RNA (2912-MER).

Mol	Chain	Residues	Atoms					ZeroOcc	AltConf	Trace
			Total	C	N	O	P			
1	AA	2912	Total 62707	C 27911	N 11722	O 20163	P 2911	0	0	0
1	DA	2907	Total 62607	C 27866	N 11712	O 20123	P 2906	0	0	0

There are 14 discrepancies between the modelled and reference sequences:

Chain	Residue	Modelled	Actual	Comment	Reference
AA	161	U	-	insertion	GB AP008226.1
AA	654A	A	G	conflict	GB AP008226.1
AA	654E	C	G	conflict	GB AP008226.1
AA	654P	G	C	conflict	GB AP008226.1
AA	654T	A	C	conflict	GB AP008226.1
AA	1058	U	G	conflict	GB AP008226.1
AA	1080	A	C	conflict	GB AP008226.1
DA	168	U	-	insertion	GB AP008226.1
DA	654A	A	G	conflict	GB AP008226.1
DA	654E	C	G	conflict	GB AP008226.1
DA	654P	G	C	conflict	GB AP008226.1
DA	654T	A	C	conflict	GB AP008226.1
DA	1058	U	G	conflict	GB AP008226.1
DA	1080	A	C	conflict	GB AP008226.1

- Molecule 2 is a RNA chain called 5S RIBOSOMAL RNA.

Mol	Chain	Residues	Atoms					ZeroOcc	AltConf	Trace
			Total	C	N	O	P			
2	AB	122	Total 2617	C 1166	N 486	O 844	P 121	0	0	0
2	DB	122	Total 2617	C 1166	N 486	O 844	P 121	0	0	0

- Molecule 3 is a protein called 50S ribosomal protein L2.

Mol	Chain	Residues	Atoms					ZeroOcc	AltConf	Trace
			Total	C	N	O	S			
3	AD	272	Total 2115	C 1335	N 420	O 357	S 3	0	0	0
3	DD	272	Total 2115	C 1335	N 420	O 357	S 3	0	0	0

- Molecule 4 is a protein called 50S ribosomal protein L3.

Mol	Chain	Residues	Atoms					ZeroOcc	AltConf	Trace
			Total	C	N	O	S			
4	AE	205	Total 1568	C 991	N 300	O 271	S 6	0	0	0
4	DE	205	Total 1568	C 991	N 300	O 271	S 6	0	0	0

- Molecule 5 is a protein called 50S ribosomal protein L4.

Mol	Chain	Residues	Atoms					ZeroOcc	AltConf	Trace
			Total	C	N	O	S			
5	AF	202	Total 1585	C 1011	N 297	O 275	S 2	0	0	0
5	DF	208	Total 1627	C 1037	N 304	O 283	S 3	0	0	0

- Molecule 6 is a protein called 50S ribosomal protein L5.

Mol	Chain	Residues	Atoms					ZeroOcc	AltConf	Trace
			Total	C	N	O	S			
6	AG	181	Total 1474	C 942	N 268	O 260	S 4	0	0	0
6	DG	181	Total 1474	C 942	N 268	O 260	S 4	0	0	0

- Molecule 7 is a protein called 50S ribosomal protein L6.

Mol	Chain	Residues	Atoms					ZeroOcc	AltConf	Trace
			Total	C	N	O	S			
7	AH	170	Total 1307	C 829	N 245	O 232	S 1	0	0	0
7	DH	170	Total 1307	C 829	N 245	O 232	S 1	0	0	0

- Molecule 8 is a protein called 50S ribosomal protein L9.

Mol	Chain	Residues	Atoms					ZeroOcc	AltConf	Trace
			Total	C	N	O	S			
8	AK	146	Total 1136	C 726	N 201	O 208	S 1	0	0	0

Continued on next page...

Continued from previous page...

Mol	Chain	Residues	Atoms					ZeroOcc	AltConf	Trace
8	DK	146	Total	C	N	O	S	0	0	0
			1136	726	201	208	1			

- Molecule 9 is a protein called 50S ribosomal protein L13.

Mol	Chain	Residues	Atoms					ZeroOcc	AltConf	Trace
9	AM	138	Total	C	N	O	S	0	0	0
			1104	712	206	182	4			
9	DM	138	Total	C	N	O	S	0	0	0
			1104	712	206	182	4			

- Molecule 10 is a protein called 50S ribosomal protein L14.

Mol	Chain	Residues	Atoms					ZeroOcc	AltConf	Trace
10	AN	122	Total	C	N	O	S	0	0	0
			933	588	171	170	4			
10	DN	122	Total	C	N	O	S	0	0	0
			933	588	171	170	4			

- Molecule 11 is a protein called 50S ribosomal protein L15.

Mol	Chain	Residues	Atoms					ZeroOcc	AltConf	Trace
11	AO	150	Total	C	N	O	S	0	0	0
			1145	712	232	198	3			
11	DO	150	Total	C	N	O	S	0	0	0
			1145	712	232	198	3			

- Molecule 12 is a protein called 50S ribosomal protein L16.

Mol	Chain	Residues	Atoms					ZeroOcc	AltConf	Trace
12	AP	141	Total	C	N	O	S	0	0	0
			1122	715	212	188	7			
12	DP	141	Total	C	N	O	S	0	0	0
			1122	715	212	188	7			

- Molecule 13 is a protein called 50S ribosomal protein L17.

Mol	Chain	Residues	Atoms					ZeroOcc	AltConf	Trace
13	A0	118	Total	C	N	O	S	0	0	0
			968	604	203	160	1			
13	D0	117	Total	C	N	O		0	0	0
			960	599	202	159				

- Molecule 14 is a protein called 50S ribosomal protein L18.

Mol	Chain	Residues	Atoms				ZeroOcc	AltConf	Trace
			Total	C	N	O			
14	AQ	111	882	556	176	150	0	0	0
14	DQ	111	882	556	176	150	0	0	0

- Molecule 15 is a protein called 50S ribosomal protein L19.

Mol	Chain	Residues	Atoms					ZeroOcc	AltConf	Trace
			Total	C	N	O	S			
15	AR	137	1141	710	234	196	1	0	0	0
15	DR	137	1141	710	234	196	1	0	0	0

- Molecule 16 is a protein called 50S ribosomal protein L20.

Mol	Chain	Residues	Atoms					ZeroOcc	AltConf	Trace
			Total	C	N	O	S			
16	A1	117	964	610	202	151	1	0	0	0
16	D1	117	964	610	202	151	1	0	0	0

- Molecule 17 is a protein called 50S ribosomal protein L21.

Mol	Chain	Residues	Atoms					ZeroOcc	AltConf	Trace
			Total	C	N	O	S			
17	A2	101	779	501	142	135	1	0	0	0
17	D2	101	779	501	142	135	1	0	0	0

- Molecule 18 is a protein called 50S ribosomal protein L22.

Mol	Chain	Residues	Atoms					ZeroOcc	AltConf	Trace
			Total	C	N	O	S			
18	AS	113	900	566	177	155	2	0	0	0
18	DS	113	900	566	177	155	2	0	0	0

- Molecule 19 is a protein called 50S ribosomal protein L23.

Mol	Chain	Residues	Atoms				ZeroOcc	AltConf	Trace
19	AT	92	Total	C	N	O	0	0	0
			725	471	131	123			
19	DT	92	Total	C	N	O	0	0	0
			725	471	131	123			

- Molecule 20 is a protein called 50S ribosomal protein L24.

Mol	Chain	Residues	Atoms					ZeroOcc	AltConf	Trace
20	AU	102	Total	C	N	O	S	0	0	0
			785	505	150	125	5			
20	DU	102	Total	C	N	O	S	0	0	0
			785	505	150	125	5			

- Molecule 21 is a protein called 50S ribosomal protein L25.

Mol	Chain	Residues	Atoms					ZeroOcc	AltConf	Trace
21	AV	175	Total	C	N	O	S	0	0	0
			1397	892	251	251	3			
21	DV	179	Total	C	N	O	S	0	0	0
			1428	911	255	259	3			

- Molecule 22 is a protein called 50S ribosomal protein L27.

Mol	Chain	Residues	Atoms					ZeroOcc	AltConf	Trace
22	A3	76	Total	C	N	O	S	0	0	0
			607	376	128	102	1			
22	D3	77	Total	C	N	O	S	0	0	0
			613	379	129	104	1			

- Molecule 23 is a protein called 50S ribosomal protein L28.

Mol	Chain	Residues	Atoms					ZeroOcc	AltConf	Trace
23	AZ	97	Total	C	N	O	S	0	0	0
			763	481	150	131	1			
23	DZ	97	Total	C	N	O	S	0	0	0
			763	481	150	131	1			

- Molecule 24 is a protein called 50S ribosomal protein L29.

Mol	Chain	Residues	Atoms					ZeroOcc	AltConf	Trace
24	AW	66	Total	C	N	O	S	0	0	0
			558	346	113	98	1			

Continued on next page...

Continued from previous page...

Mol	Chain	Residues	Atoms					ZeroOcc	AltConf	Trace
24	DW	66	Total	C	N	O	S	0	0	0
			558	346	113	98	1			

- Molecule 25 is a protein called 50S ribosomal protein L30.

Mol	Chain	Residues	Atoms				ZeroOcc	AltConf	Trace
25	AX	59	Total	C	N	O	0	0	0
			469	298	90	81			
25	DX	59	Total	C	N	O	0	0	0
			469	298	90	81			

- Molecule 26 is a protein called 50S ribosomal protein L31.

Mol	Chain	Residues	Atoms					ZeroOcc	AltConf	Trace
26	A4	66	Total	C	N	O	S	0	0	0
			533	335	96	97	5			
26	D4	63	Total	C	N	O	S	0	0	0
			515	326	93	91	5			

- Molecule 27 is a protein called 50S ribosomal protein L32.

Mol	Chain	Residues	Atoms					ZeroOcc	AltConf	Trace
27	A5	59	Total	C	N	O	S	0	0	0
			459	288	90	76	5			
27	D5	59	Total	C	N	O	S	0	0	0
			459	288	90	76	5			

- Molecule 28 is a protein called 50S ribosomal protein L33.

Mol	Chain	Residues	Atoms					ZeroOcc	AltConf	Trace
28	A6	45	Total	C	N	O	S	0	0	0
			389	241	79	65	4			
28	D6	45	Total	C	N	O	S	0	0	0
			389	241	79	65	4			

- Molecule 29 is a protein called 50S ribosomal protein L34.

Mol	Chain	Residues	Atoms					ZeroOcc	AltConf	Trace
29	A7	45	Total	C	N	O	S	0	0	0
			391	240	97	52	2			
29	D7	45	Total	C	N	O	S	0	0	0
			391	240	97	52	2			

- Molecule 30 is a protein called 50S ribosomal protein L35.

Mol	Chain	Residues	Atoms					ZeroOcc	AltConf	Trace
			Total	C	N	O	S			
30	A8	60	480	306	98	74	2	0	0	0
30	D8	60	480	306	98	74	2	0	0	0

- Molecule 31 is a RNA chain called 16S ribosomal RNA.

Mol	Chain	Residues	Atoms					ZeroOcc	AltConf	Trace
			Total	C	N	O	P			
31	BA	1502	32284	14370	5982	10431	1501	0	0	0
31	CA	1502	32287	14370	5982	10433	1502	0	0	0

- Molecule 32 is a protein called 30S RIBOSOMAL PROTEIN S2.

Mol	Chain	Residues	Atoms					ZeroOcc	AltConf	Trace
			Total	C	N	O	S			
32	BE	237	1924	1228	344	347	5	0	0	0
32	CE	237	1924	1228	344	347	5	0	0	0

- Molecule 33 is a protein called 30S RIBOSOMAL PROTEIN S3.

Mol	Chain	Residues	Atoms					ZeroOcc	AltConf	Trace
			Total	C	N	O	S			
33	BF	205	1605	1011	313	280	1	0	0	0
33	CF	206	1612	1016	314	281	1	0	0	0

- Molecule 34 is a protein called 30S RIBOSOMAL PROTEIN S4.

Mol	Chain	Residues	Atoms					ZeroOcc	AltConf	Trace
			Total	C	N	O	S			
34	BG	208	1703	1066	339	291	7	0	0	0
34	CG	208	1703	1066	339	291	7	0	0	0

- Molecule 35 is a protein called 30S RIBOSOMAL PROTEIN S5.

Mol	Chain	Residues	Atoms					ZeroOcc	AltConf	Trace
35	BH	151	Total	C	N	O	S	0	0	0
			1155	729	218	204	4			
35	CH	151	Total	C	N	O	S	0	0	0
			1155	729	218	204	4			

- Molecule 36 is a protein called 30S RIBOSOMAL PROTEIN S6.

Mol	Chain	Residues	Atoms					ZeroOcc	AltConf	Trace
36	BI	101	Total	C	N	O	S	0	0	0
			843	531	155	154	3			
36	CI	101	Total	C	N	O	S	0	0	0
			843	531	155	154	3			

- Molecule 37 is a protein called 30S RIBOSOMAL PROTEIN S7.

Mol	Chain	Residues	Atoms					ZeroOcc	AltConf	Trace
37	BJ	155	Total	C	N	O	S	0	0	0
			1257	781	252	218	6			
37	CJ	155	Total	C	N	O	S	0	0	0
			1257	781	252	218	6			

- Molecule 38 is a protein called 30S RIBOSOMAL PROTEIN S8.

Mol	Chain	Residues	Atoms					ZeroOcc	AltConf	Trace
38	BK	138	Total	C	N	O	S	0	0	0
			1116	705	215	193	3			
38	CK	138	Total	C	N	O	S	0	0	0
			1116	705	215	193	3			

- Molecule 39 is a protein called 30S RIBOSOMAL PROTEIN S9.

Mol	Chain	Residues	Atoms					ZeroOcc	AltConf	Trace
39	BL	127	Total	C	N	O	S	0	0	0
			1010	639	197	174				
39	CL	127	Total	C	N	O	S	0	0	0
			1010	639	197	174				

- Molecule 40 is a protein called 30S RIBOSOMAL PROTEIN S10.

Mol	Chain	Residues	Atoms					ZeroOcc	AltConf	Trace
40	BM	99	Total	C	N	O	S	0	0	0
			801	504	157	139	1			

Continued on next page...

Continued from previous page...

Mol	Chain	Residues	Atoms					ZeroOcc	AltConf	Trace
			Total	C	N	O	S			
40	CM	99	801	504	157	139	1	0	0	0

- Molecule 41 is a protein called 30S RIBOSOMAL PROTEIN S11.

Mol	Chain	Residues	Atoms					ZeroOcc	AltConf	Trace
			Total	C	N	O	S			
41	BN	119	885	549	168	165	3	0	0	0
41	CN	119	885	549	168	165	3	0	0	0

- Molecule 42 is a protein called 30S RIBOSOMAL PROTEIN S12.

Mol	Chain	Residues	Atoms					ZeroOcc	AltConf	Trace
			Total	C	N	O	S			
42	BO	125	975	614	196	164	1	0	0	0
42	CO	125	975	614	196	164	1	0	0	0

- Molecule 43 is a protein called 30S RIBOSOMAL PROTEIN S13.

Mol	Chain	Residues	Atoms					ZeroOcc	AltConf	Trace
			Total	C	N	O	S			
43	BP	116	928	574	191	161	2	0	0	0
43	CP	117	933	577	192	162	2	0	0	0

- Molecule 44 is a protein called 30S RIBOSOMAL PROTEIN S14.

Mol	Chain	Residues	Atoms					ZeroOcc	AltConf	Trace
			Total	C	N	O	S			
44	BQ	58	476	303	99	70	4	0	0	0
44	CQ	58	476	303	99	70	4	0	0	0

- Molecule 45 is a protein called 30S RIBOSOMAL PROTEIN S15.

Mol	Chain	Residues	Atoms					ZeroOcc	AltConf	Trace
			Total	C	N	O	S			
45	BR	88	734	459	147	126	2	0	0	0
45	CR	88	734	459	147	126	2	0	0	0

- Molecule 46 is a protein called 30S RIBOSOMAL PROTEIN S16.

Mol	Chain	Residues	Atoms					ZeroOcc	AltConf	Trace
			Total	C	N	O	S			
46	BS	84	Total 705	C 446	N 140	O 118	S 1	0	0	0
46	CS	84	Total 705	C 446	N 140	O 118	S 1	0	0	0

- Molecule 47 is a protein called 30S RIBOSOMAL PROTEIN S17.

Mol	Chain	Residues	Atoms					ZeroOcc	AltConf	Trace
			Total	C	N	O	S			
47	BT	100	Total 834	C 534	N 155	O 143	S 2	0	0	0
47	CT	100	Total 834	C 534	N 155	O 143	S 2	0	0	0

- Molecule 48 is a protein called 30S RIBOSOMAL PROTEIN S18.

Mol	Chain	Residues	Atoms				ZeroOcc	AltConf	Trace
			Total	C	N	O			
48	BU	72	Total 591	C 376	N 117	O 98	0	0	0
48	CU	72	Total 591	C 376	N 117	O 98	0	0	0

- Molecule 49 is a protein called 30S RIBOSOMAL PROTEIN S19.

Mol	Chain	Residues	Atoms					ZeroOcc	AltConf	Trace
			Total	C	N	O	S			
49	BV	78	Total 624	C 398	N 115	O 109	S 2	0	0	0
49	CV	78	Total 624	C 398	N 115	O 109	S 2	0	0	0

- Molecule 50 is a protein called 30S RIBOSOMAL PROTEIN S20.

Mol	Chain	Residues	Atoms					ZeroOcc	AltConf	Trace
			Total	C	N	O	S			
50	BW	99	Total 763	C 470	N 162	O 129	S 2	0	0	0
50	CW	99	Total 763	C 470	N 162	O 129	S 2	0	0	0

- Molecule 51 is a protein called 30S RIBOSOMAL PROTEIN THX.

Mol	Chain	Residues	Atoms				ZeroOcc	AltConf	Trace
51	BX	25	Total	C	N	O	0	0	0
			217	134	52	31			
51	CX	25	Total	C	N	O	0	0	0
			217	134	52	31			

- Molecule 52 is a RNA chain called TRNA-TYR.

Mol	Chain	Residues	Atoms						ZeroOcc	AltConf	Trace
52	BB	85	Total	C	N	O	P	S	0	0	0
			1814	813	323	592	85	1			
52	BD	85	Total	C	N	O	P	S	0	0	0
			1814	813	323	592	85	1			
52	CB	85	Total	C	N	O	P	S	0	0	0
			1814	813	323	592	85	1			
52	CD	85	Total	C	N	O	P	S	0	0	0
			1814	813	323	592	85	1			

- Molecule 53 is a RNA chain called TRNA-FMET.

Mol	Chain	Residues	Atoms					ZeroOcc	AltConf	Trace
53	BC	77	Total	C	N	O	P	0	0	0
			1643	732	298	536	77			
53	CC	77	Total	C	N	O	P	0	0	0
			1643	732	298	536	77			

- Molecule 54 is a RNA chain called MRNA.

Mol	Chain	Residues	Atoms					ZeroOcc	AltConf	Trace
54	B1	16	Total	C	N	O	P	0	0	0
			347	156	69	106	16			
54	C1	16	Total	C	N	O	P	0	0	0
			347	156	69	106	16			

- Molecule 55 is MAGNESIUM ION (three-letter code: MG) (formula: Mg).

Mol	Chain	Residues	Atoms		ZeroOcc	AltConf
55	AA	332	Total	Mg	0	0
			332	332		
55	AB	6	Total	Mg	0	0
			6	6		
55	AE	3	Total	Mg	0	0
			3	3		

Continued on next page...

Continued from previous page...

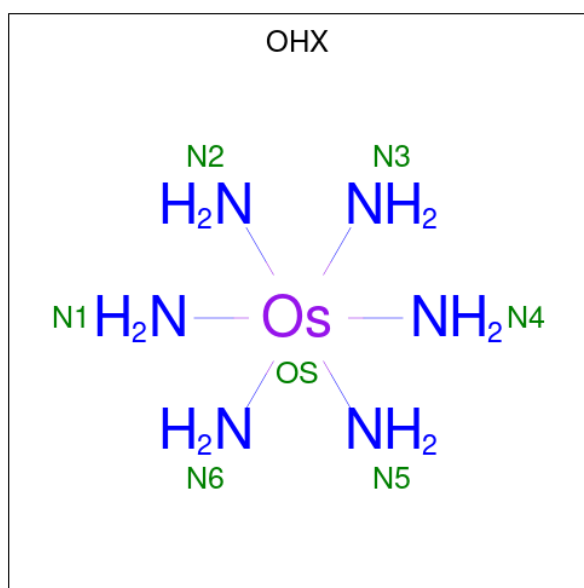
Mol	Chain	Residues	Atoms	ZeroOcc	AltConf
55	AF	2	Total Mg 2 2	0	0
55	AO	1	Total Mg 1 1	0	0
55	A0	1	Total Mg 1 1	0	0
55	A1	2	Total Mg 2 2	0	0
55	A3	1	Total Mg 1 1	0	0
55	A5	1	Total Mg 1 1	0	0
55	A7	1	Total Mg 1 1	0	0
55	BA	114	Total Mg 114 114	0	0
55	BF	1	Total Mg 1 1	0	0
55	BS	1	Total Mg 1 1	0	0
55	BW	1	Total Mg 1 1	0	0
55	BB	13	Total Mg 13 13	0	0
55	BC	4	Total Mg 4 4	0	0
55	BD	1	Total Mg 1 1	0	0
55	B1	1	Total Mg 1 1	0	0
55	CA	121	Total Mg 121 121	0	0
55	CN	1	Total Mg 1 1	0	0
55	CB	3	Total Mg 3 3	0	0
55	CC	7	Total Mg 7 7	0	0
55	C1	2	Total Mg 2 2	0	0
55	DA	272	Total Mg 272 272	0	0

Continued on next page...

Continued from previous page...

Mol	Chain	Residues	Atoms	ZeroOcc	AltConf
55	DB	7	Total Mg 7 7	0	0
55	DE	1	Total Mg 1 1	0	0
55	D0	1	Total Mg 1 1	0	0
55	D5	1	Total Mg 1 1	0	0
55	D7	1	Total Mg 1 1	0	0

- Molecule 56 is osmium (III) hexammine (three-letter code: OHX) (formula: $H_{12}N_6Os$).



Mol	Chain	Residues	Atoms	ZeroOcc	AltConf
56	AA	1	Total N Os 7 6 1	0	0
56	AA	1	Total N Os 7 6 1	0	0
56	AA	1	Total N Os 7 6 1	0	0
56	AA	1	Total N Os 7 6 1	0	0
56	AA	1	Total N Os 7 6 1	0	0
56	AA	1	Total N Os 7 6 1	0	0

Continued on next page...

Continued from previous page...

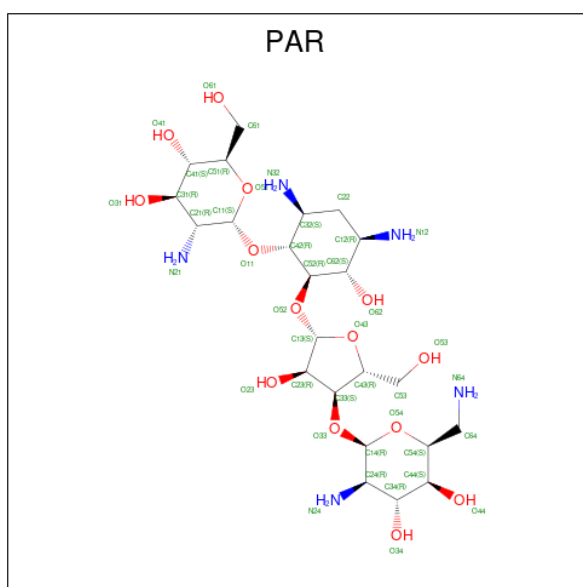
Mol	Chain	Residues	Atoms			ZeroOcc	AltConf
			Total	N	Os		
56	AB	1	7	6	1	0	0
56	AB	1	7	6	1	0	0
56	AB	1	7	6	1	0	0
56	AB	1	7	6	1	0	0
56	AB	1	7	6	1	0	0
56	AB	1	7	6	1	0	0
56	AB	1	7	6	1	0	0
56	AB	1	7	6	1	0	0
56	AB	1	7	6	1	0	0
56	AB	1	7	6	1	0	0
56	AB	1	7	6	1	0	0
56	AB	1	7	6	1	0	0
56	AB	1	7	6	1	0	0
56	AB	1	7	6	1	0	0
56	AB	1	7	6	1	0	0
56	AE	1	7	6	1	0	0
56	AF	1	7	6	1	0	0
56	AO	1	7	6	1	0	0
56	AO	1	7	6	1	0	0
56	A1	1	7	6	1	0	0
56	A1	1	7	6	1	0	0
56	A3	1	7	6	1	0	0
56	AW	1	7	6	1	0	0

Continued on next page...

Continued from previous page...

Mol	Chain	Residues	Atoms			ZeroOcc	AltConf
			Total	N	Os		
56	DB	1	7	6	1	0	0
56	DB	1	7	6	1	0	0
56	DB	1	7	6	1	0	0
56	DB	1	7	6	1	0	0
56	DB	1	7	6	1	0	0
56	DF	1	7	6	1	0	0
56	DO	1	7	6	1	0	0
56	D1	1	7	6	1	0	0
56	D3	1	7	6	1	0	0
56	D5	1	7	6	1	0	0
56	D8	1	7	6	1	0	0

- Molecule 57 is PAROMOMYCIN (three-letter code: PAR) (formula: $C_{23}H_{45}N_5O_{14}$).



Mol	Chain	Residues	Atoms				ZeroOcc	AltConf
57	BA	1	Total	C	N	O	0	0
			42	23	5	14		
57	CA	1	Total	C	N	O	0	0
			42	23	5	14		

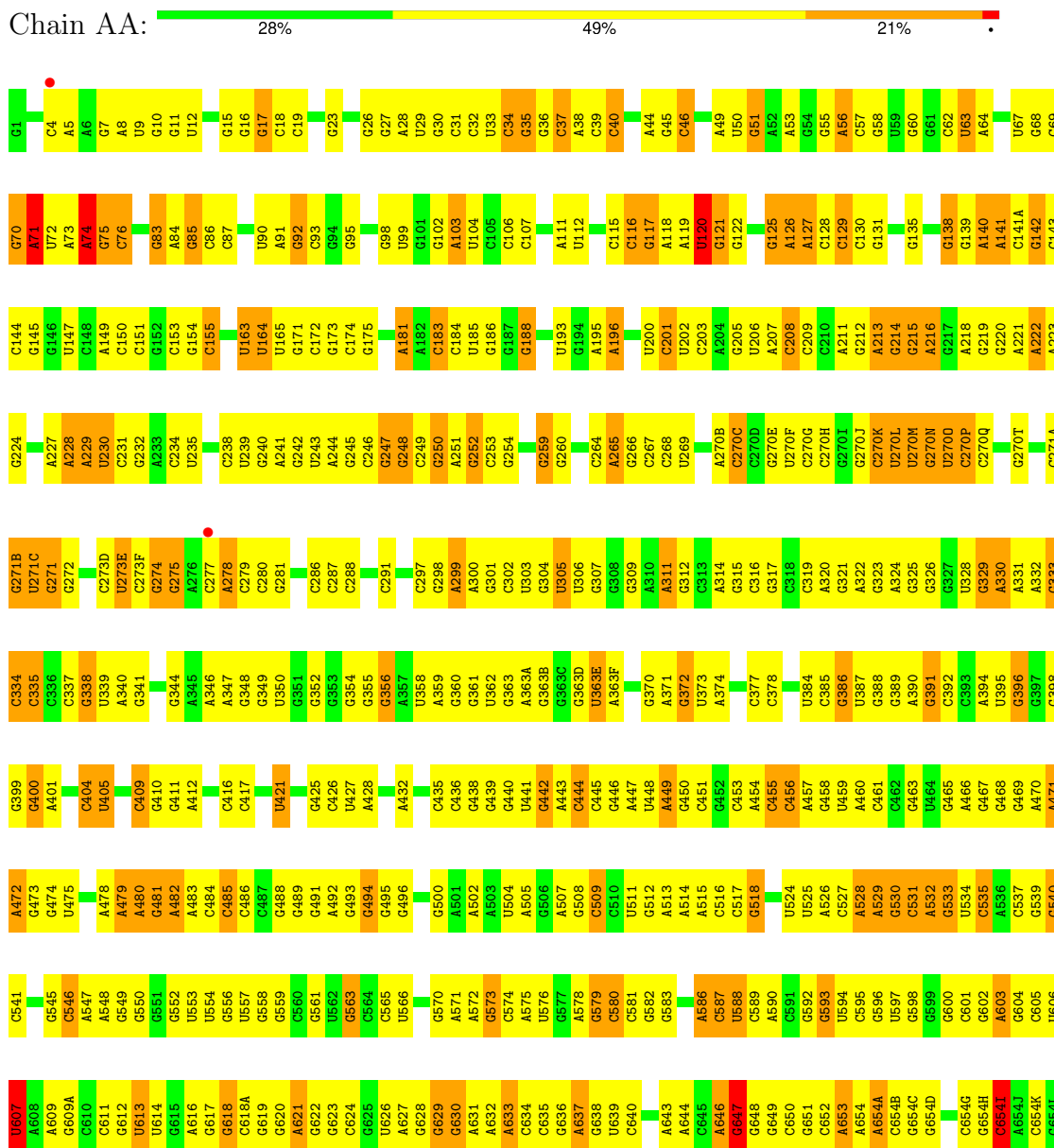
- Molecule 58 is ZINC ION (three-letter code: ZN) (formula: Zn).

Mol	Chain	Residues	Atoms		ZeroOcc	AltConf
58	BG	1	Total	Zn	0	0
			1	1		
58	BQ	1	Total	Zn	0	0
			1	1		
58	CG	1	Total	Zn	0	0
			1	1		
58	CQ	1	Total	Zn	0	0
			1	1		

3 Residue-property plots i

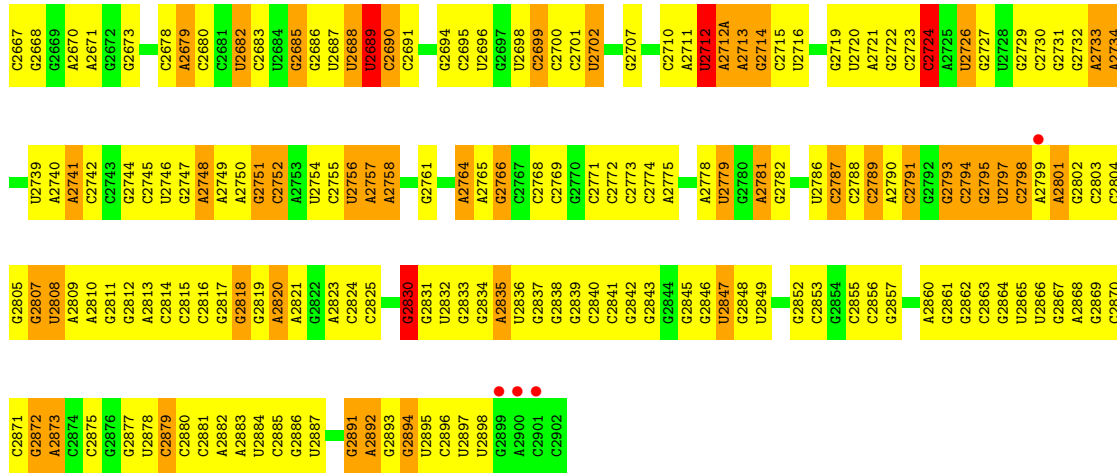
These plots are drawn for all protein, RNA, DNA and oligosaccharide chains in the entry. The first graphic for a chain summarises the proportions of the various outlier classes displayed in the second graphic. The second graphic shows the sequence view annotated by issues in geometry and electron density. Residues are color-coded according to the number of geometric quality criteria for which they contain at least one outlier: green = 0, yellow = 1, orange = 2 and red = 3 or more. A red dot above a residue indicates a poor fit to the electron density ($RSRZ > 2$). Stretches of 2 or more consecutive residues without any outlier are shown as a green connector. Residues present in the sample, but not in the model, are shown in grey.

• Molecule 1: RNA (2912-MER)

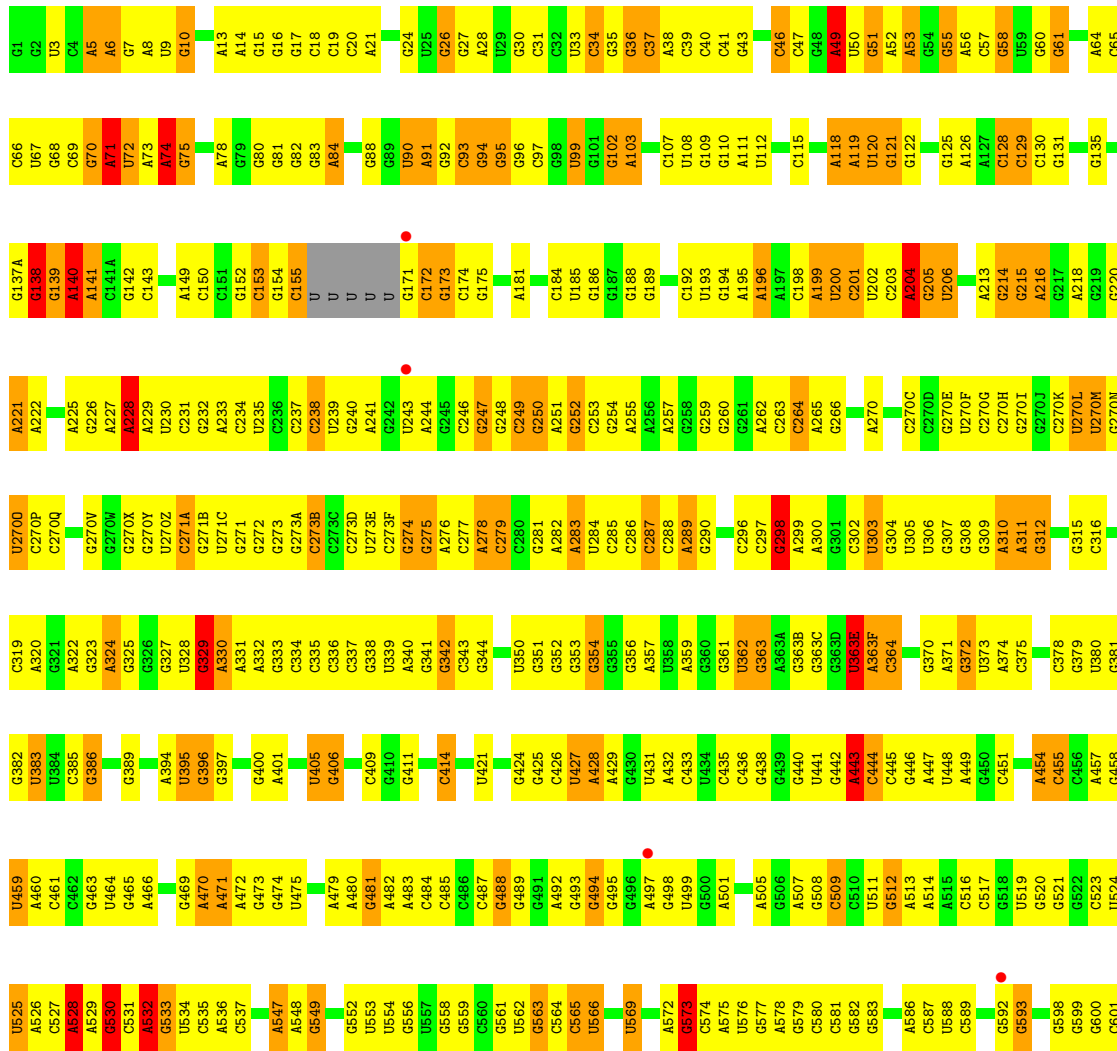


C1577	G1578	G1579	A1580	G1581	G1582	A1583	C1585	A1586	A1587	C1588	G1591	C1592	G1593	G1594	G1595	C1598	C1599	C1600	G1601	G1602	A1603	C1604	G1605	G1606	G1607	G1608	G1609	A1610	C1611	C1612	C1613	C1614	C1615	A1616	A1617	C1618	C1619	C1620	C1621	C1622	C1623	C1624	C1625	C1626	C1627	A1631	A1632	A1633	A1634	A1635	A1636	A1637	C1638	C1639	C1640	C1641	C1642	C1643	C1644	C1645	C1646	C1647	C1648	C1649	C1650																																																																																																																																																																																																																																																																											
G1447	G1448	A1449	G1449A	C1450	U1451	U1452	U1453	G1455	C1458	G1459	G1460	G1461	C1464	G1465	G1466	C1467	C1468	A1469	A1470	A1471	A1472	G1473	C1474	G1475	G1478	G1479	G1480	G1481	G1482	U1483	G1484	G1485	G1486	G1487	G1488	U1489	A1490	G1491	G1492	C1493	A1494	A1495	A1496	U1497	C1498	C1499	G1500	C1504	C1505	C1506	A1507	A1508	A1509	A1510	A1511	C1515	U1516	G1517	G1518	G1519	G1520	G1521	G1522	U1523	U1524	A1526	G1527	A1528	A1529	A1530	C1531	C1532	C1533	G1534	A1535	C1537	G1538	A1539	A1540	A1541	A1542	A1543	C1544	A1545	A1546	A1547	A1548	C1549	C1550	C1551	G1552	A1553	G1554	C1555	C1556	A1557	A1558	G1559	A1560	A1561	C1562	C1563	C1564	C1565	A1566	A1567	A1568	A1569	A1570	A1571	A1572	C1575	A1576	U1577	G1578	G1579	G1580																																																																																																																																																																																																																							
G1386	C1387	G1388	G1389	U1390	U1391	A1392	A1393	U1394	A1395	U1396	U1397	G1400	A1401	C1402	C1403	C1404	U1405	U1406	U1407	C1408	C1411	A1412	G1413	G1414	G1415	G1416	G1417	G1418	G1419	U1420	G1421	G1422	G1423	G1424	G1425	G1426	A1427	C1428	G1429	U1430	C1431	C1432	U1433	U1434	G1435	G1436	C1437	U1438	C1504	C1505	C1506	A1507	A1508	A1509	A1510	A1511	C1515	U1516	G1517	G1518	G1519	G1520	G1521	G1522	U1523	U1524	A1526	G1527	A1528	A1529	A1530	C1531	C1532	C1533	G1534	A1535	C1537	G1538	A1539	A1540	A1541	A1542	A1543	C1544	A1545	A1546	A1547	A1548	C1549	C1550	C1551	G1552	A1553	G1554	C1555	C1556	A1557	A1558	G1559	A1560	A1561	C1562	C1563	C1564	C1565	A1566	A1567	A1568	A1569	A1570	A1571	A1572	C1575	A1576	U1577	G1578	G1579	G1580																																																																																																																																																																																																																						
U1255	G1256	C1257	C1258	G1259	G1260	C1261	A1262	U1263	G1264	A1265	G1266	U1267	A1268	U1269	C1270	G1271	A1272	U1273	A1274	A1275	A1276	G1277	C1278	G1279	G1280	G1281	G1282	G1283	A1284	G1285	A1286	A1287	U1288	G1289	C1290	G1291	C1292	C1293	U1294	G1295	G1296	G1297	C1298	G1299	U1300	A1301	A1302	C1306	A1307	U1308	G1309	G1310	G1311	G1312	U1313	C1314	U1315	U1316	U1317	U1318	U1319	U1320	U1321	U1322	U1323	U1324	U1325	U1326	U1327	U1328	U1329	U1330	U1331	U1332	U1333	U1334	U1335	U1336	U1337	U1338	U1339	U1340	U1341	U1342	U1343	U1344	U1345	U1346	U1347	U1348	U1349	U1350	U1351	U1352	U1353	U1354	U1355	U1356	U1357	U1358	U1359	U1360	U1361	U1362	U1363	U1364	U1365	U1366	U1367	U1368	U1369	U1370	U1371	U1372	U1373	U1374	U1375	U1376	U1377	U1378	U1379	U1380	U1381	U1382	U1383	U1384	U1385																																																																																																																																																																																																													
C1180	C1181	A1182	G1183	G1184	C1185	G1186	G1187	U1188	A1189	G1190	A1191	G1192	C1193	U1194	G1195	C1196	U1197	U1198	U1199	U1200	U1201	C1202	G1203	U1204	U1205	U1206	C1207	A1210	U1211	G1212	U1213	A1214	G1215	G1216	U1217	U1218	U1219	U1220	U1221	C1222	A1227	G1228	G1229	G1229A	G1236	U1237	U1240	U1241	U1242	U1243	U1244	G1248	G1249	G1310	G1311	G1312	U1313	C1314	U1315	U1316	U1317	U1318	U1319	U1320	U1321	U1322	U1323	U1324	U1325	U1326	U1327	U1328	U1329	U1330	U1331	U1332	U1333	U1334	U1335	U1336	U1337	U1338	U1339	U1340	U1341	U1342	U1343	U1344	U1345	U1346	U1347	U1348	U1349	U1350	U1351	U1352	U1353	U1354	U1355	U1356	U1357	U1358	U1359	U1360	U1361	U1362	U1363	U1364	U1365	U1366	U1367	U1368	U1369	U1370	U1371	U1372	U1373	U1374	U1375	U1376	U1377	U1378	U1379	U1380	U1381	U1382	U1383	U1384	U1385																																																																																																																																																																																																											
U1113	G1114	G1115	G1116	G1117	G1122	C1123	A1126	A1127	U1130	G1131	C1135	G1136	G1137	G1138	G1139	C1140	U1141	U1142	A1142A	A1143	G1144	C1145	G1146	U1147	U1148	U1149	U1150	U1151	C1152	U1153	G1154	A1155	A1156	U1157	U1158	U1159	U1160	G1161	G1162	G1163	U1164	U1165	U1166	U1167	U1168	U1170	U1171	U1172	U1173	U1174	U1175	U1176	U1177	U1178	U1179	U1180	U1181	U1182	U1183	U1184	U1185	U1186	U1187	U1188	U1189	U1190	U1191	U1192	U1193	U1194	U1195	U1196	U1197	U1198	U1199	U1200	U1201	U1202	U1203	U1204	U1205	U1206	U1207	U1208	U1209	U1210	U1211	U1212	U1213	U1214	U1215	U1216	U1217	U1218	U1219	U1220	U1221	U1222	U1223	U1224	U1225	U1226	U1227	U1228	U1229	U1230	U1231	U1232	U1233	U1234	U1235	U1236	U1237	U1238	U1239	U1240	U1241	U1242	U1243	U1244	U1245	U1246	U1247	U1248	U1249	U1250	U1251	U1252	U1253	U1254	U1255	U1256	U1257	U1258	U1259	U1260	U1261	U1262	U1263	U1264	U1265	U1266	U1267	U1268	U1269	U1270	U1271	U1272	U1273	U1274	U1275	U1276	U1277	U1278	U1279	U1280	U1281	U1282	U1283	U1284	U1285	U1286	U1287	U1288	U1289	U1290	U1291	U1292	U1293	U1294	U1295	U1296	U1297	U1298	U1299	U1300	U1301	U1302	U1303	U1304	U1305	U1306	U1307	U1308	U1309	U1310	U1311	U1312	U1313	U1314	U1315	U1316	U1317	U1318	U1319	U1320	U1321	U1322	U1323	U1324	U1325	U1326	U1327	U1328	U1329	U1330	U1331	U1332	U1333	U1334	U1335	U1336	U1337	U1338	U1339	U1340	U1341	U1342	U1343	U1344	U1345	U1346	U1347	U1348	U1349	U1350	U1351	U1352	U1353	U1354	U1355	U1356	U1357	U1358	U1359	U1360	U1361	U1362	U1363	U1364	U1365	U1366	U1367	U1368	U1369	U1370	U1371	U1372	U1373	U1374	U1375	U1376	U1377	U1378	U1379	U1380	U1381	U1382	U1383	U1384	U1385																																																																							
C1053	A1054	G1055	G1056	U1057	G1058	G1059	U1060	U1061	G1062	G1063	C1064	U1065	U1066	A1067	G1068	A1069	U1070	G1071	C1072	A1073	G1074	U1075	U1076	U1077	U1078	C1079	A1080	U1081	U1082	U1083	U1084	A1085	A1086	G1087	U1088	A1089	U1090	G1091	C1092	G1093	U1094	U1095	A1096	U1097	A1098	G1099	U1100	U1101	C1102	A1103	U1104	U1105	U1106	U1107	U1108	U1109	U1110	A1111	U1112	U1113	U1114	U1115	U1116	U1117	U1118	U1119	U1120	U1121	U1122	U1123	U1124	U1125	U1126	U1127	U1128	U1129	U1130	U1131	U1132	U1133	U1134	U1135	U1136	U1137	U1138	U1139	U1140	U1141	U1142	U1143	U1144	U1145	U1146	U1147	U1148	U1149	U1150	U1151	U1152	U1153	U1154	U1155	U1156	U1157	U1158	U1159	U1160	U1161	U1162	U1163	U1164	U1165	U1166	U1167	U1168	U1169	U1170	U1171	U1172	U1173	U1174	U1175	U1176	U1177	U1178	U1179	U1180	U1181	U1182	U1183	U1184	U1185	U1186	U1187	U1188	U1189	U1190	U1191	U1192	U1193	U1194	U1195	U1196	U1197	U1198	U1199	U1200	U1201	U1202	U1203	U1204	U1205	U1206	U1207	U1208	U1209	U1210	U1211	U1212	U1213	U1214	U1215	U1216	U1217	U1218	U1219	U1220	U1221	U1222	U1223	U1224	U1225	U1226	U1227	U1228	U1229	U1230	U1231	U1232	U1233	U1234	U1235	U1236	U1237	U1238	U1239	U1240	U1241	U1242	U1243	U1244	U1245	U1246	U1247	U1248	U1249	U1250	U1251	U1252	U1253	U1254	U1255	U1256	U1257	U1258	U1259	U1260	U1261	U1262	U1263	U1264	U1265	U1266	U1267	U1268	U1269	U1270	U1271	U1272	U1273	U1274	U1275	U1276	U1277	U1278	U1279	U1280	U1281	U1282	U1283	U1284	U1285	U1286	U1287	U1288	U1289	U1290	U1291	U1292	U1293	U1294	U1295	U1296	U1297	U1298	U1299	U1300	U1301	U1302	U1303	U1304	U1305	U1306	U1307	U1308	U1309	U1310	U1311	U1312	U1313	U1314	U1315	U1316	U1317	U1318	U1319	U1320	U1321	U1322	U1323	U1324	U1325	U1326	U1327	U1328	U1329	U1330	U1331	U1332	U1333	U1334	U1335	U1336	U1337	U1338	U1339	U1340	U1341	U1342	U1343	U1344	U1345	U1346	U1347	U1348	U1349	U1350	U1351	U1352	U1353	U1354	U1355	U1356	U1357	U1358	U1359	U1360	U1361	U1362	U1363	U1364	U1365	U1366	U1367	U1368	U1369	U1370	U1371	U1372	U1373	U1374	U1375	U1376	U1377	U1378	U1379	U1380	U1381	U1382	U1383	U1384	U1385
G887	A888	G889	A890	C891	G892	G893	C894	A895	A896	G897	C898	G899	A900	G901	A902	G903	G904	C905	U906	A907	G908	A909	A910	U911	U912	U913	U914	U915	U916	U917	U918	U919	U920	U921	U922	U923	U924	U925	U926	U927	U928	U929	U930	U931	U932	U933	U934	U935	U936	U937	U938	U939	U940	U941	U942	U943	U944	U945	U946	U947	U948	U949	U950	U951	U952	U953	U954	U955	U956	U957	U958	U959	U960	U961	U962	U963	U964	U965	U966	U967	U968	U969	U970	U971	U972	U973	U974	U975	U976	U977	U978	U979	U980	U981	U982	U983	U984	U985	U986	U987	U988	U989	U990	U991	U992	U993	U994	U995	U996	U997	U998	U999	U1000	U1001	U1002	U1003	U1004	U1005																																																																																																																																																																																																																						

G2599	G2600	C2601	A2602	G2603	U2604	U2605	C2606	A2607	G2608	G2609	G2610	U2611	C2612	U2613	A2614	G2615	C2616	U2617	G2618	C2619	C2620	G2621	G2622	C2623	C2624	G2625	C2626	A2627	G2628	G2629	G2630	G2631	A2632	G2633	C2634	G2635	U2636	U2637	G2638	G2639	G2640	G2641	G2642	G2643	G2644	G2645	U2646	C2647	C2648	C2649	C2650	C2651	C2652	C2653	A2654	G2655	G2656	A2657	G2658	G2659	G2660	G2661	A2662	G2663	G2664	A2665	C2666																																																																																																																																																																																																																																																																																																																																									
G2532	A2533	G2536	U2537	C2538	C2539	U2540	A2541	G2542	G2543	G2544	G2545	U2546	U2547	G2548	G2549	G2550	G2551	G2552	G2553	U2554	U2555	C2556	G2557	C2558	G2559	C2560	A2561	U2562	G2563	U2564	A2565	A2566	G2567	C2568	A2569	G2570	C2571	G2572	G2573	G2574	C2575	A2576	A2577	G2578	C2579	U2580	G2581	G2582	G2583	U2584	U2585	C2586	A2587	A2588	A2589	C2590	C2591	G2592	U2593	C2594	G2595	A2596	C2597	C2598	C2599	A2599	A2600	C2601	A2602	G2603	U2604	U2605	C2606	A2607	G2608	G2609	G2610	U2611	C2612	U2613	A2614	G2615	C2616	U2617	G2618	C2619	C2620	G2621	G2622	C2623	C2624	G2625	C2626	A2627	G2628	G2629	G2630	G2631	A2632	G2633	C2634	G2635	U2636	U2637	G2638	G2639	G2640	G2641	G2642	G2643	G2644	G2645	U2646	C2647	C2648	C2649	C2650	C2651	C2652	C2653	A2654	G2655	G2656	A2657	G2658	G2659	G2660	G2661	A2662	G2663	G2664	A2665	C2666																																																																																																																																																																																																																																																																							
G2453	G2454	U2457	G2458	C2459	U2460	C2461	U2462	C2467	U2468	C2469	A2470	C2471	C2472	U2473	C2474	C2475	A2476	C2477	A2478	G2481	G2482	G2486	G2487	C2488	C2489	G2490	G2494	C2498	C2499	U2500	C2501	G2502	A2503	U2504	C2505	U2506	C2507	G2508	U2511	C2512	U2518	U2519	C2520	C2521	G2522	G2523	G2524	U2528	G2529	A2530	A2531	A2532	A2533	A2534	U2535	U2536	U2537	U2538	U2539	U2540	U2541	U2542	U2543	U2544	U2545	U2546	U2547	U2548	U2549	U2550	U2551	U2552	U2553	U2554	U2555	U2556	U2557	U2558	U2559	U2560	U2561	U2562	U2563	U2564	U2565	U2566	U2567	U2568	U2569	U2570	U2571	U2572	U2573	U2574	U2575	U2576	U2577	U2578	U2579	U2580	U2581	U2582	U2583	U2584	U2585	U2586	U2587	U2588	U2589	U2590	U2591	U2592	U2593	U2594	U2595	U2596	U2597	U2598	U2599	U2600	U2601	U2602	U2603	U2604	U2605	U2606	U2607	U2608	U2609	U2610	U2611	U2612	U2613	U2614	U2615	U2616	U2617	U2618	U2619	U2620	U2621	U2622	U2623	U2624	U2625	U2626	U2627	U2628	U2629	U2630	U2631	U2632	U2633	U2634	U2635	U2636	U2637	U2638	U2639	U2640	U2641	U2642	U2643	U2644	U2645	U2646	U2647	U2648	U2649	U2650	U2651	U2652	U2653	U2654	U2655	U2656	U2657	U2658	U2659	U2660	U2661	U2662	U2663	U2664	U2665	U2666																																																																																																																																																																																																																		
A2392	A2393	C2394	C2395	G2396	C2397	U2398	G2399	G2400	U2401	C2402	C2403	C2404	G2405	U2406	G2407	U2408	C2409	G2410	G2413	G2414	G2415	G2416	C2417	G2418	U2419	U2420	A2421	U2422	U2423	A2424	A2425	U2426	C2427	G2428	G2429	A2430	U2431	A2432	A2433	A2434	C2435	G2436	U2437	U2438	U2439	C2440	C2441	C2442	G2443	G2444	G2445	G2446	G2447	A2448	U2449	A2450	U2451	A2452	C2453	A2454	A2455	A2456	A2457	A2458	A2459	A2460	A2461	A2462	A2463	A2464	A2465	A2466	A2467	A2468	A2469	A2470	A2471	A2472	A2473	A2474	A2475	A2476	A2477	A2478	A2479	A2480	A2481	A2482	A2483	A2484	A2485	A2486	A2487	A2488	A2489	A2490	A2491	A2492	A2493	A2494	A2495	A2496	A2497	A2498	A2499	A2500	A2501	A2502	A2503	A2504	A2505	A2506	A2507	A2508	A2509	A2510	A2511	A2512	A2513	A2514	A2515	A2516	A2517	A2518	A2519	A2520	A2521	A2522	A2523	A2524	A2525	A2526	A2527	A2528	A2529	A2530	A2531	A2532	A2533	A2534	A2535	A2536	A2537	A2538	A2539	A2540	A2541	A2542	A2543	A2544	A2545	A2546	A2547	A2548	A2549	A2550	A2551	A2552	A2553	A2554	A2555	A2556	A2557	A2558	A2559	A2560	A2561	A2562	A2563	A2564	A2565	A2566	A2567	A2568	A2569	A2570	A2571	A2572	A2573	A2574	A2575	A2576	A2577	A2578	A2579	A2580	A2581	A2582	A2583	A2584	A2585	A2586	A2587	A2588	A2589	A2590	A2591	A2592	A2593	A2594	A2595	A2596	A2597	A2598	A2599	A2600	A2601	A2602	A2603	A2604	A2605	A2606	A2607	A2608	A2609	A2610	A2611	A2612	A2613	A2614	A2615	A2616	A2617	A2618	A2619	A2620	A2621	A2622	A2623	A2624	A2625	A2626	A2627	A2628	A2629	A2630	A2631	A2632	A2633	A2634	A2635	A2636	A2637	A2638	A2639	A2640	A2641	A2642	A2643	A2644	A2645	A2646	A2647	A2648	A2649	A2650	A2651	A2652	A2653	A2654	A2655	A2656	A2657	A2658	A2659	A2660	A2661	A2662	A2663	A2664	A2665	A2666																																																																																																																												
U2257	C2258	G2259	U2262	C2263	A2267	A2268	A2269	G2270	U2271	G2272	G2273	G2274	A2275	A2276	G2277	G2278	A2279	G2281	G2282	G2283	C2284	G2285	A2286	A2287	A2288	G2289	G2290	U2291	C2294	C2295	G2296	A2298	G2299	C2300	C2301	G2302	G2303	G2304	A2305	C2306	G2307	G2308	A2309	A2310	A2311	U2312	C2313	C2314	C2315	C2316	C2317	C2318	C2319	A2320	G2321	G2325	A2327	A2328	A2329	A2330	A2331	A2332	A2333	A2334	A2335	A2336	A2337	A2338	A2339	A2340	A2341	A2342	A2343	A2344	A2345	A2346	A2347	A2348	A2349	A2350	A2351	A2352	A2353	A2354	A2355	A2356	A2357	A2358	A2359	A2360	A2361	A2362	A2363	A2364	A2365	A2366	A2367	A2368	A2369	A2370	A2371	A2372	A2373	A2374	A2375	A2376	A2377	A2378	A2379	A2380	A2381	A2382	A2383	A2384	A2385	A2386	A2387	A2388	A2389	A2390	A2391	A2392	A2393	A2394	A2395	A2396	A2397	A2398	A2399	A2400	A2401	A2402	A2403	A2404	A2405	A2406	A2407	A2408	A2409	A2410	A2411	A2412	A2413	A2414	A2415	A2416	A2417	A2418	A2419	A2420	A2421	A2422	A2423	A2424	A2425	A2426	A2427	A2428	A2429	A2430	A2431	A2432	A2433	A2434	A2435	A2436	A2437	A2438	A2439	A2440	A2441	A2442	A2443	A2444	A2445	A2446	A2447	A2448	A2449	A2450	A2451	A2452	A2453	A2454	A2455	A2456	A2457	A2458	A2459	A2460	A2461	A2462	A2463	A2464	A2465	A2466	A2467	A2468	A2469	A2470	A2471	A2472	A2473	A2474	A2475	A2476	A2477	A2478	A2479	A2480	A2481	A2482	A2483	A2484	A2485	A2486	A2487	A2488	A2489	A2490	A2491	A2492	A2493	A2494	A2495	A2496	A2497	A2498	A2499	A2500	A2501	A2502	A2503	A2504	A2505	A2506	A2507	A2508	A2509	A2510	A2511	A2512	A2513	A2514	A2515	A2516	A2517	A2518	A2519	A2520	A2521	A2522	A2523	A2524	A2525	A2526	A2527	A2528	A2529	A2530	A2531	A2532	A2533	A2534	A2535	A2536	A2537	A2538	A2539	A2540	A2541	A2542	A2543	A2544	A2545	A2546	A2547	A2548	A2549	A2550	A2551	A2552	A2553	A2554	A2555	A2556	A2557	A2558	A2559	A2560	A2561	A2562	A2563	A2564	A2565	A2566	A2567	A2568	A2569	A2570	A2571	A2572	A2573	A2574	A2575	A2576	A2577	A2578	A2579	A2580	A2581	A2582	A2583	A2584	A2585	A2586	A2587	A2588	A2589	A2590	A2591	A2592	A2593	A2594	A2595	A2596	A2597	A2598	A2599	A2600	A2601	A2602	A2603	A2604	A2605	A2606	A2607	A2608	A2609	A2610	A2611	A2612	A2613	A2614	A2615	A2616	A2617	A2618	A2619	A2620	A2621	A2622	A2623	A2624	A2625	A2626	A2627	A2628	A2629	A2630	A2631	A2632	A2633	A2634	A2635	A2636	A2637	A2638	A2639	A2640	A2641	A2642	A2643	A2644	A2645	A2646	A2647	A2648	A2649	A2650	A2651	A2652	A2653	A2654	A2655	A2656	A2657	A2658	A2659	A2660	A2661	A2662	A2663	A2664	A2665	A2666
G1735	C1741	G1742	G1743	G1746	A1749	U1750	C1751	C1752	G1753	C1754	A1755	G1756	U1757	G1758	A1759	A1760	C1761	A1762	G1763	C1764	G1765	U1766	G1769	G1770	C1771	G1772	A1773	C1774	U1775	G1776	U1777	G1778	U1779	A1780	G1781	C1782	A1783	A1784	A1785	A1786	C1787	G1788	C1789	U1790	A1791	U1796	U1797	U1798	G1799	C1800	G1798	G1801	U1799	A1802	A1803	A1792	A1804	A1805	A1806	A1807	A1808	A1809	A1810	A1811	A1812	A1813	A1814	A1815	A1816	A1817	A1818	A1819	A1820	A1821	A1822	A1823	A1824	A1825	A1826	A1827	A1828	A1829	A1830	A1831	A1832	A1833	A1834	A1835	A1836	A1837	A1838	A1839	A1840	A1841	A1842	A1843	A1844	A1845	A1846	A1847	A1848	A1849	A1850	A1851	A1852	A1853	A1854	A1855	A1856	A1857	A1858	A1859	A1860	A1861	A1862	A1863	A1864	A1865	A1866	A1867	A1868	A1869	A1870	A1871	A1872	A1873	A1874	A1875	A1876	A1877	A1878	A1879	A1880	A1881	A1882	A1883	A1884	A1885	A1886	A1887	A1888	A1889	A1890	A1891	A1892	A1893	A1894	A1895	A1896	A1897	A1898	A1899	A1900	A1901	A1902	A1903	A1904	A1905	A1906	A1907	A1908	A1909	A1910	A1911	A1912	A1913	A1914	A1915	A1916	A1917	A1918	A1919	A1920	A1921	A1922	A1923	A1924	A1925	A1926	A1927	A1928	A1929	A1930	A1931	A1932	A1933	A1934	A1935	A1936	A1937	A1938	A1939	A1940	A1941	A1942	A1943	A1944	A1945	A1946	A1947	A1948	A1949	A1950	A1951	A1952	A1953	A1954	A1955	A1956	A1957	A1958	A1959	A1960	A1961	A1962	A1963	A1964	A1965	A1966	A1967	A1968	A1969	A1970	A1971	A1972	A1973	A1974	A1975	A1976	A1977	A1978	A1979	A1980	A1981	A1982	A1983	A1984	A1985	A1986	A1987	A1988	A1989	A1990	A1991	A1992	A1993	A1994	A1995	A1996	A1997	A1998	A1999	A2000	A2001	A2002	A2003	A2004	A2005	A2006	A2007	A2008	A2009	A2010	A2011	A2012	A2013	A2014	A2015	A2016	A2017	A2018	A2019	A2020	A2021	A202																																																																																																																									

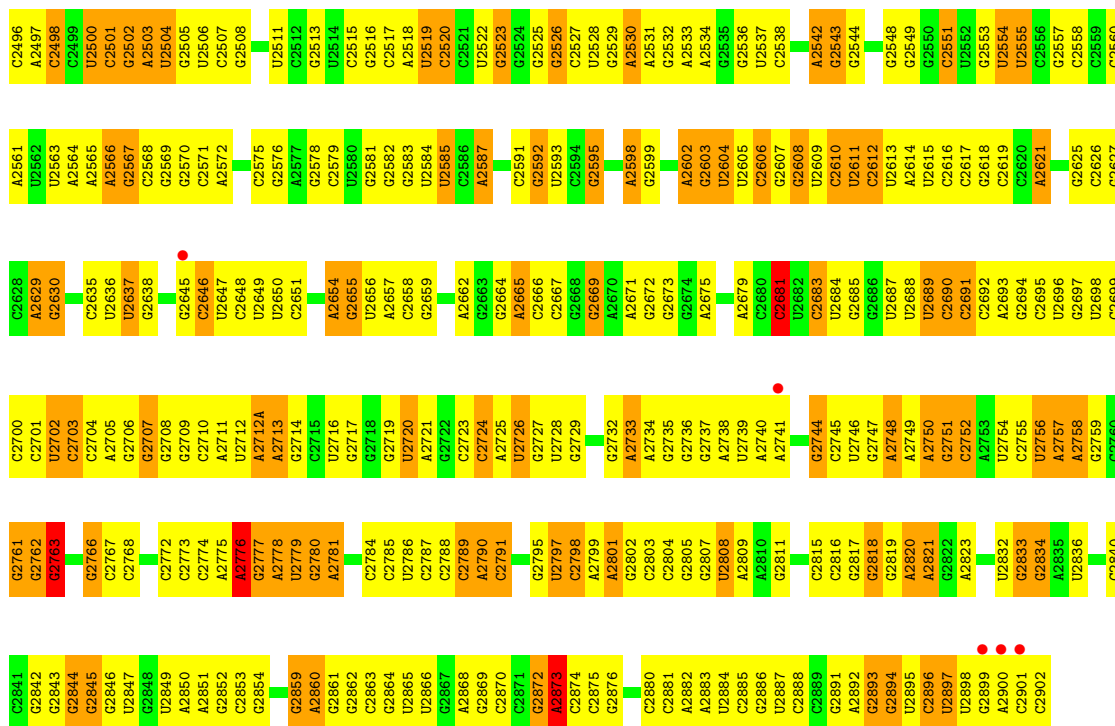


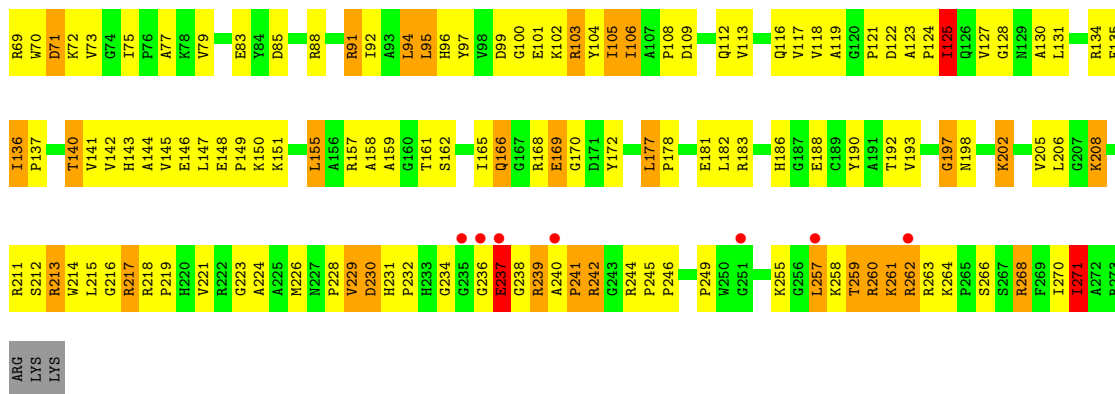
● Molecule 1: RNA (2912-MER)



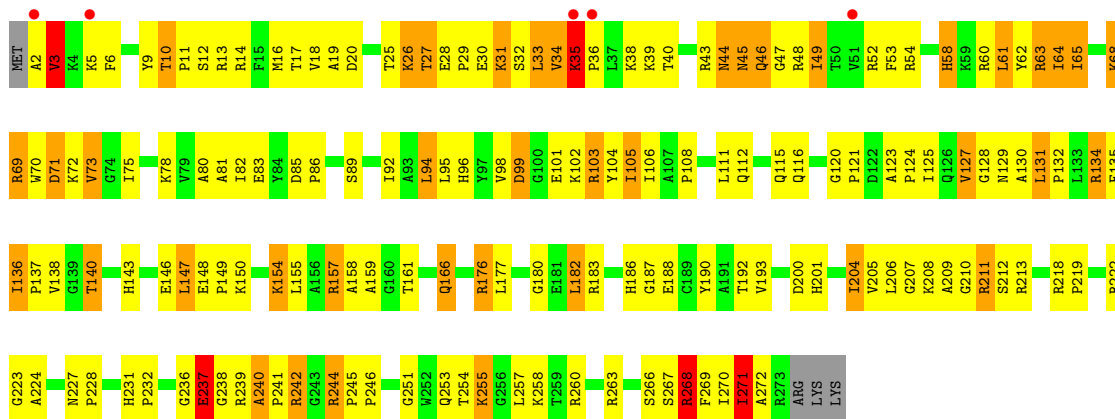
U1438	U1439	U1440	U1441	U1442	U1443	U1444	U1444A	U1445	U1446	U1447	U1448	U1449	U1449A	U1450	U1451	U1453	U1458	U1459	U1460	U1461	U1462	U1463	U1464	U1465	U1466	U1467	U1468	U1469	U1470	U1471	U1472	U1475	U1476	U1477	U1478	U1479	U1480	U1482	U1483	U1484	U1485	U1486	U1487	U1488	U1489	U1490	U1491	U1492	U1493	U1494	U1495	U1496	U1497	U1498	U1500																																																																																																																																																																																												
G1368	G1369	G1370	G1371	G1372	G1373	G1374	G1375	G1376	G1377	G1378	G1379	G1380	G1381	G1382	G1383	G1384	G1385	G1386	G1387	G1388	G1389	G1390	G1391	G1392	G1393	G1394	G1395	G1396	G1397	G1398	G1399	G1400	G1401	G1402	G1403	G1404	G1405	G1406	G1407	G1408	G1409	G1410	G1411	G1412	G1413	G1414	G1415	G1416	G1417	G1418	G1419	G1420	G1421	G1422	G1423	G1424	G1425	G1426	G1427	G1428	G1429	G1430	G1431	G1432	G1433	G1434	G1435	G1436	G1437	G1438	G1439	G1440	G1441	G1442	G1443	G1444	G1445	G1446	G1447	G1448	G1449	G1450																																																																																																																																																																	
C1297	C1298	C1299	C1300	C1301	C1302	C1303	C1304	C1305	C1306	C1307	C1308	C1309	C1310	C1311	C1312	C1313	C1314	C1315	C1316	C1317	C1318	C1319	C1320	C1321	C1322	C1323	C1324	C1325	C1326	C1327	C1328	C1329	C1330	C1331	C1332	C1333	C1334	C1335	C1336	C1337	C1338	C1339	C1340	C1341	C1342	C1343	C1344	C1345	C1346	C1347	C1348	C1349	C1350	C1351	C1352	C1353	C1354	C1355	C1356	C1357	C1358	C1359	C1360	C1361	C1362	C1363	C1364	C1365																																																																																																																																																																															
U1159	U1160	U1161	U1162	U1163	U1164	U1165	U1166	U1167	U1168	U1169	U1170	U1171	U1172	U1173	U1174	U1175	U1176	U1177	U1178	U1179	U1180	U1181	U1182	U1183	U1184	U1185	U1186	U1187	U1188	U1189	U1190	U1191	U1192	U1193	U1194	U1195	U1196	U1197	U1198	U1199	U1200	U1201	U1202	U1203	U1204	U1205	U1206	U1207	U1208	U1209	U1210	U1211	U1212	U1213	U1214	U1215	U1216	U1217	U1218	U1219	U1220																																																																																																																																																																																						
G1093	G1094	G1095	G1096	G1097	G1098	G1099	G1100	G1101	G1102	G1103	G1104	G1105	G1106	G1107	G1108	G1109	G1110	G1111	G1112	G1113	G1114	G1115	G1116	G1117	G1118	G1119	G1120	G1121	G1122	G1123	G1124	G1125	G1126	G1127	G1128	G1129	G1130	G1131	G1132	G1133	G1134	G1135	G1136	G1137	G1138	G1139	G1140	G1141	G1142	G1143	G1144	G1145	G1146	G1147	G1148	G1149	G1150	G1151	G1152	G1153	G1154	G1155	G1156	G1157	G1158																																																																																																																																																																																		
U1094	U1095	U1096	U1097	U1098	U1099	U1100	U1101	U1102	U1103	U1104	U1105	U1106	U1107	U1108	U1109	U1110	U1111	U1112	U1113	U1114	U1115	U1116	U1117	U1118	U1119	U1120	U1121	U1122	U1123	U1124	U1125	U1126	U1127	U1128	U1129	U1130	U1131	U1132	U1133	U1134	U1135	U1136	U1137	U1138	U1139	U1140	U1141	U1142	U1143	U1144	U1145	U1146	U1147	U1148	U1149	U1150	U1151	U1152	U1153	U1154	U1155	U1156	U1157	U1158																																																																																																																																																																																			
G1030	G1031	G1032	G1033	G1034	G1035	G1036	G1037	G1038	G1039	G1040	G1041	G1042	G1043	G1044	G1045	G1046	G1047	G1048	G1049	G1050	G1051	G1052	G1053	G1054	G1055	G1056	G1057	G1058	G1059	G1060	G1061	G1062	G1063	G1064	G1065	G1066	G1067	G1068	G1069	G1070	G1071	G1072	G1073	G1074	G1075	G1076	G1077	G1078	G1079	G1080	G1081	G1082	G1083	G1084	G1085	G1086	G1087	G1088	G1089	G1090	G1091	G1092																																																																																																																																																																																					
U969	C970	C971	C972	C973	C974	C975	C976	C977	C978	C979	C980	C981	C982	C983	C984	C985	C986	C987	C988	C989	C990	C991	C992	C993	C994	C995	C996	C997	C998	C999	A1000	A1001	A1002	A1003	A1004	A1005	A1006	A1007	A1008	A1009	A1010	A1011	A1012	A1013	A1014	A1015	A1016	A1017	A1018	A1019	A1020	A1021	A1022	A1023	A1024	A1025	A1026	A1027	A1028	A1029	A1030																																																																																																																																																																																						
U907	C908	A909	A910	A911	A912	A913	A914	A915	A916	A917	A918	A919	A920	A921	A922	A923	A924	A925	A926	A927	A928	A929	A930	A931	A932	A933	A934	A935	A936	A937	A938	A939	A940	A941	A942	A943	A944	A945	A946	A947	A948	A949	A950	A951	A952	A953	A954	A955	A956	A957	A958	A959	A960	A961	A962	A963	A964	A965	A966	A967	A968																																																																																																																																																																																						
C846	U847	C848	A849	C850	C851	C852	C853	C854	C855	C856	C857	C858	C859	U860	C861	C862	C863	C864	C865	A866	C867	U868	C869	C870	A871	C872	C873	C874	C875	C876	C877	C878	C879	C880	C881	C882	C883	C884	C885	C886	C887	C888	C889	A890	C891	C892	C893	C894	C895	C896	C897	C898	C899	C900	C901	C902	C903	C904	C905	C906	C907	C908																																																																																																																																																																																					
U785	C786	U787	C788	C789	C790	C791	C792	C793	C794	C795	C796	C797	C798	C799	C800	C801	C802	U803	A804	C805	C806	U807	C808	C809	C810	U811	C812	C813	C814	C815	C816	C817	C818	C819	C820	C821	C822	C823	C824	C825	C826	C827	C828	C829	C830	C831	C832	C833	C834	C835	C836	C837	C838	C839	C840	C841	C842	C843	C844	C845																																																																																																																																																																																							
C602	A603	C604	C605	U606	C607	C608	C609	C610	C611	C612	C613	C614	C615	C616	C617	C618	C619	C620	C621	C622	C623	C624	C625	C626	C627	C628	C629	C630	C631	C632	C633	C634	C635	C636	C637	C638	C639	C640	C641	C642	C643	C644	C645	C646	C647	C648	C649	C650	C651	C652	C653	C654	C655	C656	C657	C658	C659	C660	C661	C662	C663	C664	C665	C666	C667	C668	C669	C670	C671	C672	C673	C674	C675	C676	C677	C678	C679	C680	C681	C682	C683	C684	C685	C686	C687	C688	C689	C690	C691	C692	C693	C694	C695	C696	C697	C698	C699	C700	C701	C702	C703	C704	C705	C706	C707	C708	C709	C710	C711	C712	C713	C714	C715	C716	C717	C718	C719	C720	C721	C722	C723	C724	C725	C726	C727	C728	C729	C730	C731	C732	C733	C734	C735	C736	C737	C738	C739	C740	C741	C742	C743	C744	C745	C746	C747	C748	C749	C750	C751	C752	C753	C754	C755	C756	C757	C758	C759	C760	C761	C762	C763	C764	C765	C766	C767	C768	C769	C770	C771	C772	C773	C774	C775	C776	C777	C778	C779	C780	C781	C782	C783	C784	C785	C786	C787	C788	C789	C790	C791	C792	C793	C794	C795	C796	C797	C798	C799	C800	C801	C802	C803	C804	C805	C806	C807	C808	C809	C810	C811	C812	C813	C814	C815	C816	C817	C818	C819	C820	C821	C822	C823	C824	C825	C826	C827	C828	C829	C830	C831	C832	C833	C834	C835	C836	C837	C838	C839	C840	C841	C842	C843	C844	C845

G1604	G1573	G1643	G1718	U1796	C1882	G1948	A2019	G2094	G2156	G2299	A2360	G2427
C1505	C1574	C1644	G1725	C1797	G1883	G1949	A2020	C2095	G2157	G2300	A2361	G2428
A1506	C1575	C1644	G1726	C1797	A1884	G1950	G2021	U2096	A2158	G2238	C2364	G2429
C1507	U1576	G1647	U1727	C1800	G1888	G1951	U2022	C2097	G2159	G2239	C2365	A2430
A1508	G1577	G1648	G1728	G1801	G1889	A1952	G2023	U2098	C2161	G2240	G2370	A2431
C1509	U1578	G1649	A1729	A1802	A1890	A1953	A2031	U2099	G2162	U2244	A2305	A2432
A1510	A1579	G1650	U1730	G1807	A1890	G1954	G2032	G2100	C2163	U2245	A2306	A2433
A1511	A1580	G1651	U1731	G1807	C1893	U1955	G2033	U2101	G2164	U2246	G2371	A2434
A1512	G1581	A1652	A1732	G1807	C1894	U1956	A2033	U2102	G2165	G2246	G2372	A2435
C1513	C1582	G1653	G1733	G1811	C1895	C1957	G2034	G2103	G2166	A2247	G2373	A2436
U1514	A1583	A1654	C1734	G1811	G1896	G1961	G2035	G2104	U2167	G2248	C2374	U2437
C1515	C1585	G1655	C1735	G1814	G1897	C1962	G2036	C2105	U2168	U2249	A2310	U2438
U1516	A1586	C1657	G1741	A1815	U1898	U1963	C2040	G2106	A2169	G2250	A2311	A2439
G1517	A1587	C1658	C1742	G1816	G1899	G1964	G2041	G2107	A2170	G2251	A2377	C2440
A1518	C1588	C1660	G1743	G1817	A1900	G1965	C2043	C2108	A2171	G2252	A2378	C2441
G1519	U1590	G1661	A1749	G1818	A1901	A1966	G2044	C2111	U2172	C2253	G2383	G2442
U1520	U1591	G1662	G1750	A1819	C1902	A1967	G2045	G2112	A2173	C2254	G2384	G2443
G1522	G1592	C1663	U1751	U1820	G1903	G1968	G2046	U2113	C2174	G2255	C2385	A2448
U1523	G1593	A1664	G1753	A1821	G1904	A1969	G2047	A2114	C2175	U2257	G2386	U2449
G1524	G1594	G1665	C1754	G1822	C1905	A1970	G2048	G2115	U2180	C2258	U2387	U2450
G1525	G1595	G1666	U1755	G1826	G1906	A1971	C2050	U2116	G2181	C2259	A2388	A2451
G1526	G1596	G1667	G1756	G1827	G1907	A1972	G2051	A2117	G2182	C2260	G2389	G2452
G1527	C1598	A1668	U1757	G1828	C1908	G1973	A2054	U2118	C2183	U2262	U2390	U2453
A1528	C1599	A1669	G1758	A1829	C1909	C1974	C2055	A2119	G2184	U2263	G2391	U2454
A1529	C1600	C1670	A1759	G1829	A1912	G1980	G2056	G2120	C2185	U2264	A2392	C2461
G1530	G1601	G1671	U1760	G1830	A1913	A1981	A2057	G2121	C2186	U2265	A2393	U2462
C1531	U1602	G1672	G1761	G1831	C1914	C1982	A2058	U2122	G2187	U2266	C2394	C2463
C1532	U1602	A1675	A1762	U1832	C1914	C1982	A2059	G2123	G2188	A2267	C2395	C2464
C1533	C1605	A1676	G1763	U1833	U1915	A2059	A2060	G2124	G2189	A2268	C2396	C2465
G1534	C1606	G1677	G1764	G1833	U1916	G1985	G2061	G2125	U2189	U2269	G2397	C2466
U1535	C1607	G1678	C1765	G1837	U1917	A1986	G2062	A2126	G2191	A2270	U2398	C2467
A1536	A1608	U1679	U1766	G1838	A1918	G1987	A2063	G2127	G2192	G2271	G2399	C2468
G1537	A1609	U1680	U1766	G1839	G1921	G1989	C2063	C2128	G2193	U2272	G2400	A2469
G1538	A1610	G1681	G1770	U1840	G1922	C1990	C2064	C2129	G2194	U2273	U2401	G2470
G1539	C1611	U1681	C1771	U1841	U1923	C1991	C2065	U2130	C2196	A2274	C2402	C2471
G1540	C1612	G1682	G1772	G1842	U1924	G1992	G2066	G2131	U2197	C2275	C2403	G2472
U1541	G1613	G1683	A1773	C1843	C1925	C1994	G2067	U2132	A2198	G2276	C2404	U2473
G1542	A1614	U1688	C1774	G1844	U1926	C1994	U2068	G2133	A2199	G2277	G2405	C2474
A1543	C1615	A1689	U1775	G1845	U1927	U1995	G2069	A2134	G2205	A2278	U2406	C2475
C1544	A1616	G1693	G1776	G1846	A1928	C1996	A2071	A2135	U2208	G2279	U2407	A2476
A1545	C1617	U1694	U1777	A1847	G1929	G1998	G2072	A2136	U2209	C2281	G2408	C2477
A1545A	A1618	G1695	U1778	A1848	G1930	C1999	C2073	C2137	G2210	G2282	G2409	A2478
C1546	G1619	G1696	U1779	U1851	U1931	G2000	U2074	C2138	G2211	C2283	G2410	G2479
C1548	G1620	C1697	A1786	U1852	A1932	A2001	U2075	G2141	G2212	C2284	A2411	C2480
A1553	C1625	A1698	C1781	A1854	G1935	G2002	G2078	C2142	A2212	A2285	G2412	G2481
A1554	G1626	G1699	C1782	G1855	A1936	G2006	U2079	C2143	U2213	A2286	G2413	G2482
G1555	G1627	A1700	A1783	G1856	A1937	C2007	G2080	U2144	G2214	A2287	G2414	C2483
C1556	A1632	A1701	G1785	G1857	A1938	C2008	C2081	C2145	G2215	A2288	G2415	G2484
C1557	G1633	G1705	A1786	G1858	U1939	G2009	A2082	C2146	G2216	A2289	C2416	G2485
A1558	A1634	U1706	C1788	G1860	U1940	G2012	U2086	G2147	G2217	G2290	C2417	G2486
G1559	G1635	U1709	A1789	G1861	G1941	G2012	U2087	G2148	G2218	U2291	A2418	G2487
A1567	C1636	U1709	C1790	U1864	U1942	G2013	G2088	G2149	G2219	U2292	U2419	A2488
G1568	A1637	C1710	A1791	U1865	U1943	A2014	U2089	U2150	G2220	C2293	C2420	G2489
A1569	C1638	C1711	C1792	A1871	U1944	A2015	U2090	U2151	G2221	C2294	G2421	G2490
A1570	U1640	U1712	G1793	A1872	U1945	U2016	U2091	G2152	G2222	C2295	A2422	U2491
	C1639	U1716	C1794	G1878	U1946	U2017	U2092	G2153	U2223	U2296	U2424	U2492
	C1640	C1717	C1795		G2155	G2018	G2093	G2154	U2233	C2297	A2425	U2493
								G2155	G2234	A2298	A2426	G2494
												G2495

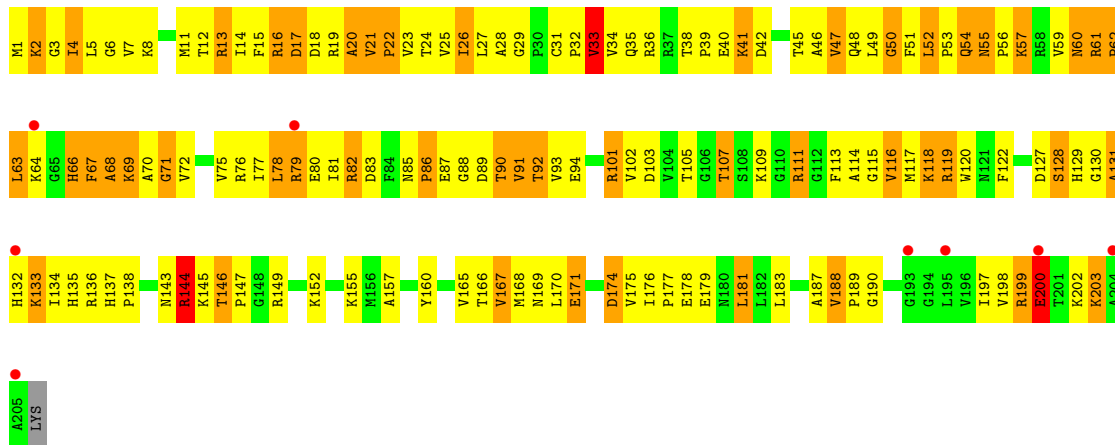




• Molecule 3: 50S ribosomal protein L2

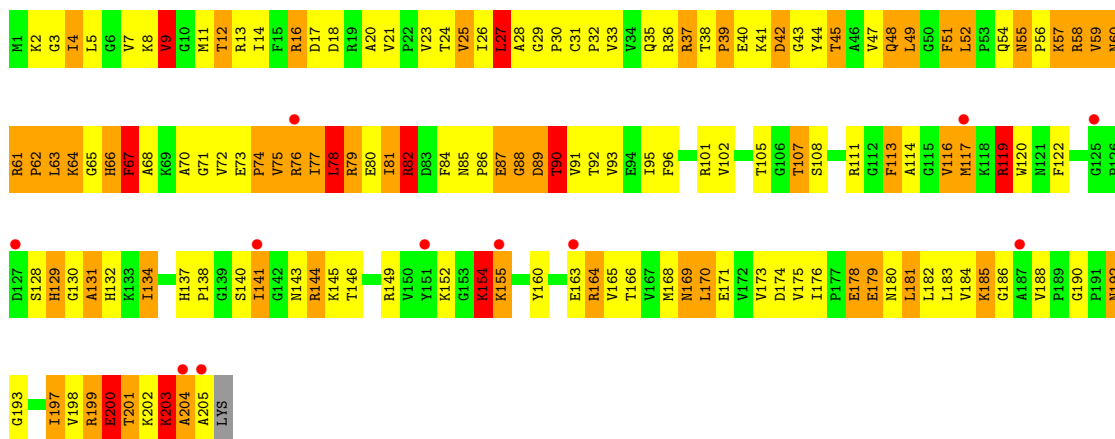


• Molecule 4: 50S ribosomal protein L3

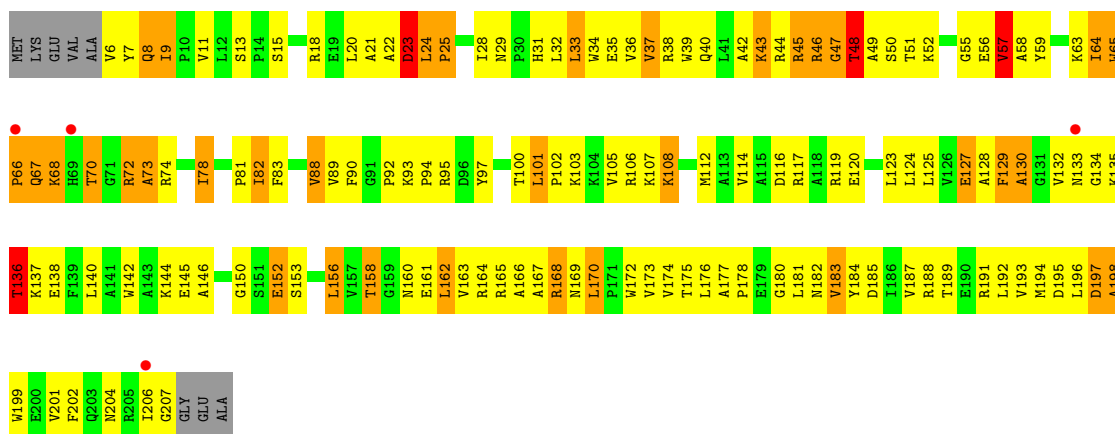



• Molecule 4: 50S ribosomal protein L3






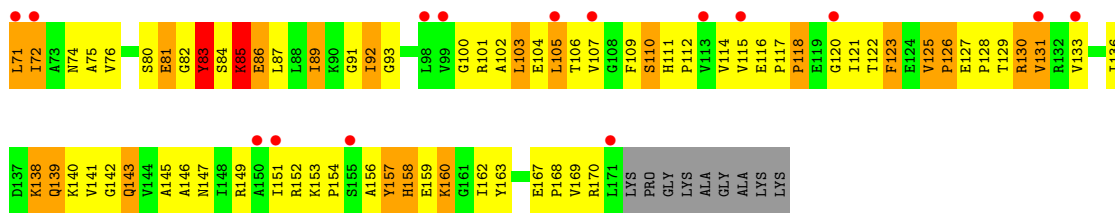
• Molecule 5: 50S ribosomal protein L4



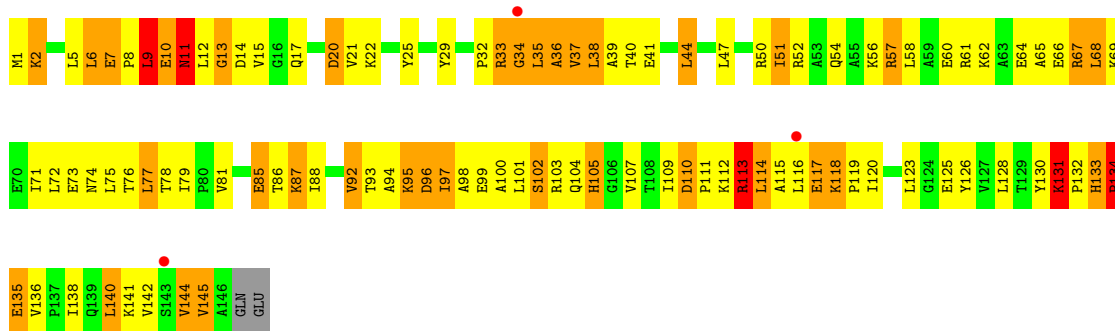
• Molecule 5: 50S ribosomal protein L4



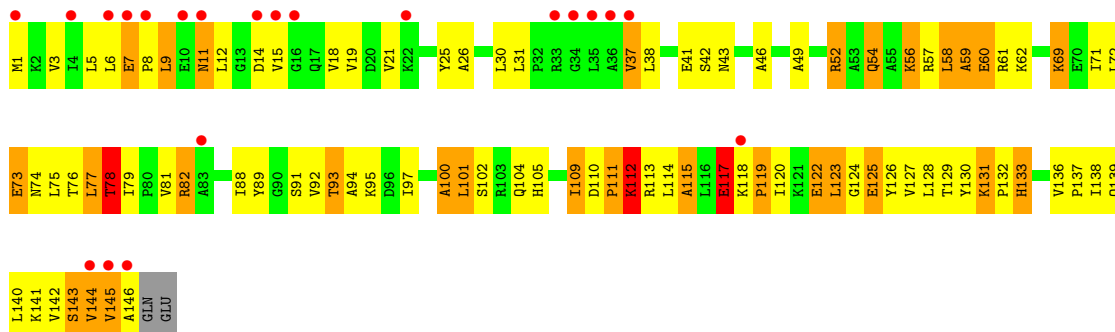
• Molecule 6: 50S ribosomal protein L5



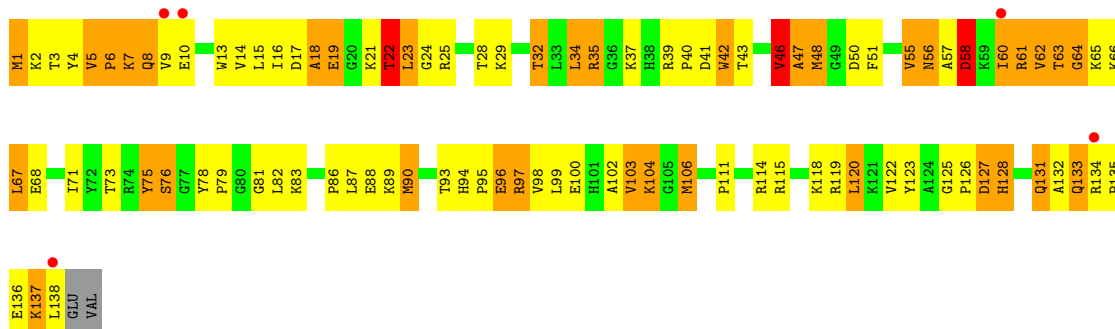
• Molecule 8: 50S ribosomal protein L9



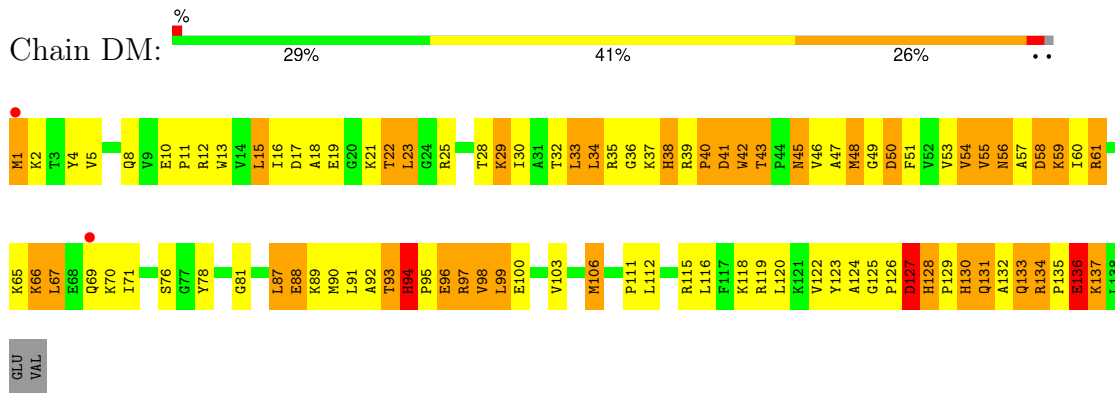
• Molecule 8: 50S ribosomal protein L9



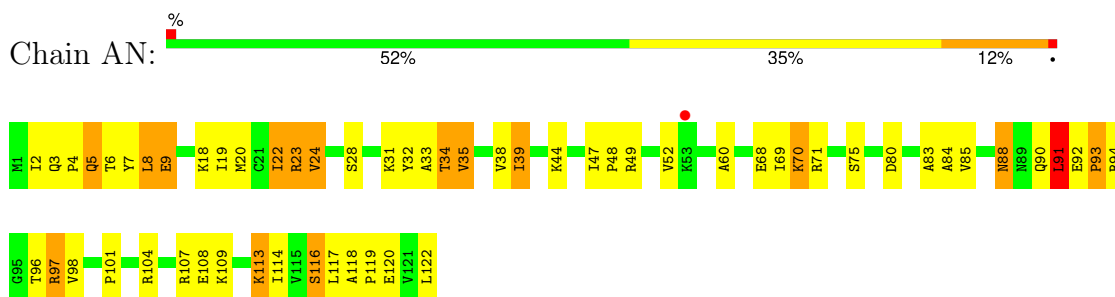
• Molecule 9: 50S ribosomal protein L13



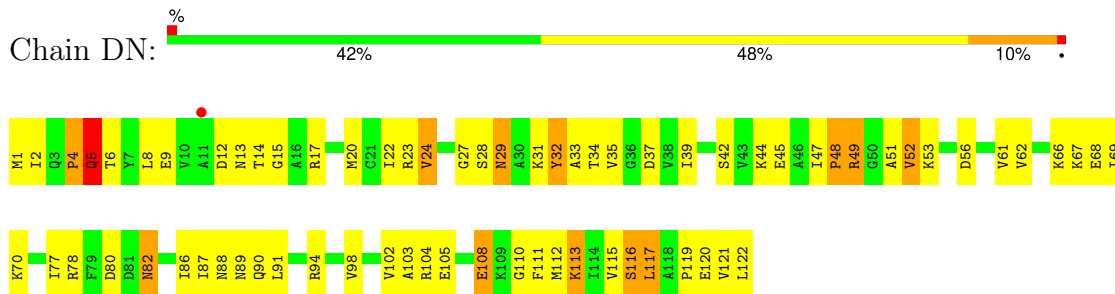
- Molecule 9: 50S ribosomal protein L13



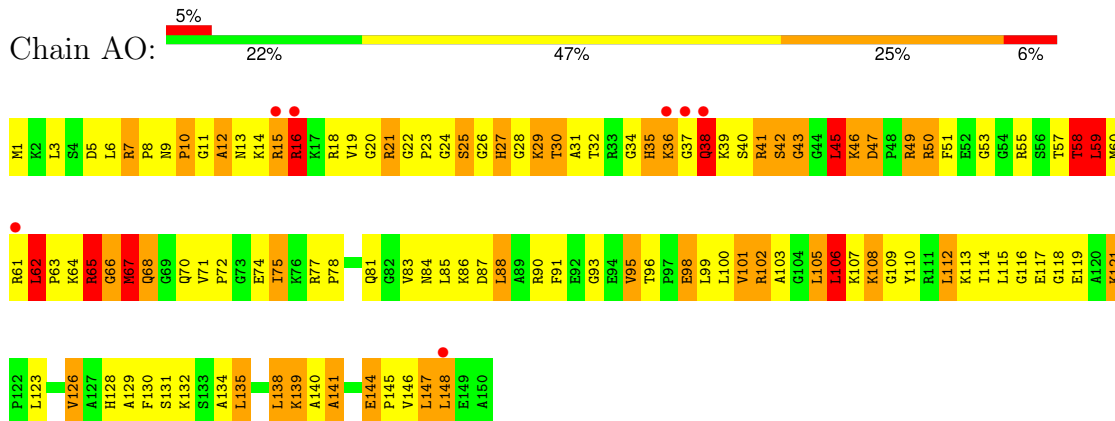
- Molecule 10: 50S ribosomal protein L14



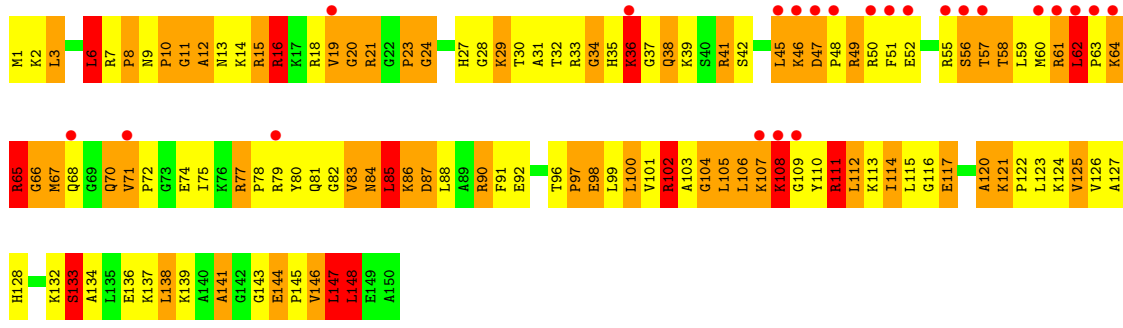
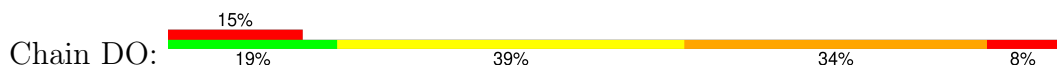
- Molecule 10: 50S ribosomal protein L14



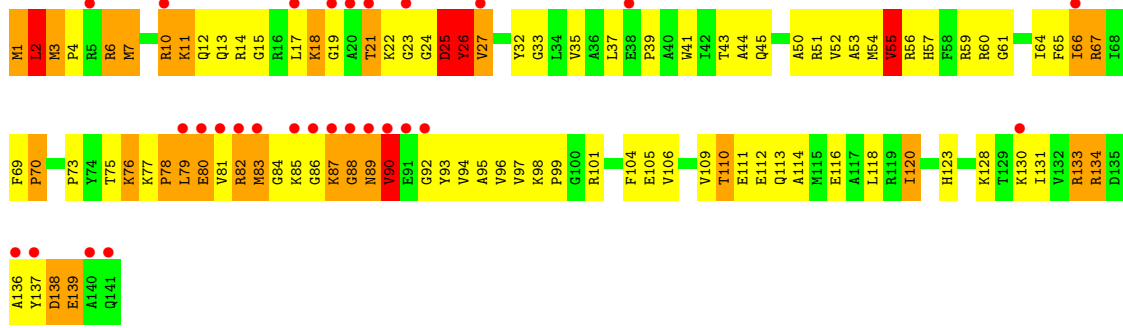
- Molecule 11: 50S ribosomal protein L15



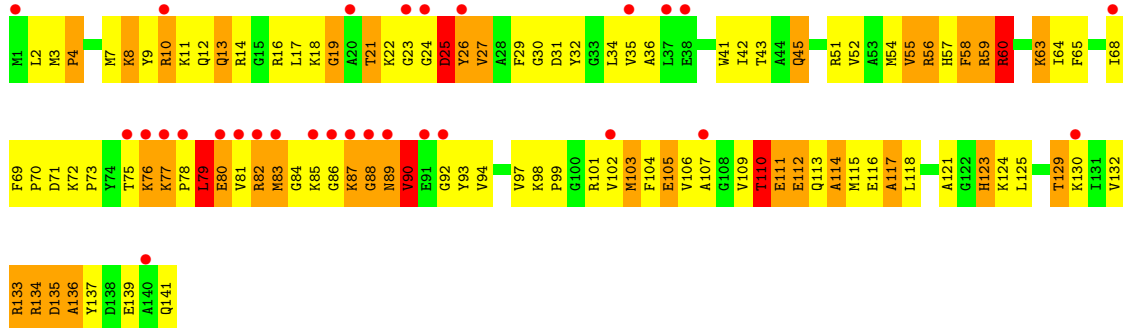
- Molecule 11: 50S ribosomal protein L15



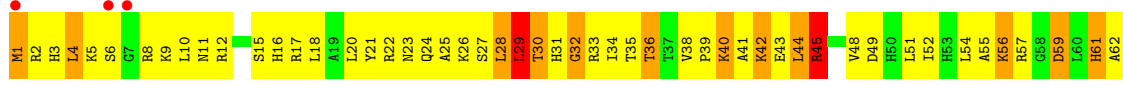
• Molecule 12: 50S ribosomal protein L16

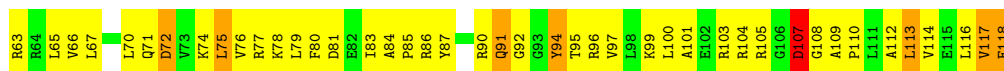


• Molecule 12: 50S ribosomal protein L16




• Molecule 13: 50S ribosomal protein L17

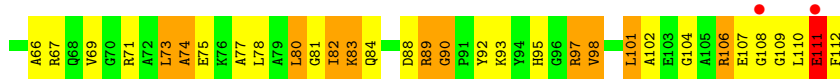
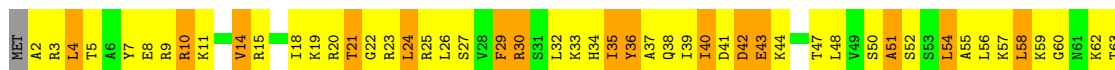





- Molecule 13: 50S ribosomal protein L17




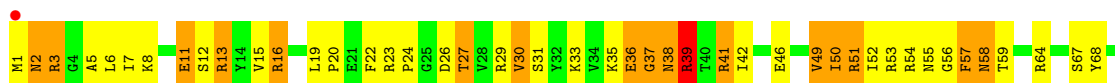
- Molecule 14: 50S ribosomal protein L18



- Molecule 14: 50S ribosomal protein L18

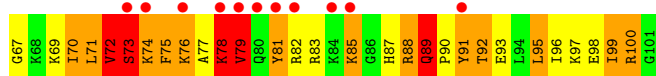


- Molecule 15: 50S ribosomal protein L19

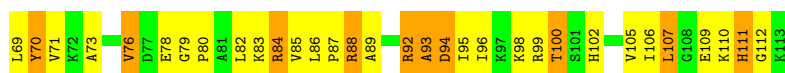
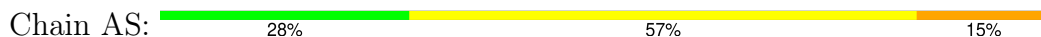


GLU

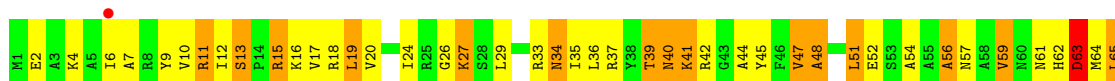
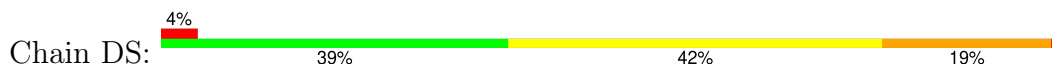
- Molecule 15: 50S ribosomal protein L19



- Molecule 18: 50S ribosomal protein L22



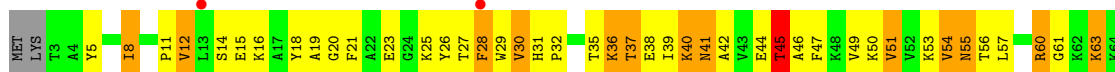
- Molecule 18: 50S ribosomal protein L22



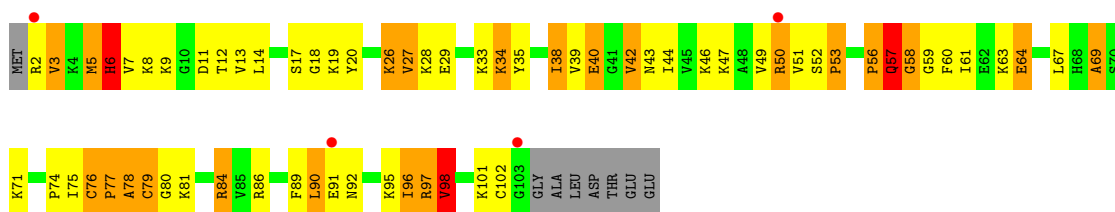

- Molecule 19: 50S ribosomal protein L23



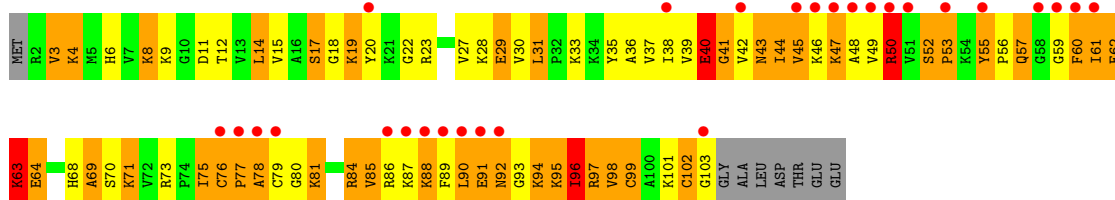
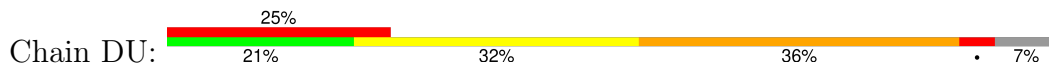
- Molecule 19: 50S ribosomal protein L23



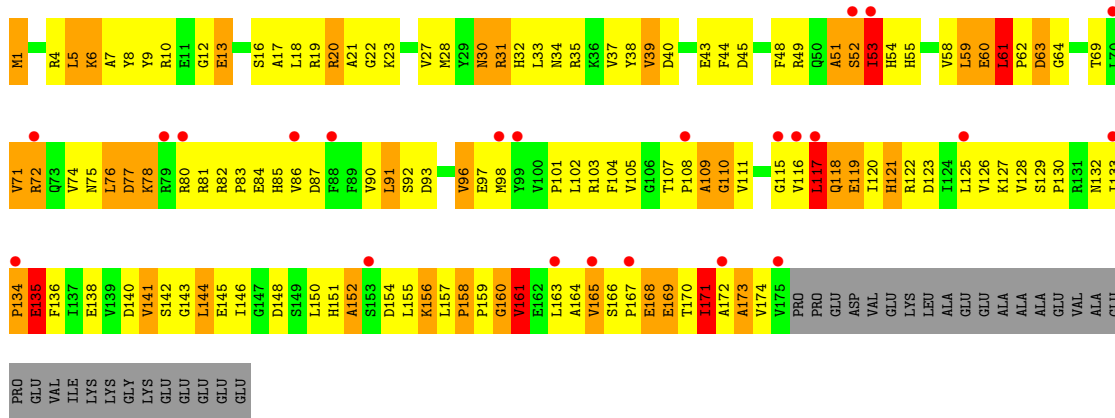
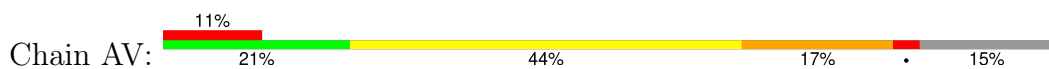
- Molecule 20: 50S ribosomal protein L24

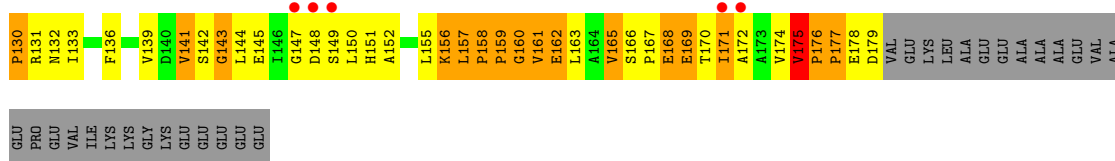


- Molecule 20: 50S ribosomal protein L24



- Molecule 21: 50S ribosomal protein L25





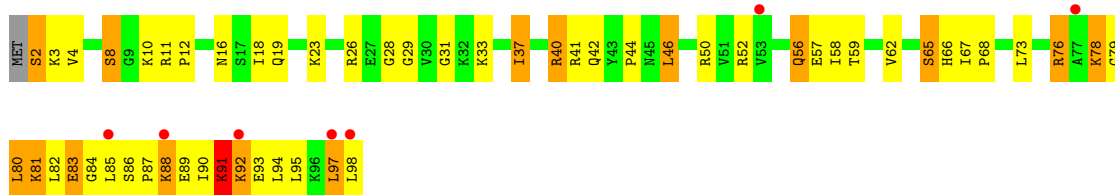
• Molecule 22: 50S ribosomal protein L27



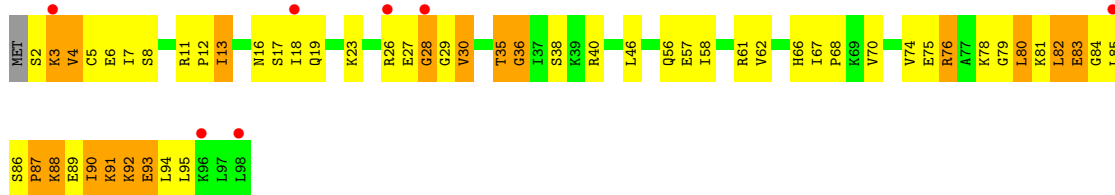
• Molecule 22: 50S ribosomal protein L27



• Molecule 23: 50S ribosomal protein L28



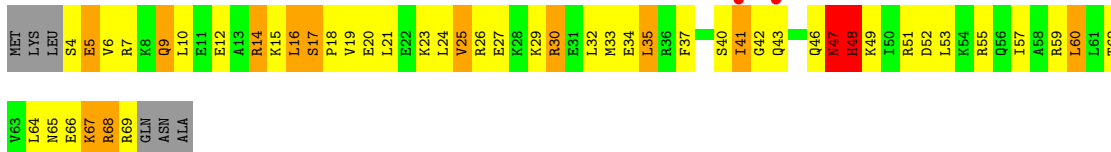
• Molecule 23: 50S ribosomal protein L28




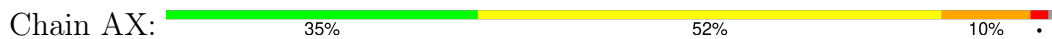
• Molecule 24: 50S ribosomal protein L29



- Molecule 24: 50S ribosomal protein L29



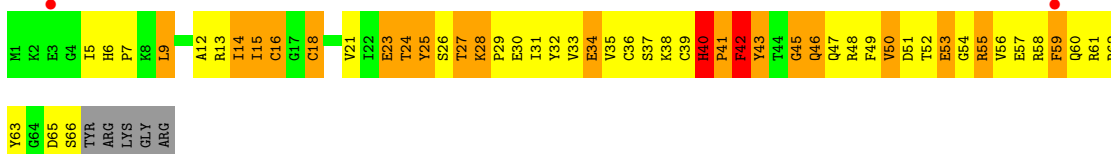
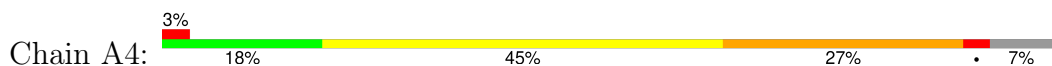
- Molecule 25: 50S ribosomal protein L30



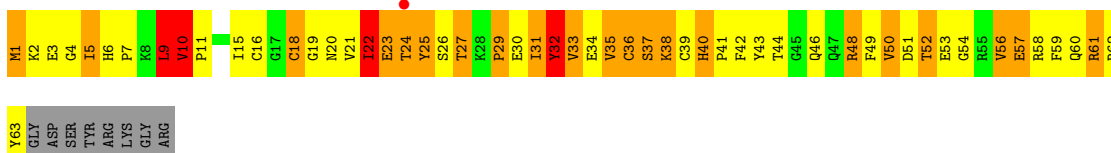
- Molecule 25: 50S ribosomal protein L30



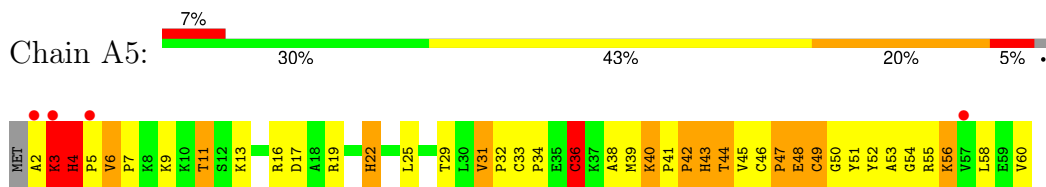
- Molecule 26: 50S ribosomal protein L31



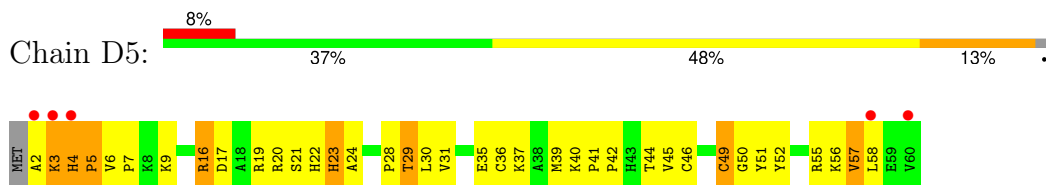
- Molecule 26: 50S ribosomal protein L31



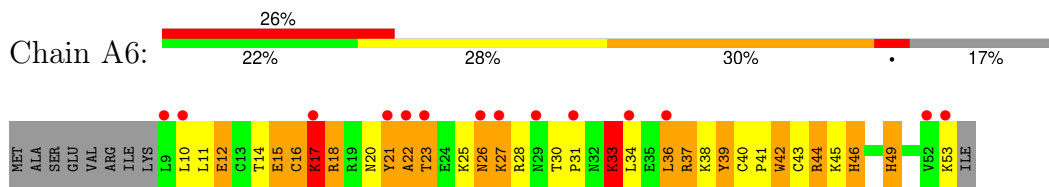
- Molecule 27: 50S ribosomal protein L32



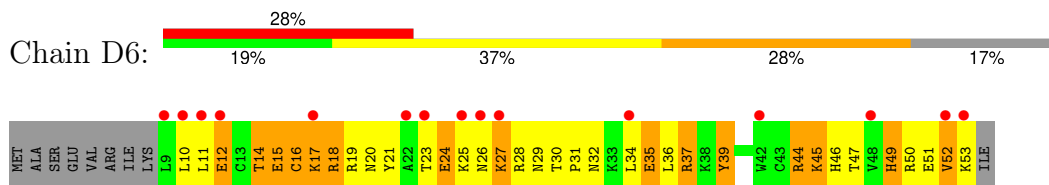
- Molecule 27: 50S ribosomal protein L32



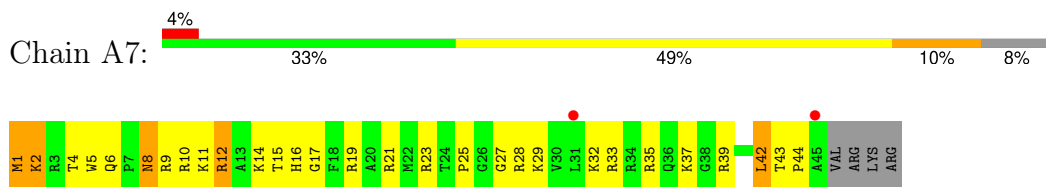
- Molecule 28: 50S ribosomal protein L33



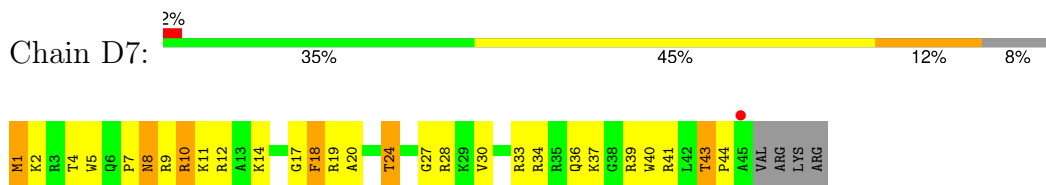
- Molecule 28: 50S ribosomal protein L33



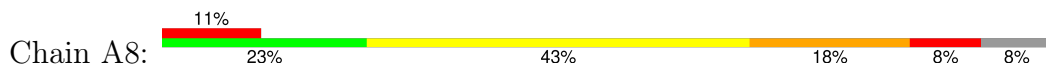
- Molecule 29: 50S ribosomal protein L34



- Molecule 29: 50S ribosomal protein L34

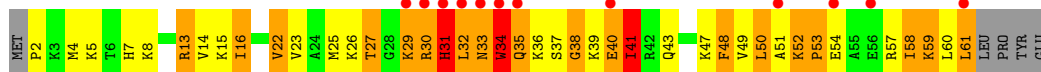
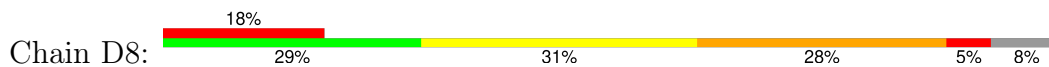


- Molecule 30: 50S ribosomal protein L35

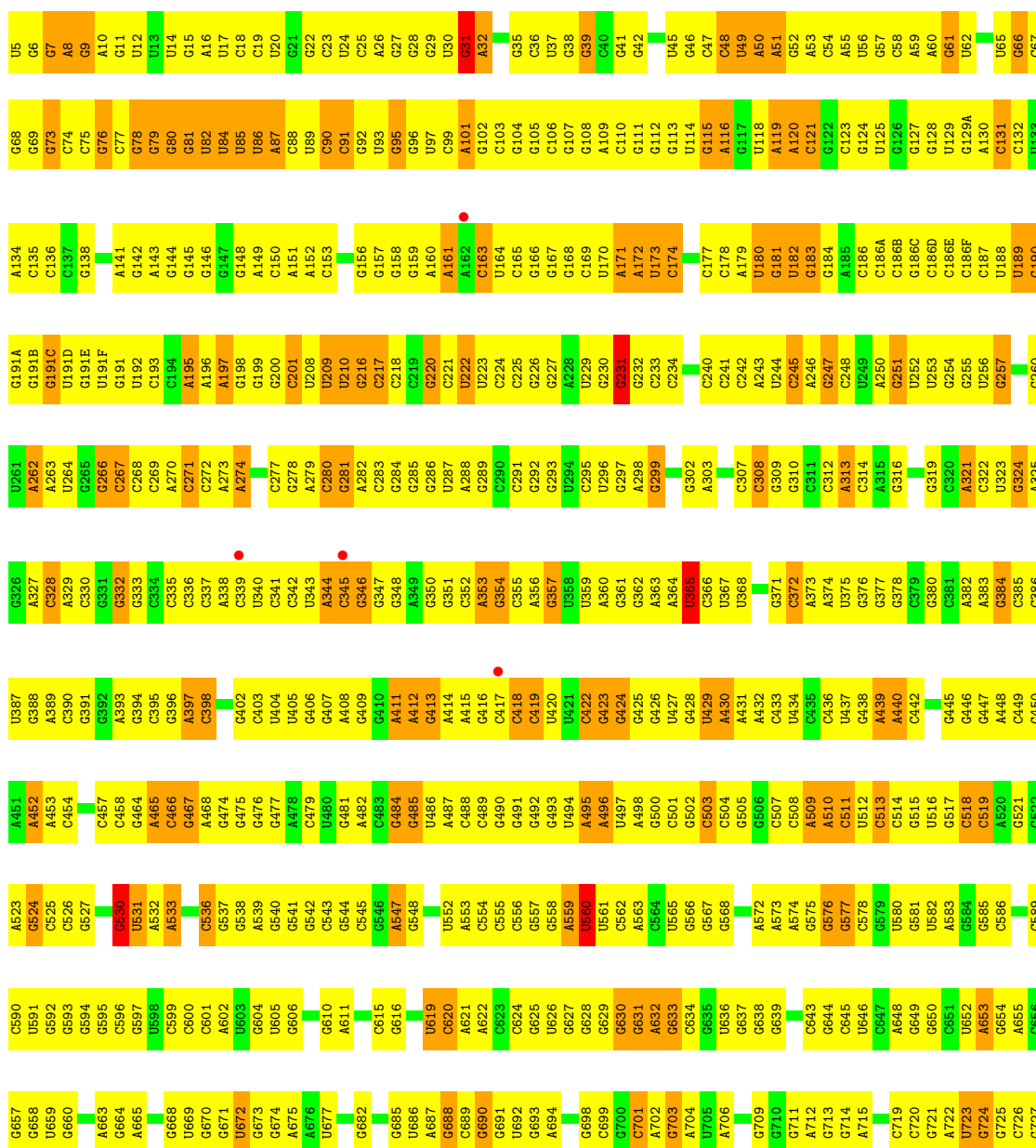




• Molecule 30: 50S ribosomal protein L35



• Molecule 31: 16S ribosomal RNA



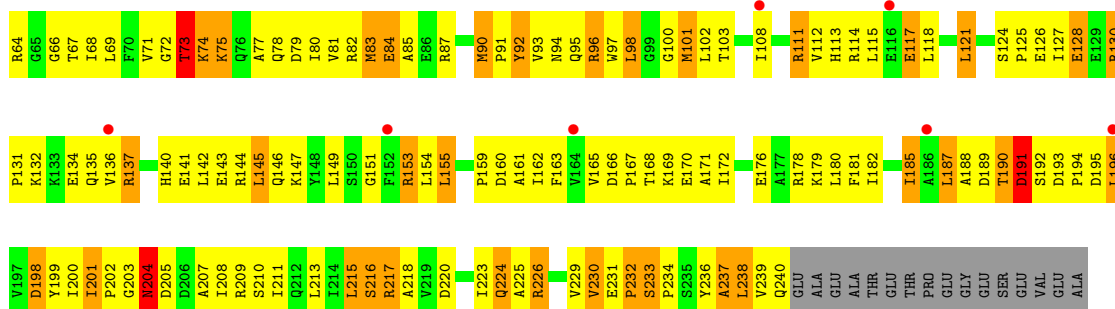
A	C1449	C1465	C1466	C1467	C1468	C1483	C1484	U1485	U1486	U1487	U1488	U1489	U1490	U1491	U1492	U1493	U1494	U1495	U1496	U1497	U1498	U1499	A1500	C1501	A1502	G1503	G1504	U1505	U1506	G1507	G1508	U1509	U1510	U1511	U1512	A1513	C1514	C1515	G1516	G1517	A1518	A1519	G1520	G1521	U1522	G1523	G1524	G1525	G1526	C1527	U1528	G1529	G																															
U	U1374	A1375	U1376	A1377	U1378	U1379	U1380	G1386	G1387	C1388	U1389	U1390	U1391	U1392	U1393	U1394	C1395	A1396	C1397	A1398	C1399	C1400	G1401	G1402	C1403	U1406	U1407	A1408	C1412	A1413	G1414	G1415	G1416	G1417	A1418	G1419	G1422	G1423	C1424	U1425	A1428	C1429	C1430	C1431	G1432	A1433	A1434	U1436	U1439	G1442	G1443	A1446																																
C	G1316	C1317	A1318	C1319	C1320	C1321	C1322	C1323	A1324	C1325	C1326	C1327	C1328	A1329	U1330	A1331	A1332	A1333	C1334	C1335	C1336	G1337	G1338	A1339	A1340	U1341	C1342	G1343	C1344	U1345	A1346	U1347	U1348	A1349	A1350	U1351	C1352	C1353	C1354	G1355	G1356	A1357	U1358	C1359	A1360	G1361	C1362	C1362A	A1363	U1364	G1365	C1366	C1367	G1368	C1369	G1370	U1371	U1372	G1373																									
	G1193	U1194	C1195	U1196	C1197	G1198	U1199	C1200	A1201	G1202	C1203	U1204	G1205	U1206	G1207	U1211	G1212	A1213	G1214	U1215	G1216	C1217	U1218	U1219	G1220	G1221	C1222	G1223	G1224	A1225	C1226	C1227	U1228	A1229	G1230	U1231	U1232	G1233	C1234	U1235	A1236	C1237	A1238	U1239	G1240	U1241	C1242	C1243	C1244	A1245	C1246	U1247	U1248	A1249	C1250	A1251	U1252	C1253	C1254																									
	G1181	C1182	U1183	G1184	U1185	C1186	U1187	A1188	C1189	U1190	C1191	U1192	C1193	U1194	C1195	U1196	C1197	U1198	C1199	U1200	C1201	U1202	C1203	U1204	C1205	U1206	C1207	U1208	C1209	U1210	C1211	U1212	C1213	U1214	C1215	U1216	C1217	U1218	C1219	U1220	C1221	U1222	C1223	U1224	C1225	U1226	C1227	U1228	C1229	U1230	C1231	U1232	C1233	U1234	C1235	U1236	C1237	U1238	C1239	U1240	C1241	U1242	C1243	U1244	C1245	U1246	C1247	U1248	C1249	U1250	C1251	U1252	C1253	U1254										
	G1171	C1172	U1173	G1174	U1175	C1176	U1177	A1178	C1179	U1180	G1181	U1182	A1183	U1184	C1185	U1186	C1187	U1188	C1189	U1190	C1191	U1192	C1193	U1194	C1195	U1196	C1197	U1198	C1199	U1200	C1201	U1202	C1203	U1204	C1205	U1206	C1207	U1208	C1209	U1210	C1211	U1212	C1213	U1214	C1215	U1216	C1217	U1218	C1219	U1220	C1221	U1222	C1223	U1224	C1225	U1226	C1227	U1228	C1229	U1230	C1231	U1232	C1233	U1234	C1235	U1236	C1237	U1238	C1239	U1240	C1241	U1242	C1243	U1244	C1245	U1246	C1247	U1248	C1249	U1250	C1251	U1252	C1253	U1254
	G1101	U1011	A1014	U1015	G1016	U1017	C1018	U1019	U1020	G1021	U1022	U1023	G1024	U1025	G1026	C1027	U1028	A1028A	C1028B	G1029	A1030	C1031	G1032	U1033A	G1033B	G1033	U1034	A1035	G1036	C1037	C1038	C1039	U1040	A1041	U1042	U1047	U1048	U1049	U1052	G1053	C1054	A1055	U1056	C1057	G1058	C1059	U1060	A1061	U1062	C1063	U1064	U1065	C1066	A1067	U1068	C1069	U1070																											
	C948	A949	U950	G951	U952	G953	U954	U955	U956	U957	A958	U959	U960	U961	G962	C963	A964	U965	C967	A968	A969	C970	G971	C972	G973	A974	U975	G976	A977	C978	C979	U981	U982	A983	C984	G988	C989	C990	U991	U992	C993	A996	G997	C998	C998A	U999	A1000	G1001	C1002	U1003	A1004	U1005	C1006	C1007	U1008	G1009																												
	C875	G876	C877	C880	G881	C882	C883	U884	U885	G889	U890	U891	A892	C893	U894	C897	A900	A901	C902	G903	C904	U905	U906	G906	A974	U975	C834	A909	G876	A977	U911	C912	U941	A914	U918	U919	U920	U921	G922	A923	C924	G925	U926	C934	A935	C936	U937	A938	G939	C940	G941	U942	A1004	U1005	C1006	G944	G945	U1007	C1008	G947																								
	A728	A729	G730	G731	G735	U736	A737	C738	U739	U740	G741	G742	C745	U746	C747	C748	U749	G750	U751	G752	A753	C754	G755	C756	U757	G758	A759	C762	G765	A766	A767	A768	G771	U772	U773	G774	G775	G776	A777	G778	A781	A782	U789	A790	U791	A792	U793	A794	C795	C796	C797	U798	G799																															

• Molecule 31: 16S ribosomal RNA

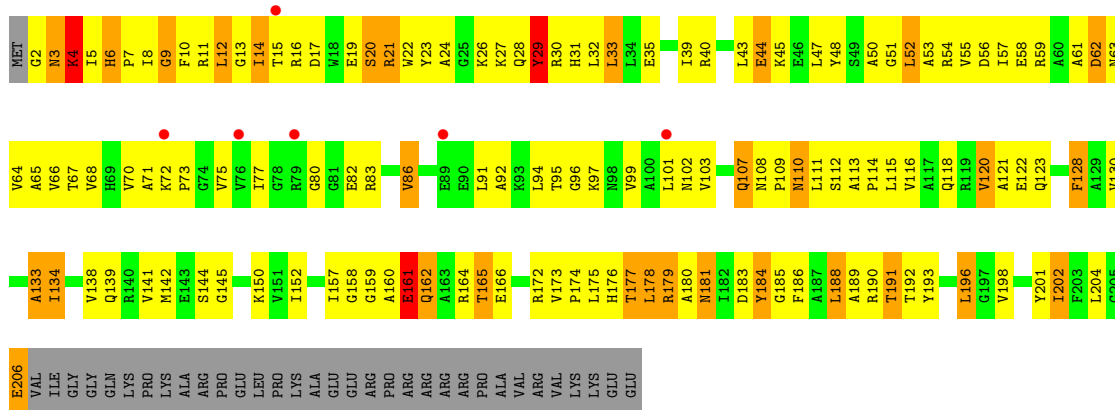


U5	G6	G7	A8	G9	A10	G11	U12	U13	G17	C18	C19	U20	G21	G22	G29	U30	G31	A32	A33	C34	G35	C36	U37	G38	G39	C40	G41	G42	C43	G44	U45	G46	C47	C48	U49	A51	G52	C53	C54	A55	U56	G57	C58	A59	A60	G61	U62	C63	G64	U65	G66	C67	G68	C75	G76
----	----	----	----	----	-----	-----	-----	-----	-----	-----	-----	-----	-----	-----	-----	-----	-----	-----	-----	-----	-----	-----	-----	-----	-----	-----	-----	-----	-----	-----	-----	-----	-----	-----	-----	-----	-----	-----	-----	-----	-----	-----	-----	-----	-----	-----	-----	-----	-----	-----	-----	-----	-----	-----	-----

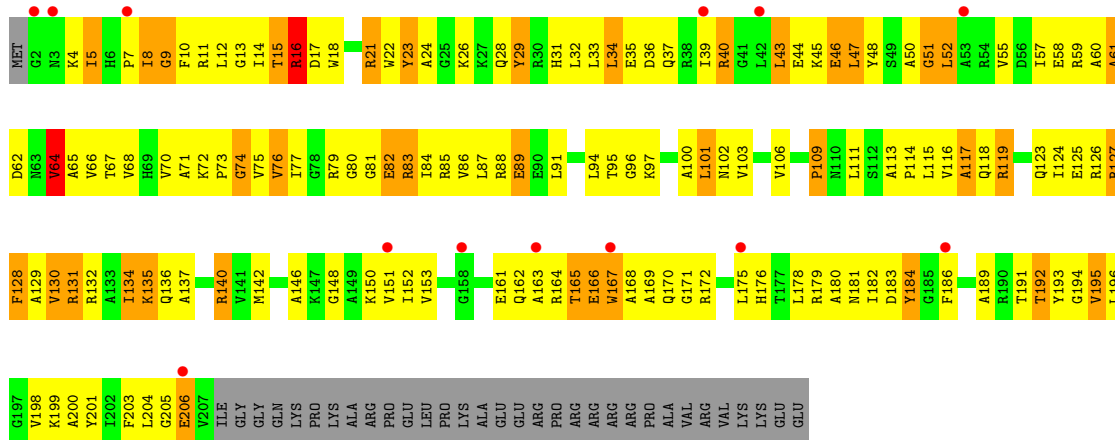
A1041	A1042	C1043	A1044	C1045	A1046	G1047	G1048	U991	U992	G993	A994	C995	A996	G997	U997	A1000	G1001	G1002	C1003	A1004	A1005	G1006	C1007	G1008	A1009	G1010	G1011	C1012	G1013	A1014	A1015	A1016	G1017	G1018	C1019	U1020	G1021	G1022	G1023	G1024	U1025	G1026	C1027	C1028	G1028A	G1028B	G1029	C1030	G1031	A1032	G1032A	G1032B	G1033	C1034	A1035	G1036	C1037	C1038	G1039	U1040																																																																																																																																																																																																																																																																																																																																															
A883	C984	C985	A986	G987	G988	G989	U991	U992	G993	A994	C995	A996	G997	U997	A1000	G1001	G1002	C1003	A1004	A1005	G1006	C1007	G1008	A1009	G1010	G1011	C1012	G1013	A1014	A1015	A1016	G1017	G1018	C1019	U1020	G1021	G1022	G1023	G1024	U1025	G1026	C1027	C1028	G1028A	G1028B	G1029	C1030	G1031	A1032	G1032A	G1032B	G1033	C1034	A1035	G1036	C1037	C1038	G1039	U1040																																																																																																																																																																																																																																																																																																																																																
G922	A923	C924	G925	A926	G927	C930	C931	G932	C933	A934	C935	G936	C937	A938	C939	G940	G941	G942	U943	G944	G945	A946	G947	C948	A949	U950	G951	G952	G953	G954	U955	U956	U957	A958	A959	U960	U961	C962	G963	A964	A965	G966	C967	A968	A969	C970	G971	C972	G973	A974	A975	G976	A977	A978	A979	C980	U981	U982																																																																																																																																																																																																																																																																																																																																																	
C856	C857	C858	A859	A860	G861	C862	U863	A864	A865	C866	A867	C868	C869	C870	U871	A872	G873	A874	C875	G876	C877	C878	C879	C880	G881	C882	C883	U884	C885	C886	C887	G888	A889	U890	U891	A892	C893	G894	G895	C896	C897	A898	A899	C900	A901	U905	G906	A907	A908	A909	C912	A913	A914	A915	A919	U920	U921																																																																																																																																																																																																																																																																																																																																																		
A781	A782	C783	C784	G785	A786	U787	A788	A789	C790	G791	U792	A793	A794	C797	G798	G799	G800	U801	A802	G803	U804	C805	G806	C808	C812	U813	A814	A815	A816	C817	C818	A819	U820	U821	C824	C825	C826	U827	A828	C829	C830	U831	C832	C833	U833	C834	U835	C836	C837	C838	U841	C842	U843	C848	C849	U850	A851	G852	C853	U854	U855	U856	U857	U858																																																																																																																																																																																																																																																																																																																																											
G638	G639	A640	U641	A642	C643	C647	A648	U649	G650	C651	U652	A653	U654	U655	U656	U657	U658	U659	U660	U661	G664	A665	U666	G667	U667	U668	C669	U670	U671	U672	U673	U674	U675	U676	U677	U678	U679	U680	U681	U682	U683	U684	U685	U686	U687	U688	U689	U690	U691	U692	U693	U694	U695	U696	U697	U698	U699	U700	U701	U702	U703	U704	U705	U706																																																																																																																																																																																																																																																																																																																																											
U571	A572	A573	A574	G575	U576	U577	C578	U579	U580	C581	U582	A583	U584	U585	U586	U587	U588	U589	U590	U591	U592	U593	U594	U595	U596	U597	U598	U599	U600	U601	G604	C613	A614	C615	G616	G617	C618	U619	C620	A621	A622	U623	C624	G625	U626	U627	U628	U629	U630	U631	A632	U633	U634	U635	U636	U637	U638	U639	U640	U641	U642	U643	U644	U645	U646	U647	U648	U649	U650	U651	U652	U653	U654	U655	U656	U657	U658	U659	U660	U661	U662	U663	U664	U665	U666	U667	U668	U669	U670	U671	U672	U673	U674	U675	U676	U677	U678	U679	U680	U681	U682	U683	U684	U685	U686	U687	U688	U689	U690	U691	U692	U693	U694	U695	U696	U697	U698	U699	U700	U701	U702	U703	U704	U705	U706																																																																																																																																																																																																																																																																														
G426	U427	G428	U429	A430	U431	A432	C433	U434	C435	C436	U437	G438	A439	A440	A441	A442	A443	C444	G445	G446	G447	A448	C449	G450	A451	A452	A453	U454	C455	A456	C457	C458	A459	A460	A461	A462	A463	A464	A465	A466	A467	A468	A469	A470	A471	A472	A473	A474	A475	A476	A477	A478	A479	A480	A481	A482	A483	A484	A485	A486	A487	A488	A489	A490	A491	A492	A493	A494	A495	A496	A497	A498	A499	A500	A501	A502	A503	A504	A505	A506	A507	A508	A509	A510	A511	A512	A513	A514	A515	A516	A517	A518	A519	A520	A521	A522	A523	A524	A525	A526	A527	A528	A529	A530	A531	A532	A533	A534	A535	A536	A537	A538	A539	A540	A541	A542	A543	A544	A545	A546	A547	A548	A549	A550	A551	A552	A553	A554	A555	A556	A557	A558	A559	A560	A561	A562	A563	A564	A565	A566	A567	A568	A569	A570	A571	A572	A573	A574	A575	A576	A577	A578	A579	A580	A581	A582	A583	A584	A585	A586	A587	A588	A589	A590	A591	A592	A593	A594	A595	A596	A597	A598	A599	A600	A601	A602	A603	A604	A605	A606	A607	A608	A609	A610	A611	A612	A613	A614	A615	A616	A617	A618	A619	A620	A621	A622	A623	A624	A625	A626	A627	A628	A629	A630	A631	A632	A633	A634	A635	A636	A637	A638	A639	A640	A641	A642	A643	A644	A645	A646	A647	A648	A649	A650	A651	A652	A653	A654	A655	A656	A657	A658	A659	A660	A661	A662	A663	A664	A665	A666	A667	A668	A669	A670	A671	A672	A673	A674	A675	A676	A677	A678	A679	A680	A681	A682	A683	A684	A685	A686	A687	A688	A689	A690	A691	A692	A693	A694	A695	A696	A697	A698	A699	A700	A701	A702	A703	A704	A705	A706																																																																																																																			
C285	G289	C291	U292	C293	A298	A300	U304	G305	G306	C307	G308	G309	G310	C311	C312	A313	C314	A315	G316	G319	A321	C322	U323	C324	A325	G326	A327	C328	A329	G332	G333	C334	C337	A338	A344	C345	G346	G347	G350	G351	C352	A353	G354	C355	A356	G357	U358	U359	G360	G361	G362	G363	G364	G365	G366	G367	G368	G369	G370	G371	G372	G373	G374	G375	G376	G377	G378	G379	G380	G381	G382	G383	G384	G385	G386	G387	G388	G389	G390	G391	G392	G393	G394	G395	G396	G397	G398	G399	G400	G401	G402	G403	G404	G405	G406	G407	G408	G409	G410	A411	A412	A413	A414	A415	A416	A417	A418	A419	U420	U421	A422	A423	A424	A425	A426	A427	A428	A429	A430	A431	A432	A433	A434	A435	A436	A437	A438	A439	A440	A441	A442	A443	A444	A445	A446	A447	A448	A449	A450	A451	A452	A453	A454	A455	A456	A457	A458	A459	A460	A461	A462	A463	A464	A465	A466	A467	A468	A469	A470	A471	A472	A473	A474	A475	A476	A477	A478	A479	A480	A481	A482	A483	A484	A485	A486	A487	A488	A489	A490	A491	A492	A493	A494	A495	A496	A497	A498	A499	A500	A501	A502	A503	A504	A505	A506	A507	A508	A509	A510	A511	A512	A513	A514	A515	A516	A517	A518	A519	A520	A521	A522	A523	A524	A525	A526	A527	A528	A529	A530	A531	A532	A533	A534	A535	A536	A537	A538	A539	A540	A541	A542	A543	A544	A545	A546	A547	A548	A549	A550	A551	A552	A553	A554	A555	A556	A557	A558	A559	A560	A561	A562	A563	A564	A565	A566	A567	A568	A569	A570	A571	A572	A573	A574	A575	A576	A577	A578	A579	A580	A581	A582	A583	A584	A585	A586	A587	A588	A589	A590	A591	A592	A593	A594	A595	A596	A597	A598	A599	A600	A601	A602	A603	A604	A605	A606	A607	A608	A609	A610	A611	A612	A613	A614	A615	A616	A617	A618	A619	A620	A621	A622	A623	A624	A625	A626	A627	A628	A629	A630	A631	A632	A633	A634	A635	A636	A637	A638	A639	A640	A641	A642	A643	A644	A645	A646	A647	A648	A649	A650	A651	A652	A653	A654	A655	A656	A657	A658	A659	A660	A661	A662	A663	A664	A665	A666	A667	A668	A669	A670	A671	A672	A673	A674	A675	A676	A677	A678	A679	A680	A681	A682	A683	A684	A685	A686	A687	A688	A689	A690	A691	A692	A693	A694	A695	A696	A697	A698	A699	A700	A701	A702	A703	A704	A705	A706
U208	U209	U210	G216	C217	G220	C221	U222	U223	G226	G230	G231	G232	C233	G238	U239	C240	U241	C242	A243	U244	C245	A246	G247	U250	G251	G255	U256	G257	G258	G259	G260	U261	A262	A263	U264	U265	U266	C267	C268	C269	U270	G271	C272	A273	A274	G278	A279	C280	G281	A282	G283	G284	G285	G286	G287	G288	G289	G290	G291	G292	G293	G294	G295	G296	G297	G298	G299	G300	G301	G302	G303	G304	G305	G306	G307	G308	G309	G310	G311	G312	G313	G314	G315	G316	G317	G318	G319	G320	G321	G322	G323	G324	G325	G326	G327	G328	G329	G330	G331	G332	G333	G334	G335	G336	G337	G338	G339	G340	G341	G342	G343	G344	G345	G346	G347	G348	G349	G350	G351	G352	G353	G354	G355	G356	G357	G358	G359	G360	G361	G362	G363	G364	G365	G366	G367	G368	G369	G370	G371	G372	G373	G374	G375	G376	G377	G378	G379	G380	G381	G382	G383	G384	G385	G386	G387	G388	G389	G390	G391	G392	G393	G394	G395	G396	G397	G398	G399	G400	G401	G402	G403	G404	G405	G406	G407	G408	G409	G410	A411	A412	A413	A414	A415	A416	A417	A418	A419	A420	A421	A422	A423	A424	A425	A426	A427	A428	A429	A430	A431	A432	A433	A434	A435	A436	A437	A438	A439	A440	A441	A442	A443	A444	A445	A446	A447	A448	A449	A450	A451	A452	A453	A454	A455	A456	A457	A458	A459	A460	A461	A462	A463	A464	A465	A466	A467	A468	A469	A470	A471	A472	A473	A474	A475	A476	A477	A478	A479	A480	A481	A482	A483	A484	A485	A486	A487	A488	A489	A490	A491	A492	A493	A494	A495	A496	A497	A498	A499	A500	A501	A502	A503	A504	A505	A506	A507	A508	A509	A510	A511	A512	A513	A514	A515	A516	A517	A518	A519	A520	A521	A522	A523	A524	A525	A526	A527	A528	A529	A530	A531	A532	A533	A534	A535	A536	A537	A538	A539	A540	A541																																																																																						



• Molecule 33: 30S RIBOSOMAL PROTEIN S3

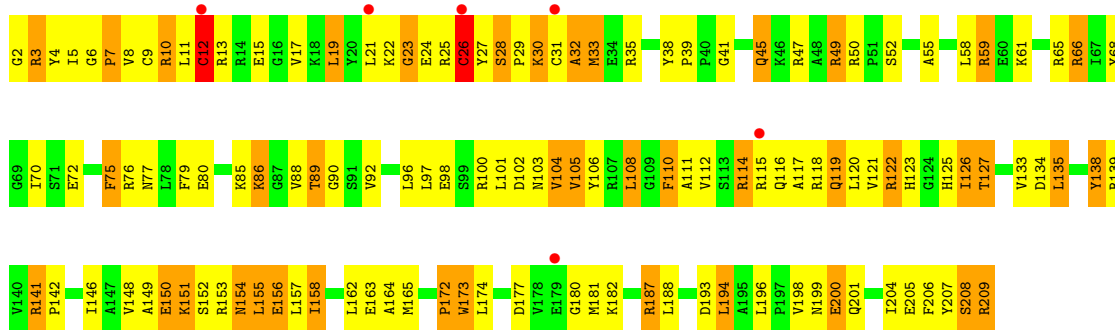


• Molecule 33: 30S RIBOSOMAL PROTEIN S3

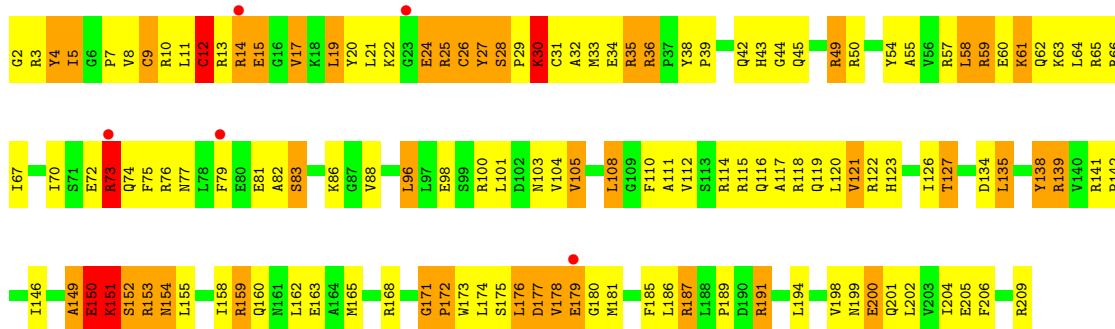


• Molecule 34: 30S RIBOSOMAL PROTEIN S4

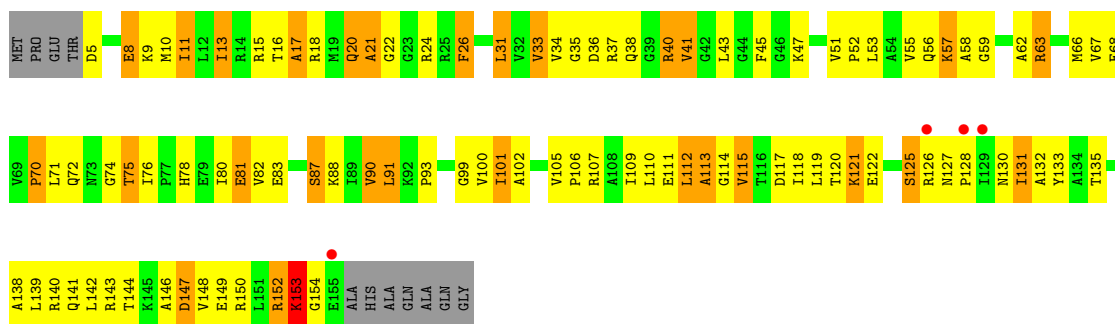




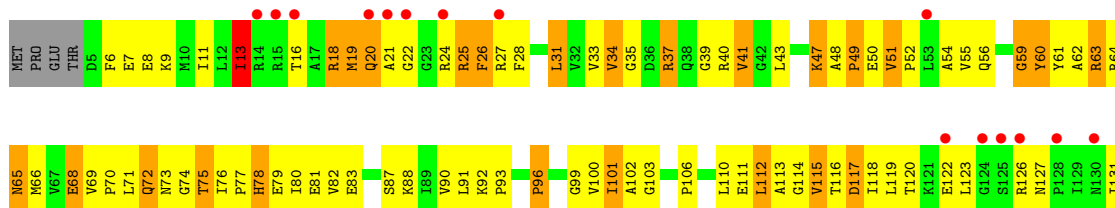
• Molecule 34: 30S RIBOSOMAL PROTEIN S4



• Molecule 35: 30S RIBOSOMAL PROTEIN S5

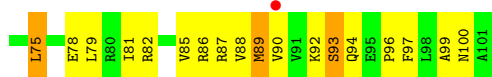


• Molecule 35: 30S RIBOSOMAL PROTEIN S5






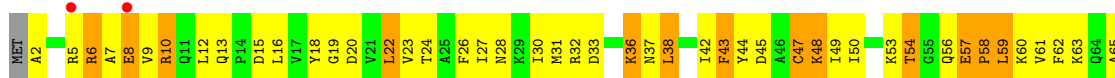
• Molecule 36: 30S RIBOSOMAL PROTEIN S6



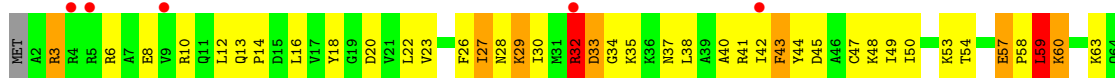
• Molecule 36: 30S RIBOSOMAL PROTEIN S6



• Molecule 37: 30S RIBOSOMAL PROTEIN S7




• Molecule 37: 30S RIBOSOMAL PROTEIN S7

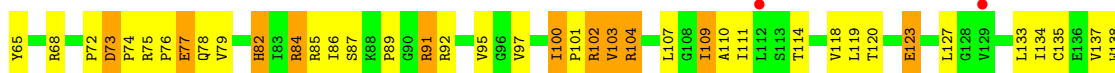





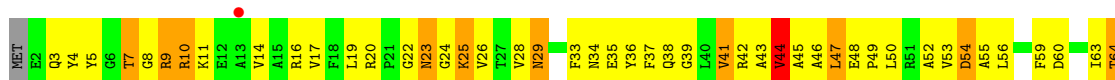
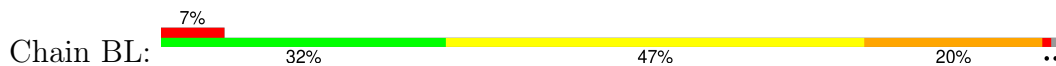
- Molecule 38: 30S RIBOSOMAL PROTEIN S8



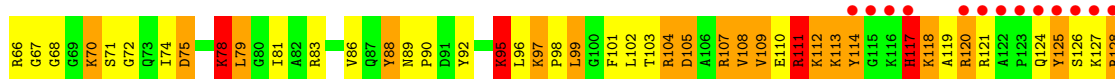
- Molecule 38: 30S RIBOSOMAL PROTEIN S8



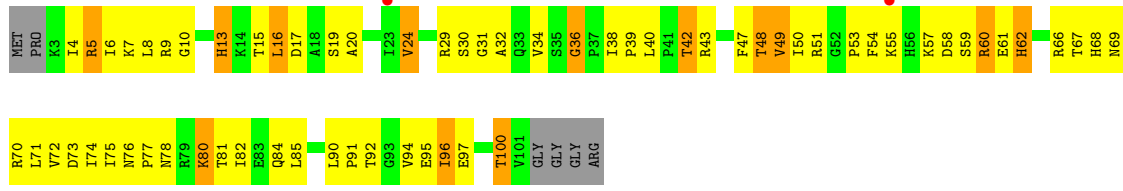
- Molecule 39: 30S RIBOSOMAL PROTEIN S9



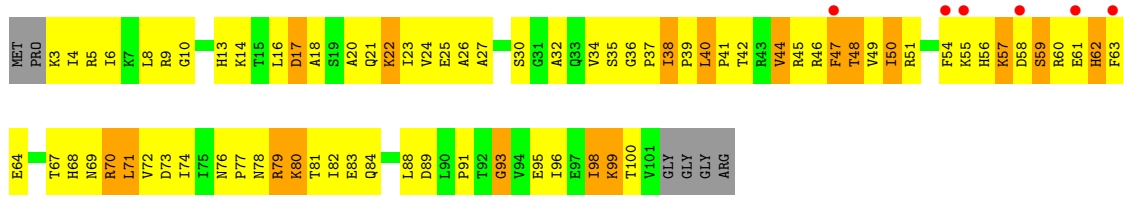
- Molecule 39: 30S RIBOSOMAL PROTEIN S9



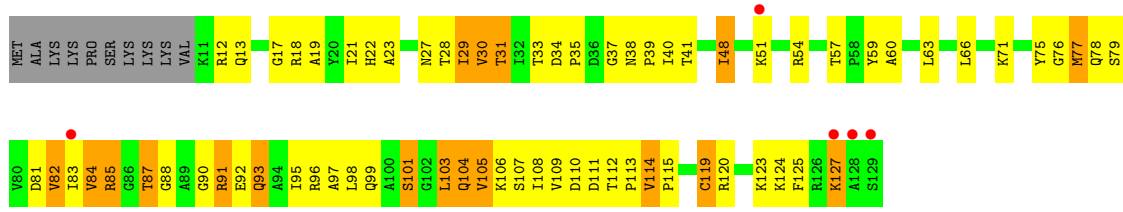
- Molecule 40: 30S RIBOSOMAL PROTEIN S10



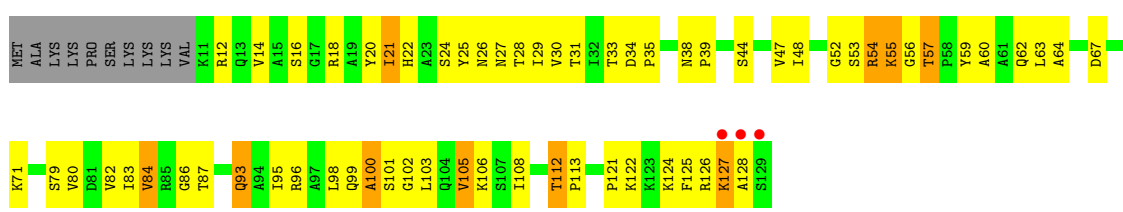
• Molecule 40: 30S RIBOSOMAL PROTEIN S10



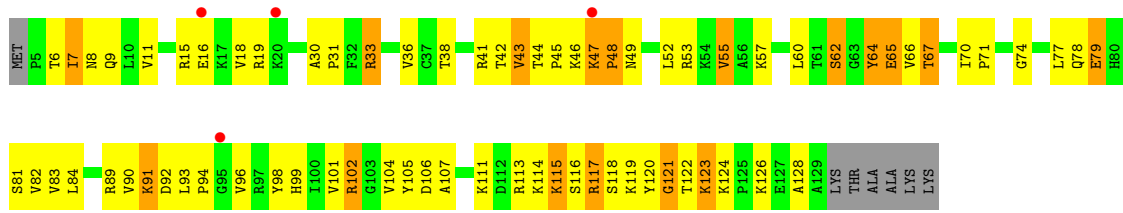
• Molecule 41: 30S RIBOSOMAL PROTEIN S11



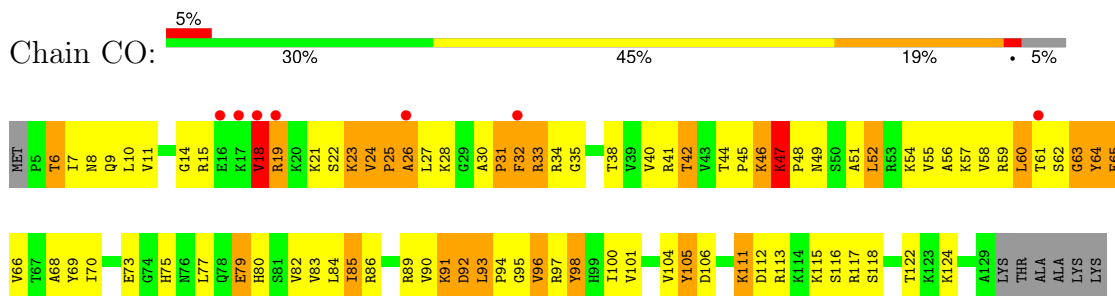
• Molecule 41: 30S RIBOSOMAL PROTEIN S11



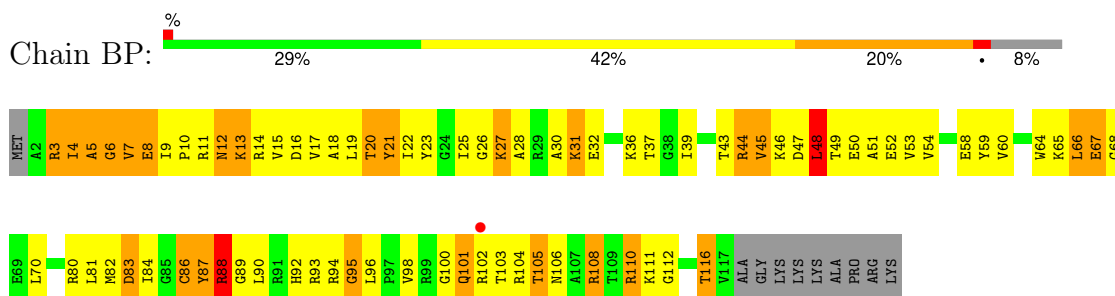
• Molecule 42: 30S RIBOSOMAL PROTEIN S12



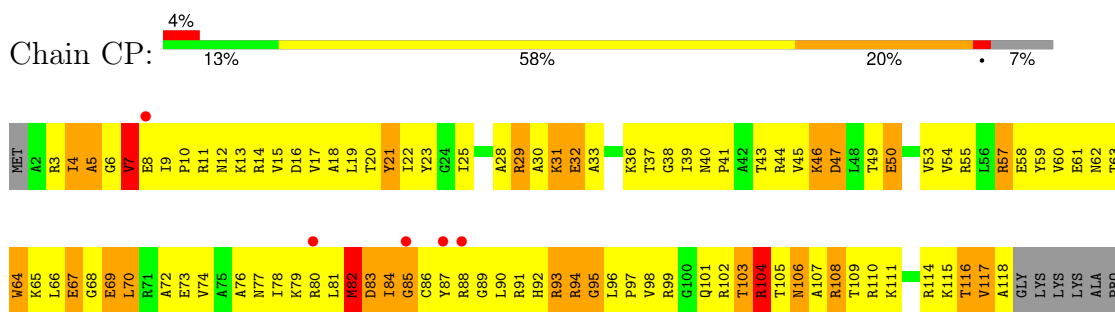
- Molecule 42: 30S RIBOSOMAL PROTEIN S12



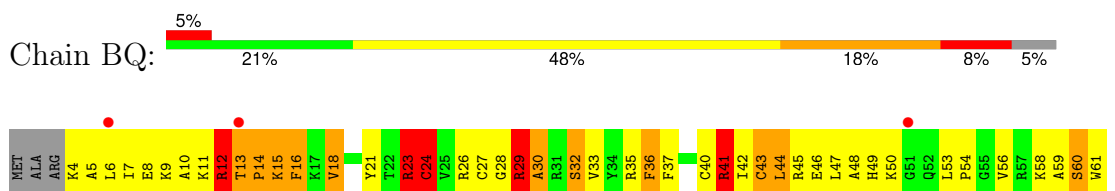
- Molecule 43: 30S RIBOSOMAL PROTEIN S13



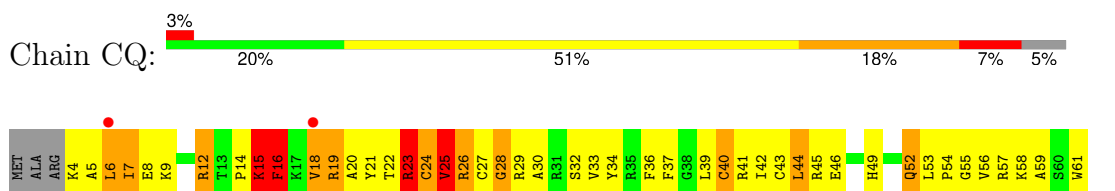
- Molecule 43: 30S RIBOSOMAL PROTEIN S13



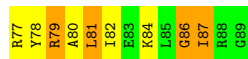
- Molecule 44: 30S RIBOSOMAL PROTEIN S14



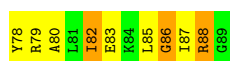
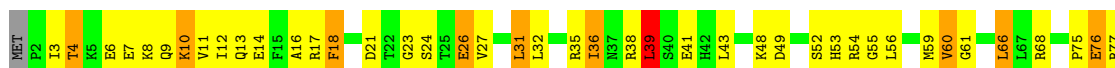
- Molecule 44: 30S RIBOSOMAL PROTEIN S14



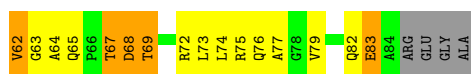
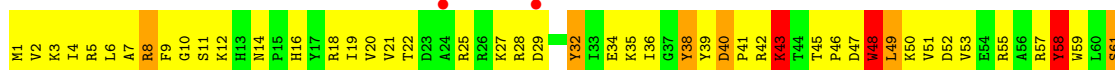
- Molecule 45: 30S RIBOSOMAL PROTEIN S15



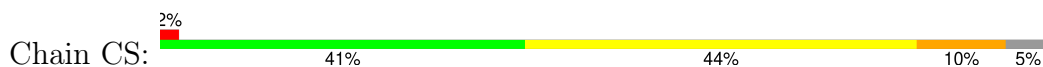
- Molecule 45: 30S RIBOSOMAL PROTEIN S15



- Molecule 46: 30S RIBOSOMAL PROTEIN S16



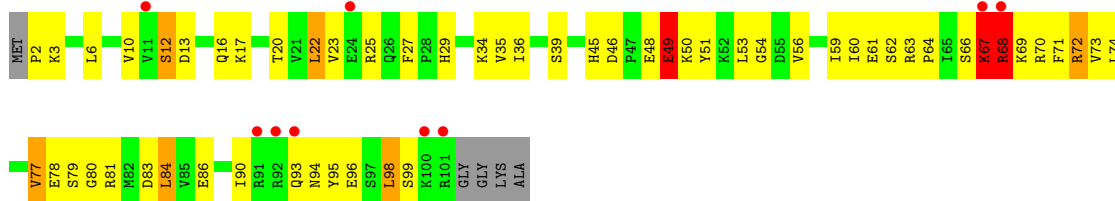
- Molecule 46: 30S RIBOSOMAL PROTEIN S16



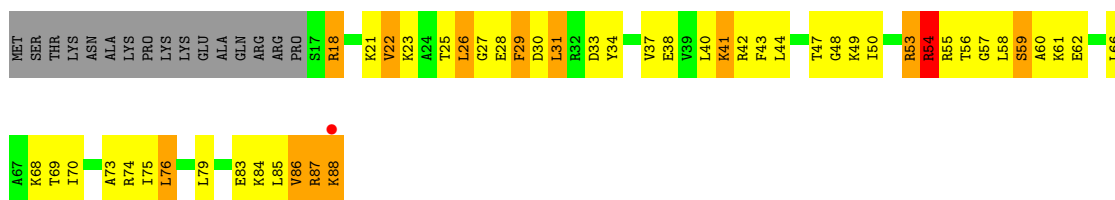
- Molecule 47: 30S RIBOSOMAL PROTEIN S17



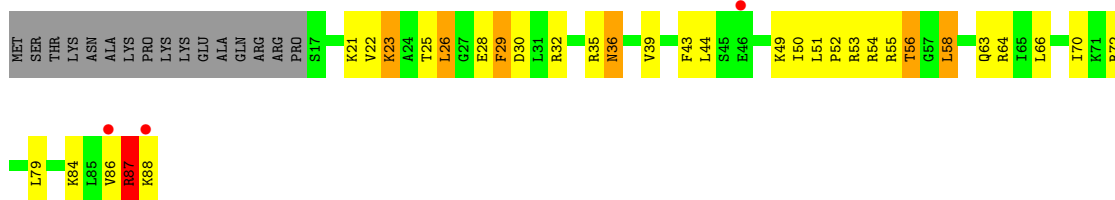
- Molecule 47: 30S RIBOSOMAL PROTEIN S17



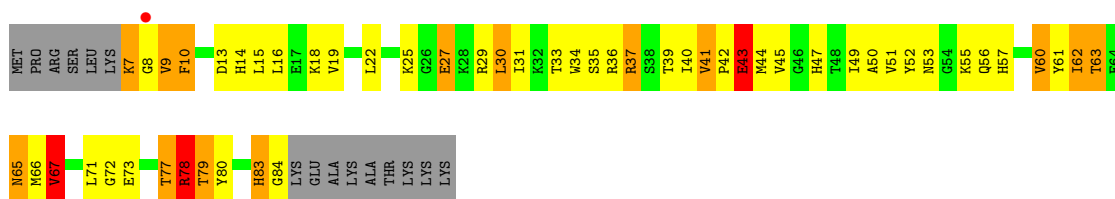
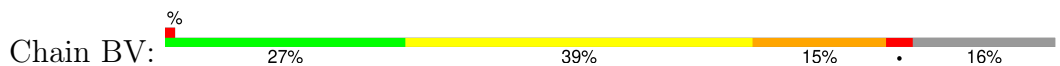
• Molecule 48: 30S RIBOSOMAL PROTEIN S18




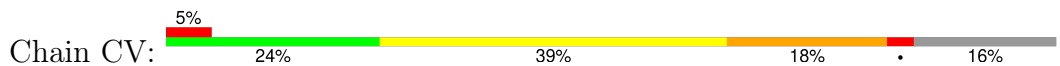
• Molecule 48: 30S RIBOSOMAL PROTEIN S18

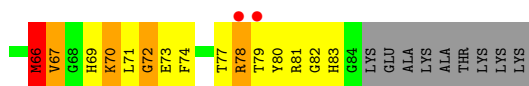


• Molecule 49: 30S RIBOSOMAL PROTEIN S19




• Molecule 49: 30S RIBOSOMAL PROTEIN S19


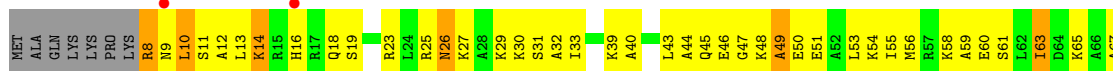




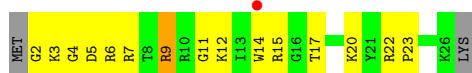
• Molecule 50: 30S RIBOSOMAL PROTEIN S20



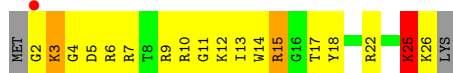
• Molecule 50: 30S RIBOSOMAL PROTEIN S20




• Molecule 51: 30S RIBOSOMAL PROTEIN THX




• Molecule 51: 30S RIBOSOMAL PROTEIN THX



• Molecule 52: TRNA-TYR



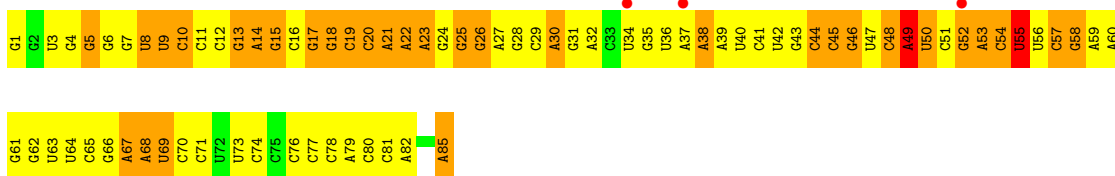
• Molecule 52: TRNA-TYR



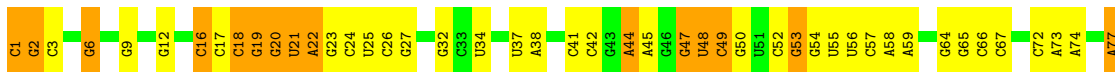
- Molecule 52: TRNA-TYR



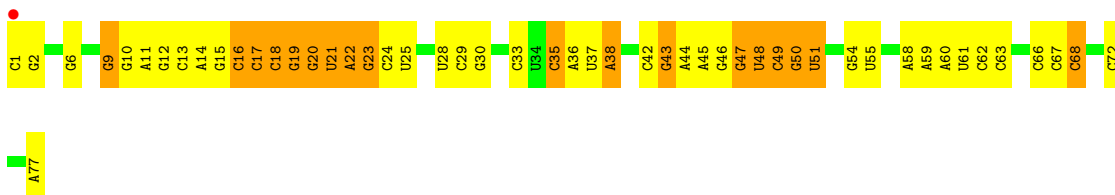
- Molecule 52: TRNA-TYR



- Molecule 53: TRNA-FMET



- Molecule 53: TRNA-FMET



- Molecule 54: MRNA





- Molecule 54: MRNA



4 Data and refinement statistics

Property	Value	Source
Space group	P 21 21 21	Depositor
Cell constants a, b, c, α , β , γ	210.00Å 450.33Å 622.86Å 90.00° 90.00° 90.00°	Depositor
Resolution (Å)	152.64 – 3.30 152.64 – 3.30	Depositor EDS
% Data completeness (in resolution range)	99.8 (152.64-3.30) 94.3 (152.64-3.30)	Depositor EDS
R_{merge}	0.41	Depositor
R_{sym}	(Not available)	Depositor
$\langle I/\sigma(I) \rangle$ ¹	0.57 (at 3.01Å)	Xtrriage
Refinement program	PHENIX 1.7.1_743	Depositor
R, R_{free}	0.196 , 0.247 0.200 , 0.246	Depositor DCC
R_{free} test set	1507 reflections (0.17%)	wwPDB-VP
Wilson B-factor (Å ²)	76.1	Xtrriage
Anisotropy	0.204	Xtrriage
Bulk solvent k_{sol} (e/Å ³), B_{sol} (Å ²)	0.27 , 78.5	EDS
L-test for twinning ²	$\langle L \rangle = 0.44$, $\langle L^2 \rangle = 0.27$	Xtrriage
Estimated twinning fraction	No twinning to report.	Xtrriage
F_o, F_c correlation	0.94	EDS
Total number of atoms	304031	wwPDB-VP
Average B, all atoms (Å ²)	112.0	wwPDB-VP

Xtrriage's analysis on translational NCS is as follows: *The largest off-origin peak in the Patterson function is 1.35% of the height of the origin peak. No significant pseudotranslation is detected.*

¹Intensities estimated from amplitudes.

²Theoretical values of $\langle |L| \rangle$, $\langle L^2 \rangle$ for acentric reflections are 0.5, 0.333 respectively for untwinned datasets, and 0.375, 0.2 for perfectly twinned datasets.

5 Model quality i

5.1 Standard geometry i

Bond lengths and bond angles in the following residue types are not validated in this section: PAR, OHX, MIA, ZN, MG

The Z score for a bond length (or angle) is the number of standard deviations the observed value is removed from the expected value. A bond length (or angle) with $|Z| > 5$ is considered an outlier worth inspection. RMSZ is the root-mean-square of all Z scores of the bond lengths (or angles).

Mol	Chain	Bond lengths		Bond angles	
		RMSZ	# Z >5	RMSZ	# Z >5
1	AA	0.73	18/70233 (0.0%)	1.21	496/109643 (0.5%)
1	DA	0.64	9/70122 (0.0%)	1.10	332/109469 (0.3%)
2	AB	0.60	0/2928	1.24	32/4568 (0.7%)
2	DB	0.50	0/2928	1.03	7/4568 (0.2%)
3	AD	0.56	0/2165	0.81	1/2919 (0.0%)
3	DD	0.52	0/2165	0.75	0/2919
4	AE	0.47	0/1601	0.72	0/2160
4	DE	0.45	0/1601	0.67	0/2160
5	AF	0.51	0/1620	0.71	0/2194
5	DF	0.38	0/1662	0.65	0/2249
6	AG	0.36	0/1499	0.60	0/2016
6	DG	0.28	0/1499	0.52	0/2016
7	AH	0.43	0/1332	0.66	0/1802
7	DH	0.29	0/1332	0.53	0/1802
8	AK	0.36	0/1151	0.63	0/1558
8	DK	0.36	0/1151	0.63	0/1558
9	AM	0.43	0/1131	0.66	0/1525
9	DM	0.34	0/1131	0.58	0/1525
10	AN	0.46	0/943	0.65	0/1269
10	DN	0.42	0/943	0.63	1/1269 (0.1%)
11	AO	0.44	0/1162	0.81	1/1544 (0.1%)
11	DO	0.32	0/1162	0.57	1/1544 (0.1%)
12	AP	0.45	0/1143	0.63	0/1527
12	DP	0.33	0/1143	0.54	0/1527
13	A0	0.42	0/982	0.67	0/1312
13	D0	0.40	0/974	0.66	0/1302
14	AQ	0.45	0/892	0.72	0/1187
14	DQ	0.33	0/892	0.60	0/1187
15	AR	0.46	0/1155	0.66	0/1542
15	DR	0.41	0/1155	0.61	0/1542
16	A1	0.47	0/982	0.72	0/1306
16	D1	0.37	0/982	0.57	0/1306

Mol	Chain	Bond lengths		Bond angles	
		RMSZ	# Z >5	RMSZ	# Z >5
17	A2	0.41	0/790	0.71	1/1057 (0.1%)
17	D2	0.32	0/790	0.60	1/1057 (0.1%)
18	AS	0.46	0/911	0.68	0/1220
18	DS	0.44	0/911	0.62	0/1220
19	AT	0.60	1/739 (0.1%)	0.69	0/993
19	DT	0.48	0/739	0.63	0/993
20	AU	0.50	0/798	0.69	0/1064
20	DU	0.42	0/798	0.65	0/1064
21	AV	0.37	0/1427	0.62	1/1935 (0.1%)
21	DV	0.29	0/1460	0.53	0/1982
22	A3	0.49	0/615	0.72	0/819
22	D3	0.41	0/621	0.66	0/827
23	AZ	0.46	0/770	0.70	0/1022
23	DZ	0.44	0/770	0.69	0/1022
24	AW	0.52	0/560	0.75	1/741 (0.1%)
24	DW	0.40	0/560	0.59	0/741
25	AX	0.41	0/474	0.57	0/635
25	DX	0.33	0/474	0.55	0/635
26	A4	0.39	0/545	0.61	1/733 (0.1%)
26	D4	0.34	0/527	0.62	0/709
27	A5	0.44	0/473	0.65	0/639
27	D5	0.41	0/473	0.65	0/639
28	A6	0.48	0/396	0.64	0/529
28	D6	0.45	0/396	0.67	0/529
29	A7	0.57	0/399	0.76	0/526
29	D7	0.50	0/399	0.69	0/526
30	A8	0.55	0/486	0.81	0/638
30	D8	0.42	0/486	0.65	1/638 (0.2%)
31	BA	0.54	0/36139	1.02	97/56406 (0.2%)
31	CA	0.50	0/36142	0.96	59/56410 (0.1%)
32	BE	0.30	0/1959	0.53	0/2642
32	CE	0.28	0/1959	0.52	0/2642
33	BF	0.34	0/1629	0.53	0/2195
33	CF	0.29	0/1636	0.51	0/2205
34	BG	0.44	2/1733 (0.1%)	0.60	1/2318 (0.0%)
34	CG	0.38	0/1733	0.59	1/2318 (0.0%)
35	BH	0.39	0/1171	0.60	0/1576
35	CH	0.36	0/1171	0.58	0/1576
36	BI	0.37	0/856	0.56	0/1154
36	CI	0.36	0/856	0.56	0/1154
37	BJ	0.33	0/1276	0.52	0/1709
37	CJ	0.30	0/1276	0.50	0/1709
38	BK	0.35	0/1136	0.60	0/1527

Mol	Chain	Bond lengths		Bond angles	
		RMSZ	# Z >5	RMSZ	# Z >5
38	CK	0.30	0/1136	0.54	0/1527
39	BL	0.29	0/1029	0.52	0/1379
39	CL	0.30	0/1029	0.53	0/1379
40	BM	0.32	0/814	0.57	0/1095
40	CM	0.30	0/814	0.55	0/1095
41	BN	0.35	0/900	0.58	0/1213
41	CN	0.35	0/900	0.56	0/1213
42	BO	0.46	0/991	0.71	0/1327
42	CO	0.38	0/991	0.65	0/1327
43	BP	0.35	0/938	0.59	0/1258
43	CP	0.28	0/943	0.52	0/1265
44	BQ	0.44	1/485 (0.2%)	0.67	1/643 (0.2%)
44	CQ	0.31	0/485	0.55	0/643
45	BR	0.38	0/745	0.61	0/992
45	CR	0.36	0/745	0.56	1/992 (0.1%)
46	BS	0.31	0/721	0.56	0/970
46	CS	0.34	0/721	0.58	0/970
47	BT	0.38	0/847	0.57	0/1131
47	CT	0.35	0/847	0.53	0/1131
48	BU	0.36	0/596	0.63	0/790
48	CU	0.36	0/596	0.57	0/790
49	BV	0.32	0/638	0.56	0/860
49	CV	0.31	0/638	0.56	0/860
50	BW	0.30	0/765	0.57	0/1007
50	CW	0.33	0/765	0.58	0/1007
51	BX	0.32	0/221	0.52	0/288
51	CX	0.33	0/221	0.53	0/288
52	BB	0.76	0/1992	0.98	2/3099 (0.1%)
52	BD	0.65	0/1992	0.90	3/3099 (0.1%)
52	CB	0.85	0/1992	0.94	6/3099 (0.2%)
52	CD	0.67	0/1992	0.88	6/3099 (0.2%)
53	BC	0.50	0/1835	0.94	6/2859 (0.2%)
53	CC	0.46	0/1835	0.91	1/2859 (0.0%)
54	B1	0.72	0/390	0.91	1/606 (0.2%)
54	C1	0.71	0/390	0.89	0/606
All	All	0.58	31/324159 (0.0%)	0.99	1062/485455 (0.2%)

Chiral center outliers are detected by calculating the chiral volume of a chiral center and verifying if the center is modelled as a planar moiety or with the opposite hand. A planarity outlier is detected by checking planarity of atoms in a peptide group, atoms in a mainchain group or atoms of a sidechain that are expected to be planar.

Mol	Chain	#Chirality outliers	#Planarity outliers
3	AD	0	3
3	DD	0	1
4	AE	0	1
5	AF	0	1
5	DF	0	1
7	AH	0	1
8	AK	0	1
8	DK	0	1
11	AO	0	1
11	DO	0	1
24	AW	0	1
30	A8	0	1
30	D8	0	1
42	BO	0	1
All	All	0	16

All (31) bond length outliers are listed below:

Mol	Chain	Res	Type	Atoms	Z	Observed(Å)	Ideal(Å)
1	AA	774	A	N9-C4	-9.44	1.32	1.37
1	DA	1342	A	N7-C5	-8.92	1.33	1.39
1	DA	783	A	N9-C4	-8.89	1.32	1.37
1	DA	2873	A	N7-C5	-8.61	1.34	1.39
34	BG	12	CYS	CB-SG	7.57	1.95	1.82
1	AA	1899	G	N9-C4	-7.03	1.32	1.38
1	AA	1142(A)	A	N9-C4	-7.00	1.33	1.37
1	AA	1021	A	N9-C4	-6.92	1.33	1.37
1	AA	2287	A	N9-C4	-6.83	1.33	1.37
1	DA	1899	G	N9-C4	-6.80	1.32	1.38
1	AA	783	A	N9-C4	-6.75	1.33	1.37
19	AT	3	THR	CA-CB	6.40	1.70	1.53
1	AA	783	A	C5-C6	-6.15	1.35	1.41
44	BQ	24	CYS	CB-SG	6.01	1.92	1.82
1	AA	676	A	N3-C4	-5.99	1.31	1.34
1	AA	1332	G	N9-C4	-5.93	1.33	1.38
1	DA	676	A	N9-C4	-5.91	1.34	1.37
1	DA	1142(A)	A	N9-C4	-5.77	1.34	1.37
1	AA	2401	U	N1-C2	5.72	1.43	1.38
1	AA	2346	A	N9-C4	-5.66	1.34	1.37
1	AA	807	U	C2-N3	5.61	1.41	1.37
1	AA	676	A	N9-C4	-5.40	1.34	1.37
1	DA	528	A	N3-C4	-5.39	1.31	1.34
34	BG	26	CYS	CB-SG	5.38	1.91	1.82

Continued on next page...

Continued from previous page...

Mol	Chain	Res	Type	Atoms	Z	Observed(Å)	Ideal(Å)
1	AA	1332	G	N3-C4	-5.32	1.31	1.35
1	AA	2451	A	N9-C4	-5.23	1.34	1.37
1	AA	673	C	C2-N3	5.22	1.40	1.35
1	AA	140	A	N7-C5	-5.10	1.36	1.39
1	AA	528	A	N9-C4	-5.09	1.34	1.37
1	DA	2720	U	C2-N3	5.09	1.41	1.37
1	DA	528	A	N9-C4	-5.03	1.34	1.37

All (1062) bond angle outliers are listed below:

Mol	Chain	Res	Type	Atoms	Z	Observed(°)	Ideal(°)
1	DA	1899	G	N3-C4-N9	-16.88	115.87	126.00
1	AA	1899	G	N3-C4-N9	-14.54	117.28	126.00
1	AA	774	A	C2-N3-C4	-14.31	103.44	110.60
2	AB	81	G	C6-C5-N7	-14.19	121.89	130.40
1	AA	783	A	C5-N7-C8	-13.92	96.94	103.90
1	AA	1899	G	N3-C4-C5	13.62	135.41	128.60
2	AB	81	G	C5-C6-O6	-13.43	120.54	128.60
1	DA	1899	G	C8-N9-C1'	13.03	143.94	127.00
1	DA	1899	G	N3-C4-C5	12.99	135.09	128.60
2	AB	81	G	C4-C5-N7	12.70	115.88	110.80
31	BA	690	G	C6-C5-N7	-12.68	122.79	130.40
31	BA	690	G	C4-N9-C1'	12.61	142.90	126.50
1	DA	1899	G	C4-N9-C1'	-12.57	110.16	126.50
1	DA	783	A	C5-N7-C8	-12.43	97.68	103.90
1	AA	1899	G	C2-N3-C4	-12.37	105.72	111.90
1	AA	676	A	C8-N9-C4	-12.30	100.88	105.80
1	DA	933	A	C6-C5-N7	-12.29	123.70	132.30
1	AA	676	A	N7-C8-N9	12.25	119.92	113.80
2	AB	81	G	C4-N9-C1'	12.07	142.20	126.50
31	BA	1495	U	N1-C2-O2	11.90	131.13	122.80
1	AA	676	A	C5-N7-C8	-11.79	98.00	103.90
1	AA	1332	G	C2-N3-C4	-11.60	106.10	111.90
31	BA	690	G	C8-N9-C1'	-11.47	112.09	127.00
1	DA	933	A	C4-N9-C1'	11.33	146.69	126.30
2	AB	81	G	N3-C4-N9	11.09	132.65	126.00
2	AB	81	G	C8-N9-C1'	-10.97	112.74	127.00
31	CA	898	G	C8-N9-C4	10.94	110.77	106.40
1	AA	783	A	C4-C5-N7	10.91	116.16	110.70
1	DA	2598	A	N1-C6-N6	10.86	125.11	118.60
1	AA	2401	U	N1-C2-O2	10.83	130.38	122.80
1	DA	933	A	C8-N9-C1'	-10.73	108.39	127.70

Continued on next page...

Continued from previous page...

Mol	Chain	Res	Type	Atoms	Z	Observed(°)	Ideal(°)
1	DA	1602	U	C2-N3-C4	-10.61	120.63	127.00
1	AA	1678	G	C6-C5-N7	-10.55	124.07	130.40
1	DA	1342	A	N1-C6-N6	10.55	124.93	118.60
2	AB	81	G	N1-C6-O6	10.52	126.21	119.90
1	AA	774	A	N3-C4-C5	10.49	134.15	126.80
1	DA	2720	U	C2-N3-C4	-10.47	120.72	127.00
1	AA	140	A	N7-C8-N9	10.44	119.02	113.80
1	AA	201	C	C6-N1-C2	10.42	124.47	120.30
1	AA	2447	G	C6-N1-C2	-10.40	118.86	125.10
31	CA	1529	G	C4-N9-C1'	10.23	139.79	126.50
1	AA	2401	U	N3-C2-O2	-10.19	115.07	122.20
1	AA	906	G	C5-C6-O6	10.02	134.61	128.60
1	AA	1332	G	N3-C4-C5	10.02	133.61	128.60
1	DA	1950	G	C4-N9-C1'	9.95	139.44	126.50
31	CA	1529	G	N3-C4-C5	-9.94	123.63	128.60
1	AA	2544	G	N1-C6-O6	9.84	125.81	119.90
1	AA	140	A	C8-N9-C4	-9.84	101.86	105.80
1	AA	201	C	C2-N3-C4	-9.81	114.99	119.90
1	AA	1678	G	C4-C5-N7	9.76	114.70	110.80
1	AA	633	A	N1-C6-N6	9.72	124.43	118.60
31	CA	1529	G	C8-N9-C4	-9.71	102.52	106.40
1	AA	1332	G	N3-C4-N9	-9.68	120.19	126.00
31	CA	1495	U	N1-C2-O2	9.68	129.58	122.80
1	AA	807	U	C2-N3-C4	-9.64	121.22	127.00
1	DA	933	A	C4-C5-C6	9.61	121.81	117.00
1	AA	2448	A	N1-C6-N6	9.60	124.36	118.60
52	BD	55	U	C2-N1-C1'	9.59	129.21	117.70
1	AA	774	A	N3-C4-N9	-9.56	119.75	127.40
1	AA	807	U	C5-C4-O4	-9.55	120.17	125.90
1	DA	783	A	C4-C5-N7	9.50	115.45	110.70
1	AA	783	A	N7-C8-N9	9.49	118.55	113.80
1	DA	2873	A	N1-C6-N6	9.46	124.28	118.60
1	DA	2451	A	C8-N9-C4	-9.39	102.04	105.80
1	AA	1021	A	C5-N7-C8	-9.37	99.22	103.90
1	DA	2451	A	C5-N7-C8	-9.37	99.22	103.90
1	DA	774	A	C2-N3-C4	-9.34	105.93	110.60
31	BA	1495	U	N3-C2-O2	-9.32	115.68	122.20
1	AA	676	A	C2-N3-C4	-9.28	105.96	110.60
1	DA	807	U	C2-N3-C4	-9.27	121.44	127.00
31	BA	1054	C	C2-N1-C1'	9.18	128.89	118.80
31	BA	1465	C	C2-N3-C4	-9.16	115.32	119.90
1	DA	676	A	C2-N3-C4	-9.15	106.02	110.60

Continued on next page...

Continued from previous page...

Mol	Chain	Res	Type	Atoms	Z	Observed(°)	Ideal(°)
1	DA	2378	A	N1-C6-N6	9.15	124.09	118.60
1	AA	673	C	C2-N3-C4	-9.11	115.34	119.90
1	AA	1786	A	N7-C8-N9	9.10	118.35	113.80
1	AA	1825	A	N1-C6-N6	-9.10	113.14	118.60
1	DA	1899	G	N9-C4-C5	9.08	109.03	105.40
1	DA	676	A	C5-N7-C8	-9.05	99.38	103.90
1	AA	2401	U	C2-N1-C1'	8.99	128.49	117.70
1	AA	783	A	C2-N3-C4	-8.97	106.11	110.60
2	AB	95	U	C5-C4-O4	8.97	131.28	125.90
1	AA	783	A	N1-C6-N6	8.93	123.96	118.60
1	DA	1332	G	C6-C5-N7	-8.91	125.05	130.40
1	AA	1312	U	C5-C4-O4	8.82	131.19	125.90
2	AB	81	G	N9-C4-C5	-8.80	101.88	105.40
1	AA	246	C	C6-N1-C2	8.78	123.81	120.30
1	DA	1312	U	C5-C4-O4	8.77	131.16	125.90
1	DA	2451	A	N7-C8-N9	8.76	118.18	113.80
1	AA	1786	A	C2-N3-C4	-8.73	106.24	110.60
1	AA	807	U	N1-C2-O2	-8.72	116.69	122.80
1	AA	1678	G	C5-N7-C8	-8.68	99.96	104.30
31	CA	898	G	N3-C4-C5	8.67	132.93	128.60
31	CA	898	G	C2-N3-C4	-8.66	107.57	111.90
1	AA	1992	G	C8-N9-C4	-8.61	102.96	106.40
1	DA	906	G	C5-C6-O6	8.57	133.74	128.60
1	AA	1786	A	C5-N7-C8	-8.56	99.62	103.90
1	DA	933	A	N3-C4-N9	8.56	134.24	127.40
1	AA	673	C	C5-C4-N4	-8.54	114.22	120.20
1	DA	630	G	C2-N3-C4	-8.55	107.63	111.90
1	DA	933	A	N9-C4-C5	-8.54	102.39	105.80
1	AA	2287	A	C2-N3-C4	-8.53	106.33	110.60
2	AB	81	G	C5-N7-C8	-8.52	100.04	104.30
1	DA	673	C	C2-N3-C4	-8.48	115.66	119.90
1	AA	247	G	C8-N9-C4	8.48	109.79	106.40
1	DA	1899	G	C2-N3-C4	-8.48	107.66	111.90
31	CA	1025	U	C5-C4-O4	-8.46	120.82	125.90
1	DA	1342	A	C6-C5-N7	-8.46	126.38	132.30
1	AA	2712	U	N3-C4-O4	-8.45	113.48	119.40
2	DB	95	U	C5-C4-O4	8.45	130.97	125.90
1	AA	1437	C	C6-N1-C2	-8.38	116.95	120.30
1	DA	1950	G	C8-N9-C1'	-8.37	116.12	127.00
1	AA	917	A	N1-C6-N6	8.34	123.60	118.60
1	AA	140	A	C6-C5-N7	-8.34	126.47	132.30
1	DA	1332	G	C2-N3-C4	-8.32	107.74	111.90

Continued on next page...

Continued from previous page...

Mol	Chain	Res	Type	Atoms	Z	Observed(°)	Ideal(°)
2	AB	81	G	N7-C8-N9	8.31	117.26	113.10
31	BA	1436	U	C2-N3-C4	-8.29	122.02	127.00
1	AA	783	A	C6-C5-N7	-8.27	126.51	132.30
1	DA	786	C	C6-N1-C2	8.24	123.59	120.30
1	DA	633	A	N1-C6-N6	8.23	123.54	118.60
1	DA	1602	U	N1-C2-O2	-8.20	117.06	122.80
1	AA	530	G	N3-C4-N9	-8.18	121.09	126.00
1	AA	1962	C	N1-C2-O2	8.15	123.79	118.90
1	AA	201	C	N3-C4-C5	8.15	125.16	121.90
1	DA	906	G	N1-C6-O6	-8.15	115.01	119.90
1	AA	621	A	C2-N3-C4	-8.13	106.54	110.60
1	AA	120	U	C5-C4-O4	8.11	130.77	125.90
1	AA	140	A	C5-N7-C8	-8.11	99.85	103.90
1	AA	2447	G	C5-C6-N1	8.11	115.55	111.50
1	AA	141	A	C5-N7-C8	-8.10	99.85	103.90
1	AA	2447	G	N3-C4-C5	-8.10	124.55	128.60
1	AA	201	C	C5-C6-N1	-8.09	116.95	121.00
1	AA	664	C	C6-N1-C2	8.09	123.53	120.30
1	AA	1141	U	N1-C2-O2	-8.07	117.15	122.80
31	BA	690	G	C4-C5-N7	8.07	114.03	110.80
1	DA	1342	A	C4-C5-C6	8.06	121.03	117.00
1	AA	2712	U	C5-C4-O4	8.03	130.72	125.90
1	AA	2346	A	C2-N3-C4	-8.01	106.60	110.60
1	AA	1142(A)	A	C5-N7-C8	-8.00	99.90	103.90
1	AA	2595	G	N1-C6-O6	7.98	124.69	119.90
1	DA	1602	U	N1-C2-N3	7.97	119.68	114.90
1	DA	74	A	C2-N3-C4	-7.96	106.62	110.60
1	AA	1786	A	C6-C5-N7	-7.95	126.73	132.30
2	AB	59	A	C6-N1-C2	-7.94	113.84	118.60
31	BA	1053	G	C4-N9-C1'	-7.93	116.19	126.50
1	DA	2447	G	C6-N1-C2	-7.93	120.34	125.10
1	AA	1614	A	N1-C6-N6	7.91	123.35	118.60
1	DA	2598	A	N9-C4-C5	-7.89	102.64	105.80
1	DA	1992	G	C8-N9-C4	-7.83	103.27	106.40
1	AA	1962	C	N3-C2-O2	-7.82	116.43	121.90
1	DA	140	A	N7-C8-N9	7.79	117.69	113.80
1	AA	71	A	C5-N7-C8	-7.76	100.02	103.90
1	DA	1678	G	C6-C5-N7	-7.76	125.75	130.40
1	AA	2595	G	C5-C6-O6	-7.75	123.95	128.60
1	AA	1786	A	C8-N9-C4	-7.75	102.70	105.80
1	AA	2490	G	N3-C4-C5	7.74	132.47	128.60
31	BA	690	G	N3-C4-N9	7.74	130.65	126.00

Continued on next page...

Continued from previous page...

Mol	Chain	Res	Type	Atoms	Z	Observed(°)	Ideal(°)
31	CA	898	G	N9-C4-C5	-7.72	102.31	105.40
1	DA	250	G	N3-C2-N2	7.71	125.30	119.90
1	AA	1332	G	C5-N7-C8	-7.71	100.45	104.30
1	DA	1340	U	C2-N3-C4	-7.69	122.39	127.00
1	DA	2873	A	C6-C5-N7	-7.65	126.95	132.30
1	DA	1332	G	C4-C5-N7	7.64	113.86	110.80
1	AA	250	G	N3-C2-N2	7.64	125.25	119.90
1	DA	783	A	C2-N3-C4	-7.64	106.78	110.60
1	AA	1141	U	C2-N3-C4	-7.63	122.42	127.00
52	BD	55	U	C6-N1-C1'	-7.63	110.52	121.20
1	AA	2330	G	C8-N9-C4	7.62	109.45	106.40
1	DA	780	G	C5-C6-O6	-7.59	124.05	128.60
1	DA	933	A	C4-C5-N7	7.59	114.49	110.70
1	DA	2275	C	C6-N1-C2	-7.57	117.27	120.30
31	BA	1406	U	C2-N3-C4	-7.57	122.46	127.00
1	DA	906	G	N9-C4-C5	7.57	108.43	105.40
31	BA	1495	U	C2-N1-C1'	7.55	126.76	117.70
1	DA	1496	A	C8-N9-C4	-7.53	102.79	105.80
1	AA	1616	A	N1-C6-N6	7.53	123.12	118.60
1	AA	2689	U	C5-C4-O4	7.52	130.41	125.90
1	DA	1786	A	N1-C6-N6	7.51	123.11	118.60
1	AA	140	A	N1-C6-N6	7.50	123.10	118.60
1	DA	271(A)	C	C2-N1-C1'	7.50	127.05	118.80
31	BA	1465	C	N3-C4-C5	7.50	124.90	121.90
1	DA	779	U	C5-C6-N1	-7.49	118.95	122.70
1	AA	1570	A	C8-N9-C4	7.49	108.79	105.80
1	DA	676	A	N7-C8-N9	7.48	117.54	113.80
53	BC	1	C	C2-N1-C1'	7.48	127.03	118.80
1	AA	2595	G	C2-N3-C4	-7.47	108.16	111.90
1	AA	2595	G	N9-C4-C5	-7.46	102.42	105.40
31	BA	892	A	N1-C6-N6	7.46	123.08	118.60
1	AA	587	C	C6-N1-C2	-7.46	117.32	120.30
1	AA	2598	A	N1-C6-N6	7.44	123.07	118.60
1	AA	1616	A	C5-N7-C8	-7.44	100.18	103.90
1	AA	1340	U	C2-N3-C4	-7.42	122.55	127.00
1	DA	140	A	C8-N9-C4	-7.40	102.84	105.80
1	DA	383	U	N1-C2-O2	7.40	127.98	122.80
1	DA	933	A	N7-C8-N9	7.40	117.50	113.80
1	DA	2447	G	C4-C5-C6	7.40	123.24	118.80
1	AA	2451	A	C5-N7-C8	-7.38	100.21	103.90
1	AA	127	A	N1-C6-N6	7.35	123.01	118.60
1	DA	1899	G	C6-C5-N7	7.34	134.80	130.40

Continued on next page...

Continued from previous page...

Mol	Chain	Res	Type	Atoms	Z	Observed(°)	Ideal(°)
31	BA	690	G	C4-C5-C6	7.30	123.18	118.80
1	AA	1678	G	C2-N3-C4	-7.29	108.25	111.90
1	AA	2287	A	C5-N7-C8	-7.29	100.25	103.90
1	DA	1332	G	C5-N7-C8	-7.29	100.66	104.30
1	AA	2031	A	C5-C6-N6	-7.29	117.87	123.70
1	DA	933	A	N1-C2-N3	7.28	132.94	129.30
1	DA	1950	G	C6-C5-N7	-7.28	126.03	130.40
1	DA	1332	G	N1-C6-O6	7.28	124.27	119.90
1	AA	906	G	N1-C6-O6	-7.27	115.54	119.90
1	DA	933	A	N1-C6-N6	7.27	122.96	118.60
1	AA	783	A	C8-N9-C4	-7.27	102.89	105.80
31	BA	1036	G	N1-C6-O6	-7.27	115.54	119.90
1	DA	630	G	C8-N9-C4	7.26	109.31	106.40
1	DA	1899	G	N3-C2-N2	-7.26	114.82	119.90
1	AA	752	A	C8-N9-C4	-7.25	102.90	105.80
1	AA	535	C	C6-N1-C2	7.24	123.20	120.30
1	AA	2689	U	N3-C4-O4	-7.24	114.33	119.40
1	DA	1950	G	N7-C8-N9	7.24	116.72	113.10
1	DA	201	C	C2-N3-C4	-7.23	116.28	119.90
1	AA	2430	A	C2-N3-C4	-7.23	106.98	110.60
1	DA	1950	G	N3-C4-N9	7.22	130.33	126.00
1	DA	1786	A	C6-C5-N7	-7.21	127.25	132.30
1	DA	2595	G	C2-N3-C4	-7.21	108.30	111.90
1	AA	530	G	N3-C4-C5	7.21	132.21	128.60
1	AA	679	C	N1-C2-O2	-7.21	114.58	118.90
1	AA	828	U	N1-C2-O2	7.20	127.84	122.80
1	DA	201	C	C6-N1-C2	7.19	123.18	120.30
31	CA	1529	G	C8-N9-C1'	-7.16	117.69	127.00
1	DA	783	A	N7-C8-N9	7.15	117.38	113.80
1	AA	480	A	C8-N9-C4	-7.13	102.95	105.80
31	BA	1054	C	C5-C6-N1	7.13	124.56	121.00
1	AA	933	A	C6-N1-C2	-7.13	114.32	118.60
1	AA	1786	A	N1-C6-N6	7.11	122.86	118.60
1	AA	1653	G	N3-C4-N9	7.10	130.26	126.00
1	DA	329	G	N1-C6-O6	-7.08	115.65	119.90
1	AA	633	A	C6-C5-N7	-7.08	127.34	132.30
1	DA	1496	A	N7-C8-N9	7.07	117.34	113.80
1	DA	383	U	N3-C2-O2	-7.07	117.25	122.20
1	AA	103	A	N1-C6-N6	7.06	122.84	118.60
1	AA	774	A	C5-N7-C8	-7.06	100.37	103.90
31	CA	1529	G	N7-C8-N9	7.04	116.62	113.10
1	AA	141	A	C4-C5-N7	7.04	114.22	110.70

Continued on next page...

Continued from previous page...

Mol	Chain	Res	Type	Atoms	Z	Observed(°)	Ideal(°)
1	AA	455	C	C6-N1-C2	7.04	123.11	120.30
1	AA	127	A	C2-N3-C4	-7.04	107.08	110.60
1	DA	1142(A)	A	C5-N7-C8	-7.03	100.38	103.90
1	AA	2490	G	N3-C4-N9	-7.03	121.78	126.00
1	AA	2490	G	C5-N7-C8	-7.02	100.79	104.30
31	CA	1036	G	C5-C6-O6	7.02	132.81	128.60
1	AA	456	C	C5-C6-N1	-7.01	117.49	121.00
31	BA	1036	G	C5-C6-O6	7.01	132.81	128.60
1	AA	1496	A	N7-C8-N9	6.99	117.30	113.80
1	AA	1678	G	N7-C8-N9	6.98	116.59	113.10
1	AA	780	G	C5-C6-O6	-6.98	124.41	128.60
1	AA	2392	A	N7-C8-N9	6.96	117.28	113.80
1	DA	2720	U	N1-C2-N3	6.96	119.07	114.90
1	DA	2401	U	C2-N1-C1'	6.95	126.04	117.70
31	BA	690	G	N1-C6-O6	6.92	124.05	119.90
1	AA	992	C	C6-N1-C2	-6.90	117.54	120.30
2	AB	7	G	N1-C6-O6	6.90	124.04	119.90
1	DA	83	G	C2-N3-C4	-6.90	108.45	111.90
1	DA	2375	G	N9-C4-C5	-6.90	102.64	105.40
1	DA	2378	A	N9-C4-C5	-6.90	103.04	105.80
1	AA	736	C	N3-C2-O2	6.90	126.73	121.90
1	AA	1899	G	C5-C6-N1	-6.89	108.06	111.50
1	AA	83	G	C2-N3-C4	-6.89	108.46	111.90
1	AA	1950	G	N7-C8-N9	6.89	116.54	113.10
1	AA	446	G	N1-C6-O6	6.88	124.03	119.90
1	AA	1021	A	C2-N3-C4	-6.88	107.16	110.60
1	DA	774	A	N1-C6-N6	6.88	122.72	118.60
1	DA	2873	A	C4-C5-C6	6.86	120.43	117.00
2	DB	59	A	C6-N1-C2	-6.86	114.49	118.60
1	DA	1786	A	C5-N7-C8	-6.84	100.48	103.90
31	CA	383	A	N1-C6-N6	6.83	122.70	118.60
1	AA	193	U	N1-C2-O2	-6.83	118.02	122.80
1	DA	103	A	N1-C6-N6	6.82	122.69	118.60
1	AA	906	G	N9-C4-C5	6.82	108.13	105.40
1	AA	461	C	N1-C2-O2	-6.81	114.81	118.90
1	AA	1564	C	C6-N1-C2	-6.81	117.58	120.30
31	CA	1465	C	C2-N3-C4	-6.81	116.50	119.90
1	AA	201	C	C5-C4-N4	-6.81	115.44	120.20
1	AA	676	A	C6-C5-N7	-6.81	127.54	132.30
1	DA	1786	A	N7-C8-N9	6.80	117.20	113.80
1	DA	906	G	C4-C5-N7	-6.79	108.08	110.80
1	DA	2447	G	N3-C4-C5	-6.78	125.21	128.60

Continued on next page...

Continued from previous page...

Mol	Chain	Res	Type	Atoms	Z	Observed(°)	Ideal(°)
31	CA	1177	G	C5-C6-O6	6.77	132.66	128.60
1	AA	673	C	N3-C4-C5	6.77	124.61	121.90
1	DA	530	G	C8-N9-C4	6.77	109.11	106.40
1	AA	633	A	C4-C5-C6	6.76	120.38	117.00
1	AA	449	A	C8-N9-C4	-6.75	103.10	105.80
11	DO	147	LEU	CA-CB-CG	6.75	130.82	115.30
1	AA	446	G	N9-C4-C5	-6.75	102.70	105.40
31	BA	756	C	C6-N1-C2	6.74	123.00	120.30
1	AA	2392	A	C8-N9-C4	-6.73	103.11	105.80
31	BA	1195	C	C6-N1-C2	-6.73	117.61	120.30
1	AA	737	C	C6-N1-C2	6.73	122.99	120.30
1	AA	1306	C	C6-N1-C2	6.71	122.98	120.30
1	DA	201	C	C5-C6-N1	-6.71	117.65	121.00
1	DA	2447	G	N1-C6-O6	6.69	123.92	119.90
2	AB	47	C	C6-N1-C2	6.66	122.96	120.30
52	CB	48	C	C6-N1-C2	-6.66	117.64	120.30
1	AA	1496	A	C8-N9-C4	-6.65	103.14	105.80
31	BA	690	G	N7-C8-N9	6.65	116.42	113.10
1	AA	1648	C	C6-N1-C2	6.64	122.96	120.30
1	AA	1142(A)	A	C2-N3-C4	-6.64	107.28	110.60
1	AA	1786	A	N1-C2-N3	6.63	132.61	129.30
1	AA	71	A	N1-C6-N6	6.62	122.57	118.60
31	BA	1053	G	C8-N9-C1'	6.61	135.60	127.00
1	AA	793	A	N1-C2-N3	6.61	132.60	129.30
1	AA	917	A	N9-C4-C5	-6.61	103.16	105.80
1	DA	783	A	N1-C6-N6	6.60	122.56	118.60
1	AA	1653	G	N3-C4-C5	-6.60	125.30	128.60
1	DA	633	A	C4-C5-C6	6.60	120.30	117.00
1	AA	1141	U	N1-C2-N3	6.59	118.86	114.90
1	AA	142	G	C4-N9-C1'	-6.59	117.94	126.50
31	BA	1465	C	C5-C4-N4	-6.59	115.59	120.20
31	BA	1417	G	N1-C6-O6	6.59	123.85	119.90
1	AA	676	A	C5-C6-N1	-6.58	114.41	117.70
1	AA	1142(A)	A	N3-C4-N9	-6.57	122.14	127.40
1	DA	2598	A	C6-C5-N7	-6.57	127.70	132.30
1	AA	1653	G	C4-N9-C1'	6.57	135.03	126.50
1	AA	2518	A	N1-C6-N6	6.56	122.53	118.60
1	AA	76	C	C6-N1-C2	6.55	122.92	120.30
1	AA	2211	G	C6-C5-N7	-6.55	126.47	130.40
1	DA	528	A	N1-C2-N3	6.55	132.58	129.30
52	BB	55	U	N1-C2-O2	6.55	127.39	122.80
1	AA	83	G	N9-C4-C5	-6.55	102.78	105.40

Continued on next page...

Continued from previous page...

Mol	Chain	Res	Type	Atoms	Z	Observed(°)	Ideal(°)
1	DA	790	C	C2-N1-C1'	6.54	126.00	118.80
1	DA	676	A	N3-C4-N9	-6.54	122.17	127.40
1	AA	2518	A	C5-N7-C8	-6.54	100.63	103.90
1	DA	676	A	N3-C4-C5	6.54	131.38	126.80
1	DA	1379	A	N1-C6-N6	6.53	122.52	118.60
1	AA	1616	A	C4-C5-N7	6.53	113.97	110.70
1	DA	1786	A	C2-N3-C4	-6.53	107.34	110.60
1	AA	1021	A	C4-C5-N7	6.52	113.96	110.70
31	CA	266	G	C4-N9-C1'	6.51	134.97	126.50
1	AA	1559	G	N1-C6-O6	6.48	123.79	119.90
1	DA	2447	G	C5-C6-O6	-6.48	124.71	128.60
2	AB	7	G	C4-C5-N7	6.46	113.39	110.80
1	DA	140	A	C5-N7-C8	-6.46	100.67	103.90
1	DA	2062	A	N1-C6-N6	6.45	122.47	118.60
1	AA	1204	A	N7-C8-N9	6.45	117.02	113.80
1	AA	141	A	N1-C6-N6	6.44	122.47	118.60
31	BA	1054	C	N1-C2-O2	6.44	122.76	118.90
1	AA	1983	C	C6-N1-C2	6.42	122.87	120.30
1	AA	659	C	C6-N1-C2	6.42	122.87	120.30
31	BA	31	G	N1-C6-O6	6.42	123.75	119.90
1	DA	2720	U	C5-C4-O4	-6.42	122.05	125.90
31	BA	1378	C	C6-N1-C2	-6.42	117.73	120.30
1	AA	1633	G	N1-C6-O6	6.41	123.74	119.90
1	DA	1340	U	C5-C4-O4	-6.40	122.06	125.90
1	AA	676	A	C4-C5-N7	6.39	113.90	110.70
1	AA	1332	G	C5-C6-N1	-6.39	108.31	111.50
1	DA	1616	A	N7-C8-N9	6.39	116.99	113.80
44	BQ	24	CYS	CA-CB-SG	6.38	125.48	114.00
1	DA	1271	G	C5-C6-N1	-6.37	108.32	111.50
1	AA	587	C	C2-N1-C1'	6.36	125.79	118.80
31	BA	1406	U	N1-C2-N3	6.36	118.71	114.90
1	DA	141	A	C5-N7-C8	-6.36	100.72	103.90
1	AA	621	A	N1-C6-N6	6.34	122.41	118.60
1	AA	1950	G	C4-N9-C1'	6.34	134.74	126.50
1	AA	2490	G	C4-C5-N7	6.34	113.34	110.80
31	BA	1126	U	N3-C2-O2	-6.33	117.77	122.20
1	AA	1204	A	C6-C5-N7	-6.33	127.87	132.30
1	DA	783	A	N3-C4-C5	6.33	131.23	126.80
1	AA	209	C	C5-C6-N1	-6.32	117.84	121.00
1	DA	807	U	N1-C2-N3	6.32	118.69	114.90
1	AA	246	C	C2-N1-C1'	-6.31	111.86	118.80
1	AA	2448	A	C6-C5-N7	-6.31	127.88	132.30

Continued on next page...

Continued from previous page...

Mol	Chain	Res	Type	Atoms	Z	Observed(°)	Ideal(°)
2	AB	81	G	N3-C4-C5	-6.30	125.45	128.60
31	BA	1054	C	C6-N1-C2	-6.30	117.78	120.30
31	BA	1192	C	C6-N1-C2	-6.30	117.78	120.30
1	AA	141	A	N7-C8-N9	6.30	116.95	113.80
1	AA	1698	A	C2-N3-C4	-6.30	107.45	110.60
1	DA	1992	G	N3-C4-C5	-6.29	125.45	128.60
1	AA	647	G	C4-N9-C1'	6.29	134.67	126.50
1	DA	2681	C	C5-C4-N4	6.29	124.60	120.20
52	CD	49	A	C3'-C2'-C1'	-6.28	96.47	101.50
31	BA	1025	U	C5-C4-O4	-6.28	122.13	125.90
31	BA	73	G	C4-N9-C1'	6.27	134.66	126.50
1	DA	1362	C	C6-N1-C2	6.27	122.81	120.30
1	AA	2031	A	N1-C6-N6	6.27	122.36	118.60
1	AA	2712	U	C5-C6-N1	-6.27	119.57	122.70
1	DA	2776	A	C8-N9-C4	-6.26	103.29	105.80
2	AB	89(A)	A	N1-C6-N6	6.26	122.36	118.60
1	AA	2381	C	C5-C6-N1	-6.26	117.87	121.00
1	AA	630	G	C2-N3-C4	-6.25	108.77	111.90
1	DA	194	G	C8-N9-C4	6.25	108.90	106.40
1	AA	1752	C	N1-C2-O2	-6.24	115.16	118.90
1	AA	2448	A	C5-C6-N6	-6.24	118.71	123.70
52	BB	49	A	C3'-C2'-C1'	-6.24	96.51	101.50
31	CA	1436	U	C2-N3-C4	-6.23	123.26	127.00
31	BA	1054	C	C6-N1-C1'	-6.23	113.33	120.80
1	AA	1797	C	N1-C2-O2	-6.23	115.16	118.90
1	AA	1130	U	N3-C2-O2	-6.22	117.84	122.20
1	AA	2544	G	C5-C6-N1	-6.22	108.39	111.50
1	AA	2375	G	N1-C6-O6	6.22	123.63	119.90
1	DA	83	G	N9-C4-C5	-6.21	102.92	105.40
1	DA	630	G	N9-C4-C5	-6.21	102.92	105.40
1	DA	933	A	C5-N7-C8	-6.21	100.80	103.90
1	DA	2763	G	N3-C4-C5	-6.20	125.50	128.60
1	AA	784	A	N1-C6-N6	-6.19	114.89	118.60
1	AA	1781	C	C5-C6-N1	-6.19	117.91	121.00
34	BG	12	CYS	CA-CB-SG	6.19	125.13	114.00
31	CA	1322	C	N1-C2-O2	6.18	122.61	118.90
1	DA	2401	U	N1-C2-O2	6.18	127.13	122.80
1	AA	893	C	C2-N1-C1'	6.18	125.60	118.80
2	AB	7	G	C6-C5-N7	-6.18	126.69	130.40
1	AA	446	G	C6-C5-N7	-6.18	126.69	130.40
1	AA	2211	G	N1-C6-O6	6.17	123.60	119.90
1	AA	2392	A	C2-N3-C4	-6.17	107.52	110.60

Continued on next page...

Continued from previous page...

Mol	Chain	Res	Type	Atoms	Z	Observed(°)	Ideal(°)
1	DA	528	A	C2-N3-C4	-6.16	107.52	110.60
1	AA	906	G	C4-C5-N7	-6.16	108.34	110.80
31	BA	858	G	C4-N9-C1'	6.16	134.50	126.50
31	BA	1036	G	C4-C5-N7	-6.16	108.34	110.80
31	BA	1419	G	N3-C4-C5	6.15	131.68	128.60
1	AA	1825	A	C5-C6-N1	6.15	120.77	117.70
3	AD	28	GLU	N-CA-C	-6.14	94.43	111.00
1	AA	2375	G	N3-C4-C5	6.13	131.67	128.60
1	AA	1349	A	N1-C6-N6	6.13	122.28	118.60
1	DA	985	C	N1-C2-O2	6.13	122.58	118.90
1	AA	2392	A	C5-N7-C8	-6.13	100.84	103.90
1	AA	1614	A	C5-N7-C8	-6.12	100.84	103.90
52	CD	55	U	C2-N1-C1'	6.11	125.03	117.70
1	AA	188	G	C8-N9-C4	6.11	108.84	106.40
1	AA	1614	A	C6-C5-N7	-6.11	128.03	132.30
1	AA	1653	G	C8-N9-C1'	-6.11	119.06	127.00
1	AA	2344	U	C2-N3-C4	-6.11	123.33	127.00
1	AA	1992	G	N7-C8-N9	6.11	116.15	113.10
1	DA	1241	A	C2-N3-C4	-6.11	107.55	110.60
1	AA	2447	G	N3-C4-N9	6.10	129.66	126.00
1	AA	621	A	C5-C6-N1	-6.10	114.65	117.70
31	BA	1519	A	C8-N9-C4	-6.10	103.36	105.80
1	DA	2873	A	C5-C6-N1	-6.09	114.65	117.70
1	DA	1950	G	N3-C2-N2	6.09	124.16	119.90
53	BC	1	C	N1-C2-O2	6.09	122.55	118.90
1	AA	859	G	N1-C6-O6	6.08	123.55	119.90
1	AA	1950	G	C8-N9-C4	-6.08	103.97	106.40
1	AA	1782	C	N1-C2-O2	-6.08	115.25	118.90
1	DA	1314	C	C6-N1-C1'	-6.08	113.51	120.80
31	CA	1177	G	C4-C5-N7	-6.08	108.37	110.80
1	AA	140	A	C4-C5-N7	6.07	113.74	110.70
1	AA	1678	G	N1-C2-N2	-6.06	110.75	116.20
1	AA	630	G	N9-C4-C5	-6.06	102.98	105.40
1	DA	2490	G	C4-C5-N7	6.05	113.22	110.80
31	BA	1417	G	C6-C5-N7	-6.05	126.77	130.40
31	CA	300	A	N1-C6-N6	6.05	122.23	118.60
1	DA	2012	G	N1-C6-O6	6.03	123.52	119.90
1	AA	1427	A	N1-C6-N6	-6.03	114.98	118.60
1	AA	247	G	N7-C8-N9	-6.03	110.08	113.10
1	DA	2032	G	C6-C5-N7	-6.03	126.78	130.40
1	AA	842	G	N3-C4-C5	6.02	131.61	128.60
1	AA	1248	G	N1-C6-O6	6.02	123.51	119.90

Continued on next page...

Continued from previous page...

Mol	Chain	Res	Type	Atoms	Z	Observed(°)	Ideal(°)
1	AA	1962	C	C2-N1-C1'	6.02	125.42	118.80
1	DA	1026	U	C2-N1-C1'	6.02	124.92	117.70
1	DA	2500	U	C5-C6-N1	-6.02	119.69	122.70
1	DA	2430	A	C2-N3-C4	-6.01	107.59	110.60
1	AA	807	U	N3-C4-O4	6.01	123.61	119.40
1	AA	679	C	N3-C2-O2	6.00	126.10	121.90
31	CA	5	U	C2-N1-C1'	6.00	124.90	117.70
31	CA	328	C	C6-N1-C2	-6.00	117.90	120.30
31	CA	691	G	C2-N3-C4	-5.99	108.90	111.90
1	AA	733	G	C8-N9-C4	-5.99	104.00	106.40
1	AA	815	C	C6-N1-C2	5.99	122.70	120.30
1	AA	793	A	C6-N1-C2	-5.98	115.01	118.60
1	AA	1616	A	C6-C5-N7	-5.98	128.12	132.30
1	AA	2699	C	C6-N1-C2	5.97	122.69	120.30
1	DA	2447	G	N1-C2-N3	5.97	127.48	123.90
1	AA	2598	A	N9-C4-C5	-5.97	103.41	105.80
2	AB	95	U	C6-N1-C1'	5.97	129.56	121.20
1	AA	2401	U	C5-C6-N1	5.97	125.69	122.70
1	DA	1612	C	C6-N1-C2	5.97	122.69	120.30
1	AA	530	G	C8-N9-C1'	5.97	134.76	127.00
1	DA	790	C	C6-N1-C1'	-5.97	113.64	120.80
1	DA	1914	C	C6-N1-C2	-5.95	117.92	120.30
1	DA	1786	A	C4-C5-N7	5.95	113.67	110.70
1	AA	1950	G	C5-N7-C8	-5.95	101.33	104.30
52	CB	52	G	N3-C4-C5	-5.94	125.63	128.60
52	CD	55	U	N1-C2-O2	5.94	126.96	122.80
1	AA	941	A	N1-C6-N6	5.94	122.16	118.60
1	AA	121	G	C4-N9-C1'	5.93	134.21	126.50
1	AA	1614	A	C4-C5-N7	5.93	113.67	110.70
1	AA	2374	C	C6-N1-C2	5.93	122.67	120.30
1	AA	2595	G	C4-C5-N7	5.93	113.17	110.80
31	CA	1036	G	C4-C5-N7	-5.92	108.43	110.80
1	DA	780	G	C2-N3-C4	5.92	114.86	111.90
1	AA	1365	A	C4-C5-C6	5.92	119.96	117.00
1	DA	1841	U	N3-C4-C5	-5.92	111.05	114.60
1	AA	305	U	C6-N1-C2	-5.92	117.45	121.00
1	AA	2451	A	N9-C4-C5	5.92	108.17	105.80
31	BA	1412	C	C6-N1-C2	5.92	122.67	120.30
1	AA	792	G	C8-N9-C4	-5.91	104.03	106.40
1	AA	1787	A	N1-C6-N6	5.91	122.15	118.60
1	AA	2058	A	C8-N9-C4	-5.91	103.44	105.80
1	AA	183	C	C6-N1-C2	-5.90	117.94	120.30

Continued on next page...

Continued from previous page...

Mol	Chain	Res	Type	Atoms	Z	Observed(°)	Ideal(°)
1	AA	1379	A	C2-N3-C4	-5.90	107.65	110.60
1	AA	2473	U	C2-N1-C1'	5.90	124.78	117.70
1	DA	1950	G	N3-C4-C5	-5.90	125.65	128.60
1	AA	1665	A	N1-C6-N6	5.89	122.14	118.60
31	BA	690	G	N9-C4-C5	-5.89	103.04	105.40
30	D8	41	ILE	N-CA-C	-5.89	95.10	111.00
1	DA	633	A	C6-C5-N7	-5.88	128.18	132.30
52	CB	51	C	C5-C6-N1	5.88	123.94	121.00
1	AA	788	A	N1-C6-N6	5.88	122.13	118.60
1	AA	71	A	C4-C5-N7	5.88	113.64	110.70
1	AA	733	G	N7-C8-N9	5.88	116.04	113.10
1	AA	2378	A	N1-C6-N6	5.88	122.13	118.60
1	AA	2475	C	C2-N1-C1'	5.87	125.26	118.80
31	BA	1036	G	N9-C4-C5	5.87	107.75	105.40
1	AA	1403	C	C6-N1-C2	-5.87	117.95	120.30
31	BA	1483	A	N1-C6-N6	5.87	122.12	118.60
31	CA	1529	G	N3-C4-N9	5.87	129.52	126.00
31	CA	1406	U	C2-N3-C4	-5.86	123.48	127.00
31	CA	1495	U	C2-N1-C1'	5.86	124.73	117.70
1	AA	774	A	C8-N9-C1'	5.86	138.24	127.70
1	AA	803	U	C5-C6-N1	-5.86	119.77	122.70
1	AA	912	C	C6-N1-C2	-5.86	117.96	120.30
1	AA	74	A	C2-N3-C4	-5.86	107.67	110.60
1	AA	2601	C	C6-N1-C2	-5.85	117.96	120.30
1	AA	1123	C	N1-C2-O2	-5.85	115.39	118.90
1	DA	673	C	C5-C4-N4	-5.84	116.11	120.20
1	AA	446	G	C2-N3-C4	-5.84	108.98	111.90
53	CC	35	C	C2-N1-C1'	5.84	125.22	118.80
1	DA	2049	G	N3-C4-C5	5.84	131.52	128.60
31	CA	1036	G	N9-C4-C5	5.84	107.73	105.40
1	AA	673	C	N1-C2-O2	-5.83	115.40	118.90
1	AA	737	C	N3-C2-O2	5.83	125.98	121.90
1	DA	443	A	C8-N9-C4	-5.83	103.47	105.80
2	AB	95	U	C2-N1-C1'	-5.83	110.71	117.70
1	DA	2461	C	C6-N1-C2	-5.83	117.97	120.30
31	CA	1495	U	N3-C2-O2	-5.82	118.12	122.20
1	DA	2012	G	C5-C6-O6	-5.82	125.11	128.60
1	AA	201	C	N1-C2-O2	-5.82	115.41	118.90
1	AA	1811	G	N3-C4-N9	-5.82	122.51	126.00
31	BA	1149	C	C6-N1-C2	-5.82	117.97	120.30
1	DA	906	G	C6-C5-N7	5.81	133.89	130.40
1	DA	1888	G	C8-N9-C4	-5.81	104.08	106.40

Continued on next page...

Continued from previous page...

Mol	Chain	Res	Type	Atoms	Z	Observed(°)	Ideal(°)
1	AA	2447	G	N1-C2-N3	5.81	127.39	123.90
1	DA	2587	A	N1-C6-N6	5.81	122.09	118.60
1	AA	1810	A	C4-C5-C6	5.81	119.90	117.00
1	AA	1678	G	N1-C6-O6	5.80	123.38	119.90
1	DA	2500	U	C2-N1-C1'	-5.80	110.73	117.70
1	DA	2598	A	C8-N9-C4	5.80	108.12	105.80
1	DA	1368	G	C8-N9-C4	-5.80	104.08	106.40
31	BA	73	G	C8-N9-C1'	-5.79	119.47	127.00
1	DA	1653	G	N3-C4-N9	5.79	129.48	126.00
1	DA	2490	G	C5-N7-C8	-5.79	101.40	104.30
1	AA	774	A	N1-C6-N6	5.79	122.08	118.60
1	DA	49	A	C8-N9-C4	-5.79	103.48	105.80
1	DA	271(A)	C	C6-N1-C1'	-5.79	113.86	120.80
1	AA	1633	G	C5-C6-O6	-5.78	125.13	128.60
1	AA	465	G	C5-C6-O6	5.77	132.06	128.60
1	DA	530	G	N9-C4-C5	-5.77	103.09	105.40
1	AA	847	U	C5-C4-O4	5.76	129.36	125.90
1	DA	141	A	N7-C8-N9	5.76	116.68	113.80
31	CA	186	C	C6-N1-C2	-5.76	118.00	120.30
31	CA	1036	G	N1-C6-O6	-5.76	116.44	119.90
1	AA	259	G	N1-C6-O6	5.76	123.36	119.90
1	AA	202	U	N1-C2-N3	-5.76	111.45	114.90
17	D2	49	THR	C-N-CD	5.75	140.48	128.40
1	AA	120	U	N3-C4-O4	-5.75	115.38	119.40
1	AA	1786	A	C4-C5-N7	5.75	113.57	110.70
1	AA	138	G	N7-C8-N9	5.75	115.97	113.10
1	AA	674	G	C5-C6-O6	-5.74	125.15	128.60
1	AA	2035	G	N3-C4-C5	5.74	131.47	128.60
1	AA	442	G	C8-N9-C4	-5.74	104.11	106.40
1	DA	2392	A	C5-C6-N1	-5.74	114.83	117.70
1	AA	1779	U	C5-C6-N1	-5.73	119.83	122.70
1	DA	2378	A	C8-N9-C4	5.73	108.09	105.80
1	DA	774	A	N1-C2-N3	5.73	132.16	129.30
1	DA	828	U	C5-C4-O4	5.73	129.34	125.90
1	DA	933	A	C6-N1-C2	-5.73	115.16	118.60
1	AA	2501	C	C2-N1-C1'	-5.73	112.50	118.80
2	AB	81	G	C4-C5-C6	5.73	122.24	118.80
1	DA	1314	C	C2-N1-C1'	5.72	125.09	118.80
1	AA	2277	G	C8-N9-C4	-5.72	104.11	106.40
31	BA	1322	C	C5-C6-N1	5.72	123.86	121.00
1	AA	246	C	C5-C6-N1	-5.71	118.14	121.00
1	DA	1612	C	N1-C2-O2	-5.71	115.47	118.90

Continued on next page...

Continued from previous page...

Mol	Chain	Res	Type	Atoms	Z	Observed(°)	Ideal(°)
1	AA	2435	A	N7-C8-N9	5.71	116.65	113.80
1	AA	1021	A	N7-C8-N9	5.71	116.65	113.80
1	AA	2050	C	N1-C2-O2	-5.71	115.48	118.90
1	DA	204	A	C8-N9-C4	-5.71	103.52	105.80
1	AA	2236	C	N3-C4-C5	-5.70	119.62	121.90
1	AA	2451	A	N3-C4-N9	-5.70	122.84	127.40
1	DA	2763	G	C4-N9-C1'	5.70	133.91	126.50
1	DA	1950	G	C4-C5-N7	5.70	113.08	110.80
1	AA	1616	A	N7-C8-N9	5.69	116.65	113.80
1	AA	1314	C	C6-N1-C1'	-5.68	113.98	120.80
1	DA	2724	C	C2-N1-C1'	-5.68	112.55	118.80
1	DA	929	G	N1-C6-O6	5.68	123.31	119.90
1	AA	774	A	C4-N9-C1'	-5.68	116.08	126.30
1	AA	2435	A	C8-N9-C4	-5.68	103.53	105.80
1	AA	2439	A	C6-C5-N7	-5.68	128.32	132.30
1	AA	1204	A	C4-N9-C1'	5.68	136.52	126.30
1	AA	1769	G	N3-C4-C5	-5.68	125.76	128.60
31	BA	1086	U	C5-C6-N1	5.67	125.54	122.70
1	DA	71	A	C5-N7-C8	-5.67	101.06	103.90
1	AA	917	A	C2-N3-C4	-5.67	107.76	110.60
1	DA	676	A	C8-N9-C4	-5.67	103.53	105.80
1	AA	2607	G	C6-C5-N7	-5.67	127.00	130.40
1	DA	1427	A	N1-C6-N6	-5.66	115.20	118.60
1	DA	1332	G	N7-C8-N9	5.66	115.93	113.10
1	DA	1678	G	C4-C5-N7	5.65	113.06	110.80
1	DA	2032	G	C4-C5-N7	5.65	113.06	110.80
2	AB	47	C	N3-C2-O2	5.65	125.85	121.90
17	A2	40	LEU	CA-CB-CG	5.64	128.28	115.30
1	AA	2506	U	N3-C2-O2	-5.64	118.25	122.20
1	DA	754	C	C6-N1-C2	-5.64	118.04	120.30
1	DA	1653	G	C4-N9-C1'	5.64	133.83	126.50
31	CA	912	C	C6-N1-C2	5.64	122.56	120.30
31	BA	1053	G	C6-C5-N7	5.64	133.78	130.40
1	DA	271(A)	C	N1-C2-O2	5.64	122.28	118.90
1	AA	2490	G	C2-N3-C4	-5.63	109.08	111.90
1	AA	2577	A	C8-N9-C4	-5.63	103.55	105.80
1	AA	2506	U	C6-N1-C2	-5.63	117.62	121.00
1	AA	2329	G	C8-N9-C4	5.63	108.65	106.40
1	AA	1698	A	C5-N7-C8	-5.63	101.08	103.90
11	AO	59	LEU	N-CA-C	-5.63	95.80	111.00
1	AA	1633	G	N3-C4-N9	5.63	129.38	126.00
1	DA	774	A	C5-N7-C8	-5.62	101.09	103.90

Continued on next page...

Continued from previous page...

Mol	Chain	Res	Type	Atoms	Z	Observed(°)	Ideal(°)
1	DA	2681	C	N3-C4-N4	-5.62	114.06	118.00
31	BA	299	G	C5-C6-O6	5.62	131.97	128.60
1	AA	2401	U	C6-N1-C2	-5.62	117.63	121.00
31	CA	724	G	C5-C6-O6	-5.62	125.23	128.60
1	DA	1011	G	C4-N9-C1'	-5.62	119.20	126.50
1	DA	1992	G	N1-C6-O6	-5.61	116.53	119.90
1	AA	1678	G	C4-N9-C1'	5.61	133.79	126.50
31	CA	1177	G	N1-C6-O6	-5.61	116.54	119.90
1	DA	1653	G	N3-C4-C5	-5.61	125.80	128.60
31	BA	1436	U	N3-C4-C5	5.60	117.96	114.60
1	DA	779	U	C6-N1-C2	5.60	124.36	121.00
1	AA	140	A	C4-C5-C6	5.60	119.80	117.00
1	DA	201	C	N3-C4-C5	5.60	124.14	121.90
1	DA	1616	A	C8-N9-C4	-5.60	103.56	105.80
31	BA	1514	C	N1-C2-O2	-5.59	115.54	118.90
1	DA	2447	G	N3-C4-N9	5.59	129.36	126.00
1	AA	528	A	C2-N3-C4	-5.59	107.81	110.60
1	AA	1314	C	C2-N1-C1'	5.59	124.95	118.80
31	CA	266	G	C8-N9-C4	-5.58	104.17	106.40
1	DA	2598	A	C5-C6-N6	-5.58	119.23	123.70
1	AA	2830	G	C8-N9-C4	-5.58	104.17	106.40
1	AA	208	C	C6-N1-C2	5.58	122.53	120.30
31	BA	690	G	C5-N7-C8	-5.58	101.51	104.30
1	DA	565	C	C6-N1-C2	5.58	122.53	120.30
1	AA	780	G	N1-C2-N3	-5.58	120.55	123.90
31	BA	530	G	C4-N9-C1'	5.57	133.74	126.50
1	AA	937	U	C5-C6-N1	-5.56	119.92	122.70
1	AA	2375	G	C2-N3-C4	-5.56	109.12	111.90
1	AA	2688	U	C5-C4-O4	5.56	129.24	125.90
1	AA	1496	A	C6-C5-N7	-5.56	128.41	132.30
1	AA	140	A	C4-N9-C1'	5.55	136.30	126.30
1	DA	1142(A)	A	C2-N3-C4	-5.55	107.82	110.60
1	DA	1332	G	C4-N9-C1'	5.55	133.72	126.50
1	AA	2344	U	N1-C2-O2	-5.55	118.91	122.80
31	CA	511	C	C2-N1-C1'	-5.55	112.69	118.80
1	AA	208	C	N3-C4-C5	5.55	124.12	121.90
1	AA	265	A	N7-C8-N9	5.55	116.57	113.80
31	CA	898	G	N7-C8-N9	-5.55	110.33	113.10
1	DA	1312	U	C2-N3-C4	5.55	130.33	127.00
1	DA	1011	G	C8-N9-C1'	5.54	134.21	127.00
1	DA	1026	U	N1-C2-O2	5.54	126.68	122.80
1	AA	127	A	N9-C4-C5	-5.54	103.58	105.80

Continued on next page...

Continued from previous page...

Mol	Chain	Res	Type	Atoms	Z	Observed(°)	Ideal(°)
1	AA	1572	A	C8-N9-C4	5.54	108.02	105.80
31	BA	1366	C	C6-N1-C2	-5.54	118.08	120.30
1	AA	580	C	C6-N1-C2	-5.54	118.08	120.30
2	AB	30	C	C6-N1-C2	-5.54	118.08	120.30
31	BA	1495	U	C5-C6-N1	5.54	125.47	122.70
1	AA	1142(A)	A	N3-C4-C5	5.54	130.68	126.80
1	DA	1811	G	N3-C4-C5	5.53	131.37	128.60
1	DA	1842	G	C8-N9-C4	5.53	108.61	106.40
1	DA	138	G	C8-N9-C4	-5.53	104.19	106.40
1	DA	2598	A	C4-C5-C6	5.53	119.77	117.00
1	AA	2346	A	C5-C6-N1	-5.53	114.94	117.70
1	DA	780	G	N1-C2-N3	-5.52	120.59	123.90
1	DA	2430	A	C5-C6-N1	-5.52	114.94	117.70
1	AA	2685	G	N3-C4-N9	-5.52	122.69	126.00
1	AA	654(I)	C	C2-N1-C1'	5.52	124.87	118.80
31	BA	901	A	N1-C2-N3	5.52	132.06	129.30
1	DA	1611	C	N1-C2-O2	-5.52	115.59	118.90
1	AA	40	C	N1-C2-O2	-5.51	115.59	118.90
1	DA	2447	G	N3-C2-N2	-5.51	116.04	119.90
1	AA	1496	A	N1-C6-N6	5.51	121.91	118.60
1	DA	2724	C	N1-C2-O2	-5.51	115.59	118.90
1	AA	2318	G	N3-C4-N9	-5.51	122.69	126.00
1	DA	2324	C	C6-N1-C2	5.51	122.50	120.30
31	BA	1323	G	N3-C4-N9	5.51	129.31	126.00
1	DA	1898	U	C5-C4-O4	5.51	129.21	125.90
31	BA	690	G	N1-C2-N2	-5.51	111.24	116.20
31	CA	1436	U	C5-C4-O4	-5.50	122.60	125.90
31	BA	1419	G	N3-C4-N9	-5.50	122.70	126.00
1	DA	566	U	C5-C6-N1	-5.50	119.95	122.70
31	CA	84	U	C2-N1-C1'	5.50	124.30	117.70
31	CA	1370	G	C5-C6-N1	-5.50	108.75	111.50
1	AA	2580	U	C2-N1-C1'	5.50	124.29	117.70
2	AB	24	G	C4-N9-C1'	5.50	133.64	126.50
1	AA	1189	A	N1-C6-N6	5.49	121.89	118.60
1	DA	459	U	N3-C2-O2	-5.49	118.36	122.20
1	AA	141	A	C6-C5-N7	-5.49	128.46	132.30
1	AA	188	G	C5-C6-O6	-5.48	125.31	128.60
2	AB	47	C	N1-C2-O2	-5.48	115.61	118.90
31	BA	1519	A	C5-C6-N1	-5.48	114.96	117.70
31	BA	811	C	C2-N1-C1'	5.48	124.83	118.80
1	DA	103	A	N9-C4-C5	-5.48	103.61	105.80
1	AA	971	C	N1-C2-O2	-5.48	115.61	118.90

Continued on next page...

Continued from previous page...

Mol	Chain	Res	Type	Atoms	Z	Observed(°)	Ideal(°)
1	DA	1678	G	C4-N9-C1'	5.48	133.62	126.50
1	AA	250	G	C4-N9-C1'	5.47	133.62	126.50
1	AA	676	A	N3-C4-N9	-5.47	123.02	127.40
1	DA	2430	A	N1-C6-N6	5.47	121.89	118.60
1	DA	835	A	C8-N9-C4	5.47	107.99	105.80
1	AA	1633	G	C6-C5-N7	-5.47	127.12	130.40
1	AA	1648	C	N3-C2-O2	5.47	125.73	121.90
31	BA	560	U	C2-N1-C1'	5.47	124.26	117.70
1	AA	2475	C	C5-C6-N1	5.47	123.73	121.00
1	AA	780	G	N1-C6-O6	5.46	123.18	119.90
1	AA	941	A	N9-C4-C5	-5.46	103.62	105.80
1	AA	906	G	N3-C4-N9	-5.45	122.73	126.00
1	AA	1142(A)	A	N7-C8-N9	5.45	116.53	113.80
1	DA	140	A	C6-C5-N7	-5.45	128.49	132.30
1	AA	1021	A	N1-C6-N6	5.45	121.87	118.60
31	CA	808	C	C2-N1-C1'	-5.45	112.81	118.80
1	DA	1807	G	N9-C4-C5	-5.45	103.22	105.40
1	AA	391	G	C6-C5-N7	-5.44	127.13	130.40
1	AA	2518	A	C4-C5-N7	5.44	113.42	110.70
1	DA	1698	A	N3-C4-C5	5.44	130.61	126.80
31	BA	365	U	C2-N1-C1'	5.44	124.23	117.70
1	DA	1992	G	C2-N3-C4	5.44	114.62	111.90
31	BA	1495	U	C2-N3-C4	5.44	130.26	127.00
1	AA	2451	A	C8-N9-C4	-5.44	103.62	105.80
31	BA	31	G	C5-C6-O6	-5.44	125.34	128.60
1	AA	994	C	C6-N1-C2	-5.44	118.12	120.30
31	CA	898	G	N1-C6-O6	5.43	123.16	119.90
1	AA	2317	C	C6-N1-C2	-5.43	118.13	120.30
31	CA	270	A	C5-N7-C8	-5.43	101.18	103.90
1	DA	141	A	C4-C5-N7	5.43	113.42	110.70
1	AA	1835	G	C4-N9-C1'	5.43	133.56	126.50
2	DB	81	G	C5-C6-O6	-5.43	125.34	128.60
1	AA	391	G	C8-N9-C1'	-5.42	119.95	127.00
1	AA	630	G	C4-C5-N7	5.42	112.97	110.80
1	AA	654(I)	C	C6-N1-C2	-5.42	118.13	120.30
1	AA	2375	G	C4-C5-N7	5.42	112.97	110.80
1	DA	1612	C	N3-C2-O2	5.42	125.69	121.90
31	BA	1524	C	C6-N1-C2	5.42	122.47	120.30
52	CB	52	G	C8-N9-C4	-5.41	104.23	106.40
1	AA	1332	G	N7-C8-N9	5.41	115.81	113.10
1	AA	587	C	C5-C6-N1	5.41	123.70	121.00
45	CR	39	LEU	CA-CB-CG	5.41	127.74	115.30

Continued on next page...

Continued from previous page...

Mol	Chain	Res	Type	Atoms	Z	Observed(°)	Ideal(°)
1	DA	1797	C	C6-N1-C2	5.41	122.46	120.30
1	AA	130	C	N3-C2-O2	5.41	125.69	121.90
1	AA	1365	A	N1-C6-N6	5.41	121.84	118.60
2	AB	59	A	N1-C2-N3	5.40	132.00	129.30
1	AA	142	G	C8-N9-C1'	5.40	134.02	127.00
1	AA	1438	U	N3-C4-O4	5.40	123.18	119.40
1	AA	2329	G	C2-N3-C4	-5.40	109.20	111.90
1	DA	1647	G	N3-C4-N9	-5.40	122.76	126.00
1	DA	1663	C	C6-N1-C2	5.39	122.46	120.30
1	DA	1698	A	C5-N7-C8	-5.39	101.20	103.90
1	DA	735	A	N1-C6-N6	5.39	121.83	118.60
1	DA	675	A	N1-C6-N6	5.38	121.83	118.60
1	DA	1678	G	C5-N7-C8	-5.38	101.61	104.30
1	DA	250	G	N3-C4-N9	5.38	129.23	126.00
2	AB	25	A	N1-C6-N6	5.38	121.83	118.60
31	BA	690	G	O4'-C1'-N9	5.38	112.50	108.20
1	AA	1786	A	C4-C5-C6	5.38	119.69	117.00
1	AA	2031	A	C2-N3-C4	5.38	113.29	110.60
1	AA	1983	C	C5-C6-N1	-5.37	118.31	121.00
1	AA	2577	A	N9-C4-C5	5.37	107.95	105.80
31	BA	812	C	C2-N1-C1'	5.37	124.71	118.80
1	AA	130	C	N1-C2-O2	-5.37	115.68	118.90
31	BA	859	A	N1-C6-N6	5.37	121.82	118.60
1	AA	1204	A	C5-N7-C8	-5.37	101.22	103.90
1	DA	228	A	C6-C5-N7	-5.37	128.54	132.30
1	AA	248	G	C6-C5-N7	-5.37	127.18	130.40
31	BA	586	C	C6-N1-C2	5.37	122.45	120.30
31	CA	1267	C	C2-N1-C1'	5.37	124.70	118.80
31	CA	690	G	N7-C8-N9	5.37	115.78	113.10
1	DA	566	U	C6-N1-C2	5.36	124.22	121.00
1	DA	780	G	N1-C6-O6	5.36	123.12	119.90
1	DA	783	A	C6-C5-N7	-5.36	128.55	132.30
1	DA	1011	G	N3-C4-N9	-5.36	122.78	126.00
1	DA	912	C	C2-N1-C1'	5.36	124.70	118.80
1	AA	2031	A	N3-C4-N9	5.36	131.69	127.40
31	BA	1436	U	C5-C4-O4	-5.36	122.69	125.90
1	AA	2318	G	C5-N7-C8	-5.35	101.62	104.30
1	DA	1616	A	C6-C5-N7	-5.35	128.55	132.30
31	BA	897	C	N1-C2-O2	-5.35	115.69	118.90
1	AA	446	G	C5-C6-O6	-5.35	125.39	128.60
1	AA	456	C	C2-N1-C1'	-5.35	112.92	118.80
1	DA	1678	G	N7-C8-N9	5.35	115.77	113.10

Continued on next page...

Continued from previous page...

Mol	Chain	Res	Type	Atoms	Z	Observed(°)	Ideal(°)
1	AA	774	A	C5-C6-N1	-5.34	115.03	117.70
31	CA	901	A	N1-C6-N6	5.34	121.81	118.60
1	DA	1187	G	C4-N9-C1'	5.34	133.45	126.50
1	AA	409	C	C6-N1-C2	5.34	122.44	120.30
1	AA	647	G	N3-C4-C5	-5.34	125.93	128.60
1	DA	530	G	C2-N3-C4	-5.34	109.23	111.90
1	AA	814	C	C6-N1-C2	5.34	122.44	120.30
1	AA	1942	C	C6-N1-C2	-5.34	118.17	120.30
1	AA	2590	A	C2-N3-C4	-5.34	107.93	110.60
1	AA	461	C	N3-C2-O2	5.33	125.63	121.90
1	DA	810	U	N3-C4-O4	5.33	123.13	119.40
1	AA	1012	U	C2-N1-C1'	-5.33	111.30	117.70
31	CA	1301	U	C2-N1-C1'	5.33	124.09	117.70
31	BA	190	G	C4-N9-C1'	5.32	133.42	126.50
1	AA	814	C	C5-C6-N1	-5.32	118.34	121.00
1	AA	1899	G	C5-N7-C8	-5.32	101.64	104.30
2	AB	24	G	C6-N1-C2	-5.32	121.91	125.10
1	AA	1963	U	N3-C2-O2	-5.32	118.48	122.20
1	DA	1681	G	N3-C4-N9	-5.32	122.81	126.00
1	AA	248	G	C5-C6-O6	-5.32	125.41	128.60
31	BA	1053	G	N3-C4-C5	5.32	131.26	128.60
1	DA	767	U	C5-C4-O4	5.32	129.09	125.90
1	DA	2763	G	N3-C4-N9	5.32	129.19	126.00
1	AA	2287	A	N3-C4-N9	-5.31	123.15	127.40
52	BD	11	C	C6-N1-C2	-5.31	118.17	120.30
1	DA	807	U	N1-C2-O2	-5.31	119.08	122.80
1	DA	1698	A	C2-N3-C4	-5.31	107.94	110.60
1	AA	807	U	N1-C2-N3	5.31	118.09	114.90
1	DA	74	A	N3-C4-C5	5.31	130.52	126.80
1	AA	783	A	N3-C4-C5	5.30	130.51	126.80
31	BA	73	G	N3-C4-N9	5.30	129.18	126.00
1	AA	1835	G	N3-C4-C5	-5.30	125.95	128.60
1	AA	2205	C	C2-N1-C1'	5.30	124.63	118.80
1	DA	633	A	C5-C6-N1	-5.30	115.05	117.70
1	DA	2378	A	C6-C5-N7	-5.30	128.59	132.30
52	CD	48	C	C5-C6-N1	5.30	123.65	121.00
1	DA	933	A	C5-C6-N6	-5.30	119.46	123.70
1	AA	1697	G	N1-C6-O6	5.30	123.08	119.90
1	DA	569	U	C5-C6-N1	-5.30	120.05	122.70
1	AA	1606	G	C6-C5-N7	-5.30	127.22	130.40
1	DA	2606	C	C5-C6-N1	-5.30	118.35	121.00
1	AA	1343	G	C4-N9-C1'	5.29	133.38	126.50

Continued on next page...

Continued from previous page...

Mol	Chain	Res	Type	Atoms	Z	Observed(°)	Ideal(°)
1	AA	1964	G	C2-N3-C4	-5.29	109.25	111.90
1	DA	603	A	C4-N9-C1'	5.29	135.82	126.30
1	AA	2544	G	N3-C2-N2	-5.29	116.20	119.90
1	DA	780	G	N1-C2-N2	5.29	120.96	116.20
1	AA	2724	C	N1-C2-O2	-5.28	115.73	118.90
1	AA	188	G	N9-C4-C5	-5.28	103.29	105.40
1	AA	1828	G	C2-N3-C4	-5.28	109.26	111.90
31	CA	266	G	N3-C4-C5	-5.28	125.96	128.60
1	AA	742	G	N3-C4-C5	5.28	131.24	128.60
1	AA	758	C	C6-N1-C2	5.28	122.41	120.30
31	BA	1516	G	C4-N9-C1'	-5.28	119.64	126.50
1	DA	1827	C	N1-C2-O2	-5.28	115.73	118.90
1	AA	530	G	C2-N3-C4	-5.28	109.26	111.90
1	AA	2544	G	C6-C5-N7	-5.28	127.23	130.40
1	DA	1274	A	N1-C6-N6	5.28	121.77	118.60
1	DA	2073	C	N1-C2-O2	-5.28	115.73	118.90
1	AA	122	G	C8-N9-C4	5.27	108.51	106.40
1	AA	1614	A	N7-C8-N9	5.27	116.44	113.80
31	BA	1053	G	N7-C8-N9	-5.27	110.46	113.10
31	BA	1322	C	C2-N1-C1'	5.27	124.60	118.80
1	AA	1197	G	C8-N9-C4	5.27	108.51	106.40
1	AA	247	G	N9-C4-C5	-5.27	103.29	105.40
1	DA	1021	A	C5-N7-C8	-5.27	101.27	103.90
1	DA	1271	G	N1-C6-O6	5.27	123.06	119.90
2	AB	7	G	C5-N7-C8	-5.27	101.67	104.30
31	BA	1053	G	N3-C4-N9	-5.27	122.84	126.00
1	AA	265	A	C8-N9-C4	-5.27	103.69	105.80
26	A4	45	GLY	N-CA-C	-5.26	99.94	113.10
1	AA	2439	A	C4-N9-C1'	5.26	135.77	126.30
31	CA	1529	G	C2-N3-C4	5.26	114.53	111.90
1	AA	1638	C	N1-C2-O2	-5.26	115.74	118.90
10	DN	8	LEU	CA-CB-CG	5.26	127.40	115.30
1	AA	2741	A	C8-N9-C4	5.26	107.90	105.80
1	AA	752	A	N7-C8-N9	5.25	116.43	113.80
1	AA	1312	U	C6-N1-C2	-5.25	117.85	121.00
1	AA	2253	G	C5-C6-O6	-5.25	125.45	128.60
1	DA	1305	C	N3-C2-O2	-5.25	118.22	121.90
1	DA	1614	A	N1-C6-N6	5.25	121.75	118.60
31	BA	858	G	C8-N9-C1'	-5.25	120.17	127.00
1	DA	678	C	C5-C6-N1	-5.25	118.38	121.00
1	DA	837	C	C6-N1-C2	-5.25	118.20	120.30
1	DA	250	G	C4-N9-C1'	5.25	133.32	126.50

Continued on next page...

Continued from previous page...

Mol	Chain	Res	Type	Atoms	Z	Observed(°)	Ideal(°)
2	AB	56	G	C4-N9-C1'	5.24	133.31	126.50
1	AA	783	A	C3'-C2'-C1'	-5.24	97.31	101.50
31	BA	1516	G	C8-N9-C1'	5.24	133.81	127.00
1	DA	363(E)	U	C2-N1-C1'	5.24	123.98	117.70
1	AA	1312	U	N3-C4-C5	-5.23	111.46	114.60
53	BC	1	C	C6-N1-C1'	-5.23	114.52	120.80
1	DA	2474	C	C2-N1-C1'	5.23	124.56	118.80
2	DB	59	A	C5-C6-N1	5.23	120.32	117.70
1	AA	2401	U	C6-N1-C1'	-5.23	113.88	121.20
1	DA	532	A	C8-N9-C4	-5.23	103.71	105.80
31	BA	1177	G	N3-C4-C5	-5.23	125.98	128.60
1	DA	140	A	C4-C5-N7	5.23	113.31	110.70
1	DA	912	C	N1-C2-O2	5.23	122.04	118.90
1	AA	203	C	N1-C2-O2	-5.23	115.76	118.90
1	DA	1633	G	N1-C6-O6	5.23	123.04	119.90
1	DA	2071	A	C8-N9-C4	-5.23	103.71	105.80
1	AA	1340	U	N1-C2-O2	-5.22	119.14	122.80
31	BA	811	C	C6-N1-C1'	-5.22	114.53	120.80
1	DA	2873	A	C2-N3-C4	-5.22	107.99	110.60
1	AA	2307	G	N1-C6-O6	5.22	123.03	119.90
53	BC	16	C	C6-N1-C2	-5.22	118.21	120.30
1	AA	871	U	C5-C4-O4	-5.22	122.77	125.90
1	AA	2036	C	C6-N1-C2	-5.22	118.21	120.30
31	BA	1417	G	C4-C5-C6	5.22	121.93	118.80
1	DA	573	G	C4-N9-C1'	5.22	133.28	126.50
1	AA	248	G	N1-C6-O6	5.21	123.03	119.90
1	AA	1992	G	P-O3'-C3'	5.21	125.95	119.70
1	DA	748	G	C6-C5-N7	5.21	133.53	130.40
1	AA	676	A	N1-C2-N3	5.21	131.90	129.30
2	AB	56	G	C8-N9-C4	-5.21	104.32	106.40
31	BA	1378	C	C2-N1-C1'	5.20	124.52	118.80
1	AA	2244	U	N3-C2-O2	-5.20	118.56	122.20
1	DA	1332	G	N1-C2-N3	5.20	127.02	123.90
31	CA	7	G	C4-N9-C1'	-5.20	119.74	126.50
2	DB	59	A	N3-C4-C5	-5.20	123.16	126.80
1	DA	250	G	N1-C2-N2	-5.19	111.53	116.20
1	AA	2595	G	C8-N9-C4	5.19	108.48	106.40
1	DA	2287	A	C5-N7-C8	-5.19	101.30	103.90
1	DA	1616	A	C5-N7-C8	-5.19	101.31	103.90
1	AA	1135	C	C6-N1-C2	-5.19	118.22	120.30
1	DA	1786	A	C5-C6-N1	-5.19	115.11	117.70
1	AA	2439	A	N7-C8-N9	5.19	116.39	113.80

Continued on next page...

Continued from previous page...

Mol	Chain	Res	Type	Atoms	Z	Observed(°)	Ideal(°)
1	AA	103	A	C8-N9-C1'	-5.18	118.37	127.70
1	DA	1026	U	N3-C2-O2	-5.18	118.57	122.20
1	AA	138	G	C5-N7-C8	-5.18	101.71	104.30
1	AA	250	G	C6-C5-N7	-5.18	127.29	130.40
1	AA	1306	C	C2-N1-C1'	-5.18	113.10	118.80
1	AA	1983	C	C2-N1-C1'	-5.18	113.10	118.80
1	AA	2318	G	N3-C4-C5	5.18	131.19	128.60
1	AA	630	G	C8-N9-C4	5.18	108.47	106.40
1	AA	2330	G	N3-C4-C5	5.18	131.19	128.60
1	AA	129	C	C6-N1-C2	5.18	122.37	120.30
1	DA	1614	A	N7-C8-N9	5.18	116.39	113.80
1	DA	1797	C	N1-C2-O2	-5.18	115.79	118.90
1	DA	2008	C	N1-C2-O2	-5.18	115.79	118.90
1	AA	814	C	C2-N3-C4	-5.17	117.31	119.90
34	CG	12	CYS	CA-CB-SG	5.17	123.32	114.00
1	AA	777	A	N1-C2-N3	5.17	131.89	129.30
1	DA	1681	G	N3-C4-C5	5.17	131.19	128.60
1	AA	842	G	C4-N9-C1'	-5.17	119.78	126.50
1	DA	26	G	C8-N9-C4	-5.17	104.33	106.40
1	AA	1365	A	C6-C5-N7	-5.17	128.68	132.30
1	DA	2153	G	C8-N9-C1'	5.17	133.72	127.00
1	AA	1787	A	N9-C4-C5	-5.17	103.73	105.80
1	AA	607	U	N3-C2-O2	5.16	125.81	122.20
1	AA	126	A	C8-N9-C4	-5.16	103.74	105.80
1	AA	633	A	C5-C6-N1	-5.16	115.12	117.70
1	AA	2699	C	C5-C6-N1	-5.16	118.42	121.00
31	BA	765	G	C8-N9-C1'	-5.16	120.29	127.00
1	AA	250	G	N1-C2-N2	-5.16	111.56	116.20
1	AA	1611	C	C6-N1-C2	5.16	122.36	120.30
1	DA	1992	G	C5-C6-N1	5.16	114.08	111.50
1	AA	2518	A	C6-C5-N7	-5.15	128.69	132.30
1	DA	2447	G	P-O3'-C3'	5.15	125.88	119.70
1	AA	915	C	N1-C2-O2	5.15	121.99	118.90
1	AA	1496	A	C5-N7-C8	-5.15	101.33	103.90
1	AA	657	U	C6-N1-C2	5.15	124.09	121.00
1	DA	298	G	N1-C6-O6	5.15	122.99	119.90
1	DA	2433	A	N1-C6-N6	5.15	121.69	118.60
1	AA	691	C	C6-N1-C2	5.14	122.36	120.30
52	CB	55	U	N1-C2-O2	5.14	126.40	122.80
1	AA	1899	G	C8-N9-C1'	5.14	133.69	127.00
1	AA	1528	A	N7-C8-N9	5.14	116.37	113.80
1	AA	1824	G	C8-N9-C4	5.14	108.45	106.40

Continued on next page...

Continued from previous page...

Mol	Chain	Res	Type	Atoms	Z	Observed(°)	Ideal(°)
1	AA	250	G	N7-C8-N9	5.13	115.67	113.10
1	AA	906	G	C8-N9-C4	-5.13	104.35	106.40
1	AA	1769	G	C4-N9-C1'	5.13	133.17	126.50
1	DA	2873	A	C8-N9-C4	-5.12	103.75	105.80
1	AA	1811	G	N3-C4-C5	5.12	131.16	128.60
1	AA	2403	C	C6-N1-C2	-5.12	118.25	120.30
31	CA	186	C	C2-N1-C1'	5.12	124.44	118.80
53	BC	1	C	N3-C2-O2	-5.12	118.31	121.90
1	DA	71	A	N1-C6-N6	5.12	121.67	118.60
1	DA	103	A	C8-N9-C1'	-5.12	118.48	127.70
53	BC	6	G	N3-C4-C5	5.12	131.16	128.60
1	AA	647	G	C8-N9-C1'	-5.12	120.35	127.00
1	AA	2454	G	N7-C8-N9	-5.11	110.54	113.10
1	DA	247	G	C2-N3-C4	-5.11	109.34	111.90
1	AA	201	C	C2-N1-C1'	-5.11	113.19	118.80
21	AV	117	LEU	CA-CB-CG	5.11	127.04	115.30
1	AA	570	G	C8-N9-C4	-5.10	104.36	106.40
1	AA	1142(A)	A	C8-N9-C4	-5.10	103.76	105.80
24	AW	35	LEU	CA-CB-CG	5.10	127.04	115.30
31	BA	1516	G	N3-C4-N9	-5.10	122.94	126.00
31	BA	1201	A	C6-N1-C2	-5.10	115.54	118.60
1	DA	37	C	C6-N1-C1'	5.10	126.92	120.80
1	DA	2153	G	C4-N9-C1'	-5.10	119.87	126.50
1	DA	573	G	N3-C4-N9	5.10	129.06	126.00
1	DA	1342	A	C5-C6-N6	-5.10	119.62	123.70
1	AA	2018	G	C8-N9-C4	-5.10	104.36	106.40
54	B1	16	A	C8-N9-C4	5.10	107.84	105.80
1	DA	2297	C	C6-N1-C2	-5.09	118.26	120.30
1	DA	250	G	N7-C8-N9	5.09	115.65	113.10
1	DA	1614	A	C6-C5-N7	-5.09	128.74	132.30
1	DA	1653	G	C8-N9-C1'	-5.09	120.38	127.00
1	DA	1950	G	C5-N7-C8	-5.09	101.75	104.30
1	AA	465	G	C8-N9-C4	-5.09	104.36	106.40
1	DA	2087	G	C8-N9-C4	5.09	108.44	106.40
31	BA	808	C	N1-C2-O2	-5.09	115.85	118.90
1	DA	748	G	C4-N9-C1'	-5.09	119.88	126.50
1	DA	1241	A	C5-C6-N1	-5.09	115.16	117.70
31	CA	1498	U	C6-N1-C2	-5.09	117.95	121.00
1	AA	576	U	C5-C4-O4	-5.09	122.85	125.90
52	CD	55	U	C6-N1-C1'	-5.09	114.08	121.20
1	AA	1204	A	C4-C5-C6	5.08	119.54	117.00
2	DB	30	C	C6-N1-C2	-5.08	118.27	120.30

Continued on next page...

Continued from previous page...

Mol	Chain	Res	Type	Atoms	Z	Observed(°)	Ideal(°)
1	AA	731	C	C6-N1-C2	-5.08	118.27	120.30
1	AA	759	G	C5-C6-O6	-5.08	125.55	128.60
1	AA	1204	A	C8-N9-C4	-5.08	103.77	105.80
1	DA	1416	G	C4-N9-C1'	-5.08	119.89	126.50
1	AA	1340	U	N1-C2-N3	5.08	117.95	114.90
1	DA	635	C	N1-C2-O2	5.08	121.95	118.90
1	AA	485	C	N1-C2-O2	-5.08	115.85	118.90
1	AA	784	A	C6-C5-N7	5.08	135.85	132.30
1	AA	1018	C	C6-N1-C2	-5.08	118.27	120.30
1	AA	2449	U	N3-C4-O4	5.08	122.95	119.40
52	CD	26	G	C8-N9-C1'	5.08	133.60	127.00
2	DB	95	U	N3-C4-O4	-5.08	115.85	119.40
1	AA	1379	A	N1-C6-N6	5.07	121.64	118.60
1	AA	1615	C	C2-N1-C1'	-5.07	113.22	118.80
31	BA	1201	A	C5-C6-N6	-5.07	119.64	123.70
1	DA	1888	G	N7-C8-N9	5.07	115.64	113.10
1	AA	798	G	N1-C6-O6	5.07	122.94	119.90
52	CB	55	U	C2-N1-C1'	5.07	123.78	117.70
1	AA	933	A	C5-C6-N6	-5.06	119.65	123.70
1	AA	2211	G	C4-N9-C1'	5.06	133.08	126.50
1	DA	83	G	C6-C5-N7	-5.06	127.36	130.40
1	DA	2289	G	C8-N9-C4	5.06	108.42	106.40
31	CA	1177	G	N9-C4-C5	5.06	107.42	105.40
1	DA	786	C	C5-C6-N1	-5.06	118.47	121.00
1	DA	2066	C	N3-C4-C5	-5.06	119.88	121.90
31	CA	768	A	N1-C2-N3	5.06	131.83	129.30
1	DA	2287	A	C2-N3-C4	-5.06	108.07	110.60
1	AA	2451	A	N7-C8-N9	5.06	116.33	113.80
1	AA	1564	C	N3-C2-O2	-5.05	118.36	121.90
1	AA	1905	C	N3-C4-N4	5.05	121.54	118.00
1	AA	2415	G	C6-N1-C2	-5.05	122.07	125.10
1	DA	737	C	C6-N1-C2	5.05	122.32	120.30
1	AA	917	A	C8-N9-C4	5.05	107.82	105.80
31	BA	231	G	C8-N9-C4	-5.05	104.38	106.40
31	CA	266	G	N7-C8-N9	5.05	115.62	113.10
1	AA	2392	A	C6-C5-N7	-5.04	128.77	132.30
31	CA	898	G	C4-N9-C1'	-5.04	119.94	126.50
1	DA	2503	A	N7-C8-N9	5.04	116.32	113.80
1	AA	103	A	N9-C4-C5	-5.04	103.78	105.80
1	DA	695	G	N1-C6-O6	5.04	122.92	119.90
1	AA	1313	U	C5-C4-O4	-5.03	122.88	125.90
1	DA	1318	C	C6-N1-C2	-5.03	118.29	120.30

Continued on next page...

Continued from previous page...

Mol	Chain	Res	Type	Atoms	Z	Observed(°)	Ideal(°)
1	AA	1438	U	C5-C4-O4	-5.03	122.88	125.90
31	CA	793	U	C5-C6-N1	-5.03	120.18	122.70
2	AB	89(A)	A	N9-C4-C5	-5.03	103.79	105.80
31	BA	31	G	C6-C5-N7	-5.03	127.38	130.40
31	BA	1412	C	C5-C6-N1	-5.03	118.49	121.00
1	AA	1210	A	C6-C5-N7	-5.03	128.78	132.30
31	CA	951	G	C4-N9-C1'	5.03	133.03	126.50
1	DA	1811	G	C2-N3-C4	-5.03	109.39	111.90
1	AA	1992	G	N3-C4-C5	-5.02	126.09	128.60
31	BA	993	G	C4-N9-C1'	5.02	133.03	126.50
1	DA	1379	A	C4-C5-N7	5.02	113.21	110.70
1	AA	1241	A	C2-N3-C4	-5.02	108.09	110.60
1	DA	748	G	N1-C6-O6	-5.02	116.89	119.90
1	DA	1914	C	C2-N1-C1'	5.02	124.32	118.80
1	DA	1312	U	C6-N1-C1'	5.01	128.22	121.20
1	AA	2035	G	C8-N9-C4	5.01	108.40	106.40
1	DA	2447	G	C6-C5-N7	-5.01	127.39	130.40
1	AA	798	G	N3-C4-C5	5.01	131.10	128.60
31	BA	883	C	C6-N1-C2	-5.01	118.30	120.30
1	DA	1332	G	C8-N9-C1'	-5.01	120.49	127.00
1	DA	635	C	N3-C2-O2	-5.01	118.40	121.90
1	DA	1831	G	C8-N9-C4	-5.01	104.40	106.40
31	CA	1529	G	N1-C6-O6	-5.00	116.90	119.90

There are no chirality outliers.

All (16) planarity outliers are listed below:

Mol	Chain	Res	Type	Group
30	A8	51	ALA	Peptide
3	AD	197	GLY	Peptide
3	AD	27	THR	Peptide
3	AD	47	GLY	Peptide
4	AE	20	ALA	Peptide
5	AF	47	GLY	Peptide
7	AH	153	LYS	Peptide
8	AK	134	PRO	Peptide
11	AO	58	THR	Peptide
24	AW	17	SER	Peptide
42	BO	47	LYS	Peptide
30	D8	53	PRO	Peptide
3	DD	237	GLU	Peptide
5	DF	25	PRO	Peptide

Continued on next page...

Continued from previous page...

Mol	Chain	Res	Type	Group
8	DK	112	LYS	Peptide
11	DO	36	LYS	Peptide

5.2 Too-close contacts [i](#)

In the following table, the Non-H and H(model) columns list the number of non-hydrogen atoms and hydrogen atoms in the chain respectively. The H(added) column lists the number of hydrogen atoms added and optimized by MolProbity. The Clashes column lists the number of clashes within the asymmetric unit, whereas Symm-Clashes lists symmetry-related clashes.

Mol	Chain	Non-H	H(model)	H(added)	Clashes	Symm-Clashes
1	AA	62707	0	31614	2894	0
1	DA	62607	0	31564	2901	0
2	AB	2617	0	1328	138	0
2	DB	2617	0	1328	161	0
3	AD	2115	0	2195	271	0
3	DD	2115	0	2195	239	0
4	AE	1568	0	1634	208	0
4	DE	1568	0	1634	214	0
5	AF	1585	0	1632	178	0
5	DF	1627	0	1680	236	0
6	AG	1474	0	1535	158	0
6	DG	1474	0	1535	164	0
7	AH	1307	0	1382	173	0
7	DH	1307	0	1382	136	1
8	AK	1136	0	1223	123	0
8	DK	1136	0	1223	107	0
9	AM	1104	0	1180	134	0
9	DM	1104	0	1180	145	0
10	AN	933	0	996	64	0
10	DN	933	0	996	75	0
11	AO	1145	0	1228	239	0
11	DO	1145	0	1227	311	0
12	AP	1122	0	1179	189	0
12	DP	1122	0	1179	188	0
13	A0	968	0	1033	129	0
13	D0	960	0	1021	94	0
14	AQ	882	0	943	123	0
14	DQ	882	0	943	137	0
15	AR	1141	0	1202	115	0
15	DR	1141	0	1202	128	0
16	A1	964	0	1022	120	0

Continued on next page...

Continued from previous page...

Mol	Chain	Non-H	H(model)	H(added)	Clashes	Symm-Clashes
16	D1	964	0	1019	158	0
17	A2	779	0	852	101	0
17	D2	779	0	852	135	0
18	AS	900	0	964	95	0
18	DS	900	0	964	72	0
19	AT	725	0	778	65	0
19	DT	725	0	778	99	0
20	AU	785	0	878	101	0
20	DU	785	0	878	133	0
21	AV	1397	0	1430	168	0
21	DV	1428	0	1454	184	0
22	A3	607	0	628	63	0
22	D3	613	0	633	68	0
23	AZ	763	0	848	71	0
23	DZ	763	0	848	53	0
24	AW	558	0	610	39	0
24	DW	558	0	610	55	0
25	AX	469	0	518	37	0
25	DX	469	0	518	39	0
26	A4	533	0	522	88	0
26	D4	515	0	510	90	0
27	A5	459	0	480	87	0
27	D5	459	0	478	52	0
28	A6	389	0	404	56	0
28	D6	389	0	404	64	0
29	A7	391	0	432	41	0
29	D7	391	0	432	37	0
30	A8	480	0	549	131	0
30	D8	480	0	549	130	0
31	BA	32284	0	16296	1832	1
31	CA	32287	0	16295	1769	0
32	BE	1924	0	1975	195	0
32	CE	1924	0	1975	225	0
33	BF	1605	0	1668	134	0
33	CF	1612	0	1677	179	0
34	BG	1703	0	1763	175	0
34	CG	1703	0	1763	186	0
35	BH	1155	0	1213	115	0
35	CH	1155	0	1213	116	0
36	BI	843	0	857	70	0
36	CI	843	0	857	53	0
37	BJ	1257	0	1296	107	0

Continued on next page...

Continued from previous page...

Mol	Chain	Non-H	H(model)	H(added)	Clashes	Symm-Clashes
37	CJ	1257	0	1296	106	0
38	BK	1116	0	1177	113	0
38	CK	1116	0	1177	79	0
39	BL	1010	0	1037	110	0
39	CL	1010	0	1037	156	0
40	BM	801	0	849	94	0
40	CM	801	0	849	130	0
41	BN	885	0	904	65	0
41	CN	885	0	904	71	0
42	BO	975	0	1062	65	0
42	CO	975	0	1062	123	0
43	BP	928	0	987	106	0
43	CP	933	0	992	134	0
44	BQ	476	0	511	58	0
44	CQ	476	0	512	79	0
45	BR	734	0	771	47	0
45	CR	734	0	771	51	0
46	BS	705	0	725	77	0
46	CS	705	0	725	52	0
47	BT	834	0	904	84	0
47	CT	834	0	904	58	0
48	BU	591	0	662	61	0
48	CU	591	0	662	38	0
49	BV	624	0	636	72	0
49	CV	624	0	636	83	0
50	BW	763	0	861	97	0
50	CW	763	0	861	82	0
51	BX	217	0	234	16	0
51	CX	217	0	234	22	0
52	BB	1814	0	931	140	0
52	BD	1814	0	932	148	0
52	CB	1814	0	931	149	0
52	CD	1814	0	932	156	0
53	BC	1643	0	837	55	0
53	CC	1643	0	837	79	0
54	B1	347	0	174	20	0
54	C1	347	0	174	48	0
55	A0	1	0	0	0	0
55	A1	2	0	0	0	0
55	A3	1	0	0	0	0
55	A5	1	0	0	0	0
55	A7	1	0	0	0	0

Continued on next page...

Continued from previous page...

Mol	Chain	Non-H	H(model)	H(added)	Clashes	Symm-Clashes
55	AA	332	0	0	0	0
55	AB	6	0	0	0	0
55	AE	3	0	0	0	0
55	AF	2	0	0	0	0
55	AO	1	0	0	0	0
55	B1	1	0	0	0	0
55	BA	114	0	0	0	0
55	BB	13	0	0	0	0
55	BC	4	0	0	0	0
55	BD	1	0	0	0	0
55	BF	1	0	0	0	0
55	BS	1	0	0	0	0
55	BW	1	0	0	0	0
55	C1	2	0	0	0	0
55	CA	121	0	0	0	0
55	CB	3	0	0	0	0
55	CC	7	0	0	0	0
55	CN	1	0	0	0	0
55	D0	1	0	0	0	0
55	D5	1	0	0	0	0
55	D7	1	0	0	0	0
55	DA	272	0	0	0	0
55	DB	7	0	0	0	0
55	DE	1	0	0	0	0
56	A1	14	0	0	0	0
56	A3	7	0	0	1	0
56	A6	7	0	0	1	0
56	AA	1659	0	0	140	0
56	AB	91	0	0	6	0
56	AE	7	0	0	0	0
56	AF	7	0	0	3	0
56	AO	14	0	0	2	0
56	AW	7	0	0	0	0
56	BA	693	0	0	66	0
56	BB	14	0	0	0	0
56	BC	21	0	0	2	0
56	BD	21	0	0	1	0
56	BG	7	0	0	2	0
56	BL	7	0	0	0	0
56	BR	7	0	0	0	0
56	CA	651	0	0	83	0
56	CB	21	0	0	2	0

Continued on next page...

Continued from previous page...

Mol	Chain	Non-H	H(model)	H(added)	Clashes	Symm-Clashes
56	CC	21	0	0	7	0
56	CD	7	0	0	1	0
56	CK	7	0	0	1	0
56	CR	7	0	0	0	0
56	CV	7	0	0	1	0
56	D1	7	0	0	0	0
56	D3	7	0	0	1	0
56	D5	7	0	0	1	0
56	D8	7	0	0	5	0
56	DA	1533	0	0	128	0
56	DB	91	0	0	6	0
56	DF	7	0	0	1	0
56	DO	7	0	0	0	0
57	BA	42	0	45	3	0
57	CA	42	0	45	1	0
58	BG	1	0	0	0	0
58	BQ	1	0	0	0	0
58	CG	1	0	0	0	0
58	CQ	1	0	0	0	0
All	All	304031	0	201063	19321	1

The all-atom clashscore is defined as the number of clashes found per 1000 atoms (including hydrogen atoms). The all-atom clashscore for this structure is 38.

All (19321) close contacts within the same asymmetric unit are listed below, sorted by their clash magnitude.

Atom-1	Atom-2	Interatomic distance (Å)	Clash overlap (Å)
11:DO:71:VAL:CG1	11:DO:72:PRO:HD3	1.34	1.57
30:A8:34:TRP:CB	30:A8:35:GLN:HB2	1.34	1.53
20:DU:89:PHE:CE1	20:DU:90:LEU:HG	1.40	1.50
9:DM:17:ASP:HA	9:DM:55:VAL:CG2	1.36	1.49
27:D5:4:HIS:HB3	27:D5:5:PRO:CD	1.40	1.48
12:AP:24:GLY:HA3	12:AP:25:ASP:CB	1.42	1.44
27:A5:4:HIS:HB3	27:A5:5:PRO:CD	1.43	1.44
1:DA:226:G:H21	1:DA:228:A:N6	1.04	1.43
9:DM:15:LEU:CD1	9:DM:55:VAL:HG13	1.48	1.41
1:DA:226:G:N2	1:DA:228:A:H61	1.17	1.40
1:AA:2255:G:N2	12:AP:85:LYS:HE2	1.05	1.38
1:DA:882:G:H1	1:DA:894:C:N4	1.21	1.37
1:DA:2255:G:N2	12:DP:85:LYS:HE2	1.33	1.37
30:A8:34:TRP:CE3	30:A8:35:GLN:HG2	1.59	1.35

Continued on next page...

Continued from previous page...

Atom-1	Atom-2	Interatomic distance (Å)	Clash overlap (Å)
9:DM:15:LEU:HD11	9:DM:55:VAL:CG1	1.55	1.35
12:DP:24:GLY:HA3	12:DP:25:ASP:CB	1.42	1.35
27:A5:2:ALA:N	27:A5:3:LYS:HE2	1.42	1.34
11:AO:19:VAL:HG23	11:AO:27:HIS:CB	1.57	1.33
1:DA:811:U:H2'	11:DO:21:ARG:O	1.29	1.33
27:D5:4:HIS:CB	27:D5:5:PRO:HD2	1.50	1.32
4:DE:42:ASP:CB	4:DE:43:GLY:HA2	1.50	1.32
1:DA:847:U:C4	1:DA:933:A:N6	1.98	1.31
11:DO:47:ASP:HB3	11:DO:48:PRO:CA	1.53	1.31
11:AO:62:LEU:CD1	30:A8:30:ARG:NH1	1.93	1.30
11:AO:19:VAL:CG2	11:AO:27:HIS:HB3	1.61	1.29
1:DA:2275:C:O2'	12:DP:84:GLY:CA	1.80	1.28
4:DE:42:ASP:HB2	4:DE:43:GLY:CA	1.57	1.28
1:AA:2015:A:O2'	27:A5:3:LYS:NZ	1.65	1.27
9:DM:16:ILE:O	9:DM:55:VAL:HG22	1.27	1.26
1:AA:2255:G:N2	12:AP:85:LYS:CE	1.97	1.26
1:AA:943:U:OP2	11:AO:36:LYS:HG3	1.12	1.23
1:DA:2143:C:N4	1:DA:2148:G:H1	1.35	1.23
1:AA:2210:G:H3'	1:AA:2211:G:C8	1.73	1.23
1:DA:155:C:N4	1:DA:171:G:H1	1.36	1.23
3:AD:35:LYS:HD2	3:AD:104:TYR:CD1	1.73	1.22
27:A5:4:HIS:CB	27:A5:5:PRO:HD3	1.67	1.22
5:DF:68:LYS:O	5:DF:70:THR:HG23	1.37	1.21
1:DA:946:G:O2'	1:DA:947:G:H5'	1.37	1.21
3:DD:43:ARG:HH11	3:DD:44:ASN:ND2	1.39	1.21
1:DA:885:C:N4	1:DA:890:A:H62	1.37	1.20
11:DO:71:VAL:CG1	11:DO:72:PRO:CD	2.19	1.19
3:DD:35:LYS:HG2	3:DD:64:ILE:N	1.56	1.19
27:D5:3:LYS:CE	27:D5:3:LYS:HA	1.73	1.19
1:AA:1533:C:H3'	1:AA:1534:G:H5''	1.19	1.19
1:DA:885:C:C4	1:DA:890:A:N6	2.11	1.19
12:AP:17:LEU:HD21	12:AP:96:VAL:CG1	1.72	1.18
11:DO:46:LYS:HZ2	11:DO:46:LYS:HB3	1.06	1.18
52:CD:48:C:H3'	52:CD:49:A:C8	1.79	1.17
31:CA:1495:U:O4	57:CA:1722:PAR:N12	1.75	1.17
20:DU:89:PHE:HE1	20:DU:90:LEU:CG	1.57	1.17
9:DM:56:ASN:HA	9:DM:125:GLY:N	1.58	1.17
21:DV:11:GLU:HG3	21:DV:12:GLY:H	1.04	1.17
52:CD:48:C:H3'	52:CD:49:A:H8	1.07	1.16
1:AA:631:A:OP2	30:A8:46:ARG:NH2	1.78	1.16
1:AA:943:U:OP2	11:AO:36:LYS:CG	1.92	1.16

Continued on next page...

Continued from previous page...

Atom-1	Atom-2	Interatomic distance (Å)	Clash overlap (Å)
1:AA:2308:G:N1	1:AA:2311:A:N1	1.92	1.16
12:AP:75:THR:HB	12:AP:88:GLY:HA3	1.26	1.16
30:A8:34:TRP:HB3	30:A8:35:GLN:CB	1.76	1.16
7:AH:150:ALA:O	7:AH:152:ARG:N	1.79	1.16
11:AO:15:ARG:HG2	11:AO:15:ARG:HH11	1.10	1.16
11:AO:58:THR:HG22	11:AO:61:ARG:HG3	1.27	1.16
5:DF:25:PRO:HB2	5:DF:27:GLU:H	1.05	1.16
1:AA:883:G:H1	1:AA:893:C:N4	1.43	1.16
6:DG:104:GLU:HG2	26:D4:23:GLU:HG2	1.28	1.16
1:DA:2020:A:OP1	16:D1:27:LEU:HD23	1.42	1.15
19:DT:12:VAL:HB	19:DT:29:TRP:NE1	1.60	1.15
1:AA:2308:G:N2	1:AA:2311:A:H2	1.45	1.15
3:DD:255:LYS:H	3:DD:255:LYS:HE3	1.05	1.15
33:CF:21:ARG:HH11	33:CF:21:ARG:HB3	1.02	1.14
20:DU:89:PHE:CE1	20:DU:90:LEU:CG	2.30	1.14
30:A8:34:TRP:CA	30:A8:35:GLN:HB2	1.74	1.14
1:AA:1359:A:N1	1:AA:1372:U:N3	1.95	1.14
1:AA:1496:A:H8	1:AA:1577:C:O2'	1.30	1.14
1:DA:884:C:N4	1:DA:892:G:H1	1.46	1.14
30:A8:34:TRP:CE3	30:A8:35:GLN:CG	2.30	1.14
21:AV:72:ARG:HH11	21:AV:72:ARG:HG3	1.03	1.13
1:DA:226:G:N2	1:DA:228:A:N6	1.80	1.13
1:DA:2392:A:C8	11:DO:60:MET:HB2	1.83	1.13
1:DA:2701:C:H3'	1:DA:2702:U:H5''	1.14	1.13
16:D1:50:ARG:HH22	17:D2:72:VAL:HG21	1.05	1.13
24:DW:17:SER:HB2	24:DW:18:PRO:HA	1.17	1.13
31:BA:1003:G:H2'	31:BA:1004:A:H5'	1.30	1.13
9:DM:17:ASP:CA	9:DM:55:VAL:CG2	2.27	1.13
1:AA:864:G:N7	12:AP:22:LYS:NZ	1.95	1.13
1:AA:2317:C:H2'	1:AA:2318:G:H5'	1.29	1.13
1:AA:1061:U:H4'	1:AA:1070:A:H1'	1.20	1.12
1:DA:252:G:OP2	11:DO:50:ARG:NH2	1.83	1.12
52:BD:19:C:H2'	52:BD:20:C:H4'	1.27	1.12
31:CA:632:A:H1'	31:CA:633:G:OP2	1.49	1.12
34:CG:22:LYS:HB2	34:CG:26:CYS:HB2	1.26	1.12
31:BA:1175:G:H2'	31:BA:1176:A:C8	1.85	1.12
1:DA:2275:C:O2'	12:DP:84:GLY:HA3	1.40	1.12
1:AA:620:G:H4'	1:AA:621:A:H5''	1.32	1.11
31:CA:1160:G:O6	31:CA:1181:G:O6	1.67	1.11
4:DE:64:LYS:HB2	4:DE:66:HIS:HD2	1.11	1.11
3:AD:236:GLY:O	3:AD:237:GLU:HB2	1.45	1.11

Continued on next page...

Continued from previous page...

Atom-1	Atom-2	Interatomic distance (Å)	Clash overlap (Å)
16:A1:112:ARG:HH11	16:A1:112:ARG:HG3	1.02	1.11
17:D2:87:HIS:CE1	17:D2:89:GLN:HB2	1.85	1.11
27:D5:3:LYS:CA	27:D5:3:LYS:HE3	1.80	1.11
1:AA:2287:A:N6	1:AA:2344:U:H3	1.49	1.11
12:AP:24:GLY:CA	12:AP:25:ASP:HB3	1.79	1.11
1:DA:2795:G:H3'	1:DA:2797:U:H5''	1.31	1.11
3:DD:35:LYS:CG	3:DD:64:ILE:H	1.63	1.11
3:AD:28:GLU:HB3	3:AD:29:PRO:HD2	1.29	1.11
15:AR:105:LEU:O	15:AR:107:ASP:N	1.84	1.11
43:BP:108:ARG:HH11	43:BP:108:ARG:HG3	1.15	1.11
32:CE:75:LYS:HA	32:CE:78:GLN:HB2	1.33	1.11
1:AA:654(D):G:H1	1:AA:654(Q):C:N4	1.49	1.10
6:AG:21:ARG:HH11	6:AG:21:ARG:HG2	1.03	1.10
27:A5:3:LYS:HD2	27:A5:3:LYS:N	1.51	1.10
11:DO:61:ARG:C	11:DO:62:LEU:HD22	1.70	1.10
31:CA:686:U:O2'	31:CA:687:A:O5'	1.69	1.10
11:DO:61:ARG:CB	11:DO:61:ARG:HH21	1.63	1.10
30:D8:33:ASN:HD21	30:D8:41:ILE:HD11	1.14	1.10
3:AD:43:ARG:NH1	3:AD:44:ASN:OD1	1.82	1.10
8:AK:131:LYS:HB3	8:AK:132:PRO:HA	1.30	1.10
1:AA:2363:C:OP1	56:AA:3551:OHX:N4	1.84	1.10
20:AU:79:CYS:SG	20:AU:80:GLY:N	2.25	1.10
1:DA:885:C:N4	1:DA:890:A:N6	1.96	1.10
11:DO:47:ASP:OD1	11:DO:50:ARG:NH1	1.85	1.10
30:D8:33:ASN:HD21	30:D8:41:ILE:CD1	1.65	1.10
1:DA:90:U:H2'	1:DA:91:A:H5''	1.11	1.09
1:DA:2306:C:H3'	1:DA:2307:G:H5''	1.27	1.09
21:DV:158:PRO:HB2	21:DV:159:PRO:HD2	1.34	1.09
31:BA:1028(B):C:N3	31:BA:1032(A):G:N2	2.01	1.09
31:CA:1443:G:H3'	31:CA:1446:A:H5''	1.30	1.09
9:DM:97:ARG:HH11	9:DM:97:ARG:HG2	1.13	1.09
11:DO:46:LYS:HB3	11:DO:46:LYS:NZ	1.63	1.09
1:AA:784:A:H5'	1:AA:785:G:OP1	1.53	1.09
1:AA:2591:C:OP2	3:AD:238:GLY:O	1.69	1.09
12:AP:24:GLY:CA	12:AP:25:ASP:CB	2.30	1.09
31:CA:1176:A:H2'	31:CA:1177:G:H5'	1.24	1.09
20:DU:61:ILE:HG22	20:DU:62:GLU:H	1.15	1.09
1:AA:102:G:OP1	24:AW:7:ARG:NH2	1.85	1.09
54:C1:19:U:H2'	54:C1:20:G:H5'	1.32	1.09
11:DO:47:ASP:CB	11:DO:48:PRO:HA	1.79	1.09
1:AA:1210:A:H5'	1:AA:1210:A:H8	1.14	1.08

Continued on next page...

Continued from previous page...

Atom-1	Atom-2	Interatomic distance (Å)	Clash overlap (Å)
9:AM:97:ARG:HH11	9:AM:97:ARG:HG3	1.00	1.08
27:A5:40:LYS:HG2	27:A5:47:PRO:HD2	1.32	1.08
45:CR:87:ILE:HG22	45:CR:88:ARG:H	1.12	1.08
1:DA:2777:G:H5''	1:DA:2778:A:H5'	1.24	1.08
30:D8:50:LEU:N	30:D8:50:LEU:HD22	1.67	1.08
12:AP:17:LEU:CD2	12:AP:96:VAL:CG1	2.30	1.08
26:A4:39:CYS:O	26:A4:40:HIS:HB2	1.44	1.08
37:CJ:113:GLU:HB2	37:CJ:119:ARG:HG2	1.35	1.08
1:AA:1932:A:OP2	56:AA:3561:OHX:N1	1.87	1.08
31:BA:1053:G:H5'	31:BA:1054:C:H5'	1.28	1.08
31:BA:1299:A:H2'	31:BA:1301:U:H1'	1.24	1.08
53:CC:17:C:H3'	53:CC:18:C:C5'	1.83	1.08
11:DO:15:ARG:CG	11:DO:15:ARG:HH11	1.67	1.08
31:BA:73:G:O6	31:BA:97:U:O2	1.72	1.07
31:BA:858:G:N7	56:BA:1802:OHX:N3	2.02	1.07
31:BA:1503:A:O2'	31:BA:1504:G:O5'	1.71	1.07
52:CD:49:A:C2	52:CD:50:U:H5''	1.89	1.07
1:DA:2143:C:N3	1:DA:2148:G:N2	2.01	1.07
1:DA:2392:A:H8	11:DO:60:MET:HB2	0.98	1.07
16:D1:29:SER:O	16:D1:30:LYS:HD3	1.54	1.07
1:AA:49:A:N7	1:AA:120:U:C5	2.22	1.07
1:AA:1728:G:H3'	1:AA:1729:A:H5''	1.37	1.07
11:DO:47:ASP:HB3	11:DO:48:PRO:HA	1.14	1.07
11:DO:61:ARG:HH21	11:DO:61:ARG:CG	1.66	1.07
1:AA:2131:G:H5'	1:AA:2132:U:H5''	1.31	1.07
1:AA:2391:G:OP2	30:A8:32:LEU:CD1	2.01	1.07
11:AO:62:LEU:HD13	30:A8:30:ARG:HH11	0.94	1.07
31:BA:791:G:H2'	31:BA:792:A:H5'	1.37	1.07
12:DP:24:GLY:CA	12:DP:25:ASP:CB	2.30	1.07
31:BA:792:A:O2'	31:BA:794:A:N7	1.87	1.07
1:DA:2392:A:H8	11:DO:60:MET:CB	1.67	1.07
11:DO:19:VAL:HG23	11:DO:27:HIS:HB3	1.37	1.07
11:DO:21:ARG:HA	11:DO:21:ARG:HE	1.15	1.07
1:AA:805:G:H5''	11:AO:38:GLN:HE22	1.13	1.07
50:BW:100:ILE:HG13	50:BW:102:GLY:H	1.19	1.07
1:DA:2885:C:OP2	56:DA:3390:OHX:N1	1.87	1.07
12:DP:11:LYS:HD3	12:DP:87:LYS:HG2	1.34	1.07
1:AA:2701:C:H3'	1:AA:2702:U:H5''	1.32	1.06
26:A4:40:HIS:N	26:A4:41:PRO:HD3	1.67	1.06
1:DA:155:C:N3	1:DA:171:G:N2	2.03	1.06
9:DM:17:ASP:CA	9:DM:55:VAL:HG21	1.85	1.06

Continued on next page...

Continued from previous page...

Atom-1	Atom-2	Interatomic distance (Å)	Clash overlap (Å)
11:DO:71:VAL:HG13	11:DO:72:PRO:CD	1.85	1.06
1:AA:2781:A:H5''	1:AA:2782:G:H5'	1.31	1.06
7:AH:154:PRO:O	7:AH:156:ALA:N	1.88	1.06
11:AO:62:LEU:HD13	30:A8:30:ARG:NH1	1.58	1.06
11:AO:65:ARG:HH11	11:AO:65:ARG:HG3	0.94	1.06
3:DD:35:LYS:HG2	3:DD:64:ILE:H	0.95	1.06
11:DO:19:VAL:HG23	11:DO:27:HIS:CB	1.84	1.06
11:DO:79:ARG:HB3	11:DO:110:TYR:CD1	1.89	1.06
30:A8:34:TRP:CB	30:A8:35:GLN:CB	2.30	1.06
11:DO:47:ASP:HB3	11:DO:48:PRO:C	1.76	1.06
11:DO:97:PRO:CG	11:DO:112:LEU:HD12	1.84	1.06
11:DO:65:ARG:HH11	11:DO:65:ARG:HG3	0.97	1.06
16:D1:92:ARG:HD2	16:D1:95:LEU:HD12	1.34	1.06
52:BD:18:G:H1'	52:BD:19:C:OP2	1.54	1.06
1:DA:2610:C:H4'	1:DA:2611:U:OP2	1.51	1.06
11:AO:15:ARG:HH11	11:AO:15:ARG:CG	1.67	1.05
52:BB:48:C:H3'	52:BB:49:A:H8	1.13	1.05
54:B1:13:A:O2'	54:B1:14:A:OP1	1.73	1.05
5:DF:116:ASP:OD1	11:DO:1:MET:N	1.89	1.05
11:DO:97:PRO:HG3	11:DO:112:LEU:HD12	1.10	1.05
12:AP:19:GLY:HA3	12:AP:98:LYS:NZ	1.71	1.05
45:BR:26:GLU:OE2	45:BR:77:ARG:NH1	1.89	1.05
34:CG:139:ARG:HH11	34:CG:139:ARG:HG3	1.17	1.05
1:DA:1678:G:N2	1:DA:1989:G:H22	1.54	1.05
11:DO:19:VAL:CG2	11:DO:27:HIS:HB3	1.87	1.05
5:AF:67:GLN:O	5:AF:67:GLN:HG3	1.47	1.05
11:AO:114:ILE:HD11	11:AO:130:PHE:CD1	1.91	1.05
1:AA:943:U:P	11:AO:36:LYS:HG3	1.95	1.05
49:BV:41:VAL:HB	49:BV:42:PRO:HA	1.35	1.05
1:DA:1936:A:O2'	56:DA:3103:OHX:N4	1.89	1.05
11:DO:71:VAL:HG12	11:DO:72:PRO:CD	1.82	1.05
40:BM:48:THR:HA	40:BM:62:HIS:HB3	1.36	1.05
27:D5:3:LYS:HA	27:D5:3:LYS:HE3	1.33	1.05
1:AA:1952:A:N1	10:AN:22:ILE:HD11	1.71	1.04
4:AE:41:LYS:HE2	4:AE:41:LYS:HA	1.38	1.04
12:AP:17:LEU:HD21	12:AP:96:VAL:HG13	1.31	1.04
52:BB:46:G:H2'	52:BB:47:U:C6	1.92	1.04
53:CC:48:U:O2'	53:CC:49:C:OP2	1.73	1.04
11:DO:15:ARG:HH11	11:DO:15:ARG:HG2	1.10	1.04
30:D8:33:ASN:ND2	30:D8:41:ILE:HD11	1.71	1.04
1:AA:889:C:H3'	1:AA:890:A:H4'	1.37	1.04

Continued on next page...

Continued from previous page...

Atom-1	Atom-2	Interatomic distance (Å)	Clash overlap (Å)
12:AP:24:GLY:HA3	12:AP:25:ASP:HB2	1.36	1.04
31:CA:1160:G:H1	31:CA:1177:G:N2	1.53	1.04
1:AA:1102:C:H2'	1:AA:1103:A:H8	1.21	1.04
12:DP:75:THR:HB	12:DP:88:GLY:HA3	1.30	1.04
1:AA:2420:C:OP1	30:A8:33:ASN:O	1.75	1.04
31:CA:1256:A:OP2	33:CF:26:LYS:NZ	1.90	1.04
1:DA:1090:U:O4	1:DA:1101:U:O2	1.76	1.04
17:A2:15:GLU:HG3	17:A2:16:PRO:HD2	1.36	1.04
2:AB:7:G:H4'	14:AQ:29:PHE:HD1	1.22	1.03
31:CA:862:C:H1'	31:CA:874:G:H5''	1.40	1.03
50:CW:82:SER:OG	50:CW:86:ARG:NH2	1.91	1.03
1:DA:1022:G:O2'	1:DA:1023:U:OP2	1.73	1.03
12:DP:24:GLY:HA3	12:DP:25:ASP:HB2	1.04	1.03
1:DA:2681:C:C5	1:DA:2725:A:N6	2.26	1.03
9:DM:56:ASN:CB	9:DM:125:GLY:C	2.26	1.03
11:DO:52:GLU:HG3	11:DO:57:THR:HA	1.40	1.03
41:CN:54:ARG:HH11	41:CN:54:ARG:HG2	1.19	1.03
1:DA:2136:C:N4	1:DA:2155:G:N1	2.06	1.03
9:DM:56:ASN:HB3	9:DM:126:PRO:N	1.73	1.03
11:DO:71:VAL:HG13	11:DO:72:PRO:HD3	1.37	1.03
52:BD:11:C:H3'	52:BD:12:C:H5''	1.41	1.03
4:DE:39:PRO:HG3	4:DE:45:THR:HG23	1.40	1.03
30:D8:29:LYS:O	30:D8:29:LYS:HG3	1.52	1.03
30:D8:33:ASN:HA	30:D8:36:LYS:HD2	1.40	1.03
1:AA:602:G:O2'	1:AA:604:G:O2'	1.72	1.02
8:AK:126:TYR:HB2	8:AK:140:LEU:HD21	1.37	1.02
33:BF:19:GLU:O	33:BF:40:ARG:NH2	1.92	1.02
39:CL:112:LYS:HA	39:CL:119:ALA:HB2	1.40	1.02
1:DA:631:A:OP2	30:D8:47:LYS:NZ	1.90	1.02
1:DA:882:G:N2	1:DA:894:C:N3	2.07	1.02
11:DO:97:PRO:HG3	11:DO:112:LEU:CD1	1.87	1.02
16:A1:92:ARG:O	16:A1:94:ASN:N	1.93	1.02
30:A8:35:GLN:HA	30:A8:35:GLN:OE1	1.58	1.02
1:AA:1778:U:H2'	1:AA:1784:A:N6	1.73	1.02
29:A7:12:ARG:HH11	29:A7:12:ARG:HG3	0.86	1.02
1:DA:1088:A:H5'	1:DA:1089:G:H5'	1.41	1.02
4:DE:37:ARG:CA	4:DE:42:ASP:OD2	2.06	1.02
6:AG:67:LYS:HE2	26:A4:6:HIS:CE1	1.94	1.02
12:AP:24:GLY:HA3	12:AP:25:ASP:HB3	1.02	1.02
1:DA:1899:G:N2	1:DA:1902:C:H5	1.58	1.02
11:DO:9:ASN:HB3	11:DO:10:PRO:HD2	1.41	1.02

Continued on next page...

Continued from previous page...

Atom-1	Atom-2	Interatomic distance (Å)	Clash overlap (Å)
19:DT:65:ARG:HG3	19:DT:65:ARG:HH11	1.20	1.02
1:AA:2467:C:H4'	12:AP:123:HIS:ND1	1.73	1.01
11:AO:75:ILE:HD13	11:AO:75:ILE:H	1.23	1.01
16:A1:90:VAL:O	16:A1:92:ARG:N	1.92	1.01
31:BA:1028(B):C:N4	31:BA:1032(A):G:H1	1.58	1.01
31:BA:1346:A:H5''	39:BL:120:ARG:HH12	1.19	1.01
45:BR:63:ARG:HH12	45:BR:87:ILE:HD12	1.21	1.01
32:CE:78:GLN:O	32:CE:94:ASN:ND2	1.92	1.01
26:D4:22:ILE:HG12	26:D4:23:GLU:H	1.24	1.01
27:A5:56:LYS:HD2	27:A5:56:LYS:H	1.21	1.01
31:BA:1149:C:H2'	31:BA:1150:U:H6	1.22	1.01
31:CA:1127:G:N3	31:CA:1147:C:N4	2.09	1.01
1:DA:1309:G:N7	56:DA:3389:OHX:N2	2.09	1.01
1:AA:270(O):U:H4'	1:AA:270(P):C:OP2	1.57	1.01
12:AP:75:THR:HG22	12:AP:90:VAL:H	1.22	1.01
31:BA:1139:G:N2	31:BA:1143:G:O6	1.94	1.01
31:CA:82:U:H3	31:CA:87:A:N6	1.59	1.01
30:A8:34:TRP:HB3	30:A8:35:GLN:HB2	1.04	1.01
31:BA:559:A:OP2	35:BH:126:ARG:NH2	1.93	1.01
50:BW:31:SER:HA	50:BW:34:LYS:HE3	1.40	1.01
5:DF:46:ARG:HH11	5:DF:46:ARG:HG2	1.22	1.01
9:DM:56:ASN:HA	9:DM:125:GLY:CA	1.89	1.01
16:D1:50:ARG:HH12	17:D2:72:VAL:CG2	1.73	1.01
1:AA:1081:U:O2'	1:AA:1082:U:OP1	1.79	1.01
2:DB:14:U:O2'	2:DB:107:U:O2'	1.75	1.01
12:DP:24:GLY:HA3	12:DP:25:ASP:HB3	1.37	1.01
1:AA:2689:U:H4'	1:AA:2690:C:H5'	1.41	1.00
6:AG:101:ILE:HD12	26:A4:25:TYR:HB3	1.40	1.00
30:A8:34:TRP:HE3	30:A8:35:GLN:HG2	0.90	1.00
31:CA:503:C:OP2	42:CO:116:SER:HB3	1.60	1.00
1:DA:686:G:OP1	29:D7:11:LYS:NZ	1.93	1.00
1:AA:49:A:C8	1:AA:120:U:H5	1.79	1.00
1:AA:51:G:O6	56:AA:3546:OHX:N3	1.92	1.00
1:AA:593:G:H4'	30:A8:61:LEU:HD13	1.40	1.00
34:BG:209:ARG:HA	34:BG:209:ARG:HE	1.24	1.00
1:DA:631:A:OP1	11:DO:64:LYS:HE2	1.61	1.00
1:AA:1055:G:H1	1:AA:1104:C:N4	1.59	1.00
1:AA:1798:U:H5''	3:AD:259:THR:HG22	1.43	1.00
3:AD:166:GLN:HE21	3:AD:166:GLN:HA	1.22	1.00
31:BA:1367:C:H5'	40:BM:60:ARG:HH21	1.24	1.00
31:BA:1452:C:O2'	31:BA:1453:G:OP2	1.79	1.00

Continued on next page...

Continued from previous page...

Atom-1	Atom-2	Interatomic distance (Å)	Clash overlap (Å)
31:CA:975:A:H4'	31:CA:976:G:H5''	1.43	1.00
52:CD:18:G:H1'	52:CD:19:C:OP2	1.59	1.00
3:DD:35:LYS:HE2	3:DD:104:TYR:HB2	1.39	1.00
14:DQ:109:GLY:O	14:DQ:111:GLU:N	1.93	1.00
1:AA:1887:C:H2'	1:AA:1888:G:H5''	1.41	1.00
9:DM:56:ASN:HB2	9:DM:125:GLY:O	1.61	1.00
20:AU:49:VAL:O	20:AU:51:VAL:N	1.95	1.00
23:DZ:92:LYS:O	23:DZ:94:LEU:N	1.93	1.00
12:AP:75:THR:CB	12:AP:88:GLY:HA3	1.92	1.00
32:BE:204:ASN:ND2	32:BE:206:ASP:O	1.94	1.00
5:DF:128:ALA:O	5:DF:142:TRP:NE1	1.94	1.00
1:DA:1043:C:N4	1:DA:1112:G:H1	1.60	1.00
1:AA:1952:A:C6	10:AN:22:ILE:HD11	1.97	0.99
11:DO:106:LEU:O	11:DO:107:LYS:HB2	1.61	0.99
1:AA:676:A:H8	1:AA:2069:G:H21	1.04	0.99
3:DD:43:ARG:NH1	3:DD:44:ASN:ND2	2.10	0.99
3:DD:44:ASN:HB3	3:DD:49:ILE:HA	1.40	0.99
31:BA:1028:C:N4	31:BA:1033:G:H1	1.60	0.99
31:CA:82:U:H3	31:CA:87:A:H61	1.01	0.99
31:CA:1352:C:H42	31:CA:1370:G:H1	1.08	0.99
1:DA:2701:C:H3'	1:DA:2702:U:C5'	1.87	0.99
5:DF:132:VAL:HG22	5:DF:133:ASN:H	1.24	0.99
1:AA:1021:A:H62	1:AA:1141:U:H3	1.06	0.99
29:A7:12:ARG:HH11	29:A7:12:ARG:CG	1.72	0.99
34:BG:22:LYS:HB2	34:BG:26:CYS:HB2	1.43	0.99
19:DT:28:PHE:HZ	19:DT:81:VAL:CG2	1.75	0.99
1:AA:1056:G:H21	1:AA:1103:A:N6	1.60	0.99
31:BA:1128:C:O2'	31:BA:1130:A:N7	1.92	0.99
16:D1:50:ARG:NH2	17:D2:72:VAL:HG21	1.78	0.99
31:BA:1129:C:H4'	31:BA:1130:A:H5'	1.42	0.99
18:DS:59:VAL:HG23	18:DS:65:LEU:H	1.24	0.99
16:A1:79:PHE:HE2	16:A1:83:LEU:HD22	1.26	0.99
31:BA:1028(B):C:N4	31:BA:1032(A):G:N1	2.11	0.99
33:BF:70:VAL:HG12	33:BF:72:LYS:H	1.27	0.99
6:DG:135:LEU:HD23	6:DG:140:ILE:HD11	1.44	0.99
31:BA:737:A:H2'	31:BA:738:C:H6	1.24	0.99
47:BT:18:THR:OG1	47:BT:69:LYS:NZ	1.94	0.99
1:DA:1171:G:H1	1:DA:1178:C:N4	1.61	0.99
14:DQ:29:PHE:HD2	14:DQ:30:ARG:N	1.61	0.99
22:D3:53:MET:HG3	22:D3:59:LEU:HD23	1.41	0.98
1:AA:882:G:N2	1:AA:894:C:N3	2.11	0.98

Continued on next page...

Continued from previous page...

Atom-1	Atom-2	Interatomic distance (Å)	Clash overlap (Å)
1:AA:1678:G:H21	1:AA:1989:G:H22	1.05	0.98
11:AO:9:ASN:HB3	11:AO:10:PRO:HD2	1.45	0.98
29:A7:8:ASN:C	29:A7:8:ASN:HD22	1.65	0.98
54:C1:19:U:C2'	54:C1:20:G:H5'	1.93	0.98
1:DA:2255:G:H22	12:DP:85:LYS:HE2	1.26	0.98
1:DA:2469:A:C8	1:DA:2482:G:C5	2.51	0.98
4:AE:117:MET:HE1	4:AE:136:ARG:HA	1.43	0.98
31:BA:1160:G:O6	31:BA:1181:G:O6	1.81	0.98
52:CB:47:U:H2'	52:CB:48:C:C6	1.97	0.98
1:DA:1054:A:N6	1:DA:1105:U:H3	1.60	0.98
31:BA:201:C:N3	31:BA:216:G:N2	2.12	0.98
31:BA:1002:G:H2'	31:BA:1003:G:H8	1.27	0.98
1:DA:1171:G:H1	1:DA:1178:C:H42	1.09	0.98
31:CA:365:U:H5'	31:CA:366:C:OP1	1.64	0.98
29:A7:12:ARG:HG3	29:A7:12:ARG:NH1	1.65	0.98
36:BI:36:ARG:NH2	36:BI:38:GLU:OE2	1.95	0.98
52:BB:48:C:H3'	52:BB:49:A:C8	1.98	0.98
53:CC:17:C:C3'	53:CC:18:C:H5''	1.94	0.98
1:AA:1900:A:H5'	1:AA:1900:A:H8	1.27	0.98
3:DD:25:THR:O	3:DD:27:THR:N	1.96	0.98
1:AA:2391:G:OP2	30:A8:32:LEU:HD11	1.63	0.98
7:AH:4:ILE:HG13	7:AH:6:ARG:CZ	1.94	0.98
1:AA:654(D):G:N2	1:AA:654(Q):C:N3	2.11	0.97
6:AG:161:THR:HG22	6:AG:163:ALA:H	1.28	0.97
1:DA:2511:U:OP1	56:DA:3172:OHX:N2	1.96	0.97
1:AA:882:G:H1	1:AA:894:C:N4	1.61	0.97
4:AE:77:ILE:O	4:AE:79:ARG:N	1.97	0.97
11:AO:114:ILE:HD11	11:AO:130:PHE:HD1	1.19	0.97
12:AP:51:ARG:HH11	12:AP:51:ARG:HG2	1.29	0.97
31:BA:81:G:N2	31:BA:88:C:C2	2.32	0.97
31:BA:1004:A:H5''	31:BA:1025:U:O4	1.62	0.97
31:BA:1178:G:N2	31:BA:1181:G:N7	2.12	0.97
1:DA:2404:C:H1'	11:DO:67:MET:HE3	1.46	0.97
1:AA:67:U:H3	1:AA:74:A:H2	1.12	0.97
33:BF:95:THR:HG22	33:BF:96:GLY:H	1.29	0.97
31:CA:1145:C:H4'	31:CA:1146:A:OP1	1.63	0.97
31:CA:1286:A:C8	31:CA:1287:A:H4'	1.99	0.97
1:DA:2255:G:N2	12:DP:85:LYS:CE	2.27	0.97
16:D1:100:VAL:O	16:D1:101:ARG:HG2	1.63	0.97
21:DV:115:GLY:HA3	21:DV:174:VAL:HG13	1.43	0.97
1:AA:1102:C:H2'	1:AA:1103:A:C8	2.00	0.97

Continued on next page...

Continued from previous page...

Atom-1	Atom-2	Interatomic distance (Å)	Clash overlap (Å)
1:AA:1264:G:OP1	27:A5:19:ARG:NH2	1.97	0.97
1:AA:2308:G:N2	1:AA:2311:A:C2	2.26	0.97
2:AB:12:C:O2'	22:A3:74:ARG:HB2	1.64	0.97
52:CB:83:C:H2'	52:CB:84:C:H5'	1.46	0.97
1:DA:811:U:C2'	11:DO:21:ARG:O	2.12	0.97
1:DA:1762:A:H4'	1:DA:1762:A:OP1	1.64	0.97
1:DA:2107:C:N3	1:DA:2182:G:N2	2.11	0.97
12:DP:26:TYR:CD1	12:DP:139:GLU:HG2	2.00	0.97
1:AA:2251:G:OP1	12:AP:82:ARG:NH1	1.96	0.97
31:BA:324:G:N7	56:BA:1755:OHX:N3	2.11	0.97
3:DD:166:GLN:HA	3:DD:166:GLN:HE21	1.30	0.97
11:AO:65:ARG:HG3	11:AO:65:ARG:NH1	1.73	0.97
31:BA:749:C:OP1	56:BA:1801:OHX:N3	1.97	0.97
1:AA:993:G:OP1	16:A1:50:ARG:NH2	1.98	0.97
1:DA:2211:G:O2'	1:DA:2212:A:OP1	1.81	0.97
9:DM:15:LEU:CD1	9:DM:55:VAL:CG1	2.25	0.97
4:DE:64:LYS:HB2	4:DE:66:HIS:CD2	2.00	0.97
31:BA:826:C:H2'	31:BA:827:U:O2	1.65	0.97
52:CB:50:U:H2'	52:CB:51:C:C6	2.00	0.97
14:DQ:60:GLY:O	14:DQ:61:ASN:HB2	1.65	0.97
1:AA:2317:C:C2'	1:AA:2318:G:H5'	1.95	0.96
16:A1:79:PHE:CE2	16:A1:83:LEU:HD22	1.99	0.96
31:BA:625:G:H4'	46:BS:16:HIS:CD2	2.00	0.96
21:DV:115:GLY:H	21:DV:177:PRO:HG2	1.26	0.96
1:AA:881:G:O6	1:AA:895:U:O2	1.83	0.96
25:DX:19:GLN:HE22	25:DX:52:HIS:HE1	1.10	0.96
1:AA:2255:G:H21	12:AP:85:LYS:HE2	1.22	0.96
31:BA:1301:U:H3'	31:BA:1302:U:H5'	1.44	0.96
52:CB:51:C:H3'	52:CB:52:G:C8	1.98	0.96
1:DA:1341:U:H2'	1:DA:1397:U:O2	1.64	0.96
12:DP:78:PRO:O	12:DP:79:LEU:HD12	1.64	0.96
3:AD:35:LYS:HD2	3:AD:104:TYR:CE1	1.99	0.96
29:A7:8:ASN:ND2	29:A7:11:LYS:H	1.64	0.96
31:BA:201:C:H42	31:BA:216:G:H1	0.97	0.96
31:CA:992:U:H3	31:CA:1044:A:H62	1.04	0.96
45:CR:82:ILE:HG12	45:CR:87:ILE:HB	1.43	0.96
27:D5:3:LYS:HE3	27:D5:3:LYS:N	1.79	0.96
1:AA:2136:C:N4	1:AA:2155:G:H1	1.62	0.96
35:BH:68:GLU:HG2	35:BH:70:PRO:HD3	1.48	0.96
54:B1:11:U:O2'	54:B1:12:A:N3	1.98	0.96
1:DA:1332:G:N2	1:DA:1609:A:O2'	1.99	0.96

Continued on next page...

Continued from previous page...

Atom-1	Atom-2	Interatomic distance (Å)	Clash overlap (Å)
1:DA:1945:G:OP1	56:DA:3103:OHX:N6	1.99	0.96
1:AA:1464:C:HO2'	1:AA:1528:A:H8	1.12	0.96
31:BA:382:A:H2'	31:BA:383:A:H8	1.31	0.96
50:CW:50:GLU:HA	50:CW:100:ILE:HG21	1.43	0.96
1:AA:2391:G:P	30:A8:32:LEU:HD12	2.06	0.96
32:BE:42:ILE:HD11	32:BE:202:PRO:HB2	1.48	0.95
1:DA:259:G:H21	1:DA:621:A:H8	1.04	0.95
24:DW:17:SER:HB2	24:DW:18:PRO:CA	1.96	0.95
31:CA:1003:G:H1	31:CA:1037:C:N4	1.64	0.95
46:CS:8:ARG:HG2	46:CS:8:ARG:HH11	1.29	0.95
19:DT:28:PHE:CZ	19:DT:81:VAL:HG22	2.01	0.95
31:BA:8:A:H62	34:BG:208:SER:HB2	1.30	0.95
31:CA:574:A:H5''	31:CA:575:G:OP2	1.66	0.95
1:DA:1332:G:N2	1:DA:1609:A:HO2'	1.63	0.95
11:DO:62:LEU:HD22	11:DO:62:LEU:N	1.81	0.95
1:AA:49:A:N7	1:AA:120:U:H5	1.61	0.95
14:AQ:83:LYS:O	14:AQ:109:GLY:HA2	1.66	0.95
32:CE:131:PRO:HG2	32:CE:134:GLU:HB2	1.48	0.95
4:DE:37:ARG:C	4:DE:42:ASP:OD2	2.05	0.95
11:DO:65:ARG:HG3	11:DO:65:ARG:NH1	1.72	0.95
21:DV:11:GLU:CG	21:DV:12:GLY:H	1.79	0.95
1:AA:2142:C:H42	1:AA:2149:G:H1	1.15	0.95
52:CD:52:G:H2'	52:CD:53:A:H8	1.32	0.95
1:DA:2523:G:H5'	1:DA:2523:G:H8	1.30	0.95
1:DA:2843:G:H2'	1:DA:2844:G:H5''	1.45	0.95
5:DF:53:THR:O	5:DF:55:GLY:N	2.00	0.95
28:A6:23:THR:O	56:A6:101:OHX:N6	2.00	0.95
31:BA:530:G:H4'	31:BA:531:U:OP2	1.67	0.95
31:BA:1008:C:H42	31:BA:1021:G:H1	1.13	0.95
10:DN:4:PRO:O	10:DN:5:GLN:HB2	1.66	0.95
21:DV:128:VAL:HG22	21:DV:129:SER:H	1.28	0.95
2:AB:116:G:H5''	14:AQ:55:ALA:HB2	1.45	0.95
31:CA:81:G:H1	31:CA:88:C:N4	1.63	0.95
1:AA:1026:U:H1'	1:AA:1027:A:O5'	1.67	0.95
4:AE:20:ALA:HB1	4:AE:21:VAL:HG13	1.49	0.95
31:CA:279:A:OP2	47:CT:95:TYR:OH	1.82	0.95
12:DP:79:LEU:HD12	12:DP:79:LEU:O	1.67	0.95
20:DU:89:PHE:CD1	20:DU:90:LEU:N	2.34	0.95
1:AA:1069:A:H4'	1:AA:1070:A:H5''	1.47	0.95
30:A8:48:PHE:HE2	30:A8:50:LEU:HD13	1.28	0.95
31:BA:81:G:N2	31:BA:88:C:N3	2.14	0.95

Continued on next page...

Continued from previous page...

Atom-1	Atom-2	Interatomic distance (Å)	Clash overlap (Å)
26:D4:34:GLU:HG2	26:D4:35:VAL:H	1.29	0.95
24:DW:65:ASN:HD22	24:DW:69:ARG:HH21	1.00	0.94
1:AA:2629:A:O2'	1:AA:2630:G:H5''	1.67	0.94
31:BA:1125:U:OP2	31:BA:1145:C:N4	1.99	0.94
34:BG:22:LYS:HB2	34:BG:26:CYS:CB	1.97	0.94
52:CB:31:G:H1	52:CB:41:C:H42	0.98	0.94
1:DA:205:G:O2'	1:DA:206:U:OP2	1.85	0.94
14:DQ:88:ASP:OD2	14:DQ:90:GLY:N	2.00	0.94
12:AP:19:GLY:HA3	12:AP:98:LYS:HZ2	1.29	0.94
34:CG:178:VAL:HG12	34:CG:179:GLU:H	1.29	0.94
1:DA:1652:A:H62	13:D0:11:ASN:HD21	1.11	0.94
15:DR:91:ARG:HD2	15:DR:124:ASP:OD1	1.67	0.94
1:AA:2056:G:N2	27:A5:4:HIS:O	2.00	0.94
52:BD:22:A:N7	52:BD:57:C:N4	2.14	0.94
1:DA:1678:G:H21	1:DA:1989:G:H22	1.10	0.94
1:AA:2276:G:P	12:AP:84:GLY:HA2	2.06	0.94
1:AA:2701:C:H3'	1:AA:2702:U:C5'	1.96	0.94
23:AZ:76:ARG:HH11	23:AZ:76:ARG:HG2	1.29	0.94
43:BP:82:MET:O	43:BP:84:ILE:N	2.01	0.94
50:BW:47:GLY:O	50:BW:49:ALA:N	2.01	0.94
1:DA:1689:A:H62	1:DA:1698:A:H2	1.06	0.94
11:DO:47:ASP:CB	11:DO:48:PRO:CA	2.38	0.94
51:CX:2:GLY:O	51:CX:4:GLY:N	2.01	0.94
52:CD:48:C:C3'	52:CD:49:A:H8	1.80	0.94
52:CD:50:U:H2'	52:CD:51:C:C6	2.03	0.94
1:DA:2389:G:H5''	1:DA:2390:U:H5'	1.48	0.94
1:AA:1210:A:H5'	1:AA:1210:A:C8	2.03	0.94
11:DO:105:LEU:O	11:DO:105:LEU:HD12	1.67	0.94
1:AA:1359:A:H2'	1:AA:1360:A:H5'	1.49	0.94
1:AA:2068:U:H3	1:AA:2430:A:H2	0.97	0.94
31:CA:1056:U:H5'	33:CF:163:ALA:HB2	1.47	0.94
40:CM:49:VAL:O	40:CM:60:ARG:HB2	1.68	0.94
53:CC:17:C:H3'	53:CC:18:C:H5''	0.97	0.94
1:DA:141:A:H8	1:DA:1595:G:H21	1.14	0.94
1:DA:1088:A:H4'	1:DA:1089:G:H8	1.30	0.94
1:DA:1728:G:N7	1:DA:1731:G:N2	2.14	0.94
4:DE:61:ARG:O	4:DE:63:LEU:N	2.00	0.94
52:BD:11:C:C3'	52:BD:12:C:H5''	1.98	0.94
10:DN:2:ILE:HD12	10:DN:6:THR:HG21	1.48	0.94
10:DN:24:VAL:HA	10:DN:39:ILE:HG22	1.49	0.94
31:BA:1322:C:O2'	31:BA:1323:G:O5'	1.86	0.94

Continued on next page...

Continued from previous page...

Atom-1	Atom-2	Interatomic distance (Å)	Clash overlap (Å)
31:CA:519:C:O2	56:CA:1728:OHX:N4	2.01	0.94
1:DA:1416:G:HO2'	1:DA:1417:C:H6	0.95	0.94
4:DE:36:ARG:NH1	4:DE:85:ASN:OD1	2.01	0.94
15:DR:24:PRO:HA	15:DR:49:VAL:HG23	1.49	0.94
1:AA:1014:U:H2'	1:AA:1015:G:H5''	1.50	0.93
2:AB:7:G:H4'	14:AQ:29:PHE:CD1	2.04	0.93
11:AO:62:LEU:CD1	30:A8:30:ARG:HH12	1.71	0.93
30:A8:34:TRP:N	30:A8:35:GLN:CB	2.30	0.93
52:CD:52:G:H2'	52:CD:53:A:C8	2.03	0.93
52:CD:61:G:H1	52:CD:71:C:H42	1.16	0.93
1:DA:1310:G:OP2	29:D7:9:ARG:NH1	1.99	0.93
11:DO:79:ARG:O	11:DO:111:ARG:N	2.01	0.93
16:D1:50:ARG:HH11	17:D2:70:ILE:HG22	1.32	0.93
2:AB:43:C:OP1	6:AG:67:LYS:NZ	2.00	0.93
49:CV:11:VAL:HG22	49:CV:12:ASP:H	1.34	0.93
30:D8:50:LEU:N	30:D8:50:LEU:CD2	2.31	0.93
24:AW:4:SER:HB2	24:AW:5:GLU:OE2	1.68	0.93
26:A4:40:HIS:N	26:A4:41:PRO:CD	2.30	0.93
31:BA:382:A:H2'	31:BA:383:A:C8	2.02	0.93
31:BA:484:G:O2'	31:BA:485:G:OP2	1.86	0.93
52:BD:61:G:H1	52:BD:71:C:H42	1.11	0.93
42:CO:83:VAL:HG12	42:CO:84:LEU:H	1.33	0.93
1:DA:389:G:H1	11:DO:71:VAL:HG12	1.32	0.93
1:DA:2107:C:H42	1:DA:2182:G:H1	1.07	0.93
11:DO:38:GLN:OE1	11:DO:45:LEU:CD1	2.16	0.93
35:CH:101:ILE:HD11	35:CH:119:LEU:HD23	1.49	0.93
1:DA:1012:U:O4	9:DM:25:ARG:HA	1.66	0.93
1:DA:1043:C:N3	1:DA:1112:G:N2	2.17	0.93
1:DA:2123:G:H1	1:DA:2175:C:H42	0.99	0.93
14:DQ:88:ASP:O	14:DQ:89:ARG:HB3	1.66	0.93
3:AD:30:GLU:HG3	3:AD:63:ARG:HH21	1.31	0.93
1:DA:2378:A:H4'	14:DQ:23:ARG:HH11	1.31	0.93
1:AA:154:G:H2'	1:AA:155:C:H5''	1.51	0.93
3:AD:35:LYS:HG2	3:AD:64:ILE:N	1.84	0.93
11:AO:62:LEU:O	11:AO:62:LEU:HG	1.67	0.93
41:BN:79:SER:HB2	41:BN:106:LYS:HD2	1.50	0.93
49:CV:20:LEU:O	49:CV:23:ASN:ND2	2.01	0.93
4:DE:179:GLU:HB3	4:DE:181:LEU:HD22	1.51	0.93
9:DM:128:HIS:HB2	9:DM:129:PRO:HD2	1.49	0.93
1:AA:1056:G:N2	1:AA:1103:A:H62	1.66	0.93
4:AE:68:ALA:O	4:AE:70:ALA:N	2.01	0.93

Continued on next page...

Continued from previous page...

Atom-1	Atom-2	Interatomic distance (Å)	Clash overlap (Å)
4:AE:111:ARG:HG3	4:AE:160:TYR:CD1	2.04	0.93
31:BA:1007:C:H2'	31:BA:1008:C:H5''	1.49	0.93
31:BA:1271:G:H2'	31:BA:1272:G:H5''	1.51	0.93
1:AA:1899:G:N2	1:AA:1902:C:C5	2.37	0.93
16:D1:28:ARG:HG2	16:D1:28:ARG:NH1	1.84	0.93
31:CA:652:U:O2'	31:CA:653:A:H5''	1.68	0.93
31:CA:1026:G:N7	31:CA:1036:G:N2	2.17	0.93
8:DK:131:LYS:HB3	8:DK:132:PRO:HA	1.49	0.93
1:AA:1055:G:N2	1:AA:1104:C:N3	2.14	0.92
1:AA:2135:A:O2'	1:AA:2136:C:OP1	1.86	0.92
11:DO:62:LEU:N	11:DO:62:LEU:CD2	2.30	0.92
1:AA:1965:C:O2	56:AA:3509:OHX:N3	2.02	0.92
3:AD:35:LYS:NZ	3:AD:104:TYR:HB2	1.84	0.92
31:CA:1347:G:C8	39:CL:107:ARG:HB3	2.04	0.92
37:CJ:32:ARG:O	37:CJ:34:GLY:N	2.02	0.92
1:DA:1342:A:C6	1:DA:1397:U:C5	2.57	0.92
12:DP:19:GLY:H	12:DP:98:LYS:HZ3	1.07	0.92
1:AA:805:G:C4'	11:AO:38:GLN:NE2	2.32	0.92
1:AA:947:G:O6	56:AA:3547:OHX:N5	2.03	0.92
1:AA:2334:G:O6	22:A3:74:ARG:NH2	2.01	0.92
29:A7:8:ASN:HD21	29:A7:11:LYS:H	0.99	0.92
30:A8:48:PHE:CE2	30:A8:50:LEU:HD13	2.04	0.92
2:DB:43:C:OP1	26:D4:6:HIS:HE1	1.51	0.92
11:AO:50:ARG:HB2	11:AO:50:ARG:HH21	1.34	0.92
50:CW:8:ARG:HH11	50:CW:8:ARG:HG3	1.32	0.92
3:DD:69:ARG:NH2	3:DD:128:GLY:O	2.03	0.92
47:BT:6:LEU:HD23	47:BT:23:VAL:HG11	1.50	0.92
52:BB:59:A:H61	52:BB:73:U:H3	1.17	0.92
32:CE:16:HIS:HE2	32:CE:209:ARG:HG2	1.34	0.92
53:CC:16:C:O2'	53:CC:62:C:OP1	1.87	0.92
11:DO:62:LEU:HG	30:D8:25:MET:HB2	1.51	0.92
11:AO:15:ARG:HG2	11:AO:15:ARG:NH1	1.77	0.92
42:CO:27:LEU:HD21	42:CO:60:LEU:HG	1.52	0.92
19:DT:28:PHE:N	19:DT:28:PHE:HD1	1.68	0.92
1:AA:780:G:N2	1:AA:783:A:H62	1.67	0.92
1:AA:805:G:C5'	11:AO:38:GLN:HE22	1.82	0.92
1:AA:2068:U:N3	1:AA:2430:A:H2	1.68	0.92
30:A8:34:TRP:CG	30:A8:35:GLN:HB2	2.04	0.92
1:DA:2404:C:H1'	11:DO:67:MET:CE	2.00	0.92
6:DG:47:LYS:HD3	6:DG:81:LYS:HG3	1.52	0.92
15:DR:8:LYS:HB2	15:DR:8:LYS:NZ	1.82	0.92

Continued on next page...

Continued from previous page...

Atom-1	Atom-2	Interatomic distance (Å)	Clash overlap (Å)
31:CA:580:U:OP2	56:CA:1723:OHX:N5	2.02	0.92
2:DB:39:A:C6	26:D4:1:MET:HB3	2.03	0.92
1:AA:1077:A:H3'	1:AA:1078:U:C5'	2.00	0.92
1:AA:2210:G:H3'	1:AA:2211:G:H8	1.17	0.92
1:AA:2138:C:H42	1:AA:2153:G:H1	1.08	0.92
33:CF:21:ARG:HB3	33:CF:21:ARG:NH1	1.84	0.92
1:DA:304:G:H2'	1:DA:305:U:H6	1.34	0.92
1:DA:2357:U:OP1	22:D3:20:ARG:NH1	2.03	0.92
41:CN:54:ARG:HH11	41:CN:54:ARG:CG	1.82	0.91
11:DO:15:ARG:HG2	11:DO:15:ARG:NH1	1.76	0.91
19:DT:28:PHE:N	19:DT:28:PHE:CD1	2.30	0.91
23:DZ:87:PRO:O	23:DZ:89:GLU:N	2.03	0.91
1:AA:851:U:OP1	25:AX:49:LYS:NZ	2.02	0.91
3:AD:17:THR:HG22	3:AD:205:VAL:H	1.33	0.91
3:AD:35:LYS:HZ1	3:AD:65:ILE:HA	1.36	0.91
17:D2:87:HIS:HE1	17:D2:89:GLN:HB2	1.30	0.91
1:AA:2015:A:HO2'	27:A5:3:LYS:NZ	1.57	0.91
47:CT:63:ARG:HG2	47:CT:64:PRO:HD2	1.52	0.91
5:DF:69:HIS:CD2	5:DF:69:HIS:H	1.87	0.91
19:DT:28:PHE:CZ	19:DT:81:VAL:CG2	2.53	0.91
33:BF:58:GLU:HB2	33:BF:65:ALA:HB3	1.52	0.91
11:AO:101:VAL:HG23	11:AO:106:LEU:HB3	1.51	0.91
48:CU:22:VAL:O	48:CU:23:LYS:HB3	1.70	0.91
1:DA:155:C:N4	1:DA:171:G:N1	2.03	0.91
1:DA:2425:A:H5'	1:DA:2427:C:O4'	1.71	0.91
1:DA:2468:G:O6	1:DA:2481:G:C6	2.24	0.91
10:DN:68:GLU:HB3	10:DN:78:ARG:NH1	1.84	0.91
20:DU:4:LYS:HA	20:DU:4:LYS:HE3	1.51	0.91
1:AA:780:G:H21	1:AA:783:A:N6	1.67	0.91
1:AA:1533:C:H3'	1:AA:1534:G:C5'	2.01	0.91
31:BA:1065:U:O2'	31:BA:1066:C:OP2	1.88	0.91
33:CF:113:ALA:HB3	33:CF:114:PRO:HD3	1.52	0.91
1:DA:1606:G:H5''	1:DA:1607:C:OP1	1.70	0.91
1:DA:2645:G:H3'	1:DA:2646:C:H5'	1.53	0.91
10:DN:35:VAL:HG11	10:DN:103:ALA:HB3	1.53	0.91
29:D7:8:ASN:HD22	29:D7:11:LYS:H	1.15	0.91
1:AA:2270:G:OP2	56:AA:3374:OHX:N4	2.04	0.91
30:A8:34:TRP:CE3	30:A8:35:GLN:CD	2.44	0.91
31:CA:1106:G:H5''	33:CF:172:ARG:HG2	1.50	0.91
1:AA:76:C:O2'	24:AW:62:THR:HG21	1.70	0.91
1:AA:1689:A:H62	1:AA:1698:A:H2	1.12	0.91

Continued on next page...

Continued from previous page...

Atom-1	Atom-2	Interatomic distance (Å)	Clash overlap (Å)
34:CG:22:LYS:HD2	34:CG:26:CYS:SG	2.11	0.91
1:DA:593:G:H1'	30:D8:4:MET:HE1	1.50	0.91
1:DA:1627:G:OP2	56:DA:3384:OHX:N5	2.04	0.91
6:AG:21:ARG:HG2	6:AG:21:ARG:NH1	1.78	0.91
31:BA:1348:U:H3	31:BA:1374:A:H2	1.19	0.91
5:DF:83:PHE:O	5:DF:84:VAL:HB	1.69	0.91
1:AA:2391:G:P	30:A8:32:LEU:CD1	2.59	0.91
5:AF:65:TRP:CZ3	5:AF:72:ARG:HB3	2.06	0.91
31:BA:1226:C:O2'	43:BP:111:LYS:NZ	2.03	0.91
1:DA:67:U:H3	1:DA:74:A:H2	1.19	0.91
1:DA:1899:G:N2	1:DA:1902:C:C5	2.34	0.91
1:DA:2136:C:N3	1:DA:2155:G:N2	2.19	0.91
3:DD:176:ARG:HH11	3:DD:176:ARG:HG2	1.34	0.91
12:DP:56:ARG:HB2	12:DP:56:ARG:HH11	1.31	0.91
44:BQ:59:ALA:O	44:BQ:60:SER:HB2	1.68	0.90
1:DA:90:U:C2'	1:DA:91:A:H5''	1.98	0.90
3:DD:255:LYS:HE3	3:DD:255:LYS:N	1.85	0.90
5:AF:101:LEU:HD13	5:AF:102:PRO:HD2	1.53	0.90
11:AO:105:LEU:O	11:AO:106:LEU:HB2	1.68	0.90
14:AQ:30:ARG:HH11	14:AQ:30:ARG:HG2	1.35	0.90
52:BB:62:G:H2'	52:BB:63:U:H5'	1.53	0.90
53:BC:1:C:N4	53:BC:74:A:H2	1.69	0.90
11:DO:38:GLN:OE1	11:DO:45:LEU:HD12	1.71	0.90
29:D7:8:ASN:ND2	29:D7:11:LYS:H	1.69	0.90
3:AD:30:GLU:HG3	3:AD:63:ARG:NH2	1.86	0.90
34:BG:172:PRO:O	34:BG:174:LEU:N	2.04	0.90
40:BM:61:GLU:OE2	44:BQ:45:ARG:NH1	2.04	0.90
1:DA:676:A:H8	1:DA:2069:G:H21	0.91	0.90
3:DD:26:LYS:HD2	3:DD:26:LYS:H	1.33	0.90
9:DM:33:LEU:HD12	9:DM:38:HIS:HD2	1.35	0.90
30:D8:34:TRP:CG	30:D8:35:GLN:N	2.32	0.90
1:AA:1364:G:N7	23:AZ:2:SER:HB3	1.87	0.90
21:AV:27:VAL:HG12	21:AV:87:ASP:HB3	1.50	0.90
40:BM:9:ARG:HH21	40:BM:97:GLU:HG3	1.36	0.90
52:BD:17:G:H1'	52:BD:18:G:OP1	1.71	0.90
40:CM:9:ARG:HH21	40:CM:95:GLU:HG2	1.32	0.90
1:DA:848:G:H2'	1:DA:849:A:C8	2.05	0.90
10:DN:47:ILE:HG13	10:DN:48:PRO:HD2	1.52	0.90
30:A8:34:TRP:CA	30:A8:35:GLN:CB	2.46	0.90
35:BH:144:THR:OG1	35:BH:147:ASP:OD2	1.88	0.90
31:CA:909:A:OP1	42:CO:21:LYS:HD3	1.70	0.90

Continued on next page...

Continued from previous page...

Atom-1	Atom-2	Interatomic distance (Å)	Clash overlap (Å)
31:CA:1321:C:H3'	31:CA:1322:C:H5''	1.51	0.90
1:DA:1153:C:H2'	1:DA:1154:G:O4'	1.70	0.90
16:D1:50:ARG:HH12	17:D2:72:VAL:CB	1.82	0.90
16:D1:98:LEU:C	16:D1:100:VAL:H	1.74	0.90
17:D2:62:LEU:HD22	17:D2:95:LEU:HB2	1.54	0.90
1:AA:968:G:O6	56:AA:3547:OHX:N1	2.04	0.90
31:BA:1256:A:HO2'	31:BA:1257:U:P	1.93	0.90
35:BH:11:ILE:HD11	35:BH:31:LEU:HD13	1.51	0.90
42:CO:47:LYS:HB3	42:CO:48:PRO:HD2	1.53	0.90
3:DD:35:LYS:NZ	3:DD:64:ILE:O	2.04	0.90
9:DM:10:GLU:HG3	9:DM:11:PRO:HD2	1.54	0.90
9:DM:17:ASP:HA	9:DM:55:VAL:HG21	0.91	0.90
16:D1:50:ARG:HH22	17:D2:72:VAL:CG2	1.83	0.90
20:DU:81:LYS:HG2	20:DU:97:ARG:CZ	2.01	0.90
1:AA:2308:G:N1	1:AA:2311:A:C2	2.37	0.90
4:AE:61:ARG:HB2	4:AE:62:PRO:HD3	1.51	0.90
8:AK:67:ARG:HH21	8:AK:68:LEU:HB2	1.34	0.90
1:DA:34:C:O2'	1:DA:35:G:OP2	1.90	0.90
27:D5:3:LYS:HA	27:D5:3:LYS:HE2	1.50	0.90
1:AA:140:A:H8	1:AA:1408:C:O2'	1.54	0.90
1:DA:2150:U:H2'	1:DA:2151:G:C8	2.06	0.90
11:DO:61:ARG:CB	11:DO:61:ARG:NH2	2.34	0.90
20:DU:50:ARG:HB3	20:DU:53:PRO:HG3	1.53	0.90
31:BA:419:C:H42	31:BA:424:G:H1	1.19	0.90
31:CA:468:A:H2'	31:CA:474:G:H5'	1.51	0.90
39:CL:53:VAL:O	39:CL:55:ALA:N	2.05	0.90
1:DA:2748:A:N7	1:DA:2754:U:O4	2.05	0.90
4:DE:101:ARG:HD2	4:DE:169:ASN:ND2	1.87	0.90
1:AA:494:G:H21	18:AS:57:ASN:HD21	1.18	0.90
1:AA:873:G:H1	1:AA:904:C:N4	1.68	0.90
14:AQ:66:ALA:HA	14:AQ:69:VAL:HG12	1.54	0.90
21:AV:72:ARG:NH2	21:AV:97:GLU:O	2.04	0.90
31:CA:412:A:O2'	31:CA:413:G:OP2	1.88	0.90
40:CM:40:LEU:HG	40:CM:41:PRO:HD2	1.53	0.90
1:DA:885:C:C4	1:DA:890:A:C6	2.58	0.90
1:AA:507:A:H5''	1:AA:508:G:H5'	1.54	0.89
1:AA:1022:G:H22	1:AA:1142(A):A:H2	1.20	0.89
1:AA:2304:G:H22	1:AA:2312:U:H3	1.20	0.89
31:CA:1352:C:N4	31:CA:1370:G:H1	1.70	0.89
1:DA:2468:G:H3'	1:DA:2476:A:N1	1.85	0.89
9:DM:17:ASP:HA	9:DM:55:VAL:HG22	1.53	0.89

Continued on next page...

Continued from previous page...

Atom-1	Atom-2	Interatomic distance (Å)	Clash overlap (Å)
31:BA:78:G:H1	31:BA:91:C:H42	1.16	0.89
31:CA:1298:C:H5	37:CJ:114:ARG:HD2	1.36	0.89
42:CO:59:ARG:HH11	42:CO:63:GLY:HA2	1.33	0.89
1:DA:140:A:H8	1:DA:1408:C:HO2'	0.90	0.89
9:DM:15:LEU:HD11	9:DM:55:VAL:HG13	1.04	0.89
1:AA:1582:C:O2'	1:AA:1586:A:H8	1.54	0.89
1:AA:1945:G:OP1	56:AA:3555:OHX:N2	2.06	0.89
11:AO:62:LEU:HD12	30:A8:30:ARG:NH1	1.88	0.89
1:DA:2469:A:O2'	12:DP:56:ARG:HG2	1.72	0.89
12:DP:27:VAL:HG13	12:DP:105:GLU:OE2	1.72	0.89
1:AA:2420:C:P	30:A8:33:ASN:O	2.31	0.89
15:AR:77:PRO:HG2	15:AR:80:SER:HB2	1.54	0.89
52:BD:47:U:H2'	52:BD:48:C:C6	2.07	0.89
4:DE:66:HIS:C	4:DE:68:ALA:H	1.76	0.89
16:D1:92:ARG:HD3	16:D1:94:ASN:HB3	1.52	0.89
1:AA:2438:U:O3'	1:AA:2439:A:H3'	1.72	0.89
40:CM:54:PHE:CD2	40:CM:55:LYS:HD3	2.08	0.89
52:CD:47:U:H2'	52:CD:48:C:C6	2.08	0.89
14:DQ:17:ARG:CG	14:DQ:17:ARG:HH11	1.86	0.89
24:DW:46:GLN:H	24:DW:49:LYS:HZ2	1.14	0.89
31:CA:182:U:H5	31:CA:183:G:H1'	1.36	0.89
31:CA:1374:A:H2'	31:CA:1375:A:H5'	1.55	0.89
12:AP:75:THR:HB	12:AP:88:GLY:CA	2.02	0.89
1:DA:9:U:N3	1:DA:2629:A:N6	2.21	0.89
14:DQ:10:ARG:HH21	14:DQ:91:PRO:HB2	1.36	0.89
1:AA:1364:G:OP2	23:AZ:2:SER:OG	1.89	0.89
1:AA:2875:C:H4'	15:AR:5:ALA:HB2	1.51	0.89
24:AW:42:GLY:O	24:AW:44:LEU:N	2.05	0.89
52:BB:23:A:H2'	52:BB:24:G:H5''	1.53	0.89
32:CE:79:ASP:O	32:CE:82:ARG:N	2.05	0.89
48:CU:56:THR:HB	48:CU:58:LEU:HD11	1.51	0.89
4:AE:26:ILE:HD11	4:AE:198:VAL:HG21	1.54	0.89
8:AK:7:GLU:HA	8:AK:15:VAL:HG22	1.54	0.89
19:AT:67:GLY:O	19:AT:69:TYR:N	2.05	0.89
31:CA:987:G:H1	31:CA:1218:C:H42	1.21	0.89
31:CA:1129:C:N4	31:CA:1142:G:O6	2.06	0.89
32:CE:50:GLU:O	32:CE:54:THR:OG1	1.88	0.89
11:DO:61:ARG:HH21	11:DO:61:ARG:HG2	1.37	0.89
1:AA:860:U:C5	1:AA:917:A:H2	1.91	0.89
15:AR:50:ILE:HD11	15:AR:102:ILE:HD11	1.54	0.89
31:BA:87:A:H2'	31:BA:88:C:H6	1.38	0.89

Continued on next page...

Continued from previous page...

Atom-1	Atom-2	Interatomic distance (Å)	Clash overlap (Å)
31:BA:789:U:C5	31:BA:792:A:OP2	2.26	0.89
1:DA:517:C:OP1	27:D5:16:ARG:NH2	2.06	0.89
3:AD:125:ILE:HD11	3:AD:131:LEU:HD21	1.53	0.88
31:BA:142:G:H1	31:BA:221:C:H42	1.20	0.88
52:BD:11:C:H3'	52:BD:12:C:C5'	2.03	0.88
45:CR:16:ALA:HB1	45:CR:21:ASP:HB3	1.55	0.88
46:CS:8:ARG:HH11	46:CS:8:ARG:CG	1.86	0.88
1:DA:2392:A:H2	1:DA:2424:C:H42	1.20	0.88
15:DR:64:ARG:HB2	15:DR:73:GLU:HG2	1.53	0.88
20:AU:52:SER:HB2	20:AU:53:PRO:HD3	1.54	0.88
30:A8:52:LYS:HG3	30:A8:52:LYS:O	1.73	0.88
31:BA:411:A:N7	31:BA:413:G:N3	2.21	0.88
3:DD:43:ARG:NH1	3:DD:44:ASN:HD21	1.68	0.88
5:DF:24:LEU:HB3	5:DF:25:PRO:CD	2.03	0.88
6:DG:128:ARG:HH21	6:DG:128:ARG:HG3	1.38	0.88
12:AP:79:LEU:O	12:AP:80:GLU:HB2	1.70	0.88
31:CA:1157:A:O2'	31:CA:1158:C:O5'	1.90	0.88
31:CA:1325:C:H4'	51:CX:17:THR:HG21	1.54	0.88
49:CV:28:LYS:HD3	49:CV:29:ARG:H	1.34	0.88
1:DA:2275:C:O2'	12:DP:84:GLY:HA2	1.70	0.88
1:DA:1088:A:H4'	1:DA:1089:G:C8	2.09	0.88
19:DT:8:ILE:H	19:DT:8:ILE:HD12	1.36	0.88
3:AD:35:LYS:CD	3:AD:104:TYR:CD1	2.56	0.88
52:BB:48:C:H42	52:BB:52:G:H1	1.20	0.88
31:CA:382:A:H2'	31:CA:383:A:C8	2.07	0.88
42:CO:70:ILE:HD13	42:CO:77:LEU:HD12	1.53	0.88
1:AA:507:A:C5'	1:AA:508:G:H5'	2.04	0.88
20:AU:56:PRO:O	20:AU:58:GLY:N	2.07	0.88
31:BA:1023:G:H3'	31:BA:1024:G:H5''	1.55	0.88
40:BM:48:THR:HG23	40:BM:62:HIS:ND1	1.88	0.88
31:CA:979:C:C5	31:CA:980:C:C6	2.62	0.88
1:DA:884:C:H42	1:DA:892:G:H1	0.94	0.88
17:D2:73:SER:HB2	17:D2:83:ARG:O	1.73	0.88
30:D8:49:VAL:C	30:D8:50:LEU:HD22	1.94	0.88
1:AA:1359:A:N6	1:AA:1372:U:O2	2.07	0.88
1:AA:1900:A:H5'	1:AA:1900:A:C8	2.08	0.88
6:AG:37:VAL:O	6:AG:94:LEU:HD23	1.74	0.88
21:AV:72:ARG:HG3	21:AV:72:ARG:NH1	1.82	0.88
32:BE:88:ALA:HB2	32:BE:219:VAL:HG13	1.52	0.88
40:BM:34:VAL:HG22	40:BM:74:ILE:HG22	1.56	0.88
31:CA:359:U:H2'	31:CA:360:A:C8	2.08	0.88

Continued on next page...

Continued from previous page...

Atom-1	Atom-2	Interatomic distance (Å)	Clash overlap (Å)
52:CB:6:G:O2'	52:CB:7:G:OP1	1.91	0.88
21:DV:11:GLU:HG3	21:DV:12:GLY:N	1.88	0.88
1:AA:547:A:H2'	1:AA:548:A:C8	2.07	0.88
12:AP:51:ARG:HH12	12:AP:55:VAL:HG11	1.38	0.88
31:BA:1128:C:H2'	31:BA:1139:G:O6	1.73	0.88
36:BI:28:ARG:O	36:BI:32:ASN:ND2	2.06	0.88
6:DG:129:GLY:O	6:DG:130:ASN:ND2	2.07	0.88
16:D1:92:ARG:HG2	17:D2:11:GLN:NE2	1.89	0.88
19:DT:26:TYR:O	19:DT:28:PHE:CE1	2.27	0.88
1:AA:315:G:H2'	1:AA:316:C:H6	1.37	0.88
1:AA:2444:G:OP2	5:AF:68:LYS:HE2	1.74	0.88
3:AD:35:LYS:HD3	3:AD:63:ARG:CB	2.04	0.88
31:CA:1392:G:H21	31:CA:1502:A:H8	1.17	0.88
42:CO:83:VAL:HG11	42:CO:100:ILE:HD12	1.56	0.88
1:DA:1470:G:OP2	56:DA:3343:OHX:N5	2.07	0.88
15:DR:51:ARG:HG2	15:DR:98:LYS:HD2	1.53	0.88
16:D1:25:TRP:C	16:D1:25:TRP:CD1	2.47	0.88
1:AA:2394:C:OP1	11:AO:63:PRO:HD2	1.73	0.88
1:AA:2404:C:O3'	11:AO:77:ARG:NH2	2.07	0.88
5:AF:46:ARG:HH11	5:AF:46:ARG:HG2	1.38	0.88
17:A2:39:LEU:O	17:A2:40:LEU:HD23	1.74	0.88
31:CA:1190:G:O6	56:CA:1762:OHX:N3	2.07	0.88
34:CG:8:VAL:O	34:CG:10:ARG:N	2.06	0.88
1:DA:1478:G:N7	56:DA:3415:OHX:N3	2.22	0.88
2:DB:7:G:H4'	14:DQ:29:PHE:CD1	2.09	0.88
3:DD:206:LEU:HD22	3:DD:211:ARG:HG2	1.55	0.88
9:DM:56:ASN:HA	9:DM:125:GLY:H	1.36	0.88
14:DQ:11:LYS:HG3	14:DQ:91:PRO:HD3	1.53	0.88
21:DV:27:VAL:HG12	21:DV:87:ASP:HB3	1.53	0.88
25:DX:19:GLN:NE2	25:DX:52:HIS:HE1	1.72	0.88
7:AH:10:PRO:O	7:AH:11:VAL:HG13	1.74	0.87
34:BG:153:ARG:NH2	34:BG:180:GLY:O	2.06	0.87
35:BH:41:VAL:HG22	35:BH:113:ALA:HB2	1.55	0.87
1:DA:774:A:H2	1:DA:787:U:HO2'	1.22	0.87
4:DE:5:LEU:HD11	4:DE:79:ARG:HB2	1.56	0.87
5:DF:132:VAL:O	5:DF:134:GLY:N	2.06	0.87
1:AA:607:U:H3	1:AA:621:A:H2	1.20	0.87
4:AE:20:ALA:O	4:AE:21:VAL:HG22	1.75	0.87
16:A1:112:ARG:HG3	16:A1:112:ARG:NH1	1.78	0.87
32:BE:100:GLY:N	32:BE:176:GLU:OE2	2.07	0.87
31:CA:81:G:N2	31:CA:88:C:N3	2.21	0.87

Continued on next page...

Continued from previous page...

Atom-1	Atom-2	Interatomic distance (Å)	Clash overlap (Å)
1:DA:2468:G:H3'	1:DA:2476:A:C2	2.10	0.87
1:DA:2762:G:H3'	1:DA:2763:G:H5''	1.56	0.87
11:DO:19:VAL:HG22	11:DO:20:GLY:H	1.37	0.87
23:DZ:86:SER:N	23:DZ:87:PRO:HD2	1.87	0.87
29:D7:34:ARG:NH1	29:D7:39:ARG:HG3	1.88	0.87
1:AA:1509:C:H3'	1:AA:1510:A:H5''	1.54	0.87
2:AB:15:A:H5'	2:AB:16:G:C8	2.08	0.87
14:AQ:29:PHE:HD2	14:AQ:30:ARG:N	1.72	0.87
32:BE:194:PRO:O	32:BE:196:LEU:N	2.08	0.87
35:BH:78:HIS:HE1	35:BH:143:ARG:H	1.22	0.87
32:CE:72:GLY:O	32:CE:74:LYS:N	2.05	0.87
35:CH:122:GLU:HB3	35:CH:126:ARG:HG2	1.55	0.87
1:DA:1364:G:OP2	23:DZ:2:SER:N	2.07	0.87
1:DA:1995:U:OP1	56:DA:3172:OHX:N3	2.06	0.87
11:DO:64:LYS:HB2	30:D8:25:MET:CE	1.94	0.87
31:BA:210:U:HO2'	31:BA:216:G:H8	1.17	0.87
33:BF:16:ARG:NH2	33:BF:183:ASP:OD2	2.07	0.87
43:BP:4:ILE:HG22	43:BP:5:ALA:H	1.39	0.87
53:BC:1:C:H42	53:BC:74:A:H2	0.90	0.87
52:BD:18:G:OP1	52:BD:66:G:N2	2.08	0.87
1:DA:2607:G:O6	56:DA:3214:OHX:N1	2.06	0.87
27:D5:57:VAL:HG12	27:D5:58:LEU:H	1.39	0.87
1:AA:873:G:H1	1:AA:904:C:H42	0.93	0.87
31:BA:1299:A:C2'	31:BA:1301:U:H1'	2.04	0.87
38:BK:87:SER:HB2	38:BK:93:VAL:HB	1.54	0.87
1:DA:1019:U:H2'	1:DA:1020:A:H8	1.40	0.87
18:DS:64:MET:O	18:DS:65:LEU:HB2	1.75	0.87
21:DV:30:ASN:O	21:DV:32:HIS:N	2.06	0.87
24:DW:16:LEU:O	24:DW:16:LEU:HD12	1.74	0.87
31:BA:1256:A:O2'	31:BA:1257:U:O5'	1.91	0.87
1:DA:2287:A:H62	1:DA:2344:U:H3	1.18	0.87
9:DM:33:LEU:HD12	9:DM:38:HIS:CD2	2.10	0.87
19:DT:36:LYS:HG2	19:DT:54:VAL:HB	1.55	0.87
34:BG:155:LEU:HD12	34:BG:158:ILE:HD11	1.55	0.87
31:CA:64:G:H4'	31:CA:65:U:O5'	1.74	0.87
31:CA:362:G:H4'	42:CO:33:ARG:HH21	1.40	0.87
31:CA:1027:C:O2	31:CA:1035:A:N6	2.07	0.87
31:CA:1176:A:C2'	31:CA:1177:G:H5'	2.05	0.87
39:CL:3:GLN:HE21	39:CL:20:ARG:NH1	1.71	0.87
1:DA:2655:G:N2	1:DA:2665:A:OP2	2.08	0.87
4:DE:119:ARG:HG2	4:DE:160:TYR:HB2	1.56	0.87

Continued on next page...

Continued from previous page...

Atom-1	Atom-2	Interatomic distance (Å)	Clash overlap (Å)
12:AP:17:LEU:HD21	12:AP:96:VAL:HG11	1.53	0.87
31:BA:737:A:H2'	31:BA:738:C:C6	2.09	0.87
32:BE:111:ARG:HH11	32:BE:111:ARG:HG2	1.36	0.87
34:BG:85:LYS:HG2	34:BG:86:LYS:H	1.40	0.87
40:CM:56:HIS:O	40:CM:58:ASP:N	2.06	0.87
42:CO:90:VAL:O	42:CO:92:ASP:N	2.08	0.87
1:DA:586:A:H5'	5:DF:89:VAL:HG21	1.56	0.87
1:DA:1416:G:O2'	1:DA:1417:C:O5'	1.92	0.87
4:DE:37:ARG:HA	4:DE:42:ASP:OD2	1.73	0.87
13:D0:78:LYS:O	13:D0:83:ILE:HG13	1.74	0.87
16:D1:50:ARG:HH12	17:D2:72:VAL:HB	1.39	0.87
1:AA:1197:G:N7	56:AA:3538:OHX:N2	2.22	0.87
5:AF:51:THR:HB	5:AF:88:VAL:HG21	1.55	0.87
5:AF:123:LEU:HD12	5:AF:124:LEU:H	1.37	0.87
23:AZ:65:SER:HB2	23:AZ:66:HIS:HD2	1.40	0.87
31:BA:652:U:O4	31:BA:752:G:O2'	1.91	0.87
31:BA:991:U:O2'	31:BA:992:U:H5'	1.75	0.87
33:BF:162:GLN:HG2	54:B1:24:A:H1'	1.54	0.87
34:BG:126:ILE:HD13	34:BG:127:THR:H	1.39	0.87
21:DV:33:LEU:HD23	21:DV:90:VAL:HG21	1.55	0.87
1:AA:540:G:H5'	1:AA:540:G:H8	1.40	0.86
9:AM:40:PRO:O	16:A1:64:ARG:HG2	1.75	0.86
31:BA:411:A:C5	31:BA:413:G:H1'	2.09	0.86
31:BA:1149:C:H2'	31:BA:1150:U:C6	2.09	0.86
44:BQ:6:LEU:HB3	44:BQ:23:ARG:NH2	1.89	0.86
31:CA:1321:C:N4	31:CA:1322:C:H41	1.72	0.86
31:CA:1352:C:OP1	51:CX:3:LYS:NZ	2.06	0.86
38:CK:64:LYS:HG2	38:CK:79:VAL:HG21	1.57	0.86
5:DF:31:HIS:HB2	11:DO:9:ASN:ND2	1.90	0.86
28:D6:25:LYS:HB3	30:D8:34:TRP:CH2	2.10	0.86
14:AQ:32:LEU:O	14:AQ:62:LYS:NZ	2.08	0.86
32:BE:60:ASP:OD1	32:BE:64:ARG:NH2	2.07	0.86
50:CW:10:LEU:HD13	50:CW:12:ALA:H	1.38	0.86
52:CB:58:G:H1	52:CB:74:C:H42	1.22	0.86
1:DA:946:G:H2'	1:DA:947:G:H8	1.40	0.86
11:DO:9:ASN:HB3	11:DO:10:PRO:CD	2.04	0.86
31:BA:426:G:O6	56:BA:1785:OHX:N4	2.08	0.86
31:CA:81:G:H1	31:CA:88:C:H42	0.88	0.86
31:CA:1349:A:OP2	39:CL:118:LYS:NZ	2.07	0.86
42:CO:47:LYS:HB3	42:CO:48:PRO:CD	2.05	0.86
2:DB:7:G:H4'	14:DQ:29:PHE:HD1	1.39	0.86

Continued on next page...

Continued from previous page...

Atom-1	Atom-2	Interatomic distance (Å)	Clash overlap (Å)
30:D8:34:TRP:CD1	30:D8:35:GLN:N	2.41	0.86
1:AA:1055:G:H1	1:AA:1104:C:H42	0.87	0.86
1:AA:1678:G:N2	1:AA:1989:G:H22	1.72	0.86
7:AH:25:LYS:HG2	7:AH:34:GLU:HG2	1.56	0.86
30:A8:34:TRP:N	30:A8:35:GLN:HB3	1.90	0.86
31:BA:280:C:H3'	31:BA:281:G:H5'	1.55	0.86
42:CO:75:HIS:HD2	42:CO:77:LEU:H	1.24	0.86
1:DA:67:U:N3	1:DA:74:A:C2	2.43	0.86
1:AA:1060:U:H3	1:AA:1088:A:H8	1.22	0.86
30:A8:59:LYS:NZ	30:A8:59:LYS:HB2	1.89	0.86
31:BA:1346:A:H5''	39:BL:120:ARG:NH1	1.90	0.86
35:BH:110:LEU:HD13	35:BH:118:ILE:HD13	1.57	0.86
49:CV:7:LYS:HG2	49:CV:8:GLY:H	1.39	0.86
30:D8:52:LYS:H	30:D8:52:LYS:HD2	1.40	0.86
1:AA:2275:C:O2'	12:AP:84:GLY:HA3	1.76	0.86
12:AP:17:LEU:CD2	12:AP:96:VAL:HG13	2.00	0.86
31:BA:1145:C:H4'	31:BA:1146:A:C8	2.10	0.86
35:CH:91:LEU:HD12	35:CH:120:THR:HG22	1.57	0.86
1:DA:9:U:N3	1:DA:2629:A:C6	2.43	0.86
1:DA:2138:C:H42	1:DA:2153:G:H1	1.21	0.86
1:DA:2378:A:O2'	14:DQ:21:THR:HG21	1.75	0.86
1:DA:2391:G:OP2	30:D8:32:LEU:CD1	2.23	0.86
1:DA:2468:G:H8	1:DA:2476:A:N1	1.73	0.86
6:DG:161:THR:HG22	6:DG:163:ALA:H	1.40	0.86
1:AA:163:U:H2'	1:AA:164:U:H5'	1.55	0.86
1:AA:2136:C:H42	1:AA:2155:G:H1	0.90	0.86
4:AE:28:ALA:HB3	4:AE:93:VAL:HG23	1.58	0.86
31:BA:991:U:O4	31:BA:1212:U:O2'	1.94	0.86
31:CA:736:C:H2'	31:CA:737:A:H8	1.40	0.86
21:DV:174:VAL:O	21:DV:175:VAL:HB	1.73	0.86
3:AD:35:LYS:HD3	3:AD:63:ARG:HB3	1.57	0.86
1:DA:859:G:O2'	1:DA:916:G:O6	1.93	0.86
1:DA:1250:G:N7	11:DO:18:ARG:NH2	2.24	0.86
5:DF:25:PRO:HB2	5:DF:27:GLU:N	1.89	0.86
1:AA:900:A:H3'	1:AA:901:A:H8	1.40	0.86
7:AH:20:ALA:HB1	7:AH:21:PRO:HD2	1.58	0.86
28:A6:15:GLU:HA	28:A6:49:HIS:HA	1.58	0.86
41:BN:99:GLN:HG2	41:BN:105:VAL:HG21	1.55	0.86
39:CL:26:VAL:HG13	39:CL:61:ALA:HB3	1.56	0.86
42:CO:24:VAL:O	42:CO:26:ALA:N	2.06	0.86
32:BE:165:VAL:HG23	32:BE:166:ASP:H	1.38	0.86

Continued on next page...

Continued from previous page...

Atom-1	Atom-2	Interatomic distance (Å)	Clash overlap (Å)
51:BX:2:GLY:O	51:BX:4:GLY:N	2.09	0.86
31:CA:345:C:O2'	31:CA:346:G:O5'	1.93	0.86
19:DT:28:PHE:CE1	19:DT:81:VAL:HG22	2.11	0.86
21:DV:115:GLY:N	21:DV:177:PRO:HG2	1.89	0.86
1:AA:1899:G:H22	1:AA:1902:C:N4	1.74	0.85
1:AA:2645:G:H3'	1:AA:2646:C:H5'	1.58	0.85
31:CA:1160:G:N1	31:CA:1177:G:N2	2.24	0.85
34:CG:29:PRO:HD2	34:CG:30:LYS:HE2	1.56	0.85
39:CL:97:LYS:HB2	39:CL:102:LEU:HD12	1.58	0.85
52:CD:22:A:N7	52:CD:57:C:N4	2.24	0.85
1:DA:530:G:O2'	1:DA:532:A:C8	2.27	0.85
1:DA:2123:G:H1	1:DA:2175:C:N4	1.73	0.85
1:AA:2749:A:OP1	7:AH:4:ILE:HG22	1.76	0.85
53:BC:48:U:O2'	53:BC:49:C:OP2	1.92	0.85
12:DP:56:ARG:HB2	12:DP:56:ARG:NH1	1.91	0.85
27:A5:4:HIS:CB	27:A5:5:PRO:CD	2.33	0.85
38:BK:34:GLU:HB3	38:BK:118:VAL:HG21	1.57	0.85
31:CA:1322:C:H2'	31:CA:1322:C:O2	1.75	0.85
32:CE:83:MET:O	32:CE:85:ALA:N	2.10	0.85
1:DA:38:A:H2'	1:DA:39:C:C6	2.10	0.85
1:DA:1899:G:H22	1:DA:1902:C:N4	1.74	0.85
2:DB:15:A:H5''	2:DB:16:G:H8	1.41	0.85
3:AD:34:VAL:HG21	3:AD:103:ARG:HA	1.59	0.85
31:BA:611:A:H61	31:BA:629:G:H1	1.21	0.85
31:BA:1240:U:OP2	37:BJ:116:ALA:N	2.09	0.85
42:BO:71:PRO:O	42:BO:102:ARG:HD3	1.75	0.85
32:CE:77:ALA:HB2	32:CE:211:ILE:HD13	1.59	0.85
4:DE:8:LYS:HB3	4:DE:193:GLY:H	1.40	0.85
11:DO:79:ARG:HB3	11:DO:110:TYR:HD1	1.38	0.85
1:AA:1416:G:HO2'	1:AA:1417:C:H6	0.85	0.85
1:AA:2439:A:C8	1:AA:2439:A:H5'	2.11	0.85
26:A4:63:TYR:HE2	49:BV:42:PRO:HD3	1.40	0.85
31:BA:542:G:OP1	34:BG:10:ARG:NH2	2.10	0.85
35:BH:75:THR:OG1	35:BH:76:ILE:N	2.05	0.85
43:BP:26:GLY:O	43:BP:28:ALA:N	2.09	0.85
31:CA:328:C:O2'	31:CA:329:A:OP2	1.92	0.85
34:CG:31:CYS:HB3	34:CG:33:MET:HB2	1.59	0.85
12:DP:24:GLY:CA	12:DP:25:ASP:HB2	1.97	0.85
13:D0:24:GLN:HB3	13:D0:44:LEU:HD11	1.57	0.85
1:AA:370:G:H4'	1:AA:371:A:OP2	1.76	0.85
30:A8:16:ILE:HD11	30:A8:57:ARG:HG2	1.57	0.85

Continued on next page...

Continued from previous page...

Atom-1	Atom-2	Interatomic distance (Å)	Clash overlap (Å)
31:CA:539:A:OP2	42:CO:115:LYS:NZ	2.09	0.85
1:DA:2275:C:HO2'	12:DP:84:GLY:CA	1.84	0.85
1:DA:2872:G:C5	1:DA:2873:A:N1	2.44	0.85
26:A4:36:CYS:O	26:A4:41:PRO:HG2	1.76	0.85
49:CV:78:ARG:HD3	49:CV:78:ARG:H	1.42	0.85
1:DA:1171:G:N2	1:DA:1178:C:N3	2.24	0.85
1:DA:2212:A:H1'	1:DA:2215:G:C5	2.12	0.85
9:DM:56:ASN:HB3	9:DM:125:GLY:C	1.95	0.85
11:DO:65:ARG:HH11	11:DO:65:ARG:CG	1.86	0.85
19:DT:63:LYS:H	19:DT:63:LYS:NZ	1.74	0.85
1:AA:315:G:H2'	1:AA:316:C:C6	2.12	0.85
1:AA:1022:G:O6	9:AM:66:LYS:NZ	2.08	0.85
1:AA:1587:A:H2'	1:AA:1588:C:H6	1.42	0.85
1:AA:2307:G:C8	1:AA:2311:A:C2	2.64	0.85
1:AA:2701:C:C3'	1:AA:2702:U:H5''	2.06	0.85
19:AT:36:LYS:HA	19:AT:39:ILE:HD12	1.58	0.85
21:AV:53:ILE:HG22	21:AV:71:VAL:HG22	1.56	0.85
33:BF:50:ALA:HB1	33:BF:70:VAL:HG11	1.56	0.85
31:CA:1318:A:O2'	49:CV:37:ARG:HB3	1.76	0.85
11:DO:71:VAL:HG12	11:DO:72:PRO:HD3	0.86	0.85
1:AA:890:A:H8	1:AA:892:G:C8	1.94	0.85
1:AA:1055:G:N1	1:AA:1104:C:N4	2.23	0.85
2:AB:72:G:H5''	2:AB:73:A:OP1	1.77	0.85
5:AF:67:GLN:O	5:AF:67:GLN:CG	2.25	0.85
6:AG:21:ARG:HH11	6:AG:21:ARG:CG	1.87	0.85
31:CA:667:G:OP2	56:CA:1757:OHX:N6	2.10	0.85
31:CA:1321:C:N4	31:CA:1322:C:N4	2.23	0.85
30:D8:33:ASN:O	30:D8:34:TRP:CD1	2.30	0.85
1:AA:1109:C:HO2'	1:AA:1110:G:C4'	1.88	0.85
1:AA:1510:A:H2'	1:AA:1510:A:N3	1.91	0.85
49:BV:36:ARG:NH1	49:BV:52:TYR:O	2.09	0.85
50:BW:43:LEU:HD13	50:BW:51:GLU:HB3	1.58	0.85
5:DF:178:PRO:HG2	5:DF:179:GLU:OE1	1.75	0.85
23:DZ:23:LYS:HD3	23:DZ:28:GLY:HA3	1.57	0.85
1:AA:1606:G:H5''	1:AA:1607:C:OP1	1.76	0.84
1:AA:2343:C:O2'	1:AA:2373:G:O2'	1.92	0.84
11:AO:50:ARG:HH21	11:AO:50:ARG:CB	1.90	0.84
31:BA:1006:C:H42	31:BA:1023:G:H1	1.21	0.84
49:BV:65:ASN:HD22	49:BV:65:ASN:H	1.25	0.84
31:CA:243:A:H4'	31:CA:244:U:O5'	1.77	0.84
31:CA:1443:G:O2'	15:DR:122:ASP:OD2	1.95	0.84

Continued on next page...

Continued from previous page...

Atom-1	Atom-2	Interatomic distance (Å)	Clash overlap (Å)
45:CR:87:ILE:HG22	45:CR:88:ARG:N	1.92	0.84
1:DA:598:G:C1'	11:DO:12:ALA:HB2	2.06	0.84
1:DA:2786:U:H4'	4:DE:65:GLY:N	1.92	0.84
7:DH:125:VAL:HG23	7:DH:126:PRO:HB3	1.59	0.84
24:DW:4:SER:OG	24:DW:5:GLU:OE2	1.94	0.84
1:AA:1021:A:OP2	9:AM:65:LYS:NZ	2.10	0.84
3:AD:148:GLU:HB2	3:AD:151:LYS:HD2	1.58	0.84
12:AP:7:MET:HE1	12:AP:73:PRO:HG3	1.57	0.84
12:AP:75:THR:HG22	12:AP:90:VAL:N	1.91	0.84
12:AP:92:GLY:O	12:AP:93:TYR:CD1	2.30	0.84
31:BA:254:G:O3'	47:BT:69:LYS:NZ	2.09	0.84
34:BG:207:TYR:C	34:BG:209:ARG:H	1.79	0.84
52:BD:17:G:O2'	52:BD:66:G:N2	2.09	0.84
32:CE:7:VAL:HG22	32:CE:8:LYS:H	1.39	0.84
1:DA:5:A:H61	1:DA:2898:U:H3	1.24	0.84
1:DA:2469:A:N7	1:DA:2482:G:C4	2.43	0.84
16:D1:44:ASN:OD1	17:D2:74:LYS:HA	1.77	0.84
17:A2:89:GLN:HA	17:A2:89:GLN:HE21	1.40	0.84
31:BA:1271:G:C2'	31:BA:1272:G:H5''	2.07	0.84
21:AV:134:PRO:O	21:AV:136:PHE:N	2.11	0.84
31:BA:168:G:N7	56:BA:1812:OHX:N3	2.25	0.84
31:BA:1028:C:H42	31:BA:1033:G:H1	0.88	0.84
52:CD:21:A:N6	52:CD:55:U:O4	2.09	0.84
1:DA:2168:G:N2	1:DA:2170:A:OP2	2.10	0.84
3:DD:60:ARG:HD3	3:DD:86:PRO:HB2	1.58	0.84
20:DU:88:LYS:O	20:DU:89:PHE:CD2	2.30	0.84
28:D6:29:ASN:HA	28:D6:32:ASN:HD22	1.41	0.84
31:BA:201:C:N4	31:BA:216:G:H1	1.75	0.84
31:BA:422:C:O2'	31:BA:423:G:N3	2.10	0.84
34:BG:114:ARG:HG3	34:BG:114:ARG:HH11	1.43	0.84
50:BW:89:ARG:HH21	50:BW:104:LEU:HD11	1.42	0.84
31:CA:1443:G:H3'	31:CA:1446:A:C5'	2.08	0.84
33:CF:95:THR:O	33:CF:97:LYS:N	2.09	0.84
1:DA:1899:G:H22	1:DA:1902:C:H41	1.24	0.84
1:DA:2131:G:H5'	1:DA:2132:U:OP1	1.78	0.84
9:DM:35:ARG:HB2	9:DM:42:TRP:HH2	1.42	0.84
5:AF:55:GLY:O	56:AF:303:OHX:N1	2.09	0.84
52:BB:83:C:H2'	52:BB:84:C:H5'	1.60	0.84
31:CA:631:G:H3'	31:CA:632:A:C8	2.13	0.84
33:CF:14:ILE:HG12	33:CF:15:THR:H	1.42	0.84
1:DA:524:U:H2'	1:DA:525:U:H6	1.41	0.84

Continued on next page...

Continued from previous page...

Atom-1	Atom-2	Interatomic distance (Å)	Clash overlap (Å)
1:DA:598:G:O4'	11:DO:12:ALA:HB2	1.76	0.84
1:AA:780:G:H21	1:AA:783:A:H62	0.88	0.84
1:AA:2340:G:O2'	1:AA:2341:G:H5'	1.78	0.84
14:AQ:108:GLY:H	14:AQ:110:LEU:HD21	1.41	0.84
18:AS:9:TYR:H	18:AS:102:HIS:HD2	1.26	0.84
27:A5:3:LYS:N	27:A5:3:LYS:CD	2.35	0.84
32:BE:204:ASN:ND2	32:BE:206:ASP:H	1.75	0.84
34:CG:178:VAL:O	34:CG:180:GLY:N	2.09	0.84
11:AO:38:GLN:HA	11:AO:38:GLN:HE21	1.42	0.84
27:A5:2:ALA:N	27:A5:3:LYS:CE	2.37	0.84
31:BA:1002:G:H2'	31:BA:1003:G:C8	2.12	0.84
31:CA:1157:A:H1'	31:CA:1158:C:N3	1.91	0.84
52:CB:42:U:H2'	52:CB:43:G:C8	2.12	0.84
1:DA:2795:G:H3'	1:DA:2797:U:C5'	2.07	0.84
28:D6:10:LEU:HD23	30:D8:34:TRP:CZ2	2.13	0.84
1:AA:1026:U:H4'	1:AA:1027:A:OP1	1.76	0.84
1:AA:2346:A:H4'	1:AA:2347:C:OP2	1.76	0.84
3:AD:72:LYS:HE2	3:AD:101:GLU:OE2	1.77	0.84
12:AP:17:LEU:CD2	12:AP:96:VAL:HG11	2.04	0.84
17:A2:44:LYS:O	17:A2:46:VAL:N	2.11	0.84
31:BA:1159:U:O4'	31:BA:1182:G:N2	2.10	0.84
31:CA:1255:G:OP1	40:CM:45:ARG:NH1	2.11	0.84
43:CP:92:HIS:CE1	43:CP:98:VAL:HG11	2.13	0.84
1:DA:71:A:OP2	1:DA:71:A:H3'	1.77	0.84
11:DO:81:GLN:OE1	11:DO:106:LEU:O	1.94	0.84
1:AA:2790:A:C2	1:AA:2894:G:H5'	2.12	0.84
23:AZ:80:LEU:C	23:AZ:81:LYS:HE2	1.98	0.84
30:A8:34:TRP:HE3	30:A8:35:GLN:CG	1.79	0.84
31:BA:1028:C:N3	31:BA:1033:G:N2	2.25	0.84
31:BA:1147:C:O2	39:BL:16:ARG:NH1	2.11	0.84
34:CG:4:TYR:HD1	34:CG:5:ILE:N	1.75	0.84
42:CO:60:LEU:O	42:CO:62:SER:N	2.11	0.84
1:DA:2681:C:H2'	1:DA:2681:C:O2	1.77	0.84
20:DU:88:LYS:O	20:DU:89:PHE:CG	2.30	0.84
21:DV:147:GLY:O	21:DV:149:SER:N	2.11	0.84
12:AP:138:ASP:OD1	12:AP:138:ASP:N	2.11	0.83
15:AR:51:ARG:HB2	15:AR:98:LYS:HD3	1.60	0.83
23:AZ:56:GLN:HE21	23:AZ:56:GLN:HA	1.43	0.83
31:BA:396:G:O2'	31:BA:398:C:OP1	1.94	0.83
34:BG:11:LEU:O	34:BG:13:ARG:N	2.10	0.83
34:BG:150:GLU:O	34:BG:152:SER:N	2.10	0.83

Continued on next page...

Continued from previous page...

Atom-1	Atom-2	Interatomic distance (Å)	Clash overlap (Å)
52:BD:62:G:N2	52:BD:70:C:N3	2.26	0.83
31:CA:179:A:H2'	31:CA:180:U:H6	1.42	0.83
1:DA:90:U:H2'	1:DA:91:A:C5'	2.03	0.83
1:DA:2255:G:C2	12:DP:85:LYS:HE2	2.13	0.83
1:DA:2469:A:C8	1:DA:2482:G:C4	2.66	0.83
8:DK:101:LEU:HD23	8:DK:101:LEU:H	1.39	0.83
17:D2:78:LYS:O	17:D2:79:VAL:HG12	1.78	0.83
32:BE:59:GLU:O	32:BE:61:LEU:N	2.11	0.83
31:CA:1049:U:H4'	31:CA:1050:G:C5'	2.08	0.83
1:DA:153:C:H42	1:DA:173:G:H1	1.25	0.83
12:DP:110:THR:HG23	12:DP:113:GLN:HG3	1.58	0.83
1:AA:2319:G:H4'	1:AA:2320:A:OP1	1.78	0.83
6:AG:67:LYS:O	6:AG:67:LYS:HD2	1.76	0.83
12:AP:66:ILE:HG13	12:AP:67:ARG:H	1.42	0.83
26:A4:39:CYS:SG	26:A4:41:PRO:CG	2.66	0.83
31:BA:1004:A:H5''	31:BA:1025:U:C4	2.12	0.83
35:BH:91:LEU:HD12	35:BH:120:THR:HG22	1.58	0.83
1:DA:2427:C:H5''	1:DA:2428:G:OP1	1.78	0.83
1:AA:646:A:H2'	1:AA:647:G:O4'	1.79	0.83
1:AA:958:U:OP2	12:AP:14:ARG:NH1	2.10	0.83
21:AV:39:VAL:HG21	21:AV:44:PHE:HB2	1.60	0.83
31:BA:1003:G:C2'	31:BA:1004:A:H5'	2.07	0.83
31:CA:870:U:H4'	31:CA:871:U:H5'	1.61	0.83
33:CF:184:TYR:HD1	33:CF:201:TYR:HE2	1.27	0.83
52:CB:44:C:H2'	52:CB:45:C:O4'	1.78	0.83
1:DA:1992:G:O2'	1:DA:1993:U:OP2	1.96	0.83
25:DX:19:GLN:HE22	25:DX:52:HIS:CE1	1.96	0.83
1:AA:2688:U:H5	1:AA:2720:U:OP2	1.62	0.83
31:BA:453:A:H4'	46:BS:72:ARG:HB2	1.59	0.83
32:BE:235:SER:O	32:BE:237:ALA:N	2.11	0.83
1:DA:483:A:H4'	20:DU:49:VAL:HA	1.60	0.83
9:DM:15:LEU:HD11	9:DM:55:VAL:HG12	1.59	0.83
17:D2:49:THR:HB	17:D2:50:PRO:CD	2.09	0.83
1:AA:1278:A:O3'	13:A0:34:ILE:HD11	1.78	0.83
1:AA:1332:G:N2	1:AA:1609:A:O2'	2.11	0.83
1:AA:2347:C:H4'	28:A6:39:TYR:HE2	1.43	0.83
31:BA:1004:A:H2'	31:BA:1005:A:O4'	1.77	0.83
34:BG:31:CYS:C	34:BG:33:MET:H	1.80	0.83
35:CH:60:TYR:HB2	35:CH:64:ARG:HH21	1.43	0.83
43:CP:33:ALA:O	43:CP:37:THR:OG1	1.96	0.83
26:D4:22:ILE:HG12	26:D4:23:GLU:N	1.93	0.83

Continued on next page...

Continued from previous page...

Atom-1	Atom-2	Interatomic distance (Å)	Clash overlap (Å)
1:AA:620:G:H4'	1:AA:621:A:C5'	2.08	0.83
1:AA:1535:U:N3	1:AA:1536:A:H3'	1.92	0.83
1:AA:2287:A:H62	1:AA:2344:U:H3	0.85	0.83
26:A4:18:CYS:CB	26:A4:39:CYS:HB2	1.87	0.83
31:BA:1145:C:H5''	31:BA:1146:A:OP1	1.77	0.83
31:BA:1318:A:H5''	49:BV:10:PHE:CD2	2.14	0.83
32:CE:92:TYR:CD2	32:CE:151:GLY:HA3	2.13	0.83
1:DA:2125:G:H22	1:DA:2172:U:P	2.02	0.83
17:D2:62:LEU:HB3	17:D2:93:GLU:O	1.79	0.83
22:D3:43:THR:O	22:D3:45:PHE:N	2.11	0.83
1:AA:1077:A:H3'	1:AA:1078:U:H5''	1.60	0.83
2:AB:15:A:H4'	2:AB:15:A:OP1	1.79	0.83
4:AE:48:GLN:HE22	4:AE:77:ILE:HD12	1.43	0.83
4:AE:132:HIS:O	4:AE:133:LYS:HB2	1.78	0.83
31:BA:35:G:O2'	42:BO:118:SER:O	1.96	0.83
31:BA:77:C:H2'	31:BA:78:G:H5''	1.58	0.83
31:BA:93:U:H2'	31:BA:95:G:O4'	1.78	0.83
43:BP:94:ARG:O	43:BP:96:LEU:N	2.12	0.83
34:CG:14:ARG:HH11	34:CG:14:ARG:HG3	1.44	0.83
38:CK:77:GLU:HG3	38:CK:78:GLN:N	1.91	0.83
40:CM:54:PHE:CG	40:CM:55:LYS:HD3	2.13	0.83
18:DS:51:LEU:O	18:DS:51:LEU:HD22	1.79	0.83
1:AA:1535:U:H3'	1:AA:1536:A:H5''	1.60	0.83
7:AH:124:GLU:HB2	7:AH:132:ARG:HG3	1.60	0.83
17:A2:59:ALA:HB2	17:A2:96:ILE:HD13	1.60	0.83
33:CF:23:TYR:HD2	33:CF:24:ALA:N	1.77	0.83
8:DK:124:GLY:H	8:DK:142:VAL:HG12	1.42	0.83
14:DQ:17:ARG:HH11	14:DQ:17:ARG:HG3	1.44	0.83
21:DV:141:VAL:HG21	21:DV:150:LEU:HD13	1.60	0.83
28:A6:25:LYS:HE3	30:A8:34:TRP:HZ2	1.44	0.83
29:A7:43:THR:HG23	29:A7:44:PRO:HD2	1.59	0.83
31:CA:418:C:H42	31:CA:425:G:H1	1.23	0.83
48:CU:58:LEU:HD12	48:CU:58:LEU:H	1.41	0.83
1:DA:847:U:C5	1:DA:933:A:N6	2.47	0.83
1:DA:986:C:C2'	1:DA:987:G:H5'	2.09	0.83
8:DK:109:ILE:HB	8:DK:130:TYR:OH	1.77	0.83
1:AA:559:G:H22	16:A1:49:HIS:CD2	1.97	0.82
1:AA:654(B):C:H42	1:AA:654(S):G:H1	1.27	0.82
31:BA:73:G:O6	31:BA:97:U:C2	2.31	0.82
53:BC:18:C:O2	56:BC:105:OHX:N4	2.12	0.82
52:BD:21:A:N1	52:BD:55:U:O4	2.12	0.82

Continued on next page...

Continued from previous page...

Atom-1	Atom-2	Interatomic distance (Å)	Clash overlap (Å)
31:CA:991:U:O2'	31:CA:992:U:O5'	1.95	0.82
31:CA:1086:U:H3	31:CA:1099:G:H22	1.25	0.82
34:CG:8:VAL:O	34:CG:11:LEU:N	2.10	0.82
1:DA:1043:C:H42	1:DA:1112:G:H1	0.88	0.82
1:DA:1054:A:H61	1:DA:1105:U:H3	0.83	0.82
16:D1:90:VAL:O	16:D1:92:ARG:N	2.12	0.82
7:AH:153:LYS:HG2	7:AH:162:ILE:HB	1.61	0.82
31:CA:1023:G:H3'	31:CA:1024:G:H5''	1.61	0.82
33:CF:181:ASN:HD21	33:CF:204:LEU:HB2	1.44	0.82
42:CO:75:HIS:CD2	42:CO:77:LEU:H	1.97	0.82
1:DA:877:U:O4	1:DA:899:A:N6	2.12	0.82
1:DA:1048:A:H2	1:DA:1112:G:H21	1.24	0.82
1:DA:1342:A:N1	1:DA:1397:U:C4	2.47	0.82
1:DA:1781:C:O2'	56:DA:3337:OHX:N6	2.12	0.82
7:DH:19:VAL:HG12	7:DH:20:ALA:H	1.44	0.82
1:AA:524:U:H2'	1:AA:525:U:H6	1.43	0.82
1:AA:1652:A:OP1	13:A0:8:ARG:NH1	2.12	0.82
15:AR:56:GLY:O	15:AR:59:THR:HG23	1.80	0.82
32:BE:94:ASN:H	32:BE:94:ASN:HD22	1.28	0.82
32:CE:7:VAL:HG13	32:CE:8:LYS:HD3	1.60	0.82
1:DA:1382:G:OP1	56:DA:3437:OHX:N2	2.12	0.82
3:AD:35:LYS:NZ	3:AD:65:ILE:HA	1.94	0.82
17:A2:35:LEU:HB2	17:A2:37:VAL:HG22	1.60	0.82
31:BA:38:G:C2	31:BA:397:A:C2	2.67	0.82
31:CA:526:C:OP2	42:CO:91:LYS:NZ	2.13	0.82
32:CE:233:SER:HB2	32:CE:234:PRO:HD2	1.58	0.82
43:CP:94:ARG:O	43:CP:96:LEU:N	2.12	0.82
1:DA:2415:G:H4'	11:DO:67:MET:H	1.41	0.82
3:DD:35:LYS:HE2	3:DD:104:TYR:CD1	2.14	0.82
1:AA:2138:C:N4	1:AA:2153:G:H1	1.77	0.82
13:A0:100:LEU:HD13	13:A0:112:ALA:HA	1.59	0.82
1:DA:155:C:N3	1:DA:171:G:C2	2.47	0.82
1:DA:330:A:H2	1:DA:1210:A:HO2'	0.88	0.82
1:DA:2313:C:H5''	6:DG:40:ASN:ND2	1.93	0.82
30:D8:33:ASN:HD21	30:D8:41:ILE:CG1	1.91	0.82
9:AM:103:VAL:O	9:AM:106:MET:N	2.12	0.82
27:A5:6:VAL:HG22	27:A5:7:PRO:CD	2.09	0.82
30:A8:61:LEU:HD12	30:A8:61:LEU:O	1.79	0.82
31:BA:438:G:OP1	34:BG:125:HIS:HE1	1.63	0.82
43:CP:92:HIS:HE1	43:CP:98:VAL:HG11	1.44	0.82
52:CB:16:C:H2'	52:CB:18:G:OP1	1.80	0.82

Continued on next page...

Continued from previous page...

Atom-1	Atom-2	Interatomic distance (Å)	Clash overlap (Å)
1:DA:1169:G:H2'	1:DA:1170:G:O4'	1.79	0.82
1:DA:2508:G:O6	56:DA:3159:OHX:N1	2.13	0.82
3:DD:69:ARG:HD3	3:DD:105:ILE:HD11	1.59	0.82
11:DO:11:GLY:O	11:DO:13:ASN:N	2.12	0.82
15:DR:3:ARG:HG2	15:DR:6:LEU:HB2	1.60	0.82
1:AA:667:U:OP2	56:AO:203:OHX:N4	2.11	0.82
22:A3:36:ILE:HD13	22:A3:36:ILE:O	1.80	0.82
42:BO:7:ILE:HD11	47:BT:32:TYR:HB3	1.62	0.82
1:DA:67:U:N3	1:DA:74:A:H2	1.78	0.82
6:DG:63:ILE:O	6:DG:63:ILE:HG13	1.78	0.82
12:AP:133:ARG:O	12:AP:134:ARG:HB3	1.79	0.82
20:AU:97:ARG:HH21	20:AU:98:VAL:HB	1.44	0.82
1:DA:2467:C:H2'	1:DA:2468:G:O4'	1.80	0.82
1:AA:881:G:H5'	1:AA:882:G:OP2	1.78	0.82
1:AA:2400:G:H2'	1:AA:2401:U:H6	1.45	0.82
31:BA:422:C:O2'	31:BA:423:G:C2	2.33	0.82
31:BA:1315:U:H2'	31:BA:1316:G:O4'	1.79	0.82
32:BE:158:LEU:HD22	32:BE:182:ILE:HD11	1.60	0.82
38:BK:86:ILE:HG22	38:BK:87:SER:H	1.44	0.82
52:CB:61:G:N2	52:CB:72:U:O2	2.11	0.82
5:DF:188:ARG:HA	11:DO:3:LEU:HD11	1.59	0.82
1:AA:330:A:H2	1:AA:1210:A:H2'	1.45	0.82
1:AA:1800:C:OP1	3:AD:264:LYS:NZ	2.13	0.82
3:AD:28:GLU:HB3	3:AD:29:PRO:CD	2.08	0.82
11:AO:61:ARG:O	11:AO:62:LEU:HD23	1.78	0.82
41:BN:87:THR:HG22	41:BN:88:GLY:H	1.45	0.82
31:CA:388:G:OP1	56:CA:1725:OHX:N5	2.12	0.82
31:CA:1003:G:N2	31:CA:1037:C:N3	2.28	0.82
31:CA:1160:G:O6	31:CA:1181:G:C6	2.33	0.82
31:CA:1277:C:HO2'	31:CA:1279:A:H8	0.83	0.82
52:CB:31:G:H1	52:CB:41:C:N4	1.78	0.82
54:C1:21:C:H2'	54:C1:22:A:C8	2.14	0.82
2:AB:6:C:H2'	2:AB:7:G:H5''	1.62	0.81
7:AH:152:ARG:HG3	7:AH:153:LYS:H	1.45	0.81
31:BA:748:C:H4'	31:BA:749:C:O5'	1.80	0.81
37:BJ:111:ARG:HD2	37:BJ:123:GLU:HB2	1.62	0.81
42:BO:6:THR:H	42:BO:9:GLN:HE21	1.28	0.81
31:CA:312:C:OP1	56:CA:1746:OHX:N4	2.13	0.81
31:CA:1125:U:O4	40:CM:5:ARG:NH1	2.13	0.81
53:CC:1:C:H2'	53:CC:1:C:O2	1.78	0.81
2:DB:7:G:O5'	14:DQ:29:PHE:HE1	1.63	0.81

Continued on next page...

Continued from previous page...

Atom-1	Atom-2	Interatomic distance (Å)	Clash overlap (Å)
4:DE:80:GLU:O	4:DE:82:ARG:N	2.13	0.81
16:D1:91:ASP:OD2	16:D1:96:ALA:HB2	1.79	0.81
21:DV:28:MET:HG3	21:DV:37:VAL:HG11	1.62	0.81
1:AA:1062:G:H2'	1:AA:1063:G:C8	2.15	0.81
5:AF:40:GLN:OE1	5:AF:184:TYR:HB2	1.79	0.81
34:BG:85:LYS:HG2	34:BG:86:LYS:HD2	1.62	0.81
43:BP:108:ARG:HG3	43:BP:108:ARG:NH1	1.92	0.81
31:CA:736:C:H2'	31:CA:737:A:C8	2.14	0.81
12:DP:24:GLY:CA	12:DP:25:ASP:HB3	2.05	0.81
1:AA:805:G:H5''	11:AO:38:GLN:NE2	1.95	0.81
1:AA:882:G:H2'	1:AA:883:G:C8	2.15	0.81
4:AE:13:ARG:HH11	4:AE:21:VAL:HG11	1.45	0.81
7:AH:9:ILE:HB	7:AH:49:VAL:HB	1.62	0.81
31:BA:87:A:H2'	31:BA:88:C:C6	2.15	0.81
31:BA:820:U:H4'	31:BA:821:G:OP2	1.80	0.81
39:CL:28:VAL:HG22	39:CL:63:ILE:HB	1.60	0.81
1:DA:226:G:H21	1:DA:228:A:H62	1.27	0.81
1:DA:1174:A:N6	1:DA:1176:G:O2'	2.13	0.81
1:DA:2107:C:N4	1:DA:2182:G:H1	1.77	0.81
1:DA:2467:C:H4'	12:DP:123:HIS:CD2	2.15	0.81
3:DD:35:LYS:HG2	3:DD:64:ILE:HG23	1.61	0.81
3:DD:35:LYS:CD	3:DD:104:TYR:HD1	1.92	0.81
24:DW:47:ASN:O	24:DW:49:LYS:N	2.13	0.81
1:AA:142:G:H1'	19:AT:37:THR:HG21	1.60	0.81
3:AD:2:ALA:O	3:AD:3:VAL:HB	1.77	0.81
4:AE:13:ARG:HB2	4:AE:21:VAL:HG12	1.62	0.81
31:BA:173:U:H5''	31:BA:197:A:O4'	1.78	0.81
31:BA:390:C:O3'	46:BS:28:ARG:NH2	2.14	0.81
31:BA:1374:A:H2'	31:BA:1375:A:H5'	1.62	0.81
31:CA:273:A:H1'	47:CT:16:GLN:HE21	1.46	0.81
42:CO:34:ARG:HG3	42:CO:35:GLY:N	1.95	0.81
43:CP:60:VAL:HG13	43:CP:64:TRP:HE1	1.43	0.81
1:DA:324:A:OP1	56:DA:3348:OHX:N2	2.13	0.81
1:DA:2308:G:O2'	1:DA:2309:A:P	2.38	0.81
1:DA:2318:G:H22	14:DQ:2:ALA:HA	1.43	0.81
21:DV:158:PRO:HB2	21:DV:159:PRO:CD	2.11	0.81
1:AA:1533:C:C3'	1:AA:1534:G:H5''	2.06	0.81
1:DA:1019:U:H3	1:DA:1142(A):A:H62	1.24	0.81
1:DA:1921:G:N7	56:DA:3064:OHX:N2	2.28	0.81
10:DN:105:GLU:HA	10:DN:108:GLU:HG3	1.60	0.81
1:AA:273(F):C:H3'	1:AA:274:G:H5''	1.62	0.81

Continued on next page...

Continued from previous page...

Atom-1	Atom-2	Interatomic distance (Å)	Clash overlap (Å)
8:AK:110:ASP:OD1	8:AK:110:ASP:N	2.10	0.81
11:AO:64:LYS:HD2	30:A8:25:MET:SD	2.20	0.81
12:AP:51:ARG:NH1	12:AP:55:VAL:HG11	1.96	0.81
31:BA:448:A:OP2	31:BA:485:G:N2	2.13	0.81
38:BK:91:ARG:HH11	38:BK:91:ARG:CG	1.94	0.81
31:CA:1310:G:H5'	43:CP:77:ASN:HD21	1.43	0.81
36:CI:61:LEU:HD23	36:CI:63:TYR:OH	1.81	0.81
46:CS:1:MET:HE1	46:CS:65:GLN:HB2	1.60	0.81
1:DA:528:A:H2	1:DA:2043:C:H4'	1.44	0.81
12:DP:135:ASP:O	12:DP:137:TYR:N	2.13	0.81
27:D5:3:LYS:CE	27:D5:3:LYS:CA	2.41	0.81
1:AA:860:U:H5	1:AA:917:A:C2	1.97	0.81
1:AA:907:U:O2'	12:AP:101:ARG:NH2	2.14	0.81
1:AA:1728:G:C2	1:AA:1730:U:OP2	2.34	0.81
21:AV:77:ASP:OD2	21:AV:80:ARG:HG2	1.79	0.81
32:BE:80:ILE:HD11	32:BE:208:ILE:HG23	1.61	0.81
34:BG:88:VAL:O	34:BG:90:GLY:N	2.14	0.81
52:BB:62:G:C2'	52:BB:63:U:H5'	2.10	0.81
31:CA:750:G:OP2	56:CA:1803:OHX:N5	2.14	0.81
1:DA:483:A:H5'	20:DU:49:VAL:HG22	1.60	0.81
1:DA:2468:G:C8	1:DA:2476:A:N1	2.48	0.81
9:DM:13:TRP:O	9:DM:135:PRO:HD2	1.81	0.81
30:D8:33:ASN:O	30:D8:34:TRP:HD1	1.63	0.81
1:AA:287:C:H2'	1:AA:288:C:H6	1.45	0.81
1:AA:819:A:OP2	1:AA:1187:G:N2	2.14	0.81
1:DA:1427:A:H4'	1:DA:1428:C:O5'	1.80	0.81
1:DA:2439:A:H5'	1:DA:2439:A:C8	2.15	0.81
15:DR:5:ALA:O	15:DR:8:LYS:HB3	1.81	0.81
1:AA:243:U:OP2	30:A8:8:LYS:NZ	2.13	0.81
4:AE:3:GLY:HA3	4:AE:81:ILE:HG21	1.63	0.81
4:AE:13:ARG:HB2	4:AE:21:VAL:CG1	2.11	0.81
4:AE:101:ARG:CZ	4:AE:171:GLU:HB3	2.11	0.81
7:AH:83:TYR:HB2	7:AH:134:SER:HA	1.63	0.81
20:AU:40:GLU:OE1	20:AU:40:GLU:HA	1.78	0.81
21:AV:160:GLY:O	21:AV:161:VAL:HG13	1.81	0.81
32:BE:63:MET:HB3	32:BE:225:ALA:HB1	1.63	0.81
31:CA:993:G:H2'	31:CA:995:C:H41	1.44	0.81
1:DA:1689:A:N6	1:DA:1698:A:H2	1.79	0.81
8:DK:14:ASP:OD1	8:DK:15:VAL:N	2.13	0.81
1:AA:86:C:H4'	1:AA:104:U:H1'	1.63	0.81
1:AA:2599:G:N7	3:AD:236:GLY:O	2.14	0.81

Continued on next page...

Continued from previous page...

Atom-1	Atom-2	Interatomic distance (Å)	Clash overlap (Å)
10:AN:47:ILE:HG13	10:AN:48:PRO:HD2	1.61	0.81
23:AZ:18:ILE:HG12	23:AZ:37:ILE:HG23	1.63	0.81
31:BA:81:G:N1	31:BA:88:C:N4	2.29	0.81
35:BH:78:HIS:CE1	35:BH:143:ARG:H	1.99	0.81
39:BL:48:GLU:H	39:BL:49:PRO:HD2	1.46	0.81
52:BB:52:G:H2'	52:BB:53:A:C8	2.15	0.81
32:CE:224:GLN:HG3	32:CE:225:ALA:N	1.94	0.81
34:CG:173:TRP:HB3	34:CG:187:ARG:HH11	1.46	0.81
1:DA:1543:A:H4'	1:DA:1543:A:OP1	1.79	0.81
15:DR:91:ARG:NH1	15:DR:124:ASP:OD1	2.13	0.81
8:AK:131:LYS:HB3	8:AK:132:PRO:CA	2.06	0.80
8:AK:140:LEU:HD23	8:AK:140:LEU:H	1.43	0.80
22:A3:53:MET:HG3	22:A3:59:LEU:HD23	1.61	0.80
24:AW:10:LEU:HD11	24:AW:59:ARG:HD2	1.63	0.80
32:BE:73:THR:OG1	32:BE:170:GLU:OE2	1.97	0.80
40:CM:47:PHE:CZ	44:CQ:37:PHE:HE2	1.98	0.80
54:C1:13:A:O2'	54:C1:14:A:OP1	1.98	0.80
1:DA:2611:U:O2'	27:D5:3:LYS:HG2	1.81	0.80
5:DF:122:LYS:HD2	5:DF:191:ARG:HG2	1.63	0.80
5:DF:161:GLU:HA	5:DF:164:ARG:NH1	1.96	0.80
11:DO:147:LEU:HD22	11:DO:148:LEU:H	1.45	0.80
1:AA:1689:A:N6	1:AA:1698:A:H2	1.78	0.80
1:AA:2327:A:H2'	1:AA:2328:A:C8	2.15	0.80
1:AA:2583:G:H21	52:BB:85:A:H8	1.27	0.80
3:AD:262:ARG:HG3	3:AD:262:ARG:HH11	1.45	0.80
31:BA:1304:G:N1	31:BA:1332:A:OP2	2.13	0.80
31:BA:1316:G:N2	31:BA:1318:A:H3'	1.97	0.80
50:BW:56:MET:HG3	50:BW:88:VAL:HG21	1.63	0.80
52:CD:80:C:H2'	52:CD:81:C:H6	1.45	0.80
1:DA:885:C:C5	1:DA:890:A:N6	2.49	0.80
19:DT:40:LYS:O	19:DT:42:ALA:N	2.14	0.80
20:DU:39:VAL:O	20:DU:40:GLU:HB2	1.77	0.80
1:AA:1546:C:O2'	1:AA:1547:C:OP2	1.98	0.80
41:BN:107:SER:HA	48:BU:87:ARG:HD2	1.62	0.80
52:CD:48:C:C3'	52:CD:49:A:C8	2.58	0.80
1:AA:92:G:O6	56:AA:3523:OHX:N5	2.13	0.80
1:AA:1006:C:H1'	9:AM:106:MET:HG2	1.62	0.80
1:AA:1515:C:H2'	1:AA:1516:U:C6	2.16	0.80
1:AA:2400:G:H2'	1:AA:2401:U:C6	2.15	0.80
31:BA:1504:G:OP1	31:BA:1507:A:H4'	1.81	0.80
36:BI:75:LEU:HD22	36:BI:79:LEU:HG	1.63	0.80

Continued on next page...

Continued from previous page...

Atom-1	Atom-2	Interatomic distance (Å)	Clash overlap (Å)
33:CF:7:PRO:O	33:CF:11:ARG:NH1	2.15	0.80
52:CD:43:G:H2'	52:CD:44:C:C6	2.16	0.80
1:DA:2310:A:H5'	1:DA:2311:A:OP2	1.81	0.80
12:DP:79:LEU:HD12	12:DP:79:LEU:C	2.02	0.80
17:D2:64:HIS:CD2	17:D2:92:THR:HG23	2.17	0.80
1:AA:566:U:OP1	11:AO:29:LYS:HE3	1.82	0.80
1:AA:1887:C:C2'	1:AA:1888:G:H5''	2.10	0.80
1:AA:2032:G:H21	4:AE:146:THR:HG23	1.45	0.80
1:AA:2055:C:H5'	1:AA:2056:G:OP1	1.82	0.80
20:AU:63:LYS:HD2	20:AU:64:GLU:H	1.47	0.80
31:BA:1226:C:H4'	49:BV:80:TYR:OH	1.82	0.80
42:CO:26:ALA:O	42:CO:27:LEU:HD22	1.80	0.80
11:DO:61:ARG:CG	11:DO:61:ARG:NH2	2.39	0.80
11:DO:121:LYS:HA	11:DO:121:LYS:HE3	1.63	0.80
15:DR:3:ARG:HE	15:DR:6:LEU:HD13	1.47	0.80
19:DT:65:ARG:HG3	19:DT:65:ARG:NH1	1.97	0.80
26:D4:36:CYS:HB3	26:D4:41:PRO:HG3	1.63	0.80
1:AA:320:A:H2'	5:AF:136:THR:HG21	1.62	0.80
1:AA:1071:G:O6	1:AA:1091:G:O6	2.00	0.80
1:AA:1480:G:C2	1:AA:1482:U:O2	2.35	0.80
1:AA:2151:G:H2'	1:AA:2152:G:C8	2.16	0.80
31:BA:1240:U:C5	37:BJ:32:ARG:HD2	2.16	0.80
32:BE:18:GLY:N	32:BE:42:ILE:HG22	1.97	0.80
34:BG:126:ILE:HD13	34:BG:127:THR:N	1.96	0.80
31:CA:1250:A:H4'	39:CL:68:GLY:H	1.46	0.80
33:CF:131:ARG:NH1	35:CH:50:GLU:HG3	1.97	0.80
1:DA:2438:U:O3'	1:DA:2439:A:H3'	1.82	0.80
4:DE:116:VAL:O	4:DE:117:MET:HB2	1.80	0.80
6:DG:104:GLU:HG2	26:D4:23:GLU:CG	2.09	0.80
11:DO:19:VAL:HG23	11:DO:27:HIS:CG	2.16	0.80
1:AA:527:C:OP2	1:AA:2779:U:H5	1.62	0.80
1:AA:1515:C:H2'	1:AA:1516:U:H6	1.46	0.80
12:AP:59:ARG:O	12:AP:61:GLY:N	2.13	0.80
20:AU:97:ARG:C	20:AU:97:ARG:HE	1.85	0.80
31:CA:1502:A:H2	31:CA:1505:G:H1	1.29	0.80
43:CP:28:ALA:O	43:CP:30:ALA:N	2.14	0.80
1:DA:1071:G:H5''	1:DA:1072:C:OP2	1.82	0.80
9:DM:16:ILE:C	9:DM:55:VAL:HG22	2.01	0.80
9:DM:35:ARG:HB2	9:DM:42:TRP:CH2	2.15	0.80
11:DO:104:GLY:O	11:DO:105:LEU:CG	2.30	0.80
1:AA:2167:U:O2'	1:AA:2168:G:OP1	2.00	0.80

Continued on next page...

Continued from previous page...

Atom-1	Atom-2	Interatomic distance (Å)	Clash overlap (Å)
1:AA:2277:G:H5'	12:AP:87:LYS:HB3	1.63	0.80
4:AE:167:VAL:HG11	4:AE:187:ALA:O	1.81	0.80
5:AF:197:ASP:O	5:AF:199:TRP:N	2.15	0.80
13:A0:41:ALA:O	13:A0:44:LEU:N	2.15	0.80
14:AQ:92:TYR:HB2	14:AQ:98:VAL:HG11	1.64	0.80
31:CA:260:G:O6	56:CA:1779:OHX:N3	2.14	0.80
31:CA:631:G:O2'	31:CA:632:A:OP1	1.98	0.80
31:CA:1392:G:N2	31:CA:1502:A:H8	1.80	0.80
35:CH:62:ALA:O	35:CH:65:ASN:N	2.15	0.80
47:CT:67:LYS:O	47:CT:68:ARG:HB2	1.81	0.80
50:CW:67:ALA:HA	50:CW:73:HIS:HA	1.63	0.80
54:C1:21:C:N4	54:C1:22:A:N6	2.30	0.80
28:D6:10:LEU:HD23	30:D8:34:TRP:CH2	2.15	0.80
1:AA:880:G:H1	1:AA:897:C:N4	1.80	0.80
1:AA:997:G:OP1	16:A1:93:LYS:HG3	1.81	0.80
1:AA:1480:G:C6	1:AA:1482:U:N3	2.48	0.80
1:AA:1728:G:N1	1:AA:1730:U:OP2	2.15	0.80
1:AA:2506:U:H2'	1:AA:2506:U:O2	1.82	0.80
4:AE:29:GLY:H	4:AE:51:PHE:HE2	1.26	0.80
19:AT:41:ASN:O	19:AT:45:THR:HG23	1.82	0.80
30:A8:35:GLN:O	30:A8:36:LYS:HB2	1.80	0.80
31:BA:677:U:OP1	56:BA:1780:OHX:N3	2.15	0.80
35:BH:153:LYS:NZ	35:BH:154:GLY:O	2.12	0.80
52:BD:23:A:H2'	52:BD:24:G:O4'	1.80	0.80
42:CO:100:ILE:HG22	42:CO:101:VAL:H	1.47	0.80
45:CR:87:ILE:CG2	45:CR:88:ARG:H	1.94	0.80
52:CB:20:C:O2'	52:CB:68:A:N7	2.14	0.80
11:DO:48:PRO:O	11:DO:51:PHE:N	2.13	0.80
1:AA:2505:G:O2'	1:AA:2506:U:H5'	1.81	0.80
33:CF:21:ARG:HH11	33:CF:21:ARG:CB	1.91	0.80
1:DA:1171:G:H2'	1:DA:1171:G:OP2	1.82	0.80
1:DA:1534:G:H5'	1:DA:1535:U:OP2	1.82	0.80
11:DO:39:LYS:HA	11:DO:45:LEU:HD22	1.64	0.80
22:D3:49:LYS:O	22:D3:50:ASN:HB2	1.82	0.80
26:D4:34:GLU:CG	26:D4:35:VAL:H	1.95	0.80
1:AA:883:G:N2	1:AA:893:C:N3	2.29	0.79
5:AF:167:ALA:O	5:AF:169:ASN:N	2.14	0.79
9:AM:56:ASN:N	9:AM:125:GLY:O	2.15	0.79
11:AO:112:LEU:H	11:AO:128:HIS:CD2	2.00	0.79
31:BA:1503:A:HO2'	31:BA:1504:G:P	2.04	0.79
41:BN:78:GLN:O	41:BN:103:LEU:HA	1.82	0.79

Continued on next page...

Continued from previous page...

Atom-1	Atom-2	Interatomic distance (Å)	Clash overlap (Å)
52:BB:52:G:H2'	52:BB:53:A:H8	1.47	0.79
33:CF:131:ARG:HH12	35:CH:50:GLU:HG3	1.46	0.79
1:DA:17:G:H2'	1:DA:18:C:H6	1.47	0.79
1:DA:943:U:OP2	11:DO:36:LYS:HG3	1.82	0.79
1:DA:1069:A:H4'	1:DA:1070:A:H5''	1.64	0.79
3:DD:34:VAL:HG13	3:DD:35:LYS:HD2	1.64	0.79
5:DF:192:LEU:O	5:DF:193:VAL:HG23	1.82	0.79
6:DG:130:ASN:OD1	6:DG:160:VAL:HA	1.81	0.79
20:DU:97:ARG:HH11	20:DU:97:ARG:HG2	1.47	0.79
22:D3:36:ILE:HD13	22:D3:36:ILE:O	1.82	0.79
23:DZ:82:LEU:HD23	23:DZ:82:LEU:H	1.47	0.79
1:AA:456:C:C5	19:AT:69:TYR:CE1	2.69	0.79
1:AA:885:C:N3	1:AA:890:A:N7	2.29	0.79
1:AA:1921:G:N7	56:AA:3391:OHX:N2	2.30	0.79
3:AD:27:THR:HG23	3:AD:28:GLU:H	1.46	0.79
12:AP:21:THR:O	12:AP:21:THR:CG2	2.30	0.79
37:CJ:50:ILE:HB	37:CJ:58:PRO:HG3	1.64	0.79
52:CB:28:G:H22	52:CB:45:C:H1'	1.47	0.79
52:CB:67:A:N6	52:CB:70:C:H1'	1.97	0.79
1:DA:2843:G:C2'	1:DA:2844:G:H5''	2.12	0.79
3:DD:255:LYS:H	3:DD:255:LYS:CE	1.92	0.79
1:AA:67:U:N3	1:AA:74:A:C2	2.47	0.79
1:AA:1607:C:O2	56:AA:3433:OHX:N5	2.16	0.79
48:BU:21:LYS:O	48:BU:22:VAL:HB	1.81	0.79
31:CA:1162:C:H42	31:CA:1174:G:H1	1.27	0.79
4:DE:39:PRO:CG	4:DE:45:THR:HG23	2.11	0.79
5:DF:24:LEU:HB3	5:DF:25:PRO:HD2	1.62	0.79
11:DO:11:GLY:C	11:DO:13:ASN:H	1.85	0.79
19:DT:40:LYS:HA	19:DT:51:VAL:HG11	1.64	0.79
1:AA:1678:G:H21	1:AA:1989:G:N2	1.80	0.79
34:BG:22:LYS:HB2	34:BG:26:CYS:SG	2.22	0.79
37:BJ:23:VAL:O	37:BJ:27:ILE:HG13	1.83	0.79
41:BN:12:ARG:HG2	41:BN:13:GLN:H	1.45	0.79
34:CG:31:CYS:C	34:CG:33:MET:H	1.84	0.79
1:DA:330:A:C2	1:DA:1210:A:O2'	2.35	0.79
5:DF:78:ILE:HA	5:DF:83:PHE:CD1	2.17	0.79
12:DP:21:THR:CG2	12:DP:21:THR:O	2.30	0.79
28:D6:28:ARG:HD2	28:D6:31:PRO:HD2	1.64	0.79
1:AA:631:A:P	30:A8:46:ARG:HH21	2.06	0.79
1:AA:2391:G:OP1	30:A8:32:LEU:HD12	1.82	0.79
4:AE:68:ALA:C	4:AE:70:ALA:H	1.84	0.79

Continued on next page...

Continued from previous page...

Atom-1	Atom-2	Interatomic distance (Å)	Clash overlap (Å)
7:AH:10:PRO:HD2	7:AH:50:VAL:H	1.46	0.79
9:AM:133:GLN:HE21	9:AM:133:GLN:H	1.27	0.79
31:BA:671:G:N2	31:BA:672:U:H1'	1.97	0.79
41:BN:85:ARG:HG2	41:BN:113:PRO:HD3	1.65	0.79
52:BB:19:C:H4'	52:BB:20:C:OP1	1.81	0.79
31:CA:345:C:H1'	31:CA:346:G:C2	2.18	0.79
3:DD:2:ALA:O	3:DD:3:VAL:HB	1.83	0.79
9:DM:56:ASN:HB2	9:DM:125:GLY:C	2.00	0.79
15:DR:8:LYS:O	15:DR:10:VAL:N	2.14	0.79
1:AA:18:C:O3'	16:A1:23:GLY:HA2	1.83	0.79
1:AA:880:G:O2'	1:AA:881:G:OP1	2.00	0.79
1:AA:1250:G:N7	11:AO:18:ARG:NH2	2.31	0.79
31:BA:1086:U:H3	31:BA:1099:G:H22	1.31	0.79
38:BK:91:ARG:HH11	38:BK:91:ARG:HG3	1.47	0.79
41:BN:124:LYS:HD2	41:BN:125:PHE:CE2	2.17	0.79
31:CA:328:C:H2'	31:CA:328:C:O2	1.82	0.79
31:CA:413:G:O2'	31:CA:428:G:N2	2.16	0.79
1:DA:906:G:OP1	12:DP:26:TYR:OH	2.00	0.79
1:DA:1071:G:H1'	1:DA:1089:G:H3'	1.63	0.79
1:DA:1135:C:O2	56:DA:3468:OHX:N6	2.15	0.79
1:DA:2537:U:H2'	1:DA:2538:C:C6	2.17	0.79
1:AA:1871:A:H2'	1:AA:1872:A:C8	2.18	0.79
1:AA:2276:G:OP2	12:AP:84:GLY:HA2	1.83	0.79
5:AF:101:LEU:HD13	5:AF:102:PRO:CD	2.12	0.79
27:A5:50:GLY:H	27:A5:56:LYS:HG3	1.48	0.79
28:A6:12:GLU:HA	28:A6:23:THR:HB	1.64	0.79
31:BA:965:A:H4'	31:BA:966:G:OP1	1.80	0.79
1:DA:2726:U:H6	10:DN:67:LYS:HZ3	1.30	0.79
2:DB:52:A:O2'	2:DB:53:A:N7	2.15	0.79
11:DO:46:LYS:O	11:DO:48:PRO:CA	2.30	0.79
12:DP:78:PRO:O	12:DP:79:LEU:CD1	2.31	0.79
15:AR:26:ASP:HB3	15:AR:92:GLY:H	1.47	0.79
23:AZ:76:ARG:HH11	23:AZ:76:ARG:CG	1.96	0.79
31:CA:1442:G:C6	31:CA:1446:A:N6	2.51	0.79
2:DB:15:A:H3'	2:DB:16:G:H5'	1.65	0.79
1:AA:1088:A:H5'	1:AA:1089:G:H5'	1.63	0.79
1:AA:1417:C:H42	1:AA:1581:G:H1	1.31	0.79
7:AH:126:PRO:O	7:AH:127:GLU:HB2	1.81	0.79
13:A0:100:LEU:HD11	13:A0:113:LEU:HD13	1.65	0.79
47:BT:64:PRO:HB3	47:BT:70:ARG:NH1	1.98	0.79
31:CA:421:U:H2'	31:CA:421:U:O2	1.82	0.79

Continued on next page...

Continued from previous page...

Atom-1	Atom-2	Interatomic distance (Å)	Clash overlap (Å)
31:CA:1503:A:H1'	31:CA:1504:G:OP1	1.83	0.79
1:DA:2469:A:N7	1:DA:2482:G:C5	2.50	0.79
1:DA:2474:C:O2	1:DA:2474:C:H2'	1.81	0.79
1:DA:2656:U:H3	1:DA:2665:A:H2	1.29	0.79
1:DA:2872:G:C4	1:DA:2873:A:N1	2.51	0.79
18:DS:65:LEU:HD13	18:DS:68:ARG:HD2	1.64	0.79
21:DV:128:VAL:HG22	21:DV:129:SER:N	1.98	0.79
1:AA:222:A:H3'	1:AA:421:U:H5'	1.63	0.79
1:AA:1551:C:H2'	1:AA:1552:G:H5'	1.62	0.79
1:AA:1607:C:H4'	1:AA:1608:A:O5'	1.83	0.79
1:AA:1899:G:N2	1:AA:1902:C:H5	1.78	0.79
3:AD:166:GLN:HA	3:AD:166:GLN:NE2	1.98	0.79
31:BA:736:C:H2'	31:BA:737:A:C8	2.18	0.79
31:BA:1004:A:C5'	31:BA:1025:U:H3	1.96	0.79
43:BP:87:TYR:O	43:BP:89:GLY:N	2.15	0.79
31:CA:82:U:O2	31:CA:87:A:N1	2.16	0.79
31:CA:973:G:H1'	40:CM:55:LYS:CE	2.12	0.79
1:DA:768:G:O2'	1:DA:1379:A:N6	2.15	0.79
1:DA:1204:A:O2'	1:DA:1205:U:OP2	1.99	0.79
5:DF:46:ARG:HH11	5:DF:46:ARG:CG	1.96	0.79
12:DP:26:TYR:HD1	12:DP:139:GLU:HG2	1.43	0.79
16:D1:50:ARG:NH1	17:D2:72:VAL:CG2	2.46	0.79
30:D8:33:ASN:HA	30:D8:36:LYS:CD	2.11	0.79
1:AA:588:U:H2'	1:AA:589:C:C6	2.17	0.78
1:AA:1416:G:O2'	1:AA:1417:C:H6	1.65	0.78
1:AA:2795:G:H3'	1:AA:2797:U:C5'	2.13	0.78
3:AD:32:SER:O	3:AD:33:LEU:HB2	1.83	0.78
16:A1:90:VAL:HG22	17:A2:39:LEU:HB3	1.65	0.78
31:BA:1113:C:H2'	31:BA:1114:C:H6	1.48	0.78
46:BS:75:ARG:O	46:BS:77:ALA:N	2.15	0.78
52:BD:62:G:H1	52:BD:70:C:H42	1.31	0.78
31:CA:324:G:N7	56:CA:1766:OHX:N4	2.30	0.78
1:DA:1089:G:H4'	1:DA:1090:U:OP1	1.83	0.78
1:DA:1916:A:OP2	56:DA:3162:OHX:N3	2.15	0.78
1:DA:2394:C:OP1	11:DO:63:PRO:HD2	1.82	0.78
1:DA:2797:U:H2'	1:DA:2798:C:H5'	1.65	0.78
3:DD:35:LYS:HE2	3:DD:104:TYR:HD1	1.48	0.78
4:DE:37:ARG:HD3	4:DE:44:TYR:OH	1.83	0.78
12:DP:90:VAL:CG1	12:DP:90:VAL:O	2.31	0.78
20:DU:61:ILE:HG22	20:DU:62:GLU:N	1.96	0.78
1:AA:2392:A:H8	11:AO:60:MET:HB2	1.46	0.78

Continued on next page...

Continued from previous page...

Atom-1	Atom-2	Interatomic distance (Å)	Clash overlap (Å)
31:BA:736:C:H2'	31:BA:737:A:H8	1.48	0.78
31:BA:1176:A:N6	31:BA:1177:G:C5	2.51	0.78
31:CA:363:A:O2'	31:CA:364:A:H5'	1.83	0.78
31:CA:979:C:H5	31:CA:980:C:C6	1.98	0.78
32:CE:16:HIS:NE2	32:CE:209:ARG:HG2	1.97	0.78
33:CF:162:GLN:HG2	54:C1:24:A:H1'	1.64	0.78
16:D1:28:ARG:NH1	16:D1:28:ARG:CG	2.46	0.78
1:AA:1925:C:C2'	1:AA:1926:U:H5'	2.14	0.78
1:AA:2393:A:H5'	11:AO:62:LEU:HB3	1.65	0.78
1:AA:2475:C:H2'	1:AA:2475:C:O2	1.83	0.78
4:AE:78:LEU:O	4:AE:79:ARG:HB2	1.83	0.78
12:AP:32:TYR:HE1	12:AP:133:ARG:HG3	1.47	0.78
26:A4:14:ILE:HG13	26:A4:31:ILE:HB	1.65	0.78
31:BA:532:A:OP1	56:BA:1788:OHX:N6	2.15	0.78
32:BE:18:GLY:H	32:BE:42:ILE:HG22	1.46	0.78
31:CA:353:A:H8	31:CA:353:A:H5'	1.46	0.78
31:CA:485:G:H1'	31:CA:486:U:H5	1.46	0.78
31:CA:1004:A:H5''	31:CA:1025:U:O4	1.83	0.78
40:CM:48:THR:HA	40:CM:62:HIS:HB3	1.63	0.78
11:DO:64:LYS:HG3	11:DO:65:ARG:N	1.95	0.78
1:AA:654(N):G:H2'	1:AA:654(O):G:C8	2.19	0.78
1:AA:1535:U:H3'	1:AA:1536:A:C5'	2.13	0.78
1:DA:2310:A:H5''	1:DA:2310:A:N3	1.98	0.78
6:DG:96:ARG:O	6:DG:98:ARG:N	2.15	0.78
15:DR:77:PRO:HG2	15:DR:80:SER:HB2	1.63	0.78
1:AA:2308:G:C2	1:AA:2311:A:C2	2.71	0.78
31:CA:1022:G:H2'	31:CA:1023:G:O4'	1.84	0.78
31:CA:1039:C:H3'	31:CA:1040:U:H5''	1.65	0.78
31:CA:1128:C:H4'	39:CL:16:ARG:HH12	1.45	0.78
31:CA:1141:C:O2'	31:CA:1142:G:H5'	1.82	0.78
31:CA:1298:C:C5	37:CJ:114:ARG:HD2	2.19	0.78
32:CE:185:ILE:HG22	32:CE:199:TYR:HB2	1.64	0.78
1:DA:945:A:C6	1:DA:2448:A:C5	2.72	0.78
1:DA:2789:C:C3'	1:DA:2790:A:H5''	2.13	0.78
5:DF:119:ARG:HH11	5:DF:119:ARG:CG	1.97	0.78
11:DO:37:GLY:O	11:DO:39:LYS:N	2.17	0.78
1:AA:2127:G:O2'	1:AA:2173:A:N1	2.15	0.78
1:AA:2210:G:H5'	1:AA:2211:G:N7	1.99	0.78
1:AA:2340:G:C2'	1:AA:2341:G:H5'	2.13	0.78
3:AD:35:LYS:HB3	3:AD:63:ARG:HA	1.66	0.78
4:AE:130:GLY:O	4:AE:131:ALA:O	2.00	0.78

Continued on next page...

Continued from previous page...

Atom-1	Atom-2	Interatomic distance (Å)	Clash overlap (Å)
8:AK:93:THR:HG22	8:AK:119:PRO:HB3	1.63	0.78
13:A0:2:ARG:HG3	13:A0:5:LYS:NZ	1.98	0.78
31:BA:1133:G:H1	31:BA:1141:C:H42	1.30	0.78
31:CA:1003:G:H1	31:CA:1037:C:H42	1.32	0.78
43:CP:40:ASN:HB3	43:CP:43:THR:HG23	1.64	0.78
1:DA:1057:A:N1	1:DA:1081:U:O4	2.16	0.78
1:DA:1188:U:H5'	17:D2:79:VAL:HB	1.65	0.78
1:DA:2303:G:C2'	1:DA:2304:G:H5'	2.13	0.78
9:AM:97:ARG:HG3	9:AM:97:ARG:NH1	1.79	0.78
31:BA:1053:G:C5'	31:BA:1054:C:H5'	2.13	0.78
31:BA:1178:G:N2	31:BA:1181:G:C8	2.52	0.78
32:BE:74:LYS:HD2	32:BE:74:LYS:H	1.47	0.78
38:BK:13:ILE:O	38:BK:17:THR:HG23	1.84	0.78
1:DA:304:G:H2'	1:DA:305:U:C6	2.19	0.78
3:DD:35:LYS:CG	3:DD:64:ILE:HG23	2.12	0.78
1:AA:2751:G:O2'	1:AA:2752:C:OP1	2.02	0.78
3:AD:27:THR:CG2	3:AD:28:GLU:H	1.97	0.78
22:A3:51:VAL:N	22:A3:62:LEU:HD12	1.99	0.78
31:BA:86:U:O2'	31:BA:87:A:O4'	2.00	0.78
31:BA:1005:A:H5''	31:BA:1006:C:C6	2.19	0.78
42:BO:126:LYS:HG2	42:BO:128:ALA:H	1.49	0.78
44:BQ:6:LEU:HB3	44:BQ:23:ARG:HH21	1.49	0.78
2:DB:39:A:N1	26:D4:1:MET:HB3	1.99	0.78
2:DB:74:U:H2'	2:DB:75:G:H5''	1.66	0.78
3:DD:64:ILE:O	3:DD:64:ILE:HG13	1.84	0.78
8:DK:76:THR:HG23	8:DK:77:LEU:H	1.49	0.78
12:DP:30:GLY:HA2	12:DP:107:ALA:HB2	1.65	0.78
15:DR:92:GLY:HA2	15:DR:116:ALA:HA	1.66	0.78
30:D8:29:LYS:O	30:D8:29:LYS:CG	2.31	0.78
11:AO:26:GLY:O	11:AO:28:GLY:N	2.17	0.78
31:CA:950:U:H3'	43:CP:102:ARG:HH22	1.47	0.78
31:CA:1025:U:O2'	31:CA:1026:G:O5'	2.02	0.78
32:CE:74:LYS:O	32:CE:75:LYS:HB2	1.84	0.78
48:CU:55:ARG:HG3	48:CU:55:ARG:HH11	1.49	0.78
1:DA:851:U:O2	1:DA:928:G:C2	2.37	0.78
1:DA:2773:C:OP1	4:DE:166:THR:OG1	2.00	0.78
10:DN:117:LEU:HD12	10:DN:117:LEU:N	1.99	0.78
19:DT:27:THR:C	19:DT:28:PHE:CD1	2.57	0.78
1:AA:138:G:N2	19:AT:44:GLU:OE2	2.16	0.78
1:AA:1416:G:O2'	1:AA:1417:C:O5'	2.01	0.78
1:AA:2712:U:H5'	1:AA:2712:U:O2	1.83	0.78

Continued on next page...

Continued from previous page...

Atom-1	Atom-2	Interatomic distance (Å)	Clash overlap (Å)
11:AO:61:ARG:HB3	11:AO:61:ARG:CZ	2.13	0.78
21:AV:10:ARG:HD3	21:AV:38:TYR:HB3	1.66	0.78
26:A4:23:GLU:OE1	26:A4:24:THR:N	2.16	0.78
31:BA:131:C:O2	31:BA:131:C:H2'	1.83	0.78
31:BA:171:A:H2'	31:BA:172:A:C8	2.19	0.78
31:BA:677:U:H3	31:BA:713:G:H22	1.32	0.78
31:BA:791:G:C2'	31:BA:792:A:H5'	2.14	0.78
31:BA:1251:A:H2'	31:BA:1252:A:C8	2.19	0.78
31:BA:1271:G:H2'	31:BA:1272:G:C5'	2.12	0.78
34:BG:5:ILE:HG23	34:BG:6:GLY:N	1.99	0.78
32:CE:233:SER:HB2	32:CE:234:PRO:CD	2.14	0.78
1:DA:38:A:H2'	1:DA:39:C:H6	1.45	0.78
27:D5:41:PRO:O	27:D5:44:THR:OG1	2.00	0.78
1:AA:598:G:H1'	11:AO:12:ALA:HB2	1.65	0.77
1:AA:2131:G:H5'	1:AA:2132:U:C5'	2.11	0.77
1:AA:2623:G:N2	27:A5:22:HIS:HE1	1.82	0.77
9:AM:137:LYS:HE3	9:AM:138:LEU:H	1.49	0.77
31:BA:789:U:H5	31:BA:792:A:OP2	1.66	0.77
31:BA:977:A:C8	31:BA:1223:C:C4	2.72	0.77
50:BW:98:PRO:O	50:BW:100:ILE:N	2.14	0.77
39:CL:111:ARG:HB3	39:CL:113:LYS:HE2	1.64	0.77
44:CQ:22:THR:HB	44:CQ:33:VAL:HG11	1.66	0.77
1:DA:2275:C:O2	12:DP:85:LYS:CG	2.32	0.77
3:DD:108:PRO:HB3	3:DD:143:HIS:CE1	2.19	0.77
4:DE:178:GLU:OE2	4:DE:178:GLU:N	2.13	0.77
9:DM:15:LEU:HD13	9:DM:55:VAL:HG13	1.60	0.77
16:D1:91:ASP:O	16:D1:92:ARG:HG3	1.85	0.77
17:D2:49:THR:HB	17:D2:50:PRO:HD3	1.66	0.77
21:DV:52:SER:O	21:DV:54:HIS:N	2.17	0.77
28:D6:12:GLU:HB3	28:D6:23:THR:HG22	1.66	0.77
1:AA:1340:U:H4'	1:AA:1341:U:OP2	1.83	0.77
3:AD:10:THR:HG23	3:AD:13:ARG:HB2	1.66	0.77
10:AN:34:THR:HG23	10:AN:35:VAL:N	1.97	0.77
18:AS:40:ASN:O	18:AS:41:LYS:HG2	1.84	0.77
32:BE:236:TYR:HA	32:BE:239:VAL:HG21	1.65	0.77
32:CE:102:LEU:H	32:CE:102:LEU:HD12	1.48	0.77
1:AA:910:A:C5	12:AP:13:GLN:HG3	2.19	0.77
1:AA:2656:U:H3	1:AA:2665:A:H2	1.32	0.77
8:AK:33:ARG:O	8:AK:35:LEU:N	2.18	0.77
31:BA:135:C:H2'	31:BA:136:C:H5'	1.64	0.77
31:BA:1053:G:O6	31:BA:1199:U:H2'	1.83	0.77

Continued on next page...

Continued from previous page...

Atom-1	Atom-2	Interatomic distance (Å)	Clash overlap (Å)
52:BD:48:C:C6	52:BD:48:C:OP2	2.37	0.77
31:CA:690:G:H22	41:CN:55:LYS:HE2	1.49	0.77
39:CL:11:LYS:H	39:CL:104:ARG:NH2	1.82	0.77
50:CW:40:ALA:HB2	50:CW:55:ILE:HG22	1.67	0.77
50:CW:100:ILE:H	50:CW:100:ILE:HD12	1.47	0.77
1:DA:827:U:O2'	1:DA:2068:U:C2	2.37	0.77
1:DA:946:G:H2'	1:DA:947:G:C8	2.18	0.77
1:DA:1379:A:H4'	1:DA:1380:G:OP2	1.84	0.77
1:DA:2406:U:O4	11:DO:70:GLN:HB2	1.84	0.77
22:D3:53:MET:HG3	22:D3:59:LEU:CD2	2.12	0.77
28:D6:25:LYS:HA	30:D8:34:TRP:CZ3	2.18	0.77
1:AA:2257:U:O2'	1:AA:2258:C:H5'	1.84	0.77
2:AB:73:A:C2'	2:AB:74:U:H5'	2.15	0.77
31:BA:624:C:O3'	46:BS:10:GLY:HA2	1.84	0.77
31:BA:1182:G:H4'	31:BA:1183:A:H5''	1.67	0.77
1:DA:1790:C:H5''	1:DA:1791:A:OP1	1.83	0.77
4:AE:51:PHE:CD1	4:AE:52:LEU:HG	2.19	0.77
12:AP:51:ARG:HG2	12:AP:51:ARG:NH1	1.94	0.77
31:BA:78:G:N1	31:BA:91:C:N4	2.30	0.77
31:BA:510:A:OP2	34:BG:49:ARG:NH2	2.17	0.77
52:BD:20:C:H5'	52:BD:68:A:N6	1.99	0.77
34:CG:153:ARG:O	34:CG:155:LEU:N	2.15	0.77
52:CB:75:C:O2'	52:CB:76:C:OP1	2.02	0.77
53:CC:48:U:H1'	53:CC:49:C:O5'	1.84	0.77
2:DB:15:A:H5''	2:DB:16:G:C8	2.19	0.77
2:DB:39:A:H2'	26:D4:1:MET:CE	2.14	0.77
7:DH:6:ARG:HH21	7:DH:54:ARG:HH22	1.31	0.77
20:DU:9:LYS:O	20:DU:27:VAL:HG23	1.83	0.77
1:AA:140:A:C8	1:AA:1408:C:O2'	2.32	0.77
1:AA:674:G:O2'	5:AF:74:ARG:HD3	1.85	0.77
12:AP:27:VAL:HG13	12:AP:105:GLU:OE2	1.83	0.77
27:A5:40:LYS:HZ3	27:A5:46:CYS:HB3	1.50	0.77
31:CA:377:G:OP1	46:CS:3:LYS:HD2	1.83	0.77
31:CA:1347:G:H8	39:CL:107:ARG:HB3	1.48	0.77
1:DA:2756:U:H4'	1:DA:2757:A:OP1	1.82	0.77
11:DO:16:ARG:HH11	11:DO:16:ARG:HG3	1.49	0.77
13:D0:41:ALA:O	13:D0:43:GLU:N	2.16	0.77
15:DR:60:THR:HG22	15:DR:77:PRO:HA	1.65	0.77
1:AA:2318:G:H22	14:AQ:2:ALA:HA	1.50	0.77
2:AB:30:C:H2'	2:AB:31:C:H5'	1.65	0.77
11:AO:75:ILE:H	11:AO:75:ILE:CD1	1.97	0.77

Continued on next page...

Continued from previous page...

Atom-1	Atom-2	Interatomic distance (Å)	Clash overlap (Å)
27:A5:41:PRO:O	27:A5:44:THR:OG1	2.02	0.77
27:A5:50:GLY:N	27:A5:56:LYS:HG3	2.00	0.77
29:A7:8:ASN:ND2	29:A7:8:ASN:O	2.13	0.77
31:BA:524:G:H2'	31:BA:525:C:C6	2.20	0.77
39:BL:111:ARG:HG3	39:BL:112:LYS:H	1.48	0.77
31:CA:409:G:OP1	34:CG:24:GLU:HG2	1.84	0.77
52:CD:20:C:H3'	52:CD:68:A:N6	1.99	0.77
4:DE:58:ARG:O	4:DE:60:ASN:N	2.18	0.77
11:DO:19:VAL:CG2	11:DO:27:HIS:CB	2.55	0.77
1:AA:140:A:H8	1:AA:1408:C:HO2'	0.80	0.77
1:AA:2210:G:C3'	1:AA:2211:G:C8	2.62	0.77
1:AA:2811:G:O6	56:AA:3432:OHX:N6	2.17	0.77
5:AF:45:ARG:HH11	5:AF:45:ARG:HG2	1.49	0.77
15:AR:50:ILE:HD11	15:AR:102:ILE:CD1	2.15	0.77
31:CA:485:G:H1'	31:CA:486:U:C5	2.20	0.77
31:CA:974:A:OP2	44:CQ:41:ARG:NH1	2.17	0.77
31:CA:1321:C:H41	31:CA:1322:C:N4	1.81	0.77
31:CA:1502:A:H5''	31:CA:1504:G:N7	2.00	0.77
41:CN:54:ARG:HG2	41:CN:54:ARG:NH1	1.95	0.77
1:DA:107:C:H2'	1:DA:108:U:H6	1.49	0.77
1:DA:1049:C:N3	7:DH:2:SER:N	2.33	0.77
1:DA:2015:A:H1'	27:D5:2:ALA:HA	1.67	0.77
4:DE:70:ALA:O	4:DE:72:VAL:N	2.17	0.77
11:DO:79:ARG:HD3	11:DO:110:TYR:CE1	2.19	0.77
15:DR:88:ILE:HD12	15:DR:89:VAL:N	1.99	0.77
18:DS:9:TYR:H	18:DS:102:HIS:CD2	2.01	0.77
26:D4:37:SER:OG	26:D4:38:LYS:N	2.15	0.77
1:AA:1586:A:H4'	1:AA:1586:A:OP1	1.84	0.77
19:AT:15:GLU:CD	19:AT:15:GLU:H	1.88	0.77
26:A4:39:CYS:SG	26:A4:41:PRO:CD	2.73	0.77
31:BA:135:C:O2'	56:BA:1773:OHX:N1	2.18	0.77
31:BA:1510:U:H2'	31:BA:1511:G:C8	2.20	0.77
31:CA:498:A:H4'	31:CA:500:G:OP1	1.84	0.77
31:CA:942:G:H21	39:CL:124:GLN:NE2	1.83	0.77
43:CP:28:ALA:C	43:CP:30:ALA:H	1.87	0.77
1:DA:2811:G:OP1	4:DE:61:ARG:HB2	1.83	0.77
31:BA:313:A:H2'	31:BA:314:C:H6	1.48	0.77
52:CB:30:A:H2'	52:CB:31:G:C8	2.19	0.77
1:DA:389:G:N1	11:DO:71:VAL:HG12	2.00	0.77
1:DA:443:A:H5''	1:DA:444:C:OP1	1.84	0.77
1:DA:602:G:O2'	1:DA:604:G:O2'	2.01	0.77

Continued on next page...

Continued from previous page...

Atom-1	Atom-2	Interatomic distance (Å)	Clash overlap (Å)
1:DA:1024:G:H3'	1:DA:1025:G:H5''	1.67	0.77
1:DA:1510:A:H8	1:DA:1510:A:OP2	1.67	0.77
1:DA:1903:G:OP1	3:DD:241:PRO:HB2	1.85	0.77
1:DA:2129:C:C2'	1:DA:2130:U:H5'	2.14	0.77
1:DA:2433:A:H5''	1:DA:2434:A:OP1	1.85	0.77
6:DG:104:GLU:CG	26:D4:23:GLU:HG2	2.12	0.77
15:DR:8:LYS:HB2	15:DR:8:LYS:HZ2	1.47	0.77
1:AA:2857:G:N2	1:AA:2860:A:OP2	2.17	0.76
2:AB:30:C:OP2	14:AQ:32:LEU:HD11	1.85	0.76
6:AG:115:ARG:NH1	43:BP:7:VAL:HB	2.00	0.76
7:AH:83:TYR:HD2	7:AH:83:TYR:H	1.30	0.76
26:A4:18:CYS:CB	26:A4:39:CYS:CB	2.55	0.76
27:A5:56:LYS:H	27:A5:56:LYS:CD	1.98	0.76
31:BA:1305:G:OP2	31:BA:1305:G:H8	1.68	0.76
52:BB:17:G:O2'	52:BB:66:G:N2	2.16	0.76
31:CA:421:U:H5''	31:CA:422:C:OP2	1.85	0.76
31:CA:1119:C:OP2	39:CL:9:ARG:NH2	2.18	0.76
31:CA:1152:A:H5'	40:CM:13:HIS:CD2	2.20	0.76
34:CG:3:ARG:HE	34:CG:118:ARG:HD3	1.50	0.76
37:CJ:76:ARG:HH11	37:CJ:76:ARG:HG2	1.50	0.76
41:CN:48:ILE:HD11	41:CN:64:ALA:HA	1.67	0.76
50:CW:40:ALA:HB2	50:CW:55:ILE:CG2	2.15	0.76
1:AA:456:C:H5	19:AT:69:TYR:CE1	2.03	0.76
1:AA:805:G:C5'	11:AO:38:GLN:NE2	2.48	0.76
7:AH:97:ARG:O	7:AH:98:LEU:HB2	1.84	0.76
7:AH:150:ALA:C	7:AH:152:ARG:H	1.86	0.76
9:AM:97:ARG:HH11	9:AM:97:ARG:CG	1.92	0.76
22:A3:68:GLU:HG3	22:A3:80:HIS:HD2	1.49	0.76
36:BI:69:GLU:O	36:BI:72:VAL:HG12	1.85	0.76
31:CA:1288:A:H2'	31:CA:1289:A:C8	2.20	0.76
54:C1:12:A:O2'	54:C1:13:A:OP1	2.04	0.76
3:DD:176:ARG:HH11	3:DD:176:ARG:CG	1.98	0.76
11:DO:80:TYR:CE1	11:DO:111:ARG:HG2	2.19	0.76
1:AA:165:U:O2	1:AA:165:U:H3'	1.85	0.76
1:AA:654(M):C:H3'	1:AA:654(N):G:C8	2.20	0.76
1:AA:860:U:C5	1:AA:917:A:C2	2.72	0.76
1:AA:900:A:H5'	1:AA:901:A:OP2	1.85	0.76
1:AA:2747:G:O6	1:AA:2755:C:H5''	1.85	0.76
3:AD:166:GLN:HE21	3:AD:166:GLN:CA	1.96	0.76
14:AQ:37:ALA:HB2	14:AQ:101:LEU:HD21	1.68	0.76
16:A1:59:ARG:O	16:A1:63:VAL:HG23	1.84	0.76

Continued on next page...

Continued from previous page...

Atom-1	Atom-2	Interatomic distance (Å)	Clash overlap (Å)
31:BA:46:G:H2'	31:BA:366:C:H5	1.50	0.76
34:BG:86:LYS:H	34:BG:86:LYS:HD2	1.51	0.76
52:BD:52:G:H2'	52:BD:53:A:C8	2.19	0.76
31:CA:991:U:HO2'	31:CA:992:U:P	2.08	0.76
31:CA:995:C:H1'	44:CQ:4:LYS:HE3	1.65	0.76
32:CE:132:LYS:HA	32:CE:135:GLN:HB2	1.67	0.76
52:CD:14:A:H3'	52:CD:15:G:H5''	1.65	0.76
52:CD:79:A:C2'	52:CD:80:C:H5'	2.16	0.76
1:DA:228:A:H3'	1:DA:228:A:H8	1.50	0.76
1:DA:1800:C:OP2	3:DD:266:SER:OG	2.03	0.76
1:DA:2875:C:O2'	15:DR:3:ARG:HG3	1.84	0.76
11:DO:64:LYS:CG	11:DO:65:ARG:N	2.47	0.76
14:DQ:30:ARG:HG3	14:DQ:35:ILE:HD13	1.67	0.76
46:BS:43:LYS:HG3	46:BS:48:TRP:HE3	1.49	0.76
31:CA:991:U:O2	31:CA:993:G:H8	1.68	0.76
31:CA:1025:U:HO2'	31:CA:1026:G:P	2.07	0.76
31:CA:1194:U:H2'	31:CA:1195:C:H6	1.50	0.76
1:DA:2726:U:HO2'	1:DA:2727:G:H8	1.30	0.76
10:DN:98:VAL:HG12	10:DN:117:LEU:HB2	1.67	0.76
16:D1:72:HIS:HE1	16:D1:107:ALA:HA	1.49	0.76
3:AD:96:HIS:ND1	3:AD:102:LYS:HD3	2.00	0.76
7:AH:58:GLU:O	7:AH:60:ARG:N	2.18	0.76
11:AO:62:LEU:HD12	30:A8:30:ARG:HH12	1.46	0.76
27:A5:40:LYS:NZ	27:A5:46:CYS:HB3	2.01	0.76
30:A8:56:GLU:O	30:A8:58:ILE:N	2.17	0.76
37:BJ:120:ILE:O	37:BJ:124:LEU:HB2	1.85	0.76
31:CA:1329:A:C2'	31:CA:1330:U:H5'	2.14	0.76
35:CH:63:ARG:O	35:CH:66:MET:HE2	1.86	0.76
1:DA:1171:G:H1'	1:DA:1173:G:O4'	1.85	0.76
1:DA:1899:G:O2'	1:DA:1900:A:OP2	2.03	0.76
1:DA:2531:A:H4'	7:DH:157:TYR:CE2	2.20	0.76
1:AA:1985:G:OP2	56:AA:3467:OHX:N2	2.18	0.76
1:AA:2751:G:C2	7:AH:3:ARG:HB3	2.20	0.76
4:AE:15:PHE:H	4:AE:21:VAL:H	1.33	0.76
26:A4:39:CYS:SG	26:A4:41:PRO:HG3	2.26	0.76
31:BA:975:A:H4'	31:BA:976:G:H5''	1.67	0.76
31:CA:1278:U:H2'	31:CA:1278:U:O2	1.86	0.76
52:CB:57:C:C2	52:CB:68:A:H1'	2.21	0.76
1:DA:889:C:C5	1:DA:890:A:H1'	2.21	0.76
1:DA:2405:G:O2'	1:DA:2406:U:OP1	2.04	0.76
1:DA:2516:G:C6	1:DA:2517:C:N4	2.54	0.76

Continued on next page...

Continued from previous page...

Atom-1	Atom-2	Interatomic distance (Å)	Clash overlap (Å)
10:DN:47:ILE:CG1	10:DN:48:PRO:HD2	2.15	0.76
28:D6:23:THR:O	56:D8:101:OHX:N4	2.19	0.76
1:AA:154:G:C2'	1:AA:155:C:H5''	2.15	0.76
1:AA:1045:A:O2'	1:AA:1047:G:C4	2.38	0.76
1:AA:1049:C:H2'	1:AA:1050:A:C5'	2.16	0.76
1:AA:2287:A:N6	1:AA:2344:U:N3	2.18	0.76
26:A4:59:PHE:O	26:A4:63:TYR:HB3	1.85	0.76
31:BA:659:U:H2'	31:BA:660:G:H8	1.48	0.76
31:CA:362:G:N7	56:CA:1798:OHX:N5	2.33	0.76
31:CA:976:G:H5'	31:CA:1358:U:O2'	1.86	0.76
31:CA:1003:G:N2	31:CA:1037:C:C2	2.53	0.76
46:CS:8:ARG:HG2	46:CS:8:ARG:NH1	2.00	0.76
1:DA:1142:U:O2	1:DA:1142:U:H2'	1.85	0.76
3:DD:246:PRO:O	3:DD:254:THR:HG22	1.85	0.76
9:DM:137:LYS:HA	9:DM:137:LYS:NZ	2.00	0.76
15:DR:61:PHE:HD2	15:DR:61:PHE:H	1.33	0.76
22:D3:32:ARG:HG2	22:D3:33:ALA:H	1.51	0.76
29:D7:34:ARG:HH11	29:D7:39:ARG:HG3	1.48	0.76
14:AQ:30:ARG:HG2	14:AQ:30:ARG:NH1	1.95	0.76
14:AQ:67:ARG:HB2	14:AQ:67:ARG:NH1	2.01	0.76
14:AQ:89:ARG:HG2	14:AQ:89:ARG:O	1.83	0.76
18:AS:9:TYR:H	18:AS:102:HIS:CD2	2.04	0.76
31:BA:79:G:O2'	31:BA:80:G:O5'	2.03	0.76
32:BE:91:PRO:HG3	32:BE:154:LEU:HB3	1.67	0.76
34:BG:199:ASN:O	34:BG:201:GLN:N	2.17	0.76
31:CA:468:A:C2'	31:CA:474:G:H5'	2.16	0.76
31:CA:1135:U:H2'	31:CA:1137:C:O2	1.86	0.76
31:CA:1190:G:C6	56:CA:1762:OHX:N6	2.53	0.76
34:CG:175:SER:HB3	34:CG:186:LEU:HD11	1.68	0.76
39:CL:114:TYR:HD1	40:CM:60:ARG:HG2	1.51	0.76
43:CP:3:ARG:HG2	43:CP:9:ILE:CG1	2.16	0.76
47:CT:6:LEU:HD22	47:CT:23:VAL:HG11	1.68	0.76
1:DA:1358:G:O2'	1:DA:1359:A:H5''	1.84	0.76
1:DA:2391:G:OP2	30:D8:32:LEU:HD13	1.83	0.76
12:DP:79:LEU:C	12:DP:79:LEU:CD1	2.54	0.76
16:D1:50:ARG:HH12	17:D2:72:VAL:HG23	1.51	0.76
17:D2:73:SER:CB	17:D2:83:ARG:O	2.33	0.76
1:AA:1532:C:H2'	1:AA:1533:C:H6	1.51	0.76
1:AA:2689:U:C4'	1:AA:2690:C:H5'	2.14	0.76
31:BA:963:G:N3	40:BM:55:LYS:NZ	2.32	0.76
31:BA:1367:C:H5'	40:BM:60:ARG:NH2	1.98	0.76

Continued on next page...

Continued from previous page...

Atom-1	Atom-2	Interatomic distance (Å)	Clash overlap (Å)
37:BJ:111:ARG:NH1	37:BJ:113:GLU:OE2	2.18	0.76
50:BW:26:ASN:H	50:BW:26:ASN:HD22	1.33	0.76
37:CJ:16:LEU:HD12	39:CL:42:ARG:HA	1.67	0.76
42:CO:100:ILE:HG22	42:CO:101:VAL:N	2.01	0.76
1:DA:528:A:C2	1:DA:2043:C:H4'	2.20	0.76
1:DA:1188:U:O2'	1:DA:1189:A:H5'	1.84	0.76
1:DA:2893:G:H4'	1:DA:2894:G:O5'	1.86	0.76
5:DF:161:GLU:HG2	5:DF:164:ARG:HH12	1.51	0.76
17:D2:15:GLU:O	17:D2:96:ILE:HG21	1.86	0.76
1:AA:1430:C:H2'	1:AA:1431:U:C6	2.20	0.76
1:AA:2807:G:H2'	1:AA:2808:U:H5''	1.66	0.76
15:AR:108:ARG:HA	15:AR:111:ARG:HE	1.50	0.76
26:A4:63:TYR:CE2	49:BV:42:PRO:HD3	2.21	0.76
27:A5:33:CYS:HB2	27:A5:40:LYS:HD3	1.66	0.76
31:BA:142:G:H2'	31:BA:143:A:H8	1.51	0.76
31:BA:1007:C:C2'	31:BA:1008:C:H5''	2.15	0.76
31:CA:1372:U:OP1	39:CL:72:GLY:N	2.18	0.76
34:CG:14:ARG:HG3	34:CG:14:ARG:NH1	2.00	0.76
34:CG:189:PRO:HB2	34:CG:194:LEU:HD21	1.67	0.76
52:CB:48:C:H3'	52:CB:49:A:H8	1.51	0.76
1:DA:1495:A:C2'	1:DA:1496:A:H5'	2.16	0.76
8:DK:123:LEU:HA	8:DK:142:VAL:HG11	1.67	0.76
21:DV:44:PHE:HE1	21:DV:48:PHE:CD2	2.03	0.76
24:DW:47:ASN:C	24:DW:49:LYS:H	1.90	0.76
1:AA:67:U:N3	1:AA:74:A:H2	1.83	0.75
1:AA:274:G:H2'	1:AA:275:G:O4'	1.87	0.75
1:AA:910:A:N7	12:AP:13:GLN:HG3	2.02	0.75
18:AS:58:ALA:HB1	18:AS:64:MET:HE2	1.65	0.75
31:BA:1390:U:O4	56:BA:1811:OHX:N2	2.20	0.75
33:BF:40:ARG:O	33:BF:44:GLU:HG2	1.86	0.75
34:BG:209:ARG:HA	34:BG:209:ARG:NE	2.01	0.75
34:CG:118:ARG:HA	34:CG:121:VAL:HG23	1.68	0.75
52:CB:19:C:H4'	52:CB:20:C:OP1	1.87	0.75
52:CB:73:U:H2'	52:CB:74:C:H5'	1.68	0.75
3:DD:35:LYS:CD	3:DD:104:TYR:CD1	2.69	0.75
1:AA:1288:U:C2	1:AA:1327:C:O2	2.39	0.75
1:AA:1557:C:OP2	1:AA:1558:A:O2'	2.02	0.75
1:AA:2317:C:H2'	1:AA:2318:G:C5'	2.15	0.75
6:AG:67:LYS:HE2	26:A4:6:HIS:HE1	1.46	0.75
28:A6:16:CYS:O	28:A6:17:LYS:HB2	1.86	0.75
31:BA:81:G:H1	31:BA:88:C:N4	1.84	0.75

Continued on next page...

Continued from previous page...

Atom-1	Atom-2	Interatomic distance (Å)	Clash overlap (Å)
31:BA:1503:A:HO2'	31:BA:1504:G:C5'	1.99	0.75
32:BE:69:LEU:HB2	32:BE:159:PRO:HG3	1.67	0.75
34:BG:85:LYS:O	56:BG:302:OHX:N5	2.19	0.75
52:BD:57:C:O2'	52:BD:68:A:H4'	1.85	0.75
31:CA:1189:C:P	40:CM:51:ARG:HH22	2.09	0.75
31:CA:1297:C:H1'	31:CA:1298:C:OP2	1.86	0.75
37:CJ:27:ILE:HG12	37:CJ:43:PHE:HD2	1.51	0.75
43:CP:13:LYS:NZ	43:CP:21:TYR:OH	2.19	0.75
52:CB:84:C:H2'	52:CB:85:A:C4	2.21	0.75
52:CD:61:G:H1	52:CD:71:C:N4	1.84	0.75
1:DA:847:U:C4	1:DA:933:A:C6	2.72	0.75
3:DD:64:ILE:O	3:DD:64:ILE:CG1	2.34	0.75
14:DQ:110:LEU:HD22	14:DQ:111:GLU:N	2.02	0.75
1:AA:796:C:H2'	1:AA:797:C:C6	2.22	0.75
1:AA:880:G:N2	1:AA:897:C:N3	2.33	0.75
1:AA:945:A:N7	1:AA:2448:A:N3	2.35	0.75
1:AA:1056:G:H21	1:AA:1103:A:H62	0.84	0.75
1:AA:2364:C:O2'	1:AA:2365:G:H5'	1.85	0.75
1:AA:2402:C:O2'	1:AA:2403:C:OP1	2.03	0.75
15:AR:111:ARG:HD3	15:AR:111:ARG:H	1.51	0.75
31:BA:1026:G:N7	31:BA:1036:G:N2	2.34	0.75
34:BG:92:VAL:O	34:BG:96:LEU:HD23	1.86	0.75
31:CA:359:U:H2'	31:CA:360:A:H8	1.51	0.75
31:CA:1503:A:HO2'	31:CA:1504:G:P	2.09	0.75
50:CW:25:ARG:HG3	50:CW:25:ARG:HH11	1.50	0.75
53:CC:62:C:H2'	53:CC:63:C:H6	1.51	0.75
1:DA:1141:U:O2'	1:DA:1142:U:OP2	2.04	0.75
28:D6:25:LYS:CB	30:D8:34:TRP:CH2	2.69	0.75
1:AA:889:C:H3'	1:AA:890:A:C4'	2.13	0.75
1:AA:2141:G:O6	1:AA:2150:U:O2	2.05	0.75
1:AA:2163:C:H2'	1:AA:2164:C:H5'	1.67	0.75
5:AF:108:LYS:O	5:AF:112:MET:HG3	1.87	0.75
11:AO:100:LEU:HB3	11:AO:106:LEU:HD12	1.69	0.75
31:CA:293:G:N7	56:CA:1810:OHX:N6	2.33	0.75
31:CA:1316:G:N2	31:CA:1318:A:H3'	2.01	0.75
39:CL:42:ARG:NH2	39:CL:75:ASP:OD2	2.16	0.75
42:CO:18:VAL:O	42:CO:19:ARG:HB2	1.86	0.75
43:CP:86:CYS:O	43:CP:89:GLY:N	2.18	0.75
46:CS:58:TYR:O	46:CS:61:SER:OG	1.99	0.75
52:CB:61:G:C2	52:CB:72:U:O2	2.40	0.75
1:DA:646:A:H2'	1:DA:647:G:O4'	1.86	0.75

Continued on next page...

Continued from previous page...

Atom-1	Atom-2	Interatomic distance (Å)	Clash overlap (Å)
1:DA:1171:G:H4'	1:DA:1173:G:OP1	1.87	0.75
1:DA:2400:G:H2'	1:DA:2401:U:H6	1.50	0.75
1:DA:2468:G:C8	1:DA:2476:A:C6	2.74	0.75
1:DA:2780:G:H4'	1:DA:2781:A:OP2	1.87	0.75
1:AA:1057:A:H2'	1:AA:1058:U:C6	2.21	0.75
5:AF:29:ASN:H	5:AF:112:MET:HE2	1.52	0.75
11:AO:16:ARG:HH11	11:AO:16:ARG:HG3	1.49	0.75
12:AP:75:THR:CG2	12:AP:89:ASN:H	1.99	0.75
30:A8:59:LYS:HB2	30:A8:59:LYS:HZ3	1.49	0.75
31:BA:112:G:OP1	46:BS:27:LYS:HD2	1.87	0.75
31:BA:1132:C:O2'	31:BA:1133:G:H5'	1.85	0.75
41:BN:127:LYS:HA	41:BN:127:LYS:HE2	1.68	0.75
46:BS:50:LYS:HD3	46:BS:51:VAL:N	2.00	0.75
31:CA:84:U:H2'	31:CA:84:U:O2	1.86	0.75
31:CA:182:U:C5	31:CA:183:G:H1'	2.22	0.75
32:CE:142:LEU:O	32:CE:142:LEU:HD23	1.86	0.75
7:DH:92:ILE:HG22	7:DH:93:GLY:N	2.01	0.75
11:DO:62:LEU:HD11	30:D8:25:MET:C	2.07	0.75
12:DP:17:LEU:HD21	12:DP:41:TRP:HE1	1.50	0.75
15:DR:56:GLY:O	15:DR:59:THR:HG23	1.86	0.75
1:AA:252:G:OP2	11:AO:50:ARG:NH1	2.18	0.75
3:AD:186:HIS:CD2	3:AD:188:GLU:H	2.03	0.75
4:AE:181:LEU:HD21	15:AR:7:ILE:HG23	1.69	0.75
7:AH:141:VAL:HG12	7:AH:142:GLY:N	2.00	0.75
14:AQ:36:TYR:N	14:AQ:36:TYR:HD1	1.85	0.75
18:AS:64:MET:O	18:AS:65:LEU:HB2	1.87	0.75
31:BA:1090:U:O2'	31:BA:1091:U:H5'	1.87	0.75
31:CA:1322:C:O2'	31:CA:1323:G:H5'	1.85	0.75
44:CQ:21:TYR:HE2	44:CQ:23:ARG:HH21	1.34	0.75
52:CB:28:G:N2	52:CB:45:C:H1'	2.02	0.75
1:DA:1110:G:O2'	1:DA:1111:A:O4'	2.03	0.75
2:DB:43:C:H5'	2:DB:44:G:OP2	1.86	0.75
3:DD:267:SER:HA	3:DD:270:ILE:HD12	1.68	0.75
1:AA:654(M):C:H5'	1:AA:654(N):G:N7	2.02	0.75
21:AV:27:VAL:HG12	21:AV:87:ASP:CB	2.15	0.75
31:BA:313:A:H2'	31:BA:314:C:C6	2.22	0.75
32:BE:69:LEU:HB3	32:BE:162:ILE:HG22	1.68	0.75
31:CA:547:A:OP2	34:CG:2:GLY:N	2.19	0.75
43:CP:37:THR:O	43:CP:55:ARG:NH2	2.15	0.75
1:DA:153:C:N4	1:DA:173:G:H1	1.85	0.75
1:DA:2297:C:H2'	1:DA:2297:C:O2	1.83	0.75

Continued on next page...

Continued from previous page...

Atom-1	Atom-2	Interatomic distance (Å)	Clash overlap (Å)
1:DA:2748:A:H2'	1:DA:2749:A:H8	1.52	0.75
11:DO:84:ASN:O	11:DO:86:LYS:N	2.19	0.75
14:DQ:107:GLU:H	14:DQ:110:LEU:HD11	1.51	0.75
18:DS:59:VAL:HG23	18:DS:65:LEU:N	2.02	0.75
1:AA:49:A:N7	1:AA:120:U:C4	2.55	0.75
1:AA:49:A:C8	1:AA:120:U:C5	2.65	0.75
1:AA:270(O):U:C4'	1:AA:270(P):C:OP2	2.34	0.75
1:AA:546:C:H3'	1:AA:547:A:C8	2.22	0.75
1:AA:1109:C:O2'	1:AA:1110:G:O4'	2.02	0.75
10:AN:71:ARG:NH1	15:AR:74:ARG:HH21	1.85	0.75
29:A7:35:ARG:HG3	29:A7:42:LEU:HD11	1.69	0.75
31:BA:1120:G:N7	56:BA:1728:OHX:N1	2.34	0.75
31:BA:1124:G:H3'	31:BA:1145:C:H41	1.51	0.75
33:BF:30:ARG:HB2	44:BQ:36:PHE:O	1.86	0.75
31:CA:1277:C:O2'	31:CA:1279:A:H8	1.66	0.75
32:CE:42:ILE:HG21	32:CE:203:GLY:HA2	1.69	0.75
43:CP:78:ILE:HG23	43:CP:92:HIS:HD2	1.49	0.75
1:DA:885:C:H41	1:DA:890:A:H62	1.33	0.75
1:DA:2136:C:N4	1:DA:2155:G:C6	2.55	0.75
1:DA:2789:C:C2'	1:DA:2790:A:H5''	2.17	0.75
8:DK:104:GLN:HG2	8:DK:105:HIS:HD2	1.50	0.75
16:D1:69:CYS:HB3	16:D1:106:PHE:CZ	2.21	0.75
19:DT:18:TYR:HA	19:DT:21:PHE:CD2	2.21	0.75
1:AA:2635:C:H5''	4:AE:78:LEU:HA	1.69	0.75
4:AE:87:GLU:O	4:AE:89:ASP:N	2.20	0.75
7:AH:43:VAL:HG12	7:AH:52:VAL:HG22	1.68	0.75
9:AM:95:PRO:O	9:AM:96:GLU:CD	2.25	0.75
31:BA:486:U:H2'	31:BA:487:A:C8	2.21	0.75
31:BA:1280:A:H3'	31:BA:1281:U:H5''	1.68	0.75
37:BJ:68:ASN:ND2	37:BJ:127:ALA:O	2.20	0.75
45:BR:63:ARG:NH1	45:BR:87:ILE:HD12	1.98	0.75
1:DA:900:A:H3'	1:DA:901:A:H8	1.52	0.75
1:DA:2304:G:H22	1:DA:2312:U:H3	1.33	0.75
1:DA:2667:C:N3	7:DH:110:SER:OG	2.17	0.75
4:DE:3:GLY:HA3	4:DE:81:ILE:HD12	1.68	0.75
4:DE:31:CYS:HB3	4:DE:49:LEU:HB3	1.67	0.75
4:DE:52:LEU:HB3	4:DE:75:VAL:HG23	1.68	0.75
8:DK:77:LEU:HD13	8:DK:141:LYS:HD2	1.69	0.75
20:DU:97:ARG:HG2	20:DU:97:ARG:NH1	2.02	0.75
1:AA:882:G:N1	1:AA:894:C:N4	2.24	0.74
6:AG:13:GLU:O	6:AG:14:GLU:HB2	1.85	0.74

Continued on next page...

Continued from previous page...

Atom-1	Atom-2	Interatomic distance (Å)	Clash overlap (Å)
11:AO:6:LEU:O	11:AO:7:ARG:O	2.05	0.74
31:BA:575:G:OP1	56:BA:1746:OHX:N3	2.19	0.74
35:BH:100:VAL:HG22	35:BH:118:ILE:HG22	1.69	0.74
31:CA:1319:A:OP1	49:CV:10:PHE:HB3	1.87	0.74
32:CE:236:TYR:HB2	32:CE:239:VAL:HB	1.68	0.74
1:DA:2275:C:HO2'	12:DP:84:GLY:HA2	1.43	0.74
3:DD:63:ARG:HD3	3:DD:63:ARG:N	2.02	0.74
3:DD:231:HIS:ND1	3:DD:232:PRO:HD2	2.01	0.74
8:DK:101:LEU:H	8:DK:101:LEU:CD2	1.98	0.74
1:AA:2298:A:H62	1:AA:2318:G:H8	1.36	0.74
1:AA:2544:G:OP1	56:AA:3504:OHX:N2	2.20	0.74
13:A0:91:GLN:H	13:A0:91:GLN:NE2	1.85	0.74
18:AS:111:HIS:CD2	18:AS:112:GLY:H	2.04	0.74
20:AU:81:LYS:HB3	20:AU:97:ARG:HD3	1.68	0.74
28:A6:33:LYS:HG3	28:A6:34:LEU:HD22	1.68	0.74
31:BA:723:U:H2'	31:BA:723:U:O2	1.87	0.74
39:BL:53:VAL:HG21	39:BL:92:TYR:CG	2.22	0.74
46:BS:43:LYS:CG	46:BS:48:TRP:CE3	2.70	0.74
31:CA:200:G:H1	31:CA:217:C:H42	1.35	0.74
31:CA:266:G:H1	31:CA:270:A:H62	1.35	0.74
33:CF:180:ALA:O	33:CF:181:ASN:HB3	1.86	0.74
1:DA:1019:U:H2'	1:DA:1020:A:C8	2.22	0.74
1:AA:1427:A:H4'	1:AA:1428:C:O5'	1.86	0.74
1:AA:2142:C:N4	1:AA:2149:G:H1	1.84	0.74
1:AA:2164:C:H2'	1:AA:2165:G:O4'	1.87	0.74
34:BG:173:TRP:CZ3	34:BG:193:ASP:HB3	2.21	0.74
34:BG:209:ARG:HE	34:BG:209:ARG:CA	1.96	0.74
31:CA:1503:A:N6	54:C1:12:A:C4	2.55	0.74
1:DA:296:C:O2'	1:DA:297:C:H5'	1.86	0.74
1:DA:1210:A:H5'	1:DA:1212:G:O4'	1.87	0.74
1:DA:2720:U:N3	1:DA:2873:A:C2	2.55	0.74
5:DF:119:ARG:HH11	5:DF:119:ARG:HG2	1.52	0.74
16:D1:50:ARG:NH1	17:D2:72:VAL:HB	2.02	0.74
17:D2:39:LEU:O	17:D2:40:LEU:HD12	1.87	0.74
1:AA:527:C:OP2	1:AA:2779:U:C5	2.39	0.74
1:AA:847:U:C4	1:AA:933:A:N1	2.56	0.74
4:AE:20:ALA:CB	4:AE:21:VAL:HG13	2.17	0.74
6:AG:16:ARG:HG3	6:AG:16:ARG:HH11	1.50	0.74
32:BE:8:LYS:HE3	32:BE:11:LEU:HD13	1.68	0.74
1:DA:945:A:C5	1:DA:2448:A:C2	2.76	0.74
1:DA:2531:A:H4'	7:DH:157:TYR:HE2	1.52	0.74

Continued on next page...

Continued from previous page...

Atom-1	Atom-2	Interatomic distance (Å)	Clash overlap (Å)
3:DD:25:THR:C	3:DD:27:THR:H	1.89	0.74
8:DK:104:GLN:HG2	8:DK:105:HIS:CD2	2.21	0.74
12:DP:90:VAL:O	12:DP:90:VAL:HG12	1.85	0.74
1:AA:286:C:H2'	1:AA:287:C:C6	2.21	0.74
3:AD:35:LYS:HD3	3:AD:63:ARG:CA	2.18	0.74
7:AH:4:ILE:HB	7:AH:6:ARG:CD	2.16	0.74
35:BH:106:PRO:O	35:BH:110:LEU:HG	1.87	0.74
35:BH:139:LEU:O	35:BH:142:LEU:N	2.19	0.74
44:BQ:40:CYS:O	44:BQ:42:ILE:N	2.19	0.74
31:CA:1056:U:O4	31:CA:1200:C:C6	2.40	0.74
33:CF:164:ARG:HG2	33:CF:165:THR:H	1.52	0.74
52:CB:13:G:N2	52:CB:23:A:N1	2.35	0.74
54:C1:21:C:C4	54:C1:22:A:C6	2.76	0.74
3:DD:35:LYS:HE3	3:DD:64:ILE:C	2.08	0.74
3:DD:201:HIS:O	3:DD:204:ILE:HG12	1.87	0.74
6:DG:126:ASP:OD2	6:DG:130:ASN:HB2	1.87	0.74
1:AA:2015:A:O2'	27:A5:3:LYS:HG3	1.86	0.74
7:AH:40:GLU:O	7:AH:41:MET:HB2	1.86	0.74
7:AH:153:LYS:HD2	7:AH:153:LYS:N	2.01	0.74
21:AV:169:GLU:OE1	21:AV:170:THR:OG1	2.06	0.74
32:BE:81:VAL:O	32:BE:85:ALA:HB2	1.88	0.74
34:CG:150:GLU:O	34:CG:152:SER:N	2.19	0.74
45:CR:39:LEU:HD22	45:CR:39:LEU:O	1.88	0.74
52:CB:47:U:O2'	52:CB:48:C:O4'	2.01	0.74
1:DA:1464:C:HO2'	1:DA:1528:A:H8	1.33	0.74
3:DD:35:LYS:HE2	3:DD:104:TYR:CB	2.16	0.74
3:DD:35:LYS:CD	3:DD:64:ILE:H	1.99	0.74
1:AA:62:C:H42	1:AA:92:G:H1	1.35	0.74
3:AD:186:HIS:HD2	3:AD:188:GLU:H	1.35	0.74
4:AE:67:PHE:O	4:AE:69:LYS:N	2.20	0.74
15:AR:84:GLN:HG2	15:AR:85:LYS:HG2	1.69	0.74
15:AR:102:ILE:HA	15:AR:105:LEU:CD2	2.18	0.74
46:BS:8:ARG:HB3	46:BS:28:ARG:NH1	2.01	0.74
31:CA:748:C:H1'	31:CA:749:C:OP2	1.87	0.74
31:CA:1288:A:H2'	31:CA:1289:A:H8	1.52	0.74
6:DG:64:THR:HG23	6:DG:66:GLN:H	1.53	0.74
11:DO:15:ARG:HH11	11:DO:15:ARG:CB	2.01	0.74
16:D1:11:ARG:HH11	16:D1:11:ARG:HG3	1.53	0.74
28:D6:24:GLU:OE2	56:D8:101:OHX:N2	2.20	0.74
1:AA:1858:G:O2'	1:AA:1884:A:N6	2.20	0.74
31:BA:673:G:H2'	31:BA:674:G:C8	2.21	0.74

Continued on next page...

Continued from previous page...

Atom-1	Atom-2	Interatomic distance (Å)	Clash overlap (Å)
32:BE:185:ILE:HG22	32:BE:199:TYR:HB2	1.68	0.74
32:BE:220:ASP:O	32:BE:223:ILE:N	2.20	0.74
45:BR:7:GLU:OE1	45:BR:38:ARG:NH2	2.19	0.74
47:BT:86:GLU:O	47:BT:90:ILE:HG12	1.87	0.74
31:CA:975:A:C4'	31:CA:976:G:H5''	2.18	0.74
31:CA:1331:G:OP1	31:CA:1331:G:H4'	1.86	0.74
1:DA:30:G:H2'	1:DA:31:C:C6	2.23	0.74
1:DA:631:A:OP1	11:DO:64:LYS:CE	2.35	0.74
1:DA:1442:G:H2'	1:DA:1443:G:H5''	1.70	0.74
1:DA:2275:C:O2	12:DP:85:LYS:HG2	1.88	0.74
1:DA:2523:G:H5'	1:DA:2523:G:C8	2.20	0.74
20:DU:97:ARG:NH2	20:DU:98:VAL:HB	2.03	0.74
1:AA:2173:A:H5'	1:AA:2174:C:OP2	1.87	0.74
7:AH:6:ARG:HG3	7:AH:7:LEU:HG	1.70	0.74
22:A3:49:LYS:N	22:A3:80:HIS:HB3	2.03	0.74
24:AW:58:ALA:O	24:AW:62:THR:HG22	1.86	0.74
31:BA:468:A:H2'	31:BA:474:G:H5'	1.68	0.74
37:BJ:15:ASP:O	37:BJ:19:GLY:N	2.19	0.74
31:CA:890:G:O6	56:CA:1756:OHX:N5	2.20	0.74
31:CA:1199:U:H4'	40:CM:54:PHE:CE1	2.22	0.74
1:DA:451:C:N4	1:DA:454:A:H5'	2.02	0.74
1:DA:1701:A:OP2	56:DA:3099:OHX:N4	2.21	0.74
1:DA:2391:G:OP2	30:D8:32:LEU:HD12	1.88	0.74
1:DA:2702:U:H2'	1:DA:2703:C:C5	2.21	0.74
1:DA:2712:U:H1'	1:DA:2712(A):A:C8	2.22	0.74
1:DA:2816:C:O3'	13:D0:99:LYS:NZ	2.20	0.74
1:AA:860:U:H5	1:AA:917:A:H2	1.32	0.74
1:AA:943:U:OP2	11:AO:36:LYS:CD	2.35	0.74
1:AA:1028:A:N3	1:AA:2486:G:O2'	2.20	0.74
3:AD:35:LYS:CG	3:AD:64:ILE:N	2.51	0.74
13:A0:75:LEU:HD22	13:A0:75:LEU:O	1.88	0.74
14:AQ:25:ARG:NH1	14:AQ:42:ASP:OD2	2.21	0.74
15:AR:53:ARG:CZ	15:AR:53:ARG:HB3	2.16	0.74
21:AV:52:SER:O	21:AV:52:SER:OG	2.05	0.74
33:BF:92:ALA:HB2	33:BF:99:VAL:HG22	1.70	0.74
34:BG:4:TYR:HE2	34:BG:11:LEU:HD11	1.50	0.74
46:BS:39:TYR:O	46:BS:40:ASP:HB2	1.86	0.74
52:BB:1:G:H2'	52:BB:2:G:H8	1.52	0.74
32:CE:178:ARG:NH2	38:CK:68:ARG:HH22	1.86	0.74
47:CT:67:LYS:HA	47:CT:70:ARG:HH12	1.53	0.74
52:CD:19:C:H2'	52:CD:20:C:H4'	1.70	0.74

Continued on next page...

Continued from previous page...

Atom-1	Atom-2	Interatomic distance (Å)	Clash overlap (Å)
1:DA:1183:G:N7	56:DA:3427:OHX:N4	2.36	0.74
5:DF:25:PRO:HB3	5:DF:28:ILE:HG23	1.69	0.74
9:DM:45:ASN:H	9:DM:45:ASN:HD22	1.33	0.74
9:DM:47:ALA:O	9:DM:119:ARG:NH2	2.20	0.74
9:DM:134:ARG:HG2	9:DM:134:ARG:O	1.87	0.74
15:DR:88:ILE:HD11	15:DR:125:ARG:HH22	1.53	0.74
1:AA:598:G:C1'	11:AO:12:ALA:HB2	2.18	0.73
1:AA:2584:U:H2'	1:AA:2585:U:H2'	1.70	0.73
3:AD:35:LYS:NZ	3:AD:64:ILE:O	2.18	0.73
11:AO:138:LEU:HD12	11:AO:144:GLU:HG3	1.70	0.73
13:A0:85:PRO:O	13:A0:87:TYR:N	2.21	0.73
34:BG:65:ARG:NH1	34:BG:70:ILE:O	2.20	0.73
43:BP:13:LYS:O	43:BP:44:ARG:HD2	1.88	0.73
31:CA:1054:C:O2'	31:CA:1055:A:O5'	2.03	0.73
31:CA:1129:C:H4'	31:CA:1130:A:C5'	2.18	0.73
39:CL:10:ARG:NH1	39:CL:105:ASP:OD1	2.21	0.73
1:DA:627:A:N7	11:DO:84:ASN:ND2	2.33	0.73
1:DA:2303:G:O2'	1:DA:2304:G:H5'	1.88	0.73
3:DD:35:LYS:CE	3:DD:104:TYR:HD1	2.01	0.73
3:DD:218:ARG:HB3	3:DD:219:PRO:HD2	1.70	0.73
15:DR:51:ARG:CG	15:DR:98:LYS:HD2	2.17	0.73
1:AA:2212:A:H1'	1:AA:2215:G:C5	2.22	0.73
1:AA:2216:G:O6	56:AA:3329:OHX:N3	2.20	0.73
10:AN:104:ARG:HD3	15:AR:36:GLU:OE2	1.87	0.73
13:A0:10:LEU:O	13:A0:12:ARG:HG3	1.87	0.73
31:BA:46:G:H2'	31:BA:366:C:C5	2.23	0.73
31:BA:210:U:O2'	31:BA:216:G:H8	1.70	0.73
49:BV:63:THR:HG23	49:BV:65:ASN:HD21	1.54	0.73
52:BB:48:C:N4	52:BB:52:G:H1	1.86	0.73
52:BD:12:C:O2	52:BD:24:G:N2	2.19	0.73
32:CE:8:LYS:HB2	32:CE:217:ARG:HE	1.52	0.73
1:DA:676:A:H8	1:DA:2069:G:N2	1.77	0.73
1:DA:1379:A:H1'	1:DA:1380:G:OP1	1.88	0.73
1:DA:2786:U:H4'	4:DE:65:GLY:H	1.51	0.73
3:DD:32:SER:O	3:DD:33:LEU:HB2	1.88	0.73
6:DG:121:ASN:HD22	6:DG:181:ARG:NH2	1.86	0.73
10:DN:115:VAL:HG13	10:DN:121:VAL:HG21	1.69	0.73
16:D1:98:LEU:C	16:D1:100:VAL:N	2.41	0.73
1:AA:948:G:O6	56:AA:3547:OHX:N1	2.20	0.73
11:AO:85:LEU:HA	11:AO:88:LEU:HD22	1.71	0.73
16:A1:66:ASN:OD1	16:A1:76:TYR:HB3	1.87	0.73

Continued on next page...

Continued from previous page...

Atom-1	Atom-2	Interatomic distance (Å)	Clash overlap (Å)
22:A3:35:ASN:HD22	22:A3:35:ASN:H	1.35	0.73
29:A7:8:ASN:C	29:A7:8:ASN:ND2	2.33	0.73
35:BH:147:ASP:HA	35:BH:150:ARG:NH1	2.04	0.73
48:BU:53:ARG:HH21	48:BU:59:SER:C	1.91	0.73
31:CA:1157:A:H1'	31:CA:1158:C:C2	2.24	0.73
31:CA:1277:C:O2'	31:CA:1279:A:C8	2.40	0.73
35:CH:8:GLU:HB3	35:CH:34:VAL:HG23	1.70	0.73
41:CN:57:THR:HG22	41:CN:59:TYR:H	1.54	0.73
42:CO:117:ARG:HB3	42:CO:122:THR:HB	1.69	0.73
1:DA:534:U:O2'	16:D1:49:HIS:HD2	1.72	0.73
1:DA:1538:G:O2'	1:DA:1539:G:H5'	1.87	0.73
21:DV:155:LEU:HD21	21:DV:171:ILE:HG21	1.70	0.73
21:DV:158:PRO:CB	21:DV:159:PRO:HD2	2.15	0.73
30:D8:54:GLU:OE1	30:D8:57:ARG:NH2	2.22	0.73
1:AA:805:G:H4'	11:AO:38:GLN:HE21	1.52	0.73
1:AA:1026:U:O2	1:AA:1027:A:H5''	1.88	0.73
2:AB:15:A:H5'	2:AB:16:G:H8	1.50	0.73
3:AD:34:VAL:C	3:AD:35:LYS:HG3	2.07	0.73
3:AD:35:LYS:HZ1	3:AD:104:TYR:HB2	1.50	0.73
3:AD:96:HIS:CE1	3:AD:102:LYS:HD3	2.22	0.73
7:AH:4:ILE:O	7:AH:6:ARG:HG2	1.88	0.73
31:BA:992:U:H1'	31:BA:993:G:OP2	1.88	0.73
37:BJ:120:ILE:HG22	37:BJ:124:LEU:HD12	1.70	0.73
46:BS:43:LYS:HG3	46:BS:48:TRP:CE3	2.24	0.73
31:CA:418:C:N4	31:CA:425:G:H1	1.84	0.73
34:CG:139:ARG:HH11	34:CG:139:ARG:CG	1.99	0.73
1:DA:946:G:C2'	1:DA:947:G:H5'	2.19	0.73
1:DA:2294:C:P	14:DQ:89:ARG:HH22	2.10	0.73
1:DA:2615:U:C2	27:D5:7:PRO:HA	2.22	0.73
6:DG:43:LEU:HD12	6:DG:45:GLU:HG3	1.69	0.73
1:AA:1545(A):A:H2'	1:AA:1546:C:H5'	1.69	0.73
1:AA:1728:G:H3'	1:AA:1729:A:C5'	2.16	0.73
1:AA:2751:G:O2'	1:AA:2752:C:P	2.45	0.73
2:AB:75:G:H21	21:AV:85:HIS:CE1	2.06	0.73
5:AF:67:GLN:O	5:AF:68:LYS:HB2	1.86	0.73
11:AO:15:ARG:HH11	11:AO:15:ARG:CB	2.01	0.73
22:A3:83:PRO:O	22:A3:84:LEU:HB2	1.88	0.73
31:BA:395:C:O2	31:BA:395:C:H2'	1.88	0.73
31:BA:452:A:O2'	31:BA:453:A:O5'	2.06	0.73
34:BG:22:LYS:CB	34:BG:26:CYS:HB2	2.17	0.73
50:BW:89:ARG:HD2	50:BW:104:LEU:HD21	1.71	0.73

Continued on next page...

Continued from previous page...

Atom-1	Atom-2	Interatomic distance (Å)	Clash overlap (Å)
31:CA:1209:C:O2	31:CA:1209:C:H2'	1.87	0.73
39:CL:63:ILE:HD11	39:CL:81:ILE:HD11	1.71	0.73
1:DA:27:G:N2	1:DA:512:G:HO2'	1.86	0.73
1:DA:1496:A:H8	1:DA:1577:C:O2'	1.70	0.73
1:DA:2275:C:H5'	1:DA:2275:C:H6	1.53	0.73
1:DA:2469:A:C8	1:DA:2482:G:C6	2.76	0.73
1:DA:2789:C:H2'	1:DA:2790:A:H5''	1.68	0.73
8:DK:59:ALA:HA	8:DK:62:LYS:HB3	1.69	0.73
9:DM:133:GLN:O	9:DM:134:ARG:HD3	1.88	0.73
10:DN:119:PRO:HB2	15:DR:68:TYR:CE2	2.24	0.73
1:AA:2532:G:O2'	1:AA:2657:A:N1	2.21	0.73
4:AE:23:VAL:HG21	4:AE:183:LEU:HD23	1.69	0.73
5:AF:40:GLN:OE1	5:AF:184:TYR:CB	2.36	0.73
5:AF:164:ARG:HG3	5:AF:175:THR:OG1	1.88	0.73
7:AH:84:SER:OG	7:AH:85:LYS:N	2.19	0.73
13:A0:2:ARG:HG3	13:A0:5:LYS:HZ1	1.53	0.73
14:AQ:3:ARG:HG2	14:AQ:4:LEU:N	2.03	0.73
35:BH:126:ARG:HH11	35:BH:126:ARG:HG3	1.54	0.73
49:BV:41:VAL:HA	49:BV:44:MET:HB2	1.69	0.73
49:BV:41:VAL:CB	49:BV:42:PRO:HA	2.17	0.73
38:CK:12:ARG:NH1	38:CK:27:PRO:HD3	2.02	0.73
1:DA:1639:U:C2'	1:DA:1640:C:H5'	2.19	0.73
1:AA:68:G:H2'	1:AA:69:C:H6	1.52	0.73
1:AA:900:A:H3'	1:AA:901:A:C8	2.23	0.73
1:AA:2255:G:H22	12:AP:85:LYS:HE2	0.92	0.73
13:A0:92:GLY:H	13:A0:94:TYR:HE2	1.33	0.73
27:A5:6:VAL:HG22	27:A5:7:PRO:HD2	1.70	0.73
31:BA:1331:G:O2'	31:BA:1332:A:O5'	2.06	0.73
32:BE:204:ASN:HD22	32:BE:206:ASP:H	1.36	0.73
48:BU:26:LEU:HB3	48:BU:42:ARG:HH22	1.53	0.73
52:BB:10:C:H42	52:BB:26:G:H1	1.36	0.73
39:CL:3:GLN:HG2	39:CL:20:ARG:HD2	1.70	0.73
44:CQ:45:ARG:O	44:CQ:49:HIS:CD2	2.42	0.73
1:DA:1582:C:HO2'	1:DA:1586:A:H8	1.36	0.73
1:DA:2544:G:OP1	56:DA:3471:OHX:N4	2.22	0.73
1:DA:2557:G:H2'	1:DA:2558:C:H6	1.54	0.73
5:DF:152:GLU:OE2	5:DF:191:ARG:HD2	1.89	0.73
10:DN:120:GLU:OE1	10:DN:122:LEU:HD21	1.87	0.73
15:DR:11:GLU:N	15:DR:11:GLU:OE1	2.22	0.73
11:AO:58:THR:CG2	11:AO:61:ARG:HG3	2.14	0.73
27:A5:4:HIS:HB3	27:A5:5:PRO:HD3	0.75	0.73

Continued on next page...

Continued from previous page...

Atom-1	Atom-2	Interatomic distance (Å)	Clash overlap (Å)
31:BA:394:G:C5	31:BA:395:C:C5	2.77	0.73
34:BG:12:CYS:HA	34:BG:19:LEU:CD2	2.19	0.73
38:BK:64:LYS:C	38:BK:65:TYR:HD1	1.91	0.73
43:CP:76:ALA:HA	43:CP:79:LYS:CB	2.17	0.73
1:DA:2130:U:H2'	1:DA:2158:A:C2	2.24	0.73
1:DA:2490:G:N2	56:DA:3344:OHX:N1	2.37	0.73
1:DA:2561:A:H2	10:DN:23:ARG:HH12	1.37	0.73
9:DM:97:ARG:HG2	9:DM:97:ARG:NH1	1.88	0.73
1:AA:361:G:O2'	1:AA:362:U:H5'	1.89	0.73
1:AA:1296:G:O2'	1:AA:1297:C:H5'	1.88	0.73
7:AH:80:SER:O	7:AH:81:GLU:HG3	1.88	0.73
13:A0:92:GLY:N	13:A0:94:TYR:HE2	1.86	0.73
20:AU:76:CYS:SG	20:AU:77:PRO:HD2	2.28	0.73
27:A5:40:LYS:HB2	27:A5:46:CYS:SG	2.29	0.73
31:BA:1194:U:H2'	31:BA:1195:C:H6	1.53	0.73
53:BC:20:G:C2	53:BC:58:A:N3	2.57	0.73
39:CL:49:PRO:HB3	39:CL:96:LEU:HD11	1.70	0.73
12:DP:4:PRO:HD3	12:DP:70:PRO:O	1.87	0.73
17:D2:77:ALA:O	17:D2:78:LYS:CG	2.37	0.73
1:AA:141:A:H8	1:AA:1595:G:H21	1.36	0.73
1:AA:330:A:O2'	1:AA:331:A:H8	1.70	0.73
2:AB:50:G:OP1	14:AQ:63:THR:HG23	1.88	0.73
17:A2:47:VAL:HG22	17:A2:48:GLY:N	2.04	0.73
21:AV:30:ASN:O	21:AV:32:HIS:N	2.22	0.73
28:A6:34:LEU:HB2	28:A6:36:LEU:HD22	1.69	0.73
31:BA:859:A:H2'	31:BA:860:A:H8	1.54	0.73
32:BE:77:ALA:HB2	32:BE:211:ILE:HD13	1.71	0.73
35:BH:147:ASP:HA	35:BH:150:ARG:HH12	1.54	0.73
36:BI:82:ARG:HB2	36:BI:85:VAL:HG23	1.71	0.73
50:BW:25:ARG:HH11	50:BW:25:ARG:HG3	1.54	0.73
31:CA:458:C:H2'	31:CA:464:G:O4'	1.89	0.73
39:CL:14:VAL:O	39:CL:65:VAL:HG23	1.89	0.73
1:DA:2157:G:H2'	1:DA:2158:A:C8	2.24	0.73
5:DF:38:ARG:HG3	5:DF:38:ARG:HH11	1.54	0.73
28:D6:52:VAL:HG22	28:D6:53:LYS:H	1.53	0.73
1:AA:588:U:H2'	1:AA:589:C:H6	1.53	0.72
1:AA:2474:C:H2'	1:AA:2475:C:O4'	1.89	0.72
3:AD:17:THR:HG22	3:AD:205:VAL:N	2.03	0.72
26:A4:40:HIS:H	26:A4:41:PRO:CD	2.00	0.72
29:A7:29:LYS:HD3	29:A7:32:LYS:HD2	1.71	0.72
31:BA:1000:A:H4'	1:DA:2137:C:OP1	1.89	0.72

Continued on next page...

Continued from previous page...

Atom-1	Atom-2	Interatomic distance (Å)	Clash overlap (Å)
31:BA:1301:U:O4	31:BA:1303:C:H1'	1.88	0.72
31:CA:1226:C:N4	43:CP:104:ARG:HD2	2.03	0.72
1:DA:259:G:O2'	1:DA:621:A:O2'	2.07	0.72
1:DA:669:G:O2'	1:DA:670:A:OP1	2.05	0.72
1:DA:1607:C:H4'	1:DA:1608:A:O5'	1.87	0.72
3:DD:182:LEU:H	3:DD:272:ALA:HB3	1.54	0.72
1:AA:1107:G:H2'	1:AA:1108:U:H6	1.54	0.72
1:AA:1729:A:H8	1:AA:1730:U:C5	2.07	0.72
6:AG:35:GLU:OE1	6:AG:36:LYS:N	2.21	0.72
11:AO:64:LYS:O	11:AO:66:GLY:N	2.22	0.72
16:A1:92:ARG:HD3	16:A1:94:ASN:HB3	1.69	0.72
31:BA:343:U:H1'	31:BA:347:G:N2	2.04	0.72
31:BA:829:G:O2'	31:BA:830:G:H5'	1.89	0.72
43:BP:15:VAL:HG23	43:BP:43:THR:O	1.88	0.72
31:CA:1129:C:H4'	31:CA:1130:A:H5'	1.69	0.72
35:CH:9:LYS:HB2	35:CH:112:LEU:HD11	1.69	0.72
1:DA:666:G:OP1	11:DO:47:ASP:O	2.07	0.72
1:DA:1138:G:H5''	1:DA:1139:G:OP2	1.88	0.72
1:DA:2119:A:N6	1:DA:2170:A:H62	1.86	0.72
11:DO:61:ARG:HH21	11:DO:61:ARG:HB3	1.54	0.72
1:AA:1043:C:H2'	1:AA:1044:G:H5'	1.72	0.72
1:AA:2318:G:H22	14:AQ:2:ALA:CA	2.02	0.72
4:AE:179:GLU:HB3	4:AE:181:LEU:HD22	1.71	0.72
16:A1:58:ARG:HA	16:A1:61:TRP:CE3	2.24	0.72
21:AV:9:TYR:HE1	21:AV:35:ARG:HD3	1.55	0.72
37:BJ:9:VAL:HG13	37:BJ:94:ARG:HE	1.54	0.72
31:CA:1056:U:H2'	31:CA:1056:U:O2	1.87	0.72
31:CA:1194:U:H2'	31:CA:1195:C:C6	2.24	0.72
44:CQ:18:VAL:O	44:CQ:20:ALA:N	2.21	0.72
52:CB:23:A:H2'	52:CB:24:G:H5'	1.70	0.72
1:DA:492:A:C2'	1:DA:493:G:H5'	2.19	0.72
1:DA:1899:G:N2	1:DA:1902:C:H41	1.87	0.72
3:DD:35:LYS:CE	3:DD:104:TYR:HB2	2.18	0.72
22:D3:49:LYS:NZ	22:D3:68:GLU:OE2	2.14	0.72
18:AS:68:ARG:HE	18:AS:112:GLY:HA3	1.54	0.72
21:AV:27:VAL:HG22	21:AV:28:MET:H	1.52	0.72
48:BU:70:ILE:HG23	48:BU:79:LEU:HD13	1.70	0.72
31:CA:976:G:OP1	44:CQ:32:SER:N	2.22	0.72
1:DA:1384:A:N3	1:DA:1405:U:H1'	2.04	0.72
7:DH:15:VAL:HG12	7:DH:29:PRO:HD2	1.71	0.72
7:DH:58:GLU:O	7:DH:60:ARG:N	2.22	0.72

Continued on next page...

Continued from previous page...

Atom-1	Atom-2	Interatomic distance (Å)	Clash overlap (Å)
13:D0:97:VAL:HA	13:D0:113:LEU:O	1.89	0.72
14:DQ:10:ARG:O	14:DQ:14:VAL:HG12	1.89	0.72
1:AA:1138:G:H21	9:AM:106:MET:CE	2.01	0.72
3:AD:18:VAL:HG12	3:AD:19:ALA:H	1.55	0.72
24:AW:47:ASN:O	24:AW:49:LYS:N	2.22	0.72
27:A5:50:GLY:H	27:A5:56:LYS:CG	2.01	0.72
31:BA:81:G:N1	31:BA:88:C:C4	2.57	0.72
31:BA:209:U:H5'	31:BA:210:U:OP2	1.88	0.72
31:BA:1055:A:O2'	33:BF:161:GLU:OE1	2.07	0.72
32:BE:59:GLU:C	32:BE:61:LEU:H	1.91	0.72
33:BF:20:SER:HB2	33:BF:40:ARG:HH22	1.53	0.72
52:BB:17:G:HO2'	52:BB:66:G:N2	1.88	0.72
31:CA:410:G:OP2	34:CG:25:ARG:HG2	1.89	0.72
31:CA:436:C:H2'	31:CA:437:U:H6	1.55	0.72
31:CA:1303:C:H2'	31:CA:1303:C:O2	1.89	0.72
31:CA:1346:A:H1'	31:CA:1347:G:OP2	1.90	0.72
1:DA:1068:G:O2'	1:DA:1096:A:O2'	2.05	0.72
1:DA:2619:C:OP1	4:DE:152:LYS:HE2	1.89	0.72
1:DA:2645:G:C3'	1:DA:2646:C:H5'	2.20	0.72
4:DE:176:ILE:HB	4:DE:181:LEU:HB2	1.71	0.72
6:DG:4:ASP:O	6:DG:5:VAL:HB	1.89	0.72
1:AA:142:G:C1'	19:AT:37:THR:HG21	2.18	0.72
1:AA:1049:C:H2'	1:AA:1050:A:H5'	1.71	0.72
1:AA:2543:G:H5''	1:AA:2543:G:H8	1.54	0.72
9:AM:22:THR:HG21	9:AM:25:ARG:HD2	1.70	0.72
12:AP:21:THR:O	12:AP:21:THR:HG22	1.89	0.72
20:AU:97:ARG:NE	20:AU:97:ARG:O	2.23	0.72
31:BA:438:G:H4'	34:BG:123:HIS:ND1	2.04	0.72
32:BE:124:SER:HB2	32:BE:125:PRO:HD2	1.70	0.72
38:BK:41:ARG:NH2	38:BK:123:GLU:OE1	2.23	0.72
42:BO:66:VAL:HG21	42:BO:98:TYR:CE1	2.24	0.72
43:BP:105:THR:OG1	43:BP:106:ASN:N	2.23	0.72
31:CA:78:G:H2'	31:CA:79:G:O4'	1.90	0.72
31:CA:1060:C:O2'	31:CA:1061:G:H5'	1.90	0.72
32:CE:167:PRO:O	32:CE:171:ALA:N	2.23	0.72
38:CK:17:THR:O	38:CK:78:GLN:NE2	2.20	0.72
52:CD:57:C:H4'	52:CD:58:G:O5'	1.89	0.72
1:DA:946:G:N2	1:DA:971:C:O2	2.20	0.72
1:DA:2561:A:H2	10:DN:23:ARG:NH1	1.87	0.72
6:DG:55:LYS:HD2	6:DG:58:GLN:NE2	2.04	0.72
20:DU:97:ARG:HD3	20:DU:97:ARG:H	1.53	0.72

Continued on next page...

Continued from previous page...

Atom-1	Atom-2	Interatomic distance (Å)	Clash overlap (Å)
26:D4:48:ARG:HG2	26:D4:49:PHE:H	1.54	0.72
28:D6:24:GLU:HG3	28:D6:25:LYS:H	1.54	0.72
1:AA:1558:A:H1'	1:AA:1559:G:OP2	1.90	0.72
1:AA:2400:G:O2'	1:AA:2401:U:H5'	1.89	0.72
1:AA:2567:G:H2'	1:AA:2568:C:C6	2.25	0.72
1:AA:2579:C:H2'	1:AA:2580:U:O4'	1.90	0.72
4:AE:14:ILE:H	4:AE:21:VAL:HA	1.55	0.72
4:AE:101:ARG:HG2	4:AE:169:ASN:OD1	1.89	0.72
6:AG:38:VAL:HG22	6:AG:93:THR:HG23	1.71	0.72
12:AP:1:MET:O	12:AP:2:LEU:HB2	1.89	0.72
12:AP:104:PHE:O	12:AP:105:GLU:HB2	1.89	0.72
26:A4:54:GLY:HA2	26:A4:57:GLU:HB3	1.71	0.72
31:BA:670:G:OP2	56:BA:1760:OHX:N5	2.23	0.72
34:BG:163:GLU:O	34:BG:165:MET:N	2.23	0.72
36:BI:3:ARG:NH1	36:BI:38:GLU:OE1	2.23	0.72
52:BB:10:C:H2'	52:BB:11:C:C6	2.24	0.72
52:BB:46:G:H2'	52:BB:47:U:C5	2.25	0.72
31:CA:1129:C:C4	31:CA:1139:G:N1	2.57	0.72
31:CA:1503:A:O2'	31:CA:1504:G:O5'	2.08	0.72
32:CE:118:LEU:HB2	32:CE:142:LEU:HD12	1.70	0.72
49:CV:49:ILE:HG13	49:CV:62:ILE:HD11	1.71	0.72
1:DA:495:G:H21	18:DS:61:ASN:HD21	1.37	0.72
1:DA:1161:C:H1'	17:D2:8:GLY:O	1.89	0.72
1:DA:1762:A:OP1	1:DA:1762:A:C4'	2.37	0.72
11:DO:21:ARG:HA	11:DO:21:ARG:NE	1.98	0.72
1:AA:15:G:C2'	1:AA:16:G:H5'	2.20	0.72
1:AA:1142:U:O2	1:AA:1142:U:H2'	1.90	0.72
1:AA:1864:U:H2'	1:AA:1869:G:H5''	1.72	0.72
4:AE:116:VAL:O	4:AE:117:MET:HB3	1.89	0.72
13:A0:41:ALA:O	13:A0:43:GLU:N	2.23	0.72
27:A5:3:LYS:O	27:A5:4:HIS:HB2	1.89	0.72
27:A5:36:CYS:SG	27:A5:48:GLU:O	2.47	0.72
31:CA:664:G:H22	31:CA:741:G:H1	1.36	0.72
31:CA:979:C:C5	31:CA:980:C:H6	2.08	0.72
31:CA:1034:G:N2	31:CA:1035:A:H62	1.88	0.72
2:DB:28:C:OP1	14:DQ:36:TYR:OH	2.05	0.72
4:DE:116:VAL:O	4:DE:117:MET:CB	2.38	0.72
6:DG:28:VAL:O	6:DG:31:VAL:HG12	1.89	0.72
21:DV:168:GLU:HG3	21:DV:169:GLU:N	2.03	0.72
26:D4:22:ILE:CG1	26:D4:23:GLU:H	1.99	0.72
1:AA:881:G:H3'	1:AA:882:G:O4'	1.89	0.72

Continued on next page...

Continued from previous page...

Atom-1	Atom-2	Interatomic distance (Å)	Clash overlap (Å)
1:AA:1266:G:O6	18:AS:13:SER:OG	2.06	0.72
1:AA:1803:A:O2'	3:AD:259:THR:HG21	1.90	0.72
1:AA:2347:C:H4'	28:A6:39:TYR:CE2	2.24	0.72
1:AA:2402:C:H5	1:AA:2415:G:H22	1.37	0.72
3:AD:35:LYS:HD2	3:AD:104:TYR:HD1	1.46	0.72
5:AF:132:VAL:HG23	5:AF:133:ASN:N	2.05	0.72
9:AM:1:MET:HE1	16:A1:95:LEU:HD21	1.72	0.72
31:BA:280:C:O2'	56:BA:1793:OHX:N4	2.22	0.72
31:BA:468:A:C8	31:BA:474:G:C8	2.78	0.72
56:BA:1793:OHX:N6	47:BT:39:SER:O	2.22	0.72
31:CA:687:A:H1'	31:CA:688:G:OP2	1.90	0.72
31:CA:1189:C:OP1	40:CM:51:ARG:NH2	2.17	0.72
41:CN:20:TYR:CE2	41:CN:83:ILE:HD12	2.25	0.72
53:CC:48:U:HO2'	53:CC:49:C:P	2.11	0.72
1:DA:481:G:OP2	20:DU:47:LYS:HB2	1.88	0.72
3:DD:108:PRO:HB3	3:DD:143:HIS:HE1	1.55	0.72
4:DE:66:HIS:C	4:DE:68:ALA:N	2.43	0.72
11:DO:92:GLU:OE2	11:DO:121:LYS:HG2	1.90	0.72
15:DR:20:PRO:HD2	15:DR:86:ILE:HG23	1.72	0.72
12:AP:92:GLY:O	12:AP:93:TYR:CG	2.42	0.72
18:AS:12:ILE:HG13	18:AS:42:ARG:HH12	1.54	0.72
31:BA:310:G:OP2	46:BS:27:LYS:NZ	2.23	0.72
31:CA:954:G:H2'	31:CA:955:U:C6	2.25	0.72
33:CF:182:ILE:HG22	33:CF:203:PHE:HA	1.71	0.72
41:CN:93:GLN:HA	41:CN:93:GLN:HE21	1.54	0.72
1:DA:674:G:OP1	5:DF:54:ARG:NH2	2.22	0.72
10:DN:117:LEU:HD12	10:DN:117:LEU:H	1.54	0.72
11:DO:46:LYS:O	11:DO:48:PRO:HB3	1.89	0.72
1:AA:330:A:O2'	1:AA:331:A:C8	2.43	0.71
1:AA:969:U:O4	56:AA:3547:OHX:N1	2.23	0.71
1:AA:1030:G:OP2	12:AP:128:LYS:NZ	2.19	0.71
16:A1:79:PHE:HE2	16:A1:83:LEU:CD2	2.03	0.71
31:BA:22:G:H2'	31:BA:23:C:C6	2.25	0.71
31:BA:1301:U:H2'	31:BA:1301:U:O2	1.88	0.71
32:BE:17:PHE:HB3	32:BE:44:LEU:HD11	1.70	0.71
42:BO:7:ILE:CD1	47:BT:32:TYR:HB3	2.19	0.71
43:BP:47:ASP:O	43:BP:48:LEU:HB3	1.87	0.71
52:BB:17:G:N2	52:BB:66:G:H2'	2.04	0.71
31:CA:1329:A:H2'	31:CA:1330:U:H5'	1.71	0.71
1:DA:626:U:H5'	1:DA:627:A:H5'	1.70	0.71
1:DA:1771:C:O2'	1:DA:1786:A:H8	1.73	0.71

Continued on next page...

Continued from previous page...

Atom-1	Atom-2	Interatomic distance (Å)	Clash overlap (Å)
3:DD:166:GLN:HE21	3:DD:166:GLN:CA	2.02	0.71
11:DO:104:GLY:O	11:DO:105:LEU:CB	2.38	0.71
21:DV:170:THR:O	21:DV:172:ALA:N	2.22	0.71
1:AA:593:G:O3'	30:A8:61:LEU:HD22	1.89	0.71
2:AB:12:C:O2	22:A3:74:ARG:NH1	2.23	0.71
2:AB:73:A:H2'	2:AB:74:U:H5'	1.72	0.71
3:AD:28:GLU:O	3:AD:29:PRO:C	2.24	0.71
4:AE:1:MET:HB3	4:AE:200:GLU:OE1	1.89	0.71
7:AH:101:ARG:NH1	7:AH:122:THR:OG1	2.22	0.71
9:AM:22:THR:HG22	9:AM:23:LEU:N	2.05	0.71
10:AN:2:ILE:N	10:AN:2:ILE:HD13	2.05	0.71
13:A0:12:ARG:HD3	13:A0:16:HIS:CD2	2.25	0.71
31:BA:266:G:OP1	56:BA:1724:OHX:N2	2.23	0.71
31:BA:1053:G:N7	31:BA:1199:U:H3'	2.05	0.71
31:CA:411:A:N7	31:CA:413:G:N3	2.38	0.71
31:CA:1033:G:H2'	31:CA:1034:G:O4'	1.90	0.71
31:CA:1100:C:HO2'	31:CA:1102:A:P	2.13	0.71
31:CA:1181:G:H2'	31:CA:1181:G:N3	2.06	0.71
34:CG:11:LEU:HD22	34:CG:66:ARG:HD3	1.71	0.71
54:C1:12:A:O2'	54:C1:13:A:P	2.48	0.71
1:DA:2326:C:OP1	56:DA:3223:OHX:N5	2.23	0.71
1:DA:2352:A:C2	22:D3:33:ALA:O	2.43	0.71
1:DA:2599:G:OP2	3:DD:236:GLY:N	2.23	0.71
14:DQ:29:PHE:CD2	14:DQ:30:ARG:N	2.53	0.71
18:DS:17:VAL:O	18:DS:19:LEU:N	2.23	0.71
20:DU:43:ASN:N	20:DU:43:ASN:HD22	1.88	0.71
1:AA:4:C:H2'	1:AA:5:A:C8	2.26	0.71
1:AA:1065:U:H1'	1:AA:1074:G:H22	1.55	0.71
31:BA:1008:C:N4	31:BA:1021:G:H1	1.85	0.71
31:BA:1065:U:HO2'	31:BA:1066:C:P	2.13	0.71
32:CE:169:LYS:O	32:CE:169:LYS:HD3	1.90	0.71
41:CN:124:LYS:HE3	41:CN:125:PHE:CE2	2.25	0.71
1:DA:2320:A:H1'	1:DA:2321:G:C6	2.25	0.71
1:DA:2400:G:C4	1:DA:2401:U:C5	2.78	0.71
5:DF:69:HIS:H	5:DF:69:HIS:HD2	1.35	0.71
1:AA:989:G:N7	25:AX:13:ILE:HD11	2.05	0.71
2:AB:116:G:C5'	14:AQ:55:ALA:HB2	2.19	0.71
11:AO:121:LYS:HZ3	11:AO:123:LEU:HD11	1.54	0.71
14:AQ:48:LEU:HD23	14:AQ:82:ILE:HD11	1.72	0.71
15:AR:136:GLN:HG3	15:AR:137:LYS:H	1.54	0.71
17:A2:35:LEU:HD22	17:A2:35:LEU:H	1.55	0.71

Continued on next page...

Continued from previous page...

Atom-1	Atom-2	Interatomic distance (Å)	Clash overlap (Å)
31:BA:353:A:H8	31:BA:353:A:H5'	1.55	0.71
32:BE:146:GLN:OE1	32:BE:153:ARG:NH2	2.24	0.71
33:BF:12:LEU:O	33:BF:14:ILE:N	2.23	0.71
31:CA:1129:C:H41	31:CA:1141:C:N4	1.87	0.71
31:CA:1203:C:H2'	31:CA:1204:A:O4'	1.90	0.71
31:CA:1206:G:O2'	33:CF:193:TYR:HA	1.90	0.71
1:DA:999:U:H3'	1:DA:1154:G:O6	1.89	0.71
1:DA:1316:U:O2'	1:DA:1317:A:H5'	1.90	0.71
1:DA:2872:G:O2'	1:DA:2873:A:H5'	1.90	0.71
2:DB:7:G:O5'	14:DQ:29:PHE:CE1	2.43	0.71
11:DO:15:ARG:CG	11:DO:15:ARG:NH1	2.39	0.71
11:DO:61:ARG:NH2	11:DO:61:ARG:HG2	2.02	0.71
15:DR:106:SER:HA	15:DR:110:ILE:HG13	1.72	0.71
16:A1:92:ARG:HB3	17:A2:11:GLN:NE2	2.05	0.71
31:BA:950:U:H2'	31:BA:951:G:H8	1.55	0.71
32:BE:54:THR:HG21	32:BE:201:ILE:HD11	1.72	0.71
31:CA:652:U:H1'	31:CA:653:A:H2	1.54	0.71
31:CA:791:G:C6	31:CA:792:A:N7	2.58	0.71
31:CA:930:C:H2'	31:CA:931:C:H5'	1.72	0.71
47:CT:59:ILE:HG22	47:CT:71:PHE:HD1	1.55	0.71
1:DA:30:G:H2'	1:DA:31:C:H6	1.53	0.71
2:DB:59:A:H2'	2:DB:60:C:O4'	1.90	0.71
8:DK:123:LEU:HA	8:DK:142:VAL:CG1	2.20	0.71
12:DP:83:MET:SD	12:DP:83:MET:N	2.63	0.71
30:D8:52:LYS:H	30:D8:52:LYS:CD	2.04	0.71
7:AH:4:ILE:HB	7:AH:6:ARG:HD3	1.73	0.71
20:AU:84:ARG:HH12	20:AU:97:ARG:HB2	1.55	0.71
21:AV:125:LEU:HG	21:AV:164:ALA:HB3	1.72	0.71
24:AW:47:ASN:C	24:AW:49:LYS:H	1.94	0.71
31:BA:394:G:C5	31:BA:395:C:H5	2.08	0.71
31:BA:630:G:H2'	31:BA:631:G:O4'	1.91	0.71
31:CA:632:A:C1'	31:CA:633:G:OP2	2.33	0.71
1:DA:773:U:H4'	3:DD:47:GLY:HA3	1.73	0.71
1:DA:997:G:O2'	1:DA:998:C:H5'	1.91	0.71
3:DD:34:VAL:HG21	3:DD:103:ARG:HA	1.73	0.71
5:DF:37:VAL:HG13	5:DF:184:TYR:HD1	1.55	0.71
9:DM:33:LEU:CD1	9:DM:38:HIS:HD2	2.03	0.71
14:DQ:102:ALA:O	14:DQ:105:ALA:N	2.23	0.71
15:DR:3:ARG:HG2	15:DR:6:LEU:H	1.53	0.71
24:DW:21:LEU:O	24:DW:25:VAL:HG22	1.90	0.71
1:AA:70:G:H4'	1:AA:71:A:OP1	1.91	0.71

Continued on next page...

Continued from previous page...

Atom-1	Atom-2	Interatomic distance (Å)	Clash overlap (Å)
1:AA:882:G:H3'	1:AA:883:G:H5''	1.71	0.71
1:AA:1833:U:H2'	1:AA:1834:U:H6	1.56	0.71
1:AA:1858:G:O6	56:AA:3569:OHX:N6	2.24	0.71
1:AA:2572:A:N7	4:AE:144:ARG:HD2	2.05	0.71
11:AO:64:LYS:C	11:AO:66:GLY:H	1.93	0.71
31:BA:1053:G:O3'	31:BA:1054:C:H4'	1.89	0.71
38:BK:86:ILE:HG22	38:BK:87:SER:N	2.05	0.71
33:CF:184:TYR:HD1	33:CF:201:TYR:CE2	2.09	0.71
37:CJ:113:GLU:HB2	37:CJ:119:ARG:CG	2.19	0.71
1:DA:389:G:H1	11:DO:71:VAL:CG1	2.02	0.71
1:DA:2415:G:H4'	11:DO:66:GLY:HA3	1.72	0.71
2:DB:66:A:C2	2:DB:108:C:C4	2.79	0.71
4:DE:61:ARG:C	4:DE:63:LEU:H	1.94	0.71
9:DM:128:HIS:HB2	9:DM:129:PRO:CD	2.20	0.71
11:DO:106:LEU:HD11	11:DO:111:ARG:O	1.90	0.71
16:D1:50:ARG:HH11	17:D2:70:ILE:CG2	2.00	0.71
28:D6:24:GLU:HG3	28:D6:25:LYS:N	2.06	0.71
1:AA:86:C:H5''	20:AU:2:ARG:HH12	1.54	0.71
1:AA:917:A:H2'	1:AA:918:A:C5'	2.20	0.71
1:AA:1071:G:N1	1:AA:1091:G:N7	2.38	0.71
6:AG:119:GLY:HA3	6:AG:181:ARG:HB2	1.73	0.71
7:AH:86:GLU:HG3	7:AH:165:ALA:HB3	1.72	0.71
12:AP:83:MET:SD	12:AP:83:MET:N	2.63	0.71
13:A0:94:TYR:CD2	13:A0:94:TYR:N	2.56	0.71
14:AQ:59:LYS:HG2	14:AQ:60:GLY:H	1.54	0.71
27:A5:3:LYS:HD2	27:A5:3:LYS:H	1.53	0.71
31:BA:631:G:O2'	31:BA:632:A:O4'	2.07	0.71
31:BA:1347:G:N2	31:BA:1373:G:H2'	2.04	0.71
33:BF:110:ASN:O	33:BF:111:LEU:HD23	1.90	0.71
39:BL:17:VAL:HG21	39:BL:80:GLY:HA3	1.73	0.71
52:BB:46:G:O2'	52:BB:47:U:H5'	1.91	0.71
31:CA:965:A:OP1	31:CA:1198:G:H5''	1.91	0.71
37:CJ:65:ALA:HB2	37:CJ:128:ALA:HB2	1.72	0.71
1:DA:1652:A:N6	13:D0:11:ASN:HD21	1.88	0.71
16:D1:112:ARG:HH11	17:D2:47:VAL:HG13	1.56	0.71
20:DU:31:LEU:HD12	20:DU:31:LEU:O	1.90	0.71
1:AA:2191:G:H2'	1:AA:2192:G:H5''	1.73	0.71
8:AK:64:GLU:C	8:AK:66:GLU:H	1.93	0.71
9:AM:34:LEU:HD11	9:AM:119:ARG:O	1.91	0.71
24:AW:32:LEU:HA	24:AW:35:LEU:HD23	1.72	0.71
35:BH:78:HIS:HE1	35:BH:143:ARG:N	1.88	0.71

Continued on next page...

Continued from previous page...

Atom-1	Atom-2	Interatomic distance (Å)	Clash overlap (Å)
39:BL:43:ALA:O	39:BL:45:ALA:N	2.24	0.71
44:CQ:18:VAL:C	44:CQ:20:ALA:H	1.94	0.71
48:CU:36:ASN:HB2	48:CU:39:VAL:HG23	1.73	0.71
1:DA:492:A:H2'	1:DA:493:G:H5'	1.72	0.71
1:DA:910:A:H62	12:DP:12:GLN:HA	1.56	0.71
12:DP:23:GLY:HA2	12:DP:25:ASP:HB2	1.73	0.71
12:DP:29:PHE:HB3	12:DP:65:PHE:CZ	2.25	0.71
27:D5:3:LYS:O	27:D5:4:HIS:O	2.09	0.71
1:AA:2281:C:O2'	1:AA:2282:G:H5'	1.91	0.71
6:AG:165:THR:HG23	6:AG:168:GLU:OE1	1.91	0.71
17:A2:29:PRO:HA	17:A2:61:VAL:HG23	1.72	0.71
19:AT:4:ALA:HA	19:AT:7:VAL:HG23	1.73	0.71
26:A4:37:SER:HB3	26:A4:42:PHE:CD1	2.26	0.71
31:BA:142:G:H1	31:BA:221:C:N4	1.89	0.71
43:BP:3:ARG:HG2	43:BP:9:ILE:HD11	1.73	0.71
52:BD:49:A:H1'	52:BD:52:G:H22	1.56	0.71
31:CA:818:G:O2'	31:CA:819:A:H5'	1.90	0.71
34:CG:178:VAL:HG12	34:CG:179:GLU:N	2.04	0.71
52:CD:12:C:O2	52:CD:24:G:N2	2.24	0.71
1:DA:259:G:N2	1:DA:621:A:H8	1.86	0.71
1:DA:1519:G:C2'	1:DA:1520:U:H5'	2.20	0.71
1:DA:2872:G:C8	1:DA:2873:A:C2	2.79	0.71
5:DF:4:VAL:HG11	5:DF:17:ARG:HE	1.55	0.71
5:DF:32:LEU:O	5:DF:32:LEU:HD23	1.91	0.71
7:DH:104:GLU:HB2	7:DH:114:VAL:HG22	1.73	0.71
12:DP:19:GLY:H	12:DP:98:LYS:NZ	1.87	0.71
21:DV:6:LYS:HG3	21:DV:7:ALA:H	1.56	0.71
1:AA:602:G:N2	1:AA:655:A:C8	2.59	0.70
1:AA:784:A:C5'	1:AA:785:G:OP1	2.35	0.70
1:AA:880:G:OP1	1:AA:880:G:H4'	1.91	0.70
1:AA:1275:A:C4	13:A0:16:HIS:ND1	2.58	0.70
1:AA:1995:U:OP1	56:AA:3557:OHX:N3	2.24	0.70
56:AA:3535:OHX:N1	3:AD:202:LYS:O	2.24	0.70
5:AF:127:GLU:OE2	5:AF:127:GLU:HA	1.90	0.70
7:AH:83:TYR:CB	7:AH:135:GLY:H	2.03	0.70
30:A8:31:HIS:O	30:A8:31:HIS:CG	2.43	0.70
31:BA:1242:C:H42	31:BA:1295:G:H1	1.39	0.70
31:BA:1305:G:H22	31:BA:1331:G:C2'	2.04	0.70
31:CA:690:G:H2'	31:CA:691:G:O4'	1.91	0.70
31:CA:1200:C:H5'	31:CA:1201:A:H5'	1.73	0.70
50:CW:8:ARG:HH11	50:CW:8:ARG:CG	2.04	0.70

Continued on next page...

Continued from previous page...

Atom-1	Atom-2	Interatomic distance (Å)	Clash overlap (Å)
52:CB:46:G:O2'	52:CB:47:U:OP1	2.08	0.70
1:DA:884:C:N3	1:DA:892:G:N2	2.36	0.70
1:DA:1126:A:OP1	1:DA:1126:A:H8	1.74	0.70
1:DA:2122:U:H2'	1:DA:2123:G:O4'	1.91	0.70
1:AA:330:A:HO2'	1:AA:331:A:H8	1.37	0.70
1:AA:910:A:H62	12:AP:12:GLN:HA	1.55	0.70
25:AX:8:LEU:HB2	25:AX:28:LEU:HD22	1.73	0.70
31:BA:1305:G:N2	31:BA:1331:G:N3	2.39	0.70
41:BN:22:HIS:HB3	41:BN:29:ILE:HG23	1.72	0.70
43:BP:23:TYR:HB3	43:BP:67:GLU:HB2	1.72	0.70
47:BT:48:GLU:O	47:BT:50:LYS:N	2.24	0.70
49:BV:51:VAL:HG12	49:BV:52:TYR:H	1.55	0.70
50:BW:52:ALA:O	50:BW:54:LYS:N	2.25	0.70
50:BW:100:ILE:HG13	50:BW:102:GLY:N	2.02	0.70
31:CA:1024:G:H2'	31:CA:1025:U:C6	2.26	0.70
31:CA:1300:G:O2'	31:CA:1301:U:O5'	2.09	0.70
40:CM:30:SER:HB2	40:CM:81:THR:HG22	1.73	0.70
1:DA:598:G:H1'	11:DO:12:ALA:HB2	1.73	0.70
2:DB:83:G:H1	2:DB:93:C:H42	1.36	0.70
2:DB:111:U:O4	56:DB:213:OHX:N3	2.24	0.70
3:DD:68:LYS:HB3	3:DD:70:TRP:CH2	2.27	0.70
7:DH:92:ILE:H	7:DH:92:ILE:HD12	1.56	0.70
12:DP:2:LEU:O	12:DP:70:PRO:CG	2.40	0.70
17:D2:35:LEU:O	17:D2:37:VAL:HG13	1.91	0.70
21:DV:28:MET:O	21:DV:34:ASN:HA	1.91	0.70
1:AA:643:A:O2'	1:AA:644:A:H5'	1.90	0.70
1:AA:1065:U:H1'	1:AA:1074:G:N2	2.05	0.70
11:AO:64:LYS:C	11:AO:66:GLY:N	2.41	0.70
27:A5:16:ARG:NH1	27:A5:17:ASP:OD1	2.25	0.70
34:BG:108:LEU:HB3	34:BG:110:PHE:HE1	1.54	0.70
38:BK:12:ARG:NH1	38:BK:27:PRO:HD2	2.06	0.70
31:CA:266:G:OP1	56:CA:1727:OHX:N2	2.25	0.70
31:CA:1351:U:H4'	37:CJ:33:ASP:HB3	1.74	0.70
31:CA:1497:G:H2'	31:CA:1498:U:H5'	1.73	0.70
37:CJ:143:ARG:NH1	52:CD:43:G:H5'	2.06	0.70
52:CB:37:A:C2	54:C1:20:G:C5	2.79	0.70
1:DA:35:G:C4	1:DA:454:A:C2	2.79	0.70
1:DA:1460:A:H4'	1:DA:1461:G:OP2	1.91	0.70
1:DA:2211:G:O2'	1:DA:2212:A:P	2.49	0.70
1:DA:2736:G:H2'	1:DA:2737:G:H8	1.56	0.70
2:DB:63:G:OP1	56:DB:220:OHX:N6	2.24	0.70

Continued on next page...

Continued from previous page...

Atom-1	Atom-2	Interatomic distance (Å)	Clash overlap (Å)
4:DE:105:THR:HG21	4:DE:164:ARG:NH1	2.06	0.70
6:DG:56:ALA:HB2	6:DG:153:ARG:NE	2.06	0.70
8:DK:76:THR:HG23	8:DK:77:LEU:N	2.06	0.70
12:DP:19:GLY:N	12:DP:98:LYS:HZ3	1.85	0.70
1:AA:240:G:O6	56:AA:3536:OHX:N4	2.23	0.70
1:AA:675:A:H4'	5:AF:67:GLN:NE2	2.05	0.70
31:BA:1213:A:N7	31:BA:1215:G:C5	2.59	0.70
38:BK:51:VAL:HG21	38:BK:60:ARG:NH1	2.05	0.70
31:CA:757:U:H2'	31:CA:758:G:O4'	1.90	0.70
34:CG:12:CYS:HB3	34:CG:33:MET:HG2	1.73	0.70
52:CB:52:G:H2'	52:CB:53:A:O4'	1.92	0.70
1:DA:1800:C:OP2	3:DD:183:ARG:NH2	2.23	0.70
1:DA:2157:G:H2'	1:DA:2158:A:H8	1.56	0.70
1:DA:2657:A:O2'	7:DH:160:LYS:HE3	1.91	0.70
1:DA:2840:C:H5''	13:D0:53:HIS:CD2	2.26	0.70
4:DE:92:THR:O	4:DE:95:ILE:HG13	1.92	0.70
6:DG:2:PRO:O	6:DG:4:ASP:N	2.25	0.70
9:DM:57:ALA:O	9:DM:58:ASP:CG	2.30	0.70
11:DO:52:GLU:CG	11:DO:57:THR:HA	2.19	0.70
16:D1:65:ILE:HD11	16:D1:96:ALA:CB	2.21	0.70
1:AA:654(D):G:H1	1:AA:654(Q):C:H42	0.73	0.70
1:AA:971:C:H2'	1:AA:972:G:H5'	1.74	0.70
1:AA:2849:U:H4'	1:AA:2868:A:C2	2.26	0.70
18:AS:79:GLY:CA	18:AS:100:THR:HG22	2.21	0.70
31:BA:171:A:H2'	31:BA:172:A:H8	1.56	0.70
31:BA:1145:C:H4'	31:BA:1146:A:H8	1.56	0.70
36:BI:67:MET:HB2	36:BI:68:PRO:HD2	1.74	0.70
39:BL:98:PRO:O	39:BL:100:GLY:N	2.25	0.70
52:BD:51:C:H2'	52:BD:52:G:O4'	1.90	0.70
37:CJ:16:LEU:CD1	39:CL:42:ARG:HA	2.21	0.70
37:CJ:113:GLU:CB	37:CJ:119:ARG:HG2	2.19	0.70
39:CL:53:VAL:C	39:CL:55:ALA:H	1.94	0.70
41:CN:20:TYR:HB2	41:CN:31:THR:HG23	1.73	0.70
42:CO:55:VAL:HG22	42:CO:56:ALA:N	2.06	0.70
1:DA:1570:A:O4'	3:DD:38:LYS:HE2	1.91	0.70
1:DA:1855:G:N7	56:DA:3248:OHX:N1	2.39	0.70
1:DA:2310:A:C5'	1:DA:2311:A:OP2	2.40	0.70
1:DA:2522:U:H2'	1:DA:2523:G:H5''	1.72	0.70
1:DA:2872:G:C5	1:DA:2873:A:C2	2.79	0.70
10:DN:117:LEU:H	10:DN:117:LEU:CD1	2.04	0.70
26:D4:18:CYS:SG	26:D4:19:GLY:HA2	2.31	0.70

Continued on next page...

Continued from previous page...

Atom-1	Atom-2	Interatomic distance (Å)	Clash overlap (Å)
28:D6:25:LYS:CA	30:D8:34:TRP:CZ3	2.75	0.70
1:AA:1473:G:C2'	1:AA:1474:C:H5'	2.21	0.70
1:AA:1519:G:C2'	1:AA:1520:U:H5'	2.22	0.70
7:AH:105:LEU:HD23	7:AH:105:LEU:H	1.56	0.70
9:AM:23:LEU:HG	9:AM:24:GLY:N	2.06	0.70
32:BE:212:GLN:CD	32:BE:235:SER:HB2	2.12	0.70
52:BD:13:G:H2'	52:BD:14:A:C8	2.26	0.70
54:B1:11:U:H1'	54:B1:12:A:OP1	1.91	0.70
31:CA:1028:C:N3	31:CA:1034:G:N2	2.40	0.70
31:CA:1095:U:C4	31:CA:1096:C:C4	2.80	0.70
31:CA:1449:C:O3'	31:CA:1450:U:H4'	1.90	0.70
37:CJ:20:ASP:HB3	37:CJ:23:VAL:HG23	1.72	0.70
47:CT:59:ILE:HG22	47:CT:71:PHE:CD1	2.26	0.70
54:C1:11:U:H2'	54:C1:12:A:C2	2.27	0.70
1:DA:798:G:OP1	56:DF:301:OHX:N6	2.24	0.70
1:DA:848:G:H2'	1:DA:849:A:H8	1.53	0.70
1:DA:2311:A:C2	6:DG:88:ILE:HD11	2.26	0.70
1:DA:2468:G:C5	1:DA:2481:G:C2	2.80	0.70
1:DA:2480:C:OP2	56:DA:3176:OHX:N4	2.24	0.70
9:DM:21:LYS:O	9:DM:60:ILE:HG23	1.91	0.70
11:DO:46:LYS:O	11:DO:48:PRO:CB	2.39	0.70
16:D1:92:ARG:NH1	17:D2:11:GLN:H	1.89	0.70
1:AA:1076:C:H2'	1:AA:1077:A:H5''	1.72	0.70
1:AA:1079:C:H5'	1:AA:1080:A:OP2	1.92	0.70
1:AA:1202:C:H2'	1:AA:1203:G:H5'	1.72	0.70
1:AA:2392:A:H2	1:AA:2424:C:H42	1.40	0.70
6:AG:67:LYS:HG3	26:A4:6:HIS:CE1	2.27	0.70
8:AK:104:GLN:O	8:AK:105:HIS:CD2	2.44	0.70
16:A1:75:ASN:HB2	16:A1:78:THR:OG1	1.91	0.70
24:AW:42:GLY:C	24:AW:44:LEU:H	1.92	0.70
31:BA:515:G:N2	31:BA:537:G:C4	2.60	0.70
31:BA:819:A:H4'	31:BA:820:U:OP2	1.91	0.70
33:BF:95:THR:HG22	33:BF:96:GLY:N	2.03	0.70
47:BT:91:ARG:HH11	47:BT:91:ARG:HG2	1.57	0.70
31:CA:606:G:N7	56:CA:1775:OHX:N5	2.38	0.70
31:CA:1151:A:O2'	40:CM:70:ARG:NH2	2.23	0.70
31:CA:1301:U:H2'	31:CA:1301:U:O2	1.90	0.70
34:CG:205:GLU:OE1	35:CH:100:VAL:HG12	1.92	0.70
39:CL:78:LYS:HB2	39:CL:78:LYS:HZ2	1.57	0.70
8:DK:79:ILE:HG22	8:DK:79:ILE:O	1.91	0.70
30:D8:30:ARG:HB3	30:D8:31:HIS:HD2	1.55	0.70

Continued on next page...

Continued from previous page...

Atom-1	Atom-2	Interatomic distance (Å)	Clash overlap (Å)
1:AA:442:G:O4'	5:AF:46:ARG:HD3	1.91	0.70
1:AA:546:C:H3'	1:AA:547:A:H8	1.56	0.70
1:AA:833:U:H2'	1:AA:834:C:C6	2.27	0.70
1:AA:1050:A:C8	1:AA:2751:G:N7	2.60	0.70
1:AA:2467:C:C4'	12:AP:123:HIS:ND1	2.52	0.70
3:AD:228:PRO:HG3	3:AD:234:GLY:O	1.91	0.70
15:AR:108:ARG:HA	15:AR:111:ARG:NE	2.06	0.70
20:AU:91:GLU:HG3	20:AU:92:ASN:OD1	1.92	0.70
31:BA:1238:A:N7	31:BA:1301:U:O4	2.25	0.70
34:BG:163:GLU:C	34:BG:165:MET:H	1.95	0.70
44:BQ:4:LYS:O	44:BQ:7:ILE:HG13	1.92	0.70
31:CA:1153:C:C2	31:CA:1154:G:C8	2.79	0.70
31:CA:1256:A:N6	31:CA:1278:U:OP2	2.25	0.70
31:CA:1361:G:OP1	56:CA:1769:OHX:N3	2.25	0.70
32:CE:21:ARG:HA	32:CE:39:ILE:HA	1.73	0.70
33:CF:46:GLU:O	33:CF:47:LEU:HB2	1.91	0.70
52:CD:18:G:C1'	52:CD:19:C:OP2	2.38	0.70
1:DA:90:U:O2'	1:DA:91:A:C8	2.43	0.70
11:DO:46:LYS:NZ	11:DO:46:LYS:CB	2.41	0.70
11:DO:104:GLY:O	11:DO:105:LEU:HG	1.91	0.70
12:DP:19:GLY:HA3	12:DP:98:LYS:HD2	1.74	0.70
12:DP:21:THR:O	12:DP:21:THR:HG22	1.91	0.70
24:DW:46:GLN:N	24:DW:49:LYS:HZ2	1.88	0.70
1:AA:234:C:H2'	1:AA:235:U:H6	1.55	0.70
1:AA:304:G:H2'	1:AA:305:U:H6	1.57	0.70
1:AA:1441:G:H2'	1:AA:1442:G:H8	1.57	0.70
1:AA:2134:A:H2'	1:AA:2135:A:H8	1.57	0.70
3:AD:35:LYS:HE3	3:AD:64:ILE:C	2.12	0.70
17:A2:35:LEU:O	17:A2:37:VAL:N	2.24	0.70
20:AU:76:CYS:HB3	20:AU:96:ILE:HD13	1.74	0.70
31:BA:869:G:N7	56:BA:1802:OHX:N3	2.39	0.70
33:BF:21:ARG:HD3	33:BF:21:ARG:N	2.07	0.70
52:BB:3:U:H4'	52:BB:4:G:OP1	1.90	0.70
31:CA:209:U:H1'	31:CA:210:U:OP1	1.91	0.70
31:CA:631:G:OP1	31:CA:632:A:N6	2.20	0.70
31:CA:1250:A:H4'	39:CL:68:GLY:N	2.07	0.70
32:CE:73:THR:HG21	32:CE:97:TRP:H	1.55	0.70
43:CP:73:GLU:O	43:CP:77:ASN:HB2	1.92	0.70
52:CD:12:C:H2'	52:CD:13:G:O4'	1.90	0.70
1:DA:1030:G:H4'	12:DP:123:HIS:HE1	1.56	0.70
1:DA:1238:G:OP1	56:DA:3489:OHX:N6	2.24	0.70

Continued on next page...

Continued from previous page...

Atom-1	Atom-2	Interatomic distance (Å)	Clash overlap (Å)
1:DA:1418:G:OP1	1:DA:1588:C:O2'	2.09	0.70
1:DA:1444(A):A:H2'	1:DA:1444(A):A:N3	2.06	0.70
1:AA:34:C:O2'	1:AA:35:G:OP2	2.09	0.70
1:AA:207:A:H2'	1:AA:208:C:O4'	1.92	0.70
1:AA:676:A:H8	1:AA:2069:G:N2	1.86	0.70
1:AA:1104:C:O2	1:AA:1104:C:H2'	1.92	0.70
1:AA:1294:U:O2'	13:A0:23:ASN:ND2	2.25	0.70
1:AA:2392:A:C8	11:AO:60:MET:HB2	2.26	0.70
12:AP:21:THR:HB	12:AP:99:PRO:O	1.91	0.70
28:A6:42:TRP:CD1	28:A6:42:TRP:N	2.58	0.70
31:BA:189:U:O2	47:BT:72:ARG:NH1	2.24	0.70
34:BG:11:LEU:C	34:BG:13:ARG:N	2.41	0.70
38:BK:129:VAL:HG23	38:BK:130:GLY:H	1.56	0.70
52:BB:15:G:H1'	52:BB:20:C:H41	1.57	0.70
52:BB:27:A:H5''	52:BB:28:G:C8	2.26	0.70
31:CA:827:U:H3	31:CA:872:A:H62	1.37	0.70
1:DA:1913:A:H4'	1:DA:1914:C:H5''	1.74	0.70
3:DD:35:LYS:HE3	3:DD:64:ILE:N	2.07	0.70
12:DP:26:TYR:CD1	12:DP:139:GLU:CG	2.74	0.70
13:D0:41:ALA:C	13:D0:43:GLU:H	1.95	0.70
16:D1:112:ARG:HH11	17:D2:47:VAL:CG1	2.05	0.70
19:DT:12:VAL:HB	19:DT:29:TRP:CE2	2.26	0.70
20:DU:23:ARG:HH11	20:DU:23:ARG:HG3	1.57	0.70
1:AA:654(B):C:N4	1:AA:654(S):G:H1	1.90	0.69
1:AA:1899:G:N2	1:AA:1902:C:H41	1.90	0.69
1:AA:2315:G:H2'	1:AA:2316:C:C6	2.27	0.69
5:AF:66:PRO:O	5:AF:67:GLN:HB3	1.90	0.69
6:AG:13:GLU:O	6:AG:14:GLU:CB	2.40	0.69
11:AO:9:ASN:HB3	11:AO:10:PRO:CD	2.22	0.69
31:BA:226:G:N2	31:BA:227:G:H1'	2.07	0.69
41:BN:91:ARG:NH2	48:BU:88:LYS:HE3	2.07	0.69
31:CA:991:U:O2	31:CA:993:G:C8	2.45	0.69
39:CL:112:LYS:HD3	39:CL:112:LYS:C	2.12	0.69
1:DA:34:C:C6	1:DA:34:C:OP2	2.45	0.69
5:DF:46:ARG:HG2	5:DF:46:ARG:NH1	2.02	0.69
11:DO:71:VAL:HG13	11:DO:72:PRO:N	2.02	0.69
21:DV:110:GLY:O	21:DV:143:GLY:HA2	1.91	0.69
22:D3:32:ARG:O	22:D3:34:GLY:N	2.25	0.69
27:D5:24:ALA:O	56:D5:102:OHX:N5	2.25	0.69
1:AA:1058:U:H2'	1:AA:1059:G:C8	2.27	0.69
1:AA:1313:U:H2'	1:AA:1610:A:C2	2.27	0.69

Continued on next page...

Continued from previous page...

Atom-1	Atom-2	Interatomic distance (Å)	Clash overlap (Å)
1:AA:1887:C:H2'	1:AA:1888:G:C5'	2.18	0.69
1:AA:2233:U:H2'	1:AA:2234:G:C8	2.27	0.69
6:AG:114:ILE:HD11	6:AG:140:ILE:HD12	1.73	0.69
17:A2:48:GLY:O	17:A2:49:THR:O	2.10	0.69
19:AT:55:ASN:HB2	19:AT:80:ILE:HG13	1.72	0.69
22:A3:11:ARG:HB2	22:A3:11:ARG:NH1	2.06	0.69
31:BA:266:G:H5'	31:BA:267:C:C5	2.26	0.69
32:BE:111:ARG:HG2	32:BE:111:ARG:NH1	2.04	0.69
50:BW:47:GLY:C	50:BW:49:ALA:H	1.94	0.69
31:CA:426:G:OP1	34:CG:38:TYR:OH	2.07	0.69
1:DA:2520:C:H6	1:DA:2520:C:OP1	1.75	0.69
6:DG:63:ILE:O	6:DG:63:ILE:CG1	2.41	0.69
6:DG:161:THR:HG22	6:DG:163:ALA:N	2.07	0.69
8:DK:131:LYS:HB3	8:DK:132:PRO:CA	2.21	0.69
15:DR:8:LYS:C	15:DR:10:VAL:H	1.94	0.69
24:DW:10:LEU:O	24:DW:14:ARG:HB2	1.92	0.69
24:DW:29:LYS:HE3	24:DW:57:ILE:HG21	1.74	0.69
1:AA:143:C:H4'	19:AT:38:GLU:OE2	1.92	0.69
1:AA:259:G:O2'	1:AA:621:A:O2'	2.08	0.69
1:AA:588:U:C2	5:AF:90:PHE:CE1	2.79	0.69
1:AA:1932:A:H2'	1:AA:1933:G:O4'	1.92	0.69
1:AA:2168:G:O2'	1:AA:2169:A:H5'	1.91	0.69
1:AA:2255:G:H22	12:AP:85:LYS:CE	1.81	0.69
6:AG:124:SER:HB2	6:AG:131:TYR:CE1	2.26	0.69
12:AP:59:ARG:HD2	12:AP:59:ARG:H	1.57	0.69
21:AV:103:ARG:HG3	21:AV:136:PHE:CD1	2.26	0.69
31:BA:427:U:O4	56:BA:1785:OHX:N6	2.25	0.69
31:BA:1178:G:O2'	31:BA:1179:A:OP1	2.10	0.69
34:BG:11:LEU:C	34:BG:13:ARG:H	1.93	0.69
50:BW:26:ASN:HB2	50:BW:71:THR:HG23	1.74	0.69
52:BD:18:G:C1'	52:BD:19:C:OP2	2.38	0.69
32:CE:6:THR:O	32:CE:7:VAL:HB	1.93	0.69
32:CE:200:ILE:HG22	32:CE:202:PRO:HD3	1.74	0.69
33:CF:14:ILE:CG1	33:CF:15:THR:H	2.04	0.69
52:CB:47:U:H2'	52:CB:48:C:H6	1.49	0.69
52:CB:77:C:N3	52:CB:78:C:N4	2.40	0.69
54:C1:21:C:H2'	54:C1:22:A:H8	1.57	0.69
1:DA:1420:U:O2'	1:DA:1421:G:P	2.51	0.69
1:DA:2125:G:N1	1:DA:2172:U:OP1	2.22	0.69
1:DA:2557:G:H2'	1:DA:2558:C:C6	2.27	0.69
1:DA:2853:C:O2'	1:DA:2854:G:H5'	1.92	0.69

Continued on next page...

Continued from previous page...

Atom-1	Atom-2	Interatomic distance (Å)	Clash overlap (Å)
2:DB:31:C:H2'	2:DB:32:C:H5'	1.74	0.69
3:DD:186:HIS:HD2	3:DD:188:GLU:H	1.40	0.69
5:DF:119:ARG:HH11	5:DF:119:ARG:CB	2.06	0.69
6:DG:121:ASN:HD22	6:DG:181:ARG:HH21	1.40	0.69
7:DH:11:VAL:HB	7:DH:13:LYS:HD2	1.74	0.69
8:DK:93:THR:O	8:DK:97:ILE:HG13	1.92	0.69
9:DM:71:ILE:HD12	9:DM:71:ILE:O	1.93	0.69
11:DO:62:LEU:HD11	30:D8:25:MET:O	1.92	0.69
21:DV:48:PHE:CE2	21:DV:52:SER:HA	2.27	0.69
1:AA:636:G:OP1	11:AO:132:LYS:HG2	1.91	0.69
1:AA:1105:U:H2'	1:AA:1106:G:C8	2.27	0.69
1:AA:1416:G:O2'	1:AA:1417:C:P	2.51	0.69
1:AA:2094:G:C2'	1:AA:2095:C:H5'	2.22	0.69
3:AD:223:GLY:HA3	3:AD:231:HIS:CE1	2.27	0.69
8:AK:8:PRO:HD3	8:AK:15:VAL:HG23	1.73	0.69
9:AM:4:TYR:OH	9:AM:7:LYS:NZ	2.24	0.69
31:BA:142:G:N2	31:BA:221:C:N3	2.38	0.69
31:BA:869:G:OP2	56:BA:1802:OHX:N5	2.24	0.69
31:BA:1034:G:H2'	31:BA:1035:A:H8	1.56	0.69
31:BA:1386:G:O2'	31:BA:1387:G:H5'	1.92	0.69
35:BH:153:LYS:H	38:BK:64:LYS:HZ1	1.41	0.69
49:BV:51:VAL:HG12	49:BV:52:TYR:N	2.07	0.69
31:CA:509:A:O2'	31:CA:510:A:OP1	2.10	0.69
31:CA:1096:C:H2'	31:CA:1097:C:H6	1.56	0.69
1:DA:634:C:H2'	1:DA:635:C:H6	1.56	0.69
1:DA:986:C:H2'	1:DA:987:G:H5'	1.72	0.69
1:DA:1486:A:O2'	1:DA:1487:G:H5'	1.91	0.69
1:DA:1579:A:H2'	1:DA:1580:A:C8	2.26	0.69
6:DG:15:VAL:HG13	6:DG:175:LEU:HB2	1.74	0.69
11:DO:81:GLN:OE1	11:DO:106:LEU:HA	1.91	0.69
21:DV:115:GLY:CA	21:DV:177:PRO:HG2	2.23	0.69
1:AA:518:G:H4'	18:AS:18:ARG:NH1	2.08	0.69
1:AA:557:U:H2'	1:AA:558:G:H8	1.57	0.69
1:AA:654(B):C:N3	1:AA:654(S):G:N2	2.39	0.69
1:AA:882:G:H2'	1:AA:883:G:N7	2.07	0.69
1:AA:999:U:H5''	1:AA:1154:G:O6	1.92	0.69
1:AA:1587:A:H2'	1:AA:1588:C:C6	2.26	0.69
1:AA:1952:A:C2	10:AN:22:ILE:HD11	2.27	0.69
1:AA:2294:C:C4	1:AA:2295:C:C5	2.80	0.69
1:AA:2401:U:H2'	1:AA:2402:C:O4'	1.91	0.69
3:AD:35:LYS:HA	3:AD:36:PRO:O	1.93	0.69

Continued on next page...

Continued from previous page...

Atom-1	Atom-2	Interatomic distance (Å)	Clash overlap (Å)
5:AF:57:VAL:HG13	5:AF:58:ALA:N	2.07	0.69
20:AU:81:LYS:HD2	20:AU:96:ILE:HD12	1.75	0.69
28:A6:17:LYS:O	28:A6:18:ARG:HB2	1.91	0.69
31:BA:659:U:H2'	31:BA:660:G:C8	2.28	0.69
31:BA:966:G:O2'	39:BL:127:LYS:O	2.09	0.69
36:BI:12:PRO:HG3	36:BI:57:GLN:O	1.92	0.69
43:BP:30:ALA:C	43:BP:32:GLU:H	1.95	0.69
31:CA:1126:U:O2'	31:CA:1127:G:P	2.50	0.69
34:CG:73:ARG:O	34:CG:77:ASN:ND2	2.21	0.69
40:CM:54:PHE:CZ	40:CM:55:LYS:HE2	2.26	0.69
1:DA:1494:A:H2'	1:DA:1495:A:C8	2.27	0.69
1:DA:2101:G:H2'	1:DA:2102:U:O4'	1.93	0.69
1:DA:2313:C:C5'	6:DG:40:ASN:ND2	2.54	0.69
19:DT:12:VAL:HB	19:DT:29:TRP:HE1	1.52	0.69
21:DV:80:ARG:O	21:DV:81:ARG:HB3	1.92	0.69
1:AA:518:G:H4'	18:AS:18:ARG:HH11	1.57	0.69
1:AA:581:C:H2'	1:AA:582:G:C8	2.27	0.69
1:AA:2114:A:N3	1:AA:2114:A:H2'	2.07	0.69
3:AD:159:ALA:HB1	3:AD:198:ASN:O	1.93	0.69
4:AE:38:THR:HG23	4:AE:41:LYS:H	1.57	0.69
20:AU:5:MET:O	20:AU:6:HIS:HB3	1.92	0.69
28:A6:44:ARG:HD3	28:A6:44:ARG:H	1.57	0.69
31:BA:464:G:O6	31:BA:466:C:H5'	1.93	0.69
31:BA:792:A:C2	31:BA:794:A:N6	2.61	0.69
31:BA:1199:U:H4'	40:BM:54:PHE:CE2	2.28	0.69
35:BH:15:ARG:HD2	35:BH:26:PHE:CD2	2.28	0.69
36:BI:3:ARG:O	36:BI:93:SER:HB2	1.93	0.69
31:CA:1435:G:H2'	31:CA:1436:U:C6	2.27	0.69
32:CE:172:ILE:H	32:CE:172:ILE:HD12	1.57	0.69
1:DA:959:A:N1	1:DA:960:A:C2	2.60	0.69
1:DA:2327:A:H2'	1:DA:2328:A:C8	2.27	0.69
1:DA:2833:G:H8	1:DA:2833:G:OP1	1.76	0.69
5:DF:25:PRO:CB	5:DF:27:GLU:H	1.95	0.69
5:DF:167:ALA:HB1	5:DF:173:VAL:HG11	1.74	0.69
19:DT:8:ILE:HD12	19:DT:8:ILE:N	2.08	0.69
19:DT:67:GLY:O	19:DT:69:TYR:N	2.26	0.69
1:AA:2432:A:C4	23:AZ:33:LYS:HG2	2.28	0.69
13:A0:57:ARG:HB3	13:A0:59:ASP:OD2	1.92	0.69
15:AR:105:LEU:HD23	15:AR:106:SER:H	1.56	0.69
20:AU:78:ALA:HB3	20:AU:81:LYS:HE3	1.75	0.69
23:AZ:78:LYS:NZ	23:AZ:94:LEU:HD11	2.07	0.69

Continued on next page...

Continued from previous page...

Atom-1	Atom-2	Interatomic distance (Å)	Clash overlap (Å)
33:BF:130:VAL:O	33:BF:134:ILE:HG12	1.93	0.69
38:BK:87:SER:HA	38:BK:93:VAL:HG23	1.73	0.69
31:CA:1036:G:H5'	31:CA:1037:C:OP2	1.93	0.69
31:CA:1159:U:H1'	31:CA:1181:G:H1	1.57	0.69
33:CF:58:GLU:HB2	33:CF:65:ALA:HB3	1.75	0.69
50:CW:100:ILE:H	50:CW:100:ILE:CD1	2.05	0.69
1:DA:633:A:H2'	1:DA:634:C:H5'	1.75	0.69
1:DA:645:C:H2'	1:DA:645:C:O2	1.93	0.69
1:DA:1071:G:H22	1:DA:1090:U:H5	1.38	0.69
1:DA:1495:A:O2'	1:DA:1496:A:H5'	1.93	0.69
1:DA:2681:C:C5	1:DA:2727:G:C2	2.81	0.69
4:DE:12:THR:O	4:DE:23:VAL:HG22	1.92	0.69
12:DP:132:VAL:HG21	21:DV:81:ARG:HH12	1.57	0.69
21:DV:53:ILE:HG22	21:DV:71:VAL:O	1.93	0.69
30:D8:30:ARG:HB3	30:D8:31:HIS:CD2	2.28	0.69
1:AA:330:A:C2	1:AA:1210:A:H2'	2.26	0.69
1:AA:879:G:H1	1:AA:898:C:N4	1.89	0.69
1:AA:1324:G:C4	1:AA:1328:G:O6	2.45	0.69
1:AA:1448:G:O2'	1:AA:1529:A:N1	2.26	0.69
4:AE:117:MET:CE	4:AE:136:ARG:HA	2.21	0.69
4:AE:131:ALA:HB1	4:AE:135:HIS:CE1	2.28	0.69
6:AG:64:THR:HG22	6:AG:66:GLN:H	1.58	0.69
9:AM:15:LEU:HD13	9:AM:16:ILE:N	2.07	0.69
16:A1:44:ASN:HD21	17:A2:75:PHE:H	1.40	0.69
21:AV:60:GLU:O	21:AV:61:LEU:HB3	1.93	0.69
22:A3:11:ARG:HB2	22:A3:11:ARG:CZ	2.22	0.69
26:A4:52:THR:OG1	26:A4:53:GLU:N	2.24	0.69
27:A5:56:LYS:HD2	27:A5:56:LYS:N	2.03	0.69
31:BA:439:A:H2'	31:BA:440:A:C5'	2.23	0.69
31:BA:654:G:H2'	31:BA:655:A:H5'	1.74	0.69
31:BA:719:C:O2'	48:BU:49:LYS:HB3	1.93	0.69
31:BA:1492:A:OP1	42:BO:47:LYS:N	2.26	0.69
38:BK:69:ARG:HD3	38:BK:75:ARG:O	1.92	0.69
44:BQ:4:LYS:O	44:BQ:6:LEU:N	2.26	0.69
52:BB:17:G:HO2'	52:BB:66:G:H22	1.39	0.69
31:CA:485:G:HO2'	31:CA:486:U:H6	1.38	0.69
31:CA:737:A:O2'	36:CI:73:ASN:ND2	2.26	0.69
31:CA:1004:A:H2	31:CA:1024:G:C8	2.11	0.69
31:CA:1275:A:H2'	31:CA:1276:G:O4'	1.93	0.69
35:CH:33:VAL:HG12	35:CH:34:VAL:H	1.58	0.69
40:CM:6:ILE:HD11	40:CM:72:VAL:HB	1.75	0.69

Continued on next page...

Continued from previous page...

Atom-1	Atom-2	Interatomic distance (Å)	Clash overlap (Å)
49:CV:18:LYS:O	49:CV:22:LEU:HB2	1.93	0.69
1:DA:1190:G:H2'	1:DA:1191:G:H8	1.57	0.69
1:DA:2335:A:HO2'	1:DA:2336:A:P	2.16	0.69
1:DA:2475:C:H2'	1:DA:2477:C:OP1	1.92	0.69
1:DA:2751:G:C6	7:DH:2:SER:HB2	2.28	0.69
7:DH:3:ARG:HG3	7:DH:4:ILE:H	1.57	0.69
11:DO:100:LEU:HG	11:DO:105:LEU:CD1	2.23	0.69
13:D0:55:ALA:C	13:D0:57:ARG:H	1.96	0.69
1:AA:164:U:H5''	1:AA:165:U:OP2	1.92	0.69
1:AA:917:A:H2'	1:AA:918:A:H5'	1.74	0.69
1:AA:1287:A:N7	13:A0:107:ASP:HB2	2.08	0.69
1:AA:1379:A:H1'	1:AA:1380:G:OP1	1.93	0.69
3:AD:65:ILE:HD11	3:AD:67:PHE:CE2	2.27	0.69
8:AK:13:GLY:HA3	8:AK:17:GLN:OE1	1.93	0.69
31:BA:974:A:OP2	44:BQ:29:ARG:NH2	2.25	0.69
32:BE:22:LYS:HA	32:BE:22:LYS:NZ	2.07	0.69
47:BT:91:ARG:HH12	47:BT:92:ARG:NH2	1.90	0.69
31:CA:1158:C:C2	31:CA:1160:G:N7	2.61	0.69
31:CA:1346:A:C6	37:CJ:10:ARG:NH1	2.61	0.69
50:CW:23:ARG:O	50:CW:27:LYS:HB2	1.93	0.69
53:CC:54:G:H2'	53:CC:55:U:C6	2.28	0.69
52:CD:7:G:N2	52:CD:76:C:O2	2.26	0.69
1:DA:654:A:H2'	1:DA:654:A:N3	2.08	0.69
1:DA:884:C:N4	1:DA:892:G:N1	2.28	0.69
1:DA:910:A:C5	12:DP:13:GLN:HG3	2.27	0.69
9:DM:67:LEU:O	9:DM:88:GLU:HG3	1.93	0.69
11:DO:64:LYS:HB2	30:D8:25:MET:HE2	1.75	0.69
14:DQ:24:LEU:O	14:DQ:85:VAL:HB	1.92	0.69
1:AA:10:G:H2'	1:AA:11:G:C8	2.28	0.69
1:AA:1331:A:O2'	1:AA:1332:G:H8	1.76	0.69
1:AA:2331:G:OP2	56:AA:3512:OHX:N4	2.25	0.69
1:AA:2688:U:C5	1:AA:2720:U:OP2	2.46	0.69
1:AA:2808:U:H5	1:AA:2891:G:C5	2.11	0.69
8:AK:133:HIS:HB2	8:AK:134:PRO:HD2	1.75	0.69
12:AP:35:VAL:CG1	12:AP:130:LYS:HB3	2.22	0.69
31:BA:1129:C:H4'	31:BA:1130:A:C5'	2.20	0.69
31:BA:1331:G:O2'	31:BA:1332:A:P	2.51	0.69
34:BG:76:ARG:HD3	34:BG:207:TYR:HE2	1.58	0.69
52:BB:21:A:H2	52:BB:22:A:H62	1.41	0.69
31:CA:426:G:OP1	34:CG:36:ARG:NH2	2.26	0.69
31:CA:468:A:H2'	31:CA:474:G:C5'	2.23	0.69

Continued on next page...

Continued from previous page...

Atom-1	Atom-2	Interatomic distance (Å)	Clash overlap (Å)
31:CA:820:U:H4'	31:CA:821:G:OP2	1.91	0.69
33:CF:29:TYR:OH	44:CQ:54:PRO:HD2	1.93	0.69
47:CT:53:LEU:H	47:CT:53:LEU:HD12	1.56	0.69
1:DA:795:C:O2'	1:DA:796:C:H5'	1.91	0.69
1:DA:945:A:N1	1:DA:2448:A:C4	2.61	0.69
1:DA:1733:G:C2'	1:DA:1734:C:H5'	2.23	0.69
1:DA:2061:G:H5''	1:DA:2503:A:C2	2.28	0.69
1:DA:2572:A:C8	4:DE:144:ARG:HD2	2.27	0.69
1:DA:2712:U:O2'	1:DA:2712(A):A:P	2.51	0.69
1:DA:2720:U:C2	1:DA:2873:A:C2	2.81	0.69
1:DA:2884:U:H2'	1:DA:2885:C:H5'	1.75	0.69
2:DB:31:C:C2'	2:DB:32:C:H5'	2.22	0.69
4:DE:169:ASN:OD1	4:DE:203:LYS:HB3	1.93	0.69
6:DG:111:LEU:HB2	6:DG:112:PRO:HD3	1.74	0.69
8:DK:77:LEU:HA	8:DK:141:LYS:HB3	1.73	0.69
19:DT:28:PHE:HZ	19:DT:81:VAL:HG21	1.58	0.69
5:AF:144:LYS:O	5:AF:146:ALA:N	2.26	0.68
7:AH:135:GLY:HA3	7:AH:141:VAL:HG23	1.75	0.68
14:AQ:88:ASP:O	14:AQ:89:ARG:HB3	1.93	0.68
22:A3:49:LYS:H	22:A3:80:HIS:HB3	1.58	0.68
31:BA:142:G:C2	31:BA:143:A:N7	2.61	0.68
31:BA:321:A:C2	31:BA:333:G:C2	2.82	0.68
31:BA:751:U:O2	31:BA:751:U:H2'	1.92	0.68
31:BA:999:U:O2'	1:DA:2137:C:H5'	1.93	0.68
31:BA:1408:A:N1	57:BA:1715:PAR:H611	2.08	0.68
35:BH:16:THR:OG1	35:BH:17:ALA:N	2.23	0.68
46:BS:28:ARG:HG2	46:BS:29:ASP:OD2	1.93	0.68
52:BB:7:G:H3'	52:BB:58:G:OP2	1.91	0.68
52:BD:1:G:H1	52:BD:81:C:H42	1.40	0.68
31:CA:947:G:H2'	31:CA:948:C:C6	2.28	0.68
39:CL:125:TYR:HD2	39:CL:126:SER:H	1.40	0.68
1:DA:654(T):A:H2'	1:DA:654(U):A:O4'	1.93	0.68
1:DA:1111:A:H5'	7:DH:3:ARG:HD3	1.76	0.68
1:DA:2225:A:OP1	56:DA:3127:OHX:N1	2.26	0.68
5:DF:132:VAL:HG22	5:DF:133:ASN:N	2.03	0.68
6:DG:135:LEU:O	6:DG:154:GLY:HA3	1.93	0.68
23:DZ:67:ILE:N	23:DZ:68:PRO:HD2	2.08	0.68
1:AA:125:G:C6	29:A7:10:ARG:HG3	2.29	0.68
1:AA:654(S):G:H1'	1:AA:654(T):A:N7	2.08	0.68
1:AA:1069:A:H4'	1:AA:1070:A:C5'	2.23	0.68
1:AA:1257:C:H4'	5:AF:83:PHE:CD2	2.28	0.68

Continued on next page...

Continued from previous page...

Atom-1	Atom-2	Interatomic distance (Å)	Clash overlap (Å)
1:AA:1778:U:H2'	1:AA:1784:A:H62	1.57	0.68
1:AA:2352:A:C4	1:AA:2366:A:C2	2.81	0.68
14:AQ:58:LEU:HD23	14:AQ:58:LEU:H	1.55	0.68
27:A5:2:ALA:CA	27:A5:3:LYS:HE2	2.22	0.68
31:BA:328:C:H4'	31:BA:329:A:H5'	1.76	0.68
36:BI:37:VAL:HG12	36:BI:38:GLU:H	1.58	0.68
37:BJ:92:SER:O	37:BJ:95:ARG:N	2.26	0.68
50:BW:52:ALA:O	50:BW:55:ILE:N	2.24	0.68
53:BC:47:G:H5''	53:BC:48:U:OP2	1.93	0.68
31:CA:255:G:O6	31:CA:270:A:N6	2.27	0.68
31:CA:554:C:H2'	31:CA:555:C:H6	1.59	0.68
34:CG:11:LEU:C	34:CG:13:ARG:N	2.42	0.68
54:C1:21:C:C4	54:C1:22:A:N6	2.61	0.68
1:DA:216:A:OP2	56:DA:3341:OHX:N1	2.26	0.68
1:DA:1342:A:C2	1:DA:1397:U:C2	2.82	0.68
1:DA:1444:G:N2	1:DA:1548:C:C2	2.61	0.68
1:DA:2468:G:N2	1:DA:2481:G:O2'	2.26	0.68
1:DA:2747:G:O6	1:DA:2755:C:H5''	1.93	0.68
1:DA:2849:U:OP1	15:DR:95:ARG:NH1	2.26	0.68
5:DF:8:GLN:O	5:DF:8:GLN:NE2	2.27	0.68
9:DM:35:ARG:O	9:DM:37:LYS:N	2.27	0.68
12:DP:112:GLU:HG2	12:DP:113:GLN:N	2.09	0.68
14:DQ:66:ALA:O	14:DQ:69:VAL:N	2.26	0.68
28:D6:25:LYS:HA	30:D8:34:TRP:HZ3	1.57	0.68
1:AA:847:U:O4	1:AA:933:A:N1	2.26	0.68
1:AA:2567:G:H2'	1:AA:2568:C:H6	1.57	0.68
11:AO:47:ASP:OD1	11:AO:50:ARG:NH2	2.27	0.68
11:AO:96:THR:HG22	11:AO:126:VAL:HG21	1.76	0.68
31:BA:376:G:OP1	46:BS:5:ARG:HB2	1.93	0.68
31:BA:652:U:O2'	31:BA:653:A:H5''	1.93	0.68
34:BG:172:PRO:C	34:BG:174:LEU:H	1.96	0.68
39:BL:48:GLU:N	39:BL:49:PRO:HD2	2.08	0.68
48:BU:53:ARG:O	48:BU:55:ARG:N	2.26	0.68
33:CF:45:LYS:HG3	33:CF:46:GLU:H	1.58	0.68
34:CG:4:TYR:HD1	34:CG:5:ILE:H	1.38	0.68
39:CL:43:ALA:HA	39:CL:74:ILE:HG21	1.75	0.68
1:DA:2251:G:OP1	12:DP:82:ARG:NH1	2.26	0.68
1:DA:2400:G:H2'	1:DA:2401:U:C6	2.28	0.68
4:DE:91:VAL:HB	4:DE:95:ILE:HD11	1.74	0.68
5:DF:4:VAL:HG22	5:DF:19:GLU:OE1	1.93	0.68
6:DG:61:ALA:HB2	6:DG:68:PRO:HD3	1.75	0.68

Continued on next page...

Continued from previous page...

Atom-1	Atom-2	Interatomic distance (Å)	Clash overlap (Å)
11:DO:104:GLY:C	11:DO:105:LEU:HG	2.14	0.68
12:DP:132:VAL:HG22	12:DP:133:ARG:H	1.59	0.68
17:D2:1:MET:HA	17:D2:42:GLY:HA3	1.74	0.68
19:DT:55:ASN:HB2	19:DT:80:ILE:HG12	1.75	0.68
1:AA:546:C:H5'	1:AA:547:A:OP2	1.93	0.68
5:AF:144:LYS:C	5:AF:146:ALA:H	1.96	0.68
8:AK:64:GLU:O	8:AK:66:GLU:N	2.25	0.68
18:AS:82:LEU:HB2	18:AS:98:LYS:HB2	1.74	0.68
35:BH:41:VAL:HG22	35:BH:113:ALA:CB	2.22	0.68
41:BN:124:LYS:HD2	41:BN:125:PHE:HE2	1.57	0.68
31:CA:1126:U:O4	31:CA:1281:U:C6	2.46	0.68
31:CA:1221:G:OP1	31:CA:1321:C:N4	2.26	0.68
31:CA:1363:A:H1'	31:CA:1365:G:N7	2.08	0.68
1:DA:2153:G:H2'	1:DA:2154:G:C8	2.28	0.68
1:DA:2287:A:N6	1:DA:2344:U:N3	2.40	0.68
30:D8:35:GLN:O	30:D8:35:GLN:CD	2.32	0.68
1:AA:121:G:N7	56:AA:3481:OHX:N3	2.42	0.68
1:AA:890:A:H5'	1:AA:892:G:OP2	1.94	0.68
1:AA:1131:G:C5	9:AM:75:TYR:HD2	2.12	0.68
1:AA:1607:C:N3	56:AA:3433:OHX:N5	2.42	0.68
1:AA:1901:A:OP2	3:AD:255:LYS:HE2	1.93	0.68
2:AB:15:A:OP1	2:AB:15:A:C4'	2.41	0.68
14:AQ:20:ARG:O	14:AQ:22:GLY:N	2.27	0.68
22:A3:23:VAL:HG13	22:A3:38:VAL:HG23	1.76	0.68
26:A4:12:ALA:HB1	26:A4:29:PRO:HA	1.75	0.68
30:A8:52:LYS:N	30:A8:53:PRO:CD	2.56	0.68
31:BA:78:G:N2	31:BA:91:C:N3	2.41	0.68
31:BA:501:C:H2'	31:BA:502:G:H8	1.58	0.68
34:BG:173:TRP:HZ3	34:BG:193:ASP:HB3	1.57	0.68
40:BM:8:LEU:HD12	40:BM:20:ALA:HB2	1.75	0.68
41:BN:21:ILE:HG12	41:BN:30:VAL:HG12	1.76	0.68
31:CA:867:G:O2'	31:CA:868:C:H5'	1.93	0.68
31:CA:1179:A:H2'	31:CA:1180:A:O4'	1.94	0.68
1:DA:17:G:H2'	1:DA:18:C:C6	2.29	0.68
1:DA:587:C:O2	11:DO:33:ARG:NH1	2.26	0.68
1:DA:1535:U:H2'	1:DA:1535:U:O2	1.93	0.68
1:DA:2306:C:H3'	1:DA:2307:G:C5'	2.14	0.68
1:DA:2887:U:O2'	1:DA:2888:C:H5'	1.94	0.68
9:DM:90:MET:O	9:DM:95:PRO:HA	1.92	0.68
12:DP:10:ARG:HA	12:DP:10:ARG:HE	1.59	0.68
15:DR:19:LEU:HB3	15:DR:86:ILE:HG21	1.73	0.68

Continued on next page...

Continued from previous page...

Atom-1	Atom-2	Interatomic distance (Å)	Clash overlap (Å)
23:DZ:19:GLN:HB3	23:DZ:35:THR:O	1.93	0.68
1:AA:792:G:C3'	1:AA:793:A:H5'	2.23	0.68
1:AA:1434:A:H61	1:AA:1558:A:N6	1.91	0.68
1:AA:1871:A:H2'	1:AA:1872:A:H8	1.53	0.68
4:AE:130:GLY:O	4:AE:131:ALA:C	2.31	0.68
8:AK:21:VAL:HG21	8:AK:25:TYR:HD1	1.58	0.68
31:BA:51:A:OP2	31:BA:52:G:H8	1.76	0.68
31:BA:387:U:OP1	56:BA:1721:OHX:N1	2.27	0.68
31:BA:992:U:H4'	31:BA:993:G:O5'	1.92	0.68
31:BA:1245:A:C2	31:BA:1293:G:C2	2.82	0.68
38:BK:10:LEU:HD23	38:BK:10:LEU:H	1.58	0.68
42:BO:117:ARG:HB3	42:BO:122:THR:HB	1.74	0.68
33:CF:23:TYR:HD2	33:CF:23:TYR:C	1.97	0.68
34:CG:31:CYS:C	34:CG:33:MET:N	2.45	0.68
1:DA:1858:G:N7	56:DA:3253:OHX:N4	2.41	0.68
1:DA:2808:U:H5'	1:DA:2891:G:O6	1.92	0.68
4:DE:111:ARG:HA	13:D0:2:ARG:HH12	1.58	0.68
8:DK:143:SER:OG	8:DK:144:VAL:N	2.25	0.68
9:DM:18:ALA:O	9:DM:21:LYS:HG3	1.94	0.68
11:DO:147:LEU:CD2	11:DO:148:LEU:H	2.07	0.68
16:D1:52:ARG:HH11	16:D1:52:ARG:HB3	1.59	0.68
1:AA:581:C:H2'	1:AA:582:G:H8	1.59	0.68
1:AA:1607:C:C2	56:AA:3433:OHX:N5	2.62	0.68
3:AD:25:THR:O	3:AD:26:LYS:C	2.32	0.68
19:AT:25:LYS:HE2	19:AT:82:GLN:OE1	1.92	0.68
31:BA:312:C:H2'	31:BA:313:A:C8	2.28	0.68
31:BA:1020:U:H2'	31:BA:1021:G:C8	2.29	0.68
32:BE:167:PRO:HG3	32:BE:188:ALA:HB2	1.75	0.68
32:BE:220:ASP:O	32:BE:222:ILE:N	2.27	0.68
33:BF:58:GLU:HB2	33:BF:65:ALA:CB	2.23	0.68
43:BP:49:THR:C	43:BP:51:ALA:H	1.95	0.68
44:BQ:24:CYS:HB3	44:BQ:28:GLY:H	1.58	0.68
31:CA:77:C:H2'	31:CA:78:G:H5'	1.76	0.68
31:CA:485:G:O2'	31:CA:486:U:O5'	2.12	0.68
31:CA:983:A:H2	31:CA:984:C:C6	2.11	0.68
31:CA:1352:C:N3	31:CA:1370:G:N2	2.41	0.68
33:CF:32:LEU:O	33:CF:36:ASP:HB2	1.93	0.68
35:CH:28:PHE:O	35:CH:47:LYS:HA	1.94	0.68
43:CP:62:ASN:O	26:D4:49:PHE:HE2	1.75	0.68
52:CD:48:C:H42	52:CD:52:G:H1	1.41	0.68
1:DA:172:C:H2'	1:DA:173:G:C8	2.29	0.68

Continued on next page...

Continued from previous page...

Atom-1	Atom-2	Interatomic distance (Å)	Clash overlap (Å)
1:DA:902:C:O2'	1:DA:903:C:H5'	1.92	0.68
1:DA:1434:A:H61	1:DA:1558:A:N6	1.92	0.68
1:DA:2157:G:C2'	1:DA:2158:A:H8	2.07	0.68
18:DS:84:ARG:HB2	18:DS:96:ILE:CD1	2.24	0.68
19:DT:63:LYS:H	19:DT:63:LYS:HZ2	1.39	0.68
22:D3:55:ARG:HG2	22:D3:55:ARG:O	1.94	0.68
1:AA:50:U:H3'	1:AA:51:G:H5'	1.76	0.68
1:AA:273(F):C:O2	1:AA:273(F):C:H2'	1.94	0.68
1:AA:2807:G:C2'	1:AA:2808:U:H5''	2.24	0.68
3:AD:34:VAL:O	3:AD:34:VAL:HG13	1.92	0.68
14:AQ:36:TYR:N	14:AQ:36:TYR:CD1	2.58	0.68
20:AU:101:LYS:HB3	20:AU:101:LYS:NZ	2.09	0.68
27:A5:4:HIS:HB3	27:A5:5:PRO:HD2	1.67	0.68
31:BA:1191:A:H2'	31:BA:1192:C:C6	2.28	0.68
31:BA:1374:A:C2'	31:BA:1375:A:H5'	2.24	0.68
31:BA:1397:C:H6	31:BA:1397:C:H3'	1.59	0.68
36:BI:39:LYS:HB3	36:BI:62:TRP:HZ3	1.58	0.68
31:CA:581:G:OP1	45:CR:61:GLY:HA3	1.94	0.68
31:CA:1095:U:OP1	31:CA:1108:G:N2	2.26	0.68
38:CK:6:ILE:O	38:CK:9:MET:N	2.27	0.68
52:CB:67:A:H61	52:CB:70:C:H1'	1.57	0.68
1:DA:807:U:H2'	1:DA:808:G:H8	1.58	0.68
1:DA:945:A:C2	1:DA:2448:A:C4	2.81	0.68
1:DA:991:C:O2	1:DA:1164:G:C2	2.47	0.68
1:DA:1370:C:OP1	56:DA:3419:OHX:N4	2.27	0.68
1:DA:1543:A:OP1	1:DA:1543:A:C4'	2.41	0.68
1:DA:1681:G:N2	56:DA:3488:OHX:N5	2.40	0.68
1:DA:2469:A:N7	1:DA:2482:G:C8	2.61	0.68
2:DB:44:G:H5''	2:DB:45:A:OP1	1.93	0.68
20:DU:43:ASN:HB3	20:DU:64:GLU:HA	1.74	0.68
1:AA:309:G:N3	1:AA:329:G:O2'	2.27	0.68
1:AA:475:U:OP1	56:AA:3496:OHX:N4	2.26	0.68
1:AA:1786:A:H2	1:AA:2606:C:H1'	1.58	0.68
1:AA:2811:G:OP1	4:AE:61:ARG:HG2	1.93	0.68
2:AB:80:U:OP2	56:AB:219:OHX:N4	2.26	0.68
31:BA:498:A:H4'	31:BA:500:G:OP1	1.94	0.68
32:BE:59:GLU:HB2	32:BE:221:LEU:HD11	1.76	0.68
38:BK:4:ASP:OD1	38:BK:85:ARG:NH1	2.27	0.68
31:CA:1054:C:HO2'	31:CA:1055:A:P	2.15	0.68
37:CJ:147:ALA:O	37:CJ:149:ARG:N	2.24	0.68
1:DA:90:U:H3'	1:DA:90:U:O2	1.93	0.68

Continued on next page...

Continued from previous page...

Atom-1	Atom-2	Interatomic distance (Å)	Clash overlap (Å)
1:DA:1639:U:H2'	1:DA:1640:C:H5'	1.75	0.68
1:DA:2875:C:O2'	15:DR:5:ALA:HB3	1.94	0.68
6:DG:47:LYS:HD3	6:DG:81:LYS:CG	2.23	0.68
11:DO:58:THR:HG22	11:DO:58:THR:O	1.92	0.68
11:DO:61:ARG:CB	11:DO:62:LEU:HD22	2.24	0.68
1:AA:535:C:O3'	16:A1:53:ARG:NH1	2.27	0.68
1:AA:1014:U:C2'	1:AA:1015:G:H5''	2.22	0.68
1:AA:1689:A:N6	1:AA:1698:A:C2	2.55	0.68
9:AM:57:ALA:O	9:AM:58:ASP:HB3	1.93	0.68
11:AO:5:ASP:HA	11:AO:7:ARG:NH2	2.08	0.68
20:AU:49:VAL:HB	20:AU:50:ARG:NH2	2.09	0.68
21:AV:120:ILE:O	21:AV:121:HIS:ND1	2.27	0.68
31:BA:652:U:C4	31:BA:752:G:N3	2.62	0.68
31:BA:1348:U:H2'	31:BA:1349:A:H8	1.59	0.68
32:BE:11:LEU:HD22	32:BE:217:ARG:HH12	1.59	0.68
52:BD:38:MIA:H162	52:BD:39:A:N1	2.09	0.68
31:CA:328:C:H1'	31:CA:329:A:OP2	1.94	0.68
31:CA:1160:G:H1	31:CA:1177:G:H21	1.40	0.68
31:CA:1219:U:O2'	49:CV:34:TRP:HB3	1.94	0.68
40:CM:84:GLN:O	40:CM:88:LEU:HB2	1.94	0.68
1:DA:534:U:O2'	16:D1:49:HIS:CD2	2.46	0.68
1:DA:1063:G:H2'	1:DA:1064:C:O4'	1.94	0.68
1:DA:1140:C:O4'	1:DA:1143:A:C2	2.47	0.68
1:DA:1420:U:O2'	1:DA:1421:G:OP1	2.10	0.68
1:DA:2129:C:H2'	1:DA:2130:U:H5'	1.74	0.68
1:DA:2480:C:H2'	1:DA:2481:G:H5'	1.76	0.68
1:DA:2798:C:N4	1:DA:2799:A:H62	1.92	0.68
1:AA:897:C:H6	1:AA:897:C:OP1	1.76	0.67
1:AA:1174:A:H2'	1:AA:1176:G:OP1	1.93	0.67
2:AB:73:A:C4	2:AB:104:A:C2	2.81	0.67
4:AE:92:THR:HB	4:AE:94:GLU:HG2	1.76	0.67
5:AF:132:VAL:HG23	5:AF:133:ASN:H	1.58	0.67
6:AG:111:LEU:HA	6:AG:114:ILE:HD13	1.76	0.67
11:AO:144:GLU:N	11:AO:144:GLU:OE2	2.26	0.67
15:AR:107:ASP:O	15:AR:110:ILE:HG22	1.95	0.67
21:AV:72:ARG:HH11	21:AV:72:ARG:CG	1.92	0.67
31:BA:359:U:H2'	31:BA:360:A:C8	2.29	0.67
31:BA:376:G:H5''	46:BS:5:ARG:HD2	1.76	0.67
31:BA:1194:U:H2'	31:BA:1195:C:C6	2.28	0.67
31:BA:1234:C:H1'	31:BA:1364:U:O2	1.94	0.67
48:BU:31:LEU:HD23	48:BU:31:LEU:H	1.57	0.67

Continued on next page...

Continued from previous page...

Atom-1	Atom-2	Interatomic distance (Å)	Clash overlap (Å)
52:BD:13:G:H2'	52:BD:14:A:H8	1.58	0.67
52:BD:81:C:H5''	52:BD:82:A:OP2	1.94	0.67
37:CJ:120:ILE:O	37:CJ:124:LEU:HB2	1.94	0.67
1:DA:2273:A:H2'	1:DA:2274:A:C8	2.29	0.67
1:DA:2311:A:H2	6:DG:88:ILE:HD11	1.58	0.67
1:DA:2572:A:N7	4:DE:144:ARG:HD2	2.09	0.67
1:DA:2820:A:O2'	1:DA:2821:A:OP1	2.11	0.67
4:DE:27:LEU:HD23	15:DR:7:ILE:HD11	1.76	0.67
6:DG:173:LEU:O	6:DG:178:PHE:HB2	1.93	0.67
1:AA:1522:G:H5''	1:AA:1523:U:OP2	1.93	0.67
1:AA:1847:A:OP1	1:AA:1847:A:H8	1.77	0.67
1:AA:2346:A:O3'	28:A6:39:TYR:OH	2.11	0.67
6:AG:67:LYS:CE	26:A4:6:HIS:CE1	2.76	0.67
31:BA:390:C:H2'	31:BA:391:G:C8	2.30	0.67
52:BD:50:U:H2'	52:BD:51:C:C6	2.28	0.67
31:CA:1053:G:O6	31:CA:1199:U:H2'	1.94	0.67
34:CG:32:ALA:HA	34:CG:35:ARG:HB3	1.75	0.67
40:CM:48:THR:HG1	40:CM:62:HIS:HD1	1.38	0.67
1:DA:232:G:O6	56:DA:3473:OHX:N3	2.28	0.67
1:DA:2165:G:N7	1:DA:2166:G:N2	2.42	0.67
1:DA:2276:G:P	12:DP:84:GLY:HA2	2.34	0.67
2:DB:45:A:H1'	6:DG:95:ARG:NH2	2.10	0.67
9:DM:30:ILE:O	9:DM:34:LEU:HD22	1.93	0.67
9:DM:40:PRO:HB3	16:D1:68:ALA:HB2	1.76	0.67
11:DO:61:ARG:C	11:DO:62:LEU:CD2	2.57	0.67
1:AA:635:C:O2'	1:AA:639:U:OP1	2.12	0.67
1:AA:2378:A:H5''	14:AQ:23:ARG:NH1	2.09	0.67
1:AA:2645:G:C3'	1:AA:2646:C:H5'	2.24	0.67
4:AE:3:GLY:HA3	4:AE:81:ILE:HD12	1.77	0.67
12:AP:90:VAL:CG1	12:AP:90:VAL:O	2.42	0.67
12:AP:90:VAL:O	12:AP:90:VAL:HG12	1.93	0.67
26:A4:16:CYS:HB2	26:A4:36:CYS:H	1.59	0.67
31:BA:664:G:H22	31:BA:741:G:H1	1.42	0.67
31:BA:1190:G:C6	56:BA:1745:OHX:N1	2.62	0.67
37:BJ:23:VAL:HG12	37:BJ:43:PHE:HE2	1.59	0.67
52:BD:19:C:C2'	52:BD:20:C:H4'	2.14	0.67
31:CA:7:G:H5'	31:CA:298:A:O4'	1.94	0.67
31:CA:575:G:O2'	31:CA:821:G:H5'	1.94	0.67
45:CR:43:LEU:HD11	45:CR:53:HIS:HA	1.77	0.67
53:CC:20:G:C2	53:CC:58:A:N3	2.63	0.67
1:DA:907:U:H5'	12:DP:23:GLY:O	1.95	0.67

Continued on next page...

Continued from previous page...

Atom-1	Atom-2	Interatomic distance (Å)	Clash overlap (Å)
1:DA:917:A:C2'	1:DA:918:A:H5'	2.24	0.67
1:DA:2169:A:H3'	1:DA:2169:A:N3	2.10	0.67
2:DB:52:A:O2'	2:DB:53:A:C8	2.46	0.67
2:DB:89(A):A:C8	2:DB:90:C:H1'	2.30	0.67
6:DG:83:ARG:O	6:DG:85:GLY:N	2.27	0.67
17:D2:51:VAL:HG12	17:D2:52:VAL:N	2.09	0.67
1:AA:459:U:O2'	1:AA:460:A:H5'	1.94	0.67
1:AA:572:A:H5''	1:AA:573:G:OP2	1.95	0.67
1:AA:2583:G:OP1	56:AA:3516:OHX:N4	2.27	0.67
1:AA:2636:U:OP1	4:AE:79:ARG:HA	1.93	0.67
17:A2:66:ARG:CZ	17:A2:88:ARG:HD3	2.25	0.67
31:BA:1152:A:O3'	40:BM:13:HIS:HE1	1.77	0.67
33:BF:8:ILE:O	33:BF:10:PHE:N	2.28	0.67
33:BF:191:THR:HG21	33:BF:193:TYR:CZ	2.29	0.67
47:BT:91:ARG:NH1	47:BT:92:ARG:HH21	1.93	0.67
52:BD:77:C:H2'	52:BD:78:C:C6	2.29	0.67
31:CA:197:A:OP2	31:CA:197:A:H3'	1.94	0.67
31:CA:1374:A:O2'	37:CJ:28:ASN:HB3	1.94	0.67
32:CE:98:LEU:O	32:CE:101:MET:HG2	1.95	0.67
49:CV:12:ASP:HB3	49:CV:38:SER:HB3	1.75	0.67
1:DA:27:G:H1	1:DA:512:G:HO2'	1.40	0.67
1:DA:959:A:C6	1:DA:960:A:N1	2.62	0.67
1:DA:2468:G:H8	1:DA:2476:A:C6	2.10	0.67
5:DF:53:THR:O	5:DF:56:GLU:N	2.27	0.67
9:DM:57:ALA:C	9:DM:59:LYS:H	1.98	0.67
18:DS:92:ARG:NH1	18:DS:94:ASP:OD2	2.28	0.67
21:DV:139:VAL:HG21	21:DV:155:LEU:HD22	1.77	0.67
1:AA:1545(A):A:H2'	1:AA:1546:C:C5'	2.25	0.67
3:AD:30:GLU:CG	3:AD:63:ARG:HH21	2.05	0.67
6:AG:76:SER:OG	6:AG:83:ARG:HA	1.95	0.67
6:AG:145:THR:O	6:AG:146:TYR:HB3	1.95	0.67
12:AP:55:VAL:HG21	52:BB:64:U:OP1	1.94	0.67
14:AQ:34:HIS:CE1	14:AQ:54:LEU:HD23	2.30	0.67
21:AV:125:LEU:HG	21:AV:164:ALA:CB	2.24	0.67
26:A4:56:VAL:O	26:A4:60:GLN:HG3	1.93	0.67
31:BA:1453:G:H22	50:BW:54:LYS:NZ	1.91	0.67
33:BF:23:TYR:CD2	33:BF:24:ALA:N	2.62	0.67
33:BF:29:TYR:OH	44:BQ:54:PRO:HD2	1.93	0.67
32:CE:96:ARG:HD2	32:CE:96:ARG:H	1.59	0.67
34:CG:8:VAL:C	34:CG:10:ARG:H	1.96	0.67
34:CG:60:GLU:OE2	34:CG:199:ASN:N	2.27	0.67

Continued on next page...

Continued from previous page...

Atom-1	Atom-2	Interatomic distance (Å)	Clash overlap (Å)
53:CC:16:C:C5	56:CC:108:OHX:N2	2.62	0.67
1:DA:140:A:C8	1:DA:1408:C:O2'	2.44	0.67
1:DA:1298:C:H5''	1:DA:1299:G:OP2	1.94	0.67
1:DA:2338:G:N7	56:DA:3221:OHX:N6	2.42	0.67
1:DA:2610:C:C4'	1:DA:2611:U:OP2	2.35	0.67
9:DM:4:TYR:O	16:D1:64:ARG:NH1	2.25	0.67
11:DO:57:THR:C	11:DO:59:LEU:H	1.97	0.67
12:DP:8:LYS:O	12:DP:9:TYR:CD1	2.47	0.67
1:AA:805:G:H4'	11:AO:38:GLN:NE2	2.04	0.67
1:AA:2211:G:H4'	1:AA:2212:A:OP2	1.95	0.67
1:AA:2408:U:O5'	1:AA:2408:U:H6	1.77	0.67
15:AR:55:ASN:H	15:AR:59:THR:HG22	1.59	0.67
22:A3:46:LYS:NZ	22:A3:75:LEU:O	2.27	0.67
23:AZ:92:LYS:HA	23:AZ:95:LEU:HB2	1.77	0.67
31:BA:654:G:C2'	31:BA:655:A:H5'	2.25	0.67
31:BA:789:U:C4	31:BA:792:A:OP2	2.47	0.67
31:CA:363:A:OP1	42:CO:33:ARG:HG3	1.94	0.67
31:CA:1027:C:C2	31:CA:1035:A:N6	2.62	0.67
31:CA:1142:G:H2'	31:CA:1143:G:O4'	1.95	0.67
31:CA:1317:C:C2	44:CQ:16:PHE:HE1	2.13	0.67
34:CG:14:ARG:HH11	34:CG:14:ARG:CG	2.07	0.67
43:CP:115:LYS:O	43:CP:117:VAL:N	2.28	0.67
1:DA:288:C:H3'	1:DA:289:A:H8	1.59	0.67
1:DA:900:A:C4	1:DA:901:A:C8	2.82	0.67
1:DA:1188:U:C2'	1:DA:1189:A:H5'	2.25	0.67
3:DD:33:LEU:N	3:DD:35:LYS:O	2.28	0.67
3:DD:65:ILE:H	3:DD:65:ILE:HD13	1.60	0.67
12:DP:26:TYR:HD1	12:DP:139:GLU:CG	2.07	0.67
12:DP:79:LEU:HD13	12:DP:80:GLU:HB2	1.77	0.67
21:DV:87:ASP:N	21:DV:87:ASP:OD2	2.24	0.67
23:DZ:82:LEU:H	23:DZ:82:LEU:CD2	2.06	0.67
24:DW:17:SER:CB	24:DW:18:PRO:HA	2.06	0.67
8:AK:74:ASN:O	8:AK:75:LEU:HD12	1.94	0.67
12:AP:88:GLY:O	12:AP:89:ASN:HB2	1.95	0.67
13:A0:20:LEU:HD21	13:A0:40:LYS:HD3	1.77	0.67
20:AU:49:VAL:HB	20:AU:50:ARG:HH21	1.59	0.67
30:A8:56:GLU:O	30:A8:59:LYS:N	2.23	0.67
31:BA:118:U:C5	31:BA:288:A:C6	2.82	0.67
31:BA:129(A):G:C2	31:BA:191(A):G:C8	2.83	0.67
40:BM:4:ILE:HB	40:BM:74:ILE:HG13	1.75	0.67
40:BM:57:LYS:HE2	40:BM:60:ARG:HH12	1.59	0.67

Continued on next page...

Continued from previous page...

Atom-1	Atom-2	Interatomic distance (Å)	Clash overlap (Å)
31:CA:576:G:OP1	56:CA:1750:OHX:N4	2.28	0.67
31:CA:1316:G:H22	31:CA:1319:A:P	2.18	0.67
32:CE:19:HIS:CE1	32:CE:204:ASN:HB3	2.30	0.67
33:CF:23:TYR:CD2	33:CF:24:ALA:N	2.62	0.67
1:DA:270(N):G:O2'	1:DA:270(O):U:H5'	1.94	0.67
1:DA:847:U:O4	1:DA:933:A:C6	2.48	0.67
1:DA:883:G:H2'	1:DA:884:C:C6	2.30	0.67
1:DA:1477:A:H2'	1:DA:1478:G:O4'	1.95	0.67
1:DA:1533:C:H3'	1:DA:1534:G:O4'	1.94	0.67
1:DA:2059:A:H5'	1:DA:2060:A:OP2	1.93	0.67
3:DD:121:PRO:HB3	3:DD:135:PHE:CE1	2.30	0.67
6:DG:11:TYR:HA	6:DG:15:VAL:HB	1.77	0.67
7:DH:123:PHE:CE2	7:DH:133:VAL:HG22	2.30	0.67
18:DS:17:VAL:C	18:DS:19:LEU:H	1.97	0.67
19:DT:51:VAL:H	19:DT:83:VAL:HG23	1.60	0.67
28:D6:10:LEU:CD2	30:D8:34:TRP:CZ2	2.78	0.67
1:AA:270(T):G:OP1	23:AZ:97:LEU:HD22	1.95	0.67
1:AA:580:C:H2'	1:AA:581:C:H6	1.58	0.67
13:A0:51:LEU:HD22	13:A0:66:VAL:HG13	1.77	0.67
21:AV:109:ALA:HB1	21:AV:142:SER:O	1.95	0.67
27:A5:58:LEU:HD22	27:A5:60:VAL:HG12	1.77	0.67
31:BA:57:G:H2'	31:BA:58:C:C6	2.29	0.67
31:BA:405:U:H3'	31:BA:406:G:H5'	1.75	0.67
31:BA:991:U:O2'	31:BA:992:U:C5'	2.42	0.67
31:BA:1026:G:O6	31:BA:1035:A:N6	2.16	0.67
31:BA:1374:A:O2'	37:BJ:28:ASN:HB3	1.94	0.67
32:BE:83:MET:O	32:BE:85:ALA:N	2.27	0.67
37:BJ:27:ILE:HG12	37:BJ:43:PHE:HD2	1.60	0.67
37:BJ:59:LEU:O	37:BJ:59:LEU:HD23	1.94	0.67
39:BL:8:GLY:HA2	39:BL:79:LEU:HD13	1.76	0.67
49:BV:15:LEU:HD23	49:BV:15:LEU:H	1.58	0.67
31:CA:56:U:H2'	31:CA:57:G:C8	2.29	0.67
31:CA:1177:G:O2'	31:CA:1178:G:N3	2.24	0.67
1:DA:747:U:C2	27:D5:2:ALA:N	2.63	0.67
3:DD:43:ARG:HD2	3:DD:44:ASN:OD1	1.94	0.67
15:DR:16:ARG:NH2	15:DR:18:ASP:OD2	2.28	0.67
20:DU:47:LYS:HA	20:DU:60:PHE:HB3	1.76	0.67
1:AA:2885:C:OP2	56:AA:3438:OHX:N4	2.28	0.67
6:AG:61:ALA:HB2	6:AG:67:LYS:HA	1.77	0.67
7:AH:151:ILE:O	7:AH:152:ARG:HG2	1.95	0.67
8:AK:132:PRO:O	8:AK:133:HIS:ND1	2.28	0.67

Continued on next page...

Continued from previous page...

Atom-1	Atom-2	Interatomic distance (Å)	Clash overlap (Å)
28:A6:25:LYS:HE2	28:A6:27:LYS:HD3	1.77	0.67
29:A7:8:ASN:HD21	29:A7:11:LYS:N	1.83	0.67
31:BA:1026:G:C5	31:BA:1036:G:N2	2.63	0.67
31:BA:1226:C:N4	43:BP:104:ARG:HG3	2.10	0.67
35:BH:139:LEU:O	35:BH:141:GLN:N	2.28	0.67
37:BJ:16:LEU:HD12	39:BL:42:ARG:HA	1.77	0.67
56:CA:1762:OHX:N5	40:CM:59:SER:OG	2.28	0.67
33:CF:14:ILE:HG12	33:CF:15:THR:N	2.10	0.67
33:CF:150:LYS:HG3	33:CF:169:ALA:HB2	1.77	0.67
52:CB:48:C:H3'	52:CB:49:A:C8	2.30	0.67
1:DA:93:C:H5'	1:DA:94:G:OP2	1.95	0.67
1:DA:782:A:H5'	1:DA:783:A:C2	2.30	0.67
5:DF:59:TYR:CD1	5:DF:78:ILE:HG13	2.30	0.67
6:DG:114:ILE:HG22	6:DG:117:PHE:HB2	1.75	0.67
25:DX:59:VAL:HG12	25:DX:60:GLU:N	2.09	0.67
1:AA:338:G:N2	1:AA:339:U:H1'	2.09	0.67
1:AA:1108:U:C4	1:AA:1109:C:N4	2.63	0.67
1:AA:2162:G:H2'	1:AA:2163:C:O4'	1.94	0.67
31:BA:1291:G:H2'	31:BA:1292:U:C6	2.30	0.67
39:BL:111:ARG:HG3	39:BL:112:LYS:N	2.09	0.67
42:BO:11:VAL:HG13	47:BT:29:HIS:CD2	2.30	0.67
47:BT:62:SER:HB3	47:BT:72:ARG:HH21	1.58	0.67
47:BT:67:LYS:O	47:BT:68:ARG:CB	2.42	0.67
31:CA:793:U:H5'	31:CA:794:A:O5'	1.95	0.67
31:CA:798:G:OP1	41:CN:122:LYS:NZ	2.28	0.67
31:CA:1022:G:N3	31:CA:1023:G:H1'	2.10	0.67
31:CA:1293:G:H2'	31:CA:1294:G:O4'	1.94	0.67
32:CE:62:ALA:C	32:CE:64:ARG:H	1.96	0.67
37:CJ:57:GLU:OE1	37:CJ:57:GLU:N	2.16	0.67
43:CP:76:ALA:HA	43:CP:79:LYS:HB2	1.76	0.67
49:CV:66:MET:N	49:CV:67:VAL:HB	2.09	0.67
51:CX:2:GLY:C	51:CX:4:GLY:H	1.98	0.67
52:CD:51:C:O2'	52:CD:52:G:OP1	2.09	0.67
1:DA:1359:A:H2'	1:DA:1360:A:H5'	1.77	0.67
1:DA:2746:U:OP2	56:DA:3430:OHX:N1	2.28	0.67
2:DB:40:U:N3	26:D4:1:MET:SD	2.67	0.67
12:DP:2:LEU:O	12:DP:70:PRO:HG2	1.95	0.67
17:D2:78:LYS:O	17:D2:79:VAL:CG1	2.43	0.67
1:AA:320:A:H2'	5:AF:136:THR:CG2	2.24	0.66
1:AA:1532:C:H2'	1:AA:1533:C:C6	2.29	0.66
1:AA:1582:C:HO2'	1:AA:1586:A:H8	0.74	0.66

Continued on next page...

Continued from previous page...

Atom-1	Atom-2	Interatomic distance (Å)	Clash overlap (Å)
11:AO:114:ILE:HD12	11:AO:114:ILE:O	1.95	0.66
31:BA:1305:G:H22	31:BA:1331:G:C1'	2.08	0.66
33:BF:109:PRO:C	33:BF:111:LEU:H	1.99	0.66
42:BO:45:PRO:HB3	42:BO:92:ASP:HB3	1.78	0.66
52:BD:43:G:O2'	52:BD:44:C:H5'	1.96	0.66
31:CA:1190:G:C6	56:CA:1762:OHX:N3	2.62	0.66
34:CG:154:ASN:ND2	34:CG:154:ASN:O	2.28	0.66
35:CH:76:ILE:HG23	35:CH:77:PRO:HD2	1.77	0.66
43:CP:79:LYS:O	43:CP:82:MET:HB3	1.94	0.66
52:CB:83:C:C2'	52:CB:84:C:H5'	2.23	0.66
54:C1:21:C:N4	54:C1:22:A:C6	2.63	0.66
1:DA:953:A:OP2	12:DP:16:ARG:HD3	1.95	0.66
1:DA:2392:A:C8	11:DO:60:MET:CB	2.59	0.66
1:DA:2553:G:H3'	1:DA:2554:U:H5''	1.76	0.66
1:DA:2702:U:H2'	1:DA:2703:C:H5	1.60	0.66
8:DK:77:LEU:CD1	8:DK:141:LYS:HD2	2.25	0.66
11:DO:65:ARG:HH21	30:D8:15:LYS:HB2	1.59	0.66
15:DR:27:THR:HG23	15:DR:89:VAL:HG22	1.77	0.66
28:D6:24:GLU:HG3	28:D6:25:LYS:HG2	1.77	0.66
1:AA:389:G:H22	11:AO:72:PRO:HD3	1.59	0.66
1:AA:1396:U:H2'	1:AA:1396:U:O2	1.94	0.66
1:AA:1925:C:H2'	1:AA:1926:U:H5'	1.76	0.66
2:AB:71:C:O2	2:AB:71:C:H2'	1.95	0.66
7:AH:137:ASP:O	7:AH:138:LYS:HB2	1.93	0.66
8:AK:11:ASN:O	8:AK:12:LEU:HB2	1.95	0.66
11:AO:91:PHE:HZ	11:AO:103:ALA:HB2	1.59	0.66
14:AQ:111:GLU:O	14:AQ:112:PHE:CD1	2.48	0.66
18:AS:86:LEU:HD12	18:AS:87:PRO:HD2	1.76	0.66
20:AU:18:GLY:O	20:AU:20:TYR:N	2.28	0.66
21:AV:104:PHE:HE1	21:AV:119:GLU:HB3	1.60	0.66
32:BE:16:HIS:HB3	32:BE:210:SER:OG	1.95	0.66
31:CA:1106:G:H4'	33:CF:171:GLY:O	1.95	0.66
37:CJ:40:ALA:HB3	39:CL:41:VAL:HG21	1.76	0.66
50:CW:71:THR:HG22	50:CW:72:LEU:H	1.59	0.66
1:DA:620:G:H5'	1:DA:620:G:N3	2.11	0.66
5:DF:69:HIS:O	5:DF:70:THR:HG22	1.96	0.66
9:DM:56:ASN:CA	9:DM:125:GLY:CA	2.69	0.66
12:DP:11:LYS:HG2	12:DP:75:THR:CG2	2.25	0.66
21:DV:62:PRO:O	21:DV:64:GLY:N	2.28	0.66
21:DV:81:ARG:O	21:DV:81:ARG:HG3	1.94	0.66
30:D8:49:VAL:HG12	30:D8:50:LEU:N	2.10	0.66

Continued on next page...

Continued from previous page...

Atom-1	Atom-2	Interatomic distance (Å)	Clash overlap (Å)
1:AA:1178:C:O2'	1:AA:1179:C:O5'	2.13	0.66
1:AA:2108:C:H2'	1:AA:2109:U:O4'	1.96	0.66
1:AA:2797:U:H2'	1:AA:2797:U:O2	1.94	0.66
6:AG:83:ARG:H	6:AG:86:MET:CE	2.08	0.66
6:AG:122:PRO:HG3	6:AG:182:LYS:OXT	1.95	0.66
7:AH:4:ILE:HG21	7:AH:6:ARG:NH1	2.10	0.66
12:AP:75:THR:HG22	12:AP:89:ASN:H	1.60	0.66
15:AR:36:GLU:HG3	15:AR:41:ARG:HD2	1.77	0.66
16:A1:92:ARG:NH1	17:A2:11:GLN:O	2.28	0.66
18:AS:12:ILE:HG13	18:AS:42:ARG:NH1	2.09	0.66
20:AU:89:PHE:H	20:AU:90:LEU:HD12	1.60	0.66
30:A8:34:TRP:H	30:A8:35:GLN:CB	2.06	0.66
31:BA:924:C:O2'	31:BA:1502:A:N6	2.27	0.66
31:BA:1329:A:P	43:BP:28:ALA:HB3	2.35	0.66
34:BG:61:LYS:HD3	34:BG:206:PHE:CE2	2.29	0.66
37:BJ:23:VAL:CG1	37:BJ:43:PHE:HE2	2.09	0.66
43:BP:12:ASN:OD1	43:BP:13:LYS:N	2.29	0.66
43:BP:88:ARG:HD3	43:BP:98:VAL:CG1	2.26	0.66
38:CK:12:ARG:HD3	38:CK:26:VAL:HG12	1.77	0.66
52:CD:3:U:H2'	52:CD:4:G:C8	2.30	0.66
1:DA:74:A:H5'	1:DA:75:G:O4'	1.96	0.66
1:DA:2138:C:N4	1:DA:2153:G:H1	1.93	0.66
1:DA:2801:A:H2'	1:DA:2802:G:O4'	1.94	0.66
4:DE:8:LYS:HB3	4:DE:193:GLY:N	2.09	0.66
6:DG:38:VAL:HG22	6:DG:93:THR:HG23	1.77	0.66
6:DG:125:PHE:HB3	6:DG:166:ASP:HB2	1.77	0.66
1:AA:273(E):U:C2'	1:AA:273(F):C:H5'	2.26	0.66
1:AA:2326:C:OP1	56:BC:106:OHX:N5	2.28	0.66
1:AA:2790:A:H1'	1:AA:2893:G:O2'	1.95	0.66
2:AB:7:G:H1	2:AB:113:C:H42	1.42	0.66
3:AD:32:SER:O	3:AD:33:LEU:CB	2.43	0.66
3:AD:70:TRP:C	3:AD:70:TRP:CD1	2.69	0.66
5:AF:178:PRO:HB2	5:AF:201:VAL:HG21	1.77	0.66
31:BA:191:G:C4	50:BW:105:SER:HB2	2.31	0.66
31:BA:419:C:N4	31:BA:424:G:H1	1.92	0.66
32:BE:76:GLN:O	32:BE:211:ILE:HD12	1.96	0.66
33:BF:6:HIS:HE2	33:BF:184:TYR:HE2	1.44	0.66
33:BF:109:PRO:O	33:BF:111:LEU:N	2.28	0.66
35:BH:127:ASN:ND2	35:BH:130:ASN:H	1.92	0.66
31:CA:264:U:OP1	56:CA:1779:OHX:N6	2.28	0.66
31:CA:686:U:O2'	31:CA:687:A:P	2.54	0.66

Continued on next page...

Continued from previous page...

Atom-1	Atom-2	Interatomic distance (Å)	Clash overlap (Å)
31:CA:1498:U:O2'	31:CA:1499:A:OP2	2.07	0.66
1:DA:363(E):U:H5'	1:DA:363(F):A:OP2	1.95	0.66
1:DA:511:U:H5''	1:DA:512:G:OP2	1.95	0.66
3:DD:130:ALA:C	3:DD:131:LEU:HD12	2.15	0.66
12:DP:68:ILE:HD13	12:DP:103:MET:HG2	1.76	0.66
14:DQ:110:LEU:HD23	14:DQ:112:PHE:CE2	2.31	0.66
19:DT:63:LYS:O	19:DT:63:LYS:HD2	1.94	0.66
22:D3:12:ASN:HA	22:D3:14:ARG:HH21	1.59	0.66
1:AA:2837:G:H21	13:A0:45:ARG:NH2	1.93	0.66
2:AB:89(A):A:N6	2:AB:90:C:O2	2.28	0.66
7:AH:98:LEU:HD22	7:AH:125:VAL:HG23	1.76	0.66
8:AK:78:THR:HG22	8:AK:141:LYS:HB3	1.76	0.66
17:A2:15:GLU:HG3	17:A2:16:PRO:CD	2.19	0.66
17:A2:39:LEU:O	17:A2:40:LEU:CD2	2.44	0.66
21:AV:134:PRO:C	21:AV:136:PHE:H	1.99	0.66
30:A8:16:ILE:CD1	30:A8:57:ARG:HG2	2.24	0.66
36:BI:42:GLU:O	36:BI:44:GLY:N	2.29	0.66
47:BT:11:VAL:HG12	47:BT:85:VAL:HG13	1.77	0.66
34:CG:126:ILE:HG22	34:CG:127:THR:N	2.11	0.66
35:CH:101:ILE:H	35:CH:101:ILE:HD13	1.60	0.66
40:CM:48:THR:OG1	40:CM:62:HIS:ND1	2.27	0.66
46:CS:23:ASP:OD1	46:CS:25:ARG:NH1	2.29	0.66
1:DA:228:A:H3'	1:DA:228:A:C8	2.30	0.66
1:DA:959:A:C6	1:DA:960:A:C2	2.84	0.66
1:DA:2777:G:C5'	1:DA:2778:A:H5'	2.15	0.66
2:DB:74:U:C2'	2:DB:75:G:H5''	2.25	0.66
17:D2:29:PRO:HA	17:D2:61:VAL:HG11	1.78	0.66
17:D2:76:LYS:HE2	17:D2:81:TYR:CE1	2.30	0.66
18:DS:27:LYS:O	18:DS:71:VAL:HG23	1.95	0.66
1:AA:1175:U:H2'	1:AA:1175:U:O2	1.96	0.66
1:AA:1359:A:N1	1:AA:1372:U:C4	2.63	0.66
1:AA:2118:U:H5''	1:AA:2119:A:OP1	1.94	0.66
9:AM:94:HIS:O	9:AM:96:GLU:O	2.12	0.66
11:AO:88:LEU:HD12	11:AO:95:VAL:HG11	1.78	0.66
13:A0:62:ALA:O	13:A0:66:VAL:HG23	1.96	0.66
13:A0:87:TYR:HE1	13:A0:117:VAL:HG12	1.58	0.66
22:A3:70:GLN:NE2	22:A3:80:HIS:HE2	1.94	0.66
37:BJ:44:TYR:HA	37:BJ:47:CYS:HB2	1.78	0.66
42:BO:70:ILE:HD11	42:BO:77:LEU:HD12	1.78	0.66
31:CA:1285:A:H1'	31:CA:1286:A:OP2	1.95	0.66
32:CE:224:GLN:HA	32:CE:229:VAL:HG22	1.75	0.66

Continued on next page...

Continued from previous page...

Atom-1	Atom-2	Interatomic distance (Å)	Clash overlap (Å)
33:CF:22:TRP:HB3	33:CF:59:ARG:HB2	1.78	0.66
39:CL:114:TYR:HD2	39:CL:114:TYR:H	1.44	0.66
43:CP:94:ARG:O	43:CP:96:LEU:HG	1.95	0.66
48:CU:29:PHE:HD1	48:CU:39:VAL:CG1	2.08	0.66
1:DA:463:G:N2	1:DA:466:A:OP2	2.27	0.66
1:DA:945:A:C4	1:DA:2448:A:C2	2.84	0.66
8:DK:74:ASN:OD1	8:DK:75:LEU:N	2.26	0.66
11:DO:85:LEU:HB3	11:DO:114:ILE:HD11	1.78	0.66
11:DO:105:LEU:O	11:DO:106:LEU:HB2	1.96	0.66
20:DU:93:GLY:O	20:DU:95:LYS:N	2.28	0.66
22:D3:71:ASP:OD1	22:D3:72:ARG:N	2.28	0.66
1:AA:2331:G:H4'	22:A3:43:THR:H	1.59	0.66
56:AA:3416:OHX:N3	56:AA:3504:OHX:N4	2.44	0.66
2:AB:66:A:N6	2:AB:107:U:H2'	2.11	0.66
4:AE:48:GLN:NE2	4:AE:77:ILE:HD12	2.10	0.66
4:AE:51:PHE:HD1	4:AE:52:LEU:HG	1.61	0.66
18:AS:26:GLY:HA2	18:AS:71:VAL:O	1.95	0.66
45:BR:70:LEU:HD11	45:BR:77:ARG:HG3	1.78	0.66
46:BS:69:THR:O	46:BS:69:THR:OG1	2.14	0.66
48:BU:58:LEU:HB3	48:BU:62:GLU:HB3	1.78	0.66
52:BD:61:G:H1	52:BD:71:C:N4	1.89	0.66
31:CA:250:A:H1'	31:CA:251:G:OP2	1.95	0.66
31:CA:987:G:H1	31:CA:1218:C:N4	1.91	0.66
31:CA:1129:C:N4	31:CA:1139:G:N2	2.43	0.66
32:CE:124:SER:O	32:CE:126:GLU:N	2.27	0.66
34:CG:15:GLU:N	34:CG:15:GLU:OE1	2.29	0.66
38:CK:51:VAL:HG21	38:CK:60:ARG:HH21	1.60	0.66
40:CM:99:LYS:HD3	40:CM:100:THR:N	2.11	0.66
52:CB:46:G:O2'	52:CB:47:U:H5'	1.96	0.66
52:CB:51:C:C6	52:CB:51:C:OP2	2.48	0.66
1:DA:443:A:OP2	1:DA:615:G:N2	2.24	0.66
1:DA:535:C:O2'	1:DA:536:A:H5'	1.96	0.66
1:DA:2418:A:C5	1:DA:2419:U:C5	2.84	0.66
8:DK:110:ASP:O	8:DK:111:PRO:O	2.14	0.66
11:DO:61:ARG:NH2	11:DO:61:ARG:HB2	2.09	0.66
18:DS:13:SER:O	18:DS:16:LYS:HB2	1.95	0.66
21:DV:44:PHE:CE1	21:DV:48:PHE:HB2	2.31	0.66
1:AA:1076:C:C2'	1:AA:1077:A:H5''	2.26	0.66
1:AA:1263:U:O2'	27:A5:11:THR:HG23	1.96	0.66
1:AA:1899:G:H22	1:AA:1902:C:H41	1.41	0.66
1:AA:2723:C:H4'	13:A0:1:MET:HE3	1.77	0.66

Continued on next page...

Continued from previous page...

Atom-1	Atom-2	Interatomic distance (Å)	Clash overlap (Å)
5:AF:28:ILE:HA	5:AF:112:MET:CE	2.26	0.66
14:AQ:3:ARG:HG2	14:AQ:4:LEU:H	1.61	0.66
31:BA:182:U:O2	31:BA:182:U:H2'	1.94	0.66
31:BA:1367:C:C5'	40:BM:60:ARG:HH21	2.04	0.66
32:BE:5:ILE:HG21	32:BE:221:LEU:HD23	1.78	0.66
41:BN:12:ARG:HG2	41:BN:13:GLN:N	2.10	0.66
43:BP:20:THR:O	43:BP:22:ILE:N	2.29	0.66
31:CA:1111:A:C8	31:CA:1112:C:C5	2.84	0.66
38:CK:34:GLU:OE1	38:CK:37:ARG:NH1	2.28	0.66
40:CM:78:ASN:ND2	40:CM:81:THR:HG23	2.11	0.66
52:CB:3:U:C4'	52:CB:4:G:OP1	2.44	0.66
53:CC:18:C:O2'	56:CC:110:OHX:N3	2.29	0.66
1:DA:1022:G:C6	1:DA:1140:C:C4	2.84	0.66
1:DA:1340:U:H4'	1:DA:1341:U:OP2	1.95	0.66
1:DA:1538:G:C2'	1:DA:1539:G:H5'	2.26	0.66
3:DD:137:PRO:O	3:DD:140:THR:HG23	1.95	0.66
5:DF:158:THR:OG1	5:DF:159:GLY:N	2.29	0.66
1:AA:573:G:O2'	1:AA:574:C:H3'	1.96	0.66
1:AA:646:A:C8	1:AA:647:G:H1'	2.30	0.66
1:AA:2135:A:N6	1:AA:2156:G:O2'	2.29	0.66
1:AA:2490:G:N2	56:AA:3330:OHX:N3	2.43	0.66
1:AA:2533:A:OP2	56:AA:3525:OHX:N3	2.28	0.66
3:AD:223:GLY:HA3	3:AD:231:HIS:ND1	2.11	0.66
5:AF:123:LEU:HD12	5:AF:124:LEU:N	2.10	0.66
10:AN:88:ASN:ND2	10:AN:92:GLU:H	1.94	0.66
11:AO:100:LEU:HD23	11:AO:112:LEU:HD11	1.76	0.66
19:AT:80:ILE:HD12	19:AT:80:ILE:O	1.96	0.66
31:BA:177:C:OP2	50:BW:65:LYS:HE2	1.96	0.66
31:BA:920:U:O2'	31:BA:921:U:H5'	1.96	0.66
36:BI:42:GLU:C	36:BI:44:GLY:H	1.99	0.66
43:BP:84:ILE:HG23	43:BP:86:CYS:H	1.61	0.66
52:BD:16:C:H41	52:BD:68:A:H2'	1.60	0.66
31:CA:90:C:H2'	31:CA:91:C:O4'	1.96	0.66
31:CA:992:U:H3	31:CA:1044:A:N6	1.87	0.66
31:CA:1190:G:P	33:CF:5:ILE:HG23	2.36	0.66
31:CA:1263:C:N3	31:CA:1273:G:N2	2.44	0.66
32:CE:137:ARG:O	32:CE:137:ARG:HD3	1.96	0.66
32:CE:179:LYS:HA	38:CK:72:PRO:HG3	1.78	0.66
34:CG:4:TYR:CD1	34:CG:5:ILE:N	2.61	0.66
34:CG:98:GLU:OE2	34:CG:103:ASN:ND2	2.29	0.66
37:CJ:43:PHE:O	37:CJ:47:CYS:N	2.28	0.66

Continued on next page...

Continued from previous page...

Atom-1	Atom-2	Interatomic distance (Å)	Clash overlap (Å)
46:CS:21:VAL:HG22	46:CS:33:ILE:HD12	1.78	0.66
49:CV:7:LYS:HE3	49:CV:8:GLY:N	2.10	0.66
1:DA:535:C:C2'	1:DA:536:A:H5'	2.26	0.66
1:DA:971:C:H2'	1:DA:972:G:C5'	2.25	0.66
3:DD:36:PRO:CB	3:DD:61:LEU:HG	2.26	0.66
6:DG:67:LYS:H	26:D4:6:HIS:CD2	2.14	0.66
9:DM:17:ASP:O	9:DM:55:VAL:HG23	1.95	0.66
30:D8:22:VAL:HG12	30:D8:50:LEU:CD2	2.25	0.66
30:D8:30:ARG:O	30:D8:31:HIS:C	2.34	0.66
1:AA:299:A:H62	1:AA:300:A:N6	1.93	0.66
1:AA:524:U:H2'	1:AA:525:U:C6	2.28	0.66
1:AA:654(D):G:N1	1:AA:654(Q):C:N4	2.24	0.66
1:AA:1634:A:OP1	56:AA:3370:OHX:N2	2.29	0.66
1:AA:2335:A:C8	1:AA:2337:G:C5	2.84	0.66
4:AE:111:ARG:HB3	13:A0:1:MET:SD	2.36	0.66
6:AG:115:ARG:HH12	43:BP:7:VAL:HB	1.61	0.66
31:BA:312:C:H2'	31:BA:313:A:H8	1.59	0.66
32:BE:98:LEU:HB2	32:BE:101:MET:HG3	1.78	0.66
45:BR:82:ILE:HG23	45:BR:87:ILE:HB	1.77	0.66
31:CA:77:C:C2'	31:CA:78:G:H5'	2.26	0.66
31:CA:1305:G:H22	31:CA:1331:G:C2'	2.08	0.66
31:CA:1513:A:H2'	31:CA:1514:C:C6	2.30	0.66
42:CO:8:ASN:HD22	47:CT:34:LYS:HE2	1.61	0.66
52:CD:23:A:H2'	52:CD:24:G:O4'	1.95	0.66
1:DA:1000:A:C6	1:DA:1001:A:C2	2.84	0.66
1:DA:1905:C:OP2	56:DA:3212:OHX:N3	2.29	0.66
1:DA:2361:A:OP1	30:D8:27:THR:HG23	1.95	0.66
3:DD:166:GLN:HA	3:DD:166:GLN:NE2	2.07	0.66
5:DF:69:HIS:O	5:DF:70:THR:CG2	2.44	0.66
7:DH:84:SER:O	7:DH:85:LYS:HB2	1.94	0.66
12:DP:19:GLY:HA3	12:DP:98:LYS:HZ2	1.60	0.66
15:DR:8:LYS:C	15:DR:10:VAL:N	2.47	0.66
18:DS:26:GLY:H	18:DS:71:VAL:HB	1.61	0.66
21:DV:30:ASN:ND2	21:DV:90:VAL:O	2.28	0.66
29:D7:34:ARG:NH1	29:D7:39:ARG:CG	2.59	0.66
1:AA:571:A:O2'	17:A2:78:LYS:NZ	2.29	0.65
1:AA:798:G:OP1	56:AF:303:OHX:N2	2.29	0.65
1:AA:945:A:H2'	1:AA:945:A:N3	2.10	0.65
1:AA:1077:A:H2'	1:AA:1077:A:N3	2.10	0.65
1:AA:1164:G:H2'	1:AA:1165:U:H6	1.60	0.65
1:AA:2723:C:OP1	13:A0:3:HIS:HD2	1.79	0.65

Continued on next page...

Continued from previous page...

Atom-1	Atom-2	Interatomic distance (Å)	Clash overlap (Å)
3:AD:242:ARG:HG2	3:AD:246:PRO:HG3	1.78	0.65
4:AE:4:ILE:CD1	4:AE:28:ALA:HB1	2.25	0.65
6:AG:107:LEU:HD21	6:AG:178:PHE:CD1	2.31	0.65
6:AG:172:LEU:O	6:AG:176:LEU:HB2	1.96	0.65
12:AP:92:GLY:C	12:AP:93:TYR:CD1	2.69	0.65
20:AU:84:ARG:HH11	20:AU:84:ARG:HB2	1.61	0.65
21:AV:128:VAL:HG21	21:AV:134:PRO:HD2	1.77	0.65
26:A4:13:ARG:O	26:A4:14:ILE:HB	1.96	0.65
52:BD:48:C:H2'	52:BD:49:A:O4'	1.95	0.65
52:BD:54:C:H2'	52:BD:55:U:O4'	1.96	0.65
31:CA:452:A:O2'	31:CA:453:A:O4'	2.14	0.65
37:CJ:135:VAL:O	37:CJ:139:GLU:HG3	1.95	0.65
40:CM:17:ASP:OD1	40:CM:70:ARG:NH1	2.30	0.65
43:CP:7:VAL:HG21	6:DG:115:ARG:NH1	2.11	0.65
52:CB:16:C:H5'	52:CB:17:G:OP2	1.96	0.65
53:CC:54:G:H2'	53:CC:55:U:H6	1.62	0.65
52:CD:43:G:O2'	52:CD:44:C:H5'	1.96	0.65
1:DA:889:C:H2'	1:DA:890:A:H4'	1.77	0.65
11:DO:86:LYS:HG3	11:DO:87:ASP:N	2.11	0.65
18:DS:34:ASN:OD1	27:D5:39:MET:HG3	1.95	0.65
20:DU:48:ALA:HB3	20:DU:59:GLY:O	1.96	0.65
1:AA:389:G:H22	11:AO:72:PRO:CD	2.10	0.65
13:A0:91:GLN:H	13:A0:91:GLN:CD	2.00	0.65
28:A6:43:CYS:HB3	28:A6:44:ARG:NH1	2.10	0.65
31:BA:1497:G:H2'	31:BA:1498:U:H5'	1.77	0.65
37:BJ:50:ILE:O	37:BJ:54:THR:HG23	1.96	0.65
45:BR:78:TYR:O	45:BR:80:ALA:N	2.29	0.65
49:BV:65:ASN:HD22	49:BV:65:ASN:N	1.91	0.65
31:CA:631:G:H3'	31:CA:632:A:N7	2.10	0.65
31:CA:1004:A:H1'	31:CA:1036:G:C6	2.30	0.65
31:CA:1128:C:O2'	31:CA:1129:C:P	2.53	0.65
32:CE:23:ARG:NE	32:CE:23:ARG:O	2.29	0.65
33:CF:73:PRO:O	33:CF:76:VAL:HG22	1.96	0.65
43:CP:29:ARG:HD3	43:CP:64:TRP:CE3	2.30	0.65
45:CR:8:LYS:O	45:CR:12:ILE:HG13	1.95	0.65
1:DA:527:C:H5	56:DA:3388:OHX:N5	1.94	0.65
1:DA:566:U:H5''	11:DO:29:LYS:HE3	1.78	0.65
1:DA:1000:A:C2	1:DA:1155:A:C4	2.84	0.65
1:DA:1514:U:O2'	1:DA:1515:C:H5'	1.96	0.65
1:DA:2020:A:P	16:D1:27:LEU:HD23	2.36	0.65
2:DB:105:G:N7	56:DB:209:OHX:N5	2.44	0.65

Continued on next page...

Continued from previous page...

Atom-1	Atom-2	Interatomic distance (Å)	Clash overlap (Å)
14:DQ:87:PHE:CE1	14:DQ:102:ALA:HB2	2.32	0.65
19:DT:11:PRO:HB3	19:DT:92:LEU:HD21	1.77	0.65
1:AA:529:A:H8	1:AA:530:G:C6	2.15	0.65
1:AA:1188:U:O2'	1:AA:1189:A:H5'	1.96	0.65
1:AA:1437:C:C2	1:AA:1438:U:C5	2.85	0.65
1:AA:1525:G:H2'	1:AA:1526:G:H8	1.59	0.65
1:AA:1728:G:H5'	1:AA:1729:A:OP2	1.96	0.65
1:AA:2016:U:OP1	56:AA:3367:OHX:N5	2.29	0.65
1:AA:2311:A:O2'	6:AG:88:ILE:HG21	1.96	0.65
5:AF:29:ASN:H	5:AF:112:MET:CE	2.08	0.65
21:AV:60:GLU:O	21:AV:61:LEU:HD22	1.95	0.65
38:BK:29:SER:OG	38:BK:32:LYS:HB2	1.95	0.65
39:BL:17:VAL:HG11	39:BL:81:ILE:HD13	1.79	0.65
44:BQ:13:THR:N	44:BQ:14:PRO:HD2	2.12	0.65
52:BD:29:C:C2'	52:BD:30:A:H5'	2.26	0.65
31:CA:829:G:O2'	31:CA:830:G:H5'	1.96	0.65
31:CA:982:U:H4'	31:CA:983:A:OP1	1.95	0.65
31:CA:1517:G:H2'	31:CA:1518:A:H8	1.60	0.65
32:CE:87:ARG:NH1	32:CE:220:ASP:OD1	2.29	0.65
37:CJ:22:LEU:HG	37:CJ:97:GLN:HE22	1.60	0.65
37:CJ:69:VAL:HG13	37:CJ:134:ALA:O	1.97	0.65
40:CM:8:LEU:HD23	40:CM:20:ALA:HB2	1.78	0.65
1:DA:648:G:O2'	1:DA:649:G:H5'	1.95	0.65
1:DA:1864:U:O4	56:DA:3454:OHX:N5	2.29	0.65
3:DD:255:LYS:O	3:DD:255:LYS:HD2	1.97	0.65
1:AA:273(E):U:O2'	1:AA:273(F):C:H5'	1.95	0.65
4:AE:137:HIS:HB3	4:AE:138:PRO:HD2	1.79	0.65
5:AF:46:ARG:HH11	5:AF:46:ARG:CG	2.07	0.65
6:AG:70:VAL:HG22	6:AG:70:VAL:O	1.97	0.65
9:AM:96:GLU:C	9:AM:98:VAL:H	2.00	0.65
17:A2:8:GLY:O	17:A2:10:LYS:HE3	1.97	0.65
31:BA:91:C:H2'	31:BA:92:G:O4'	1.96	0.65
31:BA:131:C:O2	31:BA:132:C:C5	2.50	0.65
31:BA:201:C:N4	31:BA:209:U:O2	2.30	0.65
31:BA:411:A:H62	31:BA:413:G:H21	1.44	0.65
31:BA:412:A:O2'	31:BA:413:G:OP2	2.13	0.65
31:BA:486:U:H2'	31:BA:487:A:H8	1.61	0.65
36:BI:97:PHE:CZ	48:BU:61:LYS:HD3	2.32	0.65
52:BD:19:C:H2'	52:BD:20:C:C4'	2.18	0.65
31:CA:198:G:H2'	31:CA:199:G:H8	1.60	0.65
31:CA:1192:C:C5	31:CA:1193:G:C8	2.85	0.65

Continued on next page...

Continued from previous page...

Atom-1	Atom-2	Interatomic distance (Å)	Clash overlap (Å)
33:CF:36:ASP:HA	33:CF:39:ILE:HD12	1.77	0.65
39:CL:114:TYR:CD1	40:CM:60:ARG:HG2	2.30	0.65
46:CS:17:TYR:HE1	46:CS:41:PRO:HG3	1.60	0.65
50:CW:70:SER:O	50:CW:73:HIS:HB2	1.96	0.65
1:DA:880:G:C2	1:DA:898:C:N3	2.65	0.65
1:DA:1854:A:H62	1:DA:1888:G:H8	1.44	0.65
4:DE:137:HIS:HD1	4:DE:138:PRO:HD3	1.61	0.65
20:DU:43:ASN:HD22	20:DU:43:ASN:H	1.43	0.65
20:DU:61:ILE:CG2	20:DU:62:GLU:H	1.99	0.65
22:D3:25:ARG:HG3	22:D3:31:VAL:CG1	2.26	0.65
30:D8:34:TRP:O	30:D8:36:LYS:N	2.30	0.65
1:AA:491:G:O6	18:AS:49:LYS:NZ	2.21	0.65
1:AA:1061:U:H4'	1:AA:1070:A:C1'	2.13	0.65
1:AA:1328:G:H2'	1:AA:1330:C:C5	2.32	0.65
1:AA:2477:C:O2	56:AA:3560:OHX:N3	2.30	0.65
2:AB:57:A:C2'	2:AB:58:A:H5'	2.26	0.65
21:AV:76:LEU:H	21:AV:76:LEU:HD22	1.62	0.65
31:BA:428:G:O6	56:BA:1785:OHX:N1	2.30	0.65
31:CA:407:G:O2'	34:CG:116:GLN:HG3	1.96	0.65
31:CA:1097:C:H2'	31:CA:1097:C:O2	1.97	0.65
31:CA:1176:A:H2'	31:CA:1177:G:C5'	2.14	0.65
31:CA:1337:G:H5''	31:CA:1338:G:OP1	1.96	0.65
33:CF:40:ARG:O	33:CF:44:GLU:HG3	1.95	0.65
1:DA:607:U:H3	1:DA:621:A:H2	1.40	0.65
2:DB:100:G:H2'	2:DB:101:A:O4'	1.97	0.65
9:DM:42:TRP:O	16:D1:64:ARG:NH2	2.30	0.65
14:DQ:86:ALA:O	14:DQ:87:PHE:HB2	1.96	0.65
1:AA:58:G:N2	1:AA:70:G:C4	2.64	0.65
1:AA:68:G:H2'	1:AA:69:C:C6	2.30	0.65
1:AA:619:G:H5''	1:AA:620:G:OP2	1.94	0.65
1:AA:845:G:O2'	1:AA:846:C:C5	2.50	0.65
1:AA:1061:U:O2'	1:AA:1070:A:O4'	2.10	0.65
1:AA:1257:C:H4'	5:AF:83:PHE:CE2	2.31	0.65
1:AA:1771:C:H1'	1:AA:1786:A:C8	2.32	0.65
1:AA:2807:G:C3'	1:AA:2808:U:H5''	2.27	0.65
5:AF:123:LEU:HD21	5:AF:199:TRP:CZ3	2.32	0.65
6:AG:33:ARG:HB2	6:AG:162:THR:HG21	1.78	0.65
9:AM:46:VAL:O	9:AM:47:ALA:HB3	1.96	0.65
9:AM:133:GLN:H	9:AM:133:GLN:NE2	1.95	0.65
31:BA:243:A:H4'	31:BA:244:U:H5''	1.78	0.65
31:BA:260:G:O6	56:BA:1789:OHX:N5	2.29	0.65

Continued on next page...

Continued from previous page...

Atom-1	Atom-2	Interatomic distance (Å)	Clash overlap (Å)
31:BA:952:U:O4	43:BP:104:ARG:HD3	1.97	0.65
34:BG:31:CYS:C	34:BG:33:MET:N	2.50	0.65
43:BP:20:THR:C	43:BP:22:ILE:H	2.00	0.65
46:BS:45:THR:HG22	46:BS:47:ASP:H	1.61	0.65
50:BW:104:LEU:HD12	50:BW:105:SER:N	2.12	0.65
31:CA:1012:U:H2'	31:CA:1013:G:C8	2.31	0.65
32:CE:178:ARG:HH22	32:CE:196:LEU:HA	1.60	0.65
33:CF:179:ARG:HG3	33:CF:206:GLU:OE2	1.96	0.65
50:CW:16:HIS:O	50:CW:19:SER:OG	2.10	0.65
1:DA:1442:G:C2'	1:DA:1443:G:H5''	2.27	0.65
1:DA:2490:G:N1	56:DA:3344:OHX:N4	2.45	0.65
1:DA:2873:A:H2'	1:DA:2873:A:N3	2.11	0.65
3:DD:44:ASN:OD1	3:DD:44:ASN:N	2.29	0.65
4:DE:37:ARG:HD3	4:DE:44:TYR:CZ	2.32	0.65
1:AA:2210:G:H3'	1:AA:2211:G:N7	2.09	0.65
2:AB:75:G:H21	21:AV:85:HIS:HE1	1.45	0.65
3:AD:6:PHE:HE1	3:AD:18:VAL:HG23	1.62	0.65
4:AE:87:GLU:O	4:AE:87:GLU:HG3	1.96	0.65
16:A1:90:VAL:HG12	16:A1:91:ASP:N	2.11	0.65
31:BA:192:U:C4'	50:BW:103:GLY:HA2	2.26	0.65
31:BA:439:A:OP2	31:BA:493:G:N2	2.29	0.65
31:BA:452:A:H2'	31:BA:453:A:H8	1.61	0.65
31:BA:974:A:OP2	44:BQ:41:ARG:NH1	2.30	0.65
48:BU:57:GLY:C	48:BU:58:LEU:HD12	2.17	0.65
52:BD:38:MIA:O2'	52:BD:39:A:H5'	1.97	0.65
31:CA:116:A:OP2	31:CA:116:A:C8	2.50	0.65
32:CE:72:GLY:C	32:CE:74:LYS:H	2.00	0.65
33:CF:81:GLY:O	33:CF:82:GLU:HB2	1.96	0.65
1:DA:270(L):U:O2'	1:DA:270(M):U:OP1	2.15	0.65
1:DA:451:C:H41	1:DA:454:A:H5'	1.60	0.65
1:DA:748:G:C8	18:DS:89:ALA:HB1	2.32	0.65
1:DA:1341:U:C2'	1:DA:1397:U:O2	2.42	0.65
1:DA:1557:C:H5''	1:DA:1558:A:OP2	1.97	0.65
12:DP:11:LYS:HG2	12:DP:75:THR:HG21	1.79	0.65
12:DP:88:GLY:O	12:DP:89:ASN:HB2	1.95	0.65
13:D0:57:ARG:HH21	13:D0:62:ALA:HB2	1.60	0.65
16:D1:92:ARG:CD	16:D1:95:LEU:HD12	2.20	0.65
23:DZ:87:PRO:C	23:DZ:89:GLU:N	2.50	0.65
1:AA:218:A:H2	1:AA:235:U:H4'	1.62	0.65
1:AA:280:C:N3	1:AA:361:G:C2	2.65	0.65
1:AA:943:U:P	11:AO:36:LYS:CG	2.78	0.65

Continued on next page...

Continued from previous page...

Atom-1	Atom-2	Interatomic distance (Å)	Clash overlap (Å)
1:AA:2168:G:N2	1:AA:2170:A:H62	1.94	0.65
1:AA:2219:G:H2'	1:AA:2224:G:H5'	1.77	0.65
56:AA:3416:OHX:N5	56:AA:3504:OHX:N5	2.45	0.65
3:AD:231:HIS:CG	3:AD:232:PRO:HD2	2.31	0.65
7:AH:4:ILE:O	7:AH:6:ARG:N	2.30	0.65
8:AK:7:GLU:O	8:AK:9:LEU:HD13	1.96	0.65
9:AM:40:PRO:HB3	16:A1:68:ALA:HB2	1.77	0.65
12:AP:12:GLN:HG2	12:AP:73:PRO:HD2	1.78	0.65
20:AU:96:ILE:HD11	20:AU:98:VAL:HG12	1.79	0.65
30:A8:29:LYS:HE2	30:A8:44:LYS:CB	2.26	0.65
31:BA:7:G:H5'	31:BA:298:A:O4'	1.96	0.65
42:BO:90:VAL:O	42:BO:91:LYS:HB3	1.97	0.65
54:B1:11:U:O2'	54:B1:12:A:C2	2.42	0.65
31:CA:332:G:C2	31:CA:333:G:C8	2.85	0.65
31:CA:1129:C:C4	31:CA:1142:G:O6	2.48	0.65
31:CA:1158:C:N3	31:CA:1160:G:N7	2.45	0.65
43:CP:76:ALA:O	43:CP:80:ARG:HG3	1.96	0.65
45:CR:39:LEU:HD11	45:CR:56:LEU:HB2	1.77	0.65
1:DA:1778:U:H2'	1:DA:1784:A:N6	2.12	0.65
1:DA:2210:G:H3'	1:DA:2211:G:C4	2.32	0.65
1:DA:2881:C:O3'	13:D0:96:ARG:HG3	1.97	0.65
3:DD:68:LYS:HB3	3:DD:70:TRP:CZ3	2.31	0.65
4:DE:61:ARG:C	4:DE:63:LEU:N	2.51	0.65
6:DG:34:LEU:O	6:DG:35:GLU:HB3	1.96	0.65
6:DG:63:ILE:HD12	6:DG:141:PHE:CD2	2.32	0.65
11:DO:63:PRO:O	11:DO:64:LYS:C	2.35	0.65
12:DP:12:GLN:HE21	12:DP:73:PRO:HD2	1.61	0.65
23:DZ:91:LYS:HG3	23:DZ:92:LYS:H	1.62	0.65
1:AA:1491:G:N2	1:AA:1500:G:H1'	2.12	0.65
1:AA:2172:U:H2'	1:AA:2172:U:O2	1.96	0.65
1:AA:2756:U:H4'	1:AA:2757:A:OP1	1.96	0.65
3:AD:35:LYS:HG2	3:AD:64:ILE:CG2	2.27	0.65
3:AD:158:ALA:O	3:AD:161:THR:HG23	1.97	0.65
4:AE:120:TRP:CD2	4:AE:155:LYS:HD3	2.32	0.65
15:AR:41:ARG:HH11	15:AR:41:ARG:CB	2.09	0.65
15:AR:102:ILE:HB	15:AR:110:ILE:HD12	1.79	0.65
31:BA:773:G:H1	31:BA:806:C:H42	1.44	0.65
31:BA:1020:U:H2'	31:BA:1021:G:H8	1.61	0.65
31:BA:1434:A:H2'	31:BA:1435:G:O4'	1.96	0.65
31:BA:1453:G:H22	50:BW:54:LYS:HZ2	1.44	0.65
32:BE:25:ASN:ND2	32:BE:193:ASP:HB3	2.12	0.65

Continued on next page...

Continued from previous page...

Atom-1	Atom-2	Interatomic distance (Å)	Clash overlap (Å)
53:BC:24:C:H2'	53:BC:25:U:H6	1.61	0.65
31:CA:428:G:O4'	31:CA:430:A:C8	2.50	0.65
33:CF:8:ILE:O	33:CF:10:PHE:N	2.30	0.65
43:CP:91:ARG:HB2	43:CP:98:VAL:HG12	1.79	0.65
52:CB:62:G:H2'	52:CB:63:U:H5'	1.78	0.65
1:DA:2106:G:H2'	1:DA:2107:C:O4'	1.97	0.65
1:DA:2790:A:H4'	1:DA:2791:C:OP2	1.97	0.65
1:DA:2844:G:H8	1:DA:2844:G:H5'	1.62	0.65
17:D2:64:HIS:HD2	17:D2:92:THR:HG23	1.60	0.65
24:DW:47:ASN:O	24:DW:49:LYS:HE3	1.97	0.65
1:AA:1292:U:H2'	1:AA:1293:C:C6	2.32	0.65
1:AA:1359:A:C2	1:AA:1372:U:O4	2.50	0.65
1:AA:1488:G:C5	1:AA:1489:U:C5	2.85	0.65
1:AA:2378:A:H8	1:AA:2378:A:O5'	1.80	0.65
1:AA:2749:A:N1	1:AA:2750:A:N6	2.44	0.65
7:AH:105:LEU:H	7:AH:105:LEU:CD2	2.10	0.65
12:AP:133:ARG:O	12:AP:134:ARG:CB	2.45	0.65
20:AU:90:LEU:HD12	20:AU:90:LEU:N	2.12	0.65
34:BG:79:PHE:HE1	34:BG:204:ILE:HG12	1.62	0.65
35:BH:83:GLU:HG2	35:BH:88:LYS:HB2	1.78	0.65
37:BJ:65:ALA:HB1	37:BJ:127:ALA:HB3	1.79	0.65
37:BJ:91:VAL:HG12	37:BJ:95:ARG:HB3	1.78	0.65
39:BL:117:HIS:O	39:BL:118:LYS:HG3	1.96	0.65
46:BS:75:ARG:C	46:BS:77:ALA:H	2.00	0.65
34:CG:150:GLU:HG2	34:CG:151:LYS:N	2.12	0.65
47:CT:67:LYS:O	47:CT:68:ARG:CB	2.44	0.65
1:DA:946:G:O2'	1:DA:947:G:C5'	2.30	0.65
1:DA:1537:C:H2'	1:DA:1538:G:C8	2.32	0.65
1:DA:2468:G:C6	1:DA:2481:G:C6	2.85	0.65
1:DA:2561:A:C2	10:DN:23:ARG:NH1	2.65	0.65
5:DF:132:VAL:C	5:DF:134:GLY:H	1.99	0.65
9:DM:15:LEU:HD23	9:DM:134:ARG:HG3	1.79	0.65
21:DV:107:THR:N	21:DV:108:PRO:HD2	2.11	0.65
24:DW:12:GLU:HG3	24:DW:16:LEU:HD21	1.78	0.65
25:DX:7:LYS:HD2	25:DX:34:GLU:HG2	1.79	0.65
1:AA:165:U:H2'	1:AA:171:G:O4'	1.98	0.64
1:AA:880:G:O2'	1:AA:881:G:P	2.54	0.64
1:AA:1024:G:H3'	1:AA:1025:G:H5''	1.78	0.64
1:AA:1593:G:H2'	1:AA:1594:G:C8	2.32	0.64
1:AA:2802:G:H8	1:AA:2802:G:OP2	1.80	0.64
7:AH:29:PRO:HD2	7:AH:79:VAL:O	1.97	0.64

Continued on next page...

Continued from previous page...

Atom-1	Atom-2	Interatomic distance (Å)	Clash overlap (Å)
11:AO:38:GLN:NE2	11:AO:38:GLN:HA	2.11	0.64
21:AV:37:VAL:HG23	21:AV:38:TYR:N	2.11	0.64
31:BA:78:G:H1	31:BA:91:C:N4	1.90	0.64
31:BA:501:C:H2'	31:BA:502:G:C8	2.32	0.64
31:BA:668:G:O2'	45:BR:46:HIS:HD2	1.78	0.64
31:BA:1086:U:H6	31:BA:1086:U:O5'	1.80	0.64
31:BA:1296:C:H4'	31:BA:1302:U:C5	2.32	0.64
31:CA:623:C:C4	31:CA:624:C:C5	2.85	0.64
31:CA:1154:G:C2	31:CA:1155:G:C8	2.84	0.64
31:CA:1298:C:H4'	31:CA:1299:A:C8	2.32	0.64
40:CM:6:ILE:CG2	40:CM:98:ILE:HG23	2.27	0.64
1:DA:997:G:OP1	16:D1:93:LYS:HD2	1.97	0.64
1:DA:1434:A:H61	1:DA:1558:A:H62	1.44	0.64
4:DE:66:HIS:NE2	4:DE:73:GLU:OE1	2.30	0.64
5:DF:4:VAL:HA	5:DF:19:GLU:CB	2.26	0.64
7:DH:7:LEU:N	7:DH:8:PRO:CD	2.60	0.64
8:DK:58:LEU:O	8:DK:61:ARG:N	2.29	0.64
11:DO:107:LYS:O	11:DO:109:GLY:N	2.30	0.64
12:DP:85:LYS:HB3	22:D3:9:SER:HB3	1.78	0.64
15:DR:20:PRO:HD2	15:DR:86:ILE:CG2	2.27	0.64
30:D8:52:LYS:HD2	30:D8:52:LYS:N	2.12	0.64
1:AA:1094:U:O2'	1:AA:1096:A:OP1	2.15	0.64
17:A2:24:LYS:HB2	17:A2:92:THR:HG23	1.79	0.64
21:AV:30:ASN:OD1	21:AV:90:VAL:HB	1.97	0.64
31:BA:619:U:O2	34:BG:135:LEU:HD22	1.97	0.64
31:BA:1023:G:H3'	31:BA:1024:G:C5'	2.27	0.64
32:BE:22:LYS:HA	32:BE:22:LYS:HZ3	1.62	0.64
42:BO:53:ARG:HH11	42:BO:53:ARG:HG3	1.62	0.64
47:BT:76:LEU:HD12	47:BT:77:VAL:H	1.61	0.64
31:CA:631:G:H3'	31:CA:632:A:C5	2.32	0.64
31:CA:1100:C:O2'	31:CA:1102:A:OP1	2.15	0.64
31:CA:1300:G:O2'	31:CA:1301:U:P	2.55	0.64
31:CA:1449:C:O2'	31:CA:1450:U:OP1	2.13	0.64
33:CF:182:ILE:CG2	33:CF:203:PHE:HD1	2.10	0.64
1:DA:271(A):C:O2	1:DA:271(A):C:H2'	1.95	0.64
1:DA:1170:G:H2'	1:DA:1170:G:N3	2.11	0.64
2:DB:15:A:OP2	2:DB:107:U:O2'	2.15	0.64
8:DK:58:LEU:O	8:DK:60:GLU:N	2.30	0.64
9:DM:57:ALA:O	9:DM:59:LYS:N	2.30	0.64
19:DT:18:TYR:O	19:DT:21:PHE:N	2.29	0.64
1:AA:2439:A:C8	1:AA:2439:A:C5'	2.80	0.64

Continued on next page...

Continued from previous page...

Atom-1	Atom-2	Interatomic distance (Å)	Clash overlap (Å)
1:AA:2712:U:H1'	1:AA:2712(A):A:C8	2.33	0.64
2:AB:43:C:P	6:AG:67:LYS:NZ	2.69	0.64
4:AE:53:PRO:O	4:AE:54:GLN:O	2.15	0.64
7:AH:98:LEU:HD12	7:AH:102:ALA:O	1.96	0.64
12:AP:52:VAL:HA	12:AP:55:VAL:HG13	1.77	0.64
15:AR:105:LEU:C	15:AR:107:ASP:H	1.97	0.64
20:AU:78:ALA:HB3	20:AU:81:LYS:CE	2.27	0.64
21:AV:9:TYR:CE1	21:AV:35:ARG:HD3	2.32	0.64
31:BA:976:G:H5'	31:BA:1358:U:O2'	1.97	0.64
31:BA:1152:A:H5'	40:BM:13:HIS:ND1	2.12	0.64
31:BA:1333:A:H2'	31:BA:1334:G:O4'	1.97	0.64
32:BE:177:ALA:O	32:BE:180:LEU:N	2.19	0.64
38:BK:4:ASP:HB2	38:BK:89:PRO:HG3	1.79	0.64
49:BV:30:LEU:HD22	49:BV:30:LEU:O	1.97	0.64
31:CA:1055:A:N7	31:CA:1206:G:C2	2.65	0.64
31:CA:1432:G:OP1	15:DR:107:ASP:HB2	1.98	0.64
50:CW:72:LEU:HD11	50:CW:80:ARG:HD2	1.80	0.64
52:CD:49:A:H2	52:CD:51:C:OP2	1.80	0.64
1:DA:2107:C:N4	1:DA:2182:G:N1	2.35	0.64
1:DA:2219:G:H2'	1:DA:2224:G:H5'	1.78	0.64
1:DA:2446:G:H2'	1:DA:2447:G:H5''	1.79	0.64
3:DD:34:VAL:O	3:DD:34:VAL:CG1	2.44	0.64
4:DE:23:VAL:O	4:DE:24:THR:OG1	2.13	0.64
8:DK:72:LEU:C	8:DK:74:ASN:H	2.01	0.64
11:DO:47:ASP:OD2	11:DO:49:ARG:HB2	1.98	0.64
13:D0:28:LEU:HD12	13:D0:48:VAL:HG21	1.77	0.64
13:D0:45:ARG:HA	13:D0:95:THR:HG21	1.79	0.64
22:D3:38:VAL:HB	22:D3:59:LEU:HD12	1.78	0.64
1:AA:7:G:H2'	1:AA:8:A:O4'	1.98	0.64
1:AA:654(M):C:H3'	1:AA:654(N):G:H8	1.61	0.64
3:AD:262:ARG:HG3	3:AD:262:ARG:NH1	2.11	0.64
5:AF:32:LEU:HD21	5:AF:105:VAL:HG13	1.79	0.64
28:A6:25:LYS:CE	30:A8:34:TRP:HZ2	2.10	0.64
35:BH:76:ILE:HG13	35:BH:93:PRO:HB3	1.79	0.64
37:BJ:113:GLU:HB2	37:BJ:119:ARG:HG2	1.79	0.64
41:BN:21:ILE:HG12	41:BN:30:VAL:CG1	2.27	0.64
50:BW:26:ASN:HD22	50:BW:26:ASN:N	1.95	0.64
52:BB:27:A:H5'	52:BB:28:G:OP2	1.97	0.64
52:BD:60:A:H2'	52:BD:61:G:O4'	1.97	0.64
31:CA:413:G:O2'	31:CA:414:A:OP2	2.16	0.64
31:CA:652:U:OP2	56:CA:1793:OHX:N6	2.29	0.64

Continued on next page...

Continued from previous page...

Atom-1	Atom-2	Interatomic distance (Å)	Clash overlap (Å)
31:CA:1010:G:H2'	31:CA:1011:G:O4'	1.98	0.64
31:CA:1132:C:O2'	31:CA:1133:G:H5'	1.98	0.64
52:CB:51:C:OP2	52:CB:51:C:H6	1.80	0.64
1:DA:1048:A:OP2	1:DA:1109:C:N4	2.27	0.64
1:DA:1070:A:H5'	1:DA:1071:G:C5'	2.27	0.64
1:DA:2563:U:O2	1:DA:2565:A:C8	2.51	0.64
1:DA:2776:A:OP1	1:DA:2776:A:H3'	1.97	0.64
2:DB:40:U:C6	26:D4:1:MET:HE2	2.33	0.64
5:DF:203:GLN:HE21	5:DF:203:GLN:HA	1.62	0.64
1:AA:234:C:H2'	1:AA:235:U:C6	2.31	0.64
1:AA:2712:U:O2	1:AA:2712:U:C5'	2.45	0.64
10:AN:90:GLN:O	10:AN:91:LEU:HB2	1.97	0.64
12:AP:77:LYS:O	12:AP:78:PRO:C	2.36	0.64
16:A1:105:VAL:O	16:A1:109:LEU:HD12	1.98	0.64
17:A2:89:GLN:HE21	17:A2:89:GLN:CA	2.10	0.64
31:BA:247:G:O6	31:BA:278:G:C6	2.50	0.64
31:BA:307:C:OP1	56:BA:1733:OHX:N3	2.31	0.64
34:BG:28:SER:HB2	34:BG:29:PRO:HD2	1.79	0.64
38:BK:10:LEU:HD23	38:BK:10:LEU:N	2.13	0.64
43:BP:15:VAL:HA	43:BP:18:ALA:HB3	1.79	0.64
31:CA:552:U:O2'	42:CO:86:ARG:O	2.11	0.64
39:CL:47:LEU:HB2	39:CL:50:LEU:HD12	1.78	0.64
51:CX:25:LYS:O	51:CX:26:LYS:HB2	1.97	0.64
1:DA:2371:G:O2'	28:D6:46:HIS:HD2	1.79	0.64
3:DD:69:ARG:CD	3:DD:105:ILE:HD11	2.26	0.64
7:DH:136:ILE:H	7:DH:136:ILE:HD12	1.62	0.64
10:DN:66:LYS:NZ	10:DN:80:ASP:O	2.29	0.64
11:DO:97:PRO:HG3	11:DO:112:LEU:CG	2.27	0.64
23:DZ:7:ILE:HD12	23:DZ:62:VAL:HG11	1.79	0.64
1:AA:26:G:OP1	18:AS:80:PRO:HB3	1.96	0.64
1:AA:1018:C:H2'	1:AA:1018:C:O2	1.96	0.64
1:AA:1480:G:C5	1:AA:1482:U:N3	2.65	0.64
3:AD:137:PRO:O	3:AD:140:THR:OG1	2.15	0.64
6:AG:83:ARG:NH2	53:BC:57:C:N3	2.44	0.64
7:AH:4:ILE:CG1	7:AH:6:ARG:CZ	2.74	0.64
13:A0:41:ALA:C	13:A0:43:GLU:H	2.00	0.64
16:A1:92:ARG:HD2	16:A1:95:LEU:HD12	1.79	0.64
31:BA:890:G:O2'	31:BA:906:G:O6	2.14	0.64
31:BA:1132:C:H2'	31:BA:1133:G:C8	2.33	0.64
45:BR:78:TYR:C	45:BR:80:ALA:H	2.01	0.64
52:BB:27:A:H5''	52:BB:28:G:H8	1.62	0.64

Continued on next page...

Continued from previous page...

Atom-1	Atom-2	Interatomic distance (Å)	Clash overlap (Å)
52:BB:56:U:O2	52:BB:56:U:H2'	1.97	0.64
31:CA:1205:U:H4'	33:CF:195:VAL:HG22	1.79	0.64
31:CA:1328:C:H2'	31:CA:1329:A:O4'	1.98	0.64
32:CE:103:THR:HA	32:CE:180:LEU:HD11	1.79	0.64
40:CM:16:LEU:HB3	40:CM:70:ARG:HD2	1.80	0.64
40:CM:26:ALA:O	40:CM:84:GLN:NE2	2.30	0.64
50:CW:33:ILE:HD13	50:CW:63:ILE:HA	1.77	0.64
1:DA:880:G:N2	1:DA:881:G:H1'	2.13	0.64
1:DA:1893:C:H2'	1:DA:1894:C:O4'	1.97	0.64
1:DA:1899:G:C2'	1:DA:1900:A:OP2	2.45	0.64
1:DA:2845:G:H5''	15:DR:54:ARG:O	1.98	0.64
2:DB:89:G:OP2	2:DB:89:G:C8	2.50	0.64
3:DD:186:HIS:CD2	3:DD:188:GLU:H	2.14	0.64
5:DF:68:LYS:HB3	5:DF:69:HIS:HD2	1.61	0.64
14:DQ:29:PHE:HD2	14:DQ:29:PHE:C	2.01	0.64
17:D2:77:ALA:O	17:D2:78:LYS:CB	2.44	0.64
1:AA:1165:U:H2'	1:AA:1166:C:C6	2.32	0.64
1:AA:2439:A:O2'	1:AA:2440:C:OP2	2.12	0.64
17:A2:4:ILE:HG22	17:A2:4:ILE:O	1.97	0.64
20:AU:96:ILE:HG23	20:AU:101:LYS:HG2	1.78	0.64
31:BA:947:G:H2'	31:BA:948:C:O4'	1.97	0.64
35:BH:113:ALA:O	35:BH:115:VAL:HG23	1.98	0.64
47:BT:70:ARG:O	47:BT:71:PHE:HD2	1.80	0.64
52:BB:47:U:H2'	52:BB:48:C:O4'	1.97	0.64
53:BC:54:G:H2'	53:BC:55:U:H6	1.62	0.64
52:BD:47:U:H2'	52:BD:48:C:H6	1.59	0.64
31:CA:1129:C:H4'	31:CA:1130:A:O5'	1.96	0.64
32:CE:96:ARG:HD2	32:CE:96:ARG:N	2.13	0.64
33:CF:5:ILE:HD13	33:CF:5:ILE:H	1.63	0.64
38:CK:31:PHE:HZ	38:CK:134:ILE:HD11	1.62	0.64
50:CW:26:ASN:HB2	50:CW:71:THR:HG23	1.80	0.64
1:DA:323:G:H5'	5:DF:169:ASN:HD21	1.61	0.64
1:DA:1014:U:H3	1:DA:1148:A:H61	1.43	0.64
1:DA:1088:A:C5'	1:DA:1089:G:H5'	2.22	0.64
1:DA:1257:C:H4'	5:DF:83:PHE:CD2	2.33	0.64
1:DA:1278:A:O2'	13:D0:34:ILE:HD11	1.98	0.64
1:DA:1332:G:H21	1:DA:1610:A:H8	1.46	0.64
6:DG:83:ARG:HB2	6:DG:86:MET:HE2	1.77	0.64
1:AA:10:G:H2'	1:AA:11:G:H8	1.63	0.64
1:AA:50:U:H3'	1:AA:51:G:C5'	2.27	0.64
1:AA:488:G:OP2	56:AA:3497:OHX:N4	2.31	0.64

Continued on next page...

Continued from previous page...

Atom-1	Atom-2	Interatomic distance (Å)	Clash overlap (Å)
1:AA:899:A:O2'	1:AA:900:A:O4'	2.16	0.64
1:AA:2467:C:H4'	12:AP:123:HIS:CE1	2.33	0.64
6:AG:161:THR:HG22	6:AG:163:ALA:N	2.07	0.64
6:AG:173:LEU:O	6:AG:178:PHE:HB2	1.98	0.64
11:AO:113:LYS:HA	11:AO:129:ALA:O	1.97	0.64
11:AO:126:VAL:HG12	11:AO:147:LEU:HD22	1.80	0.64
14:AQ:59:LYS:HG2	14:AQ:60:GLY:N	2.12	0.64
30:A8:44:LYS:HD2	30:A8:44:LYS:N	2.13	0.64
31:BA:291:C:O2'	31:BA:292:G:H5'	1.97	0.64
32:BE:20:GLU:HB2	32:BE:190:THR:OG1	1.98	0.64
32:BE:24:TRP:O	32:BE:26:PRO:HD3	1.98	0.64
47:BT:76:LEU:HD11	47:BT:79:SER:H	1.63	0.64
53:BC:24:C:H2'	53:BC:25:U:C6	2.33	0.64
52:BD:20:C:H5'	52:BD:68:A:H62	1.61	0.64
31:CA:1052:U:H5''	31:CA:1053:G:OP2	1.97	0.64
32:CE:236:TYR:CB	32:CE:239:VAL:HB	2.27	0.64
48:CU:29:PHE:H	48:CU:29:PHE:HD2	1.44	0.64
1:DA:270(F):U:O4	56:DA:3457:OHX:N1	2.30	0.64
1:DA:329:G:OP2	20:DU:71:LYS:HE3	1.98	0.64
1:DA:1496:A:C8	1:DA:1577:C:O2'	2.45	0.64
4:DE:101:ARG:HG3	4:DE:203:LYS:HE3	1.80	0.64
16:D1:28:ARG:HG2	16:D1:38:THR:OG1	1.96	0.64
20:DU:89:PHE:CE1	20:DU:90:LEU:CB	2.80	0.64
21:DV:152:ALA:HB2	21:DV:171:ILE:HD11	1.80	0.64
1:AA:15:G:O2'	1:AA:16:G:H5'	1.97	0.64
1:AA:607:U:OP1	5:AF:102:PRO:HA	1.98	0.64
1:AA:898:C:H5'	1:AA:899:A:OP2	1.98	0.64
1:AA:908:C:OP1	12:AP:22:LYS:HB3	1.98	0.64
1:AA:1278:A:OP1	13:A0:36:THR:HG22	1.98	0.64
1:AA:1705:G:C6	1:AA:1706:U:C4	2.86	0.64
1:AA:2086:U:H2'	1:AA:2087:G:C8	2.33	0.64
1:AA:2523:G:C2'	1:AA:2524:G:H5'	2.28	0.64
3:AD:27:THR:O	3:AD:28:GLU:HB2	1.96	0.64
11:AO:11:GLY:C	11:AO:13:ASN:H	1.99	0.64
14:AQ:29:PHE:CD2	14:AQ:30:ARG:N	2.62	0.64
17:A2:53:GLU:HG2	17:A2:54:GLY:N	2.12	0.64
31:BA:343:U:H1'	31:BA:347:G:H22	1.61	0.64
31:BA:353:A:H2'	31:BA:354:G:OP2	1.98	0.64
31:BA:530:G:C4'	31:BA:531:U:OP2	2.44	0.64
31:BA:973:G:H3'	31:BA:974:A:H5''	1.80	0.64
31:BA:1342:C:H2'	31:BA:1343:G:H8	1.63	0.64

Continued on next page...

Continued from previous page...

Atom-1	Atom-2	Interatomic distance (Å)	Clash overlap (Å)
32:CE:132:LYS:HG3	32:CE:135:GLN:NE2	2.12	0.64
33:CF:23:TYR:C	33:CF:23:TYR:CD2	2.71	0.64
35:CH:72:GLN:O	35:CH:74:GLY:N	2.29	0.64
42:CO:55:VAL:HG22	42:CO:56:ALA:H	1.62	0.64
52:CB:3:U:H4'	52:CB:4:G:OP1	1.98	0.64
52:CD:57:C:O2'	52:CD:68:A:H4'	1.98	0.64
1:DA:527:C:OP2	1:DA:2779:U:H5	1.81	0.64
1:DA:580:C:H2'	1:DA:581:C:H6	1.62	0.64
1:DA:654(D):G:H1	1:DA:654(Q):C:H42	1.44	0.64
1:DA:1100:C:H2'	1:DA:1101:U:O4'	1.98	0.64
1:DA:1636:C:H2'	1:DA:1637:A:C8	2.33	0.64
19:DT:40:LYS:C	19:DT:42:ALA:H	2.01	0.64
1:AA:583:G:H5''	16:A1:10:ARG:HH12	1.63	0.64
1:AA:878:A:N1	1:AA:879:G:C2	2.66	0.64
1:AA:1053:C:H42	1:AA:1106:G:H1	1.46	0.64
1:AA:1327:C:H2'	1:AA:1328:G:O4'	1.98	0.64
1:AA:2373:G:H1	1:AA:2380:C:H42	1.46	0.64
3:AD:65:ILE:HD11	3:AD:67:PHE:CZ	2.33	0.64
4:AE:102:VAL:HG23	4:AE:199:ARG:O	1.97	0.64
13:A0:117:VAL:O	13:A0:118:GLU:HB2	1.97	0.64
25:AX:39:ASP:OD1	25:AX:44:ARG:NH2	2.31	0.64
31:BA:106:C:O2'	31:BA:107:G:H5'	1.98	0.64
31:BA:925:G:N7	56:BA:1811:OHX:N5	2.45	0.64
31:BA:956:U:O4	56:BA:1766:OHX:N4	2.31	0.64
31:BA:1028(B):C:C2	31:BA:1032(A):G:N2	2.65	0.64
35:BH:16:THR:O	35:BH:17:ALA:HB2	1.98	0.64
51:BX:2:GLY:C	51:BX:4:GLY:H	2.00	0.64
52:BB:3:U:C4'	52:BB:4:G:OP1	2.46	0.64
53:BC:21:U:H4'	53:BC:22:A:OP2	1.96	0.64
31:CA:447:G:O6	31:CA:485:G:C8	2.51	0.64
31:CA:1128:C:N4	31:CA:1139:G:C2	2.65	0.64
31:CA:1129:C:H5	31:CA:1141:C:H42	1.43	0.64
31:CA:1298:C:H5	37:CJ:114:ARG:CD	2.10	0.64
35:CH:88:LYS:HE2	35:CH:123:LEU:HD12	1.79	0.64
42:CO:100:ILE:CG2	42:CO:101:VAL:H	2.10	0.64
1:DA:395:U:H2'	1:DA:396:G:N7	2.13	0.64
1:DA:1090:U:O4	1:DA:1101:U:C2	2.51	0.64
1:DA:1252:G:N3	16:D1:33:ARG:HD2	2.12	0.64
12:DP:43:THR:HA	12:DP:94:VAL:HG12	1.80	0.64
19:DT:26:TYR:OH	19:DT:88:LYS:HB2	1.98	0.64
19:DT:36:LYS:HG3	19:DT:56:THR:HG23	1.80	0.64

Continued on next page...

Continued from previous page...

Atom-1	Atom-2	Interatomic distance (Å)	Clash overlap (Å)
21:DV:59:LEU:HD22	21:DV:61:LEU:HG	1.80	0.64
1:AA:1797:C:C2'	1:AA:1798:U:H5'	2.27	0.63
1:AA:2219:G:C2'	1:AA:2224:G:H5'	2.29	0.63
3:AD:27:THR:HG21	3:AD:83:GLU:CB	2.28	0.63
3:AD:71:ASP:HB3	3:AD:103:ARG:NH2	2.13	0.63
9:AM:22:THR:HG22	9:AM:23:LEU:H	1.62	0.63
10:AN:85:VAL:HG11	10:AN:114:ILE:HD13	1.81	0.63
12:AP:23:GLY:HA2	12:AP:25:ASP:CB	2.29	0.63
28:A6:15:GLU:O	28:A6:16:CYS:HB2	1.97	0.63
30:A8:36:LYS:HG2	30:A8:40:GLU:CD	2.18	0.63
31:BA:81:G:N2	31:BA:88:C:C4	2.65	0.63
31:BA:377:G:OP1	46:BS:3:LYS:HD2	1.97	0.63
31:BA:791:G:H2'	31:BA:792:A:C5'	2.21	0.63
31:BA:1305:G:H5'	51:BX:4:GLY:HA3	1.80	0.63
31:BA:1346:A:C4	37:BJ:10:ARG:NH1	2.66	0.63
34:BG:30:LYS:C	34:BG:32:ALA:H	1.99	0.63
47:BT:9:VAL:HG11	47:BT:84:LEU:HB2	1.80	0.63
53:BC:73:A:C6	53:BC:74:A:C6	2.86	0.63
37:CJ:44:TYR:HA	37:CJ:47:CYS:HB3	1.80	0.63
52:CD:19:C:H2'	52:CD:20:C:C4'	2.28	0.63
54:C1:19:U:C2'	54:C1:20:G:C5'	2.73	0.63
1:DA:654(S):G:C4'	1:DA:654(T):A:OP1	2.45	0.63
1:DA:899:A:H5'	1:DA:900:A:OP2	1.98	0.63
1:DA:1292:U:H2'	1:DA:1293:C:C6	2.32	0.63
1:DA:1482:U:H5'	1:DA:1483:G:OP2	1.98	0.63
7:DH:12:PRO:HG2	7:DH:48:GLY:HA2	1.78	0.63
13:D0:84:ALA:N	13:D0:85:PRO:HD2	2.13	0.63
15:DR:107:ASP:OD2	15:DR:109:GLU:N	2.28	0.63
1:AA:1882:C:OP2	56:AA:3554:OHX:N4	2.31	0.63
1:AA:2129:C:H2'	1:AA:2130:U:H5'	1.79	0.63
21:AV:6:LYS:NZ	21:AV:43:GLU:HG3	2.12	0.63
21:AV:140:ASP:CG	21:AV:141:VAL:H	2.02	0.63
30:A8:34:TRP:H	30:A8:35:GLN:HB3	1.63	0.63
31:BA:590:C:O2	31:BA:590:C:H2'	1.98	0.63
31:BA:798:G:H2'	31:BA:799:G:O5'	1.98	0.63
31:BA:1280:A:H3'	31:BA:1281:U:C5'	2.28	0.63
38:BK:23:SER:OG	38:BK:61:VAL:O	2.13	0.63
31:CA:980:C:H3'	31:CA:981:U:C6	2.33	0.63
34:CG:11:LEU:O	34:CG:13:ARG:N	2.31	0.63
52:CB:59:A:C2	52:CB:74:C:C2	2.85	0.63
1:DA:322:A:H5'	1:DA:340:A:H1'	1.80	0.63

Continued on next page...

Continued from previous page...

Atom-1	Atom-2	Interatomic distance (Å)	Clash overlap (Å)
1:DA:458:G:O2'	29:D7:39:ARG:HD3	1.98	0.63
1:DA:2391:G:P	30:D8:32:LEU:HD12	2.38	0.63
1:DA:2415:G:H4'	11:DO:67:MET:N	2.12	0.63
1:DA:2516:G:O6	1:DA:2517:C:N4	2.31	0.63
6:DG:9:ARG:HD3	6:DG:13:GLU:OE1	1.98	0.63
24:DW:6:VAL:O	24:DW:9:GLN:N	2.31	0.63
1:AA:514:A:O2'	1:AA:515:A:H5'	1.97	0.63
1:AA:1015:G:H2'	1:AA:1016:G:H5'	1.80	0.63
1:AA:1206:G:C6	1:AA:1207:C:C4	2.86	0.63
1:AA:1280:G:O2'	1:AA:1281:G:H5'	1.98	0.63
1:AA:1900:A:C8	1:AA:1900:A:C5'	2.81	0.63
1:AA:2331:G:O3'	22:A3:43:THR:HG22	1.98	0.63
2:AB:7:G:O5'	14:AQ:29:PHE:HE1	1.81	0.63
3:AD:169:GLU:O	3:AD:169:GLU:HG3	1.99	0.63
11:AO:65:ARG:HH11	11:AO:65:ARG:CG	1.87	0.63
12:AP:111:GLU:OE1	12:AP:133:ARG:NH2	2.32	0.63
13:A0:24:GLN:HE22	13:A0:36:THR:HG21	1.62	0.63
31:BA:189:U:C2	47:BT:72:ARG:NH1	2.66	0.63
31:BA:411:A:C4	31:BA:413:G:H1'	2.32	0.63
31:BA:963:G:H21	40:BM:55:LYS:HE2	1.64	0.63
31:BA:1503:A:O2'	31:BA:1504:G:P	2.56	0.63
32:BE:94:ASN:HD22	32:BE:94:ASN:N	1.97	0.63
32:BE:170:GLU:O	32:BE:174:VAL:HG23	1.98	0.63
38:BK:7:ALA:HB2	38:BK:85:ARG:HD2	1.79	0.63
40:BM:39:PRO:HB3	40:BM:70:ARG:NH1	2.12	0.63
43:BP:20:THR:HG23	43:BP:26:GLY:HA2	1.80	0.63
31:CA:51:A:C6	31:CA:353:A:C2	2.87	0.63
31:CA:191(F):U:O2	50:CW:105:SER:HB2	1.98	0.63
31:CA:585:G:H4'	42:CO:8:ASN:ND2	2.13	0.63
31:CA:776:G:O6	56:CA:1751:OHX:N6	2.31	0.63
31:CA:977:A:H8	31:CA:982:U:O4	1.82	0.63
31:CA:1207:G:O2'	31:CA:1208:C:H5'	1.97	0.63
34:CG:25:ARG:O	34:CG:27:TYR:N	2.30	0.63
39:CL:114:TYR:HD1	40:CM:60:ARG:CG	2.10	0.63
43:CP:39:ILE:HG22	43:CP:40:ASN:H	1.62	0.63
44:CQ:16:PHE:N	44:CQ:16:PHE:CD2	2.66	0.63
44:CQ:27:CYS:O	44:CQ:27:CYS:SG	2.57	0.63
47:CT:94:ASN:O	47:CT:98:LEU:HG	1.98	0.63
52:CB:62:G:H4'	12:DP:56:ARG:NH2	2.12	0.63
53:CC:16:C:H5	56:CC:108:OHX:N2	1.95	0.63
1:DA:1007:C:H5''	9:DM:35:ARG:NH1	2.14	0.63

Continued on next page...

Continued from previous page...

Atom-1	Atom-2	Interatomic distance (Å)	Clash overlap (Å)
1:DA:2191:G:O2'	1:DA:2192:G:OP1	2.15	0.63
1:DA:2728:U:O2'	1:DA:2729:G:H5'	1.98	0.63
4:DE:61:ARG:HB3	4:DE:62:PRO:HD3	1.80	0.63
11:DO:107:LYS:HB3	11:DO:110:TYR:HD2	1.64	0.63
1:AA:1058:U:H2'	1:AA:1059:G:H8	1.61	0.63
1:AA:1202:C:C2'	1:AA:1203:G:H5'	2.28	0.63
1:AA:1310:G:OP2	29:A7:9:ARG:HD2	1.98	0.63
1:AA:2291:U:O2'	1:AA:2374:C:H1'	1.98	0.63
5:AF:152:GLU:OE1	5:AF:191:ARG:HD2	1.97	0.63
8:AK:140:LEU:HD23	8:AK:140:LEU:N	2.11	0.63
9:AM:22:THR:CG2	9:AM:23:LEU:N	2.61	0.63
20:AU:35:TYR:CD1	20:AU:69:ALA:HB3	2.32	0.63
21:AV:103:ARG:HG3	21:AV:136:PHE:HD1	1.62	0.63
23:AZ:78:LYS:HD2	23:AZ:78:LYS:N	2.14	0.63
31:BA:359:U:H2'	31:BA:360:A:H8	1.62	0.63
31:BA:1004:A:OP1	31:BA:1025:U:C4	2.51	0.63
31:BA:1251:A:H2'	31:BA:1252:A:H8	1.61	0.63
32:BE:115:LEU:HD13	32:BE:145:LEU:HB3	1.80	0.63
52:BD:13:G:H8	52:BD:13:G:O5'	1.81	0.63
31:CA:328:C:C2'	31:CA:329:A:OP2	2.45	0.63
31:CA:750:G:N3	45:CR:23:GLY:HA3	2.14	0.63
31:CA:1015:A:N3	31:CA:1218:C:O2'	2.30	0.63
31:CA:1133:G:H2'	31:CA:1134:G:H8	1.64	0.63
34:CG:111:ALA:HB2	34:CG:120:LEU:HD11	1.80	0.63
43:CP:76:ALA:HA	43:CP:79:LYS:HB3	1.80	0.63
44:CQ:24:CYS:HB2	44:CQ:39:LEU:HA	1.81	0.63
46:CS:56:ALA:O	46:CS:60:LEU:HG	1.98	0.63
1:DA:389:G:N1	11:DO:71:VAL:CG1	2.60	0.63
1:DA:634:C:H2'	1:DA:635:C:C6	2.34	0.63
1:DA:945:A:C6	1:DA:2448:A:C4	2.87	0.63
1:DA:1496:A:H8	1:DA:1577:C:HO2'	1.35	0.63
1:DA:2046:G:H5'	27:D5:19:ARG:HG3	1.79	0.63
1:DA:2279:G:O6	22:D3:14:ARG:HD2	1.98	0.63
11:DO:52:GLU:HG3	11:DO:57:THR:CA	2.22	0.63
21:DV:103:ARG:O	21:DV:104:PHE:HB2	1.98	0.63
1:AA:654(C):G:H2'	1:AA:654(D):G:O4'	1.98	0.63
1:AA:1858:G:HO2'	1:AA:1884:A:N6	1.96	0.63
1:AA:2163:C:H5''	1:AA:2172:U:OP2	1.99	0.63
1:AA:2391:G:P	30:A8:32:LEU:HD11	2.31	0.63
3:AD:27:THR:CG2	3:AD:28:GLU:N	2.55	0.63
12:AP:84:GLY:O	12:AP:85:LYS:HB2	1.98	0.63

Continued on next page...

Continued from previous page...

Atom-1	Atom-2	Interatomic distance (Å)	Clash overlap (Å)
20:AU:97:ARG:HH21	20:AU:98:VAL:CB	2.10	0.63
31:BA:197:A:N7	31:BA:221:C:H4'	2.13	0.63
31:BA:267:C:OP1	47:BT:67:LYS:HD2	1.98	0.63
31:BA:417:C:H2'	31:BA:418:C:H6	1.62	0.63
33:BF:56:ASP:O	33:BF:57:ILE:HG13	1.98	0.63
33:BF:108:ASN:ND2	33:BF:144:SER:OG	2.29	0.63
31:CA:126:G:O2'	31:CA:634:C:O2'	2.14	0.63
31:CA:182:U:H5	31:CA:183:G:C1'	2.11	0.63
31:CA:1206:G:O4'	33:CF:194:GLY:N	2.32	0.63
52:CD:47:U:H2'	52:CD:48:C:H6	1.63	0.63
1:DA:864:G:C6	1:DA:865:C:N4	2.67	0.63
1:DA:959:A:N6	1:DA:960:A:N1	2.47	0.63
1:DA:1733:G:H2'	1:DA:1734:C:H5'	1.79	0.63
10:DN:116:SER:HB2	10:DN:117:LEU:HD12	1.79	0.63
12:DP:98:LYS:HB3	12:DP:99:PRO:HD2	1.80	0.63
17:D2:38:LEU:HD13	17:D2:55:ALA:HB1	1.80	0.63
21:DV:18:LEU:HB3	21:DV:23:LYS:O	1.99	0.63
1:AA:658:C:H2'	1:AA:659:C:C6	2.33	0.63
1:AA:811:U:OP2	11:AO:21:ARG:O	2.17	0.63
1:AA:1681:G:OP1	56:AA:3479:OHX:N4	2.32	0.63
1:AA:1798:U:H5''	3:AD:259:THR:CG2	2.24	0.63
1:AA:1888:G:H3'	1:AA:1888:G:N3	2.13	0.63
1:AA:2210:G:C3'	1:AA:2211:G:N7	2.62	0.63
1:AA:2241:A:O2'	1:AA:2242:G:H5'	1.99	0.63
1:AA:2661:G:O2'	1:AA:2662:A:H5'	1.97	0.63
2:AB:66:A:H61	2:AB:107:U:H2'	1.62	0.63
8:AK:8:PRO:HG3	8:AK:14:ASP:HB2	1.80	0.63
8:AK:131:LYS:HD3	8:AK:131:LYS:N	2.14	0.63
9:AM:55:VAL:C	9:AM:57:ALA:H	2.02	0.63
20:AU:42:VAL:HB	20:AU:67:LEU:HD11	1.78	0.63
31:BA:448:A:P	31:BA:485:G:H22	2.22	0.63
32:BE:7:VAL:HG23	32:BE:8:LYS:HE2	1.80	0.63
32:BE:61:LEU:HD23	32:BE:68:ILE:HD11	1.81	0.63
35:BH:51:VAL:HB	35:BH:52:PRO:HD3	1.81	0.63
31:CA:298:A:H5''	31:CA:299:G:OP2	1.99	0.63
31:CA:977:A:H2'	31:CA:978:A:H5'	1.80	0.63
31:CA:1004:A:C2	31:CA:1024:G:C8	2.87	0.63
31:CA:1374:A:H2'	31:CA:1375:A:C5'	2.28	0.63
1:DA:654(S):G:H4'	1:DA:654(T):A:OP1	1.97	0.63
1:DA:1766:U:H3	1:DA:1986:A:H61	1.46	0.63
1:DA:2287:A:N6	1:DA:2344:U:H3	1.94	0.63

Continued on next page...

Continued from previous page...

Atom-1	Atom-2	Interatomic distance (Å)	Clash overlap (Å)
1:DA:2383:G:OP2	30:D8:37:SER:HB2	1.99	0.63
5:DF:36:VAL:O	5:DF:40:GLN:HB2	1.98	0.63
5:DF:102:PRO:O	5:DF:105:VAL:N	2.32	0.63
17:D2:21:ARG:HD3	17:D2:91:TYR:HB3	1.81	0.63
21:DV:115:GLY:HA2	21:DV:177:PRO:HG2	1.81	0.63
24:DW:65:ASN:HD22	24:DW:69:ARG:NH2	1.85	0.63
26:D4:34:GLU:N	26:D4:34:GLU:OE1	2.32	0.63
1:AA:307:G:N7	56:AA:3445:OHX:N2	2.46	0.63
1:AA:444:C:H4'	5:AF:49:ALA:HB2	1.79	0.63
1:AA:1164:G:H2'	1:AA:1165:U:C6	2.33	0.63
6:AG:146:TYR:O	6:AG:149:VAL:HG22	1.98	0.63
7:AH:88:LEU:HD12	7:AH:88:LEU:N	2.14	0.63
11:AO:115:LEU:HA	11:AO:134:ALA:HB2	1.81	0.63
13:A0:3:HIS:O	13:A0:5:LYS:N	2.32	0.63
18:AS:37:ARG:HD3	18:AS:38:TYR:CE2	2.33	0.63
20:AU:49:VAL:C	20:AU:51:VAL:H	1.98	0.63
21:AV:44:PHE:CE2	21:AV:86:VAL:HG11	2.33	0.63
22:A3:49:LYS:NZ	22:A3:68:GLU:OE2	2.24	0.63
22:A3:70:GLN:HE21	22:A3:80:HIS:HE2	1.47	0.63
31:BA:1073:U:OP2	35:BH:57:LYS:NZ	2.17	0.63
32:BE:8:LYS:HE2	32:BE:8:LYS:H	1.64	0.63
49:BV:33:THR:OG1	49:BV:34:TRP:N	2.29	0.63
52:BB:75:C:H2'	52:BB:76:C:C6	2.34	0.63
31:CA:313:A:H2'	31:CA:314:C:C6	2.33	0.63
31:CA:870:U:H4'	31:CA:871:U:C5'	2.27	0.63
31:CA:1095:U:O4	31:CA:1096:C:N4	2.31	0.63
31:CA:1305:G:N2	31:CA:1331:G:O2'	2.31	0.63
34:CG:62:GLN:NE2	34:CG:65:ARG:HE	1.96	0.63
36:CI:45:LEU:HD21	36:CI:57:GLN:NE2	2.13	0.63
48:CU:53:ARG:HA	48:CU:56:THR:OG1	1.99	0.63
1:DA:397:G:N7	56:DA:3483:OHX:N6	2.47	0.63
1:DA:900:A:H2'	1:DA:900:A:N3	2.13	0.63
1:DA:996:A:C2	1:DA:997:G:C8	2.87	0.63
1:DA:1061:U:H2'	1:DA:1061:U:O2	1.98	0.63
2:DB:102:G:N3	21:DV:73:GLN:NE2	2.42	0.63
2:DB:104:A:H2'	2:DB:105:G:O4'	1.99	0.63
24:DW:37:PHE:O	24:DW:41:ILE:HG12	1.98	0.63
26:D4:56:VAL:O	26:D4:57:GLU:HB2	1.99	0.63
1:AA:1015:G:C2'	1:AA:1016:G:H5'	2.29	0.63
5:AF:185:ASP:OD1	5:AF:188:ARG:NH1	2.31	0.63
12:AP:19:GLY:HA3	12:AP:98:LYS:HZ3	1.62	0.63

Continued on next page...

Continued from previous page...

Atom-1	Atom-2	Interatomic distance (Å)	Clash overlap (Å)
12:AP:32:TYR:OH	12:AP:111:GLU:HB2	1.98	0.63
14:AQ:27:SER:HA	14:AQ:88:ASP:CB	2.29	0.63
23:AZ:65:SER:HB2	23:AZ:66:HIS:CD2	2.30	0.63
31:BA:78:G:O6	31:BA:90:C:N4	2.31	0.63
31:BA:130:A:OP2	31:BA:189:U:C5	2.51	0.63
31:BA:509:A:O2'	31:BA:510:A:OP1	2.13	0.63
31:BA:751:U:H5''	31:BA:752:G:OP2	1.97	0.63
31:BA:1305:G:OP2	31:BA:1305:G:C8	2.50	0.63
31:BA:1429:C:H2'	31:BA:1430:C:C6	2.33	0.63
52:BB:21:A:C2	52:BB:22:A:N6	2.61	0.63
52:BD:44:C:H2'	52:BD:45:C:O4'	1.98	0.63
31:CA:362:G:O6	56:CA:1798:OHX:N1	2.31	0.63
31:CA:501:C:H2'	31:CA:502:G:C8	2.33	0.63
31:CA:852:G:O2'	31:CA:853:G:H5'	1.99	0.63
31:CA:971:G:N2	31:CA:1363:A:OP2	2.19	0.63
31:CA:1023:G:C6	31:CA:1024:G:N7	2.67	0.63
31:CA:1128:C:O2'	31:CA:1129:C:OP1	2.17	0.63
49:CV:7:LYS:HG2	49:CV:8:GLY:N	2.11	0.63
52:CD:22:A:C5	52:CD:57:C:N4	2.66	0.63
1:DA:5:A:N6	1:DA:2898:U:H3	1.96	0.63
1:DA:1076:C:H2'	1:DA:1077:A:H5'	1.79	0.63
1:DA:1991:U:H2'	1:DA:1992:G:H5''	1.81	0.63
1:DA:2190:G:C3'	1:DA:2191:G:H5''	2.29	0.63
1:DA:2519:U:H4'	1:DA:2520:C:OP1	1.98	0.63
3:DD:35:LYS:HD3	3:DD:104:TYR:HD1	1.63	0.63
3:DD:63:ARG:HD3	3:DD:63:ARG:H	1.62	0.63
6:DG:35:GLU:O	6:DG:36:LYS:HB3	1.98	0.63
11:DO:64:LYS:O	11:DO:65:ARG:C	2.37	0.63
12:DP:19:GLY:HA3	12:DP:98:LYS:NZ	2.14	0.63
21:DV:29:TYR:HB3	21:DV:34:ASN:ND2	2.14	0.63
1:AA:598:G:H1'	11:AO:12:ALA:CB	2.29	0.63
1:AA:768:G:O2'	1:AA:1379:A:N6	2.32	0.63
1:AA:1701:A:OP2	56:AA:3558:OHX:N2	2.32	0.63
9:AM:111:PRO:HA	9:AM:114:ARG:NH1	2.13	0.63
31:BA:39:G:N7	31:BA:547:A:H8	1.97	0.63
31:BA:68:G:N2	31:BA:69:G:H1'	2.14	0.63
31:BA:859:A:H2'	31:BA:860:A:C8	2.34	0.63
31:BA:872:A:C4	31:BA:874:G:N7	2.67	0.63
31:BA:956:U:C2'	31:BA:957:U:H5'	2.29	0.63
31:BA:1006:C:N4	31:BA:1023:G:H1	1.94	0.63
31:BA:1024:G:H4'	31:BA:1024:G:OP1	1.98	0.63

Continued on next page...

Continued from previous page...

Atom-1	Atom-2	Interatomic distance (Å)	Clash overlap (Å)
43:BP:8:GLU:O	43:BP:10:PRO:HD3	1.99	0.63
49:BV:41:VAL:HB	49:BV:42:PRO:CA	2.23	0.63
31:CA:179:A:H2'	31:CA:180:U:C6	2.30	0.63
31:CA:260:G:O6	56:CA:1779:OHX:N2	2.31	0.63
31:CA:485:G:O2'	31:CA:486:U:H6	1.81	0.63
31:CA:980:C:H3'	31:CA:981:U:H6	1.61	0.63
32:CE:16:HIS:HB3	32:CE:210:SER:HB2	1.80	0.63
32:CE:178:ARG:NH2	38:CK:68:ARG:NH2	2.46	0.63
37:CJ:81:GLY:O	37:CJ:83:ALA:N	2.32	0.63
40:CM:47:PHE:HB2	44:CQ:34:TYR:HE2	1.62	0.63
45:CR:82:ILE:C	45:CR:82:ILE:HD13	2.20	0.63
1:DA:302:C:H2'	1:DA:303:U:C6	2.34	0.63
1:DA:1078:U:O2	1:DA:1088:A:H2	1.82	0.63
1:DA:1273:U:OP2	56:DA:3377:OHX:N4	2.31	0.63
1:DA:1955:U:O3'	1:DA:1956:U:H6	1.82	0.63
1:DA:2401:U:C3'	1:DA:2402:C:H5''	2.28	0.63
11:DO:49:ARG:HD2	30:D8:58:ILE:CG2	2.29	0.63
12:DP:84:GLY:O	12:DP:85:LYS:HB2	1.98	0.63
17:D2:33:VAL:HG13	17:D2:35:LEU:HD22	1.79	0.63
1:AA:481:G:H1'	1:AA:507:A:N1	2.14	0.62
1:AA:636:G:OP2	11:AO:113:LYS:NZ	2.31	0.62
1:AA:654(M):C:C5'	1:AA:654(N):G:N7	2.62	0.62
1:AA:1086:A:H4'	1:AA:1103:A:C2	2.34	0.62
1:AA:2756:U:H1'	1:AA:2757:A:H5''	1.81	0.62
2:AB:6:C:C2'	2:AB:7:G:H5''	2.29	0.62
2:AB:7:G:P	14:AQ:29:PHE:HE1	2.22	0.62
5:AF:177:ALA:HB1	5:AF:178:PRO:HD2	1.80	0.62
11:AO:15:ARG:CG	11:AO:15:ARG:NH1	2.39	0.62
12:AP:19:GLY:HA3	12:AP:98:LYS:CD	2.29	0.62
12:AP:25:ASP:O	12:AP:25:ASP:CG	2.38	0.62
12:AP:32:TYR:O	12:AP:105:GLU:HA	1.98	0.62
31:BA:129(A):G:N2	31:BA:188:U:O2'	2.32	0.62
31:BA:368:U:P	8:DK:91:SER:HG	2.22	0.62
31:BA:942:G:C2	31:BA:943:U:C6	2.87	0.62
52:BB:10:C:N3	52:BB:26:G:N2	2.32	0.62
52:BB:59:A:N6	52:BB:73:U:H3	1.93	0.62
54:B1:12:A:O2'	54:B1:13:A:O5'	2.16	0.62
31:CA:571:U:H5''	31:CA:572:A:OP2	1.99	0.62
32:CE:17:PHE:CE2	32:CE:44:LEU:HA	2.34	0.62
41:CN:21:ILE:HG21	41:CN:84:VAL:HG12	1.80	0.62
49:CV:62:ILE:HD12	49:CV:62:ILE:N	2.13	0.62

Continued on next page...

Continued from previous page...

Atom-1	Atom-2	Interatomic distance (Å)	Clash overlap (Å)
52:CD:9:U:HO2'	52:CD:10:C:H5	1.46	0.62
1:DA:2173:A:N6	1:DA:2174:C:O2	2.32	0.62
1:DA:2712:U:O2'	1:DA:2712(A):A:O5'	2.12	0.62
3:DD:36:PRO:HB3	3:DD:61:LEU:HG	1.79	0.62
8:DK:75:LEU:HD23	8:DK:76:THR:N	2.14	0.62
21:DV:97:GLU:HB2	21:DV:125:LEU:HD11	1.81	0.62
1:AA:26:G:C6	1:AA:27:G:N1	2.67	0.62
1:AA:907:U:O5'	12:AP:23:GLY:O	2.17	0.62
1:AA:1586:A:C2	1:AA:1587:A:C5	2.88	0.62
3:AD:31:LYS:O	3:AD:31:LYS:HG3	1.99	0.62
12:AP:54:MET:O	12:AP:57:HIS:N	2.32	0.62
20:AU:39:VAL:O	20:AU:40:GLU:HG2	1.99	0.62
29:A7:43:THR:HG23	29:A7:44:PRO:CD	2.29	0.62
31:BA:652:U:H1'	31:BA:653:A:C2	2.34	0.62
31:BA:1034:G:H2'	31:BA:1035:A:C8	2.34	0.62
31:BA:1213:A:C6	31:BA:1215:G:H1'	2.35	0.62
31:BA:1266:G:N2	31:BA:1269:A:OP2	2.27	0.62
37:BJ:155:ARG:HD3	37:BJ:155:ARG:O	1.99	0.62
31:CA:417:C:O2'	31:CA:418:C:H5'	1.99	0.62
31:CA:1387:G:H2'	31:CA:1388:C:C6	2.34	0.62
33:CF:23:TYR:CD1	40:CM:10:GLY:HA2	2.34	0.62
33:CF:72:LYS:NZ	33:CF:74:GLY:HA3	2.14	0.62
52:CB:7:G:OP2	56:CB:104:OHX:N1	2.31	0.62
53:CC:12:G:H1'	1:DA:1923:U:O2'	1.99	0.62
1:DA:469:G:O6	29:D7:37:LYS:HE2	1.98	0.62
1:DA:1416:G:O2'	1:DA:1417:C:H6	1.74	0.62
1:DA:2143:C:H42	1:DA:2148:G:H1	0.65	0.62
2:DB:1(M):A:O5'	56:DB:219:OHX:N5	2.31	0.62
2:DB:74:U:C3'	2:DB:75:G:H5''	2.29	0.62
4:DE:81:ILE:O	4:DE:82:ARG:HB3	1.97	0.62
11:DO:11:GLY:C	11:DO:13:ASN:N	2.52	0.62
17:D2:78:LYS:C	17:D2:79:VAL:CG1	2.68	0.62
28:D6:44:ARG:O	28:D6:45:LYS:HB2	1.98	0.62
1:AA:1061:U:O3'	1:AA:1070:A:H4'	2.00	0.62
1:AA:1551:C:C2'	1:AA:1552:G:H5'	2.30	0.62
1:AA:2428:G:H21	11:AO:60:MET:CE	2.12	0.62
5:AF:128:ALA:O	5:AF:129:PHE:HB2	1.99	0.62
16:A1:82:GLY:O	16:A1:85:LYS:N	2.32	0.62
31:BA:633:G:H5'	31:BA:634:C:OP2	1.97	0.62
31:BA:827:U:C5'	31:BA:828:A:OP2	2.47	0.62
31:BA:1024:G:H2'	31:BA:1025:U:C6	2.34	0.62

Continued on next page...

Continued from previous page...

Atom-1	Atom-2	Interatomic distance (Å)	Clash overlap (Å)
34:BG:85:LYS:HG2	34:BG:86:LYS:N	2.11	0.62
37:BJ:69:VAL:HG22	37:BJ:135:VAL:HG22	1.81	0.62
31:CA:923:A:OP1	35:CH:21:ALA:HB2	1.99	0.62
31:CA:1074:G:O2'	31:CA:1101:A:N1	2.29	0.62
31:CA:1086:U:O5'	31:CA:1086:U:H6	1.82	0.62
34:CG:189:PRO:HB2	34:CG:194:LEU:CD2	2.28	0.62
39:CL:118:LYS:HB3	39:CL:121:ARG:HB3	1.80	0.62
40:CM:78:ASN:HD22	40:CM:80:LYS:HB3	1.64	0.62
43:CP:40:ASN:OD1	43:CP:41:PRO:HD2	1.99	0.62
48:CU:56:THR:HB	48:CU:58:LEU:CD1	2.28	0.62
1:DA:719:C:C2'	1:DA:720:C:H5'	2.30	0.62
1:DA:971:C:OP1	1:DA:974:G:C8	2.52	0.62
1:DA:1260:G:H2'	1:DA:1261:C:H6	1.64	0.62
1:DA:1651:G:H5'	13:D0:39:PRO:HG2	1.80	0.62
1:DA:2143:C:N4	1:DA:2148:G:N1	2.12	0.62
1:DA:2688:U:H3'	1:DA:2688:U:O2	1.99	0.62
5:DF:177:ALA:HB1	5:DF:178:PRO:HD2	1.81	0.62
6:DG:128:ARG:HG3	6:DG:128:ARG:NH2	2.09	0.62
16:D1:110:VAL:O	16:D1:114:LYS:HG2	1.99	0.62
19:DT:63:LYS:HA	19:DT:72:LYS:HA	1.81	0.62
26:D4:34:GLU:HG2	26:D4:35:VAL:N	2.08	0.62
1:AA:675:A:OP1	5:AF:63:LYS:HE2	1.98	0.62
1:AA:1888:G:OP2	1:AA:1888:G:N2	2.32	0.62
1:AA:2862:G:H2'	1:AA:2863:C:H6	1.64	0.62
4:AE:92:THR:HB	4:AE:94:GLU:H	1.63	0.62
5:AF:45:ARG:HG2	5:AF:45:ARG:NH1	2.09	0.62
13:A0:79:LEU:HA	13:A0:83:ILE:HD12	1.80	0.62
31:BA:49:U:C2	31:BA:361:G:N2	2.68	0.62
31:BA:51:A:OP2	31:BA:52:G:C8	2.52	0.62
31:BA:939:G:C6	31:BA:940:C:N4	2.68	0.62
41:BN:79:SER:HB2	41:BN:106:LYS:CD	2.28	0.62
52:BD:14:A:H3'	52:BD:15:G:C5'	2.29	0.62
52:BD:41:C:H2'	52:BD:42:U:H6	1.64	0.62
31:CA:457:C:H2'	31:CA:458:C:C6	2.35	0.62
31:CA:892:A:O2'	31:CA:1415:G:H4'	1.99	0.62
31:CA:966:G:O2'	39:CL:127:LYS:O	2.18	0.62
31:CA:1320:C:O2	49:CV:72:GLY:HA3	2.00	0.62
31:CA:1348:U:C5	31:CA:1349:A:N7	2.67	0.62
32:CE:83:MET:C	32:CE:85:ALA:H	2.03	0.62
33:CF:184:TYR:CD1	33:CF:201:TYR:HE2	2.11	0.62
34:CG:13:ARG:NH1	34:CG:38:TYR:O	2.32	0.62

Continued on next page...

Continued from previous page...

Atom-1	Atom-2	Interatomic distance (Å)	Clash overlap (Å)
52:CB:62:G:C2'	52:CB:63:U:H5'	2.28	0.62
1:DA:803:U:C2'	1:DA:804:A:H5'	2.28	0.62
1:DA:1396:U:O2	1:DA:1396:U:H2'	1.98	0.62
1:DA:2469:A:C2	1:DA:2470:G:C8	2.88	0.62
5:DF:167:ALA:O	5:DF:169:ASN:N	2.32	0.62
11:DO:97:PRO:CD	11:DO:112:LEU:HD12	2.29	0.62
12:DP:87:LYS:O	12:DP:88:GLY:C	2.38	0.62
18:DS:95:ILE:HD13	18:DS:95:ILE:H	1.63	0.62
20:DU:76:CYS:SG	20:DU:77:PRO:HD2	2.40	0.62
21:DV:132:ASN:ND2	21:DV:160:GLY:H	1.97	0.62
1:AA:1171:G:C6	1:AA:1174:A:N6	2.68	0.62
1:AA:1416:G:O2'	1:AA:1417:C:C6	2.47	0.62
1:AA:1416:G:H21	1:AA:1586:A:H62	1.45	0.62
1:AA:1797:C:H2'	1:AA:1798:U:H5'	1.80	0.62
1:AA:2287:A:H2	1:AA:2346:A:N1	1.98	0.62
4:AE:21:VAL:HG23	4:AE:22:PRO:CG	2.29	0.62
16:A1:92:ARG:NH2	17:A2:11:GLN:O	2.32	0.62
16:A1:108:GLU:OE1	16:A1:112:ARG:NH1	2.32	0.62
22:A3:41:ARG:NE	22:A3:41:ARG:HA	2.14	0.62
26:A4:45:GLY:O	26:A4:47:GLN:N	2.32	0.62
27:A5:6:VAL:HG22	27:A5:7:PRO:HD3	1.80	0.62
31:BA:428:G:O4'	31:BA:430:A:C8	2.52	0.62
37:BJ:26:PHE:CE2	37:BJ:30:ILE:HD11	2.33	0.62
41:BN:17:GLY:HA3	41:BN:77:MET:SD	2.39	0.62
31:CA:556:C:C2'	31:CA:557:G:H5'	2.29	0.62
31:CA:674:G:OP1	36:CI:87:ARG:NH2	2.32	0.62
31:CA:1142:G:H3'	31:CA:1143:G:H8	1.64	0.62
41:CN:100:ALA:O	41:CN:102:GLY:N	2.32	0.62
52:CB:14:A:H61	52:CB:22:A:H1'	1.63	0.62
52:CD:49:A:C2	52:CD:51:C:OP2	2.52	0.62
1:DA:573:G:O2'	1:DA:574:C:H3'	1.98	0.62
1:DA:1064:C:H42	1:DA:1074:G:H1	1.47	0.62
1:DA:1420:U:HO2'	1:DA:1421:G:P	2.21	0.62
1:DA:1480:G:H5'	1:DA:1482:U:OP2	1.99	0.62
1:DA:2392:A:H2	1:DA:2424:C:N4	1.95	0.62
1:DA:2542:A:H5''	1:DA:2542:A:N3	2.15	0.62
1:DA:2818:G:O2'	1:DA:2819:G:H5'	1.99	0.62
4:DE:200:GLU:HG2	4:DE:201:THR:H	1.63	0.62
11:DO:16:ARG:HG3	11:DO:16:ARG:NH1	2.15	0.62
14:DQ:14:VAL:HG21	14:DQ:89:ARG:HD3	1.81	0.62
18:DS:33:ARG:NE	18:DS:52:GLU:OE2	2.32	0.62

Continued on next page...

Continued from previous page...

Atom-1	Atom-2	Interatomic distance (Å)	Clash overlap (Å)
22:D3:66:VAL:HG12	22:D3:67:VAL:H	1.64	0.62
1:AA:219:G:OP2	56:AA:3415:OHX:N2	2.31	0.62
1:AA:274:G:H2'	1:AA:275:G:C1'	2.28	0.62
1:AA:1026:U:H1'	1:AA:1027:A:C5'	2.29	0.62
1:AA:1181:C:O2'	1:AA:1182:A:H5'	2.00	0.62
1:AA:2583:G:N2	52:BB:85:A:C8	2.61	0.62
3:AD:244:ARG:HB2	3:AD:245:PRO:HD2	1.79	0.62
4:AE:32:PRO:O	4:AE:34:VAL:HG12	2.00	0.62
7:AH:149:ARG:HG3	7:AH:162:ILE:O	1.99	0.62
8:AK:95:LYS:HE3	8:AK:99:GLU:HG3	1.80	0.62
9:AM:28:THR:N	9:AM:106:MET:HE1	2.15	0.62
10:AN:80:ASP:OD2	15:AR:64:ARG:NH2	2.32	0.62
31:BA:149:A:C2	31:BA:150:C:N3	2.67	0.62
31:BA:1349:A:C2	31:BA:1350:A:H1'	2.34	0.62
32:BE:8:LYS:H	32:BE:8:LYS:CE	2.12	0.62
32:BE:229:VAL:HG12	32:BE:230:VAL:H	1.63	0.62
35:BH:101:ILE:HG13	35:BH:119:LEU:HD23	1.81	0.62
39:BL:118:LYS:O	39:BL:119:ALA:HB3	2.00	0.62
31:CA:1449:C:O2'	31:CA:1450:U:P	2.58	0.62
32:CE:19:HIS:O	32:CE:20:GLU:O	2.16	0.62
34:CG:63:LYS:HD2	34:CG:198:VAL:HG12	1.81	0.62
35:CH:76:ILE:CG2	35:CH:77:PRO:HD2	2.29	0.62
35:CH:100:VAL:O	35:CH:100:VAL:HG13	1.99	0.62
37:CJ:87:VAL:HG23	37:CJ:88:PRO:HD2	1.81	0.62
43:CP:11:ARG:O	43:CP:13:LYS:N	2.31	0.62
1:DA:405:U:H3'	1:DA:405:U:O2	1.99	0.62
1:DA:1342:A:N1	1:DA:1397:U:C5	2.68	0.62
1:DA:1986:A:OP1	56:DA:3061:OHX:N4	2.32	0.62
1:DA:2123:G:N2	1:DA:2175:C:N3	2.41	0.62
1:DA:2446:G:C2'	1:DA:2447:G:H5''	2.30	0.62
1:DA:2872:G:C4	1:DA:2873:A:C2	2.87	0.62
7:DH:92:ILE:HD12	7:DH:92:ILE:N	2.14	0.62
11:DO:80:TYR:CD1	11:DO:111:ARG:HB3	2.34	0.62
19:DT:53:LYS:NZ	19:DT:55:ASN:HD21	1.97	0.62
26:D4:30:GLU:O	26:D4:31:ILE:HG13	1.98	0.62
1:AA:280:C:H2'	1:AA:281:G:H5'	1.81	0.62
1:AA:880:G:H1	1:AA:897:C:H42	1.35	0.62
1:AA:1434:A:H61	1:AA:1558:A:H62	1.46	0.62
1:AA:1534:G:H2'	1:AA:1534:G:N3	2.14	0.62
1:AA:1992:G:O2'	1:AA:1993:U:OP2	2.12	0.62
1:AA:2210:G:H2'	1:AA:2211:G:N7	2.15	0.62

Continued on next page...

Continued from previous page...

Atom-1	Atom-2	Interatomic distance (Å)	Clash overlap (Å)
6:AG:6:ALA:HB3	6:AG:104:GLU:OE2	1.99	0.62
12:AP:53:ALA:HB1	12:AP:120:ILE:CG2	2.29	0.62
12:AP:136:ALA:CB	21:AV:52:SER:HB2	2.29	0.62
20:AU:96:ILE:HG22	20:AU:101:LYS:HE2	1.80	0.62
30:A8:48:PHE:HE2	30:A8:50:LEU:CD1	2.10	0.62
30:A8:52:LYS:H	30:A8:53:PRO:HD2	1.65	0.62
31:BA:77:C:C2'	31:BA:78:G:H5''	2.29	0.62
31:BA:1452:C:HO2'	31:BA:1453:G:P	2.19	0.62
33:BF:184:TYR:CD1	33:BF:201:TYR:HE2	2.17	0.62
40:BM:7:LYS:HB3	40:BM:97:GLU:HB2	1.80	0.62
50:BW:13:LEU:C	50:BW:13:LEU:HD12	2.20	0.62
31:CA:711:G:O2'	31:CA:712:A:H5'	1.98	0.62
47:CT:63:ARG:HG2	47:CT:64:PRO:CD	2.26	0.62
54:C1:20:G:O2'	54:C1:21:C:H5'	1.99	0.62
1:DA:254:G:N7	30:D8:5:LYS:HE2	2.15	0.62
1:DA:753:C:H6	1:DA:753:C:O5'	1.83	0.62
1:DA:1519:G:H2'	1:DA:1520:U:H5'	1.82	0.62
1:DA:1758:G:C2	1:DA:2696:U:H5'	2.34	0.62
3:DD:125:ILE:HD12	3:DD:136:ILE:HG23	1.81	0.62
6:DG:172:LEU:O	6:DG:172:LEU:HD12	1.99	0.62
7:DH:27:LYS:HD3	7:DH:32:GLU:HB3	1.80	0.62
8:DK:31:LEU:HD21	8:DK:38:LEU:CD1	2.29	0.62
1:AA:4:C:H2'	1:AA:5:A:H8	1.63	0.62
1:AA:332:A:C2	1:AA:335:C:C5	2.88	0.62
1:AA:1045:A:O2'	1:AA:1047:G:C5	2.53	0.62
1:AA:1206:G:C5	1:AA:1207:C:C5	2.88	0.62
1:AA:1256:G:O2'	5:AF:82:ILE:HD11	1.99	0.62
1:AA:1525:G:H2'	1:AA:1526:G:C8	2.34	0.62
5:AF:167:ALA:HB1	5:AF:173:VAL:HG11	1.82	0.62
21:AV:63:ASP:N	21:AV:64:GLY:HA2	2.15	0.62
21:AV:128:VAL:HA	21:AV:161:VAL:HG21	1.81	0.62
25:AX:6:VAL:HG12	25:AX:56:VAL:HG22	1.81	0.62
31:BA:68:G:C2	31:BA:69:G:H1'	2.35	0.62
31:BA:939:G:H5''	37:BJ:102:ARG:CZ	2.29	0.62
31:BA:1326:C:H2'	31:BA:1327:C:C6	2.34	0.62
32:BE:178:ARG:HG3	38:BK:72:PRO:HA	1.81	0.62
34:BG:52:SER:O	34:BG:55:ALA:HB3	1.99	0.62
34:BG:101:LEU:HD23	34:BG:121:VAL:HG13	1.82	0.62
39:BL:78:LYS:HE2	39:BL:101:PHE:HE2	1.64	0.62
52:BB:51:C:H3'	52:BB:52:G:C8	2.35	0.62
31:CA:173:U:H5''	31:CA:197:A:O4'	2.00	0.62

Continued on next page...

Continued from previous page...

Atom-1	Atom-2	Interatomic distance (Å)	Clash overlap (Å)
31:CA:1394:A:OP1	56:CA:1797:OHX:N2	2.32	0.62
34:CG:19:LEU:HD12	34:CG:19:LEU:N	2.14	0.62
38:CK:29:SER:HB3	38:CK:32:LYS:HG3	1.81	0.62
42:CO:60:LEU:HB2	42:CO:64:TYR:HB3	1.81	0.62
52:CB:55:U:H2'	52:CB:56:U:H6	1.65	0.62
1:DA:849:A:OP1	56:DA:3465:OHX:N3	2.33	0.62
1:DA:1007:C:OP1	9:DM:35:ARG:NH1	2.32	0.62
1:DA:1368:G:O6	56:DA:3487:OHX:N2	2.33	0.62
1:DA:2315:G:H2'	1:DA:2316:C:C6	2.34	0.62
1:DA:2861:G:N7	56:DA:3068:OHX:N6	2.48	0.62
3:DD:5:LYS:HB2	3:DD:5:LYS:NZ	2.15	0.62
9:DM:126:PRO:O	9:DM:127:ASP:HB2	2.00	0.62
11:DO:82:GLY:HA2	11:DO:113:LYS:O	1.98	0.62
16:D1:91:ASP:C	16:D1:93:LYS:N	2.52	0.62
20:DU:42:VAL:O	20:DU:64:GLU:HA	1.99	0.62
26:D4:22:ILE:H	26:D4:22:ILE:HD13	1.63	0.62
1:AA:1278:A:O3'	13:A0:34:ILE:CD1	2.48	0.62
1:AA:1473:G:O2'	1:AA:1474:C:H5'	1.99	0.62
1:AA:2439:A:C5'	1:AA:2439:A:H8	2.13	0.62
4:AE:177:PRO:HD2	4:AE:178:GLU:OE1	1.99	0.62
6:AG:18:GLU:O	6:AG:22:ARG:HG3	1.99	0.62
6:AG:77:ILE:O	6:AG:81:LYS:O	2.18	0.62
7:AH:153:LYS:HA	7:AH:153:LYS:NZ	2.15	0.62
15:AR:42:ILE:HD12	15:AR:42:ILE:O	2.00	0.62
18:AS:110:LYS:HG3	18:AS:111:HIS:ND1	2.15	0.62
26:A4:39:CYS:SG	26:A4:41:PRO:HD3	2.40	0.62
30:A8:34:TRP:C	30:A8:34:TRP:CD1	2.72	0.62
31:BA:84:U:H2'	31:BA:84:U:O2	1.98	0.62
31:BA:322:C:O2'	50:BW:23:ARG:HD2	1.99	0.62
31:BA:388:G:OP1	56:BA:1721:OHX:N6	2.33	0.62
31:BA:1330:U:O4	31:BA:1331:G:N1	2.33	0.62
52:BD:47:U:C4	52:BD:48:C:N4	2.67	0.62
31:CA:652:U:H1'	31:CA:653:A:C2	2.33	0.62
31:CA:1184:G:O2'	31:CA:1185:G:H5'	1.99	0.62
31:CA:1190:G:OP1	33:CF:5:ILE:HG23	1.99	0.62
31:CA:1382:C:H2'	31:CA:1383:C:H6	1.64	0.62
32:CE:188:ALA:HB1	32:CE:192:SER:HB2	1.81	0.62
43:CP:30:ALA:C	43:CP:32:GLU:H	2.01	0.62
43:CP:90:LEU:CD2	43:CP:93:ARG:HE	2.13	0.62
54:C1:17:U:O2'	54:C1:18:G:H5'	2.00	0.62
1:DA:363(B):G:O2'	1:DA:363(C):G:H5'	2.00	0.62

Continued on next page...

Continued from previous page...

Atom-1	Atom-2	Interatomic distance (Å)	Clash overlap (Å)
1:DA:483:A:H5''	20:DU:49:VAL:HG13	1.81	0.62
1:DA:857:C:H4'	22:D3:23:VAL:HG21	1.82	0.62
1:DA:907:U:O2'	12:DP:101:ARG:NH2	2.33	0.62
1:DA:1061:U:H4'	1:DA:1070:A:H1'	1.80	0.62
1:DA:1678:G:H21	1:DA:1989:G:N2	1.91	0.62
1:DA:2611:U:O2'	27:D5:3:LYS:CG	2.48	0.62
5:DF:21:ALA:C	5:DF:23:ASP:H	2.03	0.62
11:DO:19:VAL:HG22	11:DO:20:GLY:N	2.13	0.62
12:DP:75:THR:HG21	12:DP:87:LYS:HE2	1.81	0.62
13:D0:38:VAL:O	13:D0:42:LYS:HB2	2.00	0.62
21:DV:104:PHE:O	21:DV:105:VAL:HG12	1.99	0.62
21:DV:178:GLU:O	21:DV:179:ASP:HB2	2.00	0.62
30:D8:33:ASN:CG	30:D8:34:TRP:H	2.01	0.62
1:AA:99:U:OP1	1:AA:102:G:H5'	2.00	0.62
1:AA:301:G:H1'	1:AA:302:C:C6	2.35	0.62
1:AA:1047:G:O2'	1:AA:1111:A:N6	2.31	0.62
1:AA:1210:A:H4'	1:AA:1211:U:O5'	2.00	0.62
1:AA:1899:G:N2	1:AA:1902:C:N4	2.46	0.62
1:AA:2115:G:O6	1:AA:2117:A:H3'	1.99	0.62
1:AA:2758:A:C4	7:AH:67:LEU:HD21	2.35	0.62
1:AA:2789:C:H2'	1:AA:2790:A:H5''	1.80	0.62
7:AH:153:LYS:HA	7:AH:153:LYS:HZ2	1.65	0.62
12:AP:7:MET:HE1	12:AP:93:TYR:HE2	1.65	0.62
14:AQ:67:ARG:NH1	14:AQ:67:ARG:CB	2.62	0.62
15:AR:93:ARG:HH11	15:AR:93:ARG:HG3	1.63	0.62
17:A2:38:LEU:HD23	17:A2:39:LEU:N	2.15	0.62
29:A7:43:THR:HG22	29:A7:44:PRO:O	2.00	0.62
31:BA:1225:A:OP1	43:BP:102:ARG:HB2	2.00	0.62
31:BA:1452:C:O2'	31:BA:1453:G:P	2.57	0.62
34:BG:4:TYR:CD1	34:BG:5:ILE:N	2.66	0.62
36:BI:19:LEU:HD21	36:BI:59:TYR:CE2	2.35	0.62
50:BW:89:ARG:NH2	50:BW:104:LEU:HD11	2.12	0.62
52:BD:25:G:H2'	52:BD:26:G:O4'	1.99	0.62
31:CA:222:U:H2'	31:CA:223:U:C6	2.34	0.62
31:CA:1133:G:H2'	31:CA:1134:G:C8	2.34	0.62
33:CF:70:VAL:O	33:CF:106:VAL:HG23	2.00	0.62
38:CK:14:ARG:O	38:CK:18:ARG:HD3	1.99	0.62
42:CO:47:LYS:CB	42:CO:48:PRO:CD	2.76	0.62
43:CP:84:ILE:HG23	49:CV:74:PHE:CZ	2.35	0.62
47:CT:12:SER:HB3	47:CT:20:THR:HB	1.82	0.62
52:CD:41:C:H2'	52:CD:42:U:C6	2.35	0.62

Continued on next page...

Continued from previous page...

Atom-1	Atom-2	Interatomic distance (Å)	Clash overlap (Å)
52:CD:43:G:H2'	52:CD:44:C:H6	1.61	0.62
1:DA:603:A:H8	1:DA:604:G:H1'	1.64	0.62
1:DA:830:G:H4'	1:DA:831:G:OP2	1.99	0.62
1:DA:988:A:C2'	1:DA:989:G:O5'	2.48	0.62
1:DA:2262:U:O2'	1:DA:2263:C:H5'	2.00	0.62
1:DA:2275:C:HO2'	12:DP:85:LYS:H	1.47	0.62
2:DB:89(A):A:N7	2:DB:90:C:H1'	2.15	0.62
11:DO:19:VAL:HG22	11:DO:27:HIS:HB3	1.78	0.62
16:D1:14:HIS:HA	16:D1:32:PHE:CD2	2.34	0.62
16:D1:36:ARG:NH2	17:D2:82:ARG:HH22	1.97	0.62
20:DU:97:ARG:HH21	20:DU:98:VAL:HB	1.64	0.62
23:DZ:86:SER:N	23:DZ:87:PRO:CD	2.62	0.62
27:D5:4:HIS:CB	27:D5:5:PRO:CD	2.29	0.62
30:D8:33:ASN:O	30:D8:35:GLN:N	2.33	0.62
1:AA:150:C:H2'	1:AA:151:C:C6	2.35	0.61
1:AA:359:A:H2'	1:AA:360:G:H5'	1.81	0.61
1:AA:1496:A:H5'	1:AA:1497:U:OP1	2.00	0.61
1:AA:2309:A:C6	1:AA:2310:A:N7	2.68	0.61
3:AD:35:LYS:CB	3:AD:63:ARG:HA	2.29	0.61
6:AG:17:PRO:HA	6:AG:20:ILE:HG13	1.82	0.61
9:AM:71:ILE:HD13	9:AM:86:PRO:HA	1.82	0.61
9:AM:137:LYS:CE	9:AM:138:LEU:H	2.13	0.61
21:AV:28:MET:HB2	21:AV:37:VAL:HG11	1.81	0.61
30:A8:30:ARG:O	30:A8:31:HIS:HB3	2.00	0.61
31:BA:114:U:O2'	31:BA:115:G:H5'	2.00	0.61
31:BA:589:C:C4	31:BA:590:C:H5	2.18	0.61
31:BA:792:A:N3	31:BA:794:A:N6	2.47	0.61
31:BA:1024:G:H2'	31:BA:1025:U:C5	2.35	0.61
31:BA:1245:A:H2'	31:BA:1246:C:O4'	2.01	0.61
43:BP:11:ARG:HG2	43:BP:12:ASN:H	1.63	0.61
31:CA:1118:C:H1'	31:CA:1179:A:C4	2.35	0.61
31:CA:1207:G:H2'	31:CA:1208:C:H6	1.65	0.61
31:CA:1347:G:C8	39:CL:107:ARG:CB	2.82	0.61
33:CF:134:ILE:O	33:CF:136:GLN:N	2.33	0.61
42:CO:75:HIS:HD2	42:CO:77:LEU:N	1.94	0.61
52:CD:17:G:O2'	52:CD:66:G:N2	2.30	0.61
1:DA:525:U:H2'	1:DA:525:U:O2	1.98	0.61
1:DA:1226:G:H5'	17:D2:85:LYS:O	2.00	0.61
1:DA:2156:G:C6	1:DA:2157:G:C2	2.88	0.61
11:DO:112:LEU:HB2	11:DO:128:HIS:HD2	1.65	0.61
17:D2:33:VAL:HG12	17:D2:59:ALA:O	2.00	0.61

Continued on next page...

Continued from previous page...

Atom-1	Atom-2	Interatomic distance (Å)	Clash overlap (Å)
21:DV:157:LEU:HB3	21:DV:161:VAL:HG21	1.82	0.61
27:D5:49:CYS:SG	27:D5:50:GLY:N	2.73	0.61
1:AA:125:G:H4'	1:AA:126:A:OP2	2.00	0.61
1:AA:1081:U:H3'	1:AA:1082:U:C6	2.35	0.61
1:AA:1519:G:O2'	1:AA:1520:U:H5'	2.01	0.61
1:AA:2135:A:HO2'	1:AA:2136:C:P	2.21	0.61
1:AA:2142:C:N3	1:AA:2149:G:N2	2.41	0.61
11:AO:138:LEU:CD1	11:AO:144:GLU:HG3	2.29	0.61
12:AP:66:ILE:HG13	12:AP:67:ARG:N	2.14	0.61
12:AP:118:LEU:HD12	12:AP:131:ILE:HG23	1.82	0.61
15:AR:20:PRO:HG2	15:AR:86:ILE:O	2.00	0.61
21:AV:133:ILE:O	21:AV:135:GLU:N	2.34	0.61
30:A8:35:GLN:OE1	30:A8:35:GLN:CA	2.42	0.61
31:BA:1005:A:H3'	31:BA:1006:C:C5'	2.28	0.61
32:BE:224:GLN:HG2	32:BE:224:GLN:O	1.99	0.61
35:BH:37:ARG:HA	35:BH:114:GLY:H	1.64	0.61
40:BM:54:PHE:CZ	40:BM:55:LYS:NZ	2.64	0.61
42:BO:64:TYR:O	42:BO:65:GLU:HB2	2.00	0.61
49:BV:44:MET:O	49:BV:47:HIS:HB2	2.00	0.61
52:BB:21:A:C8	52:BB:46:G:C8	2.88	0.61
52:BD:28:G:H2'	52:BD:29:C:C6	2.35	0.61
31:CA:8:A:N6	34:CG:209:ARG:HB2	2.15	0.61
31:CA:797:C:OP1	41:CN:124:LYS:HD3	2.00	0.61
31:CA:1311:G:N2	31:CA:1327:C:C2	2.68	0.61
38:CK:23:SER:HA	38:CK:63:LEU:HD23	1.82	0.61
39:CL:5:TYR:HD2	39:CL:18:PHE:CE2	2.18	0.61
48:CU:22:VAL:O	48:CU:23:LYS:CB	2.47	0.61
52:CD:61:G:N2	52:CD:71:C:N3	2.40	0.61
1:DA:1000:A:N1	1:DA:1155:A:C4	2.67	0.61
1:DA:1111:A:H5'	7:DH:3:ARG:HH11	1.64	0.61
1:DA:2275:C:O2	12:DP:85:LYS:HG3	2.00	0.61
1:DA:2602:A:H4'	1:DA:2603:G:O5'	2.00	0.61
17:D2:98:GLU:O	17:D2:99:ILE:HG22	2.00	0.61
25:DX:19:GLN:NE2	25:DX:52:HIS:CE1	2.58	0.61
28:D6:34:LEU:HA	28:D6:51:GLU:OE1	2.00	0.61
1:AA:270(B):A:C2'	1:AA:270(C):C:H5'	2.30	0.61
1:AA:1266:G:O2'	1:AA:2012:G:O6	2.09	0.61
3:AD:270:ILE:HG22	3:AD:271:ILE:N	2.15	0.61
4:AE:128:SER:O	4:AE:130:GLY:N	2.33	0.61
6:AG:40:ASN:HD22	6:AG:91:ARG:HB2	1.66	0.61
8:AK:72:LEU:HD11	8:AK:107:VAL:HG11	1.81	0.61

Continued on next page...

Continued from previous page...

Atom-1	Atom-2	Interatomic distance (Å)	Clash overlap (Å)
12:AP:87:LYS:O	12:AP:88:GLY:C	2.38	0.61
21:AV:98:MET:O	21:AV:125:LEU:HD12	2.00	0.61
26:A4:37:SER:C	26:A4:39:CYS:H	2.02	0.61
31:BA:394:G:C4	31:BA:395:C:C5	2.88	0.61
31:BA:1116:C:O2'	39:BL:108:VAL:HG11	2.00	0.61
31:BA:1260:C:OP1	31:BA:1284:C:O2'	2.16	0.61
31:BA:1348:U:N3	31:BA:1374:A:H2	1.94	0.61
38:BK:21:LYS:O	38:BK:65:TYR:OH	2.16	0.61
41:BN:13:GLN:HB3	41:BN:75:TYR:O	2.00	0.61
31:CA:1003:G:C2'	31:CA:1004:A:H5'	2.30	0.61
31:CA:1460:A:H2'	31:CA:1461:G:O4'	2.00	0.61
50:CW:46:GLU:O	50:CW:48:LYS:N	2.32	0.61
52:CB:38:MIA:H2'	52:CB:39:A:O4'	1.99	0.61
1:DA:329:G:O6	20:DU:19:LYS:HG2	2.00	0.61
1:DA:803:U:H2'	1:DA:804:A:H5'	1.81	0.61
1:DA:962:G:O2'	1:DA:963:U:H5'	2.01	0.61
5:DF:175:THR:O	5:DF:176:LEU:HB2	1.98	0.61
11:DO:61:ARG:CA	11:DO:62:LEU:HD22	2.30	0.61
17:D2:44:LYS:HG2	17:D2:45:THR:OG1	2.00	0.61
21:DV:45:ASP:O	21:DV:49:ARG:HG2	2.00	0.61
1:AA:441:U:O2'	5:AF:46:ARG:HD2	2.00	0.61
1:AA:495:G:H21	18:AS:61:ASN:HD21	1.48	0.61
1:AA:1171:G:O6	1:AA:1174:A:N6	2.32	0.61
1:AA:1729:A:H8	1:AA:1730:U:H5	1.47	0.61
1:AA:2133:G:H1'	1:AA:2158:A:H61	1.65	0.61
1:AA:2277:G:H2'	1:AA:2278:A:O5'	2.01	0.61
1:AA:2367:G:H2'	1:AA:2368:C:H6	1.65	0.61
1:AA:2600:A:H2'	1:AA:2601:C:C6	2.35	0.61
2:AB:43:C:P	6:AG:67:LYS:HZ2	2.22	0.61
2:AB:48:A:H4'	14:AQ:95:HIS:CD2	2.35	0.61
3:AD:44:ASN:ND2	3:AD:44:ASN:H	1.97	0.61
4:AE:116:VAL:HG13	4:AE:122:PHE:CD2	2.35	0.61
7:AH:89:ILE:HD11	7:AH:95:ARG:HA	1.82	0.61
9:AM:82:LEU:HD12	9:AM:83:LYS:H	1.66	0.61
12:AP:23:GLY:HA2	12:AP:25:ASP:HB2	1.82	0.61
12:AP:53:ALA:HB1	12:AP:120:ILE:HG22	1.82	0.61
12:AP:138:ASP:O	12:AP:139:GLU:O	2.17	0.61
15:AR:105:LEU:HD23	15:AR:106:SER:N	2.15	0.61
16:A1:47:TYR:C	16:A1:47:TYR:CD2	2.73	0.61
17:A2:18:LEU:HD22	17:A2:19:LYS:N	2.16	0.61
21:AV:5:LEU:O	21:AV:6:LYS:HB2	2.01	0.61

Continued on next page...

Continued from previous page...

Atom-1	Atom-2	Interatomic distance (Å)	Clash overlap (Å)
21:AV:30:ASN:C	21:AV:30:ASN:HD22	2.04	0.61
30:A8:6:THR:HG22	30:A8:60:LEU:O	2.00	0.61
31:BA:606:G:H1'	31:BA:632:A:H61	1.65	0.61
31:BA:1237:C:C5	31:BA:1336:C:C5	2.87	0.61
33:BF:3:ASN:OD1	33:BF:3:ASN:N	2.33	0.61
33:BF:164:ARG:NH1	33:BF:166:GLU:OE1	2.34	0.61
37:BJ:91:VAL:HB	37:BJ:96:GLN:HG2	1.81	0.61
38:BK:25:ASP:OD2	38:BK:60:ARG:HG3	2.00	0.61
46:BS:43:LYS:CG	46:BS:48:TRP:HE3	2.11	0.61
47:BT:67:LYS:O	47:BT:68:ARG:HB3	1.99	0.61
50:BW:23:ARG:HA	50:BW:26:ASN:HD21	1.64	0.61
52:BB:53:A:H2'	52:BB:54:C:C6	2.35	0.61
52:BD:69:U:O2'	52:BD:70:C:H5'	2.00	0.61
31:CA:353:A:H5'	31:CA:353:A:C8	2.32	0.61
31:CA:542:G:OP1	34:CG:10:ARG:NH2	2.33	0.61
52:CB:8:U:H4'	52:CB:58:G:OP2	1.99	0.61
1:DA:7:G:H2'	1:DA:8:A:O4'	2.00	0.61
1:DA:34:C:HO2'	1:DA:35:G:P	2.23	0.61
1:DA:864:G:H1'	1:DA:914:C:H42	1.65	0.61
1:DA:1570:A:C4'	3:DD:38:LYS:HE2	2.30	0.61
1:DA:1658:C:H2'	1:DA:1659:U:C6	2.36	0.61
1:DA:2212:A:O2'	1:DA:2213:U:O5'	2.19	0.61
1:DA:2758:A:C2	1:DA:2759:G:H1'	2.35	0.61
1:DA:2786:U:C5'	4:DE:65:GLY:H	2.14	0.61
11:DO:59:LEU:HD23	11:DO:59:LEU:O	1.99	0.61
13:D0:88:ARG:HD2	13:D0:89:ASP:OD2	2.01	0.61
14:DQ:5:THR:OG1	14:DQ:8:GLU:HG3	1.99	0.61
15:DR:106:SER:O	15:DR:107:ASP:CB	2.48	0.61
16:D1:98:LEU:O	16:D1:100:VAL:N	2.33	0.61
20:DU:39:VAL:O	20:DU:40:GLU:CB	2.49	0.61
21:DV:62:PRO:C	21:DV:64:GLY:H	2.03	0.61
28:D6:34:LEU:O	28:D6:36:LEU:HG	2.00	0.61
30:D8:33:ASN:CG	30:D8:41:ILE:HD11	2.18	0.61
1:AA:106:C:H2'	1:AA:107:C:H6	1.65	0.61
1:AA:142:G:H1'	19:AT:37:THR:CG2	2.30	0.61
1:AA:405:U:O2	1:AA:405:U:H2'	2.00	0.61
1:AA:1075:C:H2'	1:AA:1076:C:O4'	2.00	0.61
1:AA:2035:G:H4'	1:AA:2036:C:OP2	1.99	0.61
1:AA:2134:A:C5	1:AA:2158:A:H2	2.18	0.61
4:AE:116:VAL:HG13	4:AE:122:PHE:CG	2.35	0.61
5:AF:129:PHE:O	5:AF:130:ALA:HB3	2.01	0.61

Continued on next page...

Continued from previous page...

Atom-1	Atom-2	Interatomic distance (Å)	Clash overlap (Å)
6:AG:64:THR:HG22	6:AG:66:GLN:N	2.16	0.61
9:AM:133:GLN:O	9:AM:134:ARG:HG3	1.99	0.61
11:AO:19:VAL:HG22	11:AO:20:GLY:H	1.65	0.61
12:AP:78:PRO:O	12:AP:79:LEU:HG	2.00	0.61
18:AS:12:ILE:HD13	18:AS:17:VAL:HB	1.82	0.61
21:AV:75:ASN:O	21:AV:84:GLU:HG2	2.01	0.61
22:A3:38:VAL:HB	22:A3:59:LEU:HD12	1.82	0.61
30:A8:17:THR:O	30:A8:19:SER:N	2.33	0.61
31:BA:180:U:H2'	31:BA:181:G:C8	2.36	0.61
31:BA:363:A:OP1	42:BO:33:ARG:HG3	2.01	0.61
31:BA:439:A:H2'	31:BA:440:A:H5'	1.82	0.61
31:BA:615:C:C2	31:BA:616:G:C8	2.89	0.61
31:BA:750:G:C2	31:BA:751:U:C6	2.87	0.61
31:BA:1347:G:H22	31:BA:1374:A:P	2.23	0.61
47:BT:65:ILE:HG21	47:BT:69:LYS:HE3	1.80	0.61
31:CA:62:U:HO2'	31:CA:379:C:C2'	2.11	0.61
31:CA:1404:C:H2'	31:CA:1405:G:C8	2.35	0.61
40:CM:6:ILE:O	40:CM:6:ILE:HD12	1.99	0.61
43:CP:14:ARG:NH2	43:CP:16:ASP:OD1	2.33	0.61
47:CT:35:VAL:HG12	47:CT:35:VAL:O	1.99	0.61
52:CD:24:G:H2'	52:CD:25:G:H8	1.66	0.61
1:DA:2415:G:O3'	11:DO:66:GLY:HA3	2.00	0.61
5:DF:53:THR:HG22	5:DF:56:GLU:OE2	2.01	0.61
5:DF:69:HIS:CD2	5:DF:69:HIS:N	2.62	0.61
5:DF:145:GLU:O	5:DF:146:ALA:HB2	2.01	0.61
1:AA:745:G:OP2	4:AE:133:LYS:HE2	2.00	0.61
1:AA:1163:G:C2	1:AA:1164:G:C8	2.89	0.61
1:AA:1761:C:H5''	1:AA:1762:A:OP2	2.01	0.61
1:AA:1803:A:H4'	3:AD:259:THR:CG2	2.29	0.61
1:AA:2688:U:H1'	1:AA:2721:A:N6	2.15	0.61
6:AG:67:LYS:NZ	26:A4:6:HIS:NE2	2.48	0.61
11:AO:38:GLN:O	11:AO:41:ARG:HB2	2.00	0.61
16:A1:69:CYS:SG	16:A1:79:PHE:HD1	2.23	0.61
23:AZ:40:ARG:NH2	23:AZ:42:GLN:HG2	2.15	0.61
31:BA:262:A:H5''	31:BA:263:A:OP2	2.00	0.61
32:BE:83:MET:C	32:BE:85:ALA:H	2.03	0.61
35:BH:45:PHE:CE2	35:BH:47:LYS:HD2	2.36	0.61
44:BQ:15:LYS:HG2	44:BQ:16:PHE:CE2	2.35	0.61
31:CA:266:G:H1	31:CA:270:A:N6	1.98	0.61
31:CA:1374:A:C2'	31:CA:1375:A:H5'	2.26	0.61
34:CG:8:VAL:HG21	34:CG:115:ARG:NH2	2.15	0.61

Continued on next page...

Continued from previous page...

Atom-1	Atom-2	Interatomic distance (Å)	Clash overlap (Å)
34:CG:121:VAL:O	34:CG:134:ASP:HA	2.00	0.61
50:CW:8:ARG:HG3	50:CW:8:ARG:NH1	2.11	0.61
1:DA:381:G:C4	1:DA:394:A:C2	2.89	0.61
1:DA:2170:A:H5''	1:DA:2171:A:OP2	2.00	0.61
1:DA:2310:A:N3	1:DA:2310:A:C5'	2.64	0.61
5:DF:57:VAL:HG12	5:DF:58:ALA:N	2.15	0.61
10:DN:14:THR:HG21	10:DN:86:ILE:HD13	1.82	0.61
1:AA:389:G:H1	11:AO:71:VAL:HG12	1.66	0.61
1:AA:649:G:O6	56:AA:3447:OHX:N1	2.33	0.61
1:AA:879:G:OP2	1:AA:879:G:C8	2.54	0.61
1:AA:998:C:H2'	1:AA:999:U:O5'	1.99	0.61
1:AA:1168:G:C2	1:AA:1182:A:C2	2.89	0.61
1:AA:1259:G:O2'	1:AA:1260:G:H5'	2.01	0.61
1:AA:1299:G:H5''	1:AA:1300:U:OP1	2.00	0.61
1:AA:1533:C:H5''	1:AA:1534:G:OP2	2.00	0.61
1:AA:2309:A:H2'	1:AA:2310:A:O4'	1.99	0.61
4:AE:60:ASN:OD1	4:AE:62:PRO:HD2	2.00	0.61
12:AP:54:MET:O	12:AP:56:ARG:N	2.32	0.61
20:AU:20:TYR:CE1	20:AU:42:VAL:HA	2.36	0.61
31:BA:177:C:P	50:BW:65:LYS:NZ	2.74	0.61
31:BA:438:G:OP1	34:BG:125:HIS:CE1	2.50	0.61
31:BA:611:A:N6	31:BA:629:G:H1	1.96	0.61
31:BA:827:U:C5	31:BA:870:U:C4	2.88	0.61
34:BG:25:ARG:O	34:BG:27:TYR:N	2.34	0.61
46:BS:6:LEU:HD12	46:BS:6:LEU:N	2.16	0.61
46:BS:43:LYS:HG2	46:BS:48:TRP:CE3	2.35	0.61
49:BV:63:THR:HG23	49:BV:65:ASN:ND2	2.15	0.61
31:CA:537:G:H5''	42:CO:113:ARG:NH1	2.16	0.61
31:CA:951:G:OP2	43:CP:102:ARG:NH2	2.33	0.61
31:CA:1320:C:H2'	31:CA:1321:C:C6	2.36	0.61
31:CA:1524:C:H2'	31:CA:1525:G:C8	2.35	0.61
32:CE:74:LYS:NZ	32:CE:205:ASP:O	2.32	0.61
33:CF:5:ILE:H	33:CF:5:ILE:CD1	2.14	0.61
33:CF:152:ILE:HG22	33:CF:167:TRP:HB2	1.83	0.61
42:CO:24:VAL:C	42:CO:26:ALA:N	2.53	0.61
46:CS:34:GLU:OE1	46:CS:55:ARG:NH1	2.33	0.61
50:CW:73:HIS:O	50:CW:74:LYS:HB2	2.01	0.61
53:CC:33:C:H2'	53:CC:33:C:O2	2.00	0.61
1:DA:319:C:O2'	1:DA:320:A:H5'	2.01	0.61
1:DA:536:A:H2'	1:DA:537:C:O4'	2.00	0.61
1:DA:638:G:C5	1:DA:651:G:C2	2.89	0.61

Continued on next page...

Continued from previous page...

Atom-1	Atom-2	Interatomic distance (Å)	Clash overlap (Å)
1:DA:1159:U:O2'	1:DA:1160:G:H5'	2.00	0.61
1:DA:1483:G:C2	1:DA:1484:G:C8	2.89	0.61
1:DA:1967:C:H2'	1:DA:1968:G:H5'	1.82	0.61
1:DA:2439:A:H5'	1:DA:2439:A:H8	1.66	0.61
1:DA:2776:A:H4'	1:DA:2777:G:O5'	2.00	0.61
5:DF:28:ILE:HA	5:DF:112:MET:HE2	1.82	0.61
10:DN:20:MET:HE3	10:DN:44:LYS:HE3	1.83	0.61
15:DR:78:LEU:HD23	15:DR:79:HIS:CD2	2.36	0.61
16:D1:76:TYR:OH	16:D1:93:LYS:HE2	2.01	0.61
20:DU:17:SER:CB	20:DU:71:LYS:HD2	2.29	0.61
1:AA:286:C:O2	1:AA:356:G:C2	2.53	0.61
1:AA:674:G:H1'	5:AF:74:ARG:HD3	1.82	0.61
1:AA:919:G:N2	1:AA:2269:A:OP2	2.34	0.61
1:AA:1593:G:H2'	1:AA:1594:G:H8	1.66	0.61
1:AA:2694:G:C5	1:AA:2695:C:C5	2.89	0.61
2:AB:48:A:H4'	14:AQ:95:HIS:HD2	1.65	0.61
3:AD:25:THR:O	3:AD:26:LYS:O	2.19	0.61
4:AE:116:VAL:H	4:AE:157:ALA:HB2	1.66	0.61
4:AE:120:TRP:CD1	4:AE:155:LYS:HB3	2.36	0.61
9:AM:127:ASP:O	9:AM:128:HIS:HB3	1.99	0.61
10:AN:101:PRO:HB3	10:AN:122:LEU:HD12	1.81	0.61
14:AQ:24:LEU:HD11	14:AQ:41:ASP:HB2	1.82	0.61
14:AQ:111:GLU:O	14:AQ:112:PHE:HD1	1.83	0.61
20:AU:47:LYS:HG2	20:AU:60:PHE:CE1	2.35	0.61
31:BA:192:U:O4'	50:BW:103:GLY:HA2	2.00	0.61
31:BA:601:C:H2'	31:BA:602:A:H8	1.66	0.61
31:BA:960:U:O2	31:BA:1225:A:N7	2.34	0.61
31:BA:1160:G:N1	31:BA:1177:G:C2	2.68	0.61
31:BA:1288:A:H2'	31:BA:1289:A:H8	1.65	0.61
42:BO:90:VAL:O	42:BO:91:LYS:CB	2.49	0.61
31:CA:48:C:OP1	56:CA:1737:OHX:N4	2.33	0.61
31:CA:1217:C:H2'	31:CA:1218:C:O4'	2.01	0.61
31:CA:1507:A:C2	31:CA:1508:G:C4	2.89	0.61
32:CE:91:PRO:HG2	32:CE:155:LEU:HB2	1.83	0.61
35:CH:141:GLN:HA	35:CH:143:ARG:HH21	1.64	0.61
39:CL:4:TYR:HB2	39:CL:19:LEU:O	1.99	0.61
40:CM:42:THR:HG23	40:CM:67:THR:O	2.01	0.61
40:CM:47:PHE:CZ	44:CQ:37:PHE:CE2	2.86	0.61
40:CM:50:ILE:HG12	44:CQ:41:ARG:HD2	1.83	0.61
42:CO:58:VAL:O	42:CO:65:GLU:HA	2.01	0.61
43:CP:4:ILE:HG23	43:CP:5:ALA:H	1.66	0.61

Continued on next page...

Continued from previous page...

Atom-1	Atom-2	Interatomic distance (Å)	Clash overlap (Å)
1:DA:553:U:O2'	1:DA:554:U:H5'	2.00	0.61
1:DA:2134:A:C2	1:DA:2159:G:H1'	2.36	0.61
1:DA:2582:G:H2'	1:DA:2583:G:H5'	1.81	0.61
3:DD:35:LYS:CE	3:DD:104:TYR:CD1	2.81	0.61
5:DF:54:ARG:HH11	5:DF:54:ARG:HG3	1.64	0.61
11:DO:80:TYR:CD1	11:DO:111:ARG:CB	2.83	0.61
11:DO:112:LEU:CB	11:DO:128:HIS:HD2	2.13	0.61
15:DR:134:GLU:O	15:DR:136:GLN:N	2.34	0.61
23:DZ:85:LEU:HD12	23:DZ:85:LEU:O	2.01	0.61
30:D8:33:ASN:CA	30:D8:36:LYS:HD2	2.25	0.61
1:AA:540:G:H5'	1:AA:540:G:C8	2.30	0.61
1:AA:654(S):G:H4'	1:AA:654(T):A:OP1	1.99	0.61
1:AA:676:A:N1	1:AA:802:A:N1	2.48	0.61
1:AA:1183:G:N7	56:AA:3412:OHX:N6	2.48	0.61
5:AF:40:GLN:NE2	5:AF:182:ASN:HB2	2.15	0.61
20:AU:34:LYS:HE2	20:AU:34:LYS:O	2.01	0.61
21:AV:69:THR:HG22	21:AV:90:VAL:HA	1.83	0.61
31:BA:397:A:N6	31:BA:548:G:C5	2.68	0.61
34:BG:108:LEU:HD11	34:BG:174:LEU:HD22	1.83	0.61
38:BK:10:LEU:HD13	38:BK:83:ILE:HD11	1.83	0.61
31:CA:67:C:H2'	31:CA:68:G:C8	2.36	0.61
31:CA:137:C:H42	31:CA:226:G:H1	1.48	0.61
31:CA:485:G:O2'	31:CA:486:U:P	2.58	0.61
31:CA:540:G:H2'	31:CA:541:G:O4'	2.01	0.61
31:CA:585:G:O6	56:CA:1741:OHX:N6	2.34	0.61
31:CA:973:G:H3'	31:CA:974:A:H5''	1.82	0.61
31:CA:1190:G:N1	56:CA:1762:OHX:N3	2.48	0.61
31:CA:1191:A:H8	31:CA:1191:A:OP2	1.84	0.61
32:CE:172:ILE:HD12	32:CE:172:ILE:N	2.15	0.61
40:CM:54:PHE:CE1	40:CM:55:LYS:NZ	2.64	0.61
40:CM:79:ARG:O	40:CM:83:GLU:HB2	2.00	0.61
42:CO:51:ALA:O	42:CO:52:LEU:HD23	2.00	0.61
47:CT:56:VAL:HG21	47:CT:81:ARG:HD3	1.82	0.61
1:DA:405:U:H2'	1:DA:406:G:OP1	2.00	0.61
1:DA:654(D):G:H1	1:DA:654(Q):C:N4	1.99	0.61
1:DA:901:A:H2'	1:DA:901:A:N3	2.16	0.61
1:DA:1754:C:OP1	15:DR:96:ARG:NH1	2.33	0.61
15:DR:106:SER:O	15:DR:107:ASP:HB3	2.01	0.61
16:D1:65:ILE:O	16:D1:68:ALA:N	2.34	0.61
30:D8:33:ASN:OD1	30:D8:34:TRP:N	2.30	0.61
1:AA:654(P):G:H2'	1:AA:654(Q):C:C6	2.36	0.61

Continued on next page...

Continued from previous page...

Atom-1	Atom-2	Interatomic distance (Å)	Clash overlap (Å)
1:AA:1430:C:H2'	1:AA:1431:U:H6	1.65	0.61
1:AA:1729:A:C8	1:AA:1730:U:H5	2.19	0.61
1:AA:2335:A:N7	1:AA:2337:G:C5	2.69	0.61
1:AA:2729:G:H1'	4:AE:187:ALA:HB2	1.83	0.61
3:AD:35:LYS:CD	3:AD:63:ARG:HB3	2.30	0.61
3:AD:182:LEU:O	3:AD:271:ILE:HG13	2.00	0.61
6:AG:108:ASN:HA	26:A4:38:LYS:HB2	1.82	0.61
11:AO:66:GLY:HA2	11:AO:68:GLN:NE2	2.16	0.61
13:A0:38:VAL:HB	13:A0:39:PRO:HD3	1.83	0.61
26:A4:50:VAL:HG12	26:A4:50:VAL:O	2.00	0.61
31:BA:201:C:N4	31:BA:216:G:N1	2.38	0.61
31:BA:942:G:N2	31:BA:943:U:H1'	2.15	0.61
31:BA:1083:U:H5	31:BA:1084:G:C6	2.19	0.61
32:BE:80:ILE:HD11	32:BE:208:ILE:HG12	1.82	0.61
38:BK:63:LEU:HB3	38:BK:65:TYR:CE1	2.36	0.61
52:BB:81:C:H6	52:BB:81:C:OP2	1.82	0.61
31:CA:545:C:H2'	31:CA:546:G:H5'	1.83	0.61
31:CA:1162:C:N4	31:CA:1174:G:H1	1.99	0.61
32:CE:17:PHE:HE2	32:CE:44:LEU:HA	1.65	0.61
33:CF:72:LYS:HZ3	33:CF:74:GLY:HA3	1.64	0.61
33:CF:181:ASN:ND2	33:CF:204:LEU:HB2	2.16	0.61
35:CH:41:VAL:HG11	35:CH:113:ALA:HB2	1.83	0.61
37:CJ:115:ARG:HB3	37:CJ:118:VAL:HG13	1.82	0.61
42:CO:11:VAL:HG11	47:CT:36:ILE:HG21	1.83	0.61
48:CU:29:PHE:HD1	48:CU:39:VAL:HG12	1.66	0.61
50:CW:71:THR:HG22	50:CW:72:LEU:N	2.16	0.61
54:C1:11:U:O2'	54:C1:12:A:C4	2.41	0.61
1:DA:205:G:C2'	1:DA:206:U:OP2	2.48	0.61
1:DA:2311:A:C2	6:DG:44:GLY:HA3	2.35	0.61
1:DA:2709:G:O2'	1:DA:2710:C:H5'	2.00	0.61
3:DD:9:TYR:CD2	3:DD:10:THR:HG22	2.36	0.61
5:DF:178:PRO:HB3	5:DF:198:ALA:HB1	1.82	0.61
6:DG:67:LYS:H	26:D4:6:HIS:HD2	1.48	0.61
11:DO:147:LEU:O	11:DO:148:LEU:HD23	2.01	0.61
21:DV:37:VAL:HG23	21:DV:38:TYR:N	2.15	0.61
21:DV:74:VAL:HA	21:DV:86:VAL:HG22	1.83	0.61
1:AA:1049:C:H2'	1:AA:1050:A:H5''	1.82	0.60
1:AA:2061:G:OP2	1:AA:2502:G:H5'	2.01	0.60
1:AA:2818:G:O2'	1:AA:2819:G:H5'	2.01	0.60
3:AD:44:ASN:ND2	3:AD:44:ASN:N	2.48	0.60
9:AM:1:MET:HE1	16:A1:95:LEU:CD2	2.31	0.60

Continued on next page...

Continued from previous page...

Atom-1	Atom-2	Interatomic distance (Å)	Clash overlap (Å)
16:A1:48:ALA:O	16:A1:52:ARG:HB3	2.00	0.60
27:A5:22:HIS:N	27:A5:22:HIS:CD2	2.68	0.60
31:BA:1176:A:H3'	31:BA:1177:G:H5''	1.82	0.60
42:BO:11:VAL:HG13	47:BT:29:HIS:HD2	1.66	0.60
52:BB:50:U:H2'	52:BB:51:C:O4'	2.01	0.60
31:CA:827:U:H5''	31:CA:828:A:OP2	2.01	0.60
31:CA:963:G:N2	40:CM:55:LYS:HG2	2.16	0.60
32:CE:67:THR:HG21	32:CE:155:LEU:HG	1.82	0.60
44:CQ:45:ARG:O	44:CQ:49:HIS:HD2	1.83	0.60
49:CV:78:ARG:HD3	49:CV:78:ARG:N	2.15	0.60
50:CW:76:ALA:O	50:CW:80:ARG:HG3	2.01	0.60
50:CW:100:ILE:HD12	50:CW:100:ILE:N	2.15	0.60
52:CB:17:G:C6	52:CB:67:A:C6	2.89	0.60
52:CD:22:A:H2'	52:CD:22:A:N3	2.16	0.60
52:CD:36:U:H2'	52:CD:37:A:O4'	2.00	0.60
1:DA:654(M):C:H3'	1:DA:654(N):G:C8	2.36	0.60
1:DA:860:U:C2	1:DA:2268:A:C8	2.88	0.60
1:DA:1085:A:H4'	1:DA:1086:A:OP1	2.01	0.60
1:DA:1658:C:H2'	1:DA:1659:U:H6	1.65	0.60
1:DA:2244:U:O2'	1:DA:2245:U:H5'	2.01	0.60
1:DA:2309:A:H8	1:DA:2309:A:O5'	1.83	0.60
1:DA:2329:G:H2'	1:DA:2330:G:C8	2.35	0.60
1:DA:2625:G:H2'	1:DA:2626:C:C6	2.36	0.60
4:DE:68:ALA:C	4:DE:70:ALA:H	2.04	0.60
5:DF:53:THR:HG22	5:DF:56:GLU:HG3	1.82	0.60
6:DG:44:GLY:O	6:DG:46:ALA:N	2.33	0.60
10:DN:117:LEU:N	10:DN:117:LEU:CD1	2.63	0.60
11:DO:63:PRO:HA	30:D8:13:ARG:HA	1.82	0.60
12:DP:78:PRO:HG2	12:DP:81:VAL:HG11	1.82	0.60
18:DS:88:ARG:NH1	18:DS:94:ASP:OD1	2.33	0.60
21:DV:115:GLY:HA2	21:DV:177:PRO:CG	2.30	0.60
22:D3:47:PRO:HG3	22:D3:53:MET:HB2	1.83	0.60
1:AA:273(F):C:H3'	1:AA:274:G:C5'	2.30	0.60
1:AA:863:A:O2'	1:AA:864:G:H5'	2.01	0.60
1:AA:986:C:C2'	1:AA:987:G:H5'	2.30	0.60
1:AA:1278:A:O2'	13:A0:34:ILE:HD11	2.01	0.60
1:AA:1695:G:H2'	1:AA:1696:G:O4'	2.01	0.60
1:AA:1854:A:H62	1:AA:1888:G:H8	1.47	0.60
1:AA:2537:U:H2'	1:AA:2538:C:C6	2.36	0.60
3:AD:35:LYS:HG2	3:AD:64:ILE:H	1.61	0.60
4:AE:36:ARG:NH1	4:AE:85:ASN:OD1	2.35	0.60

Continued on next page...

Continued from previous page...

Atom-1	Atom-2	Interatomic distance (Å)	Clash overlap (Å)
8:AK:6:LEU:O	8:AK:7:GLU:HB3	2.02	0.60
11:AO:84:ASN:HB3	11:AO:117:GLU:O	2.01	0.60
19:AT:49:VAL:HG13	19:AT:50:LYS:N	2.16	0.60
31:BA:56:U:OP2	56:BA:1796:OHX:N2	2.34	0.60
31:BA:927:G:OP2	31:BA:927:G:H4'	2.01	0.60
31:BA:1122:U:O4	31:BA:1123:A:N6	2.33	0.60
31:BA:1213:A:C5	31:BA:1215:G:C4	2.89	0.60
33:BF:62:ASP:HA	33:BF:97:LYS:HD2	1.82	0.60
33:BF:109:PRO:HB3	33:BF:115:LEU:HD13	1.83	0.60
41:BN:34:ASP:HB2	41:BN:35:PRO:HD2	1.83	0.60
41:BN:63:LEU:HD12	41:BN:63:LEU:H	1.66	0.60
52:BD:49:A:H2'	52:BD:50:U:O5'	2.01	0.60
31:CA:491:G:C2'	31:CA:492:G:H5'	2.31	0.60
31:CA:1392:G:N2	31:CA:1502:A:C8	2.65	0.60
32:CE:74:LYS:HD2	32:CE:166:ASP:HB2	1.83	0.60
33:CF:152:ILE:HG22	33:CF:167:TRP:HA	1.82	0.60
34:CG:4:TYR:HE2	34:CG:11:LEU:HD11	1.65	0.60
34:CG:62:GLN:HE22	34:CG:65:ARG:HE	1.49	0.60
41:CN:34:ASP:HB2	41:CN:35:PRO:HD2	1.82	0.60
42:CO:59:ARG:NH1	42:CO:63:GLY:HA2	2.12	0.60
1:DA:1210:A:H5''	1:DA:1211:U:H3'	1.83	0.60
1:DA:2320:A:N6	1:DA:2333:A:H2'	2.16	0.60
4:DE:89:ASP:O	4:DE:90:THR:HB	2.00	0.60
5:DF:39:TRP:HD1	5:DF:99:TYR:CE2	2.19	0.60
12:DP:35:VAL:HG22	12:DP:102:VAL:HG22	1.81	0.60
14:DQ:14:VAL:O	14:DQ:18:ILE:HG13	2.01	0.60
20:DU:89:PHE:CD1	20:DU:90:LEU:HG	2.27	0.60
1:AA:274:G:OP1	1:AA:274:G:C8	2.54	0.60
1:AA:883:G:C6	1:AA:884:C:O2	2.54	0.60
1:AA:1174:A:N7	1:AA:1178:C:N4	2.48	0.60
1:AA:1240:U:O2'	1:AA:1241:A:H5'	2.01	0.60
1:AA:2523:G:H2'	1:AA:2524:G:H5'	1.83	0.60
1:AA:2870:C:H5''	13:A0:65:LEU:HD21	1.83	0.60
1:AA:2884:U:H2'	1:AA:2885:C:H5'	1.83	0.60
7:AH:77:LYS:HE2	7:AH:138:LYS:HE3	1.84	0.60
18:AS:79:GLY:HA3	18:AS:100:THR:HG22	1.82	0.60
18:AS:92:ARG:NH1	18:AS:94:ASP:OD2	2.33	0.60
26:A4:14:ILE:CG2	26:A4:21:VAL:HB	2.31	0.60
31:BA:88:C:H2'	31:BA:88:C:O2	1.99	0.60
31:BA:983:A:H1'	31:BA:1049:U:O2	2.02	0.60
31:BA:1077:G:N2	31:BA:1080:A:OP2	2.33	0.60

Continued on next page...

Continued from previous page...

Atom-1	Atom-2	Interatomic distance (Å)	Clash overlap (Å)
31:BA:1132:C:H2'	31:BA:1133:G:H8	1.65	0.60
32:BE:185:ILE:CG2	32:BE:199:TYR:HB2	2.30	0.60
34:BG:8:VAL:HG21	34:BG:115:ARG:CZ	2.31	0.60
35:BH:126:ARG:HG3	35:BH:126:ARG:NH1	2.17	0.60
39:BL:125:TYR:HD2	39:BL:126:SER:H	1.47	0.60
52:BD:39:A:H2'	52:BD:40:U:O4'	2.00	0.60
52:BD:48:C:OP2	52:BD:48:C:H6	1.85	0.60
31:CA:222:U:H2'	31:CA:223:U:H6	1.66	0.60
31:CA:362:G:O2'	42:CO:33:ARG:NH2	2.34	0.60
39:CL:29:ASN:O	39:CL:29:ASN:ND2	2.33	0.60
52:CB:28:G:H2'	52:CB:29:C:H5'	1.82	0.60
1:DA:382:G:N7	56:DA:3255:OHX:N1	2.50	0.60
1:DA:1022:G:H22	1:DA:1142(A):A:H2	1.49	0.60
1:DA:1871:A:H2'	1:DA:1872:A:C8	2.36	0.60
1:DA:2016:U:H1'	27:D5:6:VAL:CG1	2.31	0.60
1:DA:2191:G:H2'	1:DA:2192:G:O4'	2.01	0.60
1:DA:2788:C:O2'	1:DA:2809:A:N3	2.34	0.60
1:DA:2864:G:OP1	15:DR:119:LYS:HD3	2.01	0.60
5:DF:38:ARG:HD3	5:DF:99:TYR:OH	2.00	0.60
6:DG:145:THR:O	6:DG:146:TYR:HB3	2.01	0.60
9:DM:127:ASP:O	9:DM:128:HIS:HB3	2.01	0.60
11:DO:85:LEU:HG	11:DO:120:ALA:HA	1.83	0.60
20:DU:8:LYS:O	20:DU:27:VAL:HG21	2.02	0.60
20:DU:30:VAL:HG22	20:DU:37:VAL:HG12	1.84	0.60
30:D8:33:ASN:HA	30:D8:36:LYS:CE	2.30	0.60
1:AA:155:C:C5'	1:AA:155:C:H6	2.14	0.60
1:AA:600:G:N2	1:AA:605:C:O3'	2.35	0.60
1:AA:1167:U:H2'	1:AA:1168:G:C8	2.37	0.60
1:AA:1931:U:O4'	1:AA:1931:U:O2	2.18	0.60
1:AA:2274:A:C5	1:AA:2276:G:C8	2.90	0.60
1:AA:2284:C:H41	28:A6:25:LYS:NZ	2.00	0.60
6:AG:97:ASP:O	6:AG:101:ILE:HG23	2.02	0.60
9:AM:133:GLN:HE21	9:AM:133:GLN:N	1.98	0.60
12:AP:32:TYR:CE1	12:AP:133:ARG:HG3	2.33	0.60
12:AP:35:VAL:HG12	12:AP:130:LYS:HB3	1.83	0.60
13:A0:41:ALA:C	13:A0:43:GLU:N	2.55	0.60
16:A1:28:ARG:HD3	16:A1:38:THR:OG1	2.01	0.60
16:A1:92:ARG:CZ	17:A2:11:GLN:O	2.49	0.60
21:AV:30:ASN:ND2	21:AV:33:LEU:H	1.99	0.60
31:BA:433:C:H2'	31:BA:434:U:C6	2.36	0.60
34:BG:8:VAL:HG21	34:BG:115:ARG:NH2	2.16	0.60

Continued on next page...

Continued from previous page...

Atom-1	Atom-2	Interatomic distance (Å)	Clash overlap (Å)
37:BJ:27:ILE:HG12	37:BJ:43:PHE:CD2	2.35	0.60
37:BJ:58:PRO:O	37:BJ:60:LYS:N	2.33	0.60
52:BB:23:A:C2'	52:BB:24:G:H5''	2.29	0.60
52:BD:1:G:C2	52:BD:82:A:C2	2.89	0.60
31:CA:54:C:C4	31:CA:352:C:C5	2.89	0.60
31:CA:244:U:H5'	31:CA:244:U:H6	1.67	0.60
31:CA:977:A:H1'	31:CA:981:U:H3	1.67	0.60
31:CA:1330:U:O4	31:CA:1331:G:C2	2.54	0.60
32:CE:32:ILE:HD12	32:CE:33:TYR:H	1.66	0.60
32:CE:153:ARG:HG2	32:CE:153:ARG:O	2.02	0.60
33:CF:18:TRP:HE3	33:CF:18:TRP:H	1.49	0.60
33:CF:47:LEU:HD23	33:CF:52:LEU:HD13	1.83	0.60
34:CG:139:ARG:HG3	34:CG:139:ARG:NH1	1.98	0.60
35:CH:139:LEU:O	35:CH:141:GLN:N	2.34	0.60
42:CO:27:LEU:HB2	42:CO:33:ARG:HB2	1.84	0.60
1:DA:1064:C:C4	1:DA:1065:U:C4	2.90	0.60
1:DA:1085:A:C4'	1:DA:1086:A:OP1	2.50	0.60
1:DA:1252:G:O4'	16:D1:33:ARG:HD3	2.02	0.60
1:DA:2311:A:N1	6:DG:44:GLY:HA3	2.16	0.60
1:DA:2468:G:C6	1:DA:2481:G:C2	2.89	0.60
1:DA:2475:C:H5'	1:DA:2476:A:OP2	2.00	0.60
5:DF:25:PRO:HG2	5:DF:26:ALA:H	1.65	0.60
5:DF:80:ALA:O	5:DF:83:PHE:HB2	2.01	0.60
16:D1:59:ARG:O	16:D1:63:VAL:HG23	2.01	0.60
19:DT:30:VAL:HG21	19:DT:39:ILE:HD11	1.83	0.60
1:AA:91:A:C4	1:AA:92:G:C8	2.89	0.60
1:AA:469:G:O6	29:A7:37:LYS:HE2	2.01	0.60
1:AA:517:C:OP1	27:A5:16:ARG:NH2	2.35	0.60
1:AA:1880:C:O2'	1:AA:1881:C:H5'	2.01	0.60
1:AA:2475:C:H3'	1:AA:2476:A:H5''	1.83	0.60
1:AA:2600:A:H2'	1:AA:2601:C:H6	1.67	0.60
1:AA:2769:C:O2	1:AA:2769:C:H2'	2.00	0.60
2:AB:7:G:C5'	2:AB:7:G:H8	2.14	0.60
2:AB:25:A:C2'	2:AB:26:A:H5'	2.31	0.60
4:AE:14:ILE:O	4:AE:15:PHE:HB2	2.01	0.60
4:AE:120:TRP:CE3	4:AE:155:LYS:HD3	2.36	0.60
11:AO:63:PRO:HB3	30:A8:12:LYS:O	2.00	0.60
17:A2:1:MET:CE	17:A2:43:GLU:HG2	2.31	0.60
21:AV:4:ARG:HA	21:AV:58:VAL:HG22	1.83	0.60
21:AV:44:PHE:CZ	21:AV:86:VAL:HG11	2.36	0.60
21:AV:117:LEU:HD22	21:AV:118:GLN:N	2.16	0.60

Continued on next page...

Continued from previous page...

Atom-1	Atom-2	Interatomic distance (Å)	Clash overlap (Å)
31:BA:49:U:O2'	31:BA:50:A:H2'	2.02	0.60
31:BA:1118:C:H1'	31:BA:1179:A:C4	2.37	0.60
33:BF:8:ILE:C	33:BF:10:PHE:H	2.05	0.60
38:BK:88:LYS:HB3	38:BK:89:PRO:HD2	1.83	0.60
52:BD:29:C:H2'	52:BD:30:A:H5'	1.84	0.60
52:BD:49:A:H1'	52:BD:52:G:N2	2.15	0.60
34:CG:26:CYS:HA	34:CG:31:CYS:HB2	1.84	0.60
38:CK:56:LYS:O	38:CK:58:TYR:HD1	1.84	0.60
42:CO:83:VAL:HG12	42:CO:84:LEU:N	2.10	0.60
47:CT:22:LEU:HD11	47:CT:39:SER:HB2	1.82	0.60
52:CD:51:C:H6	52:CD:51:C:O5'	1.85	0.60
1:DA:71:A:H5'	1:DA:71:A:C8	2.37	0.60
1:DA:1144:G:C2	1:DA:1145:C:C2	2.89	0.60
1:DA:1728:G:H8	1:DA:1731:G:H1	1.46	0.60
1:DA:2308:G:C2'	1:DA:2309:A:OP1	2.49	0.60
1:DA:2418:A:H2'	1:DA:2419:U:H6	1.67	0.60
2:DB:24:G:H8	2:DB:24:G:OP2	1.84	0.60
2:DB:43:C:OP1	26:D4:6:HIS:CE1	2.43	0.60
7:DH:6:ARG:HB2	7:DH:66:GLY:HA2	1.84	0.60
9:DM:39:ARG:C	9:DM:41:ASP:H	2.04	0.60
9:DM:56:ASN:CB	9:DM:125:GLY:O	2.36	0.60
11:DO:86:LYS:HB3	11:DO:117:GLU:O	2.01	0.60
14:DQ:94:TYR:O	14:DQ:94:TYR:CD2	2.55	0.60
21:DV:40:ASP:HB3	21:DV:43:GLU:HG3	1.83	0.60
21:DV:44:PHE:HD1	21:DV:44:PHE:O	1.83	0.60
22:D3:51:VAL:C	22:D3:62:LEU:HD12	2.22	0.60
24:DW:6:VAL:HG23	24:DW:7:ARG:N	2.16	0.60
1:AA:270(G):C:H2'	1:AA:270(H):C:O4'	2.01	0.60
1:AA:527:C:H4'	1:AA:528:A:H5'	1.82	0.60
1:AA:890:A:C8	1:AA:892:G:C8	2.85	0.60
1:AA:1204:A:O2'	56:AA:3409:OHX:N6	2.34	0.60
1:AA:1509:C:H2'	1:AA:1511:A:C8	2.36	0.60
1:AA:2168:G:N2	1:AA:2170:A:N6	2.49	0.60
8:AK:131:LYS:HA	8:AK:135:GLU:HB3	1.83	0.60
30:A8:35:GLN:O	30:A8:36:LYS:CB	2.50	0.60
31:BA:439:A:C4	31:BA:496:A:C2	2.89	0.60
31:BA:1133:G:H2'	31:BA:1134:G:O4'	2.01	0.60
31:BA:1387:G:H2'	31:BA:1388:C:C6	2.37	0.60
37:BJ:79:ARG:NH1	37:BJ:80:VAL:O	2.35	0.60
47:BT:101:ARG:NH2	47:BT:101:ARG:HB2	2.17	0.60
48:BU:74:ARG:HA	48:BU:79:LEU:O	2.02	0.60

Continued on next page...

Continued from previous page...

Atom-1	Atom-2	Interatomic distance (Å)	Clash overlap (Å)
50:BW:53:LEU:HD12	50:BW:102:GLY:HA3	1.83	0.60
54:B1:10:G:H2'	54:B1:10:G:N3	2.16	0.60
31:CA:631:G:H1'	31:CA:632:A:OP1	2.01	0.60
31:CA:1024:G:H2'	31:CA:1025:U:H6	1.63	0.60
31:CA:1056:U:H5'	33:CF:163:ALA:CB	2.29	0.60
31:CA:1111:A:C8	31:CA:1112:C:H5	2.19	0.60
31:CA:1226:C:H4'	49:CV:80:TYR:OH	2.01	0.60
31:CA:1251:A:O2'	31:CA:1252:A:H5'	2.02	0.60
31:CA:1378:C:O2	37:CJ:76:ARG:NH2	2.33	0.60
39:CL:95:LYS:O	39:CL:95:LYS:HE2	2.01	0.60
52:CB:17:G:C6	52:CB:67:A:N6	2.70	0.60
52:CB:62:G:H4'	12:DP:56:ARG:HH21	1.66	0.60
53:CC:62:C:H2'	53:CC:63:C:C6	2.36	0.60
52:CD:30:A:H61	52:CD:42:U:H3	1.47	0.60
1:DA:620:G:N3	1:DA:620:G:H2'	2.16	0.60
1:DA:947:G:O6	56:DA:3399:OHX:N3	2.35	0.60
1:DA:1003:G:N2	1:DA:1153:C:O2	2.35	0.60
1:DA:2150:U:H2'	1:DA:2151:G:H8	1.64	0.60
1:DA:2630:G:OP1	1:DA:2630:G:O4'	2.20	0.60
1:DA:2849:U:H4'	1:DA:2868:A:C2	2.37	0.60
3:DD:35:LYS:HG2	3:DD:64:ILE:CA	2.31	0.60
3:DD:85:ASP:HB2	3:DD:92:ILE:HD13	1.83	0.60
5:DF:3:GLU:O	5:DF:19:GLU:HB2	2.02	0.60
19:DT:80:ILE:O	19:DT:80:ILE:HG13	1.99	0.60
1:AA:286:C:H2'	1:AA:287:C:H6	1.66	0.60
1:AA:1139:G:O2'	1:AA:1143:A:N1	2.32	0.60
1:AA:1417:C:N4	1:AA:1581:G:H1	1.98	0.60
1:AA:2309:A:C4	1:AA:2310:A:C8	2.89	0.60
1:AA:2314:C:H5''	6:AG:38:VAL:HG21	1.83	0.60
1:AA:2803:C:H2'	1:AA:2804:C:C6	2.36	0.60
5:AF:28:ILE:HA	5:AF:112:MET:HE3	1.84	0.60
7:AH:83:TYR:HB2	7:AH:134:SER:CA	2.31	0.60
12:AP:65:PHE:O	12:AP:66:ILE:HG12	2.01	0.60
33:BF:173:VAL:O	33:BF:175:LEU:HD12	2.01	0.60
39:BL:43:ALA:C	39:BL:45:ALA:H	2.05	0.60
48:BU:53:ARG:HH21	48:BU:60:ALA:N	1.99	0.60
31:CA:201:C:H4'	31:CA:208:U:OP1	2.01	0.60
31:CA:338:A:H2	31:CA:351:G:H22	1.50	0.60
31:CA:828:A:H5''	31:CA:859:A:C2	2.37	0.60
31:CA:837:G:C2	31:CA:850:U:O2	2.55	0.60
31:CA:1153:C:H2'	31:CA:1154:G:O4'	2.00	0.60

Continued on next page...

Continued from previous page...

Atom-1	Atom-2	Interatomic distance (Å)	Clash overlap (Å)
31:CA:1157:A:O2'	31:CA:1158:C:P	2.59	0.60
31:CA:1157:A:N6	31:CA:1180:A:C5	2.69	0.60
31:CA:1237:C:HO2'	31:CA:1300:G:H22	1.48	0.60
36:CI:45:LEU:HD21	36:CI:57:GLN:HB3	1.82	0.60
41:CN:93:GLN:HE21	41:CN:93:GLN:CA	2.14	0.60
49:CV:23:ASN:HA	49:CV:27:GLU:HG3	1.84	0.60
1:DA:9:U:H3	1:DA:2629:A:N6	1.89	0.60
1:DA:289:A:H5'	1:DA:290:G:OP2	2.01	0.60
1:DA:674:G:P	5:DF:54:ARG:HH22	2.23	0.60
1:DA:1288:U:O4	13:D0:106:GLY:HA3	2.02	0.60
1:DA:1526:G:C6	1:DA:1527:G:C2	2.90	0.60
1:DA:1889:A:H2'	1:DA:1890:A:C8	2.35	0.60
1:DA:2136:C:N4	1:DA:2155:G:H1	1.93	0.60
1:DA:2473:U:H2'	1:DA:2473:U:O2	2.00	0.60
6:DG:40:ASN:HD22	6:DG:91:ARG:HB2	1.67	0.60
11:DO:80:TYR:HE1	11:DO:111:ARG:HG2	1.65	0.60
12:DP:34:LEU:HB2	12:DP:118:LEU:HD22	1.83	0.60
14:DQ:36:TYR:CD2	14:DQ:52:SER:HB3	2.36	0.60
20:DU:76:CYS:HB3	20:DU:96:ILE:HD11	1.84	0.60
24:DW:10:LEU:HD13	24:DW:59:ARG:HD2	1.82	0.60
28:D6:17:LYS:O	28:D6:44:ARG:NH2	2.35	0.60
1:AA:163:U:C2'	1:AA:164:U:H5'	2.30	0.60
1:AA:833:U:H2'	1:AA:834:C:H6	1.65	0.60
1:AA:1178:C:O2'	1:AA:1179:C:C6	2.53	0.60
1:AA:1219:G:OP2	16:A1:19:LYS:NZ	2.34	0.60
1:AA:1332:G:H21	1:AA:1610:A:H8	1.50	0.60
1:AA:1609:A:O2'	1:AA:1610:A:H5'	2.00	0.60
1:AA:1754:C:OP1	15:AR:96:ARG:NH1	2.34	0.60
1:AA:1991:U:H2'	1:AA:1992:G:H5''	1.83	0.60
1:AA:2419:U:P	30:A8:33:ASN:HD22	2.25	0.60
3:AD:35:LYS:CE	3:AD:104:TYR:CD1	2.85	0.60
6:AG:146:TYR:HD1	43:BP:3:ARG:HH21	1.50	0.60
7:AH:19:VAL:HG22	7:AH:43:VAL:HG23	1.84	0.60
9:AM:55:VAL:O	9:AM:57:ALA:N	2.35	0.60
9:AM:137:LYS:HE3	9:AM:138:LEU:N	2.14	0.60
11:AO:9:ASN:O	11:AO:10:PRO:C	2.40	0.60
13:A0:118:GLU:OE1	13:A0:118:GLU:HA	2.01	0.60
16:A1:92:ARG:HH11	16:A1:95:LEU:HD11	1.67	0.60
20:AU:84:ARG:HH12	20:AU:97:ARG:CB	2.15	0.60
31:BA:1316:G:H22	31:BA:1319:A:P	2.25	0.60
32:BE:60:ASP:O	32:BE:64:ARG:NH1	2.35	0.60

Continued on next page...

Continued from previous page...

Atom-1	Atom-2	Interatomic distance (Å)	Clash overlap (Å)
39:BL:9:ARG:HD2	39:BL:14:VAL:HG13	1.83	0.60
52:BB:23:A:C6	52:BB:24:G:N7	2.69	0.60
52:BB:49:A:C2	52:BB:50:U:H5''	2.37	0.60
31:CA:554:C:H2'	31:CA:555:C:C6	2.37	0.60
31:CA:1256:A:N6	31:CA:1277:C:H3'	2.16	0.60
31:CA:1320:C:H2'	31:CA:1321:C:H6	1.66	0.60
52:CD:79:A:O2'	52:CD:80:C:H5'	2.02	0.60
1:DA:299:A:N1	1:DA:322:A:O2'	2.23	0.60
1:DA:329:G:O6	20:DU:19:LYS:CG	2.50	0.60
1:DA:581:C:OP1	16:D1:31:SER:HB2	2.01	0.60
1:DA:1026:U:O2	1:DA:1026:U:H3'	2.01	0.60
1:DA:1480:G:C4	1:DA:1482:U:O2	2.55	0.60
1:DA:1899:G:H21	1:DA:1902:C:H5	1.44	0.60
1:DA:2446:G:C3'	1:DA:2447:G:H5''	2.30	0.60
3:DD:25:THR:HB	3:DD:82:ILE:H	1.65	0.60
5:DF:4:VAL:HA	5:DF:19:GLU:HB3	1.81	0.60
11:DO:57:THR:O	11:DO:59:LEU:N	2.34	0.60
19:DT:57:LEU:HD23	19:DT:78:LYS:O	2.00	0.60
1:AA:511:U:C5	1:AA:512:G:C5	2.90	0.60
1:AA:966:G:H2'	1:AA:967:C:C6	2.37	0.60
1:AA:1579:A:H2'	1:AA:1580:A:C8	2.37	0.60
1:AA:1786:A:C2	1:AA:2606:C:H1'	2.35	0.60
1:AA:2308:G:H22	1:AA:2311:A:H2	0.70	0.60
1:AA:2602:A:C6	53:BC:77:A:H4'	2.37	0.60
1:AA:2846:G:H2'	1:AA:2847:U:C6	2.37	0.60
7:AH:13:LYS:HE2	7:AH:13:LYS:HA	1.84	0.60
23:AZ:76:ARG:N	23:AZ:76:ARG:HD2	2.17	0.60
31:BA:115:G:OP2	56:BA:1733:OHX:N1	2.35	0.60
31:BA:942:G:OP2	56:BA:1735:OHX:N3	2.34	0.60
56:BA:1805:OHX:N5	42:BO:116:SER:OG	2.34	0.60
38:BK:102:ARG:HG3	38:BK:105:ARG:HH12	1.65	0.60
39:BL:17:VAL:HA	39:BL:63:ILE:HG12	1.83	0.60
41:BN:59:TYR:CE2	41:BN:63:LEU:HD11	2.37	0.60
43:BP:30:ALA:O	43:BP:32:GLU:N	2.35	0.60
47:BT:31:LEU:HD23	47:BT:32:TYR:CE1	2.37	0.60
31:CA:1075:C:H5'	32:CE:103:THR:HG21	1.83	0.60
33:CF:124:ILE:HD11	33:CF:130:VAL:HG13	1.84	0.60
39:CL:4:TYR:CZ	39:CL:59:PHE:HE2	2.20	0.60
43:CP:83:ASP:O	43:CP:84:ILE:HB	2.02	0.60
1:DA:362:U:H5'	1:DA:363:G:OP2	2.02	0.60
1:DA:729:G:C8	3:DD:208:LYS:HD2	2.37	0.60

Continued on next page...

Continued from previous page...

Atom-1	Atom-2	Interatomic distance (Å)	Clash overlap (Å)
1:DA:1309:G:H4'	29:D7:7:PRO:HB2	1.84	0.60
1:DA:1493:C:H4'	1:DA:1494:A:OP2	2.02	0.60
1:DA:1593:G:H2'	1:DA:1594:G:C8	2.37	0.60
1:DA:2275:C:HO2'	12:DP:85:LYS:N	1.99	0.60
1:DA:2816:C:O2	1:DA:2883:A:O2'	2.20	0.60
2:DB:50:G:OP1	14:DQ:63:THR:HG23	2.02	0.60
3:DD:85:ASP:HB2	3:DD:92:ILE:CD1	2.31	0.60
4:DE:107:THR:O	4:DE:190:GLY:HA2	2.02	0.60
6:DG:56:ALA:HB2	6:DG:153:ARG:CZ	2.32	0.60
6:DG:56:ALA:HB2	6:DG:153:ARG:HE	1.67	0.60
7:DH:128:PRO:O	7:DH:129:THR:OG1	2.16	0.60
9:DM:94:HIS:HD2	9:DM:97:ARG:CZ	2.14	0.60
9:DM:137:LYS:HA	9:DM:137:LYS:HZ3	1.67	0.60
14:DQ:18:ILE:O	14:DQ:20:ARG:N	2.34	0.60
16:D1:91:ASP:O	16:D1:93:LYS:N	2.34	0.60
26:D4:7:PRO:HB3	26:D4:27:THR:HG21	1.83	0.60
26:D4:24:THR:O	26:D4:25:TYR:HB2	2.02	0.60
1:AA:274:G:OP1	1:AA:274:G:N9	2.35	0.60
1:AA:287:C:H2'	1:AA:288:C:C6	2.33	0.60
1:AA:1729:A:C8	1:AA:1730:U:C5	2.90	0.60
1:AA:2242:G:H2'	1:AA:2243:U:O5'	2.01	0.60
1:AA:2404:C:C2'	1:AA:2405:G:H5'	2.31	0.60
1:AA:2690:C:OP1	13:A0:17:ARG:NH1	2.29	0.60
3:AD:236:GLY:O	3:AD:237:GLU:CB	2.31	0.60
4:AE:61:ARG:HB2	4:AE:62:PRO:CD	2.30	0.60
9:AM:68:GLU:HG2	9:AM:88:GLU:OE1	2.01	0.60
11:AO:60:MET:O	11:AO:60:MET:HG3	2.02	0.60
12:AP:43:THR:HG22	12:AP:94:VAL:HG12	1.84	0.60
13:A0:12:ARG:CD	13:A0:16:HIS:CD2	2.85	0.60
26:A4:37:SER:O	26:A4:41:PRO:HD2	2.02	0.60
31:BA:81:G:C2	31:BA:88:C:N3	2.68	0.60
31:BA:439:A:OP2	31:BA:493:G:N1	2.35	0.60
31:BA:792:A:N3	31:BA:792:A:H2'	2.15	0.60
31:BA:958:A:C6	31:BA:959:A:C6	2.90	0.60
31:BA:975:A:C4'	31:BA:976:G:H5''	2.31	0.60
31:BA:1141:C:O2'	31:BA:1142:G:H5'	2.01	0.60
35:BH:16:THR:O	35:BH:17:ALA:CB	2.49	0.60
53:BC:26:C:H2'	53:BC:27:G:O4'	2.01	0.60
31:CA:1240:U:OP2	37:CJ:116:ALA:N	2.33	0.60
31:CA:1302:U:C5	43:CP:17:VAL:HG21	2.37	0.60
32:CE:82:ARG:CZ	32:CE:92:TYR:OH	2.49	0.60

Continued on next page...

Continued from previous page...

Atom-1	Atom-2	Interatomic distance (Å)	Clash overlap (Å)
44:CQ:23:ARG:HG3	44:CQ:28:GLY:O	2.02	0.60
53:CC:21:U:H2'	53:CC:21:U:O2	2.01	0.60
52:CD:3:U:H2'	52:CD:4:G:H8	1.65	0.60
52:CD:17:G:H4'	52:CD:18:G:OP1	2.00	0.60
1:DA:670:A:O2'	56:DA:3428:OHX:N1	2.35	0.60
1:DA:2212:A:H1'	1:DA:2215:G:C6	2.36	0.60
1:DA:2823:A:OP1	4:DE:113:PHE:HB2	2.02	0.60
4:DE:111:ARG:HG2	13:D0:2:ARG:HH22	1.66	0.60
7:DH:123:PHE:CD2	7:DH:133:VAL:HG22	2.37	0.60
9:DM:56:ASN:HB3	9:DM:126:PRO:CD	2.32	0.60
10:DN:98:VAL:CG1	10:DN:117:LEU:HB2	2.32	0.60
11:DO:50:ARG:HH11	11:DO:50:ARG:HG2	1.67	0.60
16:D1:88:ILE:HG22	17:D2:49:THR:HA	1.83	0.60
20:DU:52:SER:N	20:DU:53:PRO:HD3	2.16	0.60
29:D7:5:TRP:NE1	29:D7:7:PRO:HG3	2.16	0.60
30:D8:33:ASN:CG	30:D8:34:TRP:N	2.55	0.60
1:AA:755:C:H2'	1:AA:756:C:C6	2.37	0.59
1:AA:2208:U:H4'	3:AD:151:LYS:HG2	1.83	0.59
1:AA:2401:U:O2	1:AA:2402:C:C5	2.54	0.59
2:AB:71:C:N3	2:AB:72:G:C8	2.71	0.59
5:AF:195:ASP:O	5:AF:198:ALA:HB3	2.01	0.59
11:AO:16:ARG:HG3	11:AO:16:ARG:NH1	2.15	0.59
11:AO:19:VAL:HG23	11:AO:27:HIS:CA	2.32	0.59
14:AQ:51:ALA:HB3	14:AQ:73:LEU:HG	1.84	0.59
17:A2:35:LEU:C	17:A2:37:VAL:H	2.03	0.59
31:BA:186:C:H2'	31:BA:186(A):C:H6	1.66	0.59
31:BA:1211:U:H4'	31:BA:1212:U:O5'	2.02	0.59
31:BA:1346:A:C5'	39:BL:120:ARG:HH12	2.06	0.59
34:BG:12:CYS:HA	34:BG:19:LEU:HD21	1.84	0.59
34:BG:70:ILE:HG23	34:BG:75:PHE:HB2	1.84	0.59
47:BT:64:PRO:HA	47:BT:70:ARG:HG3	1.83	0.59
49:BV:40:ILE:HG12	49:BV:41:VAL:HG13	1.83	0.59
52:BB:73:U:H2'	52:BB:74:C:H6	1.67	0.59
54:B1:13:A:C2'	54:B1:14:A:OP1	2.49	0.59
31:CA:957:U:H2'	31:CA:959:A:OP2	2.01	0.59
31:CA:1137:C:H5''	31:CA:1138:G:OP1	2.01	0.59
35:CH:78:HIS:HB2	38:CK:104:ARG:HD2	1.83	0.59
36:CI:35:ALA:HB1	36:CI:65:VAL:HG11	1.83	0.59
49:CV:7:LYS:HE3	49:CV:7:LYS:C	2.21	0.59
54:C1:20:G:H2'	54:C1:21:C:O4'	2.02	0.59
1:DA:9:U:C4	1:DA:2629:A:C6	2.90	0.59

Continued on next page...

Continued from previous page...

Atom-1	Atom-2	Interatomic distance (Å)	Clash overlap (Å)
1:DA:1039:G:H1	1:DA:1116:C:H42	1.50	0.59
1:DA:1442:G:C3'	1:DA:1443:G:H5''	2.32	0.59
2:DB:40:U:C4	2:DB:43:C:P	2.95	0.59
6:DG:77:ILE:O	6:DG:81:LYS:O	2.20	0.59
8:DK:133:HIS:CD2	8:DK:133:HIS:C	2.75	0.59
9:DM:58:ASP:OD1	9:DM:124:ALA:HB1	2.02	0.59
10:DN:34:THR:O	10:DN:37:ASP:HB2	2.02	0.59
13:D0:59:ASP:O	13:D0:62:ALA:N	2.25	0.59
30:D8:37:SER:O	30:D8:39:LYS:O	2.19	0.59
1:AA:7:G:H1	1:AA:2896:C:H42	1.50	0.59
1:AA:2469:A:O2'	12:AP:56:ARG:HG2	2.02	0.59
4:AE:66:HIS:ND1	4:AE:66:HIS:O	2.34	0.59
5:AF:64:ILE:HG23	5:AF:65:TRP:CD1	2.37	0.59
7:AH:83:TYR:N	7:AH:83:TYR:CD2	2.69	0.59
8:AK:33:ARG:HB3	8:AK:35:LEU:HD23	1.83	0.59
14:AQ:20:ARG:C	14:AQ:22:GLY:H	2.05	0.59
20:AU:46:LYS:HE3	20:AU:63:LYS:HB3	1.84	0.59
31:BA:73:G:H2'	31:BA:74:C:O4'	2.02	0.59
31:BA:543:C:O2'	31:BA:544:G:H5'	2.01	0.59
31:BA:776:G:O6	56:BA:1757:OHX:N6	2.36	0.59
31:BA:977:A:C8	31:BA:1223:C:N3	2.70	0.59
31:BA:1015:A:H2'	31:BA:1016:A:C8	2.37	0.59
32:BE:200:ILE:HD12	32:BE:200:ILE:N	2.17	0.59
52:BD:20:C:H3'	52:BD:68:A:H62	1.67	0.59
31:CA:398:C:OP2	56:CA:1738:OHX:N1	2.34	0.59
31:CA:838:G:N2	31:CA:849:C:C2	2.70	0.59
31:CA:1285:A:O2'	31:CA:1286:A:OP2	2.18	0.59
32:CE:73:THR:O	32:CE:73:THR:OG1	2.19	0.59
41:CN:59:TYR:O	41:CN:62:GLN:HB3	2.02	0.59
43:CP:28:ALA:C	43:CP:30:ALA:N	2.55	0.59
52:CB:73:U:C2'	52:CB:74:C:H5'	2.31	0.59
1:DA:6:A:N3	9:DM:131:GLN:HG3	2.17	0.59
1:DA:1494:A:H2'	1:DA:1495:A:H8	1.67	0.59
1:DA:2157:G:O2'	1:DA:2158:A:O4'	2.15	0.59
1:DA:2184:G:C6	1:DA:2185:C:N4	2.70	0.59
1:DA:2292:C:OP1	14:DQ:17:ARG:NH2	2.34	0.59
1:DA:2459:A:C4	1:DA:2460:U:C6	2.90	0.59
1:DA:2648:C:H2'	1:DA:2649:U:C6	2.37	0.59
1:DA:2850:A:C2	1:DA:2851:A:C4	2.90	0.59
3:DD:35:LYS:HG2	3:DD:64:ILE:CG2	2.31	0.59
5:DF:112:MET:O	5:DF:115:ALA:HB3	2.01	0.59

Continued on next page...

Continued from previous page...

Atom-1	Atom-2	Interatomic distance (Å)	Clash overlap (Å)
9:DM:51:PHE:CZ	9:DM:119:ARG:HD3	2.37	0.59
11:DO:66:GLY:O	11:DO:67:MET:C	2.39	0.59
20:DU:17:SER:HB2	20:DU:71:LYS:HD2	1.84	0.59
27:D5:6:VAL:HG13	27:D5:7:PRO:HD2	1.84	0.59
1:AA:509:C:OP1	56:AA:3365:OHX:N6	2.35	0.59
1:AA:1385:G:H4'	1:AA:1386:C:OP1	2.01	0.59
1:AA:1545:A:O2'	1:AA:1545(A):A:H5'	2.01	0.59
1:AA:1900:A:O2'	1:AA:1901:A:OP1	2.17	0.59
1:AA:2313:C:H2'	1:AA:2314:C:H6	1.66	0.59
1:AA:2439:A:H5'	1:AA:2439:A:H8	1.67	0.59
1:AA:2481:G:HO2'	1:AA:2482:G:P	2.25	0.59
8:AK:96:ASP:O	8:AK:97:ILE:C	2.40	0.59
17:A2:49:THR:O	17:A2:50:PRO:C	2.39	0.59
18:AS:46:PHE:O	18:AS:50:VAL:HG23	2.03	0.59
26:A4:37:SER:HB3	26:A4:42:PHE:HD1	1.64	0.59
31:BA:67:C:H2'	31:BA:68:G:C8	2.37	0.59
31:BA:113:G:H2'	31:BA:114:U:H6	1.67	0.59
31:BA:518:C:O2'	31:BA:530:G:C2	2.48	0.59
31:BA:1524:C:OP1	41:BN:120:ARG:NH1	2.33	0.59
33:BF:184:TYR:HD1	33:BF:201:TYR:HE2	1.49	0.59
34:BG:88:VAL:O	34:BG:88:VAL:HG12	2.02	0.59
36:BI:21:LEU:O	36:BI:25:ILE:HG12	2.02	0.59
46:BS:47:ASP:O	46:BS:49:LEU:N	2.35	0.59
47:BT:13:ASP:H	47:BT:14:LYS:NZ	2.00	0.59
48:BU:26:LEU:HB3	48:BU:42:ARG:NH2	2.18	0.59
31:CA:56:U:H2'	31:CA:57:G:H8	1.66	0.59
31:CA:1346:A:C8	31:CA:1348:U:O2	2.55	0.59
31:CA:1357:A:N7	31:CA:1358:U:C5	2.70	0.59
32:CE:182:ILE:HD12	32:CE:182:ILE:H	1.66	0.59
41:CN:79:SER:HB2	41:CN:106:LYS:HD2	1.84	0.59
50:CW:51:GLU:HA	50:CW:54:LYS:HB3	1.84	0.59
50:CW:73:HIS:ND1	50:CW:74:LYS:N	2.50	0.59
1:DA:95:G:O2'	24:DW:46:GLN:O	2.19	0.59
1:DA:155:C:H42	1:DA:171:G:H1	0.62	0.59
1:DA:1022:G:HO2'	1:DA:1023:U:P	2.15	0.59
1:DA:1735:C:C2'	1:DA:1741:C:H5'	2.31	0.59
1:DA:2212:A:H4'	1:DA:2213:U:C5	2.37	0.59
1:DA:2303:G:H2'	1:DA:2304:G:H5'	1.84	0.59
1:DA:2681:C:H6	1:DA:2683:C:H41	1.48	0.59
1:DA:2726:U:O2'	1:DA:2727:G:H8	1.85	0.59
2:DB:44:G:C2	2:DB:48:A:C2	2.91	0.59

Continued on next page...

Continued from previous page...

Atom-1	Atom-2	Interatomic distance (Å)	Clash overlap (Å)
2:DB:45:A:OP2	6:DG:96:ARG:HD2	2.02	0.59
5:DF:8:GLN:HG2	5:DF:124:LEU:HD11	1.85	0.59
5:DF:23:ASP:O	5:DF:24:LEU:O	2.19	0.59
7:DH:33:LEU:HD21	7:DH:136:ILE:O	2.03	0.59
23:DZ:87:PRO:O	23:DZ:88:LYS:C	2.40	0.59
30:D8:34:TRP:O	56:D8:101:OHX:N1	2.35	0.59
30:D8:49:VAL:CG1	30:D8:50:LEU:N	2.64	0.59
1:AA:495:G:C1'	18:AS:57:ASN:OD1	2.50	0.59
1:AA:898:C:OP1	1:AA:898:C:H4'	2.02	0.59
1:AA:1485:G:H2'	1:AA:1486:A:H8	1.68	0.59
1:AA:2037:G:H2'	1:AA:2038:G:C8	2.37	0.59
1:AA:2286:A:H8	28:A6:37:ARG:HH11	1.49	0.59
1:AA:2845:G:O2'	1:AA:2846:G:H5'	2.01	0.59
2:AB:1:U:H2'	2:AB:2:C:C6	2.37	0.59
2:AB:71:C:C2	2:AB:72:G:C8	2.90	0.59
4:AE:38:THR:OG1	4:AE:39:PRO:HD2	2.02	0.59
27:A5:40:LYS:CG	27:A5:47:PRO:HD2	2.20	0.59
31:BA:814:A:N7	31:BA:816:A:C4	2.70	0.59
31:BA:1503:A:N6	54:B1:12:A:C4	2.70	0.59
32:BE:53:ARG:HA	32:BE:56:ARG:HH11	1.66	0.59
37:BJ:65:ALA:HB2	37:BJ:128:ALA:HB2	1.83	0.59
38:BK:38:ILE:HD13	38:BK:120:THR:HG22	1.83	0.59
43:BP:89:GLY:O	43:BP:92:HIS:HB2	2.03	0.59
53:BC:73:A:N6	53:BC:74:A:C6	2.70	0.59
52:BD:41:C:H2'	52:BD:42:U:C6	2.37	0.59
31:CA:1134:G:H2'	31:CA:1135:U:H5'	1.83	0.59
35:CH:152:ARG:NH2	38:CK:107:LEU:O	2.33	0.59
1:DA:84:A:N6	1:DA:102:G:O2'	2.23	0.59
1:DA:889:C:C4	1:DA:890:A:H1'	2.38	0.59
1:DA:1091:G:C6	1:DA:1092:C:N4	2.71	0.59
1:DA:1331:A:O2'	1:DA:1332:G:C8	2.55	0.59
1:DA:2136:C:C4	1:DA:2155:G:N1	2.70	0.59
1:DA:2563:U:O2	1:DA:2565:A:H8	1.84	0.59
1:DA:2875:C:HO2'	15:DR:5:ALA:HB3	1.68	0.59
5:DF:167:ALA:O	5:DF:168:ARG:C	2.40	0.59
11:DO:64:LYS:CG	11:DO:65:ARG:H	2.14	0.59
21:DV:69:THR:HB	21:DV:88:PHE:HB3	1.84	0.59
21:DV:107:THR:H	21:DV:108:PRO:HD2	1.66	0.59
25:DX:59:VAL:HG12	25:DX:60:GLU:H	1.67	0.59
27:D5:41:PRO:HG2	27:D5:44:THR:OG1	2.01	0.59
1:AA:637:A:H4'	1:AA:638:G:O5'	2.01	0.59

Continued on next page...

Continued from previous page...

Atom-1	Atom-2	Interatomic distance (Å)	Clash overlap (Å)
1:AA:637:A:O5'	11:AO:116:GLY:HA3	2.02	0.59
1:AA:1081:U:HO2'	1:AA:1082:U:P	2.21	0.59
1:AA:1264:G:H5'	27:A5:11:THR:CG2	2.32	0.59
1:AA:2138:C:N3	1:AA:2153:G:N2	2.46	0.59
1:AA:2470:G:H5'	12:AP:56:ARG:NH2	2.17	0.59
7:AH:106:THR:HG22	7:AH:112:PRO:HB3	1.83	0.59
9:AM:57:ALA:HB3	9:AM:123:TYR:O	2.03	0.59
15:AR:120:ARG:HA	15:AR:123:GLN:HG2	1.85	0.59
18:AS:17:VAL:HG13	18:AS:76:VAL:HG11	1.83	0.59
19:AT:12:VAL:HG13	19:AT:27:THR:O	2.03	0.59
21:AV:158:PRO:HB3	21:AV:159:PRO:HD2	1.83	0.59
29:A7:6:GLN:OE1	29:A7:6:GLN:HA	2.01	0.59
31:BA:250:A:H4'	31:BA:251:G:C5'	2.33	0.59
31:BA:266:G:H5''	31:BA:267:C:H5	1.66	0.59
31:BA:1378:C:O2	31:BA:1379:G:O4'	2.19	0.59
33:BF:114:PRO:O	33:BF:118:GLN:HG3	2.02	0.59
35:BH:68:GLU:OE2	35:BH:70:PRO:HG3	2.03	0.59
38:BK:8:ASP:OD2	38:BK:12:ARG:HD2	2.01	0.59
38:BK:64:LYS:HG2	38:BK:79:VAL:HG21	1.84	0.59
41:BN:59:TYR:CZ	41:BN:63:LEU:HD11	2.37	0.59
50:BW:26:ASN:HB2	50:BW:71:THR:CG2	2.32	0.59
31:CA:577:G:C8	31:CA:816:A:C6	2.90	0.59
31:CA:1128:C:C2'	31:CA:1129:C:O5'	2.49	0.59
33:CF:48:TYR:O	33:CF:51:GLY:N	2.30	0.59
49:CV:9:VAL:HG13	49:CV:10:PHE:N	2.17	0.59
1:DA:120:U:H4'	1:DA:121:G:H5''	1.85	0.59
1:DA:744:G:H2'	1:DA:745:G:O5'	2.02	0.59
1:DA:1060:U:N3	1:DA:1088:A:H8	2.01	0.59
1:DA:1278:A:OP1	13:D0:36:THR:HG22	2.03	0.59
1:DA:2425:A:H5''	1:DA:2426:A:H3'	1.84	0.59
2:DB:39:A:H2'	26:D4:1:MET:HE1	1.83	0.59
5:DF:117:ARG:HG2	5:DF:192:LEU:HD12	1.83	0.59
6:DG:36:LYS:HB2	6:DG:95:ARG:HH11	1.68	0.59
6:DG:60:LEU:HD21	6:DG:92:VAL:HG11	1.84	0.59
8:DK:74:ASN:CG	8:DK:75:LEU:H	2.06	0.59
11:DO:21:ARG:HE	11:DO:21:ARG:CA	2.00	0.59
15:DR:51:ARG:HB3	15:DR:62:THR:HG23	1.85	0.59
16:D1:50:ARG:NH1	17:D2:72:VAL:HG23	2.14	0.59
16:D1:112:ARG:NH1	17:D2:47:VAL:HG13	2.17	0.59
18:DS:17:VAL:C	18:DS:19:LEU:N	2.54	0.59
27:D5:57:VAL:HG12	27:D5:58:LEU:N	2.15	0.59

Continued on next page...

Continued from previous page...

Atom-1	Atom-2	Interatomic distance (Å)	Clash overlap (Å)
1:AA:18:C:H2'	1:AA:19:C:C6	2.37	0.59
1:AA:572:A:C2	1:AA:2033:A:C2	2.90	0.59
1:AA:638:G:C5	1:AA:651:G:C2	2.90	0.59
1:AA:1510:A:O2'	1:AA:1511:A:N7	2.33	0.59
1:AA:1534:G:N2	1:AA:1537:C:H42	1.99	0.59
3:AD:218:ARG:HB3	3:AD:219:PRO:HD2	1.85	0.59
5:AF:135:LYS:O	5:AF:137:LYS:N	2.36	0.59
15:AR:26:ASP:HB2	15:AR:91:ARG:HA	1.83	0.59
23:AZ:87:PRO:O	23:AZ:88:LYS:C	2.41	0.59
31:BA:49:U:O2'	31:BA:50:A:H3'	2.03	0.59
31:BA:544:G:C5	31:BA:545:C:C5	2.90	0.59
31:BA:581:G:N1	31:BA:759:A:OP2	2.26	0.59
33:BF:184:TYR:HD1	33:BF:201:TYR:CE2	2.21	0.59
43:BP:90:LEU:HA	43:BP:93:ARG:HD2	1.85	0.59
31:CA:200:G:OP1	56:CA:1770:OHX:N4	2.35	0.59
31:CA:781:A:H5'	31:CA:782:A:OP2	2.02	0.59
31:CA:1151:A:H1'	40:CM:39:PRO:HB2	1.84	0.59
31:CA:1179:A:N6	31:CA:1180:A:C2	2.71	0.59
31:CA:1204:A:OP2	56:CA:1739:OHX:N4	2.36	0.59
31:CA:1237:C:C5	31:CA:1336:C:C4	2.91	0.59
31:CA:1497:G:C2'	31:CA:1498:U:H5'	2.31	0.59
35:CH:152:ARG:HB3	38:CK:43:GLY:O	2.02	0.59
39:CL:11:LYS:H	39:CL:104:ARG:HH21	1.47	0.59
39:CL:33:PHE:HE2	39:CL:47:LEU:HD23	1.67	0.59
41:CN:84:VAL:CG1	41:CN:95:ILE:HD11	2.33	0.59
42:CO:34:ARG:CG	42:CO:35:GLY:N	2.65	0.59
42:CO:46:LYS:HZ2	42:CO:47:LYS:HB2	1.67	0.59
48:CU:70:ILE:HG23	48:CU:79:LEU:HD12	1.85	0.59
1:DA:84:A:H61	1:DA:102:G:C2'	2.14	0.59
1:DA:289:A:H3'	1:DA:290:G:H8	1.68	0.59
1:DA:1899:G:H1	1:DA:1902:C:H41	1.50	0.59
1:DA:2646:C:H2'	1:DA:2647:U:O4'	2.02	0.59
1:DA:2712:U:HO2'	1:DA:2712(A):A:P	2.26	0.59
2:DB:14:U:H5'	2:DB:71:C:H1'	1.84	0.59
7:DH:12:PRO:HD2	7:DH:48:GLY:O	2.03	0.59
14:DQ:24:LEU:HB2	14:DQ:85:VAL:HG12	1.85	0.59
16:D1:66:ASN:HB2	16:D1:76:TYR:HB2	1.83	0.59
25:DX:26:LEU:HD21	25:DX:46:ASN:HB2	1.84	0.59
26:D4:34:GLU:CG	26:D4:35:VAL:N	2.65	0.59
28:D6:26:ASN:O	28:D6:28:ARG:NH1	2.35	0.59
1:AA:259:G:H21	1:AA:621:A:H8	1.50	0.59

Continued on next page...

Continued from previous page...

Atom-1	Atom-2	Interatomic distance (Å)	Clash overlap (Å)
1:AA:908:C:OP2	12:AP:22:LYS:HD3	2.03	0.59
1:AA:971:C:C2'	1:AA:972:G:H5'	2.31	0.59
1:AA:1535:U:C2	1:AA:1536:A:H5''	2.37	0.59
1:AA:2335:A:C8	1:AA:2337:G:N7	2.70	0.59
1:AA:2347:C:O5'	28:A6:39:TYR:OH	2.16	0.59
1:AA:2864:G:H2'	1:AA:2865:U:O4'	2.03	0.59
3:AD:35:LYS:HG2	3:AD:64:ILE:HG23	1.84	0.59
20:AU:84:ARG:HB2	20:AU:84:ARG:NH1	2.18	0.59
20:AU:97:ARG:NH2	20:AU:98:VAL:HB	2.17	0.59
21:AV:167:PRO:O	21:AV:169:GLU:N	2.34	0.59
30:A8:29:LYS:HE2	30:A8:44:LYS:HB3	1.84	0.59
31:BA:1023:G:C3'	31:BA:1024:G:H5''	2.30	0.59
31:BA:1169:A:C6	31:BA:1170:A:C2	2.90	0.59
38:BK:91:ARG:HH12	47:BT:33:GLY:HA3	1.68	0.59
39:BL:3:GLN:HB3	39:BL:20:ARG:NH1	2.16	0.59
50:BW:71:THR:HG22	50:BW:72:LEU:N	2.17	0.59
31:CA:417:C:C2'	31:CA:418:C:H5'	2.32	0.59
31:CA:457:C:H2'	31:CA:458:C:H6	1.68	0.59
31:CA:501:C:H2'	31:CA:502:G:H8	1.67	0.59
31:CA:1446:A:C6	15:DR:118:ARG:NH2	2.70	0.59
35:CH:41:VAL:HG13	35:CH:113:ALA:HA	1.84	0.59
38:CK:33:GLU:HG3	38:CK:59:LEU:HD11	1.85	0.59
38:CK:89:PRO:HA	38:CK:92:ARG:NH1	2.18	0.59
42:CO:70:ILE:CD1	42:CO:77:LEU:HD12	2.31	0.59
44:CQ:4:LYS:O	44:CQ:7:ILE:N	2.29	0.59
52:CD:80:C:H2'	52:CD:81:C:C6	2.32	0.59
1:DA:533:G:H5'	16:D1:24:TYR:CD2	2.37	0.59
1:DA:912:C:O2	1:DA:912:C:H2'	2.01	0.59
1:DA:1003:G:N2	1:DA:1153:C:C2	2.71	0.59
1:DA:1098:A:H2'	1:DA:1099:G:H5'	1.85	0.59
1:DA:1620:G:O4'	29:D7:1:MET:N	2.35	0.59
1:DA:2472:G:C6	1:DA:2475:C:C5	2.91	0.59
5:DF:31:HIS:HB2	11:DO:9:ASN:HD21	1.63	0.59
5:DF:161:GLU:HA	5:DF:164:ARG:HH12	1.67	0.59
9:DM:54:VAL:HG12	9:DM:54:VAL:O	2.02	0.59
11:DO:79:ARG:CB	11:DO:110:TYR:CD1	2.77	0.59
17:D2:87:HIS:CE1	17:D2:89:GLN:CB	2.74	0.59
19:DT:53:LYS:HZ2	19:DT:55:ASN:HD21	1.50	0.59
28:D6:25:LYS:HD2	30:D8:35:GLN:OE1	2.01	0.59
30:D8:35:GLN:O	30:D8:35:GLN:NE2	2.36	0.59
1:AA:475:U:C4	1:AA:481:G:O6	2.56	0.59

Continued on next page...

Continued from previous page...

Atom-1	Atom-2	Interatomic distance (Å)	Clash overlap (Å)
1:AA:495:G:H1'	18:AS:57:ASN:OD1	2.03	0.59
1:AA:527:C:O2	56:AA:3399:OHX:N1	2.36	0.59
1:AA:534:U:H5'	16:A1:42:ALA:HB1	1.84	0.59
1:AA:1228:G:OP2	16:A1:16:LYS:NZ	2.15	0.59
1:AA:1385:G:O2'	1:AA:1396:U:C6	2.55	0.59
1:AA:1408:C:C2	1:AA:1595:G:N2	2.71	0.59
1:AA:2062:A:N3	1:AA:2062:A:H2'	2.17	0.59
1:AA:2428:G:N2	11:AO:60:MET:HE1	2.17	0.59
1:AA:2457:U:C2'	1:AA:2458:G:H5'	2.32	0.59
5:AF:34:TRP:NE1	11:AO:8:PRO:HD3	2.17	0.59
12:AP:66:ILE:CG1	12:AP:67:ARG:H	2.14	0.59
12:AP:109:VAL:HG22	12:AP:110:THR:H	1.67	0.59
14:AQ:67:ARG:CB	14:AQ:67:ARG:HH11	2.16	0.59
21:AV:19:ARG:NH1	21:AV:84:GLU:O	2.34	0.59
30:A8:56:GLU:O	30:A8:57:ARG:C	2.40	0.59
31:BA:1336:C:OP1	31:BA:1336:C:H4'	2.02	0.59
32:BE:5:ILE:HG23	32:BE:224:GLN:OE1	2.03	0.59
32:BE:59:GLU:C	32:BE:61:LEU:N	2.55	0.59
33:BF:21:ARG:HD3	33:BF:21:ARG:H	1.68	0.59
35:BH:102:ALA:HB1	35:BH:106:PRO:HG2	1.84	0.59
45:BR:78:TYR:CZ	45:BR:82:ILE:HD11	2.38	0.59
50:BW:45:GLN:HB2	50:BW:91:LEU:HD13	1.83	0.59
52:BB:21:A:C2	52:BB:56:U:O2	2.55	0.59
53:BC:20:G:N2	53:BC:58:A:H1'	2.18	0.59
52:BD:17:G:C2'	52:BD:66:G:H22	2.16	0.59
31:CA:663:A:H5'	31:CA:836:G:OP1	2.03	0.59
31:CA:878:G:H5'	38:CK:89:PRO:HG2	1.84	0.59
31:CA:1004:A:C5'	31:CA:1025:U:O4	2.50	0.59
31:CA:1094:G:C2'	31:CA:1095:U:OP2	2.50	0.59
32:CE:32:ILE:HD13	32:CE:40:HIS:HB3	1.85	0.59
52:CB:37:A:OP2	56:CB:105:OHX:N4	2.36	0.59
1:DA:214:G:OP1	1:DA:214:G:H4'	2.03	0.59
1:DA:427:U:OP2	56:DA:3403:OHX:N5	2.36	0.59
1:DA:826:U:H2'	1:DA:828:U:O4'	2.03	0.59
2:DB:40:U:O2'	2:DB:45:A:N6	2.35	0.59
5:DF:119:ARG:HH11	5:DF:119:ARG:HB3	1.68	0.59
11:DO:15:ARG:O	11:DO:16:ARG:O	2.21	0.59
12:DP:19:GLY:CA	12:DP:98:LYS:HD2	2.33	0.59
14:DQ:10:ARG:HH21	14:DQ:91:PRO:CB	2.12	0.59
14:DQ:110:LEU:HD23	14:DQ:112:PHE:CZ	2.37	0.59
21:DV:24:LEU:C	21:DV:24:LEU:HD12	2.23	0.59

Continued on next page...

Continued from previous page...

Atom-1	Atom-2	Interatomic distance (Å)	Clash overlap (Å)
26:D4:9:LEU:O	26:D4:10:VAL:HG12	2.02	0.59
29:D7:34:ARG:HH12	29:D7:39:ARG:CD	2.15	0.59
1:AA:39:C:O2'	1:AA:40:C:H5'	2.03	0.59
1:AA:265:A:H1'	1:AA:266:G:O4'	2.03	0.59
1:AA:932:G:H4'	1:AA:933:A:O5'	2.03	0.59
1:AA:2875:C:C4'	15:AR:5:ALA:HB2	2.29	0.59
2:AB:0:A:C2'	2:AB:1:U:H5'	2.32	0.59
2:AB:88:C:H2'	2:AB:89:G:O4'	2.03	0.59
3:AD:43:ARG:HD2	3:AD:44:ASN:OD1	2.03	0.59
3:AD:270:ILE:O	3:AD:271:ILE:HG12	2.02	0.59
4:AE:117:MET:O	4:AE:118:LYS:HB2	2.03	0.59
7:AH:50:VAL:HG22	7:AH:50:VAL:O	2.03	0.59
7:AH:83:TYR:HD2	7:AH:83:TYR:N	1.98	0.59
7:AH:86:GLU:O	7:AH:131:VAL:O	2.20	0.59
8:AK:21:VAL:HG22	8:AK:22:LYS:N	2.17	0.59
19:AT:39:ILE:O	19:AT:43:VAL:HG23	2.03	0.59
22:A3:66:VAL:HG23	22:A3:67:VAL:N	2.17	0.59
28:A6:25:LYS:HE2	28:A6:27:LYS:HE2	1.85	0.59
31:BA:827:U:H5'	31:BA:828:A:OP2	2.03	0.59
31:BA:943:U:H2'	31:BA:944:G:H5'	1.85	0.59
35:BH:110:LEU:CD1	35:BH:118:ILE:HD13	2.31	0.59
35:BH:152:ARG:HA	38:BK:64:LYS:NZ	2.17	0.59
37:BJ:49:ILE:O	37:BJ:53:LYS:HB2	2.02	0.59
39:BL:50:LEU:HD22	39:BL:55:ALA:HB3	1.84	0.59
31:CA:1069:C:O2'	31:CA:1192:C:H1'	2.02	0.59
32:CE:54:THR:HG23	32:CE:199:TYR:HB3	1.85	0.59
35:CH:51:VAL:O	35:CH:55:VAL:HG23	2.02	0.59
1:DA:751:A:H5'	18:DS:90:ARG:HA	1.85	0.59
1:DA:1196:C:O4'	1:DA:1227:A:C2	2.55	0.59
1:DA:1786:A:C2	1:DA:2606:C:H1'	2.38	0.59
1:DA:2166:G:N2	1:DA:2171:A:N7	2.51	0.59
1:DA:2468:G:C6	1:DA:2481:G:N1	2.71	0.59
1:DA:2820:A:O5'	13:D0:4:LEU:HD23	2.03	0.59
4:DE:38:THR:C	4:DE:40:GLU:H	2.06	0.59
5:DF:16:GLY:O	5:DF:18:ARG:N	2.36	0.59
11:DO:86:LYS:HG3	11:DO:87:ASP:H	1.67	0.59
15:DR:24:PRO:HA	15:DR:49:VAL:CG2	2.29	0.59
15:DR:64:ARG:HB2	15:DR:73:GLU:CG	2.27	0.59
16:D1:52:ARG:HB3	16:D1:52:ARG:NH1	2.17	0.59
16:D1:69:CYS:HB3	16:D1:106:PHE:HZ	1.65	0.59
1:AA:443:A:H1'	1:AA:1201:C:O4'	2.03	0.59

Continued on next page...

Continued from previous page...

Atom-1	Atom-2	Interatomic distance (Å)	Clash overlap (Å)
1:AA:588:U:C2	1:AA:589:C:C5	2.91	0.59
1:AA:2267:A:OP2	56:AA:3374:OHX:N5	2.36	0.59
1:AA:2428:G:H21	11:AO:60:MET:HE2	1.67	0.59
1:AA:2428:G:N2	11:AO:60:MET:CE	2.65	0.59
4:AE:4:ILE:HD13	4:AE:28:ALA:HB1	1.84	0.59
5:AF:9:ILE:HD11	5:AF:125:LEU:HG	1.84	0.59
6:AG:96:ARG:O	6:AG:97:ASP:HB2	2.03	0.59
8:AK:2:LYS:HB2	8:AK:39:ALA:HB3	1.85	0.59
8:AK:111:PRO:O	8:AK:112:LYS:C	2.41	0.59
9:AM:57:ALA:O	9:AM:58:ASP:CB	2.51	0.59
13:A0:29:LEU:O	13:A0:75:LEU:HD21	2.03	0.59
16:A1:90:VAL:CG2	17:A2:39:LEU:HB3	2.33	0.59
21:AV:117:LEU:HD22	21:AV:118:GLN:H	1.67	0.59
23:AZ:8:SER:OG	23:AZ:10:LYS:HG3	2.03	0.59
23:AZ:80:LEU:HB2	23:AZ:82:LEU:HD23	1.84	0.59
27:A5:52:TYR:CD1	27:A5:53:ALA:N	2.70	0.59
30:A8:22:VAL:HB	30:A8:53:PRO:HB2	1.85	0.59
31:BA:632:A:C8	31:BA:633:G:C8	2.91	0.59
31:BA:1129:C:N3	31:BA:1143:G:N2	2.51	0.59
31:BA:1269:A:C2	31:BA:1313:U:O4'	2.56	0.59
31:BA:1288:A:H2'	31:BA:1289:A:C8	2.38	0.59
31:BA:1513:A:H2'	31:BA:1514:C:C6	2.37	0.59
34:BG:196:LEU:C	34:BG:198:VAL:H	2.05	0.59
34:BG:207:TYR:C	34:BG:209:ARG:N	2.52	0.59
35:BH:152:ARG:HA	38:BK:64:LYS:HZ1	1.66	0.59
40:BM:50:ILE:HD13	40:BM:60:ARG:HD3	1.84	0.59
47:BT:70:ARG:O	47:BT:71:PHE:CD2	2.56	0.59
31:CA:363:A:C2	42:CO:31:PRO:HG2	2.37	0.59
31:CA:413:G:C2'	31:CA:428:G:N2	2.66	0.59
31:CA:1503:A:C5	54:C1:13:A:C2	2.91	0.59
38:CK:72:PRO:O	38:CK:73:ASP:HB3	2.02	0.59
1:DA:312:G:C8	1:DA:312:G:OP2	2.56	0.59
1:DA:528:A:H2	1:DA:2043:C:C4'	2.15	0.59
1:DA:1729:A:C6	1:DA:1731:G:N7	2.70	0.59
1:DA:1826:G:H4'	3:DD:242:ARG:HE	1.67	0.59
1:DA:2355:C:O3'	22:D3:24:LYS:HE3	2.02	0.59
1:DA:2469:A:N7	1:DA:2482:G:N9	2.51	0.59
2:DB:39:A:C2	26:D4:1:MET:SD	2.96	0.59
5:DF:119:ARG:HB3	5:DF:119:ARG:NH1	2.17	0.59
6:DG:124:SER:HB2	6:DG:131:TYR:CE1	2.38	0.59
8:DK:79:ILE:O	8:DK:143:SER:HB2	2.03	0.59

Continued on next page...

Continued from previous page...

Atom-1	Atom-2	Interatomic distance (Å)	Clash overlap (Å)
8:DK:124:GLY:H	8:DK:142:VAL:CG1	2.14	0.59
21:DV:5:LEU:HD23	21:DV:6:LYS:HG2	1.83	0.59
1:AA:681:G:N7	56:AA:3351:OHX:N1	2.50	0.58
1:AA:1173:G:C2	1:AA:1175:U:C4	2.91	0.58
1:AA:1441:G:H2'	1:AA:1442:G:C8	2.37	0.58
1:AA:2629:A:N6	1:AA:2895:U:C2	2.71	0.58
7:AH:56:SER:OG	7:AH:57:ASP:N	2.32	0.58
7:AH:126:PRO:O	7:AH:127:GLU:CB	2.50	0.58
9:AM:46:VAL:CG1	9:AM:48:MET:HG3	2.34	0.58
13:A0:72:ASP:O	13:A0:76:VAL:HG23	2.03	0.58
14:AQ:67:ARG:HB2	14:AQ:67:ARG:CZ	2.33	0.58
17:A2:35:LEU:HB2	17:A2:37:VAL:CG2	2.33	0.58
18:AS:37:ARG:NH1	18:AS:38:TYR:OH	2.36	0.58
31:BA:67:C:H2'	31:BA:68:G:H8	1.67	0.58
31:BA:960:U:N3	31:BA:1225:A:C4	2.63	0.58
31:BA:976:G:C8	31:BA:1358:U:O2	2.55	0.58
31:BA:1199:U:H5''	31:BA:1200:C:OP2	2.03	0.58
31:BA:1360:A:O2'	31:BA:1361:G:H5'	2.03	0.58
33:BF:95:THR:CG2	33:BF:96:GLY:H	2.11	0.58
35:BH:87:SER:HB3	35:BH:125:SER:O	2.03	0.58
35:BH:110:LEU:HB3	35:BH:115:VAL:HG11	1.85	0.58
38:BK:64:LYS:C	38:BK:65:TYR:CD1	2.75	0.58
43:BP:5:ALA:HB3	43:BP:66:LEU:HD12	1.84	0.58
31:CA:115:G:OP2	56:CA:1737:OHX:N5	2.36	0.58
31:CA:1142:G:H3'	31:CA:1143:G:C8	2.38	0.58
34:CG:146:ILE:HD12	34:CG:146:ILE:N	2.18	0.58
43:CP:106:ASN:O	43:CP:107:ALA:HB3	2.02	0.58
1:DA:869:G:O2'	1:DA:870:A:H5'	2.02	0.58
1:DA:932:G:H4'	1:DA:933:A:O5'	2.01	0.58
1:DA:1666:G:C2'	1:DA:1667:G:H5'	2.32	0.58
1:DA:2111:C:H41	1:DA:2147:G:N2	2.01	0.58
1:DA:2450:A:C2	1:DA:2451:A:C4	2.91	0.58
2:DB:12:C:O2'	22:D3:74:ARG:HG2	2.03	0.58
2:DB:88:C:H3'	2:DB:89:G:C8	2.38	0.58
3:DD:27:THR:OG1	3:DD:81:ALA:HB1	2.03	0.58
3:DD:94:LEU:HG	3:DD:104:TYR:CE2	2.38	0.58
4:DE:38:THR:O	4:DE:40:GLU:N	2.36	0.58
4:DE:120:TRP:CD2	4:DE:155:LYS:HD3	2.38	0.58
5:DF:9:ILE:HG12	5:DF:13:SER:O	2.02	0.58
15:DR:99:LEU:H	15:DR:99:LEU:HD12	1.67	0.58
28:D6:34:LEU:HD23	28:D6:34:LEU:H	1.68	0.58

Continued on next page...

Continued from previous page...

Atom-1	Atom-2	Interatomic distance (Å)	Clash overlap (Å)
1:AA:259:G:N7	56:AA:3506:OHX:N4	2.52	0.58
1:AA:2294:C:C5	1:AA:2295:C:H5	2.21	0.58
1:AA:2897:U:H2'	1:AA:2898:U:O4'	2.03	0.58
2:AB:57:A:H2'	2:AB:58:A:H5'	1.85	0.58
13:A0:100:LEU:HD13	13:A0:112:ALA:CA	2.33	0.58
13:A0:100:LEU:HD11	13:A0:113:LEU:CD1	2.33	0.58
22:A3:11:ARG:O	22:A3:14:ARG:NH2	2.36	0.58
25:AX:59:VAL:CG1	25:AX:60:GLU:N	2.66	0.58
31:BA:168:G:N2	31:BA:169:C:N3	2.50	0.58
31:BA:342:C:C2	31:BA:348:G:N2	2.71	0.58
31:BA:438:G:N2	31:BA:495:A:C8	2.71	0.58
31:BA:447:G:H2'	31:BA:485:G:N2	2.18	0.58
31:BA:958:A:C8	49:BV:55:LYS:HD2	2.38	0.58
31:BA:1086:U:H3	31:BA:1099:G:N2	1.99	0.58
31:BA:1347:G:O2'	31:BA:1373:G:O6	2.17	0.58
33:BF:83:ARG:O	33:BF:86:VAL:N	2.28	0.58
36:BI:86:ARG:O	36:BI:87:ARG:HG2	2.02	0.58
39:BL:81:ILE:O	39:BL:85:LEU:HG	2.03	0.58
53:BC:1:C:H2'	53:BC:1:C:O2	2.04	0.58
31:CA:522:C:OP2	42:CO:69:TYR:OH	2.21	0.58
31:CA:690:G:H22	41:CN:55:LYS:CE	2.14	0.58
31:CA:1124:G:O2'	31:CA:1145:C:C2	2.56	0.58
31:CA:1227:A:OP2	43:CP:111:LYS:HD3	2.03	0.58
36:CI:15:ASP:OD1	36:CI:18:GLN:N	2.34	0.58
41:CN:44:SER:HB3	41:CN:47:VAL:HG23	1.83	0.58
43:CP:97:PRO:HA	43:CP:110:ARG:HD3	1.84	0.58
1:DA:196:A:H2'	1:DA:196:A:N3	2.18	0.58
1:DA:626:U:H5'	1:DA:627:A:C5'	2.32	0.58
1:DA:752:A:H3'	29:D7:1:MET:SD	2.42	0.58
1:DA:945:A:C6	1:DA:2448:A:C6	2.91	0.58
1:DA:2153:G:O2'	1:DA:2154:G:O4'	2.13	0.58
1:DA:2766:G:H2'	1:DA:2766:G:N3	2.18	0.58
1:DA:2853:C:H2'	1:DA:2854:G:C8	2.37	0.58
1:DA:2875:C:O2'	15:DR:5:ALA:CB	2.51	0.58
5:DF:158:THR:HB	5:DF:195:ASP:HB2	1.85	0.58
20:DU:81:LYS:HG2	20:DU:97:ARG:NE	2.19	0.58
29:D7:12:ARG:NH2	29:D7:44:PRO:HB3	2.19	0.58
1:AA:38:A:H2'	1:AA:39:C:C6	2.37	0.58
1:AA:583:G:H5''	16:A1:10:ARG:NH1	2.18	0.58
1:AA:2347:C:C4'	28:A6:39:TYR:HE2	2.16	0.58
1:AA:2638:G:P	4:AE:82:ARG:NH2	2.76	0.58

Continued on next page...

Continued from previous page...

Atom-1	Atom-2	Interatomic distance (Å)	Clash overlap (Å)
1:AA:2754:U:OP2	56:AA:3388:OHX:N6	2.36	0.58
5:AF:6:VAL:HG21	5:AF:119:ARG:HB2	1.83	0.58
6:AG:83:ARG:H	6:AG:86:MET:HE3	1.68	0.58
11:AO:61:ARG:HH12	30:A8:14:VAL:HG23	1.68	0.58
13:A0:31:HIS:O	13:A0:33:ARG:N	2.36	0.58
18:AS:88:ARG:NH1	18:AS:94:ASP:OD1	2.37	0.58
22:A3:54:GLY:O	22:A3:56:ASP:N	2.36	0.58
31:BA:1004:A:H5''	31:BA:1025:U:N3	2.17	0.58
31:BA:1034:G:N2	31:BA:1035:A:C6	2.72	0.58
31:BA:1076:C:C2	31:BA:1082:G:N2	2.71	0.58
36:BI:15:ASP:O	36:BI:17:SER:N	2.36	0.58
31:CA:32:A:C2	31:CA:33:A:C4	2.91	0.58
31:CA:1189:C:P	40:CM:51:ARG:NH2	2.75	0.58
31:CA:1331:G:OP1	31:CA:1331:G:C4'	2.51	0.58
49:CV:41:VAL:HG13	26:D4:63:TYR:HB3	1.84	0.58
1:DA:287:C:N3	1:DA:354:G:O6	2.36	0.58
1:DA:868:U:N3	1:DA:869:G:N7	2.51	0.58
1:DA:997:G:C2'	1:DA:998:C:H5'	2.33	0.58
1:DA:1666:G:H2'	1:DA:1667:G:H5'	1.85	0.58
1:DA:2133:G:H1'	1:DA:2158:A:N6	2.18	0.58
1:DA:2239:G:OP2	3:DD:244:ARG:NH2	2.35	0.58
1:DA:2752:C:OP2	1:DA:2752:C:O4'	2.21	0.58
2:DB:24:G:OP2	2:DB:24:G:C8	2.57	0.58
4:DE:57:LYS:HZ2	4:DE:57:LYS:H	1.51	0.58
4:DE:101:ARG:O	4:DE:201:THR:OG1	2.20	0.58
5:DF:51:THR:HB	5:DF:88:VAL:HG11	1.85	0.58
10:DN:4:PRO:O	10:DN:5:GLN:CB	2.48	0.58
13:D0:87:TYR:O	13:D0:89:ASP:N	2.35	0.58
25:DX:12:PRO:HA	25:DX:15:TYR:CD1	2.38	0.58
28:D6:26:ASN:O	28:D6:27:LYS:HB2	2.03	0.58
1:AA:496:G:H1'	18:AS:61:ASN:OD1	2.04	0.58
1:AA:1090:U:O4	1:AA:1101:U:O2	2.21	0.58
1:AA:1486:A:H2'	1:AA:1487:G:H8	1.69	0.58
1:AA:2173:A:H2'	1:AA:2173:A:N3	2.19	0.58
1:AA:2782:G:O6	56:AA:3350:OHX:N6	2.35	0.58
11:AO:15:ARG:O	11:AO:16:ARG:O	2.21	0.58
23:AZ:57:GLU:C	23:AZ:58:ILE:HD12	2.24	0.58
24:AW:46:GLN:O	24:AW:47:ASN:O	2.22	0.58
31:BA:872:A:C5	31:BA:874:G:C8	2.91	0.58
34:BG:25:ARG:NH1	34:BG:30:LYS:O	2.37	0.58
42:BO:8:ASN:HA	42:BO:11:VAL:HG23	1.84	0.58

Continued on next page...

Continued from previous page...

Atom-1	Atom-2	Interatomic distance (Å)	Clash overlap (Å)
47:BT:70:ARG:C	47:BT:71:PHE:HD2	2.07	0.58
48:BU:44:LEU:HD11	48:BU:70:ILE:HG21	1.86	0.58
49:BV:65:ASN:H	49:BV:65:ASN:ND2	1.96	0.58
31:CA:266:G:H5'	31:CA:268:C:H41	1.68	0.58
31:CA:537:G:H2'	31:CA:538:G:H8	1.67	0.58
32:CE:124:SER:C	32:CE:126:GLU:H	2.05	0.58
34:CG:11:LEU:O	34:CG:12:CYS:C	2.39	0.58
43:CP:3:ARG:HG2	43:CP:9:ILE:HG12	1.84	0.58
52:CB:3:U:HO2'	52:CB:4:G:H8	1.52	0.58
52:CD:16:C:H41	52:CD:68:A:H2'	1.67	0.58
1:DA:27:G:H22	1:DA:512:G:HO2'	1.47	0.58
1:DA:533:G:H5'	16:D1:24:TYR:CE2	2.39	0.58
1:DA:796:C:H2'	1:DA:797:C:C6	2.38	0.58
1:DA:1000:A:C6	1:DA:1001:A:N1	2.71	0.58
1:DA:2459:A:C5	1:DA:2460:U:C5	2.91	0.58
1:DA:2469:A:O5'	1:DA:2476:A:H2	1.86	0.58
1:DA:2817:G:P	13:D0:99:LYS:HZ1	2.25	0.58
1:DA:2846:G:H2'	1:DA:2847:U:C6	2.39	0.58
4:DE:31:CYS:SG	4:DE:51:PHE:HB2	2.44	0.58
6:DG:111:LEU:HB3	6:DG:117:PHE:CE2	2.38	0.58
7:DH:6:ARG:HD3	7:DH:6:ARG:N	2.18	0.58
7:DH:107:VAL:HG23	7:DH:109:PHE:CD1	2.37	0.58
11:DO:147:LEU:HD22	11:DO:148:LEU:N	2.16	0.58
17:D2:14:VAL:HB	17:D2:96:ILE:HG13	1.85	0.58
19:DT:60:ARG:HG3	19:DT:60:ARG:HH11	1.68	0.58
21:DV:29:TYR:HB3	21:DV:34:ASN:HD22	1.69	0.58
22:D3:32:ARG:HG2	22:D3:33:ALA:N	2.16	0.58
28:D6:16:CYS:O	28:D6:17:LYS:HG3	2.03	0.58
1:AA:2032:G:H21	4:AE:146:THR:CG2	2.14	0.58
1:AA:2167:U:O2'	1:AA:2168:G:P	2.61	0.58
2:AB:63:G:OP1	56:AB:218:OHX:N3	2.36	0.58
3:AD:125:ILE:HG22	3:AD:125:ILE:O	2.02	0.58
5:AF:45:ARG:HH11	5:AF:45:ARG:CG	2.15	0.58
6:AG:65:GLY:HA2	26:A4:7:PRO:CG	2.34	0.58
8:AK:21:VAL:HG21	8:AK:25:TYR:CD1	2.39	0.58
14:AQ:101:LEU:C	14:AQ:101:LEU:HD12	2.23	0.58
21:AV:93:ASP:HA	21:AV:130:PRO:HG2	1.84	0.58
31:BA:1128:C:H2'	31:BA:1139:G:C6	2.38	0.58
43:BP:80:ARG:NH1	49:BV:65:ASN:O	2.36	0.58
46:BS:40:ASP:O	46:BS:42:ARG:N	2.35	0.58
49:BV:53:ASN:O	49:BV:77:THR:HG22	2.02	0.58

Continued on next page...

Continued from previous page...

Atom-1	Atom-2	Interatomic distance (Å)	Clash overlap (Å)
50:BW:79:ARG:NH2	50:BW:80:ARG:HE	2.01	0.58
52:BB:3:U:O2'	52:BB:4:G:H5''	2.03	0.58
52:BD:16:C:N4	52:BD:68:A:C4	2.71	0.58
31:CA:232:G:H2'	31:CA:233:C:O4'	2.03	0.58
31:CA:452:A:O2'	31:CA:453:A:O5'	2.21	0.58
31:CA:930:C:C4	31:CA:931:C:C5	2.90	0.58
32:CE:24:TRP:CE3	32:CE:40:HIS:CE1	2.92	0.58
32:CE:58:ILE:O	32:CE:61:LEU:HB3	2.04	0.58
43:CP:57:ARG:O	43:CP:61:GLU:HB2	2.03	0.58
50:CW:90:GLN:O	50:CW:91:LEU:HD23	2.03	0.58
1:DA:696:G:H2'	1:DA:697:C:H6	1.68	0.58
1:DA:1027:A:N6	1:DA:1126:A:C4	2.71	0.58
1:DA:1257:C:H4'	5:DF:83:PHE:CE2	2.37	0.58
1:DA:2130:U:H2'	1:DA:2158:A:N1	2.19	0.58
1:DA:2273:A:H2'	1:DA:2274:A:H8	1.69	0.58
1:DA:2335:A:C8	1:DA:2337:G:C5	2.92	0.58
1:DA:2681:C:O2	1:DA:2681:C:C2'	2.47	0.58
1:DA:2702:U:C2'	1:DA:2703:C:H5	2.16	0.58
4:DE:30:PRO:HD3	4:DE:180:ASN:OD1	2.04	0.58
6:DG:136:ARG:O	6:DG:154:GLY:N	2.36	0.58
8:DK:56:LYS:HG3	8:DK:57:ARG:N	2.19	0.58
14:DQ:102:ALA:O	14:DQ:104:GLY:N	2.37	0.58
16:D1:65:ILE:HD11	16:D1:96:ALA:HB3	1.84	0.58
1:AA:90:U:H1'	1:AA:91:A:N7	2.19	0.58
1:AA:184:C:H2'	1:AA:184:C:O2	2.01	0.58
1:AA:389:G:N1	11:AO:71:VAL:HG12	2.19	0.58
1:AA:1287:A:C5	1:AA:1288:U:C4	2.91	0.58
1:AA:1820:U:C2	3:AD:202:LYS:HB3	2.38	0.58
1:AA:1931:U:H5	1:AA:1969:A:N7	2.01	0.58
1:AA:2210:G:H5'	1:AA:2211:G:C8	2.38	0.58
1:AA:2287:A:C2	1:AA:2346:A:N1	2.72	0.58
1:AA:2436:G:C5	1:AA:2437:U:C5	2.91	0.58
1:AA:2685:G:O2'	1:AA:2726:U:H5	1.86	0.58
3:AD:44:ASN:HB3	3:AD:49:ILE:HA	1.84	0.58
6:AG:173:LEU:HD13	6:AG:178:PHE:CE2	2.39	0.58
9:AM:32:THR:HG22	9:AM:37:LYS:HB2	1.84	0.58
21:AV:45:ASP:O	21:AV:49:ARG:HG2	2.04	0.58
31:BA:453:A:C6	31:BA:454:C:C4	2.92	0.58
31:BA:1028(A):C:N4	31:BA:1028(B):C:H41	2.01	0.58
31:BA:1143:G:N1	31:BA:1144:G:N2	2.51	0.58
31:BA:1213:A:N7	31:BA:1215:G:C4	2.71	0.58

Continued on next page...

Continued from previous page...

Atom-1	Atom-2	Interatomic distance (Å)	Clash overlap (Å)
38:BK:122:ARG:HB2	38:BK:122:ARG:HH11	1.68	0.58
40:BM:49:VAL:O	40:BM:60:ARG:HB3	2.03	0.58
42:BO:6:THR:OG1	42:BO:9:GLN:HG3	2.04	0.58
52:BD:67:A:H4'	52:BD:68:A:OP1	2.03	0.58
31:CA:1145:C:C4'	31:CA:1146:A:OP1	2.46	0.58
32:CE:132:LYS:HG3	32:CE:135:GLN:HE21	1.66	0.58
32:CE:163:PHE:HD2	32:CE:185:ILE:HG13	1.68	0.58
42:CO:32:PHE:HB2	42:CO:84:LEU:CD2	2.33	0.58
47:CT:67:LYS:HA	47:CT:70:ARG:NH1	2.18	0.58
52:CD:48:C:C2'	52:CD:49:A:C8	2.87	0.58
1:DA:1005:C:C2	1:DA:1143:A:C5	2.92	0.58
1:DA:2798:C:H42	1:DA:2799:A:N6	2.01	0.58
3:DD:43:ARG:HD2	3:DD:44:ASN:CG	2.23	0.58
3:DD:260:ARG:NH1	3:DD:267:SER:OG	2.36	0.58
4:DE:27:LEU:HG	15:DR:1:MET:HE1	1.84	0.58
4:DE:87:GLU:O	4:DE:89:ASP:N	2.37	0.58
5:DF:66:PRO:O	5:DF:67:GLN:HB3	2.02	0.58
1:AA:53:A:H61	1:AA:117:G:C2'	2.17	0.58
1:AA:888:C:H41	43:BP:93:ARG:HH22	1.52	0.58
1:AA:1174:A:N6	1:AA:1175:U:H6	2.01	0.58
1:AA:1464:C:O2'	1:AA:1465:G:H5'	2.03	0.58
4:AE:54:GLN:O	4:AE:55:ASN:HB2	2.03	0.58
5:AF:63:LYS:NZ	5:AF:67:GLN:HB2	2.18	0.58
6:AG:172:LEU:O	6:AG:172:LEU:HD12	2.04	0.58
11:AO:47:ASP:OD2	11:AO:49:ARG:HG2	2.03	0.58
19:AT:21:PHE:CD2	19:AT:26:TYR:CD2	2.91	0.58
22:A3:70:GLN:NE2	22:A3:80:HIS:NE2	2.52	0.58
31:BA:1374:A:H2'	31:BA:1375:A:C5'	2.32	0.58
52:BB:48:C:C3'	52:BB:49:A:H8	2.03	0.58
52:BB:75:C:O2'	52:BB:76:C:P	2.62	0.58
52:BD:68:A:H5''	52:BD:69:U:OP2	2.04	0.58
31:CA:136:C:O2'	46:CS:65:GLN:NE2	2.37	0.58
31:CA:192:U:H4'	50:CW:103:GLY:HA2	1.86	0.58
31:CA:1285:A:OP1	31:CA:1285:A:H8	1.86	0.58
33:CF:15:THR:HG22	33:CF:16:ARG:N	2.18	0.58
49:CV:28:LYS:HD3	49:CV:29:ARG:N	2.14	0.58
50:CW:49:ALA:HB1	50:CW:100:ILE:HD13	1.85	0.58
52:CB:27:A:H3'	52:CB:28:G:C8	2.39	0.58
52:CB:38:MIA:H163	52:CB:39:A:N1	2.18	0.58
52:CD:24:G:H2'	52:CD:25:G:C8	2.39	0.58
1:DA:142:G:H1'	19:DT:37:THR:HG22	1.85	0.58

Continued on next page...

Continued from previous page...

Atom-1	Atom-2	Interatomic distance (Å)	Clash overlap (Å)
1:DA:660:G:H21	11:DO:12:ALA:HA	1.67	0.58
1:DA:960:A:H5''	1:DA:961:C:OP1	2.03	0.58
1:DA:1181:C:O2'	1:DA:1182:A:H5'	2.03	0.58
1:DA:1705:G:O6	56:DA:3087:OHX:N5	2.37	0.58
1:DA:2138:C:N3	1:DA:2153:G:N2	2.40	0.58
1:DA:2520:C:H41	1:DA:2542:A:H62	1.50	0.58
5:DF:101:LEU:O	5:DF:106:ARG:NH1	2.37	0.58
9:DM:56:ASN:CA	9:DM:125:GLY:C	2.72	0.58
9:DM:87:LEU:C	9:DM:89:LYS:H	2.07	0.58
13:D0:81:ASP:O	13:D0:82:GLU:CB	2.50	0.58
25:DX:12:PRO:HA	25:DX:15:TYR:HD1	1.69	0.58
1:AA:64:A:H1'	19:AT:66:LEU:HB2	1.85	0.58
1:AA:773:U:OP1	56:AA:3453:OHX:N2	2.37	0.58
1:AA:995:C:O2	9:AM:3:THR:OG1	2.21	0.58
1:AA:1047:G:H2'	1:AA:1110:G:C6	2.39	0.58
1:AA:1177:A:H4'	1:AA:1178:C:O5'	2.03	0.58
1:AA:1516:U:H2'	1:AA:1517:G:H8	1.69	0.58
1:AA:1550:C:OP1	1:AA:1727:U:O2'	2.22	0.58
1:AA:2126:A:C4	1:AA:2162:G:N2	2.71	0.58
1:AA:2427:C:H5''	1:AA:2428:G:OP1	2.04	0.58
5:AF:197:ASP:O	5:AF:198:ALA:C	2.41	0.58
7:AH:86:GLU:HG3	7:AH:165:ALA:H	1.67	0.58
13:A0:54:LEU:O	13:A0:62:ALA:HB1	2.04	0.58
16:A1:91:ASP:O	16:A1:92:ARG:C	2.41	0.58
21:AV:72:ARG:NH1	21:AV:72:ARG:CG	2.59	0.58
30:A8:52:LYS:N	30:A8:53:PRO:HD2	2.19	0.58
31:BA:149:A:H2'	31:BA:150:C:C6	2.39	0.58
31:BA:186:C:H2'	31:BA:186(A):C:C6	2.38	0.58
31:BA:415:A:H2'	31:BA:416:G:O4'	2.04	0.58
31:BA:722:A:H2'	31:BA:724:G:C8	2.39	0.58
31:BA:988:G:C2	31:BA:1218:C:O2	2.57	0.58
38:BK:65:TYR:CD1	38:BK:65:TYR:N	2.72	0.58
47:BT:48:GLU:O	47:BT:49:GLU:C	2.42	0.58
31:CA:182:U:C5	31:CA:183:G:C1'	2.86	0.58
31:CA:719:C:C5	31:CA:720:C:C4	2.91	0.58
31:CA:940:C:H2'	31:CA:941:G:H8	1.67	0.58
31:CA:1004:A:OP1	31:CA:1025:U:O4	2.22	0.58
31:CA:1118:C:OP1	39:CL:104:ARG:HD2	2.04	0.58
32:CE:142:LEU:O	32:CE:146:GLN:HB2	2.03	0.58
35:CH:11:ILE:HD12	35:CH:31:LEU:HD13	1.86	0.58
35:CH:68:GLU:OE2	35:CH:70:PRO:HG3	2.03	0.58

Continued on next page...

Continued from previous page...

Atom-1	Atom-2	Interatomic distance (Å)	Clash overlap (Å)
37:CJ:147:ALA:C	37:CJ:149:ARG:H	2.07	0.58
43:CP:20:THR:C	43:CP:22:ILE:H	2.06	0.58
52:CB:85:A:H8	1:DA:2583:G:H21	1.52	0.58
1:DA:1149:G:H2'	1:DA:1150:C:C6	2.39	0.58
1:DA:2370:G:H21	28:D6:45:LYS:HE3	1.69	0.58
1:DA:2582:G:C2'	1:DA:2583:G:H5'	2.33	0.58
2:DB:15:A:H1'	2:DB:109:G:C8	2.39	0.58
4:DE:4:ILE:HD12	4:DE:28:ALA:CB	2.32	0.58
12:DP:2:LEU:O	12:DP:70:PRO:HG3	2.03	0.58
13:D0:82:GLU:H	13:D0:85:PRO:HG2	1.69	0.58
14:DQ:66:ALA:O	14:DQ:69:VAL:HG12	2.03	0.58
20:DU:46:LYS:O	20:DU:48:ALA:N	2.37	0.58
23:DZ:2:SER:O	23:DZ:4:VAL:HG13	2.04	0.58
25:DX:4:LEU:O	25:DX:36:VAL:HA	2.04	0.58
1:AA:484:C:H2'	1:AA:485:C:C6	2.38	0.58
1:AA:652:C:N4	1:AA:653:A:N6	2.52	0.58
1:AA:1864:U:O4	56:AA:3502:OHX:N4	2.37	0.58
1:AA:2309:A:C5	1:AA:2310:A:N7	2.72	0.58
6:AG:65:GLY:HA2	26:A4:7:PRO:HG3	1.86	0.58
8:AK:140:LEU:N	8:AK:140:LEU:CD2	2.67	0.58
11:AO:62:LEU:HD11	30:A8:30:ARG:NH1	2.11	0.58
21:AV:76:LEU:H	21:AV:76:LEU:CD2	2.16	0.58
21:AV:104:PHE:CE1	21:AV:119:GLU:HB3	2.38	0.58
22:A3:27:GLU:OE2	56:A3:102:OHX:N1	2.37	0.58
26:A4:12:ALA:N	26:A4:24:THR:OG1	2.37	0.58
30:A8:34:TRP:CD2	30:A8:35:GLN:CG	2.86	0.58
31:BA:106:C:C2'	31:BA:107:G:H5'	2.33	0.58
31:BA:149:A:C2	31:BA:150:C:C4	2.91	0.58
31:BA:960:U:O2	31:BA:960:U:C2'	2.51	0.58
31:BA:1076:C:C2	31:BA:1082:G:C2	2.92	0.58
31:BA:1128:C:C5'	39:BL:16:ARG:HH22	2.17	0.58
31:BA:1178:G:HO2'	31:BA:1179:A:P	2.26	0.58
31:BA:1322:C:H5'	43:BP:100:GLY:HA2	1.86	0.58
36:BI:19:LEU:O	36:BI:19:LEU:HD23	2.04	0.58
52:BD:30:A:H61	52:BD:42:U:H3	1.50	0.58
31:CA:266:G:O6	31:CA:270:A:N7	2.37	0.58
31:CA:413:G:C2'	31:CA:414:A:OP2	2.52	0.58
31:CA:601:C:H42	31:CA:637:G:H1	1.51	0.58
31:CA:766:A:H2'	31:CA:767:A:O5'	2.03	0.58
31:CA:1358:U:H3'	31:CA:1359:C:C6	2.39	0.58
31:CA:1503:A:C4	54:C1:13:A:N1	2.71	0.58

Continued on next page...

Continued from previous page...

Atom-1	Atom-2	Interatomic distance (Å)	Clash overlap (Å)
32:CE:19:HIS:CD2	32:CE:205:ASP:H	2.22	0.58
32:CE:28:PHE:CZ	32:CE:189:ASP:HA	2.39	0.58
38:CK:51:VAL:HG21	38:CK:60:ARG:HE	1.67	0.58
42:CO:18:VAL:O	42:CO:19:ARG:CB	2.52	0.58
42:CO:90:VAL:O	42:CO:90:VAL:HG12	2.03	0.58
52:CB:37:A:C6	54:C1:20:G:O6	2.57	0.58
53:CC:23:G:H2'	53:CC:24:C:H6	1.69	0.58
1:DA:72:U:N3	24:DW:62:THR:HG22	2.18	0.58
1:DA:188:G:OP2	56:DA:3459:OHX:N1	2.37	0.58
1:DA:205:G:O2'	1:DA:206:U:P	2.62	0.58
1:DA:495:G:H1'	18:DS:57:ASN:ND2	2.18	0.58
1:DA:905:U:H2'	1:DA:906:G:H5'	1.86	0.58
1:DA:1033:U:H1'	1:DA:2750:A:N1	2.18	0.58
1:DA:1942:C:OP2	1:DA:1943:U:O2'	2.19	0.58
1:DA:2274:A:N1	1:DA:2276:G:H1'	2.19	0.58
3:DD:45:ASN:CG	3:DD:46:GLN:H	2.05	0.58
4:DE:37:ARG:CB	4:DE:42:ASP:OD2	2.51	0.58
5:DF:4:VAL:CG1	5:DF:17:ARG:HE	2.17	0.58
5:DF:20:LEU:HD22	5:DF:21:ALA:H	1.69	0.58
5:DF:26:ALA:O	5:DF:27:GLU:HG3	2.04	0.58
8:DK:118:LYS:O	8:DK:119:PRO:O	2.22	0.58
8:DK:136:VAL:O	8:DK:136:VAL:HG13	2.03	0.58
10:DN:24:VAL:HG23	10:DN:33:ALA:HB2	1.86	0.58
16:D1:50:ARG:NH2	17:D2:72:VAL:CG2	2.53	0.58
19:DT:12:VAL:HB	19:DT:29:TRP:CD1	2.36	0.58
20:DU:19:LYS:HB2	20:DU:20:TYR:HD1	1.68	0.58
20:DU:97:ARG:HH11	20:DU:97:ARG:CG	2.16	0.58
1:AA:141:A:C8	1:AA:1408:C:H1'	2.39	0.58
1:AA:481:G:C4	1:AA:507:A:C2	2.92	0.58
1:AA:805:G:OP2	11:AO:41:ARG:HG2	2.04	0.58
1:AA:1019:U:O2	1:AA:1144:G:N2	2.37	0.58
1:AA:1358:G:N2	1:AA:1372:U:C5	2.72	0.58
1:AA:2377:A:H2'	1:AA:2378:A:C8	2.39	0.58
4:AE:48:GLN:O	4:AE:49:LEU:HD12	2.04	0.58
9:AM:42:TRP:O	16:A1:64:ARG:HD2	2.04	0.58
18:AS:64:MET:O	18:AS:65:LEU:CB	2.51	0.58
20:AU:63:LYS:HD2	20:AU:64:GLU:N	2.19	0.58
21:AV:21:ALA:O	21:AV:23:LYS:N	2.37	0.58
31:BA:39:G:N7	31:BA:547:A:C8	2.72	0.58
31:BA:156:G:H1	31:BA:165:C:N4	2.02	0.58
31:BA:1073:U:H2'	31:BA:1074:G:C8	2.39	0.58

Continued on next page...

Continued from previous page...

Atom-1	Atom-2	Interatomic distance (Å)	Clash overlap (Å)
31:BA:1173:G:H2'	31:BA:1174:G:O4'	2.04	0.58
36:BI:61:LEU:O	36:BI:62:TRP:HB2	2.04	0.58
37:BJ:79:ARG:HG2	37:BJ:84:ASN:CG	2.24	0.58
50:BW:76:ALA:O	50:BW:80:ARG:HG2	2.03	0.58
31:CA:1267:C:H2'	31:CA:1267:C:O2	2.02	0.58
31:CA:1399:C:H4'	31:CA:1400:C:O5'	2.04	0.58
35:CH:83:GLU:HB3	35:CH:88:LYS:HG2	1.85	0.58
42:CO:92:ASP:O	42:CO:93:LEU:HD23	2.03	0.58
43:CP:39:ILE:HG22	43:CP:40:ASN:N	2.19	0.58
53:CC:16:C:N4	56:CC:108:OHX:N3	2.51	0.58
52:CD:35:G:C2	54:C1:14:A:C2	2.92	0.58
1:DA:948:G:C2	1:DA:970:C:O2	2.57	0.58
1:DA:990:A:H5'	1:DA:990:A:H8	1.69	0.58
1:DA:1448:G:N3	1:DA:1529:A:H2	2.02	0.58
1:DA:1939:U:OP1	1:DA:2604:U:O2'	2.19	0.58
1:DA:2233:U:H2'	1:DA:2234:G:C8	2.39	0.58
5:DF:57:VAL:CG1	5:DF:58:ALA:H	2.17	0.58
8:DK:26:ALA:O	8:DK:31:LEU:HD13	2.04	0.58
20:DU:35:TYR:CD1	20:DU:69:ALA:HB3	2.39	0.58
22:D3:51:VAL:CG2	22:D3:81:VAL:HG23	2.34	0.58
26:D4:49:PHE:CE1	26:D4:50:VAL:HG22	2.39	0.58
27:D5:16:ARG:HG3	27:D5:17:ASP:N	2.19	0.58
1:AA:259:G:HO2'	1:AA:621:A:HO2'	1.41	0.57
1:AA:1018:C:H2'	1:AA:1019:U:H5'	1.86	0.57
1:AA:1049:C:C2'	1:AA:1050:A:C5'	2.82	0.57
1:AA:1138:G:H5''	1:AA:1139:G:OP2	2.04	0.57
1:AA:1542:G:O6	1:AA:1543:A:N6	2.36	0.57
1:AA:1665:A:C2'	1:AA:1666:G:H5'	2.34	0.57
11:AO:62:LEU:CD1	30:A8:30:ARG:HH11	1.66	0.57
15:AR:11:GLU:N	15:AR:11:GLU:OE1	2.37	0.57
15:AR:24:PRO:HD3	15:AR:52:ILE:HD12	1.84	0.57
15:AR:57:PHE:CD2	15:AR:58:ASN:N	2.70	0.57
17:A2:35:LEU:C	17:A2:37:VAL:N	2.58	0.57
18:AS:110:LYS:O	18:AS:112:GLY:N	2.37	0.57
21:AV:91:LEU:HD12	21:AV:96:VAL:HG11	1.86	0.57
21:AV:116:VAL:HG23	21:AV:174:VAL:HG13	1.86	0.57
30:A8:42:ARG:HH11	30:A8:42:ARG:HG2	1.69	0.57
31:BA:964:A:N3	31:BA:969:A:O2'	2.35	0.57
31:BA:975:A:H5'	31:BA:1363:A:N6	2.19	0.57
31:BA:1366:C:H2'	31:BA:1367:C:H6	1.69	0.57
32:BE:84:GLU:HB3	32:BE:219:VAL:HG21	1.86	0.57

Continued on next page...

Continued from previous page...

Atom-1	Atom-2	Interatomic distance (Å)	Clash overlap (Å)
38:BK:51:VAL:HG21	38:BK:60:ARG:HH12	1.69	0.57
31:CA:321:A:C2	31:CA:333:G:C2	2.92	0.57
31:CA:363:A:C6	42:CO:31:PRO:HD2	2.38	0.57
31:CA:861:G:C5	31:CA:862:C:C5	2.92	0.57
31:CA:930:C:C2'	31:CA:931:C:H5'	2.33	0.57
31:CA:1126:U:O2'	31:CA:1127:G:OP2	2.21	0.57
32:CE:12:GLU:HB3	32:CE:213:LEU:CD1	2.34	0.57
33:CF:134:ILE:O	33:CF:137:ALA:N	2.37	0.57
46:CS:43:LYS:HG2	46:CS:48:TRP:NE1	2.19	0.57
52:CB:53:A:H2'	52:CB:54:C:O4'	2.04	0.57
1:DA:654(M):C:O2'	1:DA:654(N):G:OP1	2.23	0.57
1:DA:844:C:H42	1:DA:934:G:H1	1.51	0.57
1:DA:1011:G:OP1	16:D1:75:ASN:HB3	2.03	0.57
1:DA:1069:A:C4'	1:DA:1070:A:H5''	2.33	0.57
1:DA:1071:G:P	1:DA:1097:U:H5'	2.44	0.57
1:DA:2343:C:O2'	1:DA:2373:G:O2'	2.22	0.57
1:DA:2787:C:H1'	4:DE:62:PRO:HG3	1.84	0.57
4:DE:67:PHE:CG	4:DE:67:PHE:O	2.57	0.57
5:DF:79:GLY:HA2	5:DF:86:GLY:HA2	1.86	0.57
6:DG:7:LEU:O	6:DG:7:LEU:HD23	2.03	0.57
6:DG:106:LEU:O	6:DG:110:ALA:HB3	2.04	0.57
7:DH:117:PRO:HB3	7:DH:123:PHE:HZ	1.69	0.57
15:DR:61:PHE:CE2	15:DR:76:PHE:HB2	2.39	0.57
19:DT:18:TYR:HA	19:DT:21:PHE:CE2	2.38	0.57
21:DV:116:VAL:C	21:DV:117:LEU:HD22	2.24	0.57
1:AA:280:C:C2'	1:AA:281:G:H5'	2.34	0.57
1:AA:875:G:N2	1:AA:903:C:C2	2.72	0.57
1:AA:1299:G:H3'	1:AA:1639:U:O4	2.04	0.57
1:AA:1357:U:H2'	1:AA:1358:G:O4'	2.04	0.57
1:AA:2163:C:C2'	1:AA:2164:C:H5'	2.33	0.57
1:AA:2469:A:O2'	12:AP:56:ARG:CG	2.52	0.57
1:AA:2781:A:OP2	56:AA:3505:OHX:N3	2.37	0.57
1:AA:2882:A:OP1	13:A0:96:ARG:NH1	2.31	0.57
14:AQ:35:ILE:HD11	14:AQ:101:LEU:HD23	1.87	0.57
16:A1:28:ARG:CG	16:A1:38:THR:OG1	2.52	0.57
31:BA:429:U:H4'	31:BA:430:A:OP1	2.04	0.57
31:BA:457:C:N4	31:BA:458:C:H41	2.02	0.57
31:BA:468:A:H2'	31:BA:474:G:C5'	2.33	0.57
31:BA:1004:A:C5'	31:BA:1025:U:N3	2.66	0.57
31:BA:1027:C:C4'	31:BA:1028:C:OP1	2.52	0.57
31:BA:1129:C:C4	31:BA:1139:G:N1	2.72	0.57

Continued on next page...

Continued from previous page...

Atom-1	Atom-2	Interatomic distance (Å)	Clash overlap (Å)
34:BG:98:GLU:OE1	34:BG:194:LEU:HD21	2.04	0.57
36:BI:8:ILE:HD11	36:BI:79:LEU:HD13	1.86	0.57
39:BL:43:ALA:HA	39:BL:74:ILE:HD13	1.86	0.57
52:BB:11:C:H2'	52:BB:12:C:H6	1.69	0.57
52:BB:75:C:H3'	52:BB:76:C:H5	1.69	0.57
31:CA:201:C:C4'	31:CA:208:U:OP1	2.52	0.57
31:CA:350:G:H5'	31:CA:351:G:OP2	2.04	0.57
31:CA:510:A:H5''	31:CA:511:C:OP2	2.04	0.57
31:CA:1206:G:C6	31:CA:1207:G:C6	2.92	0.57
35:CH:131:ILE:O	35:CH:134:ALA:HB3	2.04	0.57
46:CS:23:ASP:OD1	46:CS:25:ARG:HG3	2.04	0.57
47:CT:34:LYS:HG2	47:CT:35:VAL:H	1.69	0.57
50:CW:65:LYS:O	50:CW:68:LYS:HB2	2.04	0.57
5:DF:153:SER:HB2	5:DF:190:GLU:H	1.67	0.57
21:DV:9:TYR:OH	21:DV:61:LEU:HD13	2.04	0.57
22:D3:66:VAL:HG12	22:D3:67:VAL:N	2.19	0.57
24:DW:32:LEU:HD22	24:DW:57:ILE:CD1	2.34	0.57
26:D4:61:ARG:HG2	26:D4:62:ARG:NH1	2.19	0.57
27:D5:4:HIS:HB3	27:D5:5:PRO:HD2	0.62	0.57
29:D7:17:GLY:O	29:D7:20:ALA:N	2.36	0.57
1:AA:138:G:H22	19:AT:44:GLU:CD	2.06	0.57
1:AA:439:G:O2'	1:AA:440:G:H5'	2.04	0.57
1:AA:663:G:H2'	1:AA:664:C:O4'	2.05	0.57
1:AA:1479:G:N2	1:AA:1480:G:H1'	2.20	0.57
1:AA:2140:C:C2	1:AA:2151:G:N2	2.72	0.57
1:AA:2458:G:OP2	56:AA:3330:OHX:N4	2.37	0.57
1:AA:2475:C:N4	1:AA:2529:G:H22	2.02	0.57
1:AA:2556:C:O2	56:AA:3458:OHX:N3	2.37	0.57
28:A6:34:LEU:CB	28:A6:36:LEU:HD22	2.34	0.57
31:BA:652:U:H1'	31:BA:653:A:H2	1.69	0.57
31:BA:1087:G:H2'	31:BA:1088:G:C8	2.40	0.57
31:BA:1176:A:C3'	31:BA:1177:G:H5''	2.34	0.57
35:BH:80:ILE:HG12	35:BH:81:GLU:H	1.68	0.57
40:BM:50:ILE:HB	44:BQ:41:ARG:HE	1.68	0.57
46:BS:36:ILE:O	46:BS:36:ILE:HG13	2.04	0.57
50:BW:73:HIS:HB3	50:BW:74:LYS:HG2	1.86	0.57
31:CA:956:U:C2	31:CA:1225:A:C2	2.93	0.57
31:CA:1015:A:N6	31:CA:1016:A:C6	2.72	0.57
31:CA:1351:U:C4'	37:CJ:33:ASP:HB3	2.33	0.57
31:CA:1503:A:C4	54:C1:13:A:C2	2.92	0.57
39:CL:43:ALA:O	39:CL:45:ALA:N	2.31	0.57

Continued on next page...

Continued from previous page...

Atom-1	Atom-2	Interatomic distance (Å)	Clash overlap (Å)
52:CD:18:G:C5	52:CD:66:G:N2	2.73	0.57
1:DA:310:A:OP1	20:DU:17:SER:O	2.23	0.57
1:DA:1113:U:H2'	1:DA:1114:G:O4'	2.04	0.57
1:DA:2162:G:H5''	1:DA:2172:U:H5	1.70	0.57
1:DA:2298:A:N3	1:DA:2321:G:C2	2.71	0.57
1:DA:2401:U:H2'	1:DA:2402:C:H5''	1.85	0.57
1:DA:2522:U:C2'	1:DA:2523:G:H5''	2.34	0.57
1:DA:2690:C:OP2	13:D0:14:SER:HB3	2.05	0.57
5:DF:29:ASN:N	5:DF:112:MET:HE3	2.19	0.57
21:DV:44:PHE:CD1	21:DV:48:PHE:HB2	2.39	0.57
23:DZ:87:PRO:C	23:DZ:89:GLU:H	2.07	0.57
28:D6:12:GLU:CB	28:D6:23:THR:HG22	2.35	0.57
1:AA:481:G:H4'	1:AA:482:A:O5'	2.03	0.57
1:AA:813:U:H2'	1:AA:814:C:C6	2.39	0.57
1:AA:879:G:O6	1:AA:898:C:N4	2.30	0.57
1:AA:1929:G:H4'	1:AA:1930:G:OP1	2.04	0.57
1:AA:2147:G:N7	1:AA:2148:G:H1'	2.19	0.57
1:AA:2167:U:HO2'	1:AA:2168:G:P	2.27	0.57
1:AA:2500:U:H5''	1:AA:2501:C:OP2	2.04	0.57
1:AA:2809:A:N1	1:AA:2892:A:C4	2.73	0.57
3:AD:35:LYS:HE3	3:AD:63:ARG:C	2.24	0.57
3:AD:64:ILE:O	3:AD:64:ILE:HG12	2.04	0.57
4:AE:13:ARG:HD3	4:AE:21:VAL:HG12	1.85	0.57
7:AH:92:ILE:HG22	7:AH:93:GLY:N	2.17	0.57
27:A5:45:VAL:HG13	27:A5:50:GLY:HA3	1.86	0.57
31:BA:99:C:H2'	31:BA:101:A:C8	2.38	0.57
31:BA:791:G:C2'	31:BA:792:A:C5'	2.81	0.57
31:BA:939:G:H2'	31:BA:940:C:C6	2.40	0.57
32:BE:104:ASN:OD1	32:BE:107:THR:HB	2.03	0.57
38:BK:85:ARG:HA	38:BK:135:CYS:HB3	1.87	0.57
38:BK:110:ALA:HB3	38:BK:121:ASP:HB3	1.85	0.57
48:BU:18:ARG:N	48:BU:18:ARG:HD2	2.18	0.57
49:BV:40:ILE:O	49:BV:41:VAL:HG22	2.04	0.57
53:BC:20:G:H21	53:BC:58:A:H1'	1.68	0.57
31:CA:1240:U:O3'	37:CJ:38:LEU:HD21	2.05	0.57
32:CE:28:PHE:HD2	32:CE:194:PRO:HD3	1.69	0.57
33:CF:15:THR:HG21	33:CF:181:ASN:HA	1.87	0.57
38:CK:19:VAL:HG21	38:CK:21:LYS:HE3	1.87	0.57
40:CM:78:ASN:HD21	40:CM:81:THR:HG23	1.70	0.57
48:CU:29:PHE:O	48:CU:29:PHE:CD2	2.58	0.57
52:CB:71:C:H2'	52:CB:71:C:O2	2.04	0.57

Continued on next page...

Continued from previous page...

Atom-1	Atom-2	Interatomic distance (Å)	Clash overlap (Å)
53:CC:16:C:H5	56:CC:108:OHX:N5	2.02	0.57
1:DA:10:G:C5	1:DA:2629:A:N6	2.72	0.57
1:DA:353:G:C2	1:DA:354:G:C8	2.93	0.57
1:DA:578:A:OP1	1:DA:1255:U:O2'	2.15	0.57
1:DA:593:G:C1'	30:D8:4:MET:HE1	2.30	0.57
1:DA:780:G:H21	1:DA:783:A:H62	1.51	0.57
1:DA:875:G:H2'	1:DA:876:C:O4'	2.05	0.57
1:DA:1162:G:H21	17:D2:89:GLN:HE22	1.50	0.57
1:DA:2635:C:O2'	4:DE:80:GLU:OE2	2.18	0.57
14:DQ:74:ALA:HB1	14:DQ:107:GLU:HB3	1.86	0.57
16:D1:48:ALA:O	16:D1:52:ARG:HG3	2.04	0.57
19:DT:50:LYS:HG2	19:DT:84:ALA:HB2	1.86	0.57
1:AA:74:A:H5'	1:AA:75:G:O4'	2.04	0.57
1:AA:267:C:O2'	1:AA:268:C:H5'	2.05	0.57
1:AA:482:A:OP2	1:AA:507:A:N6	2.34	0.57
1:AA:530:G:O4'	1:AA:530:G:N3	2.33	0.57
1:AA:2392:A:H2	1:AA:2424:C:N4	2.01	0.57
1:AA:2477:C:H6	1:AA:2477:C:O5'	1.87	0.57
3:AD:35:LYS:HB3	3:AD:64:ILE:H	1.69	0.57
5:AF:65:TRP:CB	5:AF:66:PRO:HD2	2.33	0.57
23:AZ:87:PRO:O	23:AZ:89:GLU:N	2.37	0.57
30:A8:34:TRP:HB3	30:A8:35:GLN:CG	2.32	0.57
31:BA:145:G:N7	56:BA:1772:OHX:N1	2.53	0.57
31:BA:688:G:H2'	31:BA:689:C:H6	1.69	0.57
31:BA:1128:C:H5''	39:BL:16:ARG:HH22	1.68	0.57
36:BI:14:LEU:HD22	36:BI:18:GLN:NE2	2.20	0.57
37:BJ:79:ARG:HG2	37:BJ:84:ASN:OD1	2.03	0.57
38:BK:6:ILE:HB	38:BK:85:ARG:HH12	1.70	0.57
40:BM:78:ASN:O	40:BM:81:THR:OG1	2.19	0.57
31:CA:266:G:H1'	31:CA:267:C:OP2	2.05	0.57
31:CA:1160:G:C6	31:CA:1181:G:O6	2.54	0.57
31:CA:1346:A:C1'	31:CA:1347:G:OP2	2.52	0.57
38:CK:137:VAL:O	38:CK:138:TRP:HB3	2.04	0.57
39:CL:125:TYR:CD2	39:CL:126:SER:N	2.72	0.57
52:CB:34:U:H2'	52:CB:36:U:H5	1.68	0.57
52:CB:61:G:H2'	52:CB:62:G:C8	2.39	0.57
1:DA:971:C:H2'	1:DA:972:G:H5'	1.85	0.57
1:DA:1142(A):A:C8	1:DA:1144:G:N7	2.72	0.57
1:DA:1342:A:C6	1:DA:1602:U:N3	2.73	0.57
1:DA:2275:C:H5'	1:DA:2275:C:C6	2.36	0.57
4:DE:128:SER:OG	4:DE:129:HIS:N	2.35	0.57

Continued on next page...

Continued from previous page...

Atom-1	Atom-2	Interatomic distance (Å)	Clash overlap (Å)
5:DF:10:PRO:HB3	5:DF:127:GLU:HG2	1.87	0.57
6:DG:61:ALA:HA	6:DG:64:THR:HG22	1.86	0.57
15:DR:132:LYS:NZ	15:DR:132:LYS:HB3	2.19	0.57
18:DS:9:TYR:H	18:DS:102:HIS:HD2	1.47	0.57
20:DU:89:PHE:CG	20:DU:90:LEU:N	2.73	0.57
24:DW:65:ASN:ND2	24:DW:69:ARG:HH21	1.84	0.57
1:AA:762:U:O4	56:AA:3361:OHX:N2	2.38	0.57
1:AA:881:G:N7	1:AA:882:G:C4	2.72	0.57
1:AA:1021:A:H3'	1:AA:1021:A:H8	1.70	0.57
1:AA:1095:A:N3	1:AA:1095:A:H2'	2.18	0.57
1:AA:1332:G:N2	1:AA:1610:A:C8	2.73	0.57
1:AA:2023:G:H5'	1:AA:2617:C:H4'	1.86	0.57
3:AD:158:ALA:O	3:AD:159:ALA:C	2.42	0.57
9:AM:58:ASP:OD1	9:AM:58:ASP:C	2.42	0.57
11:AO:46:LYS:O	11:AO:47:ASP:CB	2.52	0.57
12:AP:35:VAL:HG11	12:AP:130:LYS:HD2	1.84	0.57
14:AQ:35:ILE:C	14:AQ:36:TYR:HD1	2.07	0.57
18:AS:70:TYR:HD2	18:AS:70:TYR:H	1.50	0.57
20:AU:78:ALA:HB3	20:AU:81:LYS:NZ	2.18	0.57
28:A6:11:LEU:HD22	28:A6:26:ASN:HD22	1.69	0.57
32:BE:211:ILE:O	32:BE:215:LEU:HB2	2.04	0.57
41:BN:88:GLY:O	41:BN:91:ARG:HB2	2.04	0.57
45:BR:6:GLU:OE2	45:BR:6:GLU:N	2.28	0.57
31:CA:491:G:O2'	31:CA:492:G:H5'	2.05	0.57
31:CA:956:U:O4	56:CA:1774:OHX:N4	2.38	0.57
31:CA:979:C:H3'	31:CA:980:C:H5''	1.86	0.57
31:CA:1241:G:C6	31:CA:1242:C:N4	2.73	0.57
31:CA:1246:C:H2'	31:CA:1247:U:O4'	2.04	0.57
32:CE:17:PHE:HZ	32:CE:47:THR:HG21	1.67	0.57
32:CE:92:TYR:HD2	32:CE:151:GLY:HA3	1.67	0.57
33:CF:88:ARG:HG3	33:CF:101:LEU:HD13	1.86	0.57
39:CL:113:LYS:HD2	39:CL:113:LYS:N	2.20	0.57
43:CP:46:LYS:HG2	43:CP:47:ASP:N	2.20	0.57
52:CB:3:U:O2'	52:CB:4:G:H8	1.88	0.57
1:DA:138:G:N2	19:DT:44:GLU:OE2	2.35	0.57
1:DA:777:A:O2'	1:DA:778:G:H5'	2.05	0.57
1:DA:1203:G:H3'	1:DA:1204:A:H5''	1.85	0.57
1:DA:2182:G:C2	1:DA:2183:C:C4	2.93	0.57
1:DA:2190:G:H2'	1:DA:2191:G:H5''	1.87	0.57
6:DG:171:ALA:O	6:DG:175:LEU:HG	2.05	0.57
9:DM:42:TRP:HA	9:DM:48:MET:HE1	1.87	0.57

Continued on next page...

Continued from previous page...

Atom-1	Atom-2	Interatomic distance (Å)	Clash overlap (Å)
12:DP:2:LEU:HD11	12:DP:69:PHE:HE1	1.70	0.57
12:DP:85:LYS:HD3	22:D3:9:SER:CB	2.35	0.57
12:DP:92:GLY:O	12:DP:93:TYR:CG	2.57	0.57
15:DR:8:LYS:O	15:DR:11:GLU:N	2.38	0.57
16:D1:91:ASP:C	16:D1:93:LYS:H	2.07	0.57
17:D2:37:VAL:HG21	17:D2:57:VAL:HG13	1.86	0.57
19:DT:65:ARG:HH11	19:DT:65:ARG:CG	2.05	0.57
21:DV:156:LYS:O	21:DV:157:LEU:HB2	2.04	0.57
30:D8:52:LYS:O	30:D8:54:GLU:N	2.37	0.57
1:AA:299:A:N6	1:AA:300:A:N1	2.53	0.57
1:AA:811:U:O5'	11:AO:21:ARG:O	2.23	0.57
1:AA:1329:U:H5''	1:AA:1330:C:H5	1.67	0.57
1:AA:2545:G:C2'	1:AA:2546:U:H5'	2.35	0.57
11:AO:108:LYS:C	11:AO:110:TYR:H	2.08	0.57
20:AU:97:ARG:HH21	20:AU:98:VAL:CG2	2.17	0.57
21:AV:58:VAL:O	21:AV:60:GLU:N	2.31	0.57
28:A6:38:LYS:HE2	28:A6:46:HIS:HB3	1.86	0.57
29:A7:19:ARG:HH11	29:A7:19:ARG:HG2	1.70	0.57
31:BA:515:G:C2	31:BA:537:G:C2	2.93	0.57
31:BA:1078:U:C5	31:BA:1079:G:C5	2.93	0.57
31:BA:1157:A:N6	31:BA:1180:A:C5	2.73	0.57
31:BA:1497:G:C2'	31:BA:1498:U:H5'	2.35	0.57
38:BK:68:ARG:HD2	38:BK:69:ARG:O	2.03	0.57
42:BO:101:VAL:HG12	42:BO:104:VAL:HG23	1.87	0.57
47:BT:91:ARG:HG2	47:BT:91:ARG:NH1	2.20	0.57
52:BD:79:A:H2'	52:BD:80:C:O4'	2.04	0.57
54:B1:13:A:HO2'	54:B1:14:A:P	2.16	0.57
31:CA:362:G:N7	56:CA:1798:OHX:N1	2.53	0.57
31:CA:370:C:O2	31:CA:482:A:O2'	2.22	0.57
31:CA:683:G:H2'	31:CA:684:A:C8	2.40	0.57
31:CA:827:U:O4	31:CA:870:U:C2	2.57	0.57
31:CA:931:C:O2'	31:CA:932:C:O5'	2.16	0.57
31:CA:939:G:C6	31:CA:940:C:N4	2.73	0.57
31:CA:973:G:H1'	40:CM:55:LYS:HE3	1.83	0.57
31:CA:1441:G:H4'	31:CA:1442:G:C5	2.39	0.57
34:CG:150:GLU:C	34:CG:152:SER:H	2.08	0.57
35:CH:110:LEU:HD21	35:CH:139:LEU:HD21	1.85	0.57
37:CJ:13:GLN:HG2	37:CJ:14:PRO:HD2	1.87	0.57
39:CL:75:ASP:O	39:CL:78:LYS:HB3	2.05	0.57
42:CO:100:ILE:CG2	42:CO:101:VAL:N	2.67	0.57
53:CC:1:C:O2	53:CC:1:C:C2'	2.52	0.57

Continued on next page...

Continued from previous page...

Atom-1	Atom-2	Interatomic distance (Å)	Clash overlap (Å)
1:DA:593:G:H4'	30:D8:61:LEU:HD22	1.85	0.57
1:DA:803:U:O2'	1:DA:804:A:H5'	2.05	0.57
1:DA:1006:C:H1'	9:DM:106:MET:HE3	1.85	0.57
1:DA:1053:C:H2'	1:DA:1054:A:O4'	2.04	0.57
1:DA:1135:C:O2	1:DA:1135:C:H2'	2.04	0.57
1:DA:1967:C:C2'	1:DA:1968:G:H5'	2.34	0.57
1:DA:2318:G:N2	14:DQ:2:ALA:HA	2.17	0.57
1:DA:2703:C:N3	1:DA:2704:C:C5	2.72	0.57
1:DA:2723:C:OP1	13:D0:3:HIS:HD2	1.88	0.57
1:DA:2869:G:H2'	1:DA:2870:C:O4'	2.04	0.57
4:DE:102:VAL:HA	4:DE:200:GLU:O	2.05	0.57
12:DP:132:VAL:HG21	21:DV:81:ARG:NH1	2.20	0.57
16:D1:65:ILE:HD11	16:D1:96:ALA:HB1	1.85	0.57
19:DT:44:GLU:O	19:DT:46:ALA:N	2.33	0.57
1:AA:1279:G:H5'	13:A0:34:ILE:CD1	2.35	0.57
2:AB:89(A):A:C5	2:AB:90:C:H1'	2.40	0.57
3:AD:35:LYS:HG2	3:AD:64:ILE:CA	2.34	0.57
3:AD:39:LYS:NZ	3:AD:60:ARG:HH11	2.02	0.57
4:AE:70:ALA:O	4:AE:71:GLY:C	2.42	0.57
6:AG:25:TYR:O	6:AG:27:ASN:N	2.38	0.57
6:AG:41:GLN:HG2	6:AG:154:GLY:O	2.04	0.57
6:AG:131:TYR:HB3	6:AG:159:VAL:HG23	1.86	0.57
9:AM:55:VAL:HG12	9:AM:126:PRO:HA	1.85	0.57
9:AM:93:THR:HG22	9:AM:94:HIS:ND1	2.20	0.57
12:AP:109:VAL:CG1	12:AP:114:ALA:HB2	2.35	0.57
15:AR:102:ILE:HA	15:AR:105:LEU:HD21	1.87	0.57
23:AZ:97:LEU:HD23	23:AZ:98:LEU:H	1.68	0.57
31:BA:328:C:H4'	31:BA:329:A:C5'	2.35	0.57
31:BA:368:U:P	8:DK:91:SER:OG	2.63	0.57
31:BA:412:A:OP2	34:BG:35:ARG:NH2	2.38	0.57
31:BA:1133:G:C4	31:BA:1134:G:C8	2.93	0.57
31:BA:1234:C:O2'	31:BA:1235:U:H5'	2.05	0.57
31:BA:1288:A:H1'	31:BA:1352:C:O2'	2.05	0.57
32:BE:177:ALA:O	32:BE:179:LYS:N	2.37	0.57
34:BG:77:ASN:O	34:BG:80:GLU:HB2	2.05	0.57
36:BI:19:LEU:CD2	36:BI:23:LYS:HZ3	2.17	0.57
39:BL:53:VAL:O	39:BL:54:ASP:HB2	2.04	0.57
46:BS:4:ILE:HA	46:BS:20:VAL:O	2.05	0.57
51:BX:14:TRP:HE3	51:BX:15:ARG:HG2	1.70	0.57
31:CA:135:C:O2'	56:CA:1768:OHX:N4	2.38	0.57
31:CA:652:U:O2'	31:CA:653:A:N3	2.33	0.57

Continued on next page...

Continued from previous page...

Atom-1	Atom-2	Interatomic distance (Å)	Clash overlap (Å)
31:CA:1055:A:N1	33:CF:194:GLY:HA3	2.19	0.57
31:CA:1323:G:H2'	31:CA:1324:A:C8	2.39	0.57
31:CA:1413:A:H2'	31:CA:1414:U:O4'	2.05	0.57
32:CE:162:ILE:O	32:CE:185:ILE:HG12	2.05	0.57
37:CJ:35:LYS:NZ	37:CJ:38:LEU:HD22	2.20	0.57
44:CQ:21:TYR:HD2	44:CQ:22:THR:O	1.88	0.57
1:DA:308:G:C8	1:DA:501:A:H1'	2.40	0.57
1:DA:405:U:C2'	1:DA:406:G:OP1	2.52	0.57
1:DA:744:G:C2'	1:DA:745:G:O5'	2.53	0.57
1:DA:1105:U:H2'	1:DA:1106:G:H8	1.70	0.57
1:DA:2067:G:O2'	1:DA:2069:G:H5''	2.05	0.57
1:DA:2295:C:H2'	1:DA:2295:C:O2	2.04	0.57
1:DA:2494:G:C2'	1:DA:2495:G:H5'	2.34	0.57
8:DK:5:LEU:HD21	8:DK:12:LEU:HD23	1.86	0.57
8:DK:81:VAL:H	8:DK:143:SER:CB	2.18	0.57
12:DP:79:LEU:CD1	12:DP:80:GLU:HB2	2.35	0.57
19:DT:29:TRP:CH2	19:DT:78:LYS:HE2	2.39	0.57
1:AA:46:C:OP2	1:AA:215:G:H2'	2.05	0.57
1:AA:299:A:H62	1:AA:300:A:H61	1.52	0.57
1:AA:888:C:N4	43:BP:93:ARG:HH22	2.02	0.57
1:AA:1227:A:H5''	1:AA:1228:G:OP2	2.05	0.57
1:AA:1419:A:H4'	1:AA:1420:U:OP1	2.05	0.57
1:AA:1509:C:H3'	1:AA:1510:A:C5'	2.33	0.57
1:AA:2284:C:H41	28:A6:25:LYS:HZ1	1.51	0.57
8:AK:37:VAL:HG12	8:AK:38:LEU:H	1.70	0.57
8:AK:94:ALA:HB1	8:AK:111:PRO:HG2	1.87	0.57
11:AO:19:VAL:HG23	11:AO:27:HIS:HB3	0.72	0.57
18:AS:7:ALA:HB2	18:AS:50:VAL:HG22	1.87	0.57
18:AS:19:LEU:O	27:A5:25:LEU:HD12	2.05	0.57
23:AZ:23:LYS:HB3	23:AZ:29:GLY:HA3	1.87	0.57
26:A4:9:LEU:HG	26:A4:26:SER:HA	1.86	0.57
31:BA:145:G:C2	31:BA:178:C:O2	2.58	0.57
31:BA:292:G:N7	31:BA:293:G:H1'	2.20	0.57
33:BF:14:ILE:O	33:BF:16:ARG:N	2.34	0.57
35:BH:26:PHE:N	35:BH:26:PHE:CD1	2.72	0.57
51:BX:5:ASP:O	51:BX:11:GLY:HA3	2.05	0.57
52:BD:43:G:H2'	52:BD:44:C:C6	2.40	0.57
31:CA:386:C:O2'	31:CA:387:U:H5'	2.05	0.57
31:CA:1357:A:C8	31:CA:1358:U:C5	2.92	0.57
32:CE:141:GLU:O	32:CE:145:LEU:HB2	2.03	0.57
33:CF:47:LEU:HD21	33:CF:68:VAL:HG11	1.87	0.57

Continued on next page...

Continued from previous page...

Atom-1	Atom-2	Interatomic distance (Å)	Clash overlap (Å)
37:CJ:115:ARG:O	37:CJ:118:VAL:HG22	2.04	0.57
39:CL:104:ARG:O	39:CL:105:ASP:HB2	2.05	0.57
40:CM:40:LEU:HD13	40:CM:71:LEU:HD22	1.87	0.57
1:DA:91:A:C2'	1:DA:92:G:H5'	2.34	0.57
1:DA:598:G:H1'	11:DO:12:ALA:CB	2.35	0.57
1:DA:875:G:N2	1:DA:903:C:C2	2.73	0.57
1:DA:1990:C:H2'	1:DA:1991:U:H6	1.70	0.57
1:DA:2210:G:H3'	1:DA:2211:G:C5	2.40	0.57
1:DA:2469:A:H5''	1:DA:2469:A:N3	2.18	0.57
2:DB:42:C:H4'	6:DG:67:LYS:HD3	1.86	0.57
2:DB:73:A:C4	2:DB:104:A:C2	2.93	0.57
2:DB:116:G:H5'	14:DQ:55:ALA:HB2	1.87	0.57
3:DD:244:ARG:HB2	3:DD:245:PRO:HD2	1.87	0.57
4:DE:35:GLN:HG3	4:DE:36:ARG:H	1.68	0.57
16:D1:25:TRP:CD1	16:D1:26:GLY:N	2.72	0.57
1:AA:474:G:O6	56:AA:3487:OHX:N1	2.38	0.57
1:AA:881:G:O6	1:AA:895:U:C2	2.56	0.57
1:AA:1432:C:H2'	1:AA:1433:U:O4'	2.03	0.57
1:AA:2069:G:N2	1:AA:2070:G:H1'	2.19	0.57
1:AA:2099:U:O4	56:AA:3553:OHX:N2	2.38	0.57
1:AA:2147:G:H2'	1:AA:2148:G:H4'	1.87	0.57
1:AA:2638:G:OP2	4:AE:82:ARG:NH2	2.38	0.57
24:AW:4:SER:CB	24:AW:5:GLU:OE2	2.48	0.57
31:BA:96:G:C6	31:BA:97:U:C2	2.93	0.57
31:BA:364:A:O2'	31:BA:365:U:O5'	2.20	0.57
31:BA:818:G:O2'	31:BA:819:A:H5'	2.05	0.57
31:BA:1087:G:H2'	31:BA:1088:G:H8	1.70	0.57
31:BA:1154:G:C4	31:BA:1155:G:C8	2.93	0.57
31:BA:1176:A:H2'	31:BA:1177:G:H5''	1.87	0.57
47:BT:34:LYS:HD3	47:BT:36:ILE:HG22	1.87	0.57
50:BW:40:ALA:HB2	50:BW:55:ILE:HG22	1.85	0.57
31:CA:827:U:C4	31:CA:870:U:N3	2.73	0.57
31:CA:925:G:O6	56:CA:1785:OHX:N3	2.38	0.57
31:CA:1478:C:C4	31:CA:1479:C:C5	2.93	0.57
35:CH:91:LEU:CD1	35:CH:120:THR:HG22	2.31	0.57
39:CL:5:TYR:CD2	39:CL:18:PHE:CE2	2.92	0.57
43:CP:53:VAL:O	43:CP:57:ARG:HB2	2.04	0.57
52:CB:75:C:O2'	52:CB:76:C:P	2.61	0.57
53:CC:20:G:C2	53:CC:58:A:C2	2.92	0.57
52:CD:17:G:C4'	52:CD:18:G:OP1	2.53	0.57
1:DA:40:C:H2'	1:DA:41:C:C6	2.40	0.57

Continued on next page...

Continued from previous page...

Atom-1	Atom-2	Interatomic distance (Å)	Clash overlap (Å)
1:DA:65:C:H4'	19:DT:69:TYR:CD1	2.40	0.57
1:DA:69:C:H2'	1:DA:70:G:H8	1.70	0.57
1:DA:513:A:C2	1:DA:514:A:C5	2.93	0.57
1:DA:720:C:H2'	1:DA:721:C:H6	1.70	0.57
1:DA:1049:C:H2'	1:DA:1050:A:H5'	1.86	0.57
1:DA:2500:U:H5''	1:DA:2501:C:OP2	2.04	0.57
1:DA:2537:U:C2	1:DA:2538:C:C5	2.93	0.57
5:DF:16:GLY:O	5:DF:17:ARG:C	2.43	0.57
9:DM:38:HIS:CE1	9:DM:39:ARG:HG3	2.39	0.57
9:DM:42:TRP:HA	9:DM:48:MET:CE	2.35	0.57
11:DO:124:LYS:HA	11:DO:143:GLY:O	2.04	0.57
17:D2:71:LEU:O	17:D2:72:VAL:HG12	2.05	0.57
20:DU:97:ARG:H	20:DU:97:ARG:CD	2.18	0.57
21:DV:11:GLU:CG	21:DV:12:GLY:N	2.51	0.57
1:AA:55:G:H2'	1:AA:56:A:H8	1.70	0.56
1:AA:1331:A:O2'	1:AA:1332:G:C8	2.58	0.56
1:AA:1359:A:H2	1:AA:1372:U:O4	1.87	0.56
1:AA:2475:C:H3'	1:AA:2476:A:C5'	2.35	0.56
2:AB:43:C:H5'	6:AG:67:LYS:HE3	1.86	0.56
4:AE:16:ARG:O	4:AE:17:ASP:HB2	2.05	0.56
4:AE:143:ASN:HB2	4:AE:147:PRO:HD2	1.87	0.56
9:AM:15:LEU:HB3	9:AM:136:GLU:HA	1.86	0.56
14:AQ:9:ARG:O	14:AQ:11:LYS:N	2.38	0.56
17:A2:47:VAL:O	17:A2:48:GLY:O	2.23	0.56
23:AZ:76:ARG:CG	23:AZ:76:ARG:NH1	2.64	0.56
31:BA:582:U:H2'	31:BA:583:A:O4'	2.04	0.56
31:BA:789:U:O4	31:BA:792:A:OP2	2.22	0.56
31:BA:1080:A:H5''	31:BA:1081:G:OP2	2.04	0.56
31:BA:1125:U:O2	31:BA:1125:U:H2'	2.04	0.56
31:BA:1130:A:O5'	31:BA:1131:G:P	2.63	0.56
34:BG:114:ARG:O	34:BG:117:ALA:HB3	2.05	0.56
42:BO:38:THR:O	42:BO:79:GLU:HG2	2.05	0.56
43:BP:87:TYR:C	43:BP:89:GLY:N	2.59	0.56
52:BD:14:A:H5''	56:BD:102:OHX:N3	2.19	0.56
31:CA:35:G:C2	31:CA:550:G:N3	2.73	0.56
31:CA:1298:C:O2'	31:CA:1299:A:C4	2.56	0.56
31:CA:1401:G:C2	31:CA:1402:C:H1'	2.39	0.56
32:CE:47:THR:O	32:CE:51:LEU:HB2	2.05	0.56
33:CF:71:ALA:HA	33:CF:106:VAL:HB	1.87	0.56
34:CG:98:GLU:HG3	34:CG:194:LEU:HD11	1.86	0.56
49:CV:10:PHE:O	49:CV:11:VAL:O	2.23	0.56

Continued on next page...

Continued from previous page...

Atom-1	Atom-2	Interatomic distance (Å)	Clash overlap (Å)
1:DA:487:C:C2'	1:DA:488:G:H5'	2.35	0.56
1:DA:833:U:H1'	11:DO:55:ARG:NH1	2.19	0.56
1:DA:1007:C:H5''	9:DM:35:ARG:HH11	1.68	0.56
1:DA:1166:C:O2	1:DA:1184:G:C2	2.58	0.56
1:DA:2016:U:OP1	56:DA:3362:OHX:N3	2.37	0.56
1:DA:2125:G:N2	1:DA:2172:U:O5'	2.34	0.56
1:DA:2133:G:H1'	1:DA:2158:A:H62	1.70	0.56
1:DA:2162:G:O2'	1:DA:2163:C:H5'	2.05	0.56
4:DE:26:ILE:O	4:DE:27:LEU:CB	2.53	0.56
11:DO:55:ARG:O	11:DO:57:THR:N	2.38	0.56
12:DP:42:ILE:HD13	12:DP:97:VAL:HG21	1.87	0.56
14:DQ:9:ARG:O	14:DQ:12:PHE:N	2.38	0.56
15:DR:16:ARG:HB3	15:DR:18:ASP:OD1	2.04	0.56
17:D2:67:GLY:O	17:D2:88:ARG:CD	2.53	0.56
28:D6:25:LYS:HB3	30:D8:34:TRP:CZ3	2.40	0.56
1:AA:864:G:O2'	1:AA:865:C:H5'	2.06	0.56
1:AA:1019:U:C5	1:AA:1020:A:N7	2.73	0.56
1:AA:1496:A:C8	1:AA:1577:C:O2'	2.22	0.56
1:AA:1786:A:H1'	1:AA:1938:A:N6	2.21	0.56
1:AA:1956:U:H2'	1:AA:1957:C:H5'	1.85	0.56
1:AA:2171:A:O2'	1:AA:2172:U:O5'	2.17	0.56
1:AA:2405:G:P	11:AO:77:ARG:HH21	2.28	0.56
1:AA:2761:G:O6	56:AA:3463:OHX:N2	2.38	0.56
2:AB:44:G:C2	2:AB:48:A:C2	2.93	0.56
2:AB:70:C:H2'	2:AB:71:C:H6	1.70	0.56
2:AB:73:A:C3'	2:AB:74:U:H5'	2.33	0.56
3:AD:238:GLY:O	3:AD:239:ARG:HB2	2.05	0.56
5:AF:136:THR:HG22	5:AF:166:ALA:O	2.05	0.56
11:AO:11:GLY:O	11:AO:13:ASN:N	2.38	0.56
14:AQ:41:ASP:OD2	14:AQ:44:LYS:HD2	2.05	0.56
23:AZ:78:LYS:HZ3	23:AZ:94:LEU:HD11	1.69	0.56
24:AW:59:ARG:O	24:AW:62:THR:HG23	2.05	0.56
31:BA:173:U:H4'	31:BA:174:C:OP2	2.04	0.56
31:BA:954:G:C2	31:BA:955:U:C2	2.93	0.56
31:BA:963:G:H21	40:BM:55:LYS:CE	2.18	0.56
31:BA:1030:C:H6	31:BA:1030:C:O5'	1.88	0.56
31:BA:1125:U:H3	40:BM:5:ARG:HH21	1.53	0.56
34:BG:31:CYS:HB3	34:BG:33:MET:HB2	1.87	0.56
37:BJ:79:ARG:HH12	37:BJ:82:GLY:H	1.50	0.56
43:BP:4:ILE:HG22	43:BP:5:ALA:N	2.14	0.56
45:BR:73:GLU:HA	45:BR:73:GLU:OE1	2.05	0.56

Continued on next page...

Continued from previous page...

Atom-1	Atom-2	Interatomic distance (Å)	Clash overlap (Å)
49:BV:63:THR:CG2	49:BV:65:ASN:HD21	2.17	0.56
52:BB:53:A:H2'	52:BB:54:C:H6	1.70	0.56
31:CA:259:G:H1	31:CA:267:C:H42	1.53	0.56
31:CA:1297:C:C1'	31:CA:1298:C:OP2	2.53	0.56
32:CE:216:SER:C	32:CE:218:ALA:H	2.08	0.56
34:CG:8:VAL:HG11	34:CG:21:LEU:HB2	1.87	0.56
34:CG:191:ARG:NH1	34:CG:200:GLU:OE1	2.37	0.56
35:CH:62:ALA:O	35:CH:64:ARG:N	2.37	0.56
40:CM:40:LEU:HB3	40:CM:69:ASN:HB3	1.86	0.56
50:CW:88:VAL:O	50:CW:92:LEU:HG	2.05	0.56
1:DA:262:A:H2'	1:DA:263:C:H5'	1.86	0.56
1:DA:753:C:H2'	1:DA:754:C:H6	1.70	0.56
1:DA:1188:U:C5'	17:D2:79:VAL:HB	2.34	0.56
1:DA:1488:G:N1	1:DA:1489:U:O2	2.38	0.56
1:DA:2182:G:H2'	1:DA:2183:C:C6	2.41	0.56
1:DA:2417:C:N4	1:DA:2418:A:H62	2.03	0.56
2:DB:8:U:O2'	14:DQ:40:ILE:HD13	2.05	0.56
3:DD:61:LEU:HB3	3:DD:63:ARG:NH1	2.20	0.56
4:DE:23:VAL:HA	4:DE:184:VAL:O	2.04	0.56
7:DH:11:VAL:HB	7:DH:13:LYS:CD	2.35	0.56
12:DP:31:ASP:OD1	12:DP:134:ARG:NH2	2.38	0.56
12:DP:97:VAL:HG12	12:DP:97:VAL:O	2.05	0.56
17:D2:13:ARG:NH1	17:D2:15:GLU:OE1	2.38	0.56
20:DU:62:GLU:OE1	20:DU:63:LYS:NZ	2.38	0.56
24:DW:6:VAL:HG23	24:DW:7:ARG:H	1.70	0.56
1:AA:107:C:O2	1:AA:107:C:H2'	2.06	0.56
1:AA:143:C:H5'	19:AT:35:THR:HG21	1.87	0.56
1:AA:164:U:O2	1:AA:164:U:H2'	2.03	0.56
1:AA:214:G:H4'	1:AA:214:G:OP1	2.03	0.56
1:AA:528:A:H2	1:AA:2043:C:H5'	1.69	0.56
1:AA:805:G:O4'	11:AO:38:GLN:NE2	2.37	0.56
1:AA:878:A:C6	1:AA:900:A:C8	2.93	0.56
1:AA:1210:A:H5''	1:AA:1212:G:O4'	2.05	0.56
1:AA:1364:G:C8	23:AZ:2:SER:HB3	2.40	0.56
1:AA:1557:C:H5''	1:AA:1558:A:OP2	2.04	0.56
1:AA:1575:C:H2'	1:AA:1576:U:H6	1.70	0.56
1:AA:1952:A:C2	10:AN:22:ILE:CD1	2.88	0.56
1:AA:2682:U:C6	4:AE:11:MET:HE2	2.40	0.56
1:AA:2773:C:OP1	4:AE:166:THR:OG1	2.23	0.56
1:AA:2801:A:C2'	1:AA:2802:G:O5'	2.52	0.56
2:AB:28:C:O2'	2:AB:29:A:H5'	2.05	0.56

Continued on next page...

Continued from previous page...

Atom-1	Atom-2	Interatomic distance (Å)	Clash overlap (Å)
2:AB:71:C:C4	2:AB:72:G:N7	2.73	0.56
4:AE:64:LYS:O	4:AE:70:ALA:HB2	2.05	0.56
7:AH:30:LYS:HE3	7:AH:81:GLU:H	1.70	0.56
7:AH:169:VAL:HG13	7:AH:170:ARG:N	2.20	0.56
9:AM:75:TYR:C	9:AM:75:TYR:CD1	2.78	0.56
13:A0:24:GLN:HE22	13:A0:36:THR:CG2	2.19	0.56
14:AQ:74:ALA:HB1	14:AQ:107:GLU:O	2.06	0.56
15:AR:39:ARG:HH22	31:BA:346:G:C1'	2.17	0.56
16:A1:97:ASP:O	16:A1:100:VAL:N	2.37	0.56
20:AU:43:ASN:CB	20:AU:64:GLU:HA	2.35	0.56
21:AV:105:VAL:HG13	21:AV:140:ASP:HA	1.88	0.56
22:A3:56:ASP:O	22:A3:57:PHE:HB2	2.04	0.56
31:BA:54:C:N4	31:BA:353:A:OP2	2.30	0.56
31:BA:378:G:N2	31:BA:386:C:O2	2.38	0.56
31:BA:789:U:H1'	31:BA:792:A:C2	2.40	0.56
31:BA:962:C:O2'	56:BA:1806:OHX:N1	2.38	0.56
31:BA:1002:G:N3	31:BA:1003:G:C8	2.73	0.56
31:BA:1129:C:C4	31:BA:1139:G:C6	2.94	0.56
31:BA:1134:G:H2'	31:BA:1134:G:N3	2.20	0.56
31:BA:1157:A:H1'	31:BA:1158:C:C4	2.40	0.56
31:BA:1176:A:N6	31:BA:1177:G:N7	2.53	0.56
31:BA:1277:C:O2'	31:BA:1279:A:H1'	2.05	0.56
31:BA:1295:G:C6	31:BA:1296:C:C4	2.94	0.56
31:BA:1452:C:C2'	31:BA:1453:G:OP2	2.53	0.56
34:BG:5:ILE:CG2	34:BG:6:GLY:N	2.66	0.56
34:BG:11:LEU:O	34:BG:12:CYS:C	2.43	0.56
34:BG:110:PHE:CD2	34:BG:148:VAL:HG23	2.40	0.56
35:BH:33:VAL:HG11	35:BH:109:ILE:HG12	1.86	0.56
35:BH:35:GLY:HA3	35:BH:112:LEU:O	2.05	0.56
37:BJ:109:ASN:OD1	37:BJ:119:ARG:NH2	2.38	0.56
39:BL:3:GLN:OE1	39:BL:20:ARG:NH1	2.38	0.56
43:BP:9:ILE:HG22	43:BP:9:ILE:O	2.06	0.56
51:BX:9:ARG:HH12	51:BX:23:PRO:HD2	1.68	0.56
52:BB:13:G:H5'	52:BB:14:A:OP1	2.04	0.56
52:BB:41:C:H2'	52:BB:41:C:O2	2.05	0.56
31:CA:179:A:C4	31:CA:180:U:C5	2.92	0.56
31:CA:345:C:HO2'	31:CA:346:G:P	2.28	0.56
31:CA:1116:C:H42	31:CA:1184:G:H1	1.53	0.56
31:CA:1128:C:C4	31:CA:1139:G:C2	2.93	0.56
32:CE:16:HIS:CD2	32:CE:209:ARG:O	2.59	0.56
32:CE:137:ARG:HD3	32:CE:137:ARG:C	2.25	0.56

Continued on next page...

Continued from previous page...

Atom-1	Atom-2	Interatomic distance (Å)	Clash overlap (Å)
33:CF:83:ARG:HG3	33:CF:84:ILE:N	2.19	0.56
39:CL:3:GLN:HE21	39:CL:20:ARG:HH11	1.49	0.56
39:CL:4:TYR:CB	39:CL:19:LEU:HB2	2.36	0.56
39:CL:47:LEU:CB	39:CL:50:LEU:HD12	2.35	0.56
39:CL:95:LYS:HZ3	39:CL:96:LEU:HB2	1.69	0.56
42:CO:23:LYS:CD	42:CO:23:LYS:H	2.18	0.56
45:CR:4:THR:HB	45:CR:7:GLU:H	1.70	0.56
47:CT:78:GLU:OE2	47:CT:81:ARG:HD2	2.05	0.56
52:CB:10:C:H2'	52:CB:11:C:C6	2.41	0.56
52:CB:53:A:C2'	52:CB:54:C:H5'	2.34	0.56
52:CD:1:G:C2	52:CD:82:A:C2	2.93	0.56
52:CD:13:G:H1'	52:CD:23:A:N6	2.20	0.56
52:CD:41:C:H2'	52:CD:42:U:H6	1.69	0.56
52:CD:46:G:H2'	52:CD:47:U:O4'	2.06	0.56
1:DA:228:A:C8	1:DA:228:A:C3'	2.87	0.56
1:DA:1470:G:N7	56:DA:3343:OHX:N1	2.53	0.56
1:DA:2287:A:H2	1:DA:2346:A:N1	2.03	0.56
2:DB:46:A:H2'	2:DB:47:C:H6	1.69	0.56
2:DB:93:C:O2'	2:DB:94:C:H5'	2.06	0.56
3:DD:177:LEU:O	3:DD:180:GLY:N	2.24	0.56
4:DE:55:ASN:O	4:DE:57:LYS:NZ	2.36	0.56
5:DF:59:TYR:HD1	5:DF:78:ILE:HG13	1.70	0.56
5:DF:69:HIS:C	5:DF:70:THR:HG23	2.26	0.56
6:DG:15:VAL:HG13	6:DG:175:LEU:CB	2.35	0.56
7:DH:7:LEU:N	7:DH:8:PRO:HD2	2.19	0.56
8:DK:114:LEU:O	8:DK:115:ALA:HB3	2.04	0.56
9:DM:43:THR:H	9:DM:48:MET:HE3	1.69	0.56
11:DO:84:ASN:C	11:DO:86:LYS:H	2.08	0.56
12:DP:52:VAL:HG13	12:DP:56:ARG:HH12	1.70	0.56
12:DP:134:ARG:HH11	12:DP:134:ARG:HG2	1.70	0.56
14:DQ:26:LEU:HD12	14:DQ:39:ILE:HD11	1.86	0.56
14:DQ:39:ILE:HG21	14:DQ:82:ILE:HD13	1.86	0.56
15:DR:99:LEU:HD12	15:DR:99:LEU:N	2.21	0.56
16:D1:83:LEU:HD23	16:D1:88:ILE:HG13	1.85	0.56
17:D2:29:PRO:HA	17:D2:61:VAL:CG1	2.35	0.56
19:DT:49:VAL:HB	19:DT:83:VAL:HG21	1.87	0.56
20:DU:11:ASP:O	20:DU:27:VAL:HG22	2.06	0.56
21:DV:40:ASP:O	21:DV:43:GLU:HB2	2.06	0.56
21:DV:168:GLU:O	21:DV:170:THR:N	2.38	0.56
26:D4:49:PHE:CD1	26:D4:50:VAL:HG22	2.40	0.56
1:AA:34:C:HO2'	1:AA:35:G:P	2.27	0.56

Continued on next page...

Continued from previous page...

Atom-1	Atom-2	Interatomic distance (Å)	Clash overlap (Å)
1:AA:1045:A:H1'	1:AA:1047:G:N3	2.21	0.56
1:AA:1081:U:C2'	1:AA:1082:U:O4'	2.53	0.56
1:AA:1551:C:H2'	1:AA:1552:G:C5'	2.32	0.56
1:AA:1796:U:H2'	1:AA:1797:C:C6	2.39	0.56
4:AE:49:LEU:HD21	4:AE:91:VAL:HG21	1.86	0.56
6:AG:66:GLN:OE1	6:AG:98:ARG:NH1	2.39	0.56
7:AH:55:PRO:HD2	7:AH:61:HIS:ND1	2.20	0.56
7:AH:83:TYR:CA	7:AH:135:GLY:H	2.18	0.56
7:AH:137:ASP:HB3	7:AH:140:LYS:HB3	1.87	0.56
11:AO:112:LEU:H	11:AO:128:HIS:HD2	1.49	0.56
15:AR:132:LYS:O	15:AR:136:GLN:HG2	2.05	0.56
16:A1:115:ALA:O	16:A1:116:ALA:CB	2.54	0.56
24:AW:32:LEU:HD12	24:AW:57:ILE:HD12	1.87	0.56
26:A4:49:PHE:O	26:A4:50:VAL:HB	2.05	0.56
31:BA:266:G:C2	31:BA:269:C:C5	2.93	0.56
31:BA:599:C:N3	31:BA:600:C:C5	2.73	0.56
31:BA:1176:A:H3'	31:BA:1177:G:C5'	2.35	0.56
31:BA:1176:A:N1	31:BA:1177:G:C4	2.74	0.56
31:BA:1370:G:O2'	31:BA:1371:G:H5'	2.05	0.56
33:BF:7:PRO:O	33:BF:11:ARG:NH1	2.38	0.56
34:BG:146:ILE:HD12	34:BG:146:ILE:N	2.20	0.56
39:BL:3:GLN:HB3	39:BL:20:ARG:HH11	1.71	0.56
39:BL:98:PRO:C	39:BL:100:GLY:H	2.08	0.56
47:BT:45:HIS:CD2	47:BT:47:PRO:HG3	2.41	0.56
52:BB:73:U:H2'	52:BB:74:C:C6	2.40	0.56
31:CA:281:G:H8	31:CA:281:G:OP2	1.88	0.56
31:CA:584:G:N7	56:CA:1741:OHX:N2	2.54	0.56
31:CA:631:G:H5''	31:CA:632:A:N7	2.19	0.56
31:CA:833:U:O2	31:CA:854:G:C2	2.59	0.56
31:CA:1003:G:H2'	31:CA:1004:A:H5'	1.86	0.56
31:CA:1190:G:O6	56:CA:1762:OHX:N6	2.38	0.56
31:CA:1227:A:O3'	43:CP:115:LYS:HE2	2.05	0.56
32:CE:12:GLU:HB3	32:CE:213:LEU:HD13	1.87	0.56
37:CJ:53:LYS:NZ	37:CJ:53:LYS:HB3	2.21	0.56
42:CO:117:ARG:NH2	42:CO:124:LYS:HB2	2.21	0.56
1:DA:91:A:H2'	1:DA:92:G:H5'	1.88	0.56
1:DA:1075:C:H2'	1:DA:1076:C:C6	2.41	0.56
1:DA:2191:G:HO2'	1:DA:2192:G:P	2.28	0.56
1:DA:2427:C:C5'	1:DA:2428:G:OP1	2.50	0.56
2:DB:46:A:H2'	2:DB:47:C:C6	2.40	0.56
3:DD:35:LYS:HE3	3:DD:64:ILE:H	1.70	0.56

Continued on next page...

Continued from previous page...

Atom-1	Atom-2	Interatomic distance (Å)	Clash overlap (Å)
3:DD:35:LYS:CB	3:DD:64:ILE:HG23	2.35	0.56
3:DD:70:TRP:CZ3	3:DD:146:GLU:OE2	2.58	0.56
6:DG:66:GLN:OE1	6:DG:98:ARG:NH1	2.39	0.56
8:DK:125:GLU:OE1	8:DK:141:LYS:HA	2.06	0.56
16:D1:25:TRP:HD1	16:D1:25:TRP:O	1.89	0.56
21:DV:175:VAL:HG22	21:DV:176:PRO:HB3	1.88	0.56
30:D8:31:HIS:O	30:D8:32:LEU:C	2.44	0.56
1:AA:404:C:H1'	1:AA:405:U:OP2	2.05	0.56
1:AA:527:C:H4'	1:AA:528:A:C5'	2.34	0.56
1:AA:1729:A:C5	1:AA:1731:G:C5	2.93	0.56
1:AA:2572:A:C4	4:AE:144:ARG:NH1	2.74	0.56
1:AA:2740:A:C6	1:AA:2764:A:C8	2.93	0.56
1:AA:2886:G:C2	1:AA:2887:U:C6	2.93	0.56
7:AH:4:ILE:HG13	7:AH:6:ARG:NH2	2.21	0.56
7:AH:83:TYR:HA	7:AH:135:GLY:H	1.70	0.56
9:AM:96:GLU:H	9:AM:98:VAL:HG12	1.70	0.56
14:AQ:92:TYR:CB	14:AQ:98:VAL:HG11	2.33	0.56
27:A5:31:VAL:HG22	27:A5:32:PRO:O	2.05	0.56
31:BA:475:G:N7	56:BA:1790:OHX:N3	2.54	0.56
31:BA:575:G:H4'	31:BA:576:G:C5'	2.35	0.56
31:BA:750:G:N3	31:BA:751:U:C6	2.73	0.56
31:BA:1169:A:N6	31:BA:1170:A:N1	2.53	0.56
31:BA:1236:A:O2'	31:BA:1304:G:H4'	2.04	0.56
31:BA:1309:G:C5	31:BA:1329:A:C2	2.94	0.56
31:BA:1310:G:O2'	31:BA:1311:G:H5'	2.05	0.56
32:BE:25:ASN:O	32:BE:27:LYS:N	2.38	0.56
39:BL:10:ARG:HD3	39:BL:11:LYS:HB2	1.88	0.56
49:BV:39:THR:HG22	49:BV:40:ILE:H	1.71	0.56
31:CA:166:G:C2'	31:CA:167:G:H5'	2.36	0.56
33:CF:88:ARG:HD3	33:CF:100:ALA:O	2.05	0.56
33:CF:164:ARG:NH2	54:C1:25:A:O2'	2.34	0.56
40:CM:55:LYS:O	40:CM:56:HIS:CG	2.58	0.56
53:CC:17:C:O2	53:CC:17:C:C2'	2.54	0.56
52:CD:11:C:H2'	52:CD:12:C:H5'	1.88	0.56
1:DA:71:A:H4'	1:DA:72:U:H5''	1.88	0.56
1:DA:617:G:OP1	5:DF:40:GLN:CG	2.54	0.56
1:DA:675:A:C4	1:DA:804:A:C2	2.92	0.56
1:DA:743:G:C2'	1:DA:744:G:H5'	2.36	0.56
1:DA:1257:C:O2'	5:DF:83:PHE:O	2.24	0.56
1:DA:1567:A:H5'	3:DD:58:HIS:CD2	2.41	0.56
1:DA:2294:C:H2'	1:DA:2295:C:H6	1.70	0.56

Continued on next page...

Continued from previous page...

Atom-1	Atom-2	Interatomic distance (Å)	Clash overlap (Å)
1:DA:2298:A:H61	1:DA:2318:G:C2'	2.19	0.56
1:DA:2311:A:C2	6:DG:44:GLY:CA	2.88	0.56
1:DA:2469:A:N3	1:DA:2469:A:C5'	2.68	0.56
12:DP:111:GLU:O	12:DP:115:MET:HG2	2.06	0.56
13:D0:52:ILE:HG21	13:D0:94:TYR:CG	2.40	0.56
15:DR:55:ASN:H	15:DR:59:THR:HG22	1.70	0.56
21:DV:59:LEU:CD2	21:DV:61:LEU:HG	2.36	0.56
21:DV:59:LEU:O	21:DV:60:GLU:CB	2.52	0.56
21:DV:75:ASN:O	21:DV:84:GLU:HG3	2.04	0.56
30:D8:33:ASN:HD21	30:D8:41:ILE:HG12	1.69	0.56
1:AA:755:C:H2'	1:AA:756:C:H6	1.69	0.56
1:AA:861:A:C2	1:AA:917:A:C5	2.94	0.56
1:AA:1126:A:H4'	1:AA:1127:A:O5'	2.04	0.56
1:AA:2133:G:C6	1:AA:2157:G:O6	2.58	0.56
1:AA:2213:U:O2'	1:AA:2215:G:OP1	2.15	0.56
1:AA:2416:C:O5'	1:AA:2416:C:H6	1.87	0.56
1:AA:2580:U:H5''	1:AA:2581:G:OP2	2.06	0.56
1:AA:2855:C:H2'	1:AA:2856:C:H6	1.71	0.56
2:AB:72:G:O2'	2:AB:104:A:N6	2.33	0.56
2:AB:103:U:O3'	21:AV:72:ARG:HD3	2.05	0.56
3:AD:25:THR:OG1	3:AD:113:VAL:HG21	2.05	0.56
4:AE:38:THR:CG2	4:AE:41:LYS:H	2.19	0.56
6:AG:16:ARG:HG3	6:AG:16:ARG:NH1	2.20	0.56
9:AM:17:ASP:O	9:AM:18:ALA:HB3	2.06	0.56
10:AN:113:LYS:HD2	10:AN:117:LEU:HD11	1.87	0.56
12:AP:4:PRO:HD3	12:AP:70:PRO:O	2.05	0.56
16:A1:92:ARG:CB	17:A2:11:GLN:NE2	2.68	0.56
21:AV:117:LEU:HD13	21:AV:117:LEU:H	1.70	0.56
21:AV:151:HIS:HD2	21:AV:168:GLU:HA	1.71	0.56
31:BA:200:G:C2	31:BA:218:C:N3	2.73	0.56
31:BA:1240:U:O2'	37:BJ:38:LEU:HG	2.06	0.56
31:BA:1285:A:H4'	31:BA:1286:A:O5'	2.04	0.56
31:BA:1293:G:H2'	31:BA:1294:G:O4'	2.06	0.56
36:BI:45:LEU:HD23	36:BI:46:ARG:N	2.20	0.56
31:CA:475:G:C2	31:CA:476:G:C8	2.93	0.56
31:CA:605:U:O4	56:CA:1809:OHX:N3	2.39	0.56
31:CA:1348:U:C4	31:CA:1374:A:H2	2.23	0.56
31:CA:1442:G:C5	31:CA:1446:A:N1	2.74	0.56
31:CA:1480:G:C5	31:CA:1481:U:C5	2.94	0.56
33:CF:17:ASP:OD2	33:CF:18:TRP:N	2.38	0.56
35:CH:75:THR:HG23	35:CH:76:ILE:N	2.20	0.56

Continued on next page...

Continued from previous page...

Atom-1	Atom-2	Interatomic distance (Å)	Clash overlap (Å)
38:CK:77:GLU:HG3	38:CK:78:GLN:H	1.67	0.56
40:CM:9:ARG:NH2	40:CM:95:GLU:HG2	2.13	0.56
42:CO:83:VAL:O	42:CO:105:TYR:CD1	2.59	0.56
54:C1:19:U:O2'	54:C1:20:G:H5'	2.06	0.56
1:DA:277:C:H2'	1:DA:277:C:O2	2.06	0.56
1:DA:929:G:H8	1:DA:929:G:O5'	1.89	0.56
1:DA:1331:A:O2'	1:DA:1332:G:H8	1.87	0.56
1:DA:1386:C:H2'	1:DA:1387:C:H6	1.70	0.56
1:DA:1397:U:O2'	1:DA:1398:C:P	2.64	0.56
1:DA:1464:C:O2'	1:DA:1528:A:H8	1.86	0.56
1:DA:1537:C:H2'	1:DA:1538:G:H8	1.68	0.56
1:DA:2095:C:H2'	1:DA:2096:U:O4'	2.06	0.56
1:DA:2180:U:H2'	1:DA:2181:G:O4'	2.05	0.56
1:DA:2513:G:N2	4:DE:143:ASN:HD21	2.02	0.56
3:DD:96:HIS:CE1	3:DD:102:LYS:HD3	2.40	0.56
4:DE:61:ARG:HB3	4:DE:62:PRO:CD	2.36	0.56
5:DF:160:ASN:HB3	5:DF:163:VAL:HB	1.87	0.56
6:DG:109:VAL:HG11	6:DG:142:PRO:HB3	1.88	0.56
13:D0:37:THR:HB	13:D0:39:PRO:HD2	1.88	0.56
14:DQ:11:LYS:CG	14:DQ:91:PRO:HD3	2.31	0.56
17:D2:76:LYS:HB2	17:D2:81:TYR:CD1	2.40	0.56
19:DT:47:PHE:O	19:DT:49:VAL:HG13	2.06	0.56
20:DU:84:ARG:O	20:DU:85:VAL:HB	2.06	0.56
20:DU:97:ARG:HD3	20:DU:97:ARG:N	2.20	0.56
22:D3:51:VAL:CA	22:D3:62:LEU:HD12	2.35	0.56
23:DZ:80:LEU:HD12	23:DZ:82:LEU:HD21	1.88	0.56
29:D7:8:ASN:HD22	29:D7:11:LYS:N	1.95	0.56
30:D8:33:ASN:HA	30:D8:36:LYS:HE3	1.85	0.56
1:AA:2080:G:H5'	23:AZ:19:GLN:HG2	1.88	0.56
1:AA:2396:G:O2'	1:AA:2397:G:H5'	2.06	0.56
3:AD:35:LYS:CG	3:AD:64:ILE:H	2.17	0.56
3:AD:43:ARG:HH11	3:AD:44:ASN:CG	2.00	0.56
4:AE:105:THR:HB	4:AE:197:ILE:HG12	1.88	0.56
5:AF:40:GLN:HE22	5:AF:182:ASN:HB2	1.71	0.56
5:AF:119:ARG:O	5:AF:119:ARG:HG2	2.06	0.56
8:AK:86:THR:HA	8:AK:123:LEU:HD13	1.88	0.56
15:AR:53:ARG:O	15:AR:59:THR:HB	2.06	0.56
15:AR:107:ASP:O	15:AR:108:ARG:C	2.44	0.56
21:AV:105:VAL:HG11	21:AV:138:GLU:OE1	2.06	0.56
31:BA:198:G:OP1	56:BA:1772:OHX:N2	2.39	0.56
31:BA:721:G:H4'	31:BA:722:A:O4'	2.05	0.56

Continued on next page...

Continued from previous page...

Atom-1	Atom-2	Interatomic distance (Å)	Clash overlap (Å)
31:BA:977:A:H8	31:BA:1223:C:N3	2.02	0.56
31:BA:1450:U:O2	31:BA:1452:C:H5'	2.06	0.56
34:BG:101:LEU:HD23	34:BG:121:VAL:CG1	2.35	0.56
34:BG:134:ASP:HB2	34:BG:135:LEU:HD13	1.87	0.56
34:BG:173:TRP:HA	34:BG:187:ARG:HD3	1.88	0.56
37:BJ:113:GLU:HB3	37:BJ:118:VAL:HG13	1.87	0.56
38:BK:20:TYR:HD1	38:BK:65:TYR:CE2	2.23	0.56
38:BK:39:LEU:HB3	38:BK:45:ILE:HG12	1.87	0.56
39:BL:113:LYS:HD3	39:BL:119:ALA:HA	1.88	0.56
43:BP:6:GLY:O	43:BP:7:VAL:HG23	2.06	0.56
46:BS:82:GLN:O	46:BS:83:GLU:HB2	2.05	0.56
52:BB:10:C:N4	52:BB:26:G:H1	2.03	0.56
52:BD:30:A:N6	52:BD:42:U:H3	2.04	0.56
31:CA:273:A:H1'	47:CT:16:GLN:NE2	2.17	0.56
31:CA:382:A:H2'	31:CA:383:A:H8	1.68	0.56
31:CA:861:G:C4	31:CA:862:C:C5	2.94	0.56
31:CA:972:C:O3'	40:CM:57:LYS:HG3	2.06	0.56
31:CA:1002:G:H2'	31:CA:1003:G:C8	2.40	0.56
31:CA:1111:A:H2'	31:CA:1112:C:H6	1.71	0.56
31:CA:1442:G:HO2'	31:CA:1443:G:P	2.29	0.56
32:CE:92:TYR:CE2	32:CE:151:GLY:HA3	2.40	0.56
32:CE:217:ARG:NH1	32:CE:217:ARG:HB2	2.21	0.56
33:CF:102:ASN:O	33:CF:103:VAL:HG23	2.06	0.56
40:CM:27:ALA:HA	40:CM:81:THR:HB	1.87	0.56
1:DA:729:G:OP2	3:DD:13:ARG:NH1	2.38	0.56
1:DA:1268:A:H2'	1:DA:1269:A:O4'	2.05	0.56
1:DA:1404:C:H2'	1:DA:1405:U:H5'	1.86	0.56
1:DA:1786:A:H2	1:DA:2606:C:H1'	1.69	0.56
1:DA:2119:A:N1	1:DA:2170:A:N7	2.52	0.56
1:DA:2467:C:N4	1:DA:2468:G:C2	2.73	0.56
3:DD:35:LYS:CE	3:DD:64:ILE:H	2.19	0.56
5:DF:57:VAL:CG1	5:DF:58:ALA:N	2.69	0.56
5:DF:102:PRO:HB2	5:DF:105:VAL:HG23	1.86	0.56
11:DO:46:LYS:HD3	11:DO:51:PHE:CZ	2.41	0.56
14:DQ:29:PHE:HD2	14:DQ:30:ARG:H	1.50	0.56
16:D1:29:SER:C	16:D1:30:LYS:HD3	2.24	0.56
17:D2:77:ALA:C	17:D2:78:LYS:HG2	2.26	0.56
21:DV:30:ASN:O	21:DV:33:LEU:N	2.27	0.56
1:AA:16:G:H2'	1:AA:17:G:H8	1.71	0.56
1:AA:325:G:O2'	1:AA:326:G:H5'	2.06	0.56
1:AA:922:U:H2'	1:AA:923:C:C6	2.41	0.56

Continued on next page...

Continued from previous page...

Atom-1	Atom-2	Interatomic distance (Å)	Clash overlap (Å)
1:AA:1142(A):A:C8	1:AA:1144:G:C5	2.93	0.56
1:AA:1725:G:OP2	56:AA:3527:OHX:N2	2.39	0.56
1:AA:2307:G:N9	1:AA:2311:A:C2	2.73	0.56
1:AA:2610:C:H4'	1:AA:2611:U:OP2	2.04	0.56
2:AB:75:G:N2	21:AV:85:HIS:CE1	2.73	0.56
3:AD:71:ASP:HB3	3:AD:103:ARG:HH22	1.69	0.56
12:AP:43:THR:HA	12:AP:94:VAL:HG12	1.87	0.56
21:AV:30:ASN:HD22	21:AV:33:LEU:H	1.52	0.56
31:BA:81:G:C2	31:BA:88:C:C4	2.93	0.56
31:BA:156:G:H1	31:BA:165:C:H42	1.54	0.56
31:BA:173:U:C4	31:BA:197:A:C2	2.94	0.56
31:BA:181:G:O2'	31:BA:182:U:O5'	2.24	0.56
31:BA:353:A:C2'	31:BA:354:G:OP2	2.53	0.56
31:BA:1176:A:C2'	31:BA:1177:G:H5''	2.36	0.56
31:BA:1468:A:H8	31:BA:1468:A:O5'	1.88	0.56
33:BF:19:GLU:HA	33:BF:54:ARG:NH1	2.21	0.56
34:BG:8:VAL:HG21	34:BG:115:ARG:NH1	2.20	0.56
35:BH:8:GLU:HG3	35:BH:34:VAL:HG22	1.87	0.56
42:BO:90:VAL:HG12	42:BO:91:LYS:N	2.21	0.56
53:BC:41:C:O2'	53:BC:42:C:H5'	2.05	0.56
31:CA:616:G:C2	31:CA:617:G:C8	2.94	0.56
31:CA:695:A:OP1	41:CN:52:GLY:HA3	2.05	0.56
31:CA:978:A:O2'	31:CA:1322:C:C4	2.58	0.56
31:CA:987:G:N2	31:CA:1218:C:N3	2.47	0.56
31:CA:1280:A:O5'	40:CM:40:LEU:HD21	2.06	0.56
48:CU:55:ARG:HG3	48:CU:55:ARG:NH1	2.18	0.56
1:DA:266:G:OP1	56:DA:3426:OHX:N5	2.39	0.56
1:DA:617:G:OP1	5:DF:40:GLN:HG3	2.05	0.56
1:DA:774:A:H2	1:DA:787:U:O2'	1.86	0.56
1:DA:863:A:O2'	1:DA:864:G:H5'	2.05	0.56
1:DA:902:C:C2'	1:DA:903:C:H5'	2.36	0.56
1:DA:1015:G:N1	1:DA:1016:G:C5	2.73	0.56
1:DA:1926:U:H2'	1:DA:1928:A:OP2	2.06	0.56
1:DA:2051:A:H5'	1:DA:2578:G:O4'	2.06	0.56
1:DA:2402:C:H41	1:DA:2416:C:H1'	1.70	0.56
1:DA:2537:U:O4	56:DA:3439:OHX:N4	2.38	0.56
1:DA:2689:U:P	1:DA:2719:G:H22	2.29	0.56
3:DD:267:SER:C	3:DD:269:PHE:H	2.09	0.56
3:DD:271:ILE:O	3:DD:272:ALA:HB2	2.06	0.56
4:DE:42:ASP:CB	4:DE:43:GLY:CA	2.36	0.56
7:DH:9:ILE:HD12	7:DH:49:VAL:HG12	1.88	0.56

Continued on next page...

Continued from previous page...

Atom-1	Atom-2	Interatomic distance (Å)	Clash overlap (Å)
23:DZ:92:LYS:HB2	23:DZ:93:GLU:OE1	2.06	0.56
1:AA:775:G:C4	1:AA:794:G:C8	2.93	0.56
1:AA:1091:G:C2'	1:AA:1092:C:H5'	2.36	0.56
1:AA:1131:G:C8	9:AM:75:TYR:CD2	2.94	0.56
1:AA:1516:U:H2'	1:AA:1517:G:C8	2.41	0.56
1:AA:2887:U:O2	1:AA:2887:U:H2'	2.06	0.56
8:AK:93:THR:H	8:AK:96:ASP:HB2	1.71	0.56
21:AV:60:GLU:O	21:AV:61:LEU:CB	2.53	0.56
25:AX:10:LYS:HD3	25:AX:53:LEU:HD23	1.87	0.56
31:BA:411:A:H62	31:BA:413:G:N2	2.04	0.56
35:BH:43:LEU:HD23	35:BH:133:TYR:CE1	2.41	0.56
39:BL:125:TYR:HD2	39:BL:126:SER:N	2.04	0.56
45:BR:74:ASP:C	45:BR:76:GLU:H	2.09	0.56
47:BT:88:TYR:HD2	47:BT:89:LEU:HD23	1.70	0.56
31:CA:426:G:H2'	31:CA:427:U:C6	2.41	0.56
31:CA:560:U:H5'	31:CA:566:G:N2	2.20	0.56
31:CA:688:G:H2'	31:CA:689:C:H6	1.71	0.56
31:CA:1394:A:OP2	56:CA:1797:OHX:N4	2.38	0.56
33:CF:164:ARG:HH12	33:CF:166:GLU:CD	2.09	0.56
35:CH:99:GLY:O	35:CH:117:ASP:HA	2.06	0.56
42:CO:83:VAL:CG1	42:CO:100:ILE:HD12	2.33	0.56
42:CO:90:VAL:C	42:CO:92:ASP:H	2.07	0.56
46:CS:9:PHE:HE2	46:CS:18:ARG:HE	1.52	0.56
49:CV:66:MET:CA	49:CV:67:VAL:HB	2.35	0.56
49:CV:66:MET:HA	49:CV:67:VAL:O	2.05	0.56
51:CX:15:ARG:O	51:CX:15:ARG:HG3	2.06	0.56
52:CB:61:G:H2'	52:CB:62:G:H8	1.71	0.56
1:DA:773:U:C4'	3:DD:47:GLY:HA3	2.36	0.56
1:DA:812:C:H5''	1:DA:1250:G:O2'	2.06	0.56
1:DA:958:U:H5''	12:DP:14:ARG:HD3	1.86	0.56
1:DA:1244:G:H4'	11:DO:7:ARG:HB2	1.88	0.56
1:DA:1954:G:C2	1:DA:2551:C:H5''	2.40	0.56
1:DA:2469:A:O5'	1:DA:2476:A:C2	2.58	0.56
2:DB:8:U:H5''	2:DB:8:U:H6	1.71	0.56
5:DF:197:ASP:OD1	5:DF:197:ASP:C	2.42	0.56
7:DH:103:LEU:HD23	7:DH:103:LEU:N	2.20	0.56
9:DM:15:LEU:HD22	9:DM:53:VAL:HB	1.88	0.56
9:DM:91:LEU:O	9:DM:95:PRO:HB3	2.06	0.56
14:DQ:27:SER:HA	14:DQ:88:ASP:CB	2.36	0.56
15:DR:23:ARG:HB2	15:DR:24:PRO:HD2	1.87	0.56
19:DT:31:HIS:ND1	19:DT:32:PRO:HD2	2.19	0.56

Continued on next page...

Continued from previous page...

Atom-1	Atom-2	Interatomic distance (Å)	Clash overlap (Å)
30:D8:30:ARG:HD2	30:D8:31:HIS:H	1.71	0.56
1:AA:528:A:OP2	9:AM:114:ARG:NH1	2.39	0.56
1:AA:531:C:H4'	1:AA:532:A:H5''	1.88	0.56
1:AA:811:U:P	11:AO:21:ARG:O	2.64	0.56
1:AA:851:U:O2'	25:AX:45:GLY:HA3	2.05	0.56
3:AD:147:LEU:HD13	3:AD:155:LEU:HD21	1.86	0.56
4:AE:68:ALA:C	4:AE:70:ALA:N	2.52	0.56
5:AF:108:LYS:NZ	5:AF:112:MET:SD	2.69	0.56
9:AM:55:VAL:C	9:AM:57:ALA:N	2.59	0.56
12:AP:136:ALA:HB1	21:AV:52:SER:HB2	1.88	0.56
20:AU:18:GLY:C	20:AU:20:TYR:H	2.08	0.56
21:AV:16:SER:O	21:AV:20:ARG:N	2.38	0.56
22:A3:42:GLY:O	22:A3:57:PHE:CD2	2.59	0.56
30:A8:52:LYS:O	30:A8:52:LYS:CG	2.51	0.56
31:BA:262:A:H2'	31:BA:263:A:C8	2.41	0.56
31:BA:595:G:H22	31:BA:643:C:H41	1.53	0.56
31:BA:652:U:O2'	31:BA:653:A:C5'	2.54	0.56
31:BA:1291:G:H2'	31:BA:1292:U:H6	1.71	0.56
32:BE:100:GLY:O	32:BE:102:LEU:N	2.39	0.56
35:BH:9:LYS:O	35:BH:33:VAL:HG23	2.05	0.56
38:BK:8:ASP:O	38:BK:12:ARG:HG3	2.05	0.56
38:BK:20:TYR:HA	38:BK:65:TYR:CE2	2.40	0.56
40:BM:50:ILE:CD1	40:BM:60:ARG:HH11	2.19	0.56
50:BW:45:GLN:HA	50:BW:91:LEU:HB3	1.86	0.56
50:BW:82:SER:O	50:BW:86:ARG:HB2	2.06	0.56
52:BD:48:C:H2'	52:BD:49:A:C8	2.41	0.56
31:CA:1128:C:C2	31:CA:1139:G:C6	2.94	0.56
32:CE:7:VAL:O	32:CE:8:LYS:HB2	2.05	0.56
35:CH:75:THR:HA	35:CH:115:VAL:HG12	1.88	0.56
35:CH:75:THR:OG1	35:CH:117:ASP:O	2.15	0.56
1:DA:315:G:H2'	1:DA:316:C:C6	2.41	0.56
1:DA:909:A:C4	1:DA:912:C:C5	2.94	0.56
1:DA:1260:G:H2'	1:DA:1261:C:C6	2.41	0.56
1:DA:1558:A:H4'	1:DA:1559:G:O5'	2.06	0.56
1:DA:2466:C:H2'	1:DA:2467:C:H5'	1.88	0.56
1:DA:2591:C:C2'	1:DA:2592:G:H5'	2.36	0.56
1:DA:2720:U:H2'	1:DA:2721:A:O4'	2.06	0.56
1:DA:2797:U:H2'	1:DA:2798:C:C5'	2.33	0.56
1:DA:2843:G:C3'	1:DA:2844:G:H5''	2.35	0.56
2:DB:20:C:C2'	2:DB:21:G:H5'	2.36	0.56
6:DG:29:TRP:O	6:DG:31:VAL:N	2.39	0.56

Continued on next page...

Continued from previous page...

Atom-1	Atom-2	Interatomic distance (Å)	Clash overlap (Å)
7:DH:58:GLU:HB2	7:DH:61:HIS:CE1	2.41	0.56
7:DH:136:ILE:HD12	7:DH:136:ILE:N	2.21	0.56
10:DN:88:ASN:O	10:DN:91:LEU:N	2.28	0.56
12:DP:19:GLY:HA3	12:DP:98:LYS:CD	2.35	0.56
12:DP:102:VAL:HG12	12:DP:102:VAL:O	2.04	0.56
14:DQ:73:LEU:HD13	14:DQ:73:LEU:O	2.05	0.56
15:DR:57:PHE:O	15:DR:57:PHE:CD2	2.59	0.56
17:D2:88:ARG:O	17:D2:89:GLN:C	2.43	0.56
19:DT:14:SER:O	19:DT:16:LYS:N	2.38	0.56
19:DT:18:TYR:HD1	19:DT:21:PHE:HE2	1.53	0.56
1:AA:658:C:H2'	1:AA:659:C:H6	1.69	0.55
1:AA:1591:G:H2'	1:AA:1592:C:C6	2.41	0.55
1:AA:2102:U:O4	56:AA:3566:OHX:N2	2.39	0.55
1:AA:2259:G:C2	1:AA:2282:G:C6	2.94	0.55
1:AA:2303:G:O2'	6:AG:132:ASN:HB2	2.06	0.55
1:AA:2797:U:H5''	1:AA:2798:C:OP2	2.06	0.55
7:AH:12:PRO:O	7:AH:13:LYS:HB2	2.06	0.55
11:AO:106:LEU:O	11:AO:107:LYS:HB2	2.05	0.55
13:A0:48:VAL:O	13:A0:51:LEU:N	2.39	0.55
21:AV:111:VAL:HG11	21:AV:146:ILE:HG12	1.86	0.55
28:A6:42:TRP:N	28:A6:42:TRP:HD1	2.01	0.55
31:BA:552:U:O2'	31:BA:553:A:H5'	2.06	0.55
31:BA:1191:A:H2'	31:BA:1192:C:H6	1.68	0.55
34:BG:114:ARG:HG3	34:BG:114:ARG:NH1	2.17	0.55
52:BB:75:C:O2'	52:BB:76:C:OP1	2.23	0.55
52:BD:17:G:H1'	52:BD:18:G:P	2.46	0.55
52:BD:40:U:C2'	52:BD:41:C:H5'	2.35	0.55
31:CA:948:C:O2'	31:CA:949:A:H5'	2.06	0.55
31:CA:1079:G:H2'	31:CA:1080:A:C8	2.40	0.55
31:CA:1239:A:O2'	31:CA:1298:C:N4	2.34	0.55
31:CA:1362(A):C:H5'	31:CA:1363:A:O5'	2.05	0.55
31:CA:1387:G:H2'	31:CA:1388:C:H6	1.70	0.55
35:CH:68:GLU:O	35:CH:68:GLU:HG3	2.05	0.55
40:CM:56:HIS:C	40:CM:58:ASP:H	2.10	0.55
48:CU:26:LEU:N	48:CU:26:LEU:HD13	2.21	0.55
52:CD:60:A:C2	52:CD:73:U:O2	2.58	0.55
52:CD:79:A:H2'	52:CD:80:C:H5'	1.87	0.55
1:DA:574:C:N3	4:DE:145:LYS:NZ	2.46	0.55
1:DA:648:G:C2'	1:DA:649:G:H5'	2.37	0.55
1:DA:829:A:N7	1:DA:2247:A:O2'	2.38	0.55
1:DA:915:C:H2'	1:DA:916:G:O5'	2.07	0.55

Continued on next page...

Continued from previous page...

Atom-1	Atom-2	Interatomic distance (Å)	Clash overlap (Å)
1:DA:946:G:C2'	1:DA:947:G:C5'	2.84	0.55
1:DA:1000:A:N6	1:DA:1001:A:N1	2.54	0.55
1:DA:1022:G:C2'	1:DA:1023:U:OP2	2.54	0.55
1:DA:1286:A:H1'	1:DA:1288:U:OP2	2.05	0.55
1:DA:1358:G:N2	1:DA:1372:U:C5	2.74	0.55
1:DA:2118:U:H3	1:DA:2147:G:HO2'	1.54	0.55
1:DA:2308:G:HO2'	1:DA:2309:A:P	2.29	0.55
1:DA:2404:C:H1'	11:DO:67:MET:HE1	1.84	0.55
3:DD:124:PRO:HG2	3:DD:129:ASN:ND2	2.21	0.55
5:DF:17:ARG:O	5:DF:17:ARG:HD3	2.06	0.55
5:DF:37:VAL:HG13	5:DF:184:TYR:CD1	2.40	0.55
5:DF:68:LYS:O	5:DF:69:HIS:C	2.45	0.55
11:DO:121:LYS:O	11:DO:123:LEU:HD23	2.06	0.55
16:D1:92:ARG:CZ	17:D2:11:GLN:H	2.20	0.55
16:D1:111:GLU:C	16:D1:113:ALA:H	2.10	0.55
19:DT:63:LYS:H	19:DT:63:LYS:HZ3	1.54	0.55
21:DV:48:PHE:CZ	21:DV:52:SER:HB2	2.41	0.55
29:D7:43:THR:HG22	29:D7:44:PRO:O	2.05	0.55
1:AA:64:A:C2	19:AT:66:LEU:HD23	2.41	0.55
1:AA:270(L):U:H3	8:AK:50:ARG:HD2	1.71	0.55
1:AA:329:G:H4'	1:AA:330:A:OP2	2.05	0.55
1:AA:550:G:O2'	1:AA:1220:A:N3	2.34	0.55
1:AA:890:A:H3'	1:AA:892:G:H8	1.69	0.55
1:AA:1024:G:C3'	1:AA:1025:G:H5''	2.37	0.55
1:AA:1864:U:C2'	1:AA:1869:G:H5''	2.36	0.55
1:AA:1889:A:N1	1:AA:2234:G:H1'	2.21	0.55
1:AA:2320:A:H2'	1:AA:2320:A:N3	2.21	0.55
1:AA:2420:C:H5	30:A8:31:HIS:HA	1.72	0.55
1:AA:2591:C:H2'	1:AA:2592:G:C8	2.42	0.55
3:AD:33:LEU:HD13	3:AD:34:VAL:N	2.21	0.55
3:AD:69:ARG:NH2	3:AD:128:GLY:O	2.32	0.55
4:AE:21:VAL:HB	4:AE:22:PRO:HA	1.87	0.55
4:AE:66:HIS:ND1	4:AE:66:HIS:C	2.59	0.55
5:AF:59:TYR:CG	5:AF:78:ILE:HD12	2.40	0.55
5:AF:107:LYS:HE3	5:AF:207:GLY:H	1.71	0.55
7:AH:4:ILE:HG13	7:AH:6:ARG:NE	2.21	0.55
8:AK:133:HIS:O	8:AK:134:PRO:C	2.43	0.55
13:A0:85:PRO:C	13:A0:87:TYR:H	2.09	0.55
15:AR:125:ARG:HH12	31:BA:1446:A:H1'	1.71	0.55
28:A6:41:PRO:HB2	28:A6:44:ARG:NH1	2.21	0.55
31:BA:465:A:N7	31:BA:467:G:N7	2.54	0.55

Continued on next page...

Continued from previous page...

Atom-1	Atom-2	Interatomic distance (Å)	Clash overlap (Å)
31:BA:1028(B):C:N3	31:BA:1032(A):G:C2	2.74	0.55
31:BA:1322:C:O2'	31:BA:1323:G:P	2.65	0.55
33:BF:43:LEU:O	33:BF:47:LEU:HB2	2.06	0.55
36:BI:10:LEU:HD22	36:BI:61:LEU:HD11	1.88	0.55
31:CA:13:U:OP2	56:CA:1733:OHX:N3	2.40	0.55
31:CA:452:A:O2'	31:CA:453:A:P	2.64	0.55
31:CA:509:A:H3'	31:CA:509:A:C8	2.41	0.55
31:CA:533:A:O2'	31:CA:534:U:H5'	2.06	0.55
31:CA:1094:G:H2'	31:CA:1095:U:OP2	2.05	0.55
31:CA:1329:A:OP2	51:CX:7:ARG:NH1	2.36	0.55
34:CG:105:VAL:O	34:CG:105:VAL:HG12	2.04	0.55
35:CH:92:LYS:HE2	38:CK:102:ARG:HH21	1.69	0.55
35:CH:101:ILE:HG12	35:CH:101:ILE:O	2.05	0.55
39:CL:88:TYR:O	39:CL:90:PRO:HD3	2.06	0.55
39:CL:114:TYR:N	39:CL:114:TYR:CD2	2.71	0.55
43:CP:29:ARG:HD3	43:CP:64:TRP:CD2	2.41	0.55
45:CR:17:ARG:HH11	45:CR:17:ARG:HG3	1.71	0.55
1:DA:813:U:C2	1:DA:1195:G:C2	2.94	0.55
1:DA:1657:C:H2'	1:DA:1658:C:C6	2.41	0.55
1:DA:2275:C:HO2'	1:DA:2276:G:P	2.29	0.55
1:DA:2320:A:H61	1:DA:2333:A:H2'	1.71	0.55
1:DA:2398:U:O2'	28:D6:53:LYS:NZ	2.39	0.55
1:DA:2439:A:O2'	1:DA:2440:C:OP2	2.24	0.55
1:DA:2761:G:H1'	7:DH:143:GLN:OE1	2.05	0.55
2:DB:39:A:O2'	2:DB:46:A:N1	2.32	0.55
2:DB:83:G:H1	2:DB:93:C:N4	2.04	0.55
3:DD:35:LYS:HD3	3:DD:104:TYR:CD1	2.40	0.55
10:DN:14:THR:O	10:DN:51:ALA:HB3	2.07	0.55
14:DQ:27:SER:HA	14:DQ:88:ASP:HB2	1.86	0.55
16:D1:44:ASN:OD1	17:D2:74:LYS:CA	2.52	0.55
24:DW:40:SER:O	24:DW:42:GLY:N	2.39	0.55
1:AA:557:U:H2'	1:AA:558:G:C8	2.39	0.55
1:AA:623:G:H2'	1:AA:624:C:C6	2.41	0.55
1:AA:673:C:H5''	5:AF:81:PRO:HD2	1.89	0.55
1:AA:828:U:H2'	1:AA:829:A:C8	2.41	0.55
1:AA:1643:G:N2	1:AA:1644:C:H1'	2.22	0.55
1:AA:2236:C:H2'	1:AA:2237:G:H5'	1.88	0.55
1:AA:2481:G:O2'	1:AA:2482:G:O5'	2.23	0.55
56:AA:3365:OHX:N5	56:AA:3530:OHX:N2	2.54	0.55
7:AH:46:GLU:HB2	7:AH:49:VAL:HG22	1.87	0.55
8:AK:69:LYS:HE3	8:AK:73:GLU:OE2	2.07	0.55

Continued on next page...

Continued from previous page...

Atom-1	Atom-2	Interatomic distance (Å)	Clash overlap (Å)
20:AU:42:VAL:HB	20:AU:67:LEU:CD1	2.36	0.55
26:A4:39:CYS:C	26:A4:41:PRO:HD3	2.25	0.55
31:BA:10:A:H2'	31:BA:11:G:H8	1.71	0.55
31:BA:832:C:O2	31:BA:855:G:C2	2.59	0.55
31:BA:1213:A:C8	31:BA:1215:G:C5	2.95	0.55
31:BA:1226:C:H5'	49:BV:80:TYR:CE1	2.41	0.55
31:BA:1328:C:OP1	51:BX:20:LYS:HE2	2.06	0.55
31:BA:1379:G:O6	37:BJ:2:ALA:HB3	2.05	0.55
31:BA:1408:A:H61	57:BA:1715:PAR:H11	1.71	0.55
35:BH:90:VAL:HG12	35:BH:121:LYS:H	1.71	0.55
31:CA:1152:A:H5'	40:CM:13:HIS:HD2	1.68	0.55
31:CA:1343:G:H1'	39:CL:121:ARG:HH11	1.71	0.55
31:CA:1505:G:H5''	31:CA:1506:U:O5'	2.06	0.55
37:CJ:81:GLY:C	37:CJ:83:ALA:H	2.08	0.55
38:CK:47:GLY:O	38:CK:48:TYR:HB3	2.06	0.55
44:CQ:25:VAL:O	44:CQ:26:ARG:HB2	2.06	0.55
45:CR:82:ILE:HD11	45:CR:87:ILE:O	2.07	0.55
52:CD:38:MIA:H152	52:CD:39:A:N1	2.21	0.55
1:DA:90:U:H3	20:DU:33:LYS:NZ	2.04	0.55
1:DA:669:G:O2'	1:DA:670:A:P	2.64	0.55
1:DA:870:A:C2	1:DA:908:C:C2	2.95	0.55
1:DA:975:G:H1'	1:DA:990:A:C2	2.40	0.55
1:DA:1056:G:H4'	1:DA:1086:A:H1'	1.88	0.55
1:DA:1542:G:H3'	1:DA:1543:A:H5''	1.88	0.55
1:DA:2131:G:OP1	1:DA:2133:G:H4'	2.06	0.55
1:DA:2218:G:O2'	3:DD:148:GLU:HG2	2.06	0.55
1:DA:2219:G:C2'	1:DA:2224:G:H5'	2.36	0.55
1:DA:2335:A:O2'	1:DA:2336:A:P	2.63	0.55
1:DA:2702:U:OP1	1:DA:2702:U:O4'	2.24	0.55
1:DA:2798:C:N4	1:DA:2799:A:N6	2.54	0.55
1:DA:2880:C:O3'	13:D0:90:ARG:NH1	2.39	0.55
2:DB:40:U:O4	2:DB:43:C:OP1	2.24	0.55
3:DD:30:GLU:OE1	3:DD:63:ARG:NE	2.40	0.55
17:D2:67:GLY:O	17:D2:88:ARG:HD3	2.05	0.55
1:AA:11:G:C2'	1:AA:12:U:H5'	2.36	0.55
1:AA:84:A:N1	1:AA:98:G:O2'	2.31	0.55
1:AA:885:C:C2	1:AA:890:A:N6	2.71	0.55
1:AA:945:A:C5	1:AA:2448:A:C2	2.94	0.55
1:AA:1027:A:C2	1:AA:2488:A:H5'	2.42	0.55
1:AA:2699:C:H2'	1:AA:2700:C:O4'	2.06	0.55
3:AD:12:SER:O	3:AD:16:MET:HB2	2.07	0.55

Continued on next page...

Continued from previous page...

Atom-1	Atom-2	Interatomic distance (Å)	Clash overlap (Å)
14:AQ:29:PHE:HD2	14:AQ:29:PHE:C	2.09	0.55
17:A2:35:LEU:HD22	17:A2:35:LEU:N	2.20	0.55
18:AS:24:ILE:HG21	18:AS:36:LEU:HD21	1.87	0.55
26:A4:37:SER:CB	26:A4:42:PHE:CD1	2.88	0.55
30:A8:52:LYS:H	30:A8:53:PRO:CD	2.19	0.55
31:BA:142:G:H2'	31:BA:143:A:C8	2.36	0.55
31:BA:397:A:N6	31:BA:548:G:C8	2.74	0.55
31:BA:701:C:O2	31:BA:703:G:N1	2.40	0.55
31:BA:1126:U:O4	31:BA:1127:G:C2	2.59	0.55
32:BE:6:THR:OG1	32:BE:7:VAL:N	2.40	0.55
38:BK:63:LEU:HB3	38:BK:65:TYR:HE1	1.70	0.55
52:BB:21:A:H8	52:BB:46:G:C8	2.24	0.55
52:BD:17:G:C6	52:BD:67:A:N6	2.75	0.55
31:CA:316:G:OP2	31:CA:351:G:O2'	2.24	0.55
31:CA:575:G:H4'	31:CA:575:G:OP1	2.07	0.55
31:CA:652:U:C4	31:CA:752:G:N3	2.75	0.55
31:CA:1178:G:H2'	31:CA:1179:A:O5'	2.07	0.55
31:CA:1266:G:H8	31:CA:1266:G:O5'	1.89	0.55
31:CA:1379:G:OP2	37:CJ:6:ARG:HD2	2.07	0.55
32:CE:63:MET:CG	32:CE:225:ALA:HB1	2.35	0.55
33:CF:52:LEU:HD23	33:CF:52:LEU:H	1.70	0.55
35:CH:91:LEU:HG	35:CH:118:ILE:HD11	1.89	0.55
52:CB:28:G:C2'	52:CB:29:C:H5'	2.36	0.55
1:DA:107:C:H2'	1:DA:108:U:C6	2.36	0.55
1:DA:2401:U:C2'	1:DA:2402:C:H5''	2.37	0.55
1:DA:2755:C:HO2'	1:DA:2756:U:H6	1.55	0.55
1:DA:2807:G:C6	1:DA:2808:U:C5	2.95	0.55
6:DG:60:LEU:HD21	6:DG:92:VAL:CG1	2.37	0.55
21:DV:48:PHE:HA	21:DV:51:ALA:HB3	1.89	0.55
26:D4:38:LYS:HA	26:D4:44:THR:HG21	1.88	0.55
1:AA:171:G:O2'	1:AA:172:C:H5'	2.06	0.55
1:AA:250:G:C6	1:AA:251:A:C6	2.95	0.55
1:AA:277:C:H3'	1:AA:278:A:C4'	2.37	0.55
1:AA:654(H):G:H2'	1:AA:654(H):G:N3	2.20	0.55
1:AA:1082:U:O4	1:AA:1083:U:N3	2.39	0.55
1:AA:1264:G:H5'	27:A5:11:THR:HG21	1.88	0.55
1:AA:2206:C:H2'	1:AA:2207:C:H6	1.71	0.55
1:AA:2310:A:C5'	1:AA:2311:A:OP2	2.55	0.55
1:AA:2472:G:C4	1:AA:2475:C:N4	2.74	0.55
1:AA:2512:C:H4'	4:AE:122:PHE:CE2	2.41	0.55
1:AA:2788:C:O2'	1:AA:2809:A:N3	2.40	0.55

Continued on next page...

Continued from previous page...

Atom-1	Atom-2	Interatomic distance (Å)	Clash overlap (Å)
3:AD:36:PRO:HA	3:AD:62:TYR:O	2.06	0.55
4:AE:111:ARG:HA	13:A0:1:MET:SD	2.47	0.55
5:AF:123:LEU:HD13	5:AF:192:LEU:HD22	1.88	0.55
6:AG:99:MET:HG3	6:AG:100:TRP:N	2.21	0.55
17:A2:34:GLU:HB2	17:A2:58:VAL:HG22	1.87	0.55
23:AZ:81:LYS:HE2	23:AZ:81:LYS:N	2.22	0.55
26:A4:62:ARG:O	26:A4:66:SER:HA	2.07	0.55
30:A8:13:ARG:O	30:A8:14:VAL:HG23	2.07	0.55
31:BA:620:C:C6	34:BG:135:LEU:HD23	2.42	0.55
31:BA:628:G:H2'	31:BA:629:G:H8	1.71	0.55
31:BA:1206:G:C6	31:BA:1207:G:C5	2.95	0.55
31:BA:1503:A:H2	31:BA:1507:A:OP2	1.89	0.55
34:BG:98:GLU:O	34:BG:103:ASN:ND2	2.40	0.55
36:BI:96:PRO:HB3	48:BU:30:ASP:CG	2.27	0.55
37:BJ:50:ILE:HB	37:BJ:58:PRO:HG3	1.89	0.55
37:BJ:90:GLU:CD	37:BJ:90:GLU:H	2.09	0.55
40:BM:4:ILE:HD12	40:BM:77:PRO:HB3	1.89	0.55
44:BQ:11:LYS:O	44:BQ:13:THR:N	2.36	0.55
46:BS:1:MET:HG3	46:BS:65:GLN:HG3	1.89	0.55
46:BS:12:LYS:C	46:BS:14:ASN:H	2.09	0.55
52:BB:6:G:C2'	52:BB:7:G:OP1	2.54	0.55
52:BB:51:C:C2	52:BB:52:G:H1'	2.42	0.55
54:B1:11:U:O2'	54:B1:12:A:C4	2.55	0.55
31:CA:36:C:O2'	31:CA:37:U:H5'	2.06	0.55
31:CA:157:G:C2	31:CA:165:C:C2	2.94	0.55
31:CA:943:U:H2'	31:CA:944:G:H5'	1.87	0.55
31:CA:1124:G:O2'	31:CA:1145:C:C4	2.59	0.55
31:CA:1186:G:N2	44:CQ:61:TRP:OXT	2.29	0.55
31:CA:1364:U:O2'	31:CA:1365:G:H5'	2.06	0.55
34:CG:30:LYS:HB2	34:CG:35:ARG:HH11	1.71	0.55
38:CK:6:ILE:O	38:CK:8:ASP:N	2.40	0.55
45:CR:48:LYS:HA	45:CR:48:LYS:NZ	2.22	0.55
50:CW:8:ARG:CG	50:CW:8:ARG:NH1	2.66	0.55
52:CD:51:C:H2'	52:CD:52:G:O4'	2.07	0.55
1:DA:246:C:H2'	1:DA:247:G:H5'	1.89	0.55
1:DA:654(B):C:H2'	1:DA:654(C):G:C8	2.41	0.55
1:DA:819:A:OP2	1:DA:1187:G:N2	2.33	0.55
1:DA:900:A:H3'	1:DA:901:A:C8	2.36	0.55
1:DA:1342:A:C8	1:DA:1345:C:C4	2.94	0.55
1:DA:1441:G:H2'	1:DA:1442:G:C8	2.42	0.55
1:DA:1599:C:H5''	19:DT:35:THR:HG22	1.88	0.55

Continued on next page...

Continued from previous page...

Atom-1	Atom-2	Interatomic distance (Å)	Clash overlap (Å)
1:DA:2259:G:C2	1:DA:2282:G:N1	2.74	0.55
1:DA:2330:G:OP1	56:DA:3215:OHX:N4	2.40	0.55
1:DA:2605:U:O4	56:DA:3214:OHX:N6	2.38	0.55
2:DB:40:U:C2	26:D4:1:MET:SD	3.00	0.55
5:DF:32:LEU:O	5:DF:36:VAL:HG23	2.07	0.55
6:DG:16:ARG:HB3	6:DG:17:PRO:HD3	1.88	0.55
7:DH:118:PRO:HG2	7:DH:121:ILE:HG13	1.87	0.55
9:DM:17:ASP:CA	9:DM:55:VAL:HG22	2.20	0.55
9:DM:28:THR:HG22	9:DM:29:LYS:N	2.22	0.55
10:DN:102:VAL:HG23	10:DN:121:VAL:HG22	1.88	0.55
11:DO:105:LEU:O	11:DO:106:LEU:CB	2.54	0.55
14:DQ:10:ARG:NH2	14:DQ:91:PRO:HB2	2.16	0.55
15:DR:61:PHE:N	15:DR:61:PHE:CD2	2.74	0.55
15:DR:122:ASP:O	15:DR:126:ALA:HB3	2.06	0.55
18:DS:84:ARG:HB2	18:DS:96:ILE:HD13	1.89	0.55
21:DV:6:LYS:O	21:DV:7:ALA:HB3	2.07	0.55
23:DZ:29:GLY:O	23:DZ:30:VAL:HG22	2.05	0.55
1:AA:270(B):A:H2'	1:AA:270(C):C:H5'	1.89	0.55
1:AA:580:C:H2'	1:AA:581:C:C6	2.41	0.55
1:AA:1509:C:N3	1:AA:1511:A:N6	2.54	0.55
1:AA:1678:G:N2	1:AA:1989:G:N2	2.45	0.55
1:AA:2564:A:C2	1:AA:2647:U:H4'	2.42	0.55
3:AD:268:ARG:O	3:AD:268:ARG:HG3	2.05	0.55
8:AK:56:LYS:O	8:AK:58:LEU:N	2.40	0.55
10:AN:3:GLN:HG3	10:AN:4:PRO:HD2	1.88	0.55
12:AP:19:GLY:CA	12:AP:98:LYS:CD	2.85	0.55
25:AX:54:VAL:HG22	25:AX:55:ARG:H	1.71	0.55
26:A4:24:THR:OG1	26:A4:25:TYR:N	2.40	0.55
31:BA:73:G:C6	31:BA:97:U:O2	2.58	0.55
31:BA:1104:G:OP1	32:BE:144:ARG:NH2	2.39	0.55
31:BA:1126:U:O2'	31:BA:1127:G:OP1	2.21	0.55
31:BA:1485:U:O2'	31:BA:1486:G:H5'	2.07	0.55
45:BR:86:GLY:O	45:BR:87:ILE:HD13	2.07	0.55
50:BW:10:LEU:O	50:BW:10:LEU:HD23	2.06	0.55
31:CA:6:G:O2'	31:CA:7:G:O5'	2.24	0.55
31:CA:485:G:N7	56:CA:1734:OHX:N6	2.54	0.55
31:CA:1276:G:H2'	31:CA:1277:C:H6	1.72	0.55
31:CA:1503:A:C1'	31:CA:1504:G:OP1	2.53	0.55
41:CN:54:ARG:O	41:CN:57:THR:OG1	2.24	0.55
42:CO:92:ASP:C	42:CO:93:LEU:HD23	2.26	0.55
46:CS:8:ARG:HD2	46:CS:17:TYR:CE2	2.42	0.55

Continued on next page...

Continued from previous page...

Atom-1	Atom-2	Interatomic distance (Å)	Clash overlap (Å)
53:CC:16:C:O2	53:CC:61:U:H4'	2.06	0.55
1:DA:246:C:C2'	1:DA:247:G:H5'	2.36	0.55
1:DA:868:U:C2	1:DA:869:G:C8	2.95	0.55
1:DA:960:A:C8	1:DA:962:G:C8	2.95	0.55
1:DA:1111:A:H4'	7:DH:3:ARG:HG2	1.89	0.55
1:DA:1146:C:O2'	1:DA:1147:C:H5'	2.07	0.55
1:DA:1241:A:C2'	1:DA:1242:A:O5'	2.55	0.55
1:DA:1480:G:C2	1:DA:1482:U:O2	2.60	0.55
1:DA:1592:C:H2'	1:DA:1593:G:H8	1.71	0.55
1:DA:2612:C:C5	1:DA:2613:U:H5	2.25	0.55
4:DE:14:ILE:HB	15:DR:14:TYR:CZ	2.42	0.55
4:DE:37:ARG:HD2	4:DE:80:GLU:OE2	2.07	0.55
5:DF:21:ALA:O	5:DF:23:ASP:N	2.34	0.55
8:DK:52:ARG:O	8:DK:52:ARG:HD2	2.07	0.55
10:DN:68:GLU:HB3	10:DN:78:ARG:HH11	1.65	0.55
10:DN:113:LYS:O	10:DN:117:LEU:HD13	2.07	0.55
11:DO:52:GLU:OE1	11:DO:55:ARG:NE	2.36	0.55
23:DZ:7:ILE:HD12	23:DZ:62:VAL:CG1	2.36	0.55
30:D8:14:VAL:HG12	30:D8:15:LYS:N	2.21	0.55
30:D8:22:VAL:HG12	30:D8:50:LEU:HD23	1.87	0.55
1:AA:298:G:H5''	1:AA:299:A:OP1	2.06	0.55
1:AA:1799:G:H5'	1:AA:1819:A:N6	2.21	0.55
1:AA:2402:C:HO2'	1:AA:2403:C:P	2.30	0.55
3:AD:35:LYS:CA	3:AD:64:ILE:HG22	2.37	0.55
5:AF:129:PHE:O	5:AF:130:ALA:CB	2.55	0.55
7:AH:4:ILE:HB	7:AH:6:ARG:HG2	1.89	0.55
7:AH:86:GLU:O	7:AH:87:LEU:HB2	2.07	0.55
9:AM:120:LEU:C	9:AM:120:LEU:HD22	2.27	0.55
21:AV:4:ARG:HG2	21:AV:58:VAL:HG21	1.87	0.55
26:A4:14:ILE:HG22	26:A4:21:VAL:HB	1.88	0.55
26:A4:42:PHE:CE1	26:A4:43:TYR:HB3	2.42	0.55
30:A8:43:GLN:C	30:A8:44:LYS:HD2	2.27	0.55
31:BA:407:G:H2'	31:BA:408:A:H8	1.72	0.55
31:BA:575:G:H4'	31:BA:576:G:O5'	2.06	0.55
31:BA:1124:G:C8	31:BA:1145:C:C5	2.95	0.55
31:BA:1272:G:H2'	31:BA:1273:G:O4'	2.07	0.55
39:BL:9:ARG:HB3	39:BL:14:VAL:HG13	1.89	0.55
52:BB:8:U:O2'	52:BB:22:A:N1	2.36	0.55
31:CA:1182:G:O6	56:CA:1792:OHX:N6	2.40	0.55
31:CA:1366:C:OP1	39:CL:117:HIS:HE1	1.90	0.55
32:CE:62:ALA:O	32:CE:64:ARG:N	2.40	0.55

Continued on next page...

Continued from previous page...

Atom-1	Atom-2	Interatomic distance (Å)	Clash overlap (Å)
34:CG:119:GLN:O	34:CG:123:HIS:HD2	1.90	0.55
36:CI:53:ALA:O	36:CI:54:LYS:HB2	2.05	0.55
1:DA:172:C:H2'	1:DA:173:G:H8	1.69	0.55
1:DA:795:C:H2'	1:DA:796:C:H6	1.72	0.55
1:DA:972:G:OP2	1:DA:973:A:O2'	2.09	0.55
1:DA:1215:G:C2'	1:DA:1216:G:H5'	2.37	0.55
1:DA:1382:G:C2'	1:DA:1383:C:H5'	2.37	0.55
1:DA:1582:C:O2'	1:DA:1586:A:H8	1.89	0.55
1:DA:2567:G:H2'	1:DA:2568:C:C6	2.42	0.55
1:DA:2785:C:H5'	4:DE:41:LYS:HZ1	1.71	0.55
3:DD:45:ASN:C	3:DD:46:GLN:OE1	2.45	0.55
4:DE:81:ILE:HG21	4:DE:84:PHE:CD1	2.42	0.55
5:DF:158:THR:O	5:DF:177:ALA:HA	2.07	0.55
6:DG:4:ASP:OD2	6:DG:9:ARG:NH2	2.40	0.55
8:DK:124:GLY:N	8:DK:142:VAL:HG12	2.17	0.55
19:DT:5:TYR:CZ	24:DW:30:ARG:HG3	2.42	0.55
24:DW:47:ASN:C	24:DW:49:LYS:N	2.56	0.55
30:D8:60:LEU:O	30:D8:61:LEU:HD12	2.07	0.55
1:AA:508:G:C6	18:AS:9:TYR:CE2	2.94	0.55
1:AA:1478:G:H2'	1:AA:1479:G:H8	1.71	0.55
1:AA:1591:G:H2'	1:AA:1592:C:H6	1.72	0.55
1:AA:1637:A:H4'	1:AA:2711:A:O2'	2.07	0.55
1:AA:2712:U:O2'	1:AA:2712(A):A:P	2.65	0.55
3:AD:213:ARG:O	3:AD:216:GLY:N	2.32	0.55
4:AE:7:VAL:HG21	15:AR:1:MET:CE	2.36	0.55
4:AE:167:VAL:HG21	4:AE:187:ALA:CB	2.37	0.55
5:AF:114:VAL:HG21	5:AF:202:PHE:CZ	2.42	0.55
6:AG:16:ARG:N	6:AG:17:PRO:HD2	2.22	0.55
8:AK:92:VAL:HG13	8:AK:120:ILE:CG2	2.37	0.55
14:AQ:30:ARG:HH11	14:AQ:30:ARG:CG	2.11	0.55
28:A6:25:LYS:HE2	28:A6:27:LYS:CE	2.37	0.55
31:BA:129(A):G:C2	31:BA:188:U:O2'	2.58	0.55
31:BA:149:A:C2	31:BA:150:C:C2	2.94	0.55
31:BA:452:A:HO2'	31:BA:453:A:C5'	2.20	0.55
31:BA:1071:C:H2'	31:BA:1072:G:H8	1.72	0.55
31:BA:1176:A:H8	31:BA:1176:A:O5'	1.88	0.55
31:BA:1193:G:N2	31:BA:1194:U:C2	2.74	0.55
31:BA:1356:G:H2'	31:BA:1357:A:C8	2.41	0.55
32:BE:82:ARG:O	32:BE:85:ALA:HB3	2.06	0.55
32:BE:109:SER:O	32:BE:112:VAL:HB	2.06	0.55
32:BE:204:ASN:HD22	32:BE:204:ASN:C	2.10	0.55

Continued on next page...

Continued from previous page...

Atom-1	Atom-2	Interatomic distance (Å)	Clash overlap (Å)
34:BG:173:TRP:CD1	34:BG:174:LEU:HG	2.42	0.55
46:BS:74:LEU:O	46:BS:79:VAL:HB	2.06	0.55
31:CA:830:G:N2	31:CA:857:C:C2	2.74	0.55
31:CA:1126:U:C4	31:CA:1281:U:C6	2.94	0.55
31:CA:1357:A:C5	31:CA:1358:U:C4	2.94	0.55
32:CE:208:ILE:HG12	32:CE:211:ILE:HD12	1.89	0.55
36:CI:24:GLU:O	36:CI:28:ARG:HB2	2.07	0.55
42:CO:8:ASN:HB2	47:CT:34:LYS:NZ	2.22	0.55
43:CP:4:ILE:HG12	43:CP:5:ALA:N	2.21	0.55
52:CD:5:G:H1	52:CD:77:C:H42	1.54	0.55
1:DA:322:A:H5'	1:DA:340:A:C1'	2.36	0.55
1:DA:329:G:H4'	1:DA:330:A:OP2	2.06	0.55
1:DA:813:U:H2'	1:DA:814:C:C6	2.42	0.55
1:DA:1165:U:O2'	1:DA:1166:C:H5'	2.06	0.55
1:DA:1327:C:H2'	1:DA:1328:G:O4'	2.07	0.55
1:DA:1408:C:C2	1:DA:1595:G:N2	2.75	0.55
1:DA:2322:A:H2'	1:DA:2323:G:O4'	2.06	0.55
1:DA:2418:A:C4	1:DA:2419:U:C5	2.94	0.55
1:DA:2720:U:C2	1:DA:2721:A:C8	2.95	0.55
4:DE:31:CYS:HB2	4:DE:91:VAL:HG22	1.89	0.55
6:DG:56:ALA:HB2	6:DG:153:ARG:NH2	2.22	0.55
6:DG:63:ILE:HD12	6:DG:141:PHE:CG	2.42	0.55
9:DM:130:HIS:CD2	9:DM:130:HIS:H	2.22	0.55
11:DO:81:GLN:CD	11:DO:106:LEU:O	2.45	0.55
14:DQ:29:PHE:CD2	14:DQ:29:PHE:C	2.72	0.55
16:D1:50:ARG:HE	17:D2:70:ILE:HG21	1.72	0.55
22:D3:36:ILE:HD13	22:D3:36:ILE:C	2.26	0.55
26:D4:51:ASP:O	26:D4:52:THR:C	2.44	0.55
1:AA:1018:C:C2'	1:AA:1019:U:H5'	2.37	0.55
1:AA:1055:G:N7	1:AA:1056:G:C5	2.74	0.55
1:AA:1279:G:N2	1:AA:1292:U:C2	2.75	0.55
1:AA:2291:U:O2'	1:AA:2374:C:O2	2.25	0.55
1:AA:2307:G:H1'	1:AA:2308:G:N2	2.22	0.55
1:AA:2345:G:H1'	1:AA:2382:G:H5'	1.88	0.55
8:AK:102:SER:O	8:AK:104:GLN:N	2.37	0.55
11:AO:75:ILE:HD13	11:AO:75:ILE:N	2.07	0.55
21:AV:7:ALA:HB2	21:AV:59:LEU:CD2	2.37	0.55
31:BA:152:A:N6	31:BA:170:U:C2	2.75	0.55
31:BA:177:C:OP1	50:BW:65:LYS:NZ	2.33	0.55
31:BA:559:A:H4'	31:BA:560:U:H3'	1.87	0.55
31:BA:577:G:N7	56:BA:1784:OHX:N1	2.55	0.55

Continued on next page...

Continued from previous page...

Atom-1	Atom-2	Interatomic distance (Å)	Clash overlap (Å)
31:BA:719:C:H5	31:BA:720:C:C4	2.23	0.55
31:BA:1124:G:C8	31:BA:1145:C:C6	2.95	0.55
31:BA:1346:A:C5	37:BJ:10:ARG:NH1	2.72	0.55
32:BE:165:VAL:HG23	32:BE:166:ASP:N	2.17	0.55
32:BE:206:ASP:O	32:BE:207:ALA:HB3	2.07	0.55
33:BF:113:ALA:C	33:BF:115:LEU:H	2.09	0.55
33:BF:173:VAL:N	33:BF:174:PRO:HD3	2.21	0.55
39:BL:22:GLY:HA3	39:BL:60:ASP:OD2	2.06	0.55
40:BM:15:THR:O	40:BM:19:SER:HB2	2.07	0.55
45:BR:78:TYR:CE1	45:BR:82:ILE:HD11	2.42	0.55
46:BS:7:ALA:O	46:BS:9:PHE:CD2	2.59	0.55
53:BC:66:C:O2'	53:BC:67:C:H5'	2.07	0.55
31:CA:57:G:H2'	31:CA:58:C:C6	2.42	0.55
31:CA:1022:G:C2	31:CA:1023:G:H1'	2.42	0.55
31:CA:1263:C:C2	31:CA:1273:G:N2	2.75	0.55
31:CA:1391:U:H2'	31:CA:1392:G:C8	2.42	0.55
35:CH:27:ARG:O	35:CH:28:PHE:CD1	2.60	0.55
43:CP:29:ARG:HB3	43:CP:64:TRP:CH2	2.42	0.55
52:CB:9:U:H2'	52:CB:9:U:O2	2.06	0.55
1:DA:389:G:H22	11:DO:72:PRO:CD	2.20	0.55
1:DA:559:G:H22	16:D1:49:HIS:CD2	2.25	0.55
1:DA:2238:G:H2'	1:DA:2238:G:N3	2.22	0.55
1:DA:2277:G:OP1	12:DP:86:GLY:HA2	2.07	0.55
1:DA:2286:A:C8	1:DA:2287:A:N6	2.75	0.55
1:DA:2345:G:OP2	28:D6:39:TYR:HA	2.07	0.55
1:DA:2439:A:C8	1:DA:2439:A:C5'	2.89	0.55
3:DD:227:ASN:HB3	3:DD:228:PRO:HD2	1.89	0.55
4:DE:116:VAL:HG13	4:DE:122:PHE:HB2	1.89	0.55
6:DG:135:LEU:CD2	6:DG:140:ILE:HD11	2.29	0.55
14:DQ:39:ILE:HG22	14:DQ:39:ILE:O	2.05	0.55
14:DQ:84:GLN:HB3	14:DQ:109:GLY:HA3	1.88	0.55
14:DQ:86:ALA:O	14:DQ:87:PHE:CB	2.55	0.55
16:D1:104:GLN:HE21	16:D1:104:GLN:HA	1.71	0.55
17:D2:46:VAL:HG22	17:D2:46:VAL:O	2.07	0.55
17:D2:77:ALA:C	17:D2:78:LYS:CG	2.74	0.55
18:DS:65:LEU:CD1	18:DS:68:ARG:HD2	2.35	0.55
20:DU:77:PRO:O	20:DU:78:ALA:HB2	2.07	0.55
26:D4:31:ILE:HG22	26:D4:32:TYR:N	2.22	0.55
1:AA:55:G:H2'	1:AA:56:A:C8	2.41	0.55
1:AA:147:U:O4	56:AA:3347:OHX:N4	2.40	0.55
1:AA:270(J):G:N1	1:AA:270(K):C:O2	2.40	0.55

Continued on next page...

Continued from previous page...

Atom-1	Atom-2	Interatomic distance (Å)	Clash overlap (Å)
1:AA:444:C:C4'	5:AF:49:ALA:HB2	2.37	0.55
1:AA:637:A:P	11:AO:116:GLY:HA3	2.47	0.55
1:AA:1079:C:N4	1:AA:1080:A:N6	2.55	0.55
1:AA:1107:G:H2'	1:AA:1108:U:C6	2.39	0.55
1:AA:1579:A:OP1	56:AA:3514:OHX:N2	2.40	0.55
1:AA:1936:A:C8	1:AA:1940:U:O2	2.60	0.55
1:AA:2277:G:OP1	12:AP:86:GLY:HA2	2.07	0.55
5:AF:48:THR:O	5:AF:48:THR:HG23	2.07	0.55
6:AG:111:LEU:HD21	6:AG:120:LEU:HD21	1.89	0.55
7:AH:135:GLY:HA3	7:AH:141:VAL:CG2	2.37	0.55
7:AH:158:HIS:N	7:AH:158:HIS:ND1	2.53	0.55
16:A1:44:ASN:HD21	17:A2:75:PHE:N	2.05	0.55
16:A1:112:ARG:HH11	16:A1:112:ARG:CG	1.93	0.55
17:A2:3:ALA:HB3	17:A2:14:VAL:HG23	1.88	0.55
17:A2:35:LEU:HD22	17:A2:57:VAL:O	2.06	0.55
17:A2:41:GLY:H	17:A2:46:VAL:HG13	1.72	0.55
17:A2:44:LYS:O	17:A2:46:VAL:HG12	2.07	0.55
20:AU:20:TYR:CZ	20:AU:42:VAL:HA	2.41	0.55
31:BA:837:G:C2	31:BA:850:U:O2	2.60	0.55
31:BA:1154:G:H2'	31:BA:1155:G:H8	1.72	0.55
32:BE:108:ILE:HD13	32:BE:108:ILE:O	2.06	0.55
33:BF:161:GLU:CD	33:BF:161:GLU:C	2.65	0.55
40:BM:40:LEU:HB2	40:BM:69:ASN:HB2	1.88	0.55
41:BN:84:VAL:HG11	41:BN:95:ILE:HD11	1.89	0.55
43:BP:108:ARG:HH11	43:BP:108:ARG:CG	2.04	0.55
52:BB:8:U:H3'	52:BB:13:G:O6	2.06	0.55
53:BC:54:G:H2'	53:BC:55:U:C6	2.40	0.55
31:CA:29:G:C5	31:CA:30:U:C5	2.95	0.55
31:CA:243:A:C2	31:CA:245:C:C2	2.94	0.55
31:CA:1050:G:N2	31:CA:1209:C:C2	2.75	0.55
31:CA:1109:C:OP2	33:CF:176:HIS:ND1	2.28	0.55
31:CA:1112:C:O2	33:CF:179:ARG:HG2	2.06	0.55
31:CA:1126:U:C4	31:CA:1281:U:H6	2.25	0.55
31:CA:1129:C:C2	31:CA:1132:C:N4	2.74	0.55
31:CA:1310:G:H5'	43:CP:77:ASN:ND2	2.18	0.55
33:CF:39:ILE:O	33:CF:43:LEU:HB2	2.06	0.55
34:CG:26:CYS:HA	34:CG:31:CYS:CB	2.37	0.55
34:CG:59:ARG:HH22	34:CG:66:ARG:NH1	2.04	0.55
35:CH:72:GLN:C	35:CH:74:GLY:H	2.10	0.55
37:CJ:44:TYR:HA	37:CJ:47:CYS:CB	2.37	0.55
40:CM:3:LYS:HB2	40:CM:77:PRO:HG3	1.89	0.55

Continued on next page...

Continued from previous page...

Atom-1	Atom-2	Interatomic distance (Å)	Clash overlap (Å)
40:CM:71:LEU:O	40:CM:72:VAL:HG23	2.06	0.55
41:CN:105:VAL:HG22	41:CN:105:VAL:O	2.07	0.55
43:CP:16:ASP:OD1	43:CP:31:LYS:HE2	2.06	0.55
43:CP:22:ILE:HB	43:CP:25:ILE:HG13	1.89	0.55
1:DA:225:A:O2'	1:DA:257:A:H4'	2.08	0.55
1:DA:370:G:H4'	1:DA:371:A:OP2	2.06	0.55
1:DA:443:A:H1'	1:DA:1201:C:O4'	2.07	0.55
1:DA:991:C:O2'	1:DA:992:C:H5'	2.07	0.55
1:DA:1043:C:H2'	1:DA:1044:G:H5'	1.88	0.55
1:DA:1735:C:H2'	1:DA:1741:C:H5'	1.88	0.55
1:DA:2303:G:O2'	6:DG:132:ASN:HB2	2.07	0.55
1:DA:2516:G:C6	1:DA:2517:C:C4	2.94	0.55
1:DA:2694:G:C5	1:DA:2695:C:C5	2.95	0.55
2:DB:3:C:C2	2:DB:118:G:C2	2.95	0.55
2:DB:82:G:C6	2:DB:83:G:C5	2.95	0.55
2:DB:114:G:O2'	14:DQ:50:SER:OG	2.25	0.55
5:DF:153:SER:HB2	5:DF:190:GLU:N	2.22	0.55
12:DP:77:LYS:HB3	12:DP:78:PRO:HD2	1.88	0.55
20:DU:75:ILE:HG12	20:DU:76:CYS:N	2.22	0.55
21:DV:93:ASP:HB2	21:DV:131:ARG:HH21	1.71	0.55
21:DV:150:LEU:O	21:DV:150:LEU:HD23	2.07	0.55
29:D7:34:ARG:HH11	29:D7:34:ARG:HG2	1.72	0.55
1:AA:427:U:OP2	56:AA:3415:OHX:N1	2.40	0.54
1:AA:732:C:C2'	1:AA:733:G:H5'	2.37	0.54
1:AA:996:A:C6	1:AA:1160:G:C2	2.94	0.54
1:AA:1026:U:C1'	1:AA:1027:A:O5'	2.49	0.54
1:AA:1081:U:O2'	1:AA:1082:U:P	2.64	0.54
1:AA:1443:G:C2'	1:AA:1444:G:H5'	2.37	0.54
1:AA:1983:C:O2'	1:AA:1984:G:H5'	2.07	0.54
1:AA:2126:A:N6	1:AA:2163:C:O2'	2.40	0.54
1:AA:2242:G:C2'	1:AA:2243:U:O5'	2.55	0.54
1:AA:2682:U:O2'	15:AR:58:ASN:ND2	2.40	0.54
1:AA:2712:U:OP1	1:AA:2714:G:H4'	2.07	0.54
56:AA:3416:OHX:N3	56:AA:3504:OHX:N5	2.55	0.54
3:AD:35:LYS:CB	3:AD:64:ILE:H	2.20	0.54
3:AD:231:HIS:CD2	3:AD:232:PRO:HD2	2.42	0.54
9:AM:68:GLU:HA	9:AM:88:GLU:OE1	2.07	0.54
11:AO:96:THR:HG22	11:AO:126:VAL:CG2	2.37	0.54
12:AP:65:PHE:O	12:AP:67:ARG:N	2.40	0.54
14:AQ:67:ARG:O	14:AQ:71:ARG:HG3	2.06	0.54
16:A1:83:LEU:HG	16:A1:88:ILE:HB	1.88	0.54

Continued on next page...

Continued from previous page...

Atom-1	Atom-2	Interatomic distance (Å)	Clash overlap (Å)
21:AV:107:THR:HB	21:AV:108:PRO:HD2	1.89	0.54
22:A3:49:LYS:HB2	22:A3:80:HIS:HB3	1.89	0.54
22:A3:70:GLN:NE2	22:A3:80:HIS:CE1	2.75	0.54
27:A5:51:TYR:HD2	27:A5:52:TYR:CZ	2.26	0.54
30:A8:34:TRP:CD2	30:A8:35:GLN:HG2	2.32	0.54
31:BA:38:G:H22	31:BA:397:A:P	2.28	0.54
31:BA:295:C:H2'	31:BA:296:U:O4'	2.08	0.54
31:BA:798:G:C2'	31:BA:799:G:O5'	2.55	0.54
31:BA:1025:U:O2'	31:BA:1026:G:O5'	2.21	0.54
31:BA:1192:C:OP2	33:BF:4:LYS:NZ	2.40	0.54
31:BA:1295:G:O3'	43:BP:14:ARG:NH1	2.40	0.54
31:BA:1336:C:O2'	31:BA:1337:G:N3	2.35	0.54
46:BS:49:LEU:HD12	46:BS:50:LYS:N	2.22	0.54
49:BV:18:LYS:O	49:BV:22:LEU:HD13	2.07	0.54
50:BW:29:LYS:O	50:BW:33:ILE:HG12	2.07	0.54
31:CA:284:G:H2'	31:CA:285:G:H8	1.72	0.54
31:CA:953:G:C6	31:CA:954:G:C4	2.95	0.54
31:CA:973:G:H1'	40:CM:55:LYS:NZ	2.22	0.54
31:CA:1095:U:C4	31:CA:1096:C:N4	2.75	0.54
31:CA:1272:G:H2'	31:CA:1273:G:O4'	2.07	0.54
31:CA:1306:A:N6	31:CA:1331:G:H1'	2.22	0.54
31:CA:1309:G:C6	31:CA:1329:A:C2	2.95	0.54
38:CK:109:ILE:HG23	38:CK:137:VAL:HB	1.89	0.54
1:DA:91:A:OP1	1:DA:91:A:H4'	2.06	0.54
1:DA:528:A:H2	1:DA:2043:C:C5'	2.19	0.54
1:DA:957:A:N6	1:DA:959:A:C2	2.74	0.54
1:DA:1049:C:H42	7:DH:2:SER:HB2	1.71	0.54
1:DA:1115:G:C6	1:DA:1116:C:C4	2.95	0.54
1:DA:1946:U:H2'	1:DA:1947:C:C6	2.42	0.54
1:DA:1982:C:O2	1:DA:1982:C:H2'	2.07	0.54
1:DA:2080:G:H4'	23:DZ:36:GLY:HA3	1.89	0.54
1:DA:2320:A:C6	1:DA:2333:A:C8	2.96	0.54
1:DA:2728:U:C2'	1:DA:2729:G:H5'	2.37	0.54
1:DA:2820:A:C6	13:D0:4:LEU:HD11	2.42	0.54
3:DD:131:LEU:HD12	3:DD:131:LEU:N	2.22	0.54
7:DH:156:ALA:O	7:DH:158:HIS:N	2.39	0.54
8:DK:78:THR:OG1	8:DK:104:GLN:OE1	2.21	0.54
11:DO:46:LYS:HD3	11:DO:51:PHE:CE1	2.42	0.54
11:DO:105:LEU:O	11:DO:105:LEU:CD1	2.49	0.54
13:D0:75:LEU:HD13	13:D0:75:LEU:C	2.27	0.54
16:D1:21:ALA:HA	16:D1:24:TYR:CE1	2.42	0.54

Continued on next page...

Continued from previous page...

Atom-1	Atom-2	Interatomic distance (Å)	Clash overlap (Å)
24:DW:12:GLU:HG3	24:DW:16:LEU:CD2	2.36	0.54
1:AA:468:G:N7	29:A7:39:ARG:NH2	2.55	0.54
1:AA:879:G:OP2	1:AA:879:G:H8	1.90	0.54
1:AA:1654:A:OP2	13:A0:2:ARG:HD3	2.08	0.54
1:AA:2114:A:C6	1:AA:2115:G:C6	2.95	0.54
1:AA:2286:A:H4'	1:AA:2287:A:O4'	2.07	0.54
1:AA:2852:G:C2	1:AA:2853:C:C2	2.95	0.54
4:AE:67:PHE:HD2	4:AE:69:LYS:NZ	2.04	0.54
5:AF:65:TRP:CH2	5:AF:72:ARG:HB3	2.43	0.54
6:AG:78:SER:O	6:AG:80:PHE:N	2.40	0.54
7:AH:88:LEU:HD11	7:AH:165:ALA:HA	1.88	0.54
7:AH:151:ILE:O	7:AH:153:LYS:CD	2.54	0.54
10:AN:34:THR:CG2	10:AN:35:VAL:N	2.68	0.54
14:AQ:38:GLN:HG3	14:AQ:47:THR:HG21	1.89	0.54
16:A1:69:CYS:HG	16:A1:79:PHE:HD1	1.55	0.54
31:BA:575:G:H4'	31:BA:576:G:H5''	1.89	0.54
31:BA:1047:G:O2'	31:BA:1048:G:H5'	2.07	0.54
31:BA:1129:C:N4	31:BA:1139:G:N1	2.55	0.54
31:BA:1363:A:H1'	31:BA:1365:G:N7	2.21	0.54
32:BE:21:ARG:HH11	32:BE:38:GLY:HA3	1.71	0.54
53:BC:52:C:H2'	53:BC:53:G:O4'	2.08	0.54
54:B1:12:A:O2'	54:B1:13:A:P	2.65	0.54
31:CA:89:U:H1'	31:CA:90:C:OP1	2.07	0.54
31:CA:373:A:C2	31:CA:482:A:C6	2.94	0.54
31:CA:390:C:H2'	31:CA:391:G:C8	2.42	0.54
31:CA:800:G:H8	31:CA:800:G:O5'	1.90	0.54
31:CA:941:G:N2	31:CA:942:G:H1'	2.22	0.54
34:CG:176:LEU:HG	34:CG:178:VAL:HG22	1.89	0.54
37:CJ:58:PRO:O	37:CJ:60:LYS:N	2.40	0.54
38:CK:17:THR:HG22	38:CK:78:GLN:OE1	2.07	0.54
49:CV:69:HIS:HB3	49:CV:73:GLU:OE1	2.08	0.54
50:CW:48:LYS:O	50:CW:50:GLU:N	2.41	0.54
52:CB:29:C:H2'	52:CB:30:A:C8	2.42	0.54
52:CB:48:C:H2'	52:CB:49:A:C8	2.41	0.54
52:CB:50:U:C2'	52:CB:51:C:C6	2.83	0.54
52:CD:30:A:N6	52:CD:42:U:H3	2.05	0.54
52:CD:85:A:O2'	1:DA:2394:C:N3	2.36	0.54
1:DA:1420:U:O2	1:DA:1420:U:O5'	2.25	0.54
1:DA:1510:A:OP2	1:DA:1510:A:C8	2.55	0.54
1:DA:2056:G:C2	1:DA:2057:A:C8	2.95	0.54
1:DA:2141:G:O6	1:DA:2150:U:O2	2.25	0.54

Continued on next page...

Continued from previous page...

Atom-1	Atom-2	Interatomic distance (Å)	Clash overlap (Å)
1:DA:2786:U:C4'	4:DE:65:GLY:H	2.20	0.54
21:DV:60:GLU:O	21:DV:61:LEU:HB2	2.07	0.54
24:DW:43:GLN:O	24:DW:43:GLN:HG2	2.07	0.54
1:AA:814:C:OP1	17:A2:84:LYS:N	2.34	0.54
1:AA:1161:C:O2'	17:A2:8:GLY:HA2	2.07	0.54
1:AA:2213:U:O4'	23:AZ:52:ARG:NH2	2.40	0.54
4:AE:21:VAL:HB	4:AE:22:PRO:CA	2.36	0.54
4:AE:67:PHE:HD2	4:AE:69:LYS:HZ1	1.53	0.54
6:AG:131:TYR:HE2	6:AG:133:LEU:HD23	1.73	0.54
8:AK:56:LYS:C	8:AK:58:LEU:H	2.11	0.54
22:A3:35:ASN:HD22	22:A3:35:ASN:N	2.01	0.54
31:BA:515:G:N2	31:BA:537:G:C5	2.75	0.54
31:BA:712:A:H2'	31:BA:713:G:C8	2.42	0.54
31:BA:750:G:C2	31:BA:751:U:C5	2.95	0.54
31:BA:979:C:C5	31:BA:980:C:C5	2.96	0.54
31:BA:1113:C:H2'	31:BA:1114:C:C6	2.38	0.54
31:BA:1161:C:C2	31:BA:1177:G:N2	2.76	0.54
31:BA:1315:U:O2'	31:BA:1360:A:N3	2.32	0.54
31:BA:1349:A:OP2	39:BL:118:LYS:NZ	2.41	0.54
34:BG:4:TYR:CE2	34:BG:11:LEU:HD11	2.36	0.54
35:BH:74:GLY:O	35:BH:115:VAL:HA	2.08	0.54
42:BO:7:ILE:HD13	42:BO:7:ILE:O	2.06	0.54
53:BC:72:C:O5'	53:BC:72:C:H6	1.91	0.54
52:BD:79:A:C2'	52:BD:80:C:H5'	2.37	0.54
31:CA:197:A:H1'	31:CA:198:G:OP2	2.07	0.54
31:CA:619:U:O2	34:CG:135:LEU:HD22	2.08	0.54
31:CA:1135:U:H2'	31:CA:1137:C:C2	2.42	0.54
42:CO:24:VAL:HG12	42:CO:26:ALA:HB2	1.88	0.54
43:CP:49:THR:HG22	43:CP:50:GLU:H	1.72	0.54
52:CB:84:C:H2'	52:CB:85:A:C5	2.43	0.54
1:DA:196:A:O2'	1:DA:805:G:O6	2.09	0.54
1:DA:249:C:H4'	1:DA:250:G:O5'	2.07	0.54
1:DA:262:A:C2'	1:DA:263:C:H5'	2.36	0.54
1:DA:487:C:H2'	1:DA:488:G:H5'	1.89	0.54
1:DA:547:A:N6	1:DA:548:A:N1	2.55	0.54
1:DA:1097:U:H2'	1:DA:1098:A:O4'	2.07	0.54
1:DA:1142:U:O2	1:DA:1142:U:C2'	2.55	0.54
1:DA:2415:G:H4'	11:DO:66:GLY:CA	2.37	0.54
1:DA:2473:U:O2	1:DA:2473:U:C2'	2.54	0.54
2:DB:45:A:H1'	6:DG:95:ARG:HH21	1.72	0.54
3:DD:45:ASN:OD1	3:DD:46:GLN:N	2.39	0.54

Continued on next page...

Continued from previous page...

Atom-1	Atom-2	Interatomic distance (Å)	Clash overlap (Å)
11:DO:65:ARG:NH1	11:DO:65:ARG:CG	2.52	0.54
11:DO:81:GLN:OE1	11:DO:106:LEU:CA	2.55	0.54
16:D1:11:ARG:HH11	16:D1:11:ARG:CG	2.19	0.54
16:D1:25:TRP:C	16:D1:25:TRP:HD1	2.05	0.54
16:D1:83:LEU:CD2	16:D1:88:ILE:HG13	2.37	0.54
20:DU:63:LYS:NZ	20:DU:63:LYS:HA	2.22	0.54
24:DW:24:LEU:O	24:DW:24:LEU:HD23	2.07	0.54
1:AA:15:G:H2'	1:AA:16:G:H5'	1.90	0.54
1:AA:439:G:C2'	1:AA:440:G:H5'	2.37	0.54
1:AA:889:C:C3'	1:AA:890:A:H4'	2.26	0.54
1:AA:900:A:H2'	1:AA:900:A:N3	2.21	0.54
1:AA:958:U:O2	2:AB:89(A):A:H4'	2.07	0.54
1:AA:1255:U:O2	56:AA:3367:OHX:N6	2.40	0.54
1:AA:1298:C:H5''	1:AA:1299:G:OP2	2.08	0.54
1:AA:1379:A:C1'	1:AA:1380:G:OP1	2.55	0.54
1:AA:1694:C:H4'	1:AA:1695:G:O5'	2.07	0.54
1:AA:2636:U:OP1	4:AE:79:ARG:HG3	2.08	0.54
4:AE:45:THR:O	4:AE:83:ASP:N	2.40	0.54
7:AH:7:LEU:N	7:AH:8:PRO:CD	2.70	0.54
8:AK:96:ASP:O	8:AK:99:GLU:N	2.40	0.54
15:AR:27:THR:HG23	15:AR:90:GLN:HB3	1.89	0.54
27:A5:40:LYS:HZ3	27:A5:46:CYS:CB	2.19	0.54
30:A8:29:LYS:HG2	30:A8:44:LYS:HG2	1.90	0.54
31:BA:335:C:O2'	31:BA:1433:A:N3	2.39	0.54
31:BA:452:A:O2'	31:BA:453:A:O4'	2.25	0.54
31:BA:880:C:OP1	42:BO:8:ASN:ND2	2.41	0.54
31:BA:1238:A:H62	31:BA:1301:U:H3	1.54	0.54
31:BA:1429:C:H2'	31:BA:1430:C:H6	1.72	0.54
33:BF:12:LEU:C	33:BF:14:ILE:H	2.11	0.54
33:BF:133:ALA:O	33:BF:134:ILE:C	2.46	0.54
33:BF:181:ASN:ND2	33:BF:204:LEU:HB2	2.23	0.54
38:BK:126:LYS:HB3	38:BK:126:LYS:NZ	2.22	0.54
43:BP:44:ARG:C	43:BP:46:LYS:H	2.10	0.54
43:BP:47:ASP:O	43:BP:48:LEU:CB	2.56	0.54
44:BQ:43:CYS:HA	44:BQ:46:GLU:HG3	1.89	0.54
47:BT:49:GLU:O	47:BT:49:GLU:HG3	2.07	0.54
52:BB:48:C:H5''	52:BB:49:A:OP2	2.06	0.54
52:BD:30:A:C6	52:BD:43:G:C6	2.95	0.54
31:CA:198:G:H2'	31:CA:199:G:C8	2.41	0.54
31:CA:640:A:C2'	31:CA:641:U:H5'	2.38	0.54
31:CA:723:U:HO2'	31:CA:724:G:P	2.31	0.54

Continued on next page...

Continued from previous page...

Atom-1	Atom-2	Interatomic distance (Å)	Clash overlap (Å)
31:CA:1163:C:H2'	31:CA:1164:G:H8	1.72	0.54
31:CA:1465:C:H2'	31:CA:1466:C:O4'	2.06	0.54
34:CG:72:GLU:HA	34:CG:72:GLU:OE1	2.06	0.54
34:CG:200:GLU:O	34:CG:204:ILE:HG12	2.07	0.54
38:CK:33:GLU:HG3	38:CK:59:LEU:CD1	2.37	0.54
42:CO:62:SER:O	42:CO:62:SER:OG	2.22	0.54
45:CR:75:PRO:O	45:CR:78:TYR:HB3	2.07	0.54
50:CW:70:SER:O	50:CW:71:THR:C	2.46	0.54
52:CB:55:U:H2'	52:CB:56:U:C6	2.43	0.54
52:CD:21:A:C4'	52:CD:22:A:O5'	2.54	0.54
1:DA:13:A:O2'	56:DA:3410:OHX:N6	2.41	0.54
1:DA:576:U:H2'	1:DA:577:G:C8	2.43	0.54
1:DA:671:C:OP1	11:DO:42:SER:O	2.25	0.54
1:DA:1248:G:OP1	16:D1:2:PRO:HD2	2.08	0.54
1:DA:1728:G:C5	1:DA:1730:U:OP2	2.60	0.54
1:DA:2591:C:OP1	3:DD:239:ARG:HG3	2.07	0.54
1:DA:2745:C:H2'	1:DA:2746:U:O4'	2.08	0.54
1:DA:2818:G:OP2	13:D0:42:LYS:NZ	2.40	0.54
9:DM:35:ARG:HB3	9:DM:116:LEU:HD13	1.89	0.54
14:DQ:110:LEU:HB2	14:DQ:112:PHE:CE1	2.42	0.54
15:DR:55:ASN:N	15:DR:59:THR:HG22	2.21	0.54
19:DT:60:ARG:HG3	19:DT:60:ARG:NH1	2.22	0.54
20:DU:14:LEU:HD12	20:DU:15:VAL:N	2.22	0.54
21:DV:27:VAL:CG1	21:DV:87:ASP:HB3	2.33	0.54
21:DV:145:GLU:HA	21:DV:174:VAL:CG1	2.37	0.54
28:D6:52:VAL:HG13	28:D6:53:LYS:N	2.23	0.54
30:D8:30:ARG:CD	30:D8:31:HIS:H	2.19	0.54
1:AA:592:G:H21	30:A8:4:MET:HE1	1.71	0.54
1:AA:613:U:O4'	1:AA:613:U:O2	2.24	0.54
1:AA:646:A:C2'	1:AA:647:G:O5'	2.56	0.54
1:AA:1047:G:C8	1:AA:1110:G:O6	2.60	0.54
1:AA:1131:G:C8	9:AM:75:TYR:CE2	2.96	0.54
1:AA:1496:A:H8	1:AA:1577:C:HO2'	0.58	0.54
1:AA:2151:G:H2'	1:AA:2152:G:H8	1.68	0.54
1:AA:2283:C:H2'	1:AA:2284:C:O4'	2.08	0.54
1:AA:2559:C:H2'	1:AA:2560:C:H6	1.72	0.54
5:AF:114:VAL:HG21	5:AF:202:PHE:CE1	2.43	0.54
5:AF:160:ASN:OD1	5:AF:163:VAL:HG23	2.07	0.54
6:AG:51:ARG:HH11	6:AG:51:ARG:HG2	1.73	0.54
10:AN:88:ASN:HD21	10:AN:92:GLU:CG	2.21	0.54
14:AQ:26:LEU:O	14:AQ:26:LEU:HD23	2.08	0.54

Continued on next page...

Continued from previous page...

Atom-1	Atom-2	Interatomic distance (Å)	Clash overlap (Å)
15:AR:90:GLN:OE1	15:AR:121:ILE:HD11	2.07	0.54
15:AR:102:ILE:HA	15:AR:105:LEU:HD22	1.90	0.54
16:A1:5:LYS:HB2	16:A1:5:LYS:NZ	2.23	0.54
31:BA:244:U:H4'	31:BA:245:C:C5'	2.37	0.54
31:BA:323:U:H5'	50:BW:23:ARG:HB2	1.90	0.54
31:BA:1277:C:HO2'	31:BA:1279:A:C1'	2.21	0.54
32:BE:83:MET:C	32:BE:85:ALA:N	2.61	0.54
34:BG:104:VAL:C	34:BG:106:TYR:H	2.10	0.54
36:BI:100:ASN:HB2	48:BU:28:GLU:HA	1.90	0.54
38:BK:35:ILE:HG22	38:BK:36:LEU:N	2.22	0.54
41:BN:54:ARG:O	41:BN:57:THR:HG22	2.07	0.54
47:BT:16:GLN:O	47:BT:17:LYS:HB2	2.07	0.54
49:BV:7:LYS:HG2	49:BV:7:LYS:O	2.08	0.54
49:BV:42:PRO:C	49:BV:44:MET:H	2.09	0.54
52:BB:1:G:H8	52:BB:1:G:OP2	1.90	0.54
31:CA:920:U:H2'	31:CA:921:U:C6	2.42	0.54
31:CA:1158:C:C4	31:CA:1160:G:N7	2.76	0.54
33:CF:29:TYR:O	33:CF:29:TYR:HD2	1.91	0.54
37:CJ:72:ARG:O	37:CJ:91:VAL:HG23	2.07	0.54
38:CK:20:TYR:HD1	38:CK:65:TYR:CD2	2.25	0.54
38:CK:33:GLU:OE1	38:CK:50:ARG:HD2	2.07	0.54
39:CL:119:ALA:O	39:CL:120:ARG:HB2	2.06	0.54
42:CO:111:LYS:O	42:CO:112:ASP:HB2	2.06	0.54
50:CW:30:LYS:O	50:CW:32:ALA:N	2.40	0.54
53:CC:18:C:C2'	53:CC:18:C:O2	2.55	0.54
52:CD:46:G:C2	52:CD:47:U:C2	2.96	0.54
1:DA:125:G:C6	29:D7:10:ARG:HG3	2.43	0.54
1:DA:296:C:H2'	1:DA:297:C:H6	1.72	0.54
1:DA:315:G:H2'	1:DA:316:C:H6	1.73	0.54
1:DA:600:G:H5'	5:DF:32:LEU:HD12	1.88	0.54
1:DA:1021:A:H61	1:DA:1142(A):A:H61	1.54	0.54
1:DA:1073:A:H2'	1:DA:1074:G:O4'	2.06	0.54
1:DA:1810:A:H2'	1:DA:1811:G:O4'	2.07	0.54
1:DA:2153:G:H2'	1:DA:2154:G:H8	1.70	0.54
1:DA:2469:A:C5'	1:DA:2476:A:H2	2.20	0.54
1:DA:2865:U:C4	1:DA:2866:U:C4	2.95	0.54
3:DD:36:PRO:HB3	3:DD:61:LEU:CG	2.37	0.54
5:DF:69:HIS:C	5:DF:70:THR:CG2	2.76	0.54
5:DF:125:LEU:O	5:DF:125:LEU:HG	2.08	0.54
7:DH:6:ARG:HH21	7:DH:54:ARG:NH2	2.02	0.54
11:DO:9:ASN:CB	11:DO:10:PRO:HD2	2.28	0.54

Continued on next page...

Continued from previous page...

Atom-1	Atom-2	Interatomic distance (Å)	Clash overlap (Å)
11:DO:101:VAL:C	11:DO:103:ALA:H	2.10	0.54
12:DP:132:VAL:HG22	12:DP:133:ARG:N	2.20	0.54
14:DQ:23:ARG:NH2	14:DQ:84:GLN:OE1	2.40	0.54
15:DR:80:SER:HB3	15:DR:83:ILE:HD12	1.90	0.54
22:D3:72:ARG:HH21	22:D3:75:LEU:CD1	2.21	0.54
1:AA:62:C:N4	1:AA:92:G:H1	2.03	0.54
1:AA:760:G:H2'	1:AA:761:A:O4'	2.08	0.54
1:AA:857:C:H4'	22:A3:23:VAL:HG21	1.89	0.54
1:AA:1021:A:H3'	1:AA:1021:A:C8	2.42	0.54
1:AA:1405:U:H2'	1:AA:1406:U:C6	2.43	0.54
1:AA:1406:U:H2'	1:AA:1407:C:C6	2.41	0.54
1:AA:2094:G:H2'	1:AA:2095:C:H5'	1.89	0.54
1:AA:2695:C:H2'	1:AA:2696:U:C6	2.42	0.54
5:AF:191:ARG:HB3	5:AF:191:ARG:NH1	2.21	0.54
6:AG:107:LEU:HD21	6:AG:178:PHE:CE1	2.43	0.54
9:AM:126:PRO:O	9:AM:127:ASP:HB2	2.06	0.54
23:AZ:29:GLY:C	23:AZ:31:GLY:H	2.11	0.54
31:BA:130:A:P	31:BA:189:U:C5	3.01	0.54
31:BA:255:G:H1'	47:BT:16:GLN:NE2	2.23	0.54
31:BA:356:A:C2'	31:BA:357:G:O5'	2.56	0.54
31:BA:515:G:H2'	31:BA:516:U:O4'	2.07	0.54
31:BA:668:G:C5	31:BA:669:U:C5	2.95	0.54
31:BA:1129:C:H42	31:BA:1143:G:H1	1.55	0.54
31:BA:1216:G:O2'	31:BA:1217:C:H5'	2.08	0.54
31:BA:1229:A:OP1	43:BP:116:THR:HG23	2.07	0.54
31:BA:1349:A:P	39:BL:118:LYS:NZ	2.80	0.54
32:BE:162:ILE:N	32:BE:162:ILE:HD13	2.22	0.54
34:BG:199:ASN:C	34:BG:201:GLN:H	2.10	0.54
37:BJ:20:ASP:O	37:BJ:23:VAL:HG23	2.08	0.54
38:BK:112:LEU:O	38:BK:112:LEU:HG	2.08	0.54
40:BM:24:VAL:HG23	40:BM:34:VAL:HG11	1.90	0.54
40:BM:61:GLU:OE1	44:BQ:58:LYS:HD2	2.07	0.54
46:BS:19:ILE:HB	46:BS:36:ILE:O	2.08	0.54
52:BB:48:C:C3'	52:BB:49:A:C8	2.82	0.54
31:CA:686:U:HO2'	31:CA:687:A:P	2.27	0.54
31:CA:1072:G:O6	31:CA:1102:A:N6	2.39	0.54
31:CA:1292:U:H2'	31:CA:1293:G:H8	1.72	0.54
31:CA:1362(A):C:OP1	56:CA:1786:OHX:N3	2.40	0.54
32:CE:79:ASP:O	32:CE:81:VAL:N	2.41	0.54
32:CE:102:LEU:H	32:CE:102:LEU:CD1	2.20	0.54
34:CG:119:GLN:O	34:CG:123:HIS:CD2	2.61	0.54

Continued on next page...

Continued from previous page...

Atom-1	Atom-2	Interatomic distance (Å)	Clash overlap (Å)
35:CH:9:LYS:CB	35:CH:112:LEU:HD11	2.37	0.54
35:CH:13:ILE:HD12	35:CH:13:ILE:N	2.22	0.54
39:CL:14:VAL:HB	39:CL:66:ARG:O	2.08	0.54
45:CR:56:LEU:O	45:CR:56:LEU:HD12	2.08	0.54
49:CV:28:LYS:CD	49:CV:29:ARG:H	2.13	0.54
49:CV:73:GLU:O	49:CV:74:PHE:HD2	1.91	0.54
53:CC:19:G:C4	53:CC:59:A:C2	2.96	0.54
1:DA:9:U:C2	1:DA:2629:A:N6	2.75	0.54
1:DA:414:C:O2	1:DA:1864:U:O2'	2.26	0.54
1:DA:603:A:C2	1:DA:655:A:C2	2.95	0.54
1:DA:1071:G:OP2	1:DA:1097:U:H5'	2.08	0.54
1:DA:2316:C:O2'	1:DA:2317:C:H5'	2.07	0.54
3:DD:71:ASP:N	3:DD:71:ASP:OD2	2.40	0.54
4:DE:137:HIS:ND1	4:DE:138:PRO:HD3	2.22	0.54
4:DE:170:LEU:HD11	4:DE:185:LYS:O	2.08	0.54
5:DF:89:VAL:O	5:DF:91:GLY:N	2.34	0.54
6:DG:15:VAL:HG22	6:DG:175:LEU:O	2.08	0.54
11:DO:46:LYS:O	11:DO:48:PRO:HA	2.07	0.54
13:D0:52:ILE:HG21	13:D0:94:TYR:CD2	2.42	0.54
17:D2:69:LYS:HG2	17:D2:88:ARG:HG3	1.88	0.54
22:D3:75:LEU:O	22:D3:78:TYR:HE1	1.90	0.54
28:D6:14:THR:HB	28:D6:21:TYR:CD2	2.43	0.54
30:D8:37:SER:O	30:D8:38:GLY:C	2.46	0.54
1:AA:606:U:H4'	1:AA:658:C:H4'	1.90	0.54
1:AA:882:G:N2	1:AA:894:C:C2	2.75	0.54
1:AA:1067:A:C8	1:AA:1068:G:C5	2.95	0.54
1:AA:1159:U:P	25:AX:30:ARG:HH12	2.31	0.54
1:AA:1506:C:O2	1:AA:1506:C:H2'	2.07	0.54
1:AA:1668:A:N6	1:AA:1676:A:H61	2.04	0.54
1:AA:1765:C:H2'	1:AA:1766:U:H6	1.73	0.54
1:AA:2086:U:H2'	1:AA:2087:G:H8	1.72	0.54
1:AA:2871:C:H5''	1:AA:2872:G:OP1	2.07	0.54
2:AB:7:G:O5'	14:AQ:29:PHE:CE1	2.61	0.54
5:AF:63:LYS:HZ1	5:AF:67:GLN:HB2	1.70	0.54
11:AO:37:GLY:O	11:AO:38:GLN:C	2.44	0.54
21:AV:110:GLY:O	21:AV:111:VAL:HG22	2.08	0.54
25:AX:51:ALA:HA	25:AX:54:VAL:HG12	1.90	0.54
30:A8:34:TRP:CG	30:A8:35:GLN:CB	2.83	0.54
30:A8:56:GLU:C	30:A8:58:ILE:N	2.61	0.54
31:BA:93:U:H2'	31:BA:95:G:C4'	2.38	0.54
31:BA:601:C:H2'	31:BA:602:A:C8	2.42	0.54

Continued on next page...

Continued from previous page...

Atom-1	Atom-2	Interatomic distance (Å)	Clash overlap (Å)
31:BA:1178:G:H3'	31:BA:1178:G:H8	1.72	0.54
31:BA:1250:A:H2'	31:BA:1251:A:C8	2.43	0.54
31:BA:1309:G:C6	31:BA:1329:A:C2	2.96	0.54
43:BP:49:THR:C	43:BP:51:ALA:N	2.61	0.54
44:BQ:53:LEU:HB3	44:BQ:56:VAL:HG21	1.88	0.54
31:CA:128:G:H4'	47:CT:3:LYS:HG2	1.88	0.54
31:CA:186(F):C:H2'	31:CA:187:C:O4'	2.06	0.54
31:CA:328:C:O2	31:CA:328:C:C2'	2.55	0.54
31:CA:455:C:O5'	31:CA:455:C:H6	1.91	0.54
31:CA:458:C:C2	31:CA:464:G:C8	2.95	0.54
31:CA:595:G:H22	31:CA:643:C:H41	1.54	0.54
31:CA:1028(B):C:N3	31:CA:1032(A):G:N2	2.55	0.54
31:CA:1182:G:H4'	31:CA:1183:A:H5''	1.89	0.54
31:CA:1321:C:H4'	43:CP:87:TYR:CZ	2.43	0.54
32:CE:81:VAL:HG12	32:CE:81:VAL:O	2.07	0.54
36:CI:14:LEU:HB2	36:CI:18:GLN:OE1	2.06	0.54
38:CK:38:ILE:HD12	38:CK:118:VAL:HG12	1.90	0.54
49:CV:80:TYR:CE1	49:CV:82:GLY:HA2	2.42	0.54
1:DA:5:A:C2	1:DA:2899:G:C2	2.96	0.54
1:DA:184:C:H2'	1:DA:185:U:C6	2.42	0.54
1:DA:362:U:H3'	1:DA:362:U:H6	1.73	0.54
1:DA:547:A:H3'	1:DA:548:A:C8	2.42	0.54
1:DA:2031:A:C6	1:DA:2498:C:H1'	2.42	0.54
1:DA:2185:C:H2'	1:DA:2186:G:H8	1.73	0.54
1:DA:2318:G:H5'	1:DA:2319:G:OP2	2.08	0.54
1:DA:2418:A:C6	1:DA:2419:U:C4	2.95	0.54
1:DA:2727:G:O2'	10:DN:70:LYS:HE2	2.08	0.54
1:DA:2836:U:C4	1:DA:2883:A:N6	2.76	0.54
3:DD:267:SER:O	3:DD:269:PHE:N	2.40	0.54
25:DX:59:VAL:CG1	25:DX:60:GLU:H	2.20	0.54
26:D4:18:CYS:CB	26:D4:19:GLY:HA2	2.37	0.54
30:D8:30:ARG:C	30:D8:31:HIS:HD2	2.11	0.54
1:AA:845:G:H8	1:AA:845:G:OP2	1.90	0.54
1:AA:848:G:H2'	1:AA:849:A:C8	2.43	0.54
1:AA:986:C:H2'	1:AA:987:G:H5'	1.89	0.54
1:AA:1050:A:C8	1:AA:2751:G:C5	2.96	0.54
1:AA:1370:C:OP1	56:AA:3453:OHX:N6	2.40	0.54
1:AA:1771:C:C1'	1:AA:1786:A:C8	2.91	0.54
1:AA:1771:C:C1'	1:AA:1786:A:H8	2.21	0.54
1:AA:2286:A:OP1	28:A6:28:ARG:HG3	2.08	0.54
1:AA:2287:A:N3	1:AA:2289:G:C8	2.75	0.54

Continued on next page...

Continued from previous page...

Atom-1	Atom-2	Interatomic distance (Å)	Clash overlap (Å)
1:AA:2295:C:H2'	1:AA:2295:C:O2	2.08	0.54
1:AA:2869:G:H2'	1:AA:2870:C:C6	2.43	0.54
4:AE:17:ASP:O	4:AE:19:ARG:N	2.39	0.54
11:AO:108:LYS:O	11:AO:110:TYR:N	2.36	0.54
31:BA:773:G:N1	31:BA:774:G:C5	2.76	0.54
32:BE:28:PHE:CD1	32:BE:190:THR:HA	2.42	0.54
35:BH:110:LEU:HD13	35:BH:118:ILE:HG21	1.89	0.54
39:BL:53:VAL:O	39:BL:54:ASP:CB	2.55	0.54
39:BL:111:ARG:CG	39:BL:112:LYS:H	2.11	0.54
48:BU:48:GLY:O	48:BU:74:ARG:NH2	2.41	0.54
31:CA:97:U:O2'	31:CA:99:C:H5'	2.07	0.54
31:CA:247:G:O6	31:CA:278:G:C6	2.61	0.54
31:CA:345:C:O2	31:CA:346:G:N2	2.41	0.54
31:CA:375:U:OP1	46:CS:69:THR:HG21	2.08	0.54
31:CA:534:U:H5'	31:CA:535:A:OP2	2.07	0.54
31:CA:537:G:H2'	31:CA:538:G:C8	2.43	0.54
31:CA:648:A:C2	31:CA:649:G:C4	2.95	0.54
32:CE:233:SER:CB	32:CE:234:PRO:CD	2.84	0.54
36:CI:45:LEU:HD23	36:CI:46:ARG:N	2.22	0.54
37:CJ:143:ARG:HH11	52:CD:43:G:H5'	1.73	0.54
50:CW:25:ARG:HH11	50:CW:25:ARG:CG	2.20	0.54
52:CB:37:A:C6	54:C1:20:G:C6	2.96	0.54
52:CD:35:G:H2'	52:CD:36:U:C6	2.43	0.54
1:DA:996:A:H61	1:DA:1159:U:H3	1.54	0.54
1:DA:1146:C:C2'	1:DA:1147:C:H5'	2.38	0.54
1:DA:1349:A:N6	1:DA:1598:C:H42	2.06	0.54
1:DA:2168:G:H2'	1:DA:2168:G:N3	2.23	0.54
1:DA:2275:C:O2'	12:DP:85:LYS:N	2.40	0.54
8:DK:31:LEU:HD21	8:DK:38:LEU:HD12	1.90	0.54
14:DQ:66:ALA:O	14:DQ:68:GLN:N	2.40	0.54
15:DR:105:LEU:O	15:DR:105:LEU:HG	2.08	0.54
25:DX:12:PRO:O	25:DX:15:TYR:N	2.37	0.54
25:DX:59:VAL:CG1	25:DX:60:GLU:N	2.71	0.54
1:AA:654:A:N3	1:AA:654:A:H2'	2.21	0.54
1:AA:1053:C:N4	1:AA:1106:G:H1	2.05	0.54
1:AA:1575:C:H2'	1:AA:1576:U:C6	2.43	0.54
1:AA:1600:C:O2'	1:AA:1601:G:H5'	2.08	0.54
1:AA:1963:U:H2'	1:AA:1963:U:O2	2.06	0.54
1:AA:2389:G:OP2	56:AA:3551:OHX:N3	2.41	0.54
1:AA:2855:C:H2'	1:AA:2856:C:C6	2.43	0.54
3:AD:62:TYR:CE1	3:AD:64:ILE:HA	2.43	0.54

Continued on next page...

Continued from previous page...

Atom-1	Atom-2	Interatomic distance (Å)	Clash overlap (Å)
11:AO:39:LYS:HA	11:AO:45:LEU:HD22	1.88	0.54
14:AQ:42:ASP:O	14:AQ:43:GLU:HB2	2.08	0.54
21:AV:150:LEU:HD21	21:AV:154:ASP:HB2	1.89	0.54
24:AW:15:LYS:H	24:AW:67:LYS:HE2	1.72	0.54
31:BA:179:A:C2	31:BA:180:U:C2	2.96	0.54
31:BA:1239:A:H62	31:BA:1299:A:H62	1.55	0.54
31:BA:1379:G:C6	31:BA:1380:U:O4	2.60	0.54
32:BE:212:GLN:CG	32:BE:235:SER:HB2	2.38	0.54
33:BF:159:GLY:HA2	33:BF:193:TYR:CG	2.42	0.54
35:BH:11:ILE:CD1	35:BH:31:LEU:HD13	2.30	0.54
36:BI:48:LEU:HG	36:BI:57:GLN:HA	1.89	0.54
37:BJ:156:TRP:H	37:BJ:156:TRP:HD1	1.56	0.54
39:BL:78:LYS:HE2	39:BL:101:PHE:CE2	2.42	0.54
43:BP:108:ARG:NH1	43:BP:112:GLY:O	2.40	0.54
45:BR:15:PHE:HE2	45:BR:84:LYS:HD3	1.73	0.54
45:BR:39:LEU:HD13	45:BR:56:LEU:HB2	1.89	0.54
31:CA:408:A:H2'	31:CA:409:G:O4'	2.08	0.54
31:CA:1512:U:H2'	31:CA:1513:A:H8	1.73	0.54
35:CH:48:ALA:HB1	35:CH:49:PRO:HD2	1.90	0.54
36:CI:32:ASN:ND2	36:CI:32:ASN:N	2.54	0.54
53:CC:1:C:O2	53:CC:2:G:C8	2.61	0.54
1:DA:270(X):G:OP2	56:DA:3346:OHX:N4	2.40	0.54
1:DA:1204:A:C2	1:DA:1241:A:N1	2.76	0.54
1:DA:1962:C:O2'	1:DA:1964:G:OP2	2.22	0.54
1:DA:2252:G:H2'	1:DA:2253:G:O4'	2.07	0.54
1:DA:2331:G:H4'	22:D3:43:THR:H	1.73	0.54
1:DA:2748:A:H2'	1:DA:2749:A:C8	2.38	0.54
1:DA:2748:A:C8	1:DA:2754:U:O4	2.61	0.54
4:DE:77:ILE:O	4:DE:78:LEU:O	2.26	0.54
4:DE:169:ASN:ND2	4:DE:169:ASN:O	2.40	0.54
7:DH:92:ILE:HG22	7:DH:93:GLY:H	1.70	0.54
8:DK:76:THR:CG2	8:DK:77:LEU:H	2.20	0.54
16:D1:47:TYR:HA	16:D1:50:ARG:NH2	2.23	0.54
20:DU:52:SER:CB	20:DU:56:PRO:HA	2.38	0.54
1:AA:1281:G:O2'	1:AA:1282:U:H5'	2.08	0.54
1:AA:1331:A:HO2'	1:AA:1332:G:H8	1.55	0.54
1:AA:1914:C:H2'	1:AA:1915:U:O4'	2.08	0.54
1:AA:2144:U:O2	1:AA:2148:G:C2	2.61	0.54
1:AA:2445:G:OP1	5:AF:74:ARG:NH2	2.40	0.54
1:AA:2461:C:H2'	1:AA:2462:U:C6	2.43	0.54
1:AA:2689:U:H4'	1:AA:2690:C:C5'	2.26	0.54

Continued on next page...

Continued from previous page...

Atom-1	Atom-2	Interatomic distance (Å)	Clash overlap (Å)
3:AD:19:ALA:HB3	3:AD:21:PHE:CZ	2.43	0.54
3:AD:27:THR:O	3:AD:28:GLU:OE2	2.26	0.54
6:AG:38:VAL:CG2	6:AG:93:THR:HG23	2.37	0.54
8:AK:144:VAL:CG2	8:AK:145:VAL:N	2.71	0.54
12:AP:7:MET:CE	12:AP:73:PRO:HG3	2.36	0.54
13:A0:94:TYR:N	13:A0:94:TYR:HD2	2.02	0.54
15:AR:100:TYR:O	15:AR:102:ILE:N	2.41	0.54
21:AV:143:GLY:HA2	21:AV:144:LEU:CB	2.38	0.54
26:A4:18:CYS:HB3	26:A4:39:CYS:CB	2.36	0.54
27:A5:51:TYR:HD2	27:A5:52:TYR:CE2	2.25	0.54
28:A6:43:CYS:HB3	28:A6:44:ARG:HH11	1.70	0.54
31:BA:148:G:O2'	31:BA:149:A:H5'	2.08	0.54
31:BA:414:A:OP2	31:BA:428:G:N2	2.39	0.54
31:BA:655:A:C2	31:BA:754:C:C4	2.95	0.54
31:BA:726:C:O2'	31:BA:727:G:H5'	2.08	0.54
31:BA:812:C:H4'	31:BA:813:U:O5'	2.07	0.54
31:BA:1003:G:N2	31:BA:1004:A:O3'	2.39	0.54
31:BA:1133:G:H1	31:BA:1141:C:N4	2.02	0.54
31:BA:1431:C:H2'	31:BA:1432:G:O4'	2.08	0.54
34:BG:25:ARG:C	34:BG:27:TYR:H	2.09	0.54
41:BN:57:THR:HG23	41:BN:60:ALA:H	1.73	0.54
42:BO:93:LEU:O	42:BO:94:PRO:C	2.47	0.54
45:BR:18:PHE:HB2	45:BR:19:PRO:CD	2.37	0.54
31:CA:980:C:O2	44:CQ:21:TYR:HD1	1.91	0.54
31:CA:1195:C:O2	31:CA:1197:G:H1'	2.08	0.54
31:CA:1227:A:H3'	31:CA:1227:A:H8	1.73	0.54
34:CG:64:LEU:HD13	34:CG:198:VAL:HG21	1.89	0.54
40:CM:6:ILE:HG22	40:CM:98:ILE:HG23	1.89	0.54
1:DA:825:C:O2	11:DO:55:ARG:NH2	2.41	0.54
1:DA:888:C:H1'	1:DA:889:C:P	2.48	0.54
1:DA:1936:A:C8	1:DA:1940:U:O2	2.61	0.54
1:DA:2275:C:O2'	12:DP:84:GLY:C	2.42	0.54
1:DA:2887:U:C2'	1:DA:2888:C:H5'	2.38	0.54
2:DB:52:A:H62	14:DQ:33:LYS:HG2	1.72	0.54
2:DB:55:U:H1'	6:DG:29:TRP:HE1	1.73	0.54
8:DK:82:ARG:NH1	8:DK:146:ALA:O	2.41	0.54
11:DO:101:VAL:HG21	11:DO:108:LYS:HG2	1.90	0.54
16:D1:92:ARG:HH22	17:D2:10:LYS:HB3	1.71	0.54
18:DS:40:ASN:O	18:DS:41:LYS:HG2	2.08	0.54
24:DW:33:MET:HG3	24:DW:37:PHE:HE1	1.72	0.54
1:AA:558:G:OP1	9:AM:111:PRO:HD2	2.07	0.53

Continued on next page...

Continued from previous page...

Atom-1	Atom-2	Interatomic distance (Å)	Clash overlap (Å)
1:AA:749:C:C4	1:AA:1618:A:C2	2.96	0.53
1:AA:792:G:C4'	1:AA:793:A:H5'	2.38	0.53
1:AA:981:A:H5''	1:AA:982:C:OP2	2.08	0.53
1:AA:1049:C:C2'	1:AA:1050:A:H5''	2.38	0.53
1:AA:1332:G:N2	1:AA:1610:A:H8	2.06	0.53
1:AA:1411:C:H2'	1:AA:1412:A:O4'	2.09	0.53
1:AA:2287:A:N6	1:AA:2344:U:C2	2.75	0.53
1:AA:2306:C:H3'	1:AA:2307:G:C5'	2.38	0.53
4:AE:40:GLU:HA	4:AE:40:GLU:OE1	2.07	0.53
5:AF:132:VAL:CG2	5:AF:133:ASN:N	2.71	0.53
9:AM:120:LEU:C	9:AM:120:LEU:CD2	2.76	0.53
12:AP:54:MET:C	12:AP:56:ARG:N	2.61	0.53
14:AQ:88:ASP:OD2	14:AQ:90:GLY:N	2.42	0.53
21:AV:44:PHE:CE1	21:AV:48:PHE:HB2	2.43	0.53
27:A5:31:VAL:HG13	27:A5:40:LYS:O	2.07	0.53
31:BA:19:C:H2'	31:BA:20:U:H6	1.73	0.53
31:BA:210:U:C2'	31:BA:216:G:OP2	2.56	0.53
31:BA:475:G:H2'	31:BA:476:G:O4'	2.09	0.53
31:BA:811:C:H4'	31:BA:900:A:N6	2.22	0.53
31:BA:920:U:O4'	31:BA:1080:A:C2	2.61	0.53
31:BA:1175:G:C2'	31:BA:1176:A:C8	2.78	0.53
31:BA:1286:A:C8	31:BA:1287:A:H4'	2.43	0.53
32:BE:155:LEU:C	32:BE:157:ARG:H	2.11	0.53
38:BK:73:ASP:OD2	38:BK:75:ARG:NE	2.38	0.53
40:BM:9:ARG:NH2	40:BM:97:GLU:HG3	2.17	0.53
44:BQ:12:ARG:C	44:BQ:14:PRO:HD2	2.29	0.53
45:BR:29:VAL:HG11	45:BR:81:LEU:HD21	1.90	0.53
45:BR:45:VAL:HG12	45:BR:46:HIS:ND1	2.23	0.53
52:BD:21:A:C1'	52:BD:22:A:O5'	2.56	0.53
31:CA:273:A:H2'	31:CA:274:A:H5'	1.90	0.53
31:CA:741:G:H2'	31:CA:742:G:O4'	2.08	0.53
31:CA:986:A:H1'	49:CV:54:GLY:O	2.09	0.53
31:CA:1212:U:HO2'	31:CA:1213:A:H8	1.55	0.53
31:CA:1316:G:N2	31:CA:1319:A:O5'	2.41	0.53
32:CE:185:ILE:CG2	32:CE:199:TYR:HB2	2.36	0.53
36:CI:18:GLN:O	36:CI:21:LEU:HB3	2.07	0.53
37:CJ:109:ASN:HD22	37:CJ:109:ASN:H	1.56	0.53
40:CM:4:ILE:HG12	40:CM:100:THR:CG2	2.38	0.53
43:CP:79:LYS:O	43:CP:79:LYS:HD3	2.08	0.53
52:CD:59:A:C2	52:CD:74:C:O2	2.61	0.53
1:DA:481:G:OP2	20:DU:47:LYS:HD3	2.08	0.53

Continued on next page...

Continued from previous page...

Atom-1	Atom-2	Interatomic distance (Å)	Clash overlap (Å)
1:DA:844:C:N4	1:DA:845:G:C2	2.76	0.53
1:DA:2266:A:H5'	1:DA:2267:A:C5	2.44	0.53
1:DA:2699:C:H2'	1:DA:2700:C:O4'	2.08	0.53
3:DD:95:LEU:HD11	3:DD:105:ILE:HD12	1.90	0.53
4:DE:203:LYS:O	4:DE:204:ALA:HB2	2.08	0.53
5:DF:34:TRP:NE1	11:DO:8:PRO:HD3	2.23	0.53
9:DM:38:HIS:ND1	9:DM:39:ARG:HG3	2.23	0.53
14:DQ:29:PHE:O	14:DQ:35:ILE:HD12	2.08	0.53
17:D2:37:VAL:HG21	17:D2:57:VAL:H	1.73	0.53
21:DV:147:GLY:C	21:DV:149:SER:H	2.11	0.53
30:D8:51:ALA:CB	30:D8:52:LYS:HD2	2.38	0.53
1:AA:174:C:H2'	1:AA:175:G:O4'	2.08	0.53
1:AA:337:C:H2'	1:AA:338:G:O5'	2.08	0.53
1:AA:607:U:N3	1:AA:621:A:C2	2.71	0.53
1:AA:978:G:N2	1:AA:986:C:C2	2.76	0.53
1:AA:1162:G:O4'	17:A2:23:GLU:HG3	2.08	0.53
1:AA:2287:A:C4	1:AA:2289:G:C8	2.96	0.53
1:AA:2583:G:N2	52:BB:85:A:H8	2.03	0.53
1:AA:2820:A:O5'	13:A0:4:LEU:HD23	2.09	0.53
4:AE:7:VAL:O	4:AE:8:LYS:C	2.45	0.53
4:AE:13:ARG:HB2	4:AE:21:VAL:CB	2.38	0.53
8:AK:35:LEU:O	8:AK:36:ALA:HB2	2.07	0.53
12:AP:81:VAL:HG23	12:AP:82:ARG:N	2.22	0.53
16:A1:24:TYR:CD1	16:A1:38:THR:HG21	2.43	0.53
18:AS:12:ILE:HG12	18:AS:13:SER:N	2.23	0.53
31:BA:419:C:H5'	31:BA:420:U:OP2	2.08	0.53
31:BA:575:G:O2'	31:BA:821:G:OP2	2.16	0.53
31:BA:690:G:H2'	31:BA:691:G:O4'	2.08	0.53
31:BA:950:U:H2'	31:BA:951:G:C8	2.39	0.53
31:BA:1088:G:H1	31:BA:1097:C:H42	1.55	0.53
31:BA:1202:G:C2	44:BQ:42:ILE:HG21	2.43	0.53
33:BF:107:GLN:CD	33:BF:107:GLN:H	2.09	0.53
43:BP:30:ALA:C	43:BP:32:GLU:N	2.61	0.53
43:BP:87:TYR:C	43:BP:89:GLY:H	2.12	0.53
45:BR:15:PHE:CE2	45:BR:84:LYS:HD3	2.44	0.53
52:BB:49:A:H2'	52:BB:49:A:N3	2.23	0.53
31:CA:200:G:H1	31:CA:217:C:N4	2.02	0.53
31:CA:570:G:H2'	31:CA:571:U:C6	2.43	0.53
31:CA:994:A:C2	44:CQ:5:ALA:HB2	2.44	0.53
31:CA:1151:A:N6	31:CA:1152:A:N6	2.56	0.53
31:CA:1205:U:O2'	33:CF:194:GLY:HA2	2.08	0.53

Continued on next page...

Continued from previous page...

Atom-1	Atom-2	Interatomic distance (Å)	Clash overlap (Å)
31:CA:1209:C:O2	31:CA:1209:C:C2'	2.55	0.53
33:CF:36:ASP:OD2	33:CF:57:ILE:HD12	2.08	0.53
35:CH:139:LEU:C	35:CH:141:GLN:H	2.11	0.53
39:CL:119:ALA:O	39:CL:120:ARG:CB	2.56	0.53
40:CM:4:ILE:HG12	40:CM:100:THR:HG22	1.89	0.53
51:CX:3:LYS:O	51:CX:14:TRP:CE3	2.61	0.53
1:DA:237:C:C2'	1:DA:238:C:H5'	2.37	0.53
1:DA:449:A:OP1	5:DF:84:VAL:O	2.26	0.53
1:DA:895:U:O2'	1:DA:896:A:C8	2.56	0.53
1:DA:898:C:N4	1:DA:899:A:C2	2.76	0.53
1:DA:1024:G:C3'	1:DA:1025:G:H5''	2.35	0.53
1:DA:1204:A:O2'	56:DA:3400:OHX:N5	2.41	0.53
1:DA:1996:C:OP1	10:DN:31:LYS:HE3	2.08	0.53
1:DA:2131:G:O4'	1:DA:2158:A:N1	2.41	0.53
1:DA:2136:C:N4	1:DA:2137:C:N3	2.56	0.53
1:DA:2191:G:O2'	1:DA:2192:G:P	2.66	0.53
1:DA:2291:U:H2'	1:DA:2292:C:C6	2.43	0.53
1:DA:2817:G:OP1	13:D0:99:LYS:NZ	2.40	0.53
11:DO:57:THR:C	11:DO:59:LEU:N	2.62	0.53
12:DP:110:THR:CG2	12:DP:113:GLN:HG3	2.34	0.53
14:DQ:30:ARG:CG	14:DQ:35:ILE:HD13	2.38	0.53
18:DS:44:ALA:O	18:DS:45:TYR:C	2.46	0.53
21:DV:44:PHE:HE1	21:DV:48:PHE:CG	2.26	0.53
22:D3:40:GLN:HE22	22:D3:45:PHE:HB2	1.73	0.53
1:AA:183:C:H42	1:AA:213:A:H61	1.57	0.53
1:AA:304:G:O2'	1:AA:305:U:H5'	2.09	0.53
1:AA:2146:C:H4'	1:AA:2147:G:N7	2.24	0.53
1:AA:2298:A:H2'	1:AA:2299:G:O4'	2.08	0.53
2:AB:42:C:O3'	6:AG:67:LYS:NZ	2.42	0.53
6:AG:145:THR:O	6:AG:146:TYR:CB	2.56	0.53
10:AN:113:LYS:O	10:AN:117:LEU:HD12	2.08	0.53
12:AP:50:ALA:O	12:AP:51:ARG:C	2.46	0.53
14:AQ:38:GLN:CG	14:AQ:47:THR:HG21	2.38	0.53
21:AV:128:VAL:HA	21:AV:161:VAL:CG2	2.39	0.53
31:BA:124:G:C6	31:BA:125:U:N3	2.76	0.53
31:BA:1391:U:H2'	31:BA:1392:G:C8	2.43	0.53
32:BE:187:LEU:HD13	32:BE:187:LEU:O	2.08	0.53
32:BE:233:SER:OG	32:BE:234:PRO:HD2	2.08	0.53
36:BI:97:PHE:HZ	48:BU:61:LYS:HD3	1.73	0.53
37:BJ:120:ILE:CG2	37:BJ:124:LEU:HD12	2.39	0.53
43:BP:22:ILE:HD12	43:BP:25:ILE:HD12	1.90	0.53

Continued on next page...

Continued from previous page...

Atom-1	Atom-2	Interatomic distance (Å)	Clash overlap (Å)
43:BP:94:ARG:O	43:BP:96:LEU:HG	2.08	0.53
31:CA:943:U:C2'	31:CA:944:G:H5'	2.38	0.53
31:CA:1288:A:H1'	31:CA:1352:C:O2'	2.08	0.53
39:CL:4:TYR:OH	39:CL:89:ASN:ND2	2.40	0.53
39:CL:53:VAL:C	39:CL:55:ALA:N	2.58	0.53
43:CP:69:GLU:O	43:CP:72:ALA:HB3	2.08	0.53
49:CV:18:LYS:HG2	49:CV:31:ILE:HD13	1.90	0.53
52:CB:35:G:H8	52:CB:35:G:O5'	1.91	0.53
52:CB:50:U:H2'	52:CB:51:C:H6	1.68	0.53
53:CC:16:C:C5	56:CC:108:OHX:N5	2.76	0.53
1:DA:43:G:N2	1:DA:438:G:C4	2.76	0.53
1:DA:566:U:OP1	11:DO:29:LYS:HD2	2.07	0.53
1:DA:662:G:H5''	11:DO:16:ARG:HG2	1.90	0.53
1:DA:1022:G:O6	9:DM:66:LYS:HE2	2.07	0.53
1:DA:1773:A:H2'	1:DA:1774:C:H5'	1.90	0.53
2:DB:39:A:H2'	26:D4:1:MET:HE3	1.89	0.53
2:DB:39:A:C4	26:D4:1:MET:HE3	2.44	0.53
4:DE:55:ASN:O	4:DE:57:LYS:N	2.35	0.53
9:DM:134:ARG:O	9:DM:134:ARG:CG	2.56	0.53
11:DO:46:LYS:O	11:DO:48:PRO:N	2.41	0.53
11:DO:107:LYS:C	11:DO:109:GLY:N	2.61	0.53
14:DQ:94:TYR:O	14:DQ:94:TYR:HD2	1.90	0.53
1:AA:672:C:O2'	1:AA:673:C:H5'	2.08	0.53
1:AA:1264:G:H3'	1:AA:1265:A:H5''	1.91	0.53
1:AA:1320:C:OP2	56:AA:3375:OHX:N2	2.42	0.53
1:AA:1470:G:H5''	1:AA:1471:A:OP1	2.08	0.53
1:AA:1536:A:C2	56:AA:3507:OHX:N1	2.76	0.53
1:AA:2356:C:H2'	1:AA:2357:U:O4'	2.08	0.53
1:AA:2364:C:C2'	1:AA:2365:G:H5'	2.38	0.53
1:AA:2405:G:P	11:AO:77:ARG:NH2	2.81	0.53
1:AA:2473:U:H2'	1:AA:2473:U:O2	2.07	0.53
1:AA:2590:A:C2	1:AA:2605:U:C2	2.97	0.53
1:AA:2864:G:OP1	15:AR:119:LYS:HD2	2.08	0.53
5:AF:165:ARG:HA	5:AF:168:ARG:HB2	1.88	0.53
6:AG:25:TYR:CD2	6:AG:31:VAL:HB	2.43	0.53
7:AH:86:GLU:HG3	7:AH:165:ALA:N	2.23	0.53
8:AK:40:THR:O	8:AK:44:LEU:HB2	2.09	0.53
9:AM:62:VAL:O	9:AM:62:VAL:HG13	2.08	0.53
21:AV:127:LYS:C	21:AV:161:VAL:HG21	2.28	0.53
31:BA:517:G:N1	31:BA:533:A:OP2	2.39	0.53
31:BA:544:G:C6	31:BA:545:C:C4	2.97	0.53

Continued on next page...

Continued from previous page...

Atom-1	Atom-2	Interatomic distance (Å)	Clash overlap (Å)
31:BA:791:G:C6	31:BA:792:A:N6	2.75	0.53
31:BA:1218:C:H2'	31:BA:1219:U:C6	2.43	0.53
31:BA:1314:C:O2'	31:BA:1315:U:H5'	2.08	0.53
31:BA:1350:A:C6	31:BA:1351:U:N3	2.77	0.53
31:BA:1397:C:H3'	31:BA:1397:C:C6	2.40	0.53
32:BE:21:ARG:NH1	32:BE:37:ASN:O	2.41	0.53
32:BE:167:PRO:CG	32:BE:188:ALA:HB2	2.37	0.53
33:BF:181:ASN:HD21	33:BF:204:LEU:HB2	1.73	0.53
37:BJ:84:ASN:O	52:BD:38:MIA:H151	2.08	0.53
48:BU:73:ALA:HB3	48:BU:79:LEU:HD12	1.89	0.53
31:CA:262:A:C6	31:CA:263:A:C6	2.96	0.53
31:CA:801:U:H2'	31:CA:802:A:H8	1.74	0.53
31:CA:804:U:H5''	31:CA:805:C:OP2	2.08	0.53
31:CA:852:G:C2'	31:CA:853:G:H5'	2.38	0.53
31:CA:1053:G:C2'	31:CA:1054:C:OP2	2.56	0.53
31:CA:1239:A:H4'	31:CA:1240:U:H5'	1.90	0.53
31:CA:1269:A:C2	31:CA:1313:U:H1'	2.43	0.53
32:CE:6:THR:OG1	32:CE:7:VAL:N	2.39	0.53
33:CF:22:TRP:CH2	33:CF:32:LEU:HB2	2.44	0.53
35:CH:40:ARG:HH11	35:CH:40:ARG:HG2	1.74	0.53
40:CM:16:LEU:HB3	40:CM:70:ARG:CD	2.38	0.53
45:CR:39:LEU:CD1	45:CR:56:LEU:HD13	2.38	0.53
48:CU:29:PHE:CD2	48:CU:29:PHE:N	2.74	0.53
1:DA:35:G:C1'	1:DA:454:A:N3	2.72	0.53
1:DA:35:G:H1'	1:DA:454:A:N3	2.24	0.53
1:DA:275:G:OP2	1:DA:275:G:C8	2.62	0.53
1:DA:324:A:H2'	1:DA:325:G:O4'	2.08	0.53
1:DA:824:A:H1'	1:DA:2358:G:N7	2.23	0.53
1:DA:1314:C:C2	1:DA:1339:G:N2	2.77	0.53
1:DA:2297:C:C6	1:DA:2333:A:N1	2.76	0.53
1:DA:2872:G:N7	1:DA:2873:A:C2	2.77	0.53
2:DB:79:C:H2'	2:DB:80:U:O4'	2.08	0.53
3:DD:35:LYS:HG3	3:DD:64:ILE:HG12	1.88	0.53
4:DE:39:PRO:CG	4:DE:45:THR:CG2	2.84	0.53
7:DH:136:ILE:O	7:DH:136:ILE:HG22	2.08	0.53
12:DP:54:MET:O	12:DP:57:HIS:N	2.40	0.53
16:D1:50:ARG:CZ	17:D2:72:VAL:HG21	2.38	0.53
18:DS:26:GLY:HA2	18:DS:71:VAL:O	2.09	0.53
21:DV:52:SER:C	21:DV:54:HIS:H	2.11	0.53
30:D8:50:LEU:CD2	30:D8:50:LEU:H	2.16	0.53
1:AA:247:G:H4'	1:AA:386:G:C5	2.44	0.53

Continued on next page...

Continued from previous page...

Atom-1	Atom-2	Interatomic distance (Å)	Clash overlap (Å)
1:AA:879:G:H1	1:AA:898:C:H42	1.56	0.53
1:AA:978:G:C2	1:AA:986:C:C2	2.97	0.53
1:AA:981:A:N1	1:AA:2027:G:O2'	2.37	0.53
1:AA:1188:U:C2'	1:AA:1189:A:H5'	2.38	0.53
1:AA:1486:A:H2'	1:AA:1487:G:C8	2.43	0.53
1:AA:1614:A:N6	18:AS:88:ARG:H	2.05	0.53
1:AA:1687:G:O2'	1:AA:1688:U:H5'	2.09	0.53
1:AA:2018:G:H2'	1:AA:2019:A:O4'	2.08	0.53
1:AA:2346:A:H5''	1:AA:2383:G:O4'	2.09	0.53
1:AA:2397:G:H5''	23:AZ:28:GLY:HA2	1.91	0.53
3:AD:136:ILE:O	3:AD:168:ARG:NH2	2.42	0.53
4:AE:15:PHE:HA	4:AE:20:ALA:HA	1.91	0.53
5:AF:20:LEU:HD12	5:AF:21:ALA:N	2.23	0.53
16:A1:60:LEU:C	16:A1:60:LEU:HD13	2.29	0.53
19:AT:65:ARG:NH1	19:AT:65:ARG:HB3	2.24	0.53
31:BA:200:G:N2	31:BA:218:C:N3	2.56	0.53
31:BA:477:G:N7	56:BA:1813:OHX:N3	2.57	0.53
31:BA:797:C:OP1	41:BN:124:LYS:HE2	2.08	0.53
31:BA:816:A:OP1	31:BA:1526:G:O2'	2.19	0.53
31:BA:1073:U:H2'	31:BA:1074:G:H8	1.74	0.53
31:BA:1297:C:H1'	37:BJ:114:ARG:NH1	2.23	0.53
32:BE:72:GLY:HA2	32:BE:165:VAL:HG22	1.91	0.53
34:BG:138:TYR:C	34:BG:138:TYR:HD2	2.12	0.53
37:BJ:148:ASN:H	37:BJ:148:ASN:HD22	1.57	0.53
31:CA:76:G:C6	31:CA:77:C:C4	2.97	0.53
31:CA:622:A:C8	31:CA:623:C:C6	2.96	0.53
31:CA:1149:C:H2'	31:CA:1150:U:O4'	2.08	0.53
32:CE:32:ILE:HD12	32:CE:33:TYR:N	2.23	0.53
32:CE:233:SER:CB	32:CE:234:PRO:HD2	2.37	0.53
34:CG:62:GLN:O	34:CG:66:ARG:HD2	2.08	0.53
34:CG:178:VAL:CG1	34:CG:179:GLU:H	2.10	0.53
39:CL:110:GLU:O	39:CL:111:ARG:O	2.27	0.53
46:CS:55:ARG:NH2	46:CS:58:TYR:CD1	2.76	0.53
1:DA:16:G:O6	56:DA:3410:OHX:N2	2.41	0.53
1:DA:17:G:C4	1:DA:18:C:C5	2.96	0.53
1:DA:1000:A:C2	1:DA:1155:A:C5	2.96	0.53
1:DA:1028:A:N6	1:DA:1125:G:H2'	2.24	0.53
1:DA:2037:G:H2'	1:DA:2038:G:C8	2.44	0.53
1:DA:2057:A:H2'	1:DA:2058:A:O4'	2.09	0.53
3:DD:127:VAL:HA	3:DD:193:VAL:HG23	1.90	0.53
9:DM:120:LEU:CD2	9:DM:122:VAL:HG23	2.38	0.53

Continued on next page...

Continued from previous page...

Atom-1	Atom-2	Interatomic distance (Å)	Clash overlap (Å)
11:DO:50:ARG:NH1	11:DO:50:ARG:HG2	2.23	0.53
11:DO:61:ARG:HB3	11:DO:62:LEU:HD22	1.91	0.53
20:DU:84:ARG:NH2	20:DU:97:ARG:HB2	2.23	0.53
24:DW:23:LYS:HE2	24:DW:27:GLU:OE2	2.08	0.53
28:D6:36:LEU:CD2	28:D6:50:ARG:HD3	2.39	0.53
1:AA:188:G:H1	1:AA:208:C:H42	1.56	0.53
1:AA:303:U:H2'	1:AA:304:G:H8	1.72	0.53
1:AA:483:A:O2'	20:AU:59:GLY:HA2	2.08	0.53
1:AA:529:A:C8	1:AA:530:G:O6	2.61	0.53
1:AA:1012:U:O4	9:AM:25:ARG:HA	2.08	0.53
1:AA:1065:U:H6	1:AA:1065:U:OP2	1.91	0.53
1:AA:1130:U:O2	4:AE:149:ARG:NH2	2.28	0.53
1:AA:1510:A:N3	1:AA:1510:A:C2'	2.69	0.53
1:AA:1530:G:C5	1:AA:1531:C:C4	2.96	0.53
1:AA:2623:G:N2	27:A5:22:HIS:CE1	2.70	0.53
1:AA:2678:C:H2'	1:AA:2679:A:O4'	2.08	0.53
1:AA:2698:U:H2'	1:AA:2699:C:C6	2.43	0.53
4:AE:101:ARG:NE	4:AE:171:GLU:HB3	2.23	0.53
5:AF:11:VAL:HB	5:AF:18:ARG:O	2.08	0.53
6:AG:13:GLU:O	6:AG:13:GLU:HG3	2.09	0.53
10:AN:24:VAL:HA	10:AN:39:ILE:HG22	1.90	0.53
11:AO:49:ARG:HD2	30:A8:58:ILE:CG2	2.39	0.53
13:A0:52:ILE:O	13:A0:55:ALA:N	2.35	0.53
15:AR:26:ASP:CB	15:AR:91:ARG:HA	2.37	0.53
15:AR:125:ARG:O	15:AR:128:GLU:N	2.36	0.53
19:AT:29:TRP:CE3	19:AT:78:LYS:HB3	2.44	0.53
31:BA:82:U:O4	31:BA:87:A:N1	2.42	0.53
31:BA:158:G:C2'	31:BA:159:G:H5'	2.39	0.53
31:BA:619:U:H5''	31:BA:620:C:OP2	2.09	0.53
31:BA:729:A:H2'	31:BA:730:G:O4'	2.08	0.53
38:BK:27:PRO:O	38:BK:32:LYS:NZ	2.20	0.53
38:BK:94:TYR:HE1	38:BK:132:GLU:HB2	1.73	0.53
46:BS:40:ASP:C	46:BS:42:ARG:H	2.10	0.53
49:BV:10:PHE:CD1	49:BV:10:PHE:N	2.76	0.53
49:BV:10:PHE:HD1	49:BV:10:PHE:H	1.53	0.53
53:BC:73:A:N6	53:BC:74:A:N6	2.56	0.53
31:CA:192:U:C4'	50:CW:103:GLY:HA2	2.39	0.53
31:CA:960:U:N3	31:CA:1225:A:C4	2.72	0.53
31:CA:1122:U:O4	31:CA:1123:A:N6	2.41	0.53
31:CA:1212:U:O2'	31:CA:1213:A:H8	1.91	0.53
32:CE:137:ARG:CZ	32:CE:140:HIS:HB3	2.38	0.53

Continued on next page...

Continued from previous page...

Atom-1	Atom-2	Interatomic distance (Å)	Clash overlap (Å)
33:CF:68:VAL:HG12	33:CF:70:VAL:HG23	1.90	0.53
39:CL:99:LEU:HB3	39:CL:101:PHE:CE1	2.44	0.53
39:CL:125:TYR:HD2	39:CL:126:SER:N	2.02	0.53
47:CT:46:ASP:OD1	47:CT:51:TYR:HD1	1.92	0.53
48:CU:43:PHE:HD2	48:CU:56:THR:HG22	1.74	0.53
1:DA:57:C:H2'	1:DA:58:G:O4'	2.08	0.53
1:DA:1108:U:C5	1:DA:1109:C:C4	2.96	0.53
1:DA:1998:G:HO2'	1:DA:2724:C:HO2'	1.54	0.53
1:DA:2210:G:H4'	1:DA:2211:G:OP2	2.09	0.53
1:DA:2286:A:H4'	1:DA:2287:A:O4'	2.08	0.53
1:DA:2378:A:H5''	14:DQ:23:ARG:NH1	2.23	0.53
1:DA:2681:C:H5	1:DA:2727:G:C2	2.26	0.53
3:DD:35:LYS:CB	3:DD:63:ARG:HA	2.39	0.53
3:DD:239:ARG:O	3:DD:240:ALA:HB2	2.08	0.53
4:DE:120:TRP:CE3	4:DE:155:LYS:HD3	2.43	0.53
5:DF:7:TYR:CD2	5:DF:18:ARG:HB3	2.44	0.53
5:DF:53:THR:C	5:DF:55:GLY:H	2.11	0.53
5:DF:95:ARG:HG3	5:DF:97:TYR:CE2	2.44	0.53
7:DH:152:ARG:NE	7:DH:153:LYS:HG3	2.23	0.53
10:DN:2:ILE:HD11	10:DN:82:ASN:HB3	1.90	0.53
11:DO:104:GLY:O	11:DO:105:LEU:HB3	2.09	0.53
12:DP:78:PRO:O	12:DP:79:LEU:CG	2.57	0.53
19:DT:38:GLU:O	19:DT:42:ALA:HB2	2.09	0.53
1:AA:186:G:N7	56:AA:3371:OHX:N1	2.56	0.53
1:AA:1071:G:N2	1:AA:1090:U:C5	2.76	0.53
1:AA:1155:A:O2'	1:AA:1156:A:H2'	2.09	0.53
1:AA:1342:A:N6	1:AA:1397:U:C5	2.77	0.53
1:AA:1805:U:O2	3:AD:50:THR:HB	2.09	0.53
1:AA:2421:G:H5''	1:AA:2422:A:OP2	2.09	0.53
3:AD:119:ALA:HA	3:AD:130:ALA:O	2.09	0.53
7:AH:86:GLU:HG3	7:AH:165:ALA:CB	2.39	0.53
7:AH:152:ARG:CG	7:AH:153:LYS:H	2.18	0.53
11:AO:28:GLY:O	11:AO:31:ALA:N	2.29	0.53
13:A0:103:ARG:NH1	18:AS:40:ASN:HD22	2.06	0.53
14:AQ:10:ARG:O	14:AQ:14:VAL:HG13	2.09	0.53
21:AV:128:VAL:CA	21:AV:161:VAL:HG21	2.39	0.53
27:A5:51:TYR:C	27:A5:56:LYS:HE2	2.29	0.53
31:BA:138:G:H1	31:BA:225:C:H42	1.57	0.53
31:BA:356:A:H1'	31:BA:368:U:O2'	2.09	0.53
31:BA:773:G:H1	31:BA:806:C:N4	2.06	0.53
31:BA:947:G:C2	31:BA:948:C:C2	2.96	0.53

Continued on next page...

Continued from previous page...

Atom-1	Atom-2	Interatomic distance (Å)	Clash overlap (Å)
31:BA:976:G:H4'	31:BA:977:A:OP1	2.09	0.53
31:BA:1187:G:P	39:BL:113:LYS:NZ	2.82	0.53
38:BK:1:MET:O	38:BK:2:LEU:O	2.27	0.53
46:BS:7:ALA:O	46:BS:9:PHE:HD2	1.91	0.53
48:BU:21:LYS:HA	48:BU:21:LYS:HE3	1.89	0.53
31:CA:526:C:P	42:CO:91:LYS:NZ	2.81	0.53
31:CA:748:C:C1'	31:CA:749:C:OP2	2.56	0.53
31:CA:861:G:C5	31:CA:862:C:H5	2.27	0.53
31:CA:1011:G:C5	31:CA:1012:U:C4	2.97	0.53
31:CA:1319:A:P	49:CV:10:PHE:HB3	2.48	0.53
31:CA:1493:A:H2'	1:DA:1913:A:H61	1.74	0.53
32:CE:100:GLY:N	32:CE:176:GLU:OE2	2.41	0.53
42:CO:32:PHE:HB3	42:CO:85:ILE:O	2.07	0.53
43:CP:54:VAL:O	43:CP:58:GLU:HG2	2.09	0.53
44:CQ:15:LYS:C	44:CQ:16:PHE:HD2	2.12	0.53
52:CD:46:G:H2'	52:CD:47:U:C6	2.44	0.53
1:DA:6:A:O2'	9:DM:129:PRO:HB2	2.08	0.53
1:DA:579:G:H2'	1:DA:580:C:C6	2.44	0.53
1:DA:827:U:O2	1:DA:2246:G:H4'	2.09	0.53
1:DA:835:A:H5'	30:D8:52:LYS:HE3	1.90	0.53
1:DA:864:G:O2'	1:DA:865:C:H5'	2.08	0.53
1:DA:973:A:H5'	1:DA:1188:U:H1'	1.90	0.53
1:DA:1022:G:C5	1:DA:1140:C:N4	2.77	0.53
1:DA:1061:U:H4'	1:DA:1070:A:C1'	2.38	0.53
1:DA:1187:G:H5'	17:D2:81:TYR:OH	2.09	0.53
1:DA:1204:A:C8	56:DA:3400:OHX:N2	2.76	0.53
1:DA:1464:C:O2'	1:DA:1528:A:C8	2.58	0.53
1:DA:1577:C:H2'	1:DA:1578:U:O4'	2.09	0.53
1:DA:2002:G:O6	56:DA:3364:OHX:N4	2.42	0.53
1:DA:2059:A:C5'	1:DA:2060:A:OP2	2.57	0.53
1:DA:2565:A:H5''	1:DA:2566:A:OP2	2.08	0.53
2:DB:45:A:C2	2:DB:46:A:C1'	2.91	0.53
5:DF:132:VAL:HG13	5:DF:133:ASN:N	2.23	0.53
7:DH:70:THR:HG22	7:DH:74:ASN:HD21	1.73	0.53
9:DM:71:ILE:HD12	9:DM:71:ILE:C	2.28	0.53
9:DM:99:LEU:O	9:DM:103:VAL:HG23	2.09	0.53
11:DO:84:ASN:C	11:DO:86:LYS:N	2.62	0.53
11:DO:107:LYS:C	11:DO:109:GLY:H	2.11	0.53
12:DP:63:LYS:HG2	12:DP:65:PHE:CE2	2.44	0.53
13:D0:38:VAL:N	13:D0:39:PRO:CD	2.71	0.53
17:D2:15:GLU:HG2	17:D2:16:PRO:HD2	1.90	0.53

Continued on next page...

Continued from previous page...

Atom-1	Atom-2	Interatomic distance (Å)	Clash overlap (Å)
1:AA:270(O):U:O2	1:AA:270(O):U:H2'	2.08	0.53
1:AA:479:A:N3	1:AA:481:G:H5'	2.24	0.53
1:AA:524:U:H4'	1:AA:554:U:H4'	1.91	0.53
1:AA:638:G:C6	1:AA:651:G:C2	2.97	0.53
1:AA:646:A:C8	1:AA:647:G:C1'	2.92	0.53
1:AA:873:G:N2	1:AA:904:C:N3	2.43	0.53
1:AA:1153:C:C5	1:AA:1154:G:C5	2.95	0.53
1:AA:1504:C:O2'	1:AA:1505:C:H5'	2.08	0.53
1:AA:2131:G:C4	1:AA:2158:A:C8	2.96	0.53
1:AA:2394:C:N3	52:BD:85:A:O2'	2.34	0.53
1:AA:2457:U:H2'	1:AA:2458:G:H5'	1.89	0.53
1:AA:2805:G:H2'	1:AA:2807:G:C8	2.44	0.53
1:AA:2809:A:C2	1:AA:2892:A:C2	2.97	0.53
3:AD:238:GLY:O	3:AD:239:ARG:CB	2.57	0.53
4:AE:3:GLY:HA3	4:AE:81:ILE:CG2	2.37	0.53
5:AF:95:ARG:HG3	5:AF:97:TYR:CE2	2.43	0.53
5:AF:192:LEU:CD2	5:AF:194:MET:HG3	2.39	0.53
9:AM:35:ARG:O	9:AM:42:TRP:HZ3	1.92	0.53
14:AQ:50:SER:O	14:AQ:51:ALA:HB2	2.08	0.53
19:AT:21:PHE:CE2	19:AT:26:TYR:HD2	2.26	0.53
20:AU:18:GLY:C	20:AU:20:TYR:N	2.62	0.53
21:AV:141:VAL:HG21	21:AV:150:LEU:HD12	1.89	0.53
23:AZ:87:PRO:C	23:AZ:89:GLU:N	2.62	0.53
27:A5:2:ALA:C	27:A5:3:LYS:CD	2.78	0.53
27:A5:56:LYS:CD	27:A5:56:LYS:N	2.66	0.53
31:BA:273:A:H2'	31:BA:274:A:O5'	2.08	0.53
31:BA:411:A:C6	31:BA:429:U:C4	2.97	0.53
31:BA:450:G:N7	31:BA:481:G:C6	2.76	0.53
35:BH:20:GLN:NE2	35:BH:22:GLY:H	2.07	0.53
35:BH:78:HIS:CE1	35:BH:142:LEU:HA	2.43	0.53
36:BI:100:ASN:HB3	48:BU:28:GLU:HG2	1.89	0.53
37:BJ:23:VAL:CG1	37:BJ:43:PHE:CE2	2.92	0.53
38:BK:38:ILE:HD11	38:BK:118:VAL:O	2.08	0.53
31:CA:447:G:C6	31:CA:485:G:C8	2.97	0.53
31:CA:503:C:C2'	31:CA:504:C:H5'	2.39	0.53
31:CA:583:A:H2'	31:CA:584:G:O4'	2.09	0.53
31:CA:830:G:N2	31:CA:857:C:O2	2.41	0.53
31:CA:1003:G:N1	31:CA:1037:C:N4	2.45	0.53
31:CA:1014:A:H2'	31:CA:1015:A:C8	2.43	0.53
31:CA:1024:G:H3'	31:CA:1024:G:N3	2.23	0.53
31:CA:1299:A:C2	31:CA:1301:U:C5	2.96	0.53

Continued on next page...

Continued from previous page...

Atom-1	Atom-2	Interatomic distance (Å)	Clash overlap (Å)
32:CE:7:VAL:CG1	32:CE:8:LYS:HD3	2.35	0.53
37:CJ:80:VAL:O	37:CJ:80:VAL:HG13	2.09	0.53
39:CL:46:ALA:HA	39:CL:78:LYS:NZ	2.24	0.53
49:CV:9:VAL:HG13	26:D4:63:TYR:OH	2.09	0.53
52:CD:51:C:C5	52:CD:52:G:N3	2.77	0.53
1:DA:977:G:O2'	1:DA:978:G:H5'	2.08	0.53
1:DA:1078:U:H5''	1:DA:1079:C:OP1	2.09	0.53
1:DA:1543:A:H1'	1:DA:1545:A:H1'	1.90	0.53
1:DA:1588:C:H2'	1:DA:1588:C:O2	2.08	0.53
1:DA:1652:A:C2'	1:DA:1653:G:H5'	2.39	0.53
1:DA:2054:A:H5''	1:DA:2055:C:O5'	2.07	0.53
1:DA:2065:C:H2'	1:DA:2066:C:C6	2.44	0.53
1:DA:2118:U:C4	1:DA:2148:G:H4'	2.43	0.53
1:DA:2239:G:H5'	3:DD:251:GLY:HA3	1.90	0.53
1:DA:2298:A:N6	1:DA:2318:G:C2'	2.72	0.53
1:DA:2378:A:C4'	14:DQ:23:ARG:HH11	2.11	0.53
1:DA:2842:G:C4	1:DA:2876:G:N2	2.76	0.53
2:DB:40:U:C2	26:D4:1:MET:CE	2.92	0.53
5:DF:119:ARG:HG2	5:DF:119:ARG:NH1	2.22	0.53
11:DO:61:ARG:HB3	11:DO:62:LEU:CD2	2.39	0.53
11:DO:80:TYR:HD1	11:DO:111:ARG:HB3	1.72	0.53
15:DR:86:ILE:HG12	15:DR:86:ILE:O	2.08	0.53
15:DR:134:GLU:O	15:DR:136:GLN:NE2	2.41	0.53
20:DU:43:ASN:HB3	20:DU:64:GLU:CA	2.39	0.53
24:DW:67:LYS:O	24:DW:68:ARG:C	2.46	0.53
1:AA:277:C:H3'	1:AA:278:A:H4'	1.91	0.53
1:AA:971:C:H2'	1:AA:972:G:C5'	2.39	0.53
1:AA:1566:A:O2'	1:AA:1567:A:H5'	2.09	0.53
1:AA:2096:U:H2'	1:AA:2097:C:H6	1.72	0.53
1:AA:2288:A:C2	1:AA:2325:G:C8	2.97	0.53
1:AA:2519:U:H4'	1:AA:2520:C:OP1	2.08	0.53
1:AA:2652:C:H2'	1:AA:2653:U:O4'	2.09	0.53
5:AF:192:LEU:HD21	5:AF:194:MET:CE	2.39	0.53
7:AH:125:VAL:HG22	7:AH:131:VAL:HG23	1.91	0.53
10:AN:75:SER:HB2	15:AR:75:ILE:O	2.09	0.53
11:AO:72:PRO:O	56:AO:202:OHX:N2	2.42	0.53
14:AQ:9:ARG:O	14:AQ:10:ARG:C	2.48	0.53
15:AR:93:ARG:HG3	15:AR:93:ARG:NH1	2.24	0.53
17:A2:35:LEU:CB	17:A2:37:VAL:HG22	2.34	0.53
18:AS:12:ILE:HG12	18:AS:13:SER:H	1.74	0.53
23:AZ:83:GLU:O	23:AZ:85:LEU:N	2.42	0.53

Continued on next page...

Continued from previous page...

Atom-1	Atom-2	Interatomic distance (Å)	Clash overlap (Å)
31:BA:49:U:C4	31:BA:364:A:C6	2.96	0.53
31:BA:355:C:C2'	31:BA:356:A:H5'	2.39	0.53
31:BA:637:G:O2'	31:BA:638:G:H5'	2.09	0.53
31:BA:1006:C:N3	31:BA:1023:G:N2	2.48	0.53
31:BA:1052:U:H2'	31:BA:1055:A:OP1	2.08	0.53
40:BM:78:ASN:HB2	40:BM:81:THR:HG23	1.91	0.53
41:BN:48:ILE:HG12	41:BN:63:LEU:HB2	1.91	0.53
31:CA:438:G:H4'	34:CG:123:HIS:HD1	1.73	0.53
31:CA:677:U:OP1	56:CA:1811:OHX:N3	2.42	0.53
31:CA:983:A:C2	31:CA:984:C:C6	2.96	0.53
31:CA:1015:A:C5	31:CA:1016:A:C5	2.97	0.53
31:CA:1190:G:H3'	31:CA:1190:G:H8	1.74	0.53
31:CA:1289:A:P	51:CX:9:ARG:HH22	2.32	0.53
31:CA:1418:A:H5''	31:CA:1419:G:OP2	2.09	0.53
32:CE:193:ASP:OD2	32:CE:196:LEU:HD11	2.09	0.53
34:CG:105:VAL:O	34:CG:105:VAL:CG1	2.56	0.53
36:CI:2:ARG:HG3	36:CI:69:GLU:OE1	2.09	0.53
36:CI:11:ASN:O	36:CI:14:LEU:HD22	2.08	0.53
36:CI:32:ASN:N	36:CI:32:ASN:HD22	2.06	0.53
43:CP:3:ARG:HB2	26:D4:34:GLU:HG3	1.90	0.53
52:CB:30:A:H2'	52:CB:31:G:H8	1.69	0.53
53:CC:23:G:C2	53:CC:24:C:C5	2.96	0.53
53:CC:24:C:H2'	53:CC:25:U:C6	2.44	0.53
52:CD:16:C:N4	52:CD:68:A:C8	2.72	0.53
1:DA:479:A:H4'	1:DA:480:A:OP1	2.09	0.53
1:DA:675:A:N6	1:DA:676:A:N6	2.57	0.53
1:DA:1288:U:C2	1:DA:1327:C:O2	2.62	0.53
1:DA:2276:G:OP2	12:DP:84:GLY:HA2	2.08	0.53
1:DA:2464:C:C2	1:DA:2487:G:N2	2.77	0.53
1:DA:2658:C:OP1	7:DH:160:LYS:NZ	2.42	0.53
1:DA:2762:G:H5''	56:DA:3379:OHX:N4	2.24	0.53
3:DD:147:LEU:HD23	3:DD:155:LEU:CD1	2.38	0.53
4:DE:200:GLU:HG2	4:DE:201:THR:N	2.24	0.53
10:DN:88:ASN:O	10:DN:90:GLN:N	2.42	0.53
11:DO:9:ASN:CB	11:DO:10:PRO:CD	2.78	0.53
11:DO:127:ALA:O	11:DO:147:LEU:HA	2.09	0.53
12:DP:43:THR:OG1	12:DP:45:GLN:HG2	2.09	0.53
14:DQ:67:ARG:CZ	14:DQ:67:ARG:HB2	2.39	0.53
23:DZ:23:LYS:HD3	23:DZ:28:GLY:CA	2.36	0.53
23:DZ:91:LYS:HG3	23:DZ:92:LYS:N	2.23	0.53
26:D4:53:GLU:OE2	26:D4:58:ARG:HB2	2.09	0.53

Continued on next page...

Continued from previous page...

Atom-1	Atom-2	Interatomic distance (Å)	Clash overlap (Å)
1:AA:314:A:O2'	1:AA:315:G:H5'	2.08	0.53
1:AA:346:A:C4	1:AA:347:A:C8	2.97	0.53
1:AA:806:C:OP2	11:AO:41:ARG:HD3	2.09	0.53
1:AA:861:A:N3	1:AA:917:A:C6	2.77	0.53
1:AA:1652:A:C2'	1:AA:1653:G:H5'	2.39	0.53
1:AA:1830:C:C2'	1:AA:1831:G:H5'	2.39	0.53
1:AA:1923:U:O2'	53:BC:12:G:H1'	2.09	0.53
1:AA:2181:G:C2	1:AA:2182:G:N7	2.77	0.53
2:AB:116:G:H4'	14:AQ:54:LEU:HD13	1.90	0.53
6:AG:125:PHE:HB3	6:AG:166:ASP:OD2	2.09	0.53
8:AK:7:GLU:HA	8:AK:15:VAL:CG2	2.34	0.53
18:AS:11:ARG:HH21	18:AS:99:ARG:N	2.05	0.53
19:AT:90:GLU:HA	19:AT:90:GLU:OE1	2.09	0.53
24:AW:32:LEU:HD12	24:AW:57:ILE:CD1	2.39	0.53
31:BA:22:G:H2'	31:BA:23:C:H6	1.71	0.53
31:BA:128:G:H5'	47:BT:2:PRO:O	2.09	0.53
31:BA:516:U:OP2	56:BA:1791:OHX:N3	2.42	0.53
31:BA:562:C:N4	31:BA:884:U:C6	2.78	0.53
31:BA:655:A:H61	31:BA:751:U:H3	1.55	0.53
31:BA:1492:A:OP1	42:BO:47:LYS:HB3	2.09	0.53
31:BA:1523:G:OP1	41:BN:123:LYS:NZ	2.35	0.53
32:BE:32:ILE:HD11	32:BE:40:HIS:HB3	1.91	0.53
32:BE:68:ILE:HG22	32:BE:70:PHE:CE1	2.44	0.53
33:BF:8:ILE:C	33:BF:10:PHE:N	2.60	0.53
33:BF:165:THR:CG2	33:BF:165:THR:O	2.57	0.53
34:BG:141:ARG:CZ	34:BG:141:ARG:HB2	2.38	0.53
36:BI:13:ASN:ND2	36:BI:55:ASP:OD2	2.38	0.53
41:BN:34:ASP:HB3	41:BN:40:ILE:HD11	1.91	0.53
42:BO:83:VAL:CG1	42:BO:84:LEU:N	2.72	0.53
44:BQ:21:TYR:HE2	44:BQ:23:ARG:NH1	2.07	0.53
52:BD:49:A:H8	52:BD:49:A:O5'	1.91	0.53
31:CA:328:C:O2'	31:CA:329:A:P	2.67	0.53
31:CA:521:G:OP1	42:CO:73:GLU:HA	2.09	0.53
31:CA:541:G:N7	56:CA:1740:OHX:N4	2.57	0.53
31:CA:543:C:C2'	31:CA:544:G:H5'	2.39	0.53
31:CA:976:G:P	44:CQ:32:SER:H	2.32	0.53
31:CA:986:A:H2'	31:CA:987:G:O4'	2.08	0.53
31:CA:1206:G:H4'	33:CF:192:THR:C	2.28	0.53
31:CA:1317:C:C6	44:CQ:16:PHE:CD1	2.97	0.53
31:CA:1442:G:O2'	31:CA:1443:G:P	2.67	0.53
37:CJ:69:VAL:HG12	37:CJ:69:VAL:O	2.09	0.53

Continued on next page...

Continued from previous page...

Atom-1	Atom-2	Interatomic distance (Å)	Clash overlap (Å)
49:CV:47:HIS:O	49:CV:62:ILE:HD13	2.08	0.53
52:CD:25:G:C2'	52:CD:26:G:H5'	2.38	0.53
54:C1:13:A:C2'	54:C1:14:A:OP1	2.57	0.53
1:DA:64:A:C4	19:DT:66:LEU:HD12	2.44	0.53
1:DA:71:A:H5''	1:DA:73:A:C8	2.44	0.53
1:DA:857:C:N4	1:DA:858:U:O4	2.42	0.53
1:DA:1651:G:OP2	13:D0:40:LYS:NZ	2.39	0.53
1:DA:1728:G:C6	1:DA:1730:U:OP2	2.62	0.53
1:DA:2151:G:H2'	1:DA:2152:G:H8	1.74	0.53
1:DA:2164:C:H2'	1:DA:2165:G:O4'	2.09	0.53
1:DA:2720:U:C4	1:DA:2873:A:N1	2.77	0.53
9:DM:55:VAL:O	9:DM:56:ASN:C	2.47	0.53
9:DM:126:PRO:O	9:DM:127:ASP:CB	2.57	0.53
11:DO:104:GLY:O	11:DO:105:LEU:HD23	2.08	0.53
12:DP:2:LEU:CD1	12:DP:69:PHE:HE1	2.22	0.53
16:D1:50:ARG:CZ	17:D2:72:VAL:CG2	2.87	0.53
17:D2:66:ARG:HB2	17:D2:88:ARG:O	2.09	0.53
1:AA:57:C:H2'	1:AA:58:G:O4'	2.09	0.52
1:AA:106:C:H2'	1:AA:107:C:C6	2.45	0.52
1:AA:271(C):U:C2'	1:AA:271:G:OP1	2.57	0.52
1:AA:471:A:H8	1:AA:471:A:OP2	1.92	0.52
1:AA:780:G:N2	1:AA:783:A:N6	2.39	0.52
1:AA:879:G:N1	1:AA:898:C:N4	2.55	0.52
1:AA:2136:C:N3	1:AA:2155:G:N2	2.44	0.52
1:AA:2344:U:O2'	28:A6:37:ARG:HG2	2.09	0.52
1:AA:2543:G:H5''	1:AA:2543:G:C8	2.41	0.52
1:AA:2814:C:O2'	27:A5:29:THR:HG21	2.09	0.52
2:AB:42:C:H4'	6:AG:67:LYS:HD3	1.91	0.52
3:AD:18:VAL:HG12	3:AD:19:ALA:N	2.24	0.52
3:AD:35:LYS:CE	3:AD:104:TYR:HB2	2.38	0.52
3:AD:149:PRO:O	3:AD:150:LYS:HB2	2.08	0.52
7:AH:46:GLU:OE1	7:AH:51:ARG:NH1	2.41	0.52
7:AH:80:SER:C	7:AH:81:GLU:HG3	2.30	0.52
8:AK:133:HIS:CB	8:AK:134:PRO:HD2	2.38	0.52
11:AO:66:GLY:HA2	11:AO:68:GLN:HE22	1.74	0.52
15:AR:39:ARG:NH2	31:BA:346:G:O4'	2.42	0.52
17:A2:35:LEU:O	17:A2:37:VAL:HG22	2.09	0.52
28:A6:25:LYS:HE2	28:A6:27:LYS:CD	2.39	0.52
31:BA:567:G:H2'	31:BA:568:G:O4'	2.10	0.52
31:BA:757:U:OP2	56:BA:1716:OHX:N3	2.42	0.52
31:BA:939:G:H5''	37:BJ:102:ARG:NH2	2.24	0.52

Continued on next page...

Continued from previous page...

Atom-1	Atom-2	Interatomic distance (Å)	Clash overlap (Å)
31:BA:1124:G:O2'	40:BM:38:ILE:HD12	2.09	0.52
31:BA:1198:G:HO2'	40:BM:54:PHE:HD2	1.55	0.52
32:BE:47:THR:O	32:BE:51:LEU:HD12	2.08	0.52
33:BF:112:SER:O	33:BF:115:LEU:HB2	2.09	0.52
35:BH:9:LYS:NZ	35:BH:112:LEU:HD21	2.24	0.52
37:BJ:43:PHE:C	37:BJ:43:PHE:CD1	2.80	0.52
41:BN:66:LEU:HD21	41:BN:97:ALA:HB1	1.90	0.52
44:BQ:4:LYS:C	44:BQ:6:LEU:H	2.12	0.52
46:BS:75:ARG:C	46:BS:77:ALA:N	2.61	0.52
48:BU:37:VAL:HG12	48:BU:41:LYS:HD3	1.91	0.52
52:BB:17:G:HO2'	52:BB:66:G:H1	1.57	0.52
31:CA:1008:C:H1'	31:CA:1022:G:N2	2.24	0.52
31:CA:1276:G:C4	31:CA:1277:C:C5	2.96	0.52
31:CA:1356:G:H2'	31:CA:1357:A:C8	2.44	0.52
32:CE:163:PHE:HE1	32:CE:215:LEU:HD21	1.74	0.52
40:CM:47:PHE:CE2	44:CQ:37:PHE:HE2	2.26	0.52
41:CN:54:ARG:HH11	41:CN:54:ARG:CB	2.22	0.52
44:CQ:16:PHE:N	44:CQ:16:PHE:HD2	2.07	0.52
52:CD:60:A:H2'	52:CD:61:G:O4'	2.08	0.52
1:DA:1292:U:H2'	1:DA:1293:C:H6	1.74	0.52
1:DA:1689:A:N7	1:DA:1698:A:N1	2.57	0.52
1:DA:1717:G:C4	1:DA:1743:G:C2	2.97	0.52
1:DA:1921:G:C5	56:DA:3064:OHX:N2	2.77	0.52
1:DA:2046:G:N7	56:DA:3411:OHX:N5	2.57	0.52
1:DA:2099:U:O4	56:DA:3461:OHX:N4	2.42	0.52
1:DA:2154:G:H2'	1:DA:2155:G:H8	1.74	0.52
1:DA:2190:G:C2'	1:DA:2191:G:H5''	2.39	0.52
1:DA:2321:G:H2'	1:DA:2321:G:N3	2.23	0.52
1:DA:2766:G:H5''	1:DA:2767:C:OP2	2.09	0.52
2:DB:42:C:C2	6:DG:91:ARG:NH2	2.78	0.52
10:DN:47:ILE:HG13	10:DN:48:PRO:CD	2.32	0.52
11:DO:62:LEU:N	11:DO:62:LEU:HD23	2.19	0.52
11:DO:90:ARG:HG3	11:DO:91:PHE:H	1.74	0.52
13:D0:55:ALA:O	13:D0:57:ARG:N	2.39	0.52
20:DU:39:VAL:C	20:DU:40:GLU:OE2	2.48	0.52
28:D6:21:TYR:CD2	28:D6:21:TYR:N	2.76	0.52
1:AA:18:C:H2'	1:AA:19:C:H6	1.74	0.52
1:AA:349:G:H2'	1:AA:350:U:O4'	2.09	0.52
1:AA:494:G:N2	18:AS:57:ASN:HD21	1.97	0.52
1:AA:860:U:C4	1:AA:917:A:H2	2.27	0.52
1:AA:883:G:N1	1:AA:893:C:N4	2.21	0.52

Continued on next page...

Continued from previous page...

Atom-1	Atom-2	Interatomic distance (Å)	Clash overlap (Å)
1:AA:899:A:OP2	1:AA:899:A:H8	1.92	0.52
1:AA:988:A:H8	1:AA:988:A:O5'	1.92	0.52
1:AA:1005:C:O2'	9:AM:28:THR:HG21	2.08	0.52
1:AA:1210:A:C8	1:AA:1210:A:C5'	2.83	0.52
1:AA:1677:A:H2'	1:AA:1678:G:C8	2.44	0.52
1:AA:2098:U:C4	1:AA:2099:U:C4	2.96	0.52
1:AA:2572:A:C8	4:AE:144:ARG:HD2	2.43	0.52
3:AD:70:TRP:CH2	3:AD:150:LYS:HA	2.44	0.52
8:AK:9:LEU:O	8:AK:10:GLU:O	2.27	0.52
10:AN:4:PRO:O	10:AN:5:GLN:CB	2.56	0.52
10:AN:96:THR:O	10:AN:97:ARG:O	2.26	0.52
13:A0:48:VAL:O	13:A0:49:ASP:C	2.47	0.52
15:AR:108:ARG:NH2	56:BA:1720:OHX:N5	2.56	0.52
23:AZ:76:ARG:N	23:AZ:76:ARG:CD	2.72	0.52
26:A4:50:VAL:O	26:A4:50:VAL:CG1	2.57	0.52
31:BA:963:G:H21	40:BM:55:LYS:NZ	2.08	0.52
31:BA:1038:C:C2'	31:BA:1039:C:H5'	2.38	0.52
36:BI:6:VAL:HG22	36:BI:90:VAL:HG22	1.91	0.52
48:BU:56:THR:HB	48:BU:58:LEU:HD13	1.91	0.52
50:BW:25:ARG:HG2	50:BW:29:LYS:HE3	1.91	0.52
52:BB:51:C:H2'	52:BB:52:G:O4'	2.09	0.52
31:CA:495:A:H4'	31:CA:496:A:OP1	2.09	0.52
31:CA:947:G:H2'	31:CA:948:C:H6	1.74	0.52
31:CA:1099:G:C6	31:CA:1100:C:N3	2.76	0.52
31:CA:1177:G:O2'	31:CA:1178:G:C4	2.59	0.52
31:CA:1178:G:C8	31:CA:1180:A:OP2	2.61	0.52
31:CA:1330:U:H4'	43:CP:23:TYR:CE2	2.45	0.52
31:CA:1527:C:O2'	31:CA:1528:U:H5'	2.09	0.52
32:CE:87:ARG:NH2	32:CE:233:SER:H	2.08	0.52
33:CF:170:GLN:HG2	33:CF:171:GLY:N	2.23	0.52
36:CI:96:PRO:HB3	48:CU:30:ASP:OD1	2.09	0.52
52:CB:78:C:C4'	52:CB:79:A:OP1	2.57	0.52
52:CD:28:G:H2'	52:CD:29:C:C6	2.44	0.52
1:DA:185:U:H4'	1:DA:218:A:H4'	1.91	0.52
1:DA:323:G:C5'	5:DF:169:ASN:HD21	2.22	0.52
1:DA:361:G:N2	1:DA:362:U:H1'	2.23	0.52
1:DA:389:G:H22	11:DO:71:VAL:HG12	1.75	0.52
1:DA:1006:C:C2	1:DA:1138:G:N2	2.77	0.52
1:DA:1288:U:H4'	1:DA:1289:C:OP2	2.09	0.52
1:DA:1945:G:P	56:DA:3103:OHX:N6	2.82	0.52
1:DA:2749:A:O2'	7:DH:59:ARG:HD3	2.09	0.52

Continued on next page...

Continued from previous page...

Atom-1	Atom-2	Interatomic distance (Å)	Clash overlap (Å)
1:DA:2874:C:O2	1:DA:2874:C:H2'	2.08	0.52
5:DF:68:LYS:O	5:DF:70:THR:CG2	2.32	0.52
9:DM:76:SER:HB3	9:DM:81:GLY:HA3	1.90	0.52
30:D8:31:HIS:CD2	30:D8:31:HIS:N	2.77	0.52
1:AA:267:C:C2'	1:AA:268:C:H5'	2.39	0.52
1:AA:524:U:H5'	1:AA:540:G:N2	2.24	0.52
1:AA:930:U:O2	1:AA:930:U:O5'	2.27	0.52
1:AA:1581:G:H2'	1:AA:1582:C:O4'	2.08	0.52
1:AA:1687:G:C2'	1:AA:1688:U:H5'	2.39	0.52
1:AA:1727:U:H2'	1:AA:1728:G:O4'	2.10	0.52
1:AA:2210:G:C5'	1:AA:2211:G:N7	2.71	0.52
1:AA:2619:C:O2'	1:AA:2620:C:H5'	2.08	0.52
2:AB:1:U:H2'	2:AB:2:C:H6	1.74	0.52
5:AF:42:ALA:C	5:AF:44:ARG:H	2.11	0.52
6:AG:61:ALA:HB2	6:AG:68:PRO:HD3	1.91	0.52
6:AG:114:ILE:CD1	6:AG:140:ILE:HD12	2.39	0.52
8:AK:104:GLN:O	8:AK:105:HIS:HD2	1.91	0.52
11:AO:144:GLU:N	11:AO:144:GLU:CD	2.62	0.52
20:AU:74:PRO:O	20:AU:80:GLY:HA2	2.09	0.52
28:A6:25:LYS:HB2	30:A8:34:TRP:HE1	1.74	0.52
31:BA:78:G:C6	31:BA:91:C:N4	2.75	0.52
31:BA:279:A:H4'	31:BA:280:C:H5''	1.92	0.52
31:BA:942:G:H21	31:BA:943:U:H1'	1.75	0.52
31:BA:1211:U:H1'	31:BA:1213:A:C2	2.45	0.52
31:BA:1298:C:P	37:BJ:114:ARG:HH22	2.31	0.52
31:BA:1348:U:N3	31:BA:1374:A:C2	2.66	0.52
31:BA:1428:A:H2'	31:BA:1429:C:C6	2.45	0.52
32:BE:77:ALA:HB1	32:BE:165:VAL:HG11	1.90	0.52
37:BJ:121:ALA:O	37:BJ:125:MET:HG3	2.08	0.52
41:BN:41:THR:HG21	41:BN:71:LYS:HB3	1.90	0.52
53:BC:19:G:C6	53:BC:59:A:C6	2.97	0.52
31:CA:186(E):C:C2	31:CA:191(C):G:N2	2.78	0.52
31:CA:314:C:O2'	31:CA:315:A:H5'	2.09	0.52
31:CA:328:C:C1'	31:CA:329:A:OP2	2.57	0.52
31:CA:389:A:N3	31:CA:389:A:H2'	2.23	0.52
31:CA:599:C:OP1	56:CK:201:OHX:N4	2.42	0.52
31:CA:690:G:O2'	31:CA:691:G:H5'	2.08	0.52
31:CA:900:A:H2'	31:CA:901:A:C8	2.44	0.52
31:CA:1095:U:P	31:CA:1108:G:H1	2.32	0.52
31:CA:1508:G:H2'	31:CA:1509:C:O4'	2.09	0.52
33:CF:23:TYR:CE1	40:CM:10:GLY:HA2	2.44	0.52

Continued on next page...

Continued from previous page...

Atom-1	Atom-2	Interatomic distance (Å)	Clash overlap (Å)
33:CF:164:ARG:HG2	33:CF:165:THR:N	2.23	0.52
34:CG:19:LEU:HB2	34:CG:21:LEU:CD1	2.39	0.52
34:CG:126:ILE:CG2	34:CG:127:THR:N	2.72	0.52
37:CJ:59:LEU:O	37:CJ:59:LEU:HG	2.09	0.52
39:CL:37:PHE:HB3	39:CL:43:ALA:CB	2.40	0.52
39:CL:95:LYS:HZ3	39:CL:96:LEU:HD13	1.73	0.52
39:CL:99:LEU:HB3	39:CL:101:PHE:HE1	1.74	0.52
52:CB:53:A:O2'	52:CB:54:C:H5'	2.08	0.52
52:CB:81:C:H2'	52:CB:81:C:O2	2.09	0.52
1:DA:99:U:H1'	1:DA:102:G:N3	2.24	0.52
1:DA:274:G:OP1	1:DA:274:G:C8	2.62	0.52
1:DA:389:G:H22	11:DO:72:PRO:HD3	1.74	0.52
1:DA:530:G:O2'	1:DA:532:A:N7	2.37	0.52
1:DA:2097:C:H2'	1:DA:2098:U:O4'	2.09	0.52
1:DA:2815:C:H5'	27:D5:29:THR:HG21	1.91	0.52
2:DB:89:G:OP2	2:DB:89:G:H8	1.91	0.52
3:DD:34:VAL:HG22	3:DD:35:LYS:HZ3	1.74	0.52
5:DF:122:LYS:O	5:DF:123:LEU:HB3	2.09	0.52
5:DF:148:LEU:HD22	5:DF:154:VAL:HG21	1.90	0.52
11:DO:113:LYS:HG2	11:DO:115:LEU:HD21	1.91	0.52
17:D2:35:LEU:O	17:D2:37:VAL:HG22	2.09	0.52
22:D3:27:GLU:OE1	22:D3:69:PHE:N	2.28	0.52
23:DZ:19:GLN:O	23:DZ:35:THR:O	2.28	0.52
26:D4:29:PRO:O	26:D4:30:GLU:HG3	2.09	0.52
26:D4:39:CYS:O	26:D4:40:HIS:HB2	2.10	0.52
1:AA:270(F):U:H2'	1:AA:270(G):C:C6	2.44	0.52
1:AA:529:A:H8	1:AA:530:G:O6	1.92	0.52
1:AA:945:A:N3	1:AA:945:A:C2'	2.73	0.52
1:AA:1220:A:C3'	1:AA:1221:C:H5'	2.39	0.52
1:AA:1899:G:N2	1:AA:1901:A:C5	2.77	0.52
1:AA:1900:A:H8	1:AA:1900:A:C5'	2.11	0.52
1:AA:1920:C:H2'	1:AA:1920:C:O2	2.08	0.52
1:AA:2689:U:H4'	1:AA:2690:C:OP2	2.10	0.52
1:AA:2757:A:H2'	1:AA:2758:A:H5'	1.90	0.52
4:AE:50:GLY:CA	4:AE:77:ILE:HG22	2.38	0.52
6:AG:5:VAL:HG12	6:AG:7:LEU:H	1.74	0.52
8:AK:96:ASP:O	8:AK:98:ALA:N	2.42	0.52
9:AM:96:GLU:C	9:AM:98:VAL:N	2.59	0.52
11:AO:140:ALA:O	11:AO:141:ALA:HB2	2.09	0.52
21:AV:62:PRO:O	21:AV:63:ASP:CB	2.57	0.52
22:A3:49:LYS:CA	22:A3:80:HIS:HB3	2.39	0.52

Continued on next page...

Continued from previous page...

Atom-1	Atom-2	Interatomic distance (Å)	Clash overlap (Å)
28:A6:15:GLU:OE2	28:A6:44:ARG:NH2	2.42	0.52
31:BA:46:G:O2'	31:BA:365:U:H1'	2.09	0.52
31:BA:192:U:H4'	50:BW:103:GLY:HA2	1.91	0.52
31:BA:192:U:O2'	31:BA:193:C:H5'	2.10	0.52
31:BA:298:A:C6	31:BA:299:G:C2	2.97	0.52
31:BA:956:U:H2'	31:BA:957:U:H5'	1.91	0.52
31:BA:1004:A:O4'	31:BA:1036:G:C6	2.62	0.52
31:BA:1366:C:H2'	31:BA:1367:C:C6	2.44	0.52
31:BA:1508:G:H2'	31:BA:1509:C:C6	2.45	0.52
34:BG:134:ASP:C	34:BG:135:LEU:HD13	2.30	0.52
35:BH:112:LEU:O	35:BH:113:ALA:HB2	2.08	0.52
41:BN:54:ARG:NH1	52:BD:40:U:O3'	2.39	0.52
53:BC:22:A:N6	53:BC:47:G:H2'	2.24	0.52
31:CA:89:U:C1'	31:CA:90:C:OP1	2.58	0.52
32:CE:225:ALA:O	32:CE:226:ARG:HB2	2.09	0.52
33:CF:11:ARG:O	33:CF:14:ILE:N	2.21	0.52
33:CF:134:ILE:O	33:CF:135:LYS:C	2.48	0.52
34:CG:110:PHE:N	34:CG:110:PHE:CD1	2.76	0.52
37:CJ:26:PHE:CE2	37:CJ:30:ILE:HD11	2.45	0.52
44:CQ:53:LEU:HD13	44:CQ:56:VAL:HG21	1.91	0.52
49:CV:12:ASP:O	49:CV:16:LEU:HD13	2.10	0.52
52:CB:33:C:O2'	52:CB:38:MIA:H152	2.09	0.52
1:DA:99:U:H4'	1:DA:102:G:H1'	1.91	0.52
1:DA:311:A:O4'	1:DA:332:A:C8	2.62	0.52
1:DA:588:U:H1'	5:DF:90:PHE:HB3	1.90	0.52
1:DA:639:U:H2'	1:DA:640:C:C6	2.43	0.52
1:DA:795:C:H2'	1:DA:796:C:C6	2.45	0.52
1:DA:857:C:C4	1:DA:858:U:O4	2.62	0.52
1:DA:905:U:C2'	1:DA:906:G:H5'	2.39	0.52
1:DA:1247:A:O2'	1:DA:1248:G:H5''	2.10	0.52
1:DA:1449:A:H5'	1:DA:1449(A):G:OP2	2.09	0.52
1:DA:2113:U:C5	1:DA:2114:A:H1'	2.43	0.52
1:DA:2135:A:O2'	1:DA:2160:G:H4'	2.09	0.52
1:DA:2216:G:O6	56:DA:3340:OHX:N6	2.42	0.52
1:DA:2391:G:O6	1:DA:2425:A:H8	1.92	0.52
1:DA:2515:C:O2	1:DA:2570:G:C2	2.63	0.52
1:DA:2716:U:O2'	1:DA:2717:G:H5'	2.09	0.52
4:DE:37:ARG:HB3	4:DE:42:ASP:OD2	2.09	0.52
5:DF:116:ASP:O	5:DF:120:GLU:HG2	2.10	0.52
14:DQ:88:ASP:OD2	14:DQ:89:ARG:N	2.43	0.52
20:DU:89:PHE:CD1	20:DU:89:PHE:C	2.83	0.52

Continued on next page...

Continued from previous page...

Atom-1	Atom-2	Interatomic distance (Å)	Clash overlap (Å)
27:D5:4:HIS:O	27:D5:5:PRO:C	2.47	0.52
1:AA:120:U:C5	1:AA:149:A:N6	2.78	0.52
1:AA:760:G:C2'	1:AA:761:A:H5'	2.39	0.52
1:AA:996:A:H4'	16:A1:92:ARG:HE	1.74	0.52
1:AA:1131:G:H8	1:AA:2025:C:H4'	1.75	0.52
1:AA:1236:G:N7	56:AA:3464:OHX:N4	2.57	0.52
1:AA:1420:U:O2'	1:AA:1421:G:OP1	2.24	0.52
1:AA:1888:G:N3	1:AA:1888:G:H5'	2.24	0.52
1:AA:2563:U:H4'	10:AN:28:SER:HA	1.91	0.52
1:AA:2877:G:O2'	1:AA:2878:U:H5'	2.10	0.52
4:AE:137:HIS:HB3	4:AE:138:PRO:CD	2.39	0.52
6:AG:84:LYS:HG2	6:AG:84:LYS:O	2.09	0.52
8:AK:1:MET:O	8:AK:20:ASP:HA	2.09	0.52
9:AM:96:GLU:N	9:AM:98:VAL:HG12	2.24	0.52
11:AO:24:GLY:O	11:AO:25:SER:CB	2.58	0.52
15:AR:36:GLU:OE1	15:AR:41:ARG:HD2	2.09	0.52
27:A5:42:PRO:O	27:A5:44:THR:N	2.42	0.52
28:A6:14:THR:OG1	28:A6:15:GLU:N	2.43	0.52
31:BA:627:G:H2'	31:BA:628:G:H8	1.75	0.52
31:BA:864:A:H3'	31:BA:865:A:C8	2.44	0.52
31:BA:1122:U:O4	31:BA:1123:A:C6	2.62	0.52
32:BE:8:LYS:H	32:BE:8:LYS:CD	2.23	0.52
33:BF:8:ILE:O	33:BF:11:ARG:N	2.25	0.52
34:BG:31:CYS:O	34:BG:31:CYS:SG	2.67	0.52
34:BG:49:ARG:O	34:BG:50:ARG:C	2.46	0.52
35:BH:20:GLN:HG2	35:BH:21:ALA:H	1.73	0.52
48:BU:66:LEU:HD11	48:BU:70:ILE:HD11	1.91	0.52
50:BW:61:SER:O	50:BW:65:LYS:HB2	2.10	0.52
31:CA:927:G:OP2	31:CA:927:G:H4'	2.08	0.52
31:CA:1105:A:H2'	31:CA:1106:G:H8	1.73	0.52
31:CA:1289:A:OP1	51:CX:9:ARG:NH2	2.36	0.52
33:CF:9:GLY:N	44:CQ:49:HIS:O	2.42	0.52
35:CH:59:GLY:O	35:CH:63:ARG:HG2	2.09	0.52
36:CI:11:ASN:OD1	36:CI:12:PRO:HD2	2.10	0.52
37:CJ:40:ALA:O	37:CJ:44:TYR:CD1	2.62	0.52
39:CL:10:ARG:HH21	39:CL:11:LYS:HE2	1.74	0.52
40:CM:32:ALA:HB2	40:CM:76:ASN:O	2.08	0.52
43:CP:8:GLU:OE1	43:CP:22:ILE:HG12	2.10	0.52
43:CP:15:VAL:HA	43:CP:18:ALA:HB3	1.92	0.52
47:CT:66:SER:O	47:CT:68:ARG:N	2.42	0.52
49:CV:42:PRO:HA	49:CV:45:VAL:HG13	1.89	0.52

Continued on next page...

Continued from previous page...

Atom-1	Atom-2	Interatomic distance (Å)	Clash overlap (Å)
52:CD:9:U:O2'	52:CD:10:C:H5	1.92	0.52
1:DA:270(E):G:C6	1:DA:270(V):G:C6	2.97	0.52
1:DA:343:C:O2'	1:DA:344:G:H5'	2.10	0.52
1:DA:580:C:H2'	1:DA:581:C:C6	2.44	0.52
1:DA:917:A:O2'	1:DA:918:A:H5'	2.09	0.52
1:DA:1131:G:O6	1:DA:2040:C:H1'	2.09	0.52
1:DA:1239:G:H2'	1:DA:1240:U:O4'	2.08	0.52
1:DA:1525:G:H2'	1:DA:1526:G:O4'	2.10	0.52
1:DA:2334:G:OP1	1:DA:2334:G:H8	1.93	0.52
1:DA:2526:G:H2'	1:DA:2527:C:O4'	2.10	0.52
3:DD:49:ILE:HD11	3:DD:52:ARG:HA	1.92	0.52
4:DE:111:ARG:HB2	4:DE:160:TYR:O	2.10	0.52
6:DG:29:TRP:C	6:DG:31:VAL:H	2.13	0.52
6:DG:44:GLY:C	6:DG:46:ALA:H	2.13	0.52
7:DH:159:GLU:O	7:DH:163:TYR:OH	2.22	0.52
12:DP:29:PHE:CD2	12:DP:65:PHE:CE1	2.97	0.52
14:DQ:106:ARG:O	14:DQ:106:ARG:CZ	2.58	0.52
18:DS:12:ILE:HD13	18:DS:17:VAL:CG2	2.40	0.52
18:DS:47:VAL:O	18:DS:48:ALA:C	2.46	0.52
19:DT:26:TYR:O	19:DT:28:PHE:HE1	1.88	0.52
19:DT:65:ARG:NH1	19:DT:65:ARG:CG	2.69	0.52
20:DU:35:TYR:CE1	20:DU:69:ALA:HB3	2.45	0.52
20:DU:92:ASN:OD1	20:DU:92:ASN:N	2.43	0.52
1:AA:436:C:H2'	1:AA:438:G:C8	2.44	0.52
1:AA:1022:G:N2	1:AA:1142(A):A:C2	2.65	0.52
1:AA:2114:A:N1	1:AA:2168:G:N2	2.58	0.52
1:AA:2287:A:C2	1:AA:2346:A:C2	2.98	0.52
5:AF:78:ILE:HA	5:AF:83:PHE:CD1	2.44	0.52
7:AH:16:SER:O	7:AH:17:VAL:HG23	2.10	0.52
27:A5:40:LYS:HZ3	27:A5:46:CYS:C	2.13	0.52
31:BA:55:A:C4	31:BA:56:U:C6	2.98	0.52
31:BA:210:U:H2'	31:BA:216:G:OP2	2.09	0.52
31:BA:222:U:C2	31:BA:223:U:C5	2.97	0.52
31:BA:255:G:H1'	47:BT:16:GLN:HE21	1.74	0.52
31:BA:632:A:N7	31:BA:633:G:C4	2.77	0.52
31:BA:942:G:N3	31:BA:943:U:C6	2.77	0.52
31:BA:953:G:H5'	31:BA:965:A:H61	1.74	0.52
31:BA:1009:G:C2	31:BA:1010:G:C8	2.97	0.52
31:BA:1133:G:C2	31:BA:1142:G:C5	2.97	0.52
31:BA:1349:A:O2'	31:BA:1350:A:O5'	2.27	0.52
57:BA:1715:PAR:H642	57:BA:1715:PAR:O33	2.10	0.52

Continued on next page...

Continued from previous page...

Atom-1	Atom-2	Interatomic distance (Å)	Clash overlap (Å)
35:BH:148:VAL:HG13	35:BH:152:ARG:NE	2.25	0.52
36:BI:39:LYS:HB3	36:BI:62:TRP:CZ3	2.42	0.52
50:BW:69:GLY:O	50:BW:73:HIS:CD2	2.63	0.52
52:BD:21:A:C4'	52:BD:22:A:O5'	2.56	0.52
31:CA:545:C:OP1	34:CG:61:LYS:NZ	2.42	0.52
31:CA:914:A:C2'	31:CA:915:A:H5'	2.40	0.52
31:CA:1124:G:O2'	31:CA:1145:C:N3	2.43	0.52
31:CA:1128:C:C5'	39:CL:16:ARG:HH22	2.22	0.52
31:CA:1213:A:C5	31:CA:1215:G:C4	2.98	0.52
37:CJ:43:PHE:CD1	37:CJ:43:PHE:C	2.83	0.52
39:CL:53:VAL:HG23	39:CL:55:ALA:HB3	1.92	0.52
43:CP:19:LEU:O	43:CP:22:ILE:HG13	2.09	0.52
46:CS:39:TYR:CD2	46:CS:73:LEU:HD11	2.44	0.52
49:CV:11:VAL:CG2	49:CV:12:ASP:H	2.14	0.52
52:CD:7:G:OP1	56:CD:101:OHX:N2	2.42	0.52
1:DA:592:G:N3	30:D8:4:MET:HE2	2.25	0.52
1:DA:1014:U:H3	1:DA:1148:A:N6	2.07	0.52
2:DB:88:C:H3'	2:DB:89:G:H8	1.75	0.52
4:DE:8:LYS:O	4:DE:9:VAL:HG23	2.10	0.52
5:DF:107:LYS:HG3	5:DF:206:ILE:HG22	1.91	0.52
13:D0:23:ASN:N	13:D0:23:ASN:HD22	2.07	0.52
21:DV:4:ARG:CZ	21:DV:58:VAL:HG11	2.39	0.52
21:DV:14:LYS:HZ2	21:DV:14:LYS:H	1.58	0.52
21:DV:110:GLY:HA2	21:DV:144:LEU:H	1.74	0.52
1:AA:301:G:N2	1:AA:315:G:H22	2.08	0.52
1:AA:473:G:O2'	1:AA:474:G:H5'	2.10	0.52
1:AA:1079:C:C4	1:AA:1080:A:C6	2.97	0.52
1:AA:1227:A:H5''	16:A1:16:LYS:NZ	2.25	0.52
1:AA:1291:C:H2'	1:AA:1292:U:C6	2.44	0.52
1:AA:2745:C:C4	1:AA:2746:U:C4	2.98	0.52
1:AA:2869:G:H2'	1:AA:2870:C:H6	1.73	0.52
1:AA:2886:G:O2'	27:A5:31:VAL:HG23	2.09	0.52
1:AA:2895:U:H6	1:AA:2895:U:O5'	1.92	0.52
9:AM:46:VAL:HG12	9:AM:48:MET:HG3	1.90	0.52
16:A1:86:ALA:HB3	16:A1:88:ILE:HG12	1.91	0.52
21:AV:111:VAL:O	21:AV:111:VAL:HG23	2.10	0.52
22:A3:36:ILE:HD13	22:A3:36:ILE:C	2.30	0.52
31:BA:186(F):C:H2'	31:BA:187:C:O4'	2.10	0.52
31:BA:197:A:N6	31:BA:221:C:H5'	2.24	0.52
31:BA:264:U:O2'	47:BT:63:ARG:HG3	2.09	0.52
31:BA:321:A:C2	31:BA:333:G:N2	2.78	0.52

Continued on next page...

Continued from previous page...

Atom-1	Atom-2	Interatomic distance (Å)	Clash overlap (Å)
31:BA:594:G:OP2	56:BA:1732:OHX:N1	2.43	0.52
31:BA:1189:C:P	40:BM:51:ARG:HH22	2.33	0.52
32:BE:80:ILE:HD11	32:BE:208:ILE:CG2	2.37	0.52
32:BE:168:THR:O	32:BE:171:ALA:N	2.42	0.52
34:BG:47:ARG:O	34:BG:47:ARG:HG2	2.09	0.52
35:BH:153:LYS:HD3	35:BH:154:GLY:N	2.25	0.52
36:BI:99:ALA:O	36:BI:100:ASN:HB2	2.10	0.52
43:BP:81:LEU:O	43:BP:84:ILE:HG22	2.10	0.52
44:BQ:15:LYS:O	44:BQ:16:PHE:O	2.27	0.52
46:BS:47:ASP:C	46:BS:49:LEU:H	2.13	0.52
49:BV:51:VAL:O	49:BV:57:HIS:HA	2.10	0.52
52:BD:79:A:O2'	52:BD:80:C:H5'	2.10	0.52
31:CA:412:A:HO2'	31:CA:413:G:P	2.27	0.52
31:CA:946:A:H2'	31:CA:947:G:C8	2.45	0.52
31:CA:1298:C:H41	37:CJ:114:ARG:HB3	1.75	0.52
31:CA:1299:A:C6	31:CA:1301:U:C2	2.97	0.52
33:CF:18:TRP:NE1	44:CQ:55:GLY:N	2.56	0.52
36:CI:8:ILE:HG23	36:CI:85:VAL:HG13	1.91	0.52
39:CL:104:ARG:O	39:CL:105:ASP:CB	2.57	0.52
1:DA:128:C:H2'	1:DA:129:C:H6	1.74	0.52
1:DA:189:G:H1	1:DA:205:G:HO2'	1.56	0.52
1:DA:645:C:O2	1:DA:645:C:C2'	2.57	0.52
1:DA:817:C:C5	1:DA:818:G:N7	2.78	0.52
1:DA:1324:G:C5	1:DA:1328:G:O6	2.62	0.52
1:DA:1857:G:N1	1:DA:1858:G:C2	2.78	0.52
1:DA:2489:G:C2'	1:DA:2490:G:H5'	2.40	0.52
1:DA:2627:G:N3	1:DA:2781:A:H2	2.08	0.52
2:DB:13:A:H2'	2:DB:70:C:O2'	2.09	0.52
3:DD:242:ARG:H	3:DD:242:ARG:HH11	1.57	0.52
6:DG:29:TRP:C	6:DG:31:VAL:N	2.63	0.52
6:DG:64:THR:CG2	6:DG:66:GLN:H	2.22	0.52
7:DH:120:GLY:O	7:DH:121:ILE:HD13	2.10	0.52
12:DP:134:ARG:HG2	12:DP:134:ARG:NH1	2.25	0.52
14:DQ:42:ASP:O	14:DQ:43:GLU:HB2	2.10	0.52
20:DU:4:LYS:HA	20:DU:4:LYS:CE	2.26	0.52
26:D4:15:ILE:HG22	26:D4:15:ILE:O	2.08	0.52
1:AA:612:G:C6	1:AA:613:U:C4	2.98	0.52
1:AA:725:G:O6	56:AA:3414:OHX:N6	2.42	0.52
1:AA:899:A:OP2	1:AA:899:A:C8	2.63	0.52
1:AA:1169:G:N2	1:AA:1181:C:C2	2.78	0.52
1:AA:1319:G:O2'	1:AA:1320:C:H5'	2.10	0.52

Continued on next page...

Continued from previous page...

Atom-1	Atom-2	Interatomic distance (Å)	Clash overlap (Å)
1:AA:1663:C:O2'	1:AA:2686:G:H4'	2.09	0.52
1:AA:2058:A:H5''	1:AA:2059:A:OP2	2.10	0.52
1:AA:2216:G:C2	1:AA:2217:G:C8	2.98	0.52
1:AA:2346:A:N1	1:AA:2383:G:C2	2.78	0.52
1:AA:2347:C:P	28:A6:39:TYR:HH	2.33	0.52
1:AA:2498:C:O2'	1:AA:2499:C:H5'	2.10	0.52
4:AE:20:ALA:C	4:AE:21:VAL:HG13	2.30	0.52
4:AE:61:ARG:CB	4:AE:62:PRO:HD3	2.33	0.52
4:AE:127:ASP:O	4:AE:128:SER:HB3	2.09	0.52
6:AG:67:LYS:CE	26:A4:6:HIS:NE2	2.73	0.52
7:AH:4:ILE:HB	7:AH:6:ARG:CG	2.39	0.52
9:AM:96:GLU:HG2	9:AM:97:ARG:N	2.23	0.52
12:AP:7:MET:CE	12:AP:93:TYR:HE2	2.22	0.52
12:AP:64:ILE:HG22	12:AP:65:PHE:N	2.25	0.52
14:AQ:27:SER:HA	14:AQ:88:ASP:HB3	1.91	0.52
21:AV:127:LYS:O	21:AV:161:VAL:HG11	2.10	0.52
24:AW:35:LEU:H	24:AW:35:LEU:HD22	1.74	0.52
31:BA:12:U:O4	56:BA:1717:OHX:N4	2.43	0.52
31:BA:68:G:O4'	31:BA:171:A:H1'	2.10	0.52
31:BA:425:G:C6	31:BA:426:G:N7	2.78	0.52
31:BA:872:A:C8	31:BA:874:G:C8	2.98	0.52
31:BA:1034:G:N2	31:BA:1035:A:N6	2.57	0.52
31:BA:1301:U:C3'	31:BA:1302:U:H5'	2.30	0.52
31:BA:1349:A:P	39:BL:118:LYS:HZ3	2.33	0.52
32:BE:210:SER:O	32:BE:214:ILE:HG12	2.10	0.52
33:BF:48:TYR:HE2	33:BF:122:GLU:OE2	1.93	0.52
38:BK:38:ILE:HG21	38:BK:120:THR:HG22	1.92	0.52
52:BB:53:A:H2'	52:BB:54:C:O4'	2.10	0.52
31:CA:92:G:C2'	31:CA:93:U:H5'	2.40	0.52
31:CA:464:G:C5	31:CA:466:C:OP2	2.62	0.52
31:CA:728:A:C6	45:CR:54:ARG:HD2	2.44	0.52
31:CA:802:A:H2'	31:CA:803:G:O4'	2.09	0.52
31:CA:812:C:H1'	31:CA:813:U:OP2	2.10	0.52
31:CA:1503:A:O2'	31:CA:1504:G:P	2.63	0.52
33:CF:117:ALA:O	33:CF:119:ARG:N	2.43	0.52
37:CJ:22:LEU:HG	37:CJ:97:GLN:NE2	2.25	0.52
41:CN:21:ILE:CG2	41:CN:84:VAL:HG12	2.40	0.52
43:CP:78:ILE:HG12	43:CP:92:HIS:CD2	2.45	0.52
1:DA:284:U:O2'	1:DA:285:C:H5'	2.09	0.52
1:DA:311:A:C8	1:DA:332:A:N7	2.78	0.52
1:DA:351:G:N7	56:DA:3374:OHX:N2	2.58	0.52

Continued on next page...

Continued from previous page...

Atom-1	Atom-2	Interatomic distance (Å)	Clash overlap (Å)
1:DA:908:C:OP1	12:DP:22:LYS:CB	2.57	0.52
1:DA:960:A:N7	1:DA:962:G:C4	2.78	0.52
1:DA:1050:A:H2'	1:DA:1051:G:O4'	2.10	0.52
1:DA:1098:A:C2'	1:DA:1099:G:H5'	2.39	0.52
1:DA:1495:A:N3	1:DA:1578:U:O2'	2.39	0.52
1:DA:1753:G:N1	1:DA:1756:G:C2	2.78	0.52
1:DA:2218:G:H5''	3:DD:186:HIS:CE1	2.44	0.52
1:DA:2861:G:C2'	1:DA:2862:G:H5'	2.40	0.52
3:DD:34:VAL:O	3:DD:34:VAL:HG12	2.10	0.52
4:DE:101:ARG:HD2	4:DE:169:ASN:HD21	1.71	0.52
7:DH:102:ALA:HB1	7:DH:115:VAL:O	2.09	0.52
18:DS:29:LEU:O	18:DS:33:ARG:HG3	2.10	0.52
20:DU:39:VAL:HG23	20:DU:41:GLY:H	1.74	0.52
1:AA:303:U:O2'	1:AA:304:G:H5'	2.10	0.52
1:AA:547:A:C2'	1:AA:548:A:C8	2.90	0.52
1:AA:847:U:C5	1:AA:933:A:N1	2.78	0.52
1:AA:1177:A:H5''	1:AA:1178:C:OP1	2.10	0.52
1:AA:2059:A:OP2	56:AA:3367:OHX:N2	2.43	0.52
1:AA:2141:G:H2'	1:AA:2142:C:O4'	2.10	0.52
6:AG:37:VAL:O	6:AG:94:LEU:CD2	2.55	0.52
10:AN:120:GLU:HG2	10:AN:122:LEU:HG	1.91	0.52
14:AQ:43:GLU:OE1	22:A3:49:LYS:HD3	2.09	0.52
17:A2:35:LEU:O	17:A2:35:LEU:HD23	2.10	0.52
20:AU:17:SER:OG	20:AU:71:LYS:HD3	2.09	0.52
20:AU:27:VAL:CG2	20:AU:27:VAL:O	2.58	0.52
21:AV:30:ASN:O	21:AV:31:ARG:C	2.49	0.52
23:AZ:91:LYS:HA	23:AZ:91:LYS:NZ	2.24	0.52
30:A8:7:HIS:CD2	30:A8:59:LYS:HE3	2.45	0.52
31:BA:380:G:N2	31:BA:384:G:C4	2.77	0.52
31:BA:515:G:H1	31:BA:536:C:H42	1.58	0.52
31:BA:714:G:H2'	31:BA:715:A:C8	2.45	0.52
31:BA:1238:A:C8	31:BA:1301:U:O4	2.63	0.52
32:BE:187:LEU:CD1	32:BE:205:ASP:HA	2.40	0.52
33:BF:22:TRP:CE3	33:BF:22:TRP:O	2.63	0.52
34:BG:76:ARG:CD	34:BG:207:TYR:CE2	2.92	0.52
51:BX:12:LYS:HD2	51:BX:17:THR:OG1	2.09	0.52
52:BB:1:G:H1	52:BB:81:C:H42	1.57	0.52
52:BB:20:C:H5''	52:BB:22:A:H5'	1.91	0.52
53:BC:44:A:H2'	53:BC:45:A:C8	2.44	0.52
31:CA:520:A:OP1	42:CO:52:LEU:HB2	2.09	0.52
31:CA:862:C:C1'	31:CA:874:G:H5''	2.26	0.52

Continued on next page...

Continued from previous page...

Atom-1	Atom-2	Interatomic distance (Å)	Clash overlap (Å)
31:CA:994:A:C6	44:CQ:5:ALA:HB2	2.45	0.52
31:CA:1301:U:O4	31:CA:1303:C:H1'	2.09	0.52
31:CA:1417:G:C6	31:CA:1482:G:C6	2.97	0.52
32:CE:7:VAL:HG22	32:CE:8:LYS:N	2.19	0.52
33:CF:113:ALA:HB2	33:CF:183:ASP:HB3	1.91	0.52
37:CJ:76:ARG:HG2	37:CJ:76:ARG:NH1	2.23	0.52
40:CM:27:ALA:O	40:CM:30:SER:N	2.30	0.52
42:CO:27:LEU:HB3	42:CO:33:ARG:HD3	1.92	0.52
43:CP:68:GLY:O	43:CP:72:ALA:HB2	2.10	0.52
46:CS:6:LEU:HD12	46:CS:6:LEU:N	2.24	0.52
50:CW:50:GLU:CA	50:CW:100:ILE:HG12	2.40	0.52
52:CD:11:C:H42	52:CD:25:G:H1	1.58	0.52
52:CD:22:A:C8	52:CD:57:C:N4	2.77	0.52
1:DA:184:C:O2	1:DA:213:A:C2	2.63	0.52
1:DA:287:C:H2'	1:DA:288:C:C6	2.45	0.52
1:DA:513:A:C2	1:DA:514:A:C4	2.97	0.52
1:DA:2105:C:H3'	1:DA:2105:C:H6	1.74	0.52
1:DA:2298:A:C8	1:DA:2299:G:C8	2.98	0.52
1:DA:2377:A:H4'	14:DQ:111:GLU:O	2.10	0.52
1:DA:2394:C:OP1	11:DO:63:PRO:CD	2.55	0.52
2:DB:78:A:C2	2:DB:99:A:C4	2.98	0.52
5:DF:114:VAL:HG21	5:DF:202:PHE:CZ	2.45	0.52
5:DF:125:LEU:HD12	5:DF:196:LEU:HD22	1.92	0.52
16:D1:95:LEU:C	16:D1:97:ASP:H	2.12	0.52
18:DS:36:LEU:HD13	18:DS:48:ALA:N	2.25	0.52
21:DV:44:PHE:CE1	21:DV:48:PHE:CD2	2.91	0.52
22:D3:27:GLU:OE2	56:D3:101:OHX:N3	2.43	0.52
29:D7:34:ARG:HH12	29:D7:39:ARG:NE	2.08	0.52
1:AA:271(C):U:H2'	1:AA:271:G:OP1	2.11	0.52
1:AA:372:G:O2'	1:AA:373:U:OP2	2.27	0.52
1:AA:456:C:C5	19:AT:69:TYR:CD1	2.98	0.52
1:AA:1057:A:H2'	1:AA:1058:U:H6	1.74	0.52
1:AA:1188:U:H4'	17:A2:79:VAL:HG22	1.91	0.52
1:AA:1813:G:H1'	3:AD:50:THR:OG1	2.09	0.52
1:AA:2171:A:HO2'	1:AA:2172:U:P	2.33	0.52
2:AB:74:U:H2'	2:AB:75:G:O4'	2.10	0.52
3:AD:32:SER:HA	3:AD:36:PRO:HD2	1.92	0.52
3:AD:35:LYS:HE3	3:AD:65:ILE:N	2.25	0.52
3:AD:35:LYS:CE	3:AD:64:ILE:C	2.78	0.52
7:AH:86:GLU:N	7:AH:86:GLU:OE1	2.43	0.52
8:AK:102:SER:C	8:AK:104:GLN:H	2.13	0.52

Continued on next page...

Continued from previous page...

Atom-1	Atom-2	Interatomic distance (Å)	Clash overlap (Å)
8:AK:104:GLN:O	8:AK:104:GLN:HG2	2.09	0.52
8:AK:144:VAL:HG22	8:AK:145:VAL:HG13	1.91	0.52
9:AM:120:LEU:CD2	9:AM:122:VAL:HG22	2.40	0.52
11:AO:20:GLY:HA2	11:AO:31:ALA:HB2	1.92	0.52
15:AR:94:ALA:O	15:AR:95:ARG:CB	2.57	0.52
16:A1:108:GLU:HG3	17:A2:44:LYS:HE3	1.91	0.52
21:AV:54:HIS:CE1	21:AV:123:ASP:OD2	2.63	0.52
23:AZ:73:LEU:HD13	23:AZ:90:ILE:HG22	1.91	0.52
31:BA:8:A:H4'	31:BA:9:G:OP1	2.09	0.52
31:BA:55:A:C5	31:BA:56:U:C5	2.98	0.52
31:BA:131:C:O2'	31:BA:262:A:N3	2.43	0.52
31:BA:342:C:H2'	31:BA:343:U:O4'	2.10	0.52
31:BA:630:G:O3'	31:BA:631:G:H4'	2.09	0.52
31:BA:1138:G:N2	31:BA:1140:C:C4	2.78	0.52
31:BA:1226:C:OP2	43:BP:103:THR:OG1	2.20	0.52
43:BP:94:ARG:C	43:BP:96:LEU:N	2.64	0.52
44:BQ:4:LYS:C	44:BQ:6:LEU:N	2.63	0.52
44:BQ:26:ARG:HH11	44:BQ:43:CYS:HB3	1.75	0.52
50:BW:30:LYS:NZ	50:BW:80:ARG:HH12	2.08	0.52
50:BW:73:HIS:C	50:BW:74:LYS:HG2	2.30	0.52
31:CA:35:G:C2	31:CA:550:G:C2	2.97	0.52
31:CA:631:G:C2'	31:CA:632:A:OP1	2.58	0.52
31:CA:930:C:H2'	31:CA:931:C:C5'	2.39	0.52
31:CA:1004:A:H5''	31:CA:1025:U:C4	2.43	0.52
31:CA:1161:C:O2'	31:CA:1162:C:H5'	2.09	0.52
31:CA:1223:C:H3'	31:CA:1224:G:H5''	1.92	0.52
32:CE:63:MET:HG3	32:CE:225:ALA:HB1	1.91	0.52
36:CI:20:ALA:HA	36:CI:23:LYS:HD3	1.91	0.52
39:CL:33:PHE:CE1	39:CL:37:PHE:HD1	2.27	0.52
40:CM:49:VAL:HG12	44:CQ:41:ARG:HB2	1.91	0.52
45:CR:39:LEU:HD11	45:CR:56:LEU:CB	2.40	0.52
1:DA:620:G:H4'	1:DA:621:A:H5''	1.91	0.52
1:DA:971:C:C2'	1:DA:972:G:H5'	2.40	0.52
1:DA:986:C:O2'	1:DA:987:G:H5'	2.10	0.52
1:DA:1332:G:C8	1:DA:1332:G:H5'	2.45	0.52
1:DA:1416:G:O2'	1:DA:1417:C:P	2.67	0.52
1:DA:2274:A:C2	1:DA:2276:G:H1'	2.44	0.52
1:DA:2511:U:O4	1:DA:2575:C:N3	2.43	0.52
5:DF:101:LEU:HD23	5:DF:106:ARG:HG2	1.91	0.52
6:DG:61:ALA:HB2	6:DG:67:LYS:HA	1.91	0.52
10:DN:24:VAL:CG2	10:DN:33:ALA:HB2	2.39	0.52

Continued on next page...

Continued from previous page...

Atom-1	Atom-2	Interatomic distance (Å)	Clash overlap (Å)
14:DQ:109:GLY:O	14:DQ:110:LEU:HD13	2.10	0.52
18:DS:56:ALA:O	18:DS:57:ASN:C	2.46	0.52
21:DV:100:VAL:O	21:DV:124:ILE:HG22	2.10	0.52
26:D4:34:GLU:HG2	26:D4:35:VAL:HG23	1.90	0.52
26:D4:38:LYS:O	26:D4:40:HIS:HD2	1.92	0.52
1:AA:674:G:C1'	5:AF:74:ARG:HD3	2.40	0.51
1:AA:2285:C:OP1	28:A6:28:ARG:HD3	2.11	0.51
1:AA:2779:U:OP1	56:AA:3399:OHX:N5	2.43	0.51
1:AA:2865:U:C4	1:AA:2866:U:C4	2.98	0.51
3:AD:35:LYS:N	3:AD:64:ILE:CG2	2.73	0.51
3:AD:134:ARG:HG3	3:AD:135:PHE:CD2	2.45	0.51
4:AE:14:ILE:O	4:AE:15:PHE:CB	2.58	0.51
5:AF:32:LEU:CD2	5:AF:105:VAL:HG13	2.40	0.51
5:AF:42:ALA:O	5:AF:44:ARG:N	2.43	0.51
8:AK:8:PRO:HD3	8:AK:15:VAL:CG2	2.40	0.51
13:A0:31:HIS:C	13:A0:33:ARG:H	2.11	0.51
31:BA:87:A:H4'	31:BA:87:A:OP1	2.10	0.51
31:BA:166:G:O2'	31:BA:167:G:H5'	2.10	0.51
31:BA:262:A:H3'	31:BA:263:A:H8	1.75	0.51
31:BA:1392:G:O2'	31:BA:1502:A:H5''	2.09	0.51
33:BF:35:GLU:O	33:BF:39:ILE:HG13	2.10	0.51
34:BG:61:LYS:HD2	34:BG:207:TYR:OH	2.11	0.51
34:BG:72:GLU:OE1	34:BG:207:TYR:OH	2.28	0.51
41:BN:38:ASN:H	41:BN:38:ASN:HD22	1.57	0.51
41:BN:110:ASP:HB3	48:BU:85:LEU:HB3	1.92	0.51
42:BO:101:VAL:CG1	42:BO:104:VAL:HG23	2.39	0.51
45:BR:80:ALA:O	45:BR:84:LYS:HB2	2.10	0.51
31:CA:75:C:H2'	31:CA:76:G:O4'	2.10	0.51
31:CA:440:A:N7	31:CA:442:C:C2	2.78	0.51
31:CA:516:U:C4	31:CA:517:G:C6	2.99	0.51
31:CA:1125:U:OP2	31:CA:1125:U:H4'	2.10	0.51
37:CJ:26:PHE:O	37:CJ:30:ILE:HG13	2.10	0.51
38:CK:123:GLU:O	38:CK:127:LEU:HD23	2.10	0.51
43:CP:84:ILE:C	43:CP:86:CYS:H	2.13	0.51
45:CR:18:PHE:CE1	45:CR:21:ASP:HB2	2.44	0.51
52:CB:70:C:H2'	52:CB:70:C:O2	2.09	0.51
52:CD:53:A:C2'	52:CD:54:C:H5'	2.40	0.51
1:DA:68:G:H2'	1:DA:69:C:C6	2.45	0.51
1:DA:130:C:O3'	1:DA:1349:A:H1'	2.10	0.51
1:DA:479:A:N3	1:DA:481:G:H5''	2.25	0.51
1:DA:495:G:N2	18:DS:61:ASN:HD21	2.08	0.51

Continued on next page...

Continued from previous page...

Atom-1	Atom-2	Interatomic distance (Å)	Clash overlap (Å)
1:DA:844:C:H2'	1:DA:845:G:H5'	1.92	0.51
1:DA:915:C:H2'	1:DA:916:G:C5'	2.41	0.51
1:DA:1341:U:OP2	1:DA:1394:U:O2'	2.20	0.51
1:DA:2704:C:C2	1:DA:2705:A:C8	2.98	0.51
6:DG:50:ALA:HA	6:DG:53:LEU:HD22	1.91	0.51
6:DG:79:ASN:ND2	6:DG:79:ASN:H	2.07	0.51
11:DO:64:LYS:O	11:DO:66:GLY:N	2.43	0.51
12:DP:19:GLY:CA	12:DP:98:LYS:CD	2.88	0.51
14:DQ:17:ARG:HH11	14:DQ:17:ARG:HG2	1.69	0.51
16:D1:108:GLU:O	16:D1:111:GLU:HB2	2.10	0.51
17:D2:24:LYS:HA	17:D2:92:THR:OG1	2.10	0.51
22:D3:49:LYS:HG3	22:D3:80:HIS:HB3	1.92	0.51
24:DW:16:LEU:O	24:DW:16:LEU:CD1	2.55	0.51
28:D6:52:VAL:HG22	28:D6:53:LYS:N	2.23	0.51
1:AA:30:G:H2'	1:AA:31:C:C6	2.45	0.51
1:AA:1175:U:O3'	1:AA:1176:G:H4'	2.09	0.51
1:AA:1826:G:H4'	3:AD:242:ARG:NH2	2.25	0.51
1:AA:2038:G:H2'	1:AA:2039:C:H6	1.75	0.51
1:AA:2661:G:H2'	1:AA:2662:A:C8	2.45	0.51
2:AB:37:C:H2'	2:AB:38:C:H5'	1.92	0.51
2:AB:89:G:C6	2:AB:89(A):A:C6	2.99	0.51
3:AD:9:TYR:CD2	3:AD:10:THR:HG22	2.45	0.51
3:AD:206:LEU:O	3:AD:211:ARG:HD3	2.11	0.51
7:AH:30:LYS:CE	7:AH:81:GLU:H	2.23	0.51
11:AO:11:GLY:C	11:AO:13:ASN:N	2.64	0.51
16:A1:88:ILE:C	16:A1:90:VAL:H	2.14	0.51
31:BA:620:C:H5''	31:BA:621:A:OP2	2.11	0.51
31:BA:1014:A:C2	31:BA:1219:U:H1'	2.45	0.51
31:BA:1414:U:H2'	31:BA:1415:G:H8	1.75	0.51
34:BG:146:ILE:HD12	34:BG:146:ILE:H	1.75	0.51
38:BK:26:VAL:HG22	38:BK:26:VAL:O	2.11	0.51
41:BN:18:ARG:HB3	41:BN:33:THR:OG1	2.10	0.51
52:BB:51:C:C5	52:BB:52:G:N3	2.78	0.51
52:BD:21:A:O4'	52:BD:22:A:O5'	2.29	0.51
31:CA:784:C:OP1	56:DA:3111:OHX:N1	2.42	0.51
31:CA:1004:A:C1'	31:CA:1036:G:C6	2.94	0.51
31:CA:1163:C:H2'	31:CA:1164:G:C8	2.45	0.51
31:CA:1206:G:H2'	31:CA:1207:G:H8	1.75	0.51
31:CA:1505:G:H4'	54:C1:13:A:H62	1.76	0.51
32:CE:96:ARG:O	32:CE:98:LEU:HD23	2.09	0.51
32:CE:97:TRP:CZ3	32:CE:98:LEU:O	2.63	0.51

Continued on next page...

Continued from previous page...

Atom-1	Atom-2	Interatomic distance (Å)	Clash overlap (Å)
39:CL:16:ARG:O	39:CL:63:ILE:HG23	2.10	0.51
40:CM:27:ALA:HB1	40:CM:32:ALA:HB3	1.92	0.51
40:CM:47:PHE:CB	44:CQ:34:TYR:HE2	2.23	0.51
41:CN:20:TYR:CZ	41:CN:83:ILE:HD12	2.45	0.51
53:CC:12:G:C6	53:CC:13:C:C4	2.98	0.51
1:DA:221:A:C4	1:DA:266:G:N7	2.78	0.51
1:DA:445:C:O2'	1:DA:446:G:H5'	2.10	0.51
1:DA:773:U:OP1	56:DA:3419:OHX:N2	2.42	0.51
1:DA:1441:G:H2'	1:DA:1442:G:H8	1.74	0.51
1:DA:1668:A:C8	1:DA:1674:G:C6	2.98	0.51
1:DA:1999:C:H4'	1:DA:2723:C:O2	2.10	0.51
1:DA:2564:A:OP1	1:DA:2648:C:H4'	2.09	0.51
1:DA:2693:A:H2'	1:DA:2694:G:H8	1.75	0.51
3:DD:30:GLU:CD	3:DD:63:ARG:NH2	2.63	0.51
5:DF:46:ARG:CG	5:DF:46:ARG:NH1	2.65	0.51
6:DG:44:GLY:C	6:DG:46:ALA:N	2.63	0.51
6:DG:79:ASN:H	6:DG:79:ASN:HD22	1.56	0.51
7:DH:129:THR:HG22	7:DH:130:ARG:N	2.25	0.51
8:DK:77:LEU:HD13	8:DK:141:LYS:HB3	1.93	0.51
14:DQ:3:ARG:HG3	14:DQ:4:LEU:N	2.26	0.51
16:D1:47:TYR:CE2	17:D2:74:LYS:HD2	2.45	0.51
20:DU:68:HIS:O	20:DU:71:LYS:N	2.38	0.51
20:DU:96:ILE:HG12	20:DU:101:LYS:CD	2.41	0.51
21:DV:110:GLY:HA2	21:DV:144:LEU:N	2.25	0.51
1:AA:361:G:OP1	56:AA:3333:OHX:N4	2.44	0.51
1:AA:385:C:O2	1:AA:390:A:C2	2.63	0.51
1:AA:779:U:OP1	3:AD:49:ILE:HG13	2.10	0.51
1:AA:917:A:H2'	1:AA:918:A:O5'	2.10	0.51
1:AA:1790:C:H5''	1:AA:1791:A:OP1	2.09	0.51
1:AA:2134:A:C5	1:AA:2158:A:C2	2.98	0.51
1:AA:2168:G:H3'	1:AA:2168:G:N3	2.25	0.51
1:AA:2356:C:O3'	22:A3:20:ARG:HD3	2.10	0.51
1:AA:2808:U:C5	1:AA:2891:G:C5	2.95	0.51
4:AE:132:HIS:O	4:AE:132:HIS:CG	2.60	0.51
6:AG:101:ILE:O	6:AG:105:LYS:HE2	2.09	0.51
7:AH:153:LYS:HB3	7:AH:162:ILE:H	1.74	0.51
11:AO:21:ARG:HA	11:AO:21:ARG:HE	1.75	0.51
17:A2:65:GLY:HA3	17:A2:91:TYR:CZ	2.45	0.51
18:AS:95:ILE:O	18:AS:95:ILE:HG13	2.10	0.51
29:A7:21:ARG:HH11	29:A7:21:ARG:HG2	1.75	0.51
31:BA:123:C:OP1	31:BA:312:C:H5'	2.10	0.51

Continued on next page...

Continued from previous page...

Atom-1	Atom-2	Interatomic distance (Å)	Clash overlap (Å)
31:BA:395:C:N3	31:BA:396:G:N7	2.59	0.51
31:BA:518:C:H4'	31:BA:519:C:O5'	2.10	0.51
31:BA:975:A:H5'	31:BA:1363:A:H62	1.74	0.51
31:BA:1277:C:O2'	31:BA:1279:A:C1'	2.57	0.51
31:BA:1307:U:OP1	43:BP:101:GLN:OE1	2.29	0.51
31:BA:1336:C:OP1	31:BA:1336:C:C4'	2.58	0.51
38:BK:87:SER:HA	38:BK:93:VAL:CG2	2.40	0.51
43:BP:45:VAL:HG22	43:BP:45:VAL:O	2.09	0.51
31:CA:135:C:O2	46:CS:1:MET:HB3	2.09	0.51
31:CA:259:G:C6	31:CA:260:G:C6	2.99	0.51
31:CA:766:A:C2'	31:CA:767:A:O5'	2.58	0.51
31:CA:1130:A:N6	31:CA:1144:G:H21	2.09	0.51
31:CA:1250:A:C2	31:CA:1287:A:C2	2.98	0.51
31:CA:1286:A:H2	51:CX:18:TYR:OH	1.93	0.51
31:CA:1368:G:C2'	31:CA:1369:C:H5'	2.40	0.51
40:CM:6:ILE:CD1	40:CM:72:VAL:HB	2.40	0.51
44:CQ:18:VAL:C	44:CQ:20:ALA:N	2.61	0.51
49:CV:14:HIS:CD2	49:CV:15:LEU:N	2.78	0.51
50:CW:71:THR:CG2	50:CW:72:LEU:H	2.20	0.51
52:CD:13:G:H1'	52:CD:23:A:H61	1.74	0.51
1:DA:52:A:C2'	1:DA:53:A:H5'	2.41	0.51
1:DA:442:G:N2	1:DA:444:C:C2	2.78	0.51
1:DA:660:G:N2	11:DO:12:ALA:HA	2.26	0.51
1:DA:729:G:C5	3:DD:208:LYS:HB2	2.45	0.51
1:DA:783:A:H2'	1:DA:784:A:O3'	2.10	0.51
1:DA:860:U:H2'	1:DA:861:A:H8	1.74	0.51
1:DA:917:A:H2'	1:DA:918:A:H5'	1.90	0.51
1:DA:997:G:H2'	1:DA:998:C:H6	1.74	0.51
1:DA:1047:G:H2'	1:DA:1110:G:H1	1.74	0.51
1:DA:1309:G:P	29:D7:9:ARG:HD3	2.51	0.51
3:DD:3:VAL:H	3:DD:20:ASP:HB2	1.75	0.51
3:DD:78:LYS:HA	3:DD:115:GLN:O	2.10	0.51
4:DE:38:THR:HG22	4:DE:41:LYS:HG2	1.92	0.51
7:DH:7:LEU:H	7:DH:8:PRO:CD	2.23	0.51
8:DK:75:LEU:HG	8:DK:139:GLN:OE1	2.10	0.51
9:DM:19:GLU:HB2	9:DM:59:LYS:HE3	1.91	0.51
11:DO:9:ASN:HD22	11:DO:9:ASN:N	2.08	0.51
11:DO:101:VAL:O	11:DO:103:ALA:N	2.43	0.51
14:DQ:108:GLY:O	14:DQ:110:LEU:HD12	2.10	0.51
20:DU:23:ARG:HH11	20:DU:23:ARG:CG	2.21	0.51
20:DU:62:GLU:CD	20:DU:63:LYS:H	2.13	0.51

Continued on next page...

Continued from previous page...

Atom-1	Atom-2	Interatomic distance (Å)	Clash overlap (Å)
27:D5:6:VAL:CG1	27:D5:7:PRO:HD2	2.41	0.51
1:AA:85:G:OP2	20:AU:9:LYS:HB2	2.10	0.51
1:AA:711:G:N7	56:AA:3418:OHX:N5	2.58	0.51
1:AA:1167:U:H2'	1:AA:1168:G:H8	1.75	0.51
1:AA:1498:C:O4'	1:AA:1577:C:H4'	2.10	0.51
1:AA:2114:A:H2'	1:AA:2168:G:H5''	1.92	0.51
1:AA:2378:A:H4'	14:AQ:23:ARG:HH11	1.75	0.51
1:AA:2507:C:H1'	52:BB:85:A:C8	2.46	0.51
1:AA:2848:G:H1'	1:AA:2867:G:N2	2.25	0.51
7:AH:84:SER:H	7:AH:134:SER:HA	1.75	0.51
9:AM:75:TYR:HD1	9:AM:76:SER:N	2.07	0.51
15:AR:26:ASP:OD2	15:AR:120:ARG:NH2	2.39	0.51
16:A1:108:GLU:HG3	17:A2:44:LYS:CE	2.41	0.51
21:AV:152:ALA:C	21:AV:154:ASP:H	2.14	0.51
28:A6:40:CYS:SG	28:A6:45:LYS:HD2	2.50	0.51
31:BA:5:U:O2'	31:BA:6:G:C4	2.64	0.51
31:BA:186(B):C:O2'	31:BA:186(C):G:H5'	2.10	0.51
31:BA:254:G:OP1	47:BT:67:LYS:O	2.28	0.51
31:BA:395:C:O2	31:BA:395:C:C2'	2.56	0.51
31:BA:397:A:N7	31:BA:548:G:C8	2.78	0.51
31:BA:437:U:H2'	31:BA:438:G:O4'	2.10	0.51
31:BA:1060:C:C5	33:BF:2:GLY:HA2	2.44	0.51
31:BA:1085:U:C2	31:BA:1094:G:O6	2.63	0.51
31:BA:1378:C:O2	31:BA:1378:C:C2'	2.59	0.51
31:BA:1449:C:C4	31:BA:1450:U:C5	2.99	0.51
32:BE:155:LEU:HB3	32:BE:157:ARG:O	2.10	0.51
33:BF:12:LEU:C	33:BF:14:ILE:N	2.64	0.51
34:BG:155:LEU:O	34:BG:156:GLU:C	2.47	0.51
35:BH:10:MET:HG3	35:BH:10:MET:O	2.09	0.51
35:BH:80:ILE:HG12	35:BH:81:GLU:N	2.25	0.51
40:BM:30:SER:OG	40:BM:81:THR:HG22	2.11	0.51
44:BQ:37:PHE:CE1	44:BQ:53:LEU:HD13	2.45	0.51
45:BR:62:GLN:O	45:BR:63:ARG:C	2.48	0.51
52:BB:17:G:O6	52:BB:64:U:H1'	2.11	0.51
52:BB:70:C:O2	52:BB:70:C:H2'	2.10	0.51
31:CA:130:A:C8	47:CT:63:ARG:HG3	2.46	0.51
31:CA:512:U:O4'	34:CG:43:HIS:HE1	1.93	0.51
31:CA:528:C:H41	42:CO:49:ASN:ND2	2.08	0.51
31:CA:585:G:H4'	42:CO:8:ASN:HD21	1.74	0.51
31:CA:715:A:C2'	31:CA:716:A:O5'	2.59	0.51
31:CA:949:A:C2	31:CA:1233:G:N3	2.78	0.51

Continued on next page...

Continued from previous page...

Atom-1	Atom-2	Interatomic distance (Å)	Clash overlap (Å)
31:CA:1072:G:H2'	31:CA:1073:U:O4'	2.10	0.51
31:CA:1175:G:H2'	31:CA:1176:A:C8	2.46	0.51
31:CA:1429:C:O2'	31:CA:1430:C:H5'	2.11	0.51
35:CH:26:PHE:CD1	35:CH:26:PHE:N	2.77	0.51
38:CK:51:VAL:HG21	38:CK:60:ARG:NH2	2.24	0.51
40:CM:30:SER:CB	40:CM:81:THR:HG22	2.39	0.51
42:CO:46:LYS:NZ	42:CO:47:LYS:HB2	2.26	0.51
44:CQ:41:ARG:HG3	44:CQ:42:ILE:HD13	1.92	0.51
52:CB:6:G:HO2'	52:CB:7:G:P	2.32	0.51
52:CB:27:A:H3'	52:CB:28:G:H8	1.73	0.51
52:CD:42:U:H2'	52:CD:43:G:C8	2.45	0.51
52:CD:65:C:C6	1:DA:2169:A:N7	2.78	0.51
1:DA:69:C:H2'	1:DA:70:G:C8	2.45	0.51
1:DA:455:C:N3	1:DA:473:G:H5'	2.26	0.51
1:DA:641:C:C2'	1:DA:642:G:H5'	2.40	0.51
1:DA:719:C:O2'	1:DA:720:C:H5'	2.10	0.51
1:DA:2409:G:H2'	1:DA:2410:G:O4'	2.11	0.51
1:DA:2528:U:O2'	1:DA:2530:A:OP1	2.21	0.51
4:DE:37:ARG:CD	4:DE:44:TYR:OH	2.58	0.51
5:DF:4:VAL:HA	5:DF:19:GLU:HB2	1.93	0.51
9:DM:35:ARG:HB3	9:DM:116:LEU:CD1	2.40	0.51
17:D2:78:LYS:C	17:D2:79:VAL:HG13	2.30	0.51
19:DT:5:TYR:HB3	24:DW:33:MET:HB2	1.91	0.51
20:DU:20:TYR:N	20:DU:20:TYR:CD1	2.78	0.51
24:DW:14:ARG:HD2	24:DW:66:GLU:OE1	2.11	0.51
1:AA:11:G:H2'	1:AA:12:U:H5'	1.92	0.51
1:AA:273(E):U:N3	1:AA:363(B):G:N1	2.59	0.51
1:AA:628:G:C6	1:AA:636:G:C2	2.99	0.51
1:AA:840:C:H2'	1:AA:841:A:C8	2.45	0.51
1:AA:868:U:C4	1:AA:869:G:N7	2.79	0.51
1:AA:1043:C:C2'	1:AA:1044:G:H5'	2.40	0.51
1:AA:1479:G:N7	1:AA:1510:A:N6	2.58	0.51
1:AA:1536:A:H2'	1:AA:1537:C:OP1	2.10	0.51
1:AA:1778:U:C2'	1:AA:1784:A:N6	2.62	0.51
1:AA:2100:G:C5	1:AA:2190:G:C6	2.99	0.51
1:AA:2140:C:O2'	1:AA:2141:G:H5'	2.11	0.51
1:AA:2490:G:N1	56:AA:3330:OHX:N6	2.58	0.51
1:AA:2511:U:O4	1:AA:2575:C:N3	2.44	0.51
1:AA:2801:A:H2'	1:AA:2802:G:C4'	2.41	0.51
2:AB:61:G:C6	2:AB:62:C:C4	2.98	0.51
4:AE:17:ASP:C	4:AE:19:ARG:H	2.14	0.51

Continued on next page...

Continued from previous page...

Atom-1	Atom-2	Interatomic distance (Å)	Clash overlap (Å)
8:AK:8:PRO:HG3	8:AK:14:ASP:CB	2.41	0.51
11:AO:85:LEU:HA	11:AO:88:LEU:CD2	2.39	0.51
31:BA:384:G:H2'	31:BA:385:C:C6	2.45	0.51
31:BA:437:U:O3'	34:BG:125:HIS:NE2	2.42	0.51
31:BA:513:C:H42	31:BA:538:G:H1	1.59	0.51
31:BA:797:C:O2'	31:BA:798:G:H5'	2.11	0.51
31:BA:1076:C:O2	31:BA:1082:G:C2	2.64	0.51
31:BA:1178:G:H3'	31:BA:1178:G:C8	2.45	0.51
31:BA:1348:U:H4'	39:BL:120:ARG:HD2	1.92	0.51
35:BH:122:GLU:OE1	35:BH:131:ILE:HG13	2.11	0.51
36:BI:19:LEU:HD22	36:BI:23:LYS:HZ3	1.75	0.51
37:BJ:147:ALA:C	37:BJ:149:ARG:H	2.14	0.51
40:BM:8:LEU:HB3	40:BM:16:LEU:HD21	1.91	0.51
41:BN:108:ILE:HG22	48:BU:88:LYS:HB2	1.91	0.51
50:BW:31:SER:HA	50:BW:34:LYS:CE	2.27	0.51
31:CA:262:A:H5'	50:CW:74:LYS:HG3	1.91	0.51
31:CA:1128:C:N3	31:CA:1139:G:N1	2.58	0.51
31:CA:1213:A:C6	31:CA:1215:G:H1'	2.46	0.51
33:CF:11:ARG:O	33:CF:13:GLY:N	2.43	0.51
34:CG:34:GLU:O	34:CG:35:ARG:HB2	2.09	0.51
34:CG:173:TRP:HB3	34:CG:187:ARG:NH1	2.21	0.51
38:CK:4:ASP:CG	38:CK:85:ARG:HH21	2.14	0.51
45:CR:18:PHE:CD1	45:CR:21:ASP:HB2	2.45	0.51
46:CS:25:ARG:HH11	46:CS:25:ARG:CG	2.24	0.51
46:CS:69:THR:HG22	46:CS:69:THR:O	2.09	0.51
49:CV:66:MET:H	49:CV:67:VAL:HB	1.73	0.51
53:CC:36:A:O2'	53:CC:37:U:H5'	2.11	0.51
1:DA:24:G:O2'	18:DS:78:GLU:O	2.28	0.51
1:DA:26:G:C6	1:DA:27:G:N1	2.78	0.51
1:DA:260:G:O4'	1:DA:621:A:H1'	2.10	0.51
1:DA:287:C:O2	1:DA:354:G:N1	2.37	0.51
1:DA:600:G:N2	1:DA:605:C:O3'	2.44	0.51
1:DA:670:A:O3'	56:DA:3428:OHX:N1	2.43	0.51
1:DA:720:C:H2'	1:DA:721:C:C6	2.45	0.51
1:DA:803:U:H2'	1:DA:804:A:C5'	2.40	0.51
1:DA:869:G:C2'	1:DA:870:A:H5'	2.40	0.51
1:DA:910:A:H2	1:DA:2264:C:O2	1.93	0.51
1:DA:1385:G:H4'	1:DA:1386:C:OP1	2.09	0.51
1:DA:1935:G:H1'	1:DA:1964:G:N2	2.26	0.51
1:DA:2191:G:C4	1:DA:2192:G:C8	2.98	0.51
1:DA:2266:A:H5'	1:DA:2267:A:N7	2.26	0.51

Continued on next page...

Continued from previous page...

Atom-1	Atom-2	Interatomic distance (Å)	Clash overlap (Å)
1:DA:2745:C:H4'	7:DH:142:GLY:O	2.10	0.51
1:DA:2840:C:O3'	13:D0:53:HIS:NE2	2.44	0.51
6:DG:55:LYS:HZ1	6:DG:148:MET:CE	2.24	0.51
11:DO:46:LYS:CB	11:DO:46:LYS:HZ3	2.23	0.51
12:DP:54:MET:O	12:DP:56:ARG:N	2.43	0.51
12:DP:56:ARG:HH11	12:DP:56:ARG:CB	2.14	0.51
14:DQ:102:ALA:C	14:DQ:104:GLY:N	2.64	0.51
15:DR:7:ILE:O	15:DR:7:ILE:HG12	2.09	0.51
15:DR:15:VAL:CG2	15:DR:16:ARG:N	2.74	0.51
16:D1:36:ARG:NH2	17:D2:82:ARG:NH2	2.58	0.51
16:D1:66:ASN:CB	16:D1:76:TYR:HB2	2.41	0.51
21:DV:80:ARG:O	21:DV:81:ARG:CB	2.59	0.51
21:DV:165:VAL:HG23	21:DV:166:SER:N	2.25	0.51
29:D7:24:THR:O	29:D7:28:ARG:HG3	2.11	0.51
1:AA:16:G:C4	1:AA:17:G:C8	2.98	0.51
1:AA:329:G:OP1	20:AU:71:LYS:HE3	2.11	0.51
1:AA:340:A:O2'	1:AA:341:G:H5'	2.11	0.51
1:AA:363(A):A:H2'	1:AA:363(B):G:H8	1.74	0.51
1:AA:482:A:H4'	20:AU:47:LYS:HD3	1.92	0.51
1:AA:880:G:O6	1:AA:895:U:N3	2.44	0.51
1:AA:1002:G:H2'	1:AA:1003:G:O4'	2.11	0.51
1:AA:1268:A:H2'	1:AA:1269:A:O5'	2.11	0.51
1:AA:1299:G:H5''	1:AA:1300:U:P	2.51	0.51
1:AA:1331:A:OP1	56:AA:3507:OHX:N2	2.42	0.51
1:AA:1332:G:N2	1:AA:1609:A:HO2'	2.08	0.51
1:AA:1530:G:O6	1:AA:1542:G:N2	2.43	0.51
1:AA:1538:G:H2'	1:AA:1539:G:H8	1.75	0.51
1:AA:1635:G:C2	1:AA:1636:C:C2	2.99	0.51
1:AA:1668:A:H4'	1:AA:1669:A:O5'	2.10	0.51
1:AA:1912:A:OP2	56:AA:3422:OHX:N1	2.43	0.51
1:AA:2111:C:H5	1:AA:2147:G:H22	1.57	0.51
1:AA:2129:C:C2'	1:AA:2130:U:H5'	2.39	0.51
1:AA:2807:G:H3'	1:AA:2808:U:H5''	1.92	0.51
3:AD:34:VAL:O	3:AD:34:VAL:CG1	2.59	0.51
10:AN:7:TYR:HE1	10:AN:20:MET:HE3	1.75	0.51
10:AN:8:LEU:HD23	10:AN:8:LEU:N	2.25	0.51
23:AZ:82:LEU:HD22	23:AZ:82:LEU:N	2.25	0.51
23:AZ:86:SER:N	23:AZ:87:PRO:CD	2.74	0.51
31:BA:325:A:OP2	50:BW:70:SER:HB3	2.10	0.51
31:BA:362:G:N7	56:BA:1770:OHX:N3	2.59	0.51
31:BA:540:G:H2'	31:BA:541:G:O4'	2.11	0.51

Continued on next page...

Continued from previous page...

Atom-1	Atom-2	Interatomic distance (Å)	Clash overlap (Å)
31:BA:555:C:H2'	31:BA:556:C:C6	2.45	0.51
31:BA:857:C:OP2	56:BA:1802:OHX:N1	2.44	0.51
31:BA:1091:U:H2'	31:BA:1093:A:OP2	2.09	0.51
31:BA:1143:G:N1	31:BA:1144:G:C2	2.79	0.51
31:BA:1272:G:C2	31:BA:1273:G:H1'	2.45	0.51
36:BI:9:VAL:HB	36:BI:87:ARG:HB2	1.92	0.51
40:BM:6:ILE:HG12	40:BM:72:VAL:O	2.10	0.51
40:BM:29:ARG:HH22	40:BM:84:GLN:CD	2.13	0.51
40:BM:54:PHE:CE1	40:BM:55:LYS:HE3	2.46	0.51
48:BU:76:LEU:HD12	48:BU:76:LEU:O	2.11	0.51
31:CA:167:G:O2'	31:CA:168:G:H5'	2.10	0.51
31:CA:230:G:H2'	31:CA:231:G:O4'	2.10	0.51
31:CA:1127:G:H1'	31:CA:1147:C:H42	1.76	0.51
31:CA:1131:G:H2'	31:CA:1132:C:C6	2.46	0.51
31:CA:1347:G:N2	31:CA:1373:G:H2'	2.25	0.51
31:CA:1442:G:C2'	31:CA:1443:G:O5'	2.58	0.51
49:CV:7:LYS:CG	49:CV:8:GLY:N	2.73	0.51
49:CV:73:GLU:C	49:CV:74:PHE:HD2	2.14	0.51
50:CW:50:GLU:HA	50:CW:100:ILE:CG2	2.31	0.51
50:CW:69:GLY:O	50:CW:73:HIS:HD2	1.94	0.51
50:CW:94:ALA:O	50:CW:95:ALA:HB2	2.10	0.51
53:CC:19:G:C1'	53:CC:20:G:OP1	2.59	0.51
52:CD:23:A:H2'	52:CD:24:G:C8	2.46	0.51
1:DA:644:A:C2	1:DA:646:A:C4	2.98	0.51
1:DA:1001:A:C8	1:DA:1002:G:C8	2.98	0.51
1:DA:1070:A:H5'	1:DA:1071:G:H5''	1.93	0.51
1:DA:1142(A):A:N7	1:DA:1144:G:C5	2.79	0.51
1:DA:1328:G:H2'	1:DA:1330:C:C5	2.45	0.51
1:DA:1404:C:H2'	1:DA:1404:C:O2	2.10	0.51
1:DA:1496:A:H1'	1:DA:1577:C:O2'	2.10	0.51
1:DA:1763:G:C4'	1:DA:1763:G:OP1	2.58	0.51
1:DA:2263:C:N4	22:D3:15:ASP:OD2	2.44	0.51
2:DB:29:A:H2'	2:DB:30:C:C6	2.46	0.51
2:DB:48:A:H4'	14:DQ:95:HIS:CD2	2.45	0.51
3:DD:106:ILE:HD13	3:DD:157:ARG:HB3	1.93	0.51
5:DF:31:HIS:O	5:DF:31:HIS:CD2	2.63	0.51
6:DG:2:PRO:C	6:DG:4:ASP:H	2.14	0.51
7:DH:125:VAL:HG23	7:DH:126:PRO:CB	2.37	0.51
7:DH:149:ARG:HG3	7:DH:162:ILE:O	2.10	0.51
11:DO:101:VAL:C	11:DO:103:ALA:N	2.64	0.51
15:DR:85:LYS:NZ	15:DR:87:ASP:OD2	2.42	0.51

Continued on next page...

Continued from previous page...

Atom-1	Atom-2	Interatomic distance (Å)	Clash overlap (Å)
25:DX:7:LYS:HA	25:DX:33:GLN:O	2.10	0.51
1:AA:245:G:O6	30:A8:8:LYS:HE2	2.10	0.51
1:AA:270(M):U:O2'	1:AA:270(N):G:O5'	2.28	0.51
1:AA:628:G:C5	1:AA:636:G:N2	2.79	0.51
1:AA:676:A:C2	1:AA:802:A:N6	2.74	0.51
1:AA:1167:U:C2	1:AA:1183:G:N2	2.78	0.51
1:AA:1505:C:H2'	1:AA:1506:C:O4'	2.11	0.51
1:AA:1547:C:H2'	1:AA:1548:C:C6	2.46	0.51
1:AA:1833:U:C4	1:AA:1834:U:C5	2.99	0.51
1:AA:2346:A:C2	1:AA:2383:G:C2	2.98	0.51
1:AA:2832:U:C5	1:AA:2884:U:H5''	2.46	0.51
4:AE:203:LYS:O	4:AE:203:LYS:HD2	2.11	0.51
5:AF:57:VAL:HG13	5:AF:58:ALA:H	1.76	0.51
5:AF:133:ASN:HA	5:AF:162:LEU:HD22	1.92	0.51
8:AK:9:LEU:N	8:AK:9:LEU:HD22	2.26	0.51
12:AP:39:PRO:HA	12:AP:97:VAL:O	2.11	0.51
13:A0:56:LYS:NZ	13:A0:90:ARG:O	2.44	0.51
21:AV:110:GLY:HA3	21:AV:145:GLU:HG2	1.91	0.51
24:AW:50:ILE:HD12	24:AW:51:ARG:H	1.76	0.51
29:A7:8:ASN:ND2	29:A7:11:LYS:HB3	2.25	0.51
31:BA:177:C:P	50:BW:65:LYS:HZ3	2.33	0.51
31:BA:187:C:O2	31:BA:191(A):G:C6	2.63	0.51
31:BA:316:G:OP2	31:BA:351:G:O2'	2.27	0.51
31:BA:345:C:O2'	31:BA:346:G:C2	2.63	0.51
31:BA:1004:A:H8	31:BA:1036:G:N2	2.09	0.51
31:BA:1287:A:H2'	31:BA:1288:A:C8	2.46	0.51
31:BA:1525:G:OP2	41:BN:120:ARG:NH2	2.44	0.51
32:BE:204:ASN:HD22	32:BE:205:ASP:N	2.09	0.51
34:BG:138:TYR:C	34:BG:138:TYR:CD2	2.84	0.51
35:BH:80:ILE:HG21	35:BH:138:ALA:O	2.11	0.51
37:BJ:69:VAL:HG12	37:BJ:69:VAL:O	2.10	0.51
40:BM:8:LEU:HD21	40:BM:96:ILE:HG22	1.91	0.51
42:BO:117:ARG:NH2	42:BO:124:LYS:HB2	2.26	0.51
31:CA:17:U:H2'	31:CA:18:C:C6	2.45	0.51
31:CA:396:G:O2'	31:CA:398:C:OP1	2.16	0.51
31:CA:468:A:N7	31:CA:474:G:C8	2.79	0.51
31:CA:631:G:C3'	31:CA:632:A:C8	2.88	0.51
31:CA:688:G:OP2	31:CA:688:G:O4'	2.29	0.51
31:CA:1061:G:H2'	31:CA:1062:U:H5'	1.92	0.51
31:CA:1138:G:H3'	31:CA:1138:G:N3	2.26	0.51
31:CA:1263:C:N3	31:CA:1273:G:C2	2.79	0.51

Continued on next page...

Continued from previous page...

Atom-1	Atom-2	Interatomic distance (Å)	Clash overlap (Å)
31:CA:1517:G:H2'	31:CA:1518:A:C8	2.42	0.51
34:CG:88:VAL:HG22	35:CH:96:PRO:O	2.10	0.51
40:CM:24:VAL:O	40:CM:24:VAL:HG12	2.10	0.51
41:CN:54:ARG:CG	41:CN:54:ARG:NH1	2.53	0.51
43:CP:30:ALA:C	43:CP:32:GLU:N	2.64	0.51
53:CC:19:G:C4'	53:CC:20:G:OP1	2.59	0.51
1:DA:1397:U:O2'	1:DA:1398:C:OP1	2.29	0.51
1:DA:1537:C:O2'	1:DA:1538:G:O4'	2.26	0.51
1:DA:1585:C:H3'	1:DA:1585:C:O2	2.11	0.51
1:DA:1668:A:N3	1:DA:1670:C:C4	2.78	0.51
1:DA:2286:A:C8	1:DA:2287:A:C6	2.99	0.51
1:DA:2474:C:O2	1:DA:2474:C:C2'	2.56	0.51
1:DA:2645:G:O6	56:DA:3444:OHX:N3	2.44	0.51
1:DA:2701:C:C3'	1:DA:2702:U:H5''	2.09	0.51
1:DA:2755:C:O2'	1:DA:2756:U:H6	1.93	0.51
1:DA:2786:U:H5''	4:DE:65:GLY:H	1.74	0.51
1:DA:2869:G:C6	1:DA:2870:C:N3	2.79	0.51
3:DD:35:LYS:HE2	3:DD:104:TYR:CG	2.45	0.51
4:DE:28:ALA:HB3	4:DE:93:VAL:CG2	2.40	0.51
7:DH:15:VAL:CG1	7:DH:29:PRO:HD2	2.40	0.51
8:DK:72:LEU:O	8:DK:74:ASN:N	2.43	0.51
12:DP:19:GLY:N	12:DP:98:LYS:NZ	2.54	0.51
15:DR:45:PHE:CZ	15:DR:74:ARG:HG3	2.46	0.51
17:D2:69:LYS:C	17:D2:70:ILE:HG12	2.29	0.51
19:DT:18:TYR:HD1	19:DT:21:PHE:CE2	2.28	0.51
25:DX:43:ILE:O	25:DX:47:VAL:HG23	2.11	0.51
1:AA:270(G):C:C4	1:AA:270(H):C:C5	2.99	0.51
1:AA:574:C:N3	4:AE:145:LYS:HE3	2.26	0.51
1:AA:652:C:H5'	1:AA:653:A:OP2	2.11	0.51
1:AA:826:U:OP1	1:AA:2428:G:H3'	2.11	0.51
1:AA:1062:G:OP1	1:AA:1070:A:H4'	2.11	0.51
1:AA:1280:G:C2'	1:AA:1281:G:H5'	2.41	0.51
1:AA:1368:G:N7	56:AA:3545:OHX:N3	2.58	0.51
1:AA:2206:C:H2'	1:AA:2207:C:C6	2.45	0.51
1:AA:2642:G:H5''	9:AM:78:TYR:CD2	2.46	0.51
1:AA:2818:G:C2'	1:AA:2819:G:H5'	2.41	0.51
3:AD:177:LEU:HD11	3:AD:183:ARG:HB2	1.93	0.51
4:AE:132:HIS:O	4:AE:133:LYS:CB	2.55	0.51
4:AE:174:ASP:OD2	4:AE:175:VAL:N	2.43	0.51
10:AN:24:VAL:CG2	10:AN:33:ALA:HB2	2.41	0.51
11:AO:19:VAL:CG2	11:AO:27:HIS:CB	2.48	0.51

Continued on next page...

Continued from previous page...

Atom-1	Atom-2	Interatomic distance (Å)	Clash overlap (Å)
11:AO:144:GLU:CD	11:AO:144:GLU:H	2.15	0.51
19:AT:36:LYS:HE2	19:AT:54:VAL:O	2.11	0.51
23:AZ:8:SER:HB2	23:AZ:66:HIS:CE1	2.46	0.51
31:BA:198:G:C6	31:BA:220:G:C2	2.99	0.51
31:BA:411:A:C5	31:BA:413:G:N3	2.79	0.51
31:BA:411:A:C6	31:BA:429:U:C5	2.99	0.51
31:BA:792:A:N3	31:BA:792:A:C2'	2.74	0.51
31:BA:1004:A:C4	31:BA:1025:U:C2	2.99	0.51
31:BA:1005:A:H5''	31:BA:1006:C:C5	2.46	0.51
31:BA:1028:C:C6	31:BA:1034:G:N2	2.79	0.51
32:BE:11:LEU:CD2	32:BE:217:ARG:HH12	2.23	0.51
32:BE:36:ARG:C	32:BE:38:GLY:H	2.13	0.51
32:BE:126:GLU:OE1	32:BE:130:ARG:NH2	2.44	0.51
33:BF:152:ILE:HG22	33:BF:152:ILE:O	2.10	0.51
36:BI:42:GLU:C	36:BI:44:GLY:N	2.63	0.51
39:BL:98:PRO:C	39:BL:100:GLY:N	2.62	0.51
31:CA:29:G:C5	31:CA:30:U:H5	2.29	0.51
31:CA:89:U:HO2'	31:CA:90:C:H6	1.59	0.51
31:CA:635:G:C6	31:CA:636:U:C4	2.98	0.51
31:CA:949:A:C2	31:CA:1233:G:C4	2.99	0.51
31:CA:1028(B):C:C2	31:CA:1032(A):G:N2	2.79	0.51
31:CA:1041:A:N6	31:CA:1042:G:C6	2.79	0.51
31:CA:1319:A:OP1	49:CV:70:LYS:NZ	2.40	0.51
31:CA:1321:C:C3'	31:CA:1322:C:H5''	2.33	0.51
31:CA:1349:A:P	39:CL:118:LYS:NZ	2.84	0.51
32:CE:180:LEU:O	32:CE:181:PHE:HB2	2.11	0.51
33:CF:123:GLN:O	33:CF:128:PHE:HB2	2.10	0.51
34:CG:104:VAL:HG22	34:CG:185:PHE:HE1	1.76	0.51
37:CJ:125:MET:O	37:CJ:126:ASP:C	2.48	0.51
38:CK:56:LYS:O	38:CK:58:TYR:CD1	2.64	0.51
39:CL:13:ALA:HA	39:CL:67:GLY:O	2.10	0.51
40:CM:46:ARG:HG2	40:CM:47:PHE:N	2.24	0.51
43:CP:22:ILE:HB	43:CP:25:ILE:CG1	2.40	0.51
53:CC:19:G:H1'	53:CC:20:G:OP1	2.10	0.51
1:DA:10:G:C6	1:DA:2629:A:C6	2.99	0.51
1:DA:35:G:H1'	1:DA:454:A:C4	2.45	0.51
1:DA:251:A:H2'	1:DA:252:G:O4'	2.10	0.51
1:DA:298:G:H5''	1:DA:299:A:OP1	2.11	0.51
1:DA:745:G:H2'	1:DA:746:A:H5'	1.93	0.51
1:DA:920:G:H2'	1:DA:921:G:H8	1.75	0.51
1:DA:1062:G:C5	1:DA:1063:G:N7	2.79	0.51

Continued on next page...

Continued from previous page...

Atom-1	Atom-2	Interatomic distance (Å)	Clash overlap (Å)
1:DA:1592:C:H2'	1:DA:1593:G:C8	2.46	0.51
1:DA:2166:G:N2	1:DA:2171:A:H62	2.09	0.51
11:DO:147:LEU:HD22	11:DO:148:LEU:O	2.11	0.51
12:DP:19:GLY:CA	12:DP:98:LYS:NZ	2.74	0.51
14:DQ:28:VAL:HG11	14:DQ:98:VAL:HG12	1.93	0.51
16:D1:91:ASP:C	16:D1:92:ARG:HG3	2.31	0.51
20:DU:48:ALA:HB3	20:DU:59:GLY:C	2.31	0.51
22:D3:70:GLN:OE1	22:D3:72:ARG:HD2	2.11	0.51
24:DW:51:ARG:HG2	24:DW:52:ASP:N	2.26	0.51
1:AA:128:C:H2'	1:AA:129:C:C6	2.45	0.51
1:AA:315:G:C4	1:AA:316:C:C5	2.99	0.51
1:AA:398:G:O2'	1:AA:399:G:H5'	2.10	0.51
1:AA:626:U:O4	11:AO:107:LYS:HD3	2.10	0.51
1:AA:899:A:O2'	1:AA:900:A:H8	1.94	0.51
1:AA:954:G:O2'	1:AA:2274:A:N1	2.36	0.51
1:AA:1021:A:H2'	1:AA:1023:U:H5'	1.93	0.51
1:AA:1061:U:HO2'	1:AA:1070:A:C4'	2.22	0.51
1:AA:1313:U:H5''	1:AA:1314:C:OP2	2.11	0.51
1:AA:1420:U:HO2'	1:AA:1421:G:P	2.34	0.51
1:AA:1655:A:H3'	1:AA:1656:C:H6	1.76	0.51
1:AA:1765:C:H2'	1:AA:1766:U:C6	2.46	0.51
1:AA:2112:G:H8	1:AA:2112:G:P	2.34	0.51
1:AA:2593:U:H2'	1:AA:2594:C:C6	2.45	0.51
3:AD:35:LYS:H	3:AD:64:ILE:CG2	2.24	0.51
3:AD:221:VAL:HG22	3:AD:226:MET:HE1	1.93	0.51
4:AE:38:THR:HG23	4:AE:40:GLU:H	1.75	0.51
5:AF:31:HIS:NE2	5:AF:35:GLU:OE2	2.43	0.51
6:AG:60:LEU:O	6:AG:64:THR:HB	2.10	0.51
8:AK:47:LEU:O	8:AK:47:LEU:HD12	2.10	0.51
9:AM:18:ALA:O	9:AM:19:GLU:C	2.50	0.51
11:AO:100:LEU:CD2	11:AO:112:LEU:HD11	2.40	0.51
12:AP:19:GLY:C	12:AP:98:LYS:HD2	2.31	0.51
12:AP:37:LEU:HD21	12:AP:130:LYS:HE3	1.92	0.51
14:AQ:7:TYR:HD2	14:AQ:10:ARG:HH21	1.59	0.51
17:A2:37:VAL:HG23	17:A2:37:VAL:O	2.11	0.51
17:A2:60:GLU:HB2	17:A2:97:LYS:HE2	1.92	0.51
25:AX:59:VAL:HG12	25:AX:60:GLU:N	2.26	0.51
30:A8:23:VAL:CG1	30:A8:46:ARG:HD3	2.41	0.51
31:BA:45:U:O5'	31:BA:45:U:H6	1.94	0.51
31:BA:172:A:N3	31:BA:172:A:H2'	2.26	0.51
31:BA:242:C:H2'	31:BA:243:A:H5'	1.93	0.51

Continued on next page...

Continued from previous page...

Atom-1	Atom-2	Interatomic distance (Å)	Clash overlap (Å)
31:BA:1151:A:N6	31:BA:1152:A:N6	2.59	0.51
31:BA:1501:C:OP2	31:BA:1504:G:H2'	2.10	0.51
34:BG:163:GLU:C	34:BG:165:MET:N	2.62	0.51
44:BQ:4:LYS:O	44:BQ:7:ILE:N	2.43	0.51
46:BS:58:TYR:HE1	46:BS:62:VAL:HG21	1.76	0.51
49:BV:15:LEU:O	49:BV:19:VAL:N	2.40	0.51
52:BB:46:G:H4'	52:BB:47:U:OP1	2.11	0.51
52:BD:11:C:H5'	52:BD:12:C:OP2	2.11	0.51
31:CA:1206:G:HO2'	33:CF:193:TYR:HA	1.76	0.51
31:CA:1267:C:O2	31:CA:1267:C:C2'	2.59	0.51
31:CA:1292:U:H2'	31:CA:1293:G:C8	2.46	0.51
32:CE:75:LYS:HG2	32:CE:78:GLN:OE1	2.11	0.51
35:CH:18:ARG:HH21	35:CH:25:ARG:HB3	1.76	0.51
37:CJ:73:MET:HG2	37:CJ:90:GLU:HA	1.92	0.51
41:CN:99:GLN:HG2	41:CN:105:VAL:HG11	1.93	0.51
42:CO:98:TYR:CD1	42:CO:98:TYR:N	2.79	0.51
43:CP:79:LYS:HD3	43:CP:79:LYS:C	2.31	0.51
43:CP:90:LEU:HD22	43:CP:93:ARG:HE	1.75	0.51
45:CR:32:LEU:O	45:CR:36:ILE:HG13	2.10	0.51
52:CB:82:A:H5'	52:CB:82:A:N3	2.26	0.51
1:DA:99:U:O2	1:DA:102:G:N2	2.44	0.51
1:DA:726:G:O2'	1:DA:727:A:OP2	2.27	0.51
1:DA:733:G:O6	1:DA:761:A:C8	2.64	0.51
1:DA:1051:G:H2'	1:DA:1051:G:N3	2.26	0.51
1:DA:1053:C:H2'	1:DA:1054:A:C4'	2.41	0.51
1:DA:1154:G:OP1	16:D1:58:ARG:HD2	2.11	0.51
1:DA:1225:C:O2'	17:D2:85:LYS:HB3	2.11	0.51
1:DA:2008:C:H2'	1:DA:2009:G:H8	1.75	0.51
1:DA:2019:A:O3'	16:D1:27:LEU:HG	2.10	0.51
1:DA:2192:G:C2	1:DA:2193:G:C8	2.99	0.51
1:DA:2378:A:H4'	14:DQ:23:ARG:NH1	2.12	0.51
1:DA:2817:G:P	13:D0:99:LYS:NZ	2.83	0.51
1:DA:2840:C:H5''	13:D0:53:HIS:HD2	1.72	0.51
1:DA:2872:G:C2	1:DA:2873:A:N6	2.79	0.51
2:DB:27:C:O5'	14:DQ:54:LEU:HD11	2.11	0.51
3:DD:263:ARG:CZ	3:DD:263:ARG:HB2	2.39	0.51
4:DE:67:PHE:CD1	4:DE:67:PHE:C	2.85	0.51
11:DO:104:GLY:O	11:DO:105:LEU:CD2	2.59	0.51
12:DP:29:PHE:HB3	12:DP:65:PHE:CE1	2.45	0.51
14:DQ:110:LEU:HD23	14:DQ:112:PHE:CD2	2.45	0.51
15:DR:47:GLY:HA3	15:DR:63:VAL:HG12	1.92	0.51

Continued on next page...

Continued from previous page...

Atom-1	Atom-2	Interatomic distance (Å)	Clash overlap (Å)
17:D2:22:VAL:HG22	17:D2:23:GLU:N	2.25	0.51
17:D2:66:ARG:HA	17:D2:90:PRO:HA	1.92	0.51
20:DU:40:GLU:OE2	20:DU:40:GLU:N	2.43	0.51
20:DU:96:ILE:HG12	20:DU:101:LYS:HD3	1.93	0.51
21:DV:107:THR:N	21:DV:108:PRO:CD	2.73	0.51
1:AA:299:A:C6	1:AA:300:A:N1	2.79	0.51
1:AA:1130:U:O2'	1:AA:1131:G:P	2.69	0.51
1:AA:1913:A:H4'	1:AA:1914:C:H5'	1.92	0.51
1:AA:2307:G:C4	1:AA:2311:A:N1	2.79	0.51
1:AA:2702:U:H6	1:AA:2702:U:OP1	1.93	0.51
1:AA:2872:G:C2	1:AA:2873:A:N6	2.79	0.51
2:AB:18:G:C2'	2:AB:19:G:H5'	2.40	0.51
7:AH:150:ALA:C	7:AH:152:ARG:N	2.50	0.51
13:A0:100:LEU:CD1	13:A0:112:ALA:HA	2.36	0.51
14:AQ:29:PHE:CD2	14:AQ:29:PHE:C	2.80	0.51
15:AR:24:PRO:HA	15:AR:49:VAL:HG22	1.93	0.51
17:A2:16:PRO:HA	17:A2:96:ILE:HG22	1.92	0.51
21:AV:135:GLU:O	21:AV:136:PHE:HB3	2.11	0.51
31:BA:628:G:H2'	31:BA:629:G:C8	2.46	0.51
31:BA:1453:G:C8	50:BW:39:LYS:HE2	2.45	0.51
33:BF:178:LEU:O	33:BF:180:ALA:N	2.40	0.51
34:BG:12:CYS:HA	34:BG:19:LEU:HD22	1.93	0.51
34:BG:76:ARG:HD3	34:BG:207:TYR:CE2	2.42	0.51
37:BJ:16:LEU:CD1	39:BL:42:ARG:HA	2.41	0.51
38:BK:91:ARG:NH1	47:BT:32:TYR:O	2.44	0.51
52:BB:21:A:C5	52:BB:55:U:O4	2.64	0.51
31:CA:36:C:C2'	31:CA:37:U:H5'	2.41	0.51
31:CA:284:G:N7	56:CA:1731:OHX:N2	2.58	0.51
31:CA:381:C:N4	31:CA:382:A:C6	2.79	0.51
31:CA:497:U:O2	31:CA:497:U:H2'	2.10	0.51
31:CA:619:U:H3	34:CG:135:LEU:CD1	2.24	0.51
31:CA:857:C:H2'	31:CA:858:G:O4'	2.10	0.51
31:CA:951:G:C4	31:CA:1231:G:C2	2.99	0.51
31:CA:1015:A:C6	31:CA:1016:A:C6	2.99	0.51
31:CA:1016:A:H2'	31:CA:1017:G:O4'	2.10	0.51
31:CA:1281:U:H3'	31:CA:1282:C:C5	2.46	0.51
31:CA:1349:A:P	39:CL:118:LYS:HZ2	2.34	0.51
32:CE:102:LEU:HD12	32:CE:102:LEU:N	2.21	0.51
33:CF:70:VAL:HG12	33:CF:71:ALA:N	2.26	0.51
35:CH:33:VAL:HG12	35:CH:34:VAL:N	2.26	0.51
36:CI:8:ILE:HD12	36:CI:8:ILE:N	2.25	0.51

Continued on next page...

Continued from previous page...

Atom-1	Atom-2	Interatomic distance (Å)	Clash overlap (Å)
39:CL:112:LYS:HD3	39:CL:113:LYS:N	2.25	0.51
40:CM:50:ILE:N	40:CM:50:ILE:HD13	2.26	0.51
42:CO:7:ILE:O	42:CO:10:LEU:HB2	2.11	0.51
43:CP:23:TYR:HB3	43:CP:67:GLU:OE2	2.11	0.51
43:CP:54:VAL:HA	43:CP:57:ARG:CB	2.41	0.51
43:CP:54:VAL:HA	43:CP:57:ARG:HB2	1.93	0.51
47:CT:66:SER:O	47:CT:69:LYS:N	2.36	0.51
50:CW:61:SER:O	50:CW:65:LYS:HG3	2.11	0.51
52:CD:49:A:N3	52:CD:50:U:H5''	2.21	0.51
54:C1:20:G:H2'	54:C1:21:C:C6	2.46	0.51
1:DA:8:A:C5	1:DA:9:U:C5	2.99	0.51
1:DA:94:G:H2'	1:DA:95:G:O4'	2.11	0.51
1:DA:464:U:H4'	29:D7:5:TRP:CZ3	2.46	0.51
1:DA:1155:A:O2'	1:DA:1156:A:H2'	2.11	0.51
1:DA:1480:G:C5	1:DA:1482:U:O2	2.64	0.51
1:DA:2461:C:H2'	1:DA:2462:U:C6	2.46	0.51
1:DA:2884:U:C2'	1:DA:2885:C:H5'	2.41	0.51
5:DF:152:GLU:HA	5:DF:190:GLU:OE2	2.11	0.51
7:DH:123:PHE:HE2	7:DH:133:VAL:HG22	1.76	0.51
9:DM:97:ARG:NH1	9:DM:97:ARG:CG	2.67	0.51
10:DN:119:PRO:HG2	15:DR:68:TYR:CD2	2.46	0.51
11:DO:49:ARG:CZ	30:D8:59:LYS:HG2	2.40	0.51
11:DO:71:VAL:H	11:DO:72:PRO:CD	2.24	0.51
12:DP:42:ILE:HD13	12:DP:97:VAL:CG2	2.41	0.51
14:DQ:77:ALA:HB1	14:DQ:82:ILE:HD12	1.93	0.51
16:D1:104:GLN:HA	16:D1:104:GLN:NE2	2.26	0.51
16:D1:111:GLU:C	16:D1:113:ALA:N	2.63	0.51
20:DU:61:ILE:CG2	20:DU:62:GLU:N	2.68	0.51
21:DV:132:ASN:HD21	21:DV:160:GLY:H	1.59	0.51
1:AA:391:G:O2'	1:AA:410:G:OP1	2.28	0.50
1:AA:539:G:C2'	1:AA:540:G:H5''	2.42	0.50
1:AA:558:G:P	9:AM:111:PRO:HD2	2.50	0.50
1:AA:592:G:N2	30:A8:4:MET:HE1	2.27	0.50
1:AA:616:A:H8	5:AF:176:LEU:HD11	1.76	0.50
1:AA:1626:G:H5''	1:AA:1627:G:OP1	2.12	0.50
1:AA:1955:U:OP2	56:AA:3407:OHX:N1	2.44	0.50
1:AA:2096:U:H2'	1:AA:2097:C:C6	2.46	0.50
1:AA:2154:G:H2'	1:AA:2155:G:C8	2.46	0.50
1:AA:2298:A:N3	1:AA:2321:G:C2	2.79	0.50
1:AA:2345:G:N3	1:AA:2381:C:H2'	2.25	0.50
1:AA:2562:U:H1'	10:AN:23:ARG:HH11	1.75	0.50

Continued on next page...

Continued from previous page...

Atom-1	Atom-2	Interatomic distance (Å)	Clash overlap (Å)
1:AA:2895:U:O2'	1:AA:2896:C:H5'	2.11	0.50
2:AB:7:G:H1	2:AB:113:C:N4	2.09	0.50
4:AE:21:VAL:HG23	4:AE:22:PRO:CD	2.41	0.50
4:AE:78:LEU:O	4:AE:79:ARG:CB	2.55	0.50
5:AF:124:LEU:HD12	5:AF:125:LEU:O	2.11	0.50
5:AF:198:ALA:O	5:AF:201:VAL:HG13	2.12	0.50
18:AS:79:GLY:C	18:AS:100:THR:HG22	2.30	0.50
30:A8:51:ALA:N	30:A8:53:PRO:HD3	2.25	0.50
31:BA:373:A:C2	31:BA:482:A:C6	2.98	0.50
31:BA:405:U:H5'	31:BA:406:G:O4'	2.10	0.50
31:BA:509:A:H3'	31:BA:509:A:C8	2.46	0.50
31:BA:606:G:H1'	31:BA:632:A:N6	2.26	0.50
31:BA:1261:A:C6	31:BA:1262:C:C2	2.99	0.50
31:BA:1301:U:H3'	31:BA:1302:U:C5'	2.29	0.50
39:BL:7:THR:HG22	39:BL:7:THR:O	2.10	0.50
45:BR:39:LEU:O	45:BR:42:HIS:N	2.43	0.50
52:BD:12:C:H2'	52:BD:13:G:C8	2.46	0.50
52:BD:61:G:H2'	52:BD:62:G:O4'	2.11	0.50
31:CA:262:A:N6	31:CA:263:A:N6	2.59	0.50
31:CA:423:G:N2	31:CA:424:G:C8	2.78	0.50
31:CA:701:C:O2'	56:CA:1759:OHX:N6	2.44	0.50
31:CA:946:A:C6	31:CA:947:G:C6	2.99	0.50
31:CA:1055:A:C8	31:CA:1206:G:N2	2.79	0.50
31:CA:1111:A:H2'	31:CA:1112:C:C6	2.46	0.50
31:CA:1129:C:N4	31:CA:1139:G:H22	2.08	0.50
31:CA:1325:C:OP1	51:CX:15:ARG:HD2	2.10	0.50
32:CE:87:ARG:O	32:CE:223:ILE:HD11	2.12	0.50
34:CG:152:SER:O	34:CG:154:ASN:N	2.44	0.50
35:CH:71:LEU:HD22	35:CH:115:VAL:HG13	1.93	0.50
38:CK:82:HIS:O	38:CK:82:HIS:CD2	2.64	0.50
41:CN:48:ILE:CG2	41:CN:63:LEU:HD12	2.42	0.50
41:CN:67:ASP:OD1	41:CN:71:LYS:NZ	2.32	0.50
45:CR:82:ILE:CG1	45:CR:87:ILE:HB	2.28	0.50
52:CB:70:C:H5'	52:CB:71:C:OP2	2.11	0.50
53:CC:17:C:O2	53:CC:17:C:H2'	2.10	0.50
52:CD:25:G:H2'	52:CD:26:G:O4'	2.11	0.50
52:CD:85:A:O2'	1:DA:2394:C:C2	2.64	0.50
1:DA:72:U:H3	24:DW:62:THR:HG22	1.75	0.50
1:DA:979:G:N7	1:DA:981:A:OP1	2.43	0.50
1:DA:1001:A:H2'	1:DA:1002:G:H5'	1.93	0.50
1:DA:1170:G:O6	1:DA:1171:G:N1	2.44	0.50

Continued on next page...

Continued from previous page...

Atom-1	Atom-2	Interatomic distance (Å)	Clash overlap (Å)
1:DA:1449:A:N6	1:DA:1449(A):G:C4	2.80	0.50
1:DA:1686:C:H2'	1:DA:1687:G:O4'	2.11	0.50
1:DA:1839:G:C8	1:DA:1927:A:H1'	2.46	0.50
1:DA:1950:G:C2	1:DA:1951:U:C4	2.99	0.50
1:DA:2762:G:H5'	1:DA:2763:G:OP2	2.10	0.50
4:DE:76:ARG:O	4:DE:78:LEU:N	2.41	0.50
6:DG:4:ASP:O	6:DG:5:VAL:CB	2.56	0.50
8:DK:76:THR:HG21	8:DK:140:LEU:CD1	2.41	0.50
11:DO:39:LYS:HB2	11:DO:45:LEU:CD2	2.41	0.50
1:AA:60:G:N7	1:AA:63:U:C6	2.79	0.50
1:AA:338:G:O2'	1:AA:339:U:H5'	2.11	0.50
1:AA:508:G:O6	18:AS:9:TYR:CD2	2.64	0.50
1:AA:1050:A:H2'	1:AA:1051:G:O4'	2.11	0.50
1:AA:1060:U:C4'	1:AA:1061:U:O5'	2.60	0.50
1:AA:1252:G:N3	16:A1:33:ARG:HD2	2.25	0.50
1:AA:2590:A:H5''	3:AD:239:ARG:HG3	1.93	0.50
1:AA:2670:A:O2'	1:AA:2671:A:H5'	2.11	0.50
1:AA:2836:U:C4	1:AA:2883:A:N6	2.80	0.50
3:AD:118:VAL:HG22	3:AD:119:ALA:N	2.26	0.50
5:AF:57:VAL:CG1	5:AF:58:ALA:N	2.74	0.50
6:AG:25:TYR:C	6:AG:27:ASN:H	2.15	0.50
7:AH:98:LEU:HD22	7:AH:125:VAL:CG2	2.41	0.50
9:AM:75:TYR:C	9:AM:75:TYR:HD1	2.14	0.50
10:AN:49:ARG:NH2	31:BA:1423:G:OP1	2.45	0.50
10:AN:98:VAL:HG13	10:AN:117:LEU:HB2	1.93	0.50
11:AO:65:ARG:NH1	11:AO:65:ARG:CG	2.57	0.50
15:AR:3:ARG:NH1	15:AR:6:LEU:HD23	2.26	0.50
16:A1:58:ARG:HH21	16:A1:93:LYS:HD2	1.76	0.50
21:AV:40:ASP:O	21:AV:43:GLU:HB2	2.11	0.50
27:A5:2:ALA:C	27:A5:3:LYS:HD2	2.25	0.50
31:BA:1004:A:O4'	31:BA:1036:G:O6	2.29	0.50
31:BA:1177:G:OP2	39:BL:97:LYS:NZ	2.45	0.50
31:BA:1237:C:H2'	31:BA:1238:A:OP1	2.11	0.50
31:BA:1242:C:N4	31:BA:1295:G:H1	2.06	0.50
31:BA:1303:C:H2'	31:BA:1304:G:H5'	1.93	0.50
31:BA:1362(A):C:OP1	56:BA:1761:OHX:N4	2.44	0.50
31:BA:1366:C:O2'	40:BM:60:ARG:NH2	2.43	0.50
31:BA:1394:A:C5	31:BA:1501:C:H4'	2.46	0.50
33:BF:58:GLU:CB	33:BF:65:ALA:HB3	2.33	0.50
33:BF:130:VAL:CG1	33:BF:134:ILE:HD11	2.41	0.50
35:BH:15:ARG:NH1	54:B1:25:A:H3'	2.26	0.50

Continued on next page...

Continued from previous page...

Atom-1	Atom-2	Interatomic distance (Å)	Clash overlap (Å)
44:BQ:23:ARG:O	44:BQ:24:CYS:C	2.50	0.50
47:BT:101:ARG:HB2	47:BT:101:ARG:HH21	1.75	0.50
50:BW:16:HIS:O	50:BW:19:SER:N	2.44	0.50
50:BW:70:SER:HA	50:BW:73:HIS:HD2	1.76	0.50
52:BD:12:C:H5'	52:BD:12:C:H6	1.76	0.50
31:CA:455:C:H42	31:CA:477:G:H1	1.59	0.50
31:CA:719:C:O2'	48:CU:49:LYS:HB3	2.11	0.50
31:CA:1024:G:C4	31:CA:1025:U:H5	2.29	0.50
35:CH:110:LEU:O	35:CH:115:VAL:CG2	2.58	0.50
36:CI:63:TYR:N	36:CI:63:TYR:CD2	2.79	0.50
46:CS:14:ASN:N	46:CS:15:PRO:HD3	2.26	0.50
46:CS:49:LEU:HD12	46:CS:50:LYS:N	2.27	0.50
46:CS:49:LEU:HD22	46:CS:73:LEU:HD22	1.92	0.50
47:CT:93:GLN:HG2	47:CT:96:GLU:OE2	2.12	0.50
48:CU:21:LYS:HE2	48:CU:54:ARG:O	2.12	0.50
53:CC:14:A:C6	53:CC:23:G:C5	2.99	0.50
1:DA:155:C:H2'	1:DA:155:C:O2	2.10	0.50
1:DA:259:G:C2'	1:DA:621:A:O2'	2.59	0.50
1:DA:1342:A:C6	1:DA:1397:U:C4	2.96	0.50
1:DA:2014:A:H2'	1:DA:2015:A:C8	2.46	0.50
1:DA:2519:U:OP1	56:DA:3169:OHX:N1	2.44	0.50
1:DA:2549:G:N2	1:DA:2560:C:C2	2.80	0.50
2:DB:54:G:C4	2:DB:55:U:C5	2.99	0.50
10:DN:61:VAL:O	10:DN:61:VAL:HG13	2.10	0.50
15:DR:78:LEU:HD23	15:DR:79:HIS:HD2	1.74	0.50
22:D3:23:VAL:HG12	22:D3:25:ARG:O	2.11	0.50
24:DW:15:LYS:O	24:DW:16:LEU:HB3	2.12	0.50
1:AA:479:A:H4'	1:AA:480:A:OP1	2.12	0.50
1:AA:729:G:O2'	1:AA:763:G:H4'	2.11	0.50
1:AA:1586:A:H3'	1:AA:1587:A:H8	1.76	0.50
1:AA:1910:G:O2'	1:AA:1911:U:H5'	2.10	0.50
1:AA:2470:G:H5'	12:AP:56:ARG:HH22	1.77	0.50
7:AH:43:VAL:HG23	7:AH:43:VAL:O	2.10	0.50
8:AK:86:THR:O	8:AK:87:LYS:HB2	2.09	0.50
9:AM:90:MET:O	9:AM:94:HIS:N	2.36	0.50
10:AN:88:ASN:H	10:AN:88:ASN:HD22	1.59	0.50
11:AO:101:VAL:HG12	11:AO:102:ARG:N	2.27	0.50
13:A0:92:GLY:N	13:A0:94:TYR:CE2	2.71	0.50
20:AU:39:VAL:O	20:AU:40:GLU:CG	2.59	0.50
31:BA:689:C:OP1	41:BN:27:ASN:ND2	2.39	0.50
31:BA:870:U:H4'	31:BA:871:U:H3'	1.92	0.50

Continued on next page...

Continued from previous page...

Atom-1	Atom-2	Interatomic distance (Å)	Clash overlap (Å)
31:BA:1030:C:H2'	31:BA:1031:G:O4'	2.11	0.50
31:BA:1204:A:C6	31:BA:1205:U:N3	2.79	0.50
31:BA:1321:C:H3'	31:BA:1322:C:H5''	1.93	0.50
35:BH:153:LYS:H	38:BK:64:LYS:NZ	2.08	0.50
42:BO:117:ARG:HH22	42:BO:124:LYS:HB2	1.76	0.50
52:BB:62:G:O6	52:BB:70:C:N4	2.32	0.50
31:CA:86:U:C2'	31:CA:87:A:OP1	2.59	0.50
31:CA:167:G:N1	31:CA:168:G:C6	2.79	0.50
31:CA:312:C:H2'	31:CA:312:C:O2	2.11	0.50
31:CA:685:G:N7	56:CA:1782:OHX:N6	2.59	0.50
31:CA:1118:C:OP1	39:CL:104:ARG:NH1	2.41	0.50
31:CA:1127:G:N2	31:CA:1144:G:H22	2.09	0.50
31:CA:1243:C:O2	31:CA:1295:G:C2	2.64	0.50
34:CG:118:ARG:CA	34:CG:121:VAL:HG23	2.40	0.50
36:CI:62:TRP:C	36:CI:63:TYR:CD2	2.85	0.50
41:CN:125:PHE:CD2	41:CN:125:PHE:N	2.76	0.50
52:CB:40:U:C4	52:CB:41:C:C5	3.00	0.50
52:CB:48:C:H2'	52:CB:49:A:C1'	2.42	0.50
1:DA:239:U:H2'	1:DA:240:G:O4'	2.12	0.50
1:DA:278:A:C4'	1:DA:279:C:OP1	2.59	0.50
1:DA:925:C:H2'	1:DA:926:A:H5''	1.93	0.50
1:DA:981:A:H8	1:DA:982:C:C5	2.28	0.50
1:DA:2694:G:C4	1:DA:2695:C:C5	2.99	0.50
5:DF:124:LEU:O	5:DF:124:LEU:HG	2.11	0.50
6:DG:55:LYS:NZ	6:DG:58:GLN:HE22	2.08	0.50
10:DN:113:LYS:O	10:DN:117:LEU:CD1	2.60	0.50
12:DP:92:GLY:O	12:DP:93:TYR:CD1	2.65	0.50
17:D2:47:VAL:HG22	17:D2:47:VAL:O	2.11	0.50
20:DU:43:ASN:N	20:DU:43:ASN:ND2	2.58	0.50
21:DV:99:TYR:HA	21:DV:124:ILE:O	2.11	0.50
27:D5:45:VAL:HG11	27:D5:56:LYS:HD2	1.93	0.50
1:AA:220:G:N7	56:AA:3415:OHX:N4	2.59	0.50
1:AA:882:G:C2	1:AA:894:C:N3	2.80	0.50
1:AA:901:A:C2'	1:AA:902:C:H5'	2.42	0.50
1:AA:901:A:H2'	1:AA:902:C:H5'	1.93	0.50
1:AA:917:A:C2'	1:AA:918:A:H5'	2.42	0.50
1:AA:1204:A:C8	1:AA:1206:G:C6	2.99	0.50
1:AA:1437:C:H2'	1:AA:1438:U:H6	1.77	0.50
1:AA:1535:U:C4	1:AA:1536:A:H3'	2.47	0.50
1:AA:1879:C:N4	1:AA:1880:C:N4	2.59	0.50
1:AA:2623:G:H21	27:A5:22:HIS:CE1	2.30	0.50

Continued on next page...

Continued from previous page...

Atom-1	Atom-2	Interatomic distance (Å)	Clash overlap (Å)
1:AA:2623:G:H21	27:A5:22:HIS:HE1	1.55	0.50
2:AB:42:C:O2	6:AG:92:VAL:HA	2.12	0.50
2:AB:81:G:O6	2:AB:95:U:O2	2.28	0.50
3:AD:125:ILE:CD1	3:AD:131:LEU:HD21	2.35	0.50
4:AE:78:LEU:O	4:AE:78:LEU:HD23	2.10	0.50
11:AO:91:PHE:HZ	11:AO:103:ALA:CB	2.25	0.50
12:AP:26:TYR:HD2	12:AP:26:TYR:C	2.14	0.50
12:AP:33:GLY:HA2	12:AP:105:GLU:HA	1.92	0.50
12:AP:120:ILE:H	12:AP:120:ILE:HD13	1.75	0.50
12:AP:137:TYR:CE2	21:AV:83:PRO:HG3	2.47	0.50
15:AR:39:ARG:HH22	31:BA:346:G:H1'	1.76	0.50
20:AU:42:VAL:HG12	20:AU:42:VAL:O	2.12	0.50
24:AW:37:PHE:O	24:AW:41:ILE:HG22	2.12	0.50
31:BA:60:A:OP1	31:BA:111:G:N2	2.45	0.50
31:BA:575:G:C5	31:BA:881:G:C2	3.00	0.50
31:BA:604:G:C6	31:BA:605:U:N3	2.80	0.50
31:BA:925:G:H1'	31:BA:1502:A:C4	2.47	0.50
48:BU:50:ILE:HD12	48:BU:70:ILE:HD12	1.93	0.50
31:CA:157:G:C2	31:CA:165:C:O2	2.64	0.50
31:CA:791:G:C5	31:CA:792:A:N7	2.78	0.50
31:CA:1196:U:O2	54:C1:23:A:N7	2.44	0.50
31:CA:1213:A:N6	31:CA:1215:G:N3	2.59	0.50
31:CA:1269:A:H2	31:CA:1312:G:N3	2.09	0.50
31:CA:1317:C:N1	44:CQ:16:PHE:HE1	2.09	0.50
31:CA:1433:A:C8	31:CA:1467:G:N2	2.80	0.50
31:CA:1494:G:N2	1:DA:1912:A:N3	2.59	0.50
32:CE:207:ALA:O	32:CE:211:ILE:HG13	2.12	0.50
32:CE:238:LEU:HD12	32:CE:238:LEU:O	2.12	0.50
33:CF:175:LEU:HD21	33:CF:201:TYR:CE1	2.47	0.50
34:CG:110:PHE:N	34:CG:110:PHE:HD1	2.09	0.50
42:CO:11:VAL:HG13	47:CT:29:HIS:CD2	2.46	0.50
46:CS:43:LYS:CG	46:CS:48:TRP:CD1	2.94	0.50
49:CV:12:ASP:CB	49:CV:38:SER:HB3	2.40	0.50
1:DA:459:U:H5''	29:D7:40:TRP:CD2	2.46	0.50
1:DA:1141:U:C2'	1:DA:1142:U:OP2	2.60	0.50
1:DA:1475:G:C4	1:DA:1519:G:N2	2.80	0.50
1:DA:2740:A:H2'	1:DA:2741:A:C8	2.46	0.50
1:DA:2748:A:N7	1:DA:2754:U:C4	2.79	0.50
2:DB:29:A:H2'	2:DB:30:C:H6	1.75	0.50
9:DM:65:LYS:O	9:DM:67:LEU:N	2.43	0.50
10:DN:104:ARG:NH1	15:DR:36:GLU:HB3	2.26	0.50

Continued on next page...

Continued from previous page...

Atom-1	Atom-2	Interatomic distance (Å)	Clash overlap (Å)
11:DO:62:LEU:HD21	30:D8:25:MET:O	2.11	0.50
14:DQ:11:LYS:HG2	14:DQ:15:ARG:CZ	2.42	0.50
18:DS:92:ARG:O	18:DS:93:ALA:HB3	2.11	0.50
19:DT:57:LEU:HD23	19:DT:57:LEU:N	2.27	0.50
27:D5:4:HIS:O	27:D5:5:PRO:O	2.29	0.50
1:AA:84:A:H4'	1:AA:85:G:OP1	2.12	0.50
1:AA:634:C:H2'	1:AA:635:C:C6	2.47	0.50
1:AA:644:A:C2	1:AA:646:A:C4	3.00	0.50
1:AA:945:A:C1'	1:AA:946:G:OP1	2.60	0.50
1:AA:1181:C:C2'	1:AA:1182:A:H5'	2.41	0.50
1:AA:1298:C:C5'	1:AA:1299:G:OP2	2.60	0.50
1:AA:1668:A:H61	1:AA:1676:A:H61	1.59	0.50
1:AA:1731:G:H2'	1:AA:1732:A:H8	1.76	0.50
1:AA:1893:C:C5	1:AA:1894:C:C5	3.00	0.50
1:AA:2137:C:H2'	1:AA:2138:C:H6	1.77	0.50
1:AA:2590:A:C2	1:AA:2605:U:O2	2.63	0.50
1:AA:2886:G:N3	1:AA:2887:U:C6	2.79	0.50
8:AK:144:VAL:O	8:AK:145:VAL:HG22	2.11	0.50
13:A0:103:ARG:HH11	18:AS:40:ASN:HD22	1.59	0.50
14:AQ:39:ILE:HG22	14:AQ:39:ILE:O	2.12	0.50
19:AT:80:ILE:HD12	19:AT:80:ILE:C	2.31	0.50
20:AU:79:CYS:HG	20:AU:80:GLY:N	2.08	0.50
23:AZ:56:GLN:HE21	23:AZ:56:GLN:CA	2.19	0.50
31:BA:120:A:C2'	31:BA:121:C:O5'	2.60	0.50
31:BA:200:G:N2	31:BA:218:C:C2	2.79	0.50
31:BA:355:C:H2'	31:BA:356:A:H5'	1.92	0.50
31:BA:771:G:O2'	31:BA:772:U:H5'	2.11	0.50
31:BA:789:U:H5	31:BA:792:A:P	2.33	0.50
31:BA:1002:G:C4	31:BA:1003:G:C8	2.99	0.50
31:BA:1180:A:OP1	39:BL:103:THR:OG1	2.22	0.50
32:BE:21:ARG:O	32:BE:23:ARG:HG2	2.11	0.50
32:BE:53:ARG:HA	32:BE:56:ARG:NH1	2.27	0.50
32:BE:97:TRP:CZ3	32:BE:176:GLU:HG3	2.46	0.50
32:BE:119:GLU:C	32:BE:121:LEU:H	2.15	0.50
33:BF:70:VAL:HG12	33:BF:71:ALA:N	2.26	0.50
34:BG:105:VAL:O	34:BG:105:VAL:HG12	2.11	0.50
37:BJ:79:ARG:NH1	37:BJ:82:GLY:H	2.09	0.50
39:BL:17:VAL:HG13	39:BL:63:ILE:HD11	1.93	0.50
41:BN:83:ILE:HG23	41:BN:109:VAL:HG23	1.93	0.50
50:BW:25:ARG:HH11	50:BW:25:ARG:CG	2.20	0.50
53:BC:54:G:O2'	53:BC:55:U:H5'	2.12	0.50

Continued on next page...

Continued from previous page...

Atom-1	Atom-2	Interatomic distance (Å)	Clash overlap (Å)
31:CA:57:G:C5	31:CA:58:C:C4	3.00	0.50
31:CA:246:A:C4	31:CA:279:A:N6	2.79	0.50
31:CA:354:G:H2'	31:CA:354:G:N3	2.27	0.50
31:CA:570:G:H1'	31:CA:820:U:C4	2.46	0.50
31:CA:1207:G:H2'	31:CA:1208:C:C6	2.44	0.50
31:CA:1333:A:H2'	31:CA:1334:G:O4'	2.11	0.50
34:CG:72:GLU:OE1	34:CG:72:GLU:CA	2.59	0.50
1:DA:82:G:N1	1:DA:103:A:OP2	2.41	0.50
1:DA:475:U:OP1	56:DA:3443:OHX:N6	2.45	0.50
1:DA:512:G:OP1	1:DA:1234:U:O2'	2.24	0.50
1:DA:654(B):C:H2'	1:DA:654(C):G:H8	1.76	0.50
1:DA:1048:A:H2	1:DA:1112:G:N2	2.02	0.50
4:DE:63:LEU:O	4:DE:63:LEU:HG	2.12	0.50
4:DE:101:ARG:NH1	4:DE:171:GLU:HB2	2.25	0.50
5:DF:34:TRP:CE3	11:DO:8:PRO:HB3	2.46	0.50
5:DF:72:ARG:O	5:DF:73:ALA:O	2.29	0.50
5:DF:102:PRO:O	5:DF:104:LYS:N	2.44	0.50
8:DK:143:SER:O	8:DK:144:VAL:HB	2.12	0.50
8:DK:144:VAL:O	8:DK:145:VAL:HG22	2.12	0.50
9:DM:57:ALA:C	9:DM:59:LYS:N	2.65	0.50
12:DP:78:PRO:O	12:DP:79:LEU:O	2.30	0.50
13:D0:84:ALA:HB3	13:D0:85:PRO:HD3	1.94	0.50
14:DQ:28:VAL:HG11	14:DQ:98:VAL:CG1	2.41	0.50
15:DR:54:ARG:HG2	15:DR:54:ARG:NH1	2.26	0.50
16:D1:68:ALA:O	16:D1:71:GLN:HB2	2.11	0.50
21:DV:14:LYS:H	21:DV:14:LYS:NZ	2.10	0.50
21:DV:108:PRO:HB2	21:DV:142:SER:HA	1.93	0.50
24:DW:37:PHE:O	24:DW:41:ILE:N	2.35	0.50
26:D4:16:CYS:HB3	26:D4:19:GLY:CA	2.42	0.50
30:D8:16:ILE:HD13	30:D8:57:ARG:HG2	1.94	0.50
1:AA:299:A:N6	1:AA:300:A:C6	2.80	0.50
1:AA:404:C:O2'	1:AA:405:U:OP2	2.25	0.50
1:AA:494:G:H4'	18:AS:6:ILE:HB	1.93	0.50
1:AA:731:C:O2	1:AA:731:C:H2'	2.11	0.50
1:AA:1026:U:C4'	1:AA:1027:A:OP1	2.54	0.50
1:AA:1060:U:H1'	1:AA:1061:U:OP2	2.11	0.50
1:AA:1535:U:C3'	1:AA:1536:A:C5'	2.88	0.50
1:AA:1833:U:O2'	1:AA:1969:A:N1	2.30	0.50
1:AA:2001:A:H4'	1:AA:2689:U:H2'	1.93	0.50
1:AA:2032:G:N2	4:AE:146:THR:HG23	2.22	0.50
1:AA:2316:C:H2'	1:AA:2317:C:H6	1.76	0.50

Continued on next page...

Continued from previous page...

Atom-1	Atom-2	Interatomic distance (Å)	Clash overlap (Å)
1:AA:2321:G:N3	1:AA:2321:G:H2'	2.26	0.50
1:AA:2506:U:O2	1:AA:2506:U:C2'	2.57	0.50
1:AA:2723:C:OP1	4:AE:109:LYS:HD3	2.12	0.50
1:AA:2810:A:H61	1:AA:2891:G:C2'	2.25	0.50
1:AA:2894:G:H2'	1:AA:2895:U:OP2	2.10	0.50
3:AD:27:THR:HG21	3:AD:83:GLU:HB3	1.92	0.50
3:AD:44:ASN:HB3	3:AD:48:ARG:C	2.32	0.50
3:AD:181:GLU:OE2	3:AD:270:ILE:HD13	2.12	0.50
5:AF:13:SER:C	5:AF:15:SER:H	2.14	0.50
7:AH:137:ASP:CB	7:AH:140:LYS:HB3	2.41	0.50
8:AK:104:GLN:O	8:AK:105:HIS:CB	2.59	0.50
10:AN:34:THR:HG23	10:AN:35:VAL:H	1.76	0.50
11:AO:105:LEU:O	11:AO:106:LEU:CB	2.48	0.50
12:AP:6:ARG:O	12:AP:7:MET:HB2	2.12	0.50
13:A0:12:ARG:HB3	13:A0:16:HIS:HD2	1.76	0.50
15:AR:29:ARG:HB2	15:AR:46:GLU:HG3	1.93	0.50
18:AS:88:ARG:HB2	18:AS:93:ALA:H	1.76	0.50
19:AT:21:PHE:CD2	19:AT:26:TYR:HD2	2.30	0.50
25:AX:28:LEU:HA	25:AX:33:GLN:OE1	2.11	0.50
25:AX:43:ILE:HG22	25:AX:43:ILE:O	2.12	0.50
30:A8:34:TRP:H	30:A8:35:GLN:CA	2.24	0.50
31:BA:5:U:O2'	31:BA:6:G:N3	2.44	0.50
31:BA:336:C:O2'	31:BA:337:C:H5'	2.11	0.50
31:BA:457:C:N4	31:BA:458:C:N4	2.60	0.50
31:BA:945:G:C2	31:BA:946:A:C8	2.99	0.50
31:BA:963:G:N2	40:BM:55:LYS:HZ1	2.10	0.50
31:BA:1054:C:H6	31:BA:1196:U:HO2'	1.59	0.50
31:BA:1351:U:H5'	37:BJ:33:ASP:OD1	2.12	0.50
33:BF:189:ALA:HB3	33:BF:196:LEU:HB2	1.93	0.50
34:BG:89:THR:OG1	56:BG:302:OHX:N2	2.44	0.50
35:BH:122:GLU:OE1	35:BH:131:ILE:HG21	2.11	0.50
36:BI:18:GLN:O	36:BI:21:LEU:N	2.44	0.50
36:BI:37:VAL:HG12	36:BI:38:GLU:N	2.26	0.50
36:BI:78:GLU:O	36:BI:78:GLU:HG3	2.11	0.50
39:BL:53:VAL:HG21	39:BL:92:TYR:CD1	2.46	0.50
40:BM:4:ILE:HG12	40:BM:100:THR:HG23	1.93	0.50
52:BB:52:G:O2'	52:BB:53:A:O5'	2.20	0.50
31:CA:622:A:N7	31:CA:623:C:C2	2.80	0.50
31:CA:953:G:H2'	31:CA:954:G:O4'	2.12	0.50
31:CA:969:A:H2'	31:CA:970:C:O4'	2.12	0.50
31:CA:1065:U:H6	31:CA:1190:G:H21	1.59	0.50

Continued on next page...

Continued from previous page...

Atom-1	Atom-2	Interatomic distance (Å)	Clash overlap (Å)
31:CA:1272:G:C6	31:CA:1273:G:C5	2.99	0.50
31:CA:1446:A:N6	15:DR:118:ARG:HH22	2.09	0.50
33:CF:193:TYR:O	33:CF:193:TYR:CD1	2.65	0.50
37:CJ:79:ARG:HA	37:CJ:84:ASN:HA	1.94	0.50
47:CT:59:ILE:CG2	47:CT:71:PHE:HB3	2.42	0.50
1:DA:33:U:H4'	1:DA:34:C:OP1	2.11	0.50
1:DA:286:C:C2'	1:DA:287:C:H5'	2.42	0.50
1:DA:863:A:H8	1:DA:863:A:O5'	1.94	0.50
1:DA:887:A:N6	1:DA:889:C:C6	2.79	0.50
1:DA:2287:A:C2	1:DA:2346:A:N1	2.79	0.50
1:DA:2689:U:H5''	1:DA:2713:A:H2	1.76	0.50
4:DE:197:ILE:HD12	4:DE:198:VAL:N	2.26	0.50
5:DF:153:SER:H	5:DF:190:GLU:HB2	1.76	0.50
12:DP:25:ASP:OD1	12:DP:25:ASP:O	2.30	0.50
13:D0:70:LEU:O	13:D0:72:ASP:N	2.38	0.50
14:DQ:12:PHE:O	14:DQ:13:ARG:C	2.50	0.50
16:D1:36:ARG:CZ	17:D2:82:ARG:NH2	2.75	0.50
18:DS:51:LEU:HD22	18:DS:51:LEU:C	2.30	0.50
26:D4:22:ILE:H	26:D4:22:ILE:CD1	2.24	0.50
26:D4:43:TYR:O	26:D4:43:TYR:CG	2.65	0.50
1:AA:274:G:H3'	1:AA:274:G:H8	1.75	0.50
1:AA:1022:G:H4'	1:AA:1023:U:O5'	2.12	0.50
1:AA:1281:G:C5	1:AA:1282:U:C5	3.00	0.50
1:AA:1525:G:O2'	1:AA:1526:G:O5'	2.30	0.50
1:AA:1956:U:C2'	1:AA:1957:C:H5'	2.41	0.50
2:AB:25:A:H2'	2:AB:26:A:H5'	1.94	0.50
4:AE:31:CYS:HB2	4:AE:91:VAL:HG23	1.92	0.50
12:AP:51:ARG:HH11	12:AP:51:ARG:CG	2.10	0.50
21:AV:143:GLY:HA2	21:AV:144:LEU:O	2.12	0.50
27:A5:4:HIS:CG	27:A5:5:PRO:HD3	2.42	0.50
31:BA:134:A:H61	46:BS:25:ARG:NH1	2.09	0.50
31:BA:834:C:O2'	31:BA:835:U:H5'	2.12	0.50
31:BA:862:C:O2'	31:BA:863:U:H5'	2.11	0.50
31:BA:943:U:C2'	31:BA:944:G:H5'	2.42	0.50
31:BA:1028(A):C:N4	31:BA:1028(B):C:N4	2.60	0.50
31:BA:1123:A:O3'	40:BM:36:GLY:HA3	2.11	0.50
31:BA:1192:C:H5''	31:BA:1193:G:OP2	2.11	0.50
31:BA:1291:G:H4'	39:BL:38:GLN:O	2.10	0.50
32:BE:32:ILE:HD13	32:BE:40:HIS:CD2	2.47	0.50
32:BE:235:SER:OG	32:BE:236:TYR:N	2.40	0.50
39:BL:43:ALA:C	39:BL:45:ALA:N	2.65	0.50

Continued on next page...

Continued from previous page...

Atom-1	Atom-2	Interatomic distance (Å)	Clash overlap (Å)
43:BP:44:ARG:C	43:BP:46:LYS:N	2.65	0.50
43:BP:88:ARG:HD3	43:BP:98:VAL:HG12	1.94	0.50
45:BR:78:TYR:C	45:BR:80:ALA:N	2.60	0.50
49:BV:51:VAL:HG11	49:BV:71:LEU:O	2.12	0.50
53:BC:19:G:C4'	53:BC:20:G:OP1	2.60	0.50
53:BC:48:U:H1'	53:BC:49:C:OP2	2.12	0.50
52:BD:22:A:H2'	52:BD:22:A:N3	2.25	0.50
31:CA:720:C:H5'	48:CU:50:ILE:O	2.12	0.50
31:CA:791:G:H2'	31:CA:792:A:H5'	1.94	0.50
33:CF:150:LYS:CG	33:CF:169:ALA:HB2	2.39	0.50
34:CG:59:ARG:NH2	34:CG:66:ARG:NH1	2.58	0.50
35:CH:18:ARG:NH2	35:CH:25:ARG:HB3	2.27	0.50
35:CH:60:TYR:HA	35:CH:63:ARG:HG3	1.94	0.50
35:CH:110:LEU:HD13	35:CH:118:ILE:HD13	1.92	0.50
40:CM:35:SER:OG	40:CM:73:ASP:HB2	2.11	0.50
43:CP:20:THR:O	43:CP:22:ILE:N	2.45	0.50
43:CP:46:LYS:HE3	43:CP:47:ASP:OD2	2.11	0.50
46:CS:1:MET:O	46:CS:1:MET:HG3	2.11	0.50
53:CC:20:G:N2	53:CC:58:A:N3	2.60	0.50
52:CD:20:C:H5'	52:CD:68:A:H62	1.76	0.50
52:CD:44:C:H2'	52:CD:45:C:O4'	2.12	0.50
1:DA:67:U:C2	1:DA:74:A:H2	2.29	0.50
1:DA:228:A:H2'	1:DA:230:U:O4'	2.10	0.50
1:DA:536:A:C2	1:DA:558:G:C2	3.00	0.50
1:DA:1600:C:O2'	1:DA:1601:G:H5'	2.11	0.50
1:DA:2151:G:C4	1:DA:2152:G:C8	3.00	0.50
1:DA:2271:G:H2'	1:DA:2272:U:O5'	2.12	0.50
1:DA:2802:G:H8	1:DA:2802:G:OP2	1.94	0.50
2:DB:110:G:H2'	2:DB:111:U:O4'	2.12	0.50
3:DD:75:ILE:HD13	3:DD:99:ASP:OD1	2.12	0.50
4:DE:134:ILE:HA	4:DE:137:HIS:CD2	2.46	0.50
6:DG:123:ASN:C	6:DG:125:PHE:H	2.15	0.50
7:DH:16:SER:O	7:DH:17:VAL:HG23	2.11	0.50
8:DK:101:LEU:HD23	8:DK:101:LEU:N	2.18	0.50
14:DQ:17:ARG:CG	14:DQ:17:ARG:NH1	2.56	0.50
15:DR:54:ARG:HG2	15:DR:54:ARG:HH11	1.77	0.50
18:DS:95:ILE:HG12	18:DS:95:ILE:O	2.12	0.50
23:DZ:11:ARG:HB2	23:DZ:12:PRO:HD2	1.94	0.50
24:DW:51:ARG:CG	24:DW:52:ASP:N	2.75	0.50
1:AA:311:A:C2	1:AA:328:U:O4	2.64	0.50
1:AA:508:G:C5	18:AS:9:TYR:CE2	3.00	0.50

Continued on next page...

Continued from previous page...

Atom-1	Atom-2	Interatomic distance (Å)	Clash overlap (Å)
1:AA:729:G:OP2	3:AD:13:ARG:NH1	2.45	0.50
1:AA:1060:U:H4'	1:AA:1061:U:O5'	2.12	0.50
1:AA:1382:G:OP1	56:AA:3473:OHX:N4	2.45	0.50
1:AA:2771:C:H2'	1:AA:2772:C:C6	2.47	0.50
2:AB:42:C:O2'	6:AG:67:LYS:HE3	2.12	0.50
7:AH:40:GLU:O	7:AH:41:MET:CB	2.59	0.50
8:AK:86:THR:O	8:AK:86:THR:HG22	2.11	0.50
9:AM:82:LEU:HD12	9:AM:83:LYS:N	2.26	0.50
13:A0:78:LYS:O	13:A0:83:ILE:HG13	2.12	0.50
16:A1:111:GLU:O	16:A1:113:ALA:N	2.45	0.50
17:A2:49:THR:HB	17:A2:50:PRO:HD2	1.92	0.50
18:AS:86:LEU:HD12	18:AS:87:PRO:CD	2.41	0.50
21:AV:5:LEU:O	21:AV:6:LYS:CB	2.60	0.50
21:AV:171:ILE:O	21:AV:171:ILE:HG23	2.12	0.50
29:A7:10:ARG:O	29:A7:14:LYS:HB2	2.11	0.50
31:BA:15:G:C2	31:BA:16:A:C4	3.00	0.50
31:BA:192:U:O3'	50:BW:57:ARG:HD2	2.12	0.50
31:BA:280:C:C3'	31:BA:281:G:H5'	2.35	0.50
31:BA:415:A:OP2	56:BA:1785:OHX:N5	2.45	0.50
31:BA:531:U:C2	56:BA:1791:OHX:N1	2.79	0.50
31:BA:663:A:H5''	48:BU:61:LYS:NZ	2.27	0.50
31:BA:1160:G:O6	31:BA:1181:G:C6	2.63	0.50
31:BA:1221:G:O3'	49:BV:77:THR:HG21	2.11	0.50
32:BE:139:LYS:O	32:BE:143:GLU:HG3	2.11	0.50
32:BE:212:GLN:O	32:BE:216:SER:HB2	2.11	0.50
34:BG:3:ARG:HG2	34:BG:118:ARG:NH1	2.27	0.50
46:BS:43:LYS:HA	46:BS:48:TRP:HB2	1.94	0.50
31:CA:403:C:OP2	34:CG:74:GLN:NE2	2.45	0.50
31:CA:1011:G:C6	31:CA:1012:U:C4	3.00	0.50
31:CA:1157:A:N6	31:CA:1181:G:C8	2.79	0.50
31:CA:1182:G:O6	56:CA:1792:OHX:N3	2.44	0.50
31:CA:1292:U:O2'	31:CA:1293:G:H5'	2.10	0.50
32:CE:22:LYS:HD2	32:CE:35:GLU:OE1	2.12	0.50
32:CE:166:ASP:HB3	32:CE:169:LYS:HB3	1.93	0.50
36:CI:60:PHE:O	36:CI:61:LEU:HD12	2.12	0.50
37:CJ:122:HIS:O	37:CJ:126:ASP:N	2.41	0.50
42:CO:82:VAL:HG23	42:CO:106:ASP:OD1	2.11	0.50
48:CU:25:THR:HG22	48:CU:25:THR:O	2.12	0.50
1:DA:40:C:H2'	1:DA:41:C:H6	1.77	0.50
1:DA:435:C:H2'	1:DA:436:C:H5'	1.93	0.50
1:DA:900:A:C5'	1:DA:901:A:OP2	2.59	0.50

Continued on next page...

Continued from previous page...

Atom-1	Atom-2	Interatomic distance (Å)	Clash overlap (Å)
1:DA:1015:G:C4	1:DA:1148:A:C2	2.99	0.50
1:DA:1639:U:H4'	1:DA:2699:C:H4'	1.94	0.50
1:DA:2094:G:H5'	8:DK:25:TYR:CD2	2.47	0.50
1:DA:2303:G:C2	1:DA:2314:C:N3	2.79	0.50
1:DA:2313:C:H6	1:DA:2313:C:H3'	1.76	0.50
1:DA:2418:A:H2'	1:DA:2419:U:C6	2.47	0.50
1:DA:2531:A:C4'	7:DH:157:TYR:HE2	2.24	0.50
1:DA:2872:G:C6	1:DA:2873:A:N1	2.79	0.50
6:DG:165:THR:OG1	6:DG:168:GLU:HG3	2.12	0.50
8:DK:77:LEU:HD12	8:DK:78:THR:N	2.27	0.50
9:DM:57:ALA:O	9:DM:58:ASP:OD1	2.30	0.50
15:DR:50:ILE:HD12	15:DR:99:LEU:HB2	1.93	0.50
15:DR:115:ARG:O	15:DR:116:ALA:HB3	2.12	0.50
21:DV:132:ASN:ND2	21:DV:159:PRO:HB2	2.26	0.50
24:DW:33:MET:CG	24:DW:37:PHE:HE1	2.25	0.50
1:AA:115:C:C2'	1:AA:116:C:H5'	2.42	0.50
1:AA:662:G:O2'	1:AA:663:G:H5'	2.11	0.50
1:AA:830:G:OP2	56:AA:3556:OHX:N4	2.45	0.50
1:AA:960:A:C8	1:AA:962:G:C8	2.99	0.50
1:AA:1042:G:H2'	1:AA:1043:C:O4'	2.11	0.50
1:AA:1312:U:H6	1:AA:1312:U:C5'	2.24	0.50
1:AA:1468:C:H2'	1:AA:1469:A:C8	2.46	0.50
1:AA:2378:A:C5'	14:AQ:23:ARG:NH1	2.74	0.50
1:AA:2490:G:N2	56:AA:3330:OHX:N6	2.59	0.50
1:AA:2629:A:O2'	1:AA:2630:G:C5'	2.51	0.50
5:AF:128:ALA:O	5:AF:129:PHE:CB	2.59	0.50
5:AF:191:ARG:HB3	5:AF:191:ARG:HH11	1.77	0.50
11:AO:38:GLN:HG3	11:AO:45:LEU:HD13	1.94	0.50
19:AT:41:ASN:N	19:AT:41:ASN:HD22	2.10	0.50
26:A4:12:ALA:C	26:A4:24:THR:HG21	2.33	0.50
31:BA:685:G:O2'	31:BA:686:U:H5'	2.12	0.50
31:BA:1016:A:H2'	31:BA:1017:G:O4'	2.12	0.50
31:BA:1173:G:C5	31:BA:1174:G:C8	2.99	0.50
32:BE:87:ARG:NH1	32:BE:220:ASP:OD1	2.33	0.50
37:BJ:22:LEU:HG	37:BJ:97:GLN:HE22	1.77	0.50
41:BN:28:THR:OG1	41:BN:90:GLY:HA3	2.11	0.50
49:BV:62:ILE:HA	49:BV:66:MET:SD	2.52	0.50
50:BW:26:ASN:H	50:BW:26:ASN:ND2	2.05	0.50
50:BW:53:LEU:CD2	50:BW:53:LEU:H	2.24	0.50
53:BC:1:C:N4	53:BC:74:A:C2	2.57	0.50
31:CA:29:G:O2'	31:CA:30:U:H5'	2.12	0.50

Continued on next page...

Continued from previous page...

Atom-1	Atom-2	Interatomic distance (Å)	Clash overlap (Å)
31:CA:374:A:C6	31:CA:375:U:C4	2.99	0.50
31:CA:386:C:C2'	31:CA:387:U:H5'	2.41	0.50
31:CA:838:G:H2'	31:CA:841:U:H5''	1.93	0.50
31:CA:1034:G:H8	31:CA:1034:G:O5'	1.95	0.50
31:CA:1371:G:OP1	39:CL:11:LYS:HG2	2.12	0.50
34:CG:163:GLU:C	34:CG:165:MET:H	2.14	0.50
34:CG:173:TRP:CD1	34:CG:174:LEU:HG	2.47	0.50
40:CM:58:ASP:O	40:CM:59:SER:C	2.50	0.50
42:CO:46:LYS:HG2	42:CO:47:LYS:N	2.27	0.50
44:CQ:44:LEU:HD12	44:CQ:44:LEU:O	2.11	0.50
45:CR:21:ASP:OD1	45:CR:24:SER:OG	2.17	0.50
46:CS:50:LYS:O	46:CS:51:VAL:HG23	2.11	0.50
53:CC:43:G:C2	53:CC:44:A:C8	3.00	0.50
52:CD:14:A:H3'	52:CD:15:G:C5'	2.39	0.50
1:DA:523:C:C2'	1:DA:524:U:H5'	2.42	0.50
1:DA:807:U:C2'	1:DA:808:G:O5'	2.60	0.50
1:DA:1105:U:O2'	1:DA:1106:G:H5'	2.12	0.50
1:DA:1761:C:N4	1:DA:1762:A:H62	2.09	0.50
1:DA:1783:A:C2	1:DA:2587:A:C5	3.00	0.50
1:DA:1948:G:C2'	1:DA:1949:G:H5'	2.42	0.50
1:DA:2738:A:C2	1:DA:2739:U:H1'	2.47	0.50
3:DD:18:VAL:HG23	3:DD:19:ALA:N	2.27	0.50
3:DD:32:SER:HA	3:DD:36:PRO:HD2	1.94	0.50
4:DE:8:LYS:HG2	4:DE:192:ASN:HA	1.94	0.50
15:DR:125:ARG:HB3	15:DR:129:ARG:CZ	2.41	0.50
21:DV:5:LEU:O	21:DV:59:LEU:O	2.29	0.50
30:D8:16:ILE:CD1	30:D8:57:ARG:HG2	2.42	0.50
1:AA:216:A:C4	1:AA:432:A:C2	3.00	0.49
1:AA:340:A:C2'	1:AA:341:G:H5'	2.42	0.49
1:AA:654(S):G:H1'	1:AA:654(T):A:C8	2.47	0.49
1:AA:676:A:H2	1:AA:802:A:H61	1.55	0.49
1:AA:754:C:H2'	1:AA:755:C:C6	2.47	0.49
1:AA:908:C:O2'	1:AA:909:A:H5'	2.12	0.49
1:AA:1109:C:N4	1:AA:1110:G:N2	2.59	0.49
1:AA:1288:U:H4'	1:AA:1289:C:OP2	2.12	0.49
1:AA:1952:A:C6	1:AA:1953:A:C6	2.99	0.49
1:AA:2056:G:H2'	1:AA:2056:G:N3	2.27	0.49
1:AA:2182:G:N2	1:AA:2183:C:O2	2.45	0.49
3:AD:12:SER:HB2	3:AD:208:LYS:HB3	1.94	0.49
3:AD:145:VAL:HB	3:AD:155:LEU:HB2	1.94	0.49
8:AK:35:LEU:O	8:AK:36:ALA:CB	2.59	0.49

Continued on next page...

Continued from previous page...

Atom-1	Atom-2	Interatomic distance (Å)	Clash overlap (Å)
8:AK:86:THR:HA	8:AK:123:LEU:CD1	2.42	0.49
11:AO:35:HIS:O	11:AO:36:LYS:O	2.30	0.49
13:A0:2:ARG:HG3	13:A0:5:LYS:HZ2	1.75	0.49
22:A3:25:ARG:HD2	22:A3:29:GLN:NE2	2.26	0.49
28:A6:25:LYS:CE	28:A6:27:LYS:HD3	2.42	0.49
31:BA:148:G:O6	56:BA:1756:OHX:N2	2.46	0.49
31:BA:179:A:C2'	31:BA:180:U:O5'	2.60	0.49
31:BA:600:C:H2'	31:BA:600:C:O2	2.11	0.49
31:BA:1336:C:H2'	31:BA:1336:C:O2	2.12	0.49
31:BA:1379:G:O2'	31:BA:1380:U:H5'	2.12	0.49
31:BA:1394:A:H4'	31:BA:1395:C:OP2	2.11	0.49
35:BH:59:GLY:O	35:BH:62:ALA:HB3	2.11	0.49
37:BJ:15:ASP:OD1	37:BJ:18:TYR:HD1	1.94	0.49
40:BM:81:THR:OG1	40:BM:82:ILE:N	2.45	0.49
46:BS:39:TYR:CD1	46:BS:40:ASP:N	2.78	0.49
52:BD:16:C:N4	52:BD:68:A:H2'	2.27	0.49
52:BD:38:MIA:H111	52:BD:39:A:H1'	1.94	0.49
54:B1:11:U:HO2'	54:B1:12:A:N3	1.48	0.49
31:CA:43:C:H42	31:CA:399:G:H1	1.59	0.49
31:CA:87:A:N1	31:CA:88:C:C5	2.80	0.49
31:CA:284:G:H2'	31:CA:285:G:C8	2.47	0.49
31:CA:436:C:O2'	31:CA:437:U:H5'	2.12	0.49
31:CA:503:C:O2'	31:CA:504:C:H5'	2.10	0.49
31:CA:639:G:N2	31:CA:640:A:C4	2.80	0.49
31:CA:756:C:H2'	31:CA:757:U:O4'	2.12	0.49
31:CA:965:A:C2	31:CA:969:A:C2	3.00	0.49
31:CA:1111:A:N7	31:CA:1112:C:C5	2.80	0.49
31:CA:1354:C:O2	31:CA:1369:C:O2	2.30	0.49
31:CA:1446:A:N6	15:DR:118:ARG:NH2	2.59	0.49
33:CF:106:VAL:O	33:CF:109:PRO:HD3	2.11	0.49
34:CG:62:GLN:HE22	34:CG:65:ARG:HH21	1.60	0.49
36:CI:91:VAL:HG13	48:CU:72:ARG:NH2	2.27	0.49
38:CK:109:ILE:HD11	38:CK:111:ILE:HG12	1.94	0.49
39:CL:4:TYR:O	39:CL:18:PHE:HA	2.12	0.49
39:CL:5:TYR:CD2	39:CL:18:PHE:HE2	2.29	0.49
39:CL:97:LYS:N	39:CL:98:PRO:CD	2.75	0.49
43:CP:93:ARG:HH11	1:DA:887:A:H1'	1.76	0.49
44:CQ:9:LYS:HA	44:CQ:12:ARG:HD3	1.93	0.49
50:CW:50:GLU:N	50:CW:100:ILE:HG12	2.27	0.49
53:CC:2:G:O6	53:CC:72:C:N3	2.44	0.49
1:DA:84:A:H5''	20:DU:8:LYS:HG2	1.94	0.49

Continued on next page...

Continued from previous page...

Atom-1	Atom-2	Interatomic distance (Å)	Clash overlap (Å)
1:DA:548:A:H2'	1:DA:549:G:O4'	2.12	0.49
1:DA:747:U:O2	1:DA:2014:A:H1'	2.12	0.49
1:DA:796:C:C2'	1:DA:797:C:O5'	2.60	0.49
1:DA:918:A:H1'	2:DB:80:U:O2'	2.11	0.49
1:DA:920:G:O2'	1:DA:921:G:H5'	2.11	0.49
1:DA:943:U:OP2	11:DO:36:LYS:HE3	2.12	0.49
1:DA:1005:C:O2	1:DA:1143:A:C6	2.65	0.49
1:DA:1060:U:O4'	1:DA:1062:G:H5'	2.12	0.49
1:DA:1140:C:O3'	9:DM:25:ARG:NH2	2.43	0.49
1:DA:1168:G:C2	1:DA:1182:A:C2	3.00	0.49
1:DA:1475:G:H5'	1:DA:1476:C:OP2	2.12	0.49
1:DA:1678:G:N2	1:DA:1989:G:N2	2.39	0.49
1:DA:1858:G:C6	1:DA:1883:G:C6	3.00	0.49
1:DA:2371:G:O2'	28:D6:46:HIS:CD2	2.62	0.49
1:DA:2439:A:H8	1:DA:2439:A:C5'	2.23	0.49
1:DA:2466:C:C2'	1:DA:2467:C:H5'	2.42	0.49
1:DA:2749:A:H1'	7:DH:63:SER:OG	2.12	0.49
3:DD:176:ARG:CG	3:DD:176:ARG:NH1	2.65	0.49
3:DD:231:HIS:ND1	3:DD:232:PRO:CD	2.73	0.49
6:DG:67:LYS:HD2	26:D4:6:HIS:NE2	2.27	0.49
11:DO:39:LYS:HB2	11:DO:45:LEU:HD21	1.94	0.49
11:DO:132:LYS:C	11:DO:134:ALA:H	2.15	0.49
16:D1:19:LYS:O	16:D1:21:ALA:N	2.45	0.49
16:D1:110:VAL:HA	16:D1:113:ALA:HB3	1.94	0.49
17:D2:35:LEU:HD23	17:D2:35:LEU:H	1.77	0.49
17:D2:88:ARG:O	17:D2:89:GLN:O	2.30	0.49
28:D6:24:GLU:CG	28:D6:25:LYS:H	2.17	0.49
1:AA:578:A:OP1	1:AA:1255:U:O2'	2.20	0.49
1:AA:869:G:H2'	1:AA:870:A:H8	1.77	0.49
1:AA:1373:A:H2'	1:AA:1374:G:O4'	2.11	0.49
1:AA:1586:A:H3'	1:AA:1587:A:C8	2.47	0.49
1:AA:1638:C:H2'	1:AA:1639:U:O4'	2.12	0.49
1:AA:2182:G:C2	1:AA:2183:C:C2	3.00	0.49
1:AA:2248:C:C2'	1:AA:2249:U:H5'	2.42	0.49
5:AF:144:LYS:C	5:AF:146:ALA:N	2.61	0.49
5:AF:172:TRP:CE3	5:AF:173:VAL:HG23	2.48	0.49
8:AK:131:LYS:CB	8:AK:132:PRO:HA	2.23	0.49
10:AN:49:ARG:HH22	31:BA:1423:G:P	2.35	0.49
17:A2:3:ALA:HA	17:A2:40:LEU:O	2.12	0.49
18:AS:59:VAL:HG12	18:AS:60:ASN:OD1	2.12	0.49
23:AZ:40:ARG:HH21	23:AZ:42:GLN:HG2	1.76	0.49

Continued on next page...

Continued from previous page...

Atom-1	Atom-2	Interatomic distance (Å)	Clash overlap (Å)
31:BA:51:A:C2	31:BA:353:A:N1	2.80	0.49
31:BA:129(A):G:N2	31:BA:191(A):G:N7	2.60	0.49
31:BA:135:C:H2'	31:BA:136:C:C5'	2.40	0.49
31:BA:266:G:N2	31:BA:269:C:C5	2.80	0.49
31:BA:376:G:O3'	46:BS:5:ARG:HD2	2.11	0.49
31:BA:606:G:N3	31:BA:606:G:H2'	2.27	0.49
31:BA:610:G:O2'	31:BA:611:A:H5'	2.12	0.49
31:BA:723:U:O2	31:BA:723:U:C2'	2.59	0.49
31:BA:742:G:O6	56:BA:1792:OHX:N5	2.45	0.49
32:BE:4:GLU:O	32:BE:5:ILE:HG23	2.13	0.49
33:BF:92:ALA:HA	33:BF:95:THR:HB	1.94	0.49
34:BG:76:ARG:CD	34:BG:207:TYR:HE2	2.25	0.49
40:BM:5:ARG:HB2	40:BM:73:ASP:CG	2.31	0.49
50:BW:71:THR:HG22	50:BW:72:LEU:H	1.77	0.49
53:BC:48:U:C2'	53:BC:49:C:OP2	2.59	0.49
31:CA:10:A:H2'	31:CA:11:G:H8	1.77	0.49
31:CA:306:G:H8	31:CA:306:G:O5'	1.95	0.49
31:CA:491:G:C4	31:CA:492:G:C8	3.00	0.49
31:CA:577:G:N7	56:CA:1771:OHX:N2	2.60	0.49
31:CA:697:U:H2'	31:CA:698:G:H5'	1.93	0.49
31:CA:784:C:H4'	1:DA:1837:C:OP1	2.12	0.49
31:CA:814:A:H2'	31:CA:816:A:H5''	1.92	0.49
31:CA:922:G:H4'	35:CH:20:GLN:HA	1.93	0.49
31:CA:956:U:C2	31:CA:1225:A:H2	2.30	0.49
31:CA:1024:G:H2'	31:CA:1025:U:C5	2.46	0.49
31:CA:1042:G:H2'	31:CA:1043:C:O4'	2.12	0.49
31:CA:1127:G:C2	31:CA:1145:C:C2	3.00	0.49
31:CA:1322:C:O2	31:CA:1322:C:C2'	2.53	0.49
32:CE:45:GLN:O	32:CE:47:THR:N	2.45	0.49
33:CF:18:TRP:HE1	44:CQ:55:GLY:N	2.11	0.49
33:CF:113:ALA:HB3	33:CF:114:PRO:CD	2.34	0.49
34:CG:70:ILE:HG23	34:CG:75:PHE:HB2	1.95	0.49
34:CG:138:TYR:CD2	34:CG:138:TYR:C	2.86	0.49
35:CH:90:VAL:O	35:CH:120:THR:HA	2.11	0.49
36:CI:8:ILE:HD12	36:CI:8:ILE:H	1.77	0.49
42:CO:68:ALA:HA	42:CO:98:TYR:O	2.12	0.49
43:CP:40:ASN:HB3	43:CP:43:THR:CG2	2.40	0.49
43:CP:116:THR:HG22	43:CP:116:THR:O	2.13	0.49
53:CC:48:U:C1'	53:CC:49:C:O5'	2.59	0.49
52:CD:11:C:C4	52:CD:12:C:C5	3.00	0.49
1:DA:107:C:C2	1:DA:108:U:C5	3.00	0.49

Continued on next page...

Continued from previous page...

Atom-1	Atom-2	Interatomic distance (Å)	Clash overlap (Å)
1:DA:733:G:H8	1:DA:733:G:O5'	1.95	0.49
1:DA:893:C:C4'	1:DA:894:C:OP1	2.60	0.49
1:DA:1048:A:H5'	1:DA:1049:C:OP2	2.12	0.49
1:DA:1349:A:N6	1:DA:1598:C:N4	2.60	0.49
1:DA:1392:A:N6	1:DA:1393:A:N6	2.60	0.49
1:DA:1404:C:C2'	1:DA:1405:U:H5'	2.42	0.49
1:DA:1577:C:H2'	1:DA:1578:U:C1'	2.43	0.49
1:DA:1643:G:H2'	1:DA:1644:C:O5'	2.11	0.49
1:DA:1731:G:H2'	1:DA:1732:A:O4'	2.12	0.49
1:DA:2233:U:OP1	56:DA:3258:OHX:N2	2.45	0.49
1:DA:2276:G:OP1	12:DP:84:GLY:HA2	2.12	0.49
1:DA:2287:A:N6	1:DA:2344:U:C2	2.81	0.49
1:DA:2378:A:H5''	14:DQ:23:ARG:HH12	1.77	0.49
1:DA:2665:A:H2'	1:DA:2666:C:O4'	2.11	0.49
1:DA:2688:U:H1'	1:DA:2721:A:N6	2.26	0.49
4:DE:14:ILE:HB	15:DR:14:TYR:CE1	2.47	0.49
4:DE:199:ARG:HB3	4:DE:200:GLU:OE1	2.13	0.49
7:DH:117:PRO:HB3	7:DH:123:PHE:CZ	2.46	0.49
7:DH:141:VAL:HG12	7:DH:142:GLY:N	2.25	0.49
9:DM:123:TYR:CZ	9:DM:129:PRO:HD3	2.47	0.49
12:DP:35:VAL:HG21	21:DV:81:ARG:HH21	1.77	0.49
17:D2:77:ALA:O	17:D2:78:LYS:HG3	2.09	0.49
20:DU:94:LYS:O	20:DU:101:LYS:HB2	2.12	0.49
23:DZ:67:ILE:N	23:DZ:68:PRO:CD	2.74	0.49
1:AA:511:U:O4	1:AA:512:G:N1	2.45	0.49
1:AA:528:A:C2	1:AA:2043:C:H5'	2.46	0.49
1:AA:945:A:N6	1:AA:2448:A:C5	2.80	0.49
1:AA:1183:G:O6	56:AA:3412:OHX:N6	2.46	0.49
1:AA:1198:U:O2	1:AA:1249:U:H1'	2.11	0.49
1:AA:1206:G:C4	1:AA:1207:C:C5	3.00	0.49
1:AA:1824:G:OP1	3:AD:52:ARG:HD3	2.11	0.49
1:AA:2143:C:N3	1:AA:2149:G:C2	2.80	0.49
1:AA:2481:G:O2'	1:AA:2482:G:P	2.70	0.49
1:AA:2667:C:H2'	1:AA:2668:G:O4'	2.13	0.49
1:AA:2863:C:O2'	1:AA:2864:G:H5'	2.12	0.49
3:AD:35:LYS:HE2	3:AD:65:ILE:HG22	1.94	0.49
8:AK:62:LYS:O	8:AK:66:GLU:HG2	2.12	0.49
9:AM:86:PRO:HD2	9:AM:89:LYS:HB3	1.93	0.49
10:AN:24:VAL:HG23	10:AN:33:ALA:HB2	1.94	0.49
12:AP:26:TYR:O	12:AP:27:VAL:O	2.30	0.49
16:A1:92:ARG:HB3	17:A2:11:GLN:HE22	1.76	0.49

Continued on next page...

Continued from previous page...

Atom-1	Atom-2	Interatomic distance (Å)	Clash overlap (Å)
26:A4:36:CYS:C	26:A4:39:CYS:SG	2.90	0.49
31:BA:148:G:C2	31:BA:149:A:C8	3.01	0.49
31:BA:282:A:H2'	31:BA:282:A:N3	2.26	0.49
31:BA:557:G:N1	31:BA:558:G:C2	2.80	0.49
31:BA:1004:A:C2	31:BA:1005:A:C2	3.00	0.49
31:BA:1267:C:C5	31:BA:1268:A:N7	2.81	0.49
31:BA:1267:C:H5''	31:BA:1268:A:OP2	2.12	0.49
31:BA:1340:A:C2	31:BA:1341:U:O2	2.65	0.49
33:BF:15:THR:HG21	33:BF:181:ASN:HA	1.93	0.49
44:BQ:44:LEU:C	44:BQ:44:LEU:HD12	2.33	0.49
50:BW:34:LYS:O	50:BW:35:THR:C	2.51	0.49
52:BB:77:C:H2'	52:BB:78:C:C6	2.46	0.49
31:CA:54:C:C4	31:CA:352:C:H5	2.30	0.49
31:CA:363:A:C5	42:CO:31:PRO:HD2	2.47	0.49
31:CA:491:G:C5	31:CA:492:G:C8	3.00	0.49
31:CA:518:C:H4'	31:CA:519:C:O5'	2.12	0.49
31:CA:1072:G:C5	31:CA:1073:U:C4	3.01	0.49
31:CA:1087:G:OP2	56:CA:1735:OHX:N3	2.45	0.49
31:CA:1197:G:C2	31:CA:1198:G:C8	3.01	0.49
31:CA:1278:U:O2	31:CA:1278:U:C2'	2.59	0.49
31:CA:1298:C:OP2	37:CJ:114:ARG:NH2	2.43	0.49
31:CA:1366:C:OP1	39:CL:117:HIS:CE1	2.65	0.49
33:CF:66:VAL:HG12	33:CF:67:THR:N	2.25	0.49
34:CG:127:THR:HG21	34:CG:149:ALA:CB	2.42	0.49
36:CI:2:ARG:O	36:CI:66:GLU:HA	2.10	0.49
39:CL:114:TYR:HD2	39:CL:114:TYR:N	2.05	0.49
52:CD:48:C:H2'	52:CD:49:A:C8	2.47	0.49
1:DA:270(I):G:H1	1:DA:270(Q):C:H42	1.60	0.49
1:DA:319:C:C2	1:DA:333:G:N2	2.80	0.49
1:DA:779:U:OP1	3:DD:49:ILE:CG2	2.60	0.49
1:DA:911:A:H2'	12:DP:9:TYR:OH	2.12	0.49
1:DA:1050:A:C5	1:DA:2751:G:N1	2.81	0.49
1:DA:1545(A):A:N7	1:DA:1546:C:O2	2.45	0.49
1:DA:1592:C:O2'	1:DA:1593:G:H5'	2.11	0.49
1:DA:1776:G:C2	1:DA:1777:U:C6	3.01	0.49
1:DA:2291:U:O2'	1:DA:2374:C:O2	2.28	0.49
1:DA:2350:C:H2'	1:DA:2351:G:O4'	2.12	0.49
1:DA:2468:G:O6	56:DA:3173:OHX:N4	2.45	0.49
6:DG:33:ARG:H	6:DG:162:THR:HG23	1.78	0.49
9:DM:56:ASN:HA	9:DM:125:GLY:C	2.33	0.49
9:DM:132:ALA:O	9:DM:133:GLN:C	2.50	0.49

Continued on next page...

Continued from previous page...

Atom-1	Atom-2	Interatomic distance (Å)	Clash overlap (Å)
14:DQ:87:PHE:HD1	14:DQ:112:PHE:CE2	2.30	0.49
26:D4:34:GLU:H	26:D4:34:GLU:CD	2.15	0.49
27:D5:4:HIS:HB3	27:D5:5:PRO:HD3	1.72	0.49
30:D8:34:TRP:C	30:D8:36:LYS:N	2.63	0.49
1:AA:34:C:O4'	1:AA:34:C:OP2	2.30	0.49
1:AA:62:C:N3	1:AA:92:G:N2	2.52	0.49
1:AA:592:G:N3	30:A8:4:MET:HE1	2.28	0.49
1:AA:643:A:HO2'	1:AA:644:A:H5'	1.75	0.49
1:AA:1057:A:C8	1:AA:1086:A:C4	3.01	0.49
1:AA:1710:C:O2'	1:AA:1711:C:H5'	2.12	0.49
1:AA:1731:G:C2'	1:AA:1732:A:O5'	2.60	0.49
1:AA:1833:U:C2	1:AA:1834:U:C6	3.00	0.49
1:AA:2038:G:H2'	1:AA:2039:C:C6	2.48	0.49
1:AA:2154:G:H2'	1:AA:2155:G:H8	1.77	0.49
1:AA:2315:G:C6	1:AA:2316:C:C4	3.01	0.49
1:AA:2415:G:H4'	11:AO:67:MET:N	2.27	0.49
1:AA:2723:C:O3'	13:A0:1:MET:HE3	2.11	0.49
1:AA:2809:A:N6	1:AA:2892:A:C8	2.80	0.49
1:AA:2877:G:H2'	1:AA:2878:U:O4'	2.11	0.49
6:AG:129:GLY:O	6:AG:161:THR:HB	2.12	0.49
8:AK:64:GLU:C	8:AK:66:GLU:N	2.61	0.49
8:AK:140:LEU:H	8:AK:140:LEU:CD2	2.16	0.49
12:AP:21:THR:OG1	12:AP:101:ARG:N	2.45	0.49
13:A0:12:ARG:HG3	13:A0:12:ARG:HH11	1.77	0.49
15:AR:13:ARG:HG3	15:AR:13:ARG:O	2.11	0.49
15:AR:56:GLY:O	15:AR:59:THR:CG2	2.57	0.49
19:AT:5:TYR:CZ	24:AW:30:ARG:HB2	2.47	0.49
22:A3:49:LYS:H	22:A3:80:HIS:CG	2.30	0.49
31:BA:191(C):G:C6	31:BA:191(D):U:N3	2.80	0.49
31:BA:589:C:C4	31:BA:590:C:C5	3.00	0.49
31:BA:890:G:N2	31:BA:906:G:H2'	2.27	0.49
31:BA:1305:G:N2	31:BA:1331:G:C4	2.80	0.49
31:BA:1375:A:C2	31:BA:1376:U:C2	3.01	0.49
31:BA:1466:C:H2'	31:BA:1467:G:O4'	2.13	0.49
36:BI:23:LYS:NZ	36:BI:42:GLU:OE1	2.38	0.49
37:BJ:26:PHE:CD1	37:BJ:62:PHE:HE1	2.30	0.49
38:BK:137:VAL:HG12	38:BK:138:TRP:N	2.27	0.49
39:BL:55:ALA:HB1	39:BL:59:PHE:CD1	2.47	0.49
46:BS:50:LYS:HD3	46:BS:51:VAL:H	1.76	0.49
52:BD:61:G:H2'	52:BD:62:G:C8	2.48	0.49
31:CA:149:A:C2	31:CA:150:C:C2	3.01	0.49

Continued on next page...

Continued from previous page...

Atom-1	Atom-2	Interatomic distance (Å)	Clash overlap (Å)
31:CA:198:G:C2	31:CA:199:G:C4	3.00	0.49
31:CA:305:G:O6	56:CA:1810:OHX:N2	2.45	0.49
31:CA:391:G:C6	31:CA:392:G:C5	3.00	0.49
31:CA:742:G:OP2	45:CR:35:ARG:NH2	2.45	0.49
31:CA:931:C:C2'	31:CA:932:C:O5'	2.61	0.49
31:CA:1009:G:C2	31:CA:1010:G:C8	3.00	0.49
31:CA:1031:G:O6	31:CA:1032:A:N6	2.44	0.49
31:CA:1129:C:C5	31:CA:1133:G:O6	2.65	0.49
31:CA:1160:G:H22	31:CA:1177:G:H21	1.61	0.49
31:CA:1320:C:C2	49:CV:72:GLY:HA3	2.48	0.49
32:CE:115:LEU:O	32:CE:115:LEU:HG	2.11	0.49
32:CE:121:LEU:HD22	32:CE:127:ILE:HD13	1.95	0.49
34:CG:159:ARG:O	34:CG:162:LEU:N	2.40	0.49
35:CH:145:LYS:O	35:CH:149:GLU:HG2	2.12	0.49
40:CM:56:HIS:C	40:CM:58:ASP:N	2.66	0.49
42:CO:23:LYS:H	42:CO:23:LYS:HD3	1.76	0.49
1:DA:702:G:C2	1:DA:731:C:C2	3.00	0.49
1:DA:887:A:H2'	1:DA:887:A:N3	2.27	0.49
1:DA:945:A:C4	1:DA:2448:A:N3	2.80	0.49
1:DA:1354:A:H2'	1:DA:1355:G:O4'	2.13	0.49
1:DA:1387:C:C2	1:DA:1388:G:C8	3.00	0.49
1:DA:2299:G:C6	1:DA:2318:G:C8	3.01	0.49
2:DB:13:A:N1	2:DB:69:G:O2'	2.34	0.49
2:DB:15:A:C5'	2:DB:16:G:C8	2.91	0.49
3:DD:16:MET:HB2	3:DD:207:GLY:HA3	1.94	0.49
3:DD:30:GLU:HG3	3:DD:63:ARG:CZ	2.42	0.49
5:DF:24:LEU:CB	5:DF:25:PRO:CD	2.85	0.49
5:DF:65:TRP:HB3	5:DF:66:PRO:HD2	1.94	0.49
10:DN:119:PRO:HB2	15:DR:68:TYR:CZ	2.48	0.49
16:D1:27:LEU:CD2	16:D1:27:LEU:N	2.75	0.49
18:DS:54:ALA:HB1	18:DS:107:LEU:HD22	1.93	0.49
1:AA:347:A:C2	1:AA:348:G:C5	3.01	0.49
1:AA:880:G:N2	1:AA:898:C:C2	2.81	0.49
1:AA:1017:G:C6	1:AA:1018:C:C5	3.00	0.49
1:AA:1312:U:H6	1:AA:1312:U:H5'	1.76	0.49
1:AA:2157:G:HO2'	1:AA:2158:A:P	2.36	0.49
1:AA:2255:G:H21	12:AP:85:LYS:CE	1.95	0.49
1:AA:2308:G:H2'	1:AA:2308:G:N3	2.27	0.49
1:AA:2884:U:C2'	1:AA:2885:C:H5'	2.42	0.49
3:AD:68:LYS:HB3	3:AD:70:TRP:CZ3	2.47	0.49
6:AG:63:ILE:HD12	6:AG:141:PHE:CD2	2.48	0.49

Continued on next page...

Continued from previous page...

Atom-1	Atom-2	Interatomic distance (Å)	Clash overlap (Å)
7:AH:122:THR:O	7:AH:134:SER:OG	2.31	0.49
17:A2:35:LEU:HD21	17:A2:57:VAL:HG13	1.94	0.49
19:AT:7:VAL:HB	19:AT:8:ILE:HD12	1.93	0.49
31:BA:8:A:N6	34:BG:205:GLU:O	2.44	0.49
31:BA:422:C:H2'	31:BA:422:C:O2	2.12	0.49
31:BA:526:C:OP2	42:BO:91:LYS:HE3	2.12	0.49
31:BA:956:U:O2'	31:BA:957:U:H5'	2.12	0.49
31:BA:1007:C:H42	31:BA:1022:G:H1	1.59	0.49
31:BA:1152:A:C6	31:BA:1153:C:C4	3.01	0.49
31:BA:1263:C:O2'	31:BA:1264:C:H5'	2.12	0.49
32:BE:126:GLU:HG2	32:BE:126:GLU:O	2.12	0.49
35:BH:150:ARG:CZ	35:BH:150:ARG:HB2	2.41	0.49
52:BB:10:C:H2'	52:BB:11:C:H6	1.74	0.49
31:CA:421:U:O2	31:CA:421:U:C2'	2.57	0.49
31:CA:429:U:H1'	31:CA:430:A:H5''	1.94	0.49
31:CA:467:G:H2'	31:CA:467:G:N3	2.26	0.49
31:CA:509:A:H5''	34:CG:55:ALA:HB2	1.95	0.49
31:CA:577:G:O2'	31:CA:578:C:H5'	2.12	0.49
31:CA:678:U:H2'	31:CA:679:C:C6	2.47	0.49
31:CA:960:U:O2	31:CA:960:U:C2'	2.60	0.49
31:CA:1047:G:H2'	31:CA:1048:G:H5'	1.93	0.49
31:CA:1394:A:C5	31:CA:1501:C:H4'	2.48	0.49
32:CE:187:LEU:HA	32:CE:201:ILE:HB	1.93	0.49
34:CG:108:LEU:HD11	34:CG:174:LEU:HB3	1.94	0.49
34:CG:111:ALA:HB2	34:CG:120:LEU:CD1	2.42	0.49
34:CG:118:ARG:HA	34:CG:121:VAL:CG2	2.39	0.49
35:CH:62:ALA:O	35:CH:63:ARG:C	2.50	0.49
35:CH:80:ILE:HG22	38:CK:104:ARG:NH2	2.28	0.49
40:CM:50:ILE:HA	40:CM:60:ARG:HB3	1.93	0.49
43:CP:15:VAL:HG12	43:CP:45:VAL:HG22	1.93	0.49
48:CU:23:LYS:H	48:CU:26:LEU:HD11	1.77	0.49
52:CB:51:C:H3'	52:CB:52:G:H8	1.66	0.49
1:DA:350:U:OP2	56:DA:3374:OHX:N3	2.45	0.49
1:DA:471:A:H8	1:DA:471:A:OP2	1.94	0.49
1:DA:524:U:H2'	1:DA:525:U:C6	2.33	0.49
1:DA:641:C:H2'	1:DA:642:G:H5'	1.94	0.49
1:DA:996:A:N6	1:DA:1160:G:C6	2.80	0.49
1:DA:1011:G:C6	1:DA:1013:C:N3	2.80	0.49
1:DA:1025:G:H8	1:DA:1025:G:OP1	1.95	0.49
1:DA:1359:A:C8	1:DA:1372:U:O4	2.66	0.49
1:DA:1819:A:H4'	1:DA:1820:U:O5'	2.12	0.49

Continued on next page...

Continued from previous page...

Atom-1	Atom-2	Interatomic distance (Å)	Clash overlap (Å)
1:DA:2271:G:OP1	22:D3:18:ALA:HB1	2.12	0.49
3:DD:70:TRP:CH2	3:DD:150:LYS:HA	2.47	0.49
4:DE:58:ARG:C	4:DE:60:ASN:N	2.63	0.49
5:DF:65:TRP:HB3	5:DF:66:PRO:CD	2.43	0.49
7:DH:20:ALA:HB1	7:DH:21:PRO:HD2	1.94	0.49
7:DH:72:ILE:O	7:DH:76:VAL:HG23	2.12	0.49
7:DH:139:GLN:HG3	7:DH:140:LYS:N	2.28	0.49
7:DH:149:ARG:HA	7:DH:162:ILE:HG21	1.94	0.49
9:DM:57:ALA:H	9:DM:124:ALA:HA	1.77	0.49
11:DO:31:ALA:C	11:DO:33:ARG:H	2.16	0.49
12:DP:34:LEU:HD11	12:DP:129:THR:HB	1.94	0.49
17:D2:69:LYS:O	17:D2:70:ILE:HG12	2.12	0.49
17:D2:99:ILE:O	17:D2:100:ARG:HB3	2.12	0.49
30:D8:30:ARG:O	30:D8:31:HIS:O	2.30	0.49
1:AA:16:G:O6	56:AA:3384:OHX:N6	2.46	0.49
1:AA:90:U:H4'	1:AA:91:A:H8	1.78	0.49
1:AA:205:G:O2'	1:AA:206:U:OP2	2.26	0.49
1:AA:566:U:H5	17:A2:78:LYS:HG2	1.77	0.49
1:AA:654(I):C:H3'	1:AA:654(I):C:O2	2.12	0.49
1:AA:1316:U:H2'	1:AA:1317:A:C8	2.47	0.49
1:AA:1376:C:O2'	1:AA:1377:G:H5'	2.12	0.49
1:AA:1545(A):A:C2'	1:AA:1546:C:H5'	2.41	0.49
1:AA:2022:U:O2'	1:AA:2617:C:H5'	2.12	0.49
1:AA:2298:A:N6	1:AA:2318:G:H1'	2.28	0.49
1:AA:2521:C:H42	1:AA:2544:G:H1	1.61	0.49
1:AA:2795:G:H3'	1:AA:2797:U:H5''	1.95	0.49
1:AA:2840:C:H2'	1:AA:2841:C:C6	2.46	0.49
1:AA:2846:G:H2'	1:AA:2847:U:H6	1.76	0.49
3:AD:52:ARG:HB2	3:AD:53:PHE:CD2	2.48	0.49
19:AT:26:TYR:CD1	19:AT:89:ILE:HD13	2.48	0.49
20:AU:77:PRO:O	20:AU:78:ALA:CB	2.61	0.49
26:A4:42:PHE:CZ	26:A4:43:TYR:HB2	2.47	0.49
31:BA:86:U:O3'	31:BA:87:A:H4'	2.13	0.49
31:BA:183:G:H2'	31:BA:184:G:O4'	2.12	0.49
31:BA:255:G:H2'	31:BA:256:U:C6	2.48	0.49
31:BA:292:G:N2	31:BA:309:G:C4	2.80	0.49
31:BA:562:C:O2	42:BO:15:ARG:O	2.31	0.49
31:BA:1143:G:H1	31:BA:1144:G:N2	2.10	0.49
31:BA:1263:C:H2'	31:BA:1264:C:C6	2.47	0.49
33:BF:6:HIS:NE2	33:BF:184:TYR:CE2	2.81	0.49
37:BJ:119:ARG:C	37:BJ:121:ALA:N	2.66	0.49

Continued on next page...

Continued from previous page...

Atom-1	Atom-2	Interatomic distance (Å)	Clash overlap (Å)
39:BL:16:ARG:O	39:BL:63:ILE:HG23	2.13	0.49
42:BO:6:THR:N	42:BO:9:GLN:HE21	2.03	0.49
49:BV:41:VAL:HG22	49:BV:67:VAL:O	2.12	0.49
52:BB:52:G:H8	52:BB:52:G:OP2	1.96	0.49
31:CA:129(A):G:C6	31:CA:188:U:H4'	2.47	0.49
31:CA:257:G:H2'	31:CA:258:G:O4'	2.13	0.49
31:CA:298:A:H8	31:CA:298:A:O5'	1.95	0.49
31:CA:613:C:C6	31:CA:613:C:H3'	2.48	0.49
31:CA:780:A:H2'	31:CA:781:A:OP2	2.12	0.49
31:CA:987:G:H2'	31:CA:988:G:C8	2.47	0.49
31:CA:1069:C:H4'	31:CA:1192:C:O2	2.13	0.49
31:CA:1127:G:N2	31:CA:1144:G:N2	2.60	0.49
31:CA:1253:G:O2'	31:CA:1254:C:H5'	2.12	0.49
32:CE:114:ARG:HA	32:CE:117:GLU:HB2	1.95	0.49
34:CG:24:GLU:O	34:CG:27:TYR:HB3	2.12	0.49
35:CH:6:PHE:HB2	35:CH:34:VAL:HG22	1.93	0.49
37:CJ:79:ARG:HD3	37:CJ:84:ASN:OD1	2.13	0.49
43:CP:84:ILE:HG22	43:CP:86:CYS:HB2	1.95	0.49
46:CS:43:LYS:HG2	46:CS:48:TRP:CD1	2.47	0.49
47:CT:81:ARG:HE	47:CT:84:LEU:CD1	2.25	0.49
47:CT:86:GLU:O	47:CT:90:ILE:HG12	2.13	0.49
52:CB:6:G:O2'	52:CB:7:G:P	2.71	0.49
52:CB:55:U:H2'	52:CB:56:U:O4'	2.13	0.49
1:DA:322:A:C5	1:DA:340:A:C2	3.00	0.49
1:DA:1036:G:OP1	7:DH:59:ARG:N	2.45	0.49
1:DA:1050:A:C6	1:DA:2751:G:C6	3.01	0.49
1:DA:1688:U:O2	1:DA:1700:A:H5'	2.13	0.49
1:DA:1913:A:H4'	1:DA:1914:C:C5'	2.43	0.49
1:DA:2224:G:OP1	3:DD:268:ARG:NH1	2.46	0.49
1:DA:2360:A:H2'	1:DA:2361:A:O4'	2.13	0.49
1:DA:2418:A:C4	1:DA:2419:U:C6	3.00	0.49
1:DA:2527:C:C4	1:DA:2528:U:C5	3.01	0.49
2:DB:5:C:O2'	2:DB:27:C:O2	2.30	0.49
5:DF:134:GLY:O	5:DF:166:ALA:HA	2.12	0.49
9:DM:120:LEU:HD21	9:DM:122:VAL:HG23	1.93	0.49
14:DQ:42:ASP:C	14:DQ:44:LYS:H	2.15	0.49
18:DS:62:HIS:O	18:DS:63:ASP:O	2.30	0.49
20:DU:52:SER:OG	20:DU:56:PRO:HA	2.12	0.49
1:AA:325:G:N2	1:AA:326:G:C4	2.81	0.49
1:AA:1173:G:N1	1:AA:1175:U:O4	2.45	0.49
1:AA:1265:A:H8	1:AA:1265:A:OP1	1.95	0.49

Continued on next page...

Continued from previous page...

Atom-1	Atom-2	Interatomic distance (Å)	Clash overlap (Å)
1:AA:1448:G:H1'	1:AA:1528:A:H62	1.77	0.49
1:AA:1492:G:O6	56:AA:3529:OHX:N3	2.45	0.49
1:AA:1567:A:C5'	3:AD:58:HIS:CD2	2.96	0.49
1:AA:2236:C:C2'	1:AA:2237:G:H5'	2.42	0.49
1:AA:2468:G:O2'	1:AA:2469:A:H2	1.96	0.49
3:AD:240:ALA:O	3:AD:241:PRO:O	2.30	0.49
8:AK:79:ILE:HG22	8:AK:81:VAL:HG13	1.95	0.49
8:AK:125:GLU:OE1	8:AK:141:LYS:HA	2.12	0.49
12:AP:77:LYS:O	12:AP:78:PRO:O	2.30	0.49
21:AV:115:GLY:HA3	21:AV:174:VAL:HG11	1.95	0.49
31:BA:143:A:H2'	31:BA:143:A:N3	2.28	0.49
31:BA:158:G:O2'	31:BA:159:G:H5'	2.12	0.49
31:BA:188:U:O2'	31:BA:189:U:H5'	2.13	0.49
31:BA:417:C:H2'	31:BA:418:C:C6	2.45	0.49
31:BA:592:G:C6	31:BA:648:A:C6	3.00	0.49
31:BA:1190:G:OP1	33:BF:4:LYS:HA	2.12	0.49
31:BA:1253:G:H1	31:BA:1284:C:H42	1.61	0.49
33:BF:116:VAL:HG21	33:BF:202:ILE:HD11	1.93	0.49
35:BH:63:ARG:HA	35:BH:66:MET:HE2	1.94	0.49
36:BI:61:LEU:O	36:BI:62:TRP:CB	2.61	0.49
45:BR:18:PHE:CE1	45:BR:21:ASP:HB2	2.47	0.49
48:BU:73:ALA:CB	48:BU:79:LEU:HD12	2.43	0.49
31:CA:980:C:H5'	31:CA:981:U:H5	1.77	0.49
31:CA:1190:G:H3'	31:CA:1190:G:C8	2.47	0.49
31:CA:1346:A:C5	37:CJ:10:ARG:NH1	2.80	0.49
31:CA:1382:C:H2'	31:CA:1383:C:C6	2.47	0.49
32:CE:208:ILE:HA	32:CE:211:ILE:HD12	1.95	0.49
38:CK:65:TYR:HA	38:CK:79:VAL:HG23	1.95	0.49
42:CO:75:HIS:CD2	42:CO:77:LEU:N	2.75	0.49
1:DA:126:A:O5'	29:D7:19:ARG:HG3	2.12	0.49
1:DA:247:G:H4'	1:DA:386:G:C5	2.47	0.49
1:DA:351:G:OP1	56:DA:3486:OHX:N3	2.45	0.49
1:DA:724:U:OP2	56:DA:3401:OHX:N6	2.45	0.49
1:DA:1047:G:H2'	1:DA:1110:G:N1	2.28	0.49
1:DA:1169:G:C4	1:DA:1170:G:H1'	2.48	0.49
1:DA:1217:C:OP2	16:D1:15:LYS:HE3	2.13	0.49
1:DA:1779:U:C6	1:DA:1783:A:N7	2.81	0.49
1:DA:1929:G:OP1	56:DA:3111:OHX:N2	2.45	0.49
1:DA:2255:G:H2'	1:DA:2256:G:H5'	1.94	0.49
1:DA:2296:U:H4'	1:DA:2297:C:OP1	2.13	0.49
1:DA:2299:G:N1	1:DA:2318:G:C8	2.80	0.49

Continued on next page...

Continued from previous page...

Atom-1	Atom-2	Interatomic distance (Å)	Clash overlap (Å)
4:DE:114:ALA:HB3	4:DE:160:TYR:HB3	1.94	0.49
4:DE:203:LYS:O	4:DE:204:ALA:CB	2.60	0.49
5:DF:204:ASN:OD1	5:DF:204:ASN:N	2.46	0.49
9:DM:56:ASN:OD1	9:DM:56:ASN:O	2.31	0.49
20:DU:61:ILE:CG2	20:DU:62:GLU:OE2	2.61	0.49
21:DV:168:GLU:HG3	21:DV:169:GLU:H	1.78	0.49
1:AA:171:G:C2'	1:AA:172:C:H5'	2.43	0.49
1:AA:1071:G:C2	1:AA:1091:G:N7	2.80	0.49
1:AA:1301:A:H4'	1:AA:1302:A:OP1	2.12	0.49
1:AA:1858:G:N7	56:AA:3569:OHX:N6	2.61	0.49
1:AA:2078:C:H2'	1:AA:2079:U:O4'	2.13	0.49
1:AA:2172:U:H5'	1:AA:2173:A:OP2	2.12	0.49
1:AA:2255:G:N2	12:AP:85:LYS:NZ	2.58	0.49
1:AA:2723:C:H2'	1:AA:2724:C:O5'	2.11	0.49
3:AD:6:PHE:CE1	3:AD:18:VAL:HG23	2.43	0.49
4:AE:115:GLY:HA2	4:AE:157:ALA:CB	2.42	0.49
5:AF:65:TRP:HB2	5:AF:66:PRO:HD2	1.95	0.49
6:AG:75:LYS:O	6:AG:84:LYS:HA	2.12	0.49
6:AG:115:ARG:O	6:AG:116:ASP:CB	2.61	0.49
6:AG:124:SER:HB3	6:AG:132:ASN:O	2.13	0.49
8:AK:78:THR:HG22	8:AK:141:LYS:HD2	1.94	0.49
9:AM:128:HIS:NE2	9:AM:134:ARG:HD2	2.27	0.49
11:AO:23:PRO:HG2	11:AO:23:PRO:O	2.13	0.49
11:AO:101:VAL:O	11:AO:103:ALA:N	2.46	0.49
12:AP:26:TYR:C	12:AP:26:TYR:CD2	2.85	0.49
12:AP:110:THR:HG23	12:AP:113:GLN:OE1	2.12	0.49
12:AP:120:ILE:HD13	12:AP:120:ILE:N	2.28	0.49
13:A0:28:LEU:C	13:A0:30:THR:H	2.16	0.49
21:AV:4:ARG:HG2	21:AV:58:VAL:CG2	2.43	0.49
29:A7:43:THR:CG2	29:A7:44:PRO:N	2.76	0.49
30:A8:41:ILE:O	30:A8:41:ILE:HG13	2.11	0.49
31:BA:5:U:O2'	31:BA:6:G:C2	2.65	0.49
31:BA:108:G:C2	31:BA:109:A:C2	3.01	0.49
31:BA:750:G:C4	31:BA:751:U:C5	3.01	0.49
31:BA:778:G:H1'	41:BN:119:CYS:HB3	1.95	0.49
31:BA:1424:C:H2'	31:BA:1425:U:O4'	2.12	0.49
32:BE:216:SER:C	32:BE:218:ALA:H	2.16	0.49
33:BF:175:LEU:HD21	33:BF:201:TYR:CE1	2.48	0.49
47:BT:85:VAL:HG12	47:BT:85:VAL:O	2.12	0.49
49:BV:51:VAL:CG1	49:BV:52:TYR:H	2.24	0.49
52:BB:17:G:H21	52:BB:66:G:H2'	1.77	0.49

Continued on next page...

Continued from previous page...

Atom-1	Atom-2	Interatomic distance (Å)	Clash overlap (Å)
52:BD:46:G:C2	52:BD:55:U:C4	3.01	0.49
52:BD:71:C:H2'	52:BD:72:U:C6	2.48	0.49
31:CA:937:A:C2	31:CA:1379:G:O6	2.66	0.49
31:CA:979:C:H5	31:CA:980:C:H6	1.46	0.49
31:CA:1086:U:O4	31:CA:1099:G:N1	2.38	0.49
31:CA:1152:A:OP1	40:CM:13:HIS:HB2	2.13	0.49
32:CE:42:ILE:HD13	32:CE:43:ASP:N	2.28	0.49
39:CL:23:ASN:HD22	39:CL:23:ASN:H	1.60	0.49
52:CB:48:C:C3'	52:CB:49:A:H8	2.24	0.49
1:DA:64:A:C6	1:DA:65:C:C4	3.01	0.49
1:DA:186:G:N7	56:DA:3382:OHX:N1	2.60	0.49
1:DA:866:A:N6	1:DA:914:C:N3	2.61	0.49
1:DA:907:U:C3'	12:DP:101:ARG:HH22	2.24	0.49
1:DA:956:G:OP2	12:DP:14:ARG:NH2	2.46	0.49
1:DA:2272:U:H5''	1:DA:2273:A:OP1	2.13	0.49
1:DA:2298:A:N6	1:DA:2318:G:H2'	2.27	0.49
1:DA:2543:G:H2'	1:DA:2544:G:C8	2.48	0.49
1:DA:2606:C:H2'	1:DA:2607:G:H5'	1.95	0.49
1:DA:2721:A:H1'	1:DA:2873:A:O2'	2.13	0.49
1:DA:2756:U:H1'	1:DA:2757:A:H5''	1.95	0.49
1:DA:2840:C:C5'	13:D0:53:HIS:HD2	2.26	0.49
4:DE:48:GLN:NE2	4:DE:78:LEU:HD13	2.28	0.49
6:DG:48:GLU:O	6:DG:48:GLU:HG2	2.12	0.49
9:DM:127:ASP:O	9:DM:128:HIS:CB	2.60	0.49
12:DP:26:TYR:HE1	12:DP:139:GLU:HB2	1.77	0.49
17:D2:7:THR:OG1	17:D2:8:GLY:N	2.45	0.49
17:D2:71:LEU:O	17:D2:72:VAL:O	2.30	0.49
30:D8:40:GLU:HA	30:D8:43:GLN:HB2	1.94	0.49
1:AA:1001:A:C8	1:AA:1002:G:C8	3.01	0.49
1:AA:1220:A:H3'	1:AA:1221:C:H5'	1.93	0.49
1:AA:1652:A:O2'	1:AA:1653:G:H5'	2.12	0.49
1:AA:2328:A:H2'	1:AA:2329:G:C8	2.47	0.49
1:AA:2363:C:C2'	1:AA:2364:C:H5'	2.41	0.49
1:AA:2379:G:H4'	14:AQ:21:THR:HG21	1.95	0.49
1:AA:2638:G:P	4:AE:82:ARG:HH22	2.36	0.49
1:AA:2690:C:H5''	1:AA:2872:G:H21	1.77	0.49
2:AB:50:G:OP2	14:AQ:62:LYS:HB2	2.13	0.49
2:AB:72:G:N2	2:AB:103:U:C5	2.80	0.49
3:AD:33:LEU:N	3:AD:35:LYS:O	2.45	0.49
4:AE:81:ILE:HG22	4:AE:81:ILE:O	2.12	0.49
7:AH:151:ILE:O	7:AH:151:ILE:HG22	2.13	0.49

Continued on next page...

Continued from previous page...

Atom-1	Atom-2	Interatomic distance (Å)	Clash overlap (Å)
7:AH:168:PRO:O	7:AH:169:VAL:HB	2.12	0.49
10:AN:48:PRO:HB3	31:BA:1422:G:H5'	1.95	0.49
13:A0:63:ARG:O	13:A0:67:LEU:HD23	2.13	0.49
20:AU:5:MET:HG3	20:AU:6:HIS:H	1.76	0.49
28:A6:20:ASN:O	28:A6:21:TYR:HB2	2.13	0.49
31:BA:38:G:C2	31:BA:397:A:H2	2.29	0.49
31:BA:406:G:C2	31:BA:407:G:C5	3.01	0.49
31:BA:523:A:H61	42:BO:92:ASP:HB2	1.78	0.49
31:BA:724:G:C2	31:BA:725:G:C8	3.00	0.49
31:BA:1098:C:C2	31:BA:1099:G:C8	3.01	0.49
31:BA:1160:G:N1	31:BA:1177:G:N2	2.60	0.49
31:BA:1317:C:C2	44:BQ:16:PHE:CE1	3.00	0.49
34:BG:28:SER:HB2	34:BG:29:PRO:CD	2.42	0.49
34:BG:79:PHE:CE1	34:BG:204:ILE:HG12	2.45	0.49
35:BH:63:ARG:HA	35:BH:66:MET:CE	2.43	0.49
35:BH:149:GLU:O	35:BH:153:LYS:HG3	2.13	0.49
41:BN:48:ILE:CG1	41:BN:63:LEU:HB2	2.43	0.49
44:BQ:4:LYS:CD	44:BQ:7:ILE:HD11	2.43	0.49
52:BD:1:G:N2	52:BD:82:A:C2	2.81	0.49
31:CA:109:A:C6	31:CA:326:G:C6	3.01	0.49
31:CA:145:G:N7	56:CA:1778:OHX:N1	2.60	0.49
31:CA:418:C:N3	31:CA:425:G:N2	2.51	0.49
31:CA:719:C:H5	31:CA:720:C:C4	2.30	0.49
31:CA:798:G:O6	56:CA:1726:OHX:N5	2.46	0.49
31:CA:1197:G:N1	31:CA:1198:G:C5	2.81	0.49
31:CA:1213:A:N1	31:CA:1215:G:H1'	2.28	0.49
31:CA:1348:U:H4'	39:CL:120:ARG:HD2	1.94	0.49
31:CA:1354:C:O2'	31:CA:1355:G:H5'	2.12	0.49
34:CG:11:LEU:C	34:CG:13:ARG:H	2.15	0.49
35:CH:100:VAL:HG23	35:CH:118:ILE:CG2	2.42	0.49
40:CM:13:HIS:HB3	40:CM:68:HIS:CE1	2.47	0.49
42:CO:55:VAL:CG2	42:CO:56:ALA:N	2.74	0.49
46:CS:9:PHE:CD2	46:CS:18:ARG:HG3	2.47	0.49
50:CW:67:ALA:O	50:CW:73:HIS:CD2	2.66	0.49
52:CB:59:A:C6	52:CB:60:A:C5	3.00	0.49
52:CD:13:G:H2'	52:CD:14:A:H8	1.77	0.49
1:DA:298:G:OP1	20:DU:84:ARG:O	2.31	0.49
1:DA:945:A:N6	1:DA:2448:A:C6	2.81	0.49
1:DA:1055:G:O6	1:DA:1104:C:N3	2.46	0.49
1:DA:1466:G:H5'	1:DA:1467:C:OP1	2.12	0.49
1:DA:1511:A:H2'	1:DA:1512:G:C8	2.48	0.49

Continued on next page...

Continued from previous page...

Atom-1	Atom-2	Interatomic distance (Å)	Clash overlap (Å)
1:DA:1668:A:H1'	1:DA:1670:C:C5	2.47	0.49
1:DA:1678:G:H2'	1:DA:1679:U:H6	1.78	0.49
1:DA:1969:A:O2'	1:DA:1972:A:N3	2.39	0.49
1:DA:2271:G:C2'	1:DA:2272:U:O5'	2.61	0.49
2:DB:89(A):A:C8	2:DB:90:C:C1'	2.94	0.49
3:DD:70:TRP:HZ3	3:DD:146:GLU:OE2	1.95	0.49
5:DF:38:ARG:HG3	5:DF:38:ARG:NH1	2.25	0.49
11:DO:6:LEU:O	11:DO:7:ARG:HG2	2.11	0.49
14:DQ:101:LEU:HD12	14:DQ:101:LEU:O	2.13	0.49
22:D3:32:ARG:CG	22:D3:33:ALA:H	2.21	0.49
30:D8:52:LYS:C	30:D8:54:GLU:H	2.15	0.49
30:D8:59:LYS:NZ	30:D8:59:LYS:CB	2.76	0.49
1:AA:986:C:O2'	1:AA:987:G:H5'	2.13	0.49
1:AA:1021:A:H3'	1:AA:1022:G:H5''	1.93	0.49
1:AA:1388:G:H2'	1:AA:1389:G:H8	1.78	0.49
1:AA:1500:G:O2'	3:AD:100:GLY:O	2.24	0.49
1:AA:2246:G:H1'	1:AA:2426:A:C2	2.47	0.49
1:AA:2250:G:C2	12:AP:83:MET:HB2	2.48	0.49
1:AA:2277:G:C2'	1:AA:2278:A:O5'	2.58	0.49
1:AA:2283:C:C5	1:AA:2284:C:C5	3.01	0.49
1:AA:2712:U:O2'	1:AA:2713:A:H5'	2.13	0.49
1:AA:2830:G:H5''	1:AA:2830:G:H8	1.77	0.49
3:AD:65:ILE:HD13	3:AD:106:ILE:HG22	1.94	0.49
3:AD:79:VAL:HG12	3:AD:113:VAL:HA	1.94	0.49
3:AD:127:VAL:HA	3:AD:193:VAL:HG23	1.95	0.49
7:AH:41:MET:HE1	7:AH:64:LEU:HB3	1.95	0.49
11:AO:83:VAL:HG12	11:AO:112:LEU:HD21	1.94	0.49
13:A0:30:THR:HG22	13:A0:31:HIS:CE1	2.48	0.49
16:A1:27:LEU:HD13	16:A1:31:SER:HB3	1.94	0.49
18:AS:57:ASN:O	18:AS:61:ASN:HB2	2.13	0.49
20:AU:3:VAL:HG12	20:AU:5:MET:HE2	1.95	0.49
20:AU:77:PRO:O	20:AU:78:ALA:HB2	2.12	0.49
26:A4:34:GLU:OE2	43:BP:7:VAL:HA	2.13	0.49
29:A7:15:THR:HG22	29:A7:16:HIS:CE1	2.48	0.49
31:BA:130:A:OP2	47:BT:63:ARG:NE	2.42	0.49
31:BA:1240:U:P	37:BJ:116:ALA:HB2	2.53	0.49
31:BA:1311:G:N2	31:BA:1327:C:C2	2.80	0.49
32:BE:229:VAL:HG12	32:BE:230:VAL:N	2.28	0.49
33:BF:48:TYR:O	33:BF:51:GLY:N	2.30	0.49
33:BF:113:ALA:O	33:BF:115:LEU:N	2.46	0.49
43:BP:49:THR:O	43:BP:51:ALA:N	2.46	0.49

Continued on next page...

Continued from previous page...

Atom-1	Atom-2	Interatomic distance (Å)	Clash overlap (Å)
49:BV:40:ILE:HD11	49:BV:62:ILE:HD13	1.94	0.49
49:BV:51:VAL:CG1	49:BV:52:TYR:N	2.76	0.49
50:BW:11:SER:C	50:BW:13:LEU:H	2.16	0.49
52:BB:24:G:H8	52:BB:24:G:H5'	1.77	0.49
52:BD:54:C:H6	52:BD:54:C:OP2	1.96	0.49
54:B1:19:U:H2'	54:B1:20:G:H8	1.77	0.49
31:CA:57:G:C6	31:CA:58:C:C4	3.01	0.49
31:CA:582:U:C2	31:CA:760:G:C6	3.01	0.49
31:CA:652:U:O4	31:CA:752:G:H1'	2.13	0.49
31:CA:801:U:H2'	31:CA:802:A:C8	2.48	0.49
31:CA:1276:G:C5	31:CA:1277:C:C5	3.01	0.49
31:CA:1279:A:H5''	31:CA:1280:A:OP1	2.13	0.49
32:CE:101:MET:HB2	32:CE:102:LEU:HD12	1.93	0.49
35:CH:135:THR:O	35:CH:138:ALA:HB3	2.13	0.49
37:CJ:27:ILE:CD1	37:CJ:40:ALA:HA	2.43	0.49
38:CK:11:THR:HG22	38:CK:15:ASN:ND2	2.28	0.49
39:CL:20:ARG:N	39:CL:20:ARG:HD3	2.27	0.49
43:CP:29:ARG:HB3	43:CP:64:TRP:CZ2	2.47	0.49
44:CQ:61:TRP:CD1	44:CQ:61:TRP:O	2.66	0.49
48:CU:63:GLN:O	48:CU:66:LEU:HB3	2.13	0.49
49:CV:61:TYR:CZ	49:CV:63:THR:HA	2.48	0.49
52:CB:9:U:O2'	52:CB:10:C:H5	1.95	0.49
52:CB:9:U:H5	52:CB:21:A:C8	2.31	0.49
52:CB:74:C:N4	52:CB:75:C:C5	2.81	0.49
52:CD:25:G:O2'	52:CD:26:G:H5'	2.13	0.49
1:DA:847:U:O4	1:DA:933:A:N1	2.45	0.49
1:DA:1158:C:C2'	1:DA:1159:U:H5'	2.43	0.49
1:DA:1615:C:C6	1:DA:1617:C:C5	3.01	0.49
1:DA:2016:U:O4'	27:D5:6:VAL:HG11	2.13	0.49
1:DA:2064:C:H2'	1:DA:2065:C:C6	2.48	0.49
1:DA:2127:G:H3'	1:DA:2128:C:H5''	1.93	0.49
1:DA:2417:C:N4	1:DA:2418:A:N6	2.61	0.49
1:DA:2789:C:H3'	1:DA:2790:A:H5''	1.93	0.49
12:DP:55:VAL:HG23	12:DP:64:ILE:HD12	1.95	0.49
13:D0:23:ASN:N	13:D0:23:ASN:ND2	2.60	0.49
30:D8:33:ASN:ND2	30:D8:41:ILE:CD1	2.43	0.49
1:AA:997:G:C2'	1:AA:998:C:H5'	2.43	0.48
1:AA:1055:G:N2	1:AA:1104:C:C2	2.80	0.48
1:AA:1210:A:O2'	1:AA:1211:U:OP2	2.21	0.48
1:AA:1423:G:H2'	1:AA:1424:G:H8	1.77	0.48
1:AA:1534:G:N2	1:AA:1537:C:N4	2.61	0.48

Continued on next page...

Continued from previous page...

Atom-1	Atom-2	Interatomic distance (Å)	Clash overlap (Å)
1:AA:1731:G:O2'	1:AA:1732:A:O5'	2.18	0.48
1:AA:2119:A:N6	1:AA:2170:A:C6	2.81	0.48
1:AA:2402:C:OP1	1:AA:2402:C:H4'	2.13	0.48
1:AA:2469:A:H5''	1:AA:2469:A:N3	2.27	0.48
2:AB:7:G:C5'	2:AB:7:G:C8	2.96	0.48
2:AB:52:A:N6	14:AQ:33:LYS:HG2	2.27	0.48
3:AD:70:TRP:HZ3	3:AD:146:GLU:OE2	1.96	0.48
5:AF:178:PRO:C	5:AF:180:GLY:H	2.16	0.48
6:AG:59:GLU:O	6:AG:63:ILE:HG23	2.13	0.48
11:AO:61:ARG:CZ	11:AO:61:ARG:CB	2.84	0.48
12:AP:19:GLY:CA	12:AP:98:LYS:HD3	2.43	0.48
12:AP:69:PHE:C	12:AP:95:ALA:HB2	2.34	0.48
14:AQ:23:ARG:HH21	14:AQ:84:GLN:NE2	2.11	0.48
15:AR:51:ARG:HB2	15:AR:98:LYS:CD	2.39	0.48
22:A3:68:GLU:HG3	22:A3:80:HIS:CD2	2.39	0.48
30:A8:34:TRP:CZ3	30:A8:35:GLN:CD	2.86	0.48
31:BA:31:G:O2'	31:BA:32:A:OP1	2.30	0.48
31:BA:57:G:C6	31:BA:356:A:N1	2.81	0.48
31:BA:266:G:H4'	31:BA:267:C:O5'	2.11	0.48
31:BA:599:C:H4'	38:BK:130:GLY:O	2.12	0.48
31:BA:698:G:C6	31:BA:699:C:C4	3.01	0.48
31:BA:1396:A:O4'	31:BA:1398:A:H1'	2.13	0.48
32:BE:47:THR:HG22	32:BE:51:LEU:CD1	2.43	0.48
32:BE:69:LEU:HD12	32:BE:70:PHE:N	2.27	0.48
37:BJ:148:ASN:HD22	37:BJ:148:ASN:N	2.11	0.48
40:BM:57:LYS:HE2	40:BM:60:ARG:NH1	2.26	0.48
46:BS:34:GLU:OE2	46:BS:55:ARG:NH2	2.45	0.48
52:BB:15:G:N3	52:BB:20:C:H5	2.10	0.48
52:BB:75:C:H3'	52:BB:76:C:C5	2.48	0.48
52:BD:11:C:H2'	52:BD:11:C:O2	2.12	0.48
31:CA:181:G:N2	31:CA:183:G:N2	2.61	0.48
31:CA:413:G:H2'	31:CA:428:G:N2	2.28	0.48
31:CA:700:G:O2'	31:CA:704:A:H1'	2.12	0.48
31:CA:737:A:C2	31:CA:738:C:C2	3.01	0.48
31:CA:827:U:C4	31:CA:870:U:C2	3.01	0.48
31:CA:954:G:O6	31:CA:1225:A:N6	2.46	0.48
31:CA:1077:G:C6	31:CA:1081:G:C6	3.00	0.48
31:CA:1227:A:H3'	31:CA:1227:A:C8	2.48	0.48
31:CA:1317:C:N3	49:CV:37:ARG:NH2	2.60	0.48
32:CE:25:ASN:ND2	32:CE:193:ASP:HB3	2.28	0.48
32:CE:55:PHE:HD1	32:CE:58:ILE:HG13	1.77	0.48

Continued on next page...

Continued from previous page...

Atom-1	Atom-2	Interatomic distance (Å)	Clash overlap (Å)
39:CL:14:VAL:O	39:CL:14:VAL:HG12	2.12	0.48
39:CL:43:ALA:HA	39:CL:74:ILE:HD13	1.95	0.48
39:CL:114:TYR:HE1	40:CM:60:ARG:C	2.16	0.48
42:CO:83:VAL:O	42:CO:105:TYR:HD1	1.96	0.48
43:CP:8:GLU:O	43:CP:10:PRO:HD3	2.13	0.48
1:DA:807:U:H2'	1:DA:808:G:C8	2.43	0.48
1:DA:1194:A:C2'	1:DA:1195:G:O5'	2.61	0.48
1:DA:1194:A:H2'	1:DA:1195:G:O5'	2.13	0.48
1:DA:1342:A:N1	1:DA:1602:U:C2	2.81	0.48
1:DA:1847:A:C3'	1:DA:1848:A:H5'	2.43	0.48
1:DA:1945:G:C4	1:DA:1946:U:C5	3.01	0.48
1:DA:2019:A:N6	1:DA:2020:A:C5	2.81	0.48
1:DA:2255:G:C2'	1:DA:2256:G:H5'	2.43	0.48
1:DA:2270:G:H2'	1:DA:2271:G:H5'	1.94	0.48
1:DA:2520:C:OP1	1:DA:2520:C:C6	2.62	0.48
3:DD:236:GLY:O	3:DD:237:GLU:O	2.31	0.48
4:DE:173:VAL:N	4:DE:183:LEU:O	2.43	0.48
5:DF:57:VAL:HG12	5:DF:58:ALA:H	1.75	0.48
6:DG:6:ALA:O	6:DG:9:ARG:N	2.46	0.48
7:DH:12:PRO:CG	7:DH:48:GLY:HA2	2.43	0.48
8:DK:77:LEU:O	8:DK:78:THR:C	2.52	0.48
10:DN:98:VAL:HG12	10:DN:117:LEU:CB	2.41	0.48
12:DP:87:LYS:O	12:DP:88:GLY:O	2.30	0.48
15:DR:45:PHE:CE1	15:DR:74:ARG:HG3	2.48	0.48
15:DR:51:ARG:HE	15:DR:62:THR:CG2	2.26	0.48
18:DS:59:VAL:HA	18:DS:64:MET:H	1.78	0.48
21:DV:6:LYS:CG	21:DV:7:ALA:H	2.25	0.48
21:DV:152:ALA:HA	21:DV:171:ILE:HG13	1.94	0.48
25:DX:31:LEU:O	25:DX:33:GLN:N	2.46	0.48
1:AA:111:A:C2	1:AA:112:U:C2	3.01	0.48
1:AA:478:A:C6	1:AA:480:A:C6	3.01	0.48
1:AA:492:A:H2'	1:AA:493:G:O4'	2.13	0.48
1:AA:1130:U:O2'	1:AA:1131:G:O5'	2.26	0.48
1:AA:1276:A:H1'	13:A0:16:HIS:HE1	1.78	0.48
1:AA:1279:G:H5'	13:A0:34:ILE:HD11	1.95	0.48
1:AA:2210:G:C2'	1:AA:2211:G:N7	2.75	0.48
1:AA:2248:C:H2'	1:AA:2249:U:H5'	1.94	0.48
1:AA:2309:A:H8	1:AA:2309:A:O5'	1.96	0.48
1:AA:2388:A:C2'	1:AA:2389:G:H5'	2.43	0.48
1:AA:2636:U:H2'	1:AA:2637:U:C6	2.48	0.48
1:AA:2744:G:H21	7:AH:143:GLN:HE22	1.61	0.48

Continued on next page...

Continued from previous page...

Atom-1	Atom-2	Interatomic distance (Å)	Clash overlap (Å)
3:AD:35:LYS:HD3	3:AD:63:ARG:HA	1.95	0.48
3:AD:36:PRO:HB3	3:AD:61:LEU:HD12	1.95	0.48
6:AG:172:LEU:CD1	6:AG:176:LEU:HD12	2.43	0.48
7:AH:19:VAL:HG21	7:AH:43:VAL:O	2.13	0.48
7:AH:80:SER:O	7:AH:81:GLU:CG	2.58	0.48
7:AH:86:GLU:CG	7:AH:165:ALA:HB3	2.41	0.48
14:AQ:9:ARG:C	14:AQ:11:LYS:N	2.66	0.48
23:AZ:91:LYS:HA	23:AZ:91:LYS:HZ3	1.78	0.48
24:AW:41:ILE:CD1	24:AW:44:LEU:HG	2.43	0.48
27:A5:42:PRO:CB	27:A5:43:HIS:HD2	2.26	0.48
31:BA:197:A:H4'	31:BA:198:G:O5'	2.13	0.48
31:BA:273:A:C2'	31:BA:274:A:O5'	2.61	0.48
31:BA:394:G:H2'	31:BA:395:C:H6	1.77	0.48
31:BA:563:A:C8	31:BA:567:G:O4'	2.67	0.48
31:BA:956:U:O2	31:BA:1225:A:C2	2.66	0.48
31:BA:1213:A:N7	31:BA:1215:G:C6	2.81	0.48
31:BA:1226:C:H4'	49:BV:80:TYR:CZ	2.47	0.48
31:BA:1397:C:C6	31:BA:1397:C:C3'	2.96	0.48
35:BH:9:LYS:HB3	35:BH:112:LEU:HD11	1.95	0.48
35:BH:71:LEU:C	35:BH:72:GLN:HG2	2.32	0.48
42:BO:119:LYS:HB2	42:BO:120:TYR:CD1	2.48	0.48
48:BU:70:ILE:O	48:BU:74:ARG:HG3	2.13	0.48
52:BD:9:U:O2	52:BD:9:U:C2'	2.61	0.48
31:CA:238:G:OP1	47:CT:25:ARG:NH2	2.39	0.48
31:CA:622:A:H2'	31:CA:623:C:O4'	2.12	0.48
31:CA:828:A:H2'	31:CA:829:G:O5'	2.13	0.48
31:CA:1000:A:O2'	31:CA:1001:G:H5'	2.13	0.48
31:CA:1155:G:OP2	56:CA:1758:OHX:N6	2.47	0.48
31:CA:1160:G:H2'	31:CA:1160:G:N3	2.28	0.48
31:CA:1305:G:O2'	31:CA:1306:A:OP2	2.29	0.48
31:CA:1306:A:H2'	31:CA:1307:U:O4'	2.13	0.48
31:CA:1311:G:N2	31:CA:1327:C:O2	2.46	0.48
31:CA:1343:G:H1'	39:CL:121:ARG:NH1	2.28	0.48
36:CI:23:LYS:O	36:CI:27:GLN:HB2	2.13	0.48
37:CJ:79:ARG:HG2	37:CJ:84:ASN:HB3	1.96	0.48
53:CC:13:C:O2'	53:CC:14:A:H5'	2.13	0.48
53:CC:67:C:H2'	53:CC:68:C:O4'	2.14	0.48
1:DA:760:G:C2'	1:DA:761:A:H5'	2.43	0.48
1:DA:909:A:C5	1:DA:912:C:C5	3.01	0.48
1:DA:1061:U:H5''	1:DA:1062:G:OP2	2.13	0.48
1:DA:1459:G:O2'	1:DA:1460:A:H5'	2.13	0.48

Continued on next page...

Continued from previous page...

Atom-1	Atom-2	Interatomic distance (Å)	Clash overlap (Å)
1:DA:2308:G:O2'	1:DA:2309:A:OP1	2.30	0.48
1:DA:2435:A:H2'	1:DA:2436:G:O5'	2.13	0.48
1:DA:2447:G:H1'	1:DA:2448:A:OP2	2.13	0.48
1:DA:2694:G:O2'	1:DA:2695:C:H5'	2.13	0.48
1:DA:2751:G:H5'	1:DA:2752:C:OP2	2.13	0.48
2:DB:20:C:H2'	2:DB:21:G:H5'	1.94	0.48
2:DB:96:G:C6	2:DB:97:G:N7	2.81	0.48
7:DH:109:PHE:CE1	7:DH:152:ARG:HD3	2.48	0.48
7:DH:122:THR:C	7:DH:123:PHE:CG	2.87	0.48
7:DH:151:ILE:O	7:DH:152:ARG:HB2	2.13	0.48
8:DK:52:ARG:O	8:DK:56:LYS:HB3	2.13	0.48
9:DM:127:ASP:C	9:DM:128:HIS:ND1	2.67	0.48
11:DO:146:VAL:O	11:DO:147:LEU:O	2.30	0.48
12:DP:79:LEU:HD13	12:DP:80:GLU:OE2	2.13	0.48
21:DV:44:PHE:HD1	21:DV:44:PHE:C	2.16	0.48
1:AA:154:G:C3'	1:AA:155:C:H5''	2.43	0.48
1:AA:850:C:H2'	25:AX:46:ASN:HD21	1.77	0.48
1:AA:1081:U:C2'	1:AA:1082:U:OP1	2.61	0.48
1:AA:1109:C:O2'	1:AA:1110:G:C4'	2.58	0.48
1:AA:1152:C:C2'	1:AA:1153:C:H5'	2.43	0.48
1:AA:1528:A:N6	1:AA:1545:A:C2	2.81	0.48
1:AA:1582:C:O2'	1:AA:1586:A:C8	2.42	0.48
1:AA:2035:G:C4'	1:AA:2036:C:OP2	2.61	0.48
1:AA:2599:G:O2'	1:AA:2600:A:H5'	2.13	0.48
1:AA:2721:A:H3'	1:AA:2722:G:H8	1.79	0.48
3:AD:44:ASN:H	3:AD:44:ASN:HD22	1.61	0.48
4:AE:28:ALA:HB3	4:AE:93:VAL:CG2	2.38	0.48
4:AE:33:VAL:HG12	4:AE:90:THR:H	1.78	0.48
6:AG:67:LYS:HE2	26:A4:6:HIS:NE2	2.27	0.48
11:AO:114:ILE:CD1	11:AO:130:PHE:CD1	2.82	0.48
12:AP:87:LYS:O	12:AP:88:GLY:O	2.30	0.48
16:A1:46:ALA:O	16:A1:50:ARG:HG3	2.12	0.48
20:AU:8:LYS:O	20:AU:27:VAL:HG21	2.14	0.48
20:AU:52:SER:HB2	20:AU:53:PRO:CD	2.35	0.48
24:AW:17:SER:CB	24:AW:67:LYS:HE3	2.43	0.48
26:A4:42:PHE:CE2	26:A4:43:TYR:HB2	2.48	0.48
31:BA:412:A:C5	34:BG:35:ARG:NH1	2.81	0.48
32:BE:203:GLY:O	32:BE:204:ASN:C	2.52	0.48
33:BF:35:GLU:OE1	33:BF:95:THR:HG23	2.13	0.48
33:BF:107:GLN:N	33:BF:107:GLN:OE1	2.42	0.48
39:BL:48:GLU:N	39:BL:49:PRO:CD	2.75	0.48

Continued on next page...

Continued from previous page...

Atom-1	Atom-2	Interatomic distance (Å)	Clash overlap (Å)
42:BO:64:TYR:O	42:BO:65:GLU:CB	2.60	0.48
50:BW:75:ASN:O	50:BW:78:ALA:HB3	2.13	0.48
52:BD:54:C:OP2	52:BD:54:C:C6	2.66	0.48
31:CA:177:C:H2'	31:CA:178:C:H6	1.78	0.48
31:CA:491:G:C6	31:CA:492:G:C5	3.01	0.48
31:CA:991:U:O2'	31:CA:992:U:P	2.65	0.48
31:CA:1118:C:O5'	31:CA:1118:C:H6	1.96	0.48
31:CA:1133:G:C4	31:CA:1134:G:C8	3.01	0.48
31:CA:1280:A:P	40:CM:40:LEU:HD21	2.54	0.48
32:CE:16:HIS:O	32:CE:204:ASN:ND2	2.46	0.48
32:CE:62:ALA:C	32:CE:64:ARG:N	2.62	0.48
32:CE:172:ILE:HG22	32:CE:172:ILE:O	2.13	0.48
34:CG:25:ARG:NH1	34:CG:25:ARG:HB3	2.28	0.48
35:CH:81:GLU:HG2	35:CH:90:VAL:HG22	1.94	0.48
36:CI:36:ARG:NH1	36:CI:66:GLU:OE1	2.44	0.48
37:CJ:71:PRO:HG3	37:CJ:103:TRP:CH2	2.48	0.48
37:CJ:89:MET:HA	37:CJ:89:MET:CE	2.43	0.48
38:CK:104:ARG:O	38:CK:104:ARG:HG3	2.13	0.48
47:CT:48:GLU:O	47:CT:49:GLU:C	2.51	0.48
1:DA:90:U:H3	20:DU:33:LYS:HZ1	1.62	0.48
1:DA:99:U:H1'	1:DA:102:G:C2	2.48	0.48
1:DA:128:C:C6	1:DA:128:C:H3'	2.48	0.48
1:DA:656:G:H2'	1:DA:657:U:O4'	2.13	0.48
1:DA:1338:G:N3	1:DA:1393:A:H2	2.10	0.48
1:DA:1568:G:P	3:DD:63:ARG:HH22	2.37	0.48
1:DA:1709:U:O2'	1:DA:2859:G:H1'	2.13	0.48
1:DA:1774:C:H6	1:DA:1774:C:O5'	1.96	0.48
1:DA:2188:C:H2'	1:DA:2189:U:O4'	2.14	0.48
1:DA:2297:C:O2	1:DA:2297:C:C2'	2.56	0.48
1:DA:2531:A:C5'	7:DH:157:TYR:HE2	2.27	0.48
1:DA:2629:A:H4'	1:DA:2630:G:O5'	2.13	0.48
1:DA:2649:U:H2'	1:DA:2650:U:C6	2.48	0.48
1:DA:2788:C:H5''	1:DA:2789:C:OP2	2.13	0.48
2:DB:45:A:C1'	6:DG:95:ARG:HH21	2.25	0.48
4:DE:27:LEU:HG	15:DR:1:MET:CE	2.43	0.48
5:DF:129:PHE:HA	5:DF:142:TRP:NE1	2.28	0.48
11:DO:56:SER:O	11:DO:57:THR:O	2.30	0.48
15:DR:135:ALA:O	15:DR:137:LYS:HG2	2.12	0.48
16:D1:25:TRP:CD1	16:D1:26:GLY:HA3	2.47	0.48
18:DS:65:LEU:HD13	18:DS:68:ARG:CD	2.40	0.48
28:D6:16:CYS:O	28:D6:17:LYS:CB	2.62	0.48

Continued on next page...

Continued from previous page...

Atom-1	Atom-2	Interatomic distance (Å)	Clash overlap (Å)
30:D8:23:VAL:HG23	30:D8:47:LYS:HB3	1.95	0.48
30:D8:23:VAL:CG2	30:D8:47:LYS:HB3	2.44	0.48
1:AA:620:G:H2'	1:AA:620:G:N3	2.29	0.48
1:AA:945:A:C5	1:AA:2448:A:N3	2.80	0.48
1:AA:984:A:H5''	1:AA:985:C:C5	2.48	0.48
1:AA:1812:A:O2'	3:AD:45:ASN:HB2	2.14	0.48
1:AA:1899:G:H1	1:AA:1902:C:H41	1.61	0.48
1:AA:2294:C:C4	1:AA:2295:C:H5	2.25	0.48
1:AA:2694:G:C4	1:AA:2695:C:C5	3.01	0.48
1:AA:2723:C:O3'	13:A0:1:MET:CE	2.61	0.48
3:AD:27:THR:HG21	3:AD:83:GLU:HB2	1.95	0.48
8:AK:60:GLU:C	8:AK:62:LYS:H	2.15	0.48
8:AK:77:LEU:HD13	8:AK:77:LEU:O	2.13	0.48
9:AM:120:LEU:HD21	9:AM:122:VAL:HG22	1.95	0.48
13:A0:20:LEU:O	13:A0:21:TYR:C	2.52	0.48
15:AR:102:ILE:HD12	15:AR:110:ILE:HD11	1.95	0.48
16:A1:26:GLY:C	16:A1:28:ARG:H	2.16	0.48
17:A2:38:LEU:HD12	17:A2:57:VAL:HG12	1.96	0.48
22:A3:49:LYS:H	22:A3:80:HIS:CB	2.23	0.48
24:AW:17:SER:HB3	24:AW:67:LYS:HE3	1.95	0.48
30:A8:61:LEU:O	30:A8:61:LEU:CD1	2.56	0.48
31:BA:104:G:C2	31:BA:105:G:C8	3.02	0.48
31:BA:559:A:H4'	31:BA:560:U:C3'	2.43	0.48
31:BA:936:C:H2'	31:BA:937:A:O4'	2.13	0.48
31:BA:1132:C:C2'	31:BA:1133:G:H5'	2.43	0.48
31:BA:1182:G:H4'	31:BA:1183:A:C5'	2.41	0.48
31:BA:1199:U:H5'	40:BM:54:PHE:CE2	2.48	0.48
31:BA:1221:G:N2	31:BA:1222:G:H1'	2.28	0.48
31:BA:1305:G:H22	31:BA:1331:G:H2'	1.76	0.48
31:BA:1305:G:C2	31:BA:1331:G:N3	2.81	0.48
34:BG:110:PHE:CE2	34:BG:148:VAL:HG23	2.48	0.48
35:BH:144:THR:C	35:BH:146:ALA:N	2.67	0.48
38:BK:10:LEU:N	38:BK:10:LEU:CD2	2.76	0.48
39:BL:46:ALA:HA	39:BL:78:LYS:HB2	1.94	0.48
49:BV:25:LYS:HG2	49:BV:27:GLU:OE1	2.12	0.48
52:BD:40:U:H2'	52:BD:41:C:H5'	1.96	0.48
52:BD:70:C:O2'	52:BD:71:C:H5'	2.13	0.48
31:CA:440:A:C8	31:CA:442:C:C6	3.01	0.48
31:CA:980:C:H5'	31:CA:981:U:C5	2.49	0.48
31:CA:1077:G:N2	31:CA:1080:A:OP2	2.46	0.48
31:CA:1279:A:H5''	31:CA:1280:A:P	2.53	0.48

Continued on next page...

Continued from previous page...

Atom-1	Atom-2	Interatomic distance (Å)	Clash overlap (Å)
33:CF:15:THR:HG22	33:CF:16:ARG:NH1	2.28	0.48
36:CI:67:MET:HB2	36:CI:68:PRO:HD2	1.95	0.48
41:CN:22:HIS:HB3	41:CN:29:ILE:HG12	1.95	0.48
42:CO:55:VAL:CG2	42:CO:56:ALA:H	2.27	0.48
45:CR:11:VAL:O	45:CR:14:GLU:N	2.40	0.48
49:CV:49:ILE:HG13	49:CV:62:ILE:CD1	2.41	0.48
52:CB:37:A:C2	54:C1:20:G:C6	3.01	0.48
53:CC:44:A:O2'	53:CC:45:A:H5'	2.14	0.48
1:DA:243:U:OP2	30:D8:8:LYS:HE2	2.13	0.48
1:DA:299:A:O2'	1:DA:319:C:H4'	2.13	0.48
1:DA:426:C:OP1	56:DA:3403:OHX:N1	2.46	0.48
1:DA:814:C:O2'	1:DA:1225:C:O2	2.30	0.48
1:DA:820:A:H2'	1:DA:821:A:C8	2.48	0.48
1:DA:973:A:H5'	1:DA:1188:U:C1'	2.43	0.48
1:DA:2374:C:H2'	1:DA:2375:G:H5'	1.93	0.48
1:DA:2692:C:O2'	1:DA:2693:A:H5'	2.14	0.48
2:DB:39:A:N6	26:D4:1:MET:HB3	2.27	0.48
3:DD:28:GLU:HB2	3:DD:29:PRO:HD3	1.96	0.48
3:DD:206:LEU:HA	3:DD:206:LEU:HD23	1.58	0.48
10:DN:68:GLU:OE2	10:DN:78:ARG:NH1	2.46	0.48
11:DO:55:ARG:O	11:DO:56:SER:C	2.51	0.48
15:DR:99:LEU:C	15:DR:101:PHE:N	2.65	0.48
16:D1:14:HIS:HA	16:D1:32:PHE:CE2	2.47	0.48
21:DV:53:ILE:HG13	21:DV:54:HIS:ND1	2.28	0.48
1:AA:64:A:C4	19:AT:66:LEU:HD22	2.48	0.48
1:AA:304:G:C4	1:AA:314:A:C2	3.02	0.48
1:AA:528:A:N1	1:AA:2043:C:O5'	2.46	0.48
1:AA:945:A:H1'	1:AA:946:G:OP1	2.13	0.48
1:AA:969:U:H2'	1:AA:970:C:C6	2.48	0.48
1:AA:1443:G:C2	1:AA:1549:C:C2	3.01	0.48
1:AA:1449(A):G:C5	1:AA:1450:C:C5	3.01	0.48
1:AA:1519:G:H2'	1:AA:1520:U:H5'	1.96	0.48
1:AA:1568:G:H5''	3:AD:61:LEU:CD2	2.44	0.48
1:AA:1850:G:H2'	1:AA:1851:U:H6	1.79	0.48
1:AA:1899:G:H21	1:AA:1902:C:H5	1.57	0.48
1:AA:2113:U:O2	1:AA:2113:U:O4'	2.30	0.48
1:AA:2164:C:C2'	1:AA:2165:G:H5'	2.43	0.48
1:AA:2199:A:H3'	1:AA:2205:C:H6	1.79	0.48
1:AA:2315:G:C6	1:AA:2316:C:N4	2.81	0.48
1:AA:2398:U:O2	1:AA:2398:U:H2'	2.13	0.48
2:AB:60:C:C2	2:AB:61:G:C8	3.00	0.48

Continued on next page...

Continued from previous page...

Atom-1	Atom-2	Interatomic distance (Å)	Clash overlap (Å)
2:AB:78:A:C2	2:AB:99:A:C4	3.01	0.48
3:AD:19:ALA:HB3	3:AD:21:PHE:CE2	2.48	0.48
5:AF:51:THR:CG2	5:AF:92:PRO:HD2	2.44	0.48
6:AG:34:LEU:HD13	6:AG:99:MET:HE1	1.95	0.48
8:AK:61:ARG:NE	8:AK:61:ARG:HA	2.28	0.48
9:AM:133:GLN:HG2	9:AM:134:ARG:H	1.77	0.48
13:A0:30:THR:HG22	13:A0:31:HIS:CG	2.48	0.48
18:AS:53:SER:O	18:AS:53:SER:OG	2.31	0.48
26:A4:27:THR:O	26:A4:28:LYS:CB	2.60	0.48
26:A4:36:CYS:O	26:A4:39:CYS:SG	2.72	0.48
31:BA:22:G:H4'	31:BA:885:G:C8	2.49	0.48
31:BA:119:A:H4'	31:BA:120:A:O5'	2.13	0.48
31:BA:256:U:C2'	31:BA:257:G:H5'	2.44	0.48
31:BA:502:G:H2'	31:BA:503:C:H6	1.78	0.48
31:BA:560:U:H5'	31:BA:566:G:N2	2.29	0.48
31:BA:739:C:C4	31:BA:740:U:C5	3.01	0.48
31:BA:777:A:C2'	31:BA:778:G:O5'	2.61	0.48
31:BA:1038:C:C4	31:BA:1039:C:C5	3.01	0.48
31:BA:1061:G:OP2	33:BF:2:GLY:O	2.30	0.48
31:BA:1108:G:H5'	33:BF:176:HIS:CD2	2.48	0.48
31:BA:1206:G:C5	31:BA:1207:G:N7	2.81	0.48
31:BA:1339:A:H2'	31:BA:1340:A:O4'	2.13	0.48
33:BF:83:ARG:O	33:BF:86:VAL:HG13	2.13	0.48
38:BK:6:ILE:HG12	38:BK:31:PHE:CE2	2.49	0.48
39:BL:125:TYR:CD2	39:BL:126:SER:N	2.80	0.48
47:BT:43:LEU:HD12	47:BT:68:ARG:HG2	1.94	0.48
49:BV:15:LEU:HD23	49:BV:15:LEU:N	2.28	0.48
31:CA:365:U:C5'	31:CA:366:C:OP1	2.50	0.48
31:CA:853:G:C2	31:CA:854:G:C8	3.01	0.48
31:CA:1186:G:N7	56:CA:1815:OHX:N1	2.61	0.48
31:CA:1216:G:H5''	44:CQ:5:ALA:HB3	1.96	0.48
31:CA:1383:C:O2	31:CA:1383:C:H2'	2.12	0.48
31:CA:1442:G:O2'	31:CA:1443:G:OP1	2.30	0.48
31:CA:1484:C:H2'	31:CA:1485:U:O4'	2.14	0.48
33:CF:117:ALA:HB2	33:CF:200:ALA:HB2	1.96	0.48
37:CJ:57:GLU:O	37:CJ:58:PRO:C	2.52	0.48
40:CM:46:ARG:CZ	44:CQ:61:TRP:CH2	2.96	0.48
40:CM:50:ILE:HA	40:CM:60:ARG:CB	2.44	0.48
52:CB:31:G:H2'	52:CB:32:A:C8	2.49	0.48
53:CC:16:C:O2'	53:CC:62:C:P	2.71	0.48
53:CC:29:C:H2'	53:CC:30:G:H8	1.77	0.48

Continued on next page...

Continued from previous page...

Atom-1	Atom-2	Interatomic distance (Å)	Clash overlap (Å)
1:DA:6:A:C2'	1:DA:7:G:H5'	2.43	0.48
1:DA:64:A:H1'	19:DT:66:LEU:HB2	1.96	0.48
1:DA:1484:G:C6	1:DA:1485:G:C5	3.01	0.48
1:DA:1728:G:C8	1:DA:1731:G:N1	2.74	0.48
1:DA:1858:G:O2'	1:DA:1884:A:N6	2.46	0.48
1:DA:1872:A:H5''	1:DA:1878:G:OP2	2.13	0.48
1:DA:2259:G:N2	1:DA:2282:G:C2	2.82	0.48
1:DA:2687:U:C4	1:DA:2688:U:C5	3.02	0.48
1:DA:2780:G:H3'	1:DA:2781:A:H5'	1.95	0.48
3:DD:17:THR:O	3:DD:211:ARG:NH2	2.47	0.48
3:DD:62:TYR:CE2	3:DD:63:ARG:O	2.67	0.48
4:DE:11:MET:SD	4:DE:24:THR:HG22	2.54	0.48
4:DE:63:LEU:O	4:DE:66:HIS:CD2	2.66	0.48
4:DE:105:THR:OG1	4:DE:166:THR:HG23	2.13	0.48
8:DK:76:THR:CG2	8:DK:140:LEU:HA	2.43	0.48
11:DO:28:GLY:O	11:DO:31:ALA:N	2.46	0.48
11:DO:125:VAL:HG22	11:DO:125:VAL:O	2.13	0.48
13:D0:14:SER:HA	13:D0:17:ARG:NH1	2.28	0.48
14:DQ:67:ARG:HB2	14:DQ:67:ARG:NH1	2.28	0.48
15:DR:29:ARG:HD3	15:DR:29:ARG:O	2.14	0.48
20:DU:18:GLY:O	20:DU:19:LYS:HG3	2.12	0.48
21:DV:77:ASP:N	21:DV:84:GLU:HG2	2.28	0.48
21:DV:105:VAL:HG13	21:DV:106:GLY:N	2.27	0.48
23:DZ:57:GLU:O	23:DZ:58:ILE:HD13	2.13	0.48
24:DW:17:SER:HA	24:DW:20:GLU:HB2	1.96	0.48
28:D6:23:THR:O	28:D6:24:GLU:HB2	2.14	0.48
1:AA:280:C:C2	1:AA:361:G:N2	2.81	0.48
1:AA:311:A:C2	1:AA:328:U:C4	3.02	0.48
1:AA:374:A:C2	1:AA:401:A:C4	3.02	0.48
1:AA:451:C:H4'	5:AF:52:LYS:HE2	1.95	0.48
1:AA:553:U:O4	56:AA:3423:OHX:N6	2.47	0.48
1:AA:1080:A:H2'	1:AA:1081:U:O4'	2.12	0.48
1:AA:1109:C:H42	1:AA:1110:G:N2	2.11	0.48
1:AA:1296:G:H2'	1:AA:1297:C:O5'	2.12	0.48
1:AA:1749:A:H2'	1:AA:1750:G:O4'	2.14	0.48
1:AA:2310:A:H3'	1:AA:2310:A:N3	2.28	0.48
1:AA:2399:G:H1	1:AA:2417:C:H42	1.62	0.48
1:AA:2727:G:O2'	10:AN:70:LYS:HE2	2.13	0.48
1:AA:2814:C:C5	1:AA:2815:C:C4	3.02	0.48
1:AA:2862:G:C4	1:AA:2863:C:C5	3.01	0.48
2:AB:13:A:H2'	2:AB:70:C:O2'	2.13	0.48

Continued on next page...

Continued from previous page...

Atom-1	Atom-2	Interatomic distance (Å)	Clash overlap (Å)
3:AD:134:ARG:HG3	3:AD:135:PHE:CE2	2.48	0.48
4:AE:102:VAL:HG21	4:AE:198:VAL:HG13	1.95	0.48
6:AG:16:ARG:HH12	6:AG:31:VAL:HG13	1.78	0.48
9:AM:7:LYS:O	9:AM:8:GLN:C	2.51	0.48
12:AP:136:ALA:HB2	21:AV:52:SER:HB2	1.96	0.48
31:BA:452:A:H2'	31:BA:453:A:C8	2.44	0.48
31:BA:495:A:H4'	31:BA:496:A:O5'	2.14	0.48
31:BA:688:G:O4'	31:BA:688:G:OP2	2.31	0.48
31:BA:1033:G:H2'	31:BA:1034:G:H5'	1.95	0.48
31:BA:1067:A:H4'	31:BA:1068:G:O5'	2.13	0.48
31:BA:1401:G:C2	31:BA:1402:C:H1'	2.48	0.48
49:BV:78:ARG:O	49:BV:79:THR:OG1	2.30	0.48
31:CA:655:A:C2	31:CA:754:C:N4	2.81	0.48
31:CA:781:A:C3'	31:CA:782:A:H5'	2.43	0.48
31:CA:1145:C:H2'	31:CA:1145:C:O2	2.13	0.48
31:CA:1145:C:O2'	31:CA:1146:A:C8	2.54	0.48
31:CA:1195:C:N3	31:CA:1197:G:C8	2.82	0.48
31:CA:1298:C:O2'	31:CA:1299:A:C2	2.66	0.48
31:CA:1436:U:H2'	31:CA:1437:C:C6	2.49	0.48
31:CA:1510:U:H2'	31:CA:1511:G:C8	2.48	0.48
39:CL:18:PHE:O	39:CL:19:LEU:HD23	2.13	0.48
41:CN:24:SER:OG	41:CN:27:ASN:N	2.47	0.48
42:CO:27:LEU:CD2	42:CO:60:LEU:HG	2.35	0.48
42:CO:85:ILE:HG23	42:CO:86:ARG:H	1.78	0.48
43:CP:3:ARG:HG2	43:CP:9:ILE:HD11	1.95	0.48
50:CW:30:LYS:C	50:CW:32:ALA:N	2.67	0.48
1:DA:51:G:N3	1:DA:119:A:C2	2.81	0.48
1:DA:218:A:H2	1:DA:235:U:H4'	1.78	0.48
1:DA:888:C:C1'	1:DA:889:C:P	3.02	0.48
1:DA:952:G:C6	1:DA:966:G:C6	3.01	0.48
1:DA:1285:G:O6	56:DA:3368:OHX:N6	2.46	0.48
1:DA:1465:G:C2	1:DA:1466:G:C4	3.01	0.48
1:DA:1538:G:H2'	1:DA:1539:G:H8	1.79	0.48
1:DA:2626:C:O2'	1:DA:2627:G:H5'	2.14	0.48
1:DA:2786:U:H4'	4:DE:64:LYS:HA	1.95	0.48
4:DE:4:ILE:HD12	4:DE:28:ALA:HB1	1.95	0.48
4:DE:27:LEU:HA	4:DE:180:ASN:O	2.13	0.48
5:DF:67:GLN:O	5:DF:67:GLN:HG3	2.12	0.48
5:DF:134:GLY:O	5:DF:135:LYS:C	2.51	0.48
6:DG:95:ARG:O	6:DG:99:MET:HG2	2.13	0.48
7:DH:10:PRO:HD2	7:DH:50:VAL:HG13	1.94	0.48

Continued on next page...

Continued from previous page...

Atom-1	Atom-2	Interatomic distance (Å)	Clash overlap (Å)
11:DO:19:VAL:O	11:DO:20:GLY:C	2.52	0.48
13:D0:33:ARG:HB2	13:D0:33:ARG:NH1	2.29	0.48
16:D1:14:HIS:ND1	16:D1:32:PHE:CG	2.81	0.48
16:D1:61:TRP:O	16:D1:65:ILE:HD13	2.14	0.48
17:D2:20:LEU:O	17:D2:93:GLU:HA	2.13	0.48
18:DS:15:ARG:O	18:DS:19:LEU:HD13	2.13	0.48
23:DZ:92:LYS:O	23:DZ:95:LEU:N	2.46	0.48
25:DX:23:LEU:O	25:DX:24:LYS:C	2.50	0.48
1:AA:633:A:H2'	1:AA:634:C:H5'	1.95	0.48
1:AA:1081:U:O2'	1:AA:1082:U:O4'	2.29	0.48
1:AA:1267:U:O2'	1:AA:1268:A:H5'	2.14	0.48
1:AA:1931:U:O2'	1:AA:1932:A:H5'	2.13	0.48
1:AA:2119:A:H62	1:AA:2168:G:H22	1.60	0.48
2:AB:37:C:C2'	2:AB:38:C:H5'	2.44	0.48
3:AD:35:LYS:CE	3:AD:65:ILE:HG22	2.44	0.48
3:AD:177:LEU:HD11	3:AD:183:ARG:CB	2.43	0.48
7:AH:86:GLU:CG	7:AH:165:ALA:H	2.26	0.48
12:AP:17:LEU:HD22	12:AP:96:VAL:CG1	2.37	0.48
13:A0:3:HIS:O	13:A0:5:LYS:HG3	2.14	0.48
14:AQ:83:LYS:O	14:AQ:109:GLY:CA	2.51	0.48
15:AR:107:ASP:O	15:AR:109:GLU:N	2.46	0.48
19:AT:50:LYS:HB3	19:AT:87:GLN:HE22	1.79	0.48
21:AV:120:ILE:HG21	21:AV:170:THR:OG1	2.14	0.48
31:BA:255:G:O6	31:BA:266:G:O6	2.32	0.48
31:BA:703:G:O6	56:BA:1747:OHX:N1	2.46	0.48
31:BA:1158:C:C2'	31:BA:1158:C:O2	2.62	0.48
33:BF:67:THR:HG23	33:BF:102:ASN:HB2	1.96	0.48
34:BG:114:ARG:NH1	34:BG:114:ARG:CG	2.76	0.48
35:BH:100:VAL:O	35:BH:107:ARG:NH2	2.46	0.48
38:BK:64:LYS:O	38:BK:65:TYR:HD1	1.96	0.48
38:BK:109:ILE:HD11	38:BK:120:THR:HB	1.96	0.48
49:BV:7:LYS:O	49:BV:7:LYS:CG	2.61	0.48
52:BD:1:G:C2	52:BD:82:A:N1	2.82	0.48
31:CA:411:A:C5	31:CA:413:G:H1'	2.49	0.48
31:CA:961:U:OP2	31:CA:1223:C:O2'	2.19	0.48
31:CA:1055:A:C8	31:CA:1206:G:C2	3.02	0.48
31:CA:1274:G:O2'	31:CA:1275:A:H5'	2.14	0.48
32:CE:208:ILE:HA	32:CE:211:ILE:CD1	2.44	0.48
34:CG:200:GLU:HG2	34:CG:201:GLN:N	2.28	0.48
35:CH:141:GLN:HA	35:CH:143:ARG:NH2	2.28	0.48
37:CJ:111:ARG:NH2	37:CJ:122:HIS:HB2	2.28	0.48

Continued on next page...

Continued from previous page...

Atom-1	Atom-2	Interatomic distance (Å)	Clash overlap (Å)
45:CR:53:HIS:O	45:CR:56:LEU:HB3	2.12	0.48
50:CW:53:LEU:HD11	50:CW:104:LEU:HD11	1.96	0.48
54:C1:21:C:C4	54:C1:22:A:C5	3.01	0.48
1:DA:152:G:H2'	1:DA:153:C:O4'	2.13	0.48
1:DA:155:C:C4	1:DA:171:G:N1	2.78	0.48
1:DA:265:A:H4'	1:DA:266:G:O5'	2.14	0.48
1:DA:918:A:H5''	2:DB:97:G:O2'	2.14	0.48
1:DA:1058:U:H5	1:DA:1089:G:O6	1.97	0.48
1:DA:1459:G:C2'	1:DA:1460:A:H5'	2.44	0.48
1:DA:1990:C:C2'	1:DA:1991:U:O5'	2.62	0.48
1:DA:2052:G:C8	4:DE:141:ILE:HD11	2.49	0.48
1:DA:2239:G:P	3:DD:244:ARG:HH22	2.35	0.48
1:DA:2324:C:H5''	1:DA:2325:G:H5'	1.96	0.48
1:DA:2469:A:C2	1:DA:2470:G:C5	3.01	0.48
1:DA:2533:A:N6	1:DA:2534:A:C2	2.82	0.48
1:DA:2736:G:H2'	1:DA:2737:G:C8	2.43	0.48
1:DA:2780:G:OP1	9:DM:118:LYS:HE2	2.14	0.48
1:DA:2873:A:N3	1:DA:2873:A:C2'	2.76	0.48
7:DH:20:ALA:HB3	7:DH:23:ARG:HG3	1.95	0.48
7:DH:106:THR:HG22	7:DH:112:PRO:HB3	1.96	0.48
14:DQ:35:ILE:HG23	14:DQ:35:ILE:O	2.13	0.48
21:DV:44:PHE:CD1	21:DV:44:PHE:C	2.87	0.48
21:DV:114:GLY:C	21:DV:116:VAL:H	2.17	0.48
25:DX:35:ARG:HB3	25:DX:37:LEU:HD21	1.96	0.48
30:D8:22:VAL:HG12	30:D8:50:LEU:HD21	1.94	0.48
1:AA:39:C:O2	5:AF:46:ARG:NH2	2.42	0.48
1:AA:103:A:H8	1:AA:103:A:O5'	1.97	0.48
1:AA:998:C:C2'	1:AA:999:U:O5'	2.59	0.48
1:AA:1088:A:O2'	56:AA:3531:OHX:N3	2.46	0.48
1:AA:1142(A):A:N7	1:AA:1144:G:C5	2.81	0.48
1:AA:1174:A:N6	1:AA:1175:U:C6	2.81	0.48
1:AA:1412:A:N6	1:AA:1413:G:C6	2.81	0.48
1:AA:2095:C:H2'	1:AA:2096:U:O4'	2.13	0.48
1:AA:2474:C:C2	1:AA:2475:C:H1'	2.49	0.48
1:AA:2490:G:C2	56:AA:3330:OHX:N6	2.81	0.48
1:AA:2542:A:H4'	1:AA:2543:G:H5''	1.94	0.48
1:AA:2857:G:C6	1:AA:2861:G:O6	2.67	0.48
3:AD:27:THR:O	3:AD:28:GLU:CB	2.60	0.48
7:AH:111:HIS:ND1	7:AH:112:PRO:O	2.33	0.48
11:AO:71:VAL:CG1	11:AO:72:PRO:HD3	2.43	0.48
12:AP:11:LYS:HG2	12:AP:87:LYS:HG2	1.95	0.48

Continued on next page...

Continued from previous page...

Atom-1	Atom-2	Interatomic distance (Å)	Clash overlap (Å)
15:AR:37:GLY:O	15:AR:38:ASN:HB2	2.13	0.48
20:AU:29:GLU:HB3	20:AU:38:ILE:CG2	2.43	0.48
21:AV:51:ALA:O	21:AV:52:SER:HB3	2.13	0.48
22:A3:60:PHE:CD2	22:A3:60:PHE:N	2.81	0.48
28:A6:27:LYS:HB2	28:A6:27:LYS:HZ2	1.79	0.48
31:BA:109:A:C4	31:BA:327:A:C2	3.02	0.48
31:BA:382:A:O2'	31:BA:383:A:H5'	2.13	0.48
31:BA:426:G:H2'	31:BA:427:U:C6	2.49	0.48
31:BA:552:U:C2'	31:BA:553:A:H5'	2.44	0.48
31:BA:939:G:C5'	37:BJ:102:ARG:NH2	2.76	0.48
31:BA:1199:U:C4'	40:BM:54:PHE:CE2	2.97	0.48
33:BF:179:ARG:O	33:BF:179:ARG:HG3	2.14	0.48
34:BG:68:TYR:OH	34:BG:196:LEU:HD11	2.13	0.48
34:BG:104:VAL:O	34:BG:106:TYR:N	2.47	0.48
38:BK:91:ARG:HD2	42:BO:7:ILE:HG13	1.96	0.48
39:BL:47:LEU:H	39:BL:47:LEU:HD22	1.79	0.48
40:BM:32:ALA:CB	40:BM:76:ASN:HB2	2.43	0.48
42:BO:66:VAL:HG22	42:BO:67:THR:N	2.28	0.48
31:CA:38:G:C2	31:CA:397:A:C2	3.02	0.48
31:CA:89:U:O2'	31:CA:90:C:H5''	2.13	0.48
31:CA:166:G:O2'	31:CA:167:G:H5'	2.14	0.48
31:CA:612:C:O2	31:CA:629:G:N2	2.47	0.48
31:CA:1006:C:H2'	31:CA:1007:C:C6	2.49	0.48
31:CA:1146:A:OP1	31:CA:1146:A:H8	1.96	0.48
31:CA:1183:A:O2'	31:CA:1184:G:OP1	2.24	0.48
31:CA:1206:G:C6	31:CA:1207:G:C5	3.01	0.48
31:CA:1306:A:H61	31:CA:1331:G:H1'	1.78	0.48
31:CA:1349:A:C4	31:CA:1374:A:C2	3.02	0.48
33:CF:37:GLN:NE2	44:CQ:52:GLN:OE1	2.46	0.48
33:CF:81:GLY:HA3	33:CF:85:ARG:HH11	1.78	0.48
35:CH:111:GLU:O	35:CH:114:GLY:N	2.45	0.48
35:CH:111:GLU:C	35:CH:113:ALA:H	2.17	0.48
52:CD:85:A:O2'	1:DA:2394:C:O2	2.32	0.48
1:DA:130:C:H2'	1:DA:131:G:O5'	2.13	0.48
1:DA:202:U:H2'	1:DA:203:C:O4'	2.14	0.48
1:DA:484:C:H2'	1:DA:485:C:C6	2.49	0.48
1:DA:527:C:C5	56:DA:3388:OHX:N5	2.80	0.48
1:DA:939:G:O6	56:DA:3416:OHX:N3	2.47	0.48
1:DA:943:U:OP2	11:DO:36:LYS:CE	2.61	0.48
1:DA:1218:C:H42	1:DA:1231:G:H1	1.62	0.48
1:DA:1223:C:OP2	17:D2:88:ARG:NH2	2.46	0.48

Continued on next page...

Continued from previous page...

Atom-1	Atom-2	Interatomic distance (Å)	Clash overlap (Å)
1:DA:1448:G:H1'	1:DA:1528:A:H62	1.79	0.48
1:DA:1636:C:H2'	1:DA:1637:A:H8	1.74	0.48
1:DA:2786:U:H5''	4:DE:65:GLY:HA3	1.95	0.48
1:DA:2869:G:C2	1:DA:2870:C:O2	2.67	0.48
2:DB:116:G:C5'	14:DQ:55:ALA:HB2	2.43	0.48
3:DD:94:LEU:HG	3:DD:104:TYR:HE2	1.79	0.48
4:DE:35:GLN:CG	4:DE:36:ARG:H	2.27	0.48
4:DE:134:ILE:HD12	4:DE:134:ILE:O	2.14	0.48
5:DF:178:PRO:C	5:DF:180:GLY:H	2.17	0.48
6:DG:128:ARG:NH2	6:DG:128:ARG:CG	2.75	0.48
8:DK:72:LEU:C	8:DK:74:ASN:N	2.67	0.48
14:DQ:34:HIS:CE1	14:DQ:54:LEU:HD12	2.49	0.48
16:D1:65:ILE:HG22	16:D1:66:ASN:N	2.28	0.48
17:D2:76:LYS:HB3	17:D2:79:VAL:HG22	1.95	0.48
21:DV:28:MET:HG3	21:DV:37:VAL:CG1	2.40	0.48
21:DV:84:GLU:O	21:DV:85:HIS:HB2	2.13	0.48
23:DZ:87:PRO:O	23:DZ:90:ILE:N	2.46	0.48
23:DZ:91:LYS:O	23:DZ:92:LYS:C	2.52	0.48
29:D7:34:ARG:NH1	29:D7:34:ARG:HG2	2.28	0.48
1:AA:459:U:OP2	29:A7:39:ARG:NH1	2.46	0.48
1:AA:459:U:C2'	1:AA:460:A:H5'	2.44	0.48
1:AA:529:A:C8	1:AA:530:G:C6	2.99	0.48
1:AA:882:G:C2'	1:AA:883:G:C8	2.93	0.48
1:AA:966:G:H2'	1:AA:967:C:H6	1.78	0.48
1:AA:1049:C:C2'	1:AA:1050:A:H5'	2.41	0.48
1:AA:1056:G:N2	1:AA:1103:A:N6	2.42	0.48
1:AA:1061:U:C4'	1:AA:1070:A:H1'	2.15	0.48
1:AA:1108:U:O4	1:AA:1109:C:N4	2.45	0.48
1:AA:1138:G:H21	9:AM:106:MET:HE3	1.77	0.48
1:AA:1171:G:N2	1:AA:1179:C:O2	2.46	0.48
1:AA:1359:A:H2'	1:AA:1360:A:C5'	2.31	0.48
1:AA:1754:C:H5	15:AR:96:ARG:NH2	2.12	0.48
1:AA:2012:G:OP2	18:AS:16:LYS:NZ	2.47	0.48
1:AA:2092:U:O2	56:AA:3405:OHX:N1	2.47	0.48
1:AA:2432:A:C5	23:AZ:33:LYS:HG2	2.49	0.48
1:AA:2619:C:OP1	4:AE:152:LYS:HE3	2.13	0.48
1:AA:2651:C:C2	1:AA:2670:A:C2	3.01	0.48
1:AA:2732:G:H3'	1:AA:2733:A:O4'	2.13	0.48
3:AD:35:LYS:CD	3:AD:104:TYR:HD1	2.11	0.48
6:AG:43:LEU:HD12	6:AG:45:GLU:CG	2.44	0.48
6:AG:43:LEU:HD12	6:AG:45:GLU:HG3	1.96	0.48

Continued on next page...

Continued from previous page...

Atom-1	Atom-2	Interatomic distance (Å)	Clash overlap (Å)
11:AO:119:GLU:HA	11:AO:119:GLU:OE2	2.13	0.48
12:AP:116:GLU:HA	12:AP:116:GLU:OE1	2.13	0.48
16:A1:76:TYR:C	16:A1:76:TYR:CD2	2.86	0.48
18:AS:51:LEU:HD23	18:AS:105:VAL:HG11	1.96	0.48
21:AV:97:GLU:HA	21:AV:126:VAL:O	2.14	0.48
31:BA:558:G:C5	31:BA:559:A:C2	3.02	0.48
31:BA:624:C:H2'	31:BA:625:G:H8	1.78	0.48
31:BA:735:C:O2'	31:BA:736:C:H5'	2.14	0.48
31:BA:1133:G:N2	31:BA:1141:C:N3	2.57	0.48
31:BA:1326:C:H2'	31:BA:1327:C:H6	1.76	0.48
31:BA:1403:C:H1'	31:BA:1500:A:N1	2.29	0.48
34:BG:206:PHE:HD2	34:BG:207:TYR:CD1	2.31	0.48
39:BL:53:VAL:HG23	39:BL:95:LYS:CD	2.43	0.48
39:BL:118:LYS:O	39:BL:119:ALA:CB	2.62	0.48
31:CA:245:C:O2	31:CA:283:C:N3	2.46	0.48
31:CA:780:A:C2	31:CA:803:G:C6	3.02	0.48
31:CA:1167:A:H8	31:CA:1167:A:O5'	1.97	0.48
31:CA:1285:A:C2'	31:CA:1286:A:OP2	2.62	0.48
32:CE:75:LYS:CA	32:CE:78:GLN:HB2	2.24	0.48
32:CE:82:ARG:HD2	32:CE:92:TYR:CE1	2.49	0.48
33:CF:45:LYS:O	33:CF:47:LEU:N	2.46	0.48
34:CG:24:GLU:OE1	34:CG:112:VAL:HG21	2.14	0.48
34:CG:173:TRP:NE1	34:CG:174:LEU:HG	2.28	0.48
39:CL:109:VAL:O	39:CL:109:VAL:HG12	2.13	0.48
51:CX:12:LYS:HD2	51:CX:17:THR:O	2.14	0.48
1:DA:28:A:C2	1:DA:513:A:C8	3.02	0.48
1:DA:52:A:O2'	1:DA:53:A:H5'	2.14	0.48
1:DA:498:G:N7	56:DA:3407:OHX:N1	2.62	0.48
1:DA:883:G:C6	1:DA:884:C:N4	2.82	0.48
1:DA:919:G:N2	1:DA:2269:A:OP2	2.47	0.48
1:DA:1679:U:O2	1:DA:1679:U:H2'	2.13	0.48
1:DA:1681:G:N1	56:DA:3488:OHX:N2	2.58	0.48
1:DA:1784:A:H4'	1:DA:1785:A:C5'	2.44	0.48
1:DA:1952:A:C5	10:DN:22:ILE:HD12	2.49	0.48
6:DG:110:ALA:HA	6:DG:140:ILE:O	2.13	0.48
8:DK:71:ILE:HG12	8:DK:71:ILE:O	2.14	0.48
10:DN:80:ASP:OD1	15:DR:64:ARG:NH2	2.46	0.48
12:DP:36:ALA:HB2	12:DP:103:MET:SD	2.53	0.48
12:DP:116:GLU:O	12:DP:117:ALA:HB2	2.14	0.48
14:DQ:14:VAL:HG21	14:DQ:89:ARG:HH11	1.78	0.48
16:D1:10:ARG:HG2	16:D1:14:HIS:CD2	2.49	0.48

Continued on next page...

Continued from previous page...

Atom-1	Atom-2	Interatomic distance (Å)	Clash overlap (Å)
19:DT:18:TYR:O	19:DT:20:GLY:N	2.47	0.48
20:DU:6:HIS:HE1	20:DU:69:ALA:O	1.97	0.48
21:DV:69:THR:HG22	21:DV:90:VAL:HA	1.96	0.48
1:AA:34:C:O2'	1:AA:35:G:P	2.71	0.48
1:AA:537:C:H2'	1:AA:539:G:O4'	2.14	0.48
1:AA:943:U:OP2	11:AO:36:LYS:NZ	2.39	0.48
1:AA:1161:C:H1'	17:A2:8:GLY:O	2.13	0.48
1:AA:1375:C:H2'	1:AA:1376:C:H6	1.79	0.48
1:AA:1389:G:H2'	1:AA:1390:U:C6	2.48	0.48
1:AA:2015:A:C4	27:A5:6:VAL:HG23	2.48	0.48
1:AA:2068:U:N3	1:AA:2430:A:C2	2.52	0.48
1:AA:2472:G:H8	1:AA:2472:G:O5'	1.96	0.48
1:AA:2500:U:H2'	1:AA:2504:U:H5	1.79	0.48
1:AA:2590:A:P	3:AD:238:GLY:HA2	2.54	0.48
4:AE:46:ALA:HB2	4:AE:82:ARG:HA	1.96	0.48
4:AE:111:ARG:HG3	4:AE:160:TYR:HD1	1.71	0.48
6:AG:119:GLY:CA	6:AG:181:ARG:HB2	2.43	0.48
9:AM:75:TYR:O	9:AM:76:SER:O	2.32	0.48
11:AO:131:SER:H	11:AO:134:ALA:HB3	1.79	0.48
16:A1:92:ARG:HH21	17:A2:10:LYS:HB3	1.79	0.48
16:A1:110:VAL:O	16:A1:113:ALA:HB3	2.13	0.48
17:A2:35:LEU:H	17:A2:35:LEU:CD2	2.24	0.48
20:AU:95:LYS:O	20:AU:95:LYS:HG3	2.14	0.48
20:AU:97:ARG:C	20:AU:97:ARG:NE	2.62	0.48
31:BA:115:G:H8	31:BA:115:G:O5'	1.97	0.48
31:BA:128:G:O2'	47:BT:3:LYS:HE2	2.14	0.48
31:BA:420:U:H2'	31:BA:422:C:C6	2.48	0.48
31:BA:537:G:H2'	31:BA:538:G:C8	2.49	0.48
31:BA:919:A:O2'	31:BA:920:U:H5'	2.14	0.48
31:BA:955:U:H1'	31:BA:1227:A:H61	1.79	0.48
31:BA:998:G:C6	31:BA:998(A):C:N4	2.81	0.48
31:BA:1095:U:H5''	31:BA:1109:C:O2	2.13	0.48
47:BT:11:VAL:HG22	47:BT:20:THR:O	2.14	0.48
52:BD:57:C:C4'	52:BD:58:G:OP2	2.62	0.48
31:CA:93:U:H2'	31:CA:95:G:H5''	1.96	0.48
31:CA:115:G:H4'	31:CA:116:A:O5'	2.12	0.48
31:CA:186(E):C:H42	31:CA:191(B):G:H1	1.61	0.48
31:CA:191(C):G:H2'	31:CA:191(D):U:O4'	2.14	0.48
31:CA:369:C:H2'	31:CA:369:C:O2	2.13	0.48
31:CA:625:G:C6	31:CA:626:U:C4	3.02	0.48
31:CA:1159:U:H1'	31:CA:1181:G:N1	2.26	0.48

Continued on next page...

Continued from previous page...

Atom-1	Atom-2	Interatomic distance (Å)	Clash overlap (Å)
31:CA:1206:G:H2'	31:CA:1207:G:C8	2.48	0.48
31:CA:1220:G:H5'	49:CV:34:TRP:O	2.14	0.48
31:CA:1286:A:H8	31:CA:1287:A:H4'	1.69	0.48
31:CA:1309:G:O2'	43:CP:77:ASN:ND2	2.47	0.48
35:CH:51:VAL:CB	35:CH:52:PRO:HD3	2.43	0.48
38:CK:23:SER:HB2	38:CK:61:VAL:O	2.13	0.48
40:CM:47:PHE:CB	44:CQ:34:TYR:CE2	2.97	0.48
41:CN:21:ILE:HG22	41:CN:21:ILE:O	2.13	0.48
43:CP:118:ALA:HB3	53:CC:30:G:H5'	1.95	0.48
1:DA:270(Y):G:OP1	56:DA:3470:OHX:N4	2.47	0.48
1:DA:273(F):C:H2'	1:DA:274:G:C8	2.48	0.48
1:DA:287:C:H2'	1:DA:288:C:H6	1.78	0.48
1:DA:353:G:H2'	1:DA:354:G:H5'	1.96	0.48
1:DA:516:C:O2'	1:DA:517:C:H5'	2.14	0.48
1:DA:888:C:H1'	1:DA:889:C:OP1	2.14	0.48
1:DA:971:C:H2'	1:DA:972:G:O5'	2.14	0.48
1:DA:1843:C:H5'	3:DD:253:GLN:NE2	2.29	0.48
1:DA:1954:G:N3	1:DA:2551:C:H5''	2.28	0.48
1:DA:2015:A:C1'	27:D5:2:ALA:HA	2.41	0.48
1:DA:2190:G:H2'	1:DA:2191:G:O4'	2.13	0.48
1:DA:2247:A:O2'	1:DA:2248:C:H5'	2.14	0.48
1:DA:2392:A:C8	11:DO:60:MET:SD	3.07	0.48
1:DA:2576:G:O2'	1:DA:2579:C:OP2	2.25	0.48
1:DA:2751:G:C5'	1:DA:2752:C:OP2	2.62	0.48
1:DA:2854:G:C2	1:DA:2864:G:C2	3.02	0.48
56:DA:3444:OHX:N1	56:DA:3471:OHX:N5	2.62	0.48
4:DE:73:GLU:O	4:DE:74:PRO:O	2.32	0.48
6:DG:55:LYS:HD2	6:DG:58:GLN:HE22	1.77	0.48
7:DH:70:THR:HG22	7:DH:74:ASN:ND2	2.29	0.48
8:DK:18:VAL:O	8:DK:18:VAL:HG12	2.12	0.48
8:DK:75:LEU:HD23	8:DK:76:THR:H	1.78	0.48
11:DO:97:PRO:O	11:DO:98:GLU:CB	2.61	0.48
15:DR:19:LEU:H	15:DR:19:LEU:HD12	1.77	0.48
1:AA:16:G:N3	1:AA:17:G:C8	2.82	0.47
1:AA:83:G:O6	56:AA:3376:OHX:N5	2.47	0.47
1:AA:270(B):A:C3'	1:AA:270(C):C:H5'	2.44	0.47
1:AA:323:G:O6	1:AA:333:G:C5	2.67	0.47
1:AA:508:G:C6	18:AS:9:TYR:CD2	3.02	0.47
1:AA:509:C:OP1	56:AA:3365:OHX:N1	2.47	0.47
1:AA:579:G:H5''	1:AA:2018:G:H5''	1.96	0.47
1:AA:811:U:C4	11:AO:21:ARG:NH2	2.82	0.47

Continued on next page...

Continued from previous page...

Atom-1	Atom-2	Interatomic distance (Å)	Clash overlap (Å)
1:AA:899:A:O2'	1:AA:900:A:C8	2.66	0.47
1:AA:994:C:O2'	1:AA:996:A:OP1	2.15	0.47
1:AA:2212:A:N3	1:AA:2215:G:N1	2.61	0.47
1:AA:2252:G:H2'	1:AA:2253:G:O4'	2.13	0.47
1:AA:2393:A:H2'	1:AA:2394:C:O4'	2.14	0.47
1:AA:2469:A:HO2'	12:AP:56:ARG:HG2	1.77	0.47
1:AA:2490:G:N3	1:AA:2490:G:H2'	2.27	0.47
1:AA:2537:U:H2'	1:AA:2538:C:H6	1.79	0.47
1:AA:2566:A:H1'	1:AA:2567:G:OP2	2.14	0.47
1:AA:2602:A:H4'	1:AA:2603:G:O5'	2.14	0.47
1:AA:2731:G:C6	1:AA:2732:G:O6	2.66	0.47
1:AA:2789:C:C2'	1:AA:2790:A:H5''	2.44	0.47
2:AB:82:G:O2'	2:AB:83:G:H5'	2.13	0.47
3:AD:31:LYS:HD3	3:AD:94:LEU:HD11	1.96	0.47
4:AE:13:ARG:HB2	4:AE:21:VAL:HB	1.95	0.47
6:AG:172:LEU:HD11	6:AG:176:LEU:HD12	1.96	0.47
11:AO:29:LYS:CD	11:AO:30:THR:HG22	2.45	0.47
13:A0:26:LYS:HE2	13:A0:70:LEU:O	2.13	0.47
15:AR:56:GLY:C	15:AR:57:PHE:O	2.46	0.47
21:AV:7:ALA:HB3	21:AV:61:LEU:CB	2.44	0.47
25:AX:54:VAL:HG22	25:AX:55:ARG:N	2.28	0.47
26:A4:43:TYR:O	26:A4:46:GLN:HA	2.14	0.47
26:A4:63:TYR:HE2	49:BV:42:PRO:CD	2.19	0.47
31:BA:422:C:O2	31:BA:422:C:C2'	2.62	0.47
31:BA:690:G:O2'	31:BA:691:G:H5'	2.13	0.47
31:BA:777:A:H2'	31:BA:778:G:O5'	2.13	0.47
31:BA:827:U:O2	31:BA:827:U:O4'	2.27	0.47
31:BA:1026:G:C6	31:BA:1036:G:N2	2.82	0.47
31:BA:1027:C:H4'	31:BA:1028:C:OP1	2.13	0.47
31:BA:1509:C:C2'	31:BA:1510:U:H5'	2.44	0.47
32:BE:74:LYS:O	32:BE:78:GLN:HB2	2.13	0.47
32:BE:162:ILE:O	32:BE:185:ILE:HG12	2.14	0.47
33:BF:112:SER:HB3	33:BF:115:LEU:HD12	1.95	0.47
37:BJ:49:ILE:HG22	37:BJ:53:LYS:HD3	1.97	0.47
37:BJ:137:LYS:O	37:BJ:139:GLU:N	2.47	0.47
38:BK:103:VAL:CG1	38:BK:138:TRP:HD1	2.26	0.47
40:BM:48:THR:HA	40:BM:62:HIS:CB	2.25	0.47
40:BM:75:ILE:HG13	40:BM:76:ASN:H	1.79	0.47
41:BN:12:ARG:CG	41:BN:13:GLN:H	2.23	0.47
43:BP:87:TYR:O	43:BP:88:ARG:C	2.53	0.47
52:BB:8:U:C2	52:BB:15:G:O6	2.67	0.47

Continued on next page...

Continued from previous page...

Atom-1	Atom-2	Interatomic distance (Å)	Clash overlap (Å)
53:BC:64:G:H2'	53:BC:65:G:H8	1.78	0.47
31:CA:9:G:C8	35:CH:126:ARG:NH2	2.82	0.47
31:CA:438:G:H4'	34:CG:123:HIS:ND1	2.29	0.47
31:CA:580:U:P	56:CA:1723:OHX:N5	2.86	0.47
31:CA:949:A:H2'	31:CA:950:U:O4'	2.14	0.47
31:CA:1051:C:C4	31:CA:1052:U:C4	3.02	0.47
35:CH:47:LYS:HE2	35:CH:47:LYS:HB2	1.67	0.47
35:CH:88:LYS:HB2	35:CH:123:LEU:HB2	1.95	0.47
36:CI:21:LEU:HD22	36:CI:21:LEU:O	2.14	0.47
38:CK:74:PRO:O	38:CK:75:ARG:C	2.52	0.47
40:CM:50:ILE:CD1	40:CM:60:ARG:HH11	2.27	0.47
42:CO:18:VAL:HG23	42:CO:19:ARG:H	1.79	0.47
44:CQ:43:CYS:O	44:CQ:46:GLU:HB2	2.13	0.47
52:CB:59:A:N6	52:CB:60:A:C6	2.81	0.47
53:CC:16:C:OP1	53:CC:16:C:H4'	2.14	0.47
52:CD:20:C:H3'	52:CD:68:A:H62	1.78	0.47
1:DA:332:A:C2	1:DA:335:C:C5	3.02	0.47
1:DA:654(A):A:N1	1:DA:654(T):A:N1	2.62	0.47
1:DA:1048:A:P	1:DA:1109:C:H42	2.36	0.47
1:DA:1378:A:OP1	29:D7:10:ARG:NH2	2.47	0.47
1:DA:1526:G:H2'	1:DA:1527:G:O4'	2.13	0.47
1:DA:1638:C:H1'	1:DA:2698:U:O2'	2.14	0.47
1:DA:2052:G:OP1	4:DE:140:SER:HB2	2.14	0.47
1:DA:2210:G:C4'	1:DA:2211:G:OP2	2.62	0.47
1:DA:2720:U:N3	1:DA:2721:A:C5	2.82	0.47
1:DA:2772:C:H5'	4:DE:168:MET:CE	2.44	0.47
1:DA:2803:C:N4	1:DA:2804:C:N4	2.61	0.47
1:DA:2859:G:H3'	1:DA:2859:G:C8	2.48	0.47
2:DB:27:C:C5	2:DB:28:C:C5	3.02	0.47
3:DD:31:LYS:HE3	3:DD:94:LEU:HD11	1.96	0.47
4:DE:119:ARG:CG	4:DE:160:TYR:HB2	2.36	0.47
6:DG:6:ALA:O	6:DG:8:LYS:N	2.47	0.47
9:DM:87:LEU:O	9:DM:89:LYS:N	2.47	0.47
14:DQ:25:ARG:HH11	14:DQ:25:ARG:CB	2.27	0.47
16:D1:65:ILE:O	16:D1:66:ASN:C	2.52	0.47
21:DV:129:SER:C	21:DV:131:ARG:H	2.17	0.47
22:D3:56:ASP:O	22:D3:56:ASP:CG	2.52	0.47
26:D4:40:HIS:N	26:D4:41:PRO:CD	2.78	0.47
1:AA:1171:G:C6	1:AA:1174:A:C6	3.01	0.47
1:AA:1287:A:H8	13:A0:104:ARG:HD3	1.80	0.47
1:AA:1537:C:H2'	1:AA:1538:G:O5'	2.13	0.47

Continued on next page...

Continued from previous page...

Atom-1	Atom-2	Interatomic distance (Å)	Clash overlap (Å)
1:AA:2111:C:H5	1:AA:2147:G:N2	2.11	0.47
1:AA:2140:C:N4	1:AA:2151:G:H1	2.12	0.47
1:AA:2199:A:C4	1:AA:2205:C:C6	3.01	0.47
1:AA:2435:A:C2'	1:AA:2436:G:O5'	2.62	0.47
7:AH:83:TYR:HA	7:AH:135:GLY:O	2.14	0.47
8:AK:25:TYR:CE2	8:AK:29:TYR:CD2	3.01	0.47
10:AN:88:ASN:HD21	10:AN:92:GLU:HG3	1.79	0.47
12:AP:87:LYS:HG3	12:AP:88:GLY:N	2.28	0.47
16:A1:79:PHE:HD2	16:A1:79:PHE:C	2.17	0.47
18:AS:5:ALA:CB	18:AS:54:ALA:HB2	2.45	0.47
25:AX:7:LYS:HG3	25:AX:34:GLU:HG3	1.94	0.47
27:A5:33:CYS:HB3	27:A5:38:ALA:O	2.14	0.47
31:BA:340:U:H2'	31:BA:341:C:O4'	2.14	0.47
31:BA:342:C:C2	31:BA:348:G:C2	3.02	0.47
31:BA:389:A:H2'	31:BA:390:C:H5'	1.96	0.47
31:BA:446:G:H1	31:BA:488:C:H42	1.61	0.47
31:BA:448:A:OP2	31:BA:485:G:N1	2.47	0.47
31:BA:909:A:H2'	31:BA:910:C:O4'	2.15	0.47
31:BA:957:U:H2'	31:BA:959:A:OP2	2.14	0.47
31:BA:959:A:C2	31:BA:1222:G:O4'	2.67	0.47
31:BA:1150:U:H5''	31:BA:1151:A:OP2	2.14	0.47
31:BA:1318:A:H1'	49:BV:37:ARG:HH21	1.80	0.47
34:BG:11:LEU:HD13	34:BG:66:ARG:HG2	1.94	0.47
34:BG:19:LEU:HG	34:BG:21:LEU:HD21	1.96	0.47
34:BG:108:LEU:HB3	34:BG:110:PHE:CE1	2.42	0.47
35:BH:51:VAL:O	35:BH:55:VAL:HG23	2.13	0.47
39:BL:29:ASN:N	39:BL:63:ILE:O	2.38	0.47
40:BM:96:ILE:N	40:BM:96:ILE:HD13	2.28	0.47
44:BQ:29:ARG:HD3	44:BQ:40:CYS:HB2	1.96	0.47
53:BC:19:G:C2	53:BC:59:A:C4	3.02	0.47
31:CA:410:G:C2	31:CA:429:U:C2	3.02	0.47
31:CA:426:G:P	34:CG:36:ARG:HH21	2.37	0.47
31:CA:428:G:H4'	31:CA:429:U:O5'	2.14	0.47
31:CA:619:U:C2	34:CG:135:LEU:HD22	2.49	0.47
31:CA:1321:C:H4'	43:CP:87:TYR:CE2	2.49	0.47
31:CA:1503:A:O2'	31:CA:1504:G:C5'	2.62	0.47
32:CE:69:LEU:O	32:CE:69:LEU:HD23	2.14	0.47
38:CK:109:ILE:HG12	38:CK:110:ALA:N	2.28	0.47
41:CN:124:LYS:HB2	41:CN:125:PHE:CD2	2.49	0.47
49:CV:7:LYS:CG	49:CV:8:GLY:H	2.16	0.47
52:CB:66:G:H2'	52:CB:67:A:H5'	1.96	0.47

Continued on next page...

Continued from previous page...

Atom-1	Atom-2	Interatomic distance (Å)	Clash overlap (Å)
52:CD:46:G:N1	52:CD:54:C:O2	2.44	0.47
1:DA:455:C:N3	1:DA:472:A:H2'	2.29	0.47
1:DA:941:A:H2'	1:DA:942:G:C8	2.49	0.47
1:DA:1308:A:OP2	56:DA:3389:OHX:N6	2.47	0.47
1:DA:1771:C:H1'	1:DA:1786:A:C8	2.49	0.47
1:DA:2087:G:C2'	1:DA:2088:G:H5'	2.44	0.47
1:DA:2335:A:N7	1:DA:2337:G:C5	2.82	0.47
1:DA:2467:C:H3'	1:DA:2467:C:H6	1.78	0.47
1:DA:2818:G:C2'	1:DA:2819:G:H5'	2.44	0.47
2:DB:74:U:H3'	2:DB:75:G:H5''	1.95	0.47
4:DE:58:ARG:O	4:DE:59:VAL:C	2.51	0.47
5:DF:123:LEU:O	5:DF:193:VAL:HA	2.13	0.47
6:DG:61:ALA:O	26:D4:7:PRO:HG2	2.14	0.47
6:DG:121:ASN:ND2	6:DG:122:PRO:HD2	2.29	0.47
11:DO:31:ALA:O	11:DO:33:ARG:N	2.47	0.47
12:DP:21:THR:O	12:DP:21:THR:HG23	2.10	0.47
12:DP:103:MET:HE1	12:DP:125:LEU:HD13	1.95	0.47
13:D0:84:ALA:N	13:D0:85:PRO:CD	2.77	0.47
16:D1:24:TYR:O	16:D1:29:SER:OG	2.27	0.47
19:DT:44:GLU:C	19:DT:46:ALA:H	2.16	0.47
19:DT:57:LEU:HD21	19:DT:78:LYS:HD2	1.96	0.47
21:DV:5:LEU:HD12	21:DV:47:VAL:HG21	1.96	0.47
21:DV:10:ARG:HG2	21:DV:11:GLU:N	2.28	0.47
22:D3:48:GLY:HA3	22:D3:80:HIS:ND1	2.29	0.47
30:D8:34:TRP:C	30:D8:36:LYS:H	2.17	0.47
1:AA:409:C:OP2	56:AA:3392:OHX:N1	2.47	0.47
1:AA:630:G:OP2	30:A8:15:LYS:NZ	2.47	0.47
1:AA:650:C:H2'	1:AA:651:G:O5'	2.15	0.47
1:AA:654:A:N3	1:AA:654:A:C2'	2.76	0.47
1:AA:1265:A:H3'	27:A5:19:ARG:NH1	2.29	0.47
1:AA:1927:A:C2	1:AA:1928:A:C4	3.02	0.47
1:AA:2141:G:H2'	1:AA:2142:C:C6	2.49	0.47
1:AA:2308:G:C6	1:AA:2311:A:N1	2.77	0.47
1:AA:2572:A:N7	4:AE:145:LYS:HB2	2.29	0.47
1:AA:2592:G:C5	1:AA:2593:U:C5	3.02	0.47
3:AD:257:LEU:HD22	3:AD:258:LYS:N	2.29	0.47
4:AE:26:ILE:CD1	4:AE:198:VAL:HG21	2.34	0.47
4:AE:29:GLY:N	4:AE:51:PHE:HE2	2.04	0.47
6:AG:43:LEU:C	6:AG:45:GLU:N	2.68	0.47
9:AM:103:VAL:O	9:AM:104:LYS:C	2.52	0.47
11:AO:15:ARG:O	11:AO:16:ARG:C	2.53	0.47

Continued on next page...

Continued from previous page...

Atom-1	Atom-2	Interatomic distance (Å)	Clash overlap (Å)
11:AO:50:ARG:HH21	11:AO:50:ARG:CG	2.26	0.47
14:AQ:11:LYS:O	14:AQ:15:ARG:HB2	2.14	0.47
14:AQ:69:VAL:O	14:AQ:69:VAL:HG22	2.14	0.47
15:AR:26:ASP:HB2	15:AR:90:GLN:O	2.14	0.47
18:AS:73:ALA:HB3	18:AS:106:ILE:HB	1.96	0.47
21:AV:92:SER:O	21:AV:130:PRO:HG2	2.14	0.47
23:AZ:91:LYS:O	23:AZ:93:GLU:N	2.47	0.47
31:BA:150:C:C5	31:BA:170:U:O4	2.67	0.47
31:BA:153:C:H6	31:BA:153:C:O5'	1.97	0.47
31:BA:191:G:N3	50:BW:105:SER:HB2	2.30	0.47
31:BA:658:G:C6	31:BA:659:U:C4	3.02	0.47
31:BA:1009:G:O2'	31:BA:1010:G:H5'	2.14	0.47
31:BA:1028(B):C:C4	31:BA:1032(A):G:N2	2.80	0.47
31:BA:1074:G:O2'	31:BA:1101:A:N1	2.45	0.47
32:BE:200:ILE:HD12	32:BE:200:ILE:H	1.76	0.47
35:BH:17:ALA:HA	35:BH:26:PHE:HA	1.96	0.47
47:BT:58:GLU:O	47:BT:74:LEU:N	2.35	0.47
52:BD:49:A:C2'	52:BD:50:U:O5'	2.62	0.47
31:CA:179:A:C5	31:CA:180:U:C5	3.02	0.47
31:CA:587:G:N2	31:CA:754:C:OP2	2.36	0.47
31:CA:690:G:N2	41:CN:55:LYS:NZ	2.62	0.47
31:CA:951:G:C6	31:CA:1231:G:C6	3.03	0.47
31:CA:1129:C:N4	31:CA:1139:G:C2	2.82	0.47
31:CA:1161:C:C2	31:CA:1162:C:C5	3.02	0.47
31:CA:1190:G:H5'	33:CF:176:HIS:NE2	2.30	0.47
32:CE:10:LEU:H	32:CE:10:LEU:HD22	1.80	0.47
32:CE:91:PRO:HG3	32:CE:155:LEU:H	1.78	0.47
39:CL:33:PHE:CE1	39:CL:37:PHE:CD1	3.02	0.47
40:CM:61:GLU:OE1	44:CQ:58:LYS:NZ	2.27	0.47
42:CO:83:VAL:CG1	42:CO:84:LEU:H	2.16	0.47
43:CP:115:LYS:C	43:CP:117:VAL:H	2.17	0.47
45:CR:80:ALA:HA	45:CR:83:GLU:HB3	1.96	0.47
50:CW:74:LYS:HA	50:CW:74:LYS:HE3	1.96	0.47
52:CB:51:C:H2'	52:CB:52:G:O4'	2.13	0.47
1:DA:56:A:C2	1:DA:115:C:O2	2.68	0.47
1:DA:125:G:H4'	1:DA:126:A:OP2	2.14	0.47
1:DA:272:G:H2'	1:DA:273:G:O4'	2.14	0.47
1:DA:734:A:O2'	1:DA:1635:G:H5'	2.14	0.47
1:DA:886:C:H2'	1:DA:888:C:N3	2.28	0.47
1:DA:1208:C:H2'	1:DA:1209:G:C5'	2.44	0.47
1:DA:1311:G:O6	56:DA:3389:OHX:N5	2.47	0.47

Continued on next page...

Continued from previous page...

Atom-1	Atom-2	Interatomic distance (Å)	Clash overlap (Å)
1:DA:1432:C:H2'	1:DA:1433:U:O4'	2.13	0.47
1:DA:2468:G:O6	1:DA:2481:G:C5	2.67	0.47
1:DA:2762:G:H3'	1:DA:2763:G:C5'	2.39	0.47
1:DA:2820:A:C5	13:D0:4:LEU:HD11	2.49	0.47
3:DD:123:ALA:HB3	3:DD:131:LEU:HG	1.95	0.47
6:DG:55:LYS:C	6:DG:57:ALA:N	2.68	0.47
10:DN:115:VAL:CG1	10:DN:121:VAL:HG21	2.42	0.47
11:DO:15:ARG:O	11:DO:16:ARG:C	2.53	0.47
12:DP:26:TYR:CE1	12:DP:139:GLU:HB2	2.50	0.47
14:DQ:24:LEU:HB2	14:DQ:85:VAL:CG1	2.44	0.47
19:DT:28:PHE:HE1	19:DT:81:VAL:HG22	1.75	0.47
19:DT:40:LYS:C	19:DT:42:ALA:N	2.65	0.47
1:AA:253:C:C2'	1:AA:254:G:H5'	2.43	0.47
1:AA:271(B):G:O2'	1:AA:271(C):U:OP2	2.21	0.47
1:AA:273(D):C:H2'	1:AA:273(E):U:C6	2.48	0.47
1:AA:300:A:H2'	1:AA:334:C:O2'	2.15	0.47
1:AA:486:C:O2'	18:AS:60:ASN:ND2	2.47	0.47
1:AA:821:A:H5'	1:AA:822:U:C6	2.49	0.47
1:AA:888:C:N4	43:BP:93:ARG:NH2	2.62	0.47
1:AA:1042:G:H2'	1:AA:1043:C:C6	2.49	0.47
1:AA:1154:G:OP2	16:A1:58:ARG:NH1	2.48	0.47
1:AA:1445:C:H2'	1:AA:1446:C:H6	1.79	0.47
1:AA:1545:A:C2'	1:AA:1545(A):A:H5'	2.44	0.47
1:AA:2205:C:H2'	1:AA:2205:C:O2	2.13	0.47
1:AA:2287:A:C2	1:AA:2289:G:C8	3.02	0.47
1:AA:2771:C:H2'	1:AA:2772:C:H6	1.80	0.47
2:AB:71:C:O2	2:AB:71:C:C2'	2.62	0.47
4:AE:33:VAL:HG23	4:AE:47:VAL:HG12	1.97	0.47
7:AH:88:LEU:HD12	7:AH:88:LEU:H	1.78	0.47
9:AM:73:THR:HB	9:AM:82:LEU:HD11	1.95	0.47
13:A0:18:LEU:HD11	13:A0:22:ARG:NE	2.29	0.47
21:AV:30:ASN:O	21:AV:33:LEU:N	2.47	0.47
21:AV:62:PRO:O	21:AV:63:ASP:HB2	2.15	0.47
22:A3:48:GLY:HA3	22:A3:80:HIS:ND1	2.28	0.47
23:AZ:67:ILE:HB	23:AZ:68:PRO:HD3	1.97	0.47
24:AW:43:GLN:C	24:AW:44:LEU:HD23	2.35	0.47
31:BA:167:G:O2'	31:BA:168:G:H5'	2.13	0.47
31:BA:542:G:O2'	31:BA:543:C:H5'	2.15	0.47
31:BA:558:G:C4	31:BA:559:A:C2	3.03	0.47
31:BA:591:U:H2'	31:BA:592:G:H8	1.80	0.47
32:BE:8:LYS:HE3	32:BE:11:LEU:HB2	1.96	0.47

Continued on next page...

Continued from previous page...

Atom-1	Atom-2	Interatomic distance (Å)	Clash overlap (Å)
32:BE:163:PHE:HD2	32:BE:185:ILE:CD1	2.27	0.47
34:BG:112:VAL:HG12	34:BG:116:GLN:OE1	2.14	0.47
34:BG:154:ASN:O	34:BG:155:LEU:C	2.53	0.47
35:BH:90:VAL:O	35:BH:120:THR:HA	2.14	0.47
49:BV:30:LEU:CD1	49:BV:30:LEU:H	2.28	0.47
51:BX:6:ARG:H	51:BX:6:ARG:HG3	1.49	0.47
53:BC:2:G:C6	53:BC:3:C:C4	3.03	0.47
31:CA:109:A:H2'	31:CA:326:G:N2	2.30	0.47
31:CA:436:C:H2'	31:CA:437:U:C6	2.42	0.47
31:CA:713:G:H2'	31:CA:714:G:C8	2.50	0.47
31:CA:852:G:C6	31:CA:853:G:N7	2.82	0.47
31:CA:930:C:N4	31:CA:931:C:C4	2.83	0.47
31:CA:1023:G:H3'	31:CA:1024:G:C5'	2.39	0.47
31:CA:1112:C:C2	33:CF:178:LEU:HB2	2.49	0.47
31:CA:1128:C:H2'	31:CA:1129:C:O5'	2.14	0.47
31:CA:1291:G:C6	31:CA:1292:U:O4	2.67	0.47
32:CE:54:THR:O	32:CE:57:PHE:HB3	2.14	0.47
37:CJ:43:PHE:O	37:CJ:43:PHE:HD1	1.98	0.47
39:CL:119:ALA:O	39:CL:120:ARG:HG3	2.14	0.47
43:CP:98:VAL:HG23	43:CP:99:ARG:HG3	1.97	0.47
45:CR:48:LYS:HA	45:CR:48:LYS:HZ2	1.79	0.47
49:CV:42:PRO:HD2	26:D4:63:TYR:HB3	1.97	0.47
50:CW:25:ARG:O	50:CW:29:LYS:HE3	2.15	0.47
53:CC:11:A:C6	53:CC:12:G:C6	3.02	0.47
1:DA:270(G):C:H2'	1:DA:270(H):C:H6	1.79	0.47
1:DA:340:A:C2'	1:DA:341:G:H5'	2.44	0.47
1:DA:459:U:H4'	29:D7:40:TRP:CZ3	2.49	0.47
1:DA:673:C:OP1	5:DF:54:ARG:NH1	2.47	0.47
1:DA:818:G:H4'	1:DA:838:C:O3'	2.14	0.47
1:DA:897:C:N4	1:DA:898:C:N4	2.62	0.47
1:DA:945:A:N6	1:DA:2448:A:C5	2.83	0.47
1:DA:1002:G:H2'	1:DA:1003:G:O4'	2.15	0.47
1:DA:1681:G:H21	1:DA:1762:A:H3'	1.79	0.47
1:DA:2314:C:H5''	6:DG:38:VAL:HG21	1.97	0.47
1:DA:2520:C:H41	1:DA:2542:A:N6	2.11	0.47
2:DB:54:G:C2	2:DB:55:U:C6	3.03	0.47
2:DB:83:G:N2	2:DB:93:C:N3	2.54	0.47
5:DF:59:TYR:N	5:DF:59:TYR:CD2	2.81	0.47
9:DM:65:LYS:C	9:DM:67:LEU:H	2.18	0.47
9:DM:94:HIS:HA	9:DM:96:GLU:OE2	2.14	0.47
11:DO:71:VAL:H	11:DO:72:PRO:HD2	1.79	0.47

Continued on next page...

Continued from previous page...

Atom-1	Atom-2	Interatomic distance (Å)	Clash overlap (Å)
12:DP:69:PHE:CD1	12:DP:70:PRO:HD2	2.50	0.47
13:D0:29:LEU:HB3	13:D0:75:LEU:HD21	1.96	0.47
13:D0:55:ALA:C	13:D0:57:ARG:N	2.64	0.47
13:D0:81:ASP:O	13:D0:82:GLU:HB3	2.14	0.47
21:DV:53:ILE:H	21:DV:71:VAL:CG1	2.27	0.47
21:DV:157:LEU:HA	21:DV:161:VAL:HG11	1.95	0.47
1:AA:363(A):A:H2'	1:AA:363(B):G:C8	2.49	0.47
1:AA:493:G:H2'	1:AA:494:G:O4'	2.14	0.47
1:AA:638:G:C5	1:AA:651:G:N2	2.82	0.47
1:AA:639:U:H2'	1:AA:640:C:C6	2.49	0.47
1:AA:1204:A:N1	1:AA:1241:A:C2	2.82	0.47
1:AA:1212:G:O2'	1:AA:1213:A:OP2	2.29	0.47
1:AA:1567:A:O4'	1:AA:1568:G:C2	2.67	0.47
1:AA:2137:C:H42	1:AA:2154:G:H1	1.61	0.47
3:AD:143:HIS:O	3:AD:144:ALA:C	2.52	0.47
4:AE:119:ARG:HD3	4:AE:160:TYR:HB2	1.97	0.47
9:AM:51:PHE:CE1	9:AM:119:ARG:NE	2.82	0.47
9:AM:127:ASP:O	9:AM:128:HIS:CB	2.63	0.47
11:AO:114:ILE:HD12	11:AO:114:ILE:C	2.35	0.47
13:A0:18:LEU:HD11	13:A0:22:ARG:CZ	2.45	0.47
13:A0:107:ASP:OD2	13:A0:109:ALA:N	2.44	0.47
15:AR:57:PHE:CG	15:AR:58:ASN:N	2.83	0.47
16:A1:112:ARG:NH1	16:A1:112:ARG:CG	2.60	0.47
17:A2:27:ALA:O	17:A2:61:VAL:HG21	2.14	0.47
17:A2:41:GLY:HA3	17:A2:46:VAL:HG11	1.95	0.47
31:BA:963:G:H1	31:BA:972:C:H42	1.63	0.47
31:BA:1084:G:C5	31:BA:1085:U:C4	3.03	0.47
31:BA:1203:C:H2'	31:BA:1204:A:O4'	2.15	0.47
32:BE:7:VAL:HG23	32:BE:8:LYS:CE	2.44	0.47
32:BE:75:LYS:O	32:BE:75:LYS:HE3	2.13	0.47
33:BF:7:PRO:O	33:BF:11:ARG:HG2	2.15	0.47
34:BG:30:LYS:C	34:BG:32:ALA:N	2.66	0.47
36:BI:41:GLU:O	36:BI:43:LEU:N	2.43	0.47
36:BI:62:TRP:C	36:BI:63:TYR:CD2	2.87	0.47
45:BR:6:GLU:H	45:BR:6:GLU:CD	2.12	0.47
31:CA:86:U:H2'	31:CA:87:A:OP1	2.14	0.47
31:CA:444:C:O2	31:CA:444:C:H2'	2.15	0.47
31:CA:677:U:H3	31:CA:713:G:H22	1.60	0.47
31:CA:832:C:N3	31:CA:855:G:C6	2.82	0.47
31:CA:1028:C:C4	31:CA:1034:G:N2	2.83	0.47
31:CA:1036:G:C5'	31:CA:1037:C:OP2	2.61	0.47

Continued on next page...

Continued from previous page...

Atom-1	Atom-2	Interatomic distance (Å)	Clash overlap (Å)
31:CA:1196:U:HO2'	31:CA:1197:G:P	2.38	0.47
32:CE:6:THR:O	32:CE:7:VAL:CB	2.61	0.47
32:CE:215:LEU:HA	32:CE:218:ALA:HB3	1.96	0.47
34:CG:162:LEU:O	34:CG:165:MET:HB3	2.13	0.47
35:CH:110:LEU:O	35:CH:115:VAL:HG23	2.14	0.47
36:CI:69:GLU:CD	36:CI:69:GLU:H	2.18	0.47
36:CI:70:ASP:OD1	36:CI:71:ARG:HG2	2.15	0.47
37:CJ:27:ILE:HG12	37:CJ:43:PHE:CD2	2.41	0.47
42:CO:85:ILE:CG2	42:CO:86:ARG:N	2.76	0.47
43:CP:108:ARG:HD3	43:CP:114:ARG:HG2	1.97	0.47
50:CW:30:LYS:C	50:CW:32:ALA:H	2.18	0.47
50:CW:104:LEU:O	50:CW:105:SER:HB3	2.14	0.47
52:CB:56:U:O2	52:CB:56:U:H2'	2.14	0.47
52:CD:18:G:C2'	52:CD:19:C:OP2	2.63	0.47
1:DA:107:C:C2	1:DA:108:U:C6	3.02	0.47
1:DA:205:G:H1'	1:DA:206:U:OP2	2.14	0.47
1:DA:270(M):U:H3'	1:DA:270(M):U:H6	1.79	0.47
1:DA:375:C:H6	1:DA:375:C:O5'	1.96	0.47
1:DA:607:U:OP1	5:DF:102:PRO:HA	2.15	0.47
1:DA:1331:A:HO2'	1:DA:1332:G:H8	1.59	0.47
1:DA:1462:C:C5	1:DA:1463:C:C5	3.02	0.47
1:DA:1771:C:HO2'	1:DA:1786:A:C1'	2.26	0.47
1:DA:2115:G:H2'	1:DA:2116:G:N7	2.30	0.47
1:DA:2134:A:N3	1:DA:2134:A:H2'	2.29	0.47
1:DA:2211:G:H3'	1:DA:2212:A:N3	2.29	0.47
1:DA:2484:G:H1'	12:DP:124:LYS:HD2	1.97	0.47
1:DA:2563:U:H4'	10:DN:28:SER:HA	1.96	0.47
1:DA:2726:U:H6	10:DN:67:LYS:NZ	2.06	0.47
1:DA:2748:A:H62	1:DA:2754:U:H3	1.62	0.47
3:DD:147:LEU:HD23	3:DD:155:LEU:HD13	1.97	0.47
6:DG:56:ALA:HA	6:DG:59:GLU:HB3	1.97	0.47
14:DQ:87:PHE:O	14:DQ:88:ASP:O	2.32	0.47
17:D2:7:THR:O	17:D2:9:GLY:N	2.47	0.47
19:DT:88:LYS:HE2	19:DT:90:GLU:OE2	2.14	0.47
20:DU:47:LYS:HA	20:DU:60:PHE:CB	2.44	0.47
20:DU:91:GLU:HG3	20:DU:92:ASN:N	2.30	0.47
20:DU:95:LYS:NZ	20:DU:95:LYS:HB2	2.28	0.47
25:DX:39:ASP:O	25:DX:40:THR:C	2.53	0.47
1:AA:28:A:H2'	1:AA:29:U:H6	1.80	0.47
1:AA:1062:G:P	1:AA:1070:A:H4'	2.55	0.47
1:AA:1443:G:N2	1:AA:1549:C:C2	2.82	0.47

Continued on next page...

Continued from previous page...

Atom-1	Atom-2	Interatomic distance (Å)	Clash overlap (Å)
1:AA:1471:A:C5	1:AA:1522:G:C2	3.03	0.47
1:AA:1936:A:H3'	1:AA:1937:A:H5'	1.96	0.47
1:AA:2216:G:C4	1:AA:2217:G:C8	3.03	0.47
1:AA:2555:U:O2	52:BB:83:C:C4	2.67	0.47
1:AA:2723:C:C4'	13:A0:1:MET:HE3	2.44	0.47
1:AA:2862:G:H2'	1:AA:2863:C:C6	2.48	0.47
3:AD:231:HIS:CD2	3:AD:249:PRO:HA	2.49	0.47
4:AE:117:MET:O	4:AE:118:LYS:CB	2.62	0.47
11:AO:19:VAL:HG23	11:AO:27:HIS:CG	2.40	0.47
11:AO:29:LYS:HD2	11:AO:30:THR:HG22	1.96	0.47
11:AO:85:LEU:HD12	11:AO:85:LEU:N	2.30	0.47
14:AQ:83:LYS:HE3	14:AQ:109:GLY:O	2.15	0.47
21:AV:37:VAL:CG2	21:AV:38:TYR:N	2.77	0.47
23:AZ:86:SER:N	23:AZ:87:PRO:HD2	2.29	0.47
28:A6:21:TYR:O	28:A6:22:ALA:HB2	2.14	0.47
28:A6:25:LYS:CG	30:A8:34:TRP:HE1	2.27	0.47
30:A8:28:GLY:O	30:A8:30:ARG:N	2.47	0.47
31:BA:76:G:C6	31:BA:77:C:C2	3.03	0.47
31:BA:397:A:N6	31:BA:548:G:N7	2.62	0.47
31:BA:1258:G:O2'	31:BA:1259:C:H5'	2.15	0.47
31:BA:1271:G:C2'	31:BA:1272:G:C5'	2.81	0.47
31:BA:1402:C:H2'	31:BA:1403:C:O4'	2.14	0.47
31:BA:1503:A:C2	31:BA:1507:A:OP2	2.67	0.47
33:BF:113:ALA:HB3	33:BF:114:PRO:HD3	1.95	0.47
36:BI:97:PHE:N	48:BU:30:ASP:OD1	2.48	0.47
39:BL:65:VAL:CG1	39:BL:65:VAL:O	2.61	0.47
39:BL:106:ALA:O	39:BL:108:VAL:HG13	2.14	0.47
31:CA:595:G:H22	31:CA:643:C:N4	2.13	0.47
31:CA:624:C:H4'	46:CS:10:GLY:HA2	1.96	0.47
31:CA:864:A:N1	31:CA:865:A:C2	2.83	0.47
31:CA:1022:G:C5	31:CA:1023:G:C8	3.03	0.47
31:CA:1084:G:C8	31:CA:1085:U:C6	3.03	0.47
31:CA:1127:G:N2	31:CA:1145:C:C2	2.82	0.47
31:CA:1251:A:H5''	39:CL:12:GLU:OE1	2.14	0.47
31:CA:1399:C:C2	31:CA:1502:A:N6	2.83	0.47
35:CH:111:GLU:O	35:CH:113:ALA:N	2.47	0.47
39:CL:110:GLU:HG3	39:CL:111:ARG:N	2.30	0.47
40:CM:54:PHE:C	40:CM:55:LYS:HD2	2.34	0.47
42:CO:8:ASN:HB2	47:CT:34:LYS:HZ3	1.78	0.47
42:CO:42:THR:O	42:CO:42:THR:HG23	2.14	0.47
52:CD:16:C:N4	52:CD:68:A:C4	2.82	0.47

Continued on next page...

Continued from previous page...

Atom-1	Atom-2	Interatomic distance (Å)	Clash overlap (Å)
1:DA:602:G:H8	1:DA:602:G:OP2	1.98	0.47
1:DA:637:A:OP1	11:DO:133:SER:HB2	2.14	0.47
1:DA:953:A:H2'	1:DA:954:G:H8	1.79	0.47
1:DA:1041:C:H42	1:DA:1114:G:H1	1.63	0.47
1:DA:1110:G:O3'	7:DH:3:ARG:NH1	2.48	0.47
1:DA:1382:G:H2'	1:DA:1383:C:H5'	1.95	0.47
1:DA:1425:G:N2	1:DA:1573:G:N7	2.62	0.47
1:DA:1832:C:N4	1:DA:1833:U:C4	2.82	0.47
1:DA:2261:C:O2'	1:DA:2262:U:H5'	2.14	0.47
1:DA:2342:C:O2'	1:DA:2374:C:H5''	2.15	0.47
1:DA:2773:C:H2'	1:DA:2774:C:H6	1.80	0.47
1:DA:2885:C:H3'	1:DA:2885:C:H6	1.80	0.47
2:DB:15:A:C2'	2:DB:16:G:OP1	2.63	0.47
5:DF:143:ALA:HB1	5:DF:148:LEU:HB2	1.95	0.47
8:DK:81:VAL:H	8:DK:143:SER:HB2	1.79	0.47
14:DQ:3:ARG:HG3	14:DQ:4:LEU:H	1.80	0.47
16:D1:40:PHE:HZ	17:D2:82:ARG:HE	1.61	0.47
19:DT:14:SER:C	19:DT:16:LYS:N	2.67	0.47
21:DV:67:LEU:HD22	21:DV:90:VAL:HG11	1.97	0.47
23:DZ:27:GLU:O	23:DZ:28:GLY:O	2.33	0.47
28:D6:14:THR:OG1	28:D6:15:GLU:N	2.47	0.47
1:AA:127:A:H5''	1:AA:128:C:C6	2.50	0.47
1:AA:183:C:N4	1:AA:213:A:H61	2.13	0.47
1:AA:338:G:H2'	1:AA:339:U:H6	1.80	0.47
1:AA:528:A:C2	1:AA:2043:C:C5'	2.97	0.47
1:AA:528:A:C2	1:AA:2043:C:H4'	2.49	0.47
1:AA:549:G:H2'	1:AA:550:G:O4'	2.14	0.47
1:AA:596:G:H2'	1:AA:597:U:O4'	2.15	0.47
1:AA:792:G:H3'	1:AA:793:A:H5'	1.95	0.47
1:AA:892:G:H2'	1:AA:893:C:H6	1.79	0.47
1:AA:999:U:C5	1:AA:1154:G:C5	3.02	0.47
1:AA:1060:U:H5'	1:AA:1061:U:H5	1.80	0.47
1:AA:1079:C:H3'	1:AA:1080:A:C8	2.50	0.47
1:AA:1093:G:H5'	7:AH:170:ARG:HH21	1.79	0.47
1:AA:1131:G:C8	1:AA:2025:C:H4'	2.50	0.47
1:AA:1140:C:OP1	9:AM:23:LEU:HD23	2.15	0.47
1:AA:1152:C:O2'	1:AA:1153:C:H5'	2.15	0.47
1:AA:1268:A:C2'	1:AA:1269:A:O5'	2.62	0.47
1:AA:1337:G:H2'	1:AA:1338:G:H8	1.79	0.47
1:AA:1443:G:O2'	1:AA:1444:G:H5'	2.15	0.47
1:AA:1478:G:N7	56:AA:3441:OHX:N2	2.62	0.47

Continued on next page...

Continued from previous page...

Atom-1	Atom-2	Interatomic distance (Å)	Clash overlap (Å)
1:AA:1790:C:H2'	1:AA:1791:A:C5	2.49	0.47
1:AA:1850:G:O6	56:AA:3524:OHX:N2	2.47	0.47
1:AA:2364:C:H2'	1:AA:2365:G:C5'	2.45	0.47
1:AA:2400:G:H2'	1:AA:2401:U:C5	2.50	0.47
1:AA:2558:C:O5'	1:AA:2558:C:H6	1.97	0.47
1:AA:2769:C:O2	1:AA:2769:C:C2'	2.60	0.47
1:AA:2880:C:H1'	13:A0:92:GLY:O	2.14	0.47
2:AB:0:A:H2'	2:AB:1:U:O4'	2.13	0.47
2:AB:42:C:O3'	6:AG:67:LYS:CE	2.62	0.47
2:AB:98:G:N7	56:AB:209:OHX:N1	2.63	0.47
3:AD:215:LEU:HD23	3:AD:215:LEU:HA	1.58	0.47
5:AF:28:ILE:HD12	5:AF:28:ILE:O	2.14	0.47
5:AF:117:ARG:HD2	5:AF:117:ARG:HA	1.73	0.47
7:AH:4:ILE:HG21	7:AH:6:ARG:HH11	1.77	0.47
7:AH:109:PHE:CZ	7:AH:152:ARG:NH1	2.82	0.47
8:AK:92:VAL:HG13	8:AK:120:ILE:HG23	1.95	0.47
11:AO:24:GLY:O	11:AO:25:SER:HB3	2.15	0.47
11:AO:85:LEU:C	11:AO:87:ASP:N	2.68	0.47
14:AQ:56:LEU:HB3	14:AQ:58:LEU:HD22	1.96	0.47
15:AR:57:PHE:O	15:AR:58:ASN:C	2.52	0.47
16:A1:82:GLY:O	16:A1:84:LYS:N	2.47	0.47
17:A2:6:LYS:O	17:A2:6:LYS:HG3	2.14	0.47
19:AT:26:TYR:HE1	19:AT:83:VAL:HG21	1.80	0.47
21:AV:17:ALA:HA	21:AV:20:ARG:HB2	1.96	0.47
26:A4:9:LEU:H	26:A4:27:THR:HG23	1.80	0.47
29:A7:43:THR:CG2	29:A7:44:PRO:CD	2.93	0.47
31:BA:60:A:N6	31:BA:110:C:N3	2.62	0.47
31:BA:102:G:C6	31:BA:103:C:C4	3.03	0.47
31:BA:105:G:H2'	31:BA:106:C:C6	2.49	0.47
31:BA:297:G:H4'	31:BA:557:G:H4'	1.96	0.47
31:BA:302:G:C6	31:BA:303:A:C5	3.03	0.47
31:BA:502:G:H2'	31:BA:503:C:C6	2.50	0.47
31:BA:574:A:N3	31:BA:883:C:H1'	2.30	0.47
31:BA:711:G:O2'	31:BA:712:A:H5'	2.15	0.47
31:BA:722:A:H2'	31:BA:724:G:H8	1.80	0.47
31:BA:807:A:C5	31:BA:808:C:C5	3.03	0.47
31:BA:1010:G:N2	31:BA:1020:U:H1'	2.29	0.47
31:BA:1031:G:O6	31:BA:1032:A:N6	2.47	0.47
31:BA:1126:U:C4	31:BA:1127:G:C2	3.02	0.47
31:BA:1320:C:O2	49:BV:72:GLY:HA3	2.14	0.47
31:BA:1342:C:H2'	31:BA:1343:G:C8	2.45	0.47

Continued on next page...

Continued from previous page...

Atom-1	Atom-2	Interatomic distance (Å)	Clash overlap (Å)
31:BA:1378:C:O2	31:BA:1378:C:H2'	2.15	0.47
31:BA:1519:A:H5''	31:BA:1520:G:OP2	2.14	0.47
34:BG:7:PRO:HB2	34:BG:10:ARG:HD2	1.97	0.47
34:BG:15:GLU:OE2	34:BG:59:ARG:NH2	2.36	0.47
34:BG:25:ARG:C	34:BG:27:TYR:N	2.67	0.47
34:BG:134:ASP:CB	34:BG:135:LEU:HD13	2.45	0.47
35:BH:31:LEU:HD23	35:BH:31:LEU:HA	1.78	0.47
35:BH:35:GLY:HA2	35:BH:40:ARG:O	2.14	0.47
37:BJ:66:VAL:C	37:BJ:68:ASN:H	2.17	0.47
37:BJ:92:SER:O	37:BJ:93:PRO:C	2.52	0.47
37:BJ:111:ARG:CD	37:BJ:123:GLU:HB2	2.41	0.47
38:BK:38:ILE:CG2	38:BK:120:THR:HG22	2.45	0.47
47:BT:66:SER:O	47:BT:67:LYS:C	2.53	0.47
52:BB:55:U:H2'	52:BB:56:U:O4'	2.15	0.47
31:CA:35:G:C6	31:CA:36:C:N4	2.83	0.47
31:CA:137:C:N4	31:CA:226:G:H1	2.13	0.47
31:CA:323:U:H2'	31:CA:324:G:O4'	2.15	0.47
31:CA:464:G:C6	31:CA:466:C:OP2	2.68	0.47
31:CA:502:G:C2	31:CA:503:C:C2	3.03	0.47
31:CA:638:G:C4	31:CA:639:G:C8	3.03	0.47
31:CA:848:C:H2'	31:CA:849:C:C6	2.49	0.47
31:CA:1019:C:H2'	31:CA:1020:U:O4'	2.14	0.47
31:CA:1038:C:O2'	31:CA:1039:C:H5'	2.15	0.47
31:CA:1190:G:H4'	33:CF:176:HIS:CE1	2.50	0.47
31:CA:1226:C:N4	43:CP:104:ARG:CD	2.76	0.47
31:CA:1299:A:C2	31:CA:1301:U:C6	3.03	0.47
31:CA:1356:G:O6	56:CA:1777:OHX:N6	2.47	0.47
32:CE:68:ILE:HD12	32:CE:68:ILE:N	2.30	0.47
32:CE:209:ARG:HD3	32:CE:240:GLN:OE1	2.15	0.47
33:CF:127:ARG:N	33:CF:127:ARG:HD2	2.30	0.47
33:CF:184:TYR:HA	33:CF:200:ALA:O	2.14	0.47
35:CH:151:LEU:HD11	38:CK:77:GLU:OE2	2.14	0.47
36:CI:22:GLU:O	36:CI:26:ILE:HG13	2.13	0.47
38:CK:31:PHE:CZ	38:CK:134:ILE:HD11	2.47	0.47
39:CL:8:GLY:HA3	39:CL:15:ALA:HB3	1.97	0.47
39:CL:83:ARG:O	39:CL:86:VAL:HG12	2.15	0.47
41:CN:80:VAL:HG13	41:CN:103:LEU:HD12	1.97	0.47
41:CN:84:VAL:HG13	41:CN:95:ILE:HD11	1.96	0.47
41:CN:99:GLN:CG	41:CN:105:VAL:HG11	2.44	0.47
43:CP:3:ARG:HG2	43:CP:9:ILE:CD1	2.44	0.47
45:CR:68:ARG:HH11	45:CR:68:ARG:HG3	1.79	0.47

Continued on next page...

Continued from previous page...

Atom-1	Atom-2	Interatomic distance (Å)	Clash overlap (Å)
47:CT:12:SER:HB3	47:CT:20:THR:CB	2.44	0.47
47:CT:54:GLY:O	47:CT:80:GLY:O	2.33	0.47
49:CV:9:VAL:HG13	49:CV:10:PHE:H	1.77	0.47
50:CW:10:LEU:HD22	50:CW:11:SER:H	1.78	0.47
53:CC:23:G:C4	53:CC:24:C:C5	3.03	0.47
53:CC:28:U:O2	53:CC:45:A:C2	2.67	0.47
53:CC:50:G:C2	53:CC:51:U:C2	3.02	0.47
52:CD:3:U:H6	52:CD:3:U:O5'	1.98	0.47
52:CD:27:A:H2'	52:CD:28:G:O4'	2.15	0.47
1:DA:282:A:C5	1:DA:359:A:C2	3.03	0.47
1:DA:322:A:OP2	5:DF:169:ASN:HB2	2.15	0.47
1:DA:329:G:O6	20:DU:19:LYS:CB	2.63	0.47
1:DA:337:C:H2'	1:DA:338:G:O5'	2.14	0.47
1:DA:351:G:O6	56:DA:3374:OHX:N2	2.48	0.47
1:DA:484:C:H2'	1:DA:485:C:H6	1.79	0.47
1:DA:493:G:C2'	1:DA:494:G:O5'	2.63	0.47
1:DA:561:G:H1'	16:D1:45:TYR:HE2	1.78	0.47
1:DA:626:U:H3	11:DO:105:LEU:HA	1.80	0.47
1:DA:763:G:C4	1:DA:765:G:C8	3.03	0.47
1:DA:813:U:C2	1:DA:1195:G:N2	2.83	0.47
1:DA:873:G:N2	1:DA:905:U:C2	2.83	0.47
1:DA:958:U:H5''	12:DP:14:ARG:CD	2.45	0.47
1:DA:972:G:C6	1:DA:973:A:C6	3.02	0.47
1:DA:1099:G:O5'	1:DA:1100:C:OP2	2.32	0.47
1:DA:1231:G:H2'	1:DA:1232:G:C8	2.50	0.47
1:DA:1388:G:H2'	1:DA:1389:G:H8	1.80	0.47
1:DA:1520:U:OP2	56:DA:3343:OHX:N6	2.47	0.47
1:DA:1542:G:H3'	1:DA:1543:A:C5'	2.44	0.47
1:DA:1544:C:O2	1:DA:1544:C:H2'	2.14	0.47
1:DA:1794:U:O2'	1:DA:1795:C:H5'	2.14	0.47
1:DA:2126:A:N6	1:DA:2163:C:O2'	2.48	0.47
1:DA:2133:G:H2'	1:DA:2134:A:OP2	2.14	0.47
1:DA:2237:G:O6	56:DA:3251:OHX:N5	2.48	0.47
1:DA:2662:A:H8	1:DA:2662:A:O5'	1.98	0.47
1:DA:2787:C:H2'	1:DA:2787:C:O2	2.15	0.47
1:DA:2884:U:H2'	1:DA:2885:C:C5'	2.43	0.47
3:DD:44:ASN:HB2	3:DD:48:ARG:O	2.14	0.47
4:DE:35:GLN:CG	4:DE:36:ARG:N	2.77	0.47
4:DE:52:LEU:HD23	4:DE:52:LEU:HA	1.79	0.47
4:DE:101:ARG:HG3	4:DE:203:LYS:CE	2.43	0.47
4:DE:116:VAL:HG13	4:DE:122:PHE:CG	2.50	0.47

Continued on next page...

Continued from previous page...

Atom-1	Atom-2	Interatomic distance (Å)	Clash overlap (Å)
4:DE:174:ASP:O	4:DE:183:LEU:HB2	2.15	0.47
5:DF:4:VAL:HG22	5:DF:19:GLU:CD	2.34	0.47
5:DF:24:LEU:CD1	5:DF:25:PRO:HD3	2.45	0.47
5:DF:124:LEU:O	5:DF:126:VAL:HG13	2.14	0.47
7:DH:92:ILE:HD13	7:DH:160:LYS:HZ3	1.79	0.47
11:DO:98:GLU:HG3	11:DO:99:LEU:N	2.30	0.47
12:DP:54:MET:HG2	12:DP:117:ALA:O	2.15	0.47
13:D0:41:ALA:C	13:D0:43:GLU:N	2.57	0.47
14:DQ:17:ARG:HG3	14:DQ:17:ARG:NH1	2.19	0.47
14:DQ:110:LEU:HB2	14:DQ:112:PHE:CZ	2.49	0.47
16:D1:72:HIS:CE1	16:D1:107:ALA:HA	2.40	0.47
16:D1:74:LEU:HD22	16:D1:79:PHE:HA	1.96	0.47
18:DS:88:ARG:HG3	18:DS:89:ALA:H	1.79	0.47
19:DT:87:GLN:O	19:DT:88:LYS:HB3	2.15	0.47
20:DU:17:SER:HB2	20:DU:71:LYS:HE2	1.96	0.47
20:DU:98:VAL:O	20:DU:99:CYS:HB3	2.15	0.47
21:DV:163:LEU:HD23	21:DV:163:LEU:H	1.80	0.47
1:AA:363(D):G:C2'	1:AA:363(E):U:O5'	2.63	0.47
1:AA:531:C:OP1	1:AA:561:G:N1	2.48	0.47
1:AA:783:A:H2'	1:AA:785:G:OP1	2.15	0.47
1:AA:859:G:O6	56:AA:3419:OHX:N1	2.48	0.47
1:AA:1336:A:O2'	1:AA:1337:G:H5'	2.15	0.47
1:AA:1665:A:H2'	1:AA:1666:G:O4'	2.14	0.47
1:AA:1774:C:H6	1:AA:1774:C:O5'	1.98	0.47
1:AA:1782:C:OP2	56:AA:3335:OHX:N3	2.48	0.47
1:AA:2119:A:N6	1:AA:2168:G:N2	2.63	0.47
2:AB:24:G:C5	2:AB:56:G:C4	3.02	0.47
2:AB:89(A):A:H8	2:AB:89(A):A:O5'	1.96	0.47
5:AF:11:VAL:HG22	5:AF:125:LEU:HB2	1.97	0.47
5:AF:23:ASP:OD1	5:AF:23:ASP:N	2.48	0.47
6:AG:178:PHE:HB3	6:AG:180:PHE:CE1	2.49	0.47
7:AH:130:ARG:HB3	7:AH:130:ARG:NH1	2.30	0.47
12:AP:66:ILE:HA	12:AP:104:PHE:HD2	1.79	0.47
14:AQ:67:ARG:HH11	14:AQ:67:ARG:HB3	1.79	0.47
15:AR:91:ARG:HB2	15:AR:121:ILE:HG13	1.96	0.47
15:AR:107:ASP:HB2	31:BA:1432:G:OP1	2.15	0.47
16:A1:66:ASN:O	16:A1:67:ALA:C	2.51	0.47
21:AV:44:PHE:C	21:AV:44:PHE:CD1	2.88	0.47
21:AV:165:VAL:HB	21:AV:166:SER:HB2	1.97	0.47
25:AX:6:VAL:HB	25:AX:54:VAL:HG21	1.95	0.47
25:AX:40:THR:OG1	25:AX:41:PRO:N	2.48	0.47

Continued on next page...

Continued from previous page...

Atom-1	Atom-2	Interatomic distance (Å)	Clash overlap (Å)
31:BA:417:C:C2	31:BA:418:C:C5	3.03	0.47
31:BA:438:G:H2'	31:BA:494:U:O4	2.15	0.47
31:BA:698:G:C5	31:BA:699:C:C5	3.02	0.47
31:BA:755:G:OP2	45:BR:65:ARG:HG2	2.15	0.47
31:BA:939:G:H2'	31:BA:940:C:H6	1.80	0.47
31:BA:983:A:H5''	31:BA:984:C:OP2	2.15	0.47
31:BA:1103:C:H2'	31:BA:1104:G:O4'	2.14	0.47
31:BA:1128:C:O2'	31:BA:1130:A:C8	2.52	0.47
34:BG:150:GLU:O	34:BG:151:LYS:C	2.53	0.47
35:BH:78:HIS:HB3	38:BK:107:LEU:HD12	1.96	0.47
35:BH:99:GLY:O	35:BH:117:ASP:HA	2.15	0.47
36:BI:46:ARG:HG3	36:BI:47:ARG:N	2.29	0.47
37:BJ:108:ALA:HB2	37:BJ:123:GLU:HG2	1.97	0.47
38:BK:16:ALA:HB2	38:BK:24:THR:HG21	1.95	0.47
39:BL:59:PHE:HZ	39:BL:88:TYR:CE1	2.32	0.47
42:BO:105:TYR:C	42:BO:107:ALA:H	2.18	0.47
45:BR:56:LEU:O	45:BR:60:VAL:HG23	2.15	0.47
48:BU:40:LEU:C	48:BU:42:ARG:H	2.18	0.47
53:BC:37:U:H2'	53:BC:38:A:O4'	2.15	0.47
52:BD:12:C:H2'	52:BD:13:G:O4'	2.15	0.47
31:CA:127:G:O3'	47:CT:2:PRO:HD2	2.14	0.47
31:CA:152:A:C6	31:CA:170:U:O2	2.67	0.47
31:CA:266:G:H4'	31:CA:267:C:O5'	2.14	0.47
31:CA:664:G:P	48:CU:64:ARG:HH21	2.37	0.47
31:CA:973:G:H1'	40:CM:55:LYS:CD	2.44	0.47
31:CA:1190:G:N1	56:CA:1762:OHX:N6	2.63	0.47
31:CA:1191:A:OP2	31:CA:1191:A:C8	2.66	0.47
31:CA:1285:A:C1'	31:CA:1286:A:OP2	2.62	0.47
32:CE:16:HIS:CD2	32:CE:209:ARG:HG2	2.49	0.47
33:CF:60:ALA:O	33:CF:61:ALA:HB2	2.14	0.47
34:CG:61:LYS:C	34:CG:63:LYS:H	2.18	0.47
36:CI:50:TYR:HB2	36:CI:51:PRO:HD2	1.97	0.47
36:CI:61:LEU:HB3	36:CI:63:TYR:HE2	1.80	0.47
41:CN:62:GLN:O	41:CN:63:LEU:C	2.52	0.47
43:CP:91:ARG:NH1	43:CP:96:LEU:HD13	2.30	0.47
50:CW:33:ILE:CD1	50:CW:63:ILE:HA	2.44	0.47
50:CW:101:GLY:O	50:CW:102:GLY:O	2.32	0.47
1:DA:10:G:C6	1:DA:2629:A:N6	2.83	0.47
1:DA:13:A:H61	1:DA:525:U:H3'	1.79	0.47
1:DA:74:A:H4'	1:DA:75:G:O5'	2.14	0.47
1:DA:193:U:O3'	1:DA:803:U:H4'	2.14	0.47

Continued on next page...

Continued from previous page...

Atom-1	Atom-2	Interatomic distance (Å)	Clash overlap (Å)
1:DA:274:G:H2'	1:DA:275:G:C8	2.50	0.47
1:DA:396:G:O4'	23:DZ:13:ILE:HD11	2.15	0.47
1:DA:745:G:H5''	1:DA:746:A:OP2	2.15	0.47
1:DA:839:U:H2'	1:DA:840:C:C6	2.50	0.47
1:DA:1060:U:C1'	1:DA:1062:G:H5'	2.45	0.47
1:DA:1208:C:H2'	1:DA:1209:G:O5'	2.15	0.47
1:DA:1520:U:O4	1:DA:1521:G:C2	2.67	0.47
1:DA:1963:U:O2	1:DA:1963:U:H2'	2.14	0.47
1:DA:2762:G:C3'	1:DA:2763:G:H5''	2.34	0.47
1:DA:2801:A:H5''	1:DA:2895:U:H4'	1.97	0.47
1:DA:2884:U:C4	1:DA:2885:C:C2	3.03	0.47
2:DB:24:G:C8	2:DB:56:G:C8	3.02	0.47
3:DD:34:VAL:C	3:DD:35:LYS:HG3	2.33	0.47
3:DD:158:ALA:O	3:DD:159:ALA:C	2.52	0.47
5:DF:18:ARG:HD3	5:DF:18:ARG:C	2.35	0.47
5:DF:110:LEU:HD22	5:DF:202:PHE:HE1	1.80	0.47
5:DF:155:LEU:HB2	5:DF:189:THR:HG21	1.97	0.47
6:DG:126:ASP:OD1	6:DG:126:ASP:C	2.53	0.47
7:DH:3:ARG:HG3	7:DH:4:ILE:N	2.28	0.47
7:DH:82:GLY:O	7:DH:83:TYR:O	2.32	0.47
7:DH:109:PHE:O	7:DH:111:HIS:N	2.48	0.47
9:DM:8:GLN:HA	9:DM:8:GLN:OE1	2.15	0.47
11:DO:85:LEU:HD23	11:DO:86:LYS:N	2.30	0.47
16:D1:92:ARG:C	16:D1:94:ASN:H	2.17	0.47
17:D2:73:SER:HB3	17:D2:83:ARG:O	2.12	0.47
19:DT:32:PRO:HA	19:DT:77:LYS:HB2	1.96	0.47
30:D8:29:LYS:O	30:D8:29:LYS:HE2	2.14	0.47
1:AA:229:A:C1'	1:AA:230:U:OP2	2.63	0.47
1:AA:299:A:C2	1:AA:322:A:C4	3.03	0.47
1:AA:869:G:C4	1:AA:870:A:C8	3.02	0.47
1:AA:880:G:N1	1:AA:897:C:N4	2.46	0.47
1:AA:1416:G:H21	1:AA:1586:A:N6	2.11	0.47
1:AA:1467:C:C2	1:AA:1526:G:N2	2.83	0.47
1:AA:1649:G:C6	1:AA:2009:G:C6	3.03	0.47
1:AA:2031:A:O2'	1:AA:2454:G:N2	2.48	0.47
1:AA:2243:U:H2'	1:AA:2244:U:C6	2.49	0.47
4:AE:103:ASP:OD2	4:AE:168:MET:CE	2.63	0.47
5:AF:103:LYS:HA	5:AF:106:ARG:HG3	1.96	0.47
6:AG:77:ILE:HD12	6:AG:77:ILE:HA	1.77	0.47
6:AG:146:TYR:O	6:AG:146:TYR:HD2	1.98	0.47
7:AH:109:PHE:CE2	7:AH:152:ARG:NH1	2.83	0.47

Continued on next page...

Continued from previous page...

Atom-1	Atom-2	Interatomic distance (Å)	Clash overlap (Å)
9:AM:128:HIS:NE2	9:AM:134:ARG:CD	2.78	0.47
11:AO:147:LEU:O	11:AO:148:LEU:HG	2.15	0.47
12:AP:17:LEU:HD23	12:AP:96:VAL:HG11	1.93	0.47
13:A0:103:ARG:HH11	18:AS:40:ASN:ND2	2.13	0.47
14:AQ:63:THR:HG22	14:AQ:97:ARG:HB3	1.97	0.47
16:A1:103:PRO:O	16:A1:106:PHE:HB3	2.15	0.47
23:AZ:86:SER:O	23:AZ:89:GLU:HB2	2.15	0.47
31:BA:518:C:H5'	31:BA:519:C:C6	2.50	0.47
31:BA:533:A:C2	31:BA:536:C:C6	3.02	0.47
31:BA:810:C:C2'	31:BA:811:C:H5'	2.44	0.47
31:BA:1163:C:H2'	31:BA:1164:G:C8	2.50	0.47
33:BF:73:PRO:HB3	33:BF:103:VAL:CG1	2.45	0.47
33:BF:91:LEU:HB2	33:BF:99:VAL:HG21	1.96	0.47
37:BJ:136:LYS:NZ	37:BJ:136:LYS:HB3	2.28	0.47
38:BK:104:ARG:O	38:BK:107:LEU:HB2	2.15	0.47
41:BN:87:THR:HG22	41:BN:88:GLY:N	2.22	0.47
46:BS:1:MET:O	46:BS:1:MET:HG2	2.14	0.47
46:BS:20:VAL:HG13	46:BS:32:TYR:CB	2.45	0.47
52:BD:21:A:H1'	52:BD:22:A:O5'	2.14	0.47
31:CA:92:G:H2'	31:CA:93:U:O4'	2.15	0.47
31:CA:300:A:H1'	31:CA:565:U:O2	2.15	0.47
31:CA:451:A:H1'	31:CA:452:A:C8	2.49	0.47
31:CA:528:C:H41	42:CO:49:ASN:HD21	1.63	0.47
31:CA:533:A:C5	31:CA:536:C:C4	3.03	0.47
31:CA:861:G:H2'	31:CA:862:C:H6	1.79	0.47
31:CA:1025:U:O2	31:CA:1025:U:H2'	2.15	0.47
31:CA:1222:G:OP1	49:CV:77:THR:OG1	2.27	0.47
31:CA:1462:G:H2'	31:CA:1463:C:C6	2.49	0.47
31:CA:1488:G:H2'	31:CA:1489:G:C8	2.50	0.47
31:CA:1499:A:O2'	31:CA:1500:A:H5'	2.14	0.47
32:CE:15:VAL:O	32:CE:209:ARG:NH2	2.48	0.47
33:CF:77:ILE:HA	33:CF:84:ILE:HB	1.96	0.47
34:CG:162:LEU:HD13	34:CG:181:MET:HG2	1.96	0.47
41:CN:54:ARG:H	41:CN:54:ARG:HG3	1.53	0.47
42:CO:62:SER:O	42:CO:64:TYR:N	2.48	0.47
43:CP:85:GLY:O	43:CP:86:CYS:C	2.53	0.47
46:CS:42:ARG:O	46:CS:43:LYS:HB2	2.13	0.47
1:DA:69:C:C2'	1:DA:70:G:O5'	2.62	0.47
1:DA:270(Y):G:OP1	56:DA:3470:OHX:N6	2.47	0.47
1:DA:519:U:H2'	1:DA:520:G:C8	2.50	0.47
1:DA:1643:G:C2'	1:DA:1644:C:O5'	2.62	0.47

Continued on next page...

Continued from previous page...

Atom-1	Atom-2	Interatomic distance (Å)	Clash overlap (Å)
1:DA:1940:U:H5''	1:DA:1965:C:H5	1.80	0.47
2:DB:83:G:C5'	25:DX:52:HIS:CD2	2.97	0.47
3:DD:6:PHE:N	3:DD:6:PHE:CD1	2.82	0.47
4:DE:38:THR:C	4:DE:40:GLU:N	2.68	0.47
4:DE:137:HIS:HB3	4:DE:138:PRO:CD	2.45	0.47
8:DK:41:GLU:OE2	8:DK:41:GLU:N	2.44	0.47
9:DM:58:ASP:HB3	9:DM:95:PRO:HB2	1.97	0.47
9:DM:93:THR:O	9:DM:94:HIS:C	2.53	0.47
11:DO:33:ARG:O	11:DO:34:GLY:O	2.32	0.47
11:DO:55:ARG:O	11:DO:55:ARG:HG3	2.13	0.47
11:DO:81:GLN:OE1	11:DO:106:LEU:C	2.53	0.47
12:DP:85:LYS:HD3	22:D3:9:SER:OG	2.15	0.47
12:DP:87:LYS:HG3	12:DP:88:GLY:N	2.27	0.47
13:D0:101:ALA:HB2	27:D5:44:THR:HB	1.97	0.47
20:DU:19:LYS:HB2	20:DU:20:TYR:H	1.52	0.47
21:DV:4:ARG:NH1	21:DV:60:GLU:OE2	2.48	0.47
21:DV:24:LEU:HD12	21:DV:25:PRO:O	2.15	0.47
1:AA:242:G:O5'	30:A8:3:LYS:HD3	2.15	0.47
1:AA:540:G:C5	1:AA:541:C:C5	3.03	0.47
1:AA:545:G:N2	1:AA:549:G:C6	2.83	0.47
1:AA:1050:A:H1'	1:AA:2751:G:C8	2.49	0.47
1:AA:1362:C:C2'	1:AA:1363:C:H5'	2.45	0.47
1:AA:1380:G:H2'	1:AA:1380:G:N3	2.30	0.47
1:AA:1471:A:H2'	1:AA:1471:A:N3	2.29	0.47
1:AA:1665:A:O2'	1:AA:1666:G:H5'	2.14	0.47
1:AA:1789:A:OP1	3:AD:221:VAL:HA	2.15	0.47
1:AA:2553:G:H5''	1:AA:2554:U:OP2	2.15	0.47
1:AA:2838:G:C6	1:AA:2839:G:C5	3.03	0.47
2:AB:65:C:H2'	2:AB:66:A:H5'	1.97	0.47
3:AD:121:PRO:HB3	3:AD:135:PHE:CE1	2.49	0.47
3:AD:172:TYR:CD1	3:AD:186:HIS:HA	2.50	0.47
6:AG:77:ILE:HG22	6:AG:82:LEU:HB3	1.97	0.47
6:AG:107:LEU:HD11	6:AG:178:PHE:CD1	2.50	0.47
11:AO:19:VAL:CG2	11:AO:27:HIS:CA	2.90	0.47
12:AP:10:ARG:O	12:AP:11:LYS:HB2	2.14	0.47
14:AQ:106:ARG:O	14:AQ:107:GLU:HB3	2.15	0.47
17:A2:1:MET:HE1	17:A2:43:GLU:HG2	1.97	0.47
17:A2:91:TYR:C	17:A2:91:TYR:CD1	2.88	0.47
22:A3:82:ARG:O	22:A3:83:PRO:O	2.33	0.47
26:A4:34:GLU:OE2	43:BP:7:VAL:HG22	2.15	0.47
31:BA:28:G:N7	56:BA:1775:OHX:N1	2.62	0.47

Continued on next page...

Continued from previous page...

Atom-1	Atom-2	Interatomic distance (Å)	Clash overlap (Å)
31:BA:55:A:C6	8:DK:89:TYR:CD1	3.02	0.47
31:BA:413:G:H2'	31:BA:428:G:N2	2.30	0.47
31:BA:468:A:N7	31:BA:474:G:C8	2.82	0.47
31:BA:510:A:H5''	31:BA:511:C:OP2	2.15	0.47
31:BA:537:G:H2'	31:BA:538:G:H8	1.80	0.47
31:BA:960:U:N3	31:BA:1225:A:C5	2.79	0.47
31:BA:1106:G:C4	31:BA:1107:C:C5	3.03	0.47
31:BA:1169:A:N6	31:BA:1170:A:C2	2.82	0.47
37:BJ:26:PHE:HB2	37:BJ:62:PHE:HZ	1.80	0.47
38:BK:97:VAL:HG13	38:BK:98:LYS:N	2.29	0.47
52:BB:72:U:C2'	52:BB:73:U:H5'	2.45	0.47
53:BC:19:G:H4'	53:BC:20:G:OP1	2.15	0.47
53:BC:50:G:C2	53:BC:67:C:O2	2.68	0.47
52:BD:2:G:N2	52:BD:81:C:O2	2.48	0.47
52:BD:21:A:C5	52:BD:46:G:C8	3.03	0.47
54:B1:11:U:C1'	54:B1:12:A:OP1	2.60	0.47
31:CA:42:G:H2'	31:CA:43:C:O4'	2.15	0.47
31:CA:238:G:C5	31:CA:239:U:C5	3.03	0.47
31:CA:738:C:H5''	36:CI:69:GLU:HB2	1.97	0.47
31:CA:947:G:O3'	43:CP:109:THR:OG1	2.33	0.47
31:CA:949:A:N1	31:CA:1232:U:O4	2.48	0.47
31:CA:1211:U:H1'	31:CA:1213:A:C2	2.50	0.47
31:CA:1266:G:H2'	31:CA:1268:A:OP2	2.15	0.47
32:CE:91:PRO:HA	32:CE:151:GLY:O	2.15	0.47
35:CH:13:ILE:HD12	35:CH:13:ILE:H	1.80	0.47
37:CJ:23:VAL:HG13	37:CJ:43:PHE:CE2	2.50	0.47
37:CJ:26:PHE:CD2	37:CJ:30:ILE:HD11	2.50	0.47
39:CL:95:LYS:NZ	39:CL:96:LEU:HD13	2.30	0.47
42:CO:8:ASN:HD22	47:CT:34:LYS:CE	2.26	0.47
42:CO:91:LYS:HG2	42:CO:91:LYS:O	2.15	0.47
43:CP:82:MET:SD	43:CP:83:ASP:OD2	2.73	0.47
50:CW:26:ASN:CB	50:CW:71:THR:HG23	2.45	0.47
52:CB:22:A:C8	52:CB:57:C:N4	2.83	0.47
1:DA:27:G:C4	1:DA:512:G:C2	3.03	0.47
1:DA:674:G:O2'	5:DF:74:ARG:HG3	2.15	0.47
1:DA:908:C:OP1	12:DP:22:LYS:HB3	2.15	0.47
1:DA:1064:C:N4	1:DA:1074:G:H1	2.13	0.47
1:DA:1218:C:O2	1:DA:1232:G:C2	2.67	0.47
1:DA:1397:U:H1'	1:DA:1398:C:OP1	2.15	0.47
1:DA:1607:C:H1'	56:DA:3478:OHX:N5	2.30	0.47
1:DA:1761:C:H5''	1:DA:1762:A:O5'	2.15	0.47

Continued on next page...

Continued from previous page...

Atom-1	Atom-2	Interatomic distance (Å)	Clash overlap (Å)
1:DA:1845:G:C2'	1:DA:1846:G:H5'	2.45	0.47
1:DA:2119:A:N6	1:DA:2170:A:N7	2.62	0.47
5:DF:132:VAL:CG2	5:DF:133:ASN:H	2.00	0.47
10:DN:13:ASN:C	10:DN:15:GLY:N	2.68	0.47
13:D0:44:LEU:O	13:D0:45:ARG:C	2.52	0.47
15:DR:61:PHE:HD2	15:DR:61:PHE:N	2.07	0.47
16:D1:95:LEU:CD2	17:D2:13:ARG:HB2	2.46	0.47
23:DZ:7:ILE:CD1	23:DZ:70:VAL:HG22	2.44	0.47
23:DZ:90:ILE:HG22	23:DZ:91:LYS:N	2.29	0.47
24:DW:4:SER:N	24:DW:6:VAL:HG22	2.30	0.47
26:D4:48:ARG:NH1	26:D4:51:ASP:HA	2.29	0.47
1:AA:32:C:O2'	1:AA:33:U:H5'	2.15	0.46
1:AA:273(F):C:O2	1:AA:273(F):C:C2'	2.62	0.46
1:AA:990:A:OP2	1:AA:991:C:OP2	2.33	0.46
1:AA:996:A:C5	1:AA:1160:G:N2	2.84	0.46
1:AA:1468:C:H2'	1:AA:1469:A:H8	1.78	0.46
1:AA:1799:G:H5'	1:AA:1819:A:H61	1.79	0.46
1:AA:1799:G:O2'	1:AA:1800:C:OP2	2.23	0.46
1:AA:2181:G:H2'	1:AA:2182:G:H8	1.80	0.46
1:AA:2378:A:H4'	14:AQ:23:ARG:NH1	2.30	0.46
1:AA:2747:G:N7	56:AA:3388:OHX:N4	2.63	0.46
1:AA:2817:G:OP1	13:A0:99:LYS:NZ	2.38	0.46
1:AA:2845:G:C2'	1:AA:2846:G:H5'	2.45	0.46
2:AB:31:C:H2'	2:AB:32:C:H6	1.80	0.46
6:AG:43:LEU:C	6:AG:45:GLU:H	2.19	0.46
7:AH:84:SER:O	7:AH:133:VAL:O	2.33	0.46
9:AM:22:THR:O	9:AM:23:LEU:HB2	2.14	0.46
11:AO:70:GLN:CD	11:AO:70:GLN:N	2.68	0.46
11:AO:138:LEU:O	11:AO:140:ALA:N	2.41	0.46
12:AP:11:LYS:HE2	12:AP:87:LYS:O	2.15	0.46
14:AQ:20:ARG:C	14:AQ:22:GLY:N	2.66	0.46
15:AR:105:LEU:O	15:AR:107:ASP:OD1	2.34	0.46
16:A1:28:ARG:CD	16:A1:38:THR:OG1	2.63	0.46
17:A2:64:HIS:CG	17:A2:92:THR:HG22	2.50	0.46
18:AS:40:ASN:C	18:AS:41:LYS:HG2	2.36	0.46
21:AV:44:PHE:HE1	21:AV:48:PHE:CG	2.33	0.46
24:AW:47:ASN:C	24:AW:49:LYS:N	2.61	0.46
26:A4:27:THR:O	26:A4:28:LYS:HB2	2.14	0.46
31:BA:107:G:O6	50:BW:15:ARG:HG3	2.15	0.46
31:BA:186(F):C:N3	31:BA:191(B):G:C2	2.83	0.46
31:BA:343:U:O2	31:BA:347:G:C2	2.67	0.46

Continued on next page...

Continued from previous page...

Atom-1	Atom-2	Interatomic distance (Å)	Clash overlap (Å)
31:BA:605:U:C2	31:BA:606:G:H8	2.32	0.46
31:BA:865:A:H2	31:BA:918:A:H4'	1.80	0.46
31:BA:945:G:N1	31:BA:1337:G:C2	2.83	0.46
31:BA:1336:C:O2	31:BA:1336:C:C2'	2.63	0.46
34:BG:10:ARG:NH1	34:BG:10:ARG:HB2	2.29	0.46
34:BG:70:ILE:CG2	34:BG:75:PHE:HB2	2.46	0.46
42:BO:82:VAL:HG12	42:BO:83:VAL:N	2.30	0.46
47:BT:20:THR:HG22	47:BT:41:LYS:HG2	1.96	0.46
48:BU:54:ARG:HD2	48:BU:55:ARG:HH21	1.80	0.46
53:BC:47:G:H4'	53:BC:48:U:OP1	2.15	0.46
52:BD:38:MIA:C2'	52:BD:39:A:H5'	2.45	0.46
31:CA:387:U:OP1	56:CA:1725:OHX:N1	2.48	0.46
31:CA:410:G:N1	31:CA:429:U:C2	2.83	0.46
31:CA:600:C:H2'	31:CA:601:C:H6	1.81	0.46
31:CA:715:A:H2'	31:CA:716:A:O5'	2.15	0.46
31:CA:728:A:C5	45:CR:54:ARG:HD2	2.50	0.46
31:CA:1002:G:H1	31:CA:1038:C:H42	1.63	0.46
31:CA:1127:G:H1'	31:CA:1147:C:N4	2.31	0.46
31:CA:1192:C:OP2	33:CF:4:LYS:NZ	2.39	0.46
31:CA:1503:A:N6	54:C1:12:A:N3	2.63	0.46
33:CF:8:ILE:C	33:CF:10:PHE:H	2.18	0.46
33:CF:95:THR:C	33:CF:97:LYS:H	2.09	0.46
33:CF:148:GLY:HA3	33:CF:172:ARG:O	2.15	0.46
34:CG:70:ILE:HD11	34:CG:100:ARG:HH11	1.80	0.46
34:CG:96:LEU:HD13	34:CG:139:ARG:NH1	2.30	0.46
35:CH:71:LEU:CD2	35:CH:115:VAL:HG13	2.45	0.46
37:CJ:12:LEU:HD21	37:CJ:28:ASN:ND2	2.30	0.46
39:CL:59:PHE:CD1	39:CL:59:PHE:N	2.83	0.46
40:CM:34:VAL:HG22	40:CM:74:ILE:HG22	1.97	0.46
44:CQ:4:LYS:O	44:CQ:8:GLU:N	2.45	0.46
49:CV:49:ILE:O	49:CV:60:VAL:HG13	2.15	0.46
50:CW:10:LEU:HD22	50:CW:11:SER:N	2.30	0.46
50:CW:14:LYS:O	50:CW:18:GLN:HG3	2.15	0.46
50:CW:69:GLY:O	50:CW:73:HIS:CD2	2.67	0.46
1:DA:7:G:H1	1:DA:2896:C:H42	1.63	0.46
1:DA:287:C:H2'	1:DA:288:C:O4'	2.15	0.46
1:DA:580:C:C2	1:DA:581:C:C5	3.03	0.46
1:DA:729:G:O5'	3:DD:208:LYS:NZ	2.48	0.46
1:DA:1169:G:H2'	1:DA:1170:G:C1'	2.44	0.46
1:DA:1711:C:H2'	1:DA:1712:C:C6	2.50	0.46
1:DA:2136:C:N3	1:DA:2155:G:C2	2.83	0.46

Continued on next page...

Continued from previous page...

Atom-1	Atom-2	Interatomic distance (Å)	Clash overlap (Å)
1:DA:2270:G:H2'	1:DA:2271:G:C5'	2.46	0.46
1:DA:2439:A:H4'	1:DA:2440:C:O5'	2.15	0.46
1:DA:2648:C:H2'	1:DA:2649:U:O4'	2.15	0.46
5:DF:133:ASN:HA	5:DF:162:LEU:HD23	1.96	0.46
5:DF:145:GLU:O	5:DF:146:ALA:CB	2.63	0.46
6:DG:83:ARG:N	6:DG:86:MET:HE3	2.30	0.46
6:DG:84:LYS:HD3	6:DG:84:LYS:O	2.14	0.46
8:DK:130:TYR:CG	8:DK:131:LYS:N	2.83	0.46
11:DO:62:LEU:HD11	30:D8:26:LYS:C	2.36	0.46
11:DO:125:VAL:O	11:DO:144:GLU:HB3	2.16	0.46
13:D0:77:ARG:C	13:D0:79:LEU:N	2.68	0.46
13:D0:118:GLU:HA	13:D0:118:GLU:OE1	2.15	0.46
17:D2:72:VAL:O	17:D2:73:SER:CB	2.62	0.46
21:DV:62:PRO:C	21:DV:64:GLY:N	2.69	0.46
25:DX:28:LEU:HD23	25:DX:33:GLN:HE21	1.80	0.46
26:D4:38:LYS:HB2	26:D4:38:LYS:NZ	2.29	0.46
28:D6:25:LYS:CB	30:D8:34:TRP:CZ3	2.97	0.46
28:D6:49:HIS:O	28:D6:50:ARG:HG2	2.14	0.46
1:AA:184:C:O2	1:AA:184:C:C2'	2.63	0.46
1:AA:195:A:H5''	1:AA:196:A:O5'	2.15	0.46
1:AA:299:A:N6	1:AA:300:A:N6	2.60	0.46
1:AA:377:C:H2'	1:AA:378:C:H6	1.80	0.46
1:AA:466:A:O3'	29:A7:33:ARG:NH1	2.49	0.46
1:AA:471:A:OP2	1:AA:471:A:C8	2.68	0.46
1:AA:552:G:C6	1:AA:553:U:C4	3.03	0.46
1:AA:654(A):A:H2	1:AA:654(T):A:N1	2.12	0.46
1:AA:997:G:OP1	16:A1:93:LYS:CG	2.59	0.46
1:AA:1204:A:C8	56:AA:3409:OHX:N2	2.83	0.46
1:AA:1899:G:H1	1:AA:1902:C:N4	2.14	0.46
1:AA:2164:C:H2'	1:AA:2165:G:C4'	2.45	0.46
1:AA:2400:G:C4	1:AA:2401:U:C5	3.02	0.46
1:AA:2401:U:O2	1:AA:2402:C:C6	2.69	0.46
1:AA:2486:G:H2'	1:AA:2487:G:H5''	1.97	0.46
3:AD:177:LEU:HB3	3:AD:178:PRO:CD	2.45	0.46
4:AE:20:ALA:C	4:AE:21:VAL:HG22	2.35	0.46
5:AF:65:TRP:HZ3	5:AF:73:ALA:O	1.98	0.46
5:AF:167:ALA:C	5:AF:169:ASN:H	2.18	0.46
14:AQ:14:VAL:O	14:AQ:18:ILE:HD12	2.16	0.46
20:AU:56:PRO:O	20:AU:57:GLN:HG3	2.15	0.46
21:AV:7:ALA:O	21:AV:8:TYR:CG	2.68	0.46
21:AV:107:THR:O	21:AV:108:PRO:C	2.54	0.46

Continued on next page...

Continued from previous page...

Atom-1	Atom-2	Interatomic distance (Å)	Clash overlap (Å)
23:AZ:80:LEU:N	23:AZ:80:LEU:HD22	2.31	0.46
23:AZ:92:LYS:O	23:AZ:93:GLU:C	2.52	0.46
31:BA:58:C:C2'	31:BA:59:A:O5'	2.63	0.46
31:BA:253:U:H2'	31:BA:254:G:C8	2.50	0.46
31:BA:488:C:O2'	31:BA:489:C:H5'	2.15	0.46
31:BA:631:G:C8	31:BA:632:A:C2	3.03	0.46
31:BA:652:U:C5	31:BA:752:G:N3	2.84	0.46
31:BA:668:G:C6	31:BA:669:U:C5	3.03	0.46
31:BA:765:G:N2	31:BA:813:U:OP2	2.48	0.46
31:BA:892:A:H2'	31:BA:893:C:C6	2.50	0.46
50:BW:13:LEU:HD12	50:BW:13:LEU:O	2.15	0.46
52:BB:16:C:H2'	52:BB:18:G:OP2	2.15	0.46
31:CA:975:A:N1	40:CM:48:THR:HG22	2.30	0.46
31:CA:1503:A:N3	54:C1:13:A:N1	2.63	0.46
32:CE:68:ILE:O	32:CE:90:MET:HB2	2.15	0.46
34:CG:108:LEU:CD1	34:CG:174:LEU:HB3	2.46	0.46
37:CJ:138:LYS:HG2	37:CJ:138:LYS:O	2.15	0.46
43:CP:84:ILE:O	43:CP:86:CYS:N	2.47	0.46
45:CR:78:TYR:O	45:CR:79:ARG:C	2.54	0.46
52:CD:16:C:H2'	52:CD:17:G:H4'	1.96	0.46
1:DA:315:G:C5	1:DA:316:C:C5	3.03	0.46
1:DA:378:C:H2'	1:DA:379:G:H5'	1.98	0.46
1:DA:389:G:C2	11:DO:71:VAL:HG12	2.49	0.46
1:DA:444:C:OP2	16:D1:2:PRO:HD3	2.14	0.46
1:DA:709:U:H2'	1:DA:710:G:C8	2.49	0.46
1:DA:752:A:H4'	1:DA:753:C:O5'	2.16	0.46
1:DA:838:C:C2'	1:DA:839:U:H5'	2.45	0.46
1:DA:1006:C:O2	9:DM:106:MET:HB3	2.15	0.46
1:DA:1197:G:H2'	1:DA:1198:U:H6	1.81	0.46
1:DA:1652:A:H2'	1:DA:1653:G:H5'	1.97	0.46
1:DA:1675:C:H2'	1:DA:1676:A:H5'	1.97	0.46
1:DA:1773:A:N7	1:DA:1829:A:H1'	2.30	0.46
1:DA:1871:A:H2'	1:DA:1872:A:H8	1.81	0.46
1:DA:1883:G:HO2'	1:DA:1884:A:H8	1.60	0.46
1:DA:1992:G:O5'	1:DA:1992:G:C8	2.69	0.46
1:DA:2306:C:C3'	1:DA:2307:G:H5''	2.20	0.46
1:DA:2654:A:OP1	1:DA:2654:A:H8	1.97	0.46
1:DA:2736:G:C4	1:DA:2737:G:C8	3.03	0.46
1:DA:2756:U:C4'	1:DA:2757:A:OP1	2.59	0.46
1:DA:2872:G:C8	1:DA:2873:A:H2	2.33	0.46
2:DB:87:G:H3'	2:DB:88:C:C5'	2.44	0.46

Continued on next page...

Continued from previous page...

Atom-1	Atom-2	Interatomic distance (Å)	Clash overlap (Å)
2:DB:88:C:OP1	2:DB:89:G:N7	2.48	0.46
3:DD:132:PRO:HG3	3:DD:190:TYR:CE1	2.50	0.46
4:DE:154:LYS:O	4:DE:155:LYS:C	2.53	0.46
6:DG:123:ASN:O	6:DG:125:PHE:N	2.47	0.46
6:DG:145:THR:OG1	6:DG:148:MET:HB2	2.15	0.46
8:DK:79:ILE:O	8:DK:79:ILE:CG2	2.62	0.46
9:DM:120:LEU:HD21	9:DM:122:VAL:CG2	2.45	0.46
10:DN:102:VAL:CG2	10:DN:121:VAL:HG22	2.44	0.46
12:DP:32:TYR:CE1	12:DP:114:ALA:HB2	2.49	0.46
15:DR:64:ARG:CB	15:DR:73:GLU:HG2	2.36	0.46
16:D1:95:LEU:HD22	17:D2:4:ILE:HG12	1.98	0.46
28:D6:25:LYS:CD	30:D8:35:GLN:OE1	2.62	0.46
1:AA:49:A:N7	1:AA:120:U:O4	2.47	0.46
1:AA:165:U:O2	1:AA:165:U:C3'	2.61	0.46
1:AA:314:A:H2'	1:AA:315:G:H8	1.80	0.46
1:AA:372:G:O2'	1:AA:373:U:P	2.73	0.46
1:AA:525:U:O2	1:AA:525:U:H2'	2.14	0.46
1:AA:1374:G:C5	1:AA:1375:C:C5	3.04	0.46
1:AA:1907:G:C2	1:AA:1924:C:C2	3.03	0.46
1:AA:2211:G:H1'	1:AA:2212:A:OP1	2.16	0.46
1:AA:2781:A:H5''	1:AA:2782:G:C5'	2.23	0.46
1:AA:2788:C:H2'	1:AA:2789:C:O4'	2.15	0.46
1:AA:2801:A:H2'	1:AA:2802:G:O4'	2.15	0.46
2:AB:7:G:H8	2:AB:7:G:H5'	1.80	0.46
4:AE:21:VAL:HG23	4:AE:22:PRO:CB	2.46	0.46
4:AE:132:HIS:O	4:AE:132:HIS:CD2	2.68	0.46
8:AK:76:THR:CG2	8:AK:77:LEU:N	2.77	0.46
20:AU:57:GLN:O	20:AU:58:GLY:C	2.54	0.46
21:AV:39:VAL:CG2	21:AV:44:PHE:HB2	2.38	0.46
21:AV:91:LEU:CD1	21:AV:96:VAL:HG11	2.46	0.46
22:A3:34:GLY:O	22:A3:35:ASN:C	2.54	0.46
23:AZ:11:ARG:HB2	23:AZ:12:PRO:HD2	1.97	0.46
24:AW:42:GLY:C	24:AW:44:LEU:N	2.58	0.46
30:A8:36:LYS:O	30:A8:37:SER:C	2.54	0.46
31:BA:24:U:H2'	31:BA:25:C:C6	2.50	0.46
31:BA:113:G:C4	31:BA:114:U:C5	3.04	0.46
31:BA:191(D):U:H2'	31:BA:191(E):G:C8	2.50	0.46
31:BA:958:A:C6	31:BA:959:A:N1	2.83	0.46
31:BA:1186:G:O3'	39:BL:113:LYS:NZ	2.40	0.46
31:BA:1301:U:C4	31:BA:1303:C:N1	2.83	0.46
34:BG:104:VAL:HG12	34:BG:105:VAL:N	2.31	0.46

Continued on next page...

Continued from previous page...

Atom-1	Atom-2	Interatomic distance (Å)	Clash overlap (Å)
34:BG:110:PHE:HD2	34:BG:148:VAL:CG2	2.29	0.46
35:BH:144:THR:C	35:BH:146:ALA:H	2.18	0.46
37:BJ:44:TYR:O	37:BJ:48:LYS:N	2.47	0.46
44:BQ:23:ARG:NH1	44:BQ:30:ALA:HB2	2.30	0.46
47:BT:91:ARG:HH11	47:BT:91:ARG:CG	2.26	0.46
52:BB:12:C:H2'	52:BB:13:G:O4'	2.15	0.46
31:CA:273:A:C2'	31:CA:274:A:H5'	2.45	0.46
31:CA:328:C:OP1	31:CA:328:C:H4'	2.15	0.46
31:CA:689:C:C2'	31:CA:690:G:H5'	2.46	0.46
31:CA:773:G:H2'	31:CA:774:G:O5'	2.15	0.46
31:CA:942:G:C2	31:CA:1342:C:O2	2.68	0.46
31:CA:973:G:C4	40:CM:55:LYS:HE3	2.50	0.46
31:CA:1127:G:N1	31:CA:1145:C:N3	2.63	0.46
31:CA:1505:G:C4'	54:C1:13:A:H62	2.28	0.46
33:CF:31:HIS:C	33:CF:33:LEU:H	2.18	0.46
34:CG:27:TYR:O	34:CG:28:SER:CB	2.62	0.46
41:CN:20:TYR:O	41:CN:30:VAL:HA	2.16	0.46
41:CN:99:GLN:HA	41:CN:105:VAL:CG1	2.46	0.46
41:CN:99:GLN:HA	41:CN:105:VAL:HG11	1.97	0.46
52:CB:49:A:H2'	52:CB:49:A:N3	2.29	0.46
52:CD:30:A:C6	52:CD:43:G:C6	3.03	0.46
1:DA:234:C:H2'	1:DA:235:U:H6	1.80	0.46
1:DA:565:C:H4'	1:DA:1253:A:C6	2.50	0.46
1:DA:638:G:C4	1:DA:651:G:N2	2.82	0.46
1:DA:854:G:H1	1:DA:923:C:H42	1.62	0.46
1:DA:944:G:H2'	1:DA:944:G:N3	2.30	0.46
1:DA:988:A:C2	1:DA:989:G:N2	2.83	0.46
1:DA:1011:G:C6	1:DA:1013:C:C4	3.03	0.46
1:DA:1067:A:H2'	1:DA:1067:A:N3	2.30	0.46
1:DA:1144:G:N2	1:DA:1145:C:O2	2.49	0.46
1:DA:1160:G:C5	1:DA:1161:C:C4	3.03	0.46
1:DA:1945:G:C6	1:DA:1946:U:C4	3.04	0.46
1:DA:2297:C:O2	1:DA:2298:A:C8	2.69	0.46
1:DA:2584:U:H5'	1:DA:2585:U:OP2	2.15	0.46
2:DB:10:C:N3	2:DB:11:C:C5	2.83	0.46
2:DB:57:A:OP2	2:DB:58:A:OP2	2.33	0.46
4:DE:200:GLU:OE1	4:DE:200:GLU:N	2.48	0.46
5:DF:36:VAL:HG11	5:DF:183:VAL:HG11	1.96	0.46
7:DH:54:ARG:HB2	7:DH:55:PRO:HD2	1.96	0.46
11:DO:28:GLY:O	11:DO:29:LYS:C	2.53	0.46
14:DQ:83:LYS:HE2	14:DQ:83:LYS:HB3	1.71	0.46

Continued on next page...

Continued from previous page...

Atom-1	Atom-2	Interatomic distance (Å)	Clash overlap (Å)
15:DR:88:ILE:HD12	15:DR:88:ILE:C	2.35	0.46
16:D1:58:ARG:HD3	16:D1:62:ILE:HD11	1.96	0.46
18:DS:7:ALA:O	18:DS:102:HIS:HA	2.15	0.46
26:D4:5:ILE:HG22	26:D4:5:ILE:O	2.15	0.46
1:AA:37:C:O2'	1:AA:38:A:H5'	2.16	0.46
1:AA:280:C:C2	1:AA:361:G:C2	3.03	0.46
1:AA:603:A:N7	1:AA:655:A:C2	2.83	0.46
1:AA:722:A:H2'	1:AA:723:G:O4'	2.15	0.46
1:AA:783:A:H3'	1:AA:783:A:C8	2.49	0.46
1:AA:1091:G:H2'	1:AA:1092:C:H5'	1.98	0.46
1:AA:1139:G:O3'	9:AM:24:GLY:HA3	2.16	0.46
1:AA:1309:G:N7	56:AA:3364:OHX:N2	2.62	0.46
1:AA:1520:U:H2'	1:AA:1521:G:O4'	2.15	0.46
1:AA:1830:C:O2'	1:AA:1831:G:H5'	2.14	0.46
1:AA:2078:C:H2'	1:AA:2079:U:C6	2.50	0.46
1:AA:2111:C:O3'	1:AA:2112:G:C8	2.67	0.46
1:AA:2347:C:P	28:A6:39:TYR:OH	2.73	0.46
5:AF:82:ILE:O	5:AF:82:ILE:CG1	2.64	0.46
6:AG:181:ARG:O	6:AG:182:LYS:HB2	2.16	0.46
8:AK:2:LYS:NZ	8:AK:20:ASP:HB3	2.31	0.46
19:AT:40:LYS:O	19:AT:42:ALA:N	2.49	0.46
20:AU:78:ALA:HB3	20:AU:81:LYS:HZ2	1.80	0.46
23:AZ:83:GLU:C	23:AZ:85:LEU:H	2.18	0.46
24:AW:50:ILE:HD12	24:AW:50:ILE:N	2.30	0.46
26:A4:37:SER:HB3	26:A4:42:PHE:CE1	2.51	0.46
29:A7:21:ARG:HG2	29:A7:21:ARG:NH1	2.31	0.46
31:BA:7:G:H4'	31:BA:298:A:OP1	2.16	0.46
31:BA:35:G:H2'	31:BA:36:C:C6	2.49	0.46
31:BA:246:A:C2	31:BA:282:A:C5	3.03	0.46
31:BA:280:C:H4'	31:BA:281:G:OP2	2.15	0.46
31:BA:447:G:O6	31:BA:485:G:O2'	2.17	0.46
31:BA:452:A:O2'	46:BS:72:ARG:HD2	2.15	0.46
31:BA:502:G:H2'	31:BA:503:C:O4'	2.15	0.46
31:BA:554:C:O2'	31:BA:555:C:H5'	2.15	0.46
31:BA:837:G:N2	31:BA:850:U:O2	2.48	0.46
31:BA:957:U:H3	31:BA:960:U:H5''	1.81	0.46
31:BA:1160:G:H8	31:BA:1160:G:O5'	1.97	0.46
40:BM:49:VAL:CG2	44:BQ:41:ARG:HB2	2.45	0.46
50:BW:71:THR:CG2	50:BW:72:LEU:N	2.78	0.46
52:BB:46:G:O2'	52:BB:47:U:OP1	2.28	0.46
53:BC:2:G:C5	53:BC:3:C:C5	3.04	0.46

Continued on next page...

Continued from previous page...

Atom-1	Atom-2	Interatomic distance (Å)	Clash overlap (Å)
52:BD:18:G:H1	52:BD:65:C:H42	1.61	0.46
31:CA:147:G:O2'	31:CA:148:G:H5'	2.16	0.46
31:CA:1178:G:C2'	31:CA:1179:A:O5'	2.64	0.46
31:CA:1462:G:H2'	31:CA:1463:C:H6	1.81	0.46
32:CE:74:LYS:O	32:CE:75:LYS:CB	2.61	0.46
32:CE:121:LEU:O	32:CE:127:ILE:HD11	2.15	0.46
33:CF:111:LEU:HD21	33:CF:146:ALA:HB2	1.97	0.46
35:CH:39:GLY:HA2	35:CH:69:VAL:HB	1.97	0.46
37:CJ:43:PHE:C	37:CJ:43:PHE:HD1	2.17	0.46
39:CL:70:LYS:O	39:CL:74:ILE:HG13	2.16	0.46
42:CO:79:GLU:HG3	42:CO:80:HIS:CD2	2.51	0.46
53:CC:9:G:O2'	53:CC:10:G:N7	2.24	0.46
1:DA:307:G:N2	1:DA:309:G:H3'	2.31	0.46
1:DA:381:G:C5	1:DA:394:A:C2	3.03	0.46
1:DA:599:G:O6	56:DA:3391:OHX:N1	2.49	0.46
1:DA:743:G:H2'	1:DA:744:G:H5'	1.98	0.46
1:DA:1313:U:O2	1:DA:1313:U:C2'	2.63	0.46
1:DA:1542:G:O5'	1:DA:1543:A:H5''	2.16	0.46
1:DA:1543:A:H1'	1:DA:1545:A:C1'	2.45	0.46
1:DA:1680:U:O2'	1:DA:1763:G:N7	2.34	0.46
1:DA:2157:G:HO2'	1:DA:2158:A:H8	1.62	0.46
1:DA:2312:U:H5	1:DA:2313:C:C4	2.33	0.46
1:DA:2747:G:N2	1:DA:2748:A:N6	2.63	0.46
1:DA:2893:G:H8	1:DA:2893:G:OP2	1.98	0.46
2:DB:88:C:H5''	2:DB:89:G:C8	2.49	0.46
4:DE:105:THR:HG21	4:DE:164:ARG:HH11	1.79	0.46
5:DF:15:SER:OG	5:DF:16:GLY:N	2.48	0.46
5:DF:21:ALA:C	5:DF:23:ASP:N	2.69	0.46
6:DG:96:ARG:HH11	6:DG:96:ARG:CG	2.29	0.46
7:DH:109:PHE:CZ	7:DH:152:ARG:HD3	2.51	0.46
13:D0:14:SER:HA	13:D0:17:ARG:HH12	1.81	0.46
14:DQ:25:ARG:NH1	14:DQ:42:ASP:OD2	2.39	0.46
17:D2:76:LYS:HB3	17:D2:79:VAL:CG2	2.45	0.46
20:DU:28:LYS:O	20:DU:29:GLU:O	2.33	0.46
21:DV:44:PHE:HE1	21:DV:48:PHE:HB2	1.78	0.46
29:D7:17:GLY:O	29:D7:18:PHE:C	2.54	0.46
1:AA:928:G:H5''	1:AA:929:G:OP2	2.14	0.46
1:AA:1019:U:O2'	1:AA:1021:A:C2	2.66	0.46
1:AA:1141:U:H4'	1:AA:1142(A):A:O4'	2.15	0.46
1:AA:1753:G:N1	1:AA:1756:G:C2	2.84	0.46
1:AA:2199:A:C5'	1:AA:2205:C:OP2	2.63	0.46

Continued on next page...

Continued from previous page...

Atom-1	Atom-2	Interatomic distance (Å)	Clash overlap (Å)
1:AA:2399:G:C2'	1:AA:2400:G:H5'	2.46	0.46
1:AA:2507:C:C6	1:AA:2583:G:N2	2.83	0.46
3:AD:6:PHE:CD1	3:AD:6:PHE:N	2.84	0.46
3:AD:108:PRO:HG3	3:AD:143:HIS:CE1	2.50	0.46
4:AE:5:LEU:HD23	4:AE:5:LEU:N	2.30	0.46
4:AE:7:VAL:HG21	15:AR:1:MET:HE1	1.97	0.46
4:AE:57:LYS:HD3	4:AE:59:VAL:HG12	1.98	0.46
6:AG:33:ARG:O	6:AG:162:THR:HG23	2.15	0.46
6:AG:181:ARG:O	6:AG:181:ARG:HG2	2.16	0.46
9:AM:42:TRP:CD1	16:A1:63:VAL:HG11	2.51	0.46
14:AQ:92:TYR:HB3	14:AQ:98:VAL:HG21	1.97	0.46
15:AR:109:GLU:O	15:AR:113:LYS:HB2	2.15	0.46
16:A1:66:ASN:OD1	16:A1:76:TYR:CB	2.61	0.46
18:AS:107:LEU:HA	18:AS:107:LEU:HD12	1.58	0.46
22:A3:43:THR:O	22:A3:45:PHE:N	2.49	0.46
23:AZ:78:LYS:HZ1	23:AZ:94:LEU:HD11	1.77	0.46
26:A4:12:ALA:CB	26:A4:29:PRO:HA	2.44	0.46
31:BA:79:G:N2	31:BA:90:C:N3	2.63	0.46
31:BA:127:G:N2	47:BT:61:GLU:OE1	2.42	0.46
31:BA:131:C:O2	31:BA:131:C:C2'	2.56	0.46
31:BA:223:U:C4	31:BA:224:C:C5	3.04	0.46
31:BA:375:U:OP1	46:BS:69:THR:HG21	2.15	0.46
31:BA:404:U:O4	34:BG:2:GLY:N	2.48	0.46
31:BA:745:C:OP1	31:BA:851:G:O2'	2.34	0.46
31:BA:812:C:H6	31:BA:812:C:H2'	1.53	0.46
31:BA:1083:U:C5	31:BA:1084:G:C5	3.04	0.46
31:BA:1190:G:O6	56:BA:1745:OHX:N1	2.49	0.46
31:BA:1237:C:C2'	31:BA:1238:A:OP1	2.63	0.46
31:BA:1265:G:C2	31:BA:1271:G:C2	3.03	0.46
35:BH:111:GLU:O	35:BH:113:ALA:N	2.38	0.46
36:BI:97:PHE:O	48:BU:30:ASP:HA	2.16	0.46
42:BO:122:THR:HG22	42:BO:123:LYS:O	2.15	0.46
43:BP:37:THR:O	43:BP:39:ILE:HG13	2.16	0.46
44:BQ:23:ARG:HG3	44:BQ:29:ARG:O	2.15	0.46
53:BC:17:C:O2'	53:BC:18:C:C6	2.67	0.46
31:CA:182:U:O4	31:CA:223:U:H1'	2.15	0.46
31:CA:345:C:O2'	31:CA:346:G:P	2.73	0.46
31:CA:528:C:H4'	31:CA:535:A:C5	2.51	0.46
31:CA:1065:U:OP1	31:CA:1065:U:H4'	2.14	0.46
31:CA:1104:G:O3'	32:CE:111:ARG:NH2	2.48	0.46
31:CA:1291:G:C6	31:CA:1292:U:C4	3.04	0.46

Continued on next page...

Continued from previous page...

Atom-1	Atom-2	Interatomic distance (Å)	Clash overlap (Å)
31:CA:1325:C:C4'	51:CX:17:THR:HG21	2.36	0.46
31:CA:1329:A:OP1	43:CP:25:ILE:O	2.33	0.46
32:CE:52:GLU:HG2	32:CE:56:ARG:HH22	1.80	0.46
32:CE:168:THR:CG2	32:CE:192:SER:HA	2.45	0.46
34:CG:126:ILE:HG22	34:CG:127:THR:H	1.80	0.46
35:CH:43:LEU:HD23	35:CH:133:TYR:CE2	2.51	0.46
38:CK:29:SER:HB3	38:CK:32:LYS:CG	2.44	0.46
39:CL:48:GLU:N	39:CL:49:PRO:HD2	2.30	0.46
43:CP:54:VAL:O	43:CP:54:VAL:HG12	2.15	0.46
1:DA:273(E):U:C2'	1:DA:273(F):C:H5'	2.46	0.46
1:DA:327:G:OP1	56:DA:3489:OHX:N5	2.48	0.46
1:DA:581:C:O2	1:DA:582:G:C8	2.69	0.46
1:DA:1069:A:H2	1:DA:1094:U:C2	2.33	0.46
1:DA:2088:G:H2'	1:DA:2089:U:O4'	2.16	0.46
1:DA:2342:C:H6	1:DA:2342:C:OP2	1.98	0.46
1:DA:2469:A:C2	1:DA:2470:G:N7	2.83	0.46
1:DA:2630:G:O4'	1:DA:2630:G:P	2.73	0.46
1:DA:2845:G:H2'	1:DA:2846:G:C8	2.51	0.46
3:DD:70:TRP:CD1	3:DD:70:TRP:C	2.89	0.46
3:DD:80:ALA:HB3	3:DD:94:LEU:HB3	1.96	0.46
4:DE:26:ILE:HG22	4:DE:27:LEU:N	2.29	0.46
4:DE:129:HIS:O	4:DE:131:ALA:N	2.47	0.46
5:DF:65:TRP:CZ2	5:DF:72:ARG:NH2	2.83	0.46
6:DG:41:GLN:N	6:DG:90:LEU:O	2.45	0.46
8:DK:3:VAL:HG23	8:DK:19:VAL:HG13	1.98	0.46
8:DK:111:PRO:O	8:DK:112:LYS:C	2.53	0.46
9:DM:94:HIS:N	9:DM:94:HIS:ND1	2.63	0.46
20:DU:91:GLU:CG	20:DU:92:ASN:N	2.78	0.46
22:D3:54:GLY:O	22:D3:56:ASP:N	2.48	0.46
1:AA:64:A:C4	19:AT:66:LEU:CD2	2.99	0.46
1:AA:240:G:O6	56:AA:3536:OHX:N6	2.49	0.46
1:AA:274:G:H2'	1:AA:275:G:H1'	1.96	0.46
1:AA:416:C:O2'	1:AA:417:C:H5'	2.16	0.46
1:AA:443:A:N7	5:AF:45:ARG:HG3	2.30	0.46
1:AA:483:A:H5''	20:AU:49:VAL:HG22	1.97	0.46
1:AA:607:U:OP1	5:AF:103:LYS:N	2.47	0.46
1:AA:705:A:C8	1:AA:727:A:C2	3.03	0.46
1:AA:984:A:H5''	1:AA:985:C:H5	1.81	0.46
1:AA:1250:G:OP2	11:AO:21:ARG:NH1	2.48	0.46
1:AA:1567:A:H5'	3:AD:58:HIS:CD2	2.51	0.46
1:AA:2246:G:H2'	1:AA:2247:A:C8	2.51	0.46

Continued on next page...

Continued from previous page...

Atom-1	Atom-2	Interatomic distance (Å)	Clash overlap (Å)
1:AA:2663:G:C2	1:AA:2664:G:H1'	2.50	0.46
3:AD:34:VAL:C	3:AD:35:LYS:O	2.53	0.46
3:AD:77:ALA:HB2	3:AD:97:TYR:CD2	2.50	0.46
3:AD:125:ILE:N	3:AD:125:ILE:HD13	2.31	0.46
6:AG:83:ARG:HG3	6:AG:86:MET:HE1	1.97	0.46
7:AH:152:ARG:O	7:AH:153:LYS:HB2	2.14	0.46
8:AK:5:LEU:O	8:AK:6:LEU:HD12	2.15	0.46
9:AM:25:ARG:O	9:AM:29:LYS:HE2	2.16	0.46
11:AO:15:ARG:NH1	11:AO:15:ARG:CB	2.75	0.46
13:A0:55:ALA:HB2	13:A0:79:LEU:CD1	2.45	0.46
16:A1:79:PHE:C	16:A1:79:PHE:CD2	2.88	0.46
17:A2:16:PRO:HB3	17:A2:99:ILE:HD11	1.98	0.46
18:AS:70:TYR:O	18:AS:107:LEU:HD12	2.16	0.46
19:AT:41:ASN:HD22	19:AT:41:ASN:H	1.64	0.46
26:A4:34:GLU:HG3	43:BP:3:ARG:HB2	1.97	0.46
31:BA:22:G:C5	31:BA:23:C:C4	3.04	0.46
31:BA:95:G:C6	31:BA:96:G:C6	3.03	0.46
31:BA:447:G:O2'	31:BA:448:A:O4'	2.34	0.46
31:BA:555:C:H2'	31:BA:556:C:H6	1.80	0.46
31:BA:1122:U:C4	31:BA:1123:A:C5	3.04	0.46
31:BA:1232:U:H2'	31:BA:1233:G:O5'	2.16	0.46
31:BA:1288:A:N1	31:BA:1371:G:H1'	2.30	0.46
31:BA:1489:G:H2'	31:BA:1490:C:O4'	2.15	0.46
32:BE:134:GLU:O	32:BE:138:LEU:HG	2.15	0.46
35:BH:71:LEU:CD1	35:BH:114:GLY:HA3	2.45	0.46
39:BL:49:PRO:HA	39:BL:52:ALA:HB3	1.97	0.46
45:BR:8:LYS:O	45:BR:12:ILE:HG13	2.16	0.46
50:BW:32:ALA:O	50:BW:33:ILE:C	2.54	0.46
52:BD:9:U:H5	52:BD:21:A:H62	1.63	0.46
31:CA:386:C:H2'	31:CA:387:U:C5'	2.46	0.46
31:CA:491:G:H2'	31:CA:492:G:C5'	2.45	0.46
31:CA:563:A:N7	31:CA:567:G:H1'	2.30	0.46
31:CA:619:U:N3	34:CG:134:ASP:OD2	2.48	0.46
31:CA:1027:C:O2	31:CA:1027:C:O2'	2.34	0.46
31:CA:1065:U:O2'	31:CA:1066:C:OP2	2.33	0.46
31:CA:1145:C:O2'	31:CA:1146:A:N7	2.43	0.46
31:CA:1178:G:N2	31:CA:1181:G:N7	2.64	0.46
31:CA:1207:G:C5	31:CA:1208:C:C5	3.04	0.46
32:CE:216:SER:O	32:CE:218:ALA:N	2.49	0.46
34:CG:82:ALA:O	34:CG:83:SER:C	2.53	0.46
34:CG:171:GLY:HA2	34:CG:172:PRO:HD3	1.73	0.46

Continued on next page...

Continued from previous page...

Atom-1	Atom-2	Interatomic distance (Å)	Clash overlap (Å)
35:CH:51:VAL:HG23	35:CH:52:PRO:HD3	1.98	0.46
37:CJ:146:GLU:O	37:CJ:149:ARG:HB2	2.16	0.46
46:CS:51:VAL:O	46:CS:53:VAL:N	2.49	0.46
50:CW:26:ASN:HD22	50:CW:26:ASN:C	2.18	0.46
54:C1:19:U:O2'	54:C1:20:G:C5'	2.64	0.46
1:DA:28:A:C5	1:DA:513:A:N7	2.83	0.46
1:DA:35:G:H2'	1:DA:36:G:O4'	2.15	0.46
1:DA:80:G:C2'	1:DA:81:G:H5'	2.45	0.46
1:DA:231:C:C2'	1:DA:232:G:H5'	2.46	0.46
1:DA:353:G:C2'	1:DA:354:G:H5'	2.46	0.46
1:DA:1042:G:H2'	1:DA:1043:C:O4'	2.15	0.46
1:DA:1070:A:C8	1:DA:1096:A:O2'	2.69	0.46
1:DA:1187:G:C5'	17:D2:81:TYR:OH	2.63	0.46
1:DA:1796:U:H2'	1:DA:1797:C:C6	2.51	0.46
1:DA:1993:U:H2'	1:DA:1994:C:O4'	2.16	0.46
1:DA:2074:U:H2'	1:DA:2075:U:C6	2.50	0.46
1:DA:2473:U:H3	1:DA:2474:C:H6	1.62	0.46
1:DA:2772:C:H5'	4:DE:168:MET:HE1	1.96	0.46
1:DA:2882:A:H2'	1:DA:2883:A:O5'	2.15	0.46
3:DD:176:ARG:HG2	3:DD:176:ARG:NH1	2.16	0.46
4:DE:52:LEU:O	4:DE:74:PRO:HB3	2.15	0.46
6:DG:56:ALA:CB	6:DG:153:ARG:HE	2.27	0.46
9:DM:15:LEU:HD12	9:DM:55:VAL:CG1	2.37	0.46
12:DP:121:ALA:C	12:DP:123:HIS:H	2.19	0.46
14:DQ:36:TYR:HD2	14:DQ:52:SER:HB3	1.77	0.46
17:D2:74:LYS:HE2	17:D2:74:LYS:HB3	1.44	0.46
20:DU:43:ASN:CB	20:DU:64:GLU:HA	2.43	0.46
25:DX:5:LYS:HA	25:DX:36:VAL:HG12	1.98	0.46
28:D6:36:LEU:HD23	28:D6:50:ARG:HD3	1.98	0.46
1:AA:99:U:C6	1:AA:102:G:C2	3.03	0.46
1:AA:358:U:H2'	1:AA:359:A:C8	2.51	0.46
1:AA:481:G:OP2	20:AU:47:LYS:HD2	2.16	0.46
1:AA:631:A:OP1	11:AO:64:LYS:HE2	2.16	0.46
1:AA:1082:U:C4	1:AA:1083:U:C2	3.03	0.46
1:AA:1130:U:HO2'	1:AA:1131:G:P	2.39	0.46
1:AA:1291:C:O2'	1:AA:1292:U:H5'	2.16	0.46
1:AA:1783:A:H5'	1:AA:2608:G:H4'	1.98	0.46
1:AA:2421:G:H2'	52:BD:85:A:N6	2.31	0.46
1:AA:2537:U:C2	1:AA:2538:C:C5	3.04	0.46
1:AA:2748:A:C6	1:AA:2749:A:C5	3.04	0.46
2:AB:101:A:OP1	56:AB:213:OHX:N1	2.49	0.46

Continued on next page...

Continued from previous page...

Atom-1	Atom-2	Interatomic distance (Å)	Clash overlap (Å)
4:AE:167:VAL:HG21	4:AE:187:ALA:HB3	1.97	0.46
5:AF:64:ILE:HD12	5:AF:65:TRP:CD1	2.51	0.46
5:AF:78:ILE:H	5:AF:78:ILE:HG13	1.56	0.46
6:AG:69:ALA:O	6:AG:90:LEU:HD12	2.16	0.46
8:AK:29:TYR:O	8:AK:32:PRO:HD2	2.16	0.46
8:AK:135:GLU:OE1	8:AK:135:GLU:N	2.38	0.46
11:AO:45:LEU:HD13	11:AO:45:LEU:HA	1.76	0.46
11:AO:86:LYS:HD2	11:AO:117:GLU:HG3	1.98	0.46
12:AP:66:ILE:CG1	12:AP:67:ARG:N	2.78	0.46
13:A0:32:GLY:HA2	13:A0:116:LEU:HD12	1.96	0.46
15:AR:54:ARG:HA	15:AR:59:THR:HB	1.98	0.46
26:A4:16:CYS:HB2	26:A4:36:CYS:N	2.30	0.46
28:A6:12:GLU:HG3	28:A6:53:LYS:C	2.36	0.46
30:A8:26:LYS:HE2	30:A8:47:LYS:HB3	1.97	0.46
31:BA:221:C:C2'	31:BA:222:U:H5'	2.45	0.46
31:BA:429:U:H1'	31:BA:430:A:H5''	1.98	0.46
31:BA:599:C:C2	31:BA:600:C:C6	3.04	0.46
31:BA:658:G:C2	31:BA:749:C:C4	3.03	0.46
31:BA:690:G:C2	31:BA:691:G:C6	3.03	0.46
31:BA:948:C:OP2	43:BP:108:ARG:HB2	2.16	0.46
31:BA:1368:G:C6	31:BA:1369:C:C4	3.04	0.46
31:BA:1504:G:OP2	31:BA:1504:G:H3'	2.15	0.46
32:BE:19:HIS:CD2	32:BE:20:GLU:CD	2.89	0.46
39:BL:5:TYR:HA	39:BL:17:VAL:O	2.16	0.46
40:BM:54:PHE:CD1	40:BM:55:LYS:HE3	2.50	0.46
48:BU:66:LEU:O	48:BU:70:ILE:HG13	2.15	0.46
52:BB:15:G:H1'	52:BB:20:C:N4	2.28	0.46
52:BB:47:U:C4	52:BB:48:C:C5	3.04	0.46
52:BD:38:MIA:H162	52:BD:39:A:C2	2.50	0.46
31:CA:560:U:H4'	31:CA:561:U:O5'	2.16	0.46
31:CA:618:C:H5'	31:CA:619:U:H5''	1.96	0.46
31:CA:945:G:H2'	31:CA:945:G:N3	2.30	0.46
31:CA:991:U:C4	31:CA:1212:U:H1'	2.50	0.46
31:CA:1189:C:O2'	33:CF:176:HIS:CD2	2.69	0.46
31:CA:1227:A:OP1	49:CV:80:TYR:OH	2.24	0.46
31:CA:1518:A:C2	31:CA:1519:A:C4	3.04	0.46
32:CE:75:LYS:O	32:CE:75:LYS:HD3	2.16	0.46
34:CG:117:ALA:O	34:CG:121:VAL:HG23	2.15	0.46
39:CL:114:TYR:CD1	40:CM:60:ARG:CG	2.94	0.46
41:CN:34:ASP:HB2	41:CN:35:PRO:CD	2.44	0.46
52:CB:17:G:C5	52:CB:67:A:C6	3.04	0.46

Continued on next page...

Continued from previous page...

Atom-1	Atom-2	Interatomic distance (Å)	Clash overlap (Å)
52:CD:35:G:H2'	52:CD:36:U:H6	1.81	0.46
52:CD:38:MIA:H2'	52:CD:39:A:C8	2.50	0.46
52:CD:51:C:H3'	52:CD:52:G:C8	2.50	0.46
1:DA:110:G:C2	1:DA:111:A:C8	3.03	0.46
1:DA:329:G:O6	20:DU:19:LYS:HB3	2.15	0.46
1:DA:670:A:H5''	11:DO:42:SER:O	2.16	0.46
1:DA:820:A:H2'	1:DA:821:A:H8	1.81	0.46
1:DA:1126:A:OP1	1:DA:1126:A:C8	2.63	0.46
1:DA:1153:C:C5	1:DA:1154:G:C5	3.04	0.46
1:DA:1268:A:C2	1:DA:2013:A:C4	3.03	0.46
1:DA:1416:G:O2'	1:DA:1417:C:O4'	2.34	0.46
1:DA:1789:A:H2'	1:DA:1790:C:O4'	2.16	0.46
1:DA:2135:A:O2'	1:DA:2136:C:OP1	2.22	0.46
1:DA:2173:A:C6	1:DA:2174:C:H1'	2.49	0.46
1:DA:2374:C:C2'	1:DA:2375:G:H5'	2.46	0.46
1:DA:2402:C:H5	1:DA:2415:G:H22	1.61	0.46
3:DD:72:LYS:HE2	3:DD:101:GLU:OE2	2.15	0.46
4:DE:64:LYS:CB	4:DE:66:HIS:HD2	2.03	0.46
5:DF:172:TRP:CE3	5:DF:173:VAL:HG23	2.50	0.46
7:DH:92:ILE:CG2	7:DH:93:GLY:N	2.71	0.46
8:DK:109:ILE:HB	8:DK:130:TYR:CZ	2.51	0.46
8:DK:125:GLU:OE1	8:DK:141:LYS:HG3	2.15	0.46
11:DO:61:ARG:CB	11:DO:62:LEU:CD2	2.93	0.46
11:DO:100:LEU:HG	11:DO:105:LEU:HD11	1.96	0.46
14:DQ:34:HIS:ND1	14:DQ:54:LEU:HB2	2.31	0.46
15:DR:33:LYS:HD2	15:DR:42:ILE:HD11	1.97	0.46
15:DR:91:ARG:HH11	15:DR:124:ASP:CG	2.10	0.46
18:DS:84:ARG:HB2	18:DS:96:ILE:HD11	1.94	0.46
19:DT:18:TYR:CD1	19:DT:21:PHE:HE2	2.32	0.46
20:DU:96:ILE:HD12	20:DU:98:VAL:HG12	1.98	0.46
22:D3:54:GLY:N	22:D3:58:THR:O	2.45	0.46
25:DX:4:LEU:HD22	25:DX:56:VAL:HG21	1.97	0.46
27:D5:30:LEU:O	27:D5:31:VAL:HG13	2.16	0.46
1:AA:273(E):U:H2'	1:AA:273(F):C:C5'	2.46	0.46
1:AA:274:G:C8	1:AA:274:G:H3'	2.50	0.46
1:AA:475:U:C5	1:AA:481:G:O6	2.69	0.46
1:AA:579:G:N7	56:AA:3417:OHX:N5	2.64	0.46
1:AA:592:G:N3	30:A8:4:MET:CE	2.79	0.46
1:AA:729:G:C5	3:AD:208:LYS:HB2	2.51	0.46
1:AA:747:U:O2	1:AA:2014:A:H1'	2.15	0.46
1:AA:1568:G:OP2	3:AD:63:ARG:NH2	2.45	0.46

Continued on next page...

Continued from previous page...

Atom-1	Atom-2	Interatomic distance (Å)	Clash overlap (Å)
1:AA:1850:G:H2'	1:AA:1851:U:O4'	2.16	0.46
1:AA:2145:C:H5''	1:AA:2146:C:OP2	2.16	0.46
1:AA:2475:C:O2	1:AA:2475:C:C2'	2.57	0.46
3:AD:3:VAL:O	3:AD:3:VAL:CG1	2.63	0.46
3:AD:198:ASN:ND2	3:AD:198:ASN:C	2.67	0.46
3:AD:228:PRO:CG	3:AD:234:GLY:O	2.60	0.46
4:AE:116:VAL:CG1	4:AE:122:PHE:CD2	2.98	0.46
5:AF:29:ASN:N	5:AF:112:MET:CE	2.76	0.46
5:AF:51:THR:HG21	5:AF:92:PRO:HD2	1.97	0.46
7:AH:41:MET:CE	7:AH:64:LEU:HB3	2.46	0.46
15:AR:26:ASP:HB3	15:AR:92:GLY:N	2.22	0.46
16:A1:27:LEU:HD13	16:A1:31:SER:CB	2.45	0.46
19:AT:54:VAL:C	19:AT:55:ASN:HD22	2.20	0.46
26:A4:42:PHE:CG	26:A4:43:TYR:N	2.82	0.46
31:BA:195:A:C5	31:BA:196:A:N1	2.84	0.46
31:BA:595:G:N2	31:BA:643:C:N4	2.64	0.46
31:BA:872:A:C4	31:BA:874:G:C8	3.04	0.46
31:BA:1064:G:O2'	31:BA:1190:G:N2	2.49	0.46
37:BJ:113:GLU:CB	37:BJ:118:VAL:HG13	2.46	0.46
39:BL:26:VAL:O	39:BL:33:PHE:HB2	2.16	0.46
40:BM:80:LYS:HZ2	40:BM:80:LYS:HA	1.81	0.46
41:BN:95:ILE:HG23	41:BN:108:ILE:HD11	1.98	0.46
43:BP:94:ARG:C	43:BP:96:LEU:H	2.18	0.46
50:BW:99:LEU:O	50:BW:100:ILE:HB	2.16	0.46
52:BB:2:G:C2	52:BB:81:C:O2	2.69	0.46
31:CA:89:U:O2'	31:CA:90:C:C5'	2.64	0.46
31:CA:187:C:O2	31:CA:191(A):G:C6	2.69	0.46
31:CA:426:G:P	34:CG:36:ARG:NH2	2.89	0.46
31:CA:895:G:H2'	31:CA:896:C:C6	2.50	0.46
31:CA:973:G:N3	40:CM:55:LYS:HE3	2.31	0.46
31:CA:1007:C:C4	31:CA:1008:C:C5	3.03	0.46
31:CA:1207:G:C2'	31:CA:1208:C:H5'	2.45	0.46
31:CA:1357:A:N6	31:CA:1358:U:O4	2.49	0.46
32:CE:239:VAL:HG12	32:CE:240:GLN:HG3	1.98	0.46
38:CK:75:ARG:HA	38:CK:76:PRO:HD2	1.79	0.46
38:CK:104:ARG:NH1	38:CK:138:TRP:CZ2	2.69	0.46
39:CL:4:TYR:CZ	39:CL:88:TYR:CG	3.04	0.46
39:CL:33:PHE:HE1	39:CL:37:PHE:CD1	2.33	0.46
39:CL:34:ASN:OD1	39:CL:34:ASN:N	2.49	0.46
39:CL:102:LEU:O	39:CL:103:THR:OG1	2.31	0.46
42:CO:40:VAL:HG21	42:CO:77:LEU:O	2.15	0.46

Continued on next page...

Continued from previous page...

Atom-1	Atom-2	Interatomic distance (Å)	Clash overlap (Å)
50:CW:56:MET:HG3	50:CW:84:LEU:HD13	1.97	0.46
52:CB:52:G:H8	52:CB:52:G:OP2	1.99	0.46
53:CC:22:A:N6	53:CC:47:G:H2'	2.31	0.46
52:CD:34:U:H2'	52:CD:36:U:OP2	2.15	0.46
1:DA:6:A:O2'	1:DA:7:G:H5'	2.16	0.46
1:DA:221:A:C8	1:DA:266:G:O6	2.69	0.46
1:DA:616:A:C8	5:DF:176:LEU:HD11	2.50	0.46
1:DA:859:G:N2	1:DA:917:A:OP2	2.49	0.46
1:DA:1021:A:C6	1:DA:1023:U:C5	3.04	0.46
1:DA:1049:C:H2'	1:DA:1050:A:C5'	2.46	0.46
1:DA:1090:U:C4	1:DA:1091:G:C4	3.04	0.46
1:DA:1459:G:C6	1:DA:1461:G:C5	3.04	0.46
1:DA:1491:G:C2'	1:DA:1492:G:H5'	2.46	0.46
1:DA:1766:U:H3	1:DA:1986:A:N6	2.11	0.46
1:DA:1927:A:N1	1:DA:1928:A:C2	2.84	0.46
1:DA:2308:G:H2'	1:DA:2309:A:OP1	2.15	0.46
1:DA:2500:U:O2	1:DA:2504:U:C5	2.69	0.46
1:DA:2591:C:H2'	1:DA:2592:G:H5'	1.98	0.46
1:DA:2591:C:OP2	3:DD:238:GLY:O	2.33	0.46
1:DA:2695:C:O2'	1:DA:2696:U:O5'	2.34	0.46
2:DB:46:A:C8	2:DB:47:C:C5	3.04	0.46
3:DD:176:ARG:NH1	3:DD:176:ARG:HB3	2.31	0.46
5:DF:7:TYR:CE2	5:DF:16:GLY:HA3	2.51	0.46
5:DF:115:ALA:O	5:DF:117:ARG:N	2.49	0.46
6:DG:67:LYS:HZ1	26:D4:5:ILE:HB	1.80	0.46
6:DG:106:LEU:HA	6:DG:110:ALA:HB3	1.98	0.46
12:DP:103:MET:CE	12:DP:125:LEU:HD13	2.45	0.46
16:D1:92:ARG:HD3	16:D1:94:ASN:CB	2.36	0.46
17:D2:90:PRO:O	17:D2:91:TYR:CG	2.68	0.46
21:DV:5:LEU:CD2	21:DV:6:LYS:HG2	2.46	0.46
21:DV:147:GLY:C	21:DV:149:SER:N	2.68	0.46
30:D8:51:ALA:HB1	30:D8:52:LYS:HD2	1.97	0.46
1:AA:200:U:OP1	56:AA:3377:OHX:N2	2.49	0.46
1:AA:306:U:O2	1:AA:312:G:N2	2.48	0.46
1:AA:325:G:C2	1:AA:326:G:C4	3.03	0.46
1:AA:385:C:C2'	1:AA:386:G:OP2	2.64	0.46
1:AA:603:A:C5	1:AA:655:A:C2	3.03	0.46
1:AA:800:A:H4'	1:AA:801:G:O5'	2.15	0.46
1:AA:866:A:C6	1:AA:914:C:C5	3.03	0.46
1:AA:937:U:H2'	1:AA:938:G:O4'	2.15	0.46
1:AA:1098:A:H8	1:AA:1098:A:O5'	1.99	0.46

Continued on next page...

Continued from previous page...

Atom-1	Atom-2	Interatomic distance (Å)	Clash overlap (Å)
1:AA:1204:A:C2	1:AA:1241:A:N1	2.84	0.46
1:AA:1332:G:C8	1:AA:1332:G:H5'	2.50	0.46
1:AA:1742:C:H2'	1:AA:1743:G:O4'	2.16	0.46
1:AA:2272:U:C5'	1:AA:2273:A:OP1	2.64	0.46
1:AA:2394:C:H2'	1:AA:2395:C:H6	1.81	0.46
1:AA:2396:G:N7	56:AA:3565:OHX:N3	2.64	0.46
1:AA:2431:U:O2	1:AA:2433:A:C8	2.69	0.46
1:AA:2688:U:O2	1:AA:2688:U:O5'	2.33	0.46
1:AA:2695:C:H2'	1:AA:2696:U:H6	1.79	0.46
3:AD:27:THR:HG22	3:AD:28:GLU:N	2.31	0.46
3:AD:39:LYS:HZ3	3:AD:60:ARG:HH11	1.64	0.46
3:AD:170:GLY:C	3:AD:172:TYR:H	2.19	0.46
4:AE:57:LYS:HZ3	4:AE:59:VAL:HG11	1.81	0.46
7:AH:154:PRO:HG2	7:AH:155:SER:H	1.80	0.46
9:AM:46:VAL:O	9:AM:47:ALA:CB	2.61	0.46
11:AO:49:ARG:HG3	30:A8:59:LYS:CG	2.46	0.46
15:AR:41:ARG:HH11	15:AR:41:ARG:HB3	1.78	0.46
16:A1:74:LEU:HD12	16:A1:74:LEU:N	2.30	0.46
22:A3:19:LYS:HD3	22:A3:19:LYS:HA	1.63	0.46
25:AX:37:LEU:HD12	25:AX:43:ILE:HD13	1.97	0.46
31:BA:57:G:C5	31:BA:58:C:C4	3.04	0.46
31:BA:168:G:C2	31:BA:169:C:N3	2.84	0.46
31:BA:244:U:C6	31:BA:894:G:N2	2.84	0.46
31:BA:394:G:C6	31:BA:395:C:C5	3.03	0.46
31:BA:767:A:H2'	31:BA:768:A:O4'	2.15	0.46
31:BA:963:G:H5'	56:BA:1806:OHX:N1	2.31	0.46
31:BA:1011:G:O6	56:BA:1799:OHX:N5	2.49	0.46
31:BA:1221:G:H4'	49:BV:77:THR:HG22	1.98	0.46
37:BJ:9:VAL:CG1	37:BJ:94:ARG:HE	2.24	0.46
39:BL:24:GLY:O	39:BL:25:LYS:C	2.53	0.46
42:BO:120:TYR:O	42:BO:121:GLY:C	2.54	0.46
43:BP:7:VAL:O	43:BP:8:GLU:C	2.54	0.46
43:BP:19:LEU:HB3	43:BP:25:ILE:HG21	1.97	0.46
44:BQ:4:LYS:HG3	44:BQ:7:ILE:HD11	1.97	0.46
49:BV:83:HIS:HB3	49:BV:84:GLY:H	1.58	0.46
50:BW:36:LEU:HD23	50:BW:62:LEU:HD11	1.97	0.46
52:BB:7:G:C2	52:BB:58:G:C5	3.04	0.46
31:CA:82:U:C2	31:CA:87:A:N1	2.83	0.46
31:CA:244:U:C6	31:CA:894:G:N2	2.84	0.46
31:CA:1158:C:C4	31:CA:1160:G:C5	3.04	0.46
31:CA:1159:U:C4	31:CA:1182:G:C6	3.04	0.46

Continued on next page...

Continued from previous page...

Atom-1	Atom-2	Interatomic distance (Å)	Clash overlap (Å)
31:CA:1170:A:H8	31:CA:1170:A:O5'	1.99	0.46
31:CA:1190:G:OP1	33:CF:5:ILE:HD12	2.16	0.46
33:CF:8:ILE:HG23	33:CF:16:ARG:HG2	1.98	0.46
34:CG:12:CYS:HB3	34:CG:33:MET:CG	2.45	0.46
34:CG:108:LEU:HD13	34:CG:174:LEU:HD13	1.98	0.46
34:CG:114:ARG:O	34:CG:117:ALA:HB3	2.16	0.46
34:CG:146:ILE:HD12	34:CG:146:ILE:H	1.81	0.46
35:CH:51:VAL:HB	35:CH:52:PRO:HD3	1.98	0.46
35:CH:118:ILE:HG12	35:CH:119:LEU:N	2.31	0.46
38:CK:103:VAL:O	38:CK:104:ARG:HB3	2.15	0.46
39:CL:53:VAL:O	39:CL:53:VAL:HG23	2.16	0.46
42:CO:27:LEU:HG	42:CO:33:ARG:HB3	1.96	0.46
49:CV:41:VAL:HG22	26:D4:63:TYR:CD2	2.51	0.46
49:CV:51:VAL:HG23	49:CV:60:VAL:CG1	2.46	0.46
52:CD:79:A:C6	52:CD:80:C:C4	3.04	0.46
1:DA:561:G:H1'	16:D1:45:TYR:CE2	2.51	0.46
1:DA:667:U:O2	30:D8:2:PRO:HD2	2.15	0.46
1:DA:839:U:OP2	56:DA:3484:OHX:N2	2.49	0.46
1:DA:844:C:C2'	1:DA:845:G:H5'	2.46	0.46
1:DA:1163:G:C2	1:DA:1164:G:C8	3.04	0.46
1:DA:1344:G:O2'	1:DA:1385:G:H2'	2.15	0.46
1:DA:1847:A:H3'	1:DA:1848:A:H5'	1.97	0.46
1:DA:2346:A:H5''	1:DA:2383:G:H1'	1.98	0.46
1:DA:2394:C:H2'	1:DA:2395:C:H6	1.81	0.46
1:DA:2698:U:H2'	1:DA:2699:C:C6	2.50	0.46
1:DA:2850:A:C4	1:DA:2851:A:C8	3.03	0.46
1:DA:2895:U:H2'	1:DA:2896:C:O4'	2.16	0.46
2:DB:88:C:H5''	2:DB:89:G:N7	2.30	0.46
3:DD:35:LYS:CG	3:DD:64:ILE:HG12	2.46	0.46
3:DD:39:LYS:HB2	3:DD:62:TYR:HB2	1.98	0.46
5:DF:192:LEU:O	5:DF:193:VAL:CG2	2.61	0.46
6:DG:13:GLU:O	6:DG:14:GLU:HB2	2.16	0.46
8:DK:54:GLN:HE21	8:DK:57:ARG:HH22	1.63	0.46
10:DN:104:ARG:HH12	15:DR:36:GLU:HB3	1.81	0.46
11:DO:80:TYR:CE1	11:DO:111:ARG:CG	2.94	0.46
13:D0:35:THR:HG23	13:D0:112:ALA:O	2.15	0.46
16:D1:16:LYS:O	16:D1:20:LEU:HD23	2.16	0.46
18:DS:2:GLU:OE2	18:DS:72:LYS:HE3	2.16	0.46
21:DV:4:ARG:HG2	21:DV:58:VAL:HB	1.97	0.46
22:D3:75:LEU:O	22:D3:78:TYR:CE1	2.68	0.46
30:D8:33:ASN:C	30:D8:34:TRP:HD1	2.18	0.46

Continued on next page...

Continued from previous page...

Atom-1	Atom-2	Interatomic distance (Å)	Clash overlap (Å)
30:D8:52:LYS:CD	30:D8:52:LYS:N	2.76	0.46
1:AA:139:G:N2	1:AA:141:A:N1	2.64	0.46
1:AA:574:C:N3	4:AE:145:LYS:CE	2.79	0.46
1:AA:611:C:O2'	1:AA:612:G:H5'	2.15	0.46
1:AA:638:G:H2'	1:AA:639:U:H6	1.80	0.46
1:AA:1063:G:N2	1:AA:1076:C:H1'	2.31	0.46
1:AA:1142(A):A:C8	1:AA:1144:G:N7	2.84	0.46
1:AA:1706:U:O2	1:AA:1757:U:H5'	2.15	0.46
1:AA:2511:U:OP1	56:AA:3557:OHX:N5	2.49	0.46
1:AA:2564:A:OP1	1:AA:2648:C:H4'	2.16	0.46
1:AA:2631:G:C6	1:AA:2632:A:N7	2.84	0.46
1:AA:2653:U:C5	1:AA:2654:A:C4	3.04	0.46
1:AA:2786:U:OP1	4:AE:66:HIS:CD2	2.68	0.46
1:AA:2791:C:H42	1:AA:2805:G:H1	1.63	0.46
3:AD:64:ILE:O	3:AD:64:ILE:CG1	2.64	0.46
3:AD:77:ALA:HB1	3:AD:96:HIS:O	2.15	0.46
3:AD:205:VAL:O	3:AD:205:VAL:HG12	2.15	0.46
4:AE:63:LEU:O	4:AE:63:LEU:HD23	2.16	0.46
4:AE:134:ILE:C	4:AE:134:ILE:HD12	2.36	0.46
7:AH:10:PRO:HB2	7:AH:11:VAL:H	1.57	0.46
7:AH:27:LYS:HA	7:AH:31:GLY:O	2.16	0.46
9:AM:34:LEU:HD12	9:AM:34:LEU:HA	1.81	0.46
10:AN:4:PRO:O	10:AN:5:GLN:HB2	2.15	0.46
10:AN:68:GLU:CD	10:AN:68:GLU:H	2.19	0.46
13:A0:103:ARG:HD2	13:A0:108:GLY:O	2.16	0.46
19:AT:26:TYR:HB3	19:AT:92:LEU:HD12	1.97	0.46
28:A6:25:LYS:HE3	30:A8:34:TRP:CZ2	2.36	0.46
28:A6:40:CYS:HB2	28:A6:46:HIS:CE1	2.51	0.46
31:BA:31:G:O2'	31:BA:32:A:H4'	2.16	0.46
31:BA:81:G:H2'	31:BA:82:U:C6	2.51	0.46
31:BA:145:G:H2'	31:BA:146:G:H5'	1.98	0.46
31:BA:149:A:C6	31:BA:150:C:N4	2.84	0.46
31:BA:378:G:C2	31:BA:386:C:O2	2.68	0.46
31:BA:382:A:C2	31:BA:383:A:C4	3.04	0.46
31:BA:874:G:C6	31:BA:875:C:C4	3.04	0.46
31:BA:900:A:H2'	31:BA:901:A:C8	2.51	0.46
31:BA:1250:A:H2'	31:BA:1251:A:O4'	2.16	0.46
31:BA:1271:G:H2'	31:BA:1272:G:H5'	1.96	0.46
31:BA:1366:C:O3'	40:BM:60:ARG:NH2	2.49	0.46
31:BA:1394:A:C6	31:BA:1501:C:H4'	2.51	0.46
32:BE:174:VAL:O	32:BE:178:ARG:HB2	2.16	0.46

Continued on next page...

Continued from previous page...

Atom-1	Atom-2	Interatomic distance (Å)	Clash overlap (Å)
33:BF:52:LEU:CD2	33:BF:52:LEU:H	2.28	0.46
34:BG:201:GLN:HA	34:BG:201:GLN:NE2	2.31	0.46
39:BL:53:VAL:HG23	39:BL:95:LYS:HD3	1.97	0.46
45:BR:70:LEU:O	45:BR:70:LEU:HD12	2.16	0.46
31:CA:369:C:O2	31:CA:370:C:C6	2.69	0.46
31:CA:594:G:OP2	56:CA:1760:OHX:N3	2.49	0.46
31:CA:946:A:N6	31:CA:947:G:O6	2.49	0.46
31:CA:1083:U:C2'	31:CA:1084:G:H5'	2.46	0.46
31:CA:1095:U:C5'	31:CA:1109:C:O2	2.64	0.46
31:CA:1305:G:OP2	31:CA:1305:G:C8	2.69	0.46
31:CA:1317:C:C6	44:CQ:16:PHE:CE1	3.05	0.46
32:CE:66:GLY:O	32:CE:67:THR:OG1	2.31	0.46
33:CF:87:LEU:C	33:CF:89:GLU:H	2.18	0.46
38:CK:82:HIS:CD2	38:CK:82:HIS:C	2.90	0.46
39:CL:21:PRO:HA	39:CL:59:PHE:HA	1.98	0.46
40:CM:4:ILE:HB	40:CM:74:ILE:HD11	1.98	0.46
41:CN:127:LYS:O	41:CN:128:ALA:HB3	2.16	0.46
50:CW:39:LYS:O	50:CW:43:LEU:HG	2.15	0.46
52:CB:38:MIA:C16	52:CB:39:A:N1	2.79	0.46
1:DA:149:A:H2'	1:DA:150:C:H6	1.81	0.46
1:DA:389:G:N2	11:DO:71:VAL:HG12	2.30	0.46
1:DA:807:U:H2'	1:DA:808:G:O5'	2.16	0.46
1:DA:1006:C:H1'	9:DM:106:MET:HB3	1.98	0.46
1:DA:1063:G:C2	1:DA:1064:C:C2	3.04	0.46
1:DA:1097:U:C5	1:DA:1098:A:C5	3.04	0.46
1:DA:1484:G:O2'	1:DA:1485:G:H5'	2.15	0.46
1:DA:2197:U:OP2	56:DA:3336:OHX:N4	2.48	0.46
1:DA:2308:G:O2'	1:DA:2309:A:OP2	2.33	0.46
1:DA:2387:U:H5''	1:DA:2388:A:OP2	2.16	0.46
1:DA:2606:C:C2'	1:DA:2607:G:H5'	2.46	0.46
1:DA:2681:C:N4	1:DA:2727:G:N1	2.63	0.46
1:DA:2702:U:H3'	1:DA:2702:U:O2	2.16	0.46
1:DA:2875:C:HO2'	15:DR:3:ARG:HG3	1.77	0.46
3:DD:35:LYS:HG2	3:DD:64:ILE:CB	2.45	0.46
3:DD:242:ARG:N	3:DD:242:ARG:HD3	2.31	0.46
4:DE:3:GLY:HA3	4:DE:81:ILE:CD1	2.42	0.46
5:DF:61:GLY:O	5:DF:77:ASP:HB3	2.16	0.46
6:DG:74:LYS:O	6:DG:84:LYS:HG2	2.16	0.46
6:DG:132:ASN:OD1	6:DG:158:ALA:HA	2.16	0.46
7:DH:54:ARG:NH1	7:DH:65:HIS:ND1	2.63	0.46
9:DM:87:LEU:C	9:DM:89:LYS:N	2.69	0.46

Continued on next page...

Continued from previous page...

Atom-1	Atom-2	Interatomic distance (Å)	Clash overlap (Å)
10:DN:20:MET:CE	10:DN:44:LYS:HE3	2.44	0.46
17:D2:77:ALA:O	17:D2:78:LYS:HB2	2.15	0.46
20:DU:22:GLY:O	20:DU:23:ARG:C	2.53	0.46
20:DU:30:VAL:O	20:DU:36:ALA:O	2.34	0.46
20:DU:75:ILE:HD13	20:DU:75:ILE:O	2.16	0.46
22:D3:69:PHE:CE2	22:D3:79:VAL:HG22	2.50	0.46
25:DX:44:ARG:O	25:DX:48:GLU:HG3	2.16	0.46
29:D7:27:GLY:O	29:D7:30:VAL:HB	2.15	0.46
1:AA:33:U:H4'	1:AA:34:C:OP1	2.16	0.45
1:AA:92:G:H2'	1:AA:93:C:C6	2.50	0.45
1:AA:516:C:OP1	27:A5:13:LYS:NZ	2.43	0.45
1:AA:908:C:OP1	12:AP:22:LYS:CB	2.63	0.45
1:AA:1043:C:C4	1:AA:1044:G:N7	2.84	0.45
1:AA:2038:G:C5	1:AA:2039:C:C5	3.05	0.45
1:AA:2367:G:H2'	1:AA:2368:C:C6	2.48	0.45
1:AA:2583:G:N2	52:BB:85:A:H1'	2.32	0.45
1:AA:2636:U:H4'	4:AE:80:GLU:OE2	2.16	0.45
1:AA:2639:A:H2'	1:AA:2640:G:H5'	1.99	0.45
1:AA:2831:G:O4'	1:AA:2883:A:C2	2.68	0.45
3:AD:77:ALA:HB2	3:AD:97:TYR:HA	1.98	0.45
5:AF:39:TRP:CD1	5:AF:101:LEU:HB2	2.51	0.45
5:AF:129:PHE:HA	5:AF:142:TRP:NE1	2.31	0.45
8:AK:95:LYS:O	8:AK:95:LYS:HD2	2.16	0.45
13:A0:18:LEU:HD13	13:A0:18:LEU:O	2.16	0.45
15:AR:109:GLU:HA	15:AR:112:ARG:HG2	1.98	0.45
20:AU:12:THR:OG1	20:AU:26:LYS:HE2	2.15	0.45
21:AV:63:ASP:CB	21:AV:64:GLY:CA	2.94	0.45
22:A3:49:LYS:HB2	22:A3:80:HIS:CB	2.45	0.45
30:A8:57:ARG:HH11	30:A8:57:ARG:CB	2.29	0.45
31:BA:244:U:H4'	31:BA:245:C:H5''	1.97	0.45
31:BA:502:G:C5	31:BA:503:C:C5	3.04	0.45
31:BA:791:G:C6	31:BA:792:A:C6	3.04	0.45
31:BA:1237:C:C4	31:BA:1336:C:C5	3.04	0.45
31:BA:1328:C:H2'	31:BA:1329:A:O4'	2.17	0.45
31:BA:1493:A:O2'	54:B1:19:U:H1'	2.16	0.45
33:BF:141:VAL:CG1	33:BF:141:VAL:O	2.64	0.45
35:BH:20:GLN:HG2	35:BH:21:ALA:N	2.31	0.45
37:BJ:13:GLN:O	37:BJ:24:THR:HG21	2.15	0.45
37:BJ:24:THR:HA	37:BJ:27:ILE:HD12	1.98	0.45
41:BN:59:TYR:O	41:BN:63:LEU:HD12	2.16	0.45
42:BO:64:TYR:HB3	42:BO:65:GLU:H	1.56	0.45

Continued on next page...

Continued from previous page...

Atom-1	Atom-2	Interatomic distance (Å)	Clash overlap (Å)
42:BO:89:ARG:HD3	42:BO:91:LYS:HA	1.97	0.45
44:BQ:8:GLU:OE2	44:BQ:11:LYS:HD2	2.16	0.45
45:BR:78:TYR:CZ	45:BR:82:ILE:CD1	2.99	0.45
47:BT:91:ARG:HH12	47:BT:92:ARG:HH21	1.50	0.45
52:BB:20:C:H4'	52:BB:21:A:OP1	2.15	0.45
52:BD:47:U:C2	52:BD:48:C:C5	3.04	0.45
31:CA:362:G:C8	56:CA:1798:OHX:N5	2.83	0.45
31:CA:570:G:H2'	31:CA:571:U:H6	1.81	0.45
31:CA:683:G:N2	31:CA:708:C:C2	2.84	0.45
31:CA:807:A:OP1	56:CA:1776:OHX:N3	2.49	0.45
31:CA:830:G:C2	31:CA:857:C:O2	2.69	0.45
31:CA:993:G:C6	31:CA:1046:A:C2	3.04	0.45
31:CA:1004:A:H3'	31:CA:1004:A:N3	2.31	0.45
31:CA:1368:G:H2'	31:CA:1369:C:H5'	1.97	0.45
33:CF:91:LEU:HD11	33:CF:101:LEU:HD12	1.98	0.45
34:CG:7:PRO:HB2	34:CG:10:ARG:HD2	1.99	0.45
35:CH:41:VAL:CG1	35:CH:113:ALA:HB2	2.46	0.45
35:CH:78:HIS:ND1	38:CK:107:LEU:HD12	2.31	0.45
36:CI:98:LEU:HD22	48:CU:28:GLU:OE2	2.16	0.45
42:CO:32:PHE:CB	42:CO:85:ILE:O	2.63	0.45
50:CW:53:LEU:HD11	50:CW:104:LEU:CD1	2.46	0.45
53:CC:33:C:O2	53:CC:33:C:C2'	2.63	0.45
1:DA:49:A:H5''	1:DA:51:G:O4'	2.15	0.45
1:DA:579:G:C8	1:DA:2017:U:C4	3.05	0.45
1:DA:603:A:C2	1:DA:655:A:H2	2.34	0.45
1:DA:613:U:O2	1:DA:613:U:O4'	2.33	0.45
1:DA:1011:G:N2	1:DA:1151:G:C4	2.84	0.45
1:DA:1019:U:OP1	1:DA:1035:U:O2'	2.29	0.45
1:DA:1131:G:N2	1:DA:1132:A:N3	2.64	0.45
1:DA:1160:G:C6	1:DA:1161:C:C4	3.04	0.45
1:DA:1514:U:C2'	1:DA:1515:C:H5'	2.45	0.45
1:DA:1687:G:N7	56:DA:3083:OHX:N6	2.63	0.45
1:DA:2115:G:H1'	1:DA:2171:A:N1	2.30	0.45
1:DA:2702:U:C2'	1:DA:2703:C:C5	2.94	0.45
1:DA:2757:A:N1	7:DH:67:LEU:HD22	2.31	0.45
1:DA:2809:A:C2	1:DA:2892:A:C2	3.04	0.45
1:DA:2836:U:C5	1:DA:2883:A:N6	2.84	0.45
2:DB:40:U:C4	2:DB:43:C:OP1	2.70	0.45
2:DB:57:A:H8	2:DB:57:A:O5'	1.98	0.45
3:DD:35:LYS:CE	3:DD:64:ILE:C	2.82	0.45
3:DD:134:ARG:HG3	3:DD:135:PHE:CE2	2.50	0.45

Continued on next page...

Continued from previous page...

Atom-1	Atom-2	Interatomic distance (Å)	Clash overlap (Å)
6:DG:17:PRO:C	6:DG:19:LEU:H	2.18	0.45
7:DH:6:ARG:N	7:DH:6:ARG:CD	2.79	0.45
7:DH:15:VAL:HG12	7:DH:29:PRO:CD	2.42	0.45
8:DK:76:THR:HG21	8:DK:140:LEU:HD13	1.97	0.45
20:DU:102:CYS:HB3	20:DU:103:GLY:H	1.62	0.45
21:DV:69:THR:CG2	21:DV:90:VAL:HG13	2.47	0.45
23:DZ:92:LYS:NZ	23:DZ:92:LYS:HB3	2.31	0.45
26:D4:10:VAL:HA	26:D4:11:PRO:HD2	1.83	0.45
28:D6:25:LYS:HA	30:D8:34:TRP:CH2	2.51	0.45
1:AA:12:U:H6	1:AA:12:U:O5'	1.99	0.45
1:AA:34:C:O4'	1:AA:34:C:P	2.74	0.45
1:AA:142:G:O4'	19:AT:37:THR:HG21	2.15	0.45
1:AA:323:G:C6	1:AA:333:G:C4	3.04	0.45
1:AA:500:G:N2	1:AA:502:A:H3'	2.31	0.45
1:AA:671:C:H2'	1:AA:672:C:C6	2.52	0.45
1:AA:996:A:H4'	16:A1:92:ARG:CG	2.46	0.45
1:AA:1069:A:H5''	1:AA:1070:A:O5'	2.16	0.45
1:AA:1197:G:C5	56:AA:3538:OHX:N2	2.84	0.45
1:AA:1210:A:H8	1:AA:1210:A:C5'	2.03	0.45
1:AA:1296:G:C2'	1:AA:1297:C:O5'	2.64	0.45
1:AA:1312:U:H4'	1:AA:1313:U:O5'	2.16	0.45
1:AA:1540:G:C5	1:AA:1541:U:C5	3.03	0.45
1:AA:1702:G:N7	56:AA:3558:OHX:N5	2.63	0.45
1:AA:2157:G:C2'	1:AA:2158:A:OP2	2.64	0.45
1:AA:2481:G:C2'	1:AA:2482:G:OP2	2.64	0.45
1:AA:2795:G:H3'	1:AA:2797:U:H5'	1.97	0.45
2:AB:1(M):A:H2'	2:AB:1(M):A:N3	2.31	0.45
2:AB:13:A:O2'	2:AB:14:U:H3'	2.16	0.45
4:AE:59:VAL:O	4:AE:60:ASN:O	2.33	0.45
5:AF:153:SER:OG	5:AF:189:THR:HA	2.15	0.45
6:AG:34:LEU:HD13	6:AG:99:MET:CE	2.46	0.45
8:AK:128:LEU:O	8:AK:138:ILE:HG22	2.16	0.45
14:AQ:74:ALA:O	14:AQ:77:ALA:N	2.49	0.45
16:A1:92:ARG:HD2	16:A1:95:LEU:CD1	2.45	0.45
20:AU:8:LYS:O	20:AU:27:VAL:CG2	2.64	0.45
22:A3:53:MET:HA	22:A3:58:THR:O	2.16	0.45
25:AX:38:GLU:O	25:AX:43:ILE:HD12	2.17	0.45
27:A5:45:VAL:HG12	27:A5:45:VAL:O	2.15	0.45
28:A6:25:LYS:CE	30:A8:34:TRP:CZ2	2.96	0.45
31:BA:28:G:C2	31:BA:29:G:C8	3.04	0.45
31:BA:115:G:O2'	31:BA:116:A:OP2	2.22	0.45

Continued on next page...

Continued from previous page...

Atom-1	Atom-2	Interatomic distance (Å)	Clash overlap (Å)
31:BA:942:G:N2	31:BA:943:U:C1'	2.79	0.45
31:BA:1164:G:H2'	31:BA:1165:C:H6	1.81	0.45
31:BA:1320:C:H2'	31:BA:1321:C:O4'	2.16	0.45
31:BA:1500:A:C2'	31:BA:1501:C:H5'	2.45	0.45
33:BF:68:VAL:HG12	33:BF:68:VAL:O	2.16	0.45
33:BF:113:ALA:C	33:BF:115:LEU:N	2.69	0.45
34:BG:23:GLY:HA2	34:BG:112:VAL:HG22	1.98	0.45
37:BJ:57:GLU:CD	37:BJ:57:GLU:H	2.17	0.45
38:BK:20:TYR:CD1	38:BK:65:TYR:CE2	3.04	0.45
41:BN:23:ALA:O	41:BN:87:THR:O	2.35	0.45
42:BO:62:SER:C	42:BO:64:TYR:N	2.70	0.45
50:BW:69:GLY:O	50:BW:73:HIS:NE2	2.49	0.45
52:BB:11:C:N3	52:BB:26:G:C2	2.84	0.45
52:BB:28:G:N2	52:BB:45:C:H1'	2.30	0.45
52:BB:38:MIA:H163	52:BB:39:A:C2	2.51	0.45
53:BC:21:U:O2	53:BC:21:U:H2'	2.16	0.45
52:BD:57:C:H4'	52:BD:58:G:O5'	2.14	0.45
31:CA:545:C:C2'	31:CA:546:G:H5'	2.45	0.45
31:CA:627:G:O2'	31:CA:628:G:H5'	2.16	0.45
31:CA:687:A:C1'	31:CA:688:G:OP2	2.62	0.45
31:CA:919:A:H8	31:CA:919:A:O5'	2.00	0.45
31:CA:958:A:H5''	31:CA:959:A:OP2	2.16	0.45
31:CA:1126:U:C4	31:CA:1281:U:O4'	2.69	0.45
31:CA:1150:U:O5'	31:CA:1150:U:H6	1.99	0.45
31:CA:1325:C:O3'	51:CX:17:THR:OG1	2.26	0.45
33:CF:74:GLY:C	33:CF:76:VAL:H	2.18	0.45
34:CG:64:LEU:HB2	34:CG:198:VAL:HG11	1.98	0.45
34:CG:108:LEU:HB3	34:CG:110:PHE:CE1	2.51	0.45
36:CI:8:ILE:HG13	36:CI:88:VAL:HG22	1.99	0.45
40:CM:63:PHE:HD1	44:CQ:57:ARG:O	1.99	0.45
52:CB:75:C:HO2'	52:CB:76:C:P	2.34	0.45
52:CD:21:A:C6	52:CD:55:U:O4	2.69	0.45
52:CD:62:G:C2	52:CD:71:C:N3	2.84	0.45
52:CD:85:A:N6	1:DA:2421:G:H2'	2.31	0.45
1:DA:95:G:O2'	24:DW:48:HIS:ND1	2.40	0.45
1:DA:381:G:C2	1:DA:382:G:C4	3.04	0.45
1:DA:587:C:C5	1:DA:671:C:H1'	2.52	0.45
1:DA:1434:A:H2'	1:DA:1435:G:O4'	2.17	0.45
1:DA:1731:G:C2'	1:DA:1732:A:H5'	2.46	0.45
1:DA:2156:G:H2'	1:DA:2157:G:O4'	2.17	0.45
1:DA:2180:U:C4	1:DA:2181:G:C5	3.05	0.45

Continued on next page...

Continued from previous page...

Atom-1	Atom-2	Interatomic distance (Å)	Clash overlap (Å)
1:DA:2459:A:C4	1:DA:2460:U:C5	3.03	0.45
1:DA:2681:C:C5	1:DA:2727:G:N2	2.84	0.45
1:DA:2744:G:C8	1:DA:2755:C:C5	3.03	0.45
1:DA:2854:G:N2	1:DA:2864:G:C4	2.84	0.45
1:DA:2872:G:N7	1:DA:2873:A:H2	2.13	0.45
2:DB:110:G:C5	2:DB:111:U:C5	3.04	0.45
8:DK:73:GLU:HG2	8:DK:137:PRO:O	2.15	0.45
8:DK:125:GLU:OE1	8:DK:125:GLU:HA	2.14	0.45
8:DK:128:LEU:O	8:DK:138:ILE:HG22	2.16	0.45
13:D0:18:LEU:HD23	13:D0:18:LEU:HA	1.81	0.45
13:D0:37:THR:CB	13:D0:39:PRO:HD2	2.45	0.45
15:DR:26:ASP:O	15:DR:49:VAL:HG22	2.16	0.45
24:DW:17:SER:CB	24:DW:18:PRO:CA	2.75	0.45
25:DX:26:LEU:HD21	25:DX:46:ASN:CB	2.46	0.45
1:AA:458:G:O2'	1:AA:469:G:O6	2.27	0.45
1:AA:489:G:OP1	1:AA:489:G:H8	1.99	0.45
1:AA:507:A:H5''	1:AA:508:G:C5'	2.38	0.45
1:AA:624:C:O2	1:AA:657:U:H4'	2.16	0.45
1:AA:715:G:H2'	1:AA:716:A:O4'	2.16	0.45
1:AA:861:A:C2	1:AA:917:A:C6	3.04	0.45
1:AA:1041:C:O2	1:AA:1115:G:C2	2.70	0.45
1:AA:1464:C:C2	1:AA:1465:G:C8	3.04	0.45
1:AA:1471:A:C2	1:AA:1472:A:C4	3.04	0.45
1:AA:1681:G:O2'	1:AA:1762:A:O2'	2.32	0.45
1:AA:1889:A:H2'	1:AA:1890:A:C8	2.51	0.45
1:AA:2152:G:H2'	1:AA:2153:G:C8	2.52	0.45
1:AA:2287:A:H2	1:AA:2346:A:C2	2.34	0.45
1:AA:2287:A:C4	1:AA:2289:G:N7	2.84	0.45
1:AA:2302:G:C6	1:AA:2315:G:C6	3.05	0.45
4:AE:102:VAL:HG21	4:AE:198:VAL:CG1	2.46	0.45
7:AH:58:GLU:C	7:AH:60:ARG:H	2.19	0.45
7:AH:136:ILE:H	7:AH:136:ILE:HD12	1.81	0.45
8:AK:33:ARG:CB	8:AK:35:LEU:HD23	2.46	0.45
14:AQ:93:LYS:HG2	14:AQ:95:HIS:HB3	1.98	0.45
16:A1:5:LYS:H	16:A1:5:LYS:HG3	1.52	0.45
18:AS:79:GLY:HA3	18:AS:100:THR:CG2	2.46	0.45
19:AT:68:ARG:HD2	19:AT:69:TYR:HE1	1.81	0.45
20:AU:101:LYS:HB3	20:AU:101:LYS:HZ3	1.79	0.45
28:A6:27:LYS:O	28:A6:28:ARG:HG2	2.16	0.45
31:BA:85:U:O2'	31:BA:86:U:OP2	2.25	0.45
31:BA:108:G:H5'	31:BA:109:A:H5''	1.98	0.45

Continued on next page...

Continued from previous page...

Atom-1	Atom-2	Interatomic distance (Å)	Clash overlap (Å)
31:BA:113:G:C5	31:BA:114:U:C5	3.04	0.45
31:BA:173:U:H5''	31:BA:197:A:C4'	2.46	0.45
31:BA:565:U:H3'	31:BA:566:G:H2'	1.97	0.45
31:BA:781:A:H4'	31:BA:1522:U:O2'	2.15	0.45
31:BA:963:G:H21	40:BM:55:LYS:HZ1	1.64	0.45
31:BA:1124:G:O4'	31:BA:1124:G:OP2	2.34	0.45
31:BA:1158:C:N4	31:BA:1160:G:C4	2.84	0.45
31:BA:1202:G:H2'	31:BA:1203:C:O4'	2.17	0.45
31:BA:1399:C:C2	31:BA:1502:A:N6	2.84	0.45
31:BA:1450:U:O2'	31:BA:1451:A:C8	2.69	0.45
32:BE:20:GLU:HG2	32:BE:189:ASP:OD2	2.17	0.45
32:BE:47:THR:HG22	32:BE:51:LEU:HD12	1.98	0.45
33:BF:64:VAL:HG12	33:BF:66:VAL:HG23	1.98	0.45
38:BK:103:VAL:HG12	38:BK:104:ARG:HG3	1.99	0.45
49:BV:31:ILE:HG23	49:BV:49:ILE:HA	1.98	0.45
31:CA:390:C:H2'	31:CA:391:G:H8	1.81	0.45
31:CA:410:G:N1	31:CA:429:U:O2	2.49	0.45
31:CA:563:A:C8	31:CA:567:G:C1'	2.99	0.45
31:CA:658:G:C5	31:CA:659:U:C5	3.05	0.45
31:CA:1057:G:H2'	31:CA:1058:G:C8	2.51	0.45
31:CA:1309:G:C5	31:CA:1329:A:C2	3.04	0.45
31:CA:1346:A:C4	31:CA:1348:U:N3	2.83	0.45
32:CE:179:LYS:O	32:CE:179:LYS:HD3	2.17	0.45
33:CF:60:ALA:HA	40:CM:93:GLY:HA2	1.98	0.45
34:CG:177:ASP:O	34:CG:178:VAL:O	2.33	0.45
37:CJ:44:TYR:O	37:CJ:48:LYS:N	2.48	0.45
38:CK:51:VAL:HG21	38:CK:60:ARG:NE	2.31	0.45
52:CB:57:C:H4'	52:CB:58:G:O5'	2.16	0.45
52:CD:8:U:H1'	52:CD:15:G:H1	1.81	0.45
52:CD:22:A:N3	52:CD:22:A:C2'	2.80	0.45
1:DA:192:C:H2'	1:DA:193:U:H5'	1.98	0.45
1:DA:444:C:H2'	1:DA:445:C:H6	1.79	0.45
1:DA:523:C:O2'	1:DA:524:U:H5'	2.16	0.45
1:DA:654(D):G:H2'	1:DA:654(E):C:C6	2.51	0.45
1:DA:970:C:H1'	1:DA:984:A:O2'	2.17	0.45
1:DA:1023:U:OP2	1:DA:1024:G:N7	2.50	0.45
1:DA:1039:G:H1	1:DA:1116:C:N4	2.13	0.45
1:DA:1291:C:H2'	1:DA:1292:U:C6	2.51	0.45
1:DA:1496:A:H2'	1:DA:1498:C:C5	2.52	0.45
1:DA:1963:U:O2	1:DA:1963:U:H5''	2.16	0.45
1:DA:2112:G:N2	1:DA:2114:A:N1	2.64	0.45

Continued on next page...

Continued from previous page...

Atom-1	Atom-2	Interatomic distance (Å)	Clash overlap (Å)
1:DA:2141:G:O2'	1:DA:2142:C:H5'	2.17	0.45
1:DA:2184:G:H2'	1:DA:2185:C:C6	2.50	0.45
1:DA:2522:U:H2'	1:DA:2523:G:C5'	2.46	0.45
1:DA:2882:A:OP1	13:D0:96:ARG:HD3	2.17	0.45
2:DB:46:A:C5	2:DB:47:C:C5	3.04	0.45
3:DD:30:GLU:CD	3:DD:63:ARG:CZ	2.85	0.45
4:DE:170:LEU:HD13	4:DE:170:LEU:HA	1.82	0.45
5:DF:29:ASN:HD21	5:DF:32:LEU:HB2	1.81	0.45
5:DF:81:PRO:HB3	5:DF:87:GLY:O	2.16	0.45
7:DH:26:VAL:CG1	7:DH:33:LEU:HB2	2.46	0.45
1:AA:329:G:OP1	1:AA:329:G:H8	1.99	0.45
1:AA:962:G:H2'	1:AA:963:U:O4'	2.16	0.45
1:AA:1042:G:N2	1:AA:1113:U:O2	2.43	0.45
1:AA:1291:C:H2'	1:AA:1292:U:H6	1.82	0.45
1:AA:1392:A:C6	1:AA:1393:A:C6	3.04	0.45
1:AA:1598:C:O2'	1:AA:1599:C:H5'	2.16	0.45
1:AA:1826:G:O3'	3:AD:242:ARG:NH2	2.49	0.45
1:AA:2054:A:H5''	1:AA:2055:C:O5'	2.16	0.45
1:AA:2211:G:C4'	1:AA:2212:A:OP2	2.63	0.45
1:AA:2688:U:H2'	1:AA:2719:G:N2	2.31	0.45
6:AG:83:ARG:HH22	53:BC:57:C:N4	2.15	0.45
16:A1:111:GLU:C	16:A1:113:ALA:N	2.70	0.45
17:A2:65:GLY:HA3	17:A2:91:TYR:CE1	2.52	0.45
19:AT:51:VAL:HG13	19:AT:81:VAL:HG23	1.99	0.45
21:AV:27:VAL:HG22	21:AV:28:MET:N	2.27	0.45
23:AZ:85:LEU:HA	23:AZ:87:PRO:HD2	1.98	0.45
24:AW:31:GLU:O	24:AW:35:LEU:HD22	2.17	0.45
31:BA:7:G:C5'	31:BA:298:A:O4'	2.64	0.45
31:BA:191(F):U:C2	50:BW:105:SER:OG	2.67	0.45
31:BA:254:G:H21	47:BT:16:GLN:HE21	1.63	0.45
31:BA:510:A:O2'	31:BA:542:G:H1'	2.16	0.45
31:BA:577:G:OP1	56:BA:1784:OHX:N6	2.50	0.45
31:BA:625:G:H2'	31:BA:626:U:H6	1.82	0.45
31:BA:1387:G:H2'	31:BA:1388:C:H6	1.80	0.45
31:BA:1443:G:H3'	31:BA:1443:G:OP2	2.16	0.45
32:BE:220:ASP:C	32:BE:222:ILE:N	2.70	0.45
33:BF:109:PRO:C	33:BF:111:LEU:N	2.62	0.45
42:BO:53:ARG:HG3	42:BO:53:ARG:NH1	2.29	0.45
43:BP:5:ALA:O	43:BP:7:VAL:N	2.49	0.45
43:BP:96:LEU:O	43:BP:110:ARG:NE	2.42	0.45
52:BB:1:G:O2'	52:BB:2:G:H5'	2.17	0.45

Continued on next page...

Continued from previous page...

Atom-1	Atom-2	Interatomic distance (Å)	Clash overlap (Å)
52:BB:15:G:H21	52:BB:20:C:H6	1.65	0.45
31:CA:660:G:H1	31:CA:745:C:H42	1.64	0.45
31:CA:828:A:H61	31:CA:858:G:C2'	2.29	0.45
31:CA:829:G:C2'	31:CA:830:G:H5'	2.47	0.45
31:CA:874:G:O2'	31:CA:875:C:H5'	2.15	0.45
31:CA:1047:G:C2'	31:CA:1048:G:H5'	2.47	0.45
31:CA:1151:A:HO2'	40:CM:70:ARG:NH2	2.15	0.45
31:CA:1158:C:C6	31:CA:1160:G:C8	3.03	0.45
31:CA:1226:C:H4'	31:CA:1227:A:OP1	2.16	0.45
31:CA:1498:U:H6	31:CA:1498:U:O5'	2.00	0.45
31:CA:1503:A:N6	54:C1:12:A:C5	2.84	0.45
40:CM:3:LYS:N	40:CM:74:ILE:O	2.48	0.45
40:CM:46:ARG:CG	40:CM:47:PHE:N	2.80	0.45
42:CO:22:SER:C	42:CO:24:VAL:H	2.19	0.45
1:DA:372:G:O2'	1:DA:373:U:OP2	2.34	0.45
1:DA:492:A:H2'	1:DA:493:G:C5'	2.42	0.45
1:DA:684:G:C2	1:DA:774:A:C2	3.04	0.45
1:DA:867:C:C4	1:DA:868:U:C5	3.04	0.45
1:DA:975:G:C2'	1:DA:976:C:H5'	2.45	0.45
1:DA:1002:G:C6	1:DA:1154:G:N2	2.84	0.45
1:DA:1210:A:H4'	1:DA:1211:U:O5'	2.17	0.45
1:DA:1215:G:O2'	1:DA:1216:G:H5'	2.17	0.45
1:DA:1297:C:H2'	1:DA:1298:C:H6	1.81	0.45
1:DA:1944:U:O2	1:DA:1955:U:H5''	2.17	0.45
1:DA:2062:A:C6	1:DA:2503:A:N6	2.83	0.45
1:DA:2258:C:H4'	1:DA:2259:G:OP2	2.17	0.45
1:DA:2685:G:O2'	1:DA:2726:U:H5	2.00	0.45
1:DA:2786:U:C4'	4:DE:65:GLY:N	2.72	0.45
1:DA:2849:U:H1'	1:DA:2866:U:O2	2.17	0.45
56:DA:3395:OHX:N3	56:DA:3412:OHX:N3	2.64	0.45
2:DB:53:A:C2	2:DB:54:G:C8	3.05	0.45
3:DD:44:ASN:CB	3:DD:48:ARG:O	2.64	0.45
4:DE:47:VAL:HG23	4:DE:84:PHE:O	2.17	0.45
4:DE:73:GLU:HA	4:DE:74:PRO:HD2	1.78	0.45
4:DE:77:ILE:C	4:DE:78:LEU:HG	2.37	0.45
6:DG:135:LEU:HD12	6:DG:135:LEU:N	2.31	0.45
7:DH:20:ALA:HB1	7:DH:21:PRO:CD	2.46	0.45
7:DH:105:LEU:HD23	7:DH:105:LEU:N	2.32	0.45
8:DK:133:HIS:CD2	8:DK:133:HIS:O	2.69	0.45
11:DO:15:ARG:NH1	11:DO:15:ARG:CB	2.75	0.45
11:DO:97:PRO:HD3	11:DO:112:LEU:HD12	1.98	0.45

Continued on next page...

Continued from previous page...

Atom-1	Atom-2	Interatomic distance (Å)	Clash overlap (Å)
12:DP:59:ARG:C	12:DP:60:ARG:HD2	2.37	0.45
13:D0:107:ASP:C	13:D0:107:ASP:OD2	2.54	0.45
16:D1:47:TYR:CD2	17:D2:74:LYS:HD2	2.52	0.45
21:DV:92:SER:O	21:DV:94:GLU:N	2.50	0.45
1:AA:546:C:C5	1:AA:547:A:C5	3.05	0.45
1:AA:552:G:H2'	1:AA:553:U:O4'	2.17	0.45
1:AA:860:U:H2'	1:AA:861:A:H8	1.82	0.45
1:AA:1060:U:N3	1:AA:1088:A:C8	2.76	0.45
1:AA:2307:G:C8	1:AA:2311:A:H2	2.29	0.45
1:AA:2452:C:OP1	56:AA:3568:OHX:N4	2.49	0.45
1:AA:2830:G:H8	1:AA:2830:G:C5'	2.29	0.45
1:AA:2837:G:C6	1:AA:2838:G:C5	3.04	0.45
1:AA:2841:C:C2	1:AA:2877:G:C2	3.04	0.45
2:AB:45:A:C2	2:AB:46:A:H1'	2.52	0.45
3:AD:14:ARG:HD3	3:AD:15:PHE:CZ	2.52	0.45
4:AE:35:GLN:CG	4:AE:36:ARG:N	2.79	0.45
5:AF:39:TRP:CZ3	5:AF:106:ARG:HD2	2.51	0.45
8:AK:104:GLN:O	8:AK:105:HIS:CG	2.69	0.45
10:AN:48:PRO:CB	31:BA:1422:G:H5''	2.47	0.45
10:AN:88:ASN:ND2	10:AN:92:GLU:O	2.49	0.45
11:AO:61:ARG:HH12	30:A8:14:VAL:CG2	2.30	0.45
13:A0:55:ALA:HA	13:A0:80:PHE:CZ	2.51	0.45
17:A2:45:THR:O	17:A2:47:VAL:HG12	2.17	0.45
21:AV:12:GLY:O	21:AV:13:GLU:HB2	2.17	0.45
23:AZ:29:GLY:C	23:AZ:31:GLY:N	2.69	0.45
25:AX:26:LEU:HD21	25:AX:46:ASN:HB2	1.99	0.45
26:A4:37:SER:C	26:A4:39:CYS:N	2.69	0.45
28:A6:33:LYS:HB2	28:A6:33:LYS:NZ	2.31	0.45
31:BA:31:G:H1'	31:BA:32:A:OP1	2.17	0.45
31:BA:142:G:N3	31:BA:143:A:C8	2.85	0.45
31:BA:502:G:OP1	42:BO:118:SER:N	2.45	0.45
31:BA:765:G:H5''	31:BA:766:A:OP1	2.17	0.45
31:BA:1379:G:C6	31:BA:1380:U:C4	3.04	0.45
32:BE:177:ALA:O	32:BE:178:ARG:C	2.54	0.45
35:BH:131:ILE:HD13	35:BH:131:ILE:HA	1.86	0.45
37:BJ:50:ILE:O	37:BJ:50:ILE:HG22	2.17	0.45
43:BP:54:VAL:O	43:BP:58:GLU:HG3	2.17	0.45
44:BQ:60:SER:O	44:BQ:61:TRP:HB3	2.15	0.45
46:BS:58:TYR:C	46:BS:58:TYR:CD1	2.89	0.45
47:BT:12:SER:O	47:BT:19:VAL:HB	2.16	0.45
47:BT:100:LYS:O	47:BT:101:ARG:HG3	2.16	0.45

Continued on next page...

Continued from previous page...

Atom-1	Atom-2	Interatomic distance (Å)	Clash overlap (Å)
49:BV:42:PRO:O	49:BV:45:VAL:HG22	2.17	0.45
51:BX:2:GLY:C	51:BX:4:GLY:N	2.65	0.45
31:CA:144:G:C6	31:CA:179:A:C2	3.04	0.45
31:CA:423:G:N2	31:CA:424:G:C5	2.84	0.45
31:CA:556:C:H2'	31:CA:557:G:H5'	1.97	0.45
31:CA:689:C:OP1	41:CN:44:SER:OG	2.35	0.45
31:CA:937:A:C2	31:CA:1379:G:C6	3.04	0.45
31:CA:1062:U:H2'	31:CA:1063:C:C6	2.52	0.45
31:CA:1147:C:O2	39:CL:16:ARG:CZ	2.65	0.45
31:CA:1346:A:H3'	31:CA:1346:A:OP2	2.17	0.45
31:CA:1382:C:H1'	37:CJ:79:ARG:HD2	1.98	0.45
31:CA:1504:G:OP1	31:CA:1507:A:H4'	2.17	0.45
33:CF:134:ILE:HG22	33:CF:168:ALA:HB3	1.99	0.45
34:CG:126:ILE:CG2	34:CG:127:THR:H	2.29	0.45
36:CI:10:LEU:CD1	36:CI:61:LEU:HD13	2.46	0.45
37:CJ:35:LYS:HZ1	37:CJ:38:LEU:HD22	1.81	0.45
38:CK:11:THR:HG23	38:CK:14:ARG:NH1	2.30	0.45
39:CL:28:VAL:HA	39:CL:63:ILE:O	2.16	0.45
50:CW:60:GLU:OE1	50:CW:85:MET:HE1	2.16	0.45
52:CB:9:U:C6	52:CB:21:A:N7	2.84	0.45
1:DA:327:G:C2	1:DA:328:U:C2	3.05	0.45
1:DA:470:A:H2'	1:DA:471:A:O4'	2.16	0.45
1:DA:1135:C:O2	1:DA:1135:C:C2'	2.64	0.45
1:DA:1758:G:H4'	1:DA:1759:A:OP2	2.16	0.45
1:DA:1973:G:O2'	1:DA:1974:C:H5'	2.15	0.45
1:DA:2092:U:C6	1:DA:2225:A:O2'	2.68	0.45
1:DA:2277:G:H5''	12:DP:87:LYS:HB3	1.97	0.45
1:DA:2468:G:C6	1:DA:2481:G:C5	3.04	0.45
1:DA:2811:G:OP1	4:DE:61:ARG:CB	2.59	0.45
2:DB:65:C:N4	2:DB:108:C:C2	2.84	0.45
3:DD:61:LEU:HB3	3:DD:63:ARG:HH12	1.79	0.45
8:DK:54:GLN:NE2	8:DK:57:ARG:HH22	2.15	0.45
8:DK:114:LEU:O	8:DK:114:LEU:HD13	2.16	0.45
9:DM:97:ARG:O	9:DM:100:GLU:HB2	2.17	0.45
14:DQ:102:ALA:HA	14:DQ:105:ALA:HB3	1.99	0.45
28:D6:17:LYS:O	28:D6:18:ARG:CB	2.63	0.45
1:AA:58:G:N2	1:AA:70:G:C5	2.84	0.45
1:AA:359:A:C2'	1:AA:360:G:H5'	2.46	0.45
1:AA:363(E):U:H5''	1:AA:363(F):A:OP2	2.17	0.45
1:AA:593:G:C6	1:AA:594:U:C4	3.05	0.45
1:AA:629:G:O6	56:AA:3540:OHX:N6	2.50	0.45

Continued on next page...

Continued from previous page...

Atom-1	Atom-2	Interatomic distance (Å)	Clash overlap (Å)
1:AA:1142(A):A:N7	1:AA:1144:G:C6	2.85	0.45
1:AA:1188:U:C5'	17:A2:79:VAL:HG22	2.47	0.45
1:AA:1215:G:C4	1:AA:1216:G:C8	3.04	0.45
1:AA:1329:U:H5''	1:AA:1330:C:C5	2.50	0.45
1:AA:1509:C:C2	1:AA:1511:A:N7	2.84	0.45
1:AA:1540:G:C4	1:AA:1541:U:C6	3.04	0.45
1:AA:2310:A:H5''	1:AA:2311:A:OP2	2.17	0.45
1:AA:2363:C:O2'	1:AA:2364:C:H5'	2.16	0.45
1:AA:2404:C:H2'	1:AA:2405:G:H5'	1.97	0.45
1:AA:2461:C:H2'	1:AA:2462:U:H6	1.81	0.45
1:AA:2694:G:C6	1:AA:2695:C:C5	3.04	0.45
1:AA:2835:A:C5	1:AA:2878:U:C5	3.04	0.45
2:AB:82:G:C2'	2:AB:83:G:H5'	2.46	0.45
2:AB:84:C:OP1	25:AX:15:TYR:OH	2.32	0.45
2:AB:91:C:OP2	56:AB:219:OHX:N3	2.50	0.45
3:AD:10:THR:HG23	3:AD:13:ARG:CB	2.43	0.45
3:AD:33:LEU:CD1	3:AD:34:VAL:H	2.30	0.45
4:AE:13:ARG:HD3	4:AE:21:VAL:CG1	2.45	0.45
4:AE:13:ARG:CB	4:AE:21:VAL:HB	2.47	0.45
7:AH:147:ASN:O	7:AH:150:ALA:HB3	2.17	0.45
8:AK:21:VAL:CG2	8:AK:22:LYS:N	2.80	0.45
9:AM:28:THR:HG22	9:AM:29:LYS:N	2.31	0.45
12:AP:3:MET:HG3	12:AP:4:PRO:O	2.17	0.45
13:A0:91:GLN:NE2	13:A0:91:GLN:N	2.61	0.45
16:A1:47:TYR:CD2	16:A1:47:TYR:O	2.70	0.45
19:AT:25:LYS:HG3	19:AT:82:GLN:OE1	2.17	0.45
26:A4:55:ARG:HD3	26:A4:55:ARG:H	1.81	0.45
27:A5:49:CYS:SG	27:A5:60:VAL:HB	2.56	0.45
31:BA:58:C:H2'	31:BA:59:A:H8	1.82	0.45
31:BA:163:C:O2'	31:BA:164:U:H5'	2.15	0.45
31:BA:229:U:H3'	31:BA:229:U:C6	2.51	0.45
31:BA:270:A:C5	31:BA:271:C:C4	3.05	0.45
31:BA:1158:C:O2	31:BA:1158:C:H2'	2.16	0.45
31:BA:1399:C:C2	31:BA:1401:G:C5	3.05	0.45
33:BF:73:PRO:HB3	33:BF:103:VAL:HG11	1.98	0.45
33:BF:121:ALA:HB1	33:BF:188:LEU:O	2.17	0.45
37:BJ:141:VAL:HG12	37:BJ:142:GLU:N	2.32	0.45
50:BW:17:ARG:O	50:BW:20:LEU:HB2	2.17	0.45
52:BB:78:C:H2'	52:BB:79:A:H8	1.82	0.45
52:BD:24:G:O2'	52:BD:25:G:H5'	2.16	0.45
31:CA:29:G:C4	31:CA:30:U:C5	3.05	0.45

Continued on next page...

Continued from previous page...

Atom-1	Atom-2	Interatomic distance (Å)	Clash overlap (Å)
31:CA:222:U:C2	31:CA:223:U:C5	3.05	0.45
31:CA:409:G:H1	31:CA:433:C:H42	1.65	0.45
31:CA:512:U:O4'	34:CG:43:HIS:CE1	2.69	0.45
31:CA:593:G:N2	31:CA:647:C:H1'	2.32	0.45
31:CA:604:G:C5	31:CA:605:U:C5	3.04	0.45
31:CA:838:G:N1	31:CA:842:C:H1'	2.32	0.45
31:CA:1088:G:O2'	31:CA:1089:G:H5'	2.17	0.45
31:CA:1190:G:C8	31:CA:1190:G:C3'	2.99	0.45
31:CA:1347:G:C5	39:CL:107:ARG:NH2	2.84	0.45
31:CA:1403:C:H1'	31:CA:1500:A:C2	2.50	0.45
32:CE:118:LEU:CB	32:CE:142:LEU:HD12	2.42	0.45
33:CF:134:ILE:CG2	33:CF:168:ALA:HB3	2.47	0.45
35:CH:111:GLU:C	35:CH:113:ALA:N	2.69	0.45
37:CJ:37:ASN:ND2	39:CL:41:VAL:HG23	2.32	0.45
40:CM:48:THR:HG1	40:CM:62:HIS:HB3	1.82	0.45
41:CN:16:SER:HA	41:CN:79:SER:O	2.15	0.45
43:CP:59:TYR:O	43:CP:63:THR:OG1	2.09	0.45
50:CW:97:ALA:HA	50:CW:98:PRO:HD3	1.71	0.45
50:CW:100:ILE:O	50:CW:101:GLY:C	2.55	0.45
52:CB:37:A:N1	54:C1:20:G:C6	2.85	0.45
52:CB:46:G:H2'	52:CB:47:U:C6	2.52	0.45
53:CC:11:A:N6	53:CC:12:G:C6	2.84	0.45
53:CC:48:U:H1'	53:CC:49:C:P	2.57	0.45
1:DA:38:A:H1'	5:DF:48:THR:HB	1.98	0.45
1:DA:103:A:H8	1:DA:103:A:O5'	2.00	0.45
1:DA:631:A:C6	1:DA:632:A:C2	3.05	0.45
1:DA:1019:U:O2'	1:DA:1021:A:C2	2.62	0.45
1:DA:1057:A:N1	1:DA:1081:U:C4	2.85	0.45
1:DA:1332:G:H8	1:DA:1332:G:H5'	1.82	0.45
1:DA:1405:U:H2'	1:DA:1406:U:C6	2.51	0.45
1:DA:1499:C:H2'	1:DA:1500:G:C8	2.51	0.45
1:DA:1545:A:N7	1:DA:1545(A):A:C6	2.84	0.45
1:DA:1578:U:H2'	1:DA:1578:U:O2	2.16	0.45
1:DA:1971:A:H2'	1:DA:1972:A:OP1	2.16	0.45
1:DA:2008:C:H2'	1:DA:2009:G:C8	2.52	0.45
1:DA:2134:A:N6	1:DA:2158:A:C8	2.84	0.45
1:DA:2431:U:O4	56:DA:3246:OHX:N1	2.49	0.45
1:DA:2688:U:O2	1:DA:2688:U:C3'	2.64	0.45
1:DA:2872:G:N9	1:DA:2873:A:C2	2.85	0.45
3:DD:134:ARG:HG3	3:DD:135:PHE:CD2	2.51	0.45
4:DE:18:ASP:HB3	15:DR:82:LEU:HD11	1.98	0.45

Continued on next page...

Continued from previous page...

Atom-1	Atom-2	Interatomic distance (Å)	Clash overlap (Å)
5:DF:4:VAL:HG13	5:DF:19:GLU:OE2	2.17	0.45
8:DK:52:ARG:HD2	8:DK:52:ARG:C	2.37	0.45
8:DK:130:TYR:CD1	8:DK:131:LYS:N	2.84	0.45
9:DM:22:THR:HB	9:DM:25:ARG:CG	2.47	0.45
9:DM:56:ASN:O	9:DM:56:ASN:CG	2.55	0.45
9:DM:136:GLU:HG3	9:DM:137:LYS:N	2.32	0.45
10:DN:1:MET:HE2	10:DN:67:LYS:HG2	1.99	0.45
10:DN:52:VAL:HG12	10:DN:56:ASP:OD1	2.17	0.45
11:DO:77:ARG:HB2	11:DO:78:PRO:HD2	1.99	0.45
15:DR:6:LEU:C	15:DR:8:LYS:H	2.19	0.45
20:DU:50:ARG:HB3	20:DU:53:PRO:CG	2.37	0.45
21:DV:151:HIS:HB3	21:DV:167:PRO:HB3	1.99	0.45
30:D8:30:ARG:HD3	30:D8:30:ARG:HA	1.45	0.45
1:AA:44:A:O2'	1:AA:45:G:H5'	2.16	0.45
1:AA:678:C:H2'	1:AA:679:C:C6	2.51	0.45
1:AA:775:G:C5	1:AA:794:G:C8	3.04	0.45
1:AA:994:C:O2	17:A2:10:LYS:HE2	2.17	0.45
1:AA:1015:G:C5'	1:AA:1015:G:H8	2.29	0.45
1:AA:1066:U:H6	1:AA:1069:A:OP2	2.00	0.45
1:AA:1221:C:H2'	1:AA:1222:C:H6	1.82	0.45
1:AA:1578:U:O2	1:AA:1578:U:H2'	2.17	0.45
1:AA:1759:A:H4'	1:AA:2715:C:O4'	2.16	0.45
1:AA:2064:C:H2'	1:AA:2065:C:C6	2.51	0.45
1:AA:2191:G:C2'	1:AA:2192:G:H5''	2.44	0.45
1:AA:2435:A:H2'	1:AA:2436:G:O5'	2.16	0.45
1:AA:2469:A:N3	1:AA:2469:A:C5'	2.79	0.45
1:AA:2809:A:C6	1:AA:2892:A:C5	3.04	0.45
2:AB:0:A:O2'	2:AB:1:U:H5'	2.17	0.45
2:AB:42:C:O2'	6:AG:67:LYS:HD2	2.16	0.45
2:AB:95:U:N3	2:AB:96:G:N7	2.65	0.45
5:AF:42:ALA:C	5:AF:44:ARG:N	2.70	0.45
7:AH:136:ILE:HD12	7:AH:136:ILE:N	2.31	0.45
8:AK:126:TYR:CB	8:AK:140:LEU:HD21	2.27	0.45
9:AM:13:TRP:O	9:AM:135:PRO:CD	2.65	0.45
9:AM:23:LEU:CG	9:AM:24:GLY:N	2.73	0.45
9:AM:115:ARG:O	9:AM:118:LYS:HB2	2.17	0.45
9:AM:127:ASP:C	9:AM:128:HIS:HD1	2.19	0.45
11:AO:37:GLY:O	11:AO:41:ARG:N	2.47	0.45
12:AP:18:LYS:H	12:AP:18:LYS:HG3	1.56	0.45
16:A1:90:VAL:C	16:A1:92:ARG:N	2.69	0.45
18:AS:17:VAL:C	18:AS:19:LEU:H	2.20	0.45

Continued on next page...

Continued from previous page...

Atom-1	Atom-2	Interatomic distance (Å)	Clash overlap (Å)
18:AS:26:GLY:H	18:AS:71:VAL:HB	1.81	0.45
27:A5:6:VAL:HG13	27:A5:7:PRO:N	2.31	0.45
30:A8:51:ALA:N	30:A8:53:PRO:CD	2.79	0.45
31:BA:36:C:C4	31:BA:37:U:C4	3.04	0.45
31:BA:76:G:C4	31:BA:95:G:C2	3.04	0.45
31:BA:350:G:O2'	31:BA:351:G:H5'	2.16	0.45
31:BA:590:C:O2	31:BA:590:C:C2'	2.63	0.45
31:BA:606:G:C1'	31:BA:632:A:H61	2.30	0.45
31:BA:674:G:O2'	31:BA:675:A:H5'	2.17	0.45
31:BA:1145:C:H4'	31:BA:1146:A:N7	2.30	0.45
31:BA:1217:C:C2'	31:BA:1218:C:O5'	2.64	0.45
33:BF:181:ASN:ND2	33:BF:181:ASN:O	2.49	0.45
38:BK:86:ILE:HG13	38:BK:133:LEU:HD22	1.99	0.45
43:BP:51:ALA:O	43:BP:53:VAL:N	2.49	0.45
45:BR:18:PHE:HB2	45:BR:19:PRO:HD2	1.98	0.45
47:BT:13:ASP:H	47:BT:14:LYS:HZ2	1.63	0.45
52:BD:50:U:OP1	52:BD:50:U:H6	2.00	0.45
31:CA:160:A:H1'	31:CA:344:A:C5	2.51	0.45
31:CA:278:G:N2	47:CT:95:TYR:HB3	2.32	0.45
31:CA:638:G:C6	31:CA:639:G:N7	2.84	0.45
31:CA:883:C:C2	31:CA:884:U:C5	3.05	0.45
31:CA:1004:A:H2'	31:CA:1005:A:O5'	2.17	0.45
31:CA:1067:A:N3	31:CA:1068:G:H1'	2.32	0.45
31:CA:1091:U:C2	31:CA:1095:U:C4	3.04	0.45
31:CA:1129:C:C2	31:CA:1139:G:O6	2.69	0.45
31:CA:1235:U:H2'	31:CA:1236:A:O4'	2.16	0.45
32:CE:144:ARG:C	32:CE:146:GLN:H	2.19	0.45
33:CF:14:ILE:O	33:CF:15:THR:C	2.55	0.45
33:CF:18:TRP:CD1	44:CQ:54:PRO:HA	2.51	0.45
34:CG:101:LEU:HD23	34:CG:121:VAL:CG1	2.46	0.45
40:CM:81:THR:OG1	40:CM:82:ILE:N	2.49	0.45
45:CR:7:GLU:O	45:CR:11:VAL:HG23	2.17	0.45
49:CV:72:GLY:C	49:CV:74:PHE:H	2.20	0.45
52:CB:25:G:N3	52:CB:25:G:H2'	2.32	0.45
52:CB:34:U:C2'	52:CB:36:U:H5	2.28	0.45
1:DA:111:A:H4'	24:DW:69:ARG:NH2	2.31	0.45
1:DA:265:A:H1'	1:DA:266:G:O4'	2.17	0.45
1:DA:717:G:H2'	1:DA:718:A:O4'	2.17	0.45
1:DA:851:U:O2	1:DA:928:G:N2	2.50	0.45
1:DA:1025:G:C4	1:DA:1135:C:H1'	2.51	0.45
1:DA:1062:G:C4	1:DA:1063:G:C8	3.04	0.45

Continued on next page...

Continued from previous page...

Atom-1	Atom-2	Interatomic distance (Å)	Clash overlap (Å)
1:DA:1179:C:H2'	1:DA:1180:C:C6	2.51	0.45
1:DA:1241:A:O2'	1:DA:1242:A:O5'	2.34	0.45
1:DA:1444:G:C2	1:DA:1548:C:N3	2.85	0.45
1:DA:1471:A:C2	1:DA:1472:A:C4	3.04	0.45
1:DA:1494:A:C2	1:DA:1495:A:C4	3.05	0.45
1:DA:1771:C:C1'	1:DA:1786:A:C8	3.00	0.45
1:DA:1955:U:O2	1:DA:1955:U:H2'	2.15	0.45
1:DA:2051:A:OP1	4:DE:137:HIS:ND1	2.50	0.45
1:DA:2086:U:H2'	1:DA:2087:G:C8	2.52	0.45
1:DA:2464:C:C2	1:DA:2487:G:C2	3.05	0.45
1:DA:2469:A:N1	1:DA:2470:G:C4	2.85	0.45
1:DA:2531:A:C2	1:DA:2659:G:O4'	2.69	0.45
1:DA:2578:G:C5	4:DE:140:SER:HB3	2.51	0.45
2:DB:91:C:H6	2:DB:91:C:O5'	2.00	0.45
3:DD:63:ARG:HG2	3:DD:92:ILE:HD11	1.98	0.45
4:DE:101:ARG:HB2	4:DE:203:LYS:HE3	1.97	0.45
4:DE:119:ARG:HG2	4:DE:160:TYR:CB	2.36	0.45
6:DG:82:LEU:HD23	6:DG:82:LEU:HA	1.77	0.45
7:DH:3:ARG:CG	7:DH:4:ILE:H	2.24	0.45
7:DH:153:LYS:N	7:DH:154:PRO:HD3	2.32	0.45
7:DH:156:ALA:O	7:DH:157:TYR:C	2.55	0.45
16:D1:65:ILE:N	16:D1:65:ILE:CD1	2.79	0.45
19:DT:14:SER:C	19:DT:16:LYS:H	2.20	0.45
21:DV:7:ALA:C	21:DV:8:TYR:CD1	2.90	0.45
21:DV:24:LEU:HD22	21:DV:83:PRO:HB2	1.98	0.45
21:DV:30:ASN:CB	21:DV:90:VAL:HG23	2.46	0.45
23:DZ:5:CYS:CB	23:DZ:8:SER:HG	2.28	0.45
1:AA:128:C:H2'	1:AA:129:C:H6	1.82	0.45
1:AA:355:G:N7	56:AA:3475:OHX:N1	2.65	0.45
1:AA:660:G:H21	11:AO:12:ALA:HA	1.81	0.45
1:AA:724:U:H2'	1:AA:725:G:O4'	2.17	0.45
1:AA:731:C:C2	1:AA:732:C:C5	3.05	0.45
1:AA:780:G:C2	1:AA:783:A:N6	2.85	0.45
1:AA:833:U:O2	11:AO:55:ARG:NH1	2.42	0.45
1:AA:897:C:H2'	1:AA:898:C:O4'	2.16	0.45
1:AA:1001:A:H2'	1:AA:1002:G:O4'	2.17	0.45
1:AA:1027:A:N6	1:AA:1126:A:C4	2.84	0.45
1:AA:1098:A:H2'	1:AA:1099:G:H5'	1.99	0.45
1:AA:1427:A:OP2	56:AA:3473:OHX:N6	2.50	0.45
1:AA:1695:G:N2	1:AA:1696:G:C8	2.85	0.45
1:AA:1731:G:H2'	1:AA:1732:A:C8	2.52	0.45

Continued on next page...

Continued from previous page...

Atom-1	Atom-2	Interatomic distance (Å)	Clash overlap (Å)
1:AA:2420:C:C5	30:A8:31:HIS:HB2	2.51	0.45
1:AA:2439:A:H3'	1:AA:2439:A:P	2.57	0.45
1:AA:2443:C:O2'	1:AA:2444:G:H5'	2.17	0.45
1:AA:2801:A:H2'	1:AA:2802:G:O5'	2.16	0.45
2:AB:41:U:O4	6:AG:70:VAL:O	2.35	0.45
2:AB:65:C:C2'	2:AB:66:A:H5'	2.47	0.45
9:AM:22:THR:O	9:AM:23:LEU:CB	2.64	0.45
9:AM:66:LYS:O	9:AM:67:LEU:C	2.53	0.45
15:AR:53:ARG:CZ	15:AR:53:ARG:CB	2.90	0.45
17:A2:53:GLU:CG	17:A2:54:GLY:N	2.78	0.45
18:AS:22:ASP:HA	18:AS:25:ARG:HH12	1.81	0.45
20:AU:20:TYR:CD1	20:AU:42:VAL:HG23	2.51	0.45
31:BA:197:A:N6	31:BA:221:C:C5'	2.80	0.45
31:BA:270:A:H2'	31:BA:271:C:C6	2.51	0.45
31:BA:510:A:N3	31:BA:543:C:H1'	2.32	0.45
31:BA:838:G:OP2	31:BA:842:C:N4	2.50	0.45
31:BA:922:G:C6	31:BA:923:A:C6	3.04	0.45
32:BE:19:HIS:HD2	32:BE:20:GLU:HG2	1.81	0.45
32:BE:97:TRP:CH2	32:BE:176:GLU:HG3	2.52	0.45
32:BE:189:ASP:OD1	32:BE:191:ASP:HB2	2.17	0.45
33:BF:80:GLY:O	33:BF:82:GLU:HG2	2.16	0.45
34:BG:172:PRO:C	34:BG:174:LEU:N	2.63	0.45
35:BH:43:LEU:HD23	35:BH:133:TYR:HE1	1.81	0.45
39:BL:59:PHE:HZ	39:BL:88:TYR:CD1	2.35	0.45
39:BL:111:ARG:CG	39:BL:112:LYS:N	2.75	0.45
46:BS:8:ARG:C	46:BS:9:PHE:HD2	2.21	0.45
52:BD:5:G:C2	52:BD:78:C:O2	2.69	0.45
31:CA:12:U:O4	56:CA:1724:OHX:N2	2.50	0.45
31:CA:502:G:C6	31:CA:503:C:N3	2.84	0.45
31:CA:1004:A:H8	31:CA:1036:G:N2	2.15	0.45
31:CA:1162:C:H2'	31:CA:1163:C:O4'	2.16	0.45
31:CA:1189:C:H5''	33:CF:5:ILE:HG21	1.97	0.45
31:CA:1306:A:C2	31:CA:1307:U:H1'	2.52	0.45
31:CA:1449:C:C2'	31:CA:1450:U:OP1	2.65	0.45
31:CA:1468:A:H5''	31:CA:1469:G:OP2	2.16	0.45
32:CE:32:ILE:CD1	32:CE:40:HIS:HB3	2.47	0.45
32:CE:217:ARG:HB2	32:CE:217:ARG:CZ	2.47	0.45
33:CF:193:TYR:O	33:CF:193:TYR:HD1	2.00	0.45
35:CH:78:HIS:CD2	35:CH:78:HIS:C	2.90	0.45
43:CP:14:ARG:HA	43:CP:43:THR:O	2.16	0.45
48:CU:36:ASN:OD1	48:CU:36:ASN:N	2.48	0.45

Continued on next page...

Continued from previous page...

Atom-1	Atom-2	Interatomic distance (Å)	Clash overlap (Å)
52:CB:48:C:C3'	52:CB:49:A:C8	2.97	0.45
53:CC:11:A:N6	53:CC:12:G:O6	2.50	0.45
1:DA:57:C:H2'	1:DA:58:G:O5'	2.17	0.45
1:DA:470:A:C5'	1:DA:470:A:H8	2.30	0.45
1:DA:729:G:C6	3:DD:208:LYS:HB2	2.52	0.45
1:DA:931:G:C6	1:DA:933:A:C2	3.04	0.45
1:DA:996:A:C2	1:DA:997:G:N9	2.85	0.45
1:DA:1006:C:N3	1:DA:1138:G:C2	2.85	0.45
1:DA:1060:U:H3	1:DA:1088:A:H8	1.60	0.45
1:DA:1495:A:H2'	1:DA:1496:A:N3	2.32	0.45
1:DA:1530:G:O6	1:DA:1542:G:N2	2.50	0.45
1:DA:1639:U:O2'	1:DA:1640:C:H5'	2.17	0.45
1:DA:2130:U:O2'	1:DA:2134:A:C8	2.70	0.45
1:DA:2707:G:H2'	1:DA:2708:G:C8	2.51	0.45
2:DB:23:G:C2	2:DB:24:G:O6	2.69	0.45
3:DD:121:PRO:HB3	3:DD:135:PHE:CD1	2.52	0.45
5:DF:161:GLU:HA	5:DF:164:ARG:HH11	1.75	0.45
6:DG:104:GLU:O	6:DG:108:ASN:HB2	2.17	0.45
7:DH:67:LEU:O	7:DH:71:LEU:HB2	2.16	0.45
9:DM:112:LEU:O	9:DM:115:ARG:N	2.46	0.45
11:DO:85:LEU:O	11:DO:88:LEU:HB3	2.17	0.45
11:DO:122:PRO:HB3	11:DO:141:ALA:HB1	1.99	0.45
14:DQ:25:ARG:HH12	14:DQ:42:ASP:CG	2.19	0.45
15:DR:23:ARG:HD3	15:DR:120:ARG:NH1	2.32	0.45
16:D1:80:ILE:O	16:D1:81:HIS:C	2.54	0.45
18:DS:35:ILE:O	18:DS:39:THR:HB	2.17	0.45
21:DV:81:ARG:O	21:DV:81:ARG:CG	2.63	0.45
23:DZ:86:SER:H	23:DZ:87:PRO:HD2	1.74	0.45
26:D4:36:CYS:SG	26:D4:37:SER:N	2.90	0.45
30:D8:59:LYS:NZ	30:D8:59:LYS:HB2	2.32	0.45
1:AA:273(E):U:H2'	1:AA:273(F):C:H5'	1.98	0.45
1:AA:347:A:H2'	1:AA:348:G:C8	2.51	0.45
1:AA:511:U:H5	1:AA:512:G:C5	2.34	0.45
1:AA:513:A:P	56:AA:3342:OHX:N4	2.90	0.45
1:AA:539:G:H2'	1:AA:540:G:C5'	2.47	0.45
1:AA:754:C:H2'	1:AA:755:C:H6	1.81	0.45
1:AA:1387:C:H2'	1:AA:1388:G:C8	2.52	0.45
1:AA:1908:C:O2	53:BC:12:G:H4'	2.17	0.45
1:AA:2153:G:O6	1:AA:2154:G:C6	2.70	0.45
1:AA:2562:U:H1'	10:AN:23:ARG:HD3	1.99	0.45
1:AA:2663:G:C6	1:AA:2664:G:C4	3.05	0.45

Continued on next page...

Continued from previous page...

Atom-1	Atom-2	Interatomic distance (Å)	Clash overlap (Å)
1:AA:2689:U:P	1:AA:2719:G:H22	2.40	0.45
1:AA:2787:C:H2'	1:AA:2787:C:O2	2.17	0.45
3:AD:186:HIS:CD2	3:AD:188:GLU:HB2	2.52	0.45
4:AE:115:GLY:HA2	4:AE:157:ALA:HB1	1.98	0.45
4:AE:176:ILE:O	4:AE:176:ILE:HG22	2.17	0.45
5:AF:156:LEU:HD12	5:AF:158:THR:HG22	1.99	0.45
8:AK:81:VAL:HG21	8:AK:88:ILE:HD13	1.98	0.45
9:AM:58:ASP:CB	9:AM:95:PRO:HB2	2.47	0.45
10:AN:117:LEU:HD12	10:AN:117:LEU:H	1.81	0.45
11:AO:98:GLU:OE1	11:AO:99:LEU:N	2.50	0.45
12:AP:54:MET:O	12:AP:55:VAL:C	2.54	0.45
13:A0:45:ARG:HA	13:A0:95:THR:HG21	1.98	0.45
15:AR:111:ARG:H	15:AR:111:ARG:CD	2.24	0.45
17:A2:3:ALA:HB3	17:A2:14:VAL:CG2	2.46	0.45
18:AS:64:MET:HG2	18:AS:109:GLU:OE2	2.17	0.45
19:AT:29:TRP:CZ3	19:AT:78:LYS:HB3	2.51	0.45
21:AV:76:LEU:CD2	21:AV:76:LEU:N	2.77	0.45
23:AZ:3:LYS:HG3	23:AZ:46:LEU:HD23	1.98	0.45
25:AX:19:GLN:HE22	25:AX:52:HIS:HE1	1.65	0.45
31:BA:102:G:C4	31:BA:103:C:C5	3.05	0.45
31:BA:102:G:C5	31:BA:103:C:C5	3.05	0.45
31:BA:1005:A:C2	31:BA:1006:C:C2	3.05	0.45
31:BA:1027:C:C2	31:BA:1028:C:C5	3.04	0.45
31:BA:1158:C:N4	31:BA:1160:G:C5	2.84	0.45
32:BE:100:GLY:O	32:BE:101:MET:C	2.55	0.45
33:BF:44:GLU:HG2	33:BF:44:GLU:H	1.65	0.45
36:BI:15:ASP:O	36:BI:15:ASP:OD1	2.35	0.45
36:BI:63:TYR:CD2	36:BI:63:TYR:N	2.85	0.45
38:BK:63:LEU:HD13	38:BK:63:LEU:HA	1.76	0.45
39:BL:10:ARG:HG3	39:BL:75:ASP:HB3	1.99	0.45
39:BL:45:ALA:HA	39:BL:48:GLU:HG2	1.99	0.45
42:BO:89:ARG:HD3	42:BO:91:LYS:CA	2.46	0.45
48:BU:43:PHE:O	48:BU:44:LEU:HD12	2.16	0.45
52:BD:57:C:H4'	52:BD:58:G:OP2	2.15	0.45
31:CA:353:A:H2'	31:CA:354:G:OP2	2.17	0.45
31:CA:527:G:C2'	31:CA:528:C:H5'	2.47	0.45
31:CA:536:C:H2'	31:CA:537:G:C8	2.52	0.45
31:CA:939:G:C6	31:CA:940:C:C4	3.05	0.45
31:CA:1157:A:N6	31:CA:1181:G:H8	2.13	0.45
31:CA:1285:A:OP1	31:CA:1285:A:C8	2.69	0.45
36:CI:55:ASP:HA	36:CI:56:PRO:HD3	1.81	0.45

Continued on next page...

Continued from previous page...

Atom-1	Atom-2	Interatomic distance (Å)	Clash overlap (Å)
38:CK:102:ARG:O	38:CK:104:ARG:N	2.49	0.45
40:CM:84:GLN:HB3	40:CM:88:LEU:HD22	1.99	0.45
42:CO:97:ARG:C	42:CO:98:TYR:CD1	2.90	0.45
44:CQ:53:LEU:HD23	44:CQ:53:LEU:HA	1.82	0.45
49:CV:9:VAL:HG22	26:D4:63:TYR:CE1	2.52	0.45
52:CB:49:A:C2	52:CB:50:U:H5''	2.51	0.45
1:DA:270(C):C:O2'	1:DA:273(B):C:H5''	2.17	0.45
1:DA:335:C:H4'	20:DU:73:ARG:CZ	2.47	0.45
1:DA:337:C:C2'	1:DA:338:G:O5'	2.65	0.45
1:DA:768:G:C4	1:DA:769:G:C8	3.05	0.45
1:DA:877:U:H4'	1:DA:878:A:OP2	2.16	0.45
1:DA:880:G:C2	1:DA:898:C:C2	3.05	0.45
1:DA:915:C:C2'	1:DA:916:G:O5'	2.64	0.45
1:DA:1191:G:OP2	11:DO:32:THR:HG22	2.16	0.45
1:DA:1270:C:H5''	1:DA:1271:G:O5'	2.17	0.45
1:DA:1643:G:N2	1:DA:1644:C:H1'	2.31	0.45
1:DA:1844:C:O3'	3:DD:258:LYS:NZ	2.46	0.45
1:DA:2133:G:C2'	1:DA:2134:A:OP2	2.64	0.45
1:DA:2143:C:H2'	1:DA:2144:U:O4'	2.17	0.45
1:DA:2270:G:OP2	56:DA:3376:OHX:N4	2.50	0.45
1:DA:2614:A:H4'	1:DA:2615:U:OP1	2.17	0.45
1:DA:2845:G:H2'	1:DA:2846:G:H8	1.82	0.45
2:DB:66:A:N6	2:DB:107:U:H2'	2.32	0.45
3:DD:222:ARG:HE	3:DD:222:ARG:HB2	1.59	0.45
5:DF:63:LYS:HZ3	5:DF:67:GLN:HB2	1.81	0.45
11:DO:58:THR:O	11:DO:58:THR:CG2	2.62	0.45
17:D2:18:LEU:HD23	17:D2:19:LYS:O	2.16	0.45
17:D2:51:VAL:CG1	17:D2:52:VAL:N	2.76	0.45
19:DT:8:ILE:H	19:DT:8:ILE:CD1	2.17	0.45
19:DT:21:PHE:CE1	19:DT:26:TYR:HD2	2.34	0.45
20:DU:46:LYS:O	20:DU:47:LYS:C	2.54	0.45
25:DX:37:LEU:O	25:DX:38:GLU:O	2.34	0.45
25:DX:54:VAL:HG12	25:DX:55:ARG:N	2.32	0.45
26:D4:48:ARG:HH11	26:D4:51:ASP:HA	1.82	0.45
27:D5:40:LYS:HD3	27:D5:46:CYS:HB2	1.99	0.45
29:D7:12:ARG:HH21	29:D7:44:PRO:HB3	1.81	0.45
1:AA:201:C:OP1	23:AZ:37:ILE:HD11	2.16	0.45
1:AA:244:A:H4'	11:AO:74:GLU:HB2	1.98	0.45
1:AA:607:U:O2	1:AA:621:A:N1	2.50	0.45
1:AA:654(C):G:C2	1:AA:654(D):G:H1'	2.52	0.45
1:AA:699:A:C2'	1:AA:700:G:H5'	2.47	0.45

Continued on next page...

Continued from previous page...

Atom-1	Atom-2	Interatomic distance (Å)	Clash overlap (Å)
1:AA:948:G:OP1	1:AA:962:G:OP1	2.35	0.45
1:AA:974(A):C:H1'	1:AA:975:G:OP2	2.17	0.45
1:AA:1131:G:N7	9:AM:75:TYR:HD2	2.15	0.45
1:AA:1147:C:O2'	1:AA:1148:A:H5'	2.17	0.45
1:AA:1359:A:N6	1:AA:1372:U:C2	2.76	0.45
1:AA:1403:C:H5''	1:AA:1471:A:H1'	1.99	0.45
1:AA:1631:A:C2'	1:AA:1632:A:O5'	2.64	0.45
1:AA:1631:A:H2'	1:AA:1632:A:O5'	2.16	0.45
1:AA:1652:A:H2'	1:AA:1653:G:H5'	1.98	0.45
1:AA:1817:G:OP1	3:AD:88:ARG:NH2	2.46	0.45
1:AA:2313:C:N4	1:AA:2314:C:H41	2.15	0.45
1:AA:2378:A:H2'	14:AQ:21:THR:HG21	1.97	0.45
1:AA:2472:G:O6	1:AA:2476:A:H4'	2.16	0.45
1:AA:2881:C:H42	1:AA:2882:A:N6	2.15	0.45
2:AB:6:C:C3'	2:AB:7:G:H5''	2.47	0.45
2:AB:29:A:H2'	2:AB:30:C:C6	2.52	0.45
2:AB:94:C:H2'	2:AB:95:U:C6	2.52	0.45
2:AB:116:G:H5''	14:AQ:55:ALA:CB	2.32	0.45
3:AD:35:LYS:HA	3:AD:64:ILE:HG22	1.99	0.45
3:AD:77:ALA:O	3:AD:117:VAL:N	2.46	0.45
4:AE:6:GLY:HA2	4:AE:27:LEU:O	2.17	0.45
6:AG:21:ARG:HG2	6:AG:21:ARG:O	2.17	0.45
6:AG:51:ARG:O	6:AG:54:GLU:HG2	2.17	0.45
6:AG:60:LEU:C	6:AG:62:LEU:H	2.19	0.45
7:AH:107:VAL:HG11	7:AH:153:LYS:HE3	1.98	0.45
10:AN:6:THR:CG2	10:AN:7:TYR:N	2.78	0.45
13:A0:84:ALA:N	13:A0:85:PRO:CD	2.80	0.45
14:AQ:89:ARG:O	14:AQ:90:GLY:C	2.56	0.45
15:AR:2:ASN:O	15:AR:3:ARG:HG2	2.17	0.45
16:A1:78:THR:O	16:A1:79:PHE:C	2.55	0.45
18:AS:111:HIS:CD2	18:AS:112:GLY:N	2.81	0.45
20:AU:57:GLN:HG3	20:AU:58:GLY:H	1.81	0.45
21:AV:6:LYS:HZ2	21:AV:43:GLU:HG3	1.81	0.45
31:BA:48:C:OP1	56:BA:1733:OHX:N4	2.50	0.45
31:BA:131:C:H2'	31:BA:132:C:C6	2.52	0.45
31:BA:256:U:O2'	31:BA:257:G:H5'	2.17	0.45
31:BA:438:G:H8	31:BA:438:G:O5'	1.99	0.45
31:BA:599:C:C4	31:BA:600:C:H5	2.34	0.45
31:BA:644:G:H2'	31:BA:645:C:C5'	2.47	0.45
31:BA:664:G:N2	31:BA:741:G:H1	2.12	0.45
31:BA:693:G:C6	31:BA:694:A:C6	3.05	0.45

Continued on next page...

Continued from previous page...

Atom-1	Atom-2	Interatomic distance (Å)	Clash overlap (Å)
31:BA:810:C:H2'	31:BA:811:C:H5'	1.98	0.45
31:BA:973:G:OP1	40:BM:57:LYS:HD3	2.17	0.45
31:BA:976:G:OP1	44:BQ:32:SER:N	2.49	0.45
31:BA:1047:G:C2'	31:BA:1048:G:H5'	2.48	0.45
31:BA:1186:G:N2	31:BA:1187:G:H1'	2.32	0.45
31:BA:1234:C:H2'	31:BA:1235:U:C6	2.52	0.45
34:BG:133:VAL:HG12	34:BG:133:VAL:O	2.17	0.45
34:BG:154:ASN:O	34:BG:155:LEU:O	2.34	0.45
35:BH:78:HIS:CE1	35:BH:142:LEU:HD23	2.52	0.45
37:BJ:91:VAL:CG1	37:BJ:95:ARG:HB3	2.45	0.45
39:BL:79:LEU:O	39:BL:83:ARG:HG3	2.17	0.45
40:BM:5:ARG:HB2	40:BM:73:ASP:OD2	2.16	0.45
40:BM:10:GLY:O	40:BM:68:HIS:HB2	2.17	0.45
41:BN:95:ILE:HD13	41:BN:108:ILE:HD13	2.00	0.45
43:BP:84:ILE:HG23	43:BP:86:CYS:HB3	1.99	0.45
44:BQ:26:ARG:HD2	44:BQ:47:LEU:HD11	2.00	0.45
48:BU:68:LYS:HE2	48:BU:68:LYS:HB2	1.79	0.45
49:BV:50:ALA:HB1	49:BV:57:HIS:HB3	1.98	0.45
50:BW:32:ALA:C	50:BW:34:LYS:N	2.67	0.45
50:BW:70:SER:HA	50:BW:73:HIS:CD2	2.52	0.45
31:CA:562:C:O4'	31:CA:563:A:C2	2.70	0.45
31:CA:570:G:C4	31:CA:571:U:C5	3.05	0.45
31:CA:960:U:O2	31:CA:1225:A:C5	2.70	0.45
31:CA:1287:A:H2	31:CA:1353:G:N3	2.15	0.45
31:CA:1308:U:OP1	43:CP:98:VAL:HG22	2.17	0.45
32:CE:95:GLN:O	32:CE:96:ARG:C	2.55	0.45
32:CE:112:VAL:HG22	32:CE:149:LEU:HD13	1.98	0.45
33:CF:34:LEU:O	33:CF:34:LEU:HD12	2.17	0.45
33:CF:52:LEU:HD12	33:CF:55:VAL:HG22	1.99	0.45
35:CH:83:GLU:HA	35:CH:87:SER:O	2.17	0.45
42:CO:85:ILE:HG23	42:CO:86:ARG:N	2.31	0.45
43:CP:93:ARG:HH11	1:DA:887:A:C1'	2.30	0.45
44:CQ:7:ILE:O	44:CQ:7:ILE:HG13	2.16	0.45
45:CR:49:ASP:OD2	45:CR:52:SER:OG	2.29	0.45
47:CT:27:PHE:CD2	47:CT:27:PHE:N	2.85	0.45
53:CC:60:A:H2'	53:CC:61:U:H5'	1.99	0.45
52:CD:65:C:N4	52:CD:66:G:C6	2.85	0.45
1:DA:92:G:H2'	1:DA:93:C:C6	2.52	0.45
1:DA:226:G:N2	1:DA:228:A:H62	1.96	0.45
1:DA:908:C:OP1	12:DP:22:LYS:HB2	2.16	0.45
1:DA:966:G:H2'	1:DA:967:C:C6	2.52	0.45

Continued on next page...

Continued from previous page...

Atom-1	Atom-2	Interatomic distance (Å)	Clash overlap (Å)
1:DA:1005:C:O2'	9:DM:28:THR:CG2	2.65	0.45
1:DA:1068:G:HO2'	1:DA:1096:A:HO2'	1.44	0.45
1:DA:1111:A:O3'	1:DA:1112:G:H4'	2.17	0.45
1:DA:1321:A:H2'	1:DA:1322:A:O4'	2.16	0.45
1:DA:1399:C:O2'	1:DA:1400:G:H5'	2.16	0.45
1:DA:1711:C:H2'	1:DA:1712:C:H6	1.82	0.45
1:DA:1761:C:H42	1:DA:1762:A:H62	1.65	0.45
1:DA:1773:A:C5	1:DA:1829:A:H1'	2.52	0.45
1:DA:1777:U:C2	1:DA:1778:U:C5	3.05	0.45
1:DA:2065:C:H2'	1:DA:2066:C:H6	1.80	0.45
1:DA:2211:G:HO2'	1:DA:2212:A:P	2.27	0.45
1:DA:2523:G:H8	1:DA:2523:G:C5'	2.16	0.45
5:DF:34:TRP:CD2	11:DO:8:PRO:HB3	2.52	0.45
6:DG:60:LEU:O	6:DG:64:THR:HB	2.17	0.45
8:DK:69:LYS:HA	8:DK:136:VAL:HG21	1.99	0.45
9:DM:34:LEU:O	9:DM:49:GLY:HA3	2.17	0.45
10:DN:47:ILE:CD1	10:DN:48:PRO:HD2	2.47	0.45
11:DO:101:VAL:CG1	11:DO:102:ARG:N	2.80	0.45
13:D0:26:LYS:HG3	13:D0:70:LEU:CD2	2.47	0.45
13:D0:87:TYR:O	13:D0:88:ARG:C	2.54	0.45
14:DQ:41:ASP:OD2	14:DQ:44:LYS:HE3	2.16	0.45
14:DQ:59:LYS:CD	14:DQ:60:GLY:H	2.30	0.45
22:D3:23:VAL:HG13	22:D3:38:VAL:HG22	1.98	0.45
22:D3:28:GLY:HA2	22:D3:66:VAL:CG1	2.47	0.45
24:DW:12:GLU:O	24:DW:16:LEU:HD23	2.17	0.45
27:D5:31:VAL:O	27:D5:39:MET:HA	2.17	0.45
1:AA:86:C:O2'	1:AA:87:C:H5'	2.17	0.44
1:AA:607:U:N3	1:AA:621:A:H2	2.00	0.44
1:AA:901:A:C3'	1:AA:902:C:H5'	2.47	0.44
1:AA:990:A:N6	1:AA:1186:G:H1'	2.31	0.44
1:AA:1188:U:H4'	17:A2:79:VAL:CG2	2.47	0.44
1:AA:1438:U:O2'	1:AA:1439:A:H5'	2.17	0.44
1:AA:1442:G:C2	1:AA:1550:C:O2	2.71	0.44
1:AA:1649:G:N1	1:AA:2009:G:C6	2.85	0.44
1:AA:2113:U:H5	1:AA:2167:U:O2	1.99	0.44
1:AA:2507:C:H1'	52:BB:85:A:H8	1.81	0.44
1:AA:2540:C:N4	1:AA:2541:A:C6	2.85	0.44
1:AA:2680:C:OP2	4:AE:111:ARG:NH2	2.45	0.44
1:AA:2751:G:O2'	1:AA:2752:C:O5'	2.35	0.44
1:AA:2839:G:C5	1:AA:2840:C:C4	3.05	0.44
5:AF:37:VAL:HG12	5:AF:38:ARG:N	2.32	0.44

Continued on next page...

Continued from previous page...

Atom-1	Atom-2	Interatomic distance (Å)	Clash overlap (Å)
5:AF:107:LYS:HE2	5:AF:107:LYS:HB3	1.69	0.44
7:AH:4:ILE:C	7:AH:6:ARG:HG2	2.37	0.44
7:AH:170:ARG:HB3	7:AH:171:LEU:H	1.56	0.44
10:AN:7:TYR:CZ	10:AN:44:LYS:HG3	2.52	0.44
17:A2:38:LEU:O	17:A2:51:VAL:HG13	2.16	0.44
19:AT:21:PHE:HD2	19:AT:26:TYR:CD2	2.35	0.44
20:AU:49:VAL:O	20:AU:51:VAL:HG12	2.17	0.44
20:AU:95:LYS:O	20:AU:96:ILE:O	2.35	0.44
21:AV:140:ASP:CG	21:AV:141:VAL:N	2.70	0.44
29:A7:1:MET:O	29:A7:2:LYS:C	2.55	0.44
29:A7:25:PRO:HB3	29:A7:28:ARG:NH2	2.33	0.44
31:BA:9:G:C6	31:BA:26:A:N6	2.85	0.44
31:BA:991:U:O2	31:BA:993:G:C8	2.70	0.44
31:BA:1062:U:H2'	31:BA:1063:C:C6	2.52	0.44
31:BA:1071:C:O2'	31:BA:1072:G:H5'	2.16	0.44
31:BA:1085:U:O2	56:BA:1763:OHX:N2	2.49	0.44
31:BA:1322:C:HO2'	31:BA:1323:G:P	2.39	0.44
31:BA:1349:A:C2'	31:BA:1350:A:O5'	2.65	0.44
31:BA:1399:C:H4'	31:BA:1400:C:O5'	2.17	0.44
34:BG:101:LEU:O	34:BG:105:VAL:HG23	2.16	0.44
36:BI:2:ARG:HD2	36:BI:69:GLU:HB3	1.99	0.44
37:BJ:54:THR:C	37:BJ:56:GLN:H	2.20	0.44
41:BN:76:GLY:O	41:BN:77:MET:C	2.55	0.44
41:BN:98:LEU:O	41:BN:101:SER:OG	2.32	0.44
43:BP:23:TYR:HB3	43:BP:67:GLU:CB	2.43	0.44
44:BQ:53:LEU:HB3	44:BQ:56:VAL:CG2	2.47	0.44
47:BT:52:LYS:HD2	47:BT:52:LYS:C	2.37	0.44
50:BW:48:LYS:O	50:BW:51:GLU:HB2	2.16	0.44
31:CA:562:C:H4'	31:CA:563:A:O5'	2.17	0.44
31:CA:600:C:H2'	31:CA:601:C:C6	2.52	0.44
31:CA:604:G:H2'	31:CA:605:U:H6	1.81	0.44
31:CA:963:G:H21	40:CM:55:LYS:HG2	1.81	0.44
31:CA:1259:C:O2'	31:CA:1284:C:O4'	2.30	0.44
31:CA:1298:C:H6	37:CJ:114:ARG:NH1	2.14	0.44
31:CA:1315:U:C5	31:CA:1316:G:C5	3.05	0.44
31:CA:1518:A:OP1	56:CA:1753:OHX:N2	2.50	0.44
34:CG:31:CYS:O	34:CG:32:ALA:HB3	2.17	0.44
34:CG:57:ARG:O	34:CG:58:LEU:C	2.56	0.44
34:CG:67:ILE:O	34:CG:114:ARG:HD2	2.17	0.44
37:CJ:58:PRO:C	37:CJ:60:LYS:H	2.20	0.44
37:CJ:122:HIS:O	37:CJ:125:MET:HB2	2.17	0.44

Continued on next page...

Continued from previous page...

Atom-1	Atom-2	Interatomic distance (Å)	Clash overlap (Å)
40:CM:37:PRO:HA	40:CM:72:VAL:CG2	2.48	0.44
40:CM:48:THR:HG1	40:CM:62:HIS:CG	2.35	0.44
50:CW:87:LYS:HD2	50:CW:87:LYS:HA	1.45	0.44
52:CD:29:C:C2'	52:CD:30:A:H5'	2.47	0.44
52:CD:68:A:H5''	52:CD:69:U:OP2	2.16	0.44
1:DA:27:G:C4	1:DA:512:G:N2	2.85	0.44
1:DA:35:G:N9	1:DA:454:A:C2	2.85	0.44
1:DA:336:C:O2'	1:DA:337:C:H5'	2.17	0.44
1:DA:746:A:C5	1:DA:2611:U:H5''	2.52	0.44
1:DA:779:U:OP1	3:DD:49:ILE:HG22	2.17	0.44
1:DA:921:G:C5	1:DA:922:U:C5	3.05	0.44
1:DA:1183:G:C5	56:DA:3427:OHX:N4	2.85	0.44
1:DA:1204:A:H2	1:DA:1241:A:N1	2.13	0.44
1:DA:1226:G:C6	1:DA:1227:A:N6	2.85	0.44
1:DA:1314:C:N3	1:DA:1339:G:N2	2.65	0.44
1:DA:1907:G:C2	1:DA:1924:C:O2	2.69	0.44
1:DA:2190:G:H3'	1:DA:2191:G:H5''	1.97	0.44
1:DA:2415:G:OP1	56:DA:3257:OHX:N5	2.50	0.44
1:DA:2732:G:H3'	1:DA:2733:A:O4'	2.18	0.44
2:DB:16:G:N1	2:DB:17:C:C4	2.86	0.44
3:DD:186:HIS:CD2	3:DD:187:GLY:N	2.85	0.44
5:DF:53:THR:HG22	5:DF:56:GLU:CG	2.46	0.44
6:DG:55:LYS:O	6:DG:57:ALA:N	2.50	0.44
7:DH:152:ARG:NH2	7:DH:153:LYS:HE3	2.32	0.44
9:DM:22:THR:HB	9:DM:25:ARG:HG3	1.99	0.44
10:DN:13:ASN:C	10:DN:15:GLY:H	2.19	0.44
12:DP:57:HIS:CD2	12:DP:116:GLU:O	2.69	0.44
15:DR:98:LYS:HB3	15:DR:100:TYR:CE1	2.52	0.44
17:D2:5:VAL:HB	17:D2:37:VAL:CG1	2.47	0.44
20:DU:19:LYS:HE3	20:DU:71:LYS:HZ1	1.81	0.44
27:D5:20:ARG:HG2	27:D5:23:HIS:CD2	2.52	0.44
1:AA:394:A:C6	1:AA:395:U:N3	2.84	0.44
1:AA:628:G:C6	1:AA:636:G:N2	2.85	0.44
1:AA:752:A:O2'	1:AA:753:C:OP2	2.30	0.44
1:AA:782:A:H5'	1:AA:783:A:C2	2.53	0.44
1:AA:886:C:H2'	1:AA:887:A:C1'	2.47	0.44
1:AA:907:U:C5'	12:AP:23:GLY:O	2.65	0.44
1:AA:1374:G:C6	1:AA:1375:C:C4	3.05	0.44
1:AA:1850:G:H2'	1:AA:1851:U:C6	2.52	0.44
1:AA:2172:U:H5'	1:AA:2173:A:P	2.57	0.44
1:AA:2304:G:O4'	6:AG:132:ASN:HB3	2.17	0.44

Continued on next page...

Continued from previous page...

Atom-1	Atom-2	Interatomic distance (Å)	Clash overlap (Å)
3:AD:72:LYS:HZ2	3:AD:75:ILE:HD12	1.81	0.44
5:AF:65:TRP:CB	5:AF:66:PRO:CD	2.95	0.44
7:AH:83:TYR:HB3	7:AH:135:GLY:H	1.79	0.44
8:AK:20:ASP:C	8:AK:20:ASP:OD2	2.56	0.44
12:AP:2:LEU:CD1	12:AP:69:PHE:HE1	2.30	0.44
12:AP:21:THR:O	12:AP:21:THR:HG23	2.12	0.44
13:A0:34:ILE:HD12	13:A0:34:ILE:HA	1.60	0.44
15:AR:26:ASP:O	15:AR:49:VAL:HG12	2.18	0.44
23:AZ:85:LEU:N	23:AZ:85:LEU:HD22	2.32	0.44
25:AX:6:VAL:HB	25:AX:54:VAL:CG2	2.47	0.44
31:BA:25:C:O2'	31:BA:26:A:H5'	2.17	0.44
31:BA:41:G:C2	31:BA:402:G:C2	3.04	0.44
31:BA:271:C:O2'	31:BA:272:C:H5'	2.17	0.44
31:BA:377:G:P	46:BS:5:ARG:HH11	2.41	0.44
31:BA:437:U:H5''	34:BG:155:LEU:HD22	2.00	0.44
31:BA:484:G:C2'	31:BA:485:G:OP2	2.63	0.44
31:BA:507:C:C5	31:BA:508:C:C6	3.05	0.44
31:BA:1088:G:H1	31:BA:1097:C:N4	2.15	0.44
31:BA:1133:G:C6	31:BA:1142:G:O6	2.71	0.44
31:BA:1316:G:H4'	44:BQ:18:VAL:HG11	1.99	0.44
32:BE:212:GLN:HG3	32:BE:235:SER:HB2	1.99	0.44
35:BH:118:ILE:HG12	35:BH:119:LEU:H	1.80	0.44
37:BJ:72:ARG:HG3	37:BJ:142:GLU:OE1	2.16	0.44
38:BK:91:ARG:HG3	38:BK:91:ARG:NH1	2.24	0.44
39:BL:118:LYS:NZ	39:BL:118:LYS:HB3	2.32	0.44
46:BS:52:ASP:OD2	46:BS:55:ARG:HG2	2.18	0.44
47:BT:45:HIS:NE2	47:BT:47:PRO:HG3	2.32	0.44
51:BX:9:ARG:HH12	51:BX:23:PRO:CD	2.31	0.44
51:BX:9:ARG:HH11	51:BX:22:ARG:HG3	1.81	0.44
52:BB:6:G:O6	52:BB:76:C:N3	2.51	0.44
53:BC:66:C:C2'	53:BC:67:C:H5'	2.47	0.44
52:BD:58:G:C2	52:BD:75:C:C2	3.05	0.44
31:CA:157:G:C6	31:CA:165:C:N3	2.86	0.44
31:CA:425:G:O3'	34:CG:45:GLN:NE2	2.51	0.44
31:CA:448:A:C2	31:CA:449:C:C4	3.05	0.44
31:CA:791:G:C2'	31:CA:792:A:H5'	2.47	0.44
31:CA:830:G:C2	31:CA:857:C:C2	3.04	0.44
31:CA:1130:A:OP2	31:CA:1131:G:OP2	2.36	0.44
32:CE:185:ILE:HG22	32:CE:199:TYR:CB	2.42	0.44
33:CF:22:TRP:CB	33:CF:59:ARG:HB2	2.45	0.44
33:CF:74:GLY:O	33:CF:76:VAL:N	2.49	0.44

Continued on next page...

Continued from previous page...

Atom-1	Atom-2	Interatomic distance (Å)	Clash overlap (Å)
33:CF:134:ILE:HD11	33:CF:153:VAL:CG2	2.47	0.44
34:CG:3:ARG:NE	34:CG:118:ARG:HD3	2.24	0.44
39:CL:127:LYS:HB3	39:CL:128:ARG:HH12	1.83	0.44
41:CN:38:ASN:HA	41:CN:39:PRO:HD3	1.86	0.44
41:CN:48:ILE:HG21	41:CN:63:LEU:HD12	1.99	0.44
43:CP:20:THR:C	43:CP:22:ILE:N	2.70	0.44
43:CP:30:ALA:O	43:CP:32:GLU:N	2.50	0.44
46:CS:48:TRP:O	46:CS:49:LEU:HB2	2.18	0.44
48:CU:23:LYS:O	48:CU:26:LEU:HD22	2.17	0.44
48:CU:87:ARG:HB3	48:CU:88:LYS:H	1.58	0.44
52:CB:13:G:H1'	52:CB:24:G:H1	1.82	0.44
52:CB:37:A:N1	54:C1:20:G:C5	2.85	0.44
1:DA:7:G:C2'	1:DA:8:A:O4'	2.65	0.44
1:DA:20:C:C2	1:DA:521:G:N2	2.85	0.44
1:DA:96:G:C5	1:DA:97:C:C5	3.05	0.44
1:DA:118:A:OP2	1:DA:119:A:H2'	2.18	0.44
1:DA:139:G:N3	1:DA:141:A:N1	2.65	0.44
1:DA:275:G:OP2	1:DA:275:G:H8	2.00	0.44
1:DA:340:A:H2'	1:DA:341:G:H5'	1.99	0.44
1:DA:566:U:O4	17:D2:78:LYS:HE2	2.16	0.44
1:DA:638:G:C6	1:DA:639:U:C4	3.04	0.44
1:DA:663:G:C5	1:DA:664:C:C5	3.05	0.44
1:DA:714:U:O2	1:DA:716:A:C8	2.70	0.44
1:DA:989:G:OP2	25:DX:11:SER:HB3	2.17	0.44
1:DA:1434:A:O2'	1:DA:1435:G:H5'	2.17	0.44
1:DA:1443:G:C8	1:DA:1443:G:H5'	2.53	0.44
1:DA:1695:G:N7	3:DD:14:ARG:NH2	2.66	0.44
1:DA:2208:U:O2'	1:DA:2209:C:H5'	2.17	0.44
1:DA:2300:G:O2'	1:DA:2301:C:H5'	2.18	0.44
1:DA:2307:G:O6	6:DG:42:GLY:C	2.56	0.44
1:DA:2468:G:H3'	1:DA:2476:A:H2	1.73	0.44
1:DA:2517:C:C6	1:DA:2542:A:C2	3.05	0.44
2:DB:109:G:C4	2:DB:110:G:C8	3.06	0.44
5:DF:39:TRP:CD1	5:DF:99:TYR:CE2	3.03	0.44
11:DO:6:LEU:HB3	11:DO:7:ARG:H	1.54	0.44
20:DU:77:PRO:O	20:DU:78:ALA:CB	2.64	0.44
21:DV:37:VAL:O	21:DV:38:TYR:HB3	2.17	0.44
21:DV:124:ILE:HD12	21:DV:125:LEU:H	1.82	0.44
25:DX:19:GLN:O	25:DX:22:ALA:HB3	2.17	0.44
29:D7:10:ARG:O	29:D7:14:LYS:HB2	2.18	0.44
1:AA:116:C:C2'	1:AA:117:G:O5'	2.65	0.44

Continued on next page...

Continued from previous page...

Atom-1	Atom-2	Interatomic distance (Å)	Clash overlap (Å)
1:AA:271(A):C:H1'	1:AA:272:G:H1'	1.98	0.44
1:AA:643:A:C2	1:AA:644:A:C4	3.05	0.44
1:AA:814:C:O2'	1:AA:815:C:H5'	2.17	0.44
1:AA:878:A:N6	1:AA:900:A:C8	2.86	0.44
1:AA:1027:A:C6	1:AA:1126:A:C4	3.06	0.44
1:AA:1047:G:C6	1:AA:1110:G:N7	2.84	0.44
1:AA:1064:C:H42	1:AA:1074:G:H1	1.63	0.44
1:AA:1166:C:O2	1:AA:1184:G:C2	2.71	0.44
1:AA:1404:C:O2'	1:AA:1405:U:H5'	2.17	0.44
1:AA:1419:A:C8	1:AA:1421:G:C6	3.06	0.44
1:AA:1651:G:N2	1:AA:2007:C:C2	2.85	0.44
1:AA:1771:C:O2'	1:AA:1786:A:H8	2.00	0.44
1:AA:1939:U:OP1	1:AA:2604:U:O2'	2.32	0.44
1:AA:2156:G:C5	1:AA:2157:G:N2	2.85	0.44
1:AA:2330:G:H2'	1:AA:2331:G:O4'	2.17	0.44
1:AA:2373:G:H1	1:AA:2380:C:N4	2.12	0.44
1:AA:2536:G:C5	1:AA:2537:U:C4	3.06	0.44
1:AA:2656:U:O2	1:AA:2656:U:H2'	2.16	0.44
1:AA:2723:C:C2'	1:AA:2724:C:O5'	2.64	0.44
5:AF:28:ILE:HG22	5:AF:112:MET:HB3	1.98	0.44
5:AF:150:GLY:HA2	5:AF:172:TRP:CD2	2.53	0.44
7:AH:38:SER:HB2	7:AH:64:LEU:HD13	1.99	0.44
9:AM:22:THR:O	9:AM:61:ARG:O	2.36	0.44
11:AO:77:ARG:HB2	11:AO:78:PRO:HD2	1.98	0.44
14:AQ:42:ASP:O	14:AQ:43:GLU:CB	2.64	0.44
15:AR:119:LYS:HB2	31:BA:1443:G:N2	2.33	0.44
16:A1:80:ILE:O	16:A1:80:ILE:CG2	2.66	0.44
17:A2:47:VAL:HG22	17:A2:48:GLY:H	1.80	0.44
18:AS:110:LYS:O	18:AS:111:HIS:C	2.55	0.44
20:AU:52:SER:CB	20:AU:53:PRO:HD3	2.37	0.44
21:AV:150:LEU:HD23	21:AV:151:HIS:N	2.32	0.44
21:AV:155:LEU:O	21:AV:157:LEU:N	2.50	0.44
21:AV:158:PRO:CB	21:AV:159:PRO:HD2	2.46	0.44
22:A3:40:GLN:OE1	22:A3:44:ARG:HB3	2.18	0.44
23:AZ:46:LEU:HD12	23:AZ:46:LEU:HA	1.80	0.44
26:A4:40:HIS:H	26:A4:41:PRO:HD2	1.80	0.44
28:A6:25:LYS:HB2	30:A8:34:TRP:NE1	2.32	0.44
28:A6:30:THR:O	28:A6:30:THR:HG23	2.18	0.44
31:BA:115:G:H1'	31:BA:116:A:N7	2.33	0.44
31:BA:316:G:C2	31:BA:338:A:C2	3.06	0.44
31:BA:458:C:H2'	31:BA:464:G:H8	1.82	0.44

Continued on next page...

Continued from previous page...

Atom-1	Atom-2	Interatomic distance (Å)	Clash overlap (Å)
31:BA:539:A:OP1	42:BO:114:LYS:HE2	2.16	0.44
31:BA:591:U:C2	31:BA:592:G:C8	3.04	0.44
31:BA:693:G:H2'	31:BA:694:A:C8	2.52	0.44
31:BA:762:C:O5'	31:BA:762:C:H6	2.00	0.44
31:BA:945:G:C2	31:BA:1337:G:C2	3.05	0.44
31:BA:1019:C:H2'	31:BA:1020:U:O4'	2.16	0.44
31:BA:1119:C:H2'	31:BA:1120:G:O4'	2.18	0.44
31:BA:1151:A:N6	31:BA:1152:A:C6	2.85	0.44
31:BA:1167:A:OP1	31:BA:1167:A:H8	1.99	0.44
31:BA:1346:A:OP1	39:BL:120:ARG:NH1	2.50	0.44
32:BE:5:ILE:HG13	32:BE:6:THR:H	1.82	0.44
32:BE:17:PHE:HA	32:BE:42:ILE:CG2	2.47	0.44
32:BE:141:GLU:O	32:BE:145:LEU:HD23	2.16	0.44
32:BE:235:SER:C	32:BE:237:ALA:N	2.71	0.44
38:BK:102:ARG:CD	38:BK:102:ARG:H	2.31	0.44
42:BO:105:TYR:O	42:BO:107:ALA:N	2.50	0.44
43:BP:20:THR:C	43:BP:22:ILE:N	2.67	0.44
45:BR:76:GLU:C	45:BR:78:TYR:N	2.71	0.44
31:CA:56:U:O2'	31:CA:57:G:H5'	2.17	0.44
31:CA:109:A:H5'	31:CA:110:C:C5	2.51	0.44
31:CA:426:G:H2'	31:CA:427:U:H6	1.81	0.44
31:CA:889:A:H4'	31:CA:890:G:OP1	2.17	0.44
31:CA:1134:G:C2'	31:CA:1135:U:H5'	2.48	0.44
31:CA:1219:U:OP1	44:CQ:19:ARG:NH1	2.42	0.44
31:CA:1226:C:OP2	43:CP:103:THR:OG1	2.27	0.44
33:CF:152:ILE:HG22	33:CF:167:TRP:CB	2.47	0.44
33:CF:152:ILE:HG13	33:CF:199:LYS:HB2	2.00	0.44
38:CK:109:ILE:CG1	38:CK:110:ALA:N	2.80	0.44
39:CL:111:ARG:CB	39:CL:113:LYS:HE2	2.41	0.44
40:CM:64:GLU:HG2	44:CQ:59:ALA:HB2	1.99	0.44
42:CO:30:ALA:HB1	42:CO:31:PRO:HD2	1.98	0.44
43:CP:70:LEU:HD22	43:CP:74:VAL:HG23	1.99	0.44
44:CQ:43:CYS:HA	44:CQ:46:GLU:HB2	1.98	0.44
46:CS:34:GLU:CD	46:CS:55:ARG:HH11	2.21	0.44
47:CT:22:LEU:HD12	47:CT:23:VAL:N	2.32	0.44
48:CU:22:VAL:HG12	48:CU:55:ARG:O	2.18	0.44
49:CV:31:ILE:HG23	49:CV:49:ILE:HG23	1.99	0.44
53:CC:59:A:H4'	53:CC:60:A:OP1	2.16	0.44
1:DA:65:C:H4'	19:DT:69:TYR:HD1	1.81	0.44
1:DA:171:G:H2'	1:DA:172:C:C6	2.52	0.44
1:DA:383:U:O2	1:DA:385:C:N4	2.50	0.44

Continued on next page...

Continued from previous page...

Atom-1	Atom-2	Interatomic distance (Å)	Clash overlap (Å)
1:DA:719:C:O5'	1:DA:719:C:H6	2.00	0.44
1:DA:844:C:N4	1:DA:845:G:N2	2.64	0.44
1:DA:1142(A):A:N7	1:DA:1144:G:C6	2.86	0.44
1:DA:1152:C:O2'	1:DA:1153:C:H5'	2.16	0.44
1:DA:1392:A:C6	1:DA:1393:A:C6	3.06	0.44
1:DA:2271:G:C6	1:DA:2272:U:C4	3.06	0.44
1:DA:2630:G:H1'	1:DA:2894:G:C8	2.53	0.44
1:DA:2885:C:H2'	1:DA:2886:G:O5'	2.18	0.44
56:DA:3398:OHX:N1	56:DA:3445:OHX:N2	2.65	0.44
3:DD:3:VAL:HG12	3:DD:3:VAL:O	2.16	0.44
3:DD:267:SER:C	3:DD:269:PHE:N	2.70	0.44
5:DF:54:ARG:HG3	5:DF:54:ARG:NH1	2.32	0.44
5:DF:123:LEU:O	5:DF:124:LEU:C	2.55	0.44
7:DH:138:LYS:CA	7:DH:141:VAL:HB	2.48	0.44
18:DS:7:ALA:HB1	18:DS:10:VAL:HG21	1.98	0.44
20:DU:52:SER:N	20:DU:53:PRO:CD	2.80	0.44
21:DV:97:GLU:HA	21:DV:126:VAL:O	2.17	0.44
21:DV:165:VAL:HG23	21:DV:166:SER:H	1.82	0.44
26:D4:29:PRO:C	26:D4:30:GLU:HG3	2.37	0.44
30:D8:32:LEU:O	30:D8:33:ASN:HB2	2.17	0.44
30:D8:49:VAL:CG1	30:D8:50:LEU:H	2.30	0.44
1:AA:311:A:N1	1:AA:328:U:C4	2.86	0.44
1:AA:526:A:N6	1:AA:2626:C:H4'	2.33	0.44
1:AA:690:G:H2'	1:AA:691:C:C6	2.53	0.44
1:AA:738:G:C6	1:AA:739:G:C2	3.06	0.44
1:AA:1389:G:H2'	1:AA:1390:U:H6	1.82	0.44
1:AA:1643:G:C2'	1:AA:1644:C:O5'	2.65	0.44
1:AA:2393:A:C5'	11:AO:62:LEU:HB3	2.41	0.44
1:AA:2548:G:H2'	1:AA:2549:G:O5'	2.17	0.44
4:AE:7:VAL:O	4:AE:7:VAL:HG23	2.17	0.44
4:AE:107:THR:O	4:AE:190:GLY:CA	2.66	0.44
5:AF:7:TYR:HA	5:AF:22:ALA:O	2.18	0.44
6:AG:91:ARG:HD2	6:AG:92:VAL:N	2.32	0.44
7:AH:139:GLN:OE1	7:AH:139:GLN:O	2.34	0.44
10:AN:107:ARG:O	10:AN:108:GLU:C	2.56	0.44
11:AO:71:VAL:HG13	11:AO:72:PRO:HD3	1.99	0.44
12:AP:104:PHE:O	12:AP:105:GLU:CB	2.63	0.44
12:AP:109:VAL:HG22	12:AP:110:THR:N	2.31	0.44
13:A0:35:THR:OG1	13:A0:113:LEU:HD12	2.17	0.44
14:AQ:15:ARG:HG3	14:AQ:19:LYS:HD2	2.00	0.44
16:A1:28:ARG:HG2	16:A1:38:THR:OG1	2.17	0.44

Continued on next page...

Continued from previous page...

Atom-1	Atom-2	Interatomic distance (Å)	Clash overlap (Å)
18:AS:55:ALA:O	18:AS:58:ALA:N	2.49	0.44
20:AU:17:SER:OG	20:AU:71:LYS:CD	2.65	0.44
20:AU:92:ASN:OD1	20:AU:92:ASN:N	2.49	0.44
23:AZ:92:LYS:HA	23:AZ:95:LEU:CB	2.46	0.44
31:BA:16:A:O2'	31:BA:17:U:H5'	2.17	0.44
31:BA:195:A:N7	31:BA:196:A:C6	2.85	0.44
31:BA:243:A:H4'	31:BA:244:U:C5'	2.45	0.44
31:BA:428:G:C5	31:BA:430:A:C6	3.05	0.44
31:BA:507:C:C6	31:BA:508:C:C6	3.05	0.44
31:BA:827:U:C5	31:BA:872:A:N1	2.85	0.44
31:BA:1007:C:C3'	31:BA:1008:C:H5''	2.48	0.44
31:BA:1025:U:O2'	31:BA:1026:G:O4'	2.35	0.44
31:BA:1171:G:O2'	31:BA:1172:C:H5'	2.17	0.44
31:BA:1254:C:H42	31:BA:1283:G:H1	1.66	0.44
31:BA:1327:C:H5''	51:BX:20:LYS:HB3	2.00	0.44
31:BA:1375:A:C4	31:BA:1376:U:C6	3.06	0.44
32:BE:163:PHE:HD2	32:BE:185:ILE:HG13	1.82	0.44
33:BF:62:ASP:N	33:BF:62:ASP:OD1	2.49	0.44
35:BH:82:VAL:HG12	35:BH:83:GLU:N	2.31	0.44
35:BH:127:ASN:OD1	35:BH:128:PRO:HD2	2.18	0.44
36:BI:79:LEU:HD23	36:BI:79:LEU:HA	1.68	0.44
38:BK:74:PRO:O	38:BK:75:ARG:C	2.56	0.44
38:BK:91:ARG:HB2	42:BO:7:ILE:HG21	1.98	0.44
40:BM:34:VAL:HG13	40:BM:73:ASP:O	2.17	0.44
40:BM:90:LEU:N	40:BM:91:PRO:CD	2.81	0.44
40:BM:94:VAL:HG12	40:BM:95:GLU:H	1.83	0.44
47:BT:90:ILE:O	47:BT:91:ARG:C	2.56	0.44
50:BW:14:LYS:O	50:BW:18:GLN:HG2	2.16	0.44
52:BD:43:G:C2'	52:BD:44:C:H5'	2.47	0.44
31:CA:124:G:H4'	31:CA:291:C:O2'	2.17	0.44
31:CA:241:C:O2'	31:CA:242:C:H5'	2.18	0.44
31:CA:807:A:N6	31:CA:808:C:N4	2.65	0.44
31:CA:953:G:N7	31:CA:954:G:N7	2.65	0.44
31:CA:1004:A:H8	31:CA:1036:G:C2	2.36	0.44
31:CA:1008:C:N3	31:CA:1021:G:O6	2.51	0.44
31:CA:1141:C:C2'	31:CA:1142:G:H5'	2.47	0.44
31:CA:1272:G:C2	31:CA:1273:G:C4	3.06	0.44
32:CE:195:ASP:O	38:CK:74:PRO:HG3	2.17	0.44
32:CE:198:ASP:N	32:CE:198:ASP:OD2	2.50	0.44
33:CF:130:VAL:O	33:CF:134:ILE:HG12	2.17	0.44
34:CG:127:THR:HG21	34:CG:149:ALA:HB2	1.99	0.44

Continued on next page...

Continued from previous page...

Atom-1	Atom-2	Interatomic distance (Å)	Clash overlap (Å)
36:CI:62:TRP:CE2	48:CU:35:ARG:NH2	2.86	0.44
37:CJ:144:MET:HE1	52:CD:31:G:H21	1.83	0.44
40:CM:5:ARG:HB3	40:CM:99:LYS:O	2.18	0.44
42:CO:24:VAL:CG1	42:CO:26:ALA:HB2	2.47	0.44
42:CO:117:ARG:NH2	42:CO:124:LYS:CB	2.80	0.44
46:CS:18:ARG:HH11	46:CS:35:LYS:HE3	1.82	0.44
49:CV:41:VAL:O	49:CV:43:GLU:N	2.49	0.44
51:CX:18:TYR:CE2	51:CX:22:ARG:HD3	2.52	0.44
1:DA:155:C:C2	1:DA:171:G:N2	2.81	0.44
1:DA:240:G:C6	1:DA:241:A:C6	3.06	0.44
1:DA:288:C:H2'	1:DA:289:A:C8	2.53	0.44
1:DA:380:U:H4'	23:DZ:16:ASN:O	2.18	0.44
1:DA:458:G:C8	29:D7:37:LYS:HG2	2.52	0.44
1:DA:492:A:H2'	1:DA:493:G:O4'	2.17	0.44
1:DA:1953:A:H2	1:DA:2549:G:H2'	1.83	0.44
1:DA:2211:G:C2'	1:DA:2211:G:N3	2.79	0.44
1:DA:2212:A:H1'	1:DA:2215:G:C4	2.50	0.44
1:DA:2213:U:H6	1:DA:2213:U:H3'	1.81	0.44
1:DA:2271:G:OP1	22:D3:18:ALA:CB	2.64	0.44
1:DA:2734:A:H2'	1:DA:2735:G:H5'	2.00	0.44
2:DB:98:G:N7	56:DB:210:OHX:N1	2.64	0.44
3:DD:32:SER:O	3:DD:33:LEU:CB	2.62	0.44
4:DE:60:ASN:O	4:DE:62:PRO:HD2	2.17	0.44
4:DE:68:ALA:C	4:DE:70:ALA:N	2.71	0.44
5:DF:161:GLU:O	5:DF:165:ARG:HG3	2.17	0.44
6:DG:55:LYS:C	6:DG:57:ALA:H	2.20	0.44
6:DG:83:ARG:H	6:DG:86:MET:HE3	1.83	0.44
7:DH:19:VAL:HG12	7:DH:20:ALA:N	2.21	0.44
19:DT:44:GLU:OE1	19:DT:50:LYS:O	2.35	0.44
19:DT:87:GLN:HE21	19:DT:87:GLN:HB3	1.48	0.44
26:D4:32:TYR:HB3	26:D4:33:VAL:H	1.57	0.44
27:D5:36:CYS:HB3	27:D5:37:LYS:H	1.51	0.44
1:AA:27:G:C4	1:AA:512:G:C2	3.05	0.44
1:AA:28:A:C4	1:AA:29:U:C6	3.06	0.44
1:AA:274:G:OP1	1:AA:274:G:C4	2.70	0.44
1:AA:646:A:H2'	1:AA:647:G:O5'	2.17	0.44
1:AA:888:C:H2'	1:AA:889:C:O2	2.17	0.44
1:AA:1061:U:N3	1:AA:1063:G:OP1	2.50	0.44
1:AA:1414:G:O2'	1:AA:1415:U:H5'	2.18	0.44
1:AA:1540:G:H2'	1:AA:1541:U:H6	1.83	0.44
1:AA:1884:A:H2'	1:AA:1885:A:O4'	2.18	0.44

Continued on next page...

Continued from previous page...

Atom-1	Atom-2	Interatomic distance (Å)	Clash overlap (Å)
1:AA:1902:C:OP1	3:AD:242:ARG:HD3	2.16	0.44
1:AA:2100:G:N3	1:AA:2100:G:H2'	2.32	0.44
1:AA:2262:U:H4'	1:AA:2328:A:C2	2.53	0.44
1:AA:2584:U:O2	1:AA:2584:U:O4'	2.34	0.44
1:AA:2607:G:H2'	1:AA:2608:G:O4'	2.17	0.44
1:AA:2840:C:O2'	1:AA:2841:C:H5'	2.18	0.44
2:AB:8:U:O2'	14:AQ:40:ILE:HD12	2.18	0.44
4:AE:92:THR:C	4:AE:94:GLU:N	2.69	0.44
7:AH:26:VAL:HG21	7:AH:75:ALA:HB1	1.99	0.44
7:AH:58:GLU:C	7:AH:60:ARG:N	2.67	0.44
8:AK:52:ARG:C	8:AK:54:GLN:H	2.21	0.44
9:AM:137:LYS:HD2	9:AM:137:LYS:HA	1.53	0.44
10:AN:7:TYR:HE1	10:AN:20:MET:CE	2.30	0.44
17:A2:47:VAL:HG13	17:A2:48:GLY:H	1.82	0.44
21:AV:54:HIS:O	21:AV:55:HIS:ND1	2.48	0.44
22:A3:27:GLU:OE1	22:A3:69:PHE:N	2.33	0.44
23:AZ:58:ILE:HD12	23:AZ:58:ILE:N	2.32	0.44
30:A8:57:ARG:HH11	30:A8:57:ARG:HB3	1.82	0.44
31:BA:60:A:P	31:BA:60:A:H8	2.40	0.44
31:BA:96:G:N1	31:BA:97:U:O2	2.50	0.44
31:BA:467:G:N1	31:BA:468:A:C2	2.86	0.44
31:BA:773:G:C2	31:BA:774:G:C4	3.06	0.44
31:BA:892:A:H61	31:BA:906:G:H1'	1.82	0.44
31:BA:939:G:C6	31:BA:940:C:C4	3.05	0.44
31:BA:940:C:C2	31:BA:941:G:C8	3.06	0.44
31:BA:951:G:C6	31:BA:1231:G:C6	3.06	0.44
31:BA:1092:A:C2	31:BA:1183:A:C2	3.05	0.44
33:BF:206:GLU:OE2	33:BF:206:GLU:O	2.35	0.44
36:BI:81:ILE:HG22	36:BI:81:ILE:O	2.18	0.44
37:BJ:16:LEU:HD11	39:BL:45:ALA:HB2	1.98	0.44
37:BJ:58:PRO:O	37:BJ:61:VAL:N	2.50	0.44
37:BJ:156:TRP:N	37:BJ:156:TRP:CD1	2.85	0.44
43:BP:25:ILE:HD11	43:BP:60:VAL:HG11	1.98	0.44
43:BP:66:LEU:O	43:BP:67:GLU:C	2.54	0.44
47:BT:67:LYS:O	47:BT:67:LYS:HG2	2.16	0.44
48:BU:34:TYR:HB3	48:BU:69:THR:HG23	1.98	0.44
50:BW:71:THR:CG2	50:BW:72:LEU:H	2.31	0.44
31:CA:57:G:C5	31:CA:58:C:C5	3.05	0.44
31:CA:87:A:C6	31:CA:88:C:C5	3.06	0.44
31:CA:210:U:OP1	31:CA:210:U:O4'	2.35	0.44
31:CA:613:C:C6	31:CA:613:C:C3'	3.01	0.44

Continued on next page...

Continued from previous page...

Atom-1	Atom-2	Interatomic distance (Å)	Clash overlap (Å)
31:CA:613:C:H3'	31:CA:613:C:H6	1.82	0.44
31:CA:632:A:H4'	31:CA:633:G:O5'	2.18	0.44
31:CA:652:U:C5	31:CA:752:G:N3	2.84	0.44
31:CA:827:U:H3	31:CA:872:A:N6	2.11	0.44
31:CA:1368:G:O2'	31:CA:1369:C:H5'	2.18	0.44
31:CA:1399:C:C2	31:CA:1401:G:C5	3.05	0.44
32:CE:52:GLU:HG2	32:CE:56:ARG:NH2	2.33	0.44
35:CH:139:LEU:C	35:CH:141:GLN:N	2.68	0.44
38:CK:101:PRO:HG2	38:CK:133:LEU:HD11	1.99	0.44
39:CL:18:PHE:O	39:CL:62:TYR:N	2.47	0.44
41:CN:54:ARG:NH1	41:CN:54:ARG:HB3	2.32	0.44
45:CR:76:GLU:HG3	45:CR:77:ARG:N	2.33	0.44
52:CB:52:G:C2'	52:CB:53:A:O4'	2.64	0.44
52:CB:67:A:N6	52:CB:70:C:C1'	2.74	0.44
52:CD:14:A:C3'	52:CD:15:G:H5''	2.41	0.44
52:CD:67:A:H4'	52:CD:68:A:OP2	2.14	0.44
1:DA:712:G:C2	1:DA:720:C:C2	3.06	0.44
1:DA:861:A:N3	2:DB:79:C:O2'	2.51	0.44
1:DA:994:C:H1'	17:D2:10:LYS:HE2	2.00	0.44
1:DA:1016:G:H2'	1:DA:1017:G:O4'	2.16	0.44
1:DA:1160:G:C6	1:DA:1161:C:N4	2.86	0.44
1:DA:1605:C:H5'	1:DA:1610:A:N6	2.32	0.44
1:DA:1788:C:O2'	1:DA:1789:A:H5'	2.17	0.44
1:DA:2080:G:O2'	1:DA:2081:C:H5'	2.18	0.44
1:DA:2271:G:H8	1:DA:2271:G:O5'	1.99	0.44
1:DA:2417:C:H2'	1:DA:2418:A:H8	1.83	0.44
1:DA:2469:A:OP1	1:DA:2469:A:H4'	2.17	0.44
1:DA:2681:C:H5	1:DA:2725:A:N6	2.05	0.44
1:DA:2791:C:C2	1:DA:2893:G:C6	3.05	0.44
2:DB:85:G:C2	2:DB:86:G:C8	3.05	0.44
4:DE:28:ALA:HB3	4:DE:93:VAL:HG23	1.99	0.44
4:DE:36:ARG:HG2	4:DE:85:ASN:HD21	1.82	0.44
5:DF:180:GLY:O	5:DF:181:LEU:C	2.53	0.44
6:DG:172:LEU:O	6:DG:176:LEU:HD12	2.18	0.44
11:DO:112:LEU:HD13	11:DO:127:ALA:CB	2.48	0.44
16:D1:74:LEU:HD22	16:D1:79:PHE:CA	2.48	0.44
17:D2:49:THR:CB	17:D2:50:PRO:CD	2.90	0.44
18:DS:29:LEU:HD21	18:DS:33:ARG:NH2	2.32	0.44
21:DV:23:LYS:HE2	21:DV:40:ASP:OD2	2.18	0.44
21:DV:73:GLN:O	21:DV:86:VAL:HG13	2.18	0.44
21:DV:139:VAL:CG2	21:DV:155:LEU:HD22	2.47	0.44

Continued on next page...

Continued from previous page...

Atom-1	Atom-2	Interatomic distance (Å)	Clash overlap (Å)
24:DW:35:LEU:HD23	24:DW:53:LEU:HD12	1.98	0.44
30:D8:30:ARG:C	30:D8:31:HIS:CD2	2.91	0.44
1:AA:36:G:C5	1:AA:37:C:C5	3.06	0.44
1:AA:172:C:H2'	1:AA:173:G:C8	2.52	0.44
1:AA:229:A:H1'	1:AA:230:U:OP2	2.18	0.44
1:AA:304:G:C4	1:AA:305:U:C6	3.06	0.44
1:AA:612:G:H2'	1:AA:613:U:O2	2.18	0.44
1:AA:880:G:HO2'	1:AA:881:G:P	2.33	0.44
1:AA:945:A:H4'	1:AA:946:G:OP2	2.13	0.44
1:AA:973:A:O4'	1:AA:1188:U:C6	2.71	0.44
1:AA:998:C:H2'	1:AA:999:U:O4'	2.18	0.44
1:AA:1063:G:H2'	1:AA:1064:C:O4'	2.18	0.44
1:AA:1081:U:H2'	1:AA:1082:U:C1'	2.47	0.44
1:AA:1489:U:O2	1:AA:1489:U:H2'	2.18	0.44
1:AA:1577:C:H2'	1:AA:1578:U:C1'	2.47	0.44
1:AA:1825:A:OP1	3:AD:249:PRO:HD3	2.18	0.44
1:AA:1833:U:C2	1:AA:1834:U:C5	3.06	0.44
1:AA:2110:G:C2	1:AA:2120:G:H1'	2.53	0.44
1:AA:2276:G:C2	1:AA:2277:G:C8	3.06	0.44
1:AA:2277:G:OP1	12:AP:86:GLY:C	2.55	0.44
1:AA:2838:G:C4	1:AA:2839:G:C8	3.06	0.44
3:AD:79:VAL:HG22	3:AD:95:LEU:HB3	1.99	0.44
4:AE:116:VAL:HG13	4:AE:122:PHE:HB2	1.99	0.44
4:AE:188:VAL:HA	4:AE:189:PRO:HD3	1.76	0.44
5:AF:192:LEU:HD23	5:AF:193:VAL:N	2.33	0.44
7:AH:25:LYS:HE2	7:AH:34:GLU:OE2	2.18	0.44
7:AH:152:ARG:C	7:AH:153:LYS:HD2	2.38	0.44
14:AQ:66:ALA:CA	14:AQ:69:VAL:HG12	2.35	0.44
21:AV:1:MET:O	21:AV:1:MET:HE2	2.18	0.44
21:AV:62:PRO:C	21:AV:64:GLY:HA2	2.38	0.44
31:BA:492:G:C5	31:BA:493:G:C8	3.05	0.44
31:BA:719:C:C5	31:BA:720:C:C4	3.04	0.44
31:BA:825:G:O2'	31:BA:826:C:H5'	2.18	0.44
31:BA:937:A:C5	31:BA:938:A:N7	2.85	0.44
31:BA:988:G:N2	31:BA:1218:C:O2	2.51	0.44
31:BA:1028:C:C2	31:BA:1034:G:N3	2.86	0.44
31:BA:1154:G:O2'	31:BA:1155:G:H5'	2.18	0.44
33:BF:29:TYR:O	33:BF:30:ARG:C	2.55	0.44
33:BF:55:VAL:HG12	33:BF:55:VAL:O	2.17	0.44
34:BG:148:VAL:HG12	34:BG:149:ALA:N	2.32	0.44
34:BG:200:GLU:N	34:BG:200:GLU:OE1	2.50	0.44

Continued on next page...

Continued from previous page...

Atom-1	Atom-2	Interatomic distance (Å)	Clash overlap (Å)
35:BH:71:LEU:HD11	35:BH:114:GLY:HA3	2.00	0.44
49:BV:40:ILE:HD11	49:BV:62:ILE:HG23	2.00	0.44
50:BW:94:ALA:O	50:BW:95:ALA:HB3	2.17	0.44
52:BD:44:C:O2'	52:BD:45:C:H5'	2.18	0.44
31:CA:145:G:H2'	31:CA:146:G:O4'	2.18	0.44
31:CA:375:U:OP1	46:CS:69:THR:OG1	2.27	0.44
31:CA:652:U:C2'	31:CA:653:A:H5''	2.45	0.44
31:CA:657:G:C2'	31:CA:658:G:H5'	2.47	0.44
31:CA:737:A:C2'	36:CI:73:ASN:HD21	2.30	0.44
31:CA:882:C:O2'	31:CA:883:C:H5'	2.17	0.44
31:CA:1023:G:C6	31:CA:1024:G:C8	3.05	0.44
31:CA:1054:C:N4	52:CB:35:G:C4	2.86	0.44
31:CA:1176:A:C2'	31:CA:1177:G:C5'	2.87	0.44
31:CA:1286:A:H2	51:CX:18:TYR:HH	1.65	0.44
32:CE:130:ARG:HA	32:CE:131:PRO:HD2	1.89	0.44
34:CG:101:LEU:HA	34:CG:101:LEU:HD12	1.75	0.44
34:CG:178:VAL:C	34:CG:180:GLY:N	2.71	0.44
35:CH:103:GLY:C	35:CH:106:PRO:HD2	2.38	0.44
37:CJ:68:ASN:O	37:CJ:135:VAL:HG22	2.17	0.44
39:CL:4:TYR:HB2	39:CL:19:LEU:HB2	2.00	0.44
40:CM:4:ILE:HG23	40:CM:100:THR:HG22	2.00	0.44
44:CQ:4:LYS:C	44:CQ:6:LEU:N	2.71	0.44
45:CR:82:ILE:HD11	45:CR:87:ILE:C	2.38	0.44
49:CV:9:VAL:CG1	49:CV:10:PHE:N	2.80	0.44
1:DA:92:G:C6	1:DA:93:C:C4	3.06	0.44
1:DA:270(E):G:O2'	1:DA:270(F):U:H5'	2.17	0.44
1:DA:274:G:OP1	1:DA:274:G:O4'	2.35	0.44
1:DA:379:G:C6	1:DA:396:G:C6	3.06	0.44
1:DA:659:C:H4'	5:DF:100:THR:O	2.17	0.44
1:DA:838:C:O2'	1:DA:839:U:H5'	2.18	0.44
1:DA:846:C:C4	1:DA:847:U:O4	2.71	0.44
1:DA:1475:G:C2	1:DA:1519:G:C2	3.05	0.44
1:DA:1488:G:C6	1:DA:1489:U:C2	3.05	0.44
1:DA:1731:G:O2'	1:DA:1732:A:H5'	2.17	0.44
1:DA:1845:G:H2'	1:DA:1846:G:H5'	2.00	0.44
1:DA:2300:G:C2'	1:DA:2301:C:H5'	2.48	0.44
1:DA:2483:C:O2	1:DA:2483:C:H2'	2.18	0.44
1:DA:2615:U:H2'	1:DA:2616:C:H6	1.83	0.44
1:DA:2854:G:C2	1:DA:2864:G:N3	2.86	0.44
1:DA:2893:G:OP2	1:DA:2893:G:C8	2.70	0.44
2:DB:66:A:C2	2:DB:108:C:C5	3.06	0.44

Continued on next page...

Continued from previous page...

Atom-1	Atom-2	Interatomic distance (Å)	Clash overlap (Å)
3:DD:35:LYS:HB3	3:DD:63:ARG:HA	1.99	0.44
3:DD:149:PRO:O	3:DD:150:LYS:HB2	2.18	0.44
5:DF:96:ASP:OD1	5:DF:98:SER:HB3	2.18	0.44
5:DF:132:VAL:HG13	5:DF:133:ASN:OD1	2.17	0.44
5:DF:157:VAL:O	5:DF:194:MET:HA	2.18	0.44
7:DH:89:ILE:O	7:DH:89:ILE:HG12	2.17	0.44
8:DK:46:ALA:O	8:DK:49:ALA:HB3	2.17	0.44
12:DP:132:VAL:CG2	12:DP:133:ARG:H	2.27	0.44
17:D2:75:PHE:CD1	17:D2:75:PHE:O	2.70	0.44
20:DU:88:LYS:O	20:DU:90:LEU:N	2.44	0.44
20:DU:88:LYS:HA	20:DU:88:LYS:HD3	1.67	0.44
21:DV:157:LEU:C	21:DV:161:VAL:HG21	2.38	0.44
30:D8:14:VAL:CG1	30:D8:15:LYS:N	2.80	0.44
1:AA:648:G:O2'	1:AA:649:G:H5'	2.17	0.44
1:AA:861:A:N3	2:AB:79:C:O2'	2.48	0.44
1:AA:1050:A:C8	1:AA:2751:G:C8	3.06	0.44
1:AA:1138:G:N2	9:AM:106:MET:HE3	2.33	0.44
1:AA:1175:U:O2	1:AA:1175:U:C2'	2.64	0.44
1:AA:1343:G:H2'	1:AA:1384:A:C2	2.52	0.44
1:AA:1509:C:H2'	1:AA:1510:A:OP1	2.18	0.44
1:AA:1729:A:N6	1:AA:1731:G:C2	2.86	0.44
1:AA:1864:U:H5''	1:AA:2410:G:O2'	2.18	0.44
1:AA:1906:G:C8	1:AA:1929:G:H2'	2.52	0.44
1:AA:2311:A:HO2'	6:AG:88:ILE:HG21	1.81	0.44
1:AA:2314:C:H5''	6:AG:38:VAL:HG11	2.00	0.44
2:AB:95:U:C2	2:AB:96:G:C8	3.06	0.44
3:AD:44:ASN:HB3	3:AD:48:ARG:O	2.17	0.44
6:AG:33:ARG:H	6:AG:162:THR:HG23	1.83	0.44
6:AG:47:LYS:HD2	6:AG:81:LYS:HB2	1.99	0.44
8:AK:5:LEU:HA	8:AK:36:ALA:HB2	2.00	0.44
13:A0:4:LEU:HD23	13:A0:4:LEU:H	1.83	0.44
19:AT:68:ARG:HD2	19:AT:69:TYR:CE1	2.53	0.44
20:AU:35:TYR:CE1	20:AU:69:ALA:HB3	2.53	0.44
21:AV:7:ALA:HB2	21:AV:59:LEU:HD23	2.00	0.44
31:BA:134:A:H1'	31:BA:325:A:C5	2.53	0.44
31:BA:173:U:N3	31:BA:197:A:N1	2.66	0.44
31:BA:199:G:O6	31:BA:218:C:N4	2.51	0.44
31:BA:376:G:H5''	46:BS:5:ARG:CD	2.46	0.44
31:BA:516:U:C4	31:BA:517:G:C6	3.05	0.44
31:BA:1071:C:H2'	31:BA:1072:G:C8	2.51	0.44
31:BA:1182:G:C4'	31:BA:1183:A:H5''	2.43	0.44

Continued on next page...

Continued from previous page...

Atom-1	Atom-2	Interatomic distance (Å)	Clash overlap (Å)
31:BA:1213:A:N6	31:BA:1215:G:N3	2.66	0.44
31:BA:1318:A:OP1	49:BV:10:PHE:CE2	2.69	0.44
31:BA:1372:U:H2'	31:BA:1373:G:O5'	2.18	0.44
31:BA:1373:G:C5'	37:BJ:36:LYS:HB2	2.47	0.44
34:BG:162:LEU:HD13	34:BG:181:MET:HG2	2.00	0.44
37:BJ:146:GLU:O	37:BJ:149:ARG:CB	2.66	0.44
41:BN:38:ASN:HA	41:BN:39:PRO:HD3	1.81	0.44
44:BQ:6:LEU:C	44:BQ:23:ARG:HH21	2.20	0.44
44:BQ:28:GLY:O	44:BQ:29:ARG:O	2.35	0.44
45:BR:76:GLU:C	45:BR:78:TYR:H	2.21	0.44
47:BT:63:ARG:HG3	47:BT:64:PRO:HD2	1.99	0.44
50:BW:35:THR:O	50:BW:38:LYS:HB2	2.17	0.44
52:BD:17:G:C1'	52:BD:18:G:P	3.06	0.44
52:BD:59:A:H2'	52:BD:60:A:H8	1.83	0.44
54:B1:14:A:H2'	54:B1:15:A:C8	2.53	0.44
31:CA:31:G:H1'	31:CA:32:A:OP1	2.17	0.44
31:CA:35:G:H2'	31:CA:36:C:C6	2.52	0.44
31:CA:411:A:N7	31:CA:413:G:N2	2.66	0.44
31:CA:485:G:C2'	31:CA:486:U:OP2	2.65	0.44
31:CA:540:G:C4	31:CA:541:G:C8	3.06	0.44
31:CA:879:C:O2'	31:CA:880:C:H5'	2.18	0.44
31:CA:976:G:N2	31:CA:1362(A):C:OP2	2.43	0.44
31:CA:1049:U:H4'	31:CA:1050:G:H5''	1.95	0.44
31:CA:1183:A:C2'	31:CA:1184:G:OP1	2.66	0.44
32:CE:178:ARG:HH12	32:CE:196:LEU:C	2.20	0.44
32:CE:189:ASP:O	32:CE:191:ASP:N	2.50	0.44
33:CF:180:ALA:O	33:CF:205:GLY:O	2.35	0.44
37:CJ:18:TYR:HB3	37:CJ:59:LEU:HD13	2.00	0.44
37:CJ:58:PRO:C	37:CJ:60:LYS:N	2.71	0.44
41:CN:82:VAL:HG12	41:CN:108:ILE:HA	2.00	0.44
43:CP:80:ARG:O	43:CP:83:ASP:O	2.36	0.44
50:CW:59:ALA:HB3	50:CW:84:LEU:HD11	1.99	0.44
1:DA:30:G:O2'	1:DA:31:C:H5'	2.17	0.44
1:DA:137(A):G:N3	19:DT:41:ASN:OD1	2.51	0.44
1:DA:741:G:H2'	1:DA:742:G:H8	1.83	0.44
1:DA:860:U:N3	1:DA:2268:A:C8	2.86	0.44
1:DA:875:G:C6	1:DA:876:C:C2	3.05	0.44
1:DA:945:A:C2	1:DA:2448:A:N9	2.86	0.44
1:DA:1000:A:C6	1:DA:1155:A:C8	3.06	0.44
1:DA:1062:G:C6	1:DA:1063:G:C5	3.06	0.44
1:DA:1324:G:C4	1:DA:1328:G:O6	2.71	0.44

Continued on next page...

Continued from previous page...

Atom-1	Atom-2	Interatomic distance (Å)	Clash overlap (Å)
1:DA:1462:C:H4'	1:DA:2703:C:O4'	2.18	0.44
1:DA:2413:G:H21	11:DO:70:GLN:NE2	2.16	0.44
1:DA:2415:G:C4'	11:DO:66:GLY:HA3	2.42	0.44
1:DA:2469:A:H8	1:DA:2482:G:C2	2.36	0.44
1:DA:2507:C:C2	1:DA:2508:G:C8	3.06	0.44
1:DA:2694:G:C6	1:DA:2695:C:C4	3.05	0.44
1:DA:2786:U:H5''	4:DE:65:GLY:N	2.32	0.44
1:DA:2863:C:O2'	1:DA:2864:G:H5'	2.18	0.44
2:DB:59:A:C6	2:DB:60:C:C2	3.06	0.44
5:DF:156:LEU:HD12	5:DF:193:VAL:HG12	1.99	0.44
7:DH:26:VAL:HG22	7:DH:26:VAL:O	2.17	0.44
11:DO:107:LYS:HB3	11:DO:110:TYR:CD2	2.49	0.44
12:DP:26:TYR:C	12:DP:26:TYR:HD2	2.21	0.44
17:D2:61:VAL:HG12	17:D2:62:LEU:N	2.33	0.44
17:D2:76:LYS:HB2	17:D2:81:TYR:HD1	1.83	0.44
18:DS:36:LEU:HD13	18:DS:48:ALA:CA	2.47	0.44
18:DS:73:ALA:HB3	18:DS:106:ILE:CD1	2.47	0.44
18:DS:86:LEU:HD12	18:DS:87:PRO:HD2	1.99	0.44
19:DT:70:LEU:HD12	19:DT:70:LEU:N	2.33	0.44
26:D4:10:VAL:O	26:D4:10:VAL:HG13	2.18	0.44
1:AA:447:A:C4	1:AA:473:G:N7	2.86	0.44
1:AA:500:G:N7	56:AA:3468:OHX:N6	2.66	0.44
1:AA:594:U:H2'	1:AA:595:C:C6	2.53	0.44
1:AA:901:A:H2'	1:AA:901:A:N3	2.32	0.44
1:AA:1157:G:N3	1:AA:1157:G:H2'	2.32	0.44
1:AA:1177:A:C5'	1:AA:1178:C:OP1	2.66	0.44
1:AA:1600:C:C2'	1:AA:1601:G:H5'	2.47	0.44
1:AA:1799:G:H3'	1:AA:1799:G:P	2.58	0.44
1:AA:1945:G:H2'	1:AA:1946:U:C6	2.53	0.44
1:AA:2024:G:H2'	1:AA:2025:C:H6	1.82	0.44
1:AA:2133:G:H1'	1:AA:2158:A:N6	2.32	0.44
1:AA:2275:C:O2'	12:AP:84:GLY:CA	2.58	0.44
1:AA:2318:G:H22	14:AQ:2:ALA:N	2.15	0.44
1:AA:2396:G:C2'	1:AA:2397:G:H5'	2.48	0.44
1:AA:2473:U:O2	1:AA:2473:U:C2'	2.65	0.44
1:AA:2545:G:H2'	1:AA:2546:U:H5'	2.00	0.44
1:AA:2615:U:C2	27:A5:7:PRO:HA	2.53	0.44
1:AA:2732:G:H3'	1:AA:2733:A:C4'	2.48	0.44
1:AA:2793:G:C6	1:AA:2794:C:C4	3.06	0.44
2:AB:29:A:H2'	2:AB:30:C:O4'	2.18	0.44
3:AD:242:ARG:H	3:AD:242:ARG:HD2	1.81	0.44

Continued on next page...

Continued from previous page...

Atom-1	Atom-2	Interatomic distance (Å)	Clash overlap (Å)
4:AE:5:LEU:HD22	4:AE:197:ILE:HG22	2.00	0.44
5:AF:8:GLN:CD	5:AF:8:GLN:H	2.21	0.44
6:AG:9:ARG:O	6:AG:13:GLU:HG2	2.17	0.44
7:AH:94:TYR:CE2	7:AH:160:LYS:HG2	2.52	0.44
10:AN:9:GLU:O	10:AN:83:ALA:HA	2.18	0.44
11:AO:51:PHE:CE2	11:AO:53:GLY:HA2	2.53	0.44
13:A0:25:ALA:O	13:A0:26:LYS:C	2.55	0.44
13:A0:48:VAL:HG23	13:A0:49:ASP:N	2.33	0.44
14:AQ:11:LYS:HD2	14:AQ:15:ARG:NH2	2.32	0.44
17:A2:49:THR:CB	17:A2:50:PRO:HD2	2.47	0.44
18:AS:5:ALA:HB3	18:AS:54:ALA:HB2	1.99	0.44
23:AZ:83:GLU:C	23:AZ:85:LEU:N	2.72	0.44
27:A5:9:LYS:HA	27:A5:9:LYS:HD3	1.83	0.44
30:A8:34:TRP:N	30:A8:35:GLN:CA	2.81	0.44
31:BA:14:U:H2'	31:BA:16:A:OP2	2.18	0.44
31:BA:38:G:N2	31:BA:397:A:OP1	2.51	0.44
31:BA:49:U:O2'	31:BA:50:A:C2'	2.66	0.44
31:BA:170:U:H2'	31:BA:171:A:H8	1.82	0.44
31:BA:224:C:H2'	31:BA:225:C:C6	2.52	0.44
31:BA:615:C:N3	31:BA:616:G:N7	2.66	0.44
31:BA:682:G:C2	31:BA:709:G:C2	3.06	0.44
31:BA:719:C:H1'	48:BU:49:LYS:HB3	2.00	0.44
31:BA:960:U:O2	31:BA:960:U:O2'	2.33	0.44
31:BA:1175:G:C6	31:BA:1176:A:N6	2.86	0.44
32:BE:7:VAL:HG23	32:BE:8:LYS:HZ1	1.82	0.44
32:BE:11:LEU:HB3	32:BE:213:LEU:HD11	1.99	0.44
32:BE:190:THR:O	32:BE:191:ASP:C	2.56	0.44
34:BG:22:LYS:HB3	34:BG:26:CYS:H	1.81	0.44
34:BG:89:THR:HG22	34:BG:204:ILE:HD11	1.99	0.44
34:BG:110:PHE:N	34:BG:110:PHE:CD1	2.86	0.44
37:BJ:78:ARG:HG3	37:BJ:79:ARG:N	2.33	0.44
38:BK:44:PHE:HB3	38:BK:80:ILE:HG23	1.99	0.44
38:BK:72:PRO:O	38:BK:73:ASP:HB3	2.18	0.44
40:BM:58:ASP:O	40:BM:59:SER:HB3	2.17	0.44
49:BV:51:VAL:HG23	49:BV:60:VAL:CG1	2.48	0.44
31:CA:270:A:C6	31:CA:271:C:N3	2.85	0.44
31:CA:438:G:O6	56:CA:1749:OHX:N4	2.51	0.44
31:CA:666:G:O6	56:CA:1755:OHX:N3	2.51	0.44
31:CA:1159:U:O4	31:CA:1174:G:O6	2.36	0.44
31:CA:1212:U:O2'	31:CA:1213:A:C8	2.69	0.44
32:CE:72:GLY:HA2	32:CE:165:VAL:HG22	1.98	0.44

Continued on next page...

Continued from previous page...

Atom-1	Atom-2	Interatomic distance (Å)	Clash overlap (Å)
34:CG:62:GLN:HE22	34:CG:65:ARG:NE	2.14	0.44
34:CG:112:VAL:HG12	34:CG:116:GLN:OE1	2.18	0.44
39:CL:18:PHE:HD1	39:CL:62:TYR:HD2	1.64	0.44
39:CL:19:LEU:HA	39:CL:61:ALA:HA	1.99	0.44
39:CL:78:LYS:HB2	39:CL:78:LYS:NZ	2.31	0.44
43:CP:118:ALA:HB3	53:CC:30:G:C5'	2.48	0.44
45:CR:9:GLN:O	45:CR:10:LYS:C	2.55	0.44
47:CT:56:VAL:O	47:CT:77:VAL:HG12	2.17	0.44
49:CV:11:VAL:HG22	49:CV:12:ASP:N	2.15	0.44
52:CB:38:MIA:S10	54:C1:19:U:C4	3.11	0.44
53:CC:48:U:C2'	53:CC:49:C:OP2	2.64	0.44
52:CD:21:A:H4'	52:CD:22:A:OP1	2.17	0.44
1:DA:7:G:H2'	1:DA:8:A:C8	2.53	0.44
1:DA:270:A:N6	1:DA:271(A):C:H41	2.15	0.44
1:DA:481:G:C4	1:DA:507:A:C2	3.06	0.44
1:DA:552:G:C5	1:DA:553:U:C5	3.06	0.44
1:DA:572:A:H5''	1:DA:573:G:OP2	2.18	0.44
1:DA:631:A:N6	1:DA:632:A:C2	2.86	0.44
1:DA:666:G:H5''	11:DO:47:ASP:O	2.18	0.44
1:DA:950:G:H2'	1:DA:951:C:O4'	2.17	0.44
1:DA:1165:U:O4	56:DA:3427:OHX:N1	2.51	0.44
1:DA:1248:G:C4	16:D1:3:ARG:HB2	2.53	0.44
1:DA:1388:G:H2'	1:DA:1389:G:C8	2.53	0.44
1:DA:1589:C:H2'	1:DA:1590:U:H6	1.82	0.44
1:DA:1992:G:C2'	1:DA:1993:U:OP2	2.66	0.44
1:DA:2038:G:H2'	1:DA:2039:C:O4'	2.17	0.44
1:DA:2078:C:H1'	1:DA:2434:A:N3	2.32	0.44
1:DA:2087:G:O2'	1:DA:2088:G:H5'	2.17	0.44
1:DA:2331:G:O3'	22:D3:43:THR:HG22	2.18	0.44
1:DA:2335:A:O2'	1:DA:2336:A:H2'	2.17	0.44
1:DA:2389:G:H5''	1:DA:2390:U:C5'	2.33	0.44
1:DA:2394:C:H2'	1:DA:2395:C:C6	2.52	0.44
1:DA:2467:C:N4	1:DA:2468:G:N2	2.64	0.44
1:DA:2516:G:C5	1:DA:2517:C:C4	3.06	0.44
1:DA:2784:C:H1'	4:DE:37:ARG:HH21	1.81	0.44
1:DA:2850:A:N3	1:DA:2851:A:C8	2.86	0.44
2:DB:45:A:C2	2:DB:46:A:H1'	2.53	0.44
4:DE:60:ASN:ND2	4:DE:60:ASN:H	2.15	0.44
6:DG:55:LYS:HZ1	6:DG:148:MET:HE2	1.83	0.44
7:DH:4:ILE:HB	7:DH:6:ARG:NE	2.31	0.44
10:DN:2:ILE:HD11	10:DN:82:ASN:CB	2.48	0.44

Continued on next page...

Continued from previous page...

Atom-1	Atom-2	Interatomic distance (Å)	Clash overlap (Å)
12:DP:26:TYR:C	12:DP:26:TYR:CD2	2.91	0.44
15:DR:23:ARG:HD3	15:DR:120:ARG:CZ	2.48	0.44
16:D1:100:VAL:C	16:D1:101:ARG:HG2	2.35	0.44
21:DV:19:ARG:HD3	21:DV:84:GLU:HA	2.00	0.44
21:DV:149:SER:HA	21:DV:172:ALA:O	2.18	0.44
21:DV:157:LEU:HG	21:DV:161:VAL:HB	2.00	0.44
1:AA:287:C:C2	1:AA:288:C:C5	3.06	0.44
1:AA:319:C:C6	1:AA:333:G:N2	2.86	0.44
1:AA:993:G:C6	1:AA:1162:G:C6	3.06	0.44
1:AA:1101:U:H2'	1:AA:1102:C:O4'	2.17	0.44
1:AA:1433:U:O2	1:AA:1561:G:C2	2.71	0.44
1:AA:1803:A:H4'	3:AD:259:THR:HG23	1.97	0.44
1:AA:2124:G:H1	1:AA:2174:C:H42	1.66	0.44
1:AA:2156:G:C4	1:AA:2157:G:N2	2.86	0.44
1:AA:2307:G:C4	1:AA:2311:A:C2	3.05	0.44
1:AA:2504:U:O2	1:AA:2504:U:H2'	2.18	0.44
1:AA:2623:G:H22	27:A5:22:HIS:HE1	1.61	0.44
1:AA:2723:C:H4'	13:A0:1:MET:CE	2.46	0.44
2:AB:8:U:O5'	2:AB:8:U:H6	2.01	0.44
2:AB:10:C:N4	2:AB:11:C:N4	2.66	0.44
6:AG:112:PRO:HB3	26:A4:37:SER:OG	2.17	0.44
8:AK:130:TYR:O	8:AK:135:GLU:HB3	2.18	0.44
11:AO:85:LEU:O	11:AO:87:ASP:N	2.51	0.44
14:AQ:38:GLN:HG2	14:AQ:47:THR:CG2	2.48	0.44
21:AV:44:PHE:CE1	21:AV:48:PHE:CG	3.06	0.44
21:AV:150:LEU:CD2	21:AV:154:ASP:HB2	2.48	0.44
24:AW:59:ARG:O	24:AW:63:VAL:HG23	2.18	0.44
26:A4:5:ILE:HG22	26:A4:5:ILE:O	2.18	0.44
31:BA:57:G:H2'	31:BA:58:C:H6	1.82	0.44
31:BA:102:G:H2'	31:BA:103:C:H6	1.83	0.44
31:BA:108:G:C2	31:BA:109:A:H2	2.36	0.44
31:BA:284:G:H2'	31:BA:285:G:C8	2.53	0.44
31:BA:515:G:N3	31:BA:537:G:C2	2.85	0.44
31:BA:517:G:N7	56:BA:1791:OHX:N1	2.66	0.44
31:BA:746:A:C5	31:BA:747:C:C5	3.06	0.44
31:BA:883:C:O2'	31:BA:884:U:H5'	2.18	0.44
32:BE:175:ARG:HA	32:BE:178:ARG:HB3	1.99	0.44
36:BI:19:LEU:HD11	36:BI:59:TYR:CE1	2.53	0.44
37:BJ:66:VAL:C	37:BJ:68:ASN:N	2.71	0.44
39:BL:11:LYS:H	39:BL:104:ARG:NH2	2.16	0.44
39:BL:44:VAL:O	39:BL:44:VAL:HG23	2.17	0.44

Continued on next page...

Continued from previous page...

Atom-1	Atom-2	Interatomic distance (Å)	Clash overlap (Å)
40:BM:81:THR:O	40:BM:85:LEU:HG	2.17	0.44
43:BP:22:ILE:HG22	43:BP:23:TYR:N	2.33	0.44
44:BQ:59:ALA:O	44:BQ:60:SER:CB	2.50	0.44
46:BS:8:ARG:HB3	46:BS:28:ARG:HH12	1.79	0.44
50:BW:89:ARG:CD	50:BW:104:LEU:HD21	2.46	0.44
52:BB:9:U:H4'	52:BB:10:C:OP2	2.18	0.44
53:BC:56:U:O2	53:BC:58:A:N7	2.51	0.44
52:BD:9:U:O2	52:BD:9:U:H2'	2.17	0.44
52:BD:15:G:H1'	52:BD:68:A:H2	1.83	0.44
52:BD:18:G:H4'	52:BD:19:C:O5'	2.18	0.44
31:CA:54:C:C5	31:CA:352:C:C5	3.05	0.44
31:CA:82:U:N3	31:CA:87:A:N6	2.43	0.44
31:CA:238:G:P	47:CT:25:ARG:HH22	2.41	0.44
31:CA:416:G:H2'	31:CA:417:C:H6	1.83	0.44
31:CA:502:G:C2	31:CA:503:C:O2	2.70	0.44
31:CA:1052:U:C5'	31:CA:1053:G:OP2	2.65	0.44
31:CA:1240:U:H1'	37:CJ:38:LEU:CD2	2.48	0.44
31:CA:1256:A:H61	31:CA:1277:C:H3'	1.80	0.44
31:CA:1402:C:H2'	31:CA:1403:C:O4'	2.17	0.44
33:CF:52:LEU:H	33:CF:52:LEU:CD2	2.30	0.44
34:CG:54:TYR:CE1	34:CG:206:PHE:HE1	2.36	0.44
34:CG:79:PHE:C	34:CG:79:PHE:CD2	2.91	0.44
35:CH:6:PHE:HB3	35:CH:35:GLY:C	2.38	0.44
35:CH:11:ILE:HD12	35:CH:31:LEU:CD1	2.47	0.44
36:CI:7:ASN:HB2	36:CI:89:MET:O	2.18	0.44
44:CQ:24:CYS:HB3	44:CQ:40:CYS:HB3	2.00	0.44
47:CT:67:LYS:O	47:CT:67:LYS:HD3	2.18	0.44
48:CU:51:LEU:HA	48:CU:52:PRO:HD2	1.90	0.44
52:CB:8:U:C4'	52:CB:58:G:OP2	2.66	0.44
52:CB:46:G:H3'	52:CB:47:U:C5	2.53	0.44
52:CD:20:C:C3'	52:CD:68:A:N6	2.77	0.44
54:C1:21:C:C5	54:C1:22:A:N6	2.86	0.44
1:DA:67:U:H1'	1:DA:88:G:N2	2.33	0.44
1:DA:90:U:C2'	1:DA:91:A:C5'	2.81	0.44
1:DA:227:A:C2	1:DA:2407:G:H1'	2.52	0.44
1:DA:603:A:C8	1:DA:604:G:H1'	2.49	0.44
1:DA:631:A:N6	1:DA:632:A:N1	2.66	0.44
1:DA:806:C:OP2	11:DO:41:ARG:HD3	2.18	0.44
1:DA:854:G:H2'	1:DA:855:G:H8	1.83	0.44
1:DA:1054:A:N7	1:DA:1055:G:N7	2.66	0.44
1:DA:1090:U:C5	1:DA:1091:G:C5	3.06	0.44

Continued on next page...

Continued from previous page...

Atom-1	Atom-2	Interatomic distance (Å)	Clash overlap (Å)
1:DA:1204:A:HO2'	1:DA:1205:U:P	2.36	0.44
1:DA:1216:G:C2	1:DA:1217:C:C6	3.06	0.44
1:DA:1265:A:O4'	1:DA:1267:U:C6	2.71	0.44
1:DA:1419:A:N6	1:DA:1421:G:C2	2.86	0.44
1:DA:1480:G:C5'	1:DA:1482:U:OP2	2.65	0.44
1:DA:1558:A:C4'	1:DA:1559:G:O5'	2.66	0.44
1:DA:1815:A:C5	1:DA:1817:G:C6	3.06	0.44
1:DA:2311:A:C2	6:DG:44:GLY:HA2	2.53	0.44
1:DA:2532:G:H2'	1:DA:2533:A:O4'	2.17	0.44
2:DB:3:C:C2	2:DB:118:G:N2	2.86	0.44
2:DB:53:A:N3	2:DB:53:A:H2'	2.32	0.44
5:DF:29:ASN:N	5:DF:112:MET:CE	2.81	0.44
5:DF:29:ASN:HA	5:DF:30:PRO:HD3	1.73	0.44
5:DF:203:GLN:HA	5:DF:203:GLN:NE2	2.30	0.44
8:DK:8:PRO:HD3	8:DK:15:VAL:HG23	2.00	0.44
11:DO:100:LEU:O	11:DO:105:LEU:CD1	2.66	0.44
12:DP:78:PRO:O	12:DP:79:LEU:HG	2.18	0.44
13:D0:54:LEU:HD23	13:D0:66:VAL:HG23	2.00	0.44
14:DQ:89:ARG:O	14:DQ:90:GLY:C	2.56	0.44
16:D1:98:LEU:HD13	16:D1:106:PHE:HB2	2.00	0.44
17:D2:97:LYS:HD2	17:D2:97:LYS:HA	1.73	0.44
21:DV:95:PRO:HA	21:DV:128:VAL:O	2.18	0.44
23:DZ:92:LYS:HB3	23:DZ:93:GLU:H	1.58	0.44
1:AA:116:C:H2'	1:AA:117:G:O5'	2.18	0.43
1:AA:185:U:H2'	1:AA:186:G:O4'	2.18	0.43
1:AA:399:G:H2'	1:AA:400:G:O5'	2.18	0.43
1:AA:607:U:H5	1:AA:619:G:C5	2.36	0.43
1:AA:658:C:C2	1:AA:659:C:C5	3.05	0.43
1:AA:748:G:C8	18:AS:89:ALA:HB1	2.53	0.43
1:AA:883:G:H2'	1:AA:884:C:H4'	1.99	0.43
1:AA:1019:U:O2	1:AA:1144:G:C2	2.71	0.43
1:AA:1131:G:N7	9:AM:75:TYR:CD2	2.86	0.43
1:AA:1326:U:O2'	1:AA:1327:C:H5'	2.17	0.43
1:AA:1454:U:OP1	13:A0:77:ARG:HD3	2.18	0.43
1:AA:1482:U:O4	1:AA:1510:A:C8	2.70	0.43
1:AA:1535:U:C2	1:AA:1536:A:H3'	2.52	0.43
1:AA:1614:A:H61	18:AS:88:ARG:H	1.65	0.43
1:AA:1652:A:N6	13:A0:11:ASN:OD1	2.51	0.43
1:AA:2205:C:H42	1:AA:2219:G:H1	1.66	0.43
1:AA:2364:C:C2'	1:AA:2365:G:C5'	2.95	0.43
1:AA:2774:C:H2'	1:AA:2775:A:O4'	2.17	0.43

Continued on next page...

Continued from previous page...

Atom-1	Atom-2	Interatomic distance (Å)	Clash overlap (Å)
2:AB:50:G:P	14:AQ:63:THR:HG23	2.58	0.43
3:AD:32:SER:HA	3:AD:36:PRO:CD	2.48	0.43
3:AD:121:PRO:HD3	3:AD:190:TYR:OH	2.18	0.43
3:AD:214:TRP:N	3:AD:214:TRP:CD1	2.85	0.43
5:AF:78:ILE:HA	5:AF:83:PHE:CE1	2.53	0.43
7:AH:153:LYS:CB	7:AH:154:PRO:CD	2.96	0.43
8:AK:115:ALA:C	8:AK:117:GLU:H	2.21	0.43
8:AK:120:ILE:HD12	8:AK:120:ILE:HA	1.93	0.43
11:AO:26:GLY:O	11:AO:27:HIS:C	2.56	0.43
12:AP:19:GLY:C	12:AP:98:LYS:CD	2.87	0.43
15:AR:90:GLN:HG3	15:AR:91:ARG:N	2.32	0.43
18:AS:8:ARG:O	18:AS:9:TYR:HB2	2.18	0.43
20:AU:90:LEU:N	20:AU:90:LEU:CD1	2.81	0.43
21:AV:18:LEU:O	21:AV:23:LYS:HB2	2.18	0.43
21:AV:52:SER:O	21:AV:53:ILE:HG12	2.18	0.43
21:AV:63:ASP:HB2	21:AV:64:GLY:CA	2.48	0.43
21:AV:63:ASP:HB2	21:AV:64:GLY:C	2.39	0.43
24:AW:31:GLU:O	24:AW:35:LEU:CD2	2.66	0.43
30:A8:23:VAL:HG11	30:A8:46:ARG:HD3	2.00	0.43
31:BA:264:U:O2	47:BT:64:PRO:HG2	2.18	0.43
31:BA:395:C:O2	31:BA:396:G:C8	2.71	0.43
31:BA:557:G:C6	31:BA:558:G:C6	3.06	0.43
31:BA:686:U:O4	31:BA:703:G:H1'	2.16	0.43
31:BA:828:A:N7	31:BA:859:A:C8	2.86	0.43
31:BA:829:G:C2'	31:BA:830:G:H5'	2.48	0.43
31:BA:1110:A:H8	31:BA:1110:A:O5'	2.01	0.43
31:BA:1248:A:C5	31:BA:1249:C:C5	3.06	0.43
31:BA:1392:G:C2'	31:BA:1393:U:H5'	2.48	0.43
31:BA:1503:A:C2'	31:BA:1504:G:O5'	2.57	0.43
32:BE:142:LEU:O	32:BE:142:LEU:HD23	2.17	0.43
32:BE:178:ARG:O	38:BK:71:GLY:HA2	2.17	0.43
34:BG:38:TYR:HB2	34:BG:39:PRO:HD2	2.00	0.43
34:BG:135:LEU:HD13	34:BG:135:LEU:N	2.33	0.43
34:BG:198:VAL:CG1	34:BG:199:ASN:N	2.81	0.43
36:BI:55:ASP:HA	36:BI:56:PRO:HD3	1.83	0.43
37:BJ:67:GLU:O	37:BJ:67:GLU:HG3	2.18	0.43
42:BO:83:VAL:HG13	42:BO:84:LEU:N	2.32	0.43
47:BT:20:THR:HG23	47:BT:43:LEU:HD23	1.99	0.43
52:BD:22:A:N3	52:BD:22:A:C2'	2.80	0.43
31:CA:157:G:O6	56:CA:1742:OHX:N1	2.50	0.43
31:CA:160:A:H8	31:CA:160:A:O5'	2.01	0.43

Continued on next page...

Continued from previous page...

Atom-1	Atom-2	Interatomic distance (Å)	Clash overlap (Å)
31:CA:579:G:C6	31:CA:580:U:C4	3.06	0.43
31:CA:694:A:H2'	31:CA:695:A:O4'	2.17	0.43
31:CA:757:U:O2'	31:CA:879:C:H1'	2.18	0.43
31:CA:852:G:H2'	31:CA:853:G:C5'	2.47	0.43
31:CA:993:G:H2'	31:CA:995:C:N4	2.24	0.43
31:CA:1128:C:N3	31:CA:1139:G:C6	2.86	0.43
31:CA:1286:A:H8	31:CA:1286:A:H3'	1.83	0.43
31:CA:1292:U:OP1	37:CJ:41:ARG:NH2	2.51	0.43
32:CE:31:TYR:N	32:CE:31:TYR:CD2	2.84	0.43
32:CE:41:ILE:HG22	32:CE:41:ILE:O	2.17	0.43
32:CE:136:VAL:HG12	32:CE:136:VAL:O	2.18	0.43
32:CE:166:ASP:HA	32:CE:167:PRO:HD3	1.77	0.43
34:CG:19:LEU:HB2	34:CG:21:LEU:HD11	2.00	0.43
35:CH:79:GLU:HG3	35:CH:93:PRO:HD2	2.00	0.43
39:CL:40:LEU:HD12	39:CL:71:SER:OG	2.18	0.43
43:CP:3:ARG:NH2	43:CP:7:VAL:HG12	2.33	0.43
44:CQ:27:CYS:O	44:CQ:28:GLY:C	2.57	0.43
52:CB:16:C:H5	52:CB:69:U:H3	1.65	0.43
52:CD:21:A:H4'	52:CD:22:A:O5'	2.14	0.43
52:CD:49:A:N3	52:CD:49:A:H2'	2.33	0.43
1:DA:270(P):C:H6	1:DA:270(P):C:O5'	2.01	0.43
1:DA:620:G:OP2	1:DA:620:G:N2	2.39	0.43
1:DA:654(D):G:H2'	1:DA:654(E):C:H6	1.81	0.43
1:DA:765:G:H2'	1:DA:766:C:C6	2.53	0.43
1:DA:828:U:H3'	1:DA:828:U:O2	2.18	0.43
1:DA:881:G:O6	1:DA:895:U:O2	2.36	0.43
1:DA:921:G:H2'	1:DA:922:U:H6	1.83	0.43
1:DA:988:A:H2'	1:DA:989:G:O5'	2.16	0.43
1:DA:1022:G:N2	1:DA:1142(A):A:C2	2.82	0.43
1:DA:1252:G:OP2	16:D1:14:HIS:NE2	2.50	0.43
1:DA:1386:C:OP2	1:DA:1396:U:H5	2.00	0.43
1:DA:1465:G:C2	1:DA:1466:G:N9	2.86	0.43
1:DA:1666:G:N2	1:DA:1995:U:C2	2.86	0.43
1:DA:1899:G:O2'	1:DA:1900:A:H5''	2.18	0.43
1:DA:1899:G:H1	1:DA:1902:C:N4	2.16	0.43
1:DA:2304:G:N2	1:DA:2312:U:C4	2.79	0.43
1:DA:2900:A:N6	1:DA:2901:C:C4	2.87	0.43
4:DE:108:SER:OG	4:DE:163:GLU:HG3	2.18	0.43
4:DE:200:GLU:CD	4:DE:200:GLU:H	2.22	0.43
5:DF:80:ALA:O	5:DF:82:ILE:N	2.51	0.43
5:DF:177:ALA:HB1	5:DF:178:PRO:CD	2.48	0.43

Continued on next page...

Continued from previous page...

Atom-1	Atom-2	Interatomic distance (Å)	Clash overlap (Å)
15:DR:24:PRO:HB2	15:DR:99:LEU:HD11	1.99	0.43
16:D1:11:ARG:CG	16:D1:11:ARG:NH1	2.79	0.43
16:D1:92:ARG:HE	16:D1:92:ARG:HB2	1.41	0.43
19:DT:80:ILE:O	19:DT:80:ILE:CG1	2.64	0.43
22:D3:72:ARG:HH21	22:D3:75:LEU:HD13	1.81	0.43
28:D6:35:GLU:O	28:D6:36:LEU:HB2	2.18	0.43
1:AA:60:G:C8	1:AA:63:U:C5	3.07	0.43
1:AA:144:C:H2'	1:AA:145:G:H8	1.83	0.43
1:AA:586:A:C2	1:AA:1254:A:C2	3.06	0.43
1:AA:783:A:H2'	1:AA:784:A:H5'	1.99	0.43
1:AA:864:G:C6	1:AA:865:C:N4	2.86	0.43
1:AA:893:C:O2	1:AA:893:C:H2'	2.18	0.43
1:AA:1085:A:C4'	1:AA:1086:A:OP1	2.66	0.43
1:AA:1090:U:C4	1:AA:1102:C:O2	2.71	0.43
1:AA:1173:G:C2	1:AA:1175:U:O4	2.70	0.43
1:AA:1173:G:H4'	1:AA:1174:A:H2	1.83	0.43
1:AA:1205:U:H4'	1:AA:1206:G:OP2	2.18	0.43
1:AA:1312:U:H5'	1:AA:1312:U:C6	2.53	0.43
1:AA:1388:G:O2'	1:AA:1389:G:H5'	2.18	0.43
1:AA:1483:G:H2'	1:AA:1484:G:H8	1.83	0.43
1:AA:1655:A:H3'	1:AA:1656:C:C6	2.53	0.43
1:AA:2436:G:C4	1:AA:2437:U:C5	3.05	0.43
1:AA:2688:U:O2	1:AA:2688:U:H3'	2.18	0.43
1:AA:2689:U:C4'	1:AA:2690:C:OP2	2.66	0.43
1:AA:2741:A:H2'	1:AA:2742:C:O4'	2.18	0.43
1:AA:2830:G:C5'	1:AA:2830:G:C8	3.01	0.43
3:AD:221:VAL:HG22	3:AD:226:MET:CE	2.48	0.43
6:AG:135:LEU:HD23	6:AG:140:ILE:HD11	2.00	0.43
11:AO:38:GLN:NE2	11:AO:38:GLN:CA	2.78	0.43
12:AP:69:PHE:HA	12:AP:70:PRO:HD2	1.61	0.43
18:AS:32:ALA:O	18:AS:36:LEU:HG	2.18	0.43
21:AV:39:VAL:HG23	21:AV:40:ASP:N	2.32	0.43
22:A3:41:ARG:O	22:A3:57:PHE:HD2	2.01	0.43
24:AW:14:ARG:HG3	24:AW:63:VAL:CG1	2.48	0.43
25:AX:39:ASP:OD1	25:AX:39:ASP:O	2.37	0.43
27:A5:54:GLY:O	27:A5:55:ARG:C	2.56	0.43
31:BA:141:A:C2	31:BA:142:G:C4	3.07	0.43
31:BA:167:G:C2'	31:BA:168:G:H5'	2.48	0.43
31:BA:248:C:O2	31:BA:248:C:H2'	2.16	0.43
31:BA:262:A:H2'	31:BA:262:A:N3	2.33	0.43
31:BA:278:G:N2	47:BT:95:TYR:HB3	2.33	0.43

Continued on next page...

Continued from previous page...

Atom-1	Atom-2	Interatomic distance (Å)	Clash overlap (Å)
31:BA:944:G:C6	31:BA:1337:G:H2'	2.53	0.43
31:BA:1004:A:OP1	31:BA:1025:U:N3	2.51	0.43
31:BA:1198:G:O2'	40:BM:54:PHE:HD2	2.01	0.43
31:BA:1199:U:H4'	40:BM:54:PHE:CD2	2.53	0.43
31:BA:1322:C:O2	31:BA:1322:C:H2'	2.18	0.43
31:BA:1416:G:C6	31:BA:1417:G:C5	3.06	0.43
31:BA:1433:A:C4	31:BA:1468:A:C2	3.06	0.43
32:BE:200:ILE:O	32:BE:201:ILE:HD13	2.18	0.43
33:BF:9:GLY:HA2	33:BF:12:LEU:HG	2.00	0.43
33:BF:15:THR:CG2	33:BF:181:ASN:HA	2.47	0.43
34:BG:199:ASN:C	34:BG:201:GLN:N	2.69	0.43
36:BI:96:PRO:HB3	48:BU:30:ASP:OD1	2.18	0.43
37:BJ:31:MET:CE	37:BJ:36:LYS:HG2	2.47	0.43
43:BP:101:GLN:HE21	43:BP:101:GLN:HB2	1.67	0.43
46:BS:6:LEU:N	46:BS:6:LEU:CD1	2.81	0.43
53:BC:58:A:H2'	53:BC:59:A:H5'	2.01	0.43
53:BC:67:C:H6	53:BC:67:C:O5'	2.01	0.43
31:CA:51:A:C2	31:CA:353:A:N1	2.86	0.43
31:CA:115:G:C2	31:CA:289:G:N7	2.86	0.43
31:CA:167:G:C2	31:CA:168:G:C5	3.06	0.43
31:CA:418:C:H2'	31:CA:419:C:O4'	2.18	0.43
31:CA:504:C:C2	31:CA:542:G:C2	3.06	0.43
31:CA:579:G:C4	31:CA:580:U:C5	3.06	0.43
31:CA:605:U:O2	31:CA:605:U:H2'	2.18	0.43
31:CA:640:A:H2'	31:CA:641:U:H5'	1.99	0.43
31:CA:658:G:H2'	31:CA:659:U:H6	1.83	0.43
31:CA:664:G:H2'	31:CA:666:G:OP1	2.19	0.43
31:CA:692:U:O4	41:CN:53:SER:HA	2.19	0.43
31:CA:953:G:C5	31:CA:954:G:C8	3.07	0.43
31:CA:1065:U:C5	31:CA:1190:G:N3	2.86	0.43
31:CA:1394:A:N6	31:CA:1501:C:H5'	2.33	0.43
31:CA:1402:C:N4	54:C1:18:G:OP2	2.49	0.43
32:CE:79:ASP:C	32:CE:81:VAL:N	2.70	0.43
32:CE:172:ILE:H	32:CE:172:ILE:CD1	2.28	0.43
32:CE:185:ILE:H	32:CE:185:ILE:HD13	1.83	0.43
39:CL:43:ALA:C	39:CL:45:ALA:H	2.18	0.43
41:CN:93:GLN:HA	41:CN:93:GLN:NE2	2.27	0.43
43:CP:32:GLU:C	43:CP:32:GLU:OE2	2.57	0.43
47:CT:22:LEU:CD1	47:CT:39:SER:HB2	2.46	0.43
52:CD:80:C:H4'	1:DA:1851:U:H4'	2.00	0.43
1:DA:34:C:O2	1:DA:35:G:N7	2.51	0.43

Continued on next page...

Continued from previous page...

Atom-1	Atom-2	Interatomic distance (Å)	Clash overlap (Å)
1:DA:142:G:H2'	1:DA:143:C:C6	2.54	0.43
1:DA:310:A:OP1	20:DU:18:GLY:HA2	2.17	0.43
1:DA:864:G:OP2	12:DP:22:LYS:HE2	2.18	0.43
1:DA:1417:C:O2'	1:DA:1587:A:N3	2.48	0.43
1:DA:1513:C:H2'	1:DA:1513:C:O2	2.18	0.43
1:DA:1925:C:C2'	1:DA:1926:U:H5'	2.48	0.43
1:DA:1985:G:OP2	56:DA:3081:OHX:N2	2.50	0.43
1:DA:2462:U:H2'	1:DA:2463:C:O4'	2.18	0.43
1:DA:2469:A:N7	1:DA:2482:G:N7	2.66	0.43
1:DA:2738:A:OP2	56:DA:3379:OHX:N3	2.50	0.43
2:DB:46:A:C5	2:DB:47:C:C4	3.06	0.43
4:DE:13:ARG:HA	4:DE:21:VAL:O	2.19	0.43
4:DE:42:ASP:HB2	4:DE:43:GLY:HA2	0.62	0.43
4:DE:116:VAL:O	4:DE:116:VAL:HG12	2.17	0.43
6:DG:5:VAL:HG13	26:D4:23:GLU:OE1	2.18	0.43
7:DH:128:PRO:C	7:DH:129:THR:HG1	2.17	0.43
10:DN:32:TYR:CD1	10:DN:32:TYR:N	2.86	0.43
12:DP:79:LEU:O	12:DP:81:VAL:HG13	2.18	0.43
12:DP:103:MET:H	12:DP:103:MET:HG3	1.59	0.43
14:DQ:109:GLY:C	14:DQ:110:LEU:HD13	2.38	0.43
15:DR:51:ARG:HE	15:DR:62:THR:HG21	1.82	0.43
16:D1:74:LEU:HD22	16:D1:79:PHE:HB2	2.00	0.43
16:D1:92:ARG:O	16:D1:94:ASN:N	2.48	0.43
18:DS:4:LYS:CB	18:DS:106:ILE:HG22	2.48	0.43
22:D3:51:VAL:N	22:D3:62:LEU:HD12	2.33	0.43
27:D5:57:VAL:CG1	27:D5:58:LEU:H	2.20	0.43
1:AA:36:G:C2'	1:AA:37:C:H5'	2.48	0.43
1:AA:107:C:O2	1:AA:107:C:C2'	2.63	0.43
1:AA:303:U:H2'	1:AA:304:G:C8	2.53	0.43
1:AA:857:C:N4	1:AA:858:U:O4	2.51	0.43
1:AA:1060:U:H5'	1:AA:1061:U:C5	2.53	0.43
1:AA:1144:G:C5	1:AA:1145:C:C5	3.06	0.43
1:AA:1292:U:H2'	1:AA:1293:C:H6	1.82	0.43
1:AA:1298:C:N4	1:AA:1299:G:C6	2.86	0.43
1:AA:1465:G:H5'	1:AA:1528:A:H1'	2.00	0.43
1:AA:1491:G:H5'	3:AD:99:ASP:OD1	2.18	0.43
1:AA:1535:U:C3'	1:AA:1536:A:H5''	2.42	0.43
1:AA:1888:G:N3	1:AA:1888:G:C3'	2.81	0.43
1:AA:2126:A:C5	1:AA:2162:G:N2	2.86	0.43
1:AA:2415:G:H4'	11:AO:66:GLY:C	2.38	0.43
1:AA:2712:U:O2'	1:AA:2712(A):A:O5'	2.32	0.43

Continued on next page...

Continued from previous page...

Atom-1	Atom-2	Interatomic distance (Å)	Clash overlap (Å)
1:AA:2814:C:C5	1:AA:2815:C:C5	3.06	0.43
2:AB:7:G:C8	2:AB:7:G:H5'	2.53	0.43
2:AB:112:G:H2'	2:AB:113:C:C6	2.53	0.43
4:AE:102:VAL:N	4:AE:170:LEU:O	2.51	0.43
5:AF:183:VAL:O	5:AF:187:VAL:HG23	2.18	0.43
6:AG:28:VAL:O	6:AG:31:VAL:CG1	2.67	0.43
7:AH:117:PRO:HB3	7:AH:123:PHE:CE1	2.52	0.43
14:AQ:58:LEU:HD23	14:AQ:58:LEU:N	2.28	0.43
15:AR:51:ARG:CB	15:AR:98:LYS:HD3	2.42	0.43
15:AR:74:ARG:HD3	15:AR:76:PHE:CE2	2.52	0.43
16:A1:92:ARG:CD	16:A1:95:LEU:HD12	2.48	0.43
16:A1:111:GLU:C	16:A1:113:ALA:H	2.21	0.43
17:A2:62:LEU:CD2	17:A2:95:LEU:HB2	2.49	0.43
18:AS:82:LEU:HD12	18:AS:84:ARG:CZ	2.48	0.43
19:AT:3:THR:HG22	19:AT:6:ASP:OD2	2.19	0.43
21:AV:76:LEU:HD23	21:AV:76:LEU:O	2.19	0.43
23:AZ:67:ILE:N	23:AZ:68:PRO:CD	2.82	0.43
26:A4:16:CYS:CB	26:A4:36:CYS:H	2.28	0.43
28:A6:25:LYS:CB	30:A8:34:TRP:HE1	2.31	0.43
31:BA:101:A:C6	31:BA:102:G:N7	2.86	0.43
31:BA:292:G:C2	31:BA:309:G:N3	2.85	0.43
31:BA:735:C:H1'	48:BU:75:ILE:HD11	1.99	0.43
31:BA:1031:G:C6	31:BA:1032:A:N6	2.86	0.43
31:BA:1141:C:C2'	31:BA:1142:G:H5'	2.48	0.43
31:BA:1153:C:P	40:BM:13:HIS:HE1	2.41	0.43
31:BA:1165:C:N4	31:BA:1166:G:C6	2.87	0.43
31:BA:1187:G:P	39:BL:113:LYS:HZ2	2.41	0.43
31:BA:1341:U:H6	31:BA:1341:U:H3'	1.83	0.43
32:BE:223:ILE:C	32:BE:225:ALA:H	2.21	0.43
32:BE:238:LEU:H	32:BE:238:LEU:HD12	1.83	0.43
33:BF:59:ARG:HA	33:BF:63:ASN:O	2.18	0.43
36:BI:15:ASP:O	36:BI:18:GLN:N	2.51	0.43
36:BI:62:TRP:C	36:BI:63:TYR:HD2	2.22	0.43
38:BK:58:TYR:O	38:BK:59:LEU:HD23	2.18	0.43
39:BL:95:LYS:HE2	39:BL:95:LYS:HB2	1.57	0.43
45:BR:78:TYR:CD2	45:BR:79:ARG:N	2.86	0.43
49:BV:52:TYR:CE1	49:BV:56:GLN:HA	2.54	0.43
52:BB:21:A:H2	52:BB:56:U:O2	2.01	0.43
52:BD:16:C:H41	52:BD:68:A:C2'	2.29	0.43
31:CA:64:G:OP1	31:CA:64:G:H3'	2.18	0.43
31:CA:145:G:H2'	31:CA:146:G:O5'	2.18	0.43

Continued on next page...

Continued from previous page...

Atom-1	Atom-2	Interatomic distance (Å)	Clash overlap (Å)
31:CA:176:C:O2'	31:CA:177:C:H5'	2.18	0.43
31:CA:465:A:N6	31:CA:467:G:C2	2.86	0.43
31:CA:1004:A:H1'	31:CA:1036:G:N1	2.33	0.43
31:CA:1074:G:O3'	32:CE:103:THR:CG2	2.66	0.43
31:CA:1129:C:C5	31:CA:1141:C:N4	2.85	0.43
31:CA:1239:A:H4'	31:CA:1240:U:C5'	2.48	0.43
31:CA:1442:G:H2'	31:CA:1443:G:O5'	2.19	0.43
31:CA:1518:A:H5''	31:CA:1519:A:OP2	2.17	0.43
33:CF:134:ILE:HG23	33:CF:151:VAL:HB	2.00	0.43
34:CG:101:LEU:HB2	34:CG:138:TYR:HB3	2.00	0.43
39:CL:4:TYR:CD2	39:CL:19:LEU:HD12	2.53	0.43
39:CL:53:VAL:HG11	39:CL:92:TYR:CD2	2.53	0.43
40:CM:44:VAL:HG12	40:CM:44:VAL:O	2.18	0.43
40:CM:46:ARG:NH1	44:CQ:61:TRP:CH2	2.86	0.43
41:CN:14:VAL:O	41:CN:14:VAL:HG12	2.19	0.43
44:CQ:24:CYS:O	44:CQ:24:CYS:SG	2.77	0.43
46:CS:14:ASN:O	46:CS:16:HIS:ND1	2.51	0.43
48:CU:58:LEU:HD12	48:CU:58:LEU:N	2.19	0.43
49:CV:41:VAL:C	49:CV:43:GLU:H	2.21	0.43
1:DA:26:G:OP1	18:DS:80:PRO:HB3	2.19	0.43
1:DA:372:G:O2'	1:DA:400:G:O6	2.35	0.43
1:DA:383:U:C2	1:DA:385:C:C4	3.06	0.43
1:DA:552:G:C5	1:DA:553:U:C4	3.06	0.43
1:DA:1344:G:H4'	1:DA:1384:A:N7	2.32	0.43
1:DA:1507:A:H5''	1:DA:1508:A:OP2	2.18	0.43
1:DA:1614:A:H61	18:DS:88:ARG:H	1.66	0.43
1:DA:1792:G:H5'	3:DD:205:VAL:HG13	2.00	0.43
1:DA:1964:G:H4'	1:DA:1965:C:OP2	2.18	0.43
1:DA:2129:C:C4	1:DA:2130:U:C4	3.06	0.43
1:DA:2298:A:C2	1:DA:2321:G:C4	3.07	0.43
1:DA:2335:A:C8	1:DA:2337:G:N7	2.86	0.43
1:DA:2711:A:OP1	1:DA:2712(A):A:OP2	2.36	0.43
1:DA:2780:G:C3'	1:DA:2781:A:H5'	2.48	0.43
1:DA:2807:G:H22	1:DA:2893:G:H1	1.65	0.43
2:DB:49:C:OP1	14:DQ:97:ARG:HG3	2.18	0.43
5:DF:148:LEU:HD23	5:DF:191:ARG:NH1	2.33	0.43
6:DG:18:GLU:HG3	6:DG:18:GLU:O	2.17	0.43
7:DH:80:SER:O	7:DH:81:GLU:HB2	2.19	0.43
7:DH:130:ARG:O	7:DH:131:VAL:HG23	2.18	0.43
8:DK:97:ILE:O	8:DK:100:ALA:HB3	2.18	0.43
9:DM:10:GLU:CG	9:DM:11:PRO:HD2	2.38	0.43

Continued on next page...

Continued from previous page...

Atom-1	Atom-2	Interatomic distance (Å)	Clash overlap (Å)
11:DO:83:VAL:O	11:DO:114:ILE:HD12	2.18	0.43
13:D0:29:LEU:HD12	13:D0:29:LEU:HA	1.82	0.43
13:D0:63:ARG:O	13:D0:67:LEU:HB2	2.18	0.43
15:DR:15:VAL:HG23	15:DR:16:ARG:N	2.33	0.43
18:DS:70:TYR:HD2	18:DS:70:TYR:H	1.65	0.43
18:DS:75:TYR:CZ	18:DS:104:THR:HG21	2.53	0.43
22:D3:11:ARG:O	22:D3:14:ARG:NH2	2.51	0.43
26:D4:10:VAL:O	26:D4:10:VAL:CG1	2.66	0.43
30:D8:49:VAL:CA	30:D8:50:LEU:HD22	2.47	0.43
1:AA:618:G:N2	1:AA:618(A):C:H1'	2.34	0.43
1:AA:633:A:H3'	1:AA:633:A:C8	2.54	0.43
1:AA:699:A:H61	1:AA:733:G:H1'	1.83	0.43
1:AA:889:C:H5''	1:AA:890:A:P	2.58	0.43
1:AA:1036:G:H2'	1:AA:1037:G:O4'	2.18	0.43
1:AA:1142(A):A:C8	1:AA:1144:G:C6	3.07	0.43
1:AA:1173:G:C6	1:AA:1175:U:O4	2.71	0.43
1:AA:1372:U:H6	1:AA:1372:U:O5'	2.00	0.43
1:AA:1899:G:O2'	1:AA:1900:A:OP2	2.27	0.43
1:AA:2006:C:O5'	1:AA:2006:C:H6	2.01	0.43
1:AA:2786:U:O2'	4:AE:62:PRO:HA	2.19	0.43
1:AA:2811:G:H2'	1:AA:2812:G:O4'	2.19	0.43
1:AA:2837:G:C6	1:AA:2838:G:N7	2.87	0.43
1:AA:2869:G:C5	1:AA:2870:C:C5	3.06	0.43
2:AB:83:G:H4'	25:AX:52:HIS:CG	2.53	0.43
3:AD:35:LYS:CG	3:AD:64:ILE:HG23	2.47	0.43
7:AH:35:VAL:O	7:AH:37:VAL:HG23	2.19	0.43
8:AK:100:ALA:O	8:AK:102:SER:N	2.51	0.43
14:AQ:106:ARG:O	14:AQ:106:ARG:CZ	2.66	0.43
15:AR:30:VAL:HG11	15:AR:76:PHE:CE1	2.54	0.43
15:AR:108:ARG:CA	15:AR:111:ARG:NE	2.80	0.43
16:A1:92:ARG:O	16:A1:92:ARG:HD3	2.18	0.43
21:AV:101:PRO:O	21:AV:102:LEU:HD23	2.18	0.43
31:BA:106:C:HO2'	31:BA:107:G:H5'	1.82	0.43
31:BA:253:U:H2'	31:BA:254:G:H8	1.84	0.43
31:BA:746:A:H4'	31:BA:837:G:O2'	2.18	0.43
31:BA:758:G:H2'	31:BA:759:A:OP2	2.18	0.43
31:BA:1014:A:H4'	49:BV:14:HIS:CG	2.53	0.43
31:BA:1508:G:H2'	31:BA:1509:C:H6	1.83	0.43
32:BE:20:GLU:HB2	32:BE:190:THR:HG1	1.81	0.43
32:BE:88:ALA:HB2	32:BE:219:VAL:CG1	2.36	0.43
32:BE:162:ILE:CG1	32:BE:184:VAL:HG22	2.48	0.43

Continued on next page...

Continued from previous page...

Atom-1	Atom-2	Interatomic distance (Å)	Clash overlap (Å)
33:BF:150:LYS:HE3	33:BF:152:ILE:HD11	2.00	0.43
34:BG:206:PHE:HD2	34:BG:207:TYR:CE1	2.36	0.43
35:BH:153:LYS:N	38:BK:64:LYS:HZ1	2.13	0.43
37:BJ:147:ALA:O	37:BJ:149:ARG:N	2.51	0.43
42:BO:42:THR:O	42:BO:43:VAL:HG13	2.17	0.43
42:BO:44:THR:HA	42:BO:45:PRO:HD3	1.83	0.43
52:BB:23:A:H8	52:BB:23:A:OP2	2.00	0.43
52:BB:44:C:H2'	52:BB:45:C:O4'	2.18	0.43
52:BD:2:G:N2	52:BD:81:C:C2	2.86	0.43
31:CA:52:G:C6	31:CA:53:A:C5	3.06	0.43
31:CA:152:A:N6	31:CA:170:U:C2	2.86	0.43
31:CA:245:C:H6	31:CA:245:C:O5'	2.02	0.43
31:CA:465:A:N6	31:CA:467:G:N1	2.67	0.43
31:CA:491:G:H2'	31:CA:492:G:O4'	2.18	0.43
31:CA:527:G:H2'	31:CA:528:C:H5'	2.00	0.43
31:CA:686:U:O4	31:CA:703:G:H1'	2.18	0.43
31:CA:692:U:O2	31:CA:695:A:C8	2.72	0.43
31:CA:745:C:H1'	31:CA:836:G:O2'	2.19	0.43
31:CA:799:G:O6	31:CA:800:G:C2	2.70	0.43
31:CA:886:G:N7	56:CA:1790:OHX:N4	2.66	0.43
31:CA:887:G:O6	56:CA:1790:OHX:N5	2.51	0.43
31:CA:940:C:H2'	31:CA:941:G:C8	2.51	0.43
31:CA:1129:C:N4	31:CA:1141:C:N4	2.62	0.43
31:CA:1381:U:O2	31:CA:1381:U:C2'	2.66	0.43
31:CA:1474:G:N7	56:CA:1764:OHX:N5	2.66	0.43
32:CE:28:PHE:CD1	32:CE:28:PHE:O	2.72	0.43
32:CE:75:LYS:C	32:CE:77:ALA:H	2.22	0.43
32:CE:141:GLU:C	32:CE:143:GLU:H	2.22	0.43
33:CF:8:ILE:C	33:CF:10:PHE:N	2.71	0.43
38:CK:103:VAL:HG21	38:CK:110:ALA:HB2	2.00	0.43
39:CL:10:ARG:HH21	39:CL:11:LYS:CE	2.31	0.43
39:CL:33:PHE:CE2	39:CL:47:LEU:HD23	2.51	0.43
40:CM:46:ARG:NH2	44:CQ:61:TRP:CH2	2.87	0.43
42:CO:26:ALA:HA	42:CO:98:TYR:HE2	1.83	0.43
48:CU:87:ARG:O	48:CU:88:LYS:HB2	2.18	0.43
50:CW:33:ILE:HG22	50:CW:33:ILE:O	2.17	0.43
52:CD:9:U:O2	52:CD:9:U:C2'	2.65	0.43
52:CD:48:C:N4	52:CD:52:G:H1	2.11	0.43
1:DA:288:C:H2'	1:DA:288:C:O2	2.18	0.43
1:DA:327:G:C2	1:DA:336:C:C2	3.07	0.43
1:DA:587:C:C6	1:DA:671:C:H1'	2.54	0.43

Continued on next page...

Continued from previous page...

Atom-1	Atom-2	Interatomic distance (Å)	Clash overlap (Å)
1:DA:617:G:H5'	5:DF:40:GLN:NE2	2.33	0.43
1:DA:790:C:H6	1:DA:790:C:H2'	1.42	0.43
1:DA:1065:U:C2	1:DA:1074:G:N2	2.86	0.43
1:DA:1342:A:C5	1:DA:1397:U:C6	3.06	0.43
1:DA:1386:C:H2'	1:DA:1387:C:C6	2.51	0.43
1:DA:1535:U:O2	1:DA:1535:U:C2'	2.65	0.43
1:DA:1632:A:N6	1:DA:1633:G:N1	2.66	0.43
1:DA:2335:A:O2'	1:DA:2336:A:O5'	2.32	0.43
1:DA:2599:G:H8	3:DD:236:GLY:HA2	1.83	0.43
1:DA:2617:C:C2	1:DA:2618:G:C8	3.06	0.43
1:DA:2627:G:N3	1:DA:2781:A:C2	2.85	0.43
2:DB:14:U:O2'	2:DB:107:U:C2'	2.64	0.43
2:DB:24:G:OP2	2:DB:24:G:H2'	2.17	0.43
3:DD:33:LEU:CD2	3:DD:34:VAL:N	2.82	0.43
4:DE:66:HIS:HB3	4:DE:68:ALA:H	1.82	0.43
5:DF:93:LYS:HB3	5:DF:94:PRO:HD2	2.00	0.43
9:DM:17:ASP:C	9:DM:55:VAL:CG2	2.83	0.43
10:DN:48:PRO:HB2	10:DN:49:ARG:HD3	2.01	0.43
12:DP:32:TYR:O	12:DP:105:GLU:HB3	2.18	0.43
14:DQ:84:GLN:CB	14:DQ:110:LEU:H	2.31	0.43
15:DR:52:ILE:H	15:DR:98:LYS:HZ2	1.66	0.43
19:DT:21:PHE:HE1	19:DT:26:TYR:HD2	1.66	0.43
21:DV:39:VAL:HG23	21:DV:40:ASP:N	2.32	0.43
23:DZ:81:LYS:O	23:DZ:81:LYS:HG3	2.19	0.43
27:D5:36:CYS:SG	27:D5:49:CYS:HB3	2.58	0.43
1:AA:40:C:OP1	56:AA:3383:OHX:N5	2.51	0.43
1:AA:64:A:C5	19:AT:66:LEU:HD22	2.53	0.43
1:AA:311:A:O4'	1:AA:332:A:C8	2.72	0.43
1:AA:803:U:C2'	1:AA:804:A:H5'	2.48	0.43
1:AA:889:C:H5''	1:AA:890:A:OP2	2.18	0.43
1:AA:1069:A:C6	1:AA:1073:A:N7	2.86	0.43
1:AA:1215:G:C5	1:AA:1216:G:C8	3.06	0.43
1:AA:1485:G:H2'	1:AA:1486:A:C8	2.50	0.43
1:AA:1536:A:C2'	1:AA:1537:C:OP1	2.67	0.43
1:AA:1934:C:N4	56:AA:3561:OHX:N5	2.67	0.43
1:AA:2026:C:H2'	1:AA:2027:G:O5'	2.19	0.43
1:AA:2262:U:H2'	1:AA:2263:C:H6	1.83	0.43
3:AD:24:ILE:HD11	3:AD:91:ARG:HD3	2.01	0.43
3:AD:241:PRO:O	3:AD:242:ARG:C	2.57	0.43
6:AG:112:PRO:HB3	26:A4:37:SER:CB	2.49	0.43
6:AG:144:ILE:HG22	6:AG:145:THR:N	2.33	0.43

Continued on next page...

Continued from previous page...

Atom-1	Atom-2	Interatomic distance (Å)	Clash overlap (Å)
8:AK:33:ARG:C	8:AK:35:LEU:N	2.72	0.43
11:AO:62:LEU:HD21	30:A8:25:MET:HB2	1.99	0.43
15:AR:107:ASP:C	15:AR:109:GLU:N	2.68	0.43
16:A1:92:ARG:HD2	17:A2:11:GLN:HB2	2.00	0.43
18:AS:17:VAL:C	18:AS:19:LEU:N	2.72	0.43
18:AS:82:LEU:HD12	18:AS:84:ARG:NH2	2.34	0.43
20:AU:96:ILE:CG2	20:AU:101:LYS:HG2	2.47	0.43
21:AV:169:GLU:O	21:AV:170:THR:HG23	2.18	0.43
23:AZ:78:LYS:HD2	23:AZ:78:LYS:H	1.84	0.43
26:A4:15:ILE:O	26:A4:33:VAL:HB	2.18	0.43
26:A4:37:SER:OG	26:A4:42:PHE:CD1	2.69	0.43
31:BA:232:G:H1'	31:BA:262:A:N1	2.33	0.43
31:BA:439:A:OP2	31:BA:493:G:C2	2.71	0.43
31:BA:491:G:C4	31:BA:492:G:C8	3.06	0.43
31:BA:595:G:N2	31:BA:643:C:H41	2.16	0.43
31:BA:725:G:O2'	31:BA:726:C:H5'	2.18	0.43
31:BA:836:G:C6	31:BA:851:G:C6	3.06	0.43
31:BA:901:A:H8	31:BA:901:A:O5'	2.02	0.43
31:BA:992:U:C1'	31:BA:993:G:OP2	2.60	0.43
46:BS:12:LYS:C	46:BS:14:ASN:N	2.72	0.43
46:BS:58:TYR:C	46:BS:58:TYR:HD1	2.22	0.43
47:BT:46:ASP:OD2	47:BT:51:TYR:HD1	2.02	0.43
49:BV:43:GLU:CD	49:BV:43:GLU:H	2.21	0.43
52:BB:83:C:H2'	52:BB:84:C:C5'	2.39	0.43
52:BD:21:A:C6	52:BD:55:U:O4	2.71	0.43
52:BD:37:A:H2'	52:BD:38:MIA:O4'	2.19	0.43
31:CA:89:U:O2'	31:CA:90:C:O5'	2.37	0.43
31:CA:123:C:H2'	31:CA:124:G:H8	1.84	0.43
31:CA:591:U:C2	31:CA:649:G:N2	2.86	0.43
31:CA:629:G:H2'	31:CA:630:G:C8	2.53	0.43
31:CA:803:G:C6	31:CA:804:U:N3	2.87	0.43
31:CA:1153:C:N3	31:CA:1154:G:N7	2.66	0.43
31:CA:1206:G:H4'	33:CF:193:TYR:N	2.34	0.43
31:CA:1486:G:H2'	31:CA:1487:G:O4'	2.18	0.43
31:CA:1503:A:N6	54:C1:12:A:C2	2.87	0.43
32:CE:168:THR:HG23	32:CE:192:SER:HA	2.01	0.43
34:CG:108:LEU:HD12	34:CG:108:LEU:HA	1.80	0.43
34:CG:168:ARG:HD3	34:CG:168:ARG:HA	1.70	0.43
38:CK:6:ILE:O	38:CK:7:ALA:C	2.57	0.43
43:CP:82:MET:SD	43:CP:83:ASP:CG	2.97	0.43
46:CS:69:THR:O	46:CS:69:THR:CG2	2.66	0.43

Continued on next page...

Continued from previous page...

Atom-1	Atom-2	Interatomic distance (Å)	Clash overlap (Å)
47:CT:45:HIS:HB3	47:CT:72:ARG:HG3	2.00	0.43
48:CU:29:PHE:HD1	48:CU:39:VAL:HG11	1.82	0.43
49:CV:32:LYS:NZ	49:CV:57:HIS:HB2	2.33	0.43
52:CB:4:G:C2	52:CB:79:A:C6	3.05	0.43
52:CB:48:C:H2'	52:CB:49:A:N9	2.33	0.43
1:DA:19:C:O2'	1:DA:20:C:H5'	2.18	0.43
1:DA:128:C:C6	1:DA:128:C:C3'	3.02	0.43
1:DA:374:A:C2	1:DA:401:A:C4	3.06	0.43
1:DA:519:U:H2'	1:DA:520:G:H8	1.84	0.43
1:DA:563:G:C6	1:DA:564:C:C4	3.07	0.43
1:DA:872:A:H2'	1:DA:873:G:C8	2.54	0.43
1:DA:947:G:H2'	1:DA:948:G:C8	2.53	0.43
1:DA:994:C:OP1	16:D1:53:ARG:NH2	2.51	0.43
1:DA:1002:G:N7	56:DA:3438:OHX:N1	2.66	0.43
1:DA:1491:G:C6	1:DA:1500:G:C2	3.07	0.43
1:DA:1783:A:N1	1:DA:2587:A:C4	2.86	0.43
1:DA:1815:A:OP1	1:DA:1815:A:H8	2.01	0.43
1:DA:2312:U:C3'	1:DA:2313:C:H5'	2.48	0.43
1:DA:2391:G:O5'	30:D8:32:LEU:HD12	2.17	0.43
1:DA:2656:U:N3	1:DA:2665:A:H2	2.07	0.43
2:DB:33:G:C2	2:DB:50:G:C2	3.07	0.43
2:DB:41:U:OP1	2:DB:42:C:H5	2.01	0.43
3:DD:33:LEU:HD23	3:DD:34:VAL:N	2.34	0.43
4:DE:51:PHE:CE2	4:DE:52:LEU:HG	2.53	0.43
6:DG:10:LYS:O	6:DG:14:GLU:HB3	2.17	0.43
6:DG:55:LYS:HZ2	6:DG:58:GLN:HE22	1.66	0.43
6:DG:162:THR:O	6:DG:162:THR:OG1	2.28	0.43
10:DN:28:SER:O	10:DN:29:ASN:HB3	2.18	0.43
12:DP:19:GLY:C	12:DP:98:LYS:HD2	2.39	0.43
15:DR:80:SER:H	15:DR:83:ILE:HD12	1.83	0.43
21:DV:48:PHE:CE1	21:DV:52:SER:HB2	2.52	0.43
24:DW:51:ARG:HG2	24:DW:52:ASP:H	1.83	0.43
26:D4:15:ILE:HD12	26:D4:15:ILE:N	2.33	0.43
28:D6:27:LYS:HB2	28:D6:27:LYS:NZ	2.33	0.43
30:D8:54:GLU:CG	30:D8:57:ARG:HH21	2.32	0.43
1:AA:7:G:H1	1:AA:2896:C:N4	2.15	0.43
1:AA:44:A:C2'	1:AA:45:G:H5'	2.49	0.43
1:AA:241:A:O4'	1:AA:243:U:C6	2.72	0.43
1:AA:300:A:C5	1:AA:334:C:H4'	2.54	0.43
1:AA:354:G:O2'	1:AA:355:G:H5'	2.19	0.43
1:AA:589:C:H2'	1:AA:590:A:C8	2.53	0.43

Continued on next page...

Continued from previous page...

Atom-1	Atom-2	Interatomic distance (Å)	Clash overlap (Å)
1:AA:609(A):G:N2	1:AA:619:G:H1'	2.33	0.43
1:AA:686:G:N7	29:A7:5:TRP:CH2	2.87	0.43
1:AA:1202:C:H2'	1:AA:1203:G:C5'	2.44	0.43
1:AA:1473:G:H2'	1:AA:1474:C:H5'	1.98	0.43
1:AA:1535:U:O4	1:AA:1537:C:O4'	2.37	0.43
1:AA:1649:G:C6	1:AA:2009:G:O6	2.71	0.43
1:AA:1668:A:N3	1:AA:1670:C:C4	2.87	0.43
1:AA:1775:U:H2'	1:AA:1776:G:O5'	2.18	0.43
1:AA:1786:A:C4	1:AA:1938:A:C6	3.06	0.43
1:AA:1858:G:C6	56:AA:3569:OHX:N6	2.87	0.43
1:AA:2184:G:C6	1:AA:2185:C:C4	3.06	0.43
1:AA:2629:A:N6	1:AA:2895:U:O2	2.51	0.43
1:AA:2895:U:H2'	1:AA:2896:C:O4'	2.18	0.43
3:AD:70:TRP:CZ3	3:AD:150:LYS:HA	2.53	0.43
6:AG:133:LEU:C	6:AG:133:LEU:HD12	2.39	0.43
11:AO:46:LYS:HB3	11:AO:46:LYS:HE2	1.73	0.43
15:AR:23:ARG:O	15:AR:24:PRO:C	2.56	0.43
18:AS:29:LEU:HD21	18:AS:33:ARG:NH2	2.34	0.43
18:AS:37:ARG:HD3	18:AS:38:TYR:HE2	1.79	0.43
19:AT:18:TYR:HD1	19:AT:21:PHE:CE1	2.36	0.43
23:AZ:80:LEU:N	23:AZ:80:LEU:CD2	2.82	0.43
31:BA:79:G:HO2'	31:BA:80:G:P	2.40	0.43
31:BA:468:A:C2'	31:BA:474:G:H5'	2.42	0.43
31:BA:533:A:C2	31:BA:536:C:C5	3.07	0.43
31:BA:538:G:OP2	42:BO:115:LYS:HG3	2.18	0.43
31:BA:835:U:P	48:BU:60:ALA:HB3	2.59	0.43
31:BA:1106:G:C5	31:BA:1107:C:C5	3.07	0.43
31:BA:1305:G:OP1	51:BX:2:GLY:HA3	2.19	0.43
33:BF:162:GLN:CG	54:B1:24:A:H1'	2.38	0.43
35:BH:24:ARG:O	35:BH:24:ARG:CG	2.67	0.43
35:BH:31:LEU:HD23	35:BH:45:PHE:HD1	1.83	0.43
35:BH:36:ASP:OD1	35:BH:36:ASP:C	2.56	0.43
40:BM:31:GLY:HA3	40:BM:78:ASN:OD1	2.19	0.43
42:BO:119:LYS:H	42:BO:119:LYS:HG3	1.25	0.43
43:BP:82:MET:C	43:BP:84:ILE:N	2.69	0.43
44:BQ:40:CYS:O	44:BQ:43:CYS:N	2.51	0.43
45:BR:51:HIS:O	45:BR:54:ARG:HB3	2.19	0.43
46:BS:18:ARG:HD3	46:BS:35:LYS:HE3	2.00	0.43
50:BW:72:LEU:HD11	50:BW:80:ARG:NH1	2.33	0.43
50:BW:89:ARG:HB2	50:BW:104:LEU:CD2	2.49	0.43
52:BB:6:G:H2'	52:BB:7:G:OP1	2.16	0.43

Continued on next page...

Continued from previous page...

Atom-1	Atom-2	Interatomic distance (Å)	Clash overlap (Å)
52:BB:10:C:O2'	52:BB:11:C:H5'	2.18	0.43
53:BC:47:G:C5'	53:BC:48:U:OP2	2.66	0.43
52:BD:51:C:C6	52:BD:52:G:H1'	2.54	0.43
31:CA:172:A:N6	31:CA:174:C:O2	2.51	0.43
31:CA:197:A:C6	31:CA:221:C:H4'	2.54	0.43
31:CA:449:C:O2	31:CA:449:C:O4'	2.35	0.43
31:CA:652:U:C5	31:CA:752:G:C4	3.07	0.43
31:CA:697:U:H2'	31:CA:698:G:C5'	2.48	0.43
31:CA:1208:C:H2'	31:CA:1209:C:C6	2.54	0.43
31:CA:1275:A:C2	31:CA:1276:G:H1'	2.53	0.43
31:CA:1357:A:C5	31:CA:1358:U:C5	3.07	0.43
32:CE:31:TYR:CE1	32:CE:200:ILE:HG21	2.54	0.43
32:CE:98:LEU:HD22	32:CE:98:LEU:HA	1.82	0.43
34:CG:180:GLY:O	34:CG:181:MET:HB2	2.18	0.43
39:CL:97:LYS:HB3	39:CL:98:PRO:HD3	2.00	0.43
41:CN:60:ALA:C	41:CN:62:GLN:N	2.71	0.43
49:CV:41:VAL:C	49:CV:43:GLU:N	2.72	0.43
49:CV:71:LEU:O	49:CV:73:GLU:N	2.51	0.43
53:CC:48:U:O2'	53:CC:49:C:P	2.69	0.43
1:DA:37:C:O2'	1:DA:38:A:H5'	2.19	0.43
1:DA:109:G:C6	1:DA:110:G:N7	2.87	0.43
1:DA:654:A:H5''	1:DA:654(A):A:OP1	2.19	0.43
1:DA:997:G:OP1	16:D1:93:LYS:HB2	2.18	0.43
1:DA:1517:G:O2'	1:DA:1518:C:H5'	2.18	0.43
1:DA:1607:C:O2	56:DA:3478:OHX:N5	2.51	0.43
1:DA:1664:A:H1'	1:DA:2726:U:C5	2.54	0.43
1:DA:1912:A:C8	1:DA:1918:A:C2	3.07	0.43
1:DA:2763:G:C5'	1:DA:2763:G:H8	2.31	0.43
2:DB:42:C:N4	6:DG:91:ARG:HH12	2.15	0.43
3:DD:26:LYS:HD2	3:DD:26:LYS:N	2.16	0.43
4:DE:101:ARG:CZ	4:DE:171:GLU:HB2	2.49	0.43
5:DF:124:LEU:O	5:DF:124:LEU:CG	2.66	0.43
6:DG:7:LEU:HD22	6:DG:100:TRP:HE3	1.83	0.43
6:DG:121:ASN:OD1	6:DG:124:SER:N	2.52	0.43
7:DH:109:PHE:CE1	7:DH:152:ARG:NH1	2.87	0.43
8:DK:58:LEU:C	8:DK:60:GLU:N	2.72	0.43
11:DO:128:HIS:HA	11:DO:147:LEU:HB3	1.99	0.43
13:D0:96:ARG:NH1	13:D0:115:GLU:OE1	2.51	0.43
14:DQ:7:TYR:CZ	14:DQ:91:PRO:HG3	2.53	0.43
15:DR:58:ASN:OD1	15:DR:58:ASN:N	2.51	0.43
15:DR:104:ASN:O	15:DR:105:LEU:HB2	2.19	0.43

Continued on next page...

Continued from previous page...

Atom-1	Atom-2	Interatomic distance (Å)	Clash overlap (Å)
16:D1:109:LEU:HD23	16:D1:109:LEU:HA	1.88	0.43
18:DS:75:TYR:OH	18:DS:104:THR:HG21	2.19	0.43
19:DT:28:PHE:HD1	19:DT:28:PHE:H	1.58	0.43
23:DZ:91:LYS:HE2	23:DZ:91:LYS:HB2	1.79	0.43
24:DW:24:LEU:HD22	24:DW:60:LEU:HD21	2.00	0.43
25:DX:12:PRO:O	25:DX:14:GLY:N	2.51	0.43
1:AA:125:G:H3'	29:A7:19:ARG:HD3	2.00	0.43
1:AA:211:A:H2'	1:AA:212:G:O4'	2.19	0.43
1:AA:513:A:OP1	56:AA:3342:OHX:N4	2.52	0.43
1:AA:579:G:N2	1:AA:1262:A:C4	2.86	0.43
1:AA:705:A:C2	1:AA:706:A:C4	3.07	0.43
1:AA:784:A:C5	3:AD:229:VAL:HG21	2.53	0.43
1:AA:1016:G:H2'	1:AA:1017:G:O5'	2.19	0.43
1:AA:1104:C:O2	1:AA:1104:C:C2'	2.64	0.43
1:AA:1281:G:H2'	1:AA:1282:U:H6	1.84	0.43
1:AA:1603:A:OP1	1:AA:1604:C:OP2	2.37	0.43
1:AA:1654:A:P	13:A0:2:ARG:HD3	2.58	0.43
1:AA:1833:U:O2'	1:AA:1834:U:H5'	2.17	0.43
1:AA:1839:G:H2'	1:AA:1840:G:H8	1.83	0.43
1:AA:1972:A:H2'	1:AA:1973:G:H8	1.84	0.43
1:AA:2131:G:H1'	1:AA:2158:A:N7	2.33	0.43
1:AA:2316:C:H1'	6:AG:128:ARG:NH2	2.34	0.43
1:AA:2399:G:O2'	1:AA:2400:G:H5'	2.18	0.43
1:AA:2700:C:O2'	1:AA:2701:C:H5'	2.19	0.43
1:AA:2768:C:C4	1:AA:2769:C:C5	3.06	0.43
1:AA:2835:A:C2	1:AA:2879:C:N3	2.87	0.43
2:AB:83:G:C6	2:AB:84:C:C5	3.06	0.43
3:AD:270:ILE:CG2	3:AD:271:ILE:N	2.80	0.43
4:AE:131:ALA:HB1	4:AE:135:HIS:HE1	1.79	0.43
7:AH:77:LYS:HE2	7:AH:138:LYS:CE	2.48	0.43
7:AH:88:LEU:CD1	7:AH:165:ALA:HA	2.49	0.43
8:AK:21:VAL:HG22	8:AK:22:LYS:H	1.84	0.43
8:AK:104:GLN:O	8:AK:105:HIS:HB2	2.18	0.43
12:AP:11:LYS:HG2	12:AP:87:LYS:CG	2.49	0.43
15:AR:5:ALA:HA	15:AR:8:LYS:HG2	2.01	0.43
15:AR:136:GLN:HG3	15:AR:137:LYS:N	2.29	0.43
16:A1:85:LYS:O	16:A1:86:ALA:C	2.57	0.43
16:A1:92:ARG:CZ	17:A2:11:GLN:H	2.32	0.43
17:A2:35:LEU:N	17:A2:35:LEU:CD2	2.79	0.43
18:AS:11:ARG:NH2	18:AS:99:ARG:N	2.67	0.43
21:AV:120:ILE:HB	21:AV:171:ILE:HA	2.01	0.43

Continued on next page...

Continued from previous page...

Atom-1	Atom-2	Interatomic distance (Å)	Clash overlap (Å)
21:AV:133:ILE:HA	21:AV:134:PRO:HD2	1.83	0.43
22:A3:66:VAL:O	22:A3:81:VAL:HA	2.17	0.43
25:AX:56:VAL:HG12	25:AX:57:GLU:N	2.34	0.43
31:BA:411:A:C2	31:BA:431:A:N6	2.87	0.43
31:BA:611:A:N6	31:BA:629:G:N1	2.59	0.43
31:BA:668:G:O2'	45:BR:46:HIS:CD2	2.65	0.43
31:BA:903:G:H2'	31:BA:904:C:H6	1.84	0.43
31:BA:939:G:H5''	37:BJ:102:ARG:NH1	2.34	0.43
31:BA:951:G:C2	31:BA:952:U:C2	3.06	0.43
31:BA:1227:A:C8	31:BA:1228:C:O4'	2.71	0.43
31:BA:1316:G:H4'	44:BQ:18:VAL:CG1	2.49	0.43
31:BA:1343:G:C6	31:BA:1344:C:C4	3.07	0.43
31:BA:1358:U:H5''	44:BQ:33:VAL:O	2.18	0.43
31:BA:1505:G:H4'	54:B1:13:A:N6	2.33	0.43
32:BE:144:ARG:HG3	32:BE:145:LEU:N	2.34	0.43
33:BF:123:GLN:O	33:BF:128:PHE:HB2	2.19	0.43
34:BG:104:VAL:C	34:BG:106:TYR:N	2.72	0.43
34:BG:150:GLU:C	34:BG:152:SER:N	2.72	0.43
36:BI:6:VAL:HG12	36:BI:6:VAL:O	2.18	0.43
36:BI:19:LEU:O	36:BI:23:LYS:HB2	2.18	0.43
36:BI:37:VAL:O	36:BI:38:GLU:HG3	2.18	0.43
37:BJ:8:GLU:CD	37:BJ:8:GLU:H	2.21	0.43
37:BJ:26:PHE:CD1	37:BJ:62:PHE:CE1	3.07	0.43
37:BJ:38:LEU:O	37:BJ:42:ILE:HG13	2.19	0.43
42:BO:30:ALA:HB1	42:BO:31:PRO:HD2	2.01	0.43
31:CA:954:G:O6	43:CP:104:ARG:NH1	2.51	0.43
31:CA:1054:C:N4	52:CB:35:G:N9	2.66	0.43
31:CA:1134:G:H2'	31:CA:1134:G:N3	2.32	0.43
31:CA:1148:U:H2'	31:CA:1149:C:O4'	2.19	0.43
32:CE:84:GLU:H	32:CE:84:GLU:HG2	1.64	0.43
33:CF:50:ALA:O	33:CF:70:VAL:HG13	2.19	0.43
36:CI:39:LYS:O	36:CI:40:VAL:HB	2.19	0.43
39:CL:54:ASP:O	39:CL:56:LEU:N	2.46	0.43
41:CN:86:GLY:H	41:CN:112:THR:HG1	1.65	0.43
42:CO:23:LYS:HE2	42:CO:23:LYS:N	2.33	0.43
47:CT:80:GLY:O	47:CT:81:ARG:C	2.57	0.43
52:CB:17:G:O6	52:CB:67:A:N6	2.52	0.43
52:CB:36:U:H3	54:C1:20:G:H1	1.66	0.43
52:CB:48:C:C2'	52:CB:49:A:C8	3.01	0.43
52:CB:79:A:H3'	52:CB:80:C:H5''	2.01	0.43
1:DA:200:U:H5''	1:DA:201:C:OP2	2.18	0.43

Continued on next page...

Continued from previous page...

Atom-1	Atom-2	Interatomic distance (Å)	Clash overlap (Å)
1:DA:535:C:H2'	1:DA:536:A:H5'	1.99	0.43
1:DA:776:G:H4'	1:DA:777:A:O5'	2.18	0.43
1:DA:842:G:N2	1:DA:937:U:C2	2.86	0.43
1:DA:875:G:C2	1:DA:903:C:C2	3.06	0.43
1:DA:973:A:O4'	1:DA:1188:U:C6	2.72	0.43
1:DA:988:A:O2'	1:DA:989:G:O5'	2.29	0.43
1:DA:1075:C:C4	1:DA:1076:C:N4	2.87	0.43
1:DA:1142(A):A:C8	1:DA:1144:G:C5	3.06	0.43
1:DA:1169:G:N2	1:DA:1181:C:C2	2.86	0.43
1:DA:1198:U:C2	1:DA:1199:U:C5	3.06	0.43
1:DA:1421:G:C2	1:DA:1422:G:C8	3.06	0.43
1:DA:1468:C:H2'	1:DA:1469:A:C8	2.54	0.43
1:DA:1553:A:N6	1:DA:1555:G:H1'	2.34	0.43
1:DA:1786:A:N9	1:DA:1938:A:N6	2.67	0.43
1:DA:2312:U:C5	1:DA:2313:C:C4	3.07	0.43
3:DD:166:GLN:CA	3:DD:166:GLN:NE2	2.75	0.43
3:DD:245:PRO:HA	3:DD:246:PRO:HD3	1.93	0.43
4:DE:57:LYS:HA	4:DE:57:LYS:HD3	1.83	0.43
8:DK:117:GLU:HB2	8:DK:118:LYS:H	1.68	0.43
8:DK:122:GLU:O	8:DK:126:TYR:OH	2.26	0.43
9:DM:17:ASP:O	9:DM:18:ALA:HB3	2.19	0.43
11:DO:19:VAL:HG21	11:DO:32:THR:HG23	2.01	0.43
11:DO:106:LEU:O	11:DO:107:LYS:CB	2.43	0.43
11:DO:138:LEU:HD12	11:DO:144:GLU:HG3	2.00	0.43
14:DQ:66:ALA:O	14:DQ:67:ARG:C	2.55	0.43
17:D2:37:VAL:CG2	17:D2:57:VAL:H	2.30	0.43
18:DS:39:THR:O	18:DS:39:THR:HG22	2.19	0.43
21:DV:4:ARG:NH1	21:DV:58:VAL:HG11	2.33	0.43
21:DV:121:HIS:HB3	21:DV:123:ASP:O	2.18	0.43
26:D4:49:PHE:CG	26:D4:50:VAL:N	2.85	0.43
27:D5:16:ARG:NH1	27:D5:17:ASP:OD1	2.51	0.43
1:AA:103:A:O5'	1:AA:103:A:C8	2.72	0.43
1:AA:396:G:O3'	23:AZ:44:PRO:HA	2.19	0.43
1:AA:633:A:C8	1:AA:633:A:C3'	3.02	0.43
1:AA:851:U:H5'	25:AX:46:ASN:ND2	2.34	0.43
1:AA:880:G:OP1	1:AA:880:G:C4'	2.64	0.43
1:AA:979:G:N2	1:AA:985:C:C4	2.87	0.43
1:AA:1021:A:C8	1:AA:1021:A:C3'	3.01	0.43
1:AA:1435:G:H2'	1:AA:1436:G:O4'	2.18	0.43
1:AA:1509:C:C2'	1:AA:1510:A:OP1	2.66	0.43
1:AA:1579:A:H2'	1:AA:1580:A:H8	1.82	0.43

Continued on next page...

Continued from previous page...

Atom-1	Atom-2	Interatomic distance (Å)	Clash overlap (Å)
1:AA:1662:C:O2'	1:AA:2687:U:H5''	2.19	0.43
1:AA:1853:A:N6	1:AA:1889:A:C8	2.87	0.43
1:AA:2127:G:H2'	1:AA:2128:C:O4'	2.19	0.43
1:AA:2135:A:C2'	1:AA:2136:C:OP1	2.67	0.43
1:AA:2274:A:N7	1:AA:2276:G:C8	2.87	0.43
1:AA:2304:G:C2'	1:AA:2305:A:O5'	2.67	0.43
1:AA:2393:A:C5'	11:AO:62:LEU:CB	2.96	0.43
1:AA:2537:U:O4	56:AA:3466:OHX:N6	2.52	0.43
1:AA:2715:C:H2'	1:AA:2716:U:H6	1.84	0.43
1:AA:2751:G:N2	7:AH:3:ARG:HB3	2.34	0.43
1:AA:2789:C:C3'	1:AA:2790:A:H5''	2.49	0.43
1:AA:2841:C:O2	1:AA:2877:G:C2	2.72	0.43
2:AB:30:C:H2'	2:AB:31:C:C5'	2.42	0.43
2:AB:94:C:C4	2:AB:95:U:C5	3.07	0.43
3:AD:85:ASP:HB2	3:AD:92:ILE:HD13	2.01	0.43
4:AE:21:VAL:CG2	4:AE:22:PRO:HB3	2.49	0.43
4:AE:167:VAL:CG1	4:AE:189:PRO:HD3	2.49	0.43
5:AF:123:LEU:CD1	5:AF:192:LEU:HD22	2.48	0.43
6:AG:95:ARG:C	6:AG:99:MET:HG2	2.38	0.43
7:AH:24:VAL:HG11	7:AH:72:ILE:HD11	2.01	0.43
8:AK:132:PRO:O	8:AK:133:HIS:CG	2.71	0.43
12:AP:35:VAL:CG1	12:AP:130:LYS:HD2	2.49	0.43
13:A0:70:LEU:O	13:A0:72:ASP:N	2.42	0.43
13:A0:77:ARG:O	13:A0:78:LYS:C	2.57	0.43
18:AS:59:VAL:HG12	18:AS:60:ASN:N	2.33	0.43
19:AT:18:TYR:HA	19:AT:21:PHE:CE1	2.54	0.43
21:AV:28:MET:HB2	21:AV:37:VAL:CG1	2.48	0.43
22:A3:49:LYS:O	22:A3:50:ASN:HB2	2.19	0.43
29:A7:19:ARG:HG2	29:A7:19:ARG:NH1	2.33	0.43
31:BA:254:G:H21	47:BT:16:GLN:NE2	2.16	0.43
31:BA:408:A:C2	31:BA:409:G:C4	3.07	0.43
31:BA:853:G:N7	56:BA:1762:OHX:N1	2.67	0.43
31:BA:871:U:C4'	31:BA:872:A:OP1	2.67	0.43
31:BA:1039:C:C4	31:BA:1040:U:C4	3.07	0.43
31:BA:1103:C:C4	31:BA:1104:G:N7	2.86	0.43
31:BA:1160:G:C6	31:BA:1177:G:C2	3.06	0.43
31:BA:1170:A:H2'	31:BA:1171:G:O4'	2.19	0.43
31:BA:1266:G:N2	31:BA:1270:C:N3	2.67	0.43
31:BA:1269:A:H5''	31:BA:1270:C:OP2	2.18	0.43
31:BA:1315:U:O2	31:BA:1360:A:H2	2.02	0.43
31:BA:1416:G:C5	31:BA:1417:G:C5	3.07	0.43

Continued on next page...

Continued from previous page...

Atom-1	Atom-2	Interatomic distance (Å)	Clash overlap (Å)
32:BE:74:LYS:HD2	32:BE:74:LYS:N	2.24	0.43
33:BF:120:VAL:CG1	33:BF:198:VAL:HG11	2.49	0.43
33:BF:138:VAL:O	33:BF:142:MET:HG2	2.19	0.43
38:BK:25:ASP:C	38:BK:26:VAL:HG12	2.39	0.43
38:BK:126:LYS:HB3	38:BK:126:LYS:HZ2	1.84	0.43
43:BP:36:LYS:HB3	43:BP:59:TYR:CE1	2.54	0.43
44:BQ:21:TYR:N	44:BQ:21:TYR:CD1	2.86	0.43
45:BR:25:THR:O	45:BR:28:GLN:HB2	2.19	0.43
46:BS:8:ARG:HB3	46:BS:28:ARG:HH11	1.80	0.43
46:BS:39:TYR:CG	46:BS:40:ASP:N	2.85	0.43
47:BT:33:GLY:O	47:BT:34:LYS:C	2.57	0.43
47:BT:91:ARG:NH1	47:BT:92:ARG:NH2	2.55	0.43
48:BU:21:LYS:O	48:BU:22:VAL:CB	2.59	0.43
52:BB:35:G:H8	52:BB:35:G:O5'	2.02	0.43
31:CA:5:U:C6	56:CA:1788:OHX:N1	2.87	0.43
31:CA:20:U:C2'	31:CA:21:G:H5'	2.49	0.43
31:CA:49:U:C2	31:CA:361:G:N2	2.87	0.43
31:CA:92:G:O2'	31:CA:93:U:H5'	2.18	0.43
31:CA:166:G:H2'	31:CA:167:G:H5'	1.99	0.43
31:CA:198:G:C2'	31:CA:199:G:O5'	2.66	0.43
31:CA:1057:G:H2'	31:CA:1058:G:O4'	2.19	0.43
31:CA:1061:G:C2'	31:CA:1062:U:H5'	2.48	0.43
31:CA:1200:C:O2	31:CA:1200:C:C2'	2.66	0.43
31:CA:1212:U:H6	31:CA:1212:U:H2'	1.66	0.43
31:CA:1305:G:H22	31:CA:1331:G:H2'	1.81	0.43
31:CA:1369:C:H2'	31:CA:1370:G:O4'	2.19	0.43
31:CA:1472:U:H2'	31:CA:1473:A:O4'	2.18	0.43
32:CE:10:LEU:O	32:CE:13:ALA:HB3	2.18	0.43
32:CE:209:ARG:HG3	32:CE:240:GLN:NE2	2.34	0.43
33:CF:115:LEU:O	33:CF:116:VAL:C	2.57	0.43
33:CF:126:ARG:HB2	33:CF:128:PHE:CD1	2.54	0.43
34:CG:4:TYR:CD1	34:CG:4:TYR:C	2.90	0.43
37:CJ:115:ARG:O	37:CJ:117:ALA:N	2.51	0.43
42:CO:60:LEU:HA	42:CO:60:LEU:HD13	1.61	0.43
49:CV:32:LYS:HZ1	49:CV:57:HIS:HB2	1.84	0.43
53:CC:14:A:C2	53:CC:23:G:C4	3.07	0.43
52:CD:28:G:H2'	52:CD:29:C:H6	1.84	0.43
1:DA:107:C:N3	1:DA:108:U:C5	2.87	0.43
1:DA:271(B):G:N7	1:DA:421:U:H2'	2.34	0.43
1:DA:444:C:P	16:D1:2:PRO:HD3	2.59	0.43
1:DA:471:A:N6	1:DA:472:A:C2	2.86	0.43

Continued on next page...

Continued from previous page...

Atom-1	Atom-2	Interatomic distance (Å)	Clash overlap (Å)
1:DA:497:A:H2'	1:DA:498:G:O4'	2.18	0.43
1:DA:526:A:H5''	1:DA:527:C:OP1	2.19	0.43
1:DA:537:C:H6	1:DA:537:C:H5''	1.84	0.43
1:DA:569:U:H5'	1:DA:821:A:H2	1.84	0.43
1:DA:745:G:C2'	1:DA:746:A:H5'	2.49	0.43
1:DA:796:C:H2'	1:DA:797:C:H6	1.80	0.43
1:DA:1342:A:C6	1:DA:1397:U:C6	3.04	0.43
1:DA:1444:G:C2	1:DA:1548:C:C2	3.07	0.43
1:DA:1999:C:H1'	1:DA:2687:U:O2'	2.18	0.43
1:DA:2259:G:H1'	1:DA:2427:C:H2'	2.00	0.43
1:DA:2493:U:H2'	1:DA:2494:G:O5'	2.18	0.43
1:DA:2638:G:OP2	4:DE:82:ARG:NH2	2.51	0.43
1:DA:2786:U:H4'	4:DE:64:LYS:C	2.36	0.43
2:DB:30:C:O2	2:DB:30:C:H2'	2.19	0.43
4:DE:38:THR:N	4:DE:42:ASP:OD2	2.49	0.43
6:DG:2:PRO:C	6:DG:4:ASP:N	2.71	0.43
6:DG:96:ARG:HG2	6:DG:96:ARG:NH1	2.33	0.43
7:DH:139:GLN:O	7:DH:143:GLN:HB2	2.18	0.43
12:DP:21:THR:H	12:DP:98:LYS:HB2	1.84	0.43
17:D2:43:GLU:C	17:D2:44:LYS:HD3	2.39	0.43
18:DS:4:LYS:HB2	18:DS:106:ILE:HG22	2.01	0.43
19:DT:53:LYS:HZ2	19:DT:55:ASN:ND2	2.15	0.43
21:DV:30:ASN:HB2	21:DV:90:VAL:HG23	1.99	0.43
21:DV:157:LEU:HD21	21:DV:163:LEU:HD22	2.01	0.43
23:DZ:7:ILE:HD13	23:DZ:70:VAL:HG22	2.00	0.43
26:D4:4:GLY:C	26:D4:5:ILE:HD12	2.39	0.43
1:AA:31:C:O2'	1:AA:32:C:H5'	2.19	0.43
1:AA:371:A:O3'	1:AA:372:G:H4'	2.19	0.43
1:AA:886:C:H2'	1:AA:887:A:O4'	2.19	0.43
1:AA:1400:G:H2'	1:AA:1401:G:C8	2.53	0.43
1:AA:1491:G:O2'	1:AA:1492:G:H5'	2.19	0.43
1:AA:1535:U:O2	1:AA:1536:A:H5''	2.18	0.43
1:AA:1833:U:N3	1:AA:1834:U:C5	2.87	0.43
1:AA:2102:U:H2'	1:AA:2103:C:O4'	2.18	0.43
1:AA:2111:C:C2	1:AA:2118:U:H4'	2.53	0.43
1:AA:2157:G:H2'	1:AA:2158:A:OP2	2.19	0.43
1:AA:2566:A:H4'	1:AA:2567:G:O5'	2.18	0.43
1:AA:2587:A:H8	1:AA:2587:A:O5'	2.02	0.43
1:AA:2729:G:H2'	1:AA:2730:C:O4'	2.19	0.43
3:AD:61:LEU:O	3:AD:63:ARG:NH1	2.48	0.43
3:AD:142:VAL:HG23	3:AD:193:VAL:HA	2.01	0.43

Continued on next page...

Continued from previous page...

Atom-1	Atom-2	Interatomic distance (Å)	Clash overlap (Å)
3:AD:186:HIS:HD2	3:AD:188:GLU:HB2	1.83	0.43
3:AD:268:ARG:O	3:AD:268:ARG:CG	2.67	0.43
4:AE:181:LEU:HD21	15:AR:7:ILE:CG2	2.45	0.43
5:AF:135:LYS:O	5:AF:136:THR:C	2.57	0.43
11:AO:34:GLY:O	11:AO:35:HIS:C	2.56	0.43
11:AO:46:LYS:O	11:AO:47:ASP:HB2	2.18	0.43
11:AO:62:LEU:H	30:A8:13:ARG:HH11	1.67	0.43
11:AO:101:VAL:CG1	11:AO:102:ARG:N	2.82	0.43
12:AP:43:THR:HG22	12:AP:94:VAL:CG1	2.47	0.43
12:AP:77:LYS:HD2	12:AP:81:VAL:HG21	2.00	0.43
16:A1:60:LEU:CD2	16:A1:64:ARG:HD3	2.49	0.43
20:AU:8:LYS:HE3	20:AU:8:LYS:HB2	1.75	0.43
21:AV:28:MET:O	21:AV:34:ASN:HA	2.19	0.43
22:A3:70:GLN:HG2	22:A3:72:ARG:HG3	2.00	0.43
23:AZ:76:ARG:HG2	23:AZ:76:ARG:NH1	2.10	0.43
30:A8:32:LEU:HD22	30:A8:32:LEU:HA	1.76	0.43
31:BA:36:C:N4	31:BA:37:U:C4	2.87	0.43
31:BA:321:A:N7	31:BA:328:C:C6	2.87	0.43
31:BA:380:G:OP2	56:BA:1773:OHX:N3	2.52	0.43
31:BA:977:A:H1'	31:BA:982:U:O4	2.19	0.43
31:BA:1055:A:H2'	31:BA:1056:U:O5'	2.19	0.43
31:BA:1069:C:H2'	31:BA:1070:U:O5'	2.18	0.43
31:BA:1331:G:O2'	31:BA:1332:A:H8	2.02	0.43
31:BA:1362:C:H2'	31:BA:1362(A):C:H5''	2.01	0.43
31:BA:1369:C:H2'	31:BA:1370:G:O4'	2.19	0.43
32:BE:19:HIS:HD2	32:BE:20:GLU:CD	2.22	0.43
32:BE:169:LYS:O	32:BE:169:LYS:HD3	2.19	0.43
33:BF:68:VAL:HG12	33:BF:70:VAL:HG23	2.01	0.43
34:BG:38:TYR:HB2	34:BG:39:PRO:CD	2.48	0.43
34:BG:38:TYR:CZ	34:BG:45:GLN:OE1	2.71	0.43
36:BI:75:LEU:CD2	36:BI:79:LEU:HG	2.40	0.43
38:BK:116:LYS:HG2	38:BK:129:VAL:HG11	2.01	0.43
40:BM:38:ILE:HG23	40:BM:71:LEU:HB3	2.01	0.43
40:BM:39:PRO:HB3	40:BM:70:ARG:HH12	1.81	0.43
40:BM:57:LYS:CE	40:BM:60:ARG:HH12	2.28	0.43
41:BN:104:GLN:O	41:BN:106:LYS:HG3	2.19	0.43
41:BN:111:ASP:OD1	48:BU:84:LYS:NZ	2.38	0.43
44:BQ:4:LYS:HD2	44:BQ:7:ILE:HD11	2.00	0.43
44:BQ:47:LEU:C	44:BQ:49:HIS:H	2.22	0.43
46:BS:40:ASP:C	46:BS:42:ARG:N	2.72	0.43
48:BU:43:PHE:C	48:BU:44:LEU:HD12	2.39	0.43

Continued on next page...

Continued from previous page...

Atom-1	Atom-2	Interatomic distance (Å)	Clash overlap (Å)
48:BU:47:THR:O	48:BU:83:GLU:HG2	2.19	0.43
52:BD:14:A:H3'	52:BD:15:G:H5''	1.99	0.43
52:BD:44:C:C2'	52:BD:45:C:H5'	2.49	0.43
31:CA:62:U:O2'	31:CA:379:C:O2'	2.08	0.43
31:CA:86:U:O2'	31:CA:87:A:P	2.76	0.43
31:CA:491:G:H2'	31:CA:492:G:H5'	1.99	0.43
31:CA:836:G:C6	31:CA:851:G:C6	3.07	0.43
31:CA:853:G:N3	31:CA:854:G:C8	2.86	0.43
31:CA:994:A:N1	44:CQ:5:ALA:HB2	2.34	0.43
31:CA:996:A:C2'	31:CA:997:U:H5'	2.49	0.43
31:CA:1031:G:C6	31:CA:1032:A:N6	2.87	0.43
31:CA:1095:U:H5'	31:CA:1109:C:O2	2.18	0.43
31:CA:1095:U:N3	31:CA:1096:C:N3	2.67	0.43
31:CA:1128:C:O2'	31:CA:1129:C:O5'	2.36	0.43
31:CA:1128:C:N4	31:CA:1139:G:N3	2.67	0.43
31:CA:1292:U:H5'	39:CL:38:GLN:NE2	2.33	0.43
31:CA:1307:U:H2'	31:CA:1308:U:C6	2.53	0.43
31:CA:1422:G:O3'	10:DN:49:ARG:NH1	2.51	0.43
32:CE:24:TRP:CZ3	32:CE:40:HIS:CE1	3.07	0.43
34:CG:162:LEU:CD1	34:CG:181:MET:HG2	2.49	0.43
36:CI:39:LYS:H	36:CI:64:GLN:HB3	1.84	0.43
38:CK:14:ARG:O	38:CK:14:ARG:HG2	2.19	0.43
40:CM:13:HIS:O	40:CM:17:ASP:HB2	2.18	0.43
41:CN:27:ASN:OD1	41:CN:28:THR:N	2.52	0.43
45:CR:43:LEU:HA	45:CR:43:LEU:HD23	1.79	0.43
46:CS:18:ARG:HD2	46:CS:35:LYS:HD2	2.00	0.43
52:CB:20:C:O2'	52:CB:68:A:C8	2.70	0.43
1:DA:218:A:C2	1:DA:235:U:H4'	2.54	0.43
1:DA:253:C:H2'	1:DA:254:G:O4'	2.19	0.43
1:DA:281:G:O2'	1:DA:282:A:O4'	2.36	0.43
1:DA:460:A:H2'	1:DA:461:C:O4'	2.19	0.43
1:DA:524:U:C2	1:DA:525:U:C5	3.06	0.43
1:DA:633:A:H2'	1:DA:634:C:C5'	2.48	0.43
1:DA:857:C:H1'	22:D3:26:TYR:CE2	2.54	0.43
1:DA:893:C:C2	1:DA:894:C:C5	3.07	0.43
1:DA:945:A:C5	1:DA:2448:A:N1	2.87	0.43
1:DA:990:A:OP2	1:DA:991:C:OP2	2.36	0.43
1:DA:1015:G:C5	1:DA:1148:A:N1	2.87	0.43
1:DA:1050:A:O2'	1:DA:2752:C:H1'	2.18	0.43
1:DA:1144:G:N1	1:DA:1145:C:N3	2.66	0.43
1:DA:1190:G:C2	1:DA:1191:G:N7	2.87	0.43

Continued on next page...

Continued from previous page...

Atom-1	Atom-2	Interatomic distance (Å)	Clash overlap (Å)
1:DA:1310:G:C2'	1:DA:1311:G:H5'	2.49	0.43
1:DA:1332:G:N2	1:DA:1610:A:C8	2.87	0.43
1:DA:1439:A:H2'	1:DA:1440:G:O4'	2.19	0.43
1:DA:1575:C:H2'	1:DA:1576:U:H6	1.84	0.43
1:DA:1716:U:O2'	1:DA:1717:G:H5'	2.19	0.43
1:DA:1932:A:OP2	56:DA:3118:OHX:N4	2.51	0.43
1:DA:1953:A:C2	1:DA:2549:G:H2'	2.53	0.43
1:DA:2063:C:O2	1:DA:2450:A:N1	2.52	0.43
1:DA:2225:A:H4'	1:DA:2226:C:O5'	2.19	0.43
1:DA:2271:G:H5''	22:D3:20:ARG:NE	2.34	0.43
1:DA:2315:G:H2'	1:DA:2316:C:H6	1.83	0.43
1:DA:2418:A:OP2	30:D8:29:LYS:NZ	2.50	0.43
1:DA:2897:U:H2'	1:DA:2898:U:O4'	2.19	0.43
3:DD:206:LEU:HD22	3:DD:211:ARG:CG	2.38	0.43
4:DE:101:ARG:CG	4:DE:203:LYS:HE3	2.47	0.43
5:DF:31:HIS:O	5:DF:31:HIS:CG	2.71	0.43
5:DF:164:ARG:HG3	5:DF:175:THR:OG1	2.19	0.43
7:DH:86:GLU:O	7:DH:87:LEU:HD23	2.17	0.43
8:DK:7:GLU:O	8:DK:9:LEU:HD23	2.18	0.43
9:DM:1:MET:HE2	9:DM:2:LYS:O	2.19	0.43
9:DM:123:TYR:OH	9:DM:129:PRO:HD3	2.19	0.43
11:DO:146:VAL:HG13	11:DO:147:LEU:HD13	2.00	0.43
13:D0:24:GLN:HE22	13:D0:36:THR:CG2	2.32	0.43
13:D0:49:ASP:O	13:D0:50:HIS:C	2.56	0.43
13:D0:67:LEU:HD12	13:D0:76:VAL:HG11	2.00	0.43
14:DQ:7:TYR:CE2	14:DQ:91:PRO:HG3	2.54	0.43
17:D2:51:VAL:HG12	17:D2:52:VAL:H	1.83	0.43
19:DT:36:LYS:O	19:DT:54:VAL:HG21	2.18	0.43
20:DU:68:HIS:O	20:DU:70:SER:N	2.51	0.43
28:D6:44:ARG:O	28:D6:45:LYS:HD3	2.19	0.43
1:AA:72:U:H1'	24:AW:58:ALA:HB1	2.01	0.43
1:AA:240:G:H8	1:AA:240:G:O5'	2.02	0.43
1:AA:502:A:O3'	56:AA:3494:OHX:N1	2.52	0.43
1:AA:511:U:O4	1:AA:512:G:C2	2.72	0.43
1:AA:557:U:C2	1:AA:558:G:C8	3.07	0.43
1:AA:729:G:H5'	1:AA:730:C:H5''	2.00	0.43
1:AA:732:C:H2'	1:AA:733:G:H5'	2.00	0.43
1:AA:784:A:C8	1:AA:792:G:C5	3.06	0.43
1:AA:990:A:H5'	1:AA:1157:G:OP1	2.19	0.43
1:AA:1086:A:H4'	1:AA:1103:A:N1	2.34	0.43
1:AA:1173:G:H4'	1:AA:1174:A:C2	2.54	0.43

Continued on next page...

Continued from previous page...

Atom-1	Atom-2	Interatomic distance (Å)	Clash overlap (Å)
1:AA:1324:G:C5	1:AA:1328:G:O6	2.72	0.43
1:AA:1412:A:C6	1:AA:1413:G:C6	3.07	0.43
1:AA:1576:U:N3	1:AA:1577:C:C5	2.87	0.43
1:AA:1921:G:C5	56:AA:3391:OHX:N2	2.86	0.43
1:AA:2082:A:H2'	1:AA:2083:G:O4'	2.19	0.43
1:AA:2665:A:H2'	1:AA:2666:C:C5'	2.49	0.43
1:AA:2814:C:O2'	27:A5:29:THR:CG2	2.66	0.43
1:AA:2892:A:H2'	1:AA:2893:G:O4'	2.19	0.43
5:AF:32:LEU:O	5:AF:36:VAL:HG23	2.19	0.43
5:AF:33:LEU:HD23	11:AO:1:MET:HG3	2.00	0.43
6:AG:95:ARG:O	6:AG:96:ARG:C	2.57	0.43
6:AG:99:MET:HG3	6:AG:100:TRP:H	1.83	0.43
7:AH:74:ASN:O	7:AH:77:LYS:HG2	2.18	0.43
7:AH:85:LYS:HA	7:AH:86:GLU:OE1	2.18	0.43
7:AH:89:ILE:HG12	7:AH:129:THR:HA	1.99	0.43
8:AK:114:LEU:HD13	8:AK:130:TYR:CD1	2.54	0.43
9:AM:79:PRO:C	9:AM:81:GLY:H	2.22	0.43
12:AP:3:MET:HB2	12:AP:93:TYR:CD1	2.53	0.43
14:AQ:24:LEU:HD12	14:AQ:24:LEU:HA	1.79	0.43
14:AQ:74:ALA:O	14:AQ:75:GLU:C	2.57	0.43
14:AQ:83:LYS:C	14:AQ:109:GLY:HA2	2.36	0.43
16:A1:65:ILE:O	16:A1:66:ASN:C	2.56	0.43
16:A1:115:ALA:O	16:A1:116:ALA:HB3	2.17	0.43
19:AT:3:THR:HG22	24:AW:29:LYS:NZ	2.33	0.43
21:AV:7:ALA:HB3	21:AV:61:LEU:HB2	2.01	0.43
21:AV:48:PHE:CZ	21:AV:74:VAL:HG21	2.54	0.43
25:AX:9:VAL:HG21	25:AX:55:ARG:HB2	2.00	0.43
30:A8:29:LYS:CG	30:A8:44:LYS:HG2	2.49	0.43
30:A8:34:TRP:H	30:A8:35:GLN:C	2.21	0.43
31:BA:93:U:N3	31:BA:95:G:C8	2.87	0.43
31:BA:412:A:H1'	31:BA:413:G:OP2	2.19	0.43
31:BA:510:A:H5''	31:BA:511:C:P	2.59	0.43
31:BA:791:G:N1	31:BA:792:A:N6	2.67	0.43
31:BA:1004:A:O5'	31:BA:1036:G:O6	2.36	0.43
31:BA:1057:G:H2'	31:BA:1058:G:O4'	2.18	0.43
31:BA:1178:G:C8	31:BA:1178:G:C3'	3.02	0.43
31:BA:1227:A:OP2	43:BP:111:LYS:HE3	2.17	0.43
32:BE:158:LEU:H	32:BE:158:LEU:HD12	1.84	0.43
33:BF:107:GLN:CD	33:BF:107:GLN:N	2.71	0.43
35:BH:82:VAL:HG21	35:BH:138:ALA:HA	2.00	0.43
38:BK:6:ILE:HG12	38:BK:31:PHE:HE2	1.84	0.43

Continued on next page...

Continued from previous page...

Atom-1	Atom-2	Interatomic distance (Å)	Clash overlap (Å)
40:BM:34:VAL:HG22	40:BM:74:ILE:CG2	2.39	0.43
44:BQ:26:ARG:HD3	44:BQ:43:CYS:HB3	2.01	0.43
47:BT:20:THR:CG2	47:BT:41:LYS:HG2	2.48	0.43
53:BC:50:G:N2	53:BC:67:C:C2	2.86	0.43
31:CA:270:A:C5	31:CA:271:C:C4	3.07	0.43
31:CA:376:G:H2'	31:CA:377:G:H8	1.84	0.43
31:CA:543:C:OP1	34:CG:14:ARG:NE	2.51	0.43
31:CA:601:C:N4	31:CA:637:G:H1	2.14	0.43
31:CA:1001:G:C6	31:CA:1002:G:C5	3.07	0.43
31:CA:1126:U:O4	31:CA:1281:U:C1'	2.67	0.43
31:CA:1166:G:C2	31:CA:1171:G:C6	3.07	0.43
31:CA:1259:C:C4	31:CA:1260:C:H1'	2.54	0.43
31:CA:1305:G:OP2	31:CA:1305:G:H8	2.02	0.43
31:CA:1405:G:H1	31:CA:1496:C:H42	1.66	0.43
31:CA:1443:G:N2	15:DR:119:LYS:HB2	2.34	0.43
32:CE:91:PRO:CG	32:CE:155:LEU:HB2	2.47	0.43
33:CF:5:ILE:HD13	33:CF:5:ILE:N	2.28	0.43
33:CF:91:LEU:CD1	33:CF:101:LEU:HD12	2.49	0.43
33:CF:152:ILE:HG22	33:CF:167:TRP:CA	2.49	0.43
34:CG:162:LEU:HA	34:CG:162:LEU:HD23	1.77	0.43
35:CH:41:VAL:O	35:CH:66:MET:HA	2.19	0.43
39:CL:4:TYR:CE2	39:CL:88:TYR:CB	3.02	0.43
40:CM:47:PHE:HB3	44:CQ:34:TYR:CE2	2.54	0.43
42:CO:95:GLY:O	42:CO:96:VAL:C	2.56	0.43
45:CR:4:THR:C	45:CR:6:GLU:H	2.22	0.43
46:CS:43:LYS:HG3	46:CS:48:TRP:CG	2.54	0.43
49:CV:53:ASN:HA	49:CV:77:THR:HG22	1.99	0.43
52:CD:5:G:H1	52:CD:77:C:N4	2.16	0.43
1:DA:68:G:O2'	1:DA:69:C:H5'	2.18	0.43
1:DA:91:A:OP1	1:DA:91:A:C4'	2.67	0.43
1:DA:244:A:O3'	11:DO:74:GLU:HB3	2.18	0.43
1:DA:254:G:O6	30:D8:5:LYS:HG2	2.19	0.43
1:DA:286:C:H2'	1:DA:287:C:H5'	2.01	0.43
1:DA:332:A:C4	1:DA:335:C:N4	2.87	0.43
1:DA:499:U:O3'	20:DU:44:ILE:HD11	2.19	0.43
1:DA:509:C:OP1	56:DA:3418:OHX:N4	2.52	0.43
1:DA:588:U:H2'	1:DA:589:C:C6	2.53	0.43
1:DA:638:G:C8	1:DA:651:G:N2	2.87	0.43
1:DA:860:U:H2'	1:DA:861:A:C8	2.53	0.43
1:DA:1062:G:H1'	1:DA:1088:A:N7	2.34	0.43
1:DA:1205:U:H4'	1:DA:1206:G:OP2	2.18	0.43

Continued on next page...

Continued from previous page...

Atom-1	Atom-2	Interatomic distance (Å)	Clash overlap (Å)
1:DA:1382:G:O2'	1:DA:1383:C:H5'	2.18	0.43
1:DA:1480:G:N2	1:DA:1514:U:H1'	2.34	0.43
1:DA:1775:U:H2'	1:DA:1776:G:O5'	2.19	0.43
1:DA:1990:C:H2'	1:DA:1991:U:C6	2.52	0.43
1:DA:2289:G:N3	1:DA:2289:G:H2'	2.34	0.43
1:DA:2477:C:C5	56:DA:3173:OHX:N4	2.86	0.43
1:DA:2490:G:C2	56:DA:3344:OHX:N4	2.86	0.43
1:DA:2709:G:C2'	1:DA:2710:C:H5'	2.48	0.43
1:DA:2805:G:C2	1:DA:2807:G:C2	3.06	0.43
4:DE:29:GLY:H	4:DE:51:PHE:HE1	1.67	0.43
4:DE:96:PHE:O	4:DE:175:VAL:HG11	2.19	0.43
6:DG:97:ASP:HA	6:DG:100:TRP:HD1	1.83	0.43
8:DK:81:VAL:HG22	8:DK:143:SER:HB2	2.01	0.43
9:DM:56:ASN:H	9:DM:126:PRO:HA	1.83	0.43
11:DO:31:ALA:C	11:DO:33:ARG:N	2.72	0.43
12:DP:23:GLY:HA2	12:DP:24:GLY:HA3	1.75	0.43
16:D1:41:ALA:HB1	16:D1:45:TYR:CE1	2.54	0.43
17:D2:45:THR:O	17:D2:47:VAL:HG12	2.18	0.43
20:DU:17:SER:HB3	20:DU:71:LYS:HA	2.01	0.43
21:DV:145:GLU:HA	21:DV:174:VAL:HG11	2.01	0.43
22:D3:71:ASP:OD1	22:D3:71:ASP:C	2.57	0.43
22:D3:74:ARG:NH1	22:D3:74:ARG:HB2	2.33	0.43
1:AA:531:C:C5	1:AA:2035:G:C2	3.07	0.42
1:AA:752:A:O2'	1:AA:753:C:P	2.77	0.42
1:AA:917:A:C2'	1:AA:918:A:O5'	2.67	0.42
1:AA:959:A:N1	1:AA:960:A:C2	2.87	0.42
1:AA:969:U:C4	56:AA:3547:OHX:N1	2.87	0.42
1:AA:1064:C:N4	1:AA:1070:A:OP1	2.39	0.42
1:AA:1301:A:H2'	1:AA:1301:A:N3	2.34	0.42
1:AA:1316:U:H2'	1:AA:1317:A:H8	1.83	0.42
1:AA:1489:U:O3'	1:AA:1490:A:H8	2.02	0.42
1:AA:1925:C:O2'	1:AA:1926:U:H5'	2.18	0.42
1:AA:2248:C:C5	1:AA:2249:U:C4	3.06	0.42
1:AA:2321:G:N3	1:AA:2321:G:C2'	2.82	0.42
1:AA:2744:G:N2	7:AH:143:GLN:HE22	2.17	0.42
1:AA:2882:A:P	13:A0:96:ARG:HH11	2.40	0.42
2:AB:35:U:H2'	2:AB:36:C:O4'	2.19	0.42
2:AB:86:G:O6	56:AB:215:OHX:N2	2.52	0.42
2:AB:102:G:O2'	2:AB:103:U:H5'	2.18	0.42
3:AD:270:ILE:C	3:AD:271:ILE:CG1	2.87	0.42
4:AE:78:LEU:O	4:AE:78:LEU:CG	2.66	0.42

Continued on next page...

Continued from previous page...

Atom-1	Atom-2	Interatomic distance (Å)	Clash overlap (Å)
6:AG:60:LEU:O	6:AG:62:LEU:N	2.42	0.42
16:A1:14:HIS:CE1	16:A1:32:PHE:CD2	3.07	0.42
18:AS:86:LEU:HD12	18:AS:86:LEU:C	2.40	0.42
21:AV:60:GLU:O	21:AV:61:LEU:CD2	2.66	0.42
25:AX:22:ALA:O	25:AX:25:ALA:N	2.52	0.42
26:A4:63:TYR:OH	49:BV:41:VAL:O	2.34	0.42
31:BA:250:A:H4'	31:BA:251:G:H5''	1.99	0.42
31:BA:266:G:H5'	31:BA:268:C:H41	1.83	0.42
31:BA:273:A:O2'	31:BA:274:A:H5'	2.19	0.42
31:BA:415:A:OP2	56:BA:1785:OHX:N3	2.52	0.42
31:BA:596:C:O5'	31:BA:596:C:H6	2.01	0.42
31:BA:632:A:H8	31:BA:633:G:C8	2.37	0.42
31:BA:689:C:C2'	31:BA:690:G:H5'	2.49	0.42
31:BA:1022:G:H2'	31:BA:1023:G:O4'	2.19	0.42
31:BA:1053:G:N7	31:BA:1199:U:C6	2.87	0.42
31:BA:1074:G:N2	31:BA:1102:A:C4	2.87	0.42
31:BA:1112:C:N4	33:BF:178:LEU:HD22	2.33	0.42
31:BA:1302:U:OP1	43:BP:21:TYR:OH	2.36	0.42
31:BA:1329:A:OP1	43:BP:26:GLY:O	2.36	0.42
31:BA:1338:G:C6	31:BA:1339:A:C6	3.07	0.42
31:BA:1465:C:H2'	31:BA:1466:C:O4'	2.18	0.42
32:BE:19:HIS:O	32:BE:39:ILE:HG23	2.18	0.42
33:BF:19:GLU:HA	33:BF:54:ARG:HH12	1.83	0.42
34:BG:9:CYS:O	34:BG:13:ARG:HG2	2.19	0.42
34:BG:138:TYR:HD2	34:BG:139:ARG:N	2.16	0.42
35:BH:63:ARG:H	35:BH:63:ARG:HG2	1.40	0.42
35:BH:78:HIS:HE1	35:BH:142:LEU:HA	1.81	0.42
38:BK:113:SER:H	38:BK:134:ILE:HG12	1.84	0.42
40:BM:42:THR:HG22	40:BM:67:THR:O	2.19	0.42
41:BN:112:THR:HA	41:BN:113:PRO:HD3	1.69	0.42
44:BQ:8:GLU:O	44:BQ:10:ALA:N	2.52	0.42
46:BS:67:THR:O	46:BS:68:ASP:C	2.57	0.42
31:CA:271:C:H2'	31:CA:272:C:H6	1.84	0.42
31:CA:309:G:O2'	31:CA:310:G:H5'	2.19	0.42
31:CA:511:C:H2'	31:CA:534:U:O2	2.18	0.42
31:CA:713:G:N7	56:CA:1805:OHX:N2	2.67	0.42
31:CA:957:U:O2'	31:CA:959:A:N7	2.36	0.42
31:CA:972:C:O3'	40:CM:57:LYS:CG	2.66	0.42
31:CA:1023:G:H2'	31:CA:1023:G:N3	2.34	0.42
31:CA:1179:A:C6	31:CA:1180:A:C2	3.07	0.42
31:CA:1187:G:H2'	31:CA:1187:G:N3	2.34	0.42

Continued on next page...

Continued from previous page...

Atom-1	Atom-2	Interatomic distance (Å)	Clash overlap (Å)
32:CE:77:ALA:CB	32:CE:211:ILE:HD13	2.41	0.42
33:CF:119:ARG:HH22	33:CF:140:ARG:CD	2.32	0.42
35:CH:51:VAL:O	35:CH:54:ALA:HB3	2.19	0.42
37:CJ:50:ILE:HG22	37:CJ:50:ILE:O	2.18	0.42
37:CJ:113:GLU:HB3	37:CJ:118:VAL:HG23	2.00	0.42
40:CM:54:PHE:CE1	40:CM:55:LYS:CE	3.02	0.42
43:CP:65:LYS:HA	43:CP:69:GLU:OE1	2.19	0.42
45:CR:9:GLN:O	45:CR:11:VAL:N	2.51	0.42
50:CW:25:ARG:HG3	50:CW:25:ARG:NH1	2.27	0.42
50:CW:30:LYS:O	50:CW:33:ILE:N	2.48	0.42
52:CB:9:U:C5	52:CB:21:A:C8	3.07	0.42
53:CC:15:G:OP2	56:CC:108:OHX:N4	2.52	0.42
1:DA:972:G:H3'	1:DA:973:A:H2'	2.01	0.42
1:DA:1021:A:H62	1:DA:1141:U:H3	1.66	0.42
1:DA:1069:A:O2'	1:DA:1072:C:OP2	2.31	0.42
1:DA:1139:G:O5'	9:DM:70:LYS:NZ	2.41	0.42
1:DA:1495:A:H2'	1:DA:1496:A:H5'	1.97	0.42
1:DA:1625:C:O2	1:DA:1625:C:H2'	2.18	0.42
1:DA:1665:A:H1'	10:DN:1:MET:CG	2.49	0.42
1:DA:2142:C:O2'	1:DA:2143:C:H5'	2.19	0.42
1:DA:2186:G:C2	1:DA:2187:G:C8	3.07	0.42
1:DA:2536:G:C5	1:DA:2537:U:C5	3.07	0.42
1:DA:2704:C:O2	1:DA:2704:C:H2'	2.19	0.42
2:DB:50:G:H8	2:DB:50:G:O5'	2.02	0.42
2:DB:104:A:OP1	21:DV:72:ARG:NH2	2.52	0.42
8:DK:131:LYS:N	8:DK:131:LYS:CD	2.82	0.42
9:DM:137:LYS:HA	9:DM:137:LYS:HZ2	1.79	0.42
12:DP:4:PRO:CG	12:DP:71:ASP:HA	2.48	0.42
13:D0:63:ARG:HA	13:D0:80:PHE:CZ	2.54	0.42
21:DV:24:LEU:HA	21:DV:25:PRO:HD3	1.71	0.42
21:DV:54:HIS:CE1	21:DV:123:ASP:OD1	2.72	0.42
21:DV:93:ASP:O	21:DV:131:ARG:NH2	2.52	0.42
21:DV:116:VAL:O	21:DV:117:LEU:HD13	2.19	0.42
21:DV:149:SER:CB	21:DV:170:THR:OG1	2.67	0.42
21:DV:161:VAL:HG23	21:DV:162:GLU:H	1.83	0.42
22:D3:54:GLY:C	22:D3:56:ASP:H	2.22	0.42
23:DZ:74:VAL:O	23:DZ:76:ARG:N	2.52	0.42
28:D6:28:ARG:HD2	28:D6:30:THR:O	2.19	0.42
1:AA:99:U:C6	1:AA:102:G:N1	2.88	0.42
1:AA:316:C:H2'	1:AA:317:G:O5'	2.19	0.42
1:AA:698:C:O2'	1:AA:734:A:N6	2.52	0.42

Continued on next page...

Continued from previous page...

Atom-1	Atom-2	Interatomic distance (Å)	Clash overlap (Å)
1:AA:876:C:H2'	1:AA:877:U:O4'	2.20	0.42
1:AA:1062:G:H1'	1:AA:1088:A:C5	2.53	0.42
1:AA:1084:A:N7	1:AA:1085:A:N7	2.67	0.42
1:AA:1110:G:H2'	1:AA:1111:A:C8	2.54	0.42
1:AA:1487:G:C2	1:AA:1488:G:C8	3.07	0.42
1:AA:1638:C:OP1	1:AA:2710:C:O2'	2.35	0.42
1:AA:1680:U:O2	1:AA:1763:G:H3'	2.19	0.42
1:AA:2184:G:C6	1:AA:2185:C:N4	2.87	0.42
1:AA:2250:G:N1	12:AP:83:MET:HB2	2.34	0.42
1:AA:2436:G:C4	1:AA:2437:U:C6	3.07	0.42
1:AA:2599:G:C2'	1:AA:2600:A:H5'	2.50	0.42
1:AA:2749:A:C4	1:AA:2750:A:N7	2.87	0.42
2:AB:70:C:C2	2:AB:71:C:C6	3.07	0.42
3:AD:34:VAL:O	3:AD:35:LYS:HG3	2.19	0.42
3:AD:245:PRO:HA	3:AD:246:PRO:HD3	1.87	0.42
4:AE:167:VAL:HG21	4:AE:187:ALA:HB1	2.00	0.42
5:AF:67:GLN:O	5:AF:68:LYS:CB	2.59	0.42
6:AG:83:ARG:HB2	6:AG:86:MET:CE	2.49	0.42
10:AN:93:PRO:HG3	10:AN:114:ILE:HG12	2.01	0.42
12:AP:76:LYS:HD3	12:AP:77:LYS:N	2.34	0.42
13:A0:61:HIS:CE1	13:A0:65:LEU:HD22	2.54	0.42
14:AQ:80:LEU:HD23	14:AQ:80:LEU:HA	1.67	0.42
15:AR:38:ASN:HD22	15:AR:38:ASN:HA	1.62	0.42
15:AR:106:SER:O	15:AR:111:ARG:NH1	2.52	0.42
17:A2:22:VAL:CG1	17:A2:23:GLU:N	2.81	0.42
20:AU:51:VAL:HA	20:AU:56:PRO:HA	2.00	0.42
25:AX:59:VAL:CG1	25:AX:60:GLU:H	2.31	0.42
26:A4:33:VAL:O	26:A4:34:GLU:C	2.58	0.42
29:A7:43:THR:HG22	29:A7:44:PRO:N	2.34	0.42
31:BA:368:U:OP1	8:DK:91:SER:OG	2.36	0.42
31:BA:659:U:C2	31:BA:660:G:C8	3.06	0.42
31:BA:925:G:C6	31:BA:1392:G:C2	3.07	0.42
31:BA:1105:A:C2	31:BA:1106:G:C8	3.07	0.42
31:BA:1152:A:O3'	40:BM:13:HIS:CE1	2.65	0.42
32:BE:105:PHE:O	32:BE:108:ILE:HG22	2.19	0.42
33:BF:23:TYR:CG	33:BF:24:ALA:N	2.87	0.42
33:BF:101:LEU:HD23	33:BF:101:LEU:C	2.40	0.42
41:BN:33:THR:HB	41:BN:37:GLY:C	2.40	0.42
44:BQ:47:LEU:O	44:BQ:49:HIS:N	2.52	0.42
52:BD:77:C:C4	52:BD:78:C:N4	2.87	0.42
31:CA:45:U:H2'	31:CA:46:G:C8	2.53	0.42

Continued on next page...

Continued from previous page...

Atom-1	Atom-2	Interatomic distance (Å)	Clash overlap (Å)
31:CA:151:A:H2'	31:CA:152:A:O4'	2.19	0.42
31:CA:409:G:C2'	31:CA:410:G:H5'	2.49	0.42
31:CA:1060:C:C2'	31:CA:1061:G:H5'	2.48	0.42
31:CA:1157:A:C6	31:CA:1181:G:C8	3.07	0.42
31:CA:1252:A:H2	31:CA:1355:G:O4'	2.02	0.42
32:CE:92:TYR:CD2	32:CE:92:TYR:C	2.91	0.42
35:CH:102:ALA:HB1	35:CH:106:PRO:HG2	2.01	0.42
35:CH:146:ALA:O	35:CH:147:ASP:C	2.58	0.42
38:CK:84:ARG:O	38:CK:135:CYS:HB2	2.19	0.42
39:CL:79:LEU:HD13	39:CL:79:LEU:O	2.18	0.42
43:CP:81:LEU:HD11	43:CP:88:ARG:NH1	2.33	0.42
43:CP:87:TYR:CD2	43:CP:87:TYR:C	2.92	0.42
49:CV:17:GLU:OE1	56:CV:101:OHX:N3	2.51	0.42
49:CV:17:GLU:O	49:CV:21:GLU:HG2	2.19	0.42
52:CD:46:G:C2	52:CD:54:C:O2	2.72	0.42
1:DA:28:A:C4	1:DA:513:A:C8	3.07	0.42
1:DA:428:A:H8	1:DA:428:A:OP2	2.01	0.42
1:DA:431:U:O2'	1:DA:432:A:H5'	2.19	0.42
1:DA:581:C:H2'	1:DA:582:G:H8	1.84	0.42
1:DA:620:G:N3	1:DA:620:G:C2'	2.82	0.42
1:DA:810:U:O5'	1:DA:810:U:H6	2.02	0.42
1:DA:826:U:OP1	1:DA:2428:G:H3'	2.18	0.42
1:DA:847:U:N3	1:DA:933:A:N6	2.34	0.42
1:DA:867:C:C5	1:DA:868:U:H5	2.37	0.42
1:DA:1012:U:O2	1:DA:1012:U:C2'	2.67	0.42
1:DA:1213:A:N3	1:DA:1238:G:O2'	2.46	0.42
1:DA:1507:A:C4	1:DA:1508:A:H1'	2.55	0.42
1:DA:1530:G:H2'	1:DA:1531:C:C6	2.53	0.42
1:DA:1689:A:N6	1:DA:1698:A:C2	2.60	0.42
1:DA:1899:G:O2'	1:DA:1900:A:P	2.76	0.42
1:DA:1924:C:H2'	1:DA:1925:C:O4'	2.19	0.42
1:DA:2645:G:N2	1:DA:2767:C:OP2	2.52	0.42
1:DA:2707:G:H2'	1:DA:2708:G:H8	1.84	0.42
2:DB:40:U:C4	2:DB:43:C:OP2	2.72	0.42
2:DB:116:G:H2'	2:DB:117:G:O4'	2.20	0.42
5:DF:4:VAL:HG11	5:DF:17:ARG:NE	2.29	0.42
7:DH:138:LYS:O	7:DH:141:VAL:HB	2.19	0.42
8:DK:54:GLN:HE21	8:DK:54:GLN:HB2	1.52	0.42
8:DK:92:VAL:HB	8:DK:120:ILE:HB	2.01	0.42
8:DK:124:GLY:N	8:DK:142:VAL:CG1	2.80	0.42
12:DP:45:GLN:HG2	12:DP:45:GLN:H	1.65	0.42

Continued on next page...

Continued from previous page...

Atom-1	Atom-2	Interatomic distance (Å)	Clash overlap (Å)
14:DQ:44:LYS:HE3	14:DQ:44:LYS:HB2	1.83	0.42
15:DR:85:LYS:HD2	15:DR:87:ASP:OD2	2.20	0.42
16:D1:52:ARG:O	16:D1:56:ASP:HB2	2.19	0.42
18:DS:75:TYR:HE2	18:DS:104:THR:HG1	1.66	0.42
20:DU:23:ARG:CG	20:DU:23:ARG:NH1	2.82	0.42
21:DV:76:LEU:H	21:DV:76:LEU:HD23	1.84	0.42
22:D3:51:VAL:HG23	22:D3:81:VAL:HG23	2.00	0.42
25:DX:6:VAL:O	25:DX:34:GLU:HA	2.19	0.42
27:D5:16:ARG:HD2	27:D5:20:ARG:NH1	2.34	0.42
27:D5:20:ARG:C	27:D5:22:HIS:N	2.71	0.42
28:D6:11:LEU:HG	28:D6:53:LYS:O	2.19	0.42
1:AA:16:G:C2	1:AA:17:G:C8	3.08	0.42
1:AA:363(D):G:H2'	1:AA:363(E):U:C6	2.54	0.42
1:AA:552:G:C5	1:AA:553:U:C5	3.07	0.42
1:AA:828:U:O4	1:AA:2247:A:H1'	2.19	0.42
1:AA:1019:U:H2'	1:AA:1020:A:H8	1.84	0.42
1:AA:1253:A:C3'	1:AA:1254:A:H5'	2.50	0.42
1:AA:1394:U:C4	1:AA:1395:A:C6	3.06	0.42
1:AA:1423:G:N7	56:AA:3346:OHX:N3	2.68	0.42
1:AA:1424:G:H2'	1:AA:1425:G:O4'	2.18	0.42
1:AA:2013:A:C2'	1:AA:2014:A:H5'	2.50	0.42
1:AA:2320:A:H8	1:AA:2321:G:O6	2.02	0.42
1:AA:2469:A:H2	1:AA:2481:G:H21	1.67	0.42
1:AA:2734:A:H8	1:AA:2734:A:H5''	1.83	0.42
1:AA:2824:C:H2'	1:AA:2825:C:O4'	2.19	0.42
7:AH:52:VAL:HG12	7:AH:65:HIS:CD2	2.54	0.42
7:AH:86:GLU:O	7:AH:87:LEU:CB	2.67	0.42
9:AM:41:ASP:O	9:AM:42:TRP:C	2.56	0.42
9:AM:55:VAL:CG1	9:AM:126:PRO:HA	2.48	0.42
9:AM:131:GLN:HE21	9:AM:131:GLN:HB3	1.63	0.42
10:AN:22:ILE:HD12	10:AN:22:ILE:O	2.19	0.42
11:AO:42:SER:OG	11:AO:43:GLY:N	2.52	0.42
11:AO:85:LEU:C	11:AO:87:ASP:H	2.23	0.42
11:AO:135:LEU:HD23	11:AO:135:LEU:HA	1.84	0.42
12:AP:92:GLY:C	12:AP:93:TYR:CG	2.92	0.42
12:AP:136:ALA:HB1	21:AV:52:SER:CB	2.50	0.42
13:A0:97:VAL:HA	13:A0:113:LEU:O	2.18	0.42
16:A1:62:ILE:O	16:A1:63:VAL:C	2.56	0.42
20:AU:46:LYS:HE3	20:AU:63:LYS:CB	2.49	0.42
21:AV:78:LYS:H	21:AV:78:LYS:HG2	1.53	0.42
24:AW:48:HIS:N	24:AW:50:ILE:HD11	2.33	0.42

Continued on next page...

Continued from previous page...

Atom-1	Atom-2	Interatomic distance (Å)	Clash overlap (Å)
25:AX:40:THR:HG23	25:AX:43:ILE:HG13	2.01	0.42
30:A8:51:ALA:O	30:A8:52:LYS:HB3	2.19	0.42
31:BA:31:G:C2'	31:BA:32:A:OP1	2.67	0.42
31:BA:186(D):C:N4	31:BA:186(E):C:N4	2.67	0.42
31:BA:380:G:N1	31:BA:384:G:C6	2.88	0.42
31:BA:413:G:O2'	31:BA:414:A:OP2	2.37	0.42
31:BA:436:C:H2'	31:BA:437:U:O4'	2.19	0.42
31:BA:530:G:OP1	31:BA:530:G:H3'	2.19	0.42
31:BA:789:U:H3'	31:BA:789:U:O2	2.19	0.42
31:BA:1083:U:C5	31:BA:1084:G:C6	3.05	0.42
31:BA:1189:C:OP1	40:BM:51:ARG:NH2	2.27	0.42
31:BA:1325:C:O2'	31:BA:1326:C:H5'	2.20	0.42
31:BA:1346:A:O4'	31:BA:1348:U:C6	2.72	0.42
33:BF:32:LEU:O	33:BF:33:LEU:C	2.57	0.42
34:BG:102:ASP:OD2	34:BG:103:ASN:N	2.52	0.42
35:BH:13:ILE:HD12	35:BH:13:ILE:HA	1.82	0.42
35:BH:127:ASN:HD21	35:BH:130:ASN:H	1.63	0.42
39:BL:112:LYS:C	39:BL:112:LYS:HD3	2.39	0.42
40:BM:47:PHE:CE1	44:BQ:37:PHE:HE2	2.37	0.42
52:BB:12:C:O2	52:BB:13:G:H1'	2.19	0.42
52:BB:40:U:H2'	52:BB:41:C:H6	1.85	0.42
52:BB:51:C:H6	52:BB:51:C:OP2	2.02	0.42
31:CA:116:A:C5	31:CA:117:G:N7	2.87	0.42
31:CA:417:C:H2'	31:CA:418:C:H5'	1.99	0.42
31:CA:797:C:O2'	31:CA:798:G:H5'	2.19	0.42
31:CA:907:A:N3	31:CA:907:A:H2'	2.34	0.42
31:CA:1033:G:C2'	31:CA:1034:G:O4'	2.64	0.42
31:CA:1122:U:C4	31:CA:1123:A:C5	3.07	0.42
31:CA:1160:G:H22	31:CA:1177:G:N2	2.17	0.42
32:CE:71:VAL:HG22	32:CE:93:VAL:HB	2.00	0.42
33:CF:125:GLU:HG3	33:CF:189:ALA:HB1	2.01	0.42
35:CH:72:GLN:C	35:CH:74:GLY:N	2.69	0.42
37:CJ:143:ARG:HD2	52:CD:42:U:O3'	2.20	0.42
49:CV:49:ILE:CG1	49:CV:62:ILE:HD11	2.45	0.42
52:CD:17:G:C6	52:CD:67:A:N6	2.87	0.42
1:DA:204:A:O2'	1:DA:205:G:OP2	2.25	0.42
1:DA:474:G:O6	56:DA:3422:OHX:N5	2.52	0.42
1:DA:552:G:H2'	1:DA:553:U:H6	1.84	0.42
1:DA:775:G:C5	1:DA:794:G:C8	3.07	0.42
1:DA:783:A:H8	1:DA:784:A:H4'	1.84	0.42
1:DA:1057:A:H2'	1:DA:1058:U:O4'	2.19	0.42

Continued on next page...

Continued from previous page...

Atom-1	Atom-2	Interatomic distance (Å)	Clash overlap (Å)
1:DA:1404:C:N3	1:DA:1405:U:C5	2.88	0.42
1:DA:2105:C:H3'	1:DA:2105:C:C6	2.55	0.42
1:DA:2803:C:C4	1:DA:2804:C:N4	2.87	0.42
1:DA:2901:C:H2'	1:DA:2902:C:H5'	2.01	0.42
2:DB:83:G:H4'	25:DX:52:HIS:CD2	2.54	0.42
3:DD:106:ILE:O	3:DD:108:PRO:HD3	2.20	0.42
4:DE:88:GLY:O	4:DE:90:THR:N	2.43	0.42
5:DF:18:ARG:HG2	5:DF:19:GLU:N	2.34	0.42
5:DF:38:ARG:NH1	5:DF:38:ARG:CG	2.80	0.42
6:DG:37:VAL:HG23	6:DG:99:MET:HE3	2.01	0.42
7:DH:127:GLU:OE2	7:DH:130:ARG:NH2	2.53	0.42
11:DO:116:GLY:O	11:DO:117:GLU:C	2.57	0.42
12:DP:59:ARG:O	12:DP:60:ARG:C	2.57	0.42
13:D0:77:ARG:O	13:D0:80:PHE:N	2.51	0.42
14:DQ:9:ARG:O	14:DQ:10:ARG:C	2.56	0.42
15:DR:90:GLN:HG3	15:DR:91:ARG:N	2.34	0.42
16:D1:86:ALA:O	17:D2:49:THR:HG22	2.19	0.42
18:DS:34:ASN:HD22	18:DS:34:ASN:HA	1.66	0.42
18:DS:73:ALA:HB3	18:DS:106:ILE:HG12	2.01	0.42
21:DV:24:LEU:HD12	21:DV:25:PRO:N	2.34	0.42
28:D6:24:GLU:CG	28:D6:25:LYS:N	2.75	0.42
28:D6:24:GLU:HA	56:D8:101:OHX:N6	2.34	0.42
1:AA:394:A:C6	1:AA:395:U:C4	3.07	0.42
1:AA:1084:A:N6	1:AA:1085:A:H62	2.18	0.42
1:AA:1324:G:C2	1:AA:1328:G:C6	3.07	0.42
1:AA:1337:G:C4	1:AA:1338:G:C8	3.08	0.42
1:AA:1751:C:H2'	1:AA:1752:C:C6	2.54	0.42
1:AA:1771:C:HO2'	1:AA:1786:A:C1'	2.32	0.42
1:AA:1786:A:H4'	1:AA:1787:A:OP2	2.20	0.42
1:AA:2186:G:H2'	1:AA:2187:G:H8	1.85	0.42
1:AA:2443:C:H2'	1:AA:2444:G:H8	1.84	0.42
1:AA:2474:C:H3'	1:AA:2475:C:C6	2.55	0.42
1:AA:2602:A:N1	53:BC:77:A:H4'	2.32	0.42
3:AD:125:ILE:HD11	3:AD:131:LEU:CD2	2.36	0.42
3:AD:270:ILE:C	3:AD:271:ILE:HG12	2.40	0.42
4:AE:92:THR:CB	4:AE:94:GLU:HG2	2.48	0.42
5:AF:33:LEU:HD12	5:AF:33:LEU:HA	1.83	0.42
7:AH:99:VAL:O	7:AH:102:ALA:HB3	2.19	0.42
17:A2:62:LEU:HD12	17:A2:62:LEU:HA	1.80	0.42
18:AS:36:LEU:O	18:AS:37:ARG:C	2.56	0.42
20:AU:101:LYS:HB3	20:AU:101:LYS:HZ2	1.82	0.42

Continued on next page...

Continued from previous page...

Atom-1	Atom-2	Interatomic distance (Å)	Clash overlap (Å)
21:AV:23:LYS:HD3	21:AV:40:ASP:HA	2.01	0.42
22:A3:23:VAL:HG13	22:A3:38:VAL:CG2	2.47	0.42
22:A3:37:LEU:HD21	22:A3:61:ALA:HB2	2.01	0.42
31:BA:38:G:N3	31:BA:397:A:C2	2.88	0.42
31:BA:41:G:H2'	31:BA:42:G:C8	2.54	0.42
31:BA:222:U:H2'	31:BA:223:U:C6	2.54	0.42
31:BA:277:C:P	47:BT:68:ARG:HH12	2.42	0.42
31:BA:468:A:H8	31:BA:474:G:C8	2.30	0.42
31:BA:475:G:C4	31:BA:476:G:C8	3.07	0.42
31:BA:611:A:N1	31:BA:629:G:N2	2.62	0.42
31:BA:633:G:H8	31:BA:633:G:H5''	1.84	0.42
31:BA:730:G:C5	31:BA:731:G:H1'	2.54	0.42
31:BA:902:G:H2'	31:BA:903:G:H8	1.83	0.42
31:BA:1059:C:O2	40:BM:53:PRO:HG3	2.19	0.42
31:BA:1267:C:C5	31:BA:1268:A:C5	3.07	0.42
32:BE:122:PHE:HB3	32:BE:123:ALA:H	1.53	0.42
34:BG:6:GLY:O	34:BG:7:PRO:C	2.57	0.42
34:BG:155:LEU:O	34:BG:157:LEU:N	2.52	0.42
39:BL:43:ALA:O	39:BL:46:ALA:N	2.47	0.42
40:BM:48:THR:HG23	40:BM:62:HIS:CG	2.52	0.42
43:BP:28:ALA:C	43:BP:30:ALA:H	2.22	0.42
45:BR:18:PHE:CZ	45:BR:21:ASP:HB2	2.54	0.42
48:BU:29:PHE:N	48:BU:29:PHE:CD2	2.87	0.42
50:BW:48:LYS:O	50:BW:49:ALA:C	2.58	0.42
50:BW:52:ALA:O	50:BW:53:LEU:C	2.58	0.42
31:CA:243:A:C8	31:CA:281:G:N2	2.87	0.42
31:CA:304:U:O5'	31:CA:304:U:H6	2.02	0.42
31:CA:422:C:H6	31:CA:422:C:H2'	1.73	0.42
31:CA:484:G:H21	31:CA:485:G:H21	1.67	0.42
31:CA:511:C:O3'	34:CG:43:HIS:CE1	2.72	0.42
31:CA:983:A:H1'	31:CA:1049:U:O2	2.18	0.42
31:CA:1037:C:O2'	31:CA:1038:C:O4'	2.32	0.42
31:CA:1084:G:C5	31:CA:1085:U:C5	3.08	0.42
31:CA:1118:C:H1'	31:CA:1179:A:C5	2.54	0.42
31:CA:1129:C:C4	31:CA:1139:G:C2	3.07	0.42
31:CA:1357:A:C8	31:CA:1358:U:H5	2.38	0.42
31:CA:1418:A:H2	1:DA:1948:G:N3	2.17	0.42
32:CE:69:LEU:HD23	32:CE:71:VAL:HG23	2.02	0.42
32:CE:178:ARG:HH21	38:CK:68:ARG:NH2	2.17	0.42
33:CF:83:ARG:O	33:CF:86:VAL:HG22	2.19	0.42
33:CF:119:ARG:HH22	33:CF:140:ARG:HD2	1.84	0.42

Continued on next page...

Continued from previous page...

Atom-1	Atom-2	Interatomic distance (Å)	Clash overlap (Å)
35:CH:100:VAL:O	35:CH:100:VAL:CG1	2.66	0.42
36:CI:32:ASN:ND2	36:CI:32:ASN:H	2.17	0.42
39:CL:33:PHE:HB3	39:CL:34:ASN:OD1	2.19	0.42
40:CM:23:ILE:C	40:CM:25:GLU:H	2.23	0.42
41:CN:112:THR:HA	41:CN:113:PRO:HD2	1.83	0.42
46:CS:82:GLN:O	46:CS:83:GLU:HB2	2.20	0.42
47:CT:83:ASP:O	47:CT:86:GLU:HB2	2.19	0.42
50:CW:70:SER:O	50:CW:71:THR:O	2.37	0.42
53:CC:19:G:C6	53:CC:58:A:N6	2.88	0.42
1:DA:592:G:N3	30:D8:4:MET:CE	2.82	0.42
1:DA:951:C:C2'	1:DA:952:G:H5'	2.50	0.42
1:DA:1006:C:C2	1:DA:1138:G:C2	3.07	0.42
1:DA:1015:G:H2'	1:DA:1015:G:N3	2.33	0.42
1:DA:1022:G:N3	1:DA:1024:G:C6	2.87	0.42
1:DA:1024:G:OP2	1:DA:1025:G:H3'	2.19	0.42
1:DA:1087:G:C8	1:DA:1089:G:H1'	2.54	0.42
1:DA:1149:G:H2'	1:DA:1150:C:O4'	2.20	0.42
1:DA:1163:G:N2	1:DA:1164:G:C4	2.87	0.42
1:DA:1215:G:H2'	1:DA:1216:G:H5'	2.00	0.42
1:DA:1416:G:C2'	1:DA:1417:C:C6	3.02	0.42
1:DA:1578:U:C2'	1:DA:1579:A:H5'	2.49	0.42
1:DA:2016:U:C1'	27:D5:6:VAL:CG1	2.97	0.42
1:DA:2074:U:H4'	1:DA:2598:A:O4'	2.20	0.42
1:DA:2102:U:O4	56:DA:3132:OHX:N3	2.53	0.42
1:DA:2127:G:H1	1:DA:2161:C:N4	2.17	0.42
1:DA:2744:G:H8	1:DA:2755:C:C5	2.37	0.42
3:DD:53:PHE:CD1	3:DD:219:PRO:O	2.73	0.42
4:DE:47:VAL:HG21	4:DE:85:ASN:HA	2.01	0.42
6:DG:50:ALA:O	6:DG:53:LEU:HD23	2.20	0.42
7:DH:2:SER:O	7:DH:3:ARG:C	2.56	0.42
9:DM:46:VAL:O	9:DM:46:VAL:CG1	2.66	0.42
9:DM:131:GLN:HE21	9:DM:131:GLN:HB3	1.63	0.42
10:DN:47:ILE:O	10:DN:48:PRO:C	2.58	0.42
10:DN:110:GLY:O	10:DN:112:MET:N	2.52	0.42
11:DO:114:ILE:O	11:DO:115:LEU:HD23	2.19	0.42
18:DS:39:THR:HG22	18:DS:44:ALA:HB2	2.01	0.42
19:DT:29:TRP:CH2	19:DT:78:LYS:CE	3.01	0.42
19:DT:84:ALA:O	19:DT:87:GLN:HG3	2.19	0.42
20:DU:44:ILE:HG12	20:DU:45:VAL:N	2.34	0.42
1:AA:266:G:O6	1:AA:267:C:C4	2.72	0.42
1:AA:450:G:O6	1:AA:453:C:OP1	2.38	0.42

Continued on next page...

Continued from previous page...

Atom-1	Atom-2	Interatomic distance (Å)	Clash overlap (Å)
1:AA:686:G:O6	29:A7:12:ARG:HG3	2.20	0.42
1:AA:719:C:H2'	1:AA:720:C:H6	1.85	0.42
1:AA:807:U:H2'	1:AA:808:G:O4'	2.20	0.42
1:AA:1314:C:C2	1:AA:1315:C:C5	3.07	0.42
1:AA:1729:A:C6	1:AA:1731:G:C6	3.08	0.42
1:AA:1783:A:C2	1:AA:2587:A:C5	3.07	0.42
1:AA:2111:C:C5	1:AA:2145:C:C4	3.08	0.42
1:AA:2339:G:N2	1:AA:2340:G:C4	2.88	0.42
1:AA:2358:G:H2'	1:AA:2359:C:O5'	2.19	0.42
1:AA:2789:C:OP1	1:AA:2789:C:H4'	2.18	0.42
8:AK:77:LEU:HD11	8:AK:79:ILE:HD11	2.00	0.42
9:AM:37:LYS:HB3	9:AM:37:LYS:HE2	1.70	0.42
9:AM:131:GLN:OE1	9:AM:132:ALA:HB2	2.20	0.42
11:AO:100:LEU:HD12	11:AO:100:LEU:HA	1.79	0.42
13:A0:109:ALA:HA	13:A0:110:PRO:HD2	1.75	0.42
16:A1:88:ILE:HG21	16:A1:109:LEU:CD2	2.50	0.42
16:A1:98:LEU:C	16:A1:98:LEU:HD23	2.40	0.42
20:AU:95:LYS:O	20:AU:96:ILE:C	2.55	0.42
23:AZ:16:ASN:HB3	23:AZ:37:ILE:HG22	2.01	0.42
30:A8:14:VAL:HG13	30:A8:22:VAL:HG13	2.01	0.42
31:BA:66:G:H4'	31:BA:173:U:C5	2.55	0.42
31:BA:160:A:C6	31:BA:161:A:C4	3.08	0.42
31:BA:273:A:N6	31:BA:274:A:C6	2.88	0.42
31:BA:279:A:C8	47:BT:98:LEU:HD13	2.55	0.42
31:BA:344:A:H4'	31:BA:345:C:OP2	2.19	0.42
31:BA:425:G:C5	31:BA:426:G:C8	3.07	0.42
31:BA:580:U:O4	31:BA:581:G:C6	2.73	0.42
31:BA:854:G:C6	31:BA:855:G:N7	2.87	0.42
31:BA:958:A:N6	31:BA:959:A:N6	2.68	0.42
31:BA:1015:A:H2'	31:BA:1016:A:H8	1.84	0.42
31:BA:1090:U:HO2'	31:BA:1091:U:H5'	1.80	0.42
31:BA:1211:U:H1'	31:BA:1213:A:N3	2.34	0.42
31:BA:1301:U:C4	31:BA:1303:C:C6	3.07	0.42
32:BE:31:TYR:O	32:BE:42:ILE:HG13	2.19	0.42
32:BE:187:LEU:HD11	32:BE:204:ASN:O	2.19	0.42
34:BG:111:ALA:HB2	34:BG:120:LEU:HD12	2.01	0.42
39:BL:9:ARG:O	39:BL:104:ARG:HG3	2.19	0.42
40:BM:8:LEU:HD12	40:BM:20:ALA:CB	2.47	0.42
40:BM:54:PHE:CZ	40:BM:55:LYS:CE	3.02	0.42
43:BP:87:TYR:HA	43:BP:90:LEU:HG	2.01	0.42
43:BP:90:LEU:CB	43:BP:93:ARG:HD2	2.48	0.42

Continued on next page...

Continued from previous page...

Atom-1	Atom-2	Interatomic distance (Å)	Clash overlap (Å)
52:BB:48:C:C5'	52:BB:49:A:OP2	2.68	0.42
52:BD:52:G:H2'	52:BD:53:A:H8	1.79	0.42
31:CA:103:C:C4	31:CA:104:G:N7	2.88	0.42
31:CA:114:U:H2'	31:CA:115:G:C8	2.54	0.42
31:CA:128:G:O2'	47:CT:3:LYS:HE2	2.20	0.42
31:CA:407:G:C2	31:CA:436:C:N3	2.88	0.42
31:CA:409:G:H1	31:CA:433:C:N4	2.16	0.42
31:CA:475:G:C4	31:CA:476:G:C8	3.07	0.42
31:CA:509:A:C8	31:CA:509:A:C3'	3.02	0.42
31:CA:563:A:C8	31:CA:567:G:O4'	2.72	0.42
31:CA:619:U:H3	34:CG:135:LEU:HD13	1.85	0.42
31:CA:690:G:N2	41:CN:55:LYS:CE	2.82	0.42
31:CA:765:G:O6	31:CA:812:C:C6	2.72	0.42
31:CA:773:G:C2'	31:CA:774:G:O5'	2.67	0.42
31:CA:824:C:H2'	31:CA:825:G:C8	2.54	0.42
31:CA:866:C:H3'	31:CA:866:C:H6	1.84	0.42
31:CA:994:A:N7	31:CA:1216:G:H4'	2.34	0.42
31:CA:1107:C:C4	31:CA:1108:G:C8	3.06	0.42
31:CA:1182:G:H4'	31:CA:1183:A:C5'	2.49	0.42
31:CA:1269:A:H2	31:CA:1312:G:H21	1.65	0.42
31:CA:1298:C:C6	37:CJ:114:ARG:NH1	2.87	0.42
31:CA:1446:A:C2'	31:CA:1447:G:O5'	2.68	0.42
32:CE:144:ARG:HG3	32:CE:145:LEU:N	2.34	0.42
33:CF:186:PHE:HD1	33:CF:198:VAL:O	2.01	0.42
35:CH:7:GLU:OE1	35:CH:37:ARG:NH2	2.53	0.42
35:CH:79:GLU:OE1	38:CK:104:ARG:HA	2.19	0.42
35:CH:122:GLU:HB3	35:CH:126:ARG:CG	2.37	0.42
37:CJ:38:LEU:O	37:CJ:42:ILE:HG13	2.19	0.42
37:CJ:69:VAL:HG11	37:CJ:104:LEU:HD22	2.00	0.42
38:CK:86:ILE:HG21	38:CK:133:LEU:HD22	2.00	0.42
41:CN:112:THR:HG22	41:CN:112:THR:O	2.19	0.42
42:CO:28:LYS:HE3	42:CO:33:ARG:NH1	2.33	0.42
52:CB:78:C:H4'	52:CB:79:A:OP1	2.19	0.42
53:CC:37:U:H2'	53:CC:38:A:O4'	2.19	0.42
53:CC:46:G:H8	53:CC:46:G:O5'	2.02	0.42
53:CC:63:C:O2	53:CC:63:C:H2'	2.19	0.42
52:CD:10:C:H3'	52:CD:10:C:C6	2.54	0.42
52:CD:42:U:H2'	52:CD:43:G:H8	1.83	0.42
1:DA:61:G:OP1	24:DW:51:ARG:NH1	2.53	0.42
1:DA:288:C:O3'	1:DA:289:A:O4'	2.38	0.42
1:DA:296:C:C2'	1:DA:297:C:H5'	2.50	0.42

Continued on next page...

Continued from previous page...

Atom-1	Atom-2	Interatomic distance (Å)	Clash overlap (Å)
1:DA:464:U:H2'	1:DA:465:G:O4'	2.19	0.42
1:DA:654(A):A:C2	1:DA:654(U):A:N3	2.88	0.42
1:DA:842:G:N2	1:DA:937:U:O2	2.52	0.42
1:DA:1162:G:N2	17:D2:89:GLN:HE22	2.15	0.42
1:DA:1260:G:C5	1:DA:1261:C:C5	3.07	0.42
1:DA:1313:U:O2	1:DA:1313:U:H2'	2.18	0.42
1:DA:1818:U:H2'	3:DD:157:ARG:HG3	2.00	0.42
1:DA:2288:A:C2	1:DA:2325:G:C8	3.08	0.42
1:DA:2400:G:N3	1:DA:2401:U:C6	2.87	0.42
1:DA:2744:G:C8	1:DA:2755:C:C6	3.07	0.42
1:DA:2786:U:H5''	4:DE:65:GLY:CA	2.49	0.42
1:DA:2846:G:H2'	1:DA:2847:U:H6	1.84	0.42
1:DA:2852:G:P	13:D0:64:ARG:HH22	2.42	0.42
3:DD:26:LYS:H	3:DD:26:LYS:CD	2.16	0.42
3:DD:45:ASN:CG	3:DD:46:GLN:N	2.72	0.42
5:DF:117:ARG:HD2	5:DF:117:ARG:HA	1.61	0.42
5:DF:178:PRO:HB3	5:DF:198:ALA:CB	2.48	0.42
6:DG:146:TYR:C	6:DG:148:MET:H	2.21	0.42
8:DK:118:LYS:HB2	8:DK:119:PRO:HD2	2.01	0.42
14:DQ:74:ALA:HB1	14:DQ:107:GLU:CB	2.49	0.42
16:D1:65:ILE:N	16:D1:65:ILE:HD12	2.35	0.42
20:DU:9:LYS:O	20:DU:27:VAL:O	2.38	0.42
24:DW:46:GLN:HG2	24:DW:49:LYS:NZ	2.34	0.42
1:AA:831:G:N2	11:AO:53:GLY:O	2.53	0.42
1:AA:1082:U:C4	1:AA:1083:U:N3	2.88	0.42
1:AA:1203:G:C4	1:AA:1204:A:C2	3.07	0.42
1:AA:1703:G:O2'	31:BA:1429:C:H4'	2.19	0.42
1:AA:1827:C:C2'	1:AA:1828:G:H5'	2.49	0.42
1:AA:1914:C:O2	1:AA:1914:C:O4'	2.38	0.42
1:AA:1919:A:N3	1:AA:1919:A:H2'	2.35	0.42
1:AA:2037:G:H2'	1:AA:2038:G:H8	1.81	0.42
1:AA:2140:C:N3	1:AA:2151:G:N2	2.67	0.42
1:AA:2157:G:O2'	1:AA:2158:A:O5'	2.36	0.42
1:AA:2168:G:OP1	1:AA:2168:G:H4'	2.19	0.42
1:AA:2564:A:C6	1:AA:2565:A:C6	3.07	0.42
1:AA:2574:G:O2'	4:AE:143:ASN:HB3	2.20	0.42
1:AA:2590:A:OP2	3:AD:238:GLY:HA2	2.19	0.42
1:AA:2631:G:C6	1:AA:2632:A:C8	3.08	0.42
3:AD:27:THR:O	3:AD:28:GLU:CD	2.58	0.42
4:AE:86:PRO:HB2	4:AE:87:GLU:H	1.58	0.42
4:AE:117:MET:O	4:AE:117:MET:HG2	2.20	0.42

Continued on next page...

Continued from previous page...

Atom-1	Atom-2	Interatomic distance (Å)	Clash overlap (Å)
5:AF:33:LEU:CD2	11:AO:1:MET:HG3	2.49	0.42
8:AK:61:ARG:HA	8:AK:61:ARG:HE	1.84	0.42
8:AK:123:LEU:HA	8:AK:142:VAL:HG21	2.02	0.42
11:AO:49:ARG:CG	11:AO:49:ARG:HH11	2.33	0.42
11:AO:135:LEU:HD13	11:AO:139:LYS:NZ	2.34	0.42
12:AP:17:LEU:HD11	12:AP:41:TRP:CD1	2.54	0.42
12:AP:24:GLY:CA	12:AP:25:ASP:HB2	2.23	0.42
13:A0:42:LYS:O	13:A0:45:ARG:HD2	2.20	0.42
13:A0:72:ASP:OD2	13:A0:72:ASP:C	2.58	0.42
15:AR:55:ASN:N	15:AR:59:THR:HG22	2.31	0.42
17:A2:37:VAL:CG2	17:A2:37:VAL:O	2.67	0.42
20:AU:63:LYS:NZ	20:AU:64:GLU:HG2	2.35	0.42
21:AV:5:LEU:HD11	21:AV:39:VAL:HB	2.02	0.42
21:AV:53:ILE:O	21:AV:53:ILE:HG13	2.19	0.42
21:AV:98:MET:O	21:AV:125:LEU:HA	2.19	0.42
31:BA:216:G:C2	31:BA:217:C:N3	2.88	0.42
31:BA:387:U:P	56:BA:1721:OHX:N1	2.92	0.42
31:BA:390:C:H4'	46:BS:28:ARG:HH21	1.83	0.42
31:BA:425:G:C6	31:BA:426:G:C8	3.08	0.42
31:BA:644:G:C2'	31:BA:645:C:H5'	2.50	0.42
31:BA:1133:G:H2'	31:BA:1134:G:H8	1.85	0.42
31:BA:1187:G:O5'	39:BL:113:LYS:NZ	2.52	0.42
31:BA:1329:A:OP1	43:BP:28:ALA:HB3	2.20	0.42
32:BE:141:GLU:O	32:BE:145:LEU:HB2	2.20	0.42
33:BF:114:PRO:HA	33:BF:185:GLY:HA3	2.02	0.42
39:BL:36:TYR:CD2	39:BL:37:PHE:CE2	3.08	0.42
39:BL:120:ARG:O	39:BL:121:ARG:C	2.57	0.42
40:BM:54:PHE:CE2	40:BM:55:LYS:CE	3.03	0.42
42:BO:48:PRO:CD	42:BO:49:ASN:N	2.81	0.42
43:BP:16:ASP:HB2	43:BP:31:LYS:HG2	2.02	0.42
46:BS:38:TYR:HB2	46:BS:39:TYR:H	1.58	0.42
52:BD:5:G:N2	52:BD:78:C:O2	2.53	0.42
31:CA:32:A:C2	31:CA:33:A:C5	3.08	0.42
31:CA:150:C:C5	31:CA:170:U:C4	3.08	0.42
31:CA:323:U:O5'	31:CA:323:U:H6	2.03	0.42
31:CA:723:U:H2'	31:CA:724:G:OP1	2.18	0.42
31:CA:952:U:C5	43:CP:104:ARG:NH2	2.75	0.42
31:CA:1074:G:O3'	32:CE:103:THR:HG22	2.20	0.42
31:CA:1083:U:C3'	31:CA:1084:G:H5'	2.49	0.42
31:CA:1264:C:H2'	31:CA:1265:G:C8	2.55	0.42
31:CA:1301:U:O3'	43:CP:21:TYR:OH	2.28	0.42

Continued on next page...

Continued from previous page...

Atom-1	Atom-2	Interatomic distance (Å)	Clash overlap (Å)
31:CA:1413:A:C2	31:CA:1488:G:C2	3.08	0.42
31:CA:1501:C:N4	31:CA:1504:G:C2	2.87	0.42
31:CA:1517:G:C4	31:CA:1518:A:C8	3.07	0.42
32:CE:42:ILE:HD13	32:CE:42:ILE:C	2.39	0.42
34:CG:139:ARG:CG	34:CG:139:ARG:NH1	2.67	0.42
39:CL:117:HIS:O	39:CL:118:LYS:HB2	2.19	0.42
42:CO:89:ARG:HG2	42:CO:90:VAL:H	1.84	0.42
43:CP:80:ARG:CZ	43:CP:80:ARG:HB3	2.48	0.42
50:CW:97:ALA:HB3	50:CW:99:LEU:CD1	2.50	0.42
52:CD:49:A:C8	52:CD:49:A:O5'	2.72	0.42
52:CD:59:A:C6	52:CD:60:A:C5	3.07	0.42
54:C1:11:U:H2'	54:C1:12:A:N1	2.34	0.42
1:DA:26:G:H8	1:DA:26:G:O5'	2.02	0.42
1:DA:49:A:C6	1:DA:118:A:C5	3.08	0.42
1:DA:111:A:C2	1:DA:112:U:C2	3.07	0.42
1:DA:142:G:H1'	19:DT:37:THR:CG2	2.50	0.42
1:DA:532:A:C8	1:DA:2021:C:C5	3.08	0.42
1:DA:620:G:H4'	1:DA:621:A:C5'	2.50	0.42
1:DA:816:C:O2'	1:DA:817:C:H5'	2.19	0.42
1:DA:1570:A:H4'	3:DD:38:LYS:HE2	2.00	0.42
1:DA:1668:A:N7	1:DA:1674:G:C6	2.87	0.42
1:DA:1815:A:P	3:DD:54:ARG:HH22	2.42	0.42
1:DA:2127:G:N2	1:DA:2161:C:N3	2.61	0.42
1:DA:2301:C:H6	1:DA:2301:C:H3'	1.85	0.42
1:DA:2340:G:O2'	1:DA:2341:G:H5'	2.19	0.42
1:DA:2785:C:C4	1:DA:2786:U:C5	3.07	0.42
3:DD:36:PRO:HB3	3:DD:61:LEU:CD1	2.50	0.42
4:DE:61:ARG:CB	4:DE:62:PRO:CD	2.97	0.42
4:DE:175:VAL:HG12	4:DE:182:LEU:CD1	2.50	0.42
9:DM:59:LYS:O	9:DM:61:ARG:NH1	2.53	0.42
11:DO:9:ASN:ND2	11:DO:9:ASN:N	2.67	0.42
14:DQ:46:VAL:HG12	14:DQ:47:THR:O	2.20	0.42
14:DQ:99:LYS:O	14:DQ:103:GLU:HG2	2.20	0.42
20:DU:17:SER:HB3	20:DU:71:LYS:HD2	2.00	0.42
21:DV:170:THR:O	21:DV:170:THR:OG1	2.31	0.42
28:D6:25:LYS:CA	30:D8:34:TRP:CH2	3.02	0.42
1:AA:270(J):G:C2	1:AA:270(K):C:O2	2.73	0.42
1:AA:416:C:C2'	1:AA:417:C:H5'	2.50	0.42
1:AA:791:C:H4'	1:AA:792:G:OP1	2.19	0.42
1:AA:834:C:C2'	1:AA:835:A:H5'	2.50	0.42
1:AA:887:A:O4'	1:AA:887:A:OP2	2.38	0.42

Continued on next page...

Continued from previous page...

Atom-1	Atom-2	Interatomic distance (Å)	Clash overlap (Å)
1:AA:1069:A:C5	1:AA:1073:A:N7	2.88	0.42
1:AA:1287:A:C6	1:AA:1288:U:C4	3.08	0.42
1:AA:1474:C:H2'	1:AA:1475:G:H8	1.83	0.42
1:AA:1488:G:C4	1:AA:1489:U:C6	3.08	0.42
1:AA:1952:A:C6	1:AA:1953:A:N1	2.88	0.42
1:AA:1992:G:C2	1:AA:1997:G:C5	3.08	0.42
1:AA:2249:U:H4'	1:AA:2250:G:OP2	2.18	0.42
1:AA:2312:U:OP1	6:AG:74:LYS:HB2	2.19	0.42
1:AA:2393:A:H5'	11:AO:62:LEU:CB	2.41	0.42
1:AA:2409:G:H2'	1:AA:2410:G:O4'	2.19	0.42
1:AA:2508:G:H5'	52:BB:83:C:H42	1.84	0.42
1:AA:2636:U:P	4:AE:79:ARG:HA	2.59	0.42
2:AB:86:G:C2	2:AB:91:C:C2	3.07	0.42
3:AD:77:ALA:CB	3:AD:97:TYR:HA	2.49	0.42
4:AE:41:LYS:HA	4:AE:41:LYS:CE	2.22	0.42
5:AF:116:ASP:O	5:AF:120:GLU:HG3	2.19	0.42
5:AF:167:ALA:C	5:AF:169:ASN:N	2.73	0.42
8:AK:144:VAL:HG23	8:AK:145:VAL:H	1.83	0.42
10:AN:35:VAL:HG22	10:AN:69:ILE:HG12	2.01	0.42
10:AN:120:GLU:OE1	15:AR:67:SER:OG	2.36	0.42
11:AO:21:ARG:HB3	11:AO:22:GLY:H	1.51	0.42
11:AO:144:GLU:HA	11:AO:145:PRO:HD3	1.73	0.42
15:AR:100:TYR:C	15:AR:102:ILE:H	2.23	0.42
20:AU:28:LYS:HD2	20:AU:38:ILE:HD11	2.01	0.42
26:A4:39:CYS:O	26:A4:40:HIS:CB	2.32	0.42
31:BA:51:A:C6	31:BA:353:A:C2	3.08	0.42
31:BA:187:C:C4	31:BA:188:U:O2	2.73	0.42
31:BA:191(B):G:H2'	31:BA:191(C):G:O4'	2.19	0.42
31:BA:465:A:H2'	31:BA:466:C:O5'	2.19	0.42
31:BA:553:A:C5	31:BA:554:C:C4	3.07	0.42
31:BA:593:G:C4	31:BA:594:G:C8	3.08	0.42
31:BA:1307:U:H2'	31:BA:1308:U:O4'	2.20	0.42
31:BA:1375:A:C2'	31:BA:1376:U:H5'	2.49	0.42
31:BA:1387:G:C6	31:BA:1388:C:N4	2.88	0.42
32:BE:221:LEU:HD13	32:BE:221:LEU:O	2.20	0.42
36:BI:11:ASN:OD1	36:BI:12:PRO:HD2	2.20	0.42
37:BJ:15:ASP:OD2	37:BJ:44:TYR:OH	2.38	0.42
39:BL:70:LYS:HD3	39:BL:70:LYS:H	1.83	0.42
42:BO:62:SER:C	42:BO:64:TYR:H	2.22	0.42
49:BV:42:PRO:C	49:BV:44:MET:N	2.73	0.42
50:BW:36:LEU:C	50:BW:38:LYS:N	2.73	0.42

Continued on next page...

Continued from previous page...

Atom-1	Atom-2	Interatomic distance (Å)	Clash overlap (Å)
52:BD:49:A:C8	52:BD:49:A:O5'	2.72	0.42
52:BD:51:C:C2'	52:BD:52:G:O4'	2.64	0.42
31:CA:381:C:C4	31:CA:382:A:C5	3.08	0.42
31:CA:628:G:O2'	31:CA:629:G:H5'	2.19	0.42
31:CA:828:A:C2'	31:CA:829:G:O5'	2.67	0.42
31:CA:1028:C:C2	31:CA:1034:G:N2	2.77	0.42
31:CA:1151:A:C2'	31:CA:1152:A:O5'	2.68	0.42
31:CA:1152:A:C2'	31:CA:1153:C:H5'	2.50	0.42
31:CA:1192:C:H6	31:CA:1192:C:H3'	1.84	0.42
31:CA:1261:A:N7	31:CA:1262:C:C5	2.88	0.42
31:CA:1348:U:H5	31:CA:1349:A:N7	2.15	0.42
32:CE:208:ILE:HA	32:CE:211:ILE:HG13	2.01	0.42
34:CG:19:LEU:HB2	34:CG:21:LEU:HD12	2.01	0.42
38:CK:103:VAL:HG11	38:CK:109:ILE:O	2.20	0.42
40:CM:38:ILE:O	40:CM:38:ILE:HG22	2.19	0.42
43:CP:78:ILE:HG23	43:CP:92:HIS:CD2	2.40	0.42
52:CB:57:C:C4'	52:CB:58:G:OP2	2.66	0.42
53:CC:44:A:C2	53:CC:45:A:C5	3.08	0.42
52:CD:14:A:H2'	52:CD:14:A:N3	2.34	0.42
52:CD:77:C:N4	52:CD:78:C:N4	2.67	0.42
1:DA:1445:C:OP2	1:DA:1446:C:OP2	2.38	0.42
1:DA:1821:A:H2'	1:DA:1822:G:C8	2.55	0.42
1:DA:1970:A:H4'	1:DA:1970:A:OP1	2.19	0.42
1:DA:2138:C:O2	1:DA:2154:G:N2	2.52	0.42
1:DA:2211:G:N3	1:DA:2211:G:H2'	2.34	0.42
1:DA:2292:C:H6	1:DA:2292:C:O5'	2.02	0.42
1:DA:2537:U:N3	1:DA:2538:C:C4	2.88	0.42
1:DA:2548:G:H2'	1:DA:2549:G:O5'	2.20	0.42
1:DA:2695:C:HO2'	1:DA:2696:U:C5'	2.33	0.42
1:DA:2758:A:C5	7:DH:67:LEU:HD21	2.55	0.42
1:DA:2774:C:N4	1:DA:2775:A:C6	2.87	0.42
1:DA:2859:G:H4'	1:DA:2860:A:OP1	2.20	0.42
2:DB:38:C:N4	2:DB:39:A:N6	2.67	0.42
2:DB:103:U:O2'	21:DV:72:ARG:CG	2.68	0.42
3:DD:11:PRO:O	3:DD:12:SER:OG	2.31	0.42
3:DD:94:LEU:HD23	3:DD:94:LEU:HA	1.78	0.42
3:DD:242:ARG:HG3	3:DD:246:PRO:HG3	2.01	0.42
5:DF:72:ARG:C	5:DF:73:ALA:O	2.57	0.42
5:DF:103:LYS:HG2	5:DF:106:ARG:NH2	2.35	0.42
5:DF:151:SER:C	5:DF:152:GLU:HG3	2.40	0.42
6:DG:131:TYR:O	6:DG:159:VAL:HG23	2.19	0.42

Continued on next page...

Continued from previous page...

Atom-1	Atom-2	Interatomic distance (Å)	Clash overlap (Å)
7:DH:36:PRO:O	7:DH:37:VAL:HB	2.20	0.42
7:DH:107:VAL:HG23	7:DH:109:PHE:CE1	2.54	0.42
7:DH:138:LYS:C	7:DH:141:VAL:HB	2.40	0.42
8:DK:31:LEU:HD21	8:DK:38:LEU:HD11	2.01	0.42
10:DN:14:THR:O	10:DN:14:THR:CG2	2.67	0.42
10:DN:69:ILE:HD12	10:DN:77:ILE:CG2	2.50	0.42
11:DO:107:LYS:O	11:DO:110:TYR:N	2.52	0.42
13:D0:70:LEU:HD23	13:D0:70:LEU:HA	1.87	0.42
14:DQ:102:ALA:O	14:DQ:103:GLU:C	2.58	0.42
16:D1:19:LYS:O	16:D1:22:LYS:N	2.36	0.42
18:DS:20:VAL:CG2	18:DS:47:VAL:HG21	2.50	0.42
18:DS:24:ILE:HA	18:DS:27:LYS:HG3	2.01	0.42
20:DU:75:ILE:HB	20:DU:80:GLY:H	1.85	0.42
21:DV:93:ASP:N	21:DV:130:PRO:HG2	2.34	0.42
25:DX:52:HIS:CD2	25:DX:52:HIS:H	2.37	0.42
26:D4:22:ILE:HD13	26:D4:22:ILE:N	2.32	0.42
1:AA:270(K):C:H5''	1:AA:270(L):U:OP2	2.19	0.42
1:AA:559:G:N2	16:A1:49:HIS:CD2	2.77	0.42
1:AA:631:A:O2'	11:AO:67:MET:HB3	2.19	0.42
1:AA:719:C:O2'	1:AA:720:C:H5'	2.20	0.42
1:AA:1063:G:C6	1:AA:1064:C:C4	3.07	0.42
1:AA:1278:A:C3'	13:A0:34:ILE:HD11	2.49	0.42
1:AA:1284:A:N6	1:AA:1285:G:C2	2.88	0.42
1:AA:1516:U:C2	1:AA:1517:G:C8	3.08	0.42
1:AA:1827:C:O2'	1:AA:1828:G:H5'	2.19	0.42
1:AA:1952:A:C4	10:AN:22:ILE:HG13	2.55	0.42
1:AA:2216:G:N3	1:AA:2217:G:C8	2.87	0.42
1:AA:2304:G:N2	6:AG:156:ASP:OD2	2.46	0.42
1:AA:2391:G:N2	1:AA:2429:G:O4'	2.53	0.42
1:AA:2579:C:O5'	1:AA:2579:C:H6	2.03	0.42
1:AA:2639:A:C2'	1:AA:2640:G:H5'	2.50	0.42
1:AA:2656:U:N3	1:AA:2665:A:H2	2.07	0.42
1:AA:2797:U:O2	1:AA:2797:U:C2'	2.66	0.42
1:AA:2875:C:O2'	15:AR:5:ALA:HB3	2.19	0.42
1:AA:2894:G:C2'	1:AA:2895:U:OP2	2.68	0.42
2:AB:94:C:H2'	2:AB:95:U:H6	1.85	0.42
2:AB:95:U:H2'	2:AB:96:G:H8	1.85	0.42
4:AE:57:LYS:NZ	4:AE:59:VAL:HG11	2.33	0.42
5:AF:34:TRP:HA	11:AO:6:LEU:HD12	2.02	0.42
5:AF:135:LYS:O	5:AF:138:GLU:N	2.43	0.42
5:AF:184:TYR:O	5:AF:188:ARG:HG3	2.20	0.42

Continued on next page...

Continued from previous page...

Atom-1	Atom-2	Interatomic distance (Å)	Clash overlap (Å)
6:AG:65:GLY:HA2	26:A4:7:PRO:HG2	2.02	0.42
7:AH:67:LEU:O	7:AH:71:LEU:HB2	2.20	0.42
7:AH:83:TYR:CB	7:AH:135:GLY:N	2.77	0.42
7:AH:105:LEU:CD2	7:AH:105:LEU:N	2.77	0.42
11:AO:16:ARG:NH1	11:AO:16:ARG:CG	2.80	0.42
11:AO:23:PRO:O	11:AO:23:PRO:CG	2.67	0.42
11:AO:27:HIS:ND1	11:AO:27:HIS:N	2.67	0.42
12:AP:32:TYR:CE1	12:AP:133:ARG:CG	3.01	0.42
16:A1:86:ALA:CB	16:A1:88:ILE:HG12	2.50	0.42
16:A1:91:ASP:O	16:A1:95:LEU:HB2	2.19	0.42
17:A2:34:GLU:HG3	17:A2:56:SER:OG	2.20	0.42
18:AS:70:TYR:N	18:AS:70:TYR:CD2	2.87	0.42
20:AU:29:GLU:HB3	20:AU:38:ILE:HG23	2.01	0.42
20:AU:95:LYS:HA	20:AU:101:LYS:HG3	2.01	0.42
21:AV:152:ALA:C	21:AV:154:ASP:N	2.73	0.42
23:AZ:3:LYS:HG3	23:AZ:46:LEU:CD2	2.50	0.42
26:A4:24:THR:O	26:A4:25:TYR:HB2	2.20	0.42
26:A4:58:ARG:C	26:A4:60:GLN:H	2.23	0.42
31:BA:150:C:C2	31:BA:151:A:C8	3.08	0.42
31:BA:192:U:H2'	31:BA:193:C:C6	2.55	0.42
31:BA:229:U:H3'	31:BA:229:U:H6	1.85	0.42
31:BA:230:G:H2'	31:BA:231:G:O4'	2.19	0.42
31:BA:492:G:C5	31:BA:493:G:N7	2.88	0.42
31:BA:578:C:O2'	31:BA:728:A:N3	2.33	0.42
31:BA:621:A:H2'	31:BA:622:A:O4'	2.19	0.42
31:BA:644:G:H2'	31:BA:645:C:O4'	2.20	0.42
31:BA:781:A:C3'	31:BA:782:A:H5'	2.50	0.42
31:BA:828:A:H2'	31:BA:829:G:O4'	2.19	0.42
31:BA:939:G:C4	31:BA:940:C:C5	3.07	0.42
31:BA:1187:G:H3'	31:BA:1188:A:H8	1.85	0.42
33:BF:91:LEU:HD11	33:BF:101:LEU:HD12	2.02	0.42
33:BF:158:GLY:C	33:BF:160:ALA:H	2.22	0.42
37:BJ:117:ALA:C	37:BJ:119:ARG:H	2.23	0.42
38:BK:116:LYS:CG	38:BK:129:VAL:HG11	2.50	0.42
39:BL:4:TYR:CG	39:BL:88:TYR:HB2	2.55	0.42
40:BM:5:ARG:HB2	40:BM:73:ASP:OD1	2.20	0.42
47:BT:31:LEU:HD23	47:BT:32:TYR:CZ	2.55	0.42
52:BB:46:G:O2'	52:BB:47:U:P	2.78	0.42
52:BD:26:G:C2	52:BD:27:A:C1'	3.03	0.42
31:CA:20:U:H2'	31:CA:21:G:H5'	2.00	0.42
31:CA:357:G:O2'	31:CA:358:U:H5'	2.19	0.42

Continued on next page...

Continued from previous page...

Atom-1	Atom-2	Interatomic distance (Å)	Clash overlap (Å)
31:CA:485:G:N7	56:CA:1734:OHX:N1	2.68	0.42
31:CA:631:G:H3'	31:CA:632:A:C4	2.54	0.42
31:CA:638:G:C2	31:CA:639:G:C8	3.07	0.42
31:CA:921:U:O2'	35:CH:18:ARG:HG3	2.20	0.42
31:CA:925:G:C6	56:CA:1785:OHX:N3	2.88	0.42
31:CA:951:G:H2'	31:CA:970:C:O2'	2.19	0.42
31:CA:1052:U:C4	31:CA:1200:C:N3	2.88	0.42
31:CA:1080:A:H4'	35:CH:16:THR:HB	2.01	0.42
31:CA:1160:G:C2	31:CA:1177:G:N2	2.88	0.42
31:CA:1328:C:O2'	31:CA:1329:A:H5'	2.20	0.42
31:CA:1480:G:C4	31:CA:1481:U:C6	3.08	0.42
32:CE:75:LYS:C	32:CE:77:ALA:N	2.73	0.42
34:CG:151:LYS:HB3	34:CG:151:LYS:HE2	1.79	0.42
36:CI:12:PRO:HG3	36:CI:57:GLN:O	2.20	0.42
37:CJ:113:GLU:HB3	37:CJ:118:VAL:CG2	2.49	0.42
38:CK:12:ARG:O	38:CK:24:THR:HG21	2.20	0.42
40:CM:89:ASP:C	40:CM:91:PRO:HD3	2.40	0.42
41:CN:96:ARG:O	41:CN:99:GLN:N	2.52	0.42
42:CO:55:VAL:HG23	42:CO:68:ALA:O	2.20	0.42
45:CR:60:VAL:HG12	45:CR:61:GLY:N	2.34	0.42
53:CC:35:C:H2'	53:CC:35:C:O2	2.17	0.42
1:DA:90:U:HO2'	1:DA:91:A:H8	1.57	0.42
1:DA:480:A:H1'	20:DU:44:ILE:HD13	2.02	0.42
1:DA:528:A:C2'	1:DA:529:A:H5'	2.50	0.42
1:DA:582:G:H2'	1:DA:583:G:H8	1.85	0.42
1:DA:1024:G:C6	1:DA:1025:G:C6	3.08	0.42
1:DA:1062:G:C6	1:DA:1063:G:C6	3.08	0.42
1:DA:1069:A:H2	1:DA:1094:U:N3	2.17	0.42
1:DA:1149:G:C2	1:DA:1150:C:C2	3.07	0.42
1:DA:1408:C:H2'	1:DA:1409:C:C6	2.55	0.42
1:DA:1478:G:N2	1:DA:1516:U:C2	2.88	0.42
1:DA:1486:A:C2'	1:DA:1487:G:H5'	2.49	0.42
1:DA:2037:G:H2'	1:DA:2038:G:H8	1.82	0.42
1:DA:2337:G:OP2	56:DA:3221:OHX:N3	2.53	0.42
1:DA:2390:U:O2'	1:DA:2391:G:H5'	2.20	0.42
1:DA:2416:C:O2'	1:DA:2417:C:H5'	2.19	0.42
1:DA:2795:G:H2'	1:DA:2798:C:OP2	2.20	0.42
2:DB:29:A:OP2	14:DQ:31:SER:HB2	2.20	0.42
2:DB:49:C:OP1	14:DQ:97:ARG:CG	2.67	0.42
7:DH:151:ILE:O	7:DH:151:ILE:HG22	2.20	0.42
8:DK:9:LEU:HD11	8:DK:12:LEU:HD22	2.01	0.42

Continued on next page...

Continued from previous page...

Atom-1	Atom-2	Interatomic distance (Å)	Clash overlap (Å)
8:DK:127:VAL:HA	8:DK:138:ILE:O	2.19	0.42
10:DN:44:LYS:O	10:DN:45:GLU:HB3	2.20	0.42
11:DO:19:VAL:CG2	11:DO:20:GLY:H	2.19	0.42
12:DP:115:MET:O	12:DP:117:ALA:N	2.50	0.42
13:D0:59:ASP:O	13:D0:61:HIS:N	2.52	0.42
13:D0:103:ARG:HD3	13:D0:109:ALA:C	2.40	0.42
15:DR:29:ARG:O	15:DR:29:ARG:CG	2.67	0.42
19:DT:27:THR:C	19:DT:28:PHE:CG	2.93	0.42
20:DU:89:PHE:CE1	20:DU:90:LEU:HB2	2.55	0.42
21:DV:100:VAL:N	21:DV:124:ILE:O	2.41	0.42
27:D5:9:LYS:HD3	27:D5:9:LYS:HA	1.89	0.42
1:AA:27:G:C4	1:AA:512:G:N2	2.88	0.42
1:AA:274:G:OP1	1:AA:274:G:O4'	2.38	0.42
1:AA:291:C:OP1	56:AA:3362:OHX:N6	2.53	0.42
1:AA:321:G:OP2	5:AF:135:LYS:HG3	2.20	0.42
1:AA:469:G:O6	29:A7:37:LYS:CE	2.67	0.42
1:AA:665:C:H2'	1:AA:666:G:C8	2.55	0.42
1:AA:699:A:H2'	1:AA:700:G:O4'	2.19	0.42
1:AA:956:G:H4'	12:AP:83:MET:CE	2.50	0.42
1:AA:957:A:N1	1:AA:2458:G:H4'	2.34	0.42
1:AA:1288:U:C2	1:AA:1327:C:C2	3.07	0.42
1:AA:1337:G:H2'	1:AA:1338:G:O5'	2.20	0.42
1:AA:1711:C:O2'	1:AA:1712:C:H5'	2.20	0.42
1:AA:1728:G:N2	1:AA:1730:U:OP2	2.51	0.42
1:AA:1863:G:C5	1:AA:1864:U:C4	3.08	0.42
1:AA:2166:G:P	1:AA:2166:G:O4'	2.78	0.42
1:AA:2185:C:H2'	1:AA:2186:G:H8	1.84	0.42
1:AA:2528:U:H2'	1:AA:2530:A:O5'	2.20	0.42
1:AA:2572:A:N9	4:AE:144:ARG:NH1	2.68	0.42
1:AA:2712:U:HO2'	1:AA:2712(A):A:P	2.43	0.42
1:AA:2751:G:C6	7:AH:2:SER:O	2.73	0.42
1:AA:2766:G:N3	1:AA:2766:G:H2'	2.34	0.42
1:AA:2875:C:H4'	15:AR:5:ALA:CB	2.35	0.42
2:AB:95:U:H2'	2:AB:96:G:C8	2.54	0.42
2:AB:115:G:N3	2:AB:115:G:H2'	2.34	0.42
3:AD:2:ALA:O	3:AD:3:VAL:CB	2.55	0.42
3:AD:35:LYS:NZ	3:AD:64:ILE:C	2.72	0.42
3:AD:125:ILE:CD1	3:AD:125:ILE:N	2.79	0.42
3:AD:263:ARG:O	3:AD:264:LYS:C	2.58	0.42
4:AE:11:MET:HG2	4:AE:24:THR:HA	2.00	0.42
5:AF:24:LEU:HD12	5:AF:24:LEU:N	2.35	0.42

Continued on next page...

Continued from previous page...

Atom-1	Atom-2	Interatomic distance (Å)	Clash overlap (Å)
7:AH:30:LYS:HZ1	7:AH:81:GLU:HB3	1.85	0.42
8:AK:94:ALA:HB1	8:AK:111:PRO:CG	2.49	0.42
8:AK:94:ALA:C	8:AK:111:PRO:HG3	2.40	0.42
9:AM:5:VAL:HA	9:AM:6:PRO:HD3	1.85	0.42
9:AM:21:LYS:O	9:AM:22:THR:C	2.57	0.42
10:AN:9:GLU:OE1	10:AN:18:LYS:HE2	2.20	0.42
11:AO:62:LEU:HD11	30:A8:30:ARG:HH12	1.71	0.42
15:AR:16:ARG:HH21	15:AR:19:LEU:HD21	1.85	0.42
15:AR:125:ARG:NH1	31:BA:1446:A:O2'	2.52	0.42
17:A2:81:TYR:HE2	17:A2:83:ARG:NH1	2.18	0.42
21:AV:143:GLY:HA2	21:AV:144:LEU:C	2.40	0.42
31:BA:18:C:H2'	31:BA:19:C:O4'	2.19	0.42
31:BA:27:G:C4	31:BA:28:G:C8	3.07	0.42
31:BA:255:G:H5'	47:BT:16:GLN:O	2.20	0.42
31:BA:267:C:OP1	47:BT:67:LYS:CD	2.67	0.42
31:BA:356:A:H2'	31:BA:357:G:O5'	2.20	0.42
31:BA:394:G:C4	31:BA:395:C:C6	3.08	0.42
31:BA:448:A:OP2	31:BA:485:G:C2	2.71	0.42
31:BA:621:A:O2'	31:BA:622:A:H5'	2.19	0.42
31:BA:706:A:O2'	41:BN:31:THR:CG2	2.68	0.42
31:BA:843:U:H2'	31:BA:848:C:OP1	2.19	0.42
31:BA:946:A:H2'	31:BA:947:G:C8	2.55	0.42
31:BA:976:G:N7	31:BA:1358:U:C2	2.88	0.42
31:BA:1034:G:C2	31:BA:1035:A:N6	2.88	0.42
31:BA:1125:U:O2	31:BA:1125:U:C2'	2.68	0.42
31:BA:1160:G:C2	31:BA:1177:G:N2	2.88	0.42
31:BA:1187:G:P	39:BL:113:LYS:HZ1	2.43	0.42
31:BA:1202:G:O2'	31:BA:1203:C:H5'	2.20	0.42
31:BA:1285:A:OP1	31:BA:1285:A:C8	2.72	0.42
34:BG:9:CYS:HA	34:BG:12:CYS:HB2	2.02	0.42
38:BK:4:ASP:HA	38:BK:5:PRO:HD3	1.72	0.42
41:BN:76:GLY:O	41:BN:77:MET:O	2.38	0.42
45:BR:62:GLN:O	45:BR:65:ARG:N	2.52	0.42
31:CA:5:U:H1'	56:CA:1788:OHX:N1	2.35	0.42
31:CA:127:G:N2	47:CT:61:GLU:OE1	2.46	0.42
31:CA:468:A:C8	31:CA:474:G:C8	3.08	0.42
31:CA:475:G:C2	31:CA:476:G:N9	2.87	0.42
31:CA:631:G:C1'	31:CA:632:A:OP1	2.67	0.42
31:CA:1112:C:N4	33:CF:178:LEU:HD23	2.35	0.42
31:CA:1252:A:H2'	31:CA:1253:G:O4'	2.20	0.42
31:CA:1446:A:O2'	31:CA:1447:G:O5'	2.36	0.42

Continued on next page...

Continued from previous page...

Atom-1	Atom-2	Interatomic distance (Å)	Clash overlap (Å)
32:CE:41:ILE:HD12	32:CE:41:ILE:N	2.35	0.42
33:CF:33:LEU:O	33:CF:36:ASP:N	2.53	0.42
33:CF:43:LEU:HD22	33:CF:43:LEU:HA	1.93	0.42
34:CG:70:ILE:CD1	34:CG:100:ARG:HD2	2.50	0.42
35:CH:140:ARG:O	35:CH:140:ARG:HG3	2.19	0.42
36:CI:3:ARG:HA	36:CI:65:VAL:O	2.20	0.42
39:CL:108:VAL:O	39:CL:109:VAL:C	2.57	0.42
42:CO:23:LYS:H	42:CO:23:LYS:HE2	1.85	0.42
42:CO:27:LEU:HB2	42:CO:33:ARG:CB	2.48	0.42
43:CP:49:THR:O	43:CP:53:VAL:HG23	2.20	0.42
43:CP:89:GLY:HA2	43:CP:92:HIS:HB2	2.02	0.42
43:CP:89:GLY:O	43:CP:92:HIS:HB2	2.20	0.42
43:CP:94:ARG:O	43:CP:95:GLY:C	2.57	0.42
52:CD:40:U:C2'	52:CD:41:C:H5'	2.50	0.42
1:DA:27:G:N2	1:DA:512:G:O2'	2.38	0.42
1:DA:244:A:C2	1:DA:255:A:C4	3.08	0.42
1:DA:288:C:H3'	1:DA:289:A:C8	2.47	0.42
1:DA:428:A:N6	1:DA:429:A:N1	2.68	0.42
1:DA:447:A:C6	1:DA:454:A:C8	3.07	0.42
1:DA:636:G:H8	1:DA:636:G:O5'	2.02	0.42
1:DA:721:C:O2	1:DA:721:C:H2'	2.19	0.42
1:DA:844:C:C5	1:DA:845:G:C6	3.08	0.42
1:DA:1138:G:H21	9:DM:106:MET:HE3	1.85	0.42
1:DA:1790:C:H2'	1:DA:1791:A:C5	2.54	0.42
1:DA:2333:A:C2'	1:DA:2334:G:OP2	2.67	0.42
1:DA:2651:C:H42	1:DA:2669:G:H1	1.68	0.42
2:DB:17:C:OP2	56:DB:212:OHX:N1	2.53	0.42
3:DD:35:LYS:CE	3:DD:64:ILE:O	2.66	0.42
4:DE:89:ASP:O	4:DE:90:THR:CB	2.65	0.42
5:DF:119:ARG:NH1	5:DF:119:ARG:O	2.53	0.42
5:DF:158:THR:CB	5:DF:195:ASP:HB2	2.50	0.42
7:DH:16:SER:OG	7:DH:17:VAL:N	2.53	0.42
7:DH:92:ILE:N	7:DH:92:ILE:CD1	2.83	0.42
8:DK:94:ALA:O	8:DK:95:LYS:C	2.59	0.42
9:DM:1:MET:HB2	9:DM:2:LYS:H	1.66	0.42
11:DO:23:PRO:HB2	11:DO:24:GLY:H	1.70	0.42
11:DO:46:LYS:HB3	11:DO:46:LYS:HZ3	1.69	0.42
12:DP:58:PHE:O	12:DP:59:ARG:C	2.58	0.42
13:D0:24:GLN:HE22	13:D0:36:THR:HG21	1.85	0.42
13:D0:96:ARG:NH2	13:D0:117:VAL:HG23	2.35	0.42
14:DQ:32:LEU:HD23	14:DQ:32:LEU:HA	1.85	0.42

Continued on next page...

Continued from previous page...

Atom-1	Atom-2	Interatomic distance (Å)	Clash overlap (Å)
19:DT:65:ARG:HG3	19:DT:65:ARG:O	2.19	0.42
20:DU:75:ILE:HB	20:DU:80:GLY:N	2.35	0.42
21:DV:5:LEU:O	21:DV:6:LYS:C	2.58	0.42
21:DV:70:LEU:HD23	21:DV:70:LEU:HA	1.93	0.42
23:DZ:66:HIS:C	23:DZ:68:PRO:HD2	2.39	0.42
1:AA:50:U:H4'	1:AA:51:G:OP2	2.19	0.42
1:AA:528:A:H2	1:AA:2043:C:C5'	2.31	0.42
1:AA:571:A:C8	1:AA:2030:A:N6	2.87	0.42
1:AA:865:C:H4'	1:AA:866:A:OP1	2.20	0.42
1:AA:883:G:H2'	1:AA:884:C:C4'	2.50	0.42
1:AA:1386:C:P	1:AA:1396:U:H5	2.43	0.42
1:AA:1888:G:N1	56:AA:3567:OHX:N5	2.67	0.42
1:AA:2281:C:C2'	1:AA:2282:G:H5'	2.49	0.42
2:AB:49:C:OP1	14:AQ:97:ARG:HG2	2.20	0.42
3:AD:260:ARG:HG2	3:AD:261:LYS:O	2.20	0.42
4:AE:21:VAL:HG23	4:AE:22:PRO:N	2.35	0.42
6:AG:56:ALA:C	6:AG:58:GLN:H	2.24	0.42
9:AM:96:GLU:O	9:AM:97:ARG:CB	2.66	0.42
11:AO:50:ARG:O	11:AO:57:THR:HG21	2.19	0.42
11:AO:66:GLY:O	11:AO:67:MET:CB	2.67	0.42
12:AP:26:TYR:O	12:AP:138:ASP:OD2	2.38	0.42
13:A0:81:ASP:O	13:A0:85:PRO:HG2	2.20	0.42
15:AR:77:PRO:HG2	15:AR:80:SER:CB	2.39	0.42
16:A1:65:ILE:O	16:A1:68:ALA:N	2.52	0.42
17:A2:38:LEU:HD23	17:A2:40:LEU:H	1.84	0.42
20:AU:13:VAL:HG12	20:AU:74:PRO:HA	2.00	0.42
31:BA:438:G:O2'	31:BA:439:A:H5''	2.20	0.42
31:BA:457:C:O5'	31:BA:457:C:H6	2.03	0.42
31:BA:940:C:H2'	31:BA:941:G:H8	1.85	0.42
31:BA:1150:U:O2'	40:BM:39:PRO:O	2.32	0.42
31:BA:1327:C:O2'	31:BA:1328:C:H5'	2.20	0.42
32:BE:54:THR:O	32:BE:57:PHE:N	2.45	0.42
33:BF:39:ILE:O	33:BF:40:ARG:C	2.58	0.42
34:BG:24:GLU:HG3	34:BG:112:VAL:HG21	2.02	0.42
34:BG:98:GLU:C	34:BG:100:ARG:H	2.23	0.42
38:BK:103:VAL:HG11	38:BK:138:TRP:HD1	1.85	0.42
39:BL:33:PHE:O	39:BL:35:GLU:N	2.48	0.42
42:BO:78:GLN:HB3	42:BO:79:GLU:H	1.55	0.42
46:BS:57:ARG:HH11	46:BS:57:ARG:HG3	1.85	0.42
48:BU:86:VAL:HG12	48:BU:87:ARG:H	1.84	0.42
49:BV:15:LEU:O	49:BV:16:LEU:C	2.59	0.42

Continued on next page...

Continued from previous page...

Atom-1	Atom-2	Interatomic distance (Å)	Clash overlap (Å)
31:CA:38:G:H4'	31:CA:547:A:N6	2.35	0.42
31:CA:418:C:N4	31:CA:425:G:N1	2.59	0.42
31:CA:438:G:O2'	31:CA:493:G:C2	2.73	0.42
31:CA:753:A:H4'	31:CA:754:C:O5'	2.19	0.42
31:CA:833:U:H2'	31:CA:834:C:H6	1.84	0.42
31:CA:881:G:C6	31:CA:882:C:C4	3.08	0.42
31:CA:985:C:C2	31:CA:1221:G:N2	2.88	0.42
31:CA:1054:C:OP1	31:CA:1197:G:P	2.78	0.42
31:CA:1056:U:C5	31:CA:1200:C:C5	3.08	0.42
31:CA:1306:A:H1'	31:CA:1332:A:C2	2.54	0.42
31:CA:1320:C:OP1	49:CV:70:LYS:HD3	2.19	0.42
31:CA:1394:A:C6	31:CA:1501:C:H4'	2.55	0.42
32:CE:144:ARG:C	32:CE:146:GLN:N	2.74	0.42
32:CE:213:LEU:HD23	32:CE:213:LEU:O	2.20	0.42
40:CM:13:HIS:CE1	40:CM:14:LYS:HG3	2.55	0.42
40:CM:23:ILE:C	40:CM:25:GLU:N	2.74	0.42
40:CM:78:ASN:ND2	40:CM:80:LYS:HB3	2.32	0.42
43:CP:87:TYR:C	43:CP:89:GLY:H	2.22	0.42
44:CQ:52:GLN:O	44:CQ:53:LEU:HD23	2.20	0.42
45:CR:78:TYR:O	45:CR:82:ILE:HG22	2.19	0.42
46:CS:21:VAL:O	46:CS:33:ILE:HG13	2.20	0.42
48:CU:66:LEU:HD11	48:CU:70:ILE:HD11	2.02	0.42
53:CC:42:C:C4	53:CC:43:G:N7	2.88	0.42
52:CD:16:C:N4	52:CD:68:A:N9	2.67	0.42
52:CD:54:C:H2'	52:CD:55:U:O5'	2.20	0.42
1:DA:231:C:O2'	1:DA:232:G:H5'	2.20	0.42
1:DA:288:C:C3'	1:DA:289:A:H8	2.30	0.42
1:DA:305:U:H2'	1:DA:306:U:C6	2.55	0.42
1:DA:342:G:C2	1:DA:343:C:C6	3.08	0.42
1:DA:638:G:C4	1:DA:651:G:C2	3.08	0.42
1:DA:773:U:H4'	3:DD:47:GLY:CA	2.46	0.42
1:DA:898:C:O5'	1:DA:899:A:OP2	2.38	0.42
1:DA:1050:A:C5	1:DA:1051:G:C8	3.08	0.42
1:DA:1316:U:H2'	1:DA:1317:A:C8	2.55	0.42
1:DA:1479:G:C2	1:DA:1480:G:C4	3.08	0.42
1:DA:1515:C:H2'	1:DA:1516:U:C6	2.55	0.42
1:DA:1652:A:O2'	1:DA:1653:G:H5'	2.20	0.42
1:DA:2056:G:N3	1:DA:2056:G:H2'	2.35	0.42
1:DA:2303:G:N2	1:DA:2314:C:C2	2.88	0.42
1:DA:2329:G:H2'	1:DA:2330:G:H8	1.82	0.42
1:DA:2415:G:C4'	11:DO:67:MET:H	2.23	0.42

Continued on next page...

Continued from previous page...

Atom-1	Atom-2	Interatomic distance (Å)	Clash overlap (Å)
1:DA:2808:U:H2'	1:DA:2809:A:H5'	2.02	0.42
1:DA:2833:G:OP1	1:DA:2833:G:C8	2.64	0.42
3:DD:223:GLY:HA2	3:DD:231:HIS:CD2	2.55	0.42
4:DE:41:LYS:HG3	4:DE:42:ASP:N	2.35	0.42
4:DE:201:THR:C	4:DE:202:LYS:HD2	2.41	0.42
6:DG:179:PRO:HB2	26:D4:43:TYR:HE2	1.84	0.42
15:DR:4:GLY:O	15:DR:7:ILE:HG22	2.20	0.42
15:DR:118:ARG:HD3	15:DR:118:ARG:HA	1.85	0.42
16:D1:95:LEU:O	16:D1:98:LEU:HG	2.20	0.42
21:DV:152:ALA:CB	21:DV:171:ILE:HD11	2.48	0.42
30:D8:33:ASN:OD1	30:D8:41:ILE:HD11	2.20	0.42
1:AA:90:U:C4'	1:AA:91:A:H8	2.32	0.41
1:AA:546:C:C5	1:AA:547:A:C6	3.08	0.41
1:AA:1215:G:OP1	56:AA:3373:OHX:N5	2.53	0.41
1:AA:1388:G:H2'	1:AA:1389:G:C8	2.55	0.41
1:AA:1426:G:H8	1:AA:1426:G:O5'	2.03	0.41
1:AA:1494:A:C2'	1:AA:1495:A:H5'	2.49	0.41
1:AA:1510:A:OP1	1:AA:1510:A:O3'	2.38	0.41
1:AA:1761:C:OP1	56:AA:3462:OHX:N1	2.53	0.41
1:AA:1983:C:C2'	1:AA:1984:G:H5'	2.50	0.41
1:AA:2355:C:H4'	22:A3:36:ILE:HD11	2.02	0.41
3:AD:231:HIS:CD2	3:AD:249:PRO:HG3	2.55	0.41
4:AE:111:ARG:H	4:AE:111:ARG:HG2	1.56	0.41
5:AF:20:LEU:HD12	5:AF:21:ALA:H	1.83	0.41
5:AF:24:LEU:HA	5:AF:25:PRO:HD2	1.59	0.41
6:AG:70:VAL:O	6:AG:70:VAL:CG2	2.67	0.41
7:AH:6:ARG:C	7:AH:8:PRO:HD2	2.40	0.41
7:AH:43:VAL:O	7:AH:43:VAL:CG2	2.67	0.41
9:AM:60:ILE:H	9:AM:60:ILE:HG12	1.44	0.41
11:AO:108:LYS:C	11:AO:110:TYR:N	2.74	0.41
12:AP:17:LEU:HD11	12:AP:41:TRP:NE1	2.35	0.41
12:AP:78:PRO:O	12:AP:79:LEU:CG	2.66	0.41
14:AQ:66:ALA:O	14:AQ:67:ARG:C	2.55	0.41
17:A2:64:HIS:HA	17:A2:92:THR:HG22	2.02	0.41
18:AS:20:VAL:O	18:AS:23:LEU:HB3	2.20	0.41
18:AS:70:TYR:CD2	18:AS:70:TYR:C	2.92	0.41
21:AV:27:VAL:CG1	21:AV:87:ASP:CB	2.95	0.41
21:AV:165:VAL:HA	21:AV:166:SER:HA	1.74	0.41
23:AZ:92:LYS:O	23:AZ:94:LEU:N	2.53	0.41
31:BA:52:G:H2'	31:BA:53:A:O4'	2.21	0.41
31:BA:66:G:C2	31:BA:67:C:C6	3.08	0.41

Continued on next page...

Continued from previous page...

Atom-1	Atom-2	Interatomic distance (Å)	Clash overlap (Å)
31:BA:195:A:C5	31:BA:196:A:C2	3.08	0.41
31:BA:269:C:H2'	31:BA:270:A:C8	2.55	0.41
31:BA:355:C:H5'	31:BA:389:A:OP2	2.20	0.41
31:BA:380:G:N2	31:BA:384:G:C5	2.88	0.41
31:BA:565:U:C6	31:BA:566:G:C8	3.07	0.41
31:BA:649:G:H2'	31:BA:650:G:H8	1.85	0.41
31:BA:748:C:H1'	31:BA:749:C:OP2	2.20	0.41
31:BA:922:G:H2'	31:BA:923:A:C8	2.54	0.41
31:BA:1005:A:H3'	31:BA:1006:C:H5'	2.01	0.41
31:BA:1022:G:C6	31:BA:1023:G:C5	3.08	0.41
31:BA:1058:G:C6	31:BA:1059:C:N3	2.88	0.41
31:BA:1129:C:C2	31:BA:1139:G:O6	2.73	0.41
31:BA:1164:G:H2'	31:BA:1165:C:C6	2.55	0.41
31:BA:1330:U:O4	31:BA:1331:G:C2	2.73	0.41
31:BA:1372:U:C4	31:BA:1373:G:C5	3.08	0.41
33:BF:186:PHE:CE2	33:BF:188:LEU:HD23	2.55	0.41
34:BG:96:LEU:HD13	34:BG:139:ARG:NH1	2.35	0.41
35:BH:34:VAL:HG11	35:BH:63:ARG:HD3	2.02	0.41
36:BI:39:LYS:O	36:BI:40:VAL:HB	2.19	0.41
36:BI:65:VAL:HG23	36:BI:66:GLU:N	2.34	0.41
37:BJ:115:ARG:O	37:BJ:118:VAL:HG12	2.19	0.41
39:BL:114:TYR:HD1	40:BM:60:ARG:HG3	1.85	0.41
41:BN:125:PHE:CD2	41:BN:125:PHE:N	2.86	0.41
46:BS:4:ILE:HD11	46:BS:64:ALA:HB1	2.02	0.41
46:BS:21:VAL:HG11	46:BS:59:TRP:CE2	2.55	0.41
48:BU:86:VAL:O	48:BU:87:ARG:C	2.59	0.41
49:BV:66:MET:O	49:BV:67:VAL:C	2.58	0.41
50:BW:25:ARG:CG	50:BW:25:ARG:NH1	2.80	0.41
52:BB:81:C:OP2	52:BB:81:C:C6	2.68	0.41
31:CA:241:C:C2'	31:CA:242:C:H5'	2.50	0.41
31:CA:455:C:O2	31:CA:478:A:C2	2.73	0.41
31:CA:880:C:H5	42:CO:9:GLN:HE21	1.68	0.41
31:CA:1121:U:C4	31:CA:1122:U:C5	3.08	0.41
31:CA:1127:G:H22	31:CA:1144:G:N2	2.17	0.41
31:CA:1128:C:O2'	31:CA:1130:A:C8	2.61	0.41
31:CA:1159:U:C1'	31:CA:1181:G:H22	2.33	0.41
31:CA:1227:A:C8	31:CA:1227:A:C3'	3.03	0.41
31:CA:1435:G:H2'	31:CA:1436:U:H6	1.82	0.41
32:CE:230:VAL:O	32:CE:231:GLU:HG2	2.19	0.41
33:CF:64:VAL:O	33:CF:64:VAL:HG12	2.20	0.41
33:CF:126:ARG:O	33:CF:128:PHE:N	2.52	0.41

Continued on next page...

Continued from previous page...

Atom-1	Atom-2	Interatomic distance (Å)	Clash overlap (Å)
33:CF:129:ALA:O	33:CF:132:ARG:N	2.53	0.41
39:CL:42:ARG:O	39:CL:43:ALA:C	2.58	0.41
40:CM:50:ILE:HD12	40:CM:60:ARG:HH11	1.85	0.41
41:CN:33:THR:HG22	41:CN:39:PRO:N	2.34	0.41
42:CO:7:ILE:HA	42:CO:10:LEU:HD12	2.02	0.41
42:CO:83:VAL:O	42:CO:105:TYR:CE1	2.73	0.41
46:CS:22:THR:O	46:CS:22:THR:HG23	2.20	0.41
51:CX:9:ARG:O	51:CX:13:ILE:HG13	2.19	0.41
51:CX:9:ARG:HG3	51:CX:10:ARG:H	1.84	0.41
53:CC:60:A:C2'	53:CC:61:U:H5'	2.50	0.41
52:CD:44:C:C6	52:CD:44:C:OP2	2.73	0.41
1:DA:362:U:H3'	1:DA:362:U:C6	2.54	0.41
1:DA:696:G:H2'	1:DA:697:C:C6	2.51	0.41
1:DA:794:G:H2'	1:DA:795:C:C6	2.53	0.41
1:DA:912:C:N3	1:DA:913:U:C5	2.88	0.41
1:DA:1364:G:OP1	23:DZ:3:LYS:HD2	2.20	0.41
1:DA:1449:A:N6	1:DA:1449(A):G:C2	2.88	0.41
1:DA:1784:A:H4'	1:DA:1785:A:O5'	2.20	0.41
1:DA:2314:C:H2'	1:DA:2315:G:H8	1.84	0.41
1:DA:2410:G:C2	1:DA:2411:A:H1'	2.55	0.41
1:DA:2472:G:C4	1:DA:2475:C:N4	2.88	0.41
1:DA:2536:G:C5	1:DA:2537:U:C4	3.08	0.41
13:D0:33:ARG:HB2	13:D0:33:ARG:CZ	2.50	0.41
14:DQ:84:GLN:HA	14:DQ:110:LEU:H	1.84	0.41
17:D2:81:TYR:HB3	17:D2:82:ARG:H	1.72	0.41
21:DV:29:TYR:CB	21:DV:34:ASN:HD22	2.32	0.41
25:DX:42:ALA:O	25:DX:45:GLY:N	2.53	0.41
26:D4:24:THR:O	26:D4:25:TYR:CB	2.67	0.41
1:AA:10:G:C2	1:AA:2629:A:C2	3.08	0.41
1:AA:181:A:C2	1:AA:435:C:C5	3.08	0.41
1:AA:228:A:N3	1:AA:228:A:C2'	2.83	0.41
1:AA:377:C:H2'	1:AA:378:C:C6	2.56	0.41
1:AA:586:A:H5'	5:AF:89:VAL:HG21	2.02	0.41
1:AA:654(A):A:C2	1:AA:654(T):A:N1	2.88	0.41
1:AA:731:C:O2	1:AA:731:C:C2'	2.68	0.41
1:AA:883:G:N2	1:AA:894:C:N3	2.69	0.41
1:AA:1184:G:C5	1:AA:1185:C:C5	3.08	0.41
1:AA:1252:G:C2	1:AA:1253:A:C2	3.08	0.41
1:AA:1537:C:H2'	1:AA:1538:G:O4'	2.20	0.41
1:AA:1884:A:C4	1:AA:1885:A:C8	3.07	0.41
1:AA:2019:A:N6	1:AA:2020:A:C5	2.88	0.41

Continued on next page...

Continued from previous page...

Atom-1	Atom-2	Interatomic distance (Å)	Clash overlap (Å)
1:AA:2036:C:H2'	1:AA:2037:G:O5'	2.20	0.41
1:AA:2135:A:H2'	1:AA:2135:A:N3	2.35	0.41
1:AA:2307:G:H1'	1:AA:2308:G:C2	2.54	0.41
1:AA:2383:G:O2'	1:AA:2384:G:H5'	2.20	0.41
3:AD:32:SER:HA	3:AD:35:LYS:O	2.20	0.41
3:AD:240:ALA:O	3:AD:241:PRO:C	2.59	0.41
4:AE:50:GLY:HA2	4:AE:76:ARG:O	2.20	0.41
5:AF:136:THR:O	5:AF:140:LEU:HB2	2.20	0.41
6:AG:178:PHE:CB	6:AG:180:PHE:HE1	2.33	0.41
7:AH:89:ILE:HG22	7:AH:162:ILE:HG12	2.02	0.41
9:AM:89:LYS:O	9:AM:93:THR:HB	2.19	0.41
10:AN:3:GLN:CG	10:AN:4:PRO:HD2	2.51	0.41
11:AO:62:LEU:HA	11:AO:63:PRO:HD3	1.67	0.41
12:AP:70:PRO:N	12:AP:95:ALA:HB2	2.35	0.41
14:AQ:101:LEU:HD12	14:AQ:101:LEU:O	2.19	0.41
21:AV:120:ILE:O	21:AV:121:HIS:CG	2.74	0.41
22:A3:51:VAL:H	22:A3:62:LEU:HD12	1.81	0.41
24:AW:53:LEU:O	24:AW:57:ILE:HG13	2.20	0.41
27:A5:16:ARG:HH11	27:A5:16:ARG:HG2	1.86	0.41
27:A5:60:VAL:HG22	27:A5:60:VAL:O	2.20	0.41
30:A8:15:LYS:HE2	30:A8:15:LYS:HB3	1.92	0.41
31:BA:58:C:H2'	31:BA:59:A:O5'	2.19	0.41
31:BA:415:A:N6	31:BA:416:G:C6	2.87	0.41
31:BA:424:G:C2	31:BA:425:G:C8	3.08	0.41
31:BA:431:A:H2'	31:BA:432:A:O4'	2.20	0.41
31:BA:542:G:C2	31:BA:543:C:C5	3.08	0.41
31:BA:604:G:C6	31:BA:605:U:C4	3.08	0.41
31:BA:740:U:O2'	31:BA:741:G:H5'	2.20	0.41
31:BA:892:A:N6	31:BA:906:G:H1'	2.35	0.41
31:BA:980:C:H2'	31:BA:981:U:O4'	2.20	0.41
31:BA:1028(B):C:C4	31:BA:1032(A):G:N1	2.82	0.41
31:BA:1054:C:H2'	31:BA:1054:C:O2	2.18	0.41
31:BA:1061:G:C4	31:BA:1197:G:N2	2.88	0.41
31:BA:1290:G:H2'	31:BA:1290:G:N3	2.35	0.41
31:BA:1297:C:O2'	37:BJ:114:ARG:NH1	2.49	0.41
31:BA:1305:G:C5'	51:BX:4:GLY:HA3	2.47	0.41
31:BA:1442:G:H3'	31:BA:1442:G:H8	1.85	0.41
32:BE:4:GLU:HG2	32:BE:5:ILE:HG12	2.02	0.41
33:BF:14:ILE:HG13	33:BF:15:THR:N	2.36	0.41
34:BG:196:LEU:C	34:BG:198:VAL:N	2.72	0.41
35:BH:36:ASP:OD2	35:BH:40:ARG:HG3	2.20	0.41

Continued on next page...

Continued from previous page...

Atom-1	Atom-2	Interatomic distance (Å)	Clash overlap (Å)
35:BH:148:VAL:HG13	35:BH:152:ARG:HE	1.85	0.41
38:BK:11:THR:HG22	38:BK:15:ASN:ND2	2.36	0.41
38:BK:129:VAL:HG23	38:BK:130:GLY:N	2.31	0.41
39:BL:39:GLY:O	39:BL:41:VAL:HG22	2.19	0.41
39:BL:113:LYS:CD	39:BL:113:LYS:N	2.83	0.41
43:BP:87:TYR:O	43:BP:90:LEU:N	2.54	0.41
46:BS:47:ASP:C	46:BS:49:LEU:N	2.73	0.41
50:BW:22:ARG:O	50:BW:26:ASN:ND2	2.54	0.41
50:BW:36:LEU:O	50:BW:38:LYS:N	2.54	0.41
52:BB:74:C:H2'	52:BB:75:C:O4'	2.20	0.41
52:BD:59:A:C4	52:BD:60:A:N7	2.88	0.41
31:CA:31:G:C1'	31:CA:32:A:OP1	2.68	0.41
31:CA:468:A:O2'	46:CS:82:GLN:HG2	2.19	0.41
31:CA:753:A:H4'	31:CA:754:C:C5'	2.49	0.41
31:CA:933:G:N7	37:CJ:3:ARG:NH2	2.68	0.41
31:CA:973:G:H1'	40:CM:55:LYS:HZ2	1.84	0.41
31:CA:974:A:P	44:CQ:41:ARG:HH12	2.42	0.41
31:CA:1370:G:O2'	31:CA:1371:G:H5'	2.20	0.41
33:CF:59:ARG:O	40:CM:93:GLY:HA2	2.20	0.41
33:CF:95:THR:C	33:CF:97:LYS:N	2.69	0.41
34:CG:20:TYR:CD2	34:CG:27:TYR:HD1	2.38	0.41
40:CM:82:ILE:O	40:CM:82:ILE:HG22	2.20	0.41
41:CN:121:PRO:C	41:CN:122:LYS:O	2.57	0.41
42:CO:40:VAL:HG21	42:CO:77:LEU:C	2.41	0.41
46:CS:21:VAL:HG13	46:CS:34:GLU:HB3	2.02	0.41
1:DA:220:G:H5''	1:DA:221:A:OP1	2.20	0.41
1:DA:547:A:C6	1:DA:548:A:C2	3.08	0.41
1:DA:579:G:H2'	1:DA:580:C:H6	1.82	0.41
1:DA:773:U:H5'	3:DD:47:GLY:HA3	2.03	0.41
1:DA:1190:G:N3	1:DA:1191:G:C8	2.89	0.41
1:DA:1213:A:H8	1:DA:1213:A:O5'	2.02	0.41
1:DA:1308:A:H2'	1:DA:1309:G:O4'	2.20	0.41
1:DA:1337:G:H2'	1:DA:1338:G:O4'	2.19	0.41
1:DA:1430:C:H2'	1:DA:1431:U:C6	2.55	0.41
1:DA:1638:C:H4'	1:DA:2710:C:O2	2.19	0.41
1:DA:1649:G:OP2	56:DA:3377:OHX:N3	2.53	0.41
1:DA:1657:C:H2'	1:DA:1658:C:H6	1.84	0.41
1:DA:1681:G:N2	56:DA:3488:OHX:N2	2.67	0.41
1:DA:1726:G:O2'	1:DA:1727:U:H5'	2.20	0.41
1:DA:1814:G:H2'	1:DA:1815:A:C8	2.54	0.41
1:DA:1991:U:C2'	1:DA:1992:G:H5''	2.50	0.41

Continued on next page...

Continued from previous page...

Atom-1	Atom-2	Interatomic distance (Å)	Clash overlap (Å)
1:DA:2099:U:O2	1:DA:2099:U:H2'	2.19	0.41
1:DA:2104:G:N1	1:DA:2186:G:C6	2.89	0.41
1:DA:2111:C:C2	1:DA:2118:U:O2'	2.72	0.41
2:DB:109:G:C5	2:DB:110:G:N7	2.88	0.41
4:DE:8:LYS:CG	4:DE:192:ASN:HA	2.50	0.41
5:DF:30:PRO:O	5:DF:33:LEU:N	2.53	0.41
5:DF:93:LYS:HB3	5:DF:94:PRO:CD	2.51	0.41
5:DF:164:ARG:HH11	5:DF:164:ARG:HB2	1.85	0.41
7:DH:92:ILE:CD1	7:DH:160:LYS:HZ3	2.33	0.41
8:DK:76:THR:CG2	8:DK:77:LEU:N	2.75	0.41
12:DP:16:ARG:HE	12:DP:16:ARG:HB3	1.63	0.41
12:DP:58:PHE:O	12:DP:60:ARG:N	2.53	0.41
16:D1:91:ASP:O	16:D1:92:ARG:C	2.58	0.41
16:D1:92:ARG:NH2	17:D2:10:LYS:HA	2.35	0.41
17:D2:2:PHE:CD2	17:D2:13:ARG:NH2	2.88	0.41
20:DU:87:LYS:HB3	20:DU:92:ASN:HA	2.02	0.41
21:DV:133:ILE:HD12	21:DV:133:ILE:N	2.35	0.41
26:D4:15:ILE:O	26:D4:33:VAL:HG13	2.20	0.41
26:D4:56:VAL:O	26:D4:57:GLU:CB	2.68	0.41
28:D6:10:LEU:CD2	30:D8:34:TRP:CE2	3.02	0.41
1:AA:7:G:C2	1:AA:8:A:C4	3.08	0.41
1:AA:35:G:H1'	1:AA:454:A:C4	2.55	0.41
1:AA:270(P):C:H2'	1:AA:270(Q):C:C6	2.55	0.41
1:AA:384:U:O2'	1:AA:385:C:H5'	2.21	0.41
1:AA:533:G:N2	16:A1:45:TYR:CD1	2.80	0.41
1:AA:650:C:C2'	1:AA:651:G:O5'	2.69	0.41
1:AA:795:C:H2'	1:AA:796:C:C6	2.55	0.41
1:AA:885:C:H2'	1:AA:890:A:N6	2.35	0.41
1:AA:904:C:H5'	1:AA:905:U:OP2	2.20	0.41
1:AA:989:G:N7	25:AX:13:ILE:CD1	2.79	0.41
1:AA:1011:G:O5'	16:A1:77:SER:HB2	2.21	0.41
1:AA:1059:G:C6	1:AA:1080:A:C2	3.08	0.41
1:AA:1091:G:C2	1:AA:1092:C:C5	3.08	0.41
1:AA:1170:G:N2	1:AA:1180:C:C2	2.88	0.41
1:AA:1307:A:N6	1:AA:1606:G:H2'	2.34	0.41
1:AA:1349:A:N6	1:AA:1598:C:N4	2.68	0.41
1:AA:1725:G:C2	1:AA:1741:C:C2	3.09	0.41
1:AA:1778:U:C4	1:AA:1784:A:C4	3.08	0.41
1:AA:2094:G:OP1	8:AK:22:LYS:HG3	2.20	0.41
1:AA:2199:A:H5'	23:AZ:50:ARG:HH21	1.85	0.41
1:AA:2377:A:O2'	1:AA:2378:A:H5'	2.20	0.41

Continued on next page...

Continued from previous page...

Atom-1	Atom-2	Interatomic distance (Å)	Clash overlap (Å)
1:AA:2419:U:OP2	30:A8:33:ASN:ND2	2.47	0.41
1:AA:2689:U:C5'	1:AA:2690:C:H5'	2.50	0.41
1:AA:2690:C:H5''	1:AA:2872:G:N2	2.35	0.41
2:AB:31:C:N4	14:AQ:32:LEU:HD22	2.35	0.41
2:AB:59:A:C5	2:AB:60:C:C5	3.07	0.41
2:AB:66:A:C2	2:AB:108:C:C4	3.08	0.41
3:AD:68:LYS:HB3	3:AD:70:TRP:CH2	2.55	0.41
4:AE:103:ASP:OD2	4:AE:168:MET:HE2	2.20	0.41
4:AE:116:VAL:HG13	4:AE:122:PHE:CB	2.50	0.41
5:AF:198:ALA:O	5:AF:201:VAL:N	2.51	0.41
6:AG:106:LEU:HG	6:AG:111:LEU:CD1	2.49	0.41
7:AH:77:LYS:NZ	7:AH:82:GLY:O	2.53	0.41
7:AH:88:LEU:N	7:AH:88:LEU:CD1	2.81	0.41
7:AH:137:ASP:HB3	7:AH:138:LYS:H	1.45	0.41
8:AK:112:LYS:O	8:AK:113:ARG:HB2	2.20	0.41
10:AN:114:ILE:C	10:AN:116:SER:N	2.71	0.41
11:AO:106:LEU:O	11:AO:107:LYS:CB	2.68	0.41
13:A0:44:LEU:O	13:A0:45:ARG:C	2.57	0.41
13:A0:85:PRO:C	13:A0:87:TYR:N	2.69	0.41
15:AR:33:LYS:H	15:AR:33:LYS:HG2	1.68	0.41
16:A1:75:ASN:HB3	16:A1:77:SER:HB3	2.02	0.41
18:AS:41:LYS:C	18:AS:43:GLY:N	2.71	0.41
19:AT:8:ILE:CD1	19:AT:42:ALA:HB1	2.50	0.41
20:AU:57:GLN:O	20:AU:58:GLY:O	2.38	0.41
21:AV:141:VAL:HG21	21:AV:150:LEU:CD1	2.49	0.41
28:A6:30:THR:HA	28:A6:31:PRO:C	2.39	0.41
31:BA:61:G:H2'	31:BA:62:U:O4'	2.21	0.41
31:BA:96:G:C6	31:BA:97:U:O2	2.72	0.41
31:BA:252:U:C4	31:BA:253:U:O4	2.73	0.41
31:BA:430:A:OP1	34:BG:9:CYS:HB2	2.20	0.41
31:BA:502:G:OP1	42:BO:118:SER:HB2	2.20	0.41
31:BA:1008:C:N3	31:BA:1021:G:N2	2.55	0.41
31:BA:1152:A:OP1	40:BM:68:HIS:CD2	2.74	0.41
31:BA:1238:A:N3	31:BA:1241:G:O2'	2.48	0.41
32:BE:19:HIS:CE1	32:BE:206:ASP:HB2	2.55	0.41
32:BE:36:ARG:HD3	32:BE:36:ARG:HA	1.78	0.41
32:BE:139:LYS:O	32:BE:142:LEU:HB3	2.20	0.41
32:BE:216:SER:O	32:BE:218:ALA:N	2.53	0.41
32:BE:217:ARG:HE	32:BE:217:ARG:HB2	1.59	0.41
33:BF:64:VAL:HB	33:BF:99:VAL:HG12	2.03	0.41
33:BF:141:VAL:O	33:BF:141:VAL:HG12	2.19	0.41

Continued on next page...

Continued from previous page...

Atom-1	Atom-2	Interatomic distance (Å)	Clash overlap (Å)
34:BG:188:LEU:HD23	34:BG:188:LEU:HA	1.83	0.41
41:BN:106:LYS:O	41:BN:107:SER:OG	2.22	0.41
43:BP:86:CYS:HA	49:BV:73:GLU:O	2.20	0.41
49:BV:41:VAL:CB	49:BV:42:PRO:CA	2.89	0.41
50:BW:42:GLN:O	50:BW:46:GLU:HG2	2.19	0.41
52:BD:17:G:C4	52:BD:66:G:N1	2.89	0.41
31:CA:54:C:C5	31:CA:352:C:H5	2.38	0.41
31:CA:60:A:H4'	31:CA:61:G:O5'	2.20	0.41
31:CA:193:C:O4'	50:CW:60:GLU:OE2	2.38	0.41
31:CA:719:C:H5	31:CA:720:C:N4	2.18	0.41
31:CA:953:G:C2	31:CA:1229:A:C4	3.08	0.41
31:CA:1028(B):C:N4	31:CA:1032(A):G:N1	2.68	0.41
31:CA:1299:A:N1	31:CA:1301:U:C2	2.88	0.41
33:CF:150:LYS:HB3	33:CF:201:TYR:HB2	2.02	0.41
37:CJ:69:VAL:HG21	37:CJ:104:LEU:HD21	2.01	0.41
37:CJ:119:ARG:O	37:CJ:120:ILE:C	2.59	0.41
38:CK:6:ILE:C	38:CK:8:ASP:N	2.73	0.41
41:CN:126:ARG:O	41:CN:127:LYS:C	2.59	0.41
42:CO:22:SER:C	42:CO:24:VAL:N	2.74	0.41
43:CP:67:GLU:HB3	43:CP:68:GLY:H	1.63	0.41
46:CS:39:TYR:OH	46:CS:41:PRO:HB3	2.19	0.41
50:CW:93:GLU:O	50:CW:93:GLU:HG2	2.19	0.41
52:CB:35:G:C2	52:CB:36:U:C2	3.09	0.41
52:CB:67:A:O2'	52:CB:68:A:H5''	2.21	0.41
52:CD:59:A:N6	52:CD:60:A:N6	2.68	0.41
1:DA:66:C:C4	1:DA:67:U:C5	3.08	0.41
1:DA:693:C:H2'	1:DA:694:U:O4'	2.19	0.41
1:DA:885:C:N3	1:DA:890:A:C6	2.85	0.41
1:DA:1420:U:O2'	1:DA:1421:G:O5'	2.37	0.41
1:DA:1467:C:N3	1:DA:1526:G:N2	2.68	0.41
1:DA:1516:U:O2'	1:DA:1517:G:H5'	2.20	0.41
1:DA:1657:C:O2'	1:DA:1658:C:H5'	2.20	0.41
1:DA:1770:G:OP1	56:DA:3062:OHX:N1	2.53	0.41
1:DA:2100:G:C6	1:DA:2190:G:C6	3.08	0.41
1:DA:2450:A:O2'	1:DA:2451:A:H5'	2.21	0.41
1:DA:2468:G:C5	1:DA:2481:G:N1	2.88	0.41
1:DA:2607:G:H2'	1:DA:2608:G:O4'	2.20	0.41
1:DA:2767:C:H2'	1:DA:2768:C:C6	2.56	0.41
1:DA:2777:G:OP2	1:DA:2781:A:O2'	2.31	0.41
1:DA:2899:G:O2'	1:DA:2900:A:H5'	2.20	0.41
2:DB:54:G:N3	2:DB:55:U:C6	2.88	0.41

Continued on next page...

Continued from previous page...

Atom-1	Atom-2	Interatomic distance (Å)	Clash overlap (Å)
3:DD:35:LYS:HB3	3:DD:36:PRO:HA	2.03	0.41
4:DE:16:ARG:O	4:DE:17:ASP:HB2	2.20	0.41
5:DF:170:LEU:HA	5:DF:171:PRO:HD3	1.85	0.41
6:DG:101:ILE:HD12	6:DG:102:PHE:N	2.36	0.41
7:DH:40:GLU:O	7:DH:41:MET:HB2	2.20	0.41
7:DH:71:LEU:O	7:DH:71:LEU:HD12	2.20	0.41
7:DH:118:PRO:HD2	7:DH:121:ILE:HG13	2.02	0.41
10:DN:105:GLU:CA	10:DN:108:GLU:HG3	2.42	0.41
11:DO:62:LEU:HD23	11:DO:62:LEU:O	2.20	0.41
11:DO:111:ARG:HB3	11:DO:112:LEU:H	1.68	0.41
15:DR:100:TYR:O	15:DR:102:ILE:N	2.53	0.41
16:D1:60:LEU:O	16:D1:61:TRP:C	2.57	0.41
19:DT:45:THR:O	19:DT:45:THR:OG1	2.35	0.41
21:DV:54:HIS:C	21:DV:55:HIS:HD1	2.23	0.41
22:D3:36:ILE:CD1	22:D3:36:ILE:H	2.33	0.41
28:D6:51:GLU:HG2	28:D6:52:VAL:N	2.35	0.41
1:AA:391:G:H2'	1:AA:392:C:C6	2.54	0.41
1:AA:731:C:N3	1:AA:732:C:C5	2.89	0.41
1:AA:857:C:C4	1:AA:858:U:O4	2.73	0.41
1:AA:1057:A:H2'	1:AA:1058:U:C5	2.54	0.41
1:AA:1363:C:H2'	1:AA:1364:G:H8	1.84	0.41
1:AA:1518:C:C2'	1:AA:1519:G:H5'	2.50	0.41
1:AA:1523:U:H2'	1:AA:1524:G:O4'	2.19	0.41
1:AA:1568:G:H5''	3:AD:61:LEU:HD22	2.02	0.41
1:AA:1716:U:H1'	1:AA:1746:G:N2	2.35	0.41
1:AA:2017:U:H5''	1:AA:2018:G:OP2	2.21	0.41
1:AA:2402:C:OP1	1:AA:2402:C:C4'	2.67	0.41
2:AB:22:U:O5'	2:AB:22:U:H6	2.03	0.41
2:AB:53:A:C4	2:AB:54:G:C8	3.09	0.41
4:AE:144:ARG:HB3	4:AE:145:LYS:H	1.49	0.41
5:AF:123:LEU:HD21	5:AF:199:TRP:CH2	2.56	0.41
5:AF:170:LEU:HB2	5:AF:173:VAL:HB	2.01	0.41
5:AF:192:LEU:HD21	5:AF:194:MET:HG3	2.00	0.41
6:AG:146:TYR:C	6:AG:146:TYR:CD2	2.94	0.41
7:AH:77:LYS:HE2	7:AH:138:LYS:CD	2.50	0.41
8:AK:33:ARG:O	8:AK:34:GLY:C	2.57	0.41
9:AM:95:PRO:O	9:AM:96:GLU:CB	2.68	0.41
12:AP:43:THR:O	12:AP:44:ALA:C	2.59	0.41
13:A0:71:GLN:HA	13:A0:71:GLN:NE2	2.35	0.41
19:AT:35:THR:H	19:AT:35:THR:HG22	1.62	0.41
19:AT:57:LEU:CD1	19:AT:78:LYS:HG2	2.50	0.41

Continued on next page...

Continued from previous page...

Atom-1	Atom-2	Interatomic distance (Å)	Clash overlap (Å)
19:AT:65:ARG:HG3	19:AT:67:GLY:H	1.84	0.41
21:AV:157:LEU:O	21:AV:158:PRO:O	2.39	0.41
24:AW:6:VAL:H	24:AW:6:VAL:HG23	1.59	0.41
29:A7:5:TRP:HA	29:A7:5:TRP:CE3	2.55	0.41
29:A7:15:THR:HG22	29:A7:16:HIS:ND1	2.35	0.41
31:BA:329:A:C2	31:BA:332:G:N9	2.89	0.41
31:BA:373:A:H2'	31:BA:374:A:O4'	2.20	0.41
31:BA:403:C:H4'	34:BG:122:ARG:NH1	2.34	0.41
31:BA:411:A:N7	31:BA:413:G:H1'	2.32	0.41
31:BA:491:G:C6	31:BA:492:G:N7	2.88	0.41
31:BA:509:A:HO2'	31:BA:510:A:P	2.37	0.41
31:BA:599:C:O2'	31:BA:600:C:H5'	2.20	0.41
31:BA:923:A:C2	31:BA:924:C:C2	3.08	0.41
31:BA:1003:G:C3'	31:BA:1004:A:H5'	2.51	0.41
31:BA:1008:C:H5'	31:BA:1008:C:H6	1.85	0.41
31:BA:1130:A:P	31:BA:1131:G:OP2	2.79	0.41
31:BA:1133:G:N2	31:BA:1142:G:C8	2.89	0.41
35:BH:139:LEU:C	35:BH:141:GLN:N	2.72	0.41
38:BK:20:TYR:HA	38:BK:65:TYR:HE2	1.85	0.41
38:BK:41:ARG:HH11	38:BK:41:ARG:HG3	1.85	0.41
38:BK:119:LEU:HD12	38:BK:124:ALA:HB2	2.02	0.41
41:BN:19:ALA:O	41:BN:82:VAL:HA	2.20	0.41
41:BN:93:GLN:HA	41:BN:93:GLN:HE21	1.85	0.41
48:BU:38:GLU:HA	48:BU:38:GLU:OE1	2.20	0.41
48:BU:40:LEU:O	48:BU:42:ARG:N	2.53	0.41
48:BU:53:ARG:O	48:BU:56:THR:N	2.48	0.41
50:BW:11:SER:C	50:BW:13:LEU:N	2.74	0.41
52:BD:26:G:C5	52:BD:27:A:C8	3.09	0.41
31:CA:49:U:C5	31:CA:364:A:C6	3.09	0.41
31:CA:67:C:H2'	31:CA:68:G:H8	1.85	0.41
31:CA:325:A:H2'	31:CA:326:G:O4'	2.20	0.41
31:CA:504:C:O2	31:CA:542:G:C2	2.74	0.41
31:CA:642:A:C2	31:CA:643:C:C2	3.08	0.41
31:CA:1131:G:C8	31:CA:1132:C:C5	3.09	0.41
31:CA:1200:C:H1'	31:CA:1204:A:N6	2.34	0.41
31:CA:1317:C:C6	44:CQ:16:PHE:HD1	2.36	0.41
31:CA:1330:U:C2'	31:CA:1331:G:OP1	2.69	0.41
31:CA:1375:A:C2	31:CA:1376:U:C2	3.09	0.41
32:CE:48:MET:O	32:CE:51:LEU:N	2.51	0.41
32:CE:90:MET:HA	32:CE:91:PRO:HD3	1.87	0.41
33:CF:66:VAL:CG1	33:CF:67:THR:N	2.83	0.41

Continued on next page...

Continued from previous page...

Atom-1	Atom-2	Interatomic distance (Å)	Clash overlap (Å)
34:CG:96:LEU:CD1	34:CG:139:ARG:NH2	2.84	0.41
35:CH:40:ARG:HG2	35:CH:40:ARG:NH1	2.34	0.41
38:CK:58:TYR:O	38:CK:59:LEU:HD23	2.19	0.41
39:CL:96:LEU:HD12	39:CL:96:LEU:HA	1.88	0.41
44:CQ:33:VAL:HA	44:CQ:39:LEU:O	2.20	0.41
45:CR:26:GLU:H	45:CR:26:GLU:HG2	1.70	0.41
45:CR:66:LEU:HD12	45:CR:66:LEU:HA	1.75	0.41
46:CS:8:ARG:CG	46:CS:8:ARG:NH1	2.57	0.41
47:CT:59:ILE:HD13	47:CT:73:VAL:HA	2.02	0.41
49:CV:66:MET:CE	26:D4:59:PHE:HD1	2.33	0.41
52:CD:59:A:N1	52:CD:60:A:C5	2.89	0.41
1:DA:171:G:O2'	1:DA:172:C:O5'	2.32	0.41
1:DA:440:G:H2'	1:DA:441:U:C6	2.55	0.41
1:DA:780:G:N2	1:DA:783:A:H62	2.18	0.41
1:DA:875:G:C6	1:DA:876:C:N3	2.89	0.41
1:DA:881:G:O6	1:DA:882:G:N1	2.54	0.41
1:DA:945:A:C2	1:DA:2448:A:C1'	3.04	0.41
1:DA:1021:A:C2	1:DA:1023:U:C2	3.08	0.41
1:DA:1174:A:N1	1:DA:1175:U:O2'	2.53	0.41
1:DA:1192:G:O2'	1:DA:1193:G:H5'	2.20	0.41
1:DA:1342:A:C2	1:DA:1397:U:N3	2.88	0.41
1:DA:1349:A:N3	1:DA:1349:A:H5'	2.35	0.41
1:DA:2304:G:N2	1:DA:2312:U:N3	2.52	0.41
1:DA:2439:A:H3'	1:DA:2439:A:P	2.60	0.41
1:DA:2465:C:O2	1:DA:2486:G:C2	2.74	0.41
1:DA:2468:G:C8	1:DA:2476:A:N6	2.87	0.41
1:DA:2477:C:O2	1:DA:2477:C:O4'	2.37	0.41
1:DA:2531:A:N3	1:DA:2658:C:O2'	2.41	0.41
1:DA:2832:U:C2	1:DA:2834:G:N2	2.88	0.41
2:DB:3:C:H42	2:DB:117:G:H1	1.69	0.41
2:DB:66:A:C6	2:DB:108:C:C5	3.09	0.41
2:DB:110:G:C4	2:DB:111:U:C6	3.09	0.41
3:DD:28:GLU:N	3:DD:29:PRO:HD2	2.35	0.41
3:DD:120:GLY:HA2	3:DD:190:TYR:OH	2.20	0.41
5:DF:63:LYS:HB3	5:DF:63:LYS:HE3	1.88	0.41
6:DG:32:PRO:HB2	6:DG:172:LEU:HD22	2.03	0.41
6:DG:41:GLN:HE21	6:DG:60:LEU:HD13	1.85	0.41
6:DG:78:SER:O	6:DG:79:ASN:C	2.58	0.41
6:DG:161:THR:HG22	6:DG:162:THR:N	2.35	0.41
7:DH:4:ILE:HD11	7:DH:7:LEU:CD2	2.50	0.41
7:DH:33:LEU:HD12	7:DH:75:ALA:O	2.21	0.41

Continued on next page...

Continued from previous page...

Atom-1	Atom-2	Interatomic distance (Å)	Clash overlap (Å)
11:DO:49:ARG:HD2	30:D8:58:ILE:HG23	2.01	0.41
11:DO:83:VAL:O	11:DO:83:VAL:HG22	2.20	0.41
11:DO:101:VAL:HG13	11:DO:102:ARG:N	2.35	0.41
16:D1:74:LEU:N	16:D1:74:LEU:HD12	2.36	0.41
17:D2:33:VAL:HG13	17:D2:33:VAL:O	2.20	0.41
19:DT:29:TRP:CZ3	19:DT:78:LYS:HB2	2.55	0.41
21:DV:157:LEU:CB	21:DV:161:VAL:HG21	2.49	0.41
22:D3:36:ILE:CD1	22:D3:36:ILE:N	2.83	0.41
28:D6:28:ARG:CD	28:D6:31:PRO:HD2	2.45	0.41
1:AA:776:G:C8	1:AA:793:A:C2	3.08	0.41
1:AA:945:A:O4'	1:AA:946:G:OP1	2.38	0.41
1:AA:1141:U:C5	9:AM:64:GLY:HA3	2.55	0.41
1:AA:1675:C:H2'	1:AA:1676:A:O4'	2.20	0.41
1:AA:1788:C:H2'	1:AA:1789:A:O4'	2.19	0.41
1:AA:1916:A:H3'	1:AA:1917:U:H6	1.85	0.41
1:AA:2016:U:O4'	27:A5:6:VAL:HG21	2.20	0.41
1:AA:2212:A:H1'	1:AA:2215:G:C6	2.56	0.41
1:AA:2849:U:H1'	1:AA:2866:U:O2	2.19	0.41
1:AA:2864:G:C6	1:AA:2865:U:N3	2.89	0.41
2:AB:8:U:H2'	2:AB:9:G:O5'	2.19	0.41
3:AD:109:ASP:HB2	3:AD:197:GLY:CA	2.50	0.41
3:AD:125:ILE:HD12	3:AD:125:ILE:HA	1.78	0.41
3:AD:217:ARG:H	3:AD:217:ARG:HG2	1.74	0.41
3:AD:230:ASP:O	3:AD:231:HIS:HB2	2.20	0.41
4:AE:47:VAL:O	4:AE:80:GLU:HA	2.20	0.41
5:AF:64:ILE:HD12	5:AF:64:ILE:O	2.19	0.41
5:AF:70:THR:OG1	5:AF:72:ARG:HB2	2.20	0.41
7:AH:167:GLU:HA	7:AH:168:PRO:HD3	1.48	0.41
8:AK:64:GLU:O	8:AK:67:ARG:N	2.53	0.41
8:AK:109:ILE:HB	8:AK:130:TYR:CZ	2.55	0.41
9:AM:75:TYR:HA	9:AM:81:GLY:O	2.20	0.41
13:A0:18:LEU:HD13	13:A0:18:LEU:C	2.41	0.41
13:A0:30:THR:HG22	13:A0:31:HIS:ND1	2.35	0.41
13:A0:107:ASP:OD2	13:A0:109:ALA:CB	2.68	0.41
15:AR:31:SER:OG	15:AR:85:LYS:NZ	2.52	0.41
19:AT:26:TYR:CE1	19:AT:83:VAL:HG21	2.55	0.41
31:BA:28:G:C6	31:BA:29:G:N7	2.88	0.41
31:BA:49:U:O2'	31:BA:50:A:C3'	2.68	0.41
31:BA:514:C:H42	31:BA:537:G:H1	1.69	0.41
31:BA:625:G:H2'	31:BA:626:U:C6	2.55	0.41
31:BA:792:A:H4'	31:BA:793:U:O5'	2.21	0.41

Continued on next page...

Continued from previous page...

Atom-1	Atom-2	Interatomic distance (Å)	Clash overlap (Å)
31:BA:926:G:C6	31:BA:1505:G:C5	3.07	0.41
31:BA:968:A:H4'	31:BA:969:A:OP2	2.21	0.41
31:BA:982:U:H4'	31:BA:983:A:OP1	2.20	0.41
31:BA:1122:U:C5	31:BA:1123:A:N7	2.88	0.41
31:BA:1148:U:C4	31:BA:1149:C:C2	3.08	0.41
31:BA:1239:A:C6	31:BA:1298:C:H5	2.37	0.41
31:BA:1286:A:H8	31:BA:1286:A:H3'	1.86	0.41
31:BA:1452:C:H6	31:BA:1452:C:H3'	1.85	0.41
31:BA:1499:A:N3	31:BA:1499:A:H2'	2.33	0.41
32:BE:120:ALA:C	32:BE:121:LEU:HD12	2.41	0.41
32:BE:147:LYS:HE2	32:BE:148:TYR:HE1	1.86	0.41
32:BE:149:LEU:HA	32:BE:149:LEU:HD23	1.84	0.41
33:BF:73:PRO:C	33:BF:75:VAL:H	2.23	0.41
37:BJ:139:GLU:C	37:BJ:141:VAL:N	2.74	0.41
39:BL:16:ARG:HB2	39:BL:64:THR:OG1	2.21	0.41
41:BN:40:ILE:HG13	41:BN:77:MET:HE1	2.03	0.41
53:BC:22:A:H62	53:BC:47:G:H2'	1.85	0.41
53:BC:44:A:H2'	53:BC:45:A:H8	1.86	0.41
52:BD:24:G:OP2	52:BD:24:G:H8	2.04	0.41
31:CA:307:C:O2	31:CA:307:C:H2'	2.20	0.41
31:CA:311:C:C4	31:CA:312:C:C5	3.09	0.41
31:CA:337:C:H2'	31:CA:338:A:C8	2.55	0.41
31:CA:431:A:H2'	31:CA:432:A:O4'	2.20	0.41
31:CA:518:C:H5''	31:CA:519:C:C6	2.56	0.41
31:CA:706:A:C4'	41:CN:29:ILE:HD11	2.51	0.41
31:CA:803:G:H2'	31:CA:804:U:O4'	2.20	0.41
31:CA:853:G:C4	31:CA:854:G:C8	3.08	0.41
31:CA:1015:A:C6	31:CA:1016:A:C5	3.09	0.41
31:CA:1316:G:H22	31:CA:1318:A:H3'	1.82	0.41
31:CA:1330:U:H2'	31:CA:1331:G:OP1	2.20	0.41
31:CA:1403:C:H1'	31:CA:1500:A:N1	2.35	0.41
32:CE:26:PRO:C	32:CE:28:PHE:H	2.22	0.41
32:CE:160:ASP:O	32:CE:161:ALA:HB2	2.20	0.41
33:CF:35:GLU:O	33:CF:39:ILE:HG13	2.20	0.41
38:CK:17:THR:HG22	38:CK:78:GLN:NE2	2.36	0.41
40:CM:6:ILE:HG22	40:CM:98:ILE:HA	2.03	0.41
49:CV:11:VAL:HG13	49:CV:12:ASP:N	2.35	0.41
50:CW:26:ASN:O	50:CW:30:LYS:HB2	2.21	0.41
50:CW:55:ILE:O	50:CW:58:LYS:HB3	2.20	0.41
1:DA:263:C:H2'	1:DA:264:C:O4'	2.20	0.41
1:DA:289:A:C5'	1:DA:290:G:OP2	2.67	0.41

Continued on next page...

Continued from previous page...

Atom-1	Atom-2	Interatomic distance (Å)	Clash overlap (Å)
1:DA:817:C:H6	1:DA:817:C:O5'	2.02	0.41
1:DA:918:A:C5	1:DA:919:G:H1'	2.55	0.41
1:DA:1000:A:C5	1:DA:1001:A:C2	3.09	0.41
1:DA:1026:U:O2	1:DA:1026:U:C2'	2.68	0.41
1:DA:1144:G:C6	1:DA:1145:C:N3	2.89	0.41
1:DA:1155:A:C6	1:DA:1157:G:C4	3.09	0.41
1:DA:1213:A:O2'	1:DA:1214:A:H5'	2.19	0.41
1:DA:1319:G:N1	1:DA:1320:C:N4	2.69	0.41
1:DA:1477:A:C2	1:DA:1517:G:C2	3.09	0.41
1:DA:1589:C:H2'	1:DA:1590:U:C6	2.56	0.41
1:DA:1675:C:O5'	1:DA:1675:C:H6	2.04	0.41
1:DA:1726:G:C6	1:DA:1727:U:C4	3.07	0.41
1:DA:2012:G:H8	1:DA:2012:G:O5'	2.03	0.41
1:DA:2418:A:C5	1:DA:2419:U:C4	3.08	0.41
1:DA:2435:A:C2'	1:DA:2436:G:O5'	2.68	0.41
1:DA:2705:A:H2'	1:DA:2706:G:O4'	2.21	0.41
1:DA:2807:G:H2'	1:DA:2808:U:O4'	2.21	0.41
1:DA:2892:A:N6	1:DA:2893:G:N2	2.67	0.41
2:DB:15:A:H2'	2:DB:16:G:OP1	2.21	0.41
3:DD:34:VAL:HG13	3:DD:34:VAL:O	2.20	0.41
3:DD:124:PRO:HG2	3:DD:129:ASN:HD21	1.84	0.41
3:DD:210:GLY:O	3:DD:213:ARG:HB2	2.20	0.41
4:DE:13:ARG:HD2	4:DE:20:ALA:HB1	2.03	0.41
5:DF:31:HIS:CB	11:DO:9:ASN:ND2	2.74	0.41
6:DG:44:GLY:O	6:DG:47:LYS:N	2.53	0.41
7:DH:91:GLY:O	7:DH:92:ILE:C	2.58	0.41
11:DO:97:PRO:HD3	11:DO:126:VAL:O	2.20	0.41
15:DR:24:PRO:HD3	15:DR:52:ILE:HG13	2.03	0.41
18:DS:35:ILE:HG23	27:D5:28:PRO:HD2	2.01	0.41
21:DV:158:PRO:HD2	21:DV:161:VAL:HG11	2.03	0.41
22:D3:43:THR:C	22:D3:45:PHE:N	2.72	0.41
23:DZ:83:GLU:O	23:DZ:85:LEU:N	2.54	0.41
28:D6:24:GLU:OE2	56:D8:101:OHX:N6	2.54	0.41
1:AA:205:G:HO2'	1:AA:206:U:P	2.41	0.41
1:AA:449:A:C4	1:AA:450:G:C8	3.09	0.41
1:AA:463:G:N1	1:AA:467:G:C6	2.89	0.41
1:AA:484:C:OP1	20:AU:51:VAL:HG11	2.21	0.41
1:AA:488:G:OP2	56:AA:3497:OHX:N6	2.54	0.41
1:AA:518:G:C4'	18:AS:18:ARG:NH1	2.82	0.41
1:AA:531:C:N3	1:AA:563:G:C8	2.88	0.41
1:AA:863:A:H2'	1:AA:864:G:C8	2.56	0.41

Continued on next page...

Continued from previous page...

Atom-1	Atom-2	Interatomic distance (Å)	Clash overlap (Å)
1:AA:1057:A:N7	1:AA:1086:A:N3	2.68	0.41
1:AA:1448:G:N3	1:AA:1529:A:H2	2.18	0.41
1:AA:1991:U:C2'	1:AA:1992:G:H5''	2.47	0.41
1:AA:2137:C:H2'	1:AA:2138:C:C6	2.55	0.41
1:AA:2171:A:O2'	1:AA:2172:U:O4'	2.39	0.41
1:AA:2283:C:N3	1:AA:2389:G:C2	2.89	0.41
1:AA:2592:G:C6	1:AA:2593:U:C4	3.09	0.41
3:AD:213:ARG:NH2	3:AD:218:ARG:HD2	2.35	0.41
4:AE:14:ILE:HD13	4:AE:14:ILE:HA	1.90	0.41
4:AE:114:ALA:O	4:AE:157:ALA:HB1	2.20	0.41
5:AF:170:LEU:O	5:AF:172:TRP:N	2.53	0.41
6:AG:131:TYR:HB3	6:AG:159:VAL:CG2	2.50	0.41
12:AP:52:VAL:O	12:AP:53:ALA:C	2.59	0.41
14:AQ:66:ALA:HA	14:AQ:69:VAL:CG1	2.37	0.41
14:AQ:106:ARG:HH22	14:AQ:107:GLU:HB2	1.85	0.41
16:A1:90:VAL:HG22	17:A2:39:LEU:CB	2.41	0.41
19:AT:47:PHE:O	19:AT:48:LYS:C	2.59	0.41
26:A4:15:ILE:HD11	26:A4:32:TYR:CD1	2.56	0.41
26:A4:42:PHE:CD1	26:A4:42:PHE:C	2.92	0.41
27:A5:42:PRO:HB3	27:A5:43:HIS:HD2	1.86	0.41
31:BA:69:G:N2	31:BA:73:G:C4	2.88	0.41
31:BA:120:A:H2'	31:BA:121:C:O5'	2.21	0.41
31:BA:132:C:N3	31:BA:231:G:C2	2.88	0.41
31:BA:142:G:N3	31:BA:143:A:N7	2.68	0.41
31:BA:542:G:C2'	31:BA:543:C:H5'	2.50	0.41
31:BA:565:U:C5	31:BA:566:G:C4	3.09	0.41
31:BA:636:U:C5'	47:BT:2:PRO:HG3	2.50	0.41
31:BA:657:G:C2	31:BA:658:G:C8	3.08	0.41
31:BA:663:A:H5''	48:BU:61:LYS:HZ3	1.85	0.41
31:BA:1002:G:C4	31:BA:1003:G:N7	2.89	0.41
31:BA:1287:A:C2	31:BA:1353:G:H1'	2.56	0.41
31:BA:1302:U:C5	43:BP:17:VAL:HG21	2.54	0.41
31:BA:1521:G:H2'	31:BA:1522:U:C6	2.56	0.41
32:BE:97:TRP:CZ2	32:BE:102:LEU:HD13	2.55	0.41
33:BF:28:GLN:O	33:BF:31:HIS:N	2.49	0.41
37:BJ:16:LEU:CD1	39:BL:45:ALA:HB2	2.50	0.41
38:BK:100:ILE:HA	38:BK:101:PRO:HD3	1.83	0.41
39:BL:116:LYS:HB3	39:BL:121:ARG:O	2.19	0.41
45:BR:31:LEU:HD12	45:BR:31:LEU:HA	1.95	0.41
46:BS:73:LEU:O	46:BS:77:ALA:HB2	2.20	0.41
49:BV:40:ILE:HG21	49:BV:66:MET:O	2.20	0.41

Continued on next page...

Continued from previous page...

Atom-1	Atom-2	Interatomic distance (Å)	Clash overlap (Å)
50:BW:32:ALA:O	50:BW:34:LYS:N	2.54	0.41
31:CA:57:G:C6	31:CA:58:C:N4	2.89	0.41
31:CA:101:A:H2'	31:CA:102:G:O4'	2.20	0.41
31:CA:187:C:C4	31:CA:188:U:O2	2.73	0.41
31:CA:250:A:H4'	31:CA:251:G:O5'	2.21	0.41
31:CA:451:A:C1'	31:CA:452:A:C8	3.04	0.41
31:CA:539:A:H2'	31:CA:540:G:C8	2.56	0.41
31:CA:578:C:H2'	31:CA:579:G:O4'	2.21	0.41
31:CA:634:C:H6	31:CA:634:C:O5'	2.03	0.41
31:CA:702:A:H3'	31:CA:703:G:C5'	2.48	0.41
31:CA:852:G:H2'	31:CA:853:G:H5'	2.02	0.41
31:CA:872:A:C4	31:CA:874:G:N7	2.88	0.41
31:CA:914:A:H2'	31:CA:915:A:H5'	2.02	0.41
31:CA:930:C:N4	31:CA:931:C:C5	2.89	0.41
31:CA:942:G:H21	39:CL:124:GLN:HE22	1.66	0.41
31:CA:1049:U:H4'	31:CA:1050:G:O5'	2.11	0.41
31:CA:1060:C:O2	31:CA:1198:G:C2	2.74	0.41
31:CA:1116:C:N4	31:CA:1184:G:H1	2.17	0.41
31:CA:1240:U:H3'	31:CA:1241:G:C5'	2.50	0.41
31:CA:1250:A:H2	31:CA:1353:G:H21	1.68	0.41
31:CA:1446:A:H4'	31:CA:1446:A:OP1	2.21	0.41
32:CE:16:HIS:HE2	32:CE:209:ARG:CG	2.18	0.41
32:CE:124:SER:C	32:CE:126:GLU:N	2.73	0.41
34:CG:72:GLU:O	34:CG:73:ARG:C	2.58	0.41
34:CG:173:TRP:O	34:CG:186:LEU:HB2	2.21	0.41
39:CL:23:ASN:ND2	39:CL:25:LYS:H	2.19	0.41
39:CL:33:PHE:CD1	39:CL:37:PHE:HD1	2.37	0.41
39:CL:95:LYS:HE2	39:CL:95:LYS:C	2.39	0.41
39:CL:95:LYS:HZ3	39:CL:96:LEU:CB	2.32	0.41
42:CO:93:LEU:O	42:CO:94:PRO:C	2.59	0.41
43:CP:5:ALA:HB2	43:CP:22:ILE:HD13	2.02	0.41
44:CQ:43:CYS:O	44:CQ:46:GLU:N	2.53	0.41
52:CB:60:A:H2'	52:CB:61:G:C8	2.56	0.41
53:CC:11:A:C6	53:CC:12:G:C5	3.09	0.41
52:CD:10:C:C6	52:CD:10:C:C3'	3.03	0.41
1:DA:46:C:OP2	1:DA:215:G:H2'	2.20	0.41
1:DA:55:G:H2'	1:DA:56:A:H8	1.84	0.41
1:DA:273(E):U:H2'	1:DA:273(F):C:H5'	2.01	0.41
1:DA:363(F):A:H1'	1:DA:364:C:H5	1.85	0.41
1:DA:409:C:P	56:DA:3385:OHX:N1	2.93	0.41
1:DA:552:G:H2'	1:DA:553:U:C6	2.55	0.41

Continued on next page...

Continued from previous page...

Atom-1	Atom-2	Interatomic distance (Å)	Clash overlap (Å)
1:DA:763:G:H1'	1:DA:765:G:O4'	2.21	0.41
1:DA:952:G:C6	1:DA:953:A:N7	2.89	0.41
1:DA:1027:A:C6	1:DA:1126:A:C5	3.09	0.41
1:DA:1063:G:N2	1:DA:1076:C:C2	2.88	0.41
1:DA:1070:A:C5'	1:DA:1071:G:OP1	2.69	0.41
1:DA:1208:C:H2'	1:DA:1209:G:H5'	2.02	0.41
1:DA:1416:G:C4	1:DA:1417:C:C5	3.08	0.41
1:DA:1434:A:C2'	1:DA:1435:G:H5'	2.50	0.41
1:DA:1607:C:C2	56:DA:3406:OHX:N5	2.89	0.41
1:DA:1831:G:H1	1:DA:1974:C:H42	1.68	0.41
1:DA:2364:C:C2'	1:DA:2365:G:H5'	2.51	0.41
1:DA:2840:C:C5'	13:D0:53:HIS:CD2	2.98	0.41
2:DB:113:C:H2'	2:DB:114:G:C8	2.56	0.41
4:DE:58:ARG:H	4:DE:60:ASN:HD21	1.68	0.41
4:DE:197:ILE:HD11	4:DE:199:ARG:CZ	2.50	0.41
8:DK:74:ASN:O	8:DK:139:GLN:NE2	2.54	0.41
10:DN:2:ILE:HD11	10:DN:82:ASN:ND2	2.35	0.41
11:DO:61:ARG:NH2	11:DO:61:ARG:HB3	2.24	0.41
12:DP:2:LEU:HG	12:DP:69:PHE:CE1	2.55	0.41
16:D1:65:ILE:CD1	16:D1:65:ILE:H	2.34	0.41
18:DS:12:ILE:HG13	18:DS:42:ARG:NH1	2.35	0.41
22:D3:83:PRO:O	22:D3:84:LEU:C	2.59	0.41
30:D8:48:PHE:N	30:D8:48:PHE:CD1	2.89	0.41
1:AA:27:G:O6	56:AA:3365:OHX:N4	2.53	0.41
1:AA:540:G:C4	1:AA:541:C:C6	3.09	0.41
1:AA:673:C:H4'	5:AF:82:ILE:CG2	2.50	0.41
1:AA:871:U:H4'	12:AP:69:PHE:CE2	2.56	0.41
1:AA:881:G:C3'	1:AA:882:G:O4'	2.62	0.41
1:AA:1092:C:H2'	1:AA:1093:G:H5'	2.03	0.41
1:AA:1385:G:H1'	1:AA:1386:C:C6	2.56	0.41
1:AA:1478:G:N2	1:AA:1516:U:C2	2.89	0.41
1:AA:1643:G:H2'	1:AA:1644:C:O5'	2.20	0.41
1:AA:1814:G:C6	1:AA:1815:A:C6	3.09	0.41
1:AA:1854:A:H61	1:AA:1888:G:H1'	1.86	0.41
1:AA:2049:G:N2	1:AA:2620:C:C2	2.89	0.41
1:AA:2112:G:P	1:AA:2112:G:C8	3.13	0.41
1:AA:2301:C:H3'	1:AA:2301:C:C6	2.56	0.41
1:AA:2523:G:O2'	1:AA:2524:G:H5'	2.20	0.41
1:AA:2543:G:H2'	1:AA:2544:G:O4'	2.20	0.41
1:AA:2645:G:C3'	1:AA:2646:C:C5'	2.94	0.41
1:AA:2661:G:H8	1:AA:2661:G:OP2	2.03	0.41

Continued on next page...

Continued from previous page...

Atom-1	Atom-2	Interatomic distance (Å)	Clash overlap (Å)
1:AA:2842:G:H2'	1:AA:2843:G:O4'	2.21	0.41
3:AD:118:VAL:CG1	3:AD:124:PRO:HD2	2.50	0.41
7:AH:15:VAL:HG12	7:AH:28:GLY:HA3	2.03	0.41
7:AH:151:ILE:H	7:AH:151:ILE:HG12	1.73	0.41
9:AM:13:TRP:O	9:AM:135:PRO:HD2	2.21	0.41
9:AM:133:GLN:C	9:AM:134:ARG:HG3	2.40	0.41
11:AO:37:GLY:C	11:AO:41:ARG:HD2	2.40	0.41
11:AO:42:SER:O	11:AO:43:GLY:C	2.59	0.41
11:AO:86:LYS:HB3	11:AO:118:GLY:CA	2.51	0.41
12:AP:52:VAL:HA	12:AP:55:VAL:CG1	2.46	0.41
14:AQ:89:ARG:HG3	14:AQ:92:TYR:O	2.21	0.41
15:AR:5:ALA:O	15:AR:8:LYS:HG2	2.21	0.41
15:AR:35:LYS:HD2	15:AR:35:LYS:N	2.35	0.41
19:AT:18:TYR:HD1	19:AT:21:PHE:HE1	1.69	0.41
22:A3:49:LYS:CB	22:A3:80:HIS:HB3	2.49	0.41
26:A4:37:SER:HA	26:A4:41:PRO:HD2	2.03	0.41
31:BA:110:C:O2'	46:BS:25:ARG:O	2.36	0.41
31:BA:115:G:H4'	31:BA:116:A:O5'	2.20	0.41
31:BA:130:A:H1'	31:BA:263:A:O2'	2.21	0.41
31:BA:156:G:C2	31:BA:166:G:C2	3.09	0.41
31:BA:201:C:C2	31:BA:216:G:N2	2.82	0.41
31:BA:458:C:H2'	31:BA:464:G:C8	2.55	0.41
31:BA:507:C:H5	31:BA:508:C:HO2'	1.63	0.41
31:BA:530:G:H1'	52:BB:36:U:H1'	2.03	0.41
31:BA:556:C:O2'	31:BA:557:G:H5'	2.21	0.41
31:BA:562:C:H4'	31:BA:563:A:O5'	2.21	0.41
31:BA:942:G:C2	31:BA:943:U:N1	2.89	0.41
31:BA:996:A:H8	31:BA:996:A:O5'	2.04	0.41
31:BA:1053:G:C6	31:BA:1199:U:C2	3.09	0.41
31:BA:1111:A:N1	33:BF:177:THR:HG23	2.35	0.41
31:BA:1243:C:H2'	31:BA:1244:C:O4'	2.20	0.41
31:BA:1298:C:H4'	31:BA:1299:A:O4'	2.20	0.41
31:BA:1350:A:C5	31:BA:1351:U:N3	2.88	0.41
32:BE:163:PHE:CD2	32:BE:185:ILE:HG13	2.54	0.41
35:BH:36:ASP:C	35:BH:38:GLN:H	2.24	0.41
36:BI:16:GLN:CD	36:BI:16:GLN:H	2.24	0.41
36:BI:88:VAL:HG12	36:BI:89:MET:N	2.36	0.41
38:BK:39:LEU:HB3	38:BK:45:ILE:CD1	2.50	0.41
38:BK:134:ILE:N	38:BK:134:ILE:HD13	2.35	0.41
39:BL:4:TYR:CD2	39:BL:88:TYR:HB2	2.56	0.41
40:BM:96:ILE:HD13	40:BM:96:ILE:H	1.85	0.41

Continued on next page...

Continued from previous page...

Atom-1	Atom-2	Interatomic distance (Å)	Clash overlap (Å)
50:BW:37:SER:O	50:BW:41:ILE:HG12	2.21	0.41
52:BB:11:C:C2	52:BB:26:G:N2	2.89	0.41
52:BB:38:MIA:C4	52:BB:39:A:C8	3.03	0.41
31:CA:6:G:H4'	31:CA:298:A:H4'	2.01	0.41
31:CA:85:U:O2	31:CA:85:U:O4'	2.38	0.41
31:CA:106:C:C2'	31:CA:107:G:H5'	2.51	0.41
31:CA:162:A:H8	31:CA:162:A:O5'	2.03	0.41
31:CA:464:G:N2	31:CA:467:G:C8	2.88	0.41
31:CA:619:U:C2	34:CG:135:LEU:CD2	3.03	0.41
31:CA:987:G:H2'	31:CA:988:G:H8	1.86	0.41
31:CA:1052:U:O5'	31:CA:1052:U:H6	2.03	0.41
31:CA:1064:G:O4'	31:CA:1066:C:C6	2.73	0.41
31:CA:1153:C:N3	31:CA:1154:G:C8	2.88	0.41
31:CA:1176:A:N6	31:CA:1177:G:C4	2.89	0.41
31:CA:1256:A:H4'	31:CA:1257:U:OP1	2.20	0.41
31:CA:1286:A:C8	31:CA:1286:A:H3'	2.55	0.41
31:CA:1301:U:C4	31:CA:1303:C:C6	3.09	0.41
31:CA:1486:G:H2'	31:CA:1487:G:C1'	2.51	0.41
32:CE:67:THR:HA	32:CE:90:MET:HE2	2.02	0.41
32:CE:87:ARG:NH2	32:CE:232:PRO:HA	2.36	0.41
32:CE:87:ARG:HH21	32:CE:233:SER:H	1.68	0.41
33:CF:129:ALA:CB	33:CF:132:ARG:CZ	2.99	0.41
34:CG:149:ALA:O	34:CG:150:GLU:O	2.38	0.41
38:CK:19:VAL:HG23	38:CK:21:LYS:HB2	2.03	0.41
39:CL:18:PHE:HD1	39:CL:62:TYR:CD2	2.38	0.41
41:CN:54:ARG:O	41:CN:56:GLY:N	2.54	0.41
45:CR:55:GLY:O	45:CR:59:MET:HG3	2.21	0.41
46:CS:45:THR:HB	46:CS:46:PRO:HD2	2.01	0.41
52:CB:63:U:H2'	52:CB:64:U:O4'	2.21	0.41
1:DA:198:C:O2'	1:DA:199:A:H5'	2.20	0.41
1:DA:250:G:C6	1:DA:251:A:C6	3.09	0.41
1:DA:339:U:O5'	1:DA:339:U:H6	2.04	0.41
1:DA:382:G:OP1	56:DA:3441:OHX:N5	2.53	0.41
1:DA:592:G:O2'	30:D8:4:MET:HB2	2.20	0.41
1:DA:839:U:H2'	1:DA:840:C:H6	1.84	0.41
1:DA:915:C:H2'	1:DA:916:G:H5'	2.03	0.41
1:DA:1080:A:H2'	1:DA:1081:U:C6	2.55	0.41
1:DA:1098:A:C3'	1:DA:1099:G:H5'	2.51	0.41
1:DA:1354:A:C8	1:DA:1355:G:C8	3.08	0.41
1:DA:1540:G:H2'	1:DA:1541:U:O4'	2.20	0.41
1:DA:1711:C:O2'	1:DA:1712:C:H5'	2.21	0.41

Continued on next page...

Continued from previous page...

Atom-1	Atom-2	Interatomic distance (Å)	Clash overlap (Å)
1:DA:1749:A:H2'	1:DA:1750:G:O5'	2.21	0.41
1:DA:1771:C:O2'	1:DA:1786:A:C8	2.56	0.41
1:DA:1819:A:H5''	3:DD:161:THR:HG21	2.03	0.41
1:DA:2330:G:H2'	1:DA:2331:G:O4'	2.21	0.41
1:DA:2364:C:O2'	1:DA:2365:G:H5'	2.19	0.41
1:DA:2472:G:H3'	1:DA:2473:U:H5''	2.01	0.41
1:DA:2693:A:H2'	1:DA:2694:G:C8	2.54	0.41
3:DD:52:ARG:HB2	3:DD:53:PHE:CD2	2.55	0.41
7:DH:19:VAL:O	7:DH:20:ALA:HB2	2.21	0.41
7:DH:41:MET:SD	7:DH:41:MET:N	2.94	0.41
7:DH:146:ALA:O	7:DH:149:ARG:N	2.53	0.41
11:DO:126:VAL:HG22	11:DO:145:PRO:HG2	2.02	0.41
12:DP:32:TYR:CD1	12:DP:114:ALA:HB2	2.56	0.41
12:DP:59:ARG:O	12:DP:60:ARG:HD2	2.20	0.41
12:DP:75:THR:HG22	12:DP:89:ASN:H	1.86	0.41
12:DP:76:LYS:O	12:DP:77:LYS:O	2.39	0.41
13:D0:57:ARG:NE	13:D0:59:ASP:OD2	2.52	0.41
14:DQ:85:VAL:HG23	14:DQ:86:ALA:N	2.35	0.41
14:DQ:110:LEU:HD23	14:DQ:112:PHE:CE1	2.56	0.41
17:D2:5:VAL:HA	17:D2:38:LEU:H	1.86	0.41
17:D2:21:ARG:HH11	17:D2:21:ARG:HG3	1.86	0.41
21:DV:18:LEU:O	21:DV:23:LYS:N	2.46	0.41
23:DZ:86:SER:O	23:DZ:87:PRO:C	2.59	0.41
25:DX:7:LYS:CD	25:DX:34:GLU:HG2	2.46	0.41
29:D7:34:ARG:HH12	29:D7:39:ARG:CG	2.26	0.41
1:AA:297:C:H2'	1:AA:298:G:O4'	2.20	0.41
1:AA:299:A:C6	1:AA:300:A:C6	3.09	0.41
1:AA:425:G:H2'	1:AA:426:C:H6	1.85	0.41
1:AA:654(M):C:C3'	1:AA:654(N):G:C8	2.99	0.41
1:AA:681:G:H2'	1:AA:682:G:O4'	2.21	0.41
1:AA:1006:C:O2	9:AM:106:MET:HG3	2.21	0.41
1:AA:1025:G:C4	1:AA:1135:C:H1'	2.56	0.41
1:AA:1141:U:P	9:AM:63:THR:HG21	2.59	0.41
1:AA:1206:G:C4	1:AA:1207:C:C6	3.09	0.41
1:AA:1332:G:N2	1:AA:1609:A:C2'	2.83	0.41
1:AA:1540:G:H2'	1:AA:1541:U:O4'	2.21	0.41
1:AA:1863:G:O6	56:AA:3502:OHX:N5	2.53	0.41
1:AA:2182:G:N2	1:AA:2183:C:C2	2.88	0.41
1:AA:2363:C:O2	22:A3:39:ARG:NH2	2.54	0.41
1:AA:2694:G:C4	1:AA:2695:C:C6	3.09	0.41
1:AA:2751:G:C5	7:AH:2:SER:O	2.74	0.41

Continued on next page...

Continued from previous page...

Atom-1	Atom-2	Interatomic distance (Å)	Clash overlap (Å)
1:AA:2816:C:H1'	1:AA:2831:G:N2	2.36	0.41
3:AD:262:ARG:HH11	3:AD:262:ARG:CG	2.24	0.41
4:AE:1:MET:CB	4:AE:200:GLU:OE1	2.66	0.41
7:AH:26:VAL:HG12	7:AH:79:VAL:HG21	2.03	0.41
10:AN:88:ASN:HD22	10:AN:92:GLU:H	1.69	0.41
11:AO:64:LYS:HB2	30:A8:25:MET:HG3	2.02	0.41
13:A0:100:LEU:HD12	13:A0:100:LEU:N	2.35	0.41
14:AQ:38:GLN:HG2	14:AQ:47:THR:HG23	2.02	0.41
17:A2:62:LEU:HD21	17:A2:95:LEU:HB2	2.02	0.41
31:BA:8:A:H62	34:BG:208:SER:CB	2.16	0.41
31:BA:158:G:H2'	31:BA:159:G:H5'	2.01	0.41
31:BA:178:C:C4	31:BA:179:A:N7	2.88	0.41
31:BA:240:C:H2'	31:BA:241:C:C6	2.55	0.41
31:BA:327:A:C5	31:BA:329:A:C5	3.09	0.41
31:BA:339:C:H2'	31:BA:340:U:C6	2.55	0.41
31:BA:371:G:H2'	31:BA:372:C:O4'	2.20	0.41
31:BA:412:A:C2'	31:BA:413:G:OP2	2.68	0.41
31:BA:424:G:C2	31:BA:425:G:C5	3.08	0.41
31:BA:601:C:O2'	31:BA:602:A:H5'	2.21	0.41
31:BA:643:C:H5'	38:BK:31:PHE:CD1	2.56	0.41
31:BA:901:A:C5	31:BA:902:G:H1'	2.55	0.41
31:BA:948:C:C2'	31:BA:949:A:H5'	2.51	0.41
31:BA:1060:C:O2'	31:BA:1061:G:H5'	2.21	0.41
31:BA:1129:C:H41	31:BA:1141:C:H41	1.68	0.41
31:BA:1175:G:C2	31:BA:1176:A:C6	3.09	0.41
31:BA:1275:A:H2'	31:BA:1276:G:O4'	2.21	0.41
32:BE:80:ILE:CD1	32:BE:208:ILE:HG12	2.50	0.41
33:BF:130:VAL:HG12	33:BF:134:ILE:HD11	2.02	0.41
34:BG:119:GLN:HG3	34:BG:123:HIS:HD2	1.86	0.41
34:BG:158:ILE:H	34:BG:158:ILE:HG13	1.64	0.41
35:BH:78:HIS:CE1	35:BH:143:ARG:N	2.74	0.41
36:BI:3:ARG:C	36:BI:93:SER:HB2	2.41	0.41
36:BI:94:GLN:O	36:BI:96:PRO:HD3	2.21	0.41
37:BJ:146:GLU:O	37:BJ:149:ARG:HB3	2.20	0.41
38:BK:86:ILE:O	38:BK:87:SER:C	2.59	0.41
40:BM:54:PHE:CZ	40:BM:55:LYS:HE3	2.55	0.41
43:BP:94:ARG:O	43:BP:95:GLY:C	2.58	0.41
44:BQ:29:ARG:HB3	44:BQ:30:ALA:H	1.41	0.41
45:BR:63:ARG:HG3	45:BR:67:LEU:HD12	2.03	0.41
46:BS:8:ARG:CB	46:BS:28:ARG:NH1	2.79	0.41
48:BU:29:PHE:N	48:BU:29:PHE:HD2	2.19	0.41

Continued on next page...

Continued from previous page...

Atom-1	Atom-2	Interatomic distance (Å)	Clash overlap (Å)
52:BB:75:C:H4'	52:BB:75:C:OP1	2.20	0.41
53:BC:34:U:N3	53:BC:37:U:OP2	2.51	0.41
31:CA:186(D):C:H2'	31:CA:186(E):C:C6	2.56	0.41
31:CA:1011:G:N2	31:CA:1019:C:C2	2.89	0.41
31:CA:1138:G:C6	31:CA:1140:C:C2	3.09	0.41
31:CA:1238:A:H62	31:CA:1301:U:H3	1.69	0.41
31:CA:1296:C:H5'	31:CA:1297:C:P	2.61	0.41
31:CA:1390:U:O4	56:CA:1785:OHX:N1	2.54	0.41
32:CE:82:ARG:HD2	32:CE:92:TYR:HE1	1.86	0.41
32:CE:190:THR:O	32:CE:191:ASP:CB	2.68	0.41
41:CN:54:ARG:O	41:CN:57:THR:N	2.54	0.41
43:CP:115:LYS:C	43:CP:117:VAL:N	2.74	0.41
44:CQ:22:THR:HB	44:CQ:33:VAL:CG1	2.42	0.41
44:CQ:36:PHE:O	44:CQ:36:PHE:CG	2.74	0.41
50:CW:87:LYS:O	50:CW:91:LEU:HG	2.21	0.41
53:CC:14:A:C4	53:CC:23:G:C2	3.09	0.41
52:CD:54:C:H2'	52:CD:55:U:O4'	2.21	0.41
1:DA:273(A):G:C2	1:DA:364:C:C2	3.09	0.41
1:DA:277:C:H5''	1:DA:278:A:N7	2.36	0.41
1:DA:289:A:C2	1:DA:353:G:C2	3.09	0.41
1:DA:432:A:O2'	1:DA:433:C:H5'	2.20	0.41
1:DA:528:A:H8	1:DA:528:A:H3'	1.85	0.41
1:DA:574:C:H1'	1:DA:2055:C:C6	2.56	0.41
1:DA:833:U:H1'	11:DO:55:ARG:HH12	1.86	0.41
1:DA:834:C:O3'	30:D8:52:LYS:HG2	2.21	0.41
1:DA:1085:A:H1'	1:DA:1086:A:O5'	2.21	0.41
1:DA:1204:A:N1	1:DA:1241:A:C2	2.89	0.41
1:DA:1453:A:C5	1:DA:2702:U:H6	2.39	0.41
1:DA:1504:C:O2'	1:DA:1505:C:H5'	2.21	0.41
1:DA:2168:G:O6	1:DA:2171:A:C6	2.73	0.41
1:DA:2289:G:H1'	1:DA:2346:A:H2	1.86	0.41
1:DA:2304:G:O2'	1:DA:2305:A:O5'	2.39	0.41
1:DA:2432:A:H5''	1:DA:2433:A:OP2	2.21	0.41
1:DA:2472:G:H3'	1:DA:2473:U:C5'	2.51	0.41
1:DA:2637:U:H2'	1:DA:2638:G:O4'	2.21	0.41
1:DA:2762:G:N3	1:DA:2762:G:H2'	2.34	0.41
1:DA:2803:C:N4	1:DA:2804:C:H41	2.18	0.41
2:DB:11:C:C2	2:DB:15:A:N6	2.89	0.41
2:DB:14:U:H5'	2:DB:71:C:C1'	2.50	0.41
3:DD:64:ILE:HD13	3:DD:64:ILE:HG21	1.84	0.41
4:DE:57:LYS:HZ2	4:DE:57:LYS:N	2.18	0.41

Continued on next page...

Continued from previous page...

Atom-1	Atom-2	Interatomic distance (Å)	Clash overlap (Å)
4:DE:80:GLU:O	4:DE:81:ILE:C	2.58	0.41
4:DE:204:ALA:O	4:DE:205:ALA:HB3	2.21	0.41
5:DF:25:PRO:O	5:DF:26:ALA:HB3	2.21	0.41
5:DF:122:LYS:O	5:DF:124:LEU:N	2.50	0.41
7:DH:26:VAL:HG11	7:DH:33:LEU:HB2	2.03	0.41
7:DH:54:ARG:HD3	7:DH:65:HIS:HB2	2.02	0.41
7:DH:72:ILE:H	7:DH:72:ILE:HG13	1.64	0.41
11:DO:144:GLU:HA	11:DO:145:PRO:HD3	1.83	0.41
14:DQ:110:LEU:HD22	14:DQ:111:GLU:CA	2.50	0.41
15:DR:3:ARG:CG	15:DR:6:LEU:H	2.27	0.41
15:DR:50:ILE:CD1	15:DR:99:LEU:HB2	2.50	0.41
15:DR:102:ILE:HB	15:DR:110:ILE:HD11	2.02	0.41
16:D1:114:LYS:HB2	16:D1:114:LYS:HE3	1.77	0.41
20:DU:12:THR:O	20:DU:75:ILE:HG23	2.20	0.41
20:DU:90:LEU:HB3	20:DU:91:GLU:H	1.58	0.41
21:DV:67:LEU:HA	21:DV:68:PRO:HD3	1.84	0.41
29:D7:43:THR:HG23	29:D7:44:PRO:HD2	2.01	0.41
30:D8:25:MET:O	30:D8:48:PHE:HE1	2.03	0.41
1:AA:73:A:H2'	1:AA:74:A:OP2	2.20	0.41
1:AA:138:G:C2'	1:AA:139:G:H5'	2.51	0.41
1:AA:218:A:C2	1:AA:235:U:H4'	2.49	0.41
1:AA:247:G:H5''	1:AA:386:G:O2'	2.21	0.41
1:AA:260:G:O4'	1:AA:621:A:H1'	2.21	0.41
1:AA:274:G:C8	1:AA:274:G:C3'	3.03	0.41
1:AA:344:G:O6	56:AA:3362:OHX:N5	2.54	0.41
1:AA:438:G:H2'	1:AA:439:G:H8	1.86	0.41
1:AA:440:G:H2'	1:AA:441:U:C6	2.55	0.41
1:AA:762:U:H4'	1:AA:763:G:O5'	2.21	0.41
1:AA:834:C:H2'	1:AA:835:A:H5'	2.03	0.41
1:AA:850:C:C2'	25:AX:46:ASN:HD21	2.33	0.41
1:AA:1067:A:H8	1:AA:1068:G:C5	2.38	0.41
1:AA:1071:G:H8	1:AA:1071:G:O5'	2.04	0.41
1:AA:1309:G:P	29:A7:9:ARG:HD3	2.61	0.41
1:AA:1478:G:O2'	1:AA:1558:A:C2	2.74	0.41
1:AA:1488:G:C6	1:AA:1489:U:C5	3.09	0.41
1:AA:1519:G:P	56:AA:3331:OHX:N2	2.94	0.41
1:AA:1530:G:C6	1:AA:1531:C:C4	3.09	0.41
1:AA:1644:C:C2'	1:AA:1645:G:H5'	2.51	0.41
1:AA:1848:A:C6	31:BA:702:A:C6	3.09	0.41
1:AA:1887:C:C3'	1:AA:1888:G:C5'	2.99	0.41
1:AA:1913:A:H4'	1:AA:1914:C:C5'	2.51	0.41

Continued on next page...

Continued from previous page...

Atom-1	Atom-2	Interatomic distance (Å)	Clash overlap (Å)
1:AA:2277:G:OP1	12:AP:86:GLY:CA	2.69	0.41
1:AA:2327:A:H2'	1:AA:2328:A:H8	1.78	0.41
1:AA:2413:G:H2'	1:AA:2414:G:O4'	2.21	0.41
1:AA:2428:G:N2	11:AO:60:MET:HE2	2.31	0.41
1:AA:2504:U:H5''	1:AA:2505:G:OP2	2.21	0.41
1:AA:2748:A:O2'	7:AH:66:GLY:HA3	2.20	0.41
1:AA:2852:G:C6	1:AA:2853:C:N3	2.89	0.41
3:AD:61:LEU:HD13	3:AD:61:LEU:HA	1.88	0.41
3:AD:105:ILE:HD12	3:AD:105:ILE:HA	1.59	0.41
3:AD:131:LEU:HD12	3:AD:131:LEU:N	2.35	0.41
3:AD:182:LEU:HA	3:AD:182:LEU:HD23	1.58	0.41
4:AE:7:VAL:CG2	15:AR:1:MET:HE1	2.51	0.41
4:AE:181:LEU:HD12	4:AE:181:LEU:HA	1.82	0.41
5:AF:105:VAL:O	5:AF:105:VAL:HG12	2.20	0.41
6:AG:5:VAL:HG21	6:AG:101:ILE:HG22	2.03	0.41
7:AH:3:ARG:HH21	7:AH:7:LEU:CD1	2.33	0.41
7:AH:17:VAL:O	7:AH:17:VAL:HG12	2.21	0.41
7:AH:58:GLU:O	7:AH:59:ARG:C	2.59	0.41
7:AH:166:GLY:O	7:AH:167:GLU:CG	2.69	0.41
8:AK:7:GLU:HA	8:AK:8:PRO:HD3	1.92	0.41
8:AK:93:THR:O	8:AK:96:ASP:HB2	2.20	0.41
8:AK:116:LEU:O	8:AK:118:LYS:N	2.54	0.41
8:AK:135:GLU:HB2	8:AK:136:VAL:H	1.42	0.41
9:AM:14:VAL:HG23	9:AM:50:ASP:HB3	2.02	0.41
9:AM:35:ARG:NH2	9:AM:42:TRP:HH2	2.19	0.41
10:AN:19:ILE:HD11	10:AN:84:ALA:HB3	2.02	0.41
11:AO:20:GLY:N	11:AO:27:HIS:O	2.48	0.41
11:AO:35:HIS:O	11:AO:40:SER:CB	2.69	0.41
11:AO:38:GLN:HE21	11:AO:38:GLN:CA	2.12	0.41
11:AO:61:ARG:O	11:AO:62:LEU:CD2	2.61	0.41
12:AP:54:MET:C	12:AP:56:ARG:H	2.23	0.41
13:A0:18:LEU:CD1	13:A0:22:ARG:NE	2.83	0.41
16:A1:34:LYS:HA	16:A1:34:LYS:HE3	2.02	0.41
17:A2:71:LEU:HD13	17:A2:84:LYS:HE2	2.03	0.41
18:AS:27:LYS:HE2	18:AS:27:LYS:HB3	1.91	0.41
21:AV:129:SER:HA	21:AV:130:PRO:HD3	1.78	0.41
24:AW:4:SER:HB2	24:AW:5:GLU:H	1.60	0.41
24:AW:32:LEU:HD11	24:AW:54:LYS:HG3	2.02	0.41
26:A4:47:GLN:O	26:A4:48:ARG:C	2.57	0.41
27:A5:41:PRO:O	27:A5:42:PRO:O	2.39	0.41
28:A6:21:TYR:HB3	28:A6:22:ALA:H	1.73	0.41

Continued on next page...

Continued from previous page...

Atom-1	Atom-2	Interatomic distance (Å)	Clash overlap (Å)
31:BA:55:A:C4	31:BA:56:U:C5	3.09	0.41
31:BA:55:A:C2	31:BA:56:U:C6	3.09	0.41
31:BA:76:G:C2	31:BA:95:G:N3	2.89	0.41
31:BA:149:A:N1	31:BA:150:C:C4	2.89	0.41
31:BA:191(C):G:C2	31:BA:191(D):U:C2	3.09	0.41
31:BA:209:U:O4'	31:BA:209:U:OP2	2.38	0.41
31:BA:251:G:N2	31:BA:253:U:C5	2.89	0.41
31:BA:286:G:H2'	31:BA:287:U:H6	1.85	0.41
31:BA:383:A:H8	31:BA:383:A:O5'	2.04	0.41
31:BA:438:G:H4'	34:BG:123:HIS:CG	2.56	0.41
31:BA:439:A:H2'	31:BA:440:A:O5'	2.21	0.41
31:BA:445:G:C6	31:BA:490:G:N1	2.89	0.41
31:BA:458:C:O2'	31:BA:464:G:H5'	2.20	0.41
31:BA:475:G:H2'	31:BA:476:G:H8	1.85	0.41
31:BA:484:G:HO2'	31:BA:485:G:P	2.30	0.41
31:BA:605:U:C2	31:BA:606:G:C8	3.09	0.41
31:BA:605:U:C4	31:BA:606:G:N7	2.89	0.41
31:BA:652:U:OP2	56:BA:1807:OHX:N6	2.54	0.41
31:BA:668:G:C4	31:BA:669:U:C5	3.08	0.41
31:BA:725:G:C2	31:BA:726:C:C6	3.09	0.41
31:BA:766:A:C8	31:BA:814:A:C6	3.09	0.41
31:BA:872:A:C2	31:BA:874:G:C6	3.09	0.41
31:BA:956:U:H2'	31:BA:957:U:C5'	2.51	0.41
31:BA:989:C:H42	31:BA:1216:G:H1	1.69	0.41
31:BA:991:U:O2	31:BA:991:U:H2'	2.21	0.41
31:BA:1008:C:C2	31:BA:1022:G:C2	3.09	0.41
31:BA:1017:G:C5	31:BA:1018:C:C4	3.09	0.41
31:BA:1142:G:H2'	31:BA:1143:G:C8	2.56	0.41
31:BA:1173:G:C4	31:BA:1174:G:C8	3.08	0.41
31:BA:1273:G:OP2	56:BA:1794:OHX:N4	2.54	0.41
31:BA:1331:G:HO2'	31:BA:1332:A:P	2.33	0.41
32:BE:238:LEU:O	32:BE:239:VAL:C	2.59	0.41
35:BH:70:PRO:HB3	35:BH:144:THR:HG23	2.02	0.41
38:BK:9:MET:CE	38:BK:35:ILE:HG21	2.51	0.41
38:BK:32:LYS:O	38:BK:36:LEU:HD12	2.20	0.41
38:BK:87:SER:HB2	38:BK:93:VAL:CB	2.39	0.41
41:BN:114:VAL:HG23	41:BN:115:PRO:HD2	2.03	0.41
43:BP:27:LYS:HA	43:BP:31:LYS:HE3	2.03	0.41
46:BS:5:ARG:CZ	46:BS:22:THR:HG21	2.51	0.41
46:BS:72:ARG:O	46:BS:75:ARG:HB3	2.21	0.41
48:BU:25:THR:HG22	48:BU:25:THR:O	2.20	0.41

Continued on next page...

Continued from previous page...

Atom-1	Atom-2	Interatomic distance (Å)	Clash overlap (Å)
48:BU:30:ASP:HB3	48:BU:33:ASP:HB2	2.03	0.41
50:BW:18:GLN:C	50:BW:20:LEU:N	2.73	0.41
50:BW:81:LYS:O	50:BW:82:SER:C	2.59	0.41
50:BW:101:GLY:O	50:BW:102:GLY:C	2.59	0.41
51:BX:9:ARG:HH12	51:BX:22:ARG:HA	1.86	0.41
52:BB:31:G:H2'	52:BB:32:A:O4'	2.20	0.41
52:BB:75:C:HO2'	52:BB:76:C:P	2.37	0.41
52:BD:34:U:H2'	52:BD:36:U:OP2	2.21	0.41
31:CA:292:G:H8	31:CA:292:G:O5'	2.04	0.41
31:CA:398:C:P	56:CA:1738:OHX:N1	2.94	0.41
31:CA:413:G:C2'	31:CA:428:G:H21	2.34	0.41
31:CA:415:A:H2'	31:CA:416:G:O4'	2.21	0.41
31:CA:444:C:C2	31:CA:445:G:C8	3.09	0.41
31:CA:527:G:O2'	31:CA:535:A:N1	2.44	0.41
31:CA:617:G:C2	31:CA:618:C:C4	3.09	0.41
31:CA:656:C:H42	31:CA:750:G:H1	1.69	0.41
31:CA:721:G:H8	31:CA:721:G:O5'	2.04	0.41
31:CA:781:A:C5'	31:CA:782:A:OP2	2.69	0.41
31:CA:814:A:N7	31:CA:816:A:C4	2.89	0.41
31:CA:867:G:C2'	31:CA:868:C:H5'	2.51	0.41
31:CA:905:U:OP1	56:CA:1756:OHX:N1	2.53	0.41
31:CA:941:G:H21	31:CA:942:G:H1'	1.86	0.41
31:CA:971:G:H5''	31:CA:972:C:H5''	2.02	0.41
31:CA:1107:C:OP1	33:CF:172:ARG:HB3	2.21	0.41
31:CA:1110:A:N6	31:CA:1111:A:N1	2.69	0.41
31:CA:1347:G:C6	39:CL:107:ARG:NH2	2.89	0.41
31:CA:1381:U:O2	31:CA:1381:U:H2'	2.20	0.41
31:CA:1443:G:H22	15:DR:119:LYS:HB2	1.85	0.41
31:CA:1512:U:H2'	31:CA:1513:A:C8	2.54	0.41
32:CE:5:ILE:O	32:CE:6:THR:C	2.59	0.41
32:CE:126:GLU:C	32:CE:128:GLU:N	2.73	0.41
33:CF:11:ARG:HB3	33:CF:15:THR:HB	2.03	0.41
33:CF:28:GLN:HE21	33:CF:28:GLN:HB3	1.63	0.41
33:CF:62:ASP:O	33:CF:97:LYS:HB3	2.20	0.41
34:CG:39:PRO:O	34:CG:44:GLY:HA3	2.20	0.41
34:CG:138:TYR:C	34:CG:138:TYR:HD2	2.23	0.41
35:CH:19:MET:CE	35:CH:24:ARG:HB3	2.51	0.41
35:CH:83:GLU:HB3	35:CH:88:LYS:CG	2.48	0.41
35:CH:102:ALA:HB2	35:CH:120:THR:OG1	2.20	0.41
38:CK:134:ILE:HG22	38:CK:135:CYS:SG	2.61	0.41
39:CL:90:PRO:C	39:CL:92:TYR:H	2.24	0.41

Continued on next page...

Continued from previous page...

Atom-1	Atom-2	Interatomic distance (Å)	Clash overlap (Å)
40:CM:5:ARG:O	40:CM:99:LYS:O	2.38	0.41
43:CP:93:ARG:O	43:CP:95:GLY:N	2.53	0.41
44:CQ:24:CYS:SG	44:CQ:29:ARG:CG	3.09	0.41
44:CQ:32:SER:O	44:CQ:40:CYS:HA	2.21	0.41
44:CQ:37:PHE:O	44:CQ:39:LEU:HG	2.20	0.41
45:CR:85:LEU:O	45:CR:86:GLY:O	2.39	0.41
47:CT:59:ILE:HG23	47:CT:71:PHE:HB3	2.02	0.41
47:CT:69:LYS:O	47:CT:70:ARG:HD2	2.20	0.41
49:CV:29:ARG:H	49:CV:29:ARG:HG2	1.75	0.41
49:CV:58:VAL:O	49:CV:60:VAL:HG12	2.21	0.41
50:CW:44:ALA:C	50:CW:46:GLU:H	2.23	0.41
51:CX:6:ARG:HG2	51:CX:15:ARG:NH2	2.35	0.41
52:CB:40:U:C4	52:CB:41:C:C4	3.09	0.41
53:CC:22:A:N6	53:CC:47:G:C4	2.89	0.41
52:CD:17:G:N2	52:CD:66:G:H2'	2.35	0.41
52:CD:62:G:C2	52:CD:63:U:C4	3.09	0.41
54:C1:10:G:N3	54:C1:10:G:H2'	2.34	0.41
1:DA:71:A:H2	19:DT:31:HIS:CE1	2.38	0.41
1:DA:74:A:O5'	1:DA:74:A:C8	2.74	0.41
1:DA:181:A:H1'	1:DA:435:C:H5'	2.02	0.41
1:DA:329:G:N7	20:DU:19:LYS:HE2	2.35	0.41
1:DA:847:U:H5'	1:DA:848:G:OP2	2.21	0.41
1:DA:954:G:H4'	12:DP:13:GLN:NE2	2.36	0.41
1:DA:971:C:C2'	1:DA:972:G:C5'	2.96	0.41
1:DA:1027:A:C6	1:DA:1126:A:C4	3.08	0.41
1:DA:1042:G:H2'	1:DA:1043:C:C6	2.56	0.41
1:DA:1047:G:C5	1:DA:1110:G:O6	2.74	0.41
1:DA:1072:C:O5'	1:DA:1072:C:H6	2.04	0.41
1:DA:1235:G:C6	1:DA:1236:G:N1	2.89	0.41
1:DA:1423:G:C4	1:DA:1424:G:C8	3.08	0.41
1:DA:1495:A:C6	1:DA:1496:A:C6	3.08	0.41
1:DA:1553:A:C6	1:DA:1555:G:H1'	2.56	0.41
1:DA:1688:U:H1'	1:DA:1701:A:C6	2.56	0.41
1:DA:1710:C:O2'	1:DA:1711:C:H5'	2.20	0.41
1:DA:1790:C:O2'	3:DD:209:ALA:HB2	2.21	0.41
1:DA:2056:G:N2	1:DA:2057:A:C1'	2.83	0.41
1:DA:2123:G:N2	1:DA:2124:G:H1'	2.36	0.41
1:DA:2186:G:C2	1:DA:2187:G:N7	2.89	0.41
1:DA:2270:G:C2'	1:DA:2271:G:H5'	2.51	0.41
1:DA:2298:A:C2	1:DA:2321:G:C2	3.09	0.41
1:DA:2415:G:C6	1:DA:2416:C:N3	2.89	0.41

Continued on next page...

Continued from previous page...

Atom-1	Atom-2	Interatomic distance (Å)	Clash overlap (Å)
1:DA:2493:U:C2'	1:DA:2494:G:O5'	2.69	0.41
1:DA:2554:U:H2'	1:DA:2555:U:C6	2.56	0.41
1:DA:2671:A:H2'	1:DA:2672:G:O4'	2.20	0.41
1:DA:2697:G:H2'	1:DA:2698:U:O4'	2.21	0.41
1:DA:2853:C:H2'	1:DA:2854:G:H8	1.82	0.41
2:DB:40:U:C5	26:D4:1:MET:HE2	2.56	0.41
3:DD:25:THR:C	3:DD:27:THR:N	2.58	0.41
3:DD:60:ARG:CD	3:DD:86:PRO:HB2	2.41	0.41
3:DD:70:TRP:O	3:DD:73:VAL:HG22	2.21	0.41
3:DD:218:ARG:CB	3:DD:219:PRO:HD2	2.45	0.41
4:DE:25:VAL:HG12	4:DE:26:ILE:N	2.35	0.41
4:DE:62:PRO:C	4:DE:64:LYS:H	2.24	0.41
5:DF:152:GLU:CD	5:DF:191:ARG:HD2	2.41	0.41
5:DF:168:ARG:HG3	5:DF:175:THR:HG21	2.02	0.41
6:DG:37:VAL:O	6:DG:94:LEU:CD2	2.68	0.41
8:DK:69:LYS:O	8:DK:69:LYS:HD3	2.21	0.41
9:DM:49:GLY:O	9:DM:50:ASP:C	2.59	0.41
11:DO:38:GLN:HG2	11:DO:45:LEU:HD13	2.03	0.41
11:DO:147:LEU:C	11:DO:148:LEU:HG	2.40	0.41
12:DP:111:GLU:O	12:DP:114:ALA:HB3	2.20	0.41
12:DP:115:MET:HG2	12:DP:115:MET:H	1.65	0.41
12:DP:135:ASP:O	12:DP:136:ALA:C	2.59	0.41
13:D0:34:ILE:HA	13:D0:34:ILE:HD12	1.64	0.41
13:D0:59:ASP:O	13:D0:60:LEU:C	2.58	0.41
13:D0:79:LEU:HA	13:D0:83:ILE:HD12	2.03	0.41
16:D1:58:ARG:HD3	16:D1:62:ILE:CD1	2.51	0.41
16:D1:83:LEU:HG	16:D1:88:ILE:HD11	2.03	0.41
16:D1:95:LEU:C	16:D1:97:ASP:N	2.74	0.41
17:D2:44:LYS:HD3	17:D2:44:LYS:N	2.36	0.41
20:DU:63:LYS:HA	20:DU:63:LYS:HZ1	1.85	0.41
22:D3:40:GLN:HG3	22:D3:42:GLY:O	2.21	0.41
23:DZ:80:LEU:HD12	23:DZ:82:LEU:CD2	2.51	0.41
24:DW:6:VAL:CG2	24:DW:7:ARG:N	2.84	0.41
25:DX:24:LYS:HA	25:DX:24:LYS:CE	2.50	0.41
26:D4:49:PHE:C	26:D4:51:ASP:H	2.24	0.41
28:D6:20:ASN:ND2	28:D6:20:ASN:O	2.54	0.41
28:D6:34:LEU:HB2	28:D6:51:GLU:HB3	2.02	0.41
28:D6:37:ARG:O	28:D6:49:HIS:HB3	2.21	0.41
28:D6:44:ARG:O	28:D6:45:LYS:CB	2.67	0.41
1:AA:141(A):C:H2'	1:AA:142:G:O4'	2.21	0.41
1:AA:205:G:O2'	1:AA:206:U:P	2.79	0.41

Continued on next page...

Continued from previous page...

Atom-1	Atom-2	Interatomic distance (Å)	Clash overlap (Å)
1:AA:259:G:N2	1:AA:621:A:H8	2.17	0.41
1:AA:270(E):G:C6	1:AA:270(F):U:N3	2.89	0.41
1:AA:459:U:HO2'	1:AA:460:A:H5'	1.85	0.41
1:AA:471:A:N6	1:AA:472:A:C2	2.89	0.41
1:AA:864:G:OP2	12:AP:22:LYS:HG2	2.20	0.41
1:AA:968:G:O6	56:AA:3547:OHX:N6	2.54	0.41
1:AA:1921:G:H2'	1:AA:1922:G:H8	1.86	0.41
1:AA:2013:A:H2'	1:AA:2014:A:H5'	2.02	0.41
1:AA:2056:G:C2	1:AA:2057:A:C8	3.09	0.41
1:AA:2154:G:N1	1:AA:2155:G:O6	2.54	0.41
1:AA:2168:G:H22	1:AA:2170:A:N6	2.17	0.41
1:AA:2352:A:C2	22:A3:33:ALA:O	2.74	0.41
1:AA:2599:G:C8	3:AD:236:GLY:O	2.72	0.41
1:AA:2630:G:O4'	1:AA:2894:G:H1'	2.22	0.41
1:AA:2852:G:C6	1:AA:2853:C:C4	3.09	0.41
1:AA:2881:C:N3	1:AA:2882:A:C5	2.89	0.41
4:AE:21:VAL:HG23	4:AE:22:PRO:HG3	2.00	0.41
5:AF:185:ASP:HA	5:AF:188:ARG:HD3	2.03	0.41
6:AG:46:ALA:HB1	6:AG:49:ASP:O	2.21	0.41
10:AN:3:GLN:O	10:AN:6:THR:HB	2.21	0.41
10:AN:60:ALA:HB1	10:AN:84:ALA:HB1	2.02	0.41
10:AN:118:ALA:HA	10:AN:119:PRO:HD2	1.72	0.41
11:AO:19:VAL:HG22	11:AO:20:GLY:N	2.32	0.41
11:AO:91:PHE:HE1	11:AO:99:LEU:HG	1.86	0.41
16:A1:75:ASN:HB2	16:A1:78:THR:H	1.86	0.41
27:A5:40:LYS:NZ	27:A5:46:CYS:CB	2.76	0.41
31:BA:153:C:H42	31:BA:168:G:H1	1.69	0.41
31:BA:363:A:O2'	31:BA:364:A:H5'	2.21	0.41
31:BA:378:G:N2	31:BA:386:C:C2	2.89	0.41
31:BA:397:A:H5'	31:BA:398:C:OP1	2.21	0.41
31:BA:411:A:C5	31:BA:429:U:C5	3.09	0.41
31:BA:411:A:C8	31:BA:413:G:H1'	2.56	0.41
31:BA:476:G:N7	56:BA:1813:OHX:N5	2.69	0.41
31:BA:604:G:C5	31:BA:605:U:C4	3.09	0.41
31:BA:739:C:O2'	45:BR:42:HIS:ND1	2.45	0.41
31:BA:860:A:H2'	31:BA:861:G:O4'	2.21	0.41
31:BA:871:U:C1'	31:BA:872:A:OP1	2.68	0.41
31:BA:911:U:H2'	31:BA:912:C:C6	2.56	0.41
31:BA:976:G:C8	31:BA:1358:U:C2	3.09	0.41
31:BA:1028:C:N4	31:BA:1028(A):C:N4	2.69	0.41
31:BA:1058:G:N2	31:BA:1203:C:H42	2.19	0.41

Continued on next page...

Continued from previous page...

Atom-1	Atom-2	Interatomic distance (Å)	Clash overlap (Å)
31:BA:1099:G:H2'	31:BA:1100:C:O4'	2.21	0.41
31:BA:1100:C:O2'	31:BA:1102:A:OP1	2.37	0.41
31:BA:1124:G:C3'	31:BA:1145:C:H41	2.26	0.41
31:BA:1151:A:C6	31:BA:1152:A:C5	3.09	0.41
31:BA:1199:U:H5''	31:BA:1200:C:P	2.61	0.41
31:BA:1263:C:HO2'	31:BA:1264:C:H5'	1.85	0.41
31:BA:1355:G:H2'	31:BA:1356:G:C8	2.56	0.41
32:BE:18:GLY:H	32:BE:42:ILE:CG2	2.23	0.41
32:BE:71:VAL:HG23	32:BE:164:VAL:HA	2.02	0.41
33:BF:32:LEU:HD13	33:BF:59:ARG:CD	2.51	0.41
36:BI:39:LYS:HB2	36:BI:64:GLN:HB2	2.03	0.41
36:BI:64:GLN:HE21	36:BI:64:GLN:HB3	1.66	0.41
38:BK:100:ILE:HD13	38:BK:112:LEU:HD11	2.02	0.41
43:BP:66:LEU:HA	43:BP:66:LEU:HD22	1.67	0.41
43:BP:84:ILE:CG2	43:BP:86:CYS:HB3	2.51	0.41
45:BR:18:PHE:HD1	45:BR:19:PRO:O	2.03	0.41
46:BS:58:TYR:O	46:BS:61:SER:N	2.54	0.41
31:CA:683:G:C6	31:CA:684:A:C6	3.09	0.41
31:CA:994:A:N3	31:CA:995:C:C6	2.89	0.41
31:CA:1007:C:N4	31:CA:1008:C:C4	2.89	0.41
31:CA:1049:U:H4'	31:CA:1050:G:H5'	1.96	0.41
31:CA:1154:G:N1	31:CA:1155:G:C5	2.89	0.41
31:CA:1329:A:O2'	43:CP:70:LEU:HD11	2.21	0.41
31:CA:1378:C:H3'	31:CA:1379:G:H5''	2.02	0.41
32:CE:237:ALA:O	32:CE:238:LEU:HB3	2.21	0.41
34:CG:142:PRO:HA	34:CG:185:PHE:O	2.21	0.41
34:CG:191:ARG:HD2	34:CG:200:GLU:OE1	2.21	0.41
36:CI:100:ASN:HD22	48:CU:23:LYS:HE3	1.85	0.41
39:CL:58:HIS:ND1	39:CL:58:HIS:N	2.69	0.41
52:CD:51:C:OP2	52:CD:52:G:N1	2.54	0.41
1:DA:270(O):U:H2'	1:DA:270(P):C:OP1	2.21	0.41
1:DA:300:A:C5	1:DA:334:C:H4'	2.56	0.41
1:DA:409:C:OP2	56:DA:3385:OHX:N1	2.54	0.41
1:DA:669:G:C2'	1:DA:670:A:OP1	2.69	0.41
1:DA:779:U:OP1	3:DD:49:ILE:HG23	2.21	0.41
1:DA:805:G:O5'	11:DO:41:ARG:HG2	2.20	0.41
1:DA:1053:C:H3'	1:DA:1054:A:H5''	2.02	0.41
1:DA:1131:G:C2	1:DA:1132:A:C4	3.09	0.41
1:DA:1158:C:O2'	1:DA:1159:U:H5'	2.21	0.41
1:DA:1314:C:N3	1:DA:1339:G:C2	2.89	0.41
1:DA:1450:C:N3	1:DA:1451:C:N4	2.69	0.41

Continued on next page...

Continued from previous page...

Atom-1	Atom-2	Interatomic distance (Å)	Clash overlap (Å)
1:DA:1465:G:N2	1:DA:1466:G:C4	2.89	0.41
1:DA:1821:A:H2'	1:DA:1822:G:H8	1.86	0.41
1:DA:2105:C:O2'	1:DA:2106:G:H5'	2.21	0.41
1:DA:2138:C:C2	1:DA:2154:G:N2	2.88	0.41
1:DA:2287:A:C4	1:DA:2289:G:C8	3.08	0.41
1:DA:2621:A:P	4:DE:119:ARG:HH22	2.44	0.41
1:DA:2656:U:C4	1:DA:2664:G:N2	2.89	0.41
2:DB:75:G:N3	21:DV:85:HIS:CE1	2.89	0.41
3:DD:49:ILE:CD1	3:DD:52:ARG:HA	2.51	0.41
4:DE:44:TYR:O	4:DE:45:THR:O	2.38	0.41
5:DF:7:TYR:HA	5:DF:125:LEU:O	2.20	0.41
10:DN:35:VAL:HG21	10:DN:69:ILE:HD11	2.02	0.41
10:DN:111:PHE:O	10:DN:115:VAL:HG23	2.20	0.41
11:DO:62:LEU:CD1	30:D8:26:LYS:O	2.69	0.41
14:DQ:106:ARG:H	14:DQ:106:ARG:HG3	1.53	0.41
16:D1:79:PHE:CD2	16:D1:79:PHE:C	2.94	0.41
17:D2:75:PHE:CD1	17:D2:75:PHE:C	2.94	0.41
21:DV:3:TYR:O	21:DV:58:VAL:HG23	2.21	0.41
21:DV:14:LYS:O	21:DV:14:LYS:HG2	2.20	0.41
27:D5:16:ARG:HH11	27:D5:16:ARG:CG	2.34	0.41
1:AA:301:G:C4	1:AA:302:C:C4	3.09	0.40
1:AA:330:A:H2	1:AA:1210:A:C2'	2.25	0.40
1:AA:333:G:C5	1:AA:334:C:C5	3.08	0.40
1:AA:444:C:H2'	1:AA:445:C:H6	1.86	0.40
1:AA:635:C:H2'	1:AA:636:G:O4'	2.21	0.40
1:AA:639:U:N3	1:AA:640:C:C4	2.89	0.40
1:AA:717:G:H2'	1:AA:718:A:O4'	2.20	0.40
1:AA:1097:U:H2'	1:AA:1098:A:H5'	2.03	0.40
1:AA:1107:G:C4	1:AA:1108:U:C5	3.08	0.40
1:AA:1156:A:H4'	1:AA:1157:G:OP2	2.21	0.40
1:AA:1165:U:C2	1:AA:1166:C:C5	3.10	0.40
1:AA:1171:G:C2	1:AA:1179:C:O2	2.74	0.40
1:AA:1203:G:H3'	1:AA:1204:A:H5''	2.04	0.40
1:AA:1321:A:H2'	1:AA:1322:A:O4'	2.20	0.40
1:AA:1344:G:C2	1:AA:1385:G:C8	3.10	0.40
1:AA:1535:U:H3'	1:AA:1535:U:O2	2.21	0.40
1:AA:1681:G:HO2'	1:AA:1762:A:HO2'	1.58	0.40
1:AA:2019:A:H2'	1:AA:2020:A:O5'	2.21	0.40
1:AA:2056:G:N2	1:AA:2057:A:H1'	2.36	0.40
1:AA:2109:U:H1'	1:AA:2181:G:N2	2.35	0.40
1:AA:2213:U:C1'	23:AZ:52:ARG:NH2	2.84	0.40

Continued on next page...

Continued from previous page...

Atom-1	Atom-2	Interatomic distance (Å)	Clash overlap (Å)
1:AA:2299:G:O6	56:AA:3550:OHX:N2	2.54	0.40
1:AA:2507:C:O2	1:AA:2507:C:H2'	2.22	0.40
1:AA:2519:U:C6	1:AA:2542:A:N6	2.89	0.40
2:AB:31:C:H2'	2:AB:32:C:C6	2.56	0.40
2:AB:104:A:P	21:AV:72:ARG:HD3	2.61	0.40
3:AD:35:LYS:HZ3	3:AD:104:TYR:HD1	1.67	0.40
5:AF:95:ARG:HH11	5:AF:95:ARG:HD2	1.73	0.40
5:AF:107:LYS:O	5:AF:108:LYS:C	2.60	0.40
8:AK:131:LYS:N	8:AK:131:LYS:CD	2.81	0.40
9:AM:95:PRO:O	9:AM:96:GLU:HB3	2.21	0.40
10:AN:119:PRO:HB2	15:AR:68:TYR:CD2	2.56	0.40
11:AO:140:ALA:O	11:AO:141:ALA:CB	2.69	0.40
12:AP:59:ARG:H	12:AP:59:ARG:CD	2.31	0.40
13:A0:52:ILE:HG21	13:A0:94:TYR:CD1	2.56	0.40
14:AQ:34:HIS:CB	14:AQ:36:TYR:HE1	2.34	0.40
17:A2:79:VAL:HG13	17:A2:81:TYR:HB3	2.03	0.40
18:AS:29:LEU:O	18:AS:29:LEU:HG	2.21	0.40
20:AU:90:LEU:HB2	20:AU:91:GLU:H	1.49	0.40
31:BA:209:U:O2'	31:BA:216:G:C4	2.74	0.40
31:BA:226:G:C2	31:BA:227:G:H1'	2.55	0.40
31:BA:233:C:N3	31:BA:234:C:C5	2.90	0.40
31:BA:393:A:O2'	31:BA:394:G:H5'	2.21	0.40
31:BA:560:U:H6	31:BA:560:U:O5'	2.04	0.40
31:BA:756:C:H2'	31:BA:757:U:O4'	2.20	0.40
31:BA:1004:A:H1'	31:BA:1036:G:N1	2.35	0.40
31:BA:1028(B):C:N4	31:BA:1032(A):G:C6	2.84	0.40
31:BA:1106:G:C6	31:BA:1107:C:C4	3.08	0.40
31:BA:1301:U:O4	31:BA:1303:C:C1'	2.63	0.40
32:BE:111:ARG:HH11	32:BE:111:ARG:CG	2.18	0.40
32:BE:119:GLU:OE2	32:BE:142:LEU:HD21	2.21	0.40
34:BG:19:LEU:HD22	34:BG:19:LEU:H	1.86	0.40
34:BG:22:LYS:O	34:BG:23:GLY:O	2.39	0.40
37:BJ:137:LYS:C	37:BJ:139:GLU:N	2.74	0.40
39:BL:53:VAL:HG21	39:BL:92:TYR:CD2	2.55	0.40
39:BL:69:GLY:O	39:BL:73:GLN:HG3	2.21	0.40
39:BL:97:LYS:HA	39:BL:102:LEU:HD12	2.03	0.40
39:BL:114:TYR:N	39:BL:114:TYR:CD2	2.88	0.40
47:BT:10:VAL:HG23	47:BT:55:ASP:O	2.20	0.40
47:BT:29:HIS:CE1	47:BT:32:TYR:HD1	2.39	0.40
50:BW:55:ILE:HD13	50:BW:55:ILE:HA	1.91	0.40
52:BB:36:U:C4	52:BB:37:A:N7	2.89	0.40

Continued on next page...

Continued from previous page...

Atom-1	Atom-2	Interatomic distance (Å)	Clash overlap (Å)
52:BD:85:A:H5'	52:BD:85:A:H8	1.85	0.40
31:CA:259:G:C6	31:CA:260:G:C5	3.09	0.40
31:CA:474:G:N1	31:CA:475:G:C5	2.89	0.40
31:CA:564:C:OP1	42:CO:15:ARG:NE	2.50	0.40
31:CA:592:G:N7	56:CA:1730:OHX:N5	2.69	0.40
31:CA:765:G:O6	31:CA:812:C:C5	2.74	0.40
31:CA:807:A:C6	31:CA:808:C:C4	3.09	0.40
31:CA:864:A:C6	31:CA:865:A:C2	3.10	0.40
31:CA:872:A:OP1	56:CA:1773:OHX:N4	2.54	0.40
31:CA:922:G:C2	31:CA:923:A:C4	3.09	0.40
31:CA:1093:A:C5	31:CA:1095:U:O4'	2.74	0.40
31:CA:1097:C:O2	31:CA:1097:C:C2'	2.69	0.40
31:CA:1171:G:H2'	31:CA:1172:C:C6	2.56	0.40
31:CA:1208:C:H2'	31:CA:1209:C:H6	1.86	0.40
31:CA:1216:G:H5''	44:CQ:5:ALA:CB	2.51	0.40
31:CA:1224:G:N1	31:CA:1322:C:O2'	2.53	0.40
31:CA:1309:G:N2	31:CA:1329:A:H1'	2.36	0.40
31:CA:1349:A:H2'	31:CA:1350:A:O4'	2.22	0.40
32:CE:130:ARG:O	32:CE:135:GLN:HG3	2.21	0.40
34:CG:58:LEU:HD22	34:CG:62:GLN:HG3	2.03	0.40
35:CH:50:GLU:HA	35:CH:50:GLU:OE2	2.21	0.40
37:CJ:44:TYR:O	37:CJ:45:ASP:C	2.59	0.40
46:CS:39:TYR:CZ	46:CS:41:PRO:HB3	2.57	0.40
49:CV:72:GLY:C	49:CV:74:PHE:N	2.74	0.40
50:CW:58:LYS:HD2	50:CW:58:LYS:O	2.21	0.40
51:CX:5:ASP:O	51:CX:11:GLY:HA3	2.21	0.40
52:CB:34:U:HO2'	52:CB:36:U:H5	1.70	0.40
52:CD:59:A:H2'	52:CD:60:A:O4'	2.22	0.40
1:DA:92:G:H2'	1:DA:93:C:O4'	2.21	0.40
1:DA:195:A:OP1	11:DO:46:LYS:HE2	2.21	0.40
1:DA:273(F):C:H3'	1:DA:274:G:H5''	2.03	0.40
1:DA:380:U:H5'	23:DZ:18:ILE:HG13	2.03	0.40
1:DA:424:G:C2	1:DA:425:G:C4	3.09	0.40
1:DA:795:C:C2'	1:DA:796:C:H5'	2.50	0.40
1:DA:1011:G:C2	1:DA:1151:G:C2	3.09	0.40
1:DA:1065:U:O4	1:DA:1066:U:C4	2.74	0.40
1:DA:1127:A:N1	1:DA:2463:C:O2'	2.44	0.40
1:DA:1444(A):A:H4'	1:DA:1460:A:H2'	2.03	0.40
1:DA:1786:A:C4	1:DA:1938:A:C6	3.09	0.40
1:DA:2001:A:H2'	1:DA:2002:G:C8	2.55	0.40
1:DA:2012:G:OP2	18:DS:16:LYS:NZ	2.54	0.40

Continued on next page...

Continued from previous page...

Atom-1	Atom-2	Interatomic distance (Å)	Clash overlap (Å)
1:DA:2300:G:C2	1:DA:2317:C:O2	2.74	0.40
1:DA:2502:G:H5''	1:DA:2503:A:H5''	2.02	0.40
1:DA:2901:C:C2'	1:DA:2902:C:H5'	2.51	0.40
3:DD:35:LYS:HD2	3:DD:104:TYR:CD1	2.51	0.40
4:DE:48:GLN:O	4:DE:49:LEU:O	2.40	0.40
4:DE:111:ARG:HD2	4:DE:160:TYR:CE1	2.55	0.40
4:DE:165:VAL:O	4:DE:165:VAL:HG12	2.21	0.40
7:DH:83:TYR:HB3	7:DH:84:SER:H	1.65	0.40
8:DK:37:VAL:HB	8:DK:43:ASN:ND2	2.36	0.40
9:DM:39:ARG:C	9:DM:41:ASP:N	2.71	0.40
9:DM:78:TYR:N	9:DM:78:TYR:CD1	2.89	0.40
12:DP:110:THR:OG1	12:DP:111:GLU:N	2.53	0.40
13:D0:94:TYR:CD1	13:D0:94:TYR:N	2.87	0.40
21:DV:48:PHE:O	21:DV:49:ARG:C	2.58	0.40
22:D3:50:ASN:O	22:D3:62:LEU:HB2	2.21	0.40
25:DX:36:VAL:O	25:DX:36:VAL:HG23	2.21	0.40
1:AA:142:G:H2'	1:AA:143:C:C6	2.57	0.40
1:AA:300:A:C5	1:AA:334:C:C4'	3.04	0.40
1:AA:300:A:N3	1:AA:319:C:H1'	2.36	0.40
1:AA:572:A:H3'	1:AA:573:G:O4'	2.21	0.40
1:AA:714:U:O2'	1:AA:716:A:N7	2.48	0.40
1:AA:1060:U:C2	1:AA:1062:G:H5'	2.57	0.40
1:AA:1102:C:C2'	1:AA:1103:A:H8	2.11	0.40
1:AA:1116:C:C2	1:AA:1117:G:C8	3.09	0.40
1:AA:1259:G:H2'	1:AA:1260:G:H8	1.87	0.40
1:AA:1475:G:C4	1:AA:1519:G:N2	2.89	0.40
1:AA:1816:G:H8	3:AD:62:TYR:CZ	2.39	0.40
1:AA:2048:G:H1'	1:AA:2823:A:N6	2.36	0.40
1:AA:2157:G:O2'	1:AA:2158:A:P	2.79	0.40
1:AA:2277:G:OP1	12:AP:87:LYS:N	2.55	0.40
1:AA:2481:G:H2'	1:AA:2482:G:OP2	2.22	0.40
1:AA:2646:C:H2'	1:AA:2647:U:O4'	2.22	0.40
3:AD:213:ARG:O	3:AD:214:TRP:C	2.59	0.40
5:AF:93:LYS:HB3	5:AF:94:PRO:HD2	2.03	0.40
6:AG:110:ALA:HA	6:AG:140:ILE:O	2.20	0.40
6:AG:181:ARG:O	6:AG:182:LYS:CB	2.70	0.40
7:AH:151:ILE:O	7:AH:153:LYS:HD2	2.21	0.40
9:AM:100:GLU:C	9:AM:102:ALA:H	2.24	0.40
13:A0:12:ARG:HB3	13:A0:16:HIS:CD2	2.55	0.40
15:AR:3:ARG:HB2	15:AR:6:LEU:HB3	2.03	0.40
17:A2:89:GLN:NE2	17:A2:90:PRO:HD2	2.36	0.40

Continued on next page...

Continued from previous page...

Atom-1	Atom-2	Interatomic distance (Å)	Clash overlap (Å)
20:AU:6:HIS:ND1	20:AU:7:VAL:HG13	2.36	0.40
21:AV:156:LYS:O	21:AV:157:LEU:C	2.59	0.40
22:A3:50:ASN:O	22:A3:51:VAL:HG23	2.21	0.40
25:AX:59:VAL:HG13	25:AX:60:GLU:H	1.86	0.40
27:A5:6:VAL:CG2	27:A5:7:PRO:CD	2.92	0.40
27:A5:19:ARG:HH11	27:A5:19:ARG:HD2	1.72	0.40
27:A5:48:GLU:O	27:A5:49:CYS:HB2	2.22	0.40
30:A8:47:LYS:HZ2	30:A8:47:LYS:HG2	1.67	0.40
31:BA:31:G:C1'	31:BA:32:A:OP1	2.70	0.40
31:BA:181:G:N2	31:BA:183:G:N2	2.70	0.40
31:BA:245:C:O2	31:BA:283:C:N3	2.54	0.40
31:BA:427:U:H5'	34:BG:41:GLY:HA2	2.03	0.40
31:BA:449:C:O2	31:BA:449:C:O4'	2.38	0.40
31:BA:525:C:OP1	42:BO:89:ARG:NH2	2.54	0.40
31:BA:543:C:C2'	31:BA:544:G:H5'	2.51	0.40
31:BA:562:C:C4	31:BA:884:U:C5	3.09	0.40
31:BA:889:A:H4'	31:BA:890:G:OP1	2.21	0.40
31:BA:944:G:C2	31:BA:1340:A:C6	3.09	0.40
31:BA:1161:C:C4	31:BA:1162:C:N4	2.90	0.40
31:BA:1221:G:H4'	49:BV:77:THR:CG2	2.51	0.40
31:BA:1254:C:N4	31:BA:1283:G:H1	2.19	0.40
31:BA:1286:A:C8	31:BA:1286:A:H3'	2.56	0.40
31:BA:1290:G:H3'	31:BA:1291:G:H8	1.86	0.40
31:BA:1296:C:C6	31:BA:1297:C:H5	2.39	0.40
31:BA:1375:A:O2'	31:BA:1376:U:H5'	2.21	0.40
32:BE:33:TYR:HB2	32:BE:43:ASP:HB2	2.02	0.40
33:BF:139:GLN:HA	33:BF:139:GLN:OE1	2.21	0.40
33:BF:159:GLY:O	33:BF:160:ALA:C	2.59	0.40
35:BH:53:LEU:HD23	35:BH:53:LEU:HA	1.85	0.40
38:BK:88:LYS:CB	38:BK:89:PRO:HD2	2.48	0.40
39:BL:28:VAL:O	39:BL:29:ASN:C	2.59	0.40
40:BM:16:LEU:HD13	40:BM:70:ARG:HB2	2.03	0.40
40:BM:24:VAL:CG2	40:BM:34:VAL:HG11	2.50	0.40
45:BR:16:ALA:HB1	45:BR:18:PHE:O	2.22	0.40
46:BS:42:ARG:O	46:BS:43:LYS:C	2.60	0.40
48:BU:88:LYS:HB3	48:BU:88:LYS:NZ	2.37	0.40
52:BB:46:G:N2	52:BB:55:U:C2	2.89	0.40
31:CA:116:A:C6	31:CA:117:G:C5	3.09	0.40
31:CA:159:G:N2	31:CA:163:C:C4	2.89	0.40
31:CA:198:G:N7	31:CA:220:G:N2	2.68	0.40
31:CA:333:G:N2	31:CA:334:C:C2	2.90	0.40

Continued on next page...

Continued from previous page...

Atom-1	Atom-2	Interatomic distance (Å)	Clash overlap (Å)
31:CA:375:U:OP1	46:CS:69:THR:CG2	2.68	0.40
31:CA:516:U:O2'	31:CA:519:C:N3	2.48	0.40
31:CA:620:C:H2'	31:CA:621:A:O4'	2.22	0.40
31:CA:655:A:H2	31:CA:754:C:C4	2.39	0.40
31:CA:690:G:C2'	31:CA:691:G:H5'	2.51	0.40
31:CA:767:A:OP1	56:CA:1784:OHX:N2	2.54	0.40
31:CA:885:G:O2'	31:CA:914:A:N1	2.51	0.40
31:CA:945:G:C2	31:CA:946:A:C8	3.09	0.40
31:CA:1046:A:H2'	31:CA:1047:G:O4'	2.21	0.40
31:CA:1149:C:O2'	31:CA:1280:A:N1	2.45	0.40
31:CA:1203:C:C2'	31:CA:1204:A:O4'	2.67	0.40
31:CA:1207:G:C4	31:CA:1208:C:C6	3.09	0.40
32:CE:32:ILE:HD11	32:CE:34:ALA:O	2.21	0.40
33:CF:186:PHE:HA	33:CF:198:VAL:O	2.21	0.40
34:CG:163:GLU:C	34:CG:165:MET:N	2.74	0.40
37:CJ:81:GLY:C	37:CJ:83:ALA:N	2.70	0.40
37:CJ:89:MET:HA	37:CJ:89:MET:HE3	2.04	0.40
38:CK:100:ILE:HA	38:CK:101:PRO:HD3	1.63	0.40
42:CO:23:LYS:H	42:CO:23:LYS:CE	2.33	0.40
42:CO:85:ILE:HD12	42:CO:85:ILE:HA	1.65	0.40
43:CP:6:GLY:O	43:CP:7:VAL:HG13	2.21	0.40
43:CP:62:ASN:O	26:D4:49:PHE:CE2	2.64	0.40
45:CR:27:VAL:CG1	45:CR:31:LEU:HD22	2.51	0.40
47:CT:16:GLN:O	47:CT:17:LYS:HB2	2.21	0.40
50:CW:72:LEU:O	50:CW:73:HIS:CB	2.69	0.40
52:CB:23:A:C2'	52:CB:24:G:H5'	2.44	0.40
53:CC:17:C:C3'	53:CC:18:C:C5'	2.72	0.40
52:CD:62:G:C2	52:CD:63:U:C5	3.10	0.40
1:DA:14:A:N7	1:DA:15:G:C8	2.90	0.40
1:DA:21:A:C6	1:DA:520:G:C6	3.10	0.40
1:DA:28:A:C4	1:DA:513:A:N7	2.89	0.40
1:DA:278:A:H1'	1:DA:279:C:P	2.61	0.40
1:DA:319:C:C2'	1:DA:320:A:H5'	2.51	0.40
1:DA:513:A:N3	1:DA:514:A:C8	2.89	0.40
1:DA:812:C:H5''	1:DA:1250:G:HO2'	1.85	0.40
1:DA:908:C:OP2	12:DP:22:LYS:HD3	2.21	0.40
1:DA:988:A:C6	25:DX:13:ILE:HG21	2.56	0.40
1:DA:1141:U:HO2'	1:DA:1142:U:P	2.34	0.40
1:DA:1443:G:C8	1:DA:1443:G:C5'	3.05	0.40
1:DA:1463:C:C4	1:DA:1464:C:C5	3.08	0.40
1:DA:1490:A:H4'	1:DA:1491:G:OP2	2.20	0.40

Continued on next page...

Continued from previous page...

Atom-1	Atom-2	Interatomic distance (Å)	Clash overlap (Å)
1:DA:1558:A:H1'	1:DA:1559:G:OP2	2.21	0.40
1:DA:1705:G:C6	1:DA:1706:U:C4	3.09	0.40
1:DA:1773:A:H2'	1:DA:1774:C:C5'	2.52	0.40
1:DA:1956:U:H2'	1:DA:1957:C:H5'	2.03	0.40
1:DA:1980:G:H2'	1:DA:1980:G:O5'	2.22	0.40
1:DA:2016:U:C1'	27:D5:6:VAL:HG11	2.51	0.40
1:DA:2275:C:O2'	1:DA:2276:G:P	2.78	0.40
1:DA:2304:G:C2'	1:DA:2305:A:O5'	2.69	0.40
1:DA:2472:G:H5''	1:DA:2473:U:H5''	2.03	0.40
1:DA:2504:U:O2	1:DA:2504:U:H2'	2.21	0.40
1:DA:2542:A:H4'	1:DA:2542:A:OP1	2.21	0.40
1:DA:2553:G:H3'	1:DA:2554:U:C5'	2.49	0.40
1:DA:2553:G:H2'	1:DA:2554:U:O4'	2.21	0.40
1:DA:2648:C:H2'	1:DA:2649:U:H6	1.84	0.40
1:DA:2703:C:C2	1:DA:2704:C:C5	3.09	0.40
3:DD:5:LYS:HB2	3:DD:5:LYS:HZ3	1.86	0.40
3:DD:154:LYS:C	3:DD:155:LEU:HD12	2.41	0.40
4:DE:48:GLN:HE21	4:DE:48:GLN:HB3	1.77	0.40
4:DE:64:LYS:C	4:DE:66:HIS:H	2.24	0.40
5:DF:155:LEU:HD22	5:DF:185:ASP:C	2.42	0.40
6:DG:104:GLU:HG2	26:D4:23:GLU:OE2	2.22	0.40
8:DK:1:MET:HB2	8:DK:21:VAL:O	2.21	0.40
14:DQ:78:LEU:C	14:DQ:80:LEU:H	2.25	0.40
15:DR:8:LYS:O	15:DR:9:LEU:C	2.57	0.40
16:D1:61:TRP:CZ2	16:D1:94:ASN:OD1	2.73	0.40
16:D1:90:VAL:O	16:D1:91:ASP:C	2.59	0.40
18:DS:9:TYR:HA	18:DS:100:THR:HG23	2.04	0.40
18:DS:75:TYR:CE2	18:DS:104:THR:HB	2.56	0.40
19:DT:25:LYS:HG3	19:DT:82:GLN:HG3	2.02	0.40
21:DV:111:VAL:HG13	21:DV:111:VAL:O	2.21	0.40
22:D3:32:ARG:CG	22:D3:33:ALA:N	2.83	0.40
30:D8:33:ASN:O	30:D8:34:TRP:C	2.59	0.40
30:D8:60:LEU:C	30:D8:61:LEU:HG	2.39	0.40
1:AA:27:G:N2	1:AA:512:G:H1'	2.35	0.40
1:AA:143:C:H5'	19:AT:35:THR:CG2	2.49	0.40
1:AA:449:A:C5	1:AA:450:G:C8	3.09	0.40
1:AA:888:C:H41	43:BP:93:ARG:HH12	1.69	0.40
1:AA:910:A:C6	1:AA:911:A:C6	3.09	0.40
1:AA:981:A:H4'	1:AA:2037:G:H5'	2.02	0.40
1:AA:1212:G:HO2'	1:AA:1213:A:P	2.44	0.40
1:AA:1547:C:H2'	1:AA:1548:C:H6	1.86	0.40

Continued on next page...

Continued from previous page...

Atom-1	Atom-2	Interatomic distance (Å)	Clash overlap (Å)
1:AA:1686:C:H2'	1:AA:1687:G:O4'	2.21	0.40
1:AA:1869:G:H8	1:AA:1869:G:C5'	2.34	0.40
1:AA:2119:A:H2	1:AA:2171:A:H1'	1.86	0.40
1:AA:2133:G:C5	1:AA:2157:G:C6	3.10	0.40
1:AA:2244:U:O2'	1:AA:2245:U:H5'	2.21	0.40
1:AA:2315:G:C5	1:AA:2316:C:C4	3.10	0.40
1:AA:2575:C:H5''	1:AA:2576:G:OP2	2.20	0.40
3:AD:213:ARG:HE	3:AD:213:ARG:HB3	1.48	0.40
5:AF:23:ASP:O	5:AF:24:LEU:O	2.39	0.40
5:AF:52:LYS:HA	5:AF:56:GLU:OE1	2.21	0.40
5:AF:59:TYR:O	56:AF:303:OHX:N5	2.54	0.40
6:AG:25:TYR:C	6:AG:27:ASN:N	2.75	0.40
8:AK:85:GLU:OE2	8:AK:85:GLU:HA	2.21	0.40
11:AO:75:ILE:CD1	11:AO:75:ILE:N	2.75	0.40
11:AO:83:VAL:CG1	11:AO:112:LEU:HD21	2.50	0.40
14:AQ:81:GLY:O	14:AQ:82:ILE:C	2.60	0.40
21:AV:44:PHE:CE1	21:AV:48:PHE:CB	3.05	0.40
21:AV:104:PHE:HD2	21:AV:104:PHE:HA	1.73	0.40
21:AV:172:ALA:O	21:AV:173:ALA:HB2	2.20	0.40
25:AX:58:VAL:HG12	25:AX:59:VAL:H	1.87	0.40
27:A5:40:LYS:HB3	27:A5:41:PRO:HD2	2.03	0.40
30:A8:22:VAL:HB	30:A8:53:PRO:CB	2.51	0.40
31:BA:181:G:N2	31:BA:183:G:H22	2.19	0.40
31:BA:246:A:C6	31:BA:279:A:C2	3.09	0.40
31:BA:307:C:H2'	31:BA:308:C:O5'	2.21	0.40
31:BA:648:A:C6	31:BA:649:G:N7	2.89	0.40
31:BA:670:G:C4	31:BA:671:G:C8	3.10	0.40
31:BA:926:G:C6	31:BA:1505:G:C6	3.09	0.40
31:BA:960:U:N3	31:BA:1225:A:C8	2.86	0.40
31:BA:1021:G:C2	31:BA:1022:G:C8	3.09	0.40
31:BA:1057:G:C4	31:BA:1204:A:C2	3.09	0.40
31:BA:1125:U:C2'	31:BA:1126:U:OP2	2.69	0.40
31:BA:1236:A:HO2'	31:BA:1304:G:H4'	1.83	0.40
32:BE:42:ILE:HG13	32:BE:43:ASP:N	2.36	0.40
32:BE:75:LYS:O	32:BE:77:ALA:N	2.54	0.40
35:BH:132:ALA:O	35:BH:135:THR:N	2.45	0.40
38:BK:134:ILE:O	38:BK:135:CYS:HB3	2.21	0.40
39:BL:19:LEU:O	39:BL:20:ARG:HD3	2.21	0.40
39:BL:23:ASN:HD22	39:BL:23:ASN:H	1.70	0.40
43:BP:12:ASN:CG	43:BP:13:LYS:H	2.17	0.40
52:BB:1:G:H2'	52:BB:2:G:C8	2.42	0.40

Continued on next page...

Continued from previous page...

Atom-1	Atom-2	Interatomic distance (Å)	Clash overlap (Å)
52:BB:6:G:C6	52:BB:7:G:C6	3.09	0.40
52:BB:17:G:H22	52:BB:66:G:H2'	1.83	0.40
52:BB:46:G:O2'	52:BB:47:U:C5'	2.64	0.40
52:BB:72:U:O2'	52:BB:73:U:H5'	2.21	0.40
52:BD:7:G:C6	52:BD:58:G:N7	2.90	0.40
31:CA:423:G:N2	31:CA:424:G:C4	2.89	0.40
31:CA:465:A:N7	31:CA:467:G:C6	2.90	0.40
31:CA:476:G:O2'	31:CA:477:G:H5'	2.21	0.40
31:CA:979:C:OP1	31:CA:1222:G:O6	2.40	0.40
31:CA:1001:G:H1	31:CA:1039:C:H42	1.70	0.40
31:CA:1144:G:C6	31:CA:1145:C:C5	3.10	0.40
31:CA:1194:U:H4'	35:CH:22:GLY:O	2.22	0.40
32:CE:5:ILE:O	32:CE:6:THR:O	2.39	0.40
34:CG:49:ARG:O	34:CG:50:ARG:C	2.59	0.40
35:CH:68:GLU:O	35:CH:70:PRO:HD3	2.22	0.40
36:CI:19:LEU:O	36:CI:22:GLU:HB2	2.21	0.40
36:CI:45:LEU:HD21	36:CI:57:GLN:CD	2.42	0.40
37:CJ:49:ILE:O	37:CJ:49:ILE:HG22	2.21	0.40
37:CJ:137:LYS:HE3	37:CJ:137:LYS:HB3	1.77	0.40
39:CL:96:LEU:O	39:CL:101:PHE:HB2	2.21	0.40
40:CM:22:LYS:HD2	40:CM:22:LYS:O	2.21	0.40
41:CN:22:HIS:O	41:CN:28:THR:HA	2.21	0.40
41:CN:95:ILE:O	41:CN:98:LEU:HB2	2.21	0.40
44:CQ:12:ARG:H	44:CQ:12:ARG:HG3	1.68	0.40
44:CQ:40:CYS:O	44:CQ:44:LEU:HB3	2.20	0.40
45:CR:4:THR:C	45:CR:6:GLU:N	2.73	0.40
45:CR:56:LEU:HD12	45:CR:56:LEU:C	2.42	0.40
49:CV:23:ASN:H	49:CV:23:ASN:HD22	1.70	0.40
49:CV:32:LYS:HZ3	49:CV:57:HIS:CG	2.39	0.40
52:CB:40:U:O4	52:CB:41:C:N4	2.55	0.40
1:DA:57:C:C2'	1:DA:58:G:O5'	2.69	0.40
1:DA:304:G:C4	1:DA:305:U:C5	3.09	0.40
1:DA:684:G:O2'	1:DA:788:A:N7	2.48	0.40
1:DA:773:U:C5'	3:DD:47:GLY:HA3	2.51	0.40
1:DA:910:A:N7	12:DP:13:GLN:HG3	2.36	0.40
1:DA:1005:C:O2'	9:DM:28:THR:HG23	2.22	0.40
1:DA:1025:G:C5	1:DA:1135:C:H1'	2.57	0.40
1:DA:1523:U:C2'	1:DA:1524:G:H5'	2.51	0.40
1:DA:1652:A:H62	13:D0:11:ASN:ND2	1.96	0.40
1:DA:1925:C:O2'	1:DA:1926:U:H5'	2.22	0.40
1:DA:2056:G:N2	1:DA:2057:A:N9	2.69	0.40

Continued on next page...

Continued from previous page...

Atom-1	Atom-2	Interatomic distance (Å)	Clash overlap (Å)
1:DA:2128:C:H2'	1:DA:2129:C:C6	2.56	0.40
1:DA:2354:G:N3	1:DA:2354:G:H2'	2.36	0.40
1:DA:2478:A:H2'	1:DA:2479:G:O4'	2.21	0.40
1:DA:2595:G:N2	1:DA:2599:G:C4	2.89	0.40
1:DA:2681:C:N4	1:DA:2727:G:C6	2.85	0.40
4:DE:30:PRO:O	4:DE:32:PRO:HD3	2.20	0.40
4:DE:116:VAL:CG1	4:DE:122:PHE:HB2	2.51	0.40
5:DF:99:TYR:O	5:DF:99:TYR:CD2	2.74	0.40
5:DF:129:PHE:HA	5:DF:142:TRP:HE1	1.87	0.40
8:DK:88:ILE:HG13	8:DK:122:GLU:N	2.36	0.40
11:DO:84:ASN:O	11:DO:85:LEU:C	2.59	0.40
11:DO:111:ARG:HG3	11:DO:128:HIS:CG	2.56	0.40
12:DP:54:MET:C	12:DP:56:ARG:N	2.74	0.40
19:DT:57:LEU:HD23	19:DT:57:LEU:H	1.86	0.40
20:DU:20:TYR:CZ	20:DU:42:VAL:HA	2.57	0.40
21:DV:166:SER:HA	21:DV:167:PRO:HD3	1.82	0.40
23:DZ:7:ILE:CD1	23:DZ:62:VAL:HG11	2.49	0.40
26:D4:16:CYS:HB3	26:D4:19:GLY:HA2	2.01	0.40
30:D8:34:TRP:O	30:D8:35:GLN:C	2.60	0.40
1:AA:150:C:H2'	1:AA:151:C:H6	1.83	0.40
1:AA:188:G:H1	1:AA:208:C:N4	2.18	0.40
1:AA:229:A:C4'	1:AA:230:U:OP2	2.70	0.40
1:AA:299:A:C5	1:AA:300:A:C6	3.10	0.40
1:AA:315:G:C2'	1:AA:316:C:H6	2.21	0.40
1:AA:389:G:N1	11:AO:70:GLN:HB3	2.36	0.40
1:AA:593:G:H1'	30:A8:4:MET:HE1	2.02	0.40
1:AA:654:A:O2'	1:AA:654(A):A:C8	2.68	0.40
1:AA:836:G:H5''	1:AA:837:C:OP2	2.21	0.40
1:AA:883:G:H1	1:AA:893:C:H42	0.61	0.40
1:AA:1155:A:C4	1:AA:1157:G:C8	3.09	0.40
1:AA:1170:G:C2	1:AA:1180:C:C2	3.10	0.40
1:AA:1291:C:H5''	1:AA:1536:A:H5'	2.03	0.40
1:AA:1359:A:H5'	1:AA:1359:A:N3	2.35	0.40
1:AA:1394:U:C4	1:AA:1395:A:C5	3.09	0.40
1:AA:1517:G:H4'	1:AA:1556:C:O2'	2.22	0.40
1:AA:1675:C:C4	1:AA:1676:A:C5	3.09	0.40
1:AA:1934:C:H2'	1:AA:1935:G:O4'	2.22	0.40
1:AA:2017:U:H5''	1:AA:2018:G:P	2.61	0.40
1:AA:2101:G:H2'	1:AA:2102:U:O4'	2.21	0.40
1:AA:2376:A:C2	14:AQ:112:PHE:HB2	2.56	0.40
1:AA:2469:A:H61	1:AA:2481:G:H1'	1.87	0.40

Continued on next page...

Continued from previous page...

Atom-1	Atom-2	Interatomic distance (Å)	Clash overlap (Å)
1:AA:2679:A:H4'	4:AE:165:VAL:HG11	2.03	0.40
1:AA:2787:C:H1'	4:AE:62:PRO:HG3	2.03	0.40
1:AA:2811:G:OP2	1:AA:2811:G:H8	2.04	0.40
1:AA:2870:C:C5'	13:A0:65:LEU:HD21	2.51	0.40
1:AA:2884:U:H2'	1:AA:2885:C:C5'	2.49	0.40
3:AD:270:ILE:HG22	3:AD:271:ILE:H	1.83	0.40
6:AG:44:GLY:O	6:AG:47:LYS:HG3	2.21	0.40
7:AH:153:LYS:N	7:AH:153:LYS:CD	2.80	0.40
8:AK:47:LEU:O	8:AK:51:ILE:HG13	2.22	0.40
11:AO:91:PHE:CD2	11:AO:91:PHE:N	2.90	0.40
17:A2:22:VAL:HG12	17:A2:23:GLU:O	2.22	0.40
17:A2:83:ARG:HA	17:A2:83:ARG:HD3	1.90	0.40
19:AT:40:LYS:O	19:AT:43:VAL:N	2.54	0.40
20:AU:96:ILE:CD1	20:AU:98:VAL:HG12	2.50	0.40
24:AW:47:ASN:HB2	24:AW:48:HIS:H	1.49	0.40
29:A7:27:GLY:C	29:A7:29:LYS:N	2.74	0.40
31:BA:7:G:H2'	35:BH:119:LEU:HD22	2.03	0.40
31:BA:10:A:O2'	31:BA:11:G:H5'	2.21	0.40
31:BA:88:C:O2	31:BA:88:C:C2'	2.69	0.40
31:BA:129:U:O2	31:BA:131:C:C5	2.75	0.40
31:BA:397:A:N6	31:BA:548:G:C4	2.90	0.40
31:BA:542:G:H5'	34:BG:41:GLY:HA3	2.02	0.40
31:BA:585:G:O6	56:BA:1734:OHX:N5	2.54	0.40
31:BA:819:A:C4'	31:BA:820:U:OP2	2.65	0.40
31:BA:821:G:C2	31:BA:880:C:C2	3.09	0.40
31:BA:946:A:C6	31:BA:947:G:C6	3.10	0.40
31:BA:1004:A:N1	31:BA:1024:G:O2'	2.39	0.40
31:BA:1005:A:C3'	31:BA:1006:C:H5'	2.51	0.40
31:BA:1084:G:C8	31:BA:1085:U:C5	3.09	0.40
31:BA:1153:C:H2'	31:BA:1154:G:O4'	2.21	0.40
31:BA:1157:A:O2'	31:BA:1158:C:H5''	2.21	0.40
31:BA:1290:G:H5''	31:BA:1291:G:OP2	2.20	0.40
31:BA:1331:G:O2'	31:BA:1332:A:C8	2.73	0.40
31:BA:1450:U:H2'	31:BA:1451:A:O5'	2.21	0.40
32:BE:168:THR:O	32:BE:170:GLU:N	2.54	0.40
32:BE:204:ASN:ND2	32:BE:206:ASP:N	2.54	0.40
34:BG:97:LEU:O	34:BG:100:ARG:HG3	2.22	0.40
35:BH:56:GLN:C	35:BH:58:ALA:N	2.75	0.40
38:BK:49:GLU:O	38:BK:51:VAL:HG13	2.21	0.40
42:BO:43:VAL:HG22	42:BO:55:VAL:HG22	2.03	0.40
43:BP:44:ARG:O	43:BP:46:LYS:N	2.54	0.40

Continued on next page...

Continued from previous page...

Atom-1	Atom-2	Interatomic distance (Å)	Clash overlap (Å)
43:BP:66:LEU:O	43:BP:68:GLY:N	2.54	0.40
44:BQ:53:LEU:HA	44:BQ:54:PRO:HD3	1.82	0.40
45:BR:66:LEU:O	45:BR:69:TYR:HB3	2.21	0.40
46:BS:9:PHE:HB3	46:BS:10:GLY:H	1.71	0.40
31:CA:35:G:N2	31:CA:550:G:H1'	2.36	0.40
31:CA:64:G:H8	31:CA:64:G:H2'	1.79	0.40
31:CA:522:C:H42	31:CA:527:G:H1	1.70	0.40
31:CA:951:G:C5	31:CA:1231:G:N1	2.90	0.40
31:CA:1095:U:O2'	31:CA:1096:C:H5'	2.21	0.40
31:CA:1133:G:C5	31:CA:1134:G:N7	2.89	0.40
31:CA:1148:U:O2'	39:CL:14:VAL:HG21	2.20	0.40
31:CA:1152:A:O2'	31:CA:1153:C:H5'	2.21	0.40
31:CA:1226:C:H4'	49:CV:80:TYR:CZ	2.56	0.40
31:CA:1236:A:OP1	51:CX:3:LYS:HE3	2.21	0.40
33:CF:14:ILE:CG1	33:CF:15:THR:N	2.68	0.40
33:CF:35:GLU:OE2	33:CF:95:THR:HG23	2.22	0.40
33:CF:71:ALA:HB1	33:CF:109:PRO:HB3	2.03	0.40
34:CG:61:LYS:C	34:CG:63:LYS:N	2.75	0.40
34:CG:173:TRP:CB	34:CG:187:ARG:HH11	2.27	0.40
35:CH:48:ALA:CB	35:CH:49:PRO:HD2	2.50	0.40
36:CI:68:PRO:HG2	36:CI:71:ARG:HG3	2.02	0.40
38:CK:20:TYR:CE2	38:CK:75:ARG:HB3	2.56	0.40
39:CL:110:GLU:CG	39:CL:111:ARG:N	2.84	0.40
47:CT:50:LYS:O	47:CT:50:LYS:HG3	2.21	0.40
47:CT:77:VAL:O	47:CT:78:GLU:HB3	2.21	0.40
49:CV:66:MET:HA	49:CV:67:VAL:HB	2.03	0.40
52:CB:51:C:C2'	52:CB:52:G:O5'	2.69	0.40
1:DA:271(A):C:H1'	1:DA:272:G:H1'	2.03	0.40
1:DA:303:U:C2	1:DA:304:G:C8	3.09	0.40
1:DA:444:C:O2'	1:DA:445:C:H5'	2.22	0.40
1:DA:653:A:H5''	1:DA:654:A:OP1	2.22	0.40
1:DA:969:U:H2'	1:DA:970:C:C6	2.57	0.40
1:DA:971:C:O2'	1:DA:972:G:H5'	2.21	0.40
1:DA:1050:A:C5	1:DA:2751:G:C6	3.10	0.40
1:DA:1224:G:N2	1:DA:1227:A:OP2	2.44	0.40
1:DA:1290:C:H2'	1:DA:1291:C:H6	1.87	0.40
1:DA:1921:G:C6	56:DA:3064:OHX:N2	2.89	0.40
1:DA:2205:C:O2'	1:DA:2227:A:N1	2.51	0.40
1:DA:2426:A:H4'	1:DA:2427:C:OP2	2.22	0.40
1:DA:2581:G:N2	1:DA:2610:C:H2'	2.37	0.40
1:DA:2727:G:C2	1:DA:2728:U:C6	3.09	0.40

Continued on next page...

Continued from previous page...

Atom-1	Atom-2	Interatomic distance (Å)	Clash overlap (Å)
1:DA:2859:G:O2'	1:DA:2860:A:C5'	2.70	0.40
3:DD:246:PRO:C	3:DD:254:THR:HG22	2.41	0.40
5:DF:38:ARG:HH11	5:DF:38:ARG:CG	2.23	0.40
11:DO:9:ASN:O	11:DO:10:PRO:C	2.58	0.40
11:DO:139:LYS:HE2	11:DO:139:LYS:HB3	1.87	0.40
14:DQ:95:HIS:CG	14:DQ:96:GLY:N	2.90	0.40
14:DQ:97:ARG:O	14:DQ:100:ALA:HB3	2.21	0.40
15:DR:24:PRO:HD3	15:DR:52:ILE:CD1	2.52	0.40
19:DT:28:PHE:CZ	19:DT:81:VAL:HG21	2.41	0.40
19:DT:63:LYS:HZ3	19:DT:63:LYS:N	2.16	0.40
23:DZ:27:GLU:O	23:DZ:28:GLY:C	2.60	0.40
29:D7:19:ARG:HH11	29:D7:19:ARG:HG2	1.85	0.40
1:AA:26:G:N1	1:AA:27:G:C2	2.90	0.40
1:AA:238:C:H2'	1:AA:239:U:O4'	2.21	0.40
1:AA:322:A:H3'	5:AF:169:ASN:ND2	2.36	0.40
1:AA:337:C:C2'	1:AA:338:G:O5'	2.68	0.40
1:AA:539:G:H2'	1:AA:540:G:H5'	2.04	0.40
1:AA:601:C:O2'	1:AA:605:C:OP1	2.35	0.40
1:AA:693:C:H2'	1:AA:694:U:H6	1.86	0.40
1:AA:1047:G:N1	1:AA:1110:G:N7	2.70	0.40
1:AA:1252:G:OP2	16:A1:14:HIS:NE2	2.46	0.40
1:AA:1313:U:H2'	1:AA:1610:A:N1	2.35	0.40
1:AA:2094:G:O2'	1:AA:2095:C:H5'	2.21	0.40
1:AA:2359:C:H2'	1:AA:2360:A:O4'	2.21	0.40
1:AA:2581:G:N3	1:AA:2581:G:H2'	2.36	0.40
1:AA:2700:C:C2'	1:AA:2701:C:H5'	2.52	0.40
1:AA:2723:C:OP1	13:A0:3:HIS:CD2	2.66	0.40
1:AA:2863:C:O2	1:AA:2863:C:H2'	2.21	0.40
2:AB:7:G:P	14:AQ:29:PHE:CE1	3.10	0.40
2:AB:46:A:C5	2:AB:47:C:C4	3.10	0.40
2:AB:109:G:C5	2:AB:110:G:N7	2.90	0.40
7:AH:111:HIS:HB2	7:AH:112:PRO:HD2	2.03	0.40
10:AN:7:TYR:CD1	10:AN:20:MET:HB2	2.57	0.40
11:AO:101:VAL:C	11:AO:103:ALA:N	2.74	0.40
13:A0:101:ALA:HA	27:A5:44:THR:HG21	2.02	0.40
14:AQ:101:LEU:C	14:AQ:101:LEU:CD1	2.89	0.40
14:AQ:102:ALA:C	14:AQ:104:GLY:H	2.25	0.40
16:A1:66:ASN:HD21	16:A1:70:ARG:HE	1.70	0.40
16:A1:69:CYS:O	16:A1:74:LEU:O	2.39	0.40
19:AT:80:ILE:O	19:AT:80:ILE:CD1	2.67	0.40
21:AV:143:GLY:CA	21:AV:144:LEU:CB	2.99	0.40

Continued on next page...

Continued from previous page...

Atom-1	Atom-2	Interatomic distance (Å)	Clash overlap (Å)
26:A4:15:ILE:HG13	26:A4:16:CYS:N	2.35	0.40
27:A5:51:TYR:HB3	27:A5:52:TYR:H	1.41	0.40
30:A8:42:ARG:NH1	30:A8:42:ARG:CG	2.84	0.40
31:BA:9:G:OP2	35:BH:121:LYS:HE3	2.21	0.40
31:BA:81:G:C6	31:BA:88:C:N4	2.90	0.40
31:BA:511:C:O2	31:BA:512:U:C6	2.75	0.40
31:BA:671:G:C2	31:BA:672:U:C2	3.09	0.40
31:BA:692:U:O2'	31:BA:694:A:N7	2.46	0.40
31:BA:737:A:C4	31:BA:738:C:C5	3.09	0.40
31:BA:771:G:C2'	31:BA:772:U:H5'	2.52	0.40
31:BA:1025:U:HO2'	31:BA:1026:G:P	2.42	0.40
31:BA:1126:U:O4	31:BA:1127:G:N2	2.55	0.40
31:BA:1392:G:O2'	31:BA:1393:U:H5'	2.21	0.40
31:BA:1434:A:H61	31:BA:1467:G:H1'	1.85	0.40
34:BG:6:GLY:O	34:BG:8:VAL:HG23	2.21	0.40
38:BK:86:ILE:CG2	38:BK:87:SER:H	2.15	0.40
43:BP:36:LYS:HA	43:BP:36:LYS:HD3	1.75	0.40
47:BT:65:ILE:HG21	47:BT:69:LYS:CE	2.49	0.40
49:BV:9:VAL:HG12	49:BV:9:VAL:O	2.22	0.40
49:BV:33:THR:OG1	49:BV:35:SER:N	2.43	0.40
50:BW:86:ARG:O	50:BW:90:GLN:CD	2.60	0.40
52:BD:7:G:C6	52:BD:58:G:C5	3.09	0.40
52:BD:21:A:H4'	52:BD:22:A:OP1	2.18	0.40
52:BD:58:G:N2	52:BD:75:C:C2	2.90	0.40
31:CA:113:G:H1'	31:CA:353:A:O2'	2.20	0.40
31:CA:383:A:H8	31:CA:383:A:O5'	2.05	0.40
31:CA:409:G:H2'	31:CA:410:G:O4'	2.21	0.40
31:CA:455:C:N4	31:CA:477:G:H1	2.20	0.40
31:CA:477:G:H2'	31:CA:478:A:O4'	2.22	0.40
31:CA:516:U:O4	31:CA:533:A:OP1	2.39	0.40
31:CA:865:A:C6	31:CA:866:C:N3	2.89	0.40
31:CA:955:U:C4	31:CA:956:U:C5	3.10	0.40
31:CA:1000:A:C2'	31:CA:1001:G:H5'	2.52	0.40
31:CA:1012:U:C4	31:CA:1013:G:C6	3.09	0.40
31:CA:1276:G:C6	31:CA:1277:C:N4	2.89	0.40
32:CE:8:LYS:O	32:CE:9:GLU:HB3	2.22	0.40
32:CE:204:ASN:OD1	32:CE:204:ASN:N	2.47	0.40
34:CG:25:ARG:HB3	34:CG:25:ARG:HH11	1.86	0.40
34:CG:86:LYS:H	34:CG:86:LYS:HG2	1.59	0.40
39:CL:2:GLU:O	39:CL:2:GLU:HG2	2.21	0.40
42:CO:22:SER:O	42:CO:25:PRO:HD3	2.21	0.40

Continued on next page...

Continued from previous page...

Atom-1	Atom-2	Interatomic distance (Å)	Clash overlap (Å)
52:CD:18:G:O2'	52:CD:19:C:OP2	2.35	0.40
1:DA:19:C:H2'	1:DA:20:C:C6	2.56	0.40
1:DA:66:C:H2'	1:DA:67:U:O4'	2.21	0.40
1:DA:109:G:H2'	1:DA:110:G:O4'	2.21	0.40
1:DA:270(G):C:H2'	1:DA:270(H):C:C6	2.56	0.40
1:DA:283:A:H4'	1:DA:284:U:OP2	2.22	0.40
1:DA:381:G:C4	1:DA:394:A:H2	2.34	0.40
1:DA:396:G:C8	23:DZ:13:ILE:HD11	2.56	0.40
1:DA:528:A:H3'	1:DA:528:A:C8	2.57	0.40
1:DA:601:C:O2'	1:DA:605:C:H5''	2.20	0.40
1:DA:601:C:O2'	1:DA:605:C:OP1	2.39	0.40
1:DA:699:A:H2'	1:DA:700:G:O4'	2.21	0.40
1:DA:1074:G:C2	1:DA:1075:C:C2	3.10	0.40
1:DA:1216:G:N3	1:DA:1217:C:C6	2.89	0.40
1:DA:1385:G:O2'	1:DA:1396:U:C6	2.71	0.40
1:DA:1510:A:H2'	1:DA:1511:A:O4'	2.21	0.40
1:DA:1638:C:H2'	1:DA:1639:U:O5'	2.22	0.40
1:DA:1838:C:C2	1:DA:1898:U:C4	3.09	0.40
1:DA:2006:C:O5'	1:DA:2006:C:H6	2.04	0.40
1:DA:2136:C:N4	1:DA:2155:G:C2	2.77	0.40
1:DA:2226:C:C5	1:DA:2227:A:N7	2.90	0.40
1:DA:2537:U:H2'	1:DA:2538:C:H6	1.79	0.40
1:DA:2592:G:H2'	1:DA:2593:U:O4'	2.22	0.40
1:DA:2691:C:H2'	1:DA:2692:C:H6	1.86	0.40
1:DA:2744:G:N7	1:DA:2755:C:C6	2.90	0.40
1:DA:2846:G:H2'	1:DA:2847:U:O4'	2.22	0.40
5:DF:99:TYR:CD2	5:DF:99:TYR:C	2.95	0.40
5:DF:178:PRO:C	5:DF:180:GLY:N	2.75	0.40
6:DG:92:VAL:HG13	6:DG:92:VAL:O	2.21	0.40
7:DH:53:GLU:HG3	7:DH:54:ARG:N	2.37	0.40
9:DM:39:ARG:HA	9:DM:40:PRO:HD2	1.82	0.40
10:DN:35:VAL:HG21	10:DN:69:ILE:CD1	2.52	0.40
11:DO:50:ARG:HH11	11:DO:50:ARG:CG	2.34	0.40
13:D0:29:LEU:O	13:D0:30:THR:C	2.59	0.40
15:DR:98:LYS:HA	15:DR:98:LYS:HD3	1.89	0.40
20:DU:63:LYS:HA	20:DU:63:LYS:CE	2.51	0.40
21:DV:23:LYS:HB3	21:DV:38:TYR:CD1	2.57	0.40

All (1) symmetry-related close contacts are listed below. The label for Atom-2 includes the symmetry operator and encoded unit-cell translations to be applied.

Atom-1	Atom-2	Interatomic distance (Å)	Clash overlap (Å)
31:BA:85:U:O2'	7:DH:100:GLY:O[3_555]	1.86	0.34

5.3 Torsion angles [i](#)

5.3.1 Protein backbone [i](#)

In the following table, the Percentiles column shows the percent Ramachandran outliers of the chain as a percentile score with respect to all X-ray entries followed by that with respect to entries of similar resolution.

The Analysed column shows the number of residues for which the backbone conformation was analysed, and the total number of residues.

Mol	Chain	Analysed	Favoured	Allowed	Outliers	Percentiles	
3	AD	270/276 (98%)	208 (77%)	45 (17%)	17 (6%)	1	8
3	DD	270/276 (98%)	226 (84%)	31 (12%)	13 (5%)	2	12
4	AE	203/206 (98%)	138 (68%)	33 (16%)	32 (16%)	0	1
4	DE	203/206 (98%)	128 (63%)	34 (17%)	41 (20%)	0	0
5	AF	200/210 (95%)	153 (76%)	28 (14%)	19 (10%)	0	3
5	DF	206/210 (98%)	133 (65%)	46 (22%)	27 (13%)	0	1
6	AG	179/182 (98%)	127 (71%)	36 (20%)	16 (9%)	0	4
6	DG	179/182 (98%)	128 (72%)	30 (17%)	21 (12%)	0	1
7	AH	168/180 (93%)	111 (66%)	25 (15%)	32 (19%)	0	0
7	DH	168/180 (93%)	92 (55%)	52 (31%)	24 (14%)	0	1
8	AK	144/148 (97%)	75 (52%)	44 (31%)	25 (17%)	0	1
8	DK	144/148 (97%)	98 (68%)	27 (19%)	19 (13%)	0	1
9	AM	136/140 (97%)	96 (71%)	21 (15%)	19 (14%)	0	1
9	DM	136/140 (97%)	98 (72%)	21 (15%)	17 (12%)	0	1
10	AN	120/122 (98%)	101 (84%)	15 (12%)	4 (3%)	3	19
10	DN	120/122 (98%)	97 (81%)	15 (12%)	8 (7%)	1	7
11	AO	148/150 (99%)	91 (62%)	29 (20%)	28 (19%)	0	0
11	DO	148/150 (99%)	83 (56%)	21 (14%)	44 (30%)	0	0
12	AP	139/141 (99%)	93 (67%)	27 (19%)	19 (14%)	0	1
12	DP	139/141 (99%)	88 (63%)	29 (21%)	22 (16%)	0	1
13	A0	116/118 (98%)	86 (74%)	21 (18%)	9 (8%)	1	5

Continued on next page...

Continued from previous page...

Mol	Chain	Analysed	Favoured	Allowed	Outliers	Percentiles	
13	D0	115/118 (98%)	83 (72%)	18 (16%)	14 (12%)	0	1
14	AQ	109/112 (97%)	74 (68%)	26 (24%)	9 (8%)	0	5
14	DQ	109/112 (97%)	60 (55%)	32 (29%)	17 (16%)	0	1
15	AR	135/146 (92%)	101 (75%)	19 (14%)	15 (11%)	0	2
15	DR	135/146 (92%)	101 (75%)	23 (17%)	11 (8%)	1	5
16	A1	115/118 (98%)	82 (71%)	19 (16%)	14 (12%)	0	1
16	D1	115/118 (98%)	73 (64%)	29 (25%)	13 (11%)	0	2
17	A2	99/101 (98%)	81 (82%)	10 (10%)	8 (8%)	1	5
17	D2	99/101 (98%)	64 (65%)	19 (19%)	16 (16%)	0	1
18	AS	111/113 (98%)	94 (85%)	13 (12%)	4 (4%)	3	18
18	DS	111/113 (98%)	89 (80%)	13 (12%)	9 (8%)	1	5
19	AT	90/96 (94%)	78 (87%)	8 (9%)	4 (4%)	2	14
19	DT	90/96 (94%)	67 (74%)	15 (17%)	8 (9%)	0	4
20	AU	100/110 (91%)	65 (65%)	18 (18%)	17 (17%)	0	1
20	DU	100/110 (91%)	56 (56%)	18 (18%)	26 (26%)	0	0
21	AV	173/206 (84%)	105 (61%)	42 (24%)	26 (15%)	0	1
21	DV	177/206 (86%)	100 (56%)	35 (20%)	42 (24%)	0	0
22	A3	74/85 (87%)	58 (78%)	11 (15%)	5 (7%)	1	7
22	D3	75/85 (88%)	54 (72%)	15 (20%)	6 (8%)	1	5
23	AZ	95/98 (97%)	75 (79%)	14 (15%)	6 (6%)	1	8
23	DZ	95/98 (97%)	72 (76%)	12 (13%)	11 (12%)	0	2
24	AW	64/72 (89%)	55 (86%)	3 (5%)	6 (9%)	0	3
24	DW	64/72 (89%)	46 (72%)	11 (17%)	7 (11%)	0	2
25	AX	57/60 (95%)	47 (82%)	8 (14%)	2 (4%)	3	19
25	DX	57/60 (95%)	44 (77%)	9 (16%)	4 (7%)	1	7
26	A4	64/71 (90%)	33 (52%)	14 (22%)	17 (27%)	0	0
26	D4	61/71 (86%)	23 (38%)	12 (20%)	26 (43%)	0	0
27	A5	57/60 (95%)	39 (68%)	10 (18%)	8 (14%)	0	1
27	D5	57/60 (95%)	44 (77%)	7 (12%)	6 (10%)	0	2
28	A6	43/54 (80%)	21 (49%)	13 (30%)	9 (21%)	0	0
28	D6	43/54 (80%)	23 (54%)	9 (21%)	11 (26%)	0	0

Continued on next page...

Continued from previous page...

Mol	Chain	Analysed	Favoured	Allowed	Outliers	Percentiles	
29	A7	43/49 (88%)	41 (95%)	0	2 (5%)	2	13
29	D7	43/49 (88%)	38 (88%)	3 (7%)	2 (5%)	2	13
30	A8	58/65 (89%)	39 (67%)	11 (19%)	8 (14%)	0	1
30	D8	58/65 (89%)	40 (69%)	8 (14%)	10 (17%)	0	1
32	BE	235/256 (92%)	155 (66%)	44 (19%)	36 (15%)	0	1
32	CE	235/256 (92%)	152 (65%)	49 (21%)	34 (14%)	0	1
33	BF	203/239 (85%)	137 (68%)	47 (23%)	19 (9%)	0	3
33	CF	204/239 (85%)	124 (61%)	55 (27%)	25 (12%)	0	1
34	BG	206/208 (99%)	152 (74%)	34 (16%)	20 (10%)	0	3
34	CG	206/208 (99%)	152 (74%)	31 (15%)	23 (11%)	0	2
35	BH	149/162 (92%)	115 (77%)	26 (17%)	8 (5%)	1	10
35	CH	149/162 (92%)	115 (77%)	25 (17%)	9 (6%)	1	9
36	BI	99/101 (98%)	71 (72%)	23 (23%)	5 (5%)	1	11
36	CI	99/101 (98%)	85 (86%)	12 (12%)	2 (2%)	6	28
37	BJ	153/156 (98%)	111 (72%)	32 (21%)	10 (6%)	1	8
37	CJ	153/156 (98%)	118 (77%)	22 (14%)	13 (8%)	0	4
38	BK	136/138 (99%)	105 (77%)	24 (18%)	7 (5%)	1	11
38	CK	136/138 (99%)	100 (74%)	24 (18%)	12 (9%)	0	4
39	BL	125/128 (98%)	89 (71%)	25 (20%)	11 (9%)	0	4
39	CL	125/128 (98%)	80 (64%)	29 (23%)	16 (13%)	0	1
40	BM	97/105 (92%)	76 (78%)	20 (21%)	1 (1%)	13	42
40	CM	97/105 (92%)	73 (75%)	19 (20%)	5 (5%)	1	11
41	BN	117/129 (91%)	85 (73%)	24 (20%)	8 (7%)	1	7
41	CN	117/129 (91%)	93 (80%)	19 (16%)	5 (4%)	2	14
42	BO	123/132 (93%)	93 (76%)	18 (15%)	12 (10%)	0	3
42	CO	123/132 (93%)	79 (64%)	27 (22%)	17 (14%)	0	1
43	BP	114/126 (90%)	69 (60%)	27 (24%)	18 (16%)	0	1
43	CP	115/126 (91%)	71 (62%)	24 (21%)	20 (17%)	0	1
44	BQ	56/61 (92%)	38 (68%)	5 (9%)	13 (23%)	0	0
44	CQ	56/61 (92%)	32 (57%)	13 (23%)	11 (20%)	0	0
45	BR	86/89 (97%)	62 (72%)	19 (22%)	5 (6%)	1	9

Continued on next page...

Continued from previous page...

Mol	Chain	Analysed	Favoured	Allowed	Outliers	Percentiles	
45	CR	86/89 (97%)	72 (84%)	11 (13%)	3 (4%)	3	19
46	BS	82/88 (93%)	57 (70%)	15 (18%)	10 (12%)	0	1
46	CS	82/88 (93%)	55 (67%)	21 (26%)	6 (7%)	1	6
47	BT	98/105 (93%)	74 (76%)	17 (17%)	7 (7%)	1	7
47	CT	98/105 (93%)	83 (85%)	9 (9%)	6 (6%)	1	9
48	BU	70/88 (80%)	53 (76%)	11 (16%)	6 (9%)	0	4
48	CU	70/88 (80%)	58 (83%)	10 (14%)	2 (3%)	3	22
49	BV	76/93 (82%)	56 (74%)	13 (17%)	7 (9%)	0	3
49	CV	76/93 (82%)	49 (64%)	18 (24%)	9 (12%)	0	1
50	BW	97/106 (92%)	65 (67%)	21 (22%)	11 (11%)	0	2
50	CW	97/106 (92%)	70 (72%)	13 (13%)	14 (14%)	0	1
51	BX	23/27 (85%)	15 (65%)	5 (22%)	3 (13%)	0	1
51	CX	23/27 (85%)	15 (65%)	6 (26%)	2 (9%)	0	4
All	All	11319/12052 (94%)	7969 (70%)	2044 (18%)	1306 (12%)	0	2

All (1306) Ramachandran outliers are listed below:

Mol	Chain	Res	Type
3	AD	3	VAL
3	AD	28	GLU
3	AD	29	PRO
3	AD	33	LEU
3	AD	37	LEU
3	AD	122	ASP
3	AD	237	GLU
4	AE	2	LYS
4	AE	21	VAL
4	AE	54	GLN
4	AE	60	ASN
4	AE	68	ALA
4	AE	69	LYS
4	AE	72	VAL
4	AE	78	LEU
4	AE	88	GLY
4	AE	118	LYS
4	AE	131	ALA
5	AF	48	THR

Continued on next page...

Continued from previous page...

Mol	Chain	Res	Type
5	AF	73	ALA
5	AF	145	GLU
5	AF	168	ARG
5	AF	197	ASP
5	AF	198	ALA
6	AG	14	GLU
6	AG	30	GLU
6	AG	36	LYS
6	AG	79	ASN
6	AG	96	ARG
7	AH	10	PRO
7	AH	12	PRO
7	AH	13	LYS
7	AH	59	ARG
7	AH	83	TYR
7	AH	84	SER
7	AH	87	LEU
7	AH	98	LEU
7	AH	138	LYS
7	AH	151	ILE
7	AH	153	LYS
7	AH	155	SER
7	AH	169	VAL
8	AK	10	GLU
8	AK	34	GLY
8	AK	36	ALA
8	AK	57	ARG
8	AK	71	ILE
8	AK	87	LYS
8	AK	97	ILE
8	AK	105	HIS
8	AK	114	LEU
8	AK	134	PRO
8	AK	145	VAL
9	AM	23	LEU
9	AM	56	ASN
9	AM	62	VAL
9	AM	64	GLY
9	AM	76	SER
9	AM	128	HIS
10	AN	97	ARG
11	AO	7	ARG

Continued on next page...

Continued from previous page...

Mol	Chain	Res	Type
11	AO	10	PRO
11	AO	16	ARG
11	AO	25	SER
11	AO	27	HIS
11	AO	36	LYS
11	AO	42	SER
11	AO	47	ASP
11	AO	59	LEU
11	AO	67	MET
11	AO	106	LEU
11	AO	141	ALA
11	AO	148	LEU
12	AP	2	LEU
12	AP	25	ASP
12	AP	26	TYR
12	AP	60	ARG
12	AP	78	PRO
12	AP	89	ASN
12	AP	139	GLU
13	A0	4	LEU
13	A0	42	LYS
13	A0	86	ARG
14	AQ	4	LEU
14	AQ	21	THR
14	AQ	51	ALA
14	AQ	82	ILE
15	AR	39	ARG
15	AR	106	SER
16	A1	83	LEU
16	A1	91	ASP
16	A1	93	LYS
16	A1	116	ALA
17	A2	45	THR
17	A2	47	VAL
17	A2	49	THR
17	A2	50	PRO
17	A2	78	LYS
18	AS	111	HIS
19	AT	40	LYS
19	AT	68	ARG
20	AU	6	HIS
20	AU	11	ASP

Continued on next page...

Continued from previous page...

Mol	Chain	Res	Type
20	AU	40	GLU
20	AU	42	VAL
20	AU	50	ARG
20	AU	57	GLN
20	AU	77	PRO
20	AU	78	ALA
21	AV	6	LYS
21	AV	31	ARG
21	AV	51	ALA
21	AV	63	ASP
21	AV	135	GLU
21	AV	161	VAL
21	AV	165	VAL
21	AV	171	ILE
22	A3	44	ARG
22	A3	55	ARG
22	A3	84	LEU
23	AZ	91	LYS
24	AW	16	LEU
24	AW	43	GLN
24	AW	47	ASN
26	A4	14	ILE
26	A4	18	CYS
26	A4	34	GLU
26	A4	40	HIS
26	A4	41	PRO
26	A4	46	GLN
26	A4	53	GLU
27	A5	3	LYS
27	A5	4	HIS
28	A6	16	CYS
28	A6	17	LYS
28	A6	21	TYR
28	A6	22	ALA
30	A8	18	ALA
30	A8	29	LYS
30	A8	31	HIS
30	A8	52	LYS
30	A8	57	ARG
32	BE	26	PRO
32	BE	60	ASP
32	BE	96	ARG

Continued on next page...

Continued from previous page...

Mol	Chain	Res	Type
32	BE	101	MET
32	BE	150	SER
32	BE	159	PRO
32	BE	195	ASP
32	BE	216	SER
32	BE	221	LEU
32	BE	236	TYR
32	BE	237	ALA
33	BF	4	LYS
33	BF	110	ASN
33	BF	133	ALA
33	BF	134	ILE
34	BG	12	CYS
34	BG	30	LYS
34	BG	89	THR
34	BG	151	LYS
34	BG	155	LEU
34	BG	164	ALA
34	BG	173	TRP
34	BG	200	GLU
35	BH	17	ALA
35	BH	113	ALA
35	BH	140	ARG
35	BH	153	LYS
36	BI	43	LEU
36	BI	62	TRP
37	BJ	5	ARG
37	BJ	7	ALA
37	BJ	58	PRO
38	BK	2	LEU
38	BK	86	ILE
39	BL	44	VAL
39	BL	54	ASP
39	BL	56	LEU
39	BL	111	ARG
39	BL	118	LYS
41	BN	77	MET
41	BN	82	VAL
41	BN	101	SER
42	BO	48	PRO
42	BO	65	GLU
43	BP	12	ASN

Continued on next page...

Continued from previous page...

Mol	Chain	Res	Type
43	BP	21	TYR
43	BP	27	LYS
43	BP	31	LYS
43	BP	48	LEU
43	BP	83	ASP
43	BP	88	ARG
43	BP	95	GLY
44	BQ	5	ALA
44	BQ	14	PRO
44	BQ	16	PHE
44	BQ	29	ARG
44	BQ	41	ARG
44	BQ	60	SER
46	BS	40	ASP
46	BS	76	GLN
47	BT	49	GLU
47	BT	68	ARG
48	BU	22	VAL
48	BU	54	ARG
49	BV	67	VAL
50	BW	48	LYS
50	BW	49	ALA
50	BW	52	ALA
50	BW	53	LEU
50	BW	99	LEU
50	BW	100	ILE
51	BX	3	LYS
32	CE	6	THR
32	CE	7	VAL
32	CE	20	GLU
32	CE	63	MET
32	CE	73	THR
32	CE	83	MET
32	CE	84	GLU
32	CE	101	MET
32	CE	154	LEU
32	CE	191	ASP
32	CE	216	SER
32	CE	232	PRO
32	CE	237	ALA
33	CF	47	LEU
33	CF	127	ARG

Continued on next page...

Continued from previous page...

Mol	Chain	Res	Type
34	CG	9	CYS
34	CG	26	CYS
34	CG	28	SER
34	CG	149	ALA
34	CG	150	GLU
34	CG	154	ASN
34	CG	178	VAL
34	CG	179	GLU
35	CH	63	ARG
35	CH	73	ASN
35	CH	140	ARG
37	CJ	33	ASP
38	CK	2	LEU
38	CK	91	ARG
39	CL	44	VAL
39	CL	54	ASP
39	CL	95	LYS
39	CL	105	ASP
39	CL	108	VAL
39	CL	109	VAL
39	CL	111	ARG
39	CL	118	LYS
40	CM	57	LYS
41	CN	100	ALA
41	CN	101	SER
42	CO	18	VAL
42	CO	19	ARG
42	CO	26	ALA
42	CO	42	THR
42	CO	47	LYS
42	CO	61	THR
42	CO	91	LYS
42	CO	96	VAL
43	CP	4	ILE
43	CP	5	ALA
43	CP	7	VAL
43	CP	12	ASN
43	CP	29	ARG
43	CP	95	GLY
43	CP	106	ASN
43	CP	117	VAL
44	CQ	15	LYS

Continued on next page...

Continued from previous page...

Mol	Chain	Res	Type
44	CQ	19	ARG
44	CQ	23	ARG
44	CQ	30	ALA
47	CT	67	LYS
48	CU	23	LYS
49	CV	9	VAL
49	CV	11	VAL
50	CW	47	GLY
50	CW	49	ALA
50	CW	71	THR
50	CW	72	LEU
50	CW	95	ALA
50	CW	100	ILE
50	CW	102	GLY
51	CX	3	LYS
3	DD	26	LYS
3	DD	33	LEU
3	DD	237	GLU
3	DD	268	ARG
4	DE	2	LYS
4	DE	25	VAL
4	DE	42	ASP
4	DE	49	LEU
4	DE	51	PHE
4	DE	61	ARG
4	DE	74	PRO
4	DE	77	ILE
4	DE	78	LEU
4	DE	81	ILE
4	DE	87	GLU
4	DE	131	ALA
4	DE	200	GLU
4	DE	204	ALA
5	DF	3	GLU
5	DF	17	ARG
5	DF	21	ALA
5	DF	24	LEU
5	DF	25	PRO
5	DF	54	ARG
5	DF	73	ALA
5	DF	89	VAL
5	DF	133	ASN

Continued on next page...

Continued from previous page...

Mol	Chain	Res	Type
5	DF	146	ALA
5	DF	168	ARG
5	DF	193	VAL
6	DG	3	LEU
6	DG	35	GLU
6	DG	45	GLU
6	DG	81	LYS
6	DG	84	LYS
7	DH	3	ARG
7	DH	59	ARG
7	DH	81	GLU
7	DH	83	TYR
7	DH	157	TYR
7	DH	167	GLU
7	DH	168	PRO
8	DK	11	ASN
8	DK	59	ALA
8	DK	111	PRO
8	DK	117	GLU
8	DK	119	PRO
8	DK	144	VAL
8	DK	145	VAL
9	DM	36	GLY
9	DM	66	LYS
9	DM	98	VAL
9	DM	128	HIS
10	DN	5	GLN
10	DN	29	ASN
10	DN	48	PRO
11	DO	6	LEU
11	DO	10	PRO
11	DO	12	ALA
11	DO	16	ARG
11	DO	19	VAL
11	DO	34	GLY
11	DO	35	HIS
11	DO	38	GLN
11	DO	47	ASP
11	DO	49	ARG
11	DO	56	SER
11	DO	57	THR
11	DO	58	THR

Continued on next page...

Continued from previous page...

Mol	Chain	Res	Type
11	DO	64	LYS
11	DO	65	ARG
11	DO	98	GLU
11	DO	105	LEU
11	DO	106	LEU
11	DO	111	ARG
11	DO	147	LEU
12	DP	25	ASP
12	DP	55	VAL
12	DP	60	ARG
12	DP	79	LEU
12	DP	89	ASN
12	DP	110	THR
12	DP	117	ALA
12	DP	136	ALA
13	D0	42	LYS
13	D0	56	LYS
13	D0	88	ARG
14	DQ	4	LEU
14	DQ	42	ASP
14	DQ	57	LYS
14	DQ	61	ASN
14	DQ	87	PHE
14	DQ	88	ASP
14	DQ	89	ARG
14	DQ	110	LEU
14	DQ	111	GLU
15	DR	9	LEU
15	DR	86	ILE
15	DR	107	ASP
15	DR	135	ALA
16	D1	91	ASP
16	D1	92	ARG
16	D1	117	GLN
17	D2	24	LYS
17	D2	44	LYS
17	D2	49	THR
17	D2	72	VAL
17	D2	78	LYS
18	DS	11	ARG
18	DS	63	ASP
19	DT	41	ASN

Continued on next page...

Continued from previous page...

Mol	Chain	Res	Type
19	DT	68	ARG
20	DU	3	VAL
20	DU	29	GLU
20	DU	47	LYS
20	DU	57	GLN
20	DU	63	LYS
20	DU	77	PRO
20	DU	78	ALA
20	DU	94	LYS
20	DU	102	CYS
21	DV	6	LYS
21	DV	31	ARG
21	DV	51	ALA
21	DV	53	ILE
21	DV	60	GLU
21	DV	65	GLN
21	DV	81	ARG
21	DV	93	ASP
21	DV	105	VAL
21	DV	119	GLU
21	DV	148	ASP
21	DV	158	PRO
21	DV	159	PRO
21	DV	169	GLU
21	DV	175	VAL
22	D3	33	ALA
22	D3	44	ARG
23	DZ	87	PRO
23	DZ	88	LYS
23	DZ	93	GLU
24	DW	16	LEU
24	DW	47	ASN
24	DW	48	HIS
24	DW	67	LYS
25	DX	32	GLN
25	DX	38	GLU
26	D4	5	ILE
26	D4	20	ASN
26	D4	21	VAL
26	D4	29	PRO
26	D4	31	ILE
26	D4	33	VAL

Continued on next page...

Continued from previous page...

Mol	Chain	Res	Type
26	D4	36	CYS
26	D4	37	SER
26	D4	40	HIS
26	D4	48	ARG
26	D4	52	THR
26	D4	57	GLU
27	D5	4	HIS
27	D5	5	PRO
27	D5	57	VAL
28	D6	15	GLU
28	D6	17	LYS
28	D6	18	ARG
28	D6	24	GLU
28	D6	35	GLU
29	D7	18	PHE
30	D8	31	HIS
30	D8	33	ASN
30	D8	34	TRP
3	AD	26	LYS
3	AD	224	ALA
3	AD	241	PRO
3	AD	271	ILE
4	AE	71	GLY
4	AE	82	ARG
4	AE	90	THR
4	AE	129	HIS
5	AF	24	LEU
5	AF	25	PRO
5	AF	43	LYS
5	AF	47	GLY
5	AF	68	LYS
5	AF	129	PHE
5	AF	136	THR
6	AG	5	VAL
6	AG	24	GLY
6	AG	26	GLN
6	AG	116	ASP
7	AH	3	ARG
7	AH	5	GLY
7	AH	21	PRO
7	AH	81	GLU
7	AH	92	ILE

Continued on next page...

Continued from previous page...

Mol	Chain	Res	Type
7	AH	152	ARG
7	AH	159	GLU
7	AH	167	GLU
7	AH	168	PRO
8	AK	9	LEU
8	AK	65	ALA
8	AK	96	ASP
8	AK	103	ARG
8	AK	131	LYS
9	AM	8	GLN
9	AM	58	ASP
11	AO	29	LYS
11	AO	38	GLN
11	AO	45	LEU
11	AO	66	GLY
11	AO	93	GLY
11	AO	98	GLU
11	AO	102	ARG
12	AP	7	MET
12	AP	27	VAL
12	AP	55	VAL
12	AP	66	ILE
12	AP	80	GLU
12	AP	88	GLY
12	AP	134	ARG
13	A0	32	GLY
13	A0	45	ARG
13	A0	107	ASP
14	AQ	10	ARG
14	AQ	74	ALA
14	AQ	90	GLY
14	AQ	111	GLU
15	AR	57	PHE
15	AR	58	ASN
16	A1	90	VAL
16	A1	114	LYS
17	A2	4	ILE
17	A2	48	GLY
19	AT	4	ALA
19	AT	41	ASN
20	AU	19	LYS
20	AU	53	PRO

Continued on next page...

Continued from previous page...

Mol	Chain	Res	Type
20	AU	58	GLY
20	AU	98	VAL
21	AV	22	GLY
21	AV	52	SER
21	AV	53	ILE
21	AV	60	GLU
21	AV	61	LEU
21	AV	81	ARG
21	AV	109	ALA
21	AV	134	PRO
21	AV	158	PRO
21	AV	160	GLY
21	AV	168	GLU
23	AZ	79	GLY
23	AZ	84	GLY
23	AZ	88	LYS
24	AW	15	LYS
24	AW	48	HIS
26	A4	9	LEU
26	A4	30	GLU
26	A4	42	PHE
26	A4	43	TYR
28	A6	18	ARG
28	A6	33	LYS
28	A6	46	HIS
30	A8	35	GLN
32	BE	5	ILE
32	BE	84	GLU
32	BE	131	PRO
32	BE	155	LEU
32	BE	165	VAL
32	BE	178	ARG
32	BE	194	PRO
32	BE	239	VAL
33	BF	9	GLY
33	BF	13	GLY
33	BF	20	SER
33	BF	45	LYS
33	BF	145	GLY
33	BF	162	GLN
33	BF	179	ARG
34	BG	23	GLY

Continued on next page...

Continued from previous page...

Mol	Chain	Res	Type
34	BG	26	CYS
34	BG	105	VAL
37	BJ	6	ARG
37	BJ	59	LEU
37	BJ	121	ALA
38	BK	49	GLU
38	BK	87	SER
39	BL	99	LEU
41	BN	87	THR
41	BN	103	LEU
42	BO	16	GLU
42	BO	62	SER
42	BO	91	LYS
42	BO	121	GLY
43	BP	6	GLY
43	BP	8	GLU
43	BP	50	GLU
43	BP	52	GLU
44	BQ	15	LYS
44	BQ	23	ARG
44	BQ	30	ALA
45	BR	79	ARG
45	BR	86	GLY
46	BS	43	LYS
46	BS	48	TRP
46	BS	83	GLU
47	BT	53	LEU
47	BT	79	SER
48	BU	87	ARG
49	BV	78	ARG
50	BW	96	GLY
32	CE	8	LYS
32	CE	39	ILE
32	CE	74	LYS
32	CE	75	LYS
32	CE	96	ARG
32	CE	190	THR
32	CE	226	ARG
33	CF	9	GLY
33	CF	12	LEU
33	CF	51	GLY
33	CF	61	ALA

Continued on next page...

Continued from previous page...

Mol	Chain	Res	Type
33	CF	74	GLY
33	CF	75	VAL
33	CF	82	GLU
33	CF	96	GLY
33	CF	101	LEU
33	CF	118	GLN
33	CF	128	PHE
33	CF	135	LYS
34	CG	12	CYS
34	CG	27	TYR
34	CG	30	LYS
34	CG	35	ARG
34	CG	42	GLN
34	CG	151	LYS
34	CG	153	ARG
34	CG	171	GLY
35	CH	59	GLY
37	CJ	59	LEU
37	CJ	82	GLY
37	CJ	131	LYS
37	CJ	147	ALA
37	CJ	148	ASN
38	CK	7	ALA
38	CK	37	ARG
38	CK	103	VAL
39	CL	117	HIS
39	CL	120	ARG
40	CM	36	GLY
40	CM	59	SER
41	CN	127	LYS
42	CO	63	GLY
42	CO	65	GLU
43	CP	21	TYR
43	CP	46	LYS
43	CP	116	THR
44	CQ	14	PRO
44	CQ	16	PHE
44	CQ	24	CYS
44	CQ	25	VAL
44	CQ	26	ARG
44	CQ	28	GLY
45	CR	86	GLY

Continued on next page...

Continued from previous page...

Mol	Chain	Res	Type
47	CT	68	ARG
50	CW	10	LEU
51	CX	25	LYS
3	DD	35	LYS
3	DD	58	HIS
4	DE	45	THR
4	DE	57	LYS
4	DE	59	VAL
4	DE	64	LYS
4	DE	67	PHE
4	DE	71	GLY
4	DE	88	GLY
4	DE	117	MET
4	DE	129	HIS
4	DE	130	GLY
4	DE	155	LYS
5	DF	22	ALA
5	DF	27	GLU
5	DF	61	GLY
5	DF	84	VAL
5	DF	103	LYS
5	DF	116	ASP
5	DF	166	ALA
6	DG	5	VAL
6	DG	6	ALA
6	DG	7	LEU
6	DG	14	GLU
6	DG	30	GLU
6	DG	96	ARG
6	DG	97	ASP
6	DG	124	SER
7	DH	92	ILE
7	DH	110	SER
7	DH	118	PRO
7	DH	126	PRO
7	DH	138	LYS
7	DH	169	VAL
8	DK	58	LEU
8	DK	78	THR
8	DK	102	SER
8	DK	143	SER
9	DM	88	GLU

Continued on next page...

Continued from previous page...

Mol	Chain	Res	Type
9	DM	92	ALA
9	DM	127	ASP
9	DM	133	GLN
9	DM	136	GLU
11	DO	11	GLY
11	DO	23	PRO
11	DO	66	GLY
11	DO	67	MET
11	DO	85	LEU
11	DO	107	LYS
11	DO	108	LYS
11	DO	120	ALA
12	DP	7	MET
12	DP	13	GLN
12	DP	19	GLY
12	DP	27	VAL
12	DP	88	GLY
12	DP	130	LYS
12	DP	134	ARG
13	D0	3	HIS
13	D0	78	LYS
13	D0	82	GLU
13	D0	93	GLY
14	DQ	13	ARG
14	DQ	19	LYS
14	DQ	67	ARG
14	DQ	103	GLU
15	DR	2	ASN
15	DR	13	ARG
15	DR	105	LEU
15	DR	117	ASP
15	DR	131	ALA
16	D1	9	VAL
16	D1	20	LEU
16	D1	65	ILE
16	D1	75	ASN
16	D1	98	LEU
17	D2	8	GLY
17	D2	73	SER
17	D2	79	VAL
17	D2	99	ILE
18	DS	65	LEU

Continued on next page...

Continued from previous page...

Mol	Chain	Res	Type
19	DT	15	GLU
19	DT	40	LYS
19	DT	45	THR
20	DU	17	SER
20	DU	40	GLU
20	DU	61	ILE
20	DU	69	ALA
20	DU	85	VAL
20	DU	96	ILE
21	DV	85	HIS
21	DV	108	PRO
21	DV	113	ALA
21	DV	114	GLY
21	DV	160	GLY
21	DV	161	VAL
21	DV	165	VAL
22	D3	55	ARG
23	DZ	26	ARG
23	DZ	28	GLY
23	DZ	36	GLY
23	DZ	79	GLY
23	DZ	84	GLY
24	DW	41	ILE
24	DW	68	ARG
25	DX	13	ILE
25	DX	30	ARG
26	D4	9	LEU
26	D4	25	TYR
26	D4	26	SER
26	D4	50	VAL
27	D5	21	SER
28	D6	49	HIS
30	D8	7	HIS
30	D8	35	GLN
4	AE	18	ASP
4	AE	56	PRO
4	AE	62	PRO
4	AE	86	PRO
4	AE	128	SER
4	AE	133	LYS
4	AE	144	ARG
4	AE	174	ASP

Continued on next page...

Continued from previous page...

Mol	Chain	Res	Type
5	AF	134	GLY
6	AG	61	ALA
6	AG	74	LYS
7	AH	27	LYS
7	AH	33	LEU
7	AH	85	LYS
7	AH	137	ASP
8	AK	11	ASN
8	AK	101	LEU
8	AK	102	SER
8	AK	118	LYS
9	AM	6	PRO
9	AM	19	GLU
9	AM	42	TRP
9	AM	47	ALA
9	AM	104	LYS
9	AM	127	ASP
10	AN	5	GLN
10	AN	91	LEU
11	AO	12	ALA
11	AO	43	GLY
12	AP	6	ARG
13	A0	56	LYS
13	A0	61	HIS
15	AR	3	ARG
15	AR	12	SER
15	AR	101	PHE
15	AR	108	ARG
15	AR	136	GLN
16	A1	79	PHE
16	A1	112	ARG
17	A2	36	PRO
18	AS	65	LEU
21	AV	110	GLY
21	AV	121	HIS
21	AV	152	ALA
21	AV	173	ALA
22	A3	61	ALA
22	A3	83	PRO
23	AZ	40	ARG
26	A4	24	THR
27	A5	42	PRO

Continued on next page...

Continued from previous page...

Mol	Chain	Res	Type
27	A5	43	HIS
27	A5	49	CYS
28	A6	15	GLU
29	A7	2	LYS
30	A8	36	LYS
32	BE	6	THR
32	BE	83	MET
32	BE	117	GLU
32	BE	220	ASP
33	BF	12	LEU
33	BF	29	TYR
33	BF	33	LEU
33	BF	61	ALA
33	BF	161	GLU
34	BG	28	SER
34	BG	32	ALA
34	BG	172	PRO
35	BH	21	ALA
35	BH	70	PRO
35	BH	112	LEU
36	BI	16	GLN
37	BJ	138	LYS
37	BJ	148	ASN
38	BK	77	GLU
39	BL	25	LYS
39	BL	34	ASN
39	BL	96	LEU
41	BN	91	ARG
42	BO	106	ASP
43	BP	7	VAL
43	BP	67	GLU
44	BQ	9	LYS
44	BQ	12	ARG
44	BQ	36	PHE
44	BQ	48	ALA
45	BR	87	ILE
46	BS	49	LEU
46	BS	58	TYR
47	BT	67	LYS
49	BV	41	VAL
50	BW	102	GLY
51	BX	9	ARG

Continued on next page...

Continued from previous page...

Mol	Chain	Res	Type
32	CE	32	ILE
32	CE	45	GLN
32	CE	80	ILE
32	CE	125	PRO
32	CE	128	GLU
32	CE	159	PRO
32	CE	217	ARG
33	CF	8	ILE
33	CF	46	GLU
33	CF	117	ALA
33	CF	134	ILE
34	CG	25	ARG
34	CG	73	ARG
35	CH	37	ARG
36	CI	40	VAL
36	CI	42	GLU
37	CJ	116	ALA
38	CK	20	TYR
38	CK	100	ILE
39	CL	40	LEU
39	CL	78	LYS
40	CM	18	ALA
42	CO	105	TYR
43	CP	31	LYS
43	CP	94	ARG
43	CP	104	ARG
45	CR	10	LYS
46	CS	7	ALA
46	CS	11	SER
46	CS	52	ASP
48	CU	87	ARG
49	CV	63	THR
49	CV	72	GLY
50	CW	31	SER
50	CW	74	LYS
3	DD	3	VAL
3	DD	271	ILE
4	DE	9	VAL
4	DE	27	LEU
4	DE	39	PRO
4	DE	55	ASN
4	DE	82	ARG

Continued on next page...

Continued from previous page...

Mol	Chain	Res	Type
4	DE	119	ARG
4	DE	132	HIS
4	DE	203	LYS
5	DF	69	HIS
5	DF	70	THR
6	DG	47	LYS
7	DH	5	GLY
7	DH	130	ARG
7	DH	145	ALA
7	DH	160	LYS
8	DK	30	LEU
8	DK	73	GLU
8	DK	113	ARG
8	DK	115	ALA
9	DM	23	LEU
9	DM	58	ASP
10	DN	4	PRO
10	DN	12	ASP
10	DN	89	ASN
11	DO	29	LYS
11	DO	102	ARG
11	DO	141	ALA
12	DP	59	ARG
12	DP	114	ALA
13	D0	30	THR
13	D0	45	ARG
13	D0	60	LEU
14	DQ	55	ALA
14	DQ	93	LYS
16	D1	93	LYS
16	D1	99	ALA
16	D1	104	GLN
17	D2	71	LEU
18	DS	18	ARG
18	DS	41	LYS
18	DS	56	ALA
20	DU	99	CYS
21	DV	62	PRO
21	DV	104	PHE
21	DV	116	VAL
21	DV	130	PRO
21	DV	141	VAL

Continued on next page...

Continued from previous page...

Mol	Chain	Res	Type
21	DV	162	GLU
21	DV	171	ILE
26	D4	3	GLU
26	D4	32	TYR
26	D4	42	PHE
27	D5	49	CYS
28	D6	16	CYS
28	D6	44	ARG
28	D6	45	LYS
30	D8	32	LEU
3	AD	123	ALA
4	AE	22	PRO
4	AE	33	VAL
4	AE	55	ASN
5	AF	152	GLU
6	AG	84	LYS
6	AG	97	ASP
7	AH	86	GLU
7	AH	127	GLU
8	AK	117	GLU
9	AM	22	THR
11	AO	35	HIS
11	AO	62	LEU
11	AO	65	ARG
11	AO	95	VAL
11	AO	139	LYS
13	A0	29	LEU
15	AR	2	ASN
15	AR	36	GLU
15	AR	37	GLY
16	A1	89	GLU
18	AS	49	LYS
20	AU	56	PRO
20	AU	96	ILE
21	AV	13	GLU
21	AV	141	VAL
21	AV	156	LYS
23	AZ	92	LYS
25	AX	40	THR
25	AX	41	PRO
27	A5	36	CYS
32	BE	54	THR

Continued on next page...

Continued from previous page...

Mol	Chain	Res	Type
32	BE	153	ARG
32	BE	232	PRO
33	BF	157	ILE
33	BF	181	ASN
34	BG	75	PHE
34	BG	208	SER
38	BK	107	LEU
39	BL	119	ALA
41	BN	104	GLN
42	BO	19	ARG
42	BO	64	TYR
42	BO	115	LYS
43	BP	4	ILE
43	BP	87	TYR
45	BR	23	GLY
46	BS	46	PRO
48	BU	41	LYS
48	BU	59	SER
49	BV	43	GLU
50	BW	12	ALA
50	BW	95	ALA
51	BX	7	ARG
34	CG	17	VAL
35	CH	112	LEU
37	CJ	8	GLU
38	CK	6	ILE
38	CK	48	TYR
38	CK	97	VAL
39	CL	55	ALA
42	CO	25	PRO
42	CO	31	PRO
42	CO	79	GLU
43	CP	82	MET
43	CP	85	GLY
46	CS	72	ARG
46	CS	83	GLU
47	CT	49	GLU
47	CT	99	SER
50	CW	73	HIS
50	CW	105	SER
3	DD	45	ASN
3	DD	134	ARG

Continued on next page...

Continued from previous page...

Mol	Chain	Res	Type
4	DE	62	PRO
4	DE	86	PRO
4	DE	89	ASP
4	DE	90	THR
5	DF	176	LEU
6	DG	64	THR
6	DG	82	LEU
6	DG	117	PHE
7	DH	37	VAL
7	DH	85	LYS
8	DK	42	SER
9	DM	42	TRP
9	DM	56	ASN
11	DO	70	GLN
11	DO	104	GLY
11	DO	133	SER
11	DO	136	GLU
11	DO	137	LYS
11	DO	148	LEU
14	DQ	107	GLU
17	D2	37	VAL
17	D2	38	LEU
18	DS	48	ALA
19	DT	19	ALA
20	DU	50	ARG
20	DU	90	LEU
21	DV	30	ASN
21	DV	59	LEU
21	DV	63	ASP
21	DV	156	LYS
22	D3	18	ALA
23	DZ	75	GLU
23	DZ	92	LYS
24	DW	17	SER
26	D4	10	VAL
26	D4	23	GLU
26	D4	56	VAL
28	D6	19	ARG
30	D8	13	ARG
30	D8	38	GLY
30	D8	53	PRO
3	AD	35	LYS

Continued on next page...

Continued from previous page...

Mol	Chain	Res	Type
3	AD	64	ILE
3	AD	239	ARG
4	AE	52	LEU
5	AF	23	ASP
5	AF	66	PRO
5	AF	130	ALA
6	AG	81	LYS
6	AG	146	TYR
7	AH	80	SER
8	AK	7	GLU
8	AK	13	GLY
9	AM	9	VAL
9	AM	18	ALA
9	AM	63	THR
12	AP	90	VAL
14	AQ	57	LYS
15	AR	125	ARG
18	AS	93	ALA
20	AU	3	VAL
20	AU	5	MET
20	AU	69	ALA
26	A4	25	TYR
26	A4	28	LYS
26	A4	59	PHE
27	A5	47	PRO
32	BE	15	VAL
32	BE	59	GLU
32	BE	76	GLN
32	BE	204	ASN
32	BE	217	ARG
32	BE	224	GLN
32	BE	234	PRO
34	BG	150	GLU
34	BG	156	GLU
36	BI	40	VAL
36	BI	42	GLU
37	BJ	140	ASP
39	BL	29	ASN
42	BO	123	LYS
43	BP	5	ALA
49	BV	9	VAL
32	CE	36	ARG

Continued on next page...

Continued from previous page...

Mol	Chain	Res	Type
32	CE	44	LEU
32	CE	46	LYS
32	CE	130	ARG
32	CE	204	ASN
33	CF	15	THR
33	CF	16	ARG
33	CF	64	VAL
33	CF	142	MET
34	CG	152	SER
34	CG	160	GLN
37	CJ	29	LYS
37	CJ	32	ARG
37	CJ	119	ARG
37	CJ	121	ALA
38	CK	73	ASP
39	CL	70	LYS
39	CL	107	ARG
41	CN	55	LYS
41	CN	57	THR
42	CO	6	THR
42	CO	45	PRO
43	CP	57	ARG
44	CQ	52	GLN
47	CT	12	SER
47	CT	98	LEU
49	CV	66	MET
50	CW	90	GLN
3	DD	224	ALA
3	DD	240	ALA
4	DE	154	LYS
5	DF	11	VAL
5	DF	62	ARG
5	DF	132	VAL
6	DG	56	ALA
7	DH	8	PRO
7	DH	20	ALA
8	DK	7	GLU
8	DK	100	ALA
8	DK	123	LEU
9	DM	40	PRO
9	DM	111	PRO
10	DN	42	SER

Continued on next page...

Continued from previous page...

Mol	Chain	Res	Type
11	DO	8	PRO
11	DO	71	VAL
11	DO	117	GLU
12	DP	51	ARG
12	DP	90	VAL
12	DP	104	PHE
13	D0	53	HIS
13	D0	107	ASP
15	DR	116	ALA
17	D2	89	GLN
18	DS	93	ALA
19	DT	51	VAL
20	DU	52	SER
20	DU	60	PHE
22	D3	64	ASP
26	D4	2	LYS
27	D5	42	PRO
28	D6	52	VAL
29	D7	2	LYS
4	AE	4	ILE
4	AE	17	ASP
4	AE	200	GLU
6	AG	117	PHE
7	AH	7	LEU
7	AH	11	VAL
7	AH	50	VAL
8	AK	113	ARG
8	AK	133	HIS
12	AP	11	LYS
15	AR	112	ARG
15	AR	126	ALA
26	A4	50	VAL
28	A6	49	HIS
32	BE	169	LYS
32	BE	208	ILE
33	BF	53	ALA
35	BH	115	VAL
40	BM	36	GLY
41	BN	127	LYS
45	BR	73	GLU
47	BT	34	LYS
49	BV	8	GLY

Continued on next page...

Continued from previous page...

Mol	Chain	Res	Type
49	BV	79	THR
50	BW	97	ALA
33	CF	109	PRO
35	CH	49	PRO
37	CJ	141	VAL
38	CK	123	GLU
40	CM	93	GLY
43	CP	36	LYS
43	CP	84	ILE
45	CR	36	ILE
46	CS	66	PRO
49	CV	30	LEU
49	CV	67	VAL
49	CV	79	THR
4	DE	52	LEU
4	DE	186	GLY
6	DG	118	ARG
7	DH	17	VAL
12	DP	4	PRO
12	DP	77	LYS
15	DR	20	PRO
17	D2	75	PHE
17	D2	100	ARG
20	DU	31	LEU
20	DU	86	ARG
21	DV	128	VAL
21	DV	143	GLY
26	D4	35	VAL
30	D8	41	ILE
12	AP	70	PRO
16	A1	9	VAL
29	A7	17	GLY
34	BG	7	PRO
46	BS	41	PRO
32	CE	233	SER
39	CL	21	PRO
3	DD	127	VAL
7	DH	4	ILE
9	DM	55	VAL
11	DO	20	GLY
11	DO	97	PRO
13	D0	52	ILE

Continued on next page...

Continued from previous page...

Mol	Chain	Res	Type
16	D1	90	VAL
17	D2	46	VAL
23	DZ	30	VAL
26	D4	22	ILE
4	AE	61	ARG
9	AM	46	VAL
10	AN	93	PRO
16	A1	88	ILE
24	AW	17	SER
27	A5	34	PRO
34	BG	142	PRO
32	CE	230	VAL
33	CF	130	VAL
34	CG	172	PRO
35	CH	13	ILE
43	CP	38	GLY
50	CW	63	ILE
10	DN	27	GLY
11	DO	62	LEU
18	DS	47	VAL
20	DU	41	GLY
22	D3	47	PRO
26	D4	54	GLY
3	AD	125	ILE
5	AF	57	VAL
16	A1	65	ILE
16	A1	82	GLY
26	A4	35	VAL
30	A8	53	PRO
32	BE	14	GLY
46	BS	63	GLY
48	BU	27	GLY
42	CO	14	GLY
49	CV	45	VAL
5	DF	206	ILE
6	DG	63	ILE
6	DG	109	VAL
16	D1	73	GLY
21	DV	95	PRO
4	AE	50	GLY
12	AP	15	GLY
16	A1	80	ILE

Continued on next page...

Continued from previous page...

Mol	Chain	Res	Type
37	BJ	81	GLY
42	BO	74	GLY
33	CF	80	GLY
34	CG	105	VAL
35	CH	96	PRO
4	DE	56	PRO
9	DM	94	HIS
13	D0	39	PRO
20	DU	44	ILE
20	DU	53	PRO
20	DU	55	TYR
21	DV	47	VAL
21	DV	61	LEU
21	DV	157	LEU
11	AO	109	GLY
38	BK	129	VAL
43	BP	45	VAL
47	BT	77	VAL
5	DF	28	ILE
7	DH	7	LEU
11	DO	24	GLY
14	DQ	82	ILE
19	DT	61	GLY
21	DV	37	VAL
21	DV	177	PRO
3	AD	36	PRO
21	DV	176	PRO

5.3.2 Protein sidechains [i](#)

In the following table, the Percentiles column shows the percent sidechain outliers of the chain as a percentile score with respect to all X-ray entries followed by that with respect to entries of similar resolution.

The Analysed column shows the number of residues for which the sidechain conformation was analysed, and the total number of residues.

Mol	Chain	Analysed	Rotameric	Outliers	Percentiles
3	AD	214/218 (98%)	154 (72%)	60 (28%)	0 1
3	DD	214/218 (98%)	164 (77%)	50 (23%)	0 3
4	AE	165/166 (99%)	131 (79%)	34 (21%)	1 4

Continued on next page...

Continued from previous page...

Mol	Chain	Analysed	Rotameric	Outliers	Percentiles	
4	DE	165/166 (99%)	120 (73%)	45 (27%)	0	1
5	AF	161/166 (97%)	126 (78%)	35 (22%)	1	3
5	DF	165/166 (99%)	130 (79%)	35 (21%)	1	4
6	AG	155/156 (99%)	124 (80%)	31 (20%)	1	5
6	DG	155/156 (99%)	128 (83%)	27 (17%)	1	7
7	AH	142/148 (96%)	112 (79%)	30 (21%)	1	4
7	DH	142/148 (96%)	116 (82%)	26 (18%)	1	6
8	AK	122/124 (98%)	97 (80%)	25 (20%)	1	4
8	DK	122/124 (98%)	100 (82%)	22 (18%)	1	7
9	AM	117/119 (98%)	87 (74%)	30 (26%)	0	2
9	DM	117/119 (98%)	82 (70%)	35 (30%)	0	1
10	AN	100/100 (100%)	81 (81%)	19 (19%)	1	5
10	DN	100/100 (100%)	84 (84%)	16 (16%)	2	9
11	AO	116/116 (100%)	81 (70%)	35 (30%)	0	1
11	DO	116/116 (100%)	77 (66%)	39 (34%)	0	1
12	AP	111/111 (100%)	88 (79%)	23 (21%)	1	4
12	DP	111/111 (100%)	79 (71%)	32 (29%)	0	1
13	A0	101/101 (100%)	77 (76%)	24 (24%)	0	3
13	D0	100/101 (99%)	80 (80%)	20 (20%)	1	5
14	AQ	87/88 (99%)	63 (72%)	24 (28%)	0	1
14	DQ	87/88 (99%)	66 (76%)	21 (24%)	0	3
15	AR	120/127 (94%)	97 (81%)	23 (19%)	1	5
15	DR	120/127 (94%)	90 (75%)	30 (25%)	0	2
16	A1	93/94 (99%)	71 (76%)	22 (24%)	0	3
16	D1	93/94 (99%)	77 (83%)	16 (17%)	1	8
17	A2	82/82 (100%)	58 (71%)	24 (29%)	0	1
17	D2	82/82 (100%)	53 (65%)	29 (35%)	0	0
18	AS	92/92 (100%)	69 (75%)	23 (25%)	0	2
18	DS	92/92 (100%)	72 (78%)	20 (22%)	1	3
19	AT	74/78 (95%)	58 (78%)	16 (22%)	1	3
19	DT	74/78 (95%)	56 (76%)	18 (24%)	0	2

Continued on next page...

Continued from previous page...

Mol	Chain	Analysed	Rotameric	Outliers	Percentiles	
20	AU	85/91 (93%)	65 (76%)	20 (24%)	0	3
20	DU	85/91 (93%)	57 (67%)	28 (33%)	0	1
21	AV	154/179 (86%)	126 (82%)	28 (18%)	1	6
21	DV	158/179 (88%)	133 (84%)	25 (16%)	2	10
22	A3	61/67 (91%)	48 (79%)	13 (21%)	1	4
22	D3	62/67 (92%)	55 (89%)	7 (11%)	4	18
23	AZ	82/83 (99%)	64 (78%)	18 (22%)	1	3
23	DZ	82/83 (99%)	64 (78%)	18 (22%)	1	3
24	AW	62/67 (92%)	44 (71%)	18 (29%)	0	1
24	DW	62/67 (92%)	48 (77%)	14 (23%)	1	3
25	AX	51/52 (98%)	42 (82%)	9 (18%)	1	7
25	DX	51/52 (98%)	41 (80%)	10 (20%)	1	5
26	A4	59/63 (94%)	49 (83%)	10 (17%)	1	8
26	D4	57/63 (90%)	45 (79%)	12 (21%)	1	4
27	A5	51/52 (98%)	39 (76%)	12 (24%)	0	3
27	D5	51/52 (98%)	43 (84%)	8 (16%)	2	10
28	A6	44/52 (85%)	32 (73%)	12 (27%)	0	1
28	D6	44/52 (85%)	38 (86%)	6 (14%)	3	14
29	A7	38/42 (90%)	32 (84%)	6 (16%)	2	10
29	D7	38/42 (90%)	29 (76%)	9 (24%)	0	3
30	A8	50/55 (91%)	36 (72%)	14 (28%)	0	1
30	D8	50/55 (91%)	35 (70%)	15 (30%)	0	1
32	BE	205/220 (93%)	167 (82%)	38 (18%)	1	6
32	CE	205/220 (93%)	168 (82%)	37 (18%)	1	7
33	BF	159/188 (85%)	127 (80%)	32 (20%)	1	4
33	CF	160/188 (85%)	132 (82%)	28 (18%)	1	7
34	BG	180/180 (100%)	149 (83%)	31 (17%)	1	8
34	CG	180/180 (100%)	143 (79%)	37 (21%)	1	4
35	BH	116/123 (94%)	89 (77%)	27 (23%)	0	3
35	CH	116/123 (94%)	89 (77%)	27 (23%)	0	3
36	BI	90/90 (100%)	80 (89%)	10 (11%)	5	19

Continued on next page...

Continued from previous page...

Mol	Chain	Analysed	Rotameric	Outliers	Percentiles	
36	CI	90/90 (100%)	78 (87%)	12 (13%)	3	14
37	BJ	126/127 (99%)	96 (76%)	30 (24%)	0	3
37	CJ	126/127 (99%)	103 (82%)	23 (18%)	1	6
38	BK	119/119 (100%)	95 (80%)	24 (20%)	1	4
38	CK	119/119 (100%)	101 (85%)	18 (15%)	2	10
39	BL	98/99 (99%)	77 (79%)	21 (21%)	1	4
39	CL	98/99 (99%)	73 (74%)	25 (26%)	0	2
40	BM	89/92 (97%)	73 (82%)	16 (18%)	1	7
40	CM	89/92 (97%)	72 (81%)	17 (19%)	1	5
41	BN	90/99 (91%)	76 (84%)	14 (16%)	2	10
41	CN	90/99 (91%)	79 (88%)	11 (12%)	4	16
42	BO	104/109 (95%)	84 (81%)	20 (19%)	1	5
42	CO	104/109 (95%)	80 (77%)	24 (23%)	0	3
43	BP	94/101 (93%)	77 (82%)	17 (18%)	1	6
43	CP	94/101 (93%)	76 (81%)	18 (19%)	1	5
44	BQ	48/50 (96%)	35 (73%)	13 (27%)	0	1
44	CQ	48/50 (96%)	38 (79%)	10 (21%)	1	4
45	BR	79/80 (99%)	69 (87%)	10 (13%)	3	15
45	CR	79/80 (99%)	65 (82%)	14 (18%)	1	7
46	BS	72/74 (97%)	58 (81%)	14 (19%)	1	5
46	CS	72/74 (97%)	60 (83%)	12 (17%)	2	8
47	BT	95/97 (98%)	78 (82%)	17 (18%)	1	7
47	CT	95/97 (98%)	82 (86%)	13 (14%)	3	13
48	BU	63/77 (82%)	53 (84%)	10 (16%)	2	9
48	CU	63/77 (82%)	53 (84%)	10 (16%)	2	9
49	BV	67/80 (84%)	50 (75%)	17 (25%)	0	2
49	CV	67/80 (84%)	47 (70%)	20 (30%)	0	1
50	BW	76/82 (93%)	64 (84%)	12 (16%)	2	10
50	CW	76/82 (93%)	63 (83%)	13 (17%)	1	8
51	BX	20/22 (91%)	20 (100%)	0	100	100
51	CX	20/22 (91%)	18 (90%)	2 (10%)	6	23

Continued on next page...

Continued from previous page...

Mol	Chain	Analysed	Rotameric	Outliers	Percentiles
All	All	9565/9996 (96%)	7550 (79%)	2015 (21%)	1 4

All (2015) residues with a non-rotameric sidechain are listed below:

Mol	Chain	Res	Type
3	AD	3	VAL
3	AD	6	PHE
3	AD	10	THR
3	AD	13	ARG
3	AD	17	THR
3	AD	18	VAL
3	AD	25	THR
3	AD	26	LYS
3	AD	27	THR
3	AD	28	GLU
3	AD	31	LYS
3	AD	35	LYS
3	AD	37	LEU
3	AD	38	LYS
3	AD	43	ARG
3	AD	44	ASN
3	AD	46	GLN
3	AD	52	ARG
3	AD	61	LEU
3	AD	64	ILE
3	AD	65	ILE
3	AD	71	ASP
3	AD	73	VAL
3	AD	91	ARG
3	AD	94	LEU
3	AD	95	LEU
3	AD	103	ARG
3	AD	105	ILE
3	AD	106	ILE
3	AD	112	GLN
3	AD	116	GLN
3	AD	125	ILE
3	AD	136	ILE
3	AD	140	THR
3	AD	141	VAL
3	AD	155	LEU
3	AD	157	ARG

Continued on next page...

Continued from previous page...

Mol	Chain	Res	Type
3	AD	162	SER
3	AD	165	ILE
3	AD	166	GLN
3	AD	169	GLU
3	AD	177	LEU
3	AD	192	THR
3	AD	202	LYS
3	AD	208	LYS
3	AD	212	SER
3	AD	213	ARG
3	AD	217	ARG
3	AD	229	VAL
3	AD	230	ASP
3	AD	237	GLU
3	AD	242	ARG
3	AD	257	LEU
3	AD	259	THR
3	AD	260	ARG
3	AD	261	LYS
3	AD	262	ARG
3	AD	266	SER
3	AD	268	ARG
3	AD	271	ILE
4	AE	2	LYS
4	AE	12	THR
4	AE	13	ARG
4	AE	16	ARG
4	AE	25	VAL
4	AE	26	ILE
4	AE	33	VAL
4	AE	41	LYS
4	AE	42	ASP
4	AE	47	VAL
4	AE	57	LYS
4	AE	63	LEU
4	AE	66	HIS
4	AE	67	PHE
4	AE	75	VAL
4	AE	79	ARG
4	AE	91	VAL
4	AE	92	THR
4	AE	101	ARG

Continued on next page...

Continued from previous page...

Mol	Chain	Res	Type
4	AE	107	THR
4	AE	111	ARG
4	AE	113	PHE
4	AE	116	VAL
4	AE	119	ARG
4	AE	144	ARG
4	AE	146	THR
4	AE	167	VAL
4	AE	171	GLU
4	AE	181	LEU
4	AE	188	VAL
4	AE	199	ARG
4	AE	200	GLU
4	AE	202	LYS
4	AE	203	LYS
5	AF	8	GLN
5	AF	9	ILE
5	AF	23	ASP
5	AF	33	LEU
5	AF	37	VAL
5	AF	43	LYS
5	AF	45	ARG
5	AF	46	ARG
5	AF	48	THR
5	AF	50	SER
5	AF	57	VAL
5	AF	64	ILE
5	AF	65	TRP
5	AF	67	GLN
5	AF	70	THR
5	AF	72	ARG
5	AF	78	ILE
5	AF	82	ILE
5	AF	88	VAL
5	AF	100	THR
5	AF	101	LEU
5	AF	108	LYS
5	AF	127	GLU
5	AF	136	THR
5	AF	156	LEU
5	AF	158	THR
5	AF	161	GLU

Continued on next page...

Continued from previous page...

Mol	Chain	Res	Type
5	AF	162	LEU
5	AF	170	LEU
5	AF	174	VAL
5	AF	181	LEU
5	AF	183	VAL
5	AF	196	LEU
5	AF	204	ASN
5	AF	206	ILE
6	AG	10	LYS
6	AG	20	ILE
6	AG	21	ARG
6	AG	26	GLN
6	AG	28	VAL
6	AG	31	VAL
6	AG	33	ARG
6	AG	34	LEU
6	AG	48	GLU
6	AG	52	ILE
6	AG	67	LYS
6	AG	77	ILE
6	AG	80	PHE
6	AG	82	LEU
6	AG	88	ILE
6	AG	90	LEU
6	AG	93	THR
6	AG	94	LEU
6	AG	101	ILE
6	AG	118	ARG
6	AG	130	ASN
6	AG	139	LEU
6	AG	145	THR
6	AG	146	TYR
6	AG	157	ILE
6	AG	160	VAL
6	AG	162	THR
6	AG	165	THR
6	AG	166	ASP
6	AG	167	GLU
6	AG	176	LEU
7	AH	3	ARG
7	AH	4	ILE
7	AH	7	LEU

Continued on next page...

Continued from previous page...

Mol	Chain	Res	Type
7	AH	11	VAL
7	AH	13	LYS
7	AH	18	GLU
7	AH	24	VAL
7	AH	32	GLU
7	AH	33	LEU
7	AH	41	MET
7	AH	50	VAL
7	AH	57	ASP
7	AH	60	ARG
7	AH	83	TYR
7	AH	84	SER
7	AH	88	LEU
7	AH	95	ARG
7	AH	105	LEU
7	AH	107	VAL
7	AH	116	GLU
7	AH	122	THR
7	AH	129	THR
7	AH	131	VAL
7	AH	132	ARG
7	AH	137	ASP
7	AH	139	GLN
7	AH	149	ARG
7	AH	153	LYS
7	AH	158	HIS
7	AH	169	VAL
8	AK	2	LYS
8	AK	6	LEU
8	AK	9	LEU
8	AK	11	ASN
8	AK	20	ASP
8	AK	33	ARG
8	AK	35	LEU
8	AK	37	VAL
8	AK	38	LEU
8	AK	41	GLU
8	AK	44	LEU
8	AK	51	ILE
8	AK	57	ARG
8	AK	67	ARG
8	AK	68	LEU

Continued on next page...

Continued from previous page...

Mol	Chain	Res	Type
8	AK	77	LEU
8	AK	85	GLU
8	AK	92	VAL
8	AK	95	LYS
8	AK	110	ASP
8	AK	113	ARG
8	AK	131	LYS
8	AK	135	GLU
8	AK	140	LEU
8	AK	144	VAL
9	AM	1	MET
9	AM	2	LYS
9	AM	5	VAL
9	AM	7	LYS
9	AM	10	GLU
9	AM	22	THR
9	AM	32	THR
9	AM	34	LEU
9	AM	35	ARG
9	AM	39	ARG
9	AM	43	THR
9	AM	46	VAL
9	AM	48	MET
9	AM	55	VAL
9	AM	58	ASP
9	AM	60	ILE
9	AM	61	ARG
9	AM	67	LEU
9	AM	75	TYR
9	AM	87	LEU
9	AM	90	MET
9	AM	96	GLU
9	AM	97	ARG
9	AM	99	LEU
9	AM	103	VAL
9	AM	106	MET
9	AM	120	LEU
9	AM	131	GLN
9	AM	133	GLN
9	AM	137	LYS
10	AN	8	LEU
10	AN	9	GLU

Continued on next page...

Continued from previous page...

Mol	Chain	Res	Type
10	AN	22	ILE
10	AN	23	ARG
10	AN	24	VAL
10	AN	31	LYS
10	AN	32	TYR
10	AN	34	THR
10	AN	35	VAL
10	AN	38	VAL
10	AN	39	ILE
10	AN	52	VAL
10	AN	70	LYS
10	AN	88	ASN
10	AN	91	LEU
10	AN	94	ARG
10	AN	109	LYS
10	AN	113	LYS
10	AN	116	SER
11	AO	3	LEU
11	AO	14	LYS
11	AO	15	ARG
11	AO	16	ARG
11	AO	21	ARG
11	AO	30	THR
11	AO	32	THR
11	AO	38	GLN
11	AO	41	ARG
11	AO	45	LEU
11	AO	46	LYS
11	AO	49	ARG
11	AO	50	ARG
11	AO	58	THR
11	AO	59	LEU
11	AO	62	LEU
11	AO	65	ARG
11	AO	67	MET
11	AO	68	GLN
11	AO	75	ILE
11	AO	81	GLN
11	AO	88	LEU
11	AO	90	ARG
11	AO	101	VAL
11	AO	105	LEU

Continued on next page...

Continued from previous page...

Mol	Chain	Res	Type
11	AO	106	LEU
11	AO	108	LYS
11	AO	112	LEU
11	AO	121	LYS
11	AO	126	VAL
11	AO	135	LEU
11	AO	138	LEU
11	AO	144	GLU
11	AO	146	VAL
11	AO	147	LEU
12	AP	1	MET
12	AP	2	LEU
12	AP	3	MET
12	AP	10	ARG
12	AP	18	LYS
12	AP	21	THR
12	AP	25	ASP
12	AP	26	TYR
12	AP	45	GLN
12	AP	55	VAL
12	AP	67	ARG
12	AP	76	LYS
12	AP	79	LEU
12	AP	82	ARG
12	AP	83	MET
12	AP	87	LYS
12	AP	90	VAL
12	AP	106	VAL
12	AP	110	THR
12	AP	112	GLU
12	AP	120	ILE
12	AP	133	ARG
12	AP	138	ASP
13	A0	1	MET
13	A0	6	SER
13	A0	9	LYS
13	A0	15	SER
13	A0	27	SER
13	A0	28	LEU
13	A0	29	LEU
13	A0	30	THR
13	A0	36	THR

Continued on next page...

Continued from previous page...

Mol	Chain	Res	Type
13	A0	40	LYS
13	A0	44	LEU
13	A0	45	ARG
13	A0	59	ASP
13	A0	72	ASP
13	A0	74	LYS
13	A0	75	LEU
13	A0	91	GLN
13	A0	94	TYR
13	A0	105	ARG
13	A0	107	ASP
13	A0	113	LEU
13	A0	114	VAL
13	A0	117	VAL
13	A0	118	GLU
14	AQ	5	THR
14	AQ	8	GLU
14	AQ	14	VAL
14	AQ	24	LEU
14	AQ	29	PHE
14	AQ	30	ARG
14	AQ	35	ILE
14	AQ	36	TYR
14	AQ	40	ILE
14	AQ	42	ASP
14	AQ	43	GLU
14	AQ	52	SER
14	AQ	54	LEU
14	AQ	58	LEU
14	AQ	73	LEU
14	AQ	78	LEU
14	AQ	80	LEU
14	AQ	83	LYS
14	AQ	89	ARG
14	AQ	97	ARG
14	AQ	98	VAL
14	AQ	101	LEU
14	AQ	106	ARG
14	AQ	111	GLU
15	AR	11	GLU
15	AR	13	ARG
15	AR	15	VAL

Continued on next page...

Continued from previous page...

Mol	Chain	Res	Type
15	AR	16	ARG
15	AR	22	PHE
15	AR	27	THR
15	AR	30	VAL
15	AR	38	ASN
15	AR	39	ARG
15	AR	41	ARG
15	AR	49	VAL
15	AR	50	ILE
15	AR	51	ARG
15	AR	74	ARG
15	AR	86	ILE
15	AR	87	ASP
15	AR	88	ILE
15	AR	89	VAL
15	AR	99	LEU
15	AR	105	LEU
15	AR	108	ARG
15	AR	111	ARG
15	AR	128	GLU
16	A1	5	LYS
16	A1	20	LEU
16	A1	27	LEU
16	A1	34	LYS
16	A1	47	TYR
16	A1	56	ASP
16	A1	58	ARG
16	A1	59	ARG
16	A1	60	LEU
16	A1	70	ARG
16	A1	74	LEU
16	A1	76	TYR
16	A1	78	THR
16	A1	79	PHE
16	A1	83	LEU
16	A1	92	ARG
16	A1	101	ARG
16	A1	104	GLN
16	A1	108	GLU
16	A1	109	LEU
16	A1	111	GLU
16	A1	112	ARG

Continued on next page...

Continued from previous page...

Mol	Chain	Res	Type
17	A2	1	MET
17	A2	6	LYS
17	A2	15	GLU
17	A2	18	LEU
17	A2	21	ARG
17	A2	24	LYS
17	A2	34	GLU
17	A2	35	LEU
17	A2	40	LEU
17	A2	45	THR
17	A2	47	VAL
17	A2	49	THR
17	A2	52	VAL
17	A2	57	VAL
17	A2	62	LEU
17	A2	64	HIS
17	A2	69	LYS
17	A2	72	VAL
17	A2	73	SER
17	A2	83	ARG
17	A2	88	ARG
17	A2	89	GLN
17	A2	99	ILE
17	A2	100	ARG
18	AS	1	MET
18	AS	11	ARG
18	AS	28	SER
18	AS	39	THR
18	AS	41	LYS
18	AS	51	LEU
18	AS	57	ASN
18	AS	66	GLU
18	AS	67	ASP
18	AS	68	ARG
18	AS	69	LEU
18	AS	70	TYR
18	AS	76	VAL
18	AS	78	GLU
18	AS	83	LYS
18	AS	84	ARG
18	AS	85	VAL
18	AS	88	ARG

Continued on next page...

Continued from previous page...

Mol	Chain	Res	Type
18	AS	92	ARG
18	AS	94	ASP
18	AS	96	ILE
18	AS	100	THR
18	AS	107	LEU
19	AT	7	VAL
19	AT	12	VAL
19	AT	23	GLU
19	AT	30	VAL
19	AT	35	THR
19	AT	37	THR
19	AT	41	ASN
19	AT	45	THR
19	AT	49	VAL
19	AT	65	ARG
19	AT	69	TYR
19	AT	76	ARG
19	AT	80	ILE
19	AT	81	VAL
19	AT	83	VAL
19	AT	88	LYS
20	AU	6	HIS
20	AU	14	LEU
20	AU	26	LYS
20	AU	27	VAL
20	AU	33	LYS
20	AU	34	LYS
20	AU	38	ILE
20	AU	44	ILE
20	AU	57	GLN
20	AU	61	ILE
20	AU	64	GLU
20	AU	75	ILE
20	AU	76	CYS
20	AU	79	CYS
20	AU	84	ARG
20	AU	86	ARG
20	AU	90	LEU
20	AU	97	ARG
20	AU	98	VAL
20	AU	102	CYS
21	AV	1	MET

Continued on next page...

Continued from previous page...

Mol	Chain	Res	Type
21	AV	5	LEU
21	AV	20	ARG
21	AV	30	ASN
21	AV	39	VAL
21	AV	53	ILE
21	AV	59	LEU
21	AV	61	LEU
21	AV	71	VAL
21	AV	72	ARG
21	AV	76	LEU
21	AV	77	ASP
21	AV	78	LYS
21	AV	82	ARG
21	AV	91	LEU
21	AV	96	VAL
21	AV	117	LEU
21	AV	118	GLN
21	AV	119	GLU
21	AV	122	ARG
21	AV	132	ASN
21	AV	135	GLU
21	AV	144	LEU
21	AV	148	ASP
21	AV	161	VAL
21	AV	163	LEU
21	AV	169	GLU
21	AV	171	ILE
22	A3	11	ARG
22	A3	19	LYS
22	A3	35	ASN
22	A3	36	ILE
22	A3	40	GLN
22	A3	41	ARG
22	A3	43	THR
22	A3	55	ARG
22	A3	59	LEU
22	A3	64	ASP
22	A3	67	VAL
22	A3	72	ARG
22	A3	80	HIS
23	AZ	2	SER
23	AZ	4	VAL

Continued on next page...

Continued from previous page...

Mol	Chain	Res	Type
23	AZ	8	SER
23	AZ	26	ARG
23	AZ	37	ILE
23	AZ	41	ARG
23	AZ	46	LEU
23	AZ	56	GLN
23	AZ	59	THR
23	AZ	62	VAL
23	AZ	65	SER
23	AZ	76	ARG
23	AZ	78	LYS
23	AZ	80	LEU
23	AZ	81	LYS
23	AZ	83	GLU
23	AZ	91	LYS
23	AZ	97	LEU
24	AW	5	GLU
24	AW	7	ARG
24	AW	9	GLN
24	AW	16	LEU
24	AW	24	LEU
24	AW	34	GLU
24	AW	35	LEU
24	AW	40	SER
24	AW	41	ILE
24	AW	47	ASN
24	AW	48	HIS
24	AW	50	ILE
24	AW	52	ASP
24	AW	53	LEU
24	AW	61	LEU
24	AW	62	THR
24	AW	64	LEU
24	AW	67	LYS
25	AX	8	LEU
25	AX	9	VAL
25	AX	13	ILE
25	AX	31	LEU
25	AX	32	GLN
25	AX	35	ARG
25	AX	37	LEU
25	AX	38	GLU

Continued on next page...

Continued from previous page...

Mol	Chain	Res	Type
25	AX	40	THR
26	A4	15	ILE
26	A4	16	CYS
26	A4	23	GLU
26	A4	27	THR
26	A4	40	HIS
26	A4	42	PHE
26	A4	51	ASP
26	A4	55	ARG
26	A4	61	ARG
26	A4	65	ASP
27	A5	3	LYS
27	A5	4	HIS
27	A5	6	VAL
27	A5	11	THR
27	A5	22	HIS
27	A5	31	VAL
27	A5	36	CYS
27	A5	39	MET
27	A5	40	LYS
27	A5	44	THR
27	A5	48	GLU
27	A5	56	LYS
28	A6	10	LEU
28	A6	12	GLU
28	A6	17	LYS
28	A6	23	THR
28	A6	26	ASN
28	A6	27	LYS
28	A6	33	LYS
28	A6	36	LEU
28	A6	37	ARG
28	A6	39	TYR
28	A6	42	TRP
28	A6	44	ARG
29	A7	1	MET
29	A7	4	THR
29	A7	8	ASN
29	A7	12	ARG
29	A7	23	ARG
29	A7	42	LEU
30	A8	15	LYS

Continued on next page...

Continued from previous page...

Mol	Chain	Res	Type
30	A8	29	LYS
30	A8	31	HIS
30	A8	32	LEU
30	A8	33	ASN
30	A8	34	TRP
30	A8	35	GLN
30	A8	41	ILE
30	A8	44	LYS
30	A8	47	LYS
30	A8	52	LYS
30	A8	57	ARG
30	A8	58	ILE
30	A8	61	LEU
32	BE	8	LYS
32	BE	9	GLU
32	BE	15	VAL
32	BE	16	HIS
32	BE	21	ARG
32	BE	22	LYS
32	BE	23	ARG
32	BE	24	TRP
32	BE	32	ILE
32	BE	45	GLN
32	BE	60	ASP
32	BE	69	LEU
32	BE	71	VAL
32	BE	74	LYS
32	BE	75	LYS
32	BE	87	ARG
32	BE	94	ASN
32	BE	96	ARG
32	BE	97	TRP
32	BE	108	ILE
32	BE	111	ARG
32	BE	122	PHE
32	BE	144	ARG
32	BE	145	LEU
32	BE	154	LEU
32	BE	157	ARG
32	BE	158	LEU
32	BE	162	ILE
32	BE	172	ILE

Continued on next page...

Continued from previous page...

Mol	Chain	Res	Type
32	BE	178	ARG
32	BE	187	LEU
32	BE	189	ASP
32	BE	191	ASP
32	BE	193	ASP
32	BE	196	LEU
32	BE	200	ILE
32	BE	204	ASN
32	BE	209	ARG
33	BF	3	ASN
33	BF	4	LYS
33	BF	5	ILE
33	BF	6	HIS
33	BF	14	ILE
33	BF	17	ASP
33	BF	21	ARG
33	BF	26	LYS
33	BF	27	LYS
33	BF	29	TYR
33	BF	44	GLU
33	BF	52	LEU
33	BF	62	ASP
33	BF	77	ILE
33	BF	86	VAL
33	BF	94	LEU
33	BF	107	GLN
33	BF	120	VAL
33	BF	128	PHE
33	BF	161	GLU
33	BF	165	THR
33	BF	172	ARG
33	BF	177	THR
33	BF	178	LEU
33	BF	184	TYR
33	BF	188	LEU
33	BF	190	ARG
33	BF	191	THR
33	BF	192	THR
33	BF	196	LEU
33	BF	202	ILE
33	BF	206	GLU
34	BG	3	ARG

Continued on next page...

Continued from previous page...

Mol	Chain	Res	Type
34	BG	10	ARG
34	BG	12	CYS
34	BG	17	VAL
34	BG	19	LEU
34	BG	26	CYS
34	BG	33	MET
34	BG	45	GLN
34	BG	49	ARG
34	BG	58	LEU
34	BG	59	ARG
34	BG	66	ARG
34	BG	86	LYS
34	BG	104	VAL
34	BG	108	LEU
34	BG	110	PHE
34	BG	114	ARG
34	BG	119	GLN
34	BG	122	ARG
34	BG	126	ILE
34	BG	127	THR
34	BG	135	LEU
34	BG	138	TYR
34	BG	141	ARG
34	BG	154	ASN
34	BG	158	ILE
34	BG	177	ASP
34	BG	182	LYS
34	BG	187	ARG
34	BG	194	LEU
34	BG	209	ARG
35	BH	5	ASP
35	BH	8	GLU
35	BH	11	ILE
35	BH	13	ILE
35	BH	18	ARG
35	BH	20	GLN
35	BH	26	PHE
35	BH	31	LEU
35	BH	33	VAL
35	BH	40	ARG
35	BH	41	VAL
35	BH	57	LYS

Continued on next page...

Continued from previous page...

Mol	Chain	Res	Type
35	BH	63	ARG
35	BH	67	VAL
35	BH	75	THR
35	BH	81	GLU
35	BH	87	SER
35	BH	90	VAL
35	BH	91	LEU
35	BH	101	ILE
35	BH	105	VAL
35	BH	121	LYS
35	BH	125	SER
35	BH	131	ILE
35	BH	147	ASP
35	BH	152	ARG
35	BH	153	LYS
36	BI	17	SER
36	BI	21	LEU
36	BI	23	LYS
36	BI	43	LEU
36	BI	63	TYR
36	BI	64	GLN
36	BI	75	LEU
36	BI	89	MET
36	BI	92	LYS
36	BI	93	SER
37	BJ	6	ARG
37	BJ	8	GLU
37	BJ	10	ARG
37	BJ	12	LEU
37	BJ	22	LEU
37	BJ	36	LYS
37	BJ	37	ASN
37	BJ	38	LEU
37	BJ	43	PHE
37	BJ	45	ASP
37	BJ	47	CYS
37	BJ	48	LYS
37	BJ	54	THR
37	BJ	57	GLU
37	BJ	63	LYS
37	BJ	68	ASN
37	BJ	78	ARG

Continued on next page...

Continued from previous page...

Mol	Chain	Res	Type
37	BJ	84	ASN
37	BJ	89	MET
37	BJ	90	GLU
37	BJ	104	LEU
37	BJ	109	ASN
37	BJ	113	GLU
37	BJ	118	VAL
37	BJ	124	LEU
37	BJ	131	LYS
37	BJ	141	VAL
37	BJ	146	GLU
37	BJ	155	ARG
37	BJ	156	TRP
38	BK	10	LEU
38	BK	26	VAL
38	BK	35	ILE
38	BK	41	ARG
38	BK	49	GLU
38	BK	50	ARG
38	BK	60	ARG
38	BK	63	LEU
38	BK	65	TYR
38	BK	67	PRO
38	BK	68	ARG
38	BK	75	ARG
38	BK	77	GLU
38	BK	80	ILE
38	BK	82	HIS
38	BK	84	ARG
38	BK	85	ARG
38	BK	91	ARG
38	BK	95	VAL
38	BK	102	ARG
38	BK	105	ARG
38	BK	120	THR
38	BK	122	ARG
38	BK	127	LEU
39	BL	7	THR
39	BL	9	ARG
39	BL	10	ARG
39	BL	23	ASN
39	BL	41	VAL

Continued on next page...

Continued from previous page...

Mol	Chain	Res	Type
39	BL	44	VAL
39	BL	47	LEU
39	BL	64	THR
39	BL	65	VAL
39	BL	70	LYS
39	BL	75	ASP
39	BL	79	LEU
39	BL	93	ARG
39	BL	95	LYS
39	BL	99	LEU
39	BL	108	VAL
39	BL	113	LYS
39	BL	114	TYR
39	BL	121	ARG
39	BL	125	TYR
39	BL	126	SER
40	BM	5	ARG
40	BM	13	HIS
40	BM	16	LEU
40	BM	17	ASP
40	BM	24	VAL
40	BM	42	THR
40	BM	43	ARG
40	BM	48	THR
40	BM	49	VAL
40	BM	60	ARG
40	BM	62	HIS
40	BM	66	ARG
40	BM	80	LYS
40	BM	92	THR
40	BM	96	ILE
40	BM	100	THR
41	BN	29	ILE
41	BN	30	VAL
41	BN	31	THR
41	BN	48	ILE
41	BN	51	LYS
41	BN	81	ASP
41	BN	84	VAL
41	BN	85	ARG
41	BN	92	GLU
41	BN	93	GLN

Continued on next page...

Continued from previous page...

Mol	Chain	Res	Type
41	BN	96	ARG
41	BN	105	VAL
41	BN	114	VAL
41	BN	119	CYS
42	BO	7	ILE
42	BO	18	VAL
42	BO	33	ARG
42	BO	36	VAL
42	BO	41	ARG
42	BO	43	VAL
42	BO	46	LYS
42	BO	52	LEU
42	BO	55	VAL
42	BO	57	LYS
42	BO	60	LEU
42	BO	67	THR
42	BO	79	GLU
42	BO	81	SER
42	BO	96	VAL
42	BO	99	HIS
42	BO	102	ARG
42	BO	111	LYS
42	BO	113	ARG
42	BO	117	ARG
43	BP	3	ARG
43	BP	13	LYS
43	BP	20	THR
43	BP	44	ARG
43	BP	48	LEU
43	BP	64	TRP
43	BP	65	LYS
43	BP	66	LEU
43	BP	70	LEU
43	BP	83	ASP
43	BP	86	CYS
43	BP	88	ARG
43	BP	101	GLN
43	BP	105	THR
43	BP	108	ARG
43	BP	110	ARG
43	BP	116	THR
44	BQ	12	ARG

Continued on next page...

Continued from previous page...

Mol	Chain	Res	Type
44	BQ	13	THR
44	BQ	18	VAL
44	BQ	23	ARG
44	BQ	24	CYS
44	BQ	27	CYS
44	BQ	29	ARG
44	BQ	32	SER
44	BQ	35	ARG
44	BQ	41	ARG
44	BQ	43	CYS
44	BQ	44	LEU
44	BQ	50	LYS
45	BR	6	GLU
45	BR	26	GLU
45	BR	35	ARG
45	BR	45	VAL
45	BR	47	LYS
45	BR	56	LEU
45	BR	62	GLN
45	BR	67	LEU
45	BR	76	GLU
45	BR	81	LEU
46	BS	2	VAL
46	BS	8	ARG
46	BS	11	SER
46	BS	32	TYR
46	BS	38	TYR
46	BS	43	LYS
46	BS	48	TRP
46	BS	53	VAL
46	BS	58	TYR
46	BS	61	SER
46	BS	62	VAL
46	BS	67	THR
46	BS	68	ASP
46	BS	69	THR
47	BT	9	VAL
47	BT	14	LYS
47	BT	35	VAL
47	BT	37	LYS
47	BT	38	ARG
47	BT	52	LYS

Continued on next page...

Continued from previous page...

Mol	Chain	Res	Type
47	BT	53	LEU
47	BT	68	ARG
47	BT	70	ARG
47	BT	74	LEU
47	BT	79	SER
47	BT	86	GLU
47	BT	89	LEU
47	BT	91	ARG
47	BT	92	ARG
47	BT	97	SER
47	BT	101	ARG
48	BU	18	ARG
48	BU	23	LYS
48	BU	26	LEU
48	BU	29	PHE
48	BU	31	LEU
48	BU	53	ARG
48	BU	54	ARG
48	BU	76	LEU
48	BU	86	VAL
48	BU	88	LYS
49	BV	7	LYS
49	BV	10	PHE
49	BV	13	ASP
49	BV	27	GLU
49	BV	29	ARG
49	BV	30	LEU
49	BV	37	ARG
49	BV	43	GLU
49	BV	60	VAL
49	BV	61	TYR
49	BV	62	ILE
49	BV	63	THR
49	BV	65	ASN
49	BV	67	VAL
49	BV	77	THR
49	BV	78	ARG
49	BV	83	HIS
50	BW	10	LEU
50	BW	17	ARG
50	BW	21	LYS
50	BW	24	LEU

Continued on next page...

Continued from previous page...

Mol	Chain	Res	Type
50	BW	26	ASN
50	BW	36	LEU
50	BW	53	LEU
50	BW	56	MET
50	BW	62	LEU
50	BW	73	HIS
50	BW	93	GLU
50	BW	104	LEU
32	CE	6	THR
32	CE	17	PHE
32	CE	19	HIS
32	CE	21	ARG
32	CE	23	ARG
32	CE	24	TRP
32	CE	31	TYR
32	CE	39	ILE
32	CE	42	ILE
32	CE	44	LEU
32	CE	51	LEU
32	CE	56	ARG
32	CE	73	THR
32	CE	90	MET
32	CE	92	TYR
32	CE	98	LEU
32	CE	108	ILE
32	CE	111	ARG
32	CE	113	HIS
32	CE	117	GLU
32	CE	121	LEU
32	CE	137	ARG
32	CE	145	LEU
32	CE	147	LYS
32	CE	153	ARG
32	CE	155	LEU
32	CE	170	GLU
32	CE	185	ILE
32	CE	187	LEU
32	CE	191	ASP
32	CE	196	LEU
32	CE	198	ASP
32	CE	201	ILE
32	CE	204	ASN

Continued on next page...

Continued from previous page...

Mol	Chain	Res	Type
32	CE	215	LEU
32	CE	224	GLN
32	CE	238	LEU
33	CF	5	ILE
33	CF	16	ARG
33	CF	21	ARG
33	CF	23	TYR
33	CF	29	TYR
33	CF	34	LEU
33	CF	40	ARG
33	CF	43	LEU
33	CF	52	LEU
33	CF	64	VAL
33	CF	76	VAL
33	CF	79	ARG
33	CF	83	ARG
33	CF	89	GLU
33	CF	94	LEU
33	CF	119	ARG
33	CF	131	ARG
33	CF	140	ARG
33	CF	161	GLU
33	CF	165	THR
33	CF	166	GLU
33	CF	167	TRP
33	CF	184	TYR
33	CF	191	THR
33	CF	192	THR
33	CF	195	VAL
33	CF	196	LEU
33	CF	206	GLU
34	CG	4	TYR
34	CG	5	ILE
34	CG	9	CYS
34	CG	14	ARG
34	CG	15	GLU
34	CG	17	VAL
34	CG	19	LEU
34	CG	24	GLU
34	CG	30	LYS
34	CG	36	ARG
34	CG	49	ARG

Continued on next page...

Continued from previous page...

Mol	Chain	Res	Type
34	CG	58	LEU
34	CG	59	ARG
34	CG	61	LYS
34	CG	73	ARG
34	CG	76	ARG
34	CG	81	GLU
34	CG	83	SER
34	CG	96	LEU
34	CG	108	LEU
34	CG	121	VAL
34	CG	122	ARG
34	CG	127	THR
34	CG	135	LEU
34	CG	138	TYR
34	CG	139	ARG
34	CG	141	ARG
34	CG	150	GLU
34	CG	151	LYS
34	CG	158	ILE
34	CG	159	ARG
34	CG	176	LEU
34	CG	177	ASP
34	CG	187	ARG
34	CG	191	ARG
34	CG	200	GLU
34	CG	202	LEU
35	CH	13	ILE
35	CH	18	ARG
35	CH	19	MET
35	CH	20	GLN
35	CH	25	ARG
35	CH	26	PHE
35	CH	31	LEU
35	CH	34	VAL
35	CH	41	VAL
35	CH	47	LYS
35	CH	51	VAL
35	CH	56	GLN
35	CH	60	TYR
35	CH	61	TYR
35	CH	65	ASN
35	CH	68	GLU

Continued on next page...

Continued from previous page...

Mol	Chain	Res	Type
35	CH	72	GLN
35	CH	75	THR
35	CH	78	HIS
35	CH	82	VAL
35	CH	101	ILE
35	CH	115	VAL
35	CH	116	THR
35	CH	117	ASP
35	CH	127	ASN
35	CH	144	THR
35	CH	155	GLU
36	CI	14	LEU
36	CI	16	GLN
36	CI	25	ILE
36	CI	28	ARG
36	CI	32	ASN
36	CI	38	GLU
36	CI	54	LYS
36	CI	63	TYR
36	CI	65	VAL
36	CI	72	VAL
36	CI	78	GLU
36	CI	98	LEU
37	CJ	3	ARG
37	CJ	27	ILE
37	CJ	29	LYS
37	CJ	32	ARG
37	CJ	43	PHE
37	CJ	54	THR
37	CJ	57	GLU
37	CJ	59	LEU
37	CJ	60	LYS
37	CJ	63	LYS
37	CJ	66	VAL
37	CJ	75	VAL
37	CJ	78	ARG
37	CJ	84	ASN
37	CJ	89	MET
37	CJ	91	VAL
37	CJ	92	SER
37	CJ	114	ARG
37	CJ	124	LEU

Continued on next page...

Continued from previous page...

Mol	Chain	Res	Type
37	CJ	131	LYS
37	CJ	137	LYS
37	CJ	149	ARG
37	CJ	155	ARG
38	CK	1	MET
38	CK	25	ASP
38	CK	39	LEU
38	CK	45	ILE
38	CK	54	ASP
38	CK	63	LEU
38	CK	77	GLU
38	CK	82	HIS
38	CK	84	ARG
38	CK	87	SER
38	CK	91	ARG
38	CK	95	VAL
38	CK	102	ARG
38	CK	104	ARG
38	CK	109	ILE
38	CK	114	THR
38	CK	119	LEU
38	CK	120	THR
39	CL	4	TYR
39	CL	10	ARG
39	CL	14	VAL
39	CL	23	ASN
39	CL	27	THR
39	CL	33	PHE
39	CL	34	ASN
39	CL	54	ASP
39	CL	59	PHE
39	CL	64	THR
39	CL	75	ASP
39	CL	78	LYS
39	CL	79	LEU
39	CL	88	TYR
39	CL	95	LYS
39	CL	97	LYS
39	CL	99	LEU
39	CL	104	ARG
39	CL	111	ARG
39	CL	112	LYS

Continued on next page...

Continued from previous page...

Mol	Chain	Res	Type
39	CL	113	LYS
39	CL	114	TYR
39	CL	117	HIS
39	CL	125	TYR
39	CL	128	ARG
40	CM	17	ASP
40	CM	21	GLN
40	CM	22	LYS
40	CM	38	ILE
40	CM	40	LEU
40	CM	44	VAL
40	CM	47	PHE
40	CM	48	THR
40	CM	50	ILE
40	CM	62	HIS
40	CM	70	ARG
40	CM	71	LEU
40	CM	79	ARG
40	CM	80	LYS
40	CM	96	ILE
40	CM	98	ILE
40	CM	99	LYS
41	CN	12	ARG
41	CN	18	ARG
41	CN	21	ILE
41	CN	25	TYR
41	CN	26	ASN
41	CN	54	ARG
41	CN	84	VAL
41	CN	87	THR
41	CN	93	GLN
41	CN	105	VAL
41	CN	112	THR
42	CO	6	THR
42	CO	18	VAL
42	CO	23	LYS
42	CO	24	VAL
42	CO	32	PHE
42	CO	33	ARG
42	CO	38	THR
42	CO	41	ARG
42	CO	44	THR

Continued on next page...

Continued from previous page...

Mol	Chain	Res	Type
42	CO	46	LYS
42	CO	47	LYS
42	CO	52	LEU
42	CO	54	LYS
42	CO	57	LYS
42	CO	60	LEU
42	CO	64	TYR
42	CO	66	VAL
42	CO	85	ILE
42	CO	92	ASP
42	CO	93	LEU
42	CO	98	TYR
42	CO	104	VAL
42	CO	111	LYS
42	CO	118	SER
43	CP	7	VAL
43	CP	32	GLU
43	CP	44	ARG
43	CP	47	ASP
43	CP	50	GLU
43	CP	64	TRP
43	CP	66	LEU
43	CP	67	GLU
43	CP	69	GLU
43	CP	70	LEU
43	CP	82	MET
43	CP	83	ASP
43	CP	93	ARG
43	CP	101	GLN
43	CP	103	THR
43	CP	104	ARG
43	CP	105	THR
43	CP	108	ARG
44	CQ	6	LEU
44	CQ	7	ILE
44	CQ	12	ARG
44	CQ	15	LYS
44	CQ	16	PHE
44	CQ	18	VAL
44	CQ	23	ARG
44	CQ	25	VAL
44	CQ	40	CYS

Continued on next page...

Continued from previous page...

Mol	Chain	Res	Type
44	CQ	44	LEU
45	CR	3	ILE
45	CR	4	THR
45	CR	13	GLN
45	CR	18	PHE
45	CR	26	GLU
45	CR	31	LEU
45	CR	38	ARG
45	CR	39	LEU
45	CR	41	GLU
45	CR	60	VAL
45	CR	66	LEU
45	CR	76	GLU
45	CR	82	ILE
45	CR	88	ARG
46	CS	2	VAL
46	CS	8	ARG
46	CS	16	HIS
46	CS	18	ARG
46	CS	21	VAL
46	CS	25	ARG
46	CS	29	ASP
46	CS	45	THR
46	CS	55	ARG
46	CS	65	GLN
46	CS	67	THR
46	CS	74	LEU
47	CT	10	VAL
47	CT	13	ASP
47	CT	22	LEU
47	CT	49	GLU
47	CT	60	ILE
47	CT	62	SER
47	CT	67	LYS
47	CT	68	ARG
47	CT	72	ARG
47	CT	74	LEU
47	CT	77	VAL
47	CT	79	SER
47	CT	84	LEU
48	CU	26	LEU
48	CU	29	PHE

Continued on next page...

Continued from previous page...

Mol	Chain	Res	Type
48	CU	32	ARG
48	CU	36	ASN
48	CU	44	LEU
48	CU	56	THR
48	CU	58	LEU
48	CU	84	LYS
48	CU	86	VAL
48	CU	87	ARG
49	CV	7	LYS
49	CV	9	VAL
49	CV	16	LEU
49	CV	22	LEU
49	CV	23	ASN
49	CV	25	LYS
49	CV	29	ARG
49	CV	32	LYS
49	CV	33	THR
49	CV	37	ARG
49	CV	38	SER
49	CV	49	ILE
49	CV	60	VAL
49	CV	61	TYR
49	CV	63	THR
49	CV	66	MET
49	CV	70	LYS
49	CV	78	ARG
49	CV	81	ARG
49	CV	83	HIS
50	CW	8	ARG
50	CW	9	ASN
50	CW	13	LEU
50	CW	14	LYS
50	CW	26	ASN
50	CW	45	GLN
50	CW	68	LYS
50	CW	74	LYS
50	CW	84	LEU
50	CW	87	LYS
50	CW	91	LEU
50	CW	93	GLU
50	CW	104	LEU
51	CX	15	ARG

Continued on next page...

Continued from previous page...

Mol	Chain	Res	Type
51	CX	25	LYS
3	DD	3	VAL
3	DD	10	THR
3	DD	27	THR
3	DD	31	LYS
3	DD	34	VAL
3	DD	35	LYS
3	DD	40	THR
3	DD	44	ASN
3	DD	46	GLN
3	DD	49	ILE
3	DD	61	LEU
3	DD	63	ARG
3	DD	64	ILE
3	DD	65	ILE
3	DD	68	LYS
3	DD	69	ARG
3	DD	71	ASP
3	DD	73	VAL
3	DD	83	GLU
3	DD	89	SER
3	DD	94	LEU
3	DD	98	VAL
3	DD	99	ASP
3	DD	103	ARG
3	DD	105	ILE
3	DD	111	LEU
3	DD	112	GLN
3	DD	116	GLN
3	DD	131	LEU
3	DD	136	ILE
3	DD	138	VAL
3	DD	140	THR
3	DD	147	LEU
3	DD	154	LYS
3	DD	157	ARG
3	DD	166	GLN
3	DD	176	ARG
3	DD	182	LEU
3	DD	192	THR
3	DD	200	ASP
3	DD	204	ILE

Continued on next page...

Continued from previous page...

Mol	Chain	Res	Type
3	DD	211	ARG
3	DD	212	SER
3	DD	237	GLU
3	DD	242	ARG
3	DD	244	ARG
3	DD	255	LYS
3	DD	257	LEU
3	DD	268	ARG
3	DD	271	ILE
4	DE	4	ILE
4	DE	7	VAL
4	DE	9	VAL
4	DE	12	THR
4	DE	16	ARG
4	DE	27	LEU
4	DE	33	VAL
4	DE	37	ARG
4	DE	48	GLN
4	DE	54	GLN
4	DE	58	ARG
4	DE	60	ASN
4	DE	63	LEU
4	DE	66	HIS
4	DE	67	PHE
4	DE	75	VAL
4	DE	76	ARG
4	DE	78	LEU
4	DE	79	ARG
4	DE	82	ARG
4	DE	90	THR
4	DE	107	THR
4	DE	113	PHE
4	DE	116	VAL
4	DE	119	ARG
4	DE	134	ILE
4	DE	141	ILE
4	DE	144	ARG
4	DE	146	THR
4	DE	149	ARG
4	DE	154	LYS
4	DE	164	ARG
4	DE	169	ASN

Continued on next page...

Continued from previous page...

Mol	Chain	Res	Type
4	DE	170	LEU
4	DE	178	GLU
4	DE	179	GLU
4	DE	181	LEU
4	DE	185	LYS
4	DE	188	VAL
4	DE	192	ASN
4	DE	197	ILE
4	DE	199	ARG
4	DE	200	GLU
4	DE	201	THR
4	DE	203	LYS
5	DF	2	LYS
5	DF	7	TYR
5	DF	11	VAL
5	DF	17	ARG
5	DF	18	ARG
5	DF	20	LEU
5	DF	24	LEU
5	DF	29	ASN
5	DF	38	ARG
5	DF	46	ARG
5	DF	54	ARG
5	DF	62	ARG
5	DF	67	GLN
5	DF	68	LYS
5	DF	69	HIS
5	DF	74	ARG
5	DF	83	PHE
5	DF	88	VAL
5	DF	98	SER
5	DF	99	TYR
5	DF	100	THR
5	DF	107	LYS
5	DF	117	ARG
5	DF	119	ARG
5	DF	125	LEU
5	DF	153	SER
5	DF	158	THR
5	DF	164	ARG
5	DF	183	VAL
5	DF	192	LEU

Continued on next page...

Continued from previous page...

Mol	Chain	Res	Type
5	DF	196	LEU
5	DF	197	ASP
5	DF	201	VAL
5	DF	204	ASN
5	DF	205	ARG
6	DG	16	ARG
6	DG	20	ILE
6	DG	28	VAL
6	DG	33	ARG
6	DG	43	LEU
6	DG	45	GLU
6	DG	52	ILE
6	DG	53	LEU
6	DG	58	GLN
6	DG	60	LEU
6	DG	63	ILE
6	DG	64	THR
6	DG	67	LYS
6	DG	74	LYS
6	DG	80	PHE
6	DG	90	LEU
6	DG	91	ARG
6	DG	94	LEU
6	DG	96	ARG
6	DG	126	ASP
6	DG	128	ARG
6	DG	133	LEU
6	DG	137	GLU
6	DG	147	ASP
6	DG	159	VAL
6	DG	162	THR
6	DG	167	GLU
7	DH	2	SER
7	DH	6	ARG
7	DH	7	LEU
7	DH	32	GLU
7	DH	38	SER
7	DH	41	MET
7	DH	42	ARG
7	DH	50	VAL
7	DH	71	LEU
7	DH	72	ILE

Continued on next page...

Continued from previous page...

Mol	Chain	Res	Type
7	DH	83	TYR
7	DH	85	LYS
7	DH	86	GLU
7	DH	89	ILE
7	DH	101	ARG
7	DH	103	LEU
7	DH	105	LEU
7	DH	116	GLU
7	DH	123	PHE
7	DH	125	VAL
7	DH	131	VAL
7	DH	139	GLN
7	DH	143	GLN
7	DH	147	ASN
7	DH	158	HIS
7	DH	170	ARG
8	DK	6	LEU
8	DK	9	LEU
8	DK	11	ASN
8	DK	37	VAL
8	DK	52	ARG
8	DK	54	GLN
8	DK	56	LYS
8	DK	60	GLU
8	DK	69	LYS
8	DK	77	LEU
8	DK	78	THR
8	DK	82	ARG
8	DK	93	THR
8	DK	101	LEU
8	DK	109	ILE
8	DK	112	LYS
8	DK	117	GLU
8	DK	122	GLU
8	DK	125	GLU
8	DK	129	THR
8	DK	131	LYS
8	DK	133	HIS
9	DM	1	MET
9	DM	5	VAL
9	DM	12	ARG
9	DM	15	LEU

Continued on next page...

Continued from previous page...

Mol	Chain	Res	Type
9	DM	22	THR
9	DM	23	LEU
9	DM	29	LYS
9	DM	32	THR
9	DM	33	LEU
9	DM	34	LEU
9	DM	38	HIS
9	DM	41	ASP
9	DM	43	THR
9	DM	45	ASN
9	DM	48	MET
9	DM	50	ASP
9	DM	54	VAL
9	DM	59	LYS
9	DM	61	ARG
9	DM	67	LEU
9	DM	69	GLN
9	DM	87	LEU
9	DM	93	THR
9	DM	94	HIS
9	DM	96	GLU
9	DM	97	ARG
9	DM	98	VAL
9	DM	99	LEU
9	DM	106	MET
9	DM	127	ASP
9	DM	130	HIS
9	DM	131	GLN
9	DM	134	ARG
9	DM	136	GLU
9	DM	137	LYS
10	DN	5	GLN
10	DN	9	GLU
10	DN	17	ARG
10	DN	24	VAL
10	DN	32	TYR
10	DN	49	ARG
10	DN	52	VAL
10	DN	53	LYS
10	DN	62	VAL
10	DN	82	ASN
10	DN	87	ILE

Continued on next page...

Continued from previous page...

Mol	Chain	Res	Type
10	DN	94	ARG
10	DN	108	GLU
10	DN	113	LYS
10	DN	116	SER
10	DN	117	LEU
11	DO	2	LYS
11	DO	3	LEU
11	DO	6	LEU
11	DO	14	LYS
11	DO	15	ARG
11	DO	16	ARG
11	DO	21	ARG
11	DO	30	THR
11	DO	36	LYS
11	DO	41	ARG
11	DO	45	LEU
11	DO	46	LYS
11	DO	61	ARG
11	DO	62	LEU
11	DO	65	ARG
11	DO	68	GLN
11	DO	75	ILE
11	DO	77	ARG
11	DO	83	VAL
11	DO	84	ASN
11	DO	85	LEU
11	DO	86	LYS
11	DO	87	ASP
11	DO	90	ARG
11	DO	96	THR
11	DO	100	LEU
11	DO	102	ARG
11	DO	108	LYS
11	DO	111	ARG
11	DO	112	LEU
11	DO	114	ILE
11	DO	121	LYS
11	DO	125	VAL
11	DO	133	SER
11	DO	138	LEU
11	DO	144	GLU
11	DO	146	VAL

Continued on next page...

Continued from previous page...

Mol	Chain	Res	Type
11	DO	147	LEU
11	DO	148	LEU
12	DP	3	MET
12	DP	8	LYS
12	DP	10	ARG
12	DP	18	LYS
12	DP	21	THR
12	DP	25	ASP
12	DP	26	TYR
12	DP	45	GLN
12	DP	56	ARG
12	DP	58	PHE
12	DP	60	ARG
12	DP	63	LYS
12	DP	72	LYS
12	DP	76	LYS
12	DP	79	LEU
12	DP	80	GLU
12	DP	82	ARG
12	DP	83	MET
12	DP	87	LYS
12	DP	90	VAL
12	DP	103	MET
12	DP	105	GLU
12	DP	106	VAL
12	DP	109	VAL
12	DP	110	THR
12	DP	111	GLU
12	DP	112	GLU
12	DP	123	HIS
12	DP	129	THR
12	DP	133	ARG
12	DP	135	ASP
12	DP	141	GLN
13	D0	2	ARG
13	D0	3	HIS
13	D0	6	SER
13	D0	16	HIS
13	D0	23	ASN
13	D0	28	LEU
13	D0	29	LEU
13	D0	36	THR

Continued on next page...

Continued from previous page...

Mol	Chain	Res	Type
13	D0	42	LYS
13	D0	48	VAL
13	D0	54	LEU
13	D0	57	ARG
13	D0	67	LEU
13	D0	71	GLN
13	D0	75	LEU
13	D0	81	ASP
13	D0	95	THR
13	D0	105	ARG
13	D0	114	VAL
13	D0	117	VAL
14	DQ	4	LEU
14	DQ	17	ARG
14	DQ	19	LYS
14	DQ	21	THR
14	DQ	25	ARG
14	DQ	29	PHE
14	DQ	36	TYR
14	DQ	39	ILE
14	DQ	42	ASP
14	DQ	50	SER
14	DQ	54	LEU
14	DQ	61	ASN
14	DQ	69	VAL
14	DQ	78	LEU
14	DQ	80	LEU
14	DQ	89	ARG
14	DQ	93	LYS
14	DQ	98	VAL
14	DQ	101	LEU
14	DQ	106	ARG
14	DQ	110	LEU
15	DR	3	ARG
15	DR	7	ILE
15	DR	8	LYS
15	DR	9	LEU
15	DR	15	VAL
15	DR	17	THR
15	DR	19	LEU
15	DR	23	ARG
15	DR	29	ARG

Continued on next page...

Continued from previous page...

Mol	Chain	Res	Type
15	DR	30	VAL
15	DR	38	ASN
15	DR	42	ILE
15	DR	48	ILE
15	DR	50	ILE
15	DR	51	ARG
15	DR	57	PHE
15	DR	58	ASN
15	DR	61	PHE
15	DR	62	THR
15	DR	64	ARG
15	DR	88	ILE
15	DR	89	VAL
15	DR	91	ARG
15	DR	93	ARG
15	DR	96	ARG
15	DR	99	LEU
15	DR	110	ILE
15	DR	119	LYS
15	DR	120	ARG
15	DR	136	GLN
16	D1	3	ARG
16	D1	8	VAL
16	D1	25	TRP
16	D1	27	LEU
16	D1	28	ARG
16	D1	56	ASP
16	D1	58	ARG
16	D1	64	ARG
16	D1	74	LEU
16	D1	80	ILE
16	D1	92	ARG
16	D1	95	LEU
16	D1	97	ASP
16	D1	98	LEU
16	D1	101	ARG
16	D1	105	VAL
17	D2	1	MET
17	D2	7	THR
17	D2	10	LYS
17	D2	15	GLU
17	D2	19	LYS

Continued on next page...

Continued from previous page...

Mol	Chain	Res	Type
17	D2	24	LYS
17	D2	38	LEU
17	D2	44	LYS
17	D2	45	THR
17	D2	47	VAL
17	D2	49	THR
17	D2	56	SER
17	D2	57	VAL
17	D2	61	VAL
17	D2	66	ARG
17	D2	70	ILE
17	D2	72	VAL
17	D2	73	SER
17	D2	74	LYS
17	D2	76	LYS
17	D2	78	LYS
17	D2	79	VAL
17	D2	81	TYR
17	D2	85	LYS
17	D2	88	ARG
17	D2	89	GLN
17	D2	91	TYR
17	D2	92	THR
17	D2	95	LEU
18	DS	6	ILE
18	DS	11	ARG
18	DS	13	SER
18	DS	15	ARG
18	DS	19	LEU
18	DS	27	LYS
18	DS	34	ASN
18	DS	37	ARG
18	DS	39	THR
18	DS	40	ASN
18	DS	51	LEU
18	DS	59	VAL
18	DS	63	ASP
18	DS	70	TYR
18	DS	76	VAL
18	DS	88	ARG
18	DS	95	ILE
18	DS	96	ILE

Continued on next page...

Continued from previous page...

Mol	Chain	Res	Type
18	DS	97	LYS
18	DS	107	LEU
19	DT	8	ILE
19	DT	12	VAL
19	DT	23	GLU
19	DT	28	PHE
19	DT	30	VAL
19	DT	36	LYS
19	DT	37	THR
19	DT	45	THR
19	DT	54	VAL
19	DT	55	ASN
19	DT	60	ARG
19	DT	63	LYS
19	DT	65	ARG
19	DT	66	LEU
19	DT	69	TYR
19	DT	72	LYS
19	DT	76	ARG
19	DT	80	ILE
20	DU	3	VAL
20	DU	4	LYS
20	DU	8	LYS
20	DU	14	LEU
20	DU	19	LYS
20	DU	38	ILE
20	DU	40	GLU
20	DU	43	ASN
20	DU	45	VAL
20	DU	50	ARG
20	DU	55	TYR
20	DU	57	GLN
20	DU	62	GLU
20	DU	63	LYS
20	DU	64	GLU
20	DU	71	LYS
20	DU	75	ILE
20	DU	76	CYS
20	DU	79	CYS
20	DU	81	LYS
20	DU	84	ARG
20	DU	88	LYS

Continued on next page...

Continued from previous page...

Mol	Chain	Res	Type
20	DU	91	GLU
20	DU	92	ASN
20	DU	95	LYS
20	DU	96	ILE
20	DU	97	ARG
20	DU	98	VAL
21	DV	5	LEU
21	DV	14	LYS
21	DV	18	LEU
21	DV	24	LEU
21	DV	30	ASN
21	DV	32	HIS
21	DV	38	TYR
21	DV	44	PHE
21	DV	45	ASP
21	DV	50	GLN
21	DV	63	ASP
21	DV	65	GLN
21	DV	71	VAL
21	DV	74	VAL
21	DV	75	ASN
21	DV	84	GLU
21	DV	87	ASP
21	DV	90	VAL
21	DV	94	GLU
21	DV	97	GLU
21	DV	105	VAL
21	DV	119	GLU
21	DV	136	PHE
21	DV	168	GLU
21	DV	175	VAL
22	D3	12	ASN
22	D3	16	SER
22	D3	35	ASN
22	D3	36	ILE
22	D3	43	THR
22	D3	62	LEU
22	D3	74	ARG
23	DZ	3	LYS
23	DZ	4	VAL
23	DZ	6	GLU
23	DZ	13	ILE

Continued on next page...

Continued from previous page...

Mol	Chain	Res	Type
23	DZ	17	SER
23	DZ	35	THR
23	DZ	38	SER
23	DZ	40	ARG
23	DZ	46	LEU
23	DZ	56	GLN
23	DZ	61	ARG
23	DZ	76	ARG
23	DZ	78	LYS
23	DZ	80	LEU
23	DZ	82	LEU
23	DZ	83	GLU
23	DZ	90	ILE
23	DZ	91	LYS
24	DW	5	GLU
24	DW	9	GLN
24	DW	14	ARG
24	DW	19	VAL
24	DW	25	VAL
24	DW	26	ARG
24	DW	30	ARG
24	DW	34	GLU
24	DW	35	LEU
24	DW	47	ASN
24	DW	48	HIS
24	DW	55	ARG
24	DW	60	LEU
24	DW	64	LEU
25	DX	6	VAL
25	DX	9	VAL
25	DX	17	LYS
25	DX	18	ASP
25	DX	24	LYS
25	DX	32	GLN
25	DX	33	GLN
25	DX	37	LEU
25	DX	40	THR
25	DX	55	ARG
26	D4	1	MET
26	D4	9	LEU
26	D4	10	VAL
26	D4	18	CYS

Continued on next page...

Continued from previous page...

Mol	Chain	Res	Type
26	D4	22	ILE
26	D4	24	THR
26	D4	27	THR
26	D4	32	TYR
26	D4	38	LYS
26	D4	46	GLN
26	D4	60	GLN
26	D4	61	ARG
27	D5	3	LYS
27	D5	16	ARG
27	D5	23	HIS
27	D5	29	THR
27	D5	35	GLU
27	D5	51	TYR
27	D5	52	TYR
27	D5	55	ARG
28	D6	12	GLU
28	D6	14	THR
28	D6	27	LYS
28	D6	37	ARG
28	D6	39	TYR
28	D6	47	THR
29	D7	1	MET
29	D7	4	THR
29	D7	8	ASN
29	D7	10	ARG
29	D7	24	THR
29	D7	33	ARG
29	D7	36	GLN
29	D7	41	ARG
29	D7	43	THR
30	D8	16	ILE
30	D8	22	VAL
30	D8	27	THR
30	D8	29	LYS
30	D8	30	ARG
30	D8	31	HIS
30	D8	34	TRP
30	D8	40	GLU
30	D8	41	ILE
30	D8	48	PHE
30	D8	50	LEU

Continued on next page...

Continued from previous page...

Mol	Chain	Res	Type
30	D8	52	LYS
30	D8	58	ILE
30	D8	59	LYS
30	D8	61	LEU

Sometimes sidechains can be flipped to improve hydrogen bonding and reduce clashes. All (288) such sidechains are listed below:

Mol	Chain	Res	Type
3	AD	116	GLN
3	AD	143	HIS
3	AD	166	GLN
3	AD	186	HIS
3	AD	198	ASN
4	AE	48	GLN
4	AE	132	HIS
4	AE	135	HIS
4	AE	192	ASN
5	AF	67	GLN
5	AF	169	ASN
6	AG	40	ASN
6	AG	41	GLN
7	AH	139	GLN
7	AH	143	GLN
8	AK	105	HIS
8	AK	139	GLN
9	AM	56	ASN
9	AM	131	GLN
9	AM	133	GLN
10	AN	82	ASN
10	AN	88	ASN
11	AO	9	ASN
11	AO	38	GLN
11	AO	68	GLN
11	AO	81	GLN
11	AO	84	ASN
11	AO	128	HIS
13	A0	3	HIS
13	A0	13	HIS
13	A0	23	ASN
13	A0	24	GLN
13	A0	61	HIS
13	A0	71	GLN

Continued on next page...

Continued from previous page...

Mol	Chain	Res	Type
13	A0	91	GLN
14	AQ	68	GLN
14	AQ	84	GLN
15	AR	38	ASN
15	AR	43	GLN
15	AR	58	ASN
15	AR	136	GLN
16	A1	44	ASN
16	A1	49	HIS
16	A1	71	GLN
17	A2	11	GLN
17	A2	89	GLN
18	AS	40	ASN
18	AS	102	HIS
18	AS	111	HIS
19	AT	41	ASN
19	AT	55	ASN
19	AT	87	GLN
20	AU	57	GLN
21	AV	30	ASN
21	AV	54	HIS
21	AV	75	ASN
21	AV	85	HIS
21	AV	132	ASN
21	AV	151	HIS
22	A3	17	GLN
22	A3	35	ASN
22	A3	70	GLN
23	AZ	56	GLN
23	AZ	66	HIS
24	AW	56	GLN
25	AX	19	GLN
25	AX	32	GLN
25	AX	46	ASN
25	AX	52	HIS
26	A4	47	GLN
27	A5	4	HIS
27	A5	22	HIS
27	A5	23	HIS
27	A5	43	HIS
28	A6	26	ASN
28	A6	46	HIS

Continued on next page...

Continued from previous page...

Mol	Chain	Res	Type
28	A6	49	HIS
29	A7	8	ASN
30	A8	31	HIS
32	BE	19	HIS
32	BE	40	HIS
32	BE	94	ASN
32	BE	95	GLN
32	BE	204	ASN
33	BF	28	GLN
33	BF	102	ASN
33	BF	136	GLN
33	BF	162	GLN
33	BF	170	GLN
33	BF	176	HIS
33	BF	181	ASN
34	BG	42	GLN
34	BG	119	GLN
34	BG	125	HIS
34	BG	160	GLN
34	BG	201	GLN
35	BH	20	GLN
35	BH	78	HIS
35	BH	127	ASN
36	BI	7	ASN
36	BI	16	GLN
36	BI	18	GLN
36	BI	27	GLN
36	BI	57	GLN
36	BI	64	GLN
37	BJ	37	ASN
37	BJ	86	GLN
37	BJ	148	ASN
39	BL	23	ASN
39	BL	89	ASN
39	BL	117	HIS
39	BL	124	GLN
40	BM	13	HIS
40	BM	56	HIS
41	BN	26	ASN
41	BN	38	ASN
41	BN	93	GLN
41	BN	117	ASN

Continued on next page...

Continued from previous page...

Mol	Chain	Res	Type
42	BO	8	ASN
42	BO	9	GLN
42	BO	49	ASN
42	BO	80	HIS
43	BP	62	ASN
43	BP	77	ASN
43	BP	101	GLN
45	BR	28	GLN
45	BR	37	ASN
45	BR	46	HIS
46	BS	76	GLN
46	BS	82	GLN
47	BT	16	GLN
47	BT	94	ASN
49	BV	65	ASN
49	BV	83	HIS
50	BW	26	ASN
50	BW	73	HIS
32	CE	37	ASN
32	CE	40	HIS
32	CE	135	GLN
32	CE	140	HIS
33	CF	3	ASN
33	CF	28	GLN
33	CF	123	GLN
33	CF	162	GLN
33	CF	170	GLN
33	CF	181	ASN
34	CG	43	HIS
34	CG	62	GLN
34	CG	123	HIS
35	CH	20	GLN
35	CH	141	GLN
36	CI	27	GLN
36	CI	32	ASN
36	CI	57	GLN
36	CI	73	ASN
36	CI	94	GLN
36	CI	100	ASN
37	CJ	13	GLN
37	CJ	37	ASN
37	CJ	97	GLN

Continued on next page...

Continued from previous page...

Mol	Chain	Res	Type
37	CJ	109	ASN
38	CK	82	HIS
39	CL	3	GLN
39	CL	23	ASN
39	CL	89	ASN
39	CL	117	HIS
39	CL	124	GLN
40	CM	13	HIS
40	CM	56	HIS
40	CM	78	ASN
41	CN	26	ASN
41	CN	93	GLN
41	CN	99	GLN
41	CN	117	ASN
42	CO	8	ASN
42	CO	9	GLN
42	CO	49	ASN
42	CO	75	HIS
42	CO	99	HIS
43	CP	62	ASN
43	CP	77	ASN
43	CP	92	HIS
44	CQ	49	HIS
45	CR	37	ASN
45	CR	62	GLN
46	CS	65	GLN
46	CS	76	GLN
47	CT	16	GLN
49	CV	14	HIS
49	CV	56	GLN
50	CW	9	ASN
50	CW	26	ASN
3	DD	58	HIS
3	DD	96	HIS
3	DD	112	GLN
3	DD	115	GLN
3	DD	116	GLN
3	DD	126	GLN
3	DD	143	HIS
3	DD	166	GLN
3	DD	186	HIS
3	DD	198	ASN

Continued on next page...

Continued from previous page...

Mol	Chain	Res	Type
3	DD	253	GLN
4	DE	48	GLN
4	DE	60	ASN
4	DE	66	HIS
4	DE	132	HIS
4	DE	143	ASN
4	DE	192	ASN
5	DF	29	ASN
5	DF	69	HIS
5	DF	169	ASN
5	DF	203	GLN
6	DG	40	ASN
6	DG	41	GLN
6	DG	58	GLN
6	DG	79	ASN
7	DH	74	ASN
8	DK	54	GLN
8	DK	105	HIS
8	DK	133	HIS
9	DM	45	ASN
9	DM	94	HIS
9	DM	101	HIS
9	DM	130	HIS
9	DM	131	GLN
10	DN	89	ASN
11	DO	9	ASN
11	DO	128	HIS
12	DP	12	GLN
12	DP	113	GLN
12	DP	123	HIS
13	D0	3	HIS
13	D0	11	ASN
13	D0	13	HIS
13	D0	16	HIS
13	D0	23	ASN
13	D0	24	GLN
13	D0	61	HIS
13	D0	71	GLN
14	DQ	61	ASN
14	DQ	68	GLN
15	DR	38	ASN
15	DR	136	GLN

Continued on next page...

Continued from previous page...

Mol	Chain	Res	Type
16	D1	49	HIS
16	D1	72	HIS
16	D1	75	ASN
16	D1	81	HIS
16	D1	104	GLN
16	D1	117	GLN
17	D2	11	GLN
17	D2	64	HIS
17	D2	87	HIS
17	D2	89	GLN
18	DS	57	ASN
18	DS	61	ASN
18	DS	62	HIS
18	DS	102	HIS
18	DS	111	HIS
19	DT	55	ASN
19	DT	87	GLN
20	DU	6	HIS
20	DU	43	ASN
20	DU	57	GLN
21	DV	34	ASN
21	DV	65	GLN
21	DV	132	ASN
22	D3	50	ASN
23	DZ	66	HIS
24	DW	38	GLN
24	DW	56	GLN
24	DW	65	ASN
25	DX	19	GLN
25	DX	33	GLN
25	DX	46	ASN
25	DX	52	HIS
26	D4	6	HIS
26	D4	40	HIS
26	D4	46	GLN
26	D4	47	GLN
26	D4	60	GLN
27	D5	43	HIS
28	D6	20	ASN
28	D6	32	ASN
28	D6	46	HIS
29	D7	8	ASN

Continued on next page...

Continued from previous page...

Mol	Chain	Res	Type
29	D7	36	GLN
30	D8	33	ASN

5.3.3 RNA [i](#)

Mol	Chain	Analysed	Backbone Outliers	Pucker Outliers
1	AA	2911/2912 (99%)	694 (23%)	62 (2%)
1	DA	2905/2912 (99%)	731 (25%)	60 (2%)
2	AB	121/122 (99%)	23 (19%)	0
2	DB	121/122 (99%)	28 (23%)	1 (0%)
31	BA	1501/1506 (99%)	351 (23%)	39 (2%)
31	CA	1501/1506 (99%)	351 (23%)	49 (3%)
52	BB	83/85 (97%)	45 (54%)	5 (6%)
52	BD	83/85 (97%)	38 (45%)	5 (6%)
52	CB	83/85 (97%)	49 (59%)	8 (9%)
52	CD	83/85 (97%)	35 (42%)	6 (7%)
53	BC	76/77 (98%)	17 (22%)	3 (3%)
53	CC	76/77 (98%)	20 (26%)	3 (3%)
54	B1	15/16 (93%)	7 (46%)	2 (13%)
54	C1	15/16 (93%)	8 (53%)	3 (20%)
All	All	9574/9606 (99%)	2397 (25%)	246 (2%)

All (2397) RNA backbone outliers are listed below:

Mol	Chain	Res	Type
1	AA	9	U
1	AA	17	G
1	AA	23	G
1	AA	34	C
1	AA	35	G
1	AA	37	C
1	AA	46	C
1	AA	51	G
1	AA	56	A
1	AA	63	U
1	AA	70	G
1	AA	71	A
1	AA	74	A
1	AA	75	G
1	AA	85	G
1	AA	92	G

Continued on next page...

Continued from previous page...

Mol	Chain	Res	Type
1	AA	95	G
1	AA	116	C
1	AA	117	G
1	AA	118	A
1	AA	119	A
1	AA	120	U
1	AA	125	G
1	AA	131	G
1	AA	135	G
1	AA	153	C
1	AA	155	C
1	AA	163	U
1	AA	164	U
1	AA	181	A
1	AA	196	A
1	AA	213	A
1	AA	214	G
1	AA	215	G
1	AA	216	A
1	AA	221	A
1	AA	222	A
1	AA	223	A
1	AA	224	G
1	AA	227	A
1	AA	228	A
1	AA	229	A
1	AA	230	U
1	AA	231	C
1	AA	232	G
1	AA	248	G
1	AA	249	C
1	AA	252	G
1	AA	264	C
1	AA	269	U
1	AA	270(C)	C
1	AA	270(K)	C
1	AA	270(L)	U
1	AA	270(M)	U
1	AA	270(N)	G
1	AA	270(P)	C
1	AA	271(C)	U
1	AA	271	G

Continued on next page...

Continued from previous page...

Mol	Chain	Res	Type
1	AA	273(E)	U
1	AA	274	G
1	AA	275	G
1	AA	278	A
1	AA	279	C
1	AA	299	A
1	AA	311	A
1	AA	324	A
1	AA	329	G
1	AA	330	A
1	AA	333	G
1	AA	334	C
1	AA	335	C
1	AA	338	G
1	AA	352	G
1	AA	356	G
1	AA	363	G
1	AA	363(E)	U
1	AA	372	G
1	AA	386	G
1	AA	387	U
1	AA	388	G
1	AA	396	G
1	AA	400	G
1	AA	405	U
1	AA	411	G
1	AA	412	A
1	AA	421	U
1	AA	428	A
1	AA	444	C
1	AA	448	U
1	AA	455	C
1	AA	457	A
1	AA	470	A
1	AA	471	A
1	AA	472	A
1	AA	479	A
1	AA	481	G
1	AA	482	A
1	AA	494	G
1	AA	505	A
1	AA	509	C

Continued on next page...

Continued from previous page...

Mol	Chain	Res	Type
1	AA	518	G
1	AA	529	A
1	AA	531	C
1	AA	532	A
1	AA	533	G
1	AA	540	G
1	AA	546	C
1	AA	556	G
1	AA	563	G
1	AA	565	C
1	AA	573	G
1	AA	575	A
1	AA	579	G
1	AA	586	A
1	AA	587	C
1	AA	588	U
1	AA	593	G
1	AA	603	A
1	AA	607	U
1	AA	609	A
1	AA	613	U
1	AA	614	U
1	AA	617	G
1	AA	618	G
1	AA	622	G
1	AA	627	A
1	AA	629	G
1	AA	632	A
1	AA	637	A
1	AA	646	A
1	AA	647	G
1	AA	653	A
1	AA	654(A)	A
1	AA	654(G)	C
1	AA	654(I)	C
1	AA	654(K)	C
1	AA	654(M)	C
1	AA	654(N)	G
1	AA	654(V)	A
1	AA	664	C
1	AA	665	C
1	AA	686	G

Continued on next page...

Continued from previous page...

Mol	Chain	Res	Type
1	AA	701	G
1	AA	717	G
1	AA	730	C
1	AA	731	C
1	AA	739	G
1	AA	740	U
1	AA	745	G
1	AA	752	A
1	AA	753	C
1	AA	758	C
1	AA	765	G
1	AA	775	G
1	AA	776	G
1	AA	782	A
1	AA	784	A
1	AA	785	G
1	AA	789	A
1	AA	790	C
1	AA	792	G
1	AA	793	A
1	AA	801	G
1	AA	805	G
1	AA	812	C
1	AA	819	A
1	AA	827	U
1	AA	828	U
1	AA	831	G
1	AA	836	G
1	AA	845	G
1	AA	855	G
1	AA	859	G
1	AA	879	G
1	AA	880	G
1	AA	881	G
1	AA	882	G
1	AA	883	G
1	AA	884	C
1	AA	885	C
1	AA	886	C
1	AA	887	A
1	AA	888	C
1	AA	890	A

Continued on next page...

Continued from previous page...

Mol	Chain	Res	Type
1	AA	893	C
1	AA	894	C
1	AA	895	U
1	AA	896	A
1	AA	897	C
1	AA	898	C
1	AA	899	A
1	AA	900	A
1	AA	901	A
1	AA	902	C
1	AA	904	C
1	AA	906	G
1	AA	907	U
1	AA	910	A
1	AA	915	C
1	AA	917	A
1	AA	918	A
1	AA	919	G
1	AA	926	A
1	AA	928	G
1	AA	932	G
1	AA	933	A
1	AA	941	A
1	AA	945	A
1	AA	946	G
1	AA	959	A
1	AA	961	C
1	AA	962	G
1	AA	968	G
1	AA	974	G
1	AA	974(A)	C
1	AA	975	G
1	AA	983	A
1	AA	989	G
1	AA	990	A
1	AA	993	G
1	AA	996	A
1	AA	998	C
1	AA	999	U
1	AA	1003	G
1	AA	1005	C
1	AA	1010	A

Continued on next page...

Continued from previous page...

Mol	Chain	Res	Type
1	AA	1011	G
1	AA	1012	U
1	AA	1013	C
1	AA	1015	G
1	AA	1016	G
1	AA	1017	G
1	AA	1020	A
1	AA	1022	G
1	AA	1023	U
1	AA	1025	G
1	AA	1026	U
1	AA	1027	A
1	AA	1033	U
1	AA	1044	G
1	AA	1045	A
1	AA	1046	A
1	AA	1047	G
1	AA	1050	A
1	AA	1054	A
1	AA	1060	U
1	AA	1061	U
1	AA	1062	G
1	AA	1065	U
1	AA	1067	A
1	AA	1068	G
1	AA	1070	A
1	AA	1071	G
1	AA	1072	C
1	AA	1075	C
1	AA	1077	A
1	AA	1078	U
1	AA	1079	C
1	AA	1081	U
1	AA	1082	U
1	AA	1084	A
1	AA	1085	A
1	AA	1086	A
1	AA	1087	G
1	AA	1088	A
1	AA	1089	G
1	AA	1090	U
1	AA	1092	C

Continued on next page...

Continued from previous page...

Mol	Chain	Res	Type
1	AA	1093	G
1	AA	1095	A
1	AA	1096	A
1	AA	1097	U
1	AA	1110	G
1	AA	1112	G
1	AA	1117	G
1	AA	1122	G
1	AA	1130	U
1	AA	1131	G
1	AA	1135	C
1	AA	1136	G
1	AA	1138	G
1	AA	1139	G
1	AA	1142	U
1	AA	1142(A)	A
1	AA	1149	G
1	AA	1151	G
1	AA	1153	C
1	AA	1154	G
1	AA	1155	A
1	AA	1156	A
1	AA	1170	G
1	AA	1175	U
1	AA	1176	G
1	AA	1178	C
1	AA	1179	C
1	AA	1182	A
1	AA	1194	A
1	AA	1195	G
1	AA	1204	A
1	AA	1205	U
1	AA	1210	A
1	AA	1211	U
1	AA	1212	G
1	AA	1218	C
1	AA	1220	A
1	AA	1221	C
1	AA	1228	G
1	AA	1229(A)	G
1	AA	1237	A
1	AA	1241	A

Continued on next page...

Continued from previous page...

Mol	Chain	Res	Type
1	AA	1242	A
1	AA	1244	G
1	AA	1250	G
1	AA	1253	A
1	AA	1256	G
1	AA	1265	A
1	AA	1267	U
1	AA	1269	A
1	AA	1271	G
1	AA	1272	A
1	AA	1273	U
1	AA	1275	A
1	AA	1298	C
1	AA	1300	U
1	AA	1301	A
1	AA	1302	A
1	AA	1306	C
1	AA	1312	U
1	AA	1313	U
1	AA	1314	C
1	AA	1329	U
1	AA	1332	G
1	AA	1338	G
1	AA	1343	G
1	AA	1344	G
1	AA	1345	C
1	AA	1349	A
1	AA	1352	U
1	AA	1359	A
1	AA	1360	A
1	AA	1365	A
1	AA	1368	G
1	AA	1370	C
1	AA	1380	G
1	AA	1384	A
1	AA	1385	G
1	AA	1386	C
1	AA	1395	A
1	AA	1412	A
1	AA	1416	G
1	AA	1417	C
1	AA	1421	G

Continued on next page...

Continued from previous page...

Mol	Chain	Res	Type
1	AA	1428	C
1	AA	1429	G
1	AA	1444(A)	A
1	AA	1449	A
1	AA	1449(A)	G
1	AA	1455	G
1	AA	1458	C
1	AA	1459	G
1	AA	1460	A
1	AA	1461	G
1	AA	1466	G
1	AA	1467	C
1	AA	1470	G
1	AA	1471	A
1	AA	1483	G
1	AA	1493	C
1	AA	1495	A
1	AA	1497	U
1	AA	1508	A
1	AA	1509	C
1	AA	1510	A
1	AA	1523	U
1	AA	1526	G
1	AA	1534	G
1	AA	1535	U
1	AA	1536	A
1	AA	1537	C
1	AA	1538	G
1	AA	1539	G
1	AA	1543	A
1	AA	1545	A
1	AA	1545(A)	A
1	AA	1546	C
1	AA	1547	C
1	AA	1548	C
1	AA	1554	A
1	AA	1558	A
1	AA	1559	G
1	AA	1560	G
1	AA	1569	A
1	AA	1578	U
1	AA	1579	A

Continued on next page...

Continued from previous page...

Mol	Chain	Res	Type
1	AA	1585	C
1	AA	1586	A
1	AA	1587	A
1	AA	1606	G
1	AA	1608	A
1	AA	1609	A
1	AA	1610	A
1	AA	1617	C
1	AA	1618	A
1	AA	1625	C
1	AA	1631	A
1	AA	1632	A
1	AA	1639	U
1	AA	1648	C
1	AA	1651	G
1	AA	1654	A
1	AA	1663	C
1	AA	1666	G
1	AA	1674	G
1	AA	1675	C
1	AA	1678	G
1	AA	1688	U
1	AA	1695	G
1	AA	1699	G
1	AA	1728	G
1	AA	1729	A
1	AA	1731	G
1	AA	1732	A
1	AA	1734	C
1	AA	1756	G
1	AA	1761	C
1	AA	1762	A
1	AA	1763	G
1	AA	1764	G
1	AA	1769	G
1	AA	1773	A
1	AA	1774	C
1	AA	1780	A
1	AA	1782	C
1	AA	1787	A
1	AA	1791	A
1	AA	1798	U

Continued on next page...

Continued from previous page...

Mol	Chain	Res	Type
1	AA	1799	G
1	AA	1800	C
1	AA	1801	G
1	AA	1802	A
1	AA	1809	A
1	AA	1814	G
1	AA	1816	G
1	AA	1819	A
1	AA	1829	A
1	AA	1835	G
1	AA	1836	C
1	AA	1847	A
1	AA	1858	G
1	AA	1860	G
1	AA	1869	G
1	AA	1870	C
1	AA	1878	G
1	AA	1882	C
1	AA	1883	G
1	AA	1888	G
1	AA	1894	C
1	AA	1896	G
1	AA	1900	A
1	AA	1901	A
1	AA	1902	C
1	AA	1903	G
1	AA	1906	G
1	AA	1914	C
1	AA	1926	U
1	AA	1929	G
1	AA	1930	G
1	AA	1938	A
1	AA	1955	U
1	AA	1956	U
1	AA	1963	U
1	AA	1964	G
1	AA	1967	C
1	AA	1969	A
1	AA	1970	A
1	AA	1971	A
1	AA	1972	A
1	AA	1982	C

Continued on next page...

Continued from previous page...

Mol	Chain	Res	Type
1	AA	1985	G
1	AA	1993	U
1	AA	2020	A
1	AA	2023	G
1	AA	2031	A
1	AA	2032	G
1	AA	2033	A
1	AA	2036	C
1	AA	2043	C
1	AA	2049	G
1	AA	2054	A
1	AA	2055	C
1	AA	2056	G
1	AA	2060	A
1	AA	2061	G
1	AA	2062	A
1	AA	2069	G
1	AA	2070	G
1	AA	2095	C
1	AA	2111	C
1	AA	2112	G
1	AA	2113	U
1	AA	2114	A
1	AA	2115	G
1	AA	2120	G
1	AA	2122	U
1	AA	2126	A
1	AA	2128	C
1	AA	2130	U
1	AA	2132	U
1	AA	2133	G
1	AA	2135	A
1	AA	2136	C
1	AA	2139	C
1	AA	2146	C
1	AA	2147	G
1	AA	2148	G
1	AA	2157	G
1	AA	2158	A
1	AA	2164	C
1	AA	2166	G
1	AA	2167	U

Continued on next page...

Continued from previous page...

Mol	Chain	Res	Type
1	AA	2168	G
1	AA	2169	A
1	AA	2171	A
1	AA	2172	U
1	AA	2173	A
1	AA	2181	G
1	AA	2190	G
1	AA	2192	G
1	AA	2194	G
1	AA	2198	A
1	AA	2199	A
1	AA	2205	C
1	AA	2206	C
1	AA	2210	G
1	AA	2211	G
1	AA	2212	A
1	AA	2215	G
1	AA	2224	G
1	AA	2225	A
1	AA	2226	C
1	AA	2238	G
1	AA	2239	G
1	AA	2240	C
1	AA	2242	G
1	AA	2243	U
1	AA	2267	A
1	AA	2269	A
1	AA	2272	U
1	AA	2273	A
1	AA	2275	C
1	AA	2278	A
1	AA	2283	C
1	AA	2287	A
1	AA	2294	C
1	AA	2307	G
1	AA	2308	G
1	AA	2310	A
1	AA	2314	C
1	AA	2319	G
1	AA	2320	A
1	AA	2325	G
1	AA	2327	A

Continued on next page...

Continued from previous page...

Mol	Chain	Res	Type
1	AA	2334	G
1	AA	2336	A
1	AA	2341	G
1	AA	2346	A
1	AA	2347	C
1	AA	2350	C
1	AA	2359	C
1	AA	2364	C
1	AA	2372	G
1	AA	2383	G
1	AA	2385	C
1	AA	2388	A
1	AA	2389	G
1	AA	2392	A
1	AA	2393	A
1	AA	2394	C
1	AA	2396	G
1	AA	2402	C
1	AA	2403	C
1	AA	2405	G
1	AA	2406	U
1	AA	2410	G
1	AA	2422	A
1	AA	2424	C
1	AA	2425	A
1	AA	2428	G
1	AA	2429	G
1	AA	2430	A
1	AA	2431	U
1	AA	2435	A
1	AA	2439	A
1	AA	2440	C
1	AA	2441	C
1	AA	2445	G
1	AA	2447	G
1	AA	2448	A
1	AA	2469	A
1	AA	2474	C
1	AA	2476	A
1	AA	2478	A
1	AA	2482	G
1	AA	2486	G

Continued on next page...

Continued from previous page...

Mol	Chain	Res	Type
1	AA	2487	G
1	AA	2494	G
1	AA	2499	C
1	AA	2500	U
1	AA	2502	G
1	AA	2504	U
1	AA	2505	G
1	AA	2506	U
1	AA	2507	C
1	AA	2518	A
1	AA	2529	G
1	AA	2543	G
1	AA	2549	G
1	AA	2554	U
1	AA	2566	A
1	AA	2567	G
1	AA	2573	C
1	AA	2574	G
1	AA	2580	U
1	AA	2582	G
1	AA	2601	C
1	AA	2602	A
1	AA	2609	U
1	AA	2610	C
1	AA	2611	U
1	AA	2612	C
1	AA	2613	U
1	AA	2614	A
1	AA	2629	A
1	AA	2630	G
1	AA	2632	A
1	AA	2636	U
1	AA	2646	C
1	AA	2661	G
1	AA	2665	A
1	AA	2673	G
1	AA	2679	A
1	AA	2682	U
1	AA	2683	C
1	AA	2689	U
1	AA	2690	C
1	AA	2691	C

Continued on next page...

Continued from previous page...

Mol	Chain	Res	Type
1	AA	2702	U
1	AA	2707	G
1	AA	2712	U
1	AA	2712(A)	A
1	AA	2713	A
1	AA	2714	G
1	AA	2724	C
1	AA	2726	U
1	AA	2733	A
1	AA	2734	A
1	AA	2739	U
1	AA	2748	A
1	AA	2752	C
1	AA	2757	A
1	AA	2758	A
1	AA	2764	A
1	AA	2765	A
1	AA	2766	G
1	AA	2778	A
1	AA	2779	U
1	AA	2781	A
1	AA	2787	C
1	AA	2789	C
1	AA	2791	C
1	AA	2793	G
1	AA	2794	C
1	AA	2795	G
1	AA	2797	U
1	AA	2798	C
1	AA	2799	A
1	AA	2801	A
1	AA	2807	G
1	AA	2808	U
1	AA	2813	A
1	AA	2818	G
1	AA	2820	A
1	AA	2821	A
1	AA	2830	G
1	AA	2833	G
1	AA	2834	G
1	AA	2835	A
1	AA	2847	U

Continued on next page...

Continued from previous page...

Mol	Chain	Res	Type
1	AA	2872	G
1	AA	2873	A
1	AA	2879	C
1	AA	2891	G
1	AA	2892	A
1	AA	2894	G
2	AB	1	U
2	AB	5	C
2	AB	7	G
2	AB	12	C
2	AB	13	A
2	AB	15	A
2	AB	19	G
2	AB	25	A
2	AB	33	G
2	AB	40	U
2	AB	41	U
2	AB	56	G
2	AB	58	A
2	AB	65	C
2	AB	66	A
2	AB	72	G
2	AB	73	A
2	AB	74	U
2	AB	89	G
2	AB	108	C
2	AB	109	G
2	AB	116	G
2	AB	119	A
31	BA	7	G
31	BA	8	A
31	BA	9	G
31	BA	30	U
31	BA	31	G
31	BA	32	A
31	BA	39	G
31	BA	47	C
31	BA	48	C
31	BA	49	U
31	BA	50	A
31	BA	51	A
31	BA	61	G

Continued on next page...

Continued from previous page...

Mol	Chain	Res	Type
31	BA	65	U
31	BA	66	G
31	BA	75	C
31	BA	76	G
31	BA	78	G
31	BA	80	G
31	BA	81	G
31	BA	82	U
31	BA	84	U
31	BA	85	U
31	BA	86	U
31	BA	87	A
31	BA	89	U
31	BA	90	C
31	BA	91	C
31	BA	95	G
31	BA	101	A
31	BA	115	G
31	BA	116	A
31	BA	119	A
31	BA	120	A
31	BA	121	C
31	BA	131	C
31	BA	144	G
31	BA	157	G
31	BA	161	A
31	BA	163	C
31	BA	171	A
31	BA	172	A
31	BA	173	U
31	BA	174	C
31	BA	180	U
31	BA	182	U
31	BA	183	G
31	BA	189	U
31	BA	190	G
31	BA	191(C)	G
31	BA	195	A
31	BA	197	A
31	BA	201	C
31	BA	208	U
31	BA	209	U

Continued on next page...

Continued from previous page...

Mol	Chain	Res	Type
31	BA	210	U
31	BA	216	G
31	BA	217	C
31	BA	220	G
31	BA	222	U
31	BA	231	G
31	BA	245	C
31	BA	247	G
31	BA	251	G
31	BA	257	G
31	BA	262	A
31	BA	266	G
31	BA	267	C
31	BA	271	C
31	BA	274	A
31	BA	280	C
31	BA	281	G
31	BA	289	G
31	BA	308	C
31	BA	313	A
31	BA	319	G
31	BA	321	A
31	BA	324	G
31	BA	328	C
31	BA	330	C
31	BA	332	G
31	BA	344	A
31	BA	345	C
31	BA	346	G
31	BA	352	C
31	BA	353	A
31	BA	354	G
31	BA	357	G
31	BA	365	U
31	BA	367	U
31	BA	372	C
31	BA	384	G
31	BA	397	A
31	BA	398	C
31	BA	411	A
31	BA	412	A
31	BA	413	G

Continued on next page...

Continued from previous page...

Mol	Chain	Res	Type
31	BA	418	C
31	BA	419	C
31	BA	422	C
31	BA	423	G
31	BA	424	G
31	BA	429	U
31	BA	430	A
31	BA	439	A
31	BA	440	A
31	BA	442	C
31	BA	452	A
31	BA	465	A
31	BA	466	C
31	BA	467	G
31	BA	479	C
31	BA	485	G
31	BA	496	A
31	BA	497	U
31	BA	503	C
31	BA	504	C
31	BA	505	G
31	BA	510	A
31	BA	511	C
31	BA	513	C
31	BA	518	C
31	BA	519	C
31	BA	521	G
31	BA	524	G
31	BA	527	G
31	BA	531	U
31	BA	533	A
31	BA	536	C
31	BA	547	A
31	BA	559	A
31	BA	560	U
31	BA	561	U
31	BA	572	A
31	BA	573	A
31	BA	576	G
31	BA	577	G
31	BA	597	G
31	BA	619	U

Continued on next page...

Continued from previous page...

Mol	Chain	Res	Type
31	BA	620	C
31	BA	630	G
31	BA	631	G
31	BA	632	A
31	BA	633	G
31	BA	639	G
31	BA	646	U
31	BA	653	A
31	BA	665	A
31	BA	672	U
31	BA	687	A
31	BA	688	G
31	BA	701	C
31	BA	704	A
31	BA	723	U
31	BA	724	G
31	BA	748	C
31	BA	749	C
31	BA	752	G
31	BA	755	G
31	BA	759	A
31	BA	774	G
31	BA	778	G
31	BA	792	A
31	BA	793	U
31	BA	794	A
31	BA	796	C
31	BA	799	G
31	BA	812	C
31	BA	813	U
31	BA	815	A
31	BA	817	C
31	BA	818	G
31	BA	820	U
31	BA	821	G
31	BA	827	U
31	BA	828	A
31	BA	841	U
31	BA	843	U
31	BA	848	C
31	BA	859	A
31	BA	872	A

Continued on next page...

Continued from previous page...

Mol	Chain	Res	Type
31	BA	873	A
31	BA	876	G
31	BA	877	C
31	BA	889	A
31	BA	902	G
31	BA	914	A
31	BA	922	G
31	BA	925	G
31	BA	926	G
31	BA	927	G
31	BA	934	C
31	BA	935	A
31	BA	948	C
31	BA	949	A
31	BA	960	U
31	BA	966	G
31	BA	968	A
31	BA	969	A
31	BA	971	G
31	BA	972	C
31	BA	974	A
31	BA	975	A
31	BA	976	G
31	BA	977	A
31	BA	982	U
31	BA	983	A
31	BA	991	U
31	BA	992	U
31	BA	993	G
31	BA	1004	A
31	BA	1006	C
31	BA	1008	C
31	BA	1017	G
31	BA	1021	G
31	BA	1024	G
31	BA	1025	U
31	BA	1026	G
31	BA	1027	C
31	BA	1028	C
31	BA	1029	G
31	BA	1032(A)	G
31	BA	1033	G

Continued on next page...

Continued from previous page...

Mol	Chain	Res	Type
31	BA	1034	G
31	BA	1036	G
31	BA	1040	U
31	BA	1042	G
31	BA	1054	C
31	BA	1055	A
31	BA	1056	U
31	BA	1081	G
31	BA	1094	G
31	BA	1095	U
31	BA	1101	A
31	BA	1108	G
31	BA	1124	G
31	BA	1125	U
31	BA	1126	U
31	BA	1127	G
31	BA	1129	C
31	BA	1131	G
31	BA	1133	G
31	BA	1136	U
31	BA	1137	C
31	BA	1138	G
31	BA	1139	G
31	BA	1140	C
31	BA	1146	A
31	BA	1151	A
31	BA	1157	A
31	BA	1158	C
31	BA	1159	U
31	BA	1160	G
31	BA	1171	G
31	BA	1177	G
31	BA	1178	G
31	BA	1179	A
31	BA	1181	G
31	BA	1182	G
31	BA	1183	A
31	BA	1186	G
31	BA	1187	G
31	BA	1188	A
31	BA	1189	C
31	BA	1193	G

Continued on next page...

Continued from previous page...

Mol	Chain	Res	Type
31	BA	1195	C
31	BA	1196	U
31	BA	1197	G
31	BA	1200	C
31	BA	1201	A
31	BA	1202	G
31	BA	1211	U
31	BA	1212	U
31	BA	1225	A
31	BA	1226	C
31	BA	1227	A
31	BA	1228	C
31	BA	1236	A
31	BA	1238	A
31	BA	1240	U
31	BA	1241	G
31	BA	1253	G
31	BA	1256	A
31	BA	1257	U
31	BA	1258	G
31	BA	1262	C
31	BA	1270	C
31	BA	1272	G
31	BA	1278	U
31	BA	1279	A
31	BA	1280	A
31	BA	1281	U
31	BA	1282	C
31	BA	1286	A
31	BA	1287	A
31	BA	1290	G
31	BA	1291	G
31	BA	1294	G
31	BA	1299	A
31	BA	1300	G
31	BA	1301	U
31	BA	1302	U
31	BA	1303	C
31	BA	1305	G
31	BA	1319	A
31	BA	1320	C
31	BA	1322	C

Continued on next page...

Continued from previous page...

Mol	Chain	Res	Type
31	BA	1323	G
31	BA	1326	C
31	BA	1331	G
31	BA	1332	A
31	BA	1335	C
31	BA	1336	C
31	BA	1337	G
31	BA	1344	C
31	BA	1346	A
31	BA	1347	G
31	BA	1350	A
31	BA	1353	G
31	BA	1362(A)	C
31	BA	1363	A
31	BA	1364	U
31	BA	1365	G
31	BA	1370	G
31	BA	1373	G
31	BA	1393	U
31	BA	1397	C
31	BA	1398	A
31	BA	1399	C
31	BA	1401	G
31	BA	1419	G
31	BA	1439	C
31	BA	1442	G
31	BA	1443	G
31	BA	1446	A
31	BA	1452	C
31	BA	1453	G
31	BA	1487	G
31	BA	1492	A
31	BA	1497	G
31	BA	1499	A
31	BA	1502	A
31	BA	1503	A
31	BA	1504	G
31	BA	1505	G
31	BA	1506	U
31	BA	1517	G
31	BA	1519	A
31	BA	1520	G

Continued on next page...

Continued from previous page...

Mol	Chain	Res	Type
31	BA	1528	U
31	BA	1529	G
52	BB	4	G
52	BB	7	G
52	BB	8	U
52	BB	9	U
52	BB	11	C
52	BB	14	A
52	BB	16	C
52	BB	17	G
52	BB	18	G
52	BB	19	C
52	BB	20	C
52	BB	21	A
52	BB	23	A
52	BB	24	G
52	BB	26	G
52	BB	27	A
52	BB	30	A
52	BB	35	G
52	BB	40	U
52	BB	42	U
52	BB	46	G
52	BB	47	U
52	BB	48	C
52	BB	50	U
52	BB	52	G
52	BB	53	A
52	BB	55	U
52	BB	57	C
52	BB	58	G
52	BB	63	U
52	BB	68	A
52	BB	69	U
52	BB	70	C
52	BB	72	U
52	BB	73	U
52	BB	74	C
52	BB	75	C
52	BB	76	C
52	BB	78	C
52	BB	79	A

Continued on next page...

Continued from previous page...

Mol	Chain	Res	Type
52	BB	80	C
52	BB	81	C
52	BB	82	A
52	BB	83	C
52	BB	84	C
53	BC	2	G
53	BC	6	G
53	BC	9	G
53	BC	16	C
53	BC	18	C
53	BC	19	G
53	BC	20	G
53	BC	21	U
53	BC	22	A
53	BC	23	G
53	BC	32	G
53	BC	44	A
53	BC	47	G
53	BC	48	U
53	BC	49	C
53	BC	53	G
53	BC	77	A
52	BD	6	G
52	BD	8	U
52	BD	9	U
52	BD	10	C
52	BD	12	C
52	BD	14	A
52	BD	15	G
52	BD	17	G
52	BD	18	G
52	BD	19	C
52	BD	20	C
52	BD	21	A
52	BD	22	A
52	BD	23	A
52	BD	24	G
52	BD	30	A
52	BD	41	C
52	BD	44	C
52	BD	46	G
52	BD	47	U

Continued on next page...

Continued from previous page...

Mol	Chain	Res	Type
52	BD	48	C
52	BD	50	U
52	BD	52	G
52	BD	54	C
52	BD	55	U
52	BD	56	U
52	BD	57	C
52	BD	58	G
52	BD	64	U
52	BD	67	A
52	BD	68	A
52	BD	69	U
52	BD	70	C
52	BD	79	A
52	BD	80	C
52	BD	81	C
52	BD	82	A
52	BD	85	A
54	B1	11	U
54	B1	12	A
54	B1	13	A
54	B1	14	A
54	B1	19	U
54	B1	23	A
54	B1	24	A
31	CA	7	G
31	CA	9	G
31	CA	22	G
31	CA	32	A
31	CA	39	G
31	CA	41	G
31	CA	42	G
31	CA	47	C
31	CA	48	C
31	CA	50	A
31	CA	51	A
31	CA	54	C
31	CA	65	U
31	CA	76	G
31	CA	78	G
31	CA	81	G
31	CA	84	U

Continued on next page...

Continued from previous page...

Mol	Chain	Res	Type
31	CA	85	U
31	CA	86	U
31	CA	87	A
31	CA	90	C
31	CA	91	C
31	CA	95	G
31	CA	116	A
31	CA	118	U
31	CA	121	C
31	CA	131	C
31	CA	144	G
31	CA	146	G
31	CA	174	C
31	CA	182	U
31	CA	185	A
31	CA	188	U
31	CA	189	U
31	CA	190	G
31	CA	191(D)	U
31	CA	195	A
31	CA	197	A
31	CA	198	G
31	CA	199	G
31	CA	208	U
31	CA	209	U
31	CA	210	U
31	CA	216	G
31	CA	231	G
31	CA	244	U
31	CA	247	G
31	CA	250	A
31	CA	251	G
31	CA	266	G
31	CA	267	C
31	CA	281	G
31	CA	289	G
31	CA	298	A
31	CA	319	G
31	CA	321	A
31	CA	328	C
31	CA	329	A
31	CA	332	G

Continued on next page...

Continued from previous page...

Mol	Chain	Res	Type
31	CA	345	C
31	CA	346	G
31	CA	347	G
31	CA	350	G
31	CA	351	G
31	CA	352	C
31	CA	353	A
31	CA	354	G
31	CA	355	C
31	CA	356	A
31	CA	363	A
31	CA	366	C
31	CA	367	U
31	CA	372	C
31	CA	373	A
31	CA	397	A
31	CA	398	C
31	CA	406	G
31	CA	411	A
31	CA	412	A
31	CA	413	G
31	CA	414	A
31	CA	422	C
31	CA	423	G
31	CA	424	G
31	CA	429	U
31	CA	430	A
31	CA	435	C
31	CA	439	A
31	CA	442	C
31	CA	446	G
31	CA	451	A
31	CA	465	A
31	CA	466	C
31	CA	467	G
31	CA	475	G
31	CA	478	A
31	CA	484	G
31	CA	485	G
31	CA	486	U
31	CA	493	G
31	CA	496	A

Continued on next page...

Continued from previous page...

Mol	Chain	Res	Type
31	CA	497	U
31	CA	500	G
31	CA	504	C
31	CA	505	G
31	CA	509	A
31	CA	510	A
31	CA	511	C
31	CA	517	G
31	CA	519	C
31	CA	521	G
31	CA	527	G
31	CA	530	G
31	CA	531	U
31	CA	532	A
31	CA	533	A
31	CA	536	C
31	CA	544	G
31	CA	547	A
31	CA	557	G
31	CA	559	A
31	CA	561	U
31	CA	562	C
31	CA	564	C
31	CA	572	A
31	CA	573	A
31	CA	575	G
31	CA	576	G
31	CA	577	G
31	CA	607	A
31	CA	608	A
31	CA	614	A
31	CA	618	C
31	CA	629	G
31	CA	632	A
31	CA	633	G
31	CA	651	C
31	CA	653	A
31	CA	662	G
31	CA	665	A
31	CA	680	C
31	CA	687	A
31	CA	688	G

Continued on next page...

Continued from previous page...

Mol	Chain	Res	Type
31	CA	701	C
31	CA	702	A
31	CA	703	G
31	CA	704	A
31	CA	716	A
31	CA	721	G
31	CA	724	G
31	CA	731	G
31	CA	733	A
31	CA	734	G
31	CA	749	C
31	CA	755	G
31	CA	767	A
31	CA	772	U
31	CA	776	G
31	CA	777	A
31	CA	782	A
31	CA	792	A
31	CA	794	A
31	CA	802	A
31	CA	812	C
31	CA	813	U
31	CA	816	A
31	CA	817	C
31	CA	821	G
31	CA	827	U
31	CA	828	A
31	CA	841	U
31	CA	842	C
31	CA	843	U
31	CA	848	C
31	CA	855	G
31	CA	859	A
31	CA	867	G
31	CA	871	U
31	CA	873	A
31	CA	874	G
31	CA	885	G
31	CA	894	G
31	CA	913	A
31	CA	914	A
31	CA	926	G

Continued on next page...

Continued from previous page...

Mol	Chain	Res	Type
31	CA	927	G
31	CA	934	C
31	CA	935	A
31	CA	958	A
31	CA	960	U
31	CA	961	U
31	CA	966	G
31	CA	968	A
31	CA	969	A
31	CA	974	A
31	CA	975	A
31	CA	976	G
31	CA	977	A
31	CA	978	A
31	CA	980	C
31	CA	982	U
31	CA	983	A
31	CA	991	U
31	CA	992	U
31	CA	993	G
31	CA	995	C
31	CA	1004	A
31	CA	1006	C
31	CA	1009	G
31	CA	1016	A
31	CA	1020	U
31	CA	1021	G
31	CA	1023	G
31	CA	1024	G
31	CA	1025	U
31	CA	1026	G
31	CA	1027	C
31	CA	1028	C
31	CA	1029	G
31	CA	1030	C
31	CA	1035	A
31	CA	1036	G
31	CA	1037	C
31	CA	1040	U
31	CA	1045	C
31	CA	1050	G
31	CA	1053	G

Continued on next page...

Continued from previous page...

Mol	Chain	Res	Type
31	CA	1054	C
31	CA	1055	A
31	CA	1056	U
31	CA	1066	C
31	CA	1067	A
31	CA	1073	U
31	CA	1081	G
31	CA	1082	G
31	CA	1084	G
31	CA	1092	A
31	CA	1094	G
31	CA	1095	U
31	CA	1097	C
31	CA	1101	A
31	CA	1113	C
31	CA	1117	G
31	CA	1124	G
31	CA	1125	U
31	CA	1127	G
31	CA	1128	C
31	CA	1129	C
31	CA	1130	A
31	CA	1136	U
31	CA	1137	C
31	CA	1138	G
31	CA	1139	G
31	CA	1146	A
31	CA	1151	A
31	CA	1154	G
31	CA	1157	A
31	CA	1158	C
31	CA	1159	U
31	CA	1160	G
31	CA	1171	G
31	CA	1177	G
31	CA	1178	G
31	CA	1179	A
31	CA	1181	G
31	CA	1182	G
31	CA	1183	A
31	CA	1184	G
31	CA	1187	G

Continued on next page...

Continued from previous page...

Mol	Chain	Res	Type
31	CA	1190	G
31	CA	1191	A
31	CA	1196	U
31	CA	1197	G
31	CA	1198	G
31	CA	1200	C
31	CA	1201	A
31	CA	1202	G
31	CA	1212	U
31	CA	1213	A
31	CA	1214	C
31	CA	1224	G
31	CA	1225	A
31	CA	1227	A
31	CA	1235	U
31	CA	1238	A
31	CA	1240	U
31	CA	1241	G
31	CA	1256	A
31	CA	1257	U
31	CA	1258	G
31	CA	1260	C
31	CA	1269	A
31	CA	1270	C
31	CA	1278	U
31	CA	1279	A
31	CA	1280	A
31	CA	1286	A
31	CA	1287	A
31	CA	1288	A
31	CA	1297	C
31	CA	1298	C
31	CA	1299	A
31	CA	1301	U
31	CA	1305	G
31	CA	1317	C
31	CA	1319	A
31	CA	1320	C
31	CA	1322	C
31	CA	1323	G
31	CA	1331	G
31	CA	1335	C

Continued on next page...

Continued from previous page...

Mol	Chain	Res	Type
31	CA	1338	G
31	CA	1340	A
31	CA	1346	A
31	CA	1347	G
31	CA	1353	G
31	CA	1363	A
31	CA	1364	U
31	CA	1368	G
31	CA	1370	G
31	CA	1379	G
31	CA	1386	G
31	CA	1397	C
31	CA	1398	A
31	CA	1400	C
31	CA	1402	C
31	CA	1404	C
31	CA	1405	G
31	CA	1419	G
31	CA	1441	G
31	CA	1442	G
31	CA	1443	G
31	CA	1446	A
31	CA	1447	G
31	CA	1450	U
31	CA	1451	A
31	CA	1452	C
31	CA	1453	G
31	CA	1454	G
31	CA	1492	A
31	CA	1494	G
31	CA	1499	A
31	CA	1502	A
31	CA	1503	A
31	CA	1504	G
31	CA	1506	U
31	CA	1507	A
31	CA	1517	G
31	CA	1518	A
31	CA	1520	G
31	CA	1529	G
52	CB	4	G
52	CB	5	G

Continued on next page...

Continued from previous page...

Mol	Chain	Res	Type
52	CB	7	G
52	CB	8	U
52	CB	9	U
52	CB	11	C
52	CB	16	C
52	CB	17	G
52	CB	18	G
52	CB	19	C
52	CB	20	C
52	CB	21	A
52	CB	22	A
52	CB	23	A
52	CB	24	G
52	CB	26	G
52	CB	27	A
52	CB	28	G
52	CB	30	A
52	CB	34	U
52	CB	35	G
52	CB	37	A
52	CB	39	A
52	CB	41	C
52	CB	42	U
52	CB	45	C
52	CB	46	G
52	CB	47	U
52	CB	50	U
52	CB	51	C
52	CB	52	G
52	CB	54	C
52	CB	55	U
52	CB	56	U
52	CB	58	G
52	CB	62	G
52	CB	63	U
52	CB	68	A
52	CB	70	C
52	CB	73	U
52	CB	74	C
52	CB	75	C
52	CB	76	C
52	CB	78	C

Continued on next page...

Continued from previous page...

Mol	Chain	Res	Type
52	CB	79	A
52	CB	80	C
52	CB	81	C
52	CB	82	A
52	CB	83	C
53	CC	6	G
53	CC	9	G
53	CC	16	C
53	CC	17	C
53	CC	18	C
53	CC	19	G
53	CC	20	G
53	CC	21	U
53	CC	22	A
53	CC	23	G
53	CC	38	A
53	CC	43	G
53	CC	47	G
53	CC	48	U
53	CC	49	C
53	CC	50	G
53	CC	51	U
53	CC	66	C
53	CC	68	C
53	CC	77	A
52	CD	5	G
52	CD	6	G
52	CD	8	U
52	CD	9	U
52	CD	10	C
52	CD	13	G
52	CD	14	A
52	CD	15	G
52	CD	17	G
52	CD	18	G
52	CD	19	C
52	CD	20	C
52	CD	21	A
52	CD	22	A
52	CD	23	A
52	CD	25	G
52	CD	30	A

Continued on next page...

Continued from previous page...

Mol	Chain	Res	Type
52	CD	32	A
52	CD	44	C
52	CD	45	C
52	CD	46	G
52	CD	49	A
52	CD	50	U
52	CD	52	G
52	CD	53	A
52	CD	54	C
52	CD	55	U
52	CD	56	U
52	CD	58	G
52	CD	64	U
52	CD	67	A
52	CD	68	A
52	CD	69	U
52	CD	70	C
52	CD	85	A
54	C1	11	U
54	C1	12	A
54	C1	13	A
54	C1	14	A
54	C1	19	U
54	C1	20	G
54	C1	22	A
54	C1	23	A
1	DA	3	U
1	DA	5	A
1	DA	6	A
1	DA	10	G
1	DA	34	C
1	DA	36	G
1	DA	46	C
1	DA	47	C
1	DA	49	A
1	DA	50	U
1	DA	51	G
1	DA	53	A
1	DA	55	G
1	DA	58	G
1	DA	60	G
1	DA	61	G

Continued on next page...

Continued from previous page...

Mol	Chain	Res	Type
1	DA	70	G
1	DA	71	A
1	DA	72	U
1	DA	74	A
1	DA	75	G
1	DA	78	A
1	DA	84	A
1	DA	90	U
1	DA	91	A
1	DA	93	C
1	DA	94	G
1	DA	95	G
1	DA	99	U
1	DA	102	G
1	DA	118	A
1	DA	119	A
1	DA	120	U
1	DA	121	G
1	DA	122	G
1	DA	129	C
1	DA	135	G
1	DA	138	G
1	DA	139	G
1	DA	140	A
1	DA	153	C
1	DA	154	G
1	DA	155	C
1	DA	172	C
1	DA	173	G
1	DA	174	C
1	DA	175	G
1	DA	196	A
1	DA	199	A
1	DA	200	U
1	DA	205	G
1	DA	206	U
1	DA	214	G
1	DA	215	G
1	DA	216	A
1	DA	221	A
1	DA	222	A
1	DA	228	A

Continued on next page...

Continued from previous page...

Mol	Chain	Res	Type
1	DA	229	A
1	DA	233	A
1	DA	238	C
1	DA	248	G
1	DA	249	C
1	DA	252	G
1	DA	264	C
1	DA	270(K)	C
1	DA	270(L)	U
1	DA	270(M)	U
1	DA	270(O)	U
1	DA	270(Z)	U
1	DA	271(C)	U
1	DA	271	G
1	DA	273(B)	C
1	DA	273(D)	C
1	DA	274	G
1	DA	275	G
1	DA	276	A
1	DA	278	A
1	DA	279	C
1	DA	283	A
1	DA	287	C
1	DA	289	A
1	DA	298	G
1	DA	303	U
1	DA	311	A
1	DA	312	G
1	DA	324	A
1	DA	329	G
1	DA	330	A
1	DA	331	A
1	DA	342	G
1	DA	352	G
1	DA	354	G
1	DA	356	G
1	DA	357	A
1	DA	362	U
1	DA	363	G
1	DA	363(E)	U
1	DA	363(F)	A
1	DA	364	C

Continued on next page...

Continued from previous page...

Mol	Chain	Res	Type
1	DA	372	G
1	DA	386	G
1	DA	395	U
1	DA	396	G
1	DA	405	U
1	DA	406	G
1	DA	411	G
1	DA	414	C
1	DA	427	U
1	DA	428	A
1	DA	443	A
1	DA	444	C
1	DA	448	U
1	DA	454	A
1	DA	455	C
1	DA	457	A
1	DA	470	A
1	DA	471	A
1	DA	481	G
1	DA	482	A
1	DA	488	G
1	DA	489	G
1	DA	494	G
1	DA	505	A
1	DA	508	G
1	DA	509	C
1	DA	512	G
1	DA	525	U
1	DA	528	A
1	DA	530	G
1	DA	531	C
1	DA	532	A
1	DA	533	G
1	DA	547	A
1	DA	549	G
1	DA	556	G
1	DA	562	U
1	DA	563	G
1	DA	573	G
1	DA	575	A
1	DA	593	G
1	DA	603	A

Continued on next page...

Continued from previous page...

Mol	Chain	Res	Type
1	DA	607	U
1	DA	609(A)	G
1	DA	613	U
1	DA	614	U
1	DA	615	G
1	DA	617	G
1	DA	618	G
1	DA	619	G
1	DA	621	A
1	DA	622	G
1	DA	627	A
1	DA	634	C
1	DA	637	A
1	DA	644	A
1	DA	645	C
1	DA	646	A
1	DA	649	G
1	DA	651	G
1	DA	652	C
1	DA	654	A
1	DA	654(A)	A
1	DA	654(G)	C
1	DA	654(I)	C
1	DA	654(K)	C
1	DA	654(N)	G
1	DA	654(T)	A
1	DA	664	C
1	DA	669	G
1	DA	670	A
1	DA	686	G
1	DA	717	G
1	DA	720	C
1	DA	722	A
1	DA	730	C
1	DA	739	G
1	DA	740	U
1	DA	745	G
1	DA	746	A
1	DA	748	G
1	DA	749	C
1	DA	752	A
1	DA	753	C

Continued on next page...

Continued from previous page...

Mol	Chain	Res	Type
1	DA	762	U
1	DA	776	G
1	DA	779	U
1	DA	782	A
1	DA	784	A
1	DA	785	G
1	DA	789	A
1	DA	790	C
1	DA	791	C
1	DA	792	G
1	DA	793	A
1	DA	797	C
1	DA	801	G
1	DA	805	G
1	DA	808	G
1	DA	812	C
1	DA	819	A
1	DA	827	U
1	DA	832	G
1	DA	846	C
1	DA	852	G
1	DA	856	C
1	DA	859	G
1	DA	870	A
1	DA	871	U
1	DA	878	A
1	DA	880	G
1	DA	882	G
1	DA	885	C
1	DA	886	C
1	DA	887	A
1	DA	888	C
1	DA	889	C
1	DA	890	A
1	DA	894	C
1	DA	896	A
1	DA	897	C
1	DA	898	C
1	DA	899	A
1	DA	900	A
1	DA	901	A
1	DA	902	C

Continued on next page...

Continued from previous page...

Mol	Chain	Res	Type
1	DA	903	C
1	DA	904	C
1	DA	910	A
1	DA	915	C
1	DA	916	G
1	DA	917	A
1	DA	926	A
1	DA	932	G
1	DA	933	A
1	DA	934	G
1	DA	935	C
1	DA	941	A
1	DA	945	A
1	DA	946	G
1	DA	958	U
1	DA	959	A
1	DA	961	C
1	DA	972	G
1	DA	974	G
1	DA	976	C
1	DA	980	A
1	DA	983	A
1	DA	987	G
1	DA	989	G
1	DA	990	A
1	DA	991	C
1	DA	996	A
1	DA	998	C
1	DA	1005	C
1	DA	1012	U
1	DA	1013	C
1	DA	1016	G
1	DA	1022	G
1	DA	1023	U
1	DA	1024	G
1	DA	1025	G
1	DA	1026	U
1	DA	1028	A
1	DA	1029	A
1	DA	1031	G
1	DA	1034	G
1	DA	1044	G

Continued on next page...

Continued from previous page...

Mol	Chain	Res	Type
1	DA	1045	A
1	DA	1048	A
1	DA	1050	A
1	DA	1051	G
1	DA	1054	A
1	DA	1059	G
1	DA	1060	U
1	DA	1061	U
1	DA	1065	U
1	DA	1067	A
1	DA	1068	G
1	DA	1070	A
1	DA	1071	G
1	DA	1076	C
1	DA	1085	A
1	DA	1086	A
1	DA	1087	G
1	DA	1088	A
1	DA	1089	G
1	DA	1090	U
1	DA	1091	G
1	DA	1095	A
1	DA	1096	A
1	DA	1099	G
1	DA	1111	A
1	DA	1112	G
1	DA	1122	G
1	DA	1128	A
1	DA	1129	A
1	DA	1135	C
1	DA	1136	G
1	DA	1137	G
1	DA	1139	G
1	DA	1141	U
1	DA	1142	U
1	DA	1142(A)	A
1	DA	1143	A
1	DA	1149	G
1	DA	1159	U
1	DA	1168	G
1	DA	1170	G
1	DA	1171	G

Continued on next page...

Continued from previous page...

Mol	Chain	Res	Type
1	DA	1173	G
1	DA	1174	A
1	DA	1175	U
1	DA	1176	G
1	DA	1177	A
1	DA	1178	C
1	DA	1203	G
1	DA	1204	A
1	DA	1205	U
1	DA	1211	U
1	DA	1219	G
1	DA	1220	A
1	DA	1234	U
1	DA	1237	A
1	DA	1242	A
1	DA	1244	G
1	DA	1248	G
1	DA	1253	A
1	DA	1254	A
1	DA	1255	U
1	DA	1256	G
1	DA	1271	G
1	DA	1272	A
1	DA	1273	U
1	DA	1298	C
1	DA	1300	U
1	DA	1301	A
1	DA	1302	A
1	DA	1313	U
1	DA	1314	C
1	DA	1319	G
1	DA	1320	C
1	DA	1325	G
1	DA	1329	U
1	DA	1332	G
1	DA	1345	C
1	DA	1349	A
1	DA	1352	U
1	DA	1359	A
1	DA	1360	A
1	DA	1365	A
1	DA	1368	G

Continued on next page...

Continued from previous page...

Mol	Chain	Res	Type
1	DA	1370	C
1	DA	1380	G
1	DA	1384	A
1	DA	1385	G
1	DA	1386	C
1	DA	1395	A
1	DA	1398	C
1	DA	1404	C
1	DA	1405	U
1	DA	1407	C
1	DA	1415	U
1	DA	1416	G
1	DA	1417	C
1	DA	1419	A
1	DA	1420	U
1	DA	1421	G
1	DA	1427	A
1	DA	1428	C
1	DA	1435	G
1	DA	1437	C
1	DA	1443	G
1	DA	1444(A)	A
1	DA	1445	C
1	DA	1449	A
1	DA	1449(A)	G
1	DA	1451	C
1	DA	1458	C
1	DA	1460	A
1	DA	1461	G
1	DA	1467	C
1	DA	1471	A
1	DA	1475	G
1	DA	1478	G
1	DA	1482	U
1	DA	1483	G
1	DA	1490	A
1	DA	1492	G
1	DA	1493	C
1	DA	1496	A
1	DA	1508	A
1	DA	1509	C
1	DA	1510	A

Continued on next page...

Continued from previous page...

Mol	Chain	Res	Type
1	DA	1515	C
1	DA	1516	U
1	DA	1520	U
1	DA	1528	A
1	DA	1534	G
1	DA	1535	U
1	DA	1539	G
1	DA	1543	A
1	DA	1546	C
1	DA	1554	A
1	DA	1558	A
1	DA	1559	G
1	DA	1569	A
1	DA	1578	U
1	DA	1579	A
1	DA	1586	A
1	DA	1588	C
1	DA	1598	C
1	DA	1606	G
1	DA	1607	C
1	DA	1608	A
1	DA	1609	A
1	DA	1610	A
1	DA	1618	A
1	DA	1625	C
1	DA	1635	G
1	DA	1639	U
1	DA	1640	C
1	DA	1644	C
1	DA	1648	C
1	DA	1651	G
1	DA	1654	A
1	DA	1661	G
1	DA	1674	G
1	DA	1675	C
1	DA	1678	G
1	DA	1693	U
1	DA	1695	G
1	DA	1696	G
1	DA	1700	A
1	DA	1701	A
1	DA	1725	G

Continued on next page...

Continued from previous page...

Mol	Chain	Res	Type
1	DA	1726	G
1	DA	1728	G
1	DA	1729	A
1	DA	1731	G
1	DA	1734	C
1	DA	1743	G
1	DA	1756	G
1	DA	1758	G
1	DA	1761	C
1	DA	1762	A
1	DA	1763	G
1	DA	1764	G
1	DA	1773	A
1	DA	1780	A
1	DA	1782	C
1	DA	1791	A
1	DA	1794	U
1	DA	1800	C
1	DA	1801	G
1	DA	1802	A
1	DA	1816	G
1	DA	1820	U
1	DA	1829	A
1	DA	1839	G
1	DA	1847	A
1	DA	1848	A
1	DA	1858	G
1	DA	1860	G
1	DA	1871	A
1	DA	1872	A
1	DA	1878	G
1	DA	1882	C
1	DA	1888	G
1	DA	1889	A
1	DA	1896	G
1	DA	1900	A
1	DA	1902	C
1	DA	1906	G
1	DA	1909	C
1	DA	1913	A
1	DA	1915	U
1	DA	1917	U

Continued on next page...

Continued from previous page...

Mol	Chain	Res	Type
1	DA	1918	A
1	DA	1929	G
1	DA	1930	G
1	DA	1936	A
1	DA	1938	A
1	DA	1940	U
1	DA	1949	G
1	DA	1955	U
1	DA	1956	U
1	DA	1961	C
1	DA	1963	U
1	DA	1967	C
1	DA	1970	A
1	DA	1971	A
1	DA	1972	A
1	DA	1991	U
1	DA	1993	U
1	DA	2007	C
1	DA	2023	G
1	DA	2031	A
1	DA	2032	G
1	DA	2033	A
1	DA	2039	C
1	DA	2043	C
1	DA	2051	A
1	DA	2055	C
1	DA	2056	G
1	DA	2059	A
1	DA	2060	A
1	DA	2061	G
1	DA	2062	A
1	DA	2069	G
1	DA	2082	A
1	DA	2093	G
1	DA	2100	G
1	DA	2107	C
1	DA	2108	C
1	DA	2111	C
1	DA	2113	U
1	DA	2114	A
1	DA	2117	A
1	DA	2120	G

Continued on next page...

Continued from previous page...

Mol	Chain	Res	Type
1	DA	2126	A
1	DA	2127	G
1	DA	2128	C
1	DA	2130	U
1	DA	2131	G
1	DA	2132	U
1	DA	2133	G
1	DA	2134	A
1	DA	2136	C
1	DA	2144	U
1	DA	2145	C
1	DA	2146	C
1	DA	2147	G
1	DA	2148	G
1	DA	2151	G
1	DA	2159	G
1	DA	2164	C
1	DA	2166	G
1	DA	2171	A
1	DA	2172	U
1	DA	2173	A
1	DA	2174	C
1	DA	2191	G
1	DA	2192	G
1	DA	2196	C
1	DA	2198	A
1	DA	2210	G
1	DA	2211	G
1	DA	2212	A
1	DA	2213	U
1	DA	2215	G
1	DA	2225	A
1	DA	2226	C
1	DA	2238	G
1	DA	2239	G
1	DA	2240	C
1	DA	2249	U
1	DA	2252	G
1	DA	2258	C
1	DA	2272	U
1	DA	2273	A
1	DA	2275	C

Continued on next page...

Continued from previous page...

Mol	Chain	Res	Type
1	DA	2276	G
1	DA	2280	G
1	DA	2283	C
1	DA	2287	A
1	DA	2288	A
1	DA	2291	U
1	DA	2297	C
1	DA	2303	G
1	DA	2307	G
1	DA	2308	G
1	DA	2309	A
1	DA	2310	A
1	DA	2311	A
1	DA	2312	U
1	DA	2313	C
1	DA	2319	G
1	DA	2320	A
1	DA	2321	G
1	DA	2324	C
1	DA	2325	G
1	DA	2327	A
1	DA	2333	A
1	DA	2334	G
1	DA	2335	A
1	DA	2343	C
1	DA	2345	G
1	DA	2346	A
1	DA	2347	C
1	DA	2350	C
1	DA	2355	C
1	DA	2383	G
1	DA	2385	C
1	DA	2387	U
1	DA	2388	A
1	DA	2389	G
1	DA	2391	G
1	DA	2392	A
1	DA	2394	C
1	DA	2396	G
1	DA	2397	G
1	DA	2402	C
1	DA	2403	C

Continued on next page...

Continued from previous page...

Mol	Chain	Res	Type
1	DA	2406	U
1	DA	2411	A
1	DA	2414	G
1	DA	2422	A
1	DA	2425	A
1	DA	2428	G
1	DA	2429	G
1	DA	2430	A
1	DA	2432	A
1	DA	2434	A
1	DA	2435	A
1	DA	2436	G
1	DA	2439	A
1	DA	2440	C
1	DA	2441	C
1	DA	2446	G
1	DA	2447	G
1	DA	2448	A
1	DA	2449	U
1	DA	2467	C
1	DA	2468	G
1	DA	2469	A
1	DA	2470	G
1	DA	2472	G
1	DA	2473	U
1	DA	2476	A
1	DA	2478	A
1	DA	2482	G
1	DA	2484	G
1	DA	2492	U
1	DA	2495	G
1	DA	2496	C
1	DA	2497	A
1	DA	2498	C
1	DA	2501	C
1	DA	2502	G
1	DA	2504	U
1	DA	2505	G
1	DA	2506	U
1	DA	2518	A
1	DA	2519	U
1	DA	2520	C

Continued on next page...

Continued from previous page...

Mol	Chain	Res	Type
1	DA	2523	G
1	DA	2525	G
1	DA	2526	G
1	DA	2529	G
1	DA	2530	A
1	DA	2542	A
1	DA	2543	G
1	DA	2551	C
1	DA	2554	U
1	DA	2555	U
1	DA	2566	A
1	DA	2567	G
1	DA	2569	G
1	DA	2571	C
1	DA	2585	U
1	DA	2592	G
1	DA	2602	A
1	DA	2603	G
1	DA	2604	U
1	DA	2608	G
1	DA	2609	U
1	DA	2611	U
1	DA	2612	C
1	DA	2621	A
1	DA	2630	G
1	DA	2636	U
1	DA	2637	U
1	DA	2646	C
1	DA	2654	A
1	DA	2655	G
1	DA	2665	A
1	DA	2669	G
1	DA	2673	G
1	DA	2675	A
1	DA	2679	A
1	DA	2681	C
1	DA	2683	C
1	DA	2684	U
1	DA	2689	U
1	DA	2690	C
1	DA	2691	C
1	DA	2702	U

Continued on next page...

Continued from previous page...

Mol	Chain	Res	Type
1	DA	2703	C
1	DA	2707	G
1	DA	2712(A)	A
1	DA	2713	A
1	DA	2714	G
1	DA	2726	U
1	DA	2733	A
1	DA	2744	G
1	DA	2748	A
1	DA	2750	A
1	DA	2751	G
1	DA	2752	C
1	DA	2757	A
1	DA	2758	A
1	DA	2761	G
1	DA	2762	G
1	DA	2763	G
1	DA	2766	G
1	DA	2777	G
1	DA	2778	A
1	DA	2779	U
1	DA	2780	G
1	DA	2781	A
1	DA	2789	C
1	DA	2791	C
1	DA	2797	U
1	DA	2798	C
1	DA	2801	A
1	DA	2808	U
1	DA	2818	G
1	DA	2820	A
1	DA	2821	A
1	DA	2833	G
1	DA	2834	G
1	DA	2844	G
1	DA	2845	G
1	DA	2860	A
1	DA	2872	G
1	DA	2873	A
1	DA	2893	G
1	DA	2894	G
1	DA	2896	C

Continued on next page...

Continued from previous page...

Mol	Chain	Res	Type
1	DA	2897	U
2	DB	0	A
2	DB	8	U
2	DB	13	A
2	DB	15	A
2	DB	16	G
2	DB	24	G
2	DB	25	A
2	DB	30	C
2	DB	31	C
2	DB	32	C
2	DB	40	U
2	DB	41	U
2	DB	42	C
2	DB	43	C
2	DB	45	A
2	DB	52	A
2	DB	53	A
2	DB	56	G
2	DB	73	A
2	DB	75	G
2	DB	81	G
2	DB	82	G
2	DB	88	C
2	DB	89	G
2	DB	89(A)	A
2	DB	99	A
2	DB	105	G
2	DB	109	G

All (246) RNA pucker outliers are listed below:

Mol	Chain	Res	Type
1	AA	125	G
1	AA	196	A
1	AA	222	A
1	AA	229	A
1	AA	270(M)	U
1	AA	270(O)	U
1	AA	271(B)	G
1	AA	404	C
1	AA	481	G

Continued on next page...

Continued from previous page...

Mol	Chain	Res	Type
1	AA	504	U
1	AA	587	C
1	AA	746	A
1	AA	752	A
1	AA	800	A
1	AA	880	G
1	AA	945	A
1	AA	974	G
1	AA	974(A)	C
1	AA	1022	G
1	AA	1026	U
1	AA	1060	U
1	AA	1081	U
1	AA	1085	A
1	AA	1130	U
1	AA	1177	A
1	AA	1178	C
1	AA	1210	A
1	AA	1312	U
1	AA	1379	A
1	AA	1416	G
1	AA	1420	U
1	AA	1427	A
1	AA	1497	U
1	AA	1546	C
1	AA	1558	A
1	AA	1608	A
1	AA	1609	A
1	AA	1653	G
1	AA	1694	C
1	AA	1698	A
1	AA	1799	G
1	AA	1900	A
1	AA	1955	U
1	AA	1980	G
1	AA	1992	G
1	AA	2060	A
1	AA	2110	G
1	AA	2135	A
1	AA	2157	G
1	AA	2167	U
1	AA	2171	A

Continued on next page...

Continued from previous page...

Mol	Chain	Res	Type
1	AA	2211	G
1	AA	2346	A
1	AA	2402	C
1	AA	2439	A
1	AA	2481	G
1	AA	2566	A
1	AA	2610	C
1	AA	2613	U
1	AA	2689	U
1	AA	2751	G
1	AA	2756	U
31	BA	31	G
31	BA	49	U
31	BA	50	A
31	BA	79	G
31	BA	115	G
31	BA	119	A
31	BA	173	U
31	BA	181	G
31	BA	210	U
31	BA	266	G
31	BA	353	A
31	BA	412	A
31	BA	429	U
31	BA	484	G
31	BA	495	A
31	BA	509	A
31	BA	530	G
31	BA	560	U
31	BA	687	A
31	BA	703	G
31	BA	748	C
31	BA	812	C
31	BA	820	U
31	BA	871	U
31	BA	913	A
31	BA	992	U
31	BA	1025	U
31	BA	1027	C
31	BA	1126	U
31	BA	1178	G
31	BA	1211	U

Continued on next page...

Continued from previous page...

Mol	Chain	Res	Type
31	BA	1256	A
31	BA	1285	A
31	BA	1322	C
31	BA	1331	G
31	BA	1452	C
31	BA	1498	U
31	BA	1502	A
31	BA	1504	G
52	BB	3	U
52	BB	18	G
52	BB	19	C
52	BB	46	G
52	BB	75	C
53	BC	19	G
53	BC	47	G
53	BC	48	U
52	BD	17	G
52	BD	18	G
52	BD	21	A
52	BD	57	C
52	BD	67	A
54	B1	11	U
54	B1	13	A
31	CA	31	G
31	CA	64	G
31	CA	86	U
31	CA	89	U
31	CA	115	G
31	CA	197	A
31	CA	201	C
31	CA	209	U
31	CA	243	A
31	CA	250	A
31	CA	266	G
31	CA	327	A
31	CA	328	C
31	CA	345	C
31	CA	412	A
31	CA	429	U
31	CA	485	G
31	CA	509	A
31	CA	560	U

Continued on next page...

Continued from previous page...

Mol	Chain	Res	Type
31	CA	631	G
31	CA	632	A
31	CA	686	U
31	CA	687	A
31	CA	723	U
31	CA	748	C
31	CA	812	C
31	CA	873	A
31	CA	913	A
31	CA	982	U
31	CA	991	U
31	CA	992	U
31	CA	1025	U
31	CA	1049	U
31	CA	1054	C
31	CA	1126	U
31	CA	1128	C
31	CA	1145	C
31	CA	1157	A
31	CA	1177	G
31	CA	1196	U
31	CA	1285	A
31	CA	1297	C
31	CA	1300	G
31	CA	1346	A
31	CA	1442	G
31	CA	1449	C
31	CA	1453	G
31	CA	1498	U
31	CA	1503	A
52	CB	3	U
52	CB	6	G
52	CB	18	G
52	CB	19	C
52	CB	46	G
52	CB	57	C
52	CB	75	C
52	CB	78	C
53	CC	19	G
53	CC	47	G
53	CC	48	U
52	CD	9	U

Continued on next page...

Continued from previous page...

Mol	Chain	Res	Type
52	CD	17	G
52	CD	18	G
52	CD	21	A
52	CD	57	C
52	CD	67	A
54	C1	11	U
54	C1	12	A
54	C1	13	A
1	DA	49	A
1	DA	71	A
1	DA	128	C
1	DA	196	A
1	DA	204	A
1	DA	205	G
1	DA	278	A
1	DA	310	A
1	DA	654(S)	G
1	DA	669	G
1	DA	686	G
1	DA	752	A
1	DA	790	C
1	DA	800	A
1	DA	827	U
1	DA	877	U
1	DA	888	C
1	DA	893	C
1	DA	932	G
1	DA	1022	G
1	DA	1085	A
1	DA	1089	G
1	DA	1171	G
1	DA	1210	A
1	DA	1379	A
1	DA	1397	U
1	DA	1416	G
1	DA	1420	U
1	DA	1427	A
1	DA	1460	A
1	DA	1558	A
1	DA	1608	A
1	DA	1653	G
1	DA	1819	A

Continued on next page...

Continued from previous page...

Mol	Chain	Res	Type
1	DA	1899	G
1	DA	1955	U
1	DA	1980	G
1	DA	1992	G
1	DA	2135	A
1	DA	2191	G
1	DA	2210	G
1	DA	2211	G
1	DA	2225	A
1	DA	2238	G
1	DA	2275	C
1	DA	2308	G
1	DA	2406	U
1	DA	2439	A
1	DA	2447	G
1	DA	2519	U
1	DA	2602	A
1	DA	2610	C
1	DA	2629	A
1	DA	2689	U
1	DA	2751	G
1	DA	2756	U
1	DA	2776	A
1	DA	2790	A
1	DA	2859	G
1	DA	2893	G
2	DB	88	C

5.4 Non-standard residues in protein, DNA, RNA chains [i](#)

4 non-standard protein/DNA/RNA residues are modelled in this entry.

In the following table, the Counts columns list the number of bonds (or angles) for which Mogul statistics could be retrieved, the number of bonds (or angles) that are observed in the model and the number of bonds (or angles) that are defined in the Chemical Component Dictionary. The Link column lists molecule types, if any, to which the group is linked. The Z score for a bond length (or angle) is the number of standard deviations the observed value is removed from the expected value. A bond length (or angle) with $|Z| > 2$ is considered an outlier worth inspection. RMSZ is the root-mean-square of all Z scores of the bond lengths (or angles).

Mol	Type	Chain	Res	Link	Bond lengths			Bond angles		
					Counts	RMSZ	# Z > 2	Counts	RMSZ	# Z > 2
52	MIA	BD	38	52	24,31,32	2.10	3 (12%)	22,44,47	3.09	7 (31%)

Mol	Type	Chain	Res	Link	Bond lengths			Bond angles		
					Counts	RMSZ	# Z > 2	Counts	RMSZ	# Z > 2
52	MIA	CB	38	52	24,31,32	2.29	5 (20%)	22,44,47	2.65	6 (27%)
52	MIA	BB	38	52	24,31,32	2.11	3 (12%)	22,44,47	1.98	6 (27%)
52	MIA	CD	38	52	24,31,32	2.06	3 (12%)	22,44,47	2.89	8 (36%)

In the following table, the Chirals column lists the number of chiral outliers, the number of chiral centers analysed, the number of these observed in the model and the number defined in the Chemical Component Dictionary. Similar counts are reported in the Torsion and Rings columns. '-' means no outliers of that kind were identified.

Mol	Type	Chain	Res	Link	Chirals	Torsions	Rings
52	MIA	BD	38	52	-	6/11/33/34	0/3/3/3
52	MIA	CB	38	52	-	2/11/33/34	0/3/3/3
52	MIA	BB	38	52	-	2/11/33/34	0/3/3/3
52	MIA	CD	38	52	-	7/11/33/34	0/3/3/3

All (14) bond length outliers are listed below:

Mol	Chain	Res	Type	Atoms	Z	Observed(Å)	Ideal(Å)
52	CB	38	MIA	C6-N6	7.87	1.47	1.34
52	BB	38	MIA	C6-N6	7.14	1.46	1.34
52	BD	38	MIA	C6-N6	7.09	1.46	1.34
52	CD	38	MIA	C6-N6	7.02	1.46	1.34
52	CB	38	MIA	C13-C14	6.31	1.51	1.32
52	BB	38	MIA	C13-C14	6.18	1.50	1.32
52	CD	38	MIA	C13-C14	5.84	1.49	1.32
52	BD	38	MIA	C13-C14	5.78	1.49	1.32
52	BD	38	MIA	C6-C5	-3.72	1.39	1.44
52	CD	38	MIA	C6-C5	-3.24	1.39	1.44
52	BB	38	MIA	C6-C5	-2.95	1.40	1.44
52	CB	38	MIA	C2-S10	2.46	1.77	1.75
52	CB	38	MIA	C6-C5	-2.20	1.41	1.44
52	CB	38	MIA	C6-N1	2.07	1.35	1.33

All (27) bond angle outliers are listed below:

Mol	Chain	Res	Type	Atoms	Z	Observed(°)	Ideal(°)
52	BD	38	MIA	C11-S10-C2	11.87	111.16	102.25
52	CD	38	MIA	C11-S10-C2	10.68	110.27	102.25
52	CB	38	MIA	C11-S10-C2	9.99	109.75	102.25
52	BB	38	MIA	C11-S10-C2	5.31	106.23	102.25

Continued on next page...

Continued from previous page...

Mol	Chain	Res	Type	Atoms	Z	Observed(°)	Ideal(°)
52	CD	38	MIA	C12-C13-C14	-5.04	117.97	127.01
52	BD	38	MIA	C12-C13-C14	-4.89	118.23	127.01
52	BB	38	MIA	C12-C13-C14	-4.17	119.53	127.01
52	BD	38	MIA	C15-C14-C13	-3.46	112.28	122.66
52	CB	38	MIA	C4-C5-N7	-3.33	105.82	109.34
52	CB	38	MIA	C12-C13-C14	-3.31	121.07	127.01
52	BB	38	MIA	C4-C5-N7	-3.18	105.98	109.34
52	BD	38	MIA	C16-C14-C13	-3.09	113.38	122.66
52	CD	38	MIA	C15-C14-C13	-3.00	113.64	122.66
52	CD	38	MIA	C16-C14-C13	-2.94	113.83	122.66
52	BD	38	MIA	C6-C5-C4	2.89	120.75	117.68
52	CB	38	MIA	C6-C5-C4	2.84	120.69	117.68
52	CB	38	MIA	N3-C2-N1	-2.77	121.97	127.03
52	BB	38	MIA	C15-C14-C13	-2.53	115.07	122.66
52	CD	38	MIA	N3-C2-N1	-2.50	122.45	127.03
52	BB	38	MIA	N3-C2-N1	-2.49	122.46	127.03
52	CD	38	MIA	C4-C5-N7	-2.40	106.80	109.34
52	CB	38	MIA	C15-C14-C13	-2.35	115.62	122.66
52	CD	38	MIA	C6-C5-C4	2.23	120.04	117.68
52	BD	38	MIA	N3-C2-N1	-2.18	123.03	127.03
52	BB	38	MIA	C6-C5-C4	2.18	119.99	117.68
52	CD	38	MIA	C2-N1-C6	2.17	121.27	117.42
52	BD	38	MIA	C4-C5-N7	-2.04	107.18	109.34

There are no chirality outliers.

All (17) torsion outliers are listed below:

Mol	Chain	Res	Type	Atoms
52	BB	38	MIA	C12-C13-C14-C15
52	BB	38	MIA	C12-C13-C14-C16
52	BD	38	MIA	O4'-C4'-C5'-O5'
52	BD	38	MIA	N1-C2-S10-C11
52	BD	38	MIA	N3-C2-S10-C11
52	BD	38	MIA	C12-C13-C14-C15
52	BD	38	MIA	C12-C13-C14-C16
52	CB	38	MIA	C12-C13-C14-C15
52	CB	38	MIA	C12-C13-C14-C16
52	CD	38	MIA	O4'-C4'-C5'-O5'
52	CD	38	MIA	N1-C2-S10-C11
52	CD	38	MIA	N3-C2-S10-C11
52	CD	38	MIA	C12-C13-C14-C15
52	BD	38	MIA	C3'-C4'-C5'-O5'

Continued on next page...

Continued from previous page...

Mol	Chain	Res	Type	Atoms
52	CD	38	MIA	C3'-C4'-C5'-O5'
52	CD	38	MIA	N1-C6-N6-C12
52	CD	38	MIA	C5-C6-N6-C12

There are no ring outliers.

4 monomers are involved in 16 short contacts:

Mol	Chain	Res	Type	Clashes	Symm-Clashes
52	BD	38	MIA	7	0
52	CB	38	MIA	5	0
52	BB	38	MIA	2	0
52	CD	38	MIA	2	0

5.5 Carbohydrates [i](#)

There are no oligosaccharides in this entry.

5.6 Ligand geometry [i](#)

Of 1619 ligands modelled in this entry, 907 are monoatomic - leaving 712 for Mogul analysis.

In the following table, the Counts columns list the number of bonds (or angles) for which Mogul statistics could be retrieved, the number of bonds (or angles) that are observed in the model and the number of bonds (or angles) that are defined in the Chemical Component Dictionary. The Link column lists molecule types, if any, to which the group is linked. The Z score for a bond length (or angle) is the number of standard deviations the observed value is removed from the expected value. A bond length (or angle) with $|Z| > 2$ is considered an outlier worth inspection. RMSZ is the root-mean-square of all Z scores of the bond lengths (or angles).

Mol	Type	Chain	Res	Link	Bond lengths			Bond angles		
					Counts	RMSZ	# Z > 2	Counts	RMSZ	# Z > 2
56	OHX	CA	1761	-	0,6,6	-	-	-	-	-
56	OHX	BA	1724	-	0,6,6	-	-	-	-	-
56	OHX	CA	1734	-	0,6,6	-	-	-	-	-
56	OHX	BA	1781	-	0,6,6	-	-	-	-	-
56	OHX	BA	1734	-	0,6,6	-	-	-	-	-
56	OHX	CA	1783	-	0,6,6	-	-	-	-	-
56	OHX	AA	3336	-	0,6,6	-	-	-	-	-
56	OHX	CA	1759	-	0,6,6	-	-	-	-	-
56	OHX	DA	3387	-	0,6,6	-	-	-	-	-
56	OHX	DA	3434	-	0,6,6	-	-	-	-	-
56	OHX	DA	3438	-	0,6,6	-	-	-	-	-

Mol	Type	Chain	Res	Link	Bond lengths			Bond angles		
					Counts	RMSZ	# Z > 2	Counts	RMSZ	# Z > 2
56	OHX	CA	1726	-	0,6,6	-	-	-		
56	OHX	DA	3462	-	0,6,6	-	-	-		
56	OHX	AA	3363	-	0,6,6	-	-	-		
56	OHX	AA	3484	-	0,6,6	-	-	-		
56	OHX	DA	3379	-	0,6,6	-	-	-		
56	OHX	CA	1727	-	0,6,6	-	-	-		
56	OHX	DA	3449	-	0,6,6	-	-	-		
56	OHX	DA	3354	-	0,6,6	-	-	-		
56	OHX	DA	3336	-	0,6,6	-	-	-		
56	OHX	AB	210	-	0,6,6	-	-	-		
56	OHX	DA	3349	-	0,6,6	-	-	-		
56	OHX	AA	3416	-	0,6,6	-	-	-		
56	OHX	BA	1786	-	0,6,6	-	-	-		
56	OHX	AA	3370	-	0,6,6	-	-	-		
56	OHX	AA	3439	-	0,6,6	-	-	-		
56	OHX	AA	3532	-	0,6,6	-	-	-		
56	OHX	DA	3221	-	0,6,6	-	-	-		
56	OHX	DA	3408	-	0,6,6	-	-	-		
56	OHX	AA	3517	-	0,6,6	-	-	-		
56	OHX	DA	3436	-	0,6,6	-	-	-		
56	OHX	AB	217	-	0,6,6	-	-	-		
56	OHX	BA	1756	-	0,6,6	-	-	-		
56	OHX	AA	3380	-	0,6,6	-	-	-		
56	OHX	CA	1800	-	0,6,6	-	-	-		
56	OHX	DA	3470	-	0,6,6	-	-	-		
56	OHX	BR	101	-	0,6,6	-	-	-		
56	OHX	AA	3466	-	0,6,6	-	-	-		
56	OHX	AA	3508	-	0,6,6	-	-	-		
56	OHX	CA	1750	-	0,6,6	-	-	-		
56	OHX	AA	3434	-	0,6,6	-	-	-		
56	OHX	AA	3331	-	0,6,6	-	-	-		
56	OHX	BA	1791	-	0,6,6	-	-	-		
56	OHX	AA	3327	-	0,6,6	-	-	-		
56	OHX	BA	1746	-	0,6,6	-	-	-		
56	OHX	BB	114	-	0,6,6	-	-	-		
56	OHX	AB	212	-	0,6,6	-	-	-		
56	OHX	BA	1726	-	0,6,6	-	-	-		
56	OHX	AA	3449	-	0,6,6	-	-	-		
56	OHX	AA	3540	-	0,6,6	-	-	-		
56	OHX	AA	3391	-	0,6,6	-	-	-		
56	OHX	AA	3373	-	0,6,6	-	-	-		
56	OHX	BA	1743	-	0,6,6	-	-	-		
56	OHX	AA	3361	-	0,6,6	-	-	-		

Mol	Type	Chain	Res	Link	Bond lengths			Bond angles		
					Counts	RMSZ	# Z > 2	Counts	RMSZ	# Z > 2
56	OHX	BA	1740	-	0,6,6	-	-	-		
56	OHX	AA	3376	-	0,6,6	-	-	-		
56	OHX	DA	3359	-	0,6,6	-	-	-		
56	OHX	DA	3480	-	0,6,6	-	-	-		
56	OHX	DA	3165	-	0,6,6	-	-	-		
56	OHX	AA	3552	-	0,6,6	-	-	-		
56	OHX	AA	3513	-	0,6,6	-	-	-		
56	OHX	BA	1752	-	0,6,6	-	-	-		
56	OHX	AA	3333	-	0,6,6	-	-	-		
56	OHX	AA	3371	-	0,6,6	-	-	-		
56	OHX	BA	1789	-	0,6,6	-	-	-		
56	OHX	AB	219	-	0,6,6	-	-	-		
56	OHX	CA	1762	-	0,6,6	-	-	-		
56	OHX	CA	1799	-	0,6,6	-	-	-		
56	OHX	DA	3412	-	0,6,6	-	-	-		
56	OHX	DA	3246	-	0,6,6	-	-	-		
56	OHX	AA	3412	-	0,6,6	-	-	-		
56	OHX	BA	1735	-	0,6,6	-	-	-		
56	OHX	DA	3446	-	0,6,6	-	-	-		
56	OHX	CA	1730	-	0,6,6	-	-	-		
56	OHX	DA	3471	-	0,6,6	-	-	-		
56	OHX	DA	3477	-	0,6,6	-	-	-		
56	OHX	DB	213	-	0,6,6	-	-	-		
56	OHX	AA	3365	-	0,6,6	-	-	-		
56	OHX	DB	209	-	0,6,6	-	-	-		
56	OHX	AA	3547	-	0,6,6	-	-	-		
56	OHX	AA	3542	-	0,6,6	-	-	-		
56	OHX	AA	3375	-	0,6,6	-	-	-		
56	OHX	AA	3555	-	0,6,6	-	-	-		
56	OHX	DA	3168	-	0,6,6	-	-	-		
56	OHX	CC	110	-	0,6,6	-	-	-		
56	OHX	CA	1764	-	0,6,6	-	-	-		
56	OHX	DA	3094	-	0,6,6	-	-	-		
56	OHX	BA	1731	-	0,6,6	-	-	-		
56	OHX	BA	1811	-	0,6,6	-	-	-		
56	OHX	DA	3171	-	0,6,6	-	-	-		
56	OHX	AA	3400	-	0,6,6	-	-	-		
56	OHX	DB	216	-	0,6,6	-	-	-		
56	OHX	AA	3430	-	0,6,6	-	-	-		
56	OHX	CA	1767	-	0,6,6	-	-	-		
56	OHX	CA	1811	-	0,6,6	-	-	-		
56	OHX	AA	3537	-	0,6,6	-	-	-		
56	OHX	DO	201	-	0,6,6	-	-	-		

Mol	Type	Chain	Res	Link	Bond lengths			Bond angles		
					Counts	RMSZ	# Z > 2	Counts	RMSZ	# Z > 2
56	OHX	AA	3457	-	0,6,6	-	-	-		
56	OHX	AA	3397	-	0,6,6	-	-	-		
56	OHX	AA	3347	-	0,6,6	-	-	-		
56	OHX	AA	3539	-	0,6,6	-	-	-		
56	OHX	DA	3426	-	0,6,6	-	-	-		
56	OHX	DA	3176	-	0,6,6	-	-	-		
56	OHX	AA	3528	-	0,6,6	-	-	-		
56	OHX	AA	3455	-	0,6,6	-	-	-		
56	OHX	CA	1763	-	0,6,6	-	-	-		
56	OHX	AA	3476	-	0,6,6	-	-	-		
56	OHX	DA	3474	-	0,6,6	-	-	-		
56	OHX	DA	3484	-	0,6,6	-	-	-		
56	OHX	CA	1775	-	0,6,6	-	-	-		
56	OHX	AA	3510	-	0,6,6	-	-	-		
56	OHX	AA	3351	-	0,6,6	-	-	-		
56	OHX	AA	3521	-	0,6,6	-	-	-		
56	OHX	AA	3503	-	0,6,6	-	-	-		
56	OHX	AA	3498	-	0,6,6	-	-	-		
56	OHX	BA	1790	-	0,6,6	-	-	-		
56	OHX	AA	3444	-	0,6,6	-	-	-		
56	OHX	CK	201	-	0,6,6	-	-	-		
56	OHX	DA	3220	-	0,6,6	-	-	-		
56	OHX	CA	1781	-	0,6,6	-	-	-		
56	OHX	AB	216	-	0,6,6	-	-	-		
56	OHX	DA	3483	-	0,6,6	-	-	-		
56	OHX	AA	3425	-	0,6,6	-	-	-		
56	OHX	DA	3439	-	0,6,6	-	-	-		
56	OHX	AA	3393	-	0,6,6	-	-	-		
56	OHX	AA	3525	-	0,6,6	-	-	-		
56	OHX	DA	3162	-	0,6,6	-	-	-		
56	OHX	DA	3214	-	0,6,6	-	-	-		
56	OHX	CA	1724	-	0,6,6	-	-	-		
56	OHX	DA	3475	-	0,6,6	-	-	-		
56	OHX	CA	1778	-	0,6,6	-	-	-		
56	OHX	BA	1780	-	0,6,6	-	-	-		
56	OHX	CA	1788	-	0,6,6	-	-	-		
56	OHX	AA	3524	-	0,6,6	-	-	-		
56	OHX	AA	3544	-	0,6,6	-	-	-		
56	OHX	DA	3473	-	0,6,6	-	-	-		
56	OHX	DA	3425	-	0,6,6	-	-	-		
56	OHX	DA	3478	-	0,6,6	-	-	-		
56	OHX	AA	3568	-	0,6,6	-	-	-		
56	OHX	DA	3258	-	0,6,6	-	-	-		

Mol	Type	Chain	Res	Link	Bond lengths			Bond angles		
					Counts	RMSZ	# Z > 2	Counts	RMSZ	# Z > 2
56	OHX	AA	3530	-	0,6,6	-	-	-		
56	OHX	DA	3218	-	0,6,6	-	-	-		
56	OHX	DA	3335	-	0,6,6	-	-	-		
56	OHX	CA	1744	-	0,6,6	-	-	-		
56	OHX	AA	3569	-	0,6,6	-	-	-		
56	OHX	AA	3463	-	0,6,6	-	-	-		
56	OHX	DA	3342	-	0,6,6	-	-	-		
56	OHX	AA	3461	-	0,6,6	-	-	-		
56	OHX	CB	106	-	0,6,6	-	-	-		
56	OHX	CB	104	-	0,6,6	-	-	-		
56	OHX	CA	1794	-	0,6,6	-	-	-		
56	OHX	DA	3394	-	0,6,6	-	-	-		
56	OHX	BA	1787	-	0,6,6	-	-	-		
56	OHX	DA	3251	-	0,6,6	-	-	-		
56	OHX	DA	3103	-	0,6,6	-	-	-		
56	OHX	AA	3500	-	0,6,6	-	-	-		
56	OHX	AA	3340	-	0,6,6	-	-	-		
56	OHX	AA	3448	-	0,6,6	-	-	-		
56	OHX	BA	1721	-	0,6,6	-	-	-		
56	OHX	BA	1805	-	0,6,6	-	-	-		
56	OHX	BA	1806	-	0,6,6	-	-	-		
56	OHX	BA	1799	-	0,6,6	-	-	-		
56	OHX	DA	3411	-	0,6,6	-	-	-		
56	OHX	DA	3353	-	0,6,6	-	-	-		
56	OHX	DA	3388	-	0,6,6	-	-	-		
56	OHX	AA	3404	-	0,6,6	-	-	-		
57	PAR	CA	1722	-	44,45,45	0.69	0	63,67,67	1.84	14 (22%)
56	OHX	AA	3499	-	0,6,6	-	-	-		
56	OHX	AA	3424	-	0,6,6	-	-	-		
56	OHX	DA	3441	-	0,6,6	-	-	-		
56	OHX	BA	1754	-	0,6,6	-	-	-		
56	OHX	DA	3358	-	0,6,6	-	-	-		
56	OHX	DA	3437	-	0,6,6	-	-	-		
56	OHX	AA	3392	-	0,6,6	-	-	-		
56	OHX	AA	3442	-	0,6,6	-	-	-		
56	OHX	DA	3083	-	0,6,6	-	-	-		
56	OHX	BA	1768	-	0,6,6	-	-	-		
56	OHX	DA	3414	-	0,6,6	-	-	-		
56	OHX	BA	1760	-	0,6,6	-	-	-		
56	OHX	AA	3443	-	0,6,6	-	-	-		
56	OHX	AA	3344	-	0,6,6	-	-	-		
56	OHX	AA	3377	-	0,6,6	-	-	-		
56	OHX	AA	3546	-	0,6,6	-	-	-		

Mol	Type	Chain	Res	Link	Bond lengths			Bond angles		
					Counts	RMSZ	# Z > 2	Counts	RMSZ	# Z > 2
56	OHX	BB	115	-	0,6,6	-	-	-	-	-
56	OHX	AA	3453	-	0,6,6	-	-	-	-	-
56	OHX	AA	3534	-	0,6,6	-	-	-	-	-
56	OHX	AA	3548	-	0,6,6	-	-	-	-	-
56	OHX	BA	1728	-	0,6,6	-	-	-	-	-
56	OHX	AA	3352	-	0,6,6	-	-	-	-	-
56	OHX	BA	1810	-	0,6,6	-	-	-	-	-
56	OHX	DA	3452	-	0,6,6	-	-	-	-	-
56	OHX	AA	3419	-	0,6,6	-	-	-	-	-
56	OHX	A1	204	-	0,6,6	-	-	-	-	-
56	OHX	DA	3337	-	0,6,6	-	-	-	-	-
56	OHX	DA	3084	-	0,6,6	-	-	-	-	-
56	OHX	CA	1791	-	0,6,6	-	-	-	-	-
56	OHX	AB	214	-	0,6,6	-	-	-	-	-
56	OHX	AA	3522	-	0,6,6	-	-	-	-	-
56	OHX	DA	3466	-	0,6,6	-	-	-	-	-
56	OHX	AA	3426	-	0,6,6	-	-	-	-	-
56	OHX	DA	3217	-	0,6,6	-	-	-	-	-
56	OHX	AA	3415	-	0,6,6	-	-	-	-	-
56	OHX	DA	3374	-	0,6,6	-	-	-	-	-
56	OHX	DA	3346	-	0,6,6	-	-	-	-	-
56	OHX	DA	3395	-	0,6,6	-	-	-	-	-
56	OHX	CA	1776	-	0,6,6	-	-	-	-	-
56	OHX	DA	3091	-	0,6,6	-	-	-	-	-
56	OHX	AA	3346	-	0,6,6	-	-	-	-	-
56	OHX	DA	3376	-	0,6,6	-	-	-	-	-
56	OHX	BA	1759	-	0,6,6	-	-	-	-	-
56	OHX	DA	3489	-	0,6,6	-	-	-	-	-
56	OHX	D8	101	-	0,6,6	-	-	-	-	-
56	OHX	BA	1745	-	0,6,6	-	-	-	-	-
56	OHX	CA	1737	-	0,6,6	-	-	-	-	-
56	OHX	CA	1760	-	0,6,6	-	-	-	-	-
56	OHX	DA	3248	-	0,6,6	-	-	-	-	-
56	OHX	CA	1768	-	0,6,6	-	-	-	-	-
56	OHX	BA	1733	-	0,6,6	-	-	-	-	-
56	OHX	BA	1716	-	0,6,6	-	-	-	-	-
56	OHX	AA	3529	-	0,6,6	-	-	-	-	-
56	OHX	CA	1809	-	0,6,6	-	-	-	-	-
56	OHX	AA	3518	-	0,6,6	-	-	-	-	-
56	OHX	DA	3464	-	0,6,6	-	-	-	-	-
56	OHX	AA	3502	-	0,6,6	-	-	-	-	-
56	OHX	CA	1752	-	0,6,6	-	-	-	-	-
56	OHX	DA	3460	-	0,6,6	-	-	-	-	-

Mol	Type	Chain	Res	Link	Bond lengths			Bond angles		
					Counts	RMSZ	# Z > 2	Counts	RMSZ	# Z > 2
56	OHX	DA	3124	-	0,6,6	-	-	-	-	-
56	OHX	AA	3458	-	0,6,6	-	-	-	-	-
56	OHX	DA	3157	-	0,6,6	-	-	-	-	-
56	OHX	BC	106	-	0,6,6	-	-	-	-	-
56	OHX	DA	3370	-	0,6,6	-	-	-	-	-
56	OHX	CA	1751	-	0,6,6	-	-	-	-	-
56	OHX	AA	3405	-	0,6,6	-	-	-	-	-
56	OHX	AA	3511	-	0,6,6	-	-	-	-	-
56	OHX	AA	3386	-	0,6,6	-	-	-	-	-
56	OHX	DA	3345	-	0,6,6	-	-	-	-	-
56	OHX	DA	3369	-	0,6,6	-	-	-	-	-
56	OHX	DA	3410	-	0,6,6	-	-	-	-	-
56	OHX	AA	3485	-	0,6,6	-	-	-	-	-
56	OHX	AA	3332	-	0,6,6	-	-	-	-	-
56	OHX	DA	3136	-	0,6,6	-	-	-	-	-
56	OHX	BA	1788	-	0,6,6	-	-	-	-	-
56	OHX	AA	3515	-	0,6,6	-	-	-	-	-
56	OHX	DA	3099	-	0,6,6	-	-	-	-	-
56	OHX	BA	1717	-	0,6,6	-	-	-	-	-
56	OHX	DA	3443	-	0,6,6	-	-	-	-	-
56	OHX	BA	1741	-	0,6,6	-	-	-	-	-
56	OHX	DB	212	-	0,6,6	-	-	-	-	-
56	OHX	CA	1772	-	0,6,6	-	-	-	-	-
56	OHX	AA	3523	-	0,6,6	-	-	-	-	-
56	OHX	BA	1777	-	0,6,6	-	-	-	-	-
56	OHX	BA	1804	-	0,6,6	-	-	-	-	-
56	OHX	DA	3352	-	0,6,6	-	-	-	-	-
56	OHX	CA	1732	-	0,6,6	-	-	-	-	-
56	OHX	DA	3396	-	0,6,6	-	-	-	-	-
56	OHX	DA	3445	-	0,6,6	-	-	-	-	-
56	OHX	AA	3326	-	0,6,6	-	-	-	-	-
56	OHX	AB	218	-	0,6,6	-	-	-	-	-
56	OHX	AA	3556	-	0,6,6	-	-	-	-	-
56	OHX	AA	3519	-	0,6,6	-	-	-	-	-
56	OHX	AA	3562	-	0,6,6	-	-	-	-	-
56	OHX	DA	3383	-	0,6,6	-	-	-	-	-
56	OHX	DA	3444	-	0,6,6	-	-	-	-	-
56	OHX	AA	3505	-	0,6,6	-	-	-	-	-
56	OHX	AA	3509	-	0,6,6	-	-	-	-	-
56	OHX	AA	3558	-	0,6,6	-	-	-	-	-
56	OHX	CA	1796	-	0,6,6	-	-	-	-	-
56	OHX	AA	3450	-	0,6,6	-	-	-	-	-
56	OHX	DA	3341	-	0,6,6	-	-	-	-	-

Mol	Type	Chain	Res	Link	Bond lengths			Bond angles		
					Counts	RMSZ	# Z > 2	Counts	RMSZ	# Z > 2
56	OHX	AA	3504	-	0,6,6	-	-	-		
56	OHX	CA	1735	-	0,6,6	-	-	-		
56	OHX	DB	211	-	0,6,6	-	-	-		
56	OHX	BA	1812	-	0,6,6	-	-	-		
56	OHX	AA	3494	-	0,6,6	-	-	-		
56	OHX	CA	1779	-	0,6,6	-	-	-		
56	OHX	BA	1736	-	0,6,6	-	-	-		
56	OHX	AA	3454	-	0,6,6	-	-	-		
56	OHX	BA	1772	-	0,6,6	-	-	-		
56	OHX	AA	3526	-	0,6,6	-	-	-		
56	OHX	D1	201	-	0,6,6	-	-	-		
56	OHX	AA	3378	-	0,6,6	-	-	-		
56	OHX	AA	3429	-	0,6,6	-	-	-		
56	OHX	BA	1758	-	0,6,6	-	-	-		
56	OHX	BA	1814	-	0,6,6	-	-	-		
56	OHX	BA	1755	-	0,6,6	-	-	-		
56	OHX	A1	203	-	0,6,6	-	-	-		
56	OHX	DA	3420	-	0,6,6	-	-	-		
56	OHX	BA	1748	-	0,6,6	-	-	-		
56	OHX	BA	1813	-	0,6,6	-	-	-		
56	OHX	BA	1725	-	0,6,6	-	-	-		
56	OHX	BA	1766	-	0,6,6	-	-	-		
56	OHX	AA	3382	-	0,6,6	-	-	-		
56	OHX	AA	3402	-	0,6,6	-	-	-		
56	OHX	DA	3416	-	0,6,6	-	-	-		
56	OHX	AA	3553	-	0,6,6	-	-	-		
56	OHX	DB	217	-	0,6,6	-	-	-		
56	OHX	AA	3554	-	0,6,6	-	-	-		
56	OHX	DA	3400	-	0,6,6	-	-	-		
56	OHX	CA	1789	-	0,6,6	-	-	-		
56	OHX	BA	1737	-	0,6,6	-	-	-		
56	OHX	AA	3338	-	0,6,6	-	-	-		
56	OHX	DA	3255	-	0,6,6	-	-	-		
56	OHX	DA	3469	-	0,6,6	-	-	-		
56	OHX	AA	3403	-	0,6,6	-	-	-		
56	OHX	DA	3423	-	0,6,6	-	-	-		
56	OHX	AA	3551	-	0,6,6	-	-	-		
56	OHX	DA	3406	-	0,6,6	-	-	-		
56	OHX	DA	3461	-	0,6,6	-	-	-		
56	OHX	DA	3160	-	0,6,6	-	-	-		
56	OHX	AA	3387	-	0,6,6	-	-	-		
56	OHX	AA	3350	-	0,6,6	-	-	-		
56	OHX	AA	3538	-	0,6,6	-	-	-		

Mol	Type	Chain	Res	Link	Bond lengths			Bond angles		
					Counts	RMSZ	# Z > 2	Counts	RMSZ	# Z > 2
56	OHX	AA	3353	-	0,6,6	-	-	-		
56	OHX	BD	104	-	0,6,6	-	-	-		
56	OHX	AA	3520	-	0,6,6	-	-	-		
56	OHX	AA	3447	-	0,6,6	-	-	-		
56	OHX	AA	3467	-	0,6,6	-	-	-		
56	OHX	AF	303	-	0,6,6	-	-	-		
56	OHX	DA	3243	-	0,6,6	-	-	-		
56	OHX	DA	3463	-	0,6,6	-	-	-		
56	OHX	DA	3404	-	0,6,6	-	-	-		
56	OHX	AA	3348	-	0,6,6	-	-	-		
56	OHX	CA	1723	-	0,6,6	-	-	-		
56	OHX	CA	1753	-	0,6,6	-	-	-		
56	OHX	DA	3344	-	0,6,6	-	-	-		
56	OHX	DA	3424	-	0,6,6	-	-	-		
56	OHX	CA	1757	-	0,6,6	-	-	-		
56	OHX	DA	3393	-	0,6,6	-	-	-		
56	OHX	AA	3482	-	0,6,6	-	-	-		
56	OHX	DA	3071	-	0,6,6	-	-	-		
56	OHX	DA	3392	-	0,6,6	-	-	-		
56	OHX	AA	3565	-	0,6,6	-	-	-		
56	OHX	AA	3472	-	0,6,6	-	-	-		
56	OHX	CA	1758	-	0,6,6	-	-	-		
56	OHX	AA	3367	-	0,6,6	-	-	-		
56	OHX	AA	3399	-	0,6,6	-	-	-		
56	OHX	BD	103	-	0,6,6	-	-	-		
56	OHX	BA	1750	-	0,6,6	-	-	-		
56	OHX	CA	1774	-	0,6,6	-	-	-		
56	OHX	CA	1746	-	0,6,6	-	-	-		
56	OHX	CA	1797	-	0,6,6	-	-	-		
56	OHX	AA	3345	-	0,6,6	-	-	-		
56	OHX	BA	1763	-	0,6,6	-	-	-		
56	OHX	DA	3380	-	0,6,6	-	-	-		
56	OHX	BA	1722	-	0,6,6	-	-	-		
56	OHX	AA	3549	-	0,6,6	-	-	-		
56	OHX	AA	3421	-	0,6,6	-	-	-		
56	OHX	AA	3409	-	0,6,6	-	-	-		
56	OHX	AA	3396	-	0,6,6	-	-	-		
56	OHX	DA	3390	-	0,6,6	-	-	-		
56	OHX	CA	1771	-	0,6,6	-	-	-		
56	OHX	DA	3457	-	0,6,6	-	-	-		
56	OHX	AA	3566	-	0,6,6	-	-	-		
56	OHX	DA	3109	-	0,6,6	-	-	-		
56	OHX	DA	3448	-	0,6,6	-	-	-		

Mol	Type	Chain	Res	Link	Bond lengths			Bond angles		
					Counts	RMSZ	# Z > 2	Counts	RMSZ	# Z > 2
56	OHX	AA	3355	-	0,6,6	-	-	-		
56	OHX	AA	3483	-	0,6,6	-	-	-		
56	OHX	CA	1745	-	0,6,6	-	-	-		
56	OHX	CA	1805	-	0,6,6	-	-	-		
56	OHX	AA	3459	-	0,6,6	-	-	-		
56	OHX	DA	3361	-	0,6,6	-	-	-		
56	OHX	BA	1727	-	0,6,6	-	-	-		
56	OHX	DA	3347	-	0,6,6	-	-	-		
56	OHX	DA	3417	-	0,6,6	-	-	-		
56	OHX	AA	3328	-	0,6,6	-	-	-		
56	OHX	BA	1765	-	0,6,6	-	-	-		
56	OHX	AO	203	-	0,6,6	-	-	-		
56	OHX	CA	1747	-	0,6,6	-	-	-		
56	OHX	DA	3174	-	0,6,6	-	-	-		
56	OHX	AA	3366	-	0,6,6	-	-	-		
56	OHX	CA	1786	-	0,6,6	-	-	-		
56	OHX	DA	3458	-	0,6,6	-	-	-		
56	OHX	DA	3338	-	0,6,6	-	-	-		
56	OHX	AA	3497	-	0,6,6	-	-	-		
56	OHX	DA	3368	-	0,6,6	-	-	-		
56	OHX	AA	3420	-	0,6,6	-	-	-		
56	OHX	AA	3490	-	0,6,6	-	-	-		
56	OHX	DA	3440	-	0,6,6	-	-	-		
56	OHX	DA	3350	-	0,6,6	-	-	-		
56	OHX	DA	3479	-	0,6,6	-	-	-		
56	OHX	BA	1803	-	0,6,6	-	-	-		
56	OHX	DA	3428	-	0,6,6	-	-	-		
56	OHX	DA	3454	-	0,6,6	-	-	-		
56	OHX	DA	3378	-	0,6,6	-	-	-		
56	OHX	CA	1736	-	0,6,6	-	-	-		
56	OHX	AA	3501	-	0,6,6	-	-	-		
56	OHX	DA	3490	-	0,6,6	-	-	-		
56	OHX	DB	208	-	0,6,6	-	-	-		
56	OHX	DA	3169	-	0,6,6	-	-	-		
56	OHX	CA	1777	-	0,6,6	-	-	-		
56	OHX	BA	1723	-	0,6,6	-	-	-		
56	OHX	DA	3351	-	0,6,6	-	-	-		
56	OHX	BA	1767	-	0,6,6	-	-	-		
56	OHX	DA	3348	-	0,6,6	-	-	-		
56	OHX	AA	3406	-	0,6,6	-	-	-		
56	OHX	AA	3487	-	0,6,6	-	-	-		
56	OHX	BA	1770	-	0,6,6	-	-	-		
56	OHX	BA	1785	-	0,6,6	-	-	-		

Mol	Type	Chain	Res	Link	Bond lengths			Bond angles		
					Counts	RMSZ	# Z > 2	Counts	RMSZ	# Z > 2
56	OHX	DA	3372	-	0,6,6	-	-	-	-	-
56	OHX	BA	1757	-	0,6,6	-	-	-	-	-
56	OHX	BA	1775	-	0,6,6	-	-	-	-	-
56	OHX	DA	3401	-	0,6,6	-	-	-	-	-
56	OHX	CA	1766	-	0,6,6	-	-	-	-	-
56	OHX	DA	3362	-	0,6,6	-	-	-	-	-
56	OHX	BA	1769	-	0,6,6	-	-	-	-	-
56	OHX	CA	1773	-	0,6,6	-	-	-	-	-
56	OHX	BA	1802	-	0,6,6	-	-	-	-	-
56	OHX	CA	1741	-	0,6,6	-	-	-	-	-
56	OHX	DA	3455	-	0,6,6	-	-	-	-	-
56	OHX	CA	1812	-	0,6,6	-	-	-	-	-
56	OHX	DA	3403	-	0,6,6	-	-	-	-	-
56	OHX	BG	302	-	0,6,6	-	-	-	-	-
56	OHX	DA	3421	-	0,6,6	-	-	-	-	-
56	OHX	BA	1730	-	0,6,6	-	-	-	-	-
56	OHX	AA	3471	-	0,6,6	-	-	-	-	-
56	OHX	AA	3541	-	0,6,6	-	-	-	-	-
56	OHX	AA	3385	-	0,6,6	-	-	-	-	-
56	OHX	AA	3543	-	0,6,6	-	-	-	-	-
56	OHX	AA	3557	-	0,6,6	-	-	-	-	-
56	OHX	BA	1771	-	0,6,6	-	-	-	-	-
56	OHX	BA	1809	-	0,6,6	-	-	-	-	-
56	OHX	DA	3081	-	0,6,6	-	-	-	-	-
56	OHX	CA	1810	-	0,6,6	-	-	-	-	-
56	OHX	AA	3516	-	0,6,6	-	-	-	-	-
56	OHX	AA	3389	-	0,6,6	-	-	-	-	-
56	OHX	AB	213	-	0,6,6	-	-	-	-	-
56	OHX	AA	3535	-	0,6,6	-	-	-	-	-
56	OHX	AA	3418	-	0,6,6	-	-	-	-	-
56	OHX	DA	3405	-	0,6,6	-	-	-	-	-
56	OHX	CA	1813	-	0,6,6	-	-	-	-	-
56	OHX	DA	3166	-	0,6,6	-	-	-	-	-
56	OHX	DA	3212	-	0,6,6	-	-	-	-	-
56	OHX	DA	3432	-	0,6,6	-	-	-	-	-
56	OHX	AA	3468	-	0,6,6	-	-	-	-	-
56	OHX	AO	202	-	0,6,6	-	-	-	-	-
56	OHX	BA	1738	-	0,6,6	-	-	-	-	-
56	OHX	AA	3354	-	0,6,6	-	-	-	-	-
56	OHX	CA	1782	-	0,6,6	-	-	-	-	-
56	OHX	CA	1793	-	0,6,6	-	-	-	-	-
56	OHX	AA	3474	-	0,6,6	-	-	-	-	-
56	OHX	AA	3533	-	0,6,6	-	-	-	-	-

Mol	Type	Chain	Res	Link	Bond lengths			Bond angles		
					Counts	RMSZ	# Z > 2	Counts	RMSZ	# Z > 2
56	OHX	AA	3433	-	0,6,6	-	-	-		
56	OHX	AB	208	-	0,6,6	-	-	-		
56	OHX	DA	3068	-	0,6,6	-	-	-		
56	OHX	DA	3389	-	0,6,6	-	-	-		
56	OHX	AA	3398	-	0,6,6	-	-	-		
56	OHX	AW	101	-	0,6,6	-	-	-		
56	OHX	AA	3465	-	0,6,6	-	-	-		
56	OHX	AA	3488	-	0,6,6	-	-	-		
56	OHX	AA	3364	-	0,6,6	-	-	-		
56	OHX	AA	3436	-	0,6,6	-	-	-		
56	OHX	DA	3173	-	0,6,6	-	-	-		
56	OHX	CA	1769	-	0,6,6	-	-	-		
56	OHX	DA	3391	-	0,6,6	-	-	-		
56	OHX	DA	3355	-	0,6,6	-	-	-		
56	OHX	AA	3428	-	0,6,6	-	-	-		
56	OHX	AA	3362	-	0,6,6	-	-	-		
56	OHX	CA	1733	-	0,6,6	-	-	-		
56	OHX	AA	3410	-	0,6,6	-	-	-		
56	OHX	AA	3470	-	0,6,6	-	-	-		
56	OHX	DA	3254	-	0,6,6	-	-	-		
56	OHX	BL	201	-	0,6,6	-	-	-		
56	OHX	DA	3482	-	0,6,6	-	-	-		
56	OHX	DA	3375	-	0,6,6	-	-	-		
56	OHX	AA	3413	-	0,6,6	-	-	-		
56	OHX	DA	3061	-	0,6,6	-	-	-		
56	OHX	CA	1749	-	0,6,6	-	-	-		
56	OHX	DA	3442	-	0,6,6	-	-	-		
56	OHX	CA	1725	-	0,6,6	-	-	-		
56	OHX	BA	1779	-	0,6,6	-	-	-		
56	OHX	CA	1784	-	0,6,6	-	-	-		
56	OHX	BA	1807	-	0,6,6	-	-	-		
56	OHX	DA	3064	-	0,6,6	-	-	-		
56	OHX	AA	3342	-	0,6,6	-	-	-		
56	OHX	DA	3365	-	0,6,6	-	-	-		
56	OHX	AE	304	-	0,6,6	-	-	-		
56	OHX	CA	1739	-	0,6,6	-	-	-		
56	OHX	BA	1808	-	0,6,6	-	-	-		
56	OHX	AA	3438	-	0,6,6	-	-	-		
56	OHX	BA	1719	-	0,6,6	-	-	-		
56	OHX	CA	1728	-	0,6,6	-	-	-		
56	OHX	AA	3437	-	0,6,6	-	-	-		
56	OHX	AA	3480	-	0,6,6	-	-	-		
56	OHX	BA	1718	-	0,6,6	-	-	-		

Mol	Type	Chain	Res	Link	Bond lengths			Bond angles		
					Counts	RMSZ	# Z > 2	Counts	RMSZ	# Z > 2
56	OHX	DA	3245	-	0,6,6	-	-	-	-	-
56	OHX	DA	3357	-	0,6,6	-	-	-	-	-
56	OHX	AA	3486	-	0,6,6	-	-	-	-	-
56	OHX	BA	1744	-	0,6,6	-	-	-	-	-
56	OHX	DA	3073	-	0,6,6	-	-	-	-	-
56	OHX	AA	3464	-	0,6,6	-	-	-	-	-
56	OHX	DA	3134	-	0,6,6	-	-	-	-	-
56	OHX	AA	3432	-	0,6,6	-	-	-	-	-
56	OHX	DA	3485	-	0,6,6	-	-	-	-	-
56	OHX	DA	3172	-	0,6,6	-	-	-	-	-
56	OHX	BA	1773	-	0,6,6	-	-	-	-	-
56	OHX	AA	3358	-	0,6,6	-	-	-	-	-
56	OHX	AA	3451	-	0,6,6	-	-	-	-	-
56	OHX	AA	3491	-	0,6,6	-	-	-	-	-
56	OHX	BA	1739	-	0,6,6	-	-	-	-	-
56	OHX	DA	3397	-	0,6,6	-	-	-	-	-
56	OHX	DA	3459	-	0,6,6	-	-	-	-	-
56	OHX	AA	3414	-	0,6,6	-	-	-	-	-
56	OHX	DA	3082	-	0,6,6	-	-	-	-	-
56	OHX	DA	3381	-	0,6,6	-	-	-	-	-
56	OHX	DA	3419	-	0,6,6	-	-	-	-	-
56	OHX	CA	1785	-	0,6,6	-	-	-	-	-
56	OHX	DA	3407	-	0,6,6	-	-	-	-	-
56	OHX	BC	107	-	0,6,6	-	-	-	-	-
56	OHX	CA	1787	-	0,6,6	-	-	-	-	-
56	OHX	DA	3476	-	0,6,6	-	-	-	-	-
56	OHX	BA	1747	-	0,6,6	-	-	-	-	-
56	OHX	AA	3507	-	0,6,6	-	-	-	-	-
56	OHX	DA	3433	-	0,6,6	-	-	-	-	-
56	OHX	DA	3105	-	0,6,6	-	-	-	-	-
56	OHX	DA	3111	-	0,6,6	-	-	-	-	-
56	OHX	CA	1814	-	0,6,6	-	-	-	-	-
56	OHX	BA	1800	-	0,6,6	-	-	-	-	-
56	OHX	DA	3132	-	0,6,6	-	-	-	-	-
56	OHX	DA	3257	-	0,6,6	-	-	-	-	-
56	OHX	DA	3398	-	0,6,6	-	-	-	-	-
56	OHX	CB	105	-	0,6,6	-	-	-	-	-
56	OHX	AA	3481	-	0,6,6	-	-	-	-	-
56	OHX	CA	1731	-	0,6,6	-	-	-	-	-
56	OHX	CA	1755	-	0,6,6	-	-	-	-	-
56	OHX	AA	3368	-	0,6,6	-	-	-	-	-
56	OHX	BA	1801	-	0,6,6	-	-	-	-	-
56	OHX	CA	1754	-	0,6,6	-	-	-	-	-

Mol	Type	Chain	Res	Link	Bond lengths			Bond angles		
					Counts	RMSZ	# Z > 2	Counts	RMSZ	# Z > 2
56	OHX	DA	3399	-	0,6,6	-	-	-		
56	OHX	DA	3163	-	0,6,6	-	-	-		
56	OHX	BA	1795	-	0,6,6	-	-	-		
56	OHX	AA	3531	-	0,6,6	-	-	-		
56	OHX	BA	1764	-	0,6,6	-	-	-		
56	OHX	AA	3369	-	0,6,6	-	-	-		
56	OHX	AA	3329	-	0,6,6	-	-	-		
56	OHX	AA	3383	-	0,6,6	-	-	-		
56	OHX	BA	1782	-	0,6,6	-	-	-		
56	OHX	CC	108	-	0,6,6	-	-	-		
56	OHX	DA	3487	-	0,6,6	-	-	-		
56	OHX	AA	3462	-	0,6,6	-	-	-		
56	OHX	DA	3386	-	0,6,6	-	-	-		
56	OHX	DA	3468	-	0,6,6	-	-	-		
56	OHX	AA	3381	-	0,6,6	-	-	-		
56	OHX	DA	3402	-	0,6,6	-	-	-		
56	OHX	BA	1784	-	0,6,6	-	-	-		
56	OHX	DA	3450	-	0,6,6	-	-	-		
56	OHX	BA	1783	-	0,6,6	-	-	-		
56	OHX	AA	3536	-	0,6,6	-	-	-		
56	OHX	AA	3563	-	0,6,6	-	-	-		
56	OHX	DB	220	-	0,6,6	-	-	-		
56	OHX	CA	1802	-	0,6,6	-	-	-		
56	OHX	DA	3340	-	0,6,6	-	-	-		
56	OHX	CR	101	-	0,6,6	-	-	-		
56	OHX	CA	1740	-	0,6,6	-	-	-		
56	OHX	AA	3512	-	0,6,6	-	-	-		
56	OHX	AA	3427	-	0,6,6	-	-	-		
56	OHX	AA	3431	-	0,6,6	-	-	-		
56	OHX	AA	3408	-	0,6,6	-	-	-		
56	OHX	AA	3456	-	0,6,6	-	-	-		
56	OHX	BA	1749	-	0,6,6	-	-	-		
56	OHX	BA	1796	-	0,6,6	-	-	-		
56	OHX	DA	3377	-	0,6,6	-	-	-		
56	OHX	DA	3366	-	0,6,6	-	-	-		
56	OHX	AA	3330	-	0,6,6	-	-	-		
56	OHX	DA	3127	-	0,6,6	-	-	-		
56	OHX	DA	3435	-	0,6,6	-	-	-		
56	OHX	DA	3418	-	0,6,6	-	-	-		
56	OHX	CA	1780	-	0,6,6	-	-	-		
56	OHX	AA	3560	-	0,6,6	-	-	-		
56	OHX	AA	3564	-	0,6,6	-	-	-		
56	OHX	AA	3527	-	0,6,6	-	-	-		

Mol	Type	Chain	Res	Link	Bond lengths			Bond angles		
					Counts	RMSZ	# Z > 2	Counts	RMSZ	# Z > 2
56	OHX	BA	1798	-	0,6,6	-	-	-	-	-
56	OHX	A3	102	-	0,6,6	-	-	-	-	-
56	OHX	BA	1794	-	0,6,6	-	-	-	-	-
56	OHX	DA	3087	-	0,6,6	-	-	-	-	-
56	OHX	CA	1807	-	0,6,6	-	-	-	-	-
56	OHX	DA	3415	-	0,6,6	-	-	-	-	-
56	OHX	DB	214	-	0,6,6	-	-	-	-	-
56	OHX	DA	3360	-	0,6,6	-	-	-	-	-
56	OHX	AA	3445	-	0,6,6	-	-	-	-	-
56	OHX	BA	1761	-	0,6,6	-	-	-	-	-
56	OHX	AA	3435	-	0,6,6	-	-	-	-	-
56	OHX	DA	3382	-	0,6,6	-	-	-	-	-
56	OHX	DA	3170	-	0,6,6	-	-	-	-	-
56	OHX	DA	3488	-	0,6,6	-	-	-	-	-
56	OHX	DA	3364	-	0,6,6	-	-	-	-	-
56	OHX	DB	210	-	0,6,6	-	-	-	-	-
56	OHX	BA	1732	-	0,6,6	-	-	-	-	-
56	OHX	AA	3341	-	0,6,6	-	-	-	-	-
56	OHX	DA	3062	-	0,6,6	-	-	-	-	-
56	OHX	AA	3349	-	0,6,6	-	-	-	-	-
56	OHX	DA	3451	-	0,6,6	-	-	-	-	-
56	OHX	DA	3491	-	0,6,6	-	-	-	-	-
56	OHX	AA	3446	-	0,6,6	-	-	-	-	-
56	OHX	BA	1753	-	0,6,6	-	-	-	-	-
56	OHX	AA	3492	-	0,6,6	-	-	-	-	-
56	OHX	CC	109	-	0,6,6	-	-	-	-	-
56	OHX	DB	215	-	0,6,6	-	-	-	-	-
56	OHX	AA	3423	-	0,6,6	-	-	-	-	-
56	OHX	BA	1762	-	0,6,6	-	-	-	-	-
56	OHX	AA	3506	-	0,6,6	-	-	-	-	-
56	OHX	DA	3371	-	0,6,6	-	-	-	-	-
56	OHX	CA	1765	-	0,6,6	-	-	-	-	-
56	OHX	CA	1803	-	0,6,6	-	-	-	-	-
56	OHX	DA	3447	-	0,6,6	-	-	-	-	-
56	OHX	CA	1808	-	0,6,6	-	-	-	-	-
56	OHX	DA	3409	-	0,6,6	-	-	-	-	-
56	OHX	AA	3545	-	0,6,6	-	-	-	-	-
56	OHX	CD	101	-	0,6,6	-	-	-	-	-
56	OHX	CA	1729	-	0,6,6	-	-	-	-	-
56	OHX	AB	211	-	0,6,6	-	-	-	-	-
56	OHX	AA	3496	-	0,6,6	-	-	-	-	-
56	OHX	AA	3561	-	0,6,6	-	-	-	-	-
56	OHX	AA	3374	-	0,6,6	-	-	-	-	-

Mol	Type	Chain	Res	Link	Bond lengths			Bond angles		
					Counts	RMSZ	# Z > 2	Counts	RMSZ	# Z > 2
56	OHX	DA	3413	-	0,6,6	-	-	-		
56	OHX	AA	3411	-	0,6,6	-	-	-		
56	OHX	DA	3422	-	0,6,6	-	-	-		
56	OHX	AA	3395	-	0,6,6	-	-	-		
56	OHX	BA	1792	-	0,6,6	-	-	-		
56	OHX	CA	1792	-	0,6,6	-	-	-		
56	OHX	BA	1778	-	0,6,6	-	-	-		
56	OHX	CA	1798	-	0,6,6	-	-	-		
56	OHX	DA	3431	-	0,6,6	-	-	-		
56	OHX	DA	3486	-	0,6,6	-	-	-		
56	OHX	DA	3472	-	0,6,6	-	-	-		
56	OHX	DA	3367	-	0,6,6	-	-	-		
56	OHX	DA	3339	-	0,6,6	-	-	-		
56	OHX	CA	1806	-	0,6,6	-	-	-		
56	OHX	DA	3373	-	0,6,6	-	-	-		
56	OHX	AA	3384	-	0,6,6	-	-	-		
56	OHX	CV	101	-	0,6,6	-	-	-		
56	OHX	AA	3388	-	0,6,6	-	-	-		
56	OHX	BA	1720	-	0,6,6	-	-	-		
56	OHX	DA	3430	-	0,6,6	-	-	-		
56	OHX	DA	3224	-	0,6,6	-	-	-		
56	OHX	BA	1742	-	0,6,6	-	-	-		
56	OHX	DB	218	-	0,6,6	-	-	-		
57	PAR	BA	1715	-	44,45,45	0.71	2 (4%)	63,67,67	1.74	12 (19%)
56	OHX	DA	3065	-	0,6,6	-	-	-		
56	OHX	DA	3465	-	0,6,6	-	-	-		
56	OHX	CA	1790	-	0,6,6	-	-	-		
56	OHX	DA	3223	-	0,6,6	-	-	-		
56	OHX	CA	1738	-	0,6,6	-	-	-		
56	OHX	CA	1756	-	0,6,6	-	-	-		
56	OHX	AA	3567	-	0,6,6	-	-	-		
56	OHX	AA	3460	-	0,6,6	-	-	-		
56	OHX	AA	3407	-	0,6,6	-	-	-		
56	OHX	AA	3475	-	0,6,6	-	-	-		
56	OHX	AA	3559	-	0,6,6	-	-	-		
56	OHX	BA	1774	-	0,6,6	-	-	-		
56	OHX	D5	102	-	0,6,6	-	-	-		
56	OHX	AA	3477	-	0,6,6	-	-	-		
56	OHX	BA	1797	-	0,6,6	-	-	-		
56	OHX	DA	3118	-	0,6,6	-	-	-		
56	OHX	DA	3356	-	0,6,6	-	-	-		
56	OHX	DA	3385	-	0,6,6	-	-	-		
56	OHX	AA	3401	-	0,6,6	-	-	-		

Mol	Type	Chain	Res	Link	Bond lengths			Bond angles		
					Counts	RMSZ	# Z > 2	Counts	RMSZ	# Z > 2
56	OHX	AA	3417	-	0,6,6	-	-	-		
56	OHX	BA	1751	-	0,6,6	-	-	-		
56	OHX	AA	3360	-	0,6,6	-	-	-		
56	OHX	DA	3215	-	0,6,6	-	-	-		
56	OHX	AA	3390	-	0,6,6	-	-	-		
56	OHX	AA	3473	-	0,6,6	-	-	-		
56	OHX	CA	1795	-	0,6,6	-	-	-		
56	OHX	DA	3249	-	0,6,6	-	-	-		
56	OHX	DA	3427	-	0,6,6	-	-	-		
56	OHX	AB	209	-	0,6,6	-	-	-		
56	OHX	DA	3429	-	0,6,6	-	-	-		
56	OHX	AA	3489	-	0,6,6	-	-	-		
56	OHX	CA	1770	-	0,6,6	-	-	-		
56	OHX	DA	3343	-	0,6,6	-	-	-		
56	OHX	AA	3359	-	0,6,6	-	-	-		
56	OHX	BA	1776	-	0,6,6	-	-	-		
56	OHX	AA	3394	-	0,6,6	-	-	-		
56	OHX	DA	3253	-	0,6,6	-	-	-		
56	OHX	DA	3453	-	0,6,6	-	-	-		
56	OHX	AA	3495	-	0,6,6	-	-	-		
56	OHX	DA	3481	-	0,6,6	-	-	-		
56	OHX	BA	1793	-	0,6,6	-	-	-		
56	OHX	DB	219	-	0,6,6	-	-	-		
56	OHX	BA	1729	-	0,6,6	-	-	-		
56	OHX	CA	1804	-	0,6,6	-	-	-		
56	OHX	CA	1742	-	0,6,6	-	-	-		
56	OHX	CA	1748	-	0,6,6	-	-	-		
56	OHX	DA	3226	-	0,6,6	-	-	-		
56	OHX	CA	1815	-	0,6,6	-	-	-		
56	OHX	DA	3363	-	0,6,6	-	-	-		
56	OHX	DA	3159	-	0,6,6	-	-	-		
56	OHX	AA	3441	-	0,6,6	-	-	-		
56	OHX	AA	3478	-	0,6,6	-	-	-		
56	OHX	AB	215	-	0,6,6	-	-	-		
56	OHX	D3	101	-	0,6,6	-	-	-		
56	OHX	DA	3075	-	0,6,6	-	-	-		
56	OHX	AA	3514	-	0,6,6	-	-	-		
56	OHX	A6	101	-	0,6,6	-	-	-		
56	OHX	DF	301	-	0,6,6	-	-	-		
56	OHX	BC	105	-	0,6,6	-	-	-		
56	OHX	BD	102	-	0,6,6	-	-	-		
56	OHX	AA	3479	-	0,6,6	-	-	-		
56	OHX	DA	3384	-	0,6,6	-	-	-		

Mol	Type	Chain	Res	Link	Bond lengths			Bond angles		
					Counts	RMSZ	# Z > 2	Counts	RMSZ	# Z > 2
56	OHX	CA	1743	-	0,6,6	-	-	-	-	-
56	OHX	AA	3550	-	0,6,6	-	-	-	-	-
56	OHX	AA	3493	-	0,6,6	-	-	-	-	-
56	OHX	DA	3467	-	0,6,6	-	-	-	-	-
56	OHX	AA	3422	-	0,6,6	-	-	-	-	-
56	OHX	AA	3469	-	0,6,6	-	-	-	-	-
56	OHX	DA	3456	-	0,6,6	-	-	-	-	-
56	OHX	AA	3440	-	0,6,6	-	-	-	-	-
56	OHX	AA	3335	-	0,6,6	-	-	-	-	-
56	OHX	AA	3452	-	0,6,6	-	-	-	-	-
56	OHX	AA	3379	-	0,6,6	-	-	-	-	-
56	OHX	CA	1801	-	0,6,6	-	-	-	-	-
56	OHX	AB	207	-	0,6,6	-	-	-	-	-

In the following table, the Chirals column lists the number of chiral outliers, the number of chiral centers analysed, the number of these observed in the model and the number defined in the Chemical Component Dictionary. Similar counts are reported in the Torsion and Rings columns. '-' means no outliers of that kind were identified.

Mol	Type	Chain	Res	Link	Chirals	Torsions	Rings
57	PAR	CA	1722	-	-	4/18/94/94	0/4/4/4
57	PAR	BA	1715	-	-	5/18/94/94	0/4/4/4

All (2) bond length outliers are listed below:

Mol	Chain	Res	Type	Atoms	Z	Observed(Å)	Ideal(Å)
57	BA	1715	PAR	C21-N21	-2.30	1.43	1.47
57	BA	1715	PAR	C31-C21	-2.16	1.50	1.53

All (26) bond angle outliers are listed below:

Mol	Chain	Res	Type	Atoms	Z	Observed(°)	Ideal(°)
57	CA	1722	PAR	C11-O51-C51	5.05	123.58	113.72
57	CA	1722	PAR	C13-O52-C52	-4.64	106.98	117.98
57	BA	1715	PAR	C44-C34-C24	4.52	118.49	110.99
57	BA	1715	PAR	C11-O51-C51	4.28	122.08	113.72
57	CA	1722	PAR	C62-C12-N12	-4.23	102.59	110.94
57	CA	1722	PAR	C41-C31-C21	-4.08	104.22	110.99
57	BA	1715	PAR	C32-C22-C12	-3.82	104.47	111.02
57	CA	1722	PAR	O62-C62-C12	-3.81	102.77	109.90
57	BA	1715	PAR	O54-C54-C64	3.81	113.39	106.07
57	BA	1715	PAR	O34-C34-C24	-3.72	103.53	110.22

Continued on next page...

Continued from previous page...

Mol	Chain	Res	Type	Atoms	Z	Observed(°)	Ideal(°)
57	CA	1722	PAR	C22-C12-C62	3.64	115.53	110.08
57	BA	1715	PAR	O51-C51-C41	3.34	115.71	109.70
57	CA	1722	PAR	C14-O33-C33	-3.20	110.39	117.98
57	CA	1722	PAR	C44-C34-C24	3.08	116.11	110.99
57	BA	1715	PAR	C31-C21-N21	-2.92	105.08	111.05
57	BA	1715	PAR	C14-O54-C54	2.90	119.38	113.72
57	BA	1715	PAR	O52-C13-O43	-2.78	108.53	111.37
57	CA	1722	PAR	C52-C62-C12	2.70	116.45	109.93
57	CA	1722	PAR	C14-O54-C54	2.67	118.92	113.72
57	CA	1722	PAR	O51-C51-C41	2.65	114.48	109.70
57	CA	1722	PAR	C62-C52-C42	2.57	117.50	111.72
57	BA	1715	PAR	C13-O52-C52	-2.42	112.24	117.98
57	BA	1715	PAR	C14-C24-C34	2.42	116.34	110.29
57	CA	1722	PAR	O54-C54-C64	2.25	110.39	106.07
57	CA	1722	PAR	O62-C62-C52	2.16	115.47	109.94
57	BA	1715	PAR	O54-C54-C44	-2.11	105.89	109.70

There are no chirality outliers.

All (9) torsion outliers are listed below:

Mol	Chain	Res	Type	Atoms
57	CA	1722	PAR	O43-C43-C53-O53
57	CA	1722	PAR	C33-C43-C53-O53
57	CA	1722	PAR	C41-C51-C61-O61
57	BA	1715	PAR	C41-C51-C61-O61
57	BA	1715	PAR	O43-C43-C53-O53
57	BA	1715	PAR	C33-C43-C53-O53
57	CA	1722	PAR	O51-C51-C61-O61
57	BA	1715	PAR	O43-C13-O52-C52
57	BA	1715	PAR	O51-C51-C61-O61

There are no ring outliers.

332 monomers are involved in 465 short contacts:

Mol	Chain	Res	Type	Clashes	Symm-Clashes
56	BA	1724	OHX	1	0
56	CA	1734	OHX	2	0
56	BA	1734	OHX	1	0
56	CA	1759	OHX	1	0
56	DA	3438	OHX	1	0
56	CA	1726	OHX	1	0

Continued on next page...

Continued from previous page...

Mol	Chain	Res	Type	Clashes	Symm-Clashes
56	DA	3379	OHX	2	0
56	CA	1727	OHX	1	0
56	DA	3336	OHX	1	0
56	AA	3416	OHX	3	0
56	AA	3370	OHX	1	0
56	DA	3221	OHX	2	0
56	BA	1756	OHX	1	0
56	DA	3470	OHX	2	0
56	AA	3466	OHX	1	0
56	CA	1750	OHX	1	0
56	AA	3331	OHX	1	0
56	BA	1791	OHX	3	0
56	BA	1746	OHX	1	0
56	AA	3540	OHX	1	0
56	AA	3391	OHX	2	0
56	AA	3373	OHX	1	0
56	AA	3361	OHX	1	0
56	AA	3376	OHX	1	0
56	AA	3333	OHX	1	0
56	AA	3371	OHX	1	0
56	BA	1789	OHX	1	0
56	AB	219	OHX	2	0
56	CA	1762	OHX	7	0
56	DA	3412	OHX	1	0
56	DA	3246	OHX	1	0
56	AA	3412	OHX	2	0
56	BA	1735	OHX	1	0
56	CA	1730	OHX	1	0
56	DA	3471	OHX	2	0
56	DB	213	OHX	1	0
56	AA	3365	OHX	4	0
56	DB	209	OHX	1	0
56	AA	3547	OHX	6	0
56	AA	3375	OHX	1	0
56	AA	3555	OHX	1	0
56	CC	110	OHX	1	0
56	CA	1764	OHX	1	0
56	BA	1811	OHX	2	0
56	CA	1811	OHX	1	0
56	AA	3347	OHX	1	0
56	DA	3426	OHX	1	0
56	DA	3176	OHX	1	0

Continued on next page...

Continued from previous page...

Mol	Chain	Res	Type	Clashes	Symm-Clashes
56	DA	3484	OHX	1	0
56	CA	1775	OHX	1	0
56	AA	3351	OHX	1	0
56	BA	1790	OHX	1	0
56	CK	201	OHX	1	0
56	DA	3483	OHX	1	0
56	DA	3439	OHX	1	0
56	AA	3525	OHX	1	0
56	DA	3162	OHX	1	0
56	DA	3214	OHX	2	0
56	CA	1724	OHX	1	0
56	CA	1778	OHX	1	0
56	BA	1780	OHX	1	0
56	CA	1788	OHX	2	0
56	AA	3524	OHX	1	0
56	DA	3473	OHX	1	0
56	DA	3478	OHX	2	0
56	AA	3568	OHX	1	0
56	DA	3258	OHX	1	0
56	AA	3530	OHX	1	0
56	AA	3569	OHX	3	0
56	AA	3463	OHX	1	0
56	CB	104	OHX	1	0
56	DA	3251	OHX	1	0
56	DA	3103	OHX	3	0
56	BA	1721	OHX	3	0
56	BA	1805	OHX	1	0
56	BA	1806	OHX	2	0
56	BA	1799	OHX	1	0
56	DA	3411	OHX	1	0
56	DA	3388	OHX	2	0
57	CA	1722	PAR	1	0
56	DA	3441	OHX	1	0
56	DA	3437	OHX	1	0
56	AA	3392	OHX	1	0
56	DA	3083	OHX	1	0
56	BA	1760	OHX	1	0
56	AA	3377	OHX	1	0
56	AA	3546	OHX	1	0
56	AA	3453	OHX	2	0
56	BA	1728	OHX	1	0
56	AA	3419	OHX	1	0

Continued on next page...

Continued from previous page...

Mol	Chain	Res	Type	Clashes	Symm-Clashes
56	DA	3337	OHX	1	0
56	AA	3415	OHX	3	0
56	DA	3374	OHX	3	0
56	DA	3346	OHX	1	0
56	DA	3395	OHX	1	0
56	CA	1776	OHX	1	0
56	AA	3346	OHX	1	0
56	DA	3376	OHX	1	0
56	DA	3489	OHX	2	0
56	D8	101	OHX	5	0
56	BA	1745	OHX	2	0
56	CA	1737	OHX	2	0
56	CA	1760	OHX	1	0
56	DA	3248	OHX	1	0
56	CA	1768	OHX	1	0
56	BA	1733	OHX	3	0
56	BA	1716	OHX	1	0
56	AA	3529	OHX	1	0
56	CA	1809	OHX	1	0
56	AA	3502	OHX	2	0
56	AA	3458	OHX	1	0
56	BC	106	OHX	1	0
56	CA	1751	OHX	1	0
56	AA	3405	OHX	1	0
56	DA	3410	OHX	2	0
56	BA	1788	OHX	1	0
56	DA	3099	OHX	1	0
56	BA	1717	OHX	1	0
56	DA	3443	OHX	1	0
56	DB	212	OHX	1	0
56	AA	3523	OHX	1	0
56	DA	3445	OHX	1	0
56	AB	218	OHX	1	0
56	AA	3556	OHX	1	0
56	DA	3444	OHX	2	0
56	AA	3505	OHX	1	0
56	AA	3509	OHX	1	0
56	AA	3558	OHX	2	0
56	DA	3341	OHX	1	0
56	AA	3504	OHX	4	0
56	CA	1735	OHX	1	0
56	BA	1812	OHX	1	0

Continued on next page...

Continued from previous page...

Mol	Chain	Res	Type	Clashes	Symm-Clashes
56	AA	3494	OHX	1	0
56	CA	1779	OHX	3	0
56	BA	1772	OHX	2	0
56	BA	1755	OHX	1	0
56	BA	1813	OHX	2	0
56	BA	1766	OHX	1	0
56	DA	3416	OHX	1	0
56	AA	3553	OHX	1	0
56	AA	3554	OHX	1	0
56	DA	3400	OHX	2	0
56	DA	3255	OHX	1	0
56	AA	3551	OHX	2	0
56	DA	3406	OHX	1	0
56	DA	3461	OHX	1	0
56	AA	3350	OHX	1	0
56	AA	3538	OHX	2	0
56	AA	3447	OHX	1	0
56	AA	3467	OHX	1	0
56	AF	303	OHX	3	0
56	CA	1723	OHX	2	0
56	CA	1753	OHX	1	0
56	DA	3344	OHX	3	0
56	CA	1757	OHX	1	0
56	AA	3565	OHX	1	0
56	CA	1758	OHX	1	0
56	AA	3367	OHX	3	0
56	AA	3399	OHX	2	0
56	CA	1774	OHX	1	0
56	CA	1746	OHX	1	0
56	CA	1797	OHX	2	0
56	BA	1763	OHX	1	0
56	AA	3409	OHX	2	0
56	DA	3390	OHX	1	0
56	CA	1771	OHX	1	0
56	DA	3457	OHX	1	0
56	AA	3566	OHX	1	0
56	CA	1805	OHX	1	0
56	AO	203	OHX	1	0
56	CA	1786	OHX	1	0
56	AA	3497	OHX	2	0
56	DA	3368	OHX	1	0
56	DA	3428	OHX	2	0

Continued on next page...

Continued from previous page...

Mol	Chain	Res	Type	Clashes	Symm-Clashes
56	DA	3454	OHX	1	0
56	DA	3169	OHX	1	0
56	CA	1777	OHX	1	0
56	DA	3348	OHX	1	0
56	AA	3487	OHX	1	0
56	BA	1770	OHX	1	0
56	BA	1785	OHX	5	0
56	BA	1757	OHX	1	0
56	BA	1775	OHX	1	0
56	DA	3401	OHX	1	0
56	CA	1766	OHX	1	0
56	DA	3362	OHX	1	0
56	CA	1773	OHX	1	0
56	BA	1802	OHX	4	0
56	CA	1741	OHX	2	0
56	DA	3403	OHX	2	0
56	BG	302	OHX	2	0
56	AA	3557	OHX	2	0
56	DA	3081	OHX	1	0
56	CA	1810	OHX	2	0
56	AA	3516	OHX	1	0
56	AB	213	OHX	1	0
56	AA	3535	OHX	1	0
56	AA	3418	OHX	1	0
56	DA	3212	OHX	1	0
56	AA	3468	OHX	1	0
56	AO	202	OHX	1	0
56	CA	1782	OHX	1	0
56	CA	1793	OHX	1	0
56	AA	3433	OHX	3	0
56	DA	3068	OHX	1	0
56	DA	3389	OHX	3	0
56	AA	3364	OHX	1	0
56	DA	3173	OHX	2	0
56	CA	1769	OHX	1	0
56	DA	3391	OHX	1	0
56	AA	3362	OHX	2	0
56	CA	1733	OHX	1	0
56	DA	3061	OHX	1	0
56	CA	1749	OHX	1	0
56	CA	1725	OHX	2	0
56	CA	1784	OHX	1	0

Continued on next page...

Continued from previous page...

Mol	Chain	Res	Type	Clashes	Symm-Clashes
56	BA	1807	OHX	1	0
56	DA	3064	OHX	3	0
56	AA	3342	OHX	2	0
56	CA	1739	OHX	1	0
56	AA	3438	OHX	1	0
56	CA	1728	OHX	1	0
56	AA	3464	OHX	1	0
56	AA	3432	OHX	1	0
56	DA	3172	OHX	2	0
56	BA	1773	OHX	2	0
56	DA	3459	OHX	1	0
56	AA	3414	OHX	1	0
56	DA	3419	OHX	2	0
56	CA	1785	OHX	3	0
56	DA	3407	OHX	1	0
56	BA	1747	OHX	1	0
56	AA	3507	OHX	2	0
56	DA	3111	OHX	2	0
56	DA	3132	OHX	1	0
56	DA	3257	OHX	1	0
56	DA	3398	OHX	1	0
56	CB	105	OHX	1	0
56	AA	3481	OHX	1	0
56	CA	1731	OHX	1	0
56	CA	1755	OHX	1	0
56	BA	1801	OHX	1	0
56	DA	3399	OHX	1	0
56	AA	3531	OHX	1	0
56	AA	3329	OHX	1	0
56	AA	3383	OHX	1	0
56	CC	108	OHX	6	0
56	DA	3487	OHX	1	0
56	AA	3462	OHX	1	0
56	DA	3468	OHX	1	0
56	BA	1784	OHX	2	0
56	AA	3536	OHX	2	0
56	DB	220	OHX	1	0
56	DA	3340	OHX	1	0
56	CA	1740	OHX	1	0
56	AA	3512	OHX	1	0
56	BA	1796	OHX	1	0
56	DA	3377	OHX	2	0

Continued on next page...

Continued from previous page...

Mol	Chain	Res	Type	Clashes	Symm-Clashes
56	AA	3330	OHX	5	0
56	DA	3127	OHX	1	0
56	DA	3418	OHX	1	0
56	AA	3560	OHX	1	0
56	AA	3527	OHX	1	0
56	A3	102	OHX	1	0
56	BA	1794	OHX	1	0
56	DA	3087	OHX	1	0
56	DA	3415	OHX	1	0
56	AA	3445	OHX	1	0
56	BA	1761	OHX	1	0
56	DA	3382	OHX	1	0
56	DA	3488	OHX	3	0
56	DA	3364	OHX	1	0
56	DB	210	OHX	1	0
56	BA	1732	OHX	1	0
56	DA	3062	OHX	1	0
56	AA	3423	OHX	1	0
56	BA	1762	OHX	1	0
56	AA	3506	OHX	1	0
56	CA	1803	OHX	1	0
56	AA	3545	OHX	1	0
56	CD	101	OHX	1	0
56	AA	3496	OHX	1	0
56	AA	3561	OHX	2	0
56	AA	3374	OHX	2	0
56	DA	3422	OHX	1	0
56	BA	1792	OHX	1	0
56	CA	1792	OHX	2	0
56	CA	1798	OHX	4	0
56	DA	3486	OHX	1	0
56	AA	3384	OHX	1	0
56	CV	101	OHX	1	0
56	AA	3388	OHX	2	0
56	BA	1720	OHX	1	0
56	DA	3430	OHX	1	0
57	BA	1715	PAR	3	0
56	DA	3465	OHX	1	0
56	CA	1790	OHX	2	0
56	DA	3223	OHX	1	0
56	CA	1738	OHX	2	0
56	CA	1756	OHX	2	0

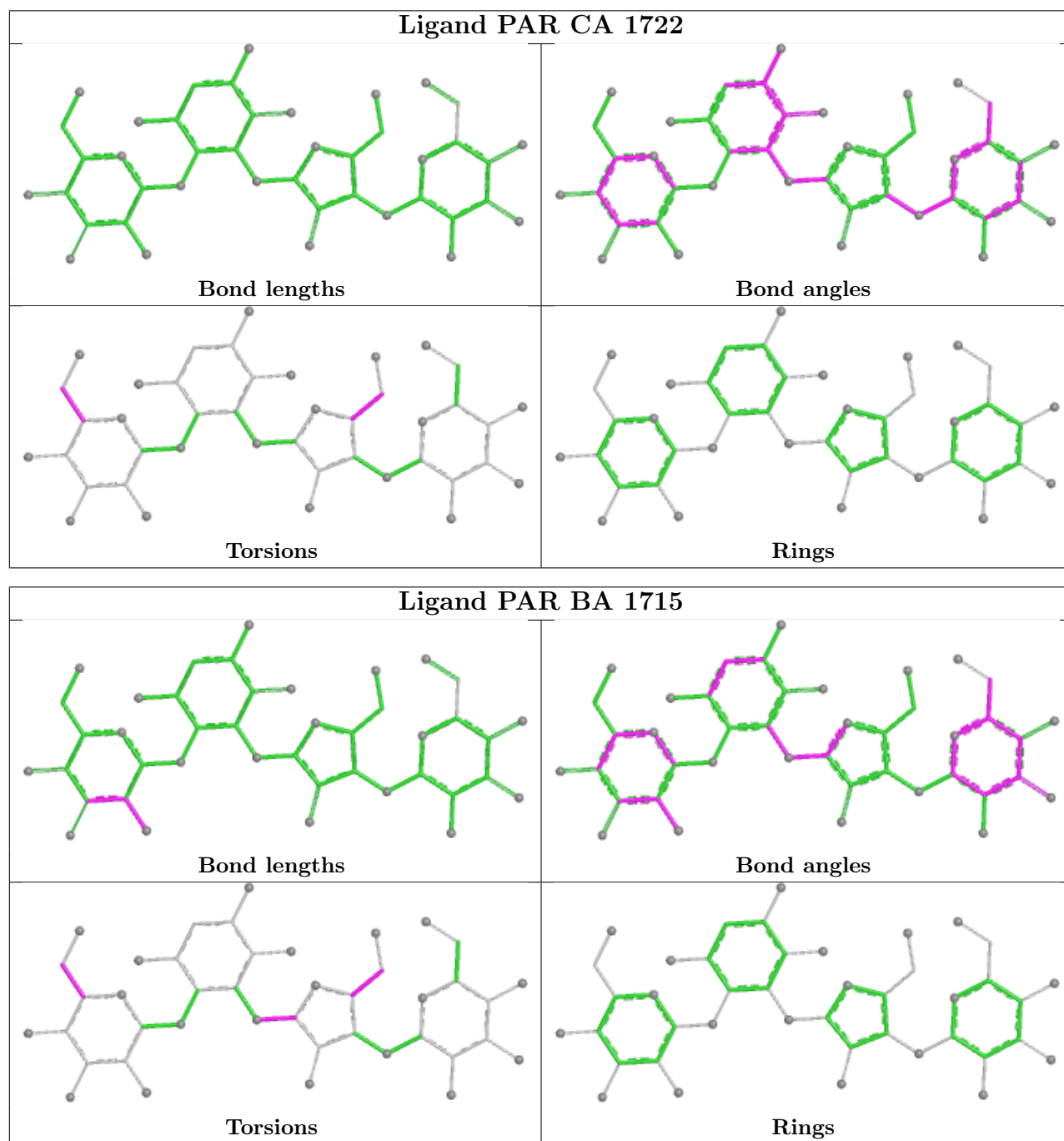
Continued on next page...

Continued from previous page...

Mol	Chain	Res	Type	Clashes	Symm-Clashes
56	AA	3567	OHX	1	0
56	AA	3407	OHX	1	0
56	AA	3475	OHX	1	0
56	D5	102	OHX	1	0
56	DA	3118	OHX	1	0
56	DA	3385	OHX	2	0
56	AA	3417	OHX	1	0
56	DA	3215	OHX	1	0
56	AA	3473	OHX	2	0
56	DA	3427	OHX	3	0
56	AB	209	OHX	1	0
56	CA	1770	OHX	1	0
56	DA	3343	OHX	3	0
56	DA	3253	OHX	1	0
56	BA	1793	OHX	2	0
56	DB	219	OHX	1	0
56	CA	1742	OHX	1	0
56	CA	1815	OHX	1	0
56	DA	3159	OHX	1	0
56	AA	3441	OHX	1	0
56	AB	215	OHX	1	0
56	D3	101	OHX	1	0
56	AA	3514	OHX	1	0
56	A6	101	OHX	1	0
56	DF	301	OHX	1	0
56	BC	105	OHX	1	0
56	BD	102	OHX	1	0
56	AA	3479	OHX	1	0
56	DA	3384	OHX	1	0
56	AA	3550	OHX	1	0
56	AA	3422	OHX	1	0
56	AA	3335	OHX	1	0

The following is a two-dimensional graphical depiction of Mogul quality analysis of bond lengths, bond angles, torsion angles, and ring geometry for all instances of the Ligand of Interest. In addition, ligands with molecular weight > 250 and outliers as shown on the validation Tables will also be included. For torsion angles, if less than 5% of the Mogul distribution of torsion angles is within 10 degrees of the torsion angle in question, then that torsion angle is considered an outlier. Any bond that is central to one or more torsion angles identified as an outlier by Mogul will be highlighted in the graph. For rings, the root-mean-square deviation (RMSD) between the ring in question and similar rings identified by Mogul is calculated over all ring torsion angles. If the average RMSD is greater than 60 degrees and the minimal RMSD between the ring in question and any Mogul-identified rings is also greater than 60 degrees, then that ring is considered an outlier.

The outliers are highlighted in purple. The color gray indicates Mogul did not find sufficient equivalents in the CSD to analyse the geometry.



5.7 Other polymers [\(i\)](#)

There are no such residues in this entry.

5.8 Polymer linkage issues

There are no chain breaks in this entry.

6 Fit of model and data i

6.1 Protein, DNA and RNA chains i

In the following table, the column labelled ‘#RSRZ> 2’ contains the number (and percentage) of RSRZ outliers, followed by percent RSRZ outliers for the chain as percentile scores relative to all X-ray entries and entries of similar resolution. The OWAB column contains the minimum, median, 95th percentile and maximum values of the occupancy-weighted average B-factor per residue. The column labelled ‘Q< 0.9’ lists the number of (and percentage) of residues with an average occupancy less than 0.9.

Mol	Chain	Analysed	<RSRZ>	#RSRZ>2	OWAB(Å ²)	Q<0.9
1	AA	2912/2912 (100%)	-0.62	12 (0%) 89 83	44, 79, 216, 250	0
1	DA	2907/2912 (99%)	-0.40	20 (0%) 84 75	56, 94, 236, 252	0
2	AB	122/122 (100%)	-0.64	0 100 100	77, 99, 118, 184	0
2	DB	122/122 (100%)	-0.34	1 (0%) 82 72	98, 129, 153, 204	0
3	AD	272/276 (98%)	-0.06	8 (2%) 54 40	42, 67, 88, 106	0
3	DD	272/276 (98%)	-0.11	5 (1%) 67 53	52, 78, 98, 130	0
4	AE	205/206 (99%)	0.08	8 (3%) 44 33	54, 90, 135, 147	0
4	DE	205/206 (99%)	0.22	11 (5%) 32 26	61, 102, 153, 167	0
5	AF	202/210 (96%)	-0.28	4 (1%) 64 50	49, 84, 121, 136	0
5	DF	208/210 (99%)	0.06	10 (4%) 36 28	63, 108, 164, 189	0
6	AG	181/182 (99%)	-0.21	5 (2%) 55 40	90, 112, 143, 155	0
6	DG	181/182 (99%)	0.52	13 (7%) 23 19	122, 146, 169, 175	0
7	AH	170/180 (94%)	-0.06	1 (0%) 85 78	89, 116, 133, 162	0
7	DH	170/180 (94%)	0.82	20 (11%) 10 10	162, 204, 226, 236	0
8	AK	146/148 (98%)	-0.01	3 (2%) 63 48	78, 134, 153, 155	0
8	DK	146/148 (98%)	0.51	21 (14%) 7 7	88, 135, 157, 163	0
9	AM	138/140 (98%)	0.12	5 (3%) 46 34	68, 92, 129, 141	0
9	DM	138/140 (98%)	0.12	2 (1%) 73 60	83, 117, 146, 159	0
10	AN	122/122 (100%)	-0.12	1 (0%) 82 72	61, 79, 96, 107	0
10	DN	122/122 (100%)	0.10	1 (0%) 82 72	75, 97, 114, 124	0
11	AO	150/150 (100%)	0.13	7 (4%) 37 28	46, 93, 120, 166	0
11	DO	150/150 (100%)	0.56	23 (15%) 6 6	45, 106, 147, 183	0
12	AP	141/141 (100%)	0.78	28 (19%) 3 3	58, 86, 108, 136	0
12	DP	141/141 (100%)	1.16	29 (20%) 3 3	58, 111, 143, 164	0

Continued on next page...

Continued from previous page...

Mol	Chain	Analysed	<RSRZ>	#RSRZ>2	OWAB(Å ²)	Q<0.9
13	A0	118/118 (100%)	-0.16	3 (2%) 58 43	57, 86, 110, 118	0
13	D0	117/118 (99%)	-0.29	1 (0%) 81 70	68, 89, 109, 124	0
14	AQ	111/112 (99%)	-0.32	2 (1%) 67 53	67, 97, 120, 133	0
14	DQ	111/112 (99%)	0.00	4 (3%) 46 34	85, 126, 150, 162	0
15	AR	137/146 (93%)	0.03	2 (1%) 71 58	75, 96, 149, 175	0
15	DR	137/146 (93%)	0.55	12 (8%) 17 16	81, 106, 168, 189	0
16	A1	117/118 (99%)	-0.05	2 (1%) 69 55	58, 81, 110, 142	0
16	D1	117/118 (99%)	-0.15	1 (0%) 81 70	71, 109, 145, 167	0
17	A2	101/101 (100%)	0.33	4 (3%) 43 32	51, 104, 126, 143	0
17	D2	101/101 (100%)	0.35	11 (10%) 12 12	65, 134, 147, 155	0
18	AS	113/113 (100%)	-0.16	0 100 100	61, 77, 108, 161	0
18	DS	113/113 (100%)	0.06	4 (3%) 47 35	66, 82, 116, 162	0
19	AT	92/96 (95%)	-0.20	0 100 100	59, 73, 99, 111	0
19	DT	92/96 (95%)	0.24	5 (5%) 32 26	74, 92, 117, 133	0
20	AU	102/110 (92%)	0.27	4 (3%) 44 33	79, 105, 156, 168	0
20	DU	102/110 (92%)	1.29	28 (27%) 2 1	97, 122, 169, 185	0
21	AV	175/206 (84%)	0.77	23 (13%) 8 8	90, 131, 195, 198	0
21	DV	179/206 (86%)	0.47	9 (5%) 35 28	127, 165, 214, 226	0
22	A3	76/85 (89%)	-0.23	0 100 100	65, 78, 95, 130	0
22	D3	77/85 (90%)	0.39	5 (6%) 26 21	78, 97, 119, 152	0
23	AZ	97/98 (98%)	0.26	7 (7%) 23 19	59, 79, 131, 161	0
23	DZ	97/98 (98%)	0.47	7 (7%) 23 19	69, 89, 136, 157	0
24	AW	66/72 (91%)	-0.15	3 (4%) 39 29	63, 87, 103, 128	0
24	DW	66/72 (91%)	0.01	2 (3%) 52 39	88, 112, 132, 142	0
25	AX	59/60 (98%)	-0.23	0 100 100	66, 86, 119, 134	0
25	DX	59/60 (98%)	-0.04	1 (1%) 69 55	87, 113, 146, 167	0
26	A4	66/71 (92%)	0.08	2 (3%) 52 39	130, 162, 180, 188	0
26	D4	63/71 (88%)	0.29	1 (1%) 70 57	149, 192, 200, 204	0
27	A5	59/60 (98%)	0.67	4 (6%) 25 20	54, 95, 172, 174	0
27	D5	59/60 (98%)	0.37	5 (8%) 18 17	61, 96, 179, 195	0
28	A6	45/54 (83%)	1.33	14 (31%) 1 1	129, 159, 174, 182	0

Continued on next page...

Continued from previous page...

Mol	Chain	Analysed	<RSRZ>	#RSRZ>2	OWAB(Å ²)	Q<0.9
28	D6	45/54 (83%)	1.58	15 (33%) 1 1	146, 174, 190, 192	0
29	A7	45/49 (91%)	-0.24	2 (4%) 39 30	46, 55, 72, 78	0
29	D7	45/49 (91%)	-0.17	1 (2%) 62 47	56, 66, 79, 96	0
30	A8	60/65 (92%)	0.39	7 (11%) 10 11	56, 74, 97, 120	0
30	D8	60/65 (92%)	1.24	12 (20%) 3 3	75, 91, 113, 138	0
31	BA	1502/1506 (99%)	-0.34	11 (0%) 84 75	58, 111, 193, 251	0
31	CA	1502/1506 (99%)	-0.26	27 (1%) 67 53	69, 122, 195, 251	0
32	BE	237/256 (92%)	0.09	7 (2%) 52 39	117, 150, 188, 200	0
32	CE	237/256 (92%)	0.10	7 (2%) 52 39	128, 166, 201, 216	0
33	BF	205/239 (85%)	0.16	6 (2%) 54 40	95, 124, 157, 167	0
33	CF	206/239 (86%)	0.44	13 (6%) 27 22	130, 151, 179, 185	0
34	BG	208/208 (100%)	0.16	6 (2%) 54 40	95, 119, 141, 152	0
34	CG	208/208 (100%)	0.22	5 (2%) 59 44	94, 114, 136, 151	0
35	BH	151/162 (93%)	-0.07	4 (2%) 57 42	81, 109, 130, 166	0
35	CH	151/162 (93%)	0.48	16 (10%) 13 12	106, 124, 148, 171	0
36	BI	101/101 (100%)	-0.31	2 (1%) 64 50	86, 111, 127, 152	0
36	CI	101/101 (100%)	-0.41	0 100 100	83, 108, 131, 149	0
37	BJ	155/156 (99%)	0.17	14 (9%) 17 15	109, 127, 154, 167	0
37	CJ	155/156 (99%)	0.22	7 (4%) 39 29	120, 136, 159, 167	0
38	BK	138/138 (100%)	-0.14	1 (0%) 84 75	90, 115, 128, 133	0
38	CK	138/138 (100%)	0.07	2 (1%) 73 60	105, 129, 141, 151	0
39	BL	127/128 (99%)	0.26	9 (7%) 23 20	98, 148, 166, 173	0
39	CL	127/128 (99%)	0.52	13 (10%) 13 13	118, 160, 175, 179	0
40	BM	99/105 (94%)	0.28	2 (2%) 64 50	93, 149, 177, 178	0
40	CM	99/105 (94%)	0.16	6 (6%) 28 23	128, 165, 180, 184	0
41	BN	119/129 (92%)	0.19	5 (4%) 41 31	81, 109, 138, 167	0
41	CN	119/129 (92%)	0.22	3 (2%) 58 43	89, 116, 144, 172	0
42	BO	125/132 (94%)	-0.01	4 (3%) 50 37	73, 86, 118, 162	0
42	CO	125/132 (94%)	0.15	7 (5%) 31 25	91, 113, 138, 172	0
43	BP	116/126 (92%)	-0.15	1 (0%) 81 70	97, 135, 151, 157	0
43	CP	117/126 (92%)	0.26	5 (4%) 40 30	108, 162, 175, 177	0

Continued on next page...

Continued from previous page...

Mol	Chain	Analysed	<RSRZ>	#RSRZ>2	OWAB(Å ²)	Q<0.9
44	BQ	58/61 (95%)	0.35	3 (5%) 34 27	96, 113, 128, 134	0
44	CQ	58/61 (95%)	0.35	2 (3%) 48 35	132, 145, 162, 167	0
45	BR	88/89 (98%)	-0.16	1 (1%) 77 66	81, 103, 125, 130	0
45	CR	88/89 (98%)	0.12	0 100 100	88, 116, 138, 145	0
46	BS	84/88 (95%)	0.50	2 (2%) 59 44	105, 122, 147, 180	0
46	CS	84/88 (95%)	0.20	2 (2%) 59 44	96, 108, 131, 164	0
47	BT	100/105 (95%)	0.06	5 (5%) 35 28	95, 114, 128, 135	0
47	CT	100/105 (95%)	0.42	9 (9%) 17 15	96, 117, 138, 149	0
48	BU	72/88 (81%)	-0.26	1 (1%) 73 60	94, 111, 147, 169	0
48	CU	72/88 (81%)	-0.40	3 (4%) 41 31	98, 120, 160, 178	0
49	BV	78/93 (83%)	-0.00	1 (1%) 74 61	113, 135, 155, 159	0
49	CV	78/93 (83%)	0.41	5 (6%) 27 22	146, 170, 187, 192	0
50	BW	99/106 (93%)	0.31	6 (6%) 28 23	113, 129, 159, 167	0
50	CW	99/106 (93%)	0.27	3 (3%) 52 39	100, 122, 157, 170	0
51	BX	25/27 (92%)	0.26	1 (4%) 43 32	110, 123, 139, 157	0
51	CX	25/27 (92%)	0.88	1 (4%) 43 32	126, 148, 165, 175	0
52	BB	84/85 (98%)	0.37	4 (4%) 36 28	98, 138, 163, 176	0
52	BD	84/85 (98%)	0.49	3 (3%) 46 34	78, 144, 223, 233	0
52	CB	84/85 (98%)	0.71	8 (9%) 15 14	113, 143, 166, 176	0
52	CD	84/85 (98%)	0.27	3 (3%) 46 34	86, 144, 222, 230	0
53	BC	77/77 (100%)	-0.12	0 100 100	82, 117, 146, 159	0
53	CC	77/77 (100%)	-0.21	1 (1%) 74 61	92, 127, 156, 164	0
54	B1	16/16 (100%)	1.11	5 (31%) 1 1	81, 117, 161, 169	0
54	C1	16/16 (100%)	1.69	5 (31%) 1 1	90, 122, 168, 176	0
All	All	21100/21658 (97%)	-0.08	698 (3%) 49 36	42, 108, 188, 252	0

All (698) RSRZ outliers are listed below:

Mol	Chain	Res	Type	RSRZ
39	CL	115	GLY	12.0
27	A5	2	ALA	11.0
39	CL	127	LYS	8.7
8	DK	11	ASN	8.2
39	CL	125	TYR	8.2

Continued on next page...

Continued from previous page...

Mol	Chain	Res	Type	RSRZ
12	AP	86	GLY	7.9
11	DO	61	ARG	7.2
12	AP	85	LYS	6.9
39	CL	123	PRO	6.8
7	DH	38	SER	6.8
12	DP	86	GLY	6.8
39	CL	116	LYS	6.7
39	CL	126	SER	6.7
1	AA	1536	A	6.4
12	DP	85	LYS	6.4
51	CX	2	GLY	6.4
54	C1	10	G	6.3
24	DW	41	ILE	6.2
37	CJ	32	ARG	6.0
27	A5	3	LYS	5.9
24	DW	43	GLN	5.8
7	DH	39	PRO	5.8
54	B1	10	G	5.7
35	CH	22	GLY	5.7
27	D5	2	ALA	5.5
12	AP	82	ARG	5.4
49	CV	78	ARG	5.4
20	DU	86	ARG	5.4
33	CF	2	GLY	5.3
47	BT	36	ILE	5.2
7	DH	150	ALA	5.2
20	DU	89	PHE	5.2
6	DG	35	GLU	5.2
39	CL	124	GLN	5.1
30	D8	40	GLU	5.0
6	DG	152	LEU	5.0
20	DU	87	LYS	5.0
20	DU	49	VAL	4.9
39	CL	128	ARG	4.9
41	CN	127	LYS	4.9
20	DU	103	GLY	4.9
30	D8	56	GLU	4.8
28	A6	10	LEU	4.8
14	DQ	20	ARG	4.8
12	AP	91	GLU	4.8
29	D7	45	ALA	4.8
11	DO	57	THR	4.8

Continued on next page...

Continued from previous page...

Mol	Chain	Res	Type	RSRZ
42	CO	19	ARG	4.8
21	DV	149	SER	4.7
6	DG	28	VAL	4.7
11	DO	52	GLU	4.6
7	DH	171	LEU	4.6
12	AP	87	LYS	4.6
7	DH	155	SER	4.5
1	DA	2901	C	4.5
12	DP	77	LYS	4.5
8	DK	35	LEU	4.5
12	DP	87	LYS	4.5
20	DU	88	LYS	4.4
30	D8	35	GLN	4.4
12	AP	89	ASN	4.4
12	AP	92	GLY	4.4
30	D8	30	ARG	4.4
47	CT	101	ARG	4.4
23	DZ	85	LEU	4.4
41	CN	128	ALA	4.4
12	DP	23	GLY	4.4
20	DU	77	PRO	4.4
21	AV	175	VAL	4.3
12	DP	88	GLY	4.3
31	BA	792	A	4.3
22	D3	9	SER	4.3
17	D2	79	VAL	4.3
20	DU	50	ARG	4.2
12	DP	83	MET	4.2
28	A6	9	LEU	4.2
11	DO	62	LEU	4.2
1	AA	2901	C	4.2
28	D6	9	LEU	4.2
32	BE	15	VAL	4.2
3	AD	237	GLU	4.2
54	C1	11	U	4.1
41	BN	128	ALA	4.1
12	DP	37	LEU	4.1
21	AV	70	LEU	4.1
30	D8	29	LYS	4.1
34	CG	179	GLU	4.1
52	CB	85	A	4.1
21	AV	163	LEU	4.1

Continued on next page...

Continued from previous page...

Mol	Chain	Res	Type	RSRZ
12	AP	19	GLY	4.1
31	BA	345	C	4.1
40	CM	58	ASP	4.1
43	BP	102	ARG	4.1
21	AV	98	MET	4.0
5	DF	69	HIS	4.0
1	AA	2899	G	4.0
41	BN	127	LYS	4.0
23	AZ	85	LEU	4.0
12	DP	82	ARG	4.0
15	DR	105	LEU	4.0
39	CL	117	HIS	4.0
11	DO	56	SER	4.0
47	BT	35	VAL	4.0
1	AA	2900	A	4.0
12	AP	90	VAL	3.9
8	AK	34	GLY	3.9
30	D8	33	ASN	3.9
48	CU	86	VAL	3.9
34	BG	21	LEU	3.9
13	A0	7	GLY	3.9
28	D6	17	LYS	3.9
20	DU	53	PRO	3.9
21	DV	171	ILE	3.9
42	CO	18	VAL	3.8
20	DU	59	GLY	3.8
3	DD	5	LYS	3.8
12	AP	83	MET	3.8
4	AE	132	HIS	3.8
17	D2	81	TYR	3.8
47	CT	100	LYS	3.8
28	D6	34	LEU	3.8
1	DA	171	G	3.8
6	DG	34	LEU	3.8
5	DF	62	ARG	3.8
37	BJ	85	TYR	3.8
54	C1	25	A	3.7
17	D2	82	ARG	3.7
8	DK	36	ALA	3.7
39	BL	126	SER	3.7
17	A2	62	LEU	3.7
42	CO	16	GLU	3.7

Continued on next page...

Continued from previous page...

Mol	Chain	Res	Type	RSRZ
15	DR	69	GLY	3.7
35	CH	128	PRO	3.7
7	DH	72	ILE	3.7
15	DR	94	ALA	3.7
17	D2	91	TYR	3.7
7	DH	71	LEU	3.7
23	DZ	26	ARG	3.7
31	CA	1066	C	3.7
12	DP	38	GLU	3.7
49	CV	79	THR	3.7
5	DF	71	GLY	3.6
27	D5	58	LEU	3.6
20	DU	92	ASN	3.6
41	BN	51	LYS	3.6
5	AF	69	HIS	3.6
11	DO	47	ASP	3.6
50	BW	18	GLN	3.6
23	DZ	96	LYS	3.6
12	AP	137	TYR	3.6
8	DK	10	GLU	3.6
20	DU	91	GLU	3.6
37	BJ	106	GLN	3.5
28	A6	34	LEU	3.5
8	DK	144	VAL	3.5
12	AP	136	ALA	3.5
54	B1	11	U	3.5
12	DP	80	GLU	3.5
12	DP	89	ASN	3.5
21	AV	99	TYR	3.5
1	DA	2741	A	3.5
20	DU	90	LEU	3.5
44	CQ	6	LEU	3.5
8	DK	146	ALA	3.5
21	AV	115	GLY	3.5
6	AG	135	LEU	3.5
48	CU	46	GLU	3.4
26	A4	59	PHE	3.4
17	D2	78	LYS	3.4
1	DA	2156	G	3.4
52	CB	83	C	3.4
4	DE	141	ILE	3.4
4	DE	204	ALA	3.4

Continued on next page...

Continued from previous page...

Mol	Chain	Res	Type	RSRZ
48	CU	88	LYS	3.4
11	DO	68	GLN	3.4
7	AH	171	LEU	3.4
4	AE	205	ALA	3.4
12	DP	81	VAL	3.4
37	CJ	4	ARG	3.4
21	AV	88	PHE	3.4
21	AV	52	SER	3.4
30	D8	61	LEU	3.3
35	CH	130	ASN	3.3
37	BJ	74	GLU	3.3
1	DA	877	U	3.3
28	D6	53	LYS	3.3
21	AV	165	VAL	3.3
9	AM	134	ARG	3.3
32	BE	26	PRO	3.3
9	AM	138	LEU	3.3
30	A8	36	LYS	3.3
34	BG	31	CYS	3.3
13	A0	1	MET	3.3
35	CH	20	GLN	3.3
31	CA	1063	C	3.3
8	DK	6	LEU	3.3
3	AD	240	ALA	3.3
28	A6	31	PRO	3.3
21	AV	133	ILE	3.3
30	D8	34	TRP	3.2
39	CL	121	ARG	3.2
42	CO	32	PHE	3.2
37	BJ	82	GLY	3.2
21	AV	72	ARG	3.2
8	DK	14	ASP	3.2
15	DR	67	SER	3.2
33	BF	101	LEU	3.2
23	DZ	28	GLY	3.2
31	CA	723	U	3.2
31	CA	1064	G	3.2
39	BL	115	GLY	3.2
21	DV	113	ALA	3.2
23	AZ	77	ALA	3.2
28	D6	11	LEU	3.2
27	A5	5	PRO	3.2

Continued on next page...

Continued from previous page...

Mol	Chain	Res	Type	RSRZ
50	BW	16	HIS	3.2
37	BJ	154	TYR	3.2
33	CF	206	GLU	3.1
3	AD	262	ARG	3.1
11	DO	108	LYS	3.1
33	CF	3	ASN	3.1
47	CT	24	GLU	3.1
20	DU	58	GLY	3.1
12	AP	141	GLN	3.1
54	C1	12	A	3.1
12	DP	35	VAL	3.1
7	DH	151	ILE	3.1
12	AP	80	GLU	3.1
39	BL	117	HIS	3.1
7	DH	98	LEU	3.1
11	DO	51	PHE	3.1
5	DF	72	ARG	3.1
28	D6	23	THR	3.1
35	BH	128	PRO	3.1
3	DD	51	VAL	3.0
6	AG	26	GLN	3.0
11	DO	60	MET	3.0
21	AV	117	LEU	3.0
22	D3	21	LEU	3.0
20	DU	79	CYS	3.0
35	CH	21	ALA	3.0
12	DP	91	GLU	3.0
31	CA	1529	G	3.0
8	DK	34	GLY	3.0
22	D3	12	ASN	3.0
17	D2	74	LYS	3.0
9	DM	1	MET	3.0
4	DE	76	ARG	3.0
40	CM	55	LYS	3.0
1	DA	876	C	3.0
12	AP	23	GLY	3.0
31	CA	884	U	3.0
8	DK	37	VAL	3.0
4	DE	205	ALA	3.0
18	DS	111	HIS	2.9
31	CA	1394	A	2.9
21	DV	172	ALA	2.9

Continued on next page...

Continued from previous page...

Mol	Chain	Res	Type	RSRZ
35	CH	16	THR	2.9
22	D3	17	GLN	2.9
15	DR	103	ARG	2.9
4	AE	195	LEU	2.9
1	AA	1534	G	2.9
31	CA	1397	C	2.9
52	BB	85	A	2.9
6	AG	80	PHE	2.9
37	BJ	78	ARG	2.9
31	BA	162	A	2.9
37	CJ	153	HIS	2.9
37	CJ	42	ILE	2.9
42	BO	16	GLU	2.9
11	AO	15	ARG	2.9
8	AK	143	SER	2.9
28	D6	25	LYS	2.9
1	AA	790	C	2.9
18	DS	6	ILE	2.9
33	BF	89	GLU	2.8
35	CH	14	ARG	2.8
12	DP	75	THR	2.8
19	DT	13	LEU	2.8
38	CK	112	LEU	2.8
7	DH	133	VAL	2.8
41	BN	129	SER	2.8
33	CF	7	PRO	2.8
9	AM	10	GLU	2.8
1	DA	2900	A	2.8
52	BB	82	A	2.8
23	AZ	97	LEU	2.8
5	DF	6	VAL	2.8
21	AV	86	VAL	2.8
23	AZ	92	LYS	2.8
33	BF	72	LYS	2.8
21	AV	53	ILE	2.8
8	DK	33	ARG	2.8
20	AU	91	GLU	2.8
27	D5	3	LYS	2.8
1	DA	902	C	2.8
12	AP	17	LEU	2.8
13	D0	5	LYS	2.8
40	CM	47	PHE	2.8

Continued on next page...

Continued from previous page...

Mol	Chain	Res	Type	RSRZ
37	BJ	84	ASN	2.8
14	DQ	54	LEU	2.8
17	D2	80	GLN	2.7
8	DK	118	LYS	2.7
40	BM	55	LYS	2.7
35	CH	53	LEU	2.7
16	A1	94	ASN	2.7
35	CH	24	ARG	2.7
7	DH	55	PRO	2.7
19	DT	91	ALA	2.7
31	CA	963	G	2.7
31	CA	966	G	2.7
1	DA	2357	U	2.7
1	AA	4	C	2.7
33	CF	53	ALA	2.7
44	BQ	6	LEU	2.7
39	BL	125	TYR	2.7
7	DH	131	VAL	2.7
47	CT	11	VAL	2.7
4	AE	200	GLU	2.7
28	A6	53	LYS	2.7
47	CT	93	GLN	2.7
51	BX	14	TRP	2.7
35	CH	133	TYR	2.7
34	BG	26	CYS	2.7
4	DE	127	ASP	2.7
30	D8	54	GLU	2.7
24	AW	41	ILE	2.7
31	BA	793	U	2.7
12	AP	21	THR	2.7
1	AA	2062	A	2.7
31	CA	968	A	2.7
28	A6	52	VAL	2.7
32	CE	136	VAL	2.7
44	CQ	18	VAL	2.7
6	DG	33	ARG	2.7
35	CH	126	ARG	2.7
47	CT	91	ARG	2.7
52	CB	51	C	2.7
49	CV	10	PHE	2.6
28	A6	26	ASN	2.6
11	AO	38	GLN	2.6

Continued on next page...

Continued from previous page...

Mol	Chain	Res	Type	RSRZ
11	DO	79	ARG	2.6
12	DP	10	ARG	2.6
43	CP	88	ARG	2.6
47	BT	101	ARG	2.6
28	A6	21	TYR	2.6
52	CB	52	G	2.6
1	AA	2799	A	2.6
20	DU	46	LYS	2.6
23	DZ	18	ILE	2.6
52	CB	82	A	2.6
7	DH	40	GLU	2.6
11	AO	37	GLY	2.6
17	A2	36	PRO	2.6
35	BH	126	ARG	2.6
21	AV	116	VAL	2.6
31	CA	1065	U	2.6
4	AE	64	LYS	2.6
39	BL	116	LYS	2.6
33	CF	186	PHE	2.6
3	AD	236	GLY	2.6
7	DH	105	LEU	2.6
11	DO	45	LEU	2.6
34	BG	12	CYS	2.6
11	DO	63	PRO	2.6
12	AP	20	ALA	2.6
21	DV	121	HIS	2.6
8	DK	145	VAL	2.6
20	DU	45	VAL	2.6
21	DV	116	VAL	2.6
28	D6	48	VAL	2.6
17	D2	85	LYS	2.6
19	DT	94	GLY	2.6
21	DV	147	GLY	2.6
12	AP	79	LEU	2.6
10	DN	11	ALA	2.6
32	BE	188	ALA	2.6
50	BW	8	ARG	2.6
27	D5	4	HIS	2.6
1	DA	901	A	2.6
1	DA	2645	G	2.6
1	DA	2899	G	2.6
52	BB	83	C	2.6

Continued on next page...

Continued from previous page...

Mol	Chain	Res	Type	RSRZ
19	DT	28	PHE	2.6
6	DG	94	LEU	2.6
11	DO	71	VAL	2.6
17	D2	84	LYS	2.6
18	DS	85	VAL	2.6
12	AP	66	ILE	2.5
21	DV	53	ILE	2.5
45	BR	62	GLN	2.5
54	B1	23	A	2.5
3	AD	235	GLY	2.5
37	CJ	5	ARG	2.5
53	CC	1	C	2.5
3	DD	35	LYS	2.5
12	DP	76	LYS	2.5
31	CA	1049	U	2.5
47	CT	67	LYS	2.5
16	D1	91	ASP	2.5
8	DK	4	ILE	2.5
28	D6	42	TRP	2.5
3	DD	2	ALA	2.5
12	DP	1	MET	2.5
23	AZ	98	LEU	2.5
32	BE	238	LEU	2.5
11	AO	61	ARG	2.5
39	CL	114	TYR	2.5
11	DO	64	LYS	2.5
12	DP	107	ALA	2.5
5	DF	36	VAL	2.5
54	B1	12	A	2.5
26	D4	24	THR	2.5
42	CO	61	THR	2.5
21	DV	148	ASP	2.5
47	CT	68	ARG	2.5
12	DP	92	GLY	2.5
39	BL	127	LYS	2.5
38	BK	1	MET	2.5
54	B1	25	A	2.5
43	CP	85	GLY	2.5
12	DP	102	VAL	2.5
6	DG	2	PRO	2.5
30	A8	61	LEU	2.4
32	CE	196	LEU	2.4

Continued on next page...

Continued from previous page...

Mol	Chain	Res	Type	RSRZ
11	DO	46	LYS	2.4
35	CH	124	GLY	2.4
4	DE	151	TYR	2.4
12	DP	26	TYR	2.4
27	A5	57	VAL	2.4
50	BW	9	ASN	2.4
31	CA	965	A	2.4
8	DK	7	GLU	2.4
12	AP	5	ARG	2.4
33	CF	175	LEU	2.4
4	DE	187	ALA	2.4
9	DM	69	GLN	2.4
29	A7	45	ALA	2.4
30	A8	51	ALA	2.4
20	DU	42	VAL	2.4
20	DU	51	VAL	2.4
31	CA	1224	G	2.4
3	DD	36	PRO	2.4
21	AV	108	PRO	2.4
47	CT	92	ARG	2.4
31	CA	964	A	2.4
40	CM	61	GLU	2.4
32	CE	152	PHE	2.4
47	BT	100	LYS	2.4
4	AE	193	GLY	2.4
37	BJ	156	TRP	2.4
37	CJ	9	VAL	2.4
13	A0	6	SER	2.4
17	A2	16	PRO	2.4
40	CM	54	PHE	2.4
31	CA	983	A	2.4
8	DK	1	MET	2.4
12	AP	140	ALA	2.4
30	A8	34	TRP	2.4
7	DH	37	VAL	2.4
28	D6	52	VAL	2.4
31	CA	1195	C	2.4
6	DG	96	ARG	2.4
11	AO	16	ARG	2.4
15	DR	50	ILE	2.4
28	A6	36	LEU	2.4
29	A7	31	LEU	2.4

Continued on next page...

Continued from previous page...

Mol	Chain	Res	Type	RSRZ
33	CF	39	ILE	2.4
40	BM	23	ILE	2.4
4	DE	155	LYS	2.4
28	D6	26	ASN	2.4
28	A6	22	ALA	2.4
50	CW	106	ALA	2.4
8	DK	15	VAL	2.4
31	BA	1443	G	2.4
1	DA	243	U	2.4
15	DR	115	ARG	2.4
21	AV	79	ARG	2.4
34	BG	115	ARG	2.4
11	DO	48	PRO	2.3
17	D2	76	LYS	2.3
42	BO	47	LYS	2.3
15	AR	1	MET	2.3
12	AP	81	VAL	2.3
8	DK	8	PRO	2.3
9	AM	60	ILE	2.3
31	CA	1398	A	2.3
2	DB	89	G	2.3
52	CD	52	G	2.3
3	AD	251	GLY	2.3
5	DF	131	GLY	2.3
17	A2	17	GLY	2.3
20	DU	48	ALA	2.3
30	D8	31	HIS	2.3
37	CJ	81	GLY	2.3
44	BQ	51	GLY	2.3
21	AV	80	ARG	2.3
6	DG	75	LYS	2.3
28	A6	27	LYS	2.3
33	CF	167	TRP	2.3
35	BH	129	ILE	2.3
4	DE	117	MET	2.3
7	DH	120	GLY	2.3
11	DO	109	GLY	2.3
20	AU	50	ARG	2.3
46	BS	29	ASP	2.3
50	CW	9	ASN	2.3
50	BW	12	ALA	2.3
6	AG	75	LYS	2.3

Continued on next page...

Continued from previous page...

Mol	Chain	Res	Type	RSRZ
8	DK	22	LYS	2.3
15	DR	65	LYS	2.3
42	CO	17	LYS	2.3
1	AA	277	C	2.3
31	CA	883	C	2.3
34	CG	14	ARG	2.3
4	DE	163	GLU	2.3
12	DP	130	LYS	2.3
20	AU	103	GLY	2.3
33	CF	151	VAL	2.3
28	A6	17	LYS	2.3
37	BJ	8	GLU	2.3
30	A8	50	LEU	2.3
20	DU	61	ILE	2.3
33	BF	15	THR	2.3
1	DA	830	G	2.3
43	CP	87	TYR	2.3
7	DH	99	VAL	2.3
11	AO	36	LYS	2.3
11	DO	107	LYS	2.3
23	AZ	53	VAL	2.3
32	CE	164	VAL	2.3
33	CF	163	ALA	2.3
37	BJ	83	ALA	2.3
46	CS	77	ALA	2.3
28	D6	10	LEU	2.3
39	BL	71	SER	2.3
43	CP	8	GLU	2.3
5	DF	78	ILE	2.2
12	DP	68	ILE	2.2
31	CA	1194	U	2.2
5	AF	66	PRO	2.2
21	AV	167	PRO	2.2
24	AW	43	GLN	2.2
37	BJ	86	GLN	2.2
49	CV	52	TYR	2.2
54	C1	24	A	2.2
30	A8	52	LYS	2.2
42	BO	20	LYS	2.2
11	DO	19	VAL	2.2
4	AE	204	ALA	2.2
4	DE	125	GLY	2.2

Continued on next page...

Continued from previous page...

Mol	Chain	Res	Type	RSRZ
8	DK	16	GLY	2.2
12	AP	88	GLY	2.2
23	DZ	98	LEU	2.2
37	BJ	81	GLY	2.2
31	BA	1397	C	2.2
31	CA	1395	C	2.2
32	BE	41	ILE	2.2
41	BN	83	ILE	2.2
40	CM	63	PHE	2.2
47	BT	28	PRO	2.2
39	CL	120	ARG	2.2
52	BD	34	U	2.2
15	DR	132	LYS	2.2
7	DH	115	VAL	2.2
12	DP	20	ALA	2.2
30	D8	32	LEU	2.2
34	CG	23	GLY	2.2
20	DU	38	ILE	2.2
30	A8	40	GLU	2.2
17	D2	73	SER	2.2
52	BB	80	C	2.2
1	DA	944	G	2.2
28	D6	27	LYS	2.2
37	BJ	136	LYS	2.2
44	BQ	13	THR	2.2
52	CB	1	G	2.2
20	DU	20	TYR	2.2
7	DH	113	VAL	2.2
15	DR	114	LEU	2.2
32	CE	186	ALA	2.2
39	BL	13	ALA	2.2
52	CB	3	U	2.2
52	CD	34	U	2.2
42	BO	95	GLY	2.2
28	A6	29	ASN	2.2
9	AM	9	VAL	2.2
16	A1	95	LEU	2.2
36	BI	6	VAL	2.2
52	CB	84	C	2.2
12	DP	140	ALA	2.2
20	DU	76	CYS	2.2
30	D8	51	ALA	2.2

Continued on next page...

Continued from previous page...

Mol	Chain	Res	Type	RSRZ
12	AP	38	GLU	2.2
3	AD	26	LYS	2.2
10	AN	53	LYS	2.2
21	AV	153	SER	2.2
50	BW	11	SER	2.2
39	CL	122	ALA	2.1
31	CA	962	C	2.1
6	DG	29	TRP	2.1
52	BD	52	G	2.1
3	AD	257	LEU	2.1
6	DG	62	LEU	2.1
1	DA	497	A	2.1
5	DF	61	GLY	2.1
35	CH	27	ARG	2.1
43	CP	80	ARG	2.1
11	DO	36	LYS	2.1
49	CV	7	LYS	2.1
6	AG	137	GLU	2.1
31	BA	339	C	2.1
27	D5	60	VAL	2.1
14	DQ	2	ALA	2.1
15	DR	104	ASN	2.1
12	DP	24	GLY	2.1
14	AQ	108	GLY	2.1
22	D3	41	ARG	2.1
31	CA	1443	G	2.1
35	CH	15	ARG	2.1
39	BL	121	ARG	2.1
48	BU	88	LYS	2.1
31	BA	815	A	2.1
14	AQ	111	GLU	2.1
26	A4	3	GLU	2.1
28	D6	12	GLU	2.1
50	CW	16	HIS	2.1
6	DG	133	LEU	2.1
8	AK	116	LEU	2.1
8	DK	83	ALA	2.1
52	BD	51	C	2.1
15	DR	106	SER	2.1
4	AE	79	ARG	2.1
12	AP	10	ARG	2.1
49	BV	8	GLY	2.1

Continued on next page...

Continued from previous page...

Mol	Chain	Res	Type	RSRZ
1	DA	592	G	2.1
12	DP	78	PRO	2.1
1	AA	945	A	2.1
1	DA	900	A	2.1
1	DA	2274	A	2.1
12	AP	27	VAL	2.1
31	CA	969	A	2.1
32	BE	239	VAL	2.1
36	BI	90	VAL	2.1
38	CK	129	VAL	2.1
46	BS	24	ALA	2.1
20	AU	2	ARG	2.1
23	AZ	88	LYS	2.1
24	AW	69	ARG	2.1
37	BJ	5	ARG	2.1
5	AF	133	ASN	2.1
20	DU	60	PHE	2.1
31	BA	417	C	2.1
33	CF	42	LEU	2.1
33	BF	76	VAL	2.1
34	BG	179	GLU	2.1
35	CH	122	GLU	2.1
11	DO	50	ARG	2.0
5	AF	206	ILE	2.0
12	AP	130	LYS	2.0
23	DZ	3	LYS	2.0
25	DX	17	LYS	2.0
33	BF	79	ARG	2.0
32	BE	228	GLY	2.0
52	CD	37	A	2.0
20	DU	55	TYR	2.0
35	CH	125	SER	2.0
34	CG	79	PHE	2.0
11	AO	148	LEU	2.0
14	DQ	32	LEU	2.0
7	DH	107	VAL	2.0
21	AV	134	PRO	2.0
11	DO	55	ARG	2.0
18	DS	113	LYS	2.0
19	DT	68	ARG	2.0
20	DU	47	LYS	2.0
34	CG	73	ARG	2.0

Continued on next page...

Continued from previous page...

Mol	Chain	Res	Type	RSRZ
35	BH	155	GLU	2.0
20	DU	78	ALA	2.0
32	CE	108	ILE	2.0
42	CO	26	ALA	2.0
5	DF	70	THR	2.0
28	A6	23	THR	2.0
15	AR	106	SER	2.0
21	AV	125	LEU	2.0
41	CN	129	SER	2.0
46	CS	73	LEU	2.0
1	AA	2141	G	2.0
1	DA	2152	G	2.0
31	BA	791	G	2.0
31	BA	1529	G	2.0
31	CA	1053	G	2.0
31	CA	1190	G	2.0
6	DG	30	GLU	2.0
21	AV	172	ALA	2.0
28	D6	22	ALA	2.0
32	CE	116	GLU	2.0
33	CF	158	GLY	2.0

6.2 Non-standard residues in protein, DNA, RNA chains [i](#)

In the following table, the Atoms column lists the number of modelled atoms in the group and the number defined in the chemical component dictionary. The B-factors column lists the minimum, median, 95th percentile and maximum values of B factors of atoms in the group. The column labelled 'Q<0.9' lists the number of atoms with occupancy less than 0.9.

Mol	Type	Chain	Res	Atoms	RSCC	RSR	B-factors(Å ²)	Q<0.9
52	MIA	CB	38	29/30	0.79	0.15	99,111,127,136	0
52	MIA	CD	38	29/30	0.88	0.13	127,140,183,200	0
52	MIA	BB	38	29/30	0.92	0.12	92,99,110,128	0
52	MIA	BD	38	29/30	0.92	0.14	126,140,181,195	0

6.3 Carbohydrates [i](#)

There are no monosaccharides in this entry.

6.4 Ligands i

In the following table, the Atoms column lists the number of modelled atoms in the group and the number defined in the chemical component dictionary. The B-factors column lists the minimum, median, 95th percentile and maximum values of B factors of atoms in the group. The column labelled 'Q< 0.9' lists the number of atoms with occupancy less than 0.9.

Mol	Type	Chain	Res	Atoms	RSCC	RSR	B-factors(Å ²)	Q<0.9
55	MG	CA	1628	1/1	0.13	0.29	137,137,137,137	0
55	MG	BB	105	1/1	0.30	0.14	94,94,94,94	0
55	MG	CA	1672	1/1	0.30	0.17	125,125,125,125	0
55	MG	BA	1630	1/1	0.35	0.34	109,109,109,109	0
55	MG	BB	104	1/1	0.40	0.17	100,100,100,100	0
55	MG	BA	1704	1/1	0.41	0.19	127,127,127,127	0
55	MG	BB	108	1/1	0.42	0.15	80,80,80,80	0
55	MG	DA	3320	1/1	0.43	0.18	132,132,132,132	0
55	MG	DA	3323	1/1	0.43	0.29	100,100,100,100	0
55	MG	DA	3259	1/1	0.45	0.29	114,114,114,114	0
55	MG	CA	1665	1/1	0.45	0.28	114,114,114,114	0
55	MG	AA	3055	1/1	0.45	0.30	88,88,88,88	0
56	OHX	CB	105	7/7	0.45	0.14	139,142,156,183	2
55	MG	DA	3053	1/1	0.46	0.32	116,116,116,116	0
55	MG	CA	1616	1/1	0.47	0.40	100,100,100,100	0
55	MG	BA	1695	1/1	0.48	0.20	132,132,132,132	0
55	MG	BA	1706	1/1	0.51	0.32	111,111,111,111	0
55	MG	AA	3071	1/1	0.53	0.33	84,84,84,84	0
55	MG	DA	3200	1/1	0.54	0.58	86,86,86,86	0
55	MG	DA	3303	1/1	0.55	0.14	97,97,97,97	0
55	MG	CA	1626	1/1	0.55	0.28	124,124,124,124	0
55	MG	AA	3291	1/1	0.56	0.22	99,99,99,99	0
55	MG	BB	113	1/1	0.56	0.14	80,80,80,80	0
56	OHX	DB	220	7/7	0.56	0.09	159,162,171,208	1
56	OHX	BA	1804	7/7	0.57	0.12	147,154,164,208	1
55	MG	DA	3307	1/1	0.58	0.26	119,119,119,119	0
55	MG	AA	3083	1/1	0.58	0.32	94,94,94,94	0
56	OHX	CB	106	7/7	0.58	0.12	97,107,117,126	6
55	MG	BA	1685	1/1	0.58	0.35	93,93,93,93	0
56	OHX	CR	101	7/7	0.59	0.09	143,150,160,179	1
55	MG	BA	1649	1/1	0.59	0.37	92,92,92,92	0
55	MG	CA	1681	1/1	0.60	0.25	111,111,111,111	0
55	MG	CA	1686	1/1	0.60	0.27	110,110,110,110	0
55	MG	CA	1687	1/1	0.60	0.36	104,104,104,104	0
55	MG	DA	3298	1/1	0.61	0.23	102,102,102,102	0
55	MG	BA	1613	1/1	0.61	0.22	116,116,116,116	0
55	MG	AA	3200	1/1	0.61	0.26	82,82,82,82	0

Continued on next page...

Continued from previous page...

Mol	Type	Chain	Res	Atoms	RSCC	RSR	B-factors(Å ²)	Q<0.9
55	MG	BA	1700	1/1	0.61	0.15	119,119,119,119	0
55	MG	AA	3306	1/1	0.61	0.25	100,100,100,100	0
55	MG	BC	104	1/1	0.63	0.33	88,88,88,88	0
55	MG	CA	1719	1/1	0.63	0.33	94,94,94,94	0
56	OHX	AA	3505	7/7	0.63	0.09	143,150,161,212	1
55	MG	DA	3044	1/1	0.63	0.22	100,100,100,100	0
55	MG	AA	3078	1/1	0.64	0.28	97,97,97,97	0
55	MG	DA	3201	1/1	0.64	0.38	86,86,86,86	0
55	MG	BA	1670	1/1	0.64	0.19	100,100,100,100	0
55	MG	DA	3284	1/1	0.64	0.30	89,89,89,89	0
55	MG	CA	1691	1/1	0.64	0.19	128,128,128,128	0
55	MG	DA	3205	1/1	0.65	0.22	106,106,106,106	0
55	MG	C1	102	1/1	0.65	0.25	104,104,104,104	0
55	MG	CA	1623	1/1	0.65	0.32	96,96,96,96	0
55	MG	DA	3296	1/1	0.65	0.21	103,103,103,103	0
55	MG	DA	3048	1/1	0.65	0.40	93,93,93,93	0
55	MG	CA	1615	1/1	0.66	0.27	109,109,109,109	0
55	MG	BA	1612	1/1	0.67	0.32	100,100,100,100	0
55	MG	BA	1677	1/1	0.67	0.32	101,101,101,101	0
55	MG	AA	3343	1/1	0.67	0.16	92,92,92,92	0
55	MG	DB	201	1/1	0.67	0.17	95,95,95,95	0
55	MG	C1	101	1/1	0.67	0.26	102,102,102,102	0
55	MG	CA	1708	1/1	0.68	0.12	95,95,95,95	0
55	MG	BA	1602	1/1	0.68	0.16	66,66,66,66	0
56	OHX	AA	3507	7/7	0.68	0.14	120,135,161,172	2
56	OHX	DB	219	7/7	0.68	0.09	147,161,178,209	1
55	MG	AA	3209	1/1	0.68	0.26	86,86,86,86	0
55	MG	AA	3372	1/1	0.69	0.18	80,80,80,80	0
55	MG	CA	1630	1/1	0.69	0.26	86,86,86,86	0
55	MG	BB	111	1/1	0.69	0.09	80,80,80,80	0
55	MG	DA	3242	1/1	0.69	0.20	99,99,99,99	0
56	OHX	CA	1797	7/7	0.69	0.17	129,132,139,171	1
55	MG	BA	1709	1/1	0.70	0.12	68,68,68,68	0
55	MG	CA	1609	1/1	0.70	0.30	112,112,112,112	0
56	OHX	AA	3538	7/7	0.70	0.13	95,101,128,162	1
55	MG	BA	1625	1/1	0.70	0.20	66,66,66,66	0
55	MG	DA	3030	1/1	0.70	0.36	94,94,94,94	0
55	MG	CA	1720	1/1	0.71	0.34	110,110,110,110	0
55	MG	BB	102	1/1	0.71	0.12	92,92,92,92	0
55	MG	BA	1686	1/1	0.71	0.22	100,100,100,100	0
55	MG	AA	3236	1/1	0.71	0.40	66,66,66,66	0
55	MG	DA	3039	1/1	0.71	0.24	102,102,102,102	0

Continued on next page...

Continued from previous page...

Mol	Type	Chain	Res	Atoms	RSCC	RSR	B-factors(Å ²)	Q<0.9
55	MG	BA	1655	1/1	0.71	0.30	84,84,84,84	0
55	MG	AA	3311	1/1	0.71	0.26	90,90,90,90	0
56	OHX	CB	104	7/7	0.71	0.09	175,181,183,194	1
55	MG	AA	3048	1/1	0.71	0.21	91,91,91,91	0
55	MG	CA	1629	1/1	0.71	0.08	166,166,166,166	0
55	MG	DA	3322	1/1	0.71	0.17	152,152,152,152	0
55	MG	BA	1639	1/1	0.71	0.33	101,101,101,101	0
56	OHX	BA	1813	7/7	0.72	0.09	151,161,170,205	1
55	MG	AA	3096	1/1	0.72	0.38	76,76,76,76	0
55	MG	DA	3153	1/1	0.72	0.41	69,69,69,69	0
55	MG	CA	1674	1/1	0.72	0.43	97,97,97,97	0
55	MG	AA	3112	1/1	0.72	0.20	87,87,87,87	0
55	MG	AA	3178	1/1	0.72	0.36	76,76,76,76	0
55	MG	AA	3054	1/1	0.72	0.28	83,83,83,83	0
55	MG	DA	3256	1/1	0.72	0.23	89,89,89,89	0
55	MG	AA	3310	1/1	0.73	0.28	71,71,71,71	0
56	OHX	AA	3492	7/7	0.73	0.11	139,142,151,196	1
55	MG	BB	107	1/1	0.73	0.10	80,80,80,80	0
55	MG	AA	3301	1/1	0.73	0.12	97,97,97,97	0
55	MG	AA	3313	1/1	0.73	0.36	82,82,82,82	0
55	MG	BA	1711	1/1	0.73	0.34	90,90,90,90	0
55	MG	CA	1704	1/1	0.73	0.10	135,135,135,135	0
56	OHX	CA	1784	7/7	0.73	0.12	127,135,151,190	1
55	MG	DA	3049	1/1	0.73	0.22	104,104,104,104	0
55	MG	AA	3322	1/1	0.73	0.23	81,81,81,81	0
55	MG	BB	103	1/1	0.73	0.12	105,105,105,105	0
55	MG	DA	3158	1/1	0.73	0.42	88,88,88,88	0
55	MG	AA	3090	1/1	0.73	0.34	78,78,78,78	0
55	MG	CC	104	1/1	0.73	0.26	89,89,89,89	0
55	MG	DA	3325	1/1	0.73	0.25	91,91,91,91	0
55	MG	BA	1708	1/1	0.74	0.13	80,80,80,80	0
55	MG	DA	3293	1/1	0.74	0.28	88,88,88,88	0
55	MG	CA	1689	1/1	0.74	0.23	80,80,80,80	0
55	MG	DA	3326	1/1	0.74	0.38	90,90,90,90	0
55	MG	BA	1636	1/1	0.74	0.29	111,111,111,111	0
55	MG	AA	3230	1/1	0.74	0.36	72,72,72,72	0
55	MG	BA	1680	1/1	0.74	0.22	64,64,64,64	0
55	MG	DA	3310	1/1	0.74	0.19	73,73,73,73	0
56	OHX	DA	3223	7/7	0.74	0.12	126,133,144,169	1
56	OHX	DA	3453	7/7	0.74	0.08	145,153,160,191	1
56	OHX	AA	3512	7/7	0.74	0.13	110,115,138,180	2
55	MG	CA	1661	1/1	0.74	0.51	83,83,83,83	0

Continued on next page...

Continued from previous page...

Mol	Type	Chain	Res	Atoms	RSCC	RSR	B-factors(Å ²)	Q<0.9
56	OHX	AA	3530	7/7	0.75	0.13	117,123,125,163	1
55	MG	AA	3215	1/1	0.75	0.26	69,69,69,69	0
55	MG	DA	3033	1/1	0.75	0.26	82,82,82,82	0
55	MG	DA	3035	1/1	0.75	0.27	95,95,95,95	0
55	MG	CA	1700	1/1	0.75	0.22	97,97,97,97	0
55	MG	AA	3118	1/1	0.75	0.17	69,69,69,69	0
55	MG	CA	1617	1/1	0.75	0.16	126,126,126,126	0
55	MG	DA	3327	1/1	0.75	0.19	73,73,73,73	0
55	MG	CA	1682	1/1	0.75	0.25	107,107,107,107	0
56	OHX	AA	3456	7/7	0.75	0.11	111,115,132,161	3
55	MG	CA	1685	1/1	0.75	0.33	104,104,104,104	0
55	MG	CA	1631	1/1	0.75	0.26	74,74,74,74	0
55	MG	AA	3079	1/1	0.75	0.37	67,67,67,67	0
55	MG	AA	3270	1/1	0.75	0.24	90,90,90,90	0
55	MG	CA	1662	1/1	0.76	0.37	92,92,92,92	0
55	MG	CA	1624	1/1	0.76	0.20	114,114,114,114	0
55	MG	BA	1673	1/1	0.76	0.36	75,75,75,75	0
55	MG	DA	3287	1/1	0.76	0.21	102,102,102,102	0
55	MG	DA	3288	1/1	0.76	0.21	82,82,82,82	0
55	MG	DA	3047	1/1	0.76	0.25	79,79,79,79	0
55	MG	DA	3294	1/1	0.76	0.16	74,74,74,74	0
56	OHX	AB	218	7/7	0.76	0.09	138,141,157,181	1
56	OHX	BA	1795	7/7	0.76	0.10	152,159,163,204	1
55	MG	AA	3092	1/1	0.76	0.15	92,92,92,92	0
55	MG	CA	1712	1/1	0.76	0.14	83,83,83,83	0
55	MG	BA	1696	1/1	0.76	0.28	94,94,94,94	0
55	MG	DA	3060	1/1	0.76	0.35	77,77,77,77	0
55	MG	DA	3072	1/1	0.76	0.09	93,93,93,93	0
55	MG	DA	3096	1/1	0.76	0.14	85,85,85,85	0
55	MG	BA	1699	1/1	0.76	0.30	84,84,84,84	0
55	MG	CA	1683	1/1	0.76	0.39	79,79,79,79	0
55	MG	AA	3295	1/1	0.76	0.31	89,89,89,89	0
55	MG	CA	1649	1/1	0.76	0.21	92,92,92,92	0
56	OHX	DB	213	7/7	0.76	0.10	125,144,157,169	2
55	MG	CA	1654	1/1	0.76	0.20	89,89,89,89	0
55	MG	AA	3334	1/1	0.76	0.14	90,90,90,90	0
55	MG	CA	1627	1/1	0.77	0.17	126,126,126,126	0
56	OHX	CA	1788	7/7	0.77	0.12	138,144,149,176	1
55	MG	DA	3313	1/1	0.77	0.26	88,88,88,88	0
55	MG	BA	1683	1/1	0.77	0.33	85,85,85,85	0
55	MG	AA	3062	1/1	0.77	0.20	97,97,97,97	0
55	MG	CB	101	1/1	0.77	0.17	105,105,105,105	0

Continued on next page...

Continued from previous page...

Mol	Type	Chain	Res	Atoms	RSCC	RSR	B-factors(Å ²)	Q<0.9
55	MG	BA	1703	1/1	0.77	0.25	90,90,90,90	0
55	MG	AA	3181	1/1	0.77	0.44	71,71,71,71	0
56	OHX	BA	1794	7/7	0.77	0.10	156,163,165,204	1
55	MG	CA	1641	1/1	0.77	0.45	85,85,85,85	0
55	MG	AA	3321	1/1	0.77	0.32	41,41,41,41	0
55	MG	AA	3300	1/1	0.77	0.22	81,81,81,81	0
56	OHX	AA	3451	7/7	0.78	0.14	79,96,106,142	1
55	MG	DA	3304	1/1	0.78	0.10	89,89,89,89	0
55	MG	DA	3279	1/1	0.78	0.24	68,68,68,68	0
55	MG	AA	3148	1/1	0.78	0.23	69,69,69,69	0
56	OHX	CA	1804	7/7	0.78	0.13	145,149,162,192	1
55	MG	BA	1688	1/1	0.78	0.15	79,79,79,79	0
55	MG	AA	3051	1/1	0.78	0.38	69,69,69,69	0
55	MG	CA	1713	1/1	0.78	0.23	114,114,114,114	0
55	MG	AA	3106	1/1	0.78	0.28	72,72,72,72	0
55	MG	AA	3285	1/1	0.78	0.27	77,77,77,77	0
56	OHX	DA	3441	7/7	0.78	0.15	114,122,135,176	1
56	OHX	BA	1792	7/7	0.78	0.10	118,131,146,181	1
55	MG	DA	3266	1/1	0.78	0.19	88,88,88,88	0
56	OHX	DB	217	7/7	0.78	0.12	135,139,157,196	1
55	MG	DA	3302	1/1	0.78	0.32	98,98,98,98	0
55	MG	DA	3276	1/1	0.78	0.33	78,78,78,78	0
56	OHX	CA	1755	7/7	0.79	0.11	119,128,149,178	1
55	MG	DA	3278	1/1	0.79	0.37	84,84,84,84	0
55	MG	DA	3181	1/1	0.79	0.28	98,98,98,98	0
56	OHX	AA	3506	7/7	0.79	0.13	104,115,126,178	1
55	MG	DA	3199	1/1	0.79	0.43	77,77,77,77	0
55	MG	CA	1660	1/1	0.79	0.30	97,97,97,97	0
55	MG	CA	1614	1/1	0.79	0.22	118,118,118,118	0
55	MG	AA	3249	1/1	0.79	0.19	81,81,81,81	0
55	MG	CA	1640	1/1	0.79	0.30	77,77,77,77	0
56	OHX	DA	3124	7/7	0.79	0.10	144,164,170,220	1
56	OHX	DA	3127	7/7	0.79	0.11	118,132,150,170	2
56	OHX	BA	1778	7/7	0.79	0.16	125,131,152,191	1
56	OHX	BA	1786	7/7	0.79	0.09	133,136,154,188	1
55	MG	AA	3222	1/1	0.79	0.24	85,85,85,85	0
56	OHX	DA	3473	7/7	0.79	0.09	138,151,163,196	1
55	MG	AB	202	1/1	0.79	0.22	80,80,80,80	0
55	MG	CA	1675	1/1	0.79	0.36	94,94,94,94	0
56	OHX	DB	218	7/7	0.79	0.11	134,141,153,171	1
55	MG	DA	3270	1/1	0.79	0.62	73,73,73,73	0
55	MG	BA	1657	1/1	0.79	0.28	87,87,87,87	0

Continued on next page...

Continued from previous page...

Mol	Type	Chain	Res	Atoms	RSCC	RSR	B-factors(Å ²)	Q<0.9
55	MG	CA	1608	1/1	0.80	0.23	76,76,76,76	0
56	OHX	CA	1785	7/7	0.80	0.15	125,126,143,155	1
55	MG	AA	3120	1/1	0.80	0.35	74,74,74,74	0
56	OHX	AA	3529	7/7	0.80	0.11	114,130,134,179	1
56	OHX	CA	1799	7/7	0.80	0.11	142,145,160,170	1
55	MG	BA	1705	1/1	0.80	0.17	109,109,109,109	0
56	OHX	CA	1812	7/7	0.80	0.11	134,141,149,203	1
55	MG	DA	3191	1/1	0.80	0.28	66,66,66,66	0
56	OHX	AA	3539	7/7	0.80	0.09	130,133,143,179	1
56	OHX	AA	3541	7/7	0.80	0.08	131,134,141,173	1
56	OHX	AA	3546	7/7	0.80	0.12	101,114,120,164	2
56	OHX	AA	3567	7/7	0.80	0.08	125,135,148,181	2
55	MG	DA	3267	1/1	0.80	0.20	82,82,82,82	0
56	OHX	BA	1750	7/7	0.80	0.12	112,129,139,168	1
56	OHX	DA	3413	7/7	0.80	0.19	103,122,138,176	1
55	MG	AA	3282	1/1	0.80	0.17	103,103,103,103	0
55	MG	DA	3330	1/1	0.80	0.31	81,81,81,81	0
55	MG	BA	1637	1/1	0.80	0.28	99,99,99,99	0
56	OHX	DA	3482	7/7	0.80	0.09	128,142,154,190	1
55	MG	AA	3135	1/1	0.80	0.30	66,66,66,66	0
55	MG	CA	1601	1/1	0.80	0.29	75,75,75,75	0
55	MG	DA	3209	1/1	0.80	0.27	64,64,64,64	0
55	MG	DA	3210	1/1	0.80	0.41	73,73,73,73	0
55	MG	DA	3314	1/1	0.80	0.16	70,70,70,70	0
56	OHX	BB	115	7/7	0.81	0.07	90,109,116,116	3
55	MG	DA	3291	1/1	0.81	0.18	66,66,66,66	0
56	OHX	CA	1774	7/7	0.81	0.14	137,150,161,190	1
56	OHX	AA	3480	7/7	0.81	0.10	111,119,135,158	2
55	MG	AA	3296	1/1	0.81	0.27	69,69,69,69	0
56	OHX	CA	1786	7/7	0.81	0.09	163,163,175,198	1
55	MG	AA	3157	1/1	0.81	0.37	86,86,86,86	0
55	MG	AA	3324	1/1	0.81	0.25	84,84,84,84	0
55	MG	BA	1628	1/1	0.81	0.47	95,95,95,95	0
55	MG	BA	1681	1/1	0.81	0.35	64,64,64,64	0
56	OHX	CA	1811	7/7	0.81	0.10	126,129,137,159	1
56	OHX	AA	3520	7/7	0.81	0.15	88,95,98,151	2
56	OHX	CA	1813	7/7	0.81	0.07	138,144,151,179	1
55	MG	AA	3162	1/1	0.81	0.21	48,48,48,48	0
55	MG	AA	3089	1/1	0.81	0.22	130,130,130,130	0
55	MG	AA	3357	1/1	0.81	0.23	69,69,69,69	0
55	MG	DA	3244	1/1	0.81	0.32	82,82,82,82	0
55	MG	BS	101	1/1	0.81	0.19	81,81,81,81	0

Continued on next page...

Continued from previous page...

Mol	Type	Chain	Res	Atoms	RSCC	RSR	B-factors(Å ²)	Q<0.9
55	MG	AA	3226	1/1	0.81	0.38	68,68,68,68	0
56	OHX	AA	3551	7/7	0.81	0.14	97,115,123,153	1
56	OHX	DA	3251	7/7	0.81	0.14	102,112,141,176	3
55	MG	DA	3318	1/1	0.81	0.10	110,110,110,110	0
56	OHX	DA	3423	7/7	0.81	0.08	127,140,151,201	1
55	MG	BA	1691	1/1	0.81	0.32	87,87,87,87	0
55	MG	CA	1619	1/1	0.81	0.29	92,92,92,92	0
55	MG	DA	3066	1/1	0.81	0.26	77,77,77,77	0
56	OHX	DA	3479	7/7	0.81	0.06	150,159,164,201	1
56	OHX	DA	3480	7/7	0.81	0.11	125,130,144,190	1
55	MG	CA	1715	1/1	0.81	0.14	80,80,80,80	0
56	OHX	DA	3489	7/7	0.81	0.10	117,121,134,153	1
55	MG	AB	201	1/1	0.81	0.22	85,85,85,85	0
55	MG	DA	3117	1/1	0.81	0.23	82,82,82,82	0
55	MG	AA	3127	1/1	0.81	0.34	45,45,45,45	0
55	MG	BB	106	1/1	0.81	0.36	102,102,102,102	0
55	MG	AA	3156	1/1	0.81	0.15	80,80,80,80	0
55	MG	BA	1608	1/1	0.82	0.18	89,89,89,89	0
55	MG	BA	1635	1/1	0.82	0.18	86,86,86,86	0
55	MG	DA	3041	1/1	0.82	0.33	79,79,79,79	0
55	MG	AA	3325	1/1	0.82	0.45	75,75,75,75	0
56	OHX	AA	3417	7/7	0.82	0.15	90,102,131,147	3
56	OHX	AA	3420	7/7	0.82	0.14	112,125,135,178	2
55	MG	CA	1690	1/1	0.82	0.21	93,93,93,93	0
55	MG	BA	1690	1/1	0.82	0.13	81,81,81,81	0
55	MG	AA	3269	1/1	0.82	0.22	59,59,59,59	0
56	OHX	AA	3484	7/7	0.82	0.10	123,137,150,203	1
55	MG	CA	1701	1/1	0.82	0.22	109,109,109,109	0
55	MG	CA	1622	1/1	0.82	0.24	89,89,89,89	0
55	MG	CA	1707	1/1	0.82	0.22	97,97,97,97	0
55	MG	BA	1692	1/1	0.82	0.25	73,73,73,73	0
55	MG	CA	1664	1/1	0.82	0.18	57,57,57,57	0
55	MG	DA	3102	1/1	0.82	0.28	76,76,76,76	0
56	OHX	AA	3523	7/7	0.82	0.08	112,123,137,155	1
55	MG	DA	3112	1/1	0.82	0.44	85,85,85,85	0
55	MG	BA	1638	1/1	0.82	0.30	104,104,104,104	0
55	MG	DA	3145	1/1	0.82	0.39	82,82,82,82	0
55	MG	DA	3151	1/1	0.82	0.20	62,62,62,62	0
55	MG	CA	1667	1/1	0.82	0.36	78,78,78,78	0
55	MG	AA	3302	1/1	0.82	0.31	72,72,72,72	0
55	MG	BD	101	1/1	0.82	0.19	103,103,103,103	0
56	OHX	AA	3554	7/7	0.82	0.08	138,143,153,173	1

Continued on next page...

Continued from previous page...

Mol	Type	Chain	Res	Atoms	RSCC	RSR	B-factors(Å ²)	Q<0.9
56	OHX	DA	3447	7/7	0.82	0.09	122,140,155,176	2
55	MG	BB	101	1/1	0.82	0.11	95,95,95,95	0
56	OHX	DA	3470	7/7	0.82	0.07	152,169,191,193	1
55	MG	CC	103	1/1	0.82	0.30	97,97,97,97	0
56	OHX	DA	3475	7/7	0.82	0.11	126,139,148,175	1
55	MG	CA	1678	1/1	0.82	0.13	97,97,97,97	0
56	OHX	BA	1776	7/7	0.82	0.14	119,138,152,176	2
55	MG	CC	107	1/1	0.82	0.25	80,80,80,80	0
55	MG	CA	1605	1/1	0.82	0.29	75,75,75,75	0
56	OHX	BA	1788	7/7	0.82	0.12	123,136,147,176	1
55	MG	DA	3208	1/1	0.82	0.37	61,61,61,61	0
55	MG	BA	1647	1/1	0.82	0.30	66,66,66,66	0
55	MG	AA	3211	1/1	0.82	0.22	58,58,58,58	0
55	MG	CA	1639	1/1	0.82	0.49	69,69,69,69	0
56	OHX	D3	101	7/7	0.82	0.09	129,139,156,171	2
55	MG	AA	3038	1/1	0.83	0.28	68,68,68,68	0
56	OHX	CA	1787	7/7	0.83	0.13	117,122,135,155	1
55	MG	BC	102	1/1	0.83	0.29	65,65,65,65	0
56	OHX	AA	3524	7/7	0.83	0.10	115,120,140,187	1
55	MG	AA	3284	1/1	0.83	0.25	68,68,68,68	0
55	MG	AA	3231	1/1	0.83	0.31	57,57,57,57	0
56	OHX	CA	1806	7/7	0.83	0.09	138,150,153,181	1
55	MG	DA	3085	1/1	0.83	0.33	53,53,53,53	0
55	MG	AA	3233	1/1	0.83	0.24	82,82,82,82	0
55	MG	AA	3137	1/1	0.83	0.26	74,74,74,74	0
56	OHX	AA	3544	7/7	0.83	0.08	118,127,137,169	1
55	MG	AA	3144	1/1	0.83	0.27	43,43,43,43	0
55	MG	BA	1648	1/1	0.83	0.27	86,86,86,86	0
55	MG	AA	3262	1/1	0.83	0.27	62,62,62,62	0
56	OHX	DA	3105	7/7	0.83	0.10	134,136,144,206	1
55	MG	DA	3010	1/1	0.83	0.32	47,47,47,47	0
55	MG	DA	3333	1/1	0.83	0.27	84,84,84,84	0
56	OHX	DA	3176	7/7	0.83	0.09	162,165,176,192	1
55	MG	DA	3017	1/1	0.83	0.38	66,66,66,66	0
56	OHX	DA	3226	7/7	0.83	0.14	120,131,144,175	1
56	OHX	BA	1766	7/7	0.83	0.13	108,139,151,181	2
56	OHX	DA	3253	7/7	0.83	0.11	141,144,160,190	1
56	OHX	DA	3258	7/7	0.83	0.10	103,111,118,148	1
55	MG	AA	3043	1/1	0.83	0.34	75,75,75,75	0
55	MG	AA	3075	1/1	0.83	0.19	78,78,78,78	0
56	OHX	BA	1780	7/7	0.83	0.09	115,123,136,153	1
55	MG	BA	1668	1/1	0.83	0.29	64,64,64,64	0

Continued on next page...

Continued from previous page...

Mol	Type	Chain	Res	Atoms	RSCC	RSR	B-factors(Å ²)	Q<0.9
55	MG	DA	3038	1/1	0.83	0.24	77,77,77,77	0
56	OHX	DA	3463	7/7	0.83	0.08	142,149,156,188	1
55	MG	DA	3295	1/1	0.83	0.34	77,77,77,77	0
56	OHX	DA	3472	7/7	0.83	0.08	162,171,176,223	1
56	OHX	AA	3481	7/7	0.83	0.14	88,92,119,127	2
55	MG	AA	3279	1/1	0.83	0.54	90,90,90,90	0
55	MG	CA	1621	1/1	0.83	0.13	110,110,110,110	0
56	OHX	AA	3497	7/7	0.83	0.12	105,127,139,145	1
56	OHX	BR	101	7/7	0.83	0.07	132,137,152,164	1
56	OHX	BB	114	7/7	0.83	0.11	176,178,180,206	1
56	OHX	AA	3502	7/7	0.83	0.07	128,135,148,184	1
56	OHX	DB	216	7/7	0.83	0.11	123,138,155,204	1
55	MG	BA	1672	1/1	0.83	0.29	82,82,82,82	0
56	OHX	CA	1767	7/7	0.83	0.12	110,139,162,203	1
55	MG	BA	1633	1/1	0.83	0.28	77,77,77,77	0
55	MG	BA	1701	1/1	0.83	0.20	68,68,68,68	0
55	MG	BA	1675	1/1	0.83	0.40	87,87,87,87	0
55	MG	AA	3309	1/1	0.84	0.37	77,77,77,77	0
55	MG	AA	3131	1/1	0.84	0.42	62,62,62,62	0
56	OHX	CA	1808	7/7	0.84	0.07	163,164,177,210	1
55	MG	DA	3067	1/1	0.84	0.12	82,82,82,82	0
55	MG	AA	3287	1/1	0.84	0.30	66,66,66,66	0
55	MG	CA	1643	1/1	0.84	0.28	68,68,68,68	0
56	OHX	CA	1815	7/7	0.84	0.09	158,163,177,221	1
55	MG	CA	1644	1/1	0.84	0.18	89,89,89,89	0
56	OHX	AA	3552	7/7	0.84	0.13	96,106,128,164	1
55	MG	AB	205	1/1	0.84	0.23	68,68,68,68	0
55	MG	AA	3168	1/1	0.84	0.27	36,36,36,36	0
56	OHX	AB	216	7/7	0.84	0.12	106,124,147,185	1
55	MG	BA	1642	1/1	0.84	0.24	69,69,69,69	0
55	MG	DB	203	1/1	0.84	0.15	121,121,121,121	0
55	MG	DB	207	1/1	0.84	0.19	70,70,70,70	0
55	MG	AA	3074	1/1	0.84	0.24	90,90,90,90	0
55	MG	DA	3146	1/1	0.84	0.21	33,33,33,33	0
56	OHX	AA	3447	7/7	0.84	0.09	110,120,136,163	1
56	OHX	BA	1781	7/7	0.84	0.10	115,133,141,174	1
55	MG	DA	3020	1/1	0.84	0.31	60,60,60,60	0
55	MG	BA	1610	1/1	0.84	0.22	75,75,75,75	0
56	OHX	BA	1791	7/7	0.84	0.09	122,123,136,173	1
55	MG	AA	3275	1/1	0.84	0.41	71,71,71,71	0
55	MG	AA	3277	1/1	0.84	0.52	94,94,94,94	0
55	MG	AA	3056	1/1	0.84	0.22	55,55,55,55	0

Continued on next page...

Continued from previous page...

Mol	Type	Chain	Res	Atoms	RSCC	RSR	B-factors(\AA^2)	Q<0.9
55	MG	AA	3141	1/1	0.84	0.23	80,80,80,80	0
55	MG	AA	3250	1/1	0.84	0.27	55,55,55,55	0
56	OHX	AA	3498	7/7	0.84	0.09	120,126,136,160	2
55	MG	DA	3299	1/1	0.84	0.30	67,67,67,67	0
56	OHX	DA	3474	7/7	0.84	0.16	120,126,143,173	1
55	MG	DA	3043	1/1	0.84	0.33	73,73,73,73	0
56	OHX	BD	104	7/7	0.84	0.13	94,101,103,107	3
55	MG	AA	3307	1/1	0.84	0.21	72,72,72,72	0
55	MG	CA	1610	1/1	0.84	0.27	87,87,87,87	0
56	OHX	AA	3511	7/7	0.84	0.09	133,137,167,178	2
55	MG	CA	1716	1/1	0.84	0.34	79,79,79,79	0
56	OHX	AA	3514	7/7	0.84	0.09	126,137,144,183	1
55	MG	CA	1718	1/1	0.84	0.13	84,84,84,84	0
55	MG	DA	3311	1/1	0.84	0.25	63,63,63,63	0
55	MG	DA	3237	1/1	0.84	0.26	85,85,85,85	0
55	MG	DA	3239	1/1	0.84	0.14	79,79,79,79	0
55	MG	CA	1679	1/1	0.84	0.12	87,87,87,87	0
55	MG	AA	3155	1/1	0.85	0.12	79,79,79,79	0
56	OHX	CC	108	7/7	0.85	0.09	130,137,148,169	1
55	MG	CA	1618	1/1	0.85	0.09	82,82,82,82	0
55	MG	DA	3097	1/1	0.85	0.36	67,67,67,67	0
55	MG	DA	3100	1/1	0.85	0.29	87,87,87,87	0
55	MG	CA	1659	1/1	0.85	0.18	116,116,116,116	0
55	MG	AA	3314	1/1	0.85	0.20	63,63,63,63	0
55	MG	CA	1699	1/1	0.85	0.30	86,86,86,86	0
55	MG	DA	3142	1/1	0.85	0.31	76,76,76,76	0
55	MG	AA	3316	1/1	0.85	0.14	79,79,79,79	0
55	MG	AA	3084	1/1	0.85	0.09	104,104,104,104	0
55	MG	AA	3110	1/1	0.85	0.20	76,76,76,76	0
55	MG	AA	3160	1/1	0.85	0.26	69,69,69,69	0
56	OHX	AA	3540	7/7	0.85	0.09	104,109,137,150	2
56	OHX	CA	1775	7/7	0.85	0.09	139,154,159,200	1
55	MG	CA	1666	1/1	0.85	0.24	75,75,75,75	0
56	OHX	DA	3455	7/7	0.85	0.09	139,144,150,194	1
55	MG	AA	3297	1/1	0.85	0.08	80,80,80,80	0
56	OHX	DA	3468	7/7	0.85	0.09	143,146,150,189	1
55	MG	AA	3059	1/1	0.85	0.25	77,77,77,77	0
55	MG	AA	3166	1/1	0.85	0.28	41,41,41,41	0
55	MG	AA	3012	1/1	0.85	0.26	45,45,45,45	0
56	OHX	CA	1789	7/7	0.85	0.08	152,164,170,204	1
56	OHX	AA	3454	7/7	0.85	0.09	103,116,132,145	1
55	MG	AA	3044	1/1	0.85	0.30	42,42,42,42	0

Continued on next page...

Continued from previous page...

Mol	Type	Chain	Res	Atoms	RSCC	RSR	B-factors(\AA^2)	Q<0.9
55	MG	AA	3281	1/1	0.85	0.16	93,93,93,93	0
56	OHX	DA	3481	7/7	0.85	0.09	136,140,149,177	1
55	MG	AA	3052	1/1	0.85	0.24	71,71,71,71	0
55	MG	AB	204	1/1	0.85	0.35	80,80,80,80	0
56	OHX	AA	3488	7/7	0.85	0.08	155,156,163,203	1
56	OHX	DB	215	7/7	0.85	0.09	147,149,158,191	1
55	MG	AA	3193	1/1	0.85	0.36	86,86,86,86	0
56	OHX	AA	3494	7/7	0.85	0.08	112,122,130,153	1
55	MG	DA	3233	1/1	0.85	0.21	65,65,65,65	0
55	MG	AA	3245	1/1	0.85	0.23	70,70,70,70	0
55	MG	BA	1607	1/1	0.85	0.17	102,102,102,102	0
55	MG	DA	3076	1/1	0.85	0.47	54,54,54,54	0
55	MG	AA	3140	1/1	0.86	0.27	70,70,70,70	0
55	MG	DA	3192	1/1	0.86	0.31	60,60,60,60	0
56	OHX	AA	3559	7/7	0.86	0.08	123,137,143,179	1
55	MG	DA	3196	1/1	0.86	0.34	54,54,54,54	0
55	MG	CC	101	1/1	0.86	0.27	79,79,79,79	0
55	MG	AA	3111	1/1	0.86	0.19	69,69,69,69	0
56	OHX	AB	219	7/7	0.86	0.10	112,116,126,139	1
56	OHX	A1	204	7/7	0.86	0.11	107,117,147,182	3
55	MG	CA	1692	1/1	0.86	0.35	104,104,104,104	0
55	MG	CA	1694	1/1	0.86	0.31	89,89,89,89	0
56	OHX	BA	1772	7/7	0.86	0.09	165,176,177,219	1
55	MG	AA	3130	1/1	0.86	0.30	43,43,43,43	0
56	OHX	DA	3109	7/7	0.86	0.10	99,116,138,153	1
56	OHX	DA	3111	7/7	0.86	0.09	118,129,134,197	1
55	MG	BA	1656	1/1	0.86	0.34	73,73,73,73	0
55	MG	AA	3243	1/1	0.86	0.36	62,62,62,62	0
56	OHX	DA	3173	7/7	0.86	0.10	157,163,175,202	1
55	MG	DA	3232	1/1	0.86	0.41	63,63,63,63	0
56	OHX	BA	1782	7/7	0.86	0.08	137,145,154,180	1
56	OHX	BA	1783	7/7	0.86	0.09	121,130,148,178	1
56	OHX	BA	1785	7/7	0.86	0.07	117,124,136,144	2
55	MG	DA	3090	1/1	0.86	0.24	54,54,54,54	0
56	OHX	AA	3499	7/7	0.86	0.12	107,112,120,152	1
56	OHX	DA	3407	7/7	0.86	0.10	124,134,145,191	1
55	MG	CA	1676	1/1	0.86	0.27	78,78,78,78	0
55	MG	BA	1702	1/1	0.86	0.25	84,84,84,84	0
56	OHX	DA	3437	7/7	0.86	0.10	113,120,134,160	1
55	MG	DA	3317	1/1	0.86	0.31	85,85,85,85	0
55	MG	CA	1625	1/1	0.86	0.25	87,87,87,87	0
56	OHX	DA	3450	7/7	0.86	0.09	133,139,150,199	1

Continued on next page...

Continued from previous page...

Mol	Type	Chain	Res	Atoms	RSCC	RSR	B-factors(Å ²)	Q<0.9
56	OHX	DA	3452	7/7	0.86	0.10	99,118,125,155	1
56	OHX	BA	1798	7/7	0.86	0.09	135,136,153,212	1
56	OHX	DA	3454	7/7	0.86	0.07	136,143,163,191	1
56	OHX	BA	1799	7/7	0.86	0.07	170,176,182,227	1
55	MG	CA	1656	1/1	0.86	0.35	94,94,94,94	0
56	OHX	DA	3465	7/7	0.86	0.08	123,136,143,165	1
56	OHX	BA	1810	7/7	0.86	0.11	138,141,150,186	1
55	MG	AA	3102	1/1	0.86	0.19	52,52,52,52	0
56	OHX	AA	3513	7/7	0.86	0.12	120,125,139,159	2
55	MG	DA	3113	1/1	0.86	0.23	73,73,73,73	0
55	MG	DA	3037	1/1	0.86	0.39	73,73,73,73	0
55	MG	CA	1714	1/1	0.86	0.24	84,84,84,84	0
55	MG	AA	3081	1/1	0.86	0.24	81,81,81,81	0
56	OHX	AA	3527	7/7	0.86	0.06	147,148,161,187	1
56	OHX	AA	3528	7/7	0.86	0.21	119,125,142,174	1
55	MG	DA	3328	1/1	0.86	0.21	99,99,99,99	0
56	OHX	DA	3484	7/7	0.86	0.10	109,123,139,168	1
56	OHX	DA	3488	7/7	0.86	0.17	87,112,131,159	1
55	MG	BA	1689	1/1	0.86	0.12	80,80,80,80	0
56	OHX	DA	3490	7/7	0.86	0.12	103,106,122,159	3
55	MG	DA	3148	1/1	0.86	0.53	50,50,50,50	0
55	MG	AA	3100	1/1	0.86	0.30	58,58,58,58	0
55	MG	AA	3256	1/1	0.86	0.40	52,52,52,52	0
55	MG	AA	3138	1/1	0.86	0.17	78,78,78,78	0
55	MG	DE	301	1/1	0.86	0.34	52,52,52,52	0
55	MG	DA	3178	1/1	0.86	0.35	58,58,58,58	0
56	OHX	AA	3548	7/7	0.86	0.08	125,128,143,177	1
55	MG	CA	1721	1/1	0.86	0.17	80,80,80,80	0
56	OHX	D5	102	7/7	0.86	0.10	114,129,141,158	1
55	MG	A3	101	1/1	0.87	0.37	71,71,71,71	0
55	MG	AA	3308	1/1	0.87	0.23	63,63,63,63	0
55	MG	DA	3120	1/1	0.87	0.24	52,52,52,52	0
56	OHX	DA	3220	7/7	0.87	0.13	141,154,156,201	1
55	MG	DA	3131	1/1	0.87	0.23	72,72,72,72	0
55	MG	AA	3151	1/1	0.87	0.25	46,46,46,46	0
55	MG	CA	1637	1/1	0.87	0.33	69,69,69,69	0
55	MG	AA	3224	1/1	0.87	0.13	79,79,79,79	0
55	MG	BA	1643	1/1	0.87	0.11	67,67,67,67	0
55	MG	AA	3161	1/1	0.87	0.21	57,57,57,57	0
56	OHX	AA	3536	7/7	0.87	0.12	99,110,129,173	2
56	OHX	BL	201	7/7	0.87	0.08	145,153,159,202	1
55	MG	DB	202	1/1	0.87	0.14	98,98,98,98	0

Continued on next page...

Continued from previous page...

Mol	Type	Chain	Res	Atoms	RSCC	RSR	B-factors(Å ²)	Q<0.9
56	OHX	DA	3439	7/7	0.87	0.10	127,146,152,174	1
56	OHX	DA	3440	7/7	0.87	0.07	142,144,161,189	1
55	MG	DA	3277	1/1	0.87	0.14	89,89,89,89	0
55	MG	BA	1687	1/1	0.87	0.25	96,96,96,96	0
55	MG	AA	3142	1/1	0.87	0.36	75,75,75,75	0
56	OHX	AA	3543	7/7	0.87	0.07	145,150,162,204	1
55	MG	DA	3177	1/1	0.87	0.31	61,61,61,61	0
56	OHX	AA	3545	7/7	0.87	0.12	92,105,127,145	2
55	MG	AA	3066	1/1	0.87	0.27	62,62,62,62	0
55	MG	DA	3059	1/1	0.87	0.24	40,40,40,40	0
55	MG	BA	1615	1/1	0.87	0.29	78,78,78,78	0
56	OHX	DA	3467	7/7	0.87	0.09	133,139,156,192	1
55	MG	BA	1616	1/1	0.87	0.18	101,101,101,101	0
55	MG	CA	1657	1/1	0.87	0.25	81,81,81,81	0
55	MG	AA	3125	1/1	0.87	0.20	63,63,63,63	0
55	MG	BA	1667	1/1	0.87	0.38	73,73,73,73	0
55	MG	AA	3318	1/1	0.87	0.19	75,75,75,75	0
55	MG	DA	3203	1/1	0.87	0.24	69,69,69,69	0
56	OHX	DA	3477	7/7	0.87	0.07	153,157,164,211	1
55	MG	AA	3172	1/1	0.87	0.34	71,71,71,71	0
55	MG	AA	3174	1/1	0.87	0.09	91,91,91,91	0
56	OHX	BA	1743	7/7	0.87	0.18	79,96,129,159	2
56	OHX	AA	3495	7/7	0.87	0.10	106,114,133,188	1
56	OHX	BA	1754	7/7	0.87	0.10	136,144,152,183	1
56	OHX	BA	1765	7/7	0.87	0.16	91,107,120,150	3
55	MG	BB	112	1/1	0.87	0.10	80,80,80,80	0
55	MG	AE	301	1/1	0.87	0.35	51,51,51,51	0
55	MG	DA	3211	1/1	0.87	0.30	57,57,57,57	0
55	MG	DA	3216	1/1	0.87	0.34	71,71,71,71	0
55	MG	DA	3228	1/1	0.87	0.35	58,58,58,58	0
55	MG	DA	3101	1/1	0.87	0.19	59,59,59,59	0
56	OHX	DA	3091	7/7	0.87	0.12	103,121,134,170	1
55	MG	BA	1674	1/1	0.87	0.20	67,67,67,67	0
56	OHX	AA	3509	7/7	0.87	0.11	91,109,142,150	3
55	MG	DA	3235	1/1	0.87	0.29	66,66,66,66	0
55	MG	AO	201	1/1	0.87	0.27	66,66,66,66	0
55	MG	BA	1652	1/1	0.88	0.38	68,68,68,68	0
55	MG	AA	3234	1/1	0.88	0.19	68,68,68,68	0
56	OHX	AA	3436	7/7	0.88	0.13	90,93,119,164	1
55	MG	AA	3235	1/1	0.88	0.17	57,57,57,57	0
55	MG	DA	3023	1/1	0.88	0.28	70,70,70,70	0
55	MG	DA	3029	1/1	0.88	0.23	70,70,70,70	0

Continued on next page...

Continued from previous page...

Mol	Type	Chain	Res	Atoms	RSCC	RSR	B-factors(Å ²)	Q<0.9
56	OHX	DA	3103	7/7	0.88	0.13	94,102,107,128	2
56	OHX	AA	3455	7/7	0.88	0.08	173,192,201,215	1
55	MG	AA	3117	1/1	0.88	0.15	90,90,90,90	0
56	OHX	AA	3459	7/7	0.88	0.12	91,107,133,162	1
55	MG	BA	1619	1/1	0.88	0.25	64,64,64,64	0
55	MG	BA	1621	1/1	0.88	0.26	77,77,77,77	0
56	OHX	DA	3165	7/7	0.88	0.08	123,135,143,168	1
55	MG	CA	1646	1/1	0.88	0.23	79,79,79,79	0
55	MG	BA	1622	1/1	0.88	0.21	92,92,92,92	0
55	MG	CA	1653	1/1	0.88	0.21	75,75,75,75	0
55	MG	AA	3195	1/1	0.88	0.31	58,58,58,58	0
55	MG	DA	3183	1/1	0.88	0.14	99,99,99,99	0
55	MG	AA	3039	1/1	0.88	0.33	50,50,50,50	0
55	MG	BA	1629	1/1	0.88	0.24	79,79,79,79	0
55	MG	AA	3119	1/1	0.88	0.17	86,86,86,86	0
56	OHX	AA	3500	7/7	0.88	0.09	118,131,153,193	1
55	MG	AB	206	1/1	0.88	0.30	77,77,77,77	0
56	OHX	AA	3503	7/7	0.88	0.13	99,108,119,150	1
56	OHX	DA	3436	7/7	0.88	0.08	121,133,143,171	1
55	MG	AA	3105	1/1	0.88	0.32	65,65,65,65	0
55	MG	BA	1712	1/1	0.88	0.11	74,74,74,74	0
56	OHX	BA	1797	7/7	0.88	0.12	117,130,138,173	1
55	MG	DA	3202	1/1	0.88	0.23	65,65,65,65	0
56	OHX	DA	3446	7/7	0.88	0.09	118,121,142,162	1
56	OHX	AA	3508	7/7	0.88	0.07	192,206,214,236	1
56	OHX	DA	3448	7/7	0.88	0.07	134,147,163,206	1
55	MG	BA	1714	1/1	0.88	0.30	83,83,83,83	0
55	MG	AA	3124	1/1	0.88	0.26	88,88,88,88	0
55	MG	BW	201	1/1	0.88	0.33	92,92,92,92	0
55	MG	AA	3069	1/1	0.88	0.26	54,54,54,54	0
55	MG	BA	1601	1/1	0.88	0.28	57,57,57,57	0
55	MG	AA	3087	1/1	0.88	0.13	82,82,82,82	0
55	MG	DA	3078	1/1	0.88	0.29	42,42,42,42	0
56	OHX	DA	3466	7/7	0.88	0.12	116,124,134,165	2
56	OHX	BC	106	7/7	0.88	0.10	119,120,134,160	1
55	MG	BA	1604	1/1	0.88	0.17	69,69,69,69	0
56	OHX	DA	3469	7/7	0.88	0.08	116,119,133,163	1
56	OHX	AA	3526	7/7	0.88	0.12	87,90,101,128	1
55	MG	AA	3147	1/1	0.88	0.33	49,49,49,49	0
55	MG	DA	3092	1/1	0.88	0.20	74,74,74,74	0
55	MG	CB	102	1/1	0.88	0.11	80,80,80,80	0
56	OHX	CA	1782	7/7	0.88	0.08	134,137,147,160	1

Continued on next page...

Continued from previous page...

Mol	Type	Chain	Res	Atoms	RSCC	RSR	B-factors(Å ²)	Q<0.9
56	OHX	DA	3476	7/7	0.88	0.09	126,136,143,174	1
55	MG	AA	3128	1/1	0.88	0.31	53,53,53,53	0
55	MG	AA	3070	1/1	0.88	0.22	56,56,56,56	0
55	MG	DA	3331	1/1	0.88	0.10	69,69,69,69	0
55	MG	AA	3101	1/1	0.88	0.21	47,47,47,47	0
55	MG	DA	3334	1/1	0.88	0.24	75,75,75,75	0
55	MG	CC	106	1/1	0.88	0.35	75,75,75,75	0
56	OHX	DA	3486	7/7	0.88	0.10	123,132,147,175	1
55	MG	BB	110	1/1	0.88	0.07	80,80,80,80	0
56	OHX	CA	1798	7/7	0.88	0.07	116,126,129,163	1
55	MG	BA	1650	1/1	0.88	0.18	85,85,85,85	0
56	OHX	CA	1802	7/7	0.88	0.09	130,138,148,200	1
55	MG	DB	204	1/1	0.88	0.15	76,76,76,76	0
55	MG	DB	205	1/1	0.88	0.18	64,64,64,64	0
55	MG	DB	206	1/1	0.88	0.41	81,81,81,81	0
55	MG	DA	3114	1/1	0.88	0.29	37,37,37,37	0
55	MG	CA	1684	1/1	0.88	0.32	82,82,82,82	0
56	OHX	AA	3408	7/7	0.88	0.10	107,111,135,163	1
56	OHX	AA	3412	7/7	0.88	0.08	119,122,141,174	1
56	OHX	CK	201	7/7	0.88	0.10	143,148,155,179	1
56	OHX	BA	1811	7/7	0.89	0.11	110,118,135,147	1
55	MG	AA	3076	1/1	0.89	0.14	81,81,81,81	0
55	MG	DA	3086	1/1	0.89	0.35	51,51,51,51	0
55	MG	DA	3272	1/1	0.89	0.12	57,57,57,57	0
56	OHX	AA	3549	7/7	0.89	0.14	96,102,109,128	2
56	OHX	DA	3255	7/7	0.89	0.12	93,104,107,143	1
55	MG	DA	3275	1/1	0.89	0.33	53,53,53,53	0
56	OHX	DA	3362	7/7	0.89	0.11	83,98,103,158	1
56	OHX	DA	3399	7/7	0.89	0.10	104,107,123,144	2
55	MG	AA	3068	1/1	0.89	0.11	92,92,92,92	0
56	OHX	BD	102	7/7	0.89	0.08	170,180,207,224	1
56	OHX	AA	3553	7/7	0.89	0.09	160,165,172,209	1
56	OHX	CA	1754	7/7	0.89	0.10	116,125,134,168	1
55	MG	AA	3045	1/1	0.89	0.14	33,33,33,33	0
56	OHX	DA	3438	7/7	0.89	0.07	120,135,146,170	1
56	OHX	CA	1759	7/7	0.89	0.09	125,133,140,148	1
55	MG	AA	3252	1/1	0.89	0.36	52,52,52,52	0
56	OHX	AA	3560	7/7	0.89	0.10	132,136,153,192	1
55	MG	AA	3132	1/1	0.89	0.52	48,48,48,48	0
56	OHX	AB	213	7/7	0.89	0.11	88,108,129,159	3
56	OHX	CA	1783	7/7	0.89	0.14	113,117,137,164	1
55	MG	AA	3259	1/1	0.89	0.12	60,60,60,60	0

Continued on next page...

Continued from previous page...

Mol	Type	Chain	Res	Atoms	RSCC	RSR	B-factors(Å ²)	Q<0.9
55	MG	AA	3292	1/1	0.89	0.38	62,62,62,62	0
55	MG	CA	1670	1/1	0.89	0.18	95,95,95,95	0
56	OHX	A1	203	7/7	0.89	0.12	97,103,123,154	1
55	MG	DA	3106	1/1	0.89	0.29	80,80,80,80	0
56	OHX	DA	3462	7/7	0.89	0.09	154,157,165,208	1
56	OHX	BA	1737	7/7	0.89	0.10	120,131,149,172	1
55	MG	AA	3208	1/1	0.89	0.28	62,62,62,62	0
55	MG	AA	3170	1/1	0.89	0.42	69,69,69,69	0
55	MG	CC	105	1/1	0.89	0.31	66,66,66,66	0
56	OHX	BA	1761	7/7	0.89	0.08	136,147,154,197	1
55	MG	AA	3134	1/1	0.89	0.33	48,48,48,48	0
55	MG	DA	3297	1/1	0.89	0.20	70,70,70,70	0
56	OHX	AA	3367	7/7	0.89	0.14	69,72,90,147	3
56	OHX	CA	1809	7/7	0.89	0.07	150,160,169,213	1
56	OHX	AA	3519	7/7	0.89	0.10	103,114,126,154	1
55	MG	DA	3119	1/1	0.89	0.22	38,38,38,38	0
56	OHX	AA	3521	7/7	0.89	0.10	103,107,119,167	2
55	MG	BA	1713	1/1	0.89	0.30	81,81,81,81	0
56	OHX	DA	3478	7/7	0.89	0.10	106,110,128,170	1
55	MG	DA	3300	1/1	0.89	0.28	63,63,63,63	0
55	MG	DA	3129	1/1	0.89	0.18	68,68,68,68	0
55	MG	DA	3231	1/1	0.89	0.21	50,50,50,50	0
55	MG	DA	3050	1/1	0.89	0.32	74,74,74,74	0
55	MG	CA	1650	1/1	0.89	0.34	66,66,66,66	0
56	OHX	DA	3485	7/7	0.89	0.06	131,137,152,172	1
55	MG	BA	1640	1/1	0.89	0.13	71,71,71,71	0
55	MG	AA	3085	1/1	0.89	0.23	74,74,74,74	0
56	OHX	BA	1793	7/7	0.89	0.12	129,132,141,164	1
56	OHX	AA	3537	7/7	0.89	0.08	164,173,184,214	1
56	OHX	DB	209	7/7	0.89	0.11	130,143,158,186	1
55	MG	DA	3015	1/1	0.89	0.22	56,56,56,56	0
56	OHX	DB	214	7/7	0.89	0.07	145,149,169,184	1
55	MG	AA	3237	1/1	0.89	0.29	62,62,62,62	0
56	OHX	DA	3118	7/7	0.89	0.11	99,101,123,146	3
55	MG	DA	3069	1/1	0.89	0.08	63,63,63,63	0
55	MG	BA	1645	1/1	0.89	0.12	76,76,76,76	0
55	MG	AA	3146	1/1	0.89	0.37	36,36,36,36	0
56	OHX	BA	1807	7/7	0.89	0.07	133,136,150,177	1
56	OHX	D1	201	7/7	0.89	0.09	110,112,135,162	1
56	OHX	DA	3174	7/7	0.89	0.10	100,112,120,180	1
55	MG	DA	3026	1/1	0.89	0.23	55,55,55,55	0
56	OHX	BA	1790	7/7	0.90	0.07	163,166,178,211	1

Continued on next page...

Continued from previous page...

Mol	Type	Chain	Res	Atoms	RSCC	RSR	B-factors(\AA^2)	Q<0.9
55	MG	AA	3107	1/1	0.90	0.32	51,51,51,51	0
55	MG	AA	3278	1/1	0.90	0.15	73,73,73,73	0
55	MG	CA	1668	1/1	0.90	0.34	80,80,80,80	0
56	OHX	AA	3515	7/7	0.90	0.12	93,97,116,159	2
55	MG	A1	201	1/1	0.90	0.38	62,62,62,62	0
56	OHX	BA	1796	7/7	0.90	0.09	119,126,142,152	1
55	MG	AA	3204	1/1	0.90	0.28	45,45,45,45	0
55	MG	CB	103	1/1	0.90	0.06	80,80,80,80	0
56	OHX	DA	3254	7/7	0.90	0.09	126,129,138,165	1
55	MG	CA	1673	1/1	0.90	0.27	76,76,76,76	0
55	MG	AA	3280	1/1	0.90	0.32	61,61,61,61	0
55	MG	AA	3165	1/1	0.90	0.25	79,79,79,79	0
56	OHX	BA	1808	7/7	0.90	0.07	121,129,141,156	1
56	OHX	DA	3405	7/7	0.90	0.10	129,133,151,175	1
55	MG	AA	3242	1/1	0.90	0.24	43,43,43,43	0
55	MG	AA	3094	1/1	0.90	0.39	48,48,48,48	0
55	MG	AA	3154	1/1	0.90	0.17	52,52,52,52	0
56	OHX	DA	3433	7/7	0.90	0.17	104,114,132,147	1
55	MG	BB	109	1/1	0.90	0.14	80,80,80,80	0
55	MG	CA	1632	1/1	0.90	0.38	56,56,56,56	0
55	MG	DA	3002	1/1	0.90	0.32	46,46,46,46	0
55	MG	DA	3250	1/1	0.90	0.21	64,64,64,64	0
55	MG	DA	3009	1/1	0.90	0.28	50,50,50,50	0
55	MG	DA	3110	1/1	0.90	0.33	60,60,60,60	0
55	MG	DA	3265	1/1	0.90	0.16	73,73,73,73	0
56	OHX	CA	1751	7/7	0.90	0.10	102,126,129,174	1
55	MG	AA	3247	1/1	0.90	0.24	66,66,66,66	0
55	MG	D7	101	1/1	0.90	0.38	69,69,69,69	0
56	OHX	CA	1757	7/7	0.90	0.10	117,123,150,175	1
55	MG	DA	3011	1/1	0.90	0.14	84,84,84,84	0
55	MG	CA	1638	1/1	0.90	0.31	59,59,59,59	0
55	MG	AA	3289	1/1	0.90	0.37	61,61,61,61	0
56	OHX	DA	3457	7/7	0.90	0.07	149,156,166,200	1
56	OHX	DA	3458	7/7	0.90	0.07	173,175,178,215	1
56	OHX	DA	3460	7/7	0.90	0.10	111,124,134,174	1
55	MG	AA	3323	1/1	0.90	0.23	58,58,58,58	0
56	OHX	CA	1777	7/7	0.90	0.10	157,162,168,202	1
55	MG	BA	1697	1/1	0.90	0.19	74,74,74,74	0
55	MG	DA	3128	1/1	0.90	0.29	75,75,75,75	0
56	OHX	AA	3445	7/7	0.90	0.09	118,124,140,177	1
55	MG	AA	3091	1/1	0.90	0.14	85,85,85,85	0
55	MG	AA	3099	1/1	0.90	0.28	60,60,60,60	0

Continued on next page...

Continued from previous page...

Mol	Type	Chain	Res	Atoms	RSCC	RSR	B-factors(Å ²)	Q<0.9
55	MG	AA	3294	1/1	0.90	0.16	36,36,36,36	0
55	MG	DA	3031	1/1	0.90	0.17	77,77,77,77	0
55	MG	CA	1647	1/1	0.90	0.28	70,70,70,70	0
56	OHX	CA	1790	7/7	0.90	0.11	99,111,123,147	2
56	OHX	AB	215	7/7	0.90	0.10	110,123,130,165	1
55	MG	DA	3289	1/1	0.90	0.27	84,84,84,84	0
55	MG	AA	3115	1/1	0.90	0.31	57,57,57,57	0
55	MG	BA	1663	1/1	0.90	0.48	80,80,80,80	0
55	MG	BA	1666	1/1	0.90	0.35	81,81,81,81	0
56	OHX	AA	3485	7/7	0.90	0.11	103,114,131,163	1
56	OHX	A3	102	7/7	0.90	0.09	106,109,134,147	2
55	MG	AA	3225	1/1	0.90	0.46	52,52,52,52	0
56	OHX	DA	3483	7/7	0.90	0.10	103,116,126,199	1
56	OHX	AA	3489	7/7	0.90	0.08	136,140,156,178	1
55	MG	CA	1655	1/1	0.90	0.27	70,70,70,70	0
55	MG	CA	1706	1/1	0.90	0.30	85,85,85,85	0
55	MG	BA	1624	1/1	0.90	0.36	79,79,79,79	0
55	MG	DA	3046	1/1	0.90	0.25	78,78,78,78	0
55	MG	AA	3175	1/1	0.90	0.15	46,46,46,46	0
55	MG	AA	3158	1/1	0.90	0.33	49,49,49,49	0
56	OHX	BA	1775	7/7	0.90	0.09	113,130,145,176	1
55	MG	DA	3193	1/1	0.90	0.24	43,43,43,43	0
55	MG	AA	3263	1/1	0.90	0.23	39,39,39,39	0
55	MG	AA	3159	1/1	0.90	0.48	81,81,81,81	0
55	MG	DA	3052	1/1	0.90	0.33	42,42,42,42	0
55	MG	BA	1631	1/1	0.90	0.09	85,85,85,85	0
55	MG	AA	3126	1/1	0.90	0.21	54,54,54,54	0
55	MG	AA	3005	1/1	0.90	0.21	48,48,48,48	0
55	MG	DA	3315	1/1	0.90	0.35	78,78,78,78	0
56	OHX	BA	1787	7/7	0.90	0.08	124,129,137,172	1
55	MG	DA	3204	1/1	0.90	0.27	58,58,58,58	0
55	MG	BA	1693	1/1	0.91	0.16	68,68,68,68	0
55	MG	AA	3023	1/1	0.91	0.22	35,35,35,35	0
55	MG	AA	3187	1/1	0.91	0.20	40,40,40,40	0
55	MG	DA	3025	1/1	0.91	0.12	59,59,59,59	0
56	OHX	AW	101	7/7	0.91	0.10	112,118,129,149	1
55	MG	AA	3029	1/1	0.91	0.31	59,59,59,59	0
55	MG	DA	3282	1/1	0.91	0.28	69,69,69,69	0
56	OHX	BA	1744	7/7	0.91	0.10	134,144,157,183	1
56	OHX	AA	3473	7/7	0.91	0.06	104,114,132,167	1
56	OHX	BA	1751	7/7	0.91	0.12	101,112,132,168	2
56	OHX	AA	3475	7/7	0.91	0.07	132,134,145,192	1

Continued on next page...

Continued from previous page...

Mol	Type	Chain	Res	Atoms	RSCC	RSR	B-factors(Å ²)	Q<0.9
56	OHX	BA	1757	7/7	0.91	0.12	86,113,131,156	4
56	OHX	AA	3478	7/7	0.91	0.08	147,161,167,217	1
56	OHX	BA	1763	7/7	0.91	0.10	123,136,140,184	1
55	MG	AA	3033	1/1	0.91	0.25	39,39,39,39	0
55	MG	DA	3285	1/1	0.91	0.34	57,57,57,57	0
56	OHX	DA	3172	7/7	0.91	0.32	95,104,112,142	1
55	MG	DA	3286	1/1	0.91	0.14	77,77,77,77	0
56	OHX	BA	1774	7/7	0.91	0.08	104,121,130,163	1
55	MG	AA	3197	1/1	0.91	0.20	57,57,57,57	0
56	OHX	DA	3217	7/7	0.91	0.08	144,149,153,189	1
55	MG	CA	1695	1/1	0.91	0.09	94,94,94,94	0
56	OHX	DA	3221	7/7	0.91	0.08	120,130,140,174	1
55	MG	CA	1698	1/1	0.91	0.46	86,86,86,86	0
55	MG	DA	3034	1/1	0.91	0.26	69,69,69,69	0
55	MG	CA	1648	1/1	0.91	0.37	70,70,70,70	0
55	MG	DA	3152	1/1	0.91	0.21	57,57,57,57	0
56	OHX	AA	3496	7/7	0.91	0.09	107,119,130,176	1
55	MG	B1	101	1/1	0.91	0.14	96,96,96,96	0
55	MG	AA	3319	1/1	0.91	0.13	63,63,63,63	0
55	MG	DA	3164	1/1	0.91	0.31	63,63,63,63	0
55	MG	CA	1703	1/1	0.91	0.25	84,84,84,84	0
56	OHX	AA	3501	7/7	0.91	0.07	104,117,124,169	1
55	MG	CA	1651	1/1	0.91	0.12	73,73,73,73	0
56	OHX	DA	3409	7/7	0.91	0.11	103,117,129,162	1
55	MG	DA	3179	1/1	0.91	0.24	46,46,46,46	0
55	MG	CA	1602	1/1	0.91	0.31	58,58,58,58	0
56	OHX	DA	3427	7/7	0.91	0.06	134,147,151,184	1
55	MG	AA	3109	1/1	0.91	0.29	38,38,38,38	0
56	OHX	DA	3434	7/7	0.91	0.09	127,134,154,190	1
56	OHX	DA	3435	7/7	0.91	0.19	86,99,124,155	1
55	MG	AA	3006	1/1	0.91	0.23	40,40,40,40	0
55	MG	CA	1711	1/1	0.91	0.33	57,57,57,57	0
55	MG	DA	3309	1/1	0.91	0.17	68,68,68,68	0
55	MG	AA	3093	1/1	0.91	0.34	35,35,35,35	0
55	MG	AA	3080	1/1	0.91	0.10	63,63,63,63	0
55	MG	DA	3312	1/1	0.91	0.19	81,81,81,81	0
56	OHX	DA	3442	7/7	0.91	0.06	135,142,161,190	1
56	OHX	DA	3444	7/7	0.91	0.09	123,132,145,175	1
55	MG	CA	1612	1/1	0.91	0.17	95,95,95,95	0
55	MG	BA	1620	1/1	0.91	0.25	73,73,73,73	0
56	OHX	AA	3516	7/7	0.91	0.12	90,98,116,166	1
56	OHX	AA	3517	7/7	0.91	0.08	125,127,137,177	1

Continued on next page...

Continued from previous page...

Mol	Type	Chain	Res	Atoms	RSCC	RSR	B-factors(Å ²)	Q<0.9
56	OHX	BA	1812	7/7	0.91	0.06	170,174,180,213	1
55	MG	AA	3167	1/1	0.91	0.17	51,51,51,51	0
55	MG	DA	3055	1/1	0.91	0.14	54,54,54,54	0
55	MG	AA	3214	1/1	0.91	0.28	41,41,41,41	0
55	MG	BA	1710	1/1	0.91	0.14	113,113,113,113	0
55	MG	AA	3337	1/1	0.91	0.26	73,73,73,73	0
55	MG	DA	3206	1/1	0.91	0.18	52,52,52,52	0
56	OHX	DA	3461	7/7	0.91	0.08	171,173,180,211	1
55	MG	DA	3324	1/1	0.91	0.32	66,66,66,66	0
56	OHX	BD	103	7/7	0.91	0.07	108,110,116,155	1
56	OHX	DA	3464	7/7	0.91	0.08	117,129,143,171	1
55	MG	AA	3293	1/1	0.91	0.16	72,72,72,72	0
56	OHX	CA	1747	7/7	0.91	0.10	129,134,147,212	1
55	MG	CA	1620	1/1	0.91	0.27	63,63,63,63	0
56	OHX	CA	1753	7/7	0.91	0.15	82,120,146,173	3
55	MG	DA	3070	1/1	0.91	0.21	69,69,69,69	0
55	MG	AA	3149	1/1	0.91	0.29	58,58,58,58	0
55	MG	DA	3074	1/1	0.91	0.27	40,40,40,40	0
56	OHX	CA	1758	7/7	0.91	0.07	150,162,166,191	1
55	MG	AA	3255	1/1	0.91	0.18	47,47,47,47	0
56	OHX	CA	1765	7/7	0.91	0.06	169,177,182,233	1
55	MG	BF	301	1/1	0.91	0.21	79,79,79,79	0
55	MG	AA	3220	1/1	0.91	0.24	38,38,38,38	0
55	MG	AA	3258	1/1	0.91	0.21	39,39,39,39	0
55	MG	AB	203	1/1	0.91	0.22	58,58,58,58	0
55	MG	AA	3221	1/1	0.91	0.17	41,41,41,41	0
55	MG	AA	3019	1/1	0.91	0.24	42,42,42,42	0
55	MG	AA	3060	1/1	0.91	0.19	89,89,89,89	0
56	OHX	AA	3547	7/7	0.91	0.10	80,87,107,118	1
55	MG	AA	3266	1/1	0.91	0.37	62,62,62,62	0
55	MG	DA	3001	1/1	0.91	0.19	39,39,39,39	0
55	MG	AE	302	1/1	0.91	0.09	74,74,74,74	0
55	MG	AA	3072	1/1	0.91	0.29	73,73,73,73	0
55	MG	DA	3107	1/1	0.91	0.20	42,42,42,42	0
56	OHX	CA	1794	7/7	0.91	0.10	102,115,122,149	1
56	OHX	DA	3491	7/7	0.91	0.07	104,107,129,176	1
56	OHX	AA	3392	7/7	0.91	0.11	81,92,124,181	2
56	OHX	AA	3555	7/7	0.91	0.10	82,85,105,128	1
56	OHX	AA	3398	7/7	0.91	0.10	90,95,125,158	1
56	OHX	CA	1801	7/7	0.91	0.07	137,140,148,200	1
55	MG	AA	3073	1/1	0.91	0.23	68,68,68,68	0
55	MG	AA	3176	1/1	0.91	0.32	46,46,46,46	0

Continued on next page...

Continued from previous page...

Mol	Type	Chain	Res	Atoms	RSCC	RSR	B-factors(Å ²)	Q<0.9
56	OHX	AA	3569	7/7	0.91	0.06	134,142,144,168	1
56	OHX	AB	210	7/7	0.91	0.07	101,108,128,154	1
55	MG	AA	3061	1/1	0.91	0.28	59,59,59,59	0
55	MG	DA	3271	1/1	0.91	0.38	59,59,59,59	0
55	MG	DA	3016	1/1	0.91	0.33	51,51,51,51	0
55	MG	DA	3273	1/1	0.91	0.20	41,41,41,41	0
57	PAR	CA	1722	42/42	0.91	0.08	72,88,95,97	0
55	MG	DA	3021	1/1	0.92	0.23	62,62,62,62	0
55	MG	AA	3312	1/1	0.92	0.18	71,71,71,71	0
56	OHX	DA	3218	7/7	0.92	0.28	96,106,121,133	1
55	MG	AA	3189	1/1	0.92	0.27	63,63,63,63	0
56	OHX	BA	1801	7/7	0.92	0.07	129,138,143,174	1
56	OHX	AA	3433	7/7	0.92	0.10	77,91,106,131	2
56	OHX	BA	1806	7/7	0.92	0.11	110,117,124,159	1
56	OHX	DA	3245	7/7	0.92	0.09	95,128,139,165	1
55	MG	AA	3036	1/1	0.92	0.32	48,48,48,48	0
56	OHX	AA	3439	7/7	0.92	0.09	114,122,140,194	1
56	OHX	AA	3443	7/7	0.92	0.10	110,114,126,149	2
55	MG	AA	3108	1/1	0.92	0.15	54,54,54,54	0
55	MG	AA	3227	1/1	0.92	0.17	61,61,61,61	0
56	OHX	AA	3448	7/7	0.92	0.06	141,143,155,200	1
56	OHX	DA	3376	7/7	0.92	0.13	38,106,133,165	3
56	OHX	AA	3449	7/7	0.92	0.10	102,118,124,165	1
55	MG	CA	1671	1/1	0.92	0.28	78,78,78,78	0
55	MG	DA	3032	1/1	0.92	0.05	38,38,38,38	0
56	OHX	DA	3408	7/7	0.92	0.10	122,131,146,182	1
55	MG	BA	1671	1/1	0.92	0.36	68,68,68,68	0
55	MG	CA	1634	1/1	0.92	0.34	64,64,64,64	0
56	OHX	DA	3415	7/7	0.92	0.07	128,140,160,189	1
56	OHX	DA	3417	7/7	0.92	0.07	145,152,156,188	1
56	OHX	DA	3420	7/7	0.92	0.09	116,120,125,152	1
56	OHX	AA	3457	7/7	0.92	0.12	86,94,124,185	1
56	OHX	DA	3424	7/7	0.92	0.09	124,129,137,157	2
55	MG	AA	3001	1/1	0.92	0.29	32,32,32,32	0
56	OHX	DA	3429	7/7	0.92	0.08	118,130,143,180	1
56	OHX	DA	3432	7/7	0.92	0.06	116,131,140,173	1
56	OHX	AA	3460	7/7	0.92	0.08	131,133,148,193	1
55	MG	DA	3222	1/1	0.92	0.25	83,83,83,83	0
55	MG	AA	3260	1/1	0.92	0.34	53,53,53,53	0
56	OHX	AA	3563	7/7	0.92	0.07	128,136,143,179	1
56	OHX	AA	3564	7/7	0.92	0.10	94,114,124,148	1
55	MG	AA	3261	1/1	0.92	0.18	53,53,53,53	0

Continued on next page...

Continued from previous page...

Mol	Type	Chain	Res	Atoms	RSCC	RSR	B-factors(\AA^2)	Q<0.9
55	MG	DA	3308	1/1	0.92	0.20	60,60,60,60	0
55	MG	CA	1677	1/1	0.92	0.34	73,73,73,73	0
56	OHX	AA	3482	7/7	0.92	0.15	85,96,105,135	1
55	MG	DA	3116	1/1	0.92	0.23	62,62,62,62	0
55	MG	DA	3040	1/1	0.92	0.16	66,66,66,66	0
56	OHX	CA	1769	7/7	0.92	0.09	141,144,170,199	1
55	MG	AA	3169	1/1	0.92	0.41	47,47,47,47	0
55	MG	DA	3042	1/1	0.92	0.23	74,74,74,74	0
56	OHX	CA	1776	7/7	0.92	0.08	112,115,132,151	1
56	OHX	AA	3491	7/7	0.92	0.10	96,99,117,169	1
56	OHX	CA	1780	7/7	0.92	0.06	138,146,156,182	1
56	OHX	CA	1781	7/7	0.92	0.09	153,161,166,239	1
55	MG	DA	3240	1/1	0.92	0.29	64,64,64,64	0
56	OHX	DA	3456	7/7	0.92	0.07	133,142,150,207	1
55	MG	CA	1603	1/1	0.92	0.18	62,62,62,62	0
55	MG	CA	1642	1/1	0.92	0.33	69,69,69,69	0
55	MG	BA	1676	1/1	0.92	0.28	78,78,78,78	0
55	MG	DA	3252	1/1	0.92	0.35	81,81,81,81	0
55	MG	AA	3203	1/1	0.92	0.32	72,72,72,72	0
56	OHX	BA	1745	7/7	0.92	0.10	119,123,132,169	1
56	OHX	BA	1747	7/7	0.92	0.10	117,129,140,148	1
56	OHX	BA	1748	7/7	0.92	0.08	124,127,141,171	1
56	OHX	CA	1792	7/7	0.92	0.06	189,191,192,232	1
56	OHX	BA	1749	7/7	0.92	0.10	112,116,136,168	1
55	MG	BA	1679	1/1	0.92	0.25	60,60,60,60	0
55	MG	DA	3264	1/1	0.92	0.17	78,78,78,78	0
56	OHX	BA	1752	7/7	0.92	0.06	168,174,177,207	1
55	MG	AA	3265	1/1	0.92	0.40	62,62,62,62	0
55	MG	AA	3011	1/1	0.92	0.23	44,44,44,44	0
56	OHX	BA	1758	7/7	0.92	0.07	153,155,160,202	1
55	MG	BA	1682	1/1	0.92	0.08	68,68,68,68	0
56	OHX	CA	1807	7/7	0.92	0.09	109,119,124,150	1
55	MG	BA	1611	1/1	0.92	0.25	47,47,47,47	0
55	MG	AA	3207	1/1	0.92	0.37	44,44,44,44	0
56	OHX	CA	1810	7/7	0.92	0.10	113,132,142,167	1
55	MG	DA	3056	1/1	0.92	0.23	48,48,48,48	0
55	MG	DA	3332	1/1	0.92	0.23	78,78,78,78	0
55	MG	DA	3057	1/1	0.92	0.25	58,58,58,58	0
55	MG	AA	3040	1/1	0.92	0.30	59,59,59,59	0
55	MG	AA	3063	1/1	0.92	0.31	45,45,45,45	0
55	MG	AA	3053	1/1	0.92	0.21	77,77,77,77	0
56	OHX	CV	101	7/7	0.92	0.07	174,182,196,223	1

Continued on next page...

Continued from previous page...

Mol	Type	Chain	Res	Atoms	RSCC	RSR	B-factors(Å ²)	Q<0.9
56	OHX	DA	3487	7/7	0.92	0.10	106,108,129,150	1
56	OHX	BA	1779	7/7	0.92	0.09	129,134,141,170	1
55	MG	BA	1618	1/1	0.92	0.20	71,71,71,71	0
55	MG	AA	3041	1/1	0.92	0.18	59,59,59,59	0
55	MG	DA	3280	1/1	0.92	0.37	63,63,63,63	0
56	OHX	CD	101	7/7	0.92	0.07	166,174,199,220	1
55	MG	DA	3281	1/1	0.92	0.11	65,65,65,65	0
55	MG	AA	3022	1/1	0.92	0.24	28,28,28,28	0
55	MG	DA	3283	1/1	0.92	0.38	86,86,86,86	0
55	MG	D0	201	1/1	0.92	0.12	51,51,51,51	0
56	OHX	AA	3522	7/7	0.92	0.12	74,93,104,150	2
55	MG	DA	3013	1/1	0.92	0.26	40,40,40,40	0
55	MG	AA	3133	1/1	0.92	0.27	45,45,45,45	0
55	MG	AA	3182	1/1	0.92	0.27	66,66,66,66	0
55	MG	AA	3034	1/1	0.92	0.30	50,50,50,50	0
56	OHX	AA	3404	7/7	0.92	0.09	108,112,133,175	1
55	MG	BA	1662	1/1	0.92	0.20	56,56,56,56	0
56	OHX	AA	3409	7/7	0.92	0.13	99,110,115,152	1
55	MG	DA	3175	1/1	0.93	0.28	53,53,53,53	0
56	OHX	DA	3248	7/7	0.93	0.08	110,118,139,156	1
55	MG	AA	3123	1/1	0.93	0.15	65,65,65,65	0
55	MG	AA	3229	1/1	0.93	0.25	65,65,65,65	0
55	MG	AA	3047	1/1	0.93	0.26	65,65,65,65	0
55	MG	CA	1717	1/1	0.93	0.27	64,64,64,64	0
56	OHX	AA	3558	7/7	0.93	0.07	92,100,110,168	1
55	MG	AA	3143	1/1	0.93	0.10	87,87,87,87	0
55	MG	DA	3184	1/1	0.93	0.28	37,37,37,37	0
56	OHX	DA	3385	7/7	0.93	0.09	78,128,134,201	1
56	OHX	DA	3398	7/7	0.93	0.07	119,127,142,162	1
55	MG	DA	3185	1/1	0.93	0.29	49,49,49,49	0
56	OHX	AA	3462	7/7	0.93	0.10	105,108,119,142	2
56	OHX	AA	3466	7/7	0.93	0.07	98,120,132,157	1
55	MG	AA	3026	1/1	0.93	0.23	43,43,43,43	0
56	OHX	AA	3474	7/7	0.93	0.08	113,120,132,160	1
55	MG	BA	1669	1/1	0.93	0.22	68,68,68,68	0
56	OHX	DA	3414	7/7	0.93	0.10	126,128,140,174	1
56	OHX	CA	1756	7/7	0.93	0.11	99,109,123,147	2
56	OHX	DA	3416	7/7	0.93	0.11	112,112,142,167	1
56	OHX	AB	214	7/7	0.93	0.08	125,133,135,173	1
55	MG	AA	3356	1/1	0.93	0.33	70,70,70,70	0
55	MG	AA	3057	1/1	0.93	0.16	56,56,56,56	0
56	OHX	AB	217	7/7	0.93	0.17	100,108,115,151	1

Continued on next page...

Continued from previous page...

Mol	Type	Chain	Res	Atoms	RSCC	RSR	B-factors(\AA^2)	Q<0.9
56	OHX	DA	3425	7/7	0.93	0.07	125,134,139,188	1
55	MG	DA	3198	1/1	0.93	0.31	44,44,44,44	0
55	MG	AA	3267	1/1	0.93	0.16	37,37,37,37	0
56	OHX	DA	3430	7/7	0.93	0.08	176,181,185,214	1
56	OHX	DA	3431	7/7	0.93	0.06	139,144,155,180	1
56	OHX	CA	1772	7/7	0.93	0.07	142,144,153,197	1
56	OHX	CA	1773	7/7	0.93	0.08	123,130,144,181	1
55	MG	AA	3049	1/1	0.93	0.10	66,66,66,66	0
55	MG	BA	1627	1/1	0.93	0.15	58,58,58,58	0
55	MG	AA	3303	1/1	0.93	0.16	77,77,77,77	0
55	MG	AA	3304	1/1	0.93	0.13	55,55,55,55	0
55	MG	AA	3305	1/1	0.93	0.40	66,66,66,66	0
56	OHX	BA	1738	7/7	0.93	0.08	112,124,136,189	1
55	MG	AA	3050	1/1	0.93	0.33	45,45,45,45	0
55	MG	AA	3035	1/1	0.93	0.12	38,38,38,38	0
55	MG	DA	3207	1/1	0.93	0.27	37,37,37,37	0
56	OHX	DA	3443	7/7	0.93	0.08	113,124,137,188	1
55	MG	CA	1680	1/1	0.93	0.28	78,78,78,78	0
55	MG	BA	1634	1/1	0.93	0.10	73,73,73,73	0
55	MG	AA	3171	1/1	0.93	0.17	59,59,59,59	0
55	MG	DA	3077	1/1	0.93	0.33	52,52,52,52	0
55	MG	CA	1636	1/1	0.93	0.17	82,82,82,82	0
55	MG	DA	3080	1/1	0.93	0.20	43,43,43,43	0
55	MG	DA	3005	1/1	0.93	0.17	41,41,41,41	0
56	OHX	BA	1756	7/7	0.93	0.07	153,171,174,206	1
55	MG	AA	3098	1/1	0.93	0.15	29,29,29,29	0
55	MG	DA	3089	1/1	0.93	0.49	54,54,54,54	0
55	MG	AA	3113	1/1	0.93	0.18	88,88,88,88	0
56	OHX	CA	1800	7/7	0.93	0.05	165,167,172,220	1
55	MG	AA	3027	1/1	0.93	0.14	35,35,35,35	0
55	MG	DA	3012	1/1	0.93	0.17	44,44,44,44	0
55	MG	DA	3238	1/1	0.93	0.18	67,67,67,67	0
56	OHX	BA	1770	7/7	0.93	0.08	114,115,121,163	1
56	OHX	BA	1771	7/7	0.93	0.17	101,104,120,152	2
56	OHX	AA	3510	7/7	0.93	0.10	98,106,123,159	1
55	MG	A1	202	1/1	0.93	0.15	75,75,75,75	0
55	MG	DA	3014	1/1	0.93	0.21	55,55,55,55	0
55	MG	CA	1688	1/1	0.93	0.14	79,79,79,79	0
56	OHX	BA	1777	7/7	0.93	0.07	176,178,192,246	1
55	MG	AA	3086	1/1	0.93	0.31	73,73,73,73	0
55	MG	A7	101	1/1	0.93	0.25	56,56,56,56	0
55	MG	AA	3015	1/1	0.93	0.19	44,44,44,44	0

Continued on next page...

Continued from previous page...

Mol	Type	Chain	Res	Atoms	RSCC	RSR	B-factors(Å ²)	Q<0.9
55	MG	AA	3179	1/1	0.93	0.17	39,39,39,39	0
55	MG	AA	3253	1/1	0.93	0.19	49,49,49,49	0
55	MG	DA	3024	1/1	0.93	0.24	63,63,63,63	0
55	MG	BA	1605	1/1	0.93	0.11	81,81,81,81	0
55	MG	CA	1696	1/1	0.93	0.28	74,74,74,74	0
55	MG	CA	1697	1/1	0.93	0.21	66,66,66,66	0
55	MG	AA	3317	1/1	0.93	0.23	55,55,55,55	0
56	OHX	DA	3087	7/7	0.93	0.09	102,119,134,177	1
55	MG	AA	3088	1/1	0.93	0.20	66,66,66,66	0
55	MG	DA	3125	1/1	0.93	0.23	54,54,54,54	0
56	OHX	AA	3395	7/7	0.93	0.12	100,109,130,162	1
55	MG	BA	1651	1/1	0.93	0.27	76,76,76,76	0
55	MG	CA	1604	1/1	0.93	0.11	72,72,72,72	0
55	MG	AA	3003	1/1	0.93	0.23	39,39,39,39	0
55	MG	DA	3137	1/1	0.93	0.27	51,51,51,51	0
55	MG	CA	1607	1/1	0.93	0.18	86,86,86,86	0
56	OHX	DA	3163	7/7	0.93	0.10	124,127,154,166	1
55	MG	DA	3036	1/1	0.93	0.10	47,47,47,47	0
56	OHX	DA	3169	7/7	0.93	0.07	110,124,136,172	1
56	OHX	DA	3171	7/7	0.93	0.12	95,116,127,171	1
56	OHX	AA	3419	7/7	0.93	0.08	102,113,133,143	3
55	MG	AA	3290	1/1	0.93	0.33	66,66,66,66	0
55	MG	AA	3183	1/1	0.93	0.20	59,59,59,59	0
55	MG	AA	3121	1/1	0.93	0.22	65,65,65,65	0
55	MG	CA	1710	1/1	0.93	0.20	78,78,78,78	0
55	MG	BA	1658	1/1	0.93	0.29	47,47,47,47	0
56	OHX	BA	1809	7/7	0.93	0.06	159,162,164,206	1
55	MG	DA	3154	1/1	0.93	0.17	60,60,60,60	0
55	MG	BA	1659	1/1	0.93	0.30	43,43,43,43	0
56	OHX	DA	3224	7/7	0.93	0.11	104,110,126,166	1
55	MG	BA	1661	1/1	0.93	0.25	61,61,61,61	0
56	OHX	DA	3215	7/7	0.94	0.10	97,115,127,150	3
55	MG	AA	3239	1/1	0.94	0.39	52,52,52,52	0
56	OHX	AA	3425	7/7	0.94	0.07	158,168,177,207	1
55	MG	DA	3290	1/1	0.94	0.14	37,37,37,37	0
56	OHX	AA	3435	7/7	0.94	0.08	83,103,126,156	2
56	OHX	BA	1803	7/7	0.94	0.07	211,214,221,256	1
55	MG	BA	1684	1/1	0.94	0.20	67,67,67,67	0
55	MG	AA	3065	1/1	0.94	0.11	46,46,46,46	0
56	OHX	AA	3442	7/7	0.94	0.06	97,106,127,148	1
55	MG	CA	1652	1/1	0.94	0.08	69,69,69,69	0
55	MG	DA	3104	1/1	0.94	0.32	64,64,64,64	0

Continued on next page...

Continued from previous page...

Mol	Type	Chain	Res	Atoms	RSCC	RSR	B-factors(Å ²)	Q<0.9
56	OHX	AA	3446	7/7	0.94	0.05	148,150,154,190	1
55	MG	AA	3273	1/1	0.94	0.30	60,60,60,60	0
55	MG	AA	3097	1/1	0.94	0.16	50,50,50,50	0
56	OHX	AA	3550	7/7	0.94	0.06	118,128,136,169	1
55	MG	AA	3276	1/1	0.94	0.26	76,76,76,76	0
55	MG	AA	3031	1/1	0.94	0.19	40,40,40,40	0
55	MG	AA	3219	1/1	0.94	0.20	65,65,65,65	0
56	OHX	DA	3391	7/7	0.94	0.08	117,125,144,183	1
55	MG	AA	3248	1/1	0.94	0.21	28,28,28,28	0
55	MG	DA	3213	1/1	0.94	0.27	57,57,57,57	0
56	OHX	DA	3400	7/7	0.94	0.07	113,116,126,149	1
56	OHX	AA	3556	7/7	0.94	0.10	82,96,111,154	1
56	OHX	AA	3557	7/7	0.94	0.19	89,102,113,146	1
55	MG	AA	3153	1/1	0.94	0.32	40,40,40,40	0
56	OHX	CA	1743	7/7	0.94	0.09	101,120,132,162	1
56	OHX	DA	3410	7/7	0.94	0.06	107,112,124,146	1
55	MG	AA	3007	1/1	0.94	0.33	43,43,43,43	0
55	MG	BA	1694	1/1	0.94	0.23	60,60,60,60	0
55	MG	DA	3003	1/1	0.94	0.15	43,43,43,43	0
56	OHX	AA	3463	7/7	0.94	0.08	94,102,127,154	1
56	OHX	AA	3565	7/7	0.94	0.07	97,104,114,159	1
56	OHX	DA	3419	7/7	0.94	0.16	82,93,100,126	2
56	OHX	AA	3465	7/7	0.94	0.10	82,99,109,148	1
55	MG	DA	3123	1/1	0.94	0.24	38,38,38,38	0
56	OHX	AB	208	7/7	0.94	0.10	95,117,137,155	2
56	OHX	AA	3468	7/7	0.94	0.08	110,120,137,165	1
56	OHX	CA	1762	7/7	0.94	0.09	148,151,154,182	1
56	OHX	DA	3428	7/7	0.94	0.11	93,108,120,163	1
56	OHX	CA	1764	7/7	0.94	0.09	113,122,135,168	1
56	OHX	AA	3472	7/7	0.94	0.10	95,115,124,169	1
55	MG	AA	3191	1/1	0.94	0.07	39,39,39,39	0
56	OHX	CA	1768	7/7	0.94	0.07	123,135,145,174	1
55	MG	DA	3051	1/1	0.94	0.34	39,39,39,39	0
56	OHX	CA	1771	7/7	0.94	0.11	105,107,134,145	1
55	MG	DA	3236	1/1	0.94	0.32	62,62,62,62	0
56	OHX	AA	3476	7/7	0.94	0.09	88,98,119,157	1
55	MG	DA	3006	1/1	0.94	0.16	63,63,63,63	0
55	MG	DA	3130	1/1	0.94	0.08	48,48,48,48	0
56	OHX	AO	203	7/7	0.94	0.15	83,92,110,152	1
55	MG	DA	3316	1/1	0.94	0.18	51,51,51,51	0
55	MG	AA	3139	1/1	0.94	0.20	47,47,47,47	0
55	MG	DA	3054	1/1	0.94	0.16	56,56,56,56	0

Continued on next page...

Continued from previous page...

Mol	Type	Chain	Res	Atoms	RSCC	RSR	B-factors(Å ²)	Q<0.9
55	MG	DA	3319	1/1	0.94	0.33	69,69,69,69	0
56	OHX	BA	1731	7/7	0.94	0.11	99,107,129,161	1
56	OHX	AA	3486	7/7	0.94	0.07	95,110,127,153	1
55	MG	DA	3241	1/1	0.94	0.06	47,47,47,47	0
56	OHX	BA	1742	7/7	0.94	0.08	149,155,172,201	1
56	OHX	DA	3449	7/7	0.94	0.07	147,154,162,185	1
55	MG	DA	3321	1/1	0.94	0.16	56,56,56,56	0
55	MG	DA	3139	1/1	0.94	0.38	54,54,54,54	0
55	MG	DA	3140	1/1	0.94	0.22	55,55,55,55	0
55	MG	AF	302	1/1	0.94	0.19	83,83,83,83	0
55	MG	AA	3058	1/1	0.94	0.10	61,61,61,61	0
56	OHX	CA	1793	7/7	0.94	0.07	142,146,153,194	1
55	MG	BC	101	1/1	0.94	0.22	62,62,62,62	0
56	OHX	CA	1795	7/7	0.94	0.07	115,125,132,165	1
55	MG	CA	1705	1/1	0.94	0.32	73,73,73,73	0
55	MG	DA	3260	1/1	0.94	0.23	68,68,68,68	0
55	MG	DA	3261	1/1	0.94	0.31	53,53,53,53	0
55	MG	AA	3286	1/1	0.94	0.35	83,83,83,83	0
55	MG	DA	3063	1/1	0.94	0.41	59,59,59,59	0
55	MG	AA	3008	1/1	0.94	0.26	32,32,32,32	0
55	MG	AA	3257	1/1	0.94	0.26	64,64,64,64	0
56	OHX	BA	1759	7/7	0.94	0.07	173,177,187,214	1
56	OHX	AA	3504	7/7	0.94	0.14	101,103,116,145	2
56	OHX	BA	1762	7/7	0.94	0.08	121,131,144,180	1
55	MG	DA	3269	1/1	0.94	0.29	52,52,52,52	0
56	OHX	BA	1764	7/7	0.94	0.09	147,152,158,209	1
55	MG	CA	1709	1/1	0.94	0.23	76,76,76,76	0
55	MG	AA	3199	1/1	0.94	0.24	75,75,75,75	0
56	OHX	BA	1767	7/7	0.94	0.07	151,158,165,212	1
55	MG	AA	3173	1/1	0.94	0.34	65,65,65,65	0
55	MG	AA	3201	1/1	0.94	0.31	35,35,35,35	0
55	MG	DA	3274	1/1	0.94	0.31	69,69,69,69	0
56	OHX	BA	1773	7/7	0.94	0.08	135,139,146,167	1
55	MG	AA	3024	1/1	0.94	0.24	45,45,45,45	0
55	MG	AA	3103	1/1	0.94	0.31	50,50,50,50	0
55	MG	AA	3018	1/1	0.94	0.24	49,49,49,49	0
55	MG	DA	3028	1/1	0.94	0.21	44,44,44,44	0
56	OHX	AA	3362	7/7	0.94	0.09	104,116,120,168	1
56	OHX	DA	3081	7/7	0.94	0.14	99,102,113,145	1
56	OHX	DA	3083	7/7	0.94	0.09	104,111,120,146	1
55	MG	AA	3002	1/1	0.94	0.26	34,34,34,34	0
56	OHX	AA	3383	7/7	0.94	0.14	91,96,109,133	1

Continued on next page...

Continued from previous page...

Mol	Type	Chain	Res	Atoms	RSCC	RSR	B-factors(\AA^2)	Q<0.9
56	OHX	AA	3384	7/7	0.94	0.13	96,100,107,136	1
55	MG	BA	1609	1/1	0.94	0.13	65,65,65,65	0
55	MG	DA	3186	1/1	0.94	0.21	34,34,34,34	0
56	OHX	BA	1784	7/7	0.94	0.17	94,101,111,137	1
55	MG	DA	3088	1/1	0.94	0.26	47,47,47,47	0
55	MG	AA	3020	1/1	0.94	0.33	42,42,42,42	0
55	MG	AA	3210	1/1	0.94	0.29	43,43,43,43	0
55	MG	AA	3339	1/1	0.94	0.32	58,58,58,58	0
55	MG	DA	3093	1/1	0.94	0.16	46,46,46,46	0
56	OHX	AA	3414	7/7	0.94	0.11	92,104,120,143	1
56	OHX	DA	3170	7/7	0.94	0.10	114,125,135,172	1
56	OHX	AA	3416	7/7	0.94	0.08	108,113,125,155	1
55	MG	DA	3095	1/1	0.94	0.16	58,58,58,58	0
56	OHX	AA	3532	7/7	0.94	0.07	136,144,160,202	1
56	OHX	AA	3535	7/7	0.94	0.19	94,101,108,146	1
55	MG	CA	1613	1/1	0.94	0.24	73,73,73,73	0
58	ZN	CG	301	1/1	0.94	0.19	116,116,116,116	0
56	OHX	CA	1739	7/7	0.95	0.09	140,150,165,188	1
56	OHX	DA	3246	7/7	0.95	0.11	89,97,107,138	1
56	OHX	CA	1741	7/7	0.95	0.09	101,122,129,156	2
55	MG	AA	3145	1/1	0.95	0.20	27,27,27,27	0
56	OHX	CA	1745	7/7	0.95	0.08	117,120,127,165	1
55	MG	BA	1664	1/1	0.95	0.22	54,54,54,54	0
56	OHX	CA	1749	7/7	0.95	0.08	124,137,161,188	2
56	OHX	CA	1750	7/7	0.95	0.12	110,113,130,151	1
56	OHX	DA	3348	7/7	0.95	0.08	97,115,128,140	1
55	MG	BA	1665	1/1	0.95	0.13	53,53,53,53	0
56	OHX	DA	3372	7/7	0.95	0.11	90,96,108,138	1
55	MG	CA	1645	1/1	0.95	0.29	58,58,58,58	0
55	MG	DA	3115	1/1	0.95	0.20	44,44,44,44	0
56	OHX	DA	3388	7/7	0.95	0.10	108,118,139,160	1
55	MG	AA	3025	1/1	0.95	0.23	37,37,37,37	0
56	OHX	DA	3392	7/7	0.95	0.07	115,117,129,183	1
56	OHX	DA	3393	7/7	0.95	0.06	133,134,150,191	1
56	OHX	DA	3394	7/7	0.95	0.08	127,139,150,223	0
56	OHX	DA	3396	7/7	0.95	0.12	96,99,105,140	1
56	OHX	AA	3376	7/7	0.95	0.12	96,107,117,142	1
56	OHX	A6	101	7/7	0.95	0.09	112,127,141,158	2
55	MG	AA	3004	1/1	0.95	0.28	32,32,32,32	0
56	OHX	DA	3402	7/7	0.95	0.07	122,136,148,204	1
56	OHX	DA	3404	7/7	0.95	0.10	107,121,131,166	1
55	MG	AA	3177	1/1	0.95	0.19	46,46,46,46	0

Continued on next page...

Continued from previous page...

Mol	Type	Chain	Res	Atoms	RSCC	RSR	B-factors(Å ²)	Q<0.9
56	OHX	DA	3406	7/7	0.95	0.11	88,107,111,147	3
56	OHX	AA	3385	7/7	0.95	0.09	73,87,109,139	2
56	OHX	CA	1763	7/7	0.95	0.07	142,143,157,189	1
56	OHX	BA	1740	7/7	0.95	0.11	107,110,122,131	1
55	MG	BA	1632	1/1	0.95	0.15	73,73,73,73	0
56	OHX	DA	3411	7/7	0.95	0.09	104,112,132,163	1
56	OHX	AA	3394	7/7	0.95	0.08	113,123,125,181	1
55	MG	AA	3021	1/1	0.95	0.26	35,35,35,35	0
55	MG	AA	3206	1/1	0.95	0.18	37,37,37,37	0
56	OHX	CA	1770	7/7	0.95	0.06	143,153,167,200	1
56	OHX	BA	1746	7/7	0.95	0.13	95,103,110,146	1
56	OHX	AA	3399	7/7	0.95	0.09	97,111,117,147	1
56	OHX	AA	3401	7/7	0.95	0.07	101,105,125,153	1
56	OHX	DA	3421	7/7	0.95	0.08	96,112,124,166	1
55	MG	DA	3292	1/1	0.95	0.15	51,51,51,51	0
56	OHX	AA	3405	7/7	0.95	0.09	100,103,111,158	1
55	MG	AA	3164	1/1	0.95	0.18	45,45,45,45	0
56	OHX	DA	3426	7/7	0.95	0.07	118,125,141,168	1
55	MG	AA	3046	1/1	0.95	0.13	50,50,50,50	0
56	OHX	CA	1778	7/7	0.95	0.06	148,157,164,202	1
55	MG	DA	3219	1/1	0.95	0.18	62,62,62,62	0
55	MG	AA	3017	1/1	0.95	0.19	26,26,26,26	0
55	MG	DA	3225	1/1	0.95	0.36	55,55,55,55	0
55	MG	DA	3227	1/1	0.95	0.17	44,44,44,44	0
55	MG	AA	3152	1/1	0.95	0.33	50,50,50,50	0
56	OHX	BA	1760	7/7	0.95	0.08	109,109,121,147	1
55	MG	DA	3229	1/1	0.95	0.30	45,45,45,45	0
56	OHX	AA	3421	7/7	0.95	0.10	78,84,91,130	1
56	OHX	AA	3423	7/7	0.95	0.07	100,115,121,157	1
55	MG	DA	3230	1/1	0.95	0.09	51,51,51,51	0
56	OHX	AA	3428	7/7	0.95	0.06	114,120,124,169	1
56	OHX	AA	3430	7/7	0.95	0.06	119,125,132,176	1
56	OHX	AA	3432	7/7	0.95	0.07	129,136,142,160	1
55	MG	DA	3133	1/1	0.95	0.18	51,51,51,51	0
56	OHX	AA	3525	7/7	0.95	0.06	118,124,140,179	1
56	OHX	AA	3434	7/7	0.95	0.14	98,102,107,132	1
56	OHX	DA	3445	7/7	0.95	0.07	121,130,142,174	1
55	MG	BA	1606	1/1	0.95	0.20	70,70,70,70	0
55	MG	AA	3184	1/1	0.95	0.20	35,35,35,35	0
56	OHX	AA	3437	7/7	0.95	0.09	76,82,94,136	1
55	MG	CA	1658	1/1	0.95	0.16	65,65,65,65	0
56	OHX	AA	3441	7/7	0.95	0.06	113,135,152,175	1

Continued on next page...

Continued from previous page...

Mol	Type	Chain	Res	Atoms	RSCC	RSR	B-factors(Å ²)	Q<0.9
56	OHX	DA	3451	7/7	0.95	0.11	103,107,114,153	1
56	OHX	CA	1803	7/7	0.95	0.06	137,147,156,198	1
56	OHX	AA	3534	7/7	0.95	0.06	103,124,138,161	2
55	MG	DA	3141	1/1	0.95	0.22	64,64,64,64	0
55	MG	BA	1678	1/1	0.95	0.22	44,44,44,44	0
55	MG	DA	3143	1/1	0.95	0.19	38,38,38,38	0
55	MG	AA	3268	1/1	0.95	0.14	38,38,38,38	0
55	MG	AA	3299	1/1	0.95	0.23	41,41,41,41	0
55	MG	BA	1644	1/1	0.95	0.22	62,62,62,62	0
55	MG	CA	1663	1/1	0.95	0.10	65,65,65,65	0
56	OHX	AA	3542	7/7	0.95	0.10	92,98,124,157	1
55	MG	AA	3213	1/1	0.95	0.10	60,60,60,60	0
55	MG	BA	1646	1/1	0.95	0.21	48,48,48,48	0
56	OHX	BA	1789	7/7	0.95	0.06	132,137,146,191	1
55	MG	AA	3013	1/1	0.95	0.27	27,27,27,27	0
55	MG	AA	3114	1/1	0.95	0.32	62,62,62,62	0
55	MG	AA	3274	1/1	0.95	0.05	36,36,36,36	0
55	MG	AA	3246	1/1	0.95	0.24	44,44,44,44	0
55	MG	AA	3104	1/1	0.95	0.32	62,62,62,62	0
56	OHX	DA	3471	7/7	0.95	0.08	112,124,129,160	1
56	OHX	AA	3461	7/7	0.95	0.07	102,110,120,148	1
55	MG	AA	3192	1/1	0.95	0.24	34,34,34,34	0
55	MG	BA	1653	1/1	0.95	0.26	64,64,64,64	0
56	OHX	AA	3464	7/7	0.95	0.09	105,115,140,175	1
55	MG	DA	3180	1/1	0.95	0.24	45,45,45,45	0
56	OHX	DA	3094	7/7	0.95	0.06	110,121,124,149	1
56	OHX	DA	3099	7/7	0.95	0.10	104,109,114,163	1
56	OHX	BA	1800	7/7	0.95	0.07	127,133,145,177	1
55	MG	BA	1654	1/1	0.95	0.26	64,64,64,64	0
56	OHX	BA	1802	7/7	0.95	0.07	100,117,125,149	1
55	MG	DA	3268	1/1	0.95	0.20	44,44,44,44	0
56	OHX	AA	3470	7/7	0.95	0.06	116,126,152,171	1
55	MG	CA	1633	1/1	0.95	0.35	46,46,46,46	0
55	MG	DA	3329	1/1	0.95	0.30	60,60,60,60	0
56	OHX	DA	3159	7/7	0.95	0.09	75,86,105,131	3
55	MG	AA	3032	1/1	0.95	0.39	37,37,37,37	0
56	OHX	AA	3562	7/7	0.95	0.13	100,110,119,157	1
56	OHX	DA	3166	7/7	0.95	0.07	159,166,176,197	1
55	MG	CA	1635	1/1	0.95	0.15	51,51,51,51	0
55	MG	AA	3194	1/1	0.95	0.35	56,56,56,56	0
55	MG	DA	3190	1/1	0.95	0.49	44,44,44,44	0
56	OHX	DB	210	7/7	0.95	0.08	119,127,150,173	2

Continued on next page...

Continued from previous page...

Mol	Type	Chain	Res	Atoms	RSCC	RSR	B-factors(Å ²)	Q<0.9
56	OHX	DB	211	7/7	0.95	0.07	105,121,145,156	2
56	OHX	DB	212	7/7	0.95	0.07	144,152,161,194	1
56	OHX	AA	3479	7/7	0.95	0.06	94,103,125,176	3
55	MG	AA	3223	1/1	0.95	0.19	43,43,43,43	0
55	MG	AA	3014	1/1	0.95	0.20	33,33,33,33	0
55	MG	AA	3254	1/1	0.95	0.35	43,43,43,43	0
56	OHX	DA	3214	7/7	0.95	0.08	82,92,98,133	2
56	OHX	AA	3483	7/7	0.95	0.10	106,109,118,158	2
55	MG	AA	3077	1/1	0.95	0.27	39,39,39,39	0
55	MG	CC	102	1/1	0.95	0.37	69,69,69,69	0
55	MG	AF	301	1/1	0.95	0.10	74,74,74,74	0
55	MG	DA	3108	1/1	0.95	0.32	56,56,56,56	0
56	OHX	CA	1733	7/7	0.95	0.12	109,120,127,147	1
56	OHX	D8	101	7/7	0.95	0.09	140,149,164,175	1
57	PAR	BA	1715	42/42	0.95	0.08	61,73,83,89	0
56	OHX	CA	1735	7/7	0.95	0.08	146,153,168,212	0
56	OHX	CA	1738	7/7	0.95	0.09	120,123,126,168	1
55	MG	CN	201	1/1	0.96	0.10	79,79,79,79	0
56	OHX	AA	3452	7/7	0.96	0.12	92,103,111,136	1
56	OHX	AA	3518	7/7	0.96	0.07	106,114,121,148	1
55	MG	DA	3058	1/1	0.96	0.26	70,70,70,70	0
56	OHX	BA	1725	7/7	0.96	0.09	95,114,126,182	1
55	MG	D5	101	1/1	0.96	0.14	43,43,43,43	0
56	OHX	BA	1732	7/7	0.96	0.07	128,131,145,175	2
56	OHX	BA	1733	7/7	0.96	0.10	98,108,118,146	1
56	OHX	CA	1814	7/7	0.96	0.05	149,152,161,212	1
56	OHX	BG	302	7/7	0.96	0.06	138,141,145,177	1
55	MG	AA	3251	1/1	0.96	0.25	75,75,75,75	0
55	MG	A5	101	1/1	0.96	0.24	43,43,43,43	0
56	OHX	AA	3366	7/7	0.96	0.08	79,94,104,141	1
55	MG	AA	3232	1/1	0.96	0.13	62,62,62,62	0
56	OHX	AA	3369	7/7	0.96	0.07	76,100,116,143	1
56	OHX	AA	3371	7/7	0.96	0.10	65,79,88,136	2
55	MG	DA	3189	1/1	0.96	0.32	56,56,56,56	0
56	OHX	AA	3380	7/7	0.96	0.09	86,90,110,143	1
56	OHX	CA	1731	7/7	0.96	0.09	90,118,129,156	1
56	OHX	DA	3082	7/7	0.96	0.09	92,102,108,132	1
55	MG	BA	1626	1/1	0.96	0.26	47,47,47,47	0
55	MG	AA	3217	1/1	0.96	0.07	66,66,66,66	0
56	OHX	AA	3531	7/7	0.96	0.05	225,229,234,256	1
56	OHX	AA	3467	7/7	0.96	0.11	72,88,95,139	1
55	MG	DA	3305	1/1	0.96	0.22	48,48,48,48	0

Continued on next page...

Continued from previous page...

Mol	Type	Chain	Res	Atoms	RSCC	RSR	B-factors(Å ²)	Q<0.9
56	OHX	AA	3469	7/7	0.96	0.07	103,113,128,153	1
56	OHX	BA	1753	7/7	0.96	0.08	103,110,125,169	1
55	MG	DA	3306	1/1	0.96	0.35	86,86,86,86	0
56	OHX	CA	1748	7/7	0.96	0.07	137,145,152,186	1
56	OHX	BA	1755	7/7	0.96	0.08	123,128,136,161	1
55	MG	DA	3121	1/1	0.96	0.50	78,78,78,78	0
55	MG	AA	3271	1/1	0.96	0.40	63,63,63,63	0
56	OHX	CA	1752	7/7	0.96	0.08	139,147,150,191	1
56	OHX	AA	3396	7/7	0.96	0.12	93,107,119,142	1
55	MG	DA	3194	1/1	0.96	0.18	48,48,48,48	0
55	MG	AA	3272	1/1	0.96	0.27	29,29,29,29	0
55	MG	DA	3126	1/1	0.96	0.39	63,63,63,63	0
55	MG	AA	3028	1/1	0.96	0.26	35,35,35,35	0
55	MG	CA	1702	1/1	0.96	0.24	59,59,59,59	0
56	OHX	AA	3406	7/7	0.96	0.12	93,96,102,133	1
56	OHX	CA	1761	7/7	0.96	0.06	133,143,154,174	1
55	MG	AA	3067	1/1	0.96	0.11	50,50,50,50	0
55	MG	AA	3205	1/1	0.96	0.08	42,42,42,42	0
56	OHX	DA	3459	7/7	0.96	0.12	85,104,120,156	1
55	MG	BC	103	1/1	0.96	0.36	70,70,70,70	0
55	MG	DA	3135	1/1	0.96	0.18	42,42,42,42	0
56	OHX	CA	1766	7/7	0.96	0.07	116,126,135,171	1
55	MG	AA	3082	1/1	0.96	0.19	57,57,57,57	0
55	MG	AA	3116	1/1	0.96	0.23	63,63,63,63	0
55	MG	AA	3042	1/1	0.96	0.15	42,42,42,42	0
55	MG	AA	3037	1/1	0.96	0.18	55,55,55,55	0
55	MG	AA	3320	1/1	0.96	0.15	45,45,45,45	0
56	OHX	AA	3493	7/7	0.96	0.07	102,115,123,140	1
56	OHX	DA	3243	7/7	0.96	0.10	74,100,112,145	2
55	MG	DA	3008	1/1	0.96	0.13	43,43,43,43	0
55	MG	AA	3180	1/1	0.96	0.33	42,42,42,42	0
56	OHX	AA	3426	7/7	0.96	0.06	104,117,127,168	3
55	MG	BA	1614	1/1	0.96	0.19	73,73,73,73	0
55	MG	DA	3045	1/1	0.96	0.17	61,61,61,61	0
56	OHX	AA	3561	7/7	0.96	0.10	86,92,112,144	2
56	OHX	CA	1779	7/7	0.96	0.06	125,132,137,172	1
56	OHX	DA	3257	7/7	0.96	0.08	107,112,124,148	1
56	OHX	AA	3431	7/7	0.96	0.08	101,115,120,168	1
55	MG	DA	3149	1/1	0.96	0.15	53,53,53,53	0
56	OHX	DA	3355	7/7	0.96	0.07	109,111,119,148	2
55	MG	AE	303	1/1	0.96	0.15	36,36,36,36	0
56	OHX	DA	3365	7/7	0.96	0.07	100,119,136,159	2

Continued on next page...

Continued from previous page...

Mol	Type	Chain	Res	Atoms	RSCC	RSR	B-factors(Å ²)	Q<0.9
56	OHX	DA	3366	7/7	0.96	0.08	87,100,130,154	2
56	OHX	DA	3367	7/7	0.96	0.09	100,113,133,149	1
55	MG	CA	1606	1/1	0.96	0.11	70,70,70,70	0
56	OHX	DA	3375	7/7	0.96	0.07	129,138,149,173	1
55	MG	AA	3016	1/1	0.96	0.33	29,29,29,29	0
56	OHX	DA	3377	7/7	0.96	0.09	91,105,111,146	2
56	OHX	DA	3383	7/7	0.96	0.07	110,119,138,151	2
56	OHX	AA	3568	7/7	0.96	0.09	101,109,114,153	1
55	MG	BA	1617	1/1	0.96	0.29	60,60,60,60	0
55	MG	DA	3155	1/1	0.96	0.23	58,58,58,58	0
56	OHX	AB	209	7/7	0.96	0.09	98,103,137,147	3
56	OHX	AA	3438	7/7	0.96	0.06	113,130,139,188	1
56	OHX	AB	211	7/7	0.96	0.06	124,127,142,178	1
56	OHX	AB	212	7/7	0.96	0.07	91,105,122,151	3
55	MG	AA	3228	1/1	0.96	0.27	53,53,53,53	0
55	MG	DA	3161	1/1	0.96	0.29	41,41,41,41	0
55	MG	AA	3150	1/1	0.96	0.14	53,53,53,53	0
56	OHX	CA	1796	7/7	0.96	0.06	150,159,170,195	1
56	OHX	DA	3403	7/7	0.96	0.09	99,105,122,140	1
55	MG	AA	3030	1/1	0.96	0.23	36,36,36,36	0
55	MG	DA	3234	1/1	0.96	0.18	41,41,41,41	0
56	OHX	DO	201	7/7	0.96	0.07	112,117,125,146	1
55	MG	DA	3018	1/1	0.96	0.16	47,47,47,47	0
55	MG	AA	3009	1/1	0.96	0.13	29,29,29,29	0
56	OHX	AO	202	7/7	0.96	0.07	93,104,115,140	1
55	MG	CA	1693	1/1	0.96	0.14	55,55,55,55	0
55	MG	DA	3022	1/1	0.96	0.32	63,63,63,63	0
56	OHX	BA	1805	7/7	0.96	0.10	98,103,107,150	1
56	OHX	CA	1805	7/7	0.96	0.05	128,130,148,187	1
56	OHX	DA	3168	7/7	0.97	0.07	129,143,154,181	1
56	OHX	AA	3387	7/7	0.97	0.06	110,123,134,164	1
55	MG	AA	3298	1/1	0.97	0.17	45,45,45,45	0
56	OHX	AA	3450	7/7	0.97	0.06	97,112,128,161	2
55	MG	DA	3262	1/1	0.97	0.19	59,59,59,59	0
55	MG	DA	3263	1/1	0.97	0.21	55,55,55,55	0
55	MG	DA	3007	1/1	0.97	0.21	43,43,43,43	0
55	MG	AA	3315	1/1	0.97	0.11	50,50,50,50	0
55	MG	AA	3241	1/1	0.97	0.20	52,52,52,52	0
55	MG	DA	3098	1/1	0.97	0.21	63,63,63,63	0
56	OHX	AA	3458	7/7	0.97	0.08	96,103,139,158	1
55	MG	DA	3182	1/1	0.97	0.16	52,52,52,52	0
55	MG	AA	3136	1/1	0.97	0.17	42,42,42,42	0

Continued on next page...

Continued from previous page...

Mol	Type	Chain	Res	Atoms	RSCC	RSR	B-factors(\AA^2)	Q<0.9
55	MG	DA	3301	1/1	0.97	0.18	60,60,60,60	0
55	MG	AA	3218	1/1	0.97	0.25	35,35,35,35	0
55	MG	AA	3244	1/1	0.97	0.22	41,41,41,41	0
55	MG	BA	1641	1/1	0.97	0.13	54,54,54,54	0
55	MG	BA	1660	1/1	0.97	0.32	52,52,52,52	0
56	OHX	BC	107	7/7	0.97	0.07	126,137,143,151	1
56	OHX	AA	3566	7/7	0.97	0.05	171,177,185,204	1
55	MG	AA	3196	1/1	0.97	0.28	43,43,43,43	0
55	MG	AA	3288	1/1	0.97	0.26	55,55,55,55	0
56	OHX	CA	1728	7/7	0.97	0.07	104,119,138,150	2
55	MG	DA	3144	1/1	0.97	0.33	44,44,44,44	0
55	MG	AA	3188	1/1	0.97	0.09	29,29,29,29	0
56	OHX	CA	1734	7/7	0.97	0.07	145,147,151,167	1
56	OHX	BA	1768	7/7	0.97	0.09	87,95,105,130	2
56	OHX	CA	1736	7/7	0.97	0.07	163,166,178,209	0
56	OHX	DA	3354	7/7	0.97	0.09	88,99,121,135	1
56	OHX	BA	1769	7/7	0.97	0.05	159,168,172,218	1
56	OHX	DA	3357	7/7	0.97	0.07	100,118,130,150	1
56	OHX	DA	3359	7/7	0.97	0.06	99,118,131,143	1
55	MG	AA	3198	1/1	0.97	0.15	34,34,34,34	0
56	OHX	CA	1740	7/7	0.97	0.06	125,134,139,166	1
56	OHX	AA	3471	7/7	0.97	0.06	80,105,117,155	1
55	MG	DA	3147	1/1	0.97	0.18	55,55,55,55	0
56	OHX	DA	3369	7/7	0.97	0.08	89,100,105,125	1
56	OHX	DA	3370	7/7	0.97	0.12	94,102,123,149	1
56	OHX	CA	1744	7/7	0.97	0.07	128,134,150,164	1
56	OHX	DA	3373	7/7	0.97	0.09	93,104,119,171	1
56	OHX	DA	3374	7/7	0.97	0.07	127,131,139,156	1
55	MG	DA	3019	1/1	0.97	0.17	41,41,41,41	0
56	OHX	CA	1746	7/7	0.97	0.07	112,115,128,150	1
55	MG	AA	3095	1/1	0.97	0.23	42,42,42,42	0
56	OHX	DA	3379	7/7	0.97	0.07	116,134,147,164	1
56	OHX	DA	3382	7/7	0.97	0.10	67,85,95,136	2
56	OHX	AA	3427	7/7	0.97	0.07	131,132,136,155	1
56	OHX	DA	3384	7/7	0.97	0.06	89,92,105,143	2
55	MG	DA	3150	1/1	0.97	0.10	46,46,46,46	0
56	OHX	DA	3387	7/7	0.97	0.05	108,115,125,151	1
56	OHX	AA	3429	7/7	0.97	0.12	84,97,102,156	1
56	OHX	DA	3390	7/7	0.97	0.06	117,127,135,170	1
56	OHX	AA	3363	7/7	0.97	0.07	89,101,119,137	1
55	MG	AA	3010	1/1	0.97	0.25	39,39,39,39	0
55	MG	CA	1669	1/1	0.97	0.29	48,48,48,48	0

Continued on next page...

Continued from previous page...

Mol	Type	Chain	Res	Atoms	RSCC	RSR	B-factors(\AA^2)	Q<0.9
55	MG	AA	3163	1/1	0.97	0.35	34,34,34,34	0
56	OHX	DA	3395	7/7	0.97	0.10	102,109,124,139	1
55	MG	AA	3264	1/1	0.97	0.32	51,51,51,51	0
56	OHX	AA	3533	7/7	0.97	0.09	79,94,100,134	1
56	OHX	CC	109	7/7	0.97	0.05	112,114,129,153	3
56	OHX	CC	110	7/7	0.97	0.06	103,121,132,150	4
56	OHX	DA	3401	7/7	0.97	0.07	108,115,120,150	1
56	OHX	AA	3374	7/7	0.97	0.09	32,70,109,140	3
56	OHX	AA	3375	7/7	0.97	0.07	83,101,103,143	1
55	MG	CA	1611	1/1	0.97	0.20	81,81,81,81	0
56	OHX	AA	3487	7/7	0.97	0.07	73,82,95,140	2
56	OHX	AA	3377	7/7	0.97	0.08	77,87,106,151	2
56	OHX	BA	1728	7/7	0.97	0.07	140,147,157,166	1
56	OHX	BA	1730	7/7	0.97	0.07	106,118,135,150	1
56	OHX	AA	3378	7/7	0.97	0.15	77,88,108,118	1
56	OHX	AA	3490	7/7	0.97	0.13	85,93,105,125	1
56	OHX	AA	3440	7/7	0.97	0.07	83,91,111,141	1
56	OHX	BA	1735	7/7	0.97	0.07	120,129,137,168	1
55	MG	AA	3202	1/1	0.97	0.10	30,30,30,30	0
56	OHX	AA	3381	7/7	0.97	0.06	127,136,147,180	1
55	MG	DA	3027	1/1	0.97	0.09	78,78,78,78	0
56	OHX	BA	1741	7/7	0.97	0.07	95,110,126,148	1
56	OHX	DA	3132	7/7	0.97	0.05	185,187,192,225	1
56	OHX	DA	3134	7/7	0.97	0.07	114,120,126,150	1
56	OHX	DA	3136	7/7	0.97	0.07	95,108,117,144	1
56	OHX	DA	3422	7/7	0.97	0.07	92,100,111,154	1
56	OHX	AA	3444	7/7	0.97	0.10	79,89,101,122	2
55	MG	AA	3064	1/1	0.97	0.40	52,52,52,52	0
55	MG	AA	3186	1/1	0.97	0.17	57,57,57,57	0
56	OHX	AA	3386	7/7	0.97	0.09	75,83,104,131	1
58	ZN	CQ	101	1/1	0.97	0.06	120,120,120,120	0
56	OHX	AA	3453	7/7	0.98	0.10	72,88,95,134	2
56	OHX	AA	3410	7/7	0.98	0.08	91,99,106,125	1
56	OHX	AA	3411	7/7	0.98	0.05	107,117,135,154	0
55	MG	DA	3197	1/1	0.98	0.17	49,49,49,49	0
56	OHX	BA	1723	7/7	0.98	0.08	93,106,124,143	1
56	OHX	BA	1724	7/7	0.98	0.06	114,121,136,156	0
56	OHX	DA	3249	7/7	0.98	0.06	93,103,118,149	1
56	OHX	AA	3413	7/7	0.98	0.06	94,104,121,143	1
56	OHX	BA	1726	7/7	0.98	0.05	134,139,145,195	0
56	OHX	BA	1727	7/7	0.98	0.07	116,137,148,161	1
56	OHX	AA	3368	7/7	0.98	0.06	104,115,121,140	1

Continued on next page...

Continued from previous page...

Mol	Type	Chain	Res	Atoms	RSCC	RSR	B-factors(Å ²)	Q<0.9
56	OHX	BA	1729	7/7	0.98	0.06	110,115,135,137	1
56	OHX	AA	3415	7/7	0.98	0.07	90,93,100,146	1
56	OHX	DA	3339	7/7	0.98	0.08	91,96,120,132	0
55	MG	DA	3247	1/1	0.98	0.34	48,48,48,48	0
56	OHX	AA	3370	7/7	0.98	0.07	74,85,99,119	1
56	OHX	AA	3418	7/7	0.98	0.06	96,110,119,135	1
56	OHX	DA	3356	7/7	0.98	0.06	85,97,114,129	2
56	OHX	BA	1734	7/7	0.98	0.07	92,99,114,146	1
56	OHX	DA	3358	7/7	0.98	0.06	107,117,135,165	2
55	MG	AA	3185	1/1	0.98	0.23	35,35,35,35	0
56	OHX	DA	3360	7/7	0.98	0.14	72,81,91,113	1
56	OHX	DA	3361	7/7	0.98	0.08	68,94,122,134	3
56	OHX	BA	1736	7/7	0.98	0.05	112,121,128,152	1
56	OHX	DA	3364	7/7	0.98	0.08	75,93,104,118	1
56	OHX	AA	3373	7/7	0.98	0.05	84,96,108,141	1
55	MG	A0	201	1/1	0.98	0.12	52,52,52,52	0
56	OHX	BA	1739	7/7	0.98	0.07	109,119,131,155	1
56	OHX	DA	3368	7/7	0.98	0.08	86,101,103,132	2
55	MG	DA	3138	1/1	0.98	0.16	43,43,43,43	0
56	OHX	AA	3424	7/7	0.98	0.06	84,93,116,147	1
56	OHX	DA	3371	7/7	0.98	0.05	119,121,131,160	1
55	MG	BA	1603	1/1	0.98	0.09	40,40,40,40	0
56	OHX	CA	1760	7/7	0.98	0.04	145,148,151,188	1
55	MG	AA	3190	1/1	0.98	0.10	43,43,43,43	0
55	MG	AA	3216	1/1	0.98	0.25	33,33,33,33	0
56	OHX	DA	3064	7/7	0.98	0.06	87,100,123,131	3
56	OHX	DA	3068	7/7	0.98	0.06	102,127,131,147	0
56	OHX	DA	3378	7/7	0.98	0.06	153,156,169,185	0
56	OHX	DA	3071	7/7	0.98	0.07	107,121,146,184	0
56	OHX	DA	3380	7/7	0.98	0.06	108,123,139,150	1
56	OHX	DA	3381	7/7	0.98	0.06	111,118,134,167	1
56	OHX	DA	3073	7/7	0.98	0.06	89,101,109,132	1
55	MG	AA	3212	1/1	0.98	0.18	33,33,33,33	0
55	MG	DA	3156	1/1	0.98	0.10	73,73,73,73	0
55	MG	DA	3188	1/1	0.98	0.22	38,38,38,38	0
56	OHX	DA	3386	7/7	0.98	0.07	108,110,132,139	1
56	OHX	DA	3084	7/7	0.98	0.06	132,139,149,176	1
55	MG	BA	1623	1/1	0.98	0.25	39,39,39,39	0
56	OHX	DA	3389	7/7	0.98	0.07	82,85,99,113	1
55	MG	AA	3122	1/1	0.98	0.19	57,57,57,57	0
55	MG	BA	1707	1/1	0.98	0.08	63,63,63,63	0
56	OHX	AA	3477	7/7	0.98	0.07	81,92,107,133	2

Continued on next page...

Continued from previous page...

Mol	Type	Chain	Res	Atoms	RSCC	RSR	B-factors(\AA^2)	Q<0.9
55	MG	DA	3167	1/1	0.98	0.10	61,61,61,61	0
56	OHX	AA	3388	7/7	0.98	0.05	106,112,125,156	1
56	OHX	AA	3390	7/7	0.98	0.07	48,74,93,125	2
55	MG	AA	3240	1/1	0.98	0.31	56,56,56,56	0
56	OHX	DA	3397	7/7	0.98	0.05	104,119,125,149	1
56	OHX	AB	207	7/7	0.98	0.06	89,93,105,113	1
56	OHX	AA	3336	7/7	0.98	0.12	67,91,105,145	0
56	OHX	AA	3348	7/7	0.98	0.06	75,81,98,100	3
56	OHX	AA	3353	7/7	0.98	0.08	71,99,117,132	1
56	OHX	BA	1814	7/7	0.98	0.06	88,100,109,173	0
56	OHX	AA	3397	7/7	0.98	0.06	96,102,109,143	1
56	OHX	DA	3157	7/7	0.98	0.09	76,87,96,121	1
56	OHX	DB	208	7/7	0.98	0.06	120,124,144,144	2
56	OHX	AA	3354	7/7	0.98	0.06	96,105,128,164	0
56	OHX	DA	3162	7/7	0.98	0.05	128,132,141,207	0
56	OHX	AA	3355	7/7	0.98	0.07	88,95,127,131	3
56	OHX	AA	3400	7/7	0.98	0.07	64,77,80,123	1
56	OHX	AA	3359	7/7	0.98	0.05	91,110,118,137	1
56	OHX	BC	105	7/7	0.98	0.06	129,141,151,159	1
56	OHX	AA	3402	7/7	0.98	0.07	73,86,98,123	1
56	OHX	AA	3403	7/7	0.98	0.07	59,89,94,139	1
56	OHX	AA	3361	7/7	0.98	0.07	76,81,111,125	3
55	MG	DA	3079	1/1	0.98	0.12	49,49,49,49	0
56	OHX	AE	304	7/7	0.98	0.15	73,87,113,116	2
56	OHX	CA	1724	7/7	0.98	0.10	88,111,121,131	0
56	OHX	DA	3418	7/7	0.98	0.07	87,98,117,139	3
56	OHX	CA	1791	7/7	0.98	0.06	100,118,129,154	1
56	OHX	CA	1726	7/7	0.98	0.08	89,98,100,124	1
55	MG	DA	3195	1/1	0.98	0.04	46,46,46,46	0
56	OHX	CA	1729	7/7	0.98	0.08	104,115,126,154	1
56	OHX	CA	1730	7/7	0.98	0.06	132,134,143,167	0
56	OHX	AA	3365	7/7	0.98	0.07	86,102,111,118	3
58	ZN	BG	301	1/1	0.98	0.17	84,84,84,84	0
58	ZN	BQ	101	1/1	0.98	0.07	135,135,135,135	0
56	OHX	CA	1732	7/7	0.98	0.07	112,117,126,152	1
55	MG	BA	1698	1/1	0.98	0.34	54,54,54,54	0
56	OHX	CA	1723	7/7	0.99	0.12	84,100,111,141	0
56	OHX	AA	3342	7/7	0.99	0.06	65,86,103,114	1
56	OHX	CA	1725	7/7	0.99	0.04	108,111,122,123	1
56	OHX	AA	3344	7/7	0.99	0.05	86,92,112,118	1
56	OHX	CA	1727	7/7	0.99	0.04	114,118,131,143	0
56	OHX	AA	3345	7/7	0.99	0.06	87,112,122,135	0

Continued on next page...

Continued from previous page...

Mol	Type	Chain	Res	Atoms	RSCC	RSR	B-factors(\AA^2)	Q<0.9
56	OHX	AA	3346	7/7	0.99	0.06	73,81,101,124	2
56	OHX	AA	3347	7/7	0.99	0.04	74,77,98,102	2
55	MG	DA	3122	1/1	0.99	0.32	30,30,30,30	0
56	OHX	AA	3349	7/7	0.99	0.04	94,104,124,143	0
56	OHX	AA	3382	7/7	0.99	0.05	65,73,84,93	0
56	OHX	DA	3062	7/7	0.99	0.06	70,95,103,114	1
56	OHX	AA	3350	7/7	0.99	0.06	95,103,113,148	1
56	OHX	DA	3065	7/7	0.99	0.05	55,92,111,137	1
56	OHX	AA	3351	7/7	0.99	0.09	60,68,78,99	3
56	OHX	AA	3352	7/7	0.99	0.05	80,86,96,122	1
56	OHX	CA	1737	7/7	0.99	0.04	103,118,125,148	1
56	OHX	DA	3075	7/7	0.99	0.05	89,91,114,123	1
55	MG	AA	3238	1/1	0.99	0.41	47,47,47,47	0
55	MG	AA	3283	1/1	0.99	0.04	21,21,21,21	0
56	OHX	BA	1716	7/7	0.99	0.09	73,86,99,116	0
56	OHX	DA	3335	7/7	0.99	0.07	87,96,112,126	0
56	OHX	DA	3337	7/7	0.99	0.08	74,80,86,97	1
56	OHX	DA	3338	7/7	0.99	0.07	72,79,93,112	0
56	OHX	BA	1717	7/7	0.99	0.06	81,90,105,119	0
56	OHX	DA	3340	7/7	0.99	0.04	86,102,124,126	1
56	OHX	DA	3341	7/7	0.99	0.07	87,105,126,140	0
56	OHX	DA	3342	7/7	0.99	0.05	79,85,102,102	2
56	OHX	DA	3343	7/7	0.99	0.06	93,113,122,129	0
56	OHX	DA	3344	7/7	0.99	0.07	93,104,111,114	1
56	OHX	DA	3412	7/7	0.99	0.05	93,110,113,161	1
56	OHX	DA	3345	7/7	0.99	0.07	89,96,107,130	0
56	OHX	DA	3347	7/7	0.99	0.05	89,99,108,134	0
56	OHX	CA	1742	7/7	0.99	0.05	153,166,169,174	1
56	OHX	DA	3349	7/7	0.99	0.05	103,105,113,143	0
56	OHX	DA	3350	7/7	0.99	0.05	90,99,110,132	1
56	OHX	DA	3351	7/7	0.99	0.05	87,96,108,109	1
56	OHX	DA	3352	7/7	0.99	0.06	105,120,129,149	0
56	OHX	DA	3353	7/7	0.99	0.05	102,117,129,132	1
56	OHX	BA	1718	7/7	0.99	0.11	68,82,103,130	2
56	OHX	BA	1719	7/7	0.99	0.06	85,102,114,124	1
56	OHX	BA	1720	7/7	0.99	0.06	95,108,133,161	2
56	OHX	BA	1721	7/7	0.99	0.06	109,115,141,157	1
56	OHX	BA	1722	7/7	0.99	0.04	114,116,123,159	0
55	MG	AA	3129	1/1	0.99	0.07	43,43,43,43	0
56	OHX	AA	3422	7/7	0.99	0.06	63,104,126,147	2
56	OHX	AA	3389	7/7	0.99	0.07	80,93,103,143	0
56	OHX	AA	3358	7/7	0.99	0.07	79,81,92,113	1

Continued on next page...

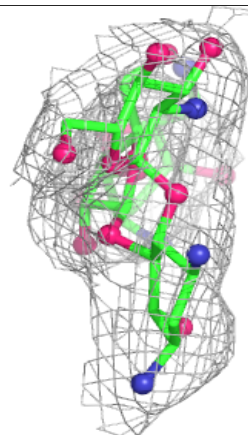
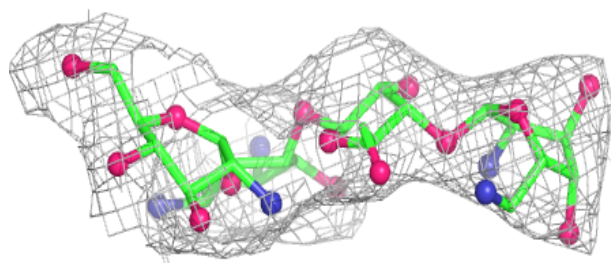
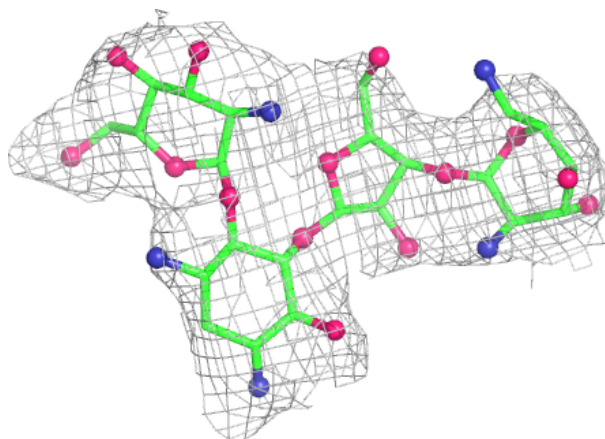
Continued from previous page...

Mol	Type	Chain	Res	Atoms	RSCC	RSR	B-factors(Å ²)	Q<0.9
56	OHX	DA	3363	7/7	0.99	0.05	95,105,122,123	2
56	OHX	AA	3391	7/7	0.99	0.07	69,80,102,109	3
55	MG	DA	3004	1/1	0.99	0.12	32,32,32,32	0
56	OHX	AA	3393	7/7	0.99	0.07	50,81,89,115	2
56	OHX	AA	3360	7/7	0.99	0.05	88,94,111,129	2
56	OHX	AA	3327	7/7	0.99	0.09	38,70,106,113	0
56	OHX	AA	3329	7/7	0.99	0.05	73,97,104,113	0
56	OHX	DA	3160	7/7	0.99	0.05	79,114,122,124	0
56	OHX	AA	3330	7/7	0.99	0.09	81,85,101,147	0
56	OHX	AA	3364	7/7	0.99	0.06	72,81,97,125	1
56	OHX	AA	3331	7/7	0.99	0.08	93,94,108,145	0
56	OHX	AA	3332	7/7	0.99	0.08	40,73,95,99	2
56	OHX	AA	3333	7/7	0.99	0.05	99,103,122,123	0
56	OHX	AA	3335	7/7	0.99	0.09	62,76,78,127	0
55	MG	DA	3187	1/1	0.99	0.27	55,55,55,55	0
56	OHX	AA	3338	7/7	0.99	0.05	66,87,106,113	2
56	OHX	AA	3340	7/7	0.99	0.06	84,93,95,126	0
56	OHX	AA	3341	7/7	0.99	0.09	77,80,88,124	1
56	OHX	AA	3407	7/7	0.99	0.06	53,82,90,103	2
56	OHX	DA	3212	7/7	1.00	0.05	64,77,91,94	1
56	OHX	AA	3328	7/7	1.00	0.05	67,76,86,89	1
56	OHX	AA	3326	7/7	1.00	0.06	75,76,87,119	0
56	OHX	AA	3379	7/7	1.00	0.09	20,47,62,138	0
56	OHX	DA	3336	7/7	1.00	0.04	86,95,105,106	0
56	OHX	AF	303	7/7	1.00	0.08	46,54,72,103	0
56	OHX	DF	301	7/7	1.00	0.06	53,80,83,83	1
56	OHX	DA	3061	7/7	1.00	0.04	81,86,92,106	0
56	OHX	DA	3346	7/7	1.00	0.04	107,113,126,132	0

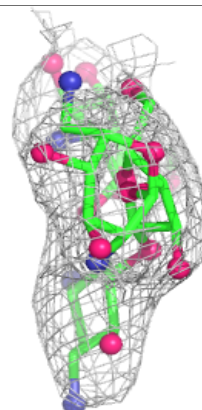
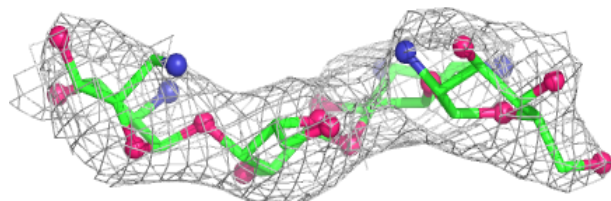
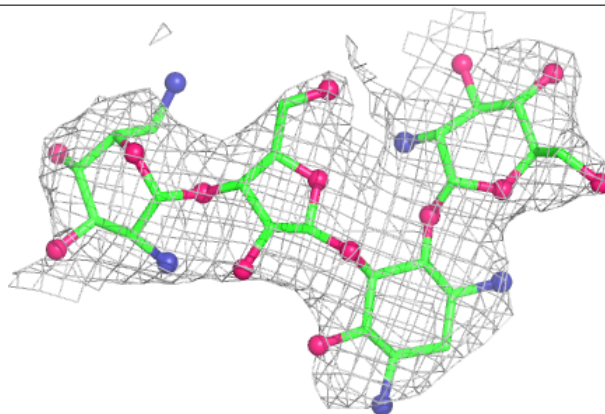
The following is a graphical depiction of the model fit to experimental electron density of all instances of the Ligand of Interest. In addition, ligands with molecular weight > 250 and outliers as shown on the geometry validation Tables will also be included. Each fit is shown from different orientation to approximate a three-dimensional view.

Electron density around PAR CA 1722:

$2mF_o-DF_c$ (at 0.7 rmsd) in gray
 mF_o-DF_c (at 3 rmsd) in purple (negative)
and green (positive)

**Electron density around PAR BA 1715:**

$2mF_o-DF_c$ (at 0.7 rmsd) in gray
 mF_o-DF_c (at 3 rmsd) in purple (negative)
and green (positive)



6.5 Other polymers [i](#)

There are no such residues in this entry.