



Full wwPDB X-ray Structure Validation Report ⓘ

Oct 18, 2023 – 07:23 PM EDT

PDB ID : 1V9U
Title : Human Rhinovirus 2 bound to a fragment of its cellular receptor protein
Authors : Verdagner, N.; Fita, I.; Reithmayer, M.; Moser, R.; Blaas, D.
Deposited on : 2004-02-03
Resolution : 3.60 Å(reported)

This is a Full wwPDB X-ray Structure Validation Report for a publicly released PDB entry.

We welcome your comments at validation@mail.wwpdb.org

A user guide is available at

<https://www.wwpdb.org/validation/2017/XrayValidationReportHelp>

with specific help available everywhere you see the ⓘ symbol.

The types of validation reports are described at

<http://www.wwpdb.org/validation/2017/FAQs#types>.

The following versions of software and data (see [references ⓘ](#)) were used in the production of this report:

MolProbity : 4.02b-467
Mogul : 1.8.5 (274361), CSD as541be (2020)
Xtrriage (Phenix) : **NOT EXECUTED**
EDS : **NOT EXECUTED**
Percentile statistics : 20191225.v01 (using entries in the PDB archive December 25th 2019)
Ideal geometry (proteins) : Engh & Huber (2001)
Ideal geometry (DNA, RNA) : Parkinson et al. (1996)
Validation Pipeline (wwPDB-VP) : 2.36

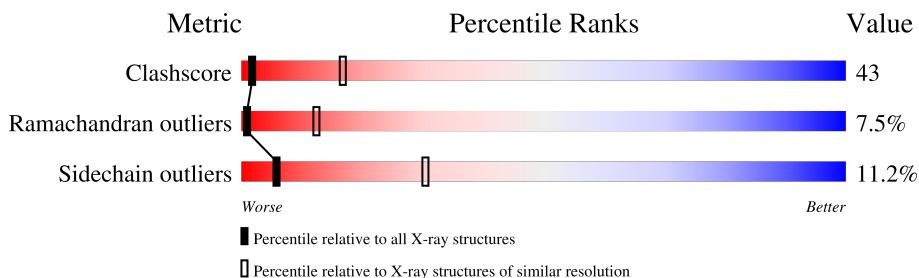
1 Overall quality at a glance

The following experimental techniques were used to determine the structure:

X-RAY DIFFRACTION

The reported resolution of this entry is 3.60 Å.

Percentile scores (ranging between 0-100) for global validation metrics of the entry are shown in the following graphic. The table shows the number of entries on which the scores are based.



Metric	Whole archive (#Entries)	Similar resolution (#Entries, resolution range(Å))
Clashscore	141614	1353 (3.70-3.50)
Ramachandran outliers	138981	1307 (3.70-3.50)
Sidechain outliers	138945	1307 (3.70-3.50)

The table below summarises the geometric issues observed across the polymeric chains and their fit to the electron density. The red, orange, yellow and green segments of the lower bar indicate the fraction of residues that contain outliers for ≥ 3 , 2, 1 and 0 types of geometric quality criteria respectively. A grey segment represents the fraction of residues that are not modelled. The numeric value for each fraction is indicated below the corresponding segment, with a dot representing fractions $\leq 5\%$

Note EDS was not executed.

Mol	Chain	Length	Quality of chain
1	1	289	39% (green), 40% (yellow), 13% (orange), 7% (grey)
2	2	261	38% (green), 44% (yellow), 14% (orange), . (grey)
3	3	237	38% (green), 51% (yellow), 11% (orange), . (grey)
4	4	68	18% (green), 12% (yellow), 7% (orange), 63% (grey)
5	5	41	66% (green), 29% (yellow), 5% (grey)

2 Entry composition [i](#)

There are 7 unique types of molecules in this entry. The entry contains 6451 atoms, of which 0 are hydrogens and 0 are deuteriums.

In the tables below, the ZeroOcc column contains the number of atoms modelled with zero occupancy, the AltConf column contains the number of residues with at least one atom in alternate conformation and the Trace column contains the number of residues modelled with at most 2 atoms.

- Molecule 1 is a protein called Coat protein VP1.

Mol	Chain	Residues	Atoms					ZeroOcc	AltConf	Trace
			Total	C	N	O	S			
1	1	269	2155	1356	378	410	11	0	0	0

- Molecule 2 is a protein called Coat protein VP2.

Mol	Chain	Residues	Atoms					ZeroOcc	AltConf	Trace
			Total	C	N	O	S			
2	2	250	1961	1245	339	369	8	8	0	0

- Molecule 3 is a protein called Coat protein VP3.

Mol	Chain	Residues	Atoms					ZeroOcc	AltConf	Trace
			Total	C	N	O	S			
3	3	237	1834	1172	304	346	12	0	0	0

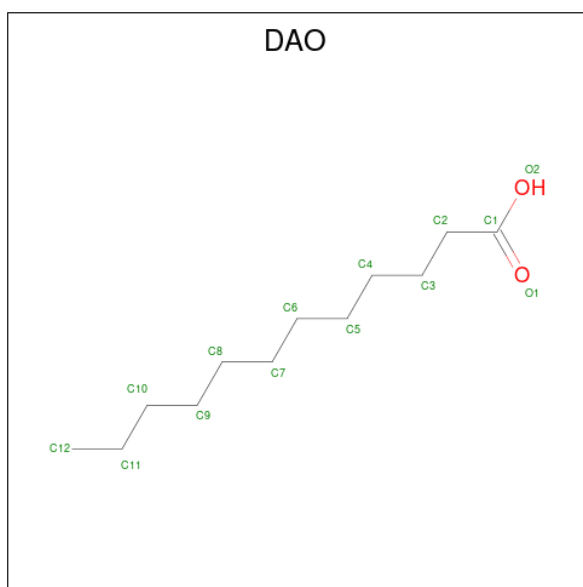
- Molecule 4 is a protein called Coat protein VP4.

Mol	Chain	Residues	Atoms				ZeroOcc	AltConf	Trace
			Total	C	N	O			
4	4	25	194	122	35	37	0	0	0

- Molecule 5 is a protein called LDL-receptor class A 3.

Mol	Chain	Residues	Atoms					ZeroOcc	AltConf	Trace
			Total	C	N	O	S			
5	5	39	292	166	54	66	6	0	0	0

- Molecule 6 is LAURIC ACID (three-letter code: DAO) (formula: C₁₂H₂₄O₂).



Mol	Chain	Residues	Atoms	ZeroOcc	AltConf
6	1	1	Total C O 14 12 2	0	0

- Molecule 7 is CALCIUM ION (three-letter code: CA) (formula: Ca).

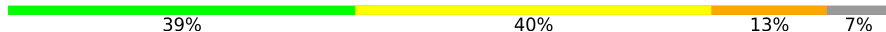
Mol	Chain	Residues	Atoms	ZeroOcc	AltConf
7	5	1	Total Ca 1 1	0	0

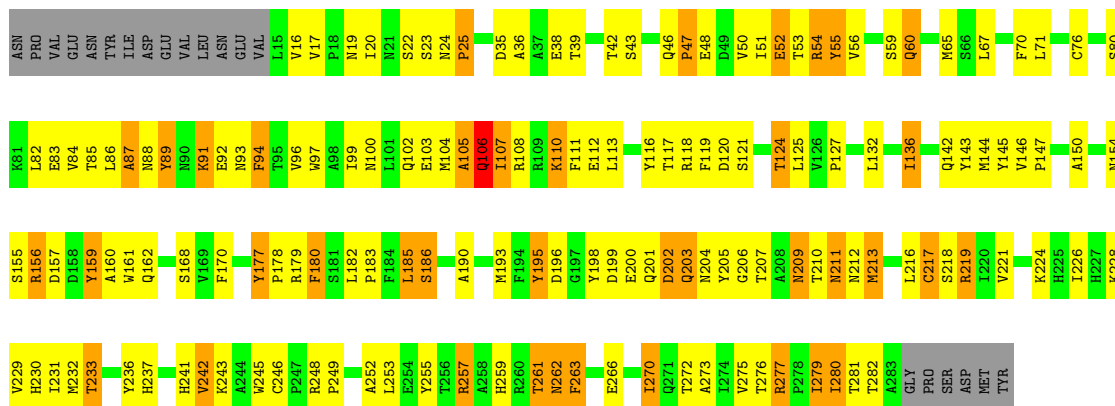
3 Residue-property plots [i](#)

These plots are drawn for all protein, RNA, DNA and oligosaccharide chains in the entry. The first graphic for a chain summarises the proportions of the various outlier classes displayed in the second graphic. The second graphic shows the sequence view annotated by issues in geometry. Residues are color-coded according to the number of geometric quality criteria for which they contain at least one outlier: green = 0, yellow = 1, orange = 2 and red = 3 or more. Stretches of 2 or more consecutive residues without any outlier are shown as a green connector. Residues present in the sample, but not in the model, are shown in grey.

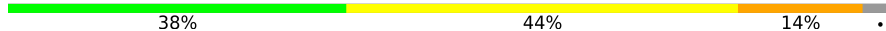
Note EDS was not executed.

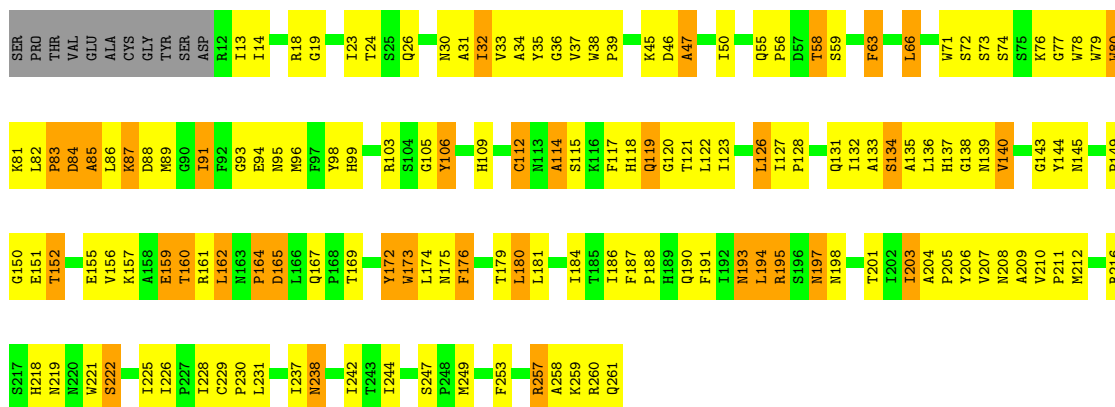
- Molecule 1: Coat protein VP1

Chain 1: 



- Molecule 2: Coat protein VP2

Chain 2: 

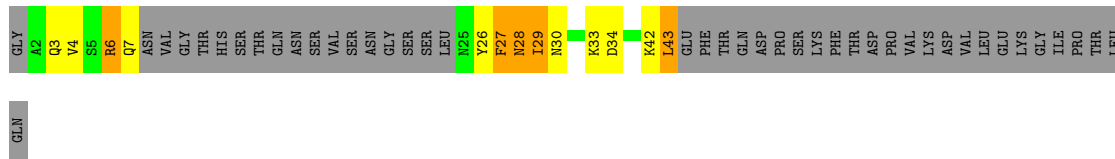


- Molecule 3: Coat protein VP3

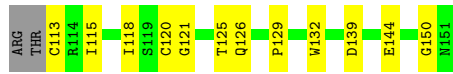
Chain 3: 



• Molecule 4: Coat protein VP4



• Molecule 5: LDL-receptor class A 3



4 Data and refinement statistics

Xtrriage (Phenix) and EDS were not executed - this section is therefore incomplete.

Property	Value	Source
Space group	P 21 2 21	Depositor
Cell constants a, b, c, α , β , γ	313.10Å 348.79Å 380.89Å 90.00° 90.00° 90.00°	Depositor
Resolution (Å)	20.00 – 3.60	Depositor
% Data completeness (in resolution range)	(Not available) (20.00-3.60)	Depositor
R_{merge}	0.13	Depositor
R_{sym}	(Not available)	Depositor
Refinement program	CNS	Depositor
R, R_{free}	0.285 , 0.295	Depositor
Estimated twinning fraction	No twinning to report.	Xtrriage
Total number of atoms	6451	wwPDB-VP
Average B, all atoms (Å ²)	25.0	wwPDB-VP

5 Model quality i

5.1 Standard geometry i

Bond lengths and bond angles in the following residue types are not validated in this section: DAO, CA

The Z score for a bond length (or angle) is the number of standard deviations the observed value is removed from the expected value. A bond length (or angle) with $|Z| > 5$ is considered an outlier worth inspection. RMSZ is the root-mean-square of all Z scores of the bond lengths (or angles).

Mol	Chain	Bond lengths		Bond angles	
		RMSZ	# $ Z > 5$	RMSZ	# $ Z > 5$
1	1	0.60	0/2211	0.76	1/3011 (0.0%)
2	2	0.62	0/2016	0.78	0/2752
3	3	0.60	0/1884	0.76	1/2579 (0.0%)
4	4	0.82	0/196	0.91	0/261
5	5	0.83	0/296	0.81	0/399
All	All	0.63	0/6603	0.77	2/9002 (0.0%)

There are no bond length outliers.

All (2) bond angle outliers are listed below:

Mol	Chain	Res	Type	Atoms	Z	Observed(°)	Ideal(°)
1	1	242	VAL	N-CA-C	5.26	125.20	111.00
3	3	62	ILE	N-CA-C	5.11	124.80	111.00

There are no chirality outliers.

There are no planarity outliers.

5.2 Too-close contacts i

In the following table, the Non-H and H(model) columns list the number of non-hydrogen atoms and hydrogen atoms in the chain respectively. The H(added) column lists the number of hydrogen atoms added and optimized by MolProbity. The Clashes column lists the number of clashes within the asymmetric unit, whereas Symm-Clashes lists symmetry-related clashes.

Mol	Chain	Non-H	H(model)	H(added)	Clashes	Symm-Clashes
1	1	2155	0	2080	204	0
2	2	1961	0	1902	176	0
3	3	1834	0	1817	165	0
4	4	194	0	180	30	0

Continued on next page...

Continued from previous page...

Mol	Chain	Non-H	H(model)	H(added)	Clashes	Symm-Clashes
5	5	292	0	238	6	0
6	1	14	0	23	0	0
7	5	1	0	0	0	0
All	All	6451	0	6240	549	0

The all-atom clashscore is defined as the number of clashes found per 1000 atoms (including hydrogen atoms). The all-atom clashscore for this structure is 43.

All (549) close contacts within the same asymmetric unit are listed below, sorted by their clash magnitude.

Atom-1	Atom-2	Interatomic distance (Å)	Clash overlap (Å)
2:2:91:ILE:H	2:2:91:ILE:HD12	1.14	1.13
3:3:143:THR:HG23	3:3:146:ASP:HB2	1.32	1.06
3:3:138:ILE:HG12	3:3:139:ALA:H	1.18	1.03
2:2:13:ILE:HG22	2:2:14:ILE:H	1.23	1.01
1:1:136:ILE:HD13	1:1:136:ILE:H	1.27	0.99
2:2:193:ASN:H	2:2:197:ASN:HD21	1.02	0.99
3:3:122:THR:HG23	3:3:124:ASN:H	1.26	0.98
3:3:127:VAL:HG22	3:3:128:LYS:H	1.25	0.97
1:1:106:GLN:HA	1:1:106:GLN:HE21	1.31	0.95
1:1:54:ARG:HD3	1:1:55:TYR:H	1.30	0.94
2:2:91:ILE:HD12	2:2:91:ILE:N	1.83	0.93
2:2:135:ALA:HB2	2:2:169:THR:HA	1.46	0.92
3:3:162:THR:HG22	3:3:163:ILE:H	1.35	0.92
3:3:42:ASN:HD22	3:3:44:VAL:HG12	1.33	0.91
3:3:122:THR:HG22	3:3:125:THR:OG1	1.71	0.90
3:3:162:THR:HG22	3:3:163:ILE:N	1.85	0.90
1:1:270:ILE:HD12	1:1:270:ILE:H	1.35	0.90
2:2:257:ARG:HG2	2:2:258:ALA:H	1.36	0.88
1:1:143:TYR:OH	1:1:233:THR:HG21	1.72	0.88
2:2:13:ILE:HG22	2:2:14:ILE:N	1.89	0.88
2:2:82:LEU:HA	2:2:83:PRO:O	1.74	0.87
3:3:127:VAL:HG22	3:3:128:LYS:N	1.88	0.87
2:2:172:TYR:HA	2:2:176:PHE:CE2	2.10	0.87
2:2:257:ARG:HG2	2:2:258:ALA:N	1.89	0.87
4:4:6:ARG:H	4:4:6:ARG:HE	1.25	0.84
1:1:277:ARG:HD3	3:3:57:ASN:HD21	1.42	0.84
3:3:162:THR:CG2	3:3:163:ILE:H	1.89	0.83
2:2:155:GLU:HB3	2:2:157:LYS:HE3	1.57	0.83
2:2:238:ASN:HD22	2:2:238:ASN:H	1.26	0.83
5:5:125:THR:HG22	5:5:126:GLN:H	1.44	0.82

Continued on next page...

Continued from previous page...

Atom-1	Atom-2	Interatomic distance (Å)	Clash overlap (Å)
1:1:16:VAL:HG12	1:1:17:VAL:N	1.94	0.82
3:3:138:ILE:HG12	3:3:139:ALA:N	1.96	0.81
4:4:29:ILE:HD13	4:4:29:ILE:H	1.46	0.81
2:2:91:ILE:H	2:2:91:ILE:CD1	1.80	0.81
2:2:84:ASP:O	2:2:86:LEU:N	2.15	0.80
3:3:122:THR:HG23	3:3:124:ASN:N	1.96	0.80
1:1:16:VAL:HG12	1:1:17:VAL:H	1.47	0.80
3:3:155:TRP:CD2	3:3:163:ILE:HG21	2.17	0.79
2:2:136:LEU:CD1	2:2:165:ASP:HA	2.10	0.79
1:1:132:LEU:HB2	1:1:228:LYS:O	1.84	0.78
1:1:198:TYR:CE1	1:1:205:TYR:HB2	2.18	0.77
2:2:38:TRP:CD1	2:2:39:PRO:HD2	2.19	0.77
1:1:199:ASP:HB2	1:1:203:GLN:O	1.84	0.77
1:1:145:TYR:HE1	1:1:147:PRO:HG3	1.48	0.77
4:4:6:ARG:HG2	4:4:7:GLN:H	1.47	0.77
2:2:123:ILE:HG12	2:2:191:PHE:HE1	1.50	0.76
2:2:138:GLY:O	2:2:140:VAL:HG13	1.85	0.76
2:2:203:ILE:HD12	2:2:203:ILE:N	2.01	0.76
2:2:63:PHE:CD2	2:2:247:SER:HB2	2.21	0.76
3:3:127:VAL:CG2	3:3:128:LYS:H	1.99	0.76
2:2:115:SER:HB3	2:2:118:HIS:CE1	2.20	0.75
2:2:136:LEU:HD12	2:2:165:ASP:HA	1.65	0.75
2:2:197:ASN:N	2:2:197:ASN:HD22	1.84	0.75
2:2:23:ILE:HD13	2:2:63:PHE:CD1	2.21	0.74
1:1:276:THR:HG22	3:3:62:ILE:HD11	1.68	0.74
4:4:33:LYS:O	4:4:33:LYS:HG2	1.87	0.74
4:4:43:LEU:N	4:4:43:LEU:HD12	2.02	0.74
1:1:280:ILE:HD13	1:1:280:ILE:H	1.51	0.73
2:2:13:ILE:CG2	2:2:14:ILE:H	2.00	0.73
4:4:29:ILE:HD13	4:4:29:ILE:N	2.03	0.73
3:3:141:PRO:HG2	3:3:189:THR:HG21	1.69	0.73
1:1:145:TYR:CE1	1:1:147:PRO:HG3	2.23	0.72
1:1:76:CYS:HB2	1:1:236:TYR:CE2	2.24	0.72
3:3:110:THR:HA	3:3:169:TRP:CZ3	2.25	0.71
2:2:221:TRP:O	2:2:222:SER:HB2	1.91	0.71
4:4:6:ARG:HG2	4:4:7:GLN:N	2.05	0.70
3:3:51:SER:HB3	3:3:98:LEU:HD12	1.72	0.70
1:1:25:PRO:HD3	1:1:52:GLU:OE2	1.91	0.70
2:2:59:SER:O	2:2:91:ILE:HD13	1.91	0.70
1:1:146:VAL:HG13	1:1:150:ALA:HB3	1.74	0.70
1:1:83:GLU:HG2	1:1:230:HIS:NE2	2.07	0.69

Continued on next page...

Continued from previous page...

Atom-1	Atom-2	Interatomic distance (Å)	Clash overlap (Å)
1:1:54:ARG:CD	1:1:55:TYR:H	2.05	0.69
1:1:242:VAL:HG12	1:1:243:LYS:N	2.06	0.69
3:3:39:GLU:HG2	3:3:40:VAL:H	1.57	0.69
3:3:95:ALA:HB1	3:3:228:LEU:HD21	1.75	0.69
3:3:65:GLU:HG2	3:3:66:ASN:N	2.06	0.69
1:1:102:GLN:HA	1:1:108:ARG:HD2	1.72	0.69
3:3:42:ASN:ND2	3:3:44:VAL:HG12	2.07	0.69
1:1:124:THR:HG21	3:3:13:PHE:CE1	2.28	0.69
1:1:125:LEU:HB2	1:1:178:PRO:HG2	1.74	0.69
3:3:141:PRO:CG	3:3:189:THR:HG21	2.23	0.68
3:3:90:ALA:HB3	3:3:178:THR:O	1.93	0.68
3:3:138:ILE:CG1	3:3:139:ALA:H	1.97	0.68
1:1:16:VAL:CG1	1:1:17:VAL:H	2.06	0.68
1:1:199:ASP:OD1	1:1:200:GLU:N	2.27	0.68
2:2:95:ASN:HB3	2:2:253:PHE:CE2	2.28	0.68
1:1:89:TYR:CE1	1:1:224:LYS:HA	2.29	0.68
1:1:50:VAL:HG12	1:1:50:VAL:O	1.95	0.67
1:1:203:GLN:O	1:1:204:ASN:HB2	1.94	0.67
1:1:206:GLY:O	1:1:209:ASN:HB2	1.94	0.67
2:2:86:LEU:O	2:2:88:ASP:N	2.28	0.67
3:3:77:ASN:O	3:3:78:ALA:HB2	1.95	0.66
2:2:123:ILE:HG12	2:2:191:PHE:CE1	2.29	0.66
1:1:120:ASP:OD1	1:1:183:PRO:HA	1.95	0.66
1:1:54:ARG:HD3	1:1:55:TYR:N	2.09	0.66
3:3:201:GLN:HE21	3:3:201:GLN:HA	1.60	0.66
4:4:6:ARG:CG	4:4:7:GLN:N	2.57	0.66
1:1:159:TYR:O	1:1:162:GLN:HG3	1.96	0.66
1:1:263:PHE:N	1:1:263:PHE:CD2	2.64	0.65
1:1:279:ILE:HD13	1:1:280:ILE:H	1.61	0.65
2:2:84:ASP:O	2:2:87:LYS:N	2.23	0.65
3:3:227:ASN:OD1	3:3:228:LEU:HD12	1.96	0.65
2:2:121:THR:HB	2:2:229:CYS:HB2	1.79	0.65
3:3:124:ASN:N	3:3:124:ASN:HD22	1.93	0.65
1:1:277:ARG:HD3	3:3:57:ASN:ND2	2.09	0.65
3:3:209:LEU:HD12	3:3:209:LEU:N	2.11	0.65
1:1:245:TRP:NE1	3:3:36:ILE:HB	2.12	0.65
4:4:3:GLN:HB3	4:4:27:PHE:HA	1.77	0.65
4:4:27:PHE:C	4:4:27:PHE:CD2	2.69	0.65
3:3:9:GLY:O	3:3:12:GLN:HG2	1.96	0.65
4:4:3:GLN:HB2	4:4:26:TYR:O	1.97	0.64
3:3:230:LEU:H	3:3:230:LEU:HD22	1.60	0.64

Continued on next page...

Continued from previous page...

Atom-1	Atom-2	Interatomic distance (Å)	Clash overlap (Å)
1:1:136:ILE:H	1:1:136:ILE:CD1	2.06	0.64
2:2:157:LYS:HD2	2:2:161:ARG:HH12	1.61	0.64
3:3:54:PRO:HG2	3:3:93:PRO:HB2	1.78	0.64
1:1:142:GLN:HG3	1:1:170:PHE:CE1	2.32	0.64
1:1:16:VAL:CG1	1:1:17:VAL:N	2.60	0.64
2:2:238:ASN:HD22	2:2:238:ASN:N	1.94	0.63
1:1:94:PHE:C	1:1:94:PHE:CD2	2.71	0.63
1:1:279:ILE:HD13	1:1:280:ILE:HD13	1.81	0.63
3:3:143:THR:CG2	3:3:146:ASP:HB2	2.19	0.63
1:1:210:THR:O	1:1:212:ASN:N	2.31	0.63
3:3:148:MET:SD	3:3:149:LEU:HD23	2.38	0.63
1:1:84:VAL:HG23	1:1:229:VAL:O	1.98	0.62
2:2:66:LEU:HD12	2:2:244:ILE:HB	1.80	0.62
1:1:111:PHE:C	1:1:113:LEU:H	2.02	0.62
1:1:263:PHE:N	1:1:263:PHE:HD2	1.98	0.62
2:2:197:ASN:ND2	2:2:197:ASN:H	1.98	0.62
1:1:161:TRP:CE2	1:1:219:ARG:HG2	2.34	0.62
3:3:165:MET:HG2	3:3:166:VAL:N	2.15	0.61
1:1:23:SER:HB3	1:1:53:THR:HG22	1.82	0.61
2:2:180:LEU:N	2:2:180:LEU:HD12	2.15	0.61
1:1:252:ALA:HB2	2:2:180:LEU:HD11	1.83	0.61
2:2:238:ASN:H	2:2:238:ASN:ND2	1.97	0.61
1:1:213:MET:HA	1:1:213:MET:HE2	1.83	0.61
2:2:83:PRO:HD2	2:2:219:ASN:HA	1.83	0.61
3:3:228:LEU:HD12	3:3:228:LEU:N	2.16	0.61
5:5:121:GLY:O	5:5:144:GLU:HB3	2.01	0.61
2:2:132:ILE:HG23	2:2:176:PHE:HB3	1.83	0.60
2:2:218:HIS:HD2	2:2:219:ASN:N	1.99	0.60
1:1:216:LEU:HD12	1:1:217:CYS:N	2.16	0.60
2:2:162:LEU:C	2:2:164:PRO:N	2.52	0.60
2:2:172:TYR:CD2	2:2:173:TRP:N	2.68	0.60
1:1:106:GLN:HA	1:1:106:GLN:NE2	2.11	0.60
3:3:138:ILE:HG23	3:3:139:ALA:N	2.16	0.60
1:1:277:ARG:CD	3:3:57:ASN:HD21	2.14	0.60
2:2:19:GLY:HA2	2:2:58:THR:HG22	1.83	0.60
2:2:181:LEU:O	3:3:68:TYR:CE1	2.55	0.60
4:4:6:ARG:HE	4:4:6:ARG:N	1.99	0.60
1:1:161:TRP:HB2	1:1:219:ARG:HH21	1.66	0.60
1:1:105:ALA:O	1:1:106:GLN:C	2.40	0.60
3:3:107:THR:CB	3:3:222:MET:HG2	2.31	0.60
2:2:193:ASN:H	2:2:197:ASN:ND2	1.86	0.59

Continued on next page...

Continued from previous page...

Atom-1	Atom-2	Interatomic distance (Å)	Clash overlap (Å)
1:1:38:GLU:HA	2:2:191:PHE:HB2	1.84	0.59
1:1:19:ASN:HB3	1:1:56:VAL:O	2.01	0.59
3:3:122:THR:HG22	3:3:125:THR:N	2.17	0.59
3:3:62:ILE:HG23	3:3:63:ASN:OD1	2.01	0.59
1:1:86:LEU:O	1:1:87:ALA:HB3	2.03	0.59
3:3:99:ILE:HG23	3:3:100:GLY:H	1.66	0.59
1:1:50:VAL:O	1:1:51:ILE:HG23	2.02	0.59
1:1:110:LYS:O	1:1:113:LEU:HB2	2.03	0.59
3:3:125:THR:CG2	3:3:196:LEU:HD11	2.33	0.59
1:1:94:PHE:C	1:1:94:PHE:HD2	2.06	0.58
1:1:232:MET:HE3	1:1:232:MET:HA	1.86	0.58
2:2:122:LEU:HD11	2:2:242:ILE:HD11	1.84	0.58
2:2:260:ARG:HG3	2:2:261:GLN:N	2.18	0.58
2:2:197:ASN:HD22	2:2:197:ASN:H	1.48	0.58
2:2:203:ILE:HD12	2:2:203:ILE:H	1.69	0.58
3:3:61:TYR:O	3:3:63:ASN:N	2.36	0.58
1:1:242:VAL:CG1	1:1:243:LYS:N	2.66	0.58
3:3:200:PRO:O	3:3:201:GLN:HB2	2.03	0.58
4:4:30:ASN:N	4:4:30:ASN:HD22	2.00	0.58
3:3:2:LEU:HD23	3:3:3:PRO:N	2.19	0.58
3:3:122:THR:HG22	3:3:125:THR:H	1.69	0.58
4:4:30:ASN:N	4:4:30:ASN:ND2	2.52	0.58
2:2:84:ASP:OD1	2:2:85:ALA:N	2.37	0.57
3:3:130:LEU:C	3:3:130:LEU:HD23	2.25	0.57
1:1:277:ARG:NH1	1:1:280:ILE:HG22	2.19	0.57
2:2:181:LEU:O	3:3:68:TYR:HE1	1.87	0.57
3:3:7:THR:HG23	3:3:8:PRO:HD2	1.86	0.57
5:5:118:ILE:HA	5:5:129:PRO:HA	1.86	0.57
3:3:107:THR:HB	3:3:222:MET:HG2	1.86	0.57
1:1:262:ASN:HA	2:2:133:ALA:HB1	1.87	0.57
2:2:127:ILE:HG23	2:2:187:PHE:CE2	2.39	0.57
3:3:196:LEU:HD12	3:3:197:VAL:H	1.68	0.57
2:2:132:ILE:HG22	2:2:133:ALA:H	1.69	0.57
1:1:270:ILE:H	1:1:270:ILE:CD1	2.08	0.57
2:2:50:ILE:O	2:2:50:ILE:HG13	2.04	0.57
3:3:39:GLU:HG2	3:3:40:VAL:N	2.20	0.56
3:3:163:ILE:HG23	3:3:163:ILE:O	2.05	0.56
2:2:225:ILE:O	2:2:226:ILE:HD13	2.05	0.56
1:1:156:ARG:O	1:1:156:ARG:HG2	2.04	0.56
1:1:161:TRP:CD2	1:1:219:ARG:HG2	2.39	0.56
1:1:195:TYR:HE2	2:2:218:HIS:CE1	2.23	0.56

Continued on next page...

Continued from previous page...

Atom-1	Atom-2	Interatomic distance (Å)	Clash overlap (Å)
2:2:118:HIS:O	2:2:119:GLN:HB3	2.04	0.56
3:3:101:GLU:O	3:3:104:SER:HB2	2.05	0.56
4:4:3:GLN:HE21	4:4:27:PHE:CB	2.19	0.56
1:1:99:ILE:O	1:1:100:ASN:HB3	2.05	0.56
2:2:218:HIS:CD2	2:2:219:ASN:N	2.74	0.56
1:1:257:ARG:HH11	1:1:257:ARG:HB3	1.70	0.56
2:2:180:LEU:HD12	2:2:180:LEU:H	1.71	0.56
2:2:193:ASN:N	2:2:197:ASN:HD21	1.86	0.56
4:4:42:LYS:C	4:4:43:LEU:HD12	2.24	0.56
1:1:193:MET:HA	1:1:193:MET:CE	2.36	0.56
1:1:198:TYR:C	1:1:209:ASN:HD21	2.09	0.56
2:2:135:ALA:HB2	2:2:169:THR:CA	2.29	0.56
1:1:39:THR:O	2:2:190:GLN:HG2	2.06	0.56
1:1:195:TYR:HE2	2:2:218:HIS:ND1	2.04	0.56
2:2:164:PRO:HA	2:2:167:GLN:HG2	1.87	0.56
4:4:6:ARG:H	4:4:6:ARG:NE	2.00	0.55
3:3:198:ILE:HB	3:3:199:PRO:HD2	1.89	0.55
3:3:171:SER:OG	3:3:172:ALA:N	2.38	0.55
1:1:198:TYR:CZ	2:2:144:TYR:HA	2.42	0.55
1:1:51:ILE:O	1:1:53:THR:N	2.40	0.55
1:1:226:ILE:HG22	1:1:226:ILE:O	2.06	0.55
2:2:120:GLY:N	2:2:194:LEU:HD12	2.20	0.55
2:2:176:PHE:N	2:2:176:PHE:CD2	2.74	0.55
3:3:111:GLY:O	3:3:169:TRP:HB2	2.06	0.55
1:1:35:ASP:CG	1:1:36:ALA:H	2.10	0.55
3:3:51:SER:HB3	3:3:98:LEU:CD1	2.36	0.55
3:3:65:GLU:N	3:3:65:GLU:OE1	2.39	0.55
1:1:257:ARG:HB3	1:1:257:ARG:NH1	2.22	0.55
1:1:277:ARG:HH12	1:1:280:ILE:HG22	1.71	0.55
2:2:86:LEU:O	2:2:89:MET:HG2	2.06	0.55
2:2:98:TYR:CE1	2:2:259:LYS:HB2	2.42	0.55
2:2:257:ARG:CG	2:2:258:ALA:N	2.62	0.55
2:2:126:LEU:HD13	2:2:221:TRP:CE3	2.42	0.54
3:3:111:GLY:HA3	3:3:218:PHE:HA	1.88	0.54
3:3:191:TRP:CD1	3:3:191:TRP:N	2.74	0.54
1:1:207:THR:OG1	1:1:259:HIS:ND1	2.41	0.54
3:3:128:LYS:HB2	3:3:194:THR:OG1	2.06	0.54
1:1:50:VAL:O	1:1:50:VAL:CG1	2.55	0.54
2:2:203:ILE:CG2	2:2:249:MET:HE1	2.37	0.54
1:1:198:TYR:HA	1:1:209:ASN:HD21	1.72	0.54
3:3:131:LEU:N	3:3:131:LEU:HD22	2.23	0.54

Continued on next page...

Continued from previous page...

Atom-1	Atom-2	Interatomic distance (Å)	Clash overlap (Å)
3:3:6:ILE:HG22	3:3:7:THR:N	2.23	0.54
3:3:99:ILE:HG23	3:3:100:GLY:N	2.23	0.54
3:3:171:SER:HB2	3:3:176:ARG:CZ	2.37	0.54
2:2:127:ILE:HG23	2:2:128:PRO:HD2	1.89	0.54
2:2:237:ILE:N	2:2:237:ILE:HD12	2.23	0.54
2:2:32:ILE:HD13	2:2:33:VAL:H	1.73	0.53
2:2:80:TRP:CE3	2:2:80:TRP:N	2.76	0.53
1:1:110:LYS:O	1:1:113:LEU:CB	2.57	0.53
1:1:249:PRO:HD3	2:2:187:PHE:CE1	2.43	0.53
2:2:91:ILE:N	2:2:91:ILE:CD1	2.53	0.53
2:2:103:ARG:HB2	2:2:212:MET:HG2	1.90	0.53
2:2:175:ASN:O	2:2:176:PHE:HB2	2.08	0.53
1:1:111:PHE:HD1	1:1:111:PHE:H	1.57	0.53
2:2:115:SER:HB3	2:2:118:HIS:ND1	2.23	0.53
3:3:92:GLN:OE1	3:3:93:PRO:HA	2.09	0.53
3:3:221:ARG:O	3:3:222:MET:HB3	2.08	0.53
1:1:84:VAL:HG21	1:1:229:VAL:HG23	1.91	0.53
2:2:149:PRO:HG2	2:2:150:GLY:H	1.73	0.53
1:1:96:VAL:HG12	1:1:97:TRP:N	2.22	0.53
1:1:159:TYR:CD2	1:1:160:ALA:N	2.77	0.53
1:1:103:GLU:O	1:1:104:MET:HG2	2.09	0.52
3:3:54:PRO:HG3	3:3:96:THR:CG2	2.40	0.52
3:3:122:THR:CG2	3:3:125:THR:H	2.22	0.52
2:2:237:ILE:HD12	2:2:237:ILE:H	1.75	0.52
1:1:277:ARG:NH2	1:1:280:ILE:HA	2.25	0.52
4:4:6:ARG:CG	4:4:7:GLN:H	2.13	0.52
1:1:161:TRP:CB	1:1:219:ARG:HH21	2.22	0.52
2:2:172:TYR:CD2	2:2:172:TYR:N	2.77	0.52
2:2:162:LEU:C	2:2:164:PRO:HD3	2.29	0.52
2:2:193:ASN:O	2:2:195:ARG:N	2.43	0.52
1:1:55:TYR:C	1:1:55:TYR:CD2	2.82	0.52
1:1:20:ILE:N	1:1:20:ILE:HD12	2.25	0.52
3:3:52:LEU:HD23	3:3:210:CYS:O	2.09	0.52
3:3:184:THR:HG22	3:3:185:SER:H	1.75	0.52
3:3:82:ILE:HG12	3:3:192:TYR:CE1	2.45	0.51
1:1:161:TRP:CZ2	1:1:219:ARG:HG2	2.46	0.51
2:2:23:ILE:HG21	2:2:109:HIS:CD2	2.45	0.51
1:1:86:LEU:O	1:1:87:ALA:CB	2.58	0.51
1:1:270:ILE:HD12	1:1:270:ILE:N	2.17	0.51
1:1:276:THR:HG22	3:3:62:ILE:CD1	2.40	0.51
2:2:23:ILE:HD13	2:2:63:PHE:CE1	2.44	0.51

Continued on next page...

Continued from previous page...

Atom-1	Atom-2	Interatomic distance (Å)	Clash overlap (Å)
1:1:71:LEU:N	1:1:71:LEU:HD23	2.25	0.51
5:5:125:THR:HG22	5:5:126:GLN:N	2.21	0.51
4:4:43:LEU:N	4:4:43:LEU:CD1	2.72	0.51
1:1:92:GLU:O	1:1:156:ARG:HB2	2.11	0.51
2:2:76:LYS:HB3	2:2:172:TYR:CE1	2.46	0.51
3:3:107:THR:OG1	3:3:222:MET:HG2	2.10	0.51
1:1:24:ASN:HB3	1:1:25:PRO:HD2	1.93	0.51
1:1:261:THR:HB	2:2:133:ALA:HB2	1.93	0.51
3:3:70:VAL:HG12	3:3:71:VAL:N	2.26	0.51
4:4:3:GLN:NE2	4:4:27:PHE:HB3	2.26	0.51
1:1:136:ILE:HD13	1:1:136:ILE:N	2.11	0.51
2:2:172:TYR:N	2:2:172:TYR:HD2	2.08	0.51
3:3:54:PRO:HG3	3:3:96:THR:HG21	1.92	0.51
2:2:157:LYS:HD2	2:2:161:ARG:NH1	2.25	0.51
3:3:73:GLN:HB3	3:3:76:ILE:HG13	1.93	0.51
2:2:34:ALA:HB3	2:2:205:PRO:CD	2.42	0.50
2:2:127:ILE:HD11	2:2:184:ILE:HD11	1.93	0.50
3:3:82:ILE:HG12	3:3:192:TYR:HE1	1.76	0.50
4:4:6:ARG:N	4:4:6:ARG:NE	2.58	0.50
2:2:203:ILE:HG23	2:2:249:MET:HE1	1.93	0.50
3:3:122:THR:HG22	3:3:125:THR:CB	2.42	0.50
3:3:193:GLN:HA	3:3:193:GLN:HE21	1.77	0.50
1:1:65:MET:HB2	3:3:42:ASN:HD21	1.77	0.50
1:1:155:SER:O	1:1:157:ASP:N	2.45	0.50
1:1:23:SER:CB	1:1:53:THR:HG22	2.42	0.50
1:1:96:VAL:CG1	1:1:97:TRP:N	2.75	0.49
2:2:173:TRP:O	2:2:174:LEU:HD23	2.12	0.49
3:3:127:VAL:CG2	3:3:128:LYS:N	2.60	0.49
1:1:155:SER:C	1:1:157:ASP:N	2.66	0.49
1:1:83:GLU:HG2	1:1:230:HIS:CD2	2.47	0.49
1:1:156:ARG:NH2	1:1:221:VAL:O	2.45	0.49
1:1:182:LEU:HD23	1:1:183:PRO:HD2	1.94	0.49
3:3:65:GLU:O	3:3:67:MET:N	2.45	0.49
1:1:55:TYR:C	1:1:55:TYR:HD2	2.15	0.49
1:1:124:THR:HG23	1:1:179:ARG:HB2	1.95	0.49
1:1:202:ASP:HB3	2:2:144:TYR:CD1	2.48	0.49
1:1:144:MET:HE3	1:1:146:VAL:HG22	1.95	0.49
2:2:126:LEU:HD22	2:2:221:TRP:HE3	1.78	0.49
1:1:193:MET:HA	1:1:193:MET:HE2	1.95	0.48
1:1:22:SER:HA	1:1:54:ARG:O	2.13	0.48
2:2:23:ILE:CG2	2:2:24:THR:N	2.76	0.48

Continued on next page...

Continued from previous page...

Atom-1	Atom-2	Interatomic distance (Å)	Clash overlap (Å)
2:2:34:ALA:O	2:2:36:GLY:N	2.47	0.48
3:3:155:TRP:CE2	3:3:163:ILE:HG21	2.48	0.48
1:1:87:ALA:O	1:1:88:ASN:HB2	2.12	0.48
1:1:182:LEU:CD2	1:1:183:PRO:HD2	2.43	0.48
3:3:148:MET:SD	3:3:148:MET:C	2.91	0.48
1:1:185:LEU:O	1:1:186:SER:O	2.31	0.48
3:3:54:PRO:HA	3:3:68:TYR:CD2	2.48	0.48
1:1:279:ILE:HG23	1:1:281:THR:H	1.79	0.48
3:3:82:ILE:HD12	3:3:190:CYS:SG	2.54	0.48
1:1:155:SER:C	1:1:157:ASP:H	2.16	0.48
1:1:272:THR:OG1	1:1:273:ALA:N	2.46	0.48
2:2:162:LEU:C	2:2:164:PRO:CD	2.81	0.48
3:3:55:ILE:HD12	3:3:83:PHE:CD2	2.47	0.48
1:1:48:GLU:HG3	1:1:53:THR:HG21	1.96	0.48
1:1:204:ASN:O	1:1:205:TYR:C	2.51	0.48
1:1:241:HIS:N	1:1:241:HIS:CD2	2.79	0.48
2:2:84:ASP:O	2:2:85:ALA:C	2.52	0.48
2:2:84:ASP:CG	2:2:85:ALA:N	2.67	0.48
3:3:26:PRO:O	3:3:27:TRP:HB2	2.14	0.48
2:2:176:PHE:N	2:2:176:PHE:HD2	2.10	0.48
3:3:170:ILE:O	3:3:170:ILE:HG22	2.14	0.48
1:1:85:THR:HG23	1:1:85:THR:O	2.14	0.48
1:1:16:VAL:HG12	1:1:17:VAL:O	2.14	0.47
3:3:14:LEU:HB3	3:3:17:ASP:HB3	1.96	0.47
1:1:198:TYR:HA	1:1:209:ASN:ND2	2.29	0.47
1:1:198:TYR:CA	1:1:209:ASN:HD21	2.28	0.47
2:2:162:LEU:O	2:2:164:PRO:N	2.47	0.47
3:3:84:SER:O	3:3:85:ILE:HG23	2.14	0.47
3:3:155:TRP:CE3	3:3:163:ILE:HG21	2.48	0.47
1:1:252:ALA:HB2	2:2:180:LEU:CD1	2.44	0.47
2:2:186:ILE:HG13	2:2:186:ILE:O	2.14	0.47
2:2:198:ASN:OD1	2:2:198:ASN:O	2.32	0.47
2:2:55:GLN:HA	2:2:56:PRO:HD2	1.74	0.47
3:3:122:THR:CG2	3:3:125:THR:N	2.77	0.47
3:3:2:LEU:O	3:3:4:VAL:HG13	2.14	0.47
3:3:115:PHE:CE2	3:3:188:ILE:HD11	2.49	0.47
1:1:88:ASN:O	1:1:89:TYR:C	2.52	0.47
1:1:237:HIS:ND1	1:1:237:HIS:C	2.68	0.47
2:2:98:TYR:CZ	2:2:259:LYS:HB2	2.49	0.47
3:3:2:LEU:C	3:3:2:LEU:CD2	2.83	0.47
2:2:34:ALA:HB3	2:2:204:ALA:HA	1.97	0.47

Continued on next page...

Continued from previous page...

Atom-1	Atom-2	Interatomic distance (Å)	Clash overlap (Å)
2:2:175:ASN:C	2:2:176:PHE:HD2	2.18	0.47
3:3:130:LEU:HD12	3:3:193:GLN:NE2	2.29	0.47
1:1:17:VAL:O	1:1:17:VAL:HG23	2.15	0.47
2:2:46:ASP:O	2:2:47:ALA:O	2.32	0.47
2:2:94:GLU:O	2:2:95:ASN:C	2.53	0.47
2:2:115:SER:C	2:2:117:PHE:H	2.17	0.47
2:2:197:ASN:N	2:2:197:ASN:ND2	2.50	0.47
3:3:133:TYR:HE1	3:3:186:GLY:HA3	1.80	0.46
2:2:206:TYR:CE1	2:2:208:ASN:HB3	2.50	0.46
3:3:18:ASP:O	3:3:19:PHE:CD1	2.69	0.46
1:1:262:ASN:ND2	2:2:134:SER:OG	2.44	0.46
3:3:195:ARG:O	3:3:197:VAL:HG23	2.16	0.46
2:2:84:ASP:C	2:2:86:LEU:N	2.69	0.46
3:3:144:ARG:O	3:3:145:LYS:C	2.53	0.46
4:4:3:GLN:HE21	4:4:27:PHE:HB3	1.81	0.46
2:2:207:VAL:O	2:2:208:ASN:HB2	2.15	0.46
1:1:253:LEU:CD1	1:1:263:PHE:HD1	2.29	0.46
3:3:73:GLN:HE21	3:3:73:GLN:HB2	1.65	0.46
1:1:245:TRP:CE2	3:3:36:ILE:HB	2.51	0.46
2:2:45:LYS:O	2:2:45:LYS:HG2	2.15	0.46
2:2:79:TRP:NE1	2:2:176:PHE:CE1	2.84	0.46
2:2:126:LEU:HD22	2:2:221:TRP:CE3	2.51	0.46
4:4:27:PHE:HD2	4:4:27:PHE:O	1.99	0.46
4:4:27:PHE:O	4:4:28:ASN:HB3	2.15	0.46
2:2:105:GLY:O	2:2:249:MET:N	2.50	0.45
2:2:165:ASP:N	2:2:165:ASP:OD1	2.49	0.45
1:1:25:PRO:HD3	1:1:52:GLU:CD	2.37	0.45
1:1:46:GLN:HB3	1:1:47:PRO:HD2	1.97	0.45
1:1:143:TYR:O	1:1:168:SER:HA	2.17	0.45
3:3:77:ASN:O	3:3:78:ALA:CB	2.62	0.45
1:1:42:THR:O	1:1:43:SER:C	2.54	0.45
1:1:89:TYR:CD1	1:1:224:LYS:HA	2.52	0.45
2:2:95:ASN:OD1	2:2:99:HIS:HE1	1.98	0.45
4:4:4:VAL:HG23	4:4:26:TYR:CE1	2.52	0.45
2:2:172:TYR:O	2:2:175:ASN:N	2.48	0.45
2:2:231:LEU:O	2:2:231:LEU:HG	2.16	0.45
1:1:67:LEU:HD23	1:1:67:LEU:HA	1.78	0.45
2:2:71:TRP:CE2	2:2:231:LEU:HB2	2.51	0.45
2:2:79:TRP:HE1	2:2:176:PHE:HE1	1.64	0.45
3:3:54:PRO:HB3	3:3:68:TYR:CE2	2.51	0.45
3:3:166:VAL:CG1	3:3:167:VAL:N	2.79	0.45

Continued on next page...

Continued from previous page...

Atom-1	Atom-2	Interatomic distance (Å)	Clash overlap (Å)
1:1:51:ILE:O	1:1:52:GLU:C	2.55	0.45
1:1:207:THR:HG23	2:2:131:GLN:HE22	1.80	0.45
2:2:260:ARG:CG	2:2:261:GLN:N	2.80	0.45
3:3:87:THR:O	3:3:88:ASP:C	2.55	0.45
2:2:72:SER:C	2:2:74:SER:H	2.20	0.45
2:2:79:TRP:CD1	2:2:176:PHE:CE1	3.05	0.45
2:2:106:TYR:HB3	2:2:247:SER:O	2.17	0.45
1:1:196:ASP:OD1	2:2:81:LYS:HD3	2.16	0.44
2:2:34:ALA:HB3	2:2:205:PRO:HD3	1.99	0.44
4:4:29:ILE:N	4:4:29:ILE:CD1	2.74	0.44
1:1:104:MET:O	1:1:105:ALA:C	2.55	0.44
2:2:32:ILE:O	2:2:203:ILE:HD12	2.18	0.44
3:3:196:LEU:HD12	3:3:197:VAL:N	2.30	0.44
1:1:161:TRP:CE3	1:1:219:ARG:HG2	2.51	0.44
1:1:261:THR:O	1:1:262:ASN:O	2.36	0.44
3:3:122:THR:HG22	3:3:125:THR:HG1	1.78	0.44
1:1:54:ARG:HD3	1:1:55:TYR:O	2.17	0.44
1:1:224:LYS:HB3	5:5:132:TRP:HZ2	1.82	0.44
2:2:38:TRP:CD1	2:2:39:PRO:CD	2.97	0.44
2:2:132:ILE:CG2	2:2:176:PHE:HB3	2.47	0.44
1:1:24:ASN:CB	1:1:25:PRO:HD2	2.48	0.44
1:1:111:PHE:C	1:1:113:LEU:N	2.70	0.44
3:3:46:ILE:O	3:3:49:VAL:N	2.46	0.44
3:3:103:SER:HA	3:3:220:LEU:HD21	1.98	0.44
1:1:145:TYR:CD1	1:1:145:TYR:C	2.91	0.44
2:2:150:GLY:O	2:2:152:THR:N	2.50	0.44
3:3:128:LYS:O	3:3:193:GLN:HB3	2.18	0.44
1:1:275:VAL:CG1	1:1:276:THR:N	2.81	0.44
3:3:209:LEU:HD12	3:3:209:LEU:H	1.80	0.44
1:1:59:SER:O	1:1:60:GLN:O	2.36	0.44
2:2:95:ASN:CB	2:2:253:PHE:CE2	3.00	0.44
2:2:174:LEU:HA	2:2:179:THR:O	2.18	0.44
3:3:7:THR:HG22	3:3:8:PRO:O	2.18	0.44
1:1:210:THR:OG1	1:1:211:ASN:N	2.51	0.43
1:1:245:TRP:CD1	3:3:36:ILE:HG22	2.53	0.43
2:2:229:CYS:HA	2:2:230:PRO:HD2	1.70	0.43
4:4:27:PHE:C	4:4:27:PHE:HD2	2.17	0.43
5:5:115:ILE:HG22	5:5:115:ILE:O	2.18	0.43
1:1:177:TYR:CD2	1:1:177:TYR:N	2.81	0.43
3:3:46:ILE:O	3:3:48:GLN:N	2.51	0.43
3:3:128:LYS:HD2	3:3:194:THR:HG21	2.01	0.43

Continued on next page...

Continued from previous page...

Atom-1	Atom-2	Interatomic distance (Å)	Clash overlap (Å)
3:3:134:THR:HA	3:3:135:PRO:HD3	1.79	0.43
1:1:207:THR:HG1	1:1:259:HIS:HD1	1.60	0.43
1:1:85:THR:N	1:1:93:ASN:OD1	2.48	0.43
1:1:94:PHE:HE1	1:1:154:ASN:C	2.21	0.43
1:1:107:ILE:HG22	1:1:108:ARG:N	2.33	0.43
2:2:210:VAL:HB	2:2:211:PRO:HD2	1.99	0.43
3:3:155:TRP:CD1	3:3:156:ASP:N	2.87	0.43
2:2:114:ALA:CB	2:2:194:LEU:HD22	2.49	0.43
2:2:216:ARG:HG3	2:2:216:ARG:HH11	1.82	0.43
2:2:172:TYR:O	2:2:174:LEU:N	2.51	0.43
3:3:25:LEU:HD23	3:3:25:LEU:HA	1.76	0.43
3:3:200:PRO:O	3:3:201:GLN:CB	2.67	0.43
2:2:143:GLY:O	2:2:144:TYR:C	2.57	0.43
3:3:78:ALA:HB1	3:3:79:PRO:HD2	2.00	0.43
2:2:198:ASN:OD1	2:2:198:ASN:C	2.57	0.43
3:3:108:HIS:HA	3:3:176:ARG:O	2.19	0.43
4:4:3:GLN:CB	4:4:26:TYR:O	2.67	0.43
1:1:53:THR:OG1	1:1:54:ARG:N	2.52	0.42
1:1:103:GLU:C	1:1:104:MET:HG2	2.38	0.42
1:1:202:ASP:OD2	1:1:202:ASP:N	2.52	0.42
3:3:26:PRO:HA	4:4:34:ASP:OD1	2.19	0.42
1:1:118:ARG:O	1:1:119:PHE:HB3	2.19	0.42
1:1:183:PRO:HD3	3:3:23:CYS:SG	2.59	0.42
2:2:115:SER:C	2:2:117:PHE:N	2.72	0.42
1:1:80:SER:C	1:1:232:MET:CE	2.87	0.42
1:1:201:GLN:O	1:1:203:GLN:HB2	2.19	0.42
2:2:228:ILE:HD12	2:2:228:ILE:HA	1.89	0.42
3:3:2:LEU:HD23	3:3:2:LEU:C	2.37	0.42
3:3:83:PHE:CE1	3:3:190:CYS:HB3	2.54	0.42
2:2:37:VAL:O	2:2:205:PRO:HB3	2.19	0.42
3:3:215:CYS:C	3:3:217:ASP:N	2.71	0.42
1:1:108:ARG:NE	1:1:255:TYR:CE2	2.88	0.42
1:1:116:TYR:OH	2:2:208:ASN:HA	2.19	0.42
1:1:161:TRP:CB	1:1:219:ARG:NH2	2.83	0.42
2:2:18:ARG:O	2:2:19:GLY:C	2.57	0.42
2:2:82:LEU:HA	2:2:83:PRO:C	2.31	0.42
3:3:48:GLN:HE21	3:3:48:GLN:HB2	1.51	0.42
2:2:159:GLU:O	2:2:160:THR:O	2.37	0.42
2:2:126:LEU:HD23	2:2:126:LEU:HA	1.64	0.42
3:3:57:ASN:OD1	3:3:57:ASN:N	2.52	0.42
3:3:83:PHE:CE1	3:3:190:CYS:CB	3.03	0.42

Continued on next page...

Continued from previous page...

Atom-1	Atom-2	Interatomic distance (Å)	Clash overlap (Å)
3:3:230:LEU:HD13	3:3:230:LEU:N	2.35	0.42
1:1:110:LYS:O	1:1:113:LEU:N	2.52	0.42
2:2:71:TRP:CZ2	2:2:231:LEU:HB2	2.55	0.42
3:3:199:PRO:HB2	3:3:200:PRO:CD	2.50	0.42
1:1:161:TRP:CH2	1:1:219:ARG:HG2	2.55	0.42
2:2:34:ALA:HB3	2:2:205:PRO:HD2	2.01	0.42
3:3:155:TRP:CD1	3:3:155:TRP:C	2.92	0.42
3:3:42:ASN:O	3:3:45:GLU:HG3	2.19	0.42
1:1:161:TRP:HB2	1:1:219:ARG:NH2	2.34	0.41
1:1:201:GLN:O	1:1:202:ASP:C	2.58	0.41
3:3:34:ILE:HG13	3:3:35:SER:N	2.34	0.41
3:3:209:LEU:N	3:3:209:LEU:CD1	2.83	0.41
1:1:110:LYS:O	1:1:111:PHE:C	2.57	0.41
1:1:127:PRO:HG3	1:1:233:THR:CG2	2.50	0.41
1:1:146:VAL:HA	1:1:147:PRO:HD3	1.80	0.41
4:4:4:VAL:HG21	4:4:42:LYS:NZ	2.36	0.41
1:1:132:LEU:HD23	1:1:132:LEU:HA	1.79	0.41
3:3:29:HIS:O	3:3:30:PRO:C	2.58	0.41
3:3:54:PRO:HB3	3:3:68:TYR:HE2	1.85	0.41
1:1:199:ASP:HB3	1:1:203:GLN:H	1.84	0.41
2:2:106:TYR:C	2:2:249:MET:HE2	2.40	0.41
2:2:187:PHE:HB3	2:2:188:PRO:CD	2.49	0.41
3:3:56:ASN:HB3	3:3:67:MET:HA	2.02	0.41
3:3:106:PHE:O	3:3:178:THR:HG21	2.20	0.41
3:3:166:VAL:HG12	3:3:167:VAL:N	2.34	0.41
3:3:193:GLN:HA	3:3:193:GLN:NE2	2.36	0.41
1:1:70:PHE:CD2	1:1:71:LEU:HD21	2.56	0.41
2:2:99:HIS:CG	2:2:253:PHE:HB3	2.56	0.41
2:2:112:CYS:O	2:2:112:CYS:SG	2.78	0.41
2:2:218:HIS:CD2	2:2:218:HIS:C	2.93	0.41
3:3:58:THR:C	3:3:60:THR:N	2.73	0.41
3:3:228:LEU:N	3:3:228:LEU:CD1	2.83	0.41
1:1:19:ASN:N	1:1:19:ASN:HD22	2.16	0.41
1:1:117:THR:O	1:1:190:ALA:HB1	2.21	0.41
1:1:179:ARG:HG2	1:1:180:PHE:N	2.35	0.41
1:1:111:PHE:CD1	1:1:111:PHE:N	2.89	0.41
2:2:118:HIS:O	3:3:122:THR:HA	2.21	0.41
3:3:184:THR:HG21	3:3:187:TYR:CE1	2.56	0.41
1:1:142:GLN:O	1:1:218:SER:HA	2.20	0.41
1:1:145:TYR:O	1:1:147:PRO:HD3	2.21	0.41
1:1:203:GLN:O	1:1:204:ASN:CB	2.67	0.41

Continued on next page...

Continued from previous page...

Atom-1	Atom-2	Interatomic distance (Å)	Clash overlap (Å)
1:1:245:TRP:CD1	3:3:36:ILE:CG2	3.04	0.41
2:2:34:ALA:C	2:2:36:GLY:N	2.74	0.41
2:2:93:GLY:O	2:2:96:MET:HB3	2.20	0.41
2:2:144:TYR:C	2:2:144:TYR:CD2	2.95	0.41
3:3:58:THR:O	3:3:60:THR:N	2.53	0.41
1:1:111:PHE:O	1:1:113:LEU:N	2.51	0.41
1:1:180:PHE:CD1	1:1:180:PHE:C	2.95	0.41
3:3:102:ILE:O	3:3:105:TYR:HB2	2.20	0.41
1:1:179:ARG:CG	1:1:180:PHE:N	2.82	0.40
1:1:257:ARG:HH11	1:1:257:ARG:CB	2.33	0.40
3:3:51:SER:HB3	3:3:98:LEU:CG	2.51	0.40
3:3:55:ILE:HG22	3:3:56:ASN:N	2.37	0.40
1:1:46:GLN:O	1:1:47:PRO:C	2.60	0.40
1:1:91:LYS:O	1:1:91:LYS:HG2	2.21	0.40
1:1:231:ILE:O	1:1:231:ILE:HG22	2.21	0.40
1:1:248:ARG:HB3	1:1:249:PRO:HD2	2.03	0.40
3:3:54:PRO:HA	3:3:68:TYR:HD2	1.85	0.40
3:3:58:THR:O	3:3:62:ILE:HD13	2.21	0.40
3:3:184:THR:HG22	3:3:185:SER:N	2.36	0.40
1:1:113:LEU:HD12	1:1:113:LEU:O	2.22	0.40
2:2:77:GLY:O	2:2:156:VAL:HG23	2.21	0.40
1:1:198:TYR:HB3	1:1:199:ASP:H	1.72	0.40
2:2:78:TRP:O	2:2:79:TRP:HB3	2.22	0.40
1:1:84:VAL:HA	1:1:93:ASN:OD1	2.22	0.40
1:1:263:PHE:HD2	1:1:263:PHE:H	1.66	0.40
2:2:209:ALA:O	2:2:210:VAL:HG12	2.21	0.40
3:3:98:LEU:O	3:3:99:ILE:C	2.60	0.40

There are no symmetry-related clashes.

5.3 Torsion angles [i](#)

5.3.1 Protein backbone [i](#)

In the following table, the Percentiles column shows the percent Ramachandran outliers of the chain as a percentile score with respect to all X-ray entries followed by that with respect to entries of similar resolution.

The Analysed column shows the number of residues for which the backbone conformation was analysed, and the total number of residues.

Mol	Chain	Analysed	Favoured	Allowed	Outliers	Percentiles	
1	1	267/289 (92%)	208 (78%)	38 (14%)	21 (8%)	1	11
2	2	248/261 (95%)	179 (72%)	47 (19%)	22 (9%)	1	9
3	3	235/237 (99%)	180 (77%)	39 (17%)	16 (7%)	1	15
4	4	21/68 (31%)	15 (71%)	5 (24%)	1 (5%)	2	22
5	5	37/41 (90%)	24 (65%)	12 (32%)	1 (3%)	5	35
All	All	808/896 (90%)	606 (75%)	141 (18%)	61 (8%)	1	12

All (61) Ramachandran outliers are listed below:

Mol	Chain	Res	Type
1	1	60	GLN
1	1	91	LYS
1	1	105	ALA
1	1	185	LEU
1	1	186	SER
1	1	211	ASN
1	1	262	ASN
2	2	31	ALA
2	2	47	ALA
2	2	83	PRO
2	2	85	ALA
2	2	87	LYS
2	2	159	GLU
2	2	160	THR
2	2	194	LEU
2	2	222	SER
3	3	17	ASP
3	3	62	ILE
3	3	89	VAL
3	3	163	ILE
3	3	218	PHE
3	3	234	ALA
1	1	106	GLN
1	1	282	THR
2	2	73	SER
2	2	112	CYS
3	3	66	ASN
3	3	88	ASP
3	3	95	ALA
3	3	158	GLY
1	1	87	ALA

Continued on next page...

Continued from previous page...

Mol	Chain	Res	Type
1	1	202	ASP
2	2	35	TYR
2	2	84	ASP
2	2	145	ASN
2	2	151	GLU
2	2	165	ASP
2	2	173	TRP
1	1	25	PRO
1	1	112	GLU
1	1	156	ARG
1	1	266	GLU
2	2	30	ASN
2	2	66	LEU
2	2	139	ASN
3	3	79	PRO
3	3	222	MET
4	4	28	ASN
1	1	52	GLU
1	1	110	LYS
2	2	114	ALA
2	2	119	GLN
3	3	30	PRO
3	3	47	CYS
1	1	107	ILE
1	1	195	TYR
3	3	22	PRO
1	1	246	CYS
5	5	150	GLY
1	1	47	PRO
3	3	127	VAL

5.3.2 Protein sidechains [i](#)

In the following table, the Percentiles column shows the percent sidechain outliers of the chain as a percentile score with respect to all X-ray entries followed by that with respect to entries of similar resolution.

The Analysed column shows the number of residues for which the sidechain conformation was analysed, and the total number of residues.

Mol	Chain	Analysed	Rotameric	Outliers	Percentiles
1	1	238/257 (93%)	213 (90%)	25 (10%)	7 33

Continued on next page...

Continued from previous page...

Mol	Chain	Analysed	Rotameric	Outliers	Percentiles	
2	2	216/226 (96%)	192 (89%)	24 (11%)	6	31
3	3	210/210 (100%)	186 (89%)	24 (11%)	5	29
4	4	19/59 (32%)	15 (79%)	4 (21%)	1	7
5	5	34/36 (94%)	31 (91%)	3 (9%)	10	40
All	All	717/788 (91%)	637 (89%)	80 (11%)	6	30

All (80) residues with a non-rotameric sidechain are listed below:

Mol	Chain	Res	Type
1	1	54	ARG
1	1	55	TYR
1	1	82	LEU
1	1	89	TYR
1	1	94	PHE
1	1	106	GLN
1	1	121	SER
1	1	124	THR
1	1	136	ILE
1	1	159	TYR
1	1	177	TYR
1	1	180	PHE
1	1	203	GLN
1	1	209	ASN
1	1	213	MET
1	1	217	CYS
1	1	219	ARG
1	1	233	THR
1	1	257	ARG
1	1	261	THR
1	1	263	PHE
1	1	270	ILE
1	1	277	ARG
1	1	279	ILE
1	1	280	ILE
2	2	26	GLN
2	2	32	ILE
2	2	58	THR
2	2	63	PHE
2	2	80	TRP
2	2	91	ILE
2	2	106	TYR

Continued on next page...

Continued from previous page...

Mol	Chain	Res	Type
2	2	126	LEU
2	2	134	SER
2	2	137	HIS
2	2	140	VAL
2	2	152	THR
2	2	162	LEU
2	2	164	PRO
2	2	172	TYR
2	2	176	PHE
2	2	180	LEU
2	2	193	ASN
2	2	195	ARG
2	2	197	ASN
2	2	201	THR
2	2	203	ILE
2	2	238	ASN
2	2	257	ARG
3	3	2	LEU
3	3	8	PRO
3	3	20	GLN
3	3	48	GLN
3	3	56	ASN
3	3	59	ASP
3	3	62	ILE
3	3	73	GLN
3	3	80	ASP
3	3	88	ASP
3	3	96	THR
3	3	122	THR
3	3	124	ASN
3	3	134	THR
3	3	142	THR
3	3	143	THR
3	3	146	ASP
3	3	148	MET
3	3	165	MET
3	3	171	SER
3	3	201	GLN
3	3	220	LEU
3	3	225	ASP
3	3	230	LEU
4	4	6	ARG

Continued on next page...

Continued from previous page...

Mol	Chain	Res	Type
4	4	27	PHE
4	4	29	ILE
4	4	43	LEU
5	5	113	CYS
5	5	120	CYS
5	5	139	ASP

Sometimes sidechains can be flipped to improve hydrogen bonding and reduce clashes. All (30) such sidechains are listed below:

Mol	Chain	Res	Type
1	1	19	ASN
1	1	106	GLN
1	1	162	GLN
1	1	166	ASN
1	1	201	GLN
1	1	209	ASN
2	2	15	GLN
2	2	26	GLN
2	2	55	GLN
2	2	95	ASN
2	2	99	HIS
2	2	109	HIS
2	2	131	GLN
2	2	137	HIS
2	2	175	ASN
2	2	193	ASN
2	2	197	ASN
2	2	219	ASN
2	2	238	ASN
3	3	20	GLN
3	3	42	ASN
3	3	48	GLN
3	3	56	ASN
3	3	73	GLN
3	3	108	HIS
3	3	124	ASN
3	3	193	GLN
3	3	201	GLN
4	4	3	GLN
4	4	30	ASN

5.3.3 RNA [i](#)

There are no RNA molecules in this entry.

5.4 Non-standard residues in protein, DNA, RNA chains [i](#)

There are no non-standard protein/DNA/RNA residues in this entry.

5.5 Carbohydrates [i](#)

There are no monosaccharides in this entry.

5.6 Ligand geometry [i](#)

Of 2 ligands modelled in this entry, 1 is monoatomic - leaving 1 for Mogul analysis.

In the following table, the Counts columns list the number of bonds (or angles) for which Mogul statistics could be retrieved, the number of bonds (or angles) that are observed in the model and the number of bonds (or angles) that are defined in the Chemical Component Dictionary. The Link column lists molecule types, if any, to which the group is linked. The Z score for a bond length (or angle) is the number of standard deviations the observed value is removed from the expected value. A bond length (or angle) with $|Z| > 2$ is considered an outlier worth inspection. RMSZ is the root-mean-square of all Z scores of the bond lengths (or angles).

Mol	Type	Chain	Res	Link	Bond lengths			Bond angles		
					Counts	RMSZ	# Z > 2	Counts	RMSZ	# Z > 2
6	DAO	1	290	-	13,13,13	1.63	2 (15%)	13,13,13	0.89	1 (7%)

In the following table, the Chirals column lists the number of chiral outliers, the number of chiral centers analysed, the number of these observed in the model and the number defined in the Chemical Component Dictionary. Similar counts are reported in the Torsion and Rings columns. '-' means no outliers of that kind were identified.

Mol	Type	Chain	Res	Link	Chirals	Torsions	Rings
6	DAO	1	290	-	-	8/11/11/11	-

All (2) bond length outliers are listed below:

Mol	Chain	Res	Type	Atoms	Z	Observed(Å)	Ideal(Å)
6	1	290	DAO	C2-C1	4.10	1.60	1.50
6	1	290	DAO	C3-C2	2.22	1.60	1.52

All (1) bond angle outliers are listed below:

Mol	Chain	Res	Type	Atoms	Z	Observed(°)	Ideal(°)
6	1	290	DAO	O2-C1-C2	2.05	120.61	114.03

There are no chirality outliers.

All (8) torsion outliers are listed below:

Mol	Chain	Res	Type	Atoms
6	1	290	DAO	C2-C3-C4-C5
6	1	290	DAO	C11-C10-C9-C8
6	1	290	DAO	C9-C10-C11-C12
6	1	290	DAO	C5-C6-C7-C8
6	1	290	DAO	C3-C4-C5-C6
6	1	290	DAO	C1-C2-C3-C4
6	1	290	DAO	O1-C1-C2-C3
6	1	290	DAO	O2-C1-C2-C3

There are no ring outliers.

No monomer is involved in short contacts.

5.7 Other polymers [i](#)

There are no such residues in this entry.

5.8 Polymer linkage issues [i](#)

There are no chain breaks in this entry.

6 Fit of model and data [i](#)

6.1 Protein, DNA and RNA chains [i](#)

EDS was not executed - this section is therefore empty.

6.2 Non-standard residues in protein, DNA, RNA chains [i](#)

EDS was not executed - this section is therefore empty.

6.3 Carbohydrates [i](#)

EDS was not executed - this section is therefore empty.

6.4 Ligands [i](#)

EDS was not executed - this section is therefore empty.

6.5 Other polymers [i](#)

EDS was not executed - this section is therefore empty.