



Full wwPDB X-ray Structure Validation Report ⓘ

May 18, 2020 – 04:05 am BST

PDB ID : 4V95
Title : Crystal structure of YAEJ bound to the 70S ribosome
Authors : Gagnon, M.G.; Seetharaman, S.V.; Bulkley, D.P.; Steitz, T.A.
Deposited on : 2012-01-27
Resolution : 3.20 Å(reported)

This is a Full wwPDB X-ray Structure Validation Report for a publicly released PDB entry.

We welcome your comments at validation@mail.wwpdb.org

A user guide is available at

<https://www.wwpdb.org/validation/2017/XrayValidationReportHelp>

with specific help available everywhere you see the ⓘ symbol.

The following versions of software and data (see [references ⓘ](#)) were used in the production of this report:

MolProbity : 4.02b-467
Xtriage (Phenix) : 1.13
EDS : 2.11
Percentile statistics : 20191225.v01 (using entries in the PDB archive December 25th 2019)
Refmac : 5.8.0158
CCP4 : 7.0.044 (Gargrove)
Ideal geometry (proteins) : Engh & Huber (2001)
Ideal geometry (DNA, RNA) : Parkinson et al. (1996)
Validation Pipeline (wwPDB-VP) : 2.11

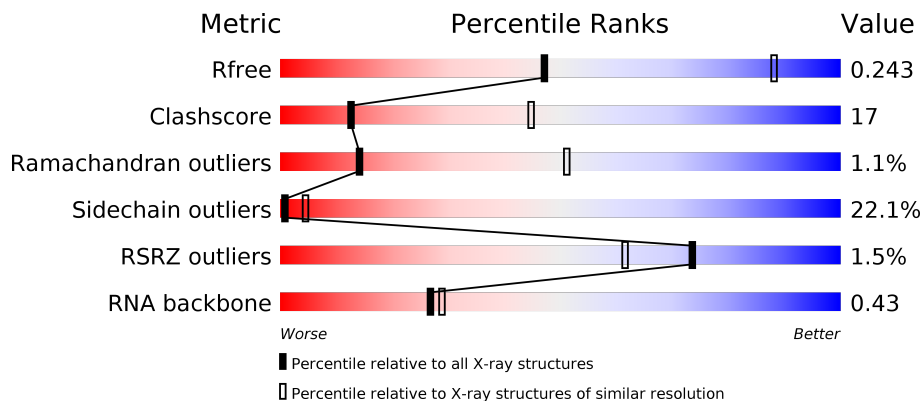
1 Overall quality at a glance

The following experimental techniques were used to determine the structure:

X-RAY DIFFRACTION

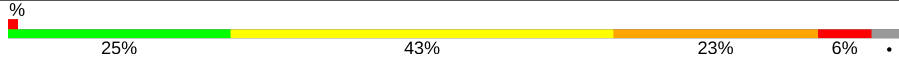
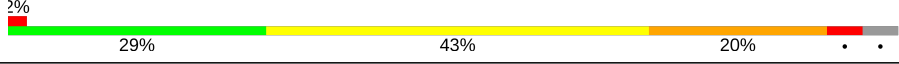


The reported resolution of this entry is 3.20 Å.

Percentile scores (ranging between 0-100) for global validation metrics of the entry are shown in the following graphic. The table shows the number of entries on which the scores are based.






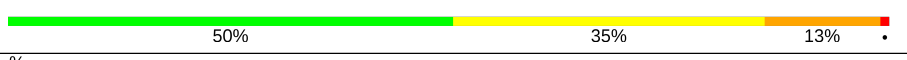
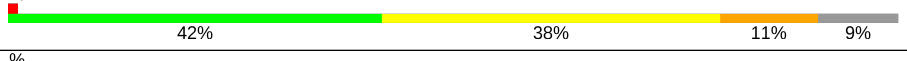
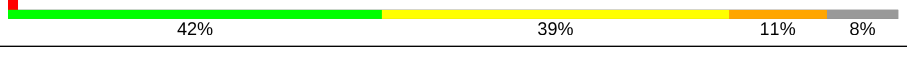

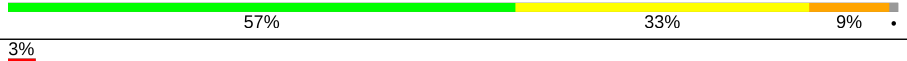






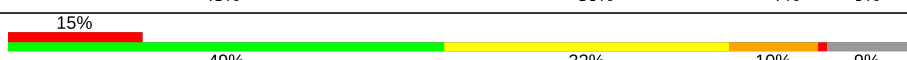






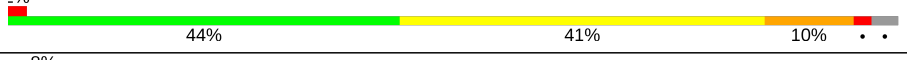



Metric	Whole archive (#Entries)	Similar resolution (#Entries, resolution range(Å))
R_{free}	130704	1133 (3.20-3.20)
Clashscore	141614	1253 (3.20-3.20)
Ramachandran outliers	138981	1234 (3.20-3.20)
Sidechain outliers	138945	1233 (3.20-3.20)
RSRZ outliers	127900	1095 (3.20-3.20)
RNA backbone	3102	1010 (3.50-2.90)

The table below summarises the geometric issues observed across the polymeric chains and their fit to the electron density. The red, orange, yellow and green segments on the lower bar indicate the fraction of residues that contain outliers for ≥ 3 , 2, 1 and 0 types of geometric quality criteria respectively. A grey segment represents the fraction of residues that are not modelled. The numeric value for each fraction is indicated below the corresponding segment, with a dot representing fractions $\leq 5\%$. The upper red bar (where present) indicates the fraction of residues that have poor fit to the electron density. The numeric value is given above the bar.

Mol	Chain	Length	Quality of chain
1	AA	1522	
1	CA	1522	
2	AB	256	
2	CB	256	




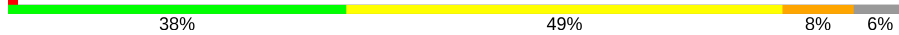
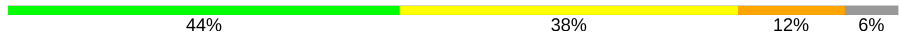

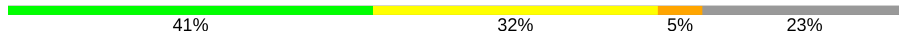

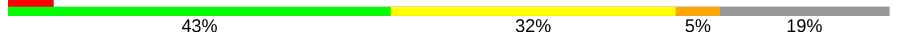
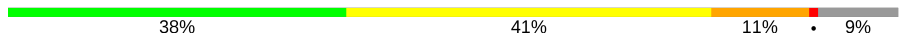
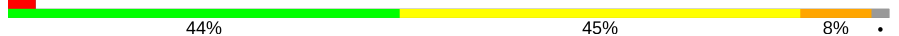




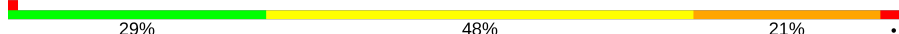



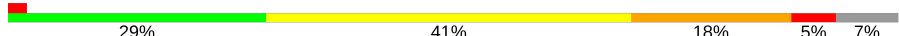
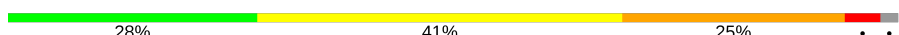
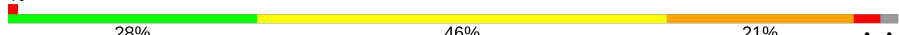



Continued on next page...

Continued from previous page...

Mol	Chain	Length	Quality of chain
3	AC	239	
3	CC	239	
4	AD	209	
4	CD	209	
5	AE	162	
5	CE	162	
6	AF	101	
6	CF	101	
7	AG	156	
7	CG	156	
8	AH	138	
8	CH	138	
9	AI	128	
9	CI	128	
10	AJ	105	
10	CJ	105	
11	AK	129	
11	CK	129	
12	AL	132	
12	CL	132	
13	AM	126	
13	CM	126	
14	AN	61	
14	CN	61	
15	AO	89	





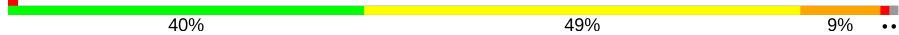


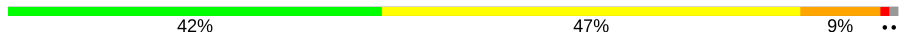
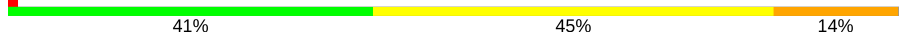

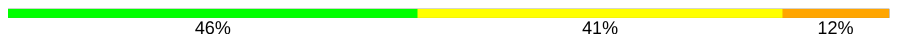














Continued on next page...

Continued from previous page...

Mol	Chain	Length	Quality of chain
15	CO	89	
16	AP	88	
16	CP	88	
17	AQ	105	
17	CQ	105	
18	AR	88	
18	CR	88	
19	AS	93	
19	CS	93	
20	AT	106	
20	CT	106	
21	AU	27	
21	CU	27	
22	AY	140	
23	AV	77	
23	CV	77	
24	AX	16	
24	CX	16	
25	BA	2915	
25	DA	2915	
26	BB	122	
26	DB	122	
27	BD	276	
27	DD	276	
28	BE	206	


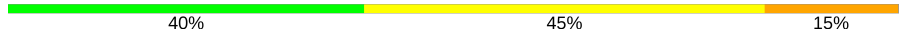























Continued on next page...

Continued from previous page...

Mol	Chain	Length	Quality of chain
28	DE	206	
29	BF	210	
29	DF	210	
30	BG	182	
30	DG	182	
31	BH	180	
31	DH	180	
32	BI	148	
32	DI	148	
33	BN	140	
33	DN	140	
34	BO	122	
34	DO	122	
35	BP	150	
35	DP	150	
36	BQ	141	
36	DQ	141	
37	BR	118	
37	DR	118	
38	BS	112	
38	DS	112	
39	BT	146	
39	DT	146	
40	BU	118	
40	DU	118	



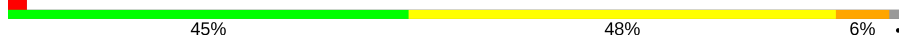


Continued on next page...

Continued from previous page...

Mol	Chain	Length	Quality of chain
41	BV	101	
41	DV	101	
42	BW	113	
42	DW	113	
43	BX	96	
43	DX	96	
44	BY	110	
44	DY	110	
45	BZ	206	
45	DZ	206	
46	B0	85	
46	D0	85	
47	B1	98	
47	D1	98	
48	B2	72	
48	D2	72	
49	B3	60	
49	D3	60	
50	B4	71	
50	D4	71	
51	B5	60	
51	D5	60	
52	B6	54	
52	D6	54	
53	B7	49	

Continued on next page...

Continued from previous page...

Mol	Chain	Length	Quality of chain
53	D7	49	
54	B8	65	
54	D8	65	
55	B9	37	
55	D9	37	

The following table lists non-polymeric compounds, carbohydrate monomers and non-standard residues in protein, DNA, RNA chains that are outliers for geometric or electron-density-fit criteria:

Mol	Type	Chain	Res	Chirality	Geometry	Clashes	Electron density
56	MG	AA	1620	-	-	-	X
56	MG	AA	1627	-	-	-	X
56	MG	AA	1650	-	-	-	X
56	MG	AA	1658	-	-	-	X
56	MG	AA	1674	-	-	-	X
56	MG	AA	1685	-	-	-	X
56	MG	AA	1686	-	-	-	X
56	MG	AA	1687	-	-	-	X
56	MG	AA	1711	-	-	-	X
56	MG	AA	1715	-	-	-	X
56	MG	AA	1720	-	-	-	X
56	MG	AA	1736	-	-	-	X
56	MG	AA	1737	-	-	-	X
56	MG	AA	1741	-	-	-	X
56	MG	AA	1743	-	-	-	X
56	MG	AA	1749	-	-	-	X
56	MG	AA	1778	-	-	-	X
56	MG	AA	1788	-	-	-	X
56	MG	AA	1803	-	-	-	X
56	MG	AA	1815	-	-	-	X
56	MG	AA	1819	-	-	-	X
56	MG	AA	1823	-	-	-	X
56	MG	AA	1828	-	-	-	X
56	MG	AA	1867	-	-	-	X
56	MG	AE	201	-	-	-	X
56	MG	AK	201	-	-	-	X
56	MG	AV	113	-	-	-	X
56	MG	BA	3025	-	-	-	X

Continued on next page...

Continued from previous page...

Mol	Type	Chain	Res	Chirality	Geometry	Clashes	Electron density
56	MG	BA	3139	-	-	-	X
56	MG	BA	3258	-	-	-	X
56	MG	BA	3272	-	-	-	X
56	MG	BA	3309	-	-	-	X
56	MG	BA	3342	-	-	-	X
56	MG	BA	3359	-	-	-	X
56	MG	BA	3384	-	-	-	X
56	MG	BA	3440	-	-	-	X
56	MG	BA	3456	-	-	-	X
56	MG	BA	3517	-	-	-	X
56	MG	BA	3523	-	-	-	X
56	MG	BA	3855	-	-	-	X
56	MG	BX	101	-	-	-	X
56	MG	CA	1622	-	-	-	X
56	MG	CA	1638	-	-	-	X
56	MG	CA	1642	-	-	-	X
56	MG	CA	1654	-	-	-	X
56	MG	CA	1675	-	-	-	X
56	MG	CA	1694	-	-	-	X
56	MG	CA	1700	-	-	-	X
56	MG	CA	1708	-	-	-	X
56	MG	CA	1797	-	-	-	X
56	MG	DA	3027	-	-	-	X
56	MG	DA	3029	-	-	-	X
56	MG	DA	3052	-	-	-	X
56	MG	DA	3058	-	-	-	X
56	MG	DA	3081	-	-	-	X
56	MG	DA	3083	-	-	-	X
56	MG	DA	3136	-	-	-	X
56	MG	DA	3166	-	-	-	X
56	MG	DA	3199	-	-	-	X
56	MG	DA	3224	-	-	-	X
56	MG	DA	3258	-	-	-	X
56	MG	DA	3259	-	-	-	X
56	MG	DA	3271	-	-	-	X
56	MG	DA	3278	-	-	-	X
56	MG	DA	3299	-	-	-	X
56	MG	DA	3304	-	-	-	X
56	MG	DA	3309	-	-	-	X
56	MG	DA	3319	-	-	-	X
56	MG	DA	3326	-	-	-	X
56	MG	DA	3335	-	-	-	X

Continued on next page...

Continued from previous page...

Mol	Type	Chain	Res	Chirality	Geometry	Clashes	Electron density
56	MG	DA	3341	-	-	-	X
56	MG	DA	3347	-	-	-	X
56	MG	DA	3377	-	-	-	X
56	MG	DA	3379	-	-	-	X
56	MG	DA	3616	-	-	-	X
56	MG	DA	3654	-	-	-	X

2 Entry composition [i](#)

There are 58 unique types of molecules in this entry. The entry contains 284877 atoms, of which 0 are hydrogens and 0 are deuteriums.

In the tables below, the ZeroOcc column contains the number of atoms modelled with zero occupancy, the AltConf column contains the number of residues with at least one atom in alternate conformation and the Trace column contains the number of residues modelled with at most 2 atoms.

- Molecule 1 is a RNA chain called 16S Ribosomal RNA.

Mol	Chain	Residues	Atoms					ZeroOcc	AltConf	Trace
			Total	C	N	O	P			
1	AA	1466	Total	C	N	O	P	0	0	0
			31513	14026	5840	10181	1466			
1	CA	1461	Total	C	N	O	P	0	0	0
			31406	13979	5822	10145	1460			

- Molecule 2 is a protein called 30S Ribosomal Protein S2.

Mol	Chain	Residues	Atoms					ZeroOcc	AltConf	Trace
			Total	C	N	O	S			
2	AB	233	Total	C	N	O	S	0	0	0
			1809	1157	322	325	5			
2	CB	235	Total	C	N	O	S	0	0	1
			1817	1160	325	327	5			

- Molecule 3 is a protein called 30S Ribosomal Protein S3.

Mol	Chain	Residues	Atoms					ZeroOcc	AltConf	Trace
			Total	C	N	O	S			
3	AC	204	Total	C	N	O	S	0	0	0
			1434	896	277	260	1			
3	CC	206	Total	C	N	O	S	0	0	0
			1453	908	280	264	1			

- Molecule 4 is a protein called 30S Ribosomal Protein S4.

Mol	Chain	Residues	Atoms					ZeroOcc	AltConf	Trace
			Total	C	N	O	S			
4	AD	208	Total	C	N	O	S	0	0	0
			1520	960	283	272	5			
4	CD	208	Total	C	N	O	S	0	0	0
			1537	968	287	276	6			

- Molecule 5 is a protein called 30S Ribosomal Protein S5.

Mol	Chain	Residues	Atoms					ZeroOcc	AltConf	Trace
5	AE	148	Total	C	N	O	S	0	0	0
			1105	699	204	198	4			
5	CE	149	Total	C	N	O	S	0	0	0
			1115	706	206	199	4			

- Molecule 6 is a protein called 30S Ribosomal Protein S6.

Mol	Chain	Residues	Atoms					ZeroOcc	AltConf	Trace
6	AF	100	Total	C	N	O	S	0	0	0
			781	495	137	146	3			
6	CF	100	Total	C	N	O	S	0	0	0
			784	496	137	148	3			

- Molecule 7 is a protein called 30S Ribosomal Protein S7.

Mol	Chain	Residues	Atoms					ZeroOcc	AltConf	Trace
7	AG	154	Total	C	N	O	S	0	0	0
			1152	716	222	208	6			
7	CG	154	Total	C	N	O	S	0	0	0
			1149	715	222	206	6			

- Molecule 8 is a protein called 30S Ribosomal Protein S8.

Mol	Chain	Residues	Atoms					ZeroOcc	AltConf	Trace
8	AH	138	Total	C	N	O	S	0	0	0
			1045	665	188	190	2			
8	CH	138	Total	C	N	O	S	0	0	0
			1049	667	188	192	2			

- Molecule 9 is a protein called 30S Ribosomal Protein S9.

Mol	Chain	Residues	Atoms				ZeroOcc	AltConf	Trace
9	AI	125	Total	C	N	O	0	0	0
			863	542	164	157			
9	CI	125	Total	C	N	O	0	0	0
			849	531	161	157			

- Molecule 10 is a protein called 30S Ribosomal Protein S10.

Mol	Chain	Residues	Atoms				ZeroOcc	AltConf	Trace
10	AJ	96	Total	C	N	O	0	0	0
			659	408	131	120			

Continued on next page...

Continued from previous page...

Mol	Chain	Residues	Atoms				ZeroOcc	AltConf	Trace
			Total	C	N	O			
10	CJ	96	657	407	129	121	0	0	0

- Molecule 11 is a protein called 30S Ribosomal Protein S11.

Mol	Chain	Residues	Atoms					ZeroOcc	AltConf	Trace
			Total	C	N	O	S			
11	AK	115	843	524	160	156	3	0	0	0
11	CK	114	828	516	155	154	3	0	0	0

- Molecule 12 is a protein called 30S Ribosomal Protein S12.

Mol	Chain	Residues	Atoms					ZeroOcc	AltConf	Trace
			Total	C	N	O	S			
12	AL	122	909	570	179	159	1	0	0	0
12	CL	122	905	567	178	159	1	0	0	0

- Molecule 13 is a protein called 30S Ribosomal Protein S13.

Mol	Chain	Residues	Atoms					ZeroOcc	AltConf	Trace
			Total	C	N	O	S			
13	AM	115	814	503	166	144	1	0	0	0
13	CM	112	784	486	159	138	1	0	0	0

- Molecule 14 is a protein called 30S Ribosomal Protein S14.

Mol	Chain	Residues	Atoms					ZeroOcc	AltConf	Trace
			Total	C	N	O	S			
14	AN	59	473	300	98	71	4	0	0	0
14	CN	59	469	297	97	71	4	0	0	0

- Molecule 15 is a protein called 30S Ribosomal Protein S15.

Mol	Chain	Residues	Atoms					ZeroOcc	AltConf	Trace
			Total	C	N	O	S			
15	AO	88	724	453	143	126	2	0	0	0
15	CO	88	724	453	143	126	2	0	0	0

- Molecule 16 is a protein called 30S Ribosomal Protein S16.

Mol	Chain	Residues	Atoms					ZeroOcc	AltConf	Trace
			Total	C	N	O	S			
16	AP	81	Total 646	C 413	N 122	O 110	S 1	0	0	0
16	CP	82	Total 661	C 421	N 126	O 113	S 1	0	0	0

- Molecule 17 is a protein called 30S Ribosomal Protein S17.

Mol	Chain	Residues	Atoms					ZeroOcc	AltConf	Trace
			Total	C	N	O	S			
17	AQ	99	Total 823	C 528	N 151	O 142	S 2	0	0	0
17	CQ	99	Total 819	C 525	N 150	O 142	S 2	0	0	0

- Molecule 18 is a protein called 30S Ribosomal Protein S18.

Mol	Chain	Residues	Atoms				ZeroOcc	AltConf	Trace
			Total	C	N	O			
18	AR	68	Total 514	C 329	N 98	O 87	0	0	0
18	CR	68	Total 514	C 329	N 98	O 87	0	0	0

- Molecule 19 is a protein called 30S Ribosomal Protein S19.

Mol	Chain	Residues	Atoms					ZeroOcc	AltConf	Trace
			Total	C	N	O	S			
19	AS	81	Total 560	C 351	N 108	O 99	S 2	0	0	0
19	CS	75	Total 529	C 332	N 102	O 93	S 2	0	0	0

- Molecule 20 is a protein called 30S Ribosomal Protein S20.

Mol	Chain	Residues	Atoms					ZeroOcc	AltConf	Trace
			Total	C	N	O	S			
20	AT	96	Total 714	C 438	N 154	O 120	S 2	0	0	0
20	CT	104	Total 773	C 476	N 162	O 133	S 2	0	0	0

- Molecule 21 is a protein called 30S Ribosomal Protein THX.

Mol	Chain	Residues	Atoms				ZeroOcc	AltConf	Trace
21	AU	25	Total	C	N	O	0	0	0
			217	134	52	31			
21	CU	23	Total	C	N	O	0	0	0
			180	112	41	27			

- Molecule 22 is a protein called YAEJ.

Mol	Chain	Residues	Atoms					ZeroOcc	AltConf	Trace
22	AY	132	Total	C	N	O	S	0	0	0
			1031	638	204	187	2			

- Molecule 23 is a RNA chain called P-site fMet-tRNA.

Mol	Chain	Residues	Atoms					ZeroOcc	AltConf	Trace
23	AV	77	Total	C	N	O	P	0	0	0
			1644	732	297	538	77			
23	CV	77	Total	C	N	O	P	0	0	0
			1644	732	297	538	77			

- Molecule 24 is a RNA chain called mRNA.

Mol	Chain	Residues	Atoms					ZeroOcc	AltConf	Trace
24	AX	6	Total	C	N	O	P	0	0	0
			131	59	27	39	6			
24	CX	6	Total	C	N	O	P	0	0	0
			131	59	27	39	6			

- Molecule 25 is a RNA chain called 23S Ribosomal RNA.

Mol	Chain	Residues	Atoms					ZeroOcc	AltConf	Trace
25	BA	2752	Total	C	N	O	P	0	0	0
			59281	26384	11101	19045	2751			
25	DA	2722	Total	C	N	O	P	0	0	0
			58627	26093	10971	18843	2720			

- Molecule 26 is a RNA chain called 5S Ribosomal RNA.

Mol	Chain	Residues	Atoms					ZeroOcc	AltConf	Trace
26	BB	120	Total	C	N	O	P	0	0	0
			2573	1146	476	832	119			
26	DB	120	Total	C	N	O	P	0	0	0
			2573	1146	476	832	119			

- Molecule 27 is a protein called 50S Ribosomal Protein L2.

Mol	Chain	Residues	Atoms					ZeroOcc	AltConf	Trace
			Total	C	N	O	S			
27	BD	275	Total	C	N	O	S	0	0	0
			2131	1346	422	360	3			
27	DD	275	Total	C	N	O	S	0	0	0
			2136	1349	423	361	3			

- Molecule 28 is a protein called 50S Ribosomal Protein L3.

Mol	Chain	Residues	Atoms					ZeroOcc	AltConf	Trace
			Total	C	N	O	S			
28	BE	204	Total	C	N	O	S	0	0	0
			1555	982	297	270	6			
28	DE	204	Total	C	N	O	S	0	0	0
			1555	982	297	270	6			

- Molecule 29 is a protein called 50S Ribosomal Protein L4.

Mol	Chain	Residues	Atoms					ZeroOcc	AltConf	Trace
			Total	C	N	O	S			
29	BF	203	Total	C	N	O	S	0	0	1
			1576	1005	297	272	2			
29	DF	203	Total	C	N	O	S	0	0	1
			1578	1007	297	272	2			

- Molecule 30 is a protein called 50S Ribosomal Protein L5.

Mol	Chain	Residues	Atoms					ZeroOcc	AltConf	Trace
			Total	C	N	O	S			
30	BG	181	Total	C	N	O	S	0	0	0
			1368	879	242	244	3			
30	DG	180	Total	C	N	O	S	0	0	0
			1361	874	241	243	3			

- Molecule 31 is a protein called 50S Ribosomal Protein L6.

Mol	Chain	Residues	Atoms					ZeroOcc	AltConf	Trace
			Total	C	N	O	S			
31	BH	174	Total	C	N	O	S	0	0	0
			1317	837	243	236	1			
31	DH	174	Total	C	N	O	S	0	0	0
			1317	837	243	236	1			

- Molecule 32 is a protein called 50S Ribosomal Protein L9.

Mol	Chain	Residues	Atoms					ZeroOcc	AltConf	Trace
32	BI	147	Total	C	N	O	S	0	0	0
			1066	687	184	194	1			
32	DI	146	Total	C	N	O	S	0	0	0
			1057	682	182	192	1			

- Molecule 33 is a protein called 50S Ribosomal Protein L13.

Mol	Chain	Residues	Atoms					ZeroOcc	AltConf	Trace
33	BN	140	Total	C	N	O	S	0	0	0
			1112	717	207	184	4			
33	DN	140	Total	C	N	O	S	0	0	0
			1112	717	207	184	4			

- Molecule 34 is a protein called 50S Ribosomal Protein L14.

Mol	Chain	Residues	Atoms					ZeroOcc	AltConf	Trace
34	BO	122	Total	C	N	O	S	0	0	0
			923	583	168	168	4			
34	DO	122	Total	C	N	O	S	0	0	0
			923	583	168	168	4			

- Molecule 35 is a protein called 50S Ribosomal Protein L15.

Mol	Chain	Residues	Atoms					ZeroOcc	AltConf	Trace
35	BP	149	Total	C	N	O	S	0	0	0
			1131	703	229	196	3			
35	DP	149	Total	C	N	O	S	0	0	0
			1131	703	229	196	3			

- Molecule 36 is a protein called 50S Ribosomal Protein L16.

Mol	Chain	Residues	Atoms					ZeroOcc	AltConf	Trace
36	BQ	141	Total	C	N	O	S	0	0	0
			1122	715	212	188	7			
36	DQ	141	Total	C	N	O	S	0	0	0
			1122	715	212	188	7			

- Molecule 37 is a protein called 50S Ribosomal Protein L17.

Mol	Chain	Residues	Atoms					ZeroOcc	AltConf	Trace
37	BR	118	Total	C	N	O	S	0	0	0
			968	604	203	160	1			

Continued on next page...

Continued from previous page...

Mol	Chain	Residues	Atoms					ZeroOcc	AltConf	Trace
			Total	C	N	O	S			
37	DR	118	Total 968	C 604	N 203	O 160	S 1	0	0	0

- Molecule 38 is a protein called 50S Ribosomal Protein L18.

Mol	Chain	Residues	Atoms					ZeroOcc	AltConf	Trace
			Total	C	N	O	S			
38	BS	110	Total 865	C 544	N 172	O 149		0	0	0
38	DS	110	Total 873	C 550	N 174	O 149		0	0	0

- Molecule 39 is a protein called 50S Ribosomal Protein L19.

Mol	Chain	Residues	Atoms					ZeroOcc	AltConf	Trace
			Total	C	N	O	S			
39	BT	132	Total 1072	C 672	N 215	O 184	S 1	0	0	0
39	DT	130	Total 1058	C 663	N 212	O 182	S 1	0	0	0

- Molecule 40 is a protein called 50S Ribosomal Protein L20.

Mol	Chain	Residues	Atoms					ZeroOcc	AltConf	Trace
			Total	C	N	O	S			
40	BU	116	Total 959	C 608	N 201	O 149	S 1	0	0	0
40	DU	116	Total 959	C 608	N 201	O 149	S 1	0	0	0

- Molecule 41 is a protein called 50S Ribosomal Protein L21.

Mol	Chain	Residues	Atoms					ZeroOcc	AltConf	Trace
			Total	C	N	O	S			
41	BV	100	Total 766	C 493	N 139	O 133	S 1	0	0	0
41	DV	100	Total 770	C 496	N 140	O 133	S 1	0	0	0

- Molecule 42 is a protein called 50S Ribosomal Protein L22.

Mol	Chain	Residues	Atoms					ZeroOcc	AltConf	Trace
			Total	C	N	O	S			
42	BW	112	Total 890	C 560	N 175	O 153	S 2	0	0	0
42	DW	111	Total 877	C 552	N 171	O 152	S 2	0	0	0

- Molecule 43 is a protein called 50S Ribosomal Protein L23.

Mol	Chain	Residues	Atoms					ZeroOcc	AltConf	Trace
			Total	C	N	O	S			
43	BX	95	Total	C	N	O	S	0	0	0
			742	483	134	124	1			
43	DX	95	Total	C	N	O	S	0	0	0
			732	477	130	124	1			

- Molecule 44 is a protein called 50S Ribosomal Protein L24.

Mol	Chain	Residues	Atoms					ZeroOcc	AltConf	Trace
			Total	C	N	O	S			
44	BY	107	Total	C	N	O	S	0	0	0
			785	503	145	131	6			
44	DY	107	Total	C	N	O	S	0	0	0
			781	502	145	128	6			

- Molecule 45 is a protein called 50S Ribosomal Protein L25.

Mol	Chain	Residues	Atoms					ZeroOcc	AltConf	Trace
			Total	C	N	O	S			
45	BZ	186	Total	C	N	O	S	0	0	0
			1454	929	256	267	2			
45	DZ	189	Total	C	N	O	S	0	0	0
			1451	925	253	270	3			

- Molecule 46 is a protein called 50S Ribosomal Protein L27.

Mol	Chain	Residues	Atoms					ZeroOcc	AltConf	Trace
			Total	C	N	O	S			
46	B0	76	Total	C	N	O	S	0	0	0
			594	368	125	100	1			
46	D0	77	Total	C	N	O	S	0	0	0
			607	376	126	104	1			

- Molecule 47 is a protein called 50S Ribosomal Protein L28.

Mol	Chain	Residues	Atoms					ZeroOcc	AltConf	Trace
			Total	C	N	O	S			
47	B1	97	Total	C	N	O	S	0	0	0
			745	469	144	131	1			
47	D1	97	Total	C	N	O	S	0	0	0
			745	469	144	131	1			

- Molecule 48 is a protein called 50S Ribosomal Protein L29.

Mol	Chain	Residues	Atoms					ZeroOcc	AltConf	Trace
48	B2	70	Total	C	N	O	S	0	0	0
			588	365	118	103	2			
48	D2	71	Total	C	N	O	S	0	0	0
			584	361	118	103	2			

- Molecule 49 is a protein called 50S Ribosomal Protein L30.

Mol	Chain	Residues	Atoms					ZeroOcc	AltConf	Trace
49	B3	59	Total	C	N	O	S	0	0	0
			458	293	87	78				
49	D3	58	Total	C	N	O	S	0	0	0
			453	290	86	77				

- Molecule 50 is a protein called 50S Ribosomal Protein L31.

Mol	Chain	Residues	Atoms					ZeroOcc	AltConf	Trace
50	B4	46	Total	C	N	O	S	0	0	0
			349	223	57	64	5			
50	D4	46	Total	C	N	O	S	0	0	0
			349	223	57	64	5			

- Molecule 51 is a protein called 50S Ribosomal Protein L32.

Mol	Chain	Residues	Atoms					ZeroOcc	AltConf	Trace
51	B5	59	Total	C	N	O	S	0	0	0
			455	286	90	74	5			
51	D5	59	Total	C	N	O	S	0	0	0
			451	283	89	74	5			

- Molecule 52 is a protein called 50S Ribosomal Protein L33.

Mol	Chain	Residues	Atoms					ZeroOcc	AltConf	Trace
52	B6	53	Total	C	N	O	S	0	0	0
			449	278	90	77	4			
52	D6	53	Total	C	N	O	S	0	0	0
			437	272	84	77	4			

- Molecule 53 is a protein called 50S Ribosomal Protein L34.

Mol	Chain	Residues	Atoms					ZeroOcc	AltConf	Trace
53	B7	48	Total	C	N	O	S	0	0	0
			418	257	104	55	2			

Continued on next page...

Continued from previous page...

Mol	Chain	Residues	Atoms					ZeroOcc	AltConf	Trace
53	D7	48	Total	C	N	O	S	0	0	0
			402	248	97	55	2			

- Molecule 54 is a protein called 50S Ribosomal Protein L35.

Mol	Chain	Residues	Atoms					ZeroOcc	AltConf	Trace
54	B8	64	Total	C	N	O	S	0	0	0
			509	326	99	82	2			
54	D8	64	Total	C	N	O	S	0	0	0
			509	326	99	82	2			

- Molecule 55 is a protein called 50S Ribosomal Protein L36.

Mol	Chain	Residues	Atoms					ZeroOcc	AltConf	Trace
55	B9	36	Total	C	N	O	S	0	0	0
			297	182	66	46	3			
55	D9	35	Total	C	N	O	S	0	0	0
			292	180	65	44	3			

- Molecule 56 is MAGNESIUM ION (three-letter code: MG) (formula: Mg).

Mol	Chain	Residues	Atoms		ZeroOcc	AltConf
56	BA	896	Total	Mg	0	0
			896	896		
56	AK	1	Total	Mg	0	0
			1	1		
56	DQ	2	Total	Mg	0	0
			2	2		
56	DF	3	Total	Mg	0	0
			3	3		
56	CV	10	Total	Mg	0	0
			10	10		
56	B8	2	Total	Mg	0	0
			2	2		
56	BE	5	Total	Mg	0	0
			5	5		
56	DU	1	Total	Mg	0	0
			1	1		
56	B1	3	Total	Mg	0	0
			3	3		
56	CD	1	Total	Mg	0	0
			1	1		

Continued on next page...

Continued from previous page...

Mol	Chain	Residues	Atoms		ZeroOcc	AltConf
56	BP	2	Total 2	Mg 2	0	0
56	DR	1	Total 1	Mg 1	0	0
56	CA	219	Total 219	Mg 219	0	0
56	B5	3	Total 3	Mg 3	0	0
56	BB	30	Total 30	Mg 30	0	0
56	BT	1	Total 1	Mg 1	0	0
56	D8	1	Total 1	Mg 1	0	0
56	AE	1	Total 1	Mg 1	0	0
56	B9	1	Total 1	Mg 1	0	0
56	BF	7	Total 7	Mg 7	0	0
56	AV	18	Total 18	Mg 18	0	0
56	BX	1	Total 1	Mg 1	0	0
56	B2	2	Total 2	Mg 2	0	0
56	AA	348	Total 348	Mg 348	0	0
56	BQ	4	Total 4	Mg 4	0	0
56	D6	2	Total 2	Mg 2	0	0
56	CX	1	Total 1	Mg 1	0	0
56	DV	1	Total 1	Mg 1	0	0
56	B6	1	Total 1	Mg 1	0	0
56	BU	1	Total 1	Mg 1	0	0
56	D7	1	Total 1	Mg 1	0	0

Continued on next page...

Continued from previous page...

Mol	Chain	Residues	Atoms	ZeroOcc	AltConf
56	AD	2	Total Mg 2 2	0	0
56	DD	4	Total Mg 4 4	0	0
56	CT	1	Total Mg 1 1	0	0
56	D0	4	Total Mg 4 4	0	0
56	BG	2	Total Mg 2 2	0	0
56	AI	2	Total Mg 2 2	0	0
56	BY	2	Total Mg 2 2	0	0
56	DE	4	Total Mg 4 4	0	0
56	B3	2	Total Mg 2 2	0	0
56	BR	2	Total Mg 2 2	0	0
56	DA	696	Total Mg 696 696	0	0
56	B7	1	Total Mg 1 1	0	0
56	BV	2	Total Mg 2 2	0	0
56	DO	3	Total Mg 3 3	0	0
56	BO	2	Total Mg 2 2	0	0
56	D1	1	Total Mg 1 1	0	0
56	DX	1	Total Mg 1 1	0	0
56	BZ	2	Total Mg 2 2	0	0
56	D5	1	Total Mg 1 1	0	0
56	BD	5	Total Mg 5 5	0	0
56	AT	1	Total Mg 1 1	0	0

Continued on next page...

Continued from previous page...

Mol	Chain	Residues	Atoms		ZeroOcc	AltConf
56	DT	3	Total 3	Mg 3	0	0
56	B0	5	Total 5	Mg 5	0	0
56	AY	1	Total 1	Mg 1	0	0
56	AF	1	Total 1	Mg 1	0	0
56	DB	16	Total 16	Mg 16	0	0

- Molecule 57 is ZINC ION (three-letter code: ZN) (formula: Zn).

Mol	Chain	Residues	Atoms		ZeroOcc	AltConf
57	B5	1	Total 1	Zn 1	0	0
57	B4	1	Total 1	Zn 1	0	0
57	AD	1	Total 1	Zn 1	0	0
57	CD	1	Total 1	Zn 1	0	0
57	B9	1	Total 1	Zn 1	0	0
57	BY	1	Total 1	Zn 1	0	0
57	DY	1	Total 1	Zn 1	0	0
57	D5	1	Total 1	Zn 1	0	0
57	D4	1	Total 1	Zn 1	0	0
57	AN	1	Total 1	Zn 1	0	0
57	CN	1	Total 1	Zn 1	0	0
57	D6	1	Total 1	Zn 1	0	0
57	D9	1	Total 1	Zn 1	0	0
57	B6	1	Total 1	Zn 1	0	0

- Molecule 58 is water.

Mol	Chain	Residues	Atoms	ZeroOcc	AltConf
58	AA	372	Total O 372 372	0	0
58	AD	2	Total O 2 2	0	0
58	AE	3	Total O 3 3	0	0
58	AI	1	Total O 1 1	0	0
58	AK	2	Total O 2 2	0	0
58	AL	2	Total O 2 2	0	0
58	AN	1	Total O 1 1	0	0
58	AT	5	Total O 5 5	0	0
58	AY	2	Total O 2 2	0	0
58	AV	16	Total O 16 16	0	0
58	AX	1	Total O 1 1	0	0
58	BA	1491	Total O 1491 1491	0	0
58	BB	46	Total O 46 46	0	0
58	BD	10	Total O 10 10	0	0
58	BE	5	Total O 5 5	0	0
58	BF	5	Total O 5 5	0	0
58	BG	5	Total O 5 5	0	0
58	BH	1	Total O 1 1	0	0
58	BN	3	Total O 3 3	0	0
58	BO	3	Total O 3 3	0	0
58	BP	9	Total O 9 9	0	0

Continued on next page...

Continued from previous page...

Mol	Chain	Residues	Atoms		ZeroOcc	AltConf
58	BQ	4	Total 4	O 4	0	0
58	BR	7	Total 7	O 7	0	0
58	BT	1	Total 1	O 1	0	0
58	BU	7	Total 7	O 7	0	0
58	BV	1	Total 1	O 1	0	0
58	BW	2	Total 2	O 2	0	0
58	BX	2	Total 2	O 2	0	0
58	BY	1	Total 1	O 1	0	0
58	B0	4	Total 4	O 4	0	0
58	B1	1	Total 1	O 1	0	0
58	B3	1	Total 1	O 1	0	0
58	B6	4	Total 4	O 4	0	0
58	B7	2	Total 2	O 2	0	0
58	B8	4	Total 4	O 4	0	0
58	B9	1	Total 1	O 1	0	0
58	CA	330	Total 330	O 330	0	0
58	CB	1	Total 1	O 1	0	0
58	CC	1	Total 1	O 1	0	0
58	CD	3	Total 3	O 3	0	0
58	CE	1	Total 1	O 1	0	0
58	CK	2	Total 2	O 2	0	0

Continued on next page...

Continued from previous page...

Mol	Chain	Residues	Atoms	ZeroOcc	AltConf
58	CL	3	Total O 3 3	0	0
58	CN	2	Total O 2 2	0	0
58	CO	2	Total O 2 2	0	0
58	CQ	2	Total O 2 2	0	0
58	CT	2	Total O 2 2	0	0
58	CV	13	Total O 13 13	0	0
58	CX	1	Total O 1 1	0	0
58	DA	1028	Total O 1028 1028	0	0
58	DB	40	Total O 40 40	0	0
58	DD	8	Total O 8 8	0	0
58	DE	11	Total O 11 11	0	0
58	DF	4	Total O 4 4	0	0
58	DG	1	Total O 1 1	0	0
58	DN	3	Total O 3 3	0	0
58	DO	5	Total O 5 5	0	0
58	DP	4	Total O 4 4	0	0
58	DR	5	Total O 5 5	0	0
58	DT	3	Total O 3 3	0	0
58	DV	1	Total O 1 1	0	0
58	DW	1	Total O 1 1	0	0
58	DY	2	Total O 2 2	0	0

Continued on next page...

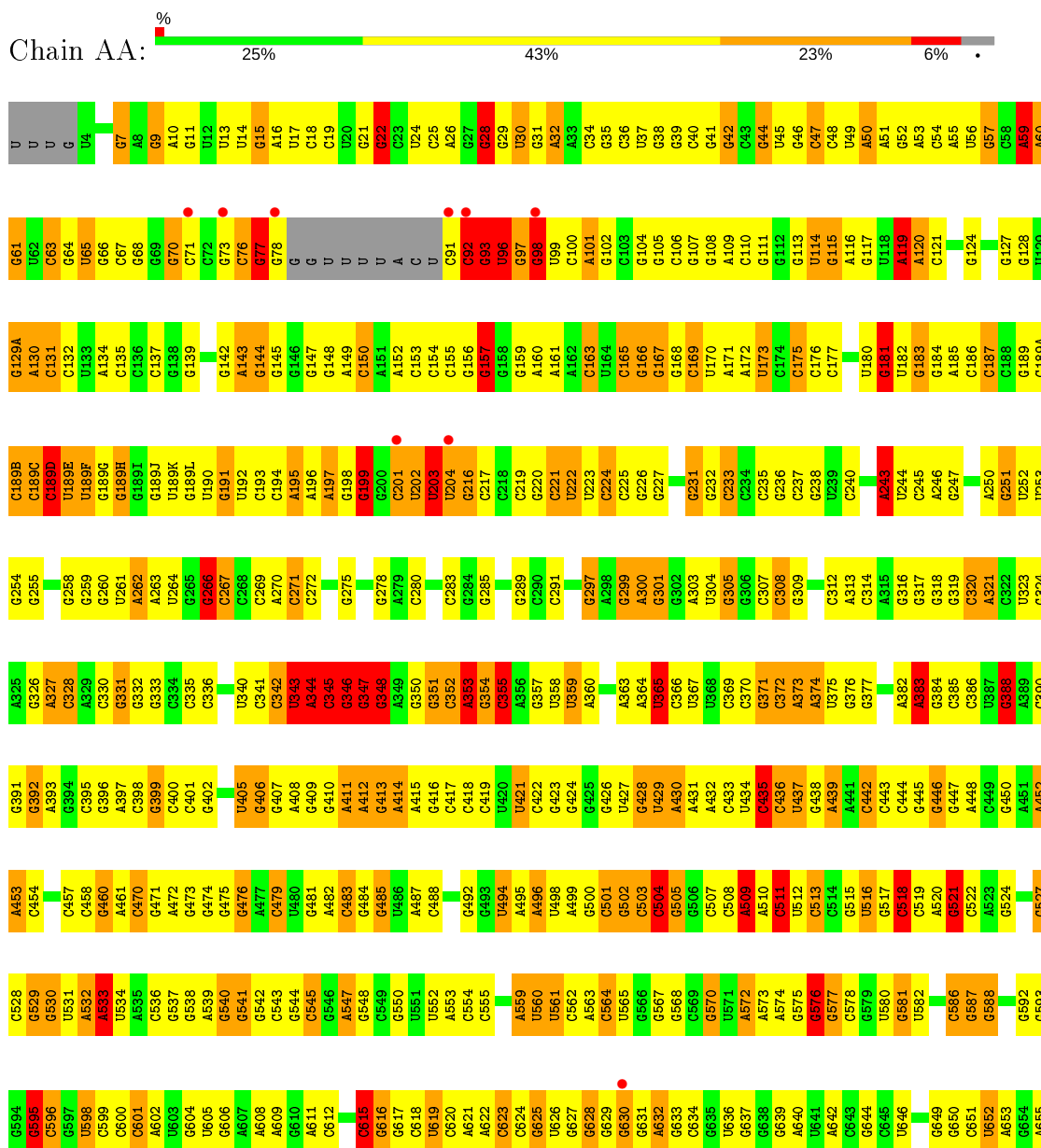
Continued from previous page...

Mol	Chain	Residues	Atoms	ZeroOcc	AltConf
58	D1	3	Total O 3 3	0	0
58	D3	1	Total O 1 1	0	0
58	D6	2	Total O 2 2	0	0
58	D7	2	Total O 2 2	0	0
58	D8	4	Total O 4 4	0	0

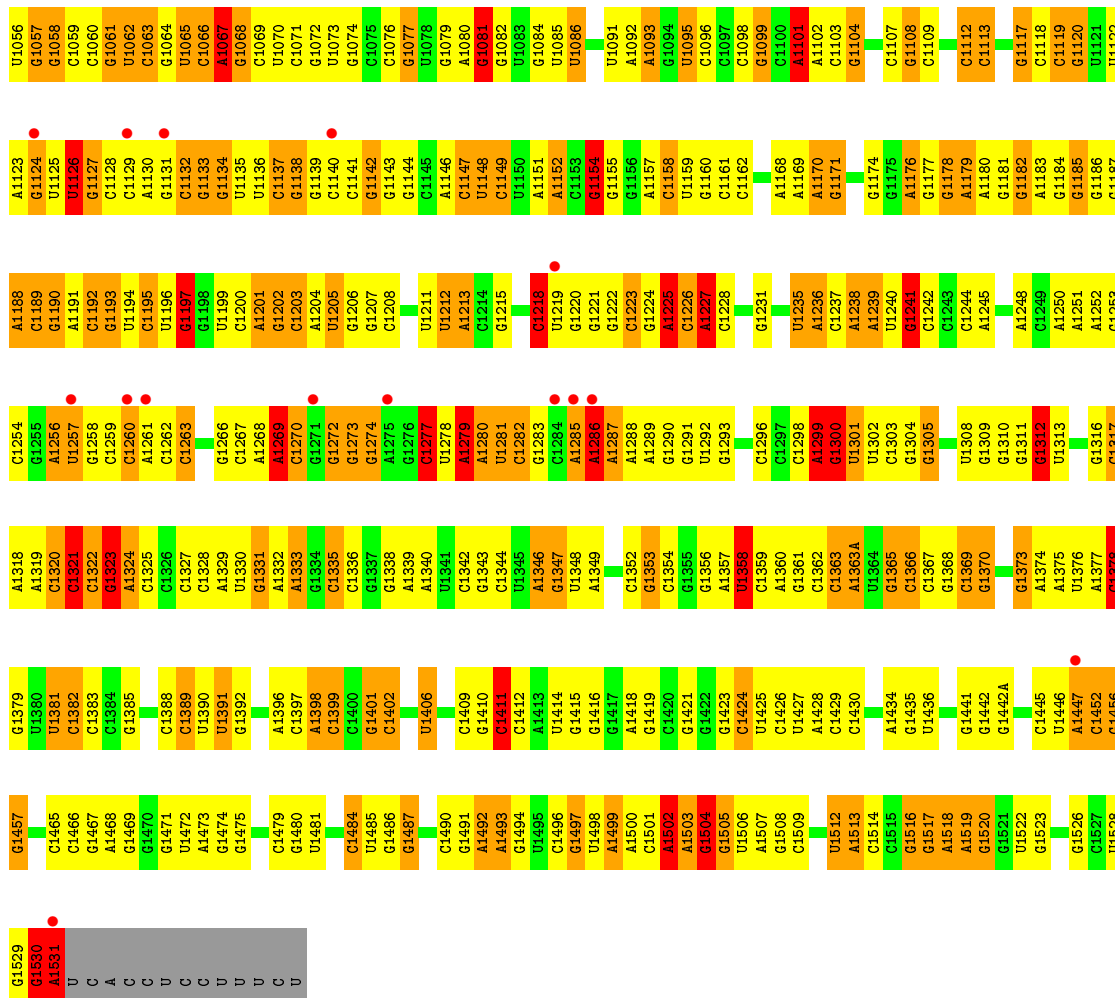
3 Residue-property plots

These plots are drawn for all protein, RNA and DNA chains in the entry. The first graphic for a chain summarises the proportions of the various outlier classes displayed in the second graphic. The second graphic shows the sequence view annotated by issues in geometry and electron density. Residues are color-coded according to the number of geometric quality criteria for which they contain at least one outlier: green = 0, yellow = 1, orange = 2 and red = 3 or more. A red dot above a residue indicates a poor fit to the electron density ($RSRZ > 2$). Stretches of 2 or more consecutive residues without any outlier are shown as a green connector. Residues present in the sample, but not in the model, are shown in grey.

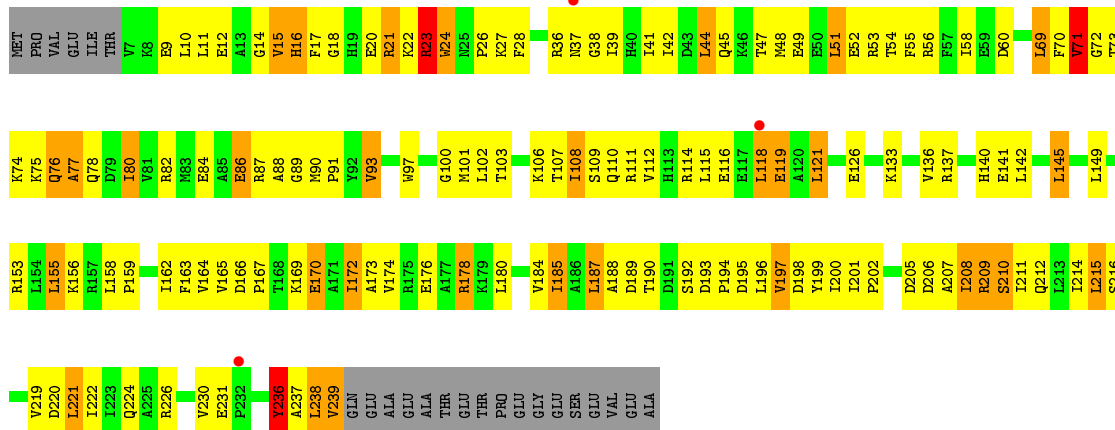
- Molecule 1: 16S Ribosomal RNA



A	C1007	C1008	G1009	G1010	G1011	G1012	G1013	A1014	A1015	A1016	G1017	G1018	G1019	G1020	G1021	G1022	G	G	U	C25	A26	G27	G28	A32	A33	C34	G35	U37	G38	G39	C40	G41	G42	C43	G44	U45	G46	C47	C48	U49	A50	A51	G52	A53	C54	A55	U56	G57	G58	A59	G60	G61																																																																																																																																																																																																																																																																																																																																																																																																																																																																																																							
G934	G941	G942	G943	G944	G945	G946	G947	G948	G953	G954	A959	G960	G961	G962	G963	G964	A965	G966	G967	A968	G969	G970	G971	G972	G973	A974	A975	G976	G977	A978	G979	G980	U981	G982	G983	A984	G985	A986	G987	G988	G989	G990	G991	G992	G993	G994	G995	G998	G999	U																																																																																																																																																																																																																																																																																																																																																																																																																																																																																																									
C878	C879	C880	C881	C882	C883	C884	C885	C886	C887	C888	C889	A900	A901	G902	G903	G904	U905	G906	G907	A908	A909	C910	U911	C912	A913	A914	A915	G916	G917	A918	A919	U920	U921	G922	A923	C924	G925	G926	G927	G928	G929	G929	C930	G931	G932	G933	G934	G935	G936	G937	G938	G939	G940																																																																																																																																																																																																																																																																																																																																																																																																																																																																																																						
U801	A802	G803	U804	C805	C806	C810	C811	C812	U813	A814	A815	A816	C817	C818	U819	U820	U821	U822	U823	U824	U825	U826	U827	U828	U829	U830	U831	U832	U833	U834	U835	U836	U837	U838	U839	U840	U841	U842	U843	U844	U845	U846	U847	U848	U849	U850	U851	U852	U853	U854	U855	U856	U857	U858	U859	U860	U861	U862	U863	U864	U865	U866	U867	U868	U869	U870	U871	U872	U873	U874	U875	U876	U877	U878	U879	U880	U881	U882	U883	U884	U885	U886	U887	U888	U889	U890	U891	U892	U893	U894	U895	U896	U897	U898	U899	U900																																																																																																																																																																																																																																																																																																																																																																																																																																																											
G732	A733	G734	C735	A736	C737	C738	C739	C740	C741	C742	C743	C744	C745	C746	C747	C748	C749	C750	C751	C752	C753	C754	C755	C756	C757	C758	C759	C760	G761	G762	G763	G764	G765	G766	G767	G768	G769	G770	G771	G772	G773	G774	G775	G776	G777	G778	G779	G780	G781	G782	G783	G784	G785	G786	G787	G788	G789	G790	G791	G792	G793	G794	G795	G796	G797	G798	G799	G800																																																																																																																																																																																																																																																																																																																																																																																																																																																																																							
G576	G577	C578	G579	U580	G581	U582	C586	G587	C588	G589	G590	U591	G592	G593	G594	G595	C596	G597	U598	C599	C600	C601	C602	U603	G604	U605	G606	G607	U608	C612	C613	G616	G617	C618	U619	C620	A621	A622	C623	C624	G625	G629	G630	G631	A632	G633	C634	G635	C636	C637	C638	G644	C645	C646	C647																																																																																																																																																																																																																																																																																																																																																																																																																																																																																																				
C511	U512	C513	C514	C515	C516	A520	C521	C522	A523	C524	C525	C526	C527	C530	U531	A532	A533	U534	A535	C536	U537	A538	A539	C540	C541	C542	C543	C544	C545	C546	C547	C548	C549	C550	C551	C552	C553	C554	C555	C556	C557	C558	C559	C560	C561	C562	C563	C564	C565	C566	C567	C568	C569	C570	C571	C572	C573	C574	C575	C576	C577	C578	C579	C580	C581	C582	C583	C584	C585	C586	C587	C588	C589	C590	C591	C592	C593	C594	C595	C596	C597	C598	C599	C600	C601	C602	C603	C604	C605	C606	C607	C608	C609	C610	C611	C612	C613	C614	C615	C616	C617	C618	C619	C620	C621	C622	C623	C624	C625	C626	C627	C628	C629	C630	C631	C632	C633	C634	C635	C636	C637	C638	C639	C640	C641	C642	C643	C644	C645	C646	C647	C648	C649	C650	C651	C652	C653	C654	C655	C656	C657	C658	C659	C660	C661	C662	C663	C664	C665	C666	C667	C668	C669	C670	C671	C672	C673	C674	C675	C676	C677	C678	C679	C680	C681	C682	C683	C684	C685	C686	C687	C688	C689	C690	C691	C692	C693	C694	C695	C696	C697	C698	C699	C700	C701	C702	C703	C704	C705	C706	C707	C708	C709	C710	C711	C712	C713	C714	C715	C716	C717	C718	C719	C720	C721	C722	C723	C724	C725	C726	C727	C728	C729	C730	C731	C732	C733	C734	C735	C736	C737	C738	C739	C740	C741	C742	C743	C744	C745	C746	C747	C748	C749	C750	C751	C752	C753	C754	C755	C756	C757	C758	C759	C760	C761	C762	C763	C764	C765	C766	C767	C768	C769	C770	C771	C772	C773	C774	C775	C776	C777	C778	C779	C780	C781	C782	C783	C784	C785	C786	C787	C788	C789	C790	C791	C792	C793	C794	C795	C796	C797	C798	C799	C800	C801	C802	C803	C804	C805	C806	C807	C808	C809	C810	C811	C812	C813	C814	C815	C816	C817	C818	C819	C820	C821	C822	C823	C824	C825	C826	C827	C828	C829	C830	C831	C832	C833	C834	C835	C836	C837	C838	C839	C840	C841	C842	C843	C844	C845	C846	C847	C848	C849	C850	C851	C852	C853	C854	C855	C856	C857	C858	C859	C860	C861	C862	C863	C864	C865	C866	C867	C868	C869	C870	C871	C872	C873	C874	C875	C876	C877	C878	C879	C880	C881	C882	C883	C884	C885	C886	C887	C888	C889	C890	C891	C892	C893	C894	C895	C896	C897	C898	C899	C900	C901	C902	C903	C904	C905	C906	C907	C908	C909	C910	C911	C912	C913	C914	C915	C916	C917	C918	C919	C920	C921	C922	C923	C924	C925	C926	C927	C928	C929	C930	C931	C932	C933	C934	C935	C936	C937	C938	C939	C940	C941	C942	C943	C944	C945	C946	C947	C948	C949	C950	C951	C952	C953	C954	C955	C956	C957	C958	C959	C960	C961	C962	C963	C964	C965	C966	C967	C968	C969	C970	C971	C972	C973	C974	C975	C976	C977	C978	C979	C980	C981	C982	C983	C984	C985	C986	C987	C988	C989	C990	C991	C992	C993	C994	C995	C996	C997	C998	C999	C1000	C1001	C1002	C1003	C1004	C1005	C1006	C1007	C1008	C1009	C1010	C1011	C1012	C1013	C1014	C1015	C1016	C1017	C1018	C1019	C1020	C1021	C1022	C1023	C1024	C1025	C1026	C1027	C1028	C1029	C1030	C1031	C1032	C1033	C1034	C1035	C1036	C1037	C1038	C1039	C1040	C1041	C1042	C1043	C1044	C1045	C1046	C1047	C1048	C1049	C1050	C1051	C1052	C1053	C1054	C1055
U627	G628	U629	A630	A631	A632	C633	U634	C635	A636	U637	C638	A639	A640	C641	C642	C643	C644	C645	C646	C647	C648	C649	C650	C651	C652	C653	C654	C655	C656	C657	C658	C659	C660	C661	C662	C663	C664	C665	C666	C667	C668	C669	C670	C671	C672	C673	C674	C675	C676	C677	C678	C679	C680	C681	C682	C683	C684	C685	C686	C687	C688	C689	C690	C691	C692	C693	C694	C695	C696	C697	C698	C699	C700	C701	C702	C703	C704	C705	C706	C707	C708	C709	C710	C711	C712	C713	C714	C715	C716	C717	C718	C719	C720	C721	C722	C723	C724	C725	C726	C727	C728	C729	C730	C731	C732	C733	C734	C735	C736	C737	C738	C739	C740	C741	C742	C743	C744	C745	C746	C747	C748	C749	C750	C751	C752	C753	C754	C755	C756	C757	C758	C759	C760	C761	C762	C763	C764	C765	C766	C767	C768	C769	C770	C771	C772	C773	C774	C775	C776	C777	C778	C779	C780	C781	C782	C783	C784	C785	C786	C787	C788	C789	C790	C791	C792	C793	C794	C795	C796	C797	C798	C799	C800	C801	C802	C803	C804	C805	C806	C807	C808	C809	C810	C811	C812	C813	C814	C815	C816	C817	C818	C819	C820	C821	C822	C823	C824	C825	C826	C827	C828	C829	C830	C831	C832	C833	C834	C835	C836	C837	C838	C839	C840	C841	C842	C843	C844	C845	C846	C847	C848	C849	C850	C851	C852	C853	C854	C855	C856	C857	C858	C859	C860	C861	C862	C863	C864	C865	C866	C867	C868	C869	C870	C871	C872	C873	C874	C875	C876	C877	C878	C879	C880	C881	C882	C883	C884	C885	C886	C887	C888	C889	C890	C891	C892	C893	C894	C895	C896	C897	C898	C899	C900	C901	C902	C903	C904	C905	C906	C907	C908	C909	C910	C911	C912	C913	C914	C915	C916	C917	C918	C919	C920	C921	C922	C923	C924	C925	C926	C927	C928	C929	C930	C931	C932	C933	C934	C935	C936	C937	C938	C939	C940	C941	C942	C943	C944	C945	C946	C947	C948	C949	C950	C951	C952	C953	C954	C955	C956	C957	C958	C959	C960	C961	C962	C963	C964	C965	C966	C967	C968	C969	C970	C971	C972	C973	C974	C975	C976	C977	C978	C979	C980	C981	C982	C983	C984	C985	C986	C987	C988	C989	C990	C991	C992	C993	C994	C995	C996	C997	C998	C999	C1000	C1001	C1002	C1003	C1004	C1005	C1006	C1007	C1008	C1009	C1010	C1011	C1012	C1013	C1014	C1015	C1016	C1017	C1018	C1019	C1020	C1021	C1022	C1023	C1024	C1025	C1026	C1027	C1028	C1029	C1030	C1031	C1032	C1033	C1034	C1035	C1036	C1037	C1038	C1039	C1040	C1041	C1042	C1043	C1044	C1045	C1046	C1047	C1048	C1049	C1050	C1051	C1052	C1053	C1054	C1055																																																																																																															
U148	A149	C150	C153	C154	A160	A161	A162	C163	U164	C165	G166	G167	A171	U172	U173	C174	C175	C176	C177	C178	U180	G181	U182	C186	C187	C188	G189	C189A	C189B	C189C	C189D	U189E	U189F	G189G	G189H	G189I	U189L	G191	C192	C193	C194	U195	A196	A197	G198	C199	G200	C201	U202	U203	U204	G216	G217																																																																																																																																																																																																																																																																																																																																																																																																																																																																																																						
G218	C219	G220	C221	U222	U223	G227	G232	C233	C234	C235	G236	C237	C240	C241	C242	A243	U244	C245	A246	G247	A250	G251	U252	U253	G254	G255	G256	G257	G258	A262	A263	G266	C267	A270	C271	C272	A273	G274	G275	G276	G277	G278	G279	G280	G281	G282	G283	G284	G285	G286	U287	U288	G289	G292																																																																																																																																																																																																																																																																																																																																																																																																																																																																																																					
U296	G297	A298	C299	A300	A303	U304	C305	C306	C307	C308	C309	C310	C314	G315	C316	C317	C318	C319	C320	A321	G324	A325	G326	A327	C328	A329	C330	C331	C332	C333	C337	A338	C339	U343	A344	C																																																																																																																																																																																																																																																																																																																																																																																																																																																																																																																							

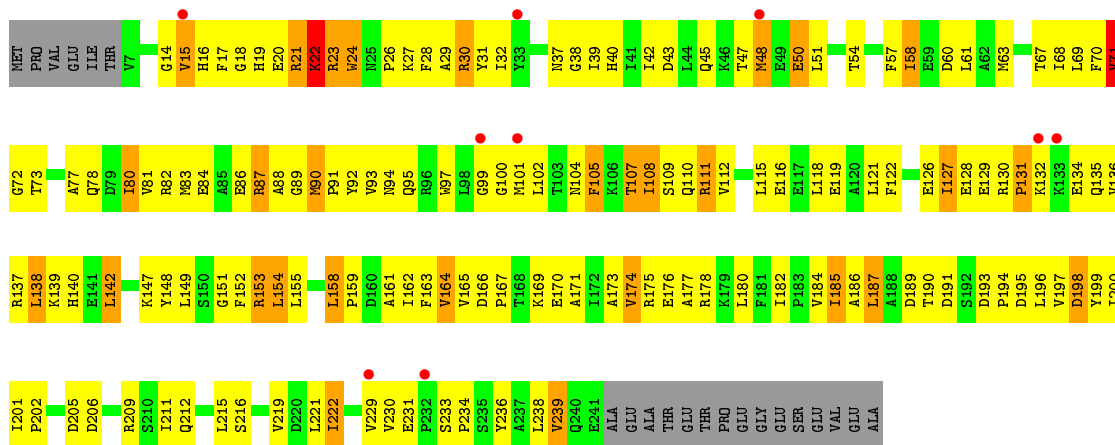


• Molecule 2: 30S Ribosomal Protein S2

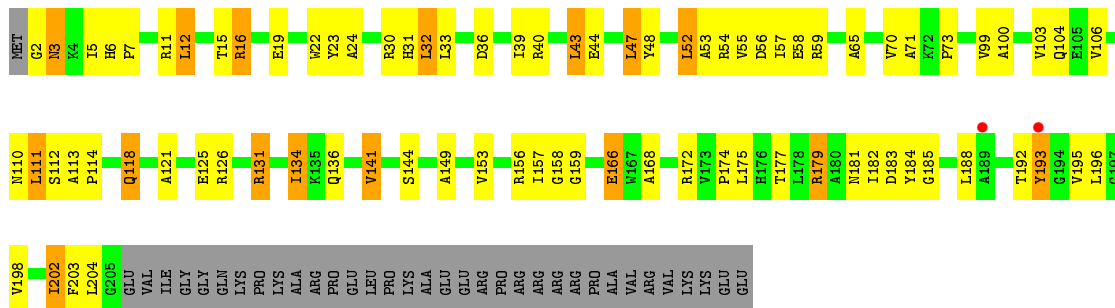


• Molecule 2: 30S Ribosomal Protein S2

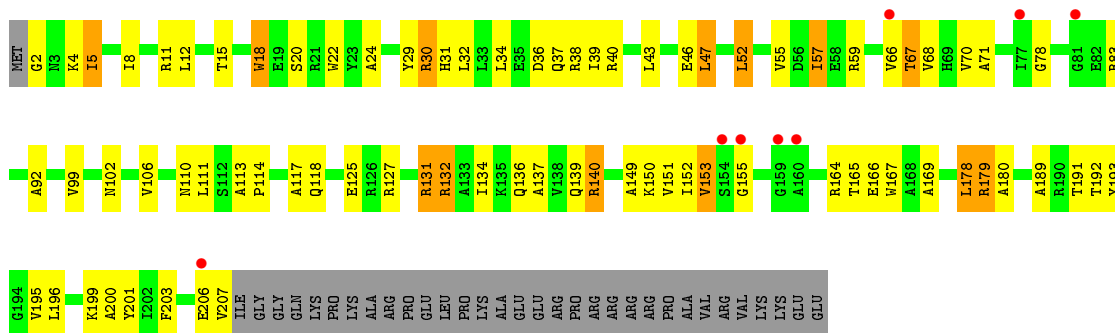




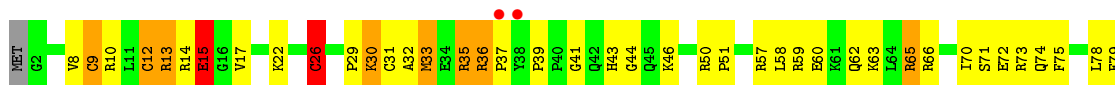
• Molecule 3: 30S Ribosomal Protein S3

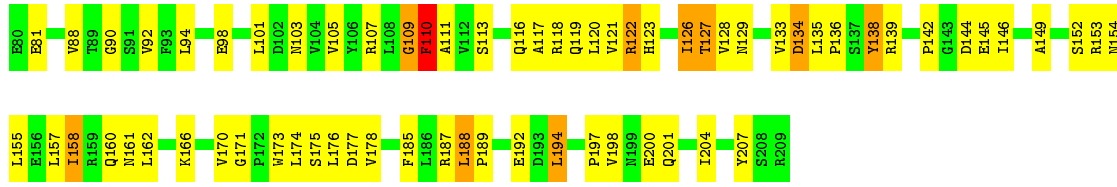


• Molecule 3: 30S Ribosomal Protein S3

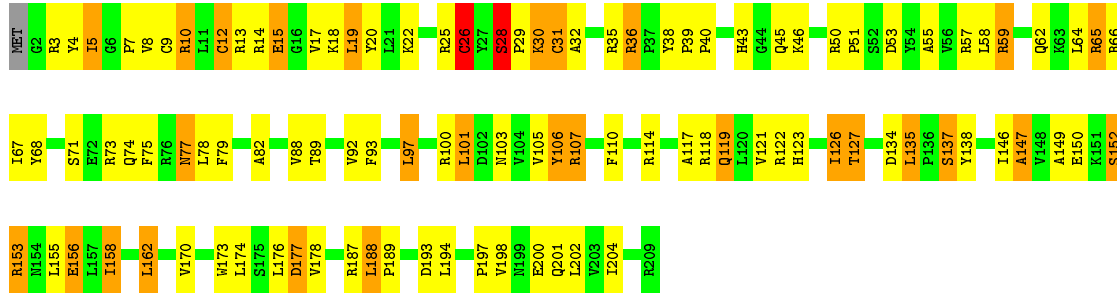


• Molecule 4: 30S Ribosomal Protein S4

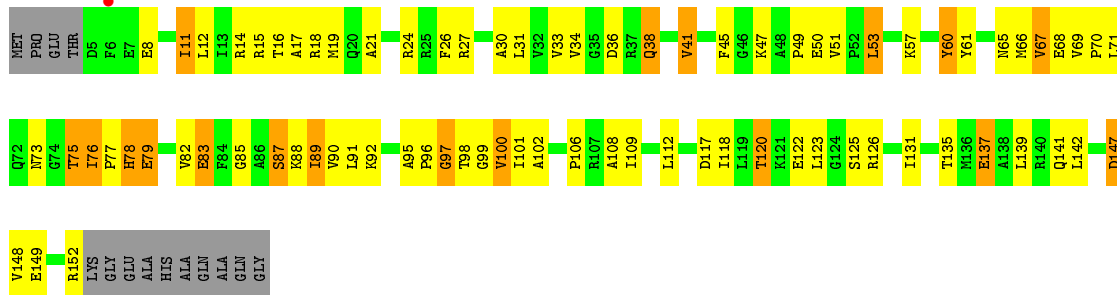




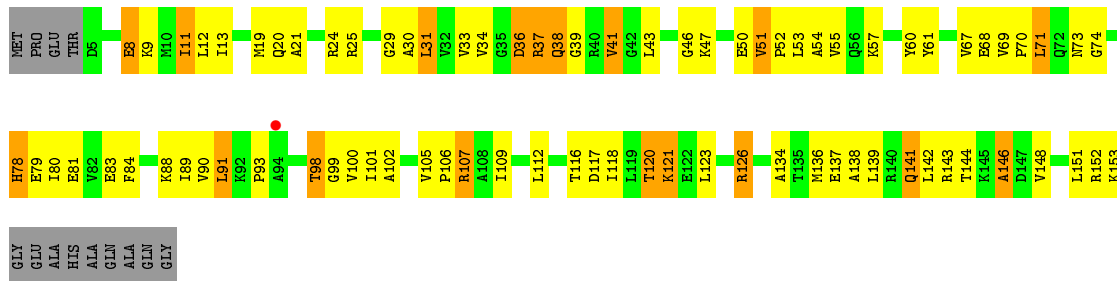
• Molecule 4: 30S Ribosomal Protein S4



• Molecule 5: 30S Ribosomal Protein S5

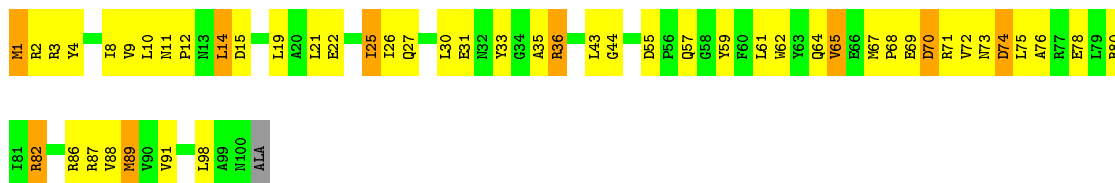


• Molecule 5: 30S Ribosomal Protein S5

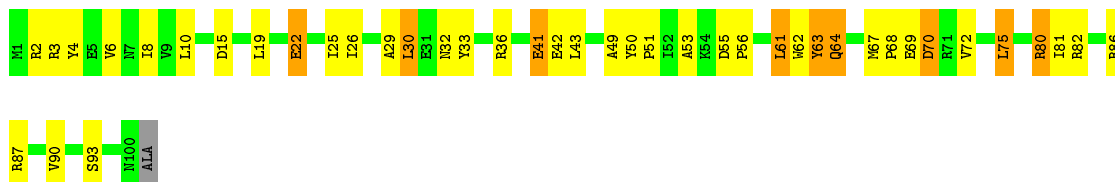


• Molecule 6: 30S Ribosomal Protein S6

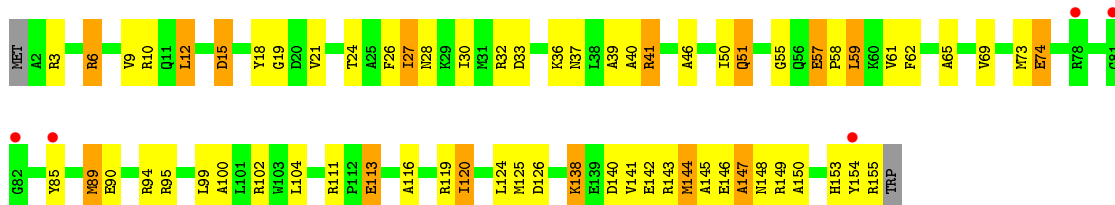




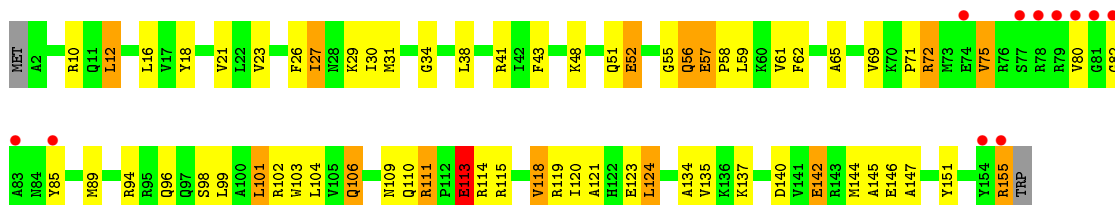
• Molecule 6: 30S Ribosomal Protein S6



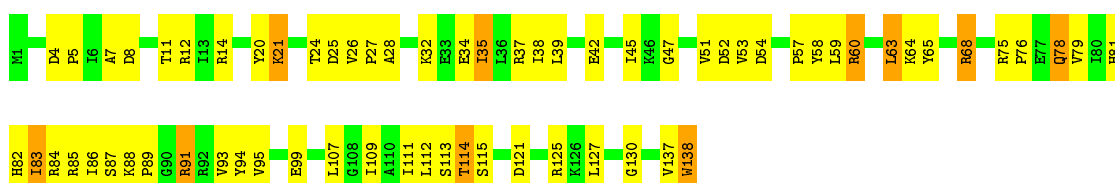
• Molecule 7: 30S Ribosomal Protein S7



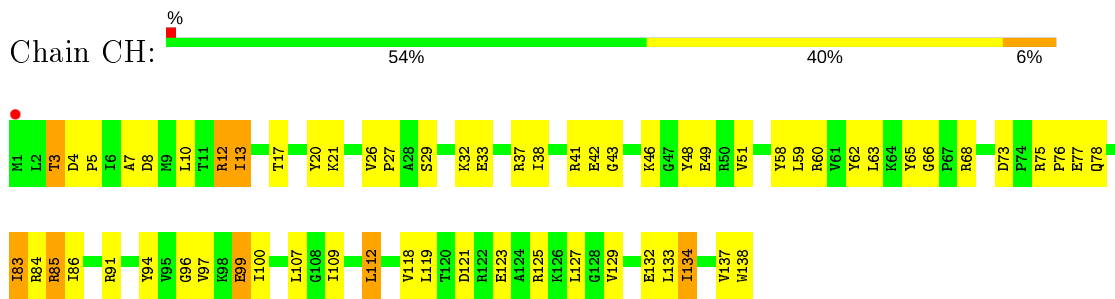
• Molecule 7: 30S Ribosomal Protein S7



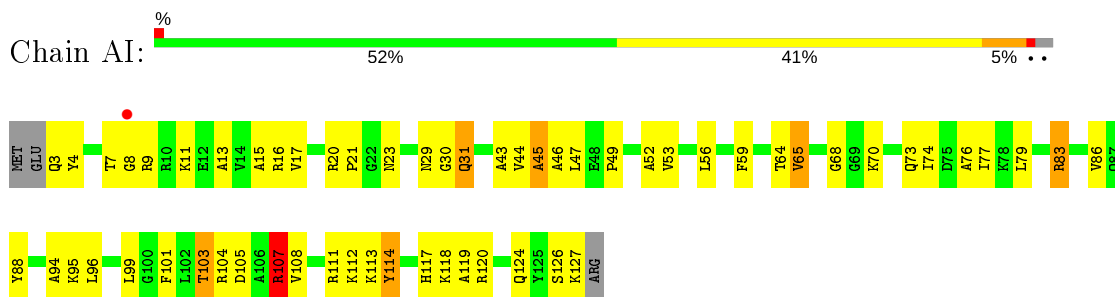
• Molecule 8: 30S Ribosomal Protein S8



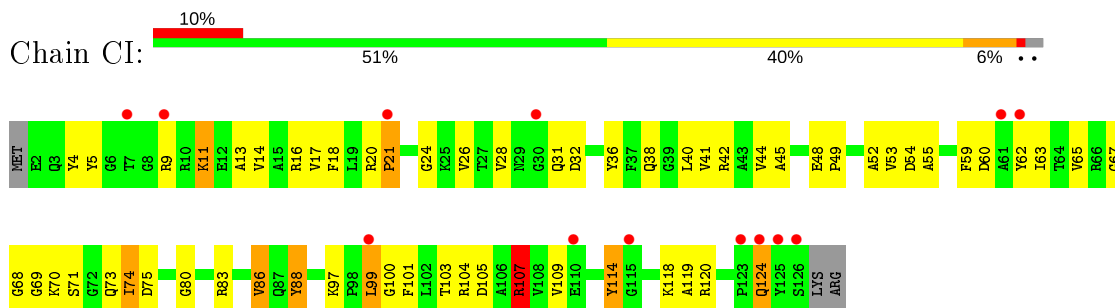
• Molecule 8: 30S Ribosomal Protein S8



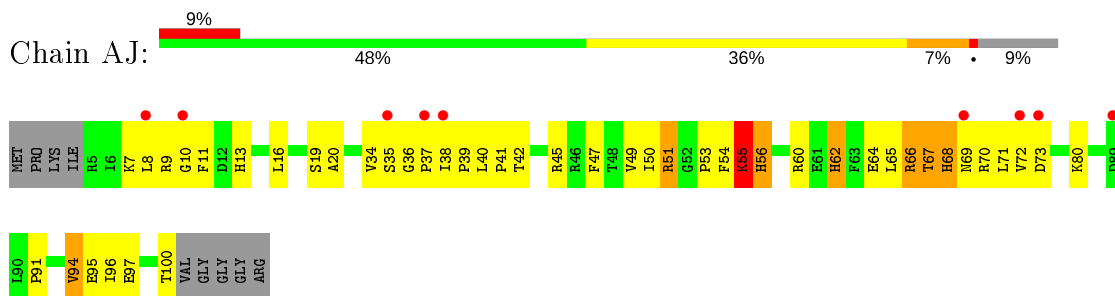
• Molecule 9: 30S Ribosomal Protein S9



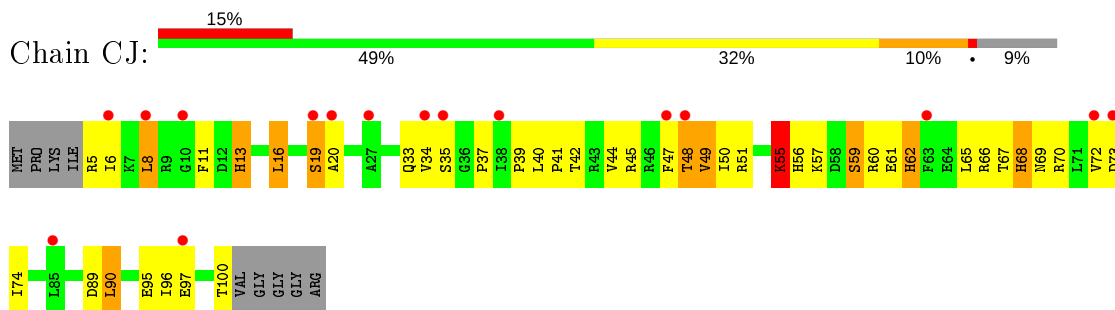
• Molecule 9: 30S Ribosomal Protein S9



• Molecule 10: 30S Ribosomal Protein S10

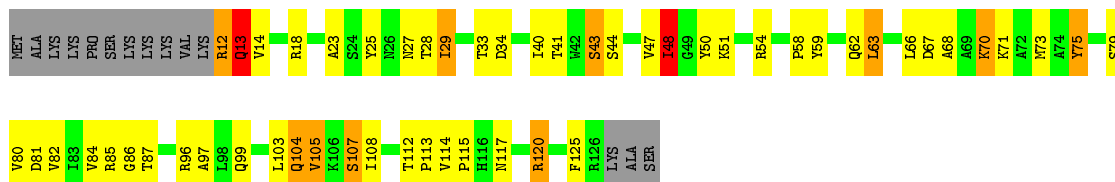


• Molecule 10: 30S Ribosomal Protein S10



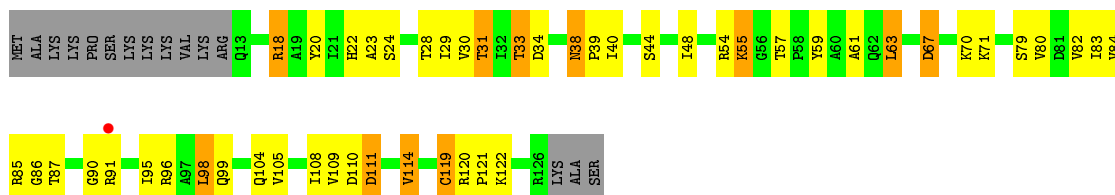
- Molecule 11: 30S Ribosomal Protein S11

Chain AK: 



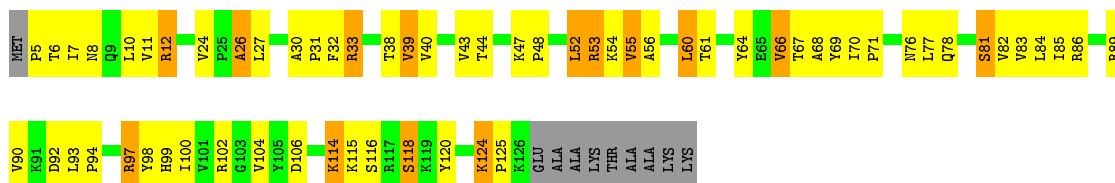
- Molecule 11: 30S Ribosomal Protein S11

Chain CK: 



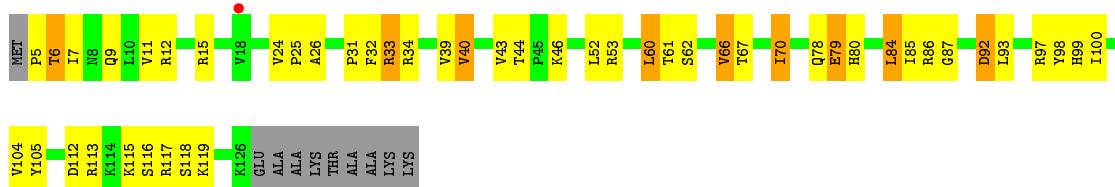
- Molecule 12: 30S Ribosomal Protein S12

Chain AL: 



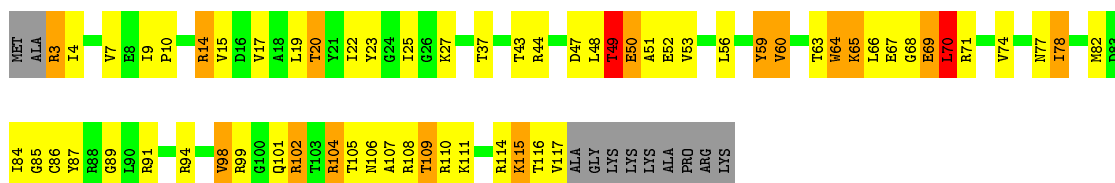
- Molecule 12: 30S Ribosomal Protein S12

Chain CL: 

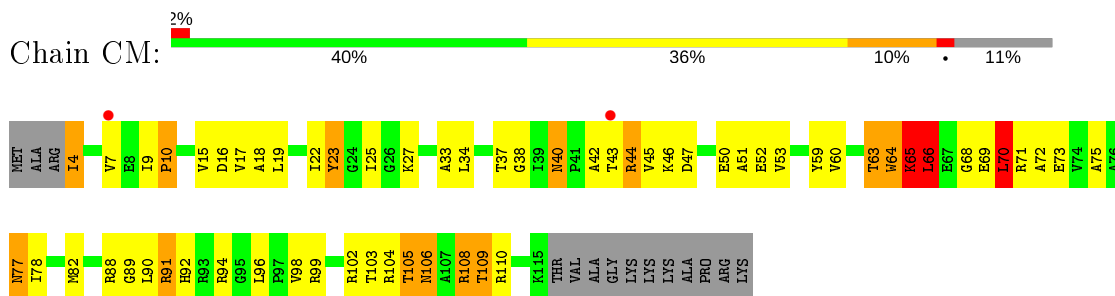


- Molecule 13: 30S Ribosomal Protein S13

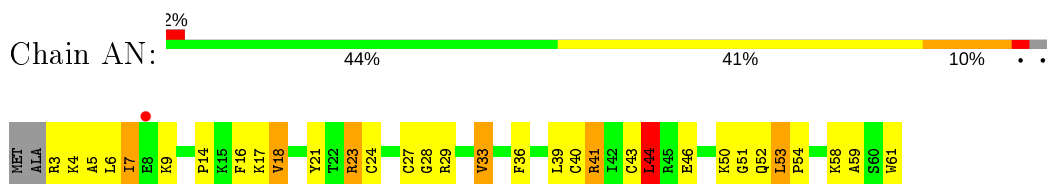
Chain AM: 



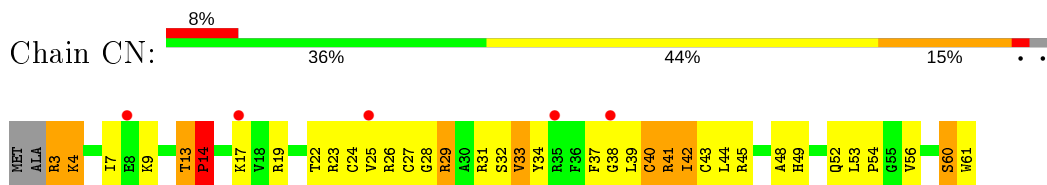
- Molecule 13: 30S Ribosomal Protein S13



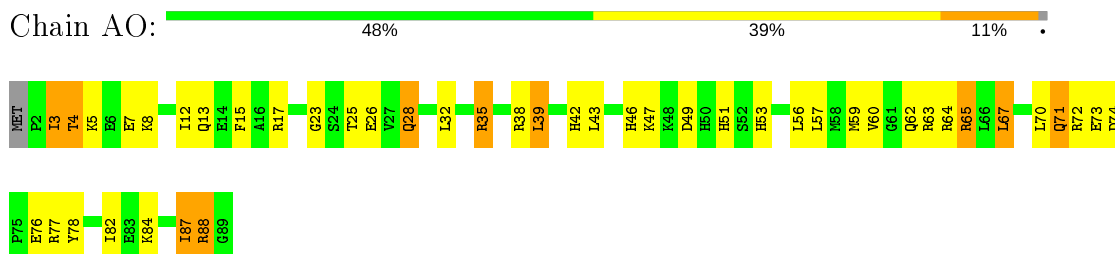
- Molecule 14: 30S Ribosomal Protein S14



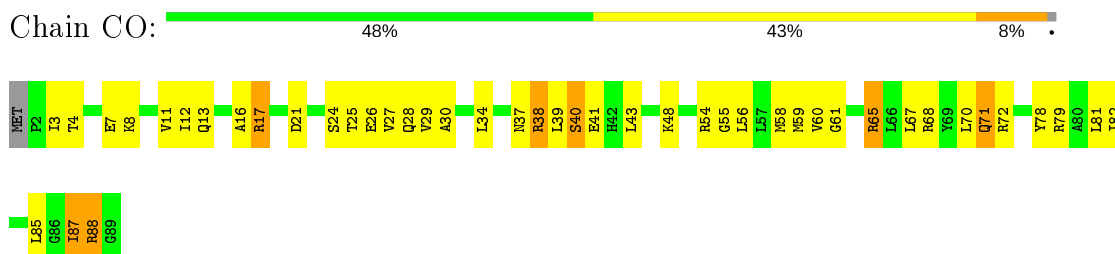
- Molecule 14: 30S Ribosomal Protein S14



- Molecule 15: 30S Ribosomal Protein S15

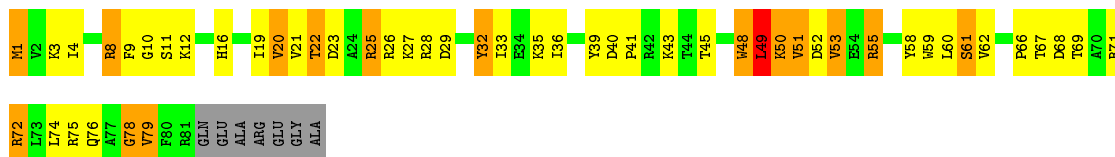


- Molecule 15: 30S Ribosomal Protein S15

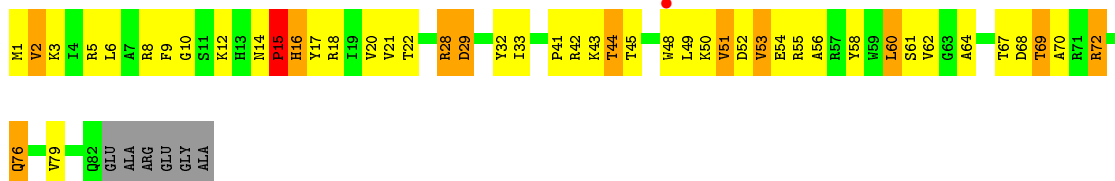


- Molecule 16: 30S Ribosomal Protein S16

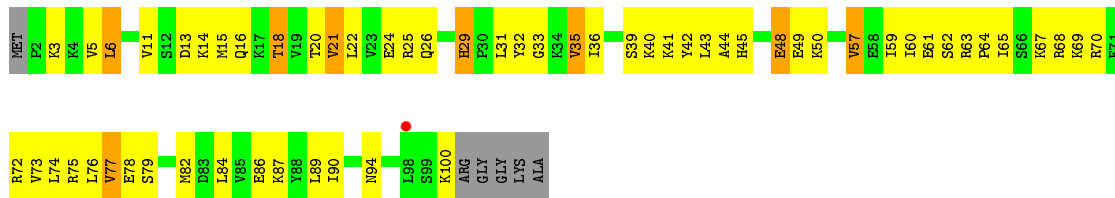




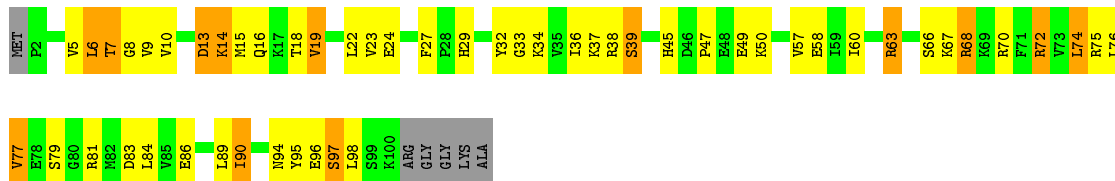
• Molecule 16: 30S Ribosomal Protein S16



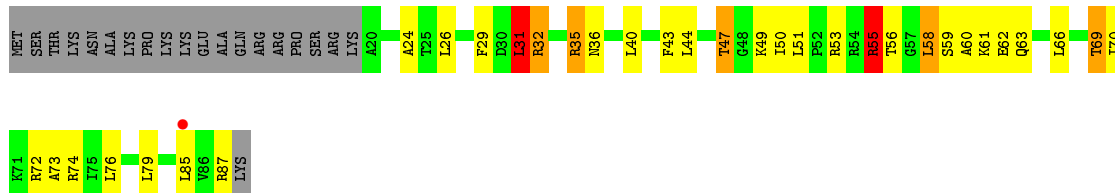
• Molecule 17: 30S Ribosomal Protein S17



• Molecule 17: 30S Ribosomal Protein S17



• Molecule 18: 30S Ribosomal Protein S18



• Molecule 18: 30S Ribosomal Protein S18

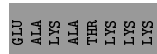
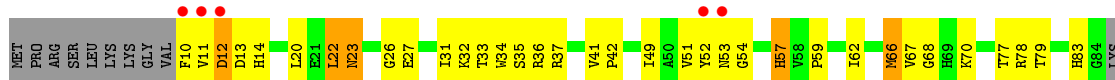
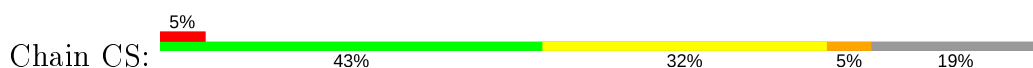




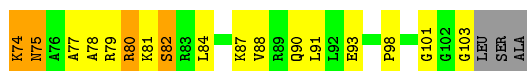
• Molecule 19: 30S Ribosomal Protein S19



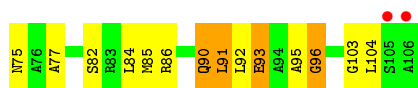
• Molecule 19: 30S Ribosomal Protein S19



• Molecule 20: 30S Ribosomal Protein S20



• Molecule 20: 30S Ribosomal Protein S20



• Molecule 21: 30S Ribosomal Protein THX

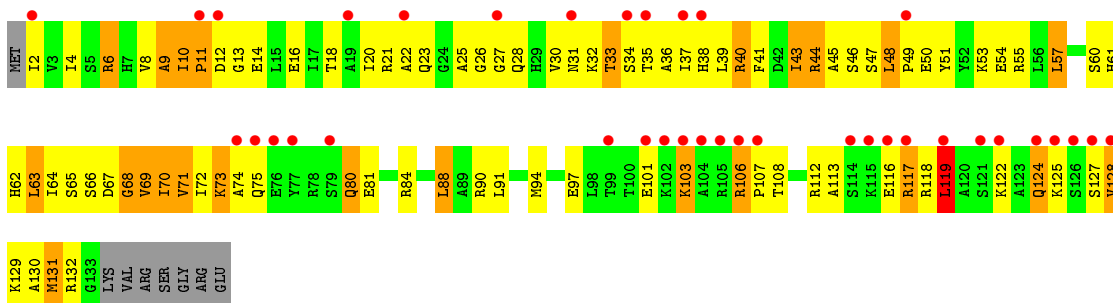




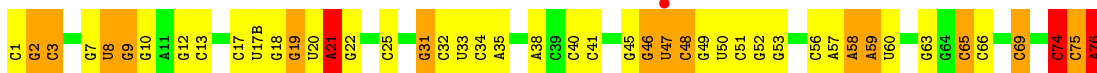
- Molecule 21: 30S Ribosomal Protein THX



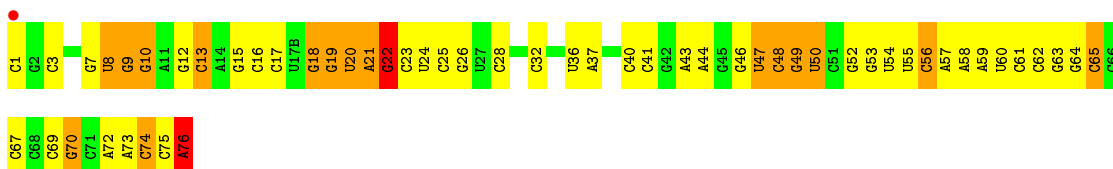
- Molecule 22: YAEJ



- Molecule 23: P-site fMet-tRNA



- Molecule 23: P-site fMet-tRNA



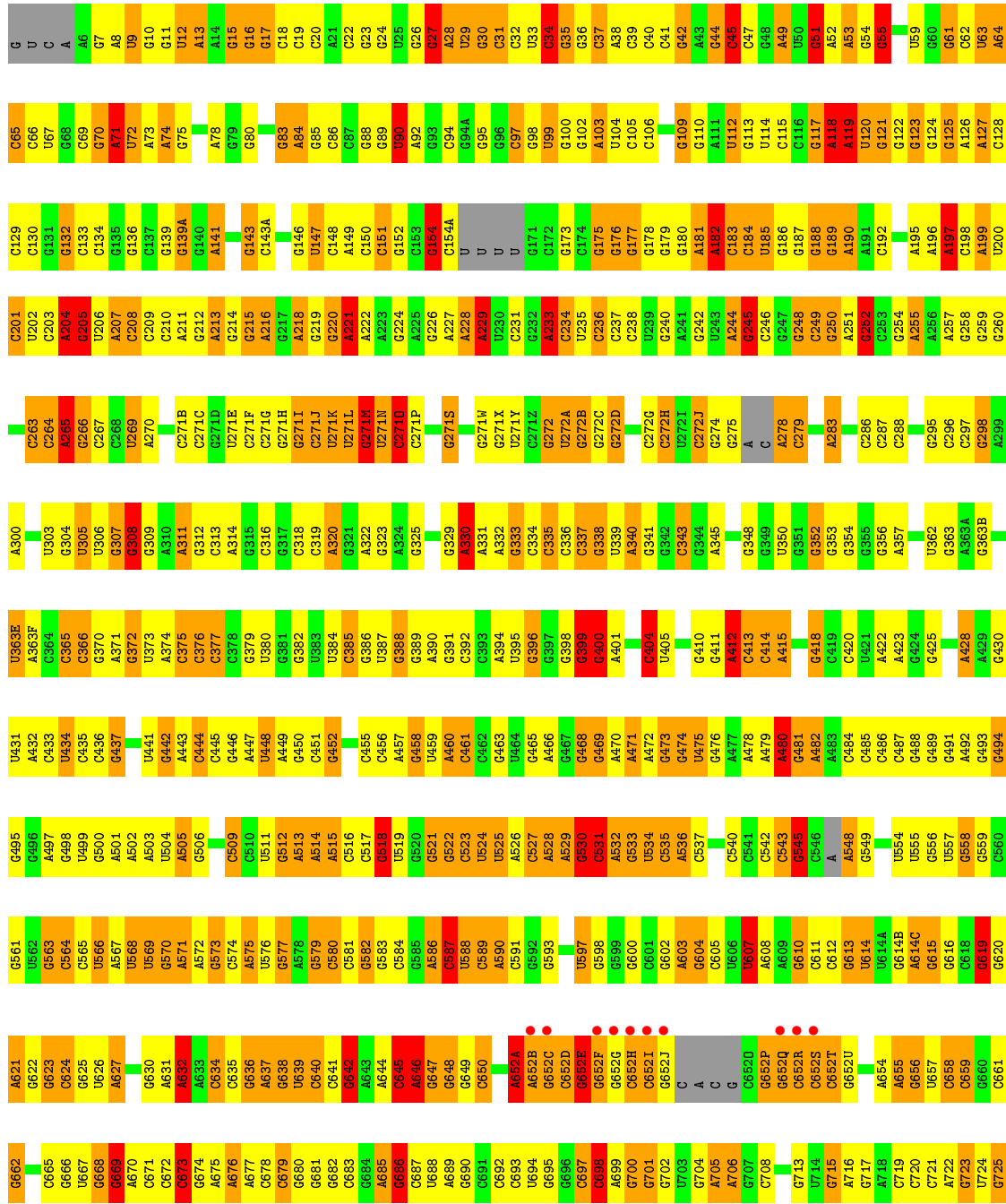
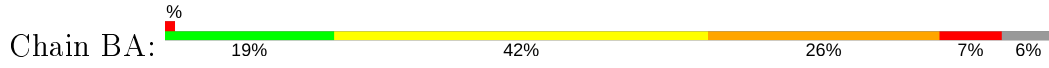
- Molecule 24: mRNA



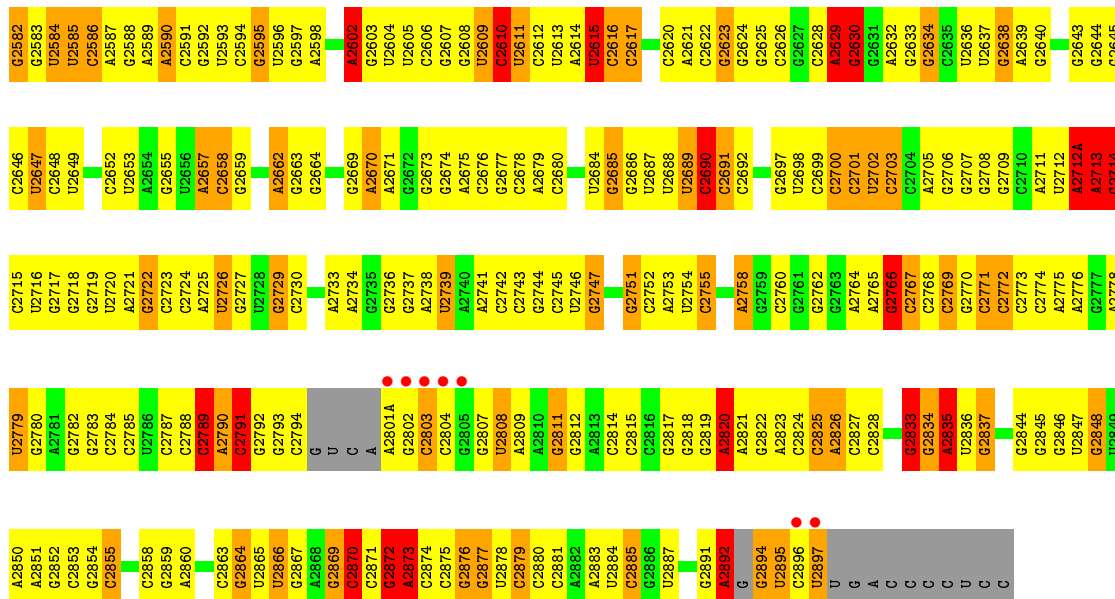
- Molecule 24: mRNA



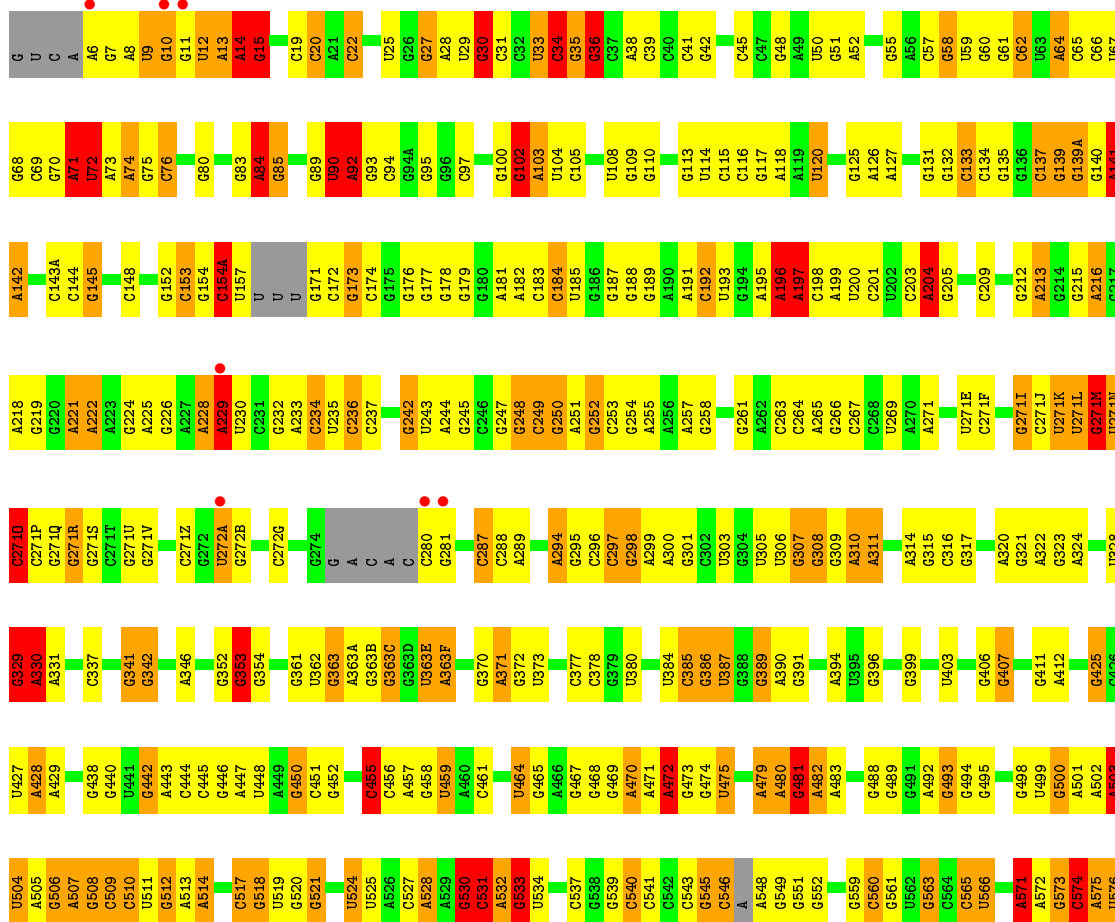
● Molecule 25: 23S Ribosomal RNA



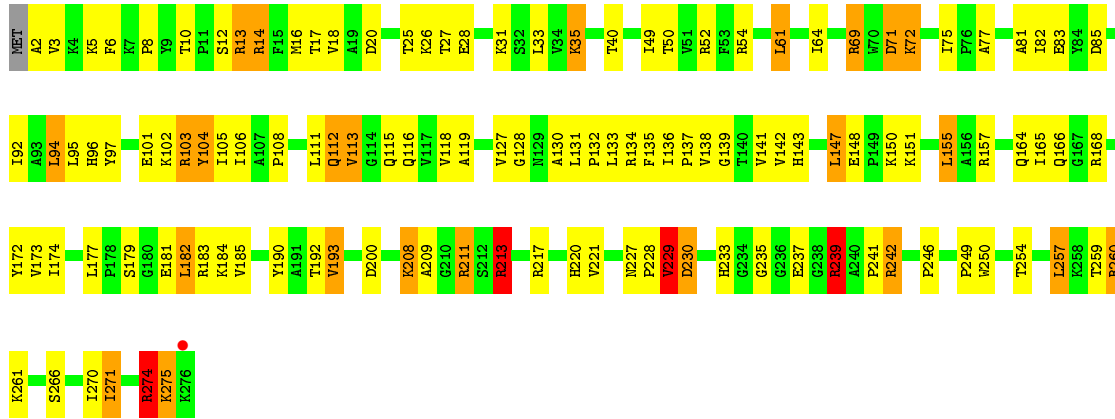
U	A1577	C1577	U1577	U1578	C1578	A1578	C1578	U1578	U1579	C1579	A1579	C1579	U1579	U1580	C1580	A1580	C1580	U1580	U1581	C1581	A1581	C1581	U1581	U1582	C1582	A1582	C1582	U1582	U1583	C1583	A1583	C1583	U1583	U1584	C1584	A1584	C1584	U1584	U1585	C1585	A1585	C1585	U1585	U1586	C1586	A1586	C1586	U1586	U1587	C1587	A1587	C1587	U1587	U1588	C1588	A1588	C1588	U1588	U1589	C1589	A1589	C1589	U1589	U1590	C1590	A1590	C1590	U1590	U1591	C1591	A1591	C1591	U1591	U1592	C1592	A1592	C1592	U1592	U1593	C1593	A1593	C1593	U1593	U1594	C1594	A1594	C1594	U1594	U1595	C1595	A1595	C1595	U1595	U1596	C1596	A1596	C1596	U1596	U1597	C1597	A1597	C1597	U1597	U1598	C1598	A1598	C1598	U1598	U1599	C1599	A1599	C1599	U1599	U1600	C1600	A1600	C1600	U1600	U1601	C1601	A1601	C1601	U1601	U1602	C1602	A1602	C1602	U1602	U1603	C1603	A1603	C1603	U1603	U1604	C1604	A1604	C1604	U1604	U1605	C1605	A1605	C1605	U1605	U1606	C1606	A1606	C1606	U1606	U1607	C1607	A1607	C1607	U1607	U1608	C1608	A1608	C1608	U1608	U1609	C1609	A1609	C1609	U1609	U1610	C1610	A1610	C1610	U1610	U1611	C1611	A1611	C1611	U1611	U1612	C1612	A1612	C1612	U1612	U1613	C1613	A1613	C1613	U1613	U1614	C1614	A1614	C1614	U1614	U1615	C1615	A1615	C1615	U1615	U1616	C1616	A1616	C1616	U1616	U1617	C1617	A1617	C1617	U1617	U1618	C1618	A1618	C1618	U1618	U1619	C1619	A1619	C1619	U1619	U1620	C1620	A1620	C1620	U1620	U1621	C1621	A1621	C1621	U1621	U1622	C1622	A1622	C1622	U1622	U1623	C1623	A1623	C1623	U1623	U1624	C1624	A1624	C1624	U1624	U1625	C1625	A1625	C1625	U1625	U1626	C1626	A1626	C1626	U1626	U1627	C1627	A1627	C1627	U1627	U1628	C1628	A1628	C1628	U1628	U1629	C1629	A1629	C1629	U1629	U1630	C1630	A1630	C1630	U1630	U1631	C1631	A1631	C1631	U1631	U1632	C1632	A1632	C1632	U1632	U1633	C1633	A1633	C1633	U1633	U1634	C1634	A1634	C1634	U1634	U1635	C1635	A1635	C1635	U1635	U1636	C1636	A1636	C1636	U1636	U1637	C1637	A1637	C1637	U1637	U1638	C1638	A1638	C1638	U1638	U1639	C1639	A1639	C1639	U1639	U1640	C1640	A1640	C1640	U1640	U1641	C1641	A1641	C1641	U1641	U1642	C1642	A1642	C1642	U1642	U1643	C1643	A1643	C1643	U1643	U1644	C1644	A1644	C1644	U1644	U1645	C1645	A1645	C1645	U1645	U1646	C1646	A1646	C1646	U1646	U1647	C1647	A1647	C1647	U1647	U1648	C1648	A1648	C1648	U1648	U1649	C1649	A1649	C1649	U1649	U1650	C1650	A1650	C1650	U1650	U1651	C1651	A1651	C1651	U1651	U1652	C1652	A1652	C1652	U1652	U1653	C1653	A1653	C1653	U1653	U1654	C1654	A1654	C1654	U1654	U1655	C1655	A1655	C1655	U1655	U1656	C1656	A1656	C1656	U1656	U1657	C1657	A1657	C1657	U1657	U1658	C1658	A1658	C1658	U1658	U1659	C1659	A1659	C1659	U1659	U1660	C1660	A1660	C1660	U1660	U1661	C1661	A1661	C1661	U1661	U1662	C1662	A1662	C1662	U1662	U1663	C1663	A1663	C1663	U1663	U1664	C1664	A1664	C1664	U1664	U1665	C1665	A1665	C1665	U1665	U1666	C1666	A1666	C1666	U1666	U1667	C1667	A1667	C1667	U1667	U1668	C1668	A1668	C1668	U1668	U1669	C1669	A1669	C1669	U1669	U1670	C1670	A1670	C1670	U1670	U1671	C1671	A1671	C1671	U1671	U1672	C1672	A1672	C1672	U1672	U1673	C1673	A1673	C1673	U1673	U1674	C1674	A1674	C1674	U1674	U1675	C1675	A1675	C1675	U1675	U1676	C1676	A1676	C1676	U1676	U1677	C1677	A1677	C1677	U1677	U1678	C1678	A1678	C1678	U1678	U1679	C1679	A1679	C1679	U1679	U1680	C1680	A1680	C1680	U1680	U1681	C1681	A1681	C1681	U1681	U1682	C1682	A1682	C1682	U1682	U1683	C1683	A1683	C1683	U1683	U1684	C1684	A1684	C1684	U1684	U1685	C1685	A1685	C1685	U1685	U1686	C1686	A1686	C1686	U1686	U1687	C1687	A1687	C1687	U1687	U1688	C1688	A1688	C1688	U1688	U1689	C1689	A1689	C1689	U1689	U1690	C1690	A1690	C1690	U1690	U1691	C1691	A1691	C1691	U1691	U1692	C1692	A1692	C1692	U1692	U1693	C1693	A1693	C1693	U1693	U1694	C1694	A1694	C1694	U1694	U1695	C1695	A1695	C1695	U1695	U1696	C1696	A1696	C1696	U1696	U1697	C1697	A1697	C1697	U1697	U1698	C1698	A1698	C1698	U1698	U1699	C1699	A1699	C1699	U1699	U1700	C1700	A1700	C1700	U1700	U1701	C1701	A1701	C1701	U1701	U1702	C1702	A1702	C1702	U1702	U1703	C1703	A1703	C1703	U1703	U1704	C1704	A1704	C1704	U1704	U1705	C1705	A1705	C1705	U1705	U1706	C1706	A1706	C1706	U1706	U1707	C1707	A1707	C1707	U1707	U1708	C1708	A1708	C1708	U1708	U1709	C1709	A1709	C1709	U1709	U1710	C1710	A1710	C1710	U1710	U1711	C1711	A1711	C1711	U1711	U1712	C1712	A1712	C1712	U1712	U1713	C1713	A1713	C1713	U1713	U1714	C1714	A1714	C1714	U1714	U1715	C1715	A1715	C1715	U1715	U1716	C1716	A1716	C1716	U1716	U1717	C1717	A1717	C1717	U1717	U1718	C1718	A1718	C1718	U1718	U1719	C1719	A1719	C1719	U1719	U1720	C1720	A1720	C1720	U1720	U1721	C1721	A1721	C1721	U1721	U1722	C1722	A1722	C1722	U1722	U1723	C1723	A1723	C1723	U1723	U1724	C1724	A1724	C1724	U1724	U1725	C1725	A1725	C1725	U1725	U1726	C1726	A1726	C1726	U1726	U1727	C1727	A1727	C1727	U1727	U1728	C1728	A1728	C1728	U1728	U1729	C1729	A1729	C1729	U1729	U1730	C1730	A1730	C1730	U1730	U1731	C1731	A1731	C1731	U1731	U1732	C1732	A1732	C1732	U1732	U1733	C1733	A1733	C1733	U1733	U1734	C1734	A1734	C1734	U1734	U1735	C1735	A1735	C1735	U1735	U1736	C1736	A1736	C1736	U1736	U1737	C1737	A1737	C1737	U1737	U1738	C1738	A1738	C1738	U1738	U1739	C1739	A1739	C1739	U1739	U1740	C1740	A1740	C1740	U1740	U1741	C1741	A1741	C1741	U1741	U1742	C1742	A1742	C1742	U1742	U1743	C1743	A1743	C1743	U1743	U1744	C1744	A1744	C1744	U1744	U1745	C1745	A1745	C1745	U1745	U1746	C1746	A1746	C1746	U1746	U1747	C1747	A1747	C1747	U1747	U1748	C1748	A1748	C1748	U1748	U1749	C1749	A1749	C1749	U1749	U1750	C1750	A1750	C1750	U1750	U1751	C1751	A1751	C1751	U1751	U1752	C1752	A1752	C1752	U1752	U1753	C1753	A1753	C1753	U1753	U1754	C1754	A1754	C1754	U1754	U1755	C1755	A1755	C1755	U1755	U1756	C1756	A1756	C1756	U1756	U1757	C1757	A1757	C1757	U1757	U1758	C1758	A1758	C1758	U1758	U1759	C1759	A1759	C1759	U1759	U1760	C1760	A1760	C1760	U1760	U1761	C1761	A1761	C1761	U1761	U1762	C1762	A1762	C1762	U1762	U1763	C1763	A1763	C1763	U1763	U1764	C1764	A1764	C1764	U1764	U1765	C1765	A1765	C1765	U1765	U1766	C1766	A1766	C1766	U1766	U1767	C1767	A1767	C1767	U1767	U1768	C1768	A1768	C1768	U1768	U1769	C1769	A1769	C1769	U1769	U1770	C1770	A1770	C1770	U1770	U1771	C1771	A1771	C1771	U1771	U1772	C1772	A1772	C1772	U1772	U1773	C1773	A1773	C1773	U1773	U1774	C1774	A1774	C1774	U1774	U1775	C1775	A1775	C1775	U1775	U1776	C1776	A1776	C1776	U1776	U1777	C1777	A1777	C1777	U1777	U1778	C1778	A1778	C1778	U1778	U1779	C1779	A1779	C1779	U1779	U1780	C1780	A1780	C1780	U1780	U1781	C1781	A1781	C1781	U1781	U1782	C1782	A1782	C1782	U1782	U1783	C1783	A1783	C1783	U1783	U1784	C1784	A1784	C1784	U1784	U1785	C1785	A1785	C1785	U1785	U1786	C1786	A1786	C1786	U1786	U1787	C1787	A1787	C1787	U1787	U1788	C1788	A1788	C1788	U1788	U1789	C1789	A1789	C1789	U1789	U1790	C1790	A1790	C1790	U1790	U1791	C1791	A1791	C1791	U1791	U1792	C1792	A1792	C1792	U1792	U1793	C1793	A1793	C1793	U1793	U1794	C1794	A1794	C1794	U1794	U1795	C1795	A1795	C1795	U1795	U1796	C1796	A1796	C1796	U1796	U1797	C1797	A1797	C1797	U1797	U1798	C1798	A1798	C1798	U1798	U1799	C1799	A1799	C1799	U1799	U1800	C1800	A1800	C1800	U1800	U1801	C1801	A1801	C1801	U1801	U1802	C1802	A1802	C1802	U1802	U1803	C1803	A1803	C1803	U1803	U1804	C1804	A1804	C1804	U1804	U1805	C1805	A1805	C1805	U1805	U1806	C1806	A1806	C1806	U1806	U1807	C1807	A1807	C1807	U1807	U1808	C1808	A1808	C1808	U1808	U1809	C1809	A1809	C1809	U1809	U1810	C1810	A1810	C1810	U1810	U1811	C1811	A1811	C1811	U1811	U1812	C1812	A1812	C1812	U1812	U1813	C1813	A1813	C1813	U1813	U1814	C1814	A1814	C1814	U1814	U1815	C1815	A1815	C1815	U1815	U1816	C1816	A1816	C1816	U1816	U1817	C1817	A1817	C1817	U1817	U1818	C1818	A1818	C1818	U1818	U1819	C1819	A1819	C1819	U1819	U1820	C1820	A1820	C1820	U1820	U1821	C1821	A1821	C1821	U1821	U1822	C1822	A1822	C1822	U1822	U1823	C1823	A1823	C1823	U1823	U1824	C1824	A1824	C1824	U1824	U1825	C1825	A1825	C1825	U1825	U1826	C1826	A1826	C1826	U1826	U1827	C1827	A1827	C1827	U1827	U1828	C1828	A1828	C1828	U1828	U1829	C1829	A1829	C1829	U1829	U1830	C1830	A1830	C1830	U1830	U1831	C1831	A1831	C1831	U1831	U1832	C1832	A1832	C1832	U1832	U1833	C1833	A1833	C1833	U1833	U1834	C1834	A1834	C1834	U1834	U1835	C1835	A1835	C1835	U1835	U1836	C1836	A1836	C1836	U1836	U1837	C1837	A1
---	-------	-------	-------	-------	-------	-------	-------	-------	-------	-------	-------	-------	-------	-------	-------	-------	-------	-------	-------	-------	-------	-------	-------	-------	-------	-------	-------	-------	-------	-------	-------	-------	-------	-------	-------	-------	-------	-------	-------	-------	-------	-------	-------	-------	-------	-------	-------	-------	-------	-------	-------	-------	-------	-------	-------	-------	-------	-------	-------	-------	-------	-------	-------	-------	-------	-------	-------	-------	-------	-------	-------	-------	-------	-------	-------	-------	-------	-------	-------	-------	-------	-------	-------	-------	-------	-------	-------	-------	-------	-------	-------	-------	-------	-------	-------	-------	-------	-------	-------	-------	-------	-------	-------	-------	-------	-------	-------	-------	-------	-------	-------	-------	-------	-------	-------	-------	-------	-------	-------	-------	-------	-------	-------	-------	-------	-------	-------	-------	-------	-------	-------	-------	-------	-------	-------	-------	-------	-------	-------	-------	-------	-------	-------	-------	-------	-------	-------	-------	-------	-------	-------	-------	-------	-------	-------	-------	-------	-------	-------	-------	-------	-------	-------	-------	-------	-------	-------	-------	-------	-------	-------	-------	-------	-------	-------	-------	-------	-------	-------	-------	-------	-------	-------	-------	-------	-------	-------	-------	-------	-------	-------	-------	-------	-------	-------	-------	-------	-------	-------	-------	-------	-------	-------	-------	-------	-------	-------	-------	-------	-------	-------	-------	-------	-------	-------	-------	-------	-------	-------	-------	-------	-------	-------	-------	-------	-------	-------	-------	-------	-------	-------	-------	-------	-------	-------	-------	-------	-------	-------	-------	-------	-------	-------	-------	-------	-------	-------	-------	-------	-------	-------	-------	-------	-------	-------	-------	-------	-------	-------	-------	-------	-------	-------	-------	-------	-------	-------	-------	-------	-------	-------	-------	-------	-------	-------	-------	-------	-------	-------	-------	-------	-------	-------	-------	-------	-------	-------	-------	-------	-------	-------	-------	-------	-------	-------	-------	-------	-------	-------	-------	-------	-------	-------	-------	-------	-------	-------	-------	-------	-------	-------	-------	-------	-------	-------	-------	-------	-------	-------	-------	-------	-------	-------	-------	-------	-------	-------	-------	-------	-------	-------	-------	-------	-------	-------	-------	-------	-------	-------	-------	-------	-------	-------	-------	-------	-------	-------	-------	-------	-------	-------	-------	-------	-------	-------	-------	-------	-------	-------	-------	-------	-------	-------	-------	-------	-------	-------	-------	-------	-------	-------	-------	-------	-------	-------	-------	-------	-------	-------	-------	-------	-------	-------	-------	-------	-------	-------	-------	-------	-------	-------	-------	-------	-------	-------	-------	-------	-------	-------	-------	-------	-------	-------	-------	-------	-------	-------	-------	-------	-------	-------	-------	-------	-------	-------	-------	-------	-------	-------	-------	-------	-------	-------	-------	-------	-------	-------	-------	-------	-------	-------	-------	-------	-------	-------	-------	-------	-------	-------	-------	-------	-------	-------	-------	-------	-------	-------	-------	-------	-------	-------	-------	-------	-------	-------	-------	-------	-------	-------	-------	-------	-------	-------	-------	-------	-------	-------	-------	-------	-------	-------	-------	-------	-------	-------	-------	-------	-------	-------	-------	-------	-------	-------	-------	-------	-------	-------	-------	-------	-------	-------	-------	-------	-------	-------	-------	-------	-------	-------	-------	-------	-------	-------	-------	-------	-------	-------	-------	-------	-------	-------	-------	-------	-------	-------	-------	-------	-------	-------	-------	-------	-------	-------	-------	-------	-------	-------	-------	-------	-------	-------	-------	-------	-------	-------	-------	-------	-------	-------	-------	-------	-------	-------	-------	-------	-------	-------	-------	-------	-------	-------	-------	-------	-------	-------	-------	-------	-------	-------	-------	-------	-------	-------	-------	-------	-------	-------	-------	-------	-------	-------	-------	-------	-------	-------	-------	-------	-------	-------	-------	-------	-------	-------	-------	-------	-------	-------	-------	-------	-------	-------	-------	-------	-------	-------	-------	-------	-------	-------	-------	-------	-------	-------	-------	-------	-------	-------	-------	-------	-------	-------	-------	-------	-------	-------	-------	-------	-------	-------	-------	-------	-------	-------	-------	-------	-------	-------	-------	-------	-------	-------	-------	-------	-------	-------	-------	-------	-------	-------	-------	-------	-------	-------	-------	-------	-------	-------	-------	-------	-------	-------	-------	-------	-------	-------	-------	-------	-------	-------	-------	-------	-------	-------	-------	-------	-------	-------	-------	-------	-------	-------	-------	-------	-------	-------	-------	-------	-------	-------	-------	-------	-------	-------	-------	-------	-------	-------	-------	-------	-------	-------	-------	-------	-------	-------	-------	-------	-------	-------	-------	-------	-------	-------	-------	-------	-------	-------	-------	-------	-------	-------	-------	-------	-------	-------	-------	-------	-------	-------	-------	-------	-------	-------	-------	-------	-------	-------	-------	-------	-------	-------	-------	-------	-------	-------	-------	-------	-------	-------	-------	-------	-------	-------	-------	-------	-------	-------	-------	-------	-------	-------	-------	-------	-------	-------	-------	-------	-------	-------	-------	-------	-------	-------	-------	-------	-------	-------	-------	-------	-------	-------	-------	-------	-------	-------	-------	-------	-------	-------	-------	-------	-------	-------	-------	-------	-------	-------	-------	-------	-------	-------	-------	-------	-------	-------	-------	-------	-------	-------	-------	-------	-------	-------	-------	-------	-------	-------	-------	-------	-------	-------	-------	-------	-------	-------	-------	-------	-------	-------	-------	-------	-------	-------	-------	-------	-------	-------	-------	-------	-------	-------	-------	-------	-------	-------	-------	-------	-------	-------	-------	-------	-------	-------	-------	-------	-------	-------	-------	-------	-------	-------	-------	-------	-------	-------	-------	-------	-------	-------	-------	-------	-------	-------	-------	-------	-------	-------	-------	-------	-------	-------	-------	-------	-------	-------	-------	-------	-------	-------	-------	-------	-------	-------	-------	-------	-------	-------	-------	-------	-------	-------	-------	-------	-------	-------	-------	-------	-------	-------	-------	-------	-------	-------	-------	-------	-------	-------	-------	-------	-------	-------	-------	-------	-------	-------	-------	-------	-------	-------	-------	-------	-------	-------	-------	-------	-------	-------	-------	-------	-------	-------	-------	-------	-------	-------	-------	-------	-------	-------	-------	-------	-------	-------	-------	-------	-------	-------	-------	-------	-------	-------	-------	-------	-------	-------	-------	-------	-------	-------	-------	-------	-------	-------	-------	-------	-------	-------	-------	-------	-------	-------	-------	-------	-------	-------	-------	-------	-------	-------	-------	-------	-------	-------	-------	-------	-------	-------	-------	-------	-------	-------	-------	-------	-------	-------	-------	-------	-------	-------	-------	-------	-------	-------	-------	-------	-------	-------	-------	-------	-------	-------	-------	-------	-------	-------	-------	-------	-------	-------	-------	-------	-------	-------	-------	-------	-------	-------	-------	-------	-------	-------	-------	-------	-------	-------	-------	-------	-------	-------	-------	-------	-------	-------	-------	-------	-------	-------	-------	-------	-------	-------	-------	-------	-------	-------	-------	-------	-------	-------	-------	-------	-------	-------	-------	-------	-------	-------	-------	-------	-------	-------	-------	-------	-------	-------	-------	-------	-------	-------	-------	-------	-------	-------	-------	-------	-------	-------	-------	-------	-------	-------	-------	-------	-------	-------	-------	-------	-------	-------	-------	-------	-------	-------	-------	-------	-------	-------	-------	-------	-------	-------	-------	-------	-------	-------	-------	-------	-------	-------	-------	-------	-------	-------	-------	-------	-------	-------	-------	-------	-------	-------	-------	-------	-------	-------	-------	-------	-------	-------	-------	-------	-------	-------	-------	-------	-------	-------	-------	-------	-------	-------	-------	-------	-------	-------	-------	-------	-------	-------	-------	-------	-------	-------	-------	-------	-------	-------	-------	-------	-------	-------	-------	-------	-------	-------	-------	-------	-------	-------	-------	-------	-------	-------	-------	-------	-------	-------	-------	-------	-------	-------	-------	-------	-------	-------	-------	-------	-------	-------	-------	-------	-------	-------	-------	-------	-------	-------	-------	-------	-------	-------	-------	-------	-------	-------	-------	-------	-------	-------	-------	-------	-------	-------	-------	-------	-------	-------	-------	-------	-------	-------	-------	-------	-------	-------	-------	-------	-------	-------	-------	-------	-------	-------	-------	-------	-------	-------	-------	-------	-------	-------	-------	-------	-------	-------	-------	-------	-------	-------	-------	-------	-------	-------	-------	-------	-------	-------	-------	-------	-------	-------	-------	-------	-------	-------	-------	-------	-------	-------	-------	-------	-------	-------	-------	-------	-------	-------	-------	-------	-------	-------	-------	-------	-------	-------	-------	-------	-------	-------	-------	----



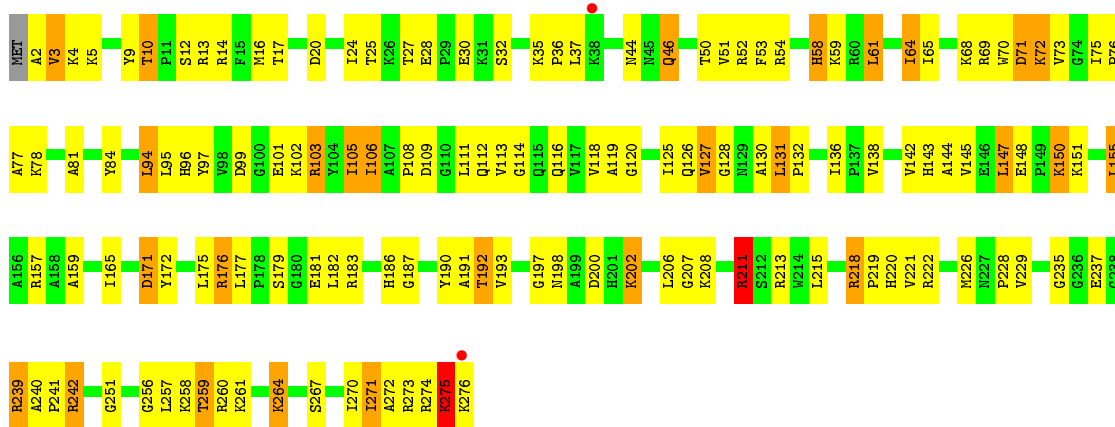
• Molecule 25: 23S Ribosomal RNA



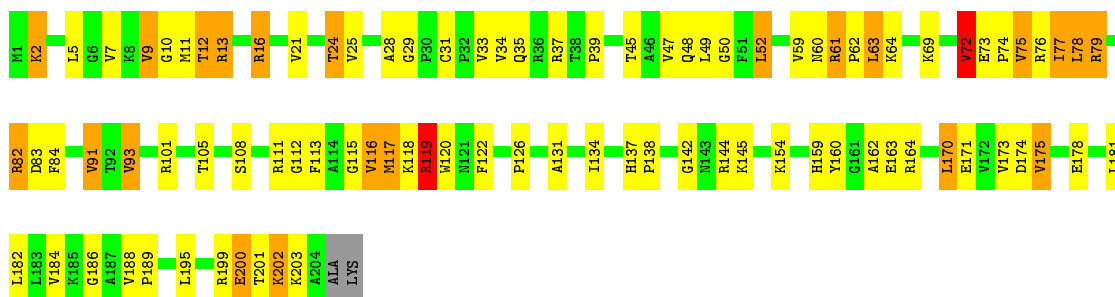
U1390	C1327	C1258	U1198	A1129	C1004	G944	G873	G808	U747	C683	C640	G577
A1394	G1328	G1259	U1199	U1130	C1005	G945	G874	G809	G748	G684	G644	A578
U1394	U1329	G1260	C1261	C1200	C1007	G946	G875	U810	C749	A644	A644	G579
A1395	C1330	A1262	C1201	C1008	C1008	G947	G876	C812	A752	G685	G645	C580
U1396	A1331	U1263	G1202	A1009	A1009	G948	G877	C813	G753	G686	A646	C581
U1397	G1332	G1264	C1203	A1010	A1010	C949	G878	C814	C754	G687	G647	G582
C1403	C1333	A1265	A1204	U1011	U1011	G950	C884	C815	C755	A689	G651	G583
C1404	A1336	U1266	U1205	U1012	U1012	G951	C885	C816	C756	G690	G652	C584
U1405	G1337	A1268	C1208	C1013	C1013	C952	C886	A819	G757	A691	A652A	U588
U1407	G1338	U1269	U1140	A953	A953	A953	C887	A820	U758	A692	A652B	C589
C1407	A1339	A1270	U1141	A954	A954	A954	A887	A821	C759	A693	G652C	C590
U1340	U1340	C1271	U1142	C955	C955	C955	C888	U822	G760	G694	G652D	A590
C1408	U1341	A1143	A1143	G956	G956	G956	C889	U823	A761	G695	G652E	C591
A1412	U1342	G1272	G1144	A957	A957	A957	A890	C825	U762	G696	G	G592
G1413	G1344	A1273	G1149	U958	U958	U958	C892	U826	U763	G697	G	G593
G1416	C1345	A1274	U1149	A959	A959	A959	C893	U827	G764	G698	G	U594
C1417	A1346	U1275	G1151	A960	A960	A960	C894	U828	A764	G700	C	
G1418	G1347	G1276	G1152	U961	U961	U961	C895	A829	G765	G701	C	
G1419	U1348	G1277	G1153	G962	G962	G962	C896	G830	C766	G702	C	
U1419	A1349	U1278	U1154	C965	C965	C965	C898	G831	U767	U703	C	
U1420	G1350	G1279	G1154	A1026	A1026	A1026	C899	G832	G768	G704	A	
G1421	C1351	U1280	U1155	A1027	A1027	A1027	A899	U833	G769	A705	C	
G1422	U1352	U1281	A1156	A1028	A1028	A1028	A900	C834	G770	A706	C	
G1423	A1353	C1221A	G1157	G1031	G1031	G1031	A901	A835	G771	G707	C	
G1424	G1354	G1222	G1160	A1032	A1032	A1032	C902	G836	C772	G708	C	
G1425	A1355	U1223	U1161	U1033	U1033	U1033	C903	G837	U773	U709	C	
G1426	G1356	C1224	G1162	A1034	A1034	A1034	C904	C838	A774	G710	C	
A1427	U1357	U1225	G1163	U1035	U1035	U1035	U905	U839	G775	G715	C	
C1428	G1358	A1226	U1164	A1038	A1038	A1038	G906	C840	G776	G716	C	
G1429	A1359	G1227	U1165	G1038	G1038	G1038	U907	A841	A777	A608	C	
U1430	U1360	U1228	U1166	G1039	G1039	G1039	C908	G842	G778	A609	C	
U1431	C1361	G1229	U1167	C1040	C1040	C1040	A909	G843	U779	G610	C	
C1432	G1362	U1230	U1168	C1042	C1042	C1042	A910	G844	U780	G611	C	
U1433	C1363	G1231	G1169	G1043	G1043	G1043	A911	U845	A781	G612	C	
A1434	G1364	C1232	G1170	A	A	A	A912	C846	A782	G613	C	
C1437	A1365	U1234	G1171	A	A	A	A913	G848	A783	U614	C	
U1438	A1366	G1235	U1172	A	A	A	A914	A849	A784	U614A	C	
A1439	U1367	U1236	A	A	A	A	A915	C850	A785	G614B	C	
A1440	G1368	G1237	U	A	A	A	A916	U851	U786	A614C	C	
G1441	U1369	U1238	U	A	A	A	A917	G852	U787	G615	C	
G1442	C1370	G1239	G	A	A	A	A918	G853	A788	G616	C	
A1445	U1371	U1240	A	A	A	A	G921	G854	C790	G618	C	
C1445A	U1372	A1241	C1178	A	A	A	U922	G855	C791	G619	C	
C1446	G1374	A1242	C1179	A	A	A	C923	C856	G792	G620	C	
C1447	C1375	G1243	C1180	C	C	C	C924	C857	A793	G624	C	
G1448	C1376	U1244	C1181	A	A	A	C925	C858	G794	A627	C	
A1449	G1377	G1245	C1182	A	A	A	A926	U859	C795	A628	C	
A1450	A1378	A1246	G1183	A	A	A	G927	U860	G796	A629	C	
G1450A	U1379	A1247	U1186	A	A	A	G928	A861	C797	G630	C	
C1451	G1380	U1250	G1187	A	A	A	U930	G862	C798	G631	C	
A1452	U1384	C1251	U1188	A	A	A	G931	A863	G799	A631	C	
U1453	A1385	G1252	U1189	U	U	U	A932	G864	U800	A632	C	
G1455	C1386	U1253	G1190	U	U	U	A933	C865	G801	A633	C	
C1462	U1387	A1254	G1191	A	A	A	G934	A866	U740	A676	C	
C1463	G1388	U1255	G1192	C	C	C	U934	U802	G741	A677	C	
	A1321	C1256	G1193	U	U	U	A1000	U803	U803	G742	C	
	U1389	C1257	U1194	U	U	U	A1001	A804	G805	G743	C	
			G1195	A	A	A	A1002	U871	G806	G744	C	
							G1003	A872	U807	A746	C	




- Molecule 27: 50S Ribosomal Protein L2

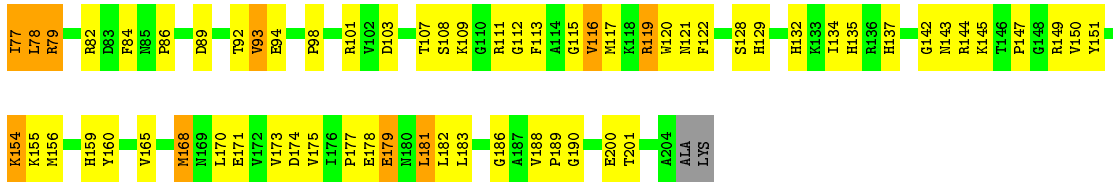


- Molecule 28: 50S Ribosomal Protein L3



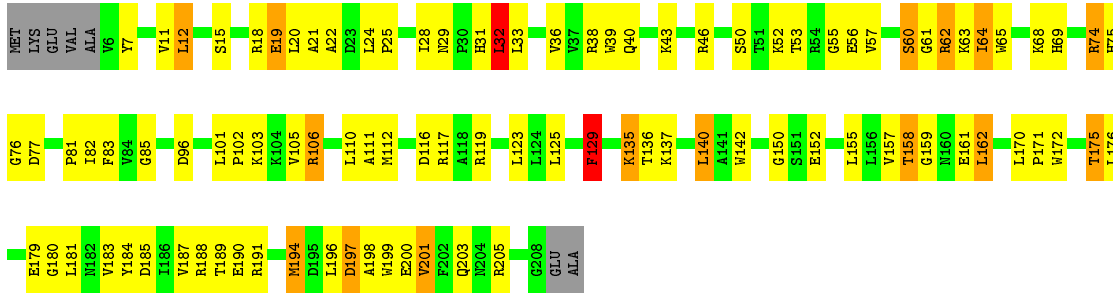
- Molecule 28: 50S Ribosomal Protein L3





- Molecule 29: 50S Ribosomal Protein L4

Chain BF: 50% 38% 7% ..



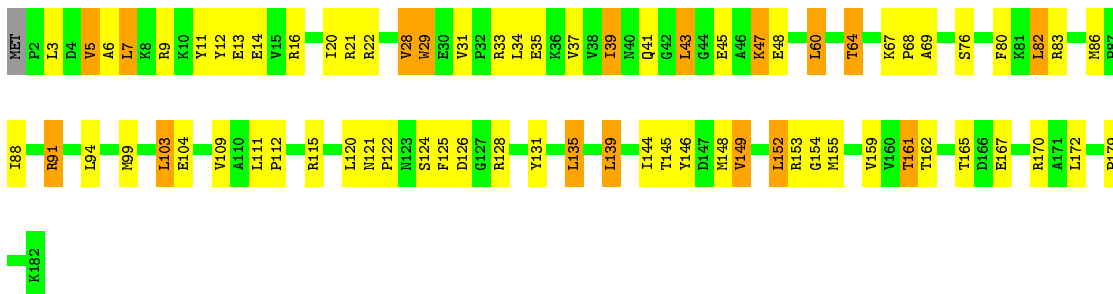
- Molecule 29: 50S Ribosomal Protein L4

Chain DF: 42% 44% 10% .



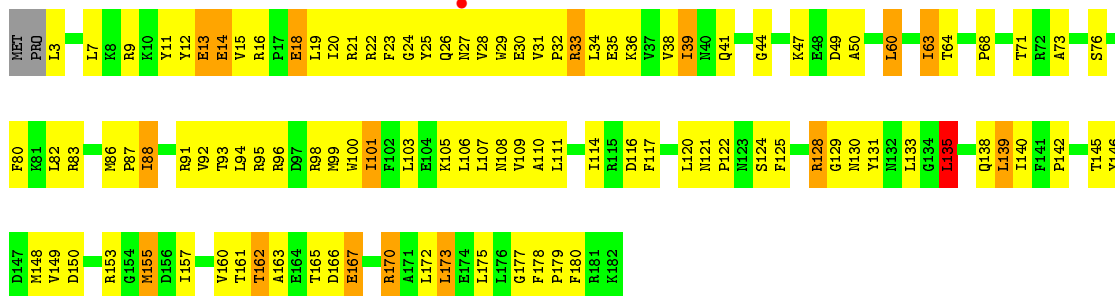
- Molecule 30: 50S Ribosomal Protein L5

Chain BG: 59% 31% 9% .

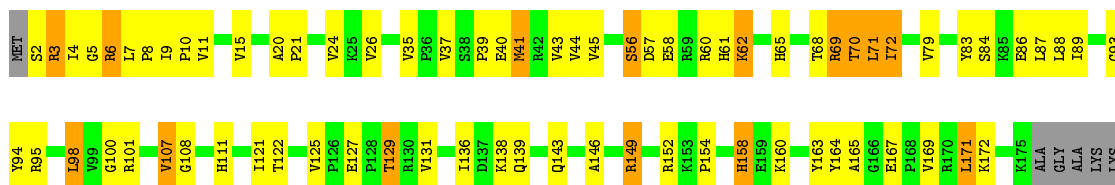


- Molecule 30: 50S Ribosomal Protein L5

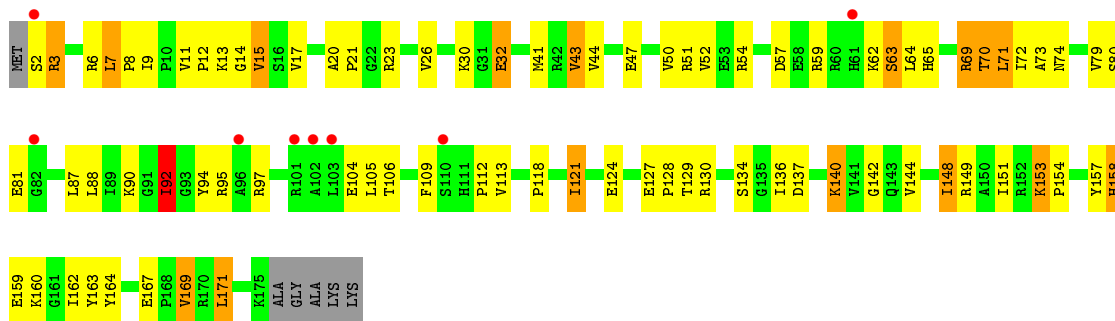
Chain DG: 40% 49% 9% ..

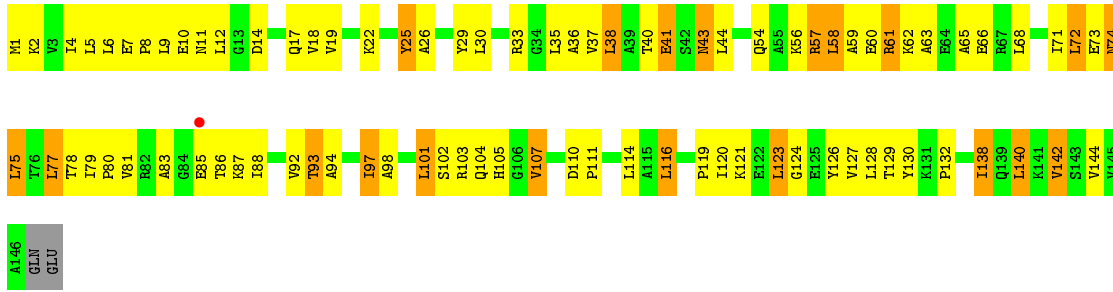


• Molecule 31: 50S Ribosomal Protein L6



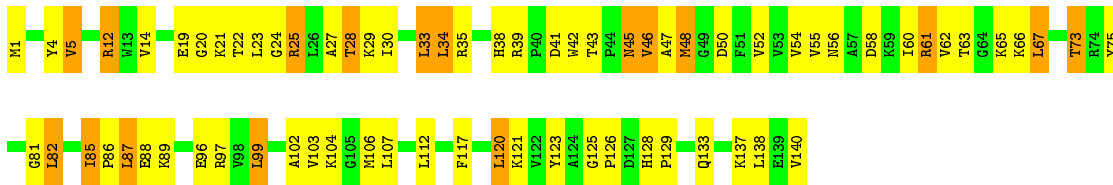
• Molecule 31: 50S Ribosomal Protein L6





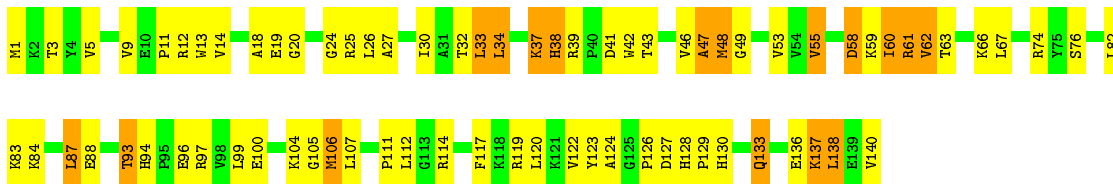
- Molecule 33: 50S Ribosomal Protein L13

Chain BN: 49% 39% 12%



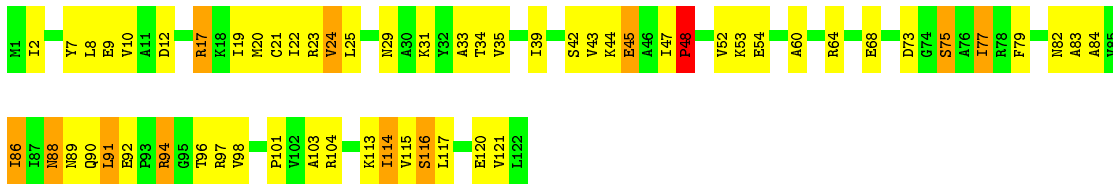
- Molecule 33: 50S Ribosomal Protein L13

Chain DN: 46% 41% 12%



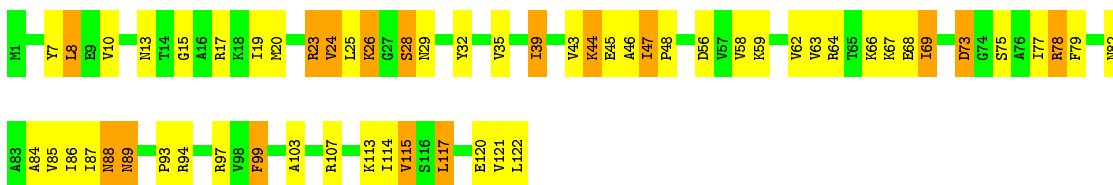
- Molecule 34: 50S Ribosomal Protein L14

Chain BO: 52% 39% 9%

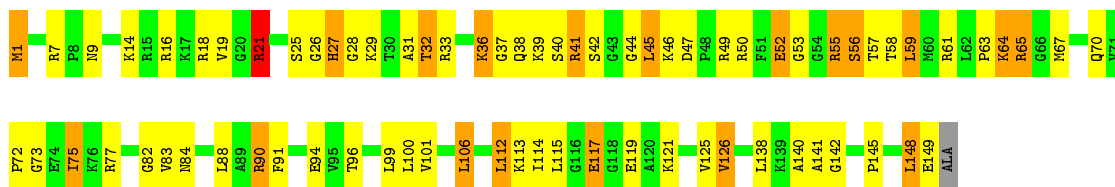


- Molecule 34: 50S Ribosomal Protein L14

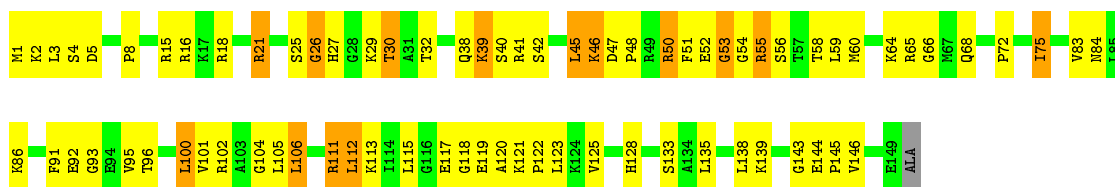
Chain DO: 52% 34% 13%



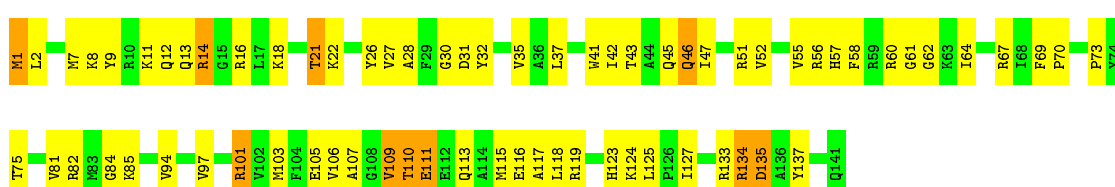
- Molecule 35: 50S Ribosomal Protein L15



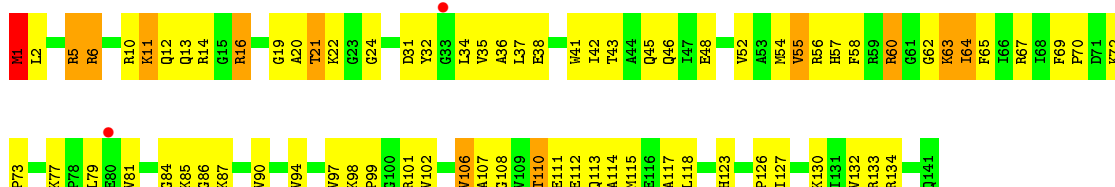
• Molecule 35: 50S Ribosomal Protein L15



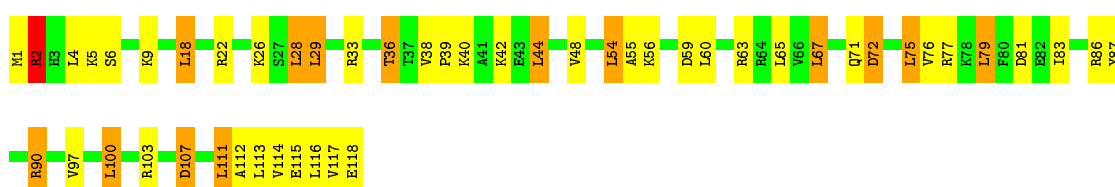
• Molecule 36: 50S Ribosomal Protein L16



• Molecule 36: 50S Ribosomal Protein L16

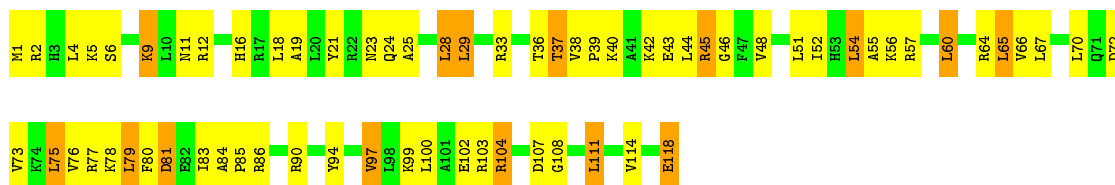


• Molecule 37: 50S Ribosomal Protein L17



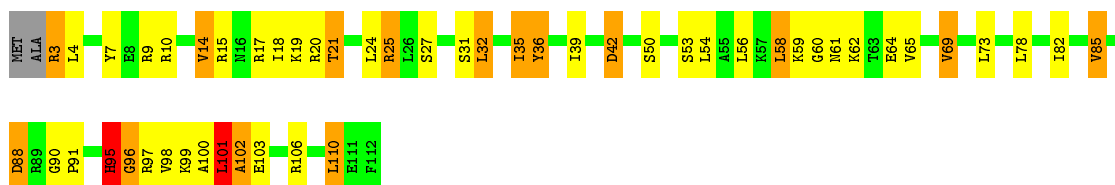
• Molecule 37: 50S Ribosomal Protein L17

Chain DR: 



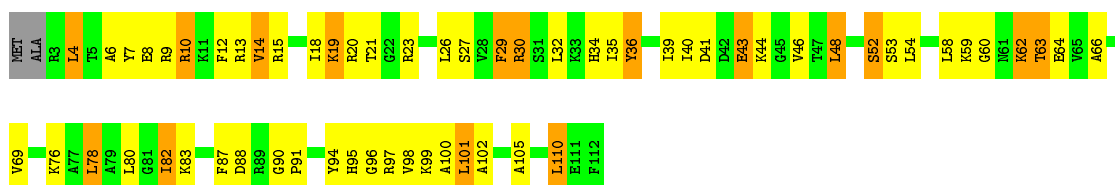
• Molecule 38: 50S Ribosomal Protein L18

Chain BS: 



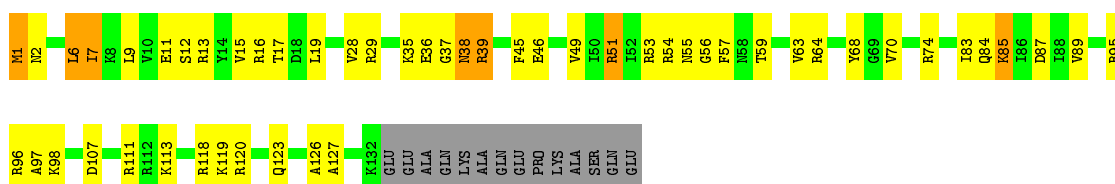
• Molecule 38: 50S Ribosomal Protein L18

Chain DS: 



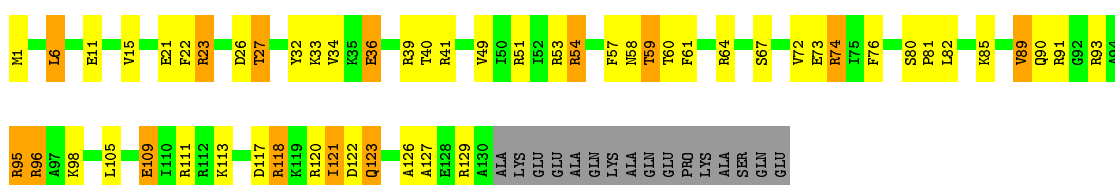
• Molecule 39: 50S Ribosomal Protein L19

Chain BT: 

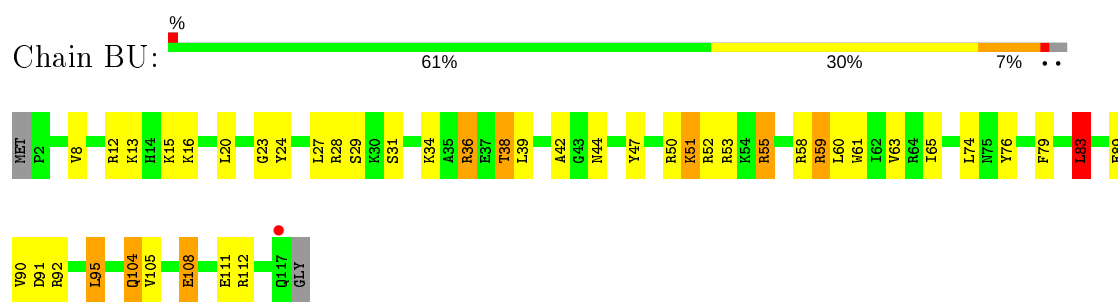


• Molecule 39: 50S Ribosomal Protein L19

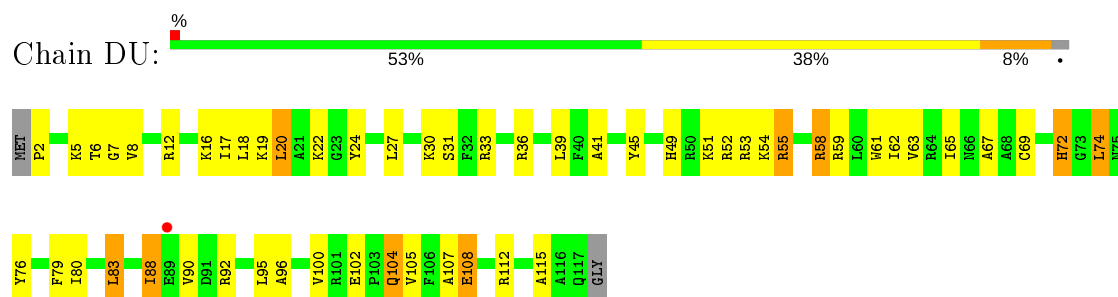
Chain DT: 



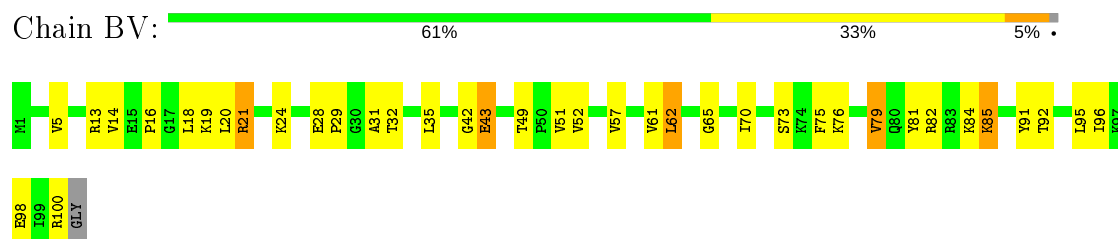
• Molecule 40: 50S Ribosomal Protein L20



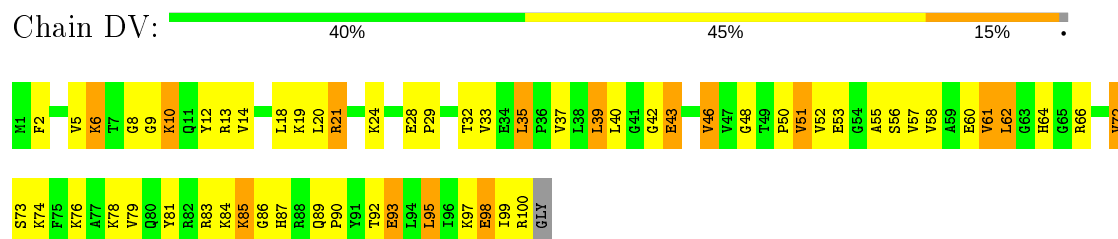
- Molecule 40: 50S Ribosomal Protein L20



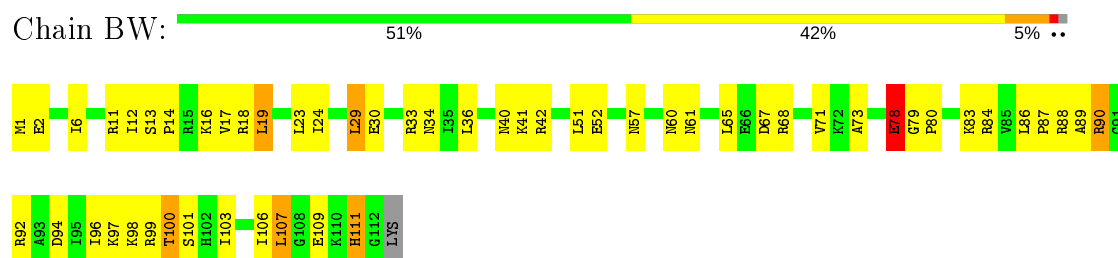
- Molecule 41: 50S Ribosomal Protein L21



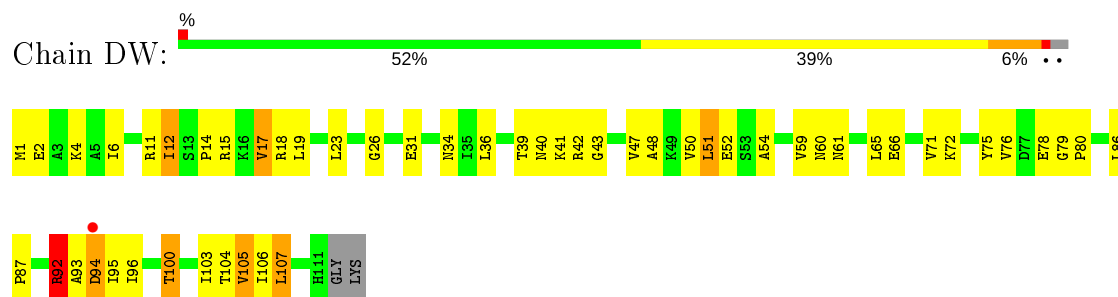
- Molecule 41: 50S Ribosomal Protein L21



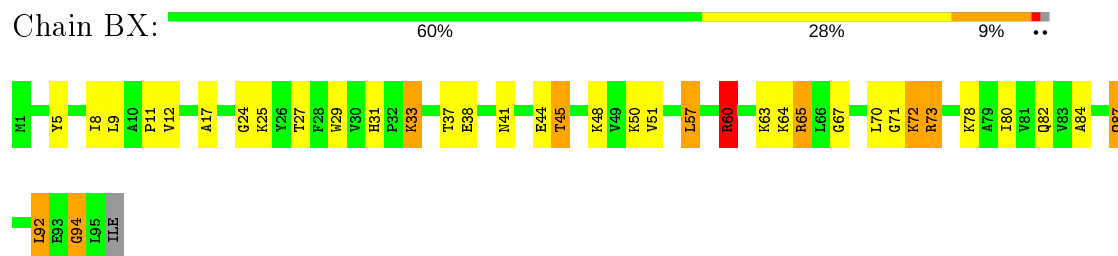
- Molecule 42: 50S Ribosomal Protein L22



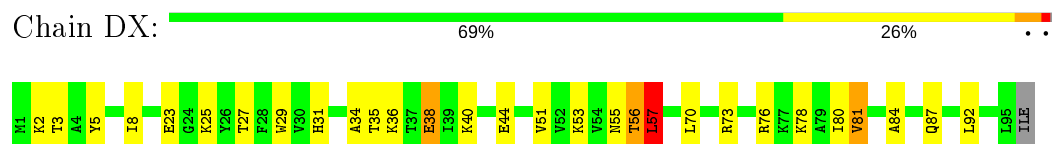
- Molecule 42: 50S Ribosomal Protein L22



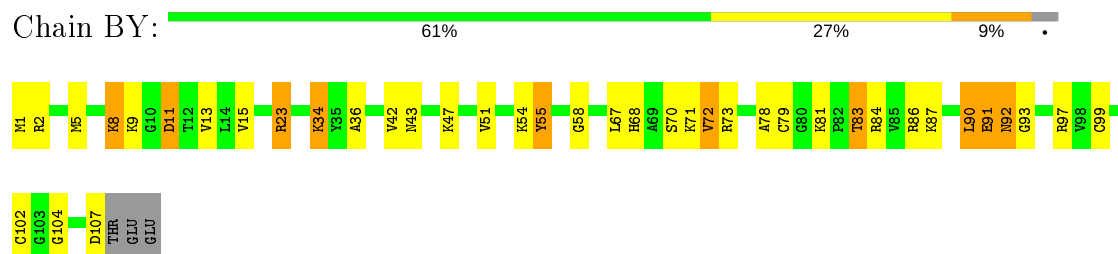
- Molecule 43: 50S Ribosomal Protein L23



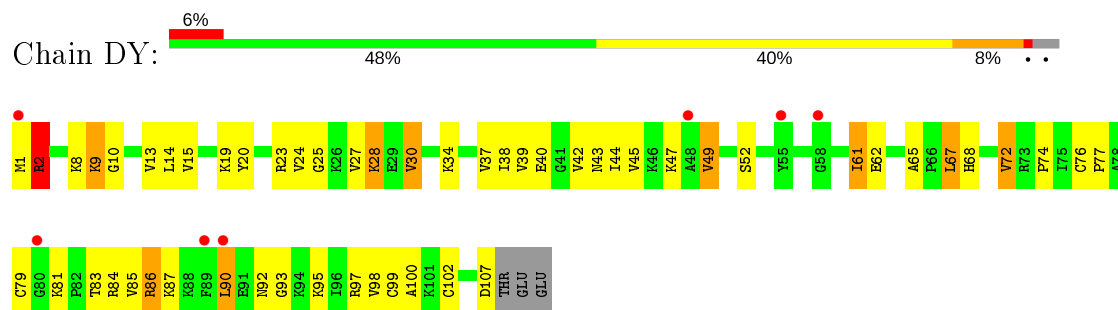
- Molecule 43: 50S Ribosomal Protein L23



- Molecule 44: 50S Ribosomal Protein L24

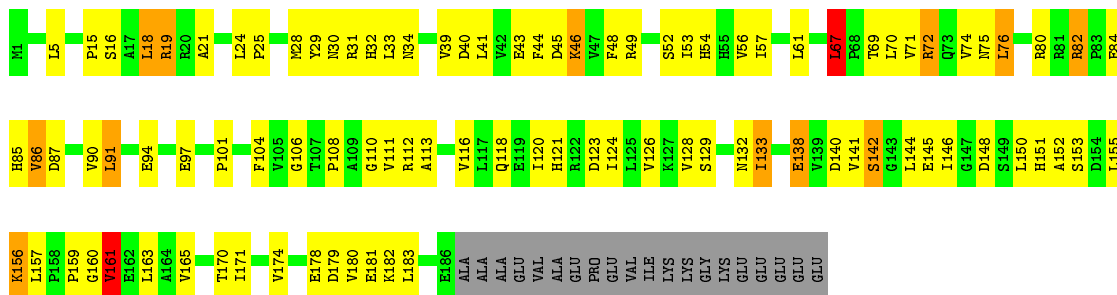


- Molecule 44: 50S Ribosomal Protein L24

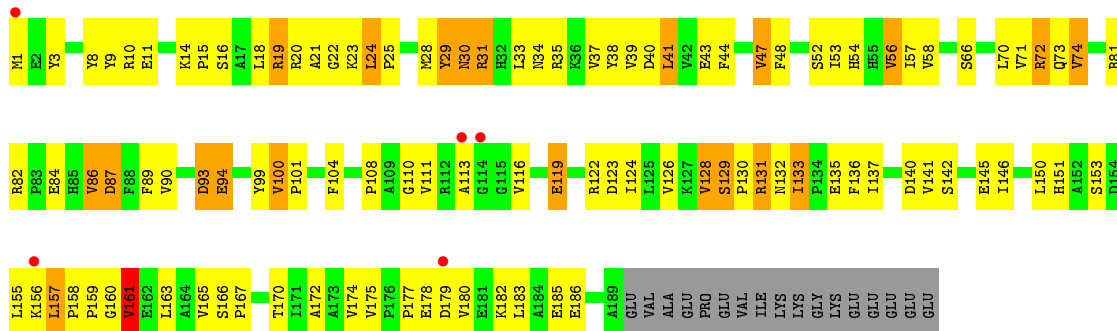


- Molecule 45: 50S Ribosomal Protein L25

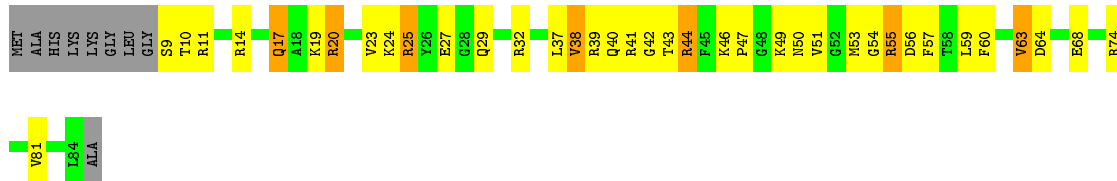




● Molecule 45: 50S Ribosomal Protein L25



● Molecule 46: 50S Ribosomal Protein L27



● Molecule 47: 50S Ribosomal Protein L27



● Molecule 48: 50S Ribosomal Protein L28



L96
L97
L98

• Molecule 47: 50S Ribosomal Protein L28

Chain D1: 2%
50% 36% 11% ..

MET S2 R3 V4 C5 R11 Q19 R20 R21 R22 R23 R26 R29 V30 T35 S38 R39 R40 R41 R42 R43 R46 Q47 R50 V51 R52 V53 A54 I58 T59 F60 R61 V62 A63 A64 S65 R66 P68 E72 L73 R76 A77 L80 R81 L82 E83 G84

L85 S86 E89 I90 L94 L95 L96 L97 L98

• Molecule 48: 50S Ribosomal Protein L29

Chain B2: 42% 39% 15% ..

M1 R2 R3 S4 V6 R7 A13 L16 S17 E20 L21 R28 R29 R30 R31 R32 R33 R34 R35 R36 R37 R38 R39 R40 R41 R44 R45 R46 R47 R48 R49 I50 R51 D52 L53 R54 R55 Q56 I57 V63 L64 N65 E66 K67 R68 R69 ASN Q70 ALA

• Molecule 48: 50S Ribosomal Protein L29

Chain D2: %
50% 36% 11% ..

M1 R2 R3 R7 R8 R9 L10 R14 S17 L21 E22 R26 R29 R30 R31 R32 R33 R34 R35 R36 R37 R40 S40 Q43 R44 R45 R46 R47 R48 R49 I50 R51 D52 L53 R54 R55 Q56 I57 A58 R59 T62 V63 L64 M65 R69 Q70 N71 ALA

• Molecule 49: 50S Ribosomal Protein L30

Chain B3: 63% 30% 5% ..

MET P2 R3 V6 V7 L8 P12 Y15 P16 K17 L23 R29 R30 R31 L31 L37 E38 D39 T40 R44 V50 L53 V54 R55 V56 E57 V58 V59 E60

• Molecule 49: 50S Ribosomal Protein L30

Chain D3: 38% 45% 13% .

MET P2 R3 L4 K5 V6 V7 L8 V9 I15 K10 S11 P12 Y15 P16 K17 A21 A22 A23 L23 L24 K24 A25 L26 G27 L28 R29 R30 R31 R34 R35 R36 V36 L37 L43 R44 R45 R46 V47 E48 R49 V50 ASP V51 THR A51 H52 L53 V56 VAL V57 E57 V58 V59 GLU

• Molecule 50: 50S Ribosomal Protein L31

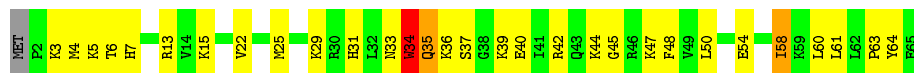
Chain B4: 30% 27% 7% 35%

M1 I5 H6 P7 K8 L9 V10 I15 C16 G17 C18 G19 N20 V21 I22 T24 T25 S26 T27 K28 P29 E30 E34 S37 K38 G39 H40 P41 P42 P43 Y43 G45 GLN ARG PHE VAL ASP THR GLU GLY ARG VAL GLU ARG PHE GLN ARG ARG TYR GLY ASP SER TYR ARG LYS

GLY
ARG


- Molecule 54: 50S Ribosomal Protein L35

Chain B8:  52% 42%



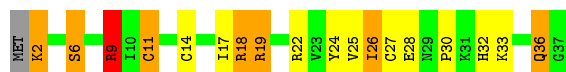
- Molecule 54: 50S Ribosomal Protein L35

Chain D8:  2% 45% 48% 6%



- Molecule 55: 50S Ribosomal Protein L36

Chain B9:  49% 27% 19%



- Molecule 55: 50S Ribosomal Protein L36

Chain D9:  8% 41% 49% 5% 5%



4 Data and refinement statistics

Property	Value	Source
Space group	P 21 21 21	Depositor
Cell constants a, b, c, α , β , γ	209.96Å 448.86Å 624.20Å 90.00° 90.00° 90.00°	Depositor
Resolution (Å)	34.91 – 3.20 34.91 – 3.20	Depositor EDS
% Data completeness (in resolution range)	99.8 (34.91-3.20) 99.8 (34.91-3.20)	Depositor EDS
R_{merge}	0.28	Depositor
R_{sym}	(Not available)	Depositor
$\langle I/\sigma(I) \rangle$ ¹	1.32 (at 3.18Å)	Xtrriage
Refinement program	PHENIX 1.7.3_928	Depositor
R, R_{free}	0.188 , 0.245 0.186 , 0.243	Depositor DCC
R_{free} test set	48002 reflections (5.02%)	wwPDB-VP
Wilson B-factor (Å ²)	73.8	Xtrriage
Anisotropy	0.161	Xtrriage
Bulk solvent k_{sol} (e/Å ³), B_{sol} (Å ²)	0.27 , 75.5	EDS
L-test for twinning ²	$\langle L \rangle = 0.45$, $\langle L^2 \rangle = 0.28$	Xtrriage
Estimated twinning fraction	No twinning to report.	Xtrriage
F_o, F_c correlation	0.94	EDS
Total number of atoms	284877	wwPDB-VP
Average B, all atoms (Å ²)	80.0	wwPDB-VP

Xtrriage's analysis on translational NCS is as follows: *The largest off-origin peak in the Patterson function is 1.56% of the height of the origin peak. No significant pseudotranslation is detected.*

¹Intensities estimated from amplitudes.

²Theoretical values of $\langle |L| \rangle$, $\langle L^2 \rangle$ for acentric reflections are 0.5, 0.333 respectively for untwinned datasets, and 0.375, 0.2 for perfectly twinned datasets.

5 Model quality

5.1 Standard geometry

Bond lengths and bond angles in the following residue types are not validated in this section: ZN, MG

The Z score for a bond length (or angle) is the number of standard deviations the observed value is removed from the expected value. A bond length (or angle) with $|Z| > 5$ is considered an outlier worth inspection. RMSZ is the root-mean-square of all Z scores of the bond lengths (or angles).

Mol	Chain	Bond lengths		Bond angles	
		RMSZ	# $ Z > 5$	RMSZ	# $ Z > 5$
1	AA	0.97	30/35273 (0.1%)	1.68	779/55046 (1.4%)
1	CA	0.89	15/35152 (0.0%)	1.51	525/54858 (1.0%)
2	AB	0.67	3/1844 (0.2%)	0.87	1/2498 (0.0%)
2	CB	0.55	0/1852	0.79	1/2510 (0.0%)
3	AC	0.56	0/1458	0.84	0/1981
3	CC	0.53	0/1477	0.75	0/2006
4	AD	0.66	2/1550 (0.1%)	0.93	4/2106 (0.2%)
4	CD	0.70	3/1567 (0.2%)	0.95	4/2125 (0.2%)
5	AE	0.64	0/1121	0.90	0/1517
5	CE	0.68	0/1131	0.92	0/1529
6	AF	0.62	0/794	0.86	1/1082 (0.1%)
6	CF	0.60	0/797	0.81	0/1085
7	AG	0.53	0/1169	0.73	0/1580
7	CG	0.53	0/1166	0.77	0/1576
8	AH	0.63	0/1065	0.83	0/1445
8	CH	0.57	0/1069	0.80	0/1450
9	AI	0.60	0/879	0.96	1/1195 (0.1%)
9	CI	0.53	0/864	0.80	1/1177 (0.1%)
10	AJ	0.57	0/672	0.81	0/919
10	CJ	0.55	0/670	0.84	0/917
11	AK	0.70	0/858	0.91	1/1163 (0.1%)
11	CK	0.58	0/843	0.77	0/1144
12	AL	0.70	0/925	0.87	0/1251
12	CL	0.64	0/921	0.88	0/1247
13	AM	0.66	1/824 (0.1%)	0.92	1/1120 (0.1%)
13	CM	0.55	0/794	0.81	1/1081 (0.1%)
14	AN	0.59	0/482	0.86	2/642 (0.3%)
14	CN	0.60	0/478	0.86	0/638
15	AO	0.62	0/735	0.87	1/981 (0.1%)
15	CO	0.59	0/735	0.84	0/981
16	AP	0.60	0/662	0.99	3/898 (0.3%)
16	CP	0.60	0/677	0.91	0/917

Mol	Chain	Bond lengths		Bond angles	
		RMSZ	# Z >5	RMSZ	# Z >5
17	AQ	0.70	0/836	0.90	0/1117
17	CQ	0.63	0/832	0.84	1/1113 (0.1%)
18	AR	0.64	0/519	0.96	3/699 (0.4%)
18	CR	0.59	0/519	0.79	0/699
19	AS	0.51	0/574	0.83	0/781
19	CS	0.46	0/543	0.73	1/740 (0.1%)
20	AT	0.57	0/716	0.82	0/947
20	CT	0.62	0/776	0.85	0/1026
21	AU	0.66	0/221	0.84	0/288
21	CU	0.60	0/184	0.78	0/244
22	AY	0.78	1/1043 (0.1%)	1.02	5/1399 (0.4%)
23	AV	1.07	3/1836 (0.2%)	1.55	36/2859 (1.3%)
23	CV	0.78	1/1836 (0.1%)	1.29	11/2859 (0.4%)
24	AX	0.94	0/147	1.18	0/227
24	CX	0.85	0/147	1.11	0/227
25	BA	1.52	551/66391 (0.8%)	2.06	3990/103628 (3.9%)
25	DA	1.06	69/65653 (0.1%)	1.63	1707/102473 (1.7%)
26	BB	1.26	6/2878 (0.2%)	1.93	156/4490 (3.5%)
26	DB	0.88	1/2878 (0.0%)	1.42	35/4490 (0.8%)
27	BD	1.02	3/2181 (0.1%)	1.14	8/2940 (0.3%)
27	DD	0.83	3/2186 (0.1%)	0.98	2/2944 (0.1%)
28	BE	0.96	0/1588	1.09	4/2145 (0.2%)
28	DE	0.72	0/1588	0.90	1/2145 (0.0%)
29	BF	0.93	0/1609	0.97	2/2177 (0.1%)
29	DF	0.64	0/1611	0.87	2/2180 (0.1%)
30	BG	0.70	1/1393 (0.1%)	0.92	0/1892
30	DG	0.53	0/1385	0.83	1/1881 (0.1%)
31	BH	0.84	0/1343	0.94	0/1820
31	DH	0.53	0/1343	0.76	1/1820 (0.1%)
32	BI	0.63	0/1081	0.92	2/1477 (0.1%)
32	DI	0.59	0/1072	0.85	1/1465 (0.1%)
33	BN	1.00	0/1139	1.10	3/1538 (0.2%)
33	DN	0.63	0/1139	0.83	0/1538
34	BO	0.96	0/933	1.03	2/1257 (0.2%)
34	DO	0.74	0/933	0.93	2/1257 (0.2%)
35	BP	0.89	0/1148	1.09	5/1529 (0.3%)
35	DP	0.65	0/1148	0.91	2/1529 (0.1%)
36	BQ	1.01	0/1143	1.04	4/1527 (0.3%)
36	DQ	0.67	0/1143	0.89	1/1527 (0.1%)
37	BR	0.90	0/982	1.08	3/1312 (0.2%)
37	DR	0.65	0/982	0.90	0/1312
38	BS	0.80	0/875	1.06	3/1168 (0.3%)
38	DS	0.55	0/883	0.87	0/1176

Mol	Chain	Bond lengths		Bond angles	
		RMSZ	# Z >5	RMSZ	# Z >5
39	BT	0.89	0/1086	1.05	1/1455 (0.1%)
39	DT	0.68	0/1072	0.81	0/1437
40	BU	1.10	1/977 (0.1%)	1.09	5/1301 (0.4%)
40	DU	0.70	0/977	0.87	0/1301
41	BV	1.02	0/777	1.10	1/1044 (0.1%)
41	DV	0.67	0/781	0.86	1/1048 (0.1%)
42	BW	1.05	1/901 (0.1%)	1.10	3/1209 (0.2%)
42	DW	0.77	0/887	0.90	2/1192 (0.2%)
43	BX	0.99	0/756	1.06	2/1016 (0.2%)
43	DX	0.75	0/746	0.88	1/1005 (0.1%)
44	BY	0.85	0/798	1.03	2/1073 (0.2%)
44	DY	0.64	0/794	0.87	0/1067
45	BZ	0.80	0/1486	0.94	2/2022 (0.1%)
45	DZ	0.58	0/1483	0.80	0/2023
46	B0	0.95	0/602	1.10	3/804 (0.4%)
46	D0	0.64	0/615	0.89	0/820
47	B1	0.94	0/752	1.07	1/1003 (0.1%)
47	D1	0.70	0/752	0.92	2/1003 (0.2%)
48	B2	0.96	2/590 (0.3%)	1.00	1/781 (0.1%)
48	D2	0.63	0/586	0.79	1/779 (0.1%)
49	B3	1.02	0/463	1.07	0/623
49	D3	0.57	0/458	0.79	0/616
50	B4	0.62	0/358	0.97	2/487 (0.4%)
50	D4	0.66	0/358	0.82	1/487 (0.2%)
51	B5	1.01	1/469 (0.2%)	1.09	2/634 (0.3%)
51	D5	0.69	0/465	0.90	0/630
52	B6	0.96	0/456	1.09	2/609 (0.3%)
52	D6	0.73	0/444	0.87	0/595
53	B7	1.10	0/426	1.21	4/561 (0.7%)
53	D7	0.78	0/410	0.88	0/543
54	B8	0.99	0/516	1.14	2/679 (0.3%)
54	D8	0.75	0/516	0.93	0/679
55	B9	1.07	1/300 (0.3%)	1.25	3/395 (0.8%)
55	D9	0.68	0/295	0.87	0/390
All	All	1.07	699/303213 (0.2%)	1.58	7364/453838 (1.6%)

Chiral center outliers are detected by calculating the chiral volume of a chiral center and verifying if the center is modelled as a planar moiety or with the opposite hand. A planarity outlier is detected by checking planarity of atoms in a peptide group, atoms in a mainchain group or atoms of a sidechain that are expected to be planar.

Mol	Chain	#Chirality outliers	#Planarity outliers
1	AA	0	1

Continued on next page...

Continued from previous page...

Mol	Chain	#Chirality outliers	#Planarity outliers
1	CA	0	1
2	AB	0	4
2	CB	0	2
3	AC	0	2
4	AD	0	4
4	CD	0	5
5	AE	0	2
5	CE	0	1
7	AG	0	1
7	CG	0	1
9	AI	0	3
10	AJ	0	2
10	CJ	0	2
11	AK	0	1
12	AL	0	1
13	AM	0	3
13	CM	0	2
14	CN	0	1
16	CP	0	1
18	AR	0	1
20	AT	0	2
20	CT	0	2
21	CU	0	1
22	AY	0	1
27	BD	0	2
28	BE	0	2
28	DE	0	1
29	BF	0	2
29	DF	0	1
30	DG	0	3
31	DH	0	1
32	BI	0	3
34	BO	0	1
34	DO	0	1
35	BP	0	1
35	DP	0	1
36	BQ	0	2
36	DQ	0	1
38	BS	0	1
38	DS	0	1
39	BT	0	1
39	DT	0	1

Continued on next page...

Continued from previous page...

Mol	Chain	#Chirality outliers	#Planarity outliers
43	BX	0	1
45	BZ	0	1
47	B1	0	1
47	D1	0	1
48	D2	0	1
50	B4	0	1
50	D4	0	1
51	B5	0	1
52	D6	0	1
All	All	0	82

All (699) bond length outliers are listed below:

Mol	Chain	Res	Type	Atoms	Z	Observed(Å)	Ideal(Å)
25	BA	1142(A)	A	N9-C4	-17.94	1.27	1.37
25	BA	528	A	N9-C4	-17.30	1.27	1.37
1	CA	189(D)	C	N3-C4	-15.70	1.23	1.33
25	BA	676	A	N9-C4	-15.14	1.28	1.37
25	BA	1021	A	N9-C4	-14.78	1.28	1.37
1	CA	129(A)	G	N1-C2	-14.59	1.26	1.37
1	CA	189(D)	C	C2-N3	-13.63	1.24	1.35
1	CA	129(A)	G	C6-N1	-13.61	1.30	1.39
25	BA	2287	A	N9-C4	-12.23	1.30	1.37
25	BA	945	A	C5-C6	-12.10	1.30	1.41
25	BA	1332	G	N9-C4	-12.06	1.28	1.38
1	AA	129(A)	G	C6-N1	-11.38	1.31	1.39
25	BA	330	A	N9-C4	-11.25	1.31	1.37
23	AV	1	C	OP3-P	-10.55	1.48	1.61
23	CV	1	C	OP3-P	-10.44	1.48	1.61
25	BA	1332	G	N3-C4	-10.33	1.28	1.35
25	BA	945	A	N9-C4	-10.15	1.31	1.37
23	AV	76	A	N9-C4	-9.95	1.31	1.37
25	DA	528	A	N9-C4	-9.93	1.31	1.37
25	BA	945	A	N7-C5	-9.84	1.33	1.39
1	AA	189(D)	C	C2-N3	-9.82	1.27	1.35
27	BD	28	GLU	CG-CD	9.38	1.66	1.51
25	BA	676	A	N9-C8	9.36	1.45	1.37
1	AA	129(A)	G	N1-C2	-8.85	1.30	1.37
25	BA	933	A	N9-C4	-8.76	1.32	1.37
25	BA	1676	A	N9-C4	-8.73	1.32	1.37
25	BA	1602	U	C2-N3	-8.70	1.31	1.37
25	BA	197	A	N3-C4	-8.67	1.29	1.34

Continued on next page...

Continued from previous page...

Mol	Chain	Res	Type	Atoms	Z	Observed(Å)	Ideal(Å)
25	BA	2621	A	N9-C4	-8.66	1.32	1.37
25	BA	933	A	C5-C6	-8.52	1.33	1.41
25	BA	945	A	N3-C4	-8.52	1.29	1.34
27	BD	28	GLU	CB-CG	8.49	1.68	1.52
25	BA	2258	C	N1-C6	-8.48	1.32	1.37
25	BA	2287	A	C5-C6	-8.42	1.33	1.41
4	AD	9	CYS	CB-SG	8.41	1.96	1.82
25	BA	530	G	N3-C4	-8.34	1.29	1.35
25	BA	2502	G	C6-N1	-8.33	1.33	1.39
25	BA	528	A	C5-C6	-8.24	1.33	1.41
25	BA	530	G	N9-C8	8.22	1.43	1.37
25	BA	1210	A	C5-C6	-8.19	1.33	1.41
25	BA	451	C	N1-C6	-8.17	1.32	1.37
25	BA	1614	A	N9-C4	-8.17	1.32	1.37
1	AA	1227	A	N9-C4	-8.16	1.32	1.37
25	BA	676	A	C5-C4	8.14	1.44	1.38
4	CD	12	CYS	CB-SG	8.07	1.96	1.82
25	BA	37	C	N1-C6	-8.06	1.32	1.37
25	BA	2247	A	C6-N1	-8.03	1.29	1.35
25	BA	1569	A	N3-C4	-8.00	1.30	1.34
25	BA	1210	A	N9-C4	-7.95	1.33	1.37
25	BA	2377	A	N9-C4	-7.93	1.33	1.37
25	BA	1378	A	N9-C4	-7.87	1.33	1.37
25	BA	480	A	N7-C5	-7.86	1.34	1.39
1	AA	129(A)	G	C8-N7	7.85	1.35	1.30
25	BA	1251	C	N1-C6	-7.81	1.32	1.37
4	AD	26	CYS	CB-SG	7.80	1.95	1.82
25	BA	2510	C	N1-C6	-7.80	1.32	1.37
25	DA	590	A	N9-C4	-7.79	1.33	1.37
25	BA	502	A	C6-N1	-7.77	1.30	1.35
25	BA	2287	A	N3-C4	-7.76	1.30	1.34
25	BA	820	A	N3-C4	-7.75	1.30	1.34
27	DD	28	GLU	CG-CD	7.75	1.63	1.51
25	BA	1651	G	C6-N1	-7.74	1.34	1.39
25	BA	141	A	C5-C6	-7.74	1.34	1.41
25	BA	746	A	N7-C5	-7.72	1.34	1.39
27	BD	237	GLU	CG-CD	7.69	1.63	1.51
25	DA	1332	G	N9-C4	-7.64	1.31	1.38
25	BA	821	A	N7-C5	-7.63	1.34	1.39
25	BA	2058	A	N3-C4	-7.63	1.30	1.34
25	BA	2009	G	N3-C4	-7.60	1.30	1.35
25	BA	2274	A	N9-C4	-7.54	1.33	1.37

Continued on next page...

Continued from previous page...

Mol	Chain	Res	Type	Atoms	Z	Observed(Å)	Ideal(Å)
25	BA	1332	G	C5-C4	7.54	1.43	1.38
25	BA	697	C	N3-C4	-7.53	1.28	1.33
25	BA	141	A	N7-C5	-7.53	1.34	1.39
25	BA	71	A	N9-C4	-7.47	1.33	1.37
25	BA	587	C	N3-C4	-7.43	1.28	1.33
25	BA	1021	A	C5-C6	-7.43	1.34	1.41
25	BA	848	G	C5-C4	-7.43	1.33	1.38
25	BA	90	U	N3-C4	7.42	1.45	1.38
25	BA	139(A)	G	N3-C4	7.40	1.40	1.35
25	BA	1558	A	C5-C6	-7.40	1.34	1.41
25	BA	2844	G	N9-C8	-7.37	1.32	1.37
25	BA	2570	G	N9-C4	-7.35	1.32	1.38
25	BA	2070	G	N7-C5	-7.33	1.34	1.39
25	BA	2689	U	N3-C4	-7.33	1.31	1.38
1	CA	129(A)	G	C6-O6	7.32	1.30	1.24
25	BA	2826	A	N9-C4	-7.31	1.33	1.37
25	BA	2678	C	N1-C6	-7.28	1.32	1.37
25	DA	2565	A	N9-C4	-7.27	1.33	1.37
25	BA	1890	A	N9-C4	-7.26	1.33	1.37
25	BA	1177	A	N9-C4	7.26	1.42	1.37
25	BA	1977	A	N9-C4	-7.23	1.33	1.37
25	BA	528	A	N7-C5	-7.22	1.34	1.39
25	BA	71	A	N3-C4	-7.21	1.30	1.34
25	DA	761	A	N7-C5	-7.20	1.34	1.39
25	BA	2032	G	N7-C5	-7.20	1.34	1.39
25	BA	330	A	N3-C4	-7.18	1.30	1.34
25	BA	2725	A	N9-C4	-7.15	1.33	1.37
25	DA	2057	A	N3-C4	-7.13	1.30	1.34
25	BA	1332	G	C5-C6	-7.11	1.35	1.42
25	DA	2287	A	N9-C4	-7.08	1.33	1.37
25	BA	2060	A	N9-C4	-7.08	1.33	1.37
25	BA	1217	C	N1-C6	-7.04	1.32	1.37
25	BA	589	C	N3-C4	-7.03	1.29	1.33
1	CA	189(D)	C	N1-C6	7.01	1.41	1.37
25	BA	533	G	C5-C6	-7.00	1.35	1.42
25	BA	2037	G	C8-N7	-7.00	1.26	1.30
25	BA	2442	C	N3-C4	-6.93	1.29	1.33
25	BA	528	A	N3-C4	-6.93	1.30	1.34
25	BA	1384	A	N7-C5	-6.93	1.35	1.39
25	BA	2848	G	N7-C5	-6.91	1.35	1.39
25	BA	2430	A	N9-C4	-6.90	1.33	1.37
25	BA	705	A	C5-C4	-6.89	1.33	1.38

Continued on next page...

Continued from previous page...

Mol	Chain	Res	Type	Atoms	Z	Observed(Å)	Ideal(Å)
25	BA	1384	A	N9-C4	-6.89	1.33	1.37
25	BA	676	A	C5-C6	-6.88	1.34	1.41
25	BA	2046	G	N7-C5	-6.88	1.35	1.39
25	BA	141	A	N9-C4	-6.87	1.33	1.37
25	BA	31	C	N1-C6	-6.84	1.33	1.37
25	BA	1570	A	N9-C4	-6.83	1.33	1.37
25	BA	1198	U	C2-N3	-6.81	1.32	1.37
25	BA	727	A	N9-C4	-6.81	1.33	1.37
25	BA	389	G	N3-C4	-6.78	1.30	1.35
25	BA	2825	C	N1-C6	-6.78	1.33	1.37
25	BA	860	U	C2-N3	-6.77	1.33	1.37
25	BA	983	A	C5-C4	-6.77	1.34	1.38
25	BA	689	A	N3-C4	-6.77	1.30	1.34
25	BA	218	A	N9-C4	-6.76	1.33	1.37
25	BA	652(B)	A	N9-C4	6.75	1.41	1.37
25	BA	697	C	N1-C6	-6.74	1.33	1.37
1	CA	189(D)	C	C4-N4	-6.73	1.27	1.33
25	DA	271(M)	G	N9-C4	6.73	1.43	1.38
25	BA	530	G	N9-C4	-6.72	1.32	1.38
25	BA	1331	A	N3-C4	-6.72	1.30	1.34
25	BA	1573	G	N9-C4	-6.71	1.32	1.38
25	BA	2776	A	N9-C4	-6.70	1.33	1.37
25	BA	465	G	N1-C2	-6.70	1.32	1.37
25	BA	575	A	N3-C4	-6.68	1.30	1.34
25	BA	195	A	N3-C4	-6.67	1.30	1.34
25	BA	314	A	N9-C4	-6.66	1.33	1.37
1	AA	787	A	N3-C4	-6.65	1.30	1.34
25	BA	1786	A	N3-C4	-6.64	1.30	1.34
25	BA	90	U	C2-N3	6.64	1.42	1.37
25	BA	503	A	N3-C4	-6.63	1.30	1.34
25	BA	1235	G	N3-C4	-6.63	1.30	1.35
25	BA	2697	G	N7-C5	-6.60	1.35	1.39
25	BA	265	A	C5-C6	-6.59	1.35	1.41
25	BA	671	C	N1-C6	-6.59	1.33	1.37
25	BA	2440	C	N1-C6	-6.59	1.33	1.37
25	BA	390	A	N9-C4	-6.58	1.33	1.37
27	DD	237	GLU	CB-CG	6.57	1.64	1.52
25	BA	1676	A	N3-C4	-6.57	1.30	1.34
25	BA	582	G	C6-N1	-6.56	1.34	1.39
25	BA	2607	G	C6-N1	-6.56	1.34	1.39
25	BA	2521	C	N1-C6	-6.56	1.33	1.37
25	BA	2203	U	N1-C2	-6.55	1.32	1.38

Continued on next page...

Continued from previous page...

Mol	Chain	Res	Type	Atoms	Z	Observed(Å)	Ideal(Å)
25	BA	129	C	N1-C6	-6.54	1.33	1.37
25	DA	1698	A	N9-C4	-6.54	1.33	1.37
27	DD	28	GLU	CB-CG	6.53	1.64	1.52
25	BA	514	A	C6-N1	-6.52	1.30	1.35
25	BA	2286	A	C5-C4	6.50	1.43	1.38
1	AA	189(D)	C	N3-C4	-6.49	1.29	1.33
25	BA	1969	A	C6-N1	-6.49	1.31	1.35
25	BA	785	G	N9-C4	-6.48	1.32	1.38
25	BA	698	C	N1-C6	-6.48	1.33	1.37
25	BA	266	G	N7-C5	-6.48	1.35	1.39
25	BA	1128	A	C5-C4	-6.48	1.34	1.38
1	CA	115	G	N7-C5	-6.47	1.35	1.39
25	DA	2207	G	N7-C5	-6.46	1.35	1.39
25	BA	1545	A	N9-C4	-6.45	1.33	1.37
25	BA	450	G	N9-C8	-6.43	1.33	1.37
25	BA	1782	C	N1-C6	-6.43	1.33	1.37
25	BA	1698	A	C5-C4	6.42	1.43	1.38
25	BA	2442	C	N1-C6	-6.42	1.33	1.37
25	BA	2399	G	N9-C8	-6.41	1.33	1.37
25	BA	252	G	N3-C4	-6.41	1.30	1.35
25	BA	2073	C	N1-C6	-6.40	1.33	1.37
25	BA	12	U	N1-C2	6.40	1.44	1.38
25	BA	746	A	C5-C6	-6.40	1.35	1.41
25	DA	1689	A	N7-C5	-6.38	1.35	1.39
1	AA	1502	A	C5-C6	-6.38	1.35	1.41
25	BA	1286	A	C6-N1	-6.38	1.31	1.35
25	BA	973	A	N9-C8	-6.36	1.32	1.37
25	BA	2776	A	N3-C4	-6.36	1.31	1.34
25	BA	1332	G	N1-C2	6.36	1.42	1.37
25	BA	2319	G	N3-C4	-6.35	1.31	1.35
25	BA	761	A	N7-C5	-6.35	1.35	1.39
4	CD	26	CYS	CB-SG	6.34	1.93	1.82
25	BA	1803	A	N7-C5	-6.33	1.35	1.39
25	BA	918	A	N9-C4	-6.33	1.34	1.37
25	BA	632	A	C6-N1	-6.32	1.31	1.35
25	BA	2455	G	N3-C4	-6.30	1.31	1.35
25	BA	469	G	C6-N1	-6.29	1.35	1.39
25	BA	706	A	N9-C4	-6.29	1.34	1.37
25	BA	2005	A	N9-C4	-6.28	1.34	1.37
25	DA	1782	C	N1-C6	-6.27	1.33	1.37
25	BA	994	C	N1-C6	-6.26	1.33	1.37
25	BA	2605	U	N3-C4	-6.26	1.32	1.38

Continued on next page...

Continued from previous page...

Mol	Chain	Res	Type	Atoms	Z	Observed(Å)	Ideal(Å)
25	DA	571	A	N9-C4	-6.26	1.34	1.37
25	BA	745	G	N7-C5	-6.25	1.35	1.39
25	DA	1021	A	N9-C4	-6.25	1.34	1.37
25	BA	90	U	C4-O4	6.24	1.28	1.23
1	CA	129(A)	G	C8-N7	6.24	1.34	1.30
25	BA	530	G	N1-C2	6.23	1.42	1.37
25	BA	2319	G	C5-C6	-6.23	1.36	1.42
25	BA	1198	U	C2-O2	-6.23	1.16	1.22
25	BA	271(M)	G	N9-C4	6.22	1.43	1.38
25	BA	1021	A	N7-C5	-6.22	1.35	1.39
25	BA	784	A	C6-N1	-6.22	1.31	1.35
25	BA	2037	G	N1-C2	-6.21	1.32	1.37
25	BA	775	G	N9-C8	-6.21	1.33	1.37
25	BA	676	A	N3-C4	-6.21	1.31	1.34
25	BA	1158	C	C4-N4	-6.21	1.28	1.33
1	AA	1507	A	N9-C4	-6.20	1.34	1.37
25	BA	226	G	C5-C4	-6.19	1.34	1.38
25	BA	975(A)	G	C5-C4	-6.19	1.34	1.38
1	CA	189(D)	C	C2-O2	6.19	1.30	1.24
25	BA	800	A	N3-C4	-6.17	1.31	1.34
25	BA	463	G	C6-N1	-6.17	1.35	1.39
25	BA	1129	A	N9-C4	-6.17	1.34	1.37
25	BA	74	A	N3-C4	-6.17	1.31	1.34
25	BA	216	A	N3-C4	-6.17	1.31	1.34
25	BA	1026	U	N1-C2	6.17	1.44	1.38
25	BA	677	A	N7-C5	-6.16	1.35	1.39
25	BA	1008	C	N1-C6	-6.16	1.33	1.37
25	BA	1607	C	C2-N3	6.15	1.40	1.35
25	BA	70	G	C6-N1	-6.15	1.35	1.39
25	BA	2378	A	N9-C4	-6.14	1.34	1.37
25	BA	2082	A	N9-C4	-6.14	1.34	1.37
1	AA	129(A)	G	N7-C5	-6.14	1.35	1.39
25	BA	975	C	N3-C4	-6.14	1.29	1.33
25	BA	1250	G	N7-C5	-6.14	1.35	1.39
25	BA	127	A	C5-C4	-6.13	1.34	1.38
25	DA	945	A	C5-C6	-6.13	1.35	1.41
25	BA	449	A	C5-C6	-6.12	1.35	1.41
25	BA	2454	G	N1-C2	-6.12	1.32	1.37
25	BA	1145	C	N1-C2	-6.12	1.34	1.40
25	BA	2244	U	N3-C4	-6.10	1.32	1.38
25	BA	1332	G	N7-C5	-6.09	1.35	1.39
25	BA	1661	G	N9-C8	-6.08	1.33	1.37

Continued on next page...

Continued from previous page...

Mol	Chain	Res	Type	Atoms	Z	Observed(Å)	Ideal(Å)
25	BA	2689	U	C3'-O3'	6.08	1.50	1.42
25	BA	2207	G	N7-C5	-6.08	1.35	1.39
25	BA	1021	A	N3-C4	-6.07	1.31	1.34
25	BA	2429	G	N7-C5	-6.07	1.35	1.39
25	BA	973	A	N7-C5	-6.07	1.35	1.39
25	DA	528	A	N3-C4	-6.07	1.31	1.34
25	BA	514	A	C6-N6	-6.07	1.29	1.33
25	DA	2733	A	N9-C4	6.07	1.41	1.37
25	BA	676	A	N1-C2	6.06	1.39	1.34
1	CA	1279	A	N9-C4	6.05	1.41	1.37
25	BA	793	A	N7-C5	-6.04	1.35	1.39
25	BA	2417	C	N1-C6	-6.04	1.33	1.37
25	BA	749	C	N1-C6	-6.03	1.33	1.37
25	BA	215	G	C6-N1	-6.03	1.35	1.39
48	B2	31	GLU	CG-CD	6.02	1.60	1.51
25	BA	265	A	N7-C5	-6.02	1.35	1.39
25	BA	694	U	C2-N3	-6.02	1.33	1.37
25	BA	1564	C	N3-C4	-6.01	1.29	1.33
25	BA	801	G	N9-C8	-6.01	1.33	1.37
25	BA	139(A)	G	N9-C4	6.01	1.42	1.38
25	BA	1614	A	N3-C4	-6.01	1.31	1.34
25	BA	1045	A	N9-C4	6.00	1.41	1.37
25	BA	632	A	C5-C6	-5.99	1.35	1.41
25	BA	2015	A	N9-C4	-5.99	1.34	1.37
25	BA	1785	A	C5-C6	-5.98	1.35	1.41
25	BA	2005	A	C5-C4	-5.98	1.34	1.38
25	BA	2254	C	N1-C6	-5.98	1.33	1.37
25	BA	575	A	N7-C5	-5.98	1.35	1.39
25	BA	610	G	C6-N1	-5.97	1.35	1.39
25	BA	933	A	C6-N6	-5.97	1.29	1.33
25	BA	1948	G	C6-N1	-5.97	1.35	1.39
25	BA	1638	C	N1-C6	-5.96	1.33	1.37
25	BA	1893	C	N1-C6	-5.96	1.33	1.37
25	BA	1235	G	C6-N1	-5.96	1.35	1.39
25	DA	955	C	N3-C4	-5.96	1.29	1.33
25	BA	1890	A	N3-C4	-5.96	1.31	1.34
25	DA	1785	A	N7-C5	-5.95	1.35	1.39
1	CA	969	A	N9-C4	5.95	1.41	1.37
25	BA	2459	A	N9-C4	-5.94	1.34	1.37
25	BA	2869	G	N7-C5	-5.93	1.35	1.39
25	BA	2052	G	C6-O6	-5.92	1.18	1.24
25	BA	2588	G	C6-N1	-5.92	1.35	1.39

Continued on next page...

Continued from previous page...

Mol	Chain	Res	Type	Atoms	Z	Observed(Å)	Ideal(Å)
25	BA	189	G	N9-C8	-5.92	1.33	1.37
25	BA	2442	C	C2-N3	-5.92	1.31	1.35
25	DA	861	A	N9-C4	5.92	1.41	1.37
25	BA	1648	C	C2-N3	-5.91	1.31	1.35
25	BA	1607	C	N3-C4	5.90	1.38	1.33
25	BA	2705	A	N9-C4	-5.90	1.34	1.37
25	BA	113	G	N9-C4	-5.90	1.33	1.38
25	BA	980	A	N7-C5	-5.90	1.35	1.39
25	BA	481	G	C3'-O3'	5.90	1.50	1.42
25	BA	139(A)	G	C2-N3	5.89	1.37	1.32
25	DA	2207	G	N9-C8	-5.89	1.33	1.37
25	BA	1367	A	N7-C5	-5.89	1.35	1.39
25	BA	1376	C	N1-C6	-5.88	1.33	1.37
25	BA	2027	G	N1-C2	-5.87	1.33	1.37
25	BA	1241	A	N9-C4	-5.87	1.34	1.37
25	BA	1816	G	C2-N3	5.87	1.37	1.32
25	BA	375	C	N1-C6	-5.87	1.33	1.37
25	BA	1660	C	N3-C4	-5.87	1.29	1.33
25	BA	2019	A	C5-C6	-5.87	1.35	1.41
25	BA	1854	A	N9-C4	-5.86	1.34	1.37
25	BA	2368	C	N1-C6	-5.86	1.33	1.37
25	BA	2441	C	N3-C4	-5.86	1.29	1.33
25	BA	1252	G	C5-C4	-5.85	1.34	1.38
25	BA	388	G	N7-C5	-5.85	1.35	1.39
25	BA	1384	A	C5-C4	-5.84	1.34	1.38
25	BA	751	A	N3-C4	-5.84	1.31	1.34
25	BA	1791	A	N3-C4	-5.84	1.31	1.34
25	BA	2000	G	N9-C8	-5.84	1.33	1.37
25	DA	1332	G	C2-N3	-5.84	1.28	1.32
25	BA	449	A	N9-C4	-5.83	1.34	1.37
25	BA	1269	A	C6-N1	-5.83	1.31	1.35
25	BA	1375	C	N1-C6	-5.82	1.33	1.37
25	BA	1216	G	N7-C5	-5.82	1.35	1.39
25	BA	2002	G	C8-N7	-5.82	1.27	1.30
25	BA	832	G	N3-C4	-5.82	1.31	1.35
25	DA	2451	A	N9-C4	-5.81	1.34	1.37
25	DA	2598	A	C5-C6	-5.81	1.35	1.41
25	BA	2454	G	C6-N1	-5.81	1.35	1.39
25	DA	1625	C	N1-C6	-5.81	1.33	1.37
25	BA	2244	U	C2-N3	-5.80	1.33	1.37
25	BA	1678	G	N3-C4	-5.80	1.31	1.35
25	BA	1360	A	N9-C4	-5.79	1.34	1.37

Continued on next page...

Continued from previous page...

Mol	Chain	Res	Type	Atoms	Z	Observed(Å)	Ideal(Å)
48	B2	5	GLU	CG-CD	5.78	1.60	1.51
25	BA	2015	A	N3-C4	-5.78	1.31	1.34
25	BA	2064	C	N1-C6	-5.77	1.33	1.37
25	BA	1773	A	N7-C5	-5.77	1.35	1.39
25	BA	1268	A	C6-N1	-5.76	1.31	1.35
25	BA	2071	A	N9-C4	-5.76	1.34	1.37
25	BA	2453	A	N7-C5	-5.76	1.35	1.39
25	BA	1210	A	N3-C4	-5.76	1.31	1.34
25	BA	1785	A	N7-C5	-5.76	1.35	1.39
25	BA	1210	A	N7-C5	-5.75	1.35	1.39
25	BA	2431	U	C2-N3	-5.75	1.33	1.37
25	BA	2848	G	C6-N1	-5.75	1.35	1.39
25	BA	1275	A	N7-C5	-5.75	1.35	1.39
25	DA	733	G	N7-C5	-5.74	1.35	1.39
25	BA	1961	C	N1-C6	-5.74	1.33	1.37
13	AM	117	VAL	CB-CG1	5.74	1.64	1.52
25	BA	1992	G	C4'-C3'	-5.73	1.46	1.52
25	BA	1253	A	C5-C4	-5.73	1.34	1.38
25	BA	587	C	N1-C6	-5.72	1.33	1.37
25	BA	994	C	N3-C4	-5.71	1.29	1.33
25	BA	382	G	N1-C2	-5.71	1.33	1.37
25	BA	1368	G	N3-C4	-5.71	1.31	1.35
25	DA	1773	A	N3-C4	-5.71	1.31	1.34
25	BA	2588	G	N3-C4	-5.71	1.31	1.35
2	AB	239	VAL	CA-CB	5.70	1.66	1.54
25	DA	753	C	N1-C6	-5.70	1.33	1.37
25	BA	780	G	C6-N1	-5.70	1.35	1.39
25	DA	2689	U	C3'-O3'	5.69	1.50	1.42
1	AA	733	A	C5-C4	-5.69	1.34	1.38
25	BA	229	A	N9-C4	5.69	1.41	1.37
25	BA	988	A	N9-C8	-5.69	1.33	1.37
25	BA	561	G	N1-C2	-5.68	1.33	1.37
25	DA	1142(A)	A	N9-C4	-5.67	1.34	1.37
25	BA	1641	A	N7-C5	-5.67	1.35	1.39
25	BA	973	A	N3-C4	-5.66	1.31	1.34
25	BA	1406	U	C4-O4	-5.66	1.19	1.23
25	BA	1948	G	N1-C2	-5.65	1.33	1.37
25	DA	756	C	N1-C6	-5.65	1.33	1.37
25	BA	823	G	N9-C4	-5.65	1.33	1.38
25	BA	2274	A	C6-N6	-5.65	1.29	1.33
25	BA	1403	C	N1-C6	-5.64	1.33	1.37
25	BA	804	A	N7-C5	-5.64	1.35	1.39

Continued on next page...

Continued from previous page...

Mol	Chain	Res	Type	Atoms	Z	Observed(Å)	Ideal(Å)
25	BA	1807	G	N7-C5	-5.64	1.35	1.39
25	BA	2377	A	C5-C6	-5.64	1.35	1.41
25	BA	988	A	C5-C4	-5.64	1.34	1.38
25	BA	2588	G	C2-N3	-5.64	1.28	1.32
51	B5	49	CYS	CB-SG	-5.62	1.72	1.81
25	BA	1698	A	C5-C6	-5.62	1.35	1.41
25	BA	1351	C	N3-C4	-5.62	1.30	1.33
25	BA	804	A	N9-C4	-5.60	1.34	1.37
1	AA	787	A	N9-C4	-5.60	1.34	1.37
25	BA	2060	A	P-O5'	-5.60	1.54	1.59
25	BA	492	A	N7-C5	-5.60	1.35	1.39
25	BA	1384	A	N3-C4	-5.59	1.31	1.34
25	BA	2044	C	N1-C6	-5.59	1.33	1.37
25	BA	783	A	C6-N1	-5.59	1.31	1.35
25	DA	2429	G	N7-C5	-5.59	1.35	1.39
25	BA	2819	G	C5-C4	-5.59	1.34	1.38
25	BA	951	C	N3-C4	-5.59	1.30	1.33
25	BA	206	U	C4-O4	-5.58	1.19	1.23
1	AA	768	A	N3-C4	-5.58	1.31	1.34
25	BA	2680	C	N1-C6	-5.58	1.33	1.37
25	BA	2066	C	N1-C6	-5.58	1.33	1.37
25	BA	2510	C	N3-C4	-5.55	1.30	1.33
25	BA	2399	G	C5-C4	-5.55	1.34	1.38
25	BA	2772	C	N1-C6	-5.55	1.33	1.37
25	BA	2287	A	N7-C5	-5.55	1.35	1.39
25	BA	518	G	N9-C8	-5.54	1.33	1.37
25	BA	745	G	C8-N7	-5.54	1.27	1.30
25	DA	1678	G	C6-N1	-5.54	1.35	1.39
25	BA	1393	A	N3-C4	-5.53	1.31	1.34
25	DA	141	A	C5-C6	-5.52	1.36	1.41
25	BA	2536	G	C6-N1	-5.52	1.35	1.39
25	BA	389	G	N9-C4	-5.52	1.33	1.38
25	BA	2541	A	C5-C6	-5.52	1.36	1.41
25	BA	1107	G	N9-C4	5.51	1.42	1.38
25	BA	567	A	N7-C5	-5.51	1.35	1.39
25	BA	1553	A	N3-C4	-5.51	1.31	1.34
25	BA	147	U	C4-O4	5.51	1.28	1.23
25	BA	1384	A	C5-C6	-5.51	1.36	1.41
25	BA	1106	G	C6-N1	-5.50	1.35	1.39
25	BA	1630	G	C6-N1	-5.50	1.35	1.39
25	BA	90	U	N1-C2	5.50	1.43	1.38
26	BB	81	G	N3-C4	-5.50	1.31	1.35

Continued on next page...

Continued from previous page...

Mol	Chain	Res	Type	Atoms	Z	Observed(Å)	Ideal(Å)
25	BA	2005	A	N3-C4	-5.50	1.31	1.34
25	DA	191	A	N7-C5	-5.50	1.35	1.39
1	AA	1502	A	P-O5'	-5.50	1.54	1.59
1	AA	1530	G	N9-C4	-5.50	1.33	1.38
23	AV	1	C	N1-C6	5.50	1.40	1.37
25	BA	177	G	C6-N1	-5.49	1.35	1.39
25	BA	1831	G	N3-C4	-5.49	1.31	1.35
25	DA	265	A	N7-C5	-5.49	1.35	1.39
25	BA	1442	G	N3-C4	-5.49	1.31	1.35
25	DA	2581	G	C6-N1	-5.49	1.35	1.39
25	BA	34	C	N1-C2	5.49	1.45	1.40
26	BB	53	A	N7-C5	-5.48	1.35	1.39
25	BA	1977	A	N9-C8	-5.48	1.33	1.37
25	BA	1992	G	C3'-C2'	5.48	1.58	1.52
25	BA	1434	A	N9-C4	-5.48	1.34	1.37
25	BA	51	G	N9-C8	-5.48	1.34	1.37
25	BA	465	G	C6-N1	-5.48	1.35	1.39
25	BA	1158	C	N3-C4	-5.48	1.30	1.33
25	BA	1698	A	N9-C4	-5.48	1.34	1.37
25	BA	2346	A	N9-C4	-5.48	1.34	1.37
25	BA	16	G	N3-C4	-5.47	1.31	1.35
25	BA	215	G	N1-C2	-5.47	1.33	1.37
25	BA	2617	C	N1-C6	-5.47	1.33	1.37
25	BA	725	G	C6-O6	5.47	1.29	1.24
25	BA	797	C	N1-C6	-5.47	1.33	1.37
25	BA	632	A	C6-N6	-5.47	1.29	1.33
25	BA	2327	A	C5-C4	-5.47	1.34	1.38
25	BA	2002	G	C5-C4	-5.46	1.34	1.38
25	DA	1698	A	C5-C6	-5.46	1.36	1.41
25	BA	2730	C	N1-C6	-5.46	1.33	1.37
25	DA	1776	G	N7-C5	-5.46	1.35	1.39
25	BA	975(A)	G	N3-C4	-5.46	1.31	1.35
25	BA	1141	U	C2-N3	-5.46	1.33	1.37
25	BA	2520	C	N1-C6	-5.45	1.33	1.37
25	BA	1648	C	N1-C6	-5.45	1.33	1.37
1	CA	129(A)	G	N3-C4	5.44	1.39	1.35
25	DA	1332	G	N3-C4	-5.44	1.31	1.35
25	DA	1669	A	N3-C4	-5.44	1.31	1.34
25	BA	751	A	N9-C4	-5.43	1.34	1.37
25	BA	792	G	N1-C2	-5.43	1.33	1.37
25	BA	2073	C	N3-C4	-5.43	1.30	1.33
55	B9	11	CYS	CB-SG	-5.43	1.73	1.81

Continued on next page...

Continued from previous page...

Mol	Chain	Res	Type	Atoms	Z	Observed(Å)	Ideal(Å)
25	BA	2059	A	N9-C4	-5.43	1.34	1.37
25	BA	677	A	N3-C4	-5.43	1.31	1.34
25	BA	1570	A	C5-C6	-5.42	1.36	1.41
25	DA	450	G	C6-O6	5.41	1.29	1.24
25	BA	460	A	C6-N1	-5.41	1.31	1.35
25	BA	492	A	N9-C4	-5.41	1.34	1.37
30	BG	29	TRP	CB-CG	-5.41	1.40	1.50
25	BA	824	A	C6-N1	-5.41	1.31	1.35
25	BA	199	A	C5-C4	-5.41	1.34	1.38
25	BA	819	A	C5-C4	-5.40	1.34	1.38
25	BA	1164	G	N9-C8	-5.40	1.34	1.37
25	BA	2711	A	N9-C4	-5.40	1.34	1.37
25	BA	1758	G	N7-C5	-5.40	1.36	1.39
25	BA	2392	A	N7-C5	-5.40	1.36	1.39
40	BU	89	GLU	CG-CD	5.39	1.60	1.51
25	BA	1204	A	N9-C4	-5.39	1.34	1.37
25	BA	1349	A	N9-C4	-5.39	1.34	1.37
25	BA	1966	A	N9-C4	-5.39	1.34	1.37
25	BA	2537	U	C2-N3	-5.38	1.33	1.37
25	BA	687	C	N1-C6	-5.38	1.33	1.37
25	BA	1046	A	N9-C4	5.38	1.41	1.37
25	BA	1616	A	N7-C5	-5.38	1.36	1.39
1	AA	1392	G	N3-C4	-5.37	1.31	1.35
25	BA	1937	A	N9-C8	-5.37	1.33	1.37
25	BA	207	A	N7-C5	-5.37	1.36	1.39
25	BA	88	G	N7-C5	-5.36	1.36	1.39
25	BA	705	A	N3-C4	-5.36	1.31	1.34
1	AA	768	A	N9-C8	-5.36	1.33	1.37
25	BA	933	A	N3-C4	-5.36	1.31	1.34
25	BA	973	A	N9-C4	-5.36	1.34	1.37
25	BA	122	G	N3-C4	-5.35	1.31	1.35
25	BA	734	A	C5-C6	-5.35	1.36	1.41
25	BA	1959	G	C6-N1	-5.35	1.35	1.39
25	BA	2593	U	C2-N3	-5.35	1.34	1.37
25	BA	2873	A	N7-C5	-5.35	1.36	1.39
25	DA	394	A	N7-C5	-5.34	1.36	1.39
25	BA	2608	G	N3-C4	-5.34	1.31	1.35
1	AA	1256	A	N9-C4	5.34	1.41	1.37
2	AB	236	TYR	CE1-CZ	5.34	1.45	1.38
25	BA	2820	A	N9-C4	-5.34	1.34	1.37
26	BB	72	G	N9-C4	-5.33	1.33	1.38
25	BA	2070	G	N9-C8	-5.33	1.34	1.37

Continued on next page...

Continued from previous page...

Mol	Chain	Res	Type	Atoms	Z	Observed(Å)	Ideal(Å)
25	BA	536	A	C6-N1	-5.33	1.31	1.35
25	BA	1363	C	N3-C4	-5.33	1.30	1.33
25	BA	1204	A	N7-C5	-5.33	1.36	1.39
25	BA	781	A	C5-C4	-5.33	1.35	1.38
25	BA	2369	A	N3-C4	-5.33	1.31	1.34
25	BA	214	G	N7-C5	-5.32	1.36	1.39
25	BA	2768	C	N1-C6	-5.32	1.33	1.37
25	BA	2455	G	N9-C4	-5.32	1.33	1.38
25	BA	2589	A	N9-C4	-5.31	1.34	1.37
42	BW	78	GLU	CG-CD	5.31	1.59	1.51
25	BA	1584	C	N1-C6	5.31	1.40	1.37
25	BA	2381	C	N1-C6	-5.31	1.33	1.37
1	AA	26	A	N9-C4	-5.31	1.34	1.37
25	DA	1996	C	N1-C6	-5.31	1.33	1.37
25	BA	810	U	N1-C6	-5.31	1.33	1.38
25	BA	2375	G	C5-C4	-5.31	1.34	1.38
25	BA	127	A	C5-C6	-5.31	1.36	1.41
25	BA	2541	A	N7-C5	-5.30	1.36	1.39
25	BA	213	A	N9-C4	-5.30	1.34	1.37
25	BA	775	G	C5-C4	-5.30	1.34	1.38
1	AA	547	A	N3-C4	-5.30	1.31	1.34
25	DA	1246	A	N9-C4	-5.30	1.34	1.37
25	DA	2001	A	N9-C4	-5.30	1.34	1.37
25	DA	1670	C	N1-C6	-5.29	1.33	1.37
25	BA	86	C	C2-N3	-5.29	1.31	1.35
25	BA	514	A	C5-C4	-5.29	1.35	1.38
25	DA	733	G	C8-N7	-5.29	1.27	1.30
25	BA	1760	A	N7-C5	-5.29	1.36	1.39
25	BA	2010	G	N9-C8	-5.29	1.34	1.37
1	CA	129(A)	G	C5-C4	5.29	1.42	1.38
1	AA	166	G	N9-C4	5.28	1.42	1.38
25	BA	1197	G	C6-N1	-5.28	1.35	1.39
25	BA	2002	G	N7-C5	-5.28	1.36	1.39
25	BA	2481	G	C6-N1	-5.28	1.35	1.39
25	BA	597	U	N1-C2	-5.28	1.33	1.38
25	BA	320	A	N9-C4	-5.27	1.34	1.37
25	BA	1234	U	N1-C6	-5.27	1.33	1.38
25	BA	2052	G	C5-C6	-5.27	1.37	1.42
25	BA	265	A	N9-C4	-5.27	1.34	1.37
25	BA	1125	G	C2-N3	-5.26	1.28	1.32
25	BA	1259	G	N3-C4	-5.26	1.31	1.35
25	BA	141	A	N9-C8	5.25	1.42	1.37

Continued on next page...

Continued from previous page...

Mol	Chain	Res	Type	Atoms	Z	Observed(Å)	Ideal(Å)
25	BA	2873	A	C5-C6	-5.25	1.36	1.41
25	BA	749	C	N3-C4	-5.24	1.30	1.33
25	BA	788	A	N7-C5	-5.24	1.36	1.39
25	BA	481	G	C6-N1	-5.24	1.35	1.39
25	BA	1999	C	N3-C4	-5.24	1.30	1.33
25	DA	838	C	N3-C4	-5.24	1.30	1.33
25	BA	1698	A	N3-C4	-5.23	1.31	1.34
1	AA	156	G	N9-C4	5.23	1.42	1.38
25	BA	2051	A	N7-C5	-5.23	1.36	1.39
25	BA	31	C	N3-C4	-5.23	1.30	1.33
25	BA	975(A)	G	C2-N3	-5.22	1.28	1.32
25	BA	1771	C	N3-C4	-5.22	1.30	1.33
25	BA	1568	G	N3-C4	-5.22	1.31	1.35
25	DA	188	G	N9-C4	-5.22	1.33	1.38
25	BA	765	G	C2-N3	-5.22	1.28	1.32
25	BA	960	A	N9-C4	-5.22	1.34	1.37
25	BA	2051	A	N3-C4	-5.22	1.31	1.34
1	AA	1433	A	N3-C4	-5.21	1.31	1.34
25	BA	139(A)	G	C6-N1	5.21	1.43	1.39
25	BA	2570	G	N9-C8	-5.21	1.34	1.37
25	BA	2286	A	N7-C5	-5.21	1.36	1.39
25	BA	826	U	N1-C6	-5.21	1.33	1.38
25	BA	1028	A	C5-C4	-5.21	1.35	1.38
25	BA	2448	A	N3-C4	-5.21	1.31	1.34
25	BA	1389	G	N3-C4	-5.21	1.31	1.35
25	BA	2730	C	N3-C4	-5.20	1.30	1.33
25	BA	2590	A	N9-C4	-5.20	1.34	1.37
25	BA	189	G	N7-C5	-5.20	1.36	1.39
25	BA	1002	G	N7-C5	-5.20	1.36	1.39
1	AA	344	A	N9-C4	5.20	1.41	1.37
25	BA	141	A	C5-C4	5.19	1.42	1.38
25	BA	1187	G	N3-C4	-5.19	1.31	1.35
25	BA	2039	C	N1-C6	-5.19	1.34	1.37
25	BA	2588	G	C5-C4	-5.19	1.34	1.38
25	DA	465	G	N7-C5	-5.18	1.36	1.39
25	BA	509	C	N3-C4	-5.18	1.30	1.33
25	BA	1289	C	N3-C4	-5.18	1.30	1.33
25	BA	2061	G	N7-C5	-5.18	1.36	1.39
25	DA	676	A	C5-C4	5.18	1.42	1.38
25	BA	509	C	N1-C2	-5.18	1.34	1.40
25	BA	2503	A	C5-C6	-5.18	1.36	1.41
25	BA	2576	G	N9-C4	-5.18	1.33	1.38

Continued on next page...

Continued from previous page...

Mol	Chain	Res	Type	Atoms	Z	Observed(Å)	Ideal(Å)
25	BA	2729	G	C6-N1	-5.18	1.35	1.39
25	BA	1286	A	N3-C4	-5.18	1.31	1.34
25	BA	2753	A	N3-C4	-5.18	1.31	1.34
25	BA	2685	G	N7-C5	-5.18	1.36	1.39
25	BA	750	A	C6-N1	-5.17	1.31	1.35
25	BA	558	G	C5-C4	-5.17	1.34	1.38
26	BB	38	C	N3-C4	-5.17	1.30	1.33
25	BA	1225	G	N3-C4	-5.17	1.31	1.35
25	BA	945	A	C2-N3	5.17	1.38	1.33
25	BA	17	G	N1-C2	-5.16	1.33	1.37
25	DA	204	A	N3-C4	-5.16	1.31	1.34
25	DA	213	A	N9-C4	-5.16	1.34	1.37
25	BA	2081	C	N3-C4	-5.16	1.30	1.33
25	BA	661	C	N1-C6	-5.16	1.34	1.37
25	DA	2765	A	N7-C5	-5.16	1.36	1.39
25	BA	400	G	N7-C5	-5.16	1.36	1.39
25	BA	2308	G	N9-C4	-5.16	1.33	1.38
25	BA	2448	A	C5-C4	-5.16	1.35	1.38
25	BA	2260	C	C2-O2	-5.15	1.19	1.24
25	BA	452	G	N1-C2	-5.15	1.33	1.37
25	BA	394	A	C5-C4	-5.15	1.35	1.38
25	BA	1129	A	N3-C4	-5.14	1.31	1.34
1	AA	1504	G	N3-C4	-5.14	1.31	1.35
25	BA	1219	G	N9-C4	-5.14	1.33	1.38
25	DA	1959	G	N3-C4	-5.14	1.31	1.35
25	BA	668	G	C5-C4	-5.14	1.34	1.38
25	BA	1189	A	N7-C5	-5.14	1.36	1.39
25	BA	1933	G	N7-C5	-5.14	1.36	1.39
25	BA	952	G	N7-C5	-5.13	1.36	1.39
25	BA	1939	U	C4-O4	-5.13	1.19	1.23
4	CD	31	CYS	CB-SG	5.13	1.91	1.82
25	BA	2454	G	N3-C4	-5.13	1.31	1.35
26	DB	53	A	N9-C4	5.13	1.41	1.37
22	AY	101	GLU	CG-CD	5.13	1.59	1.51
25	BA	64	A	C6-N1	-5.12	1.31	1.35
25	BA	1815	A	N3-C4	-5.12	1.31	1.34
25	BA	2247	A	N7-C5	-5.12	1.36	1.39
25	BA	2713	A	N9-C4	-5.12	1.34	1.37
25	BA	984	A	N9-C4	-5.12	1.34	1.37
25	BA	848	G	N1-C2	-5.12	1.33	1.37
25	BA	123	G	N3-C4	-5.12	1.31	1.35
25	BA	2260	C	C2-N3	-5.12	1.31	1.35

Continued on next page...

Continued from previous page...

Mol	Chain	Res	Type	Atoms	Z	Observed(Å)	Ideal(Å)
25	BA	1969	A	C5-C6	-5.12	1.36	1.41
25	BA	1372	U	C2-N3	5.12	1.41	1.37
25	BA	821	A	N9-C8	-5.11	1.33	1.37
1	AA	791	G	N3-C4	-5.11	1.31	1.35
25	BA	512	G	N1-C2	-5.11	1.33	1.37
25	BA	526	A	C6-N1	-5.11	1.31	1.35
25	DA	509	C	N3-C4	-5.11	1.30	1.33
25	BA	475	U	N1-C6	-5.11	1.33	1.38
26	BB	72	G	C8-N7	-5.11	1.27	1.30
25	BA	1764	G	C6-N1	-5.10	1.35	1.39
25	BA	645	C	N3-C4	5.09	1.37	1.33
25	BA	1331	A	N9-C4	-5.09	1.34	1.37
25	BA	2040	C	C4-C5	-5.09	1.38	1.43
25	BA	1992	G	C3'-O3'	5.09	1.49	1.42
25	BA	123	G	C5-C4	-5.09	1.34	1.38
25	BA	448	U	C2-N3	-5.09	1.34	1.37
25	BA	1672	C	N1-C6	-5.09	1.34	1.37
25	BA	1824	G	C5-C4	-5.09	1.34	1.38
25	BA	127	A	N1-C2	-5.09	1.29	1.34
25	BA	2039	C	C4-C5	-5.09	1.38	1.43
25	DA	2821	A	N9-C4	-5.09	1.34	1.37
25	BA	689	A	C6-N1	-5.09	1.31	1.35
1	AA	893	C	N1-C6	-5.09	1.34	1.37
25	DA	734	A	N9-C4	-5.09	1.34	1.37
25	BA	964	C	N1-C6	-5.08	1.34	1.37
25	BA	432	A	C5-C6	-5.08	1.36	1.41
25	BA	1275	A	N9-C8	-5.08	1.33	1.37
25	DA	2897	U	N1-C2	5.08	1.43	1.38
25	BA	589	C	C2-N3	-5.07	1.31	1.35
25	BA	1268	A	N3-C4	-5.07	1.31	1.34
26	BB	74	U	C2-N3	5.07	1.41	1.37
25	DA	699	A	C5-C4	-5.07	1.35	1.38
25	BA	1359	A	N7-C5	5.07	1.42	1.39
25	BA	2844	G	C5-C4	-5.07	1.34	1.38
1	CA	1513	A	C5-C6	-5.07	1.36	1.41
25	DA	1790	C	N1-C6	-5.07	1.34	1.37
25	BA	2041	U	N1-C6	-5.06	1.33	1.38
25	BA	2488	A	C5-C4	-5.06	1.35	1.38
25	BA	1123	C	N1-C6	-5.06	1.34	1.37
1	AA	810	C	C4-C5	-5.06	1.39	1.43
25	DA	1638	C	N3-C4	-5.06	1.30	1.33
25	DA	1675	C	N3-C4	-5.06	1.30	1.33

Continued on next page...

Continued from previous page...

Mol	Chain	Res	Type	Atoms	Z	Observed(Å)	Ideal(Å)
25	BA	119	A	N9-C8	-5.06	1.33	1.37
2	AB	236	TYR	CD1-CE1	5.06	1.47	1.39
25	BA	413	C	N1-C6	-5.06	1.34	1.37
25	BA	2572	A	N7-C5	-5.06	1.36	1.39
25	BA	783	A	N7-C5	-5.05	1.36	1.39
25	BA	2411	A	C6-N6	-5.05	1.29	1.33
25	BA	1290	C	N3-C4	-5.04	1.30	1.33
25	BA	497	A	N9-C4	-5.04	1.34	1.37
25	BA	2453	A	C5-C4	-5.04	1.35	1.38
25	DA	84	A	N9-C4	-5.04	1.34	1.37
25	BA	49	A	N9-C4	5.04	1.40	1.37
25	BA	1816	G	C2-N2	5.04	1.39	1.34
1	AA	792	A	C5-C6	-5.04	1.36	1.41
25	BA	2414	G	C6-N1	-5.03	1.36	1.39
25	BA	308	G	N9-C4	5.03	1.42	1.38
25	BA	705	A	C8-N7	-5.03	1.28	1.31
25	BA	939	G	N1-C2	-5.03	1.33	1.37
25	BA	1566	A	N3-C4	5.03	1.37	1.34
25	BA	1619	G	N7-C5	-5.03	1.36	1.39
25	BA	1775	U	N1-C6	-5.03	1.33	1.38
25	BA	2073	C	N1-C2	-5.03	1.35	1.40
25	BA	24	G	C6-O6	5.02	1.28	1.24
25	DA	191	A	C5-C6	-5.02	1.36	1.41
25	BA	1653	G	C6-N1	-5.02	1.36	1.39
25	BA	2883	A	N7-C5	-5.02	1.36	1.39
25	BA	619	G	N9-C8	-5.02	1.34	1.37
25	BA	733	G	C5-C4	-5.02	1.34	1.38
25	BA	1257	C	N3-C4	-5.02	1.30	1.33
25	BA	1827	C	N3-C4	-5.02	1.30	1.33
25	BA	64	A	N3-C4	-5.02	1.31	1.34
25	BA	698	C	C4-C5	-5.02	1.39	1.43
25	DA	530	G	N9-C8	5.02	1.41	1.37
25	DA	1992	G	C3'-O3'	5.02	1.49	1.42
25	BA	390	A	C5-C6	-5.01	1.36	1.41
25	BA	73	A	C6-N1	-5.01	1.32	1.35
25	BA	1799	G	C3'-O3'	5.01	1.49	1.42
25	BA	1223	G	C6-N1	-5.01	1.36	1.39
25	DA	754	C	N1-C6	-5.01	1.34	1.37
1	AA	533	A	N9-C4	5.01	1.40	1.37
25	BA	134	C	N1-C6	-5.01	1.34	1.37
25	BA	2859	G	N7-C5	-5.00	1.36	1.39

All (7364) bond angle outliers are listed below:

Mol	Chain	Res	Type	Atoms	Z	Observed(°)	Ideal(°)
1	AA	189(D)	C	N3-C4-N4	-102.71	46.10	118.00
1	CA	189(D)	C	N1-C2-O2	44.80	145.78	118.90
1	CA	189(D)	C	N3-C4-N4	-44.60	86.78	118.00
1	AA	189(D)	C	C2-N3-C4	43.68	141.74	119.90
1	AA	189(D)	C	C5-C4-N4	42.13	149.69	120.20
1	AA	189(D)	C	N3-C4-C5	-42.02	105.09	121.90
1	AA	129(A)	G	C5-C6-O6	39.49	152.29	128.60
1	AA	129(A)	G	N1-C6-O6	-38.28	96.93	119.90
1	CA	129(A)	G	N3-C2-N2	37.08	145.85	119.90
1	CA	129(A)	G	C5-C6-O6	36.54	150.53	128.60
1	CA	189(D)	C	C5-C4-N4	34.87	144.61	120.20
1	CA	129(A)	G	N1-C6-O6	-31.33	101.10	119.90
1	AA	189(D)	C	N1-C2-O2	30.45	137.17	118.90
1	CA	129(A)	G	N1-C2-N2	-29.48	89.67	116.20
25	BA	945	A	N1-C6-N6	27.25	134.95	118.60
25	BA	1332	G	C6-C5-N7	-27.14	114.11	130.40
1	AA	129(A)	G	N3-C2-N2	27.08	138.85	119.90
25	BA	1332	G	C2-N3-C4	-26.49	98.65	111.90
25	BA	676	A	C2-N3-C4	-25.74	97.73	110.60
25	BA	945	A	C6-C5-N7	-25.55	114.41	132.30
1	CA	189(D)	C	N3-C2-O2	-25.39	104.13	121.90
25	BA	1021	A	C2-N3-C4	-25.33	97.94	110.60
1	AA	129(A)	G	N1-C2-N2	-25.07	93.64	116.20
25	BA	1332	G	C5-N7-C8	-23.32	92.64	104.30
25	BA	1332	G	N1-C6-O6	22.15	133.19	119.90
25	BA	528	A	C2-N3-C4	-21.71	99.75	110.60
1	AA	1363(A)	A	N1-C6-N6	-21.04	105.98	118.60
1	CA	189(D)	C	C4-C5-C6	-20.88	106.96	117.40
25	BA	676	A	C5-N7-C8	-20.09	93.85	103.90
25	BA	141	A	C5-N7-C8	-20.07	93.87	103.90
25	BA	1142(A)	A	C2-N3-C4	-19.96	100.62	110.60
25	BA	1332	G	C4-C5-N7	19.91	118.77	110.80
1	CA	189(D)	C	C2-N3-C4	19.88	129.84	119.90
25	BA	141	A	N7-C8-N9	19.85	123.72	113.80
25	BA	945	A	C5-N7-C8	-19.58	94.11	103.90
25	BA	1332	G	N7-C8-N9	19.31	122.75	113.10
25	BA	530	G	N3-C4-N9	-18.74	114.76	126.00
25	BA	2287	A	C2-N3-C4	-18.71	101.25	110.60
25	BA	330	A	C2-N3-C4	-18.40	101.40	110.60
25	DA	1332	G	C2-N3-C4	-18.31	102.74	111.90
25	BA	945	A	C4-C5-N7	17.98	119.69	110.70
25	BA	945	A	C4-C5-C6	17.76	125.88	117.00
1	CA	1363(A)	A	N1-C6-N6	-17.69	107.99	118.60

Continued on next page...

Continued from previous page...

Mol	Chain	Res	Type	Atoms	Z	Observed(°)	Ideal(°)
25	BA	1332	G	N1-C2-N3	17.57	134.44	123.90
25	BA	945	A	C2-N3-C4	-17.41	101.89	110.60
25	BA	528	A	C5-N7-C8	-17.20	95.30	103.90
25	BA	1698	A	C2-N3-C4	-17.05	102.07	110.60
25	DA	1332	G	N3-C4-C5	16.91	137.05	128.60
25	BA	1781	C	C6-N1-C2	16.77	127.01	120.30
25	BA	141	A	C8-N9-C4	-16.64	99.14	105.80
25	BA	1142(A)	A	N3-C4-C5	16.62	138.43	126.80
25	DA	1332	G	N3-C4-N9	-16.60	116.04	126.00
25	BA	1021	A	C5-N7-C8	-16.39	95.70	103.90
25	BA	1021	A	N1-C6-N6	16.09	128.26	118.60
25	BA	933	A	C5-N7-C8	-16.07	95.86	103.90
25	DA	528	A	C2-N3-C4	-15.85	102.67	110.60
25	BA	528	A	N3-C4-C5	15.80	137.86	126.80
1	CA	189(D)	C	N3-C4-C5	15.74	128.19	121.90
1	AA	189(D)	C	N3-C2-O2	-15.72	110.89	121.90
25	BA	676	A	N3-C4-C5	15.63	137.74	126.80
25	DA	945	A	N1-C6-N6	15.56	127.94	118.60
1	CA	129(A)	G	C6-N1-C2	15.37	134.32	125.10
25	BA	1142(A)	A	N3-C4-N9	-15.37	115.11	127.40
25	BA	141	A	C6-C5-N7	-15.16	121.69	132.30
25	BA	2689	U	N1-C2-N3	15.15	123.99	114.90
25	BA	141	A	N1-C6-N6	14.97	127.58	118.60
25	BA	676	A	C4-C5-N7	14.96	118.18	110.70
25	BA	676	A	N7-C8-N9	14.94	121.27	113.80
25	BA	945	A	C5-C6-N6	-14.92	111.76	123.70
25	BA	1332	G	C5-C6-N1	-14.82	104.09	111.50
25	BA	141	A	C2-N3-C4	-14.70	103.25	110.60
25	DA	141	A	N7-C8-N9	14.62	121.11	113.80
25	BA	1332	G	C4-N9-C1'	14.57	145.45	126.50
25	BA	265	A	C5-N7-C8	-14.55	96.63	103.90
25	BA	528	A	N3-C4-N9	-14.46	115.84	127.40
25	BA	2689	U	N3-C4-O4	-14.26	109.42	119.40
25	BA	1021	A	C5-C6-N1	-14.25	110.58	117.70
25	BA	2286	A	N7-C8-N9	14.24	120.92	113.80
25	BA	530	G	N9-C4-C5	14.15	111.06	105.40
25	BA	141	A	C4-C5-N7	14.10	117.75	110.70
25	BA	528	A	C5-C6-N1	-14.07	110.66	117.70
25	BA	2319	G	N1-C6-O6	14.06	128.33	119.90
1	AA	1502	A	N1-C6-N6	13.97	126.98	118.60
25	BA	1332	G	C4-C5-C6	13.87	127.12	118.80
25	BA	1939	U	C5-C4-O4	-13.86	117.58	125.90

Continued on next page...

Continued from previous page...

Mol	Chain	Res	Type	Atoms	Z	Observed(°)	Ideal(°)
1	AA	1358	U	N3-C4-O4	-13.84	109.71	119.40
25	BA	494	G	C5-C6-O6	-13.82	120.31	128.60
25	BA	528	A	N1-C6-N6	13.77	126.86	118.60
25	BA	1210	A	C2-N3-C4	-13.74	103.73	110.60
25	BA	71	A	C2-N3-C4	-13.72	103.74	110.60
25	DA	141	A	C5-N7-C8	-13.66	97.07	103.90
25	BA	265	A	N7-C8-N9	13.65	120.63	113.80
25	BA	2689	U	C5-C4-O4	13.65	134.09	125.90
25	DA	141	A	N1-C6-N6	13.62	126.77	118.60
25	BA	446	G	N1-C6-O6	13.49	127.99	119.90
25	BA	564	C	C6-N1-C2	-13.47	114.91	120.30
25	BA	139(A)	G	C5-C6-O6	-13.38	120.57	128.60
25	BA	1049	C	C6-N1-C2	-13.36	114.96	120.30
25	BA	945	A	N1-C2-N3	13.34	135.97	129.30
25	BA	1142(A)	A	C5-N7-C8	-13.33	97.23	103.90
25	BA	734	A	N1-C6-N6	13.31	126.59	118.60
25	BA	1142(A)	A	C5-C6-N1	-13.27	111.07	117.70
25	BA	1210	A	C5-N7-C8	-13.23	97.28	103.90
25	BA	1698	A	N1-C6-N6	13.20	126.52	118.60
1	AA	1126	U	C2-N1-C1'	13.12	133.45	117.70
25	BA	614	U	C5-C4-O4	13.11	133.76	125.90
25	BA	308	G	C4-N9-C1'	13.06	143.48	126.50
25	BA	530	G	N3-C2-N2	-13.03	110.78	119.90
1	CA	189(D)	C	N1-C2-N3	-13.03	110.08	119.20
25	BA	681	G	N1-C2-N3	13.01	131.71	123.90
25	BA	784	A	N1-C6-N6	-12.99	110.81	118.60
25	BA	1021	A	N3-C4-C5	12.95	135.86	126.80
25	BA	945	A	N7-C8-N9	12.94	120.27	113.80
25	DA	856	C	C6-N1-C2	-12.94	115.12	120.30
25	BA	975	C	N3-C4-N4	-12.86	109.00	118.00
25	DA	2286	A	N1-C6-N6	12.83	126.30	118.60
25	BA	463	G	N1-C6-O6	-12.82	112.21	119.90
25	BA	474	G	C8-N9-C4	-12.82	101.27	106.40
25	BA	2454	G	N1-C6-O6	-12.77	112.24	119.90
25	BA	308	G	C8-N9-C1'	-12.75	110.42	127.00
25	BA	463	G	C5-C6-O6	12.71	136.22	128.60
25	BA	2689	U	C5-C6-N1	-12.66	116.37	122.70
25	BA	933	A	N7-C8-N9	12.63	120.12	113.80
1	CA	1358	U	N3-C4-O4	-12.61	110.57	119.40
25	BA	1332	G	C8-N9-C1'	-12.57	110.65	127.00
1	AA	266	G	C6-C5-N7	-12.56	122.86	130.40
25	BA	1204	A	C2-N3-C4	-12.54	104.33	110.60

Continued on next page...

Continued from previous page...

Mol	Chain	Res	Type	Atoms	Z	Observed(°)	Ideal(°)
25	BA	139(A)	G	N3-C4-N9	12.52	133.51	126.00
25	BA	530	G	C8-N9-C4	-12.51	101.40	106.40
25	DA	1698	A	C2-N3-C4	-12.49	104.36	110.60
25	BA	837	C	C6-N1-C2	-12.48	115.31	120.30
25	DA	450	G	C5-C6-N1	-12.47	105.26	111.50
25	BA	34	C	N1-C2-O2	12.46	126.38	118.90
25	BA	1558	A	N1-C6-N6	12.34	126.00	118.60
25	BA	933	A	C4-C5-N7	12.31	116.86	110.70
25	BA	1170	G	C8-N9-C4	-12.25	101.50	106.40
25	BA	2286	A	C8-N9-C4	-12.21	100.92	105.80
25	BA	2287	A	N1-C6-N6	12.21	125.93	118.60
25	DA	141	A	C6-C5-N7	-12.21	123.75	132.30
25	BA	2502	G	N1-C6-O6	-12.21	112.58	119.90
25	DA	1558	A	C2-N3-C4	-12.18	104.51	110.60
25	BA	587	C	C6-N1-C2	-12.18	115.43	120.30
25	BA	1021	A	N1-C2-N3	12.17	135.38	129.30
25	BA	2286	A	C6-C5-N7	-12.16	123.79	132.30
25	BA	847	U	C5-C6-N1	-12.13	116.63	122.70
25	BA	2308	G	C4-C5-N7	12.08	115.63	110.80
25	DA	271(M)	G	N3-C4-N9	12.07	133.24	126.00
25	BA	570	G	N1-C6-O6	-12.06	112.67	119.90
25	BA	2286	A	N1-C2-N3	12.02	135.31	129.30
25	BA	706	A	C8-N9-C4	11.92	110.57	105.80
25	DA	975	C	C2-N1-C1'	11.84	131.82	118.80
25	BA	2442	C	C5-C6-N1	-11.82	115.09	121.00
25	BA	2767	C	N3-C2-O2	-11.81	113.63	121.90
25	BA	330	A	N1-C2-N3	11.77	135.18	129.30
25	BA	2374	C	C6-N1-C2	11.77	125.01	120.30
25	BA	265	A	C2-N3-C4	-11.74	104.73	110.60
25	BA	1021	A	C6-C5-N7	-11.73	124.09	132.30
25	BA	259	G	N1-C6-O6	11.71	126.93	119.90
25	BA	1106	G	C6-N1-C2	-11.69	118.08	125.10
25	BA	528	A	C4-C5-N7	11.69	116.55	110.70
25	BA	676	A	N3-C4-N9	-11.66	118.08	127.40
25	BA	1021	A	N7-C8-N9	11.61	119.61	113.80
25	BA	1948	G	N1-C6-O6	-11.57	112.96	119.90
26	BB	80	U	C5-C4-O4	11.56	132.84	125.90
1	AA	1502	A	C6-C5-N7	-11.56	124.21	132.30
25	BA	1558	A	C2-N3-C4	-11.55	104.82	110.60
25	BA	265	A	C6-C5-N7	-11.52	124.23	132.30
25	BA	676	A	N1-C6-N6	11.48	125.49	118.60
25	BA	1698	A	C6-C5-N7	-11.47	124.27	132.30

Continued on next page...

Continued from previous page...

Mol	Chain	Res	Type	Atoms	Z	Observed(°)	Ideal(°)
25	BA	494	G	N1-C6-O6	11.46	126.77	119.90
25	BA	2828	C	C6-N1-C2	11.45	124.88	120.30
25	BA	127	A	C8-N9-C4	11.44	110.38	105.80
25	BA	265	A	C8-N9-C4	-11.41	101.24	105.80
26	DB	115	G	C8-N9-C4	11.40	110.96	106.40
25	BA	1021	A	C4-C5-N7	11.39	116.40	110.70
25	DA	2829	C	C6-N1-C2	11.37	124.85	120.30
25	BA	1698	A	C5-N7-C8	-11.36	98.22	103.90
25	BA	2538	C	C6-N1-C2	11.35	124.84	120.30
25	BA	1832	C	C6-N1-C2	-11.32	115.77	120.30
26	BB	64	C	C6-N1-C2	11.29	124.82	120.30
1	AA	1363(A)	A	C5-C6-N6	11.28	132.73	123.70
25	BA	2574	G	C5-C6-O6	-11.28	121.83	128.60
25	BA	1170	G	N7-C8-N9	11.26	118.73	113.10
25	DA	1653	G	N3-C4-N9	11.25	132.75	126.00
25	BA	1106	G	N1-C2-N3	11.24	130.65	123.90
25	BA	1201	C	N3-C2-O2	11.21	129.75	121.90
25	DA	450	G	C4-C5-N7	-11.20	106.32	110.80
25	BA	1983	C	N3-C4-C5	11.19	126.38	121.90
25	BA	2869	G	C8-N9-C4	-11.18	101.93	106.40
25	DA	1021	A	C2-N3-C4	-11.18	105.01	110.60
25	BA	530	G	N3-C4-C5	11.14	134.17	128.60
25	BA	975	C	C5-C6-N1	-11.14	115.43	121.00
25	BA	308	G	N3-C4-N9	11.13	132.68	126.00
1	AA	266	G	N1-C6-O6	11.12	126.57	119.90
25	BA	1372	U	N3-C4-O4	11.08	127.16	119.40
25	BA	2319	G	C5-C6-O6	-11.08	121.95	128.60
25	BA	2624	G	C5-C6-O6	-11.07	121.96	128.60
25	DA	1607	C	N1-C2-O2	11.02	125.51	118.90
25	BA	2286	A	C4-C5-C6	11.01	122.50	117.00
25	BA	1257	C	N3-C2-O2	-11.00	114.20	121.90
25	BA	1989	G	N9-C4-C5	-10.99	101.00	105.40
25	BA	308	G	C6-C5-N7	-10.98	123.81	130.40
25	BA	2319	G	C6-C5-N7	-10.97	123.81	130.40
25	DA	945	A	C6-C5-N7	-10.97	124.62	132.30
25	BA	655	A	N7-C8-N9	10.97	119.28	113.80
25	BA	676	A	N1-C2-N3	10.96	134.78	129.30
25	DA	2326	C	N3-C4-C5	-10.95	117.52	121.90
26	DB	6	C	C6-N1-C2	10.95	124.68	120.30
25	BA	962	G	N1-C6-O6	10.93	126.46	119.90
25	BA	265	A	C4-C5-N7	10.91	116.16	110.70
1	CA	1149	C	C6-N1-C2	-10.89	115.94	120.30

Continued on next page...

Continued from previous page...

Mol	Chain	Res	Type	Atoms	Z	Observed(°)	Ideal(°)
25	BA	2442	C	C2-N3-C4	-10.89	114.46	119.90
25	BA	1607	C	N3-C4-N4	10.86	125.60	118.00
25	BA	446	G	C5-C6-O6	-10.86	122.08	128.60
26	BB	104	U	C2-N3-C4	-10.86	120.48	127.00
25	BA	527	C	C5-C4-N4	10.85	127.79	120.20
25	DA	2286	A	C6-C5-N7	-10.84	124.71	132.30
26	BB	41	U	N3-C2-O2	-10.84	114.61	122.20
25	BA	2443	C	C5-C4-N4	-10.82	112.62	120.20
25	BA	659	C	C6-N1-C2	10.82	124.63	120.30
25	BA	933	A	C2-N3-C4	-10.81	105.19	110.60
25	BA	2286	A	C5-N7-C8	-10.80	98.50	103.90
25	BA	2002	G	C8-N9-C4	10.80	110.72	106.40
25	BA	271(J)	C	C6-N1-C2	10.78	124.61	120.30
25	BA	133	C	C5-C6-N1	-10.78	115.61	121.00
25	BA	2578	G	C8-N9-C4	10.78	110.71	106.40
25	BA	655	A	C8-N9-C4	-10.77	101.49	105.80
25	BA	856	C	C6-N1-C2	-10.76	116.00	120.30
25	DA	141	A	C4-C5-N7	10.75	116.08	110.70
1	AA	1502	A	C4-C5-N7	10.74	116.07	110.70
25	BA	2503	A	C5-C6-N6	-10.73	115.11	123.70
25	BA	1519	G	C8-N9-C4	-10.71	102.11	106.40
1	CA	728	A	C8-N9-C4	-10.69	101.52	105.80
25	BA	2510	C	C6-N1-C2	10.68	124.57	120.30
23	AV	76	A	C4-C5-C6	-10.66	111.67	117.00
25	BA	133	C	C6-N1-C2	10.66	124.56	120.30
25	BA	2689	U	C2-N3-C4	-10.61	120.63	127.00
25	DA	994	C	C6-N1-C1'	-10.61	108.07	120.80
25	BA	587	C	N3-C2-O2	-10.61	114.47	121.90
1	AA	1502	A	C2-N3-C4	-10.59	105.30	110.60
25	BA	2511	U	C4-C5-C6	10.58	126.05	119.70
25	BA	1204	A	C6-C5-N7	-10.58	124.89	132.30
1	AA	1126	U	C5-C6-N1	10.57	127.99	122.70
25	BA	2441	C	N3-C2-O2	-10.56	114.51	121.90
25	BA	1698	A	N1-C2-N3	10.55	134.57	129.30
25	DA	1210	A	N1-C6-N6	10.55	124.93	118.60
25	BA	1106	G	N3-C4-C5	-10.55	123.33	128.60
25	DA	2628	C	C6-N1-C2	10.54	124.52	120.30
25	BA	528	A	N7-C8-N9	10.53	119.07	113.80
1	AA	344	A	C8-N9-C4	-10.51	101.60	105.80
25	BA	236	C	C5-C6-N1	-10.50	115.75	121.00
25	BA	1343	G	N1-C6-O6	-10.49	113.60	119.90
25	BA	513	A	C8-N9-C4	-10.49	101.60	105.80

Continued on next page...

Continued from previous page...

Mol	Chain	Res	Type	Atoms	Z	Observed(°)	Ideal(°)
25	BA	928	G	N1-C6-O6	10.48	126.19	119.90
25	BA	2581	G	C8-N9-C4	-10.47	102.21	106.40
25	DA	2587	A	N1-C6-N6	10.46	124.87	118.60
25	DA	932	G	N3-C4-N9	-10.45	119.73	126.00
25	BA	1314	C	N1-C2-O2	10.45	125.17	118.90
25	BA	1939	U	N3-C4-C5	10.44	120.87	114.60
25	BA	645	C	C5-C6-N1	10.43	126.22	121.00
25	BA	827	U	C5-C6-N1	-10.43	117.48	122.70
25	BA	843	G	C8-N9-C4	10.43	110.57	106.40
25	BA	564	C	C5-C6-N1	10.42	126.21	121.00
25	BA	1198	U	N3-C2-O2	-10.41	114.91	122.20
25	BA	330	A	N3-C4-C5	10.39	134.08	126.80
25	BA	220	G	N1-C6-O6	10.39	126.14	119.90
25	BA	45	C	N1-C2-O2	-10.39	112.67	118.90
1	AA	189(D)	C	N1-C2-N3	-10.37	111.94	119.20
1	CA	266	G	C5-N7-C8	-10.37	99.12	104.30
25	BA	2605	U	C5-C4-O4	10.35	132.11	125.90
25	BA	2064	C	C6-N1-C2	10.35	124.44	120.30
25	DA	141	A	C8-N9-C4	-10.33	101.67	105.80
25	BA	1251	C	N3-C4-C5	-10.31	117.78	121.90
1	CA	1363(A)	A	C5-C6-N6	10.31	131.95	123.70
25	DA	676	A	C2-N3-C4	-10.30	105.45	110.60
25	BA	1187	G	C8-N9-C4	-10.30	102.28	106.40
25	BA	761	A	N1-C6-N6	10.29	124.78	118.60
25	DA	748	G	N1-C6-O6	-10.28	113.73	119.90
25	BA	2866	U	C5-C6-N1	-10.28	117.56	122.70
25	BA	1106	G	C5-C6-N1	10.26	116.63	111.50
1	CA	899	C	C6-N1-C2	10.25	124.40	120.30
25	BA	2625	G	N1-C6-O6	-10.24	113.75	119.90
25	BA	437	G	C4-C5-N7	10.23	114.89	110.80
25	BA	1698	A	C5-C6-N1	-10.23	112.59	117.70
1	AA	1145	C	C2-N3-C4	10.20	125.00	119.90
1	AA	1530	G	N3-C4-C5	10.19	133.69	128.60
25	BA	1187	G	N9-C4-C5	10.18	109.47	105.40
25	BA	1619	G	C8-N9-C4	-10.18	102.33	106.40
25	BA	1807	G	N1-C6-O6	10.17	126.00	119.90
25	BA	527	C	N3-C4-N4	-10.17	110.88	118.00
25	BA	2276	G	C8-N9-C4	-10.15	102.34	106.40
25	BA	2380	C	C5-C6-N1	-10.15	115.93	121.00
25	DA	1653	G	C8-N9-C1'	-10.14	113.81	127.00
25	DA	1703	G	N1-C6-O6	10.14	125.99	119.90
25	BA	2350	C	C6-N1-C2	10.14	124.36	120.30

Continued on next page...

Continued from previous page...

Mol	Chain	Res	Type	Atoms	Z	Observed(°)	Ideal(°)
25	BA	567	A	N1-C6-N6	10.13	124.68	118.60
25	BA	1021	A	N3-C4-N9	-10.11	119.31	127.40
1	AA	1506	U	N3-C4-O4	10.09	126.46	119.40
25	BA	2866	U	C4-C5-C6	10.09	125.75	119.70
25	BA	725	G	C5-C6-N1	-10.08	106.46	111.50
25	BA	2363	C	C6-N1-C2	10.07	124.33	120.30
1	CA	299	G	N1-C6-O6	10.07	125.94	119.90
25	BA	205	G	N3-C4-N9	10.06	132.04	126.00
1	AA	896	C	C6-N1-C2	10.06	124.32	120.30
1	AA	1502	A	N9-C4-C5	-10.05	101.78	105.80
25	BA	1210	A	N7-C8-N9	10.05	118.83	113.80
25	DA	945	A	N9-C4-C5	-10.04	101.78	105.80
25	DA	1979	C	C6-N1-C2	-10.03	116.29	120.30
25	BA	86	C	N3-C4-C5	10.03	125.91	121.90
25	BA	2287	A	C5-N7-C8	-10.03	98.89	103.90
1	CA	400	C	C6-N1-C2	10.02	124.31	120.30
1	AA	1358	U	C5-C4-O4	10.00	131.90	125.90
25	BA	1251	C	C4-C5-C6	9.99	122.40	117.40
1	AA	817	C	C6-N1-C2	9.98	124.29	120.30
25	BA	980	A	C8-N9-C4	-9.97	101.81	105.80
25	DA	566	U	C5-C6-N1	-9.97	117.72	122.70
25	DA	994	C	C2-N1-C1'	9.97	129.76	118.80
25	BA	1819	A	N1-C6-N6	-9.96	112.62	118.60
25	BA	1207	C	C5-C6-N1	-9.95	116.02	121.00
1	CA	893	C	C6-N1-C2	9.96	124.28	120.30
25	DA	1332	G	N3-C2-N2	-9.95	112.94	119.90
25	DA	945	A	C4-C5-N7	9.95	115.67	110.70
25	BA	2380	C	C2-N3-C4	-9.93	114.94	119.90
25	BA	2409	G	N1-C6-O6	-9.93	113.94	119.90
25	BA	826	U	C5-C6-N1	-9.93	117.74	122.70
26	BB	81	G	N1-C2-N3	9.91	129.85	123.90
25	DA	1204	A	C2-N3-C4	-9.91	105.65	110.60
26	BB	91	C	C6-N1-C2	9.90	124.26	120.30
25	BA	2371	G	C5-C6-O6	-9.90	122.66	128.60
25	BA	1350	C	N3-C4-C5	9.90	125.86	121.90
25	BA	1295	C	N3-C4-C5	9.89	125.86	121.90
25	BA	575	A	C4-C5-C6	9.89	121.94	117.00
25	DA	1204	A	N1-C6-N6	9.89	124.53	118.60
1	AA	317	G	N1-C6-O6	9.88	125.83	119.90
25	BA	527	C	C6-N1-C2	-9.87	116.35	120.30
25	BA	446	G	N9-C4-C5	-9.86	101.46	105.40
25	BA	2253	G	N1-C6-O6	9.86	125.81	119.90

Continued on next page...

Continued from previous page...

Mol	Chain	Res	Type	Atoms	Z	Observed(°)	Ideal(°)
25	DA	271(M)	G	N3-C4-C5	-9.86	123.67	128.60
25	DA	668	G	C2-N3-C4	-9.85	106.97	111.90
25	BA	126	A	C8-N9-C4	-9.85	101.86	105.80
23	CV	76	A	C8-N9-C4	9.84	109.74	105.80
1	AA	1502	A	C5-N7-C8	-9.84	98.98	103.90
26	BB	53	A	C8-N9-C4	-9.83	101.87	105.80
25	DA	2791	C	C6-N1-C2	-9.82	116.37	120.30
25	BA	1332	G	C5-C6-O6	-9.82	122.71	128.60
25	BA	22	C	C6-N1-C2	9.81	124.23	120.30
25	DA	528	A	N1-C2-N3	9.81	134.21	129.30
25	DA	945	A	C2-N3-C4	-9.81	105.70	110.60
25	DA	2751	G	N3-C4-N9	9.79	131.88	126.00
25	BA	652(H)	C	C5-C6-N1	9.79	125.89	121.00
25	DA	1932	A	C8-N9-C4	-9.79	101.89	105.80
1	AA	839	U	N1-C2-O2	9.78	129.65	122.80
25	DA	2056	G	N1-C6-O6	9.78	125.77	119.90
25	BA	265	A	N1-C6-N6	9.78	124.47	118.60
25	BA	2505	G	C5-C6-N1	-9.77	106.61	111.50
25	BA	1295	C	C6-N1-C2	9.77	124.21	120.30
25	DA	1332	G	C8-N9-C1'	9.76	139.69	127.00
1	AA	811	C	C6-N1-C2	9.75	124.20	120.30
25	BA	2308	G	C5-N7-C8	-9.75	99.43	104.30
1	AA	117	G	N1-C6-O6	9.74	125.75	119.90
1	CA	1279	A	C8-N9-C4	-9.74	101.91	105.80
25	DA	676	A	C5-N7-C8	-9.74	99.03	103.90
25	BA	2030	A	C4-C5-C6	9.72	121.86	117.00
25	DA	271(M)	G	C8-N9-C1'	-9.72	114.37	127.00
25	DA	1914	C	N3-C2-O2	-9.71	115.10	121.90
25	DA	480	A	C8-N9-C4	-9.71	101.92	105.80
25	DA	271(M)	G	C4-N9-C1'	9.70	139.12	126.50
25	BA	495	G	N3-C2-N2	-9.70	113.11	119.90
25	BA	2287	A	C6-C5-N7	-9.70	125.51	132.30
1	AA	1126	U	C5-C4-O4	-9.70	120.08	125.90
25	BA	71	A	C5-N7-C8	-9.70	99.05	103.90
25	BA	1983	C	C2-N3-C4	-9.69	115.05	119.90
25	BA	2540	C	C6-N1-C2	9.69	124.18	120.30
25	BA	2040	C	C5-C4-N4	-9.68	113.42	120.20
25	BA	205	G	N9-C4-C5	-9.68	101.53	105.40
25	BA	2037	G	N1-C2-N2	-9.67	107.50	116.20
25	BA	2539	C	C6-N1-C2	9.67	124.17	120.30
25	BA	686	G	C6-C5-N7	-9.67	124.60	130.40
25	BA	693	C	N3-C2-O2	-9.64	115.15	121.90

Continued on next page...

Continued from previous page...

Mol	Chain	Res	Type	Atoms	Z	Observed(°)	Ideal(°)
25	BA	676	A	C6-C5-N7	-9.64	125.55	132.30
25	BA	655	A	C5-N7-C8	-9.63	99.08	103.90
1	AA	36	C	C6-N1-C2	-9.62	116.45	120.30
25	DA	459	U	N3-C4-O4	-9.63	112.66	119.40
1	CA	1279	A	N7-C8-N9	9.61	118.61	113.80
25	BA	962	G	C5-C6-O6	-9.60	122.84	128.60
25	BA	745	G	C5-C6-O6	-9.60	122.84	128.60
25	BA	1001	A	N1-C2-N3	-9.60	124.50	129.30
25	DA	330	A	N1-C6-N6	9.58	124.35	118.60
25	BA	1843	C	C6-N1-C2	9.57	124.13	120.30
25	BA	2463	C	C6-N1-C2	9.56	124.12	120.30
25	BA	1333	C	C5-C4-N4	-9.56	113.51	120.20
25	BA	2287	A	N3-C4-C5	9.55	133.49	126.80
25	DA	1698	A	C5-N7-C8	-9.53	99.14	103.90
25	BA	148	C	C5-C6-N1	-9.53	116.24	121.00
25	BA	127	A	N7-C8-N9	-9.53	109.04	113.80
25	BA	945	A	N9-C4-C5	-9.52	101.99	105.80
25	BA	1698	A	C4-C5-N7	9.52	115.46	110.70
25	BA	271(J)	C	N3-C4-C5	9.50	125.70	121.90
25	BA	437	G	C6-C5-N7	-9.50	124.70	130.40
25	DA	504	U	C2-N1-C1'	9.49	129.09	117.70
25	BA	126	A	N9-C4-C5	9.48	109.59	105.80
25	BA	850	C	N3-C4-C5	9.48	125.69	121.90
1	AA	266	G	C4-C5-N7	9.47	114.59	110.80
25	DA	2502	G	C6-C5-N7	-9.47	124.72	130.40
25	BA	2442	C	N3-C4-C5	9.46	125.69	121.90
25	BA	2283	C	N1-C2-O2	-9.46	113.23	118.90
25	DA	1807	G	C8-N9-C4	9.45	110.18	106.40
25	BA	1045	A	C2-N3-C4	9.44	115.32	110.60
25	BA	2375	G	N7-C8-N9	-9.44	108.38	113.10
25	BA	942	G	C4-C5-N7	-9.43	107.03	110.80
25	BA	1201	C	N3-C4-N4	9.43	124.60	118.00
25	BA	199	A	N1-C6-N6	-9.43	112.94	118.60
25	BA	2375	G	C8-N9-C4	9.43	110.17	106.40
25	BA	2443	C	N3-C4-N4	9.41	124.59	118.00
25	BA	2379	G	C8-N9-C4	9.40	110.16	106.40
25	BA	1201	C	C5-C4-N4	-9.40	113.62	120.20
25	BA	1106	G	C8-N9-C4	-9.40	102.64	106.40
25	BA	2053	G	N3-C2-N2	-9.38	113.33	119.90
25	BA	956	G	C5-C6-N1	-9.38	106.81	111.50
1	AA	129(A)	G	C8-N9-C4	-9.37	102.65	106.40
25	BA	848	G	C8-N9-C4	9.37	110.15	106.40

Continued on next page...

Continued from previous page...

Mol	Chain	Res	Type	Atoms	Z	Observed(°)	Ideal(°)
25	BA	1959	G	N1-C6-O6	-9.37	114.28	119.90
25	BA	694	U	N3-C2-O2	-9.36	115.64	122.20
25	BA	1142(A)	A	C6-N1-C2	9.37	124.22	118.60
26	BB	6	C	C6-N1-C2	9.36	124.05	120.30
25	DA	1269	A	N1-C6-N6	9.36	124.22	118.60
25	BA	186	G	N1-C6-O6	9.36	125.52	119.90
25	BA	652(H)	C	N1-C2-O2	9.36	124.51	118.90
25	DA	2447	G	C5-C6-O6	-9.36	122.99	128.60
25	BA	2426	A	C8-N9-C4	-9.35	102.06	105.80
25	BA	1408	C	N1-C2-O2	-9.35	113.29	118.90
1	CA	266	G	C4-C5-N7	9.35	114.54	110.80
25	BA	2869	G	N9-C4-C5	9.35	109.14	105.40
25	DA	1899	G	C5-C6-O6	-9.34	122.99	128.60
25	BA	1245	G	C4-C5-N7	-9.34	107.06	110.80
25	BA	2379	G	C5-C6-O6	-9.34	123.00	128.60
25	DA	1269	A	C8-N9-C4	9.33	109.53	105.80
25	BA	2002	G	N7-C8-N9	-9.32	108.44	113.10
25	BA	2002	G	C5-C6-O6	-9.32	123.01	128.60
25	BA	141	A	N1-C2-N3	9.31	133.96	129.30
25	BA	1304	C	N3-C4-C5	9.31	125.62	121.90
1	AA	898	G	C8-N9-C4	9.31	110.12	106.40
23	AV	13	C	C6-N1-C2	-9.31	116.58	120.30
25	BA	2319	G	C4-C5-N7	9.31	114.52	110.80
25	BA	74	A	N1-C6-N6	-9.30	113.02	118.60
25	DA	1327	C	C6-N1-C2	-9.31	116.58	120.30
25	BA	814	C	C2-N3-C4	-9.30	115.25	119.90
25	DA	1269	A	N9-C4-C5	-9.30	102.08	105.80
25	BA	1807	G	C5-C6-O6	-9.29	123.02	128.60
25	DA	236	C	C6-N1-C2	9.29	124.02	120.30
1	AA	1195	C	C6-N1-C2	-9.28	116.59	120.30
25	BA	676	A	C5-C6-N1	-9.28	113.06	117.70
25	BA	2354	G	N1-C6-O6	-9.27	114.33	119.90
25	DA	1252	G	C5-C6-O6	-9.27	123.04	128.60
25	BA	942	G	N9-C4-C5	9.26	109.11	105.40
25	BA	2253	G	C5-C6-O6	-9.26	123.04	128.60
53	B7	47	ARG	NE-CZ-NH1	9.26	124.93	120.30
25	BA	472	A	N1-C6-N6	9.25	124.15	118.60
25	BA	1937	A	N1-C2-N3	9.25	133.92	129.30
25	BA	2002	G	N9-C4-C5	-9.25	101.70	105.40
25	BA	474	G	N7-C8-N9	9.24	117.72	113.10
25	BA	1278	A	N1-C2-N3	9.24	133.92	129.30
25	DA	975	C	C6-N1-C1'	-9.24	109.72	120.80

Continued on next page...

Continued from previous page...

Mol	Chain	Res	Type	Atoms	Z	Observed(°)	Ideal(°)
25	BA	1232	G	C5-C6-N1	9.23	116.12	111.50
1	AA	189(D)	C	C6-N1-C2	-9.22	116.61	120.30
25	BA	734	A	C4-C5-N7	9.22	115.31	110.70
25	DA	2599	G	C4-C5-N7	-9.22	107.11	110.80
25	DA	736	C	N3-C2-O2	9.22	128.35	121.90
25	BA	1992	G	N3-C4-C5	-9.22	123.99	128.60
1	AA	266	G	C5-C6-O6	-9.21	123.07	128.60
25	BA	2286	A	N1-C6-N6	9.21	124.13	118.60
25	BA	776	G	C5-C6-O6	9.21	134.12	128.60
25	BA	22	C	C5-C6-N1	-9.20	116.40	121.00
25	DA	337	C	C5-C6-N1	-9.20	116.40	121.00
25	DA	1558	A	C5-C6-N1	-9.20	113.10	117.70
1	CA	194	C	C6-N1-C2	-9.19	116.62	120.30
23	AV	1	C	C6-N1-C2	-9.19	116.62	120.30
25	DA	772	C	N3-C4-C5	9.19	125.58	121.90
25	BA	139(A)	G	N3-C4-C5	-9.19	124.01	128.60
25	BA	1310	G	C5-C6-O6	-9.19	123.09	128.60
1	CA	1112	C	C6-N1-C2	-9.18	116.63	120.30
25	DA	22	C	C6-N1-C2	9.18	123.97	120.30
25	BA	2502	G	N3-C2-N2	9.18	126.32	119.90
25	BA	2058	A	N1-C2-N3	9.17	133.89	129.30
25	DA	1813	G	C5-C6-O6	-9.17	123.10	128.60
25	BA	1314	C	N3-C4-C5	9.16	125.57	121.90
25	BA	2298	A	N1-C6-N6	-9.16	113.10	118.60
25	BA	2378	A	C2-N3-C4	-9.15	106.02	110.60
25	DA	2689	U	C5-C6-N1	-9.15	118.12	122.70
25	BA	1030	G	C8-N9-C4	9.15	110.06	106.40
25	BA	220	G	C5-C6-O6	-9.14	123.11	128.60
25	BA	2287	A	C4-C5-N7	9.13	115.27	110.70
25	BA	1582	C	C6-N1-C2	9.12	123.95	120.30
25	DA	2686	G	C8-N9-C4	-9.12	102.75	106.40
25	BA	627	A	C8-N9-C4	9.12	109.45	105.80
25	BA	2088	G	C2-N3-C4	-9.12	107.34	111.90
25	DA	2058	A	C8-N9-C4	-9.12	102.15	105.80
25	BA	2239	G	C5-C6-O6	-9.12	123.13	128.60
25	DA	2056	G	C5-C6-O6	-9.12	123.13	128.60
25	BA	1348	G	C5-C6-O6	-9.12	123.13	128.60
25	DA	2575	C	N1-C2-O2	9.12	124.37	118.90
25	BA	1939	U	C6-N1-C2	9.10	126.46	121.00
25	BA	1235	G	C5-C6-O6	9.10	134.06	128.60
25	BA	1487	G	C8-N9-C4	-9.10	102.76	106.40
25	BA	1204	A	C5-N7-C8	-9.09	99.35	103.90

Continued on next page...

Continued from previous page...

Mol	Chain	Res	Type	Atoms	Z	Observed(°)	Ideal(°)
25	BA	1769	G	C6-C5-N7	-9.09	124.95	130.40
25	BA	2005	A	C5-C6-N6	-9.08	116.44	123.70
25	BA	833	U	N1-C2-O2	-9.08	116.45	122.80
25	BA	1210	A	C4-C5-N7	9.08	115.24	110.70
25	BA	175	G	C8-N9-C4	9.07	110.03	106.40
25	BA	465	G	N1-C2-N2	-9.06	108.05	116.20
25	DA	298	G	N1-C6-O6	9.06	125.34	119.90
1	AA	483	C	C6-N1-C2	9.06	123.92	120.30
25	DA	2598	A	N1-C6-N6	9.05	124.03	118.60
25	BA	122	G	N1-C6-O6	9.05	125.33	119.90
1	CA	1519	A	C8-N9-C4	-9.05	102.18	105.80
25	DA	530	G	C8-N9-C4	-9.05	102.78	106.40
25	BA	1268	A	C2-N3-C4	-9.04	106.08	110.60
25	BA	2287	A	C5-C6-N1	-9.04	113.18	117.70
25	DA	1332	G	N1-C2-N3	9.04	129.32	123.90
25	BA	1258	C	C6-N1-C2	9.04	123.92	120.30
25	BA	1325	G	C5-C6-O6	-9.04	123.18	128.60
25	BA	24	G	C5-C6-N1	-9.03	106.98	111.50
25	DA	1999	C	C6-N1-C2	9.03	123.91	120.30
25	BA	72	U	C5-C6-N1	-9.03	118.19	122.70
26	BB	100	A	C2-N3-C4	-9.03	106.08	110.60
25	BA	2364	C	C6-N1-C2	9.03	123.91	120.30
25	BA	669	G	C8-N9-C4	9.02	110.01	106.40
1	CA	1358	U	C2-N3-C4	-9.02	121.59	127.00
25	BA	2730	C	C5-C6-N1	-9.01	116.49	121.00
25	BA	815	C	C5-C6-N1	-9.01	116.50	121.00
25	DA	2447	G	N1-C6-O6	9.00	125.30	119.90
25	DA	2751	G	C4-N9-C1'	8.99	138.19	126.50
25	BA	975	C	C5-C4-N4	8.99	126.49	120.20
25	DA	1827	C	N3-C2-O2	-8.99	115.61	121.90
25	BA	645	C	N1-C2-O2	8.98	124.29	118.90
25	BA	1204	A	N1-C2-N3	8.98	133.79	129.30
25	DA	265	A	C6-C5-N7	-8.98	126.02	132.30
25	BA	390	A	C8-N9-C4	8.97	109.39	105.80
25	BA	784	A	N9-C4-C5	8.97	109.39	105.80
25	BA	271(M)	G	N3-C4-N9	8.97	131.38	126.00
1	AA	1414	U	N3-C2-O2	-8.96	115.92	122.20
26	BB	85	G	N3-C4-N9	8.96	131.38	126.00
25	BA	2286	A	C4-N9-C1'	8.96	142.43	126.30
25	BA	2615	U	N3-C4-O4	-8.96	113.13	119.40
25	DA	1210	A	C5-N7-C8	-8.96	99.42	103.90
25	DA	1698	A	C4-C5-N7	8.96	115.18	110.70

Continued on next page...

Continued from previous page...

Mol	Chain	Res	Type	Atoms	Z	Observed(°)	Ideal(°)
25	DA	461	C	N1-C2-O2	-8.95	113.53	118.90
26	BB	115	G	C8-N9-C4	8.95	109.98	106.40
25	BA	2005	A	N1-C6-N6	8.94	123.96	118.60
25	BA	1049	C	C5-C6-N1	8.93	125.47	121.00
27	BD	239	ARG	N-CA-C	-8.93	86.88	111.00
25	BA	843	G	N7-C8-N9	-8.93	108.64	113.10
25	BA	2574	G	N1-C6-O6	8.93	125.25	119.90
25	DA	1645	G	N1-C6-O6	-8.93	114.55	119.90
25	BA	1210	A	C6-C5-N7	-8.92	126.06	132.30
25	DA	71	A	N7-C8-N9	8.91	118.26	113.80
25	BA	2239	G	C4-C5-N7	8.91	114.36	110.80
25	BA	827	U	C6-N1-C2	8.91	126.34	121.00
1	CA	266	G	N7-C8-N9	8.91	117.55	113.10
25	BA	2772	C	C5-C6-N1	-8.90	116.55	121.00
25	BA	1373	A	C6-N1-C2	-8.90	113.26	118.60
25	BA	798	G	N1-C2-N3	8.90	129.24	123.90
25	DA	912	C	C6-N1-C2	-8.90	116.74	120.30
25	BA	945	A	C8-N9-C1'	-8.90	111.69	127.70
25	BA	2380	C	C6-N1-C2	8.90	123.86	120.30
25	BA	330	A	C5-N7-C8	-8.89	99.45	103.90
25	BA	1219	G	N3-C4-C5	8.89	133.04	128.60
25	BA	1617	C	N1-C2-O2	-8.89	113.57	118.90
25	BA	2026	C	C6-N1-C2	8.87	123.85	120.30
25	BA	2767	C	C4-C5-C6	8.87	121.84	117.40
25	BA	1135	C	C6-N1-C2	8.87	123.85	120.30
25	DA	962	G	C8-N9-C4	-8.87	102.85	106.40
25	DA	2253	G	N9-C4-C5	-8.86	101.85	105.40
25	BA	19	C	N1-C2-O2	-8.86	113.59	118.90
25	DA	145	G	C8-N9-C4	8.86	109.94	106.40
1	AA	1126	U	C6-N1-C1'	-8.85	108.81	121.20
25	BA	1350	C	C6-N1-C2	8.85	123.84	120.30
25	BA	2239	G	N1-C6-O6	8.84	125.20	119.90
25	BA	2622	C	C6-N1-C2	8.84	123.83	120.30
38	BS	96	GLY	N-CA-C	-8.83	91.02	113.10
25	BA	2468	G	N1-C6-O6	8.83	125.20	119.90
25	BA	945	A	C5-C6-N1	-8.83	113.29	117.70
25	BA	1785	A	N1-C6-N6	8.82	123.89	118.60
1	AA	1530	G	C4-N9-C1'	-8.82	115.03	126.50
25	BA	1332	G	N3-C4-C5	8.82	133.01	128.60
25	BA	1721	G	C8-N9-C4	-8.82	102.87	106.40
25	DA	528	A	N3-C4-N9	-8.82	120.35	127.40
25	BA	2442	C	C6-N1-C2	8.81	123.83	120.30

Continued on next page...

Continued from previous page...

Mol	Chain	Res	Type	Atoms	Z	Observed(°)	Ideal(°)
1	CA	802	A	C8-N9-C4	-8.81	102.27	105.80
25	BA	204	A	N1-C2-N3	8.81	133.71	129.30
25	BA	645	C	C2-N3-C4	8.81	124.31	119.90
25	BA	1989	G	C6-C5-N7	-8.81	125.11	130.40
25	BA	1290	C	C6-N1-C2	-8.81	116.78	120.30
25	BA	1253	A	C8-N9-C4	8.81	109.32	105.80
25	BA	685	A	C5-N7-C8	-8.80	99.50	103.90
1	AA	804	U	C5-C6-N1	-8.79	118.30	122.70
25	BA	671	C	N3-C4-C5	-8.78	118.39	121.90
25	BA	1989	G	C2-N3-C4	-8.78	107.51	111.90
25	BA	465	G	N3-C2-N2	8.78	126.05	119.90
25	BA	1207	C	C2-N3-C4	-8.78	115.51	119.90
25	BA	2884	U	C2-N1-C1'	-8.78	107.17	117.70
25	BA	734	A	C5-C6-N6	-8.77	116.68	123.70
25	BA	2002	G	N1-C6-O6	8.77	125.16	119.90
25	BA	2502	G	C5-C6-O6	8.77	133.86	128.60
1	AA	1255	G	C6-C5-N7	-8.77	125.14	130.40
1	AA	1358	U	C2-N3-C4	-8.77	121.74	127.00
25	BA	404	C	C2-N1-C1'	-8.77	109.16	118.80
25	BA	975	C	N3-C2-O2	-8.76	115.77	121.90
1	AA	1255	G	N9-C4-C5	-8.76	101.90	105.40
25	BA	1193	G	N1-C2-N3	8.76	129.16	123.90
25	BA	587	C	N1-C2-N3	8.76	125.33	119.20
25	BA	2459	A	C5-N7-C8	-8.76	99.52	103.90
25	DA	933	A	N7-C8-N9	8.76	118.18	113.80
25	BA	530	G	C2-N3-C4	-8.75	107.52	111.90
25	BA	2244	U	C5-C6-N1	-8.75	118.33	122.70
4	CD	188	LEU	CA-CB-CG	8.75	135.42	115.30
25	BA	2040	C	N3-C4-N4	8.74	124.12	118.00
25	BA	90	U	N3-C4-O4	8.74	125.52	119.40
25	BA	1573	G	N3-C4-C5	8.74	132.97	128.60
25	DA	2828	C	C6-N1-C2	8.74	123.80	120.30
26	DB	54	G	C8-N9-C4	-8.74	102.91	106.40
25	BA	1664	A	C8-N9-C4	-8.73	102.31	105.80
25	BA	2239	G	N9-C4-C5	-8.73	101.91	105.40
25	BA	1570	A	N1-C6-N6	8.72	123.83	118.60
25	BA	474	G	N9-C4-C5	8.72	108.89	105.40
25	BA	2052	G	C5-C6-O6	-8.72	123.37	128.60
1	AA	1475	G	C8-N9-C4	-8.72	102.91	106.40
25	BA	1275	A	N1-C6-N6	8.71	123.83	118.60
25	BA	179	G	N1-C2-N3	8.71	129.13	123.90
25	BA	17	G	N1-C6-O6	-8.71	114.67	119.90

Continued on next page...

Continued from previous page...

Mol	Chain	Res	Type	Atoms	Z	Observed(°)	Ideal(°)
25	BA	956	G	N1-C6-O6	8.71	125.12	119.90
1	AA	494	U	C5-C4-O4	-8.70	120.68	125.90
25	BA	1519	G	N3-C4-C5	-8.69	124.25	128.60
25	BA	205	G	N3-C2-N2	8.69	125.98	119.90
25	BA	729	G	C5-N7-C8	-8.69	99.96	104.30
25	BA	2720	U	C5-C6-N1	-8.68	118.36	122.70
25	BA	1698	A	N7-C8-N9	8.68	118.14	113.80
25	BA	575	A	C6-N1-C2	-8.68	113.39	118.60
25	DA	1653	G	C4-N9-C1'	8.67	137.78	126.50
25	BA	1201	C	N1-C2-O2	-8.67	113.70	118.90
25	BA	1795	C	N3-C4-C5	8.67	125.37	121.90
25	BA	980	A	N9-C4-C5	8.66	109.27	105.80
25	BA	1204	A	N7-C8-N9	8.66	118.13	113.80
25	DA	1830	C	N3-C4-C5	8.65	125.36	121.90
25	BA	2783	G	C6-C5-N7	-8.65	125.21	130.40
1	AA	1519	A	C4-C5-C6	8.65	121.32	117.00
25	BA	1319	G	N3-C2-N2	-8.64	113.85	119.90
25	BA	533	G	C5-C6-O6	-8.64	123.42	128.60
25	BA	1245	G	N1-C6-O6	-8.64	114.72	119.90
25	BA	2286	A	C2-N3-C4	-8.63	106.28	110.60
23	AV	76	A	N3-C4-C5	8.63	132.84	126.80
25	BA	461	C	N3-C4-C5	-8.62	118.45	121.90
25	BA	2503	A	N1-C6-N6	8.62	123.77	118.60
25	DA	1332	G	C4-N9-C1'	-8.62	115.30	126.50
23	AV	75	C	N1-C2-O2	-8.62	113.73	118.90
25	BA	2463	C	N3-C4-C5	8.62	125.35	121.90
1	AA	890	G	N1-C6-O6	-8.61	114.73	119.90
25	BA	528	A	C6-N1-C2	8.61	123.77	118.60
25	BA	1202	C	N3-C2-O2	8.61	127.93	121.90
25	DA	2457	U	N3-C2-O2	-8.60	116.18	122.20
1	AA	1137	C	C6-N1-C2	-8.60	116.86	120.30
25	DA	2356	C	N1-C2-O2	-8.60	113.74	118.90
1	CA	1381	U	N1-C2-O2	8.59	128.81	122.80
25	BA	1579	A	N1-C6-N6	8.59	123.75	118.60
25	DA	2023	G	N3-C4-C5	-8.59	124.31	128.60
25	BA	2447	G	C5-C6-N1	8.59	115.79	111.50
25	BA	685	A	N7-C8-N9	8.59	118.09	113.80
25	BA	1972	A	C8-N9-C4	-8.59	102.37	105.80
1	CA	899	C	N3-C4-C5	8.59	125.33	121.90
25	BA	1602	U	C6-N1-C2	8.58	126.15	121.00
25	DA	1703	G	C5-C6-O6	-8.58	123.45	128.60
25	BA	729	G	C4-C5-N7	8.58	114.23	110.80

Continued on next page...

Continued from previous page...

Mol	Chain	Res	Type	Atoms	Z	Observed(°)	Ideal(°)
1	AA	442	C	C6-N1-C2	-8.57	116.87	120.30
25	BA	2546	U	N1-C2-O2	-8.57	116.80	122.80
25	BA	2894	G	C6-C5-N7	-8.57	125.25	130.40
25	BA	1755	A	C8-N9-C4	-8.57	102.37	105.80
25	BA	1839	G	N9-C4-C5	-8.57	101.97	105.40
25	BA	2894	G	N1-C6-O6	8.57	125.04	119.90
25	BA	34	C	N3-C2-O2	-8.57	115.90	121.90
25	BA	461	C	N1-C2-O2	-8.57	113.76	118.90
25	BA	2602	A	N1-C6-N6	8.56	123.74	118.60
1	CA	1267	C	N1-C2-O2	8.56	124.04	118.90
25	BA	933	A	C8-N9-C4	-8.56	102.38	105.80
25	BA	245	G	C5-C6-O6	-8.56	123.47	128.60
25	BA	2760	C	C6-N1-C2	8.56	123.72	120.30
25	DA	994	C	N1-C2-O2	8.55	124.03	118.90
25	BA	2582	G	N1-C6-O6	-8.55	114.77	119.90
25	DA	991	C	C6-N1-C2	-8.55	116.88	120.30
25	BA	38	A	N1-C6-N6	-8.54	113.47	118.60
25	DA	760	G	C8-N9-C4	-8.54	102.98	106.40
23	AV	13	C	C5-C6-N1	8.54	125.27	121.00
25	BA	763	G	N1-C2-N2	-8.54	108.51	116.20
25	BA	827	U	C2-N3-C4	-8.54	121.88	127.00
1	AA	1495	U	N3-C4-C5	-8.53	109.48	114.60
1	AA	1524	C	C6-N1-C2	8.54	123.71	120.30
25	BA	2769	C	C2-N3-C4	-8.54	115.63	119.90
1	CA	1267	C	C2-N1-C1'	8.53	128.18	118.80
25	BA	430	G	N1-C6-O6	8.53	125.02	119.90
25	BA	2823	A	N1-C6-N6	8.53	123.72	118.60
25	DA	1353	A	C8-N9-C4	-8.53	102.39	105.80
25	BA	828	U	C5-C6-N1	-8.52	118.44	122.70
25	BA	568	U	N3-C2-O2	8.52	128.16	122.20
1	CA	839	U	N1-C2-O2	8.51	128.76	122.80
1	AA	1255	G	N1-C6-O6	8.51	125.01	119.90
25	BA	2725	A	C2-N3-C4	-8.51	106.34	110.60
25	BA	446	G	C4-C5-N7	8.51	114.20	110.80
25	BA	527	C	N1-C2-N3	8.51	125.15	119.20
25	DA	2387	U	C5-C6-N1	-8.50	118.45	122.70
25	BA	197	A	C2-N3-C4	-8.50	106.35	110.60
25	BA	456	C	C6-N1-C2	8.50	123.70	120.30
25	DA	2751	G	C8-N9-C1'	-8.50	115.95	127.00
25	BA	500	G	C4-C5-N7	-8.50	107.40	110.80
25	BA	2203	U	N1-C2-O2	-8.50	116.85	122.80
25	BA	1296	G	C2-N3-C4	8.49	116.15	111.90

Continued on next page...

Continued from previous page...

Mol	Chain	Res	Type	Atoms	Z	Observed(°)	Ideal(°)
25	BA	2227	A	N9-C4-C5	8.49	109.20	105.80
1	CA	1358	U	C5-C4-O4	8.48	130.99	125.90
25	DA	733	G	C6-C5-N7	-8.48	125.31	130.40
25	BA	1314	C	N3-C4-N4	-8.47	112.07	118.00
25	BA	1959	G	C5-C6-O6	8.47	133.68	128.60
25	BA	2363	C	C2-N3-C4	-8.47	115.66	119.90
25	BA	72	U	C2-N3-C4	-8.47	121.92	127.00
25	BA	1514	U	N3-C2-O2	-8.46	116.28	122.20
25	BA	2379	G	N9-C4-C5	-8.46	102.02	105.40
25	BA	569	U	N1-C2-N3	8.46	119.97	114.90
25	BA	945	A	C4-N9-C1'	8.46	141.52	126.30
1	CA	129(A)	G	C6-C5-N7	8.46	135.47	130.40
25	DA	528	A	N3-C4-C5	8.46	132.72	126.80
25	DA	92	A	N7-C8-N9	8.45	118.03	113.80
25	BA	1377	G	N1-C6-O6	-8.45	114.83	119.90
25	BA	445	C	C6-N1-C2	-8.45	116.92	120.30
25	BA	569	U	C5-C6-N1	-8.45	118.48	122.70
25	BA	2227	A	C8-N9-C4	-8.45	102.42	105.80
25	BA	17	G	C5-C6-N1	8.44	115.72	111.50
25	BA	1476	C	C6-N1-C2	-8.44	116.92	120.30
25	BA	2276	G	N7-C8-N9	8.44	117.32	113.10
25	BA	484	C	N3-C2-O2	8.44	127.81	121.90
25	BA	589	C	N3-C4-C5	8.44	125.28	121.90
25	BA	1992	G	C2-N3-C4	8.44	116.12	111.90
25	DA	706	A	C8-N9-C4	8.43	109.17	105.80
25	BA	652(S)	C	C2-N3-C4	8.43	124.11	119.90
1	CA	1054	C	C6-N1-C2	-8.42	116.93	120.30
25	DA	765	G	N1-C6-O6	8.42	124.95	119.90
25	BA	1660	C	N3-C2-O2	-8.42	116.01	121.90
25	DA	1142	U	C2-N1-C1'	8.42	127.80	117.70
25	DA	1698	A	N3-C4-C5	8.42	132.69	126.80
25	DA	1966	A	N1-C6-N6	-8.42	113.55	118.60
1	AA	540	G	N3-C4-C5	-8.41	124.39	128.60
25	BA	2037	G	N3-C2-N2	8.41	125.79	119.90
25	BA	2624	G	N1-C6-O6	8.41	124.95	119.90
25	DA	2396	G	N1-C6-O6	8.41	124.95	119.90
25	BA	968	G	C2-N3-C4	-8.41	107.70	111.90
25	DA	2253	G	N1-C6-O6	8.41	124.94	119.90
25	BA	768	G	C8-N9-C4	-8.41	103.04	106.40
25	DA	528	A	C5-N7-C8	-8.41	99.70	103.90
25	BA	790	C	C6-N1-C2	8.40	123.66	120.30
25	BA	2281	C	N3-C2-O2	8.40	127.78	121.90

Continued on next page...

Continued from previous page...

Mol	Chain	Res	Type	Atoms	Z	Observed(°)	Ideal(°)
25	DA	1332	G	C5-N7-C8	-8.40	100.10	104.30
25	BA	933	A	N1-C6-N6	8.40	123.64	118.60
25	BA	1816	G	N1-C2-N3	-8.40	118.86	123.90
25	DA	1769	G	N1-C6-O6	8.39	124.94	119.90
25	BA	759	G	C5-C6-O6	-8.38	123.57	128.60
1	CA	638	G	C8-N9-C4	8.38	109.75	106.40
25	BA	474	G	N1-C6-O6	-8.38	114.87	119.90
25	BA	1769	G	N3-C4-N9	8.38	131.03	126.00
25	BA	1963	U	C2-N1-C1'	8.38	127.75	117.70
25	DA	2259	G	N1-C6-O6	8.38	124.92	119.90
25	DA	265	A	N7-C8-N9	8.37	117.99	113.80
25	DA	337	C	N3-C4-N4	-8.37	112.14	118.00
25	BA	2030	A	C6-N1-C2	-8.37	113.58	118.60
1	AA	129(A)	G	C4-N9-C1'	8.37	137.38	126.50
25	BA	2511	U	N3-C4-C5	-8.37	109.58	114.60
25	BA	1257	C	N1-C2-O2	8.36	123.92	118.90
25	DA	250	G	C8-N9-C4	-8.37	103.05	106.40
1	CA	1484	C	C6-N1-C2	8.36	123.64	120.30
25	DA	590	A	C2-N3-C4	-8.36	106.42	110.60
25	BA	1141	U	N1-C2-N3	8.36	119.92	114.90
25	BA	1253	A	N7-C8-N9	-8.36	109.62	113.80
25	BA	1210	A	C8-N9-C4	-8.36	102.46	105.80
25	BA	40	C	N1-C2-O2	-8.36	113.89	118.90
25	BA	53	A	N1-C6-N6	8.36	123.61	118.60
26	BB	41	U	N1-C2-N3	8.36	119.91	114.90
25	DA	945	A	C5-C6-N6	-8.36	117.02	123.70
25	BA	190	A	C5-N7-C8	-8.35	99.72	103.90
25	BA	569	U	C2-N3-C4	-8.35	121.99	127.00
25	DA	566	U	C6-N1-C2	8.35	126.01	121.00
25	DA	1558	A	N1-C6-N6	8.35	123.61	118.60
25	DA	1653	G	N9-C4-C5	-8.35	102.06	105.40
25	BA	2807	G	N1-C6-O6	-8.35	114.89	119.90
25	DA	481	G	C8-N9-C4	-8.35	103.06	106.40
25	BA	676	A	C8-N9-C4	-8.34	102.46	105.80
25	BA	2318	G	C6-C5-N7	-8.34	125.40	130.40
25	DA	1914	C	N1-C2-O2	8.34	123.90	118.90
25	BA	2058	A	C2-N3-C4	-8.34	106.43	110.60
25	BA	2436	G	C6-N1-C2	-8.34	120.10	125.10
25	DA	2563	U	C5-C6-N1	-8.34	118.53	122.70
25	DA	1767	C	C5-C6-N1	-8.33	116.83	121.00
25	BA	931	G	N1-C6-O6	-8.33	114.90	119.90
26	BB	18	G	C5-C6-O6	-8.33	123.60	128.60

Continued on next page...

Continued from previous page...

Mol	Chain	Res	Type	Atoms	Z	Observed(°)	Ideal(°)
25	BA	1787	A	N1-C2-N3	8.32	133.46	129.30
1	AA	421	U	C2-N1-C1'	8.32	127.69	117.70
25	BA	259	G	C8-N9-C4	8.32	109.73	106.40
26	BB	89	G	C6-C5-N7	-8.32	125.41	130.40
25	BA	2512	C	C6-N1-C2	8.32	123.63	120.30
25	BA	2459	A	N7-C8-N9	8.32	117.96	113.80
25	BA	2585	U	N1-C2-O2	8.32	128.62	122.80
1	AA	189(D)	C	C4-C5-C6	8.32	121.56	117.40
25	BA	2820	A	N9-C4-C5	-8.31	102.47	105.80
25	BA	236	C	C6-N1-C2	8.31	123.62	120.30
25	BA	1106	G	N7-C8-N9	8.31	117.25	113.10
1	CA	317	G	C8-N9-C4	-8.31	103.08	106.40
25	BA	500	G	C5-C6-O6	8.31	133.59	128.60
25	BA	681	G	C2-N3-C4	-8.31	107.75	111.90
26	BB	41	U	C5-C6-N1	-8.31	118.55	122.70
25	DA	71	A	C5-N7-C8	-8.31	99.75	103.90
25	BA	2489	G	N1-C2-N2	-8.30	108.73	116.20
25	BA	1133	U	C2-N3-C4	-8.30	122.02	127.00
25	DA	1313	U	C6-N1-C2	-8.30	116.02	121.00
25	BA	2015	A	C2-N3-C4	-8.30	106.45	110.60
25	BA	390	A	N1-C6-N6	8.29	123.58	118.60
25	BA	1598	C	N1-C2-O2	-8.29	113.92	118.90
1	AA	1459	C	C6-N1-C2	8.29	123.62	120.30
25	BA	2690	C	N3-C4-C5	-8.29	118.58	121.90
25	BA	1558	A	C6-C5-N7	-8.29	126.50	132.30
25	BA	2074	U	C6-N1-C2	-8.29	116.03	121.00
25	BA	814	C	C5-C6-N1	-8.28	116.86	121.00
25	BA	694	U	C5-C4-O4	8.28	130.87	125.90
25	BA	313	C	N3-C4-C5	8.27	125.21	121.90
1	CA	839	U	N3-C2-O2	-8.27	116.41	122.20
25	BA	1989	G	C4-C5-N7	8.27	114.11	110.80
1	CA	841	U	C5-C6-N1	8.27	126.84	122.70
25	BA	645	C	C2-N1-C1'	8.27	127.89	118.80
25	BA	2030	A	N1-C2-N3	8.27	133.43	129.30
25	BA	2625	G	N9-C4-C5	8.27	108.71	105.40
25	DA	2286	A	C5-N7-C8	-8.27	99.77	103.90
25	DA	1558	A	N1-C2-N3	8.27	133.43	129.30
1	AA	928	G	N1-C6-O6	8.26	124.86	119.90
25	BA	298	G	N1-C6-O6	8.26	124.86	119.90
25	BA	2021	C	C6-N1-C2	8.26	123.60	120.30
25	DA	583	G	N1-C6-O6	8.26	124.86	119.90
25	BA	1154	G	C8-N9-C4	-8.26	103.10	106.40

Continued on next page...

Continued from previous page...

Mol	Chain	Res	Type	Atoms	Z	Observed(°)	Ideal(°)
25	DA	1558	A	C6-C5-N7	-8.26	126.52	132.30
25	BA	1033	U	C5-C6-N1	-8.26	118.57	122.70
25	BA	570	G	C5-C6-O6	8.25	133.55	128.60
25	BA	1790	C	N3-C4-C5	8.25	125.20	121.90
25	DA	2286	A	C4-C5-C6	8.25	121.12	117.00
23	AV	76	A	C8-N9-C4	8.24	109.10	105.80
25	BA	2105	C	C2-N3-C4	8.24	124.02	119.90
25	DA	385	C	N3-C2-O2	-8.23	116.14	121.90
25	BA	272(D)	G	C8-N9-C4	8.23	109.69	106.40
25	DA	645	C	C2-N1-C1'	8.23	127.86	118.80
25	BA	210	C	C5-C6-N1	-8.23	116.89	121.00
25	BA	2429	G	C8-N9-C4	-8.22	103.11	106.40
1	CA	1381	U	N3-C2-O2	-8.22	116.44	122.20
25	BA	730	C	N3-C4-C5	8.22	125.19	121.90
25	BA	2768	C	C2-N3-C4	-8.22	115.79	119.90
25	BA	2522	U	C5-C4-O4	-8.22	120.97	125.90
25	DA	1776	G	N1-C6-O6	8.22	124.83	119.90
1	CA	960	U	C2-N1-C1'	8.22	127.56	117.70
25	DA	1257	C	C6-N1-C2	-8.22	117.01	120.30
25	BA	134	C	C6-N1-C2	-8.21	117.02	120.30
1	CA	1158	C	N1-C2-O2	8.21	123.82	118.90
25	BA	1336	A	C5-C6-N1	8.20	121.80	117.70
25	BA	1967	C	C5-C6-N1	-8.20	116.90	121.00
25	BA	522	G	C6-C5-N7	-8.20	125.48	130.40
25	BA	2063	C	N3-C2-O2	8.20	127.64	121.90
25	DA	330	A	C4-C5-N7	8.20	114.80	110.70
25	BA	1377	G	C4-C5-N7	-8.20	107.52	110.80
25	BA	2791	C	C2-N1-C1'	8.19	127.81	118.80
25	DA	467	G	C8-N9-C4	8.18	109.67	106.40
25	BA	2499	C	N3-C4-C5	-8.18	118.63	121.90
25	DA	2286	A	C5-C6-N1	-8.18	113.61	117.70
25	BA	106	C	N1-C2-O2	-8.18	113.99	118.90
25	BA	933	A	C6-C5-N7	-8.18	126.58	132.30
25	BA	2877	G	C2-N3-C4	-8.17	107.81	111.90
25	BA	1823	G	C4-C5-N7	8.17	114.07	110.80
1	AA	1414	U	N1-C2-O2	8.17	128.52	122.80
25	BA	575	A	N1-C2-N3	8.17	133.38	129.30
26	BB	104	U	C5-C4-O4	-8.16	121.00	125.90
25	BA	912	C	C6-N1-C2	-8.16	117.04	120.30
25	DA	2206	G	C8-N9-C4	8.16	109.66	106.40
25	BA	671	C	C4-C5-C6	8.16	121.48	117.40
25	BA	1210	A	C5-C6-N1	-8.15	113.62	117.70

Continued on next page...

Continued from previous page...

Mol	Chain	Res	Type	Atoms	Z	Observed(°)	Ideal(°)
25	BA	1839	G	C4-C5-N7	8.15	114.06	110.80
25	BA	2037	G	N1-C6-O6	-8.15	115.01	119.90
25	BA	732	C	N1-C2-O2	-8.15	114.01	118.90
25	BA	1992	G	C5-C6-N1	8.15	115.57	111.50
25	BA	198	C	N3-C4-C5	8.14	125.16	121.90
25	BA	1108	U	N3-C2-O2	-8.14	116.50	122.20
25	BA	1997	G	N1-C2-N3	8.14	128.79	123.90
25	DA	1252	G	N1-C6-O6	8.14	124.79	119.90
25	DA	1813	G	N1-C6-O6	8.14	124.79	119.90
1	AA	900	A	C5-N7-C8	-8.14	99.83	103.90
25	BA	2441	C	N3-C4-N4	-8.14	112.30	118.00
25	BA	1208	C	C5-C6-N1	-8.14	116.93	121.00
25	DA	932	G	C6-C5-N7	8.14	135.28	130.40
25	DA	1998	G	N7-C8-N9	-8.14	109.03	113.10
25	BA	567	A	C6-C5-N7	-8.13	126.61	132.30
25	BA	1141	U	N3-C2-O2	-8.13	116.51	122.20
1	CA	40	C	N1-C2-O2	8.13	123.78	118.90
25	BA	400	G	N3-C2-N2	-8.13	114.21	119.90
25	BA	1447	G	C8-N9-C4	-8.13	103.15	106.40
25	BA	1586	A	N7-C8-N9	8.13	117.86	113.80
25	DA	216	A	C2-N3-C4	-8.13	106.54	110.60
25	BA	1708	C	C6-N1-C2	8.12	123.55	120.30
25	BA	2014	A	N1-C6-N6	8.12	123.47	118.60
25	DA	329	G	N3-C4-C5	-8.12	124.54	128.60
1	AA	1506	U	C5-C4-O4	-8.12	121.03	125.90
25	BA	622	G	C8-N9-C4	8.12	109.65	106.40
25	BA	1377	G	C5-C6-O6	8.12	133.47	128.60
25	BA	2041	U	C5-C6-N1	-8.12	118.64	122.70
1	AA	738	C	C6-N1-C2	-8.12	117.05	120.30
25	BA	141	A	C5-C6-N6	-8.11	117.21	123.70
25	DA	1314	C	C2-N1-C1'	8.11	127.72	118.80
25	BA	1332	G	N9-C4-C5	-8.11	102.16	105.40
1	AA	1518	A	C5-C6-N1	-8.10	113.65	117.70
25	DA	2538	C	C6-N1-C2	8.10	123.54	120.30
25	BA	126	A	N1-C6-N6	-8.10	113.74	118.60
25	DA	127	A	N1-C6-N6	8.10	123.46	118.60
25	BA	2022	U	C2-N3-C4	-8.10	122.14	127.00
25	BA	148	C	C6-N1-C2	8.09	123.54	120.30
25	BA	1251	C	N3-C4-N4	8.09	123.66	118.00
25	BA	1972	A	C5-C6-N1	8.09	121.75	117.70
25	DA	1210	A	C6-C5-N7	-8.09	126.64	132.30
25	BA	372	G	N1-C6-O6	-8.09	115.05	119.90

Continued on next page...

Continued from previous page...

Mol	Chain	Res	Type	Atoms	Z	Observed(°)	Ideal(°)
25	BA	514	A	N1-C6-N6	-8.09	113.75	118.60
25	BA	1405	U	C5-C6-N1	-8.08	118.66	122.70
25	DA	1307	A	N1-C6-N6	-8.08	113.75	118.60
25	BA	1145	C	N1-C2-O2	-8.08	114.05	118.90
25	BA	1204	A	N1-C6-N6	8.08	123.45	118.60
25	BA	2319	G	C5-N7-C8	-8.08	100.26	104.30
25	DA	236	C	N3-C4-C5	8.08	125.13	121.90
25	DA	1204	A	C4-C5-N7	8.08	114.74	110.70
25	BA	679	C	C2-N3-C4	-8.07	115.86	119.90
1	AA	586	C	C6-N1-C2	8.07	123.53	120.30
1	CA	1499	A	C8-N9-C4	8.07	109.03	105.80
25	BA	271(X)	G	C5-C6-N1	-8.07	107.47	111.50
25	BA	1573	G	C2-N3-C4	-8.07	107.87	111.90
25	BA	2318	G	C8-N9-C4	-8.07	103.17	106.40
25	BA	2743	C	C5-C6-N1	-8.07	116.97	121.00
25	BA	2380	C	N3-C4-C5	8.06	125.12	121.90
25	DA	530	G	N1-C6-O6	-8.06	115.06	119.90
25	DA	1670	C	C4-C5-C6	8.06	121.43	117.40
25	DA	2765	A	C8-N9-C4	-8.06	102.58	105.80
25	DA	1210	A	N7-C8-N9	8.06	117.83	113.80
25	DA	2103	C	C5-C4-N4	8.06	125.84	120.20
1	AA	166	G	N3-C4-C5	-8.06	124.57	128.60
1	AA	1467	G	N9-C4-C5	8.06	108.62	105.40
25	BA	972	G	C5-C6-O6	8.06	133.43	128.60
25	BA	1624	G	C5-C6-O6	-8.06	123.77	128.60
25	BA	2826	A	C2-N3-C4	-8.06	106.57	110.60
25	BA	1450(A)	C	C6-N1-C2	8.05	123.52	120.30
25	BA	2363	C	N3-C4-C5	8.05	125.12	121.90
25	DA	737	C	C6-N1-C2	8.05	123.52	120.30
25	BA	530	G	C5-C6-O6	8.05	133.43	128.60
25	BA	2324	C	C6-N1-C2	8.05	123.52	120.30
25	DA	671	C	N3-C4-C5	-8.04	118.68	121.90
23	AV	9	G	N9-C4-C5	8.04	108.62	105.40
25	BA	130	C	C2-N3-C4	-8.04	115.88	119.90
25	BA	2370	G	C8-N9-C4	8.04	109.62	106.40
25	BA	772	C	C6-N1-C2	8.04	123.52	120.30
1	CA	1366	C	C2-N3-C4	8.04	123.92	119.90
1	AA	1113	C	C6-N1-C2	-8.04	117.09	120.30
25	BA	1184	G	N3-C2-N2	-8.03	114.28	119.90
25	BA	2308	G	C5-C6-O6	-8.04	123.78	128.60
25	BA	2587	A	C6-N1-C2	-8.03	113.78	118.60
26	BB	38	C	N3-C4-N4	-8.03	112.38	118.00

Continued on next page...

Continued from previous page...

Mol	Chain	Res	Type	Atoms	Z	Observed(°)	Ideal(°)
25	BA	1658	C	N1-C2-O2	-8.03	114.08	118.90
25	BA	1669	A	C4-C5-C6	8.03	121.01	117.00
25	BA	2370	G	N9-C4-C5	-8.03	102.19	105.40
25	BA	1245	G	N9-C4-C5	8.02	108.61	105.40
25	BA	1904	G	C8-N9-C4	8.02	109.61	106.40
25	BA	2615	U	N3-C4-C5	8.02	119.41	114.60
25	BA	1632	A	N1-C6-N6	8.02	123.41	118.60
1	AA	1474	G	C8-N9-C4	8.01	109.61	106.40
25	DA	2287	A	C2-N3-C4	-8.01	106.59	110.60
1	AA	1091	U	N3-C2-O2	-8.01	116.59	122.20
25	BA	514	A	C5-C6-N1	8.01	121.70	117.70
1	CA	129(A)	G	C4-C5-N7	-8.01	107.60	110.80
1	AA	1375	A	C8-N9-C4	-8.01	102.60	105.80
25	DA	2751	G	N3-C4-C5	-8.01	124.60	128.60
25	BA	2371	G	C5-C6-N1	8.00	115.50	111.50
25	BA	2377	A	C8-N9-C4	8.00	109.00	105.80
25	DA	1553	A	C8-N9-C4	-8.00	102.60	105.80
25	BA	2383	G	C8-N9-C4	7.99	109.60	106.40
25	DA	265	A	N1-C6-N6	7.99	123.39	118.60
25	BA	1570	A	C8-N9-C4	7.99	109.00	105.80
25	BA	1827	C	N3-C2-O2	-7.99	116.31	121.90
25	DA	1254	A	C8-N9-C4	-7.99	102.61	105.80
25	BA	1781	C	N3-C2-O2	7.99	127.49	121.90
1	CA	1119	C	C6-N1-C2	-7.98	117.11	120.30
25	DA	1767	C	C2-N3-C4	-7.98	115.91	119.90
1	AA	540	G	C8-N9-C4	-7.98	103.21	106.40
25	BA	1607	C	C5-C4-N4	-7.98	114.61	120.20
25	BA	770	G	C5-C6-N1	7.98	115.49	111.50
1	AA	768	A	C6-N1-C2	-7.98	113.81	118.60
25	BA	1997	G	C6-N1-C2	-7.98	120.31	125.10
1	AA	266	G	C5-N7-C8	-7.97	100.31	104.30
25	BA	2625	G	C6-C5-N7	7.97	135.18	130.40
25	DA	2897	U	C2-N1-C1'	7.97	127.27	117.70
25	BA	766	C	C6-N1-C2	-7.97	117.11	120.30
25	BA	2017	U	C4-C5-C6	7.97	124.48	119.70
25	BA	2508	G	C5-C6-O6	-7.97	123.82	128.60
25	BA	2004	G	C2-N3-C4	-7.96	107.92	111.90
25	BA	2287	A	N1-C2-N3	7.96	133.28	129.30
25	BA	20	C	C2-N3-C4	-7.96	115.92	119.90
25	BA	208	C	C6-N1-C2	7.96	123.48	120.30
25	BA	1026	U	N1-C2-O2	7.96	128.37	122.80
25	BA	390	A	N9-C4-C5	-7.95	102.62	105.80

Continued on next page...

Continued from previous page...

Mol	Chain	Res	Type	Atoms	Z	Observed(°)	Ideal(°)
25	BA	445	C	C5-C6-N1	7.95	124.98	121.00
25	BA	192	C	C2-N3-C4	-7.95	115.92	119.90
25	BA	530	G	N7-C8-N9	7.95	117.08	113.10
25	BA	1216	G	N1-C6-O6	7.95	124.67	119.90
25	BA	2377	A	C2-N3-C4	-7.95	106.62	110.60
25	BA	1695	G	N3-C2-N2	7.95	125.46	119.90
25	BA	2625	G	C5-C6-O6	7.95	133.37	128.60
25	BA	34	C	C2-N1-C1'	7.95	127.54	118.80
25	BA	926	A	C5-C6-N6	-7.95	117.34	123.70
25	DA	1791	A	C8-N9-C4	-7.95	102.62	105.80
1	AA	576	G	C4-N9-C1'	7.94	136.82	126.50
1	AA	1467	G	C5-C6-O6	7.94	133.36	128.60
25	DA	2498	C	C6-N1-C2	7.94	123.48	120.30
25	BA	15	G	C5-C6-N1	-7.94	107.53	111.50
26	DB	43	C	C6-N1-C2	-7.94	117.12	120.30
25	BA	1620	G	C8-N9-C4	7.94	109.58	106.40
25	DA	972	G	C5-C6-O6	7.94	133.36	128.60
25	BA	961	C	N3-C2-O2	-7.94	116.34	121.90
25	BA	2088	G	C5-C6-N1	-7.94	107.53	111.50
25	BA	1839	G	N3-C4-N9	7.93	130.76	126.00
1	CA	1197	G	N3-C4-N9	7.93	130.76	126.00
1	AA	997	U	C5-C4-O4	7.93	130.66	125.90
25	DA	788	A	N1-C6-N6	7.93	123.36	118.60
25	DA	888	C	C6-N1-C2	-7.93	117.13	120.30
25	BA	1121	C	C2-N3-C4	-7.93	115.94	119.90
1	CA	1133	G	N3-C4-N9	-7.93	121.24	126.00
25	BA	446	G	C8-N9-C4	7.93	109.57	106.40
25	BA	1812	A	N1-C6-N6	-7.93	113.84	118.60
25	BA	2381	C	C5-C6-N1	-7.93	117.04	121.00
1	AA	1417	G	N3-C4-N9	7.92	130.75	126.00
25	DA	1302	A	N1-C6-N6	-7.92	113.85	118.60
25	DA	528	A	C5-C6-N1	-7.92	113.74	117.70
1	AA	882	C	C6-N1-C2	-7.92	117.13	120.30
25	DA	2286	A	N7-C8-N9	7.92	117.76	113.80
25	DA	975	C	N1-C2-O2	7.92	123.65	118.90
25	BA	2274	A	C5-N7-C8	-7.92	99.94	103.90
25	BA	665	C	C6-N1-C2	7.91	123.46	120.30
25	BA	975	C	C6-N1-C2	7.91	123.46	120.30
25	BA	1336	A	C6-N1-C2	-7.91	113.85	118.60
25	DA	2035	G	C4-C5-N7	-7.91	107.64	110.80
25	BA	1839	G	N3-C2-N2	7.91	125.44	119.90
25	BA	308	G	N3-C2-N2	7.90	125.43	119.90

Continued on next page...

Continued from previous page...

Mol	Chain	Res	Type	Atoms	Z	Observed(°)	Ideal(°)
25	BA	1034	G	N1-C6-O6	7.90	124.64	119.90
26	BB	89	G	C4-N9-C1'	7.90	136.77	126.50
25	BA	414	C	N3-C4-C5	7.90	125.06	121.90
25	BA	729	G	N7-C8-N9	7.90	117.05	113.10
25	BA	2557	G	N1-C6-O6	7.89	124.64	119.90
1	CA	398	C	N3-C4-N4	-7.89	112.47	118.00
25	BA	1760	A	N1-C6-N6	7.89	123.34	118.60
25	BA	1774	C	N1-C2-O2	7.89	123.63	118.90
25	BA	649	G	N1-C6-O6	7.89	124.63	119.90
25	BA	734	A	N9-C4-C5	-7.89	102.64	105.80
25	BA	1497	U	C5-C4-O4	7.89	130.63	125.90
25	BA	2505	G	C2-N3-C4	-7.89	107.96	111.90
26	BB	75	G	C6-C5-N7	-7.88	125.67	130.40
25	BA	460	A	N1-C2-N3	7.88	133.24	129.30
25	BA	271(M)	G	N3-C4-C5	-7.87	124.66	128.60
25	DA	733	G	N1-C6-O6	7.87	124.62	119.90
25	DA	1914	C	C6-N1-C2	-7.87	117.15	120.30
25	BA	568	U	C6-N1-C2	7.87	125.72	121.00
25	DA	2326	C	C6-N1-C2	-7.87	117.15	120.30
25	BA	210	C	C6-N1-C2	7.86	123.45	120.30
25	BA	848	G	N7-C8-N9	-7.86	109.17	113.10
1	AA	1512	U	C5-C6-N1	-7.86	118.77	122.70
25	BA	1047	G	N3-C4-C5	-7.86	124.67	128.60
25	BA	1279	G	N3-C4-C5	-7.86	124.67	128.60
25	BA	122	G	C8-N9-C4	7.85	109.54	106.40
25	BA	2431	U	C5-C6-N1	-7.85	118.77	122.70
25	BA	1128	A	N7-C8-N9	-7.85	109.88	113.80
25	BA	1337	G	C6-N1-C2	-7.84	120.39	125.10
25	DA	2412	A	N1-C6-N6	-7.84	113.89	118.60
25	BA	481	G	N3-C4-C5	-7.84	124.68	128.60
25	DA	2396	G	C4-C5-N7	7.84	113.94	110.80
25	DA	811	U	N3-C4-O4	-7.84	113.91	119.40
25	DA	2452	C	N3-C4-N4	7.84	123.49	118.00
25	BA	139(A)	G	C5-C6-N1	7.83	115.42	111.50
25	DA	676	A	N7-C8-N9	7.83	117.72	113.80
25	BA	1443	G	N1-C6-O6	7.83	124.60	119.90
25	BA	1839	G	C8-N9-C1'	-7.83	116.82	127.00
25	DA	504	U	C5-C6-N1	7.83	126.61	122.70
25	BA	44	G	N1-C6-O6	-7.83	115.20	119.90
25	BA	2768	C	C6-N1-C2	7.83	123.43	120.30
26	BB	81	G	N3-C2-N2	-7.83	114.42	119.90
1	CA	1149	C	C5-C6-N1	7.83	124.91	121.00

Continued on next page...

Continued from previous page...

Mol	Chain	Res	Type	Atoms	Z	Observed(°)	Ideal(°)
25	DA	92	A	C8-N9-C4	-7.83	102.67	105.80
25	DA	676	A	C4-C5-N7	7.83	114.61	110.70
25	BA	2044	C	C2-N3-C4	-7.82	115.99	119.90
25	DA	2876	G	C5-C6-O6	-7.82	123.91	128.60
1	CA	960	U	N1-C2-O2	7.82	128.27	122.80
25	DA	2253	G	C8-N9-C4	7.82	109.53	106.40
1	AA	365	U	C5-C6-N1	-7.82	118.79	122.70
25	BA	952	G	N1-C6-O6	7.82	124.59	119.90
25	DA	71	A	C6-C5-N7	-7.81	126.83	132.30
25	DA	736	C	N1-C2-O2	-7.81	114.21	118.90
25	DA	2056	G	C6-C5-N7	-7.81	125.71	130.40
25	BA	1665	A	N1-C6-N6	-7.81	113.92	118.60
25	BA	681	G	C6-N1-C2	-7.81	120.42	125.10
25	BA	2318	G	N7-C8-N9	7.81	117.00	113.10
25	BA	734	A	C5-N7-C8	-7.80	100.00	103.90
25	DA	1998	G	C8-N9-C4	7.80	109.52	106.40
25	BA	460	A	C2-N3-C4	-7.80	106.70	110.60
25	BA	567	A	C5-C6-N6	-7.80	117.46	123.70
25	DA	450	G	N3-C2-N2	-7.80	114.44	119.90
25	DA	798	G	N3-C2-N2	-7.80	114.44	119.90
25	DA	2439	A	C8-N9-C4	-7.80	102.68	105.80
1	AA	990	C	C6-N1-C2	-7.80	117.18	120.30
25	DA	533	G	C2-N3-C4	-7.80	108.00	111.90
25	DA	2218	U	N1-C2-O2	7.79	128.25	122.80
25	BA	2064	C	C5-C6-N1	-7.79	117.10	121.00
25	DA	102	G	C8-N9-C4	-7.79	103.28	106.40
1	AA	615	C	C6-N1-C2	-7.79	117.19	120.30
25	BA	944	G	N7-C8-N9	7.79	116.99	113.10
25	BA	1813	G	C8-N9-C4	7.79	109.52	106.40
26	DB	54	G	N7-C8-N9	7.79	116.99	113.10
1	AA	344	A	N7-C8-N9	7.79	117.69	113.80
25	DA	1653	G	N1-C2-N2	-7.79	109.19	116.20
25	BA	2614	A	C8-N9-C4	7.78	108.91	105.80
25	BA	117	G	N9-C4-C5	-7.78	102.29	105.40
1	AA	1486	G	C5-C6-O6	-7.78	123.93	128.60
25	BA	1319	G	N1-C2-N3	7.78	128.57	123.90
25	BA	2093	G	C2-N3-C4	-7.78	108.01	111.90
25	BA	15	G	N1-C6-O6	7.78	124.56	119.90
25	BA	531	C	N1-C2-O2	-7.78	114.23	118.90
25	BA	2429	G	N9-C4-C5	7.78	108.51	105.40
1	AA	22	G	C4-C5-N7	7.77	113.91	110.80
1	AA	1255	G	C5-C6-O6	-7.77	123.94	128.60

Continued on next page...

Continued from previous page...

Mol	Chain	Res	Type	Atoms	Z	Observed(°)	Ideal(°)
25	BA	71	A	C5-C6-N1	-7.77	113.81	117.70
25	DA	1934	C	C6-N1-C2	7.77	123.41	120.30
25	BA	12	U	N3-C2-O2	-7.77	116.76	122.20
25	BA	1796	U	C5-C4-O4	-7.77	121.24	125.90
25	BA	1012	U	N3-C4-C5	-7.77	109.94	114.60
35	BP	45	LEU	CA-CB-CG	-7.77	97.44	115.30
25	BA	1142(A)	A	N7-C8-N9	7.76	117.68	113.80
25	DA	686	G	C2-N3-C4	-7.76	108.02	111.90
25	DA	1776	G	C5-C6-O6	-7.76	123.94	128.60
1	CA	599	C	C6-N1-C2	7.76	123.41	120.30
1	CA	1321	C	C6-N1-C2	-7.76	117.19	120.30
25	BA	1602	U	N3-C4-O4	-7.76	113.97	119.40
25	BA	2203	U	N3-C2-O2	7.76	127.63	122.20
25	DA	932	G	C5-C6-O6	7.75	133.25	128.60
25	BA	528	A	C6-C5-N7	-7.75	126.87	132.30
25	BA	761	A	C6-C5-N7	-7.75	126.87	132.30
25	BA	1708	C	N3-C4-C5	7.75	125.00	121.90
25	BA	27	G	C8-N9-C4	-7.75	103.30	106.40
25	BA	399	G	C2-N3-C4	-7.75	108.03	111.90
25	DA	2877	G	N1-C6-O6	7.75	124.55	119.90
25	DA	1992	G	C8-N9-C4	-7.75	103.30	106.40
25	BA	1216	G	C6-C5-N7	-7.74	125.75	130.40
25	BA	2093	G	N1-C2-N3	7.74	128.54	123.90
28	BE	119	ARG	NE-CZ-NH1	7.74	124.17	120.30
25	BA	1823	G	N3-C2-N2	7.74	125.32	119.90
25	BA	2585	U	C6-N1-C1'	-7.74	110.36	121.20
25	BA	2454	G	C5-C6-O6	7.74	133.24	128.60
25	DA	540	C	C6-N1-C2	-7.74	117.21	120.30
25	DA	2599	G	N9-C4-C5	7.74	108.49	105.40
25	DA	2848	G	C4-C5-N7	-7.74	107.71	110.80
25	BA	2578	G	N7-C8-N9	-7.73	109.23	113.10
25	BA	706	A	N9-C4-C5	-7.73	102.71	105.80
25	BA	745	G	C4-C5-N7	7.73	113.89	110.80
25	BA	534	U	C4-C5-C6	7.73	124.34	119.70
25	BA	2289	G	N1-C2-N3	-7.73	119.26	123.90
25	BA	2082	A	N1-C6-N6	7.73	123.24	118.60
1	CA	372	C	C6-N1-C2	7.72	123.39	120.30
25	BA	659	C	C2-N1-C1'	-7.72	110.31	118.80
25	BA	715	G	C6-C5-N7	-7.72	125.77	130.40
25	BA	805	G	C8-N9-C4	-7.72	103.31	106.40
25	BA	814	C	N3-C4-C5	7.72	124.99	121.90
25	BA	2430	A	C2-N3-C4	-7.72	106.74	110.60

Continued on next page...

Continued from previous page...

Mol	Chain	Res	Type	Atoms	Z	Observed(°)	Ideal(°)
1	AA	347	G	N3-C4-N9	7.72	130.63	126.00
25	BA	1033	U	C6-N1-C2	7.71	125.63	121.00
25	BA	2244	U	N3-C4-O4	-7.71	114.00	119.40
25	BA	2772	C	C6-N1-C2	7.71	123.39	120.30
25	DA	811	U	C5-C4-O4	7.71	130.53	125.90
1	CA	1077	G	C8-N9-C4	7.71	109.48	106.40
25	DA	2224	G	C5-C6-N1	-7.71	107.64	111.50
25	BA	715	G	N3-C4-N9	7.71	130.63	126.00
25	BA	1819	A	N9-C4-C5	7.71	108.89	105.80
25	DA	102	G	N9-C4-C5	7.71	108.48	105.40
25	BA	514	A	C6-N1-C2	-7.71	113.97	118.60
26	BB	102	A	C2-N3-C4	-7.71	106.75	110.60
25	DA	1579	A	N1-C6-N6	7.71	123.22	118.60
1	AA	839	U	N3-C2-O2	-7.71	116.81	122.20
25	DA	811	U	C5-C6-N1	-7.71	118.85	122.70
25	DA	1313	U	C2-N1-C1'	7.70	126.94	117.70
25	BA	652(H)	C	C6-N1-C2	-7.70	117.22	120.30
25	BA	2378	A	C8-N9-C4	7.70	108.88	105.80
25	BA	561	G	C2-N3-C4	7.69	115.75	111.90
25	BA	1939	U	N1-C2-N3	-7.69	110.29	114.90
1	AA	898	G	N9-C4-C5	-7.69	102.32	105.40
25	BA	531	C	C4-C5-C6	7.69	121.24	117.40
25	DA	924	C	C6-N1-C2	7.69	123.38	120.30
25	BA	139(A)	G	C4-C5-N7	7.69	113.87	110.80
25	BA	2354	G	C5-C6-N1	7.69	115.34	111.50
25	DA	2235	G	N1-C6-O6	7.69	124.51	119.90
25	DA	2473	U	C2-N1-C1'	7.69	126.92	117.70
25	BA	1315	C	N3-C2-O2	-7.68	116.52	121.90
25	BA	2689	U	C2-N1-C1'	-7.68	108.48	117.70
25	BA	975	C	N1-C2-O2	7.68	123.51	118.90
25	BA	860	U	N3-C4-O4	-7.68	114.03	119.40
1	CA	513	C	N1-C2-O2	7.68	123.51	118.90
1	AA	529	G	C5-C6-O6	-7.68	123.99	128.60
25	BA	545	G	C4-C5-N7	7.68	113.87	110.80
25	DA	933	A	C5-N7-C8	-7.68	100.06	103.90
25	DA	949	C	N1-C2-O2	-7.68	114.29	118.90
25	BA	1198	U	N1-C2-N3	7.67	119.50	114.90
25	BA	1180	C	C6-N1-C2	7.67	123.37	120.30
25	BA	2030	A	N1-C6-N6	7.66	123.20	118.60
25	DA	265	A	C5-N7-C8	-7.66	100.07	103.90
25	BA	1315	C	C2-N3-C4	-7.66	116.07	119.90
25	DA	1294	U	N1-C2-O2	-7.66	117.44	122.80

Continued on next page...

Continued from previous page...

Mol	Chain	Res	Type	Atoms	Z	Observed(°)	Ideal(°)
1	AA	509	A	C8-N9-C4	-7.66	102.74	105.80
25	BA	71	A	N1-C2-N3	7.66	133.13	129.30
25	BA	1350	C	C5-C6-N1	-7.66	117.17	121.00
25	DA	1377	G	N3-C4-N9	7.66	130.60	126.00
25	BA	1390	U	C5-C4-O4	-7.66	121.31	125.90
1	AA	576	G	N3-C4-C5	-7.66	124.77	128.60
25	BA	173	G	N1-C6-O6	7.66	124.49	119.90
25	DA	298	G	N3-C4-C5	7.66	132.43	128.60
25	BA	2450	A	C8-N9-C4	-7.65	102.74	105.80
25	BA	1106	G	C4-N9-C1'	7.65	136.44	126.50
25	BA	535	C	N1-C2-O2	-7.64	114.31	118.90
25	BA	1324	G	N1-C6-O6	7.64	124.49	119.90
25	BA	790	C	N3-C2-O2	7.64	127.25	121.90
25	BA	1257	C	C4-C5-C6	7.64	121.22	117.40
25	BA	494	G	N3-C2-N2	-7.64	114.55	119.90
25	BA	535	C	C4-C5-C6	7.64	121.22	117.40
1	AA	803	G	C5-C6-O6	7.63	133.18	128.60
25	BA	1792	G	C5-C6-N1	7.63	115.32	111.50
25	BA	2866	U	C5-C4-O4	7.63	130.48	125.90
1	AA	625	G	C8-N9-C4	-7.63	103.35	106.40
25	BA	1506	C	C2-N1-C1'	7.63	127.19	118.80
25	DA	204	A	N9-C4-C5	7.63	108.85	105.80
25	DA	735	A	C8-N9-C4	7.63	108.85	105.80
25	DA	1962	C	N3-C2-O2	7.63	127.24	121.90
25	BA	568	U	N1-C2-O2	-7.63	117.46	122.80
25	BA	1831	G	N1-C6-O6	7.63	124.48	119.90
1	CA	1441	G	C8-N9-C4	-7.63	103.35	106.40
25	DA	1313	U	C5-C6-N1	7.63	126.51	122.70
25	BA	837	C	C5-C6-N1	7.62	124.81	121.00
25	BA	2507	C	C6-N1-C2	-7.62	117.25	120.30
26	BB	72	G	C8-N9-C4	7.62	109.45	106.40
25	DA	1677	A	C8-N9-C4	7.62	108.85	105.80
25	DA	1698	A	N1-C6-N6	7.62	123.17	118.60
25	BA	2045	C	C6-N1-C2	7.61	123.34	120.30
25	BA	796	C	C2-N3-C4	-7.61	116.09	119.90
25	DA	676	A	N1-C6-N6	7.61	123.17	118.60
1	AA	1366	C	N3-C4-C5	-7.61	118.86	121.90
25	BA	29	U	N3-C4-C5	7.61	119.16	114.60
25	BA	932	G	C4-C5-N7	-7.61	107.76	110.80
25	DA	1327	C	N1-C2-O2	-7.61	114.33	118.90
25	BA	2475	C	N1-C2-O2	-7.61	114.34	118.90
25	BA	522	G	C4-C5-N7	7.60	113.84	110.80

Continued on next page...

Continued from previous page...

Mol	Chain	Res	Type	Atoms	Z	Observed(°)	Ideal(°)
25	DA	2598	A	C4-C5-N7	7.60	114.50	110.70
25	BA	692	C	C2-N3-C4	-7.60	116.10	119.90
25	BA	2689	U	N1-C2-O2	-7.60	117.48	122.80
25	DA	22	C	C5-C6-N1	-7.60	117.20	121.00
1	AA	1107	C	C6-N1-C2	-7.60	117.26	120.30
25	BA	1216	G	C5-C6-O6	-7.60	124.04	128.60
25	BA	1774	C	N3-C2-O2	-7.60	116.58	121.90
25	DA	1204	A	C5-N7-C8	-7.60	100.10	103.90
25	BA	2581	G	C5-C6-O6	7.59	133.16	128.60
25	BA	1342	A	C6-N1-C2	-7.59	114.05	118.60
25	BA	1488	G	C8-N9-C4	-7.59	103.36	106.40
25	BA	2017	U	N1-C2-N3	7.59	119.45	114.90
25	BA	991	C	N3-C4-C5	7.59	124.93	121.90
25	BA	1968	G	C8-N9-C4	-7.59	103.36	106.40
25	BA	1755	A	N9-C4-C5	7.58	108.83	105.80
25	BA	804	A	C2-N3-C4	-7.58	106.81	110.60
25	BA	523	C	N3-C4-C5	7.58	124.93	121.90
25	BA	2083	G	N1-C6-O6	7.58	124.45	119.90
25	BA	1573	G	N3-C4-N9	-7.58	121.45	126.00
25	BA	389	G	C5-C6-O6	7.58	133.15	128.60
1	AA	1363(A)	A	N9-C4-C5	7.58	108.83	105.80
25	BA	2086	U	C5-C4-O4	7.58	130.44	125.90
25	BA	815	C	C6-N1-C2	7.57	123.33	120.30
26	BB	112	U	C5-C6-N1	-7.57	118.91	122.70
25	BA	749	C	C5-C6-N1	-7.57	117.22	121.00
25	BA	1939	U	C4-C5-C6	-7.57	115.16	119.70
25	BA	197	A	N1-C2-N3	7.57	133.08	129.30
25	BA	947	G	N9-C4-C5	-7.57	102.37	105.40
25	DA	380	U	N3-C4-O4	7.57	124.69	119.40
25	BA	935	C	C6-N1-C2	7.56	123.33	120.30
25	BA	1236	G	C8-N9-C4	7.56	109.42	106.40
25	BA	1816	G	C2-N3-C4	7.56	115.68	111.90
25	DA	330	A	C5-N7-C8	-7.56	100.12	103.90
1	AA	233	C	C6-N1-C2	-7.56	117.28	120.30
1	AA	529	G	N1-C6-O6	7.56	124.44	119.90
25	BA	2689	U	C6-N1-C1'	7.56	131.78	121.20
25	BA	859	G	C8-N9-C4	7.55	109.42	106.40
25	BA	931	G	C4-C5-N7	-7.55	107.78	110.80
25	BA	1941	C	N3-C4-C5	-7.55	118.88	121.90
25	BA	130	C	N3-C2-O2	-7.55	116.61	121.90
25	BA	2012	G	C8-N9-C4	7.55	109.42	106.40
25	BA	650	C	C6-N1-C2	-7.55	117.28	120.30

Continued on next page...

Continued from previous page...

Mol	Chain	Res	Type	Atoms	Z	Observed(°)	Ideal(°)
25	BA	1107	G	C2-N3-C4	7.55	115.67	111.90
25	BA	1800	C	N1-C2-O2	-7.55	114.37	118.90
25	BA	330	A	N3-C4-N9	-7.55	121.36	127.40
1	AA	518	C	N1-C2-O2	7.55	123.43	118.90
25	BA	1582	C	C5-C6-N1	-7.55	117.23	121.00
25	BA	2866	U	N1-C2-N3	7.55	119.43	114.90
25	BA	2029	G	C8-N9-C4	7.54	109.42	106.40
1	CA	28	G	C8-N9-C4	-7.54	103.38	106.40
1	AA	1290	G	C8-N9-C4	-7.54	103.38	106.40
25	BA	198	C	N3-C2-O2	-7.54	116.62	121.90
25	DA	1021	A	N1-C2-N3	7.54	133.07	129.30
25	DA	2501	C	C6-N1-C2	7.54	123.31	120.30
25	BA	308	G	N3-C4-C5	-7.54	124.83	128.60
25	BA	2634	G	C5-C6-O6	-7.54	124.08	128.60
25	BA	2743	C	C2-N3-C4	-7.54	116.13	119.90
25	BA	1839	G	C4-N9-C1'	7.54	136.30	126.50
25	BA	1107	G	C4-N9-C1'	7.53	136.29	126.50
25	DA	1204	A	C6-C5-N7	-7.53	127.03	132.30
25	BA	685	A	C8-N9-C4	-7.53	102.79	105.80
25	BA	991	C	C6-N1-C2	7.53	123.31	120.30
25	DA	2686	G	N9-C4-C5	7.53	108.41	105.40
1	AA	684	A	N1-C6-N6	-7.53	114.08	118.60
25	BA	255	A	C2-N3-C4	-7.53	106.84	110.60
25	BA	2226	C	C6-N1-C2	7.53	123.31	120.30
25	BA	113	G	N3-C4-C5	7.53	132.36	128.60
25	BA	532	A	C6-N1-C2	-7.53	114.08	118.60
25	BA	1897	G	N1-C6-O6	7.53	124.42	119.90
25	BA	2252	G	N9-C4-C5	-7.52	102.39	105.40
1	CA	1218	C	C6-N1-C2	-7.52	117.29	120.30
25	BA	2235	G	N1-C2-N2	-7.52	109.43	116.20
25	BA	2863	C	C6-N1-C2	7.52	123.31	120.30
25	DA	141	A	C2-N3-C4	-7.52	106.84	110.60
25	BA	690	G	C5-C6-O6	-7.52	124.09	128.60
25	BA	1968	G	N7-C8-N9	7.52	116.86	113.10
25	BA	2881	C	C6-N1-C2	-7.52	117.29	120.30
25	BA	970	C	C6-N1-C2	7.52	123.31	120.30
25	BA	2436	G	C5-C6-N1	7.51	115.26	111.50
25	BA	1694	C	C6-N1-C2	-7.51	117.30	120.30
25	BA	1678	G	C8-N9-C4	-7.51	103.40	106.40
25	BA	71	A	N7-C8-N9	7.50	117.55	113.80
25	BA	679	C	N1-C2-O2	-7.50	114.40	118.90
25	BA	1409	C	C6-N1-C2	7.50	123.30	120.30

Continued on next page...

Continued from previous page...

Mol	Chain	Res	Type	Atoms	Z	Observed(°)	Ideal(°)
25	BA	928	G	C6-C5-N7	-7.50	125.90	130.40
25	BA	257	A	N1-C6-N6	7.50	123.10	118.60
25	BA	528	A	C8-N9-C4	-7.50	102.80	105.80
25	BA	1390	U	N3-C4-O4	7.50	124.65	119.40
1	CA	1197	G	N3-C4-C5	-7.50	124.85	128.60
25	BA	2872	G	C6-C5-N7	-7.49	125.90	130.40
25	BA	2540	C	N3-C4-C5	7.49	124.90	121.90
1	AA	684	A	N9-C4-C5	7.49	108.80	105.80
25	BA	139(A)	G	C6-C5-N7	-7.49	125.91	130.40
25	BA	245	G	C4-C5-N7	7.49	113.80	110.80
25	BA	283	A	N1-C6-N6	-7.49	114.11	118.60
25	BA	1187	G	C6-N1-C2	-7.49	120.61	125.10
1	AA	1150	U	C6-N1-C2	-7.49	116.51	121.00
1	AA	1255	G	C4-C5-N7	7.49	113.79	110.80
25	DA	2207	G	N7-C8-N9	7.49	116.84	113.10
26	BB	81	G	N1-C6-O6	7.48	124.39	119.90
26	BB	115	G	N9-C4-C5	-7.48	102.41	105.40
25	BA	1592	C	C6-N1-C2	7.48	123.29	120.30
25	DA	2224	G	N1-C6-O6	7.48	124.39	119.90
25	BA	694	U	N1-C2-O2	7.48	128.03	122.80
25	BA	2624	G	C4-C5-N7	7.48	113.79	110.80
1	AA	595	G	N1-C6-O6	-7.48	115.41	119.90
25	BA	1596	A	C6-N1-C2	-7.48	114.11	118.60
25	BA	271(J)	C	N1-C2-O2	7.47	123.39	118.90
25	BA	1204	A	C4-C5-N7	7.47	114.44	110.70
1	AA	73	G	C5-C6-O6	-7.47	124.12	128.60
25	BA	197	A	C5-N7-C8	-7.47	100.17	103.90
25	BA	695	G	N1-C6-O6	7.47	124.38	119.90
25	BA	1489	U	C5-C4-O4	7.47	130.38	125.90
26	BB	81	G	C2-N3-C4	-7.47	108.17	111.90
1	CA	893	C	N1-C2-O2	7.47	123.38	118.90
25	BA	1225	G	N1-C2-N3	7.47	128.38	123.90
1	CA	1366	C	C5-C4-N4	7.47	125.43	120.20
1	AA	266	G	C4-N9-C1'	7.47	136.21	126.50
1	AA	1530	G	N3-C4-N9	-7.46	121.52	126.00
25	BA	64	A	N1-C2-N3	7.46	133.03	129.30
25	BA	330	A	C4-C5-N7	7.46	114.43	110.70
25	BA	1001	A	C2-N3-C4	7.46	114.33	110.60
25	BA	1941	C	C6-N1-C2	-7.46	117.31	120.30
1	CA	299	G	C6-C5-N7	-7.46	125.92	130.40
25	DA	2235	G	N7-C8-N9	7.46	116.83	113.10
25	BA	1570	A	N9-C4-C5	-7.46	102.82	105.80

Continued on next page...

Continued from previous page...

Mol	Chain	Res	Type	Atoms	Z	Observed(°)	Ideal(°)
25	BA	2030	A	C6-C5-N7	-7.46	127.08	132.30
25	BA	1350	C	C2-N3-C4	-7.46	116.17	119.90
1	CA	314	C	C6-N1-C2	-7.46	117.32	120.30
1	CA	685	G	N3-C4-N9	-7.46	121.53	126.00
25	DA	2207	G	C6-C5-N7	-7.46	125.93	130.40
1	AA	896	C	N3-C4-C5	7.45	124.88	121.90
25	BA	1296	G	N3-C4-C5	-7.45	124.87	128.60
25	DA	36	G	N1-C6-O6	7.45	124.37	119.90
1	CA	1279	A	C4-C5-C6	7.45	120.73	117.00
1	CA	728	A	N7-C8-N9	7.45	117.53	113.80
25	BA	308	G	N1-C2-N2	-7.45	109.50	116.20
25	BA	1427	A	C5-C6-N1	7.45	121.42	117.70
25	BA	2585	U	C2-N1-C1'	7.45	126.63	117.70
25	DA	1123	C	C6-N1-C2	7.45	123.28	120.30
25	BA	2767	C	N1-C2-N3	7.44	124.41	119.20
1	AA	1091	U	C6-N1-C2	-7.44	116.53	121.00
25	BA	2319	G	N3-C2-N2	-7.44	114.69	119.90
25	BA	2720	U	C6-N1-C2	7.44	125.47	121.00
25	BA	997	G	C8-N9-C4	7.44	109.38	106.40
25	BA	1839	G	C6-C5-N7	-7.44	125.94	130.40
25	DA	391	G	C6-C5-N7	-7.44	125.94	130.40
25	BA	931	G	N3-C4-C5	-7.43	124.88	128.60
25	BA	2056	G	C5-C6-O6	-7.43	124.14	128.60
1	CA	893	C	N3-C4-C5	7.43	124.87	121.90
25	DA	980	A	N1-C6-N6	7.43	123.06	118.60
25	DA	1314	C	C6-N1-C1'	-7.43	111.89	120.80
25	DA	932	G	C4-N9-C1'	-7.43	116.84	126.50
25	BA	962	G	C6-C5-N7	-7.43	125.94	130.40
1	AA	1467	G	C4-C5-N7	-7.42	107.83	110.80
25	BA	2783	G	N1-C6-O6	7.42	124.35	119.90
25	BA	1983	C	C6-N1-C2	7.42	123.27	120.30
25	BA	1047	G	C2-N3-C4	7.42	115.61	111.90
25	BA	1959	G	C4-C5-N7	-7.42	107.83	110.80
25	BA	2700	C	C6-N1-C2	7.42	123.27	120.30
25	BA	271(S)	G	C5-C6-N1	-7.42	107.79	111.50
25	BA	1558	A	C5-C6-N1	-7.42	113.99	117.70
25	BA	1830	C	N3-C2-O2	7.42	127.09	121.90
25	BA	269	U	N1-C2-N3	-7.42	110.45	114.90
25	BA	2690	C	C6-N1-C2	-7.41	117.33	120.30
25	DA	594	U	N1-C2-O2	-7.41	117.61	122.80
25	DA	932	G	C8-N9-C1'	7.41	136.64	127.00
25	DA	645	C	C5-C6-N1	7.41	124.71	121.00

Continued on next page...

Continued from previous page...

Mol	Chain	Res	Type	Atoms	Z	Observed(°)	Ideal(°)
25	DA	1552	G	C4-C5-N7	-7.41	107.84	110.80
25	BA	688	U	C5-C6-N1	-7.41	119.00	122.70
25	BA	793	A	N1-C6-N6	7.41	123.04	118.60
25	DA	972	G	N1-C6-O6	-7.40	115.46	119.90
25	DA	90	U	C5-C6-N1	7.40	126.40	122.70
25	DA	2207	G	N1-C6-O6	7.40	124.34	119.90
25	BA	763	G	C6-C5-N7	-7.40	125.96	130.40
25	BA	1107	G	N3-C4-N9	7.40	130.44	126.00
1	AA	1064	G	N3-C4-N9	-7.39	121.56	126.00
25	BA	1321	A	N1-C2-N3	7.39	133.00	129.30
25	BA	2085	C	C6-N1-C2	7.39	123.26	120.30
25	BA	1815	A	C6-N1-C2	-7.39	114.16	118.60
25	DA	2599	G	N3-C2-N2	-7.39	114.72	119.90
1	AA	1519	A	C8-N9-C4	-7.39	102.84	105.80
25	DA	1828	G	N3-C4-C5	-7.39	124.91	128.60
25	BA	986	C	N3-C4-C5	7.38	124.85	121.90
25	DA	1204	A	N9-C4-C5	-7.38	102.85	105.80
25	BA	1395	A	N1-C6-N6	-7.38	114.17	118.60
1	CA	1358	U	C5-C6-N1	-7.38	119.01	122.70
25	BA	2769	C	C5-C6-N1	-7.38	117.31	121.00
1	AA	721	G	C8-N9-C1'	-7.37	117.42	127.00
25	DA	298	G	C5-C6-O6	-7.37	124.18	128.60
25	BA	2675	A	C5-N7-C8	7.37	107.58	103.90
25	BA	534	U	N1-C2-O2	-7.37	117.64	122.80
25	BA	1622	G	N3-C2-N2	-7.37	114.74	119.90
25	BA	211	A	C2-N3-C4	-7.37	106.92	110.60
25	BA	1145	C	N3-C2-O2	7.37	127.06	121.90
25	BA	1334	G	C6-C5-N7	-7.36	125.98	130.40
25	DA	1937	A	N1-C6-N6	7.36	123.02	118.60
25	BA	918	A	C5-N7-C8	-7.36	100.22	103.90
25	DA	1293	C	C4-C5-C6	-7.36	113.72	117.40
25	BA	2053	G	C5-C6-O6	-7.36	124.19	128.60
25	DA	837	C	C6-N1-C2	-7.36	117.36	120.30
25	BA	204	A	N1-C6-N6	-7.36	114.19	118.60
25	BA	1202	C	N1-C2-O2	-7.36	114.49	118.90
25	BA	777	A	N1-C2-N3	7.35	132.98	129.30
1	AA	117	G	C5-C6-O6	-7.35	124.19	128.60
25	BA	1033	U	N3-C4-C5	7.35	119.01	114.60
25	BA	1710	C	C6-N1-C2	7.35	123.24	120.30
1	AA	435	C	C5-C6-N1	7.35	124.67	121.00
25	BA	736	C	N3-C2-O2	7.35	127.05	121.90
25	BA	1302	A	C8-N9-C4	7.35	108.74	105.80

Continued on next page...

Continued from previous page...

Mol	Chain	Res	Type	Atoms	Z	Observed(°)	Ideal(°)
25	BA	1409	C	N3-C4-C5	7.35	124.84	121.90
25	BA	1532	C	N3-C2-O2	-7.35	116.76	121.90
1	CA	363	A	N1-C6-N6	-7.35	114.19	118.60
25	BA	2317	C	C6-N1-C2	-7.35	117.36	120.30
25	BA	2501	C	C2-N3-C4	-7.35	116.23	119.90
25	BA	2826	A	N1-C2-N3	7.34	132.97	129.30
25	BA	265	A	C5-C6-N1	-7.34	114.03	117.70
1	AA	129(A)	G	O4'-C1'-N9	7.34	114.07	108.20
25	BA	2634	G	N1-C6-O6	7.34	124.31	119.90
25	BA	2860	A	C8-N9-C4	7.34	108.74	105.80
1	AA	266	G	N7-C8-N9	7.34	116.77	113.10
25	BA	1948	G	C5-C6-O6	7.34	133.00	128.60
25	DA	337	C	C2-N3-C4	-7.34	116.23	119.90
47	D1	61	ARG	NE-CZ-NH1	-7.34	116.63	120.30
25	BA	1929	G	C4-C5-N7	-7.34	107.86	110.80
25	DA	923	C	C6-N1-C2	-7.34	117.36	120.30
25	DA	2877	G	C2-N3-C4	-7.34	108.23	111.90
25	BA	962	G	N3-C2-N2	-7.34	114.77	119.90
25	BA	2318	G	N1-C6-O6	7.33	124.30	119.90
25	DA	932	G	N3-C4-C5	7.33	132.27	128.60
25	DA	786	C	C6-N1-C2	7.33	123.23	120.30
25	DA	2412	A	N9-C4-C5	7.33	108.73	105.80
25	DA	2589	A	C8-N9-C4	7.33	108.73	105.80
25	BA	2018	G	C5-C6-O6	-7.33	124.20	128.60
25	BA	652(H)	C	C2-N3-C4	7.33	123.56	119.90
25	BA	308	G	N9-C4-C5	-7.33	102.47	105.40
25	BA	780	G	C8-N9-C1'	-7.33	117.48	127.00
25	BA	2319	G	C2-N3-C4	-7.33	108.24	111.90
25	BA	973	A	N1-C2-N3	7.32	132.96	129.30
25	BA	2736	G	C5-C6-O6	-7.32	124.20	128.60
25	BA	2820	A	C8-N9-C4	7.32	108.73	105.80
25	BA	134	C	N3-C2-O2	-7.32	116.78	121.90
25	BA	2820	A	C4-C5-N7	7.32	114.36	110.70
25	BA	1237	A	N1-C6-N6	-7.32	114.21	118.60
25	DA	265	A	C2-N3-C4	-7.32	106.94	110.60
25	DA	2644	G	C5-C6-O6	7.32	132.99	128.60
25	BA	575	A	C6-C5-N7	-7.32	127.18	132.30
25	BA	1558	A	C4-C5-N7	7.32	114.36	110.70
25	BA	2686	G	C5-C6-N1	-7.32	107.84	111.50
25	DA	2700	C	C6-N1-C2	7.31	123.23	120.30
1	AA	1145	C	N1-C2-O2	7.31	123.29	118.90
25	BA	1333	C	N3-C4-C5	7.31	124.83	121.90

Continued on next page...

Continued from previous page...

Mol	Chain	Res	Type	Atoms	Z	Observed(°)	Ideal(°)
25	DA	2700	C	C5-C6-N1	-7.31	117.34	121.00
25	BA	1435	G	C6-C5-N7	-7.31	126.01	130.40
25	DA	1210	A	C4-C5-N7	7.31	114.36	110.70
1	AA	129(A)	G	C8-N9-C1'	-7.31	117.50	127.00
25	BA	139(A)	G	N9-C4-C5	-7.31	102.48	105.40
25	BA	2624	G	N9-C4-C5	-7.31	102.48	105.40
25	BA	2738	A	C8-N9-C4	7.31	108.72	105.80
25	BA	113	G	N1-C6-O6	7.30	124.28	119.90
25	DA	620	G	C8-N9-C4	-7.30	103.48	106.40
1	AA	541	G	C6-C5-N7	7.30	134.78	130.40
1	CA	853	G	C8-N9-C4	-7.30	103.48	106.40
1	AA	1519	A	C5-C6-N6	7.30	129.54	123.70
25	BA	804	A	N1-C2-N3	7.30	132.95	129.30
25	DA	748	G	C5-C6-N1	7.30	115.15	111.50
25	BA	229	A	C8-N9-C4	-7.30	102.88	105.80
25	DA	1983	C	C5-C6-N1	-7.30	117.35	121.00
25	BA	2232	U	N3-C2-O2	-7.29	117.09	122.20
1	CA	816	A	N1-C6-N6	-7.29	114.22	118.60
25	BA	1204	A	C4-C5-C6	7.29	120.65	117.00
25	DA	614	U	C5-C4-O4	7.29	130.27	125.90
26	BB	53	A	N7-C8-N9	7.29	117.44	113.80
25	BA	2240	C	C6-N1-C2	7.29	123.22	120.30
1	AA	76	C	N1-C2-O2	7.29	123.27	118.90
25	BA	2054	A	N1-C2-N3	7.28	132.94	129.30
25	BA	941	A	C6-C5-N7	-7.28	127.20	132.30
25	BA	190	A	N7-C8-N9	7.28	117.44	113.80
25	BA	2052	G	C4-C5-N7	7.28	113.71	110.80
1	AA	336	C	N3-C2-O2	7.28	126.99	121.90
25	BA	2429	G	C6-N1-C2	-7.28	120.73	125.10
1	AA	791	G	N1-C6-O6	7.27	124.26	119.90
1	AA	1431	C	N3-C2-O2	7.27	126.99	121.90
25	BA	1210	A	N1-C6-N6	7.27	122.96	118.60
25	BA	1295	C	N3-C4-N4	-7.27	112.91	118.00
1	CA	1356	G	C8-N9-C4	-7.27	103.49	106.40
25	DA	178	G	N9-C4-C5	7.27	108.31	105.40
25	BA	503	A	C8-N9-C4	-7.27	102.89	105.80
25	BA	686	G	N1-C2-N2	-7.27	109.66	116.20
1	AA	781	A	N1-C6-N6	7.27	122.96	118.60
1	AA	863	U	C2-N1-C1'	-7.27	108.98	117.70
25	BA	2450	A	N7-C8-N9	7.27	117.43	113.80
25	BA	772	C	C5-C6-N1	-7.27	117.37	121.00
25	BA	1721	G	N3-C4-N9	-7.27	121.64	126.00

Continued on next page...

Continued from previous page...

Mol	Chain	Res	Type	Atoms	Z	Observed(°)	Ideal(°)
25	DA	1926	U	N3-C2-O2	-7.27	117.11	122.20
25	BA	2083	G	C2-N3-C4	-7.26	108.27	111.90
25	DA	2733	A	C8-N9-C4	-7.26	102.89	105.80
25	BA	12	U	C2-N1-C1'	7.26	126.41	117.70
25	BA	1415	U	C5-C6-N1	-7.26	119.07	122.70
25	BA	2755	C	C5-C6-N1	7.26	124.63	121.00
1	CA	73	G	N1-C6-O6	-7.26	115.54	119.90
43	DX	57	LEU	CA-CB-CG	7.26	132.00	115.30
25	BA	529	A	C5-C6-N6	-7.26	117.89	123.70
25	DA	1293	C	C5-C4-N4	-7.25	115.12	120.20
25	BA	13	A	N1-C6-N6	-7.25	114.25	118.60
25	BA	1605	C	C6-N1-C2	-7.25	117.40	120.30
25	DA	80	G	N3-C4-C5	-7.25	124.97	128.60
25	BA	1334	G	C2-N3-C4	-7.25	108.28	111.90
26	BB	68	C	C6-N1-C2	7.25	123.20	120.30
25	BA	2273	A	C8-N9-C4	-7.25	102.90	105.80
25	DA	2755	C	C5-C6-N1	7.25	124.62	121.00
25	BA	2014	A	C8-N9-C4	7.25	108.70	105.80
25	BA	2625	G	C4-C5-N7	-7.24	107.90	110.80
25	DA	303	U	C5-C6-N1	-7.24	119.08	122.70
25	DA	2501	C	N3-C4-C5	7.24	124.80	121.90
25	BA	1123	C	N1-C2-O2	-7.24	114.56	118.90
25	DA	188	G	C4-C5-N7	7.24	113.70	110.80
1	AA	1496	C	C5-C6-N1	-7.24	117.38	121.00
25	BA	399	G	C8-N9-C4	7.24	109.30	106.40
25	BA	2377	A	N1-C6-N6	7.24	122.94	118.60
25	DA	778	G	C2-N3-C4	-7.24	108.28	111.90
25	BA	127	A	C4-C5-C6	-7.23	113.38	117.00
25	BA	2512	C	N3-C4-C5	7.23	124.79	121.90
25	DA	933	A	C8-N9-C4	-7.23	102.91	105.80
25	BA	803	U	C5-C6-N1	-7.23	119.08	122.70
25	BA	2489	G	N9-C4-C5	-7.23	102.51	105.40
25	DA	399	G	C5-C6-O6	-7.23	124.26	128.60
1	AA	1260	C	C6-N1-C2	-7.23	117.41	120.30
25	BA	727	A	C5-N7-C8	-7.23	100.29	103.90
25	DA	1618	A	C8-N9-C4	-7.23	102.91	105.80
1	AA	157	G	C8-N9-C4	-7.23	103.51	106.40
25	BA	2605	U	N3-C2-O2	-7.23	117.14	122.20
25	DA	71	A	C8-N9-C4	-7.22	102.91	105.80
25	BA	847	U	C2-N3-C4	-7.22	122.67	127.00
25	BA	1234	U	N3-C4-O4	7.22	124.45	119.40
25	DA	458	G	N1-C6-O6	-7.22	115.57	119.90

Continued on next page...

Continued from previous page...

Mol	Chain	Res	Type	Atoms	Z	Observed(°)	Ideal(°)
25	BA	185	U	N3-C2-O2	-7.22	117.15	122.20
25	BA	308	G	C4-C5-C6	7.22	123.13	118.80
25	BA	2322	A	N1-C6-N6	7.22	122.93	118.60
25	DA	1965	C	C6-N1-C2	7.22	123.19	120.30
1	CA	1158	C	N3-C2-O2	-7.21	116.85	121.90
1	CA	1410	G	C8-N9-C4	7.21	109.29	106.40
25	DA	2624	G	N1-C6-O6	7.21	124.23	119.90
25	BA	1781	C	N3-C4-C5	7.21	124.78	121.90
25	BA	1972	A	C5-N7-C8	-7.21	100.29	103.90
25	BA	1977	A	C8-N9-C4	7.21	108.69	105.80
25	BA	186	G	C8-N9-C4	7.21	109.28	106.40
25	BA	506	G	C5-C6-N1	7.21	115.11	111.50
25	BA	659	C	N3-C4-C5	7.21	124.78	121.90
25	BA	2252	G	C8-N9-C4	7.21	109.28	106.40
25	BA	2511	U	N1-C2-N3	7.21	119.23	114.90
25	BA	2387	U	N1-C2-O2	-7.21	117.75	122.80
1	CA	1373	G	N3-C4-C5	-7.21	125.00	128.60
1	AA	883	C	C2-N1-C1'	7.21	126.73	118.80
1	CA	1518	A	C8-N9-C4	-7.21	102.92	105.80
25	BA	127	A	N9-C4-C5	-7.21	102.92	105.80
1	AA	873	A	C8-N9-C4	-7.20	102.92	105.80
25	BA	1928	A	C2-N3-C4	7.20	114.20	110.60
25	DA	2609	U	N1-C2-N3	7.20	119.22	114.90
1	CA	1519	A	N7-C8-N9	7.20	117.40	113.80
25	BA	2716	U	C5-C6-N1	-7.20	119.10	122.70
33	BN	25	ARG	NE-CZ-NH1	-7.20	116.70	120.30
25	DA	1960	A	C8-N9-C4	7.20	108.68	105.80
25	BA	525	U	N1-C2-N3	7.19	119.22	114.90
25	BA	1251	C	C6-N1-C2	-7.19	117.42	120.30
25	BA	1487	G	N7-C8-N9	7.19	116.69	113.10
25	BA	1619	G	N7-C8-N9	7.19	116.69	113.10
25	DA	2058	A	N7-C8-N9	7.19	117.39	113.80
25	BA	2105	C	N1-C2-O2	7.19	123.21	118.90
25	BA	216	A	N1-C2-N3	7.19	132.89	129.30
25	DA	975	C	N3-C2-O2	-7.19	116.87	121.90
25	BA	1128	A	C8-N9-C4	7.19	108.67	105.80
1	AA	1363(A)	A	C5-C6-N1	7.18	121.29	117.70
25	BA	435	C	N1-C2-O2	7.18	123.21	118.90
26	BB	20	C	C5-C6-N1	7.18	124.59	121.00
25	DA	2595	G	C5-N7-C8	-7.18	100.71	104.30
1	AA	365	U	C2-N1-C1'	-7.18	109.08	117.70
25	BA	204	A	N9-C4-C5	7.18	108.67	105.80

Continued on next page...

Continued from previous page...

Mol	Chain	Res	Type	Atoms	Z	Observed(°)	Ideal(°)
25	BA	1241	A	C8-N9-C4	7.18	108.67	105.80
25	BA	1838	C	C6-N1-C2	7.18	123.17	120.30
25	BA	1125	G	C5-C6-N1	-7.18	107.91	111.50
25	BA	1989	G	N1-C6-O6	7.18	124.21	119.90
25	BA	2768	C	C5-C6-N1	-7.18	117.41	121.00
1	CA	1373	G	N3-C4-N9	7.18	130.31	126.00
25	DA	1820	U	C6-N1-C2	7.18	125.31	121.00
25	BA	759	G	C8-N9-C4	7.17	109.27	106.40
25	BA	807	U	N1-C2-N3	7.17	119.20	114.90
25	BA	947	G	C4-C5-N7	7.17	113.67	110.80
25	DA	1607	C	C6-N1-C2	7.17	123.17	120.30
25	BA	575	A	N1-C6-N6	7.17	122.90	118.60
25	BA	1373	A	C5-C6-N1	7.17	121.29	117.70
25	BA	2520	C	N1-C2-O2	-7.17	114.60	118.90
25	DA	728	G	C8-N9-C4	7.17	109.27	106.40
25	DA	1970	A	C8-N9-C4	-7.17	102.93	105.80
1	AA	1482	G	N3-C4-N9	7.17	130.30	126.00
25	BA	1188	U	N3-C4-O4	7.17	124.42	119.40
1	CA	917	G	C8-N9-C4	-7.17	103.53	106.40
25	DA	1670	C	N3-C4-C5	-7.17	119.03	121.90
25	BA	1258	C	C5-C6-N1	-7.17	117.42	121.00
25	BA	2468	G	C6-C5-N7	-7.17	126.10	130.40
25	DA	271(O)	C	N1-C2-O2	7.17	123.20	118.90
1	AA	307	C	C6-N1-C2	-7.17	117.43	120.30
25	BA	272	G	N3-C4-C5	-7.17	125.02	128.60
25	BA	2388	A	N9-C4-C5	7.17	108.67	105.80
25	BA	749	C	C6-N1-C2	7.16	123.17	120.30
25	DA	1353	A	N9-C4-C5	7.16	108.67	105.80
25	BA	734	A	C2-N3-C4	-7.16	107.02	110.60
25	BA	941	A	N1-C6-N6	7.16	122.90	118.60
25	BA	2512	C	N1-C2-O2	-7.16	114.60	118.90
25	DA	1932	A	N7-C8-N9	7.16	117.38	113.80
1	AA	219	C	C6-N1-C2	-7.16	117.44	120.30
25	DA	2781	A	N1-C6-N6	-7.16	114.31	118.60
25	BA	561	G	N1-C6-O6	-7.15	115.61	119.90
25	BA	1007	C	C2-N3-C4	-7.15	116.32	119.90
25	BA	15	G	C2-N3-C4	-7.15	108.33	111.90
25	BA	1306	C	N1-C2-O2	-7.15	114.61	118.90
25	DA	450	G	C4-C5-C6	7.15	123.09	118.80
25	DA	1223	G	N3-C4-N9	-7.15	121.71	126.00
1	AA	1206	G	C5-C6-O6	-7.14	124.31	128.60
25	BA	688	U	N1-C2-O2	-7.14	117.80	122.80

Continued on next page...

Continued from previous page...

Mol	Chain	Res	Type	Atoms	Z	Observed(°)	Ideal(°)
25	BA	2020	A	N1-C2-N3	7.14	132.87	129.30
25	BA	2588	G	C5-C6-O6	7.14	132.89	128.60
25	BA	236	C	C2-N3-C4	-7.14	116.33	119.90
25	DA	2607	G	N3-C4-N9	7.14	130.29	126.00
25	BA	777	A	N1-C6-N6	-7.14	114.31	118.60
25	BA	1937	A	N1-C6-N6	7.14	122.88	118.60
25	BA	2445	G	N1-C2-N3	7.14	128.19	123.90
25	DA	820	A	N1-C6-N6	-7.14	114.32	118.60
1	AA	1430	C	C6-N1-C2	7.14	123.16	120.30
25	BA	1034	G	N3-C2-N2	-7.14	114.91	119.90
1	CA	1187	G	N3-C2-N2	-7.13	114.91	119.90
25	BA	1781	C	C5-C4-N4	-7.13	115.21	120.20
25	BA	2776	A	C2-N3-C4	-7.13	107.03	110.60
25	BA	2855	C	N3-C4-C5	7.13	124.75	121.90
25	DA	1934	C	N3-C4-C5	7.13	124.75	121.90
1	AA	317	G	C5-C6-O6	-7.13	124.32	128.60
1	AA	1266	G	N1-C6-O6	7.13	124.18	119.90
22	AY	26	GLY	N-CA-C	7.13	130.93	113.10
25	BA	1377	G	N9-C4-C5	7.13	108.25	105.40
25	BA	1602	U	C5-C6-N1	-7.13	119.14	122.70
25	BA	192	C	N3-C4-C5	7.13	124.75	121.90
25	BA	2088	G	N1-C2-N3	7.13	128.18	123.90
25	BA	1333	C	C2-N1-C1'	7.12	126.64	118.80
25	DA	1769	G	C8-N9-C4	-7.12	103.55	106.40
25	DA	2373	G	C8-N9-C4	7.12	109.25	106.40
25	BA	139(A)	G	C4-N9-C1'	7.12	135.76	126.50
25	BA	141	A	C4-C5-C6	7.12	120.56	117.00
25	BA	148	C	C2-N3-C4	-7.12	116.34	119.90
25	BA	461	C	C6-N1-C2	-7.12	117.45	120.30
25	BA	2729	G	C2-N3-C4	-7.12	108.34	111.90
25	BA	113	G	N3-C4-N9	-7.12	121.73	126.00
25	BA	1142(A)	A	C4-C5-N7	7.12	114.26	110.70
25	DA	2755	C	C2-N1-C1'	7.12	126.63	118.80
25	BA	1107	G	N3-C4-C5	-7.12	125.04	128.60
25	DA	1979	C	N3-C4-C5	-7.12	119.05	121.90
25	BA	763	G	N1-C2-N3	7.12	128.17	123.90
25	BA	1607	C	C2-N1-C1'	7.12	126.63	118.80
25	BA	1950	G	N1-C6-O6	7.12	124.17	119.90
25	DA	1776	G	C6-C5-N7	-7.12	126.13	130.40
25	BA	1933	G	N1-C6-O6	7.11	124.17	119.90
25	BA	1204	A	C4-N9-C1'	7.11	139.10	126.30
25	BA	122	G	C5-C6-N1	-7.11	107.94	111.50

Continued on next page...

Continued from previous page...

Mol	Chain	Res	Type	Atoms	Z	Observed(°)	Ideal(°)
25	BA	2730	C	C6-N1-C2	7.11	123.14	120.30
26	BB	95	C	N3-C2-O2	7.11	126.88	121.90
25	BA	2512	C	C2-N3-C4	-7.11	116.35	119.90
25	BA	2228	G	C4-N9-C1'	7.10	135.74	126.50
25	DA	2423	U	C2-N1-C1'	-7.10	109.18	117.70
1	AA	890	G	C5-C6-O6	7.10	132.86	128.60
1	CA	1391	U	C5-C4-O4	7.10	130.16	125.90
1	AA	1255	G	N3-C4-N9	7.10	130.26	126.00
25	BA	801	G	N1-C6-O6	-7.10	115.64	119.90
25	BA	878	A	C8-N9-C4	-7.10	102.96	105.80
25	DA	1273	U	C5-C6-N1	-7.10	119.15	122.70
1	AA	166	G	N3-C4-N9	7.10	130.26	126.00
1	AA	721	G	C4-N9-C1'	7.10	135.73	126.50
1	AA	1518	A	C5-C6-N6	7.10	129.38	123.70
25	BA	457	A	N1-C6-N6	-7.10	114.34	118.60
25	BA	809	G	C8-N9-C4	-7.10	103.56	106.40
25	BA	2067	G	C5-C6-N1	7.10	115.05	111.50
25	BA	1807	G	C6-C5-N7	-7.10	126.14	130.40
25	DA	2286	A	C2-N3-C4	-7.10	107.05	110.60
25	BA	1197	G	C8-N9-C4	7.09	109.24	106.40
1	CA	129(A)	G	O4'-C1'-N9	7.09	113.88	108.20
25	DA	512	G	N9-C4-C5	7.09	108.24	105.40
25	BA	580	C	C6-N1-C2	7.09	123.14	120.30
25	DA	1135	C	N1-C2-O2	7.09	123.16	118.90
25	BA	1285	G	N3-C4-C5	-7.09	125.05	128.60
1	AA	794	A	C2-N3-C4	-7.09	107.06	110.60
25	BA	97	C	N3-C4-C5	-7.09	119.06	121.90
25	BA	1130	U	N3-C2-O2	-7.09	117.24	122.20
25	BA	2072	G	C6-C5-N7	-7.09	126.15	130.40
25	DA	1999	C	C5-C6-N1	-7.09	117.45	121.00
25	BA	179	G	C4-C5-C6	7.09	123.05	118.80
25	BA	1889	A	N1-C6-N6	7.09	122.85	118.60
25	BA	2719	G	C4-C5-N7	7.09	113.64	110.80
25	BA	569	U	N1-C2-O2	-7.08	117.84	122.80
25	BA	2522	U	N3-C4-O4	7.08	124.36	119.40
1	CA	892	A	N1-C6-N6	7.08	122.85	118.60
25	DA	747	U	C2-N1-C1'	7.08	126.20	117.70
1	CA	831	U	C6-N1-C2	-7.08	116.75	121.00
25	BA	205	G	C8-N9-C4	7.08	109.23	106.40
25	BA	2686	G	C4-C5-C6	7.08	123.05	118.80
25	BA	151	C	C5-C6-N1	-7.08	117.46	121.00
25	BA	1012	U	N3-C4-O4	7.08	124.35	119.40

Continued on next page...

Continued from previous page...

Mol	Chain	Res	Type	Atoms	Z	Observed(°)	Ideal(°)
25	BA	1338	G	N9-C4-C5	-7.08	102.57	105.40
25	BA	1972	A	N7-C8-N9	7.08	117.34	113.80
4	CD	31	CYS	N-CA-CB	7.08	123.34	110.60
1	CA	546	G	N1-C6-O6	-7.08	115.65	119.90
25	DA	1830	C	C4-C5-C6	-7.08	113.86	117.40
25	DA	1355	G	N1-C6-O6	7.07	124.14	119.90
25	BA	1238	G	C5-C6-O6	-7.07	124.36	128.60
18	AR	55	ARG	NE-CZ-NH1	7.07	123.83	120.30
25	BA	2260	C	N3-C2-O2	-7.07	116.95	121.90
1	AA	1519	A	C5-C6-N1	-7.07	114.17	117.70
25	BA	1149	G	C2-N3-C4	-7.07	108.37	111.90
25	BA	1966	A	C8-N9-C4	7.07	108.63	105.80
25	BA	2247	A	N1-C2-N3	7.07	132.83	129.30
1	CA	579	G	N3-C4-C5	-7.07	125.07	128.60
25	DA	803	U	N3-C2-O2	-7.07	117.25	122.20
25	BA	1570	A	C4-C5-N7	7.06	114.23	110.70
1	AA	1456	G	C8-N9-C4	7.06	109.22	106.40
25	BA	179	G	N1-C6-O6	7.06	124.14	119.90
25	BA	211	A	N1-C2-N3	7.06	132.83	129.30
25	BA	2869	G	C4-C5-N7	-7.06	107.97	110.80
9	AI	107	ARG	NE-CZ-NH1	7.06	123.83	120.30
25	DA	113	G	N3-C4-C5	7.06	132.13	128.60
25	BA	2040	C	N3-C2-O2	7.06	126.84	121.90
25	BA	2380	C	N3-C4-N4	-7.06	113.06	118.00
25	BA	2848	G	C8-N9-C4	-7.06	103.58	106.40
25	DA	2512	C	N1-C2-O2	-7.06	114.67	118.90
25	BA	1769	G	C5-C6-O6	-7.06	124.37	128.60
1	CA	1277	C	N1-C2-O2	7.05	123.13	118.90
25	DA	1201	C	C6-N1-C2	7.05	123.12	120.30
25	DA	1531	C	C6-N1-C2	-7.05	117.48	120.30
25	BA	961	C	C4-C5-C6	7.05	120.92	117.40
25	BA	1410	G	C8-N9-C4	7.05	109.22	106.40
25	BA	1796	U	N3-C2-O2	7.05	127.13	122.20
25	BA	432	A	C8-N9-C4	7.05	108.62	105.80
25	BA	1213	A	N1-C2-N3	7.05	132.82	129.30
25	BA	2768	C	N3-C4-C5	7.05	124.72	121.90
25	BA	1417	C	C4-C5-C6	7.04	120.92	117.40
35	DP	45	LEU	CA-CB-CG	-7.04	99.10	115.30
1	AA	511	C	N1-C2-O2	-7.04	114.68	118.90
1	AA	817	C	N1-C2-N3	-7.04	114.27	119.20
25	BA	856	C	C5-C6-N1	7.04	124.52	121.00
25	BA	866	A	N7-C8-N9	7.04	117.32	113.80

Continued on next page...

Continued from previous page...

Mol	Chain	Res	Type	Atoms	Z	Observed(°)	Ideal(°)
25	BA	1761	C	C5-C4-N4	-7.04	115.27	120.20
25	BA	2351	G	N1-C6-O6	-7.04	115.67	119.90
25	DA	774	A	C8-N9-C4	-7.04	102.98	105.80
25	BA	1793	C	C6-N1-C2	-7.04	117.48	120.30
25	BA	1904	G	N7-C8-N9	-7.04	109.58	113.10
25	BA	611	C	C6-N1-C2	7.04	123.11	120.30
25	BA	1337	G	C5-C6-O6	-7.04	124.38	128.60
25	BA	128	C	C6-N1-C2	7.03	123.11	120.30
25	BA	1579	A	C6-C5-N7	-7.03	127.38	132.30
25	DA	991	C	C5-C6-N1	7.03	124.52	121.00
1	AA	1363(A)	A	C8-N9-C4	-7.03	102.99	105.80
25	BA	699	A	C5-C6-N6	-7.03	118.08	123.70
1	AA	928	G	C4-C5-N7	7.03	113.61	110.80
25	BA	122	G	N3-C2-N2	-7.03	114.98	119.90
25	BA	2585	U	N3-C4-C5	7.03	118.82	114.60
1	CA	1523	G	N9-C4-C5	7.03	108.21	105.40
25	DA	12	U	N1-C2-O2	7.03	127.72	122.80
25	DA	2023	G	N3-C4-N9	7.03	130.22	126.00
25	BA	72	U	N1-C2-O2	-7.03	117.88	122.80
25	BA	2323	G	C5-C6-O6	-7.03	124.38	128.60
1	AA	812	C	N3-C2-O2	-7.02	116.98	121.90
25	BA	784	A	C8-N9-C4	-7.02	102.99	105.80
25	BA	2820	A	N1-C6-N6	7.02	122.81	118.60
25	BA	333	G	C8-N9-C4	-7.02	103.59	106.40
25	BA	645	C	C6-N1-C1'	-7.02	112.38	120.80
25	DA	303	U	C6-N1-C2	7.02	125.21	121.00
23	AV	1	C	C5-C6-N1	7.02	124.51	121.00
25	DA	2583	G	N1-C6-O6	-7.02	115.69	119.90
25	BA	733	G	C6-N1-C2	-7.01	120.89	125.10
25	BA	1301	A	C4-C5-C6	7.01	120.51	117.00
25	BA	1603	A	C8-N9-C4	-7.01	102.99	105.80
25	BA	1619	G	C5-N7-C8	-7.01	100.79	104.30
25	BA	1664	A	N1-C6-N6	-7.01	114.39	118.60
25	DA	2033	A	N1-C6-N6	-7.01	114.39	118.60
25	DA	2714	G	N1-C6-O6	7.01	124.11	119.90
25	BA	2581	G	N7-C8-N9	7.01	116.61	113.10
25	BA	1340	U	N1-C2-O2	-7.01	117.89	122.80
25	BA	1435	G	N1-C6-O6	7.01	124.11	119.90
1	CA	194	C	C5-C6-N1	7.01	124.50	121.00
25	DA	2206	G	N3-C4-C5	7.01	132.10	128.60
1	AA	299	G	N3-C4-N9	-7.00	121.80	126.00
25	BA	736	C	N1-C2-O2	-7.00	114.70	118.90

Continued on next page...

Continued from previous page...

Mol	Chain	Res	Type	Atoms	Z	Observed(°)	Ideal(°)
1	CA	333	G	N1-C6-O6	7.00	124.10	119.90
25	DA	265	A	C4-C5-C6	7.00	120.50	117.00
25	BA	1555	G	C5-C6-O6	-7.00	124.40	128.60
25	BA	1675	C	N3-C4-C5	-7.00	119.10	121.90
25	BA	2616	C	N3-C4-C5	7.00	124.70	121.90
25	DA	503	A	N1-C6-N6	-7.00	114.40	118.60
25	BA	693	C	N1-C2-O2	7.00	123.10	118.90
25	BA	2431	U	N1-C2-N3	7.00	119.10	114.90
1	AA	15	G	C4-N9-C1'	6.99	135.59	126.50
25	BA	458	G	C4-C5-N7	-6.99	108.00	110.80
25	DA	2624	G	C5-C6-O6	-6.99	124.41	128.60
25	BA	404	C	C6-N1-C1'	6.99	129.19	120.80
25	BA	648	G	N1-C2-N2	-6.99	109.91	116.20
25	BA	807	U	C2-N3-C4	-6.99	122.81	127.00
25	BA	1709	U	C5-C4-O4	6.99	130.09	125.90
25	BA	97	C	C4-C5-C6	6.99	120.89	117.40
25	BA	812	C	N1-C2-O2	-6.99	114.71	118.90
25	DA	1273	U	C2-N3-C4	-6.99	122.81	127.00
25	DA	1798	U	C5-C6-N1	-6.98	119.21	122.70
25	BA	531	C	C5-C6-N1	-6.98	117.51	121.00
25	DA	2326	C	N1-C2-O2	-6.98	114.71	118.90
25	BA	702	G	C8-N9-C4	6.98	109.19	106.40
25	BA	727	A	C5-C6-N6	-6.98	118.12	123.70
25	BA	2008	C	N3-C4-N4	6.98	122.89	118.00
25	DA	2238	G	N1-C6-O6	6.98	124.09	119.90
25	DA	1408	C	N3-C4-N4	6.98	122.88	118.00
25	BA	115	C	C6-N1-C2	6.97	123.09	120.30
25	BA	645	C	C4-C5-C6	-6.97	113.91	117.40
25	BA	1210	A	N3-C4-C5	6.97	131.68	126.80
25	DA	1235	G	C5-C6-O6	6.97	132.78	128.60
25	DA	1425	G	C5-C6-N1	-6.97	108.01	111.50
25	DA	2587	A	C6-C5-N7	-6.97	127.42	132.30
1	AA	785	G	N1-C6-O6	6.97	124.08	119.90
25	BA	1372	U	C5-C4-O4	-6.97	121.72	125.90
25	BA	582	G	N1-C6-O6	-6.97	115.72	119.90
25	DA	972	G	C8-N9-C4	-6.97	103.61	106.40
25	BA	1304	C	C6-N1-C2	6.97	123.09	120.30
1	AA	1358	U	N1-C2-N3	6.97	119.08	114.90
25	BA	143	G	C8-N9-C4	6.97	109.19	106.40
25	BA	179	G	C6-C5-N7	-6.97	126.22	130.40
25	BA	1823	G	N9-C4-C5	-6.97	102.61	105.40
25	DA	1553	A	N1-C6-N6	-6.96	114.42	118.60

Continued on next page...

Continued from previous page...

Mol	Chain	Res	Type	Atoms	Z	Observed(°)	Ideal(°)
25	BA	1005	C	N3-C2-O2	-6.96	117.03	121.90
25	BA	2605	U	N3-C4-O4	-6.96	114.53	119.40
26	BB	85	G	N3-C4-C5	-6.96	125.12	128.60
25	DA	1672	C	C6-N1-C2	6.96	123.08	120.30
1	AA	1150	U	C5-C6-N1	6.96	126.18	122.70
25	BA	2232	U	N1-C2-N3	6.96	119.08	114.90
25	DA	51	G	N3-C4-C5	-6.96	125.12	128.60
25	BA	2628	C	N3-C4-C5	6.96	124.68	121.90
25	BA	941	A	C4-C5-C6	6.95	120.48	117.00
25	BA	1314	C	C6-N1-C2	6.95	123.08	120.30
25	BA	1555	G	N1-C6-O6	6.95	124.07	119.90
25	DA	783	A	C2-N3-C4	6.95	114.08	110.60
25	DA	1558	A	C4-C5-C6	6.95	120.48	117.00
25	BA	2877	G	N3-C4-C5	6.95	132.08	128.60
25	DA	1926	U	N1-C2-N3	6.95	119.07	114.90
25	DA	2253	G	C5-C6-O6	-6.95	124.43	128.60
25	BA	765	G	N1-C6-O6	6.95	124.07	119.90
25	BA	1315	C	N1-C2-N3	6.95	124.06	119.20
1	CA	1502	A	C5-N7-C8	-6.95	100.43	103.90
25	BA	1133	U	C5-C6-N1	-6.95	119.23	122.70
25	BA	2624	G	C6-C5-N7	-6.95	126.23	130.40
25	BA	1983	C	C5-C6-N1	-6.94	117.53	121.00
25	BA	2228	G	N3-C4-N9	6.94	130.16	126.00
25	DA	271(M)	G	C6-C5-N7	-6.94	126.23	130.40
25	BA	652(S)	C	C5-C6-N1	6.94	124.47	121.00
1	AA	1496	C	C2-N3-C4	-6.94	116.43	119.90
25	BA	51	G	C4-C5-N7	-6.94	108.03	110.80
25	BA	463	G	N3-C2-N2	6.94	124.76	119.90
1	AA	1475	G	N7-C8-N9	6.94	116.57	113.10
25	BA	1776	G	C4-C5-N7	6.94	113.57	110.80
25	DA	2689	U	N1-C2-N3	6.94	119.06	114.90
25	BA	1275	A	C4-C5-C6	6.93	120.47	117.00
25	DA	2286	A	C4-C5-N7	6.93	114.17	110.70
25	BA	774	A	C8-N9-C4	-6.93	103.03	105.80
25	DA	2039	C	C2-N1-C1'	6.93	126.43	118.80
25	DA	459	U	C5-C4-O4	6.93	130.06	125.90
25	DA	1905	C	N3-C2-O2	-6.93	117.05	121.90
25	BA	149	A	N1-C2-N3	6.93	132.76	129.30
25	BA	2447	G	C6-N1-C2	-6.93	120.94	125.10
1	CA	1324	A	C8-N9-C4	-6.93	103.03	105.80
25	BA	1286	A	N1-C2-N3	6.92	132.76	129.30
25	BA	1570	A	C5-C6-N6	-6.92	118.16	123.70

Continued on next page...

Continued from previous page...

Mol	Chain	Res	Type	Atoms	Z	Observed(°)	Ideal(°)
25	BA	2607	G	C6-C5-N7	-6.92	126.25	130.40
1	AA	731	G	N3-C2-N2	-6.92	115.05	119.90
25	BA	90	U	N1-C2-O2	6.92	127.64	122.80
25	BA	179	G	C8-N9-C1'	-6.92	118.00	127.00
26	BB	45	A	N1-C2-N3	6.92	132.76	129.30
25	BA	1028	A	C5-C6-N1	6.92	121.16	117.70
25	BA	1187	G	N3-C2-N2	-6.92	115.06	119.90
25	BA	2721	A	N1-C6-N6	6.92	122.75	118.60
25	BA	203	C	N1-C2-O2	-6.92	114.75	118.90
25	BA	1701	A	N1-C6-N6	6.92	122.75	118.60
25	DA	1372	U	C2-N1-C1'	6.92	126.00	117.70
25	BA	231	C	C4-C5-C6	6.92	120.86	117.40
25	BA	320	A	N1-C6-N6	6.92	122.75	118.60
25	BA	132	G	C8-N9-C4	6.91	109.17	106.40
25	BA	1332	G	C8-N9-C4	-6.91	103.63	106.40
25	DA	1531	C	C5-C6-N1	6.91	124.46	121.00
25	BA	185	U	C2-N3-C4	-6.91	122.85	127.00
25	BA	568	U	C5-C6-N1	-6.91	119.25	122.70
25	BA	700	G	N9-C4-C5	6.91	108.17	105.40
25	BA	1142(A)	A	N1-C6-N6	6.91	122.75	118.60
25	BA	2261	C	C4-C5-C6	6.91	120.86	117.40
25	BA	2508	G	N1-C6-O6	6.91	124.05	119.90
25	BA	1949	G	C2-N3-C4	-6.91	108.45	111.90
25	BA	2894	G	C5-C6-N1	-6.91	108.05	111.50
26	BB	80	U	N3-C4-C5	-6.91	110.45	114.60
25	DA	2732	G	C5-C6-N1	6.91	114.95	111.50
25	BA	689	A	C5-C6-N6	6.91	129.22	123.70
25	BA	2056	G	N9-C4-C5	-6.91	102.64	105.40
25	BA	1333	C	C6-N1-C1'	-6.91	112.51	120.80
25	DA	2695	C	N3-C4-C5	6.91	124.66	121.90
1	AA	319	G	C5-C6-O6	-6.90	124.46	128.60
25	BA	430	G	C6-C5-N7	-6.90	126.26	130.40
25	BA	1430	C	N3-C4-C5	-6.90	119.14	121.90
25	DA	399	G	N1-C6-O6	6.90	124.04	119.90
25	BA	412	A	C8-N9-C4	6.90	108.56	105.80
25	BA	1604	C	C5-C4-N4	-6.90	115.37	120.20
1	CA	1267	C	N3-C2-O2	-6.90	117.07	121.90
1	AA	576	G	N3-C4-N9	6.90	130.14	126.00
25	DA	2063	C	N1-C2-O2	-6.90	114.76	118.90
1	AA	576	G	C6-C5-N7	-6.90	126.26	130.40
25	BA	224	G	N3-C4-N9	6.89	130.14	126.00
25	BA	236	C	N3-C4-C5	6.89	124.66	121.90

Continued on next page...

Continued from previous page...

Mol	Chain	Res	Type	Atoms	Z	Observed(°)	Ideal(°)
25	BA	259	G	C2-N3-C4	-6.89	108.45	111.90
25	BA	530	G	C5-N7-C8	-6.89	100.85	104.30
25	BA	2374	C	C5-C6-N1	-6.89	117.55	121.00
25	DA	2622	C	C6-N1-C2	6.89	123.06	120.30
25	BA	587	C	C5-C4-N4	6.89	125.02	120.20
25	BA	2033	A	N7-C8-N9	-6.89	110.36	113.80
25	BA	205	G	C6-C5-N7	-6.89	126.27	130.40
25	BA	2510	C	C5-C6-N1	-6.89	117.56	121.00
25	BA	973	A	C4-C5-C6	6.88	120.44	117.00
25	BA	1003	G	C5-C6-O6	-6.88	124.47	128.60
25	BA	1937	A	C4-C5-C6	6.88	120.44	117.00
25	DA	2877	G	N3-C4-C5	6.88	132.04	128.60
25	BA	113	G	N3-C2-N2	-6.88	115.08	119.90
25	BA	1828	G	N3-C4-N9	6.88	130.13	126.00
1	AA	513	C	C6-N1-C1'	-6.88	112.54	120.80
25	BA	708	C	N1-C2-O2	6.88	123.03	118.90
25	BA	2201	C	N3-C4-C5	6.88	124.65	121.90
25	BA	503	A	N1-C2-N3	6.88	132.74	129.30
25	BA	2791	C	C5-C6-N1	6.88	124.44	121.00
26	BB	41	U	C2-N3-C4	-6.88	122.87	127.00
1	AA	740	U	C2-N1-C1'	-6.88	109.45	117.70
25	BA	1494	A	C8-N9-C4	-6.88	103.05	105.80
25	DA	2324	C	C6-N1-C2	6.88	123.05	120.30
1	AA	1431	C	C6-N1-C2	6.87	123.05	120.30
25	BA	479	A	N7-C8-N9	-6.87	110.36	113.80
25	BA	692	C	N3-C4-C5	6.87	124.65	121.90
25	BA	1121	C	N1-C2-O2	-6.87	114.78	118.90
25	BA	1199	U	N3-C4-C5	6.87	118.72	114.60
26	BB	102	A	N1-C6-N6	-6.87	114.48	118.60
25	DA	71	A	N1-C6-N6	6.87	122.72	118.60
25	BA	437	G	C5-N7-C8	-6.87	100.86	104.30
25	BA	1321	A	N1-C6-N6	6.87	122.72	118.60
1	CA	1267	C	C6-N1-C2	-6.87	117.55	120.30
25	BA	2551	C	N1-C2-O2	-6.87	114.78	118.90
1	CA	1260	C	C6-N1-C2	-6.87	117.55	120.30
1	AA	1484	C	C6-N1-C2	6.87	123.05	120.30
25	BA	23	G	C5-C6-N1	-6.87	108.06	111.50
1	AA	791	G	C5-C6-N1	-6.87	108.07	111.50
25	BA	2729	G	C8-N9-C4	6.87	109.15	106.40
25	BA	532	A	C5-C6-N1	6.86	121.13	117.70
25	BA	1792	G	C6-C5-N7	6.86	134.52	130.40
25	DA	2039	C	C6-N1-C2	-6.86	117.56	120.30

Continued on next page...

Continued from previous page...

Mol	Chain	Res	Type	Atoms	Z	Observed(°)	Ideal(°)
25	BA	34	C	C6-N1-C2	-6.86	117.56	120.30
1	CA	1205	U	C6-N1-C2	-6.86	116.88	121.00
25	DA	932	G	N1-C6-O6	-6.86	115.78	119.90
25	BA	123	G	N1-C6-O6	6.86	124.02	119.90
25	BA	955	C	N1-C2-O2	-6.86	114.78	118.90
1	CA	976	G	N3-C4-C5	-6.86	125.17	128.60
25	DA	1653	G	N3-C4-C5	-6.86	125.17	128.60
26	DB	70	C	C6-N1-C2	-6.86	117.56	120.30
1	AA	1149	C	C5-C6-N1	6.86	124.43	121.00
25	BA	952	G	C6-C5-N7	-6.86	126.29	130.40
25	BA	529	A	N1-C6-N6	6.85	122.71	118.60
25	BA	930	U	C5-C4-O4	-6.85	121.79	125.90
25	BA	1721	G	C5-N7-C8	-6.85	100.87	104.30
25	BA	1970	A	C5-C6-N6	-6.85	118.22	123.70
25	DA	1845	G	N3-C2-N2	-6.85	115.10	119.90
25	BA	474	G	C5-N7-C8	-6.85	100.87	104.30
25	BA	949	C	N1-C2-O2	-6.85	114.79	118.90
25	BA	2459	A	C8-N9-C4	-6.85	103.06	105.80
25	BA	139(A)	G	N1-C6-O6	6.85	124.01	119.90
25	BA	775	G	C5-C6-N1	6.85	114.92	111.50
25	BA	1662	C	C2-N1-C1'	6.85	126.33	118.80
25	BA	1820	U	C5-C6-N1	-6.85	119.28	122.70
25	BA	2226	C	C5-C6-N1	-6.85	117.58	121.00
26	BB	85	G	C5-C6-O6	-6.85	124.49	128.60
25	BA	1406	U	N3-C4-C5	6.85	118.71	114.60
25	BA	2070	G	C6-C5-N7	-6.85	126.29	130.40
25	BA	2486	G	N3-C4-N9	6.85	130.11	126.00
1	CA	851	G	C4-N9-C1'	6.85	135.40	126.50
25	BA	600	G	C2-N3-C4	-6.84	108.48	111.90
25	BA	1966	A	N9-C4-C5	-6.84	103.06	105.80
1	CA	1279	A	C4-N9-C1'	6.84	138.62	126.30
25	BA	2503	A	C4-C5-N7	6.84	114.12	110.70
1	CA	354	G	C6-C5-N7	-6.84	126.30	130.40
25	DA	391	G	C4-N9-C1'	6.84	135.39	126.50
25	BA	800	A	C6-N1-C2	-6.84	114.50	118.60
1	AA	299	G	C5-C6-O6	6.84	132.70	128.60
25	BA	525	U	N1-C2-O2	-6.84	118.01	122.80
25	BA	2091	U	C6-N1-C2	-6.84	116.90	121.00
1	CA	908	A	C8-N9-C4	6.84	108.53	105.80
25	DA	265	A	C5-C6-N1	-6.84	114.28	117.70
25	BA	461	C	C4-C5-C6	6.83	120.82	117.40
25	BA	933	A	N3-C4-C5	6.83	131.58	126.80

Continued on next page...

Continued from previous page...

Mol	Chain	Res	Type	Atoms	Z	Observed(°)	Ideal(°)
1	AA	1482	G	N3-C4-C5	-6.83	125.18	128.60
25	BA	796	C	C5-C6-N1	-6.83	117.58	121.00
25	BA	1497	U	N1-C2-N3	6.83	119.00	114.90
25	BA	1897	G	C6-C5-N7	-6.83	126.30	130.40
25	BA	2828	C	C5-C6-N1	-6.83	117.58	121.00
25	DA	1026	U	C2-N1-C1'	6.83	125.90	117.70
25	DA	2007	C	C6-N1-C2	6.83	123.03	120.30
25	DA	2340	G	N3-C4-C5	6.83	132.02	128.60
25	DA	2689	U	C2-N3-C4	-6.83	122.90	127.00
1	AA	554	C	C5-C6-N1	6.83	124.42	121.00
1	AA	1507	A	N1-C6-N6	-6.83	114.50	118.60
25	BA	2550	G	N1-C6-O6	6.83	124.00	119.90
25	DA	761	A	C4-C5-C6	6.83	120.42	117.00
25	DA	1964	G	N3-C4-N9	6.83	130.10	126.00
25	BA	1231	G	C2-N3-C4	-6.83	108.48	111.90
25	BA	1532	C	N1-C2-O2	6.83	123.00	118.90
1	CA	513	C	C2-N1-C1'	6.83	126.31	118.80
1	CA	1281	U	C5-C6-N1	6.83	126.11	122.70
25	DA	1791	A	C2-N3-C4	6.83	114.01	110.60
25	BA	990	A	C8-N9-C4	-6.83	103.07	105.80
25	BA	2250	G	C8-N9-C4	-6.83	103.67	106.40
25	BA	2775	A	C8-N9-C4	6.83	108.53	105.80
25	DA	1963	U	C2-N1-C1'	6.83	125.89	117.70
25	BA	2070	G	C2-N3-C4	-6.83	108.49	111.90
1	CA	1129	C	C6-N1-C2	-6.83	117.57	120.30
25	DA	1962	C	N1-C2-O2	-6.83	114.81	118.90
25	BA	2517	C	C6-N1-C2	6.82	123.03	120.30
25	BA	2543	G	N1-C6-O6	-6.82	115.81	119.90
1	CA	691	G	C8-N9-C4	6.82	109.13	106.40
25	DA	530	G	N7-C8-N9	6.82	116.51	113.10
1	AA	1531	A	C8-N9-C4	-6.82	103.07	105.80
25	BA	259	G	C5-C6-N1	-6.82	108.09	111.50
25	BA	2291	U	N3-C4-C5	-6.82	110.51	114.60
25	BA	2503	A	C5-C6-N1	6.82	121.11	117.70
25	DA	1698	A	C5-C6-N1	-6.82	114.29	117.70
25	BA	1222	C	N1-C2-O2	-6.82	114.81	118.90
25	BA	2603	G	C5-C6-O6	-6.82	124.51	128.60
26	BB	82	G	C8-N9-C4	6.82	109.13	106.40
1	AA	767	A	N1-C6-N6	-6.82	114.51	118.60
25	BA	646	A	N1-C6-N6	6.82	122.69	118.60
25	BA	975	C	C2-N3-C4	-6.82	116.49	119.90
25	BA	1685	C	C6-N1-C2	-6.82	117.57	120.30

Continued on next page...

Continued from previous page...

Mol	Chain	Res	Type	Atoms	Z	Observed(°)	Ideal(°)
40	BU	12	ARG	NE-CZ-NH1	6.81	123.71	120.30
25	DA	1552	G	N1-C6-O6	-6.81	115.81	119.90
25	BA	216	A	C5-C6-N6	6.81	129.15	123.70
25	BA	513	A	N7-C8-N9	6.81	117.21	113.80
25	BA	530	G	N1-C2-N3	6.81	127.99	123.90
25	BA	448	U	N1-C2-N3	6.81	118.99	114.90
25	BA	2024	G	C8-N9-C1'	-6.81	118.14	127.00
25	DA	972	G	N9-C4-C5	6.81	108.12	105.40
25	BA	1709	U	C5-C6-N1	-6.81	119.30	122.70
25	BA	2053	G	N1-C6-O6	6.81	123.98	119.90
25	DA	1703	G	C6-C5-N7	-6.81	126.31	130.40
25	BA	44	G	C5-C6-N1	6.81	114.90	111.50
25	BA	74	A	N9-C4-C5	6.81	108.52	105.80
41	DV	35	LEU	CA-CB-CG	6.81	130.96	115.30
25	BA	245	G	N9-C4-C5	-6.80	102.68	105.40
25	BA	2703	C	N3-C2-O2	-6.80	117.14	121.90
25	DA	1294	U	N1-C2-N3	6.80	118.98	114.90
25	BA	175	G	N7-C8-N9	-6.80	109.70	113.10
1	AA	1429	C	N1-C2-O2	-6.80	114.82	118.90
25	BA	234	C	C6-N1-C2	-6.80	117.58	120.30
25	BA	2024	G	C8-N9-C4	6.80	109.12	106.40
25	BA	1154	G	C6-C5-N7	-6.80	126.32	130.40
25	DA	1814	G	C8-N9-C4	-6.80	103.68	106.40
23	AV	9	G	C8-N9-C1'	6.80	135.84	127.00
25	BA	524	U	N3-C2-O2	-6.80	117.44	122.20
25	BA	1170	G	C5-N7-C8	-6.80	100.90	104.30
25	BA	1669	A	N1-C2-N3	6.80	132.70	129.30
25	BA	2565	A	C8-N9-C4	6.80	108.52	105.80
25	BA	1802	A	C6-N1-C2	-6.79	114.52	118.60
1	AA	1406	U	C5-C6-N1	-6.79	119.30	122.70
25	BA	90	U	C2-N3-C4	6.79	131.08	127.00
25	DA	1377	G	N3-C4-C5	-6.79	125.20	128.60
25	DA	2618	G	C5-C6-O6	6.79	132.67	128.60
1	AA	872	A	N1-C6-N6	6.79	122.67	118.60
25	BA	636	G	N3-C2-N2	-6.79	115.15	119.90
25	BA	207	A	N1-C6-N6	6.79	122.67	118.60
25	BA	1047	G	N3-C4-N9	6.78	130.07	126.00
25	BA	1792	G	C8-N9-C1'	6.78	135.82	127.00
25	BA	681	G	N1-C2-N2	-6.78	110.10	116.20
25	DA	461	C	N3-C4-C5	-6.78	119.19	121.90
25	BA	2352	A	N9-C4-C5	-6.78	103.09	105.80
25	DA	429	A	N1-C6-N6	6.78	122.67	118.60

Continued on next page...

Continued from previous page...

Mol	Chain	Res	Type	Atoms	Z	Observed(°)	Ideal(°)
25	DA	2848	G	C5-C6-O6	6.78	132.67	128.60
25	BA	2374	C	C5-C4-N4	-6.78	115.45	120.20
1	AA	93	G	N3-C4-N9	6.78	130.07	126.00
25	BA	745	G	C6-C5-N7	-6.78	126.33	130.40
25	BA	2231	C	N1-C2-O2	-6.78	114.83	118.90
25	BA	1333	C	C2-N3-C4	-6.78	116.51	119.90
1	AA	652	U	N3-C2-O2	6.77	126.94	122.20
25	BA	645	C	N1-C2-N3	-6.77	114.46	119.20
25	BA	2764	A	N9-C4-C5	6.77	108.51	105.80
25	DA	51	G	N1-C6-O6	-6.77	115.84	119.90
25	BA	940	G	C5-C6-O6	-6.77	124.54	128.60
25	BA	841	A	N1-C6-N6	6.76	122.66	118.60
25	BA	1332	G	N1-C2-N2	-6.76	110.11	116.20
25	DA	1377	G	C8-N9-C1'	-6.76	118.20	127.00
25	BA	1389	G	N7-C8-N9	-6.76	109.72	113.10
25	BA	1427	A	C6-N1-C2	-6.76	114.54	118.60
25	BA	1929	G	C5-C6-O6	6.76	132.66	128.60
25	DA	2080	G	C8-N9-C4	-6.76	103.69	106.40
25	DA	2103	C	N3-C4-N4	-6.76	113.27	118.00
25	BA	1572	A	C8-N9-C4	6.76	108.50	105.80
25	BA	1989	G	N1-C2-N2	-6.76	110.12	116.20
25	BA	2371	G	C2-N3-C4	6.76	115.28	111.90
1	AA	243	A	C8-N9-C4	-6.76	103.10	105.80
1	AA	521	G	C6-N1-C2	-6.76	121.05	125.10
1	AA	754	C	C6-N1-C2	-6.76	117.60	120.30
25	BA	1200	C	C2-N3-C4	-6.76	116.52	119.90
25	BA	1831	G	N3-C2-N2	-6.76	115.17	119.90
1	CA	904	C	N3-C4-C5	6.75	124.60	121.90
25	DA	530	G	C5-N7-C8	-6.75	100.92	104.30
25	DA	668	G	N1-C2-N3	6.75	127.95	123.90
25	DA	2628	C	C5-C6-N1	-6.75	117.62	121.00
25	BA	949	C	C6-N1-C2	6.75	123.00	120.30
25	BA	1708	C	C5-C4-N4	-6.75	115.47	120.20
1	AA	1530	G	C8-N9-C4	6.75	109.10	106.40
1	AA	792	A	C2-N3-C4	-6.75	107.23	110.60
25	BA	1569	A	N9-C4-C5	6.75	108.50	105.80
25	BA	2260	C	C2-N3-C4	-6.75	116.53	119.90
25	BA	1156	A	C4-C5-N7	6.75	114.07	110.70
54	B8	34	TRP	N-CA-C	-6.75	92.78	111.00
25	BA	727	A	N1-C6-N6	6.75	122.65	118.60
25	BA	2070	G	N9-C4-C5	-6.75	102.70	105.40
25	DA	2599	G	C5-C6-O6	6.75	132.65	128.60

Continued on next page...

Continued from previous page...

Mol	Chain	Res	Type	Atoms	Z	Observed(°)	Ideal(°)
25	BA	1204	A	C5-C6-N1	-6.74	114.33	117.70
25	BA	1587	A	C5-C6-N1	6.74	121.07	117.70
25	BA	2783	G	C4-C5-C6	6.74	122.85	118.80
1	CA	629	G	N3-C4-N9	-6.74	121.95	126.00
25	DA	1332	G	C5-C6-N1	-6.74	108.13	111.50
25	DA	2089	U	N1-C2-O2	-6.74	118.08	122.80
25	BA	117	G	C8-N9-C1'	-6.74	118.24	127.00
25	BA	2578	G	N1-C6-O6	-6.74	115.86	119.90
25	DA	298	G	C4-C5-N7	6.74	113.50	110.80
25	BA	272	G	N3-C4-N9	6.74	130.04	126.00
25	BA	1199	U	N3-C4-O4	-6.74	114.68	119.40
25	BA	2636	U	C2-N3-C4	-6.74	122.96	127.00
25	BA	780	G	C4-N9-C1'	6.74	135.26	126.50
25	BA	2542	A	C2-N3-C4	-6.74	107.23	110.60
26	BB	86	G	C8-N9-C4	6.74	109.09	106.40
1	CA	622	A	C2-N3-C4	-6.74	107.23	110.60
23	CV	76	A	C4-C5-C6	-6.74	113.63	117.00
25	DA	2519	U	C6-N1-C2	6.74	125.04	121.00
25	BA	2807	G	C8-N9-C4	-6.73	103.71	106.40
1	AA	576	G	C8-N9-C1'	-6.73	118.25	127.00
25	BA	1701	A	C4-C5-C6	6.73	120.36	117.00
25	BA	1948	G	N9-C4-C5	6.73	108.09	105.40
25	BA	2232	U	C5-C4-O4	6.73	129.94	125.90
25	BA	2646	C	C5-C4-N4	-6.73	115.49	120.20
25	BA	2814	C	N1-C2-O2	-6.73	114.86	118.90
25	BA	730	C	C4-C5-C6	-6.73	114.04	117.40
25	BA	1194	A	C5-C6-N1	6.73	121.06	117.70
25	BA	1607	C	C6-N1-C1'	-6.73	112.73	120.80
25	DA	22	C	N3-C4-C5	6.73	124.59	121.90
25	DA	1958	C	C6-N1-C2	6.73	122.99	120.30
25	BA	379	G	N3-C2-N2	-6.72	115.19	119.90
1	CA	976	G	N3-C4-N9	6.72	130.03	126.00
25	BA	486	C	N1-C2-O2	-6.72	114.87	118.90
25	BA	1695	G	N1-C2-N2	-6.72	110.15	116.20
25	BA	2381	C	C2-N3-C4	-6.72	116.54	119.90
25	BA	2426	A	N9-C4-C5	6.72	108.49	105.80
25	DA	445	C	N1-C2-O2	-6.72	114.87	118.90
25	BA	90	U	N1-C2-N3	-6.72	110.87	114.90
25	BA	2589	A	C8-N9-C4	6.72	108.49	105.80
1	CA	421	U	N1-C2-O2	6.72	127.50	122.80
25	BA	1950	G	C5-C6-O6	-6.72	124.57	128.60
25	BA	759	G	N1-C6-O6	6.71	123.93	119.90

Continued on next page...

Continued from previous page...

Mol	Chain	Res	Type	Atoms	Z	Observed(°)	Ideal(°)
25	DA	1695	G	N1-C6-O6	6.71	123.93	119.90
25	BA	784	A	C5-C6-N6	6.71	129.07	123.70
26	BB	77	U	N3-C4-C5	6.71	118.63	114.60
25	DA	1625	C	N3-C2-O2	-6.71	117.20	121.90
25	BA	2607	G	N3-C4-N9	6.71	130.03	126.00
26	BB	113	G	C6-C5-N7	-6.71	126.37	130.40
25	BA	1678	G	N9-C4-C5	6.71	108.08	105.40
1	CA	100	C	C6-N1-C2	-6.71	117.62	120.30
25	DA	2023	G	C8-N9-C4	-6.71	103.72	106.40
25	DA	733	G	N9-C4-C5	-6.71	102.72	105.40
25	DA	2083	G	C2-N3-C4	-6.71	108.55	111.90
1	AA	1227	A	N3-C4-C5	6.71	131.50	126.80
25	BA	1030	G	C2-N3-C4	-6.71	108.55	111.90
1	CA	832	C	C2-N1-C1'	6.71	126.17	118.80
25	DA	2430	A	C4-C5-C6	6.71	120.35	117.00
25	DA	2724	C	N3-C4-N4	-6.71	113.31	118.00
25	BA	763	G	C4-C5-C6	6.70	122.82	118.80
25	BA	2441	C	N1-C2-O2	6.70	122.92	118.90
25	DA	13	A	C8-N9-C4	-6.70	103.12	105.80
25	BA	1831	G	C8-N9-C4	-6.70	103.72	106.40
25	DA	1624	G	C5-C6-O6	-6.70	124.58	128.60
1	AA	754	C	N3-C2-O2	-6.70	117.21	121.90
25	BA	139(A)	G	C8-N9-C1'	-6.70	118.29	127.00
25	BA	975(A)	G	C4-C5-N7	6.70	113.48	110.80
25	BA	2377	A	N3-C4-C5	6.70	131.49	126.80
1	AA	576	G	C4-C5-C6	6.70	122.82	118.80
25	BA	1830	C	C4-C5-C6	-6.70	114.05	117.40
25	DA	204	A	C8-N9-C4	-6.70	103.12	105.80
25	BA	2447	G	C8-N9-C4	6.69	109.08	106.40
25	BA	1292	U	C5-C6-N1	6.69	126.05	122.70
25	DA	962	G	N1-C6-O6	6.69	123.92	119.90
25	DA	1992	G	N3-C4-C5	-6.69	125.25	128.60
25	BA	1992	G	N1-C6-O6	-6.69	115.89	119.90
25	BA	2011	U	C4-C5-C6	6.69	123.72	119.70
25	BA	2330	G	C2-N3-C4	-6.69	108.56	111.90
25	BA	2581	G	N9-C4-C5	6.69	108.08	105.40
1	AA	1530	G	C8-N9-C1'	6.69	135.69	127.00
25	BA	146	G	N1-C6-O6	6.68	123.91	119.90
25	BA	2762	G	C2-N3-C4	-6.68	108.56	111.90
25	BA	2467	C	N3-C4-C5	6.68	124.57	121.90
1	CA	266	G	C8-N9-C4	-6.68	103.73	106.40
25	DA	2263	C	C6-N1-C2	6.68	122.97	120.30

Continued on next page...

Continued from previous page...

Mol	Chain	Res	Type	Atoms	Z	Observed(°)	Ideal(°)
25	DA	2791	C	C5-C6-N1	6.68	124.34	121.00
1	AA	1519	A	N1-C2-N3	6.68	132.64	129.30
25	BA	2499	C	C6-N1-C2	-6.68	117.63	120.30
25	BA	1706	U	N1-C2-O2	6.68	127.47	122.80
1	AA	1400	C	N1-C2-O2	6.68	122.91	118.90
25	BA	266	G	C5-C6-O6	-6.68	124.59	128.60
25	DA	833	U	N3-C2-O2	6.68	126.87	122.20
25	DA	2396	G	C6-C5-N7	-6.67	126.39	130.40
25	BA	2638	G	C2-N3-C4	6.67	115.24	111.90
25	BA	522	G	N9-C4-C5	-6.67	102.73	105.40
44	BY	11	ASP	CB-CG-OD1	-6.67	112.30	118.30
25	BA	1288	U	N3-C2-O2	-6.67	117.53	122.20
25	BA	1721	G	N1-C2-N2	6.67	122.20	116.20
25	BA	220	G	N9-C4-C5	-6.67	102.73	105.40
25	BA	246	C	C6-N1-C2	6.67	122.97	120.30
25	BA	451	C	C6-N1-C2	6.67	122.97	120.30
26	BB	53	A	C5-N7-C8	-6.67	100.56	103.90
25	DA	2565	A	C8-N9-C4	6.67	108.47	105.80
25	BA	258	G	C8-N9-C4	-6.67	103.73	106.40
25	BA	1125	G	N3-C4-N9	-6.67	122.00	126.00
1	CA	1323	G	C8-N9-C4	-6.67	103.73	106.40
25	DA	1369	G	C6-N1-C2	-6.67	121.10	125.10
25	DA	2341	G	C5-C6-O6	-6.67	124.60	128.60
26	DB	115	G	N7-C8-N9	-6.67	109.77	113.10
25	DA	2224	G	C6-C5-N7	-6.67	126.40	130.40
25	BA	2069	G	C4-C5-N7	-6.66	108.14	110.80
25	BA	2887	U	C6-N1-C2	6.66	125.00	121.00
25	DA	1607	C	N1-C2-N3	-6.66	114.54	119.20
25	BA	1675	C	N3-C4-N4	6.66	122.66	118.00
25	BA	2499	C	C5-C6-N1	6.66	124.33	121.00
1	CA	916	G	C8-N9-C4	-6.66	103.73	106.40
25	BA	1650	G	C2-N3-C4	-6.66	108.57	111.90
1	AA	492	G	C8-N9-C4	-6.66	103.74	106.40
25	BA	1034	G	C5-C6-O6	-6.66	124.61	128.60
25	BA	1967	C	C2-N3-C4	-6.66	116.57	119.90
25	BA	2386	C	C5-C6-N1	-6.66	117.67	121.00
25	BA	761	A	C5-C6-N6	-6.66	118.38	123.70
25	BA	677	A	C4-C5-C6	6.66	120.33	117.00
25	BA	2584	U	N1-C2-O2	-6.66	118.14	122.80
25	BA	2745	C	C6-N1-C2	-6.66	117.64	120.30
25	BA	139	G	N3-C4-C5	-6.65	125.27	128.60
25	BA	179	G	C4-N9-C1'	6.65	135.15	126.50

Continued on next page...

Continued from previous page...

Mol	Chain	Res	Type	Atoms	Z	Observed(°)	Ideal(°)
25	DA	14	A	C8-N9-C4	-6.65	103.14	105.80
25	DA	2512	C	C2-N1-C1'	-6.65	111.48	118.80
25	BA	460	A	C8-N9-C4	6.65	108.46	105.80
25	BA	543	C	N1-C2-O2	-6.65	114.91	118.90
25	BA	1649	G	C5-C6-O6	-6.65	124.61	128.60
25	BA	2063	C	C6-N1-C2	6.65	122.96	120.30
25	BA	1278	A	C6-N1-C2	-6.65	114.61	118.60
26	BB	104	U	N3-C4-C5	6.65	118.59	114.60
25	DA	2235	G	C6-C5-N7	-6.65	126.41	130.40
1	AA	511	C	C5-C6-N1	-6.65	117.68	121.00
25	BA	1386	C	C5-C6-N1	-6.65	117.68	121.00
23	CV	67	C	C6-N1-C2	-6.65	117.64	120.30
1	AA	882	C	N3-C4-C5	-6.65	119.24	121.90
25	BA	34	C	C5-C6-N1	6.65	124.32	121.00
25	BA	1997	G	N9-C4-C5	6.65	108.06	105.40
25	BA	133	C	C4-C5-C6	6.64	120.72	117.40
25	BA	2237	G	N9-C4-C5	-6.64	102.74	105.40
1	AA	1324	A	N1-C2-N3	6.64	132.62	129.30
25	BA	126	A	C5-C6-N6	6.64	129.01	123.70
25	BA	787	U	N1-C2-N3	6.64	118.89	114.90
25	BA	1026	U	N3-C2-O2	-6.64	117.55	122.20
25	BA	1963	U	C5-C6-N1	6.64	126.02	122.70
1	CA	1378	C	N3-C4-C5	-6.64	119.24	121.90
25	DA	2430	A	C6-C5-N7	-6.64	127.65	132.30
25	BA	815	C	C2-N3-C4	-6.64	116.58	119.90
1	CA	848	C	C6-N1-C2	-6.64	117.64	120.30
1	AA	7	G	N3-C4-C5	6.64	131.92	128.60
25	BA	955	C	C2-N3-C4	-6.64	116.58	119.90
25	DA	589	C	N1-C2-O2	-6.64	114.92	118.90
25	DA	2680	C	N3-C4-N4	-6.64	113.35	118.00
25	DA	2457	U	C6-N1-C2	-6.64	117.02	121.00
25	BA	1137	G	C5-C6-O6	-6.64	124.62	128.60
25	BA	2237	G	C8-N9-C4	6.64	109.05	106.40
25	BA	676	A	C1'-O4'-C4'	-6.63	104.59	109.90
25	DA	1531	C	C2-N1-C1'	6.63	126.10	118.80
25	BA	2884	U	C5-C4-O4	6.63	129.88	125.90
25	DA	2253	G	C4-C5-N7	6.63	113.45	110.80
23	AV	76	A	N1-C2-N3	-6.63	125.98	129.30
1	CA	442	C	C2-N1-C1'	6.63	126.09	118.80
1	AA	317	G	N3-C2-N2	-6.63	115.26	119.90
25	BA	2860	A	N7-C8-N9	-6.63	110.49	113.80
4	CD	12	CYS	CA-CB-SG	6.63	125.93	114.00

Continued on next page...

Continued from previous page...

Mol	Chain	Res	Type	Atoms	Z	Observed(°)	Ideal(°)
25	DA	2200	C	C2-N1-C1'	6.63	126.09	118.80
1	AA	1312	G	N9-C4-C5	6.63	108.05	105.40
25	BA	614	U	N3-C4-C5	-6.63	110.62	114.60
25	BA	2584	U	N3-C2-O2	6.63	126.84	122.20
25	BA	566	U	C6-N1-C2	6.62	124.97	121.00
25	BA	1219	G	N3-C4-N9	-6.62	122.03	126.00
25	BA	1515	G	N9-C4-C5	-6.62	102.75	105.40
25	BA	2852	G	C6-C5-N7	6.62	134.38	130.40
1	CA	129(A)	G	C8-N9-C4	-6.62	103.75	106.40
1	AA	1126	U	N3-C4-O4	6.62	124.04	119.40
25	BA	627	A	N7-C8-N9	-6.62	110.49	113.80
1	CA	470	C	N1-C2-O2	6.62	122.87	118.90
25	DA	450	G	N9-C4-C5	6.62	108.05	105.40
25	DA	1259	G	C8-N9-C4	6.62	109.05	106.40
25	DA	2387	U	C2-N3-C4	-6.62	123.03	127.00
25	BA	1223	G	N1-C6-O6	-6.62	115.93	119.90
25	BA	2486	G	C5-C6-N1	6.62	114.81	111.50
26	BB	99	G	C6-C5-N7	-6.62	126.43	130.40
25	DA	1614	A	C5-C6-N6	6.62	129.00	123.70
1	AA	814	A	C2-N3-C4	-6.62	107.29	110.60
25	BA	461	C	N1-C2-N3	6.62	123.83	119.20
25	BA	1236	G	N9-C4-C5	-6.62	102.75	105.40
25	BA	1992	G	P-O3'-C3'	6.62	127.64	119.70
1	AA	359	U	C6-N1-C2	-6.62	117.03	121.00
25	BA	950	G	C8-N9-C4	6.62	109.05	106.40
1	CA	308	C	C6-N1-C2	6.62	122.95	120.30
25	DA	25	U	N1-C2-O2	-6.62	118.17	122.80
25	BA	1596	A	C5-C6-N1	6.61	121.01	117.70
25	BA	1695	G	C6-C5-N7	-6.61	126.43	130.40
25	BA	1829	A	C8-N9-C4	6.61	108.44	105.80
25	BA	2827	C	N1-C2-O2	-6.61	114.93	118.90
1	CA	266	G	C6-C5-N7	-6.61	126.43	130.40
25	BA	452	G	N1-C6-O6	-6.61	115.93	119.90
25	DA	2607	G	N9-C4-C5	-6.61	102.75	105.40
1	AA	165	C	C6-N1-C2	-6.61	117.66	120.30
1	AA	191	G	C8-N9-C4	-6.61	103.76	106.40
25	BA	775	G	C6-N1-C2	-6.61	121.13	125.10
25	BA	1198	U	C5-C4-O4	6.61	129.87	125.90
25	BA	2051	A	C4-C5-C6	6.61	120.31	117.00
1	CA	685	G	N3-C4-C5	6.61	131.91	128.60
25	BA	2019	A	C2-N3-C4	-6.61	107.30	110.60
1	CA	1278	U	C5-C6-N1	6.61	126.00	122.70

Continued on next page...

Continued from previous page...

Mol	Chain	Res	Type	Atoms	Z	Observed(°)	Ideal(°)
25	DA	620	G	C2-N3-C4	6.61	115.20	111.90
25	BA	1259	G	C6-C5-N7	-6.61	126.44	130.40
23	CV	22	G	C8-N9-C4	-6.61	103.76	106.40
25	DA	1906	G	N1-C6-O6	6.61	123.86	119.90
1	CA	413	G	N3-C4-N9	6.60	129.96	126.00
1	AA	19	C	C6-N1-C2	-6.60	117.66	120.30
26	BB	19	G	C6-C5-N7	-6.60	126.44	130.40
23	AV	74	C	N1-C2-O2	6.60	122.86	118.90
25	BA	2286	A	C8-N9-C1'	-6.60	115.82	127.70
1	CA	839	U	C2-N1-C1'	6.60	125.62	117.70
1	CA	1126	U	C5-C6-N1	6.60	126.00	122.70
1	CA	1474	G	C8-N9-C4	6.60	109.04	106.40
23	CV	76	A	N7-C8-N9	-6.60	110.50	113.80
25	DA	213	A	C5-N7-C8	-6.60	100.60	103.90
25	DA	1841	U	N3-C2-O2	-6.60	117.58	122.20
25	BA	1496	A	C8-N9-C4	-6.60	103.16	105.80
25	BA	2709	G	C8-N9-C4	-6.60	103.76	106.40
25	DA	778	G	N1-C2-N3	6.60	127.86	123.90
25	DA	2587	A	C4-C5-C6	6.60	120.30	117.00
25	BA	780	G	C6-C5-N7	-6.60	126.44	130.40
25	DA	1663	C	C6-N1-C2	6.60	122.94	120.30
25	DA	2476	A	N1-C6-N6	-6.60	114.64	118.60
25	BA	192	C	C5-C6-N1	-6.60	117.70	121.00
25	BA	2238	G	C2-N3-C4	6.60	115.20	111.90
25	DA	2502	G	C4-C5-N7	6.60	113.44	110.80
25	BA	53	A	C5-C6-N6	-6.59	118.42	123.70
25	DA	1492	G	N1-C6-O6	6.59	123.86	119.90
1	AA	1524	C	C5-C6-N1	-6.59	117.70	121.00
25	BA	1985	G	N1-C2-N3	6.59	127.86	123.90
25	BA	1792	G	N1-C6-O6	-6.59	115.95	119.90
25	BA	2500	U	C5-C6-N1	-6.59	119.41	122.70
25	DA	1529	G	C8-N9-C4	6.59	109.03	106.40
1	AA	1108	G	N3-C4-C5	-6.59	125.31	128.60
25	BA	2243	U	C5-C4-O4	6.59	129.85	125.90
25	BA	2440	C	C6-N1-C2	6.59	122.94	120.30
25	DA	1807	G	N9-C4-C5	-6.59	102.77	105.40
1	AA	343	U	C5-C6-N1	-6.59	119.41	122.70
25	BA	509	C	N1-C2-O2	-6.59	114.95	118.90
25	BA	646	A	C5-C6-N1	-6.59	114.41	117.70
25	BA	1210	A	N3-C4-N9	-6.59	122.13	127.40
25	BA	1942	C	C6-N1-C2	-6.59	117.67	120.30
25	DA	385	C	N1-C2-O2	6.59	122.85	118.90

Continued on next page...

Continued from previous page...

Mol	Chain	Res	Type	Atoms	Z	Observed(°)	Ideal(°)
25	BA	1371	G	C5-C6-N1	-6.58	108.21	111.50
25	BA	2363	C	C5-C6-N1	-6.58	117.71	121.00
25	DA	489	G	C4-C5-N7	-6.58	108.17	110.80
25	BA	652(B)	A	C2-N3-C4	6.58	113.89	110.60
25	BA	686	G	C4-C5-N7	6.58	113.43	110.80
1	CA	1356	G	C6-N1-C2	6.58	129.05	125.10
1	AA	529	G	C6-C5-N7	-6.58	126.45	130.40
25	BA	1709	U	N1-C2-N3	6.58	118.85	114.90
25	DA	450	G	C5-N7-C8	6.58	107.59	104.30
25	DA	1974	C	C6-N1-C2	6.58	122.93	120.30
25	BA	122	G	C4-C5-C6	6.57	122.74	118.80
25	BA	2709	G	N9-C4-C5	6.57	108.03	105.40
25	DA	1908	C	C6-N1-C2	-6.57	117.67	120.30
25	BA	176	G	C6-C5-N7	-6.57	126.46	130.40
25	BA	2509	G	C8-N9-C4	6.57	109.03	106.40
25	DA	1832	C	C2-N1-C1'	-6.57	111.57	118.80
25	DA	2440	C	C5-C4-N4	6.57	124.80	120.20
26	DB	113	G	N1-C6-O6	6.57	123.84	119.90
1	AA	1495	U	C2-N3-C4	6.57	130.94	127.00
25	BA	1344	G	N3-C2-N2	-6.57	115.30	119.90
25	BA	1199	U	C2-N3-C4	-6.57	123.06	127.00
25	BA	1769	G	N1-C6-O6	6.57	123.84	119.90
1	CA	129(A)	G	N9-C4-C5	6.57	108.03	105.40
25	BA	1574	C	C6-N1-C2	6.56	122.93	120.30
25	DA	540	C	N3-C2-O2	-6.56	117.31	121.90
25	BA	1500	G	C5-C6-O6	-6.56	124.66	128.60
25	BA	2717	G	C6-C5-N7	-6.56	126.46	130.40
26	BB	99	G	N3-C4-N9	6.56	129.94	126.00
1	CA	1484	C	C2-N1-C1'	-6.56	111.58	118.80
25	DA	2512	C	N3-C2-O2	6.56	126.49	121.90
26	DB	30	C	C6-N1-C2	-6.56	117.67	120.30
1	AA	1401	G	C5-N7-C8	-6.56	101.02	104.30
25	DA	689	A	C2-N3-C4	6.56	113.88	110.60
25	BA	176	G	C2-N3-C4	-6.56	108.62	111.90
1	CA	204	U	C2-N1-C1'	6.56	125.57	117.70
1	CA	858	G	C4-N9-C1'	6.56	135.03	126.50
25	BA	1586	A	N1-C6-N6	6.56	122.53	118.60
25	BA	2697	G	C6-C5-N7	-6.55	126.47	130.40
25	DA	504	U	C6-N1-C1'	-6.55	112.02	121.20
25	DA	1703	G	C4-C5-N7	6.55	113.42	110.80
25	DA	2714	G	C5-C6-O6	-6.55	124.67	128.60
25	BA	2473	U	C2-N1-C1'	6.55	125.56	117.70

Continued on next page...

Continued from previous page...

Mol	Chain	Res	Type	Atoms	Z	Observed(°)	Ideal(°)
1	CA	1323	G	C6-C5-N7	-6.55	126.47	130.40
25	BA	1031	G	C6-N1-C2	-6.55	121.17	125.10
1	CA	887	G	C5-C6-O6	-6.55	124.67	128.60
25	DA	754	C	C5-C4-N4	-6.55	115.61	120.20
25	BA	1338	G	C6-C5-N7	-6.55	126.47	130.40
25	BA	1443	G	C6-C5-N7	-6.55	126.47	130.40
25	BA	1506	C	N1-C2-O2	6.55	122.83	118.90
25	BA	1937	A	C2-N3-C4	-6.55	107.33	110.60
26	BB	89	G	N7-C8-N9	6.55	116.38	113.10
1	CA	1373	G	C6-C5-N7	-6.55	126.47	130.40
25	BA	1527	G	N9-C4-C5	6.55	108.02	105.40
25	DA	2007	C	N1-C2-O2	-6.54	114.97	118.90
25	BA	122	G	N1-C2-N3	6.54	127.83	123.90
25	BA	589	C	N3-C4-N4	-6.54	113.42	118.00
25	BA	814	C	C6-N1-C2	6.54	122.92	120.30
25	BA	1193	G	N1-C2-N2	-6.54	110.31	116.20
25	BA	2050	C	C4-C5-C6	6.54	120.67	117.40
1	AA	893	C	C6-N1-C2	6.54	122.92	120.30
25	BA	2356	C	N3-C2-O2	-6.54	117.32	121.90
25	DA	1927	A	C8-N9-C4	-6.54	103.18	105.80
25	BA	729	G	C8-N9-C4	-6.54	103.78	106.40
25	BA	1660	C	C6-N1-C2	-6.54	117.68	120.30
25	BA	99	U	N3-C2-O2	-6.54	117.62	122.20
25	BA	1343	G	C5-C6-N1	6.54	114.77	111.50
25	BA	1408	C	C2-N3-C4	-6.54	116.63	119.90
25	BA	2056	G	N1-C6-O6	6.54	123.82	119.90
1	CA	421	U	N3-C2-O2	-6.54	117.62	122.20
1	AA	839	U	C2-N1-C1'	6.54	125.54	117.70
25	BA	1792	G	C4-N9-C1'	-6.54	118.00	126.50
25	BA	613	G	C5-C6-O6	-6.54	124.68	128.60
25	BA	795	C	C2-N1-C1'	6.54	125.99	118.80
25	DA	945	A	C5-N7-C8	-6.54	100.63	103.90
25	DA	1142(A)	A	N1-C6-N6	6.54	122.52	118.60
25	BA	765	G	N1-C2-N2	6.53	122.08	116.20
25	DA	1650	G	C4-C5-N7	6.53	113.41	110.80
25	BA	475	U	C2-N1-C1'	6.53	125.54	117.70
25	DA	2723	C	C6-N1-C2	-6.53	117.69	120.30
25	BA	1342	A	C5-C6-N6	-6.53	118.48	123.70
1	CA	365	U	C5-C4-O4	6.53	129.82	125.90
25	DA	1367	A	C5-C6-N6	-6.53	118.47	123.70
25	DA	2595	G	C4-C5-N7	6.53	113.41	110.80
1	AA	1502	A	N7-C8-N9	6.53	117.06	113.80

Continued on next page...

Continued from previous page...

Mol	Chain	Res	Type	Atoms	Z	Observed(°)	Ideal(°)
25	BA	746	A	N1-C6-N6	6.53	122.52	118.60
25	BA	750	A	C8-N9-C4	-6.53	103.19	105.80
25	BA	2073	C	C2-N1-C1'	-6.53	111.62	118.80
25	BA	457	A	C5-C6-N6	6.53	128.92	123.70
25	BA	975	C	N3-C4-C5	6.53	124.51	121.90
25	BA	1334	G	C8-N9-C1'	-6.53	118.52	127.00
25	BA	1970	A	C6-N1-C2	-6.53	114.69	118.60
25	BA	2187	G	C5-C6-O6	-6.53	124.68	128.60
41	BV	13	ARG	NE-CZ-NH1	-6.53	117.04	120.30
25	DA	271(Z)	C	C2-N1-C1'	6.53	125.98	118.80
25	DA	2054	A	C6-N1-C2	-6.53	114.69	118.60
25	BA	1843	C	N3-C4-C5	6.52	124.51	121.90
1	CA	1321	C	C5-C6-N1	6.52	124.26	121.00
1	CA	1363(A)	A	N9-C4-C5	6.52	108.41	105.80
1	AA	1064	G	N9-C4-C5	6.52	108.01	105.40
25	BA	198	C	C2-N3-C4	-6.52	116.64	119.90
25	BA	621	A	C8-N9-C4	-6.52	103.19	105.80
25	BA	632	A	C2-N3-C4	-6.52	107.34	110.60
25	BA	777	A	C6-N1-C2	-6.52	114.69	118.60
25	BA	2051	A	C6-N1-C2	-6.52	114.69	118.60
25	DA	2430	A	N1-C2-N3	6.52	132.56	129.30
25	DA	2023	G	C6-C5-N7	-6.52	126.49	130.40
1	AA	1524	C	N3-C4-C5	6.52	124.51	121.90
25	BA	1319	G	C8-N9-C4	-6.52	103.79	106.40
25	BA	1488	G	N7-C8-N9	6.52	116.36	113.10
1	AA	572	A	N1-C6-N6	-6.52	114.69	118.60
25	BA	1698	A	C4-C5-C6	6.52	120.26	117.00
25	DA	1638	C	N3-C4-C5	6.52	124.51	121.90
25	BA	1140	C	C6-N1-C2	-6.52	117.69	120.30
26	BB	64	C	C5-C6-N1	-6.52	117.74	121.00
25	DA	461	C	N3-C4-N4	6.51	122.56	118.00
25	DA	696	G	C8-N9-C4	6.51	109.01	106.40
25	BA	1399	C	C6-N1-C2	6.51	122.91	120.30
25	BA	1106	G	N3-C4-N9	6.51	129.91	126.00
25	BA	117	G	N1-C2-N2	-6.51	110.34	116.20
25	BA	686	G	C2-N3-C4	-6.51	108.64	111.90
25	BA	1426	G	N7-C8-N9	-6.51	109.85	113.10
25	BA	1661	G	C8-N9-C4	6.51	109.00	106.40
25	DA	1781	C	N3-C4-N4	-6.51	113.44	118.00
25	DA	932	G	N9-C4-C5	6.51	108.00	105.40
1	AA	1108	G	C4-C5-N7	-6.51	108.20	110.80
25	BA	418	G	C8-N9-C4	6.51	109.00	106.40

Continued on next page...

Continued from previous page...

Mol	Chain	Res	Type	Atoms	Z	Observed(°)	Ideal(°)
25	BA	905	U	N3-C2-O2	-6.51	117.65	122.20
26	BB	64	C	N1-C2-O2	6.51	122.80	118.90
1	AA	595	G	C5-C6-O6	6.50	132.50	128.60
25	BA	820	A	N1-C2-N3	6.50	132.55	129.30
25	BA	1033	U	N3-C4-O4	-6.50	114.85	119.40
25	BA	2501	C	N1-C2-N3	6.50	123.75	119.20
25	BA	122	G	N7-C8-N9	-6.50	109.85	113.10
25	BA	1695	G	N3-C4-N9	6.50	129.90	126.00
25	BA	1769	G	C4-N9-C1'	6.50	134.95	126.50
25	BA	2063	C	N3-C4-N4	6.50	122.55	118.00
25	BA	2354	G	C6-N1-C2	-6.50	121.20	125.10
1	AA	347	G	N3-C4-C5	-6.50	125.35	128.60
25	DA	139(A)	G	N3-C4-N9	6.50	129.90	126.00
25	DA	184	C	C5-C4-N4	-6.50	115.65	120.20
25	DA	1805	U	N3-C2-O2	-6.50	117.65	122.20
1	AA	857	C	C4-C5-C6	6.50	120.65	117.40
25	BA	1668	A	N1-C6-N6	6.50	122.50	118.60
26	BB	116	G	C8-N9-C4	6.50	109.00	106.40
25	DA	141	A	C5-C6-N6	-6.50	118.50	123.70
25	DA	391	G	N1-C6-O6	6.50	123.80	119.90
1	AA	1526	G	C6-C5-N7	-6.50	126.50	130.40
1	CA	616	G	C4-N9-C1'	6.50	134.94	126.50
25	DA	271(M)	G	N3-C2-N2	6.50	124.45	119.90
1	CA	546	G	N3-C4-C5	-6.50	125.35	128.60
25	DA	203	C	C5-C6-N1	6.50	124.25	121.00
1	AA	575	G	N1-C6-O6	-6.49	116.00	119.90
1	AA	598	U	N3-C4-O4	6.49	123.94	119.40
1	AA	1442	G	N3-C4-C5	6.49	131.85	128.60
1	AA	1467	G	C5-C6-N1	-6.49	108.25	111.50
25	BA	515	A	C8-N9-C4	-6.49	103.20	105.80
25	BA	733	G	N3-C4-N9	6.49	129.90	126.00
25	BA	1325	G	N1-C6-O6	6.49	123.80	119.90
25	DA	776	G	C4-N9-C1'	6.49	134.94	126.50
25	BA	2038	G	C6-C5-N7	-6.49	126.50	130.40
25	DA	1038	C	C6-N1-C2	-6.49	117.70	120.30
25	BA	838	C	C4-C5-C6	6.49	120.64	117.40
25	BA	2252	G	C2-N3-C4	-6.49	108.65	111.90
25	BA	2548	G	N1-C2-N3	6.49	127.79	123.90
25	BA	2585	U	C4-C5-C6	-6.49	115.81	119.70
1	CA	960	U	C6-N1-C1'	-6.49	112.11	121.20
1	CA	963	G	C8-N9-C4	-6.49	103.80	106.40
25	DA	2724	C	C5-C6-N1	-6.49	117.75	121.00

Continued on next page...

Continued from previous page...

Mol	Chain	Res	Type	Atoms	Z	Observed(°)	Ideal(°)
25	BA	24	G	C4-C5-N7	-6.49	108.20	110.80
25	BA	534	U	C5-C6-N1	-6.49	119.46	122.70
25	BA	695	G	C5-C6-N1	-6.49	108.26	111.50
25	BA	2729	G	C5-C6-O6	6.49	132.49	128.60
25	DA	797	C	N3-C4-N4	6.49	122.54	118.00
1	AA	1281	U	N1-C2-O2	6.49	127.34	122.80
25	BA	1843	C	C5-C6-N1	-6.49	117.76	121.00
25	BA	2807	G	C5-C6-O6	6.49	132.49	128.60
26	BB	53	A	C4-C5-N7	6.49	113.94	110.70
25	BA	1721	G	N7-C8-N9	6.48	116.34	113.10
25	DA	178	G	C8-N9-C4	-6.48	103.81	106.40
25	BA	437	G	N9-C4-C5	-6.48	102.81	105.40
25	BA	2605	U	N1-C2-O2	6.48	127.34	122.80
25	DA	645	C	C6-N1-C1'	-6.48	113.02	120.80
1	AA	921	U	C2-N3-C4	6.48	130.89	127.00
25	BA	1018	C	N3-C2-O2	6.48	126.44	121.90
25	BA	1247	A	C2-N3-C4	-6.48	107.36	110.60
25	BA	2675	A	C2-N3-C4	6.48	113.84	110.60
25	BA	1218	C	N3-C4-C5	-6.48	119.31	121.90
1	AA	117	G	C6-C5-N7	-6.47	126.52	130.40
25	BA	1939	U	N3-C2-O2	6.47	126.73	122.20
1	CA	832	C	C6-N1-C1'	-6.47	113.03	120.80
11	AK	13	GLN	N-CA-C	6.47	128.48	111.00
25	BA	304	G	C5-C6-O6	-6.47	124.72	128.60
25	BA	1253	A	N1-C2-N3	-6.47	126.06	129.30
25	DA	407	G	C4-N9-C1'	6.47	134.91	126.50
25	DA	1142(A)	A	C6-C5-N7	-6.47	127.77	132.30
25	DA	1638	C	C6-N1-C2	6.47	122.89	120.30
25	BA	71	A	N3-C4-N9	-6.47	122.22	127.40
25	BA	271(B)	C	C6-N1-C2	6.47	122.89	120.30
25	BA	1847	A	C8-N9-C4	-6.47	103.21	105.80
25	BA	2466	C	C6-N1-C2	6.47	122.89	120.30
1	CA	495	A	N1-C6-N6	-6.47	114.72	118.60
25	BA	71	A	N3-C4-C5	6.47	131.33	126.80
25	BA	2249	U	C5-C4-O4	6.47	129.78	125.90
25	BA	2545	G	C8-N9-C4	-6.47	103.81	106.40
1	CA	1269	A	N1-C6-N6	-6.47	114.72	118.60
25	BA	949	C	C5-C6-N1	-6.47	117.77	121.00
25	BA	1940	U	C4-C5-C6	6.47	123.58	119.70
25	DA	429	A	C5-C6-N6	-6.47	118.53	123.70
23	AV	35	A	C8-N9-C4	6.47	108.39	105.80
25	BA	224	G	C8-N9-C1'	-6.47	118.59	127.00

Continued on next page...

Continued from previous page...

Mol	Chain	Res	Type	Atoms	Z	Observed(°)	Ideal(°)
25	BA	420	C	N3-C4-C5	6.47	124.49	121.90
25	BA	1030	G	N9-C4-C5	-6.47	102.81	105.40
25	BA	2083	G	C6-C5-N7	-6.47	126.52	130.40
25	BA	72	U	C5-C4-O4	-6.46	122.02	125.90
25	BA	231	C	N1-C2-O2	-6.46	115.02	118.90
25	DA	450	G	C5-C6-O6	6.46	132.48	128.60
25	BA	1819	A	C5-C6-N6	6.46	128.87	123.70
25	DA	1266	G	C8-N9-C4	6.46	108.98	106.40
25	BA	473	G	C8-N9-C4	6.46	108.98	106.40
25	BA	1438	U	N3-C4-O4	6.46	123.92	119.40
25	BA	1664	A	N9-C4-C5	6.46	108.39	105.80
1	AA	598	U	N3-C4-C5	-6.46	110.72	114.60
25	BA	1311	G	N3-C2-N2	-6.46	115.38	119.90
25	BA	1938	A	C8-N9-C4	-6.46	103.22	105.80
25	DA	6	A	C6-N1-C2	-6.46	114.72	118.60
1	AA	1502	A	C5-C6-N6	-6.46	118.53	123.70
25	BA	1446	C	C5-C6-N1	6.46	124.23	121.00
25	BA	1648	C	C2-N3-C4	-6.46	116.67	119.90
25	BA	2308	G	N9-C4-C5	-6.46	102.82	105.40
25	BA	2392	A	C2-N3-C4	-6.46	107.37	110.60
25	DA	80	G	N3-C4-N9	6.46	129.87	126.00
25	BA	673	C	C2-N3-C4	-6.46	116.67	119.90
25	BA	29	U	C5-C4-O4	-6.45	122.03	125.90
25	BA	1243	G	C8-N9-C4	6.45	108.98	106.40
25	BA	2486	G	N3-C4-C5	-6.45	125.37	128.60
1	CA	895	G	C5-C6-O6	-6.45	124.73	128.60
1	CA	1290	G	N3-C4-N9	6.45	129.87	126.00
25	DA	2897	U	C5-C4-O4	-6.45	122.03	125.90
25	BA	2751	G	C8-N9-C1'	-6.45	118.61	127.00
1	CA	629	G	N3-C4-C5	6.45	131.82	128.60
25	DA	1959	G	N9-C4-C5	6.45	107.98	105.40
1	AA	789	U	C6-N1-C2	-6.45	117.13	121.00
25	BA	566	U	C5-C4-O4	-6.45	122.03	125.90
25	BA	1816	G	C5-C6-O6	-6.45	124.73	128.60
25	BA	2686	G	C8-N9-C4	-6.45	103.82	106.40
25	DA	1559	G	N1-C6-O6	-6.45	116.03	119.90
1	AA	1324	A	C6-N1-C2	-6.45	114.73	118.60
25	BA	567	A	C5-N7-C8	-6.45	100.68	103.90
25	BA	600	G	N3-C4-C5	6.45	131.82	128.60
25	BA	1007	C	N1-C2-O2	-6.45	115.03	118.90
26	BB	85	G	C8-N9-C1'	-6.45	118.62	127.00
25	DA	710	G	N1-C6-O6	6.45	123.77	119.90

Continued on next page...

Continued from previous page...

Mol	Chain	Res	Type	Atoms	Z	Observed(°)	Ideal(°)
25	DA	2058	A	C5-N7-C8	-6.45	100.68	103.90
25	BA	1363	C	N3-C2-O2	-6.44	117.39	121.90
1	AA	511	C	C4-C5-C6	6.44	120.62	117.40
25	DA	2504	U	C6-N1-C2	6.44	124.86	121.00
25	BA	1232	G	C6-N1-C2	-6.44	121.24	125.10
26	DB	56	G	C8-N9-C4	-6.44	103.83	106.40
1	AA	1282	C	C2-N1-C1'	6.44	125.88	118.80
25	BA	1500	G	N1-C6-O6	6.44	123.76	119.90
25	BA	1610	A	N1-C2-N3	-6.44	126.08	129.30
25	BA	2820	A	C2-N3-C4	-6.44	107.38	110.60
25	DA	2709	G	N1-C6-O6	6.44	123.76	119.90
25	BA	121	G	N3-C2-N2	-6.43	115.40	119.90
25	DA	706	A	N9-C4-C5	-6.43	103.23	105.80
25	DA	1493	C	N3-C2-O2	-6.43	117.40	121.90
48	D2	45	SER	N-CA-C	-6.43	93.63	111.00
1	AA	231	G	N1-C6-O6	6.43	123.76	119.90
25	BA	675	A	C5-C6-N6	-6.43	118.55	123.70
25	BA	2674	G	N3-C2-N2	-6.43	115.40	119.90
25	DA	2695	C	N3-C4-N4	-6.43	113.50	118.00
1	AA	1352	C	C6-N1-C2	-6.43	117.73	120.30
25	BA	1816	G	N3-C4-N9	6.43	129.86	126.00
25	BA	1825	A	C8-N9-C4	6.43	108.37	105.80
1	AA	1467	G	C8-N9-C4	-6.43	103.83	106.40
1	AA	1502	A	C5-C6-N1	-6.43	114.48	117.70
25	BA	399	G	N3-C4-C5	6.43	131.81	128.60
25	BA	1584	C	C5-C6-N1	6.43	124.22	121.00
25	BA	2560	C	C2-N3-C4	-6.43	116.69	119.90
25	BA	434	U	N1-C2-N3	6.43	118.76	114.90
25	BA	482	A	N1-C2-N3	6.43	132.51	129.30
25	BA	2835	A	C6-N1-C2	-6.43	114.74	118.60
25	BA	656	G	N1-C6-O6	6.43	123.76	119.90
25	BA	1170	G	C6-C5-N7	-6.43	126.54	130.40
25	BA	2225	A	C6-N1-C2	-6.43	114.74	118.60
25	BA	2227	A	N1-C6-N6	-6.43	114.74	118.60
25	BA	2783	G	C8-N9-C1'	-6.43	118.65	127.00
26	BB	75	G	C8-N9-C1'	-6.42	118.65	127.00
1	CA	398	C	C5-C4-N4	6.42	124.70	120.20
25	BA	1208	C	C4-C5-C6	6.42	120.61	117.40
25	BA	1332	G	N3-C2-N2	-6.42	115.40	119.90
1	CA	499	A	C8-N9-C4	6.42	108.37	105.80
1	AA	728	A	N1-C6-N6	6.42	122.45	118.60
25	DA	982	C	N3-C4-C5	-6.42	119.33	121.90

Continued on next page...

Continued from previous page...

Mol	Chain	Res	Type	Atoms	Z	Observed(°)	Ideal(°)
26	BB	72	G	N9-C4-C5	-6.42	102.83	105.40
25	BA	567	A	C4-C5-N7	6.42	113.91	110.70
25	DA	1314	C	C5-C4-N4	-6.42	115.71	120.20
1	AA	1401	G	C4-C5-N7	6.42	113.37	110.80
25	BA	130	C	C5-C6-N1	-6.42	117.79	121.00
25	BA	213	A	C4-C5-C6	-6.42	113.79	117.00
1	CA	1414	U	N3-C2-O2	-6.42	117.71	122.20
25	DA	269	U	N1-C2-O2	6.42	127.29	122.80
25	DA	1516	C	C6-N1-C2	6.42	122.87	120.30
25	BA	2200	C	C6-N1-C2	-6.42	117.73	120.30
2	AB	169	LYS	N-CA-C	-6.41	93.69	111.00
25	BA	974	G	C5-C6-O6	-6.41	124.75	128.60
25	BA	1278	A	C4-C5-C6	6.41	120.21	117.00
25	BA	2348	U	C5-C6-N1	-6.41	119.49	122.70
25	DA	1204	A	C3'-C2'-C1'	-6.41	96.37	101.50
25	DA	2105	C	C6-N1-C2	-6.41	117.73	120.30
25	BA	16	G	N1-C2-N3	6.41	127.75	123.90
25	BA	1628	G	C8-N9-C4	-6.41	103.83	106.40
25	BA	2869	G	C4-C5-C6	6.41	122.65	118.80
25	DA	676	A	C6-C5-N7	-6.41	127.81	132.30
25	BA	590	A	N1-C6-N6	-6.41	114.75	118.60
25	BA	2352	A	C8-N9-C4	6.41	108.36	105.80
25	DA	1260	G	C8-N9-C4	6.41	108.96	106.40
25	BA	939	G	N3-C2-N2	6.41	124.39	119.90
25	BA	1421	G	C8-N9-C4	-6.41	103.84	106.40
25	BA	2791	C	C6-N1-C2	-6.41	117.74	120.30
25	DA	201	C	C2-N3-C4	-6.41	116.70	119.90
1	AA	1206	G	N3-C4-N9	6.41	129.84	126.00
26	BB	91	C	N3-C4-C5	6.41	124.46	121.90
25	DA	12	U	N3-C2-O2	-6.41	117.72	122.20
26	BB	104	U	C5-C6-N1	-6.41	119.50	122.70
1	CA	638	G	C4-N9-C1'	-6.41	118.17	126.50
25	DA	1552	G	C5-C6-O6	6.41	132.44	128.60
25	BA	733	G	N3-C4-C5	-6.40	125.40	128.60
25	BA	2377	A	N9-C4-C5	-6.40	103.24	105.80
25	BA	1207	C	N3-C4-C5	6.40	124.46	121.90
25	BA	1293	C	N3-C4-C5	6.40	124.46	121.90
25	BA	2736	G	N3-C2-N2	-6.40	115.42	119.90
1	CA	1259	C	C5-C6-N1	6.40	124.20	121.00
25	DA	1654	A	N1-C6-N6	-6.40	114.76	118.60
25	DA	2503	A	C2-N3-C4	6.40	113.80	110.60
25	BA	298	G	C5-C6-N1	-6.40	108.30	111.50

Continued on next page...

Continued from previous page...

Mol	Chain	Res	Type	Atoms	Z	Observed(°)	Ideal(°)
25	BA	2729	G	N1-C6-O6	-6.40	116.06	119.90
25	BA	1973	G	C2-N3-C4	-6.40	108.70	111.90
25	BA	532	A	C8-N9-C4	-6.39	103.24	105.80
1	CA	1358	U	N3-C4-C5	6.39	118.44	114.60
25	DA	480	A	N7-C8-N9	6.39	117.00	113.80
25	DA	787	U	N3-C2-O2	-6.39	117.72	122.20
25	DA	1488	G	C8-N9-C4	-6.39	103.84	106.40
23	AV	13	C	C2-N1-C1'	6.39	125.83	118.80
25	BA	768	G	C6-C5-N7	-6.39	126.56	130.40
25	BA	1230	C	C6-N1-C2	6.39	122.86	120.30
25	BA	1781	C	N1-C2-N3	-6.39	114.72	119.20
1	AA	36	C	N3-C2-O2	-6.39	117.43	121.90
25	BA	1035	U	C5-C6-N1	-6.39	119.50	122.70
25	BA	2869	G	N3-C4-C5	-6.39	125.40	128.60
25	BA	686	G	N9-C4-C5	-6.39	102.84	105.40
25	BA	1325	G	N3-C4-N9	6.39	129.83	126.00
25	BA	1772	G	C8-N9-C4	6.39	108.96	106.40
1	CA	1274	G	C6-C5-N7	-6.39	126.57	130.40
25	BA	1152	C	N3-C4-C5	6.39	124.45	121.90
25	BA	1966	A	N1-C6-N6	6.39	122.43	118.60
25	BA	1257	C	C2-N1-C1'	6.39	125.83	118.80
25	BA	2614	A	N7-C8-N9	-6.39	110.61	113.80
25	DA	659	C	C6-N1-C2	6.39	122.86	120.30
25	DA	2206	G	C4-N9-C1'	-6.39	118.20	126.50
25	BA	1196	C	N1-C2-O2	-6.38	115.07	118.90
25	BA	1246	A	N1-C2-N3	6.38	132.49	129.30
34	DO	8	LEU	CA-CB-CG	6.38	129.98	115.30
1	AA	224	C	C6-N1-C2	-6.38	117.75	120.30
25	BA	1769	G	C8-N9-C1'	-6.38	118.71	127.00
25	BA	2715	C	C6-N1-C2	6.38	122.85	120.30
25	BA	2726	U	C6-N1-C2	6.38	124.83	121.00
1	CA	1502	A	C4-C5-N7	6.38	113.89	110.70
25	DA	834	C	C6-N1-C2	-6.38	117.75	120.30
1	CA	979	C	C6-N1-C2	-6.38	117.75	120.30
25	DA	725	G	C8-N9-C4	-6.38	103.85	106.40
25	DA	759	G	N3-C2-N2	-6.38	115.44	119.90
25	BA	984	A	C8-N9-C4	6.37	108.35	105.80
25	BA	2091	U	N1-C2-N3	6.37	118.72	114.90
25	BA	2383	G	C8-N9-C1'	-6.37	118.72	127.00
25	BA	2446	G	N1-C6-O6	6.37	123.72	119.90
4	CD	31	CYS	CB-CA-C	6.37	123.15	110.40
25	BA	151	C	C2-N1-C1'	-6.37	111.79	118.80

Continued on next page...

Continued from previous page...

Mol	Chain	Res	Type	Atoms	Z	Observed(°)	Ideal(°)
25	BA	190	A	N1-C6-N6	6.37	122.42	118.60
25	BA	202	U	N1-C2-N3	-6.37	111.08	114.90
25	BA	2051	A	N1-C2-N3	6.37	132.49	129.30
25	BA	2512	C	C5-C6-N1	-6.37	117.81	121.00
25	BA	2597	G	C5-C6-O6	6.37	132.42	128.60
25	DA	794	G	C8-N9-C4	6.37	108.95	106.40
25	DA	1142	U	N3-C2-O2	-6.37	117.74	122.20
25	DA	2080	G	N7-C8-N9	6.37	116.29	113.10
1	AA	1290	G	N7-C8-N9	6.37	116.28	113.10
25	BA	630	G	C8-N9-C4	6.37	108.95	106.40
25	BA	729	G	C6-C5-N7	-6.37	126.58	130.40
25	DA	2031	A	N1-C6-N6	6.37	122.42	118.60
25	DA	2695	C	C6-N1-C2	6.37	122.85	120.30
1	AA	107	G	C8-N9-C4	6.37	108.95	106.40
25	BA	117	G	N3-C4-N9	6.37	129.82	126.00
25	BA	139	G	C5-C6-N1	6.37	114.68	111.50
25	BA	2789	C	C5-C6-N1	6.37	124.18	121.00
25	DA	184	C	N3-C4-N4	6.36	122.45	118.00
25	DA	812	C	N3-C4-C5	-6.36	119.35	121.90
1	AA	15	G	C8-N9-C1'	-6.36	118.73	127.00
25	BA	1193	G	C2-N3-C4	-6.36	108.72	111.90
25	DA	745	G	C8-N9-C4	-6.36	103.86	106.40
25	BA	210	C	C2-N3-C4	-6.36	116.72	119.90
25	BA	624	C	C6-N1-C2	6.36	122.84	120.30
25	BA	2083	G	N1-C2-N3	6.36	127.72	123.90
25	BA	2185	C	C6-N1-C2	-6.36	117.75	120.30
1	AA	770	C	C6-N1-C2	6.36	122.84	120.30
25	BA	2267	A	N1-C2-N3	6.36	132.48	129.30
25	BA	2409	G	C5-C6-N1	6.36	114.68	111.50
25	DA	748	G	C2-N3-C4	6.36	115.08	111.90
25	BA	106	C	N3-C2-O2	6.36	126.35	121.90
25	BA	2228	G	C8-N9-C1'	-6.36	118.73	127.00
1	CA	904	C	C5-C4-N4	-6.36	115.75	120.20
25	DA	1831	G	N1-C2-N3	6.36	127.72	123.90
1	AA	541	G	N3-C2-N2	-6.36	115.45	119.90
18	AR	85	LEU	CA-CB-CG	6.36	129.92	115.30
25	BA	748	G	C6-N1-C2	-6.35	121.29	125.10
25	BA	1655	A	N1-C6-N6	6.35	122.41	118.60
25	BA	2564	A	C6-N1-C2	-6.35	114.79	118.60
25	BA	336	C	C4-C5-C6	6.35	120.58	117.40
25	BA	481	G	C4-N9-C1'	6.35	134.76	126.50
25	BA	2430	A	C5-N7-C8	-6.35	100.72	103.90

Continued on next page...

Continued from previous page...

Mol	Chain	Res	Type	Atoms	Z	Observed(°)	Ideal(°)
25	DA	2644	G	C8-N9-C4	-6.35	103.86	106.40
25	BA	2436	G	N1-C6-O6	-6.35	116.09	119.90
25	BA	2587	A	N1-C2-N3	6.35	132.47	129.30
25	BA	1753	G	N3-C4-N9	-6.35	122.19	126.00
1	CA	1290	G	N3-C4-C5	-6.35	125.43	128.60
25	DA	148	C	N3-C4-C5	6.35	124.44	121.90
25	BA	657	U	N1-C2-N3	6.35	118.71	114.90
25	BA	770	G	C6-N1-C2	-6.35	121.29	125.10
25	BA	2574	G	C4-C5-N7	6.35	113.34	110.80
25	BA	2582	G	N3-C2-N2	6.35	124.34	119.90
26	BB	89	G	C8-N9-C1'	-6.35	118.75	127.00
25	BA	2008	C	C5-C4-N4	-6.34	115.76	120.20
25	BA	2371	G	N1-C2-N3	-6.34	120.09	123.90
25	BA	2458	G	N3-C2-N2	-6.34	115.46	119.90
25	BA	2510	C	N1-C2-O2	6.34	122.71	118.90
25	BA	1297	C	N1-C2-O2	-6.34	115.09	118.90
1	CA	740	U	C5-C6-N1	-6.34	119.53	122.70
26	DB	115	G	N3-C4-C5	6.34	131.77	128.60
1	AA	231	G	C6-C5-N7	-6.34	126.60	130.40
25	BA	1632	A	C5-C6-N6	-6.34	118.63	123.70
25	BA	1776	G	N3-C2-N2	6.34	124.34	119.90
25	BA	2576	G	N3-C2-N2	-6.34	115.46	119.90
1	CA	416	G	C5-C6-O6	-6.34	124.80	128.60
25	DA	141	A	C4-C5-C6	6.34	120.17	117.00
25	DA	297	C	C6-N1-C2	-6.34	117.76	120.30
25	DA	1677	A	N9-C4-C5	-6.34	103.26	105.80
25	BA	928	G	C8-N9-C1'	-6.34	118.76	127.00
25	BA	1245	G	C6-N1-C2	-6.34	121.30	125.10
25	BA	1976	U	C5-C4-O4	6.34	129.70	125.90
1	CA	546	G	C8-N9-C4	-6.34	103.87	106.40
25	BA	2894	G	C4-N9-C1'	6.33	134.74	126.50
1	CA	525	C	C5-C6-N1	6.33	124.17	121.00
25	DA	1246	A	C2-N3-C4	-6.33	107.43	110.60
1	AA	488	C	C5-C6-N1	6.33	124.17	121.00
25	BA	967	C	N3-C4-C5	6.33	124.43	121.90
25	BA	2050	C	N1-C2-O2	-6.33	115.10	118.90
25	BA	2538	C	C5-C6-N1	-6.33	117.83	121.00
25	BA	2827	C	C5-C4-N4	-6.33	115.77	120.20
26	BB	99	G	N9-C4-C5	-6.33	102.87	105.40
1	AA	898	G	N7-C8-N9	-6.33	109.94	113.10
25	BA	926	A	C5-C6-N1	6.33	120.87	117.70
25	BA	1154	G	N7-C8-N9	6.33	116.27	113.10

Continued on next page...

Continued from previous page...

Mol	Chain	Res	Type	Atoms	Z	Observed(°)	Ideal(°)
25	BA	1403	C	C5-C6-N1	-6.33	117.83	121.00
25	BA	1799	G	N1-C6-O6	-6.33	116.10	119.90
25	BA	1237	A	C5-C6-N6	6.33	128.76	123.70
25	DA	1781	C	C6-N1-C2	6.33	122.83	120.30
25	BA	377	C	C5-C4-N4	-6.33	115.77	120.20
25	BA	208	C	N3-C4-C5	6.33	124.43	121.90
1	CA	297	G	C8-N9-C4	6.33	108.93	106.40
1	CA	917	G	N7-C8-N9	6.33	116.26	113.10
25	DA	154(A)	C	N1-C2-O2	6.33	122.69	118.90
25	BA	204	A	C4-C5-N7	-6.32	107.54	110.70
1	AA	336	C	C6-N1-C2	6.32	122.83	120.30
1	AA	1429	C	N3-C2-O2	6.32	126.33	121.90
25	BA	2592	G	C8-N9-C4	-6.32	103.87	106.40
25	DA	2723	C	N1-C2-O2	-6.32	115.11	118.90
1	AA	1312	G	C8-N9-C4	-6.32	103.87	106.40
26	BB	20	C	N3-C4-N4	6.32	122.42	118.00
25	DA	1369	G	C5-C6-N1	6.32	114.66	111.50
1	CA	219	C	C6-N1-C2	-6.32	117.77	120.30
25	BA	793	A	C6-C5-N7	-6.32	127.88	132.30
25	BA	1801	G	N1-C6-O6	6.32	123.69	119.90
25	BA	336	C	N1-C2-O2	-6.32	115.11	118.90
25	BA	1753	G	C5-N7-C8	-6.32	101.14	104.30
25	DA	391	G	C8-N9-C1'	-6.32	118.79	127.00
25	DA	944	G	C5-C6-N1	-6.32	108.34	111.50
25	BA	2015	A	C8-N9-C4	6.31	108.33	105.80
25	DA	498	G	N1-C2-N3	-6.31	120.11	123.90
25	DA	734	A	N1-C6-N6	6.31	122.39	118.60
1	AA	1227	A	C2-N3-C4	-6.31	107.44	110.60
25	BA	798	G	N1-C2-N2	-6.31	110.52	116.20
25	BA	990	A	N7-C8-N9	6.31	116.96	113.80
25	BA	1843	C	C5-C4-N4	-6.31	115.78	120.20
25	BA	2072	G	C4-C5-N7	6.31	113.33	110.80
25	DA	2506	U	N3-C2-O2	-6.31	117.78	122.20
25	DA	2396	G	N9-C4-C5	-6.31	102.88	105.40
25	BA	24	G	C4-C5-C6	6.31	122.59	118.80
1	CA	20	U	C5-C6-N1	-6.31	119.55	122.70
1	AA	77	G	N3-C2-N2	6.31	124.32	119.90
22	AY	68	GLY	N-CA-C	6.31	128.87	113.10
25	BA	994	C	C6-N1-C2	6.31	122.82	120.30
25	BA	1177	A	C8-N9-C4	-6.31	103.28	105.80
25	BA	1229	G	C2-N3-C4	-6.31	108.75	111.90
1	AA	1358	U	N3-C4-C5	6.30	118.38	114.60

Continued on next page...

Continued from previous page...

Mol	Chain	Res	Type	Atoms	Z	Observed(°)	Ideal(°)
25	BA	725	G	C4-C5-C6	6.30	122.58	118.80
25	BA	1184	G	N1-C2-N2	6.30	121.87	116.20
1	AA	518	C	N3-C2-O2	-6.30	117.49	121.90
25	BA	36	G	C8-N9-C4	6.30	108.92	106.40
25	BA	1161	C	N1-C2-O2	6.30	122.68	118.90
26	BB	24	G	C4-C5-N7	6.30	113.32	110.80
25	BA	224	G	N1-C2-N2	-6.30	110.53	116.20
25	BA	518	G	N3-C2-N2	6.30	124.31	119.90
25	BA	646	A	C6-C5-N7	-6.30	127.89	132.30
25	BA	2246	G	C5-C6-N1	6.30	114.65	111.50
25	BA	2489	G	C8-N9-C4	6.30	108.92	106.40
25	BA	1701	A	C6-C5-N7	-6.30	127.89	132.30
1	AA	1145	C	C5-C6-N1	6.30	124.15	121.00
25	BA	545	G	N1-C6-O6	6.30	123.68	119.90
25	BA	1506	C	N3-C2-O2	-6.30	117.49	121.90
25	BA	1650	G	C6-C5-N7	-6.30	126.62	130.40
25	DA	730	C	C6-N1-C2	6.30	122.82	120.30
25	DA	297	C	N3-C2-O2	-6.29	117.49	121.90
25	BA	481	G	C8-N9-C1'	-6.29	118.82	127.00
25	BA	1472	A	C2-N3-C4	-6.29	107.45	110.60
25	BA	2616	C	C5-C4-N4	-6.29	115.80	120.20
50	B4	42	PHE	C-N-CA	6.29	137.44	121.70
25	BA	921	G	C4-C5-C6	6.29	122.58	118.80
25	BA	2434	A	C2-N3-C4	-6.29	107.45	110.60
26	BB	56	G	N3-C4-N9	6.29	129.78	126.00
25	DA	1640	C	N1-C2-O2	6.29	122.67	118.90
25	DA	2598	A	C6-C5-N7	-6.29	127.90	132.30
25	DA	2709	G	N3-C2-N2	-6.29	115.50	119.90
25	BA	1037	G	C8-N9-C4	6.29	108.92	106.40
25	BA	2614	A	N1-C2-N3	-6.29	126.16	129.30
25	DA	265	A	C8-N9-C4	-6.29	103.28	105.80
1	AA	1242	C	C6-N1-C2	6.29	122.81	120.30
25	BA	556	G	N1-C6-O6	6.29	123.67	119.90
25	DA	455	C	C6-N1-C2	6.29	122.81	120.30
25	BA	728	G	C8-N9-C4	6.29	108.91	106.40
25	BA	1427	A	C5-C6-N6	-6.29	118.67	123.70
25	BA	1525	G	C5-N7-C8	6.29	107.44	104.30
25	BA	1586	A	C8-N9-C4	-6.29	103.29	105.80
25	BA	1609	A	C8-N9-C4	6.29	108.31	105.80
25	DA	979	G	C8-N9-C4	-6.29	103.89	106.40
25	BA	218	A	C2-N3-C4	-6.28	107.46	110.60
25	BA	506	G	C5-C6-O6	-6.28	124.83	128.60

Continued on next page...

Continued from previous page...

Mol	Chain	Res	Type	Atoms	Z	Observed(°)	Ideal(°)
25	BA	1787	A	C2-N3-C4	-6.28	107.46	110.60
25	BA	2645	G	C8-N9-C4	-6.28	103.89	106.40
1	CA	395	C	C6-N1-C2	-6.28	117.79	120.30
25	DA	2423	U	C5-C6-N1	-6.28	119.56	122.70
25	BA	1464	C	C6-N1-C2	-6.28	117.79	120.30
25	BA	2567	G	C5-C6-N1	-6.28	108.36	111.50
25	DA	915	C	C6-N1-C2	-6.28	117.79	120.30
25	BA	484	C	N1-C2-O2	-6.28	115.13	118.90
1	AA	1285	A	C8-N9-C4	-6.28	103.29	105.80
25	BA	1774	C	C6-N1-C2	-6.28	117.79	120.30
25	BA	1855	G	C5-C6-N1	6.28	114.64	111.50
25	BA	2538	C	N3-C4-C5	6.28	124.41	121.90
25	DA	2200	C	C5-C6-N1	6.28	124.14	121.00
1	AA	261	U	N3-C4-C5	-6.28	110.83	114.60
25	BA	941	A	N9-C4-C5	-6.28	103.29	105.80
25	BA	2327	A	N1-C6-N6	-6.28	114.83	118.60
25	BA	2680	C	C6-N1-C2	6.28	122.81	120.30
25	DA	533	G	C5-C6-N1	-6.28	108.36	111.50
25	DA	1552	G	C6-C5-N7	6.28	134.16	130.40
25	DA	1644	C	N1-C2-O2	6.28	122.67	118.90
25	DA	90	U	N1-C2-O2	6.27	127.19	122.80
25	DA	1359	A	N1-C6-N6	-6.27	114.83	118.60
1	AA	511	C	N1-C2-N3	6.27	123.59	119.20
1	AA	1442	G	N3-C4-N9	-6.27	122.24	126.00
26	BB	62	C	C6-N1-C2	6.27	122.81	120.30
25	BA	1758	G	C8-N9-C4	-6.27	103.89	106.40
25	BA	2549	G	C5-C6-O6	-6.27	124.84	128.60
25	BA	448	U	C5-C6-N1	-6.27	119.57	122.70
25	BA	2364	C	N3-C4-C5	6.27	124.41	121.90
26	BB	85	G	N1-C6-O6	6.27	123.66	119.90
25	DA	494	G	N3-C4-C5	6.27	131.73	128.60
25	DA	1005	C	N3-C4-N4	-6.27	113.61	118.00
25	DA	2531	A	C8-N9-C4	6.27	108.31	105.80
23	AV	13	C	N3-C4-N4	6.27	122.39	118.00
25	BA	2686	G	C6-C5-N7	-6.27	126.64	130.40
26	BB	95	C	C6-N1-C2	6.27	122.81	120.30
25	DA	1372	U	N3-C4-O4	6.27	123.79	119.40
25	DA	2680	C	N3-C4-C5	6.27	124.41	121.90
25	BA	669	G	N9-C4-C5	-6.26	102.89	105.40
25	BA	685	A	C4-C5-N7	6.26	113.83	110.70
25	BA	810	U	N3-C2-O2	-6.26	117.81	122.20
25	BA	1669	A	C8-N9-C4	-6.26	103.29	105.80

Continued on next page...

Continued from previous page...

Mol	Chain	Res	Type	Atoms	Z	Observed(°)	Ideal(°)
1	CA	254	G	C8-N9-C4	-6.26	103.89	106.40
25	DA	1656	C	C5-C6-N1	6.26	124.13	121.00
25	DA	2591	C	N1-C2-O2	-6.26	115.14	118.90
25	BA	2244	U	C5-C4-O4	6.26	129.66	125.90
25	DA	1340	U	C5-C4-O4	-6.26	122.14	125.90
1	AA	1113	C	C5-C6-N1	6.26	124.13	121.00
25	BA	2644	G	N3-C4-N9	-6.26	122.24	126.00
25	BA	935	C	N3-C4-C5	6.26	124.40	121.90
1	CA	129(A)	G	C5-C6-N1	-6.26	108.37	111.50
25	DA	857	C	C6-N1-C2	-6.26	117.80	120.30
25	DA	955	C	N3-C4-N4	-6.26	113.62	118.00
25	DA	1631(A)	A	C5-C6-N1	-6.26	114.57	117.70
25	BA	17	G	N3-C4-C5	-6.26	125.47	128.60
25	BA	1310	G	C5-C6-N1	6.26	114.63	111.50
25	DA	481	G	N7-C8-N9	6.26	116.23	113.10
25	DA	584	C	C6-N1-C2	6.26	122.80	120.30
25	DA	693	C	N3-C4-N4	-6.26	113.62	118.00
25	BA	2455	G	C6-N1-C2	-6.25	121.35	125.10
25	BA	1476	C	N3-C2-O2	-6.25	117.52	121.90
25	BA	1653	G	P-O3'-C3'	6.25	127.20	119.70
25	DA	353	G	C8-N9-C4	-6.25	103.90	106.40
25	BA	1906	G	N1-C6-O6	6.25	123.65	119.90
25	BA	2007	C	C4-C5-C6	6.25	120.53	117.40
25	BA	2726	U	C5-C6-N1	-6.25	119.58	122.70
1	CA	831	U	C5-C6-N1	6.25	125.83	122.70
1	AA	266	G	C4-C5-C6	6.25	122.55	118.80
1	AA	1149	C	C2-N3-C4	6.25	123.02	119.90
25	BA	556	G	C2-N3-C4	-6.25	108.78	111.90
25	BA	2052	G	C5-C6-N1	6.25	114.62	111.50
25	BA	2088	G	N1-C6-O6	6.25	123.65	119.90
25	BA	2692	C	N1-C2-O2	6.25	122.65	118.90
1	AA	166	G	C8-N9-C4	-6.25	103.90	106.40
1	AA	529	G	C4-C5-N7	6.25	113.30	110.80
1	AA	1412	C	C5-C6-N1	-6.25	117.88	121.00
25	BA	139	G	C2-N3-C4	6.25	115.02	111.90
25	BA	2348	U	C6-N1-C2	6.25	124.75	121.00
25	BA	798	G	C6-N1-C2	-6.24	121.35	125.10
25	BA	1325	G	C2-N3-C4	6.24	115.02	111.90
25	DA	330	A	C2-N3-C4	-6.24	107.48	110.60
25	DA	1408	C	N1-C2-O2	-6.24	115.15	118.90
25	DA	1650	G	C5-C6-O6	-6.24	124.85	128.60
25	BA	522	G	N1-C6-O6	6.24	123.64	119.90

Continued on next page...

Continued from previous page...

Mol	Chain	Res	Type	Atoms	Z	Observed(°)	Ideal(°)
25	BA	688	U	C4-C5-C6	6.24	123.44	119.70
25	BA	71	A	C6-C5-N7	-6.24	127.93	132.30
25	BA	927	G	C2-N3-C4	-6.24	108.78	111.90
1	AA	22	G	N1-C6-O6	6.24	123.64	119.90
1	AA	163	C	C6-N1-C2	-6.24	117.81	120.30
25	BA	506	G	C6-N1-C2	-6.24	121.36	125.10
25	BA	942	G	N3-C2-N2	-6.24	115.53	119.90
25	BA	1115	G	C8-N9-C4	6.24	108.89	106.40
25	BA	1194	A	C8-N9-C4	6.24	108.30	105.80
26	BB	87	G	N1-C6-O6	-6.24	116.16	119.90
25	DA	2689	U	N3-C4-O4	-6.24	115.03	119.40
1	AA	59	A	C2-N3-C4	6.24	113.72	110.60
25	BA	1668	A	C5-C6-N6	-6.24	118.71	123.70
26	BB	80	U	N1-C2-N3	6.24	118.64	114.90
25	BA	109	G	N1-C6-O6	-6.24	116.16	119.90
25	BA	1816	G	N9-C4-C5	-6.24	102.91	105.40
25	BA	2429	G	N3-C4-C5	-6.24	125.48	128.60
25	BA	679	C	N3-C4-C5	6.23	124.39	121.90
25	BA	1042	G	C5-C6-O6	-6.23	124.86	128.60
25	BA	1374	G	N1-C6-O6	6.23	123.64	119.90
25	BA	2228	G	N3-C4-C5	-6.23	125.48	128.60
25	DA	2283	C	C6-N1-C2	6.23	122.79	120.30
25	DA	2647	U	C5-C4-O4	6.23	129.64	125.90
1	AA	802	A	N1-C6-N6	6.23	122.34	118.60
25	BA	337	C	N3-C2-O2	6.23	126.26	121.90
25	BA	1133	U	C5-C4-O4	-6.23	122.16	125.90
25	BA	1223	G	N3-C2-N2	6.23	124.26	119.90
25	BA	2885	C	N1-C2-O2	-6.23	115.16	118.90
25	BA	905	U	N1-C2-N3	6.23	118.64	114.90
25	DA	2081	C	N3-C2-O2	6.23	126.26	121.90
1	AA	1442	G	C2-N3-C4	-6.23	108.79	111.90
25	BA	841	A	C2-N3-C4	-6.23	107.49	110.60
25	BA	1156	A	N1-C6-N6	6.23	122.34	118.60
25	BA	1457	A	C4-C5-C6	6.23	120.11	117.00
25	BA	1602	U	N1-C2-O2	6.23	127.16	122.80
25	DA	765	G	C5-C6-O6	-6.23	124.86	128.60
25	DA	2587	A	C5-C6-N6	-6.23	118.72	123.70
1	AA	860	A	N1-C6-N6	6.23	122.34	118.60
25	BA	1331	A	N1-C2-N3	6.23	132.41	129.30
25	DA	1678	G	C4-N9-C1'	6.23	134.59	126.50
25	BA	188	G	N1-C2-N3	6.22	127.63	123.90
25	BA	1933	G	C6-C5-N7	-6.22	126.67	130.40

Continued on next page...

Continued from previous page...

Mol	Chain	Res	Type	Atoms	Z	Observed(°)	Ideal(°)
25	BA	2002	G	C5-N7-C8	6.22	107.41	104.30
25	BA	2318	G	C5-N7-C8	-6.22	101.19	104.30
25	BA	1672	C	N3-C4-N4	6.22	122.36	118.00
25	BA	2268	A	N1-C2-N3	6.22	132.41	129.30
25	DA	2005	A	C2-N3-C4	-6.22	107.49	110.60
1	AA	1286	A	C8-N9-C4	-6.22	103.31	105.80
25	BA	59	U	N3-C2-O2	-6.22	117.84	122.20
25	BA	2639	A	C2-N3-C4	-6.22	107.49	110.60
26	BB	47	C	N3-C2-O2	6.22	126.25	121.90
1	CA	1516	G	C8-N9-C4	6.22	108.89	106.40
25	BA	71	A	C8-N9-C4	-6.22	103.31	105.80
25	BA	556	G	C4-C5-N7	6.22	113.29	110.80
1	CA	363	A	N7-C8-N9	-6.22	110.69	113.80
25	BA	1527	G	C4-C5-N7	-6.22	108.31	110.80
1	AA	319	G	N9-C4-C5	-6.21	102.91	105.40
1	AA	900	A	C4-C5-N7	6.21	113.81	110.70
1	AA	1127	G	N3-C4-C5	6.21	131.71	128.60
25	BA	1153	C	C6-N1-C2	-6.21	117.81	120.30
25	BA	198	C	N1-C2-O2	6.21	122.63	118.90
25	BA	818	G	C5-C6-O6	-6.21	124.87	128.60
26	BB	78	A	N1-C2-N3	6.21	132.41	129.30
25	DA	1968	G	C5-C6-O6	-6.21	124.87	128.60
1	AA	672	U	N3-C2-O2	-6.21	117.85	122.20
1	AA	1044	A	C5-C6-N6	6.21	128.67	123.70
25	BA	732	C	N1-C2-N3	6.21	123.55	119.20
25	DA	2686	G	N3-C2-N2	-6.21	115.55	119.90
25	BA	1027	A	N1-C2-N3	6.21	132.41	129.30
25	DA	139	G	C6-C5-N7	-6.21	126.67	130.40
1	AA	1501	C	C2-N3-C4	-6.21	116.80	119.90
25	BA	769	G	C8-N9-C4	6.21	108.88	106.40
25	BA	824	A	C2-N3-C4	-6.21	107.50	110.60
25	BA	1036	G	C8-N9-C4	6.21	108.88	106.40
25	BA	1156	A	N9-C4-C5	-6.21	103.32	105.80
25	BA	1392	A	N7-C8-N9	-6.21	110.70	113.80
25	BA	1626	G	C5-C6-O6	6.21	132.32	128.60
25	BA	437	G	C5-C6-O6	-6.21	124.88	128.60
25	BA	2438	U	C5-C6-N1	-6.21	119.60	122.70
1	AA	187	C	C5-C6-N1	6.21	124.10	121.00
25	BA	768	G	N7-C8-N9	6.20	116.20	113.10
25	BA	920	G	N1-C2-N2	-6.20	110.62	116.20
25	BA	1793	C	C4-C5-C6	6.20	120.50	117.40
25	BA	1824	G	C5-C6-O6	-6.20	124.88	128.60

Continued on next page...

Continued from previous page...

Mol	Chain	Res	Type	Atoms	Z	Observed(°)	Ideal(°)
25	DA	12	U	C2-N1-C1'	6.20	125.14	117.70
25	DA	428	A	C2-N3-C4	6.20	113.70	110.60
25	DA	1981	A	C2-N3-C4	-6.20	107.50	110.60
25	DA	1997	G	N3-C4-N9	6.20	129.72	126.00
1	AA	1136	U	C6-N1-C2	-6.20	117.28	121.00
1	AA	1267	C	C6-N1-C2	-6.20	117.82	120.30
25	BA	363(E)	U	N3-C2-O2	6.20	126.54	122.20
1	AA	1188	A	C4-C5-N7	-6.20	107.60	110.70
1	AA	1267	C	C5-C6-N1	6.20	124.10	121.00
25	BA	99	U	C5-C4-O4	6.20	129.62	125.90
25	BA	1271	G	C2-N3-C4	-6.20	108.80	111.90
25	BA	1359	A	C4-C5-C6	-6.20	113.90	117.00
1	CA	473	G	N9-C4-C5	6.20	107.88	105.40
1	CA	1192	C	C6-N1-C2	-6.20	117.82	120.30
25	DA	503	A	N1-C2-N3	6.20	132.40	129.30
25	BA	444	C	N1-C2-O2	-6.20	115.18	118.90
25	BA	2301	C	C6-N1-C2	-6.20	117.82	120.30
26	BB	56	G	C4-N9-C1'	6.20	134.56	126.50
25	DA	975	C	N3-C4-C5	6.20	124.38	121.90
25	DA	1579	A	C6-C5-N7	-6.20	127.96	132.30
25	DA	2592	G	C8-N9-C4	-6.20	103.92	106.40
25	BA	334	C	C4-C5-C6	6.20	120.50	117.40
25	BA	587	C	C4-C5-C6	6.20	120.50	117.40
25	BA	2726	U	N3-C2-O2	6.20	126.54	122.20
25	BA	468	G	N1-C2-N3	6.19	127.62	123.90
25	BA	577	G	C8-N9-C4	6.19	108.88	106.40
25	BA	1570	A	N3-C4-C5	6.19	131.13	126.80
25	DA	1631	C	N1-C2-O2	-6.19	115.19	118.90
1	AA	1061	G	N3-C2-N2	-6.19	115.57	119.90
25	BA	746	A	C6-C5-N7	-6.19	127.97	132.30
25	BA	1342	A	N1-C6-N6	6.19	122.31	118.60
25	BA	1363	C	N1-C2-N3	6.19	123.53	119.20
25	BA	1674	G	C4-N9-C1'	6.19	134.55	126.50
25	BA	2053	G	N1-C2-N2	6.19	121.77	116.20
1	CA	299	G	C8-N9-C1'	-6.19	118.95	127.00
25	DA	127	A	N9-C4-C5	-6.19	103.32	105.80
25	DA	2894	G	C4-N9-C1'	6.19	134.55	126.50
25	BA	147	U	C4-C5-C6	6.19	123.41	119.70
25	BA	2758	A	C8-N9-C4	6.19	108.28	105.80
35	BP	41	ARG	NE-CZ-NH1	6.19	123.39	120.30
1	CA	416	G	N1-C6-O6	6.19	123.61	119.90
1	CA	858	G	N3-C4-N9	6.19	129.71	126.00

Continued on next page...

Continued from previous page...

Mol	Chain	Res	Type	Atoms	Z	Observed(°)	Ideal(°)
25	DA	512	G	C4-C5-N7	-6.19	108.32	110.80
25	DA	271(M)	G	N1-C2-N2	-6.19	110.63	116.20
25	DA	1906	G	C5-C6-O6	-6.19	124.89	128.60
25	DA	2238	G	C5-C6-O6	-6.19	124.89	128.60
25	DA	2447	G	C4-N9-C1'	-6.19	118.46	126.50
25	DA	2765	A	N1-C2-N3	6.19	132.39	129.30
25	DA	127	A	C5-C6-N6	-6.19	118.75	123.70
25	DA	533	G	N1-C2-N2	-6.19	110.63	116.20
25	DA	807	U	N3-C4-O4	6.19	123.73	119.40
25	BA	474	G	N3-C4-N9	-6.18	122.29	126.00
25	BA	556	G	C6-C5-N7	-6.18	126.69	130.40
26	BB	106	G	C5-C6-O6	-6.18	124.89	128.60
1	CA	662	G	N3-C4-C5	-6.18	125.51	128.60
1	CA	1356	G	N7-C8-N9	6.18	116.19	113.10
25	DA	2577	A	N1-C6-N6	6.18	122.31	118.60
1	AA	1256	A	C8-N9-C4	-6.18	103.33	105.80
25	BA	178	G	N1-C2-N3	6.18	127.61	123.90
25	BA	1531	C	C2-N1-C1'	6.18	125.60	118.80
25	BA	2229	C	N3-C2-O2	-6.18	117.57	121.90
25	BA	2449	U	C6-N1-C2	6.18	124.71	121.00
25	BA	2511	U	C5-C6-N1	-6.18	119.61	122.70
25	DA	184	C	N1-C2-O2	-6.18	115.19	118.90
1	AA	129(A)	G	N3-C4-C5	-6.18	125.51	128.60
25	BA	1573	G	N3-C2-N2	-6.18	115.57	119.90
25	DA	900	A	C8-N9-C4	-6.18	103.33	105.80
25	DA	1437	C	N1-C2-O2	6.18	122.61	118.90
25	DA	1997	G	N3-C4-C5	-6.18	125.51	128.60
25	DA	2510	C	N3-C4-C5	-6.18	119.43	121.90
1	AA	513	C	C2-N1-C1'	6.18	125.60	118.80
25	BA	476	G	C4-C5-N7	-6.18	108.33	110.80
25	BA	481	G	N3-C4-N9	6.18	129.71	126.00
25	BA	1831	G	N7-C8-N9	6.18	116.19	113.10
25	BA	2040	C	C6-N1-C2	6.18	122.77	120.30
25	BA	2585	U	C5-C4-O4	-6.18	122.19	125.90
25	DA	2053	G	C5-C6-O6	-6.18	124.89	128.60
1	AA	190	U	C5-C6-N1	6.17	125.79	122.70
1	AA	1188	A	N1-C6-N6	-6.17	114.89	118.60
25	BA	498	G	C4-C5-N7	-6.17	108.33	110.80
25	BA	1018	C	C5-C4-N4	-6.17	115.88	120.20
25	BA	2027	G	C5-C6-N1	6.17	114.59	111.50
1	CA	300	A	N1-C6-N6	-6.17	114.89	118.60
25	DA	576	U	N3-C2-O2	6.17	126.52	122.20

Continued on next page...

Continued from previous page...

Mol	Chain	Res	Type	Atoms	Z	Observed(°)	Ideal(°)
25	DA	2057	A	N1-C2-N3	6.17	132.39	129.30
25	DA	2690	C	N1-C2-O2	-6.17	115.19	118.90
25	DA	2773	C	C4-C5-C6	6.17	120.49	117.40
1	CA	857	C	C6-N1-C2	6.17	122.77	120.30
25	BA	2620	C	C6-N1-C2	6.17	122.77	120.30
25	DA	2235	G	C5-N7-C8	-6.17	101.21	104.30
1	AA	572	A	C6-C5-N7	6.17	136.62	132.30
25	BA	530	G	C8-N9-C1'	6.17	135.02	127.00
27	BD	229	VAL	CB-CA-C	-6.17	99.68	111.40
25	DA	928	G	N3-C4-C5	-6.17	125.52	128.60
25	DA	1115	G	N3-C4-C5	6.17	131.69	128.60
23	AV	9	G	C6-C5-N7	6.17	134.10	130.40
25	BA	458	G	C5-N7-C8	6.17	107.38	104.30
25	BA	1245	G	C6-C5-N7	6.17	134.10	130.40
25	BA	2352	A	C2-N3-C4	-6.17	107.52	110.60
1	CA	833	U	C5-C4-O4	6.17	129.60	125.90
25	DA	455	C	N3-C4-N4	-6.17	113.68	118.00
25	DA	1663	C	C5-C6-N1	-6.17	117.92	121.00
1	AA	134	A	N1-C6-N6	-6.17	114.90	118.60
25	BA	2368	C	C4-C5-C6	6.17	120.48	117.40
25	BA	2762	G	N1-C2-N2	-6.17	110.65	116.20
26	BB	85	G	C6-C5-N7	-6.17	126.70	130.40
25	DA	90	U	C2-N1-C1'	6.17	125.10	117.70
1	AA	691	G	C8-N9-C4	6.16	108.86	106.40
25	BA	400	G	N1-C6-O6	6.16	123.60	119.90
25	BA	610	G	N1-C6-O6	-6.16	116.20	119.90
25	BA	2241	A	N3-C4-C5	-6.16	122.49	126.80
25	DA	1941	C	C2-N1-C1'	6.16	125.58	118.80
25	DA	2731	G	N9-C4-C5	-6.16	102.94	105.40
25	BA	474	G	C5-C6-O6	6.16	132.30	128.60
25	BA	1827	C	N1-C2-O2	6.16	122.60	118.90
25	BA	1977	A	C2-N3-C4	-6.16	107.52	110.60
25	BA	2570	G	N3-C4-N9	-6.16	122.30	126.00
25	DA	1022	G	C4-C5-N7	-6.16	108.33	110.80
25	BA	974	G	C6-N1-C2	-6.16	121.40	125.10
25	BA	2249	U	C2-N3-C4	6.16	130.70	127.00
25	BA	2319	G	C8-N9-C4	-6.16	103.94	106.40
25	BA	2578	G	N9-C4-C5	-6.16	102.94	105.40
25	BA	2823	A	C6-C5-N7	-6.16	127.99	132.30
26	BB	80	U	C6-N1-C2	-6.16	117.30	121.00
25	DA	975	C	C5-C6-N1	6.16	124.08	121.00
25	DA	1807	G	N7-C8-N9	-6.16	110.02	113.10

Continued on next page...

Continued from previous page...

Mol	Chain	Res	Type	Atoms	Z	Observed(°)	Ideal(°)
25	DA	2585	U	N3-C2-O2	-6.16	117.89	122.20
25	BA	271(M)	G	C4-N9-C1'	6.16	134.51	126.50
26	BB	41	U	C4-C5-C6	6.16	123.39	119.70
25	DA	13	A	N9-C4-C5	6.16	108.26	105.80
25	DA	1298	C	C6-N1-C2	-6.16	117.84	120.30
25	DA	2246	G	N1-C2-N3	6.16	127.59	123.90
25	BA	13	A	C8-N9-C4	-6.16	103.34	105.80
25	BA	1204	A	O4'-C1'-N9	6.16	113.13	108.20
25	BA	2471	C	N3-C2-O2	-6.16	117.59	121.90
25	BA	2725	A	C8-N9-C4	6.16	108.26	105.80
25	DA	139(A)	G	C5-C6-O6	-6.16	124.91	128.60
25	DA	533	G	C8-N9-C4	6.16	108.86	106.40
1	AA	756	C	C6-N1-C2	6.16	122.76	120.30
25	BA	430	G	C4-C5-C6	6.16	122.49	118.80
25	BA	706	A	N7-C8-N9	-6.16	110.72	113.80
25	DA	827	U	C6-N1-C2	6.16	124.69	121.00
25	BA	828	U	C4-C5-C6	6.15	123.39	119.70
25	BA	1616	A	C5-N7-C8	-6.15	100.82	103.90
25	DA	2437	U	N1-C2-O2	-6.15	118.49	122.80
25	BA	2447	G	C5-C6-O6	-6.15	124.91	128.60
25	BA	2824	C	C4-C5-C6	-6.15	114.32	117.40
26	BB	16	G	N9-C4-C5	-6.15	102.94	105.40
25	DA	788	A	C6-C5-N7	-6.15	127.99	132.30
25	DA	1348	G	N1-C6-O6	6.15	123.59	119.90
25	DA	2599	G	C6-C5-N7	6.15	134.09	130.40
1	AA	503	C	C6-N1-C2	-6.15	117.84	120.30
25	BA	820	A	N9-C4-C5	6.15	108.26	105.80
1	CA	266	G	C2-N3-C4	-6.15	108.83	111.90
25	DA	385	C	C2-N1-C1'	6.15	125.57	118.80
25	DA	2447	G	C8-N9-C1'	6.15	135.00	127.00
1	CA	1401	G	N1-C6-O6	6.15	123.59	119.90
25	BA	117	G	C6-C5-N7	-6.15	126.71	130.40
25	BA	793	A	N7-C8-N9	6.15	116.87	113.80
25	BA	1335	U	N1-C2-N3	6.15	118.59	114.90
25	BA	2054	A	C6-N1-C2	-6.15	114.91	118.60
25	BA	2462	U	C5-C6-N1	6.15	125.77	122.70
26	BB	91	C	C5-C6-N1	-6.15	117.93	121.00
25	DA	530	G	N3-C4-N9	-6.15	122.31	126.00
25	DA	565	C	N1-C2-O2	6.15	122.59	118.90
1	AA	189(B)	C	C6-N1-C2	-6.14	117.84	120.30
1	AA	792	A	N3-C4-C5	6.14	131.10	126.80
25	BA	19	C	C4-C5-C6	6.14	120.47	117.40

Continued on next page...

Continued from previous page...

Mol	Chain	Res	Type	Atoms	Z	Observed(°)	Ideal(°)
25	BA	1141	U	N3-C4-O4	-6.14	115.10	119.40
25	BA	1296	G	C5-C6-O6	-6.14	124.91	128.60
25	BA	1688	U	N1-C2-O2	-6.14	118.50	122.80
1	CA	907	A	C2-N3-C4	-6.14	107.53	110.60
1	CA	1299	A	C8-N9-C4	-6.14	103.34	105.80
25	DA	371	A	C8-N9-C4	6.14	108.26	105.80
23	AV	7	G	N3-C4-C5	6.14	131.67	128.60
25	BA	201	C	C6-N1-C2	6.14	122.76	120.30
25	BA	727	A	C4-C5-N7	6.14	113.77	110.70
25	BA	1801	G	C5-C6-O6	-6.14	124.92	128.60
26	BB	56	G	C8-N9-C1'	-6.14	119.01	127.00
1	CA	509	A	C8-N9-C4	-6.14	103.34	105.80
25	DA	58	G	C4-N9-C1'	6.14	134.49	126.50
25	BA	62	C	C6-N1-C2	6.14	122.76	120.30
25	BA	205	G	C4-C5-N7	6.14	113.26	110.80
25	BA	495	G	N1-C6-O6	6.14	123.58	119.90
25	BA	1973	G	N1-C2-N3	6.14	127.58	123.90
25	BA	2645	G	N7-C8-N9	6.14	116.17	113.10
25	BA	737	C	N3-C2-O2	6.14	126.20	121.90
25	BA	1706	U	N3-C2-O2	-6.14	117.90	122.20
25	BA	2249	U	N3-C4-C5	-6.14	110.92	114.60
25	BA	65	C	N3-C4-C5	-6.14	119.44	121.90
25	BA	1823	G	C6-C5-N7	-6.14	126.72	130.40
25	BA	2372	G	N3-C2-N2	-6.14	115.60	119.90
25	DA	113	G	N3-C4-N9	-6.14	122.32	126.00
25	DA	849	A	N1-C6-N6	-6.14	114.92	118.60
25	BA	992	C	C2-N3-C4	-6.13	116.83	119.90
25	BA	2762	G	N1-C2-N3	6.13	127.58	123.90
1	AA	1519	A	N9-C4-C5	6.13	108.25	105.80
1	AA	22	G	C5-C6-O6	-6.13	124.92	128.60
1	AA	928	G	C5-C6-O6	-6.13	124.92	128.60
25	BA	28	A	C2-N3-C4	6.13	113.67	110.60
25	BA	555	U	C6-N1-C2	6.13	124.68	121.00
25	BA	1666	G	C5-C6-O6	-6.13	124.92	128.60
25	BA	2283	C	N3-C2-O2	6.13	126.19	121.90
25	BA	2603	G	N1-C6-O6	6.13	123.58	119.90
25	DA	502	A	C8-N9-C4	6.13	108.25	105.80
1	AA	1236	A	N9-C4-C5	-6.13	103.35	105.80
25	BA	994	C	C5-C6-N1	-6.13	117.94	121.00
1	AA	572	A	C4-N9-C1'	-6.13	115.27	126.30
25	BA	2505	G	N1-C2-N3	6.13	127.58	123.90
25	DA	139	G	N1-C6-O6	6.13	123.58	119.90

Continued on next page...

Continued from previous page...

Mol	Chain	Res	Type	Atoms	Z	Observed(°)	Ideal(°)
25	DA	2185	C	C5-C6-N1	6.13	124.06	121.00
25	BA	973	A	C6-N1-C2	-6.13	114.92	118.60
25	BA	1313	U	C6-N1-C2	-6.13	117.32	121.00
25	BA	1423	G	N3-C2-N2	-6.13	115.61	119.90
25	BA	1559	G	C8-N9-C4	6.13	108.85	106.40
25	DA	962	G	N7-C8-N9	6.13	116.16	113.10
25	DA	2440	C	C2-N1-C1'	-6.13	112.06	118.80
25	BA	139	G	C5-C6-O6	-6.12	124.93	128.60
25	BA	1417	C	C5-C6-N1	-6.12	117.94	121.00
1	CA	912	C	C6-N1-C2	6.12	122.75	120.30
25	DA	1390	U	C6-N1-C2	-6.12	117.33	121.00
25	DA	1966	A	C6-C5-N7	6.12	136.59	132.30
1	CA	865	A	C6-C5-N7	-6.12	128.01	132.30
25	DA	2423	U	C6-N1-C2	6.12	124.67	121.00
25	DA	2505	G	C8-N9-C4	-6.12	103.95	106.40
25	BA	531	C	N3-C4-N4	6.12	122.28	118.00
25	BA	570	G	C4-C5-N7	-6.12	108.35	110.80
25	BA	847	U	C6-N1-C2	6.12	124.67	121.00
25	BA	1156	A	C5-N7-C8	-6.12	100.84	103.90
25	BA	1698	A	N3-C4-C5	6.12	131.08	126.80
26	BB	89	G	C4-C5-C6	6.12	122.47	118.80
25	DA	2426	A	N1-C6-N6	6.12	122.27	118.60
25	DA	2644	G	N9-C4-C5	6.12	107.85	105.40
25	BA	1401	G	C8-N9-C4	-6.12	103.95	106.40
25	BA	2441	C	C5-C4-N4	6.12	124.48	120.20
25	DA	1758	G	C4-C5-N7	-6.12	108.35	110.80
25	DA	2103	C	C2-N3-C4	6.12	122.96	119.90
25	BA	228	A	N3-C4-C5	6.11	131.08	126.80
25	BA	1962	C	C6-N1-C2	-6.11	117.85	120.30
25	BA	2466	C	C5-C4-N4	-6.11	115.92	120.20
25	BA	2615	U	C2-N3-C4	-6.11	123.33	127.00
1	CA	721	G	N1-C6-O6	6.11	123.57	119.90
1	CA	1512	U	N1-C2-O2	-6.11	118.52	122.80
25	DA	614	U	N3-C2-O2	-6.11	117.92	122.20
25	BA	833	U	N1-C2-N3	6.11	118.57	114.90
25	BA	185	U	N1-C2-N3	6.11	118.57	114.90
25	BA	463	G	N1-C2-N2	-6.11	110.70	116.20
25	BA	944	G	C4-N9-C1'	6.11	134.44	126.50
25	BA	1428	C	N1-C2-O2	-6.11	115.23	118.90
1	CA	1274	G	N3-C4-N9	6.11	129.67	126.00
25	DA	733	G	N3-C4-N9	6.11	129.66	126.00
1	AA	1087	G	C8-N9-C4	-6.11	103.96	106.40

Continued on next page...

Continued from previous page...

Mol	Chain	Res	Type	Atoms	Z	Observed(°)	Ideal(°)
25	BA	38	A	C4-C5-N7	-6.11	107.65	110.70
25	BA	737	C	C6-N1-C2	6.11	122.74	120.30
25	BA	1719	G	C8-N9-C4	-6.11	103.96	106.40
1	CA	360	A	N1-C6-N6	-6.11	114.94	118.60
25	BA	652(T)	C	C2-N3-C4	6.10	122.95	119.90
25	BA	1565	C	N3-C4-C5	6.10	124.34	121.90
25	BA	1767	C	C4-C5-C6	6.10	120.45	117.40
25	DA	893	C	N1-C2-O2	6.10	122.56	118.90
1	AA	513	C	C5-C4-N4	-6.10	115.93	120.20
25	BA	128	C	N3-C4-C5	6.10	124.34	121.90
25	BA	1558	A	C5-N7-C8	-6.10	100.85	103.90
25	BA	1579	A	C5-C6-N6	-6.10	118.82	123.70
25	BA	2546	U	C4-C5-C6	6.10	123.36	119.70
25	DA	754	C	N3-C4-N4	6.10	122.27	118.00
25	DA	574	C	C5-C4-N4	6.10	124.47	120.20
1	AA	1272	G	C8-N9-C4	-6.10	103.96	106.40
25	BA	793	A	C8-N9-C4	-6.10	103.36	105.80
25	BA	1135	C	C5-C6-N1	-6.10	117.95	121.00
25	BA	2350	C	N1-C2-N3	-6.10	114.93	119.20
1	AA	7	G	C4-N9-C1'	-6.10	118.57	126.50
1	AA	548	G	N1-C6-O6	6.10	123.56	119.90
25	BA	185	U	C5-C6-N1	-6.10	119.65	122.70
25	DA	528	A	N1-C6-N6	6.10	122.26	118.60
25	BA	112	U	N3-C4-O4	6.10	123.67	119.40
1	AA	1083	U	N1-C2-N3	6.09	118.56	114.90
25	BA	1281	G	C5-C6-O6	-6.09	124.94	128.60
25	DA	1008	C	N1-C2-O2	6.09	122.56	118.90
25	DA	1574	C	N3-C4-C5	6.09	124.34	121.90
25	DA	1831	G	C4-N9-C1'	6.09	134.42	126.50
1	AA	22	G	N9-C4-C5	-6.09	102.96	105.40
1	CA	1502	A	C2-N3-C4	-6.09	107.55	110.60
25	DA	2430	A	N1-C6-N6	6.09	122.26	118.60
25	BA	644	A	N9-C4-C5	6.09	108.24	105.80
25	BA	812	C	C2-N3-C4	-6.09	116.86	119.90
1	CA	530	G	C4-N9-C1'	6.09	134.42	126.50
1	CA	718	G	C4-N9-C1'	6.09	134.42	126.50
25	DA	1142(A)	A	C5-N7-C8	-6.09	100.85	103.90
25	BA	972	G	N1-C6-O6	-6.09	116.25	119.90
36	BQ	2	LEU	CA-CB-CG	6.09	129.30	115.30
25	DA	305	U	N1-C2-O2	-6.09	118.54	122.80
25	DA	1445(A)	C	C6-N1-C2	-6.09	117.86	120.30
1	AA	681	C	C6-N1-C2	-6.09	117.86	120.30

Continued on next page...

Continued from previous page...

Mol	Chain	Res	Type	Atoms	Z	Observed(°)	Ideal(°)
25	BA	2575	C	C4-C5-C6	6.09	120.44	117.40
25	DA	828	U	C5-C6-N1	-6.09	119.66	122.70
25	BA	1311	G	N9-C4-C5	6.09	107.83	105.40
1	CA	865	A	C2-N3-C4	-6.09	107.56	110.60
25	DA	1695	G	C6-C5-N7	-6.09	126.75	130.40
25	BA	706	A	N1-C6-N6	6.08	122.25	118.60
1	CA	317	G	N7-C8-N9	6.08	116.14	113.10
25	BA	2820	A	C5-C6-N6	-6.08	118.83	123.70
25	DA	668	G	N3-C4-C5	6.08	131.64	128.60
25	DA	1908	C	N3-C4-C5	-6.08	119.47	121.90
1	AA	400	C	C6-N1-C2	-6.08	117.87	120.30
1	AA	741	G	C2-N3-C4	-6.08	108.86	111.90
1	AA	741	G	C8-N9-C4	6.08	108.83	106.40
25	BA	186	G	C5-C6-O6	-6.08	124.95	128.60
25	BA	458	G	N9-C4-C5	6.08	107.83	105.40
25	BA	1378	A	N3-C4-N9	-6.08	122.53	127.40
25	BA	1815	A	N1-C6-N6	-6.08	114.95	118.60
25	BA	2231	C	C4-C5-C6	6.08	120.44	117.40
25	BA	2737	G	N3-C2-N2	-6.08	115.64	119.90
1	AA	266	G	C8-N9-C1'	-6.08	119.10	127.00
1	CA	1225	A	C8-N9-C4	-6.08	103.37	105.80
25	DA	1923	U	C6-N1-C2	-6.08	117.35	121.00
25	DA	2492	U	N3-C2-O2	-6.08	117.94	122.20
25	BA	184	C	C6-N1-C2	-6.08	117.87	120.30
25	BA	824	A	N1-C2-N3	6.08	132.34	129.30
25	BA	941	A	N1-C2-N3	6.08	132.34	129.30
25	DA	675	A	N1-C6-N6	6.08	122.25	118.60
25	DA	912	C	C5-C6-N1	6.08	124.04	121.00
25	BA	621	A	N1-C6-N6	-6.08	114.95	118.60
25	BA	962	G	N1-C2-N3	6.08	127.55	123.90
25	BA	1308	A	N1-C6-N6	-6.08	114.95	118.60
25	BA	2543	G	C5-C6-O6	6.08	132.25	128.60
25	BA	2588	G	N1-C6-O6	-6.08	116.25	119.90
1	CA	1312	G	C8-N9-C4	-6.08	103.97	106.40
25	DA	2049	G	C5-N7-C8	-6.08	101.26	104.30
25	DA	2104	G	C4-C5-N7	6.08	113.23	110.80
25	BA	1364	G	N1-C2-N2	-6.08	110.73	116.20
25	BA	1430	C	C4-C5-C6	6.08	120.44	117.40
25	BA	1586	A	C6-C5-N7	-6.08	128.05	132.30
25	BA	1760	A	C6-C5-N7	-6.08	128.05	132.30
25	BA	2069	G	N1-C2-N3	6.08	127.55	123.90
25	BA	2235	G	C2-N3-C4	-6.08	108.86	111.90

Continued on next page...

Continued from previous page...

Mol	Chain	Res	Type	Atoms	Z	Observed(°)	Ideal(°)
25	BA	1350	C	C5-C4-N4	-6.07	115.95	120.20
25	BA	823	G	C2-N3-C4	-6.07	108.86	111.90
25	DA	2318	G	C6-C5-N7	-6.07	126.76	130.40
25	DA	2647	U	C2-N1-C1'	-6.07	110.41	117.70
1	AA	721	G	N3-C4-N9	6.07	129.64	126.00
25	BA	1124	C	N3-C4-C5	6.07	124.33	121.90
1	CA	1063	C	C6-N1-C2	-6.07	117.87	120.30
25	DA	2439	A	N7-C8-N9	6.07	116.83	113.80
25	BA	139(A)	G	C6-N1-C2	-6.07	121.46	125.10
25	BA	518	G	N3-C4-C5	-6.07	125.57	128.60
1	CA	865	A	N7-C8-N9	6.07	116.83	113.80
25	BA	400	G	C8-N9-C4	-6.07	103.97	106.40
25	BA	1548	C	C2-N1-C1'	6.07	125.47	118.80
25	BA	2307	G	N3-C4-N9	6.07	129.64	126.00
25	BA	2582	G	C8-N9-C4	-6.07	103.97	106.40
1	AA	505	G	C4-N9-C1'	6.07	134.38	126.50
25	BA	1410	G	C5-C6-O6	-6.07	124.96	128.60
25	DA	179	G	N1-C6-O6	6.07	123.54	119.90
25	DA	1332	G	N1-C6-O6	6.07	123.54	119.90
25	BA	676	A	O4'-C1'-N9	6.06	113.05	108.20
25	BA	1408	C	C5-C4-N4	-6.06	115.95	120.20
25	BA	2595	G	N1-C6-O6	-6.06	116.26	119.90
25	BA	686	G	N3-C2-N2	6.06	124.14	119.90
25	BA	1450(A)	C	C2-N1-C1'	-6.06	112.13	118.80
25	BA	2289	G	C2-N3-C4	6.06	114.93	111.90
25	BA	2742	C	C5-C6-N1	-6.06	117.97	121.00
1	CA	1176	A	C8-N9-C4	-6.06	103.38	105.80
1	CA	1300	G	C6-C5-N7	6.06	134.04	130.40
25	BA	626	U	N3-C4-C5	-6.06	110.96	114.60
25	BA	1857	G	C4-N9-C1'	6.06	134.38	126.50
1	CA	1414	U	N1-C2-O2	6.06	127.04	122.80
23	CV	13	C	C6-N1-C2	-6.06	117.88	120.30
25	DA	1647	G	C8-N9-C4	6.06	108.82	106.40
25	DA	2623	G	N1-C6-O6	6.06	123.54	119.90
25	DA	2686	G	N3-C4-N9	-6.06	122.36	126.00
25	BA	259	G	C5-C6-O6	-6.06	124.97	128.60
25	BA	969	U	C5-C6-N1	-6.06	119.67	122.70
25	BA	2040	C	N1-C2-N3	-6.06	114.96	119.20
25	BA	2767	C	C2-N3-C4	-6.06	116.87	119.90
1	CA	1502	A	C6-C5-N7	-6.06	128.06	132.30
1	AA	96	U	C2-N3-C4	6.05	130.63	127.00
25	BA	264	C	N3-C4-C5	-6.05	119.48	121.90

Continued on next page...

Continued from previous page...

Mol	Chain	Res	Type	Atoms	Z	Observed(°)	Ideal(°)
25	BA	2562	U	C5-C6-N1	-6.05	119.67	122.70
1	CA	40	C	N3-C2-O2	-6.05	117.66	121.90
1	CA	365	U	C5-C6-N1	-6.05	119.67	122.70
25	DA	747	U	N3-C4-O4	6.05	123.64	119.40
25	BA	1557	C	C5-C6-N1	-6.05	117.97	121.00
1	AA	820	U	C2-N1-C1'	-6.05	110.44	117.70
1	AA	858	G	N3-C4-N9	6.05	129.63	126.00
25	BA	1415	U	N3-C4-O4	-6.05	115.16	119.40
25	BA	2605	U	C6-N1-C2	-6.05	117.37	121.00
25	BA	2686	G	N1-C6-O6	6.05	123.53	119.90
26	DB	103	G	N1-C6-O6	6.05	123.53	119.90
25	BA	860	U	N3-C4-C5	6.05	118.23	114.60
25	BA	1295	C	C4-C5-C6	-6.05	114.38	117.40
25	DA	735	A	N7-C8-N9	-6.05	110.78	113.80
1	CA	881	G	N1-C6-O6	6.05	123.53	119.90
25	BA	622	G	N9-C4-C5	-6.05	102.98	105.40
25	BA	1029	A	N1-C6-N6	6.05	122.23	118.60
25	BA	1137	G	N1-C6-O6	6.05	123.53	119.90
25	BA	2012	G	N9-C4-C5	-6.05	102.98	105.40
25	BA	2227	A	C5-C6-N6	6.05	128.54	123.70
1	CA	504	C	C5-C6-N1	6.05	124.02	121.00
25	BA	178	G	C2-N3-C4	-6.04	108.88	111.90
25	BA	1616	A	N1-C6-N6	6.04	122.23	118.60
25	BA	523	C	C2-N3-C4	-6.04	116.88	119.90
25	BA	1667	G	C8-N9-C4	6.04	108.82	106.40
25	BA	1799	G	N3-C4-C5	-6.04	125.58	128.60
25	BA	1899	G	N1-C2-N3	6.04	127.53	123.90
25	BA	1908	C	C6-N1-C2	-6.04	117.88	120.30
1	CA	522	C	N1-C2-O2	6.04	122.53	118.90
25	DA	752	A	N7-C8-N9	6.04	116.82	113.80
25	DA	1561	G	C5-C6-O6	-6.04	124.97	128.60
25	DA	1834	U	N3-C2-O2	-6.04	117.97	122.20
25	BA	1798	U	N3-C4-O4	-6.04	115.17	119.40
25	BA	2069	G	N3-C2-N2	-6.04	115.67	119.90
25	BA	658	C	C2-N3-C4	-6.04	116.88	119.90
25	BA	1252	G	C8-N9-C4	6.04	108.82	106.40
25	BA	1331	A	C6-N1-C2	-6.04	114.98	118.60
25	BA	2636	U	C5-C6-N1	-6.04	119.68	122.70
1	AA	541	G	C4-C5-N7	-6.04	108.38	110.80
15	AO	67	LEU	CA-CB-CG	-6.04	101.41	115.30
25	BA	657	U	C5-C4-O4	6.04	129.52	125.90
25	BA	1320	C	N3-C4-C5	6.04	124.32	121.90

Continued on next page...

Continued from previous page...

Mol	Chain	Res	Type	Atoms	Z	Observed(°)	Ideal(°)
25	BA	1609	A	N7-C8-N9	-6.04	110.78	113.80
25	DA	50	U	N1-C2-O2	6.04	127.03	122.80
25	DA	696	G	N7-C8-N9	-6.04	110.08	113.10
1	AA	1406	U	C2-N3-C4	-6.04	123.38	127.00
25	BA	473	G	N7-C8-N9	-6.04	110.08	113.10
25	BA	1636	C	C4-C5-C6	6.04	120.42	117.40
25	BA	2405	G	N3-C4-C5	-6.04	125.58	128.60
1	CA	343	U	N3-C2-O2	-6.04	117.97	122.20
1	AA	271	C	C6-N1-C2	-6.04	117.89	120.30
1	AA	925	G	C5-C6-O6	-6.04	124.98	128.60
23	AV	12	G	N1-C6-O6	-6.04	116.28	119.90
25	BA	1389	G	C8-N9-C4	6.04	108.81	106.40
1	CA	565	U	N3-C4-O4	6.04	123.62	119.40
25	DA	856	C	C5-C6-N1	6.04	124.02	121.00
25	DA	2361	A	C2-N3-C4	-6.04	107.58	110.60
25	BA	566	U	N3-C2-O2	6.03	126.42	122.20
25	BA	2454	G	C5-C6-N1	6.03	114.52	111.50
25	BA	2542	A	N1-C6-N6	6.03	122.22	118.60
25	DA	1313	U	N3-C4-C5	-6.03	110.98	114.60
25	BA	1368	G	N3-C2-N2	-6.03	115.68	119.90
1	CA	1241	G	C8-N9-C4	6.03	108.81	106.40
25	DA	809	G	C8-N9-C4	-6.03	103.99	106.40
25	BA	180	G	C4-C5-N7	6.03	113.21	110.80
27	BD	275	LYS	N-CA-C	-6.03	94.72	111.00
25	BA	2771	C	C2-N3-C4	-6.03	116.89	119.90
35	BP	21	ARG	NE-CZ-NH2	-6.03	117.29	120.30
25	BA	850	C	C5-C4-N4	-6.03	115.98	120.20
25	BA	1266	G	C8-N9-C4	6.03	108.81	106.40
25	BA	1862	G	N1-C6-O6	-6.03	116.28	119.90
25	DA	390	A	N1-C2-N3	6.03	132.31	129.30
25	DA	1947	C	N3-C4-C5	6.03	124.31	121.90
25	BA	1681	G	N3-C4-N9	-6.03	122.39	126.00
25	BA	2361	A	N1-C2-N3	6.03	132.31	129.30
25	BA	2494	G	C2-N3-C4	-6.03	108.89	111.90
1	CA	292	G	C6-C5-N7	-6.03	126.78	130.40
25	DA	1277	G	C8-N9-C4	6.03	108.81	106.40
25	DA	2678	C	C6-N1-C2	6.03	122.71	120.30
25	BA	2287	A	N3-C4-N9	-6.02	122.58	127.40
1	AA	706	A	C8-N9-C4	6.02	108.21	105.80
25	BA	1907	G	N3-C2-N2	-6.02	115.69	119.90
25	BA	1970	A	N3-C4-C5	-6.02	122.58	126.80
25	BA	971	C	N1-C2-O2	-6.02	115.29	118.90

Continued on next page...

Continued from previous page...

Mol	Chain	Res	Type	Atoms	Z	Observed(°)	Ideal(°)
25	BA	1038	C	N1-C2-O2	6.02	122.51	118.90
25	DA	838	C	N3-C4-N4	-6.02	113.78	118.00
25	DA	2412	A	C5-C6-N6	6.02	128.52	123.70
1	AA	738	C	C5-C6-N1	6.02	124.01	121.00
25	BA	205	G	C5-C6-O6	-6.02	124.99	128.60
25	DA	1558	A	P-O3'-C3'	6.02	126.92	119.70
25	DA	2399	G	C8-N9-C4	-6.02	103.99	106.40
25	DA	2498	C	C5-C6-N1	-6.02	117.99	121.00
25	BA	735	A	C8-N9-C4	6.02	108.21	105.80
25	BA	1311	G	C4-C5-N7	-6.02	108.39	110.80
25	DA	2755	C	N1-C2-O2	6.02	122.51	118.90
25	BA	271(Y)	U	N3-C2-O2	-6.02	117.99	122.20
25	BA	600	G	C4-N9-C1'	-6.02	118.68	126.50
25	DA	480	A	C2-N3-C4	6.02	113.61	110.60
1	AA	693	G	C4-C5-N7	6.01	113.20	110.80
1	AA	1149	C	C6-N1-C2	-6.01	117.89	120.30
23	AV	9	G	C8-N9-C4	-6.01	103.99	106.40
25	BA	1545	A	C2-N3-C4	-6.01	107.59	110.60
25	BA	2434	A	N1-C2-N3	6.01	132.31	129.30
26	DB	14	U	N3-C2-O2	-6.01	117.99	122.20
25	BA	2771	C	C5-C6-N1	-6.01	118.00	121.00
26	BB	53	A	C6-C5-N7	-6.01	128.09	132.30
25	DA	1568	G	C5-C6-O6	-6.01	124.99	128.60
25	DA	1845	G	C8-N9-C4	-6.01	104.00	106.40
25	DA	1987	G	N1-C6-O6	6.01	123.51	119.90
25	DA	2238	G	N1-C2-N2	6.01	121.61	116.20
25	BA	2029	G	N9-C4-C5	-6.01	103.00	105.40
25	BA	2286	A	C4-C5-N7	6.01	113.70	110.70
25	BA	2454	G	N9-C4-C5	6.01	107.80	105.40
25	BA	2559	C	N3-C4-C5	6.01	124.30	121.90
25	DA	2647	U	C5-C6-N1	-6.01	119.70	122.70
25	DA	1826	G	N3-C4-C5	-6.01	125.60	128.60
1	AA	858	G	C4-N9-C1'	6.00	134.31	126.50
25	BA	259	G	N9-C4-C5	-6.00	103.00	105.40
25	DA	1338	G	C6-C5-N7	-6.00	126.80	130.40
25	BA	413	C	N1-C2-O2	-6.00	115.30	118.90
25	BA	1857	G	C6-C5-N7	-6.00	126.80	130.40
25	DA	827	U	N3-C2-O2	6.00	126.40	122.20
26	DB	43	C	N3-C2-O2	-6.00	117.70	121.90
25	BA	64	A	N1-C6-N6	-6.00	115.00	118.60
25	BA	1259	G	C2-N3-C4	-6.00	108.90	111.90
25	BA	2864	G	C4-C5-N7	6.00	113.20	110.80

Continued on next page...

Continued from previous page...

Mol	Chain	Res	Type	Atoms	Z	Observed(°)	Ideal(°)
25	BA	2892	A	C8-N9-C4	-6.00	103.40	105.80
25	BA	1802	A	C5-C6-N1	6.00	120.70	117.70
1	AA	59	A	C8-N9-C4	-6.00	103.40	105.80
25	BA	1857	G	N3-C4-N9	6.00	129.60	126.00
25	BA	2848	G	C4-C5-C6	6.00	122.40	118.80
1	CA	865	A	C5-N7-C8	-6.00	100.90	103.90
25	DA	1830	C	N1-C2-N3	-6.00	115.00	119.20
1	AA	916	G	C4-N9-C1'	6.00	134.30	126.50
16	AP	51	VAL	N-CA-C	-6.00	94.81	111.00
25	BA	216	A	C5-C6-N1	-6.00	114.70	117.70
25	BA	1562	A	C5-N7-C8	-6.00	100.90	103.90
1	CA	589	C	C6-N1-C2	-6.00	117.90	120.30
25	BA	2738	A	N7-C8-N9	-6.00	110.80	113.80
25	DA	1769	G	N3-C2-N2	-6.00	115.70	119.90
25	BA	561	G	C5-C6-N1	5.99	114.50	111.50
25	BA	2021	C	N1-C2-O2	5.99	122.50	118.90
25	BA	2629	A	C2-N3-C4	-5.99	107.60	110.60
26	BB	86	G	N9-C4-C5	-5.99	103.00	105.40
1	CA	1081	G	N9-C4-C5	-5.99	103.00	105.40
25	DA	2473	U	N3-C2-O2	-5.99	118.00	122.20
25	BA	646	A	C8-N9-C4	-5.99	103.40	105.80
25	BA	652(B)	A	N1-C6-N6	-5.99	115.01	118.60
25	BA	1369	G	N1-C6-O6	5.99	123.49	119.90
25	BA	2427	C	N3-C2-O2	5.99	126.09	121.90
25	DA	201	C	C5-C6-N1	-5.99	118.00	121.00
25	DA	856	C	N3-C4-C5	-5.99	119.50	121.90
25	DA	1987	G	N3-C4-C5	5.99	131.60	128.60
1	AA	541	G	C4-N9-C1'	-5.99	118.72	126.50
25	BA	652(F)	G	C6-N1-C2	5.99	128.69	125.10
25	BA	699	A	N1-C6-N6	5.99	122.19	118.60
25	BA	905	U	C2-N3-C4	-5.99	123.41	127.00
25	BA	915	C	N3-C2-O2	-5.99	117.71	121.90
25	BA	1577	C	N3-C4-C5	-5.99	119.50	121.90
25	BA	1678	G	C6-N1-C2	-5.99	121.51	125.10
25	BA	2746	U	N3-C4-O4	-5.99	115.21	119.40
25	DA	1204	A	C5-C6-N1	-5.99	114.71	117.70
35	DP	45	LEU	N-CA-C	5.99	127.17	111.00
25	BA	83	G	C8-N9-C4	5.99	108.80	106.40
1	AA	1074	G	C5-C6-N1	-5.99	108.51	111.50
1	AA	1290	G	C4-N9-C1'	5.99	134.28	126.50
25	BA	502	A	N1-C6-N6	-5.99	115.01	118.60
25	BA	932	G	N9-C4-C5	5.99	107.79	105.40

Continued on next page...

Continued from previous page...

Mol	Chain	Res	Type	Atoms	Z	Observed(°)	Ideal(°)
25	BA	1721	G	N3-C2-N2	-5.99	115.71	119.90
26	BB	18	G	N1-C2-N2	5.99	121.59	116.20
25	BA	774	A	N7-C8-N9	5.98	116.79	113.80
25	DA	2051	A	N1-C2-N3	5.98	132.29	129.30
1	AA	346	G	C8-N9-C4	-5.98	104.01	106.40
25	BA	74	A	C8-N9-C4	-5.98	103.41	105.80
25	BA	206	U	C5-C4-O4	-5.98	122.31	125.90
25	BA	271(O)	C	N3-C4-C5	5.98	124.29	121.90
25	BA	1377	G	N3-C4-C5	-5.98	125.61	128.60
25	BA	1569	A	C8-N9-C4	-5.98	103.41	105.80
25	BA	2559	C	C2-N3-C4	-5.98	116.91	119.90
26	BB	113	G	N3-C4-N9	5.98	129.59	126.00
25	DA	734	A	C2-N3-C4	-5.98	107.61	110.60
25	DA	2104	G	N9-C4-C5	-5.98	103.01	105.40
25	BA	2571	C	N1-C2-O2	-5.98	115.31	118.90
25	DA	1698	A	N7-C8-N9	5.98	116.79	113.80
25	DA	2654	A	N1-C6-N6	5.98	122.19	118.60
1	AA	1272	G	N7-C8-N9	5.98	116.09	113.10
25	BA	206	U	C2-N3-C4	-5.98	123.41	127.00
25	BA	2092	U	N3-C2-O2	-5.98	118.02	122.20
25	BA	2564	A	N1-C6-N6	-5.98	115.01	118.60
25	BA	2607	G	C6-N1-C2	-5.98	121.51	125.10
25	BA	2803	C	C6-N1-C2	-5.98	117.91	120.30
25	DA	1607	C	C6-N1-C1'	-5.98	113.63	120.80
25	DA	1614	A	N1-C6-N6	-5.98	115.01	118.60
25	DA	1653	G	P-O3'-C3'	5.98	126.87	119.70
25	BA	826	U	C4-C5-C6	5.97	123.28	119.70
25	BA	1369	G	C5-C6-N1	-5.97	108.51	111.50
25	BA	1769	G	C4-C5-C6	5.97	122.38	118.80
25	BA	2225	A	C5-C6-N6	-5.97	118.92	123.70
25	BA	2307	G	C8-N9-C1'	-5.97	119.23	127.00
25	BA	2755	C	C4-C5-C6	-5.97	114.41	117.40
25	DA	1758	G	C5-C6-O6	5.97	132.18	128.60
25	BA	530	G	N1-C6-O6	-5.97	116.32	119.90
25	DA	576	U	N1-C2-O2	-5.97	118.62	122.80
25	DA	645	C	N1-C2-O2	5.97	122.48	118.90
25	DA	2447	G	C4-C5-N7	5.97	113.19	110.80
25	BA	1696	G	C5-C6-N1	5.97	114.48	111.50
1	CA	963	G	N3-C4-C5	-5.97	125.61	128.60
1	AA	1506	U	N3-C2-O2	5.97	126.38	122.20
25	BA	248	G	C2-N3-C4	-5.97	108.92	111.90
25	BA	2410	G	C8-N9-C4	-5.97	104.01	106.40

Continued on next page...

Continued from previous page...

Mol	Chain	Res	Type	Atoms	Z	Observed(°)	Ideal(°)
25	BA	2368	C	N3-C4-C5	-5.97	119.51	121.90
33	BN	23	LEU	C-N-CA	-5.97	109.77	122.30
25	BA	724	U	C4-C5-C6	5.97	123.28	119.70
25	BA	1001	A	C8-N9-C4	5.97	108.19	105.80
25	BA	1364	G	C5-C6-O6	5.97	132.18	128.60
25	BA	1531	C	N1-C2-O2	5.97	122.48	118.90
25	BA	1880	C	C6-N1-C2	-5.97	117.91	120.30
26	BB	61	G	N1-C6-O6	5.97	123.48	119.90
25	BA	2413	G	N7-C8-N9	-5.96	110.12	113.10
1	CA	915	A	N7-C8-N9	-5.96	110.82	113.80
1	CA	940	C	C5-C6-N1	5.96	123.98	121.00
25	BA	591	C	C4-C5-C6	5.96	120.38	117.40
25	BA	699	A	C4-C5-N7	5.96	113.68	110.70
25	BA	1709	U	C2-N1-C1'	-5.96	110.55	117.70
25	BA	2582	G	C5-C6-O6	5.96	132.18	128.60
26	BB	81	G	C6-C5-N7	-5.96	126.82	130.40
1	CA	851	G	N3-C4-C5	-5.96	125.62	128.60
25	DA	733	G	C5-C6-O6	-5.96	125.02	128.60
25	DA	748	G	N3-C4-C5	-5.96	125.62	128.60
25	BA	255	A	C6-C5-N7	-5.96	128.13	132.30
25	BA	1501	C	N3-C2-O2	5.96	126.07	121.90
26	BB	46	A	N1-C6-N6	-5.96	115.02	118.60
1	AA	505	G	C6-C5-N7	-5.96	126.82	130.40
1	AA	790	A	C2-N3-C4	-5.96	107.62	110.60
25	BA	648	G	N1-C2-N3	5.96	127.47	123.90
25	BA	1213	A	C8-N9-C4	-5.96	103.42	105.80
25	BA	1405	U	C2-N3-C4	-5.96	123.42	127.00
25	BA	1989	G	C8-N9-C4	5.96	108.78	106.40
25	BA	2073	C	C5-C6-N1	-5.96	118.02	121.00
25	BA	2489	G	N1-C2-N3	5.96	127.48	123.90
1	CA	545	C	C5-C6-N1	-5.96	118.02	121.00
25	DA	141	A	C5-C6-N1	-5.96	114.72	117.70
25	BA	636	G	N1-C6-O6	5.96	123.47	119.90
25	BA	2184	G	C6-N1-C2	5.96	128.67	125.10
25	BA	2643	G	C5-C6-N1	5.96	114.48	111.50
25	DA	2281	C	N3-C4-C5	-5.96	119.52	121.90
25	DA	2598	A	C5-C6-N6	-5.96	118.94	123.70
25	DA	933	A	C6-C5-N7	-5.96	128.13	132.30
1	AA	243	A	N7-C8-N9	5.95	116.78	113.80
1	AA	1518	A	C2-N3-C4	-5.95	107.62	110.60
25	BA	1827	C	C6-N1-C2	-5.95	117.92	120.30
25	BA	2007	C	N3-C4-C5	-5.95	119.52	121.90

Continued on next page...

Continued from previous page...

Mol	Chain	Res	Type	Atoms	Z	Observed(°)	Ideal(°)
26	BB	20	C	C5-C4-N4	-5.95	116.03	120.20
25	DA	271(F)	C	C6-N1-C2	-5.95	117.92	120.30
25	BA	2550	G	C5-C6-O6	-5.95	125.03	128.60
25	DA	849	A	C5-C6-N6	5.95	128.46	123.70
25	DA	2551	C	N3-C2-O2	-5.95	117.73	121.90
25	BA	689	A	N9-C4-C5	5.95	108.18	105.80
25	BA	1338	G	C4-C5-N7	5.95	113.18	110.80
25	BA	2026	C	C5-C6-N1	-5.95	118.03	121.00
25	BA	2513	G	N1-C6-O6	5.95	123.47	119.90
1	CA	189(D)	C	C5-C6-N1	5.95	123.97	121.00
25	BA	947	G	N1-C6-O6	5.95	123.47	119.90
25	BA	1131	G	N3-C2-N2	5.95	124.06	119.90
25	BA	1257	C	N3-C4-C5	-5.95	119.52	121.90
25	BA	1296	G	C6-N1-C2	-5.95	121.53	125.10
25	BA	1479	G	N3-C2-N2	-5.95	115.74	119.90
25	BA	2225	A	C2-N3-C4	5.95	113.57	110.60
26	BB	75	G	C4-N9-C1'	5.95	134.23	126.50
25	DA	2876	G	C6-C5-N7	-5.95	126.83	130.40
25	BA	699	A	C5-N7-C8	-5.95	100.93	103.90
25	BA	2002	G	N3-C4-N9	5.95	129.57	126.00
25	BA	2077	A	C2-N3-C4	5.95	113.57	110.60
25	DA	1616	A	C5-N7-C8	-5.95	100.93	103.90
25	BA	513	A	C4-C5-C6	5.94	119.97	117.00
25	DA	1235	G	N3-C4-C5	-5.94	125.63	128.60
25	BA	16	G	C6-N1-C2	-5.94	121.53	125.10
25	BA	644	A	N1-C6-N6	-5.94	115.03	118.60
25	BA	2352	A	N1-C6-N6	5.94	122.17	118.60
1	CA	1108	G	C4-C5-N7	-5.94	108.42	110.80
25	DA	143(A)	C	C6-N1-C2	5.94	122.68	120.30
25	DA	329	G	N3-C4-N9	5.94	129.56	126.00
25	DA	1377	G	C4-N9-C1'	5.94	134.22	126.50
25	BA	506	G	N3-C4-N9	5.94	129.56	126.00
25	BA	632	A	C5-N7-C8	-5.94	100.93	103.90
25	DA	330	A	C6-C5-N7	-5.94	128.14	132.30
25	DA	1653	G	C6-C5-N7	-5.94	126.83	130.40
25	DA	1932	A	N9-C4-C5	5.94	108.18	105.80
25	DA	2603	G	C8-N9-C4	5.94	108.78	106.40
25	DA	2791	C	C2-N1-C1'	5.94	125.33	118.80
1	AA	812	C	C6-N1-C2	-5.94	117.92	120.30
25	BA	1648	C	C5-C6-N1	-5.94	118.03	121.00
25	BA	2575	C	C2-N1-C1'	5.94	125.33	118.80
25	DA	665	C	N3-C4-C5	5.94	124.28	121.90

Continued on next page...

Continued from previous page...

Mol	Chain	Res	Type	Atoms	Z	Observed(°)	Ideal(°)
25	DA	2623	G	C5-C6-O6	-5.94	125.04	128.60
1	AA	383	A	C8-N9-C4	5.94	108.17	105.80
25	BA	432	A	N1-C6-N6	5.94	122.16	118.60
25	BA	874	G	N1-C6-O6	5.94	123.46	119.90
25	BA	963	U	C5-C4-O4	-5.94	122.34	125.90
25	BA	1206	G	C8-N9-C4	5.94	108.78	106.40
25	BA	1220	A	N9-C4-C5	5.94	108.17	105.80
25	BA	1370	C	C6-N1-C2	5.94	122.67	120.30
25	BA	1857	G	C8-N9-C1'	-5.94	119.28	127.00
25	DA	1949	G	C2-N3-C4	-5.94	108.93	111.90
25	BA	52	A	N7-C8-N9	5.93	116.77	113.80
25	BA	214	G	N3-C4-C5	-5.93	125.63	128.60
25	BA	228	A	C4-C5-C6	-5.93	114.03	117.00
25	BA	548	A	N1-C6-N6	-5.93	115.04	118.60
25	BA	753	C	C2-N3-C4	-5.93	116.93	119.90
25	BA	761	A	C4-C5-N7	5.93	113.67	110.70
25	BA	1930	G	N1-C6-O6	5.93	123.46	119.90
25	BA	2247	A	C4-C5-C6	5.93	119.97	117.00
25	BA	2458	G	N1-C6-O6	5.93	123.46	119.90
29	BF	162	LEU	CA-CB-CG	5.93	128.95	115.30
25	DA	133	C	C5-C6-N1	-5.93	118.03	121.00
25	DA	1022	G	C6-C5-N7	5.93	133.96	130.40
25	DA	1885	A	C8-N9-C4	5.93	108.17	105.80
25	BA	753	C	N1-C2-O2	-5.93	115.34	118.90
25	BA	2707	G	C2-N3-C4	-5.93	108.93	111.90
1	CA	562	C	N3-C4-C5	5.93	124.27	121.90
25	DA	2435	A	C8-N9-C4	-5.93	103.43	105.80
25	DA	2860	A	N1-C6-N6	5.93	122.16	118.60
25	BA	251	A	C4-C5-C6	5.93	119.97	117.00
25	BA	584	C	N3-C4-N4	5.93	122.15	118.00
1	AA	1077	G	N9-C4-C5	-5.93	103.03	105.40
25	DA	380	U	C5-C4-O4	-5.93	122.34	125.90
25	DA	986	C	N1-C2-O2	5.93	122.46	118.90
1	CA	1197	G	C4-N9-C1'	5.93	134.21	126.50
25	DA	188	G	C5-C6-O6	-5.93	125.04	128.60
25	DA	271(M)	G	N9-C4-C5	-5.93	103.03	105.40
1	AA	863	U	C6-N1-C1'	5.93	129.50	121.20
1	AA	1430	C	C5-C6-N1	-5.93	118.04	121.00
13	AM	70	LEU	CA-CB-CG	5.93	128.93	115.30
25	BA	248	G	N1-C2-N3	5.93	127.46	123.90
25	BA	704	G	N3-C4-N9	-5.93	122.44	126.00
25	BA	2395	C	C5-C4-N4	-5.93	116.05	120.20

Continued on next page...

Continued from previous page...

Mol	Chain	Res	Type	Atoms	Z	Observed(°)	Ideal(°)
25	DA	72	U	C5-C6-N1	-5.93	119.74	122.70
25	DA	1219	G	N3-C4-N9	-5.93	122.44	126.00
25	BA	1616	A	C4-C5-N7	5.92	113.66	110.70
25	BA	1776	G	N3-C4-N9	5.92	129.56	126.00
26	BB	118	G	C8-N9-C4	5.92	108.77	106.40
1	CA	1418	A	C8-N9-C4	5.92	108.17	105.80
25	BA	224	G	C6-N1-C2	-5.92	121.55	125.10
25	BA	567	A	C2-N3-C4	-5.92	107.64	110.60
25	BA	931	G	C5-C6-O6	5.92	132.15	128.60
52	B6	6	ARG	NE-CZ-NH1	5.92	123.26	120.30
25	DA	203	C	C4-C5-C6	-5.92	114.44	117.40
1	AA	841	U	C6-N1-C2	-5.92	117.45	121.00
25	BA	55	G	C2-N3-C4	5.92	114.86	111.90
25	BA	220	G	C4-C5-N7	5.92	113.17	110.80
25	BA	1560	G	C5-C6-O6	5.92	132.15	128.60
25	BA	2030	A	C5-C6-N6	-5.92	118.96	123.70
25	BA	2719	G	N9-C4-C5	-5.92	103.03	105.40
1	CA	848	C	C5-C6-N1	5.92	123.96	121.00
25	DA	425	G	C6-C5-N7	-5.92	126.85	130.40
25	BA	73	A	N1-C6-N6	-5.92	115.05	118.60
25	BA	1222	C	N3-C2-O2	5.92	126.04	121.90
25	DA	1142	U	N1-C2-O2	5.92	126.94	122.80
25	DA	1914	C	C2-N1-C1'	5.92	125.31	118.80
25	DA	2468	G	N1-C6-O6	5.92	123.45	119.90
25	DA	131	G	C5-C6-O6	-5.92	125.05	128.60
1	CA	1378	C	C4-C5-C6	5.92	120.36	117.40
25	DA	2452	C	C5-C4-N4	-5.92	116.06	120.20
25	BA	559	G	C4-N9-C1'	-5.91	118.81	126.50
25	BA	2037	G	N3-C4-N9	5.91	129.55	126.00
25	BA	2311	A	C8-N9-C4	5.91	108.17	105.80
1	CA	879	C	C5-C6-N1	-5.91	118.04	121.00
25	DA	972	G	C4-C5-N7	-5.91	108.44	110.80
25	DA	1552	G	N9-C4-C5	5.91	107.77	105.40
25	BA	978	G	N1-C2-N3	5.91	127.45	123.90
25	BA	1948	G	C4-C5-N7	-5.91	108.44	110.80
1	CA	600	C	C6-N1-C2	5.91	122.67	120.30
25	DA	1899	G	N1-C6-O6	5.91	123.45	119.90
1	AA	818	G	C4-C5-N7	-5.91	108.44	110.80
1	AA	1469	G	C8-N9-C4	-5.91	104.04	106.40
25	BA	209	C	C2-N3-C4	-5.91	116.94	119.90
25	BA	943	U	C6-N1-C2	-5.91	117.45	121.00
25	DA	614(A)	U	N3-C2-O2	-5.91	118.06	122.20

Continued on next page...

Continued from previous page...

Mol	Chain	Res	Type	Atoms	Z	Observed(°)	Ideal(°)
25	DA	1656	C	C2-N1-C1'	5.91	125.30	118.80
25	DA	2081	C	C6-N1-C2	5.91	122.66	120.30
25	BA	1204	A	C8-N9-C4	-5.91	103.44	105.80
25	BA	1353	A	C5-C6-N1	-5.91	114.75	117.70
1	CA	43	C	C6-N1-C2	5.91	122.66	120.30
1	AA	928	G	C5-N7-C8	-5.91	101.35	104.30
1	AA	1149	C	N1-C2-O2	5.91	122.44	118.90
1	AA	858	G	C8-N9-C1'	-5.91	119.32	127.00
25	BA	1220	A	C5-C6-N6	5.91	128.42	123.70
25	DA	668	G	C5-C6-N1	-5.91	108.55	111.50
25	DA	2035	G	N9-C4-C5	5.91	107.76	105.40
25	BA	1185	C	N3-C4-C5	5.90	124.26	121.90
25	BA	2529	G	N1-C6-O6	-5.90	116.36	119.90
25	BA	2876	G	N1-C6-O6	-5.90	116.36	119.90
1	AA	353	A	C5-N7-C8	-5.90	100.95	103.90
1	AA	781	A	N9-C4-C5	-5.90	103.44	105.80
25	BA	1763	G	C6-C5-N7	5.90	133.94	130.40
25	BA	1962	C	C5-C6-N1	5.90	123.95	121.00
1	CA	606	G	N3-C4-C5	-5.90	125.65	128.60
1	CA	774	G	C8-N9-C4	-5.90	104.04	106.40
25	DA	102	G	N1-C6-O6	-5.90	116.36	119.90
25	BA	218	A	N3-C4-C5	5.90	130.93	126.80
25	BA	1360	A	C2-N3-C4	-5.90	107.65	110.60
1	CA	912	C	C5-C6-N1	-5.90	118.05	121.00
25	DA	1822	G	C2-N3-C4	-5.90	108.95	111.90
25	DA	1963	U	C5-C6-N1	5.90	125.65	122.70
25	BA	2486	G	C2-N3-C4	5.90	114.85	111.90
25	BA	1364	G	C2-N3-C4	-5.90	108.95	111.90
25	DA	1579	A	C4-C5-C6	5.90	119.95	117.00
25	DA	1631(A)	A	C8-N9-C4	5.90	108.16	105.80
25	BA	640	C	N1-C2-O2	-5.90	115.36	118.90
25	BA	916	G	N3-C4-N9	5.89	129.54	126.00
25	BA	1268	A	N7-C8-N9	-5.89	110.85	113.80
25	BA	1571	A	C8-N9-C4	-5.89	103.44	105.80
25	BA	2546	U	C5-C6-N1	-5.89	119.75	122.70
25	DA	1658	C	N1-C2-O2	5.89	122.44	118.90
25	DA	1845	G	N9-C4-C5	5.89	107.76	105.40
1	AA	139	G	C8-N9-C4	-5.89	104.04	106.40
25	BA	148	C	N3-C4-N4	-5.89	113.88	118.00
25	BA	947	G	C5-C6-O6	-5.89	125.06	128.60
25	BA	1344	G	N1-C6-O6	5.89	123.44	119.90
25	BA	2686	G	C4-N9-C1'	5.89	134.16	126.50

Continued on next page...

Continued from previous page...

Mol	Chain	Res	Type	Atoms	Z	Observed(°)	Ideal(°)
1	AA	34	C	N1-C2-O2	-5.89	115.36	118.90
1	AA	166	G	C4-N9-C1'	5.89	134.16	126.50
25	BA	1677	A	C8-N9-C4	5.89	108.16	105.80
25	BA	2655	G	O4'-C1'-N9	5.89	112.91	108.20
25	DA	781	A	N7-C8-N9	5.89	116.75	113.80
25	BA	474	G	P-O3'-C3'	5.89	126.77	119.70
25	BA	837	C	N1-C2-O2	-5.89	115.37	118.90
25	BA	1670	C	C6-N1-C2	-5.89	117.94	120.30
25	BA	1905	C	N1-C2-O2	5.89	122.43	118.90
26	BB	113	G	N9-C4-C5	-5.89	103.04	105.40
25	DA	524	U	N1-C2-N3	5.89	118.43	114.90
25	BA	600	G	C8-N9-C4	5.89	108.75	106.40
25	BA	795	C	C6-N1-C1'	-5.89	113.73	120.80
25	DA	2848	G	N1-C6-O6	-5.89	116.37	119.90
25	BA	1196	C	C2-N3-C4	-5.89	116.96	119.90
25	BA	1304	C	C2-N3-C4	-5.89	116.96	119.90
25	BA	1800	C	C2-N1-C1'	-5.89	112.33	118.80
25	BA	1803	A	C8-N9-C4	-5.89	103.44	105.80
25	BA	2192	G	N3-C4-C5	-5.89	125.66	128.60
1	CA	27	G	C8-N9-C4	-5.89	104.05	106.40
25	DA	1830	C	C5-C4-N4	-5.89	116.08	120.20
1	AA	916	G	C5-C6-O6	-5.88	125.07	128.60
25	BA	414	C	C2-N3-C4	-5.88	116.96	119.90
25	BA	1039	G	C8-N9-C4	5.88	108.75	106.40
25	BA	2751	G	C4-N9-C1'	5.88	134.15	126.50
26	BB	116	G	N9-C4-C5	-5.88	103.05	105.40
1	CA	1197	G	C8-N9-C1'	-5.88	119.35	127.00
25	DA	399	G	N9-C4-C5	-5.88	103.05	105.40
25	DA	697	C	N3-C4-N4	5.88	122.12	118.00
25	DA	1678	G	C8-N9-C1'	-5.88	119.35	127.00
25	DA	1827	C	N1-C2-N3	5.88	123.32	119.20
25	BA	350	U	C6-N1-C2	5.88	124.53	121.00
25	BA	614	U	N1-C2-N3	5.88	118.43	114.90
25	BA	928	G	N9-C4-C5	-5.88	103.05	105.40
25	BA	1403	C	C4-C5-C6	5.88	120.34	117.40
25	DA	219	G	N1-C6-O6	-5.88	116.37	119.90
25	BA	192	C	C6-N1-C2	5.88	122.65	120.30
23	CV	1	C	C6-N1-C2	-5.88	117.95	120.30
25	BA	233	A	C2-N3-C4	-5.88	107.66	110.60
25	BA	2082	A	C5-C6-N6	-5.88	119.00	123.70
25	BA	2330	G	N1-C6-O6	5.88	123.43	119.90
1	CA	1516	G	N3-C4-C5	5.88	131.54	128.60

Continued on next page...

Continued from previous page...

Mol	Chain	Res	Type	Atoms	Z	Observed(°)	Ideal(°)
25	DA	1561	G	N1-C6-O6	5.88	123.43	119.90
1	AA	439	A	C5-N7-C8	-5.88	100.96	103.90
25	BA	420	C	C6-N1-C2	5.88	122.65	120.30
25	BA	1358	G	C6-C5-N7	-5.88	126.87	130.40
25	BA	1797	C	N3-C4-C5	5.88	124.25	121.90
25	BA	2039	C	C6-N1-C2	-5.88	117.95	120.30
25	BA	2744	G	C8-N9-C4	5.88	108.75	106.40
25	BA	527	C	N1-C2-O2	-5.88	115.38	118.90
25	BA	534	U	N3-C4-C5	-5.88	111.07	114.60
25	BA	1268	A	N1-C2-N3	5.88	132.24	129.30
25	BA	2327	A	C5-C6-N1	5.88	120.64	117.70
25	DA	855	G	N1-C6-O6	5.88	123.43	119.90
25	DA	1408	C	C5-C4-N4	-5.88	116.09	120.20
25	DA	1026	U	N3-C2-O2	-5.88	118.09	122.20
25	BA	1450(A)	C	C5-C6-N1	-5.87	118.06	121.00
1	CA	120	A	N1-C2-N3	5.87	132.24	129.30
1	CA	413	G	N3-C4-C5	-5.87	125.66	128.60
1	CA	1274	G	N7-C8-N9	5.87	116.04	113.10
1	CA	1381	U	C2-N1-C1'	5.87	124.75	117.70
25	DA	559	G	C4-N9-C1'	-5.87	118.86	126.50
25	DA	1949	G	C6-C5-N7	-5.87	126.88	130.40
1	AA	129(A)	G	N1-C2-N3	5.87	127.42	123.90
25	BA	71	A	C4-C5-N7	5.87	113.64	110.70
1	CA	346	G	C4-N9-C1'	5.87	134.13	126.50
25	DA	1429	G	C8-N9-C4	-5.87	104.05	106.40
1	AA	770	C	C2-N3-C4	-5.87	116.97	119.90
25	BA	1942	C	N1-C2-O2	-5.87	115.38	118.90
25	DA	2717	G	N3-C4-C5	-5.87	125.67	128.60
25	BA	1003	G	C5-C6-N1	5.87	114.43	111.50
25	BA	1262	A	C5-C6-N6	-5.87	119.00	123.70
25	BA	2230	G	N3-C2-N2	-5.87	115.79	119.90
25	BA	2241	A	C6-N1-C2	-5.87	115.08	118.60
25	BA	2283	C	C2-N3-C4	-5.87	116.97	119.90
25	DA	1142(A)	A	C2-N3-C4	-5.87	107.67	110.60
30	DG	135	LEU	CA-CB-CG	5.87	128.80	115.30
25	BA	2224	G	C8-N9-C4	-5.87	104.05	106.40
25	BA	2734	A	C8-N9-C4	5.87	108.15	105.80
1	CA	1099	G	N9-C4-C5	5.87	107.75	105.40
25	DA	1771	C	N3-C4-C5	5.87	124.25	121.90
1	AA	628	G	C6-C5-N7	-5.86	126.88	130.40
1	AA	684	A	C8-N9-C4	-5.86	103.45	105.80
25	BA	1446	C	C6-N1-C2	-5.86	117.95	120.30

Continued on next page...

Continued from previous page...

Mol	Chain	Res	Type	Atoms	Z	Observed(°)	Ideal(°)
25	BA	2407	G	C8-N9-C1'	-5.86	119.38	127.00
25	BA	2454	G	C6-C5-N7	5.86	133.92	130.40
25	DA	1974	C	N3-C4-C5	5.86	124.25	121.90
1	AA	319	G	N1-C6-O6	5.86	123.42	119.90
25	BA	1828	G	C5-N7-C8	5.86	107.23	104.30
25	BA	1928	A	N3-C4-C5	-5.86	122.70	126.80
25	BA	928	G	C5-C6-O6	-5.86	125.08	128.60
25	BA	1430	C	C5-C4-N4	5.86	124.30	120.20
25	BA	2884	U	C6-N1-C1'	5.86	129.40	121.20
25	DA	2297	C	C5-C6-N1	5.86	123.93	121.00
1	AA	1475	G	N3-C4-C5	-5.86	125.67	128.60
25	BA	979	G	C8-N9-C1'	-5.86	119.38	127.00
25	BA	2607	G	N3-C4-C5	-5.86	125.67	128.60
25	BA	2783	G	C2-N3-C4	-5.86	108.97	111.90
25	BA	255	A	C5-N7-C8	-5.86	100.97	103.90
25	BA	748	G	C5-C6-O6	-5.86	125.08	128.60
25	BA	1812	A	N1-C2-N3	5.86	132.23	129.30
25	BA	2507	C	N3-C2-O2	-5.86	117.80	121.90
1	CA	1101	A	C8-N9-C4	5.86	108.14	105.80
25	DA	1021	A	C5-C6-N1	-5.86	114.77	117.70
25	DA	1256	G	C8-N9-C1'	-5.86	119.39	127.00
25	DA	1395	A	N1-C6-N6	-5.86	115.09	118.60
25	BA	1795	C	N1-C2-O2	5.86	122.41	118.90
25	BA	1970	A	N3-C4-N9	5.86	132.09	127.40
25	BA	2184	G	C5-C6-O6	5.86	132.11	128.60
25	DA	1115	G	C8-N9-C4	5.86	108.74	106.40
25	DA	1403	C	C4-C5-C6	5.86	120.33	117.40
1	AA	421	U	C6-N1-C1'	-5.85	113.00	121.20
1	AA	1504	G	C8-N9-C4	-5.85	104.06	106.40
25	BA	1817	G	N3-C4-C5	-5.85	125.67	128.60
1	AA	1417	G	N9-C4-C5	-5.85	103.06	105.40
25	BA	495	G	N1-C2-N3	5.85	127.41	123.90
25	BA	1036	G	N9-C4-C5	-5.85	103.06	105.40
25	BA	1314	C	N3-C2-O2	-5.85	117.80	121.90
25	BA	2015	A	N7-C8-N9	-5.85	110.87	113.80
25	DA	102	G	C4-C5-N7	-5.85	108.46	110.80
25	DA	1475	G	N3-C4-C5	5.85	131.53	128.60
25	DA	2755	C	C6-N1-C1'	-5.85	113.78	120.80
25	DA	2838	G	N1-C6-O6	5.85	123.41	119.90
25	DA	1223	G	N3-C4-C5	5.85	131.53	128.60
25	DA	1629	U	N1-C2-O2	-5.85	118.70	122.80
25	BA	255	A	N7-C8-N9	5.85	116.72	113.80

Continued on next page...

Continued from previous page...

Mol	Chain	Res	Type	Atoms	Z	Observed(°)	Ideal(°)
25	BA	1037	G	N1-C6-O6	5.85	123.41	119.90
25	BA	1888	G	C8-N9-C4	-5.85	104.06	106.40
25	BA	2507	C	N3-C4-C5	-5.85	119.56	121.90
25	BA	2658	C	C6-N1-C2	5.85	122.64	120.30
1	CA	1272	G	C4-N9-C1'	5.85	134.10	126.50
1	CA	1290	G	C4-N9-C1'	5.85	134.10	126.50
25	BA	1107	G	C8-N9-C1'	-5.85	119.40	127.00
25	BA	1238	G	N1-C6-O6	5.85	123.41	119.90
25	BA	1303	G	C4-C5-N7	-5.85	108.46	110.80
25	DA	113	G	N1-C2-N2	5.85	121.46	116.20
25	DA	1038	C	C5-C6-N1	5.85	123.92	121.00
25	DA	1899	G	C4-C5-N7	5.85	113.14	110.80
25	BA	437	G	N1-C2-N2	-5.85	110.94	116.20
25	DA	1142(A)	A	N1-C2-N3	5.85	132.22	129.30
1	AA	91	C	C6-N1-C2	-5.84	117.96	120.30
1	AA	1259	C	C6-N1-C2	-5.84	117.96	120.30
25	BA	723	G	C8-N9-C4	5.84	108.74	106.40
25	BA	931	G	C5-N7-C8	5.84	107.22	104.30
25	BA	1963	U	C6-N1-C1'	-5.84	113.02	121.20
25	BA	2308	G	N3-C4-C5	5.84	131.52	128.60
25	BA	2523	G	C5-C6-O6	-5.84	125.09	128.60
25	DA	1526	G	N3-C4-C5	5.84	131.52	128.60
25	DA	2857	G	C4-C5-N7	5.84	113.14	110.80
25	BA	120	U	N1-C2-O2	-5.84	118.71	122.80
25	BA	271(W)	G	N1-C6-O6	-5.84	116.39	119.90
25	BA	1021	A	C8-N9-C4	-5.84	103.46	105.80
25	BA	2056	G	C8-N9-C4	5.84	108.74	106.40
25	BA	2072	G	N1-C6-O6	5.84	123.41	119.90
1	CA	1124	G	C8-N9-C4	-5.84	104.06	106.40
25	DA	784	A	P-O3'-C3'	5.84	126.71	119.70
1	AA	974	A	N1-C6-N6	5.84	122.11	118.60
25	BA	513	A	N3-C4-C5	-5.84	122.71	126.80
25	DA	509	C	N3-C2-O2	-5.84	117.81	121.90
1	AA	344	A	N9-C4-C5	5.84	108.14	105.80
25	BA	2275	C	C4-C5-C6	5.84	120.32	117.40
25	DA	464	U	N3-C4-C5	-5.84	111.10	114.60
25	DA	760	G	N3-C2-N2	-5.84	115.81	119.90
25	DA	1497	U	C2-N1-C1'	5.84	124.71	117.70
25	DA	1769	G	C6-C5-N7	-5.84	126.90	130.40
25	BA	372	G	C5-C6-N1	5.84	114.42	111.50
25	BA	479	A	C8-N9-C4	5.84	108.14	105.80
25	BA	734	A	C6-C5-N7	-5.84	128.21	132.30

Continued on next page...

Continued from previous page...

Mol	Chain	Res	Type	Atoms	Z	Observed(°)	Ideal(°)
25	BA	746	A	C5-C6-N6	-5.84	119.03	123.70
25	BA	761	A	N9-C4-C5	-5.84	103.47	105.80
25	BA	2365	G	C5-C6-N1	5.84	114.42	111.50
1	CA	1158	C	C6-N1-C2	-5.84	117.97	120.30
25	DA	1619	G	C5-C6-N1	5.84	114.42	111.50
25	BA	939	G	C5-C6-O6	5.83	132.10	128.60
25	BA	1005	C	N3-C4-N4	-5.83	113.92	118.00
25	DA	1355	G	C6-C5-N7	-5.83	126.90	130.40
1	AA	713	G	N3-C4-N9	5.83	129.50	126.00
1	AA	1282	C	C5-C6-N1	5.83	123.92	121.00
1	AA	1530	G	C4-C5-C6	-5.83	115.30	118.80
25	BA	945	A	C8-N9-C4	-5.83	103.47	105.80
25	BA	1709	U	N3-C4-O4	-5.83	115.32	119.40
25	BA	1928	A	C6-N1-C2	-5.83	115.10	118.60
25	BA	1989	G	N3-C4-N9	5.83	129.50	126.00
25	BA	2281	C	C6-N1-C2	5.83	122.63	120.30
27	BD	230	ASP	CB-CG-OD1	-5.83	113.05	118.30
25	DA	1393	A	C5-C6-N6	-5.83	119.03	123.70
1	AA	1052	U	C2-N3-C4	5.83	130.50	127.00
25	BA	139(A)	G	C2-N3-C4	5.83	114.82	111.90
25	BA	2041	U	C4-C5-C6	5.83	123.20	119.70
1	AA	1401	G	C5-C6-O6	-5.83	125.10	128.60
25	BA	244	A	C5-C6-N6	-5.83	119.04	123.70
25	BA	2021	C	C6-N1-C1'	-5.83	113.80	120.80
1	AA	827	U	N1-C2-O2	5.83	126.88	122.80
25	BA	206	U	N3-C4-C5	5.83	118.10	114.60
25	BA	485	C	N3-C4-C5	5.83	124.23	121.90
25	BA	990	A	N1-C2-N3	5.83	132.21	129.30
25	BA	1751	C	C6-N1-C2	5.83	122.63	120.30
25	BA	2883	A	C2-N3-C4	-5.83	107.69	110.60
25	DA	458	G	C5-C6-O6	5.83	132.10	128.60
25	BA	399	G	C4-N9-C1'	-5.83	118.92	126.50
25	BA	942	G	C8-N9-C4	-5.83	104.07	106.40
25	BA	1303	G	N9-C4-C5	5.83	107.73	105.40
25	BA	2537	U	N3-C4-O4	-5.83	115.32	119.40
25	BA	2730	C	C2-N1-C1'	-5.83	112.39	118.80
1	AA	578	C	N3-C2-O2	-5.83	117.82	121.90
1	AA	941	G	C5-C6-O6	-5.83	125.11	128.60
25	BA	189	G	C6-C5-N7	-5.83	126.90	130.40
25	BA	221	A	N9-C4-C5	5.83	108.13	105.80
25	BA	1928	A	C5-C6-N1	5.83	120.61	117.70
25	DA	2506	U	N3-C4-O4	-5.83	115.32	119.40

Continued on next page...

Continued from previous page...

Mol	Chain	Res	Type	Atoms	Z	Observed(°)	Ideal(°)
25	DA	2877	G	C5-C6-N1	-5.83	108.59	111.50
1	AA	1309	G	C8-N9-C4	5.82	108.73	106.40
25	BA	1480	G	N3-C4-N9	-5.82	122.51	126.00
25	BA	1612	C	C6-N1-C2	5.82	122.63	120.30
1	CA	1149	C	N1-C2-O2	5.82	122.39	118.90
25	DA	1663	C	C2-N3-C4	-5.82	116.99	119.90
25	BA	556	G	C5-C6-O6	-5.82	125.11	128.60
1	CA	662	G	C8-N9-C4	-5.82	104.07	106.40
1	CA	1048	G	C8-N9-C4	-5.82	104.07	106.40
1	AA	830	G	N1-C6-O6	5.82	123.39	119.90
1	AA	1406	U	N3-C2-O2	-5.82	118.12	122.20
25	BA	1997	G	C4-C5-N7	-5.82	108.47	110.80
25	BA	2275	C	N3-C4-C5	-5.82	119.57	121.90
1	CA	310	G	N1-C6-O6	5.82	123.39	119.90
25	DA	2259	G	N3-C2-N2	-5.82	115.83	119.90
1	AA	9	G	N1-C6-O6	5.82	123.39	119.90
25	DA	337	C	C5-C4-N4	5.82	124.27	120.20
25	BA	2405	G	C2-N3-C4	5.82	114.81	111.90
25	BA	2894	G	N7-C8-N9	5.82	116.01	113.10
1	CA	720	C	C2-N1-C1'	5.82	125.20	118.80
1	CA	1504	G	C8-N9-C4	-5.82	104.07	106.40
25	DA	330	A	N9-C4-C5	-5.82	103.47	105.80
25	DA	1653	G	N3-C2-N2	5.82	123.97	119.90
25	DA	2007	C	N3-C2-O2	5.82	125.97	121.90
25	DA	2415	G	C8-N9-C4	-5.82	104.07	106.40
1	AA	505	G	C4-C5-N7	5.82	113.13	110.80
25	BA	271(O)	C	C6-N1-C2	5.82	122.63	120.30
25	BA	391	G	C2-N3-C4	-5.82	108.99	111.90
25	BA	1797	C	C2-N3-C4	-5.82	116.99	119.90
25	BA	1939	U	C6-N1-C1'	-5.82	113.06	121.20
25	BA	2038	G	N9-C4-C5	-5.82	103.07	105.40
25	BA	2258	C	N3-C4-N4	5.82	122.07	118.00
25	BA	2465	C	C5-C6-N1	-5.82	118.09	121.00
26	BB	85	G	C4-N9-C1'	5.82	134.06	126.50
38	BS	95	HIS	N-CA-C	5.82	126.70	111.00
1	CA	1274	G	C8-N9-C4	-5.82	104.07	106.40
25	DA	1419	A	N1-C6-N6	-5.82	115.11	118.60
25	DA	2590	A	C6-N1-C2	-5.82	115.11	118.60
25	DA	1004	C	N1-C2-O2	-5.81	115.41	118.90
25	DA	1280	G	C8-N9-C4	5.81	108.73	106.40
1	AA	820	U	C6-N1-C1'	5.81	129.34	121.20
25	BA	697	C	C5-C6-N1	-5.81	118.09	121.00

Continued on next page...

Continued from previous page...

Mol	Chain	Res	Type	Atoms	Z	Observed(°)	Ideal(°)
25	BA	1495	A	C8-N9-C4	-5.81	103.47	105.80
25	BA	1611	C	N1-C2-O2	-5.81	115.41	118.90
25	BA	2103	C	N1-C2-O2	5.81	122.39	118.90
25	BA	2235	G	N1-C2-N3	5.81	127.39	123.90
1	CA	20	U	C6-N1-C2	5.81	124.49	121.00
1	CA	1108	G	C5-C6-O6	5.81	132.09	128.60
1	CA	1512	U	N1-C2-N3	5.81	118.39	114.90
25	DA	229	A	C3'-C2'-C1'	-5.81	96.85	101.50
1	AA	721	G	C6-C5-N7	-5.81	126.91	130.40
1	CA	506	G	N3-C4-C5	-5.81	125.69	128.60
25	BA	2067	G	C6-N1-C2	-5.81	121.61	125.10
25	BA	2346	A	N1-C2-N3	5.81	132.21	129.30
25	DA	733	G	C4-C5-N7	5.81	113.12	110.80
25	DA	2843	G	C5-C6-O6	-5.81	125.11	128.60
25	BA	119	A	N1-C2-N3	5.81	132.20	129.30
25	BA	1030	G	N3-C4-C5	5.81	131.50	128.60
25	DA	986	C	N3-C2-O2	-5.81	117.83	121.90
26	DB	54	G	C6-C5-N7	-5.81	126.92	130.40
25	DA	135	G	N1-C6-O6	5.81	123.38	119.90
25	BA	1922	G	N1-C6-O6	5.80	123.38	119.90
1	CA	1312	G	N9-C4-C5	5.80	107.72	105.40
1	AA	365	U	C4-C5-C6	5.80	123.18	119.70
1	AA	886	G	N3-C2-N2	-5.80	115.84	119.90
25	BA	341	G	N1-C2-N3	5.80	127.38	123.90
25	BA	942	G	C5-C6-O6	5.80	132.08	128.60
25	BA	2501	C	C6-N1-C1'	5.80	127.76	120.80
25	BA	2851	A	N1-C6-N6	5.80	122.08	118.60
25	DA	726	G	C4-C5-N7	-5.80	108.48	110.80
25	BA	335	C	N3-C4-C5	-5.80	119.58	121.90
25	BA	559	G	N3-C4-N9	-5.80	122.52	126.00
25	BA	1560	G	C6-C5-N7	5.80	133.88	130.40
25	BA	1828	G	N1-C2-N2	-5.80	110.98	116.20
25	BA	2070	G	C5-C6-O6	-5.80	125.12	128.60
25	BA	2225	A	C5-C6-N1	5.80	120.60	117.70
25	BA	147	U	N3-C4-C5	-5.80	111.12	114.60
25	BA	1156	A	C5-C6-N6	-5.80	119.06	123.70
25	BA	1243	G	N1-C6-O6	5.80	123.38	119.90
25	BA	2413	G	C2-N3-C4	-5.80	109.00	111.90
25	DA	2191	G	C6-N1-C2	5.80	128.58	125.10
25	BA	38	A	C6-N1-C2	-5.80	115.12	118.60
25	BA	1348	G	C5-C6-N1	5.80	114.40	111.50
25	DA	511	U	C6-N1-C2	-5.80	117.52	121.00

Continued on next page...

Continued from previous page...

Mol	Chain	Res	Type	Atoms	Z	Observed(°)	Ideal(°)
25	BA	2736	G	N1-C6-O6	5.80	123.38	119.90
25	DA	1569	A	C5-C6-N6	5.80	128.34	123.70
25	BA	2894	G	C4-C5-N7	5.79	113.12	110.80
25	DA	791	C	N1-C2-O2	5.79	122.38	118.90
25	DA	1142(A)	A	N7-C8-N9	5.79	116.70	113.80
1	AA	57	G	C8-N9-C4	-5.79	104.08	106.40
25	BA	425	G	C5-C6-O6	-5.79	125.12	128.60
25	BA	1343	G	N3-C4-C5	-5.79	125.70	128.60
25	BA	2035	G	C5-N7-C8	-5.79	101.40	104.30
25	BA	2373	G	C6-N1-C2	-5.79	121.62	125.10
25	DA	1026	U	N1-C2-O2	5.79	126.86	122.80
25	DA	1959	G	N3-C2-N2	-5.79	115.84	119.90
25	DA	2502	G	C5-C6-O6	-5.79	125.12	128.60
25	DA	2725	A	C5-C6-N1	5.79	120.60	117.70
25	BA	559	G	C8-N9-C1'	5.79	134.53	127.00
25	BA	1780	A	N9-C4-C5	5.79	108.12	105.80
25	DA	58	G	C8-N9-C4	-5.79	104.08	106.40
25	DA	1297	C	C5-C6-N1	-5.79	118.10	121.00
1	AA	203	U	C5-C6-N1	5.79	125.59	122.70
1	AA	1236	A	N1-C6-N6	5.79	122.07	118.60
25	BA	607	U	N3-C4-C5	5.79	118.07	114.60
25	BA	1372	U	N3-C4-C5	-5.79	111.13	114.60
25	BA	1447	G	N9-C4-C5	5.79	107.72	105.40
25	BA	2042	A	C8-N9-C4	5.79	108.11	105.80
25	DA	1631(A)	A	N1-C6-N6	5.79	122.07	118.60
25	DA	2028	U	C5-C4-O4	5.79	129.37	125.90
25	DA	2054	A	N1-C2-N3	5.79	132.19	129.30
25	BA	915	C	N1-C2-O2	5.79	122.37	118.90
25	BA	920	G	C8-N9-C4	5.79	108.72	106.40
25	BA	1020	A	C8-N9-C4	-5.79	103.48	105.80
25	DA	102	G	C5-C6-O6	5.79	132.07	128.60
25	BA	190	A	C4-C5-N7	5.79	113.59	110.70
25	BA	536	A	C6-N1-C2	-5.79	115.13	118.60
25	BA	2299	G	N1-C6-O6	5.79	123.37	119.90
25	BA	2553	G	N3-C4-C5	-5.79	125.71	128.60
25	DA	528	A	N7-C8-N9	5.79	116.69	113.80
26	DB	6	C	C5-C6-N1	-5.79	118.11	121.00
25	BA	832	G	C8-N9-C4	-5.78	104.09	106.40
25	BA	2358	G	C5-C6-O6	5.78	132.07	128.60
25	BA	2719	G	N3-C2-N2	5.78	123.95	119.90
26	BB	16	G	C8-N9-C4	5.78	108.71	106.40
25	DA	844	C	C6-N1-C2	5.78	122.61	120.30

Continued on next page...

Continued from previous page...

Mol	Chain	Res	Type	Atoms	Z	Observed(°)	Ideal(°)
25	DA	1264	G	C5-C6-N1	-5.78	108.61	111.50
1	AA	1499	A	C5-C6-N6	-5.78	119.08	123.70
25	BA	1121	C	C5-C6-N1	-5.78	118.11	121.00
25	BA	1372	U	N1-C2-O2	-5.78	118.75	122.80
25	DA	2473	U	C6-N1-C2	-5.78	117.53	121.00
25	DA	2565	A	C2-N3-C4	-5.78	107.71	110.60
1	AA	700	G	C5-C6-O6	-5.78	125.13	128.60
1	AA	965	A	C8-N9-C4	5.78	108.11	105.80
25	BA	303	U	C5-C6-N1	-5.78	119.81	122.70
25	BA	652(E)	G	N9-C4-C5	-5.78	103.09	105.40
25	DA	188	G	C5-N7-C8	-5.78	101.41	104.30
25	DA	787	U	C5-C4-O4	5.78	129.37	125.90
25	DA	1899	G	N3-C4-N9	5.78	129.47	126.00
25	DA	1964	G	C8-N9-C1'	-5.78	119.48	127.00
1	AA	1138	G	N3-C4-N9	5.78	129.47	126.00
1	CA	1300	G	C4-N9-C1'	-5.78	118.99	126.50
26	DB	4	C	C6-N1-C2	5.78	122.61	120.30
25	BA	500	G	C5-N7-C8	5.78	107.19	104.30
25	BA	2844	G	C8-N9-C4	5.78	108.71	106.40
25	DA	2258	C	N1-C2-O2	-5.78	115.43	118.90
1	AA	1272	G	C4-N9-C1'	5.78	134.01	126.50
1	CA	305	G	C4-C5-N7	-5.78	108.49	110.80
1	CA	851	G	C4-C5-C6	5.78	122.27	118.80
25	DA	461	C	N3-C2-O2	5.78	125.94	121.90
25	DA	583	G	C5-C6-N1	-5.78	108.61	111.50
25	DA	778	G	N9-C4-C5	-5.78	103.09	105.40
25	BA	2327	A	C4-C5-C6	-5.77	114.11	117.00
25	DA	1618	A	N9-C4-C5	5.77	108.11	105.80
31	DH	171	LEU	CA-CB-CG	5.77	128.58	115.30
25	BA	688	U	N1-C2-N3	5.77	118.36	114.90
25	BA	2783	G	C4-N9-C1'	5.77	134.00	126.50
25	DA	234	C	N1-C2-O2	-5.77	115.44	118.90
25	DA	566	U	C2-N1-C1'	-5.77	110.77	117.70
25	DA	791	C	N3-C2-O2	-5.77	117.86	121.90
25	BA	390	A	C5-C6-N6	-5.77	119.08	123.70
1	AA	1064	G	C8-N9-C1'	5.77	134.50	127.00
25	BA	687	C	C5-C6-N1	5.77	123.89	121.00
25	BA	2512	C	C5-C4-N4	-5.77	116.16	120.20
1	AA	644	G	C4-N9-C1'	-5.77	119.00	126.50
23	AV	53	G	N1-C6-O6	-5.77	116.44	119.90
25	BA	1418	G	C5-C6-O6	5.77	132.06	128.60
25	BA	1627	G	C6-C5-N7	-5.77	126.94	130.40

Continued on next page...

Continued from previous page...

Mol	Chain	Res	Type	Atoms	Z	Observed(°)	Ideal(°)
25	BA	2011	U	N1-C2-N3	5.77	118.36	114.90
25	BA	2029	G	N1-C6-O6	5.77	123.36	119.90
25	BA	2593	U	N3-C4-O4	-5.77	115.36	119.40
25	DA	113	G	N1-C6-O6	5.77	123.36	119.90
1	CA	942	G	N3-C4-N9	5.77	129.46	126.00
25	BA	458	G	N1-C6-O6	-5.76	116.44	119.90
25	BA	731	C	N3-C4-C5	-5.76	119.59	121.90
25	BA	1194	A	C5-C6-N6	-5.76	119.09	123.70
25	BA	1338	G	N3-C4-N9	5.76	129.46	126.00
1	CA	299	G	C5-C6-O6	-5.76	125.14	128.60
25	DA	2104	G	N3-C4-N9	5.76	129.46	126.00
25	BA	1557	C	C2-N3-C4	-5.76	117.02	119.90
25	BA	1707	G	N3-C2-N2	-5.76	115.87	119.90
26	BB	113	G	C8-N9-C1'	-5.76	119.51	127.00
25	DA	687	C	N1-C2-O2	-5.76	115.44	118.90
25	DA	1261	C	C6-N1-C2	5.76	122.61	120.30
1	AA	317	G	C6-C5-N7	-5.76	126.94	130.40
25	BA	752	A	P-O3'-C3'	5.76	126.61	119.70
25	BA	1750	G	N9-C4-C5	-5.76	103.09	105.40
25	BA	2382	G	N3-C2-N2	5.76	123.93	119.90
25	BA	2794	C	C6-N1-C2	-5.76	118.00	120.30
1	CA	674	G	N1-C6-O6	5.76	123.36	119.90
25	DA	2326	C	C6-N1-C1'	5.76	127.71	120.80
1	AA	774	G	C6-C5-N7	-5.76	126.94	130.40
25	BA	989	G	C6-C5-N7	-5.76	126.94	130.40
25	BA	2413	G	C8-N9-C4	5.76	108.70	106.40
25	DA	2535	G	C5-C6-O6	-5.76	125.14	128.60
25	DA	2755	C	C5-C4-N4	-5.76	116.17	120.20
1	AA	114	U	N3-C2-O2	-5.76	118.17	122.20
25	DA	1004	C	N3-C2-O2	5.76	125.93	121.90
1	AA	765	G	N1-C6-O6	5.76	123.35	119.90
25	BA	1519	G	N7-C8-N9	5.76	115.98	113.10
25	BA	1785	A	C6-C5-N7	-5.76	128.27	132.30
25	BA	2357	U	C5-C6-N1	-5.76	119.82	122.70
25	DA	6	A	C5-C6-N6	-5.76	119.10	123.70
25	BA	121	G	C5-C6-O6	-5.75	125.15	128.60
25	BA	125	G	N3-C4-N9	5.75	129.45	126.00
25	BA	129	C	C2-N3-C4	-5.75	117.02	119.90
1	CA	401	C	N1-C2-O2	-5.75	115.45	118.90
25	DA	778	G	C8-N9-C4	5.75	108.70	106.40
25	DA	1699	G	N9-C4-C5	5.75	107.70	105.40
25	DA	2286	A	C4-N9-C1'	5.75	136.66	126.30

Continued on next page...

Continued from previous page...

Mol	Chain	Res	Type	Atoms	Z	Observed(°)	Ideal(°)
1	AA	628	G	N1-C6-O6	5.75	123.35	119.90
25	BA	212	G	C4-N9-C1'	-5.75	119.02	126.50
25	BA	632	A	C4-C5-N7	5.75	113.58	110.70
25	BA	652(H)	C	C2-N1-C1'	5.75	125.13	118.80
25	BA	1830	C	N3-C4-C5	5.75	124.20	121.90
25	BA	2753	A	N1-C6-N6	5.75	122.05	118.60
1	CA	851	G	C8-N9-C1'	-5.75	119.52	127.00
25	DA	2027	G	N1-C6-O6	-5.75	116.45	119.90
1	AA	47	C	C5-C6-N1	-5.75	118.12	121.00
1	AA	505	G	N7-C8-N9	5.75	115.97	113.10
25	BA	52	A	C8-N9-C4	-5.75	103.50	105.80
25	BA	1030	G	N7-C8-N9	-5.75	110.23	113.10
25	DA	2689	U	C5-C4-O4	5.75	129.35	125.90
25	DA	778	G	N1-C2-N2	-5.75	111.03	116.20
25	DA	2251	G	N3-C4-N9	5.75	129.45	126.00
25	BA	410	G	N1-C6-O6	5.74	123.35	119.90
25	BA	518	G	N1-C6-O6	-5.74	116.45	119.90
25	BA	1648	C	N1-C2-N3	5.74	123.22	119.20
26	BB	77	U	C6-N1-C2	5.74	124.45	121.00
25	DA	760	G	N9-C4-C5	5.74	107.70	105.40
25	BA	2623	G	N3-C4-C5	-5.74	125.73	128.60
1	CA	1502	A	N1-C6-N6	5.74	122.05	118.60
25	DA	22	C	N3-C4-N4	-5.74	113.98	118.00
25	DA	481	G	P-O3'-C3'	5.74	126.59	119.70
25	DA	1355	G	C5-C6-N1	-5.74	108.63	111.50
25	DA	1774	C	C2-N1-C1'	5.74	125.11	118.80
25	DA	2502	G	C5-N7-C8	-5.74	101.43	104.30
25	BA	992	C	N3-C4-C5	5.74	124.19	121.90
25	BA	2288	A	C5-C6-N6	-5.74	119.11	123.70
25	BA	2697	G	N1-C6-O6	5.74	123.34	119.90
25	BA	2417	C	C5-C6-N1	-5.74	118.13	121.00
25	BA	2575	C	N3-C2-O2	-5.74	117.88	121.90
1	AA	705	U	N1-C2-O2	-5.74	118.78	122.80
25	BA	589	C	C6-N1-C2	5.74	122.59	120.30
25	BA	797	C	N3-C4-N4	5.74	122.02	118.00
25	BA	1929	G	C5-N7-C8	5.74	107.17	104.30
25	BA	1195	G	C5-C6-O6	-5.73	125.16	128.60
25	BA	2443	C	C2-N3-C4	-5.73	117.03	119.90
1	AA	32	A	C4-C5-C6	5.73	119.87	117.00
1	AA	1077	G	C4-C5-N7	5.73	113.09	110.80
25	BA	2383	G	N9-C4-C5	-5.73	103.11	105.40
25	DA	2765	A	C4-C5-C6	5.73	119.87	117.00

Continued on next page...

Continued from previous page...

Mol	Chain	Res	Type	Atoms	Z	Observed(°)	Ideal(°)
25	BA	45	C	N3-C2-O2	5.73	125.91	121.90
25	BA	925	C	C2-N1-C1'	-5.73	112.50	118.80
25	BA	988	A	C6-N1-C2	-5.73	115.16	118.60
1	CA	1497	G	N3-C4-N9	-5.73	122.56	126.00
25	DA	894	C	N1-C2-O2	5.73	122.34	118.90
25	DA	1831	G	C6-C5-N7	-5.73	126.96	130.40
1	AA	1053	G	N3-C4-C5	5.73	131.46	128.60
25	BA	1235	G	C5-C6-N1	-5.73	108.64	111.50
25	BA	1938	A	C6-N1-C2	-5.73	115.16	118.60
25	DA	482	A	C5-C6-N6	-5.73	119.12	123.70
25	BA	1308	A	C8-N9-C4	-5.73	103.51	105.80
25	BA	2407	G	C4-N9-C1'	5.73	133.95	126.50
26	BB	47	C	N3-C4-N4	5.73	122.01	118.00
25	DA	1297	C	C4-C5-C6	5.73	120.26	117.40
25	BA	186	G	N9-C4-C5	-5.73	103.11	105.40
25	BA	340	A	N1-C6-N6	5.73	122.04	118.60
25	BA	2069	G	C6-N1-C2	-5.73	121.66	125.10
25	BA	2828	C	C5-C4-N4	-5.73	116.19	120.20
25	BA	2875	C	N3-C2-O2	-5.73	117.89	121.90
25	DA	1616	A	N7-C8-N9	5.73	116.66	113.80
1	AA	1515	C	N1-C2-O2	-5.72	115.47	118.90
25	BA	591	C	N1-C2-O2	-5.72	115.47	118.90
25	BA	942	G	C5-N7-C8	5.72	107.16	104.30
25	BA	975(A)	G	N3-C4-C5	5.72	131.46	128.60
25	BA	1239	G	N1-C6-O6	5.72	123.33	119.90
25	BA	1938	A	N1-C2-N3	5.72	132.16	129.30
25	BA	2709	G	C5-C6-O6	5.72	132.03	128.60
1	AA	187	C	C6-N1-C2	-5.72	118.01	120.30
1	AA	785	G	C5-C6-O6	-5.72	125.17	128.60
25	BA	2063	C	C5-C4-N4	-5.72	116.19	120.20
25	DA	2049	G	C4-C5-N7	5.72	113.09	110.80
25	BA	659	C	C5-C6-N1	-5.72	118.14	121.00
25	BA	689	A	N1-C6-N6	-5.72	115.17	118.60
25	BA	1297	C	C2-N3-C4	-5.72	117.04	119.90
25	BA	1302	A	N7-C8-N9	-5.72	110.94	113.80
26	BB	46	A	C5-C6-N1	5.72	120.56	117.70
36	DQ	64	ILE	CB-CA-C	-5.72	100.16	111.60
25	BA	624	C	N3-C4-N4	-5.72	114.00	118.00
25	BA	1296	G	N3-C4-N9	5.72	129.43	126.00
1	CA	555	C	N3-C4-C5	-5.72	119.61	121.90
1	CA	638	G	N7-C8-N9	-5.72	110.24	113.10
25	DA	1223	G	C4-N9-C1'	-5.72	119.07	126.50

Continued on next page...

Continued from previous page...

Mol	Chain	Res	Type	Atoms	Z	Observed(°)	Ideal(°)
1	AA	717	C	C2-N1-C1'	5.72	125.09	118.80
1	AA	1495	U	C6-N1-C2	-5.72	117.57	121.00
23	AV	74	C	N3-C2-O2	-5.72	117.90	121.90
25	BA	146	G	C6-C5-N7	-5.72	126.97	130.40
25	BA	214	G	N3-C4-N9	5.72	129.43	126.00
25	BA	1617	C	N3-C2-O2	5.72	125.90	121.90
25	BA	2423	U	C5-C6-N1	-5.72	119.84	122.70
26	BB	80	U	C6-N1-C1'	5.72	129.20	121.20
1	CA	481	G	C4-N9-C1'	5.72	133.93	126.50
25	DA	330	A	C5-C6-N6	-5.72	119.13	123.70
25	BA	271(X)	G	C2-N3-C4	-5.71	109.04	111.90
25	BA	391	G	C4-C5-N7	5.71	113.09	110.80
25	BA	775	G	C4-C5-N7	-5.71	108.51	110.80
25	BA	2409	G	C8-N9-C4	-5.71	104.11	106.40
1	CA	162	A	N1-C6-N6	-5.71	115.17	118.60
23	AV	76	A	N3-C4-N9	-5.71	122.83	127.40
25	BA	1975	G	C4-N9-C1'	5.71	133.93	126.50
1	AA	34	C	N3-C2-O2	5.71	125.90	121.90
1	AA	693	G	N9-C4-C5	-5.71	103.11	105.40
1	AA	755	G	C8-N9-C1'	-5.71	119.58	127.00
25	BA	88	G	N1-C6-O6	5.71	123.33	119.90
25	BA	715	G	C8-N9-C1'	-5.71	119.58	127.00
25	BA	1216	G	C4-C5-C6	5.71	122.23	118.80
34	BO	25	LEU	CB-CA-C	-5.71	99.35	110.20
25	DA	1008	C	N3-C4-C5	5.71	124.18	121.90
25	BA	27	G	C4-C5-C6	5.71	122.23	118.80
25	BA	377	C	N1-C2-O2	-5.71	115.47	118.90
25	DA	2425	A	C2-N3-C4	5.71	113.45	110.60
1	AA	1288	A	N9-C4-C5	5.71	108.08	105.80
25	BA	522	G	C2-N3-C4	-5.71	109.05	111.90
25	BA	764	A	C8-N9-C4	-5.71	103.52	105.80
26	BB	116	G	N3-C4-N9	5.71	129.43	126.00
25	DA	71	A	C4-C5-N7	5.71	113.55	110.70
25	DA	928	G	C8-N9-C4	-5.71	104.12	106.40
25	BA	272	G	C5-C6-N1	5.71	114.35	111.50
25	BA	701	G	C4-C5-N7	-5.71	108.52	110.80
25	BA	806	C	N3-C4-C5	5.71	124.18	121.90
25	BA	1108	U	C6-N1-C2	-5.71	117.58	121.00
25	BA	1364	G	N1-C6-O6	-5.71	116.48	119.90
25	BA	1604	C	N3-C4-N4	5.71	122.00	118.00
1	CA	817	C	N1-C2-O2	5.71	122.32	118.90
25	DA	1297	C	C5-C4-N4	5.71	124.19	120.20

Continued on next page...

Continued from previous page...

Mol	Chain	Res	Type	Atoms	Z	Observed(°)	Ideal(°)
25	DA	1598	C	C2-N1-C1'	5.71	125.08	118.80
1	AA	672	U	C5-C4-O4	5.71	129.32	125.90
25	BA	685	A	C2-N3-C4	-5.71	107.75	110.60
25	BA	842	G	N1-C6-O6	-5.71	116.48	119.90
25	BA	1012	U	N1-C2-O2	-5.71	118.81	122.80
25	BA	2520	C	N1-C2-N3	5.71	123.19	119.20
26	BB	73	A	C5-N7-C8	-5.71	101.05	103.90
25	DA	773	U	C2-N3-C4	-5.71	123.58	127.00
25	DA	2200	C	C6-N1-C2	-5.71	118.02	120.30
25	BA	189	G	N1-C2-N3	5.70	127.32	123.90
25	BA	204	A	C6-N1-C2	-5.70	115.18	118.60
25	BA	778	G	C5-N7-C8	-5.70	101.45	104.30
25	BA	2218	U	N1-C2-N3	-5.70	111.48	114.90
1	CA	803	G	N1-C6-O6	5.70	123.32	119.90
1	CA	914	A	N1-C6-N6	-5.70	115.18	118.60
25	DA	20	C	C6-N1-C2	-5.70	118.02	120.30
50	D4	42	PHE	C-N-CA	5.70	135.96	121.70
25	BA	489	G	N3-C2-N2	-5.70	115.91	119.90
1	CA	858	G	C8-N9-C1'	-5.70	119.59	127.00
25	DA	1830	C	C6-N1-C2	5.70	122.58	120.30
25	BA	864	G	C2-N3-C4	5.70	114.75	111.90
25	BA	1190	G	N1-C2-N2	-5.70	111.07	116.20
25	BA	2572	A	N1-C2-N3	5.70	132.15	129.30
25	DA	1027	A	N1-C6-N6	-5.70	115.18	118.60
25	BA	271(H)	G	C4-C5-N7	5.70	113.08	110.80
25	BA	335	C	C6-N1-C2	-5.70	118.02	120.30
26	BB	99	G	C8-N9-C1'	-5.70	119.59	127.00
1	AA	540	G	N3-C4-N9	5.70	129.42	126.00
25	BA	84	A	N9-C4-C5	5.70	108.08	105.80
25	BA	2105	C	C6-N1-C2	-5.70	118.02	120.30
25	BA	2298	A	N9-C4-C5	5.70	108.08	105.80
1	AA	811	C	C5-C6-N1	-5.70	118.15	121.00
25	BA	197	A	N7-C8-N9	5.70	116.65	113.80
25	BA	244	A	N1-C6-N6	5.70	122.02	118.60
25	BA	639	U	C5-C4-O4	5.70	129.32	125.90
1	CA	575	G	N1-C6-O6	5.70	123.32	119.90
1	CA	1108	G	C5-C6-N1	-5.70	108.65	111.50
1	CA	1274	G	C4-N9-C1'	5.70	133.91	126.50
25	DA	2388	A	N9-C4-C5	5.70	108.08	105.80
25	DA	2731	G	C4-C5-N7	5.70	113.08	110.80
25	BA	1676	A	N3-C4-N9	-5.69	122.84	127.40
1	AA	537	G	C8-N9-C4	-5.69	104.12	106.40

Continued on next page...

Continued from previous page...

Mol	Chain	Res	Type	Atoms	Z	Observed(°)	Ideal(°)
1	AA	1091	U	C2-N1-C1'	5.69	124.53	117.70
1	AA	1514	C	C6-N1-C2	-5.69	118.02	120.30
25	BA	129	C	C5-C4-N4	-5.69	116.22	120.20
25	BA	2502	G	C2-N3-C4	5.69	114.75	111.90
26	BB	9	G	C8-N9-C4	-5.69	104.12	106.40
1	CA	1272	G	C8-N9-C1'	-5.69	119.60	127.00
25	DA	1437	C	C2-N1-C1'	5.69	125.06	118.80
25	DA	2003	G	C2-N3-C4	-5.69	109.05	111.90
25	BA	1203	G	N1-C2-N2	-5.69	111.08	116.20
25	BA	2394	C	N3-C4-C5	5.69	124.18	121.90
25	BA	2512	C	N3-C2-O2	5.69	125.88	121.90
40	BU	39	LEU	CB-CG-CD2	-5.69	101.33	111.00
25	DA	314	A	N1-C6-N6	-5.69	115.19	118.60
25	DA	1125	G	C8-N9-C4	5.69	108.68	106.40
25	BA	2232	U	C5-C6-N1	-5.69	119.86	122.70
25	BA	2883	A	N1-C2-N3	5.69	132.15	129.30
1	CA	616	G	N3-C4-C5	-5.69	125.76	128.60
1	AA	886	G	N1-C2-N2	5.69	121.32	116.20
23	AV	58	A	C8-N9-C4	-5.69	103.53	105.80
25	BA	238	C	C5-C4-N4	-5.69	116.22	120.20
25	BA	623	G	C8-N9-C4	5.69	108.67	106.40
25	BA	1204	A	C8-N9-C1'	-5.69	117.46	127.70
25	BA	2719	G	C5-N7-C8	-5.69	101.46	104.30
25	DA	533	G	N9-C4-C5	-5.69	103.12	105.40
25	DA	1907	G	N3-C4-N9	-5.69	122.59	126.00
25	DA	2003	G	N3-C4-N9	-5.69	122.59	126.00
25	DA	2018	G	C4-N9-C1'	5.69	133.89	126.50
25	DA	2771	C	N3-C2-O2	-5.69	117.92	121.90
25	BA	1456	G	N1-C2-N3	5.69	127.31	123.90
25	BA	1817	G	N1-C6-O6	-5.69	116.49	119.90
25	BA	1973	G	C5-C6-O6	5.69	132.01	128.60
25	DA	1972	A	C8-N9-C4	-5.69	103.53	105.80
1	AA	388	G	C5-C6-O6	5.68	132.01	128.60
25	BA	577	G	N3-C2-N2	5.68	123.88	119.90
25	BA	1447	G	N3-C4-C5	-5.68	125.76	128.60
25	BA	2717	G	C4-C5-N7	5.68	113.07	110.80
25	DA	74	A	C8-N9-C4	-5.68	103.53	105.80
25	DA	1157	G	C8-N9-C4	-5.68	104.13	106.40
25	DA	1698	A	C6-C5-N7	-5.68	128.32	132.30
25	DA	2585	U	N1-C2-O2	5.68	126.78	122.80
25	DA	2686	G	N7-C8-N9	5.68	115.94	113.10
25	BA	271(S)	G	C4-C5-C6	5.68	122.21	118.80

Continued on next page...

Continued from previous page...

Mol	Chain	Res	Type	Atoms	Z	Observed(°)	Ideal(°)
25	BA	435	C	N3-C4-C5	5.68	124.17	121.90
25	BA	1450	G	N7-C8-N9	5.68	115.94	113.10
25	BA	2246	G	C8-N9-C4	5.68	108.67	106.40
25	BA	2436	G	N1-C2-N3	5.68	127.31	123.90
1	CA	1154	G	N3-C4-N9	5.68	129.41	126.00
25	DA	371	A	N9-C4-C5	-5.68	103.53	105.80
25	DA	1362	C	C6-N1-C2	-5.68	118.03	120.30
25	BA	2552	U	N3-C4-C5	-5.68	111.19	114.60
1	AA	163	C	C2-N1-C1'	5.68	125.05	118.80
25	BA	447	A	C5-C6-N1	5.68	120.54	117.70
25	BA	854	G	C5-C6-N1	-5.68	108.66	111.50
25	BA	2465	C	C6-N1-C2	5.68	122.57	120.30
45	BZ	94	GLU	C-N-CD	5.68	140.33	128.40
25	DA	686	G	N1-C2-N3	5.68	127.31	123.90
25	DA	1915	U	C2-N1-C1'	5.68	124.52	117.70
25	DA	2437	U	C2-N1-C1'	-5.68	110.89	117.70
25	DA	2711	A	C2-N3-C4	-5.68	107.76	110.60
25	BA	1042	G	N3-C4-N9	5.68	129.41	126.00
25	BA	2020	A	C6-N1-C2	-5.68	115.19	118.60
25	DA	803	U	N1-C2-O2	5.68	126.78	122.80
25	BA	2339	G	C5-C6-O6	-5.68	125.19	128.60
25	DA	1968	G	N1-C6-O6	5.68	123.31	119.90
1	AA	577	G	N1-C6-O6	5.67	123.31	119.90
23	AV	9	G	N1-C6-O6	-5.67	116.50	119.90
25	BA	613	G	C8-N9-C1'	5.67	134.38	127.00
25	BA	978	G	C2-N3-C4	-5.67	109.06	111.90
25	BA	1265	A	C5-N7-C8	-5.67	101.06	103.90
25	BA	1383	C	C6-N1-C2	-5.67	118.03	120.30
25	BA	2014	A	C5-C6-N6	-5.67	119.16	123.70
25	BA	2319	G	N7-C8-N9	5.67	115.94	113.10
25	BA	2489	G	C2-N3-C4	-5.67	109.06	111.90
25	BA	652(Q)	G	C6-C5-N7	-5.67	127.00	130.40
25	BA	1976	U	N1-C2-N3	5.67	118.30	114.90
25	BA	524	U	C5-C4-O4	5.67	129.30	125.90
25	BA	967	C	C5-C6-N1	-5.67	118.16	121.00
25	BA	2509	G	N3-C2-N2	5.67	123.87	119.90
25	DA	494	G	N1-C6-O6	5.67	123.30	119.90
25	DA	2522	U	C6-N1-C2	5.67	124.40	121.00
25	BA	1348	G	C6-N1-C2	-5.67	121.70	125.10
25	DA	271(O)	C	N3-C2-O2	-5.67	117.93	121.90
25	DA	1470	G	N3-C4-N9	-5.67	122.60	126.00
1	AA	548	G	C5-C6-O6	-5.67	125.20	128.60

Continued on next page...

Continued from previous page...

Mol	Chain	Res	Type	Atoms	Z	Observed(°)	Ideal(°)
4	AD	31	CYS	N-CA-CB	5.67	120.80	110.60
14	AN	53	LEU	CA-CB-CG	-5.67	102.27	115.30
1	CA	1158	C	C2-N1-C1'	5.67	125.03	118.80
25	DA	452	G	C6-N1-C2	-5.67	121.70	125.10
25	DA	679	C	N1-C2-O2	-5.67	115.50	118.90
1	AA	130	A	N1-C6-N6	5.67	122.00	118.60
25	BA	1196	C	N1-C2-N3	5.67	123.17	119.20
25	BA	2379	G	N1-C6-O6	5.67	123.30	119.90
25	DA	60	G	N9-C4-C5	5.67	107.67	105.40
25	DA	1210	A	C5-C6-N6	-5.67	119.17	123.70
25	DA	1489	U	C5-C4-O4	5.67	129.30	125.90
25	BA	1022	G	N3-C4-N9	-5.66	122.60	126.00
25	BA	1769	G	N3-C4-C5	-5.66	125.77	128.60
25	BA	2598	A	C8-N9-C4	5.66	108.06	105.80
55	B9	9	ARG	NE-CZ-NH2	-5.66	117.47	120.30
25	DA	1187	G	C8-N9-C4	-5.66	104.14	106.40
25	DA	2598	A	C5-N7-C8	-5.66	101.07	103.90
26	DB	14	U	N1-C2-O2	5.66	126.76	122.80
1	AA	572	A	C8-N9-C1'	5.66	137.89	127.70
25	BA	1271	G	C5-C6-N1	-5.66	108.67	111.50
25	BA	1337	G	N3-C2-N2	-5.66	115.94	119.90
26	BB	56	G	N3-C4-C5	-5.66	125.77	128.60
25	DA	737	C	C2-N3-C4	-5.66	117.07	119.90
25	DA	1551	C	C6-N1-C2	-5.66	118.03	120.30
1	AA	928	G	N3-C4-C5	5.66	131.43	128.60
4	AD	26	CYS	CA-CB-SG	5.66	124.19	114.00
25	BA	298	G	C8-N9-C1'	-5.66	119.64	127.00
25	BA	503	A	N9-C4-C5	5.66	108.06	105.80
25	DA	805	G	C5-C6-N1	5.66	114.33	111.50
25	DA	972	G	N1-C2-N3	5.66	127.30	123.90
25	DA	1614	A	C2-N3-C4	-5.66	107.77	110.60
25	DA	2495	G	C5-C6-O6	-5.66	125.20	128.60
1	AA	1400	C	N3-C2-O2	-5.66	117.94	121.90
25	BA	24	G	C4-N9-C1'	5.66	133.85	126.50
25	BA	970	C	C5-C6-N1	-5.66	118.17	121.00
25	BA	1187	G	N3-C4-C5	-5.66	125.77	128.60
25	BA	1862	G	C6-C5-N7	5.66	133.79	130.40
1	CA	506	G	N1-C6-O6	-5.66	116.50	119.90
25	DA	1553	A	N9-C4-C5	5.66	108.06	105.80
25	DA	1857	G	C6-C5-N7	-5.66	127.00	130.40
25	BA	2361	A	C2-N3-C4	-5.66	107.77	110.60
1	AA	1482	G	N1-C2-N2	-5.66	111.11	116.20

Continued on next page...

Continued from previous page...

Mol	Chain	Res	Type	Atoms	Z	Observed(°)	Ideal(°)
25	BA	2296	U	N1-C2-N3	5.66	118.29	114.90
25	BA	613	G	C5-N7-C8	-5.65	101.47	104.30
25	BA	1279	G	C6-N1-C2	-5.65	121.71	125.10
25	DA	616	G	N3-C4-C5	-5.65	125.77	128.60
25	DA	2392	A	N1-C6-N6	-5.65	115.21	118.60
25	DA	574	C	N3-C4-N4	-5.65	114.04	118.00
1	AA	341	C	C6-N1-C2	5.65	122.56	120.30
25	BA	700	G	C6-N1-C2	-5.65	121.71	125.10
25	BA	990	A	C2-N3-C4	-5.65	107.78	110.60
25	BA	1275	A	C6-C5-N7	-5.65	128.34	132.30
46	B0	53	MET	CG-SD-CE	5.65	109.24	100.20
1	AA	98	G	C6-C5-N7	-5.65	127.01	130.40
25	BA	316	C	N3-C4-C5	5.65	124.16	121.90
25	BA	1171	G	N3-C4-N9	5.65	129.39	126.00
25	BA	1208	C	C6-N1-C2	5.65	122.56	120.30
36	BQ	51	ARG	NE-CZ-NH1	-5.65	117.48	120.30
1	CA	774	G	N7-C8-N9	5.65	115.92	113.10
25	DA	216	A	N1-C2-N3	5.65	132.12	129.30
25	DA	1276	A	C2-N3-C4	-5.65	107.78	110.60
25	DA	1625	C	N1-C2-O2	5.65	122.29	118.90
25	DA	2791	C	N3-C4-N4	5.65	121.95	118.00
25	BA	682	G	C4-N9-C1'	5.65	133.84	126.50
25	BA	114	U	C2-N1-C1'	5.64	124.47	117.70
25	BA	2032	G	C2-N3-C4	-5.64	109.08	111.90
25	BA	2079	U	C4-C5-C6	5.64	123.09	119.70
26	BB	24	G	C5-C6-O6	-5.64	125.21	128.60
25	DA	1208	C	N3-C4-N4	5.64	121.95	118.00
25	DA	1314	C	N1-C2-O2	5.64	122.29	118.90
25	DA	1640	C	C2-N1-C1'	5.64	125.01	118.80
25	BA	431	U	C2-N1-C1'	5.64	124.47	117.70
25	BA	2037	G	C5-C6-O6	5.64	131.99	128.60
25	BA	2311	A	N7-C8-N9	-5.64	110.98	113.80
1	CA	993	G	N3-C4-N9	5.64	129.39	126.00
25	DA	1616	A	N1-C6-N6	5.64	121.99	118.60
25	DA	2689	U	C4-C5-C6	5.64	123.08	119.70
25	DA	2723	C	N1-C2-N3	5.64	123.15	119.20
25	DA	577	G	C8-N9-C4	5.64	108.66	106.40
25	DA	669	G	C4-C5-N7	-5.64	108.54	110.80
25	BA	308	G	C4-C5-N7	5.64	113.06	110.80
25	BA	333	G	C4-N9-C1'	5.64	133.83	126.50
25	BA	1708	C	C4-C5-C6	-5.64	114.58	117.40
25	BA	1970	A	C2-N3-C4	5.64	113.42	110.60

Continued on next page...

Continued from previous page...

Mol	Chain	Res	Type	Atoms	Z	Observed(°)	Ideal(°)
25	BA	2271	G	C5-C6-O6	-5.64	125.22	128.60
25	BA	2780	G	C5-C6-O6	5.64	131.98	128.60
25	DA	1787	A	N1-C6-N6	5.64	121.98	118.60
25	DA	2607	G	N1-C2-N2	-5.64	111.12	116.20
25	BA	72	U	C4-C5-C6	5.64	123.08	119.70
26	BB	80	U	N3-C2-O2	-5.64	118.25	122.20
25	DA	1639	U	N3-C2-O2	-5.64	118.25	122.20
25	DA	2259	G	N1-C2-N2	5.64	121.27	116.20
25	DA	2778	A	C2-N3-C4	-5.64	107.78	110.60
25	DA	2829	C	N3-C4-C5	5.64	124.16	121.90
1	AA	1391	U	C2-N3-C4	5.64	130.38	127.00
25	BA	518	G	N3-C4-N9	5.64	129.38	126.00
25	BA	708	C	N3-C2-O2	-5.64	117.95	121.90
25	BA	764	A	C4-C5-C6	5.64	119.82	117.00
25	BA	2038	G	N3-C2-N2	5.64	123.84	119.90
25	BA	2045	C	C5-C6-N1	-5.64	118.18	121.00
1	CA	892	A	C5-C6-N6	-5.64	119.19	123.70
1	CA	1528	U	C5-C6-N1	-5.64	119.88	122.70
25	DA	2473	U	C5-C6-N1	5.64	125.52	122.70
1	AA	1480	G	C8-N9-C4	-5.63	104.15	106.40
25	BA	319	C	N1-C2-O2	5.63	122.28	118.90
25	BA	791	C	N3-C4-C5	5.63	124.15	121.90
25	BA	1262	A	C8-N9-C4	-5.63	103.55	105.80
25	BA	1342	A	N1-C2-N3	5.63	132.12	129.30
25	BA	2061	G	C8-N9-C4	-5.63	104.15	106.40
25	DA	1648	C	N1-C2-O2	-5.63	115.52	118.90
26	DB	94	C	C6-N1-C2	5.63	122.55	120.30
25	DA	2039	C	N3-C2-O2	-5.63	117.96	121.90
25	DA	2042	A	C2-N3-C4	-5.63	107.78	110.60
25	BA	83	G	C2-N3-C4	-5.63	109.08	111.90
25	BA	86	C	C2-N3-C4	-5.63	117.08	119.90
25	BA	488	G	C4-C5-C6	5.63	122.18	118.80
25	BA	771	G	C5-C6-O6	5.63	131.98	128.60
25	BA	2258	C	C2-N1-C1'	5.63	125.00	118.80
25	DA	85	G	C8-N9-C4	5.63	108.65	106.40
25	DA	946	G	N9-C4-C5	5.63	107.65	105.40
25	BA	545	G	C5-N7-C8	-5.63	101.48	104.30
25	DA	2460	U	N3-C4-C5	-5.63	111.22	114.60
25	BA	1149	G	C5-C6-N1	-5.63	108.69	111.50
25	BA	2680	C	C5-C4-N4	-5.63	116.26	120.20
25	DA	192	C	C6-N1-C2	5.63	122.55	120.30
25	BA	316	C	N3-C4-N4	-5.63	114.06	118.00

Continued on next page...

Continued from previous page...

Mol	Chain	Res	Type	Atoms	Z	Observed(°)	Ideal(°)
25	BA	1403	C	N1-C2-O2	-5.63	115.52	118.90
25	BA	1514	U	C2-N1-C1'	5.63	124.45	117.70
25	BA	1620	G	N9-C4-C5	-5.63	103.15	105.40
25	BA	392	C	C6-N1-C2	5.62	122.55	120.30
25	BA	694	U	N3-C4-O4	-5.62	115.46	119.40
25	BA	2647	U	N3-C2-O2	-5.62	118.26	122.20
25	DA	105	C	N3-C2-O2	5.62	125.84	121.90
25	DA	2222	G	C8-N9-C4	-5.62	104.15	106.40
25	BA	182	A	C5-N7-C8	-5.62	101.09	103.90
25	BA	488	G	N1-C2-N3	5.62	127.27	123.90
25	BA	776	G	C5-C6-N1	-5.62	108.69	111.50
25	BA	1292	U	C4-C5-C6	-5.62	116.33	119.70
25	BA	2299	G	N3-C4-C5	5.62	131.41	128.60
1	CA	1366	C	N3-C4-C5	-5.62	119.65	121.90
25	DA	1701	A	C8-N9-C4	-5.62	103.55	105.80
1	AA	163	C	N1-C2-O2	5.62	122.27	118.90
25	BA	515	A	N9-C4-C5	5.62	108.05	105.80
25	BA	2014	A	N7-C8-N9	-5.62	110.99	113.80
23	CV	60	U	N3-C2-O2	-5.62	118.27	122.20
25	DA	1432	C	N3-C4-N4	5.62	121.94	118.00
27	DD	271	ILE	CB-CA-C	-5.62	100.36	111.60
25	BA	1395	A	C4-C5-N7	-5.62	107.89	110.70
25	BA	2446	G	C2-N3-C4	-5.62	109.09	111.90
1	AA	1274	G	C8-N9-C4	-5.62	104.15	106.40
25	BA	675	A	C5-C6-N1	5.62	120.51	117.70
25	BA	1241	A	N7-C8-N9	-5.62	110.99	113.80
25	BA	1774	C	C5-C6-N1	5.62	123.81	121.00
1	CA	953	G	N3-C4-N9	5.62	129.37	126.00
25	BA	1834	U	N1-C2-O2	5.62	126.73	122.80
25	DA	1487	G	C8-N9-C4	-5.62	104.15	106.40
25	BA	452	G	C5-C6-N1	5.62	114.31	111.50
25	BA	1997	G	N3-C2-N2	-5.62	115.97	119.90
25	BA	2031	A	C5-N7-C8	5.62	106.71	103.90
25	BA	2413	G	N1-C2-N3	5.62	127.27	123.90
25	BA	2536	G	C2-N3-C4	-5.62	109.09	111.90
25	DA	1926	U	C5-C4-O4	5.62	129.27	125.90
1	AA	1205	U	C6-N1-C2	-5.61	117.63	121.00
25	BA	78	A	N1-C6-N6	5.61	121.97	118.60
25	BA	298	G	C4-N9-C1'	5.61	133.80	126.50
25	BA	641	C	N3-C4-C5	-5.61	119.65	121.90
25	BA	1920	C	C4-C5-C6	-5.61	114.59	117.40
25	BA	2082	A	C8-N9-C4	5.61	108.05	105.80

Continued on next page...

Continued from previous page...

Mol	Chain	Res	Type	Atoms	Z	Observed(°)	Ideal(°)
1	CA	1205	U	N3-C4-C5	-5.61	111.23	114.60
25	DA	133	C	C6-N1-C2	5.61	122.55	120.30
25	DA	889	C	C6-N1-C2	-5.61	118.05	120.30
25	DA	2473	U	N1-C2-O2	5.61	126.73	122.80
25	BA	133	C	C2-N3-C4	-5.61	117.09	119.90
25	BA	251	A	C4-C5-N7	-5.61	107.89	110.70
25	BA	945	A	C6-N1-C2	-5.61	115.23	118.60
25	BA	2552	U	N1-C2-O2	-5.61	118.87	122.80
25	BA	2770	G	C8-N9-C4	5.61	108.64	106.40
1	AA	700	G	N1-C6-O6	5.61	123.27	119.90
25	BA	238	C	C6-N1-C2	5.61	122.55	120.30
25	BA	446	G	C6-C5-N7	-5.61	127.03	130.40
25	BA	784	A	C4-C5-N7	-5.61	107.89	110.70
25	BA	1010	A	C2-N3-C4	-5.61	107.80	110.60
25	BA	1573	G	N1-C6-O6	5.61	123.27	119.90
25	BA	1626	G	C8-N9-C4	-5.61	104.16	106.40
25	BA	2426	A	N1-C6-N6	-5.61	115.23	118.60
25	DA	1909	C	N3-C2-O2	-5.61	117.97	121.90
25	DA	1992	G	C5-C6-N1	5.61	114.31	111.50
25	DA	2239	G	N1-C6-O6	-5.61	116.53	119.90
25	DA	2356	C	N3-C2-O2	5.61	125.83	121.90
1	AA	798	G	N3-C4-C5	-5.61	125.80	128.60
25	BA	582	G	N1-C2-N2	-5.61	111.15	116.20
25	BA	2581	G	C4-N9-C1'	5.61	133.79	126.50
25	BA	2783	G	N1-C2-N3	5.61	127.26	123.90
25	DA	733	G	C4-N9-C1'	5.61	133.79	126.50
25	DA	1374	G	N1-C6-O6	5.61	123.27	119.90
25	DA	2039	C	N1-C2-O2	5.61	122.26	118.90
25	DA	2596	U	C5-C6-N1	-5.61	119.90	122.70
1	AA	572	A	C4-C5-C6	-5.61	114.20	117.00
25	BA	473	G	C5-N7-C8	5.61	107.10	104.30
25	BA	646	A	N7-C8-N9	5.61	116.60	113.80
25	BA	701	G	C5-C6-N1	-5.61	108.70	111.50
25	BA	944	G	C5-N7-C8	-5.61	101.50	104.30
25	BA	1656	C	C6-N1-C2	-5.61	118.06	120.30
42	BW	98	LYS	N-CA-C	-5.61	95.87	111.00
1	AA	1358	U	C5-C6-N1	-5.60	119.90	122.70
25	BA	621	A	N9-C4-C5	5.60	108.04	105.80
1	AA	541	G	N3-C4-N9	-5.60	122.64	126.00
25	BA	644	A	C8-N9-C4	-5.60	103.56	105.80
25	BA	1665	A	C5-C6-N1	5.60	120.50	117.70
25	BA	1671	U	N3-C4-C5	5.60	117.96	114.60

Continued on next page...

Continued from previous page...

Mol	Chain	Res	Type	Atoms	Z	Observed(°)	Ideal(°)
25	BA	2503	A	C6-C5-N7	-5.60	128.38	132.30
1	CA	1323	G	C4-C5-C6	5.60	122.16	118.80
25	DA	380	U	N3-C2-O2	5.60	126.12	122.20
25	DA	407	G	C8-N9-C1'	-5.60	119.72	127.00
25	DA	1160	G	N3-C4-C5	-5.60	125.80	128.60
25	DA	1427	A	C8-N9-C4	-5.60	103.56	105.80
1	AA	226	G	C8-N9-C4	5.60	108.64	106.40
1	AA	1401	G	N7-C8-N9	5.60	115.90	113.10
25	BA	529	A	C4-C5-N7	5.60	113.50	110.70
25	BA	689	A	N1-C2-N3	5.60	132.10	129.30
25	BA	1897	G	C5-C6-O6	-5.60	125.24	128.60
1	AA	811	C	N3-C4-C5	5.60	124.14	121.90
25	BA	516	C	N3-C2-O2	5.60	125.82	121.90
25	BA	733	G	C5-C6-N1	5.60	114.30	111.50
25	BA	2033	A	C5-N7-C8	5.60	106.70	103.90
25	BA	2779	U	N3-C2-O2	-5.60	118.28	122.20
25	DA	1769	G	N7-C8-N9	5.60	115.90	113.10
25	BA	272(D)	G	N7-C8-N9	-5.60	110.30	113.10
25	BA	680	G	C2-N3-C4	-5.60	109.10	111.90
25	BA	981	A	N1-C2-N3	-5.60	126.50	129.30
25	BA	1235	G	N9-C4-C5	5.60	107.64	105.40
25	BA	2551	C	C6-N1-C2	-5.60	118.06	120.30
25	DA	962	G	C5-C6-O6	-5.60	125.24	128.60
25	BA	500	G	N9-C4-C5	5.60	107.64	105.40
25	BA	1313	U	C2-N1-C1'	5.60	124.42	117.70
25	BA	2323	G	N1-C6-O6	5.60	123.26	119.90
1	CA	1473	A	C8-N9-C4	5.60	108.04	105.80
25	DA	768	G	C6-C5-N7	-5.60	127.04	130.40
25	BA	227	A	N1-C2-N3	5.59	132.10	129.30
25	BA	339	U	C6-N1-C2	5.59	124.36	121.00
25	BA	400	G	C4-C5-C6	5.59	122.16	118.80
25	BA	652(A)	A	C2-N3-C4	5.59	113.40	110.60
25	BA	1232	G	C5-C6-O6	-5.59	125.24	128.60
25	BA	1776	G	N9-C4-C5	-5.59	103.16	105.40
25	BA	2070	G	N1-C6-O6	5.59	123.26	119.90
25	BA	2318	G	O4'-C1'-N9	5.59	112.68	108.20
25	BA	2894	G	C8-N9-C1'	-5.59	119.73	127.00
25	DA	1611	C	N1-C2-O2	-5.59	115.54	118.90
1	AA	518	C	C2-N1-C1'	5.59	124.95	118.80
25	BA	229	A	N7-C8-N9	5.59	116.60	113.80
25	BA	271(M)	G	C8-N9-C1'	-5.59	119.73	127.00
25	BA	890	A	C6-C5-N7	-5.59	128.38	132.30

Continued on next page...

Continued from previous page...

Mol	Chain	Res	Type	Atoms	Z	Observed(°)	Ideal(°)
25	DA	560	C	C2-N1-C1'	-5.59	112.65	118.80
25	BA	1760	A	C5-C6-N6	-5.59	119.23	123.70
25	BA	2079	U	N1-C2-N3	5.59	118.25	114.90
25	BA	2476	A	C8-N9-C4	-5.59	103.56	105.80
25	BA	2594	C	C4-C5-C6	5.59	120.20	117.40
25	DA	493	G	N3-C4-C5	5.59	131.40	128.60
25	BA	36	G	N7-C8-N9	-5.59	110.31	113.10
25	BA	493	G	C6-N1-C2	-5.59	121.75	125.10
25	BA	530	G	N1-C2-N2	5.59	121.23	116.20
25	BA	1607	C	C5-C6-N1	5.59	123.80	121.00
25	BA	1676	A	N3-C4-C5	5.59	130.71	126.80
25	BA	1990	C	N3-C4-C5	-5.59	119.66	121.90
25	BA	2072	G	C5-C6-O6	-5.59	125.25	128.60
25	BA	2873	A	N1-C6-N6	5.59	121.95	118.60
1	CA	150	C	C5-C6-N1	5.59	123.80	121.00
25	DA	2788	C	C2-N1-C1'	-5.59	112.65	118.80
25	BA	735	A	N7-C8-N9	-5.59	111.01	113.80
1	AA	932	C	C2-N1-C1'	5.59	124.94	118.80
25	BA	1263	U	N1-C2-O2	5.59	126.71	122.80
25	BA	1662	C	C6-N1-C2	-5.59	118.06	120.30
25	DA	92	A	C5-N7-C8	-5.59	101.11	103.90
25	DA	560	C	N1-C2-O2	-5.59	115.55	118.90
25	DA	1160	G	N3-C4-N9	5.59	129.35	126.00
25	BA	614(C)	A	N1-C6-N6	5.58	121.95	118.60
25	BA	690	G	C5-C6-N1	5.58	114.29	111.50
25	BA	1031	G	C5-C6-O6	-5.58	125.25	128.60
25	BA	1237	A	C4-C5-N7	-5.58	107.91	110.70
25	BA	2752	C	C6-N1-C2	5.58	122.53	120.30
25	DA	1520	G	N3-C4-N9	5.58	129.35	126.00
25	DA	2482	G	C4-N9-C1'	5.58	133.76	126.50
1	AA	687	A	P-O3'-C3'	5.58	126.40	119.70
25	BA	1262	A	N7-C8-N9	5.58	116.59	113.80
25	BA	1674	G	C8-N9-C1'	-5.58	119.74	127.00
25	BA	2050	C	C5-C6-N1	-5.58	118.21	121.00
25	BA	2458	G	C5-C6-N1	-5.58	108.71	111.50
1	CA	1499	A	N7-C8-N9	-5.58	111.01	113.80
25	DA	1934	C	C5-C6-N1	-5.58	118.21	121.00
25	DA	2207	G	C4-N9-C1'	5.58	133.76	126.50
25	DA	2430	A	C2-N3-C4	-5.58	107.81	110.60
1	AA	668	G	C8-N9-C4	-5.58	104.17	106.40
1	AA	1150	U	C5-C4-O4	5.58	129.25	125.90
23	AV	9	G	C4-C5-N7	-5.58	108.57	110.80

Continued on next page...

Continued from previous page...

Mol	Chain	Res	Type	Atoms	Z	Observed(°)	Ideal(°)
25	BA	533	G	N1-C6-O6	5.58	123.25	119.90
25	BA	686	G	C8-N9-C1'	-5.58	119.75	127.00
25	BA	706	A	C2-N3-C4	-5.58	107.81	110.60
25	BA	1116	C	C5-C4-N4	-5.58	116.29	120.20
25	BA	1681	G	N3-C4-C5	5.58	131.39	128.60
25	BA	2837	G	C8-N9-C4	-5.58	104.17	106.40
1	CA	572	A	N7-C8-N9	-5.58	111.01	113.80
1	AA	1526	G	C8-N9-C4	-5.58	104.17	106.40
25	BA	1319	G	N7-C8-N9	5.58	115.89	113.10
25	BA	1426	G	C8-N9-C4	5.58	108.63	106.40
25	BA	1525	G	C4-C5-N7	-5.58	108.57	110.80
27	BD	237	GLU	N-CA-C	-5.58	95.94	111.00
25	DA	1983	C	N1-C2-O2	-5.58	115.55	118.90
25	DA	2570	G	C8-N9-C4	5.58	108.63	106.40
1	AA	365	U	C6-N1-C1'	5.58	129.01	121.20
25	BA	9	U	C2-N3-C4	5.58	130.35	127.00
25	BA	1660	C	N1-C2-O2	5.58	122.25	118.90
26	BB	29	A	C5-N7-C8	-5.58	101.11	103.90
1	CA	96	U	C5-C6-N1	5.58	125.49	122.70
1	CA	333	G	C5-C6-O6	-5.58	125.25	128.60
25	DA	1811	G	N3-C2-N2	-5.58	115.99	119.90
25	DA	2455	G	C8-N9-C4	-5.58	104.17	106.40
25	DA	2503	A	C5-C6-N6	-5.58	119.24	123.70
25	DA	2894	G	N3-C4-N9	5.58	129.35	126.00
26	BB	38	C	N3-C4-C5	5.58	124.13	121.90
1	CA	892	A	N9-C4-C5	-5.58	103.57	105.80
25	DA	1281	G	C5-C6-N1	-5.58	108.71	111.50
25	DA	2689	U	P-O3'-C3'	5.58	126.39	119.70
25	BA	803	U	N3-C4-O4	-5.58	115.50	119.40
25	BA	2228	G	N1-C2-N2	-5.58	111.18	116.20
25	BA	2624	G	C8-N9-C4	5.58	108.63	106.40
2	CB	238	LEU	CA-CB-CG	5.58	128.12	115.30
25	DA	1021	A	C5-N7-C8	-5.58	101.11	103.90
25	DA	2053	G	N1-C6-O6	5.58	123.25	119.90
25	DA	2440	C	C5-C6-N1	-5.58	118.21	121.00
1	AA	1044	A	N1-C6-N6	-5.57	115.26	118.60
25	BA	675	A	N9-C4-C5	-5.57	103.57	105.80
25	BA	930	U	C2-N1-C1'	5.57	124.39	117.70
25	BA	1618	A	C6-N1-C2	-5.57	115.25	118.60
25	BA	2782	G	N3-C4-C5	5.57	131.39	128.60
26	BB	77	U	C5-C4-O4	-5.57	122.56	125.90
25	DA	213	A	C4-C5-N7	5.57	113.49	110.70

Continued on next page...

Continued from previous page...

Mol	Chain	Res	Type	Atoms	Z	Observed(°)	Ideal(°)
25	DA	1758	G	N9-C4-C5	5.57	107.63	105.40
26	DB	56	G	N3-C4-C5	-5.57	125.81	128.60
25	BA	1016	G	N3-C4-N9	-5.57	122.66	126.00
1	AA	1495	U	N3-C4-O4	5.57	123.30	119.40
25	BA	85	G	N7-C8-N9	-5.57	110.31	113.10
25	BA	572	A	C4-C5-C6	5.57	119.78	117.00
25	BA	2482	G	C4-C5-C6	5.57	122.14	118.80
25	BA	2520	C	C4-C5-C6	5.57	120.19	117.40
25	DA	188	G	N9-C4-C5	-5.57	103.17	105.40
1	CA	942	G	N3-C4-C5	-5.57	125.82	128.60
25	DA	1367	A	N1-C6-N6	5.57	121.94	118.60
25	DA	2238	G	N3-C2-N2	-5.57	116.00	119.90
1	AA	880	C	N3-C2-O2	5.57	125.80	121.90
25	BA	1553	A	N1-C2-N3	5.57	132.08	129.30
25	BA	1761	C	N3-C4-N4	5.57	121.90	118.00
25	BA	2489	G	N3-C2-N2	5.57	123.80	119.90
25	BA	2503	A	C5-N7-C8	-5.57	101.12	103.90
25	DA	783	A	N3-C4-C5	-5.57	122.90	126.80
1	AA	511	C	C2-N3-C4	-5.57	117.12	119.90
1	AA	697	U	C5-C6-N1	-5.57	119.92	122.70
25	BA	480	A	C6-C5-N7	-5.57	128.40	132.30
25	BA	513	A	N9-C4-C5	5.57	108.03	105.80
25	BA	775	G	C2-N3-C4	5.57	114.68	111.90
1	CA	522	C	N3-C2-O2	-5.57	118.00	121.90
1	CA	921	U	C2-N3-C4	5.57	130.34	127.00
25	DA	265	A	C4-C5-N7	5.57	113.48	110.70
25	DA	583	G	C6-C5-N7	-5.57	127.06	130.40
25	DA	2621	A	C2-N3-C4	-5.57	107.82	110.60
25	DA	2697	G	C8-N9-C4	5.57	108.63	106.40
25	BA	870	A	C5-C6-N1	5.56	120.48	117.70
26	BB	60	C	N3-C4-C5	-5.56	119.67	121.90
1	CA	234	C	C6-N1-C2	5.56	122.53	120.30
25	DA	2056	G	C4-C5-N7	5.56	113.03	110.80
1	AA	672	U	N1-C2-N3	5.56	118.24	114.90
25	BA	257	A	C6-C5-N7	-5.56	128.41	132.30
25	BA	679	C	C6-N1-C2	5.56	122.53	120.30
25	BA	1397	U	C2-N3-C4	-5.56	123.66	127.00
25	BA	2014	A	N9-C4-C5	-5.56	103.58	105.80
25	BA	2290	G	N1-C2-N3	5.56	127.24	123.90
25	DA	773	U	C5-C6-N1	-5.56	119.92	122.70
25	DA	856	C	C3'-C2'-C1'	-5.56	97.05	101.50
1	AA	644	G	N3-C4-C5	5.56	131.38	128.60

Continued on next page...

Continued from previous page...

Mol	Chain	Res	Type	Atoms	Z	Observed(°)	Ideal(°)
25	BA	205	G	N1-C2-N2	-5.56	111.20	116.20
25	BA	512	G	O4'-C1'-N9	5.56	112.65	108.20
25	BA	928	G	C5-C6-N1	-5.56	108.72	111.50
25	BA	1922	G	N3-C4-C5	5.56	131.38	128.60
25	BA	2226	C	C2-N3-C4	-5.56	117.12	119.90
25	BA	2335	A	N1-C6-N6	-5.56	115.27	118.60
1	CA	1530	G	N1-C6-O6	5.56	123.24	119.90
25	DA	2866	U	C5-C4-O4	5.56	129.24	125.90
1	AA	340	U	C6-N1-C2	5.56	124.33	121.00
25	BA	621	A	C2-N3-C4	5.56	113.38	110.60
25	BA	679	C	C5-C6-N1	-5.56	118.22	121.00
25	BA	1346	G	N3-C4-C5	-5.56	125.82	128.60
25	BA	2228	G	N3-C2-N2	5.56	123.79	119.90
1	CA	730	G	N1-C6-O6	-5.56	116.56	119.90
25	DA	2283	C	N3-C2-O2	5.56	125.79	121.90
1	AA	511	C	C2-N1-C1'	-5.56	112.69	118.80
1	AA	858	G	N3-C4-C5	-5.55	125.82	128.60
1	AA	1279	A	N7-C8-N9	5.55	116.58	113.80
1	AA	1482	G	C4-N9-C1'	5.55	133.72	126.50
1	AA	1512	U	C2-N3-C4	-5.55	123.67	127.00
25	BA	90	U	C5-C6-N1	5.55	125.48	122.70
25	BA	732	C	C2-N3-C4	-5.55	117.12	119.90
1	CA	1227	A	C8-N9-C4	-5.55	103.58	105.80
1	AA	774	G	C4-N9-C1'	5.55	133.72	126.50
25	BA	210	C	N3-C4-N4	-5.55	114.11	118.00
25	BA	1549	C	C6-N1-C2	5.55	122.52	120.30
25	BA	1785	A	C4-C5-C6	5.55	119.78	117.00
25	BA	1967	C	C6-N1-C2	5.55	122.52	120.30
25	DA	480	A	N3-C4-C5	-5.55	122.91	126.80
25	BA	1151	G	N1-C6-O6	-5.55	116.57	119.90
25	BA	1272	A	N1-C6-N6	-5.55	115.27	118.60
25	BA	1295	C	C2-N1-C1'	-5.55	112.69	118.80
25	BA	2281	C	N1-C2-O2	-5.55	115.57	118.90
25	BA	2475	C	N3-C4-C5	-5.55	119.68	121.90
25	BA	2766	G	N3-C4-C5	-5.55	125.82	128.60
25	DA	506	G	C4-C5-N7	5.55	113.02	110.80
25	DA	1698	A	N3-C4-N9	-5.55	122.96	127.40
6	AF	43	LEU	CA-CB-CG	-5.55	102.54	115.30
25	BA	1681	G	C2-N3-C4	-5.55	109.12	111.90
25	DA	2708	G	C8-N9-C4	5.55	108.62	106.40
1	AA	784	C	C6-N1-C2	5.55	122.52	120.30
25	BA	730	C	N3-C2-O2	5.55	125.78	121.90

Continued on next page...

Continued from previous page...

Mol	Chain	Res	Type	Atoms	Z	Observed(°)	Ideal(°)
25	DA	473	G	N3-C2-N2	-5.55	116.02	119.90
25	BA	474	G	C8-N9-C1'	5.55	134.21	127.00
25	BA	533	G	C4-C5-N7	5.55	113.02	110.80
25	BA	2017	U	C5-C6-N1	-5.55	119.93	122.70
25	BA	2729	G	N1-C2-N2	-5.55	111.21	116.20
1	CA	720	C	C6-N1-C2	-5.55	118.08	120.30
25	DA	676	A	N1-C2-N3	5.55	132.07	129.30
1	AA	199	G	N3-C4-N9	5.54	129.33	126.00
1	AA	521	G	N1-C2-N3	5.54	127.23	123.90
25	BA	437	G	N3-C2-N2	5.54	123.78	119.90
25	BA	1246	A	C6-N1-C2	-5.54	115.27	118.60
25	DA	197	A	C5-C6-N6	-5.54	119.26	123.70
25	BA	377	C	N3-C4-N4	5.54	121.88	118.00
25	BA	545	G	N9-C4-C5	-5.54	103.18	105.40
25	BA	2289	G	N1-C2-N2	5.54	121.19	116.20
25	BA	2356	C	C2-N3-C4	-5.54	117.13	119.90
25	BA	2896	C	C2-N3-C4	5.54	122.67	119.90
1	CA	878	G	C4-N9-C1'	5.54	133.71	126.50
25	DA	1256	G	N1-C6-O6	5.54	123.23	119.90
25	BA	30	G	C5-C6-O6	5.54	131.93	128.60
25	BA	449	A	C2-N3-C4	-5.54	107.83	110.60
25	BA	1317	A	C5-C6-N6	-5.54	119.27	123.70
25	BA	1793	C	N1-C2-N3	5.54	123.08	119.20
25	BA	2433	A	C8-N9-C4	-5.54	103.58	105.80
25	BA	2589	A	N3-C4-C5	5.54	130.68	126.80
25	DA	1927	A	N7-C8-N9	5.54	116.57	113.80
25	DA	2897	U	C6-N1-C1'	-5.54	113.44	121.20
1	AA	28	G	C8-N9-C4	-5.54	104.18	106.40
1	AA	857	C	N3-C4-C5	-5.54	119.68	121.90
25	BA	234	C	N3-C2-O2	-5.54	118.02	121.90
25	BA	414	C	C6-N1-C2	5.54	122.52	120.30
25	BA	1443	G	C5-C6-N1	-5.54	108.73	111.50
25	BA	2349	G	N7-C8-N9	5.54	115.87	113.10
37	BR	97	VAL	CB-CA-C	-5.54	100.87	111.40
25	DA	467	G	N7-C8-N9	-5.54	110.33	113.10
25	DA	1558	A	N7-C8-N9	5.54	116.57	113.80
1	CA	629	G	C2-N3-C4	-5.54	109.13	111.90
1	CA	1502	A	N7-C8-N9	5.54	116.57	113.80
25	BA	1506	C	C6-N1-C2	-5.54	118.08	120.30
25	BA	2476	A	C4-C5-C6	5.54	119.77	117.00
25	BA	2501	C	N3-C4-C5	5.54	124.11	121.90
25	DA	33	U	C5-C4-O4	-5.54	122.58	125.90

Continued on next page...

Continued from previous page...

Mol	Chain	Res	Type	Atoms	Z	Observed(°)	Ideal(°)
25	DA	975	C	C4-C5-C6	-5.54	114.63	117.40
25	DA	1113	U	N3-C2-O2	-5.54	118.32	122.20
1	AA	395	C	N3-C4-C5	-5.54	119.69	121.90
1	AA	774	G	C8-N9-C1'	-5.54	119.80	127.00
25	BA	738	G	C8-N9-C4	-5.54	104.19	106.40
25	BA	1023	U	N3-C2-O2	-5.54	118.33	122.20
25	BA	1312	U	N3-C2-O2	-5.54	118.33	122.20
25	BA	1770	G	N1-C6-O6	5.54	123.22	119.90
25	BA	2027	G	N1-C2-N2	-5.54	111.22	116.20
25	DA	1556	C	C5-C6-N1	-5.54	118.23	121.00
25	BA	418	G	N9-C4-C5	-5.53	103.19	105.40
25	BA	741	G	C5-C6-N1	5.53	114.27	111.50
25	BA	950	G	C2-N3-C4	-5.53	109.13	111.90
25	BA	950	G	N7-C8-N9	-5.53	110.33	113.10
25	DA	30	G	N9-C4-C5	5.53	107.61	105.40
43	BX	60	ARG	NE-CZ-NH1	5.53	123.07	120.30
1	AA	166	G	N7-C8-N9	5.53	115.86	113.10
1	AA	822	C	C6-N1-C2	5.53	122.51	120.30
16	AP	50	LYS	N-CA-C	-5.53	96.07	111.00
25	BA	472	A	C5-C6-N6	-5.53	119.28	123.70
25	BA	535	C	N3-C4-C5	-5.53	119.69	121.90
25	BA	768	G	C4-C5-C6	5.53	122.12	118.80
25	BA	867	C	C6-N1-C2	-5.53	118.09	120.30
25	BA	2260	C	N1-C2-N3	5.53	123.07	119.20
1	CA	427	U	N1-C2-O2	5.53	126.67	122.80
1	CA	856	C	N3-C4-C5	-5.53	119.69	121.90
25	DA	2781	A	C5-C6-N6	5.53	128.12	123.70
25	BA	565	C	N3-C2-O2	-5.53	118.03	121.90
25	DA	1983	C	C2-N3-C4	-5.53	117.14	119.90
1	AA	524	G	C8-N9-C4	-5.53	104.19	106.40
25	BA	1123	C	C4-C5-C6	5.53	120.16	117.40
25	BA	1281	G	N1-C6-O6	5.53	123.22	119.90
25	BA	2388	A	C8-N9-C4	-5.53	103.59	105.80
26	BB	95	C	N1-C2-N3	-5.53	115.33	119.20
1	CA	1325	C	C2-N1-C1'	-5.53	112.72	118.80
25	DA	1640	C	N3-C2-O2	-5.53	118.03	121.90
1	AA	93	G	N3-C2-N2	5.53	123.77	119.90
25	BA	1236	G	C5-C6-O6	-5.53	125.28	128.60
25	BA	1479	G	C5-C6-N1	-5.53	108.74	111.50
1	CA	299	G	N9-C4-C5	-5.53	103.19	105.40
23	CV	32	C	N1-C2-O2	5.53	122.22	118.90
25	DA	2291	U	C5-C4-O4	5.53	129.22	125.90

Continued on next page...

Continued from previous page...

Mol	Chain	Res	Type	Atoms	Z	Observed(°)	Ideal(°)
25	DA	2318	G	C4-N9-C1'	5.53	133.68	126.50
25	DA	2463	C	N1-C2-O2	-5.53	115.58	118.90
25	BA	366	C	N1-C2-O2	-5.52	115.59	118.90
25	BA	2598	A	N9-C4-C5	-5.52	103.59	105.80
25	DA	307	G	N3-C4-N9	5.52	129.31	126.00
25	DA	452	G	C5-C6-N1	5.52	114.26	111.50
25	BA	265	A	C4-N9-C1'	5.52	136.24	126.30
25	BA	572	A	C8-N9-C4	-5.52	103.59	105.80
25	BA	1321	A	C2-N3-C4	-5.52	107.84	110.60
25	BA	2819	G	C5-C6-O6	-5.52	125.29	128.60
1	CA	1077	G	N3-C4-C5	5.52	131.36	128.60
25	DA	187	G	C6-C5-N7	-5.52	127.09	130.40
1	AA	96	U	N1-C2-N3	-5.52	111.59	114.90
25	BA	132	G	C2-N3-C4	-5.52	109.14	111.90
25	BA	2375	G	C5-N7-C8	5.52	107.06	104.30
25	BA	2463	C	C5-C4-N4	-5.52	116.33	120.20
25	BA	2542	A	C5-C6-N1	-5.52	114.94	117.70
1	CA	76	C	C6-N1-C2	-5.52	118.09	120.30
1	CA	113	G	N1-C6-O6	5.52	123.21	119.90
1	AA	818	G	N3-C4-C5	-5.52	125.84	128.60
25	BA	579	G	N1-C6-O6	5.52	123.21	119.90
25	BA	1314	C	C6-N1-C1'	-5.52	114.18	120.80
25	BA	1315	C	N3-C4-N4	-5.52	114.14	118.00
25	BA	1392	A	C5-N7-C8	5.52	106.66	103.90
25	BA	2252	G	C4-C5-N7	5.52	113.01	110.80
1	CA	740	U	C2-N1-C1'	-5.52	111.08	117.70
1	CA	866	C	C6-N1-C2	-5.52	118.09	120.30
1	AA	439	A	N7-C8-N9	5.52	116.56	113.80
25	BA	608	A	N1-C6-N6	5.52	121.91	118.60
25	BA	1245	G	N3-C4-C5	-5.52	125.84	128.60
25	BA	725	G	N1-C2-N3	5.52	127.21	123.90
25	BA	878	A	C4-N9-C1'	5.52	136.23	126.30
26	BB	19	G	C4-C5-N7	5.52	113.01	110.80
1	AA	1507	A	C2-N3-C4	-5.51	107.84	110.60
25	BA	524	U	N1-C2-O2	5.51	126.66	122.80
25	BA	737	C	C5-C4-N4	-5.51	116.34	120.20
25	BA	1016	G	N3-C4-C5	5.51	131.36	128.60
1	CA	1274	G	N3-C4-C5	-5.51	125.84	128.60
25	DA	2002	G	C2-N3-C4	-5.51	109.14	111.90
1	AA	347	G	C8-N9-C1'	-5.51	119.83	127.00
25	BA	70	G	C8-N9-C4	-5.51	104.19	106.40
25	BA	352	G	C8-N9-C4	5.51	108.61	106.40

Continued on next page...

Continued from previous page...

Mol	Chain	Res	Type	Atoms	Z	Observed(°)	Ideal(°)
25	BA	1667	G	N7-C8-N9	-5.51	110.34	113.10
25	BA	1785	A	C5-C6-N6	-5.51	119.29	123.70
25	BA	2005	A	C6-N1-C2	-5.51	115.29	118.60
25	BA	2503	A	C6-N1-C2	-5.51	115.29	118.60
25	BA	2689	U	C4-C5-C6	5.51	123.01	119.70
25	DA	25	U	N3-C2-O2	5.51	126.06	122.20
25	DA	1509	C	C6-N1-C2	-5.51	118.09	120.30
25	DA	2821	A	C2-N3-C4	-5.51	107.84	110.60
25	BA	678	C	C2-N3-C4	-5.51	117.14	119.90
25	BA	1326	U	C5-C6-N1	-5.51	119.94	122.70
25	BA	2239	G	C8-N9-C4	5.51	108.60	106.40
1	CA	1227	A	N7-C8-N9	5.51	116.56	113.80
25	DA	1293	C	N3-C4-C5	5.51	124.10	121.90
1	AA	791	G	C2-N3-C4	-5.51	109.15	111.90
1	AA	872	A	C6-C5-N7	-5.51	128.44	132.30
25	BA	1266	G	C4-N9-C1'	-5.51	119.34	126.50
25	BA	1819	A	P-O3'-C3'	5.51	126.31	119.70
25	BA	2061	G	C2-N3-C4	5.51	114.65	111.90
1	CA	1497	G	N3-C2-N2	-5.51	116.05	119.90
25	BA	255	A	N1-C2-N3	5.51	132.05	129.30
25	BA	400	G	N9-C4-C5	5.51	107.60	105.40
25	BA	1188	U	C5-C4-O4	-5.51	122.60	125.90
25	DA	33	U	C6-N1-C2	5.51	124.30	121.00
25	DA	645	C	C2-N3-C4	5.51	122.65	119.90
25	DA	1235	G	C4-C5-N7	-5.51	108.60	110.80
25	DA	2100	G	C5-C6-O6	5.51	131.90	128.60
25	DA	2735	G	C5-C6-O6	-5.50	125.30	128.60
1	AA	1504	G	P-O3'-C3'	5.50	126.31	119.70
25	BA	1678	G	N3-C4-C5	-5.50	125.85	128.60
44	BY	92	ASN	N-CA-C	5.50	125.86	111.00
25	DA	1233	C	C5-C6-N1	5.50	123.75	121.00
25	DA	1663	C	C5-C4-N4	-5.50	116.35	120.20
1	AA	547	A	N9-C4-C5	5.50	108.00	105.80
1	AA	1138	G	C2-N3-C4	5.50	114.65	111.90
25	BA	1236	G	N1-C6-O6	5.50	123.20	119.90
25	BA	1920	C	C5-C6-N1	5.50	123.75	121.00
25	BA	2229	C	N1-C2-O2	5.50	122.20	118.90
25	BA	2268	A	C8-N9-C4	-5.50	103.60	105.80
25	BA	2299	G	N3-C2-N2	-5.50	116.05	119.90
25	BA	2482	G	C8-N9-C1'	-5.50	119.85	127.00
26	BB	112	U	C6-N1-C2	5.50	124.30	121.00
1	CA	644	G	C8-N9-C4	5.50	108.60	106.40

Continued on next page...

Continued from previous page...

Mol	Chain	Res	Type	Atoms	Z	Observed(°)	Ideal(°)
1	CA	1279	A	N3-C4-C5	-5.50	122.95	126.80
25	DA	62	C	C5-C6-N1	-5.50	118.25	121.00
25	DA	738	G	N1-C2-N2	-5.50	111.25	116.20
25	DA	811	U	C2-N1-C1'	-5.50	111.10	117.70
25	DA	1482	G	C5-C6-N1	5.50	114.25	111.50
25	DA	1647	G	N3-C4-C5	5.50	131.35	128.60
25	DA	1985	G	N1-C2-N3	5.50	127.20	123.90
25	DA	2023	G	N7-C8-N9	5.50	115.85	113.10
4	AD	110	PHE	CB-CG-CD1	5.50	124.65	120.80
25	BA	1296	G	C5-C6-N1	5.50	114.25	111.50
25	BA	2392	A	C8-N9-C1'	-5.50	117.80	127.70
48	B2	51	ARG	N-CA-C	-5.50	96.15	111.00
25	DA	1949	G	N1-C2-N3	5.50	127.20	123.90
25	BA	452	G	C2-N3-C4	5.50	114.65	111.90
25	BA	1336	A	N9-C4-C5	5.50	108.00	105.80
25	DA	592	G	N3-C4-N9	5.50	129.30	126.00
25	DA	678	C	N3-C4-C5	5.50	124.10	121.90
25	DA	1445(A)	C	C2-N1-C1'	5.50	124.85	118.80
25	DA	1754	C	C6-N1-C2	5.50	122.50	120.30
25	BA	927	G	N3-C2-N2	-5.50	116.05	119.90
25	BA	1769	G	N9-C4-C5	-5.50	103.20	105.40
25	BA	2330	G	C6-C5-N7	-5.50	127.10	130.40
19	CS	26	GLY	N-CA-C	5.50	126.84	113.10
25	DA	1579	A	C4-N9-C1'	5.50	136.19	126.30
25	DA	1826	G	N3-C4-N9	5.50	129.30	126.00
25	DA	2084	C	C6-N1-C2	5.50	122.50	120.30
25	BA	428	A	N1-C2-N3	5.50	132.05	129.30
25	BA	1027	A	C6-N1-C2	-5.50	115.30	118.60
25	DA	1202	C	N1-C2-O2	-5.50	115.60	118.90
25	BA	199	A	C5-C6-N1	5.49	120.45	117.70
25	BA	528	A	C8-N9-C1'	5.49	137.59	127.70
25	BA	563	G	C8-N9-C4	5.49	108.60	106.40
25	BA	695	G	N3-C2-N2	-5.49	116.06	119.90
25	BA	1586	A	C5-N7-C8	-5.49	101.15	103.90
25	BA	2256	G	C2-N3-C4	-5.49	109.15	111.90
25	BA	2468	G	C5-C6-O6	-5.49	125.30	128.60
25	DA	2205	C	C2-N3-C4	5.49	122.65	119.90
25	BA	966	G	C2-N3-C4	-5.49	109.15	111.90
25	BA	2446	G	C6-C5-N7	-5.49	127.11	130.40
25	DA	1350	C	N1-C2-O2	-5.49	115.61	118.90
25	BA	391	G	N9-C4-C5	-5.49	103.20	105.40
25	BA	2044	C	C5-C6-N1	-5.49	118.25	121.00

Continued on next page...

Continued from previous page...

Mol	Chain	Res	Type	Atoms	Z	Observed(°)	Ideal(°)
25	BA	2482	G	N1-C2-N3	5.49	127.19	123.90
1	CA	363	A	C8-N9-C4	5.49	108.00	105.80
1	AA	1341	U	N1-C2-N3	5.49	118.19	114.90
1	AA	1358	U	C2-N1-C1'	-5.49	111.11	117.70
25	BA	1630	G	N1-C2-N3	5.49	127.19	123.90
25	DA	1769	G	C4-C5-C6	5.49	122.09	118.80
25	DA	1966	A	C5-C6-N6	5.49	128.09	123.70
25	DA	2396	G	C5-C6-O6	-5.49	125.31	128.60
1	AA	165	C	N3-C2-O2	-5.49	118.06	121.90
1	AA	1126	U	C6-N1-C2	-5.49	117.71	121.00
25	BA	379	G	C2-N3-C4	-5.49	109.16	111.90
25	BA	810	U	N1-C2-O2	5.49	126.64	122.80
25	BA	1162	G	C6-N1-C2	-5.49	121.81	125.10
25	BA	1992	G	C6-N1-C2	-5.49	121.81	125.10
1	CA	363	A	C6-C5-N7	5.49	136.14	132.30
25	BA	1280	G	C2-N3-C4	-5.48	109.16	111.90
25	BA	1371	G	C8-N9-C1'	-5.48	119.87	127.00
25	BA	1229	G	N1-C2-N3	5.48	127.19	123.90
25	BA	1259	G	N1-C2-N2	-5.48	111.27	116.20
25	BA	1378	A	N3-C4-C5	5.48	130.64	126.80
25	BA	1959	G	C5-N7-C8	5.48	107.04	104.30
1	CA	597	G	N1-C6-O6	-5.48	116.61	119.90
25	DA	737	C	C5-C6-N1	-5.48	118.26	121.00
25	DA	1487	G	N3-C2-N2	-5.48	116.06	119.90
1	AA	693	G	C5-C6-O6	-5.48	125.31	128.60
1	AA	913	A	P-O3'-C3'	5.48	126.28	119.70
1	AA	1499	A	N9-C4-C5	-5.48	103.61	105.80
25	BA	1711	C	N3-C4-C5	5.48	124.09	121.90
1	CA	473	G	N3-C2-N2	-5.48	116.06	119.90
25	DA	509	C	C5-C6-N1	-5.48	118.26	121.00
25	DA	2206	G	N7-C8-N9	-5.48	110.36	113.10
25	DA	2296	U	N3-C2-O2	-5.48	118.36	122.20
25	BA	63	U	C5-C6-N1	-5.48	119.96	122.70
1	CA	764	C	C6-N1-C2	-5.48	118.11	120.30
25	DA	2713	A	N1-C6-N6	-5.48	115.31	118.60
1	AA	1205	U	N3-C4-C5	-5.48	111.31	114.60
25	BA	2015	A	N1-C2-N3	5.48	132.04	129.30
25	BA	2288	A	N1-C6-N6	5.48	121.89	118.60
1	CA	149	A	C3'-C2'-C1'	5.48	105.88	101.50
25	DA	666	G	C2-N3-C4	-5.48	109.16	111.90
25	DA	1602	U	C5-C6-N1	-5.48	119.96	122.70
25	DA	2607	G	C8-N9-C1'	-5.48	119.88	127.00

Continued on next page...

Continued from previous page...

Mol	Chain	Res	Type	Atoms	Z	Observed(°)	Ideal(°)
25	BA	245	G	C8-N9-C4	5.48	108.59	106.40
25	BA	795	C	N1-C2-O2	5.48	122.19	118.90
25	BA	1626	G	C4-C5-N7	-5.48	108.61	110.80
26	DB	113	G	C5-C6-O6	-5.48	125.31	128.60
1	AA	483	C	C5-C6-N1	-5.47	118.26	121.00
25	BA	855	G	C4-C5-N7	5.47	112.99	110.80
25	BA	2377	A	C4-C5-N7	5.47	113.44	110.70
1	CA	73	G	C6-C5-N7	5.47	133.69	130.40
25	DA	1129	A	N1-C2-N3	-5.47	126.56	129.30
25	DA	1216	G	C4-N9-C1'	5.47	133.62	126.50
25	DA	1353	A	C6-N1-C2	-5.47	115.31	118.60
25	DA	1661	G	N1-C6-O6	5.47	123.18	119.90
25	DA	2033	A	C5-C6-N1	5.47	120.44	117.70
25	DA	2828	C	C5-C6-N1	-5.47	118.26	121.00
25	BA	749	C	C2-N3-C4	-5.47	117.16	119.90
25	BA	1317	A	N9-C4-C5	-5.47	103.61	105.80
25	BA	2429	G	C4-C5-C6	5.47	122.08	118.80
25	DA	428	A	C8-N9-C4	-5.47	103.61	105.80
25	BA	19	C	N3-C4-N4	5.47	121.83	118.00
25	BA	1204	A	C1'-O4'-C4'	-5.47	105.52	109.90
25	BA	2033	A	C8-N9-C4	5.47	107.99	105.80
25	BA	2342	C	C6-N1-C2	-5.47	118.11	120.30
25	BA	2429	G	N1-C2-N3	5.47	127.18	123.90
25	BA	1798	U	C2-N1-C1'	-5.47	111.14	117.70
25	BA	1936	A	C5-C6-N6	-5.47	119.33	123.70
25	BA	2271	G	N3-C4-N9	5.47	129.28	126.00
25	BA	330	A	N1-C6-N6	5.47	121.88	118.60
25	DA	443	A	C5-C6-N6	5.47	128.07	123.70
25	DA	2894	G	N3-C4-C5	-5.47	125.87	128.60
1	AA	92	C	C2-N3-C4	5.47	122.63	119.90
1	AA	1531	A	N7-C8-N9	5.47	116.53	113.80
25	BA	765	G	N1-C2-N3	-5.47	120.62	123.90
25	BA	2070	G	N1-C2-N3	5.47	127.18	123.90
25	DA	676	A	O4'-C1'-N9	5.47	112.57	108.20
25	DA	2876	G	N3-C4-N9	5.47	129.28	126.00
1	AA	932	C	C6-N1-C2	-5.46	118.11	120.30
25	BA	790	C	C5-C4-N4	-5.46	116.37	120.20
25	BA	848	G	C5-C6-N1	5.46	114.23	111.50
25	BA	1442	G	N3-C2-N2	-5.46	116.08	119.90
25	BA	2444	G	N3-C2-N2	-5.46	116.08	119.90
40	BU	36	ARG	NE-CZ-NH2	-5.46	117.57	120.30
25	DA	51	G	N3-C4-N9	5.46	129.28	126.00

Continued on next page...

Continued from previous page...

Mol	Chain	Res	Type	Atoms	Z	Observed(°)	Ideal(°)
25	DA	765	G	C6-C5-N7	-5.46	127.12	130.40
25	BA	1256	G	C4-N9-C1'	5.46	133.60	126.50
25	BA	1671	U	C6-N1-C2	5.46	124.28	121.00
25	BA	1838	C	C5-C4-N4	-5.46	116.38	120.20
25	BA	2055	C	C6-N1-C1'	5.46	127.36	120.80
25	BA	2571	C	C2-N3-C4	-5.46	117.17	119.90
25	BA	2680	C	N1-C2-O2	-5.46	115.62	118.90
1	CA	1424	C	C6-N1-C2	-5.46	118.11	120.30
25	DA	1758	G	N1-C6-O6	-5.46	116.62	119.90
25	DA	1909	C	C4-C5-C6	5.46	120.13	117.40
1	AA	1499	A	C4-C5-N7	5.46	113.43	110.70
25	BA	259	G	N3-C4-C5	5.46	131.33	128.60
25	BA	487	C	C5-C4-N4	-5.46	116.38	120.20
25	BA	652(E)	G	C4-C5-N7	5.46	112.98	110.80
25	BA	793	A	C4-C5-C6	5.46	119.73	117.00
25	BA	823	G	N3-C4-C5	5.46	131.33	128.60
1	CA	1290	G	C5-C6-O6	-5.46	125.32	128.60
25	DA	1983	C	C4-C5-C6	5.46	120.13	117.40
1	AA	581	G	C5-C6-N1	-5.46	108.77	111.50
25	BA	2853	C	C6-N1-C2	5.46	122.48	120.30
25	DA	1355	G	C4-C5-C6	5.46	122.08	118.80
32	DI	101	LEU	CA-CB-CG	5.46	127.86	115.30
1	AA	754	C	C2-N1-C1'	5.46	124.80	118.80
1	AA	1138	G	C5-C6-N1	5.46	114.23	111.50
25	BA	798	G	C2-N3-C4	-5.46	109.17	111.90
25	BA	1551	C	C6-N1-C2	-5.46	118.12	120.30
25	DA	307	G	N3-C4-C5	-5.46	125.87	128.60
1	AA	1285	A	N7-C8-N9	5.46	116.53	113.80
1	AA	1366	C	C6-N1-C2	-5.46	118.12	120.30
25	BA	536	A	C5-C6-N1	5.46	120.43	117.70
25	BA	1698	A	N9-C4-C5	-5.46	103.62	105.80
26	BB	104	U	N1-C2-N3	5.46	118.17	114.90
25	DA	1254	A	N7-C8-N9	5.46	116.53	113.80
25	DA	2014	A	C6-N1-C2	-5.46	115.33	118.60
25	DA	2452	C	C5-C6-N1	5.46	123.73	121.00
1	AA	598	U	C6-N1-C2	-5.46	117.73	121.00
25	BA	1527	G	N3-C4-N9	-5.46	122.73	126.00
25	BA	2038	G	C5-C6-N1	-5.46	108.77	111.50
25	BA	2274	A	C4-C5-N7	5.46	113.43	110.70
1	CA	354	G	C4-C5-N7	5.46	112.98	110.80
1	CA	460	G	C5-C6-N1	-5.46	108.77	111.50
1	AA	666	G	N3-C4-N9	-5.45	122.73	126.00

Continued on next page...

Continued from previous page...

Mol	Chain	Res	Type	Atoms	Z	Observed(°)	Ideal(°)
25	BA	12	U	N1-C2-O2	5.45	126.62	122.80
25	BA	1856	G	C2-N3-C4	-5.45	109.17	111.90
25	BA	2358	G	N1-C6-O6	-5.45	116.63	119.90
25	BA	2833	G	N3-C4-C5	-5.45	125.87	128.60
1	CA	827	U	N1-C2-O2	5.45	126.62	122.80
25	DA	1655	A	C2-N3-C4	-5.45	107.87	110.60
25	DA	2454	G	N1-C6-O6	-5.45	116.63	119.90
25	BA	1641	A	C8-N9-C4	-5.45	103.62	105.80
25	DA	1856	G	C8-N9-C4	-5.45	104.22	106.40
29	DF	170	LEU	CA-CB-CG	5.45	127.84	115.30
1	AA	740	U	C6-N1-C1'	5.45	128.83	121.20
22	AY	119	LEU	CA-CB-CG	5.45	127.83	115.30
25	BA	24	G	C5-C6-O6	5.45	131.87	128.60
25	BA	772	C	C2-N3-C4	-5.45	117.17	119.90
25	BA	1190	G	N3-C2-N2	5.45	123.72	119.90
25	BA	1408	C	N3-C2-O2	5.45	125.72	121.90
25	BA	1568	G	C5-N7-C8	-5.45	101.58	104.30
1	CA	1277	C	N3-C2-O2	-5.45	118.08	121.90
25	DA	1024	G	N1-C6-O6	5.45	123.17	119.90
26	DB	103	G	C6-C5-N7	-5.45	127.13	130.40
25	BA	154	G	N7-C8-N9	5.45	115.83	113.10
25	BA	2725	A	N3-C4-C5	5.45	130.62	126.80
25	BA	2791	C	C6-N1-C1'	-5.45	114.26	120.80
1	CA	1267	C	C6-N1-C1'	-5.45	114.26	120.80
25	DA	590	A	N3-C4-C5	5.45	130.61	126.80
25	DA	1142(A)	A	C4-C5-C6	5.45	119.72	117.00
1	AA	1495	U	C5-C6-N1	5.45	125.42	122.70
25	BA	652(T)	C	C5-C6-N1	5.45	123.72	121.00
1	CA	76	C	N1-C2-O2	5.45	122.17	118.90
25	DA	2067	G	N3-C2-N2	-5.45	116.09	119.90
25	BA	1977	A	N7-C8-N9	-5.44	111.08	113.80
25	BA	2422	A	C5-C6-N1	-5.44	114.98	117.70
1	CA	481	G	N3-C4-N9	5.44	129.27	126.00
1	AA	189(B)	C	C5-C6-N1	5.44	123.72	121.00
25	BA	74	A	C5-C6-N6	5.44	128.05	123.70
25	BA	465	G	C4-C5-N7	5.44	112.98	110.80
25	BA	656	G	C6-C5-N7	-5.44	127.14	130.40
25	BA	752	A	N1-C2-N3	5.44	132.02	129.30
25	BA	1558	A	P-O3'-C3'	5.44	126.23	119.70
25	BA	2335	A	C5-C6-N6	5.44	128.05	123.70
25	BA	2373	G	N1-C2-N3	5.44	127.17	123.90
45	BZ	67	LEU	CA-CB-CG	5.44	127.82	115.30

Continued on next page...

Continued from previous page...

Mol	Chain	Res	Type	Atoms	Z	Observed(°)	Ideal(°)
46	B0	25	ARG	NE-CZ-NH2	-5.44	117.58	120.30
1	CA	1141	C	C6-N1-C1'	5.44	127.33	120.80
1	CA	1195	C	C6-N1-C2	-5.44	118.12	120.30
25	DA	442	G	N1-C6-O6	-5.44	116.63	119.90
25	DA	932	G	C4-C5-N7	-5.44	108.62	110.80
25	DA	1440	G	C5-C6-O6	5.44	131.87	128.60
25	DA	1656	C	C6-N1-C2	-5.44	118.12	120.30
1	AA	741	G	N9-C4-C5	-5.44	103.22	105.40
25	BA	34	C	C2-N3-C4	5.44	122.62	119.90
25	BA	1193	G	C6-C5-N7	-5.44	127.14	130.40
25	BA	1424	G	C8-N9-C4	5.44	108.58	106.40
25	BA	1791	A	N1-C2-N3	5.44	132.02	129.30
25	BA	2026	C	C2-N3-C4	-5.44	117.18	119.90
25	BA	2252	G	N1-C2-N2	-5.44	111.30	116.20
25	DA	888	C	C5-C6-N1	5.44	123.72	121.00
1	AA	1116	C	C6-N1-C2	5.44	122.48	120.30
1	AA	1519	A	C4-C5-N7	-5.44	107.98	110.70
25	BA	266	G	C4-C5-N7	5.44	112.98	110.80
25	BA	1376	C	N3-C4-C5	5.44	124.08	121.90
25	DA	1192	G	C4-C5-N7	5.44	112.98	110.80
25	DA	2272	U	C6-N1-C2	-5.44	117.74	121.00
25	DA	2429	G	C6-C5-N7	-5.44	127.14	130.40
25	BA	183	C	C5-C6-N1	-5.44	118.28	121.00
25	BA	309	G	N3-C2-N2	5.44	123.71	119.90
25	BA	1198	U	C6-N1-C2	-5.44	117.74	121.00
25	BA	1334	G	C4-N9-C1'	5.44	133.57	126.50
25	BA	1378	A	C2-N3-C4	-5.44	107.88	110.60
25	BA	1584	C	C6-N1-C2	-5.44	118.12	120.30
25	DA	269	U	C2-N1-C1'	5.44	124.22	117.70
25	DA	620	G	N3-C4-C5	-5.44	125.88	128.60
1	AA	1282	C	C5-C4-N4	-5.44	116.39	120.20
1	AA	1384	C	C6-N1-C2	-5.44	118.13	120.30
14	AN	44	LEU	CB-CG-CD1	5.44	120.24	111.00
25	BA	2271	G	C6-C5-N7	-5.44	127.14	130.40
25	DA	1240	U	C6-N1-C2	-5.44	117.74	121.00
1	AA	832	C	C6-N1-C1'	-5.43	114.28	120.80
25	BA	121	G	C6-N1-C2	-5.43	121.84	125.10
25	BA	1850	G	C8-N9-C4	-5.43	104.23	106.40
25	BA	2647	U	N1-C2-O2	5.43	126.60	122.80
1	CA	446	G	C8-N9-C4	-5.43	104.23	106.40
25	DA	92	A	N1-C6-N6	5.43	121.86	118.60
25	DA	1678	G	N3-C4-C5	-5.43	125.88	128.60

Continued on next page...

Continued from previous page...

Mol	Chain	Res	Type	Atoms	Z	Observed(°)	Ideal(°)
25	DA	1781	C	N1-C2-O2	5.43	122.16	118.90
25	BA	930	U	N3-C4-O4	5.43	123.20	119.40
25	BA	1107	G	C5-C6-N1	5.43	114.22	111.50
25	BA	2001	A	C8-N9-C4	-5.43	103.63	105.80
25	BA	2675	A	C4-C5-N7	-5.43	107.98	110.70
50	B4	24	THR	N-CA-C	-5.43	96.33	111.00
1	CA	496	A	N1-C6-N6	5.43	121.86	118.60
1	CA	806	C	N1-C2-O2	5.43	122.16	118.90
1	CA	1523	G	N1-C6-O6	-5.43	116.64	119.90
25	DA	659	C	N3-C4-C5	5.43	124.07	121.90
25	DA	925	C	N3-C4-N4	-5.43	114.20	118.00
25	DA	1681	G	N3-C4-C5	5.43	131.32	128.60
1	AA	1502	A	C4-C5-C6	5.43	119.72	117.00
25	BA	288	C	N3-C4-N4	5.43	121.80	118.00
25	BA	521	G	C6-N1-C2	-5.43	121.84	125.10
25	BA	692	C	C5-C4-N4	-5.43	116.40	120.20
1	AA	63	C	C5-C6-N1	5.43	123.71	121.00
1	AA	521	G	N1-C6-O6	-5.43	116.64	119.90
25	BA	1437	C	C4-C5-C6	5.43	120.11	117.40
25	BA	2334	G	N3-C2-N2	5.43	123.70	119.90
25	BA	2482	G	C4-N9-C1'	5.43	133.56	126.50
26	BB	38	C	C2-N3-C4	-5.43	117.19	119.90
25	DA	2522	U	C5-C6-N1	-5.43	119.98	122.70
25	DA	2583	G	N9-C4-C5	5.43	107.57	105.40
25	DA	2599	G	N3-C4-N9	-5.43	122.74	126.00
25	BA	119	A	C4-C5-N7	-5.43	107.99	110.70
25	BA	2228	G	C6-C5-N7	-5.43	127.14	130.40
32	BI	31	LEU	CA-CB-CG	-5.43	102.81	115.30
1	CA	946	A	C4-C5-C6	5.43	119.71	117.00
25	DA	1347	G	N3-C4-N9	-5.43	122.74	126.00
25	BA	505	A	N1-C2-N3	5.43	132.01	129.30
25	BA	1109	C	C4-C5-C6	5.43	120.11	117.40
25	BA	1220	A	N1-C6-N6	-5.43	115.34	118.60
25	BA	1363	C	C2-N3-C4	-5.43	117.19	119.90
25	BA	1579	A	C4-C5-C6	5.43	119.71	117.00
25	BA	1616	A	C6-C5-N7	-5.43	128.50	132.30
25	BA	2867	G	C5-C6-N1	-5.43	108.79	111.50
1	CA	435	C	N1-C2-O2	5.43	122.16	118.90
25	DA	479	A	C2-N3-C4	5.43	113.31	110.60
25	DA	518	G	C8-N9-C4	-5.43	104.23	106.40
25	DA	1666	G	N1-C6-O6	5.43	123.16	119.90
1	AA	541	G	C8-N9-C1'	5.42	134.05	127.00

Continued on next page...

Continued from previous page...

Mol	Chain	Res	Type	Atoms	Z	Observed(°)	Ideal(°)
1	AA	1288	A	N1-C6-N6	-5.42	115.34	118.60
1	AA	1499	A	N1-C6-N6	5.42	121.86	118.60
25	BA	179	G	C2-N3-C4	-5.42	109.19	111.90
25	BA	842	G	C5-C6-N1	5.42	114.21	111.50
25	BA	2783	G	N9-C4-C5	-5.42	103.23	105.40
1	CA	976	G	C4-N9-C1'	5.42	133.55	126.50
25	DA	592	G	C6-C5-N7	-5.42	127.14	130.40
25	DA	760	G	N3-C4-C5	-5.42	125.89	128.60
1	AA	794	A	N1-C2-N3	5.42	132.01	129.30
1	AA	1077	G	N1-C6-O6	5.42	123.15	119.90
25	BA	2767	C	C5-C6-N1	-5.42	118.29	121.00
25	DA	1319	G	N7-C8-N9	5.42	115.81	113.10
25	DA	1767	C	N1-C2-N3	5.42	123.00	119.20
25	BA	122	G	C8-N9-C1'	-5.42	119.95	127.00
25	BA	827	U	N3-C4-C5	5.42	117.85	114.60
25	BA	1193	G	C6-N1-C2	-5.42	121.85	125.10
25	BA	1478	G	N3-C4-C5	-5.42	125.89	128.60
1	CA	863	U	C5-C4-O4	5.42	129.15	125.90
1	CA	1225	A	N7-C8-N9	5.42	116.51	113.80
1	CA	1286	A	C8-N9-C4	-5.42	103.63	105.80
1	CA	1526	G	C8-N9-C4	5.42	108.57	106.40
25	BA	2823	A	N1-C2-N3	5.42	132.01	129.30
25	BA	2872	G	N1-C6-O6	5.42	123.15	119.90
25	BA	2879	C	N1-C2-O2	5.42	122.15	118.90
1	CA	481	G	C6-C5-N7	-5.42	127.15	130.40
25	BA	312	G	N1-C6-O6	5.42	123.15	119.90
25	BA	394	A	N7-C8-N9	-5.42	111.09	113.80
25	BA	2754	U	C5-C4-O4	-5.42	122.65	125.90
26	BB	71	C	C2-N3-C4	-5.42	117.19	119.90
1	CA	129(A)	G	C2-N3-C4	-5.42	109.19	111.90
25	DA	1143	A	C4-C5-C6	5.42	119.71	117.00
25	DA	2700	C	C2-N3-C4	-5.42	117.19	119.90
1	AA	479	C	N3-C4-C5	-5.42	119.73	121.90
1	AA	1019	C	C6-N1-C1'	5.42	127.30	120.80
23	AV	7	G	N3-C4-N9	-5.42	122.75	126.00
25	BA	798	G	N1-C6-O6	-5.42	116.65	119.90
25	DA	489	G	C5-C6-O6	5.42	131.85	128.60
25	DA	507	A	C8-N9-C4	5.42	107.97	105.80
25	DA	662	G	C8-N9-C4	5.42	108.57	106.40
25	DA	1681	G	N3-C4-N9	-5.42	122.75	126.00
1	AA	547	A	N1-C6-N6	-5.41	115.35	118.60
25	BA	583	G	C8-N9-C4	-5.41	104.23	106.40

Continued on next page...

Continued from previous page...

Mol	Chain	Res	Type	Atoms	Z	Observed(°)	Ideal(°)
25	BA	916	G	C6-C5-N7	-5.41	127.15	130.40
25	BA	943	U	N3-C4-C5	-5.41	111.35	114.60
25	BA	1310	G	C8-N9-C4	5.41	108.56	106.40
25	DA	743	G	C5-C6-O6	-5.41	125.35	128.60
25	DA	797	C	N3-C4-C5	-5.41	119.73	121.90
25	BA	71	A	N1-C6-N6	5.41	121.85	118.60
25	BA	1308	A	C5-C6-N6	5.41	128.03	123.70
25	BA	2603	G	C4-C5-N7	5.41	112.97	110.80
1	CA	953	G	N3-C4-C5	-5.41	125.89	128.60
25	DA	2281	C	C6-N1-C2	-5.41	118.14	120.30
1	AA	342	C	N3-C2-O2	-5.41	118.11	121.90
1	AA	1277	C	C6-N1-C2	-5.41	118.14	120.30
25	BA	614	U	N3-C4-O4	-5.41	115.61	119.40
25	BA	682	G	C8-N9-C1'	-5.41	119.97	127.00
25	BA	1141	U	C5-C4-O4	5.41	129.15	125.90
25	BA	1187	G	N7-C8-N9	5.41	115.81	113.10
25	BA	1632	A	C4-C5-N7	5.41	113.41	110.70
25	BA	1968	G	C5-N7-C8	-5.41	101.59	104.30
25	BA	2318	G	C4-N9-C1'	5.41	133.53	126.50
25	BA	2602	A	C5-C6-N6	-5.41	119.37	123.70
25	BA	124	G	C8-N9-C4	5.41	108.56	106.40
25	BA	197	A	C8-N9-C4	-5.41	103.64	105.80
25	BA	516	C	C5-C4-N4	-5.41	116.41	120.20
25	BA	542	C	C6-N1-C2	5.41	122.46	120.30
25	BA	797	C	C4-C5-C6	5.41	120.10	117.40
26	BB	79	C	N3-C2-O2	-5.41	118.11	121.90
1	CA	1518	A	C4-C5-C6	5.41	119.70	117.00
25	DA	945	A	C4-C5-C6	5.41	119.70	117.00
26	DB	74	U	C5-C4-O4	5.41	129.15	125.90
1	AA	677	U	N1-C2-O2	-5.41	119.02	122.80
25	BA	752	A	N1-C6-N6	-5.41	115.36	118.60
25	DA	271	A	C8-N9-C4	5.41	107.96	105.80
25	BA	564	C	C4-C5-C6	-5.41	114.70	117.40
25	BA	724	U	N3-C4-O4	5.41	123.18	119.40
25	BA	2767	C	C6-N1-C2	-5.41	118.14	120.30
1	CA	1378	C	C6-N1-C2	-5.41	118.14	120.30
1	CA	1401	G	C5-N7-C8	-5.41	101.60	104.30
25	DA	1765	C	C5-C6-N1	5.41	123.70	121.00
25	DA	2040	C	C6-N1-C2	5.41	122.46	120.30
25	BA	622	G	C8-N9-C1'	-5.40	119.97	127.00
25	BA	1387	C	C6-N1-C2	-5.40	118.14	120.30
25	BA	1406	U	C2-N3-C4	-5.40	123.76	127.00

Continued on next page...

Continued from previous page...

Mol	Chain	Res	Type	Atoms	Z	Observed(°)	Ideal(°)
1	CA	299	G	C4-C5-C6	5.40	122.04	118.80
25	DA	533	G	N1-C2-N3	5.40	127.14	123.90
25	DA	1617	C	N1-C2-O2	-5.40	115.66	118.90
1	AA	238	G	C8-N9-C4	5.40	108.56	106.40
25	BA	133	C	C2-N1-C1'	-5.40	112.86	118.80
25	BA	260	G	N9-C4-C5	5.40	107.56	105.40
25	BA	726	G	N1-C2-N2	-5.40	111.34	116.20
25	BA	988	A	N1-C2-N3	5.40	132.00	129.30
25	BA	1252	G	N7-C8-N9	-5.40	110.40	113.10
25	BA	1560	G	C4-C5-N7	-5.40	108.64	110.80
26	BB	116	G	C8-N9-C1'	-5.40	119.98	127.00
25	DA	142	A	N1-C6-N6	-5.40	115.36	118.60
25	DA	806	C	C2-N1-C1'	5.40	124.74	118.80
25	DA	1395	A	N9-C4-C5	5.40	107.96	105.80
25	DA	1997	G	C6-N1-C2	-5.40	121.86	125.10
25	DA	2066	C	N3-C4-N4	5.40	121.78	118.00
25	DA	2831	G	C8-N9-C4	5.40	108.56	106.40
25	BA	678	C	N3-C4-N4	5.40	121.78	118.00
25	BA	939	G	N1-C2-N2	-5.40	111.34	116.20
25	BA	1767	C	C2-N3-C4	-5.40	117.20	119.90
25	DA	127	A	C8-N9-C4	5.40	107.96	105.80
25	DA	139(A)	G	N3-C4-C5	-5.40	125.90	128.60
25	DA	265	A	C4-N9-C1'	5.40	136.02	126.30
25	BA	2356	C	C6-N1-C2	-5.40	118.14	120.30
25	DA	2244	U	C4-C5-C6	5.40	122.94	119.70
1	AA	260	G	N3-C4-C5	5.40	131.30	128.60
1	AA	1129	C	N3-C2-O2	-5.40	118.12	121.90
25	BA	1382	G	N1-C6-O6	5.40	123.14	119.90
25	BA	2446	G	C5-C6-O6	-5.40	125.36	128.60
46	B0	44	ARG	NE-CZ-NH1	-5.40	117.60	120.30
55	B9	19	ARG	NE-CZ-NH1	-5.40	117.60	120.30
25	DA	733	G	C8-N9-C1'	-5.40	119.98	127.00
25	DA	1650	G	N1-C6-O6	5.40	123.14	119.90
1	AA	1364	U	N3-C4-O4	-5.40	115.62	119.40
25	BA	1847	A	C2-N3-C4	5.40	113.30	110.60
25	BA	2345	G	C6-C5-N7	-5.40	127.16	130.40
1	CA	129(A)	G	C8-N9-C1'	-5.40	119.99	127.00
25	DA	1791	A	C5-C6-N6	-5.40	119.38	123.70
25	DA	2191	G	N3-C4-N9	-5.40	122.76	126.00
1	AA	108	G	N1-C6-O6	5.39	123.14	119.90
1	AA	501	C	C6-N1-C2	-5.39	118.14	120.30
25	BA	692	C	N1-C2-O2	-5.39	115.66	118.90

Continued on next page...

Continued from previous page...

Mol	Chain	Res	Type	Atoms	Z	Observed(°)	Ideal(°)
25	BA	1807	G	C4-C5-N7	5.39	112.96	110.80
25	BA	2644	G	N9-C4-C5	5.39	107.56	105.40
1	CA	728	A	N1-C2-N3	5.39	132.00	129.30
25	DA	425	G	C4-N9-C1'	5.39	133.51	126.50
1	AA	260	G	N3-C4-N9	-5.39	122.76	126.00
25	BA	22	C	N3-C4-C5	5.39	124.06	121.90
25	BA	90	U	N3-C4-C5	-5.39	111.36	114.60
25	BA	2260	C	C5-C6-N1	-5.39	118.30	121.00
25	BA	2853	C	C5-C6-N1	-5.39	118.30	121.00
1	CA	1391	U	N3-C2-O2	-5.39	118.42	122.20
25	DA	702	G	C8-N9-C4	5.39	108.56	106.40
25	DA	979	G	N7-C8-N9	5.39	115.80	113.10
25	DA	2022	U	N1-C2-O2	-5.39	119.03	122.80
1	AA	505	G	C5-N7-C8	-5.39	101.61	104.30
1	AA	1252	A	N1-C6-N6	-5.39	115.36	118.60
25	BA	1619	G	N3-C2-N2	-5.39	116.13	119.90
25	BA	1755	A	N1-C6-N6	-5.39	115.36	118.60
25	BA	2572	A	N1-C6-N6	5.39	121.83	118.60
25	DA	761	A	C5-N7-C8	5.39	106.59	103.90
25	BA	124	G	N3-C4-C5	5.39	131.29	128.60
25	BA	449	A	N1-C6-N6	5.39	121.83	118.60
25	BA	494	G	C6-N1-C2	-5.39	121.87	125.10
25	BA	579	G	C8-N9-C4	-5.39	104.24	106.40
25	BA	872	A	N1-C2-N3	5.39	132.00	129.30
25	BA	933	A	C5-C6-N6	-5.39	119.39	123.70
25	BA	990	A	C5-N7-C8	-5.39	101.21	103.90
25	DA	2304	G	C8-N9-C4	-5.39	104.24	106.40
25	DA	2621	A	N1-C2-N3	5.39	131.99	129.30
1	AA	421	U	N1-C2-O2	5.39	126.57	122.80
1	AA	1087	G	N7-C8-N9	5.39	115.79	113.10
25	BA	521	G	N3-C4-C5	-5.39	125.91	128.60
25	BA	2339	G	N1-C6-O6	5.39	123.13	119.90
25	DA	928	G	C4-N9-C1'	5.39	133.50	126.50
25	DA	1779	U	C2-N1-C1'	5.39	124.17	117.70
1	AA	1232	U	C5-C4-O4	-5.39	122.67	125.90
25	BA	1142(A)	A	C8-N9-C1'	5.39	137.40	127.70
25	BA	1626	G	N9-C4-C5	5.39	107.56	105.40
1	CA	325	A	N1-C6-N6	-5.39	115.37	118.60
1	AA	1354	C	N3-C2-O2	-5.38	118.13	121.90
25	BA	266	G	C6-C5-N7	-5.38	127.17	130.40
25	BA	1818	U	N1-C2-N3	5.38	118.13	114.90
25	BA	2542	A	C6-N1-C2	5.38	121.83	118.60

Continued on next page...

Continued from previous page...

Mol	Chain	Res	Type	Atoms	Z	Observed(°)	Ideal(°)
53	B7	47	ARG	NE-CZ-NH2	-5.38	117.61	120.30
25	DA	833	U	N1-C2-O2	-5.38	119.03	122.80
25	DA	1569	A	C8-N9-C4	-5.38	103.65	105.80
25	DA	2583	G	C8-N9-C4	-5.38	104.25	106.40
25	BA	529	A	C6-C5-N7	-5.38	128.53	132.30
25	BA	1030	G	C4-C5-N7	5.38	112.95	110.80
25	BA	2828	C	N3-C4-C5	5.38	124.05	121.90
1	CA	915	A	N1-C6-N6	-5.38	115.37	118.60
1	CA	1223	C	N1-C2-O2	5.38	122.13	118.90
1	AA	1067	A	C8-N9-C4	-5.38	103.65	105.80
1	AA	1298	C	N1-C2-O2	5.38	122.13	118.90
25	BA	1018	C	C6-N1-C2	5.38	122.45	120.30
25	BA	1889	A	C6-C5-N7	-5.38	128.53	132.30
25	BA	2586	C	C5-C4-N4	-5.38	116.43	120.20
26	BB	16	G	N3-C2-N2	5.38	123.67	119.90
25	DA	614(C)	A	N1-C6-N6	-5.38	115.37	118.60
26	DB	90	A	C8-N9-C4	5.38	107.95	105.80
25	BA	2540	C	C5-C6-N1	-5.38	118.31	121.00
25	DA	855	G	C6-C5-N7	-5.38	127.17	130.40
25	BA	113	G	N1-C2-N2	5.38	121.04	116.20
25	BA	1990	C	C6-N1-C2	-5.38	118.15	120.30
25	BA	2362	G	N1-C2-N2	-5.38	111.36	116.20
25	BA	2513	G	C5-C6-O6	-5.38	125.37	128.60
1	CA	1133	G	C5-C6-O6	5.38	131.83	128.60
25	DA	1264	G	C2-N3-C4	-5.38	109.21	111.90
25	DA	1638	C	C5-C6-N1	-5.38	118.31	121.00
25	BA	704	G	N3-C2-N2	-5.38	116.14	119.90
25	BA	720	C	C6-N1-C2	5.38	122.45	120.30
25	BA	1278	A	C2-N3-C4	-5.38	107.91	110.60
25	BA	2557	G	C6-C5-N7	-5.38	127.17	130.40
1	CA	728	A	C4-C5-C6	5.38	119.69	117.00
25	DA	1558	A	C5-N7-C8	-5.38	101.21	103.90
25	DA	2581	G	N3-C4-C5	-5.38	125.91	128.60
25	BA	27	G	C6-C5-N7	-5.38	127.17	130.40
25	BA	2492	U	N1-C2-O2	5.38	126.56	122.80
25	DA	76	C	C6-N1-C2	-5.38	118.15	120.30
25	DA	1587	A	C2-N3-C4	5.38	113.29	110.60
1	AA	713	G	N3-C4-C5	-5.37	125.91	128.60
25	BA	202	U	C6-N1-C2	5.37	124.22	121.00
25	BA	1334	G	C5-C6-N1	-5.37	108.81	111.50
25	BA	1389	G	C5-C6-N1	-5.37	108.81	111.50
25	BA	1561	G	C4-C5-N7	5.37	112.95	110.80

Continued on next page...

Continued from previous page...

Mol	Chain	Res	Type	Atoms	Z	Observed(°)	Ideal(°)
25	BA	1815	A	N9-C4-C5	5.37	107.95	105.80
25	BA	2327	A	C2-N3-C4	5.37	113.29	110.60
25	BA	2353	G	C8-N9-C4	5.37	108.55	106.40
25	DA	517	C	C5-C4-N4	-5.37	116.44	120.20
25	DA	745	G	C5-C6-N1	-5.37	108.81	111.50
25	DA	1960	A	C2-N3-C4	-5.37	107.91	110.60
26	DB	25	A	N1-C6-N6	5.37	121.82	118.60
25	BA	147	U	C5-C6-N1	-5.37	120.02	122.70
25	BA	499	U	C6-N1-C2	-5.37	117.78	121.00
25	BA	702	G	N7-C8-N9	-5.37	110.42	113.10
25	BA	1828	G	C8-N9-C4	5.37	108.55	106.40
25	DA	488	G	C5-N7-C8	5.37	106.99	104.30
25	DA	2384	G	N1-C6-O6	5.37	123.12	119.90
1	AA	1264	C	C2-N1-C1'	5.37	124.71	118.80
1	CA	320	C	C2-N1-C1'	-5.37	112.89	118.80
1	CA	865	A	C8-N9-C4	-5.37	103.65	105.80
25	DA	893	C	C2-N1-C1'	5.37	124.71	118.80
25	DA	1644	C	N3-C2-O2	-5.37	118.14	121.90
25	BA	53	A	C6-N1-C2	-5.37	115.38	118.60
25	BA	747	U	N3-C4-O4	5.37	123.16	119.40
26	BB	89	G	C8-N9-C4	-5.37	104.25	106.40
25	DA	428	A	N3-C4-C5	-5.37	123.04	126.80
25	DA	1265	A	C2-N3-C4	-5.37	107.92	110.60
25	DA	2018	G	C8-N9-C4	-5.37	104.25	106.40
25	BA	80	G	N3-C2-N2	-5.37	116.14	119.90
25	BA	886	C	N1-C2-O2	5.37	122.12	118.90
25	BA	2851	A	N9-C4-C5	-5.37	103.65	105.80
1	AA	734	G	C6-N1-C2	5.37	128.32	125.10
25	BA	115	C	N3-C2-O2	5.37	125.66	121.90
25	BA	678	C	C5-C4-N4	-5.37	116.44	120.20
25	BA	952	G	C5-C6-O6	-5.37	125.38	128.60
25	BA	953	A	N1-C6-N6	-5.37	115.38	118.60
25	BA	2676	C	C5-C4-N4	-5.37	116.44	120.20
25	BA	2703	C	C2-N3-C4	-5.37	117.22	119.90
25	BA	2835	A	N1-C2-N3	5.37	131.98	129.30
25	DA	668	G	N1-C6-O6	5.37	123.12	119.90
25	DA	1899	G	N9-C4-C5	-5.37	103.25	105.40
23	AV	75	C	C2-N3-C4	-5.36	117.22	119.90
25	BA	827	U	N1-C2-O2	-5.36	119.05	122.80
25	BA	1577	C	C4-C5-C6	5.36	120.08	117.40
25	BA	1695	G	C4-N9-C1'	5.36	133.47	126.50
28	BE	72	VAL	N-CA-C	5.36	125.48	111.00

Continued on next page...

Continued from previous page...

Mol	Chain	Res	Type	Atoms	Z	Observed(°)	Ideal(°)
1	CA	865	A	C4-C5-N7	5.36	113.38	110.70
1	CA	1467	G	N3-C4-N9	-5.36	122.78	126.00
25	DA	494	G	C8-N9-C4	5.36	108.55	106.40
25	DA	962	G	C6-C5-N7	-5.36	127.18	130.40
25	DA	1216	G	C8-N9-C1'	-5.36	120.03	127.00
25	DA	1372	U	C5-C4-O4	-5.36	122.68	125.90
25	BA	642	G	C8-N9-C4	-5.36	104.25	106.40
25	BA	1751	C	N1-C2-O2	-5.36	115.68	118.90
25	BA	1982	C	C2-N1-C1'	5.36	124.70	118.80
25	BA	2349	G	C8-N9-C4	-5.36	104.25	106.40
1	CA	119	A	P-O3'-C3'	5.36	126.14	119.70
1	CA	372	C	N3-C4-C5	5.36	124.05	121.90
1	AA	804	U	C2-N3-C4	-5.36	123.78	127.00
25	BA	776	G	C4-C5-N7	-5.36	108.66	110.80
25	BA	974	G	C5-C6-N1	5.36	114.18	111.50
25	BA	2501	C	N3-C4-N4	-5.36	114.25	118.00
25	DA	2099	U	C6-N1-C2	-5.36	117.78	121.00
25	BA	146	G	N9-C4-C5	-5.36	103.26	105.40
25	BA	1107	G	N7-C8-N9	5.36	115.78	113.10
25	BA	1163	G	C5-C6-O6	-5.36	125.39	128.60
25	BA	2422	A	C2-N3-C4	-5.36	107.92	110.60
25	DA	930	U	C6-N1-C2	5.36	124.22	121.00
25	DA	2771	C	N1-C2-O2	5.36	122.11	118.90
1	AA	494	U	N3-C4-C5	5.36	117.81	114.60
1	AA	836	G	C4-C5-N7	5.36	112.94	110.80
25	BA	590	A	N1-C2-N3	5.36	131.98	129.30
25	BA	1653	G	C4-N9-C1'	5.36	133.46	126.50
25	BA	1773	A	C4-C5-C6	5.36	119.68	117.00
25	BA	2286	A	C5-C6-N1	-5.36	115.02	117.70
1	CA	682	G	C8-N9-C4	-5.36	104.26	106.40
25	DA	1832	C	N3-C2-O2	5.36	125.65	121.90
25	DA	1839	G	C8-N9-C4	5.36	108.54	106.40
23	AV	69	C	N1-C2-O2	5.36	122.11	118.90
25	BA	555	U	N3-C2-O2	5.36	125.95	122.20
25	BA	2447	G	N9-C4-C5	-5.36	103.26	105.40
25	BA	2769	C	N1-C2-N3	5.36	122.95	119.20
25	BA	2823	A	C5-C6-N6	-5.36	119.42	123.70
1	CA	1441	G	N3-C4-C5	-5.36	125.92	128.60
25	BA	656	G	C4-C5-C6	5.35	122.01	118.80
25	BA	1561	G	C5-C6-O6	-5.35	125.39	128.60
25	BA	2606	C	C5-C6-N1	-5.35	118.32	121.00
1	CA	240	C	N3-C4-N4	-5.35	114.25	118.00

Continued on next page...

Continued from previous page...

Mol	Chain	Res	Type	Atoms	Z	Observed(°)	Ideal(°)
25	DA	747	U	C5-C4-O4	-5.35	122.69	125.90
25	DA	1273	U	C4-C5-C6	5.35	122.91	119.70
25	DA	2360	A	C8-N9-C4	5.35	107.94	105.80
25	DA	2503	A	C5-C6-N1	5.35	120.38	117.70
1	AA	102	G	C8-N9-C4	-5.35	104.26	106.40
1	AA	280	C	C6-N1-C2	5.35	122.44	120.30
1	AA	1335	C	C6-N1-C2	5.35	122.44	120.30
25	BA	921	G	N3-C4-C5	-5.35	125.92	128.60
25	BA	1321	A	C4-C5-C6	5.35	119.68	117.00
25	BA	1800	C	N3-C2-O2	5.35	125.65	121.90
1	CA	305	G	C5-C6-O6	5.35	131.81	128.60
25	DA	506	G	C5-C6-O6	-5.35	125.39	128.60
25	DA	1519	G	C8-N9-C4	-5.35	104.26	106.40
25	DA	1936	A	N1-C6-N6	5.35	121.81	118.60
1	AA	660	G	C6-C5-N7	-5.35	127.19	130.40
25	BA	1144	G	C5-C6-N1	5.35	114.18	111.50
25	DA	2235	G	C8-N9-C4	-5.35	104.26	106.40
25	DA	2394	C	N3-C2-O2	-5.35	118.15	121.90
25	BA	1259	G	N1-C2-N3	5.35	127.11	123.90
25	BA	2206	G	C4-N9-C1'	-5.35	119.55	126.50
25	BA	2640	G	C4-C5-N7	-5.35	108.66	110.80
25	DA	2373	G	N7-C8-N9	-5.35	110.42	113.10
1	AA	529	G	N3-C4-N9	5.35	129.21	126.00
1	AA	1293	G	N3-C4-N9	5.35	129.21	126.00
25	BA	197	A	C5-C6-N1	-5.35	115.03	117.70
25	BA	259	G	C6-C5-N7	-5.35	127.19	130.40
25	BA	2727	G	N1-C6-O6	5.35	123.11	119.90
25	DA	188	G	N1-C6-O6	5.35	123.11	119.90
25	DA	1277	G	C4-N9-C1'	-5.35	119.55	126.50
25	DA	2405	G	C4-N9-C1'	5.35	133.45	126.50
1	AA	1370	G	N1-C6-O6	5.35	123.11	119.90
25	BA	967	C	C6-N1-C2	5.35	122.44	120.30
25	DA	895	U	C5-C6-N1	5.35	125.37	122.70
1	AA	1282	C	N1-C2-O2	5.34	122.11	118.90
23	AV	21	A	N1-C6-N6	-5.34	115.39	118.60
25	BA	12	U	C6-N1-C2	-5.34	117.79	121.00
25	BA	17	G	C2-N3-C4	5.34	114.57	111.90
25	BA	216	A	C2-N3-C4	-5.34	107.93	110.60
25	BA	758	C	C2-N3-C4	-5.34	117.23	119.90
25	BA	1116	C	C6-N1-C1'	-5.34	114.39	120.80
26	BB	112	U	C4-C5-C6	5.34	122.91	119.70
1	CA	1133	G	N3-C4-C5	5.34	131.27	128.60

Continued on next page...

Continued from previous page...

Mol	Chain	Res	Type	Atoms	Z	Observed(°)	Ideal(°)
25	DA	1322	A	C2-N3-C4	-5.34	107.93	110.60
25	DA	1687	G	N1-C6-O6	-5.34	116.69	119.90
47	D1	21	ARG	NE-CZ-NH1	5.34	122.97	120.30
25	BA	2440	C	C5-C6-N1	-5.34	118.33	121.00
1	CA	728	A	N9-C4-C5	5.34	107.94	105.80
23	AV	8	U	C5-C4-O4	5.34	129.10	125.90
25	BA	434	U	C5-C6-N1	-5.34	120.03	122.70
25	BA	638	G	C8-N9-C4	-5.34	104.26	106.40
25	BA	2091	U	N3-C4-C5	-5.34	111.39	114.60
25	BA	2253	G	C4-C5-N7	5.34	112.94	110.80
1	AA	1236	A	C8-N9-C4	5.34	107.94	105.80
25	BA	272	G	C2-N3-C4	5.34	114.57	111.90
25	BA	318	C	N3-C2-O2	-5.34	118.16	121.90
25	BA	1597	A	C5-C6-N6	-5.34	119.43	123.70
26	BB	116	G	N1-C2-N2	-5.34	111.39	116.20
25	DA	1831	G	C8-N9-C4	-5.34	104.26	106.40
25	DA	2541	A	N1-C6-N6	5.34	121.80	118.60
25	DA	2622	C	C2-N1-C1'	-5.34	112.93	118.80
25	BA	201	C	C5-C6-N1	-5.34	118.33	121.00
25	BA	790	C	N1-C2-N3	-5.34	115.46	119.20
25	BA	1129	A	C6-N1-C2	-5.34	115.40	118.60
25	DA	1964	G	C4-N9-C1'	5.34	133.44	126.50
1	AA	496	A	C4-C5-C6	5.34	119.67	117.00
25	BA	1145	C	N3-C4-N4	5.34	121.74	118.00
25	BA	1970	A	C4-N9-C1'	5.34	135.91	126.30
1	CA	483	C	C6-N1-C2	5.34	122.44	120.30
25	DA	1330	C	N3-C2-O2	5.34	125.64	121.90
23	AV	12	G	C6-C5-N7	5.33	133.60	130.40
25	BA	1395	A	N9-C4-C5	5.33	107.93	105.80
25	BA	1627	G	C5-C6-N1	-5.33	108.83	111.50
25	BA	2076	U	C4-C5-C6	5.33	122.90	119.70
25	DA	2714	G	N3-C2-N2	-5.33	116.17	119.90
1	AA	365	U	C5-C4-O4	5.33	129.10	125.90
25	BA	173	G	C5-C6-O6	-5.33	125.40	128.60
25	BA	430	G	C5-C6-O6	-5.33	125.40	128.60
25	BA	591	C	C5-C6-N1	-5.33	118.33	121.00
25	BA	646	A	C2-N3-C4	-5.33	107.93	110.60
25	BA	1265	A	N1-C2-N3	5.33	131.97	129.30
25	BA	1383	C	N3-C4-N4	5.33	121.73	118.00
25	BA	1587	A	C6-N1-C2	-5.33	115.40	118.60
25	BA	2037	G	N3-C4-C5	-5.33	125.93	128.60
1	CA	776	G	N9-C4-C5	5.33	107.53	105.40

Continued on next page...

Continued from previous page...

Mol	Chain	Res	Type	Atoms	Z	Observed(°)	Ideal(°)
25	DA	482	A	C8-N9-C4	5.33	107.93	105.80
25	DA	1305	C	C5-C6-N1	5.33	123.67	121.00
25	DA	1999	C	C2-N3-C4	-5.33	117.23	119.90
25	BA	745	G	N1-C6-O6	5.33	123.10	119.90
25	BA	1125	G	C5-C6-O6	5.33	131.80	128.60
25	BA	1833	U	C6-N1-C2	-5.33	117.80	121.00
25	BA	1901	A	N1-C6-N6	-5.33	115.40	118.60
25	BA	2605	U	C2-N3-C4	5.33	130.20	127.00
1	CA	894	G	C8-N9-C4	5.33	108.53	106.40
1	AA	1225	A	N7-C8-N9	5.33	116.47	113.80
25	BA	1588	C	C2-N1-C1'	5.33	124.66	118.80
25	BA	1649	G	N1-C6-O6	5.33	123.10	119.90
25	BA	2339	G	C8-N9-C4	5.33	108.53	106.40
1	CA	299	G	C2-N3-C4	-5.33	109.23	111.90
1	AA	117	G	N3-C2-N2	-5.33	116.17	119.90
1	AA	1070	U	N3-C2-O2	5.33	125.93	122.20
25	BA	78	A	C5-C6-N6	-5.33	119.44	123.70
25	BA	885	C	N1-C2-O2	5.33	122.10	118.90
25	BA	2250	G	N7-C8-N9	5.33	115.76	113.10
26	BB	26	A	C2-N3-C4	-5.33	107.94	110.60
1	CA	965	A	C8-N9-C4	5.33	107.93	105.80
25	DA	1320	C	N1-C2-O2	-5.33	115.70	118.90
25	DA	1353	A	N1-C6-N6	-5.33	115.40	118.60
25	DA	2515	C	C6-N1-C2	-5.33	118.17	120.30
1	CA	305	G	N1-C2-N3	5.33	127.10	123.90
25	DA	2766	G	C4-C5-N7	5.33	112.93	110.80
28	DE	78	LEU	CA-CB-CG	5.33	127.55	115.30
25	BA	143	G	N1-C6-O6	-5.33	116.70	119.90
25	BA	2055	C	C2-N1-C1'	-5.33	112.94	118.80
25	BA	2755	C	C2-N3-C4	5.33	122.56	119.90
23	CV	28	C	C5-C6-N1	5.33	123.66	121.00
1	AA	44	G	C6-C5-N7	-5.32	127.21	130.40
25	BA	432	A	N9-C4-C5	-5.32	103.67	105.80
25	BA	1623	G	C4-C5-N7	5.32	112.93	110.80
25	BA	2501	C	N3-C2-O2	-5.32	118.17	121.90
25	BA	2523	G	N3-C2-N2	-5.32	116.17	119.90
25	BA	2747	G	C6-C5-N7	-5.32	127.21	130.40
1	CA	1120	G	C8-N9-C4	-5.32	104.27	106.40
25	DA	1675	C	C5-C4-N4	5.32	123.93	120.20
1	AA	928	G	N9-C4-C5	-5.32	103.27	105.40
26	BB	75	G	C4-C5-C6	5.32	121.99	118.80
1	CA	802	A	N7-C8-N9	5.32	116.46	113.80

Continued on next page...

Continued from previous page...

Mol	Chain	Res	Type	Atoms	Z	Observed(°)	Ideal(°)
1	CA	884	U	N3-C4-O4	5.32	123.13	119.40
1	AA	47	C	C4-C5-C6	5.32	120.06	117.40
1	AA	916	G	N1-C6-O6	5.32	123.09	119.90
25	BA	1573	G	C4-N9-C1'	-5.32	119.58	126.50
25	BA	2579	C	N3-C2-O2	-5.32	118.17	121.90
1	CA	863	U	C2-N1-C1'	-5.32	111.32	117.70
25	DA	776	G	C8-N9-C1'	-5.32	120.08	127.00
25	DA	945	A	C5-C6-N1	-5.32	115.04	117.70
25	BA	1044	G	N1-C6-O6	-5.32	116.71	119.90
25	BA	2751	G	N3-C4-N9	5.32	129.19	126.00
25	DA	789	A	C8-N9-C4	-5.32	103.67	105.80
25	DA	2644	G	C4-C5-N7	-5.32	108.67	110.80
25	BA	1920	C	C5-C4-N4	-5.32	116.48	120.20
25	BA	2070	G	N3-C4-N9	5.32	129.19	126.00
25	DA	13	A	N1-C6-N6	-5.32	115.41	118.60
25	DA	2191	G	N3-C4-C5	5.32	131.26	128.60
1	AA	1421	G	C8-N9-C4	-5.32	104.27	106.40
25	BA	338	G	N7-C8-N9	-5.32	110.44	113.10
25	BA	928	G	C4-N9-C1'	5.32	133.41	126.50
25	BA	1219	G	C4-N9-C1'	-5.32	119.59	126.50
25	BA	1857	G	C4-C5-C6	5.32	121.99	118.80
25	BA	1863	G	C8-N9-C4	5.32	108.53	106.40
25	BA	2035	G	C4-C5-N7	5.32	112.93	110.80
25	BA	2433	A	N7-C8-N9	5.32	116.46	113.80
25	DA	1223	G	C8-N9-C1'	5.32	133.91	127.00
25	BA	2450	A	C6-C5-N7	-5.31	128.58	132.30
27	BD	213	ARG	NE-CZ-NH2	-5.31	117.64	120.30
25	DA	1163	G	N3-C2-N2	-5.31	116.18	119.90
1	AA	1457	G	C8-N9-C4	5.31	108.53	106.40
25	BA	27	G	N3-C4-C5	-5.31	125.94	128.60
25	BA	304	G	N1-C6-O6	5.31	123.09	119.90
25	BA	376	C	N1-C2-N3	5.31	122.92	119.20
25	BA	926	A	N1-C6-N6	5.31	121.79	118.60
25	BA	1361	G	C2-N3-C4	-5.31	109.24	111.90
25	BA	1755	A	C6-N1-C2	-5.31	115.41	118.60
1	CA	915	A	C5-N7-C8	5.31	106.56	103.90
25	DA	1894	C	N1-C2-O2	-5.31	115.71	118.90
25	DA	1964	G	C6-C5-N7	-5.31	127.21	130.40
25	DA	2365	G	C4-C5-N7	5.31	112.92	110.80
1	AA	886	G	N3-C4-N9	-5.31	122.81	126.00
25	BA	449	A	C4-C5-N7	5.31	113.36	110.70
25	BA	2231	C	N3-C4-C5	-5.31	119.78	121.90

Continued on next page...

Continued from previous page...

Mol	Chain	Res	Type	Atoms	Z	Observed(°)	Ideal(°)
26	BB	60	C	C6-N1-C2	-5.31	118.18	120.30
26	BB	76	G	N1-C6-O6	5.31	123.09	119.90
1	AA	1278	U	C5-C6-N1	5.31	125.36	122.70
25	BA	36	G	C4-C5-N7	-5.31	108.68	110.80
25	BA	680	G	C8-N9-C4	5.31	108.52	106.40
25	BA	1026	U	C2-N1-C1'	5.31	124.07	117.70
25	BA	1192	G	N1-C6-O6	5.31	123.08	119.90
25	BA	2018	G	N1-C6-O6	5.31	123.08	119.90
25	DA	2829	C	C2-N1-C1'	-5.31	112.96	118.80
1	AA	1488	G	C8-N9-C4	-5.31	104.28	106.40
25	BA	514	A	N7-C8-N9	-5.31	111.15	113.80
25	BA	2373	G	N1-C2-N2	-5.31	111.42	116.20
26	BB	94	C	C5-C4-N4	-5.31	116.48	120.20
25	DA	1626	G	C8-N9-C4	-5.31	104.28	106.40
25	DA	1675	C	C6-N1-C2	-5.31	118.18	120.30
25	DA	2341	G	N1-C6-O6	5.31	123.08	119.90
25	DA	2459	A	C8-N9-C4	-5.31	103.68	105.80
25	BA	689	A	C4-C5-N7	-5.31	108.05	110.70
25	BA	1351	C	C5-C6-N1	-5.31	118.35	121.00
25	DA	774	A	N7-C8-N9	5.31	116.45	113.80
25	DA	1579	A	C8-N9-C1'	-5.31	118.15	127.70
1	AA	900	A	N7-C8-N9	5.30	116.45	113.80
1	AA	1158	C	C5-C6-N1	-5.30	118.35	121.00
25	BA	123	G	C5-C6-O6	-5.30	125.42	128.60
25	BA	1351	C	C2-N3-C4	-5.30	117.25	119.90
25	BA	2718	G	C4-N9-C1'	5.30	133.40	126.50
26	BB	65	C	N1-C2-O2	5.30	122.08	118.90
25	DA	946	G	C8-N9-C4	-5.30	104.28	106.40
25	DA	1822	G	C5-C6-N1	-5.30	108.85	111.50
25	BA	646	A	C5-N7-C8	-5.30	101.25	103.90
25	BA	2739	U	C5-C6-N1	-5.30	120.05	122.70
25	DA	142	A	N9-C4-C5	5.30	107.92	105.80
25	DA	514	A	C5-C6-N6	-5.30	119.46	123.70
25	DA	2827	C	N1-C2-O2	-5.30	115.72	118.90
25	DA	2877	G	C8-N9-C4	5.30	108.52	106.40
25	BA	1965	C	C4-C5-C6	-5.30	114.75	117.40
25	BA	2265	U	N1-C2-N3	5.30	118.08	114.90
1	CA	893	C	N1-C2-N3	-5.30	115.49	119.20
1	AA	7	G	N3-C4-N9	-5.30	122.82	126.00
1	AA	117	G	C2-N3-C4	-5.30	109.25	111.90
25	BA	959	A	N1-C6-N6	-5.30	115.42	118.60
25	BA	2054	A	C5-C6-N6	-5.30	119.46	123.70

Continued on next page...

Continued from previous page...

Mol	Chain	Res	Type	Atoms	Z	Observed(°)	Ideal(°)
25	BA	2514	U	N3-C2-O2	5.30	125.91	122.20
1	CA	887	G	N1-C6-O6	5.30	123.08	119.90
1	CA	1300	G	C8-N9-C1'	5.30	133.89	127.00
1	AA	343	U	C4-C5-C6	5.30	122.88	119.70
42	BW	18	ARG	NE-CZ-NH2	-5.30	117.65	120.30
25	DA	1631	C	C6-N1-C2	5.30	122.42	120.30
25	DA	2519	U	C5-C6-N1	-5.30	120.05	122.70
1	AA	1324	A	C4-C5-C6	5.30	119.65	117.00
25	BA	1692	U	C6-N1-C2	5.30	124.18	121.00
25	BA	2626	C	C6-N1-C2	5.30	122.42	120.30
25	DA	1218	C	C6-N1-C2	-5.30	118.18	120.30
25	DA	2022	U	C4-C5-C6	5.30	122.88	119.70
25	DA	2791	C	N3-C4-C5	-5.30	119.78	121.90
25	BA	715	G	N9-C4-C5	-5.29	103.28	105.40
25	BA	1653	G	N3-C4-C5	-5.29	125.95	128.60
25	BA	2331	G	C8-N9-C4	5.29	108.52	106.40
26	BB	30	C	C6-N1-C2	-5.29	118.18	120.30
25	DA	1187	G	C4-N9-C1'	5.29	133.38	126.50
1	AA	770	C	C5-C6-N1	-5.29	118.35	121.00
1	AA	780	A	C8-N9-C4	5.29	107.92	105.80
1	AA	1108	G	N1-C6-O6	-5.29	116.72	119.90
1	AA	1507	A	C5-C6-N6	5.29	127.93	123.70
1	AA	1524	C	C2-N3-C4	-5.29	117.25	119.90
25	BA	20	C	C5-C6-N1	-5.29	118.35	121.00
25	BA	829	A	C8-N9-C4	5.29	107.92	105.80
25	BA	859	G	N7-C8-N9	-5.29	110.45	113.10
25	BA	1607	C	N3-C4-C5	-5.29	119.78	121.90
25	BA	1819	A	C8-N9-C4	-5.29	103.68	105.80
25	BA	2033	A	N1-C6-N6	-5.29	115.42	118.60
25	BA	2412	A	N1-C6-N6	-5.29	115.42	118.60
25	BA	2557	G	C5-C6-O6	-5.29	125.42	128.60
25	DA	2502	G	N1-C6-O6	5.29	123.08	119.90
25	BA	224	G	N3-C4-C5	-5.29	125.95	128.60
25	BA	516	C	N3-C4-N4	5.29	121.70	118.00
25	BA	2327	A	N1-C2-N3	-5.29	126.65	129.30
25	DA	1984	G	N3-C2-N2	-5.29	116.20	119.90
25	DA	2597	G	C8-N9-C1'	-5.29	120.12	127.00
1	AA	165	C	N1-C2-O2	5.29	122.07	118.90
1	AA	883	C	C6-N1-C2	-5.29	118.18	120.30
1	AA	1074	G	C8-N9-C4	-5.29	104.28	106.40
1	AA	1526	G	N7-C8-N9	5.29	115.75	113.10
25	BA	1047	G	C8-N9-C4	-5.29	104.28	106.40

Continued on next page...

Continued from previous page...

Mol	Chain	Res	Type	Atoms	Z	Observed(°)	Ideal(°)
1	CA	1132	C	C6-N1-C2	-5.29	118.18	120.30
25	DA	1429	G	N9-C4-C5	5.29	107.52	105.40
1	AA	890	G	C4-C5-N7	-5.29	108.69	110.80
4	AD	188	LEU	CA-CB-CG	5.29	127.47	115.30
25	BA	449	A	C5-N7-C8	-5.29	101.26	103.90
25	BA	783	A	C8-N9-C4	-5.29	103.69	105.80
25	BA	1025	G	N7-C8-N9	-5.29	110.46	113.10
25	BA	2293	C	C5-C6-N1	-5.29	118.36	121.00
1	CA	479	C	C6-N1-C2	-5.29	118.19	120.30
1	CA	513	C	C6-N1-C1'	-5.29	114.45	120.80
25	DA	512	G	N1-C6-O6	-5.29	116.73	119.90
25	DA	1237	A	N1-C6-N6	-5.29	115.43	118.60
25	DA	1679	U	N3-C4-C5	-5.29	111.43	114.60
25	DA	1838	C	N1-C2-O2	5.29	122.07	118.90
25	DA	2729	G	C4-C5-N7	5.29	112.92	110.80
1	AA	355	C	C6-N1-C2	-5.29	118.19	120.30
25	BA	575	A	N3-C4-C5	-5.29	123.10	126.80
1	CA	1267	C	C5-C6-N1	5.29	123.64	121.00
25	BA	53	A	N1-C2-N3	5.29	131.94	129.30
25	BA	1287	A	C8-N9-C4	-5.29	103.69	105.80
25	BA	2027	G	N3-C4-C5	-5.29	125.96	128.60
25	DA	1702	G	C4-N9-C1'	-5.29	119.63	126.50
1	AA	336	C	N1-C2-O2	-5.28	115.73	118.90
1	AA	1150	U	N3-C4-C5	-5.28	111.43	114.60
25	BA	1145	C	N3-C4-C5	-5.28	119.79	121.90
25	BA	1579	A	N7-C8-N9	5.28	116.44	113.80
25	BA	2583	G	N1-C6-O6	5.28	123.07	119.90
1	CA	785	G	C8-N9-C4	5.28	108.51	106.40
25	DA	838	C	C5-C6-N1	-5.28	118.36	121.00
25	BA	29	U	C4-C5-C6	-5.28	116.53	119.70
25	BA	1428	C	C2-N1-C1'	-5.28	112.99	118.80
25	BA	2812	G	C5-C6-O6	5.28	131.77	128.60
26	BB	24	G	N9-C4-C5	-5.28	103.29	105.40
25	DA	13	A	C5-C6-N6	5.28	127.92	123.70
25	DA	2447	G	N1-C2-N2	5.28	120.95	116.20
25	DA	2607	G	C6-C5-N7	-5.28	127.23	130.40
25	DA	2838	G	N3-C2-N2	-5.28	116.20	119.90
1	AA	684	A	C5-C6-N6	5.28	127.92	123.70
1	AA	975	A	C5-N7-C8	-5.28	101.26	103.90
1	AA	1188	A	C5-C6-N6	5.28	127.92	123.70
25	DA	1788	C	C6-N1-C2	-5.28	118.19	120.30
25	BA	944	G	N1-C2-N3	5.28	127.07	123.90

Continued on next page...

Continued from previous page...

Mol	Chain	Res	Type	Atoms	Z	Observed(°)	Ideal(°)
25	BA	961	C	N1-C2-N3	5.28	122.89	119.20
25	BA	975(A)	G	N1-C6-O6	5.28	123.07	119.90
1	CA	1402	C	C6-N1-C2	-5.28	118.19	120.30
1	AA	792	A	C4-N9-C1'	-5.28	116.80	126.30
25	BA	745	G	N3-C4-N9	5.28	129.16	126.00
25	BA	1160	G	N1-C2-N3	-5.28	120.73	123.90
25	BA	2712(A)	A	C8-N9-C4	5.28	107.91	105.80
25	BA	2717	G	N9-C4-C5	-5.28	103.29	105.40
26	BB	88	C	C2-N1-C1'	-5.28	113.00	118.80
1	CA	638	G	N3-C4-C5	5.28	131.24	128.60
25	DA	329	G	C4-N9-C1'	5.28	133.36	126.50
25	DA	1008	C	C6-N1-C2	5.28	122.41	120.30
25	DA	1232	G	N3-C4-N9	-5.28	122.83	126.00
25	DA	2575	C	N3-C2-O2	-5.28	118.21	121.90
25	BA	890	A	N9-C4-C5	-5.27	103.69	105.80
25	BA	2559	C	C5-C6-N1	-5.27	118.36	121.00
25	DA	1844	C	C5-C4-N4	-5.27	116.51	120.20
25	BA	218	A	N3-C4-N9	-5.27	123.18	127.40
25	BA	532	A	N7-C8-N9	5.27	116.44	113.80
25	BA	1479	G	N1-C6-O6	5.27	123.06	119.90
25	BA	1929	G	N1-C6-O6	-5.27	116.74	119.90
1	CA	1081	G	C8-N9-C4	5.27	108.51	106.40
1	CA	1518	A	N7-C8-N9	5.27	116.44	113.80
1	AA	697	U	C2-N3-C4	-5.27	123.84	127.00
1	AA	1375	A	N7-C8-N9	5.27	116.44	113.80
25	BA	2684	U	C5-C6-N1	-5.27	120.06	122.70
40	BU	12	ARG	NE-CZ-NH2	-5.27	117.67	120.30
25	DA	59	U	N1-C2-N3	5.27	118.06	114.90
1	AA	810	C	C2-N1-C1'	5.27	124.60	118.80
1	AA	811	C	N3-C2-O2	5.27	125.59	121.90
25	BA	729	G	C4-N9-C1'	5.27	133.35	126.50
25	BA	1685	C	N3-C4-N4	5.27	121.69	118.00
25	BA	1924	C	C2-N1-C1'	-5.27	113.00	118.80
25	BA	1980	G	C5-C6-N1	5.27	114.14	111.50
25	DA	534	U	N3-C4-C5	-5.27	111.44	114.60
25	DA	2515	C	N1-C2-O2	-5.27	115.74	118.90
34	DO	26	LYS	N-CA-C	-5.27	96.77	111.00
1	AA	181	G	C8-N9-C4	-5.27	104.29	106.40
1	AA	809	G	N3-C2-N2	-5.27	116.21	119.90
1	AA	925	G	C6-N1-C2	-5.27	121.94	125.10
25	BA	61	G	C8-N9-C4	5.27	108.51	106.40
25	BA	1149	G	N3-C4-C5	5.27	131.23	128.60

Continued on next page...

Continued from previous page...

Mol	Chain	Res	Type	Atoms	Z	Observed(°)	Ideal(°)
25	BA	1181	C	C6-N1-C2	5.27	122.41	120.30
25	BA	1259	G	C4-C5-C6	5.27	121.96	118.80
25	BA	1992	G	N3-C4-N9	5.27	129.16	126.00
25	BA	2581	G	N1-C2-N2	-5.27	111.46	116.20
25	BA	2613	U	N3-C4-C5	5.27	117.76	114.60
1	CA	442	C	C5-C6-N1	5.27	123.63	121.00
25	DA	114	U	C2-N1-C1'	5.27	124.02	117.70
25	DA	135	G	N3-C4-C5	5.27	131.23	128.60
25	DA	531	C	C6-N1-C1'	5.27	127.12	120.80
25	BA	686	G	C4-C5-C6	5.27	121.96	118.80
27	BD	274	ARG	C-N-CA	5.27	134.86	121.70
47	B1	25	LYS	CD-CE-NZ	5.27	123.81	111.70
1	CA	565	U	C6-N1-C2	-5.27	117.84	121.00
1	CA	1356	G	C5-C6-N1	-5.27	108.87	111.50
1	CA	1363(A)	A	C4-C5-N7	-5.27	108.07	110.70
25	DA	294	A	N1-C6-N6	-5.27	115.44	118.60
25	BA	715	G	C4-N9-C1'	5.26	133.34	126.50
25	BA	763	G	N3-C4-C5	-5.26	125.97	128.60
25	BA	1405	U	N3-C2-O2	-5.26	118.51	122.20
25	BA	1515	G	N3-C4-N9	5.26	129.16	126.00
25	BA	1978	A	C8-N9-C4	5.26	107.91	105.80
1	CA	1385	G	N3-C2-N2	-5.26	116.22	119.90
1	CA	1414	U	C2-N1-C1'	5.26	124.02	117.70
25	DA	968	G	C8-N9-C4	-5.26	104.29	106.40
25	DA	1423	G	C8-N9-C4	5.26	108.51	106.40
25	DA	2060	A	C5-C6-N1	5.26	120.33	117.70
25	DA	2504	U	N1-C2-N3	-5.26	111.74	114.90
25	BA	530	G	C6-C5-N7	5.26	133.56	130.40
25	BA	2102	U	C2-N3-C4	5.26	130.16	127.00
25	BA	2363	C	C5-C4-N4	-5.26	116.52	120.20
26	BB	85	G	C4-C5-C6	5.26	121.96	118.80
25	DA	752	A	C8-N9-C4	-5.26	103.69	105.80
1	AA	511	C	C6-N1-C1'	5.26	127.11	120.80
1	AA	744	C	N3-C2-O2	-5.26	118.22	121.90
1	AA	1044	A	N9-C4-C5	5.26	107.90	105.80
25	BA	665	C	N3-C2-O2	5.26	125.58	121.90
25	BA	2253	G	C6-C5-N7	-5.26	127.24	130.40
1	CA	481	G	C8-N9-C1'	-5.26	120.16	127.00
25	DA	1193	G	N1-C6-O6	5.26	123.06	119.90
25	DA	2049	G	C2-N3-C4	-5.26	109.27	111.90
1	AA	1137	C	C5-C6-N1	5.26	123.63	121.00
25	BA	136	G	C2-N3-C4	-5.26	109.27	111.90

Continued on next page...

Continued from previous page...

Mol	Chain	Res	Type	Atoms	Z	Observed(°)	Ideal(°)
25	BA	652(Q)	G	N1-C6-O6	5.26	123.06	119.90
25	BA	2083	G	C5-C6-N1	-5.26	108.87	111.50
34	BO	25	LEU	CA-CB-CG	5.26	127.40	115.30
1	CA	1500	A	N1-C6-N6	5.26	121.75	118.60
25	DA	530	G	N9-C4-C5	5.26	107.50	105.40
25	DA	2049	G	N3-C4-C5	5.26	131.23	128.60
25	DA	2382	G	N3-C4-C5	-5.26	125.97	128.60
25	DA	2829	C	N3-C2-O2	5.26	125.58	121.90
25	BA	298	G	C4-C5-C6	5.26	121.95	118.80
25	BA	1025	G	N1-C6-O6	-5.26	116.75	119.90
25	BA	1630	G	C2-N3-C4	-5.26	109.27	111.90
1	AA	42	G	N1-C6-O6	5.26	123.05	119.90
1	AA	652	U	N1-C2-O2	-5.26	119.12	122.80
1	AA	1076	C	N1-C2-O2	-5.26	115.75	118.90
25	BA	1299	G	C5-N7-C8	-5.26	101.67	104.30
25	BA	1336	A	C8-N9-C4	-5.26	103.70	105.80
25	BA	1595	G	N3-C4-C5	-5.26	125.97	128.60
25	BA	2049	G	C8-N9-C4	5.26	108.50	106.40
25	BA	2508	G	C2-N3-C4	5.26	114.53	111.90
1	CA	64	G	N1-C6-O6	5.26	123.05	119.90
25	DA	1471	A	C8-N9-C4	-5.26	103.70	105.80
25	DA	1829	A	C2-N3-C4	-5.26	107.97	110.60
26	DB	19	G	N3-C4-N9	-5.26	122.85	126.00
26	DB	103	G	C4-C5-N7	5.26	112.90	110.80
25	BA	130	C	C6-N1-C1'	-5.25	114.49	120.80
25	BA	625	G	C8-N9-C4	-5.25	104.30	106.40
25	BA	2874	C	C6-N1-C2	5.25	122.40	120.30
23	CV	22	G	N7-C8-N9	5.25	115.73	113.10
1	AA	636	U	C5-C6-N1	5.25	125.33	122.70
25	BA	2261	C	N3-C4-C5	-5.25	119.80	121.90
25	BA	2677	G	N1-C6-O6	-5.25	116.75	119.90
25	BA	2730	C	C2-N3-C4	-5.25	117.27	119.90
25	BA	2783	G	N3-C4-N9	5.25	129.15	126.00
25	DA	1619	G	C2-N3-C4	5.25	114.53	111.90
1	AA	156	G	N3-C4-C5	-5.25	125.97	128.60
1	AA	731	G	N3-C4-N9	-5.25	122.85	126.00
25	BA	1033	U	C2-N3-C4	-5.25	123.85	127.00
25	BA	1221(A)	C	C5-C4-N4	-5.25	116.52	120.20
25	BA	2001	A	N7-C8-N9	5.25	116.43	113.80
25	BA	2680	C	N3-C4-N4	5.25	121.68	118.00
25	BA	2689	U	N3-C2-O2	-5.25	118.52	122.20
25	BA	2870	C	N3-C4-C5	-5.25	119.80	121.90

Continued on next page...

Continued from previous page...

Mol	Chain	Res	Type	Atoms	Z	Observed(°)	Ideal(°)
1	CA	318	G	N3-C2-N2	-5.25	116.22	119.90
1	CA	416	G	C6-C5-N7	-5.25	127.25	130.40
13	CM	70	LEU	CA-CB-CG	5.25	127.38	115.30
25	DA	1142	U	C6-N1-C1'	-5.25	113.85	121.20
25	DA	1600	C	C5-C6-N1	-5.25	118.37	121.00
1	AA	1008	C	C2-N1-C1'	-5.25	113.03	118.80
1	CA	1149	C	N3-C2-O2	-5.25	118.22	121.90
1	AA	541	G	N1-C2-N2	5.25	120.92	116.20
25	BA	556	G	C5-N7-C8	-5.25	101.67	104.30
25	BA	864	G	N3-C4-N9	5.25	129.15	126.00
25	BA	1815	A	C5-C6-N1	5.25	120.32	117.70
25	BA	2378	A	N1-C2-N3	5.25	131.92	129.30
25	BA	2729	G	N3-C4-C5	5.25	131.22	128.60
25	DA	2619	C	C6-N1-C2	5.25	122.40	120.30
25	BA	146	G	C5-C6-O6	-5.25	125.45	128.60
25	BA	880	G	C8-N9-C4	-5.25	104.30	106.40
25	BA	2102	U	C5-C6-N1	5.25	125.32	122.70
1	CA	506	G	C8-N9-C4	-5.25	104.30	106.40
25	DA	222	A	C8-N9-C4	5.25	107.90	105.80
25	DA	1970	A	N7-C8-N9	5.25	116.42	113.80
25	DA	2033	A	N9-C4-C5	5.25	107.90	105.80
25	DA	2566	A	N3-C4-N9	-5.25	123.20	127.40
1	AA	586	C	N3-C4-C5	5.25	124.00	121.90
25	BA	211	A	N1-C6-N6	5.25	121.75	118.60
25	DA	2426	A	C4-C5-N7	5.25	113.32	110.70
25	DA	2821	A	N1-C2-N3	5.25	131.92	129.30
25	BA	1676	A	C5-C6-N6	5.24	127.89	123.70
25	BA	2483	C	C5-C4-N4	-5.24	116.53	120.20
25	BA	2811	G	C4-C5-N7	5.24	112.90	110.80
25	DA	616	G	N3-C4-N9	5.24	129.15	126.00
25	DA	977	G	C4-C5-N7	5.24	112.90	110.80
25	DA	1787	A	N9-C4-C5	-5.24	103.70	105.80
25	DA	2583	G	C5-C6-O6	5.24	131.75	128.60
25	BA	1363	C	N3-C4-N4	-5.24	114.33	118.00
25	BA	2718	G	C6-C5-N7	-5.24	127.25	130.40
25	BA	2873	A	C6-C5-N7	-5.24	128.63	132.30
1	CA	314	C	C2-N1-C1'	5.24	124.57	118.80
1	AA	300	A	N1-C6-N6	-5.24	115.46	118.60
25	BA	183	C	C6-N1-C2	5.24	122.40	120.30
25	BA	491	G	N1-C6-O6	-5.24	116.75	119.90
25	BA	2275	C	C5-C4-N4	5.24	123.87	120.20
25	BA	2413	G	C4-N9-C1'	-5.24	119.69	126.50

Continued on next page...

Continued from previous page...

Mol	Chain	Res	Type	Atoms	Z	Observed(°)	Ideal(°)
25	BA	2824	C	C2-N1-C1'	-5.24	113.04	118.80
26	BB	35	U	C5-C6-N1	-5.24	120.08	122.70
26	BB	77	U	C2-N3-C4	-5.24	123.86	127.00
36	BQ	14	ARG	NE-CZ-NH2	-5.24	117.68	120.30
1	CA	319	G	C2-N3-C4	-5.24	109.28	111.90
25	DA	137	C	C6-N1-C2	-5.24	118.20	120.30
25	DA	188	G	N3-C4-C5	5.24	131.22	128.60
25	DA	893	C	C5-C6-N1	5.24	123.62	121.00
25	DA	2876	G	N1-C6-O6	5.24	123.05	119.90
1	AA	1272	G	C6-C5-N7	-5.24	127.26	130.40
1	AA	1482	G	C6-C5-N7	-5.24	127.26	130.40
25	BA	146	G	C4-C5-N7	5.24	112.89	110.80
25	BA	870	A	N1-C6-N6	-5.24	115.46	118.60
25	BA	1319	G	C6-N1-C2	-5.24	121.96	125.10
25	BA	1753	G	C8-N9-C4	-5.24	104.31	106.40
25	BA	2018	G	N3-C4-C5	-5.24	125.98	128.60
25	BA	2196	C	N1-C2-O2	-5.24	115.76	118.90
25	BA	2820	A	C5-N7-C8	-5.24	101.28	103.90
1	CA	1119	C	C5-C6-N1	5.24	123.62	121.00
25	DA	464	U	N3-C4-O4	5.24	123.07	119.40
25	DA	473	G	C2-N3-C4	-5.24	109.28	111.90
25	DA	530	G	C8-N9-C1'	5.24	133.81	127.00
25	DA	1945	G	N3-C4-N9	5.24	129.14	126.00
25	DA	2589	A	N7-C8-N9	-5.24	111.18	113.80
25	BA	995	C	N1-C2-O2	-5.24	115.76	118.90
25	BA	1022	G	N9-C4-C5	5.24	107.50	105.40
1	CA	1399	C	N3-C4-C5	-5.24	119.81	121.90
25	DA	2446	G	C4-C5-N7	-5.24	108.70	110.80
1	AA	509	A	N7-C8-N9	5.24	116.42	113.80
1	AA	575	G	C6-C5-N7	5.24	133.54	130.40
25	BA	796	C	C6-N1-C2	5.24	122.39	120.30
25	BA	963	U	C2-N1-C1'	5.24	123.98	117.70
25	BA	1107	G	C8-N9-C4	-5.24	104.31	106.40
25	BA	2703	C	N1-C2-O2	5.24	122.04	118.90
25	DA	1839	G	N9-C4-C5	-5.24	103.31	105.40
25	DA	2775	A	C8-N9-C4	5.24	107.89	105.80
1	AA	1229	A	C6-N1-C2	5.23	121.74	118.60
25	BA	1111	A	N1-C6-N6	5.23	121.74	118.60
25	BA	1333	C	N3-C4-N4	5.23	121.66	118.00
25	DA	730	C	N3-C4-C5	5.23	123.99	121.90
25	DA	930	U	N1-C2-N3	-5.23	111.76	114.90
25	DA	1637	A	N1-C2-N3	5.23	131.92	129.30

Continued on next page...

Continued from previous page...

Mol	Chain	Res	Type	Atoms	Z	Observed(°)	Ideal(°)
25	DA	1789	A	N1-C6-N6	-5.23	115.46	118.60
25	DA	2555	U	C2-N1-C1'	-5.23	111.42	117.70
1	AA	36	C	N1-C2-N3	5.23	122.86	119.20
1	AA	117	G	C4-C5-N7	5.23	112.89	110.80
1	AA	1253	G	N3-C4-C5	-5.23	125.98	128.60
25	BA	832	G	N9-C4-C5	5.23	107.49	105.40
25	BA	1796	U	C6-N1-C2	5.23	124.14	121.00
25	DA	2321	G	C4-N9-C1'	5.23	133.30	126.50
25	BA	197	A	C6-C5-N7	-5.23	128.64	132.30
25	BA	1401	G	N7-C8-N9	5.23	115.72	113.10
25	BA	1514	U	N1-C2-O2	5.23	126.46	122.80
25	BA	2024	G	N7-C8-N9	-5.23	110.48	113.10
25	BA	2616	C	C2-N3-C4	-5.23	117.28	119.90
25	BA	2632	A	C5-C6-N1	5.23	120.31	117.70
25	BA	2822	G	N1-C6-O6	5.23	123.04	119.90
1	CA	816	A	N9-C4-C5	5.23	107.89	105.80
1	AA	768	A	C4-C5-C6	5.23	119.61	117.00
27	BD	113	VAL	CB-CA-C	-5.23	101.46	111.40
25	DA	1551	C	N3-C4-C5	-5.23	119.81	121.90
1	AA	575	G	C4-N9-C1'	-5.23	119.70	126.50
1	AA	800	G	C8-N9-C4	-5.23	104.31	106.40
25	BA	67	U	N1-C2-N3	5.23	118.04	114.90
25	BA	132	G	N1-C2-N3	5.23	127.04	123.90
25	BA	343	C	C2-N3-C4	-5.23	117.29	119.90
25	BA	652(F)	G	N3-C4-C5	5.23	131.21	128.60
25	BA	1286	A	C2-N3-C4	-5.23	107.99	110.60
38	BS	58	LEU	CA-CB-CG	5.23	127.32	115.30
25	DA	71	A	C4-C5-C6	5.23	119.61	117.00
25	DA	132	G	C5-C6-O6	5.23	131.74	128.60
25	DA	1204	A	O4'-C1'-N9	5.23	112.38	108.20
25	DA	1945	G	C8-N9-C1'	-5.23	120.21	127.00
16	AP	78	GLY	N-CA-C	-5.23	100.04	113.10
25	BA	2409	G	C6-N1-C2	-5.23	121.97	125.10
1	AA	1108	G	C5-C6-O6	5.22	131.74	128.60
25	BA	997	G	N3-C2-N2	5.22	123.56	119.90
25	BA	2828	C	C2-N3-C4	-5.22	117.29	119.90
26	BB	99	G	N1-C6-O6	5.22	123.03	119.90
25	DA	2485	G	N3-C4-N9	5.22	129.13	126.00
25	BA	320	A	C5-N7-C8	-5.22	101.29	103.90
25	BA	938	G	N3-C4-N9	-5.22	122.87	126.00
25	BA	1831	G	C5-N7-C8	-5.22	101.69	104.30
25	BA	1840	G	N1-C6-O6	-5.22	116.77	119.90

Continued on next page...

Continued from previous page...

Mol	Chain	Res	Type	Atoms	Z	Observed(°)	Ideal(°)
25	BA	2574	G	N9-C4-C5	-5.22	103.31	105.40
25	DA	696	G	C5-N7-C8	5.22	106.91	104.30
25	DA	1631	C	C2-N3-C4	-5.22	117.29	119.90
25	DA	2571	C	C6-N1-C2	-5.22	118.21	120.30
25	BA	2575	C	N1-C2-N3	5.22	122.86	119.20
25	DA	2607	G	C8-N9-C4	5.22	108.49	106.40
1	AA	345	C	N1-C2-O2	5.22	122.03	118.90
25	BA	441	U	C2-N3-C4	-5.22	123.87	127.00
25	BA	1004	C	N3-C4-C5	-5.22	119.81	121.90
25	BA	1168	G	N1-C2-N2	-5.22	111.50	116.20
25	BA	1640	C	C6-N1-C2	-5.22	118.21	120.30
25	BA	2569	G	N3-C2-N2	5.22	123.55	119.90
26	BB	47	C	N1-C2-O2	-5.22	115.77	118.90
1	CA	1406	U	N3-C2-O2	-5.22	118.55	122.20
25	DA	1371	G	C5-C6-N1	5.22	114.11	111.50
25	BA	1721	G	N9-C4-C5	5.22	107.49	105.40
25	BA	2558	C	C2-N3-C4	-5.22	117.29	119.90
25	BA	2629	A	N1-C2-N3	5.22	131.91	129.30
33	BN	46	VAL	N-CA-C	5.22	125.09	111.00
1	CA	1523	G	C5-C6-O6	5.22	131.73	128.60
1	AA	369	C	C6-N1-C2	-5.22	118.21	120.30
1	AA	765	G	C8-N9-C4	5.22	108.49	106.40
23	AV	2	G	N3-C2-N2	-5.22	116.25	119.90
25	BA	756	C	C2-N1-C1'	-5.22	113.06	118.80
25	BA	940	G	N3-C4-N9	5.22	129.13	126.00
25	BA	1928	A	C8-N9-C4	-5.22	103.71	105.80
25	BA	2073	C	N1-C2-O2	-5.22	115.77	118.90
25	BA	2873	A	C4-C5-C6	5.22	119.61	117.00
1	CA	1197	G	C5-C6-N1	5.22	114.11	111.50
25	BA	649	G	C5-C6-O6	-5.21	125.47	128.60
25	BA	715	G	N1-C2-N2	-5.21	111.51	116.20
25	BA	1627	G	C4-C5-N7	5.21	112.89	110.80
25	DA	1260	G	N7-C8-N9	-5.21	110.49	113.10
25	DA	1813	G	N3-C2-N2	-5.21	116.25	119.90
25	DA	1984	G	C8-N9-C4	-5.21	104.31	106.40
25	BA	1966	A	C5-C6-N6	-5.21	119.53	123.70
25	DA	1441	G	C8-N9-C4	5.21	108.48	106.40
25	DA	2035	G	C5-N7-C8	5.21	106.91	104.30
1	AA	728	A	C5-N7-C8	-5.21	101.29	103.90
1	AA	1474	G	N7-C8-N9	-5.21	110.49	113.10
25	BA	1399	C	C4-C5-C6	5.21	120.01	117.40
25	BA	1399	C	C5-C6-N1	-5.21	118.39	121.00

Continued on next page...

Continued from previous page...

Mol	Chain	Res	Type	Atoms	Z	Observed(°)	Ideal(°)
25	BA	1592	C	N1-C2-O2	5.21	122.03	118.90
25	BA	2646	C	N3-C4-N4	5.21	121.65	118.00
25	BA	2826	A	C8-N9-C4	5.21	107.89	105.80
25	BA	2869	G	C5-C6-O6	5.21	131.73	128.60
25	DA	219	G	N3-C4-C5	-5.21	125.99	128.60
25	DA	329	G	N1-C2-N2	-5.21	111.51	116.20
25	DA	1683	C	C6-N1-C2	5.21	122.38	120.30
29	DF	12	LEU	CA-CB-CG	5.21	127.28	115.30
1	AA	119	A	C2-N3-C4	5.21	113.20	110.60
25	BA	265	A	C4-C5-C6	5.21	119.61	117.00
25	BA	2352	A	C5-C6-N6	-5.21	119.53	123.70
25	BA	2764	A	C5-C6-N6	5.21	127.87	123.70
40	BU	83	LEU	CA-CB-CG	5.21	127.28	115.30
1	CA	1149	C	C2-N1-C1'	5.21	124.53	118.80
25	DA	2726	U	C6-N1-C2	5.21	124.13	121.00
1	AA	1227	A	C5-C6-N1	-5.21	115.09	117.70
25	BA	146	G	C2-N3-C4	-5.21	109.30	111.90
25	BA	2327	A	C6-C5-N7	5.21	135.95	132.30
53	B7	34	ARG	NE-CZ-NH1	-5.21	117.69	120.30
1	CA	504	C	C2-N1-C1'	5.21	124.53	118.80
25	DA	837	C	N3-C4-N4	5.21	121.65	118.00
1	AA	862	C	N3-C4-C5	-5.21	119.82	121.90
25	BA	799	G	C6-N1-C2	-5.21	121.98	125.10
25	BA	926	A	C4-C5-N7	5.21	113.30	110.70
25	BA	1970	A	C8-N9-C1'	-5.21	118.33	127.70
25	BA	2031	A	C4-C5-N7	-5.21	108.10	110.70
25	BA	2074	U	C5-C6-N1	5.21	125.30	122.70
1	CA	1411	C	N3-C4-C5	5.21	123.98	121.90
25	BA	15	G	C6-N1-C2	5.21	128.22	125.10
1	CA	1323	G	N7-C8-N9	5.21	115.70	113.10
25	DA	298	G	C5-N7-C8	-5.21	101.70	104.30
25	DA	2608	G	C5-C6-O6	5.21	131.72	128.60
25	BA	732	C	C6-N1-C1'	5.20	127.05	120.80
25	BA	859	G	C4-N9-C1'	-5.20	119.73	126.50
25	BA	1262	A	C6-C5-N7	-5.20	128.66	132.30
25	BA	1368	G	N9-C4-C5	5.20	107.48	105.40
25	BA	1616	A	N7-C8-N9	5.20	116.40	113.80
25	BA	1835	G	N7-C8-N9	5.20	115.70	113.10
25	BA	2315	G	N9-C4-C5	-5.20	103.32	105.40
25	BA	2819	G	N3-C2-N2	-5.20	116.26	119.90
1	CA	616	G	C6-C5-N7	-5.20	127.28	130.40
1	CA	1281	U	N1-C2-O2	5.20	126.44	122.80

Continued on next page...

Continued from previous page...

Mol	Chain	Res	Type	Atoms	Z	Observed(°)	Ideal(°)
25	DA	1455	G	C8-N9-C4	-5.20	104.32	106.40
25	DA	2089	U	N3-C2-O2	5.20	125.84	122.20
1	AA	736	C	C6-N1-C2	-5.20	118.22	120.30
25	BA	1663	C	C6-N1-C2	5.20	122.38	120.30
25	DA	820	A	C5-C6-N6	5.20	127.86	123.70
25	DA	1675	C	N3-C2-O2	-5.20	118.26	121.90
25	BA	189	G	N1-C2-N2	-5.20	111.52	116.20
25	BA	1360	A	N3-C4-C5	5.20	130.44	126.80
25	BA	1424	G	C2-N3-C4	-5.20	109.30	111.90
25	BA	1970	A	C5-C6-N1	5.20	120.30	117.70
25	BA	2564	A	N9-C4-C5	5.20	107.88	105.80
25	DA	1229	G	N1-C6-O6	5.20	123.02	119.90
25	DA	1394	U	N3-C2-O2	-5.20	118.56	122.20
25	DA	2695	C	C5-C6-N1	-5.20	118.40	121.00
1	AA	175	C	N3-C2-O2	-5.20	118.26	121.90
25	BA	2051	A	C8-N9-C4	-5.20	103.72	105.80
25	DA	734	A	C5-N7-C8	-5.20	101.30	103.90
25	DA	2443	C	N3-C2-O2	-5.20	118.26	121.90
25	BA	1200	C	C5-C6-N1	-5.20	118.40	121.00
25	BA	1349	A	C2-N3-C4	-5.20	108.00	110.60
25	BA	1415	U	N3-C2-O2	-5.20	118.56	122.20
25	BA	2352	A	C4-C5-N7	5.20	113.30	110.70
25	BA	2417	C	C4-C5-C6	5.20	120.00	117.40
26	BB	96	U	N1-C2-O2	5.20	126.44	122.80
1	CA	1112	C	N1-C2-N3	5.20	122.84	119.20
25	BA	198	C	C2-N1-C1'	5.20	124.52	118.80
25	BA	498	G	C5-C6-O6	5.20	131.72	128.60
25	BA	972	G	N9-C4-C5	5.20	107.48	105.40
25	BA	1325	G	N3-C4-C5	-5.20	126.00	128.60
25	BA	2497	A	C5-C6-N1	5.20	120.30	117.70
25	BA	2730	C	N3-C4-N4	-5.20	114.36	118.00
26	BB	81	G	C5-C6-O6	-5.20	125.48	128.60
1	CA	1363(A)	A	C6-N1-C2	-5.20	115.48	118.60
1	AA	952	U	C2-N1-C1'	-5.19	111.47	117.70
25	BA	700	G	C8-N9-C4	-5.19	104.32	106.40
25	BA	713	G	C6-C5-N7	-5.19	127.28	130.40
25	BA	932	G	C5-C6-O6	5.19	131.72	128.60
25	BA	1985	G	C2-N3-C4	-5.19	109.30	111.90
25	BA	2035	G	C8-N9-C1'	5.19	133.75	127.00
26	BB	6	C	C5-C6-N1	-5.19	118.40	121.00
28	BE	119	ARG	NE-CZ-NH2	-5.19	117.70	120.30
25	BA	1806	C	C2-N1-C1'	-5.19	113.09	118.80

Continued on next page...

Continued from previous page...

Mol	Chain	Res	Type	Atoms	Z	Observed(°)	Ideal(°)
25	BA	2072	G	N3-C4-N9	5.19	129.12	126.00
25	BA	2197	U	N1-C2-O2	-5.19	119.17	122.80
25	DA	672	C	C5-C6-N1	-5.19	118.40	121.00
1	AA	912	C	N1-C2-O2	-5.19	115.79	118.90
23	AV	51	C	C5-C6-N1	5.19	123.59	121.00
25	BA	34	C	P-O3'-C3'	5.19	125.93	119.70
25	BA	949	C	N3-C2-O2	5.19	125.53	121.90
25	BA	2279	G	C5-C6-O6	5.19	131.72	128.60
25	BA	2291	U	C5-C4-O4	5.19	129.01	125.90
1	CA	115	G	C6-C5-N7	-5.19	127.28	130.40
25	DA	574	C	C6-N1-C1'	5.19	127.03	120.80
25	DA	2014	A	C4-C5-C6	5.19	119.59	117.00
25	DA	2894	G	C8-N9-C1'	-5.19	120.25	127.00
25	BA	1819	A	N1-C2-N3	5.19	131.89	129.30
1	AA	550	G	N3-C2-N2	-5.19	116.27	119.90
1	AA	554	C	C6-N1-C2	-5.19	118.22	120.30
25	BA	570	G	N3-C4-C5	-5.19	126.01	128.60
25	BA	636	G	C5-C6-O6	-5.19	125.49	128.60
25	BA	1760	A	C4-C5-N7	5.19	113.29	110.70
25	BA	1763	G	C4-N9-C1'	-5.19	119.76	126.50
25	BA	2203	U	C2-N1-C1'	-5.19	111.47	117.70
25	BA	2491	U	C6-N1-C2	5.19	124.11	121.00
1	CA	913	A	P-O3'-C3'	5.19	125.92	119.70
25	DA	1299	G	N1-C2-N3	5.19	127.01	123.90
25	BA	2721	A	C6-C5-N7	-5.19	128.67	132.30
1	CA	1133	G	N9-C4-C5	5.19	107.47	105.40
25	DA	767	U	N3-C2-O2	-5.19	118.57	122.20
25	BA	332	A	N1-C6-N6	-5.18	115.49	118.60
25	BA	400	G	C5-C6-N1	-5.18	108.91	111.50
25	BA	1352	U	N3-C4-O4	5.18	123.03	119.40
25	BA	2410	G	N3-C4-C5	-5.18	126.01	128.60
25	BA	2564	A	C5-C6-N1	5.18	120.29	117.70
25	BA	2572	A	C4-C5-C6	5.18	119.59	117.00
25	DA	559	G	N3-C4-C5	5.18	131.19	128.60
1	AA	1418	A	N1-C6-N6	5.18	121.71	118.60
25	BA	2364	C	C5-C6-N1	-5.18	118.41	121.00
1	CA	530	G	C8-N9-C1'	-5.18	120.26	127.00
25	DA	377	C	N1-C2-O2	-5.18	115.79	118.90
25	DA	552	G	N3-C4-N9	-5.18	122.89	126.00
25	DA	1496	A	C8-N9-C4	-5.18	103.73	105.80
25	DA	2823	A	C5-N7-C8	-5.18	101.31	103.90
1	AA	319	G	C8-N9-C4	5.18	108.47	106.40

Continued on next page...

Continued from previous page...

Mol	Chain	Res	Type	Atoms	Z	Observed(°)	Ideal(°)
25	BA	2565	A	N7-C8-N9	-5.18	111.21	113.80
1	CA	1333	A	N1-C6-N6	-5.18	115.49	118.60
25	DA	1691	C	N1-C2-O2	-5.18	115.79	118.90
25	DA	2288	A	C8-N9-C4	-5.18	103.73	105.80
1	AA	794	A	C5-C6-N1	-5.18	115.11	117.70
1	AA	811	C	N1-C2-O2	-5.18	115.79	118.90
25	BA	583	G	N1-C6-O6	-5.18	116.79	119.90
25	BA	973	A	N1-C6-N6	5.18	121.71	118.60
25	BA	1204	A	C3'-C2'-C1'	-5.18	97.36	101.50
25	BA	1631(A)	A	C8-N9-C4	-5.18	103.73	105.80
25	BA	2219	G	N3-C2-N2	5.18	123.53	119.90
25	DA	849	A	N9-C4-C5	5.18	107.87	105.80
25	DA	1992	G	C2-N3-C4	5.18	114.49	111.90
25	DA	2185	C	N1-C2-O2	5.18	122.01	118.90
1	AA	221	C	C6-N1-C2	-5.18	118.23	120.30
25	DA	673	C	C2-N3-C4	-5.18	117.31	119.90
1	AA	243	A	C5-N7-C8	-5.18	101.31	103.90
1	AA	719	C	N3-C4-C5	-5.18	119.83	121.90
1	AA	1363(A)	A	C6-C5-N7	5.18	135.92	132.30
1	AA	1417	G	C8-N9-C1'	-5.18	120.27	127.00
22	AY	9	ALA	CB-CA-C	5.18	117.86	110.10
25	BA	563	G	N9-C4-C5	-5.18	103.33	105.40
25	BA	1622	G	C6-N1-C2	-5.18	121.99	125.10
25	BA	2715	C	C5-C6-N1	-5.18	118.41	121.00
25	DA	546	C	C2-N1-C1'	5.18	124.50	118.80
25	DA	1645	G	N3-C4-C5	-5.18	126.01	128.60
25	DA	2321	G	N3-C4-C5	-5.18	126.01	128.60
1	AA	944	G	C4-C5-C6	5.17	121.90	118.80
1	AA	972	C	N3-C4-N4	5.17	121.62	118.00
1	AA	1271	G	N1-C6-O6	5.17	123.00	119.90
25	BA	221	A	N1-C6-N6	-5.17	115.50	118.60
25	BA	333	G	N7-C8-N9	5.17	115.69	113.10
25	BA	1653	G	C8-N9-C1'	-5.17	120.27	127.00
55	B9	19	ARG	NE-CZ-NH2	5.17	122.89	120.30
1	CA	685	G	C8-N9-C1'	5.17	133.73	127.00
1	CA	932	C	N3-C2-O2	-5.17	118.28	121.90
25	DA	1135	C	C6-N1-C1'	-5.17	114.59	120.80
25	DA	1897	G	C8-N9-C4	5.17	108.47	106.40
25	DA	2054	A	C8-N9-C4	-5.17	103.73	105.80
25	DA	2444	G	C4-C5-N7	-5.17	108.73	110.80
25	DA	2618	G	C4-C5-N7	-5.17	108.73	110.80
25	BA	1116	C	N1-C2-O2	5.17	122.00	118.90

Continued on next page...

Continued from previous page...

Mol	Chain	Res	Type	Atoms	Z	Observed(°)	Ideal(°)
1	CA	530	G	N7-C8-N9	5.17	115.69	113.10
25	BA	1293	C	C5-C4-N4	-5.17	116.58	120.20
25	BA	1438	U	C4-C5-C6	5.17	122.80	119.70
25	BA	1788	C	N1-C2-O2	5.17	122.00	118.90
25	DA	1347	G	N3-C4-C5	5.17	131.19	128.60
25	DA	2429	G	N1-C6-O6	5.17	123.00	119.90
25	BA	2229	C	C6-N1-C2	-5.17	118.23	120.30
25	BA	2293	C	N3-C4-C5	5.17	123.97	121.90
25	DA	196	A	C8-N9-C4	5.17	107.87	105.80
25	DA	589	C	N3-C2-O2	5.17	125.52	121.90
25	DA	729	G	C5-C6-O6	-5.17	125.50	128.60
25	DA	1655	A	C8-N9-C4	5.17	107.87	105.80
25	DA	2401	U	C2-N1-C1'	5.17	123.90	117.70
1	AA	911	U	C5-C6-N1	-5.17	120.12	122.70
25	BA	1669	A	C4-N9-C1'	5.17	135.60	126.30
25	BA	1929	G	N7-C8-N9	-5.17	110.52	113.10
1	CA	115	G	P-O3'-C3'	5.17	125.90	119.70
25	DA	512	G	C5-C6-O6	5.17	131.70	128.60
25	DA	1129	A	C4-C5-C6	-5.17	114.42	117.00
26	DB	53	A	C8-N9-C4	-5.17	103.73	105.80
1	AA	786	G	C4-C5-N7	-5.17	108.73	110.80
25	BA	148	C	N3-C4-C5	5.17	123.97	121.90
25	BA	150	C	C5-C6-N1	-5.17	118.42	121.00
25	BA	151	C	N3-C4-N4	-5.17	114.38	118.00
25	BA	404	C	N3-C4-N4	-5.17	114.38	118.00
25	BA	1519	G	N9-C4-C5	5.17	107.47	105.40
25	BA	1664	A	N7-C8-N9	5.17	116.38	113.80
25	BA	1806	C	N3-C4-N4	-5.17	114.38	118.00
25	BA	2373	G	C8-N9-C4	5.17	108.47	106.40
1	CA	299	G	C5-C6-N1	-5.17	108.92	111.50
1	CA	576	G	C5-C6-O6	-5.17	125.50	128.60
1	CA	1272	G	C6-C5-N7	-5.17	127.30	130.40
25	DA	2775	A	C4-C5-C6	-5.17	114.42	117.00
1	AA	693	G	N1-C6-O6	5.17	123.00	119.90
25	BA	748	G	C5-C6-N1	5.17	114.08	111.50
25	BA	1925	C	C2-N1-C1'	-5.17	113.12	118.80
25	BA	1957	C	C5-C6-N1	-5.17	118.42	121.00
25	BA	2680	C	C5-C6-N1	-5.17	118.42	121.00
1	AA	689	C	C6-N1-C2	-5.16	118.23	120.30
25	BA	2327	A	N7-C8-N9	-5.16	111.22	113.80
1	CA	853	G	N9-C4-C5	5.16	107.47	105.40
25	DA	1262	A	C5-C6-N6	-5.16	119.57	123.70

Continued on next page...

Continued from previous page...

Mol	Chain	Res	Type	Atoms	Z	Observed(°)	Ideal(°)
25	BA	744	G	N3-C2-N2	-5.16	116.29	119.90
25	BA	2268	A	C6-N1-C2	-5.16	115.50	118.60
25	DA	209	C	C6-N1-C2	5.16	122.36	120.30
25	DA	747	U	C6-N1-C1'	-5.16	113.97	121.20
25	DA	2028	U	C4-C5-C6	5.16	122.80	119.70
1	AA	1276	G	C8-N9-C4	-5.16	104.34	106.40
1	AA	1499	A	C8-N9-C4	5.16	107.86	105.80
25	BA	228	A	N3-C4-N9	-5.16	123.27	127.40
25	BA	826	U	C6-N1-C2	5.16	124.10	121.00
25	BA	2550	G	N3-C2-N2	-5.16	116.29	119.90
25	BA	2869	G	N7-C8-N9	5.16	115.68	113.10
25	DA	784	A	N9-C4-C5	5.16	107.86	105.80
25	DA	1769	G	C5-C6-O6	-5.16	125.50	128.60
25	DA	1792	G	C8-N9-C4	5.16	108.47	106.40
25	BA	458	G	N3-C4-C5	-5.16	126.02	128.60
25	BA	826	U	C2-N3-C4	-5.16	123.91	127.00
25	BA	1196	C	C6-N1-C2	-5.16	118.24	120.30
25	BA	1376	C	C5-C4-N4	-5.16	116.59	120.20
25	BA	2485	G	C2-N3-C4	-5.16	109.32	111.90
25	BA	2872	G	C4-C5-C6	5.16	121.89	118.80
25	DA	541	C	C6-N1-C2	5.16	122.36	120.30
1	AA	516	U	C6-N1-C2	-5.16	117.91	121.00
1	AA	581	G	C5-C6-O6	5.16	131.69	128.60
1	AA	713	G	C2-N3-C4	5.16	114.48	111.90
25	BA	38	A	C5-C6-N1	5.16	120.28	117.70
25	BA	224	G	C5-C6-N1	5.16	114.08	111.50
25	BA	978	G	N1-C6-O6	5.16	122.99	119.90
25	BA	1122	G	C4-C5-N7	5.16	112.86	110.80
25	BA	1279	G	C8-N9-C4	-5.16	104.34	106.40
25	BA	2726	U	N1-C2-O2	-5.16	119.19	122.80
1	CA	783	C	N3-C4-C5	5.16	123.96	121.90
25	BA	305	U	C4-C5-C6	5.16	122.79	119.70
25	BA	568	U	C5-C4-O4	-5.16	122.81	125.90
25	BA	2706	G	C4-C5-N7	5.16	112.86	110.80
25	DA	781	A	C8-N9-C4	-5.16	103.74	105.80
1	AA	550	G	N1-C6-O6	5.15	122.99	119.90
25	DA	135	G	N3-C4-N9	-5.15	122.91	126.00
25	DA	2365	G	C6-C5-N7	-5.15	127.31	130.40
1	AA	502	G	C5-C6-O6	-5.15	125.51	128.60
1	AA	513	C	N1-C2-N3	-5.15	115.59	119.20
1	AA	755	G	C4-N9-C1'	5.15	133.20	126.50
25	BA	613	G	C4-N9-C1'	-5.15	119.80	126.50

Continued on next page...

Continued from previous page...

Mol	Chain	Res	Type	Atoms	Z	Observed(°)	Ideal(°)
25	BA	1621	U	N1-C2-N3	5.15	117.99	114.90
25	BA	2076	U	N1-C2-O2	-5.15	119.19	122.80
25	BA	2325	G	N1-C6-O6	5.15	122.99	119.90
25	BA	2833	G	N3-C4-N9	5.15	129.09	126.00
42	BW	84	ARG	NE-CZ-NH1	5.15	122.88	120.30
25	DA	2553	G	C8-N9-C1'	-5.15	120.30	127.00
1	AA	7	G	C8-N9-C1'	5.15	133.69	127.00
25	BA	249	C	C5-C6-N1	-5.15	118.42	121.00
25	BA	968	G	C5-C6-N1	-5.15	108.92	111.50
25	BA	2070	G	N1-C2-N2	-5.15	111.56	116.20
25	BA	2345	G	N1-C2-N3	5.15	126.99	123.90
25	BA	2395	C	N3-C4-N4	5.15	121.61	118.00
26	BB	31	C	N1-C2-O2	5.15	121.99	118.90
1	CA	55	A	C8-N9-C4	-5.15	103.74	105.80
25	DA	1788	C	C2-N1-C1'	5.15	124.47	118.80
25	BA	1331	A	N9-C4-C5	5.15	107.86	105.80
25	BA	1849	G	N1-C6-O6	5.15	122.99	119.90
25	BA	2501	C	C2-N1-C1'	-5.15	113.14	118.80
25	DA	518	G	C4-N9-C1'	5.15	133.19	126.50
1	AA	975	A	N7-C8-N9	5.15	116.37	113.80
1	AA	1271	G	C5-C6-O6	-5.15	125.51	128.60
25	BA	204	A	C5-C6-N6	5.15	127.82	123.70
25	BA	766	C	C4-C5-C6	5.15	119.97	117.40
25	BA	1752	C	C5-C6-N1	-5.15	118.43	121.00
25	BA	1966	A	C4-C5-N7	5.15	113.27	110.70
1	CA	738	C	C5-C6-N1	5.15	123.57	121.00
25	DA	1470	G	N3-C2-N2	-5.15	116.30	119.90
25	DA	2032	G	C5-N7-C8	5.15	106.87	104.30
25	DA	2609	U	C6-N1-C2	-5.15	117.91	121.00
25	BA	335	C	C5-C6-N1	5.15	123.57	121.00
25	BA	831	G	N3-C4-C5	-5.15	126.03	128.60
26	BB	6	C	N3-C2-O2	5.15	125.50	121.90
25	DA	1214	A	C6-N1-C2	-5.15	115.51	118.60
1	AA	1357	A	N1-C6-N6	5.14	121.69	118.60
25	BA	845	G	N1-C6-O6	-5.14	116.81	119.90
25	BA	1217	C	N3-C4-N4	5.14	121.60	118.00
25	BA	2067	G	C2-N3-C4	5.14	114.47	111.90
25	BA	2097	C	N3-C2-O2	-5.14	118.30	121.90
25	BA	2482	G	N1-C2-N2	-5.14	111.57	116.20
25	BA	2803	C	N3-C4-C5	-5.14	119.84	121.90
25	DA	493	G	C5-N7-C8	-5.14	101.73	104.30
25	BA	365	C	C2-N1-C1'	-5.14	113.14	118.80

Continued on next page...

Continued from previous page...

Mol	Chain	Res	Type	Atoms	Z	Observed(°)	Ideal(°)
25	BA	2823	A	C4-C5-C6	5.14	119.57	117.00
35	BP	27	HIS	N-CA-C	5.14	124.89	111.00
1	CA	539	A	C2-N3-C4	5.14	113.17	110.60
25	DA	467	G	N9-C4-C5	-5.14	103.34	105.40
25	DA	2728	U	C5-C6-N1	-5.14	120.13	122.70
25	DA	2842	G	N3-C4-C5	5.14	131.17	128.60
25	BA	1159	U	N1-C2-N3	5.14	117.98	114.90
25	BA	1605	C	N1-C2-N3	5.14	122.80	119.20
25	BA	2705	A	C8-N9-C4	5.14	107.86	105.80
1	CA	39	G	N1-C6-O6	-5.14	116.82	119.90
1	CA	593	G	N1-C6-O6	5.14	122.98	119.90
25	DA	672	C	N1-C2-O2	-5.14	115.81	118.90
1	AA	240	C	C6-N1-C2	5.14	122.36	120.30
25	BA	776	G	N1-C2-N3	5.14	126.98	123.90
25	BA	862	G	C4-C5-C6	5.14	121.88	118.80
25	BA	2606	C	C2-N3-C4	-5.14	117.33	119.90
25	BA	2675	A	N1-C6-N6	-5.14	115.52	118.60
25	DA	306	U	C6-N1-C2	-5.14	117.92	121.00
25	DA	546	C	C6-N1-C2	-5.14	118.24	120.30
25	DA	1238	G	N1-C6-O6	-5.14	116.82	119.90
25	DA	2425	A	C5-C6-N1	5.14	120.27	117.70
25	BA	698	C	N3-C4-N4	5.14	121.60	118.00
25	BA	1372	U	C4-C5-C6	5.14	122.78	119.70
25	BA	2346	A	C2-N3-C4	-5.14	108.03	110.60
1	CA	44	G	C8-N9-C1'	-5.14	120.32	127.00
1	CA	1235	U	C5-C6-N1	5.14	125.27	122.70
25	DA	684	G	C8-N9-C4	-5.14	104.34	106.40
25	DA	2755	C	N3-C4-N4	5.14	121.60	118.00
26	DB	102	A	N9-C4-C5	-5.14	103.75	105.80
1	AA	872	A	C5-C6-N1	-5.14	115.13	117.70
25	BA	53	A	C4-C5-C6	5.14	119.57	117.00
25	BA	941	A	C8-N9-C1'	-5.14	118.45	127.70
1	CA	129(A)	G	C4-N9-C1'	5.14	133.18	126.50
25	DA	1421	G	C5-C6-N1	-5.14	108.93	111.50
1	AA	570	G	C4-C5-N7	5.13	112.85	110.80
1	AA	616	G	N7-C8-N9	5.13	115.67	113.10
1	AA	728	A	C6-C5-N7	-5.13	128.71	132.30
1	AA	882	C	N3-C4-N4	5.13	121.59	118.00
1	AA	1355	G	C8-N9-C4	-5.13	104.35	106.40
25	BA	220	G	C6-C5-N7	-5.13	127.32	130.40
25	BA	1149	G	N1-C6-O6	5.13	122.98	119.90
25	BA	2238	G	N3-C4-C5	-5.13	126.03	128.60

Continued on next page...

Continued from previous page...

Mol	Chain	Res	Type	Atoms	Z	Observed(°)	Ideal(°)
25	BA	2739	U	C2-N3-C4	-5.13	123.92	127.00
1	CA	1325	C	C6-N1-C1'	5.13	126.96	120.80
25	DA	1678	G	C4-C5-C6	5.13	121.88	118.80
25	DA	2716	U	N1-C2-N3	5.13	117.98	114.90
25	BA	2038	G	N1-C2-N2	-5.13	111.58	116.20
1	CA	572	A	C8-N9-C4	5.13	107.85	105.80
25	DA	825	C	C4-C5-C6	5.13	119.97	117.40
25	DA	1276	A	N9-C4-C5	-5.13	103.75	105.80
1	AA	811	C	C2-N3-C4	-5.13	117.33	119.90
25	BA	189	G	C2-N3-C4	-5.13	109.33	111.90
25	BA	224	G	C4-N9-C1'	5.13	133.17	126.50
25	BA	739	G	N1-C6-O6	-5.13	116.82	119.90
25	BA	828	U	C2-N3-C4	-5.13	123.92	127.00
25	BA	931	G	N3-C4-N9	5.13	129.08	126.00
52	B6	10	LEU	CA-CB-CG	5.13	127.10	115.30
25	DA	965	C	C6-N1-C2	-5.13	118.25	120.30
25	DA	2412	A	C8-N9-C4	-5.13	103.75	105.80
1	AA	1227	A	N3-C4-N9	-5.13	123.30	127.40
25	BA	857	C	C5-C4-N4	-5.13	116.61	120.20
25	BA	2308	G	C6-C5-N7	-5.13	127.32	130.40
25	BA	2320	A	C5-C6-N6	-5.13	119.60	123.70
1	AA	502	G	N1-C6-O6	5.13	122.98	119.90
25	BA	199	A	C6-C5-N7	5.13	135.89	132.30
25	BA	1586	A	C4-C5-C6	5.13	119.56	117.00
25	BA	1602	U	C5-C4-O4	5.13	128.98	125.90
25	BA	2455	G	N1-C6-O6	-5.13	116.82	119.90
25	BA	2492	U	N3-C2-O2	-5.13	118.61	122.20
25	BA	2714	G	C5-C6-O6	-5.13	125.52	128.60
26	BB	76	G	C5-C6-O6	-5.13	125.52	128.60
1	CA	337	C	C6-N1-C2	-5.13	118.25	120.30
1	CA	1259	C	C6-N1-C2	-5.13	118.25	120.30
25	DA	451	C	N3-C4-C5	5.13	123.95	121.90
25	DA	2195	C	C2-N1-C1'	-5.13	113.16	118.80
25	DA	2405	G	C8-N9-C1'	-5.13	120.33	127.00
25	DA	2695	C	C2-N1-C1'	-5.13	113.16	118.80
26	DB	22	U	C5-C6-N1	5.13	125.26	122.70
25	BA	22	C	N3-C4-N4	-5.13	114.41	118.00
25	BA	412	A	N7-C8-N9	-5.13	111.24	113.80
25	BA	866	A	C8-N9-C4	-5.13	103.75	105.80
25	BA	1220	A	C4-C5-N7	-5.13	108.14	110.70
25	BA	1904	G	C5-N7-C8	5.13	106.86	104.30
25	BA	2638	G	N3-C4-C5	-5.13	126.04	128.60

Continued on next page...

Continued from previous page...

Mol	Chain	Res	Type	Atoms	Z	Observed(°)	Ideal(°)
1	CA	495	A	N9-C4-C5	5.13	107.85	105.80
25	DA	799	G	N1-C2-N3	5.13	126.97	123.90
25	BA	38	A	C5-N7-C8	5.12	106.46	103.90
1	CA	691	G	N9-C4-C5	-5.12	103.35	105.40
25	DA	1256	G	C4-N9-C1'	5.12	133.16	126.50
25	DA	1566	A	C2-N3-C4	-5.12	108.04	110.60
25	DA	2394	C	N1-C2-O2	5.12	121.97	118.90
25	BA	415	A	N1-C6-N6	-5.12	115.53	118.60
25	BA	1441	G	C2-N3-C4	5.12	114.46	111.90
25	BA	1531	C	C5-C6-N1	5.12	123.56	121.00
25	BA	1557	C	N3-C4-N4	-5.12	114.41	118.00
25	BA	1817	G	N3-C2-N2	5.12	123.49	119.90
25	BA	2569	G	N3-C4-N9	5.12	129.07	126.00
43	BX	94	GLY	N-CA-C	5.12	125.91	113.10
1	CA	733	A	C8-N9-C4	5.12	107.85	105.80
25	DA	15	G	C8-N9-C4	5.12	108.45	106.40
25	DA	34	C	N1-C2-O2	5.12	121.97	118.90
25	DA	242	G	C4-N9-C1'	-5.12	119.84	126.50
25	DA	2027	G	N3-C4-C5	-5.12	126.04	128.60
27	DD	211	ARG	NE-CZ-NH1	5.12	122.86	120.30
1	AA	1482	G	C8-N9-C1'	-5.12	120.34	127.00
1	AA	1496	C	N3-C4-N4	-5.12	114.42	118.00
25	BA	973	A	C6-C5-N7	-5.12	128.72	132.30
25	BA	979	G	C6-C5-N7	-5.12	127.33	130.40
25	BA	1345	C	N3-C4-C5	5.12	123.95	121.90
25	BA	1619	G	N9-C4-C5	5.12	107.45	105.40
25	BA	2192	G	C4-N9-C1'	5.12	133.16	126.50
25	BA	2375	G	C5-C6-N1	5.12	114.06	111.50
26	BB	5	C	C5-C6-N1	-5.12	118.44	121.00
26	BB	53	A	N1-C6-N6	5.12	121.67	118.60
1	CA	1516	G	C2-N3-C4	-5.12	109.34	111.90
25	DA	102	G	P-O3'-C3'	5.12	125.84	119.70
25	DA	145	G	N7-C8-N9	-5.12	110.54	113.10
25	DA	1128	A	C2-N3-C4	5.12	113.16	110.60
25	DA	1231	G	C5-C6-N1	-5.12	108.94	111.50
25	DA	1801	G	C6-N1-C2	-5.12	122.03	125.10
25	DA	1961	C	C2-N1-C1'	-5.12	113.17	118.80
25	DA	2007	C	C2-N1-C1'	-5.12	113.17	118.80
25	DA	2751	G	C2-N3-C4	5.12	114.46	111.90
1	AA	1331	G	C4-N9-C1'	-5.12	119.84	126.50
25	BA	575	A	C5-C6-N6	-5.12	119.60	123.70
1	CA	168	G	C8-N9-C4	5.12	108.45	106.40

Continued on next page...

Continued from previous page...

Mol	Chain	Res	Type	Atoms	Z	Observed(°)	Ideal(°)
1	CA	525	C	N3-C4-N4	5.12	121.58	118.00
25	DA	125	G	N9-C4-C5	-5.12	103.35	105.40
25	DA	546	C	N1-C2-O2	5.12	121.97	118.90
25	DA	2283	C	N1-C2-O2	-5.12	115.83	118.90
25	BA	647	G	C5-C6-O6	5.12	131.67	128.60
25	BA	1228	G	C2-N3-C4	-5.12	109.34	111.90
25	BA	1617	C	N3-C4-C5	5.12	123.95	121.90
25	BA	2447	G	C4-N9-C1'	-5.12	119.85	126.50
25	DA	2831	G	N1-C6-O6	-5.12	116.83	119.90
25	BA	1028	A	C2-N3-C4	5.12	113.16	110.60
25	DA	1157	G	C4-N9-C1'	5.12	133.15	126.50
25	DA	1984	G	N7-C8-N9	5.12	115.66	113.10
1	AA	1094	G	N3-C4-C5	-5.12	126.04	128.60
1	AA	1406	U	N3-C4-C5	5.12	117.67	114.60
25	BA	263	C	C6-N1-C2	5.12	122.35	120.30
25	BA	312	G	N3-C2-N2	-5.12	116.32	119.90
25	BA	1613	G	C8-N9-C4	-5.12	104.35	106.40
25	BA	2575	C	C6-N1-C2	-5.12	118.25	120.30
26	BB	65	C	C5-C4-N4	-5.12	116.62	120.20
39	BT	127	ALA	N-CA-C	-5.12	97.19	111.00
1	AA	119	A	C5-C6-N1	5.11	120.26	117.70
25	BA	701	G	C8-N9-C4	5.11	108.45	106.40
25	BA	2296	U	N3-C4-C5	-5.11	111.53	114.60
25	BA	2335	A	N9-C4-C5	5.11	107.85	105.80
26	BB	37	C	N1-C2-O2	-5.11	115.83	118.90
25	DA	2006	C	C6-N1-C2	-5.11	118.25	120.30
26	DB	2	C	C2-N1-C1'	5.11	124.43	118.80
25	DA	624	C	N1-C2-O2	-5.11	115.83	118.90
1	AA	789	U	N1-C2-N3	5.11	117.97	114.90
1	CA	426	G	C8-N9-C4	-5.11	104.36	106.40
25	DA	1829	A	N1-C2-N3	5.11	131.86	129.30
1	AA	1064	G	C4-N9-C1'	-5.11	119.86	126.50
1	AA	1409	C	N1-C2-O2	-5.11	115.83	118.90
25	BA	1130	U	N1-C2-O2	5.11	126.38	122.80
25	BA	2310	A	C8-N9-C4	-5.11	103.76	105.80
25	DA	1531	C	N3-C4-N4	5.11	121.58	118.00
1	AA	890	G	N9-C4-C5	5.11	107.44	105.40
25	BA	336	C	C5-C6-N1	-5.11	118.45	121.00
25	BA	589	C	C5-C6-N1	-5.11	118.45	121.00
25	BA	993	G	C5-C6-O6	5.11	131.66	128.60
25	BA	1368	G	C6-N1-C2	-5.11	122.04	125.10
25	BA	1623	G	C5-N7-C8	-5.11	101.75	104.30

Continued on next page...

Continued from previous page...

Mol	Chain	Res	Type	Atoms	Z	Observed(°)	Ideal(°)
25	BA	2517	C	C5-C6-N1	-5.11	118.45	121.00
25	BA	2582	G	C2-N3-C4	5.11	114.45	111.90
1	CA	1272	G	N3-C4-N9	5.11	129.06	126.00
25	BA	1823	G	C5-N7-C8	-5.11	101.75	104.30
35	BP	44	GLY	N-CA-C	-5.11	100.33	113.10
25	DA	1789	A	C8-N9-C4	5.11	107.84	105.80
25	DA	1992	G	N7-C8-N9	5.11	115.65	113.10
25	DA	2590	A	C5-C6-N1	5.11	120.25	117.70
25	BA	1773	A	C6-C5-N7	-5.10	128.73	132.30
25	BA	1974	C	C2-N3-C4	-5.10	117.35	119.90
25	BA	2860	A	C6-N1-C2	-5.10	115.54	118.60
1	AA	399	G	C8-N9-C4	5.10	108.44	106.40
1	AA	774	G	N3-C4-N9	5.10	129.06	126.00
1	AA	783	C	C5-C6-N1	-5.10	118.45	121.00
25	BA	20	C	N3-C4-C5	5.10	123.94	121.90
25	BA	182	A	C5-C6-N6	-5.10	119.62	123.70
25	BA	577	G	N7-C8-N9	-5.10	110.55	113.10
25	BA	1308	A	N9-C4-C5	5.10	107.84	105.80
25	BA	1506	C	C6-N1-C1'	-5.10	114.68	120.80
25	BA	2273	A	N1-C2-N3	-5.10	126.75	129.30
25	BA	2677	G	C5-C6-O6	5.10	131.66	128.60
1	CA	730	G	C2-N3-C4	5.10	114.45	111.90
25	DA	1969	A	C5-N7-C8	-5.10	101.35	103.90
1	AA	798	G	C8-N9-C4	-5.10	104.36	106.40
1	AA	1019	C	P-O3'-C3'	5.10	125.82	119.70
25	BA	154	G	C4-N9-C1'	5.10	133.13	126.50
25	BA	210	C	N3-C4-C5	5.10	123.94	121.90
25	BA	862	G	N3-C2-N2	-5.10	116.33	119.90
25	BA	1663	C	N3-C4-C5	5.10	123.94	121.90
25	BA	1707	G	N1-C6-O6	5.10	122.96	119.90
25	BA	1989	G	C8-N9-C1'	-5.10	120.37	127.00
25	BA	2776	A	C5-N7-C8	-5.10	101.35	103.90
26	BB	38	C	C5-C6-N1	-5.10	118.45	121.00
1	CA	993	G	C4-N9-C1'	5.10	133.13	126.50
25	DA	1115	G	C4-N9-C1'	-5.10	119.87	126.50
25	DA	1670	C	N3-C2-O2	-5.10	118.33	121.90
25	DA	2528	U	N3-C4-C5	-5.10	111.54	114.60
1	AA	882	C	C2-N1-C1'	5.10	124.41	118.80
25	BA	1496	A	C2-N3-C4	5.10	113.15	110.60
25	BA	1816	G	C8-N9-C4	5.10	108.44	106.40
25	BA	1948	G	N3-C4-C5	-5.10	126.05	128.60
25	BA	2544	G	N1-C2-N3	5.10	126.96	123.90

Continued on next page...

Continued from previous page...

Mol	Chain	Res	Type	Atoms	Z	Observed(°)	Ideal(°)
26	BB	113	G	N1-C6-O6	5.10	122.96	119.90
51	B5	55	ARG	N-CA-C	-5.10	97.23	111.00
1	CA	1142	G	C8-N9-C4	5.10	108.44	106.40
25	DA	2426	A	C5-C6-N6	-5.10	119.62	123.70
1	AA	405	U	N3-C2-O2	-5.10	118.63	122.20
25	BA	2383	G	N3-C4-N9	5.10	129.06	126.00
1	CA	357	G	C8-N9-C4	-5.10	104.36	106.40
1	CA	546	G	C2-N3-C4	5.10	114.45	111.90
25	DA	1556	C	C4-C5-C6	5.10	119.95	117.40
25	DA	2256	G	C2-N3-C4	5.10	114.45	111.90
1	AA	119	A	C6-N1-C2	-5.09	115.54	118.60
25	BA	154	G	C6-C5-N7	-5.09	127.34	130.40
25	BA	498	G	C5-N7-C8	5.09	106.85	104.30
25	BA	841	A	C5-N7-C8	-5.09	101.35	103.90
25	BA	2298	A	C6-C5-N7	5.09	135.87	132.30
25	DA	265	A	N1-C2-N3	5.09	131.85	129.30
25	DA	620	G	N9-C4-C5	5.09	107.44	105.40
42	DW	12	ILE	N-CA-C	-5.09	97.24	111.00
25	BA	348	G	N3-C4-C5	-5.09	126.05	128.60
25	BA	768	G	N1-C2-N3	5.09	126.96	123.90
25	BA	2431	U	C4-C5-C6	5.09	122.76	119.70
25	DA	2565	A	N3-C4-C5	5.09	130.37	126.80
26	DB	103	G	C5-C6-O6	-5.09	125.54	128.60
25	BA	295	G	C5-C6-O6	-5.09	125.55	128.60
25	BA	1384	A	N1-C6-N6	5.09	121.66	118.60
25	BA	2315	G	C6-C5-N7	-5.09	127.35	130.40
25	BA	2319	G	N1-C2-N3	5.09	126.95	123.90
25	BA	2836	U	N1-C2-O2	5.09	126.36	122.80
25	DA	187	G	N1-C2-N3	5.09	126.95	123.90
25	DA	2031	A	N9-C4-C5	-5.09	103.76	105.80
25	DA	2186	G	C5-C6-N1	-5.09	108.95	111.50
25	DA	2302	G	N1-C6-O6	5.09	122.95	119.90
25	DA	2502	G	N7-C8-N9	5.09	115.64	113.10
22	AY	63	LEU	CA-CB-CG	5.09	127.01	115.30
25	BA	1275	A	C5-C6-N1	-5.09	115.16	117.70
25	BA	1957	C	C5-C4-N4	5.09	123.76	120.20
25	BA	2673	G	N3-C2-N2	-5.09	116.34	119.90
26	BB	99	G	C8-N9-C4	5.09	108.44	106.40
25	BA	472	A	C6-C5-N7	-5.09	128.74	132.30
25	BA	662	G	N1-C2-N3	5.09	126.95	123.90
25	BA	1269	A	C2-N3-C4	-5.09	108.06	110.60
1	CA	715	A	C5-C6-N1	-5.09	115.16	117.70

Continued on next page...

Continued from previous page...

Mol	Chain	Res	Type	Atoms	Z	Observed(°)	Ideal(°)
25	DA	693	C	C5-C6-N1	-5.09	118.46	121.00
1	AA	98	G	N1-C6-O6	5.09	122.95	119.90
25	BA	502	A	N9-C4-C5	5.09	107.83	105.80
25	BA	540	C	N1-C2-O2	-5.09	115.85	118.90
25	BA	814	C	C2-N1-C1'	-5.09	113.20	118.80
25	BA	1187	G	C4-C5-N7	-5.09	108.77	110.80
25	BA	1548	C	C6-N1-C2	-5.09	118.27	120.30
25	BA	2247	A	C8-N9-C4	-5.09	103.77	105.80
25	BA	2884	U	N3-C4-O4	-5.09	115.84	119.40
26	DB	54	G	C4-N9-C1'	5.09	133.11	126.50
25	BA	827	U	C2-N1-C1'	-5.08	111.60	117.70
25	BA	2409	G	N1-C2-N2	-5.08	111.62	116.20
25	BA	2869	G	C4-N9-C1'	5.08	133.11	126.50
25	DA	552	G	N3-C4-C5	5.08	131.14	128.60
25	DA	1669	A	N1-C2-N3	5.08	131.84	129.30
1	AA	1363(A)	A	C6-N1-C2	-5.08	115.55	118.60
25	BA	205	G	C8-N9-C1'	-5.08	120.39	127.00
25	BA	1118	C	C6-N1-C2	-5.08	118.27	120.30
25	BA	2867	G	N1-C6-O6	5.08	122.95	119.90
26	BB	115	G	C4-C5-N7	5.08	112.83	110.80
1	AA	732	C	N3-C2-O2	-5.08	118.34	121.90
25	BA	379	G	N3-C4-N9	-5.08	122.95	126.00
25	BA	380	U	C5-C6-N1	-5.08	120.16	122.70
25	BA	1624	G	N3-C2-N2	-5.08	116.34	119.90
25	BA	2251	G	N3-C4-C5	-5.08	126.06	128.60
25	BA	2499	C	C2-N3-C4	5.08	122.44	119.90
25	BA	2589	A	N7-C8-N9	-5.08	111.26	113.80
25	DA	1814	G	N7-C8-N9	5.08	115.64	113.10
25	DA	1936	A	C4-C5-N7	5.08	113.24	110.70
25	DA	2012	G	C6-C5-N7	-5.08	127.35	130.40
1	AA	70	G	N9-C4-C5	5.08	107.43	105.40
1	AA	503	C	C5-C6-N1	5.08	123.54	121.00
25	BA	148	C	C2-N1-C1'	-5.08	113.21	118.80
25	BA	2764	A	N1-C6-N6	-5.08	115.55	118.60
25	BA	2875	C	N1-C2-O2	5.08	121.95	118.90
53	B7	42	LEU	CB-CG-CD1	-5.08	102.36	111.00
25	DA	500	G	C5-C6-N1	-5.08	108.96	111.50
25	DA	2286	A	C8-N9-C1'	-5.08	118.56	127.70
1	AA	781	A	C4-C5-N7	5.08	113.24	110.70
25	BA	271(J)	C	C5-C4-N4	-5.08	116.65	120.20
25	BA	993	G	C5-C6-N1	-5.08	108.96	111.50
25	BA	2380	C	C2-N1-C1'	-5.08	113.21	118.80

Continued on next page...

Continued from previous page...

Mol	Chain	Res	Type	Atoms	Z	Observed(°)	Ideal(°)
25	BA	2430	A	N1-C2-N3	5.08	131.84	129.30
25	BA	2744	G	N1-C6-O6	5.08	122.95	119.90
1	CA	1430	C	C6-N1-C2	-5.08	118.27	120.30
25	DA	1797	C	C6-N1-C2	5.08	122.33	120.30
25	BA	1386	C	C4-C5-C6	5.08	119.94	117.40
25	BA	1812	A	N9-C4-C5	5.08	107.83	105.80
25	BA	1799	G	P-O3'-C3'	5.08	125.79	119.70
25	BA	1804	C	N3-C4-C5	5.08	123.93	121.90
25	BA	2372	G	N1-C2-N2	5.08	120.77	116.20
25	BA	2553	G	C2-N3-C4	5.08	114.44	111.90
25	BA	2767	C	N1-C2-O2	5.08	121.94	118.90
1	CA	878	G	C8-N9-C1'	-5.08	120.40	127.00
25	DA	27	G	C8-N9-C4	-5.08	104.37	106.40
25	DA	930	U	C5-C4-O4	-5.08	122.85	125.90
1	AA	527	G	N3-C4-N9	-5.07	122.96	126.00
1	AA	1206	G	N9-C4-C5	-5.07	103.37	105.40
1	AA	1264	C	C5-C4-N4	-5.07	116.65	120.20
25	BA	582	G	C5-C6-O6	5.07	131.64	128.60
25	BA	1154	G	C5-N7-C8	-5.07	101.76	104.30
25	BA	1390	U	N3-C2-O2	5.07	125.75	122.20
25	BA	1753	G	N3-C4-C5	5.07	131.14	128.60
25	BA	1848	A	C8-N9-C4	5.07	107.83	105.80
25	BA	2230	G	N3-C4-C5	5.07	131.14	128.60
25	BA	2574	G	N3-C2-N2	-5.07	116.35	119.90
26	BB	20	C	C2-N1-C1'	5.07	124.38	118.80
25	DA	329	G	C8-N9-C4	-5.07	104.37	106.40
25	DA	1770	G	C6-C5-N7	-5.07	127.36	130.40
1	AA	1150	U	C2-N3-C4	5.07	130.04	127.00
25	BA	1208	C	C2-N3-C4	-5.07	117.36	119.90
26	BB	114	C	N1-C2-O2	-5.07	115.86	118.90
36	BQ	125	LEU	CB-CG-CD1	-5.07	102.38	111.00
25	BA	1835	G	C5-N7-C8	-5.07	101.77	104.30
25	BA	2540	C	C2-N3-C4	-5.07	117.36	119.90
25	DA	781	A	C5-N7-C8	-5.07	101.36	103.90
25	DA	982	C	C2-N3-C4	5.07	122.44	119.90
25	DA	1452	A	N1-C6-N6	5.07	121.64	118.60
25	DA	2405	G	C5-C6-O6	5.07	131.64	128.60
25	DA	2502	G	C4-C5-C6	5.07	121.84	118.80
25	BA	545	G	N3-C4-C5	5.07	131.13	128.60
25	BA	1160	G	C6-N1-C2	5.07	128.14	125.10
25	BA	1948	G	C5-C6-N1	5.07	114.03	111.50
25	BA	2552	U	C4-C5-C6	5.07	122.74	119.70

Continued on next page...

Continued from previous page...

Mol	Chain	Res	Type	Atoms	Z	Observed(°)	Ideal(°)
25	DA	1340	U	C2-N3-C4	-5.07	123.96	127.00
1	AA	155	C	N1-C2-O2	5.07	121.94	118.90
25	BA	1046	A	C8-N9-C4	-5.07	103.77	105.80
25	BA	1338	G	N1-C2-N2	-5.07	111.64	116.20
25	BA	136	G	C8-N9-C4	5.07	108.43	106.40
25	BA	1647	G	C4-C5-N7	-5.07	108.77	110.80
1	CA	377	G	N1-C6-O6	5.07	122.94	119.90
25	DA	74	A	C5-C6-N6	5.07	127.75	123.70
25	DA	341	G	N1-C2-N2	-5.07	111.64	116.20
25	DA	748	G	N3-C2-N2	5.07	123.45	119.90
1	AA	625	G	N7-C8-N9	5.06	115.63	113.10
25	BA	570	G	C6-N1-C2	-5.06	122.06	125.10
25	BA	2542	A	N3-C4-C5	5.06	130.34	126.80
1	AA	880	C	N3-C4-C5	5.06	123.92	121.90
25	BA	251	A	C5-N7-C8	5.06	106.43	103.90
25	BA	745	G	C5-C6-N1	5.06	114.03	111.50
25	BA	1676	A	C2-N3-C4	-5.06	108.07	110.60
26	BB	70	C	N3-C4-C5	5.06	123.92	121.90
25	DA	781	A	C5-C6-N6	-5.06	119.65	123.70
25	DA	933	A	N1-C6-N6	5.06	121.64	118.60
25	DA	945	A	C8-N9-C1'	-5.06	118.59	127.70
25	DA	1235	G	C8-N9-C4	-5.06	104.38	106.40
25	DA	1997	G	C5-C6-O6	-5.06	125.56	128.60
1	AA	348	G	N3-C4-N9	5.06	129.04	126.00
25	BA	513	A	C4-N9-C1'	5.06	135.41	126.30
25	BA	1527	G	C5-C6-O6	5.06	131.64	128.60
25	BA	1838	C	N3-C4-N4	5.06	121.54	118.00
25	BA	2727	G	N3-C2-N2	-5.06	116.36	119.90
1	CA	833	U	N1-C2-N3	5.06	117.94	114.90
1	AA	102	G	N3-C4-C5	-5.06	126.07	128.60
25	BA	257	A	C4-C5-C6	5.06	119.53	117.00
25	BA	1006	C	C6-N1-C2	5.06	122.32	120.30
25	BA	1667	G	C6-C5-N7	5.06	133.44	130.40
25	BA	2520	C	C2-N3-C4	-5.06	117.37	119.90
25	BA	2574	G	C6-C5-N7	-5.06	127.36	130.40
1	CA	895	G	N1-C6-O6	5.06	122.94	119.90
1	CA	1189	C	C6-N1-C2	5.06	122.32	120.30
25	DA	1694	C	C6-N1-C2	5.06	122.32	120.30
25	DA	2892	A	C8-N9-C4	-5.06	103.78	105.80
1	AA	884	U	C4-C5-C6	5.06	122.73	119.70
1	AA	1341	U	N1-C2-O2	-5.06	119.26	122.80
23	AV	76	A	C4-C5-N7	5.06	113.23	110.70

Continued on next page...

Continued from previous page...

Mol	Chain	Res	Type	Atoms	Z	Observed(°)	Ideal(°)
25	BA	723	G	N9-C4-C5	-5.06	103.38	105.40
1	CA	304	U	C4-C5-C6	5.06	122.73	119.70
1	CA	1335	C	C6-N1-C2	5.06	122.32	120.30
25	DA	1121	C	N3-C4-N4	-5.06	114.46	118.00
25	BA	555	U	C2-N1-C1'	-5.06	111.63	117.70
25	BA	725	G	C2-N3-C4	-5.06	109.37	111.90
25	BA	1262	A	C5-N7-C8	-5.06	101.37	103.90
25	BA	2499	C	N3-C4-N4	5.06	121.54	118.00
29	BF	32	LEU	CA-CB-CG	-5.06	103.67	115.30
1	CA	879	C	C6-N1-C2	5.06	122.32	120.30
25	DA	2857	G	C5-N7-C8	-5.06	101.77	104.30
1	AA	804	U	N1-C2-N3	5.05	117.93	114.90
1	AA	832	C	C2-N1-C1'	5.05	124.36	118.80
1	AA	1352	C	N1-C2-N3	5.05	122.74	119.20
25	BA	652(F)	G	C8-N9-C4	5.05	108.42	106.40
25	BA	2248	C	N3-C2-O2	-5.05	118.36	121.90
25	BA	2431	U	C5-C4-O4	5.05	128.93	125.90
25	BA	2848	G	C6-C5-N7	-5.05	127.37	130.40
1	CA	1067	A	C8-N9-C4	-5.05	103.78	105.80
25	DA	861	A	C8-N9-C4	-5.05	103.78	105.80
25	BA	494	G	C6-C5-N7	-5.05	127.37	130.40
37	BR	107	ASP	CB-CG-OD2	-5.05	113.75	118.30
1	CA	773	G	N1-C2-N3	-5.05	120.87	123.90
1	CA	894	G	C2-N3-C4	-5.05	109.37	111.90
1	AA	15	G	C6-C5-N7	-5.05	127.37	130.40
1	AA	1137	C	C6-N1-C1'	5.05	126.86	120.80
25	BA	469	G	N1-C6-O6	-5.05	116.87	119.90
25	BA	802	A	C8-N9-C1'	-5.05	118.61	127.70
25	BA	2498	C	C2-N3-C4	-5.05	117.37	119.90
25	BA	2608	G	C5-C6-N1	-5.05	108.97	111.50
37	BR	2	ARG	CA-CB-CG	5.05	124.51	113.40
25	DA	1616	A	C4-C5-N7	5.05	113.22	110.70
1	AA	266	G	N3-C4-N9	5.05	129.03	126.00
25	BA	334	C	C2-N1-C1'	5.05	124.35	118.80
25	BA	373	U	N3-C4-C5	5.05	117.63	114.60
25	BA	465	G	N3-C4-N9	5.05	129.03	126.00
25	BA	1567	A	C8-N9-C4	-5.05	103.78	105.80
25	BA	1975	G	C8-N9-C4	-5.05	104.38	106.40
25	BA	2724	C	C5-C4-N4	-5.05	116.67	120.20
25	BA	2812	G	N1-C6-O6	-5.05	116.87	119.90
25	DA	197	A	C6-N1-C2	-5.05	115.57	118.60
25	DA	510	C	C2-N1-C1'	5.05	124.36	118.80

Continued on next page...

Continued from previous page...

Mol	Chain	Res	Type	Atoms	Z	Observed(°)	Ideal(°)
25	DA	2440	C	C4-C5-C6	5.05	119.92	117.40
25	BA	2334	G	N1-C2-N2	-5.05	111.66	116.20
25	DA	253	C	C5-C4-N4	-5.05	116.67	120.20
25	DA	1354	A	C5-C6-N1	5.05	120.22	117.70
25	DA	1698	A	C6-N1-C2	5.05	121.63	118.60
1	AA	541	G	N9-C4-C5	5.05	107.42	105.40
1	AA	1135	U	N1-C2-O2	5.05	126.33	122.80
25	BA	245	G	N1-C6-O6	5.05	122.93	119.90
25	BA	693	C	C4-C5-C6	5.05	119.92	117.40
25	BA	752	A	C4-C5-N7	-5.05	108.18	110.70
25	BA	1614	A	C2-N3-C4	-5.05	108.08	110.60
25	BA	1776	G	C6-C5-N7	-5.05	127.37	130.40
25	BA	2703	C	C2-N1-C1'	5.05	124.35	118.80
26	BB	89	G	N3-C4-N9	5.05	129.03	126.00
25	DA	718	A	N1-C6-N6	5.05	121.63	118.60
25	DA	788	A	N9-C4-C5	-5.05	103.78	105.80
25	DA	1814	G	N1-C2-N3	5.05	126.93	123.90
25	DA	2608	G	C2-N3-C4	-5.05	109.38	111.90
42	DW	92	ARG	NE-CZ-NH2	-5.05	117.78	120.30
1	AA	806	C	C5-C4-N4	-5.04	116.67	120.20
1	AA	1169	A	C8-N9-C4	-5.04	103.78	105.80
1	CA	1523	G	C8-N9-C4	-5.04	104.38	106.40
1	AA	1153	C	N1-C2-O2	5.04	121.93	118.90
25	BA	176	G	N1-C6-O6	5.04	122.93	119.90
25	BA	231	C	N1-C2-N3	5.04	122.73	119.20
25	BA	333	G	N9-C4-C5	5.04	107.42	105.40
25	BA	944	G	C8-N9-C4	-5.04	104.38	106.40
25	BA	1116	C	C6-N1-C2	5.04	122.32	120.30
25	BA	1131	G	C5-C6-O6	5.04	131.63	128.60
25	BA	1361	G	N3-C4-C5	5.04	131.12	128.60
25	BA	1812	A	C6-N1-C2	-5.04	115.57	118.60
25	BA	2055	C	N1-C2-O2	-5.04	115.87	118.90
25	BA	2450	A	C5-N7-C8	-5.04	101.38	103.90
25	BA	2491	U	N3-C4-C5	5.04	117.63	114.60
1	CA	413	G	C8-N9-C1'	-5.04	120.44	127.00
1	CA	662	G	N3-C4-N9	5.04	129.03	126.00
1	CA	1081	G	N3-C4-N9	5.04	129.03	126.00
1	CA	1528	U	C6-N1-C2	5.04	124.03	121.00
25	DA	115	C	C5-C6-N1	-5.04	118.48	121.00
25	DA	1492	G	N3-C2-N2	-5.04	116.37	119.90
1	AA	63	C	C6-N1-C2	-5.04	118.28	120.30
25	BA	115	C	N1-C2-O2	-5.04	115.88	118.90

Continued on next page...

Continued from previous page...

Mol	Chain	Res	Type	Atoms	Z	Observed(°)	Ideal(°)
25	BA	587	C	N3-C4-N4	-5.04	114.47	118.00
25	BA	1343	G	C5-C6-O6	5.04	131.62	128.60
1	CA	7	G	N1-C6-O6	5.04	122.92	119.90
25	DA	116	C	C6-N1-C1'	5.04	126.85	120.80
25	DA	472	A	N1-C6-N6	5.04	121.62	118.60
25	DA	1774	C	C6-N1-C2	-5.04	118.28	120.30
23	AV	46	G	C4-C5-N7	5.04	112.82	110.80
25	BA	118	A	N7-C8-N9	-5.04	111.28	113.80
25	BA	450	G	C2-N3-C4	5.04	114.42	111.90
25	BA	506	G	N3-C4-C5	-5.04	126.08	128.60
25	BA	1108	U	C5-C4-O4	5.04	128.92	125.90
25	BA	2105	C	C5-C4-N4	5.04	123.73	120.20
25	DA	509	C	C2-N3-C4	-5.04	117.38	119.90
1	AA	199	G	C8-N9-C1'	-5.04	120.45	127.00
25	BA	339	U	C5-C6-N1	-5.04	120.18	122.70
25	BA	746	A	C4-C5-N7	5.04	113.22	110.70
25	BA	1177	A	N3-C4-C5	-5.04	123.27	126.80
25	BA	1897	G	N9-C4-C5	-5.04	103.39	105.40
25	BA	2318	G	C4-C5-C6	5.04	121.82	118.80
25	BA	2569	G	N1-C2-N2	-5.04	111.67	116.20
26	BB	82	G	N7-C8-N9	-5.04	110.58	113.10
1	CA	597	G	C5-C6-N1	5.04	114.02	111.50
1	CA	1429	C	N3-C2-O2	-5.04	118.37	121.90
25	BA	715	G	N3-C4-C5	-5.04	126.08	128.60
25	BA	962	G	C6-N1-C2	-5.04	122.08	125.10
25	BA	2363	C	N1-C2-O2	-5.04	115.88	118.90
25	BA	2819	G	N1-C6-O6	5.04	122.92	119.90
25	DA	1834	U	N1-C2-O2	5.04	126.33	122.80
26	DB	56	G	C2-N3-C4	5.04	114.42	111.90
1	AA	1358	U	C6-N1-C1'	5.04	128.25	121.20
25	BA	480	A	C8-N9-C4	-5.04	103.78	105.80
25	BA	962	G	C4-C5-C6	5.04	121.82	118.80
25	BA	1781	C	C6-N1-C1'	-5.04	114.76	120.80
25	BA	1888	G	N7-C8-N9	5.04	115.62	113.10
25	BA	2754	U	N3-C4-O4	5.04	122.92	119.40
1	CA	1520	G	C6-C5-N7	5.04	133.42	130.40
25	DA	1187	G	N7-C8-N9	5.04	115.62	113.10
26	DB	102	A	C4-C5-N7	5.04	113.22	110.70
1	AA	297	G	N9-C4-C5	-5.03	103.39	105.40
1	AA	616	G	C8-N9-C4	-5.03	104.39	106.40
25	BA	366	C	C4-C5-C6	5.03	119.92	117.40
25	BA	437	G	N3-C4-N9	5.03	129.02	126.00

Continued on next page...

Continued from previous page...

Mol	Chain	Res	Type	Atoms	Z	Observed(°)	Ideal(°)
25	BA	554	U	N1-C2-N3	5.03	117.92	114.90
25	BA	932	G	N1-C6-O6	-5.03	116.88	119.90
25	BA	1015	G	N1-C6-O6	5.03	122.92	119.90
25	BA	1579	A	C8-N9-C4	-5.03	103.79	105.80
1	CA	12	U	N3-C4-C5	-5.03	111.58	114.60
1	CA	329	A	C8-N9-C4	-5.03	103.79	105.80
1	CA	1531	A	N1-C6-N6	5.03	121.62	118.60
25	DA	612	C	C2-N1-C1'	-5.03	113.26	118.80
25	DA	923	C	C5-C6-N1	5.03	123.52	121.00
25	DA	1964	G	N3-C4-C5	-5.03	126.08	128.60
1	AA	598	U	C5-C6-N1	5.03	125.22	122.70
18	AR	31	LEU	CA-CB-CG	5.03	126.87	115.30
25	BA	1021	A	C4-C5-C6	5.03	119.52	117.00
1	CA	616	G	N3-C4-N9	5.03	129.02	126.00
25	DA	6	A	N3-C4-C5	-5.03	123.28	126.80
25	DA	2104	G	N3-C2-N2	5.03	123.42	119.90
1	AA	98	G	N7-C8-N9	5.03	115.62	113.10
1	AA	1309	G	N9-C4-C5	-5.03	103.39	105.40
25	BA	271(W)	G	C5-C6-O6	5.03	131.62	128.60
25	BA	1221	C	N1-C2-O2	-5.03	115.88	118.90
25	BA	1965	C	N1-C2-O2	5.03	121.92	118.90
25	BA	2090	G	C4-C5-N7	-5.03	108.79	110.80
25	BA	2230	G	N3-C4-N9	-5.03	122.98	126.00
25	BA	2321	G	N3-C2-N2	-5.03	116.38	119.90
25	BA	2630	G	C8-N9-C4	5.03	108.41	106.40
1	CA	851	G	C6-C5-N7	-5.03	127.38	130.40
1	CA	869	G	C5-C6-N1	-5.03	108.98	111.50
25	DA	378	C	N3-C4-C5	5.03	123.91	121.90
25	DA	798	G	C5-C6-N1	-5.03	108.98	111.50
25	DA	2697	G	N9-C4-C5	-5.03	103.39	105.40
1	AA	748	C	C6-N1-C2	-5.03	118.29	120.30
25	BA	2345	G	C4-C5-C6	5.03	121.82	118.80
32	BI	31	LEU	C-N-CD	5.03	138.96	128.40
1	AA	307	C	N3-C4-C5	-5.03	119.89	121.90
1	AA	504	C	N3-C2-O2	-5.03	118.38	121.90
1	AA	550	G	C5-C6-O6	-5.03	125.58	128.60
25	BA	134	C	N3-C4-C5	-5.03	119.89	121.90
25	BA	180	G	N1-C6-O6	5.03	122.92	119.90
25	BA	567	A	N1-C2-N3	5.03	131.81	129.30
25	BA	1110	G	C4-N9-C1'	5.03	133.03	126.50
25	BA	1976	U	N3-C2-O2	-5.03	118.68	122.20
25	BA	2662	A	C8-N9-C4	-5.03	103.79	105.80

Continued on next page...

Continued from previous page...

Mol	Chain	Res	Type	Atoms	Z	Observed(°)	Ideal(°)
1	CA	644	G	N7-C8-N9	-5.03	110.59	113.10
25	DA	1354	A	N1-C6-N6	-5.03	115.58	118.60
25	BA	271(M)	G	C5-C6-N1	5.03	114.01	111.50
25	BA	1155	A	C2-N3-C4	5.03	113.11	110.60
25	BA	1514	U	C6-N1-C2	-5.03	117.98	121.00
25	BA	1820	U	N3-C2-O2	-5.03	118.68	122.20
25	BA	1825	A	N7-C8-N9	-5.03	111.29	113.80
25	BA	1994	C	N1-C2-O2	-5.03	115.89	118.90
25	BA	2610	C	P-O3'-C3'	5.03	125.73	119.70
26	BB	30	C	C2-N3-C4	5.03	122.41	119.90
1	CA	377	G	C6-C5-N7	-5.03	127.39	130.40
25	DA	1923	U	C5-C6-N1	5.03	125.21	122.70
25	DA	1964	G	C5-C6-O6	-5.03	125.58	128.60
25	BA	1251	C	N1-C2-O2	-5.02	115.89	118.90
25	BA	1983	C	C2-N1-C1'	-5.02	113.27	118.80
25	BA	2094	G	C5-C6-N1	5.02	114.01	111.50
1	AA	371	G	C5-C6-O6	-5.02	125.59	128.60
25	BA	768	G	N1-C6-O6	5.02	122.91	119.90
25	BA	1031	G	N3-C4-C5	-5.02	126.09	128.60
25	BA	1154	G	C4-C5-N7	5.02	112.81	110.80
25	BA	2033	A	C2-N3-C4	5.02	113.11	110.60
25	BA	2224	G	N7-C8-N9	5.02	115.61	113.10
25	BA	2241	A	C8-N9-C4	-5.02	103.79	105.80
25	BA	2502	G	N3-C4-C5	-5.02	126.09	128.60
25	BA	2722	G	C8-N9-C4	5.02	108.41	106.40
26	BB	30	C	C5-C6-N1	5.02	123.51	121.00
1	CA	1484	C	N3-C4-C5	5.02	123.91	121.90
25	DA	142	A	C8-N9-C4	-5.02	103.79	105.80
25	BA	1940	U	N1-C2-N3	5.02	117.91	114.90
25	BA	2866	U	N3-C4-C5	-5.02	111.59	114.60
26	BB	79	C	C5-C4-N4	5.02	123.72	120.20
1	AA	728	A	C4-C5-N7	5.02	113.21	110.70
1	AA	1412	C	C6-N1-C2	5.02	122.31	120.30
25	BA	307	G	N1-C6-O6	5.02	122.91	119.90
25	BA	1256	G	C8-N9-C1'	-5.02	120.47	127.00
25	BA	1600	C	C5-C6-N1	-5.02	118.49	121.00
25	BA	1621	U	C4-C5-C6	5.02	122.71	119.70
25	BA	1664	A	C2-N3-C4	5.02	113.11	110.60
25	BA	2374	C	C2-N3-C4	-5.02	117.39	119.90
25	BA	2588	G	N3-C4-N9	-5.02	122.99	126.00
25	DA	798	G	N3-C4-N9	-5.02	122.99	126.00
25	BA	271(W)	G	N3-C2-N2	5.02	123.41	119.90

Continued on next page...

Continued from previous page...

Mol	Chain	Res	Type	Atoms	Z	Observed(°)	Ideal(°)
25	BA	1190	G	C2-N3-C4	-5.02	109.39	111.90
26	BB	43	C	N3-C2-O2	-5.02	118.39	121.90
1	CA	1338	G	N1-C6-O6	-5.02	116.89	119.90
25	DA	391	G	C5-C6-N1	-5.02	108.99	111.50
25	DA	528	A	C8-N9-C4	-5.02	103.79	105.80
25	DA	1219	G	N3-C4-C5	5.02	131.11	128.60
25	DA	1299	G	C8-N9-C4	-5.02	104.39	106.40
25	DA	2356	C	C6-N1-C2	5.02	122.31	120.30
25	DA	2827	C	N3-C2-O2	5.02	125.41	121.90
1	AA	1145	C	N3-C4-C5	-5.02	119.89	121.90
25	BA	779	U	C5-C4-O4	-5.02	122.89	125.90
25	BA	2453	A	N9-C4-C5	5.02	107.81	105.80
1	CA	93	G	N3-C4-C5	-5.02	126.09	128.60
25	DA	760	G	N7-C8-N9	5.02	115.61	113.10
25	DA	1482	G	C2-N3-C4	5.02	114.41	111.90
1	AA	1253	G	N3-C4-N9	5.01	129.01	126.00
1	AA	1331	G	N3-C4-C5	5.01	131.11	128.60
25	BA	922	U	N3-C4-O4	-5.01	115.89	119.40
25	BA	1278	A	N1-C6-N6	5.01	121.61	118.60
25	DA	1377	G	C4-C5-C6	5.01	121.81	118.80
25	BA	468	G	C4-C5-N7	-5.01	108.80	110.80
25	BA	1751	C	N3-C2-O2	5.01	125.41	121.90
25	BA	2562	U	C4-C5-C6	5.01	122.71	119.70
25	DA	1266	G	N3-C4-N9	5.01	129.01	126.00
25	DA	2246	G	C2-N3-C4	-5.01	109.39	111.90
25	DA	2455	G	C4-N9-C1'	5.01	133.02	126.50
1	AA	421	U	C5-C6-N1	5.01	125.21	122.70
1	AA	1274	G	N7-C8-N9	5.01	115.61	113.10
23	AV	2	G	C8-N9-C4	-5.01	104.39	106.40
25	BA	1042	G	C4-C5-N7	5.01	112.80	110.80
25	BA	1334	G	N9-C4-C5	-5.01	103.39	105.40
25	BA	1631(A)	A	N7-C8-N9	5.01	116.31	113.80
25	BA	1831	G	C5-C6-O6	-5.01	125.59	128.60
25	BA	1978	A	N1-C2-N3	-5.01	126.80	129.30
25	BA	2008	C	N1-C2-O2	-5.01	115.89	118.90
25	BA	2197	U	C6-N1-C2	5.01	124.01	121.00
25	BA	2265	U	C4-C5-C6	5.01	122.71	119.70
25	BA	2607	G	C5-C6-N1	5.01	114.01	111.50
1	CA	436	C	C5-C6-N1	5.01	123.50	121.00
9	CI	107	ARG	CG-CD-NE	5.01	122.32	111.80
25	DA	92	A	C6-C5-N7	-5.01	128.79	132.30
25	DA	503	A	N9-C4-C5	5.01	107.80	105.80

Continued on next page...

Continued from previous page...

Mol	Chain	Res	Type	Atoms	Z	Observed(°)	Ideal(°)
25	DA	755	C	N1-C2-O2	-5.01	115.89	118.90
25	DA	945	A	N1-C2-N3	5.01	131.81	129.30
25	DA	1667	G	C8-N9-C4	5.01	108.40	106.40
1	AA	226	G	N7-C8-N9	-5.01	110.59	113.10
1	AA	509	A	C3'-C2'-C1'	-5.01	97.49	101.50
1	AA	527	G	N3-C4-C5	5.01	131.10	128.60
25	BA	141	A	C5-C6-N1	-5.01	115.19	117.70
25	BA	802	A	N1-C6-N6	5.01	121.61	118.60
26	BB	45	A	C5-C6-N6	5.01	127.71	123.70
54	B8	60	LEU	CB-CG-CD1	-5.01	102.48	111.00
25	DA	60	G	C8-N9-C1'	5.01	133.51	127.00
25	DA	90	U	N3-C4-O4	5.01	122.91	119.40
25	DA	574	C	C2-N3-C4	5.01	122.40	119.90
25	DA	1670	C	C6-N1-C2	-5.01	118.30	120.30
25	DA	1992	G	P-O3'-C3'	5.01	125.71	119.70
25	DA	2476	A	N9-C4-C5	5.01	107.80	105.80
25	DA	1670	C	N1-C2-N3	5.01	122.70	119.20
25	DA	1789	A	N7-C8-N9	-5.01	111.30	113.80
25	DA	2824	C	C6-N1-C2	5.01	122.30	120.30
1	AA	166	G	C2-N3-C4	5.01	114.40	111.90
1	AA	990	C	C2-N1-C1'	5.01	124.31	118.80
25	BA	414	C	C5-C4-N4	-5.01	116.70	120.20
25	BA	851	U	C6-N1-C2	5.01	124.00	121.00
25	BA	2508	G	N1-C2-N2	5.01	120.71	116.20
1	CA	1373	G	C8-N9-C4	-5.01	104.40	106.40
25	DA	314	A	C4-C5-C6	-5.01	114.50	117.00
25	DA	1671	U	N3-C2-O2	5.01	125.70	122.20
25	DA	2361	A	N1-C2-N3	5.01	131.80	129.30
1	AA	98	G	C4-N9-C1'	5.00	133.01	126.50
1	AA	1442	G	C5-C6-N1	-5.00	109.00	111.50
25	BA	1777	U	C4-C5-C6	5.00	122.70	119.70
25	BA	186	G	C6-C5-N7	-5.00	127.40	130.40
25	BA	228	A	C8-N9-C1'	5.00	136.71	127.70
25	BA	365	C	C6-N1-C1'	5.00	126.81	120.80
25	BA	652(H)	C	N3-C2-O2	-5.00	118.40	121.90
25	BA	1389	G	C5-N7-C8	5.00	106.80	104.30
25	BA	1415	U	C5-C4-O4	5.00	128.90	125.90
25	BA	2324	C	N1-C2-O2	5.00	121.90	118.90
28	BE	78	LEU	CA-CB-CG	5.00	126.81	115.30
1	CA	509	A	N7-C8-N9	5.00	116.30	113.80
1	CA	923	A	N1-C2-N3	5.00	131.80	129.30
17	CQ	6	LEU	CA-CB-CG	5.00	126.81	115.30

Continued on next page...

Continued from previous page...

Mol	Chain	Res	Type	Atoms	Z	Observed(°)	Ideal(°)
1	AA	117	G	N1-C2-N3	5.00	126.90	123.90
1	AA	372	C	N1-C2-O2	5.00	121.90	118.90
25	BA	39	C	C6-N1-C2	5.00	122.30	120.30
25	BA	216	A	N9-C4-C5	5.00	107.80	105.80
25	BA	1561	G	N9-C4-C5	-5.00	103.40	105.40
25	BA	1617	C	C2-N3-C4	-5.00	117.40	119.90
25	BA	2897	U	C5-C4-O4	-5.00	122.90	125.90
51	B5	60	VAL	CB-CA-C	-5.00	101.90	111.40
1	CA	865	A	N1-C6-N6	5.00	121.60	118.60
25	DA	603	A	C8-N9-C4	5.00	107.80	105.80
25	DA	1937	A	C4-C5-C6	5.00	119.50	117.00
25	DA	1990	C	C5-C4-N4	5.00	123.70	120.20
25	DA	2288	A	N7-C8-N9	5.00	116.30	113.80

There are no chirality outliers.

All (82) planarity outliers are listed below:

Mol	Chain	Res	Type	Group
1	AA	189(D)	C	Sidechain
2	AB	14	GLY	Peptide
2	AB	23	ARG	Peptide
2	AB	71	VAL	Peptide
2	AB	76	GLN	Peptide
3	AC	110	ASN	Peptide
3	AC	166	GLU	Peptide
4	AD	109	GLY	Peptide
4	AD	177	ASP	Peptide
4	AD	29	PRO	Peptide
4	AD	30	LYS	Peptide
5	AE	85	GLY	Peptide
5	AE	97	GLY	Peptide
7	AG	57	GLU	Peptide
9	AI	45	ALA	Peptide
9	AI	53	VAL	Peptide
9	AI	56	LEU	Peptide
10	AJ	55	LYS	Peptide
10	AJ	80	LYS	Peptide
11	AK	48	ILE	Peptide
12	AL	89	ARG	Peptide
13	AM	10	PRO	Peptide
13	AM	65	LYS	Peptide
13	AM	68	GLY	Peptide

Continued on next page...

Continued from previous page...

Mol	Chain	Res	Type	Group
18	AR	31	LEU	Peptide
20	AT	101	GLY	Peptide
20	AT	98	PRO	Peptide
22	AY	11	PRO	Peptide
47	B1	83	GLU	Peptide
50	B4	42	PHE	Peptide
51	B5	53	ALA	Peptide
27	BD	141	VAL	Peptide
27	BD	239	ARG	Peptide
28	BE	203	LYS	Peptide
28	BE	72	VAL	Peptide
29	BF	129	PHE	Peptide
29	BF	85	GLY	Peptide
32	BI	10	GLU	Peptide
32	BI	106	GLY	Peptide
32	BI	107	VAL	Peptide
34	BO	48	PRO	Peptide
35	BP	25	SER	Peptide
36	BQ	1	MET	Peptide
36	BQ	60	ARG	Peptide
38	BS	82	ILE	Peptide
39	BT	126	ALA	Peptide
43	BX	24	GLY	Peptide
45	BZ	159	PRO	Peptide
1	CA	129(A)	G	Sidechain
2	CB	22	LYS	Peptide
2	CB	71	VAL	Peptide
4	CD	147	ALA	Peptide
4	CD	28	SER	Peptide
4	CD	29	PRO	Peptide
4	CD	3	ARG	Peptide
4	CD	30	LYS	Peptide
5	CE	36	ASP	Peptide
7	CG	113	GLU	Peptide
10	CJ	55	LYS	Peptide
10	CJ	90	LEU	Peptide
13	CM	44	ARG	Peptide
13	CM	65	LYS	Peptide
14	CN	14	PRO	Peptide
16	CP	15	PRO	Peptide
20	CT	11	SER	Peptide
20	CT	45	GLN	Peptide

Continued on next page...

Continued from previous page...

Mol	Chain	Res	Type	Group
21	CU	6	ARG	Peptide
47	D1	83	GLU	Peptide
48	D2	43	GLN	Peptide
50	D4	42	PHE	Peptide
52	D6	43	CYS	Peptide
28	DE	72	VAL	Peptide
29	DF	85	GLY	Peptide
30	DG	13	GLU	Peptide
30	DG	49	ASP	Peptide
30	DG	50	ALA	Peptide
31	DH	92	ILE	Peptide
34	DO	48	PRO	Peptide
35	DP	26	GLY	Peptide
36	DQ	1	MET	Peptide
38	DS	82	ILE	Peptide
39	DT	126	ALA	Peptide

5.2 Too-close contacts

In the following table, the Non-H and H(model) columns list the number of non-hydrogen atoms and hydrogen atoms in the chain respectively. The H(added) column lists the number of hydrogen atoms added and optimized by MolProbity. The Clashes column lists the number of clashes within the asymmetric unit, whereas Symm-Clashes lists symmetry related clashes.

Mol	Chain	Non-H	H(model)	H(added)	Clashes	Symm-Clashes
1	AA	31513	0	15906	882	0
1	CA	31406	0	15852	823	0
2	AB	1809	0	1781	104	0
2	CB	1817	0	1785	126	0
3	AC	1434	0	1299	59	0
3	CC	1453	0	1320	64	0
4	AD	1520	0	1407	80	0
4	CD	1537	0	1430	81	1
5	AE	1105	0	1130	50	0
5	CE	1115	0	1145	55	0
6	AF	781	0	741	36	1
6	CF	784	0	739	30	0
7	AG	1152	0	1098	58	0
7	CG	1149	0	1096	52	0
8	AH	1045	0	1033	52	0
8	CH	1049	0	1037	52	0
9	AI	863	0	760	54	0

Continued on next page...

Continued from previous page...

Mol	Chain	Non-H	H(model)	H(added)	Clashes	Symm-Clashes
9	CI	849	0	735	54	0
10	AJ	659	0	552	38	0
10	CJ	657	0	547	40	0
11	AK	843	0	841	34	0
11	CK	828	0	822	31	0
12	AL	909	0	927	50	0
12	CL	905	0	916	30	0
13	AM	814	0	765	47	0
13	CM	784	0	730	51	0
14	AN	473	0	491	39	0
14	CN	469	0	482	37	0
15	AO	724	0	749	34	0
15	CO	724	0	749	30	0
16	AP	646	0	636	42	0
16	CP	661	0	653	45	0
17	AQ	823	0	891	52	0
17	CQ	819	0	880	38	0
18	AR	514	0	530	27	0
18	CR	514	0	530	21	0
19	AS	560	0	466	24	0
19	CS	529	0	443	22	0
20	AT	714	0	775	41	0
20	CT	773	0	836	32	0
21	AU	217	0	234	7	0
21	CU	180	0	173	4	0
22	AY	1031	0	1087	85	0
23	AV	1644	0	836	23	0
23	CV	1644	0	836	38	0
24	AX	131	0	66	4	0
24	CX	131	0	66	2	0
25	BA	59281	0	29884	1053	0
25	DA	58627	0	29570	1197	0
26	BB	2573	0	1306	47	0
26	DB	2573	0	1306	83	0
27	BD	2131	0	2207	97	0
27	DD	2136	0	2218	104	0
28	BE	1555	0	1607	65	0
28	DE	1555	0	1607	72	0
29	BF	1576	0	1616	71	0
29	DF	1578	0	1623	96	0
30	BG	1368	0	1324	52	0
30	DG	1361	0	1316	76	0

Continued on next page...

Continued from previous page...

Mol	Chain	Non-H	H(model)	H(added)	Clashes	Symm-Clashes
31	BH	1317	0	1376	52	0
31	DH	1317	0	1376	59	0
32	BI	1066	0	1095	47	0
32	DI	1057	0	1087	56	0
33	BN	1112	0	1180	49	0
33	DN	1112	0	1180	64	0
34	BO	923	0	981	37	0
34	DO	923	0	981	38	0
35	BP	1131	0	1201	61	0
35	DP	1131	0	1201	66	0
36	BQ	1122	0	1179	46	0
36	DQ	1122	0	1179	66	0
37	BR	968	0	1033	42	0
37	DR	968	0	1033	56	0
38	BS	865	0	905	53	0
38	DS	873	0	927	64	0
39	BT	1072	0	1116	31	0
39	DT	1058	0	1098	35	0
40	BU	959	0	1019	35	0
40	DU	959	0	1019	49	0
41	BV	766	0	827	24	0
41	DV	770	0	838	40	0
42	BW	890	0	951	33	0
42	DW	877	0	932	32	0
43	BX	742	0	799	36	0
43	DX	732	0	777	17	0
44	BY	785	0	828	25	0
44	DY	781	0	829	42	0
45	BZ	1454	0	1452	66	0
45	DZ	1451	0	1421	72	0
46	B0	594	0	604	30	0
46	D0	607	0	622	39	0
47	B1	745	0	804	33	0
47	D1	745	0	804	37	0
48	B2	588	0	643	28	0
48	D2	584	0	623	26	0
49	B3	458	0	503	16	0
49	D3	453	0	501	28	0
50	B4	349	0	336	22	0
50	D4	349	0	336	19	0
51	B5	455	0	472	20	0
51	D5	451	0	461	25	0

Continued on next page...

Continued from previous page...

Mol	Chain	Non-H	H(model)	H(added)	Clashes	Symm-Clashes
52	B6	449	0	462	25	0
52	D6	437	0	440	16	0
53	B7	418	0	467	22	0
53	D7	402	0	434	11	0
54	B8	509	0	565	24	0
54	D8	509	0	565	26	0
55	B9	297	0	316	16	0
55	D9	292	0	313	14	0
56	AA	348	0	0	0	0
56	AD	2	0	0	0	0
56	AE	1	0	0	0	0
56	AF	1	0	0	0	0
56	AI	2	0	0	0	0
56	AK	1	0	0	0	0
56	AT	1	0	0	0	0
56	AV	18	0	0	0	0
56	AY	1	0	0	0	0
56	B0	5	0	0	0	0
56	B1	3	0	0	0	0
56	B2	2	0	0	0	0
56	B3	2	0	0	0	0
56	B5	3	0	0	0	0
56	B6	1	0	0	0	0
56	B7	1	0	0	0	0
56	B8	2	0	0	0	0
56	B9	1	0	0	0	0
56	BA	896	0	0	0	0
56	BB	30	0	0	0	0
56	BD	5	0	0	0	0
56	BE	5	0	0	0	0
56	BF	7	0	0	0	0
56	BG	2	0	0	0	0
56	BO	2	0	0	0	0
56	BP	2	0	0	0	0
56	BQ	4	0	0	0	0
56	BR	2	0	0	0	0
56	BT	1	0	0	0	0
56	BU	1	0	0	0	0
56	BV	2	0	0	0	0
56	BX	1	0	0	0	0
56	BY	2	0	0	0	0
56	BZ	2	0	0	0	0

Continued on next page...

Continued from previous page...

Mol	Chain	Non-H	H(model)	H(added)	Clashes	Symm-Clashes
56	CA	219	0	0	0	0
56	CD	1	0	0	0	0
56	CT	1	0	0	0	0
56	CV	10	0	0	0	0
56	CX	1	0	0	0	0
56	D0	4	0	0	0	0
56	D1	1	0	0	0	0
56	D5	1	0	0	0	0
56	D6	2	0	0	0	0
56	D7	1	0	0	0	0
56	D8	1	0	0	0	0
56	DA	696	0	0	0	0
56	DB	16	0	0	0	0
56	DD	4	0	0	0	0
56	DE	4	0	0	0	0
56	DF	3	0	0	0	0
56	DO	3	0	0	0	0
56	DQ	2	0	0	0	0
56	DR	1	0	0	0	0
56	DT	3	0	0	0	0
56	DU	1	0	0	0	0
56	DV	1	0	0	0	0
56	DX	1	0	0	0	0
57	AD	1	0	0	0	0
57	AN	1	0	0	0	0
57	B4	1	0	0	0	0
57	B5	1	0	0	0	0
57	B6	1	0	0	0	0
57	B9	1	0	0	0	0
57	BY	1	0	0	0	0
57	CD	1	0	0	0	0
57	CN	1	0	0	0	0
57	D4	1	0	0	0	0
57	D5	1	0	0	0	0
57	D6	1	0	0	0	0
57	D9	1	0	0	0	0
57	DY	1	0	0	0	0
58	AA	372	0	0	22	0
58	AD	2	0	0	0	0
58	AE	3	0	0	0	0
58	AI	1	0	0	1	0
58	AK	2	0	0	0	0

Continued on next page...

Continued from previous page...

Mol	Chain	Non-H	H(model)	H(added)	Clashes	Symm-Clashes
58	AL	2	0	0	0	0
58	AN	1	0	0	0	0
58	AT	5	0	0	1	0
58	AV	16	0	0	1	0
58	AX	1	0	0	0	0
58	AY	2	0	0	1	0
58	B0	4	0	0	0	0
58	B1	1	0	0	0	0
58	B3	1	0	0	0	0
58	B6	4	0	0	0	0
58	B7	2	0	0	0	0
58	B8	4	0	0	1	0
58	B9	1	0	0	0	0
58	BA	1491	0	0	71	0
58	BB	46	0	0	1	0
58	BD	10	0	0	0	0
58	BE	5	0	0	0	0
58	BF	5	0	0	0	0
58	BG	5	0	0	1	0
58	BH	1	0	0	0	0
58	BN	3	0	0	0	0
58	BO	3	0	0	0	0
58	BP	9	0	0	2	0
58	BQ	4	0	0	0	0
58	BR	7	0	0	0	0
58	BT	1	0	0	0	0
58	BU	7	0	0	1	0
58	BV	1	0	0	0	0
58	BW	2	0	0	0	0
58	BX	2	0	0	0	0
58	BY	1	0	0	0	0
58	CA	330	0	0	17	0
58	CB	1	0	0	1	0
58	CC	1	0	0	0	0
58	CD	3	0	0	0	0
58	CE	1	0	0	0	0
58	CK	2	0	0	0	0
58	CL	3	0	0	1	0
58	CN	2	0	0	0	0
58	CO	2	0	0	1	0
58	CQ	2	0	0	1	0
58	CT	2	0	0	0	0

Continued on next page...

Continued from previous page...

Mol	Chain	Non-H	H(model)	H(added)	Clashes	Symm-Clashes
58	CV	13	0	0	0	0
58	CX	1	0	0	0	0
58	D1	3	0	0	1	0
58	D3	1	0	0	0	0
58	D6	2	0	0	0	0
58	D7	2	0	0	0	0
58	D8	4	0	0	1	0
58	DA	1028	0	0	63	0
58	DB	40	0	0	2	0
58	DD	8	0	0	0	0
58	DE	11	0	0	1	0
58	DF	4	0	0	0	0
58	DG	1	0	0	0	0
58	DN	3	0	0	0	0
58	DO	5	0	0	1	0
58	DP	4	0	0	0	0
58	DR	5	0	0	1	0
58	DT	3	0	0	0	0
58	DV	1	0	0	0	0
58	DW	1	0	0	0	0
58	DY	2	0	0	0	0
All	All	284877	0	186478	7600	1

The all-atom clashscore is defined as the number of clashes found per 1000 atoms (including hydrogen atoms). The all-atom clashscore for this structure is 17.

All (7600) close contacts within the same asymmetric unit are listed below, sorted by their clash magnitude.

Atom-1	Atom-2	Interatomic distance (Å)	Clash overlap (Å)
55:D9:11:CYS:SG	55:D9:32:HIS:HE1	1.40	1.43
25:DA:885:C:N4	25:DA:890:A:N6	1.81	1.27
25:BA:885:C:N4	25:BA:890:A:N6	1.88	1.22
1:CA:1358:U:H3	1:CA:1363(A):A:N6	1.35	1.22
1:AA:1358:U:H3	1:AA:1363(A):A:N6	1.41	1.16
26:BB:119:G:H2'	26:BB:120:A:H5'	1.20	1.11
26:BB:119:G:C2'	26:BB:120:A:H5'	1.81	1.10
25:DA:1798:U:H5'	27:DD:259:THR:HG22	1.36	1.03
25:DA:31:C:OP1	58:DA:3861:HOH:O	1.75	1.03
18:AR:55:ARG:HG3	18:AR:55:ARG:HH11	1.24	1.02
1:CA:1162:C:N4	1:CA:1174:G:H1	1.58	1.01
25:BA:1654:A:OP1	37:BR:1:MET:N	1.93	1.00

Continued on next page...

Continued from previous page...

Atom-1	Atom-2	Interatomic distance (Å)	Clash overlap (Å)
1:CA:1358:U:O4	1:CA:1363(A):A:N1	1.94	0.99
25:DA:571:A:H5'	25:DA:2030:A:H62	1.27	0.99
25:BA:1376:C:OP2	58:BA:5003:HOH:O	1.79	0.99
25:BA:139(A):G:N2	43:BX:44:GLU:OE1	1.97	0.98
1:AA:1358:U:O4	1:AA:1363(A):A:N1	1.97	0.97
25:BA:571:A:H5'	25:BA:2030:A:H62	1.26	0.97
25:BA:676:A:H8	25:BA:2069:G:H21	1.13	0.97
4:AD:22:LYS:HB2	4:AD:26:CYS:HB2	1.48	0.96
33:BN:56:ASN:H	33:BN:125:GLY:HA3	1.29	0.96
25:DA:631:A:OP1	35:DP:65:ARG:NH1	1.98	0.95
25:BA:885:C:H42	25:BA:890:A:N6	1.52	0.95
26:DB:52:A:HO2'	26:DB:53:A:H2	1.09	0.95
25:DA:885:C:H42	25:DA:890:A:N6	1.56	0.95
1:CA:1502:A:H2	1:CA:1505:G:H1	1.16	0.94
22:AY:68:GLY:HA2	22:AY:69:VAL:HB	1.50	0.94
4:AD:110:PHE:HD1	4:AD:110:PHE:H	1.05	0.94
25:DA:1689:A:H62	25:DA:1698:A:H2	1.14	0.94
1:CA:377:G:H1	1:CA:386:C:H42	1.12	0.94
32:BI:77:LEU:HB3	32:BI:142:VAL:HG12	1.50	0.93
47:D1:50:ARG:HG2	47:D1:59:THR:HB	1.51	0.93
25:BA:1403:C:H5''	25:BA:1471:A:H1'	1.51	0.92
25:BA:586:A:OP2	58:BA:5378:HOH:O	1.88	0.92
27:BD:69:ARG:NH2	27:BD:128:GLY:O	2.02	0.92
1:CA:1352:C:OP1	21:CU:3:LYS:NZ	2.03	0.91
1:AA:56:U:H2'	1:AA:57:G:H8	1.36	0.91
40:BU:28:ARG:NH1	40:BU:38:THR:OG1	2.04	0.90
25:DA:271(I):G:H1	25:DA:271(O):C:H42	1.13	0.90
11:AK:79:SER:HA	11:AK:104:GLN:HB2	1.50	0.90
1:CA:1277:C:HO2'	1:CA:1279:A:H8	0.96	0.90
25:BA:141:A:H8	25:BA:1408:C:HO2'	0.91	0.90
1:AA:929:G:H1	1:AA:1388:C:H42	1.16	0.90
25:DA:885:C:N4	25:DA:890:A:H61	1.68	0.90
36:BQ:21:THR:HG21	36:BQ:101:ARG:HB2	1.53	0.90
52:D6:16:CYS:HB3	52:D6:43:CYS:SG	2.12	0.89
25:BA:2507:C:OP1	58:BA:3915:HOH:O	1.88	0.89
1:AA:934:C:OP1	58:AA:2023:HOH:O	1.90	0.89
2:AB:185:ILE:HG22	2:AB:199:TYR:HB2	1.51	0.89
25:DA:1038:C:H42	25:DA:1117:G:H1	1.14	0.89
47:B1:3:LYS:HB2	47:B1:61:ARG:HH12	1.37	0.89
25:DA:2407:G:OP1	58:DA:4097:HOH:O	1.90	0.89
46:B0:11:ARG:O	46:B0:14:ARG:NH2	2.06	0.88

Continued on next page...

Continued from previous page...

Atom-1	Atom-2	Interatomic distance (Å)	Clash overlap (Å)
9:AI:112:LYS:HA	9:AI:119:ALA:HB2	1.55	0.88
54:B8:6:THR:HG22	54:B8:63:PRO:HD2	1.52	0.88
36:DQ:16:ARG:HH11	36:DQ:16:ARG:HG2	1.38	0.88
1:AA:1255:G:O2'	1:AA:1258:G:O2'	1.92	0.88
2:AB:69:LEU:HB3	2:AB:162:ILE:HG22	1.56	0.88
42:DW:19:LEU:HB3	51:D5:25:LEU:HD12	1.53	0.87
55:B9:11:CYS:HB3	55:B9:32:HIS:HE1	1.38	0.87
1:AA:1019:C:O2'	1:AA:1020:U:OP1	1.92	0.86
43:BX:27:THR:HG22	43:BX:80:ILE:HG12	1.55	0.86
46:B0:38:VAL:HG23	46:B0:59:LEU:HB2	1.55	0.86
1:CA:1158:C:N3	1:CA:1181:G:N2	2.24	0.86
50:D4:16:CYS:SG	50:D4:36:CYS:HB3	2.16	0.86
1:AA:1158:C:H5	1:AA:1181:G:H1	1.21	0.86
27:DD:206:LEU:HD22	27:DD:211:ARG:HG2	1.56	0.86
32:DI:71:ILE:HG23	32:DI:72:LEU:HD23	1.58	0.86
1:CA:1321:C:H5'	1:CA:1322:C:H5''	1.58	0.85
1:AA:1346:A:H5''	9:AI:120:ARG:HH12	1.39	0.85
1:AA:664:G:H22	1:AA:741:G:H1	1.22	0.85
1:CA:953:G:H5'	1:CA:965:A:H61	1.39	0.85
5:AE:100:VAL:HG22	5:AE:118:ILE:HG22	1.57	0.85
25:BA:910:A:H62	36:BQ:12:GLN:HA	1.39	0.85
1:AA:542:G:OP1	4:AD:10:ARG:NH2	2.09	0.85
18:CR:53:ARG:HG3	18:CR:63:GLN:HE21	1.42	0.85
25:DA:1365:A:O2'	47:D1:11:ARG:NH2	2.08	0.85
1:AA:166:G:H2'	1:AA:167:G:H8	1.41	0.85
25:BA:2106:G:H1	25:BA:2183:C:H42	1.20	0.85
25:DA:2206:G:H5'	25:DA:2207:G:N7	1.92	0.85
25:DA:249:C:OP1	58:DA:4012:HOH:O	1.94	0.85
1:CA:922:G:H4'	5:CE:20:GLN:HA	1.59	0.85
25:DA:635:C:O2'	25:DA:639:U:OP1	1.95	0.84
38:DS:102:ALA:HA	38:DS:105:ALA:H	1.42	0.84
25:DA:2777:G:H5''	25:DA:2778:A:H5'	1.59	0.84
25:BA:1832:C:OP2	58:BA:3908:HOH:O	1.95	0.84
25:BA:2319:G:H1'	25:BA:2320:A:H5''	1.58	0.84
38:DS:34:HIS:HD1	38:DS:53:SER:HG	1.25	0.84
49:B3:8:LEU:HD13	49:B3:31:LEU:HD23	1.59	0.84
5:CE:31:LEU:HD22	5:CE:43:LEU:HD11	1.59	0.84
7:AG:146:GLU:O	7:AG:149:ARG:N	2.11	0.84
1:AA:1321:C:H3'	1:AA:1322:C:H5''	1.59	0.83
22:AY:36:ALA:HA	22:AY:80:GLN:HB2	1.61	0.83
45:BZ:160:GLY:HA2	45:BZ:161:VAL:HG12	1.57	0.83

Continued on next page...

Continued from previous page...

Atom-1	Atom-2	Interatomic distance (Å)	Clash overlap (Å)
1:CA:1162:C:H42	1:CA:1174:G:H1	0.84	0.83
9:CI:28:VAL:HG22	9:CI:63:ILE:HB	1.61	0.83
25:DA:2206:G:H3'	25:DA:2207:G:C8	2.13	0.83
2:AB:116:GLU:HA	2:AB:119:GLU:HB2	1.59	0.83
3:CC:24:ALA:HB3	3:CC:29:TYR:HB2	1.59	0.83
25:DA:2287:A:H62	25:DA:2344:U:H3	1.27	0.83
35:DP:39:LYS:HB2	35:DP:45:LEU:HD12	1.60	0.83
33:DN:24:GLY:HA2	33:DN:27:ALA:HB3	1.61	0.83
8:AH:91:ARG:HD3	17:AQ:33:GLY:HA3	1.60	0.83
1:CA:673:G:H2'	1:CA:674:G:C8	2.13	0.83
25:DA:864:G:N7	36:DQ:22:LYS:NZ	2.26	0.83
10:AJ:35:SER:HB3	10:AJ:73:ASP:HB2	1.58	0.83
25:BA:958:U:H5''	36:BQ:14:ARG:HD3	1.61	0.83
25:DA:1210:A:H8	25:DA:1210:A:H5'	1.43	0.83
25:DA:1740:G:H2'	25:DA:1741:A:H8	1.43	0.83
22:AY:32:LYS:HA	25:BA:2573:C:N4	1.94	0.83
2:AB:88:ALA:HB2	2:AB:219:VAL:HG13	1.58	0.82
25:BA:2287:A:H2	25:BA:2346:A:H62	1.28	0.82
1:CA:976:G:N2	1:CA:1363:C:OP2	2.12	0.82
30:DG:161:THR:HG22	30:DG:163:ALA:H	1.43	0.82
7:AG:51:GLN:HG3	7:AG:58:PRO:HD3	1.60	0.82
12:AL:53:ARG:HG2	12:AL:69:TYR:HE1	1.42	0.82
25:BA:2562:U:H1'	34:BO:23:ARG:HH11	1.42	0.82
7:CG:23:VAL:HG13	7:CG:43:PHE:HE2	1.42	0.82
25:DA:1530:C:O2'	25:DA:1531:C:O5'	1.97	0.82
2:AB:69:LEU:HD13	2:AB:91:PRO:HB2	1.62	0.82
5:CE:36:ASP:HB3	5:CE:38:GLN:H	1.45	0.82
25:BA:885:C:N4	25:BA:890:A:H61	1.78	0.81
1:AA:1128:C:H5''	9:AI:16:ARG:HH12	1.45	0.81
39:DT:54:ARG:HA	39:DT:59:THR:HB	1.62	0.81
5:CE:36:ASP:CB	5:CE:38:GLN:H	1.92	0.81
16:CP:43:LYS:HA	16:CP:48:TRP:HB3	1.60	0.81
16:AP:39:TYR:CZ	16:AP:41:PRO:HB3	2.14	0.81
1:AA:96:U:H1'	1:AA:97:G:H5'	1.63	0.81
38:BS:96:GLY:HA2	38:BS:100:ALA:H	1.44	0.81
25:DA:154(A):C:H42	25:DA:171:G:H1	1.28	0.81
25:DA:1889:A:H2'	25:DA:1890:A:C8	2.15	0.81
8:CH:10:LEU:HD22	8:CH:83:ILE:HD11	1.63	0.81
25:DA:1265:A:OP2	58:DA:3919:HOH:O	1.97	0.81
25:DA:1412:A:H2'	25:DA:1413:G:H8	1.46	0.81
25:BA:83:G:N2	25:BA:103:A:OP2	2.10	0.81

Continued on next page...

Continued from previous page...

Atom-1	Atom-2	Interatomic distance (Å)	Clash overlap (Å)
32:DI:38:LEU:HB3	32:DI:40:THR:HG23	1.62	0.81
47:B1:21:ARG:HD3	47:B1:35:THR:HG21	1.62	0.80
25:DA:826:U:H4'	35:DP:55:ARG:HB2	1.63	0.80
25:BA:1039:G:O6	25:BA:1116:C:N4	2.14	0.80
31:BH:164:TYR:N	31:BH:167:GLU:OE1	2.14	0.80
30:DG:36:LYS:HD3	30:DG:95:ARG:HH12	1.45	0.80
11:AK:86:GLY:N	11:AK:112:THR:OG1	2.14	0.80
11:AK:34:ASP:HB3	11:AK:40:ILE:HD11	1.63	0.80
14:AN:21:TYR:HE2	14:AN:23:ARG:HE	1.27	0.80
42:BW:86:LEU:HD12	42:BW:87:PRO:HD2	1.64	0.80
10:CJ:44:VAL:HG22	10:CJ:66:ARG:HG2	1.63	0.80
16:AP:52:ASP:HB3	16:AP:55:ARG:HB2	1.63	0.80
2:CB:68:ILE:HG22	2:CB:90:MET:HG2	1.63	0.80
17:AQ:43:LEU:HB3	17:AQ:69:LYS:HE2	1.61	0.80
25:DA:11:G:H2'	25:DA:12:U:H5'	1.64	0.80
25:BA:517:C:OP1	51:B5:16:ARG:NH2	2.15	0.80
25:DA:2206:G:H3'	25:DA:2207:G:H8	1.45	0.80
25:DA:2276:G:H5'	36:DQ:86:GLY:HA2	1.62	0.80
35:DP:138:LEU:HD23	35:DP:145:PRO:HG3	1.62	0.80
25:BA:2285:C:OP2	52:B6:6:ARG:NH1	2.15	0.80
34:DO:20:MET:HB2	34:DO:44:LYS:HG2	1.64	0.80
50:B4:18:CYS:HB2	50:B4:20:ASN:HB2	1.64	0.80
25:BA:2317:C:H2'	25:BA:2318:G:H5'	1.64	0.80
42:BW:12:ILE:HD13	42:BW:17:VAL:HG22	1.64	0.80
25:DA:851:U:H5'	49:D3:49:LYS:HD2	1.64	0.80
1:AA:862:C:O2	1:AA:867:G:N2	2.14	0.79
1:AA:1392:G:H21	1:AA:1502:A:H8	1.29	0.79
20:AT:10:LEU:HD23	20:AT:12:ALA:H	1.45	0.79
8:CH:12:ARG:NH2	8:CH:27:PRO:HD3	1.97	0.79
25:DA:2308:G:O6	25:DA:2311:A:N6	2.14	0.79
1:AA:737:A:H2'	1:AA:738:C:H6	1.46	0.79
1:AA:974:A:OP2	14:AN:29:ARG:NH2	2.13	0.79
22:AY:47:SER:OG	22:AY:48:LEU:N	2.15	0.79
25:DA:1762:A:N1	58:DA:3968:HOH:O	2.14	0.79
41:DV:76:LYS:HB2	41:DV:81:TYR:HB3	1.63	0.79
1:AA:64:G:H4'	1:AA:65:U:H3'	1.63	0.79
25:DA:299:A:H5''	44:DY:86:ARG:HH21	1.45	0.79
38:DS:34:HIS:ND1	38:DS:53:SER:OG	2.10	0.79
1:AA:453:A:H62	1:AA:479:C:H42	1.27	0.79
20:CT:47:GLY:HA2	20:CT:48:LYS:HB2	1.63	0.79
1:AA:1502:A:H2	1:AA:1505:G:H1	1.27	0.79

Continued on next page...

Continued from previous page...

Atom-1	Atom-2	Interatomic distance (Å)	Clash overlap (Å)
9:AI:21:PRO:HA	9:AI:59:PHE:HA	1.64	0.79
16:CP:22:THR:HA	16:CP:33:ILE:HG12	1.64	0.79
27:DD:274:ARG:HG2	27:DD:275:LYS:HB3	1.62	0.79
33:BN:20:GLY:HA2	33:BN:61:ARG:HD3	1.64	0.79
25:DA:819:A:OP2	25:DA:1187:G:N2	2.15	0.79
25:BA:1041:C:H42	25:BA:1114:G:H1	1.29	0.78
1:CA:562:C:H1'	12:CL:15:ARG:HB3	1.65	0.78
13:AM:85:GLY:HA3	13:AM:86:CYS:HB3	1.65	0.78
19:AS:41:VAL:N	19:AS:44:MET:SD	2.53	0.78
25:BA:1689:A:H62	25:BA:1698:A:H2	1.30	0.78
25:BA:847:U:O4	25:BA:933:A:N6	2.17	0.78
1:AA:1281:U:H5'	1:AA:1282:C:OP2	1.82	0.78
25:BA:615:G:OP1	29:BF:40:GLN:NE2	2.17	0.78
4:CD:189:PRO:HB3	4:CD:194:LEU:HD21	1.64	0.78
25:DA:1365:A:OP1	47:D1:41:ARG:NH1	2.17	0.78
30:DG:63:ILE:HG22	30:DG:64:THR:HG23	1.64	0.78
1:AA:35:G:O2'	12:AL:118:SER:O	2.01	0.78
28:BE:126:PRO:HG2	28:BE:131:ALA:HB2	1.64	0.78
5:CE:51:VAL:HG23	5:CE:52:PRO:HD3	1.64	0.78
10:CJ:35:SER:HB3	10:CJ:73:ASP:HB2	1.65	0.78
9:AI:13:ALA:HB2	9:AI:68:GLY:HA3	1.66	0.78
6:CF:8:ILE:HD13	6:CF:26:ILE:HD13	1.64	0.78
25:DA:910:A:H62	36:DQ:12:GLN:HA	1.49	0.78
42:BW:73:ALA:HB3	42:BW:106:ILE:HB	1.63	0.78
25:DA:781:A:OP1	27:DD:218:ARG:NH2	2.17	0.78
1:CA:1147:C:O2	9:CI:16:ARG:NH1	2.17	0.78
16:CP:72:ARG:HH11	16:CP:72:ARG:HG3	1.45	0.78
1:AA:954:G:H21	1:AA:1227:A:H62	1.32	0.78
2:AB:163:PHE:HD2	2:AB:185:ILE:HG13	1.48	0.78
47:B1:3:LYS:HB2	47:B1:61:ARG:NH1	1.98	0.78
25:BA:1435:G:H1	25:BA:1557:C:H42	1.29	0.77
13:CM:64:TRP:HE3	13:CM:64:TRP:H	1.29	0.77
25:DA:784:A:OP2	58:DA:3805:HOH:O	2.03	0.77
25:BA:652(H):C:H42	25:BA:652(Q):G:H1	1.32	0.77
10:CJ:50:ILE:HB	14:CN:41:ARG:HD2	1.66	0.77
25:DA:1250:G:N7	35:DP:18:ARG:NH2	2.32	0.77
25:BA:151:C:H42	25:BA:175:G:H1	1.30	0.77
25:BA:2287:A:N6	25:BA:2344:U:H3	1.82	0.77
38:DS:14:VAL:O	38:DS:18:ILE:HG12	1.85	0.77
15:AO:62:GLN:HA	15:AO:65:ARG:HH11	1.50	0.77
28:BE:105:THR:OG1	28:BE:199:ARG:NH2	2.18	0.77

Continued on next page...

Continued from previous page...

Atom-1	Atom-2	Interatomic distance (Å)	Clash overlap (Å)
42:BW:14:PRO:HG2	42:BW:78:GLU:HG2	1.65	0.77
25:DA:317:G:N7	58:DA:4605:HOH:O	2.16	0.77
25:DA:639:U:H2'	25:DA:640:C:C6	2.19	0.77
1:AA:1239:A:H62	1:AA:1299:A:H62	1.30	0.77
16:AP:28:ARG:NH1	16:AP:29:ASP:OD2	2.18	0.77
25:BA:2615:U:OP1	58:BA:4761:HOH:O	2.01	0.77
18:CR:56:THR:HB	18:CR:58:LEU:HD13	1.67	0.77
13:AM:23:TYR:HB3	13:AM:67:GLU:HG2	1.64	0.77
25:BA:1971:A:C4	27:BD:241:PRO:HD3	2.19	0.77
25:DA:271(I):G:H1	25:DA:271(O):C:N4	1.81	0.77
26:DB:13:A:N1	26:DB:69:G:O2'	2.16	0.77
31:DH:3:ARG:HD3	31:DH:54:ARG:HH12	1.49	0.77
1:CA:1358:U:N3	1:CA:1363(A):A:N6	2.10	0.77
25:DA:1558:A:H4'	25:DA:1559:G:O5'	1.85	0.77
25:DA:2839:G:H5'	37:DR:46:GLY:HA2	1.65	0.77
25:BA:751:A:H5'	42:BW:90:ARG:HA	1.66	0.76
25:DA:2100:G:H1	25:DA:2189:U:H3	1.33	0.76
25:DA:2683:C:OP1	39:DT:53:ARG:NH2	2.17	0.76
25:DA:48:G:O6	58:DA:4628:HOH:O	2.03	0.76
25:BA:1332:G:C8	25:BA:1332:G:H5'	2.20	0.76
44:BY:79:CYS:SG	44:BY:102:CYS:HB3	2.24	0.76
2:CB:161:ALA:HB1	2:CB:185:ILE:HD11	1.67	0.76
8:CH:21:LYS:O	8:CH:65:TYR:OH	2.00	0.76
25:DA:1453:U:OP1	37:DR:77:ARG:NH1	2.19	0.76
50:B4:18:CYS:SG	50:B4:39:CYS:HB3	2.24	0.76
25:BA:1047:G:H2'	25:BA:1110:G:H22	1.49	0.76
25:DA:2577:A:OP2	51:D5:3:LYS:NZ	2.16	0.76
25:DA:309:G:N3	25:DA:329:G:O2'	2.18	0.76
4:AD:157:LEU:O	4:AD:161:ASN:ND2	2.17	0.76
38:BS:42:ASP:OD1	38:BS:42:ASP:N	2.19	0.76
1:CA:404:U:H2'	1:CA:405:U:H6	1.50	0.76
1:CA:1347:G:C8	9:CI:107:ARG:HB3	2.20	0.76
55:D9:25:VAL:HB	55:D9:34:GLN:HB2	1.67	0.76
25:DA:2293:C:O2	25:DA:2339:G:N2	2.17	0.76
1:AA:1422:G:H5'	34:BO:48:PRO:HB3	1.68	0.76
35:BP:56:SER:HB2	35:BP:61:ARG:HD2	1.68	0.76
1:CA:586:C:H2'	1:CA:587:G:H5'	1.68	0.76
42:DW:50:VAL:HG12	42:DW:105:VAL:HG22	1.68	0.76
1:AA:1315:U:O2'	1:AA:1360:A:N3	2.17	0.76
40:BU:92:ARG:HA	40:BU:95:LEU:HB2	1.68	0.76
25:DA:2296:U:OP2	38:DS:9:ARG:NH2	2.18	0.76

Continued on next page...

Continued from previous page...

Atom-1	Atom-2	Interatomic distance (Å)	Clash overlap (Å)
1:AA:1131:G:H1	1:AA:1143:G:H21	1.34	0.76
25:BA:2317:C:C2'	25:BA:2318:G:H5'	2.15	0.76
1:CA:826:C:O2	1:CA:874:G:N2	2.18	0.76
25:DA:2006:C:OP2	58:DA:3840:HOH:O	2.02	0.76
34:DO:35:VAL:HG11	34:DO:103:ALA:HB3	1.67	0.76
23:CV:3:C:H42	23:CV:70:G:H1	1.34	0.75
1:AA:1144:G:N2	1:AA:1146:A:H62	1.85	0.75
27:BD:183:ARG:HG3	27:BD:270:ILE:HD13	1.68	0.75
55:D9:29:ASN:HD22	55:D9:32:HIS:CD2	2.03	0.75
25:DA:2287:A:N6	25:DA:2344:U:H3	1.82	0.75
10:CJ:48:THR:HA	10:CJ:62:HIS:HB3	1.67	0.75
25:DA:1645:G:H5''	25:DA:1646:C:H5'	1.69	0.75
25:DA:676:A:H8	25:DA:2069:G:H21	1.33	0.75
1:AA:382:A:H2'	1:AA:383:A:H8	1.51	0.75
25:BA:1434:A:H61	25:BA:1558:A:N6	1.84	0.75
25:DA:958:U:OP2	36:DQ:14:ARG:NH1	2.17	0.75
41:DV:40:LEU:HB2	41:DV:46:VAL:HG13	1.66	0.75
45:DZ:52:SER:OG	45:DZ:53:ILE:N	2.15	0.75
25:BA:2685:G:O6	58:BA:4699:HOH:O	2.03	0.75
25:BA:9:U:H3	25:BA:2629:A:H2	1.33	0.75
25:BA:252:G:OP2	35:BP:50:ARG:NH1	2.20	0.75
20:CT:49:ALA:HA	20:CT:52:ALA:HB3	1.69	0.75
45:DZ:110:GLY:HA3	45:DZ:174:VAL:HG11	1.68	0.75
25:BA:529:A:N6	25:BA:2041:U:O2	2.19	0.75
1:CA:559:A:H4'	1:CA:560:U:H5''	1.67	0.75
3:CC:179:ARG:HD2	3:CC:206:GLU:HB3	1.69	0.75
25:DA:1557:C:OP2	25:DA:1558:A:O2'	2.03	0.75
1:AA:737:A:H2'	1:AA:738:C:C6	2.22	0.75
3:AC:19:GLU:O	3:AC:40:ARG:NH2	2.19	0.75
25:BA:330:A:H2	25:BA:1210:A:H2'	1.52	0.75
25:BA:2445:G:OP1	29:BF:74:ARG:NH2	2.20	0.75
35:BP:32:THR:O	58:BP:307:HOH:O	2.04	0.75
32:DI:83:ALA:HB1	32:DI:87:LYS:O	1.87	0.75
25:DA:1567:A:H5'	27:DD:58:HIS:CD2	2.21	0.75
1:AA:1279:A:O2'	1:AA:1281:U:OP2	2.03	0.75
1:AA:269:C:H2'	1:AA:270:A:C8	2.22	0.75
2:AB:201:ILE:HG21	2:AB:214:ILE:HG21	1.69	0.75
2:AB:44:LEU:H	2:AB:44:LEU:HD22	1.51	0.74
5:CE:102:ALA:HB1	5:CE:106:PRO:HG2	1.69	0.74
1:AA:1305:G:N2	1:AA:1331:G:H1'	2.02	0.74
25:BA:1300:U:H4'	25:BA:1301:A:H5''	1.69	0.74

Continued on next page...

Continued from previous page...

Atom-1	Atom-2	Interatomic distance (Å)	Clash overlap (Å)
25:BA:2106:G:H1	25:BA:2183:C:N4	1.85	0.74
25:BA:2327:A:H2'	25:BA:2328:A:C8	2.21	0.74
1:AA:269:C:H2'	1:AA:270:A:H8	1.52	0.74
25:BA:2573:C:O2	58:BA:3912:HOH:O	2.06	0.74
1:CA:1162:C:N3	1:CA:1174:G:N2	2.32	0.74
28:BE:61:ARG:HH11	28:BE:61:ARG:HB2	1.52	0.74
8:AH:28:ALA:HB2	8:AH:59:LEU:HG	1.68	0.74
10:AJ:9:ARG:HB2	10:AJ:95:GLU:HB3	1.67	0.74
25:BA:1210:A:H8	25:BA:1210:A:H5'	1.53	0.74
25:DA:1740:G:H2'	25:DA:1741:A:C8	2.22	0.74
1:AA:56:U:H2'	1:AA:57:G:C8	2.23	0.74
36:BQ:62:GLY:HA2	45:BZ:116:VAL:HG21	1.70	0.74
25:DA:300:A:P	44:DY:86:ARG:HH22	2.09	0.74
26:DB:48:A:H4'	38:DS:95:HIS:HD2	1.51	0.74
1:CA:564:C:O2'	8:CH:91:ARG:NH2	2.19	0.74
47:D1:21:ARG:HD3	47:D1:35:THR:HG21	1.69	0.74
25:DA:120:U:OP2	58:DA:4239:HOH:O	2.04	0.74
1:AA:434:U:H2'	1:AA:435:C:C6	2.22	0.74
1:AA:567:G:N3	58:AA:2260:HOH:O	2.20	0.74
2:CB:21:ARG:HB3	2:CB:39:ILE:HA	1.70	0.74
16:CP:28:ARG:HH11	16:CP:28:ARG:HG2	1.50	0.74
25:DA:1316:U:H2'	25:DA:1317:A:H8	1.53	0.74
1:CA:130:A:H5'	17:CQ:63:ARG:HE	1.52	0.74
25:DA:500:G:N1	25:DA:503:A:OP2	2.20	0.74
1:AA:342:C:H2'	1:AA:343:U:H5'	1.70	0.74
1:AA:836:G:OP1	18:AR:61:LYS:NZ	2.19	0.74
9:CI:107:ARG:HG2	9:CI:107:ARG:HH11	1.53	0.74
16:AP:43:LYS:HG2	16:AP:48:TRP:CE2	2.23	0.73
32:BI:92:VAL:HG13	32:BI:120:ILE:HB	1.68	0.73
25:DA:134:C:H42	25:DA:145:G:H1	1.36	0.73
31:DH:106:THR:HG22	31:DH:112:PRO:HB3	1.69	0.73
1:AA:316:G:OP2	1:AA:351:G:O2'	2.05	0.73
2:AB:163:PHE:CD2	2:AB:185:ILE:HG13	2.23	0.73
10:CJ:39:PRO:HA	10:CJ:70:ARG:HD3	1.70	0.73
27:DD:182:LEU:HB3	27:DD:271:ILE:HD12	1.70	0.73
1:AA:832:C:HO2'	1:AA:833:U:H6	1.34	0.73
1:AA:1346:A:H5''	9:AI:120:ARG:NH1	2.02	0.73
25:BA:2817:G:OP1	37:BR:42:LYS:NZ	2.21	0.73
27:DD:177:LEU:HD12	27:DD:181:GLU:HB3	1.69	0.73
29:DF:185:ASP:HA	29:DF:188:ARG:HD3	1.69	0.73
6:AF:27:GLN:HA	6:AF:30:LEU:HD12	1.69	0.73

Continued on next page...

Continued from previous page...

Atom-1	Atom-2	Interatomic distance (Å)	Clash overlap (Å)
19:AS:31:ILE:HG12	19:AS:49:ILE:HG12	1.70	0.73
46:B0:55:ARG:HB2	46:B0:55:ARG:HH11	1.52	0.73
29:BF:32:LEU:HB3	29:BF:112:MET:HE1	1.70	0.73
25:BA:2712:U:O2'	25:BA:2712(A):A:OP2	2.04	0.73
25:DA:2712:U:O2'	25:DA:2712(A):A:OP2	2.06	0.73
25:DA:468:G:N7	53:D7:39:ARG:NH2	2.34	0.73
35:DP:111:ARG:HG2	35:DP:128:HIS:CG	2.23	0.73
25:BA:1204:A:H2	25:BA:1241:A:H62	1.36	0.73
25:DA:1639:U:H2'	25:DA:1640:C:H5''	1.71	0.73
25:DA:7:G:H2'	25:DA:8:A:C8	2.23	0.73
1:AA:149:A:OP2	58:AA:2198:HOH:O	2.06	0.73
25:BA:271(M):G:O2'	25:BA:271(N):U:O5'	2.07	0.73
29:BF:53:THR:HG22	29:BF:55:GLY:H	1.53	0.73
34:BO:2:ILE:HB	34:BO:33:ALA:HB3	1.70	0.73
2:CB:84:GLU:HB3	2:CB:219:VAL:HG21	1.71	0.73
1:CA:1152:A:H5'	10:CJ:13:HIS:CD2	2.24	0.73
25:DA:2884:U:H1'	51:D5:53:ALA:HB2	1.70	0.73
25:DA:1412:A:H2'	25:DA:1413:G:C8	2.24	0.73
25:DA:2567:G:H2'	25:DA:2568:C:C6	2.23	0.73
31:DH:8:PRO:HB3	31:DH:51:ARG:HG3	1.71	0.73
32:DI:72:LEU:C	32:DI:74:ASN:H	1.90	0.73
25:BA:271(E):U:H3	25:BA:271(S):G:H1	1.35	0.73
25:BA:686:G:OP1	53:B7:11:LYS:NZ	2.18	0.73
1:CA:316:G:OP2	1:CA:351:G:O2'	2.05	0.73
30:DG:47:LYS:HB3	30:DG:82:LEU:HD13	1.71	0.73
31:DH:80:SER:OG	31:DH:81:GLU:N	2.21	0.73
32:DI:72:LEU:HA	32:DI:75:LEU:HD12	1.69	0.73
25:DA:587:C:OP2	35:DP:21:ARG:NH2	2.21	0.73
8:AH:21:LYS:O	8:AH:65:TYR:OH	2.04	0.73
25:BA:1177:A:O2'	25:BA:1178:C:O4'	2.06	0.73
41:BV:29:PRO:HA	41:BV:61:VAL:HG22	1.70	0.73
1:AA:1197:G:OP1	58:AA:2360:HOH:O	2.06	0.72
25:BA:784:A:H5'	25:BA:785:G:OP1	1.88	0.72
33:BN:67:LEU:HA	33:BN:87:LEU:HD12	1.71	0.72
17:CQ:57:VAL:HG12	17:CQ:76:LEU:HA	1.70	0.72
37:DR:51:LEU:HD22	37:DR:66:VAL:HG13	1.69	0.72
9:CI:9:ARG:HG2	9:CI:14:VAL:HG12	1.69	0.72
25:DA:1403:C:H5''	25:DA:1471:A:H1'	1.71	0.72
4:AD:134:ASP:OD2	4:AD:134:ASP:N	2.21	0.72
11:AK:120:ARG:HH11	11:AK:120:ARG:HG2	1.54	0.72
25:BA:587:C:OP2	35:BP:21:ARG:NH2	2.21	0.72

Continued on next page...

Continued from previous page...

Atom-1	Atom-2	Interatomic distance (Å)	Clash overlap (Å)
25:DA:2781:A:H5''	25:DA:2782:G:H5'	1.70	0.72
28:DE:128:SER:OG	28:DE:129:HIS:N	2.20	0.72
36:DQ:36:ALA:HB1	36:DQ:127:ILE:HD11	1.71	0.72
33:BN:24:GLY:HA2	33:BN:27:ALA:CB	2.20	0.72
47:D1:23:LYS:HB3	47:D1:29:GLY:HA3	1.70	0.72
10:AJ:37:PRO:HA	10:AJ:72:VAL:HG12	1.72	0.72
1:AA:450:G:OP1	16:AP:43:LYS:NZ	2.23	0.72
22:AY:68:GLY:HA2	22:AY:69:VAL:CB	2.18	0.72
33:DN:58:ASP:OD1	33:DN:58:ASP:N	2.14	0.72
25:BA:1037:G:N7	58:BA:4044:HOH:O	2.21	0.72
2:CB:95:GLN:HG3	2:CB:148:TYR:HA	1.72	0.72
25:DA:885:C:C4	25:DA:890:A:N6	2.54	0.72
44:DY:49:VAL:HG22	44:DY:61:ILE:HG22	1.70	0.72
17:AQ:44:ALA:N	17:AQ:69:LYS:HZ3	1.88	0.72
25:BA:2357:U:OP1	46:B0:20:ARG:NH1	2.22	0.72
25:BA:2789:C:HO2'	25:BA:2790:A:HO2'	1.28	0.72
32:BI:79:ILE:HD12	32:BI:144:VAL:HB	1.72	0.72
45:BZ:110:GLY:HA3	45:BZ:174:VAL:HG11	1.72	0.72
1:CA:1059:C:N4	58:CA:2121:HOH:O	2.09	0.72
25:DA:139(A):G:N2	43:DX:44:GLU:OE1	2.22	0.72
25:DA:863:A:H3'	36:DQ:22:LYS:HE2	1.71	0.72
2:CB:71:VAL:HB	2:CB:164:VAL:HG13	1.72	0.72
25:DA:2692:C:HO2'	25:DA:2847:U:HO2'	1.37	0.72
25:DA:33:U:O4	25:DA:446:G:O2'	2.08	0.72
25:BA:2306:C:O2	58:BA:5334:HOH:O	2.08	0.72
25:DA:620:G:N3	25:DA:620:G:H5''	2.05	0.72
1:AA:1457:G:OP1	20:AT:39:LYS:NZ	2.23	0.71
1:AA:1414:U:H3	1:AA:1486:G:H1	1.33	0.71
6:AF:14:LEU:HD22	6:AF:15:ASP:H	1.53	0.71
1:AA:933:G:O6	7:AG:3:ARG:NH2	2.22	0.71
29:BF:185:ASP:HA	29:BF:188:ARG:HD3	1.72	0.71
29:BF:20:LEU:HD22	29:BF:21:ALA:HB3	1.72	0.71
49:D3:23:LEU:HD12	49:D3:28:LEU:HB2	1.72	0.71
25:DA:1009:A:OP1	33:DN:37:LYS:NZ	2.20	0.71
2:AB:71:VAL:HB	2:AB:164:VAL:HG13	1.73	0.71
2:AB:24:TRP:CZ3	2:AB:26:PRO:HA	2.25	0.71
1:CA:572:A:OP2	58:CA:1963:HOH:O	2.07	0.71
25:DA:2378:A:H4'	38:DS:23:ARG:NH1	2.05	0.71
25:DA:479:A:N3	25:DA:481:G:H5''	2.05	0.71
27:DD:127:VAL:HA	27:DD:193:VAL:HG23	1.71	0.71
2:AB:162:ILE:O	2:AB:185:ILE:HG12	1.89	0.71

Continued on next page...

Continued from previous page...

Atom-1	Atom-2	Interatomic distance (Å)	Clash overlap (Å)
1:AA:1060:C:C5	3:AC:2:GLY:HA2	2.25	0.71
10:AJ:11:PHE:HE2	10:AJ:67:THR:HG22	1.54	0.71
25:BA:2785:C:O3'	28:BE:69:LYS:NZ	2.23	0.71
26:BB:86:G:H1	26:BB:91:C:H42	1.37	0.71
1:CA:677:U:H3	1:CA:713:G:H22	1.36	0.71
25:BA:2464:C:H1'	58:BA:5236:HOH:O	1.89	0.71
1:CA:1308:U:H5''	13:CM:98:VAL:HG22	1.71	0.71
3:CC:110:ASN:HB2	3:CC:111:LEU:HD12	1.73	0.71
16:CP:28:ARG:NH1	16:CP:29:ASP:OD1	2.23	0.71
39:BT:51:ARG:HB2	39:BT:98:LYS:HD2	1.72	0.71
25:DA:994:C:OP2	40:DU:54:LYS:NZ	2.21	0.71
7:AG:111:ARG:NH1	7:AG:113:GLU:OE1	2.24	0.71
16:AP:28:ARG:HG2	16:AP:28:ARG:HH11	1.54	0.71
6:CF:6:VAL:HG22	6:CF:90:VAL:HG22	1.72	0.71
25:DA:2307:G:H4'	25:DA:2308:G:H5'	1.71	0.71
3:AC:36:ASP:HA	3:AC:39:ILE:HB	1.73	0.71
20:AT:30:LYS:HA	20:AT:33:ILE:HD12	1.73	0.71
25:DA:548:A:N6	41:DV:19:LYS:H	1.89	0.71
35:DP:39:LYS:HD2	35:DP:45:LEU:HD12	1.72	0.71
36:DQ:34:LEU:HB2	36:DQ:118:LEU:HD22	1.72	0.71
3:AC:12:LEU:HD11	14:AN:51:GLY:HA2	1.71	0.71
1:CA:568:G:N7	12:CL:5:PRO:HD3	2.06	0.71
25:DA:991:C:H5'	25:DA:991:C:H6	1.56	0.71
1:CA:129(A):G:O6	1:CA:189(D):C:C2	2.44	0.71
2:CB:97:TRP:CH2	2:CB:173:ALA:HA	2.26	0.71
9:CI:103:THR:OG1	9:CI:104:ARG:N	2.22	0.71
1:CA:1239:A:H2'	1:CA:1298:C:H42	1.55	0.71
23:CV:40:C:H2'	23:CV:41:C:H6	1.56	0.71
25:DA:1266:G:O5'	42:DW:15:ARG:NH2	2.23	0.71
25:BA:1019:U:HO2'	25:BA:1021:A:H2	1.39	0.70
25:BA:1174:A:H4'	25:BA:1175:U:OP1	1.89	0.70
25:BA:1332:G:N2	25:BA:1609:A:H2'	2.06	0.70
27:BD:131:LEU:HB2	27:BD:136:ILE:HD11	1.73	0.70
47:D1:54:ALA:HB1	47:D1:83:GLU:HG3	1.73	0.70
1:AA:929:G:H1	1:AA:1388:C:N4	1.87	0.70
25:BA:1149:G:N7	58:BA:5231:HOH:O	2.24	0.70
2:CB:155:LEU:HD11	2:CB:159:PRO:HD3	1.71	0.70
1:AA:1108:G:O6	58:AA:2345:HOH:O	2.09	0.70
1:AA:1255:G:OP1	10:AJ:45:ARG:NH2	2.24	0.70
1:AA:186:C:H2'	1:AA:187:C:C6	2.26	0.70
1:AA:382:A:H2'	1:AA:383:A:C8	2.26	0.70

Continued on next page...

Continued from previous page...

Atom-1	Atom-2	Interatomic distance (Å)	Clash overlap (Å)
32:BI:129:THR:HG22	32:BI:139:GLN:HE22	1.55	0.70
38:BS:96:GLY:H	38:BS:99:LYS:H	1.39	0.70
1:CA:503:C:OP2	12:CL:116:SER:HB3	1.91	0.70
1:CA:826:C:H4'	8:CH:12:ARG:HD2	1.72	0.70
25:DA:384:U:H2'	25:DA:385:C:H6	1.54	0.70
33:DN:34:LEU:O	33:DN:49:GLY:HA3	1.91	0.70
1:AA:652:U:O4	1:AA:752:G:O2'	2.09	0.70
18:AR:55:ARG:HG3	18:AR:55:ARG:NH1	2.01	0.70
25:BA:1398:C:O3'	43:BX:25:LYS:NZ	2.24	0.70
16:CP:29:ASP:OD2	16:CP:29:ASP:N	2.22	0.70
25:DA:1721:G:H8	25:DA:1741:A:H62	1.38	0.70
25:DA:849:A:N1	49:D3:25:ALA:HB2	2.05	0.70
34:DO:23:ARG:HG3	34:DO:24:VAL:N	2.07	0.70
1:CA:404:U:H2'	1:CA:405:U:C6	2.26	0.70
1:CA:400:C:H5''	4:CD:73:ARG:HH12	1.57	0.70
25:DA:1149:G:H2'	25:DA:1150:C:C6	2.27	0.70
25:DA:1803:A:O2'	27:DD:259:THR:HG21	1.91	0.70
35:DP:120:ALA:HB1	35:DP:138:LEU:HD12	1.71	0.70
1:AA:674:G:H2'	1:AA:675:A:H8	1.56	0.70
52:B6:13:CYS:SG	52:B6:47:THR:HG21	2.31	0.70
25:BA:1045:A:OP1	25:BA:1045:A:H4'	1.89	0.70
36:BQ:110:THR:HG23	36:BQ:113:GLN:HG3	1.74	0.70
40:BU:76:TYR:OH	40:BU:92:ARG:NH1	2.24	0.70
1:CA:97:G:HO2'	1:CA:98:G:H8	1.40	0.70
3:CC:127:ARG:NH2	3:CC:192:THR:OG1	2.24	0.70
25:DA:572:A:OP2	41:DV:78:LYS:NZ	2.24	0.70
25:DA:1332:G:N2	25:DA:1609:A:O2'	2.23	0.70
1:AA:1504:G:OP1	1:AA:1507:A:H4'	1.91	0.70
1:AA:54:C:O2	1:AA:357:G:N2	2.22	0.70
1:AA:865:A:H2'	1:AA:866:C:C6	2.27	0.70
9:AI:117:HIS:O	9:AI:119:ALA:N	2.24	0.70
45:BZ:82:ARG:HB3	45:BZ:82:ARG:NH2	2.06	0.70
1:CA:1244:C:H42	1:CA:1293:G:H1	1.39	0.70
25:DA:2528:U:H5'	55:D9:31:LYS:HD3	1.74	0.70
25:BA:729:G:OP2	27:BD:13:ARG:NH1	2.24	0.70
36:BQ:21:THR:HG21	36:BQ:101:ARG:HD2	1.73	0.70
1:CA:736:C:H2'	1:CA:737:A:C8	2.26	0.70
25:DA:298:G:N7	58:DA:3734:HOH:O	2.24	0.70
25:DA:71:A:H5''	25:DA:73:A:C8	2.27	0.70
1:AA:1305:G:H22	1:AA:1331:G:H1'	1.55	0.70
1:AA:342:C:C4	1:AA:343:U:H5	2.10	0.69

Continued on next page...

Continued from previous page...

Atom-1	Atom-2	Interatomic distance (Å)	Clash overlap (Å)
25:BA:1170:G:H5''	25:BA:1170:G:H8	1.55	0.69
38:BS:101:LEU:HD23	38:BS:102:ALA:H	1.57	0.69
1:CA:518:C:H2'	1:CA:530:G:C8	2.26	0.69
1:AA:625:G:H2'	1:AA:626:U:H6	1.57	0.69
18:AR:56:THR:HB	18:AR:58:LEU:HD22	1.74	0.69
30:BG:41:GLN:HB3	30:BG:43:LEU:HD22	1.73	0.69
1:CA:1012:U:H3	1:CA:1017:G:H1	1.37	0.69
25:DA:1920:C:OP2	58:DA:3707:HOH:O	2.09	0.69
25:DA:19:C:H2'	25:DA:20:C:H6	1.57	0.69
36:DQ:43:THR:HG22	36:DQ:94:VAL:HG12	1.74	0.69
45:DZ:156:LYS:HD2	45:DZ:158:PRO:HG3	1.73	0.69
52:B6:40:CYS:SG	52:B6:42:TRP:HB2	2.32	0.69
19:CS:22:LEU:HD22	19:CS:27:GLU:HA	1.75	0.69
25:DA:2055:C:N3	58:DA:3908:HOH:O	2.24	0.69
25:BA:2467:C:H4'	36:BQ:123:HIS:ND1	2.07	0.69
1:CA:954:G:H21	1:CA:1227:A:N6	1.89	0.69
25:DA:1021:A:H62	25:DA:1141:U:H3	1.39	0.69
25:DA:272(G):C:H42	25:DA:363(C):G:H1	1.40	0.69
13:AM:60:VAL:HG12	13:AM:64:TRP:HZ3	1.55	0.69
25:BA:220:G:O2'	25:BA:233:A:N3	2.25	0.69
25:BA:2595:G:N7	58:BA:4706:HOH:O	2.25	0.69
25:BA:885:C:C4	25:BA:890:A:N6	2.61	0.69
1:AA:345:C:OP2	39:BT:39:ARG:NH2	2.25	0.69
1:CA:736:C:H2'	1:CA:737:A:H8	1.58	0.69
6:CF:70:ASP:OD1	6:CF:70:ASP:N	2.26	0.69
25:DA:287:C:H42	25:DA:354:G:H1	1.39	0.69
1:AA:928:G:H1	1:AA:1389:C:H42	1.39	0.69
9:AI:114:TYR:HE1	10:AJ:60:ARG:H	1.41	0.69
34:BO:19:ILE:HG22	34:BO:43:VAL:HA	1.74	0.69
1:CA:243:A:H4'	1:CA:244:U:H5''	1.74	0.69
1:CA:920:U:H2'	1:CA:921:U:C6	2.27	0.69
1:AA:1189:C:OP1	10:AJ:51:ARG:NH2	2.14	0.69
1:AA:97:G:HO2'	1:AA:98:G:H8	1.40	0.69
25:BA:674:G:O2'	29:BF:74:ARG:HD3	1.92	0.69
7:CG:18:TYR:CE2	7:CG:59:LEU:HB2	2.27	0.69
25:DA:1776:G:OP2	58:DA:3845:HOH:O	2.10	0.69
29:DF:185:ASP:OD1	29:DF:188:ARG:NH1	2.25	0.69
1:AA:593:G:O6	58:AA:2267:HOH:O	2.09	0.69
47:B1:60:PHE:HE1	47:B1:95:LEU:HD11	1.58	0.69
25:BA:528:A:N1	25:BA:2042:A:H2'	2.08	0.69
4:CD:204:ILE:HG21	5:CE:98:THR:O	1.91	0.69

Continued on next page...

Continued from previous page...

Atom-1	Atom-2	Interatomic distance (Å)	Clash overlap (Å)
46:D0:27:GLU:HB2	46:D0:69:PHE:HD1	1.57	0.69
1:AA:114:U:OP1	58:AA:2185:HOH:O	2.10	0.69
1:AA:911:U:OP2	12:AL:97:ARG:NH1	2.25	0.69
25:BA:832:G:H21	35:BP:53:GLY:HA3	1.58	0.69
2:CB:27:LYS:HB2	2:CB:194:PRO:HD2	1.75	0.69
1:CA:1292:U:H5'	9:CI:38:GLN:HG2	1.75	0.69
28:DE:135:HIS:H	28:DE:135:HIS:CD2	2.09	0.69
18:AR:44:LEU:HD21	18:AR:70:ILE:HG21	1.74	0.69
50:B4:16:CYS:SG	50:B4:18:CYS:N	2.66	0.69
29:BF:63:LYS:NZ	29:BF:75:HIS:O	2.26	0.69
25:DA:574:C:OP2	58:DA:3934:HOH:O	2.10	0.69
25:DA:71:A:OP2	25:DA:71:A:H3'	1.92	0.69
30:DG:108:ASN:HA	50:D4:37:SER:HB3	1.74	0.69
30:DG:96:ARG:O	30:DG:99:MET:HB3	1.93	0.69
34:DO:73:ASP:OD1	39:DT:32:TYR:OH	2.10	0.69
7:AG:26:PHE:HE2	7:AG:30:ILE:HD11	1.58	0.68
25:BA:1434:A:H61	25:BA:1558:A:H62	1.40	0.68
30:BG:145:THR:OG1	30:BG:146:TYR:N	2.26	0.68
30:BG:120:LEU:HD23	30:BG:179:PRO:HG2	1.73	0.68
1:CA:582:U:OP1	15:CO:68:ARG:NH2	2.27	0.68
2:CB:88:ALA:HB2	2:CB:219:VAL:HG13	1.73	0.68
7:CG:151:TYR:OH	11:CK:54:ARG:NH1	2.27	0.68
1:CA:1457:G:OP1	20:CT:39:LYS:NZ	2.26	0.68
27:DD:51:VAL:HG12	27:DD:54:ARG:HD3	1.75	0.68
28:DE:143:ASN:HB2	28:DE:147:PRO:HD2	1.75	0.68
22:AY:28:GLN:O	22:AY:32:LYS:N	2.24	0.68
36:BQ:135:ASP:HB3	36:BQ:137:TYR:H	1.57	0.68
1:CA:9:G:H2'	1:CA:10:A:C8	2.28	0.68
3:CC:18:TRP:H	3:CC:18:TRP:HE3	1.39	0.68
25:DA:152:G:H1	25:DA:174:C:H42	1.40	0.68
13:AM:3:ARG:HB2	13:AM:9:ILE:HA	1.74	0.68
25:BA:2010:G:N7	58:BA:4544:HOH:O	2.27	0.68
25:BA:2610:C:H4'	25:BA:2611:U:OP2	1.93	0.68
35:BP:91:PHE:O	35:BP:121:LYS:NZ	2.26	0.68
44:BY:68:HIS:HB3	44:BY:71:LYS:HG3	1.73	0.68
1:CA:924:C:O2'	1:CA:1502:A:N6	2.27	0.68
2:AB:24:TRP:HD1	2:AB:24:TRP:H	1.37	0.68
34:BO:35:VAL:HG11	34:BO:103:ALA:HB3	1.74	0.68
1:CA:728:A:H2'	1:CA:729:A:C8	2.28	0.68
25:DA:2556:C:H2'	25:DA:2557:G:O4'	1.92	0.68
25:DA:637:A:H8	35:DP:117:GLU:HG3	1.58	0.68

Continued on next page...

Continued from previous page...

Atom-1	Atom-2	Interatomic distance (Å)	Clash overlap (Å)
25:BA:1178:C:H2'	25:BA:1179:C:H6	1.59	0.68
1:CA:748:C:H4'	1:CA:749:C:O5'	1.92	0.68
25:DA:989:G:OP2	49:D3:11:SER:OG	2.12	0.68
25:DA:1980:G:O2'	25:DA:1982:C:OP2	2.08	0.68
34:DO:87:ILE:HG22	34:DO:93:PRO:HA	1.75	0.68
25:DA:495:G:H21	42:DW:61:ASN:HD21	1.41	0.68
2:AB:75:LYS:HA	2:AB:78:GLN:HB2	1.75	0.68
25:BA:1298:C:H5''	25:BA:1299:G:OP2	1.94	0.68
1:AA:235:C:H5'	17:AQ:70:ARG:HG2	1.76	0.68
25:BA:1800:C:OP1	27:BD:266:SER:OG	2.08	0.68
52:D6:3:SER:H	52:D6:6:ARG:HB3	1.57	0.68
25:BA:271(K):U:H4'	25:BA:271(L):U:OP2	1.92	0.68
26:BB:86:G:H1	26:BB:91:C:N4	1.92	0.68
29:BF:63:LYS:HA	29:BF:76:GLY:O	1.93	0.68
25:DA:1721:G:H2'	25:DA:1740:G:O6	1.94	0.68
25:DA:2570:G:N7	58:DA:4187:HOH:O	2.26	0.68
25:DA:2641:G:H5''	33:DN:76:SER:HB3	1.75	0.68
25:DA:9:U:H3	25:DA:2629:A:H2	1.41	0.68
26:DB:90:A:C5	26:DB:91:C:H1'	2.28	0.68
1:AA:531:U:O2	58:AA:2241:HOH:O	2.10	0.68
47:B1:18:ILE:HG12	47:B1:37:ILE:HG12	1.76	0.68
53:B7:47:ARG:HH11	53:B7:47:ARG:HB2	1.59	0.68
25:BA:2389:G:H5''	25:BA:2390:U:H5'	1.76	0.68
25:BA:422:A:OP2	58:BA:5044:HOH:O	2.11	0.68
1:CA:460:G:C6	1:CA:470:C:H5''	2.27	0.68
31:DH:20:ALA:HB3	31:DH:23:ARG:HB2	1.76	0.68
25:DA:1140:C:O3'	33:DN:25:ARG:NH1	2.27	0.68
28:BE:24:THR:HG22	28:BE:186:GLY:O	1.94	0.68
38:BS:95:HIS:C	38:BS:99:LYS:HB3	2.14	0.68
25:DA:1970:A:OP1	58:DA:4218:HOH:O	2.12	0.68
25:DA:2816:C:O3'	37:DR:99:LYS:NZ	2.25	0.68
25:DA:928:G:O6	58:DA:4234:HOH:O	2.09	0.68
25:DA:995:C:O2	33:DN:3:THR:OG1	2.11	0.68
25:DA:1693:U:O2'	27:DD:14:ARG:NH2	2.26	0.68
34:DO:24:VAL:HA	34:DO:39:ILE:HG22	1.74	0.68
44:DY:61:ILE:HG13	44:DY:62:GLU:N	2.09	0.68
43:BX:57:LEU:HD11	43:BX:78:LYS:HG2	1.76	0.67
3:CC:36:ASP:HA	3:CC:39:ILE:HD12	1.76	0.67
12:CL:70:ILE:HG23	12:CL:100:ILE:HD12	1.75	0.67
1:CA:148:G:H2'	1:CA:149:A:H8	1.58	0.67
25:DA:248:G:OP1	58:DA:4630:HOH:O	2.11	0.67

Continued on next page...

Continued from previous page...

Atom-1	Atom-2	Interatomic distance (Å)	Clash overlap (Å)
25:DA:2789:C:O3'	25:DA:2790:A:H4'	1.93	0.67
25:DA:848:G:H2'	25:DA:849:A:C8	2.29	0.67
29:DF:157:VAL:HB	29:DF:194:MET:HG2	1.76	0.67
37:DR:21:TYR:CZ	37:DR:43:GLU:HG2	2.29	0.67
25:BA:1466:G:O2'	25:BA:1546:C:O2'	1.98	0.67
26:BB:119:G:C2'	26:BB:120:A:C5'	2.68	0.67
1:CA:1158:C:H42	1:CA:1181:G:H1	1.43	0.67
25:DA:1983:C:H2'	25:DA:1984:G:H5''	1.76	0.67
31:DH:9:ILE:HB	31:DH:50:VAL:HB	1.76	0.67
2:AB:163:PHE:HA	2:AB:185:ILE:O	1.94	0.67
5:AE:36:ASP:OD2	5:AE:38:GLN:N	2.28	0.67
9:AI:103:THR:OG1	9:AI:104:ARG:N	2.28	0.67
48:B2:1:MET:N	48:B2:52:ASP:OD1	2.19	0.67
25:BA:759:G:N7	58:BA:4939:HOH:O	2.28	0.67
25:BA:1278:A:OP1	37:BR:36:THR:HG23	1.94	0.67
25:DA:2820:A:OP2	37:DR:2:ARG:NH2	2.27	0.67
3:AC:73:PRO:HB3	3:AC:103:VAL:HG11	1.77	0.67
1:AA:754:C:OP1	15:AO:72:ARG:NH1	2.27	0.67
25:BA:2036:C:OP1	58:BA:4649:HOH:O	2.12	0.67
45:BZ:39:VAL:HG21	45:BZ:44:PHE:HB2	1.75	0.67
7:CG:120:ILE:O	7:CG:124:LEU:HB2	1.95	0.67
9:CI:13:ALA:HB2	9:CI:68:GLY:HA3	1.76	0.67
25:DA:531:C:OP1	25:DA:561:G:N1	2.28	0.67
25:DA:827:U:OP1	58:DA:4430:HOH:O	2.10	0.67
2:AB:77:ALA:HB2	2:AB:211:ILE:HD13	1.77	0.67
13:AM:37:THR:HG23	13:AM:59:TYR:HD2	1.59	0.67
22:AY:61:HIS:HB3	22:AY:64:ILE:HG22	1.77	0.67
25:BA:1140:C:O3'	33:BN:25:ARG:NH1	2.27	0.67
1:CA:1261:A:H61	1:CA:1274:G:H1'	1.58	0.67
27:DD:69:ARG:NH2	27:DD:128:GLY:O	2.28	0.67
36:DQ:57:HIS:CD2	36:DQ:117:ALA:HB2	2.29	0.67
1:AA:1358:U:N3	1:AA:1363(A):A:N6	2.16	0.67
1:CA:1270:C:HO2'	1:CA:1313:U:HO2'	1.34	0.67
1:CA:509:A:C8	1:CA:509:A:H3'	2.29	0.67
25:DA:2577:A:H5''	25:DA:2578:G:H5'	1.77	0.67
7:AG:62:PHE:HA	7:AG:124:LEU:HD22	1.76	0.67
25:BA:2059:A:OP2	58:BA:4715:HOH:O	2.12	0.67
25:BA:2343:C:HO2'	25:BA:2373:G:HO2'	1.42	0.67
25:BA:308:G:N7	58:BA:4856:HOH:O	2.27	0.67
1:AA:1391:U:H2'	1:AA:1392:G:C8	2.30	0.67
2:AB:187:LEU:HA	2:AB:201:ILE:HB	1.77	0.67

Continued on next page...

Continued from previous page...

Atom-1	Atom-2	Interatomic distance (Å)	Clash overlap (Å)
1:AA:438:G:H4'	4:AD:123:HIS:HD2	1.60	0.67
20:AT:75:ASN:OD1	20:AT:75:ASN:N	2.28	0.67
1:CA:353:A:H8	1:CA:353:A:H5'	1.60	0.67
49:D3:10:LYS:HB3	49:D3:53:LEU:HA	1.75	0.67
25:DA:323:G:HO2'	25:DA:1205:U:H3	1.43	0.67
25:BA:1310:G:OP2	53:B7:9:ARG:NH1	2.27	0.67
25:BA:1778:U:H2'	25:BA:1784:A:N6	2.09	0.67
25:BA:2292:C:OP1	38:BS:17:ARG:NH2	2.26	0.67
25:BA:2405:G:H4'	25:BA:2406:U:OP2	1.93	0.67
37:BR:44:LEU:HD22	37:BR:48:VAL:HG23	1.76	0.67
4:CD:162:LEU:HD22	4:CD:178:VAL:HG13	1.75	0.67
25:DA:1337:G:OP2	43:DX:73:ARG:NH2	2.27	0.67
25:DA:1405:U:H2'	25:DA:1406:U:C6	2.29	0.67
33:DN:104:LYS:HA	33:DN:107:LEU:HD12	1.77	0.67
38:DS:18:ILE:O	38:DS:21:THR:HG22	1.94	0.67
1:AA:975:A:H4'	1:AA:976:G:H5''	1.75	0.66
25:BA:1368:G:OP1	53:B7:28:ARG:NH2	2.28	0.66
25:BA:769:G:N7	58:BA:4423:HOH:O	2.29	0.66
1:CA:1143:G:H2'	1:CA:1144:G:H8	1.60	0.66
1:CA:9:G:H2'	1:CA:10:A:H8	1.59	0.66
5:CE:91:LEU:HD12	5:CE:120:THR:HB	1.77	0.66
6:CF:69:GLU:O	6:CF:72:VAL:HG12	1.96	0.66
25:DA:1721:G:N1	25:DA:1739:U:OP2	2.28	0.66
25:DA:660:G:H5'	29:DF:99:TYR:CD2	2.30	0.66
1:AA:201:C:H42	1:AA:216:G:H1	1.42	0.66
2:AB:84:GLU:HB3	2:AB:219:VAL:HG21	1.77	0.66
1:CA:509:A:H8	1:CA:509:A:H3'	1.61	0.66
1:CA:980:C:H5'	1:CA:981:U:OP2	1.96	0.66
2:CB:178:ARG:HH12	8:CH:68:ARG:NH2	1.93	0.66
25:DA:15:G:OP2	58:DA:4287:HOH:O	2.12	0.66
25:DA:2019:A:O3'	40:DU:27:LEU:HD12	1.95	0.66
27:DD:5:LYS:HA	27:DD:17:THR:HG22	1.76	0.66
36:DQ:35:VAL:HG22	36:DQ:36:ALA:H	1.60	0.66
38:DS:96:GLY:HA2	38:DS:100:ALA:H	1.60	0.66
1:AA:1226:C:O2'	13:AM:111:LYS:NZ	2.27	0.66
1:CA:1513:A:H2'	1:CA:1514:C:C6	2.30	0.66
3:CC:18:TRP:CD1	14:CN:54:PRO:HA	2.31	0.66
31:DH:113:VAL:HG21	31:DH:151:ILE:HG21	1.77	0.66
36:DQ:37:LEU:HD21	36:DQ:130:LYS:HB2	1.77	0.66
25:DA:548:A:H61	41:DV:19:LYS:H	1.43	0.66
1:AA:473:G:H2'	1:AA:474:G:H8	1.61	0.66

Continued on next page...

Continued from previous page...

Atom-1	Atom-2	Interatomic distance (Å)	Clash overlap (Å)
3:AC:15:THR:HG21	3:AC:181:ASN:HA	1.78	0.66
35:BP:39:LYS:HB2	35:BP:45:LEU:HG	1.77	0.66
45:BZ:69:THR:HG22	45:BZ:90:VAL:HA	1.76	0.66
5:CE:71:LEU:HD13	5:CE:74:GLY:HA2	1.75	0.66
25:BA:1021:A:H62	25:BA:1141:U:H3	1.43	0.66
25:BA:2464:C:O2	58:BA:5236:HOH:O	2.07	0.66
22:AY:32:LYS:HG3	25:BA:2507:C:H5'	1.77	0.66
25:DA:301:G:OP2	44:DY:84:ARG:NH2	2.22	0.66
38:DS:96:GLY:HA2	38:DS:97:ARG:C	2.16	0.66
20:AT:63:ILE:HD13	20:AT:80:ARG:HB3	1.76	0.66
25:BA:2850:A:OP2	25:BA:2866:U:H5	1.77	0.66
4:CD:14:ARG:HA	4:CD:39:PRO:HG3	1.77	0.66
46:D0:65:GLY:HA3	46:D0:81:VAL:HG12	1.77	0.66
1:AA:1352:C:OP1	21:AU:3:LYS:NZ	2.24	0.66
6:AF:10:LEU:HD23	6:AF:61:LEU:HD13	1.78	0.66
25:BA:2638:G:P	28:BE:82:ARG:HH22	2.18	0.66
1:CA:1074:G:O2'	1:CA:1101:A:N1	2.25	0.66
1:CA:1347:G:H8	9:CI:107:ARG:HB3	1.60	0.66
44:DY:23:ARG:HG2	44:DY:42:VAL:HG22	1.77	0.66
1:AA:1136:U:H5''	1:AA:1137:C:N3	2.11	0.66
1:AA:431:A:H2'	1:AA:432:A:O4'	1.95	0.66
13:AM:20:THR:HA	13:AM:25:ILE:HG22	1.78	0.66
33:BN:73:THR:HG23	33:BN:82:LEU:HD11	1.78	0.66
25:DA:1316:U:H2'	25:DA:1317:A:C8	2.30	0.66
25:DA:363:G:H2'	25:DA:363(A):A:H8	1.59	0.66
25:DA:602:G:O2'	25:DA:655:A:N6	2.29	0.66
32:DI:54:GLN:HG2	32:DI:57:ARG:HH21	1.61	0.66
9:AI:105:ASP:HB2	9:AI:107:ARG:NE	2.11	0.66
22:AY:106:ARG:NH1	25:BA:1914:C:OP2	2.29	0.66
25:BA:2364:C:H4'	46:B0:56:ASP:OD2	1.96	0.66
1:CA:975:A:H4'	1:CA:976:G:H5''	1.77	0.66
16:CP:56:ALA:O	16:CP:60:LEU:HB2	1.95	0.66
29:DF:162:LEU:H	29:DF:162:LEU:HD22	1.60	0.66
1:AA:1316:G:H4'	14:AN:18:VAL:HG13	1.78	0.66
8:AH:87:SER:HA	8:AH:93:VAL:HG23	1.78	0.66
1:AA:910:C:OP1	12:AL:97:ARG:NH2	2.29	0.66
25:BA:187:G:N7	58:BA:4449:HOH:O	2.28	0.66
25:BA:2833:G:H3'	25:BA:2834:G:C5'	2.25	0.66
26:BB:77:U:OP1	45:BZ:19:ARG:NH2	2.29	0.66
3:CC:47:LEU:HB3	3:CC:52:LEU:HD12	1.77	0.66
5:CE:102:ALA:O	5:CE:107:ARG:NH1	2.29	0.66

Continued on next page...

Continued from previous page...

Atom-1	Atom-2	Interatomic distance (Å)	Clash overlap (Å)
20:CT:90:GLN:HA	20:CT:93:GLU:HB2	1.78	0.66
25:DA:1204:A:H2	25:DA:1241:A:H62	1.44	0.66
25:DA:1599:C:H2'	25:DA:1600:C:H6	1.60	0.66
31:DH:8:PRO:O	31:DH:69:ARG:NH1	2.29	0.66
1:AA:461:A:O2'	1:AA:471:G:N7	2.26	0.65
1:AA:625:G:H2'	1:AA:626:U:C6	2.31	0.65
15:AO:15:PHE:CE2	15:AO:84:LYS:HD2	2.30	0.65
22:AY:35:THR:O	22:AY:37:ILE:HG12	1.95	0.65
25:BA:1430:C:H2'	25:BA:1431:U:C6	2.32	0.65
1:CA:1128:C:O2'	1:CA:1130:A:N7	2.28	0.65
6:CF:61:LEU:HB3	6:CF:63:TYR:HE2	1.61	0.65
25:DA:2313:C:H2'	25:DA:2314:C:H6	1.61	0.65
3:AC:182:ILE:HG12	3:AC:203:PHE:HD1	1.61	0.65
7:AG:46:ALA:O	7:AG:50:ILE:N	2.28	0.65
8:AH:45:ILE:HD12	8:AH:47:GLY:HA2	1.78	0.65
12:AL:53:ARG:HG2	12:AL:69:TYR:CE1	2.29	0.65
2:CB:47:THR:O	2:CB:51:LEU:N	2.28	0.65
17:CQ:24:GLU:HA	17:CQ:39:SER:HB3	1.77	0.65
25:BA:32:C:O2'	25:BA:33:U:H5'	1.96	0.65
25:BA:960:A:H5''	25:BA:961:C:OP2	1.97	0.65
1:CA:619:U:N3	4:CD:134:ASP:OD2	2.30	0.65
11:CK:87:THR:HA	11:CK:91:ARG:HH21	1.59	0.65
25:DA:783:A:OP2	58:DA:3805:HOH:O	2.12	0.65
40:DU:92:ARG:HA	40:DU:95:LEU:HB2	1.77	0.65
1:AA:600:C:H2'	1:AA:601:C:C6	2.31	0.65
9:AI:29:ASN:ND2	9:AI:65:VAL:O	2.27	0.65
25:BA:177:G:OP1	58:BA:4985:HOH:O	2.14	0.65
25:BA:2206:G:H3'	25:BA:2207:G:C8	2.32	0.65
1:CA:971:G:OP2	1:CA:1231:G:N2	2.20	0.65
25:DA:1614:A:OP1	58:DA:4124:HOH:O	2.13	0.65
25:DA:2316:C:H4'	30:DG:128:ARG:HD2	1.79	0.65
31:DH:90:LYS:NZ	31:DH:159:GLU:OE1	2.29	0.65
22:AY:61:HIS:ND1	22:AY:62:HIS:O	2.30	0.65
32:BI:107:VAL:HG12	32:BI:108:THR:H	1.62	0.65
35:BP:52:GLU:OE1	35:BP:55:ARG:NH1	2.28	0.65
38:BS:101:LEU:O	38:BS:103:GLU:N	2.29	0.65
1:CA:222:U:H2'	1:CA:223:U:C6	2.32	0.65
1:CA:60:A:H4'	1:CA:61:G:O5'	1.96	0.65
1:CA:376:G:H4'	16:CP:5:ARG:NH1	2.12	0.65
50:D4:33:VAL:HG12	50:D4:34:GLU:H	1.61	0.65
25:DA:1762:A:H2'	58:DA:4689:HOH:O	1.97	0.65

Continued on next page...

Continued from previous page...

Atom-1	Atom-2	Interatomic distance (Å)	Clash overlap (Å)
26:DB:40:U:O4	50:D4:1:MET:N	2.22	0.65
10:AJ:11:PHE:CE2	10:AJ:67:THR:HG22	2.31	0.65
25:BA:2319:G:N2	38:BS:3:ARG:HA	2.12	0.65
31:BH:41:MET:HE2	31:BH:65:HIS:HA	1.79	0.65
38:BS:58:LEU:HB2	38:BS:59:LYS:HB2	1.78	0.65
1:CA:1490:C:H2'	1:CA:1491:G:O4'	1.97	0.65
1:CA:766:A:OP2	58:CA:2037:HOH:O	2.13	0.65
47:D1:26:ARG:N	58:D1:202:HOH:O	2.29	0.65
48:D2:65:ASN:OD1	48:D2:69:ARG:NH1	2.30	0.65
25:DA:2574:G:OP1	58:DA:3865:HOH:O	2.13	0.65
25:DA:987:G:OP2	58:DA:4261:HOH:O	2.14	0.65
25:DA:997:G:OP2	40:DU:58:ARG:NH1	2.30	0.65
28:DE:116:VAL:HG13	28:DE:122:PHE:HB2	1.77	0.65
25:DA:607:U:OP1	29:DF:102:PRO:HA	1.95	0.65
30:DG:39:ILE:HG23	30:DG:157:ILE:HG12	1.78	0.65
32:DI:29:TYR:O	32:DI:33:ARG:HG3	1.97	0.65
1:AA:757:U:H2'	1:AA:758:G:O4'	1.97	0.65
25:BA:1859:A:N6	25:BA:1883:G:O2'	2.30	0.65
26:BB:11:C:H3'	26:BB:12:C:H6	1.60	0.65
3:CC:134:ILE:HD11	3:CC:153:VAL:HG21	1.79	0.65
25:DA:1315:C:OP2	58:DA:3824:HOH:O	2.13	0.65
25:DA:2282:G:O2'	25:DA:2283:C:OP2	2.11	0.65
25:DA:2659:G:N7	58:DA:4723:HOH:O	2.28	0.65
25:DA:2689:U:OP2	25:DA:2719:G:N2	2.30	0.65
38:DS:59:LYS:H	38:DS:60:GLY:HA3	1.62	0.65
41:DV:6:LYS:HE3	41:DV:9:GLY:HA2	1.78	0.65
1:AA:598:U:H4'	8:AH:94:TYR:CD2	2.32	0.65
49:B3:6:VAL:HG12	49:B3:54:VAL:HG11	1.79	0.65
27:BD:83:GLU:OE2	27:BD:104:TYR:OH	2.10	0.65
30:BG:64:THR:HB	30:BG:94:LEU:HD11	1.78	0.65
2:CB:178:ARG:HH12	8:CH:68:ARG:HH22	1.45	0.65
2:CB:86:GLU:O	2:CB:89:GLY:N	2.30	0.65
29:DF:34:TRP:CZ2	35:DP:8:PRO:HG3	2.32	0.65
31:DH:9:ILE:N	31:DH:50:VAL:O	2.30	0.65
22:AY:16:GLU:HB2	22:AY:41:PHE:HB2	1.78	0.65
25:BA:1022:G:H22	25:BA:1142(A):A:H2	1.45	0.65
34:BO:8:LEU:HB2	34:BO:19:ILE:HG13	1.79	0.65
1:CA:1492:A:H4'	1:CA:1493:A:OP1	1.95	0.65
1:CA:1320:C:H5'	19:CS:70:LYS:HD3	1.78	0.65
25:DA:1430:C:H2'	25:DA:1431:U:C6	2.32	0.65
31:DH:159:GLU:HG3	31:DH:169:VAL:HG21	1.79	0.65

Continued on next page...

Continued from previous page...

Atom-1	Atom-2	Interatomic distance (Å)	Clash overlap (Å)
2:AB:155:LEU:HD11	2:AB:159:PRO:HD3	1.79	0.65
15:AO:25:THR:HG21	15:AO:70:LEU:HB2	1.79	0.65
25:BA:1342:A:OP2	58:BA:4554:HOH:O	2.15	0.65
25:BA:1518:U:H2'	25:BA:1519:G:O4'	1.97	0.65
25:BA:545:G:H4'	25:BA:545:G:OP1	1.94	0.65
29:BF:185:ASP:OD1	29:BF:188:ARG:NH1	2.28	0.65
31:BH:149:ARG:HH11	31:BH:149:ARG:HG3	1.60	0.65
2:CB:134:GLU:HA	2:CB:137:ARG:HE	1.61	0.65
14:CN:24:CYS:SG	14:CN:25:VAL:N	2.70	0.65
1:AA:171:A:H2'	1:AA:172:A:C8	2.32	0.64
1:AA:857:C:H2'	1:AA:858:G:O4'	1.97	0.64
5:AE:83:GLU:HB3	5:AE:88:LYS:HB2	1.79	0.64
25:BA:1980:G:O2'	25:BA:1982:C:OP2	2.12	0.64
15:CO:56:LEU:O	15:CO:60:VAL:HG23	1.96	0.64
25:DA:994:C:OP1	40:DU:53:ARG:NH2	2.30	0.64
25:BA:639:U:H2'	25:BA:640:C:C6	2.32	0.64
2:CB:163:PHE:HA	2:CB:185:ILE:O	1.96	0.64
25:DA:1503:U:H2'	25:DA:1504:C:H6	1.62	0.64
27:DD:176:ARG:O	27:DD:176:ARG:HG3	1.96	0.64
32:DI:110:ASP:N	32:DI:130:TYR:OH	2.22	0.64
25:DA:1252:G:N3	40:DU:33:ARG:HD2	2.12	0.64
48:B2:51:ARG:O	48:B2:54:LYS:N	2.30	0.64
25:BA:139(A):G:N7	58:BA:4063:HOH:O	2.30	0.64
25:BA:728:G:H4'	27:BD:13:ARG:HD3	1.79	0.64
8:CH:85:ARG:HH21	8:CH:134:ILE:HG23	1.62	0.64
25:DA:1031:G:H21	55:D9:36:GLN:HE22	1.44	0.64
27:DD:242:ARG:N	27:DD:242:ARG:HD3	2.12	0.64
1:AA:542:G:P	4:AD:10:ARG:HH22	2.20	0.64
14:AN:23:ARG:HD2	14:AN:28:GLY:O	1.98	0.64
25:BA:1188:U:H4'	41:BV:79:VAL:HG22	1.79	0.64
25:BA:2657:A:H5''	25:BA:2658:C:OP2	1.98	0.64
1:CA:1072:G:H2'	1:CA:1073:U:C6	2.32	0.64
1:CA:1376:U:H2'	1:CA:1377:A:C8	2.33	0.64
1:CA:552:U:O3'	12:CL:87:GLY:HA3	1.98	0.64
25:DA:1529:G:O6	25:DA:1530:C:N4	2.31	0.64
41:DV:29:PRO:HA	41:DV:61:VAL:HG22	1.79	0.64
4:AD:109:GLY:O	4:AD:111:ALA:N	2.31	0.64
1:CA:1197:G:OP2	58:CA:2063:HOH:O	2.15	0.64
1:CA:45:U:H2'	1:CA:46:G:C8	2.33	0.64
2:CB:97:TRP:HZ2	2:CB:102:LEU:HD13	1.62	0.64
15:CO:25:THR:HG21	15:CO:70:LEU:HB2	1.79	0.64

Continued on next page...

Continued from previous page...

Atom-1	Atom-2	Interatomic distance (Å)	Clash overlap (Å)
15:CO:82:ILE:HD12	15:CO:88:ARG:HH22	1.62	0.64
25:DA:102:G:OP1	48:D2:7:ARG:NH2	2.31	0.64
25:DA:1614:A:OP1	58:DA:4125:HOH:O	2.15	0.64
1:AA:1286:A:H2'	1:AA:1287:A:H4'	1.79	0.64
50:B4:18:CYS:CB	50:B4:20:ASN:HB2	2.26	0.64
25:BA:1187:G:H5''	41:BV:81:TYR:CE2	2.33	0.64
1:CA:1423:G:H2'	1:CA:1424:C:C6	2.33	0.64
1:CA:758:G:N7	58:CA:1981:HOH:O	2.30	0.64
7:CG:111:ARG:NH1	7:CG:113:GLU:OE2	2.30	0.64
23:CV:19:G:N2	23:CV:56:C:O2	2.29	0.64
25:DA:2712(A):A:H5''	25:DA:2713:A:OP2	1.98	0.64
25:DA:288:C:H2'	25:DA:289:A:H8	1.63	0.64
26:DB:55:U:O3'	30:DG:27:ASN:ND2	2.31	0.64
1:AA:1227:A:OP2	13:AM:111:LYS:HE3	1.97	0.64
7:AG:73:MET:HA	7:AG:90:GLU:HA	1.80	0.64
9:AI:44:VAL:N	9:AI:45:ALA:HA	2.12	0.64
12:AL:90:VAL:HB	12:AL:93:LEU:HB2	1.78	0.64
22:AY:34:SER:OG	22:AY:36:ALA:HB3	1.98	0.64
25:BA:271(I):G:O6	58:BA:5049:HOH:O	2.12	0.64
28:BE:28:ALA:HB3	28:BE:93:VAL:HG12	1.78	0.64
1:CA:1117:G:H5'	1:CA:1118:C:OP2	1.96	0.64
1:CA:501:C:H2'	1:CA:502:G:H8	1.63	0.64
3:CC:164:ARG:NH1	3:CC:166:GLU:OE1	2.31	0.64
25:DA:1503:U:H2'	25:DA:1504:C:C6	2.32	0.64
25:DA:601:C:O2'	29:DF:104:LYS:NZ	2.30	0.64
26:DB:103:G:N7	58:DB:320:HOH:O	2.30	0.64
34:DO:19:ILE:HG22	34:DO:43:VAL:HA	1.80	0.64
1:AA:538:G:H5''	12:AL:114:LYS:HB2	1.77	0.64
1:AA:721:G:H4'	1:AA:722:A:O4'	1.97	0.64
1:AA:920:U:H2'	1:AA:921:U:C6	2.33	0.64
25:BA:185:U:H4'	25:BA:218:A:H4'	1.79	0.64
1:CA:129(A):G:N2	1:CA:189(H):G:N7	2.45	0.64
1:CA:473:G:H2'	1:CA:474:G:H8	1.63	0.64
2:CB:163:PHE:CD2	2:CB:185:ILE:HB	2.32	0.64
4:CD:22:LYS:HG3	4:CD:31:CYS:SG	2.38	0.64
10:CJ:37:PRO:HA	10:CJ:72:VAL:HG12	1.80	0.64
17:CQ:57:VAL:HA	17:CQ:77:VAL:HG23	1.80	0.64
48:D2:50:ILE:O	48:D2:51:ARG:HB3	1.97	0.64
25:DA:1876:A:H2'	25:DA:1877:A:C8	2.33	0.64
44:DY:13:VAL:HG12	44:DY:74:PRO:HA	1.78	0.64
1:AA:1530:G:O2'	1:AA:1531:A:OP1	2.16	0.64

Continued on next page...

Continued from previous page...

Atom-1	Atom-2	Interatomic distance (Å)	Clash overlap (Å)
1:AA:376:G:H2'	1:AA:377:G:H8	1.62	0.64
1:AA:992:U:H4'	1:AA:993:G:O5'	1.97	0.64
46:B0:27:GLU:HG3	46:B0:68:GLU:HA	1.79	0.64
38:BS:31:SER:O	38:BS:97:ARG:NH2	2.27	0.64
1:CA:646:U:H2'	1:CA:647:C:C6	2.33	0.64
2:CB:78:GLN:O	2:CB:94:ASN:ND2	2.31	0.64
25:DA:1378:A:OP1	53:D7:10:ARG:NH2	2.31	0.64
25:DA:1654:A:H1'	25:DA:2823:A:H5'	1.80	0.64
35:DP:121:LYS:HG2	35:DP:122:PRO:HD2	1.79	0.64
39:DT:81:PRO:HG2	39:DT:82:LEU:HD12	1.80	0.64
1:AA:1118:C:H1'	1:AA:1179:A:C4	2.32	0.64
3:AC:22:TRP:CD1	3:AC:59:ARG:HD2	2.33	0.64
47:B1:54:ALA:HB1	47:B1:83:GLU:HG3	1.80	0.64
25:BA:566:U:H5''	35:BP:29:LYS:HE3	1.79	0.64
1:CA:1126:U:O2'	1:CA:1127:G:O5'	2.10	0.64
1:CA:1143:G:H2'	1:CA:1144:G:C8	2.33	0.64
32:DI:72:LEU:HD21	32:DI:107:VAL:HG11	1.80	0.64
28:BE:111:ARG:HG3	28:BE:160:TYR:CD1	2.33	0.63
35:BP:96:THR:HA	35:BP:126:VAL:HG23	1.78	0.63
43:BX:31:HIS:CD2	43:BX:33:LYS:H	2.16	0.63
12:CL:113:ARG:NH2	58:CL:203:HOH:O	2.31	0.63
25:DA:2101:G:C2	25:DA:2102:U:H1'	2.32	0.63
25:DA:804:A:H5''	25:DA:805:G:OP1	1.98	0.63
25:DA:993:G:C4	25:DA:994:C:H5	2.16	0.63
30:DG:33:ARG:NE	30:DG:162:THR:HG21	2.13	0.63
1:AA:187:C:O2	58:AA:2208:HOH:O	2.13	0.63
1:AA:266:G:O2'	1:AA:267:C:OP2	2.12	0.63
25:BA:1047:G:H2'	25:BA:1110:G:N2	2.12	0.63
25:BA:1226:A:OP1	41:BV:84:LYS:NZ	2.22	0.63
22:AY:33:THR:OG1	25:BA:2452:C:OP1	2.04	0.63
25:BA:71:A:C2	43:BX:31:HIS:HE1	2.16	0.63
32:BI:79:ILE:HB	32:BI:144:VAL:HG23	1.80	0.63
25:DA:1210:A:H5''	25:DA:1212:G:H5'	1.79	0.63
30:DG:76:SER:HA	30:DG:83:ARG:HA	1.78	0.63
35:DP:100:LEU:HD22	35:DP:105:LEU:HB2	1.80	0.63
25:BA:1364:G:P	47:B1:3:LYS:HG3	2.39	0.63
55:B9:11:CYS:HB3	55:B9:32:HIS:CE1	2.27	0.63
25:BA:2298:A:H62	25:BA:2318:G:H8	1.44	0.63
25:BA:697:C:H2'	25:BA:698:C:C6	2.33	0.63
1:CA:6:G:O2'	1:CA:7:G:H5''	1.97	0.63
13:CM:94:ARG:HB3	13:CM:96:LEU:HG	1.79	0.63

Continued on next page...

Continued from previous page...

Atom-1	Atom-2	Interatomic distance (Å)	Clash overlap (Å)
1:CA:1358:U:H5''	14:CN:34:TYR:HA	1.79	0.63
47:D1:77:ALA:HB2	47:D1:94:LEU:HD21	1.80	0.63
26:DB:43:C:O2	30:DG:95:ARG:NH2	2.31	0.63
1:AA:1149:C:H2'	1:AA:1150:U:H6	1.63	0.63
1:AA:1356:G:H2'	1:AA:1357:A:C8	2.33	0.63
1:AA:1363(A):A:H1'	1:AA:1365:G:N7	2.13	0.63
5:AE:15:ARG:HH22	22:AY:129:LYS:HG3	1.63	0.63
25:BA:1364:G:C8	47:B1:3:LYS:HD2	2.32	0.63
25:BA:1359:A:H2'	25:BA:1360:A:H5'	1.80	0.63
33:BN:24:GLY:HA2	33:BN:27:ALA:HB2	1.80	0.63
45:BZ:111:VAL:C	45:BZ:113:ALA:H	2.02	0.63
1:CA:1323:G:H2'	1:CA:1324:A:C8	2.34	0.63
8:CH:97:VAL:O	8:CH:100:ILE:HG13	1.99	0.63
29:DF:110:LEU:HD22	29:DF:202:PHE:HE1	1.64	0.63
1:AA:1221:G:OP1	1:AA:1320:C:N4	2.31	0.63
3:AC:52:LEU:H	3:AC:70:VAL:HG23	1.62	0.63
4:AD:36:ARG:HH11	4:AD:36:ARG:HG2	1.62	0.63
32:BI:72:LEU:HD12	32:BI:138:ILE:HG21	1.80	0.63
1:CA:1497:G:H8	58:CA:2223:HOH:O	1.81	0.63
1:CA:586:C:C2'	1:CA:587:G:H5'	2.29	0.63
1:CA:993:G:N7	1:CA:1213:A:N6	2.47	0.63
6:CF:62:TRP:C	6:CF:63:TYR:HD2	2.02	0.63
13:CM:16:ASP:HB3	13:CM:34:LEU:HD11	1.79	0.63
52:D6:16:CYS:CB	52:D6:43:CYS:SG	2.78	0.63
25:DA:1495:A:H2'	25:DA:1496:A:C8	2.32	0.63
25:DA:1529:G:C6	25:DA:1530:C:N4	2.67	0.63
34:DO:68:GLU:OE2	34:DO:78:ARG:NH1	2.32	0.63
1:AA:147:G:H2'	1:AA:148:G:H8	1.64	0.63
1:AA:448:A:OP2	1:AA:485:G:N1	2.23	0.63
25:BA:271(F):C:H2'	25:BA:271(G):C:H6	1.64	0.63
43:BX:57:LEU:HD11	43:BX:78:LYS:HE2	1.80	0.63
1:CA:728:A:N7	15:CO:54:ARG:HD2	2.13	0.63
13:CM:44:ARG:O	13:CM:46:LYS:N	2.26	0.63
25:DA:2080:G:H5'	47:D1:19:GLN:HG3	1.78	0.63
27:DD:132:PRO:HD3	27:DD:190:TYR:CZ	2.34	0.63
28:DE:120:TRP:CE3	28:DE:155:LYS:HD3	2.34	0.63
29:DF:164:ARG:HD2	29:DF:175:THR:HG23	1.81	0.63
1:AA:677:U:H3	1:AA:713:G:H22	1.46	0.63
10:AJ:38:ILE:HG12	10:AJ:71:LEU:O	1.98	0.63
26:BB:11:C:H3'	26:BB:12:C:C6	2.34	0.63
29:BF:52:LYS:HG2	29:BF:56:GLU:HB2	1.81	0.63

Continued on next page...

Continued from previous page...

Atom-1	Atom-2	Interatomic distance (Å)	Clash overlap (Å)
34:BO:34:THR:OG1	34:BO:35:VAL:N	2.31	0.63
37:BR:28:LEU:HD12	37:BR:48:VAL:HG21	1.79	0.63
43:BX:60:ARG:HH11	43:BX:60:ARG:HB3	1.62	0.63
2:AB:21:ARG:HB3	2:AB:39:ILE:HG12	1.79	0.63
12:AL:43:VAL:HG13	12:AL:55:VAL:HG21	1.81	0.63
25:BA:2833:G:H3'	25:BA:2834:G:H5'	1.80	0.63
1:CA:1262:C:H2'	1:CA:1263:C:C6	2.33	0.63
1:CA:1292:U:OP2	7:CG:41:ARG:NH2	2.32	0.63
1:CA:870:U:H6	1:CA:870:U:H5'	1.63	0.63
1:CA:953:G:H5'	1:CA:965:A:N6	2.13	0.63
3:CC:67:THR:HB	3:CC:102:ASN:HB3	1.81	0.63
25:DA:2356:C:O3'	46:D0:20:ARG:HD3	1.99	0.63
25:DA:1313:U:H2'	25:DA:1610:A:C2	2.34	0.63
25:DA:674:G:O2'	29:DF:74:ARG:HD3	1.99	0.63
27:DD:71:ASP:OD1	27:DD:103:ARG:NH2	2.31	0.63
33:DN:62:VAL:HG21	33:DN:87:LEU:HD11	1.81	0.63
3:AC:70:VAL:HG22	3:AC:71:ALA:H	1.64	0.63
48:B2:44:LEU:HG	48:B2:45:SER:O	1.99	0.63
27:BD:132:PRO:HD2	27:BD:135:PHE:HD1	1.64	0.63
25:BA:1824:G:OP1	27:BD:52:ARG:NH1	2.31	0.63
40:BU:47:TYR:HA	40:BU:50:ARG:NH2	2.14	0.63
25:DA:1448:G:H4'	25:DA:1542:A:OP1	1.99	0.63
29:DF:197:ASP:N	29:DF:197:ASP:OD2	2.32	0.63
45:DZ:54:HIS:ND1	45:DZ:101:PRO:HG3	2.14	0.63
1:AA:165:C:H2'	1:AA:166:G:C8	2.34	0.62
1:AA:401:C:OP2	4:AD:73:ARG:HD2	1.98	0.62
1:AA:881:G:P	12:AL:12:ARG:HH22	2.22	0.62
47:B1:40:ARG:HD3	47:B1:40:ARG:C	2.19	0.62
25:BA:1044:G:H5'	25:BA:1045:A:OP2	1.99	0.62
11:CK:29:ILE:HG23	11:CK:44:SER:HB3	1.81	0.62
13:CM:90:LEU:O	13:CM:91:ARG:HG2	1.99	0.62
25:DA:2183:C:H2'	25:DA:2184:G:C8	2.33	0.62
31:DH:95:ARG:HB2	31:DH:128:PRO:HB3	1.81	0.62
1:AA:457:C:H2'	1:AA:458:C:C6	2.34	0.62
1:AA:688:G:H2'	1:AA:689:C:H6	1.64	0.62
25:BA:1364:G:OP1	47:B1:2:SER:HA	1.99	0.62
25:BA:2304:G:H22	25:BA:2312:U:H3	1.47	0.62
25:BA:2316:C:H2'	25:BA:2317:C:H6	1.65	0.62
39:BT:84:GLN:HG2	39:BT:85:LYS:HG3	1.79	0.62
1:CA:559:A:H4'	1:CA:560:U:C5'	2.29	0.62
5:CE:126:ARG:CG	5:CE:126:ARG:HH11	2.12	0.62

Continued on next page...

Continued from previous page...

Atom-1	Atom-2	Interatomic distance (Å)	Clash overlap (Å)
16:CP:43:LYS:O	16:CP:45:THR:N	2.31	0.62
20:CT:18:GLN:O	20:CT:22:ARG:HG3	1.99	0.62
54:D8:58:ILE:HA	54:D8:61:LEU:HD12	1.82	0.62
25:DA:89:G:H3'	25:DA:90:U:H5''	1.81	0.62
45:DZ:145:GLU:HG3	45:DZ:146:ILE:H	1.64	0.62
1:AA:539:A:H2'	1:AA:540:G:C8	2.34	0.62
1:AA:540:G:H2'	1:AA:541:G:O4'	1.98	0.62
7:AG:36:LYS:HA	7:AG:39:ALA:HB3	1.80	0.62
25:BA:1178:C:H2'	25:BA:1179:C:C6	2.34	0.62
30:BG:111:LEU:HD13	30:BG:120:LEU:HD21	1.80	0.62
25:BA:1156:A:C8	40:BU:51:LYS:HG2	2.33	0.62
25:DA:1019:U:H3	25:DA:1142(A):A:H62	1.47	0.62
25:DA:1472:A:H2'	25:DA:1473:G:O4'	1.99	0.62
1:AA:160:A:H2'	1:AA:161:A:O4'	2.00	0.62
1:AA:507:C:OP2	1:AA:508:C:O2'	2.13	0.62
15:AO:39:LEU:HD22	15:AO:43:LEU:HG	1.82	0.62
31:BH:3:ARG:NE	31:BH:3:ARG:HA	2.13	0.62
1:CA:129(A):G:O6	1:CA:189(D):C:N3	2.31	0.62
25:DA:1899:G:H2'	25:DA:1899:G:N3	2.14	0.62
25:DA:2324:C:H5''	25:DA:2325:G:H5'	1.80	0.62
32:DI:92:VAL:HG22	32:DI:120:ILE:HB	1.81	0.62
1:AA:1326:C:OP1	21:AU:12:LYS:NZ	2.28	0.62
15:AO:3:ILE:HG23	15:AO:38:ARG:HD3	1.79	0.62
25:BA:1249:U:OP1	58:BA:5376:HOH:O	2.16	0.62
25:DA:1557:C:P	25:DA:1558:A:HO2'	2.22	0.62
26:DB:31:C:O2'	26:DB:53:A:N6	2.31	0.62
32:DI:75:LEU:HD23	32:DI:105:HIS:NE2	2.14	0.62
38:DS:88:ASP:OD1	38:DS:90:GLY:N	2.32	0.62
45:DZ:94:GLU:O	45:DZ:130:PRO:HD3	1.99	0.62
1:AA:1019:C:H2'	1:AA:1020:U:O4'	1.99	0.62
1:AA:1090:U:H2'	1:AA:1091:U:H6	1.64	0.62
1:AA:166:G:O2'	1:AA:167:G:H5'	1.99	0.62
1:AA:182:U:C2	1:AA:183:G:H1'	2.35	0.62
1:AA:438:G:O2'	1:AA:494:U:O4	2.17	0.62
13:AM:48:LEU:O	13:AM:52:GLU:HB2	2.00	0.62
25:BA:1799:G:O6	27:BD:179:SER:HB3	2.00	0.62
25:BA:1878:G:H2'	25:BA:1879:C:C6	2.35	0.62
39:BT:56:GLY:O	39:BT:59:THR:HG23	1.99	0.62
42:BW:79:GLY:HA3	42:BW:100:THR:HG22	1.80	0.62
1:CA:811:C:O2'	1:CA:901:A:N1	2.32	0.62
2:CB:163:PHE:HD2	2:CB:185:ILE:HB	1.64	0.62

Continued on next page...

Continued from previous page...

Atom-1	Atom-2	Interatomic distance (Å)	Clash overlap (Å)
25:DA:1857:G:H8	25:DA:1857:G:O5'	1.83	0.62
25:DA:2533:A:OP1	25:DA:2665:A:O2'	2.16	0.62
25:DA:2847:U:OP1	39:DT:98:LYS:NZ	2.33	0.62
32:DI:77:LEU:HG	32:DI:101:LEU:HD23	1.80	0.62
39:DT:27:THR:HB	39:DT:89:VAL:HG22	1.82	0.62
39:DT:26:ASP:O	39:DT:49:VAL:HG12	2.00	0.62
1:AA:1171:G:H2'	1:AA:1172:C:C6	2.35	0.62
48:B2:16:LEU:H	48:B2:16:LEU:HD12	1.62	0.62
25:BA:1227:G:OP2	40:BU:16:LYS:NZ	2.32	0.62
25:BA:907:U:H4'	36:BQ:101:ARG:HH22	1.63	0.62
1:CA:1369:C:OP1	14:CN:61:TRP:NE1	2.29	0.62
1:CA:520:A:N1	1:CA:536:C:H1'	2.15	0.62
7:CG:89:MET:HG3	7:CG:155:ARG:HG3	1.80	0.62
25:DA:2218:U:H4'	25:DA:2219:G:OP2	1.98	0.62
25:BA:2336:A:H61	46:B0:43:THR:HG22	1.64	0.62
25:BA:271(I):G:H1	25:BA:271(O):C:H42	1.48	0.62
45:BZ:15:PRO:O	45:BZ:19:ARG:HB2	1.99	0.62
2:CB:185:ILE:HG23	2:CB:199:TYR:HB2	1.82	0.62
4:CD:59:ARG:O	4:CD:62:GLN:N	2.33	0.62
11:CK:82:VAL:HB	11:CK:108:ILE:HG12	1.82	0.62
29:DF:9:ILE:HG21	29:DF:125:LEU:HD13	1.80	0.62
1:AA:611:A:H61	1:AA:629:G:H1	1.46	0.62
25:BA:1292:U:H2'	25:BA:1293:C:C6	2.34	0.62
30:BG:125:PHE:N	58:BG:303:HOH:O	2.31	0.62
10:CJ:40:LEU:HB3	10:CJ:41:PRO:HD2	1.81	0.62
25:DA:342:G:N7	58:DA:4246:HOH:O	2.31	0.62
29:DF:135:LYS:HB2	29:DF:138:GLU:HG3	1.82	0.62
25:DA:833:U:O2	35:DP:55:ARG:NH2	2.32	0.62
25:DA:954:G:H5''	36:DQ:13:GLN:HB3	1.82	0.62
37:DR:52:ILE:HD12	37:DR:94:TYR:HB2	1.81	0.62
1:AA:129(A):G:N2	1:AA:189(H):G:N7	2.48	0.62
1:AA:586:C:C2'	1:AA:587:G:H5'	2.30	0.62
25:BA:1690:A:H5''	25:BA:1691:C:OP2	2.00	0.62
25:BA:2331:G:O2'	46:B0:43:THR:HG22	2.00	0.62
25:BA:413:C:H2'	25:BA:414:C:C6	2.35	0.62
25:BA:471:A:O3'	58:BA:4963:HOH:O	2.16	0.62
35:BP:90:ARG:HG2	35:BP:91:PHE:CD2	2.35	0.62
13:CM:73:GLU:O	13:CM:77:ASN:HB2	1.99	0.62
25:DA:1530:C:N4	25:DA:1539:G:H1	1.97	0.62
25:DA:2277:G:H3'	46:D0:12:ASN:HD21	1.65	0.62
25:DA:271(U):G:H2'	25:DA:271(V):G:H8	1.65	0.62

Continued on next page...

Continued from previous page...

Atom-1	Atom-2	Interatomic distance (Å)	Clash overlap (Å)
28:DE:14:ILE:HD11	28:DE:173:VAL:HG11	1.82	0.62
1:AA:100:C:H2'	1:AA:101:A:C8	2.35	0.61
1:AA:1128:C:O2'	1:AA:1130:A:N7	2.32	0.61
1:AA:1225:A:N3	1:AA:1225:A:H2'	2.15	0.61
1:AA:1272:G:H8	1:AA:1272:G:H5''	1.65	0.61
1:AA:77:G:O6	1:AA:92:C:N3	2.34	0.61
2:CB:100:GLY:HA2	2:CB:104:ASN:H	1.64	0.61
25:DA:2448:A:OP2	58:DA:4708:HOH:O	2.16	0.61
45:DZ:126:VAL:HG13	45:DZ:163:LEU:HA	1.81	0.61
5:AE:76:ILE:HD13	5:AE:118:ILE:HD12	1.82	0.61
33:BN:55:VAL:HG22	33:BN:126:PRO:HA	1.82	0.61
39:BT:11:GLU:OE1	39:BT:57:PHE:HB3	2.00	0.61
1:CA:17:U:H2'	1:CA:18:C:C6	2.36	0.61
1:CA:573:A:N3	1:CA:883:C:O2'	2.33	0.61
25:DA:1789:A:H5'	27:DD:221:VAL:HG12	1.82	0.61
25:DA:2439:A:H5''	25:DA:2439:A:C8	2.35	0.61
27:DD:58:HIS:ND1	27:DD:59:LYS:N	2.48	0.61
41:DV:5:VAL:HG11	41:DV:57:VAL:HG21	1.82	0.61
2:AB:18:GLY:HA2	2:AB:42:ILE:HG13	1.82	0.61
22:AY:25:ALA:O	22:AY:30:VAL:HG21	1.99	0.61
25:BA:593:G:H4'	54:B8:4:MET:HE2	1.82	0.61
25:BA:652(F):G:O6	25:BA:652(S):C:N3	2.33	0.61
44:BY:51:VAL:HG22	44:BY:58:GLY:HA3	1.81	0.61
1:CA:1348:U:H2'	1:CA:1349:A:H8	1.66	0.61
4:CD:19:LEU:H	4:CD:19:LEU:HD22	1.66	0.61
25:DA:2364:C:H4'	46:D0:56:ASP:OD2	2.00	0.61
25:DA:994:C:O2'	25:DA:996:A:OP1	2.09	0.61
1:AA:262:A:H2'	1:AA:263:A:C8	2.36	0.61
1:AA:384:G:H2'	1:AA:385:C:H6	1.64	0.61
1:AA:414:A:H2'	1:AA:415:A:C8	2.34	0.61
25:BA:1019:U:H3	25:BA:1142(A):A:H62	1.48	0.61
25:BA:1858:G:O2'	25:BA:1884:A:N6	2.33	0.61
45:BZ:82:ARG:HH21	45:BZ:82:ARG:HB3	1.65	0.61
11:CK:20:TYR:HB2	11:CK:31:THR:HG22	1.83	0.61
17:CQ:13:ASP:HB2	58:CQ:202:HOH:O	2.00	0.61
17:CQ:96:GLU:O	17:CQ:97:SER:HB3	2.00	0.61
25:DA:708:C:H42	25:DA:723:G:H1	1.47	0.61
35:DP:38:GLN:O	35:DP:39:LYS:HB3	2.00	0.61
1:AA:736:C:H2'	1:AA:737:A:C8	2.35	0.61
5:AE:33:VAL:HG21	5:AE:109:ILE:HA	1.81	0.61
1:AA:750:G:N3	15:AO:23:GLY:HA3	2.15	0.61

Continued on next page...

Continued from previous page...

Atom-1	Atom-2	Interatomic distance (Å)	Clash overlap (Å)
25:BA:54:G:O2'	53:B7:35:ARG:HD3	2.00	0.61
25:BA:184:C:H2'	25:BA:185:U:H6	1.64	0.61
25:BA:2286:A:OP1	52:B6:29:ASN:ND2	2.29	0.61
25:BA:603:A:H4'	25:BA:604:G:H5'	1.83	0.61
44:BY:11:ASP:OD1	44:BY:11:ASP:N	2.31	0.61
1:CA:1049:U:H4'	1:CA:1050:G:C5'	2.31	0.61
1:CA:192:U:H2'	1:CA:193:C:H6	1.65	0.61
3:CC:131:ARG:H	3:CC:134:ILE:HD12	1.64	0.61
14:CN:37:PHE:HB3	14:CN:39:LEU:HD12	1.81	0.61
16:CP:15:PRO:O	16:CP:16:HIS:ND1	2.33	0.61
25:DA:1449:A:O2'	25:DA:1529:G:N2	2.28	0.61
25:DA:826:U:C4'	35:DP:55:ARG:HB2	2.30	0.61
26:DB:20:C:H42	26:DB:63:G:H1	1.48	0.61
31:DH:54:ARG:NE	31:DH:57:ASP:OD1	2.34	0.61
1:AA:14:U:H5	58:AA:2112:HOH:O	1.83	0.61
2:AB:21:ARG:N	2:AB:21:ARG:HD3	2.14	0.61
16:AP:19:ILE:HG22	16:AP:36:ILE:HG13	1.82	0.61
17:AQ:86:GLU:HG3	17:AQ:90:ILE:HD11	1.81	0.61
51:B5:36:CYS:O	51:B5:37:LYS:HD3	2.00	0.61
54:B8:34:TRP:CE2	54:B8:35:GLN:HB3	2.36	0.61
25:BA:652(H):C:N4	25:BA:652(Q):G:H1	1.98	0.61
38:BS:10:ARG:O	38:BS:14:VAL:HG13	2.00	0.61
2:CB:102:LEU:HD23	2:CB:182:ILE:HD12	1.82	0.61
1:AA:438:G:H4'	4:AD:123:HIS:CD2	2.35	0.61
22:AY:34:SER:CB	25:BA:2602:A:H61	2.14	0.61
31:BH:3:ARG:HB3	31:BH:6:ARG:HG2	1.82	0.61
31:BH:83:TYR:CE1	31:BH:138:LYS:HD2	2.36	0.61
1:CA:1445:C:O2'	1:CA:1447:A:N6	2.34	0.61
28:DE:47:VAL:HG21	28:DE:86:PRO:HD2	1.83	0.61
1:AA:1144:G:H21	1:AA:1146:A:H62	1.49	0.61
1:AA:153:C:N4	1:AA:169:C:H42	1.99	0.61
1:AA:278:G:OP2	17:AQ:41:LYS:HE2	2.01	0.61
1:AA:285:G:N7	58:AA:2056:HOH:O	2.31	0.61
3:AC:111:LEU:HD11	3:AC:144:SER:O	1.99	0.61
13:AM:69:GLU:OE1	13:AM:70:LEU:N	2.32	0.61
20:AT:73:HIS:HB3	20:AT:74:LYS:HE3	1.83	0.61
1:CA:1107:C:C4	1:CA:1108:G:C8	2.88	0.61
1:CA:590:C:O2	1:CA:649:G:N2	2.21	0.61
2:CB:187:LEU:HA	2:CB:201:ILE:HB	1.82	0.61
1:CA:390:C:O3'	16:CP:28:ARG:NH2	2.33	0.61
1:AA:1016:A:H2'	1:AA:1017:G:O4'	2.01	0.61

Continued on next page...

Continued from previous page...

Atom-1	Atom-2	Interatomic distance (Å)	Clash overlap (Å)
1:AA:1242:C:H4'	1:AA:1304:G:OP1	2.01	0.61
1:AA:384:G:H2'	1:AA:385:C:C6	2.36	0.61
1:AA:865:A:H2'	1:AA:866:C:H6	1.65	0.61
7:AG:111:ARG:NH2	7:AG:126:ASP:OD1	2.33	0.61
25:BA:646:A:H2'	25:BA:647:G:O4'	2.00	0.61
25:BA:607:U:OP1	29:BF:102:PRO:HA	2.01	0.61
38:BS:25:ARG:NH1	38:BS:42:ASP:OD2	2.33	0.61
1:CA:765:G:H5''	1:CA:766:A:OP1	2.01	0.61
1:CA:954:G:H21	1:CA:1227:A:H62	1.49	0.61
50:D4:18:CYS:HB3	50:D4:39:CYS:HB3	1.83	0.61
25:DA:1190:G:H5''	35:DP:32:THR:HA	1.83	0.61
39:DT:36:GLU:OE1	39:DT:41:ARG:NE	2.33	0.61
45:DZ:157:LEU:HD21	45:DZ:163:LEU:HB2	1.83	0.61
25:BA:1047:G:H21	25:BA:1111:A:N6	1.98	0.61
25:BA:1188:U:C2'	25:BA:1189:A:H5'	2.31	0.61
25:BA:1678:G:H5''	25:BA:1678:G:N3	2.15	0.61
26:BB:48:A:H4'	38:BS:95:HIS:HD2	1.64	0.61
37:BR:33:ARG:NH1	37:BR:115:GLU:OE2	2.26	0.61
38:BS:15:ARG:O	38:BS:19:LYS:HG3	2.01	0.61
1:CA:64:G:H4'	1:CA:65:U:H3'	1.83	0.61
1:CA:922:G:H2'	1:CA:923:A:C8	2.36	0.61
11:CK:18:ARG:HB2	11:CK:33:THR:HG23	1.81	0.61
25:DA:1028:A:N6	25:DA:1125:G:H2'	2.15	0.61
25:DA:83:G:N2	25:DA:103:A:OP2	2.32	0.61
25:DA:1292:U:H2'	25:DA:1293:C:C6	2.36	0.61
25:DA:89:G:H3'	25:DA:90:U:C5'	2.31	0.61
28:DE:12:THR:HG22	28:DE:13:ARG:H	1.66	0.61
45:DZ:30:ASN:HB3	45:DZ:90:VAL:HB	1.83	0.61
1:AA:1255:G:HO2'	1:AA:1258:G:HO2'	1.35	0.60
9:AI:126:SER:HA	9:AI:127:LYS:HB2	1.82	0.60
11:AK:43:SER:OG	11:AK:67:ASP:OD1	2.19	0.60
27:BD:108:PRO:HB3	27:BD:143:HIS:CE1	2.36	0.60
30:BG:45:GLU:C	30:BG:47:LYS:H	2.04	0.60
31:BH:164:TYR:HB2	31:BH:167:GLU:HB2	1.82	0.60
33:BN:56:ASN:H	33:BN:125:GLY:CA	2.07	0.60
38:BS:88:ASP:OD1	38:BS:90:GLY:N	2.34	0.60
25:BA:535:C:O3'	40:BU:53:ARG:NH1	2.34	0.60
54:D8:6:THR:HG22	54:D8:63:PRO:HD2	1.83	0.60
27:DD:159:ALA:HB1	27:DD:198:ASN:O	2.01	0.60
1:AA:166:G:H2'	1:AA:167:G:C8	2.32	0.60
1:AA:221:C:H2'	1:AA:222:U:H6	1.66	0.60

Continued on next page...

Continued from previous page...

Atom-1	Atom-2	Interatomic distance (Å)	Clash overlap (Å)
1:AA:612:C:O2	1:AA:629:G:N2	2.34	0.60
5:AE:75:THR:OG1	5:AE:76:ILE:N	2.31	0.60
12:AL:70:ILE:HD13	12:AL:77:LEU:HD12	1.83	0.60
28:BE:116:VAL:HG13	28:BE:122:PHE:CD2	2.36	0.60
44:BY:23:ARG:HB2	44:BY:23:ARG:HH11	1.65	0.60
1:CA:1170:A:C2	1:CA:1171:G:H1'	2.36	0.60
1:CA:1281:U:H3'	1:CA:1281:U:H6	1.65	0.60
1:CA:501:C:H2'	1:CA:502:G:C8	2.36	0.60
1:CA:939:G:H1	1:CA:1344:C:H42	1.49	0.60
4:CD:43:HIS:HA	4:CD:46:LYS:HD2	1.83	0.60
25:DA:212:G:H2'	25:DA:213:A:O4'	2.00	0.60
25:DA:2313:C:H2'	25:DA:2314:C:C6	2.35	0.60
42:DW:36:LEU:HD13	42:DW:48:ALA:HA	1.83	0.60
1:AA:1252:A:H2'	1:AA:1253:G:O4'	2.00	0.60
1:AA:129(A):G:N1	1:AA:189(D):C:O2	2.34	0.60
1:AA:958:A:N3	1:AA:985:C:O2'	2.34	0.60
25:BA:1040:C:H2'	25:BA:1041:C:O4'	2.01	0.60
1:CA:437:U:H5''	4:CD:155:LEU:HD11	1.81	0.60
50:D4:14:ILE:HG22	50:D4:33:VAL:HG22	1.82	0.60
25:DA:2478:A:H5'	55:D9:31:LYS:HD2	1.83	0.60
25:DA:1331:A:O2'	25:DA:1332:G:H8	1.85	0.60
25:DA:1790:C:H5''	25:DA:1791:A:OP1	2.01	0.60
31:DH:20:ALA:HB1	31:DH:21:PRO:HD2	1.83	0.60
2:AB:111:ARG:HG2	2:AB:111:ARG:HH11	1.65	0.60
4:AD:17:VAL:HG11	4:AD:197:PRO:HG3	1.82	0.60
25:BA:729:G:C6	27:BD:208:LYS:HB2	2.37	0.60
25:BA:1797:C:H4'	27:BD:257:LEU:O	2.01	0.60
32:BI:107:VAL:HG12	32:BI:108:THR:N	2.17	0.60
43:BX:57:LEU:CD1	43:BX:78:LYS:HG2	2.32	0.60
1:CA:1170:A:N6	1:CA:1171:G:N3	2.50	0.60
2:CB:80:ILE:HD13	2:CB:212:GLN:HG2	1.83	0.60
50:D4:36:CYS:SG	50:D4:37:SER:N	2.74	0.60
41:DV:50:PRO:HG2	41:DV:51:VAL:HG12	1.83	0.60
1:AA:323:U:H5'	20:AT:23:ARG:HB2	1.82	0.60
1:AA:517:G:H5'	1:AA:519:C:C2	2.37	0.60
16:AP:68:ASP:OD1	16:AP:71:ARG:NH1	2.33	0.60
20:AT:39:LYS:O	20:AT:42:GLN:HB3	2.01	0.60
1:CA:450:G:H4'	16:CP:41:PRO:HB2	1.82	0.60
2:CB:19:HIS:NE2	2:CB:206:ASP:HB2	2.15	0.60
6:CF:62:TRP:CH2	6:CF:64:GLN:HB2	2.37	0.60
25:DA:1358:G:O2'	25:DA:1359:A:H5''	2.00	0.60

Continued on next page...

Continued from previous page...

Atom-1	Atom-2	Interatomic distance (Å)	Clash overlap (Å)
25:DA:581:C:H2'	25:DA:582:G:H8	1.66	0.60
28:DE:27:LEU:HD22	39:DT:1:MET:HE3	1.82	0.60
1:AA:147:G:H2'	1:AA:148:G:C8	2.37	0.60
25:BA:31:C:OP1	58:BA:5383:HOH:O	2.17	0.60
25:BA:51:G:O2'	25:BA:119:A:N1	2.33	0.60
31:BH:107:VAL:HG21	31:BH:152:ARG:HB2	1.84	0.60
29:BF:116:ASP:OD2	35:BP:1:MET:HB2	2.02	0.60
1:CA:1227:A:H3'	1:CA:1227:A:C8	2.37	0.60
1:CA:869:G:N7	58:CA:1967:HOH:O	2.32	0.60
25:DA:1169:G:H1	25:DA:1180:C:H42	1.49	0.60
25:DA:1221(A):C:H42	25:DA:1228:G:H1	1.49	0.60
25:DA:1427:A:H4'	25:DA:1428:C:O5'	2.01	0.60
25:DA:1818:U:H2'	27:DD:157:ARG:HG3	1.83	0.60
25:DA:370:G:OP1	25:DA:403:U:N3	2.31	0.60
34:DO:88:ASN:H	34:DO:88:ASN:HD22	1.48	0.60
1:AA:1251:A:H2'	1:AA:1252:A:C8	2.36	0.60
1:AA:429:U:H1'	1:AA:430:A:H5''	1.84	0.60
22:AY:50:GLU:HA	22:AY:53:LYS:HB2	1.81	0.60
25:BA:1021:A:C8	25:BA:1021:A:H3'	2.36	0.60
25:BA:1262:A:N3	51:B5:10:LYS:HE3	2.16	0.60
25:BA:2313:C:H4'	30:BG:91:ARG:HG3	1.84	0.60
25:BA:2467:C:OP1	55:B9:6:SER:OG	2.10	0.60
1:CA:1201:A:H4'	1:CA:1202:G:O5'	2.02	0.60
20:CT:38:LYS:HG3	20:CT:41:ILE:HD11	1.83	0.60
1:AA:1077:G:N2	1:AA:1080:A:OP2	2.35	0.60
4:AD:129:ASN:OD1	4:AD:145:GLU:N	2.25	0.60
10:AJ:50:ILE:H	14:AN:41:ARG:HE	1.48	0.60
25:BA:2638:G:OP2	28:BE:82:ARG:NH2	2.34	0.60
25:BA:747:U:O2	25:BA:2014:A:H1'	2.02	0.60
43:BX:12:VAL:HG12	43:BX:17:ALA:HB2	1.83	0.60
1:CA:1344:C:H4'	9:CI:120:ARG:HB3	1.84	0.60
4:CD:79:PHE:O	4:CD:82:ALA:HB3	2.02	0.60
5:CE:36:ASP:HB2	5:CE:38:GLN:H	1.67	0.60
23:CV:40:C:H2'	23:CV:41:C:C6	2.36	0.60
25:DA:2563:U:H4'	34:DO:28:SER:HA	1.83	0.60
25:DA:2705:A:OP2	58:DA:4356:HOH:O	2.15	0.60
25:DA:976:C:H5'	25:DA:1156:A:N6	2.16	0.60
45:DZ:53:ILE:HG22	45:DZ:71:VAL:HB	1.82	0.60
10:AJ:49:VAL:HG23	14:AN:41:ARG:HG2	1.83	0.60
22:AY:32:LYS:HA	25:BA:2573:C:H41	1.66	0.60
25:BA:2527:C:H5''	55:B9:30:PRO:HB2	1.84	0.60

Continued on next page...

Continued from previous page...

Atom-1	Atom-2	Interatomic distance (Å)	Clash overlap (Å)
25:BA:795:C:H2'	25:BA:796:C:C6	2.37	0.60
33:BN:52:VAL:HG12	33:BN:120:LEU:HD23	1.83	0.60
1:CA:1205:U:H4'	3:CC:195:VAL:HG21	1.83	0.60
10:CJ:11:PHE:CE2	10:CJ:67:THR:HG22	2.36	0.60
25:DA:1496:A:N3	25:DA:1577:C:O2'	2.30	0.60
25:DA:154(A):C:N4	25:DA:171:G:H1	1.98	0.60
29:DF:11:VAL:HG22	29:DF:125:LEU:HB2	1.83	0.60
25:DA:1247:A:OP1	29:DF:95:ARG:NH2	2.35	0.60
1:AA:254:G:H4'	17:AQ:18:THR:HG21	1.83	0.60
17:AQ:48:GLU:O	17:AQ:50:LYS:N	2.35	0.60
22:AY:21:ARG:HG3	22:AY:35:THR:H	1.66	0.60
25:BA:1109:C:H5	25:BA:1110:G:C6	2.20	0.60
25:BA:1531:C:H42	25:BA:1538:G:H1	1.50	0.60
25:BA:579:G:H2'	25:BA:580:C:C6	2.37	0.60
37:BR:103:ARG:HG2	37:BR:103:ARG:HH11	1.66	0.60
40:BU:79:PHE:CZ	40:BU:83:LEU:HD21	2.37	0.60
16:CP:76:GLN:NE2	16:CP:76:GLN:O	2.31	0.60
31:DH:149:ARG:HD2	31:DH:164:TYR:CE1	2.37	0.60
41:DV:98:GLU:OE1	41:DV:100:ARG:NH1	2.35	0.60
41:DV:60:GLU:HB2	41:DV:97:LYS:HE2	1.82	0.60
6:AF:27:GLN:O	6:AF:31:GLU:HG3	2.02	0.59
25:BA:1106:G:H8	25:BA:1106:G:O5'	1.84	0.59
25:BA:697:C:H2'	25:BA:698:C:H6	1.67	0.59
1:CA:715:A:H2'	1:CA:716:A:C8	2.37	0.59
7:CG:111:ARG:HB2	7:CG:113:GLU:OE1	2.02	0.59
7:CG:18:TYR:HD2	7:CG:59:LEU:HD22	1.65	0.59
25:DA:875:G:O6	25:DA:902:C:N4	2.25	0.59
1:AA:1182:G:H4'	1:AA:1183:A:C5'	2.32	0.59
13:AM:65:LYS:HD2	13:AM:69:GLU:HG3	1.84	0.59
15:AO:71:GLN:HG2	15:AO:78:TYR:CG	2.37	0.59
25:BA:1952:A:OP1	34:BO:44:LYS:NZ	2.30	0.59
38:BS:53:SER:OG	38:BS:54:LEU:N	2.35	0.59
9:CI:17:VAL:HG12	9:CI:63:ILE:HG12	1.84	0.59
25:DA:608:A:H2'	25:DA:609:A:C8	2.37	0.59
29:DF:53:THR:HG22	29:DF:56:GLU:OE2	2.02	0.59
1:AA:343:U:H1'	1:AA:344:A:OP1	2.02	0.59
1:AA:414:A:H2'	1:AA:415:A:H8	1.67	0.59
25:BA:652(Q):G:H2'	25:BA:652(R):C:H5'	1.82	0.59
38:BS:99:LYS:O	38:BS:103:GLU:HG3	2.02	0.59
1:CA:1279:A:O2'	1:CA:1281:U:OP2	2.12	0.59
18:CR:44:LEU:HD21	18:CR:70:ILE:HG21	1.85	0.59

Continued on next page...

Continued from previous page...

Atom-1	Atom-2	Interatomic distance (Å)	Clash overlap (Å)
53:D7:12:ARG:NH2	53:D7:44:PRO:HB3	2.17	0.59
25:DA:1607:C:H4'	25:DA:1608:A:O5'	2.02	0.59
25:DA:90:U:O2'	25:DA:92:A:C8	2.56	0.59
25:DA:918:A:H5''	26:DB:98:G:O2'	2.03	0.59
27:DD:108:PRO:HB3	27:DD:143:HIS:CE1	2.38	0.59
30:DG:106:LEU:HA	30:DG:110:ALA:HB3	1.83	0.59
30:DG:109:VAL:HG11	30:DG:142:PRO:HB3	1.85	0.59
1:AA:1223:C:H5''	1:AA:1224:G:H5''	1.85	0.59
1:AA:447:G:H2'	1:AA:485:G:N2	2.18	0.59
2:AB:15:VAL:HG23	2:AB:209:ARG:HD3	1.83	0.59
13:AM:49:THR:O	13:AM:51:ALA:N	2.35	0.59
15:AO:39:LEU:O	15:AO:42:HIS:N	2.35	0.59
48:B2:63:VAL:O	48:B2:66:GLU:HB2	2.02	0.59
25:BA:2206:G:H5'	25:BA:2207:G:N7	2.17	0.59
25:BA:919:G:N2	25:BA:2269:A:OP2	2.36	0.59
50:D4:16:CYS:HB2	50:D4:20:ASN:O	2.02	0.59
25:DA:1283:G:H22	25:DA:1286:A:H5'	1.66	0.59
25:DA:2647:U:H2'	25:DA:2648:C:H6	1.68	0.59
25:DA:1803:A:H4'	27:DD:259:THR:HG23	1.83	0.59
28:DE:38:THR:O	28:DE:42:ASP:N	2.30	0.59
30:DG:38:VAL:HG22	30:DG:93:THR:HG23	1.85	0.59
37:DR:79:LEU:HA	37:DR:83:ILE:HD12	1.85	0.59
38:DS:36:TYR:HA	38:DS:52:SER:HB3	1.85	0.59
4:AD:9:CYS:SG	4:AD:12:CYS:SG	3.01	0.59
15:AO:3:ILE:H	15:AO:3:ILE:HD13	1.67	0.59
25:BA:1803:A:H4'	27:BD:259:THR:CG2	2.33	0.59
5:CE:8:GLU:HB3	5:CE:34:VAL:HG23	1.84	0.59
11:CK:85:ARG:HE	11:CK:111:ASP:HB3	1.68	0.59
1:CA:986:A:H1'	19:CS:54:GLY:O	2.02	0.59
25:DA:1329:U:H5''	25:DA:1330:C:H5	1.66	0.59
25:DA:1379:A:H4'	25:DA:1380:G:OP2	2.02	0.59
25:DA:141:A:C8	25:DA:1408:C:O2'	2.52	0.59
25:DA:1593:G:H2'	25:DA:1594:G:C8	2.37	0.59
1:CA:1492:A:H3'	25:DA:1913:A:H61	1.68	0.59
37:DR:24:GLN:OE1	37:DR:36:THR:HG21	2.03	0.59
37:DR:72:ASP:OD1	37:DR:75:LEU:HB2	2.02	0.59
25:DA:2014:A:H4'	42:DW:92:ARG:NH2	2.17	0.59
41:BV:65:GLY:HA3	41:BV:91:TYR:CZ	2.37	0.59
26:DB:12:C:H2'	46:D0:73:GLY:HA3	1.83	0.59
25:DA:1237:A:OP1	58:DA:4032:HOH:O	2.16	0.59
25:DA:528:A:C2	25:DA:2043:C:H4'	2.38	0.59

Continued on next page...

Continued from previous page...

Atom-1	Atom-2	Interatomic distance (Å)	Clash overlap (Å)
26:DB:44:G:OP1	30:DG:98:ARG:NH2	2.35	0.59
33:DN:37:LYS:HG3	33:DN:42:TRP:CE2	2.37	0.59
25:DA:1227:G:OP2	40:DU:16:LYS:NZ	2.36	0.59
41:DV:58:VAL:HB	41:DV:97:LYS:HB2	1.85	0.59
44:DY:2:ARG:O	44:DY:2:ARG:HG3	2.00	0.59
1:AA:828:A:H2'	1:AA:829:G:O4'	2.03	0.59
3:AC:5:ILE:HG23	3:AC:6:HIS:H	1.66	0.59
8:AH:20:TYR:CE2	8:AH:75:ARG:HG2	2.38	0.59
12:AL:83:VAL:HG11	12:AL:100:ILE:HG12	1.83	0.59
13:AM:15:VAL:O	13:AM:19:LEU:HD23	2.02	0.59
25:BA:2287:A:H62	25:BA:2344:U:H3	1.50	0.59
25:BA:2766:G:H5''	25:BA:2767:C:OP2	2.01	0.59
45:BZ:44:PHE:CE2	45:BZ:86:VAL:HG11	2.37	0.59
20:CT:69:GLY:O	20:CT:73:HIS:CD2	2.55	0.59
25:DA:311:A:C6	25:DA:328:U:C4	2.90	0.59
26:DB:52:A:O2'	26:DB:53:A:H2	1.81	0.59
35:DP:91:PHE:O	35:DP:121:LYS:NZ	2.35	0.59
36:DQ:31:ASP:O	36:DQ:134:ARG:HG2	2.03	0.59
42:DW:79:GLY:HA3	42:DW:100:THR:HG22	1.84	0.59
1:AA:92:C:O2'	1:AA:93:G:H5'	2.02	0.59
17:AQ:43:LEU:C	17:AQ:69:LYS:HZ3	2.06	0.59
18:AR:36:ASN:O	18:AR:40:LEU:HG	2.03	0.59
25:BA:1017:G:N7	58:BA:4184:HOH:O	2.31	0.59
25:BA:1453:U:O2'	25:BA:1455:G:N7	2.33	0.59
25:BA:1693:U:O2'	25:BA:1695:G:O6	2.21	0.59
25:BA:1799:G:O2'	25:BA:1800:C:OP2	2.18	0.59
45:BZ:150:LEU:O	45:BZ:171:ILE:HG13	2.03	0.59
1:CA:1320:C:H2'	1:CA:1321:C:O4'	2.03	0.59
1:CA:40:C:H42	1:CA:402:G:H1	1.50	0.59
4:CD:26:CYS:HA	4:CD:31:CYS:HB3	1.85	0.59
55:D9:10:ILE:HD12	55:D9:32:HIS:HA	1.85	0.59
25:DA:1210:A:H5'	25:DA:1210:A:C8	2.32	0.59
25:DA:1920:C:OP1	58:DA:3708:HOH:O	2.17	0.59
25:DA:644:A:H4'	25:DA:645:C:C5	2.37	0.59
25:DA:800:A:OP1	25:DA:800:A:H8	1.86	0.59
33:DN:123:TYR:HH	33:DN:130:HIS:CE1	2.19	0.59
45:DZ:157:LEU:HD23	45:DZ:161:VAL:HG13	1.83	0.59
16:AP:20:VAL:HG21	16:AP:32:TYR:CD1	2.38	0.59
25:BA:2344:U:O2'	52:B6:36:LEU:HD22	2.03	0.59
27:BD:147:LEU:CD1	27:BD:155:LEU:HD11	2.32	0.59
25:BA:534:U:H5'	40:BU:42:ALA:HB1	1.85	0.59

Continued on next page...

Continued from previous page...

Atom-1	Atom-2	Interatomic distance (Å)	Clash overlap (Å)
1:CA:384:G:H2'	1:CA:385:C:C6	2.38	0.59
25:DA:1856:G:H2'	25:DA:1857:G:H5'	1.85	0.59
25:DA:2390:U:O2'	25:DA:2391:G:H5'	2.02	0.59
28:DE:52:LEU:HB2	28:DE:76:ARG:HG2	1.84	0.59
35:DP:39:LYS:HB2	35:DP:45:LEU:CD1	2.31	0.59
40:DU:58:ARG:HA	40:DU:61:TRP:CE3	2.37	0.59
1:AA:299:G:H2'	1:AA:300:A:C8	2.37	0.59
1:AA:586:C:H2'	1:AA:587:G:H5'	1.85	0.59
11:AK:41:THR:HG21	11:AK:71:LYS:HB3	1.85	0.59
22:AY:30:VAL:HG22	25:BA:2602:A:C6	2.38	0.59
27:BD:132:PRO:HG3	27:BD:190:TYR:CE1	2.38	0.59
28:BE:78:LEU:O	28:BE:79:ARG:HG2	2.03	0.59
29:BF:184:TYR:CE2	29:BF:188:ARG:HD2	2.38	0.59
40:BU:76:TYR:HH	40:BU:92:ARG:HH11	1.51	0.59
1:CA:129(A):G:N2	1:CA:189(H):G:C5	2.71	0.59
4:CD:105:VAL:HG21	4:CD:126:ILE:HD12	1.85	0.59
7:CG:82:GLY:HA2	24:CX:1:A:C8	2.37	0.59
12:CL:6:THR:HG23	12:CL:9:GLN:HB2	1.84	0.59
25:DA:1354:A:H2'	25:DA:1355:G:O4'	2.02	0.59
25:DA:1545:A:H2'	25:DA:1546:C:O4'	2.02	0.59
25:DA:1593:G:H2'	25:DA:1594:G:H8	1.67	0.59
25:DA:288:C:H2'	25:DA:289:A:C8	2.37	0.59
26:DB:113:G:H2'	26:DB:114:C:C6	2.38	0.59
26:DB:17:C:N4	26:DB:109:C:N3	2.51	0.59
25:DA:2009:G:H1'	37:DR:107:ASP:O	2.03	0.59
37:DR:19:ALA:O	37:DR:23:ASN:ND2	2.29	0.59
37:DR:81:ASP:O	37:DR:85:PRO:HG3	2.02	0.59
20:AT:64:ASP:OD2	20:AT:81:LYS:NZ	2.34	0.58
22:AY:38:HIS:NE2	22:AY:80:GLN:HG3	2.18	0.58
27:BD:131:LEU:HB2	27:BD:136:ILE:CD1	2.33	0.58
31:BH:94:TYR:CE2	31:BH:160:LYS:HG2	2.38	0.58
35:BP:88:LEU:HD11	35:BP:114:ILE:HD12	1.85	0.58
35:BP:38:GLN:HA	35:BP:41:ARG:HG2	1.85	0.58
1:CA:1060:C:O2'	1:CA:1061:G:H5'	2.03	0.58
1:CA:857:C:H2'	1:CA:858:G:O4'	2.03	0.58
2:CB:165:VAL:HG23	2:CB:166:ASP:H	1.67	0.58
4:CD:22:LYS:HB2	4:CD:26:CYS:SG	2.43	0.58
8:CH:38:ILE:HD12	8:CH:118:VAL:HG12	1.85	0.58
11:CK:22:HIS:O	11:CK:28:THR:HA	2.03	0.58
1:CA:1492:A:H2'	25:DA:1913:A:N1	2.17	0.58
25:DA:2689:U:P	25:DA:2719:G:H22	2.24	0.58

Continued on next page...

Continued from previous page...

Atom-1	Atom-2	Interatomic distance (Å)	Clash overlap (Å)
25:DA:784:A:H5'	25:DA:785:G:OP1	2.02	0.58
30:DG:106:LEU:O	30:DG:111:LEU:N	2.26	0.58
32:DI:75:LEU:HD23	32:DI:105:HIS:CD2	2.38	0.58
14:AN:24:CYS:HB3	14:AN:27:CYS:O	2.03	0.58
1:AA:176:C:OP1	20:AT:29:LYS:NZ	2.35	0.58
20:AT:87:LYS:O	20:AT:91:LEU:HG	2.03	0.58
46:B0:40:GLN:OE1	46:B0:44:ARG:N	2.33	0.58
47:B1:21:ARG:HH11	47:B1:21:ARG:HG2	1.67	0.58
2:CB:178:ARG:HH22	8:CH:68:ARG:HH12	1.51	0.58
25:DA:1857:G:H2'	25:DA:1858:G:O4'	2.04	0.58
32:DI:5:LEU:HD11	32:DI:19:VAL:HG22	1.84	0.58
37:DR:29:LEU:HB3	37:DR:75:LEU:HD11	1.84	0.58
45:DZ:48:PHE:HE2	45:DZ:71:VAL:HG11	1.68	0.58
1:AA:148:G:C2	1:AA:149:A:N7	2.71	0.58
1:AA:691:G:H2'	1:AA:692:U:C6	2.38	0.58
17:AQ:76:LEU:HD11	17:AQ:78:GLU:O	2.03	0.58
25:BA:286:C:H2'	25:BA:287:C:C6	2.39	0.58
25:BA:568:U:OP1	35:BP:36:LYS:HE3	2.03	0.58
25:BA:763:G:O2'	25:BA:764:A:H3'	2.03	0.58
28:BE:60:ASN:OD1	28:BE:63:LEU:HB2	2.04	0.58
32:BI:130:TYR:HB3	32:BI:138:ILE:HB	1.85	0.58
1:CA:1095:U:OP1	1:CA:1108:G:N2	2.29	0.58
47:D1:5:CYS:SG	47:D1:62:VAL:HG23	2.43	0.58
25:DA:1266:G:O2'	25:DA:2012:G:O6	2.18	0.58
25:DA:185:U:H4'	25:DA:218:A:H4'	1.84	0.58
25:DA:2572:A:OP1	25:DA:2574:G:O2'	2.17	0.58
27:DD:144:ALA:HB3	27:DD:192:THR:HG23	1.84	0.58
28:DE:143:ASN:HD22	28:DE:147:PRO:CD	2.15	0.58
28:DE:33:VAL:HG11	28:DE:36:ARG:HH21	1.68	0.58
1:AA:1015:A:H2'	1:AA:1016:A:C8	2.38	0.58
1:AA:664:G:N2	1:AA:741:G:H1	1.98	0.58
1:AA:832:C:O2'	1:AA:833:U:H6	1.86	0.58
3:AC:114:PRO:O	3:AC:118:GLN:NE2	2.24	0.58
3:AC:6:HIS:CD2	3:AC:7:PRO:HD2	2.39	0.58
1:AA:1397:C:OP2	5:AE:24:ARG:NH2	2.36	0.58
25:BA:2573:C:H5''	25:BA:2574:G:H5''	1.85	0.58
25:BA:676:A:H2	25:BA:802:A:H61	1.51	0.58
1:CA:980:C:OP1	58:CA:2053:HOH:O	2.17	0.58
1:CA:989:C:H1'	1:CA:1016:A:H2	1.68	0.58
2:CB:127:ILE:HG12	2:CB:128:GLU:H	1.67	0.58
4:CD:155:LEU:HD23	4:CD:156:GLU:N	2.18	0.58

Continued on next page...

Continued from previous page...

Atom-1	Atom-2	Interatomic distance (Å)	Clash overlap (Å)
4:CD:71:SER:O	4:CD:75:PHE:N	2.27	0.58
6:CF:81:ILE:HD11	27:DD:125:ILE:HB	1.85	0.58
25:DA:2275:C:H5'	25:DA:2275:C:H6	1.68	0.58
25:DA:34:C:O2'	25:DA:35:G:OP1	2.18	0.58
27:DD:24:ILE:HD13	27:DD:84:TYR:HB2	1.85	0.58
36:DQ:21:THR:HG21	36:DQ:101:ARG:HB2	1.85	0.58
1:AA:129(A):G:O6	1:AA:189(D):C:C2	2.57	0.58
1:AA:342:C:C4	1:AA:343:U:C5	2.90	0.58
2:AB:21:ARG:HH12	2:AB:23:ARG:HB2	1.69	0.58
25:BA:1329:U:H5''	25:BA:1330:C:H5	1.68	0.58
25:BA:1435:G:H1	25:BA:1557:C:N4	1.98	0.58
25:BA:2591:C:P	27:BD:239:ARG:HG2	2.44	0.58
25:BA:885:C:N4	25:BA:890:A:C6	2.43	0.58
25:BA:848:G:C4	25:BA:933:A:H8	2.22	0.58
27:BD:101:GLU:HG2	27:BD:103:ARG:HD3	1.85	0.58
33:BN:14:VAL:HG11	33:BN:138:LEU:HD12	1.84	0.58
44:BY:23:ARG:HG2	44:BY:42:VAL:HG22	1.84	0.58
45:BZ:144:LEU:HD23	45:BZ:174:VAL:HG23	1.85	0.58
1:CA:1272:G:H8	1:CA:1272:G:H5''	1.69	0.58
4:CD:38:TYR:OH	4:CD:45:GLN:NE2	2.34	0.58
18:CR:74:ARG:HE	18:CR:81:PHE:HA	1.69	0.58
30:DG:23:PHE:HB2	30:DG:25:TYR:CZ	2.38	0.58
31:DH:11:VAL:HG13	31:DH:15:VAL:HG13	1.86	0.58
35:DP:38:GLN:HA	35:DP:41:ARG:HG2	1.86	0.58
42:DW:26:GLY:H	42:DW:71:VAL:HG12	1.67	0.58
45:DZ:9:TYR:HE2	45:DZ:35:ARG:HG3	1.68	0.58
5:AE:87:SER:HB3	5:AE:125:SER:O	2.04	0.58
7:AG:150:ALA:HB2	11:AK:50:TYR:HE1	1.67	0.58
20:AT:90:GLN:HA	20:AT:93:GLU:HB2	1.84	0.58
25:BA:1420:U:O2'	25:BA:1421:G:OP1	2.22	0.58
25:BA:1434:A:H2'	25:BA:1435:G:C8	2.38	0.58
25:BA:443:A:H1'	25:BA:1201:C:O4'	2.03	0.58
36:BQ:84:GLY:O	36:BQ:85:LYS:HB2	2.04	0.58
1:CA:401:C:O2'	1:CA:621:A:N3	2.33	0.58
1:CA:828:A:H2'	1:CA:829:G:O4'	2.02	0.58
4:CD:127:THR:HG23	4:CD:147:ALA:HB3	1.84	0.58
4:CD:28:SER:OG	4:CD:30:LYS:N	2.31	0.58
13:CM:16:ASP:N	13:CM:16:ASP:OD2	2.33	0.58
25:DA:2611:U:H2'	51:D5:2:ALA:O	2.02	0.58
25:DA:2286:A:OP1	52:D6:29:ASN:ND2	2.37	0.58
1:AA:899:C:H2'	1:AA:900:A:C8	2.39	0.58

Continued on next page...

Continued from previous page...

Atom-1	Atom-2	Interatomic distance (Å)	Clash overlap (Å)
7:AG:37:ASN:O	7:AG:41:ARG:HG2	2.04	0.58
8:AH:83:ILE:HB	8:AH:137:VAL:HG12	1.86	0.58
17:AQ:67:LYS:HA	17:AQ:70:ARG:HH12	1.68	0.58
25:BA:1692:U:H2'	25:BA:1694:C:C5	2.38	0.58
25:BA:2454:G:H1'	58:BA:4680:HOH:O	2.03	0.58
25:BA:2492:U:H2'	25:BA:2493:U:H6	1.69	0.58
27:BD:96:HIS:CD2	27:BD:102:LYS:HD3	2.39	0.58
25:BA:1825:A:OP1	27:BD:249:PRO:HD3	2.02	0.58
2:CB:28:PHE:CZ	2:CB:189:ASP:HA	2.38	0.58
25:DA:2033:A:P	58:DA:4591:HOH:O	2.61	0.58
25:DA:2722:G:H5'	37:DR:4:LEU:HD12	1.86	0.58
38:DS:66:ALA:HA	38:DS:69:VAL:HG12	1.85	0.58
40:DU:27:LEU:HA	40:DU:30:LYS:HB2	1.86	0.58
1:AA:1376:U:H2'	1:AA:1377:A:C8	2.38	0.58
1:AA:444:C:H2'	1:AA:445:G:H8	1.68	0.58
11:AK:85:ARG:HD3	11:AK:113:PRO:HD3	1.85	0.58
14:AN:4:LYS:HA	14:AN:7:ILE:HG22	1.86	0.58
46:B0:38:VAL:HG21	46:B0:59:LEU:HD12	1.86	0.58
25:BA:95:G:O2'	48:B2:46:GLN:HA	2.03	0.58
27:BD:10:THR:OG1	27:BD:13:ARG:HB2	2.04	0.58
32:BI:29:TYR:O	32:BI:32:PRO:HD2	2.04	0.58
33:BN:54:VAL:HG12	33:BN:55:VAL:H	1.68	0.58
43:BX:41:ASN:O	43:BX:45:THR:HG23	2.04	0.58
1:CA:671:G:N2	1:CA:735:C:O2	2.36	0.58
1:CA:828:A:H5''	1:CA:859:A:C2	2.39	0.58
3:CC:70:VAL:HG12	3:CC:71:ALA:H	1.69	0.58
13:CM:105:THR:OG1	13:CM:106:ASN:OD1	2.19	0.58
25:DA:492:A:H2'	25:DA:493:G:O4'	2.02	0.58
25:DA:66:C:H2'	25:DA:67:U:H6	1.69	0.58
25:DA:72:U:OP1	58:DA:4084:HOH:O	2.16	0.58
1:AA:114:U:H2'	1:AA:115:G:C8	2.39	0.58
1:AA:345:C:H4'	1:AA:346:G:C4	2.39	0.58
1:AA:741:G:H2'	1:AA:742:G:O4'	2.04	0.58
2:AB:47:THR:O	2:AB:51:LEU:N	2.30	0.58
2:AB:53:ARG:HA	2:AB:56:ARG:HG2	1.85	0.58
25:BA:1784:A:H4'	25:BA:1785:A:O5'	2.03	0.58
25:BA:400:G:N7	58:BA:4208:HOH:O	2.32	0.58
34:BO:88:ASN:O	34:BO:91:LEU:N	2.31	0.58
37:BR:33:ARG:HB2	37:BR:115:GLU:HB3	1.85	0.58
1:CA:460:G:N1	1:CA:470:C:H5''	2.19	0.58
5:CE:11:ILE:HG21	5:CE:105:VAL:HA	1.84	0.58

Continued on next page...

Continued from previous page...

Atom-1	Atom-2	Interatomic distance (Å)	Clash overlap (Å)
19:CS:31:ILE:HD11	19:CS:49:ILE:HG12	1.85	0.58
25:DA:2872:G:O2'	25:DA:2873:A:H5'	2.03	0.58
25:DA:848:G:N9	25:DA:933:A:H8	2.02	0.58
29:DF:32:LEU:HD11	29:DF:105:VAL:HG13	1.85	0.58
6:AF:69:GLU:O	6:AF:72:VAL:HG12	2.03	0.58
22:AY:37:ILE:HG23	22:AY:75:GLN:HA	1.85	0.58
25:BA:1466:G:HO2'	25:BA:1546:C:HO2'	1.24	0.58
25:BA:1418:G:OP1	25:BA:1588:C:O2'	2.21	0.58
25:BA:2207:G:O2'	25:BA:2208:A:OP1	2.20	0.58
25:BA:2755:C:C4	55:B9:19:ARG:NH1	2.72	0.58
25:BA:2637:U:H5''	28:BE:82:ARG:HH21	1.69	0.58
30:BG:76:SER:HA	30:BG:83:ARG:HA	1.86	0.58
45:BZ:30:ASN:ND2	45:BZ:90:VAL:HB	2.19	0.58
1:CA:728:A:H2'	1:CA:729:A:H8	1.69	0.58
1:CA:598:U:H4'	8:CH:94:TYR:CG	2.39	0.58
17:CQ:95:TYR:O	17:CQ:98:LEU:N	2.36	0.58
25:DA:637:A:H5''	35:DP:117:GLU:HG2	1.86	0.58
27:DD:274:ARG:CG	27:DD:275:LYS:HB3	2.31	0.58
32:DI:104:GLN:O	32:DI:105:HIS:ND1	2.35	0.58
33:DN:30:ILE:HG22	33:DN:34:LEU:HD22	1.84	0.58
34:DO:63:VAL:HG22	34:DO:84:ALA:HA	1.86	0.58
1:AA:864:A:H2'	1:AA:865:A:C8	2.39	0.57
1:AA:881:G:OP2	12:AL:12:ARG:NH2	2.36	0.57
17:AQ:22:LEU:HD11	17:AQ:39:SER:HB3	1.86	0.57
25:BA:1048:A:OP2	25:BA:1109:C:N4	2.37	0.57
28:BE:174:ASP:OD2	28:BE:175:VAL:N	2.36	0.57
30:BG:146:TYR:O	30:BG:149:VAL:HG13	2.04	0.57
43:BX:65:ARG:HD3	43:BX:67:GLY:O	2.04	0.57
1:CA:116:A:OP2	58:CA:1977:HOH:O	2.17	0.57
1:CA:32:A:C2	1:CA:33:A:C4	2.92	0.57
17:CQ:58:GLU:OE1	17:CQ:75:ARG:NH2	2.37	0.57
25:DA:1224:C:O2'	41:DV:86:GLY:N	2.34	0.57
25:DA:1336:A:H2'	25:DA:1337:G:H8	1.69	0.57
25:DA:2425:A:H4'	25:DA:2426:A:H5''	1.86	0.57
25:DA:581:C:H2'	25:DA:582:G:C8	2.39	0.57
30:DG:14:GLU:O	30:DG:18:GLU:HB3	2.03	0.57
1:AA:711:G:H2'	1:AA:712:A:H8	1.69	0.57
2:AB:167:PRO:HG3	2:AB:188:ALA:HB2	1.85	0.57
1:AA:1398:A:N1	5:AE:19:MET:HE1	2.19	0.57
7:AG:26:PHE:CE2	7:AG:30:ILE:HD11	2.38	0.57
10:AJ:8:LEU:HA	10:AJ:95:GLU:O	2.04	0.57

Continued on next page...

Continued from previous page...

Atom-1	Atom-2	Interatomic distance (Å)	Clash overlap (Å)
16:AP:43:LYS:HA	16:AP:48:TRP:CD1	2.39	0.57
25:BA:580:C:H2'	25:BA:581:C:C6	2.39	0.57
39:BT:55:ASN:H	39:BT:59:THR:HG22	1.69	0.57
40:BU:34:LYS:O	40:BU:38:THR:HB	2.04	0.57
25:BA:1153:C:OP1	40:BU:92:ARG:NH1	2.36	0.57
25:DA:1914:C:O2'	25:DA:1915:U:OP1	2.21	0.57
26:DB:53:A:H2'	26:DB:54:G:O4'	2.04	0.57
28:DE:23:VAL:HG21	28:DE:183:LEU:HG	1.86	0.57
31:DH:88:LEU:HB2	31:DH:163:TYR:HB2	1.85	0.57
36:DQ:62:GLY:O	45:DZ:178:GLU:HG2	2.03	0.57
1:AA:1316:G:N2	1:AA:1318:A:H3'	2.20	0.57
22:AY:21:ARG:HA	22:AY:35:THR:H	1.69	0.57
25:BA:1495:A:H2'	25:BA:1496:A:C8	2.39	0.57
25:BA:1586:A:H8	25:BA:1586:A:O5'	1.87	0.57
22:AY:32:LYS:NZ	25:BA:2573:C:OP2	2.32	0.57
29:BF:7:TYR:HB2	29:BF:22:ALA:HB3	1.86	0.57
25:BA:1250:G:N7	35:BP:18:ARG:NH2	2.51	0.57
1:CA:1119:C:H2'	1:CA:1120:G:C8	2.38	0.57
1:CA:1360:A:OP1	1:CA:1360:A:H8	1.87	0.57
1:CA:67:C:H2'	1:CA:68:G:C8	2.39	0.57
25:DA:2331:G:O3'	46:D0:43:THR:HG22	2.03	0.57
25:DA:1040:C:H2'	25:DA:1041:C:O4'	2.04	0.57
25:DA:1149:G:H2'	25:DA:1150:C:H6	1.66	0.57
25:DA:1359:A:N6	25:DA:1372:U:H3	2.02	0.57
25:DA:857:C:H2'	25:DA:858:U:C6	2.39	0.57
26:DB:113:G:H2'	26:DB:114:C:H6	1.69	0.57
33:DN:104:LYS:HB2	33:DN:117:PHE:CE1	2.38	0.57
39:DT:53:ARG:NH1	39:DT:60:THR:HG23	2.19	0.57
1:AA:41:G:H2'	1:AA:42:G:C8	2.40	0.57
4:AD:90:GLY:O	4:AD:94:LEU:HD12	2.04	0.57
12:AL:71:PRO:O	12:AL:102:ARG:HD2	2.04	0.57
1:AA:667:G:H4'	15:AO:51:HIS:CE1	2.39	0.57
25:BA:1427:A:H4'	25:BA:1428:C:O5'	2.04	0.57
25:BA:151:C:N4	25:BA:175:G:H1	2.00	0.57
31:BH:11:VAL:HG13	31:BH:15:VAL:HG22	1.84	0.57
25:BA:1143:A:OP1	33:BN:25:ARG:NH2	2.38	0.57
1:CA:365:U:H5''	1:CA:366:C:OP1	2.04	0.57
1:CA:833:U:H2'	1:CA:834:C:C6	2.39	0.57
1:CA:983:A:H3'	1:CA:983:A:N3	2.19	0.57
42:DW:76:VAL:HG22	42:DW:103:ILE:HG23	1.86	0.57
44:DY:90:LEU:HB3	44:DY:92:ASN:H	1.69	0.57

Continued on next page...

Continued from previous page...

Atom-1	Atom-2	Interatomic distance (Å)	Clash overlap (Å)
1:AA:1347:G:O2'	1:AA:1348:U:OP2	2.22	0.57
1:AA:67:C:H2'	1:AA:68:G:C8	2.40	0.57
3:AC:113:ALA:HA	3:AC:202:ILE:HD11	1.86	0.57
7:AG:95:ARG:HE	7:AG:99:LEU:HD11	1.69	0.57
48:B2:16:LEU:O	48:B2:67:LYS:NZ	2.36	0.57
1:CA:560:U:H4'	1:CA:561:U:O5'	2.04	0.57
1:CA:656:C:O2'	15:CO:28:GLN:NE2	2.30	0.57
1:CA:1060:C:C5	3:CC:2:GLY:HA3	2.40	0.57
7:CG:26:PHE:O	7:CG:30:ILE:HG13	2.04	0.57
12:CL:33:ARG:HD3	12:CL:62:SER:HB3	1.86	0.57
30:DG:105:LYS:NZ	50:D4:25:TYR:O	2.37	0.57
25:DA:1396:U:OP2	58:DA:4673:HOH:O	2.17	0.57
25:DA:993:G:C5	25:DA:994:C:H5	2.22	0.57
45:DZ:128:VAL:HG22	45:DZ:129:SER:H	1.69	0.57
1:AA:1226:C:N4	13:AM:104:ARG:HD3	2.19	0.57
1:AA:563:A:N6	58:AA:2260:HOH:O	2.37	0.57
2:AB:115:LEU:HD13	2:AB:145:LEU:HB3	1.86	0.57
7:AG:6:ARG:O	7:AG:6:ARG:HG3	2.04	0.57
15:AO:56:LEU:O	15:AO:60:VAL:HG23	2.05	0.57
50:B4:10:VAL:HG21	50:B4:29:PRO:HG3	1.87	0.57
25:BA:1109:C:H5'	25:BA:1110:G:OP2	2.04	0.57
25:BA:370:G:H4'	25:BA:371:A:OP2	2.04	0.57
31:BH:125:VAL:HG22	31:BH:131:VAL:HG22	1.85	0.57
8:CH:26:VAL:O	8:CH:59:LEU:N	2.37	0.57
54:D8:15:LYS:HB2	58:D8:301:HOH:O	2.04	0.57
25:DA:1359:A:C2	25:DA:1372:U:O4	2.58	0.57
25:DA:1589:C:H2'	25:DA:1590:U:H6	1.69	0.57
25:DA:1973:G:H2'	25:DA:1974:C:C6	2.39	0.57
25:DA:2592:G:H2'	25:DA:2593:U:O4'	2.03	0.57
25:DA:10:G:O2'	25:DA:2801(A):A:N7	2.38	0.57
25:DA:926:A:N7	58:DA:4231:HOH:O	2.32	0.57
26:DB:15:A:OP2	26:DB:69:G:N2	2.38	0.57
27:DD:72:LYS:HE3	27:DD:75:ILE:HD12	1.87	0.57
29:DF:130:ALA:CB	29:DF:142:TRP:HD1	2.18	0.57
39:DT:118:ARG:NH2	39:DT:121:ILE:HG21	2.19	0.57
25:DA:2014:A:H5'	42:DW:94:ASP:OD2	2.04	0.57
1:AA:1456:G:O2'	20:AT:39:LYS:NZ	2.19	0.57
1:AA:711:G:H2'	1:AA:712:A:C8	2.39	0.57
7:AG:69:VAL:HG12	7:AG:100:ALA:HA	1.85	0.57
13:AM:60:VAL:HG12	13:AM:64:TRP:CZ3	2.39	0.57
18:AR:53:ARG:HH21	18:AR:60:ALA:N	2.03	0.57

Continued on next page...

Continued from previous page...

Atom-1	Atom-2	Interatomic distance (Å)	Clash overlap (Å)
19:AS:43:GLU:N	19:AS:43:GLU:OE1	2.37	0.57
25:BA:1045:A:H1'	25:BA:1047:G:C2	2.40	0.57
25:BA:1570:A:H2'	25:BA:1571:A:C8	2.38	0.57
25:BA:779:U:OP1	27:BD:49:ILE:HG13	2.05	0.57
25:BA:993:G:OP1	40:BU:50:ARG:NH2	2.38	0.57
42:BW:33:ARG:NE	42:BW:52:GLU:OE1	2.37	0.57
1:CA:947:G:O3'	13:CM:109:THR:OG1	2.23	0.57
2:CB:162:ILE:O	2:CB:185:ILE:HG12	2.05	0.57
8:CH:86:ILE:HG21	8:CH:133:LEU:HD13	1.85	0.57
25:DA:2074:U:H2'	25:DA:2075:U:C6	2.38	0.57
25:DA:247:G:H4'	25:DA:386:G:C5	2.40	0.57
25:DA:520:G:H2'	25:DA:521:G:C8	2.40	0.57
25:DA:657:U:H2'	25:DA:658:C:C6	2.40	0.57
1:AA:1182:G:H4'	1:AA:1183:A:H5''	1.85	0.57
1:AA:17:U:H2'	1:AA:18:C:C6	2.39	0.57
1:AA:224:C:H2'	1:AA:225:C:H6	1.69	0.57
25:BA:2079:U:OP1	47:B1:21:ARG:NH2	2.37	0.57
32:BI:68:LEU:HA	32:BI:71:ILE:HG22	1.86	0.57
43:BX:57:LEU:HD12	43:BX:57:LEU:O	2.05	0.57
1:CA:800:G:O6	58:CA:2116:HOH:O	2.15	0.57
8:CH:41:ARG:HG2	8:CH:41:ARG:O	2.05	0.57
13:CM:91:ARG:HB3	13:CM:96:LEU:HB2	1.87	0.57
25:DA:1019:U:H3	25:DA:1142(A):A:N6	2.02	0.57
25:DA:1187:G:H5''	41:DV:81:TYR:CE2	2.38	0.57
25:DA:1225:G:H4'	41:DV:84:LYS:HG2	1.87	0.57
36:DQ:16:ARG:NH1	36:DQ:16:ARG:HG2	2.13	0.57
1:AA:109:A:H2'	1:AA:326:G:N2	2.19	0.57
1:AA:939:G:H5''	7:AG:102:ARG:CZ	2.34	0.57
3:AC:11:ARG:NH2	3:AC:177:THR:O	2.38	0.57
25:BA:2846:G:OP2	39:BT:54:ARG:HB2	2.05	0.57
25:DA:2849:U:OP2	39:DT:95:ARG:NH1	2.37	0.57
25:DA:619:G:H5''	25:DA:620:G:OP2	2.04	0.57
44:DY:19:LYS:HE3	44:DY:20:TYR:HE1	1.70	0.57
1:AA:828:A:OP1	1:AA:828:A:H4'	2.05	0.57
1:AA:943:U:H2'	1:AA:944:G:H5'	1.86	0.57
1:AA:996:A:H8	1:AA:996:A:O5'	1.87	0.57
9:AI:16:ARG:HB2	9:AI:64:THR:HG22	1.87	0.57
25:BA:721:C:H2'	25:BA:722:A:H8	1.69	0.57
44:BY:83:THR:OG1	44:BY:84:ARG:N	2.38	0.57
1:CA:1367:C:H5'	10:CJ:60:ARG:NH1	2.20	0.57
14:CN:32:SER:HB3	14:CN:41:ARG:HB3	1.87	0.57

Continued on next page...

Continued from previous page...

Atom-1	Atom-2	Interatomic distance (Å)	Clash overlap (Å)
10:CJ:49:VAL:HG22	14:CN:41:ARG:HG3	1.87	0.57
25:DA:2394:C:OP2	54:D8:30:ARG:NH1	2.38	0.57
25:DA:1336:A:H2'	25:DA:1337:G:C8	2.39	0.57
36:DQ:126:PRO:HG2	36:DQ:127:ILE:HG23	1.87	0.57
44:DY:14:LEU:HG	44:DY:15:VAL:N	2.20	0.57
1:AA:630:G:H2'	1:AA:631:G:O4'	2.06	0.56
20:AT:45:GLN:HA	20:AT:91:LEU:HB3	1.86	0.56
22:AY:21:ARG:CG	22:AY:35:THR:H	2.17	0.56
25:BA:2791:C:OP2	25:BA:2791:C:H3'	2.04	0.56
25:BA:323:G:C8	29:BF:171:PRO:HG3	2.39	0.56
1:CA:174:C:H2'	1:CA:175:C:C6	2.40	0.56
1:CA:820:U:H4'	1:CA:821:G:OP2	2.05	0.56
1:CA:97:G:O2'	1:CA:98:G:H8	1.87	0.56
4:CD:100:ARG:HH12	4:CD:137:SER:HB3	1.69	0.56
15:CO:55:GLY:HA2	15:CO:58:MET:HE3	1.85	0.56
25:DA:62:C:H42	25:DA:93:G:H1	1.53	0.56
32:DI:93:THR:HG23	32:DI:119:PRO:HG3	1.87	0.56
38:DS:59:LYS:HB3	38:DS:60:GLY:HA2	1.87	0.56
44:DY:99:CYS:CB	44:DY:102:CYS:SG	2.92	0.56
1:AA:971:G:N2	1:AA:1363(A):A:OP2	2.26	0.56
1:AA:1346:A:N1	1:AA:1374:A:H5''	2.19	0.56
1:AA:1435:G:H2'	1:AA:1436:U:C6	2.39	0.56
1:AA:192:U:H2'	1:AA:193:C:H6	1.69	0.56
1:AA:872:A:C4	1:AA:874:G:N7	2.72	0.56
4:AD:110:PHE:CD1	4:AD:110:PHE:N	2.62	0.56
4:AD:173:TRP:CD1	4:AD:174:LEU:HG	2.40	0.56
9:AI:107:ARG:H	9:AI:107:ARG:HD3	1.70	0.56
48:B2:65:ASN:OD1	48:B2:69:ARG:HD3	2.05	0.56
25:BA:141:A:H8	25:BA:1408:C:O2'	1.73	0.56
1:CA:953:G:C2	1:CA:954:G:H1'	2.39	0.56
25:DA:2364:C:H2'	25:DA:2365:G:O4'	2.04	0.56
25:DA:652(A):A:H4'	25:DA:652(B):A:OP2	2.05	0.56
25:DA:857:C:H2'	25:DA:858:U:H6	1.69	0.56
1:AA:618:C:H5''	1:AA:619:U:H5''	1.87	0.56
1:AA:624:C:O3'	16:AP:10:GLY:HA2	2.05	0.56
1:AA:730:G:H5''	1:AA:731:G:OP2	2.05	0.56
8:AH:58:TYR:O	8:AH:59:LEU:HD23	2.05	0.56
25:BA:197:A:OP1	58:BA:4873:HOH:O	2.18	0.56
25:BA:721:C:H2'	25:BA:722:A:C8	2.40	0.56
27:BD:8:PRO:HB3	27:BD:14:ARG:HB2	1.86	0.56
29:BF:184:TYR:O	29:BF:188:ARG:HG3	2.05	0.56

Continued on next page...

Continued from previous page...

Atom-1	Atom-2	Interatomic distance (Å)	Clash overlap (Å)
31:BH:98:LEU:HD12	31:BH:100:GLY:O	2.05	0.56
1:CA:1220:G:H5'	19:CS:34:TRP:O	2.05	0.56
1:CA:1226:C:H42	13:CM:104:ARG:HD2	1.70	0.56
1:CA:1186:G:N2	14:CN:61:TRP:OXT	2.37	0.56
25:DA:1359:A:N1	25:DA:1372:U:C4	2.72	0.56
25:DA:1429:G:H2'	25:DA:1430:C:C6	2.41	0.56
25:DA:2300:G:H2'	25:DA:2301:C:H6	1.70	0.56
25:DA:978:G:O6	58:DA:4264:HOH:O	2.18	0.56
1:AA:1285:A:O5'	1:AA:1285:A:H8	1.88	0.56
1:AA:1350:A:C5	1:AA:1351:U:C4	2.93	0.56
1:AA:1432:G:N7	58:AA:2083:HOH:O	2.33	0.56
1:AA:673:G:H2'	1:AA:674:G:C8	2.40	0.56
1:AA:674:G:H2'	1:AA:675:A:C8	2.37	0.56
5:AE:41:VAL:HG23	5:AE:67:VAL:HG12	1.87	0.56
8:AH:81:HIS:N	8:AH:138:TRP:O	2.35	0.56
23:AV:47:U:H3'	23:AV:48:C:H5'	1.87	0.56
22:AY:66:SER:HB3	25:BA:2559:C:OP1	2.06	0.56
47:B1:58:ILE:HD11	47:B1:60:PHE:CZ	2.41	0.56
25:BA:796:C:H2'	25:BA:797:C:C6	2.41	0.56
39:BT:16:ARG:NH2	39:BT:83:ILE:O	2.38	0.56
1:CA:1251:A:H2'	1:CA:1252:A:C8	2.39	0.56
1:CA:1252:A:H2'	1:CA:1253:G:O4'	2.05	0.56
1:CA:1270:C:O2'	1:CA:1313:U:O2'	2.11	0.56
1:CA:1292:U:H2'	1:CA:1293:G:H8	1.68	0.56
1:CA:70:G:H1	1:CA:99:U:H3	1.50	0.56
1:CA:1376:U:P	7:CG:94:ARG:HH22	2.27	0.56
8:CH:20:TYR:HA	8:CH:65:TYR:CE2	2.40	0.56
10:CJ:68:HIS:N	10:CJ:68:HIS:ND1	2.53	0.56
37:DR:2:ARG:NH1	37:DR:5:LYS:O	2.37	0.56
43:DX:57:LEU:HD13	43:DX:78:LYS:HG2	1.87	0.56
1:AA:105:G:H2'	1:AA:106:C:C6	2.40	0.56
1:AA:10:A:H2'	1:AA:11:G:H8	1.69	0.56
1:AA:1510:U:H2'	1:AA:1511:G:C8	2.41	0.56
4:AD:105:VAL:HG12	4:AD:117:ALA:HB1	1.86	0.56
5:AE:122:GLU:HG2	5:AE:131:ILE:HD12	1.88	0.56
50:B4:42:PHE:H	50:B4:43:TYR:HB2	1.70	0.56
25:BA:2469:A:C2	25:BA:2482:G:C8	2.94	0.56
1:CA:10:A:H2'	1:CA:11:G:H8	1.70	0.56
1:CA:126:G:OP1	1:CA:605:U:O2'	2.23	0.56
2:CB:69:LEU:HB3	2:CB:162:ILE:HG22	1.87	0.56
25:DA:1403:C:H5''	25:DA:1471:A:C1'	2.34	0.56

Continued on next page...

Continued from previous page...

Atom-1	Atom-2	Interatomic distance (Å)	Clash overlap (Å)
25:DA:2833:G:O2'	25:DA:2834:G:OP1	2.23	0.56
25:DA:71:A:H5''	25:DA:73:A:N7	2.21	0.56
25:DA:796:C:H2'	25:DA:797:C:C6	2.40	0.56
25:DA:971:C:H2'	25:DA:972:G:H5'	1.88	0.56
28:DE:135:HIS:H	28:DE:135:HIS:HD2	1.53	0.56
28:DE:4:ILE:HG12	28:DE:5:LEU:H	1.70	0.56
25:DA:2659:G:P	31:DH:158:HIS:HE2	2.28	0.56
31:DH:70:THR:HA	31:DH:73:ALA:HB3	1.86	0.56
33:DN:63:THR:HG22	33:DN:66:LYS:HZ2	1.71	0.56
7:AG:51:GLN:HG2	7:AG:55:GLY:HA3	1.88	0.56
1:AA:1313:U:O4	19:AS:4:SER:HA	2.05	0.56
22:AY:66:SER:C	22:AY:68:GLY:H	2.08	0.56
25:BA:1359:A:N6	25:BA:1372:U:H3	2.02	0.56
25:BA:1359:A:N1	25:BA:1372:U:C4	2.73	0.56
25:BA:1688:U:O2	25:BA:1700:A:H5'	2.05	0.56
25:BA:2099:U:H3	25:BA:2190:G:H1	1.52	0.56
25:BA:2787:C:H4'	28:BE:61:ARG:HG2	1.87	0.56
37:BR:38:VAL:HG22	37:BR:112:ALA:HB2	1.87	0.56
2:CB:134:GLU:O	2:CB:138:LEU:HD11	2.05	0.56
7:CG:58:PRO:HA	7:CG:61:VAL:HG12	1.87	0.56
16:CP:58:TYR:O	16:CP:61:SER:OG	2.12	0.56
25:DA:1019:U:HO2'	25:DA:1021:A:H2	1.52	0.56
25:DA:1486:A:O2'	25:DA:1487:G:H5'	2.05	0.56
1:AA:1203:C:H2'	1:AA:1204:A:O4'	2.05	0.56
1:AA:1285:A:H4'	1:AA:1286:A:O5'	2.06	0.56
1:AA:656:C:O2'	15:AO:28:GLN:NE2	2.39	0.56
20:AT:51:GLU:HG2	20:AT:54:LYS:HD3	1.88	0.56
22:AY:124:GLN:O	22:AY:128:VAL:HB	2.05	0.56
25:BA:2203:U:O2'	25:BA:2205:C:H5'	2.06	0.56
25:BA:330:A:C2	25:BA:1210:A:H2'	2.39	0.56
32:BI:111:PRO:C	32:BI:113:ARG:H	2.08	0.56
35:BP:50:ARG:HG3	35:BP:50:ARG:HH21	1.70	0.56
7:CG:102:ARG:O	7:CG:106:GLN:HB2	2.05	0.56
9:CI:114:TYR:HD2	9:CI:114:TYR:H	1.52	0.56
9:CI:20:ARG:O	9:CI:60:ASP:HB2	2.05	0.56
25:DA:1762:A:H8	58:DA:4689:HOH:O	1.87	0.56
40:DU:102:GLU:HG3	41:DV:2:PHE:CE1	2.41	0.56
1:AA:373:A:HO2'	1:AA:481:G:N2	2.03	0.56
2:AB:114:ARG:HH11	2:AB:118:LEU:HD21	1.69	0.56
2:AB:141:GLU:O	2:AB:145:LEU:HB2	2.06	0.56
3:AC:32:LEU:HD13	3:AC:59:ARG:NH1	2.21	0.56

Continued on next page...

Continued from previous page...

Atom-1	Atom-2	Interatomic distance (Å)	Clash overlap (Å)
1:AA:921:U:O2	5:AE:19:MET:HB2	2.06	0.56
17:AQ:13:ASP:OD1	17:AQ:13:ASP:N	2.37	0.56
1:AA:236:G:H5''	17:AQ:42:TYR:OH	2.05	0.56
25:BA:1796:U:H2'	25:BA:1797:C:C6	2.41	0.56
25:BA:2389:G:H5''	25:BA:2390:U:C5'	2.36	0.56
25:BA:511:U:C5	25:BA:512:G:C5	2.94	0.56
27:BD:108:PRO:HG2	27:BD:111:LEU:HB2	1.87	0.56
28:BE:11:MET:HG2	28:BE:24:THR:HB	1.87	0.56
1:CA:1347:G:N2	1:CA:1373:G:H2'	2.21	0.56
1:CA:202:U:H3'	1:CA:203:U:H6	1.70	0.56
1:CA:826:C:H2'	1:CA:827:U:H6	1.70	0.56
4:CD:88:VAL:O	4:CD:92:VAL:HG23	2.05	0.56
11:CK:80:VAL:H	11:CK:104:GLN:HB2	1.71	0.56
25:DA:2387:U:OP1	46:D0:55:ARG:NH2	2.38	0.56
25:DA:1971:A:C4	27:DD:241:PRO:HD3	2.41	0.56
25:DA:2296:U:OP2	38:DS:6:ALA:HB2	2.05	0.56
25:DA:229:A:H5''	25:DA:230:U:H5'	1.88	0.56
45:DZ:104:PHE:HB3	45:DZ:141:VAL:HG21	1.87	0.56
45:DZ:180:VAL:O	45:DZ:183:LEU:HB2	2.05	0.56
1:AA:1239:A:H62	1:AA:1299:A:N6	2.02	0.56
1:AA:452:A:O2'	1:AA:453:A:OP2	2.18	0.56
2:AB:55:PHE:HA	2:AB:58:ILE:HB	1.88	0.56
5:AE:98:THR:HG22	5:AE:99:GLY:O	2.06	0.56
9:AI:94:ALA:C	9:AI:96:LEU:H	2.09	0.56
22:AY:30:VAL:HG22	25:BA:2602:A:C5	2.40	0.56
25:BA:1358:G:N1	25:BA:1372:U:OP2	2.32	0.56
25:BA:700:G:H2'	25:BA:701:G:O4'	2.06	0.56
27:BD:148:GLU:HB3	27:BD:151:LYS:HD2	1.88	0.56
29:BF:62:ARG:HG3	29:BF:63:LYS:N	2.20	0.56
1:CA:1095:U:H5''	1:CA:1109:C:O2	2.05	0.56
1:CA:1317:C:N4	14:CN:19:ARG:HH21	2.04	0.56
1:CA:1323:G:H2'	1:CA:1324:A:H8	1.69	0.56
1:CA:189(C):C:H2'	1:CA:189(D):C:O4'	2.05	0.56
2:CB:100:GLY:CA	2:CB:104:ASN:H	2.18	0.56
13:CM:15:VAL:O	13:CM:19:LEU:HD23	2.05	0.56
46:D0:27:GLU:HG3	46:D0:68:GLU:HA	1.88	0.56
25:DA:2061:G:H5''	25:DA:2503:A:C2	2.41	0.56
25:DA:229:A:C8	25:DA:229:A:H3'	2.41	0.56
25:DA:2395:C:O2'	47:D1:30:VAL:O	2.24	0.56
25:DA:528:A:C2	25:DA:2042:A:H2'	2.41	0.56
25:DA:2641:G:P	33:DN:74:ARG:HH21	2.29	0.56

Continued on next page...

Continued from previous page...

Atom-1	Atom-2	Interatomic distance (Å)	Clash overlap (Å)
1:AA:1181:G:O2'	1:AA:1182:G:C5	2.59	0.56
1:AA:600:C:H2'	1:AA:601:C:H6	1.71	0.56
7:AG:12:LEU:H	7:AG:12:LEU:HD12	1.71	0.56
17:AQ:29:HIS:HB2	17:AQ:36:ILE:HD13	1.87	0.56
49:B3:39:ASP:OD2	49:B3:44:ARG:NH1	2.39	0.56
25:BA:1025:G:C4	25:BA:1135:C:H1'	2.41	0.56
25:BA:2492:U:H2'	25:BA:2493:U:C6	2.41	0.56
42:BW:88:ARG:NH1	42:BW:94:ASP:OD1	2.39	0.56
1:CA:1014:A:H1'	19:CS:34:TRP:HB2	1.88	0.56
1:CA:1067:A:H8	1:CA:1067:A:O5'	1.88	0.56
1:CA:1310:G:H1	1:CA:1327:C:H42	1.54	0.56
11:CK:99:GLN:HE21	11:CK:105:VAL:HG21	1.70	0.56
13:CM:33:ALA:HA	13:CM:59:TYR:CE1	2.41	0.56
29:DF:129:PHE:O	29:DF:132:VAL:HG22	2.06	0.56
34:DO:77:ILE:HG13	39:DT:74:ARG:HG2	1.87	0.56
1:AA:412:A:C6	4:AD:35:ARG:HG2	2.41	0.56
1:AA:474:G:H2'	1:AA:475:G:C8	2.41	0.56
1:AA:419:C:H5''	1:AA:513:C:H1'	1.88	0.56
1:AA:518:C:O2	22:AY:117:ARG:NH1	2.38	0.56
1:AA:70:G:H1	1:AA:99:U:H3	1.54	0.56
7:AG:90:GLU:N	7:AG:90:GLU:OE2	2.39	0.56
8:AH:27:PRO:HA	8:AH:58:TYR:HA	1.88	0.56
14:AN:24:CYS:SG	14:AN:40:CYS:N	2.77	0.56
18:AR:31:LEU:O	18:AR:32:ARG:HB2	2.06	0.56
1:AA:528:C:OP1	22:AY:124:GLN:NE2	2.38	0.56
25:BA:1239:G:H2'	25:BA:1240:U:O4'	2.06	0.56
37:BR:55:ALA:HB2	37:BR:79:LEU:HD13	1.87	0.56
1:CA:1530:G:O2'	1:CA:1531:A:OP1	2.17	0.56
9:CI:118:LYS:O	9:CI:120:ARG:N	2.35	0.56
25:DA:2277:G:H3'	46:D0:12:ASN:ND2	2.21	0.56
25:DA:2320:A:N3	25:DA:2320:A:H2'	2.19	0.56
25:DA:2404:C:H2'	25:DA:2405:G:H5'	1.88	0.56
25:DA:2463:C:C2'	25:DA:2464:C:H5'	2.35	0.56
26:DB:22:U:H3	26:DB:61:G:H1	1.53	0.56
38:DS:58:LEU:HD12	38:DS:59:LYS:HB2	1.87	0.56
42:DW:50:VAL:HG12	42:DW:105:VAL:CG2	2.36	0.56
1:AA:476:G:OP2	1:AA:476:G:H8	1.89	0.55
39:BT:55:ASN:N	39:BT:59:THR:HG22	2.21	0.55
1:CA:1353:G:H2'	1:CA:1354:C:C6	2.41	0.55
4:CD:19:LEU:HB3	4:CD:67:ILE:HG12	1.87	0.55
1:AA:839:U:H2'	1:AA:839:U:O2	2.05	0.55

Continued on next page...

Continued from previous page...

Atom-1	Atom-2	Interatomic distance (Å)	Clash overlap (Å)
9:AI:4:TYR:CZ	9:AI:88:TYR:HD1	2.25	0.55
11:AK:48:ILE:HD12	11:AK:63:LEU:HB3	1.88	0.55
50:B4:26:SER:OG	50:B4:27:THR:N	2.37	0.55
54:B8:61:LEU:O	54:B8:63:PRO:HD3	2.06	0.55
25:BA:10:G:O2'	25:BA:2801(A):A:N7	2.37	0.55
2:CB:97:TRP:HH2	2:CB:176:GLU:HB2	1.72	0.55
5:CE:8:GLU:HA	5:CE:34:VAL:HA	1.88	0.55
7:CG:69:VAL:HG22	7:CG:135:VAL:HG22	1.89	0.55
25:DA:1167:U:O2	25:DA:1183:G:N2	2.39	0.55
25:DA:1209:G:H21	25:DA:1210:A:H62	1.54	0.55
25:DA:1859:A:N6	25:DA:1883:G:O2'	2.37	0.55
25:DA:1939:U:OP1	25:DA:2604:U:O2'	2.24	0.55
1:AA:460:G:N1	1:AA:470:C:H5''	2.21	0.55
1:AA:49:U:O4	1:AA:365:U:H5	1.89	0.55
1:AA:679:C:H2'	1:AA:680:C:C6	2.40	0.55
17:AQ:86:GLU:O	17:AQ:90:ILE:HG12	2.06	0.55
25:BA:2371:G:H1'	52:B6:39:TYR:HE1	1.71	0.55
25:BA:184:C:H2'	25:BA:185:U:C6	2.42	0.55
22:AY:32:LYS:HG2	25:BA:2573:C:C5	2.41	0.55
25:BA:754:C:H2'	25:BA:755:C:H6	1.71	0.55
25:BA:847:U:C4	25:BA:933:A:N6	2.73	0.55
31:BH:9:ILE:HD11	31:BH:69:ARG:HD2	1.88	0.55
31:BH:94:TYR:CD1	31:BH:107:VAL:HA	2.42	0.55
4:CD:30:LYS:CB	4:CD:35:ARG:HD2	2.37	0.55
5:CE:36:ASP:HB3	5:CE:38:GLN:N	2.20	0.55
7:CG:111:ARG:HE	7:CG:123:GLU:HB2	1.71	0.55
14:CN:24:CYS:CB	14:CN:28:GLY:HA2	2.36	0.55
49:D3:27:GLY:HA3	49:D3:35:ARG:NH1	2.21	0.55
25:DA:2870:C:H5''	37:DR:65:LEU:HD21	1.88	0.55
32:DI:68:LEU:HA	32:DI:71:ILE:HG22	1.87	0.55
1:AA:426:G:OP1	4:AD:36:ARG:NH1	2.40	0.55
1:AA:45:U:H2'	1:AA:46:G:C8	2.42	0.55
2:AB:24:TRP:N	2:AB:24:TRP:CD1	2.69	0.55
8:AH:39:LEU:HB3	8:AH:45:ILE:HG12	1.87	0.55
10:AJ:8:LEU:HD12	10:AJ:20:ALA:HB2	1.86	0.55
13:AM:15:VAL:HG23	13:AM:43:THR:O	2.06	0.55
25:BA:2615:U:H2'	25:BA:2616:C:H6	1.71	0.55
1:CA:1188:A:H2'	1:CA:1189:C:O4'	2.06	0.55
1:CA:804:U:H5''	1:CA:805:C:OP2	2.06	0.55
5:CE:83:GLU:HG2	5:CE:88:LYS:HD2	1.87	0.55
13:CM:10:PRO:HG2	13:CM:18:ALA:HB1	1.88	0.55

Continued on next page...

Continued from previous page...

Atom-1	Atom-2	Interatomic distance (Å)	Clash overlap (Å)
14:CN:29:ARG:HG2	14:CN:40:CYS:HB3	1.87	0.55
23:CV:10:G:N2	23:CV:26:G:H1'	2.21	0.55
25:DA:1366:A:OP1	47:D1:3:LYS:NZ	2.38	0.55
25:DA:2329:G:N2	46:D0:41:ARG:HG3	2.21	0.55
1:AA:503:C:OP2	12:AL:116:SER:HB3	2.07	0.55
1:AA:877:C:H5''	8:AH:88:LYS:HD3	1.87	0.55
3:AC:30:ARG:HG2	14:AN:36:PHE:O	2.07	0.55
17:AQ:57:VAL:HG21	17:AQ:73:VAL:HG13	1.88	0.55
22:AY:8:VAL:HG11	22:AY:49:PRO:HD3	1.88	0.55
25:BA:1034:G:H5'	55:B9:18:ARG:HD2	1.88	0.55
25:BA:1359:A:H61	25:BA:1372:U:H3	1.53	0.55
25:BA:1444:G:H2'	25:BA:1445(A):C:C5	2.41	0.55
25:BA:2847:U:OP1	39:BT:98:LYS:NZ	2.37	0.55
25:BA:511:U:H5''	25:BA:512:G:OP2	2.06	0.55
27:BD:72:LYS:HB3	27:BD:75:ILE:HD12	1.87	0.55
1:CA:1014:A:C2	1:CA:1219:U:H1'	2.42	0.55
1:CA:1321:C:H5''	1:CA:1321:C:H6	1.71	0.55
1:CA:1205:U:H4'	3:CC:195:VAL:CG2	2.36	0.55
9:CI:99:LEU:HB3	9:CI:101:PHE:CE1	2.42	0.55
11:CK:38:ASN:N	11:CK:38:ASN:OD1	2.40	0.55
25:DA:242:G:H5''	54:D8:64:TYR:CE2	2.42	0.55
25:DA:2463:C:H2'	25:DA:2464:C:H5'	1.88	0.55
25:DA:448:U:C4	25:DA:583:G:H1'	2.41	0.55
1:AA:308:C:H2'	1:AA:309:G:H8	1.71	0.55
1:AA:991:U:H4'	1:AA:992:U:O5'	2.06	0.55
1:AA:1123:A:O2'	10:AJ:37:PRO:O	2.23	0.55
11:AK:107:SER:OG	11:AK:108:ILE:N	2.38	0.55
47:B1:58:ILE:O	47:B1:58:ILE:HG13	2.06	0.55
25:BA:652(H):C:H2'	25:BA:652(I):C:H5'	1.89	0.55
41:BV:29:PRO:HA	41:BV:61:VAL:CG2	2.36	0.55
1:CA:1236:A:H4'	1:CA:1304:G:H4'	1.89	0.55
4:CD:149:ALA:HB3	4:CD:152:SER:HB2	1.89	0.55
5:CE:24:ARG:O	5:CE:25:ARG:HG3	2.07	0.55
10:CJ:55:LYS:H	10:CJ:56:HIS:HD2	1.54	0.55
25:DA:639:U:H2'	25:DA:640:C:H6	1.70	0.55
29:DF:36:VAL:O	29:DF:40:GLN:HG3	2.07	0.55
32:DI:56:LYS:O	32:DI:60:GLU:N	2.36	0.55
1:AA:1059:C:O2	10:AJ:53:PRO:HG3	2.06	0.55
4:AD:121:VAL:HA	4:AD:126:ILE:HG13	1.89	0.55
10:AJ:45:ARG:HG2	10:AJ:47:PHE:CZ	2.41	0.55
10:AJ:8:LEU:N	10:AJ:70:ARG:O	2.23	0.55

Continued on next page...

Continued from previous page...

Atom-1	Atom-2	Interatomic distance (Å)	Clash overlap (Å)
13:AM:74:VAL:HG13	13:AM:78:ILE:HD11	1.88	0.55
13:AM:87:TYR:O	13:AM:91:ARG:HG2	2.07	0.55
25:BA:1918:A:O2'	25:BA:1920:C:N4	2.40	0.55
25:BA:792:G:H5''	25:BA:793:A:H5'	1.87	0.55
35:BP:50:ARG:HD3	54:B8:7:HIS:CD2	2.42	0.55
1:CA:1118:C:H1'	1:CA:1179:A:C4	2.41	0.55
2:CB:47:THR:HA	2:CB:202:PRO:HG2	1.88	0.55
4:CD:10:ARG:HB3	4:CD:40:PRO:HG3	1.88	0.55
25:DA:2371:G:O2'	52:D6:46:HIS:ND1	2.33	0.55
26:DB:30:C:H2'	26:DB:31:C:H5'	1.89	0.55
29:DF:32:LEU:O	29:DF:36:VAL:HG23	2.07	0.55
1:AA:236:G:H2'	1:AA:237:C:C6	2.41	0.55
1:AA:452:A:OP1	16:AP:43:LYS:NZ	2.25	0.55
1:AA:818:G:HO2'	1:AA:820:U:H6	1.51	0.55
1:AA:974:A:OP1	1:AA:974:A:H8	1.88	0.55
3:AC:44:GLU:O	3:AC:48:TYR:HB2	2.06	0.55
1:AA:972:C:H2'	10:AJ:55:LYS:HB2	1.88	0.55
1:AA:363:A:OP1	12:AL:33:ARG:HG3	2.06	0.55
17:AQ:29:HIS:CD2	17:AQ:32:TYR:HB2	2.41	0.55
23:AV:49:G:H1	23:AV:65:C:H42	1.53	0.55
25:BA:733:G:N7	58:BA:5175:HOH:O	2.33	0.55
30:BG:60:LEU:O	30:BG:64:THR:HG23	2.07	0.55
34:BO:7:TYR:CE1	34:BO:20:MET:HB2	2.41	0.55
1:CA:1227:A:H8	1:CA:1227:A:H3'	1.71	0.55
5:CE:80:ILE:HD13	5:CE:138:ALA:HB1	1.89	0.55
54:D8:32:LEU:O	54:D8:36:LYS:HE3	2.06	0.55
25:DA:1259:G:H2'	25:DA:1260:G:C8	2.40	0.55
25:DA:2239:G:H5'	27:DD:251:GLY:HA3	1.87	0.55
25:DA:2755:C:O3'	25:DA:2756:U:H6	1.90	0.55
25:DA:579:G:H2'	25:DA:580:C:C6	2.41	0.55
31:DH:44:VAL:HB	31:DH:51:ARG:H	1.71	0.55
40:DU:19:LYS:O	40:DU:22:LYS:HG3	2.07	0.55
1:AA:41:G:H2'	1:AA:42:G:H8	1.72	0.55
1:AA:519:C:H2'	1:AA:520:A:C8	2.42	0.55
1:AA:70:G:H2'	1:AA:71:C:C6	2.41	0.55
4:AD:30:LYS:C	4:AD:32:ALA:H	2.03	0.55
15:AO:76:GLU:HA	15:AO:76:GLU:OE2	2.06	0.55
22:AY:22:ALA:HA	22:AY:37:ILE:HG13	1.89	0.55
48:B2:13:ALA:HA	48:B2:16:LEU:CD1	2.37	0.55
37:BR:33:ARG:NH2	51:B5:57:VAL:O	2.36	0.55
25:BA:1174:A:H1'	25:BA:1175:U:H5''	1.89	0.55

Continued on next page...

Continued from previous page...

Atom-1	Atom-2	Interatomic distance (Å)	Clash overlap (Å)
42:BW:19:LEU:HB3	51:B5:25:LEU:HD11	1.89	0.55
1:CA:974:A:H8	1:CA:974:A:OP1	1.90	0.55
4:CD:53:ASP:O	4:CD:57:ARG:NH1	2.40	0.55
54:D8:37:SER:OG	54:D8:40:GLU:HG3	2.07	0.55
25:DA:2028:U:H5	58:DA:4592:HOH:O	1.89	0.55
26:DB:4:C:H42	26:DB:117:G:H1	1.55	0.55
28:DE:178:GLU:N	28:DE:178:GLU:OE2	2.23	0.55
31:DH:144:VAL:O	31:DH:148:ILE:HG12	2.07	0.55
32:DI:102:SER:OG	32:DI:103:ARG:N	2.39	0.55
33:DN:67:LEU:HD13	33:DN:87:LEU:HD13	1.88	0.55
37:DR:78:LYS:HE2	37:DR:83:ILE:HD11	1.89	0.55
1:AA:130:A:O2'	1:AA:131:C:O5'	2.22	0.55
1:AA:303:A:HO2'	1:AA:555:C:HO2'	1.50	0.55
1:AA:865:A:C2	1:AA:918:A:H4'	2.42	0.55
7:AG:27:ILE:HD11	7:AG:40:ALA:HA	1.88	0.55
9:AI:49:PRO:HG3	9:AI:101:PHE:HD2	1.72	0.55
12:AL:32:PHE:CE1	12:AL:86:ARG:HG3	2.42	0.55
25:BA:1639:U:O2'	25:BA:1640:C:H5'	2.06	0.55
25:BA:2296:U:OP2	38:BS:9:ARG:NH2	2.40	0.55
29:BF:32:LEU:HD11	29:BF:105:VAL:HG13	1.88	0.55
29:BF:175:THR:O	29:BF:176:LEU:HB2	2.07	0.55
32:BI:120:ILE:HG21	32:BI:126:TYR:CE1	2.42	0.55
41:BV:19:LYS:HG2	41:BV:95:LEU:HD23	1.89	0.55
1:CA:11:G:C5	1:CA:12:U:C5	2.95	0.55
1:CA:216:G:H2'	1:CA:217:C:C6	2.41	0.55
1:CA:826:C:H5'	8:CH:12:ARG:HH11	1.72	0.55
18:CR:45:SER:OG	18:CR:47:THR:HG22	2.07	0.55
49:D3:8:LEU:HD13	49:D3:31:LEU:HD23	1.87	0.55
25:DA:2037:G:H2'	25:DA:2038:G:C8	2.42	0.55
27:DD:95:LEU:HD11	27:DD:105:ILE:HG12	1.88	0.55
25:DA:442:G:H4'	29:DF:46:ARG:HG3	1.89	0.55
25:DA:2658:C:H5''	31:DH:158:HIS:CD2	2.42	0.55
34:DO:120:GLU:HG2	34:DO:122:LEU:HG	1.89	0.55
45:DZ:126:VAL:HG11	45:DZ:161:VAL:HG22	1.88	0.55
1:AA:1511:G:H2'	1:AA:1512:U:O4'	2.07	0.54
1:AA:665:A:H1'	1:AA:733:A:O4'	2.07	0.54
4:AD:36:ARG:HG2	4:AD:36:ARG:NH1	2.23	0.54
25:BA:1324:G:C4	25:BA:1328:G:O6	2.59	0.54
25:BA:207:A:H2'	25:BA:208:C:O4'	2.07	0.54
33:BN:24:GLY:HA2	33:BN:27:ALA:HB3	1.90	0.54
25:DA:1034:G:H5'	55:D9:18:ARG:HD2	1.88	0.54

Continued on next page...

Continued from previous page...

Atom-1	Atom-2	Interatomic distance (Å)	Clash overlap (Å)
43:DX:3:THR:OG1	43:DX:5:TYR:N	2.37	0.54
45:DZ:100:VAL:HG13	45:DZ:136:PHE:HA	1.89	0.54
45:DZ:3:TYR:HB2	45:DZ:56:VAL:O	2.06	0.54
1:AA:1376:U:H2'	1:AA:1377:A:H8	1.73	0.54
1:AA:97:G:O2'	1:AA:98:G:H8	1.90	0.54
2:AB:52:GLU:OE1	2:AB:56:ARG:NH1	2.40	0.54
8:AH:20:TYR:HA	8:AH:65:TYR:CZ	2.42	0.54
16:AP:21:VAL:HG11	16:AP:59:TRP:NE1	2.22	0.54
25:BA:1021:A:H2'	25:BA:1023:U:H5'	1.88	0.54
25:BA:229:A:OP1	25:BA:229:A:H8	1.90	0.54
25:BA:2591:C:OP1	27:BD:239:ARG:HG2	2.07	0.54
29:BF:179:GLU:OE2	29:BF:179:GLU:N	2.32	0.54
25:BA:2751:G:H4'	31:BH:4:ILE:HD11	1.89	0.54
25:BA:910:A:C5	36:BQ:13:GLN:HG3	2.43	0.54
2:CB:149:LEU:HD23	2:CB:152:PHE:HB3	1.87	0.54
2:CB:166:ASP:HB3	2:CB:169:LYS:HB3	1.90	0.54
5:CE:148:VAL:HG21	8:CH:107:LEU:HD12	1.89	0.54
1:CA:736:C:OP1	18:CR:72:ARG:NH1	2.41	0.54
49:D3:22:ALA:HB2	49:D3:49:LYS:HD3	1.90	0.54
51:D5:35:GLU:HG3	51:D5:51:TYR:CD2	2.41	0.54
25:DA:1688:U:O2	25:DA:1700:A:H5'	2.07	0.54
25:DA:2661:G:H2'	25:DA:2662:A:C8	2.43	0.54
25:DA:829:A:H5''	25:DA:831:G:N7	2.22	0.54
28:DE:4:ILE:HD13	28:DE:28:ALA:HB1	1.89	0.54
36:DQ:1:MET:O	36:DQ:1:MET:HG2	2.07	0.54
38:DS:53:SER:OG	38:DS:54:LEU:N	2.39	0.54
41:DV:56:SER:H	41:DV:100:ARG:HB2	1.71	0.54
41:DV:72:VAL:HG13	41:DV:85:LYS:HB3	1.89	0.54
45:DZ:111:VAL:C	45:DZ:113:ALA:H	2.10	0.54
4:AD:189:PRO:HB2	4:AD:194:LEU:HD11	1.90	0.54
25:BA:2096:U:H3	25:BA:2193:G:H1	1.55	0.54
25:BA:242:G:O4'	54:B8:3:LYS:HE3	2.07	0.54
34:BO:115:VAL:HG13	34:BO:121:VAL:HG21	1.89	0.54
44:BY:36:ALA:HB1	44:BY:67:LEU:O	2.07	0.54
1:CA:1220:G:H2'	1:CA:1221:G:O4'	2.08	0.54
9:CI:40:LEU:HD11	9:CI:70:LYS:HB3	1.88	0.54
1:CA:1189:C:OP1	10:CJ:51:ARG:NH2	2.40	0.54
17:CQ:13:ASP:O	17:CQ:15:MET:N	2.40	0.54
20:CT:36:LEU:HD12	20:CT:55:ILE:HG23	1.90	0.54
25:DA:2405:G:H4'	25:DA:2406:U:OP2	2.08	0.54
1:AA:509:A:H3'	1:AA:509:A:C8	2.43	0.54

Continued on next page...

Continued from previous page...

Atom-1	Atom-2	Interatomic distance (Å)	Clash overlap (Å)
2:AB:155:LEU:HD21	2:AB:159:PRO:HG3	1.88	0.54
5:AE:69:VAL:N	5:AE:70:PRO:HD3	2.21	0.54
7:AG:73:MET:HG3	7:AG:89:MET:O	2.08	0.54
11:AK:108:ILE:HG22	18:AR:87:ARG:HD2	1.89	0.54
13:AM:74:VAL:O	13:AM:78:ILE:HG12	2.07	0.54
46:B0:24:LYS:O	46:B0:25:ARG:HD3	2.07	0.54
54:B8:54:GLU:O	54:B8:58:ILE:HD13	2.07	0.54
25:BA:577:G:O2'	25:BA:1254:A:OP1	2.22	0.54
25:BA:1420:U:HO2'	25:BA:1421:G:P	2.29	0.54
25:BA:534:U:H2'	25:BA:535:C:C6	2.43	0.54
38:BS:96:GLY:N	38:BS:99:LYS:HB3	2.21	0.54
44:BY:8:LYS:O	44:BY:11:ASP:OD1	2.25	0.54
8:CH:49:GLU:OE2	8:CH:62:TYR:OH	2.24	0.54
8:CH:97:VAL:HA	8:CH:100:ILE:HD11	1.89	0.54
25:DA:22:C:H42	25:DA:518:G:H1	1.55	0.54
25:DA:7:G:H2'	25:DA:8:A:H8	1.70	0.54
27:DD:172:TYR:CD1	27:DD:186:HIS:HA	2.42	0.54
34:DO:15:GLY:HA2	34:DO:47:ILE:HD11	1.90	0.54
1:AA:222:U:H2'	1:AA:223:U:C6	2.43	0.54
1:AA:757:U:O2'	1:AA:879:C:O2	2.25	0.54
1:AA:1307:U:OP1	13:AM:101:GLN:NE2	2.40	0.54
14:AN:50:LYS:HE3	14:AN:52:GLN:NE2	2.22	0.54
1:AA:255:G:H1'	17:AQ:16:GLN:OE1	2.08	0.54
43:BX:60:ARG:HH21	53:B7:47:ARG:HH21	1.53	0.54
27:BD:136:ILE:HG22	27:BD:137:PRO:HD2	1.90	0.54
25:BA:779:U:H5''	27:BD:49:ILE:HD11	1.90	0.54
35:BP:140:ALA:O	35:BP:142:GLY:N	2.40	0.54
41:BV:49:THR:HG22	41:BV:49:THR:O	2.07	0.54
1:CA:1170:A:N1	1:CA:1171:G:H1'	2.23	0.54
1:CA:443:C:H2'	1:CA:444:C:H6	1.73	0.54
13:CM:15:VAL:HG13	13:CM:44:ARG:HA	1.90	0.54
14:CN:48:ALA:HB2	14:CN:53:LEU:HD12	1.90	0.54
25:DA:455:C:N3	25:DA:472:A:H2'	2.21	0.54
25:DA:795:C:H2'	25:DA:796:C:H6	1.73	0.54
26:DB:55:U:C1'	30:DG:29:TRP:HE1	2.21	0.54
35:DP:52:GLU:O	35:DP:54:GLY:N	2.41	0.54
44:DY:13:VAL:HB	44:DY:72:VAL:HG22	1.88	0.54
1:AA:1316:G:H22	1:AA:1319:A:H5''	1.71	0.54
1:AA:1504:G:P	1:AA:1504:G:H3'	2.48	0.54
1:AA:191:G:H1'	58:AT:304:HOH:O	2.07	0.54
13:AM:49:THR:O	13:AM:49:THR:OG1	2.24	0.54

Continued on next page...

Continued from previous page...

Atom-1	Atom-2	Interatomic distance (Å)	Clash overlap (Å)
14:AN:6:LEU:HD21	14:AN:23:ARG:HH22	1.71	0.54
25:BA:1996:C:OP1	34:BO:31:LYS:HE3	2.08	0.54
25:BA:2371:G:H1'	52:B6:39:TYR:CE1	2.42	0.54
25:BA:645:C:H2'	25:BA:645:C:O2	2.07	0.54
41:BV:42:GLY:O	41:BV:43:GLU:HG2	2.07	0.54
1:CA:376:G:H4'	16:CP:5:ARG:HH11	1.73	0.54
1:CA:59:A:H3'	1:CA:331:G:H22	1.72	0.54
3:CC:29:TYR:H	3:CC:32:LEU:HG	1.72	0.54
25:DA:126:A:OP2	53:D7:19:ARG:HB2	2.07	0.54
25:DA:1359:A:H61	25:DA:1372:U:H3	1.56	0.54
25:DA:2632:A:O2'	25:DA:2811:G:O2'	2.16	0.54
45:DZ:24:LEU:HB2	45:DZ:41:LEU:HD22	1.89	0.54
6:AF:8:ILE:HG22	6:AF:10:LEU:HD22	1.88	0.54
22:AY:62:HIS:N	25:BA:1946:U:OP1	2.40	0.54
25:BA:1327:C:P	58:BA:4574:HOH:O	2.65	0.54
25:BA:1968:G:OP1	58:BA:4142:HOH:O	2.18	0.54
25:BA:2186:G:H3'	25:BA:2187:G:H5''	1.88	0.54
43:BX:44:GLU:HG3	43:BX:51:VAL:HG23	1.90	0.54
1:CA:1148:U:H2'	1:CA:1149:C:O4'	2.07	0.54
1:CA:443:C:H2'	1:CA:444:C:C6	2.42	0.54
2:CB:50:GLU:O	2:CB:54:THR:OG1	2.24	0.54
6:CF:33:TYR:CG	6:CF:75:LEU:HD23	2.43	0.54
23:CV:15:G:H2'	23:CV:59:A:N1	2.22	0.54
25:DA:857:C:H4'	46:D0:23:VAL:HG21	1.90	0.54
25:DA:2689:U:H5	58:DA:3720:HOH:O	1.90	0.54
25:DA:889:C:HO2'	25:DA:890:A:H8	1.54	0.54
27:DD:127:VAL:HA	27:DD:193:VAL:CG2	2.38	0.54
30:DG:24:GLY:O	30:DG:26:GLN:NE2	2.36	0.54
33:DN:61:ARG:HB2	33:DN:61:ARG:HH11	1.73	0.54
1:AA:1053:G:H4'	1:AA:1054:C:H5'	1.89	0.54
1:AA:929:G:N2	1:AA:1388:C:N3	2.46	0.54
1:AA:1457:G:H2'	1:AA:1458:G:C8	2.42	0.54
1:AA:1502:A:H2	1:AA:1505:G:N1	2.04	0.54
2:AB:23:ARG:O	2:AB:23:ARG:HG3	2.08	0.54
11:AK:23:ALA:HB2	11:AK:28:THR:HG23	1.90	0.54
14:AN:23:ARG:HG3	14:AN:24:CYS:H	1.72	0.54
22:AY:63:LEU:HD22	22:AY:72:ILE:HG23	1.90	0.54
25:BA:2611:U:H2'	51:B5:2:ALA:O	2.08	0.54
51:B5:49:CYS:SG	51:B5:51:TYR:HB2	2.48	0.54
25:BA:2208:A:H1'	25:BA:2219:G:C4	2.43	0.54
25:BA:2698:U:H2'	25:BA:2699:C:C6	2.42	0.54

Continued on next page...

Continued from previous page...

Atom-1	Atom-2	Interatomic distance (Å)	Clash overlap (Å)
30:BG:3:LEU:HD13	50:B4:25:TYR:CZ	2.43	0.54
38:BS:39:ILE:HD12	38:BS:85:VAL:HG21	1.90	0.54
1:CA:438:G:H4'	4:CD:123:HIS:CD2	2.43	0.54
1:CA:878:G:H1'	8:CH:3:THR:HG21	1.90	0.54
15:CO:59:MET:HE1	58:CO:201:HOH:O	2.07	0.54
50:D4:14:ILE:HG23	50:D4:31:ILE:HD12	1.90	0.54
25:DA:1638:C:O2	25:DA:2698:U:O2'	2.26	0.54
25:DA:2329:G:H21	46:D0:41:ARG:HG3	1.73	0.54
25:DA:576:U:H5	58:DA:3932:HOH:O	1.91	0.54
28:DE:112:GLY:O	28:DE:159:HIS:HA	2.08	0.54
29:DF:130:ALA:HB2	29:DF:142:TRP:HD1	1.72	0.54
30:DG:124:SER:HB2	30:DG:131:TYR:CE1	2.43	0.54
32:DI:114:LEU:HD21	32:DI:128:LEU:HD13	1.89	0.54
2:AB:12:GLU:O	2:AB:16:HIS:HB2	2.08	0.54
16:AP:55:ARG:O	16:AP:58:TYR:N	2.41	0.54
17:AQ:26:GLN:HG2	17:AQ:35:VAL:HG13	1.90	0.54
18:AR:66:LEU:O	18:AR:70:ILE:HG13	2.07	0.54
20:AT:15:ARG:O	20:AT:19:SER:OG	2.26	0.54
46:B0:63:VAL:HG23	46:B0:64:ASP:N	2.23	0.54
48:B2:53:LEU:O	48:B2:56:GLN:HB2	2.08	0.54
54:B8:22:VAL:HG12	54:B8:50:LEU:HD12	1.89	0.54
25:BA:2351:G:HO2'	25:BA:2352:A:H8	1.55	0.54
26:BB:37:C:C5	26:BB:38:C:C5	2.96	0.54
26:BB:48:A:H2'	26:BB:49:C:C6	2.43	0.54
28:BE:2:LYS:HA	28:BE:84:PHE:CE2	2.43	0.54
1:CA:1062:U:H2'	1:CA:1063:C:C6	2.43	0.54
1:CA:1062:U:H2'	1:CA:1063:C:C5	2.43	0.54
1:CA:1268:A:H2'	1:CA:1269:A:C8	2.43	0.54
1:CA:1261:A:N6	1:CA:1274:G:H1'	2.22	0.54
1:CA:988:G:H2'	1:CA:989:C:O4'	2.07	0.54
3:CC:113:ALA:HB3	3:CC:114:PRO:HD3	1.88	0.54
4:CD:173:TRP:HZ3	4:CD:193:ASP:HB3	1.73	0.54
25:DA:1786:A:H1'	25:DA:1938:A:N6	2.21	0.54
25:DA:1970:A:OP1	58:DA:4216:HOH:O	2.17	0.54
25:DA:2406:U:OP1	25:DA:2411:A:N6	2.41	0.54
25:DA:531:C:OP2	58:DA:4423:HOH:O	2.18	0.54
25:DA:631:A:H1'	35:DP:66:GLY:HA2	1.89	0.54
26:DB:24:G:H5'	26:DB:25:A:N7	2.23	0.54
29:DF:117:ARG:HD2	29:DF:190:GLU:O	2.08	0.54
25:DA:2444:G:OP2	29:DF:68:LYS:HE2	2.07	0.54
32:DI:29:TYR:HD2	32:DI:30:LEU:HD23	1.72	0.54

Continued on next page...

Continued from previous page...

Atom-1	Atom-2	Interatomic distance (Å)	Clash overlap (Å)
1:AA:1293:G:HO2'	1:AA:1294:G:H8	1.54	0.54
1:AA:251:G:N7	58:AA:2225:HOH:O	2.34	0.54
1:AA:986:A:H1'	19:AS:54:GLY:O	2.07	0.54
5:AE:78:HIS:CD2	5:AE:142:LEU:HD23	2.42	0.54
15:AO:82:ILE:HB	15:AO:87:ILE:HG22	1.90	0.54
25:BA:1593:G:H2'	25:BA:1594:G:C8	2.43	0.54
25:BA:836:G:H2'	25:BA:837:C:C6	2.43	0.54
26:BB:30:C:OP2	38:BS:32:LEU:HD11	2.08	0.54
31:BH:8:PRO:O	31:BH:69:ARG:NH1	2.40	0.54
38:BS:7:TYR:CE1	38:BS:91:PRO:HG3	2.43	0.54
45:BZ:40:ASP:HB3	45:BZ:43:GLU:HB2	1.90	0.54
1:CA:1103:C:H2'	1:CA:1104:G:O4'	2.08	0.54
1:CA:1300:G:HO2'	1:CA:1301:U:P	2.29	0.54
1:CA:769:G:H4'	1:CA:1513:A:H4'	1.90	0.54
1:CA:604:G:H2'	1:CA:605:U:O4'	2.08	0.54
3:CC:117:ALA:HB2	3:CC:200:ALA:HB2	1.89	0.54
13:CM:22:ILE:HB	13:CM:25:ILE:HD13	1.90	0.54
17:CQ:86:GLU:HG3	17:CQ:90:ILE:HG13	1.89	0.54
48:D2:32:LEU:HB2	48:D2:53:LEU:HD13	1.90	0.54
25:DA:1022:G:H22	25:DA:1142(A):A:H2	1.56	0.54
25:DA:852:G:N2	25:DA:926:A:H1'	2.23	0.54
31:DH:118:PRO:HD2	31:DH:121:ILE:HG13	1.90	0.54
42:DW:40:ASN:O	42:DW:41:LYS:HG2	2.08	0.54
1:AA:1468:A:H2'	1:AA:1469:G:O4'	2.08	0.53
1:AA:872:A:H4'	1:AA:873:A:OP1	2.07	0.53
3:AC:131:ARG:HH21	3:AC:166:GLU:HB3	1.72	0.53
11:AK:99:GLN:HG2	11:AK:105:VAL:HG21	1.91	0.53
15:AO:8:LYS:O	15:AO:12:ILE:HG13	2.08	0.53
50:B4:40:HIS:O	50:B4:42:PHE:N	2.40	0.53
25:BA:1165:U:H2'	25:BA:1166:C:C6	2.43	0.53
25:BA:2439:A:C8	25:BA:2439:A:H5'	2.42	0.53
25:BA:642:G:H21	25:BA:646:A:H2	1.55	0.53
25:BA:826:U:H4'	35:BP:55:ARG:HB2	1.90	0.53
26:BB:95:C:H2'	26:BB:96:U:C6	2.43	0.53
29:BF:102:PRO:O	29:BF:105:VAL:N	2.34	0.53
40:BU:59:ARG:O	40:BU:63:VAL:HG23	2.08	0.53
1:CA:1065:U:H4'	1:CA:1066:C:O5'	2.08	0.53
2:CB:22:LYS:NZ	58:CB:301:HOH:O	2.29	0.53
6:CF:67:MET:HG3	6:CF:68:PRO:HD2	1.90	0.53
25:DA:886:C:OP1	25:DA:886:C:H4'	2.08	0.53
26:DB:50:G:OP1	38:DS:63:THR:OG1	2.20	0.53

Continued on next page...

Continued from previous page...

Atom-1	Atom-2	Interatomic distance (Å)	Clash overlap (Å)
30:DG:44:GLY:HA2	30:DG:88:ILE:HG22	1.89	0.53
1:AA:1171:G:H2'	1:AA:1172:C:H6	1.73	0.53
1:AA:1456:G:O2'	1:AA:1457:G:OP1	2.24	0.53
2:AB:118:LEU:HD12	2:AB:142:LEU:HB2	1.89	0.53
2:AB:238:LEU:HA	2:AB:239:VAL:C	2.29	0.53
3:AC:11:ARG:HB3	3:AC:15:THR:HB	1.90	0.53
5:AE:95:ALA:HB1	5:AE:96:PRO:HD2	1.90	0.53
6:AF:2:ARG:CZ	6:AF:69:GLU:HG2	2.38	0.53
1:AA:826:C:H4'	8:AH:12:ARG:HD3	1.89	0.53
22:AY:38:HIS:CE1	22:AY:84:ARG:HB2	2.42	0.53
25:BA:2016:U:H1'	51:B5:6:VAL:HG13	1.89	0.53
39:BT:54:ARG:HA	39:BT:59:THR:HG22	1.90	0.53
11:CK:59:TYR:CE2	11:CK:63:LEU:HD12	2.43	0.53
15:CO:34:LEU:HD11	15:CO:38:ARG:HH11	1.72	0.53
15:CO:70:LEU:O	15:CO:70:LEU:HD12	2.08	0.53
20:CT:61:SER:OG	20:CT:65:LYS:HE3	2.08	0.53
25:DA:1470:G:H5''	25:DA:1471:A:OP1	2.09	0.53
1:AA:352:C:O2'	1:AA:354:G:OP1	2.17	0.53
1:AA:922:G:C6	1:AA:923:A:C6	2.96	0.53
2:AB:101:MET:HB2	2:AB:102:LEU:HD12	1.90	0.53
5:AE:57:LYS:HD3	5:AE:61:TYR:HE2	1.72	0.53
11:AK:79:SER:HA	11:AK:104:GLN:CB	2.32	0.53
20:AT:14:LYS:HG2	20:AT:18:GLN:HE21	1.74	0.53
25:BA:1385:G:O2'	25:BA:1396:U:O2	2.25	0.53
25:BA:2223:G:H2'	25:BA:2224:G:H5'	1.91	0.53
25:BA:2530:A:N7	31:BH:172:LYS:NZ	2.54	0.53
25:BA:2565:A:H5''	25:BA:2566:A:OP2	2.09	0.53
25:BA:2850:A:OP2	25:BA:2866:U:C5	2.59	0.53
1:CA:1157:A:O4'	1:CA:1181:G:N2	2.42	0.53
1:CA:1292:U:H2'	1:CA:1293:G:C8	2.43	0.53
1:CA:1358:U:H3	1:CA:1363(A):A:H61	0.61	0.53
1:CA:171:A:H2'	1:CA:172:A:C8	2.42	0.53
2:CB:92:TYR:CD2	2:CB:151:GLY:HA3	2.43	0.53
13:CM:50:GLU:HA	13:CM:53:VAL:HB	1.89	0.53
23:CV:18:G:O2'	23:CV:19:G:O5'	2.26	0.53
25:DA:300:A:N6	58:DA:3884:HOH:O	2.41	0.53
25:DA:363:G:H2'	25:DA:363(A):A:C8	2.41	0.53
28:DE:72:VAL:HA	28:DE:73:GLU:HB3	1.90	0.53
36:DQ:20:ALA:HA	36:DQ:99:PRO:HD2	1.90	0.53
25:DA:1651:G:OP1	37:DR:40:LYS:HE3	2.08	0.53
1:AA:646:U:O4	58:AA:2267:HOH:O	2.18	0.53

Continued on next page...

Continued from previous page...

Atom-1	Atom-2	Interatomic distance (Å)	Clash overlap (Å)
4:AD:170:VAL:HG22	4:AD:171:GLY:H	1.73	0.53
12:AL:31:PRO:HB2	12:AL:32:PHE:CD2	2.43	0.53
20:AT:12:ALA:O	20:AT:15:ARG:HB2	2.07	0.53
22:AY:116:GLU:O	22:AY:119:LEU:HB3	2.08	0.53
25:BA:1168:G:H1	25:BA:1181:C:H42	1.56	0.53
34:BO:7:TYR:CZ	34:BO:44:LYS:HG3	2.43	0.53
1:CA:1298:C:H4'	1:CA:1299:A:C4	2.43	0.53
1:CA:1517:G:H1'	25:DA:1919:A:O3'	2.09	0.53
9:CI:53:VAL:O	9:CI:55:ALA:N	2.42	0.53
13:CM:63:THR:HB	13:CM:64:TRP:CE3	2.43	0.53
23:CV:47:U:H3'	23:CV:48:C:H5'	1.90	0.53
37:DR:33:ARG:NH2	51:D5:57:VAL:O	2.34	0.53
25:DA:2300:G:H2'	25:DA:2301:C:C6	2.43	0.53
37:DR:104:ARG:HG3	37:DR:107:ASP:OD2	2.09	0.53
38:DS:27:SER:HA	38:DS:88:ASP:HB3	1.90	0.53
45:DZ:74:VAL:HG22	45:DZ:86:VAL:HG13	1.88	0.53
1:AA:1053:G:HO2'	1:AA:1199:U:H5	1.55	0.53
1:AA:418:C:H1'	1:AA:540:G:O2'	2.08	0.53
1:AA:432:A:H3'	1:AA:433:C:C6	2.43	0.53
1:AA:544:G:H2'	1:AA:545:C:C6	2.44	0.53
1:AA:954:G:H21	1:AA:1227:A:N6	2.05	0.53
1:AA:977:A:H2'	1:AA:978:A:H5''	1.91	0.53
3:AC:23:TYR:CG	3:AC:24:ALA:N	2.77	0.53
4:AD:173:TRP:HB2	4:AD:187:ARG:O	2.09	0.53
17:AQ:18:THR:HG23	17:AQ:69:LYS:HZ1	1.74	0.53
42:BW:68:ARG:HB3	42:BW:109:GLU:HG2	1.90	0.53
1:CA:1169:A:H2'	1:CA:1170:A:H8	1.74	0.53
1:CA:1207:G:H2'	1:CA:1208:C:C6	2.43	0.53
1:CA:1239:A:C2'	1:CA:1298:C:H42	2.21	0.53
1:CA:187:C:H2'	1:CA:188:C:C6	2.43	0.53
1:CA:859:A:H2'	1:CA:860:A:O4'	2.09	0.53
1:CA:675:A:O2'	11:CK:114:VAL:O	2.26	0.53
25:DA:2680:C:H5'	28:DE:189:PRO:HA	1.90	0.53
25:DA:2881:C:H2'	25:DA:2882:A:O4'	2.08	0.53
33:DN:48:MET:HE2	33:DN:48:MET:H	1.73	0.53
25:DA:907:U:O2'	36:DQ:101:ARG:NH2	2.42	0.53
40:DU:72:HIS:HE2	40:DU:107:ALA:HB2	1.73	0.53
1:AA:730:G:C5	1:AA:731:G:H1'	2.44	0.53
1:AA:939:G:H5''	7:AG:102:ARG:NH2	2.24	0.53
4:AD:79:PHE:CE1	4:AD:204:ILE:HD13	2.43	0.53
8:AH:121:ASP:HB2	8:AH:125:ARG:NH2	2.24	0.53

Continued on next page...

Continued from previous page...

Atom-1	Atom-2	Interatomic distance (Å)	Clash overlap (Å)
11:AK:44:SER:OG	11:AK:47:VAL:HG23	2.09	0.53
36:BQ:109:VAL:HG13	36:BQ:113:GLN:HB2	1.90	0.53
1:CA:1235:U:O2'	1:CA:1305:G:O5'	2.27	0.53
1:CA:436:C:O2'	1:CA:437:U:H6	1.91	0.53
1:CA:623:C:H6	1:CA:623:C:O5'	1.92	0.53
3:CC:43:LEU:HB3	3:CC:47:LEU:HD12	1.90	0.53
1:CA:881:G:P	12:CL:12:ARG:HH22	2.31	0.53
20:CT:73:HIS:HB3	20:CT:74:LYS:HG2	1.90	0.53
25:DA:2359:C:H2'	25:DA:2360:A:O4'	2.09	0.53
30:DG:44:GLY:CA	30:DG:88:ILE:HG22	2.38	0.53
32:DI:77:LEU:HD11	32:DI:101:LEU:HB2	1.91	0.53
45:DZ:128:VAL:HG23	45:DZ:161:VAL:H	1.73	0.53
1:AA:160:A:C2	1:AA:343:U:H4'	2.43	0.53
2:AB:109:SER:HA	2:AB:112:VAL:HG23	1.91	0.53
4:AD:120:LEU:HB3	4:AD:126:ILE:HD11	1.91	0.53
6:AF:30:LEU:HB3	6:AF:35:ALA:HB3	1.91	0.53
8:AH:38:ILE:O	8:AH:42:GLU:HG2	2.09	0.53
13:AM:50:GLU:HA	13:AM:53:VAL:HG23	1.90	0.53
25:BA:1257:C:H4'	29:BF:83:PHE:CD2	2.44	0.53
25:BA:2065:C:H2'	25:BA:2066:C:C6	2.44	0.53
25:BA:29:U:H2'	25:BA:30:G:C8	2.44	0.53
25:BA:652(D):C:H2'	25:BA:652(E):G:O4'	2.09	0.53
27:BD:5:LYS:HA	27:BD:17:THR:HG22	1.90	0.53
40:BU:44:ASN:HD21	41:BV:75:PHE:HB3	1.73	0.53
25:BA:2011:U:OP1	42:BW:42:ARG:NH1	2.42	0.53
43:BX:25:LYS:HE2	43:BX:82:GLN:NE2	2.23	0.53
43:BX:27:THR:CG2	43:BX:80:ILE:HG12	2.33	0.53
45:BZ:160:GLY:HA2	45:BZ:161:VAL:CG1	2.33	0.53
1:CA:1070:U:H2'	1:CA:1071:C:H6	1.73	0.53
1:CA:1250:A:H4'	9:CI:67:GLY:HA2	1.90	0.53
1:CA:1409:C:H42	1:CA:1491:G:H1	1.57	0.53
1:CA:922:G:N3	1:CA:1398:A:H2	2.07	0.53
5:CE:29:GLY:HA2	5:CE:46:GLY:O	2.09	0.53
6:CF:61:LEU:HB3	6:CF:63:TYR:CE2	2.41	0.53
25:DA:1267:U:H2'	25:DA:1268:A:H8	1.74	0.53
28:DE:101:ARG:CZ	28:DE:171:GLU:HB2	2.39	0.53
29:DF:182:ASN:HD21	29:DF:185:ASP:CG	2.12	0.53
31:DH:43:VAL:HG12	31:DH:44:VAL:H	1.74	0.53
32:DI:94:ALA:HA	32:DI:97:ILE:HB	1.90	0.53
38:DS:95:HIS:N	38:DS:99:LYS:HB3	2.23	0.53
44:DY:76:CYS:SG	44:DY:99:CYS:HB2	2.48	0.53

Continued on next page...

Continued from previous page...

Atom-1	Atom-2	Interatomic distance (Å)	Clash overlap (Å)
1:AA:1073:U:H2'	1:AA:1074:G:H8	1.72	0.53
1:AA:1258:G:H2'	1:AA:1259:C:C6	2.44	0.53
1:AA:177:C:OP1	20:AT:65:LYS:NZ	2.32	0.53
3:AC:58:GLU:H	3:AC:65:ALA:HB3	1.73	0.53
8:AH:82:HIS:O	8:AH:137:VAL:HA	2.09	0.53
1:AA:1151:A:H5''	10:AJ:41:PRO:HA	1.90	0.53
20:AT:72:LEU:HD23	20:AT:73:HIS:N	2.24	0.53
25:BA:1470:G:H5''	25:BA:1471:A:OP1	2.09	0.53
25:BA:2567:G:H2'	25:BA:2568:C:C6	2.44	0.53
25:BA:2543:G:H1'	25:BA:2766:G:H5'	1.91	0.53
36:BQ:137:TYR:HB3	45:BZ:76:LEU:HD21	1.91	0.53
43:BX:11:PRO:HB3	43:BX:92:LEU:HD11	1.89	0.53
1:CA:946:A:H2'	1:CA:947:G:C8	2.44	0.53
4:CD:25:ARG:HG2	4:CD:30:LYS:O	2.08	0.53
1:CA:188:C:H1'	20:CT:104:LEU:CB	2.38	0.53
25:DA:184:C:H2'	25:DA:185:U:C6	2.43	0.53
25:DA:263:C:H2'	25:DA:264:C:O4'	2.09	0.53
30:DG:107:LEU:HD23	30:DG:111:LEU:HD12	1.90	0.53
45:DZ:18:LEU:HD23	45:DZ:25:PRO:HG3	1.91	0.53
1:AA:1164:G:C2'	1:AA:1165:C:H5'	2.38	0.53
1:AA:189(C):C:H2'	1:AA:189(D):C:O4'	2.09	0.53
1:AA:49:U:O2'	1:AA:50:A:H2'	2.08	0.53
5:AE:50:GLU:HB2	5:AE:53:LEU:HD22	1.91	0.53
25:BA:1582:C:O2'	25:BA:1583:A:O5'	2.26	0.53
25:BA:2321:G:H5''	25:BA:2322:A:OP2	2.08	0.53
26:BB:105:A:OP1	45:BZ:72:ARG:NH1	2.41	0.53
37:BR:67:LEU:HD13	37:BR:76:VAL:HG21	1.89	0.53
45:BZ:152:ALA:HA	45:BZ:155:LEU:HB2	1.91	0.53
1:CA:1053:G:N7	1:CA:1200:C:H5''	2.24	0.53
14:CN:25:VAL:HG22	14:CN:38:GLY:O	2.09	0.53
28:DE:107:THR:O	28:DE:190:GLY:HA2	2.08	0.53
32:DI:72:LEU:O	32:DI:74:ASN:N	2.38	0.53
39:DT:53:ARG:O	39:DT:53:ARG:HG3	2.09	0.53
3:AC:156:ARG:O	3:AC:158:GLY:N	2.42	0.53
7:AG:111:ARG:HB2	7:AG:119:ARG:HD2	1.91	0.53
1:AA:237:C:H5''	17:AQ:25:ARG:CZ	2.38	0.53
25:BA:1430:C:H2'	25:BA:1431:U:H6	1.74	0.53
25:BA:1453:U:OP1	37:BR:77:ARG:HD3	2.09	0.53
25:BA:1720:U:OP2	58:BA:5303:HOH:O	2.19	0.53
25:BA:2272:U:H5''	25:BA:2273:A:OP1	2.08	0.53
25:BA:2273:A:O2'	25:BA:2274:A:H5'	2.09	0.53

Continued on next page...

Continued from previous page...

Atom-1	Atom-2	Interatomic distance (Å)	Clash overlap (Å)
30:BG:12:TYR:HA	30:BG:16:ARG:HG3	1.91	0.53
35:BP:75:ILE:HD13	35:BP:77:ARG:NH1	2.24	0.53
1:CA:115:G:H1'	1:CA:116:A:N7	2.23	0.53
1:CA:192:U:H2'	1:CA:193:C:C6	2.44	0.53
1:CA:202:U:H3'	1:CA:203:U:C6	2.44	0.53
2:CB:42:ILE:HG22	2:CB:43:ASP:H	1.73	0.53
25:DA:2345:G:OP2	52:D6:38:LYS:HG3	2.09	0.53
25:DA:2527:C:C4	25:DA:2528:U:C5	2.97	0.53
25:DA:323:G:O2'	25:DA:1205:U:N3	2.35	0.53
25:DA:330:A:HO2'	25:DA:331:A:H8	1.57	0.53
27:DD:182:LEU:HD12	27:DD:272:ALA:HB3	1.90	0.53
31:DH:3:ARG:HG2	31:DH:6:ARG:CZ	2.38	0.53
36:DQ:111:GLU:O	36:DQ:115:MET:HG2	2.09	0.53
1:AA:1089:G:H2'	1:AA:1090:U:H5'	1.91	0.52
1:AA:129(A):G:H22	1:AA:189(D):C:N4	2.07	0.52
1:AA:457:C:H2'	1:AA:458:C:H6	1.73	0.52
5:AE:139:LEU:HA	5:AE:142:LEU:HD12	1.90	0.52
25:BA:1865:G:N2	25:BA:1877:A:OP2	2.42	0.52
25:BA:1899:G:H2'	25:BA:1899:G:N3	2.24	0.52
25:BA:2690:C:H5''	25:BA:2872:G:H21	1.74	0.52
33:BN:112:LEU:HD12	33:BN:112:LEU:O	2.09	0.52
37:BR:72:ASP:O	37:BR:76:VAL:HG23	2.09	0.52
1:CA:1151:A:O2'	1:CA:1152:A:O5'	2.21	0.52
1:CA:928:G:H1	1:CA:1389:C:H42	1.57	0.52
2:CB:186:ALA:HB3	2:CB:197:VAL:HG11	1.89	0.52
25:DA:1430:C:H2'	25:DA:1431:U:H6	1.72	0.52
25:DA:2351:G:HO2'	25:DA:2352:A:H8	1.54	0.52
25:DA:795:C:H2'	25:DA:796:C:C6	2.44	0.52
25:DA:994:C:H2'	25:DA:994:C:O2	2.09	0.52
29:DF:129:PHE:CD2	29:DF:163:VAL:HG21	2.44	0.52
32:DI:72:LEU:C	32:DI:74:ASN:N	2.61	0.52
36:DQ:63:LYS:HE3	36:DQ:65:PHE:CE1	2.44	0.52
1:AA:1179:A:H4'	9:AI:103:THR:HA	1.91	0.52
1:AA:221:C:H2'	1:AA:222:U:C6	2.44	0.52
4:AD:79:PHE:HE1	4:AD:204:ILE:HD13	1.73	0.52
25:BA:1629:U:H2'	25:BA:1630:G:C8	2.44	0.52
25:BA:1935:G:N2	25:BA:1964:G:H5'	2.24	0.52
25:BA:330:A:HO2'	25:BA:331:A:H8	1.53	0.52
27:BD:147:LEU:HD13	27:BD:155:LEU:HD11	1.90	0.52
28:BE:116:VAL:HG22	28:BE:120:TRP:HD1	1.74	0.52
29:BF:123:LEU:HD21	29:BF:199:TRP:CZ3	2.44	0.52

Continued on next page...

Continued from previous page...

Atom-1	Atom-2	Interatomic distance (Å)	Clash overlap (Å)
42:BW:13:SER:HB3	42:BW:16:LYS:HD2	1.90	0.52
1:CA:1241:G:H1	1:CA:1296:C:H42	1.55	0.52
1:CA:296:U:O2'	1:CA:556:C:O2	2.25	0.52
2:CB:57:PHE:O	2:CB:61:LEU:N	2.42	0.52
1:CA:663:A:O3'	18:CR:64:ARG:NH2	2.42	0.52
46:D0:47:PRO:HA	46:D0:51:VAL:HG12	1.91	0.52
25:DA:1739:U:HO2'	25:DA:1740:G:H8	1.57	0.52
1:AA:313:A:H2'	1:AA:314:C:C6	2.44	0.52
1:AA:373:A:O2'	1:AA:481:G:N2	2.42	0.52
4:AD:149:ALA:O	4:AD:152:SER:N	2.38	0.52
13:AM:59:TYR:HD1	13:AM:63:THR:HG1	1.47	0.52
25:BA:1818:U:H2'	27:BD:157:ARG:HG3	1.90	0.52
33:BN:47:ALA:HB2	33:BN:112:LEU:HD11	1.90	0.52
25:BA:2483:C:O2	36:BQ:124:LYS:HE3	2.09	0.52
25:BA:64:A:O3'	43:BX:71:GLY:HA3	2.10	0.52
45:BZ:121:HIS:HB3	45:BZ:123:ASP:O	2.09	0.52
45:BZ:128:VAL:HG23	45:BZ:161:VAL:N	2.25	0.52
1:CA:1052:U:H2'	1:CA:1055:A:OP1	2.09	0.52
1:CA:1057:G:H2'	1:CA:1058:G:O4'	2.09	0.52
1:CA:1135:U:H2'	1:CA:1137:C:O2	2.10	0.52
1:CA:1144:G:N2	1:CA:1146:A:H62	2.08	0.52
1:CA:397:A:H3'	1:CA:397:A:N3	2.24	0.52
1:CA:512:U:H2'	1:CA:513:C:H6	1.74	0.52
1:CA:939:G:H5''	7:CG:102:ARG:HH12	1.73	0.52
9:CI:17:VAL:HG21	9:CI:80:GLY:C	2.29	0.52
12:CL:53:ARG:NH1	12:CL:92:ASP:OD2	2.42	0.52
19:CS:49:ILE:HG13	19:CS:62:ILE:HD11	1.90	0.52
49:D3:26:LEU:HD21	49:D3:46:ASN:HB2	1.91	0.52
25:DA:1477:A:H2'	25:DA:1478:G:O4'	2.09	0.52
25:DA:1506:C:H2'	25:DA:1507:A:H5'	1.90	0.52
25:DA:2273:A:H2'	25:DA:2274:A:C8	2.43	0.52
25:DA:2275:C:O2'	36:DQ:85:LYS:N	2.35	0.52
25:DA:2647:U:H2'	25:DA:2648:C:C6	2.44	0.52
25:DA:2869:G:H2'	25:DA:2870:C:O4'	2.09	0.52
25:DA:41:C:H2'	25:DA:42:G:H8	1.75	0.52
25:DA:636:G:C2	35:DP:115:LEU:HD11	2.44	0.52
1:AA:1362:C:H2'	1:AA:1363:C:H5''	1.90	0.52
25:BA:1692:U:O2'	25:BA:1693:U:H2'	2.10	0.52
25:BA:34:C:H4'	25:BA:35:G:OP2	2.10	0.52
30:BG:82:LEU:HD23	30:BG:86:MET:CB	2.39	0.52
34:BO:24:VAL:HA	34:BO:39:ILE:HG22	1.91	0.52

Continued on next page...

Continued from previous page...

Atom-1	Atom-2	Interatomic distance (Å)	Clash overlap (Å)
35:BP:55:ARG:HG2	35:BP:56:SER:N	2.24	0.52
1:CA:438:G:O2'	1:CA:494:U:O4	2.23	0.52
1:CA:833:U:H2'	1:CA:834:C:H6	1.74	0.52
2:CB:48:MET:HA	2:CB:51:LEU:HB2	1.91	0.52
5:CE:126:ARG:HG2	5:CE:126:ARG:HH11	1.75	0.52
6:CF:80:ARG:HH21	6:CF:80:ARG:HG3	1.73	0.52
10:CJ:8:LEU:HD11	10:CJ:20:ALA:HB2	1.91	0.52
13:CM:34:LEU:O	13:CM:38:GLY:N	2.42	0.52
20:CT:49:ALA:HB2	20:CT:92:LEU:HD22	1.91	0.52
25:DA:1849:G:H2'	25:DA:1850:G:H8	1.74	0.52
25:DA:2019:A:H2'	25:DA:2020:A:O5'	2.09	0.52
26:DB:6:C:O2'	38:DS:29:PHE:HE1	1.93	0.52
29:DF:28:ILE:HA	29:DF:112:MET:HG2	1.91	0.52
1:AA:1300:G:O2'	1:AA:1301:U:P	2.67	0.52
17:AQ:11:VAL:HG23	17:AQ:20:THR:HB	1.90	0.52
20:AT:12:ALA:O	20:AT:15:ARG:N	2.42	0.52
22:AY:106:ARG:HG2	22:AY:107:PRO:HA	1.91	0.52
49:B3:54:VAL:HG12	49:B3:55:ARG:N	2.23	0.52
25:BA:1359:A:C2	25:BA:1372:U:O4	2.62	0.52
25:BA:1607:C:N4	25:BA:1622:G:OP2	2.32	0.52
25:BA:2233:U:H2'	25:BA:2234:G:C8	2.44	0.52
25:BA:234:C:H2'	25:BA:235:U:O4'	2.10	0.52
25:BA:2405:G:H2'	25:BA:2411:A:H62	1.74	0.52
25:BA:89:G:H3'	25:BA:90:U:H5''	1.90	0.52
25:BA:1789:A:H5''	27:BD:220:HIS:O	2.10	0.52
28:BE:170:LEU:HB3	28:BE:184:VAL:CG2	2.39	0.52
28:BE:101:ARG:CZ	28:BE:171:GLU:HB2	2.40	0.52
33:BN:38:HIS:CD2	33:BN:39:ARG:HG2	2.44	0.52
25:BA:2292:C:P	38:BS:17:ARG:HH22	2.32	0.52
1:CA:1098:C:H2'	1:CA:1099:G:O4'	2.09	0.52
1:CA:131:C:H2'	1:CA:132:C:C6	2.45	0.52
1:CA:1411:C:H2'	1:CA:1412:C:C6	2.45	0.52
1:CA:148:G:H2'	1:CA:149:A:C8	2.43	0.52
1:CA:1502:A:H4'	1:CA:1503:A:OP2	2.09	0.52
1:CA:433:C:H2'	1:CA:434:U:H6	1.75	0.52
25:DA:9:U:O2'	25:DA:10:G:OP1	2.24	0.52
25:DA:1652:A:C2'	25:DA:1653:G:H5'	2.39	0.52
25:DA:1819:A:H4'	25:DA:1820:U:O5'	2.08	0.52
25:DA:747:U:O2	25:DA:2014:A:H1'	2.09	0.52
26:DB:114:C:H4'	38:DS:46:VAL:HG13	1.91	0.52
38:DS:48:LEU:HD12	38:DS:48:LEU:H	1.74	0.52

Continued on next page...

Continued from previous page...

Atom-1	Atom-2	Interatomic distance (Å)	Clash overlap (Å)
1:AA:1245:A:C6	1:AA:1293:G:C6	2.97	0.52
1:AA:1508:G:H2'	1:AA:1509:C:O4'	2.10	0.52
1:AA:545:C:OP2	4:AD:62:GLN:NE2	2.42	0.52
1:AA:928:G:H1	1:AA:1389:C:N4	2.05	0.52
1:AA:949:A:H1'	1:AA:1364:U:N3	2.25	0.52
1:AA:979:C:H42	14:AN:18:VAL:HB	1.75	0.52
4:AD:33:MET:SD	4:AD:37:PRO:HA	2.50	0.52
13:AM:91:ARG:HB2	13:AM:98:VAL:HG23	1.91	0.52
16:AP:23:ASP:OD1	16:AP:25:ARG:HG2	2.09	0.52
52:B6:47:THR:HB	52:B6:49:HIS:CE1	2.45	0.52
25:BA:1878:G:H2'	25:BA:1879:C:H6	1.74	0.52
25:BA:197:A:N6	25:BA:2430:A:H2'	2.25	0.52
25:BA:868:U:C4	25:BA:869:G:N7	2.78	0.52
29:BF:28:ILE:HD13	29:BF:119:ARG:HH21	1.75	0.52
25:BA:2845:G:H5''	39:BT:54:ARG:O	2.10	0.52
42:BW:79:GLY:CA	42:BW:100:THR:HG22	2.39	0.52
1:CA:243:A:H4'	1:CA:244:U:C5'	2.39	0.52
1:CA:737:A:H2'	1:CA:738:C:H6	1.74	0.52
5:CE:100:VAL:HA	5:CE:118:ILE:HG22	1.92	0.52
1:CA:664:G:P	18:CR:64:ARG:HH21	2.32	0.52
23:CV:36:U:H2'	23:CV:37:A:O4'	2.10	0.52
46:D0:29:GLN:O	46:D0:67:VAL:HG23	2.10	0.52
25:DA:2262:U:O2'	25:DA:2263:C:H5'	2.09	0.52
25:DA:2302:G:H2'	25:DA:2303:G:H8	1.75	0.52
25:DA:244:A:C2	25:DA:255:A:C4	2.97	0.52
25:DA:632:A:H2'	25:DA:633:A:C8	2.45	0.52
28:DE:175:VAL:HG23	28:DE:177:PRO:HD3	1.92	0.52
31:DH:149:ARG:HA	31:DH:162:ILE:HG21	1.92	0.52
36:DQ:42:ILE:HD13	36:DQ:97:VAL:CG2	2.39	0.52
1:AA:991:U:O4	1:AA:1212:U:O2'	2.28	0.52
1:AA:1220:G:O3'	19:AS:36:ARG:HD3	2.10	0.52
1:AA:587:G:O2'	1:AA:588:G:OP2	2.24	0.52
1:AA:617:G:C2	1:AA:618:C:C5	2.98	0.52
2:AB:86:GLU:C	2:AB:89:GLY:H	2.13	0.52
3:AC:134:ILE:HD11	3:AC:153:VAL:HG23	1.91	0.52
1:AA:1226:C:H4'	19:AS:80:TYR:OH	2.09	0.52
25:BA:1170:G:N2	25:BA:1180:C:C2	2.77	0.52
25:BA:1249:U:P	58:BA:5376:HOH:O	2.68	0.52
25:BA:1497:U:H5''	25:BA:1498:C:H5	1.74	0.52
25:BA:2320:A:H2'	25:BA:2320:A:N3	2.24	0.52
25:BA:615:G:OP2	29:BF:43:LYS:NZ	2.36	0.52

Continued on next page...

Continued from previous page...

Atom-1	Atom-2	Interatomic distance (Å)	Clash overlap (Å)
34:BO:47:ILE:HB	34:BO:48:PRO:HD2	1.91	0.52
38:BS:96:GLY:HA2	38:BS:97:ARG:C	2.29	0.52
1:CA:1131:G:H2'	1:CA:1132:C:C6	2.45	0.52
1:CA:1170:A:C6	1:CA:1171:G:H1'	2.45	0.52
1:CA:401:C:H2'	1:CA:402:G:C8	2.44	0.52
1:CA:538:G:OP2	12:CL:115:LYS:HB2	2.09	0.52
1:CA:737:A:H2'	1:CA:738:C:C6	2.44	0.52
1:CA:874:G:H2'	1:CA:875:C:C6	2.44	0.52
1:CA:973:G:H3'	1:CA:974:A:H5''	1.90	0.52
4:CD:17:VAL:HG22	4:CD:18:LYS:H	1.75	0.52
4:CD:64:LEU:HD22	4:CD:198:VAL:HG11	1.92	0.52
14:CN:27:CYS:SG	14:CN:43:CYS:SG	3.05	0.52
50:D4:3:GLU:H	50:D4:3:GLU:CD	2.12	0.52
25:DA:142:A:HO2'	25:DA:1407:C:HO2'	1.58	0.52
25:DA:1537:G:H2'	25:DA:1538:G:H8	1.74	0.52
25:DA:1607:C:N4	25:DA:1622:G:OP2	2.43	0.52
25:DA:195:A:H61	25:DA:198:C:H3'	1.75	0.52
25:DA:2206:G:C3'	25:DA:2207:G:C8	2.91	0.52
25:DA:2576:G:H1'	58:DA:3853:HOH:O	2.10	0.52
25:DA:300:A:P	44:DY:86:ARG:NH2	2.80	0.52
25:DA:608:A:H2'	25:DA:609:A:H8	1.73	0.52
30:DG:16:ARG:NE	30:DG:31:VAL:HG21	2.25	0.52
30:DG:7:LEU:HD22	30:DG:100:TRP:CE3	2.44	0.52
33:DN:24:GLY:HA2	33:DN:27:ALA:CB	2.37	0.52
1:AA:320:C:H42	1:AA:333:G:H1	1.56	0.52
1:AA:460:G:C6	1:AA:470:C:H5''	2.44	0.52
1:AA:598:U:H2'	1:AA:599:C:C6	2.44	0.52
1:AA:878:G:H5'	8:AH:89:PRO:HG2	1.92	0.52
1:AA:406:G:H21	4:AD:119:GLN:HE22	1.57	0.52
7:AG:57:GLU:O	7:AG:59:LEU:N	2.43	0.52
1:AA:1151:A:C5'	10:AJ:41:PRO:HA	2.40	0.52
18:AR:74:ARG:HG3	18:AR:79:LEU:HB2	1.91	0.52
25:BA:1041:C:N4	25:BA:1114:G:H1	2.05	0.52
26:BB:78:A:C2	26:BB:100:A:C4	2.98	0.52
25:BA:1903:G:OP1	27:BD:241:PRO:HB2	2.10	0.52
31:BH:149:ARG:NH1	31:BH:149:ARG:HG3	2.24	0.52
33:BN:42:TRP:HA	33:BN:48:MET:SD	2.50	0.52
34:BO:73:ASP:OD2	34:BO:75:SER:HB3	2.10	0.52
1:CA:500:G:N2	1:CA:546:G:H1'	2.25	0.52
1:CA:872:A:C4	1:CA:874:G:N7	2.78	0.52
4:CD:189:PRO:CB	4:CD:194:LEU:HD21	2.38	0.52

Continued on next page...

Continued from previous page...

Atom-1	Atom-2	Interatomic distance (Å)	Clash overlap (Å)
15:CO:67:LEU:O	15:CO:71:GLN:HB2	2.10	0.52
25:DA:1198:U:H2'	25:DA:1199:U:H6	1.75	0.52
25:DA:1472:A:H61	25:DA:1519:G:H1'	1.74	0.52
25:DA:1653:G:C6	37:DR:9:LYS:HB2	2.45	0.52
25:DA:698:C:O2'	25:DA:734:A:N6	2.43	0.52
30:DG:3:LEU:HD13	50:D4:25:TYR:CZ	2.45	0.52
36:DQ:21:THR:HG21	36:DQ:101:ARG:HH11	1.74	0.52
37:DR:52:ILE:HB	37:DR:94:TYR:HD1	1.73	0.52
39:DT:127:ALA:HA	39:DT:129:ARG:N	2.25	0.52
1:AA:1278:U:H5''	1:AA:1278:U:H6	1.75	0.52
1:AA:402:G:OP1	4:AD:74:GLN:HG3	2.09	0.52
7:AG:153:HIS:CE1	11:AK:58:PRO:HD2	2.45	0.52
25:BA:1300:U:H4'	25:BA:1301:A:C5'	2.36	0.52
25:BA:2712(A):A:H5''	25:BA:2713:A:OP2	2.09	0.52
25:BA:2712:U:OP1	25:BA:2714:G:H4'	2.10	0.52
25:BA:848:G:N9	25:BA:933:A:H8	2.08	0.52
1:CA:1218:C:H2'	1:CA:1219:U:C6	2.45	0.52
1:CA:1281:U:H3'	1:CA:1281:U:C6	2.45	0.52
1:CA:1416:G:H1	1:CA:1484:C:H42	1.58	0.52
1:CA:751:U:H1'	15:CO:24:SER:H	1.75	0.52
2:CB:171:ALA:HA	2:CB:174:VAL:HG23	1.92	0.52
5:CE:33:VAL:HG21	5:CE:109:ILE:HA	1.92	0.52
8:CH:20:TYR:HD1	8:CH:65:TYR:CD2	2.27	0.52
8:CH:77:GLU:HG3	8:CH:78:GLN:N	2.25	0.52
46:D0:26:TYR:O	46:D0:29:GLN:HB2	2.09	0.52
51:D5:41:PRO:O	51:D5:44:THR:OG1	2.27	0.52
25:DA:1579:A:H2'	25:DA:1580:A:C8	2.44	0.52
25:DA:479:A:H1'	25:DA:480:A:H5''	1.92	0.52
29:DF:7:TYR:OH	29:DF:119:ARG:HD3	2.09	0.52
36:DQ:63:LYS:O	36:DQ:107:ALA:N	2.43	0.52
45:DZ:155:LEU:HB3	45:DZ:157:LEU:HD12	1.91	0.52
1:AA:501:C:H2'	1:AA:502:G:H8	1.75	0.52
1:AA:509:A:N3	1:AA:543:C:O2'	2.36	0.52
17:AQ:82:MET:O	17:AQ:86:GLU:N	2.32	0.52
49:B3:23:LEU:HD13	49:B3:50:VAL:HG11	1.91	0.52
25:BA:141:A:C8	25:BA:1408:C:O2'	2.54	0.52
25:BA:1761:C:H3'	25:BA:1762:A:H5''	1.92	0.52
25:BA:2052:G:OP2	58:BA:5357:HOH:O	2.18	0.52
25:BA:286:C:H2'	25:BA:287:C:H6	1.75	0.52
26:BB:86:G:N2	26:BB:91:C:N3	2.53	0.52
27:BD:134:ARG:HD3	27:BD:135:PHE:CZ	2.45	0.52

Continued on next page...

Continued from previous page...

Atom-1	Atom-2	Interatomic distance (Å)	Clash overlap (Å)
28:BE:29:GLY:H	28:BE:93:VAL:HG12	1.75	0.52
29:BF:22:ALA:HB1	29:BF:24:LEU:HB2	1.91	0.52
25:BA:673:C:H5''	29:BF:81:PRO:HD2	1.91	0.52
33:BN:39:ARG:NH2	33:BN:41:ASP:OD2	2.42	0.52
1:CA:1381:U:H2'	1:CA:1381:U:O2	2.09	0.52
1:CA:545:C:O2'	1:CA:549:C:OP1	2.28	0.52
3:CC:132:ARG:O	3:CC:136:GLN:HB2	2.10	0.52
10:CJ:11:PHE:HE2	10:CJ:67:THR:HG22	1.75	0.52
25:DA:71:A:C2	43:DX:31:HIS:HE1	2.28	0.52
27:DD:71:ASP:CG	27:DD:103:ARG:HH22	2.14	0.52
29:DF:51:THR:HG23	29:DF:92:PRO:HG2	1.92	0.52
35:DP:29:LYS:HG2	35:DP:30:THR:N	2.24	0.52
43:DX:35:THR:HG23	43:DX:38:GLU:H	1.74	0.52
44:DY:20:TYR:CD2	44:DY:42:VAL:HG13	2.45	0.52
1:AA:763:G:H2'	1:AA:764:C:H6	1.75	0.51
2:AB:97:TRP:HH2	2:AB:176:GLU:CG	2.23	0.51
1:AA:393:A:OP2	16:AP:12:LYS:HD2	2.10	0.51
22:AY:21:ARG:HD3	22:AY:31:ASN:O	2.11	0.51
50:B4:42:PHE:HB3	50:B4:43:TYR:CD1	2.44	0.51
25:BA:1289:C:H2'	25:BA:1290:C:H6	1.75	0.51
25:BA:1379:A:H4'	25:BA:1380:G:OP2	2.10	0.51
25:BA:1491:G:C2'	25:BA:1492:G:H5'	2.40	0.51
25:BA:2335:A:C8	25:BA:2337:G:C5	2.99	0.51
25:BA:2869:G:H2'	25:BA:2870:C:O4'	2.09	0.51
25:BA:414:C:H2'	25:BA:415:A:C8	2.44	0.51
25:BA:53:A:H61	25:BA:117:G:H1'	1.75	0.51
25:BA:888:C:H4'	25:BA:889:C:OP1	2.08	0.51
30:BG:28:VAL:O	30:BG:31:VAL:HG13	2.10	0.51
31:BH:4:ILE:O	31:BH:69:ARG:HG2	2.09	0.51
42:BW:40:ASN:O	42:BW:41:LYS:HG3	2.09	0.51
25:BA:1341:U:O2	43:BX:80:ILE:HD12	2.10	0.51
1:CA:793:U:O2	1:CA:1516:G:H4'	2.10	0.51
9:CI:28:VAL:HA	9:CI:63:ILE:O	2.10	0.51
19:CS:67:VAL:HG23	19:CS:68:GLY:H	1.75	0.51
25:DA:2464:C:O2'	25:DA:2465:C:H5''	2.11	0.51
25:DA:363(E):U:O2'	25:DA:363(F):A:OP1	2.24	0.51
25:DA:827:U:H4'	25:DA:828:U:C5	2.45	0.51
25:DA:864:G:C6	25:DA:865:C:N4	2.78	0.51
25:DA:944:G:H5''	25:DA:945:A:O5'	2.10	0.51
25:DA:972:G:OP2	25:DA:973:A:O2'	2.20	0.51
25:DA:2316:C:O2'	30:DG:128:ARG:NH1	2.42	0.51

Continued on next page...

Continued from previous page...

Atom-1	Atom-2	Interatomic distance (Å)	Clash overlap (Å)
36:DQ:57:HIS:HD2	36:DQ:117:ALA:HB2	1.72	0.51
37:DR:103:ARG:HD3	37:DR:108:GLY:O	2.10	0.51
1:AA:197:A:N6	1:AA:221:C:H5'	2.25	0.51
1:AA:410:G:H5''	1:AA:411:A:OP1	2.10	0.51
1:AA:666:G:H5'	1:AA:726:C:H1'	1.92	0.51
6:AF:1:MET:HA	6:AF:67:MET:O	2.10	0.51
20:AT:73:HIS:C	20:AT:74:LYS:HG2	2.31	0.51
25:BA:1405:U:H2'	25:BA:1406:U:C6	2.45	0.51
25:BA:2065:C:H2'	25:BA:2066:C:H6	1.75	0.51
25:BA:250:G:OP2	54:B8:13:ARG:NH2	2.42	0.51
25:BA:2479:G:OP1	25:BA:2537:U:H1'	2.10	0.51
25:BA:576:U:H2'	25:BA:577:G:C8	2.45	0.51
25:BA:593:G:C4'	54:B8:4:MET:HE2	2.40	0.51
1:CA:1119:C:OP1	9:CI:83:ARG:NH1	2.38	0.51
1:CA:1142:G:H3'	1:CA:1143:G:C8	2.45	0.51
1:CA:189(D):C:N4	1:CA:189(E):U:C2	2.78	0.51
4:CD:15:GLU:OE2	4:CD:66:ARG:NH1	2.43	0.51
4:CD:4:TYR:CD2	4:CD:4:TYR:C	2.83	0.51
12:CL:79:GLU:O	12:CL:80:HIS:HB2	2.10	0.51
14:CN:24:CYS:HB3	14:CN:28:GLY:HA2	1.91	0.51
15:CO:78:TYR:O	15:CO:82:ILE:HG12	2.10	0.51
16:CP:43:LYS:C	16:CP:45:THR:H	2.13	0.51
25:DA:1371:G:H2'	25:DA:1372:U:H5	1.74	0.51
25:DA:1434:A:H61	25:DA:1558:A:H62	1.58	0.51
25:DA:2238:G:N3	25:DA:2238:G:H2'	2.26	0.51
25:DA:610:G:H2'	25:DA:611:C:C6	2.45	0.51
27:DD:221:VAL:HG23	27:DD:226:MET:CE	2.40	0.51
30:DG:16:ARG:O	30:DG:20:ILE:HG13	2.10	0.51
1:AA:198:G:H2'	1:AA:199:G:C8	2.45	0.51
1:AA:250:A:H4'	1:AA:251:G:O5'	2.10	0.51
1:AA:559:A:OP2	5:AE:126:ARG:NH2	2.44	0.51
1:AA:642:A:N3	8:AH:113:SER:OG	2.44	0.51
1:AA:820:U:H4'	1:AA:821:G:OP2	2.10	0.51
25:BA:71:A:C8	25:BA:71:A:H5'	2.46	0.51
25:BA:733:G:OP2	58:BA:5174:HOH:O	2.18	0.51
26:BB:19:G:H5'	26:BB:20:C:OP2	2.10	0.51
35:BP:38:GLN:O	35:BP:39:LYS:HB3	2.09	0.51
1:CA:164:U:H2'	1:CA:165:C:C6	2.45	0.51
1:CA:724:G:C2	1:CA:725:G:C8	2.99	0.51
2:CB:100:GLY:O	2:CB:108:ILE:HG13	2.09	0.51
25:DA:1267:U:H2'	25:DA:1268:A:C8	2.46	0.51

Continued on next page...

Continued from previous page...

Atom-1	Atom-2	Interatomic distance (Å)	Clash overlap (Å)
25:DA:1480:G:C6	25:DA:1481:U:N3	2.78	0.51
25:DA:2022:U:O2'	25:DA:2617:C:H5'	2.10	0.51
33:DN:19:GLU:HG3	33:DN:20:GLY:H	1.75	0.51
38:DS:4:LEU:HD11	38:DS:12:PHE:HE1	1.75	0.51
42:DW:54:ALA:HB1	42:DW:107:LEU:HD22	1.92	0.51
25:DA:84:A:H5''	44:DY:8:LYS:HG2	1.92	0.51
1:AA:1132:C:H2'	1:AA:1133:G:C8	2.46	0.51
12:AL:71:PRO:HG2	12:AL:102:ARG:HG3	1.91	0.51
15:AO:39:LEU:HD13	15:AO:56:LEU:HB2	1.92	0.51
1:AA:227:G:O2'	16:AP:62:VAL:HG21	2.11	0.51
25:BA:104:U:H5''	25:BA:105:C:OP2	2.11	0.51
25:BA:2291:U:O2'	25:BA:2374:C:O2	2.28	0.51
25:BA:2722:G:H2'	25:BA:2723:C:C6	2.45	0.51
25:BA:652(R):C:H1'	25:BA:652(S):C:C6	2.45	0.51
32:BI:129:THR:HA	32:BI:138:ILE:O	2.10	0.51
42:BW:29:LEU:HD12	42:BW:29:LEU:O	2.11	0.51
1:CA:589:C:H2'	1:CA:590:C:H6	1.76	0.51
1:CA:97:G:O2'	1:CA:98:G:H5''	2.11	0.51
3:CC:20:SER:OG	3:CC:40:ARG:NH2	2.37	0.51
1:CA:1151:A:H5'	10:CJ:40:LEU:O	2.11	0.51
9:CI:114:TYR:HE1	10:CJ:60:ARG:H	1.55	0.51
23:CV:16:C:H5'	23:CV:59:A:N1	2.25	0.51
25:DA:2505:G:O6	25:DA:2576:G:H2'	2.10	0.51
28:DE:108:SER:HB3	28:DE:165:VAL:HG21	1.91	0.51
26:DB:55:U:H1'	30:DG:29:TRP:HE1	1.75	0.51
33:DN:38:HIS:ND1	33:DN:39:ARG:HG3	2.25	0.51
36:DQ:48:GLU:O	36:DQ:52:VAL:HG23	2.11	0.51
1:AA:1138:G:C6	1:AA:1140:C:H1'	2.46	0.51
1:AA:985:C:C2	1:AA:1221:G:N2	2.78	0.51
1:AA:129(A):G:H5'	1:AA:189(H):G:H5'	1.91	0.51
2:AB:106:LYS:O	2:AB:110:GLN:NE2	2.44	0.51
20:AT:77:ALA:O	20:AT:81:LYS:HG3	2.11	0.51
25:BA:1210:A:C8	25:BA:1210:A:H5'	2.39	0.51
25:BA:1945:G:H2'	25:BA:1946:U:C6	2.46	0.51
30:BG:41:GLN:NE2	30:BG:154:GLY:O	2.43	0.51
31:BH:94:TYR:HE1	31:BH:108:GLY:N	2.07	0.51
36:BQ:12:GLN:HG2	36:BQ:73:PRO:HD2	1.91	0.51
40:BU:65:ILE:HD11	40:BU:95:LEU:HB3	1.91	0.51
1:CA:978:A:O2'	1:CA:1322:C:N3	2.35	0.51
2:CB:102:LEU:HB3	2:CB:180:LEU:CD1	2.40	0.51
4:CD:100:ARG:NH1	4:CD:137:SER:HA	2.25	0.51

Continued on next page...

Continued from previous page...

Atom-1	Atom-2	Interatomic distance (Å)	Clash overlap (Å)
15:CO:8:LYS:O	15:CO:12:ILE:HG13	2.10	0.51
23:CV:47:U:H3'	23:CV:48:C:C5'	2.40	0.51
47:D1:67:ILE:N	47:D1:68:PRO:HD2	2.25	0.51
25:DA:1257:C:H4'	29:DF:83:PHE:CE2	2.46	0.51
25:DA:1514:U:H2'	25:DA:1515:G:C8	2.45	0.51
25:DA:1529:G:O6	25:DA:1541:G:N2	2.42	0.51
25:DA:1754:C:OP1	39:DT:96:ARG:NH1	2.41	0.51
25:DA:1945:G:H2'	25:DA:1946:U:H6	1.75	0.51
25:DA:272(G):C:N4	25:DA:363(C):G:H1	2.08	0.51
25:DA:57:C:H2'	25:DA:58:G:O4'	2.10	0.51
26:DB:94:C:H2'	26:DB:95:C:H6	1.75	0.51
42:DW:72:LYS:N	42:DW:106:ILE:O	2.35	0.51
1:AA:926:G:C6	1:AA:1505:G:C6	2.98	0.51
6:AF:91:VAL:HG22	18:AR:72:ARG:HH21	1.74	0.51
11:AK:18:ARG:HB2	11:AK:33:THR:OG1	2.10	0.51
26:BB:8:U:H5'	26:BB:9:G:OP2	2.11	0.51
32:BI:11:ASN:O	32:BI:12:LEU:HD23	2.10	0.51
1:CA:1126:U:H6	1:CA:1126:U:P	2.34	0.51
1:CA:1206:G:C6	1:CA:1207:G:C5	2.98	0.51
1:CA:693:G:H2'	1:CA:694:A:C8	2.46	0.51
1:CA:889:A:H4'	1:CA:890:G:OP1	2.10	0.51
9:CI:105:ASP:HB2	9:CI:107:ARG:HD3	1.93	0.51
18:CR:53:ARG:HA	18:CR:56:THR:OG1	2.10	0.51
49:D3:44:ARG:O	49:D3:48:GLU:HG2	2.10	0.51
30:DG:101:ILE:HG21	50:D4:25:TYR:HB2	1.91	0.51
25:DA:2820:A:C5	37:DR:4:LEU:HD11	2.46	0.51
38:DS:26:LEU:HD22	38:DS:87:PHE:CD1	2.45	0.51
41:DV:57:VAL:HG12	41:DV:99:ILE:HG23	1.93	0.51
1:AA:827:U:H5'	1:AA:828:A:OP2	2.10	0.51
7:AG:146:GLU:O	7:AG:148:ASN:N	2.44	0.51
11:AK:70:LYS:HB3	11:AK:70:LYS:NZ	2.26	0.51
5:AE:15:ARG:NH2	22:AY:129:LYS:HG3	2.25	0.51
47:B1:21:ARG:NH1	47:B1:21:ARG:HG2	2.26	0.51
52:B6:35:GLU:O	52:B6:36:LEU:HG	2.10	0.51
32:BI:59:ALA:O	32:BI:62:LYS:N	2.44	0.51
34:BO:116:SER:OG	34:BO:117:LEU:N	2.44	0.51
40:BU:58:ARG:HA	40:BU:61:TRP:CE3	2.46	0.51
45:BZ:80:ARG:HB3	45:BZ:82:ARG:HG3	1.92	0.51
8:CH:4:ASP:OD1	8:CH:85:ARG:HD2	2.10	0.51
25:DA:1384:A:O2'	25:DA:1404:C:O2	2.25	0.51
25:DA:267:C:H42	25:DA:425:G:H1	1.58	0.51

Continued on next page...

Continued from previous page...

Atom-1	Atom-2	Interatomic distance (Å)	Clash overlap (Å)
25:DA:2777:G:C5'	25:DA:2778:A:H5'	2.37	0.51
25:DA:307:G:N2	25:DA:310:A:O5'	2.43	0.51
25:DA:192:C:O2'	25:DA:802:A:N3	2.42	0.51
30:DG:167:GLU:HA	30:DG:170:ARG:HB2	1.92	0.51
33:DN:97:ARG:O	33:DN:100:GLU:N	2.43	0.51
36:DQ:43:THR:N	36:DQ:46:GLN:OE1	2.31	0.51
39:DT:127:ALA:HA	39:DT:129:ARG:H	1.75	0.51
1:AA:153:C:H42	1:AA:169:C:H42	1.57	0.51
22:AY:38:HIS:O	22:AY:73:LYS:HA	2.10	0.51
48:B2:16:LEU:HB3	48:B2:20:GLU:HB2	1.92	0.51
25:BA:1510:G:H2'	25:BA:1511:C:C6	2.45	0.51
25:BA:2040:C:H2'	25:BA:2041:U:O4'	2.11	0.51
28:BE:16:ARG:O	28:BE:16:ARG:HG3	2.11	0.51
29:BF:117:ARG:HH21	29:BF:187:VAL:HA	1.75	0.51
1:CA:1222:G:C6	1:CA:1223:C:C4	2.99	0.51
1:CA:1365:G:H2'	1:CA:1366:C:O4'	2.11	0.51
1:CA:1370:G:C8	9:CI:109:VAL:HG11	2.46	0.51
1:CA:963:G:H4'	58:CA:2207:HOH:O	2.11	0.51
1:CA:939:G:H5''	7:CG:102:ARG:HH22	1.75	0.51
17:CQ:67:LYS:HA	17:CQ:70:ARG:HH12	1.75	0.51
49:D3:6:VAL:HG12	49:D3:56:VAL:HG22	1.93	0.51
25:DA:1558:A:C4'	25:DA:1559:G:O5'	2.56	0.51
25:DA:954:G:O2'	25:DA:2274:A:N1	2.41	0.51
28:DE:9:VAL:HG13	28:DE:25:VAL:O	2.10	0.51
30:DG:125:PHE:HB3	30:DG:166:ASP:OD2	2.11	0.51
30:DG:64:THR:HG22	30:DG:94:LEU:HD11	1.91	0.51
33:DN:47:ALA:HB2	33:DN:112:LEU:HD11	1.92	0.51
38:DS:41:ASP:OD2	38:DS:44:LYS:HD3	2.11	0.51
1:AA:1258:G:H1	1:AA:1277:C:H42	1.59	0.51
1:AA:720:C:H6	1:AA:720:C:O5'	1.93	0.51
1:AA:972:C:C2'	10:AJ:55:LYS:HB2	2.41	0.51
2:AB:54:THR:HG21	2:AB:201:ILE:HD11	1.92	0.51
3:AC:43:LEU:HD13	3:AC:47:LEU:HD12	1.91	0.51
8:AH:87:SER:HA	8:AH:93:VAL:CG2	2.40	0.51
10:AJ:64:GLU:HB3	14:AN:59:ALA:HB2	1.93	0.51
22:AY:20:ILE:O	22:AY:35:THR:HA	2.11	0.51
22:AY:21:ARG:HA	22:AY:35:THR:N	2.25	0.51
22:AY:61:HIS:HB3	22:AY:64:ILE:CG2	2.41	0.51
25:BA:528:A:C2	25:BA:2042:A:H2'	2.45	0.51
29:BF:7:TYR:CD2	29:BF:24:LEU:HB3	2.46	0.51
30:BG:131:TYR:O	30:BG:159:VAL:HG12	2.10	0.51

Continued on next page...

Continued from previous page...

Atom-1	Atom-2	Interatomic distance (Å)	Clash overlap (Å)
31:BH:86:GLU:HB2	31:BH:165:ALA:HB2	1.92	0.51
44:BY:91:GLU:C	44:BY:93:GLY:HA2	2.31	0.51
1:CA:1225:A:H2'	1:CA:1225:A:N3	2.26	0.51
1:CA:232:G:H1'	1:CA:262:A:N1	2.25	0.51
5:CE:41:VAL:HG23	5:CE:67:VAL:HG13	1.93	0.51
25:DA:1169:G:H2'	25:DA:1170:G:O4'	2.11	0.51
25:DA:1589:C:H2'	25:DA:1590:U:C6	2.46	0.51
25:DA:1668:A:H4'	25:DA:1669:A:O5'	2.10	0.51
25:DA:2055:C:H5'	25:DA:2056:G:H5''	1.92	0.51
25:DA:271(J):C:O2'	25:DA:271(K):U:OP2	2.21	0.51
25:DA:2833:G:N3	25:DA:2833:G:O2'	2.43	0.51
25:DA:328:U:H4'	44:DY:68:HIS:CD2	2.46	0.51
26:DB:116:G:H8	26:DB:116:G:OP2	1.93	0.51
25:DA:1788:C:OP1	27:DD:222:ARG:NH2	2.44	0.51
1:AA:1055:A:C6	1:AA:1206:G:C5	2.98	0.51
1:AA:1293:G:O2'	1:AA:1294:G:H8	1.93	0.51
1:AA:165:C:H2'	1:AA:166:G:H8	1.76	0.51
1:AA:915:A:H3'	1:AA:916:G:H5''	1.92	0.51
6:AF:22:GLU:O	6:AF:26:ILE:HG13	2.11	0.51
6:AF:3:ARG:HA	6:AF:65:VAL:O	2.11	0.51
23:AV:47:U:H5'	23:AV:48:C:O5'	2.11	0.51
50:B4:25:TYR:N	50:B4:25:TYR:CD1	2.78	0.51
25:BA:1026:U:H2'	25:BA:1026:U:O2	2.10	0.51
25:BA:1948:G:N7	58:BA:4912:HOH:O	2.33	0.51
25:BA:530:G:N3	25:BA:530:G:O4'	2.37	0.51
32:BI:124:GLY:H	32:BI:144:VAL:HG13	1.76	0.51
1:CA:202:U:H5''	1:CA:203:U:H5	1.75	0.51
1:CA:418:C:H1'	1:CA:540:G:O2'	2.11	0.51
1:CA:475:G:H2'	1:CA:476:G:H8	1.75	0.51
1:CA:678:U:H2'	1:CA:679:C:C6	2.46	0.51
2:CB:134:GLU:HA	2:CB:137:ARG:NE	2.26	0.51
14:CN:40:CYS:O	14:CN:43:CYS:HB3	2.11	0.51
1:CA:734:G:H21	18:CR:75:ILE:HD11	1.75	0.51
1:CA:191:G:N3	20:CT:103:GLY:HA2	2.26	0.51
25:DA:1694:C:H4'	25:DA:1695:G:O5'	2.11	0.51
25:DA:271(L):U:H4'	25:DA:271(M):G:H5'	1.92	0.51
25:DA:662:G:H5''	35:DP:16:ARG:HG2	1.93	0.51
26:DB:79:C:O5'	26:DB:79:C:H6	1.94	0.51
27:DD:68:LYS:O	27:DD:69:ARG:HB2	2.10	0.51
34:DO:15:GLY:O	34:DO:47:ILE:HG12	2.11	0.51
36:DQ:10:ARG:HG3	36:DQ:10:ARG:HH11	1.75	0.51

Continued on next page...

Continued from previous page...

Atom-1	Atom-2	Interatomic distance (Å)	Clash overlap (Å)
36:DQ:114:ALA:O	36:DQ:118:LEU:HB2	2.11	0.51
1:AA:180:U:C2'	1:AA:181:G:H5'	2.41	0.50
1:AA:195:A:H1'	1:AA:222:U:O2'	2.12	0.50
1:AA:183:G:N2	1:AA:223:U:O2'	2.36	0.50
1:AA:232:G:H2'	1:AA:233:C:O4'	2.11	0.50
3:AC:134:ILE:HG22	3:AC:168:ALA:HB3	1.93	0.50
6:AF:35:ALA:HA	6:AF:67:MET:HB3	1.93	0.50
9:AI:43:ALA:HA	9:AI:45:ALA:HA	1.92	0.50
12:AL:92:ASP:O	12:AL:94:PRO:HD3	2.11	0.50
14:AN:21:TYR:OH	14:AN:23:ARG:NH2	2.39	0.50
25:BA:458:G:O2'	53:B7:39:ARG:HD3	2.11	0.50
55:B9:9:ARG:HB3	55:B9:14:CYS:HB2	1.91	0.50
25:BA:1945:G:H2'	25:BA:1946:U:H6	1.76	0.50
25:BA:374:A:C2	25:BA:401:A:C4	2.99	0.50
35:BP:101:VAL:HA	35:BP:106:LEU:O	2.10	0.50
1:CA:991:U:O4	1:CA:1212:U:O2'	2.29	0.50
1:CA:130:A:O2'	1:CA:131:C:O5'	2.26	0.50
1:CA:382:A:H2'	1:CA:383:A:C8	2.46	0.50
1:CA:811:C:H4'	1:CA:900:A:N6	2.25	0.50
2:CB:236:TYR:HA	2:CB:239:VAL:CG2	2.42	0.50
13:CM:68:GLY:H	13:CM:71:ARG:NH2	2.09	0.50
14:CN:23:ARG:HD3	14:CN:29:ARG:O	2.11	0.50
25:DA:2357:U:OP1	46:D0:20:ARG:NH1	2.43	0.50
25:DA:2432:A:N1	47:D1:35:THR:HG22	2.25	0.50
25:DA:1257:C:H4'	29:DF:83:PHE:CD2	2.45	0.50
25:DA:2821:A:OP2	25:DA:2822:G:OP2	2.29	0.50
26:DB:64:C:H2'	26:DB:65:C:C6	2.46	0.50
35:DP:48:PRO:O	54:D8:57:ARG:NH2	2.45	0.50
45:DZ:29:TYR:HA	45:DZ:33:LEU:O	2.12	0.50
1:AA:1084:G:C5	1:AA:1085:U:C4	3.00	0.50
1:AA:1401:G:C2	1:AA:1402:C:H1'	2.46	0.50
1:AA:501:C:H2'	1:AA:502:G:C8	2.46	0.50
1:AA:834:C:H2'	1:AA:835:U:C6	2.45	0.50
5:AE:92:LYS:O	5:AE:118:ILE:HG13	2.11	0.50
15:AO:32:LEU:O	15:AO:35:ARG:N	2.44	0.50
18:AR:32:ARG:HA	18:AR:69:THR:HG21	1.93	0.50
48:B2:51:ARG:O	48:B2:53:LEU:N	2.44	0.50
22:AY:34:SER:HB3	25:BA:2602:A:H61	1.75	0.50
25:BA:531:C:H5'	58:BA:4026:HOH:O	2.11	0.50
25:BA:61:G:H1	25:BA:94:C:H42	1.59	0.50
25:BA:734:A:C4	25:BA:735:A:C8	2.99	0.50

Continued on next page...

Continued from previous page...

Atom-1	Atom-2	Interatomic distance (Å)	Clash overlap (Å)
25:BA:7:G:H2'	25:BA:8:A:C8	2.45	0.50
32:BI:88:ILE:HG22	32:BI:90:GLY:N	2.25	0.50
34:BO:17:ARG:HD3	34:BO:47:ILE:HG23	1.94	0.50
1:CA:1256:A:H4'	1:CA:1257:U:OP1	2.10	0.50
1:CA:1321:C:C5'	1:CA:1322:C:H5''	2.38	0.50
1:CA:1496:C:H2'	1:CA:1497:G:O4'	2.10	0.50
1:CA:1513:A:H2'	1:CA:1514:C:H6	1.74	0.50
1:CA:767:A:H2'	1:CA:768:A:O4'	2.11	0.50
2:CB:24:TRP:CZ3	2:CB:29:ALA:HB2	2.46	0.50
1:CA:1375:A:H4'	7:CG:29:LYS:NZ	2.26	0.50
23:CV:55:U:N3	23:CV:58:A:OP2	2.27	0.50
25:DA:1446:C:H2'	25:DA:1447:G:H8	1.76	0.50
25:DA:1514:U:H2'	25:DA:1515:G:H8	1.76	0.50
25:DA:2692:C:O2'	25:DA:2847:U:O2'	2.19	0.50
25:DA:718:A:H3'	25:DA:719:C:H6	1.76	0.50
26:DB:32:C:O2	26:DB:50:G:N2	2.33	0.50
29:DF:8:GLN:OE1	29:DF:21:ALA:N	2.44	0.50
30:DG:15:VAL:HG12	30:DG:19:LEU:HG	1.92	0.50
25:DA:2562:U:H1'	34:DO:23:ARG:HH11	1.76	0.50
45:DZ:124:ILE:HD11	45:DZ:165:VAL:HG21	1.93	0.50
1:AA:804:U:H5''	1:AA:805:C:OP2	2.12	0.50
6:AF:74:ASP:OD2	6:AF:74:ASP:N	2.43	0.50
25:BA:1188:U:H2'	25:BA:1189:A:H5'	1.93	0.50
25:BA:1889:A:N1	25:BA:2234:G:H1'	2.25	0.50
27:BD:139:GLY:H	27:BD:165:ILE:HB	1.74	0.50
32:BI:93:THR:O	32:BI:97:ILE:HG13	2.12	0.50
1:CA:1061:G:O2'	1:CA:1062:U:OP1	2.25	0.50
2:CB:166:ASP:O	2:CB:170:GLU:N	2.44	0.50
1:CA:437:U:H5''	4:CD:155:LEU:HD21	1.93	0.50
9:CI:21:PRO:HA	9:CI:59:PHE:HA	1.93	0.50
9:CI:45:ALA:HB3	9:CI:48:GLU:HB2	1.93	0.50
18:CR:61:LYS:O	18:CR:65:ILE:HG12	2.12	0.50
25:DA:189:G:OP2	47:D1:39:LYS:NZ	2.45	0.50
25:DA:2302:G:N1	25:DA:2315:G:C6	2.80	0.50
25:DA:2399:G:H2'	25:DA:2400:G:O4'	2.11	0.50
25:DA:197:A:N6	25:DA:2430:A:H2'	2.25	0.50
25:DA:2789:C:H4'	25:DA:2790:A:OP1	2.12	0.50
25:DA:27:G:N2	25:DA:512:G:H1'	2.26	0.50
25:DA:575:A:OP2	25:DA:2055:C:N4	2.31	0.50
29:DF:13:SER:HB2	29:DF:18:ARG:HE	1.76	0.50
30:DG:33:ARG:H	30:DG:162:THR:HG23	1.74	0.50

Continued on next page...

Continued from previous page...

Atom-1	Atom-2	Interatomic distance (Å)	Clash overlap (Å)
33:DN:38:HIS:CE1	33:DN:39:ARG:HG3	2.46	0.50
45:DZ:153:SER:HB3	45:DZ:167:PRO:O	2.11	0.50
1:AA:666:G:C2	1:AA:741:G:C4	2.99	0.50
2:AB:178:ARG:NH1	2:AB:196:LEU:O	2.45	0.50
3:AC:141:VAL:HG11	3:AC:149:ALA:HB2	1.93	0.50
16:AP:21:VAL:O	16:AP:33:ILE:HG12	2.11	0.50
16:AP:60:LEU:HD11	16:AP:66:PRO:HD3	1.93	0.50
42:BW:41:LYS:HD2	51:B5:25:LEU:HD21	1.94	0.50
54:B8:33:ASN:HA	54:B8:36:LYS:HD2	1.92	0.50
25:BA:1156:A:N7	40:BU:51:LYS:HG2	2.26	0.50
25:BA:819:A:C4	25:BA:1189:A:C2	2.98	0.50
25:BA:2420:C:H5'	52:B6:54:ILE:HD11	1.93	0.50
36:BQ:14:ARG:HG2	36:BQ:41:TRP:HH2	1.77	0.50
37:BR:2:ARG:HA	37:BR:5:LYS:HD2	1.94	0.50
28:BE:10:GLY:C	39:BT:7:ILE:HD11	2.32	0.50
1:CA:622:A:C8	1:CA:623:C:C6	2.99	0.50
3:CC:11:ARG:HB3	3:CC:15:THR:H	1.76	0.50
15:CO:29:VAL:HG12	15:CO:85:LEU:HD13	1.94	0.50
23:CV:23:C:H2'	23:CV:24:U:C6	2.46	0.50
23:CV:75:C:H5''	23:CV:76:A:OP2	2.10	0.50
25:DA:1025:G:C5	25:DA:1135:C:H1'	2.47	0.50
25:DA:1747:G:H2'	25:DA:1747(A):G:H8	1.76	0.50
25:DA:2285:C:OP2	52:D6:6:ARG:NH1	2.42	0.50
26:DB:89:G:H2'	26:DB:90:A:C8	2.46	0.50
27:DD:177:LEU:HD11	27:DD:183:ARG:HB2	1.93	0.50
28:DE:135:HIS:N	28:DE:135:HIS:CD2	2.79	0.50
25:DA:2673:G:O3'	34:DO:26:LYS:NZ	2.44	0.50
36:DQ:32:TYR:HE2	36:DQ:133:ARG:HG3	1.76	0.50
41:DV:5:VAL:HG11	41:DV:57:VAL:CG2	2.41	0.50
45:DZ:43:GLU:O	45:DZ:47:VAL:HG23	2.11	0.50
1:AA:1090:U:H2'	1:AA:1091:U:C6	2.45	0.50
1:AA:895:G:H2'	1:AA:896:C:C6	2.47	0.50
5:AE:137:GLU:O	5:AE:141:GLN:HG3	2.12	0.50
5:AE:12:LEU:HD11	5:AE:14:ARG:HB3	1.93	0.50
8:AH:51:VAL:HG11	8:AH:60:ARG:HD2	1.94	0.50
3:AC:23:TYR:CD1	10:AJ:10:GLY:HA2	2.47	0.50
12:AL:82:VAL:HG23	12:AL:106:ASP:OD2	2.11	0.50
13:AM:69:GLU:C	13:AM:71:ARG:H	2.15	0.50
22:AY:9:ALA:CB	22:AY:10:ILE:HA	2.41	0.50
25:BA:13:A:N1	25:BA:525:U:H2'	2.26	0.50
25:BA:2700:C:C2'	25:BA:2701:C:H5'	2.41	0.50

Continued on next page...

Continued from previous page...

Atom-1	Atom-2	Interatomic distance (Å)	Clash overlap (Å)
32:BI:106:GLY:HA3	32:BI:107:VAL:HG23	1.92	0.50
38:BS:96:GLY:N	38:BS:99:LYS:H	2.05	0.50
1:CA:308:C:OP1	58:CA:2117:HOH:O	2.20	0.50
1:CA:49:U:O2	1:CA:362:G:H1'	2.11	0.50
5:CE:12:LEU:HB3	5:CE:31:LEU:HB2	1.92	0.50
7:CG:10:ARG:HH11	7:CG:10:ARG:HG2	1.76	0.50
18:CR:31:LEU:HD11	18:CR:62:GLU:HB3	1.93	0.50
25:DA:1003:G:N2	25:DA:1153:C:C2	2.80	0.50
25:DA:1406:U:H2'	25:DA:1407:C:C6	2.46	0.50
25:DA:1803:A:H4'	27:DD:259:THR:CG2	2.41	0.50
28:DE:115:GLY:O	28:DE:119:ARG:HB2	2.12	0.50
42:DW:40:ASN:C	42:DW:41:LYS:HG2	2.31	0.50
42:DW:14:PRO:HG2	42:DW:78:GLU:HG2	1.93	0.50
1:AA:110:C:H2'	1:AA:111:G:O4'	2.12	0.50
1:AA:130:A:C8	17:AQ:63:ARG:HG3	2.46	0.50
1:AA:97:G:O2'	1:AA:98:G:H5''	2.11	0.50
2:AB:219:VAL:HA	2:AB:222:ILE:HD12	1.92	0.50
13:AM:82:MET:HA	13:AM:89:GLY:HA3	1.93	0.50
1:AA:1216:G:H5''	14:AN:5:ALA:CB	2.41	0.50
19:AS:50:ALA:HB1	19:AS:57:HIS:HB3	1.93	0.50
46:B0:49:LYS:O	46:B0:50:ASN:HB2	2.11	0.50
25:BA:1042:G:H5''	25:BA:1043:C:OP2	2.12	0.50
25:BA:1635:G:H5''	58:BA:5161:HOH:O	2.11	0.50
25:BA:895:U:H5'	25:BA:896:A:OP2	2.12	0.50
31:BH:3:ARG:HE	31:BH:3:ARG:HA	1.77	0.50
33:BN:96:GLU:H	33:BN:96:GLU:CD	2.15	0.50
1:CA:1279:A:H4'	1:CA:1280:A:OP1	2.12	0.50
1:CA:1286:A:H2'	1:CA:1287:A:H4'	1.94	0.50
1:CA:176:C:H2'	1:CA:177:C:H6	1.77	0.50
1:CA:186:C:H2'	1:CA:187:C:C6	2.47	0.50
1:CA:57:G:C6	1:CA:58:C:C4	3.00	0.50
1:CA:690:G:H2'	1:CA:691:G:O4'	2.10	0.50
16:CP:49:LEU:HD12	16:CP:50:LYS:H	1.75	0.50
47:D1:86:SER:HB3	47:D1:89:GLU:HG2	1.94	0.50
25:DA:271(M):G:H4'	25:DA:271(N):U:OP1	2.10	0.50
25:DA:271(I):G:N2	25:DA:271(O):C:N3	2.46	0.50
25:DA:718:A:O5'	25:DA:718:A:H8	1.94	0.50
29:DF:184:TYR:HE1	35:DP:3:LEU:HD21	1.77	0.50
38:DS:105:ALA:O	38:DS:110:LEU:HB2	2.12	0.50
1:AA:1184:G:OP1	1:AA:1184:G:H8	1.94	0.50
2:AB:111:ARG:HG2	2:AB:111:ARG:NH1	2.27	0.50

Continued on next page...

Continued from previous page...

Atom-1	Atom-2	Interatomic distance (Å)	Clash overlap (Å)
6:AF:44:GLY:HA2	6:AF:59:TYR:CZ	2.47	0.50
7:AG:85:TYR:HD1	7:AG:154:TYR:CE1	2.30	0.50
16:AP:3:LYS:O	16:AP:21:VAL:HA	2.12	0.50
23:AV:45:G:H8	23:AV:45:G:O5'	1.95	0.50
27:BD:132:PRO:HA	27:BD:190:TYR:HA	1.94	0.50
28:BE:50:GLY:CA	28:BE:75:VAL:HG11	2.41	0.50
28:BE:5:LEU:HD23	28:BE:5:LEU:N	2.26	0.50
29:BF:25:PRO:HG2	29:BF:111:ALA:HB1	1.93	0.50
35:BP:75:ILE:CD1	35:BP:75:ILE:H	2.24	0.50
36:BQ:116:GLU:O	36:BQ:119:ARG:N	2.45	0.50
1:CA:1184:G:H2'	1:CA:1185:G:H5'	1.93	0.50
1:CA:1244:C:N4	1:CA:1293:G:H1	2.07	0.50
1:CA:685:G:C2	1:CA:686:U:C4	3.00	0.50
7:CG:12:LEU:HD12	7:CG:12:LEU:H	1.76	0.50
25:DA:1313:U:H2'	25:DA:1610:A:N1	2.27	0.50
25:DA:1878:G:C6	25:DA:1879:C:C4	3.00	0.50
25:DA:2262:U:H4'	25:DA:2328:A:H2	1.76	0.50
25:DA:2879:C:OP2	58:DA:4348:HOH:O	2.18	0.50
25:DA:973:A:H5'	25:DA:1188:U:H1'	1.93	0.50
27:DD:147:LEU:HD12	27:DD:155:LEU:HD21	1.93	0.50
28:DE:75:VAL:HG13	28:DE:77:ILE:H	1.76	0.50
29:DF:6:VAL:O	29:DF:22:ALA:HB3	2.12	0.50
37:DR:84:ALA:N	37:DR:85:PRO:HD2	2.27	0.50
38:DS:41:ASP:OD1	38:DS:43:GLU:HB2	2.11	0.50
45:DZ:21:ALA:O	45:DZ:23:LYS:N	2.45	0.50
1:AA:1124:G:N7	1:AA:1145:C:O2'	2.39	0.50
1:AA:119:A:H4'	1:AA:120:A:O5'	2.11	0.50
1:AA:1307:U:H2'	1:AA:1308:U:O4'	2.12	0.50
1:AA:353:A:H8	1:AA:353:A:H5'	1.77	0.50
1:AA:474:G:H2'	1:AA:475:G:H8	1.77	0.50
4:AD:146:ILE:HD12	4:AD:146:ILE:H	1.76	0.50
14:AN:43:CYS:O	14:AN:46:GLU:HB2	2.12	0.50
49:B3:6:VAL:CG1	49:B3:54:VAL:HG11	2.42	0.50
25:BA:1045:A:N3	25:BA:1045:A:H3'	2.27	0.50
25:BA:858:U:O2	25:BA:2268:A:H2'	2.12	0.50
25:BA:311:A:OP2	58:BA:4641:HOH:O	2.20	0.50
1:CA:1452:C:O2'	1:CA:1456:G:P	2.70	0.50
1:CA:790:A:H61	1:CA:1498:U:P	2.35	0.50
1:CA:411:A:O2'	1:CA:413:G:H5'	2.10	0.50
1:CA:757:U:H2'	1:CA:758:G:O4'	2.12	0.50
1:CA:840:C:H4'	1:CA:841:U:OP1	2.10	0.50

Continued on next page...

Continued from previous page...

Atom-1	Atom-2	Interatomic distance (Å)	Clash overlap (Å)
1:CA:900:A:H2'	1:CA:901:A:O4'	2.12	0.50
3:CC:43:LEU:O	3:CC:47:LEU:HB2	2.12	0.50
12:CL:40:VAL:HG21	12:CL:78:GLN:HA	1.93	0.50
49:D3:12:PRO:O	49:D3:15:TYR:HB2	2.11	0.50
52:D6:6:ARG:O	52:D6:6:ARG:HG3	2.12	0.50
25:DA:571:A:OP2	25:DA:2030:A:N6	2.44	0.50
27:DD:148:GLU:HB2	27:DD:151:LYS:HD3	1.93	0.50
25:DA:910:A:N7	36:DQ:12:GLN:HB2	2.27	0.50
1:AA:1233:G:H2'	1:AA:1234:C:C6	2.46	0.50
1:AA:452:A:H4'	16:AP:72:ARG:NH1	2.27	0.50
1:AA:818:G:O2'	1:AA:819:A:H5'	2.12	0.50
2:AB:167:PRO:HG3	2:AB:188:ALA:CB	2.42	0.50
2:AB:36:ARG:O	2:AB:39:ILE:N	2.33	0.50
1:AA:1071:C:H5''	5:AE:49:PRO:HG2	1.94	0.50
11:AK:29:ILE:HG23	11:AK:44:SER:HB3	1.94	0.50
50:B4:16:CYS:SG	50:B4:17:GLY:N	2.85	0.50
25:BA:1243:G:O3'	35:BP:7:ARG:NH2	2.44	0.50
25:BA:1662:C:O2'	25:BA:1663:C:H5'	2.12	0.50
1:AA:1483:A:HO2'	25:BA:1947:C:HO2'	1.58	0.50
25:BA:2189:U:H2'	25:BA:2190:G:H8	1.77	0.50
25:BA:466:A:N3	25:BA:683:C:H1'	2.27	0.50
25:BA:631:A:H5''	25:BA:632:A:OP2	2.11	0.50
25:BA:848:G:H2'	25:BA:849:A:C8	2.47	0.50
30:BG:47:LYS:O	30:BG:82:LEU:HD22	2.12	0.50
40:BU:28:ARG:HH11	40:BU:38:THR:HG1	1.59	0.50
1:CA:1137:C:H4'	1:CA:1138:G:C2	2.47	0.50
1:CA:1279:A:O2'	1:CA:1280:A:O5'	2.30	0.50
1:CA:187:C:H2'	1:CA:188:C:H6	1.76	0.50
1:CA:903:G:OP1	58:CA:2057:HOH:O	2.20	0.50
3:CC:150:LYS:HG3	3:CC:169:ALA:HB2	1.94	0.50
11:CK:33:THR:OG1	11:CK:34:ASP:O	2.30	0.50
12:CL:32:PHE:HE1	12:CL:86:ARG:HG3	1.76	0.50
25:DA:1006:C:C2	25:DA:1138:G:N2	2.80	0.50
25:DA:2103:C:O2	25:DA:2187:G:N1	2.45	0.50
25:DA:2473:U:O2	25:DA:2473:U:H2'	2.11	0.50
26:DB:9:G:OP1	38:DS:15:ARG:NH1	2.42	0.50
26:DB:49:C:OP1	38:DS:97:ARG:N	2.45	0.50
41:DV:74:LYS:HB2	41:DV:83:ARG:HB2	1.94	0.50
44:DY:98:VAL:HG23	44:DY:99:CYS:O	2.12	0.50
1:AA:142:G:C2	1:AA:143:A:C8	2.99	0.49
1:AA:186:C:H2'	1:AA:187:C:H6	1.73	0.49

Continued on next page...

Continued from previous page...

Atom-1	Atom-2	Interatomic distance (Å)	Clash overlap (Å)
1:AA:504:C:OP1	58:AA:2048:HOH:O	2.19	0.49
1:AA:518:C:C5	1:AA:530:G:C8	3.00	0.49
1:AA:765:G:H5''	1:AA:766:A:OP1	2.11	0.49
1:AA:994:A:N3	1:AA:994:A:H2'	2.26	0.49
6:AF:36:ARG:CG	6:AF:36:ARG:HH11	2.25	0.49
7:AG:26:PHE:CD1	7:AG:62:PHE:HE1	2.30	0.49
7:AG:28:ASN:OD1	7:AG:36:LYS:NZ	2.45	0.49
12:AL:78:GLN:O	12:AL:81:SER:HB2	2.12	0.49
19:AS:31:ILE:HG23	19:AS:48:THR:O	2.12	0.49
25:BA:1485:G:H1	25:BA:1504:C:H42	1.60	0.49
25:BA:2186:G:C3'	25:BA:2187:G:H5''	2.42	0.49
25:BA:2336:A:H61	46:B0:43:THR:CG2	2.22	0.49
25:BA:2787:C:H1'	28:BE:62:PRO:HG3	1.94	0.49
25:BA:330:A:O2'	25:BA:331:A:H8	1.95	0.49
25:BA:866:A:O2'	25:BA:867:C:H5'	2.12	0.49
31:BH:7:LEU:HG	31:BH:69:ARG:NH1	2.26	0.49
32:BI:104:GLN:HG2	32:BI:105:HIS:HD2	1.76	0.49
45:BZ:140:ASP:OD2	45:BZ:142:SER:HB2	2.11	0.49
1:CA:944:G:C2	1:CA:1340:A:C6	2.99	0.49
1:CA:21:G:H2'	1:CA:22:G:C8	2.46	0.49
1:CA:52:G:O2'	1:CA:53:A:H5'	2.12	0.49
2:CB:97:TRP:CZ2	2:CB:102:LEU:HD13	2.45	0.49
2:CB:198:ASP:N	2:CB:198:ASP:OD2	2.45	0.49
1:CA:437:U:C5'	4:CD:155:LEU:HD21	2.42	0.49
7:CG:140:ASP:O	7:CG:144:MET:N	2.45	0.49
10:CJ:45:ARG:HD3	10:CJ:65:LEU:HD23	1.94	0.49
1:CA:1308:U:OP2	13:CM:99:ARG:HG3	2.12	0.49
25:DA:1006:C:H1'	33:DN:106:MET:HB3	1.93	0.49
25:DA:1341:U:H1'	43:DX:55:ASN:HD22	1.76	0.49
25:DA:1709:U:H2'	25:DA:1710:C:C6	2.46	0.49
25:DA:173:G:H2'	25:DA:174:C:C6	2.48	0.49
25:DA:2712:U:H1'	25:DA:2712(A):A:C8	2.47	0.49
25:DA:848:G:C4	25:DA:933:A:H8	2.30	0.49
27:DD:145:VAL:HG11	27:DD:175:LEU:HD11	1.94	0.49
28:DE:35:GLN:HB3	28:DE:48:GLN:HB3	1.93	0.49
32:DI:58:LEU:HD13	32:DI:59:ALA:HB2	1.94	0.49
33:DN:26:LEU:HD23	33:DN:60:ILE:HD11	1.92	0.49
37:DR:21:TYR:OH	37:DR:43:GLU:HG2	2.11	0.49
38:DS:96:GLY:H	38:DS:99:LYS:H	1.60	0.49
40:DU:72:HIS:ND1	40:DU:72:HIS:N	2.60	0.49
1:AA:129(A):G:N2	1:AA:189(H):G:C5	2.80	0.49

Continued on next page...

Continued from previous page...

Atom-1	Atom-2	Interatomic distance (Å)	Clash overlap (Å)
1:AA:444:C:H2'	1:AA:445:G:C8	2.47	0.49
1:AA:60:A:H4'	1:AA:61:G:O5'	2.12	0.49
4:AD:88:VAL:O	4:AD:92:VAL:HG23	2.12	0.49
10:AJ:13:HIS:HB3	10:AJ:68:HIS:NE2	2.27	0.49
10:AJ:9:ARG:HB2	10:AJ:95:GLU:CB	2.37	0.49
15:AO:74:ASP:CG	15:AO:77:ARG:HD3	2.33	0.49
49:B3:6:VAL:HG12	49:B3:54:VAL:CG1	2.42	0.49
55:B9:27:CYS:SG	55:B9:28:GLU:N	2.85	0.49
25:BA:1183:G:H4'	49:B3:29:ARG:HH22	1.77	0.49
25:BA:1488:G:C8	25:BA:1488:G:H5''	2.47	0.49
25:BA:1503:U:H2'	25:BA:1504:C:C6	2.46	0.49
25:BA:2203:U:O4'	27:BD:151:LYS:HE2	2.12	0.49
25:BA:795:C:H2'	25:BA:796:C:H6	1.76	0.49
28:BE:137:HIS:HD1	28:BE:138:PRO:HD2	1.76	0.49
40:BU:108:GLU:O	40:BU:111:GLU:N	2.45	0.49
1:CA:1095:U:H2'	1:CA:1096:C:O4'	2.11	0.49
1:CA:872:A:O2'	1:CA:873:A:H5''	2.11	0.49
1:CA:959:A:O2'	1:CA:984:C:O2'	2.30	0.49
2:CB:69:LEU:HD13	2:CB:91:PRO:HB2	1.94	0.49
7:CG:27:ILE:HD11	7:CG:43:PHE:HD2	1.77	0.49
9:CI:26:VAL:O	9:CI:32:ASP:HA	2.12	0.49
13:CM:69:GLU:C	13:CM:71:ARG:H	2.16	0.49
25:DA:1300:U:H4'	25:DA:1301:A:H5''	1.94	0.49
25:DA:1540:U:H2'	25:DA:1541:G:O4'	2.12	0.49
25:DA:2331:G:N3	25:DA:2336:A:H2	2.10	0.49
25:DA:294:A:H2'	25:DA:295:G:O4'	2.12	0.49
25:DA:579:G:H2'	25:DA:580:C:H6	1.77	0.49
25:DA:631:A:OP2	54:D8:47:LYS:NZ	2.34	0.49
29:DF:158:THR:HG21	29:DF:163:VAL:HG11	1.94	0.49
40:DU:49:HIS:HA	40:DU:52:ARG:HB3	1.94	0.49
40:DU:76:TYR:O	40:DU:80:ILE:HG12	2.12	0.49
1:AA:104:G:O6	20:AT:14:LYS:NZ	2.44	0.49
1:AA:324:G:N2	1:AA:327:A:C8	2.80	0.49
1:AA:428:G:O4'	1:AA:430:A:C8	2.65	0.49
4:AD:65:ARG:HG2	4:AD:75:PHE:CD1	2.47	0.49
25:BA:1322:A:H2'	25:BA:1323:U:H6	1.77	0.49
25:BA:2052:G:O4'	28:BE:142:GLY:HA3	2.12	0.49
25:BA:2507:C:C2	25:BA:2508:G:C8	3.00	0.49
33:BN:104:LYS:HB2	33:BN:117:PHE:CE1	2.47	0.49
33:BN:54:VAL:HG12	33:BN:55:VAL:N	2.27	0.49
33:BN:85:ILE:HG22	33:BN:86:PRO:HD2	1.95	0.49

Continued on next page...

Continued from previous page...

Atom-1	Atom-2	Interatomic distance (Å)	Clash overlap (Å)
35:BP:75:ILE:H	35:BP:75:ILE:HD12	1.77	0.49
42:BW:80:PRO:O	42:BW:100:THR:HB	2.13	0.49
1:CA:1190:G:OP1	3:CC:5:ILE:N	2.30	0.49
1:CA:1268:A:O2'	1:CA:1269:A:O5'	2.30	0.49
1:CA:1352:C:H42	1:CA:1370:G:H1	1.61	0.49
1:CA:991:U:H4'	1:CA:992:U:O5'	2.12	0.49
3:CC:52:LEU:HD21	3:CC:55:VAL:HG22	1.94	0.49
8:CH:12:ARG:HH21	8:CH:26:VAL:HA	1.78	0.49
3:CC:18:TRP:HD1	14:CN:54:PRO:HA	1.74	0.49
25:DA:1239:G:H2'	25:DA:1240:U:O4'	2.12	0.49
25:DA:539:G:H2'	25:DA:540:C:C6	2.47	0.49
27:DD:52:ARG:HB2	27:DD:53:PHE:CD2	2.47	0.49
28:DE:54:GLN:HB2	28:DE:76:ARG:HB3	1.94	0.49
32:DI:4:ILE:HG12	32:DI:18:VAL:HG22	1.95	0.49
36:DQ:55:VAL:HG12	36:DQ:64:ILE:HD12	1.95	0.49
41:DV:20:LEU:O	41:DV:93:GLU:HG2	2.12	0.49
41:DV:52:VAL:CG2	41:DV:55:ALA:HB3	2.42	0.49
1:AA:1218:C:OP2	14:AN:9:LYS:NZ	2.32	0.49
1:AA:1282:C:OP2	1:AA:1282:C:H6	1.96	0.49
1:AA:731:G:OP1	1:AA:766:A:H1'	2.13	0.49
1:AA:812:C:OP1	1:AA:903:G:H1'	2.12	0.49
2:AB:21:ARG:H	2:AB:21:ARG:HH11	1.60	0.49
1:AA:407:G:O2'	4:AD:116:GLN:HG3	2.11	0.49
4:AD:127:THR:OG1	4:AD:128:VAL:N	2.44	0.49
19:AS:33:THR:OG1	19:AS:34:TRP:N	2.45	0.49
51:B5:8:LYS:O	51:B5:9:LYS:HG2	2.13	0.49
23:AV:3:C:H5'	25:BA:2255:G:O2'	2.13	0.49
25:BA:2485:G:OP1	36:BQ:46:GLN:NE2	2.45	0.49
25:BA:652(P):G:H1'	25:BA:652(Q):G:C8	2.47	0.49
34:BO:64:ARG:HG2	34:BO:79:PHE:CD2	2.48	0.49
36:BQ:116:GLU:OE1	36:BQ:116:GLU:HA	2.12	0.49
1:CA:180:U:H2'	1:CA:181:G:H5'	1.94	0.49
1:CA:920:U:H2'	1:CA:921:U:H6	1.72	0.49
11:CK:105:VAL:HG23	11:CK:105:VAL:O	2.13	0.49
1:CA:376:G:O3'	16:CP:5:ARG:HD2	2.13	0.49
17:CQ:66:SER:OG	17:CQ:67:LYS:O	2.28	0.49
20:CT:10:LEU:HG	20:CT:12:ALA:H	1.76	0.49
46:D0:52:GLY:O	46:D0:59:LEU:HA	2.11	0.49
48:D2:44:LEU:HD23	48:D2:45:SER:O	2.13	0.49
49:D3:5:LYS:HE2	49:D3:57:GLU:HG3	1.95	0.49
52:D6:16:CYS:HB2	52:D6:18:ARG:HH11	1.78	0.49

Continued on next page...

Continued from previous page...

Atom-1	Atom-2	Interatomic distance (Å)	Clash overlap (Å)
25:DA:2439:A:H1'	25:DA:2587:A:OP1	2.13	0.49
25:DA:588:U:H2'	25:DA:589:C:C6	2.48	0.49
25:DA:667:U:H2'	25:DA:668:G:O4'	2.13	0.49
25:DA:900:A:H2'	25:DA:901:A:O4'	2.13	0.49
26:DB:20:C:H2'	26:DB:21:G:H5'	1.94	0.49
28:DE:47:VAL:HG12	28:DE:49:LEU:HD13	1.94	0.49
31:DH:9:ILE:HD12	31:DH:72:ILE:HG22	1.94	0.49
34:DO:115:VAL:HG12	34:DO:121:VAL:HG21	1.94	0.49
41:DV:5:VAL:HG12	41:DV:37:VAL:HG22	1.94	0.49
1:AA:1531:A:H2'	1:AA:1532:U:O4'	2.13	0.49
1:AA:453:A:C6	1:AA:454:C:N4	2.80	0.49
1:AA:60:A:H8	1:AA:60:A:P	2.36	0.49
1:AA:946:A:H2'	1:AA:947:G:C8	2.47	0.49
4:AD:152:SER:O	4:AD:154:ASN:N	2.46	0.49
25:BA:1472:A:H2'	25:BA:1473:G:H8	1.77	0.49
25:BA:1503:U:H2'	25:BA:1504:C:H6	1.77	0.49
1:AA:1495:U:O2'	25:BA:1919:A:N1	2.43	0.49
25:BA:2220:G:N7	58:BA:4113:HOH:O	2.35	0.49
25:BA:376:C:H2'	25:BA:377:C:C6	2.47	0.49
27:BD:136:ILE:O	27:BD:168:ARG:NH2	2.46	0.49
29:BF:150:GLY:HA2	29:BF:172:TRP:CE3	2.47	0.49
1:CA:1423:G:H2'	1:CA:1424:C:H6	1.76	0.49
1:CA:551:U:H5'	12:CL:119:LYS:HE2	1.95	0.49
2:CB:82:ARG:HG3	2:CB:92:TYR:CZ	2.48	0.49
8:CH:12:ARG:HH21	8:CH:27:PRO:HD3	1.73	0.49
9:CI:83:ARG:O	9:CI:86:VAL:HG22	2.12	0.49
10:CJ:55:LYS:H	10:CJ:56:HIS:CD2	2.30	0.49
3:CC:30:ARG:HH21	14:CN:38:GLY:HA2	1.76	0.49
55:D9:30:PRO:O	55:D9:33:LYS:HB2	2.13	0.49
25:DA:1252:G:O4'	40:DU:33:ARG:HD3	2.12	0.49
25:DA:2307:G:H4'	25:DA:2308:G:C5'	2.40	0.49
25:DA:2716:U:O2'	25:DA:2717:G:H5'	2.13	0.49
27:DD:239:ARG:HG3	27:DD:239:ARG:O	2.11	0.49
28:DE:4:ILE:HG12	28:DE:5:LEU:N	2.27	0.49
31:DH:7:LEU:HB3	31:DH:69:ARG:NH1	2.26	0.49
29:DF:188:ARG:HA	35:DP:3:LEU:HD11	1.95	0.49
36:DQ:55:VAL:HG12	36:DQ:64:ILE:CD1	2.42	0.49
38:DS:7:TYR:HA	38:DS:10:ARG:HH12	1.76	0.49
1:AA:115:G:H1	1:AA:312:C:H42	1.59	0.49
1:AA:1179:A:H2'	1:AA:1180:A:O4'	2.13	0.49
1:AA:618:C:N3	1:AA:622:A:N6	2.60	0.49

Continued on next page...

Continued from previous page...

Atom-1	Atom-2	Interatomic distance (Å)	Clash overlap (Å)
4:AD:158:ILE:O	4:AD:162:LEU:HB2	2.13	0.49
7:AG:145:ALA:O	7:AG:147:ALA:N	2.46	0.49
11:AK:73:MET:HG3	11:AK:103:LEU:HD21	1.95	0.49
19:AS:70:LYS:HD2	19:AS:70:LYS:N	2.27	0.49
25:BA:1049:C:O2	25:BA:1050:A:N7	2.46	0.49
25:BA:1289:C:H2'	25:BA:1290:C:C6	2.47	0.49
25:BA:1429:G:H2'	25:BA:1430:C:C6	2.47	0.49
25:BA:1587:A:H2'	25:BA:1588:C:C6	2.47	0.49
25:BA:1641:A:H2'	25:BA:1642:G:O4'	2.13	0.49
25:BA:861:A:H2'	25:BA:862:G:O4'	2.12	0.49
27:BD:112:GLN:O	27:BD:115:GLN:HG2	2.12	0.49
25:BA:729:G:C5	27:BD:208:LYS:HB2	2.47	0.49
33:BN:56:ASN:N	33:BN:125:GLY:HA3	2.13	0.49
33:BN:58:ASP:OD1	33:BN:58:ASP:N	2.44	0.49
34:BO:35:VAL:HG11	34:BO:103:ALA:CB	2.42	0.49
45:BZ:104:PHE:HB3	45:BZ:141:VAL:HG21	1.95	0.49
8:CH:13:ILE:O	8:CH:17:THR:HG23	2.12	0.49
14:CN:27:CYS:HG	14:CN:43:CYS:HG	1.55	0.49
16:CP:28:ARG:NH1	16:CP:28:ARG:HG2	2.25	0.49
19:CS:62:ILE:HG23	19:CS:66:MET:HG3	1.94	0.49
23:CV:53:G:H2'	23:CV:54:U:C6	2.47	0.49
48:D2:46:GLN:O	48:D2:49:LYS:HG3	2.13	0.49
25:DA:1019:U:O2'	25:DA:1021:A:H2	1.94	0.49
25:DA:1022:G:C6	25:DA:1140:C:C4	3.00	0.49
25:DA:1319:G:H5''	25:DA:1319:G:H8	1.78	0.49
25:DA:19:C:H2'	25:DA:20:C:C6	2.43	0.49
25:DA:2465:C:O2	25:DA:2486:G:C2	2.65	0.49
26:DB:105:A:OP1	45:DZ:72:ARG:NH1	2.46	0.49
27:DD:120:GLY:O	27:DD:131:LEU:HG	2.13	0.49
29:DF:39:TRP:CH2	29:DF:106:ARG:HD3	2.47	0.49
43:DX:5:TYR:CE2	48:D2:30:ARG:HB2	2.48	0.49
44:DY:43:ASN:OD1	44:DY:65:ALA:HB3	2.12	0.49
1:AA:880:C:OP1	12:AL:8:ASN:ND2	2.45	0.49
8:AH:4:ASP:OD1	8:AH:85:ARG:NH1	2.46	0.49
17:AQ:18:THR:HG23	17:AQ:69:LYS:NZ	2.27	0.49
20:AT:38:LYS:HA	20:AT:41:ILE:HG13	1.94	0.49
48:B2:50:ILE:O	48:B2:51:ARG:HB2	2.12	0.49
50:B4:42:PHE:CA	50:B4:43:TYR:HB2	2.43	0.49
25:BA:1188:U:O2'	25:BA:1189:A:H5'	2.12	0.49
25:BA:1839:G:N7	25:BA:1927:A:H1'	2.27	0.49
25:BA:1994:C:O2'	25:BA:1995:U:H5'	2.13	0.49

Continued on next page...

Continued from previous page...

Atom-1	Atom-2	Interatomic distance (Å)	Clash overlap (Å)
25:BA:2319:G:H22	38:BS:3:ARG:HA	1.76	0.49
1:CA:1157:A:H62	1:CA:1177:G:N2	2.10	0.49
1:CA:722:A:H5'	1:CA:723:U:OP2	2.13	0.49
1:CA:977:A:O2'	1:CA:981:U:N3	2.45	0.49
2:CB:174:VAL:O	2:CB:178:ARG:HG3	2.13	0.49
2:CB:189:ASP:N	2:CB:189:ASP:OD1	2.45	0.49
2:CB:20:GLU:O	2:CB:40:HIS:HB2	2.11	0.49
2:CB:80:ILE:HG12	2:CB:211:ILE:HG22	1.93	0.49
2:CB:83:MET:SD	2:CB:234:PRO:HB2	2.52	0.49
48:D2:45:SER:O	48:D2:46:GLN:HB2	2.13	0.49
25:DA:2550:G:C5	25:DA:2551:C:C5	3.01	0.49
29:DF:178:PRO:HB2	29:DF:201:VAL:HG22	1.94	0.49
31:DH:69:ARG:HG3	31:DH:70:THR:N	2.27	0.49
34:DO:114:ILE:O	34:DO:117:LEU:N	2.45	0.49
38:DS:35:ILE:HD11	38:DS:101:LEU:HD12	1.93	0.49
1:AA:1127:G:C2'	1:AA:1128:C:H5'	2.43	0.49
1:AA:445:G:C2	1:AA:446:G:C4	3.00	0.49
3:AC:121:ALA:O	3:AC:125:GLU:HG3	2.11	0.49
16:AP:61:SER:OG	16:AP:62:VAL:N	2.45	0.49
19:AS:36:ARG:HB3	19:AS:72:GLY:HA3	1.94	0.49
48:B2:29:LYS:HD3	48:B2:57:ILE:HG21	1.95	0.49
25:BA:1163:G:C2	25:BA:1164:G:C8	3.01	0.49
43:BX:63:LYS:O	43:BX:64:LYS:HG2	2.13	0.49
1:CA:1112:C:H2'	1:CA:1113:C:H5'	1.94	0.49
1:CA:1245:A:H61	1:CA:1292:U:H3	1.61	0.49
1:CA:1378:C:H5	1:CA:1379:G:N9	2.10	0.49
2:CB:153:ARG:HG3	2:CB:154:LEU:N	2.28	0.49
3:CC:78:GLY:HA3	3:CC:83:ARG:H	1.76	0.49
5:CE:100:VAL:O	5:CE:107:ARG:NH2	2.45	0.49
12:CL:33:ARG:HG2	12:CL:60:LEU:HG	1.93	0.49
25:DA:1357:U:H2'	25:DA:1358:G:C8	2.48	0.49
27:DD:218:ARG:HB3	27:DD:219:PRO:HD2	1.95	0.49
25:DA:1789:A:H5''	27:DD:220:HIS:O	2.13	0.49
27:DD:78:LYS:HE2	27:DD:114:GLY:HA2	1.93	0.49
28:DE:132:HIS:CD2	58:DE:410:HOH:O	2.65	0.49
29:DF:167:ALA:HB1	29:DF:173:VAL:HG11	1.95	0.49
30:DG:28:VAL:O	30:DG:31:VAL:HG13	2.11	0.49
25:DA:637:A:C8	35:DP:117:GLU:HG3	2.45	0.49
36:DQ:108:GLY:HA3	45:DZ:116:VAL:HG11	1.95	0.49
25:DA:998:C:P	40:DU:92:ARG:HH22	2.36	0.49
1:AA:1233:G:H2'	1:AA:1234:C:H6	1.78	0.49

Continued on next page...

Continued from previous page...

Atom-1	Atom-2	Interatomic distance (Å)	Clash overlap (Å)
1:AA:124:G:H4'	1:AA:291:C:O2'	2.13	0.49
1:AA:347:G:C6	1:AA:348:G:C8	3.00	0.49
1:AA:539:A:H2'	1:AA:540:G:H8	1.76	0.49
1:AA:939:G:H5''	7:AG:102:ARG:NH1	2.28	0.49
8:AH:34:GLU:OE1	8:AH:37:ARG:NH1	2.45	0.49
8:AH:53:VAL:HG12	8:AH:54:ASP:OD2	2.13	0.49
1:AA:1048:G:OP1	14:AN:3:ARG:HB3	2.13	0.49
1:AA:237:C:H5''	17:AQ:25:ARG:NE	2.28	0.49
1:AA:254:G:OP1	17:AQ:67:LYS:O	2.31	0.49
54:B8:29:LYS:NZ	54:B8:45:GLY:HA2	2.27	0.49
25:BA:1168:G:H2'	25:BA:1169:G:O4'	2.13	0.49
25:BA:2100:G:C6	25:BA:2190:G:C6	3.00	0.49
25:BA:2286:A:H4'	25:BA:2287:A:O5'	2.12	0.49
25:BA:700:G:OP2	58:BA:5149:HOH:O	2.20	0.49
29:BF:123:LEU:HD21	29:BF:199:TRP:HZ3	1.78	0.49
32:BI:27:ARG:HD3	47:B1:71:TYR:CE1	2.48	0.49
1:CA:1182:G:H4'	1:CA:1183:A:H3'	1.95	0.49
1:CA:1281:U:H5''	1:CA:1282:C:OP2	2.13	0.49
1:CA:1360:A:H2'	1:CA:1361:G:O4'	2.13	0.49
1:CA:434:U:H2'	1:CA:435:C:H6	1.77	0.49
8:CH:51:VAL:HG11	8:CH:60:ARG:NH1	2.28	0.49
11:CK:23:ALA:O	11:CK:86:GLY:HA3	2.12	0.49
14:CN:23:ARG:HG3	14:CN:24:CYS:N	2.26	0.49
18:CR:65:ILE:O	18:CR:69:THR:HG23	2.13	0.49
51:D5:29:THR:O	51:D5:30:LEU:HD23	2.13	0.49
25:DA:12:U:O2	25:DA:12:U:H2'	2.12	0.49
25:DA:2801(A):A:H5''	25:DA:2802:G:H5'	1.93	0.49
25:DA:321:G:C5	25:DA:341:G:H4'	2.47	0.49
25:DA:38:A:H2'	25:DA:39:C:C6	2.48	0.49
26:DB:2:C:O2'	26:DB:3:C:H5'	2.12	0.49
28:DE:200:GLU:HG3	28:DE:201:THR:H	1.78	0.49
29:DF:17:ARG:HG3	29:DF:18:ARG:H	1.78	0.49
32:DI:14:ASP:N	32:DI:17:GLN:OE1	2.44	0.49
1:AA:373:A:C2	1:AA:374:A:C8	3.00	0.49
1:AA:391:G:O3'	16:AP:8:ARG:NH2	2.44	0.49
5:AE:77:PRO:HD2	5:AE:142:LEU:HD22	1.93	0.49
14:AN:27:CYS:O	14:AN:29:ARG:N	2.46	0.49
25:BA:2287:A:C4	25:BA:2289:G:C8	3.00	0.49
25:BA:2463:C:C2'	25:BA:2464:C:H5'	2.43	0.49
25:BA:330:A:O2'	25:BA:331:A:C8	2.66	0.49
25:BA:384:U:H2'	25:BA:385:C:H6	1.77	0.49

Continued on next page...

Continued from previous page...

Atom-1	Atom-2	Interatomic distance (Å)	Clash overlap (Å)
25:BA:468:G:N7	53:B7:39:ARG:NH2	2.57	0.49
25:BA:580:C:H2'	25:BA:581:C:H6	1.77	0.49
25:BA:787:U:H5''	25:BA:788:A:H5'	1.95	0.49
31:BH:94:TYR:CE1	31:BH:108:GLY:N	2.80	0.49
41:BV:98:GLU:OE1	41:BV:100:ARG:HD3	2.13	0.49
1:CA:1169:A:H2'	1:CA:1170:A:C8	2.48	0.49
1:CA:588:G:H2'	1:CA:588:G:N3	2.27	0.49
2:CB:84:GLU:OE1	2:CB:87:ARG:NH1	2.46	0.49
3:CC:70:VAL:O	3:CC:106:VAL:N	2.40	0.49
1:CA:376:G:H5''	16:CP:5:ARG:HB2	1.94	0.49
23:CV:9:G:O2'	23:CV:10:G:N7	2.35	0.49
25:DA:1154:G:O5'	25:DA:1154:G:H8	1.95	0.49
25:DA:1339:G:N2	25:DA:1603:A:H1'	2.27	0.49
25:DA:1450(A):C:N4	25:DA:1451:C:H41	2.11	0.49
25:DA:2319:G:O4'	25:DA:2319:G:N3	2.45	0.49
32:DI:38:LEU:O	32:DI:43:ASN:ND2	2.46	0.49
37:DR:94:TYR:CD2	37:DR:94:TYR:N	2.79	0.49
1:AA:254:G:H1'	17:AQ:15:MET:HB3	1.95	0.48
1:AA:447:G:O6	1:AA:485:G:O2'	2.27	0.48
1:AA:473:G:H2'	1:AA:474:G:C8	2.44	0.48
1:AA:616:G:C2	1:AA:617:G:N7	2.81	0.48
1:AA:943:U:C2'	1:AA:944:G:H5'	2.43	0.48
1:AA:952:U:O2'	1:AA:953:G:H5'	2.13	0.48
13:AM:50:GLU:HA	13:AM:53:VAL:CG2	2.43	0.48
16:AP:20:VAL:HG23	16:AP:35:LYS:HA	1.94	0.48
25:BA:1021:A:H8	25:BA:1021:A:H3'	1.75	0.48
25:BA:1168:G:H1	25:BA:1181:C:N4	2.11	0.48
25:BA:1815:A:C5	25:BA:1817:G:C6	3.01	0.48
25:BA:2741:A:OP1	55:B9:22:ARG:NH2	2.31	0.48
25:BA:911:A:H2'	36:BQ:9:TYR:OH	2.13	0.48
27:BD:108:PRO:HB3	27:BD:143:HIS:HE1	1.76	0.48
25:BA:2729:G:O2'	28:BE:170:LEU:HD11	2.13	0.48
36:BQ:67:ARG:HD2	36:BQ:105:GLU:OE1	2.13	0.48
37:BR:103:ARG:HG2	37:BR:103:ARG:NH1	2.28	0.48
43:BX:60:ARG:HH21	53:B7:47:ARG:NH2	2.11	0.48
1:CA:1161:C:H2'	1:CA:1162:C:C6	2.48	0.48
1:CA:927:G:N2	1:CA:1391:U:H1'	2.27	0.48
1:CA:377:G:H1	1:CA:386:C:N4	1.96	0.48
4:CD:38:TYR:CE1	4:CD:45:GLN:HG3	2.48	0.48
12:CL:6:THR:O	12:CL:9:GLN:HB2	2.13	0.48
25:DA:1001:A:H2'	25:DA:1002:G:O4'	2.13	0.48

Continued on next page...

Continued from previous page...

Atom-1	Atom-2	Interatomic distance (Å)	Clash overlap (Å)
25:DA:1005:C:C2	25:DA:1143:A:C5	3.01	0.48
25:DA:1019:U:H2'	25:DA:1020:A:H8	1.78	0.48
25:DA:2261:C:C5	46:D0:16:SER:HB3	2.48	0.48
25:DA:776:G:H4'	25:DA:777:A:O5'	2.12	0.48
27:DD:68:LYS:C	27:DD:70:TRP:H	2.15	0.48
28:DE:67:PHE:HB3	28:DE:72:VAL:O	2.12	0.48
31:DH:153:LYS:HG3	31:DH:154:PRO:HD2	1.94	0.48
32:DI:123:LEU:HA	32:DI:144:VAL:HG13	1.95	0.48
35:DP:143:GLY:O	35:DP:145:PRO:HD3	2.13	0.48
39:DT:53:ARG:HH11	39:DT:60:THR:HG23	1.77	0.48
40:DU:76:TYR:OH	40:DU:92:ARG:NH1	2.40	0.48
1:AA:1138:G:C5	1:AA:1140:C:H1'	2.48	0.48
1:AA:1531:A:H2'	1:AA:1532:U:C1'	2.43	0.48
1:AA:40:C:H2'	1:AA:41:G:H8	1.78	0.48
2:AB:97:TRP:CH2	2:AB:173:ALA:HA	2.49	0.48
4:AD:142:PRO:HG3	4:AD:185:PHE:CE2	2.48	0.48
6:AF:70:ASP:OD2	6:AF:71:ARG:HG3	2.13	0.48
10:AJ:39:PRO:HA	10:AJ:70:ARG:HD3	1.95	0.48
11:AK:99:GLN:HG3	11:AK:105:VAL:HG11	1.95	0.48
17:AQ:21:VAL:HG21	17:AQ:59:ILE:HG21	1.95	0.48
50:B4:42:PHE:N	50:B4:43:TYR:HB2	2.28	0.48
22:AY:103:LYS:HB3	25:BA:1915:U:H4'	1.95	0.48
25:BA:2609:U:H4'	25:BA:2609:U:OP1	2.11	0.48
25:BA:588:U:H2'	25:BA:589:C:C6	2.47	0.48
25:BA:764:A:OP1	27:BD:208:LYS:HE2	2.13	0.48
27:BD:274:ARG:CB	27:BD:275:LYS:HB2	2.43	0.48
28:BE:82:ARG:HG2	28:BE:83:ASP:H	1.77	0.48
34:BO:64:ARG:HG2	34:BO:79:PHE:CG	2.48	0.48
39:BT:15:VAL:HG12	39:BT:16:ARG:N	2.28	0.48
1:CA:1227:A:C3'	1:CA:1227:A:C8	2.95	0.48
1:CA:1362:C:H2'	1:CA:1363:C:H5'	1.95	0.48
1:CA:1378:C:C5	1:CA:1379:G:C8	3.01	0.48
5:CE:50:GLU:HB2	5:CE:53:LEU:HD13	1.95	0.48
7:CG:109:ASN:O	7:CG:110:GLN:NE2	2.46	0.48
17:CQ:6:LEU:HB3	17:CQ:23:VAL:HG11	1.95	0.48
17:CQ:7:THR:HG23	17:CQ:58:GLU:HG3	1.96	0.48
25:DA:1494:A:H2'	25:DA:1495:A:C8	2.48	0.48
25:DA:1859:A:C2	25:DA:1884:A:H1'	2.48	0.48
25:DA:1936:A:H2'	25:DA:1945:G:O6	2.14	0.48
25:DA:1963:U:H4'	25:DA:1964:G:OP1	2.13	0.48
30:DG:33:ARG:HE	30:DG:33:ARG:HB2	1.46	0.48

Continued on next page...

Continued from previous page...

Atom-1	Atom-2	Interatomic distance (Å)	Clash overlap (Å)
31:DH:26:VAL:HG12	31:DH:79:VAL:HG21	1.95	0.48
25:DA:1141:U:P	33:DN:25:ARG:HH11	2.36	0.48
44:DY:79:CYS:HB2	44:DY:81:LYS:H	1.77	0.48
45:DZ:30:ASN:N	45:DZ:33:LEU:O	2.38	0.48
1:AA:1148:U:H2'	1:AA:1149:C:O4'	2.13	0.48
2:AB:74:LYS:C	2:AB:76:GLN:H	2.16	0.48
13:AM:22:ILE:HG23	13:AM:67:GLU:HG3	1.95	0.48
52:B6:47:THR:HG22	52:B6:48:VAL:N	2.28	0.48
25:BA:1045:A:H1'	25:BA:1047:G:N3	2.28	0.48
25:BA:1048:A:H1'	25:BA:1049:C:H2'	1.95	0.48
25:BA:1049:C:O2'	25:BA:1050:A:C8	2.67	0.48
25:BA:30:G:O2'	25:BA:1214:A:N3	2.41	0.48
1:CA:1142:G:H3'	1:CA:1143:G:H8	1.77	0.48
1:CA:1343:G:H2'	1:CA:1344:C:C6	2.48	0.48
1:CA:978:A:H5''	1:CA:979:C:OP2	2.12	0.48
4:CD:107:ARG:HB3	4:CD:174:LEU:HD11	1.95	0.48
4:CD:117:ALA:O	4:CD:121:VAL:HG23	2.12	0.48
5:CE:36:ASP:O	5:CE:37:ARG:HB2	2.12	0.48
17:CQ:68:ARG:H	17:CQ:70:ARG:NH1	2.11	0.48
23:CV:49:G:C2'	23:CV:50:U:H5'	2.44	0.48
48:D2:9:GLN:HE22	48:D2:56:GLN:HB3	1.78	0.48
25:DA:673:C:H5''	29:DF:81:PRO:HD2	1.94	0.48
26:DB:66:A:H61	26:DB:109:C:H5''	1.77	0.48
1:AA:1164:G:O2'	1:AA:1165:C:H5'	2.13	0.48
1:AA:321:A:N7	1:AA:328:C:O2'	2.41	0.48
1:AA:837:G:N7	58:AA:2311:HOH:O	2.35	0.48
2:AB:118:LEU:HD11	2:AB:141:GLU:HB3	1.94	0.48
5:AE:126:ARG:CG	5:AE:126:ARG:HH11	2.26	0.48
8:AH:7:ALA:HB2	8:AH:85:ARG:HD2	1.95	0.48
17:AQ:62:SER:HB3	17:AQ:72:ARG:HE	1.79	0.48
22:AY:113:ALA:O	22:AY:117:ARG:HG3	2.13	0.48
22:AY:69:VAL:HG12	22:AY:71:VAL:HG22	1.94	0.48
25:BA:1031:G:H21	55:B9:36:GLN:HE22	1.61	0.48
25:BA:1651:G:OP1	37:BR:40:LYS:HE3	2.13	0.48
25:BA:2784:C:H1'	28:BE:37:ARG:HH12	1.78	0.48
25:BA:831:G:O2'	35:BP:38:GLN:HG2	2.13	0.48
45:BZ:61:LEU:HD23	45:BZ:67:LEU:HD23	1.95	0.48
1:CA:1226:C:OP2	13:CM:103:THR:OG1	2.21	0.48
2:CB:212:GLN:O	2:CB:216:SER:OG	2.26	0.48
5:CE:80:ILE:CD1	5:CE:91:LEU:HB2	2.43	0.48
13:CM:65:LYS:HA	13:CM:66:LEU:CB	2.44	0.48

Continued on next page...

Continued from previous page...

Atom-1	Atom-2	Interatomic distance (Å)	Clash overlap (Å)
13:CM:65:LYS:HA	13:CM:66:LEU:CG	2.44	0.48
25:DA:2884:U:O2	51:D5:53:ALA:HB2	2.13	0.48
25:DA:2102:U:O2	25:DA:2187:G:O6	2.31	0.48
25:DA:2575:C:H2'	25:DA:2578:G:O6	2.12	0.48
25:DA:2805:G:H2'	25:DA:2807:G:O4'	2.13	0.48
25:DA:2887:U:H2'	25:DA:2888:C:H6	1.79	0.48
25:DA:659:C:H4'	29:DF:100:THR:O	2.12	0.48
25:DA:898:C:H2'	25:DA:899:A:O4'	2.13	0.48
28:DE:24:THR:HG22	28:DE:186:GLY:O	2.13	0.48
25:DA:660:G:H5'	29:DF:99:TYR:CE2	2.48	0.48
33:DN:18:ALA:HB1	33:DN:60:ILE:HD13	1.94	0.48
38:DS:101:LEU:HD22	38:DS:102:ALA:HB2	1.94	0.48
38:DS:26:LEU:HA	38:DS:39:ILE:HD13	1.95	0.48
39:DT:91:ARG:HD2	39:DT:120:ARG:NH1	2.29	0.48
40:DU:104:GLN:OE1	40:DU:105:VAL:HG23	2.13	0.48
45:DZ:151:HIS:C	45:DZ:153:SER:H	2.17	0.48
45:DZ:34:ASN:O	45:DZ:35:ARG:HD2	2.13	0.48
1:AA:1368:G:H5''	9:AI:112:LYS:HB3	1.94	0.48
1:AA:159:G:H2'	1:AA:161:A:OP2	2.13	0.48
1:AA:751:U:H5''	1:AA:752:G:OP2	2.14	0.48
1:AA:939:G:OP1	7:AG:102:ARG:NH1	2.36	0.48
1:AA:953:G:C2	1:AA:954:G:H1'	2.48	0.48
4:AD:176:LEU:HG	4:AD:178:VAL:HG22	1.95	0.48
5:AE:30:ALA:O	5:AE:45:PHE:HA	2.13	0.48
17:AQ:40:LYS:HE2	17:AQ:42:TYR:CZ	2.49	0.48
20:AT:38:LYS:HA	20:AT:41:ILE:CG1	2.43	0.48
50:B4:15:ILE:HG13	50:B4:21:VAL:HG13	1.95	0.48
25:BA:154:G:H5''	25:BA:154:G:H8	1.77	0.48
25:BA:1784:A:OP2	58:BA:5166:HOH:O	2.20	0.48
25:BA:2845:G:O2'	25:BA:2846:G:H5'	2.13	0.48
25:BA:833:U:O2	35:BP:55:ARG:NH2	2.45	0.48
25:BA:975:C:OP2	25:BA:975:C:H4'	2.13	0.48
31:BH:154:PRO:HB3	31:BH:163:TYR:CZ	2.47	0.48
33:BN:102:ALA:O	33:BN:106:MET:HG3	2.14	0.48
1:CA:1192:C:OP2	3:CC:4:LYS:NZ	2.38	0.48
1:CA:271:C:H2'	1:CA:272:C:H6	1.78	0.48
1:CA:363:A:C2	12:CL:31:PRO:HG2	2.48	0.48
8:CH:51:VAL:HG11	8:CH:60:ARG:HH11	1.77	0.48
23:CV:21:A:H2'	23:CV:46:G:O6	2.14	0.48
49:D3:43:ILE:O	49:D3:47:VAL:HG23	2.13	0.48
52:D6:9:LEU:CD2	52:D6:25:LYS:HB3	2.43	0.48

Continued on next page...

Continued from previous page...

Atom-1	Atom-2	Interatomic distance (Å)	Clash overlap (Å)
25:DA:770:G:N3	25:DA:1354:A:H2	2.12	0.48
25:DA:1448:G:O2'	25:DA:1528:A:N6	2.38	0.48
25:DA:1689:A:N6	25:DA:1698:A:H2	1.97	0.48
25:DA:2295:C:C2	25:DA:2296:U:H5	2.31	0.48
25:DA:287:C:N4	25:DA:354:G:H1	2.10	0.48
25:DA:533:G:H21	40:DU:45:TYR:HE2	1.61	0.48
25:DA:537:C:O2'	33:DN:5:VAL:HG21	2.13	0.48
25:DA:988:A:P	49:D3:11:SER:HB2	2.54	0.48
31:DH:30:LYS:HG3	31:DH:80:SER:O	2.13	0.48
36:DQ:97:VAL:HG13	36:DQ:101:ARG:HB3	1.95	0.48
39:DT:109:GLU:O	39:DT:113:LYS:N	2.45	0.48
1:AA:113:G:H2'	1:AA:114:U:C6	2.48	0.48
1:AA:1223:C:OP2	19:AS:78:ARG:NH2	2.43	0.48
1:AA:66:G:O4'	1:AA:173:U:C4	2.66	0.48
1:AA:865:A:H2	1:AA:918:A:H4'	1.78	0.48
3:AC:153:VAL:HG22	3:AC:198:VAL:HG22	1.95	0.48
3:AC:33:LEU:HD22	14:AN:53:LEU:HD21	1.95	0.48
6:AF:89:MET:HE2	6:AF:91:VAL:HG23	1.96	0.48
9:AI:46:ALA:HB1	9:AI:77:ILE:HB	1.95	0.48
9:AI:45:ALA:HB3	9:AI:47:LEU:H	1.78	0.48
23:AV:46:G:H8	23:AV:46:G:H3'	1.79	0.48
35:BP:63:PRO:HG2	54:B8:25:MET:HB2	1.95	0.48
25:BA:1186:G:OP1	58:BA:5190:HOH:O	2.20	0.48
25:BA:2573:C:H5''	25:BA:2574:G:C5'	2.44	0.48
25:BA:89:G:H3'	25:BA:90:U:C5'	2.44	0.48
25:BA:996:A:C2	25:BA:997:G:C8	3.01	0.48
29:BF:64:ILE:HG12	29:BF:65:TRP:N	2.29	0.48
26:BB:31:C:H4'	30:BG:29:TRP:CH2	2.49	0.48
30:BG:5:VAL:HG23	30:BG:104:GLU:OE2	2.13	0.48
35:BP:138:LEU:HD23	35:BP:145:PRO:HG3	1.95	0.48
25:BA:832:G:N2	35:BP:53:GLY:HA3	2.27	0.48
36:BQ:43:THR:O	36:BQ:46:GLN:HB2	2.14	0.48
1:CA:1065:U:H1'	1:CA:1066:C:OP2	2.14	0.48
1:CA:1135:U:H2'	1:CA:1137:C:C2	2.48	0.48
1:CA:946:A:O2'	1:CA:1333:A:N3	2.41	0.48
1:CA:266:G:H5''	1:CA:267:C:C5	2.48	0.48
1:CA:502:G:C2	1:CA:503:C:C2	3.01	0.48
1:CA:539:A:H2'	1:CA:540:G:C8	2.49	0.48
1:CA:411:A:OP2	4:CD:25:ARG:NH2	2.46	0.48
25:DA:1008:C:N4	25:DA:1136:G:C6	2.82	0.48
25:DA:102:G:O2'	25:DA:103:A:P	2.71	0.48

Continued on next page...

Continued from previous page...

Atom-1	Atom-2	Interatomic distance (Å)	Clash overlap (Å)
25:DA:2054:A:H5''	25:DA:2055:C:O5'	2.12	0.48
25:DA:2326:C:H5''	25:DA:2327:A:OP2	2.13	0.48
25:DA:2376:A:OP1	25:DA:2376:A:H8	1.97	0.48
25:DA:2751:G:C8	31:DH:2:SER:N	2.81	0.48
25:DA:520:G:H2'	25:DA:521:G:H8	1.76	0.48
27:DD:273:ARG:HG2	27:DD:274:ARG:N	2.28	0.48
33:DN:42:TRP:HA	33:DN:48:MET:SD	2.53	0.48
36:DQ:32:TYR:HB2	36:DQ:106:VAL:HG23	1.95	0.48
40:DU:17:ILE:HA	40:DU:20:LEU:HD12	1.95	0.48
43:DX:84:ALA:O	43:DX:87:GLN:HG3	2.13	0.48
45:DZ:108:PRO:HA	45:DZ:142:SER:HA	1.96	0.48
1:AA:189:G:C6	1:AA:189(L):G:N1	2.81	0.48
3:AC:113:ALA:HB3	3:AC:114:PRO:HD3	1.94	0.48
4:AD:138:TYR:HD2	4:AD:139:ARG:N	2.11	0.48
13:AM:23:TYR:CB	13:AM:67:GLU:HG2	2.38	0.48
13:AM:74:VAL:O	13:AM:77:ASN:HB2	2.14	0.48
20:AT:78:ALA:O	20:AT:82:SER:OG	2.31	0.48
22:AY:39:LEU:HD22	22:AY:71:VAL:HG12	1.95	0.48
22:AY:62:HIS:CD2	22:AY:63:LEU:HG	2.48	0.48
25:BA:2093:G:OP1	32:BI:23:PRO:HD2	2.13	0.48
25:BA:2575:C:H6	25:BA:2575:C:O5'	1.96	0.48
25:BA:848:G:C4	25:BA:933:A:C8	3.01	0.48
33:BN:33:LEU:HD12	33:BN:38:HIS:ND1	2.29	0.48
36:BQ:26:TYR:CE1	36:BQ:28:ALA:HB2	2.49	0.48
37:BR:33:ARG:CB	37:BR:115:GLU:HB3	2.44	0.48
1:CA:677:U:H3	1:CA:713:G:N2	2.08	0.48
1:CA:73:G:C6	1:CA:97:G:C6	3.01	0.48
2:CB:58:ILE:H	2:CB:58:ILE:HG13	1.42	0.48
9:CI:11:LYS:H	9:CI:104:ARG:NH1	2.11	0.48
14:CN:29:ARG:HH21	14:CN:42:ILE:HD11	1.78	0.48
20:CT:54:LYS:HA	20:CT:57:ARG:NH2	2.29	0.48
20:CT:92:LEU:O	20:CT:96:GLY:HA2	2.12	0.48
25:DA:1292:U:H2'	25:DA:1293:C:H6	1.79	0.48
23:CV:12:G:H4'	25:DA:1908:C:O2	2.14	0.48
25:DA:2469:A:H5''	25:DA:2470:G:OP2	2.14	0.48
25:DA:2529:G:H5''	25:DA:2530:A:H5''	1.95	0.48
25:DA:531:C:H4'	25:DA:532:A:H5''	1.94	0.48
26:DB:37:C:C5	26:DB:38:C:C5	3.02	0.48
39:DT:6:LEU:HA	39:DT:6:LEU:HD13	1.47	0.48
43:DX:36:LYS:HE3	43:DX:56:THR:OG1	2.14	0.48
1:AA:115:G:H8	1:AA:115:G:O5'	1.95	0.48

Continued on next page...

Continued from previous page...

Atom-1	Atom-2	Interatomic distance (Å)	Clash overlap (Å)
1:AA:28:G:H5'	1:AA:29:G:OP2	2.14	0.48
1:AA:923:A:OP1	5:AE:21:ALA:HB2	2.14	0.48
1:AA:941:G:C2	1:AA:942:G:H1'	2.48	0.48
1:AA:949:A:H1'	1:AA:1364:U:H3	1.78	0.48
3:AC:181:ASN:ND2	3:AC:204:LEU:HD12	2.28	0.48
9:AI:127:LYS:HD2	58:AI:301:HOH:O	2.14	0.48
23:AV:59:A:H2'	23:AV:60:U:H5'	1.96	0.48
25:BA:132:G:H1	25:BA:147:U:H3	1.60	0.48
25:BA:154:G:H5'	25:BA:154(A):C:OP2	2.13	0.48
25:BA:1568:G:O5'	27:BD:61:LEU:HD22	2.14	0.48
25:BA:271(K):U:H1'	25:BA:271(L):U:OP1	2.14	0.48
25:BA:886:C:O2'	25:BA:889:C:N4	2.46	0.48
28:BE:82:ARG:HG2	28:BE:83:ASP:N	2.29	0.48
25:BA:442:G:H4'	29:BF:46:ARG:HG3	1.95	0.48
44:BY:13:VAL:HB	44:BY:72:VAL:HG22	1.96	0.48
1:CA:406:G:H21	4:CD:119:GLN:HE22	1.59	0.48
1:CA:509:A:C3'	1:CA:509:A:C8	2.96	0.48
1:CA:541:G:C6	1:CA:542:G:C5	3.02	0.48
1:CA:764:C:C2	1:CA:765:G:C8	3.02	0.48
2:CB:30:ARG:HG3	2:CB:31:TYR:N	2.29	0.48
1:CA:1056:U:O3'	3:CC:155:GLY:HA2	2.14	0.48
5:CE:80:ILE:HD12	5:CE:91:LEU:HB2	1.94	0.48
1:CA:1123:A:H4'	10:CJ:37:PRO:HD2	1.96	0.48
10:CJ:8:LEU:HB2	10:CJ:16:LEU:HD21	1.94	0.48
48:D2:32:LEU:HD12	48:D2:53:LEU:HB3	1.96	0.48
25:DA:109:G:H2'	25:DA:110:G:O4'	2.13	0.48
25:DA:1638:C:H4'	25:DA:2710:C:O2	2.14	0.48
25:DA:1802:A:N1	25:DA:1822:G:H1'	2.29	0.48
25:DA:1839:G:C8	25:DA:1927:A:H1'	2.49	0.48
25:DA:2534:A:C2	25:DA:2535:G:H1'	2.49	0.48
25:DA:2780:G:H4'	25:DA:2781:A:OP2	2.14	0.48
25:DA:2783:G:H2'	25:DA:2784:C:C6	2.49	0.48
25:DA:614(C):A:N3	25:DA:615:G:H1'	2.29	0.48
25:DA:854:G:H2'	25:DA:855:G:H8	1.79	0.48
25:DA:2228:G:OP1	27:DD:261:LYS:HE2	2.14	0.48
33:DN:62:VAL:CG1	33:DN:66:LYS:HB2	2.44	0.48
37:DR:25:ALA:O	37:DR:29:LEU:HB2	2.14	0.48
25:DA:1200:C:H1'	40:DU:2:PRO:HG3	1.95	0.48
1:AA:189(A):C:H2'	1:AA:189(B):C:C6	2.49	0.48
1:AA:626:U:C2	1:AA:627:G:C8	3.02	0.48
1:AA:800:G:HO2'	1:AA:801:U:H6	1.60	0.48

Continued on next page...

Continued from previous page...

Atom-1	Atom-2	Interatomic distance (Å)	Clash overlap (Å)
58:BA:3942:HOH:O	46:B0:23:VAL:HG23	2.13	0.48
52:B6:47:THR:HG22	52:B6:48:VAL:O	2.14	0.48
25:BA:2273:A:H2'	25:BA:2274:A:C8	2.49	0.48
26:BB:77:U:P	45:BZ:19:ARG:HH22	2.37	0.48
28:BE:50:GLY:HA3	28:BE:75:VAL:HG11	1.96	0.48
30:BG:34:LEU:HA	30:BG:34:LEU:HD23	1.78	0.48
45:BZ:128:VAL:HG22	45:BZ:132:ASN:HB2	1.96	0.48
1:CA:1253:G:H2'	1:CA:1254:C:C6	2.49	0.48
1:CA:848:C:H2'	1:CA:849:C:O4'	2.14	0.48
1:CA:537:G:H5''	12:CL:113:ARG:NH1	2.29	0.48
47:D1:76:ARG:HE	47:D1:97:LEU:HD22	1.79	0.48
53:D7:24:THR:O	53:D7:28:ARG:HG3	2.13	0.48
25:DA:1356:G:C6	25:DA:1357:U:N3	2.81	0.48
25:DA:1810:A:H2'	25:DA:1811:G:O4'	2.13	0.48
25:DA:2009:G:OP1	42:DW:41:LYS:HE3	2.14	0.48
25:DA:2361:A:OP1	54:D8:27:THR:HG23	2.13	0.48
25:DA:2833:G:O2'	25:DA:2834:G:P	2.71	0.48
25:DA:705:A:H1'	27:DD:9:TYR:CE1	2.49	0.48
25:DA:754:C:H2'	25:DA:755:C:C6	2.49	0.48
25:DA:875:G:N2	25:DA:903:C:C2	2.81	0.48
25:DA:2052:G:O4'	28:DE:142:GLY:HA3	2.14	0.48
30:DG:32:PRO:HB2	30:DG:172:LEU:HD22	1.96	0.48
33:DN:53:VAL:HG11	33:DN:128:HIS:HB2	1.96	0.48
36:DQ:63:LYS:HE3	36:DQ:65:PHE:CZ	2.49	0.48
1:AA:1246:C:H42	1:AA:1291:G:H1	1.62	0.48
1:AA:976:G:C8	1:AA:1362:C:N4	2.82	0.48
1:AA:167:G:H2'	1:AA:168:G:C8	2.49	0.48
1:AA:324:G:N1	1:AA:327:A:OP2	2.47	0.48
1:AA:343:U:H3'	1:AA:343:U:P	2.53	0.48
3:AC:19:GLU:HB2	3:AC:55:VAL:O	2.13	0.48
6:AF:86:ARG:O	6:AF:87:ARG:HG2	2.13	0.48
50:B4:42:PHE:HB3	50:B4:43:TYR:HB2	1.95	0.48
25:BA:570:G:H2'	25:BA:2030:A:C5	2.48	0.48
22:AY:34:SER:HB2	25:BA:2602:A:H61	1.77	0.48
25:BA:2032:G:O2'	28:BE:145:LYS:NZ	2.46	0.48
28:BE:77:ILE:HG21	28:BE:195:LEU:HD11	1.96	0.48
25:BA:2637:U:H5''	28:BE:82:ARG:NH2	2.27	0.48
31:BH:143:GLN:O	31:BH:146:ALA:HB3	2.14	0.48
31:BH:62:LYS:HE2	31:BH:62:LYS:HB2	1.64	0.48
36:BQ:110:THR:HG23	36:BQ:113:GLN:CG	2.42	0.48
38:BS:65:VAL:O	38:BS:69:VAL:HG12	2.14	0.48

Continued on next page...

Continued from previous page...

Atom-1	Atom-2	Interatomic distance (Å)	Clash overlap (Å)
1:CA:1273:G:H5'	1:CA:1274:G:OP2	2.14	0.48
1:CA:1493:A:OP2	1:CA:1493:A:C8	2.67	0.48
1:CA:189(H):G:C6	1:CA:189(I):G:C5	3.01	0.48
1:CA:433:C:H2'	1:CA:434:U:C6	2.49	0.48
1:CA:560:U:H5'	1:CA:566:G:N2	2.29	0.48
2:CB:187:LEU:HD23	2:CB:201:ILE:HG22	1.95	0.48
13:CM:65:LYS:HA	13:CM:66:LEU:HG	1.95	0.48
1:CA:1203:C:OP1	14:CN:3:ARG:HD3	2.14	0.48
18:CR:70:ILE:O	18:CR:74:ARG:HG3	2.13	0.48
25:DA:1339:G:H21	25:DA:1603:A:H1'	1.79	0.48
25:DA:2461:C:H2'	25:DA:2462:U:C6	2.49	0.48
25:DA:2657:A:C2	25:DA:2665:A:C4	3.02	0.48
29:DF:53:THR:O	29:DF:55:GLY:N	2.47	0.48
29:DF:89:VAL:HG12	29:DF:90:PHE:N	2.28	0.48
33:DN:128:HIS:O	33:DN:130:HIS:N	2.47	0.48
42:DW:59:VAL:HG12	42:DW:60:ASN:OD1	2.13	0.48
25:DA:483:A:O2'	44:DY:49:VAL:O	2.21	0.48
25:DA:296:C:O3'	44:DY:95:LYS:NZ	2.47	0.48
45:DZ:128:VAL:HG23	45:DZ:161:VAL:N	2.29	0.48
1:AA:1125:U:H5''	1:AA:1126:U:C4	2.49	0.47
1:AA:1149:C:H2'	1:AA:1150:U:C6	2.47	0.47
1:AA:1202:G:O4'	14:AN:29:ARG:NH1	2.40	0.47
1:AA:1245:A:N6	1:AA:1293:G:O6	2.47	0.47
1:AA:189:G:C6	1:AA:189(A):C:C4	3.02	0.47
1:AA:993:G:N3	1:AA:993:G:H2'	2.29	0.47
2:AB:9:GLU:O	2:AB:11:LEU:N	2.39	0.47
47:B1:37:ILE:HG22	47:B1:38:SER:N	2.29	0.47
25:BA:1364:G:OP2	47:B1:3:LYS:HG3	2.14	0.47
47:B1:94:LEU:O	47:B1:97:LEU:HB2	2.14	0.47
25:BA:1139:G:O2'	25:BA:1143:A:N1	2.30	0.47
25:BA:2469:A:O3'	36:BQ:56:ARG:HD3	2.14	0.47
25:BA:69:C:H2'	25:BA:70:G:H8	1.79	0.47
32:BI:132:PRO:HD3	32:BI:138:ILE:CD1	2.44	0.47
1:CA:1268:A:H4'	21:CU:19:GLY:HA2	1.95	0.47
1:CA:240:C:H2'	1:CA:241:C:C6	2.49	0.47
1:CA:477:A:H2'	1:CA:479:C:H6	1.79	0.47
1:CA:561:U:O2'	1:CA:562:C:OP1	2.27	0.47
1:CA:562:C:H4'	1:CA:563:A:O5'	2.14	0.47
2:CB:109:SER:O	2:CB:112:VAL:N	2.47	0.47
25:DA:1183:G:O3'	49:D3:29:ARG:NH1	2.47	0.47
25:DA:1788:C:C2	25:DA:1789:A:C8	3.01	0.47

Continued on next page...

Continued from previous page...

Atom-1	Atom-2	Interatomic distance (Å)	Clash overlap (Å)
25:DA:2334:G:OP1	25:DA:2334:G:H8	1.96	0.47
25:DA:2528:U:O2'	25:DA:2529:G:H3'	2.13	0.47
25:DA:2779:U:H4'	25:DA:2780:G:H5''	1.95	0.47
25:DA:872:A:C6	25:DA:873:G:C6	3.01	0.47
28:DE:51:PHE:HB3	28:DE:77:ILE:HG22	1.95	0.47
29:DF:184:TYR:CE2	29:DF:188:ARG:HD2	2.49	0.47
34:DO:64:ARG:HB3	34:DO:79:PHE:CG	2.49	0.47
41:DV:64:HIS:ND1	41:DV:92:THR:OG1	2.38	0.47
25:DA:297:C:OP1	44:DY:87:LYS:HD2	2.14	0.47
1:AA:1129:C:O5'	1:AA:1130:A:H5'	2.13	0.47
1:AA:1457:G:H2'	1:AA:1458:G:H8	1.77	0.47
1:AA:153:C:H2'	1:AA:154:C:C6	2.49	0.47
1:AA:21:G:H2'	1:AA:22:G:C8	2.49	0.47
2:AB:185:ILE:CG2	2:AB:199:TYR:HB2	2.34	0.47
5:AE:126:ARG:HH11	5:AE:126:ARG:HG2	1.78	0.47
8:AH:7:ALA:HB2	8:AH:85:ARG:CD	2.45	0.47
1:AA:625:G:H4'	16:AP:16:HIS:CD2	2.49	0.47
18:AR:24:ALA:O	18:AR:26:LEU:N	2.47	0.47
1:AA:263:A:OP2	20:AT:79:ARG:NH1	2.47	0.47
25:BA:1916:A:H2'	25:BA:1917:U:O4'	2.14	0.47
25:BA:183:C:N4	25:BA:213:A:H61	2.11	0.47
25:BA:2562:U:H1'	34:BO:23:ARG:NH1	2.21	0.47
25:BA:528:A:C2	25:BA:2043:C:H4'	2.49	0.47
25:BA:771:G:OP1	53:B7:14:LYS:NZ	2.48	0.47
26:BB:32:C:C2	26:BB:51:G:N2	2.82	0.47
38:BS:36:TYR:N	38:BS:36:TYR:CD1	2.81	0.47
1:CA:1411:C:H2'	1:CA:1412:C:H6	1.80	0.47
1:CA:257:G:C4	1:CA:258:G:C8	3.02	0.47
1:CA:574:A:H5''	1:CA:575:G:OP2	2.14	0.47
1:CA:619:U:C2	4:CD:135:LEU:HD21	2.49	0.47
1:CA:881:G:H2'	1:CA:882:C:O4'	2.14	0.47
2:CB:69:LEU:HD12	2:CB:70:PHE:N	2.29	0.47
3:CC:39:ILE:O	3:CC:43:LEU:HG	2.14	0.47
23:CV:72:A:H2'	23:CV:73:A:O4'	2.14	0.47
51:D5:45:VAL:HG22	51:D5:52:TYR:HB2	1.94	0.47
25:DA:1021:A:C8	25:DA:1021:A:H3'	2.50	0.47
25:DA:1497:U:H5''	25:DA:1498:C:H5	1.79	0.47
25:DA:2653:U:H3	25:DA:2667:C:H42	1.61	0.47
25:DA:2712:U:OP1	25:DA:2714:G:H4'	2.15	0.47
25:DA:533:G:H5'	40:DU:24:TYR:CD2	2.49	0.47
25:DA:565:C:H2'	25:DA:566:U:O4'	2.14	0.47

Continued on next page...

Continued from previous page...

Atom-1	Atom-2	Interatomic distance (Å)	Clash overlap (Å)
25:DA:646:A:H2'	25:DA:647:G:O4'	2.13	0.47
25:DA:886:C:H2'	25:DA:887:A:H5'	1.96	0.47
26:DB:55:U:HO2'	30:DG:29:TRP:HD1	1.62	0.47
26:DB:45:A:OP1	30:DG:95:ARG:HD2	2.14	0.47
36:DQ:35:VAL:HG22	36:DQ:36:ALA:N	2.28	0.47
40:DU:8:VAL:HG13	40:DU:12:ARG:HE	1.79	0.47
44:DY:92:ASN:N	44:DY:93:GLY:HA2	2.28	0.47
1:AA:303:A:H2'	1:AA:304:U:O4'	2.14	0.47
1:AA:965:A:C2	1:AA:969:A:C2	3.03	0.47
1:AA:980:C:H5''	1:AA:981:U:OP2	2.14	0.47
10:AJ:7:LYS:HA	10:AJ:71:LEU:HA	1.96	0.47
20:AT:14:LYS:O	20:AT:18:GLN:HG3	2.13	0.47
23:AV:46:G:C8	23:AV:46:G:H3'	2.49	0.47
22:AY:40:ARG:NH2	22:AY:88:LEU:HD22	2.30	0.47
47:B1:64:ALA:HA	47:B1:67:ILE:HG13	1.96	0.47
25:BA:1176:G:H1'	25:BA:1177:A:H5''	1.96	0.47
33:BN:63:THR:O	33:BN:66:LYS:HG3	2.14	0.47
38:BS:100:ALA:C	38:BS:101:LEU:O	2.48	0.47
40:BU:79:PHE:CE1	40:BU:83:LEU:HD21	2.50	0.47
1:CA:114:U:H2'	1:CA:115:G:C8	2.48	0.47
1:CA:1308:U:H5''	13:CM:98:VAL:CG2	2.42	0.47
1:CA:1353:G:H2'	1:CA:1354:C:H6	1.78	0.47
1:CA:1389:C:H5''	1:CA:1390:U:OP2	2.14	0.47
1:CA:1512:U:H2'	1:CA:1513:A:H8	1.78	0.47
1:CA:544:G:OP1	4:CD:62:GLN:NE2	2.30	0.47
6:CF:2:ARG:CZ	6:CF:69:GLU:HG2	2.44	0.47
6:CF:50:TYR:HB2	6:CF:51:PRO:HD2	1.96	0.47
9:CI:24:GLY:HA2	9:CI:59:PHE:O	2.15	0.47
20:CT:26:ASN:OD1	20:CT:71:THR:HG23	2.14	0.47
47:D1:73:LEU:HD22	47:D1:73:LEU:HA	1.80	0.47
53:D7:8:ASN:C	53:D7:8:ASN:OD1	2.53	0.47
25:DA:1283:G:H2'	25:DA:1285:G:OP2	2.14	0.47
25:DA:1283:G:N2	25:DA:1286:A:H5'	2.29	0.47
25:DA:1302:A:H5'	25:DA:1608:A:OP1	2.15	0.47
25:DA:152:G:H2'	25:DA:153:C:O4'	2.14	0.47
25:DA:321:G:OP2	29:DF:136:THR:OG1	2.32	0.47
25:DA:960:A:H5''	25:DA:961:C:OP2	2.14	0.47
25:DA:2572:A:N7	28:DE:145:LYS:HB2	2.29	0.47
32:DI:88:ILE:HD12	32:DI:121:LYS:C	2.34	0.47
1:AA:1358:U:H3	1:AA:1363(A):A:H61	0.59	0.47
1:AA:52:G:H2'	1:AA:53:A:H8	1.78	0.47

Continued on next page...

Continued from previous page...

Atom-1	Atom-2	Interatomic distance (Å)	Clash overlap (Å)
2:AB:220:ASP:O	2:AB:224:GLN:N	2.45	0.47
3:AC:118:GLN:HA	3:AC:121:ALA:HB3	1.95	0.47
9:AI:126:SER:HA	9:AI:127:LYS:HD3	1.96	0.47
22:AY:44:ARG:CZ	22:AY:57:LEU:HD11	2.44	0.47
47:B1:58:ILE:HD11	47:B1:60:PHE:CE2	2.48	0.47
49:B3:56:VAL:HG12	49:B3:57:GLU:N	2.30	0.47
25:BA:2249:U:H4'	25:BA:2250:G:OP2	2.15	0.47
25:BA:2348:U:H2'	25:BA:2349:G:H5''	1.96	0.47
25:BA:603:A:C8	25:BA:655:A:C6	3.02	0.47
27:BD:71:ASP:CB	27:BD:103:ARG:HH22	2.26	0.47
1:CA:189(D):C:O2	1:CA:189(H):G:C2	2.67	0.47
1:CA:234:C:H2'	1:CA:235:C:H6	1.79	0.47
1:CA:270:A:C5	1:CA:271:C:C4	3.02	0.47
1:CA:832:C:O2'	1:CA:833:U:P	2.73	0.47
1:CA:836:G:C6	1:CA:851:G:C6	3.03	0.47
2:CB:185:ILE:HA	2:CB:199:TYR:O	2.14	0.47
4:CD:103:ASN:O	4:CD:106:TYR:N	2.48	0.47
4:CD:110:PHE:N	4:CD:110:PHE:CD1	2.82	0.47
4:CD:162:LEU:HA	4:CD:162:LEU:HD23	1.65	0.47
19:CS:35:SER:HB3	19:CS:37:ARG:HD3	1.96	0.47
23:CV:61:C:O2'	23:CV:62:C:H5'	2.14	0.47
25:DA:2262:U:OP1	46:D0:19:LYS:HD3	2.13	0.47
25:DA:1438:U:O2'	25:DA:1439:A:H5'	2.14	0.47
25:DA:1515:G:H2'	25:DA:1516:C:H6	1.79	0.47
25:DA:1686:C:O2'	25:DA:1687:G:H5'	2.14	0.47
25:DA:1796:U:H2'	25:DA:1797:C:C6	2.50	0.47
25:DA:1915:U:H3'	25:DA:1916:A:H8	1.78	0.47
25:DA:2050:C:H1'	28:DE:156:MET:CE	2.44	0.47
25:DA:2634:G:O6	25:DA:2784:C:N4	2.34	0.47
25:DA:2808:U:H5''	25:DA:2891:G:O6	2.14	0.47
27:DD:16:MET:HB2	27:DD:207:GLY:HA3	1.96	0.47
30:DG:106:LEU:HG	30:DG:111:LEU:HG	1.97	0.47
28:DE:18:ASP:HB3	39:DT:82:LEU:HD21	1.95	0.47
41:DV:42:GLY:O	41:DV:43:GLU:HG2	2.14	0.47
42:DW:71:VAL:HA	42:DW:107:LEU:HD12	1.95	0.47
45:DZ:19:ARG:HE	45:DZ:19:ARG:HB2	1.42	0.47
1:AA:300:A:H1'	1:AA:565:U:O2	2.15	0.47
3:AC:3:ASN:OD1	3:AC:3:ASN:N	2.47	0.47
4:AD:133:VAL:HG11	4:AD:138:TYR:HD1	1.79	0.47
8:AH:28:ALA:HA	8:AH:32:LYS:HD3	1.97	0.47
9:AI:101:PHE:CD1	9:AI:101:PHE:N	2.80	0.47

Continued on next page...

Continued from previous page...

Atom-1	Atom-2	Interatomic distance (Å)	Clash overlap (Å)
13:AM:14:ARG:HG2	13:AM:17:VAL:HG22	1.97	0.47
16:AP:50:LYS:O	16:AP:51:VAL:HG23	2.15	0.47
23:AV:20:U:O2'	23:AV:21:A:H5''	2.14	0.47
22:AY:21:ARG:HA	22:AY:35:THR:HA	1.96	0.47
25:BA:1019:U:O2'	25:BA:1021:A:H2	1.96	0.47
25:BA:118:A:C8	25:BA:119:A:C8	3.03	0.47
25:BA:143:G:H1'	43:BX:37:THR:HG21	1.96	0.47
25:BA:1579:A:H2'	25:BA:1580:A:O4'	2.14	0.47
25:BA:356:G:H2'	25:BA:357:A:H8	1.79	0.47
25:BA:885:C:N3	25:BA:890:A:N1	2.62	0.47
34:BO:79:PHE:HE2	34:BO:101:PRO:HB2	1.79	0.47
1:CA:1168:A:H8	1:CA:1168:A:OP1	1.97	0.47
1:CA:1181:G:H2'	1:CA:1182:G:C4	2.50	0.47
1:CA:664:G:H22	1:CA:741:G:H1	1.61	0.47
1:CA:832:C:N4	1:CA:855:G:C6	2.82	0.47
2:CB:136:VAL:O	2:CB:139:LYS:HB3	2.14	0.47
2:CB:19:HIS:ND1	2:CB:20:GLU:HG2	2.29	0.47
8:CH:4:ASP:OD1	8:CH:85:ARG:NH1	2.41	0.47
8:CH:73:ASP:OD2	8:CH:75:ARG:HD3	2.15	0.47
9:CI:44:VAL:HA	9:CI:45:ALA:HA	1.54	0.47
10:CJ:55:LYS:O	10:CJ:57:LYS:N	2.48	0.47
13:CM:9:ILE:HA	13:CM:10:PRO:HD3	1.53	0.47
53:D7:35:ARG:HG3	53:D7:42:LEU:HD11	1.95	0.47
25:DA:1927:A:H2'	25:DA:1928:A:C8	2.50	0.47
25:DA:2256:G:H2'	25:DA:2257:U:H6	1.79	0.47
25:DA:2467:C:H4'	36:DQ:123:HIS:ND1	2.30	0.47
25:DA:251:A:C5	25:DA:252:G:H1'	2.50	0.47
25:DA:2787:C:O2'	28:DE:61:ARG:HD3	2.14	0.47
25:DA:29:U:H6	25:DA:29:U:O5'	1.98	0.47
25:DA:480:A:OP2	44:DY:47:LYS:HD3	2.14	0.47
25:DA:1242:A:N1	35:DP:4:SER:HB2	2.29	0.47
25:DA:832:G:H21	35:DP:53:GLY:HA3	1.80	0.47
1:AA:1097:C:H2'	1:AA:1098:C:H6	1.79	0.47
1:AA:975:A:N6	1:AA:1366:C:O2'	2.45	0.47
1:AA:262:A:C6	1:AA:263:A:C6	3.03	0.47
1:AA:875:C:O2'	8:AH:14:ARG:NH1	2.46	0.47
47:B1:6:GLU:HG3	47:B1:61:ARG:O	2.15	0.47
25:BA:2036:C:P	58:BA:4649:HOH:O	2.73	0.47
25:BA:221:A:N1	25:BA:265:A:O2'	2.44	0.47
25:BA:298:G:N7	58:BA:4997:HOH:O	2.35	0.47
27:BD:147:LEU:HD12	27:BD:155:LEU:HD11	1.97	0.47

Continued on next page...

Continued from previous page...

Atom-1	Atom-2	Interatomic distance (Å)	Clash overlap (Å)
28:BE:77:ILE:HA	28:BE:77:ILE:HD13	1.63	0.47
29:BF:29:ASN:HB3	29:BF:112:MET:HE1	1.97	0.47
30:BG:21:ARG:HE	30:BG:21:ARG:HB3	1.41	0.47
45:BZ:54:HIS:ND1	45:BZ:101:PRO:HG3	2.30	0.47
1:CA:1007:C:H2'	1:CA:1008:C:H6	1.79	0.47
1:CA:378:G:C6	1:CA:379:C:C4	3.01	0.47
1:CA:55:A:C5	1:CA:56:U:C5	3.02	0.47
1:CA:983:A:N1	1:CA:1222:G:N2	2.52	0.47
2:CB:32:ILE:HD11	2:CB:190:THR:HG22	1.96	0.47
11:CK:34:ASP:HB3	11:CK:40:ILE:HD11	1.96	0.47
46:D0:56:ASP:O	46:D0:57:PHE:HB2	2.14	0.47
25:DA:71:A:C2	43:DX:31:HIS:CE1	3.02	0.47
25:DA:729:G:O5'	27:DD:208:LYS:NZ	2.48	0.47
25:DA:830:G:H4'	25:DA:831:G:OP2	2.15	0.47
25:DA:953:A:H2'	25:DA:954:G:H8	1.80	0.47
30:DG:16:ARG:CZ	30:DG:31:VAL:HG21	2.44	0.47
32:DI:65:ALA:O	32:DI:68:LEU:HB2	2.14	0.47
35:DP:86:LYS:HB3	35:DP:118:GLY:HA2	1.97	0.47
36:DQ:60:ARG:NH2	45:DZ:177:PRO:HG3	2.30	0.47
1:AA:251:G:H4'	1:AA:252:U:O5'	2.15	0.47
1:AA:983:A:H3'	1:AA:983:A:N3	2.29	0.47
1:AA:1104:G:H4'	2:AB:111:ARG:NH1	2.30	0.47
1:AA:1351:U:O4'	7:AG:33:ASP:HB3	2.14	0.47
9:AI:4:TYR:CE1	9:AI:88:TYR:HA	2.49	0.47
18:AR:59:SER:N	18:AR:62:GLU:OE1	2.34	0.47
25:BA:204:A:H8	25:BA:204:A:OP1	1.97	0.47
25:BA:2570:G:O6	58:BA:4312:HOH:O	2.18	0.47
27:BD:35:LYS:HG2	27:BD:64:ILE:HD11	1.97	0.47
37:BR:4:LEU:HA	37:BR:4:LEU:HD23	1.41	0.47
39:BT:1:MET:O	39:BT:1:MET:HG3	2.13	0.47
1:CA:1226:C:H2'	13:CM:103:THR:HB	1.96	0.47
1:CA:129(A):G:N7	1:CA:189(E):U:O3'	2.48	0.47
1:CA:452:A:H1'	1:CA:453:A:C8	2.49	0.47
3:CC:152:ILE:HD12	3:CC:199:LYS:HD2	1.97	0.47
6:CF:2:ARG:HB2	6:CF:4:TYR:CE2	2.49	0.47
11:CK:104:GLN:O	11:CK:105:VAL:HG22	2.14	0.47
20:CT:67:ALA:HB2	20:CT:77:ALA:HB2	1.96	0.47
25:DA:987:G:O2'	25:DA:1000:A:N3	2.37	0.47
25:DA:1529:G:C6	25:DA:1530:C:C4	3.02	0.47
25:DA:176:G:O2'	25:DA:177:G:H5'	2.15	0.47
25:DA:2070:G:C2	25:DA:2442:C:C2	3.02	0.47

Continued on next page...

Continued from previous page...

Atom-1	Atom-2	Interatomic distance (Å)	Clash overlap (Å)
26:DB:45:A:C6	26:DB:46:A:C5	3.02	0.47
36:DQ:2:LEU:HA	36:DQ:2:LEU:HD12	1.61	0.47
40:DU:41:ALA:O	40:DU:45:TYR:HD1	1.97	0.47
1:AA:432:A:H3'	1:AA:433:C:H6	1.80	0.47
1:AA:832:C:N4	1:AA:855:G:C6	2.82	0.47
1:AA:872:A:C5	1:AA:874:G:C8	3.02	0.47
7:AG:18:TYR:CD2	7:AG:59:LEU:HD22	2.50	0.47
10:AJ:55:LYS:HG2	10:AJ:56:HIS:N	2.29	0.47
16:AP:39:TYR:CE1	16:AP:41:PRO:HB3	2.50	0.47
17:AQ:5:VAL:O	17:AQ:6:LEU:HD12	2.15	0.47
52:B6:14:THR:OG1	52:B6:48:VAL:O	2.32	0.47
25:BA:1021:A:C3'	25:BA:1021:A:C8	2.97	0.47
25:BA:1152:C:O2'	25:BA:1153:C:H5'	2.15	0.47
25:BA:1290:C:O2'	25:BA:1291:C:H5'	2.14	0.47
25:BA:1336:A:H2'	25:BA:1337:G:C8	2.50	0.47
25:BA:1372:U:H6	25:BA:1372:U:O5'	1.97	0.47
25:BA:70:G:H21	25:BA:71:A:H62	1.63	0.47
25:BA:774:A:N3	25:BA:774:A:H2'	2.29	0.47
26:BB:89:G:OP2	26:BB:89:G:H8	1.98	0.47
27:BD:16:MET:HG2	27:BD:211:ARG:HH21	1.79	0.47
35:BP:26:GLY:CA	35:BP:28:GLY:H	2.28	0.47
36:BQ:31:ASP:HB2	36:BQ:32:TYR:HD1	1.80	0.47
36:BQ:52:VAL:HA	36:BQ:55:VAL:HG13	1.97	0.47
38:BS:102:ALA:O	38:BS:106:ARG:N	2.34	0.47
38:BS:3:ARG:CZ	38:BS:3:ARG:HB2	2.44	0.47
1:CA:1016:A:C5	1:CA:1017:G:H1'	2.50	0.47
1:CA:920:U:O4'	1:CA:1080:A:C2	2.68	0.47
1:CA:1127:G:C2'	1:CA:1147:C:H42	2.28	0.47
1:CA:1347:G:HO2'	1:CA:1373:G:H1	1.63	0.47
1:CA:1392:G:N2	1:CA:1502:A:H8	2.12	0.47
4:CD:118:ARG:O	4:CD:121:VAL:N	2.48	0.47
25:DA:2261:C:C6	46:D0:16:SER:HB3	2.50	0.47
49:D3:46:ASN:O	49:D3:50:VAL:HG22	2.14	0.47
25:DA:144:C:H2'	25:DA:145:G:H8	1.80	0.47
25:DA:2464:C:C2	25:DA:2487:G:C2	3.02	0.47
25:DA:323:G:H2'	29:DF:169:ASN:ND2	2.30	0.47
25:DA:475:U:C4	25:DA:481:G:O6	2.68	0.47
25:DA:614:U:H5'	25:DA:614(C):A:N6	2.30	0.47
25:DA:9:U:HO2'	25:DA:10:G:P	2.36	0.47
28:DE:98:PRO:HD3	28:DE:175:VAL:HG13	1.95	0.47
29:DF:28:ILE:HG13	29:DF:112:MET:HG2	1.97	0.47

Continued on next page...

Continued from previous page...

Atom-1	Atom-2	Interatomic distance (Å)	Clash overlap (Å)
30:DG:33:ARG:HE	30:DG:162:THR:HG21	1.78	0.47
31:DH:88:LEU:N	31:DH:163:TYR:O	2.47	0.47
36:DQ:110:THR:HG23	36:DQ:113:GLN:OE1	2.14	0.47
38:DS:95:HIS:C	38:DS:99:LYS:HB3	2.35	0.47
40:DU:88:ILE:HG23	41:DV:48:GLY:O	2.14	0.47
44:DY:19:LYS:HE3	44:DY:20:TYR:CE1	2.50	0.47
1:AA:1066:C:O2'	1:AA:1067:A:H5'	2.15	0.47
1:AA:1132:C:H2'	1:AA:1133:G:H8	1.79	0.47
1:AA:545:C:O3'	4:AD:72:GLU:HB3	2.15	0.47
1:AA:668:G:O4'	15:AO:49:ASP:HB2	2.15	0.47
1:AA:803:G:H2'	1:AA:804:U:O4'	2.15	0.47
1:AA:939:G:H2'	1:AA:940:C:C6	2.50	0.47
3:AC:16:ARG:NH1	3:AC:183:ASP:OD2	2.44	0.47
3:AC:32:LEU:HD13	3:AC:59:ARG:HH11	1.80	0.47
4:AD:129:ASN:HD21	4:AD:144:ASP:CB	2.27	0.47
4:AD:41:GLY:C	4:AD:43:HIS:H	2.18	0.47
8:AH:25:ASP:HB3	8:AH:58:TYR:CD2	2.50	0.47
12:AL:60:LEU:HB2	12:AL:64:TYR:O	2.14	0.47
20:AT:61:SER:O	20:AT:65:LYS:HG3	2.15	0.47
25:BA:1309:G:H4'	53:B7:7:PRO:HG2	1.96	0.47
25:BA:1664:A:OP2	58:BA:5297:HOH:O	2.21	0.47
25:BA:2291:U:H2'	25:BA:2292:C:C6	2.50	0.47
25:BA:2431:U:OP1	58:BA:4603:HOH:O	2.20	0.47
25:BA:652(H):C:C2'	25:BA:652(I):C:H5'	2.44	0.47
27:BD:33:LEU:O	27:BD:64:ILE:HD12	2.15	0.47
27:BD:5:LYS:HE3	27:BD:5:LYS:HB3	1.66	0.47
28:BE:137:HIS:ND1	28:BE:138:PRO:HD2	2.29	0.47
28:BE:201:THR:OG1	28:BE:202:LYS:N	2.48	0.47
30:BG:33:ARG:HB2	30:BG:162:THR:HG21	1.96	0.47
36:BQ:42:ILE:HD12	36:BQ:97:VAL:HG21	1.96	0.47
1:CA:781:A:H4'	1:CA:1522:U:O2'	2.15	0.47
1:CA:436:C:HO2'	1:CA:437:U:H6	1.57	0.47
1:CA:947:G:H2'	1:CA:948:C:C6	2.50	0.47
7:CG:134:ALA:O	7:CG:137:LYS:HB3	2.15	0.47
8:CH:20:TYR:HD1	8:CH:65:TYR:CE2	2.32	0.47
16:CP:51:VAL:CG1	16:CP:53:VAL:H	2.28	0.47
20:CT:56:MET:HE1	20:CT:85:MET:HA	1.96	0.47
47:D1:85:LEU:HB3	47:D1:89:GLU:HG3	1.97	0.47
52:D6:8:LYS:HD3	54:D8:34:TRP:CD2	2.49	0.47
25:DA:1820:U:C2	27:DD:202:LYS:HG2	2.50	0.47
25:DA:2524:G:N2	25:DA:2539:C:O2	2.42	0.47

Continued on next page...

Continued from previous page...

Atom-1	Atom-2	Interatomic distance (Å)	Clash overlap (Å)
25:DA:1782:C:H1'	25:DA:2609:U:H5''	1.97	0.47
25:DA:686:G:N2	25:DA:788:A:H61	2.12	0.47
26:DB:66:A:H61	26:DB:109:C:C5'	2.27	0.47
27:DD:109:ASP:HB2	27:DD:197:GLY:HA2	1.96	0.47
30:DG:19:LEU:HA	30:DG:22:ARG:HB2	1.96	0.47
31:DH:137:ASP:HB3	31:DH:140:LYS:HB2	1.97	0.47
35:DP:60:MET:HA	54:D8:13:ARG:NH1	2.29	0.47
40:DU:18:LEU:HD23	40:DU:18:LEU:HA	1.64	0.47
44:DY:9:LYS:HB2	44:DY:27:VAL:O	2.14	0.47
1:AA:1067:A:H8	1:AA:1067:A:O5'	1.96	0.47
1:AA:1124:G:O2'	1:AA:1126:U:O4	2.18	0.47
1:AA:1317:C:OP1	14:AN:17:LYS:HG2	2.14	0.47
2:AB:215:LEU:O	2:AB:219:VAL:HG23	2.14	0.47
4:AD:78:LEU:O	4:AD:81:GLU:N	2.48	0.47
7:AG:69:VAL:O	7:AG:138:LYS:HG3	2.15	0.47
9:AI:126:SER:CA	9:AI:127:LYS:HB2	2.44	0.47
12:AL:124:LYS:HE3	12:AL:125:PRO:HD2	1.97	0.47
25:BA:265:A:H1'	25:BA:266:G:O4'	2.15	0.47
25:BA:652(G):G:H2'	25:BA:652(H):C:C6	2.49	0.47
25:BA:922:U:H2'	25:BA:923:C:C6	2.50	0.47
38:BS:110:LEU:HD12	38:BS:110:LEU:HA	1.81	0.47
38:BS:27:SER:HA	38:BS:88:ASP:HB3	1.97	0.47
1:CA:124:G:H2'	1:CA:125:U:H6	1.79	0.47
1:CA:426:G:OP1	4:CD:36:ARG:NH1	2.47	0.47
2:CB:68:ILE:HG13	2:CB:161:ALA:HB3	1.97	0.47
2:CB:28:PHE:CD2	2:CB:194:PRO:HG3	2.50	0.47
9:CI:114:TYR:CD1	10:CJ:60:ARG:HB2	2.50	0.47
12:CL:34:ARG:O	12:CL:61:THR:HG23	2.14	0.47
1:CA:377:G:OP1	16:CP:3:LYS:HD2	2.15	0.47
1:CA:450:G:OP1	16:CP:43:LYS:NZ	2.47	0.47
17:CQ:5:VAL:HG23	17:CQ:60:ILE:HD12	1.97	0.47
23:CV:8:U:O2'	23:CV:21:A:N1	2.34	0.47
54:D8:57:ARG:HG3	54:D8:57:ARG:H	1.44	0.47
25:DA:1441:G:H2'	25:DA:1442:G:H8	1.79	0.47
25:DA:1914:C:HO2'	25:DA:1915:U:P	2.35	0.47
25:DA:198:C:H5'	25:DA:2244:U:OP1	2.14	0.47
25:DA:2537:U:H2'	25:DA:2538:C:C6	2.50	0.47
25:DA:257:A:H2'	25:DA:258:G:O4'	2.15	0.47
25:DA:572:A:H2'	25:DA:573:G:O4'	2.15	0.47
25:DA:533:G:H5'	40:DU:24:TYR:CE2	2.50	0.47
1:AA:1009:G:H3'	1:AA:1010:G:H8	1.80	0.47

Continued on next page...

Continued from previous page...

Atom-1	Atom-2	Interatomic distance (Å)	Clash overlap (Å)
1:AA:1089:G:C2'	1:AA:1090:U:H5'	2.44	0.47
1:AA:1245:A:N1	1:AA:1293:G:C6	2.83	0.47
1:AA:1499:A:O2'	1:AA:1520:G:H5'	2.14	0.47
1:AA:258:G:H2'	1:AA:259:G:H8	1.80	0.47
1:AA:580:U:H2'	1:AA:581:G:O4'	2.15	0.47
4:AD:122:ARG:NH2	4:AD:134:ASP:HB2	2.29	0.47
6:AF:21:LEU:O	6:AF:25:ILE:HG12	2.15	0.47
7:AG:113:GLU:CG	7:AG:119:ARG:HG2	2.45	0.47
8:AH:81:HIS:ND1	8:AH:138:TRP:OXT	2.48	0.47
21:AU:3:LYS:HB3	21:AU:14:TRP:CD1	2.50	0.47
22:AY:45:ALA:HA	22:AY:53:LYS:HE3	1.97	0.47
25:BA:1583:A:H5'	25:BA:1584:C:H5''	1.96	0.47
25:BA:2615:U:H2'	25:BA:2616:C:C6	2.50	0.47
25:BA:2808:U:H3	25:BA:2892:A:H62	1.63	0.47
25:BA:748:G:C8	42:BW:89:ALA:HB1	2.50	0.47
25:BA:960:A:H2'	25:BA:962:G:H5'	1.97	0.47
26:BB:89:G:H2'	26:BB:90:A:C8	2.50	0.47
29:BF:96:ASP:C	29:BF:96:ASP:OD1	2.52	0.47
33:BN:67:LEU:HA	33:BN:87:LEU:CD1	2.42	0.47
34:BO:98:VAL:HG11	34:BO:114:ILE:HG23	1.97	0.47
35:BP:39:LYS:O	35:BP:39:LYS:HG2	2.14	0.47
40:BU:90:VAL:HG11	40:BU:95:LEU:HD13	1.96	0.47
45:BZ:39:VAL:CG2	45:BZ:44:PHE:HB2	2.44	0.47
45:BZ:53:ILE:HG22	45:BZ:71:VAL:HB	1.97	0.47
1:CA:1095:U:P	1:CA:1108:G:H1	2.38	0.47
1:CA:741:G:H2'	1:CA:742:G:O4'	2.14	0.47
1:CA:862:C:H1'	1:CA:874:G:H5''	1.96	0.47
1:CA:885:G:O2'	1:CA:914:A:N1	2.36	0.47
4:CD:32:ALA:HA	4:CD:35:ARG:HG3	1.96	0.47
12:CL:33:ARG:HH11	12:CL:62:SER:HB3	1.78	0.47
13:CM:90:LEU:C	13:CM:91:ARG:HG2	2.36	0.47
15:CO:7:GLU:O	15:CO:11:VAL:HG23	2.15	0.47
25:DA:1420:U:HO2'	25:DA:1421:G:P	2.36	0.47
25:DA:2410:G:N2	25:DA:2411:A:H1'	2.30	0.47
25:DA:93:G:H2'	25:DA:94:C:C6	2.50	0.47
29:DF:178:PRO:HB2	29:DF:201:VAL:CG2	2.45	0.47
35:DP:112:LEU:HD22	35:DP:113:LYS:N	2.30	0.47
35:DP:38:GLN:C	35:DP:40:SER:H	2.18	0.47
1:AA:1149:C:P	9:AI:9:ARG:HH21	2.38	0.46
1:AA:1150:U:O2	10:AJ:39:PRO:HG2	2.15	0.46
1:AA:1236:A:H4'	1:AA:1304:G:H4'	1.97	0.46

Continued on next page...

Continued from previous page...

Atom-1	Atom-2	Interatomic distance (Å)	Clash overlap (Å)
1:AA:1506:U:O2'	1:AA:1507:A:H5'	2.14	0.46
1:AA:153:C:H42	1:AA:169:C:N4	2.12	0.46
1:AA:515:G:H2'	1:AA:516:U:O4'	2.15	0.46
1:AA:678:U:H2'	1:AA:679:C:C6	2.50	0.46
1:AA:865:A:H5'	1:AA:1078:U:O4	2.15	0.46
3:AC:195:VAL:HG12	3:AC:196:LEU:O	2.15	0.46
3:AC:22:TRP:HE3	3:AC:23:TYR:O	1.97	0.46
4:AD:121:VAL:HG11	4:AD:136:PRO:HA	1.98	0.46
4:AD:13:ARG:O	4:AD:15:GLU:N	2.48	0.46
8:AH:35:ILE:O	8:AH:38:ILE:N	2.45	0.46
15:AO:63:ARG:HG2	15:AO:67:LEU:HD12	1.97	0.46
1:AA:1305:G:H5''	21:AU:4:GLY:HA3	1.97	0.46
50:B4:7:PRO:HB2	50:B4:27:THR:HG21	1.97	0.46
54:B8:42:ARG:HD2	58:B8:201:HOH:O	2.14	0.46
25:BA:2773:C:H2'	25:BA:2774:C:H6	1.80	0.46
25:BA:2801(A):A:H1'	25:BA:2895:U:H1'	1.96	0.46
25:BA:527:C:C4	25:BA:2779:U:H2'	2.50	0.46
25:BA:819:A:OP2	25:BA:1187:G:N2	2.36	0.46
25:BA:2444:G:OP2	29:BF:68:LYS:HD2	2.14	0.46
31:BH:20:ALA:HB1	31:BH:21:PRO:HD2	1.97	0.46
42:BW:14:PRO:HG2	42:BW:78:GLU:CG	2.40	0.46
44:BY:79:CYS:SG	44:BY:102:CYS:CB	2.97	0.46
1:CA:1151:A:O2'	1:CA:1152:A:H8	1.98	0.46
1:CA:216:G:H2'	1:CA:217:C:H6	1.79	0.46
1:CA:572:A:H5'	1:CA:573:A:OP2	2.15	0.46
1:CA:790:A:C6	1:CA:791:G:C6	3.03	0.46
1:CA:818:G:O2'	1:CA:819:A:H5'	2.15	0.46
2:CB:112:VAL:O	2:CB:115:LEU:HB3	2.15	0.46
15:CO:48:LYS:HD2	15:CO:48:LYS:HA	1.78	0.46
15:CO:61:GLY:O	15:CO:65:ARG:HD3	2.16	0.46
25:DA:1331:A:O2'	25:DA:1332:G:C8	2.66	0.46
25:DA:1655:A:C8	25:DA:1656:C:C5	3.02	0.46
25:DA:1815:A:C5	25:DA:1817:G:C6	3.03	0.46
25:DA:1849:G:H2'	25:DA:1850:G:C8	2.50	0.46
25:DA:2275:C:H5'	25:DA:2275:C:C6	2.47	0.46
25:DA:991:C:H5'	25:DA:991:C:C6	2.44	0.46
26:DB:48:A:H4'	38:DS:95:HIS:CD2	2.41	0.46
30:DG:11:TYR:CZ	30:DG:16:ARG:HD3	2.51	0.46
1:AA:998:G:H1	1:AA:1043:C:H42	1.63	0.46
1:AA:1250:A:H2'	1:AA:1251:A:C8	2.50	0.46
1:AA:195:A:H2'	1:AA:196:A:C8	2.50	0.46

Continued on next page...

Continued from previous page...

Atom-1	Atom-2	Interatomic distance (Å)	Clash overlap (Å)
1:AA:352:C:H2'	1:AA:352:C:O2	2.15	0.46
2:AB:133:LYS:HE2	2:AB:133:LYS:HB3	1.81	0.46
11:AK:59:TYR:CE2	11:AK:63:LEU:HD12	2.50	0.46
13:AM:14:ARG:HA	13:AM:44:ARG:HA	1.97	0.46
16:AP:75:ARG:O	16:AP:78:GLY:N	2.43	0.46
1:AA:264:U:O2	17:AQ:64:PRO:HG2	2.15	0.46
52:B6:25:LYS:HE3	52:B6:30:THR:O	2.15	0.46
25:BA:2223:G:C2'	25:BA:2224:G:H5'	2.45	0.46
25:BA:244:A:H2'	25:BA:245:G:O4'	2.16	0.46
25:BA:65:C:H2'	25:BA:66:C:H6	1.79	0.46
30:BG:6:ALA:HB3	30:BG:104:GLU:OE1	2.15	0.46
32:BI:96:ASP:O	32:BI:99:GLU:N	2.48	0.46
25:BA:2394:C:OP1	35:BP:64:LYS:HB2	2.15	0.46
44:BY:79:CYS:HB2	44:BY:81:LYS:H	1.79	0.46
45:BZ:44:PHE:CD1	45:BZ:44:PHE:C	2.89	0.46
1:CA:328:C:H4'	1:CA:329:A:O5'	2.15	0.46
2:CB:135:GLN:O	2:CB:138:LEU:HD12	2.15	0.46
2:CB:178:ARG:HH22	8:CH:68:ARG:NH1	2.14	0.46
2:CB:162:ILE:HG13	2:CB:184:VAL:HG13	1.97	0.46
7:CG:31:MET:SD	7:CG:34:GLY:HA2	2.55	0.46
25:DA:1364:G:N7	47:D1:3:LYS:HE2	2.31	0.46
25:DA:2016:U:O2	51:D5:7:PRO:HG2	2.14	0.46
25:DA:1676:A:OP2	25:DA:1676:A:H8	1.99	0.46
25:DA:236:C:H2'	25:DA:237:C:C6	2.50	0.46
25:DA:2680:C:OP2	28:DE:111:ARG:NH2	2.44	0.46
25:DA:320:A:H4'	25:DA:322:A:N7	2.30	0.46
25:DA:681:G:H2'	25:DA:682:G:O4'	2.16	0.46
25:DA:736:C:H42	25:DA:760:G:H1	1.63	0.46
25:DA:970:C:H2'	25:DA:971:C:C6	2.50	0.46
25:DA:947:G:N3	25:DA:984:A:H2	2.13	0.46
27:DD:68:LYS:HD2	27:DD:70:TRP:CZ2	2.50	0.46
28:DE:150:VAL:HG13	28:DE:154:LYS:HG3	1.96	0.46
30:DG:25:TYR:HB3	30:DG:30:GLU:HB2	1.97	0.46
31:DH:52:VAL:HG12	31:DH:65:HIS:CD2	2.50	0.46
35:DP:26:GLY:HA3	35:DP:27:HIS:CB	2.45	0.46
38:DS:94:TYR:CE2	38:DS:99:LYS:HD2	2.50	0.46
42:DW:31:GLU:O	42:DW:34:ASN:HB2	2.16	0.46
1:AA:1137:C:H4'	1:AA:1138:G:C2	2.51	0.46
1:AA:651:C:H2'	1:AA:652:U:C6	2.50	0.46
1:AA:984:C:H2'	1:AA:985:C:C6	2.50	0.46
7:AG:74:GLU:OE1	7:AG:95:ARG:NH2	2.48	0.46

Continued on next page...

Continued from previous page...

Atom-1	Atom-2	Interatomic distance (Å)	Clash overlap (Å)
53:B7:8:ASN:C	53:B7:8:ASN:OD1	2.53	0.46
25:BA:1584:C:H3'	25:BA:1584:C:H6	1.80	0.46
25:BA:1781:C:H6	25:BA:1781:C:H5'	1.79	0.46
25:BA:1914:C:O2'	25:BA:1915:U:P	2.73	0.46
25:BA:2578:G:N3	25:BA:2578:G:H2'	2.29	0.46
25:BA:2615:U:H1'	51:B5:7:PRO:HB3	1.96	0.46
30:BG:3:LEU:HD12	30:BG:5:VAL:HG12	1.96	0.46
34:BO:9:GLU:O	34:BO:83:ALA:HA	2.15	0.46
1:CA:1085:U:H3'	1:CA:1086:U:H5	1.80	0.46
1:CA:197:A:N6	1:CA:221:C:H5'	2.30	0.46
1:CA:325:A:H2'	1:CA:326:G:O4'	2.15	0.46
1:CA:385:C:O2'	1:CA:386:C:H5'	2.16	0.46
1:CA:377:G:N2	1:CA:386:C:N3	2.41	0.46
1:CA:878:G:H5''	1:CA:879:C:OP2	2.16	0.46
2:CB:129:GLU:C	2:CB:130:ARG:HD2	2.36	0.46
3:CC:125:GLU:HA	3:CC:191:THR:HG22	1.98	0.46
1:CA:406:G:H21	4:CD:119:GLN:NE2	2.14	0.46
4:CD:121:VAL:O	4:CD:134:ASP:HA	2.15	0.46
4:CD:101:LEU:HD23	4:CD:138:TYR:HB3	1.96	0.46
4:CD:158:ILE:O	4:CD:162:LEU:HB2	2.16	0.46
4:CD:68:TYR:CD2	4:CD:97:LEU:HD22	2.50	0.46
9:CI:42:ARG:O	9:CI:74:ILE:HG21	2.15	0.46
48:D2:50:ILE:C	48:D2:52:ASP:H	2.19	0.46
25:DA:2567:G:H2'	25:DA:2568:C:H6	1.78	0.46
25:DA:817:C:H2'	25:DA:818:G:H8	1.80	0.46
25:DA:847:U:H5'	25:DA:848:G:OP2	2.15	0.46
30:DG:145:THR:OG1	30:DG:146:TYR:N	2.44	0.46
31:DH:149:ARG:HD2	31:DH:164:TYR:HE1	1.79	0.46
33:DN:33:LEU:HD12	33:DN:38:HIS:CD2	2.51	0.46
26:DB:7:G:H4'	38:DS:29:PHE:CD1	2.51	0.46
1:AA:848:C:O2'	1:AA:849:C:H5'	2.16	0.46
1:AA:983:A:H2	1:AA:984:C:C6	2.33	0.46
2:AB:184:VAL:O	2:AB:198:ASP:HB2	2.16	0.46
6:AF:33:TYR:HB2	6:AF:75:LEU:HD12	1.97	0.46
8:AH:20:TYR:HA	8:AH:65:TYR:OH	2.14	0.46
8:AH:20:TYR:HE1	8:AH:78:GLN:HE22	1.64	0.46
20:AT:53:LEU:HA	20:AT:56:MET:HG2	1.98	0.46
22:AY:32:LYS:HE3	25:BA:2507:C:OP1	2.16	0.46
22:AY:63:LEU:O	22:AY:70:ILE:HA	2.15	0.46
47:B1:60:PHE:CE1	47:B1:95:LEU:HD11	2.44	0.46
49:B3:31:LEU:HD23	49:B3:31:LEU:HA	1.61	0.46

Continued on next page...

Continued from previous page...

Atom-1	Atom-2	Interatomic distance (Å)	Clash overlap (Å)
53:B7:9:ARG:NH2	53:B7:47:ARG:HG3	2.30	0.46
25:BA:1665:A:N6	58:BA:5296:HOH:O	2.49	0.46
25:BA:2206:G:OP2	25:BA:2206:G:H4'	2.14	0.46
25:BA:2690:C:H5''	25:BA:2872:G:N2	2.30	0.46
25:BA:272(J):C:H2'	25:BA:274:G:O4'	2.15	0.46
25:BA:2808:U:H2'	25:BA:2809:A:H5'	1.96	0.46
25:BA:668:G:H5'	25:BA:669:G:OP2	2.14	0.46
29:BF:158:THR:OG1	29:BF:159:GLY:N	2.48	0.46
29:BF:7:TYR:HB2	29:BF:22:ALA:CB	2.45	0.46
34:BO:64:ARG:O	34:BO:82:ASN:HA	2.15	0.46
35:BP:88:LEU:HA	35:BP:88:LEU:HD23	1.65	0.46
43:BX:12:VAL:HG22	43:BX:29:TRP:CE2	2.50	0.46
43:BX:31:HIS:HD2	43:BX:33:LYS:H	1.59	0.46
44:BY:15:VAL:HG21	44:BY:42:VAL:HG11	1.97	0.46
1:CA:1352:C:H2'	1:CA:1353:G:C8	2.50	0.46
1:CA:1366:C:H2'	1:CA:1367:C:C6	2.50	0.46
1:CA:665:A:N3	1:CA:732:C:H2'	2.30	0.46
1:CA:839:U:H5'	1:CA:840:C:H5	1.80	0.46
1:CA:880:C:H2'	1:CA:881:G:C8	2.50	0.46
4:CD:150:GLU:HA	4:CD:153:ARG:HE	1.80	0.46
11:CK:122:LYS:HE2	11:CK:122:LYS:HB3	1.70	0.46
20:CT:58:LYS:HE3	20:CT:62:LEU:HD11	1.97	0.46
46:D0:34:GLY:N	46:D0:61:ALA:O	2.28	0.46
25:DA:1420:U:O2'	25:DA:1421:G:OP1	2.28	0.46
25:DA:14:A:H5''	25:DA:15:G:OP2	2.16	0.46
25:DA:826:U:OP1	25:DA:2428:G:H3'	2.15	0.46
27:DD:179:SER:O	27:DD:275:LYS:HB2	2.15	0.46
29:DF:53:THR:O	29:DF:56:GLU:N	2.42	0.46
29:DF:70:THR:C	29:DF:72:ARG:H	2.18	0.46
32:DI:29:TYR:CD2	32:DI:30:LEU:HD23	2.49	0.46
36:DQ:38:GLU:HB2	36:DQ:127:ILE:HB	1.97	0.46
44:DY:28:LYS:HG2	44:DY:40:GLU:HG3	1.97	0.46
1:AA:1042:G:H2'	1:AA:1043:C:O4'	2.14	0.46
1:AA:1347:G:C8	9:AI:107:ARG:HB3	2.50	0.46
2:AB:208:ILE:H	2:AB:208:ILE:HG12	1.41	0.46
6:AF:76:ALA:HB1	6:AF:80:ARG:NH2	2.30	0.46
52:B6:16:CYS:SG	52:B6:18:ARG:HG3	2.55	0.46
25:BA:2298:A:H2'	25:BA:2299:G:O4'	2.16	0.46
25:BA:2691:C:O3'	25:BA:2871:C:H4'	2.16	0.46
25:BA:557:U:H2'	25:BA:558:G:H8	1.81	0.46
25:BA:652(G):G:H2'	25:BA:652(H):C:H6	1.81	0.46

Continued on next page...

Continued from previous page...

Atom-1	Atom-2	Interatomic distance (Å)	Clash overlap (Å)
39:BT:9:LEU:O	39:BT:12:SER:OG	2.32	0.46
1:CA:1007:C:H2'	1:CA:1008:C:C6	2.50	0.46
1:CA:968:A:C8	1:CA:1062:U:H4'	2.51	0.46
1:CA:570:G:H2'	1:CA:571:U:C6	2.50	0.46
1:CA:784:C:H2'	1:CA:785:G:C8	2.50	0.46
3:CC:24:ALA:CB	3:CC:29:TYR:HB2	2.40	0.46
46:D0:41:ARG:HA	46:D0:41:ARG:HD3	1.63	0.46
48:D2:21:LEU:HD23	48:D2:21:LEU:HA	1.60	0.46
52:D6:17:LYS:HD3	52:D6:17:LYS:HA	1.73	0.46
25:DA:1515:G:H2'	25:DA:1516:C:C6	2.49	0.46
25:DA:2302:G:H2'	25:DA:2303:G:C8	2.50	0.46
25:DA:2611:U:OP2	25:DA:2611:U:H3'	2.16	0.46
25:DA:2766:G:H5''	25:DA:2767:C:OP2	2.14	0.46
25:DA:841:A:H2'	25:DA:842:G:C8	2.50	0.46
35:DP:95:VAL:CG2	35:DP:125:VAL:HG12	2.45	0.46
25:DA:2278:A:OP1	36:DQ:11:LYS:HE2	2.16	0.46
37:DR:67:LEU:HD13	37:DR:76:VAL:HG21	1.96	0.46
38:DS:66:ALA:O	38:DS:69:VAL:HG12	2.16	0.46
38:DS:78:LEU:HD22	38:DS:82:ILE:O	2.15	0.46
45:DZ:24:LEU:HD23	45:DZ:44:PHE:CD1	2.51	0.46
1:AA:1392:G:H2'	1:AA:1393:U:C6	2.50	0.46
2:AB:21:ARG:NH1	2:AB:23:ARG:HB2	2.30	0.46
4:AD:121:VAL:O	4:AD:134:ASP:HA	2.16	0.46
10:AJ:67:THR:O	10:AJ:67:THR:OG1	2.34	0.46
12:AL:24:VAL:HG13	12:AL:98:TYR:CE2	2.50	0.46
23:AV:31:G:C2	23:AV:40:C:C2	3.03	0.46
54:B8:40:GLU:O	54:B8:44:LYS:HG3	2.16	0.46
25:BA:1109:C:C5	25:BA:1110:G:C6	3.03	0.46
25:BA:1257:C:H4'	29:BF:83:PHE:CE2	2.50	0.46
25:BA:1805:U:H5''	27:BD:250:TRP:CD2	2.50	0.46
25:BA:2405:G:O2'	25:BA:2411:A:N6	2.49	0.46
25:BA:271(I):G:H1	25:BA:271(O):C:N4	2.14	0.46
25:BA:330:A:H2	25:BA:1210:A:C2'	2.24	0.46
25:BA:614(C):A:C4	29:BF:180:GLY:HA2	2.50	0.46
27:BD:85:ASP:HB2	27:BD:92:ILE:HD13	1.98	0.46
28:BE:59:VAL:HG21	28:BE:74:PRO:HB3	1.98	0.46
29:BF:176:LEU:HD21	29:BF:181:LEU:HA	1.97	0.46
42:BW:36:LEU:HA	42:BW:36:LEU:HD23	1.53	0.46
45:BZ:70:LEU:HG	45:BZ:91:LEU:HD21	1.97	0.46
1:CA:1133:G:N2	1:CA:1142:G:C4	2.83	0.46
1:CA:1316:G:H2'	1:CA:1317:C:H5''	1.97	0.46

Continued on next page...

Continued from previous page...

Atom-1	Atom-2	Interatomic distance (Å)	Clash overlap (Å)
1:CA:149:A:O2'	1:CA:150:C:H5'	2.15	0.46
1:CA:262:A:C6	1:CA:263:A:C6	3.03	0.46
1:CA:509:A:H5''	4:CD:55:ALA:HB2	1.98	0.46
10:CJ:6:ILE:HA	10:CJ:97:GLU:O	2.15	0.46
11:CK:84:VAL:HG12	11:CK:110:ASP:OD1	2.15	0.46
51:D5:51:TYR:CE1	51:D5:56:LYS:HG3	2.50	0.46
54:D8:16:ILE:HD12	54:D8:59:LYS:HD2	1.97	0.46
25:DA:1495:A:H2'	25:DA:1496:A:H8	1.74	0.46
25:DA:590:A:OP1	29:DF:95:ARG:NH1	2.49	0.46
25:DA:671:C:H2'	25:DA:672:C:C6	2.51	0.46
25:DA:774:A:N3	25:DA:774:A:H2'	2.31	0.46
27:DD:36:PRO:HA	27:DD:61:LEU:CD1	2.46	0.46
29:DF:164:ARG:O	29:DF:168:ARG:HB2	2.16	0.46
29:DF:51:THR:HB	29:DF:88:VAL:HG11	1.96	0.46
30:DG:121:ASN:HA	30:DG:122:PRO:HD3	1.68	0.46
32:DI:140:LEU:HD23	32:DI:140:LEU:HA	1.73	0.46
41:DV:87:HIS:NE2	41:DV:89:GLN:HG2	2.31	0.46
45:DZ:9:TYR:CE2	45:DZ:35:ARG:HG3	2.50	0.46
1:AA:1112:C:H1'	3:AC:179:ARG:HE	1.80	0.46
1:AA:1366:C:H2'	1:AA:1367:C:C6	2.51	0.46
1:AA:633:G:H2'	1:AA:634:C:C6	2.50	0.46
1:AA:834:C:H2'	1:AA:835:U:H6	1.81	0.46
2:AB:103:THR:HA	2:AB:180:LEU:HD11	1.97	0.46
6:AF:68:PRO:HG2	6:AF:71:ARG:HD2	1.98	0.46
7:AG:120:ILE:H	7:AG:120:ILE:HG12	1.47	0.46
8:AH:25:ASP:HB3	8:AH:58:TYR:HD2	1.81	0.46
12:AL:56:ALA:O	12:AL:68:ALA:N	2.42	0.46
25:BA:1260:G:C6	25:BA:1261:C:C4	3.03	0.46
25:BA:1786:A:H1'	25:BA:1938:A:N6	2.30	0.46
25:BA:725:G:C6	25:BA:726:G:N1	2.84	0.46
25:BA:807:U:OP2	35:BP:41:ARG:NH2	2.47	0.46
25:BA:824:A:H1'	25:BA:2358:G:N7	2.30	0.46
25:BA:833:U:H2'	25:BA:834:C:C6	2.51	0.46
28:BE:60:ASN:O	28:BE:64:LYS:HB2	2.15	0.46
33:BN:48:MET:HB2	33:BN:48:MET:HE3	1.86	0.46
37:BR:2:ARG:O	37:BR:2:ARG:HG2	2.16	0.46
1:CA:124:G:H2'	1:CA:125:U:C6	2.51	0.46
1:CA:1399:C:C2	1:CA:1502:A:N6	2.84	0.46
1:CA:408:A:C6	1:CA:409:G:C5	3.04	0.46
1:CA:781:A:H5'	1:CA:782:A:OP2	2.16	0.46
18:CR:52:PRO:O	18:CR:56:THR:HG23	2.15	0.46

Continued on next page...

Continued from previous page...

Atom-1	Atom-2	Interatomic distance (Å)	Clash overlap (Å)
20:CT:82:SER:O	20:CT:86:ARG:HG3	2.16	0.46
47:D1:94:LEU:HD23	47:D1:94:LEU:HA	1.70	0.46
25:DA:137:C:N4	25:DA:139:G:O6	2.48	0.46
25:DA:2295:C:H5	38:DS:13:ARG:NH2	2.13	0.46
25:DA:2418:A:C2	25:DA:2419:U:C2	3.03	0.46
25:DA:2461:C:H2'	25:DA:2462:U:H6	1.81	0.46
25:DA:854:G:H2'	25:DA:855:G:C8	2.50	0.46
27:DD:65:ILE:HG21	27:DD:106:ILE:HG22	1.98	0.46
29:DF:149:ASP:OD2	29:DF:149:ASP:N	2.47	0.46
34:DO:89:ASN:OD1	34:DO:89:ASN:N	2.48	0.46
25:DA:2295:C:H5	38:DS:13:ARG:HH22	1.63	0.46
40:DU:79:PHE:CZ	40:DU:83:LEU:HD21	2.51	0.46
1:AA:925:G:H1'	1:AA:1502:A:C4	2.51	0.46
1:AA:354:G:C2	1:AA:355:C:C5	3.04	0.46
1:AA:52:G:O2'	1:AA:53:A:H5'	2.16	0.46
7:AG:36:LYS:O	7:AG:40:ALA:N	2.46	0.46
8:AH:20:TYR:HD1	8:AH:65:TYR:CE2	2.34	0.46
25:BA:1508:A:H4'	25:BA:1509(A):A:C4	2.51	0.46
25:BA:620:G:N3	25:BA:620:G:H5'	2.30	0.46
25:BA:754:C:H2'	25:BA:755:C:C6	2.50	0.46
27:BD:166:GLN:HB2	27:BD:174:ILE:HG22	1.98	0.46
29:BF:140:LEU:HA	29:BF:140:LEU:HD13	1.69	0.46
30:BG:94:LEU:HA	30:BG:94:LEU:HD23	1.69	0.46
35:BP:36:LYS:O	35:BP:40:SER:HB3	2.16	0.46
36:BQ:30:GLY:HA2	36:BQ:107:ALA:HB2	1.98	0.46
40:BU:104:GLN:H	40:BU:104:GLN:HG3	1.45	0.46
43:BX:5:TYR:CE1	48:B2:30:ARG:HB2	2.50	0.46
1:CA:1427:U:H2'	1:CA:1428:A:C8	2.51	0.46
1:CA:124:G:H1	1:CA:237:C:H42	1.62	0.46
1:CA:330:C:H2'	1:CA:331:G:H5'	1.98	0.46
1:CA:734:G:H2'	1:CA:735:C:H6	1.81	0.46
9:CI:71:SER:HA	9:CI:74:ILE:HB	1.97	0.46
49:D3:52:HIS:CD2	49:D3:53:LEU:HG	2.51	0.46
25:DA:1007:C:H2'	25:DA:1008:C:H5	1.80	0.46
25:DA:1021:A:H3'	25:DA:1021:A:H8	1.80	0.46
25:DA:330:A:O2'	25:DA:331:A:H2'	2.15	0.46
25:DA:41:C:H2'	25:DA:42:G:C8	2.51	0.46
26:DB:90:A:C6	26:DB:91:C:H1'	2.50	0.46
27:DD:51:VAL:CG1	27:DD:54:ARG:HD3	2.46	0.46
28:DE:117:MET:HG3	28:DE:117:MET:H	1.62	0.46
29:DF:181:LEU:O	29:DF:205:ARG:NH2	2.44	0.46

Continued on next page...

Continued from previous page...

Atom-1	Atom-2	Interatomic distance (Å)	Clash overlap (Å)
39:DT:11:GLU:O	39:DT:15:VAL:HG23	2.16	0.46
1:AA:137:C:O5'	1:AA:137:C:H6	1.98	0.46
1:AA:522:C:H5''	12:AL:120:TYR:OH	2.16	0.46
1:AA:784:C:C2	1:AA:799:G:N2	2.84	0.46
1:AA:574:A:N3	1:AA:883:C:H1'	2.31	0.46
1:AA:937:A:H5''	1:AA:938:A:OP2	2.16	0.46
4:AD:70:ILE:HG12	4:AD:71:SER:H	1.81	0.46
18:AR:43:PHE:C	18:AR:51:LEU:HD12	2.35	0.46
20:AT:56:MET:HE3	20:AT:88:VAL:HG11	1.96	0.46
22:AY:40:ARG:O	22:AY:71:VAL:HA	2.15	0.46
22:AY:4:ILE:O	22:AY:4:ILE:HG22	2.15	0.46
25:BA:1705:G:C6	25:BA:1706:U:C4	3.04	0.46
25:BA:1784:A:P	58:BA:5166:HOH:O	2.73	0.46
25:BA:1889:A:O2'	25:BA:2087:G:H5'	2.16	0.46
25:BA:1268:A:C2	25:BA:2013:A:C4	3.04	0.46
25:BA:2096:U:H5'	25:BA:2097:C:OP2	2.16	0.46
25:BA:236:C:H2'	25:BA:237:C:C6	2.50	0.46
25:BA:2466:C:C2'	25:BA:2467:C:H5'	2.45	0.46
25:BA:27:G:O2'	25:BA:28:A:OP2	2.32	0.46
25:BA:612:C:H2'	25:BA:613:G:O4'	2.16	0.46
25:BA:981:A:H2	25:BA:2027:G:N3	2.13	0.46
31:BH:9:ILE:HD13	31:BH:72:ILE:HG22	1.97	0.46
36:BQ:58:PHE:HB3	36:BQ:61:GLY:HA3	1.98	0.46
36:BQ:69:PHE:CD1	36:BQ:70:PRO:HD2	2.51	0.46
41:BV:5:VAL:HG11	41:BV:57:VAL:HG21	1.97	0.46
25:BA:1399:C:P	43:BX:25:LYS:HZ1	2.39	0.46
1:CA:10:A:H2'	1:CA:11:G:C8	2.50	0.46
1:CA:1157:A:H4'	1:CA:1158:C:O5'	2.15	0.46
1:CA:1343:G:C6	1:CA:1344:C:N4	2.84	0.46
1:CA:273:A:N6	1:CA:274:A:C6	2.84	0.46
1:CA:518:C:H2'	1:CA:530:G:H8	1.77	0.46
1:CA:604:G:C6	1:CA:605:U:N3	2.84	0.46
2:CB:47:THR:HG23	2:CB:202:PRO:HG2	1.98	0.46
14:CN:33:VAL:HA	14:CN:39:LEU:O	2.16	0.46
19:CS:51:VAL:O	19:CS:57:HIS:HA	2.16	0.46
25:DA:1332:G:H4'	25:DA:1333:C:OP2	2.16	0.46
25:DA:1464:C:C2	25:DA:1465:G:C8	3.04	0.46
25:DA:1827:C:C2'	25:DA:1828:G:H5'	2.46	0.46
25:DA:1925:C:O2'	25:DA:1926:U:H5'	2.15	0.46
25:DA:370:G:H4'	25:DA:371:A:OP2	2.16	0.46
25:DA:517:C:OP1	51:D5:16:ARG:NH2	2.45	0.46

Continued on next page...

Continued from previous page...

Atom-1	Atom-2	Interatomic distance (Å)	Clash overlap (Å)
25:DA:528:A:C8	25:DA:528:A:H3'	2.50	0.46
25:DA:704:G:H1'	25:DA:726:G:N2	2.30	0.46
25:DA:850:C:O3'	49:D3:49:LYS:HE2	2.16	0.46
31:DH:13:LYS:HA	31:DH:14:GLY:HA2	1.57	0.46
34:DO:113:LYS:O	34:DO:117:LEU:HD12	2.15	0.46
29:DF:187:VAL:HG12	35:DP:3:LEU:HD12	1.96	0.46
41:DV:37:VAL:HG12	41:DV:39:LEU:H	1.81	0.46
1:AA:1249:C:O4'	9:AI:70:LYS:HE2	2.16	0.46
1:AA:1300:G:HO2'	1:AA:1301:U:P	2.39	0.46
1:AA:308:C:H2'	1:AA:309:G:C8	2.51	0.46
3:AC:56:ASP:O	3:AC:57:ILE:HG13	2.16	0.46
4:AD:192:GLU:C	4:AD:194:LEU:N	2.70	0.46
7:AG:69:VAL:CG1	7:AG:100:ALA:HA	2.46	0.46
9:AI:114:TYR:CD2	9:AI:114:TYR:N	2.84	0.46
21:AU:25:LYS:HA	21:AU:26:LYS:NZ	2.31	0.46
23:AV:2:G:H2'	23:AV:2:G:N3	2.30	0.46
47:B1:22:GLY:O	47:B1:32:LYS:NZ	2.49	0.46
25:BA:1047:G:H4'	25:BA:1047:G:OP1	2.16	0.46
25:BA:2790:A:N3	25:BA:2790:A:H2'	2.31	0.46
25:BA:2837:G:H5''	58:BA:4879:HOH:O	2.15	0.46
25:BA:413:C:H2'	25:BA:414:C:H6	1.78	0.46
25:BA:705:A:H2'	25:BA:706:A:O4'	2.16	0.46
25:BA:847:U:C5	25:BA:933:A:N6	2.84	0.46
28:BE:116:VAL:CG1	28:BE:122:PHE:CD2	2.99	0.46
31:BH:125:VAL:HG12	31:BH:127:GLU:O	2.15	0.46
36:BQ:43:THR:HA	36:BQ:94:VAL:HG12	1.97	0.46
37:BR:18:LEU:HA	37:BR:18:LEU:HD23	1.59	0.46
1:CA:382:A:H2'	1:CA:383:A:H8	1.80	0.46
1:CA:976:G:H5''	1:CA:1358:U:O2	2.15	0.46
2:CB:165:VAL:HG23	2:CB:166:ASP:N	2.30	0.46
3:CC:189:ALA:HB3	3:CC:196:LEU:HB2	1.98	0.46
10:CJ:55:LYS:HE2	10:CJ:55:LYS:HB3	1.45	0.46
16:CP:68:ASP:C	16:CP:70:ALA:N	2.68	0.46
48:D2:32:LEU:O	48:D2:35:LEU:N	2.49	0.46
25:DA:699:A:H2'	25:DA:700:G:O4'	2.16	0.46
32:DI:41:GLU:HA	32:DI:44:LEU:HB3	1.97	0.46
37:DR:118:GLU:HG3	37:DR:118:GLU:H	1.26	0.46
42:DW:51:LEU:O	42:DW:54:ALA:HB3	2.16	0.46
1:AA:1054:C:O2'	1:AA:1055:A:H5''	2.16	0.45
1:AA:170:U:O2'	1:AA:171:A:H5'	2.15	0.45
1:AA:323:U:H2'	1:AA:324:G:O4'	2.16	0.45

Continued on next page...

Continued from previous page...

Atom-1	Atom-2	Interatomic distance (Å)	Clash overlap (Å)
1:AA:657:G:C2	1:AA:658:G:C8	3.04	0.45
1:AA:671:G:H2'	1:AA:672:U:O4'	2.16	0.45
2:AB:215:LEU:HD23	2:AB:215:LEU:HA	1.67	0.45
11:AK:125:PHE:CD2	11:AK:125:PHE:N	2.84	0.45
12:AL:24:VAL:CG1	12:AL:26:ALA:HB2	2.46	0.45
17:AQ:43:LEU:HB3	17:AQ:69:LYS:CE	2.39	0.45
25:BA:2355:C:H1'	46:B0:39:ARG:HH21	1.82	0.45
25:BA:1632:A:N6	25:BA:1633:G:C6	2.84	0.45
25:BA:1721:G:H3'	25:BA:1722:A:H5''	1.98	0.45
25:BA:2088:G:C6	25:BA:2089:U:C4	3.04	0.45
25:BA:2298:A:N6	25:BA:2318:G:H8	2.13	0.45
25:BA:2461:C:H2'	25:BA:2462:U:H6	1.81	0.45
25:BA:2623:G:H4'	25:BA:2825:C:O2	2.16	0.45
25:BA:518:G:H2'	25:BA:519:U:C6	2.51	0.45
26:BB:119:G:O2'	26:BB:120:A:H5'	2.13	0.45
32:BI:29:TYR:HD2	32:BI:30:LEU:HD23	1.81	0.45
32:BI:38:LEU:HB3	32:BI:40:THR:HG22	1.98	0.45
33:BN:128:HIS:HA	33:BN:129:PRO:HD2	1.46	0.45
35:BP:45:LEU:HD23	35:BP:45:LEU:HA	1.28	0.45
38:BS:61:ASN:O	38:BS:65:VAL:HG23	2.16	0.45
42:BW:65:LEU:HD12	42:BW:68:ARG:HE	1.81	0.45
25:BA:297:C:H5''	44:BY:87:LYS:HG3	1.98	0.45
1:CA:1189:C:O2	58:CA:2101:HOH:O	2.20	0.45
1:CA:1291:G:H2'	1:CA:1292:U:C6	2.51	0.45
1:CA:1501:C:OP2	1:CA:1504:G:H2'	2.15	0.45
1:CA:922:G:C2	1:CA:923:A:C4	3.04	0.45
2:CB:111:ARG:HD3	2:CB:111:ARG:HA	1.58	0.45
2:CB:130:ARG:HB3	2:CB:131:PRO:HD2	1.98	0.45
3:CC:30:ARG:NH2	14:CN:38:GLY:HA2	2.30	0.45
15:CO:16:ALA:HB1	15:CO:21:ASP:HB3	1.98	0.45
16:CP:53:VAL:HG13	16:CP:79:VAL:HG23	1.98	0.45
25:DA:1164:G:H2'	25:DA:1165:U:C6	2.52	0.45
25:DA:2032:G:H4'	58:DA:4589:HOH:O	2.15	0.45
25:DA:2335:A:O2'	25:DA:2337:G:N7	2.41	0.45
25:DA:271(K):U:O2'	25:DA:271(M):G:N2	2.49	0.45
25:DA:848:G:C4	25:DA:933:A:C8	3.04	0.45
26:DB:6:C:C2	26:DB:116:G:N2	2.84	0.45
29:DF:184:TYR:CE1	35:DP:3:LEU:HD21	2.51	0.45
32:DI:126:TYR:HB2	32:DI:142:VAL:O	2.15	0.45
37:DR:97:VAL:HG23	37:DR:114:VAL:HG23	1.98	0.45
1:AA:1065:U:H4'	1:AA:1066:C:O5'	2.15	0.45

Continued on next page...

Continued from previous page...

Atom-1	Atom-2	Interatomic distance (Å)	Clash overlap (Å)
1:AA:1225:A:H5'	1:AA:1226:C:OP2	2.16	0.45
1:AA:55:A:C6	1:AA:56:U:C4	3.04	0.45
1:AA:692:U:O2'	1:AA:694:A:N7	2.41	0.45
4:AD:14:ARG:H	4:AD:39:PRO:HA	1.80	0.45
13:AM:37:THR:HG23	13:AM:59:TYR:CD2	2.46	0.45
17:AQ:31:LEU:HG	17:AQ:31:LEU:O	2.15	0.45
22:AY:62:HIS:O	22:AY:63:LEU:HB2	2.16	0.45
51:B5:40:LYS:HE2	51:B5:40:LYS:HB2	1.43	0.45
25:BA:2615:U:C2	51:B5:7:PRO:HA	2.51	0.45
25:BA:1332:G:N2	25:BA:1609:A:C2'	2.78	0.45
25:BA:1359:A:N1	25:BA:1372:U:O4	2.49	0.45
25:BA:181:A:H1'	58:BA:4020:HOH:O	2.16	0.45
25:BA:1863:G:H2'	25:BA:1864:U:O4'	2.15	0.45
25:BA:883:G:C6	25:BA:884:C:C4	3.04	0.45
29:BF:68:LYS:HB2	29:BF:69:HIS:ND1	2.31	0.45
33:BN:138:LEU:HD23	33:BN:138:LEU:HA	1.36	0.45
42:BW:86:LEU:HD12	42:BW:87:PRO:CD	2.41	0.45
1:CA:1347:G:H22	1:CA:1374:A:P	2.38	0.45
1:CA:234:C:H2'	1:CA:235:C:C6	2.51	0.45
1:CA:501:C:OP1	12:CL:117:ARG:NH2	2.49	0.45
1:CA:975:A:H4'	1:CA:1358:U:O2	2.16	0.45
1:CA:986:A:N3	19:CS:52:TYR:OH	2.41	0.45
3:CC:137:ALA:HA	3:CC:140:ARG:HE	1.81	0.45
4:CD:57:ARG:HG2	4:CD:202:LEU:O	2.17	0.45
15:CO:17:ARG:HG3	15:CO:17:ARG:HH11	1.82	0.45
16:CP:55:ARG:O	16:CP:58:TYR:N	2.45	0.45
19:CS:12:ASP:HB3	19:CS:13:ASP:H	1.48	0.45
25:DA:1006:C:N3	25:DA:1138:G:C2	2.84	0.45
25:DA:1115:G:OP2	25:DA:1115:G:H8	1.99	0.45
25:DA:1124:C:H1'	55:D9:36:GLN:NE2	2.31	0.45
25:DA:1341:U:OP1	25:DA:1397:U:N3	2.37	0.45
25:DA:2419:U:H2'	25:DA:2420:C:C6	2.52	0.45
25:DA:271(Q):G:O2'	25:DA:271(R):G:OP2	2.30	0.45
25:DA:506:G:O3'	25:DA:507:A:H8	1.98	0.45
25:DA:600:G:N2	25:DA:605:C:O3'	2.49	0.45
26:DB:83:G:H1	26:DB:94:C:H42	1.64	0.45
27:DD:264:LYS:O	27:DD:267:SER:HB2	2.16	0.45
29:DF:59:TYR:CD1	29:DF:78:ILE:HD12	2.50	0.45
31:DH:87:LEU:HA	31:DH:163:TYR:O	2.16	0.45
32:DI:26:ALA:HA	32:DI:30:LEU:HB2	1.98	0.45
37:DR:107:ASP:OD2	37:DR:108:GLY:N	2.50	0.45

Continued on next page...

Continued from previous page...

Atom-1	Atom-2	Interatomic distance (Å)	Clash overlap (Å)
40:DU:104:GLN:OE1	40:DU:105:VAL:N	2.49	0.45
1:AA:1261:A:H5''	1:AA:1262:C:OP2	2.17	0.45
1:AA:1323:G:H2'	1:AA:1324:A:C8	2.51	0.45
1:AA:297:G:H5''	58:AA:2148:HOH:O	2.15	0.45
1:AA:363:A:O2'	1:AA:364:A:H5'	2.16	0.45
1:AA:373:A:H2'	1:AA:374:A:H8	1.81	0.45
4:AD:60:GLU:OE2	4:AD:198:VAL:HA	2.16	0.45
1:AA:599:C:H4'	8:AH:130:GLY:CA	2.46	0.45
12:AL:27:LEU:CB	12:AL:30:ALA:HB3	2.47	0.45
20:AT:31:SER:HA	20:AT:34:LYS:HE3	1.97	0.45
52:B6:39:TYR:HE2	52:B6:41:PRO:HA	1.81	0.45
25:BA:176:G:O2'	25:BA:177:G:H5'	2.16	0.45
25:BA:1932:A:H2'	25:BA:1933:G:O4'	2.17	0.45
26:BB:35:U:H5''	58:BB:335:HOH:O	2.15	0.45
32:BI:9:LEU:HD21	32:BI:35:LEU:HD13	1.99	0.45
33:BN:28:THR:HG22	33:BN:29:LYS:N	2.31	0.45
35:BP:148:LEU:H	35:BP:148:LEU:HD23	1.80	0.45
37:BR:77:ARG:O	37:BR:81:ASP:HB2	2.17	0.45
1:CA:1015:A:H2'	1:CA:1016:A:C8	2.51	0.45
1:CA:1091:U:O2	1:CA:1093:A:C8	2.69	0.45
1:CA:1176:A:H2'	1:CA:1177:G:O4'	2.16	0.45
1:CA:910:C:H2'	1:CA:911:U:O4'	2.16	0.45
1:CA:923:A:H2'	1:CA:924:C:H6	1.81	0.45
2:CB:107:THR:HA	2:CB:110:GLN:HG3	1.99	0.45
2:CB:178:ARG:HD2	2:CB:196:LEU:O	2.17	0.45
6:CF:29:ALA:O	6:CF:32:ASN:HB2	2.15	0.45
13:CM:72:ALA:O	13:CM:75:ALA:HB3	2.16	0.45
17:CQ:83:ASP:OD1	17:CQ:83:ASP:N	2.48	0.45
20:CT:33:ILE:O	20:CT:37:SER:OG	2.27	0.45
23:CV:19:G:C4	23:CV:57:A:C2	3.05	0.45
46:D0:27:GLU:HB2	46:D0:69:PHE:CD1	2.45	0.45
25:DA:1017:G:O6	58:DA:4540:HOH:O	2.20	0.45
28:DE:12:THR:HG22	28:DE:13:ARG:N	2.31	0.45
31:DH:95:ARG:CB	31:DH:128:PRO:HB3	2.45	0.45
44:DY:39:VAL:HG12	44:DY:42:VAL:HG21	1.98	0.45
1:AA:1516:G:H2'	1:AA:1518:A:OP2	2.16	0.45
1:AA:185:A:H2'	1:AA:186:C:C6	2.52	0.45
1:AA:303:A:O2'	1:AA:555:C:O2'	2.24	0.45
1:AA:913:A:H4'	1:AA:914:A:O5'	2.16	0.45
2:AB:9:GLU:C	2:AB:11:LEU:H	2.19	0.45
9:AI:114:TYR:H	9:AI:114:TYR:HD2	1.65	0.45

Continued on next page...

Continued from previous page...

Atom-1	Atom-2	Interatomic distance (Å)	Clash overlap (Å)
12:AL:7:ILE:HA	12:AL:10:LEU:HD23	1.98	0.45
12:AL:24:VAL:O	12:AL:24:VAL:HG12	2.16	0.45
12:AL:5:PRO:HG2	12:AL:10:LEU:HD21	1.99	0.45
15:AO:62:GLN:O	15:AO:65:ARG:HB2	2.16	0.45
16:AP:74:LEU:HB3	16:AP:79:VAL:HG11	1.97	0.45
17:AQ:44:ALA:N	17:AQ:69:LYS:NZ	2.62	0.45
1:AA:1223:C:P	19:AS:78:ARG:HH21	2.39	0.45
24:AX:3:A:H8	24:AX:3:A:O5'	1.99	0.45
25:BA:1142(A):A:C4	25:BA:1144:G:C8	3.04	0.45
25:BA:2092:U:H4'	25:BA:2093:G:O5'	2.17	0.45
25:BA:2494:G:O2'	25:BA:2495:G:H5'	2.16	0.45
25:BA:1790:C:H4'	27:BD:209:ALA:HB2	1.98	0.45
27:BD:2:ALA:N	27:BD:20:ASP:OD2	2.49	0.45
28:BE:170:LEU:HB3	28:BE:184:VAL:HG21	1.97	0.45
31:BH:7:LEU:HA	31:BH:8:PRO:HD2	1.66	0.45
25:BA:2496:C:OP1	36:BQ:82:ARG:HB3	2.17	0.45
37:BR:118:GLU:H	37:BR:118:GLU:CD	2.19	0.45
1:CA:1122:U:H2'	1:CA:1123:A:O4'	2.17	0.45
1:CA:129(A):G:O6	1:CA:189(E):U:O4'	2.34	0.45
1:CA:373:A:C2	1:CA:374:A:C8	3.04	0.45
1:CA:376:G:H2'	1:CA:377:G:H8	1.81	0.45
1:CA:460:G:O6	1:CA:470:C:H5''	2.15	0.45
1:CA:770:C:O2'	1:CA:899:C:N3	2.39	0.45
3:CC:18:TRP:CD1	14:CN:53:LEU:O	2.70	0.45
1:CA:1206:G:H4'	3:CC:192:THR:O	2.15	0.45
4:CD:89:THR:O	4:CD:93:PHE:N	2.39	0.45
7:CG:26:PHE:CG	7:CG:62:PHE:HE1	2.34	0.45
10:CJ:8:LEU:O	10:CJ:16:LEU:HD11	2.17	0.45
1:CA:624:C:O3'	16:CP:10:GLY:HA2	2.17	0.45
17:CQ:45:HIS:HB3	17:CQ:72:ARG:HB3	1.98	0.45
1:CA:1318:A:H4'	19:CS:10:PHE:CE2	2.51	0.45
25:DA:1375:C:H2'	25:DA:1376:C:H6	1.81	0.45
25:DA:141:A:H8	25:DA:1408:C:HO2'	1.53	0.45
25:DA:1468:C:H2'	25:DA:1469:A:C8	2.52	0.45
25:DA:1952:A:C6	25:DA:1953:A:N1	2.85	0.45
25:DA:2571:C:H5''	25:DA:2572:A:H5''	1.98	0.45
25:DA:280:C:N3	25:DA:361:G:N2	2.64	0.45
25:DA:990:A:N6	25:DA:1186:G:H1'	2.31	0.45
30:DG:120:LEU:HB2	30:DG:180:PHE:HD2	1.82	0.45
31:DH:92:ILE:O	31:DH:94:TYR:HB2	2.16	0.45
34:DO:43:VAL:HG23	34:DO:56:ASP:O	2.16	0.45

Continued on next page...

Continued from previous page...

Atom-1	Atom-2	Interatomic distance (Å)	Clash overlap (Å)
45:DZ:22:GLY:O	45:DZ:23:LYS:HD3	2.16	0.45
1:AA:1053:G:C4'	1:AA:1054:C:H5'	2.46	0.45
1:AA:1316:G:N2	1:AA:1319:A:H5''	2.31	0.45
1:AA:251:G:N2	1:AA:253:U:C5	2.85	0.45
1:AA:304:U:H2'	1:AA:305:G:C8	2.51	0.45
1:AA:392:G:H2'	1:AA:393:A:C8	2.52	0.45
1:AA:560:U:H4'	1:AA:561:U:O5'	2.16	0.45
1:AA:818:G:O2'	1:AA:820:U:H6	2.00	0.45
1:AA:832:C:H2'	1:AA:832:C:H6	1.59	0.45
8:AH:68:ARG:HH11	8:AH:68:ARG:HB3	1.82	0.45
25:BA:857:C:H4'	46:B0:23:VAL:HG21	1.99	0.45
48:B2:21:LEU:HD23	48:B2:21:LEU:HA	1.70	0.45
52:B6:47:THR:HB	52:B6:49:HIS:HE1	1.82	0.45
55:B9:2:LYS:HD2	55:B9:2:LYS:HA	1.50	0.45
25:BA:1048:A:O2'	25:BA:1049:C:OP2	2.29	0.45
25:BA:1511:C:N4	58:BA:5287:HOH:O	2.49	0.45
25:BA:2877:G:O2'	25:BA:2878:U:H5'	2.17	0.45
25:BA:55:G:N3	25:BA:127:A:H2	2.14	0.45
26:BB:51:G:N7	38:BS:62:LYS:NZ	2.42	0.45
27:BD:94:LEU:HA	27:BD:94:LEU:HD23	1.63	0.45
28:BE:45:THR:O	28:BE:82:ARG:HG2	2.16	0.45
33:BN:30:ILE:O	33:BN:34:LEU:HB2	2.17	0.45
35:BP:19:VAL:CG2	35:BP:31:ALA:HB1	2.46	0.45
36:BQ:16:ARG:HE	36:BQ:16:ARG:HB3	1.62	0.45
1:CA:503:C:H2'	1:CA:504:C:H6	1.82	0.45
1:CA:622:A:C8	1:CA:623:C:C5	3.04	0.45
2:CB:37:ASN:O	2:CB:39:ILE:HG13	2.16	0.45
47:D1:66:HIS:C	47:D1:68:PRO:HD2	2.37	0.45
25:DA:1942:C:OP2	25:DA:1943:U:O2'	2.28	0.45
25:DA:2023:G:H5'	25:DA:2617:C:H4'	1.98	0.45
25:DA:507:A:H5''	25:DA:508:G:H3'	1.98	0.45
25:DA:563:G:H5'	25:DA:572:A:H4'	1.98	0.45
25:DA:571:A:H1'	25:DA:573:G:H5''	1.98	0.45
25:DA:573:G:O2'	25:DA:574:C:H3'	2.15	0.45
25:DA:874:G:H2'	25:DA:875:G:O4'	2.17	0.45
34:DO:107:ARG:HB2	34:DO:115:VAL:HG11	1.98	0.45
36:DQ:69:PHE:CD1	36:DQ:70:PRO:HD2	2.52	0.45
45:DZ:14:LYS:HA	45:DZ:15:PRO:HD3	1.75	0.45
1:AA:1106:G:C5	1:AA:1107:C:C5	3.05	0.45
1:AA:343:U:H3'	1:AA:343:U:OP2	2.15	0.45
5:AE:71:LEU:HA	5:AE:71:LEU:HD23	1.58	0.45

Continued on next page...

Continued from previous page...

Atom-1	Atom-2	Interatomic distance (Å)	Clash overlap (Å)
13:AM:59:TYR:O	13:AM:63:THR:N	2.49	0.45
14:AN:3:ARG:O	14:AN:6:LEU:HB3	2.16	0.45
25:BA:1049:C:N4	25:BA:1111:A:C2	2.83	0.45
25:BA:1322:A:H2'	25:BA:1323:U:C6	2.51	0.45
25:BA:2101:G:H2'	25:BA:2102:U:C6	2.52	0.45
25:BA:2376:A:N3	38:BS:106:ARG:NH2	2.62	0.45
25:BA:658:C:H2'	25:BA:659:C:C6	2.51	0.45
25:BA:790:C:H6	25:BA:790:C:H2'	1.54	0.45
25:BA:806:C:C2	25:BA:807:U:C5	3.04	0.45
37:BR:67:LEU:O	37:BR:71:GLN:N	2.49	0.45
41:BV:76:LYS:HG3	41:BV:81:TYR:CD1	2.52	0.45
43:BX:84:ALA:O	43:BX:87:GLN:HG3	2.17	0.45
45:BZ:150:LEU:HB3	45:BZ:171:ILE:HD11	1.99	0.45
45:BZ:24:LEU:HD11	45:BZ:85:HIS:HA	1.99	0.45
1:CA:1446:U:H4'	1:CA:1447:A:C6	2.51	0.45
1:CA:563:A:N7	1:CA:567:G:H1'	2.32	0.45
1:CA:677:U:H1'	11:CK:119:CYS:SG	2.56	0.45
1:CA:872:A:C5	1:CA:874:G:C8	3.05	0.45
2:CB:167:PRO:O	2:CB:171:ALA:N	2.49	0.45
3:CC:139:GLN:HA	3:CC:139:GLN:OE1	2.17	0.45
5:CE:12:LEU:O	5:CE:30:ALA:HA	2.16	0.45
1:CA:939:G:H5''	7:CG:102:ARG:NH1	2.31	0.45
8:CH:66:GLY:O	8:CH:76:PRO:HB3	2.17	0.45
10:CJ:42:THR:OG1	10:CJ:68:HIS:HB3	2.16	0.45
17:CQ:45:HIS:NE2	17:CQ:47:PRO:HG3	2.32	0.45
25:DA:2331:G:H4'	46:D0:43:THR:H	1.81	0.45
47:D1:41:ARG:HD3	47:D1:43:TYR:CE2	2.52	0.45
25:DA:184:C:H2'	25:DA:185:U:H6	1.81	0.45
25:DA:2262:U:H2'	25:DA:2263:C:C6	2.52	0.45
25:DA:2462:U:H1'	25:DA:2491:U:O4	2.17	0.45
25:DA:2557:G:H2'	25:DA:2558:C:C6	2.51	0.45
25:DA:953:A:C4	25:DA:954:G:C8	3.04	0.45
25:DA:95:G:O2'	48:D2:46:GLN:HA	2.16	0.45
25:DA:970:C:H2'	25:DA:971:C:H6	1.81	0.45
26:DB:28:C:H2'	26:DB:29:A:O4'	2.17	0.45
29:DF:24:LEU:HD21	29:DF:199:TRP:HH2	1.81	0.45
31:DH:71:LEU:O	31:DH:74:ASN:N	2.49	0.45
36:DQ:132:VAL:HG11	45:DZ:81:ARG:NH2	2.31	0.45
25:DA:997:G:H5''	40:DU:92:ARG:HH21	1.81	0.45
42:DW:12:ILE:HD13	42:DW:17:VAL:HG22	1.97	0.45
1:AA:608:A:H2'	1:AA:609:A:O4'	2.17	0.45

Continued on next page...

Continued from previous page...

Atom-1	Atom-2	Interatomic distance (Å)	Clash overlap (Å)
2:AB:80:ILE:HD11	2:AB:211:ILE:HG22	1.98	0.45
8:AH:111:ILE:O	8:AH:112:LEU:HB3	2.16	0.45
1:AA:754:C:P	15:AO:72:ARG:HH12	2.40	0.45
23:AV:47:U:H3'	23:AV:48:C:C5'	2.47	0.45
25:BA:254:G:N7	54:B8:5:LYS:HE2	2.32	0.45
25:BA:1048:A:O2'	25:BA:1049:C:P	2.75	0.45
25:BA:1425:G:O2'	25:BA:1426:G:H5'	2.17	0.45
25:BA:181:A:H2'	25:BA:182:A:C8	2.51	0.45
25:BA:2224:G:H4'	25:BA:2226:C:C2	2.52	0.45
25:BA:2328:A:H2'	25:BA:2329:G:C8	2.52	0.45
25:BA:2522:U:O2'	25:BA:2647:U:OP1	2.27	0.45
25:BA:2803:C:H2'	25:BA:2804:C:O4'	2.17	0.45
25:BA:398:G:H2'	25:BA:399:G:O4'	2.16	0.45
32:BI:7:GLU:HB3	32:BI:8:PRO:HD2	1.98	0.45
41:BV:24:LYS:HA	41:BV:92:THR:OG1	2.17	0.45
45:BZ:111:VAL:HG12	45:BZ:112:ARG:H	1.81	0.45
1:CA:1157:A:H62	1:CA:1177:G:H22	1.65	0.45
1:CA:120:A:C6	1:CA:122:G:C2	3.05	0.45
1:CA:1281:U:C3'	1:CA:1281:U:C6	3.00	0.45
1:CA:1366:C:H2'	1:CA:1367:C:H6	1.82	0.45
1:CA:250:A:H5'	1:CA:252:U:H1'	1.99	0.45
1:CA:947:G:H2'	1:CA:948:C:H6	1.82	0.45
2:CB:16:HIS:CD2	2:CB:209:ARG:HG3	2.52	0.45
3:CC:8:ILE:O	3:CC:12:LEU:HG	2.16	0.45
7:CG:111:ARG:NE	7:CG:123:GLU:HB2	2.31	0.45
7:CG:16:LEU:HD12	9:CI:41:VAL:HG12	1.98	0.45
18:CR:53:ARG:HG3	18:CR:63:GLN:NE2	2.22	0.45
18:CR:53:ARG:NE	18:CR:58:LEU:O	2.50	0.45
18:CR:74:ARG:HA	18:CR:79:LEU:O	2.17	0.45
1:CA:1227:A:N3	19:CS:83:HIS:HB3	2.32	0.45
47:D1:41:ARG:HD3	47:D1:43:TYR:HE2	1.82	0.45
49:D3:4:LEU:O	49:D3:36:VAL:HA	2.17	0.45
25:DA:103:A:OP2	25:DA:103:A:H8	2.00	0.45
25:DA:1198:U:H2'	25:DA:1199:U:C6	2.50	0.45
25:DA:1274:A:N3	25:DA:1297:C:H1'	2.32	0.45
25:DA:1309:G:HO2'	25:DA:1611:C:HO2'	1.59	0.45
25:DA:1359:A:H2	25:DA:1372:U:O4	2.00	0.45
25:DA:1936:A:C8	25:DA:1940:U:O2	2.70	0.45
25:DA:579:G:C8	25:DA:2017:U:C4	3.05	0.45
26:DB:108:U:H2'	26:DB:109:C:H5''	1.98	0.45
27:DD:145:VAL:HG13	27:DD:191:ALA:HB2	1.99	0.45

Continued on next page...

Continued from previous page...

Atom-1	Atom-2	Interatomic distance (Å)	Clash overlap (Å)
27:DD:2:ALA:HB3	27:DD:20:ASP:HB3	1.99	0.45
28:DE:61:ARG:HB3	28:DE:62:PRO:HD3	1.98	0.45
29:DF:9:ILE:HA	29:DF:10:PRO:HD2	1.65	0.45
29:DF:13:SER:O	29:DF:16:GLY:N	2.50	0.45
29:DF:19:GLU:O	29:DF:20:LEU:HD23	2.16	0.45
37:DR:56:LYS:NZ	37:DR:90:ARG:O	2.50	0.45
45:DZ:31:ARG:H	45:DZ:31:ARG:HG3	1.24	0.45
1:AA:1067:A:N3	1:AA:1068:G:H1'	2.32	0.45
1:AA:1277:C:O2'	1:AA:1279:A:H1'	2.17	0.45
1:AA:147:G:C2	1:AA:176:C:C2	3.05	0.45
1:AA:779:C:H2'	1:AA:780:A:O4'	2.17	0.45
2:AB:221:LEU:HD22	2:AB:221:LEU:HA	1.79	0.45
3:AC:114:PRO:HG3	3:AC:185:GLY:HA3	1.97	0.45
6:AF:82:ARG:HD2	6:AF:82:ARG:HA	1.62	0.45
22:AY:127:SER:OG	58:AY:301:HOH:O	2.21	0.45
25:BA:151:C:O2'	25:BA:152:G:H5'	2.17	0.45
25:BA:2243:U:H2'	25:BA:2244:U:C6	2.52	0.45
25:BA:2461:C:H2'	25:BA:2462:U:C6	2.51	0.45
25:BA:320:A:OP1	29:BF:135:LYS:NZ	2.50	0.45
25:BA:613:G:N2	25:BA:615:G:C4	2.85	0.45
29:BF:194:MET:HB3	29:BF:198:ALA:HB3	1.98	0.45
34:BO:86:ILE:HG22	34:BO:94:ARG:HG3	1.97	0.45
25:BA:1651:G:H5'	37:BR:39:PRO:HG2	1.98	0.45
36:BQ:62:GLY:O	45:BZ:178:GLU:HG2	2.16	0.45
1:CA:1285:A:H4'	1:CA:1286:A:O5'	2.17	0.45
1:CA:1415:G:N3	1:CA:1486:G:C2	2.85	0.45
1:CA:1421:G:H1	1:CA:1479:C:H42	1.64	0.45
1:CA:499:A:H4'	1:CA:500:G:OP1	2.16	0.45
1:CA:939:G:H5''	7:CG:102:ARG:NH2	2.32	0.45
2:CB:20:GLU:OE2	2:CB:23:ARG:NH2	2.45	0.45
2:CB:21:ARG:CB	2:CB:39:ILE:HA	2.44	0.45
13:CM:65:LYS:O	13:CM:65:LYS:HE3	2.17	0.45
48:D2:22:GLU:HG3	48:D2:64:LEU:HD11	1.98	0.45
25:DA:1221(A):C:C2	25:DA:1229:G:C2	3.05	0.45
25:DA:1298:C:H5''	25:DA:1299:G:OP2	2.17	0.45
25:DA:139(A):G:O2'	25:DA:140:G:H5'	2.17	0.45
25:DA:1669:A:H5''	25:DA:2550:G:OP1	2.17	0.45
25:DA:2019:A:C2'	25:DA:2020:A:O5'	2.65	0.45
25:DA:2393:A:C2'	25:DA:2394:C:H5'	2.47	0.45
25:DA:792:G:N3	25:DA:2072:G:O2'	2.41	0.45
26:DB:19:G:H2'	26:DB:20:C:O4'	2.17	0.45

Continued on next page...

Continued from previous page...

Atom-1	Atom-2	Interatomic distance (Å)	Clash overlap (Å)
26:DB:77:U:H4'	45:DZ:84:GLU:CD	2.37	0.45
27:DD:35:LYS:HG3	27:DD:64:ILE:HD11	1.98	0.45
27:DD:76:PRO:HA	27:DD:118:VAL:HB	1.99	0.45
32:DI:92:VAL:CG2	32:DI:120:ILE:HB	2.46	0.45
33:DN:11:PRO:O	33:DN:13:TRP:HD1	2.00	0.45
34:DO:68:GLU:H	34:DO:68:GLU:CD	2.19	0.45
37:DR:65:LEU:HA	37:DR:65:LEU:HD12	1.72	0.45
38:DS:66:ALA:O	38:DS:69:VAL:N	2.50	0.45
41:DV:87:HIS:CE1	41:DV:89:GLN:HG2	2.52	0.45
42:DW:80:PRO:O	42:DW:100:THR:HB	2.17	0.45
1:AA:1136:U:H5''	1:AA:1137:C:C2	2.52	0.45
1:AA:1241:G:H2'	1:AA:1242:C:C6	2.51	0.45
1:AA:1263:C:H5''	1:AA:1264:C:OP2	2.17	0.45
1:AA:1355:G:H2'	1:AA:1356:G:C8	2.51	0.45
1:AA:275:G:O2'	17:AQ:15:MET:HG2	2.16	0.45
1:AA:342:C:N3	1:AA:343:U:C5	2.85	0.45
1:AA:428:G:H4'	1:AA:429:U:OP1	2.16	0.45
1:AA:55:A:C5	1:AA:56:U:C5	3.05	0.45
2:AB:222:ILE:HG22	2:AB:226:ARG:HD2	1.99	0.45
3:AC:12:LEU:HD23	3:AC:12:LEU:HA	1.76	0.45
4:AD:113:SER:OG	4:AD:116:GLN:N	2.37	0.45
1:AA:542:G:H5'	4:AD:41:GLY:HA3	1.99	0.45
6:AF:11:ASN:HA	6:AF:12:PRO:HD2	1.73	0.45
1:AA:599:C:H4'	8:AH:130:GLY:HA3	1.99	0.45
15:AO:53:HIS:O	15:AO:56:LEU:HB3	2.16	0.45
17:AQ:90:ILE:O	17:AQ:94:ASN:N	2.45	0.45
25:BA:1508:A:H4'	25:BA:1509(A):A:C5	2.51	0.45
25:BA:1784:A:H4'	25:BA:1785:A:C5'	2.47	0.45
25:BA:2043:C:H1'	25:BA:2779:U:O4	2.17	0.45
36:BQ:18:LYS:HB2	36:BQ:18:LYS:HE3	1.75	0.45
40:BU:24:TYR:CD1	40:BU:38:THR:HG21	2.51	0.45
40:BU:50:ARG:O	40:BU:53:ARG:HB3	2.17	0.45
1:CA:1317:C:H42	14:CN:19:ARG:HH21	1.63	0.45
1:CA:1487:G:O5'	1:CA:1487:G:H8	2.00	0.45
1:CA:189:G:C2	1:CA:189(L):G:C2	3.05	0.45
1:CA:245:C:O2	1:CA:283:C:N3	2.50	0.45
1:CA:731:G:OP1	1:CA:766:A:H1'	2.17	0.45
1:CA:936:C:H2'	1:CA:937:A:O4'	2.17	0.45
2:CB:87:ARG:CZ	2:CB:233:SER:HB2	2.47	0.45
4:CD:146:ILE:N	4:CD:146:ILE:HD12	2.32	0.45
5:CE:79:GLU:HG3	5:CE:93:PRO:HD2	1.98	0.45

Continued on next page...

Continued from previous page...

Atom-1	Atom-2	Interatomic distance (Å)	Clash overlap (Å)
9:CI:5:TYR:OH	9:CI:16:ARG:HG2	2.16	0.45
14:CN:13:THR:N	14:CN:14:PRO:HD2	2.32	0.45
14:CN:29:ARG:NH2	14:CN:42:ILE:HD11	2.32	0.45
7:CG:82:GLY:HA2	24:CX:1:A:N7	2.32	0.45
51:D5:16:ARG:HG3	51:D5:17:ASP:H	1.82	0.45
25:DA:1354:A:C8	25:DA:1355:G:C8	3.04	0.45
25:DA:362:U:O2'	25:DA:363:G:H5''	2.17	0.45
26:DB:6:C:HO2'	38:DS:29:PHE:HE1	1.64	0.45
28:DE:12:THR:HG21	39:DT:11:GLU:HG2	1.99	0.45
32:DI:124:GLY:H	32:DI:144:VAL:HG13	1.82	0.45
43:DX:25:LYS:HA	43:DX:81:VAL:O	2.16	0.45
1:AA:30:U:H4'	1:AA:31:G:OP2	2.15	0.45
1:AA:93:G:O2'	1:AA:96:U:P	2.75	0.45
2:AB:28:PHE:HD2	2:AB:194:PRO:HG3	1.81	0.45
2:AB:197:VAL:HG12	2:AB:198:ASP:H	1.82	0.45
4:AD:134:ASP:O	4:AD:136:PRO:HD3	2.17	0.45
5:AE:102:ALA:HB1	5:AE:106:PRO:HG2	1.99	0.45
1:AA:1346:A:C8	7:AG:10:ARG:NH2	2.85	0.45
9:AI:117:HIS:C	9:AI:119:ALA:H	2.20	0.45
12:AL:70:ILE:HG12	12:AL:100:ILE:HD12	1.99	0.45
16:AP:49:LEU:HD12	16:AP:50:LYS:O	2.17	0.45
20:AT:90:GLN:O	20:AT:93:GLU:HB3	2.17	0.45
24:AX:5:U:C2'	24:AX:6:G:H5'	2.47	0.45
47:B1:35:THR:HG23	47:B1:35:THR:H	1.51	0.45
51:B5:42:PRO:HB2	51:B5:43:HIS:ND1	2.31	0.45
37:BR:100:LEU:HD11	51:B5:58:LEU:HD11	1.99	0.45
25:BA:1803:A:H4'	27:BD:259:THR:HG21	1.99	0.45
25:BA:2771:C:H2'	25:BA:2772:C:C6	2.52	0.45
25:BA:637:A:H4'	25:BA:638:G:O5'	2.17	0.45
25:BA:764:A:O4'	27:BD:213:ARG:HG3	2.17	0.45
25:BA:805:G:OP1	58:BA:5183:HOH:O	2.21	0.45
26:BB:41:U:C6	30:BG:69:ALA:HB1	2.52	0.45
31:BH:121:ILE:HA	31:BH:121:ILE:HD13	1.78	0.45
31:BH:37:VAL:HG22	31:BH:68:THR:HG23	1.98	0.45
25:BA:300:A:OP2	44:BY:86:ARG:NH2	2.50	0.45
1:CA:987:G:H1	1:CA:1218:C:H42	1.65	0.45
1:CA:1305:G:N1	1:CA:1331:G:O2'	2.46	0.45
1:CA:1354:C:N3	1:CA:1368:G:O6	2.49	0.45
1:CA:429:U:H1'	1:CA:430:A:H5''	1.99	0.45
1:CA:730:G:C5	1:CA:731:G:H1'	2.52	0.45
1:CA:923:A:H2'	1:CA:924:C:C6	2.52	0.45

Continued on next page...

Continued from previous page...

Atom-1	Atom-2	Interatomic distance (Å)	Clash overlap (Å)
2:CB:18:GLY:HA2	2:CB:42:ILE:HG13	1.99	0.45
5:CE:98:THR:HG22	5:CE:99:GLY:N	2.32	0.45
8:CH:127:LEU:HA	8:CH:127:LEU:HD13	1.69	0.45
15:CO:24:SER:O	15:CO:27:VAL:N	2.50	0.45
19:CS:62:ILE:H	19:CS:62:ILE:HD12	1.82	0.45
50:D4:8:LYS:HE3	50:D4:8:LYS:HB3	1.66	0.45
25:DA:1288:U:C2	25:DA:1327:C:O2	2.70	0.45
25:DA:363(E):U:HO2'	25:DA:363(F):A:P	2.37	0.45
25:DA:36:G:N3	25:DA:450:G:O2'	2.49	0.45
25:DA:389:G:H8	25:DA:389:G:O5'	1.99	0.45
25:DA:527:C:H5	58:DA:4190:HOH:O	1.99	0.45
25:DA:720:C:H2'	25:DA:721:C:H6	1.82	0.45
27:DD:96:HIS:NE2	27:DD:102:LYS:HE2	2.32	0.45
29:DF:132:VAL:HG23	29:DF:132:VAL:O	2.17	0.45
40:DU:5:LYS:HG2	40:DU:7:GLY:H	1.81	0.45
42:DW:75:TYR:HE2	42:DW:104:THR:HG1	1.63	0.45
42:DW:86:LEU:HD12	42:DW:87:PRO:HD2	1.99	0.45
1:AA:202:U:H3'	1:AA:203:U:H5	1.81	0.44
1:AA:370:C:H2'	1:AA:371:G:C8	2.52	0.44
1:AA:377:G:H1	1:AA:386:C:H42	1.64	0.44
1:AA:615:C:H2'	1:AA:616:G:O4'	2.17	0.44
1:AA:621:A:H2'	1:AA:622:A:C8	2.51	0.44
1:AA:831:U:OP1	2:AB:22:LYS:HD3	2.18	0.44
1:AA:922:G:C2	1:AA:923:A:C4	3.05	0.44
1:AA:974:A:C8	1:AA:974:A:OP1	2.69	0.44
2:AB:18:GLY:HA3	2:AB:41:ILE:HA	1.99	0.44
2:AB:208:ILE:O	2:AB:212:GLN:HB2	2.16	0.44
6:AF:89:MET:HB3	6:AF:89:MET:HE2	1.87	0.44
13:AM:69:GLU:O	13:AM:71:ARG:N	2.49	0.44
16:AP:55:ARG:HA	16:AP:55:ARG:HD2	1.75	0.44
25:BA:1354:A:H2'	25:BA:1355:G:O4'	2.17	0.44
25:BA:2205:C:O2	25:BA:2220:G:C2	2.69	0.44
25:BA:2536:G:C6	25:BA:2537:U:C4	3.05	0.44
25:BA:543:C:H2'	25:BA:545:G:O4'	2.17	0.44
25:BA:738:G:C6	25:BA:739:G:C2	3.05	0.44
25:BA:971:C:H2'	25:BA:972:G:O4'	2.17	0.44
28:BE:181:LEU:HD11	39:BT:6:LEU:HD12	1.99	0.44
32:BI:65:ALA:HB1	32:BI:136:VAL:HG11	1.99	0.44
33:BN:47:ALA:HB2	33:BN:112:LEU:CD1	2.47	0.44
35:BP:27:HIS:N	35:BP:27:HIS:ND1	2.65	0.44
39:BT:16:ARG:HE	39:BT:19:LEU:HD21	1.80	0.44

Continued on next page...

Continued from previous page...

Atom-1	Atom-2	Interatomic distance (Å)	Clash overlap (Å)
45:BZ:179:ASP:O	45:BZ:182:LYS:HB2	2.17	0.44
1:CA:1435:G:H2'	1:CA:1436:U:C6	2.52	0.44
1:CA:675:A:H2'	1:CA:676:A:H8	1.81	0.44
1:CA:678:U:H2'	1:CA:679:C:H6	1.82	0.44
1:CA:819:A:H4'	1:CA:820:U:OP2	2.17	0.44
3:CC:18:TRP:N	3:CC:18:TRP:CE3	2.82	0.44
1:CA:1348:U:H4'	9:CI:120:ARG:HG3	1.99	0.44
10:CJ:69:ASN:O	10:CJ:70:ARG:HG2	2.18	0.44
47:D1:46:LEU:HA	47:D1:46:LEU:HD22	1.80	0.44
25:DA:1020:A:H4'	25:DA:1021:A:O5'	2.17	0.44
25:DA:2555:U:C5	25:DA:2556:C:C2	3.05	0.44
25:DA:2850:A:OP2	25:DA:2866:U:H5	2.00	0.44
25:DA:308:G:O2'	58:DA:3739:HOH:O	2.21	0.44
25:DA:247:G:H4'	25:DA:386:G:C6	2.53	0.44
26:DB:46:A:H2'	26:DB:47:C:C6	2.52	0.44
29:DF:34:TRP:CE2	35:DP:8:PRO:HG3	2.51	0.44
36:DQ:19:GLY:O	36:DQ:98:LYS:HB3	2.17	0.44
38:DS:8:GLU:H	38:DS:8:GLU:HG3	1.47	0.44
38:DS:7:TYR:CZ	38:DS:91:PRO:HG3	2.52	0.44
44:DY:76:CYS:HA	44:DY:77:PRO:HD3	1.77	0.44
1:AA:1172:C:H2'	1:AA:1173:G:H8	1.82	0.44
1:AA:1256:A:H5''	1:AA:1257:U:OP1	2.16	0.44
1:AA:1358:U:H5''	14:AN:33:VAL:O	2.16	0.44
2:AB:28:PHE:CD2	2:AB:194:PRO:HG3	2.53	0.44
3:AC:179:ARG:H	3:AC:179:ARG:HG3	1.45	0.44
3:AC:23:TYR:CD2	3:AC:24:ALA:N	2.85	0.44
11:AK:120:ARG:HH11	11:AK:120:ARG:CG	2.27	0.44
13:AM:66:LEU:O	13:AM:69:GLU:O	2.35	0.44
50:B4:16:CYS:SG	50:B4:18:CYS:CB	3.06	0.44
53:B7:47:ARG:CB	53:B7:47:ARG:HH11	2.29	0.44
25:BA:1606:G:H5''	25:BA:1607:C:OP1	2.17	0.44
25:BA:2345:G:N3	25:BA:2381:C:H2'	2.32	0.44
25:BA:272(B):G:H2'	25:BA:272(C):G:H8	1.82	0.44
25:BA:2789:C:O2'	25:BA:2790:A:O2'	2.06	0.44
27:BD:184:LYS:HE3	27:BD:271:ILE:HD11	2.00	0.44
30:BG:33:ARG:HB2	30:BG:162:THR:CG2	2.47	0.44
37:BR:75:LEU:HA	37:BR:75:LEU:HD22	1.64	0.44
1:CA:991:U:C5	1:CA:1212:U:H1'	2.52	0.44
1:CA:1328:C:OP2	21:CU:7:ARG:NH1	2.50	0.44
1:CA:1382:C:H2'	1:CA:1383:C:C6	2.52	0.44
1:CA:129(A):G:N1	1:CA:189(D):C:O2	2.50	0.44

Continued on next page...

Continued from previous page...

Atom-1	Atom-2	Interatomic distance (Å)	Clash overlap (Å)
1:CA:243:A:C2	1:CA:246:A:C8	3.05	0.44
1:CA:436:C:O2'	1:CA:437:U:P	2.76	0.44
1:CA:590:C:H2'	1:CA:591:U:C6	2.52	0.44
5:CE:84:PHE:HB2	5:CE:134:ALA:HB2	1.98	0.44
5:CE:151:LEU:CD1	8:CH:77:GLU:HG2	2.47	0.44
1:CA:923:A:OP1	5:CE:21:ALA:HB2	2.17	0.44
10:CJ:51:ARG:HG3	10:CJ:60:ARG:HA	1.99	0.44
11:CK:67:ASP:O	11:CK:71:LYS:HG3	2.17	0.44
46:D0:37:LEU:HG	46:D0:60:PHE:HA	1.99	0.44
54:D8:4:MET:HE3	54:D8:63:PRO:HG3	1.99	0.44
25:DA:192:C:C2'	25:DA:193:U:H5'	2.47	0.44
25:DA:628:G:H2'	25:DA:629:G:C8	2.53	0.44
25:DA:857:C:O2'	25:DA:858:U:H5'	2.17	0.44
25:DA:921:G:H2'	25:DA:922:U:C6	2.53	0.44
26:DB:35:U:H2'	26:DB:36:C:O4'	2.17	0.44
27:DD:36:PRO:HA	27:DD:61:LEU:HD12	1.99	0.44
29:DF:140:LEU:HD11	29:DF:170:LEU:HD11	1.98	0.44
31:DH:3:ARG:NH1	31:DH:3:ARG:HG3	2.30	0.44
33:DN:63:THR:HG22	33:DN:66:LYS:NZ	2.30	0.44
35:DP:2:LYS:O	35:DP:5:ASP:HB2	2.17	0.44
37:DR:111:LEU:HD12	37:DR:111:LEU:HA	1.73	0.44
44:DY:24:VAL:HG12	44:DY:25:GLY:N	2.32	0.44
44:DY:84:ARG:O	44:DY:100:ALA:HB2	2.17	0.44
25:DA:300:A:OP2	44:DY:86:ARG:NH2	2.50	0.44
36:DQ:108:GLY:HA3	45:DZ:116:VAL:CG1	2.48	0.44
1:AA:1070:U:H2'	1:AA:1071:C:H6	1.82	0.44
1:AA:1162:C:H42	1:AA:1174:G:H1	1.65	0.44
1:AA:391:G:C6	1:AA:392:G:C5	3.06	0.44
1:AA:40:C:H2'	1:AA:41:G:C8	2.51	0.44
1:AA:615:C:H2'	1:AA:616:G:H8	1.83	0.44
1:AA:620:C:H2'	1:AA:621:A:O4'	2.17	0.44
1:AA:659:U:C2'	1:AA:660:G:H5'	2.47	0.44
2:AB:44:LEU:H	2:AB:44:LEU:CD2	2.23	0.44
5:AE:147:ASP:N	5:AE:147:ASP:OD2	2.50	0.44
7:AG:74:GLU:HB2	7:AG:141:VAL:HG13	1.99	0.44
12:AL:48:PRO:O	22:AY:117:ARG:NE	2.48	0.44
23:AV:75:C:H5''	23:AV:76:A:OP2	2.16	0.44
22:AY:20:ILE:HG13	22:AY:37:ILE:HB	1.99	0.44
25:BA:1109:C:C5	25:BA:1110:G:N1	2.86	0.44
25:BA:1887:C:H2'	25:BA:1888:G:H5'	1.98	0.44
25:BA:2311:A:C8	30:BG:80:PHE:CE2	3.05	0.44

Continued on next page...

Continued from previous page...

Atom-1	Atom-2	Interatomic distance (Å)	Clash overlap (Å)
25:BA:2552:U:C2	25:BA:2554:U:H5'	2.51	0.44
25:BA:602:G:O2'	25:BA:655:A:N6	2.49	0.44
25:BA:1803:A:O3'	27:BD:259:THR:HG21	2.17	0.44
29:BF:106:ARG:H	29:BF:106:ARG:HG2	1.30	0.44
29:BF:18:ARG:C	29:BF:19:GLU:HG2	2.37	0.44
1:CA:1008:C:O2	1:CA:1009:G:H1'	2.17	0.44
1:CA:1370:G:O6	58:CA:1953:HOH:O	2.21	0.44
1:CA:174:C:H2'	1:CA:175:C:H6	1.81	0.44
2:CB:132:LYS:O	2:CB:135:GLN:HG2	2.17	0.44
4:CD:36:ARG:HG2	4:CD:38:TYR:CZ	2.52	0.44
25:DA:1142:U:OP2	58:DA:3755:HOH:O	2.21	0.44
25:DA:1721:G:N3	25:DA:1721:G:H5''	2.31	0.44
25:DA:1774:C:O5'	25:DA:1774:C:H6	2.00	0.44
25:DA:236:C:H2'	25:DA:237:C:H6	1.82	0.44
25:DA:2648:C:H2'	25:DA:2649:U:C6	2.53	0.44
25:DA:2884:U:H1'	51:D5:53:ALA:CB	2.45	0.44
25:DA:652(D):C:H2'	25:DA:652(E):G:O4'	2.18	0.44
25:DA:861:A:C2	25:DA:917:A:C4	3.05	0.44
25:DA:888:C:H2'	25:DA:889:C:C4	2.52	0.44
26:DB:42:C:O2	30:DG:92:VAL:HA	2.17	0.44
28:DE:98:PRO:HG3	28:DE:174:ASP:HA	2.00	0.44
31:DH:151:ILE:HD12	31:DH:151:ILE:H	1.82	0.44
34:DO:99:PHE:HB2	58:DO:303:HOH:O	2.17	0.44
35:DP:50:ARG:HH11	54:D8:7:HIS:CD2	2.35	0.44
45:DZ:137:ILE:HG23	45:DZ:156:LYS:HE3	1.99	0.44
1:AA:961:U:OP2	1:AA:1223:C:H1'	2.17	0.44
1:AA:1312:G:N2	1:AA:1326:C:C2	2.86	0.44
1:AA:220:G:C6	1:AA:221:C:C4	3.05	0.44
1:AA:416:G:C5	1:AA:417:C:C4	3.05	0.44
2:AB:211:ILE:O	2:AB:215:LEU:HB2	2.17	0.44
2:AB:72:GLY:HA3	2:AB:165:VAL:HG23	1.99	0.44
12:AL:86:ARG:HH21	12:AL:99:HIS:CD2	2.36	0.44
3:AC:5:ILE:HG12	14:AN:58:LYS:NZ	2.31	0.44
21:AU:25:LYS:HG2	21:AU:26:LYS:H	1.82	0.44
23:AV:19:G:C2	23:AV:57:A:N3	2.85	0.44
22:AY:35:THR:HG22	22:AY:36:ALA:H	1.82	0.44
22:AY:40:ARG:HB3	22:AY:40:ARG:NH1	2.32	0.44
47:B1:73:LEU:HD23	47:B1:73:LEU:HA	1.67	0.44
25:BA:1031:G:C4'	55:B9:6:SER:HB2	2.48	0.44
25:BA:12:U:O2	25:BA:12:U:H2'	2.17	0.44
25:BA:1435:G:H2'	25:BA:1436:G:O4'	2.18	0.44

Continued on next page...

Continued from previous page...

Atom-1	Atom-2	Interatomic distance (Å)	Clash overlap (Å)
25:BA:2183:C:C2'	25:BA:2184:G:H5'	2.47	0.44
25:BA:2308:G:O6	25:BA:2311:A:N7	2.51	0.44
25:BA:2349:G:H3'	25:BA:2350:C:H5''	1.99	0.44
25:BA:2556:C:H2'	25:BA:2557:G:O4'	2.17	0.44
25:BA:244:A:C2	25:BA:255:A:C4	3.05	0.44
25:BA:652(Q):G:C2'	25:BA:652(R):C:H5'	2.46	0.44
25:BA:666:G:O2'	25:BA:667:U:H5'	2.18	0.44
28:BE:63:LEU:HD23	28:BE:63:LEU:HA	1.73	0.44
32:BI:33:ARG:HB3	32:BI:35:LEU:HG	1.99	0.44
33:BN:33:LEU:HD12	33:BN:33:LEU:HA	1.78	0.44
36:BQ:21:THR:CG2	36:BQ:101:ARG:HB2	2.36	0.44
37:BR:116:LEU:HA	37:BR:116:LEU:HD23	1.77	0.44
43:BX:25:LYS:HE2	43:BX:82:GLN:HE22	1.83	0.44
44:BY:78:ALA:HB3	44:BY:102:CYS:SG	2.58	0.44
45:BZ:29:TYR:HA	45:BZ:33:LEU:O	2.17	0.44
1:CA:1043:C:H2'	1:CA:1044:A:O4'	2.18	0.44
1:CA:814:A:N7	1:CA:816:A:C4	2.85	0.44
1:CA:880:C:H2'	1:CA:881:G:H8	1.82	0.44
3:CC:92:ALA:HB2	3:CC:99:VAL:CB	2.48	0.44
4:CD:173:TRP:HB2	4:CD:187:ARG:O	2.18	0.44
13:CM:15:VAL:HG22	13:CM:42:ALA:O	2.18	0.44
13:CM:66:LEU:HD22	13:CM:66:LEU:HA	1.74	0.44
16:CP:68:ASP:C	16:CP:70:ALA:H	2.20	0.44
17:CQ:81:ARG:NH2	17:CQ:84:LEU:HD11	2.32	0.44
19:CS:52:TYR:HB2	19:CS:57:HIS:CE1	2.52	0.44
25:DA:1007:C:H2'	25:DA:1008:C:C5	2.52	0.44
25:DA:1221(A):C:N4	25:DA:1228:G:H1	2.15	0.44
25:DA:1331:A:HO2'	25:DA:1332:G:H8	1.65	0.44
25:DA:1448:G:H2'	25:DA:1449:A:C8	2.52	0.44
25:DA:734:A:O2'	25:DA:1635:G:H5'	2.17	0.44
25:DA:2854:G:H2'	25:DA:2855:C:C6	2.51	0.44
27:DD:258:LYS:HE2	27:DD:273:ARG:NH2	2.32	0.44
30:DG:135:LEU:HG	30:DG:155:MET:HE3	2.00	0.44
31:DH:3:ARG:HA	31:DH:3:ARG:NE	2.32	0.44
36:DQ:24:GLY:O	36:DQ:102:VAL:HG23	2.17	0.44
38:DS:15:ARG:O	38:DS:19:LYS:HG2	2.18	0.44
40:DU:5:LYS:HG2	40:DU:6:THR:N	2.32	0.44
41:DV:24:LYS:HA	41:DV:92:THR:OG1	2.18	0.44
1:AA:1168:A:C6	1:AA:1169:A:C6	3.06	0.44
1:AA:1226:C:H4'	1:AA:1227:A:OP1	2.18	0.44
1:AA:1278:U:H5'	1:AA:1279:A:C5'	2.47	0.44

Continued on next page...

Continued from previous page...

Atom-1	Atom-2	Interatomic distance (Å)	Clash overlap (Å)
1:AA:224:C:H2'	1:AA:225:C:C6	2.50	0.44
1:AA:832:C:O2'	1:AA:833:U:P	2.76	0.44
1:AA:928:G:C2	1:AA:1390:U:O2	2.70	0.44
1:AA:981:U:O4	1:AA:1223:C:N4	2.50	0.44
6:AF:33:TYR:HE1	6:AF:78:GLU:HG2	1.82	0.44
10:AJ:42:THR:HG21	10:AJ:66:ARG:HD2	1.99	0.44
15:AO:74:ASP:OD2	15:AO:77:ARG:HD3	2.17	0.44
52:B6:11:LEU:HA	52:B6:11:LEU:HD23	1.70	0.44
53:B7:10:ARG:O	53:B7:14:LYS:HG2	2.18	0.44
25:BA:2418:A:OP2	54:B8:29:LYS:HE3	2.18	0.44
25:BA:1358:G:N2	25:BA:1372:U:C5	2.85	0.44
25:BA:1609:A:H5'	25:BA:1617:C:OP1	2.17	0.44
25:BA:1854:A:H2'	25:BA:1855:G:O4'	2.18	0.44
25:BA:320:A:H4'	25:BA:322:A:C8	2.53	0.44
25:BA:375:C:OP1	58:BA:4900:HOH:O	2.21	0.44
25:BA:823:G:C5	25:BA:835:A:C2	3.05	0.44
25:BA:969:U:OP1	49:B3:17:LYS:HG2	2.17	0.44
26:BB:84:C:OP1	49:B3:15:TYR:OH	2.28	0.44
27:BD:242:ARG:HG2	27:BD:246:PRO:HG3	1.99	0.44
31:BH:171:LEU:H	31:BH:171:LEU:HD22	1.81	0.44
25:BA:1653:G:H3'	37:BR:2:ARG:HD3	1.99	0.44
34:BO:77:ILE:HG13	39:BT:74:ARG:HD3	1.99	0.44
42:BW:19:LEU:HD12	42:BW:19:LEU:HA	1.71	0.44
42:BW:71:VAL:HA	42:BW:107:LEU:HD12	2.00	0.44
1:CA:119:A:H5'	1:CA:120:A:C4	2.52	0.44
1:CA:1516:G:H2'	1:CA:1518:A:OP2	2.18	0.44
1:CA:376:G:H2'	1:CA:377:G:C8	2.52	0.44
1:CA:425:G:N2	1:CA:426:G:H1'	2.33	0.44
1:CA:727:G:N2	1:CA:730:G:OP2	2.48	0.44
1:CA:838:G:H2'	1:CA:839:U:H5''	2.00	0.44
5:CE:88:LYS:HB3	5:CE:123:LEU:HB2	2.00	0.44
9:CI:69:GLY:O	9:CI:73:GLN:N	2.37	0.44
1:CA:1309:G:H5'	13:CM:78:ILE:HD11	1.99	0.44
17:CQ:67:LYS:O	17:CQ:68:ARG:HB3	2.17	0.44
47:D1:82:LEU:HA	47:D1:85:LEU:HD23	1.99	0.44
53:D7:1:MET:O	53:D7:3:ARG:HG2	2.18	0.44
25:DA:1028:A:H61	25:DA:1125:G:H2'	1.83	0.44
25:DA:1142(A):A:N7	25:DA:1144:G:C5	2.86	0.44
25:DA:1498:C:O4'	25:DA:1577:C:H4'	2.18	0.44
25:DA:1608:A:H1'	25:DA:1610:A:OP2	2.18	0.44
25:DA:2356:C:H2'	25:DA:2357:U:O4'	2.17	0.44

Continued on next page...

Continued from previous page...

Atom-1	Atom-2	Interatomic distance (Å)	Clash overlap (Å)
25:DA:597:U:H2'	25:DA:598:G:C8	2.52	0.44
25:DA:85:G:H1	25:DA:97:C:H42	1.66	0.44
25:DA:866:A:C6	25:DA:914:C:C5	3.05	0.44
27:DD:242:ARG:H	27:DD:242:ARG:HD3	1.83	0.44
25:DA:1813:G:H1'	27:DD:50:THR:OG1	2.18	0.44
25:DA:1665:A:H4'	34:DO:67:LYS:HB2	2.00	0.44
1:AA:1062:U:H2'	1:AA:1063:C:C6	2.52	0.44
1:AA:1446:U:O2'	1:AA:1447:A:C8	2.70	0.44
1:AA:437:U:C5	1:AA:438:G:N7	2.85	0.44
1:AA:748:C:H4'	1:AA:749:C:O5'	2.18	0.44
1:AA:790:A:OP1	23:AV:38:A:O2'	2.31	0.44
4:AD:118:ARG:O	4:AD:121:VAL:N	2.51	0.44
11:AK:114:VAL:HA	11:AK:115:PRO:HD2	1.76	0.44
13:AM:49:THR:HG23	13:AM:52:GLU:OE2	2.17	0.44
16:AP:4:ILE:HA	16:AP:20:VAL:O	2.18	0.44
46:B0:51:VAL:HG22	46:B0:81:VAL:HG23	1.99	0.44
48:B2:52:ASP:O	48:B2:56:GLN:HG3	2.17	0.44
25:BA:1630:G:N2	25:BA:1636:C:O2	2.41	0.44
25:BA:2032:G:N2	25:BA:2572:A:OP2	2.50	0.44
25:BA:2207:G:HO2'	25:BA:2208:A:P	2.38	0.44
25:BA:271(I):G:C6	25:BA:271(J):C:N4	2.85	0.44
25:BA:306:U:H2'	25:BA:307:G:O4'	2.17	0.44
25:BA:528:A:C8	25:BA:528:A:H3'	2.53	0.44
25:BA:652(J):G:H1	25:BA:652(P):G:H22	1.65	0.44
26:BB:89:G:C6	26:BB:90:A:N6	2.85	0.44
30:BG:139:LEU:HD23	30:BG:149:VAL:HG11	1.98	0.44
31:BH:56:SER:OG	31:BH:58:GLU:N	2.42	0.44
37:BR:107:ASP:OD2	37:BR:107:ASP:N	2.28	0.44
37:BR:100:LEU:HD21	37:BR:113:LEU:HD23	2.00	0.44
1:CA:1347:G:N1	1:CA:1374:A:OP2	2.42	0.44
1:CA:384:G:C6	1:CA:385:C:N4	2.85	0.44
1:CA:39:G:C6	1:CA:40:C:C5	3.06	0.44
1:CA:663:A:H2'	1:CA:664:G:O4'	2.18	0.44
3:CC:114:PRO:O	3:CC:118:GLN:HG2	2.17	0.44
3:CC:4:LYS:HB2	3:CC:4:LYS:HE3	1.82	0.44
4:CD:73:ARG:O	4:CD:77:ASN:HB2	2.18	0.44
5:CE:88:LYS:HG2	5:CE:123:LEU:HB2	2.00	0.44
6:CF:26:ILE:O	6:CF:30:LEU:HD12	2.17	0.44
14:CN:45:ARG:O	14:CN:49:HIS:HD2	1.99	0.44
20:CT:38:LYS:HA	20:CT:41:ILE:HD11	1.99	0.44
52:D6:9:LEU:HD21	52:D6:25:LYS:HB3	2.00	0.44

Continued on next page...

Continued from previous page...

Atom-1	Atom-2	Interatomic distance (Å)	Clash overlap (Å)
25:DA:1366:A:H2'	25:DA:1367:A:O4'	2.18	0.44
25:DA:1344:G:H4'	25:DA:1384:A:C5	2.53	0.44
25:DA:1665:A:C4'	34:DO:67:LYS:HB2	2.47	0.44
25:DA:1857:G:H1'	25:DA:1885:A:N6	2.33	0.44
25:DA:2318:G:H2'	25:DA:2319:G:OP1	2.17	0.44
25:DA:2405:G:O5'	25:DA:2405:G:H8	2.00	0.44
25:DA:2456:C:N4	58:DA:3942:HOH:O	2.51	0.44
25:DA:2525:G:N2	25:DA:2539:C:C2	2.86	0.44
25:DA:2870:C:H2'	25:DA:2871:C:O4'	2.17	0.44
25:DA:861:A:N3	26:DB:79:C:O2'	2.50	0.44
30:DG:35:GLU:HB3	30:DG:160:VAL:O	2.18	0.44
32:DI:11:ASN:O	32:DI:12:LEU:HG	2.18	0.44
35:DP:47:ASP:HA	35:DP:48:PRO:HD3	1.72	0.44
28:DE:111:ARG:HA	37:DR:1:MET:SD	2.58	0.44
40:DU:76:TYR:CZ	40:DU:80:ILE:HG13	2.52	0.44
41:DV:52:VAL:HG21	41:DV:55:ALA:HB3	1.98	0.44
1:AA:1092:A:C6	1:AA:1093:A:C6	3.06	0.44
1:AA:1173:G:C6	1:AA:1174:G:C5	3.06	0.44
1:AA:351:G:H4'	1:AA:352:C:OP1	2.17	0.44
2:AB:166:ASP:OD2	2:AB:167:PRO:HD2	2.18	0.44
4:AD:98:GLU:O	4:AD:103:ASN:ND2	2.50	0.44
8:AH:20:TYR:HE2	8:AH:75:ARG:HG2	1.83	0.44
25:BA:1653:G:H4'	25:BA:1654:A:O5'	2.18	0.44
25:BA:2295:C:OP1	38:BS:10:ARG:NH1	2.51	0.44
25:BA:2663:G:C6	25:BA:2664:G:C4	3.05	0.44
25:BA:2698:U:H2'	25:BA:2699:C:H6	1.82	0.44
25:BA:2793:G:N2	25:BA:2804:C:H1'	2.33	0.44
25:BA:28:A:C2	25:BA:513:A:C8	3.06	0.44
25:BA:655:A:H8	25:BA:656:G:C1'	2.31	0.44
26:BB:30:C:H2'	26:BB:31:C:H5'	2.00	0.44
28:BE:12:THR:HG22	28:BE:13:ARG:H	1.82	0.44
29:BF:129:PHE:HA	29:BF:142:TRP:NE1	2.33	0.44
31:BH:69:ARG:HG3	31:BH:70:THR:N	2.32	0.44
34:BO:7:TYR:C	34:BO:8:LEU:HD22	2.38	0.44
35:BP:83:VAL:HG13	35:BP:112:LEU:HD21	1.98	0.44
39:BT:97:ALA:O	39:BT:98:LYS:HD3	2.18	0.44
42:BW:30:GLU:O	42:BW:34:ASN:ND2	2.45	0.44
25:BA:2012:G:O3'	42:BW:96:ILE:HD12	2.18	0.44
42:BW:78:GLU:OE1	42:BW:99:ARG:HD3	2.18	0.44
1:CA:1107:C:C4	1:CA:1108:G:N7	2.86	0.44
1:CA:1305:G:N2	1:CA:1331:G:O2'	2.49	0.44

Continued on next page...

Continued from previous page...

Atom-1	Atom-2	Interatomic distance (Å)	Clash overlap (Å)
1:CA:790:A:N6	1:CA:1498:U:OP1	2.51	0.44
1:CA:1508:G:H2'	1:CA:1509:C:O4'	2.17	0.44
1:CA:587:G:N1	1:CA:754:C:OP2	2.51	0.44
2:CB:194:PRO:HB2	2:CB:195:ASP:OD1	2.18	0.44
3:CC:52:LEU:HA	3:CC:70:VAL:HA	1.99	0.44
4:CD:103:ASN:OD1	4:CD:114:ARG:NE	2.45	0.44
5:CE:39:GLY:O	5:CE:69:VAL:HG13	2.17	0.44
7:CG:10:ARG:NH1	7:CG:10:ARG:HG2	2.33	0.44
8:CH:29:SER:O	8:CH:32:LYS:HB2	2.17	0.44
12:CL:84:LEU:HD23	12:CL:105:TYR:HE1	1.82	0.44
13:CM:106:ASN:N	13:CM:106:ASN:OD1	2.49	0.44
13:CM:33:ALA:HA	13:CM:59:TYR:HE1	1.79	0.44
3:CC:37:GLN:NE2	14:CN:52:GLN:OE1	2.39	0.44
23:CV:40:C:O2'	23:CV:41:C:H5'	2.17	0.44
25:DA:1344:G:H4'	25:DA:1384:A:N7	2.33	0.44
25:DA:1654:A:OP1	37:DR:1:MET:HA	2.18	0.44
25:DA:2017:U:H4'	51:D5:8:LYS:O	2.17	0.44
25:DA:228:A:H2'	25:DA:230:U:O4'	2.18	0.44
25:DA:234:C:H2'	25:DA:235:U:C6	2.53	0.44
25:DA:218:A:C2	25:DA:235:U:H4'	2.53	0.44
25:DA:2774:C:H2'	25:DA:2775:A:O4'	2.18	0.44
25:DA:299:A:H5''	44:DY:86:ARG:NH2	2.25	0.44
27:DD:171:ASP:O	27:DD:187:GLY:N	2.49	0.44
28:DE:181:LEU:HA	28:DE:181:LEU:HD13	1.60	0.44
25:DA:588:U:H1'	29:DF:90:PHE:CG	2.53	0.44
25:DA:2667:C:H1'	31:DH:109:PHE:CD2	2.53	0.44
34:DO:69:ILE:HG13	34:DO:69:ILE:H	1.58	0.44
38:DS:96:GLY:CA	38:DS:100:ALA:H	2.30	0.44
1:AA:1010:G:C2	1:AA:1011:G:C5	3.06	0.44
1:AA:1248:A:C6	1:AA:1249:C:C4	3.06	0.44
1:AA:1365:G:C6	1:AA:1366:C:C4	3.06	0.44
1:AA:243:A:C2	1:AA:246:A:C8	3.06	0.44
1:AA:44:G:H2'	1:AA:45:U:O4'	2.17	0.44
1:AA:511:C:O2	1:AA:512:U:C6	2.71	0.44
1:AA:552:U:C2'	1:AA:553:A:H5'	2.48	0.44
1:AA:688:G:H2'	1:AA:689:C:C6	2.50	0.44
1:AA:690:G:C6	1:AA:691:G:C6	3.06	0.44
1:AA:783:C:OP1	1:AA:1515:C:O2'	2.33	0.44
1:AA:854:G:H3'	1:AA:871:U:O4	2.18	0.44
4:AD:173:TRP:NE1	4:AD:174:LEU:HG	2.33	0.44
9:AI:15:ALA:HB2	9:AI:65:VAL:HG23	2.00	0.44

Continued on next page...

Continued from previous page...

Atom-1	Atom-2	Interatomic distance (Å)	Clash overlap (Å)
14:AN:27:CYS:C	14:AN:29:ARG:H	2.20	0.44
14:AN:53:LEU:HA	14:AN:54:PRO:HD3	1.86	0.44
1:AA:390:C:O3'	16:AP:28:ARG:NH2	2.50	0.44
48:B2:37:PHE:O	48:B2:41:ILE:HD13	2.18	0.44
52:B6:8:LYS:HA	52:B6:24:GLU:HA	2.00	0.44
55:B9:26:ILE:H	55:B9:26:ILE:HG13	1.49	0.44
25:BA:1003:G:N2	25:BA:1153:C:C2	2.85	0.44
25:BA:1810:A:H2'	25:BA:1811:G:O4'	2.18	0.44
25:BA:2432:A:H5''	25:BA:2433:A:OP2	2.18	0.44
27:BD:172:TYR:HD1	27:BD:185:VAL:C	2.21	0.44
28:BE:78:LEU:C	28:BE:79:ARG:HG2	2.36	0.44
25:BA:2751:G:C5	31:BH:2:SER:N	2.85	0.44
38:BS:35:ILE:HD11	38:BS:101:LEU:CD1	2.47	0.44
43:BX:60:ARG:CB	43:BX:60:ARG:HH11	2.27	0.44
1:CA:1073:U:O4	1:CA:1102:A:N1	2.51	0.44
1:CA:1298:C:H2'	7:CG:114:ARG:NH1	2.33	0.44
1:CA:1300:G:O2'	1:CA:1301:U:P	2.76	0.44
1:CA:503:C:H2'	1:CA:504:C:C6	2.53	0.44
2:CB:78:GLN:NE2	2:CB:94:ASN:O	2.51	0.44
3:CC:134:ILE:HG23	3:CC:151:VAL:HB	1.98	0.44
10:CJ:40:LEU:HD23	10:CJ:40:LEU:HA	1.70	0.44
12:CL:66:VAL:HG11	12:CL:98:TYR:CE1	2.52	0.44
25:DA:2079:U:OP1	47:D1:21:ARG:NH2	2.51	0.44
50:D4:14:ILE:HG22	50:D4:33:VAL:CG2	2.48	0.44
25:DA:1022:G:N2	25:DA:1142(A):A:H2	2.16	0.44
25:DA:2623:G:H4'	25:DA:2825:C:O2	2.18	0.44
25:DA:459:U:H5''	53:D7:40:TRP:CD2	2.53	0.44
25:DA:519:U:O2'	25:DA:520:G:H5'	2.17	0.44
25:DA:971:C:C2'	25:DA:972:G:H5'	2.48	0.44
26:DB:8:U:H6	26:DB:8:U:H5''	1.83	0.44
27:DD:119:ALA:HB2	27:DD:130:ALA:HB3	2.00	0.44
28:DE:119:ARG:HG2	28:DE:160:TYR:HB2	2.00	0.44
25:DA:2313:C:OP1	30:DG:71:THR:HG21	2.18	0.44
35:DP:46:LYS:HZ2	35:DP:46:LYS:HG2	1.73	0.44
25:DA:870:A:OP1	36:DQ:6:ARG:NE	2.50	0.44
45:DZ:119:GLU:OE2	45:DZ:122:ARG:NH1	2.51	0.44
45:DZ:160:GLY:HA2	45:DZ:161:VAL:HB	2.00	0.44
1:AA:1118:C:O4'	1:AA:1179:A:H1'	2.18	0.44
1:AA:1201:A:O2'	1:AA:1202:G:OP2	2.34	0.44
1:AA:1486:G:H2'	1:AA:1487:G:O4'	2.18	0.44
1:AA:189(E):U:O2'	1:AA:189(F):U:H5'	2.17	0.44

Continued on next page...

Continued from previous page...

Atom-1	Atom-2	Interatomic distance (Å)	Clash overlap (Å)
1:AA:245:C:O2	1:AA:283:C:N3	2.51	0.44
1:AA:658:G:H2'	1:AA:659:U:H6	1.82	0.44
2:AB:16:HIS:O	2:AB:210:SER:OG	2.35	0.44
3:AC:53:ALA:O	3:AC:54:ARG:HB2	2.18	0.44
7:AG:113:GLU:HG2	7:AG:119:ARG:HG2	1.98	0.44
7:AG:150:ALA:HA	11:AK:59:TYR:HB3	1.99	0.44
8:AH:11:THR:HG23	8:AH:14:ARG:HH12	1.82	0.44
9:AI:111:ARG:O	9:AI:113:LYS:HD2	2.17	0.44
12:AL:32:PHE:HB3	12:AL:85:ILE:O	2.17	0.44
12:AL:6:THR:O	12:AL:6:THR:OG1	2.36	0.44
17:AQ:45:HIS:CB	17:AQ:65:ILE:HD13	2.48	0.44
24:AX:5:U:O2'	24:AX:6:G:H5'	2.18	0.44
25:BA:1583:A:H5'	25:BA:1584:C:C5'	2.48	0.44
25:BA:1636:C:H2'	25:BA:1637:A:C8	2.53	0.44
25:BA:2206:G:C5'	25:BA:2207:G:N7	2.80	0.44
25:BA:271(M):G:HO2'	25:BA:271(N):U:P	2.41	0.44
25:BA:387:U:H4'	25:BA:388:G:O5'	2.18	0.44
25:BA:460:A:P	53:B7:41:ARG:HH22	2.41	0.44
25:BA:826:U:C4'	35:BP:55:ARG:HB2	2.47	0.44
25:BA:1693:U:H1'	27:BD:14:ARG:NH2	2.33	0.44
28:BE:115:GLY:O	28:BE:119:ARG:HB2	2.17	0.44
30:BG:7:LEU:HD23	30:BG:7:LEU:HA	1.77	0.44
33:BN:67:LEU:O	33:BN:88:GLU:HG3	2.17	0.44
34:BO:101:PRO:HA	34:BO:120:GLU:O	2.18	0.44
34:BO:45:GLU:HA	34:BO:54:GLU:HG2	2.00	0.44
25:BA:636:G:C2	35:BP:115:LEU:HD11	2.53	0.44
44:BY:34:LYS:HE2	44:BY:34:LYS:HB3	1.40	0.44
1:CA:1134:G:H2'	1:CA:1134:G:N3	2.33	0.44
1:CA:1266:G:N2	1:CA:1269:A:OP2	2.48	0.44
1:CA:634:C:H2'	1:CA:635:G:H8	1.83	0.44
1:CA:850:U:H2'	1:CA:851:G:H5''	2.00	0.44
1:CA:939:G:H1	1:CA:1344:C:N4	2.16	0.44
4:CD:64:LEU:HB2	4:CD:198:VAL:HG21	1.99	0.44
1:CA:673:G:H5''	6:CF:87:ARG:NH1	2.33	0.44
1:CA:779:C:H5''	11:CK:122:LYS:HG2	2.00	0.44
14:CN:26:ARG:HB3	14:CN:43:CYS:SG	2.58	0.44
23:CV:43:A:C2	23:CV:44:A:C4	3.06	0.44
46:D0:14:ARG:HH11	46:D0:14:ARG:HG2	1.83	0.44
25:DA:144:C:H2'	25:DA:145:G:C8	2.53	0.44
25:DA:1632:A:N6	58:DA:3968:HOH:O	2.50	0.44
23:CV:12:G:H1'	25:DA:1923:U:O2'	2.17	0.44

Continued on next page...

Continued from previous page...

Atom-1	Atom-2	Interatomic distance (Å)	Clash overlap (Å)
25:DA:627:A:C6	25:DA:637:A:C8	3.06	0.44
25:DA:647:G:O5'	25:DA:647:G:H8	2.01	0.44
25:DA:828:U:H4'	25:DA:831:G:N1	2.33	0.44
25:DA:925:C:C2	25:DA:926:A:C8	3.06	0.44
25:DA:977:G:N2	25:DA:986:C:O2	2.51	0.44
31:DH:160:LYS:HB2	31:DH:160:LYS:HE3	1.84	0.44
33:DN:104:LYS:HB2	33:DN:117:PHE:HE1	1.78	0.44
33:DN:136:GLU:HG2	33:DN:137:LYS:O	2.17	0.44
36:DQ:11:LYS:HD2	36:DQ:87:LYS:HD3	1.99	0.44
40:DU:69:CYS:HB3	40:DU:74:LEU:HD13	1.99	0.44
1:AA:935:A:C2	1:AA:936:C:C2	3.05	0.43
2:AB:73:THR:HG23	2:AB:170:GLU:OE1	2.18	0.43
8:AH:12:ARG:NH2	8:AH:27:PRO:HD3	2.33	0.43
25:BA:61:G:OP2	48:B2:54:LYS:NZ	2.51	0.43
54:B8:39:LYS:HB2	54:B8:42:ARG:HH12	1.83	0.43
25:BA:15:G:OP2	58:BA:3992:HOH:O	2.21	0.43
25:BA:2078:C:H2'	25:BA:2079:U:O4'	2.18	0.43
25:BA:26:G:C6	25:BA:27:G:N1	2.86	0.43
26:BB:50:G:O5'	26:BB:50:G:H8	2.00	0.43
26:BB:95:C:H2'	26:BB:96:U:H6	1.81	0.43
27:BD:233:HIS:NE2	27:BD:246:PRO:HA	2.33	0.43
31:BH:26:VAL:HG12	31:BH:79:VAL:HG21	2.00	0.43
33:BN:137:LYS:HD3	33:BN:138:LEU:H	1.82	0.43
35:BP:84:ASN:ND2	35:BP:117:GLU:HB2	2.33	0.43
39:BT:37:GLY:HA2	39:BT:38:ASN:HA	1.75	0.43
43:BX:60:ARG:CG	43:BX:60:ARG:HH11	2.31	0.43
45:BZ:145:GLU:H	45:BZ:148:ASP:HB2	1.83	0.43
1:CA:1452:C:O2'	1:CA:1456:G:OP1	2.31	0.43
1:CA:1471:G:H2'	1:CA:1472:U:H6	1.83	0.43
1:CA:176:C:H2'	1:CA:177:C:C6	2.53	0.43
1:CA:558:G:H8	1:CA:558:G:O5'	2.01	0.43
1:CA:717:C:H5''	1:CA:717:C:H6	1.82	0.43
7:CG:99:LEU:HD22	7:CG:103:TRP:CZ2	2.53	0.43
1:CA:35:G:O2'	12:CL:118:SER:O	2.35	0.43
23:CV:69:C:C2'	23:CV:70:G:H5'	2.47	0.43
25:DA:1155:A:OP1	40:DU:55:ARG:HD3	2.18	0.43
25:DA:1264:G:OP1	51:D5:19:ARG:NH1	2.47	0.43
25:DA:729:G:H2'	25:DA:1775:U:O2	2.17	0.43
25:DA:2078:C:H2'	25:DA:2079:U:O4'	2.17	0.43
25:DA:225:A:N6	25:DA:226:G:C2	2.86	0.43
25:DA:2536:G:C5	25:DA:2537:U:C5	3.06	0.43

Continued on next page...

Continued from previous page...

Atom-1	Atom-2	Interatomic distance (Å)	Clash overlap (Å)
25:DA:2713:A:H2'	25:DA:2713:A:N3	2.33	0.43
25:DA:272(A):U:H6	25:DA:272(A):U:H5'	1.82	0.43
25:DA:372:G:O2'	25:DA:373:U:P	2.75	0.43
25:DA:499:U:H2'	25:DA:500:G:O4'	2.18	0.43
25:DA:13:A:N1	25:DA:525:U:H2'	2.33	0.43
25:DA:729:G:C6	27:DD:208:LYS:HB2	2.53	0.43
25:DA:76:C:O3'	48:D2:59:ARG:HD3	2.18	0.43
25:DA:892:G:H2'	25:DA:893:C:O4'	2.18	0.43
26:DB:37:C:H2'	26:DB:38:C:H5'	2.00	0.43
26:DB:42:C:O2	30:DG:93:THR:N	2.38	0.43
27:DD:228:PRO:HD3	27:DD:235:GLY:HA3	1.99	0.43
28:DE:21:VAL:HA	28:DE:22:PRO:HD2	1.84	0.43
33:DN:96:GLU:N	33:DN:96:GLU:OE2	2.35	0.43
36:DQ:24:GLY:HA2	36:DQ:67:ARG:NH2	2.33	0.43
38:DS:30:ARG:HG3	38:DS:97:ARG:CZ	2.48	0.43
1:AA:144:G:H2'	1:AA:145:G:O4'	2.18	0.43
1:AA:313:A:H2'	1:AA:314:C:H6	1.83	0.43
1:AA:160:A:O4'	1:AA:344:A:C2	2.71	0.43
1:AA:545:C:H5'	4:AD:72:GLU:HG2	2.00	0.43
1:AA:840:C:H4'	1:AA:841:U:OP1	2.17	0.43
1:AA:96:U:O2'	1:AA:97:G:P	2.76	0.43
2:AB:97:TRP:HH2	2:AB:176:GLU:HG3	1.83	0.43
4:AD:101:LEU:HD23	4:AD:121:VAL:HG13	2.00	0.43
6:AF:76:ALA:HB1	6:AF:80:ARG:HH22	1.83	0.43
10:AJ:49:VAL:HG23	14:AN:41:ARG:CG	2.49	0.43
22:AY:88:LEU:HD13	22:AY:88:LEU:HA	1.64	0.43
22:AY:9:ALA:HB1	22:AY:10:ILE:HA	1.99	0.43
46:B0:17:GLN:O	46:B0:19:LYS:HE3	2.18	0.43
25:BA:2285:C:C5	52:B6:6:ARG:NH2	2.86	0.43
25:BA:154:G:H5''	25:BA:154:G:C8	2.53	0.43
25:BA:2064:C:H2'	25:BA:2065:C:C6	2.53	0.43
25:BA:619:G:O6	29:BF:103:LYS:HE3	2.18	0.43
32:BI:42:SER:OG	32:BI:43:ASN:N	2.51	0.43
35:BP:36:LYS:HB3	35:BP:37:GLY:H	1.59	0.43
45:BZ:45:ASP:O	45:BZ:49:ARG:HG3	2.18	0.43
1:CA:1310:G:OP1	13:CM:77:ASN:ND2	2.48	0.43
1:CA:1319:A:H61	1:CA:1361:G:H21	1.67	0.43
1:CA:589:C:H2'	1:CA:590:C:C6	2.53	0.43
1:CA:665:A:H2'	1:CA:725:G:N2	2.33	0.43
1:CA:928:G:H1	1:CA:1389:C:N4	2.16	0.43
2:CB:206:ASP:O	2:CB:211:ILE:HD11	2.18	0.43

Continued on next page...

Continued from previous page...

Atom-1	Atom-2	Interatomic distance (Å)	Clash overlap (Å)
8:CH:5:PRO:O	8:CH:8:ASP:HB3	2.18	0.43
10:CJ:50:ILE:HA	10:CJ:60:ARG:HG2	2.00	0.43
10:CJ:8:LEU:HD13	10:CJ:19:SER:OG	2.18	0.43
23:CV:25:C:H2'	23:CV:26:G:O4'	2.17	0.43
50:D4:42:PHE:CA	50:D4:43:TYR:HB2	2.49	0.43
25:DA:1140:C:OP2	33:DN:66:LYS:NZ	2.49	0.43
25:DA:2290:G:O2'	25:DA:2381:C:H1'	2.18	0.43
25:DA:2815:C:H5'	51:D5:29:THR:HG21	1.99	0.43
25:DA:2820:A:C8	28:DE:109:LYS:HE2	2.53	0.43
29:DF:183:VAL:O	29:DF:187:VAL:HG23	2.17	0.43
25:DA:2745:C:H4'	31:DH:142:GLY:O	2.19	0.43
37:DR:52:ILE:HD12	37:DR:94:TYR:CB	2.47	0.43
40:DU:39:LEU:HD23	40:DU:39:LEU:HA	1.68	0.43
1:AA:924:C:O2'	1:AA:1502:A:N6	2.52	0.43
1:AA:342:C:N3	1:AA:348:G:C2	2.86	0.43
1:AA:37:U:H2'	1:AA:38:G:O4'	2.18	0.43
1:AA:564:C:C6	17:AQ:31:LEU:HD21	2.53	0.43
1:AA:601:C:O2'	1:AA:602:A:H5'	2.18	0.43
1:AA:693:G:H2'	1:AA:694:A:C8	2.53	0.43
2:AB:100:GLY:N	2:AB:176:GLU:OE2	2.40	0.43
4:AD:43:HIS:CE1	4:AD:46:LYS:HZ2	2.36	0.43
5:AE:89:ILE:HD13	5:AE:90:VAL:N	2.34	0.43
13:AM:56:LEU:O	13:AM:60:VAL:HG22	2.18	0.43
13:AM:63:THR:HG22	13:AM:64:TRP:CD2	2.54	0.43
25:BA:2365:G:H4'	46:B0:60:PHE:CZ	2.54	0.43
48:B2:28:LYS:HE3	48:B2:56:GLN:OE1	2.17	0.43
25:BA:1567:A:O4'	25:BA:1568:G:C2	2.71	0.43
25:BA:1601:G:C5	25:BA:1602:U:C4	3.07	0.43
25:BA:1667:G:H2'	58:BA:4346:HOH:O	2.17	0.43
25:BA:2615:U:C1'	51:B5:7:PRO:HB3	2.48	0.43
25:BA:2647:U:H2'	25:BA:2648:C:C6	2.53	0.43
25:BA:266:G:C6	25:BA:267:C:C5	3.06	0.43
25:BA:804:A:H5''	25:BA:805:G:OP1	2.18	0.43
25:BA:836:G:C5	25:BA:837:C:C4	3.06	0.43
26:BB:53:A:H2'	26:BB:54:G:O4'	2.18	0.43
27:BD:6:PHE:HB2	27:BD:13:ARG:O	2.18	0.43
27:BD:155:LEU:N	27:BD:155:LEU:CD1	2.80	0.43
27:BD:155:LEU:HD23	27:BD:177:LEU:HD22	2.00	0.43
27:BD:69:ARG:HD2	27:BD:105:ILE:HG21	2.00	0.43
31:BH:71:LEU:HA	31:BH:71:LEU:HD12	1.66	0.43
38:BS:61:ASN:OD1	38:BS:64:GLU:HG3	2.19	0.43

Continued on next page...

Continued from previous page...

Atom-1	Atom-2	Interatomic distance (Å)	Clash overlap (Å)
40:BU:44:ASN:ND2	41:BV:75:PHE:HB3	2.32	0.43
42:BW:96:ILE:HD13	42:BW:96:ILE:HA	1.64	0.43
43:BX:50:LYS:N	43:BX:87:GLN:OE1	2.50	0.43
45:BZ:111:VAL:O	45:BZ:113:ALA:N	2.51	0.43
45:BZ:124:ILE:HA	45:BZ:124:ILE:HD12	1.79	0.43
45:BZ:146:ILE:HA	45:BZ:174:VAL:HG12	2.00	0.43
45:BZ:180:VAL:HG13	45:BZ:183:LEU:HD12	2.01	0.43
1:CA:1181:G:H2'	1:CA:1182:G:C5	2.53	0.43
1:CA:1329:A:H2'	1:CA:1330:U:O4'	2.19	0.43
1:CA:257:G:H2'	1:CA:258:G:H8	1.84	0.43
1:CA:33:A:H2'	1:CA:34:C:C6	2.53	0.43
1:CA:874:G:H2'	1:CA:875:C:H6	1.83	0.43
2:CB:211:ILE:O	2:CB:215:LEU:HB2	2.18	0.43
2:CB:24:TRP:HZ3	2:CB:29:ALA:HB2	1.82	0.43
2:CB:72:GLY:O	2:CB:94:ASN:HA	2.18	0.43
4:CD:65:ARG:HG2	4:CD:75:PHE:CD1	2.53	0.43
7:CG:75:VAL:HG13	7:CG:145:ALA:HB2	2.01	0.43
23:CV:3:C:N4	23:CV:70:G:H1	2.10	0.43
47:D1:58:ILE:HD11	47:D1:60:PHE:CZ	2.53	0.43
48:D2:10:LEU:HA	48:D2:10:LEU:HD23	1.82	0.43
51:D5:41:PRO:HG2	51:D5:44:THR:OG1	2.18	0.43
25:DA:1815:A:C6	25:DA:1817:G:O6	2.71	0.43
25:DA:2193:G:H2'	25:DA:2194:G:O4'	2.19	0.43
25:DA:2228:G:C6	25:DA:2229:C:C4	3.06	0.43
25:DA:2304:G:O6	58:DA:4705:HOH:O	2.21	0.43
25:DA:2262:U:H4'	25:DA:2328:A:C2	2.53	0.43
25:DA:2562:U:H4'	34:DO:25:LEU:HD21	1.99	0.43
25:DA:2617:C:C2	25:DA:2618:G:C8	3.07	0.43
25:DA:9:U:N3	25:DA:2629:A:H2	2.13	0.43
25:DA:2807:G:C6	25:DA:2808:U:C4	3.06	0.43
25:DA:341:G:H2'	25:DA:342:G:O4'	2.18	0.43
25:DA:539:G:H2'	25:DA:540:C:H6	1.84	0.43
25:DA:616:G:H5'	29:DF:205:ARG:HH11	1.82	0.43
25:DA:924:C:H2'	25:DA:925:C:H6	1.82	0.43
26:DB:91:C:OP1	36:DQ:16:ARG:HG2	2.17	0.43
27:DD:221:VAL:HG23	27:DD:226:MET:HE2	1.98	0.43
29:DF:61:GLY:HA2	29:DF:77:ASP:HB3	2.00	0.43
33:DN:111:PRO:HA	33:DN:114:ARG:NH1	2.33	0.43
25:DA:910:A:C5	36:DQ:13:GLN:HG3	2.53	0.43
36:DQ:77:LYS:HE3	36:DQ:84:GLY:O	2.18	0.43
39:DT:123:GLN:HG3	39:DT:123:GLN:H	1.59	0.43

Continued on next page...

Continued from previous page...

Atom-1	Atom-2	Interatomic distance (Å)	Clash overlap (Å)
39:DT:22:PHE:N	39:DT:22:PHE:CD2	2.86	0.43
44:DY:39:VAL:O	44:DY:42:VAL:HB	2.18	0.43
1:AA:347:G:C5	1:AA:348:G:C8	3.06	0.43
1:AA:892:A:H2'	1:AA:893:C:C6	2.53	0.43
1:AA:911:U:H2'	1:AA:912:C:C6	2.53	0.43
4:AD:119:GLN:O	4:AD:123:HIS:ND1	2.44	0.43
6:AF:72:VAL:HG13	6:AF:73:ASN:N	2.33	0.43
7:AG:51:GLN:HA	7:AG:55:GLY:HA2	1.99	0.43
9:AI:127:LYS:HG2	58:AV:205:HOH:O	2.17	0.43
1:AA:1367:C:H5'	10:AJ:60:ARG:NH1	2.33	0.43
18:AR:59:SER:OG	18:AR:62:GLU:HG3	2.18	0.43
19:AS:74:PHE:N	19:AS:74:PHE:CD2	2.87	0.43
25:BA:1805:U:O2	27:BD:50:THR:HB	2.18	0.43
25:BA:2056:G:C2	25:BA:2057:A:C8	3.06	0.43
25:BA:218:A:H2'	25:BA:219:G:O4'	2.17	0.43
25:BA:2207:G:O2'	25:BA:2208:A:P	2.76	0.43
25:BA:2349:G:H8	25:BA:2349:G:H5''	1.82	0.43
25:BA:460:A:OP1	53:B7:41:ARG:NH2	2.49	0.43
25:BA:652(A):A:N3	25:BA:652(A):A:H2'	2.34	0.43
33:BN:43:THR:HG22	33:BN:45:ASN:H	1.83	0.43
34:BO:2:ILE:HD13	34:BO:2:ILE:N	2.33	0.43
35:BP:65:ARG:HD2	54:B8:25:MET:SD	2.58	0.43
1:CA:1049:U:H4'	1:CA:1050:G:O5'	2.19	0.43
1:CA:1123:A:H2	10:CJ:39:PRO:HD2	1.83	0.43
1:CA:1134:G:C2	1:CA:1135:U:O4'	2.72	0.43
1:CA:1323:G:H4'	1:CA:1363:C:N3	2.34	0.43
1:CA:1434:A:H2'	1:CA:1435:G:O4'	2.18	0.43
1:CA:37:U:O2'	1:CA:547:A:N1	2.40	0.43
1:CA:502:G:H4'	1:CA:550:G:H4'	2.00	0.43
1:CA:631:G:N3	1:CA:631:G:H2'	2.32	0.43
2:CB:24:TRP:CZ3	2:CB:26:PRO:HA	2.53	0.43
5:CE:68:GLU:HG2	5:CE:70:PRO:HD3	2.00	0.43
9:CI:97:LYS:O	9:CI:100:GLY:N	2.46	0.43
15:CO:88:ARG:HH11	15:CO:88:ARG:HG3	1.84	0.43
17:CQ:74:LEU:HA	17:CQ:74:LEU:HD22	1.72	0.43
48:D2:44:LEU:HD22	48:D2:47:ASN:HA	2.00	0.43
48:D2:51:ARG:H	48:D2:54:LYS:HB2	1.83	0.43
25:DA:651:G:H4'	54:D8:18:ALA:HB3	1.99	0.43
54:D8:50:LEU:HB2	54:D8:55:ALA:HB2	2.00	0.43
25:DA:1668:A:N3	25:DA:1670:C:C4	2.86	0.43
25:DA:1971:A:OP2	27:DD:242:ARG:NH2	2.51	0.43

Continued on next page...

Continued from previous page...

Atom-1	Atom-2	Interatomic distance (Å)	Clash overlap (Å)
25:DA:2805:G:C6	25:DA:2807:G:C5	3.06	0.43
25:DA:280:C:C4	25:DA:361:G:N2	2.87	0.43
25:DA:27:G:C2	25:DA:512:G:N3	2.86	0.43
36:DQ:32:TYR:CE2	36:DQ:133:ARG:HG3	2.53	0.43
45:DZ:150:LEU:HG	45:DZ:172:ALA:HB3	2.00	0.43
1:AA:1051:C:H2'	1:AA:1052:U:C6	2.53	0.43
1:AA:1181:G:O2'	1:AA:1182:G:C6	2.72	0.43
1:AA:1350:A:C6	1:AA:1351:U:C4	3.07	0.43
1:AA:567:G:H2'	1:AA:568:G:O4'	2.18	0.43
1:AA:991:U:HO2'	1:AA:992:U:P	2.42	0.43
2:AB:84:GLU:OE1	2:AB:216:SER:HA	2.18	0.43
3:AC:71:ALA:HA	3:AC:106:VAL:CB	2.48	0.43
3:AC:141:VAL:HG11	3:AC:149:ALA:CB	2.49	0.43
5:AE:101:ILE:O	5:AE:120:THR:HG23	2.17	0.43
9:AI:107:ARG:HH11	9:AI:107:ARG:CG	2.31	0.43
17:AQ:74:LEU:HD13	17:AQ:75:ARG:HB3	2.01	0.43
25:BA:1049:C:H41	25:BA:1111:A:H2	1.63	0.43
25:BA:2307:G:H4'	25:BA:2308:G:O5'	2.17	0.43
25:BA:2398:U:H2'	25:BA:2399:G:C8	2.53	0.43
25:BA:2669:G:C2	25:BA:2670:A:C8	3.07	0.43
25:BA:271(I):G:O2'	25:BA:271(J):C:H5'	2.19	0.43
25:BA:41:C:H2'	25:BA:42:G:O4'	2.18	0.43
25:BA:652(C):G:H2'	25:BA:652(C):G:N3	2.34	0.43
25:BA:719:C:O5'	25:BA:719:C:H6	2.02	0.43
25:BA:973:A:H8	25:BA:973:A:OP1	2.01	0.43
32:BI:4:ILE:HD11	32:BI:44:LEU:HD12	2.00	0.43
34:BO:90:GLN:O	34:BO:91:LEU:HB2	2.19	0.43
36:BQ:42:ILE:HG22	36:BQ:47:ILE:HG13	2.00	0.43
36:BQ:57:HIS:NE2	36:BQ:116:GLU:HB3	2.34	0.43
40:BU:27:LEU:N	40:BU:27:LEU:HD23	2.32	0.43
44:BY:92:ASN:N	44:BY:93:GLY:HA2	2.33	0.43
1:CA:1128:C:O2'	1:CA:1130:A:C8	2.71	0.43
1:CA:1238:A:C8	1:CA:1303:C:H1'	2.54	0.43
1:CA:675:A:H2'	1:CA:676:A:C8	2.53	0.43
5:CE:51:VAL:O	5:CE:54:ALA:HB3	2.17	0.43
7:CG:113:GLU:CD	7:CG:119:ARG:HG2	2.39	0.43
16:CP:72:ARG:HH11	16:CP:72:ARG:CG	2.22	0.43
17:CQ:29:HIS:HB3	17:CQ:33:GLY:N	2.33	0.43
25:DA:1265:A:OP1	25:DA:1265:A:H8	2.02	0.43
25:DA:1356:G:N1	25:DA:1357:U:C2	2.86	0.43
25:DA:1778:U:P	58:DA:4165:HOH:O	2.76	0.43

Continued on next page...

Continued from previous page...

Atom-1	Atom-2	Interatomic distance (Å)	Clash overlap (Å)
25:DA:2013:A:H4'	42:DW:96:ILE:HD13	2.00	0.43
25:DA:2307:G:H8	25:DA:2307:G:OP1	2.01	0.43
25:DA:243:U:OP1	54:D8:6:THR:OG1	2.17	0.43
25:DA:2791:C:H1'	25:DA:2807:G:N2	2.33	0.43
25:DA:34:C:H2'	25:DA:35:G:H5'	2.01	0.43
25:DA:530:G:N1	25:DA:2022:U:OP1	2.51	0.43
25:DA:612:C:H2'	25:DA:613:G:O4'	2.17	0.43
25:DA:637:A:H4'	25:DA:638:G:O5'	2.19	0.43
25:DA:64:A:H2'	25:DA:65:C:C6	2.53	0.43
25:DA:691:C:H2'	25:DA:692:C:H6	1.83	0.43
25:DA:953:A:OP2	36:DQ:16:ARG:NE	2.50	0.43
26:DB:110:G:H2'	26:DB:111:G:H8	1.84	0.43
29:DF:78:ILE:H	29:DF:78:ILE:HG13	1.57	0.43
30:DG:23:PHE:HB2	30:DG:25:TYR:HH	1.83	0.43
26:DB:54:G:H21	30:DG:29:TRP:HZ2	1.66	0.43
35:DP:75:ILE:H	35:DP:75:ILE:HG12	1.39	0.43
38:DS:10:ARG:NE	38:DS:91:PRO:O	2.51	0.43
45:DZ:99:TYR:HB3	45:DZ:123:ASP:OD1	2.18	0.43
1:AA:1366:C:H2'	1:AA:1367:C:H6	1.83	0.43
1:AA:160:A:H8	1:AA:160:A:O5'	2.02	0.43
1:AA:189(J):G:H2'	1:AA:189(K):U:H6	1.83	0.43
1:AA:198:G:H2'	1:AA:199:G:H8	1.84	0.43
1:AA:44:G:N3	1:AA:399:G:C2	2.86	0.43
1:AA:458:C:H3'	1:AA:460:G:H8	1.83	0.43
1:AA:511:C:C5	1:AA:541:G:N2	2.86	0.43
1:AA:539:A:OP1	12:AL:114:LYS:HG2	2.19	0.43
1:AA:659:U:O2'	1:AA:660:G:H5'	2.18	0.43
2:AB:47:THR:HG23	2:AB:202:PRO:HG2	2.00	0.43
2:AB:18:GLY:HA3	2:AB:41:ILE:HG23	2.00	0.43
50:B4:9:LEU:HA	50:B4:9:LEU:HD23	1.78	0.43
51:B5:41:PRO:HA	51:B5:42:PRO:HD2	1.86	0.43
51:B5:48:GLU:HA	51:B5:48:GLU:OE1	2.18	0.43
25:BA:1421:G:C2	25:BA:1422:G:C8	3.07	0.43
25:BA:1581:G:C6	25:BA:1582:C:C4	3.06	0.43
25:BA:2773:C:H5''	28:BE:164:ARG:HG2	2.01	0.43
25:BA:2811:G:N2	25:BA:2891:G:H1'	2.34	0.43
25:BA:2630:G:C5	25:BA:2894:G:N2	2.87	0.43
25:BA:469:G:O6	53:B7:37:LYS:HE3	2.17	0.43
26:BB:29:A:P	38:BS:32:LEU:HD12	2.59	0.43
27:BD:130:ALA:C	27:BD:131:LEU:HD12	2.39	0.43
27:BD:182:LEU:HA	27:BD:182:LEU:HD22	1.88	0.43

Continued on next page...

Continued from previous page...

Atom-1	Atom-2	Interatomic distance (Å)	Clash overlap (Å)
28:BE:134:ILE:O	28:BE:137:HIS:HB2	2.18	0.43
38:BS:24:LEU:HA	38:BS:24:LEU:HD23	1.68	0.43
38:BS:15:ARG:NE	38:BS:88:ASP:OD2	2.50	0.43
41:BV:28:GLU:HG3	41:BV:29:PRO:HD2	2.00	0.43
42:BW:65:LEU:CD1	42:BW:68:ARG:HH21	2.31	0.43
44:BY:99:CYS:HB3	44:BY:102:CYS:SG	2.57	0.43
1:CA:1068:G:N3	1:CA:1191:A:C2	2.86	0.43
1:CA:1053:G:N7	1:CA:1200:C:C5'	2.81	0.43
1:CA:1273:G:C5	1:CA:1274:G:C8	3.07	0.43
1:CA:1339:A:H2'	1:CA:1340:A:O4'	2.19	0.43
1:CA:1415:G:H1	1:CA:1485:U:H3	1.66	0.43
1:CA:25:C:H5'	1:CA:524:G:H1'	2.00	0.43
1:CA:683:G:C2	1:CA:684:A:C4	3.06	0.43
1:CA:93:G:H1'	1:CA:96:U:H5'	2.00	0.43
8:CH:58:TYR:O	8:CH:59:LEU:HD23	2.19	0.43
15:CO:79:ARG:HA	15:CO:82:ILE:HD11	2.01	0.43
15:CO:81:LEU:HG	15:CO:85:LEU:HD12	1.99	0.43
17:CQ:89:LEU:HA	17:CQ:89:LEU:HD23	1.85	0.43
48:D2:17:SER:O	48:D2:21:LEU:HB2	2.18	0.43
25:DA:1331:A:H2'	25:DA:1333:C:C5	2.53	0.43
25:DA:2300:G:N7	58:DA:3780:HOH:O	2.36	0.43
25:DA:2315:G:C6	25:DA:2316:C:C4	3.07	0.43
25:DA:992:C:H42	25:DA:1162:G:H1	1.67	0.43
32:DI:79:ILE:HA	32:DI:80:PRO:HD3	1.69	0.43
33:DN:62:VAL:HG13	33:DN:66:LYS:HB2	2.01	0.43
34:DO:13:ASN:C	34:DO:15:GLY:N	2.71	0.43
37:DR:29:LEU:HD23	37:DR:70:LEU:HD11	2.00	0.43
37:DR:70:LEU:HA	37:DR:70:LEU:HD23	1.80	0.43
26:DB:50:G:OP2	38:DS:62:LYS:HD3	2.18	0.43
26:DB:38:C:O4'	38:DS:95:HIS:NE2	2.51	0.43
45:DZ:182:LYS:O	45:DZ:186:GLU:HG3	2.18	0.43
1:AA:1149:C:O5'	1:AA:1149:C:H6	2.01	0.43
1:AA:1222:G:C6	1:AA:1223:C:C4	3.06	0.43
1:AA:1288:A:N1	1:AA:1371:G:H1'	2.34	0.43
1:AA:1244:C:C2	1:AA:1294:G:N2	2.87	0.43
1:AA:142:G:N3	1:AA:143:A:C8	2.86	0.43
1:AA:1392:G:N2	1:AA:1502:A:H8	2.06	0.43
1:AA:507:C:H3'	1:AA:508:C:H2'	2.00	0.43
4:AD:13:ARG:O	4:AD:14:ARG:HB3	2.19	0.43
4:AD:192:GLU:C	4:AD:194:LEU:H	2.21	0.43
4:AD:189:PRO:HB2	4:AD:194:LEU:HD21	1.99	0.43

Continued on next page...

Continued from previous page...

Atom-1	Atom-2	Interatomic distance (Å)	Clash overlap (Å)
13:AM:115:LYS:HE2	13:AM:115:LYS:HB2	1.61	0.43
18:AR:44:LEU:HD23	18:AR:50:ILE:HA	2.01	0.43
19:AS:62:ILE:HD12	19:AS:62:ILE:H	1.84	0.43
13:AM:94:ARG:HH22	19:AS:80:TYR:HB3	1.84	0.43
20:AT:72:LEU:HD21	20:AT:77:ALA:N	2.34	0.43
23:AV:18:G:N3	23:AV:58:A:C2	2.87	0.43
22:AY:51:TYR:HB3	22:AY:55:ARG:HH21	1.84	0.43
46:B0:40:GLN:HG3	46:B0:42:GLY:O	2.18	0.43
25:BA:1106:G:H4'	25:BA:1107:G:OP1	2.16	0.43
25:BA:1306:C:C2'	25:BA:1307:A:H5'	2.49	0.43
25:BA:1403:C:H5''	25:BA:1471:A:C1'	2.37	0.43
25:BA:1529:G:H2'	25:BA:1530:C:C6	2.53	0.43
25:BA:1776:G:C2	25:BA:1777:U:C6	3.07	0.43
25:BA:2095:C:H2'	25:BA:2096:U:O4'	2.19	0.43
25:BA:569:U:C4	25:BA:570:G:C6	3.06	0.43
25:BA:672:C:C2'	25:BA:673:C:H5'	2.49	0.43
25:BA:818:G:H4'	25:BA:838:C:O3'	2.18	0.43
25:BA:2312:U:H5'	30:BG:88:ILE:HD11	2.01	0.43
32:BI:23:PRO:O	32:BI:26:ALA:HB3	2.18	0.43
34:BO:23:ARG:HG3	34:BO:24:VAL:N	2.33	0.43
39:BT:120:ARG:HA	39:BT:123:GLN:HG2	2.01	0.43
40:BU:20:LEU:HD23	40:BU:20:LEU:HA	1.36	0.43
1:CA:392:G:H2'	1:CA:393:A:C8	2.53	0.43
1:CA:401:C:H6	1:CA:401:C:O5'	2.01	0.43
1:CA:5:U:H5'	1:CA:6:G:C5	2.54	0.43
2:CB:102:LEU:O	2:CB:105:PHE:HB2	2.19	0.43
2:CB:105:PHE:HD2	2:CB:158:LEU:HD22	1.83	0.43
6:CF:53:ALA:HB3	6:CF:86:ARG:NH1	2.33	0.43
9:CI:4:TYR:CE1	9:CI:88:TYR:HA	2.54	0.43
11:CK:55:LYS:HG2	11:CK:55:LYS:H	1.60	0.43
11:CK:98:LEU:HA	11:CK:98:LEU:HD22	1.84	0.43
23:CV:19:G:H5'	23:CV:20:U:C5	2.54	0.43
23:CV:64:G:C6	23:CV:65:C:C4	3.06	0.43
48:D2:29:LYS:HD3	48:D2:57:ILE:HD12	1.99	0.43
48:D2:37:PHE:O	48:D2:40:SER:OG	2.34	0.43
48:D2:35:LEU:HD12	48:D2:53:LEU:HD12	1.99	0.43
51:D5:36:CYS:SG	51:D5:48:GLU:HB2	2.59	0.43
25:DA:1142(A):A:C8	25:DA:1144:G:N7	2.87	0.43
25:DA:1321:A:H2'	25:DA:1322:A:O4'	2.18	0.43
25:DA:1657:C:H2'	25:DA:1658:C:H6	1.84	0.43
25:DA:1945:G:H2'	25:DA:1946:U:C6	2.52	0.43

Continued on next page...

Continued from previous page...

Atom-1	Atom-2	Interatomic distance (Å)	Clash overlap (Å)
25:DA:2051:A:H8	25:DA:2051:A:OP2	2.00	0.43
25:DA:950:G:H2'	25:DA:951:C:O4'	2.19	0.43
27:DD:142:VAL:HG23	27:DD:193:VAL:HA	1.99	0.43
27:DD:94:LEU:HD23	27:DD:94:LEU:HA	1.84	0.43
30:DG:139:LEU:HG	30:DG:139:LEU:H	1.55	0.43
32:DI:72:LEU:O	32:DI:73:GLU:HB3	2.19	0.43
25:DA:1007:C:OP1	33:DN:37:LYS:HE2	2.19	0.43
35:DP:84:ASN:HB3	35:DP:86:LYS:HG2	2.01	0.43
45:DZ:93:ASP:O	45:DZ:131:ARG:NH2	2.51	0.43
1:AA:1067:A:O2'	1:AA:1093:A:O3'	2.31	0.43
1:AA:1143:G:H2'	1:AA:1144:G:C8	2.53	0.43
1:AA:1443:G:C2	1:AA:1460:A:N3	2.87	0.43
1:AA:149:A:O2'	1:AA:150:C:H6	2.00	0.43
1:AA:149:A:O2'	1:AA:150:C:C6	2.70	0.43
1:AA:129(A):G:N1	1:AA:189(D):C:N4	2.66	0.43
1:AA:392:G:OP2	16:AP:12:LYS:HG3	2.18	0.43
1:AA:806:C:O2'	1:AA:807:A:H5'	2.18	0.43
2:AB:174:VAL:O	2:AB:178:ARG:HB2	2.19	0.43
2:AB:37:ASN:O	2:AB:39:ILE:HG13	2.18	0.43
5:AE:31:LEU:HA	5:AE:31:LEU:HD23	1.78	0.43
8:AH:86:ILE:HD13	8:AH:86:ILE:HA	1.67	0.43
14:AN:21:TYR:HE2	14:AN:23:ARG:NE	2.06	0.43
20:AT:69:GLY:O	20:AT:73:HIS:NE2	2.52	0.43
47:B1:3:LYS:HB3	47:B1:4:VAL:H	1.64	0.43
26:BB:43:C:OP1	50:B4:1:MET:HB3	2.19	0.43
25:BA:1005:C:C2	25:BA:1143:A:C5	3.07	0.43
25:BA:1043:C:N4	25:BA:1044:G:N7	2.67	0.43
25:BA:524:U:H2'	25:BA:525:U:C6	2.54	0.43
25:BA:634:C:H2'	25:BA:635:C:C6	2.54	0.43
29:BF:125:LEU:HD21	29:BF:199:TRP:CG	2.53	0.43
32:BI:17:GLN:HG2	32:BI:18:VAL:N	2.34	0.43
32:BI:27:ARG:O	32:BI:32:PRO:HD3	2.18	0.43
35:BP:59:LEU:HD23	35:BP:59:LEU:HA	1.77	0.43
36:BQ:32:TYR:OH	36:BQ:111:GLU:HB2	2.19	0.43
37:BR:54:LEU:HA	37:BR:54:LEU:HD12	1.33	0.43
1:CA:1061:G:H5''	10:CJ:59:SER:CB	2.49	0.43
1:CA:1332:A:H8	1:CA:1332:A:O5'	2.02	0.43
1:CA:683:G:C6	1:CA:684:A:C6	3.07	0.43
1:CA:832:C:HO2'	1:CA:833:U:P	2.41	0.43
1:CA:854:G:N1	1:CA:855:G:C5	2.87	0.43
1:CA:569:C:H42	1:CA:881:G:H1	1.66	0.43

Continued on next page...

Continued from previous page...

Atom-1	Atom-2	Interatomic distance (Å)	Clash overlap (Å)
1:CA:93:G:HO2'	1:CA:96:U:H6	1.66	0.43
5:CE:19:MET:SD	5:CE:24:ARG:HB3	2.58	0.43
11:CK:79:SER:HA	11:CK:104:GLN:HB2	2.00	0.43
15:CO:43:LEU:HD23	15:CO:43:LEU:HA	1.59	0.43
16:CP:2:VAL:O	16:CP:64:ALA:HA	2.18	0.43
17:CQ:32:TYR:O	17:CQ:34:LYS:N	2.51	0.43
25:DA:372:G:H8	47:D1:65:SER:O	2.02	0.43
54:D8:34:TRP:O	54:D8:35:GLN:HG2	2.19	0.43
25:DA:1394:U:C4	25:DA:1395:A:C5	3.06	0.43
25:DA:1517:G:C6	25:DA:1518:U:C4	3.06	0.43
25:DA:1530:C:H1'	25:DA:1531:C:OP1	2.19	0.43
25:DA:2286:A:H4'	25:DA:2287:A:O4'	2.18	0.43
25:DA:740:U:H2'	25:DA:741:G:C8	2.53	0.43
25:DA:838:C:H2'	25:DA:839:U:O4'	2.19	0.43
27:DD:183:ARG:HG2	27:DD:183:ARG:HH11	1.84	0.43
27:DD:70:TRP:CZ2	27:DD:150:LYS:HG3	2.53	0.43
29:DF:155:LEU:HD23	29:DF:186:ILE:HG13	2.00	0.43
29:DF:64:ILE:HG13	29:DF:65:TRP:N	2.32	0.43
31:DH:32:GLU:H	31:DH:32:GLU:HG2	1.70	0.43
38:DS:96:GLY:N	38:DS:99:LYS:H	2.17	0.43
40:DU:105:VAL:O	40:DU:108:GLU:HB2	2.19	0.43
25:DA:995:C:OP2	40:DU:54:LYS:HE3	2.18	0.43
45:DZ:44:PHE:CE2	45:DZ:48:PHE:HB2	2.53	0.43
1:AA:1381:U:C5	1:AA:1382:C:C4	3.07	0.43
1:AA:1517:G:H1'	25:BA:1919:A:O3'	2.19	0.43
1:AA:189(A):C:H2'	1:AA:189(B):C:C5	2.54	0.43
1:AA:359:U:H2'	1:AA:360:A:C8	2.53	0.43
1:AA:626:U:H2'	1:AA:627:G:H8	1.83	0.43
1:AA:684:A:C6	1:AA:685:G:C6	3.07	0.43
1:AA:900:A:H2'	1:AA:901:A:C8	2.54	0.43
1:AA:1190:G:OP1	3:AC:5:ILE:HG22	2.19	0.43
4:AD:146:ILE:N	4:AD:146:ILE:HD12	2.32	0.43
9:AI:9:ARG:CB	9:AI:104:ARG:HE	2.31	0.43
9:AI:30:GLY:C	9:AI:31:GLN:HG2	2.39	0.43
11:AK:43:SER:HB2	11:AK:68:ALA:HB2	2.00	0.43
12:AL:60:LEU:HA	12:AL:60:LEU:HD12	1.73	0.43
13:AM:102:ARG:HH21	13:AM:105:THR:HG23	1.84	0.43
14:AN:23:ARG:HA	14:AN:23:ARG:HD3	1.45	0.43
16:AP:74:LEU:O	16:AP:79:VAL:HB	2.19	0.43
50:B4:16:CYS:SG	50:B4:18:CYS:HB2	2.58	0.43
54:B8:47:LYS:O	54:B8:48:PHE:HB3	2.18	0.43

Continued on next page...

Continued from previous page...

Atom-1	Atom-2	Interatomic distance (Å)	Clash overlap (Å)
25:BA:2223:G:H2'	25:BA:2224:G:C5'	2.48	0.43
25:BA:478:A:C6	25:BA:480:A:C6	3.06	0.43
25:BA:823:G:C6	25:BA:835:A:C2	3.07	0.43
32:BI:67:ARG:O	32:BI:71:ILE:HB	2.19	0.43
33:BN:123:TYR:CZ	33:BN:129:PRO:HG2	2.53	0.43
33:BN:33:LEU:HD12	33:BN:38:HIS:CE1	2.53	0.43
25:BA:2406:U:C2	35:BP:72:PRO:HG2	2.54	0.43
36:BQ:57:HIS:HD2	36:BQ:117:ALA:HB2	1.83	0.43
41:BV:31:ALA:O	41:BV:61:VAL:HG13	2.18	0.43
45:BZ:106:GLY:O	45:BZ:108:PRO:HD3	2.18	0.43
45:BZ:108:PRO:HB2	45:BZ:111:VAL:HG23	2.00	0.43
1:CA:1057:G:C5	1:CA:1204:A:C2	3.07	0.43
1:CA:1084:G:H5'	1:CA:1102:A:OP2	2.18	0.43
1:CA:1291:G:C6	1:CA:1292:U:C4	3.06	0.43
1:CA:452:A:C2	1:CA:453:A:C4	3.07	0.43
2:CB:111:ARG:O	2:CB:115:LEU:N	2.52	0.43
2:CB:216:SER:O	2:CB:219:VAL:N	2.52	0.43
5:CE:57:LYS:HD3	5:CE:61:TYR:HE2	1.83	0.43
46:D0:24:LYS:O	46:D0:25:ARG:HD3	2.18	0.43
25:DA:1122:G:N3	25:DA:1122:G:H2'	2.34	0.43
25:DA:1278:A:H2'	25:DA:1279:G:C8	2.53	0.43
25:DA:1889:A:H2'	25:DA:1890:A:H8	1.76	0.43
25:DA:2660:A:C6	25:DA:2661:G:C6	3.07	0.43
25:DA:2666:C:H6	25:DA:2666:C:O5'	2.01	0.43
25:DA:2684:U:H2'	25:DA:2685:G:O4'	2.19	0.43
25:DA:1462:C:H4'	25:DA:2703:C:H5'	2.00	0.43
25:DA:715:G:H2'	25:DA:716:A:O4'	2.18	0.43
25:DA:848:G:H2'	25:DA:849:A:H8	1.82	0.43
25:DA:993:G:O2'	41:DV:89:GLN:HG3	2.19	0.43
27:DD:97:TYR:HB2	27:DD:101:GLU:O	2.19	0.43
29:DF:33:LEU:O	29:DF:37:VAL:HG23	2.19	0.43
32:DI:6:LEU:HG	32:DI:36:ALA:HA	2.01	0.43
37:DR:81:ASP:OD1	37:DR:81:ASP:N	2.49	0.43
38:DS:39:ILE:HA	38:DS:39:ILE:HD13	1.80	0.43
33:DN:38:HIS:O	40:DU:67:ALA:HB1	2.18	0.43
43:DX:35:THR:HG22	43:DX:38:GLU:OE1	2.18	0.43
1:AA:1240:U:O4	7:AG:30:ILE:HG23	2.19	0.43
1:AA:189:G:C6	1:AA:189(L):G:C2	3.07	0.43
1:AA:270:A:C6	1:AA:271:C:C4	3.07	0.43
1:AA:663:A:H5''	18:AR:61:LYS:HE3	2.01	0.43
3:AC:36:ASP:N	3:AC:36:ASP:OD2	2.48	0.43

Continued on next page...

Continued from previous page...

Atom-1	Atom-2	Interatomic distance (Å)	Clash overlap (Å)
9:AI:79:LEU:O	9:AI:83:ARG:HG2	2.18	0.43
13:AM:27:LYS:HD3	13:AM:27:LYS:HA	1.84	0.43
23:AV:19:G:H4'	23:AV:20:U:OP2	2.19	0.43
25:BA:1439:A:H2'	25:BA:1440:G:O4'	2.18	0.43
25:BA:1472:A:C4	25:BA:1473:G:C8	3.07	0.43
25:BA:1488:G:H8	25:BA:1488:G:H5''	1.82	0.43
25:BA:1614:A:OP1	25:BA:1617:C:N4	2.50	0.43
25:BA:1945:G:C4	25:BA:1946:U:C5	3.07	0.43
25:BA:2070:G:H2'	25:BA:2071:A:O4'	2.18	0.43
25:BA:557:U:H2'	25:BA:558:G:C8	2.53	0.43
25:BA:514:A:H1'	25:BA:581:C:O2'	2.18	0.43
27:BD:71:ASP:OD2	27:BD:103:ARG:NH2	2.50	0.43
27:BD:95:LEU:O	27:BD:102:LYS:HA	2.18	0.43
29:BF:194:MET:HE3	29:BF:199:TRP:HE3	1.84	0.43
29:BF:31:HIS:HB2	35:BP:9:ASN:OD1	2.19	0.43
30:BG:109:VAL:C	30:BG:112:PRO:HD2	2.39	0.43
31:BH:93:GLY:O	31:BH:95:ARG:NH2	2.51	0.43
35:BP:50:ARG:HG3	35:BP:50:ARG:NH2	2.33	0.43
38:BS:59:LYS:NZ	38:BS:60:GLY:HA2	2.34	0.43
42:BW:86:LEU:O	42:BW:94:ASP:N	2.47	0.43
1:CA:1046:A:H3'	1:CA:1047:G:H8	1.84	0.43
1:CA:1058:G:H1	1:CA:1199:U:H3	1.67	0.43
1:CA:942:G:C2	1:CA:1342:C:C2	3.06	0.43
1:CA:41:G:H2'	1:CA:42:G:C8	2.54	0.43
1:CA:447:G:H2'	1:CA:485:G:N2	2.34	0.43
3:CC:68:VAL:HG12	3:CC:70:VAL:HG22	2.00	0.43
9:CI:49:PRO:O	9:CI:52:ALA:N	2.44	0.43
11:CK:120:ARG:HA	11:CK:121:PRO:HD3	1.82	0.43
13:CM:23:TYR:CD1	13:CM:71:ARG:NH1	2.87	0.43
14:CN:53:LEU:HA	14:CN:53:LEU:HD23	1.70	0.43
46:D0:48:GLY:H	46:D0:51:VAL:HB	1.83	0.43
47:D1:72:GLU:HG2	47:D1:72:GLU:O	2.19	0.43
55:D9:9:ARG:HB3	55:D9:14:CYS:HB2	2.01	0.43
25:DA:1165:U:H2'	25:DA:1166:C:C6	2.54	0.43
25:DA:1169:G:N2	25:DA:1181:C:C2	2.87	0.43
25:DA:1815:A:C6	25:DA:1817:G:C6	3.06	0.43
25:DA:2206:G:O2'	25:DA:2207:G:OP1	2.34	0.43
25:DA:234:C:H2'	25:DA:235:U:H6	1.84	0.43
26:DB:33:G:C2	26:DB:50:G:C2	3.07	0.43
28:DE:103:ASP:OD1	28:DE:168:MET:HG3	2.19	0.43
29:DF:158:THR:HG21	29:DF:163:VAL:CG1	2.49	0.43

Continued on next page...

Continued from previous page...

Atom-1	Atom-2	Interatomic distance (Å)	Clash overlap (Å)
25:DA:614(C):A:C4	29:DF:180:GLY:HA2	2.54	0.43
32:DI:9:LEU:HB3	32:DI:12:LEU:HB2	2.01	0.43
35:DP:25:SER:OG	35:DP:26:GLY:N	2.52	0.43
35:DP:3:LEU:HD12	35:DP:3:LEU:N	2.33	0.43
37:DR:28:LEU:HD22	37:DR:28:LEU:O	2.19	0.43
44:DY:9:LYS:HA	44:DY:10:GLY:HA2	1.76	0.43
1:AA:1065:U:H5'	1:AA:1066:C:OP1	2.18	0.42
1:AA:1071:C:O2'	1:AA:1072:G:H5'	2.19	0.42
1:AA:1399:C:H4'	1:AA:1400:C:C5'	2.49	0.42
1:AA:153:C:N3	1:AA:169:C:N3	2.67	0.42
1:AA:344:A:C8	1:AA:344:A:O5'	2.72	0.42
1:AA:52:G:C4	1:AA:53:A:C8	3.06	0.42
1:AA:690:G:H2'	1:AA:691:G:O4'	2.18	0.42
2:AB:52:GLU:O	2:AB:55:PHE:N	2.45	0.42
5:AE:31:LEU:HD23	5:AE:45:PHE:HB2	2.01	0.42
52:B6:11:LEU:HB3	52:B6:49:HIS:HB3	2.01	0.42
25:BA:2106:G:N2	25:BA:2183:C:N3	2.55	0.42
25:BA:2412:A:H2'	25:BA:2413:G:O4'	2.19	0.42
25:BA:278:A:O2'	25:BA:279:C:OP1	2.22	0.42
25:BA:337:C:H2'	25:BA:338:G:O4'	2.19	0.42
25:BA:272(H):C:N3	25:BA:363(B):G:O6	2.52	0.42
25:BA:395:U:O2'	25:BA:396:G:N7	2.45	0.42
25:BA:528:A:O2'	25:BA:529:A:H5'	2.19	0.42
29:BF:197:ASP:O	29:BF:201:VAL:HG12	2.18	0.42
38:BS:18:ILE:HA	38:BS:18:ILE:HD13	1.86	0.42
1:CA:1061:G:HO2'	1:CA:1062:U:P	2.40	0.42
1:CA:1207:G:H2'	1:CA:1208:C:H6	1.83	0.42
1:CA:1300:G:O2'	1:CA:1303:C:N4	2.52	0.42
1:CA:153:C:H2'	1:CA:154:C:C6	2.54	0.42
1:CA:171:A:C2	1:CA:172:A:C4	3.07	0.42
1:CA:499:A:H4'	1:CA:500:G:H5'	2.00	0.42
1:CA:841:U:H6	1:CA:841:U:OP1	2.02	0.42
4:CD:50:ARG:HA	4:CD:51:PRO:HD3	1.88	0.42
6:CF:3:ARG:HB2	6:CF:93:SER:HB2	2.00	0.42
7:CG:52:GLU:HG2	7:CG:52:GLU:H	1.57	0.42
9:CI:99:LEU:HB3	9:CI:101:PHE:HE1	1.82	0.42
12:CL:7:ILE:O	12:CL:11:VAL:HG23	2.18	0.42
12:CL:85:ILE:HA	12:CL:85:ILE:HD13	1.85	0.42
15:CO:37:ASN:HA	15:CO:40:SER:HB2	2.01	0.42
16:CP:55:ARG:O	16:CP:58:TYR:HB3	2.19	0.42
17:CQ:10:VAL:HG13	17:CQ:19:VAL:HG23	2.00	0.42

Continued on next page...

Continued from previous page...

Atom-1	Atom-2	Interatomic distance (Å)	Clash overlap (Å)
20:CT:43:LEU:O	20:CT:47:GLY:N	2.52	0.42
49:D3:7:LYS:HG3	49:D3:34:GLU:HG2	2.01	0.42
25:DA:2016:U:H1'	51:D5:6:VAL:HG13	2.00	0.42
25:DA:1889:A:N1	25:DA:2234:G:H1'	2.33	0.42
25:DA:2502:G:H5''	25:DA:2503:A:H5''	2.01	0.42
25:DA:2872:G:C2'	25:DA:2873:A:H5'	2.49	0.42
28:DE:6:GLY:HA2	28:DE:51:PHE:CZ	2.54	0.42
29:DF:123:LEU:HD12	29:DF:124:LEU:H	1.84	0.42
29:DF:32:LEU:HD22	29:DF:112:MET:HE1	2.00	0.42
30:DG:173:LEU:HD13	30:DG:178:PHE:CD2	2.54	0.42
33:DN:46:VAL:O	33:DN:47:ALA:HB3	2.19	0.42
33:DN:94:HIS:O	33:DN:97:ARG:HB2	2.19	0.42
35:DP:50:ARG:HG2	35:DP:51:PHE:N	2.33	0.42
37:DR:38:VAL:HB	37:DR:39:PRO:HD3	2.00	0.42
25:DA:1223:G:OP2	41:DV:66:ARG:NH1	2.52	0.42
43:DX:29:TRP:CE3	43:DX:78:LYS:HB3	2.54	0.42
1:AA:1128:C:H42	1:AA:1143:G:H1	1.67	0.42
1:AA:15:G:H4'	5:AE:24:ARG:NH1	2.33	0.42
1:AA:189(K):U:H2'	1:AA:189(L):G:C8	2.55	0.42
1:AA:660:G:H2'	1:AA:661:G:O4'	2.20	0.42
1:AA:767:A:H2'	1:AA:768:A:O4'	2.19	0.42
6:AF:8:ILE:HG13	6:AF:88:VAL:HG22	2.02	0.42
7:AG:143:ARG:O	7:AG:145:ALA:O	2.36	0.42
13:AM:74:VAL:CG1	13:AM:78:ILE:HD11	2.48	0.42
55:B9:17:ILE:CG2	55:B9:24:TYR:HB2	2.49	0.42
25:BA:2325:G:H5''	25:BA:2326:C:OP2	2.20	0.42
25:BA:2536:G:C5	25:BA:2537:U:C5	3.06	0.42
25:BA:1956:U:H1'	25:BA:2552:U:OP1	2.18	0.42
39:BT:68:TYR:N	39:BT:68:TYR:CD2	2.87	0.42
42:BW:17:VAL:HG11	42:BW:103:ILE:HD13	2.01	0.42
1:CA:1346:A:N1	1:CA:1374:A:H5''	2.33	0.42
1:CA:1375:A:H2'	1:CA:1376:U:C6	2.54	0.42
1:CA:1480:G:H2'	1:CA:1481:U:O4'	2.19	0.42
1:CA:689:C:OP2	11:CK:55:LYS:NZ	2.41	0.42
2:CB:158:LEU:HA	2:CB:159:PRO:HD3	1.94	0.42
2:CB:14:GLY:O	2:CB:15:VAL:HG22	2.19	0.42
2:CB:97:TRP:CH2	2:CB:176:GLU:CD	2.92	0.42
1:CA:673:G:H5''	6:CF:87:ARG:CZ	2.49	0.42
7:CG:26:PHE:CE2	7:CG:30:ILE:HD11	2.55	0.42
46:D0:21:LEU:HD23	46:D0:21:LEU:HA	1.87	0.42
25:DA:1138:G:O2'	33:DN:105:GLY:HA3	2.19	0.42

Continued on next page...

Continued from previous page...

Atom-1	Atom-2	Interatomic distance (Å)	Clash overlap (Å)
25:DA:1388:G:H2'	25:DA:1389:G:H8	1.84	0.42
25:DA:1530:C:HO2'	25:DA:1531:C:P	2.35	0.42
25:DA:2183:C:H2'	25:DA:2184:G:H8	1.79	0.42
25:DA:2207:G:O2'	25:DA:2208:A:OP1	2.33	0.42
25:DA:271(O):C:C4	25:DA:271(P):C:C4	3.08	0.42
25:DA:322:A:H3'	29:DF:169:ASN:OD1	2.19	0.42
25:DA:722:A:H2'	25:DA:723:G:C8	2.54	0.42
25:DA:977:G:C2	25:DA:978:G:C8	3.07	0.42
26:DB:20:C:N4	26:DB:63:G:H1	2.16	0.42
28:DE:35:GLN:HG3	28:DE:36:ARG:N	2.34	0.42
29:DF:123:LEU:HD12	29:DF:124:LEU:N	2.34	0.42
33:DN:82:LEU:HD23	33:DN:84:LYS:HZ2	1.84	0.42
33:DN:67:LEU:O	33:DN:88:GLU:HG3	2.19	0.42
36:DQ:21:THR:CG2	36:DQ:101:ARG:HB2	2.47	0.42
38:DS:102:ALA:HA	38:DS:105:ALA:N	2.22	0.42
40:DU:65:ILE:HG13	40:DU:96:ALA:HB2	2.01	0.42
1:AA:1073:U:H2'	1:AA:1074:G:C8	2.53	0.42
1:AA:1127:G:H2'	1:AA:1128:C:H5'	2.01	0.42
1:AA:1492:A:O3'	1:AA:1493:A:H2'	2.19	0.42
1:AA:384:G:C4	1:AA:385:C:C5	3.08	0.42
1:AA:622:A:C8	1:AA:623:C:C5	3.07	0.42
1:AA:639:G:O2'	1:AA:640:A:H5'	2.19	0.42
1:AA:753:A:H4'	1:AA:754:C:H5''	2.01	0.42
1:AA:406:G:N2	4:AD:119:GLN:HE22	2.17	0.42
15:AO:87:ILE:HG23	15:AO:88:ARG:N	2.34	0.42
16:AP:8:ARG:O	16:AP:9:PHE:CD2	2.72	0.42
22:AY:11:PRO:O	22:AY:13:GLY:N	2.52	0.42
22:AY:43:ILE:HA	22:AY:69:VAL:HA	2.02	0.42
25:BA:118:A:H3'	25:BA:119:A:C5'	2.49	0.42
25:BA:1946:U:H2'	25:BA:1947:C:C6	2.54	0.42
25:BA:620:G:H4'	25:BA:621:A:O5'	2.19	0.42
25:BA:659:C:H5'	58:BA:4028:HOH:O	2.19	0.42
25:BA:722:A:H2'	25:BA:723:G:O4'	2.20	0.42
27:BD:133:LEU:HA	27:BD:133:LEU:HD23	1.86	0.42
27:BD:246:PRO:O	27:BD:254:THR:HG22	2.19	0.42
28:BE:108:SER:O	28:BE:162:ALA:HA	2.19	0.42
31:BH:3:ARG:NH2	31:BH:5:GLY:H	2.17	0.42
32:BI:42:SER:O	32:BI:45:LYS:HB2	2.19	0.42
33:BN:107:LEU:HD23	33:BN:107:LEU:HA	1.69	0.42
33:BN:21:LYS:NZ	33:BN:140:VAL:H	2.16	0.42
35:BP:125:VAL:HG23	35:BP:125:VAL:O	2.18	0.42

Continued on next page...

Continued from previous page...

Atom-1	Atom-2	Interatomic distance (Å)	Clash overlap (Å)
35:BP:16:ARG:NH1	58:BP:303:HOH:O	2.52	0.42
39:BT:29:ARG:HG3	39:BT:46:GLU:HB2	2.01	0.42
45:BZ:75:ASN:O	45:BZ:84:GLU:HB2	2.20	0.42
1:CA:1310:G:H1	1:CA:1327:C:N4	2.18	0.42
1:CA:131:C:H2'	1:CA:132:C:H6	1.84	0.42
1:CA:1468:A:H2'	1:CA:1469:G:O4'	2.19	0.42
1:CA:189(F):U:C5	17:CQ:72:ARG:NH2	2.87	0.42
1:CA:866:C:C4	1:CA:867:G:H1'	2.55	0.42
2:CB:86:GLU:C	2:CB:89:GLY:H	2.23	0.42
3:CC:12:LEU:HD23	3:CC:12:LEU:HA	1.87	0.42
3:CC:153:VAL:O	3:CC:165:THR:HG23	2.19	0.42
6:CF:10:LEU:HD21	6:CF:61:LEU:HD22	2.02	0.42
6:CF:2:ARG:NE	6:CF:69:GLU:HG2	2.34	0.42
10:CJ:42:THR:HG21	10:CJ:66:ARG:HB3	2.02	0.42
13:CM:69:GLU:HG3	13:CM:70:LEU:H	1.84	0.42
20:CT:51:GLU:O	20:CT:54:LYS:HB3	2.19	0.42
23:CV:63:G:N1	23:CV:64:G:C5	2.87	0.42
47:D1:58:ILE:HD11	47:D1:60:PHE:CE2	2.54	0.42
25:DA:1371:G:O6	58:DA:4145:HOH:O	2.21	0.42
25:DA:195:A:H5''	25:DA:196:A:O5'	2.18	0.42
25:DA:2292:C:H4'	25:DA:2375:G:H4'	2.01	0.42
25:DA:298:G:H5''	25:DA:299:A:OP1	2.20	0.42
25:DA:31:C:N4	58:DA:4029:HOH:O	2.52	0.42
25:DA:543:C:C2	25:DA:551:G:N2	2.87	0.42
25:DA:561:G:H1'	40:DU:45:TYR:CE2	2.54	0.42
29:DF:36:VAL:HG11	29:DF:183:VAL:HG11	2.01	0.42
29:DF:53:THR:HG23	29:DF:55:GLY:H	1.83	0.42
31:DH:57:ASP:O	31:DH:62:LYS:HE2	2.19	0.42
33:DN:59:LYS:HD3	33:DN:59:LYS:HA	1.85	0.42
35:DP:26:GLY:HA3	35:DP:27:HIS:HB2	2.02	0.42
38:DS:88:ASP:C	38:DS:88:ASP:OD1	2.58	0.42
39:DT:23:ARG:HG3	39:DT:120:ARG:CZ	2.49	0.42
44:DY:20:TYR:N	44:DY:20:TYR:CD1	2.86	0.42
1:AA:1070:U:H2'	1:AA:1071:C:C6	2.54	0.42
1:AA:189(B):C:C2	1:AA:189(J):G:C2	3.07	0.42
1:AA:232:G:H1'	1:AA:262:A:N1	2.34	0.42
1:AA:373:A:N3	1:AA:374:A:C8	2.88	0.42
1:AA:618:C:H3'	1:AA:619:U:C5'	2.49	0.42
1:AA:625:G:C4	1:AA:626:U:C5	3.08	0.42
2:AB:71:VAL:HG13	2:AB:93:VAL:CG2	2.49	0.42
3:AC:156:ARG:O	3:AC:159:GLY:N	2.25	0.42

Continued on next page...

Continued from previous page...

Atom-1	Atom-2	Interatomic distance (Å)	Clash overlap (Å)
5:AE:83:GLU:HB3	5:AE:88:LYS:CB	2.48	0.42
6:AF:2:ARG:NE	6:AF:69:GLU:HG2	2.34	0.42
11:AK:27:ASN:OD1	11:AK:28:THR:N	2.50	0.42
12:AL:40:VAL:HG21	12:AL:78:GLN:HA	2.01	0.42
23:AV:21:A:O2'	23:AV:22:G:OP2	2.32	0.42
25:BA:1050:A:H2'	25:BA:1051:G:O4'	2.19	0.42
25:BA:1406:U:H2'	25:BA:1407:C:C6	2.55	0.42
25:BA:1885:A:H2'	25:BA:1886:C:O4'	2.18	0.42
25:BA:2463:C:O2'	25:BA:2464:C:H5'	2.19	0.42
25:BA:2508:G:H2'	25:BA:2509:G:H8	1.85	0.42
25:BA:2766:G:N3	25:BA:2766:G:H2'	2.35	0.42
27:BD:26:LYS:HD3	27:BD:83:GLU:OE1	2.19	0.42
27:BD:77:ALA:HB2	27:BD:97:TYR:HA	2.02	0.42
28:BE:9:VAL:HG13	28:BE:25:VAL:O	2.19	0.42
33:BN:22:THR:HB	33:BN:25:ARG:HB2	2.01	0.42
37:BR:22:ARG:O	37:BR:26:LYS:HG3	2.19	0.42
25:BA:2880:C:O3'	37:BR:90:ARG:NH1	2.51	0.42
40:BU:28:ARG:HH11	40:BU:28:ARG:HG2	1.83	0.42
44:BY:90:LEU:HD12	44:BY:90:LEU:HA	1.72	0.42
1:CA:66:G:H2'	1:CA:66:G:N3	2.34	0.42
1:CA:881:G:P	12:CL:12:ARG:NH2	2.92	0.42
2:CB:170:GLU:O	2:CB:173:ALA:N	2.50	0.42
6:CF:49:ALA:HB2	18:CR:78:LEU:O	2.19	0.42
7:CG:65:ALA:O	7:CG:69:VAL:HG23	2.18	0.42
8:CH:46:LYS:HB3	8:CH:46:LYS:HE2	1.75	0.42
8:CH:48:TYR:HA	8:CH:60:ARG:O	2.20	0.42
15:CO:30:ALA:HA	15:CO:85:LEU:HD21	2.01	0.42
15:CO:4:THR:N	15:CO:7:GLU:OE2	2.46	0.42
1:CA:625:G:H4'	16:CP:16:HIS:CD2	2.55	0.42
17:CQ:18:THR:HG22	17:CQ:19:VAL:N	2.34	0.42
49:D3:21:ALA:O	49:D3:24:LYS:N	2.50	0.42
52:D6:25:LYS:HE3	52:D6:30:THR:O	2.18	0.42
25:DA:1359:A:N1	25:DA:1372:U:O4	2.52	0.42
25:DA:204:A:OP1	25:DA:204:A:H8	2.01	0.42
25:DA:2311:A:H3'	25:DA:2312:U:C6	2.54	0.42
25:DA:2324:C:H5''	25:DA:2325:G:C5'	2.49	0.42
25:DA:2340:G:H2'	25:DA:2341:G:H8	1.84	0.42
25:DA:2546:U:H4'	25:DA:2566:A:H2	1.84	0.42
25:DA:1654:A:C1'	25:DA:2823:A:H5'	2.48	0.42
25:DA:438:G:H2'	25:DA:440:G:H8	1.85	0.42
25:DA:902:C:H2'	25:DA:903:C:C6	2.54	0.42

Continued on next page...

Continued from previous page...

Atom-1	Atom-2	Interatomic distance (Å)	Clash overlap (Å)
25:DA:902:C:H2'	25:DA:903:C:H6	1.84	0.42
25:DA:926:A:C8	58:DA:4231:HOH:O	2.71	0.42
26:DB:11:C:OP2	26:DB:12:C:H5	2.03	0.42
29:DF:150:GLY:HA2	29:DF:172:TRP:CE3	2.54	0.42
31:DH:12:PRO:O	31:DH:15:VAL:HG12	2.20	0.42
32:DI:128:LEU:HD12	32:DI:142:VAL:HG21	2.02	0.42
33:DN:14:VAL:HG13	33:DN:138:LEU:HB2	2.00	0.42
25:DA:1952:A:OP1	34:DO:44:LYS:HE2	2.19	0.42
41:DV:8:GLY:O	41:DV:10:LYS:HE2	2.20	0.42
1:AA:59:A:H1'	1:AA:354:G:N2	2.35	0.42
1:AA:872:A:C8	1:AA:874:G:C8	3.07	0.42
5:AE:17:ALA:HA	5:AE:26:PHE:HA	2.02	0.42
5:AE:60:TYR:CD1	5:AE:60:TYR:C	2.92	0.42
4:AD:88:VAL:HG13	5:AE:97:GLY:HA2	2.00	0.42
19:AS:41:VAL:O	19:AS:44:MET:HB2	2.20	0.42
22:AY:16:GLU:O	22:AY:40:ARG:HA	2.19	0.42
47:B1:4:VAL:O	47:B1:46:LEU:HD11	2.19	0.42
48:B2:36:ARG:O	48:B2:39:ALA:N	2.53	0.42
25:BA:1547:C:H2'	25:BA:1548:C:C6	2.54	0.42
25:BA:1550:C:H2'	25:BA:1551:C:H6	1.84	0.42
25:BA:1705:G:C5	25:BA:1706:U:C4	3.08	0.42
25:BA:1753:G:OP1	39:BT:95:ARG:HD3	2.19	0.42
25:BA:18:C:O3'	40:BU:23:GLY:HA2	2.19	0.42
25:BA:236:C:H2'	25:BA:237:C:H6	1.83	0.42
25:BA:2467:C:O2'	25:BA:2468:G:H5'	2.19	0.42
25:BA:715:G:H2'	25:BA:716:A:O4'	2.19	0.42
26:BB:11:C:P	26:BB:12:C:H5	2.43	0.42
28:BE:119:ARG:HG2	28:BE:160:TYR:HB2	2.02	0.42
30:BG:139:LEU:HA	30:BG:144:ILE:HG22	2.00	0.42
30:BG:47:LYS:HB3	30:BG:48:GLU:H	1.57	0.42
37:BR:79:LEU:HA	37:BR:83:ILE:HD12	2.01	0.42
44:BY:54:LYS:O	44:BY:55:TYR:CD1	2.73	0.42
1:CA:1080:A:H5''	1:CA:1081:G:OP2	2.19	0.42
1:CA:112:G:H21	1:CA:354:G:C4'	2.33	0.42
1:CA:119:A:H4'	1:CA:120:A:O5'	2.19	0.42
1:CA:346:G:H2'	1:CA:347:G:O4'	2.20	0.42
1:CA:353:A:H5'	1:CA:353:A:C8	2.47	0.42
1:CA:404:U:H5''	4:CD:122:ARG:HD3	2.01	0.42
1:CA:451:A:N7	1:CA:481:G:C6	2.87	0.42
1:CA:303:A:O2'	1:CA:555:C:H4'	2.20	0.42
1:CA:601:C:C2	1:CA:638:G:N2	2.87	0.42

Continued on next page...

Continued from previous page...

Atom-1	Atom-2	Interatomic distance (Å)	Clash overlap (Å)
2:CB:77:ALA:O	2:CB:81:VAL:HG23	2.18	0.42
4:CD:200:GLU:O	4:CD:204:ILE:HG12	2.20	0.42
8:CH:121:ASP:O	8:CH:125:ARG:HG3	2.19	0.42
8:CH:112:LEU:HB3	8:CH:133:LEU:HA	2.00	0.42
9:CI:11:LYS:HE3	9:CI:11:LYS:HB2	1.72	0.42
11:CK:38:ASN:HA	11:CK:39:PRO:HD3	1.92	0.42
14:CN:4:LYS:HZ2	14:CN:4:LYS:HA	1.85	0.42
17:CQ:45:HIS:CD2	17:CQ:47:PRO:HG3	2.54	0.42
23:CV:22:G:O5'	23:CV:22:G:H8	2.02	0.42
25:DA:1023:U:O2'	25:DA:1122:G:H5'	2.20	0.42
25:DA:1404:C:N3	25:DA:1405:U:C5	2.88	0.42
25:DA:1678:G:H2'	25:DA:1679:U:H5'	2.01	0.42
25:DA:221:A:C4	25:DA:266:G:N7	2.87	0.42
25:DA:2749:A:H1'	31:DH:63:SER:HB3	2.02	0.42
25:DA:2543:G:C1'	25:DA:2766:G:H5'	2.50	0.42
25:DA:524:U:H2'	25:DA:525:U:C6	2.55	0.42
25:DA:560:C:O2	40:DU:49:HIS:NE2	2.52	0.42
26:DB:110:G:H2'	26:DB:111:G:C8	2.54	0.42
26:DB:31:C:O2'	26:DB:32:C:H5'	2.19	0.42
26:DB:32:C:C2	26:DB:51:G:N2	2.87	0.42
31:DH:52:VAL:O	31:DH:65:HIS:NE2	2.48	0.42
32:DI:7:GLU:HB3	32:DI:8:PRO:HD2	2.01	0.42
33:DN:37:LYS:HA	33:DN:42:TRP:CD1	2.55	0.42
35:DP:45:LEU:HD23	35:DP:45:LEU:HA	1.56	0.42
35:DP:68:GLN:OE1	35:DP:68:GLN:HA	2.19	0.42
39:DT:117:ASP:OD2	39:DT:120:ARG:NE	2.52	0.42
39:DT:80:SER:HA	39:DT:81:PRO:HD2	1.81	0.42
1:AA:16:A:C2'	1:AA:17:U:H5'	2.49	0.42
1:AA:185:A:H2'	1:AA:186:C:H6	1.84	0.42
1:AA:343:U:C1'	1:AA:344:A:OP1	2.67	0.42
1:AA:631:G:H2'	1:AA:632:A:C8	2.54	0.42
2:AB:236:TYR:HB3	2:AB:237:ALA:H	1.56	0.42
5:AE:148:VAL:HG13	5:AE:152:ARG:CZ	2.50	0.42
5:AE:8:GLU:HB2	5:AE:34:VAL:HG23	2.01	0.42
8:AH:114:THR:OG1	8:AH:115:SER:N	2.53	0.42
22:AY:35:THR:HG22	22:AY:36:ALA:N	2.34	0.42
46:B0:19:LYS:HD3	46:B0:19:LYS:HA	1.56	0.42
46:B0:23:VAL:HA	46:B0:38:VAL:HG13	2.00	0.42
49:B3:12:PRO:O	49:B3:15:TYR:HB2	2.19	0.42
25:BA:1279:G:O2'	25:BA:1280:G:H5'	2.19	0.42
25:BA:1996:C:H4'	25:BA:1997:G:OP1	2.20	0.42

Continued on next page...

Continued from previous page...

Atom-1	Atom-2	Interatomic distance (Å)	Clash overlap (Å)
25:BA:2323:G:C6	25:BA:2324:C:C4	3.07	0.42
25:BA:2359:C:H2'	25:BA:2360:A:O4'	2.20	0.42
25:BA:234:C:H2'	25:BA:235:U:H6	1.84	0.42
25:BA:2545:G:H2'	25:BA:2546:U:O4'	2.19	0.42
25:BA:2820:A:N3	25:BA:2820:A:H2'	2.33	0.42
25:BA:298:G:H1'	25:BA:340:A:H61	1.85	0.42
25:BA:412:A:H2'	25:BA:413:C:H5'	2.01	0.42
25:BA:434:U:H4'	58:BA:4020:HOH:O	2.19	0.42
25:BA:589:C:H2'	25:BA:590:A:C8	2.54	0.42
25:BA:597:U:H2'	25:BA:598:G:C8	2.55	0.42
25:BA:668:G:H2'	25:BA:670:A:H62	1.85	0.42
26:BB:1:U:O2	26:BB:1:U:H2'	2.20	0.42
30:BG:135:LEU:O	30:BG:154:GLY:HA3	2.20	0.42
34:BO:44:LYS:HD3	34:BO:44:LYS:HA	1.79	0.42
36:BQ:109:VAL:HG22	36:BQ:113:GLN:OE1	2.18	0.42
26:BB:8:U:O3'	38:BS:25:ARG:NH2	2.52	0.42
39:BT:107:ASP:O	39:BT:111:ARG:HG3	2.20	0.42
45:BZ:39:VAL:HG23	45:BZ:40:ASP:O	2.20	0.42
1:CA:105:G:H2'	1:CA:106:C:C6	2.55	0.42
1:CA:1269:A:H2	1:CA:1312:G:H21	1.67	0.42
1:CA:149:A:O2'	1:CA:150:C:O4'	2.38	0.42
1:CA:406:G:N3	4:CD:119:GLN:NE2	2.68	0.42
1:CA:433:C:O2'	1:CA:434:U:H5'	2.20	0.42
1:CA:948:C:OP2	13:CM:108:ARG:HB2	2.19	0.42
2:CB:95:GLN:HG3	2:CB:147:LYS:O	2.19	0.42
2:CB:215:LEU:HA	2:CB:215:LEU:HD23	1.65	0.42
4:CD:67:ILE:HG22	4:CD:68:TYR:CD1	2.55	0.42
8:CH:49:GLU:HG2	8:CH:62:TYR:HE2	1.85	0.42
20:CT:13:LEU:H	20:CT:13:LEU:HG	1.53	0.42
49:D3:8:LEU:HD13	49:D3:31:LEU:CD2	2.50	0.42
25:DA:104:U:H6	25:DA:104:U:O5'	2.02	0.42
25:DA:1688:U:H1'	25:DA:1701:A:C6	2.55	0.42
25:DA:1900:A:N1	25:DA:1970:A:C6	2.87	0.42
25:DA:2303:G:O2'	25:DA:2304:G:H5'	2.19	0.42
25:DA:2303:G:H2'	25:DA:2304:G:H8	1.84	0.42
25:DA:2328:A:H2'	25:DA:2329:G:C8	2.54	0.42
25:DA:271(Q):G:O2'	25:DA:271(R):G:P	2.78	0.42
25:DA:271(U):G:H2'	25:DA:271(V):G:C8	2.50	0.42
25:DA:757:U:H2'	25:DA:758:C:O4'	2.20	0.42
25:DA:862:G:H2'	25:DA:863:A:O4'	2.19	0.42
25:DA:925:C:H2'	25:DA:926:A:O4'	2.20	0.42

Continued on next page...

Continued from previous page...

Atom-1	Atom-2	Interatomic distance (Å)	Clash overlap (Å)
27:DD:206:LEU:HD23	27:DD:206:LEU:HA	1.43	0.42
27:DD:179:SER:O	27:DD:275:LYS:HD3	2.19	0.42
28:DE:179:GLU:HB3	28:DE:181:LEU:CD2	2.50	0.42
30:DG:178:PHE:HA	30:DG:179:PRO:HD3	1.73	0.42
30:DG:86:MET:HA	30:DG:87:PRO:HD3	1.78	0.42
34:DO:29:ASN:OD1	34:DO:29:ASN:N	2.52	0.42
35:DP:100:LEU:HD23	35:DP:100:LEU:HA	1.70	0.42
25:DA:1195:G:N7	35:DP:15:ARG:NH1	2.68	0.42
36:DQ:41:TRP:HB3	36:DQ:94:VAL:HB	2.00	0.42
38:DS:76:LYS:O	38:DS:80:LEU:HD13	2.19	0.42
40:DU:72:HIS:HE2	40:DU:107:ALA:CB	2.32	0.42
1:AA:1493:A:OP2	12:AL:47:LYS:NZ	2.36	0.42
1:AA:1399:C:C2	1:AA:1502:A:N6	2.87	0.42
1:AA:769:G:H4'	1:AA:1513:A:H4'	2.01	0.42
1:AA:342:C:C2	1:AA:348:G:C2	3.08	0.42
1:AA:406:G:N3	4:AD:119:GLN:NE2	2.68	0.42
2:AB:21:ARG:HB2	2:AB:38:GLY:O	2.20	0.42
5:AE:11:ILE:HD11	5:AE:108:ALA:HB3	2.02	0.42
8:AH:114:THR:HB	8:AH:130:GLY:O	2.19	0.42
48:B2:3:LEU:HA	48:B2:3:LEU:HD23	1.82	0.42
49:B3:37:LEU:HD23	49:B3:37:LEU:HA	1.70	0.42
25:BA:1142(A):A:C4	25:BA:1144:G:N7	2.88	0.42
25:BA:1176:G:C4'	25:BA:1177:A:OP1	2.67	0.42
25:BA:1693:U:H4'	25:BA:1694:C:OP2	2.19	0.42
25:BA:2564:A:OP1	25:BA:2648:C:H4'	2.19	0.42
25:BA:2582:G:OP2	58:BA:5169:HOH:O	2.21	0.42
25:BA:271(F):C:H2'	25:BA:271(G):C:C6	2.49	0.42
25:BA:271(L):U:C4'	25:BA:271(M):G:OP1	2.66	0.42
25:BA:2787:C:O3'	28:BE:61:ARG:HD3	2.19	0.42
25:BA:296:C:H2'	25:BA:297:C:H6	1.85	0.42
25:BA:455:C:N3	25:BA:473:G:H5'	2.34	0.42
25:BA:988:A:O5'	25:BA:988:A:H8	2.01	0.42
27:BD:131:LEU:N	27:BD:131:LEU:HD12	2.34	0.42
30:BG:161:THR:HG23	30:BG:172:LEU:HD23	2.00	0.42
30:BG:37:VAL:HG23	30:BG:99:MET:HG3	2.02	0.42
32:BI:133:HIS:ND1	32:BI:134:PRO:O	2.51	0.42
32:BI:66:GLU:HA	32:BI:69:LYS:HB3	2.02	0.42
37:BR:117:VAL:HG12	37:BR:118:GLU:O	2.19	0.42
38:BS:35:ILE:HD11	38:BS:101:LEU:HD12	2.02	0.42
40:BU:29:SER:HB2	58:BU:301:HOH:O	2.20	0.42
42:BW:57:ASN:O	42:BW:61:ASN:HB2	2.20	0.42

Continued on next page...

Continued from previous page...

Atom-1	Atom-2	Interatomic distance (Å)	Clash overlap (Å)
45:BZ:126:VAL:HG11	45:BZ:161:VAL:HG23	2.01	0.42
45:BZ:67:LEU:HD12	45:BZ:90:VAL:HG11	2.01	0.42
1:CA:1151:A:N3	10:CJ:39:PRO:HG3	2.34	0.42
1:CA:160:A:O5'	1:CA:160:A:H8	2.03	0.42
1:CA:540:G:H2'	1:CA:541:G:O4'	2.20	0.42
1:CA:563:A:C8	1:CA:567:G:H1'	2.55	0.42
1:CA:617:G:H4'	16:CP:44:THR:O	2.18	0.42
1:CA:981:U:H2'	1:CA:982:U:C5	2.55	0.42
1:CA:1179:A:O3'	9:CI:103:THR:HB	2.20	0.42
13:CM:64:TRP:CE3	13:CM:64:TRP:N	2.86	0.42
17:CQ:5:VAL:O	17:CQ:6:LEU:HD13	2.20	0.42
23:CV:73:A:H5''	23:CV:74:C:O5'	2.20	0.42
25:DA:1204:A:H61	25:DA:1240:U:H2'	1.84	0.42
25:DA:1827:C:H2'	25:DA:1828:G:O4'	2.18	0.42
25:DA:2057:A:H2'	25:DA:2058:A:O4'	2.19	0.42
25:DA:2342:C:O2'	25:DA:2374:C:H5''	2.19	0.42
25:DA:2464:C:C2	25:DA:2487:G:N2	2.87	0.42
25:DA:2815:C:H2'	25:DA:2816:C:C6	2.55	0.42
25:DA:29:U:H2'	25:DA:30:G:C8	2.54	0.42
25:DA:90:U:HO2'	25:DA:92:A:H8	1.59	0.42
25:DA:990:A:H1'	25:DA:1156:A:N3	2.35	0.42
26:DB:104:U:OP2	58:DB:317:HOH:O	2.21	0.42
25:DA:764:A:O4'	27:DD:213:ARG:HG3	2.20	0.42
27:DD:44:ASN:OD1	27:DD:46:GLN:HG3	2.20	0.42
28:DE:200:GLU:HG3	28:DE:201:THR:N	2.34	0.42
29:DF:184:TYR:O	29:DF:187:VAL:N	2.53	0.42
30:DG:73:ALA:HA	30:DG:88:ILE:HD11	2.00	0.42
31:DH:3:ARG:HH11	31:DH:3:ARG:HG3	1.84	0.42
33:DN:96:GLU:HB2	33:DN:122:VAL:HG12	2.02	0.42
35:DP:101:VAL:HA	35:DP:106:LEU:O	2.20	0.42
35:DP:83:VAL:HG21	35:DP:100:LEU:HD11	2.01	0.42
38:DS:96:GLY:N	38:DS:99:LYS:HB3	2.34	0.42
1:AA:300:A:H2'	1:AA:301:G:O4'	2.20	0.42
1:AA:374:A:C6	1:AA:375:U:C4	3.08	0.42
1:AA:627:G:O2'	1:AA:628:G:H5'	2.20	0.42
1:AA:570:G:H1'	1:AA:820:U:C4	2.55	0.42
1:AA:841:U:H5	1:AA:848:C:O2	2.03	0.42
2:AB:172:ILE:H	2:AB:172:ILE:HG13	1.52	0.42
5:AE:68:GLU:HG2	5:AE:70:PRO:HG3	2.02	0.42
7:AG:140:ASP:OD1	7:AG:143:ARG:NH2	2.53	0.42
1:AA:668:G:O2'	15:AO:46:HIS:HB3	2.20	0.42

Continued on next page...

Continued from previous page...

Atom-1	Atom-2	Interatomic distance (Å)	Clash overlap (Å)
46:B0:54:GLY:O	46:B0:57:PHE:N	2.39	0.42
25:BA:1126:A:OP1	25:BA:1126:A:H8	2.03	0.42
25:BA:1252:G:C2	25:BA:1253:A:C2	3.08	0.42
25:BA:271(L):U:H4'	25:BA:271(M):G:OP1	2.19	0.42
25:BA:2815:C:H5'	51:B5:29:THR:HG21	2.00	0.42
25:BA:34:C:O2	25:BA:34:C:H2'	2.18	0.42
25:BA:183:C:H1'	25:BA:433:C:H1'	2.01	0.42
25:BA:459:U:OP2	53:B7:39:ARG:NH1	2.53	0.42
25:BA:536:A:H2'	25:BA:537:C:C6	2.55	0.42
27:BD:13:ARG:HA	27:BD:16:MET:HE3	2.01	0.42
31:BH:40:GLU:OE1	31:BH:61:HIS:NE2	2.44	0.42
1:CA:1154:G:C4	1:CA:1155:G:C8	3.07	0.42
1:CA:494:U:O5'	1:CA:494:U:H6	2.02	0.42
1:CA:590:C:H2'	1:CA:591:U:H6	1.84	0.42
2:CB:100:GLY:C	2:CB:108:ILE:HG13	2.40	0.42
2:CB:42:ILE:HG22	2:CB:43:ASP:N	2.34	0.42
1:CA:1101:A:C4	2:CB:99:GLY:HA3	2.55	0.42
5:CE:60:TYR:C	5:CE:60:TYR:CD1	2.92	0.42
6:CF:55:ASP:OD1	6:CF:56:PRO:HD2	2.20	0.42
9:CI:14:VAL:O	9:CI:65:VAL:HG23	2.19	0.42
9:CI:99:LEU:HB3	9:CI:101:PHE:CD1	2.55	0.42
13:CM:90:LEU:C	13:CM:92:HIS:H	2.23	0.42
14:CN:9:LYS:HE3	14:CN:9:LYS:HB3	1.90	0.42
19:CS:41:VAL:HA	19:CS:42:PRO:HD3	1.92	0.42
48:D2:48:HIS:O	48:D2:52:ASP:HB2	2.19	0.42
52:D6:33:LYS:HE3	52:D6:51:GLU:HG2	2.01	0.42
25:DA:2742:C:OP1	55:D9:35:ARG:HD3	2.20	0.42
25:DA:1011:G:C4	25:DA:1151:G:N2	2.88	0.42
25:DA:990:A:C6	25:DA:1186:G:H1'	2.55	0.42
25:DA:2320:A:H1'	25:DA:2321:G:C6	2.55	0.42
25:DA:469:G:H2'	25:DA:470:A:H5''	2.00	0.42
25:DA:66:C:H2'	25:DA:67:U:C6	2.52	0.42
25:DA:885:C:N4	25:DA:890:A:C6	2.47	0.42
27:DD:108:PRO:HB3	27:DD:143:HIS:HE1	1.82	0.42
27:DD:274:ARG:CB	27:DD:275:LYS:HB3	2.49	0.42
33:DN:55:VAL:CG2	33:DN:126:PRO:HA	2.50	0.42
1:AA:109:A:H2'	1:AA:326:G:H21	1.82	0.42
1:AA:1143:G:O5'	1:AA:1143:G:H8	2.03	0.42
1:AA:1143:G:H2'	1:AA:1144:G:H8	1.84	0.42
1:AA:119:A:H3'	58:AA:2057:HOH:O	2.18	0.42
1:AA:1368:G:OP1	10:AJ:62:HIS:HE1	2.03	0.42

Continued on next page...

Continued from previous page...

Atom-1	Atom-2	Interatomic distance (Å)	Clash overlap (Å)
1:AA:1399:C:H4'	1:AA:1400:C:O5'	2.19	0.42
1:AA:443:C:H2'	1:AA:444:C:H6	1.85	0.42
1:AA:655:A:C2	1:AA:656:C:C2	3.08	0.42
1:AA:674:G:N2	1:AA:717:C:O2	2.53	0.42
2:AB:162:ILE:HD12	2:AB:164:VAL:CG2	2.50	0.42
2:AB:189:ASP:OD1	2:AB:205:ASP:HB3	2.18	0.42
7:AG:90:GLU:CD	7:AG:90:GLU:H	2.23	0.42
8:AH:21:LYS:O	8:AH:63:LEU:HD21	2.20	0.42
9:AI:49:PRO:HA	9:AI:52:ALA:HB3	2.02	0.42
12:AL:38:THR:OG1	12:AL:39:VAL:N	2.52	0.42
15:AO:4:THR:OG1	15:AO:5:LYS:N	2.53	0.42
15:AO:87:ILE:CG2	15:AO:88:ARG:N	2.82	0.42
16:AP:23:ASP:O	16:AP:26:ARG:HB2	2.20	0.42
22:AY:23:GLN:HB3	22:AY:75:GLN:NE2	2.35	0.42
47:B1:67:ILE:N	47:B1:68:PRO:HD2	2.35	0.42
25:BA:1164:G:H2'	25:BA:1165:U:C6	2.55	0.42
25:BA:1472:A:H2'	25:BA:1473:G:C8	2.55	0.42
25:BA:749:C:C5	25:BA:1618:A:C6	3.08	0.42
25:BA:2277:G:H2'	25:BA:2278:A:O5'	2.20	0.42
25:BA:263:C:H2'	25:BA:264:C:O4'	2.20	0.42
25:BA:2648:C:H2'	25:BA:2649:U:C6	2.54	0.42
25:BA:573:G:O2'	25:BA:574:C:H3'	2.20	0.42
25:BA:775:G:C4	25:BA:794:G:C8	3.08	0.42
25:BA:914:C:H2'	25:BA:915:C:H5'	2.02	0.42
25:BA:957:A:N6	25:BA:2459:A:C8	2.87	0.42
28:BE:50:GLY:HA2	28:BE:77:ILE:O	2.19	0.42
29:BF:68:LYS:HE3	29:BF:68:LYS:HB3	1.60	0.42
30:BG:111:LEU:HD23	30:BG:111:LEU:HA	1.86	0.42
30:BG:82:LEU:HB3	30:BG:86:MET:CB	2.50	0.42
37:BR:33:ARG:HD3	37:BR:115:GLU:OE2	2.20	0.42
41:BV:14:VAL:HB	41:BV:96:ILE:HG13	2.02	0.42
41:BV:16:PRO:HA	41:BV:96:ILE:HG22	2.01	0.42
45:BZ:151:HIS:C	45:BZ:153:SER:H	2.23	0.42
45:BZ:128:VAL:HG23	45:BZ:161:VAL:H	1.85	0.42
1:CA:1013:G:N2	1:CA:1016:A:OP2	2.48	0.42
1:CA:1370:G:N7	9:CI:109:VAL:HG11	2.34	0.42
1:CA:1381:U:H2'	1:CA:1382:C:H5'	2.02	0.42
1:CA:1401:G:C2	1:CA:1402:C:H1'	2.55	0.42
1:CA:1427:U:H2'	1:CA:1428:A:H8	1.83	0.42
1:CA:1465:C:H2'	1:CA:1466:C:O4'	2.19	0.42
1:CA:391:G:C6	1:CA:392:G:C5	3.08	0.42

Continued on next page...

Continued from previous page...

Atom-1	Atom-2	Interatomic distance (Å)	Clash overlap (Å)
1:CA:473:G:H2'	1:CA:474:G:C8	2.48	0.42
1:CA:612:C:H2'	1:CA:613:C:C6	2.55	0.42
1:CA:617:G:C2	1:CA:618:C:C5	3.08	0.42
2:CB:127:ILE:C	2:CB:129:GLU:H	2.21	0.42
3:CC:22:TRP:HB3	3:CC:59:ARG:HB2	2.01	0.42
5:CE:142:LEU:O	5:CE:143:ARG:NE	2.42	0.42
7:CG:115:ARG:O	7:CG:118:VAL:HG23	2.20	0.42
7:CG:58:PRO:HA	7:CG:61:VAL:CG1	2.50	0.42
23:CV:49:G:O6	23:CV:65:C:N4	2.53	0.42
25:DA:2279:G:O6	46:D0:14:ARG:HG3	2.20	0.42
25:DA:2355:C:O3'	46:D0:24:LYS:HE3	2.20	0.42
47:D1:61:ARG:HE	47:D1:61:ARG:HB3	1.65	0.42
48:D2:45:SER:O	48:D2:46:GLN:CB	2.68	0.42
51:D5:46:CYS:CB	51:D5:49:CYS:SG	3.02	0.42
25:DA:1528:A:C6	25:DA:1528(A):A:C6	3.08	0.42
25:DA:2010:G:H5''	42:DW:42:ARG:HB2	2.02	0.42
25:DA:2400:G:C5	25:DA:2401:U:C5	3.08	0.42
25:DA:2401:U:H3'	25:DA:2402:C:H6	1.85	0.42
25:DA:2577:A:H5''	25:DA:2578:G:C5'	2.48	0.42
25:DA:2522:U:O2'	25:DA:2647:U:OP1	2.20	0.42
25:DA:2816:C:O2	25:DA:2883:A:O2'	2.38	0.42
25:DA:545:G:OP1	25:DA:545:G:H4'	2.20	0.42
28:DE:134:ILE:O	28:DE:137:HIS:HB2	2.20	0.42
28:DE:13:ARG:O	39:DT:57:PHE:HE1	2.03	0.42
29:DF:107:LYS:HE2	29:DF:205:ARG:O	2.19	0.42
30:DG:107:LEU:HD13	30:DG:177:GLY:O	2.20	0.42
30:DG:129:GLY:O	30:DG:161:THR:HB	2.19	0.42
31:DH:149:ARG:HA	31:DH:162:ILE:CG2	2.50	0.42
37:DR:37:THR:HA	37:DR:111:LEU:HD12	2.02	0.42
42:DW:43:GLY:O	42:DW:47:VAL:HG23	2.20	0.42
25:DA:1614:A:C2	42:DW:93:ALA:HB2	2.55	0.42
45:DZ:129:SER:O	45:DZ:133:ILE:HG23	2.19	0.42
45:DZ:159:PRO:HA	45:DZ:160:GLY:HA2	1.82	0.42
45:DZ:166:SER:HA	45:DZ:167:PRO:HD3	1.80	0.42
45:DZ:28:MET:O	45:DZ:35:ARG:N	2.45	0.42
45:DZ:10:ARG:NE	45:DZ:37:VAL:O	2.50	0.42
1:AA:1108:G:C5	1:AA:1109:C:C5	3.08	0.42
1:AA:128:G:O2'	17:AQ:3:LYS:NZ	2.44	0.42
1:AA:1459:C:H2'	1:AA:1460:A:O4'	2.20	0.42
1:AA:149:A:N3	1:AA:150:C:C5	2.88	0.42
1:AA:160:A:C6	1:AA:161:A:C5	3.08	0.42

Continued on next page...

Continued from previous page...

Atom-1	Atom-2	Interatomic distance (Å)	Clash overlap (Å)
1:AA:532:A:H2'	1:AA:533:A:OP1	2.20	0.42
1:AA:736:C:H2'	1:AA:737:A:H8	1.80	0.42
1:AA:948:C:OP1	13:AM:109:THR:OG1	2.38	0.42
3:AC:182:ILE:HG12	3:AC:203:PHE:CD1	2.48	0.42
1:AA:933:G:OP2	7:AG:3:ARG:HB2	2.19	0.42
9:AI:9:ARG:HB2	9:AI:104:ARG:HE	1.85	0.42
1:AA:1123:A:H4'	10:AJ:36:GLY:HA3	2.02	0.42
11:AK:108:ILE:CG2	18:AR:87:ARG:HD2	2.50	0.42
19:AS:33:THR:HG23	19:AS:51:VAL:HA	2.02	0.42
19:AS:37:ARG:H	19:AS:37:ARG:HG3	1.33	0.42
49:B3:23:LEU:HA	49:B3:23:LEU:HD12	1.69	0.42
49:B3:3:ARG:HH11	49:B3:60:GLU:CB	2.32	0.42
25:BA:103:A:H8	25:BA:103:A:O5'	2.03	0.42
25:BA:1043:C:C4	25:BA:1044:G:C8	3.07	0.42
25:BA:1171:G:H5''	25:BA:1171:G:H8	1.85	0.42
25:BA:1500:G:C6	25:BA:1501:C:C4	3.07	0.42
25:BA:1766:U:H2'	25:BA:1767:C:H6	1.84	0.42
25:BA:2224:G:H4'	25:BA:2226:C:O2	2.20	0.42
22:AY:27:GLY:N	25:BA:2584:U:O2'	2.51	0.42
25:BA:2590:A:H2'	25:BA:2591:C:C6	2.55	0.42
25:BA:2747:G:O6	25:BA:2755:C:H5''	2.20	0.42
25:BA:2846:G:H2'	25:BA:2847:U:O4'	2.20	0.42
25:BA:588:U:O4	25:BA:670:A:H1'	2.18	0.42
25:BA:1813:G:H1'	27:BD:50:THR:OG1	2.20	0.42
29:BF:101:LEU:O	29:BF:106:ARG:HD3	2.20	0.42
33:BN:12:ARG:NH1	33:BN:50:ASP:OD2	2.52	0.42
34:BO:89:ASN:O	34:BO:91:LEU:HD23	2.20	0.42
35:BP:82:GLY:HA2	35:BP:113:LYS:O	2.20	0.42
41:BV:21:ARG:HG3	41:BV:91:TYR:CD1	2.55	0.42
1:CA:1170:A:N6	1:CA:1171:G:C2	2.87	0.42
1:CA:1241:G:H2'	1:CA:1242:C:C6	2.54	0.42
1:CA:1327:C:H2'	1:CA:1328:C:C6	2.55	0.42
2:CB:105:PHE:HA	2:CB:108:ILE:HB	2.02	0.42
9:CI:45:ALA:HB1	9:CI:48:GLU:N	2.35	0.42
1:CA:1219:U:O2'	19:CS:34:TRP:HB3	2.20	0.42
46:D0:39:ARG:HD3	46:D0:58:THR:OG1	2.20	0.42
46:D0:84:LEU:HG	46:D0:85:ALA:H	1.85	0.42
25:DA:1033:U:OP1	55:D9:9:ARG:NH2	2.52	0.42
25:DA:1469:A:H2'	25:DA:1470:G:O4'	2.19	0.42
25:DA:1579:A:H5'	25:DA:1579:A:H8	1.84	0.42
25:DA:1639:U:H4'	25:DA:2699:C:H4'	2.02	0.42

Continued on next page...

Continued from previous page...

Atom-1	Atom-2	Interatomic distance (Å)	Clash overlap (Å)
25:DA:1788:C:H2'	25:DA:1789:A:O4'	2.19	0.42
25:DA:2080:G:C2'	25:DA:2081:C:H5'	2.50	0.42
25:DA:2262:U:H2'	25:DA:2263:C:H6	1.85	0.42
25:DA:2288:A:H4'	25:DA:2289:G:OP2	2.20	0.42
25:DA:2557:G:H2'	25:DA:2558:C:H6	1.84	0.42
25:DA:52:A:OP2	25:DA:117:G:N1	2.41	0.42
27:DD:52:ARG:HB2	27:DD:53:PHE:CE2	2.55	0.42
28:DE:94:GLU:HA	28:DE:94:GLU:OE1	2.20	0.42
30:DG:120:LEU:HB2	30:DG:180:PHE:CD2	2.55	0.42
32:DI:79:ILE:HG22	32:DI:81:VAL:HG13	2.00	0.42
33:DN:133:GLN:H	33:DN:133:GLN:HG2	1.59	0.42
37:DR:11:ASN:ND2	58:DR:303:HOH:O	2.42	0.42
38:DS:21:THR:HG23	38:DS:23:ARG:HB2	2.02	0.42
42:DW:1:MET:HG3	42:DW:2:GLU:N	2.35	0.42
43:DX:40:LYS:HG3	43:DX:51:VAL:HB	2.02	0.42
1:AA:1399:C:H4'	1:AA:1400:C:H5''	2.00	0.41
1:AA:258:G:H2'	1:AA:259:G:C8	2.54	0.41
1:AA:411:A:C8	1:AA:413:G:C8	3.08	0.41
1:AA:544:G:OP2	4:AD:66:ARG:NH2	2.53	0.41
1:AA:655:A:C2	1:AA:754:C:N4	2.88	0.41
1:AA:717:C:H6	1:AA:717:C:H5''	1.86	0.41
3:AC:172:ARG:HB3	3:AC:174:PRO:HD3	2.01	0.41
8:AH:64:LYS:CB	8:AH:79:VAL:HG21	2.49	0.41
12:AL:52:LEU:HA	12:AL:52:LEU:HD13	1.94	0.41
22:AY:2:ILE:HG13	22:AY:12:ASP:HA	2.00	0.41
47:B1:7:ILE:HG23	47:B1:98:LEU:HD11	2.02	0.41
25:BA:1509(A):A:H2'	25:BA:1509(B):A:O4'	2.19	0.41
25:BA:2701:C:H2'	25:BA:2702:U:H2'	2.02	0.41
25:BA:655:A:H2'	25:BA:656:G:O4'	2.20	0.41
25:BA:734:A:C5	25:BA:735:A:C8	3.08	0.41
27:BD:228:PRO:HD3	27:BD:235:GLY:CA	2.50	0.41
27:BD:8:PRO:HB3	27:BD:14:ARG:CB	2.49	0.41
31:BH:7:LEU:HG	31:BH:69:ARG:HH12	1.84	0.41
45:BZ:138:GLU:HG2	45:BZ:156:LYS:HE3	2.02	0.41
36:BQ:64:ILE:HG13	45:BZ:178:GLU:HG3	2.01	0.41
1:CA:1192:C:N4	1:CA:1193:G:C4	2.88	0.41
1:CA:1288:A:H2'	1:CA:1289:A:C8	2.55	0.41
1:CA:1502:A:H5'	1:CA:1504:G:N7	2.35	0.41
1:CA:32:A:H2'	1:CA:32:A:N3	2.34	0.41
1:CA:473:G:C5	1:CA:474:G:N7	2.88	0.41
1:CA:930:C:C4	1:CA:931:C:C5	3.08	0.41

Continued on next page...

Continued from previous page...

Atom-1	Atom-2	Interatomic distance (Å)	Clash overlap (Å)
4:CD:170:VAL:HG13	4:CD:174:LEU:O	2.20	0.41
1:CA:401:C:OP2	4:CD:73:ARG:NH1	2.53	0.41
9:CI:17:VAL:HG21	9:CI:80:GLY:O	2.20	0.41
16:CP:52:ASP:OD2	16:CP:55:ARG:N	2.26	0.41
25:DA:1223:G:C6	25:DA:1227:G:C6	3.07	0.41
25:DA:1296:G:O2'	25:DA:1297:C:H5'	2.20	0.41
25:DA:134:C:N4	25:DA:145:G:H1	2.12	0.41
25:DA:1525:G:C2	25:DA:1526:G:C4	3.08	0.41
25:DA:2236:C:H2'	25:DA:2237:G:H5'	2.01	0.41
25:DA:2463:C:O2'	25:DA:2464:C:H5'	2.20	0.41
25:DA:676:A:H2	25:DA:802:A:H61	1.68	0.41
25:DA:977:G:C4	25:DA:978:G:C8	3.07	0.41
29:DF:40:GLN:OE1	29:DF:183:VAL:HG13	2.20	0.41
32:DI:25:TYR:HD2	32:DI:25:TYR:HA	1.68	0.41
34:DO:122:LEU:HA	34:DO:122:LEU:HD23	1.54	0.41
25:DA:2820:A:P	37:DR:2:ARG:HH21	2.43	0.41
37:DR:48:VAL:O	37:DR:51:LEU:HB2	2.19	0.41
39:DT:26:ASP:CG	39:DT:120:ARG:HH22	2.23	0.41
40:DU:112:ARG:O	40:DU:115:ALA:HB3	2.20	0.41
44:DY:40:GLU:O	44:DY:42:VAL:HG23	2.20	0.41
1:AA:1131:G:H1	1:AA:1143:G:N2	2.11	0.41
1:AA:1332:A:C2	1:AA:1333:A:C4	3.08	0.41
1:AA:129(A):G:C2	1:AA:189(H):G:C8	3.09	0.41
1:AA:194:C:H2'	1:AA:195:A:H5''	2.02	0.41
1:AA:357:G:C2	1:AA:358:U:C5	3.09	0.41
1:AA:576:G:OP1	58:AA:2251:HOH:O	2.22	0.41
1:AA:67:C:H2'	1:AA:68:G:H8	1.84	0.41
1:AA:244:U:C6	1:AA:894:G:N2	2.88	0.41
1:AA:953:G:H2'	1:AA:954:G:O4'	2.20	0.41
1:AA:975:A:H5'	1:AA:975:A:H8	1.83	0.41
4:AD:204:ILE:O	4:AD:207:TYR:N	2.49	0.41
7:AG:15:ASP:O	7:AG:19:GLY:HA2	2.20	0.41
1:AA:599:C:H5''	8:AH:95:VAL:O	2.19	0.41
9:AI:3:GLN:OE1	9:AI:20:ARG:NH2	2.53	0.41
9:AI:83:ARG:HA	9:AI:86:VAL:HG22	2.02	0.41
10:AJ:40:LEU:HB2	10:AJ:69:ASN:HB2	2.01	0.41
14:AN:44:LEU:HD12	14:AN:44:LEU:C	2.40	0.41
15:AO:57:LEU:HA	15:AO:57:LEU:HD23	1.80	0.41
1:AA:377:G:OP1	16:AP:3:LYS:HD2	2.20	0.41
16:AP:49:LEU:HA	16:AP:49:LEU:HD13	1.72	0.41
17:AQ:45:HIS:O	17:AQ:73:VAL:HG23	2.19	0.41

Continued on next page...

Continued from previous page...

Atom-1	Atom-2	Interatomic distance (Å)	Clash overlap (Å)
1:AA:127:G:N2	17:AQ:61:GLU:OE1	2.50	0.41
17:AQ:84:LEU:O	17:AQ:87:LYS:HB2	2.20	0.41
48:B2:4:SER:HA	48:B2:7:ARG:HG3	2.01	0.41
50:B4:18:CYS:SG	50:B4:39:CYS:CB	2.96	0.41
25:BA:11:G:H2'	25:BA:12:U:H5'	2.02	0.41
25:BA:1582:C:H2'	25:BA:1583:A:H8	1.84	0.41
25:BA:1991:U:H2'	25:BA:1992:G:H5''	2.02	0.41
25:BA:271(P):C:OP1	32:BI:45:LYS:HD3	2.20	0.41
25:BA:365:C:H2'	25:BA:366:C:O4'	2.20	0.41
26:BB:33:G:C2	26:BB:50:G:C2	3.08	0.41
25:BA:784:A:C5	27:BD:229:VAL:HG21	2.55	0.41
31:BH:35:VAL:O	31:BH:37:VAL:HG23	2.20	0.41
34:BO:60:ALA:HB1	34:BO:84:ALA:HB1	2.02	0.41
37:BR:29:LEU:HA	37:BR:29:LEU:HD12	1.84	0.41
1:CA:616:G:H5''	58:CA:1925:HOH:O	2.19	0.41
1:CA:722:A:H2'	1:CA:724:G:C8	2.56	0.41
5:CE:69:VAL:HG22	5:CE:69:VAL:O	2.20	0.41
7:CG:18:TYR:CD2	7:CG:59:LEU:HD22	2.51	0.41
10:CJ:35:SER:CB	10:CJ:73:ASP:HB2	2.41	0.41
13:CM:69:GLU:OE1	13:CM:73:GLU:N	2.53	0.41
15:CO:87:ILE:CG2	15:CO:88:ARG:N	2.83	0.41
1:CA:255:G:H1'	17:CQ:16:GLN:OE1	2.20	0.41
21:CU:5:ASP:O	21:CU:11:GLY:HA3	2.20	0.41
23:CV:18:G:C4	23:CV:58:A:C2	3.08	0.41
47:D1:40:ARG:HB2	47:D1:40:ARG:HE	1.59	0.41
47:D1:64:ALA:HA	47:D1:67:ILE:HD12	2.02	0.41
47:D1:86:SER:O	47:D1:89:GLU:HG2	2.20	0.41
49:D3:28:LEU:HD21	49:D3:35:ARG:HB2	2.02	0.41
25:DA:1025:G:C4	25:DA:1135:C:H1'	2.55	0.41
25:DA:1168:G:C2	25:DA:1182:A:C2	3.08	0.41
25:DA:1643:G:H2'	25:DA:1644:C:H6	1.85	0.41
25:DA:1798:U:OP2	27:DD:274:ARG:NH2	2.53	0.41
25:DA:192:C:H2'	25:DA:193:U:H5'	2.01	0.41
25:DA:2730:C:H4'	28:DE:168:MET:O	2.20	0.41
25:DA:320:A:H4'	25:DA:322:A:C8	2.55	0.41
25:DA:686:G:N7	53:D7:5:TRP:CH2	2.88	0.41
25:DA:805:G:H4'	35:DP:38:GLN:HB3	2.02	0.41
25:DA:910:A:N3	25:DA:2264:C:O2'	2.47	0.41
25:DA:977:G:N3	25:DA:978:G:C8	2.88	0.41
27:DD:77:ALA:O	27:DD:116:GLN:HG3	2.21	0.41
27:DD:240:ALA:HB1	27:DD:241:PRO:HD2	2.02	0.41

Continued on next page...

Continued from previous page...

Atom-1	Atom-2	Interatomic distance (Å)	Clash overlap (Å)
29:DF:124:LEU:HB3	29:DF:193:VAL:HG22	2.02	0.41
37:DR:12:ARG:HD3	37:DR:16:HIS:CD2	2.55	0.41
37:DR:42:LYS:HG2	37:DR:45:ARG:NH2	2.34	0.41
39:DT:33:LYS:HE3	39:DT:82:LEU:HA	2.03	0.41
43:DX:31:HIS:O	43:DX:34:ALA:HB3	2.20	0.41
45:DZ:99:TYR:HA	45:DZ:124:ILE:O	2.20	0.41
1:AA:109:A:C6	1:AA:326:G:C6	3.07	0.41
1:AA:1221:G:H4'	19:AS:77:THR:CG2	2.50	0.41
1:AA:1315:U:H2'	1:AA:1316:G:O4'	2.19	0.41
1:AA:186:C:C2	1:AA:187:C:C5	3.08	0.41
1:AA:458:C:N4	1:AA:474:G:N1	2.68	0.41
1:AA:521:G:O6	1:AA:529:G:C2	2.73	0.41
1:AA:713:G:H2'	1:AA:714:G:C8	2.55	0.41
1:AA:652:U:C2	1:AA:752:G:N2	2.88	0.41
1:AA:923:A:C2	1:AA:924:C:C2	3.08	0.41
4:AD:15:GLU:OE1	4:AD:63:LYS:N	2.54	0.41
5:AE:15:ARG:HD2	5:AE:26:PHE:CD2	2.54	0.41
10:AJ:55:LYS:NZ	10:AJ:56:HIS:CE1	2.88	0.41
12:AL:66:VAL:HG11	12:AL:98:TYR:CE1	2.55	0.41
24:AX:2:A:H2'	24:AX:3:A:C8	2.54	0.41
47:B1:23:LYS:HE3	47:B1:23:LYS:HB2	1.92	0.41
47:B1:5:CYS:CB	47:B1:8:SER:HG	2.31	0.41
54:B8:29:LYS:HZ2	54:B8:45:GLY:HA2	1.85	0.41
25:BA:2030:A:H4'	25:BA:2031:A:C8	2.55	0.41
25:BA:2082:A:H2'	25:BA:2083:G:O4'	2.20	0.41
25:BA:2364:C:H2'	25:BA:2365:G:O4'	2.19	0.41
25:BA:2376:A:H2'	25:BA:2377:A:O4'	2.20	0.41
25:BA:2542:A:H4'	25:BA:2543:G:H8	1.85	0.41
25:BA:2662:A:H2'	25:BA:2663:G:O4'	2.20	0.41
25:BA:2687:U:H2'	25:BA:2688:U:O4'	2.21	0.41
25:BA:898:C:H2'	25:BA:899:A:O4'	2.20	0.41
30:BG:167:GLU:H	30:BG:167:GLU:CD	2.22	0.41
30:BG:16:ARG:O	30:BG:20:ILE:HG13	2.20	0.41
32:BI:2:LYS:HG2	32:BI:20:ASP:OD1	2.20	0.41
39:BT:15:VAL:HG12	39:BT:16:ARG:H	1.84	0.41
1:CA:1077:G:C2	1:CA:1081:G:C6	3.08	0.41
1:CA:1092:A:C5	1:CA:1183:A:N7	2.88	0.41
1:CA:922:G:H2'	1:CA:923:A:H8	1.84	0.41
3:CC:149:ALA:HA	3:CC:201:TYR:O	2.19	0.41
7:CG:101:LEU:HD13	7:CG:101:LEU:HA	1.87	0.41
7:CG:48:LYS:O	7:CG:52:GLU:HG2	2.21	0.41

Continued on next page...

Continued from previous page...

Atom-1	Atom-2	Interatomic distance (Å)	Clash overlap (Å)
16:CP:9:PHE:CD2	16:CP:18:ARG:HG3	2.55	0.41
46:D0:65:GLY:CA	46:D0:81:VAL:HG12	2.47	0.41
49:D3:23:LEU:HD22	49:D3:50:VAL:HG11	2.02	0.41
25:DA:1328:G:H2'	25:DA:1330:C:C5	2.55	0.41
25:DA:1416:G:O2'	25:DA:1417:C:H5	2.02	0.41
25:DA:1915:U:H5'	25:DA:1916:A:OP2	2.20	0.41
25:DA:873:G:N2	25:DA:905:U:C2	2.89	0.41
26:DB:46:A:C5	26:DB:47:C:C4	3.08	0.41
28:DE:78:LEU:O	28:DE:79:ARG:HG2	2.20	0.41
32:DI:120:ILE:HG21	32:DI:126:TYR:CE1	2.56	0.41
38:DS:110:LEU:HD12	38:DS:110:LEU:HA	1.71	0.41
40:DU:62:ILE:HG12	40:DU:76:TYR:CE1	2.56	0.41
42:DW:4:LYS:NZ	42:DW:6:ILE:HD11	2.35	0.41
45:DZ:8:TYR:HB2	45:DZ:38:TYR:CE2	2.55	0.41
1:AA:1084:G:OP1	1:AA:1086:U:C4	2.73	0.41
1:AA:1240:U:P	7:AG:116:ALA:HB2	2.60	0.41
1:AA:131:C:O2	1:AA:231:G:N2	2.36	0.41
1:AA:1374:A:C4	1:AA:1375:A:C8	3.08	0.41
1:AA:1392:G:O2'	1:AA:1393:U:H5'	2.20	0.41
1:AA:1508:G:H2'	1:AA:1509:C:C6	2.56	0.41
1:AA:649:G:C4	1:AA:650:G:C8	3.08	0.41
2:AB:101:MET:HE3	2:AB:108:ILE:HG21	2.01	0.41
2:AB:158:LEU:HA	2:AB:159:PRO:HD3	1.81	0.41
6:AF:4:TYR:HA	6:AF:91:VAL:O	2.21	0.41
11:AK:66:LEU:HD21	11:AK:97:ALA:HB1	2.03	0.41
12:AL:83:VAL:CG1	12:AL:100:ILE:HG12	2.49	0.41
12:AL:102:ARG:HE	12:AL:102:ARG:HB3	1.79	0.41
18:AR:58:LEU:HD12	18:AR:58:LEU:HA	1.85	0.41
22:AY:57:LEU:HD23	22:AY:57:LEU:HA	1.88	0.41
22:AY:6:ARG:H	22:AY:6:ARG:HG3	1.57	0.41
46:B0:56:ASP:O	46:B0:57:PHE:HB2	2.20	0.41
43:BX:8:ILE:O	48:B2:36:ARG:NH2	2.54	0.41
48:B2:51:ARG:HH11	48:B2:55:ARG:NH2	2.17	0.41
25:BA:2286:A:H3'	52:B6:30:THR:HG21	2.03	0.41
25:BA:1108:U:O2'	25:BA:1109:C:C6	2.74	0.41
25:BA:1272:A:OP1	58:BA:4875:HOH:O	2.22	0.41
25:BA:16:G:C2	25:BA:17:G:C8	3.08	0.41
27:BD:127:VAL:HA	27:BD:193:VAL:HG22	2.03	0.41
29:BF:22:ALA:HB1	29:BF:24:LEU:HD22	2.02	0.41
29:BF:39:TRP:CE2	29:BF:43:LYS:HD3	2.55	0.41
29:BF:60:SER:OG	29:BF:61:GLY:N	2.53	0.41

Continued on next page...

Continued from previous page...

Atom-1	Atom-2	Interatomic distance (Å)	Clash overlap (Å)
30:BG:103:LEU:HD23	30:BG:103:LEU:HA	1.76	0.41
30:BG:124:SER:HB2	30:BG:131:TYR:CE1	2.55	0.41
30:BG:37:VAL:O	30:BG:94:LEU:HB2	2.20	0.41
40:BU:65:ILE:CD1	40:BU:95:LEU:HB3	2.51	0.41
41:BV:85:LYS:HB2	41:BV:85:LYS:NZ	2.35	0.41
1:CA:1015:A:H8	1:CA:1015:A:O5'	2.03	0.41
1:CA:1076:C:C2	1:CA:1082:G:N2	2.89	0.41
1:CA:1107:C:N4	1:CA:1108:G:N7	2.67	0.41
1:CA:475:G:H2'	1:CA:476:G:C8	2.55	0.41
1:CA:533:A:O2'	1:CA:535:A:OP2	2.26	0.41
1:CA:929:G:C6	1:CA:930:C:C4	3.08	0.41
2:CB:102:LEU:HB2	2:CB:176:GLU:HB3	2.03	0.41
3:CC:178:LEU:HD13	3:CC:178:LEU:HA	1.78	0.41
5:CE:139:LEU:HA	5:CE:139:LEU:HD23	1.81	0.41
6:CF:41:GLU:HG2	6:CF:43:LEU:CD1	2.51	0.41
10:CJ:5:ARG:N	10:CJ:74:ILE:H	2.19	0.41
16:CP:12:LYS:C	16:CP:14:ASN:H	2.24	0.41
16:CP:51:VAL:HG12	16:CP:53:VAL:H	1.84	0.41
25:DA:1580:A:OP2	25:DA:1580:A:H8	2.04	0.41
25:DA:2405:G:HO2'	25:DA:2406:U:P	2.44	0.41
25:DA:2470:G:C2	25:DA:2471:C:C6	3.08	0.41
25:DA:836:G:C5	25:DA:837:C:C4	3.08	0.41
25:DA:839:U:H3	25:DA:939:G:H1	1.68	0.41
28:DE:28:ALA:HB3	28:DE:93:VAL:HG13	2.02	0.41
25:DA:2445:G:OP1	29:DF:74:ARG:NH2	2.54	0.41
30:DG:11:TYR:OH	30:DG:16:ARG:HD3	2.21	0.41
26:DB:55:U:H4'	30:DG:28:VAL:HG13	2.02	0.41
32:DI:41:GLU:H	32:DI:41:GLU:CD	2.24	0.41
35:DP:93:GLY:O	35:DP:123:LEU:HD22	2.20	0.41
35:DP:125:VAL:O	35:DP:125:VAL:HG23	2.19	0.41
36:DQ:32:TYR:CE2	36:DQ:133:ARG:CG	3.03	0.41
39:DT:61:PHE:CE2	39:DT:76:PHE:HB2	2.55	0.41
25:DA:548:A:N7	41:DV:19:LYS:HD2	2.36	0.41
45:DZ:70:LEU:HA	45:DZ:70:LEU:HD23	1.75	0.41
1:AA:1186:G:H21	14:AN:61:TRP:C	2.24	0.41
1:AA:1404:C:H2'	1:AA:1405:G:C8	2.55	0.41
1:AA:189(F):U:C4	17:AQ:72:ARG:NH2	2.83	0.41
1:AA:258:G:N3	1:AA:259:G:C8	2.88	0.41
1:AA:390:C:H2'	1:AA:391:G:C8	2.55	0.41
1:AA:667:G:H4'	15:AO:51:HIS:ND1	2.34	0.41
1:AA:831:U:O2'	1:AA:832:C:H5'	2.21	0.41

Continued on next page...

Continued from previous page...

Atom-1	Atom-2	Interatomic distance (Å)	Clash overlap (Å)
2:AB:69:LEU:HD12	2:AB:70:PHE:N	2.36	0.41
11:AK:103:LEU:HA	11:AK:103:LEU:HD23	1.86	0.41
15:AO:67:LEU:HD22	15:AO:78:TYR:HE1	1.85	0.41
19:AS:61:TYR:O	19:AS:66:MET:HE3	2.21	0.41
48:B2:17:SER:OG	48:B2:20:GLU:HG3	2.20	0.41
25:BA:1582:C:C2	25:BA:1583:A:C8	3.09	0.41
25:BA:190:A:N3	25:BA:679:C:O2'	2.48	0.41
25:BA:2267:A:H5''	25:BA:2268:A:H5'	2.03	0.41
25:BA:272(B):G:H2'	25:BA:272(C):G:C8	2.55	0.41
25:BA:2808:U:H2'	25:BA:2809:A:C5'	2.51	0.41
25:BA:515:A:H1'	25:BA:581:C:H1'	2.02	0.41
25:BA:973:A:O4'	25:BA:1188:U:C6	2.73	0.41
27:BD:227:ASN:O	27:BD:230:ASP:HB2	2.21	0.41
27:BD:25:THR:OG1	27:BD:81:ALA:HB1	2.20	0.41
28:BE:188:VAL:HG13	28:BE:189:PRO:HD2	2.02	0.41
29:BF:103:LYS:HA	29:BF:106:ARG:HG3	2.03	0.41
29:BF:11:VAL:HG22	29:BF:125:LEU:HB2	2.02	0.41
30:BG:121:ASN:HA	30:BG:122:PRO:HD3	1.68	0.41
30:BG:39:ILE:HG13	30:BG:39:ILE:H	1.66	0.41
30:BG:43:LEU:HD12	30:BG:43:LEU:HA	1.70	0.41
40:BU:52:ARG:HA	40:BU:55:ARG:HG3	2.01	0.41
25:BA:996:A:H4'	40:BU:91:ASP:OD1	2.20	0.41
45:BZ:28:MET:O	45:BZ:34:ASN:HA	2.20	0.41
1:CA:1292:U:C2	1:CA:1293:G:C8	3.08	0.41
1:CA:1309:G:C6	1:CA:1329:A:C2	3.08	0.41
1:CA:338:A:H2'	1:CA:339:C:C6	2.56	0.41
1:CA:557:G:C6	1:CA:558:G:N1	2.88	0.41
4:CD:74:GLN:O	4:CD:78:LEU:HD13	2.20	0.41
7:CG:56:GLN:HB2	7:CG:57:GLU:H	1.64	0.41
9:CI:107:ARG:CG	9:CI:107:ARG:HH11	2.26	0.41
12:CL:93:LEU:HA	12:CL:93:LEU:HD23	1.75	0.41
20:CT:36:LEU:HA	20:CT:36:LEU:HD13	1.83	0.41
20:CT:51:GLU:HG2	20:CT:54:LYS:HD3	2.03	0.41
50:D4:40:HIS:HB3	50:D4:43:TYR:CD1	2.55	0.41
25:DA:1224:C:H6	25:DA:1224:C:O5'	2.03	0.41
25:DA:1431:U:H2'	25:DA:1432:C:C6	2.56	0.41
25:DA:1462:C:H2'	25:DA:1463:C:O4'	2.21	0.41
25:DA:1778:U:H2'	25:DA:1784:A:N6	2.36	0.41
25:DA:249:C:O2	54:D8:12:LYS:NZ	2.43	0.41
25:DA:271(E):U:H3	25:DA:271(S):G:H1	1.69	0.41
25:DA:686:G:H21	25:DA:788:A:H61	1.67	0.41

Continued on next page...

Continued from previous page...

Atom-1	Atom-2	Interatomic distance (Å)	Clash overlap (Å)
25:DA:863:A:O2'	25:DA:864:G:H5'	2.20	0.41
29:DF:34:TRP:CE3	29:DF:35:GLU:HG2	2.56	0.41
30:DG:16:ARG:HA	30:DG:16:ARG:HD2	1.75	0.41
31:DH:44:VAL:HB	31:DH:51:ARG:O	2.21	0.41
32:DI:104:GLN:HG2	32:DI:105:HIS:CE1	2.55	0.41
33:DN:27:ALA:HA	33:DN:30:ILE:HD12	2.02	0.41
33:DN:93:THR:HB	33:DN:94:HIS:ND1	2.35	0.41
34:DO:97:ARG:HA	34:DO:117:LEU:HD22	2.02	0.41
45:DZ:156:LYS:HE3	45:DZ:156:LYS:HB3	1.88	0.41
1:AA:142:G:H2'	1:AA:143:A:H8	1.85	0.41
1:AA:148:G:N2	1:AA:175:C:C2	2.88	0.41
1:AA:204:U:H4'	1:AA:216:G:O5'	2.21	0.41
1:AA:945:G:N1	1:AA:1337:G:C2	2.89	0.41
2:AB:114:ARG:NH1	2:AB:118:LEU:HD21	2.34	0.41
2:AB:170:GLU:O	2:AB:173:ALA:N	2.47	0.41
2:AB:20:GLU:HB2	2:AB:190:THR:OG1	2.20	0.41
4:AD:50:ARG:HA	4:AD:51:PRO:HD3	1.93	0.41
5:AE:122:GLU:O	5:AE:123:LEU:HG	2.21	0.41
9:AI:7:THR:O	9:AI:83:ARG:HD2	2.21	0.41
14:AN:24:CYS:SG	14:AN:39:LEU:HA	2.60	0.41
14:AN:4:LYS:O	14:AN:7:ILE:HG22	2.21	0.41
25:BA:1142(A):A:C5	25:BA:1144:G:C5	3.08	0.41
25:BA:1199:U:H2'	25:BA:1200:C:C6	2.55	0.41
25:BA:1605:C:P	58:BA:5261:HOH:O	2.78	0.41
25:BA:1844:C:H2'	25:BA:1845:G:H8	1.85	0.41
25:BA:1931:U:H2'	25:BA:1932:A:H8	1.85	0.41
25:BA:2543:G:C1'	25:BA:2766:G:H5'	2.49	0.41
25:BA:751:A:C6	25:BA:789:A:C5	3.09	0.41
26:BB:15:A:O4'	26:BB:110:G:C8	2.74	0.41
27:BD:82:ILE:HD12	27:BD:82:ILE:HG23	1.72	0.41
28:BE:117:MET:H	28:BE:117:MET:HG2	1.50	0.41
28:BE:178:GLU:H	28:BE:178:GLU:CD	2.22	0.41
25:BA:2784:C:H1'	28:BE:37:ARG:NH1	2.35	0.41
29:BF:117:ARG:HD3	29:BF:117:ARG:HA	1.79	0.41
29:BF:157:VAL:HA	29:BF:176:LEU:O	2.20	0.41
30:BG:67:LYS:HA	30:BG:68:PRO:HD3	1.87	0.41
33:BN:99:LEU:O	33:BN:103:VAL:HG23	2.21	0.41
25:BA:2708:G:H1'	37:BR:71:GLN:HE22	1.85	0.41
25:BA:548:A:H61	41:BV:19:LYS:H	1.68	0.41
42:BW:68:ARG:HD3	42:BW:111:HIS:HA	2.02	0.41
43:BX:92:LEU:C	43:BX:94:GLY:H	2.24	0.41

Continued on next page...

Continued from previous page...

Atom-1	Atom-2	Interatomic distance (Å)	Clash overlap (Å)
45:BZ:133:ILE:HG13	45:BZ:133:ILE:H	1.45	0.41
45:BZ:72:ARG:NH2	45:BZ:97:GLU:O	2.53	0.41
1:CA:1323:G:H4'	1:CA:1363:C:C2	2.56	0.41
1:CA:375:U:OP1	16:CP:69:THR:HG21	2.20	0.41
1:CA:509:A:C6	1:CA:510:A:N1	2.87	0.41
1:CA:604:G:C6	1:CA:635:G:C6	3.09	0.41
1:CA:620:C:H2'	1:CA:621:A:O4'	2.20	0.41
1:CA:723:U:O2'	1:CA:724:G:P	2.79	0.41
1:CA:936:C:C4	1:CA:937:A:C5	3.08	0.41
2:CB:88:ALA:HB1	2:CB:222:ILE:HG21	2.02	0.41
4:CD:110:PHE:N	4:CD:110:PHE:HD1	2.18	0.41
7:CG:72:ARG:HG2	7:CG:142:GLU:OE2	2.21	0.41
8:CH:63:LEU:HD23	8:CH:65:TYR:OH	2.21	0.41
8:CH:7:ALA:HB2	8:CH:85:ARG:HD2	2.03	0.41
11:CK:80:VAL:HG23	11:CK:105:VAL:H	1.85	0.41
1:CA:1330:U:H4'	13:CM:23:TYR:CE2	2.55	0.41
50:D4:42:PHE:HB3	50:D4:43:TYR:HB2	2.02	0.41
25:DA:1210:A:H5''	25:DA:1212:G:C5'	2.49	0.41
25:DA:2041:U:H2'	25:DA:2042:A:C8	2.55	0.41
25:DA:2236:C:C2'	25:DA:2237:G:H5'	2.51	0.41
25:DA:2505:G:O2'	25:DA:2506:U:H5''	2.21	0.41
25:DA:57:C:H6	25:DA:57:C:O5'	2.04	0.41
26:DB:76:G:H2'	26:DB:77:U:O4'	2.20	0.41
26:DB:80:U:H2'	26:DB:81:G:C8	2.56	0.41
25:DA:1796:U:H4'	27:DD:256:GLY:N	2.34	0.41
27:DD:37:LEU:HD12	27:DD:37:LEU:HA	1.71	0.41
28:DE:36:ARG:HG2	28:DE:47:VAL:HG22	2.02	0.41
33:DN:58:ASP:OD1	33:DN:124:ALA:HA	2.20	0.41
41:DV:62:LEU:HD11	41:DV:95:LEU:HB2	2.03	0.41
1:AA:105:G:H2'	1:AA:106:C:H6	1.83	0.41
1:AA:1126:U:H6	1:AA:1280:A:C5	2.39	0.41
1:AA:1178:G:N2	1:AA:1181:G:C8	2.88	0.41
1:AA:135:C:O2	16:AP:1:MET:HB3	2.21	0.41
1:AA:392:G:H2'	1:AA:393:A:H8	1.85	0.41
1:AA:797:C:O2'	1:AA:798:G:H5'	2.20	0.41
6:AF:19:LEU:O	6:AF:19:LEU:HD23	2.21	0.41
7:AG:9:VAL:HG13	7:AG:94:ARG:NH1	2.35	0.41
17:AQ:15:MET:HG3	17:AQ:15:MET:H	1.62	0.41
19:AS:66:MET:HG3	19:AS:66:MET:H	1.57	0.41
20:AT:32:ALA:O	20:AT:35:THR:HG22	2.20	0.41
25:BA:1803:A:H4'	27:BD:259:THR:HG22	2.01	0.41

Continued on next page...

Continued from previous page...

Atom-1	Atom-2	Interatomic distance (Å)	Clash overlap (Å)
25:BA:189:G:H2'	25:BA:205:G:N2	2.36	0.41
25:BA:2314:C:H2'	25:BA:2315:G:H8	1.86	0.41
25:BA:2405:G:H2'	25:BA:2411:A:N6	2.35	0.41
25:BA:2466:C:O2'	25:BA:2467:C:H5'	2.20	0.41
25:BA:2657:A:O2'	31:BH:160:LYS:HE3	2.21	0.41
25:BA:272(A):U:H6	25:BA:272(A):U:H5'	1.86	0.41
25:BA:2864:G:H2'	25:BA:2865:U:O4'	2.21	0.41
25:BA:69:C:H2'	25:BA:70:G:C8	2.55	0.41
25:BA:900:A:C4	25:BA:901:A:C8	3.08	0.41
27:BD:118:VAL:HG22	27:BD:119:ALA:N	2.36	0.41
25:BA:2572:A:N7	28:BE:145:LYS:HB2	2.35	0.41
28:BE:2:LYS:HG3	28:BE:200:GLU:HB3	2.01	0.41
31:BH:89:ILE:HB	31:BH:129:THR:HG22	2.02	0.41
32:BI:79:ILE:HB	32:BI:144:VAL:HA	2.03	0.41
37:BR:36:THR:O	37:BR:111:LEU:HD12	2.21	0.41
45:BZ:160:GLY:CA	45:BZ:161:VAL:HG12	2.41	0.41
45:BZ:18:LEU:O	45:BZ:21:ALA:N	2.48	0.41
1:CA:1144:G:H22	1:CA:1146:A:H62	1.68	0.41
1:CA:25:C:O2'	1:CA:26:A:H5'	2.21	0.41
1:CA:403:C:O2'	1:CA:404:U:H5'	2.20	0.41
1:CA:451:A:C5	1:CA:481:G:C6	3.09	0.41
1:CA:511:C:HO2'	1:CA:512:U:H6	1.65	0.41
1:CA:579:G:C5	1:CA:580:U:C4	3.08	0.41
1:CA:719:C:N4	18:CR:71:LYS:HE2	2.35	0.41
1:CA:792:A:N3	1:CA:794:A:C5	2.89	0.41
2:CB:100:GLY:HA3	2:CB:104:ASN:HB3	2.03	0.41
2:CB:69:LEU:HD12	2:CB:70:PHE:H	1.86	0.41
3:CC:180:ALA:HB1	3:CC:203:PHE:HE1	1.86	0.41
4:CD:10:ARG:CB	4:CD:40:PRO:HG3	2.49	0.41
4:CD:74:GLN:NE2	4:CD:137:SER:HB3	2.36	0.41
5:CE:99:GLY:O	5:CE:117:ASP:HA	2.21	0.41
5:CE:126:ARG:NH1	5:CE:126:ARG:CG	2.81	0.41
5:CE:144:THR:HG22	5:CE:146:ALA:H	1.85	0.41
7:CG:145:ALA:C	7:CG:147:ALA:H	2.24	0.41
8:CH:42:GLU:HG3	8:CH:109:ILE:HD13	2.02	0.41
8:CH:96:GLY:H	8:CH:99:GLU:CD	2.24	0.41
49:D3:4:LEU:HD22	49:D3:56:VAL:HG11	2.02	0.41
54:D8:33:ASN:HA	54:D8:36:LYS:HG3	2.02	0.41
25:DA:1296:G:H2'	25:DA:1297:C:H6	1.86	0.41
25:DA:2363:C:O2	46:D0:39:ARG:NH2	2.46	0.41
25:DA:1452:A:O2'	25:DA:2702:U:O4	2.28	0.41

Continued on next page...

Continued from previous page...

Atom-1	Atom-2	Interatomic distance (Å)	Clash overlap (Å)
25:DA:315:G:H2'	25:DA:316:C:O4'	2.20	0.41
25:DA:629:G:H1'	25:DA:639:U:O2'	2.20	0.41
32:DI:98:ALA:CB	32:DI:111:PRO:HG3	2.51	0.41
33:DN:128:HIS:O	33:DN:128:HIS:CG	2.73	0.41
36:DQ:58:PHE:N	36:DQ:58:PHE:CD2	2.88	0.41
41:DV:21:ARG:HD2	41:DV:93:GLU:HG3	2.03	0.41
41:DV:89:GLN:HA	41:DV:90:PRO:HD2	1.79	0.41
44:DY:30:VAL:HG22	44:DY:37:VAL:HG12	2.03	0.41
1:AA:1184:G:C8	1:AA:1184:G:OP1	2.73	0.41
1:AA:202:U:H3'	1:AA:203:U:C5	2.56	0.41
1:AA:266:G:H2'	1:AA:266:G:H8	1.60	0.41
1:AA:436:C:O2'	1:AA:437:U:OP2	2.34	0.41
1:AA:581:G:N2	1:AA:582:U:C4	2.89	0.41
1:AA:70:G:H2'	1:AA:71:C:H6	1.81	0.41
1:AA:881:G:H2'	1:AA:882:C:O4'	2.21	0.41
14:AN:14:PRO:HB2	14:AN:16:PHE:H	1.85	0.41
18:AR:63:GLN:O	18:AR:66:LEU:HB3	2.21	0.41
58:AA:2208:HOH:O	20:AT:103:GLY:HA2	2.20	0.41
46:B0:51:VAL:CG2	46:B0:81:VAL:HG23	2.51	0.41
25:BA:109:G:H2'	25:BA:110:G:O4'	2.20	0.41
25:BA:1141:U:OP1	33:BN:25:ARG:NH1	2.54	0.41
25:BA:1268:A:H2'	25:BA:1269:A:O4'	2.20	0.41
25:BA:1329:U:H5''	25:BA:1330:C:C5	2.52	0.41
25:BA:1509(A):A:C5	25:BA:1509(B):A:C8	3.09	0.41
25:BA:2328:A:H2'	25:BA:2329:G:O4'	2.20	0.41
25:BA:2340:G:H2'	25:BA:2341:G:C8	2.56	0.41
25:BA:2648:C:H2'	25:BA:2649:U:H6	1.86	0.41
25:BA:2788:C:N4	25:BA:2789:C:N4	2.69	0.41
25:BA:376:C:H2'	25:BA:377:C:H6	1.85	0.41
25:BA:422:A:H2'	25:BA:423:A:O4'	2.21	0.41
25:BA:460:A:H2'	25:BA:461:C:O4'	2.21	0.41
25:BA:963:U:OP1	58:BA:5218:HOH:O	2.21	0.41
29:BF:36:VAL:HG11	29:BF:183:VAL:CG1	2.50	0.41
36:BQ:118:LEU:HA	36:BQ:118:LEU:HD23	1.89	0.41
40:BU:105:VAL:H	40:BU:105:VAL:HG23	1.63	0.41
45:BZ:43:GLU:O	45:BZ:46:LYS:HB2	2.20	0.41
1:CA:1194:U:H2'	1:CA:1195:C:C6	2.55	0.41
1:CA:1203:C:H2'	1:CA:1204:A:O4'	2.21	0.41
1:CA:129(A):G:C2	1:CA:189(H):G:C8	3.09	0.41
1:CA:1367:C:H5''	9:CI:114:TYR:HA	2.02	0.41
1:CA:1368:G:H2'	1:CA:1369:C:C6	2.56	0.41

Continued on next page...

Continued from previous page...

Atom-1	Atom-2	Interatomic distance (Å)	Clash overlap (Å)
1:CA:175:C:H2'	1:CA:176:C:H6	1.86	0.41
1:CA:202:U:O2'	1:CA:203:U:O5'	2.27	0.41
1:CA:65:U:C5	1:CA:381:C:N4	2.89	0.41
1:CA:791:G:H2'	1:CA:792:A:H5'	2.02	0.41
3:CC:111:LEU:HD12	3:CC:111:LEU:N	2.35	0.41
5:CE:78:HIS:NE2	5:CE:142:LEU:HD23	2.35	0.41
6:CF:22:GLU:O	6:CF:26:ILE:HG13	2.21	0.41
10:CJ:55:LYS:HG2	10:CJ:56:HIS:N	2.36	0.41
11:CK:61:ALA:CB	11:CK:90:GLY:HA3	2.51	0.41
17:CQ:10:VAL:HG22	17:CQ:19:VAL:HG21	2.02	0.41
51:D5:46:CYS:HB3	51:D5:49:CYS:SG	2.61	0.41
25:DA:1163:G:C2	25:DA:1164:G:C8	3.09	0.41
25:DA:1341:U:OP2	25:DA:1394:U:O2'	2.23	0.41
25:DA:1991:U:H2'	25:DA:1992:G:H5''	2.02	0.41
25:DA:2345:G:N3	25:DA:2381:C:H2'	2.36	0.41
25:DA:2619:C:H4'	28:DE:151:TYR:O	2.20	0.41
25:DA:2689:U:H4'	25:DA:2690:C:H5'	2.02	0.41
25:DA:2834:G:C5	25:DA:2879:C:C4	3.09	0.41
25:DA:528:A:H8	25:DA:528:A:H3'	1.84	0.41
25:DA:746:A:H2'	25:DA:2612:C:H5''	2.02	0.41
25:DA:847:U:C3'	25:DA:848:G:H5'	2.51	0.41
25:DA:870:A:C2	25:DA:908:C:C2	3.09	0.41
27:DD:44:ASN:ND2	27:DD:46:GLN:HG3	2.36	0.41
30:DG:41:GLN:NE2	30:DG:153:ARG:HG2	2.36	0.41
30:DG:60:LEU:HD12	30:DG:68:PRO:HG3	2.01	0.41
34:DO:45:GLU:HG2	34:DO:46:ALA:N	2.36	0.41
37:DR:55:ALA:HA	37:DR:80:PHE:CE1	2.56	0.41
37:DR:60:LEU:HD23	37:DR:60:LEU:HA	1.67	0.41
38:DS:32:LEU:HD23	38:DS:32:LEU:HA	1.83	0.41
45:DZ:128:VAL:HG22	45:DZ:132:ASN:O	2.21	0.41
1:AA:270:A:H2'	1:AA:271:C:C6	2.55	0.41
1:AA:370:C:H2'	1:AA:371:G:O4'	2.21	0.41
1:AA:355:C:O2	1:AA:388:G:C2	2.74	0.41
2:AB:121:LEU:O	2:AB:121:LEU:HD23	2.19	0.41
3:AC:36:ASP:HA	3:AC:39:ILE:HD12	2.02	0.41
7:AG:51:GLN:HG2	7:AG:55:GLY:CA	2.50	0.41
9:AI:43:ALA:HB1	9:AI:45:ALA:HB1	2.03	0.41
17:AQ:45:HIS:HB2	17:AQ:65:ILE:HD13	2.03	0.41
23:AV:52:G:C2	23:AV:63:G:C4	3.08	0.41
54:B8:39:LYS:HA	54:B8:42:ARG:NH1	2.35	0.41
25:BA:1168:G:C2	25:BA:1182:A:C2	3.08	0.41

Continued on next page...

Continued from previous page...

Atom-1	Atom-2	Interatomic distance (Å)	Clash overlap (Å)
25:BA:1662:C:C2'	25:BA:1663:C:H5'	2.51	0.41
25:BA:2086:U:O4	58:BA:3944:HOH:O	2.22	0.41
25:BA:2561:A:H2'	25:BA:2562:U:O4'	2.20	0.41
25:BA:2670:A:C2	25:BA:2671:A:C4	3.09	0.41
25:BA:2885:C:O2'	51:B5:34:PRO:HG3	2.20	0.41
25:BA:614:U:O2	25:BA:614:U:O4'	2.36	0.41
26:BB:22:U:H3	26:BB:61:G:H1	1.68	0.41
27:BD:259:THR:O	27:BD:260:ARG:C	2.59	0.41
29:BF:12:LEU:HA	29:BF:12:LEU:HD22	1.78	0.41
31:BH:56:SER:OG	31:BH:57:ASP:N	2.53	0.41
32:BI:104:GLN:O	32:BI:105:HIS:C	2.59	0.41
32:BI:29:TYR:HB3	32:BI:30:LEU:H	1.72	0.41
35:BP:47:ASP:OD1	35:BP:47:ASP:C	2.59	0.41
35:BP:70:GLN:O	35:BP:73:GLY:N	2.53	0.41
1:CA:1057:G:C2'	1:CA:1058:G:H5'	2.50	0.41
1:CA:1300:G:O2'	1:CA:1301:U:OP2	2.24	0.41
1:CA:1318:A:O2'	19:CS:37:ARG:HB3	2.20	0.41
1:CA:286:G:C6	1:CA:287:U:C4	3.09	0.41
1:CA:736:C:N4	1:CA:737:A:H62	2.18	0.41
1:CA:784:C:H4'	25:DA:1837:C:OP1	2.20	0.41
2:CB:54:THR:O	2:CB:58:ILE:HG13	2.21	0.41
5:CE:137:GLU:O	5:CE:141:GLN:HB2	2.20	0.41
6:CF:10:LEU:HD23	6:CF:61:LEU:HD13	2.03	0.41
20:CT:91:LEU:HD22	20:CT:91:LEU:HA	1.78	0.41
46:D0:19:LYS:HG2	46:D0:41:ARG:HH21	1.86	0.41
50:D4:15:ILE:O	50:D4:33:VAL:HG23	2.20	0.41
25:DA:254:G:N7	54:D8:5:LYS:HE2	2.35	0.41
25:DA:1278:A:H5''	37:DR:36:THR:HG22	2.03	0.41
25:DA:1629:U:H2'	25:DA:1630:G:O4'	2.20	0.41
25:DA:862:G:H4'	26:DB:79:C:H5'	2.03	0.41
30:DG:114:ILE:HB	30:DG:117:PHE:HB2	2.02	0.41
33:DN:55:VAL:CG1	33:DN:126:PRO:HA	2.50	0.41
33:DN:34:LEU:HD12	33:DN:34:LEU:HA	1.66	0.41
36:DQ:72:LYS:HA	36:DQ:73:PRO:HD3	1.90	0.41
25:DA:2705:A:H2	37:DR:64:ARG:HH11	1.68	0.41
34:DO:79:PHE:CD2	39:DT:72:VAL:HG22	2.56	0.41
1:AA:1058:G:C6	1:AA:1059:C:N3	2.88	0.41
1:AA:949:A:C2	1:AA:1233:G:N3	2.89	0.41
1:AA:1386:G:H2'	1:AA:1387:G:H8	1.86	0.41
1:AA:342:C:C2'	1:AA:343:U:H5'	2.47	0.41
1:AA:532:A:C2'	1:AA:533:A:OP1	2.68	0.41

Continued on next page...

Continued from previous page...

Atom-1	Atom-2	Interatomic distance (Å)	Clash overlap (Å)
2:AB:207:ALA:O	2:AB:211:ILE:HD12	2.21	0.41
4:AD:160:GLN:H	4:AD:160:GLN:HG3	1.71	0.41
17:AQ:77:VAL:O	17:AQ:78:GLU:HB2	2.21	0.41
20:AT:55:ILE:O	20:AT:58:LYS:N	2.52	0.41
22:AY:48:LEU:HA	22:AY:49:PRO:HD3	1.93	0.41
22:AY:74:ALA:HA	22:AY:90:ARG:HH12	1.86	0.41
47:B1:5:CYS:HG	47:B1:8:SER:HG	1.61	0.41
48:B2:28:LYS:HB3	48:B2:57:ILE:HG12	2.03	0.41
25:BA:1249:U:OP1	58:BA:5380:HOH:O	2.22	0.41
25:BA:1833:U:H2'	25:BA:1834:U:H6	1.85	0.41
25:BA:1933:G:N2	25:BA:1968:G:H1'	2.36	0.41
25:BA:200:U:H5''	25:BA:201:C:OP2	2.21	0.41
25:BA:2094:G:O2'	25:BA:2095:C:H5'	2.21	0.41
25:BA:2378:A:C5	25:BA:2379:G:H1'	2.56	0.41
25:BA:2377:A:H2'	25:BA:2378:A:C8	2.55	0.41
25:BA:910:A:N1	25:BA:2277:G:H1'	2.36	0.41
26:BB:53:A:N3	26:BB:53:A:H5'	2.35	0.41
28:BE:35:GLN:H	28:BE:48:GLN:HB3	1.85	0.41
36:BQ:133:ARG:HG2	36:BQ:134:ARG:H	1.86	0.41
44:BY:102:CYS:SG	44:BY:104:GLY:N	2.84	0.41
45:BZ:118:GLN:O	45:BZ:120:ILE:HG13	2.20	0.41
1:CA:1067:A:C8	1:CA:1067:A:O5'	2.72	0.41
1:CA:1322:C:H6	1:CA:1322:C:OP1	2.04	0.41
1:CA:1342:C:H1'	9:CI:124:GLN:NE2	2.36	0.41
1:CA:324:G:OP1	20:CT:22:ARG:NE	2.54	0.41
3:CC:36:ASP:OD1	3:CC:57:ILE:HD12	2.21	0.41
12:CL:33:ARG:O	12:CL:85:ILE:HB	2.21	0.41
16:CP:55:ARG:HA	16:CP:55:ARG:HD2	1.69	0.41
17:CQ:27:PHE:CZ	17:CQ:36:ILE:HD11	2.56	0.41
19:CS:20:LEU:HA	19:CS:23:ASN:HB3	2.01	0.41
23:CV:47:U:H2'	23:CV:50:U:OP1	2.20	0.41
25:DA:1183:G:H4'	49:D3:29:ARG:HH12	1.86	0.41
54:D8:39:LYS:O	54:D8:43:GLN:HG3	2.21	0.41
25:DA:1506:C:C2'	25:DA:1507:A:H5'	2.51	0.41
25:DA:1751:C:O4'	25:DA:2860:A:C2	2.74	0.41
25:DA:2261:C:O2'	25:DA:2262:U:H5'	2.21	0.41
25:DA:2552:U:H2'	25:DA:2554:U:OP2	2.21	0.41
25:DA:781:A:C2	25:DA:1776:G:H2'	2.56	0.41
25:DA:856:C:O4'	46:D0:27:GLU:HB3	2.21	0.41
27:DD:77:ALA:HA	27:DD:97:TYR:HA	2.03	0.41
29:DF:116:ASP:OD2	35:DP:1:MET:HB2	2.21	0.41

Continued on next page...

Continued from previous page...

Atom-1	Atom-2	Interatomic distance (Å)	Clash overlap (Å)
32:DI:61:ARG:C	32:DI:63:ALA:N	2.74	0.41
34:DO:44:LYS:HA	34:DO:44:LYS:HD2	1.92	0.41
35:DP:101:VAL:O	35:DP:104:GLY:N	2.38	0.41
1:AA:1157:A:H4'	1:AA:1158:C:O4'	2.20	0.41
1:AA:1162:C:N4	1:AA:1174:G:H1	2.19	0.41
1:AA:1445:C:C4	1:AA:1446:U:C4	3.09	0.41
1:AA:344:A:OP2	1:AA:344:A:C8	2.74	0.41
1:AA:499:A:H4'	1:AA:500:G:OP1	2.21	0.41
1:AA:605:U:H2'	1:AA:606:G:H5'	2.02	0.41
1:AA:993:G:O6	1:AA:1045:C:N4	2.50	0.41
7:AG:65:ALA:HB3	7:AG:124:LEU:HD23	2.01	0.41
9:AI:8:GLY:HA3	9:AI:76:ALA:O	2.21	0.41
12:AL:11:VAL:HG13	17:AQ:29:HIS:CD2	2.56	0.41
14:AN:53:LEU:HD23	14:AN:53:LEU:HA	1.80	0.41
18:AR:73:ALA:O	18:AR:76:LEU:N	2.45	0.41
18:AR:73:ALA:HB1	18:AR:79:LEU:HG	2.03	0.41
20:AT:39:LYS:HE2	20:AT:39:LYS:HB2	1.90	0.41
21:AU:15:ARG:HH11	21:AU:15:ARG:HB2	1.86	0.41
22:AY:45:ALA:O	22:AY:46:SER:OG	2.39	0.41
46:B0:54:GLY:O	46:B0:56:ASP:N	2.54	0.41
25:BA:459:U:H4'	53:B7:40:TRP:CZ3	2.56	0.41
25:BA:1278:A:H2'	25:BA:1279:G:H8	1.86	0.41
25:BA:1373:A:H2'	25:BA:1374:G:O4'	2.21	0.41
25:BA:1385:G:H4'	25:BA:1386:C:OP1	2.21	0.41
25:BA:2405:G:O2'	25:BA:2406:U:P	2.79	0.41
25:BA:2699:C:H2'	25:BA:2700:C:O4'	2.21	0.41
25:BA:2854:G:H2'	25:BA:2855:C:C6	2.56	0.41
25:BA:270:A:H1'	25:BA:370:G:C2	2.56	0.41
25:BA:436:C:H2'	25:BA:437:G:C8	2.56	0.41
25:BA:757:U:H2'	25:BA:758:C:O4'	2.21	0.41
25:BA:962:G:H2'	25:BA:963:U:C6	2.55	0.41
26:BB:12:C:N3	46:B0:74:ARG:NH2	2.68	0.41
25:BA:1797:C:O2'	27:BD:259:THR:HB	2.21	0.41
30:BG:11:TYR:CE2	30:BG:16:ARG:HD3	2.56	0.41
33:BN:46:VAL:O	33:BN:47:ALA:HB3	2.21	0.41
25:BA:805:G:H4'	35:BP:38:GLN:HB3	2.03	0.41
37:BR:56:LYS:NZ	37:BR:87:TYR:O	2.44	0.41
38:BS:99:LYS:O	38:BS:102:ALA:HB3	2.20	0.41
39:BT:12:SER:HA	39:BT:15:VAL:HG23	2.03	0.41
41:BV:29:PRO:C	41:BV:31:ALA:H	2.25	0.41
41:BV:62:LEU:HD12	41:BV:62:LEU:HA	1.71	0.41

Continued on next page...

Continued from previous page...

Atom-1	Atom-2	Interatomic distance (Å)	Clash overlap (Å)
45:BZ:163:LEU:HA	45:BZ:163:LEU:HD12	1.93	0.41
45:BZ:15:PRO:HB2	45:BZ:19:ARG:NH2	2.36	0.41
45:BZ:53:ILE:HG22	45:BZ:71:VAL:O	2.21	0.41
1:CA:1285:A:H1'	1:CA:1286:A:OP2	2.21	0.41
1:CA:367:U:C2	1:CA:369:C:C5	3.09	0.41
3:CC:5:ILE:HD12	3:CC:5:ILE:HA	1.90	0.41
6:CF:80:ARG:HG3	6:CF:80:ARG:NH2	2.36	0.41
7:CG:118:VAL:O	7:CG:121:ALA:HB3	2.21	0.41
13:CM:25:ILE:HD11	13:CM:66:LEU:HD11	2.02	0.41
13:CM:4:ILE:HG12	13:CM:9:ILE:HG13	2.03	0.41
15:CO:24:SER:O	15:CO:25:THR:C	2.60	0.41
16:CP:8:ARG:HA	16:CP:17:TYR:CD2	2.56	0.41
16:CP:41:PRO:O	16:CP:43:LYS:HD2	2.21	0.41
17:CQ:94:ASN:O	17:CQ:98:LEU:HD13	2.21	0.41
1:CA:719:C:O2'	18:CR:49:LYS:HB3	2.21	0.41
20:CT:20:LEU:O	20:CT:24:LEU:HD23	2.21	0.41
48:D2:10:LEU:HD22	48:D2:14:ARG:NH1	2.36	0.41
25:DA:1355:G:N2	25:DA:1376:C:O2	2.48	0.41
25:DA:1344:G:O2'	25:DA:1385:G:H2'	2.21	0.41
25:DA:2398:U:O2'	25:DA:2399:G:H5'	2.22	0.41
25:DA:2531:A:H5'	31:DH:157:TYR:CE1	2.56	0.41
25:DA:2817:G:C4	25:DA:2830:G:N2	2.89	0.41
25:DA:28:A:C2'	25:DA:29:U:H5'	2.51	0.41
27:DD:10:THR:HG23	27:DD:13:ARG:HB2	2.03	0.41
29:DF:181:LEU:CD1	29:DF:186:ILE:HD11	2.51	0.41
31:DH:20:ALA:HB1	31:DH:21:PRO:CD	2.51	0.41
25:DA:1252:G:C4	40:DU:33:ARG:HD2	2.56	0.41
45:DZ:16:SER:O	45:DZ:20:ARG:HB2	2.21	0.41
45:DZ:38:TYR:HD1	45:DZ:39:VAL:O	2.04	0.41
1:AA:1261:A:H3'	1:AA:1262:C:C6	2.56	0.40
1:AA:448:A:C2	1:AA:487:A:C2	3.09	0.40
1:AA:787:A:H8	1:AA:787:A:H5''	1.86	0.40
5:AE:79:GLU:H	5:AE:79:GLU:HG3	1.56	0.40
7:AG:24:THR:O	7:AG:27:ILE:HG22	2.21	0.40
9:AI:43:ALA:HB2	9:AI:74:ILE:HG12	2.03	0.40
17:AQ:31:LEU:HD23	17:AQ:32:TYR:CZ	2.56	0.40
6:AF:62:TRP:CD1	18:AR:35:ARG:CZ	3.04	0.40
22:AY:130:ALA:O	22:AY:131:MET:HG2	2.22	0.40
52:B6:23:THR:OG1	52:B6:24:GLU:N	2.50	0.40
53:B7:9:ARG:HH21	53:B7:47:ARG:HG3	1.85	0.40
25:BA:1166:C:O2	25:BA:1184:G:C2	2.74	0.40

Continued on next page...

Continued from previous page...

Atom-1	Atom-2	Interatomic distance (Å)	Clash overlap (Å)
25:BA:1756:G:H4'	25:BA:1758:G:O4'	2.21	0.40
25:BA:190:A:P	25:BA:205:G:H22	2.44	0.40
25:BA:2340:G:H2'	25:BA:2341:G:H8	1.85	0.40
25:BA:2652:C:C2'	25:BA:2653:U:H5'	2.51	0.40
25:BA:2835:A:C6	25:BA:2879:C:C6	3.10	0.40
25:BA:566:U:OP1	35:BP:29:LYS:HD2	2.21	0.40
28:BE:112:GLY:O	28:BE:159:HIS:HA	2.21	0.40
30:BG:152:LEU:HG	30:BG:152:LEU:O	2.21	0.40
32:BI:130:TYR:HB3	32:BI:138:ILE:HD13	2.02	0.40
38:BS:101:LEU:O	38:BS:102:ALA:C	2.58	0.40
45:BZ:45:ASP:O	45:BZ:46:LYS:C	2.60	0.40
1:CA:1321:C:C3'	1:CA:1322:C:H5''	2.51	0.40
1:CA:1357:A:H5''	1:CA:1358:U:OP2	2.20	0.40
3:CC:18:TRP:N	3:CC:18:TRP:HE3	2.12	0.40
3:CC:66:VAL:O	3:CC:68:VAL:HG23	2.21	0.40
7:CG:23:VAL:HG13	7:CG:43:PHE:CE2	2.34	0.40
8:CH:33:GLU:HG2	8:CH:59:LEU:CD1	2.52	0.40
16:CP:18:ARG:NH1	16:CP:32:TYR:OH	2.55	0.40
16:CP:68:ASP:O	16:CP:70:ALA:N	2.54	0.40
17:CQ:68:ARG:H	17:CQ:70:ARG:HH11	1.68	0.40
20:CT:22:ARG:O	20:CT:25:ARG:N	2.53	0.40
25:DA:1031:G:O2'	55:D9:7:VAL:N	2.45	0.40
25:DA:1149:G:C2	25:DA:1150:C:C4	3.09	0.40
25:DA:1365:A:N6	25:DA:1366:A:C6	2.89	0.40
25:DA:1528(A):A:C8	25:DA:1529:G:C8	3.09	0.40
25:DA:1792:G:H2'	25:DA:1793:C:C6	2.56	0.40
25:DA:1945:G:C4	25:DA:1946:U:C5	3.09	0.40
25:DA:2056:G:O2'	51:D5:8:LYS:HD2	2.20	0.40
25:DA:2329:G:H2'	25:DA:2330:G:C8	2.55	0.40
25:DA:2510:C:H2'	25:DA:2511:U:C6	2.56	0.40
25:DA:2577:A:O4'	51:D5:3:LYS:HB2	2.21	0.40
25:DA:237:C:N3	25:DA:261:G:C2	2.89	0.40
25:DA:2699:C:H2'	25:DA:2700:C:O4'	2.21	0.40
25:DA:2740:A:C6	25:DA:2764:A:C8	3.09	0.40
25:DA:297:C:H2'	25:DA:298:G:O4'	2.21	0.40
25:DA:769:G:C2'	25:DA:770:G:H5'	2.51	0.40
25:DA:864:G:H1'	25:DA:914:C:N4	2.36	0.40
29:DF:181:LEU:HD11	29:DF:186:ILE:HD11	2.03	0.40
35:DP:101:VAL:HG12	35:DP:102:ARG:N	2.36	0.40
35:DP:84:ASN:HB3	35:DP:117:GLU:O	2.20	0.40
35:DP:143:GLY:C	35:DP:145:PRO:HD3	2.42	0.40

Continued on next page...

Continued from previous page...

Atom-1	Atom-2	Interatomic distance (Å)	Clash overlap (Å)
25:DA:872:A:OP1	36:DQ:5:ARG:NH1	2.54	0.40
43:DX:2:LYS:HA	43:DX:2:LYS:HD2	1.85	0.40
45:DZ:48:PHE:CE2	45:DZ:71:VAL:HG11	2.52	0.40
1:AA:1015:A:C6	1:AA:1016:A:C6	3.09	0.40
1:AA:157:G:H5''	58:AA:2201:HOH:O	2.20	0.40
1:AA:374:A:C4	1:AA:375:U:C5	3.09	0.40
1:AA:409:G:C2	1:AA:410:G:H1'	2.57	0.40
1:AA:427:U:H3'	1:AA:428:G:H2'	2.03	0.40
1:AA:458:C:H3'	1:AA:460:G:C8	2.56	0.40
1:AA:520:A:N1	1:AA:536:C:H1'	2.36	0.40
1:AA:59:A:H2'	1:AA:59:A:N3	2.37	0.40
1:AA:827:U:C4	1:AA:870:U:C4	3.09	0.40
2:AB:27:LYS:HD2	2:AB:193:ASP:OD1	2.21	0.40
6:AF:9:VAL:HB	6:AF:87:ARG:HB2	2.02	0.40
9:AI:70:LYS:O	9:AI:73:GLN:HB2	2.21	0.40
18:AR:47:THR:HG23	18:AR:49:LYS:HG3	2.04	0.40
53:B7:1:MET:HE2	53:B7:1:MET:HB2	1.87	0.40
25:BA:1047:G:N7	25:BA:1110:G:C6	2.90	0.40
25:BA:143:G:H2'	25:BA:143(A):C:C6	2.56	0.40
25:BA:1593:G:H2'	25:BA:1594:G:H8	1.84	0.40
25:BA:1854:A:C8	25:BA:1855:G:C8	3.09	0.40
25:BA:528:A:H2	25:BA:2043:C:H5'	1.87	0.40
25:BA:2058:A:H5''	25:BA:2059:A:OP2	2.21	0.40
25:BA:2319:G:N2	38:BS:3:ARG:HB2	2.36	0.40
25:BA:2404:C:O5'	25:BA:2404:C:H6	2.04	0.40
25:BA:271(N):U:O2'	25:BA:271(O):C:H5'	2.21	0.40
25:BA:305:U:H2'	25:BA:306:U:C6	2.56	0.40
25:BA:71:A:H8	25:BA:71:A:H5'	1.86	0.40
25:BA:805:G:P	58:BA:5183:HOH:O	2.78	0.40
25:BA:903:C:H2'	25:BA:904:C:C6	2.56	0.40
26:BB:31:C:H6	26:BB:31:C:O5'	2.03	0.40
26:BB:37:C:H2'	26:BB:38:C:H5'	2.03	0.40
26:BB:79:C:H42	26:BB:98:G:H1	1.69	0.40
27:BD:148:GLU:O	27:BD:151:LYS:HB2	2.21	0.40
27:BD:228:PRO:HD3	27:BD:235:GLY:N	2.37	0.40
28:BE:31:CYS:O	28:BE:91:VAL:HG23	2.21	0.40
29:BF:129:PHE:N	29:BF:129:PHE:CD2	2.89	0.40
29:BF:39:TRP:O	29:BF:43:LYS:HG2	2.21	0.40
25:BA:2659:G:P	31:BH:158:HIS:HE2	2.44	0.40
31:BH:154:PRO:HB3	31:BH:163:TYR:CE2	2.56	0.40
38:BS:18:ILE:O	38:BS:21:THR:HG23	2.21	0.40

Continued on next page...

Continued from previous page...

Atom-1	Atom-2	Interatomic distance (Å)	Clash overlap (Å)
43:BX:72:LYS:HE2	43:BX:73:ARG:O	2.20	0.40
1:CA:1237:C:H5''	1:CA:1238:A:O4'	2.22	0.40
1:CA:1319:A:N6	1:CA:1361:G:H21	2.17	0.40
1:CA:1324:A:O4'	1:CA:1362:C:H4'	2.21	0.40
1:CA:15:G:C5	1:CA:1396:A:C2	3.10	0.40
1:CA:1492:A:C4'	1:CA:1493:A:OP1	2.67	0.40
1:CA:283:C:H2'	1:CA:284:G:O4'	2.22	0.40
1:CA:309:G:H1'	1:CA:608:A:C2	2.56	0.40
1:CA:579:G:H2'	1:CA:580:U:C6	2.56	0.40
1:CA:683:G:H2'	1:CA:684:A:O4'	2.21	0.40
1:CA:908:A:H8	1:CA:908:A:O5'	2.05	0.40
1:CA:983:A:H1'	1:CA:1049:U:O2	2.21	0.40
2:CB:20:GLU:HB2	2:CB:190:THR:OG1	2.20	0.40
4:CD:9:CYS:O	4:CD:13:ARG:HG3	2.20	0.40
1:CA:1298:C:H2'	7:CG:114:ARG:HH12	1.86	0.40
8:CH:132:GLU:O	8:CH:134:ILE:HG12	2.21	0.40
13:CM:82:MET:HA	13:CM:89:GLY:HA3	2.03	0.40
14:CN:60:SER:O	14:CN:61:TRP:HB3	2.20	0.40
16:CP:53:VAL:O	16:CP:56:ALA:N	2.55	0.40
1:CA:254:G:OP1	17:CQ:67:LYS:O	2.39	0.40
23:CV:18:G:C2	23:CV:58:A:C4	3.10	0.40
53:D7:36:GLN:HG2	53:D7:36:GLN:O	2.21	0.40
54:D8:54:GLU:HA	54:D8:57:ARG:HD2	2.03	0.40
25:DA:1002:G:H2'	25:DA:1003:G:O4'	2.21	0.40
25:DA:1131:G:H4'	33:DN:82:LEU:HB2	2.03	0.40
25:DA:1416:G:O2'	25:DA:1417:C:C5	2.74	0.40
25:DA:1418:G:O5'	25:DA:1418:G:H8	2.05	0.40
25:DA:1511:C:H2'	25:DA:1512:U:H6	1.85	0.40
25:DA:196:A:N3	25:DA:196:A:H2'	2.37	0.40
25:DA:2296:U:H4'	25:DA:2297:C:OP1	2.20	0.40
25:DA:2448:A:N6	58:DA:3963:HOH:O	2.54	0.40
25:DA:2731:G:C6	25:DA:2732:G:O6	2.74	0.40
25:DA:307:G:H22	25:DA:310:A:P	2.44	0.40
25:DA:346:A:N3	25:DA:346:A:H2'	2.36	0.40
25:DA:817:C:H2'	25:DA:818:G:O4'	2.20	0.40
26:DB:6:C:H2'	26:DB:7:G:O4'	2.21	0.40
27:DD:25:THR:OG1	27:DD:81:ALA:HB1	2.21	0.40
28:DE:4:ILE:C	28:DE:5:LEU:HD23	2.42	0.40
30:DG:103:LEU:HA	30:DG:103:LEU:HD23	1.82	0.40
33:DN:19:GLU:CG	33:DN:20:GLY:H	2.34	0.40
25:DA:1153:C:OP1	40:DU:92:ARG:NH1	2.55	0.40

Continued on next page...

Continued from previous page...

Atom-1	Atom-2	Interatomic distance (Å)	Clash overlap (Å)
45:DZ:29:TYR:CE2	45:DZ:87:ASP:HB3	2.57	0.40
1:AA:1298:C:O4'	1:AA:1299:A:C5	2.74	0.40
1:AA:445:G:H2'	1:AA:446:G:C8	2.57	0.40
1:AA:552:U:H4'	12:AL:86:ARG:HG2	2.02	0.40
1:AA:660:G:O2'	1:AA:661:G:OP1	2.38	0.40
1:AA:684:A:N6	1:AA:685:G:C6	2.89	0.40
7:AG:144:MET:C	7:AG:145:ALA:O	2.60	0.40
9:AI:16:ARG:HB2	9:AI:64:THR:CG2	2.51	0.40
11:AK:12:ARG:CG	11:AK:75:TYR:HA	2.51	0.40
15:AO:39:LEU:CD1	15:AO:56:LEU:HB2	2.51	0.40
15:AO:59:MET:O	15:AO:62:GLN:HB3	2.21	0.40
16:AP:22:THR:HG23	16:AP:23:ASP:N	2.37	0.40
18:AR:76:LEU:HD13	18:AR:76:LEU:HA	1.75	0.40
20:AT:8:ARG:HH11	20:AT:8:ARG:HD3	1.76	0.40
23:AV:17:C:H5	23:AV:17(B):U:C5	2.39	0.40
23:AV:74:C:O2	25:BA:2252:G:N2	2.45	0.40
46:B0:55:ARG:CB	46:B0:55:ARG:HH11	2.29	0.40
48:B2:1:MET:HB3	48:B2:5:GLU:HB2	2.02	0.40
25:BA:272:G:H1	25:BA:404:C:H42	1.68	0.40
25:BA:2755:C:C5	55:B9:19:ARG:NH1	2.88	0.40
25:BA:662:G:H5'	35:BP:14:LYS:O	2.22	0.40
25:BA:7:G:H2'	25:BA:8:A:O4'	2.20	0.40
27:BD:168:ARG:HG2	27:BD:173:VAL:HG12	2.04	0.40
29:BF:155:LEU:HD11	29:BF:176:LEU:HD22	2.03	0.40
32:BI:79:ILE:HG22	32:BI:81:VAL:HG13	2.04	0.40
35:BP:96:THR:O	35:BP:100:LEU:HG	2.21	0.40
36:BQ:103:MET:HE3	36:BQ:103:MET:HB3	1.88	0.40
43:BX:9:LEU:HA	43:BX:9:LEU:HD23	1.76	0.40
45:BZ:48:PHE:O	45:BZ:52:SER:N	2.48	0.40
1:CA:1178:G:N2	1:CA:1180:A:H3'	2.36	0.40
1:CA:1342:C:H2'	1:CA:1343:G:C8	2.56	0.40
1:CA:736:C:C2	1:CA:737:A:N7	2.90	0.40
2:CB:118:LEU:HB3	2:CB:142:LEU:HG	2.03	0.40
3:CC:34:LEU:CD1	3:CC:38:ARG:HD2	2.51	0.40
4:CD:119:GLN:OE1	4:CD:123:HIS:CE1	2.74	0.40
4:CD:13:ARG:HD2	4:CD:38:TYR:O	2.21	0.40
9:CI:18:PHE:O	9:CI:62:TYR:N	2.37	0.40
13:CM:70:LEU:HD22	13:CM:70:LEU:O	2.21	0.40
19:CS:57:HIS:O	19:CS:59:PRO:HD3	2.21	0.40
25:DA:969:U:OP1	49:D3:17:LYS:HB3	2.21	0.40
54:D8:57:ARG:O	54:D8:58:ILE:C	2.60	0.40

Continued on next page...

Continued from previous page...

Atom-1	Atom-2	Interatomic distance (Å)	Clash overlap (Å)
25:DA:108:U:H2'	25:DA:109:G:C8	2.56	0.40
25:DA:2291:U:H5''	25:DA:2380:C:O2'	2.20	0.40
25:DA:2518:A:H2'	25:DA:2518:A:N3	2.36	0.40
25:DA:2652:C:H42	25:DA:2668:G:H1	1.70	0.40
25:DA:2687:U:H2'	25:DA:2688:U:O4'	2.21	0.40
25:DA:2697:G:H2'	25:DA:2698:U:O4'	2.21	0.40
25:DA:2769:C:H2'	25:DA:2770:G:O4'	2.22	0.40
25:DA:387:U:P	58:DA:4631:HOH:O	2.79	0.40
25:DA:724:U:H2'	25:DA:725:G:O4'	2.22	0.40
26:DB:95:C:H2'	26:DB:96:U:C6	2.56	0.40
27:DD:274:ARG:CA	27:DD:275:LYS:HB3	2.52	0.40
27:DD:75:ILE:HG21	27:DD:99:ASP:HB2	2.03	0.40
28:DE:49:LEU:HA	28:DE:49:LEU:HD12	1.72	0.40
30:DG:122:PRO:HG3	30:DG:180:PHE:HB3	2.04	0.40
37:DR:54:LEU:O	37:DR:57:ARG:HB2	2.22	0.40
39:DT:121:ILE:HG22	39:DT:122:ASP:N	2.36	0.40
40:DU:55:ARG:HE	40:DU:55:ARG:HB3	1.51	0.40
1:AA:1223:C:C5'	1:AA:1224:G:H5''	2.51	0.40
1:AA:1333:A:H2'	1:AA:1334:G:O4'	2.21	0.40
1:AA:157:G:H2'	1:AA:157:G:N3	2.36	0.40
1:AA:59:A:H3'	1:AA:331:G:H22	1.86	0.40
1:AA:595:G:H1'	1:AA:596:C:C5	2.56	0.40
1:AA:719:C:C5	1:AA:720:C:C4	3.09	0.40
1:AA:926:G:H5''	1:AA:927:G:O5'	2.20	0.40
3:AC:156:ARG:HB3	3:AC:193:TYR:HD1	1.87	0.40
3:AC:204:LEU:HA	3:AC:204:LEU:HD23	1.79	0.40
8:AH:25:ASP:OD2	8:AH:60:ARG:HG3	2.21	0.40
8:AH:75:ARG:HA	8:AH:76:PRO:HD2	1.74	0.40
8:AH:5:PRO:O	8:AH:8:ASP:HB3	2.21	0.40
9:AI:95:LYS:O	9:AI:99:LEU:HD13	2.21	0.40
11:AK:29:ILE:HG23	11:AK:44:SER:CB	2.51	0.40
12:AL:30:ALA:HA	12:AL:31:PRO:HD3	1.90	0.40
13:AM:106:ASN:HB3	13:AM:107:ALA:H	1.61	0.40
16:AP:48:TRP:O	16:AP:49:LEU:HB2	2.22	0.40
19:AS:61:TYR:CE2	19:AS:63:THR:HG22	2.56	0.40
23:AV:49:G:C6	23:AV:50:U:C4	3.09	0.40
52:B6:10:LEU:HD11	52:B6:54:ILE:HA	2.03	0.40
54:B8:61:LEU:C	54:B8:63:PRO:HD3	2.42	0.40
55:B9:25:VAL:O	55:B9:33:LYS:HA	2.21	0.40
25:BA:1402:C:H2'	25:BA:1403:C:H5'	2.03	0.40
25:BA:1494:A:C2	25:BA:1495:A:C4	3.09	0.40

Continued on next page...

Continued from previous page...

Atom-1	Atom-2	Interatomic distance (Å)	Clash overlap (Å)
25:BA:1632:A:C6	25:BA:1633:G:C6	3.10	0.40
25:BA:2238:G:H4'	25:BA:2239:G:OP1	2.21	0.40
25:BA:2356:C:H2'	25:BA:2357:U:O4'	2.21	0.40
25:BA:2552:U:C2	25:BA:2554:U:C5'	3.04	0.40
25:BA:2633:G:H2'	25:BA:2634:G:O4'	2.22	0.40
25:BA:2872:G:O2'	25:BA:2873:A:H5'	2.21	0.40
25:BA:296:C:H2'	25:BA:297:C:C6	2.56	0.40
25:BA:322:A:C6	25:BA:340:A:C2	3.10	0.40
25:BA:44:G:H5''	25:BA:45:C:OP1	2.20	0.40
25:BA:452:G:C2	25:BA:458:G:C5	3.10	0.40
25:BA:619:G:H5''	25:BA:620:G:OP2	2.22	0.40
25:BA:800:A:H8	25:BA:800:A:OP1	2.04	0.40
25:BA:876:C:H2'	25:BA:877:U:O4'	2.21	0.40
25:BA:878:A:C2	25:BA:879:G:C5	3.09	0.40
26:BB:31:C:N4	38:BS:32:LEU:HD22	2.37	0.40
29:BF:199:TRP:HE1	29:BF:203:GLN:HE21	1.70	0.40
30:BG:60:LEU:HA	30:BG:60:LEU:HD13	1.87	0.40
31:BH:40:GLU:OE1	31:BH:60:ARG:NH1	2.55	0.40
31:BH:88:LEU:HD13	31:BH:88:LEU:HA	1.64	0.40
33:BN:75:TYR:HA	33:BN:81:GLY:O	2.22	0.40
38:BS:3:ARG:HE	38:BS:4:LEU:H	1.68	0.40
38:BS:56:LEU:C	38:BS:58:LEU:HD22	2.42	0.40
25:BA:2876:G:H4'	39:BT:2:ASN:ND2	2.36	0.40
39:BT:36:GLU:HB3	39:BT:37:GLY:H	1.69	0.40
44:BY:51:VAL:HG22	44:BY:58:GLY:CA	2.48	0.40
1:CA:1332:A:O5'	1:CA:1332:A:C8	2.74	0.40
1:CA:196:A:H5''	58:CA:1907:HOH:O	2.20	0.40
1:CA:307:C:C5	1:CA:308:C:C5	3.10	0.40
1:CA:393:A:C4	1:CA:394:G:C8	3.10	0.40
1:CA:409:G:C6	1:CA:410:G:C4	3.10	0.40
1:CA:431:A:H5''	1:CA:432:A:OP2	2.21	0.40
1:CA:57:G:C5	1:CA:58:C:C4	3.10	0.40
1:CA:960:U:O2	1:CA:960:U:H2'	2.22	0.40
5:CE:121:LYS:HA	5:CE:121:LYS:HD3	1.97	0.40
5:CE:152:ARG:HB3	8:CH:43:GLY:HA3	2.03	0.40
7:CG:71:PRO:HG3	7:CG:103:TRP:CZ3	2.56	0.40
8:CH:49:GLU:O	8:CH:51:VAL:HG13	2.21	0.40
52:D6:3:SER:N	52:D6:6:ARG:HB3	2.31	0.40
25:DA:330:A:H2	25:DA:1210:A:H2'	1.86	0.40
25:DA:1319:G:O2'	25:DA:1320:C:H5'	2.22	0.40
25:DA:1658:C:H2'	25:DA:1659:U:C6	2.57	0.40

Continued on next page...

Continued from previous page...

Atom-1	Atom-2	Interatomic distance (Å)	Clash overlap (Å)
25:DA:1854:A:H2'	25:DA:1855:G:O4'	2.21	0.40
25:DA:2065:C:H2'	25:DA:2066:C:C6	2.57	0.40
25:DA:2298:A:H3'	25:DA:2299:G:H8	1.85	0.40
25:DA:2881:C:C4	25:DA:2882:A:N7	2.90	0.40
26:DB:19:G:N2	26:DB:64:C:N3	2.63	0.40
27:DD:125:ILE:O	27:DD:125:ILE:HG22	2.21	0.40
27:DD:148:GLU:OE1	27:DD:151:LYS:NZ	2.53	0.40
32:DI:132:PRO:HD3	32:DI:138:ILE:HG13	2.04	0.40
33:DN:39:ARG:NH2	33:DN:41:ASP:OD2	2.54	0.40
42:DW:100:THR:HG22	42:DW:100:THR:O	2.22	0.40
44:DY:67:LEU:HA	44:DY:67:LEU:HD22	1.88	0.40
45:DZ:57:ILE:HD13	45:DZ:71:VAL:HG23	2.02	0.40
1:AA:1015:A:H2'	1:AA:1016:A:O4'	2.21	0.40
1:AA:1308:U:H5''	13:AM:98:VAL:CG1	2.51	0.40
1:AA:147:G:C2	1:AA:148:G:C4	3.09	0.40
1:AA:152:A:N6	1:AA:170:U:H3	2.19	0.40
1:AA:189(J):G:H2'	1:AA:189(K):U:C6	2.56	0.40
1:AA:24:U:H2'	1:AA:25:C:C6	2.56	0.40
1:AA:445:G:C6	1:AA:446:G:C6	3.10	0.40
1:AA:604:G:H2'	1:AA:605:U:O4'	2.21	0.40
1:AA:679:C:H2'	1:AA:680:C:H6	1.86	0.40
1:AA:407:G:O2'	4:AD:116:GLN:HA	2.22	0.40
6:AF:25:ILE:H	6:AF:25:ILE:HG12	1.41	0.40
9:AI:43:ALA:CA	9:AI:45:ALA:HA	2.51	0.40
9:AI:73:GLN:O	9:AI:77:ILE:HG13	2.22	0.40
10:AJ:38:ILE:HG12	10:AJ:71:LEU:C	2.41	0.40
11:AK:80:VAL:HG11	11:AK:103:LEU:HD13	2.02	0.40
12:AL:76:ASN:ND2	12:AL:106:ASP:O	2.55	0.40
23:AV:49:G:N2	23:AV:66:C:C2	2.90	0.40
46:B0:47:PRO:HB2	46:B0:51:VAL:O	2.22	0.40
52:B6:40:CYS:HA	52:B6:41:PRO:HD3	1.62	0.40
54:B8:35:GLN:HG3	54:B8:35:GLN:O	2.20	0.40
25:BA:1152:C:C2'	25:BA:1153:C:H5'	2.52	0.40
25:BA:1494:A:C6	25:BA:1495:A:C6	3.10	0.40
25:BA:1682:G:C6	25:BA:1683:C:C4	3.09	0.40
25:BA:1835:G:H5''	25:BA:1836:C:OP2	2.21	0.40
22:AY:60:SER:HB3	25:BA:1947:C:OP1	2.22	0.40
25:BA:2553:G:H5''	25:BA:2554:U:OP2	2.21	0.40
25:BA:623:G:H2'	25:BA:624:C:C6	2.56	0.40
25:BA:945:A:C4	25:BA:2448:A:C2	3.10	0.40
25:BA:954:G:C5	25:BA:955:C:C5	3.10	0.40

Continued on next page...

Continued from previous page...

Atom-1	Atom-2	Interatomic distance (Å)	Clash overlap (Å)
29:BF:110:LEU:HA	29:BF:110:LEU:HD23	1.73	0.40
31:BH:87:LEU:HA	31:BH:87:LEU:HD23	1.81	0.40
25:BA:2820:A:OP1	37:BR:2:ARG:NH2	2.54	0.40
39:BT:45:PHE:HE2	39:BT:63:VAL:CG1	2.35	0.40
44:BY:23:ARG:HB2	44:BY:23:ARG:NH1	2.34	0.40
1:CA:1118:C:OP1	9:CI:104:ARG:HG3	2.21	0.40
1:CA:1426:C:O2	1:CA:1475:G:C2	2.74	0.40
1:CA:373:A:N3	1:CA:374:A:C8	2.89	0.40
1:CA:425:G:C2'	1:CA:426:G:H5'	2.51	0.40
1:CA:435:C:H2'	1:CA:436:C:H5'	2.03	0.40
1:CA:51:A:C6	1:CA:353:A:C2	3.10	0.40
1:CA:624:C:H2'	1:CA:625:G:C8	2.57	0.40
1:CA:738:C:OP1	6:CF:2:ARG:NH1	2.53	0.40
2:CB:21:ARG:HB2	2:CB:38:GLY:O	2.22	0.40
13:CM:92:HIS:CD2	13:CM:98:VAL:HG11	2.56	0.40
1:CA:450:G:H5'	16:CP:41:PRO:O	2.22	0.40
17:CQ:8:GLY:HA3	17:CQ:22:LEU:O	2.21	0.40
17:CQ:37:LYS:O	17:CQ:38:ARG:NH2	2.55	0.40
47:D1:83:GLU:HA	47:D1:84:GLY:HA2	1.86	0.40
25:DA:1328:G:H2'	25:DA:1330:C:C4	2.56	0.40
25:DA:1721:G:O6	25:DA:1739:U:H5''	2.21	0.40
25:DA:2091:U:O2'	47:D1:47:GLN:HG3	2.22	0.40
25:DA:2295:C:O2	25:DA:2338:G:C2	2.74	0.40
25:DA:2489:G:C6	25:DA:2490:G:N1	2.90	0.40
25:DA:2709:G:H2'	25:DA:2710:C:C6	2.57	0.40
25:DA:271(P):C:C2'	25:DA:271(Q):G:H5'	2.52	0.40
25:DA:288:C:O2	25:DA:353:G:N2	2.29	0.40
25:DA:328:U:H4'	44:DY:68:HIS:NE2	2.36	0.40
25:DA:513:A:C2	25:DA:514:A:C5	3.09	0.40
25:DA:68:G:H2'	25:DA:69:C:O4'	2.22	0.40
25:DA:704:G:N3	25:DA:726:G:C2	2.90	0.40
25:DA:848:G:N9	25:DA:933:A:C8	2.88	0.40
25:DA:872:A:C5	25:DA:906:G:N2	2.90	0.40
26:DB:14:U:H1'	26:DB:108:U:O2'	2.21	0.40
27:DD:228:PRO:HD3	27:DD:235:GLY:CA	2.51	0.40
28:DE:60:ASN:OD1	28:DE:62:PRO:HD2	2.22	0.40
30:DG:15:VAL:HG13	30:DG:175:LEU:HB3	2.04	0.40
31:DH:9:ILE:HD11	31:DH:69:ARG:HD2	2.03	0.40
32:DI:116:LEU:HD11	32:DI:120:ILE:HG13	2.02	0.40
32:DI:62:LYS:O	32:DI:66:GLU:HB2	2.20	0.40
37:DR:1:MET:HB3	37:DR:2:ARG:H	1.54	0.40

Continued on next page...

Continued from previous page...

Atom-1	Atom-2	Interatomic distance (Å)	Clash overlap (Å)
38:DS:26:LEU:HD12	38:DS:39:ILE:HD11	2.04	0.40
41:DV:20:LEU:HD12	41:DV:20:LEU:HA	1.84	0.40
45:DZ:30:ASN:HB2	45:DZ:89:PHE:CE2	2.56	0.40

All (1) symmetry-related close contacts are listed below. The label for Atom-2 includes the symmetry operator and encoded unit-cell translations to be applied.

Atom-1	Atom-2	Interatomic distance (Å)	Clash overlap (Å)
6:AF:14:LEU:O	4:CD:20:TYR:OH[3_654]	2.11	0.09

5.3 Torsion angles [i](#)

5.3.1 Protein backbone [i](#)

In the following table, the Percentiles column shows the percent Ramachandran outliers of the chain as a percentile score with respect to all X-ray entries followed by that with respect to entries of similar resolution.

The Analysed column shows the number of residues for which the backbone conformation was analysed, and the total number of residues.

Mol	Chain	Analysed	Favoured	Allowed	Outliers	Percentiles	
2	AB	231/256 (90%)	179 (78%)	50 (22%)	2 (1%)	17	56
2	CB	233/256 (91%)	182 (78%)	45 (19%)	6 (3%)	5	31
3	AC	202/239 (84%)	165 (82%)	33 (16%)	4 (2%)	7	38
3	CC	204/239 (85%)	168 (82%)	36 (18%)	0	100	100
4	AD	206/209 (99%)	166 (81%)	35 (17%)	5 (2%)	6	34
4	CD	206/209 (99%)	178 (86%)	23 (11%)	5 (2%)	6	34
5	AE	146/162 (90%)	120 (82%)	26 (18%)	0	100	100
5	CE	147/162 (91%)	129 (88%)	13 (9%)	5 (3%)	3	24
6	AF	98/101 (97%)	95 (97%)	3 (3%)	0	100	100
6	CF	98/101 (97%)	89 (91%)	9 (9%)	0	100	100
7	AG	152/156 (97%)	134 (88%)	17 (11%)	1 (1%)	22	61
7	CG	152/156 (97%)	131 (86%)	20 (13%)	1 (1%)	22	61
8	AH	136/138 (99%)	122 (90%)	13 (10%)	1 (1%)	22	61

Continued on next page...

Continued from previous page...

Mol	Chain	Analysed	Favoured	Allowed	Outliers	Percentiles	
8	CH	136/138 (99%)	126 (93%)	10 (7%)	0	100	100
9	AI	123/128 (96%)	105 (85%)	15 (12%)	3 (2%)	6	34
9	CI	123/128 (96%)	106 (86%)	13 (11%)	4 (3%)	4	25
10	AJ	94/105 (90%)	81 (86%)	9 (10%)	4 (4%)	2	20
10	CJ	94/105 (90%)	74 (79%)	17 (18%)	3 (3%)	4	26
11	AK	113/129 (88%)	101 (89%)	11 (10%)	1 (1%)	17	56
11	CK	112/129 (87%)	98 (88%)	14 (12%)	0	100	100
12	AL	120/132 (91%)	108 (90%)	10 (8%)	2 (2%)	9	42
12	CL	120/132 (91%)	111 (92%)	7 (6%)	2 (2%)	9	42
13	AM	113/126 (90%)	89 (79%)	20 (18%)	4 (4%)	3	24
13	CM	110/126 (87%)	82 (74%)	21 (19%)	7 (6%)	1	10
14	AN	57/61 (93%)	44 (77%)	13 (23%)	0	100	100
14	CN	57/61 (93%)	48 (84%)	8 (14%)	1 (2%)	8	41
15	AO	86/89 (97%)	74 (86%)	12 (14%)	0	100	100
15	CO	86/89 (97%)	75 (87%)	11 (13%)	0	100	100
16	AP	79/88 (90%)	62 (78%)	14 (18%)	3 (4%)	3	22
16	CP	80/88 (91%)	66 (82%)	10 (12%)	4 (5%)	2	16
17	AQ	97/105 (92%)	83 (86%)	13 (13%)	1 (1%)	15	54
17	CQ	97/105 (92%)	83 (86%)	13 (13%)	1 (1%)	15	54
18	AR	66/88 (75%)	56 (85%)	10 (15%)	0	100	100
18	CR	66/88 (75%)	58 (88%)	8 (12%)	0	100	100
19	AS	79/93 (85%)	63 (80%)	15 (19%)	1 (1%)	12	47
19	CS	73/93 (78%)	60 (82%)	13 (18%)	0	100	100
20	AT	94/106 (89%)	73 (78%)	19 (20%)	2 (2%)	7	37
20	CT	102/106 (96%)	73 (72%)	26 (26%)	3 (3%)	4	28
21	AU	23/27 (85%)	21 (91%)	2 (9%)	0	100	100
21	CU	21/27 (78%)	19 (90%)	2 (10%)	0	100	100
22	AY	130/140 (93%)	107 (82%)	21 (16%)	2 (2%)	10	44
27	BD	273/276 (99%)	254 (93%)	19 (7%)	0	100	100
27	DD	273/276 (99%)	255 (93%)	16 (6%)	2 (1%)	22	61
28	BE	202/206 (98%)	189 (94%)	9 (4%)	4 (2%)	7	38

Continued on next page...

Continued from previous page...

Mol	Chain	Analysed	Favoured	Allowed	Outliers	Percentiles	
28	DE	202/206 (98%)	187 (93%)	12 (6%)	3 (2%)	10	44
29	BF	198/210 (94%)	183 (92%)	15 (8%)	0	100	100
29	DF	198/210 (94%)	175 (88%)	23 (12%)	0	100	100
30	BG	179/182 (98%)	158 (88%)	17 (10%)	4 (2%)	6	35
30	DG	178/182 (98%)	150 (84%)	28 (16%)	0	100	100
31	BH	172/180 (96%)	160 (93%)	12 (7%)	0	100	100
31	DH	172/180 (96%)	153 (89%)	17 (10%)	2 (1%)	13	49
32	BI	145/148 (98%)	116 (80%)	25 (17%)	4 (3%)	5	29
32	DI	144/148 (97%)	119 (83%)	23 (16%)	2 (1%)	11	46
33	BN	138/140 (99%)	124 (90%)	11 (8%)	3 (2%)	6	35
33	DN	138/140 (99%)	117 (85%)	19 (14%)	2 (1%)	11	46
34	BO	120/122 (98%)	113 (94%)	6 (5%)	1 (1%)	19	58
34	DO	120/122 (98%)	112 (93%)	8 (7%)	0	100	100
35	BP	147/150 (98%)	128 (87%)	17 (12%)	2 (1%)	11	46
35	DP	147/150 (98%)	130 (88%)	15 (10%)	2 (1%)	11	46
36	BQ	139/141 (99%)	127 (91%)	10 (7%)	2 (1%)	11	46
36	DQ	139/141 (99%)	121 (87%)	18 (13%)	0	100	100
37	BR	116/118 (98%)	107 (92%)	9 (8%)	0	100	100
37	DR	116/118 (98%)	102 (88%)	14 (12%)	0	100	100
38	BS	108/112 (96%)	93 (86%)	12 (11%)	3 (3%)	5	29
38	DS	108/112 (96%)	88 (82%)	18 (17%)	2 (2%)	8	39
39	BT	130/146 (89%)	124 (95%)	6 (5%)	0	100	100
39	DT	128/146 (88%)	119 (93%)	9 (7%)	0	100	100
40	BU	114/118 (97%)	111 (97%)	3 (3%)	0	100	100
40	DU	114/118 (97%)	107 (94%)	7 (6%)	0	100	100
41	BV	98/101 (97%)	93 (95%)	5 (5%)	0	100	100
41	DV	98/101 (97%)	89 (91%)	9 (9%)	0	100	100
42	BW	110/113 (97%)	104 (94%)	6 (6%)	0	100	100
42	DW	109/113 (96%)	97 (89%)	12 (11%)	0	100	100
43	BX	93/96 (97%)	87 (94%)	6 (6%)	0	100	100
43	DX	93/96 (97%)	84 (90%)	9 (10%)	0	100	100

Continued on next page...

Continued from previous page...

Mol	Chain	Analysed	Favoured	Allowed	Outliers	Percentiles	
44	BY	105/110 (96%)	94 (90%)	10 (10%)	1 (1%)	15	54
44	DY	105/110 (96%)	96 (91%)	8 (8%)	1 (1%)	15	54
45	BZ	184/206 (89%)	161 (88%)	21 (11%)	2 (1%)	14	51
45	DZ	187/206 (91%)	163 (87%)	21 (11%)	3 (2%)	9	43
46	B0	74/85 (87%)	69 (93%)	5 (7%)	0	100	100
46	D0	75/85 (88%)	67 (89%)	8 (11%)	0	100	100
47	B1	95/98 (97%)	90 (95%)	4 (4%)	1 (1%)	14	51
47	D1	95/98 (97%)	91 (96%)	4 (4%)	0	100	100
48	B2	68/72 (94%)	62 (91%)	5 (7%)	1 (2%)	10	44
48	D2	69/72 (96%)	60 (87%)	9 (13%)	0	100	100
49	B3	57/60 (95%)	54 (95%)	2 (4%)	1 (2%)	8	41
49	D3	56/60 (93%)	52 (93%)	4 (7%)	0	100	100
50	B4	44/71 (62%)	36 (82%)	8 (18%)	0	100	100
50	D4	44/71 (62%)	34 (77%)	9 (20%)	1 (2%)	6	34
51	B5	57/60 (95%)	52 (91%)	5 (9%)	0	100	100
51	D5	57/60 (95%)	53 (93%)	4 (7%)	0	100	100
52	B6	51/54 (94%)	49 (96%)	2 (4%)	0	100	100
52	D6	51/54 (94%)	45 (88%)	6 (12%)	0	100	100
53	B7	46/49 (94%)	43 (94%)	1 (2%)	2 (4%)	2	20
53	D7	46/49 (94%)	41 (89%)	4 (9%)	1 (2%)	6	35
54	B8	62/65 (95%)	58 (94%)	4 (6%)	0	100	100
54	D8	62/65 (95%)	57 (92%)	5 (8%)	0	100	100
55	B9	34/37 (92%)	33 (97%)	1 (3%)	0	100	100
55	D9	33/37 (89%)	32 (97%)	1 (3%)	0	100	100
All	All	11478/12268 (94%)	10072 (88%)	1276 (11%)	130 (1%)	14	51

All (130) Ramachandran outliers are listed below:

Mol	Chain	Res	Type
2	AB	77	ALA
3	AC	99	VAL
3	AC	100	ALA
3	AC	157	ILE
4	AD	110	PHE

Continued on next page...

Continued from previous page...

Mol	Chain	Res	Type
9	AI	118	LYS
10	AJ	56	HIS
16	AP	53	VAL
17	AQ	49	GLU
22	AY	69	VAL
32	BI	107	VAL
2	CB	15	VAL
5	CE	73	ASN
9	CI	54	ASP
13	CM	7	VAL
13	CM	45	VAL
16	CP	44	THR
17	CQ	14	LYS
20	CT	46	GLU
4	AD	153	ARG
7	AG	147	ALA
9	AI	23	ASN
10	AJ	94	VAL
11	AK	13	GLN
13	AM	50	GLU
20	AT	10	LEU
20	AT	71	THR
2	CB	23	ARG
5	CE	8	GLU
9	CI	119	ALA
13	CM	10	PRO
16	CP	16	HIS
20	CT	96	GLY
2	AB	10	LEU
9	AI	103	THR
13	AM	49	THR
13	AM	84	ILE
16	AP	49	LEU
30	BG	14	GLU
30	BG	47	LYS
32	BI	75	LEU
32	BI	105	HIS
33	BN	19	GLU
38	BS	101	LEU
45	BZ	165	VAL
47	B1	83	GLU
2	CB	22	LYS

Continued on next page...

Continued from previous page...

Mol	Chain	Res	Type
4	CD	7	PRO
4	CD	177	ASP
5	CE	9	LYS
9	CI	21	PRO
12	CL	26	ALA
16	CP	15	PRO
16	CP	53	VAL
20	CT	95	ALA
33	DN	47	ALA
3	AC	111	LEU
4	AD	15	GLU
12	AL	12	ARG
12	AL	26	ALA
30	BG	82	LEU
33	BN	5	VAL
35	BP	36	LYS
36	BQ	135	ASP
48	B2	52	ASP
53	B7	46	VAL
4	CD	176	LEU
5	CE	98	THR
5	CE	146	ALA
9	CI	88	TYR
13	CM	66	LEU
31	DH	71	LEU
38	DS	62	LYS
4	AD	166	LYS
28	BE	118	LYS
30	BG	115	ARG
33	BN	4	TYR
38	BS	102	ALA
53	B7	45	ALA
10	CJ	89	ASP
10	CJ	90	LEU
13	CM	51	ALA
32	DI	10	GLU
44	DY	2	ARG
16	AP	79	VAL
19	AS	5	LEU
35	BP	141	ALA
44	BY	2	ARG
2	CB	177	ALA

Continued on next page...

Continued from previous page...

Mol	Chain	Res	Type
4	CD	5	ILE
7	CG	55	GLY
13	CM	63	THR
14	CN	14	PRO
27	DD	3	VAL
27	DD	275	LYS
31	DH	92	ILE
32	DI	107	VAL
33	DN	129	PRO
35	DP	53	GLY
38	DS	63	THR
53	D7	46	VAL
28	BE	52	LEU
32	BI	133	HIS
10	CJ	34	VAL
28	DE	52	LEU
45	DZ	128	VAL
4	AD	44	GLY
8	AH	57	PRO
38	BS	85	VAL
45	BZ	161	VAL
2	CB	239	VAL
45	DZ	161	VAL
22	AY	70	ILE
28	BE	72	VAL
28	BE	73	GLU
34	BO	48	PRO
2	CB	131	PRO
12	CL	25	PRO
50	D4	33	VAL
10	AJ	34	VAL
13	AM	7	VAL
36	BQ	27	VAL
49	B3	59	VAL
13	CM	40	ASN
28	DE	72	VAL
45	DZ	47	VAL
4	CD	197	PRO
10	AJ	91	PRO
28	DE	30	PRO
35	DP	72	PRO

5.3.2 Protein sidechains [i](#)

In the following table, the Percentiles column shows the percent sidechain outliers of the chain as a percentile score with respect to all X-ray entries followed by that with respect to entries of similar resolution.

The Analysed column shows the number of residues for which the sidechain conformation was analysed, and the total number of residues.

Mol	Chain	Analysed	Rotameric	Outliers	Percentiles	
2	AB	180/220 (82%)	127 (71%)	53 (29%)	0	1
2	CB	181/220 (82%)	132 (73%)	49 (27%)	0	1
3	AC	112/188 (60%)	89 (80%)	23 (20%)	1	6
3	CC	114/188 (61%)	96 (84%)	18 (16%)	2	12
4	AD	139/181 (77%)	112 (81%)	27 (19%)	1	7
4	CD	142/181 (78%)	112 (79%)	30 (21%)	1	6
5	AE	108/123 (88%)	77 (71%)	31 (29%)	0	1
5	CE	109/123 (89%)	84 (77%)	25 (23%)	1	4
6	AF	77/90 (86%)	64 (83%)	13 (17%)	2	10
6	CF	76/90 (84%)	61 (80%)	15 (20%)	1	7
7	AG	103/127 (81%)	83 (81%)	20 (19%)	1	7
7	CG	102/127 (80%)	78 (76%)	24 (24%)	1	3
8	AH	103/119 (87%)	85 (82%)	18 (18%)	2	9
8	CH	104/119 (87%)	89 (86%)	15 (14%)	3	15
9	AI	64/99 (65%)	55 (86%)	9 (14%)	3	16
9	CI	62/99 (63%)	52 (84%)	10 (16%)	2	11
10	AJ	52/92 (56%)	38 (73%)	14 (27%)	0	2
10	CJ	52/92 (56%)	36 (69%)	16 (31%)	0	0
11	AK	83/99 (84%)	60 (72%)	23 (28%)	0	1
11	CK	81/99 (82%)	61 (75%)	20 (25%)	0	2
12	AL	92/109 (84%)	73 (79%)	19 (21%)	1	6
12	CL	91/109 (84%)	71 (78%)	20 (22%)	1	5
13	AM	66/101 (65%)	44 (67%)	22 (33%)	0	0
13	CM	62/101 (61%)	39 (63%)	23 (37%)	0	0
14	AN	46/50 (92%)	40 (87%)	6 (13%)	4	19
14	CN	45/50 (90%)	30 (67%)	15 (33%)	0	0

Continued on next page...

Continued from previous page...

Mol	Chain	Analysed	Rotameric	Outliers	Percentiles	
15	AO	77/80 (96%)	61 (79%)	16 (21%)	1	6
15	CO	77/80 (96%)	64 (83%)	13 (17%)	2	10
16	AP	63/74 (85%)	44 (70%)	19 (30%)	0	1
16	CP	65/74 (88%)	49 (75%)	16 (25%)	0	2
17	AQ	94/97 (97%)	79 (84%)	15 (16%)	2	11
17	CQ	93/97 (96%)	77 (83%)	16 (17%)	2	10
18	AR	49/77 (64%)	41 (84%)	8 (16%)	2	11
18	CR	49/77 (64%)	36 (74%)	13 (26%)	0	2
19	AS	43/80 (54%)	34 (79%)	9 (21%)	1	6
19	CS	42/80 (52%)	28 (67%)	14 (33%)	0	0
20	AT	66/82 (80%)	47 (71%)	19 (29%)	0	1
20	CT	72/82 (88%)	56 (78%)	16 (22%)	1	4
21	AU	20/22 (91%)	14 (70%)	6 (30%)	0	1
21	CU	14/22 (64%)	13 (93%)	1 (7%)	14	47
22	AY	108/115 (94%)	74 (68%)	34 (32%)	0	0
27	BD	214/218 (98%)	169 (79%)	45 (21%)	1	6
27	DD	215/218 (99%)	167 (78%)	48 (22%)	1	4
28	BE	163/166 (98%)	126 (77%)	37 (23%)	1	4
28	DE	163/166 (98%)	128 (78%)	35 (22%)	1	5
29	BF	158/166 (95%)	123 (78%)	35 (22%)	1	4
29	DF	159/166 (96%)	128 (80%)	31 (20%)	1	7
30	BG	128/156 (82%)	103 (80%)	25 (20%)	1	7
30	DG	127/156 (81%)	95 (75%)	32 (25%)	0	2
31	BH	141/148 (95%)	113 (80%)	28 (20%)	1	6
31	DH	141/148 (95%)	111 (79%)	30 (21%)	1	5
32	BI	105/124 (85%)	75 (71%)	30 (29%)	0	1
32	DI	104/124 (84%)	76 (73%)	28 (27%)	0	2
33	BN	117/119 (98%)	93 (80%)	24 (20%)	1	6
33	DN	117/119 (98%)	90 (77%)	27 (23%)	1	3
34	BO	98/100 (98%)	73 (74%)	25 (26%)	0	2
34	DO	98/100 (98%)	70 (71%)	28 (29%)	0	1

Continued on next page...

Continued from previous page...

Mol	Chain	Analysed	Rotameric	Outliers	Percentiles	
35	BP	114/116 (98%)	87 (76%)	27 (24%)	1	3
35	DP	114/116 (98%)	90 (79%)	24 (21%)	1	6
36	BQ	111/111 (100%)	91 (82%)	20 (18%)	1	9
36	DQ	111/111 (100%)	93 (84%)	18 (16%)	2	11
37	BR	101/101 (100%)	79 (78%)	22 (22%)	1	5
37	DR	101/101 (100%)	79 (78%)	22 (22%)	1	5
38	BS	84/88 (96%)	66 (79%)	18 (21%)	1	5
38	DS	86/88 (98%)	68 (79%)	18 (21%)	1	6
39	BT	111/127 (87%)	90 (81%)	21 (19%)	1	8
39	DT	110/127 (87%)	82 (74%)	28 (26%)	0	2
40	BU	93/94 (99%)	77 (83%)	16 (17%)	2	10
40	DU	93/94 (99%)	77 (83%)	16 (17%)	2	10
41	BV	80/82 (98%)	66 (82%)	14 (18%)	2	9
41	DV	81/82 (99%)	56 (69%)	25 (31%)	0	1
42	BW	91/92 (99%)	71 (78%)	20 (22%)	1	5
42	DW	89/92 (97%)	74 (83%)	15 (17%)	2	10
43	BX	75/78 (96%)	63 (84%)	12 (16%)	2	11
43	DX	73/78 (94%)	61 (84%)	12 (16%)	2	11
44	BY	80/91 (88%)	63 (79%)	17 (21%)	1	5
44	DY	79/91 (87%)	59 (75%)	20 (25%)	0	2
45	BZ	156/179 (87%)	128 (82%)	28 (18%)	2	9
45	DZ	152/179 (85%)	119 (78%)	33 (22%)	1	5
46	B0	59/67 (88%)	47 (80%)	12 (20%)	1	6
46	D0	61/67 (91%)	47 (77%)	14 (23%)	1	3
47	B1	78/83 (94%)	61 (78%)	17 (22%)	1	5
47	D1	78/83 (94%)	58 (74%)	20 (26%)	0	2
48	B2	65/67 (97%)	49 (75%)	16 (25%)	0	2
48	D2	63/67 (94%)	50 (79%)	13 (21%)	1	6
49	B3	49/52 (94%)	44 (90%)	5 (10%)	7	29
49	D3	49/52 (94%)	40 (82%)	9 (18%)	1	8
50	B4	39/63 (62%)	28 (72%)	11 (28%)	0	1

Continued on next page...

Continued from previous page...

Mol	Chain	Analysed	Rotameric	Outliers	Percentiles	
50	D4	39/63 (62%)	25 (64%)	14 (36%)	0	0
51	B5	50/52 (96%)	41 (82%)	9 (18%)	1	9
51	D5	49/52 (94%)	39 (80%)	10 (20%)	1	6
52	B6	50/52 (96%)	34 (68%)	16 (32%)	0	0
52	D6	48/52 (92%)	38 (79%)	10 (21%)	1	6
53	B7	41/42 (98%)	32 (78%)	9 (22%)	1	5
53	D7	38/42 (90%)	30 (79%)	8 (21%)	1	6
54	B8	52/55 (94%)	45 (86%)	7 (14%)	4	18
54	D8	52/55 (94%)	43 (83%)	9 (17%)	2	10
55	B9	32/34 (94%)	26 (81%)	6 (19%)	1	8
55	D9	32/34 (94%)	25 (78%)	7 (22%)	1	5
All	All	8835/10181 (87%)	6886 (78%)	1949 (22%)	1	4

All (1949) residues with a non-rotameric sidechain are listed below:

Mol	Chain	Res	Type
2	AB	15	VAL
2	AB	16	HIS
2	AB	17	PHE
2	AB	21	ARG
2	AB	23	ARG
2	AB	24	TRP
2	AB	44	LEU
2	AB	45	GLN
2	AB	48	MET
2	AB	49	GLU
2	AB	51	LEU
2	AB	60	ASP
2	AB	69	LEU
2	AB	71	VAL
2	AB	80	ILE
2	AB	82	ARG
2	AB	86	GLU
2	AB	87	ARG
2	AB	90	MET
2	AB	93	VAL
2	AB	107	THR
2	AB	108	ILE

Continued on next page...

Continued from previous page...

Mol	Chain	Res	Type
2	AB	118	LEU
2	AB	119	GLU
2	AB	121	LEU
2	AB	126	GLU
2	AB	136	VAL
2	AB	137	ARG
2	AB	140	HIS
2	AB	145	LEU
2	AB	149	LEU
2	AB	153	ARG
2	AB	155	LEU
2	AB	156	LYS
2	AB	170	GLU
2	AB	172	ILE
2	AB	178	ARG
2	AB	185	ILE
2	AB	187	LEU
2	AB	192	SER
2	AB	195	ASP
2	AB	197	VAL
2	AB	200	ILE
2	AB	206	ASP
2	AB	208	ILE
2	AB	209	ARG
2	AB	210	SER
2	AB	215	LEU
2	AB	221	LEU
2	AB	230	VAL
2	AB	231	GLU
2	AB	236	TYR
2	AB	238	LEU
3	AC	3	ASN
3	AC	12	LEU
3	AC	16	ARG
3	AC	31	HIS
3	AC	32	LEU
3	AC	43	LEU
3	AC	47	LEU
3	AC	52	LEU
3	AC	104	GLN
3	AC	112	SER
3	AC	118	GLN

Continued on next page...

Continued from previous page...

Mol	Chain	Res	Type
3	AC	126	ARG
3	AC	131	ARG
3	AC	134	ILE
3	AC	136	GLN
3	AC	141	VAL
3	AC	175	LEU
3	AC	179	ARG
3	AC	184	TYR
3	AC	188	LEU
3	AC	192	THR
3	AC	193	TYR
3	AC	202	ILE
4	AD	8	VAL
4	AD	12	CYS
4	AD	13	ARG
4	AD	15	GLU
4	AD	26	CYS
4	AD	33	MET
4	AD	35	ARG
4	AD	36	ARG
4	AD	57	ARG
4	AD	58	LEU
4	AD	59	ARG
4	AD	65	ARG
4	AD	107	ARG
4	AD	110	PHE
4	AD	122	ARG
4	AD	126	ILE
4	AD	127	THR
4	AD	134	ASP
4	AD	135	LEU
4	AD	138	TYR
4	AD	155	LEU
4	AD	158	ILE
4	AD	175	SER
4	AD	188	LEU
4	AD	194	LEU
4	AD	200	GLU
4	AD	201	GLN
5	AE	11	ILE
5	AE	16	THR
5	AE	18	ARG

Continued on next page...

Continued from previous page...

Mol	Chain	Res	Type
5	AE	27	ARG
5	AE	38	GLN
5	AE	41	VAL
5	AE	47	LYS
5	AE	51	VAL
5	AE	53	LEU
5	AE	60	TYR
5	AE	65	ASN
5	AE	66	MET
5	AE	67	VAL
5	AE	73	ASN
5	AE	75	THR
5	AE	76	ILE
5	AE	78	HIS
5	AE	79	GLU
5	AE	82	VAL
5	AE	83	GLU
5	AE	87	SER
5	AE	89	ILE
5	AE	91	LEU
5	AE	100	VAL
5	AE	112	LEU
5	AE	117	ASP
5	AE	120	THR
5	AE	135	THR
5	AE	137	GLU
5	AE	147	ASP
5	AE	149	GLU
6	AF	1	MET
6	AF	14	LEU
6	AF	25	ILE
6	AF	36	ARG
6	AF	55	ASP
6	AF	57	GLN
6	AF	64	GLN
6	AF	65	VAL
6	AF	70	ASP
6	AF	74	ASP
6	AF	82	ARG
6	AF	89	MET
6	AF	98	LEU
7	AG	6	ARG

Continued on next page...

Continued from previous page...

Mol	Chain	Res	Type
7	AG	12	LEU
7	AG	15	ASP
7	AG	21	VAL
7	AG	27	ILE
7	AG	32	ARG
7	AG	41	ARG
7	AG	51	GLN
7	AG	59	LEU
7	AG	61	VAL
7	AG	74	GLU
7	AG	89	MET
7	AG	104	LEU
7	AG	113	GLU
7	AG	120	ILE
7	AG	125	MET
7	AG	138	LYS
7	AG	142	GLU
7	AG	144	MET
7	AG	155	ARG
8	AH	21	LYS
8	AH	24	THR
8	AH	26	VAL
8	AH	35	ILE
8	AH	52	ASP
8	AH	60	ARG
8	AH	63	LEU
8	AH	68	ARG
8	AH	78	GLN
8	AH	83	ILE
8	AH	84	ARG
8	AH	91	ARG
8	AH	99	GLU
8	AH	107	LEU
8	AH	109	ILE
8	AH	114	THR
8	AH	127	LEU
8	AH	138	TRP
9	AI	11	LYS
9	AI	17	VAL
9	AI	31	GLN
9	AI	65	VAL
9	AI	83	ARG

Continued on next page...

Continued from previous page...

Mol	Chain	Res	Type
9	AI	107	ARG
9	AI	108	VAL
9	AI	114	TYR
9	AI	124	GLN
10	AJ	16	LEU
10	AJ	19	SER
10	AJ	51	ARG
10	AJ	54	PHE
10	AJ	55	LYS
10	AJ	62	HIS
10	AJ	65	LEU
10	AJ	66	ARG
10	AJ	67	THR
10	AJ	68	HIS
10	AJ	94	VAL
10	AJ	96	ILE
10	AJ	97	GLU
10	AJ	100	THR
11	AK	12	ARG
11	AK	13	GLN
11	AK	14	VAL
11	AK	25	TYR
11	AK	29	ILE
11	AK	43	SER
11	AK	48	ILE
11	AK	51	LYS
11	AK	54	ARG
11	AK	62	GLN
11	AK	63	LEU
11	AK	70	LYS
11	AK	75	TYR
11	AK	81	ASP
11	AK	82	VAL
11	AK	84	VAL
11	AK	87	THR
11	AK	96	ARG
11	AK	104	GLN
11	AK	105	VAL
11	AK	107	SER
11	AK	117	ASN
11	AK	120	ARG
12	AL	33	ARG

Continued on next page...

Continued from previous page...

Mol	Chain	Res	Type
12	AL	39	VAL
12	AL	44	THR
12	AL	52	LEU
12	AL	53	ARG
12	AL	54	LYS
12	AL	55	VAL
12	AL	60	LEU
12	AL	61	THR
12	AL	66	VAL
12	AL	67	THR
12	AL	81	SER
12	AL	84	LEU
12	AL	97	ARG
12	AL	104	VAL
12	AL	114	LYS
12	AL	115	LYS
12	AL	118	SER
12	AL	124	LYS
13	AM	3	ARG
13	AM	4	ILE
13	AM	14	ARG
13	AM	20	THR
13	AM	47	ASP
13	AM	49	THR
13	AM	59	TYR
13	AM	60	VAL
13	AM	64	TRP
13	AM	69	GLU
13	AM	70	LEU
13	AM	78	ILE
13	AM	98	VAL
13	AM	99	ARG
13	AM	102	ARG
13	AM	104	ARG
13	AM	108	ARG
13	AM	109	THR
13	AM	110	ARG
13	AM	114	ARG
13	AM	115	LYS
13	AM	116	THR
14	AN	7	ILE
14	AN	18	VAL

Continued on next page...

Continued from previous page...

Mol	Chain	Res	Type
14	AN	23	ARG
14	AN	33	VAL
14	AN	41	ARG
14	AN	44	LEU
15	AO	3	ILE
15	AO	4	THR
15	AO	7	GLU
15	AO	13	GLN
15	AO	17	ARG
15	AO	26	GLU
15	AO	28	GLN
15	AO	35	ARG
15	AO	39	LEU
15	AO	47	LYS
15	AO	64	ARG
15	AO	65	ARG
15	AO	71	GLN
15	AO	73	GLU
15	AO	87	ILE
15	AO	88	ARG
16	AP	1	MET
16	AP	8	ARG
16	AP	11	SER
16	AP	20	VAL
16	AP	22	THR
16	AP	25	ARG
16	AP	27	LYS
16	AP	32	TYR
16	AP	40	ASP
16	AP	45	THR
16	AP	48	TRP
16	AP	49	LEU
16	AP	53	VAL
16	AP	55	ARG
16	AP	61	SER
16	AP	67	THR
16	AP	69	THR
16	AP	72	ARG
16	AP	76	GLN
17	AQ	6	LEU
17	AQ	14	LYS
17	AQ	18	THR

Continued on next page...

Continued from previous page...

Mol	Chain	Res	Type
17	AQ	21	VAL
17	AQ	24	GLU
17	AQ	29	HIS
17	AQ	35	VAL
17	AQ	48	GLU
17	AQ	57	VAL
17	AQ	60	ILE
17	AQ	68	ARG
17	AQ	77	VAL
17	AQ	79	SER
17	AQ	89	LEU
17	AQ	100	LYS
18	AR	29	PHE
18	AR	31	LEU
18	AR	32	ARG
18	AR	35	ARG
18	AR	47	THR
18	AR	55	ARG
18	AR	58	LEU
18	AR	69	THR
19	AS	7	LYS
19	AS	31	ILE
19	AS	33	THR
19	AS	37	ARG
19	AS	44	MET
19	AS	62	ILE
19	AS	66	MET
19	AS	70	LYS
19	AS	79	THR
20	AT	8	ARG
20	AT	10	LEU
20	AT	13	LEU
20	AT	19	SER
20	AT	20	LEU
20	AT	24	LEU
20	AT	30	LYS
20	AT	31	SER
20	AT	36	LEU
20	AT	39	LYS
20	AT	51	GLU
20	AT	56	MET
20	AT	62	LEU

Continued on next page...

Continued from previous page...

Mol	Chain	Res	Type
20	AT	73	HIS
20	AT	74	LYS
20	AT	75	ASN
20	AT	80	ARG
20	AT	82	SER
20	AT	84	LEU
21	AU	12	LYS
21	AU	15	ARG
21	AU	17	THR
21	AU	20	LYS
21	AU	24	ARG
21	AU	26	LYS
22	AY	6	ARG
22	AY	10	ILE
22	AY	14	GLU
22	AY	18	THR
22	AY	33	THR
22	AY	40	ARG
22	AY	43	ILE
22	AY	44	ARG
22	AY	48	LEU
22	AY	54	GLU
22	AY	57	LEU
22	AY	65	SER
22	AY	67	ASP
22	AY	71	VAL
22	AY	73	LYS
22	AY	80	GLN
22	AY	81	GLU
22	AY	88	LEU
22	AY	91	LEU
22	AY	94	MET
22	AY	97	GLU
22	AY	103	LYS
22	AY	106	ARG
22	AY	108	THR
22	AY	112	ARG
22	AY	117	ARG
22	AY	118	ARG
22	AY	119	LEU
22	AY	122	LYS
22	AY	124	GLN

Continued on next page...

Continued from previous page...

Mol	Chain	Res	Type
22	AY	125	LYS
22	AY	128	VAL
22	AY	131	MET
22	AY	132	ARG
27	BD	3	VAL
27	BD	12	SER
27	BD	13	ARG
27	BD	14	ARG
27	BD	18	VAL
27	BD	27	THR
27	BD	31	LYS
27	BD	35	LYS
27	BD	40	THR
27	BD	54	ARG
27	BD	61	LEU
27	BD	69	ARG
27	BD	71	ASP
27	BD	72	LYS
27	BD	94	LEU
27	BD	103	ARG
27	BD	104	TYR
27	BD	106	ILE
27	BD	112	GLN
27	BD	113	VAL
27	BD	116	GLN
27	BD	138	VAL
27	BD	142	VAL
27	BD	147	LEU
27	BD	150	LYS
27	BD	155	LEU
27	BD	164	GLN
27	BD	181	GLU
27	BD	182	LEU
27	BD	192	THR
27	BD	193	VAL
27	BD	200	ASP
27	BD	208	LYS
27	BD	211	ARG
27	BD	213	ARG
27	BD	217	ARG
27	BD	221	VAL
27	BD	229	VAL

Continued on next page...

Continued from previous page...

Mol	Chain	Res	Type
27	BD	239	ARG
27	BD	242	ARG
27	BD	257	LEU
27	BD	260	ARG
27	BD	261	LYS
27	BD	271	ILE
27	BD	274	ARG
28	BE	2	LYS
28	BE	7	VAL
28	BE	9	VAL
28	BE	12	THR
28	BE	13	ARG
28	BE	16	ARG
28	BE	21	VAL
28	BE	24	THR
28	BE	33	VAL
28	BE	34	VAL
28	BE	39	PRO
28	BE	47	VAL
28	BE	49	LEU
28	BE	52	LEU
28	BE	61	ARG
28	BE	63	LEU
28	BE	72	VAL
28	BE	75	VAL
28	BE	76	ARG
28	BE	77	ILE
28	BE	79	ARG
28	BE	82	ARG
28	BE	91	VAL
28	BE	93	VAL
28	BE	113	PHE
28	BE	116	VAL
28	BE	117	MET
28	BE	119	ARG
28	BE	144	ARG
28	BE	154	LYS
28	BE	163	GLU
28	BE	170	LEU
28	BE	173	VAL
28	BE	175	VAL
28	BE	182	LEU

Continued on next page...

Continued from previous page...

Mol	Chain	Res	Type
28	BE	200	GLU
28	BE	202	LYS
29	BF	12	LEU
29	BF	15	SER
29	BF	19	GLU
29	BF	32	LEU
29	BF	33	LEU
29	BF	38	ARG
29	BF	50	SER
29	BF	57	VAL
29	BF	60	SER
29	BF	62	ARG
29	BF	64	ILE
29	BF	74	ARG
29	BF	77	ASP
29	BF	82	ILE
29	BF	106	ARG
29	BF	129	PHE
29	BF	135	LYS
29	BF	136	THR
29	BF	137	LYS
29	BF	140	LEU
29	BF	152	GLU
29	BF	158	THR
29	BF	161	GLU
29	BF	162	LEU
29	BF	170	LEU
29	BF	175	THR
29	BF	189	THR
29	BF	190	GLU
29	BF	191	ARG
29	BF	194	MET
29	BF	196	LEU
29	BF	197	ASP
29	BF	200	GLU
29	BF	201	VAL
29	BF	205	ARG
30	BG	5	VAL
30	BG	7	LEU
30	BG	9	ARG
30	BG	13	GLU
30	BG	22	ARG

Continued on next page...

Continued from previous page...

Mol	Chain	Res	Type
30	BG	28	VAL
30	BG	35	GLU
30	BG	39	ILE
30	BG	43	LEU
30	BG	60	LEU
30	BG	64	THR
30	BG	91	ARG
30	BG	103	LEU
30	BG	126	ASP
30	BG	128	ARG
30	BG	135	LEU
30	BG	139	LEU
30	BG	148	MET
30	BG	149	VAL
30	BG	152	LEU
30	BG	153	ARG
30	BG	155	MET
30	BG	161	THR
30	BG	165	THR
30	BG	170	ARG
31	BH	3	ARG
31	BH	6	ARG
31	BH	10	PRO
31	BH	24	VAL
31	BH	39	PRO
31	BH	41	MET
31	BH	43	VAL
31	BH	44	VAL
31	BH	45	VAL
31	BH	56	SER
31	BH	62	LYS
31	BH	69	ARG
31	BH	70	THR
31	BH	71	LEU
31	BH	72	ILE
31	BH	84	SER
31	BH	98	LEU
31	BH	101	ARG
31	BH	107	VAL
31	BH	111	HIS
31	BH	122	THR
31	BH	129	THR

Continued on next page...

Continued from previous page...

Mol	Chain	Res	Type
31	BH	136	ILE
31	BH	139	GLN
31	BH	149	ARG
31	BH	158	HIS
31	BH	169	VAL
31	BH	171	LEU
32	BI	1	MET
32	BI	9	LEU
32	BI	15	VAL
32	BI	21	VAL
32	BI	28	ASN
32	BI	31	LEU
32	BI	33	ARG
32	BI	35	LEU
32	BI	40	THR
32	BI	41	GLU
32	BI	42	SER
32	BI	51	ILE
32	BI	57	ARG
32	BI	72	LEU
32	BI	73	GLU
32	BI	75	LEU
32	BI	76	THR
32	BI	78	THR
32	BI	79	ILE
32	BI	85	GLU
32	BI	86	THR
32	BI	87	LYS
32	BI	92	VAL
32	BI	102	SER
32	BI	108	THR
32	BI	114	LEU
32	BI	116	LEU
32	BI	123	LEU
32	BI	140	LEU
32	BI	147	GLN
33	BN	1	MET
33	BN	5	VAL
33	BN	12	ARG
33	BN	28	THR
33	BN	33	LEU
33	BN	34	LEU

Continued on next page...

Continued from previous page...

Mol	Chain	Res	Type
33	BN	35	ARG
33	BN	45	ASN
33	BN	48	MET
33	BN	60	ILE
33	BN	61	ARG
33	BN	62	VAL
33	BN	65	LYS
33	BN	67	LEU
33	BN	73	THR
33	BN	82	LEU
33	BN	85	ILE
33	BN	87	LEU
33	BN	89	LYS
33	BN	97	ARG
33	BN	99	LEU
33	BN	120	LEU
33	BN	121	LYS
33	BN	133	GLN
34	BO	10	VAL
34	BO	12	ASP
34	BO	17	ARG
34	BO	21	CYS
34	BO	22	ILE
34	BO	24	VAL
34	BO	29	ASN
34	BO	42	SER
34	BO	45	GLU
34	BO	52	VAL
34	BO	53	LYS
34	BO	68	GLU
34	BO	75	SER
34	BO	77	ILE
34	BO	86	ILE
34	BO	88	ASN
34	BO	91	LEU
34	BO	92	GLU
34	BO	94	ARG
34	BO	96	THR
34	BO	97	ARG
34	BO	104	ARG
34	BO	113	LYS
34	BO	114	ILE

Continued on next page...

Continued from previous page...

Mol	Chain	Res	Type
34	BO	116	SER
35	BP	1	MET
35	BP	21	ARG
35	BP	32	THR
35	BP	33	ARG
35	BP	42	SER
35	BP	46	LYS
35	BP	49	ARG
35	BP	52	GLU
35	BP	55	ARG
35	BP	56	SER
35	BP	57	THR
35	BP	58	THR
35	BP	59	LEU
35	BP	64	LYS
35	BP	65	ARG
35	BP	67	MET
35	BP	75	ILE
35	BP	90	ARG
35	BP	94	GLU
35	BP	99	LEU
35	BP	106	LEU
35	BP	112	LEU
35	BP	117	GLU
35	BP	119	GLU
35	BP	126	VAL
35	BP	148	LEU
35	BP	149	GLU
36	BQ	1	MET
36	BQ	7	MET
36	BQ	8	LYS
36	BQ	11	LYS
36	BQ	21	THR
36	BQ	22	LYS
36	BQ	35	VAL
36	BQ	37	LEU
36	BQ	45	GLN
36	BQ	46	GLN
36	BQ	75	THR
36	BQ	81	VAL
36	BQ	101	ARG
36	BQ	106	VAL

Continued on next page...

Continued from previous page...

Mol	Chain	Res	Type
36	BQ	109	VAL
36	BQ	110	THR
36	BQ	111	GLU
36	BQ	115	MET
36	BQ	127	ILE
36	BQ	134	ARG
37	BR	2	ARG
37	BR	6	SER
37	BR	9	LYS
37	BR	18	LEU
37	BR	28	LEU
37	BR	29	LEU
37	BR	36	THR
37	BR	44	LEU
37	BR	54	LEU
37	BR	59	ASP
37	BR	60	LEU
37	BR	63	ARG
37	BR	65	LEU
37	BR	67	LEU
37	BR	72	ASP
37	BR	75	LEU
37	BR	79	LEU
37	BR	86	ARG
37	BR	90	ARG
37	BR	100	LEU
37	BR	111	LEU
37	BR	114	VAL
38	BS	3	ARG
38	BS	14	VAL
38	BS	20	ARG
38	BS	21	THR
38	BS	25	ARG
38	BS	32	LEU
38	BS	35	ILE
38	BS	36	TYR
38	BS	42	ASP
38	BS	50	SER
38	BS	69	VAL
38	BS	73	LEU
38	BS	78	LEU
38	BS	88	ASP

Continued on next page...

Continued from previous page...

Mol	Chain	Res	Type
38	BS	95	HIS
38	BS	98	VAL
38	BS	101	LEU
38	BS	110	LEU
39	BT	1	MET
39	BT	6	LEU
39	BT	7	ILE
39	BT	13	ARG
39	BT	17	THR
39	BT	28	VAL
39	BT	35	LYS
39	BT	38	ASN
39	BT	39	ARG
39	BT	49	VAL
39	BT	51	ARG
39	BT	53	ARG
39	BT	64	ARG
39	BT	70	VAL
39	BT	85	LYS
39	BT	87	ASP
39	BT	89	VAL
39	BT	96	ARG
39	BT	113	LYS
39	BT	118	ARG
39	BT	119	LYS
40	BU	8	VAL
40	BU	13	LYS
40	BU	15	LYS
40	BU	31	SER
40	BU	36	ARG
40	BU	38	THR
40	BU	51	LYS
40	BU	55	ARG
40	BU	59	ARG
40	BU	60	LEU
40	BU	74	LEU
40	BU	83	LEU
40	BU	95	LEU
40	BU	104	GLN
40	BU	108	GLU
40	BU	112	ARG
41	BV	18	LEU

Continued on next page...

Continued from previous page...

Mol	Chain	Res	Type
41	BV	20	LEU
41	BV	21	ARG
41	BV	32	THR
41	BV	35	LEU
41	BV	43	GLU
41	BV	51	VAL
41	BV	52	VAL
41	BV	62	LEU
41	BV	70	ILE
41	BV	73	SER
41	BV	79	VAL
41	BV	82	ARG
41	BV	85	LYS
42	BW	1	MET
42	BW	2	GLU
42	BW	6	ILE
42	BW	11	ARG
42	BW	19	LEU
42	BW	23	LEU
42	BW	24	ILE
42	BW	29	LEU
42	BW	51	LEU
42	BW	60	ASN
42	BW	67	ASP
42	BW	78	GLU
42	BW	83	LYS
42	BW	90	ARG
42	BW	92	ARG
42	BW	97	LYS
42	BW	100	THR
42	BW	101	SER
42	BW	107	LEU
42	BW	111	HIS
43	BX	33	LYS
43	BX	38	GLU
43	BX	45	THR
43	BX	48	LYS
43	BX	57	LEU
43	BX	60	ARG
43	BX	65	ARG
43	BX	70	LEU
43	BX	72	LYS

Continued on next page...

Continued from previous page...

Mol	Chain	Res	Type
43	BX	73	ARG
43	BX	87	GLN
43	BX	92	LEU
44	BY	1	MET
44	BY	5	MET
44	BY	8	LYS
44	BY	9	LYS
44	BY	23	ARG
44	BY	34	LYS
44	BY	43	ASN
44	BY	47	LYS
44	BY	55	TYR
44	BY	70	SER
44	BY	72	VAL
44	BY	73	ARG
44	BY	83	THR
44	BY	90	LEU
44	BY	91	GLU
44	BY	97	ARG
44	BY	107	ASP
45	BZ	5	LEU
45	BZ	16	SER
45	BZ	18	LEU
45	BZ	19	ARG
45	BZ	25	PRO
45	BZ	31	ARG
45	BZ	32	HIS
45	BZ	41	LEU
45	BZ	46	LYS
45	BZ	56	VAL
45	BZ	57	ILE
45	BZ	67	LEU
45	BZ	72	ARG
45	BZ	74	VAL
45	BZ	76	LEU
45	BZ	82	ARG
45	BZ	86	VAL
45	BZ	87	ASP
45	BZ	91	LEU
45	BZ	129	SER
45	BZ	133	ILE
45	BZ	138	GLU

Continued on next page...

Continued from previous page...

Mol	Chain	Res	Type
45	BZ	142	SER
45	BZ	156	LYS
45	BZ	157	LEU
45	BZ	161	VAL
45	BZ	170	THR
45	BZ	181	GLU
46	B0	9	SER
46	B0	10	THR
46	B0	17	GLN
46	B0	20	ARG
46	B0	29	GLN
46	B0	32	ARG
46	B0	37	LEU
46	B0	38	VAL
46	B0	41	ARG
46	B0	46	LYS
46	B0	55	ARG
46	B0	63	VAL
47	B1	21	ARG
47	B1	26	ARG
47	B1	32	LYS
47	B1	33	LYS
47	B1	40	ARG
47	B1	46	LEU
47	B1	50	ARG
47	B1	51	VAL
47	B1	53	VAL
47	B1	58	ILE
47	B1	59	THR
47	B1	62	VAL
47	B1	65	SER
47	B1	81	LYS
47	B1	83	GLU
47	B1	86	SER
47	B1	95	LEU
48	B2	3	LEU
48	B2	16	LEU
48	B2	28	LYS
48	B2	30	ARG
48	B2	32	LEU
48	B2	34	GLU
48	B2	41	ILE

Continued on next page...

Continued from previous page...

Mol	Chain	Res	Type
48	B2	46	GLN
48	B2	47	ASN
48	B2	50	ILE
48	B2	51	ARG
48	B2	53	LEU
48	B2	55	ARG
48	B2	64	LEU
48	B2	68	ARG
48	B2	70	GLN
49	B3	6	VAL
49	B3	8	LEU
49	B3	23	LEU
49	B3	40	THR
49	B3	53	LEU
50	B4	1	MET
50	B4	5	ILE
50	B4	8	LYS
50	B4	22	ILE
50	B4	25	TYR
50	B4	27	THR
50	B4	30	GLU
50	B4	34	GLU
50	B4	37	SER
50	B4	39	CYS
50	B4	43	TYR
51	B5	6	VAL
51	B5	8	LYS
51	B5	16	ARG
51	B5	29	THR
51	B5	37	LYS
51	B5	40	LYS
51	B5	55	ARG
51	B5	57	VAL
51	B5	58	LEU
52	B6	6	ARG
52	B6	8	LYS
52	B6	9	LEU
52	B6	10	LEU
52	B6	13	CYS
52	B6	14	THR
52	B6	18	ARG
52	B6	23	THR

Continued on next page...

Continued from previous page...

Mol	Chain	Res	Type
52	B6	24	GLU
52	B6	27	LYS
52	B6	33	LYS
52	B6	37	ARG
52	B6	40	CYS
52	B6	44	ARG
52	B6	48	VAL
52	B6	49	HIS
53	B7	1	MET
53	B7	4	THR
53	B7	8	ASN
53	B7	14	LYS
53	B7	24	THR
53	B7	32	LYS
53	B7	43	THR
53	B7	44	PRO
53	B7	47	ARG
54	B8	15	LYS
54	B8	31	HIS
54	B8	34	TRP
54	B8	35	GLN
54	B8	37	SER
54	B8	58	ILE
54	B8	64	TYR
55	B9	2	LYS
55	B9	6	SER
55	B9	9	ARG
55	B9	18	ARG
55	B9	26	ILE
55	B9	36	GLN
2	CB	17	PHE
2	CB	21	ARG
2	CB	24	TRP
2	CB	30	ARG
2	CB	45	GLN
2	CB	48	MET
2	CB	50	GLU
2	CB	58	ILE
2	CB	60	ASP
2	CB	63	MET
2	CB	67	THR
2	CB	71	VAL

Continued on next page...

Continued from previous page...

Mol	Chain	Res	Type
2	CB	73	THR
2	CB	80	ILE
2	CB	87	ARG
2	CB	90	MET
2	CB	93	VAL
2	CB	101	MET
2	CB	105	PHE
2	CB	107	THR
2	CB	108	ILE
2	CB	111	ARG
2	CB	116	GLU
2	CB	119	GLU
2	CB	121	LEU
2	CB	122	PHE
2	CB	126	GLU
2	CB	127	ILE
2	CB	138	LEU
2	CB	140	HIS
2	CB	142	LEU
2	CB	153	ARG
2	CB	154	LEU
2	CB	158	LEU
2	CB	164	VAL
2	CB	174	VAL
2	CB	175	ARG
2	CB	185	ILE
2	CB	187	LEU
2	CB	191	ASP
2	CB	193	ASP
2	CB	198	ASP
2	CB	200	ILE
2	CB	205	ASP
2	CB	221	LEU
2	CB	222	ILE
2	CB	229	VAL
2	CB	230	VAL
2	CB	231	GLU
3	CC	5	ILE
3	CC	18	TRP
3	CC	30	ARG
3	CC	31	HIS
3	CC	46	GLU

Continued on next page...

Continued from previous page...

Mol	Chain	Res	Type
3	CC	47	LEU
3	CC	52	LEU
3	CC	57	ILE
3	CC	67	THR
3	CC	131	ARG
3	CC	132	ARG
3	CC	140	ARG
3	CC	153	VAL
3	CC	167	TRP
3	CC	178	LEU
3	CC	179	ARG
3	CC	193	TYR
3	CC	207	VAL
4	CD	5	ILE
4	CD	8	VAL
4	CD	10	ARG
4	CD	12	CYS
4	CD	15	GLU
4	CD	19	LEU
4	CD	26	CYS
4	CD	28	SER
4	CD	36	ARG
4	CD	58	LEU
4	CD	59	ARG
4	CD	65	ARG
4	CD	77	ASN
4	CD	97	LEU
4	CD	101	LEU
4	CD	106	TYR
4	CD	107	ARG
4	CD	119	GLN
4	CD	126	ILE
4	CD	127	THR
4	CD	135	LEU
4	CD	137	SER
4	CD	152	SER
4	CD	153	ARG
4	CD	156	GLU
4	CD	158	ILE
4	CD	162	LEU
4	CD	177	ASP
4	CD	188	LEU

Continued on next page...

Continued from previous page...

Mol	Chain	Res	Type
4	CD	201	GLN
5	CE	11	ILE
5	CE	13	ILE
5	CE	31	LEU
5	CE	37	ARG
5	CE	38	GLN
5	CE	41	VAL
5	CE	47	LYS
5	CE	51	VAL
5	CE	55	VAL
5	CE	71	LEU
5	CE	78	HIS
5	CE	81	GLU
5	CE	89	ILE
5	CE	90	VAL
5	CE	91	LEU
5	CE	101	ILE
5	CE	107	ARG
5	CE	112	LEU
5	CE	116	THR
5	CE	120	THR
5	CE	121	LYS
5	CE	126	ARG
5	CE	136	MET
5	CE	141	GLN
5	CE	153	LYS
6	CF	15	ASP
6	CF	19	LEU
6	CF	22	GLU
6	CF	25	ILE
6	CF	30	LEU
6	CF	36	ARG
6	CF	41	GLU
6	CF	42	GLU
6	CF	61	LEU
6	CF	63	TYR
6	CF	64	GLN
6	CF	70	ASP
6	CF	75	LEU
6	CF	80	ARG
6	CF	82	ARG
7	CG	12	LEU

Continued on next page...

Continued from previous page...

Mol	Chain	Res	Type
7	CG	21	VAL
7	CG	27	ILE
7	CG	38	LEU
7	CG	51	GLN
7	CG	52	GLU
7	CG	56	GLN
7	CG	57	GLU
7	CG	72	ARG
7	CG	75	VAL
7	CG	80	VAL
7	CG	85	TYR
7	CG	96	GLN
7	CG	98	SER
7	CG	101	LEU
7	CG	104	LEU
7	CG	106	GLN
7	CG	111	ARG
7	CG	113	GLU
7	CG	118	VAL
7	CG	124	LEU
7	CG	142	GLU
7	CG	146	GLU
7	CG	155	ARG
8	CH	3	THR
8	CH	12	ARG
8	CH	13	ILE
8	CH	37	ARG
8	CH	83	ILE
8	CH	84	ARG
8	CH	85	ARG
8	CH	99	GLU
8	CH	112	LEU
8	CH	119	LEU
8	CH	123	GLU
8	CH	129	VAL
8	CH	134	ILE
8	CH	137	VAL
8	CH	138	TRP
9	CI	11	LYS
9	CI	31	GLN
9	CI	36	TYR
9	CI	74	ILE

Continued on next page...

Continued from previous page...

Mol	Chain	Res	Type
9	CI	75	ASP
9	CI	86	VAL
9	CI	99	LEU
9	CI	107	ARG
9	CI	114	TYR
9	CI	124	GLN
10	CJ	8	LEU
10	CJ	13	HIS
10	CJ	16	LEU
10	CJ	19	SER
10	CJ	33	GLN
10	CJ	47	PHE
10	CJ	48	THR
10	CJ	49	VAL
10	CJ	55	LYS
10	CJ	59	SER
10	CJ	61	GLU
10	CJ	62	HIS
10	CJ	68	HIS
10	CJ	95	GLU
10	CJ	96	ILE
10	CJ	100	THR
11	CK	18	ARG
11	CK	24	SER
11	CK	30	VAL
11	CK	31	THR
11	CK	33	THR
11	CK	38	ASN
11	CK	48	ILE
11	CK	55	LYS
11	CK	57	THR
11	CK	63	LEU
11	CK	67	ASP
11	CK	70	LYS
11	CK	83	ILE
11	CK	95	ILE
11	CK	96	ARG
11	CK	98	LEU
11	CK	109	VAL
11	CK	111	ASP
11	CK	114	VAL
11	CK	119	CYS

Continued on next page...

Continued from previous page...

Mol	Chain	Res	Type
12	CL	6	THR
12	CL	24	VAL
12	CL	33	ARG
12	CL	39	VAL
12	CL	40	VAL
12	CL	43	VAL
12	CL	44	THR
12	CL	46	LYS
12	CL	52	LEU
12	CL	60	LEU
12	CL	66	VAL
12	CL	67	THR
12	CL	70	ILE
12	CL	79	GLU
12	CL	84	LEU
12	CL	92	ASP
12	CL	97	ARG
12	CL	99	HIS
12	CL	104	VAL
12	CL	112	ASP
13	CM	4	ILE
13	CM	17	VAL
13	CM	23	TYR
13	CM	27	LYS
13	CM	37	THR
13	CM	40	ASN
13	CM	43	THR
13	CM	47	ASP
13	CM	52	GLU
13	CM	60	VAL
13	CM	64	TRP
13	CM	65	LYS
13	CM	66	LEU
13	CM	70	LEU
13	CM	77	ASN
13	CM	88	ARG
13	CM	91	ARG
13	CM	102	ARG
13	CM	105	THR
13	CM	106	ASN
13	CM	108	ARG
13	CM	109	THR

Continued on next page...

Continued from previous page...

Mol	Chain	Res	Type
13	CM	110	ARG
14	CN	3	ARG
14	CN	4	LYS
14	CN	7	ILE
14	CN	13	THR
14	CN	17	LYS
14	CN	22	THR
14	CN	29	ARG
14	CN	31	ARG
14	CN	33	VAL
14	CN	40	CYS
14	CN	41	ARG
14	CN	42	ILE
14	CN	44	LEU
14	CN	56	VAL
14	CN	60	SER
15	CO	3	ILE
15	CO	13	GLN
15	CO	17	ARG
15	CO	26	GLU
15	CO	38	ARG
15	CO	39	LEU
15	CO	40	SER
15	CO	41	GLU
15	CO	65	ARG
15	CO	71	GLN
15	CO	72	ARG
15	CO	87	ILE
15	CO	88	ARG
16	CP	1	MET
16	CP	2	VAL
16	CP	6	LEU
16	CP	20	VAL
16	CP	21	VAL
16	CP	28	ARG
16	CP	29	ASP
16	CP	42	ARG
16	CP	51	VAL
16	CP	54	GLU
16	CP	60	LEU
16	CP	62	VAL
16	CP	67	THR

Continued on next page...

Continued from previous page...

Mol	Chain	Res	Type
16	CP	69	THR
16	CP	72	ARG
16	CP	76	GLN
17	CQ	7	THR
17	CQ	9	VAL
17	CQ	13	ASP
17	CQ	14	LYS
17	CQ	19	VAL
17	CQ	39	SER
17	CQ	49	GLU
17	CQ	50	LYS
17	CQ	63	ARG
17	CQ	68	ARG
17	CQ	72	ARG
17	CQ	74	LEU
17	CQ	77	VAL
17	CQ	79	SER
17	CQ	90	ILE
17	CQ	97	SER
18	CR	21	LYS
18	CR	31	LEU
18	CR	32	ARG
18	CR	35	ARG
18	CR	36	ASN
18	CR	37	VAL
18	CR	47	THR
18	CR	69	THR
18	CR	75	ILE
18	CR	76	LEU
18	CR	82	THR
18	CR	85	LEU
18	CR	86	VAL
19	CS	11	VAL
19	CS	12	ASP
19	CS	14	HIS
19	CS	22	LEU
19	CS	23	ASN
19	CS	32	LYS
19	CS	33	THR
19	CS	36	ARG
19	CS	53	ASN
19	CS	57	HIS

Continued on next page...

Continued from previous page...

Mol	Chain	Res	Type
19	CS	66	MET
19	CS	77	THR
19	CS	78	ARG
19	CS	79	THR
20	CT	4	LYS
20	CT	13	LEU
20	CT	14	LYS
20	CT	19	SER
20	CT	21	LYS
20	CT	50	GLU
20	CT	51	GLU
20	CT	56	MET
20	CT	71	THR
20	CT	72	LEU
20	CT	73	HIS
20	CT	75	ASN
20	CT	84	LEU
20	CT	90	GLN
20	CT	91	LEU
20	CT	93	GLU
21	CU	10	ARG
27	DD	3	VAL
27	DD	4	LYS
27	DD	10	THR
27	DD	12	SER
27	DD	27	THR
27	DD	30	GLU
27	DD	32	SER
27	DD	46	GLN
27	DD	58	HIS
27	DD	61	LEU
27	DD	64	ILE
27	DD	71	ASP
27	DD	72	LYS
27	DD	73	VAL
27	DD	94	LEU
27	DD	103	ARG
27	DD	105	ILE
27	DD	106	ILE
27	DD	111	LEU
27	DD	112	GLN
27	DD	113	VAL

Continued on next page...

Continued from previous page...

Mol	Chain	Res	Type
27	DD	126	GLN
27	DD	127	VAL
27	DD	131	LEU
27	DD	136	ILE
27	DD	138	VAL
27	DD	147	LEU
27	DD	150	LYS
27	DD	155	LEU
27	DD	165	ILE
27	DD	171	ASP
27	DD	176	ARG
27	DD	192	THR
27	DD	200	ASP
27	DD	202	LYS
27	DD	211	ARG
27	DD	215	LEU
27	DD	218	ARG
27	DD	229	VAL
27	DD	239	ARG
27	DD	242	ARG
27	DD	257	LEU
27	DD	259	THR
27	DD	260	ARG
27	DD	264	LYS
27	DD	270	ILE
27	DD	275	LYS
27	DD	276	LYS
28	DE	1	MET
28	DE	5	LEU
28	DE	9	VAL
28	DE	11	MET
28	DE	12	THR
28	DE	21	VAL
28	DE	24	THR
28	DE	34	VAL
28	DE	40	GLU
28	DE	45	THR
28	DE	49	LEU
28	DE	52	LEU
28	DE	63	LEU
28	DE	72	VAL
28	DE	75	VAL

Continued on next page...

Continued from previous page...

Mol	Chain	Res	Type
28	DE	77	ILE
28	DE	79	ARG
28	DE	82	ARG
28	DE	84	PHE
28	DE	89	ASP
28	DE	92	THR
28	DE	93	VAL
28	DE	113	PHE
28	DE	116	VAL
28	DE	119	ARG
28	DE	121	ASN
28	DE	144	ARG
28	DE	149	ARG
28	DE	154	LYS
28	DE	168	MET
28	DE	170	LEU
28	DE	179	GLU
28	DE	181	LEU
28	DE	182	LEU
28	DE	188	VAL
29	DF	6	VAL
29	DF	13	SER
29	DF	18	ARG
29	DF	23	ASP
29	DF	24	LEU
29	DF	33	LEU
29	DF	43	LYS
29	DF	68	LYS
29	DF	74	ARG
29	DF	78	ILE
29	DF	82	ILE
29	DF	98	SER
29	DF	99	TYR
29	DF	110	LEU
29	DF	112	MET
29	DF	126	VAL
29	DF	140	LEU
29	DF	149	ASP
29	DF	158	THR
29	DF	161	GLU
29	DF	162	LEU
29	DF	169	ASN

Continued on next page...

Continued from previous page...

Mol	Chain	Res	Type
29	DF	170	LEU
29	DF	174	VAL
29	DF	179	GLU
29	DF	183	VAL
29	DF	186	ILE
29	DF	195	ASP
29	DF	197	ASP
29	DF	200	GLU
29	DF	201	VAL
30	DG	9	ARG
30	DG	12	TYR
30	DG	13	GLU
30	DG	14	GLU
30	DG	18	GLU
30	DG	21	ARG
30	DG	33	ARG
30	DG	34	LEU
30	DG	39	ILE
30	DG	60	LEU
30	DG	63	ILE
30	DG	80	PHE
30	DG	88	ILE
30	DG	91	ARG
30	DG	101	ILE
30	DG	116	ASP
30	DG	128	ARG
30	DG	130	ASN
30	DG	133	LEU
30	DG	135	LEU
30	DG	138	GLN
30	DG	139	LEU
30	DG	140	ILE
30	DG	148	MET
30	DG	149	VAL
30	DG	150	ASP
30	DG	155	MET
30	DG	162	THR
30	DG	165	THR
30	DG	167	GLU
30	DG	170	ARG
30	DG	173	LEU
31	DH	3	ARG

Continued on next page...

Continued from previous page...

Mol	Chain	Res	Type
31	DH	7	LEU
31	DH	15	VAL
31	DH	17	VAL
31	DH	32	GLU
31	DH	41	MET
31	DH	43	VAL
31	DH	47	GLU
31	DH	59	ARG
31	DH	63	SER
31	DH	64	LEU
31	DH	69	ARG
31	DH	70	THR
31	DH	97	ARG
31	DH	104	GLU
31	DH	105	LEU
31	DH	121	ILE
31	DH	124	GLU
31	DH	127	GLU
31	DH	129	THR
31	DH	130	ARG
31	DH	134	SER
31	DH	136	ILE
31	DH	140	LYS
31	DH	148	ILE
31	DH	153	LYS
31	DH	158	HIS
31	DH	167	GLU
31	DH	169	VAL
31	DH	171	LEU
32	DI	1	MET
32	DI	2	LYS
32	DI	22	LYS
32	DI	25	TYR
32	DI	35	LEU
32	DI	37	VAL
32	DI	38	LEU
32	DI	41	GLU
32	DI	43	ASN
32	DI	57	ARG
32	DI	58	LEU
32	DI	61	ARG
32	DI	72	LEU

Continued on next page...

Continued from previous page...

Mol	Chain	Res	Type
32	DI	74	ASN
32	DI	75	LEU
32	DI	77	LEU
32	DI	78	THR
32	DI	85	GLU
32	DI	86	THR
32	DI	93	THR
32	DI	97	ILE
32	DI	116	LEU
32	DI	123	LEU
32	DI	127	VAL
32	DI	129	THR
32	DI	138	ILE
32	DI	140	LEU
32	DI	142	VAL
33	DN	1	MET
33	DN	9	VAL
33	DN	12	ARG
33	DN	32	THR
33	DN	33	LEU
33	DN	34	LEU
33	DN	37	LYS
33	DN	38	HIS
33	DN	43	THR
33	DN	48	MET
33	DN	55	VAL
33	DN	58	ASP
33	DN	60	ILE
33	DN	61	ARG
33	DN	62	VAL
33	DN	83	LYS
33	DN	87	LEU
33	DN	93	THR
33	DN	99	LEU
33	DN	106	MET
33	DN	119	ARG
33	DN	120	LEU
33	DN	127	ASP
33	DN	133	GLN
33	DN	137	LYS
33	DN	138	LEU
33	DN	140	VAL

Continued on next page...

Continued from previous page...

Mol	Chain	Res	Type
34	DO	7	TYR
34	DO	8	LEU
34	DO	10	VAL
34	DO	17	ARG
34	DO	23	ARG
34	DO	24	VAL
34	DO	28	SER
34	DO	32	TYR
34	DO	39	ILE
34	DO	44	LYS
34	DO	47	ILE
34	DO	58	VAL
34	DO	59	LYS
34	DO	62	VAL
34	DO	66	LYS
34	DO	69	ILE
34	DO	73	ASP
34	DO	75	SER
34	DO	78	ARG
34	DO	82	ASN
34	DO	85	VAL
34	DO	86	ILE
34	DO	88	ASN
34	DO	89	ASN
34	DO	94	ARG
34	DO	99	PHE
34	DO	115	VAL
34	DO	117	LEU
35	DP	21	ARG
35	DP	30	THR
35	DP	39	LYS
35	DP	42	SER
35	DP	46	LYS
35	DP	50	ARG
35	DP	55	ARG
35	DP	56	SER
35	DP	58	THR
35	DP	59	LEU
35	DP	64	LYS
35	DP	75	ILE
35	DP	92	GLU
35	DP	96	THR

Continued on next page...

Continued from previous page...

Mol	Chain	Res	Type
35	DP	100	LEU
35	DP	106	LEU
35	DP	111	ARG
35	DP	112	LEU
35	DP	119	GLU
35	DP	133	SER
35	DP	135	LEU
35	DP	139	LYS
35	DP	144	GLU
35	DP	146	VAL
36	DQ	1	MET
36	DQ	5	ARG
36	DQ	6	ARG
36	DQ	11	LYS
36	DQ	16	ARG
36	DQ	21	THR
36	DQ	45	GLN
36	DQ	54	MET
36	DQ	55	VAL
36	DQ	56	ARG
36	DQ	60	ARG
36	DQ	63	LYS
36	DQ	79	LEU
36	DQ	81	VAL
36	DQ	90	VAL
36	DQ	106	VAL
36	DQ	110	THR
36	DQ	112	GLU
37	DR	6	SER
37	DR	9	LYS
37	DR	18	LEU
37	DR	28	LEU
37	DR	29	LEU
37	DR	37	THR
37	DR	44	LEU
37	DR	45	ARG
37	DR	54	LEU
37	DR	60	LEU
37	DR	65	LEU
37	DR	73	VAL
37	DR	75	LEU
37	DR	79	LEU

Continued on next page...

Continued from previous page...

Mol	Chain	Res	Type
37	DR	81	ASP
37	DR	86	ARG
37	DR	97	VAL
37	DR	100	LEU
37	DR	102	GLU
37	DR	104	ARG
37	DR	111	LEU
37	DR	118	GLU
38	DS	4	LEU
38	DS	10	ARG
38	DS	14	VAL
38	DS	19	LYS
38	DS	20	ARG
38	DS	29	PHE
38	DS	30	ARG
38	DS	36	TYR
38	DS	40	ILE
38	DS	43	GLU
38	DS	48	LEU
38	DS	52	SER
38	DS	64	GLU
38	DS	78	LEU
38	DS	83	LYS
38	DS	98	VAL
38	DS	101	LEU
38	DS	110	LEU
39	DT	6	LEU
39	DT	21	GLU
39	DT	23	ARG
39	DT	27	THR
39	DT	34	VAL
39	DT	36	GLU
39	DT	39	ARG
39	DT	40	THR
39	DT	51	ARG
39	DT	54	ARG
39	DT	58	ASN
39	DT	59	THR
39	DT	64	ARG
39	DT	67	SER
39	DT	73	GLU
39	DT	74	ARG

Continued on next page...

Continued from previous page...

Mol	Chain	Res	Type
39	DT	85	LYS
39	DT	89	VAL
39	DT	90	GLN
39	DT	93	ARG
39	DT	95	ARG
39	DT	96	ARG
39	DT	105	LEU
39	DT	109	GLU
39	DT	111	ARG
39	DT	118	ARG
39	DT	121	ILE
39	DT	123	GLN
40	DU	20	LEU
40	DU	31	SER
40	DU	36	ARG
40	DU	51	LYS
40	DU	55	ARG
40	DU	58	ARG
40	DU	59	ARG
40	DU	63	VAL
40	DU	72	HIS
40	DU	74	LEU
40	DU	83	LEU
40	DU	88	ILE
40	DU	90	VAL
40	DU	100	VAL
40	DU	104	GLN
40	DU	108	GLU
41	DV	6	LYS
41	DV	10	LYS
41	DV	12	TYR
41	DV	13	ARG
41	DV	14	VAL
41	DV	18	LEU
41	DV	21	ARG
41	DV	28	GLU
41	DV	32	THR
41	DV	33	VAL
41	DV	35	LEU
41	DV	39	LEU
41	DV	43	GLU
41	DV	46	VAL

Continued on next page...

Continued from previous page...

Mol	Chain	Res	Type
41	DV	51	VAL
41	DV	53	GLU
41	DV	61	VAL
41	DV	62	LEU
41	DV	72	VAL
41	DV	73	SER
41	DV	79	VAL
41	DV	85	LYS
41	DV	93	GLU
41	DV	95	LEU
41	DV	98	GLU
42	DW	11	ARG
42	DW	17	VAL
42	DW	18	ARG
42	DW	23	LEU
42	DW	39	THR
42	DW	51	LEU
42	DW	52	GLU
42	DW	65	LEU
42	DW	66	GLU
42	DW	92	ARG
42	DW	94	ASP
42	DW	95	ILE
42	DW	100	THR
42	DW	105	VAL
42	DW	107	LEU
43	DX	8	ILE
43	DX	23	GLU
43	DX	27	THR
43	DX	38	GLU
43	DX	53	LYS
43	DX	56	THR
43	DX	57	LEU
43	DX	70	LEU
43	DX	76	ARG
43	DX	80	ILE
43	DX	81	VAL
43	DX	92	LEU
44	DY	1	MET
44	DY	2	ARG
44	DY	9	LYS
44	DY	28	LYS

Continued on next page...

Continued from previous page...

Mol	Chain	Res	Type
44	DY	30	VAL
44	DY	34	LYS
44	DY	38	ILE
44	DY	44	ILE
44	DY	45	VAL
44	DY	49	VAL
44	DY	52	SER
44	DY	61	ILE
44	DY	67	LEU
44	DY	72	VAL
44	DY	83	THR
44	DY	85	VAL
44	DY	86	ARG
44	DY	90	LEU
44	DY	97	ARG
44	DY	107	ASP
45	DZ	1	MET
45	DZ	11	GLU
45	DZ	19	ARG
45	DZ	24	LEU
45	DZ	29	TYR
45	DZ	30	ASN
45	DZ	31	ARG
45	DZ	40	ASP
45	DZ	41	LEU
45	DZ	56	VAL
45	DZ	58	VAL
45	DZ	66	SER
45	DZ	72	ARG
45	DZ	73	GLN
45	DZ	74	VAL
45	DZ	82	ARG
45	DZ	86	VAL
45	DZ	87	ASP
45	DZ	93	ASP
45	DZ	94	GLU
45	DZ	100	VAL
45	DZ	119	GLU
45	DZ	129	SER
45	DZ	131	ARG
45	DZ	133	ILE
45	DZ	135	GLU

Continued on next page...

Continued from previous page...

Mol	Chain	Res	Type
45	DZ	140	ASP
45	DZ	157	LEU
45	DZ	161	VAL
45	DZ	170	THR
45	DZ	175	VAL
45	DZ	179	ASP
45	DZ	185	GLU
46	D0	10	THR
46	D0	14	ARG
46	D0	16	SER
46	D0	19	LYS
46	D0	20	ARG
46	D0	41	ARG
46	D0	43	THR
46	D0	53	MET
46	D0	55	ARG
46	D0	56	ASP
46	D0	72	ARG
46	D0	74	ARG
46	D0	81	VAL
46	D0	84	LEU
47	D1	3	LYS
47	D1	4	VAL
47	D1	11	ARG
47	D1	21	ARG
47	D1	38	SER
47	D1	40	ARG
47	D1	41	ARG
47	D1	46	LEU
47	D1	51	VAL
47	D1	53	VAL
47	D1	58	ILE
47	D1	59	THR
47	D1	61	ARG
47	D1	62	VAL
47	D1	73	LEU
47	D1	80	LEU
47	D1	90	ILE
47	D1	95	LEU
47	D1	97	LEU
47	D1	98	LEU
48	D2	1	MET

Continued on next page...

Continued from previous page...

Mol	Chain	Res	Type
48	D2	3	LEU
48	D2	17	SER
48	D2	21	LEU
48	D2	26	ARG
48	D2	30	ARG
48	D2	43	GLN
48	D2	45	SER
48	D2	51	ARG
48	D2	53	LEU
48	D2	62	THR
48	D2	64	LEU
48	D2	65	ASN
49	D3	8	LEU
49	D3	11	SER
49	D3	23	LEU
49	D3	28	LEU
49	D3	31	LEU
49	D3	36	VAL
49	D3	37	LEU
49	D3	56	VAL
49	D3	57	GLU
50	D4	1	MET
50	D4	5	ILE
50	D4	8	LYS
50	D4	10	VAL
50	D4	13	ARG
50	D4	14	ILE
50	D4	16	CYS
50	D4	18	CYS
50	D4	31	ILE
50	D4	36	CYS
50	D4	39	CYS
50	D4	43	TYR
50	D4	44	THR
50	D4	46	GLN
51	D5	6	VAL
51	D5	9	LYS
51	D5	15	ARG
51	D5	16	ARG
51	D5	25	LEU
51	D5	26	THR
51	D5	33	CYS

Continued on next page...

Continued from previous page...

Mol	Chain	Res	Type
51	D5	40	LYS
51	D5	55	ARG
51	D5	57	VAL
52	D6	4	GLU
52	D6	5	VAL
52	D6	8	LYS
52	D6	13	CYS
52	D6	18	ARG
52	D6	34	LEU
52	D6	38	LYS
52	D6	40	CYS
52	D6	43	CYS
52	D6	44	ARG
53	D7	1	MET
53	D7	8	ASN
53	D7	12	ARG
53	D7	14	LYS
53	D7	19	ARG
53	D7	24	THR
53	D7	32	LYS
53	D7	43	THR
54	D8	4	MET
54	D8	13	ARG
54	D8	14	VAL
54	D8	23	VAL
54	D8	25	MET
54	D8	26	LYS
54	D8	32	LEU
54	D8	34	TRP
54	D8	41	ILE
55	D9	2	LYS
55	D9	4	ARG
55	D9	7	VAL
55	D9	12	ASP
55	D9	22	ARG
55	D9	26	ILE
55	D9	33	LYS

Some sidechains can be flipped to improve hydrogen bonding and reduce clashes. All (46) such sidechains are listed below:

Mol	Chain	Res	Type
3	AC	6	HIS

Continued on next page...

Continued from previous page...

Mol	Chain	Res	Type
6	AF	73	ASN
7	AG	153	HIS
10	AJ	56	HIS
15	AO	28	GLN
16	AP	14	ASN
16	AP	16	HIS
20	AT	18	GLN
22	AY	23	GLN
22	AY	75	GLN
22	AY	124	GLN
27	BD	143	HIS
30	BG	41	GLN
32	BI	105	HIS
32	BI	139	GLN
34	BO	5	GLN
35	BP	68	GLN
35	BP	84	ASN
37	BR	71	GLN
43	BX	31	HIS
45	BZ	54	HIS
52	B6	20	ASN
55	B9	36	GLN
2	CB	16	HIS
4	CD	123	HIS
6	CF	73	ASN
7	CG	28	ASN
9	CI	3	GLN
11	CK	99	GLN
13	CM	40	ASN
14	CN	49	HIS
15	CO	28	GLN
18	CR	63	GLN
19	CS	14	HIS
19	CS	23	ASN
28	DE	135	HIS
29	DF	75	HIS
33	DN	133	GLN
34	DO	88	ASN
40	DU	81	HIS
43	DX	31	HIS
43	DX	55	ASN
46	D0	12	ASN

Continued on next page...

Continued from previous page...

Mol	Chain	Res	Type
51	D5	4	HIS
55	D9	29	ASN
55	D9	36	GLN

5.3.3 RNA [i](#)

Mol	Chain	Analysed	Backbone Outliers	Pucker Outliers
1	AA	1462/1522 (96%)	386 (26%)	33 (2%)
1	CA	1457/1522 (95%)	367 (25%)	33 (2%)
23	AV	76/77 (98%)	20 (26%)	1 (1%)
23	CV	76/77 (98%)	21 (27%)	0
24	AX	5/16 (31%)	1 (20%)	0
24	CX	5/16 (31%)	0	0
25	BA	2744/2915 (94%)	642 (23%)	64 (2%)
25	DA	2711/2915 (93%)	632 (23%)	55 (2%)
26	BB	119/122 (97%)	24 (20%)	0
26	DB	119/122 (97%)	26 (21%)	2 (1%)
All	All	8774/9304 (94%)	2119 (24%)	188 (2%)

All (2119) RNA backbone outliers are listed below:

Mol	Chain	Res	Type
1	AA	7	G
1	AA	9	G
1	AA	13	U
1	AA	22	G
1	AA	28	G
1	AA	30	U
1	AA	32	A
1	AA	39	G
1	AA	47	C
1	AA	48	C
1	AA	50	A
1	AA	51	A
1	AA	59	A
1	AA	60	A
1	AA	61	G
1	AA	63	C
1	AA	65	U
1	AA	76	C
1	AA	77	G

Continued on next page...

Continued from previous page...

Mol	Chain	Res	Type
1	AA	78	G
1	AA	92	C
1	AA	93	G
1	AA	96	U
1	AA	97	G
1	AA	98	G
1	AA	101	A
1	AA	115	G
1	AA	116	A
1	AA	120	A
1	AA	121	C
1	AA	131	C
1	AA	132	C
1	AA	143	A
1	AA	144	G
1	AA	150	C
1	AA	157	G
1	AA	163	C
1	AA	167	G
1	AA	169	C
1	AA	173	U
1	AA	181	G
1	AA	183	G
1	AA	184	G
1	AA	189(C)	C
1	AA	189(D)	C
1	AA	189(E)	U
1	AA	189(F)	U
1	AA	189(G)	G
1	AA	189(H)	G
1	AA	195	A
1	AA	197	A
1	AA	199	G
1	AA	201	C
1	AA	202	U
1	AA	203	U
1	AA	204	U
1	AA	216	G
1	AA	217	C
1	AA	222	U
1	AA	243	A
1	AA	247	G

Continued on next page...

Continued from previous page...

Mol	Chain	Res	Type
1	AA	251	G
1	AA	262	A
1	AA	266	G
1	AA	267	C
1	AA	272	C
1	AA	289	G
1	AA	301	G
1	AA	305	G
1	AA	308	C
1	AA	318	G
1	AA	320	C
1	AA	321	A
1	AA	328	C
1	AA	330	C
1	AA	331	G
1	AA	332	G
1	AA	335	C
1	AA	343	U
1	AA	344	A
1	AA	345	C
1	AA	346	G
1	AA	347	G
1	AA	348	G
1	AA	350	G
1	AA	351	G
1	AA	352	C
1	AA	353	A
1	AA	354	G
1	AA	355	C
1	AA	365	U
1	AA	367	U
1	AA	372	C
1	AA	373	A
1	AA	374	A
1	AA	383	A
1	AA	388	G
1	AA	392	G
1	AA	396	G
1	AA	397	A
1	AA	398	C
1	AA	405	U
1	AA	406	G

Continued on next page...

Continued from previous page...

Mol	Chain	Res	Type
1	AA	408	A
1	AA	411	A
1	AA	412	A
1	AA	413	G
1	AA	414	A
1	AA	421	U
1	AA	422	C
1	AA	423	G
1	AA	424	G
1	AA	429	U
1	AA	430	A
1	AA	435	C
1	AA	436	C
1	AA	437	U
1	AA	439	A
1	AA	442	C
1	AA	446	G
1	AA	452	A
1	AA	453	A
1	AA	460	G
1	AA	470	C
1	AA	472	A
1	AA	476	G
1	AA	482	A
1	AA	483	C
1	AA	484	G
1	AA	485	G
1	AA	495	A
1	AA	496	A
1	AA	498	U
1	AA	504	C
1	AA	505	G
1	AA	509	A
1	AA	510	A
1	AA	511	C
1	AA	518	C
1	AA	521	G
1	AA	527	G
1	AA	530	G
1	AA	532	A
1	AA	533	A
1	AA	534	U

Continued on next page...

Continued from previous page...

Mol	Chain	Res	Type
1	AA	545	C
1	AA	547	A
1	AA	559	A
1	AA	561	U
1	AA	562	C
1	AA	564	C
1	AA	572	A
1	AA	573	A
1	AA	576	G
1	AA	577	G
1	AA	587	G
1	AA	588	G
1	AA	592	G
1	AA	595	G
1	AA	596	C
1	AA	601	C
1	AA	615	C
1	AA	619	U
1	AA	623	C
1	AA	630	G
1	AA	632	A
1	AA	637	G
1	AA	653	A
1	AA	660	G
1	AA	661	G
1	AA	665	A
1	AA	674	G
1	AA	687	A
1	AA	688	G
1	AA	693	G
1	AA	722	A
1	AA	723	U
1	AA	729	A
1	AA	731	G
1	AA	734	G
1	AA	740	U
1	AA	742	G
1	AA	749	C
1	AA	751	U
1	AA	752	G
1	AA	753	A
1	AA	754	C

Continued on next page...

Continued from previous page...

Mol	Chain	Res	Type
1	AA	755	G
1	AA	775	G
1	AA	777	A
1	AA	778	G
1	AA	786	G
1	AA	792	A
1	AA	793	U
1	AA	794	A
1	AA	796	C
1	AA	802	A
1	AA	817	C
1	AA	828	A
1	AA	829	G
1	AA	833	U
1	AA	839	U
1	AA	840	C
1	AA	841	U
1	AA	848	C
1	AA	851	G
1	AA	853	G
1	AA	855	G
1	AA	859	A
1	AA	860	A
1	AA	863	U
1	AA	866	C
1	AA	870	U
1	AA	873	A
1	AA	876	G
1	AA	885	G
1	AA	891	U
1	AA	902	G
1	AA	914	A
1	AA	916	G
1	AA	919	A
1	AA	925	G
1	AA	926	G
1	AA	927	G
1	AA	934	C
1	AA	935	A
1	AA	936	C
1	AA	937	A
1	AA	940	C

Continued on next page...

Continued from previous page...

Mol	Chain	Res	Type
1	AA	960	U
1	AA	961	U
1	AA	969	A
1	AA	971	G
1	AA	972	C
1	AA	974	A
1	AA	975	A
1	AA	976	G
1	AA	977	A
1	AA	978	A
1	AA	980	C
1	AA	981	U
1	AA	982	U
1	AA	989	C
1	AA	991	U
1	AA	992	U
1	AA	993	G
1	AA	1011	G
1	AA	1020	U
1	AA	1021	G
1	AA	1043	C
1	AA	1051	C
1	AA	1053	G
1	AA	1056	U
1	AA	1065	U
1	AA	1066	C
1	AA	1068	G
1	AA	1077	G
1	AA	1081	G
1	AA	1083	U
1	AA	1088	G
1	AA	1094	G
1	AA	1095	U
1	AA	1096	C
1	AA	1099	G
1	AA	1101	A
1	AA	1103	C
1	AA	1123	A
1	AA	1124	G
1	AA	1125	U
1	AA	1126	U
1	AA	1127	G

Continued on next page...

Continued from previous page...

Mol	Chain	Res	Type
1	AA	1128	C
1	AA	1129	C
1	AA	1130	A
1	AA	1131	G
1	AA	1134	G
1	AA	1136	U
1	AA	1137	C
1	AA	1138	G
1	AA	1139	G
1	AA	1146	A
1	AA	1148	U
1	AA	1150	U
1	AA	1151	A
1	AA	1152	A
1	AA	1159	U
1	AA	1160	G
1	AA	1165	C
1	AA	1166	G
1	AA	1175	G
1	AA	1181	G
1	AA	1182	G
1	AA	1183	A
1	AA	1184	G
1	AA	1193	G
1	AA	1196	U
1	AA	1201	A
1	AA	1202	G
1	AA	1206	G
1	AA	1210	C
1	AA	1211	U
1	AA	1212	U
1	AA	1213	A
1	AA	1225	A
1	AA	1226	C
1	AA	1227	A
1	AA	1238	A
1	AA	1241	G
1	AA	1250	A
1	AA	1255	G
1	AA	1257	U
1	AA	1258	G
1	AA	1260	C

Continued on next page...

Continued from previous page...

Mol	Chain	Res	Type
1	AA	1261	A
1	AA	1263	C
1	AA	1264	C
1	AA	1268	A
1	AA	1269	A
1	AA	1270	C
1	AA	1272	G
1	AA	1273	G
1	AA	1275	A
1	AA	1278	U
1	AA	1279	A
1	AA	1280	A
1	AA	1281	U
1	AA	1282	C
1	AA	1286	A
1	AA	1287	A
1	AA	1291	G
1	AA	1294	G
1	AA	1299	A
1	AA	1300	G
1	AA	1301	U
1	AA	1302	U
1	AA	1304	G
1	AA	1305	G
1	AA	1313	U
1	AA	1317	C
1	AA	1319	A
1	AA	1320	C
1	AA	1322	C
1	AA	1338	G
1	AA	1341	U
1	AA	1346	A
1	AA	1347	G
1	AA	1353	G
1	AA	1359	C
1	AA	1360	A
1	AA	1363	C
1	AA	1363(A)	A
1	AA	1364	U
1	AA	1370	G
1	AA	1377	A
1	AA	1379	G

Continued on next page...

Continued from previous page...

Mol	Chain	Res	Type
1	AA	1398	A
1	AA	1399	C
1	AA	1401	G
1	AA	1402	C
1	AA	1403	C
1	AA	1406	U
1	AA	1419	G
1	AA	1442	G
1	AA	1442(A)	G
1	AA	1446	U
1	AA	1447	A
1	AA	1452	C
1	AA	1456	G
1	AA	1457	G
1	AA	1460	A
1	AA	1487	G
1	AA	1492	A
1	AA	1494	G
1	AA	1502	A
1	AA	1503	A
1	AA	1504	G
1	AA	1505	G
1	AA	1506	U
1	AA	1517	G
1	AA	1519	A
1	AA	1520	G
1	AA	1528	U
1	AA	1529	G
1	AA	1530	G
1	AA	1531	A
1	AA	1532	U
23	AV	3	C
23	AV	8	U
23	AV	9	G
23	AV	10	G
23	AV	19	G
23	AV	21	A
23	AV	25	C
23	AV	31	G
23	AV	32	C
23	AV	33	U
23	AV	34	C

Continued on next page...

Continued from previous page...

Mol	Chain	Res	Type
23	AV	41	C
23	AV	47	U
23	AV	48	C
23	AV	56	C
23	AV	59	A
23	AV	65	C
23	AV	69	C
23	AV	74	C
23	AV	76	A
24	AX	6	G
25	BA	27	G
25	BA	34	C
25	BA	35	G
25	BA	37	C
25	BA	42	G
25	BA	45	C
25	BA	47	C
25	BA	49	A
25	BA	51	G
25	BA	55	G
25	BA	63	U
25	BA	71	A
25	BA	72	U
25	BA	74	A
25	BA	75	G
25	BA	84	A
25	BA	90	U
25	BA	92	A
25	BA	97	C
25	BA	98	G
25	BA	99	U
25	BA	100	G
25	BA	102	G
25	BA	103	A
25	BA	112	U
25	BA	118	A
25	BA	119	A
25	BA	120	U
25	BA	121	G
25	BA	123	G
25	BA	125	G
25	BA	154	G

Continued on next page...

Continued from previous page...

Mol	Chain	Res	Type
25	BA	181	A
25	BA	182	A
25	BA	188	G
25	BA	196	A
25	BA	197	A
25	BA	199	A
25	BA	204	A
25	BA	205	G
25	BA	215	G
25	BA	216	A
25	BA	221	A
25	BA	222	A
25	BA	228	A
25	BA	229	A
25	BA	233	A
25	BA	240	G
25	BA	245	G
25	BA	248	G
25	BA	250	G
25	BA	252	G
25	BA	265	A
25	BA	269	U
25	BA	271(C)	C
25	BA	271(I)	G
25	BA	271(K)	U
25	BA	271(L)	U
25	BA	271(M)	G
25	BA	271(N)	U
25	BA	271(O)	C
25	BA	272(A)	U
25	BA	272(B)	G
25	BA	272(D)	G
25	BA	272(G)	C
25	BA	272(H)	C
25	BA	272(J)	C
25	BA	275	G
25	BA	279	C
25	BA	283	A
25	BA	308	G
25	BA	311	A
25	BA	325	G
25	BA	329	G

Continued on next page...

Continued from previous page...

Mol	Chain	Res	Type
25	BA	330	A
25	BA	333	G
25	BA	335	C
25	BA	343	C
25	BA	345	A
25	BA	352	G
25	BA	353	G
25	BA	354	G
25	BA	362	U
25	BA	363	G
25	BA	363(F)	A
25	BA	372	G
25	BA	385	C
25	BA	386	G
25	BA	396	G
25	BA	399	G
25	BA	400	G
25	BA	404	C
25	BA	405	U
25	BA	411	G
25	BA	412	A
25	BA	418	G
25	BA	428	A
25	BA	442	G
25	BA	444	C
25	BA	448	U
25	BA	470	A
25	BA	471	A
25	BA	475	U
25	BA	480	A
25	BA	481	G
25	BA	482	A
25	BA	494	G
25	BA	501	A
25	BA	504	U
25	BA	505	A
25	BA	509	C
25	BA	518	G
25	BA	521	G
25	BA	522	G
25	BA	523	C
25	BA	530	G

Continued on next page...

Continued from previous page...

Mol	Chain	Res	Type
25	BA	531	C
25	BA	532	A
25	BA	533	G
25	BA	545	G
25	BA	549	G
25	BA	563	G
25	BA	564	C
25	BA	571	A
25	BA	573	G
25	BA	575	A
25	BA	582	G
25	BA	586	A
25	BA	587	C
25	BA	588	U
25	BA	603	A
25	BA	604	G
25	BA	605	C
25	BA	607	U
25	BA	610	G
25	BA	614(B)	G
25	BA	615	G
25	BA	616	G
25	BA	619	G
25	BA	627	A
25	BA	632	A
25	BA	634	C
25	BA	637	A
25	BA	642	G
25	BA	645	C
25	BA	646	A
25	BA	648	G
25	BA	650	C
25	BA	652(B)	A
25	BA	652(C)	G
25	BA	652(D)	C
25	BA	652(E)	G
25	BA	652(I)	C
25	BA	652(P)	G
25	BA	652(R)	C
25	BA	652(T)	C
25	BA	652(U)	G
25	BA	654	A

Continued on next page...

Continued from previous page...

Mol	Chain	Res	Type
25	BA	669	G
25	BA	673	C
25	BA	686	G
25	BA	698	C
25	BA	717	G
25	BA	730	C
25	BA	738	G
25	BA	740	U
25	BA	750	A
25	BA	752	A
25	BA	753	C
25	BA	757	U
25	BA	764	A
25	BA	765	G
25	BA	774	A
25	BA	775	G
25	BA	776	G
25	BA	779	U
25	BA	782	A
25	BA	784	A
25	BA	785	G
25	BA	790	C
25	BA	792	G
25	BA	805	G
25	BA	811	U
25	BA	812	C
25	BA	819	A
25	BA	820	A
25	BA	827	U
25	BA	828	U
25	BA	831	G
25	BA	847	U
25	BA	859	G
25	BA	866	A
25	BA	867	C
25	BA	868	U
25	BA	869	G
25	BA	877	U
25	BA	878	A
25	BA	881	G
25	BA	884	C
25	BA	885	C

Continued on next page...

Continued from previous page...

Mol	Chain	Res	Type
25	BA	886	C
25	BA	887	A
25	BA	888	C
25	BA	889	C
25	BA	890	A
25	BA	895	U
25	BA	896	A
25	BA	897	C
25	BA	899	A
25	BA	900	A
25	BA	901	A
25	BA	910	A
25	BA	914	C
25	BA	916	G
25	BA	917	A
25	BA	919	G
25	BA	924	C
25	BA	932	G
25	BA	939	G
25	BA	940	G
25	BA	941	A
25	BA	945	A
25	BA	946	G
25	BA	958	U
25	BA	959	A
25	BA	961	C
25	BA	963	U
25	BA	965	C
25	BA	974	G
25	BA	975	C
25	BA	975(A)	G
25	BA	983	A
25	BA	990	A
25	BA	991	C
25	BA	996	A
25	BA	1012	U
25	BA	1013	C
25	BA	1020	A
25	BA	1022	G
25	BA	1023	U
25	BA	1025	G
25	BA	1026	U

Continued on next page...

Continued from previous page...

Mol	Chain	Res	Type
25	BA	1027	A
25	BA	1030	G
25	BA	1033	U
25	BA	1039	G
25	BA	1041	C
25	BA	1042	G
25	BA	1044	G
25	BA	1045	A
25	BA	1046	A
25	BA	1047	G
25	BA	1048	A
25	BA	1049	C
25	BA	1050	A
25	BA	1107	G
25	BA	1108	U
25	BA	1109	C
25	BA	1110	G
25	BA	1111	A
25	BA	1112	G
25	BA	1113	U
25	BA	1124	C
25	BA	1128	A
25	BA	1129	A
25	BA	1130	U
25	BA	1131	G
25	BA	1135	C
25	BA	1136	G
25	BA	1139	G
25	BA	1151	G
25	BA	1154	G
25	BA	1155	A
25	BA	1156	A
25	BA	1170	G
25	BA	1171	G
25	BA	1173	G
25	BA	1174	A
25	BA	1175	U
25	BA	1176	G
25	BA	1177	A
25	BA	1184	G
25	BA	1190	G
25	BA	1204	A

Continued on next page...

Continued from previous page...

Mol	Chain	Res	Type
25	BA	1210	A
25	BA	1211	U
25	BA	1218	C
25	BA	1229	G
25	BA	1240	U
25	BA	1244	G
25	BA	1253	A
25	BA	1254	A
25	BA	1256	G
25	BA	1267	U
25	BA	1271	G
25	BA	1272	A
25	BA	1273	U
25	BA	1287	A
25	BA	1288	U
25	BA	1292	U
25	BA	1298	C
25	BA	1300	U
25	BA	1301	A
25	BA	1307	A
25	BA	1310	G
25	BA	1312	U
25	BA	1319	G
25	BA	1321	A
25	BA	1329	U
25	BA	1332	G
25	BA	1341	U
25	BA	1345	C
25	BA	1348	G
25	BA	1349	A
25	BA	1352	U
25	BA	1359	A
25	BA	1360	A
25	BA	1365	A
25	BA	1368	G
25	BA	1370	C
25	BA	1371	G
25	BA	1379	A
25	BA	1384	A
25	BA	1385	G
25	BA	1386	C
25	BA	1402	C

Continued on next page...

Continued from previous page...

Mol	Chain	Res	Type
25	BA	1416	G
25	BA	1417	C
25	BA	1419	A
25	BA	1420	U
25	BA	1421	G
25	BA	1426	G
25	BA	1427	A
25	BA	1428	C
25	BA	1431	U
25	BA	1445	A
25	BA	1449	A
25	BA	1450	G
25	BA	1459	G
25	BA	1461	G
25	BA	1465	G
25	BA	1467	C
25	BA	1471	A
25	BA	1478	G
25	BA	1482	G
25	BA	1487	G
25	BA	1488	G
25	BA	1489	U
25	BA	1492	G
25	BA	1493	C
25	BA	1495	A
25	BA	1496	A
25	BA	1497	U
25	BA	1506	C
25	BA	1507	A
25	BA	1508	A
25	BA	1509	C
25	BA	1509(A)	A
25	BA	1523	U
25	BA	1525	G
25	BA	1540	U
25	BA	1542	A
25	BA	1543	C
25	BA	1546	C
25	BA	1554	A
25	BA	1558	A
25	BA	1559	G
25	BA	1569	A

Continued on next page...

Continued from previous page...

Mol	Chain	Res	Type
25	BA	1578	U
25	BA	1579	A
25	BA	1582	C
25	BA	1586	A
25	BA	1587	A
25	BA	1594	G
25	BA	1606	G
25	BA	1607	C
25	BA	1608	A
25	BA	1609	A
25	BA	1610	A
25	BA	1617	C
25	BA	1619	G
25	BA	1622	G
25	BA	1625	C
25	BA	1633	G
25	BA	1635	G
25	BA	1639	U
25	BA	1648	C
25	BA	1654	A
25	BA	1655	A
25	BA	1660	C
25	BA	1674	G
25	BA	1675	C
25	BA	1688	U
25	BA	1695	G
25	BA	1696	G
25	BA	1700	A
25	BA	1701	A
25	BA	1717	G
25	BA	1721	G
25	BA	1722	A
25	BA	1739	U
25	BA	1746	G
25	BA	1762	A
25	BA	1763	G
25	BA	1764	G
25	BA	1773	A
25	BA	1781	C
25	BA	1782	C
25	BA	1791	A
25	BA	1795	C

Continued on next page...

Continued from previous page...

Mol	Chain	Res	Type
25	BA	1799	G
25	BA	1800	C
25	BA	1801	G
25	BA	1802	A
25	BA	1811	G
25	BA	1812	A
25	BA	1816	G
25	BA	1819	A
25	BA	1820	U
25	BA	1828	G
25	BA	1829	A
25	BA	1834	U
25	BA	1835	G
25	BA	1837	C
25	BA	1847	A
25	BA	1858	G
25	BA	1876	A
25	BA	1877	A
25	BA	1878	G
25	BA	1889	A
25	BA	1896	G
25	BA	1900	A
25	BA	1904	G
25	BA	1906	G
25	BA	1913	A
25	BA	1914	C
25	BA	1915	U
25	BA	1921	G
25	BA	1929	G
25	BA	1930	G
25	BA	1931	U
25	BA	1936	A
25	BA	1938	A
25	BA	1955	U
25	BA	1963	U
25	BA	1964	G
25	BA	1967	C
25	BA	1969	A
25	BA	1970	A
25	BA	1971	A
25	BA	1972	A
25	BA	1975	G

Continued on next page...

Continued from previous page...

Mol	Chain	Res	Type
25	BA	1976	U
25	BA	1982	C
25	BA	1988	C
25	BA	1991	U
25	BA	1992	G
25	BA	1993	U
25	BA	1997	G
25	BA	2023	G
25	BA	2027	G
25	BA	2030	A
25	BA	2031	A
25	BA	2032	G
25	BA	2033	A
25	BA	2043	C
25	BA	2052	G
25	BA	2054	A
25	BA	2055	C
25	BA	2056	G
25	BA	2060	A
25	BA	2061	G
25	BA	2062	A
25	BA	2063	C
25	BA	2069	G
25	BA	2072	G
25	BA	2074	U
25	BA	2081	C
25	BA	2093	G
25	BA	2097	C
25	BA	2102	U
25	BA	2104	G
25	BA	2105	C
25	BA	2184	G
25	BA	2186	G
25	BA	2187	G
25	BA	2188	C
25	BA	2191	G
25	BA	2198	A
25	BA	2199	A
25	BA	2200	C
25	BA	2201	C
25	BA	2206	G
25	BA	2207	G

Continued on next page...

Continued from previous page...

Mol	Chain	Res	Type
25	BA	2208	A
25	BA	2218	U
25	BA	2225	A
25	BA	2234	G
25	BA	2238	G
25	BA	2243	U
25	BA	2268	A
25	BA	2269	A
25	BA	2273	A
25	BA	2274	A
25	BA	2275	C
25	BA	2278	A
25	BA	2279	G
25	BA	2283	C
25	BA	2287	A
25	BA	2288	A
25	BA	2289	G
25	BA	2294	C
25	BA	2298	A
25	BA	2305	A
25	BA	2306	C
25	BA	2307	G
25	BA	2308	G
25	BA	2311	A
25	BA	2315	G
25	BA	2318	G
25	BA	2319	G
25	BA	2320	A
25	BA	2321	G
25	BA	2322	A
25	BA	2325	G
25	BA	2327	A
25	BA	2334	G
25	BA	2335	A
25	BA	2336	A
25	BA	2340	G
25	BA	2347	C
25	BA	2348	U
25	BA	2349	G
25	BA	2350	C
25	BA	2357	U
25	BA	2365	G

Continued on next page...

Continued from previous page...

Mol	Chain	Res	Type
25	BA	2383	G
25	BA	2385	C
25	BA	2390	U
25	BA	2393	A
25	BA	2400	G
25	BA	2405	G
25	BA	2406	U
25	BA	2410	G
25	BA	2411	A
25	BA	2414	G
25	BA	2418	A
25	BA	2422	A
25	BA	2423	U
25	BA	2424	C
25	BA	2425	A
25	BA	2427	C
25	BA	2429	G
25	BA	2430	A
25	BA	2431	U
25	BA	2432	A
25	BA	2434	A
25	BA	2435	A
25	BA	2439	A
25	BA	2440	C
25	BA	2441	C
25	BA	2445	G
25	BA	2448	A
25	BA	2451	A
25	BA	2459	A
25	BA	2464	C
25	BA	2467	C
25	BA	2469	A
25	BA	2471	C
25	BA	2475	C
25	BA	2476	A
25	BA	2477	C
25	BA	2478	A
25	BA	2487	G
25	BA	2494	G
25	BA	2496	C
25	BA	2502	G
25	BA	2505	G

Continued on next page...

Continued from previous page...

Mol	Chain	Res	Type
25	BA	2506	U
25	BA	2518	A
25	BA	2520	C
25	BA	2525	G
25	BA	2529	G
25	BA	2535	G
25	BA	2554	U
25	BA	2566	A
25	BA	2567	G
25	BA	2573	C
25	BA	2574	G
25	BA	2585	U
25	BA	2586	C
25	BA	2596	U
25	BA	2602	A
25	BA	2604	U
25	BA	2609	U
25	BA	2610	C
25	BA	2611	U
25	BA	2612	C
25	BA	2615	U
25	BA	2617	C
25	BA	2629	A
25	BA	2630	G
25	BA	2657	A
25	BA	2670	A
25	BA	2679	A
25	BA	2689	U
25	BA	2690	C
25	BA	2691	C
25	BA	2701	C
25	BA	2702	U
25	BA	2703	C
25	BA	2712(A)	A
25	BA	2713	A
25	BA	2714	G
25	BA	2726	U
25	BA	2733	A
25	BA	2739	U
25	BA	2758	A
25	BA	2765	A
25	BA	2766	G

Continued on next page...

Continued from previous page...

Mol	Chain	Res	Type
25	BA	2769	C
25	BA	2778	A
25	BA	2790	A
25	BA	2791	C
25	BA	2792	G
25	BA	2802	G
25	BA	2808	U
25	BA	2818	G
25	BA	2820	A
25	BA	2821	A
25	BA	2826	A
25	BA	2833	G
25	BA	2834	G
25	BA	2835	A
25	BA	2848	G
25	BA	2858	C
25	BA	2870	C
25	BA	2872	G
25	BA	2873	A
25	BA	2892	A
25	BA	2895	U
25	BA	2897	U
26	BB	2	C
26	BB	8	U
26	BB	9	G
26	BB	12	C
26	BB	13	A
26	BB	15	A
26	BB	16	G
26	BB	20	C
26	BB	29	A
26	BB	35	U
26	BB	39	A
26	BB	42	C
26	BB	45	A
26	BB	47	C
26	BB	54	G
26	BB	56	G
26	BB	64	C
26	BB	67	G
26	BB	73	A
26	BB	84	C

Continued on next page...

Continued from previous page...

Mol	Chain	Res	Type
26	BB	91	C
26	BB	106	G
26	BB	110	G
26	BB	120	A
1	CA	6	G
1	CA	7	G
1	CA	9	G
1	CA	10	A
1	CA	13	U
1	CA	22	G
1	CA	26	A
1	CA	32	A
1	CA	39	G
1	CA	40	C
1	CA	47	C
1	CA	48	C
1	CA	50	A
1	CA	51	A
1	CA	58	C
1	CA	60	A
1	CA	61	G
1	CA	65	U
1	CA	66	G
1	CA	73	G
1	CA	76	C
1	CA	96	U
1	CA	97	G
1	CA	101	A
1	CA	105	G
1	CA	112	G
1	CA	115	G
1	CA	116	A
1	CA	117	G
1	CA	120	A
1	CA	121	C
1	CA	129(A)	G
1	CA	131	C
1	CA	144	G
1	CA	146	G
1	CA	150	C
1	CA	154	C
1	CA	163	C

Continued on next page...

Continued from previous page...

Mol	Chain	Res	Type
1	CA	173	U
1	CA	182	U
1	CA	189(B)	C
1	CA	189(F)	U
1	CA	189(H)	G
1	CA	195	A
1	CA	197	A
1	CA	199	G
1	CA	200	G
1	CA	201	C
1	CA	202	U
1	CA	203	U
1	CA	204	U
1	CA	216	G
1	CA	227	G
1	CA	245	C
1	CA	247	G
1	CA	250	A
1	CA	251	G
1	CA	253	U
1	CA	266	G
1	CA	267	C
1	CA	275	G
1	CA	281	G
1	CA	289	G
1	CA	300	A
1	CA	305	G
1	CA	314	C
1	CA	319	G
1	CA	321	A
1	CA	328	C
1	CA	329	A
1	CA	331	G
1	CA	332	G
1	CA	344	A
1	CA	349	A
1	CA	352	C
1	CA	353	A
1	CA	354	G
1	CA	355	C
1	CA	363	A
1	CA	365	U

Continued on next page...

Continued from previous page...

Mol	Chain	Res	Type
1	CA	366	C
1	CA	367	U
1	CA	372	C
1	CA	373	A
1	CA	381	C
1	CA	382	A
1	CA	389	A
1	CA	397	A
1	CA	398	C
1	CA	404	U
1	CA	406	G
1	CA	412	A
1	CA	413	G
1	CA	414	A
1	CA	419	C
1	CA	421	U
1	CA	422	C
1	CA	424	G
1	CA	427	U
1	CA	429	U
1	CA	430	A
1	CA	431	A
1	CA	436	C
1	CA	437	U
1	CA	439	A
1	CA	441	A
1	CA	442	C
1	CA	445	G
1	CA	452	A
1	CA	461	A
1	CA	475	G
1	CA	484	G
1	CA	485	G
1	CA	491	G
1	CA	496	A
1	CA	498	U
1	CA	499	A
1	CA	505	G
1	CA	509	A
1	CA	510	A
1	CA	511	C
1	CA	513	C

Continued on next page...

Continued from previous page...

Mol	Chain	Res	Type
1	CA	518	C
1	CA	527	G
1	CA	532	A
1	CA	533	A
1	CA	541	G
1	CA	547	A
1	CA	549	C
1	CA	550	G
1	CA	558	G
1	CA	559	A
1	CA	561	U
1	CA	562	C
1	CA	564	C
1	CA	573	A
1	CA	575	G
1	CA	576	G
1	CA	577	G
1	CA	587	G
1	CA	588	G
1	CA	595	G
1	CA	596	C
1	CA	597	G
1	CA	602	A
1	CA	617	G
1	CA	623	C
1	CA	630	G
1	CA	632	A
1	CA	633	G
1	CA	650	G
1	CA	653	A
1	CA	657	G
1	CA	665	A
1	CA	666	G
1	CA	687	A
1	CA	688	G
1	CA	711	G
1	CA	721	G
1	CA	723	U
1	CA	724	G
1	CA	729	A
1	CA	731	G
1	CA	749	C

Continued on next page...

Continued from previous page...

Mol	Chain	Res	Type
1	CA	754	C
1	CA	755	G
1	CA	760	G
1	CA	763	G
1	CA	765	G
1	CA	776	G
1	CA	777	A
1	CA	782	A
1	CA	788	U
1	CA	792	A
1	CA	793	U
1	CA	794	A
1	CA	796	C
1	CA	799	G
1	CA	810	C
1	CA	812	C
1	CA	817	C
1	CA	819	A
1	CA	820	U
1	CA	821	G
1	CA	828	A
1	CA	829	G
1	CA	833	U
1	CA	839	U
1	CA	840	C
1	CA	841	U
1	CA	848	C
1	CA	851	G
1	CA	858	G
1	CA	859	A
1	CA	870	U
1	CA	872	A
1	CA	873	A
1	CA	876	G
1	CA	877	C
1	CA	878	G
1	CA	884	U
1	CA	885	G
1	CA	902	G
1	CA	906	G
1	CA	914	A
1	CA	919	A

Continued on next page...

Continued from previous page...

Mol	Chain	Res	Type
1	CA	926	G
1	CA	927	G
1	CA	934	C
1	CA	954	G
1	CA	960	U
1	CA	961	U
1	CA	966	G
1	CA	969	A
1	CA	972	C
1	CA	974	A
1	CA	975	A
1	CA	976	G
1	CA	977	A
1	CA	978	A
1	CA	980	C
1	CA	984	C
1	CA	992	U
1	CA	993	G
1	CA	995	C
1	CA	1009	G
1	CA	1011	G
1	CA	1017	G
1	CA	1045	C
1	CA	1050	G
1	CA	1053	G
1	CA	1054	C
1	CA	1055	A
1	CA	1057	G
1	CA	1058	G
1	CA	1062	U
1	CA	1065	U
1	CA	1066	C
1	CA	1068	G
1	CA	1069	C
1	CA	1079	G
1	CA	1081	G
1	CA	1086	U
1	CA	1093	A
1	CA	1095	U
1	CA	1101	A
1	CA	1104	G
1	CA	1113	C

Continued on next page...

Continued from previous page...

Mol	Chain	Res	Type
1	CA	1117	G
1	CA	1124	G
1	CA	1125	U
1	CA	1126	U
1	CA	1127	G
1	CA	1134	G
1	CA	1136	U
1	CA	1137	C
1	CA	1138	G
1	CA	1139	G
1	CA	1140	C
1	CA	1147	C
1	CA	1148	U
1	CA	1152	A
1	CA	1154	G
1	CA	1159	U
1	CA	1160	G
1	CA	1170	A
1	CA	1171	G
1	CA	1178	G
1	CA	1179	A
1	CA	1182	G
1	CA	1185	G
1	CA	1188	A
1	CA	1190	G
1	CA	1193	G
1	CA	1196	U
1	CA	1197	G
1	CA	1201	A
1	CA	1202	G
1	CA	1203	C
1	CA	1211	U
1	CA	1212	U
1	CA	1213	A
1	CA	1215	G
1	CA	1218	C
1	CA	1224	G
1	CA	1225	A
1	CA	1226	C
1	CA	1227	A
1	CA	1228	C
1	CA	1236	A

Continued on next page...

Continued from previous page...

Mol	Chain	Res	Type
1	CA	1238	A
1	CA	1239	A
1	CA	1240	U
1	CA	1241	G
1	CA	1248	A
1	CA	1256	A
1	CA	1257	U
1	CA	1258	G
1	CA	1260	C
1	CA	1263	C
1	CA	1269	A
1	CA	1270	C
1	CA	1273	G
1	CA	1277	C
1	CA	1279	A
1	CA	1280	A
1	CA	1282	C
1	CA	1283	G
1	CA	1286	A
1	CA	1287	A
1	CA	1299	A
1	CA	1300	G
1	CA	1301	U
1	CA	1302	U
1	CA	1305	G
1	CA	1311	G
1	CA	1312	G
1	CA	1317	C
1	CA	1320	C
1	CA	1321	C
1	CA	1322	C
1	CA	1323	G
1	CA	1331	G
1	CA	1335	C
1	CA	1336	C
1	CA	1346	A
1	CA	1347	G
1	CA	1353	G
1	CA	1358	U
1	CA	1359	C
1	CA	1363	C
1	CA	1365	G

Continued on next page...

Continued from previous page...

Mol	Chain	Res	Type
1	CA	1369	C
1	CA	1370	G
1	CA	1378	C
1	CA	1382	C
1	CA	1388	C
1	CA	1389	C
1	CA	1397	C
1	CA	1398	A
1	CA	1406	U
1	CA	1411	C
1	CA	1419	G
1	CA	1425	U
1	CA	1442	G
1	CA	1442(A)	G
1	CA	1447	A
1	CA	1452	C
1	CA	1456	G
1	CA	1457	G
1	CA	1487	G
1	CA	1492	A
1	CA	1493	A
1	CA	1494	G
1	CA	1499	A
1	CA	1502	A
1	CA	1503	A
1	CA	1504	G
1	CA	1505	G
1	CA	1506	U
1	CA	1507	A
1	CA	1517	G
1	CA	1519	A
1	CA	1520	G
1	CA	1529	G
1	CA	1530	G
1	CA	1531	A
23	CV	7	G
23	CV	8	U
23	CV	9	G
23	CV	10	G
23	CV	13	C
23	CV	17	C
23	CV	18	G

Continued on next page...

Continued from previous page...

Mol	Chain	Res	Type
23	CV	19	G
23	CV	20	U
23	CV	21	A
23	CV	22	G
23	CV	47	U
23	CV	48	C
23	CV	49	G
23	CV	50	U
23	CV	52	G
23	CV	56	C
23	CV	65	C
23	CV	70	G
23	CV	74	C
23	CV	76	A
25	DA	9	U
25	DA	10	G
25	DA	14	A
25	DA	15	G
25	DA	30	G
25	DA	34	C
25	DA	35	G
25	DA	36	G
25	DA	45	C
25	DA	55	G
25	DA	61	G
25	DA	64	A
25	DA	70	G
25	DA	71	A
25	DA	72	U
25	DA	74	A
25	DA	75	G
25	DA	84	A
25	DA	90	U
25	DA	92	A
25	DA	100	G
25	DA	102	G
25	DA	103	A
25	DA	118	A
25	DA	120	U
25	DA	133	C
25	DA	141	A
25	DA	153	C

Continued on next page...

Continued from previous page...

Mol	Chain	Res	Type
25	DA	154	G
25	DA	154(A)	C
25	DA	157	U
25	DA	172	C
25	DA	173	G
25	DA	181	A
25	DA	182	A
25	DA	183	C
25	DA	196	A
25	DA	197	A
25	DA	199	A
25	DA	200	U
25	DA	204	A
25	DA	205	G
25	DA	215	G
25	DA	216	A
25	DA	221	A
25	DA	222	A
25	DA	224	G
25	DA	228	A
25	DA	229	A
25	DA	232	G
25	DA	233	A
25	DA	245	G
25	DA	248	G
25	DA	250	G
25	DA	252	G
25	DA	271(I)	G
25	DA	271(K)	U
25	DA	271(L)	U
25	DA	271(M)	G
25	DA	271(N)	U
25	DA	271(O)	C
25	DA	271(R)	G
25	DA	272(A)	U
25	DA	272(B)	G
25	DA	281	G
25	DA	287	C
25	DA	308	G
25	DA	311	A
25	DA	324	A
25	DA	329	G

Continued on next page...

Continued from previous page...

Mol	Chain	Res	Type
25	DA	330	A
25	DA	342	G
25	DA	352	G
25	DA	353	G
25	DA	363	G
25	DA	363(B)	G
25	DA	363(C)	G
25	DA	363(F)	A
25	DA	386	G
25	DA	387	U
25	DA	389	G
25	DA	396	G
25	DA	406	G
25	DA	407	G
25	DA	411	G
25	DA	412	A
25	DA	427	U
25	DA	428	A
25	DA	444	C
25	DA	447	A
25	DA	455	C
25	DA	456	C
25	DA	457	A
25	DA	464	U
25	DA	470	A
25	DA	471	A
25	DA	472	A
25	DA	474	G
25	DA	475	U
25	DA	481	G
25	DA	482	A
25	DA	501	A
25	DA	504	U
25	DA	505	A
25	DA	508	G
25	DA	509	C
25	DA	510	C
25	DA	521	G
25	DA	530	G
25	DA	531	C
25	DA	532	A
25	DA	533	G

Continued on next page...

Continued from previous page...

Mol	Chain	Res	Type
25	DA	545	G
25	DA	546	C
25	DA	549	G
25	DA	563	G
25	DA	571	A
25	DA	573	G
25	DA	574	C
25	DA	575	A
25	DA	587	C
25	DA	588	U
25	DA	603	A
25	DA	604	G
25	DA	607	U
25	DA	615	G
25	DA	616	G
25	DA	620	G
25	DA	627	A
25	DA	637	A
25	DA	645	C
25	DA	646	A
25	DA	652(B)	A
25	DA	652(C)	G
25	DA	652(E)	G
25	DA	652(U)	G
25	DA	653	A
25	DA	668	G
25	DA	669	G
25	DA	670	A
25	DA	684	G
25	DA	686	G
25	DA	701	G
25	DA	708	C
25	DA	709	U
25	DA	717	G
25	DA	718	A
25	DA	726	G
25	DA	730	C
25	DA	731	C
25	DA	738	G
25	DA	740	U
25	DA	746	A
25	DA	747	U

Continued on next page...

Continued from previous page...

Mol	Chain	Res	Type
25	DA	748	G
25	DA	749	C
25	DA	753	C
25	DA	762	U
25	DA	765	G
25	DA	775	G
25	DA	776	G
25	DA	779	U
25	DA	782	A
25	DA	783	A
25	DA	784	A
25	DA	785	G
25	DA	790	C
25	DA	792	G
25	DA	805	G
25	DA	812	C
25	DA	819	A
25	DA	822	U
25	DA	827	U
25	DA	828	U
25	DA	829	A
25	DA	830	G
25	DA	839	U
25	DA	840	C
25	DA	846	C
25	DA	848	G
25	DA	855	G
25	DA	857	C
25	DA	859	G
25	DA	869	G
25	DA	874	G
25	DA	875	G
25	DA	880	G
25	DA	884	C
25	DA	885	C
25	DA	886	C
25	DA	887	A
25	DA	888	C
25	DA	889	C
25	DA	890	A
25	DA	893	C
25	DA	894	C

Continued on next page...

Continued from previous page...

Mol	Chain	Res	Type
25	DA	896	A
25	DA	900	A
25	DA	901	A
25	DA	905	U
25	DA	910	A
25	DA	911	A
25	DA	917	A
25	DA	931	G
25	DA	932	G
25	DA	933	A
25	DA	934	G
25	DA	938	G
25	DA	941	A
25	DA	944	G
25	DA	945	A
25	DA	946	G
25	DA	947	G
25	DA	957	A
25	DA	958	U
25	DA	959	A
25	DA	961	C
25	DA	968	G
25	DA	974	G
25	DA	975	C
25	DA	975(A)	G
25	DA	983	A
25	DA	991	C
25	DA	996	A
25	DA	999	U
25	DA	1004	C
25	DA	1005	C
25	DA	1009	A
25	DA	1010	A
25	DA	1012	U
25	DA	1013	C
25	DA	1020	A
25	DA	1021	A
25	DA	1022	G
25	DA	1023	U
25	DA	1026	U
25	DA	1027	A
25	DA	1033	U

Continued on next page...

Continued from previous page...

Mol	Chain	Res	Type
25	DA	1035	U
25	DA	1041	C
25	DA	1042	G
25	DA	1113	U
25	DA	1114	G
25	DA	1115	G
25	DA	1118	C
25	DA	1126	A
25	DA	1130	U
25	DA	1135	C
25	DA	1136	G
25	DA	1137	G
25	DA	1139	G
25	DA	1142(A)	A
25	DA	1143	A
25	DA	1150	C
25	DA	1155	A
25	DA	1170	G
25	DA	1171	G
25	DA	1204	A
25	DA	1205	U
25	DA	1210	A
25	DA	1211	U
25	DA	1212	G
25	DA	1213	A
25	DA	1219	G
25	DA	1220	A
25	DA	1236	G
25	DA	1237	A
25	DA	1240	U
25	DA	1241	A
25	DA	1244	G
25	DA	1253	A
25	DA	1256	G
25	DA	1262	A
25	DA	1264	G
25	DA	1268	A
25	DA	1271	G
25	DA	1272	A
25	DA	1273	U
25	DA	1278	A
25	DA	1287	A

Continued on next page...

Continued from previous page...

Mol	Chain	Res	Type
25	DA	1298	C
25	DA	1300	U
25	DA	1301	A
25	DA	1308	A
25	DA	1314	C
25	DA	1319	G
25	DA	1329	U
25	DA	1332	G
25	DA	1333	C
25	DA	1345	C
25	DA	1352	U
25	DA	1359	A
25	DA	1360	A
25	DA	1365	A
25	DA	1368	G
25	DA	1370	C
25	DA	1373	A
25	DA	1379	A
25	DA	1384	A
25	DA	1385	G
25	DA	1386	C
25	DA	1416	G
25	DA	1419	A
25	DA	1420	U
25	DA	1421	G
25	DA	1427	A
25	DA	1428	C
25	DA	1437	C
25	DA	1445	A
25	DA	1448	G
25	DA	1449	A
25	DA	1450	G
25	DA	1452	A
25	DA	1455	G
25	DA	1465	G
25	DA	1467	C
25	DA	1471	A
25	DA	1478	G
25	DA	1482	G
25	DA	1489	U
25	DA	1493	C
25	DA	1496	A

Continued on next page...

Continued from previous page...

Mol	Chain	Res	Type
25	DA	1497	U
25	DA	1507	A
25	DA	1508	A
25	DA	1509	C
25	DA	1509(A)	A
25	DA	1510	G
25	DA	1525	G
25	DA	1531	C
25	DA	1537	G
25	DA	1541	G
25	DA	1542	A
25	DA	1543	C
25	DA	1547	C
25	DA	1558	A
25	DA	1559	G
25	DA	1569	A
25	DA	1578	U
25	DA	1579	A
25	DA	1581	G
25	DA	1584	C
25	DA	1586	A
25	DA	1598	C
25	DA	1603	A
25	DA	1608	A
25	DA	1609	A
25	DA	1616	A
25	DA	1617	C
25	DA	1619	G
25	DA	1621	U
25	DA	1625	C
25	DA	1640	C
25	DA	1648	C
25	DA	1654	A
25	DA	1655	A
25	DA	1665	A
25	DA	1674	G
25	DA	1676	A
25	DA	1695	G
25	DA	1696	G
25	DA	1700	A
25	DA	1701	A
25	DA	1703	G

Continued on next page...

Continued from previous page...

Mol	Chain	Res	Type
25	DA	1721	G
25	DA	1722	A
25	DA	1740	G
25	DA	1742	G
25	DA	1746	G
25	DA	1752	C
25	DA	1756	G
25	DA	1758	G
25	DA	1762	A
25	DA	1763	G
25	DA	1764	G
25	DA	1769	G
25	DA	1773	A
25	DA	1779	U
25	DA	1780	A
25	DA	1781	C
25	DA	1782	C
25	DA	1786	A
25	DA	1791	A
25	DA	1799	G
25	DA	1800	C
25	DA	1801	G
25	DA	1811	G
25	DA	1812	A
25	DA	1816	G
25	DA	1819	A
25	DA	1820	U
25	DA	1827	C
25	DA	1828	G
25	DA	1829	A
25	DA	1834	U
25	DA	1835	G
25	DA	1842	G
25	DA	1847	A
25	DA	1859	A
25	DA	1860	G
25	DA	1861	G
25	DA	1877	A
25	DA	1878	G
25	DA	1896	G
25	DA	1900	A
25	DA	1906	G

Continued on next page...

Continued from previous page...

Mol	Chain	Res	Type
25	DA	1913	A
25	DA	1914	C
25	DA	1915	U
25	DA	1920	C
25	DA	1929	G
25	DA	1930	G
25	DA	1934	C
25	DA	1936	A
25	DA	1938	A
25	DA	1950	G
25	DA	1955	U
25	DA	1963	U
25	DA	1964	G
25	DA	1967	C
25	DA	1968	G
25	DA	1969	A
25	DA	1970	A
25	DA	1971	A
25	DA	1972	A
25	DA	1979	C
25	DA	1980	G
25	DA	1982	C
25	DA	1984	G
25	DA	1991	U
25	DA	1992	G
25	DA	1993	U
25	DA	1996	C
25	DA	1997	G
25	DA	2018	G
25	DA	2020	A
25	DA	2023	G
25	DA	2031	A
25	DA	2032	G
25	DA	2033	A
25	DA	2036	C
25	DA	2039	C
25	DA	2043	C
25	DA	2049	G
25	DA	2052	G
25	DA	2055	C
25	DA	2056	G
25	DA	2060	A

Continued on next page...

Continued from previous page...

Mol	Chain	Res	Type
25	DA	2061	G
25	DA	2062	A
25	DA	2069	G
25	DA	2070	G
25	DA	2082	A
25	DA	2097	C
25	DA	2099	U
25	DA	2103	C
25	DA	2104	G
25	DA	2105	C
25	DA	2185	C
25	DA	2187	G
25	DA	2188	C
25	DA	2191	G
25	DA	2192	G
25	DA	2193	G
25	DA	2198	A
25	DA	2199	A
25	DA	2200	C
25	DA	2201	C
25	DA	2206	G
25	DA	2207	G
25	DA	2208	A
25	DA	2219	G
25	DA	2225	A
25	DA	2238	G
25	DA	2239	G
25	DA	2240	C
25	DA	2257	U
25	DA	2275	C
25	DA	2279	G
25	DA	2283	C
25	DA	2287	A
25	DA	2288	A
25	DA	2289	G
25	DA	2298	A
25	DA	2304	G
25	DA	2305	A
25	DA	2311	A
25	DA	2319	G
25	DA	2320	A
25	DA	2321	G

Continued on next page...

Continued from previous page...

Mol	Chain	Res	Type
25	DA	2322	A
25	DA	2324	C
25	DA	2325	G
25	DA	2327	A
25	DA	2328	A
25	DA	2334	G
25	DA	2336	A
25	DA	2343	C
25	DA	2347	C
25	DA	2349	G
25	DA	2350	C
25	DA	2352	A
25	DA	2359	C
25	DA	2366	A
25	DA	2375	G
25	DA	2383	G
25	DA	2384	G
25	DA	2385	C
25	DA	2388	A
25	DA	2391	G
25	DA	2392	A
25	DA	2400	G
25	DA	2406	U
25	DA	2410	G
25	DA	2414	G
25	DA	2416	C
25	DA	2421	G
25	DA	2422	A
25	DA	2423	U
25	DA	2425	A
25	DA	2426	A
25	DA	2427	C
25	DA	2428	G
25	DA	2429	G
25	DA	2430	A
25	DA	2432	A
25	DA	2435	A
25	DA	2436	G
25	DA	2439	A
25	DA	2440	C
25	DA	2441	C
25	DA	2445	G

Continued on next page...

Continued from previous page...

Mol	Chain	Res	Type
25	DA	2448	A
25	DA	2459	A
25	DA	2469	A
25	DA	2470	G
25	DA	2474	C
25	DA	2476	A
25	DA	2479	G
25	DA	2480	C
25	DA	2481	G
25	DA	2486	G
25	DA	2497	A
25	DA	2502	G
25	DA	2504	U
25	DA	2505	G
25	DA	2506	U
25	DA	2509	G
25	DA	2517	C
25	DA	2518	A
25	DA	2520	C
25	DA	2525	G
25	DA	2529	G
25	DA	2535	G
25	DA	2553	G
25	DA	2554	U
25	DA	2566	A
25	DA	2567	G
25	DA	2569	G
25	DA	2572	A
25	DA	2573	C
25	DA	2582	G
25	DA	2585	U
25	DA	2586	C
25	DA	2601	C
25	DA	2602	A
25	DA	2608	G
25	DA	2609	U
25	DA	2611	U
25	DA	2612	C
25	DA	2615	U
25	DA	2623	G
25	DA	2629	A
25	DA	2630	G

Continued on next page...

Continued from previous page...

Mol	Chain	Res	Type
25	DA	2632	A
25	DA	2636	U
25	DA	2646	C
25	DA	2663	G
25	DA	2669	G
25	DA	2673	G
25	DA	2675	A
25	DA	2679	A
25	DA	2686	G
25	DA	2689	U
25	DA	2690	C
25	DA	2691	C
25	DA	2702	U
25	DA	2711	A
25	DA	2712(A)	A
25	DA	2713	A
25	DA	2714	G
25	DA	2722	G
25	DA	2726	U
25	DA	2727	G
25	DA	2733	A
25	DA	2735	G
25	DA	2744	G
25	DA	2752	C
25	DA	2756	U
25	DA	2758	A
25	DA	2761	G
25	DA	2764	A
25	DA	2765	A
25	DA	2766	G
25	DA	2769	C
25	DA	2778	A
25	DA	2780	G
25	DA	2787	C
25	DA	2789	C
25	DA	2790	A
25	DA	2791	C
25	DA	2802	G
25	DA	2803	C
25	DA	2807	G
25	DA	2808	U
25	DA	2812	G

Continued on next page...

Continued from previous page...

Mol	Chain	Res	Type
25	DA	2818	G
25	DA	2820	A
25	DA	2821	A
25	DA	2825	C
25	DA	2833	G
25	DA	2834	G
25	DA	2835	A
25	DA	2836	U
25	DA	2850	A
25	DA	2851	A
25	DA	2872	G
25	DA	2873	A
25	DA	2879	C
25	DA	2880	C
25	DA	2892	A
25	DA	2895	U
26	DB	2	C
26	DB	7	G
26	DB	9	G
26	DB	12	C
26	DB	13	A
26	DB	23	G
26	DB	24	G
26	DB	30	C
26	DB	31	C
26	DB	40	U
26	DB	44	G
26	DB	45	A
26	DB	52	A
26	DB	53	A
26	DB	54	G
26	DB	56	G
26	DB	67	G
26	DB	73	A
26	DB	84	C
26	DB	96	U
26	DB	97	G
26	DB	106	G
26	DB	110	G
26	DB	116	G
26	DB	117	G
26	DB	120	A

All (188) RNA pucker outliers are listed below:

Mol	Chain	Res	Type
1	AA	60	A
1	AA	115	G
1	AA	119	A
1	AA	266	G
1	AA	327	A
1	AA	343	U
1	AA	366	C
1	AA	428	G
1	AA	429	U
1	AA	509	A
1	AA	533	A
1	AA	560	U
1	AA	660	G
1	AA	687	A
1	AA	748	C
1	AA	793	U
1	AA	828	A
1	AA	913	A
1	AA	991	U
1	AA	992	U
1	AA	1019	C
1	AA	1065	U
1	AA	1067	A
1	AA	1126	U
1	AA	1165	C
1	AA	1201	A
1	AA	1256	A
1	AA	1281	U
1	AA	1285	A
1	AA	1300	G
1	AA	1456	G
1	AA	1504	G
1	AA	1530	G
23	AV	9	G
25	BA	34	C
25	BA	102	G
25	BA	196	A
25	BA	249	C
25	BA	271(K)	U
25	BA	271(L)	U
25	BA	271(M)	G
25	BA	278	A

Continued on next page...

Continued from previous page...

Mol	Chain	Res	Type
25	BA	352	G
25	BA	362	U
25	BA	363(E)	U
25	BA	405	U
25	BA	474	G
25	BA	481	G
25	BA	587	C
25	BA	652(A)	A
25	BA	685	A
25	BA	752	A
25	BA	764	A
25	BA	774	A
25	BA	827	U
25	BA	888	C
25	BA	900	A
25	BA	915	C
25	BA	1026	U
25	BA	1047	G
25	BA	1106	G
25	BA	1108	U
25	BA	1142(A)	A
25	BA	1174	A
25	BA	1175	U
25	BA	1176	G
25	BA	1210	A
25	BA	1253	A
25	BA	1286	A
25	BA	1301	A
25	BA	1379	A
25	BA	1420	U
25	BA	1427	A
25	BA	1507	A
25	BA	1558	A
25	BA	1559	G
25	BA	1608	A
25	BA	1609	A
25	BA	1653	G
25	BA	1781	C
25	BA	1799	G
25	BA	1819	A
25	BA	1914	C
25	BA	1992	G

Continued on next page...

Continued from previous page...

Mol	Chain	Res	Type
25	BA	2062	A
25	BA	2318	G
25	BA	2319	G
25	BA	2335	A
25	BA	2405	G
25	BA	2406	U
25	BA	2422	A
25	BA	2439	A
25	BA	2506	U
25	BA	2610	C
25	BA	2689	U
25	BA	2778	A
25	BA	2789	C
25	BA	2834	G
1	CA	60	A
1	CA	65	U
1	CA	115	G
1	CA	119	A
1	CA	149	A
1	CA	266	G
1	CA	366	C
1	CA	428	G
1	CA	429	U
1	CA	509	A
1	CA	560	U
1	CA	562	C
1	CA	687	A
1	CA	748	C
1	CA	793	U
1	CA	828	A
1	CA	840	C
1	CA	913	A
1	CA	991	U
1	CA	992	U
1	CA	1049	U
1	CA	1061	G
1	CA	1064	G
1	CA	1065	U
1	CA	1067	A
1	CA	1201	A
1	CA	1256	A
1	CA	1279	A

Continued on next page...

Continued from previous page...

Mol	Chain	Res	Type
1	CA	1285	A
1	CA	1300	G
1	CA	1492	A
1	CA	1504	G
1	CA	1530	G
25	DA	9	U
25	DA	34	C
25	DA	71	A
25	DA	102	G
25	DA	196	A
25	DA	249	C
25	DA	271(M)	G
25	DA	310	A
25	DA	363(E)	U
25	DA	474	G
25	DA	481	G
25	DA	503	A
25	DA	587	C
25	DA	669	G
25	DA	685	A
25	DA	746	A
25	DA	752	A
25	DA	774	A
25	DA	827	U
25	DA	856	C
25	DA	888	C
25	DA	900	A
25	DA	974	G
25	DA	1026	U
25	DA	1210	A
25	DA	1332	G
25	DA	1378	A
25	DA	1379	A
25	DA	1420	U
25	DA	1427	A
25	DA	1507	A
25	DA	1530	C
25	DA	1558	A
25	DA	1559	G
25	DA	1608	A
25	DA	1653	G
25	DA	1819	A

Continued on next page...

Continued from previous page...

Mol	Chain	Res	Type
25	DA	1914	C
25	DA	1963	U
25	DA	1992	G
25	DA	2019	A
25	DA	2238	G
25	DA	2282	G
25	DA	2288	A
25	DA	2318	G
25	DA	2319	G
25	DA	2326	C
25	DA	2335	A
25	DA	2405	G
25	DA	2439	A
25	DA	2689	U
25	DA	2726	U
25	DA	2778	A
25	DA	2789	C
25	DA	2802	G
26	DB	44	G
26	DB	52	A

5.4 Non-standard residues in protein, DNA, RNA chains [i](#)

There are no non-standard protein/DNA/RNA residues in this entry.

5.5 Carbohydrates [i](#)

There are no carbohydrates in this entry.

5.6 Ligand geometry [i](#)

Of 2350 ligands modelled in this entry, 2350 are monoatomic - leaving 0 for Mogul analysis.

There are no bond length outliers.

There are no bond angle outliers.

There are no chirality outliers.

There are no torsion outliers.

There are no ring outliers.

No monomer is involved in short contacts.

5.7 Other polymers [i](#)

There are no such residues in this entry.

5.8 Polymer linkage issues [i](#)

There are no chain breaks in this entry.

6 Fit of model and data i

6.1 Protein, DNA and RNA chains i

In the following table, the column labelled '#RSRZ > 2' contains the number (and percentage) of RSRZ outliers, followed by percent RSRZ outliers for the chain as percentile scores relative to all X-ray entries and entries of similar resolution. The OWAB column contains the minimum, median, 95th percentile and maximum values of the occupancy-weighted average B-factor per residue. The column labelled 'Q < 0.9' lists the number of (and percentage) of residues with an average occupancy less than 0.9.

Mol	Chain	Analysed	<RSRZ>	#RSRZ > 2	OWAB(Å ²)	Q < 0.9
1	AA	1466/1522 (96%)	-0.14	21 (1%) 75 63	43, 93, 137, 172	0
1	CA	1461/1522 (95%)	-0.02	31 (2%) 63 49	55, 104, 145, 167	0
2	AB	233/256 (91%)	-0.25	3 (1%) 77 65	72, 113, 134, 153	0
2	CB	235/256 (91%)	0.00	9 (3%) 40 26	100, 125, 139, 147	0
3	AC	204/239 (85%)	-0.17	2 (0%) 82 72	97, 112, 125, 133	0
3	CC	206/239 (86%)	0.10	8 (3%) 39 25	110, 125, 136, 142	0
4	AD	208/209 (99%)	-0.30	2 (0%) 82 72	76, 103, 118, 125	0
4	CD	208/209 (99%)	-0.35	0 100 100	85, 98, 114, 120	0
5	AE	148/162 (91%)	-0.37	1 (0%) 87 81	67, 89, 108, 134	0
5	CE	149/162 (91%)	-0.27	1 (0%) 87 81	83, 99, 110, 131	0
6	AF	100/101 (99%)	-0.47	0 100 100	68, 88, 104, 110	0
6	CF	100/101 (99%)	-0.42	0 100 100	78, 96, 110, 117	0
7	AG	154/156 (98%)	-0.17	5 (3%) 47 31	87, 102, 120, 133	0
7	CG	154/156 (98%)	0.11	11 (7%) 16 9	107, 119, 133, 144	0
8	AH	138/138 (100%)	-0.38	0 100 100	73, 91, 100, 111	0
8	CH	138/138 (100%)	-0.36	1 (0%) 87 81	82, 100, 111, 116	0
9	AI	125/128 (97%)	0.02	1 (0%) 86 78	71, 114, 126, 137	0
9	CI	125/128 (97%)	0.40	13 (10%) 6 4	101, 130, 138, 142	0
10	AJ	96/105 (91%)	0.37	9 (9%) 8 4	88, 119, 136, 140	0
10	CJ	96/105 (91%)	0.91	16 (16%) 1 1	111, 133, 141, 143	0
11	AK	115/129 (89%)	-0.36	0 100 100	53, 87, 104, 113	0
11	CK	114/129 (88%)	-0.26	1 (0%) 84 75	78, 103, 118, 127	0
12	AL	122/132 (92%)	-0.49	0 100 100	61, 84, 100, 111	0
12	CL	122/132 (92%)	-0.37	1 (0%) 86 78	72, 90, 105, 114	0

Continued on next page...

Continued from previous page...

Mol	Chain	Analysed	<RSRZ>	#RSRZ>2	OWAB(Å ²)	Q<0.9
13	AM	115/126 (91%)	-0.33	0 100 100	66, 100, 113, 118	0
13	CM	112/126 (88%)	0.09	2 (1%) 68 55	102, 127, 135, 139	0
14	AN	59/61 (96%)	-0.06	1 (1%) 70 57	94, 106, 114, 121	0
14	CN	59/61 (96%)	0.47	5 (8%) 10 6	116, 125, 133, 135	0
15	AO	88/89 (98%)	-0.36	0 100 100	65, 86, 106, 117	0
15	CO	88/89 (98%)	-0.30	0 100 100	74, 96, 114, 118	0
16	AP	81/88 (92%)	-0.24	0 100 100	83, 100, 122, 127	0
16	CP	82/88 (93%)	-0.27	1 (1%) 79 67	84, 94, 112, 122	0
17	AQ	99/105 (94%)	-0.24	1 (1%) 82 72	68, 89, 104, 113	0
17	CQ	99/105 (94%)	-0.36	0 100 100	77, 95, 110, 113	0
18	AR	68/88 (77%)	-0.45	1 (1%) 73 61	69, 84, 102, 106	0
18	CR	68/88 (77%)	-0.27	0 100 100	82, 92, 111, 115	0
19	AS	81/93 (87%)	-0.02	2 (2%) 57 43	96, 110, 130, 141	0
19	CS	75/93 (80%)	0.62	5 (6%) 17 10	107, 131, 142, 146	0
20	AT	96/106 (90%)	-0.33	0 100 100	77, 97, 113, 118	0
20	CT	104/106 (98%)	-0.17	3 (2%) 51 36	81, 101, 123, 139	0
21	AU	25/27 (92%)	0.39	0 100 100	80, 98, 105, 107	0
21	CU	23/27 (85%)	1.41	4 (17%) 1 1	115, 126, 132, 134	0
22	AY	132/140 (94%)	1.53	37 (28%) 0 0	69, 110, 138, 152	0
23	AV	77/77 (100%)	-0.07	1 (1%) 77 65	55, 82, 112, 134	0
23	CV	77/77 (100%)	0.03	1 (1%) 77 65	73, 109, 133, 156	0
24	AX	6/16 (37%)	1.02	1 (16%) 1 1	67, 73, 127, 128	0
24	CX	6/16 (37%)	0.98	2 (33%) 0 0	89, 96, 142, 147	0
25	BA	2752/2915 (94%)	-0.43	27 (0%) 82 72	23, 43, 115, 170	0
25	DA	2722/2915 (93%)	-0.27	47 (1%) 70 57	44, 74, 127, 170	0
26	BB	120/122 (98%)	-0.47	0 100 100	36, 64, 90, 125	0
26	DB	120/122 (98%)	0.05	1 (0%) 86 78	73, 114, 129, 146	0
27	BD	275/276 (99%)	-0.69	1 (0%) 92 89	27, 43, 62, 110	0
27	DD	275/276 (99%)	-0.46	2 (0%) 87 81	41, 62, 82, 100	0
28	BE	204/206 (99%)	-0.70	0 100 100	22, 45, 71, 94	0
28	DE	204/206 (99%)	-0.46	0 100 100	43, 74, 100, 113	0

Continued on next page...

Continued from previous page...

Mol	Chain	Analysed	<RSRZ>	#RSRZ>2	OWAB(Å ²)	Q<0.9
29	BF	203/210 (96%)	-0.62	0 100 100	26, 49, 87, 115	0
29	DF	203/210 (96%)	-0.42	0 100 100	47, 88, 114, 127	0
30	BG	181/182 (99%)	-0.47	0 100 100	58, 77, 105, 116	0
30	DG	180/182 (98%)	-0.18	1 (0%) 89 83	101, 117, 127, 136	0
31	BH	174/180 (96%)	-0.53	0 100 100	38, 65, 84, 98	0
31	DH	174/180 (96%)	0.30	8 (4%) 32 20	96, 116, 130, 140	0
32	BI	147/148 (99%)	-0.40	0 100 100	50, 95, 112, 128	0
32	DI	146/148 (98%)	-0.13	1 (0%) 87 81	68, 108, 126, 131	0
33	BN	140/140 (100%)	-0.71	0 100 100	30, 42, 69, 83	0
33	DN	140/140 (100%)	-0.35	0 100 100	64, 86, 107, 117	0
34	BO	122/122 (100%)	-0.70	0 100 100	33, 52, 71, 82	0
34	DO	122/122 (100%)	-0.59	0 100 100	57, 73, 88, 96	0
35	BP	149/150 (99%)	-0.61	0 100 100	25, 55, 86, 108	0
35	DP	149/150 (99%)	-0.31	0 100 100	52, 91, 116, 127	0
36	BQ	141/141 (100%)	-0.65	0 100 100	33, 50, 70, 90	0
36	DQ	141/141 (100%)	-0.35	2 (1%) 75 63	67, 90, 106, 114	0
37	BR	118/118 (100%)	-0.75	0 100 100	27, 41, 59, 67	0
37	DR	118/118 (100%)	-0.56	0 100 100	49, 65, 86, 95	0
38	BS	110/112 (98%)	-0.62	0 100 100	44, 62, 86, 97	0
38	DS	110/112 (98%)	-0.20	0 100 100	90, 109, 119, 127	0
39	BT	132/146 (90%)	-0.74	0 100 100	41, 55, 94, 127	0
39	DT	130/146 (89%)	-0.52	0 100 100	62, 77, 108, 123	0
40	BU	116/118 (98%)	-0.77	1 (0%) 84 75	25, 36, 55, 71	0
40	DU	116/118 (98%)	-0.40	1 (0%) 84 75	54, 82, 103, 108	0
41	BV	100/101 (99%)	-0.77	0 100 100	28, 46, 73, 90	0
41	DV	100/101 (99%)	-0.20	0 100 100	56, 98, 119, 123	0
42	BW	112/113 (99%)	-0.65	0 100 100	28, 37, 63, 89	0
42	DW	111/113 (98%)	-0.43	1 (0%) 84 75	49, 63, 89, 114	0
43	BX	95/96 (98%)	-0.66	0 100 100	34, 46, 77, 92	0
43	DX	95/96 (98%)	-0.45	0 100 100	61, 77, 100, 107	0
44	BY	107/110 (97%)	-0.49	0 100 100	41, 60, 91, 109	0

Continued on next page...

Continued from previous page...

Mol	Chain	Analysed	<RSRZ>	#RSRZ>2	OWAB(Å ²)	Q<0.9
44	DY	107/110 (97%)	-0.04	7 (6%) 18 11	77, 96, 112, 124	0
45	BZ	186/206 (90%)	-0.52	0 100 100	49, 76, 104, 126	0
45	DZ	189/206 (91%)	0.05	5 (2%) 56 40	98, 114, 131, 139	0
46	B0	76/85 (89%)	-0.65	0 100 100	32, 42, 59, 83	0
46	D0	77/85 (90%)	-0.11	0 100 100	73, 85, 101, 124	0
47	B1	97/98 (98%)	-0.50	0 100 100	32, 51, 90, 104	0
47	D1	97/98 (98%)	-0.26	2 (2%) 63 49	50, 72, 105, 115	0
48	B2	70/72 (97%)	-0.54	0 100 100	41, 60, 78, 103	0
48	D2	71/72 (98%)	-0.29	1 (1%) 75 63	78, 94, 106, 110	0
49	B3	59/60 (98%)	-0.72	0 100 100	33, 41, 76, 93	0
49	D3	58/60 (96%)	-0.05	0 100 100	71, 84, 114, 128	0
50	B4	46/71 (64%)	-0.58	0 100 100	78, 96, 112, 114	0
50	D4	46/71 (64%)	-0.12	0 100 100	118, 126, 136, 138	0
51	B5	59/60 (98%)	-0.79	0 100 100	25, 41, 62, 74	0
51	D5	59/60 (98%)	-0.57	0 100 100	47, 66, 85, 106	0
52	B6	53/54 (98%)	-0.69	0 100 100	42, 49, 66, 76	0
52	D6	53/54 (98%)	-0.39	0 100 100	67, 81, 93, 101	0
53	B7	48/49 (97%)	-0.47	0 100 100	25, 33, 68, 89	0
53	D7	48/49 (97%)	-0.36	0 100 100	41, 53, 82, 105	0
54	B8	64/65 (98%)	-0.61	0 100 100	35, 41, 49, 72	0
54	D8	64/65 (98%)	-0.29	1 (1%) 72 59	60, 71, 83, 94	0
55	B9	36/37 (97%)	-0.38	0 100 100	33, 46, 58, 72	0
55	D9	35/37 (94%)	0.44	3 (8%) 10 5	73, 88, 103, 115	0
All	All	20489/21572 (94%)	-0.28	315 (1%) 73 61	22, 83, 131, 172	0

All (315) RSRZ outliers are listed below:

Mol	Chain	Res	Type	RSRZ
25	BA	1509	C	8.8
22	AY	34	SER	7.0
25	BA	2801(A)	A	5.7
1	CA	1286	A	5.6
25	BA	1508	A	5.5
22	AY	38	HIS	5.4

Continued on next page...

Continued from previous page...

Mol	Chain	Res	Type	RSRZ
19	CS	53	ASN	5.1
25	DA	1509	C	5.1
25	DA	2802	G	5.1
10	CJ	10	GLY	4.9
19	CS	12	ASP	4.9
22	AY	104	ALA	4.8
25	BA	2802	G	4.7
22	AY	114	SER	4.7
2	CB	232	PRO	4.6
22	AY	126	SER	4.5
1	CA	1043	C	4.5
7	CG	82	GLY	4.4
25	DA	280	C	4.4
1	AA	1532	U	4.3
22	AY	116	GLU	4.3
25	BA	652(G)	G	4.3
20	CT	105	SER	4.3
25	DA	2896	C	4.3
22	AY	105	ARG	4.3
9	AI	8	GLY	4.2
23	AV	47	U	4.2
31	DH	96	ALA	4.1
10	AJ	10	GLY	4.1
25	DA	1508	A	4.1
10	CJ	34	VAL	4.1
25	DA	2790	A	4.1
25	DA	888	C	4.1
9	CI	124	GLN	4.0
1	AA	78	G	4.0
25	DA	2803	C	4.0
25	BA	652(J)	G	4.0
2	CB	132	LYS	4.0
25	DA	2805	G	3.9
10	CJ	20	ALA	3.9
9	CI	115	GLY	3.9
25	DA	652(C)	G	3.9
22	AY	125	LYS	3.9
47	D1	2	SER	3.9
25	DA	2801(A)	A	3.9
1	CA	1021	G	3.9
10	CJ	73	ASP	3.9
25	BA	652(H)	C	3.8

Continued on next page...

Continued from previous page...

Mol	Chain	Res	Type	RSRZ
55	D9	12	ASP	3.8
7	CG	155	ARG	3.8
25	BA	652(B)	A	3.8
21	CU	24	ARG	3.7
10	AJ	73	ASP	3.7
1	AA	1531	A	3.7
22	AY	11	PRO	3.7
25	BA	2896	C	3.7
14	CN	8	GLU	3.6
3	CC	154	SER	3.6
25	DA	2105	C	3.6
22	AY	75	GLN	3.6
7	CG	80	VAL	3.6
21	CU	17	THR	3.6
7	CG	81	GLY	3.5
3	CC	160	ALA	3.5
7	CG	154	TYR	3.5
25	DA	652(T)	C	3.4
19	CS	10	PHE	3.4
9	CI	9	ARG	3.4
25	DA	1536	C	3.4
10	CJ	27	ALA	3.4
25	BA	652(I)	C	3.4
22	AY	119	LEU	3.4
25	DA	6	A	3.4
19	CS	52	TYR	3.4
25	DA	2106	G	3.4
25	DA	2894	G	3.4
3	CC	155	GLY	3.4
14	AN	8	GLU	3.4
10	AJ	72	VAL	3.3
7	CG	83	ALA	3.3
22	AY	127	SER	3.3
45	DZ	179	ASP	3.3
2	AB	37	ASN	3.3
14	CN	25	VAL	3.3
22	AY	122	LYS	3.3
1	CA	1129	C	3.3
22	AY	124	GLN	3.3
1	CA	630	G	3.2
25	BA	1176	G	3.2
22	AY	35	THR	3.2

Continued on next page...

Continued from previous page...

Mol	Chain	Res	Type	RSRZ
25	DA	272(A)	U	3.2
1	CA	999	C	3.2
3	CC	159	GLY	3.2
1	CA	1042	G	3.2
20	CT	106	ALA	3.2
7	AG	85	TYR	3.2
7	AG	154	TYR	3.2
31	DH	2	SER	3.2
25	BA	2106	G	3.1
1	AA	204	U	3.1
7	AG	82	GLY	3.1
25	DA	2807	G	3.1
22	AY	106	ARG	3.1
1	AA	91	C	3.1
1	AA	1286	A	3.1
24	AX	1	A	3.1
10	CJ	47	PHE	3.1
1	CA	1020	U	3.1
44	DY	90	LEU	3.1
1	AA	1019	C	3.1
22	AY	31	ASN	3.1
7	CG	78	ARG	3.1
25	DA	652(B)	A	3.1
25	BA	2803	C	3.1
21	CU	18	TYR	3.0
22	AY	12	ASP	3.0
10	CJ	72	VAL	3.0
1	CA	1044	A	3.0
44	DY	80	GLY	3.0
10	CJ	35	SER	3.0
25	DA	229	A	3.0
25	DA	2793	G	3.0
25	DA	2897	U	3.0
19	CS	11	VAL	3.0
22	AY	2	ILE	3.0
22	AY	22	ALA	3.0
42	DW	94	ASP	3.0
44	DY	89	PHE	3.0
1	AA	1129	C	3.0
3	CC	81	GLY	2.9
32	DI	85	GLU	3.0
25	BA	2805	G	2.9

Continued on next page...

Continued from previous page...

Mol	Chain	Res	Type	RSRZ
1	CA	1018	C	2.9
1	CA	1019	C	2.9
22	AY	74	ALA	2.9
25	BA	652(C)	G	2.9
25	BA	892	G	2.9
9	CI	21	PRO	2.9
9	CI	30	GLY	2.9
22	AY	115	LYS	2.9
9	CI	123	PRO	2.9
25	BA	2105	C	2.9
25	DA	1043	C	2.9
25	DA	281	G	2.9
1	AA	92	C	2.9
25	DA	2804	C	2.9
22	AY	79	SER	2.9
1	AA	1020	U	2.9
10	AJ	37	PRO	2.9
2	CB	133	LYS	2.8
3	AC	189	ALA	2.8
10	CJ	38	ILE	2.8
44	DY	1	MET	2.8
2	CB	229	VAL	2.8
1	CA	1261	A	2.8
25	DA	2794	C	2.8
36	DQ	33	GLY	2.8
1	CA	998	G	2.8
25	DA	1533	G	2.8
2	CB	48	MET	2.8
24	CX	1	A	2.7
1	CA	1275	A	2.7
25	BA	652(F)	G	2.7
7	AG	78	ARG	2.7
10	CJ	48	THR	2.7
55	D9	14	CYS	2.7
10	CJ	19	SER	2.7
25	DA	890	A	2.7
55	D9	15	LYS	2.6
22	AY	117	ARG	2.6
25	DA	2792	G	2.6
44	DY	58	GLY	2.6
22	AY	77	TYR	2.6
27	BD	276	LYS	2.6

Continued on next page...

Continued from previous page...

Mol	Chain	Res	Type	RSRZ
25	BA	652(S)	C	2.6
1	AA	73	G	2.6
3	CC	66	VAL	2.6
25	BA	652(Q)	G	2.6
25	DA	889	C	2.6
22	AY	121	SER	2.6
1	CA	1531	A	2.6
48	D2	1	MET	2.6
1	AA	630	G	2.6
1	CA	1124	G	2.6
7	AG	81	GLY	2.6
19	AS	12	ASP	2.6
10	AJ	8	LEU	2.6
1	AA	71	C	2.5
25	BA	885	C	2.5
25	DA	2104	G	2.5
1	AA	1044	A	2.5
10	AJ	69	ASN	2.5
25	DA	653	A	2.5
20	CT	3	GLN	2.5
25	DA	1042	G	2.5
1	AA	999	C	2.5
25	DA	652(U)	G	2.5
25	DA	879	G	2.5
2	CB	99	GLY	2.5
22	AY	128	VAL	2.5
31	DH	61	HIS	2.5
36	DQ	80	GLU	2.5
22	AY	99	THR	2.5
1	CA	1045	C	2.5
25	BA	2897	U	2.4
1	AA	1137	C	2.4
10	AJ	38	ILE	2.4
23	CV	1	C	2.4
27	DD	38	LYS	2.4
9	CI	7	THR	2.4
7	CG	85	TYR	2.4
22	AY	102	LYS	2.4
44	DY	55	TYR	2.4
1	CA	73	G	2.4
1	CA	1284	C	2.4
25	DA	652(V)	C	2.4

Continued on next page...

Continued from previous page...

Mol	Chain	Res	Type	RSRZ
45	DZ	113	ALA	2.4
25	BA	1175	U	2.4
10	AJ	35	SER	2.4
7	CG	74	GLU	2.4
21	CU	14	TRP	2.4
22	AY	19	ALA	2.4
14	CN	35	ARG	2.3
25	DA	2895	U	2.3
47	D1	23	LYS	2.3
1	CA	994	A	2.3
4	AD	38	TYR	2.3
1	CA	1257	U	2.3
14	CN	17	LYS	2.3
10	CJ	63	PHE	2.3
45	DZ	114	GLY	2.3
9	CI	99	LEU	2.3
18	AR	85	LEU	2.3
1	AA	1447	A	2.3
3	CC	206	GLU	2.3
13	CM	43	THR	2.3
1	CA	204	U	2.3
1	CA	72	C	2.3
25	DA	2791	C	2.3
31	DH	101	ARG	2.3
30	DG	27	ASN	2.2
12	CL	18	VAL	2.2
8	CH	1	MET	2.2
10	CJ	6	ILE	2.2
1	AA	201	C	2.2
9	CI	126	SER	2.2
1	CA	1447	A	2.2
1	CA	1131	G	2.2
22	AY	27	GLY	2.2
25	DA	2190	G	2.2
5	AE	6	PHE	2.2
1	CA	1271	G	2.2
31	DH	110	SER	2.2
1	CA	1140	C	2.2
31	DH	102	ALA	2.2
17	AQ	98	LEU	2.2
5	CE	94	ALA	2.2
10	CJ	85	LEU	2.2

Continued on next page...

Continued from previous page...

Mol	Chain	Res	Type	RSRZ
22	AY	103	LYS	2.2
25	DA	1537	G	2.2
13	CM	7	VAL	2.2
40	DU	89	GLU	2.2
16	CP	48	TRP	2.1
4	AD	37	PRO	2.1
1	AA	1042	G	2.1
25	BA	890	A	2.1
2	AB	232	PRO	2.1
45	DZ	1	MET	2.1
10	CJ	8	LEU	2.1
7	CG	77	SER	2.1
25	DA	885	C	2.1
31	DH	82	GLY	2.1
2	CB	15	VAL	2.1
1	CA	1285	A	2.1
25	BA	652(R)	C	2.1
10	CJ	97	GLU	2.1
22	AY	107	PRO	2.1
1	CA	1219	U	2.1
9	CI	110	GLU	2.1
11	CK	91	ARG	2.1
24	CX	2	A	2.1
14	CN	38	GLY	2.1
40	BU	117	GLN	2.1
25	DA	652(D)	C	2.1
2	CB	33	TYR	2.1
22	AY	37	ILE	2.1
26	DB	120	A	2.1
1	AA	1274	G	2.1
25	BA	2804	C	2.1
9	CI	61	ALA	2.1
25	DA	10	G	2.1
10	AJ	89	ASP	2.1
45	DZ	156	LYS	2.1
1	CA	995	C	2.1
25	BA	2104	G	2.1
25	DA	11	G	2.1
2	CB	101	MET	2.1
3	AC	193	TYR	2.0
2	AB	118	LEU	2.0
3	CC	77	ILE	2.0

Continued on next page...

Continued from previous page...

Mol	Chain	Res	Type	RSRZ
1	CA	1260	C	2.0
22	AY	76	GLU	2.0
9	CI	125	TYR	2.0
44	DY	48	ALA	2.0
31	DH	103	LEU	2.0
25	DA	2833	G	2.0
54	D8	2	PRO	2.0
1	AA	98	G	2.0
22	AY	49	PRO	2.0
19	AS	39	THR	2.0
9	CI	62	TYR	2.0
25	DA	652(E)	G	2.0
22	AY	101	GLU	2.0
27	DD	276	LYS	2.0
7	CG	79	ARG	2.0

6.2 Non-standard residues in protein, DNA, RNA chains [i](#)

There are no non-standard protein/DNA/RNA residues in this entry.

6.3 Carbohydrates [i](#)

There are no carbohydrates in this entry.

6.4 Ligands [i](#)

In the following table, the Atoms column lists the number of modelled atoms in the group and the number defined in the chemical component dictionary. The B-factors column lists the minimum, median, 95th percentile and maximum values of B factors of atoms in the group. The column labelled 'Q<0.9' lists the number of atoms with occupancy less than 0.9.

Mol	Type	Chain	Res	Atoms	RSCC	RSR	B-factors(Å ²)	Q<0.9
56	MG	DA	3293	1/1	0.36	0.16	94,94,94,94	0
56	MG	CA	1773	1/1	0.41	0.15	124,124,124,124	0
56	MG	DA	3258	1/1	0.44	0.43	91,91,91,91	0
56	MG	CA	1638	1/1	0.48	0.56	99,99,99,99	0
56	MG	BA	3256	1/1	0.49	0.21	77,77,77,77	0
56	MG	DA	3025	1/1	0.49	0.35	76,76,76,76	0
56	MG	DA	3278	1/1	0.49	0.60	66,66,66,66	0
56	MG	DA	3654	1/1	0.50	0.41	118,118,118,118	0

Continued on next page...

Continued from previous page...

Mol	Type	Chain	Res	Atoms	RSCC	RSR	B-factors(Å ²)	Q<0.9
56	MG	CA	1797	1/1	0.52	0.41	121,121,121,121	0
56	MG	DA	3509	1/1	0.52	0.30	122,122,122,122	0
56	MG	AA	1901	1/1	0.53	0.17	119,119,119,119	0
56	MG	DA	3259	1/1	0.54	0.53	78,78,78,78	0
56	MG	DA	3588	1/1	0.55	0.11	109,109,109,109	0
56	MG	AA	1932	1/1	0.55	0.26	116,116,116,116	0
56	MG	D0	102	1/1	0.56	0.38	99,99,99,99	0
56	MG	CA	1796	1/1	0.56	0.16	102,102,102,102	0
56	MG	CA	1802	1/1	0.57	0.10	115,115,115,115	0
56	MG	CA	1704	1/1	0.57	0.23	93,93,93,93	0
56	MG	CA	1817	1/1	0.57	0.24	111,111,111,111	0
56	MG	BA	3035	1/1	0.57	0.23	82,82,82,82	0
56	MG	AA	1937	1/1	0.58	0.14	79,79,79,79	0
56	MG	AA	1911	1/1	0.58	0.30	106,106,106,106	0
56	MG	CA	1780	1/1	0.58	0.15	90,90,90,90	0
56	MG	CA	1664	1/1	0.59	0.36	76,76,76,76	0
56	MG	DA	3519	1/1	0.59	0.09	93,93,93,93	0
56	MG	AA	1915	1/1	0.59	0.17	121,121,121,121	0
56	MG	DA	3335	1/1	0.59	0.48	74,74,74,74	0
56	MG	DA	3678	1/1	0.59	0.27	89,89,89,89	0
56	MG	CA	1808	1/1	0.59	0.29	102,102,102,102	0
56	MG	AA	1899	1/1	0.59	0.22	115,115,115,115	0
56	MG	BA	3384	1/1	0.61	0.78	72,72,72,72	0
56	MG	CA	1703	1/1	0.61	0.33	100,100,100,100	0
56	MG	DA	3117	1/1	0.62	0.30	70,70,70,70	0
56	MG	AA	1715	1/1	0.62	0.46	72,72,72,72	0
56	MG	BB	219	1/1	0.63	0.21	85,85,85,85	0
56	MG	DA	3009	1/1	0.63	0.10	90,90,90,90	0
56	MG	AA	1620	1/1	0.63	0.55	74,74,74,74	0
56	MG	BA	3237	1/1	0.64	0.36	59,59,59,59	0
56	MG	BA	3857	1/1	0.64	0.21	78,78,78,78	0
56	MG	AA	1679	1/1	0.64	0.28	84,84,84,84	0
56	MG	CA	1661	1/1	0.64	0.15	101,101,101,101	0
56	MG	BA	3456	1/1	0.64	0.41	73,73,73,73	0
56	MG	AA	1867	1/1	0.64	1.12	80,80,80,80	0
56	MG	DA	3082	1/1	0.64	0.12	89,89,89,89	0
56	MG	BX	101	1/1	0.64	0.44	78,78,78,78	0
56	MG	CA	1745	1/1	0.65	0.23	99,99,99,99	0
56	MG	DA	3052	1/1	0.65	1.02	79,79,79,79	0
56	MG	CA	1795	1/1	0.65	0.13	100,100,100,100	0
56	MG	CA	1812	1/1	0.66	0.28	114,114,114,114	0
56	MG	AA	1695	1/1	0.66	0.22	102,102,102,102	0

Continued on next page...

Continued from previous page...

Mol	Type	Chain	Res	Atoms	RSCC	RSR	B-factors(Å ²)	Q<0.9
56	MG	AV	113	1/1	0.66	0.55	84,84,84,84	0
56	MG	AK	201	1/1	0.66	0.47	107,107,107,107	0
56	MG	AA	1699	1/1	0.67	0.21	109,109,109,109	0
56	MG	AA	1823	1/1	0.67	0.99	77,77,77,77	0
56	MG	CA	1818	1/1	0.67	0.26	87,87,87,87	0
56	MG	DA	3674	1/1	0.67	0.24	105,105,105,105	0
56	MG	BA	3272	1/1	0.68	0.41	72,72,72,72	0
56	MG	DA	3690	1/1	0.68	0.07	107,107,107,107	0
56	MG	DA	3532	1/1	0.68	0.21	90,90,90,90	0
56	MG	DA	3136	1/1	0.68	1.06	67,67,67,67	0
56	MG	DA	3072	1/1	0.68	0.38	65,65,65,65	0
56	MG	BA	3258	1/1	0.68	0.40	71,71,71,71	0
56	MG	DA	3224	1/1	0.68	0.46	75,75,75,75	0
56	MG	BA	3885	1/1	0.68	0.27	91,91,91,91	0
56	MG	AA	1686	1/1	0.68	0.43	112,112,112,112	0
56	MG	BA	3888	1/1	0.68	0.13	99,99,99,99	0
56	MG	AA	1893	1/1	0.68	0.32	95,95,95,95	0
56	MG	BA	3523	1/1	0.69	0.43	76,76,76,76	0
56	MG	AA	1737	1/1	0.69	0.42	88,88,88,88	0
56	MG	DA	3432	1/1	0.69	0.14	85,85,85,85	0
56	MG	DA	3296	1/1	0.69	0.31	80,80,80,80	0
56	MG	BA	3742	1/1	0.69	0.22	72,72,72,72	0
56	MG	AA	1789	1/1	0.69	0.37	77,77,77,77	0
56	MG	DA	3265	1/1	0.69	0.39	68,68,68,68	0
56	MG	BA	3332	1/1	0.69	0.36	74,74,74,74	0
56	MG	DA	3319	1/1	0.70	0.54	69,69,69,69	0
56	MG	DA	3232	1/1	0.70	0.39	91,91,91,91	0
56	MG	AA	1939	1/1	0.70	0.33	105,105,105,105	0
56	MG	DA	3271	1/1	0.70	0.45	68,68,68,68	0
56	MG	BA	3397	1/1	0.70	0.35	66,66,66,66	0
56	MG	BA	3493	1/1	0.70	0.40	62,62,62,62	0
56	MG	DA	3539	1/1	0.70	0.25	102,102,102,102	0
56	MG	AA	1762	1/1	0.70	0.30	74,74,74,74	0
56	MG	AA	1749	1/1	0.70	0.75	69,69,69,69	0
56	MG	AA	1944	1/1	0.70	0.27	97,97,97,97	0
56	MG	CA	1642	1/1	0.70	0.54	84,84,84,84	0
56	MG	DA	3326	1/1	0.71	0.41	62,62,62,62	0
56	MG	BA	3800	1/1	0.71	0.14	111,111,111,111	0
56	MG	BA	3499	1/1	0.71	0.30	73,73,73,73	0
56	MG	DA	3497	1/1	0.71	0.20	70,70,70,70	0
56	MG	CV	106	1/1	0.71	0.36	78,78,78,78	0
56	MG	DA	3375	1/1	0.71	0.14	84,84,84,84	0

Continued on next page...

Continued from previous page...

Mol	Type	Chain	Res	Atoms	RSCC	RSR	B-factors(\AA^2)	Q<0.9
56	MG	BA	3025	1/1	0.71	0.50	68,68,68,68	0
56	MG	DA	3304	1/1	0.71	0.44	67,67,67,67	0
56	MG	AA	1922	1/1	0.71	0.19	106,106,106,106	0
56	MG	DA	3347	1/1	0.71	0.58	77,77,77,77	0
56	MG	DA	3203	1/1	0.71	0.31	91,91,91,91	0
56	MG	BB	211	1/1	0.71	0.20	66,66,66,66	0
56	MG	AA	1724	1/1	0.72	0.36	92,92,92,92	0
56	MG	DA	3238	1/1	0.72	0.31	65,65,65,65	0
56	MG	CA	1699	1/1	0.72	0.22	97,97,97,97	0
56	MG	BA	3728	1/1	0.72	0.24	68,68,68,68	0
56	MG	AA	1736	1/1	0.72	0.52	82,82,82,82	0
56	MG	AA	1668	1/1	0.72	0.34	65,65,65,65	0
56	MG	DA	3694	1/1	0.72	0.13	95,95,95,95	0
56	MG	BA	3799	1/1	0.72	0.10	72,72,72,72	0
56	MG	DA	3058	1/1	0.72	0.43	83,83,83,83	0
56	MG	CA	1666	1/1	0.72	0.28	73,73,73,73	0
56	MG	DA	3691	1/1	0.72	0.10	91,91,91,91	0
56	MG	AA	1827	1/1	0.72	0.20	69,69,69,69	0
56	MG	DA	3377	1/1	0.72	0.44	89,89,89,89	0
56	MG	AA	1746	1/1	0.72	0.37	81,81,81,81	0
56	MG	CA	1775	1/1	0.72	0.14	99,99,99,99	0
56	MG	AA	1685	1/1	0.72	0.61	91,91,91,91	0
56	MG	DB	209	1/1	0.72	0.39	86,86,86,86	0
56	MG	BA	3463	1/1	0.73	0.34	57,57,57,57	0
56	MG	DA	3083	1/1	0.73	0.41	82,82,82,82	0
56	MG	AV	112	1/1	0.73	0.38	79,79,79,79	0
56	MG	CA	1694	1/1	0.73	0.48	80,80,80,80	0
56	MG	AA	1627	1/1	0.73	0.67	83,83,83,83	0
56	MG	DA	3616	1/1	0.73	0.48	115,115,115,115	0
56	MG	CA	1612	1/1	0.73	0.24	84,84,84,84	0
56	MG	DA	3309	1/1	0.73	0.41	88,88,88,88	0
56	MG	CA	1701	1/1	0.73	0.20	109,109,109,109	0
56	MG	CA	1788	1/1	0.73	0.28	118,118,118,118	0
56	MG	AA	1720	1/1	0.73	0.42	92,92,92,92	0
56	MG	BA	3373	1/1	0.74	0.39	69,69,69,69	0
56	MG	AA	1900	1/1	0.74	0.12	110,110,110,110	0
56	MG	DA	3545	1/1	0.74	0.11	83,83,83,83	0
56	MG	AA	1778	1/1	0.74	0.61	83,83,83,83	0
56	MG	CA	1770	1/1	0.74	0.15	93,93,93,93	0
56	MG	CA	1807	1/1	0.74	0.13	100,100,100,100	0
56	MG	CA	1683	1/1	0.74	0.32	71,71,71,71	0
56	MG	BA	3446	1/1	0.74	0.23	87,87,87,87	0

Continued on next page...

Continued from previous page...

Mol	Type	Chain	Res	Atoms	RSCC	RSR	B-factors(Å ²)	Q<0.9
56	MG	AA	1678	1/1	0.74	0.26	90,90,90,90	0
56	MG	BA	3763	1/1	0.74	0.10	84,84,84,84	0
56	MG	DA	3255	1/1	0.74	0.24	72,72,72,72	0
56	MG	BA	3342	1/1	0.74	0.46	66,66,66,66	0
56	MG	DA	3299	1/1	0.74	0.69	57,57,57,57	0
56	MG	AA	1667	1/1	0.75	0.34	71,71,71,71	0
56	MG	CA	1722	1/1	0.75	0.33	76,76,76,76	0
56	MG	BA	3359	1/1	0.75	0.47	72,72,72,72	0
56	MG	AA	1815	1/1	0.75	0.52	69,69,69,69	0
56	MG	AA	1923	1/1	0.75	0.15	115,115,115,115	0
56	MG	AV	104	1/1	0.75	0.29	81,81,81,81	0
56	MG	DA	3325	1/1	0.75	0.38	62,62,62,62	0
56	MG	AA	1711	1/1	0.75	0.42	76,76,76,76	0
56	MG	DA	3217	1/1	0.75	0.18	68,68,68,68	0
56	MG	DA	3610	1/1	0.75	0.25	97,97,97,97	0
56	MG	AA	1718	1/1	0.75	0.22	70,70,70,70	0
56	MG	AA	1826	1/1	0.75	0.14	63,63,63,63	0
56	MG	DA	3339	1/1	0.75	0.34	74,74,74,74	0
56	MG	BA	3139	1/1	0.75	0.43	56,56,56,56	0
56	MG	BA	3309	1/1	0.75	0.47	56,56,56,56	0
56	MG	CA	1654	1/1	0.76	0.48	74,74,74,74	0
56	MG	DA	3288	1/1	0.76	0.31	83,83,83,83	0
56	MG	AA	1611	1/1	0.76	0.16	97,97,97,97	0
56	MG	CA	1680	1/1	0.76	0.33	70,70,70,70	0
56	MG	BB	227	1/1	0.76	0.06	81,81,81,81	0
56	MG	DA	3629	1/1	0.76	0.37	104,104,104,104	0
56	MG	DA	3199	1/1	0.76	1.07	81,81,81,81	0
56	MG	CA	1708	1/1	0.76	1.03	91,91,91,91	0
56	MG	BA	3855	1/1	0.76	0.47	103,103,103,103	0
56	MG	DA	3625	1/1	0.76	0.26	80,80,80,80	0
56	MG	AA	1828	1/1	0.76	0.42	70,70,70,70	0
56	MG	DA	3202	1/1	0.76	0.20	73,73,73,73	0
56	MG	AA	1803	1/1	0.76	0.92	92,92,92,92	0
56	MG	DA	3081	1/1	0.76	0.41	65,65,65,65	0
56	MG	DA	3379	1/1	0.76	0.41	80,80,80,80	0
56	MG	DA	3491	1/1	0.76	0.15	101,101,101,101	0
56	MG	DA	3538	1/1	0.77	0.25	96,96,96,96	0
56	MG	BA	3363	1/1	0.77	0.38	63,63,63,63	0
56	MG	BA	3406	1/1	0.77	0.21	64,64,64,64	0
56	MG	B2	102	1/1	0.77	0.34	66,66,66,66	0
56	MG	AA	1819	1/1	0.77	0.62	91,91,91,91	0
56	MG	CA	1675	1/1	0.77	0.47	77,77,77,77	0

Continued on next page...

Continued from previous page...

Mol	Type	Chain	Res	Atoms	RSCC	RSR	B-factors(\AA^2)	Q<0.9
56	MG	CA	1816	1/1	0.77	0.26	110,110,110,110	0
56	MG	BA	3048	1/1	0.77	0.35	54,54,54,54	0
56	MG	BA	3440	1/1	0.77	0.71	56,56,56,56	0
56	MG	BA	3431	1/1	0.77	0.28	75,75,75,75	0
56	MG	AA	1689	1/1	0.77	0.18	77,77,77,77	0
56	MG	CA	1757	1/1	0.77	0.29	94,94,94,94	0
56	MG	DA	3166	1/1	0.77	0.66	66,66,66,66	0
56	MG	BA	3448	1/1	0.77	0.36	60,60,60,60	0
56	MG	DA	3135	1/1	0.77	0.39	66,66,66,66	0
56	MG	BA	3104	1/1	0.77	0.26	50,50,50,50	0
56	MG	AA	1743	1/1	0.77	0.52	80,80,80,80	0
56	MG	AA	1948	1/1	0.78	0.10	88,88,88,88	0
56	MG	AA	1905	1/1	0.78	0.15	130,130,130,130	0
56	MG	AA	1637	1/1	0.78	0.12	73,73,73,73	0
56	MG	AA	1807	1/1	0.78	0.36	84,84,84,84	0
56	MG	DA	3024	1/1	0.78	0.40	60,60,60,60	0
56	MG	BA	3192	1/1	0.78	0.33	53,53,53,53	0
56	MG	AA	1674	1/1	0.78	0.44	74,74,74,74	0
56	MG	AA	1796	1/1	0.78	0.33	77,77,77,77	0
56	MG	AA	1733	1/1	0.78	0.15	94,94,94,94	0
56	MG	BA	3346	1/1	0.78	0.26	43,43,43,43	0
56	MG	AA	1665	1/1	0.78	0.29	73,73,73,73	0
56	MG	CA	1811	1/1	0.78	0.07	102,102,102,102	0
56	MG	BA	3778	1/1	0.78	0.17	92,92,92,92	0
56	MG	BA	3339	1/1	0.78	0.36	70,70,70,70	0
56	MG	CA	1700	1/1	0.78	0.75	90,90,90,90	0
56	MG	AA	1650	1/1	0.78	0.50	65,65,65,65	0
56	MG	CA	1782	1/1	0.78	0.39	96,96,96,96	0
56	MG	AA	1802	1/1	0.78	0.40	67,67,67,67	0
56	MG	AA	1687	1/1	0.78	0.55	105,105,105,105	0
56	MG	AA	1672	1/1	0.78	0.29	78,78,78,78	0
56	MG	BB	203	1/1	0.79	0.35	63,63,63,63	0
56	MG	DA	3205	1/1	0.79	0.23	68,68,68,68	0
56	MG	BA	3517	1/1	0.79	0.40	58,58,58,58	0
56	MG	DA	3341	1/1	0.79	0.53	60,60,60,60	0
56	MG	DA	3398	1/1	0.79	0.12	58,58,58,58	0
56	MG	DA	3002	1/1	0.79	0.32	69,69,69,69	0
56	MG	AA	1658	1/1	0.79	0.77	73,73,73,73	0
56	MG	CA	1702	1/1	0.79	0.34	114,114,114,114	0
56	MG	AA	1741	1/1	0.79	0.48	85,85,85,85	0
56	MG	AA	1712	1/1	0.79	0.19	72,72,72,72	0
56	MG	AA	1943	1/1	0.79	0.14	92,92,92,92	0

Continued on next page...

Continued from previous page...

Mol	Type	Chain	Res	Atoms	RSCC	RSR	B-factors(\AA^2)	Q<0.9
56	MG	BA	3853	1/1	0.79	0.31	76,76,76,76	0
56	MG	AA	1788	1/1	0.79	0.46	62,62,62,62	0
56	MG	CA	1653	1/1	0.79	0.39	78,78,78,78	0
56	MG	BA	3882	1/1	0.79	0.09	73,73,73,73	0
56	MG	DA	3378	1/1	0.79	0.33	64,64,64,64	0
56	MG	DA	3027	1/1	0.79	0.40	72,72,72,72	0
56	MG	DA	3376	1/1	0.79	0.30	69,69,69,69	0
56	MG	BA	3102	1/1	0.79	0.16	51,51,51,51	0
56	MG	BA	3524	1/1	0.79	0.17	81,81,81,81	0
56	MG	DA	3289	1/1	0.80	0.18	86,86,86,86	0
56	MG	CA	1676	1/1	0.80	0.17	83,83,83,83	0
56	MG	DA	3089	1/1	0.80	0.51	82,82,82,82	0
56	MG	AA	1784	1/1	0.80	0.32	69,69,69,69	0
56	MG	DA	3192	1/1	0.80	0.59	71,71,71,71	0
56	MG	BA	3294	1/1	0.80	0.13	67,67,67,67	0
56	MG	BA	3736	1/1	0.80	0.21	59,59,59,59	0
56	MG	DB	213	1/1	0.80	0.35	115,115,115,115	0
56	MG	BA	3317	1/1	0.80	0.36	61,61,61,61	0
56	MG	BO	201	1/1	0.80	0.32	62,62,62,62	0
56	MG	DA	3381	1/1	0.80	0.19	88,88,88,88	0
56	MG	AY	201	1/1	0.80	0.21	111,111,111,111	0
56	MG	DB	205	1/1	0.80	0.21	79,79,79,79	0
56	MG	BA	3510	1/1	0.80	0.26	60,60,60,60	0
56	MG	BA	3571	1/1	0.80	0.17	31,31,31,31	0
56	MG	AA	1723	1/1	0.80	0.23	102,102,102,102	0
56	MG	AA	1809	1/1	0.80	0.21	83,83,83,83	0
56	MG	DA	3676	1/1	0.80	0.28	94,94,94,94	0
56	MG	DA	3214	1/1	0.80	0.30	64,64,64,64	0
56	MG	AA	1834	1/1	0.80	0.39	76,76,76,76	0
56	MG	AE	201	1/1	0.80	0.46	83,83,83,83	0
56	MG	DA	3695	1/1	0.80	0.14	107,107,107,107	0
56	MG	CA	1622	1/1	0.80	0.76	80,80,80,80	0
56	MG	DA	3682	1/1	0.80	0.12	90,90,90,90	0
56	MG	DA	3510	1/1	0.80	0.23	77,77,77,77	0
56	MG	DA	3570	1/1	0.80	0.22	79,79,79,79	0
56	MG	AA	1838	1/1	0.80	0.20	72,72,72,72	0
56	MG	DA	3005	1/1	0.80	0.37	73,73,73,73	0
56	MG	BA	3082	1/1	0.80	0.27	45,45,45,45	0
56	MG	AV	106	1/1	0.80	0.23	68,68,68,68	0
56	MG	AI	202	1/1	0.80	0.40	90,90,90,90	0
56	MG	AF	201	1/1	0.80	0.36	79,79,79,79	0
56	MG	BA	3801	1/1	0.80	0.38	93,93,93,93	0

Continued on next page...

Continued from previous page...

Mol	Type	Chain	Res	Atoms	RSCC	RSR	B-factors(Å ²)	Q<0.9
56	MG	DT	201	1/1	0.80	0.20	73,73,73,73	0
56	MG	DA	3029	1/1	0.80	0.78	68,68,68,68	0
56	MG	BA	3280	1/1	0.80	0.31	58,58,58,58	0
56	MG	CA	1748	1/1	0.81	0.15	75,75,75,75	0
56	MG	BA	3395	1/1	0.81	0.17	100,100,100,100	0
56	MG	BA	3509	1/1	0.81	0.50	54,54,54,54	0
56	MG	AA	1931	1/1	0.81	0.24	103,103,103,103	0
56	MG	CA	1819	1/1	0.81	0.26	96,96,96,96	0
56	MG	CA	1671	1/1	0.81	0.20	82,82,82,82	0
56	MG	BA	3325	1/1	0.81	0.23	83,83,83,83	0
56	MG	DA	3233	1/1	0.81	0.33	80,80,80,80	0
56	MG	CV	107	1/1	0.81	0.30	70,70,70,70	0
56	MG	DA	3254	1/1	0.81	0.36	71,71,71,71	0
56	MG	BA	3479	1/1	0.81	0.43	63,63,63,63	0
56	MG	DA	3211	1/1	0.81	0.34	83,83,83,83	0
56	MG	BB	206	1/1	0.81	0.16	61,61,61,61	0
56	MG	DA	3236	1/1	0.81	0.47	68,68,68,68	0
56	MG	DA	3671	1/1	0.81	0.11	92,92,92,92	0
56	MG	AA	1719	1/1	0.81	0.26	70,70,70,70	0
56	MG	AA	1884	1/1	0.81	0.16	82,82,82,82	0
56	MG	D6	102	1/1	0.81	0.96	82,82,82,82	0
56	MG	AA	1822	1/1	0.81	0.41	77,77,77,77	0
56	MG	DA	3210	1/1	0.81	0.36	74,74,74,74	0
56	MG	AA	1742	1/1	0.81	0.20	93,93,93,93	0
56	MG	DA	3614	1/1	0.81	0.38	98,98,98,98	0
56	MG	DA	3688	1/1	0.81	0.15	80,80,80,80	0
56	MG	AA	1693	1/1	0.81	0.38	103,103,103,103	0
56	MG	BA	3408	1/1	0.81	0.28	44,44,44,44	0
56	MG	BA	3300	1/1	0.81	0.12	70,70,70,70	0
56	MG	DA	3282	1/1	0.81	0.60	75,75,75,75	0
56	MG	CA	1604	1/1	0.81	0.45	114,114,114,114	0
56	MG	DA	3331	1/1	0.81	0.49	77,77,77,77	0
56	MG	AA	1760	1/1	0.81	0.83	64,64,64,64	0
56	MG	DA	3696	1/1	0.81	0.23	96,96,96,96	0
56	MG	AA	1708	1/1	0.81	0.28	79,79,79,79	0
56	MG	DA	3040	1/1	0.81	0.17	78,78,78,78	0
56	MG	CA	1674	1/1	0.81	0.34	79,79,79,79	0
56	MG	BA	3483	1/1	0.81	0.30	70,70,70,70	0
56	MG	AA	1785	1/1	0.81	0.31	68,68,68,68	0
56	MG	BA	3501	1/1	0.81	0.36	80,80,80,80	0
56	MG	BG	201	1/1	0.81	0.32	54,54,54,54	0
56	MG	DA	3033	1/1	0.81	0.13	74,74,74,74	0

Continued on next page...

Continued from previous page...

Mol	Type	Chain	Res	Atoms	RSCC	RSR	B-factors(\AA^2)	Q<0.9
56	MG	DA	3302	1/1	0.81	0.32	76,76,76,76	0
56	MG	AA	1844	1/1	0.81	0.35	86,86,86,86	0
56	MG	DA	3603	1/1	0.81	0.51	100,100,100,100	0
56	MG	BA	3125	1/1	0.81	0.55	48,48,48,48	0
56	MG	BA	3054	1/1	0.82	0.25	58,58,58,58	0
56	MG	DA	3122	1/1	0.82	0.71	65,65,65,65	0
56	MG	BA	3764	1/1	0.82	0.07	85,85,85,85	0
56	MG	DA	3269	1/1	0.82	0.17	85,85,85,85	0
56	MG	AA	1722	1/1	0.82	0.38	68,68,68,68	0
56	MG	DA	3087	1/1	0.82	0.36	40,40,40,40	0
56	MG	BA	3158	1/1	0.82	0.40	48,48,48,48	0
56	MG	AA	1739	1/1	0.82	0.54	99,99,99,99	0
56	MG	DA	3369	1/1	0.82	0.21	94,94,94,94	0
56	MG	AA	1694	1/1	0.82	0.32	74,74,74,74	0
56	MG	BA	3045	1/1	0.82	0.30	35,35,35,35	0
56	MG	BA	3415	1/1	0.82	0.31	50,50,50,50	0
56	MG	BA	3472	1/1	0.82	0.67	58,58,58,58	0
56	MG	CA	1665	1/1	0.82	0.65	64,64,64,64	0
56	MG	BA	3194	1/1	0.82	0.30	70,70,70,70	0
56	MG	BA	3377	1/1	0.82	0.45	50,50,50,50	0
56	MG	CA	1810	1/1	0.82	0.08	92,92,92,92	0
56	MG	DA	3363	1/1	0.82	0.24	64,64,64,64	0
56	MG	BA	3089	1/1	0.82	0.43	54,54,54,54	0
56	MG	BA	3797	1/1	0.82	0.21	91,91,91,91	0
56	MG	AA	1930	1/1	0.82	0.13	58,58,58,58	0
56	MG	DA	3035	1/1	0.82	0.20	76,76,76,76	0
56	MG	AA	1773	1/1	0.82	0.31	58,58,58,58	0
56	MG	CA	1688	1/1	0.82	0.34	68,68,68,68	0
56	MG	BA	3874	1/1	0.82	0.30	90,90,90,90	0
56	MG	DA	3213	1/1	0.82	0.41	89,89,89,89	0
56	MG	CA	1659	1/1	0.82	0.11	85,85,85,85	0
56	MG	CA	1814	1/1	0.82	0.09	114,114,114,114	0
56	MG	DA	3206	1/1	0.82	0.17	92,92,92,92	0
56	MG	DA	3208	1/1	0.82	0.29	91,91,91,91	0
56	MG	BA	3002	1/1	0.82	0.34	65,65,65,65	0
56	MG	AA	1913	1/1	0.82	0.14	109,109,109,109	0
56	MG	DB	212	1/1	0.82	0.14	111,111,111,111	0
56	MG	BA	3223	1/1	0.82	0.24	59,59,59,59	0
56	MG	BA	3087	1/1	0.82	0.10	77,77,77,77	0
56	MG	BA	3812	1/1	0.82	0.10	87,87,87,87	0
56	MG	AA	1812	1/1	0.82	0.33	122,122,122,122	0
56	MG	DA	3189	1/1	0.82	0.20	63,63,63,63	0

Continued on next page...

Continued from previous page...

Mol	Type	Chain	Res	Atoms	RSCC	RSR	B-factors(\AA^2)	Q<0.9
56	MG	DE	301	1/1	0.82	0.21	64,64,64,64	0
56	MG	DA	3197	1/1	0.82	0.27	82,82,82,82	0
56	MG	CA	1751	1/1	0.83	0.10	86,86,86,86	0
56	MG	BA	3892	1/1	0.83	0.21	94,94,94,94	0
56	MG	BA	3191	1/1	0.83	0.39	78,78,78,78	0
56	MG	CA	1645	1/1	0.83	0.40	74,74,74,74	0
56	MG	BB	209	1/1	0.83	0.36	79,79,79,79	0
56	MG	AA	1612	1/1	0.83	0.26	60,60,60,60	0
56	MG	CA	1734	1/1	0.83	0.24	80,80,80,80	0
56	MG	CA	1648	1/1	0.83	0.20	73,73,73,73	0
56	MG	DA	3223	1/1	0.83	0.57	70,70,70,70	0
56	MG	CA	1624	1/1	0.83	0.26	64,64,64,64	0
56	MG	DA	3036	1/1	0.83	0.18	57,57,57,57	0
56	MG	AA	1775	1/1	0.83	0.12	77,77,77,77	0
56	MG	DA	3329	1/1	0.83	0.45	63,63,63,63	0
56	MG	CA	1631	1/1	0.83	0.58	66,66,66,66	0
56	MG	DA	3286	1/1	0.83	0.35	69,69,69,69	0
56	MG	DA	3267	1/1	0.83	0.46	66,66,66,66	0
56	MG	AA	1793	1/1	0.83	0.25	72,72,72,72	0
56	MG	BA	3542	1/1	0.83	0.14	79,79,79,79	0
56	MG	DA	3685	1/1	0.83	0.19	96,96,96,96	0
56	MG	AA	1726	1/1	0.83	0.24	55,55,55,55	0
56	MG	DA	3055	1/1	0.83	0.25	57,57,57,57	0
56	MG	BA	3780	1/1	0.83	0.24	86,86,86,86	0
56	MG	DA	3557	1/1	0.83	0.54	93,93,93,93	0
56	MG	BA	3819	1/1	0.83	0.13	71,71,71,71	0
56	MG	BA	3350	1/1	0.83	0.20	69,69,69,69	0
56	MG	BA	3291	1/1	0.83	0.35	61,61,61,61	0
56	MG	BA	3589	1/1	0.83	0.13	38,38,38,38	0
56	MG	CA	1632	1/1	0.83	0.40	77,77,77,77	0
56	MG	DA	3582	1/1	0.83	0.13	85,85,85,85	0
56	MG	BA	3008	1/1	0.83	0.19	84,84,84,84	0
56	MG	BA	3329	1/1	0.83	0.14	85,85,85,85	0
56	MG	DA	3280	1/1	0.83	0.39	80,80,80,80	0
56	MG	AA	1843	1/1	0.83	0.12	73,73,73,73	0
56	MG	CA	1605	1/1	0.83	0.52	59,59,59,59	0
56	MG	CA	1728	1/1	0.83	0.15	83,83,83,83	0
56	MG	AA	1820	1/1	0.83	0.28	86,86,86,86	0
56	MG	CA	1783	1/1	0.83	0.06	78,78,78,78	0
56	MG	BA	3880	1/1	0.83	0.09	84,84,84,84	0
56	MG	DA	3128	1/1	0.83	0.48	59,59,59,59	0
56	MG	DA	3017	1/1	0.83	0.32	69,69,69,69	0

Continued on next page...

Continued from previous page...

Mol	Type	Chain	Res	Atoms	RSCC	RSR	B-factors(\AA^2)	Q<0.9
56	MG	BA	3858	1/1	0.83	0.26	70,70,70,70	0
56	MG	AA	1731	1/1	0.83	0.17	70,70,70,70	0
56	MG	CA	1737	1/1	0.83	0.30	90,90,90,90	0
56	MG	DA	3007	1/1	0.83	0.14	82,82,82,82	0
56	MG	BA	3513	1/1	0.83	0.15	60,60,60,60	0
56	MG	AA	1754	1/1	0.83	0.35	59,59,59,59	0
56	MG	DA	3123	1/1	0.83	0.44	61,61,61,61	0
56	MG	CA	1603	1/1	0.83	0.68	72,72,72,72	0
56	MG	AA	1925	1/1	0.83	0.10	86,86,86,86	0
56	MG	DA	3013	1/1	0.83	0.13	97,97,97,97	0
56	MG	DA	3227	1/1	0.83	0.32	79,79,79,79	0
56	MG	DA	3256	1/1	0.83	0.35	73,73,73,73	0
56	MG	BA	3416	1/1	0.83	0.21	58,58,58,58	0
56	MG	CA	1647	1/1	0.84	0.24	71,71,71,71	0
56	MG	DA	3360	1/1	0.84	0.25	61,61,61,61	0
56	MG	BA	3424	1/1	0.84	0.21	42,42,42,42	0
56	MG	DB	214	1/1	0.84	0.28	83,83,83,83	0
56	MG	DA	3355	1/1	0.84	0.26	55,55,55,55	0
56	MG	DA	3046	1/1	0.84	0.12	79,79,79,79	0
56	MG	AA	1657	1/1	0.84	0.46	67,67,67,67	0
56	MG	CA	1657	1/1	0.84	0.14	64,64,64,64	0
56	MG	BA	3820	1/1	0.84	0.42	93,93,93,93	0
56	MG	AA	1833	1/1	0.84	0.19	70,70,70,70	0
56	MG	AA	1697	1/1	0.84	0.31	75,75,75,75	0
56	MG	AA	1787	1/1	0.84	0.27	66,66,66,66	0
56	MG	DA	3575	1/1	0.84	0.11	65,65,65,65	0
56	MG	DA	3073	1/1	0.84	0.57	63,63,63,63	0
56	MG	BD	302	1/1	0.84	0.38	51,51,51,51	0
56	MG	DA	3383	1/1	0.84	0.45	76,76,76,76	0
56	MG	DA	3348	1/1	0.84	0.31	77,77,77,77	0
56	MG	DO	201	1/1	0.84	0.30	80,80,80,80	0
56	MG	AA	1662	1/1	0.84	0.47	71,71,71,71	0
56	MG	BA	3081	1/1	0.84	0.22	53,53,53,53	0
56	MG	DA	3342	1/1	0.84	0.32	70,70,70,70	0
56	MG	DA	3307	1/1	0.84	0.26	65,65,65,65	0
56	MG	BA	3411	1/1	0.84	0.22	55,55,55,55	0
56	MG	DA	3310	1/1	0.84	0.89	72,72,72,72	0
56	MG	AA	1917	1/1	0.84	0.17	71,71,71,71	0
56	MG	AA	1642	1/1	0.84	0.31	73,73,73,73	0
56	MG	BA	3491	1/1	0.84	0.32	41,41,41,41	0
56	MG	BA	3827	1/1	0.84	0.16	77,77,77,77	0
56	MG	BA	3154	1/1	0.84	0.33	53,53,53,53	0

Continued on next page...

Continued from previous page...

Mol	Type	Chain	Res	Atoms	RSCC	RSR	B-factors(Å ²)	Q<0.9
56	MG	AA	1846	1/1	0.84	0.34	90,90,90,90	0
56	MG	DA	3528	1/1	0.84	0.22	88,88,88,88	0
56	MG	AA	1801	1/1	0.84	0.38	65,65,65,65	0
56	MG	BA	3871	1/1	0.84	0.12	46,46,46,46	0
56	MG	DA	3338	1/1	0.84	0.46	69,69,69,69	0
56	MG	DA	3160	1/1	0.84	0.32	69,69,69,69	0
56	MG	DA	3234	1/1	0.84	0.35	62,62,62,62	0
56	MG	DA	3618	1/1	0.84	0.20	80,80,80,80	0
56	MG	AA	1795	1/1	0.84	0.53	70,70,70,70	0
56	MG	DA	3295	1/1	0.84	0.11	75,75,75,75	0
56	MG	AA	1602	1/1	0.84	0.19	104,104,104,104	0
56	MG	AA	1706	1/1	0.84	0.24	62,62,62,62	0
56	MG	DA	3662	1/1	0.84	0.09	53,53,53,53	0
56	MG	AA	1641	1/1	0.84	0.49	44,44,44,44	0
56	MG	AA	1817	1/1	0.84	0.81	93,93,93,93	0
56	MG	CA	1685	1/1	0.84	0.31	64,64,64,64	0
56	MG	BA	3485	1/1	0.84	0.24	52,52,52,52	0
56	MG	DA	3466	1/1	0.84	0.07	75,75,75,75	0
56	MG	DA	3010	1/1	0.84	0.23	78,78,78,78	0
56	MG	DA	3372	1/1	0.84	0.34	78,78,78,78	0
56	MG	DA	3312	1/1	0.84	0.29	52,52,52,52	0
56	MG	DA	3174	1/1	0.85	0.53	68,68,68,68	0
56	MG	DA	3162	1/1	0.85	0.76	54,54,54,54	0
56	MG	AA	1830	1/1	0.85	0.40	57,57,57,57	0
56	MG	DA	3113	1/1	0.85	0.23	59,59,59,59	0
56	MG	AA	1880	1/1	0.85	0.41	79,79,79,79	0
56	MG	AA	1894	1/1	0.85	0.40	83,83,83,83	0
56	MG	DA	3185	1/1	0.85	0.30	58,58,58,58	0
56	MG	BA	3367	1/1	0.85	0.80	50,50,50,50	0
56	MG	DB	216	1/1	0.85	0.10	109,109,109,109	0
56	MG	BA	3315	1/1	0.85	0.41	54,54,54,54	0
56	MG	CA	1629	1/1	0.85	0.74	74,74,74,74	0
56	MG	DA	3472	1/1	0.85	0.14	78,78,78,78	0
56	MG	B1	101	1/1	0.85	0.29	60,60,60,60	0
56	MG	DA	3443	1/1	0.85	0.13	70,70,70,70	0
56	MG	AA	1703	1/1	0.85	0.34	74,74,74,74	0
56	MG	AV	110	1/1	0.85	0.28	80,80,80,80	0
56	MG	DA	3084	1/1	0.85	0.33	76,76,76,76	0
56	MG	BA	3341	1/1	0.85	0.25	53,53,53,53	0
56	MG	DA	3566	1/1	0.85	0.19	84,84,84,84	0
56	MG	CA	1640	1/1	0.85	0.23	72,72,72,72	0
56	MG	DA	3218	1/1	0.85	0.55	71,71,71,71	0

Continued on next page...

Continued from previous page...

Mol	Type	Chain	Res	Atoms	RSCC	RSR	B-factors(\AA^2)	Q<0.9
56	MG	DA	3334	1/1	0.85	0.33	83,83,83,83	0
56	MG	DA	3611	1/1	0.85	0.28	80,80,80,80	0
56	MG	BA	3849	1/1	0.85	0.19	83,83,83,83	0
56	MG	DA	3126	1/1	0.85	0.23	69,69,69,69	0
56	MG	AA	1651	1/1	0.85	0.24	80,80,80,80	0
56	MG	BA	3792	1/1	0.85	0.20	48,48,48,48	0
56	MG	AA	1811	1/1	0.85	0.26	120,120,120,120	0
56	MG	DB	203	1/1	0.85	0.27	105,105,105,105	0
56	MG	CA	1613	1/1	0.85	0.41	75,75,75,75	0
56	MG	DA	3216	1/1	0.85	0.23	46,46,46,46	0
56	MG	DA	3482	1/1	0.85	0.20	63,63,63,63	0
56	MG	DA	3105	1/1	0.85	0.44	52,52,52,52	0
56	MG	DA	3366	1/1	0.85	0.16	81,81,81,81	0
56	MG	BA	3371	1/1	0.85	0.18	66,66,66,66	0
56	MG	CX	101	1/1	0.85	0.25	99,99,99,99	0
56	MG	DA	3590	1/1	0.85	0.29	89,89,89,89	0
56	MG	CA	1736	1/1	0.85	0.09	97,97,97,97	0
56	MG	AA	1837	1/1	0.85	0.17	66,66,66,66	0
56	MG	AA	1851	1/1	0.85	0.15	80,80,80,80	0
56	MG	DA	3344	1/1	0.85	0.34	88,88,88,88	0
56	MG	DA	3064	1/1	0.85	0.27	66,66,66,66	0
56	MG	AA	1669	1/1	0.85	0.37	84,84,84,84	0
56	MG	DA	3364	1/1	0.85	0.17	94,94,94,94	0
56	MG	DA	3292	1/1	0.85	0.24	69,69,69,69	0
56	MG	BA	3873	1/1	0.85	0.09	74,74,74,74	0
56	MG	DA	3623	1/1	0.85	0.31	85,85,85,85	0
56	MG	BA	3399	1/1	0.85	0.09	95,95,95,95	0
56	MG	AA	1914	1/1	0.85	0.19	104,104,104,104	0
56	MG	BA	3098	1/1	0.85	0.28	51,51,51,51	0
56	MG	DA	3579	1/1	0.85	0.20	104,104,104,104	0
56	MG	BA	3488	1/1	0.85	0.70	35,35,35,35	0
56	MG	DA	3673	1/1	0.85	0.39	111,111,111,111	0
56	MG	DA	3316	1/1	0.85	0.13	80,80,80,80	0
56	MG	BA	3439	1/1	0.85	0.29	82,82,82,82	0
56	MG	AA	1821	1/1	0.85	0.22	78,78,78,78	0
56	MG	DA	3247	1/1	0.85	0.30	58,58,58,58	0
56	MG	AA	1646	1/1	0.85	0.45	64,64,64,64	0
56	MG	DA	3332	1/1	0.85	0.40	63,63,63,63	0
56	MG	DA	3279	1/1	0.85	0.24	74,74,74,74	0
56	MG	DA	3294	1/1	0.85	0.22	82,82,82,82	0
56	MG	BA	3844	1/1	0.85	0.17	99,99,99,99	0
56	MG	DA	3188	1/1	0.85	0.49	77,77,77,77	0

Continued on next page...

Continued from previous page...

Mol	Type	Chain	Res	Atoms	RSCC	RSR	B-factors(\AA^2)	Q<0.9
56	MG	DA	3400	1/1	0.85	0.28	53,53,53,53	0
56	MG	DA	3430	1/1	0.85	0.21	83,83,83,83	0
56	MG	AA	1771	1/1	0.85	0.28	68,68,68,68	0
56	MG	AA	1704	1/1	0.85	0.29	79,79,79,79	0
56	MG	DA	3274	1/1	0.85	0.76	70,70,70,70	0
56	MG	AA	1629	1/1	0.86	0.38	68,68,68,68	0
56	MG	DA	3228	1/1	0.86	0.34	90,90,90,90	0
56	MG	DA	3318	1/1	0.86	0.19	83,83,83,83	0
56	MG	BD	301	1/1	0.86	0.27	65,65,65,65	0
56	MG	AV	118	1/1	0.86	0.09	83,83,83,83	0
56	MG	CA	1717	1/1	0.86	0.50	77,77,77,77	0
56	MG	BA	3420	1/1	0.86	0.23	65,65,65,65	0
56	MG	DA	3507	1/1	0.86	0.20	109,109,109,109	0
56	MG	CA	1644	1/1	0.86	0.17	69,69,69,69	0
56	MG	DA	3567	1/1	0.86	0.29	77,77,77,77	0
56	MG	BA	3388	1/1	0.86	0.33	77,77,77,77	0
56	MG	DA	3664	1/1	0.86	0.22	97,97,97,97	0
56	MG	BA	3331	1/1	0.86	0.26	66,66,66,66	0
56	MG	AA	1794	1/1	0.86	0.52	68,68,68,68	0
56	MG	AA	1638	1/1	0.86	0.31	78,78,78,78	0
56	MG	DA	3395	1/1	0.86	0.15	58,58,58,58	0
56	MG	CA	1787	1/1	0.86	0.17	98,98,98,98	0
56	MG	AA	1887	1/1	0.86	0.23	90,90,90,90	0
56	MG	DA	3056	1/1	0.86	0.30	59,59,59,59	0
56	MG	CA	1635	1/1	0.86	0.44	72,72,72,72	0
56	MG	DA	3480	1/1	0.86	0.20	70,70,70,70	0
56	MG	CA	1606	1/1	0.86	0.26	77,77,77,77	0
56	MG	AA	1825	1/1	0.86	0.28	64,64,64,64	0
56	MG	AA	1603	1/1	0.86	0.12	78,78,78,78	0
56	MG	CV	105	1/1	0.86	0.15	106,106,106,106	0
56	MG	DA	3527	1/1	0.86	0.27	81,81,81,81	0
56	MG	DA	3226	1/1	0.86	0.76	62,62,62,62	0
56	MG	BA	3663	1/1	0.86	0.16	21,21,21,21	0
56	MG	BA	3866	1/1	0.86	0.08	82,82,82,82	0
56	MG	DB	206	1/1	0.86	0.29	77,77,77,77	0
56	MG	AA	1888	1/1	0.86	0.20	97,97,97,97	0
56	MG	CA	1684	1/1	0.86	0.16	70,70,70,70	0
56	MG	AA	1709	1/1	0.86	0.11	86,86,86,86	0
56	MG	DA	3382	1/1	0.86	0.71	72,72,72,72	0
56	MG	AA	1904	1/1	0.86	0.07	118,118,118,118	0
56	MG	AA	1690	1/1	0.86	0.35	65,65,65,65	0
56	MG	DA	3290	1/1	0.86	0.36	79,79,79,79	0

Continued on next page...

Continued from previous page...

Mol	Type	Chain	Res	Atoms	RSCC	RSR	B-factors(\AA^2)	Q<0.9
56	MG	DA	3204	1/1	0.86	0.38	76,76,76,76	0
56	MG	DA	3004	1/1	0.86	0.42	75,75,75,75	0
56	MG	CA	1608	1/1	0.86	0.51	80,80,80,80	0
56	MG	BA	3334	1/1	0.86	0.43	51,51,51,51	0
56	MG	AA	1751	1/1	0.86	0.21	74,74,74,74	0
56	MG	CA	1713	1/1	0.86	0.11	71,71,71,71	0
56	MG	AA	1898	1/1	0.86	0.13	98,98,98,98	0
56	MG	DA	3469	1/1	0.86	0.09	84,84,84,84	0
56	MG	CV	109	1/1	0.86	0.09	102,102,102,102	0
56	MG	AA	1798	1/1	0.86	0.41	54,54,54,54	0
56	MG	DA	3277	1/1	0.86	0.26	67,67,67,67	0
56	MG	DA	3148	1/1	0.86	0.57	80,80,80,80	0
56	MG	DA	3624	1/1	0.86	0.25	82,82,82,82	0
56	MG	CA	1793	1/1	0.86	0.27	73,73,73,73	0
56	MG	AA	1786	1/1	0.86	0.32	69,69,69,69	0
56	MG	DA	3333	1/1	0.86	0.42	50,50,50,50	0
56	MG	DA	3448	1/1	0.86	0.16	73,73,73,73	0
56	MG	AA	1774	1/1	0.86	0.29	69,69,69,69	0
56	MG	BA	3828	1/1	0.86	0.16	99,99,99,99	0
56	MG	DA	3620	1/1	0.86	0.28	95,95,95,95	0
56	MG	BA	3290	1/1	0.86	0.26	63,63,63,63	0
56	MG	DA	3666	1/1	0.86	0.41	100,100,100,100	0
56	MG	CA	1767	1/1	0.86	0.25	62,62,62,62	0
56	MG	BA	3514	1/1	0.86	0.27	58,58,58,58	0
56	MG	BA	3314	1/1	0.87	0.31	65,65,65,65	0
56	MG	CA	1714	1/1	0.87	0.14	74,74,74,74	0
56	MG	DA	3343	1/1	0.87	0.65	70,70,70,70	0
56	MG	CA	1687	1/1	0.87	0.26	81,81,81,81	0
56	MG	DA	3320	1/1	0.87	0.24	56,56,56,56	0
56	MG	BA	3400	1/1	0.87	0.06	122,122,122,122	0
56	MG	DA	3380	1/1	0.87	0.18	84,84,84,84	0
56	MG	D7	101	1/1	0.87	0.69	63,63,63,63	0
56	MG	BA	3407	1/1	0.87	0.22	44,44,44,44	0
56	MG	DA	3693	1/1	0.87	0.33	103,103,103,103	0
56	MG	AA	1902	1/1	0.87	0.26	121,121,121,121	0
56	MG	DA	3541	1/1	0.87	0.11	106,106,106,106	0
56	MG	DQ	201	1/1	0.87	0.46	43,43,43,43	0
56	MG	AA	1883	1/1	0.87	0.06	86,86,86,86	0
56	MG	AV	103	1/1	0.87	0.30	53,53,53,53	0
56	MG	CA	1791	1/1	0.87	0.24	85,85,85,85	0
56	MG	BA	3120	1/1	0.87	0.26	51,51,51,51	0
56	MG	DA	3030	1/1	0.87	0.52	66,66,66,66	0

Continued on next page...

Continued from previous page...

Mol	Type	Chain	Res	Atoms	RSCC	RSR	B-factors(Å ²)	Q<0.9
56	MG	BA	3895	1/1	0.87	0.12	78,78,78,78	0
56	MG	AA	1721	1/1	0.87	0.28	84,84,84,84	0
56	MG	DA	3114	1/1	0.87	0.19	70,70,70,70	0
56	MG	AA	1643	1/1	0.87	0.56	59,59,59,59	0
56	MG	CA	1637	1/1	0.87	0.26	80,80,80,80	0
56	MG	BA	3014	1/1	0.87	0.43	49,49,49,49	0
56	MG	DA	3359	1/1	0.87	0.16	59,59,59,59	0
56	MG	BA	3405	1/1	0.87	0.41	62,62,62,62	0
56	MG	AA	1680	1/1	0.87	0.12	65,65,65,65	0
56	MG	BA	3155	1/1	0.87	0.43	58,58,58,58	0
56	MG	BA	3265	1/1	0.87	0.23	67,67,67,67	0
56	MG	DA	3260	1/1	0.87	0.21	71,71,71,71	0
56	MG	BA	3123	1/1	0.87	0.25	58,58,58,58	0
56	MG	BA	3140	1/1	0.87	0.24	53,53,53,53	0
56	MG	CA	1804	1/1	0.87	0.22	103,103,103,103	0
56	MG	DA	3303	1/1	0.87	0.28	54,54,54,54	0
56	MG	DU	201	1/1	0.87	0.31	72,72,72,72	0
56	MG	BA	3535	1/1	0.87	0.15	68,68,68,68	0
56	MG	DA	3157	1/1	0.87	0.31	82,82,82,82	0
56	MG	DA	3368	1/1	0.87	0.13	80,80,80,80	0
56	MG	BA	3147	1/1	0.87	0.14	54,54,54,54	0
56	MG	BA	3478	1/1	0.87	0.25	67,67,67,67	0
56	MG	BA	3457	1/1	0.87	0.20	59,59,59,59	0
56	MG	BA	3188	1/1	0.87	0.33	74,74,74,74	0
56	MG	BA	3438	1/1	0.87	0.37	62,62,62,62	0
56	MG	DA	3607	1/1	0.87	0.14	90,90,90,90	0
56	MG	BA	3281	1/1	0.87	0.52	72,72,72,72	0
56	MG	BA	3708	1/1	0.87	0.07	85,85,85,85	0
56	MG	AA	1903	1/1	0.87	0.20	117,117,117,117	0
56	MG	DA	3549	1/1	0.87	0.19	87,87,87,87	0
56	MG	DA	3061	1/1	0.87	0.75	78,78,78,78	0
56	MG	DA	3088	1/1	0.87	0.30	73,73,73,73	0
56	MG	DA	3207	1/1	0.87	0.15	74,74,74,74	0
56	MG	DA	3544	1/1	0.87	0.11	79,79,79,79	0
56	MG	CA	1673	1/1	0.87	0.27	54,54,54,54	0
56	MG	AA	1912	1/1	0.87	0.14	106,106,106,106	0
56	MG	AA	1752	1/1	0.87	0.37	88,88,88,88	0
56	MG	DA	3606	1/1	0.87	0.08	76,76,76,76	0
56	MG	CA	1639	1/1	0.87	0.77	96,96,96,96	0
56	MG	D0	104	1/1	0.87	0.26	86,86,86,86	0
56	MG	BA	3283	1/1	0.87	0.23	47,47,47,47	0
56	MG	DA	3276	1/1	0.87	0.22	63,63,63,63	0

Continued on next page...

Continued from previous page...

Mol	Type	Chain	Res	Atoms	RSCC	RSR	B-factors(Å ²)	Q<0.9
56	MG	DA	3421	1/1	0.87	0.12	52,52,52,52	0
56	MG	BA	3423	1/1	0.87	0.18	85,85,85,85	0
56	MG	BA	3259	1/1	0.87	0.32	66,66,66,66	0
56	MG	DA	3612	1/1	0.87	0.20	87,87,87,87	0
56	MG	BA	3307	1/1	0.87	0.30	48,48,48,48	0
56	MG	DB	208	1/1	0.87	0.12	98,98,98,98	0
56	MG	AA	1717	1/1	0.87	0.18	76,76,76,76	0
56	MG	DA	3043	1/1	0.87	0.18	61,61,61,61	0
56	MG	BA	3226	1/1	0.87	0.22	36,36,36,36	0
56	MG	AA	1800	1/1	0.87	0.73	76,76,76,76	0
56	MG	BA	3112	1/1	0.87	0.24	56,56,56,56	0
56	MG	DA	3283	1/1	0.87	0.55	76,76,76,76	0
56	MG	DA	3468	1/1	0.87	0.08	80,80,80,80	0
56	MG	DA	3178	1/1	0.88	0.41	77,77,77,77	0
56	MG	BZ	302	1/1	0.88	0.53	62,62,62,62	0
56	MG	DA	3182	1/1	0.88	0.28	68,68,68,68	0
56	MG	AA	1613	1/1	0.88	0.55	68,68,68,68	0
56	MG	BA	3435	1/1	0.88	0.14	84,84,84,84	0
56	MG	BA	3266	1/1	0.88	0.44	59,59,59,59	0
56	MG	AV	114	1/1	0.88	0.23	67,67,67,67	0
56	MG	CA	1785	1/1	0.88	0.10	87,87,87,87	0
56	MG	BA	3230	1/1	0.88	0.09	57,57,57,57	0
56	MG	DA	3314	1/1	0.88	0.17	52,52,52,52	0
56	MG	DA	3317	1/1	0.88	0.20	84,84,84,84	0
56	MG	CA	1741	1/1	0.88	0.05	92,92,92,92	0
56	MG	BA	3437	1/1	0.88	0.53	63,63,63,63	0
56	MG	DA	3129	1/1	0.88	0.17	53,53,53,53	0
56	MG	DA	3138	1/1	0.88	0.41	58,58,58,58	0
56	MG	BA	3492	1/1	0.88	0.24	61,61,61,61	0
56	MG	DA	3291	1/1	0.88	0.17	50,50,50,50	0
56	MG	DA	3667	1/1	0.88	0.13	74,74,74,74	0
56	MG	BA	3512	1/1	0.88	0.32	56,56,56,56	0
56	MG	AA	1768	1/1	0.88	0.26	88,88,88,88	0
56	MG	BA	3103	1/1	0.88	0.42	54,54,54,54	0
56	MG	DA	3435	1/1	0.88	0.09	70,70,70,70	0
56	MG	DA	3163	1/1	0.88	0.65	68,68,68,68	0
56	MG	BA	3379	1/1	0.88	0.28	39,39,39,39	0
56	MG	BA	3063	1/1	0.88	0.14	53,53,53,53	0
56	MG	BA	3656	1/1	0.88	0.17	63,63,63,63	0
56	MG	DA	3563	1/1	0.88	0.11	73,73,73,73	0
56	MG	AA	1783	1/1	0.88	0.26	61,61,61,61	0
56	MG	BA	3815	1/1	0.88	0.10	51,51,51,51	0

Continued on next page...

Continued from previous page...

Mol	Type	Chain	Res	Atoms	RSCC	RSR	B-factors(Å ²)	Q<0.9
56	MG	CA	1774	1/1	0.88	0.16	111,111,111,111	0
56	MG	BA	3264	1/1	0.88	0.25	59,59,59,59	0
56	MG	DB	207	1/1	0.88	0.12	79,79,79,79	0
56	MG	AA	1865	1/1	0.88	0.20	81,81,81,81	0
56	MG	CA	1709	1/1	0.88	0.66	82,82,82,82	0
56	MG	BA	3298	1/1	0.88	0.24	50,50,50,50	0
56	MG	B2	101	1/1	0.88	0.22	63,63,63,63	0
56	MG	DA	3144	1/1	0.88	0.39	71,71,71,71	0
56	MG	BA	3842	1/1	0.88	0.16	85,85,85,85	0
56	MG	BA	3205	1/1	0.88	0.38	43,43,43,43	0
56	MG	DF	301	1/1	0.88	0.29	71,71,71,71	0
56	MG	DA	3287	1/1	0.88	0.40	62,62,62,62	0
56	MG	BA	3246	1/1	0.88	0.45	53,53,53,53	0
56	MG	BA	3864	1/1	0.88	0.11	79,79,79,79	0
56	MG	DA	3441	1/1	0.88	0.18	72,72,72,72	0
56	MG	AA	1670	1/1	0.88	0.29	88,88,88,88	0
56	MG	DA	3464	1/1	0.88	0.17	82,82,82,82	0
56	MG	BA	3095	1/1	0.88	0.16	48,48,48,48	0
56	MG	BA	3201	1/1	0.88	0.28	54,54,54,54	0
56	MG	BA	3313	1/1	0.88	0.28	66,66,66,66	0
56	MG	DA	3085	1/1	0.88	0.30	64,64,64,64	0
56	MG	DA	3156	1/1	0.88	0.48	57,57,57,57	0
56	MG	BA	3040	1/1	0.88	0.09	46,46,46,46	0
56	MG	CA	1689	1/1	0.88	0.85	84,84,84,84	0
56	MG	CA	1798	1/1	0.88	0.16	94,94,94,94	0
56	MG	DA	3356	1/1	0.88	0.15	85,85,85,85	0
56	MG	CV	102	1/1	0.88	0.21	85,85,85,85	0
56	MG	BA	3402	1/1	0.88	0.44	55,55,55,55	0
56	MG	BA	3396	1/1	0.88	0.15	95,95,95,95	0
56	MG	AA	1870	1/1	0.88	0.14	85,85,85,85	0
56	MG	BA	3001	1/1	0.88	0.18	35,35,35,35	0
56	MG	BA	3494	1/1	0.88	0.30	62,62,62,62	0
56	MG	DA	3349	1/1	0.88	0.45	72,72,72,72	0
56	MG	AA	1698	1/1	0.88	0.19	97,97,97,97	0
56	MG	DA	3021	1/1	0.88	0.24	58,58,58,58	0
56	MG	BA	3383	1/1	0.88	0.21	45,45,45,45	0
56	MG	AA	1701	1/1	0.88	0.28	57,57,57,57	0
56	MG	DA	3483	1/1	0.88	0.16	84,84,84,84	0
56	MG	DA	3102	1/1	0.88	0.24	60,60,60,60	0
56	MG	CA	1742	1/1	0.88	0.27	89,89,89,89	0
56	MG	AA	1734	1/1	0.88	0.28	80,80,80,80	0
56	MG	CA	1747	1/1	0.88	0.17	96,96,96,96	0

Continued on next page...

Continued from previous page...

Mol	Type	Chain	Res	Atoms	RSCC	RSR	B-factors(Å ²)	Q<0.9
56	MG	CA	1740	1/1	0.88	0.16	73,73,73,73	0
56	MG	BA	3187	1/1	0.89	0.21	47,47,47,47	0
56	MG	CA	1646	1/1	0.89	0.10	73,73,73,73	0
56	MG	BA	3770	1/1	0.89	0.19	49,49,49,49	0
56	MG	CA	1806	1/1	0.89	0.06	102,102,102,102	0
56	MG	AA	1653	1/1	0.89	0.71	82,82,82,82	0
56	MG	CT	201	1/1	0.89	0.37	67,67,67,67	0
56	MG	DA	3146	1/1	0.89	0.25	66,66,66,66	0
56	MG	DA	3273	1/1	0.89	0.36	62,62,62,62	0
56	MG	BA	3109	1/1	0.89	0.24	58,58,58,58	0
56	MG	BB	212	1/1	0.89	0.27	62,62,62,62	0
56	MG	BA	3004	1/1	0.89	0.25	57,57,57,57	0
56	MG	BA	3301	1/1	0.89	0.12	70,70,70,70	0
56	MG	CA	1618	1/1	0.89	0.15	78,78,78,78	0
56	MG	CA	1732	1/1	0.89	0.23	81,81,81,81	0
56	MG	BA	3267	1/1	0.89	0.31	53,53,53,53	0
56	MG	BA	3893	1/1	0.89	0.15	30,30,30,30	0
56	MG	BA	3049	1/1	0.89	0.43	49,49,49,49	0
56	MG	BA	3135	1/1	0.89	0.31	58,58,58,58	0
56	MG	DA	3191	1/1	0.89	0.18	77,77,77,77	0
56	MG	AA	1842	1/1	0.89	0.64	89,89,89,89	0
56	MG	BA	3078	1/1	0.89	0.54	49,49,49,49	0
56	MG	BY	203	1/1	0.89	0.57	65,65,65,65	0
56	MG	CA	1712	1/1	0.89	0.25	83,83,83,83	0
56	MG	CA	1692	1/1	0.89	0.68	84,84,84,84	0
56	MG	AA	1707	1/1	0.89	0.18	64,64,64,64	0
56	MG	BA	3498	1/1	0.89	0.20	54,54,54,54	0
56	MG	BA	3090	1/1	0.89	0.40	46,46,46,46	0
56	MG	AA	1677	1/1	0.89	0.55	84,84,84,84	0
56	MG	CA	1649	1/1	0.89	0.13	78,78,78,78	0
56	MG	BB	216	1/1	0.89	0.19	38,38,38,38	0
56	MG	DA	3522	1/1	0.89	0.22	76,76,76,76	0
56	MG	DA	3634	1/1	0.89	0.13	70,70,70,70	0
56	MG	CA	1681	1/1	0.89	0.28	70,70,70,70	0
56	MG	BA	3352	1/1	0.89	0.31	68,68,68,68	0
56	MG	BA	3490	1/1	0.89	0.29	49,49,49,49	0
56	MG	AA	1791	1/1	0.89	0.26	99,99,99,99	0
56	MG	DA	3092	1/1	0.89	0.19	92,92,92,92	0
56	MG	BA	3368	1/1	0.89	0.24	63,63,63,63	0
56	MG	BA	3288	1/1	0.89	0.12	77,77,77,77	0
56	MG	DA	3186	1/1	0.89	0.32	76,76,76,76	0
56	MG	BA	3161	1/1	0.89	0.31	49,49,49,49	0

Continued on next page...

Continued from previous page...

Mol	Type	Chain	Res	Atoms	RSCC	RSR	B-factors(Å ²)	Q<0.9
56	MG	CA	1658	1/1	0.89	0.17	91,91,91,91	0
56	MG	DA	3609	1/1	0.89	0.25	75,75,75,75	0
56	MG	CA	1809	1/1	0.89	0.09	101,101,101,101	0
56	MG	CA	1662	1/1	0.89	0.46	92,92,92,92	0
56	MG	AA	1614	1/1	0.89	0.16	72,72,72,72	0
56	MG	DA	3239	1/1	0.89	0.46	62,62,62,62	0
56	MG	CA	1801	1/1	0.89	0.13	83,83,83,83	0
56	MG	BA	3605	1/1	0.89	0.19	75,75,75,75	0
56	MG	BA	3469	1/1	0.89	0.31	77,77,77,77	0
56	MG	BA	3538	1/1	0.89	0.14	33,33,33,33	0
56	MG	DA	3631	1/1	0.89	0.29	94,94,94,94	0
56	MG	BA	3713	1/1	0.89	0.11	85,85,85,85	0
56	MG	CA	1762	1/1	0.89	0.22	76,76,76,76	0
56	MG	DA	3155	1/1	0.89	0.29	56,56,56,56	0
56	MG	BA	3404	1/1	0.89	0.17	52,52,52,52	0
56	MG	BA	3274	1/1	0.89	0.21	35,35,35,35	0
56	MG	BA	3214	1/1	0.89	0.14	49,49,49,49	0
56	MG	BA	3724	1/1	0.89	0.19	88,88,88,88	0
56	MG	AA	1761	1/1	0.89	0.31	58,58,58,58	0
56	MG	DA	3663	1/1	0.89	0.11	81,81,81,81	0
56	MG	CV	110	1/1	0.89	0.10	100,100,100,100	0
56	MG	BA	3879	1/1	0.89	0.17	53,53,53,53	0
56	MG	AA	1878	1/1	0.89	0.14	46,46,46,46	0
56	MG	B3	102	1/1	0.89	0.28	56,56,56,56	0
56	MG	BA	3012	1/1	0.89	0.51	69,69,69,69	0
56	MG	BA	3336	1/1	0.89	0.26	46,46,46,46	0
56	MG	BA	3181	1/1	0.89	0.33	69,69,69,69	0
56	MG	AA	1808	1/1	0.89	0.38	75,75,75,75	0
56	MG	BA	3790	1/1	0.89	0.20	75,75,75,75	0
56	MG	BA	3813	1/1	0.89	0.08	66,66,66,66	0
56	MG	DA	3397	1/1	0.89	0.11	35,35,35,35	0
56	MG	CA	1693	1/1	0.89	0.35	83,83,83,83	0
56	MG	BA	3364	1/1	0.89	0.20	69,69,69,69	0
56	MG	DX	101	1/1	0.89	0.24	55,55,55,55	0
56	MG	DA	3034	1/1	0.89	0.44	77,77,77,77	0
56	MG	CA	1803	1/1	0.89	0.19	102,102,102,102	0
56	MG	CA	1749	1/1	0.89	0.22	92,92,92,92	0
56	MG	BA	3748	1/1	0.89	0.15	28,28,28,28	0
56	MG	AA	1696	1/1	0.89	0.52	95,95,95,95	0
56	MG	CA	1652	1/1	0.89	0.41	75,75,75,75	0
56	MG	BA	3310	1/1	0.89	0.27	54,54,54,54	0
56	MG	BA	3050	1/1	0.89	0.29	60,60,60,60	0

Continued on next page...

Continued from previous page...

Mol	Type	Chain	Res	Atoms	RSCC	RSR	B-factors(\AA^2)	Q<0.9
56	MG	DA	3230	1/1	0.89	0.13	68,68,68,68	0
56	MG	AA	1688	1/1	0.89	0.12	96,96,96,96	0
56	MG	BA	3896	1/1	0.89	0.15	72,72,72,72	0
56	MG	BA	3017	1/1	0.89	0.21	64,64,64,64	0
56	MG	BA	3009	1/1	0.89	0.18	83,83,83,83	0
56	MG	CA	1727	1/1	0.89	0.23	74,74,74,74	0
56	MG	BA	3392	1/1	0.89	0.25	54,54,54,54	0
56	MG	BA	3057	1/1	0.89	0.23	30,30,30,30	0
56	MG	BA	3394	1/1	0.89	0.30	58,58,58,58	0
56	MG	B7	101	1/1	0.89	0.22	51,51,51,51	0
56	MG	DA	3018	1/1	0.89	0.29	51,51,51,51	0
56	MG	BA	3260	1/1	0.89	0.27	60,60,60,60	0
56	MG	DA	3180	1/1	0.89	0.11	75,75,75,75	0
56	MG	DA	3116	1/1	0.89	0.27	79,79,79,79	0
56	MG	BA	3362	1/1	0.89	0.43	51,51,51,51	0
56	MG	BA	3244	1/1	0.89	0.40	60,60,60,60	0
56	MG	CA	1706	1/1	0.89	0.89	75,75,75,75	0
56	MG	AV	108	1/1	0.89	0.19	98,98,98,98	0
56	MG	BA	3389	1/1	0.89	0.60	38,38,38,38	0
56	MG	DA	3659	1/1	0.89	0.22	77,77,77,77	0
56	MG	DA	3533	1/1	0.90	0.17	95,95,95,95	0
56	MG	CA	1656	1/1	0.90	0.28	77,77,77,77	0
56	MG	BA	3238	1/1	0.90	0.30	55,55,55,55	0
56	MG	DA	3262	1/1	0.90	0.66	67,67,67,67	0
56	MG	DA	3350	1/1	0.90	0.29	72,72,72,72	0
56	MG	DA	3268	1/1	0.90	0.32	64,64,64,64	0
56	MG	AA	1625	1/1	0.90	0.17	69,69,69,69	0
56	MG	AA	1753	1/1	0.90	0.34	86,86,86,86	0
56	MG	DA	3078	1/1	0.90	0.42	75,75,75,75	0
56	MG	BA	3403	1/1	0.90	0.46	51,51,51,51	0
56	MG	DA	3681	1/1	0.90	0.12	71,71,71,71	0
56	MG	CA	1607	1/1	0.90	0.16	73,73,73,73	0
56	MG	BT	201	1/1	0.90	0.14	53,53,53,53	0
56	MG	DA	3152	1/1	0.90	0.36	69,69,69,69	0
56	MG	DA	3187	1/1	0.90	0.29	109,109,109,109	0
56	MG	AA	1921	1/1	0.90	0.12	97,97,97,97	0
56	MG	AA	1755	1/1	0.90	0.30	70,70,70,70	0
56	MG	DA	3198	1/1	0.90	0.33	80,80,80,80	0
56	MG	DA	3171	1/1	0.90	0.25	66,66,66,66	0
56	MG	CA	1636	1/1	0.90	0.45	50,50,50,50	0
56	MG	BA	3781	1/1	0.90	0.11	84,84,84,84	0
56	MG	AA	1890	1/1	0.90	0.19	89,89,89,89	0

Continued on next page...

Continued from previous page...

Mol	Type	Chain	Res	Atoms	RSCC	RSR	B-factors(\AA^2)	Q<0.9
56	MG	DA	3153	1/1	0.90	0.80	66,66,66,66	0
56	MG	DB	215	1/1	0.90	0.17	94,94,94,94	0
56	MG	DA	3535	1/1	0.90	0.36	96,96,96,96	0
56	MG	BA	3070	1/1	0.90	0.42	51,51,51,51	0
56	MG	BA	3401	1/1	0.90	0.23	57,57,57,57	0
56	MG	DA	3499	1/1	0.90	0.17	68,68,68,68	0
56	MG	BA	3225	1/1	0.90	0.23	46,46,46,46	0
56	MG	DA	3011	1/1	0.90	0.15	66,66,66,66	0
56	MG	BA	3808	1/1	0.90	0.13	70,70,70,70	0
56	MG	BA	3358	1/1	0.90	0.80	63,63,63,63	0
56	MG	BA	3011	1/1	0.90	0.34	54,54,54,54	0
56	MG	AA	1619	1/1	0.90	0.41	68,68,68,68	0
56	MG	BA	3293	1/1	0.90	0.32	45,45,45,45	0
56	MG	DA	3330	1/1	0.90	0.65	78,78,78,78	0
56	MG	BA	3822	1/1	0.90	0.17	66,66,66,66	0
56	MG	DA	3134	1/1	0.90	0.16	61,61,61,61	0
56	MG	DA	3493	1/1	0.90	0.21	80,80,80,80	0
56	MG	AA	1764	1/1	0.90	0.29	72,72,72,72	0
56	MG	BF	302	1/1	0.90	0.41	41,41,41,41	0
56	MG	BA	3591	1/1	0.90	0.28	64,64,64,64	0
56	MG	BA	3777	1/1	0.90	0.33	65,65,65,65	0
56	MG	AA	1897	1/1	0.90	0.22	74,74,74,74	0
56	MG	AA	1945	1/1	0.90	0.08	107,107,107,107	0
56	MG	DA	3655	1/1	0.90	0.23	75,75,75,75	0
56	MG	BA	3843	1/1	0.90	0.14	78,78,78,78	0
56	MG	DA	3569	1/1	0.90	0.09	76,76,76,76	0
56	MG	BA	3870	1/1	0.90	0.29	100,100,100,100	0
56	MG	B5	101	1/1	0.90	0.27	50,50,50,50	0
56	MG	BO	202	1/1	0.90	0.34	42,42,42,42	0
56	MG	CA	1655	1/1	0.90	0.51	66,66,66,66	0
56	MG	BA	3824	1/1	0.90	0.27	90,90,90,90	0
56	MG	BA	3841	1/1	0.90	0.28	91,91,91,91	0
56	MG	AA	1635	1/1	0.90	0.20	65,65,65,65	0
56	MG	DA	3059	1/1	0.90	0.39	67,67,67,67	0
56	MG	BA	3061	1/1	0.90	0.27	45,45,45,45	0
56	MG	DA	3175	1/1	0.90	0.22	75,75,75,75	0
56	MG	DA	3069	1/1	0.90	0.37	83,83,83,83	0
56	MG	BA	3651	1/1	0.90	0.16	49,49,49,49	0
56	MG	BA	3370	1/1	0.90	0.16	64,64,64,64	0
56	MG	DA	3154	1/1	0.90	0.34	65,65,65,65	0
56	MG	BA	3505	1/1	0.90	0.33	64,64,64,64	0
56	MG	BA	3333	1/1	0.90	0.24	58,58,58,58	0

Continued on next page...

Continued from previous page...

Mol	Type	Chain	Res	Atoms	RSCC	RSR	B-factors(\AA^2)	Q<0.9
56	MG	DA	3580	1/1	0.90	0.11	76,76,76,76	0
56	MG	BA	3324	1/1	0.90	0.59	62,62,62,62	0
56	MG	BA	3156	1/1	0.90	0.76	54,54,54,54	0
56	MG	BA	3883	1/1	0.90	0.29	43,43,43,43	0
56	MG	DA	3201	1/1	0.90	0.59	80,80,80,80	0
56	MG	BA	3296	1/1	0.90	0.30	43,43,43,43	0
56	MG	CA	1799	1/1	0.90	0.13	94,94,94,94	0
56	MG	DA	3221	1/1	0.90	0.37	82,82,82,82	0
56	MG	BA	3277	1/1	0.90	0.17	65,65,65,65	0
56	MG	BA	3744	1/1	0.90	0.43	44,44,44,44	0
56	MG	BA	3284	1/1	0.90	0.22	41,41,41,41	0
56	MG	DA	3057	1/1	0.90	0.31	66,66,66,66	0
56	MG	DA	3237	1/1	0.90	0.25	61,61,61,61	0
56	MG	DA	3003	1/1	0.90	0.20	43,43,43,43	0
56	MG	BA	3471	1/1	0.90	0.27	49,49,49,49	0
56	MG	CA	1752	1/1	0.90	0.20	58,58,58,58	0
56	MG	BA	3886	1/1	0.90	0.26	94,94,94,94	0
56	MG	DA	3656	1/1	0.90	0.08	90,90,90,90	0
56	MG	BA	3741	1/1	0.90	0.12	63,63,63,63	0
56	MG	DA	3576	1/1	0.90	0.31	75,75,75,75	0
56	MG	DA	3150	1/1	0.90	0.10	65,65,65,65	0
56	MG	AA	1813	1/1	0.90	0.13	121,121,121,121	0
56	MG	AA	1714	1/1	0.90	0.23	74,74,74,74	0
56	MG	DA	3159	1/1	0.90	0.26	66,66,66,66	0
56	MG	BA	3366	1/1	0.90	0.37	52,52,52,52	0
56	MG	DA	3351	1/1	0.90	0.37	57,57,57,57	0
56	MG	AA	1648	1/1	0.90	0.21	65,65,65,65	0
56	MG	BA	3826	1/1	0.90	0.47	92,92,92,92	0
56	MG	BA	3861	1/1	0.90	0.08	66,66,66,66	0
56	MG	BA	3338	1/1	0.90	0.35	63,63,63,63	0
56	MG	BA	3823	1/1	0.90	0.16	78,78,78,78	0
56	MG	DA	3165	1/1	0.90	0.57	65,65,65,65	0
56	MG	AA	1781	1/1	0.90	0.50	68,68,68,68	0
56	MG	DA	3263	1/1	0.90	0.30	67,67,67,67	0
56	MG	AD	303	1/1	0.90	0.19	93,93,93,93	0
56	MG	DA	3524	1/1	0.90	0.19	99,99,99,99	0
56	MG	DA	3285	1/1	0.90	0.41	62,62,62,62	0
56	MG	DA	3689	1/1	0.90	0.19	104,104,104,104	0
56	MG	BA	3032	1/1	0.90	0.13	45,45,45,45	0
56	MG	BA	3421	1/1	0.90	0.29	75,75,75,75	0
56	MG	AA	1618	1/1	0.90	0.29	61,61,61,61	0
56	MG	DB	202	1/1	0.90	0.42	73,73,73,73	0

Continued on next page...

Continued from previous page...

Mol	Type	Chain	Res	Atoms	RSCC	RSR	B-factors(Å ²)	Q<0.9
56	MG	AA	1767	1/1	0.90	0.20	59,59,59,59	0
56	MG	DA	3107	1/1	0.90	0.21	58,58,58,58	0
56	MG	AA	1675	1/1	0.90	1.10	78,78,78,78	0
56	MG	BA	3344	1/1	0.90	0.17	62,62,62,62	0
56	MG	BA	3162	1/1	0.91	0.18	36,36,36,36	0
56	MG	DA	3474	1/1	0.91	0.11	76,76,76,76	0
56	MG	DA	3193	1/1	0.91	0.15	67,67,67,67	0
56	MG	CA	1615	1/1	0.91	0.23	74,74,74,74	0
56	MG	BA	3026	1/1	0.91	0.30	92,92,92,92	0
56	MG	BB	222	1/1	0.91	0.11	70,70,70,70	0
56	MG	BA	3091	1/1	0.91	0.32	60,60,60,60	0
56	MG	DA	3039	1/1	0.91	0.21	50,50,50,50	0
56	MG	B0	102	1/1	0.91	0.17	50,50,50,50	0
56	MG	BA	3357	1/1	0.91	0.24	82,82,82,82	0
56	MG	BA	3428	1/1	0.91	0.23	63,63,63,63	0
56	MG	CA	1628	1/1	0.91	0.38	51,51,51,51	0
56	MG	BA	3321	1/1	0.91	0.33	52,52,52,52	0
56	MG	DA	3352	1/1	0.91	0.42	68,68,68,68	0
56	MG	AA	1758	1/1	0.91	0.26	72,72,72,72	0
56	MG	DD	303	1/1	0.91	0.27	59,59,59,59	0
56	MG	BA	3312	1/1	0.91	0.28	54,54,54,54	0
56	MG	BA	3018	1/1	0.91	0.39	53,53,53,53	0
56	MG	DA	3346	1/1	0.91	0.26	70,70,70,70	0
56	MG	DA	3110	1/1	0.91	0.31	60,60,60,60	0
56	MG	AA	1763	1/1	0.91	0.24	54,54,54,54	0
56	MG	BA	3055	1/1	0.91	0.15	37,37,37,37	0
56	MG	DA	3179	1/1	0.91	0.24	67,67,67,67	0
56	MG	DA	3141	1/1	0.91	0.24	60,60,60,60	0
56	MG	BA	3189	1/1	0.91	0.28	49,49,49,49	0
56	MG	BA	3749	1/1	0.91	0.18	76,76,76,76	0
56	MG	CA	1711	1/1	0.91	0.32	70,70,70,70	0
56	MG	BA	3521	1/1	0.91	0.42	68,68,68,68	0
56	MG	DA	3648	1/1	0.91	0.23	53,53,53,53	0
56	MG	BG	202	1/1	0.91	0.07	82,82,82,82	0
56	MG	AA	1607	1/1	0.91	0.29	44,44,44,44	0
56	MG	BA	3349	1/1	0.91	0.20	52,52,52,52	0
56	MG	BA	3006	1/1	0.91	0.20	55,55,55,55	0
56	MG	AA	1928	1/1	0.91	0.10	71,71,71,71	0
56	MG	AA	1829	1/1	0.91	0.17	63,63,63,63	0
56	MG	DA	3177	1/1	0.91	0.45	75,75,75,75	0
56	MG	DA	3235	1/1	0.91	0.25	53,53,53,53	0
56	MG	BU	201	1/1	0.91	0.35	38,38,38,38	0

Continued on next page...

Continued from previous page...

Mol	Type	Chain	Res	Atoms	RSCC	RSR	B-factors(Å ²)	Q<0.9
56	MG	BA	3454	1/1	0.91	0.24	58,58,58,58	0
56	MG	CA	1677	1/1	0.91	0.13	88,88,88,88	0
56	MG	DA	3649	1/1	0.91	0.12	73,73,73,73	0
56	MG	CA	1738	1/1	0.91	0.19	98,98,98,98	0
56	MG	CA	1663	1/1	0.91	0.47	63,63,63,63	0
56	MG	DA	3564	1/1	0.91	0.13	88,88,88,88	0
56	MG	DA	3272	1/1	0.91	0.19	68,68,68,68	0
56	MG	BA	3269	1/1	0.91	0.19	55,55,55,55	0
56	MG	BA	3365	1/1	0.91	0.20	69,69,69,69	0
56	MG	DA	3133	1/1	0.91	0.52	51,51,51,51	0
56	MG	CA	1650	1/1	0.91	0.38	61,61,61,61	0
56	MG	BA	3484	1/1	0.91	0.32	49,49,49,49	0
56	MG	AA	1639	1/1	0.91	0.12	74,74,74,74	0
56	MG	BA	3240	1/1	0.91	0.20	57,57,57,57	0
56	MG	CA	1667	1/1	0.91	0.32	66,66,66,66	0
56	MG	AV	107	1/1	0.91	0.33	87,87,87,87	0
56	MG	AA	1790	1/1	0.91	0.16	70,70,70,70	0
56	MG	DA	3627	1/1	0.91	0.21	81,81,81,81	0
56	MG	DA	3684	1/1	0.91	0.19	98,98,98,98	0
56	MG	DA	3683	1/1	0.91	0.28	94,94,94,94	0
56	MG	DA	3615	1/1	0.91	0.20	77,77,77,77	0
56	MG	DA	3149	1/1	0.91	0.17	51,51,51,51	0
56	MG	AA	1682	1/1	0.91	0.31	118,118,118,118	0
56	MG	BA	3835	1/1	0.91	0.29	86,86,86,86	0
56	MG	DA	3511	1/1	0.91	0.22	77,77,77,77	0
56	MG	BA	3071	1/1	0.91	0.34	41,41,41,41	0
56	MG	DT	203	1/1	0.91	0.20	73,73,73,73	0
56	MG	AA	1906	1/1	0.91	0.21	89,89,89,89	0
56	MG	DA	3261	1/1	0.91	0.31	69,69,69,69	0
56	MG	AA	1617	1/1	0.91	0.06	58,58,58,58	0
56	MG	BA	3848	1/1	0.91	0.20	43,43,43,43	0
56	MG	DA	3164	1/1	0.91	0.42	87,87,87,87	0
56	MG	BA	3157	1/1	0.91	0.43	42,42,42,42	0
56	MG	CA	1786	1/1	0.91	0.13	80,80,80,80	0
56	MG	CA	1672	1/1	0.91	0.33	76,76,76,76	0
56	MG	BA	3196	1/1	0.91	0.14	66,66,66,66	0
56	MG	DV	201	1/1	0.91	0.25	62,62,62,62	0
56	MG	DA	3489	1/1	0.91	0.11	68,68,68,68	0
56	MG	BA	3378	1/1	0.91	0.20	40,40,40,40	0
56	MG	BA	3124	1/1	0.91	0.22	34,34,34,34	0
56	MG	DA	3008	1/1	0.91	0.28	108,108,108,108	0
56	MG	BA	3297	1/1	0.91	0.24	53,53,53,53	0

Continued on next page...

Continued from previous page...

Mol	Type	Chain	Res	Atoms	RSCC	RSR	B-factors(Å ²)	Q<0.9
56	MG	CA	1633	1/1	0.91	0.43	81,81,81,81	0
56	MG	DA	3023	1/1	0.91	0.20	56,56,56,56	0
56	MG	DA	3591	1/1	0.91	0.18	86,86,86,86	0
56	MG	BA	3039	1/1	0.91	0.18	34,34,34,34	0
56	MG	BA	3020	1/1	0.91	0.14	44,44,44,44	0
56	MG	DA	3019	1/1	0.91	0.10	65,65,65,65	0
56	MG	DA	3172	1/1	0.91	0.44	51,51,51,51	0
56	MG	DA	3670	1/1	0.91	0.11	83,83,83,83	0
56	MG	BA	3481	1/1	0.91	0.15	87,87,87,87	0
56	MG	DA	3119	1/1	0.91	0.44	39,39,39,39	0
56	MG	DA	3066	1/1	0.91	0.56	68,68,68,68	0
56	MG	BA	3444	1/1	0.91	0.19	74,74,74,74	0
56	MG	AA	1766	1/1	0.91	0.17	53,53,53,53	0
56	MG	AA	1626	1/1	0.91	0.43	62,62,62,62	0
56	MG	BA	3122	1/1	0.91	0.31	56,56,56,56	0
56	MG	DA	3266	1/1	0.91	0.22	62,62,62,62	0
56	MG	BA	3640	1/1	0.91	0.10	33,33,33,33	0
56	MG	DA	3176	1/1	0.91	0.28	67,67,67,67	0
56	MG	AA	1805	1/1	0.91	0.84	89,89,89,89	0
56	MG	DA	3546	1/1	0.91	0.10	73,73,73,73	0
56	MG	BA	3487	1/1	0.91	0.20	53,53,53,53	0
56	MG	D0	101	1/1	0.91	0.22	79,79,79,79	0
56	MG	BA	3340	1/1	0.91	0.31	55,55,55,55	0
56	MG	BA	3217	1/1	0.91	0.14	38,38,38,38	0
56	MG	BA	3649	1/1	0.91	0.12	60,60,60,60	0
56	MG	DA	3692	1/1	0.91	0.24	46,46,46,46	0
56	MG	DA	3194	1/1	0.91	0.51	65,65,65,65	0
56	MG	DA	3250	1/1	0.91	0.40	62,62,62,62	0
56	MG	BA	3174	1/1	0.91	0.25	62,62,62,62	0
56	MG	AA	1610	1/1	0.91	0.40	48,48,48,48	0
56	MG	BA	3782	1/1	0.91	0.43	75,75,75,75	0
56	MG	AA	1926	1/1	0.91	0.10	90,90,90,90	0
56	MG	BA	3213	1/1	0.91	0.22	37,37,37,37	0
56	MG	CA	1601	1/1	0.91	0.84	79,79,79,79	0
56	MG	BA	3577	1/1	0.91	0.12	78,78,78,78	0
56	MG	BA	3466	1/1	0.91	0.32	50,50,50,50	0
56	MG	BA	3593	1/1	0.91	0.12	54,54,54,54	0
56	MG	CV	108	1/1	0.91	0.30	79,79,79,79	0
56	MG	BA	3275	1/1	0.91	0.25	55,55,55,55	0
56	MG	BA	3287	1/1	0.91	0.24	82,82,82,82	0
56	MG	BA	3433	1/1	0.91	0.27	30,30,30,30	0
56	MG	AA	1885	1/1	0.91	0.24	90,90,90,90	0

Continued on next page...

Continued from previous page...

Mol	Type	Chain	Res	Atoms	RSCC	RSR	B-factors(Å ²)	Q<0.9
56	MG	AA	1744	1/1	0.91	0.23	68,68,68,68	0
56	MG	BA	3785	1/1	0.91	0.17	69,69,69,69	0
56	MG	AA	1907	1/1	0.91	0.16	78,78,78,78	0
56	MG	DA	3251	1/1	0.91	0.27	62,62,62,62	0
56	MG	DA	3668	1/1	0.91	0.17	100,100,100,100	0
56	MG	DA	3240	1/1	0.91	0.13	74,74,74,74	0
56	MG	BA	3152	1/1	0.91	0.11	42,42,42,42	0
56	MG	BA	3464	1/1	0.91	0.34	53,53,53,53	0
56	MG	B3	101	1/1	0.91	0.51	57,57,57,57	0
56	MG	BA	3148	1/1	0.91	0.21	50,50,50,50	0
56	MG	BA	3558	1/1	0.91	0.14	61,61,61,61	0
56	MG	BA	3197	1/1	0.91	0.23	41,41,41,41	0
56	MG	AV	102	1/1	0.91	0.19	66,66,66,66	0
56	MG	BA	3127	1/1	0.92	0.17	41,41,41,41	0
56	MG	DA	3457	1/1	0.92	0.30	102,102,102,102	0
56	MG	DA	3147	1/1	0.92	0.30	70,70,70,70	0
56	MG	AA	1879	1/1	0.92	0.21	71,71,71,71	0
56	MG	BA	3142	1/1	0.92	0.35	44,44,44,44	0
56	MG	CA	1792	1/1	0.92	0.12	82,82,82,82	0
56	MG	BA	3756	1/1	0.92	0.12	56,56,56,56	0
56	MG	AA	1772	1/1	0.92	0.33	77,77,77,77	0
56	MG	BA	3068	1/1	0.92	0.10	56,56,56,56	0
56	MG	BA	3413	1/1	0.92	0.19	58,58,58,58	0
56	MG	DA	3016	1/1	0.92	0.29	42,42,42,42	0
56	MG	BA	3033	1/1	0.92	0.34	55,55,55,55	0
56	MG	BA	3302	1/1	0.92	0.22	53,53,53,53	0
56	MG	BA	3803	1/1	0.92	0.23	71,71,71,71	0
56	MG	CA	1679	1/1	0.92	0.26	65,65,65,65	0
56	MG	AA	1661	1/1	0.92	0.40	56,56,56,56	0
56	MG	AT	201	1/1	0.92	0.27	111,111,111,111	0
56	MG	CA	1784	1/1	0.92	0.15	96,96,96,96	0
56	MG	AA	1615	1/1	0.92	0.10	75,75,75,75	0
56	MG	DA	3529	1/1	0.92	0.13	82,82,82,82	0
56	MG	BA	3257	1/1	0.92	0.26	48,48,48,48	0
56	MG	DA	3112	1/1	0.92	0.32	61,61,61,61	0
56	MG	DA	3313	1/1	0.92	0.24	74,74,74,74	0
56	MG	DA	3032	1/1	0.92	0.16	51,51,51,51	0
56	MG	BA	3771	1/1	0.92	0.17	79,79,79,79	0
56	MG	DA	3257	1/1	0.92	0.73	51,51,51,51	0
56	MG	DA	3038	1/1	0.92	0.11	50,50,50,50	0
56	MG	CA	1718	1/1	0.92	0.36	88,88,88,88	0
56	MG	BA	3868	1/1	0.92	0.20	34,34,34,34	0

Continued on next page...

Continued from previous page...

Mol	Type	Chain	Res	Atoms	RSCC	RSR	B-factors(Å ²)	Q<0.9
56	MG	AA	1605	1/1	0.92	0.28	81,81,81,81	0
56	MG	BA	3515	1/1	0.92	0.46	49,49,49,49	0
56	MG	DD	304	1/1	0.92	0.38	65,65,65,65	0
56	MG	BB	224	1/1	0.92	0.12	57,57,57,57	0
56	MG	DA	3460	1/1	0.92	0.28	67,67,67,67	0
56	MG	AV	115	1/1	0.92	0.19	65,65,65,65	0
56	MG	CA	1695	1/1	0.92	0.13	94,94,94,94	0
56	MG	AA	1621	1/1	0.92	0.15	54,54,54,54	0
56	MG	DA	3137	1/1	0.92	0.21	39,39,39,39	0
56	MG	DA	3345	1/1	0.92	0.10	67,67,67,67	0
56	MG	BA	3305	1/1	0.92	0.16	35,35,35,35	0
56	MG	BA	3209	1/1	0.92	0.28	25,25,25,25	0
56	MG	BA	3022	1/1	0.92	0.12	85,85,85,85	0
56	MG	BA	3117	1/1	0.92	0.33	46,46,46,46	0
56	MG	BB	220	1/1	0.92	0.11	44,44,44,44	0
56	MG	CA	1723	1/1	0.92	0.08	96,96,96,96	0
56	MG	BA	3144	1/1	0.92	0.11	34,34,34,34	0
56	MG	DA	3426	1/1	0.92	0.16	42,42,42,42	0
56	MG	BA	3326	1/1	0.92	0.13	100,100,100,100	0
56	MG	DA	3098	1/1	0.92	0.22	39,39,39,39	0
56	MG	DB	204	1/1	0.92	0.26	107,107,107,107	0
56	MG	DA	3370	1/1	0.92	0.56	67,67,67,67	0
56	MG	CA	1813	1/1	0.92	0.20	113,113,113,113	0
56	MG	BA	3276	1/1	0.92	0.23	57,57,57,57	0
56	MG	BE	305	1/1	0.92	0.11	22,22,22,22	0
56	MG	CA	1800	1/1	0.92	0.05	105,105,105,105	0
56	MG	BA	3113	1/1	0.92	0.18	46,46,46,46	0
56	MG	AA	1779	1/1	0.92	0.30	60,60,60,60	0
56	MG	BA	3511	1/1	0.92	0.35	48,48,48,48	0
56	MG	DA	3118	1/1	0.92	0.23	50,50,50,50	0
56	MG	DA	3170	1/1	0.92	0.33	96,96,96,96	0
56	MG	BA	3121	1/1	0.92	0.15	40,40,40,40	0
56	MG	AA	1655	1/1	0.92	0.27	77,77,77,77	0
56	MG	BA	3807	1/1	0.92	0.17	64,64,64,64	0
56	MG	DA	3090	1/1	0.92	0.53	76,76,76,76	0
56	MG	CA	1610	1/1	0.92	0.11	63,63,63,63	0
56	MG	BA	3507	1/1	0.92	0.31	53,53,53,53	0
56	MG	DA	3357	1/1	0.92	0.24	51,51,51,51	0
56	MG	DA	3062	1/1	0.92	0.24	65,65,65,65	0
56	MG	CV	103	1/1	0.92	0.19	88,88,88,88	0
56	MG	DA	3336	1/1	0.92	0.41	71,71,71,71	0
56	MG	CA	1623	1/1	0.92	0.26	68,68,68,68	0

Continued on next page...

Continued from previous page...

Mol	Type	Chain	Res	Atoms	RSCC	RSR	B-factors(\AA^2)	Q<0.9
56	MG	BA	3480	1/1	0.92	0.31	59,59,59,59	0
56	MG	CA	1698	1/1	0.92	0.73	114,114,114,114	0
56	MG	CA	1705	1/1	0.92	0.44	112,112,112,112	0
56	MG	AA	1702	1/1	0.92	0.25	71,71,71,71	0
56	MG	BA	3207	1/1	0.92	0.30	41,41,41,41	0
56	MG	DA	3042	1/1	0.92	0.16	47,47,47,47	0
56	MG	DA	3249	1/1	0.92	0.26	55,55,55,55	0
56	MG	BA	3149	1/1	0.92	0.21	35,35,35,35	0
56	MG	BA	3206	1/1	0.92	0.32	31,31,31,31	0
56	MG	BA	3337	1/1	0.92	0.19	51,51,51,51	0
56	MG	BA	3262	1/1	0.92	0.27	57,57,57,57	0
56	MG	BA	3210	1/1	0.92	0.28	36,36,36,36	0
56	MG	BA	3665	1/1	0.92	0.14	44,44,44,44	0
56	MG	BA	3099	1/1	0.92	0.21	32,32,32,32	0
56	MG	BA	3190	1/1	0.92	0.21	42,42,42,42	0
56	MG	BA	3250	1/1	0.92	0.41	27,27,27,27	0
56	MG	AA	1886	1/1	0.92	0.11	79,79,79,79	0
56	MG	DA	3219	1/1	0.92	0.18	67,67,67,67	0
56	MG	BA	3467	1/1	0.92	0.32	56,56,56,56	0
56	MG	BA	3592	1/1	0.92	0.08	52,52,52,52	0
56	MG	BB	214	1/1	0.92	0.21	51,51,51,51	0
56	MG	BA	3872	1/1	0.92	0.19	24,24,24,24	0
56	MG	BA	3652	1/1	0.92	0.14	53,53,53,53	0
56	MG	AA	1920	1/1	0.92	0.11	86,86,86,86	0
56	MG	D8	201	1/1	0.92	0.22	67,67,67,67	0
56	MG	BA	3772	1/1	0.92	0.10	26,26,26,26	0
56	MG	AA	1942	1/1	0.92	0.26	93,93,93,93	0
56	MG	BA	3010	1/1	0.92	0.60	56,56,56,56	0
56	MG	DA	3337	1/1	0.92	0.23	65,65,65,65	0
56	MG	DA	3077	1/1	0.92	0.24	74,74,74,74	0
56	MG	AA	1608	1/1	0.92	0.17	80,80,80,80	0
56	MG	AA	1735	1/1	0.92	0.71	84,84,84,84	0
56	MG	BA	3430	1/1	0.92	0.18	69,69,69,69	0
56	MG	BF	306	1/1	0.92	0.22	48,48,48,48	0
56	MG	BA	3111	1/1	0.92	0.26	66,66,66,66	0
56	MG	DA	3065	1/1	0.92	1.02	59,59,59,59	0
56	MG	AA	1848	1/1	0.92	0.43	71,71,71,71	0
56	MG	DA	3583	1/1	0.92	0.18	96,96,96,96	0
56	MG	AA	1692	1/1	0.92	0.29	67,67,67,67	0
56	MG	BA	3796	1/1	0.92	0.38	83,83,83,83	0
56	MG	BA	3094	1/1	0.92	0.21	45,45,45,45	0
56	MG	BA	3683	1/1	0.92	0.17	31,31,31,31	0

Continued on next page...

Continued from previous page...

Mol	Type	Chain	Res	Atoms	RSCC	RSR	B-factors(Å ²)	Q<0.9
56	MG	DA	3109	1/1	0.92	0.20	74,74,74,74	0
56	MG	DB	211	1/1	0.92	0.07	83,83,83,83	0
56	MG	DE	304	1/1	0.92	0.21	70,70,70,70	0
56	MG	DA	3284	1/1	0.92	0.43	75,75,75,75	0
56	MG	AA	1831	1/1	0.92	0.18	63,63,63,63	0
56	MG	DA	3297	1/1	0.92	0.21	81,81,81,81	0
56	MG	DA	3298	1/1	0.92	0.23	55,55,55,55	0
56	MG	AV	117	1/1	0.92	0.10	69,69,69,69	0
56	MG	BA	3455	1/1	0.92	0.48	22,22,22,22	0
56	MG	BA	3151	1/1	0.92	0.22	38,38,38,38	0
56	MG	BA	3425	1/1	0.92	0.30	46,46,46,46	0
56	MG	BA	3500	1/1	0.92	0.19	93,93,93,93	0
56	MG	DA	3222	1/1	0.92	0.52	73,73,73,73	0
56	MG	DA	3665	1/1	0.92	0.09	87,87,87,87	0
56	MG	DA	3158	1/1	0.92	0.65	82,82,82,82	0
56	MG	BA	3319	1/1	0.92	0.15	59,59,59,59	0
56	MG	CD	302	1/1	0.92	0.38	53,53,53,53	0
56	MG	DA	3181	1/1	0.92	0.21	59,59,59,59	0
56	MG	CA	1815	1/1	0.92	0.14	119,119,119,119	0
56	MG	CA	1731	1/1	0.92	0.43	84,84,84,84	0
56	MG	DA	3252	1/1	0.92	0.11	58,58,58,58	0
56	MG	DA	3585	1/1	0.92	0.22	104,104,104,104	0
56	MG	AA	1806	1/1	0.92	0.38	59,59,59,59	0
56	MG	BA	3311	1/1	0.92	0.19	59,59,59,59	0
56	MG	AA	1647	1/1	0.92	0.30	77,77,77,77	0
56	MG	BA	3460	1/1	0.92	0.41	52,52,52,52	0
56	MG	BY	202	1/1	0.92	0.29	54,54,54,54	0
56	MG	DA	3374	1/1	0.92	0.40	75,75,75,75	0
56	MG	AA	1873	1/1	0.92	0.15	60,60,60,60	0
56	MG	AA	1759	1/1	0.92	0.30	60,60,60,60	0
56	MG	BA	3482	1/1	0.92	0.15	73,73,73,73	0
56	MG	DA	3242	1/1	0.92	0.28	77,77,77,77	0
56	MG	DQ	202	1/1	0.92	0.38	77,77,77,77	0
56	MG	BA	3328	1/1	0.92	0.10	68,68,68,68	0
56	MG	CA	1764	1/1	0.92	0.11	75,75,75,75	0
56	MG	AA	1645	1/1	0.92	0.30	54,54,54,54	0
56	MG	AA	1874	1/1	0.92	0.24	95,95,95,95	0
56	MG	BA	3234	1/1	0.92	0.29	43,43,43,43	0
56	MG	DA	3050	1/1	0.92	0.20	67,67,67,67	0
56	MG	BA	3779	1/1	0.92	0.39	80,80,80,80	0
56	MG	CA	1765	1/1	0.92	0.34	61,61,61,61	0
56	MG	BA	3176	1/1	0.92	0.15	63,63,63,63	0

Continued on next page...

Continued from previous page...

Mol	Type	Chain	Res	Atoms	RSCC	RSR	B-factors(\AA^2)	Q<0.9
56	MG	BA	3228	1/1	0.92	0.24	59,59,59,59	0
56	MG	AA	1659	1/1	0.92	0.47	97,97,97,97	0
56	MG	DA	3367	1/1	0.92	0.11	75,75,75,75	0
56	MG	AA	1909	1/1	0.92	0.05	91,91,91,91	0
56	MG	BA	3046	1/1	0.92	0.14	49,49,49,49	0
56	MG	BA	3043	1/1	0.92	0.95	42,42,42,42	0
56	MG	DA	3311	1/1	0.92	0.36	68,68,68,68	0
56	MG	BA	3322	1/1	0.93	0.23	54,54,54,54	0
56	MG	DA	3626	1/1	0.93	0.24	103,103,103,103	0
56	MG	DA	3362	1/1	0.93	0.42	75,75,75,75	0
56	MG	BA	3354	1/1	0.93	0.11	34,34,34,34	0
56	MG	AA	1797	1/1	0.93	0.34	65,65,65,65	0
56	MG	BA	3881	1/1	0.93	0.10	75,75,75,75	0
56	MG	BA	3273	1/1	0.93	0.30	63,63,63,63	0
56	MG	CA	1668	1/1	0.93	0.13	59,59,59,59	0
56	MG	DA	3231	1/1	0.93	0.26	74,74,74,74	0
56	MG	BA	3522	1/1	0.93	0.32	62,62,62,62	0
56	MG	BA	3810	1/1	0.93	0.12	27,27,27,27	0
56	MG	BA	3323	1/1	0.93	0.27	45,45,45,45	0
56	MG	BA	3750	1/1	0.93	0.12	65,65,65,65	0
56	MG	BA	3412	1/1	0.93	0.21	56,56,56,56	0
56	MG	BA	3414	1/1	0.93	0.15	72,72,72,72	0
56	MG	DA	3264	1/1	0.93	0.21	74,74,74,74	0
56	MG	BA	3884	1/1	0.93	0.08	66,66,66,66	0
56	MG	BA	3079	1/1	0.93	0.51	54,54,54,54	0
56	MG	DA	3020	1/1	0.93	0.44	75,75,75,75	0
56	MG	DA	3548	1/1	0.93	0.17	72,72,72,72	0
56	MG	DA	3513	1/1	0.93	0.17	59,59,59,59	0
56	MG	AV	111	1/1	0.93	0.27	85,85,85,85	0
56	MG	BA	3076	1/1	0.93	0.52	39,39,39,39	0
56	MG	BA	3029	1/1	0.93	0.21	33,33,33,33	0
56	MG	DA	3300	1/1	0.93	0.29	55,55,55,55	0
56	MG	BA	3527	1/1	0.93	0.09	90,90,90,90	0
56	MG	BA	3058	1/1	0.93	0.30	46,46,46,46	0
56	MG	AA	1747	1/1	0.93	0.31	93,93,93,93	0
56	MG	DA	3439	1/1	0.93	0.08	42,42,42,42	0
56	MG	BA	3345	1/1	0.93	0.19	74,74,74,74	0
56	MG	BA	3303	1/1	0.93	0.61	51,51,51,51	0
56	MG	DA	3281	1/1	0.93	0.26	70,70,70,70	0
56	MG	BA	3642	1/1	0.93	0.07	78,78,78,78	0
56	MG	BA	3465	1/1	0.93	0.29	40,40,40,40	0
56	MG	BA	3486	1/1	0.93	0.33	60,60,60,60	0

Continued on next page...

Continued from previous page...

Mol	Type	Chain	Res	Atoms	RSCC	RSR	B-factors(Å ²)	Q<0.9
56	MG	CA	1617	1/1	0.93	0.47	61,61,61,61	0
56	MG	AA	1814	1/1	0.93	0.29	81,81,81,81	0
56	MG	DA	3622	1/1	0.93	0.19	74,74,74,74	0
56	MG	BA	3398	1/1	0.93	0.22	62,62,62,62	0
56	MG	AA	1601	1/1	0.93	0.21	65,65,65,65	0
56	MG	CA	1678	1/1	0.93	0.18	84,84,84,84	0
56	MG	BA	3506	1/1	0.93	0.27	61,61,61,61	0
56	MG	CA	1626	1/1	0.93	0.31	50,50,50,50	0
56	MG	BA	3356	1/1	0.93	0.17	66,66,66,66	0
56	MG	BA	3891	1/1	0.93	0.20	74,74,74,74	0
56	MG	DT	202	1/1	0.93	0.17	38,38,38,38	0
56	MG	BA	3419	1/1	0.93	0.25	62,62,62,62	0
56	MG	DA	3476	1/1	0.93	0.17	71,71,71,71	0
56	MG	BA	3200	1/1	0.93	0.45	35,35,35,35	0
56	MG	AA	1691	1/1	0.93	0.33	121,121,121,121	0
56	MG	BZ	301	1/1	0.93	0.20	54,54,54,54	0
56	MG	AA	1856	1/1	0.93	0.11	66,66,66,66	0
56	MG	BA	3193	1/1	0.93	0.25	45,45,45,45	0
56	MG	BA	3805	1/1	0.93	0.19	63,63,63,63	0
56	MG	BA	3330	1/1	0.93	0.22	57,57,57,57	0
56	MG	CA	1768	1/1	0.93	0.24	94,94,94,94	0
56	MG	DA	3462	1/1	0.93	0.11	50,50,50,50	0
56	MG	BA	3351	1/1	0.93	0.11	51,51,51,51	0
56	MG	DA	3060	1/1	0.93	0.19	90,90,90,90	0
56	MG	CA	1619	1/1	0.93	0.28	71,71,71,71	0
56	MG	DA	3640	1/1	0.93	0.11	63,63,63,63	0
56	MG	BA	3582	1/1	0.93	0.20	30,30,30,30	0
56	MG	DO	202	1/1	0.93	0.13	95,95,95,95	0
56	MG	BB	208	1/1	0.93	0.31	54,54,54,54	0
56	MG	BA	3083	1/1	0.93	0.18	48,48,48,48	0
56	MG	AA	1818	1/1	0.93	0.19	73,73,73,73	0
56	MG	BA	3602	1/1	0.93	0.22	22,22,22,22	0
56	MG	BA	3292	1/1	0.93	0.15	47,47,47,47	0
56	MG	DA	3669	1/1	0.93	0.10	93,93,93,93	0
56	MG	DA	3525	1/1	0.93	0.18	77,77,77,77	0
56	MG	CA	1756	1/1	0.93	0.84	84,84,84,84	0
56	MG	AA	1710	1/1	0.93	0.11	76,76,76,76	0
56	MG	CA	1760	1/1	0.93	0.74	103,103,103,103	0
56	MG	CA	1750	1/1	0.93	0.18	56,56,56,56	0
56	MG	AA	1919	1/1	0.93	0.22	63,63,63,63	0
56	MG	BF	305	1/1	0.93	0.22	52,52,52,52	0
56	MG	DA	3190	1/1	0.93	0.37	70,70,70,70	0

Continued on next page...

Continued from previous page...

Mol	Type	Chain	Res	Atoms	RSCC	RSR	B-factors(\AA^2)	Q<0.9
56	MG	CA	1772	1/1	0.93	0.11	77,77,77,77	0
56	MG	DA	3049	1/1	0.93	0.17	76,76,76,76	0
56	MG	BA	3229	1/1	0.93	0.17	41,41,41,41	0
56	MG	CA	1776	1/1	0.93	0.54	90,90,90,90	0
56	MG	CA	1726	1/1	0.93	0.26	70,70,70,70	0
56	MG	BB	213	1/1	0.93	0.39	58,58,58,58	0
56	MG	DA	3358	1/1	0.93	0.23	60,60,60,60	0
56	MG	BA	3628	1/1	0.93	0.14	66,66,66,66	0
56	MG	CV	101	1/1	0.93	0.19	59,59,59,59	0
56	MG	BA	3580	1/1	0.93	0.10	68,68,68,68	0
56	MG	DA	3495	1/1	0.93	0.10	62,62,62,62	0
56	MG	DA	3051	1/1	0.93	0.40	60,60,60,60	0
56	MG	BA	3028	1/1	0.93	0.16	33,33,33,33	0
56	MG	DA	3425	1/1	0.93	0.18	50,50,50,50	0
56	MG	BA	3504	1/1	0.93	0.22	57,57,57,57	0
56	MG	DA	3371	1/1	0.93	0.21	65,65,65,65	0
56	MG	DD	301	1/1	0.93	0.17	84,84,84,84	0
56	MG	BA	3261	1/1	0.93	0.19	69,69,69,69	0
56	MG	BA	3495	1/1	0.93	0.55	56,56,56,56	0
56	MG	DA	3076	1/1	0.93	0.19	51,51,51,51	0
56	MG	CA	1651	1/1	0.93	0.36	54,54,54,54	0
56	MG	CA	1724	1/1	0.93	0.29	88,88,88,88	0
56	MG	BA	3850	1/1	0.93	0.27	82,82,82,82	0
56	MG	AA	1671	1/1	0.93	0.62	94,94,94,94	0
56	MG	AA	1624	1/1	0.93	0.50	57,57,57,57	0
56	MG	BA	3802	1/1	0.93	0.20	71,71,71,71	0
56	MG	BA	3353	1/1	0.93	0.21	57,57,57,57	0
56	MG	BA	3086	1/1	0.93	0.34	51,51,51,51	0
56	MG	AA	1705	1/1	0.93	0.19	55,55,55,55	0
56	MG	AI	201	1/1	0.93	0.26	66,66,66,66	0
56	MG	BA	3620	1/1	0.93	0.06	49,49,49,49	0
56	MG	BA	3668	1/1	0.93	0.13	29,29,29,29	0
56	MG	DA	3467	1/1	0.93	0.18	91,91,91,91	0
56	MG	BA	3118	1/1	0.93	0.58	44,44,44,44	0
56	MG	DA	3196	1/1	0.93	0.13	77,77,77,77	0
56	MG	BA	3746	1/1	0.93	0.27	77,77,77,77	0
56	MG	AV	105	1/1	0.93	0.21	64,64,64,64	0
56	MG	DA	3012	1/1	0.93	0.10	76,76,76,76	0
56	MG	AA	1810	1/1	0.93	0.28	84,84,84,84	0
57	ZN	D9	101	1/1	0.93	0.16	117,117,117,117	0
56	MG	DA	3322	1/1	0.93	0.33	52,52,52,52	0
56	MG	BA	3015	1/1	0.93	0.54	59,59,59,59	0

Continued on next page...

Continued from previous page...

Mol	Type	Chain	Res	Atoms	RSCC	RSR	B-factors(Å ²)	Q<0.9
57	ZN	CN	101	1/1	0.93	0.10	165,165,165,165	0
56	MG	BA	3110	1/1	0.93	0.29	51,51,51,51	0
56	MG	BA	3042	1/1	0.93	0.23	37,37,37,37	0
56	MG	BA	3459	1/1	0.93	0.20	49,49,49,49	0
56	MG	DA	3581	1/1	0.93	0.10	46,46,46,46	0
56	MG	DA	3444	1/1	0.93	0.08	54,54,54,54	0
56	MG	D0	103	1/1	0.93	0.18	55,55,55,55	0
56	MG	BA	3597	1/1	0.93	0.08	66,66,66,66	0
56	MG	BA	3236	1/1	0.93	0.15	50,50,50,50	0
56	MG	BA	3053	1/1	0.93	0.21	44,44,44,44	0
56	MG	DA	3142	1/1	0.93	0.26	50,50,50,50	0
56	MG	BA	3867	1/1	0.93	0.19	60,60,60,60	0
56	MG	BB	217	1/1	0.93	0.10	80,80,80,80	0
56	MG	BA	3847	1/1	0.93	0.30	82,82,82,82	0
56	MG	CA	1710	1/1	0.93	0.17	95,95,95,95	0
56	MG	BA	3613	1/1	0.94	0.25	40,40,40,40	0
56	MG	DA	3672	1/1	0.94	0.10	87,87,87,87	0
56	MG	CA	1744	1/1	0.94	0.06	80,80,80,80	0
56	MG	AA	1663	1/1	0.94	0.22	76,76,76,76	0
56	MG	AA	1622	1/1	0.94	0.70	56,56,56,56	0
56	MG	AA	1868	1/1	0.94	0.28	62,62,62,62	0
56	MG	CA	1754	1/1	0.94	0.21	70,70,70,70	0
56	MG	DA	3106	1/1	0.94	0.27	48,48,48,48	0
56	MG	BB	210	1/1	0.94	0.40	53,53,53,53	0
56	MG	BA	3612	1/1	0.94	0.08	61,61,61,61	0
56	MG	BD	305	1/1	0.94	0.39	54,54,54,54	0
56	MG	AA	1866	1/1	0.94	0.34	86,86,86,86	0
56	MG	CA	1614	1/1	0.94	0.11	81,81,81,81	0
56	MG	BA	3203	1/1	0.94	0.19	44,44,44,44	0
56	MG	DA	3643	1/1	0.94	0.14	89,89,89,89	0
56	MG	BA	3788	1/1	0.94	0.15	48,48,48,48	0
56	MG	DA	3220	1/1	0.94	0.17	83,83,83,83	0
56	MG	BA	3865	1/1	0.94	0.14	97,97,97,97	0
56	MG	BA	3474	1/1	0.94	0.32	56,56,56,56	0
56	MG	DA	3306	1/1	0.94	0.07	106,106,106,106	0
56	MG	BA	3034	1/1	0.94	0.21	23,23,23,23	0
56	MG	BA	3308	1/1	0.94	0.20	51,51,51,51	0
56	MG	BA	3224	1/1	0.94	0.22	33,33,33,33	0
56	MG	BB	202	1/1	0.94	0.15	57,57,57,57	0
56	MG	DA	3504	1/1	0.94	0.08	94,94,94,94	0
56	MG	BA	3241	1/1	0.94	0.31	38,38,38,38	0
56	MG	DA	3305	1/1	0.94	0.19	76,76,76,76	0

Continued on next page...

Continued from previous page...

Mol	Type	Chain	Res	Atoms	RSCC	RSR	B-factors(\AA^2)	Q<0.9
56	MG	BA	3718	1/1	0.94	0.12	87,87,87,87	0
56	MG	AA	1676	1/1	0.94	0.57	72,72,72,72	0
56	MG	DA	3520	1/1	0.94	0.07	67,67,67,67	0
56	MG	BA	3737	1/1	0.94	0.08	60,60,60,60	0
56	MG	BA	3567	1/1	0.94	0.15	55,55,55,55	0
56	MG	DA	3465	1/1	0.94	0.14	104,104,104,104	0
56	MG	BA	3632	1/1	0.94	0.12	59,59,59,59	0
56	MG	DA	3323	1/1	0.94	0.13	57,57,57,57	0
56	MG	DA	3505	1/1	0.94	0.16	81,81,81,81	0
56	MG	BA	3458	1/1	0.94	0.30	44,44,44,44	0
56	MG	BA	3052	1/1	0.94	0.29	35,35,35,35	0
56	MG	BA	3461	1/1	0.94	0.16	58,58,58,58	0
56	MG	DA	3604	1/1	0.94	0.17	97,97,97,97	0
56	MG	CA	1759	1/1	0.94	0.18	76,76,76,76	0
56	MG	BA	3199	1/1	0.94	0.34	29,29,29,29	0
56	MG	DA	3079	1/1	0.94	0.40	57,57,57,57	0
56	MG	BA	3316	1/1	0.94	0.21	48,48,48,48	0
56	MG	CA	1733	1/1	0.94	0.08	90,90,90,90	0
56	MG	BA	3806	1/1	0.94	0.21	57,57,57,57	0
56	MG	BA	3811	1/1	0.94	0.12	85,85,85,85	0
56	MG	DA	3315	1/1	0.94	0.52	47,47,47,47	0
56	MG	AA	1729	1/1	0.94	0.18	79,79,79,79	0
56	MG	D1	101	1/1	0.94	0.30	61,61,61,61	0
56	MG	DA	3428	1/1	0.94	0.14	53,53,53,53	0
56	MG	BA	3409	1/1	0.94	0.15	45,45,45,45	0
56	MG	DA	3139	1/1	0.94	0.46	64,64,64,64	0
56	MG	DA	3586	1/1	0.94	0.28	50,50,50,50	0
56	MG	BA	3153	1/1	0.94	0.20	56,56,56,56	0
56	MG	BA	3798	1/1	0.94	0.20	45,45,45,45	0
56	MG	AA	1853	1/1	0.94	0.20	93,93,93,93	0
56	MG	CA	1743	1/1	0.94	0.59	86,86,86,86	0
56	MG	DA	3391	1/1	0.94	0.17	48,48,48,48	0
56	MG	DA	3168	1/1	0.94	0.31	53,53,53,53	0
56	MG	DA	3037	1/1	0.94	0.14	83,83,83,83	0
56	MG	CA	1777	1/1	0.94	0.11	82,82,82,82	0
56	MG	BA	3235	1/1	0.94	0.06	55,55,55,55	0
56	MG	BA	3150	1/1	0.94	0.49	54,54,54,54	0
56	MG	BP	202	1/1	0.94	0.16	62,62,62,62	0
56	MG	DA	3270	1/1	0.94	0.22	70,70,70,70	0
56	MG	BA	3060	1/1	0.94	0.14	52,52,52,52	0
56	MG	AA	1656	1/1	0.94	0.08	72,72,72,72	0
56	MG	BA	3599	1/1	0.94	0.10	52,52,52,52	0

Continued on next page...

Continued from previous page...

Mol	Type	Chain	Res	Atoms	RSCC	RSR	B-factors(Å ²)	Q<0.9
56	MG	BA	3723	1/1	0.94	0.09	51,51,51,51	0
56	MG	B0	103	1/1	0.94	0.17	68,68,68,68	0
56	MG	AA	1804	1/1	0.94	0.18	115,115,115,115	0
56	MG	DA	3487	1/1	0.94	0.05	70,70,70,70	0
56	MG	AA	1740	1/1	0.94	0.49	72,72,72,72	0
56	MG	BA	3179	1/1	0.94	0.26	45,45,45,45	0
56	MG	BA	3318	1/1	0.94	0.16	63,63,63,63	0
56	MG	BA	3754	1/1	0.94	0.14	68,68,68,68	0
56	MG	DA	3596	1/1	0.94	0.19	67,67,67,67	0
56	MG	BA	3730	1/1	0.94	0.06	63,63,63,63	0
56	MG	BA	3391	1/1	0.94	0.25	27,27,27,27	0
56	MG	AA	1852	1/1	0.94	0.14	93,93,93,93	0
56	MG	DA	3657	1/1	0.94	0.07	89,89,89,89	0
56	MG	DA	3200	1/1	0.94	0.64	53,53,53,53	0
56	MG	BB	215	1/1	0.94	0.16	62,62,62,62	0
56	MG	CA	1719	1/1	0.94	0.23	85,85,85,85	0
56	MG	BA	3774	1/1	0.94	0.28	72,72,72,72	0
56	MG	BA	3634	1/1	0.94	0.08	46,46,46,46	0
56	MG	BB	201	1/1	0.94	0.39	57,57,57,57	0
56	MG	DA	3530	1/1	0.94	0.30	72,72,72,72	0
56	MG	CA	1746	1/1	0.94	0.09	65,65,65,65	0
56	MG	AA	1738	1/1	0.94	0.15	84,84,84,84	0
56	MG	DA	3094	1/1	0.94	0.17	34,34,34,34	0
56	MG	BA	3075	1/1	0.94	0.18	47,47,47,47	0
56	MG	BA	3167	1/1	0.94	0.25	31,31,31,31	0
56	MG	BA	3348	1/1	0.94	0.26	62,62,62,62	0
56	MG	BA	3426	1/1	0.94	0.14	46,46,46,46	0
56	MG	BA	3614	1/1	0.94	0.45	58,58,58,58	0
56	MG	DA	3386	1/1	0.94	0.29	47,47,47,47	0
56	MG	BA	3441	1/1	0.94	0.32	47,47,47,47	0
56	MG	CA	1682	1/1	0.94	0.49	73,73,73,73	0
56	MG	AA	1816	1/1	0.94	0.19	107,107,107,107	0
56	MG	BA	3745	1/1	0.94	0.13	75,75,75,75	0
56	MG	BA	3672	1/1	0.94	0.15	41,41,41,41	0
56	MG	BA	3860	1/1	0.94	0.04	57,57,57,57	0
56	MG	BA	3216	1/1	0.94	0.14	28,28,28,28	0
56	MG	DA	3471	1/1	0.94	0.08	87,87,87,87	0
56	MG	BA	3851	1/1	0.94	0.14	35,35,35,35	0
56	MG	DA	3390	1/1	0.94	0.14	55,55,55,55	0
56	MG	BB	204	1/1	0.94	0.36	57,57,57,57	0
56	MG	BA	3051	1/1	0.94	0.37	41,41,41,41	0
56	MG	BA	3372	1/1	0.94	0.16	77,77,77,77	0

Continued on next page...

Continued from previous page...

Mol	Type	Chain	Res	Atoms	RSCC	RSR	B-factors(Å ²)	Q<0.9
56	MG	AA	1700	1/1	0.94	0.22	116,116,116,116	0
56	MG	BA	3227	1/1	0.94	0.36	41,41,41,41	0
56	MG	BA	3508	1/1	0.94	0.25	41,41,41,41	0
56	MG	BA	3133	1/1	0.94	0.54	27,27,27,27	0
56	MG	DA	3183	1/1	0.94	0.17	106,106,106,106	0
56	MG	AA	1683	1/1	0.94	0.28	106,106,106,106	0
56	MG	BA	3299	1/1	0.94	0.25	58,58,58,58	0
56	MG	AA	1725	1/1	0.94	0.19	65,65,65,65	0
56	MG	BA	3644	1/1	0.94	0.11	72,72,72,72	0
56	MG	BA	3044	1/1	0.94	0.13	46,46,46,46	0
56	MG	DA	3419	1/1	0.94	0.25	35,35,35,35	0
56	MG	BB	228	1/1	0.94	0.09	69,69,69,69	0
56	MG	BP	201	1/1	0.94	0.34	33,33,33,33	0
56	MG	DA	3526	1/1	0.94	0.09	64,64,64,64	0
56	MG	DA	3658	1/1	0.94	0.18	79,79,79,79	0
56	MG	BF	303	1/1	0.94	0.11	41,41,41,41	0
56	MG	DA	3241	1/1	0.94	0.13	76,76,76,76	0
56	MG	DA	3578	1/1	0.94	0.16	50,50,50,50	0
56	MG	BA	3375	1/1	0.94	0.27	47,47,47,47	0
56	MG	BA	3013	1/1	0.94	0.30	57,57,57,57	0
56	MG	BA	3647	1/1	0.94	0.13	61,61,61,61	0
56	MG	BA	3725	1/1	0.94	0.13	69,69,69,69	0
56	MG	BA	3496	1/1	0.94	0.26	61,61,61,61	0
56	MG	DA	3075	1/1	0.94	0.42	84,84,84,84	0
56	MG	AA	1777	1/1	0.94	0.35	61,61,61,61	0
56	MG	AA	1649	1/1	0.94	0.15	60,60,60,60	0
56	MG	BA	3119	1/1	0.94	0.16	50,50,50,50	0
56	MG	AA	1757	1/1	0.94	0.21	58,58,58,58	0
56	MG	BA	3436	1/1	0.94	0.07	70,70,70,70	0
56	MG	DA	3101	1/1	0.94	0.32	53,53,53,53	0
56	MG	BA	3638	1/1	0.94	0.25	54,54,54,54	0
56	MG	BA	3561	1/1	0.94	0.14	64,64,64,64	0
56	MG	BA	3251	1/1	0.94	0.47	51,51,51,51	0
56	MG	CA	1625	1/1	0.94	0.42	71,71,71,71	0
56	MG	BA	3760	1/1	0.94	0.08	68,68,68,68	0
56	MG	BA	3714	1/1	0.94	0.30	62,62,62,62	0
56	MG	DA	3608	1/1	0.94	0.07	82,82,82,82	0
56	MG	DA	3514	1/1	0.94	0.20	76,76,76,76	0
56	MG	CA	1707	1/1	0.94	1.37	72,72,72,72	0
56	MG	CV	104	1/1	0.94	0.22	92,92,92,92	0
56	MG	DA	3031	1/1	0.94	0.11	49,49,49,49	0
56	MG	DA	3479	1/1	0.94	0.12	68,68,68,68	0

Continued on next page...

Continued from previous page...

Mol	Type	Chain	Res	Atoms	RSCC	RSR	B-factors(Å ²)	Q<0.9
56	MG	DA	3646	1/1	0.94	0.17	62,62,62,62	0
56	MG	BA	3239	1/1	0.94	0.16	49,49,49,49	0
56	MG	BA	3475	1/1	0.94	0.21	42,42,42,42	0
56	MG	DA	3053	1/1	0.94	0.16	55,55,55,55	0
56	MG	BA	3740	1/1	0.94	0.17	48,48,48,48	0
56	MG	BA	3875	1/1	0.94	0.38	74,74,74,74	0
56	MG	BA	3568	1/1	0.94	0.15	70,70,70,70	0
56	MG	DA	3070	1/1	0.94	0.14	74,74,74,74	0
56	MG	AA	1941	1/1	0.94	0.17	94,94,94,94	0
56	MG	DA	3571	1/1	0.94	0.11	57,57,57,57	0
56	MG	DA	3086	1/1	0.94	0.33	32,32,32,32	0
56	MG	BA	3066	1/1	0.94	0.17	35,35,35,35	0
56	MG	BF	304	1/1	0.94	0.39	44,44,44,44	0
56	MG	BA	3477	1/1	0.94	0.31	45,45,45,45	0
56	MG	DA	3115	1/1	0.94	0.59	75,75,75,75	0
56	MG	CA	1789	1/1	0.94	0.23	66,66,66,66	0
56	MG	DA	3111	1/1	0.94	0.28	51,51,51,51	0
56	MG	DA	3104	1/1	0.94	0.43	60,60,60,60	0
56	MG	DA	3047	1/1	0.94	0.27	65,65,65,65	0
56	MG	AA	1636	1/1	0.94	0.42	65,65,65,65	0
56	MG	DA	3365	1/1	0.94	0.12	71,71,71,71	0
56	MG	DA	3074	1/1	0.94	0.30	69,69,69,69	0
56	MG	BA	3719	1/1	0.94	0.12	71,71,71,71	0
56	MG	CA	1630	1/1	0.94	0.53	70,70,70,70	0
56	MG	BA	3821	1/1	0.94	0.08	76,76,76,76	0
56	MG	DA	3647	1/1	0.94	0.20	70,70,70,70	0
56	MG	BA	3869	1/1	0.94	0.11	64,64,64,64	0
56	MG	DA	3481	1/1	0.94	0.37	85,85,85,85	0
56	MG	DA	3145	1/1	0.94	0.17	41,41,41,41	0
56	MG	DA	3095	1/1	0.94	0.36	41,41,41,41	0
56	MG	DA	3229	1/1	0.94	0.43	52,52,52,52	0
56	MG	BA	3767	1/1	0.94	0.13	51,51,51,51	0
56	MG	DA	3244	1/1	0.94	0.34	64,64,64,64	0
56	MG	BA	3175	1/1	0.94	0.38	34,34,34,34	0
56	MG	BA	3837	1/1	0.94	0.24	33,33,33,33	0
56	MG	BA	3655	1/1	0.94	0.12	46,46,46,46	0
56	MG	DA	3639	1/1	0.94	0.10	82,82,82,82	0
56	MG	DA	3063	1/1	0.95	0.45	50,50,50,50	0
56	MG	BA	3232	1/1	0.95	0.16	40,40,40,40	0
56	MG	BA	3141	1/1	0.95	0.15	38,38,38,38	0
56	MG	BA	3762	1/1	0.95	0.14	48,48,48,48	0
56	MG	BA	3410	1/1	0.95	0.50	54,54,54,54	0

Continued on next page...

Continued from previous page...

Mol	Type	Chain	Res	Atoms	RSCC	RSR	B-factors(Å ²)	Q<0.9
56	MG	DA	3605	1/1	0.95	0.20	101,101,101,101	0
56	MG	AA	1770	1/1	0.95	0.39	76,76,76,76	0
56	MG	AA	1836	1/1	0.95	0.16	59,59,59,59	0
56	MG	BA	3787	1/1	0.95	0.06	35,35,35,35	0
56	MG	AA	1765	1/1	0.95	0.16	48,48,48,48	0
56	MG	DA	3516	1/1	0.95	0.17	50,50,50,50	0
56	MG	BA	3579	1/1	0.95	0.17	64,64,64,64	0
56	MG	DA	3103	1/1	0.95	0.51	45,45,45,45	0
56	MG	BA	3114	1/1	0.95	0.40	37,37,37,37	0
56	MG	BA	3890	1/1	0.95	0.07	70,70,70,70	0
56	MG	BA	3137	1/1	0.95	0.32	55,55,55,55	0
56	MG	BA	3556	1/1	0.95	0.22	52,52,52,52	0
56	MG	AA	1940	1/1	0.95	0.14	92,92,92,92	0
56	MG	DA	3568	1/1	0.95	0.17	82,82,82,82	0
56	MG	BA	3553	1/1	0.95	0.11	29,29,29,29	0
56	MG	AA	1857	1/1	0.95	0.22	62,62,62,62	0
56	MG	BA	3645	1/1	0.95	0.13	46,46,46,46	0
56	MG	AV	109	1/1	0.95	0.19	81,81,81,81	0
56	MG	DA	3243	1/1	0.95	0.07	78,78,78,78	0
56	MG	AA	1633	1/1	0.95	0.50	32,32,32,32	0
56	MG	BA	3575	1/1	0.95	0.11	44,44,44,44	0
56	MG	AA	1634	1/1	0.95	0.33	47,47,47,47	0
56	MG	BA	3073	1/1	0.95	0.67	39,39,39,39	0
56	MG	BA	3451	1/1	0.95	0.21	47,47,47,47	0
56	MG	BA	3128	1/1	0.95	0.35	60,60,60,60	0
56	MG	AA	1716	1/1	0.95	0.14	70,70,70,70	0
56	MG	DA	3454	1/1	0.95	0.14	91,91,91,91	0
56	MG	BA	3077	1/1	0.95	0.34	45,45,45,45	0
56	MG	BA	3497	1/1	0.95	0.20	61,61,61,61	0
56	MG	AA	1623	1/1	0.95	0.19	59,59,59,59	0
57	ZN	D4	101	1/1	0.95	0.13	178,178,178,178	0
56	MG	DA	3556	1/1	0.95	0.08	58,58,58,58	0
56	MG	DA	3173	1/1	0.95	0.28	62,62,62,62	0
56	MG	AA	1910	1/1	0.95	0.18	87,87,87,87	0
56	MG	BR	202	1/1	0.95	0.27	30,30,30,30	0
56	MG	BA	3759	1/1	0.95	0.22	40,40,40,40	0
56	MG	BA	3697	1/1	0.95	0.15	51,51,51,51	0
56	MG	B9	102	1/1	0.95	0.28	43,43,43,43	0
56	MG	BA	3704	1/1	0.95	0.15	44,44,44,44	0
56	MG	DA	3619	1/1	0.95	0.12	39,39,39,39	0
56	MG	BA	3381	1/1	0.95	0.37	19,19,19,19	0
56	MG	BE	303	1/1	0.95	0.18	32,32,32,32	0

Continued on next page...

Continued from previous page...

Mol	Type	Chain	Res	Atoms	RSCC	RSR	B-factors(\AA^2)	Q<0.9
56	MG	BA	3706	1/1	0.95	0.22	29,29,29,29	0
56	MG	BA	3355	1/1	0.95	0.35	62,62,62,62	0
56	MG	BD	303	1/1	0.95	0.40	29,29,29,29	0
56	MG	DA	3645	1/1	0.95	0.06	93,93,93,93	0
56	MG	BA	3248	1/1	0.95	0.24	24,24,24,24	0
56	MG	BA	3733	1/1	0.95	0.17	49,49,49,49	0
56	MG	BA	3717	1/1	0.95	0.17	21,21,21,21	0
56	MG	BA	3285	1/1	0.95	0.15	55,55,55,55	0
56	MG	AA	1727	1/1	0.95	0.48	73,73,73,73	0
56	MG	AA	1929	1/1	0.95	0.15	48,48,48,48	0
56	MG	DA	3124	1/1	0.95	0.51	50,50,50,50	0
56	MG	BA	3468	1/1	0.95	0.21	54,54,54,54	0
56	MG	D5	101	1/1	0.95	0.61	62,62,62,62	0
56	MG	DA	3452	1/1	0.95	0.35	60,60,60,60	0
56	MG	BA	3376	1/1	0.95	0.35	43,43,43,43	0
56	MG	BA	3279	1/1	0.95	0.11	50,50,50,50	0
56	MG	AA	1850	1/1	0.95	0.47	85,85,85,85	0
56	MG	DA	3573	1/1	0.95	0.17	42,42,42,42	0
56	MG	BA	3529	1/1	0.95	0.14	49,49,49,49	0
56	MG	AA	1877	1/1	0.95	0.08	70,70,70,70	0
56	MG	BA	3134	1/1	0.95	0.22	35,35,35,35	0
56	MG	DA	3275	1/1	0.95	0.33	42,42,42,42	0
56	MG	BA	3178	1/1	0.95	0.35	43,43,43,43	0
56	MG	BA	3625	1/1	0.95	0.10	41,41,41,41	0
56	MG	BA	3084	1/1	0.95	0.26	43,43,43,43	0
56	MG	CA	1755	1/1	0.95	0.17	93,93,93,93	0
56	MG	DA	3551	1/1	0.95	0.25	42,42,42,42	0
56	MG	DA	3637	1/1	0.95	0.09	57,57,57,57	0
56	MG	BA	3657	1/1	0.95	0.25	51,51,51,51	0
56	MG	AA	1654	1/1	0.95	0.34	80,80,80,80	0
56	MG	CA	1739	1/1	0.95	0.20	79,79,79,79	0
56	MG	DA	3143	1/1	0.95	0.22	50,50,50,50	0
56	MG	DA	3394	1/1	0.95	0.10	36,36,36,36	0
56	MG	AA	1666	1/1	0.95	0.25	70,70,70,70	0
56	MG	BA	3584	1/1	0.95	0.14	54,54,54,54	0
56	MG	B1	102	1/1	0.95	0.15	45,45,45,45	0
56	MG	CA	1609	1/1	0.95	0.12	70,70,70,70	0
56	MG	AA	1684	1/1	0.95	0.18	102,102,102,102	0
56	MG	DA	3067	1/1	0.95	0.16	45,45,45,45	0
56	MG	BA	3031	1/1	0.95	0.22	29,29,29,29	0
56	MG	BA	3130	1/1	0.95	0.08	30,30,30,30	0
56	MG	BA	3380	1/1	0.95	0.19	44,44,44,44	0

Continued on next page...

Continued from previous page...

Mol	Type	Chain	Res	Atoms	RSCC	RSR	B-factors(\AA^2)	Q<0.9
56	MG	DA	3321	1/1	0.95	0.62	50,50,50,50	0
56	MG	BA	3361	1/1	0.95	0.23	60,60,60,60	0
56	MG	DA	3503	1/1	0.95	0.15	80,80,80,80	0
56	MG	DA	3463	1/1	0.95	0.10	68,68,68,68	0
56	MG	DA	3587	1/1	0.95	0.18	86,86,86,86	0
56	MG	BA	3417	1/1	0.95	0.43	44,44,44,44	0
56	MG	BA	3233	1/1	0.95	0.23	22,22,22,22	0
56	MG	DF	303	1/1	0.95	0.12	77,77,77,77	0
56	MG	CA	1730	1/1	0.95	0.35	69,69,69,69	0
56	MG	DR	201	1/1	0.95	0.23	44,44,44,44	0
56	MG	AA	1918	1/1	0.95	0.13	68,68,68,68	0
56	MG	AA	1732	1/1	0.95	0.10	65,65,65,65	0
56	MG	BA	3761	1/1	0.95	0.21	77,77,77,77	0
56	MG	DA	3028	1/1	0.95	0.52	56,56,56,56	0
56	MG	DA	3478	1/1	0.95	0.35	90,90,90,90	0
56	MG	CA	1725	1/1	0.95	0.16	79,79,79,79	0
56	MG	BA	3016	1/1	0.95	0.43	52,52,52,52	0
56	MG	BA	3343	1/1	0.95	0.25	37,37,37,37	0
56	MG	DA	3617	1/1	0.95	0.10	86,86,86,86	0
56	MG	BA	3751	1/1	0.95	0.08	56,56,56,56	0
56	MG	BA	3427	1/1	0.95	0.22	48,48,48,48	0
56	MG	BA	3786	1/1	0.95	0.16	44,44,44,44	0
56	MG	BA	3863	1/1	0.95	0.09	72,72,72,72	0
56	MG	BA	3186	1/1	0.95	0.46	27,27,27,27	0
56	MG	BA	3180	1/1	0.95	0.36	41,41,41,41	0
56	MG	BQ	202	1/1	0.95	0.18	46,46,46,46	0
56	MG	BA	3041	1/1	0.95	0.09	43,43,43,43	0
56	MG	BA	3532	1/1	0.95	0.23	34,34,34,34	0
56	MG	B5	102	1/1	0.95	0.18	58,58,58,58	0
56	MG	BA	3611	1/1	0.95	0.14	43,43,43,43	0
56	MG	BA	3731	1/1	0.95	0.14	53,53,53,53	0
56	MG	BA	3092	1/1	0.95	0.27	34,34,34,34	0
56	MG	BA	3212	1/1	0.95	0.15	35,35,35,35	0
56	MG	BA	3684	1/1	0.95	0.20	42,42,42,42	0
56	MG	BA	3069	1/1	0.95	0.33	42,42,42,42	0
56	MG	BA	3721	1/1	0.95	0.24	23,23,23,23	0
56	MG	DA	3405	1/1	0.95	0.24	43,43,43,43	0
56	MG	DA	3502	1/1	0.95	0.16	68,68,68,68	0
56	MG	CA	1621	1/1	0.95	0.20	100,100,100,100	0
56	MG	BA	3080	1/1	0.95	0.19	44,44,44,44	0
56	MG	AA	1730	1/1	0.95	0.17	61,61,61,61	0
56	MG	AA	1792	1/1	0.95	0.17	44,44,44,44	0

Continued on next page...

Continued from previous page...

Mol	Type	Chain	Res	Atoms	RSCC	RSR	B-factors(Å ²)	Q<0.9
56	MG	CA	1769	1/1	0.95	0.20	93,93,93,93	0
56	MG	BA	3429	1/1	0.95	0.24	54,54,54,54	0
56	MG	BA	3829	1/1	0.95	0.37	82,82,82,82	0
56	MG	BB	218	1/1	0.95	0.12	57,57,57,57	0
56	MG	BA	3106	1/1	0.95	0.17	28,28,28,28	0
56	MG	DA	3125	1/1	0.95	0.18	65,65,65,65	0
56	MG	BA	3185	1/1	0.95	0.11	57,57,57,57	0
56	MG	DA	3451	1/1	0.95	0.28	39,39,39,39	0
56	MG	DA	3248	1/1	0.95	0.22	53,53,53,53	0
56	MG	AA	1849	1/1	0.95	0.21	59,59,59,59	0
56	MG	DA	3121	1/1	0.95	0.32	37,37,37,37	0
56	MG	DA	3411	1/1	0.95	0.36	55,55,55,55	0
56	MG	BA	3327	1/1	0.95	0.26	80,80,80,80	0
56	MG	BA	3304	1/1	0.95	0.22	45,45,45,45	0
56	MG	BA	3219	1/1	0.95	0.44	43,43,43,43	0
56	MG	BA	3637	1/1	0.95	0.09	62,62,62,62	0
56	MG	AA	1681	1/1	0.95	0.25	91,91,91,91	0
56	MG	DA	3488	1/1	0.95	0.69	73,73,73,73	0
56	MG	BA	3700	1/1	0.95	0.28	26,26,26,26	0
56	MG	BA	3703	1/1	0.95	0.08	65,65,65,65	0
56	MG	CA	1691	1/1	0.95	0.45	53,53,53,53	0
56	MG	BA	3115	1/1	0.95	0.23	52,52,52,52	0
56	MG	BA	3595	1/1	0.95	0.12	45,45,45,45	0
56	MG	AA	1728	1/1	0.95	0.50	81,81,81,81	0
56	MG	BA	3243	1/1	0.95	0.43	35,35,35,35	0
56	MG	DA	3132	1/1	0.95	0.17	66,66,66,66	0
56	MG	BA	3889	1/1	0.95	0.17	80,80,80,80	0
56	MG	BA	3038	1/1	0.95	0.20	33,33,33,33	0
56	MG	BA	3442	1/1	0.95	0.30	45,45,45,45	0
56	MG	BA	3503	1/1	0.95	0.24	51,51,51,51	0
56	MG	BQ	201	1/1	0.95	0.17	18,18,18,18	0
56	MG	BA	3639	1/1	0.95	0.09	63,63,63,63	0
56	MG	BA	3382	1/1	0.95	0.16	68,68,68,68	0
56	MG	AA	1616	1/1	0.95	0.13	65,65,65,65	0
56	MG	DA	3195	1/1	0.95	0.17	58,58,58,58	0
56	MG	DA	3324	1/1	0.95	0.14	55,55,55,55	0
56	MG	AA	1664	1/1	0.95	0.13	51,51,51,51	0
56	MG	CA	1721	1/1	0.95	0.10	75,75,75,75	0
56	MG	BA	3626	1/1	0.95	0.08	70,70,70,70	0
56	MG	DA	3453	1/1	0.95	0.15	77,77,77,77	0
56	MG	DA	3108	1/1	0.95	0.28	45,45,45,45	0
56	MG	DA	3388	1/1	0.95	0.09	74,74,74,74	0

Continued on next page...

Continued from previous page...

Mol	Type	Chain	Res	Atoms	RSCC	RSR	B-factors(\AA^2)	Q<0.9
56	MG	DA	3418	1/1	0.95	0.34	52,52,52,52	0
56	MG	BA	3385	1/1	0.95	0.17	58,58,58,58	0
56	MG	BA	3306	1/1	0.95	0.18	45,45,45,45	0
56	MG	CA	1697	1/1	0.95	0.58	117,117,117,117	0
56	MG	DA	3660	1/1	0.95	0.11	78,78,78,78	0
56	MG	DA	3100	1/1	0.95	0.28	45,45,45,45	0
56	MG	BA	3005	1/1	0.95	0.14	59,59,59,59	0
56	MG	BA	3030	1/1	0.95	0.18	36,36,36,36	0
56	MG	DA	3373	1/1	0.95	0.35	75,75,75,75	0
56	MG	BA	3776	1/1	0.95	0.53	68,68,68,68	0
56	MG	DA	3679	1/1	0.95	0.22	76,76,76,76	0
56	MG	BA	3282	1/1	0.95	0.16	59,59,59,59	0
56	MG	AA	1632	1/1	0.95	0.50	51,51,51,51	0
56	MG	DA	3328	1/1	0.96	0.15	59,59,59,59	0
56	MG	BA	3633	1/1	0.96	0.11	52,52,52,52	0
56	MG	DA	3384	1/1	0.96	0.20	51,51,51,51	0
56	MG	CA	1627	1/1	0.96	0.56	50,50,50,50	0
56	MG	BV	202	1/1	0.96	0.19	67,67,67,67	0
56	MG	BA	3129	1/1	0.96	0.29	49,49,49,49	0
56	MG	BA	3453	1/1	0.96	0.59	63,63,63,63	0
56	MG	BA	3518	1/1	0.96	0.23	33,33,33,33	0
57	ZN	CD	301	1/1	0.96	0.28	90,90,90,90	0
56	MG	BA	3675	1/1	0.96	0.19	33,33,33,33	0
56	MG	BA	3021	1/1	0.96	0.11	35,35,35,35	0
56	MG	DF	302	1/1	0.96	0.33	75,75,75,75	0
56	MG	DA	3442	1/1	0.96	0.18	56,56,56,56	0
56	MG	BA	3182	1/1	0.96	0.41	25,25,25,25	0
56	MG	DA	3131	1/1	0.96	0.34	46,46,46,46	0
56	MG	DA	3361	1/1	0.96	0.19	60,60,60,60	0
56	MG	AA	1855	1/1	0.96	0.18	80,80,80,80	0
56	MG	BB	207	1/1	0.96	0.27	44,44,44,44	0
56	MG	BA	3543	1/1	0.96	0.12	56,56,56,56	0
56	MG	BA	3769	1/1	0.96	0.18	55,55,55,55	0
56	MG	DA	3558	1/1	0.96	0.25	59,59,59,59	0
56	MG	DA	3601	1/1	0.96	0.31	53,53,53,53	0
56	MG	BA	3271	1/1	0.96	0.16	44,44,44,44	0
56	MG	AA	1673	1/1	0.96	0.22	74,74,74,74	0
56	MG	BA	3648	1/1	0.96	0.17	49,49,49,49	0
56	MG	AA	1882	1/1	0.96	0.13	55,55,55,55	0
56	MG	DA	3015	1/1	0.96	0.14	66,66,66,66	0
56	MG	BA	3804	1/1	0.96	0.14	59,59,59,59	0
56	MG	B5	103	1/1	0.96	0.12	61,61,61,61	0

Continued on next page...

Continued from previous page...

Mol	Type	Chain	Res	Atoms	RSCC	RSR	B-factors(Å ²)	Q<0.9
56	MG	BA	3007	1/1	0.96	0.10	91,91,91,91	0
56	MG	BA	3894	1/1	0.96	0.19	52,52,52,52	0
56	MG	BA	3024	1/1	0.96	0.27	36,36,36,36	0
56	MG	BA	3570	1/1	0.96	0.12	60,60,60,60	0
56	MG	CA	1669	1/1	0.96	0.83	78,78,78,78	0
56	MG	AA	1769	1/1	0.96	0.14	84,84,84,84	0
56	MG	BA	3278	1/1	0.96	0.10	59,59,59,59	0
56	MG	AA	1859	1/1	0.96	0.11	91,91,91,91	0
56	MG	DA	3485	1/1	0.96	0.11	42,42,42,42	0
56	MG	BA	3100	1/1	0.96	0.15	48,48,48,48	0
56	MG	BF	301	1/1	0.96	0.21	40,40,40,40	0
56	MG	BA	3609	1/1	0.96	0.07	53,53,53,53	0
56	MG	DA	3501	1/1	0.96	0.12	81,81,81,81	0
56	MG	DA	3434	1/1	0.96	0.20	48,48,48,48	0
56	MG	BA	3619	1/1	0.96	0.06	86,86,86,86	0
56	MG	BA	3607	1/1	0.96	0.29	59,59,59,59	0
56	MG	DA	3594	1/1	0.96	0.22	44,44,44,44	0
56	MG	BA	3445	1/1	0.96	0.14	68,68,68,68	0
56	MG	DA	3026	1/1	0.96	0.29	64,64,64,64	0
56	MG	DA	3598	1/1	0.96	0.34	69,69,69,69	0
56	MG	CA	1729	1/1	0.96	0.18	80,80,80,80	0
56	MG	BA	3037	1/1	0.96	0.14	37,37,37,37	0
56	MG	AA	1854	1/1	0.96	0.16	73,73,73,73	0
56	MG	DA	3508	1/1	0.96	0.17	87,87,87,87	0
56	MG	BA	3245	1/1	0.96	0.33	42,42,42,42	0
56	MG	CA	1686	1/1	0.96	0.14	72,72,72,72	0
56	MG	BA	3814	1/1	0.96	0.26	86,86,86,86	0
56	MG	BA	3286	1/1	0.96	0.17	61,61,61,61	0
56	MG	DA	3353	1/1	0.96	0.62	80,80,80,80	0
56	MG	DA	3438	1/1	0.96	0.09	66,66,66,66	0
56	MG	AA	1799	1/1	0.96	0.13	95,95,95,95	0
56	MG	BE	301	1/1	0.96	0.43	36,36,36,36	0
56	MG	BA	3208	1/1	0.96	0.12	57,57,57,57	0
56	MG	BA	3727	1/1	0.96	0.12	66,66,66,66	0
56	MG	BA	3172	1/1	0.96	0.48	44,44,44,44	0
56	MG	CA	1602	1/1	0.96	0.25	72,72,72,72	0
56	MG	BA	3624	1/1	0.96	0.15	57,57,57,57	0
56	MG	BA	3856	1/1	0.96	0.14	68,68,68,68	0
56	MG	BA	3220	1/1	0.96	0.37	27,27,27,27	0
56	MG	BA	3686	1/1	0.96	0.13	26,26,26,26	0
56	MG	BA	3360	1/1	0.96	0.21	51,51,51,51	0
56	MG	DB	210	1/1	0.96	0.18	91,91,91,91	0

Continued on next page...

Continued from previous page...

Mol	Type	Chain	Res	Atoms	RSCC	RSR	B-factors(\AA^2)	Q<0.9
56	MG	BA	3722	1/1	0.96	0.05	61,61,61,61	0
56	MG	BA	3108	1/1	0.96	0.12	41,41,41,41	0
56	MG	BA	3680	1/1	0.96	0.08	46,46,46,46	0
56	MG	CA	1641	1/1	0.96	0.23	80,80,80,80	0
56	MG	CA	1660	1/1	0.96	0.23	92,92,92,92	0
56	MG	BA	3707	1/1	0.96	0.14	25,25,25,25	0
56	MG	DA	3574	1/1	0.96	0.14	53,53,53,53	0
56	MG	AA	1933	1/1	0.96	0.13	54,54,54,54	0
56	MG	DA	3537	1/1	0.96	0.51	68,68,68,68	0
56	MG	AA	1863	1/1	0.96	0.26	54,54,54,54	0
56	MG	CA	1753	1/1	0.96	0.22	61,61,61,61	0
56	MG	BA	3793	1/1	0.96	0.47	69,69,69,69	0
56	MG	DA	3044	1/1	0.96	0.20	62,62,62,62	0
56	MG	CA	1611	1/1	0.96	0.13	74,74,74,74	0
56	MG	BA	3476	1/1	0.96	0.11	50,50,50,50	0
56	MG	AD	302	1/1	0.96	0.39	79,79,79,79	0
56	MG	BA	3074	1/1	0.96	0.15	52,52,52,52	0
56	MG	BA	3732	1/1	0.96	0.19	36,36,36,36	0
56	MG	BA	3773	1/1	0.96	0.07	44,44,44,44	0
56	MG	DA	3628	1/1	0.96	0.11	80,80,80,80	0
56	MG	DA	3414	1/1	0.96	0.17	50,50,50,50	0
56	MG	BA	3107	1/1	0.96	0.14	44,44,44,44	0
56	MG	AA	1713	1/1	0.96	0.32	60,60,60,60	0
56	MG	AA	1864	1/1	0.96	0.14	67,67,67,67	0
56	MG	BA	3253	1/1	0.96	0.38	20,20,20,20	0
56	MG	BA	3816	1/1	0.96	0.15	85,85,85,85	0
56	MG	BA	3548	1/1	0.96	0.25	39,39,39,39	0
56	MG	DA	3687	1/1	0.96	0.08	64,64,64,64	0
56	MG	BA	3536	1/1	0.96	0.15	42,42,42,42	0
56	MG	BA	3650	1/1	0.96	0.09	46,46,46,46	0
56	MG	DA	3523	1/1	0.96	0.09	86,86,86,86	0
56	MG	AA	1938	1/1	0.96	0.10	84,84,84,84	0
56	MG	DA	3554	1/1	0.96	0.30	49,49,49,49	0
56	MG	DA	3412	1/1	0.96	0.12	52,52,52,52	0
56	MG	DA	3001	1/1	0.96	0.14	58,58,58,58	0
56	MG	BA	3621	1/1	0.96	0.19	30,30,30,30	0
56	MG	BA	3834	1/1	0.96	0.19	27,27,27,27	0
56	MG	DA	3584	1/1	0.96	0.10	76,76,76,76	0
56	MG	DA	3644	1/1	0.96	0.05	80,80,80,80	0
56	MG	BA	3758	1/1	0.96	0.09	60,60,60,60	0
56	MG	DA	3096	1/1	0.96	0.21	41,41,41,41	0
56	MG	BA	3489	1/1	0.96	0.12	55,55,55,55	0

Continued on next page...

Continued from previous page...

Mol	Type	Chain	Res	Atoms	RSCC	RSR	B-factors(Å ²)	Q<0.9
56	MG	DA	3547	1/1	0.96	0.10	83,83,83,83	0
56	MG	DA	3120	1/1	0.96	0.15	42,42,42,42	0
56	MG	D6	103	1/1	0.96	0.31	93,93,93,93	0
56	MG	CA	1716	1/1	0.96	0.24	66,66,66,66	0
56	MG	CA	1715	1/1	0.96	0.13	66,66,66,66	0
56	MG	AA	1782	1/1	0.96	0.23	51,51,51,51	0
56	MG	DA	3253	1/1	0.96	0.36	67,67,67,67	0
56	MG	BA	3757	1/1	0.96	0.15	28,28,28,28	0
56	MG	BA	3735	1/1	0.96	0.05	58,58,58,58	0
56	MG	DA	3555	1/1	0.96	0.05	94,94,94,94	0
56	MG	BA	3143	1/1	0.96	0.32	20,20,20,20	0
56	MG	DA	3340	1/1	0.96	0.46	55,55,55,55	0
56	MG	BA	3690	1/1	0.96	0.10	27,27,27,27	0
56	MG	DA	3022	1/1	0.96	0.10	46,46,46,46	0
56	MG	BA	3525	1/1	0.96	0.10	40,40,40,40	0
56	MG	BA	3608	1/1	0.96	0.14	81,81,81,81	0
56	MG	BA	3658	1/1	0.96	0.26	44,44,44,44	0
56	MG	BA	3531	1/1	0.96	0.04	59,59,59,59	0
56	MG	BA	3563	1/1	0.96	0.12	45,45,45,45	0
56	MG	DA	3592	1/1	0.96	0.13	69,69,69,69	0
56	MG	BA	3794	1/1	0.96	0.17	80,80,80,80	0
56	MG	BA	3242	1/1	0.96	0.25	47,47,47,47	0
56	MG	BA	3603	1/1	0.96	0.12	32,32,32,32	0
56	MG	DA	3473	1/1	0.96	0.14	81,81,81,81	0
56	MG	CA	1761	1/1	0.96	0.29	68,68,68,68	0
56	MG	BA	3528	1/1	0.96	0.09	71,71,71,71	0
56	MG	CA	1720	1/1	0.96	0.24	84,84,84,84	0
56	MG	DA	3461	1/1	0.96	0.28	50,50,50,50	0
56	MG	BA	3165	1/1	0.96	0.47	17,17,17,17	0
56	MG	AA	1640	1/1	0.96	0.19	43,43,43,43	0
56	MG	BA	3775	1/1	0.96	0.27	74,74,74,74	0
56	MG	BV	201	1/1	0.96	0.38	39,39,39,39	0
56	MG	DA	3041	1/1	0.96	0.48	54,54,54,54	0
56	MG	BA	3450	1/1	0.96	0.26	42,42,42,42	0
56	MG	BE	304	1/1	0.96	0.44	14,14,14,14	0
56	MG	AA	1748	1/1	0.96	0.16	90,90,90,90	0
56	MG	DE	302	1/1	0.96	0.52	55,55,55,55	0
56	MG	DE	303	1/1	0.96	0.45	63,63,63,63	0
56	MG	BA	3088	1/1	0.96	0.27	45,45,45,45	0
56	MG	DA	3675	1/1	0.96	0.10	75,75,75,75	0
56	MG	BA	3418	1/1	0.96	0.25	59,59,59,59	0
56	MG	BA	3694	1/1	0.96	0.13	29,29,29,29	0

Continued on next page...

Continued from previous page...

Mol	Type	Chain	Res	Atoms	RSCC	RSR	B-factors(\AA^2)	Q<0.9
56	MG	DA	3424	1/1	0.96	0.15	72,72,72,72	0
56	MG	DA	3093	1/1	0.96	0.29	77,77,77,77	0
56	MG	BA	3160	1/1	0.96	0.42	41,41,41,41	0
56	MG	AA	1881	1/1	0.96	0.15	50,50,50,50	0
56	MG	BA	3105	1/1	0.96	0.16	45,45,45,45	0
56	MG	BA	3462	1/1	0.96	0.34	47,47,47,47	0
56	MG	BA	3818	1/1	0.96	0.28	86,86,86,86	0
56	MG	AA	1750	1/1	0.96	0.15	79,79,79,79	0
56	MG	CA	1781	1/1	0.96	0.19	103,103,103,103	0
56	MG	BA	3387	1/1	0.96	0.16	48,48,48,48	0
56	MG	AA	1609	1/1	0.96	0.69	61,61,61,61	0
56	MG	CA	1620	1/1	0.96	0.14	70,70,70,70	0
56	MG	AA	1876	1/1	0.96	0.08	89,89,89,89	0
56	MG	BB	230	1/1	0.96	0.18	56,56,56,56	0
56	MG	DA	3212	1/1	0.96	0.28	66,66,66,66	0
56	MG	DA	3327	1/1	0.96	0.41	64,64,64,64	0
56	MG	CA	1766	1/1	0.96	0.10	106,106,106,106	0
56	MG	AA	1630	1/1	0.96	0.21	98,98,98,98	0
56	MG	DA	3542	1/1	0.96	0.09	84,84,84,84	0
56	MG	DA	3091	1/1	0.96	0.11	47,47,47,47	0
56	MG	AA	1891	1/1	0.96	0.05	75,75,75,75	0
56	MG	BA	3295	1/1	0.96	0.23	45,45,45,45	0
56	MG	AA	1840	1/1	0.96	0.16	83,83,83,83	0
56	MG	DA	3246	1/1	0.96	0.17	48,48,48,48	0
56	MG	BA	3562	1/1	0.96	0.21	53,53,53,53	0
56	MG	DA	3071	1/1	0.96	0.38	44,44,44,44	0
56	MG	AA	1776	1/1	0.96	0.22	89,89,89,89	0
56	MG	BA	3598	1/1	0.96	0.04	54,54,54,54	0
56	MG	AA	1947	1/1	0.96	0.08	63,63,63,63	0
56	MG	DA	3651	1/1	0.96	0.05	61,61,61,61	0
56	MG	BA	3067	1/1	0.96	0.11	40,40,40,40	0
56	MG	BA	3202	1/1	0.96	0.16	42,42,42,42	0
56	MG	BA	3289	1/1	0.96	0.23	61,61,61,61	0
56	MG	DA	3500	1/1	0.96	0.10	68,68,68,68	0
56	MG	CA	1790	1/1	0.96	0.30	64,64,64,64	0
56	MG	AA	1756	1/1	0.96	0.23	90,90,90,90	0
56	MG	DB	201	1/1	0.96	0.21	61,61,61,61	0
56	MG	BA	3670	1/1	0.96	0.07	57,57,57,57	0
56	MG	BA	3096	1/1	0.96	0.14	37,37,37,37	0
56	MG	BA	3215	1/1	0.96	0.40	16,16,16,16	0
56	MG	BA	3470	1/1	0.96	0.28	52,52,52,52	0
56	MG	BA	3520	1/1	0.96	0.35	38,38,38,38	0

Continued on next page...

Continued from previous page...

Mol	Type	Chain	Res	Atoms	RSCC	RSR	B-factors(\AA^2)	Q<0.9
56	MG	DA	3399	1/1	0.96	0.38	47,47,47,47	0
56	MG	BA	3085	1/1	0.96	0.29	35,35,35,35	0
56	MG	BA	3783	1/1	0.96	0.23	74,74,74,74	0
56	MG	BA	3581	1/1	0.96	0.18	29,29,29,29	0
56	MG	BA	3452	1/1	0.96	0.33	55,55,55,55	0
56	MG	BA	3036	1/1	0.96	0.34	54,54,54,54	0
56	MG	BA	3177	1/1	0.96	0.22	46,46,46,46	0
56	MG	BA	3766	1/1	0.96	0.19	38,38,38,38	0
56	MG	BA	3056	1/1	0.96	0.28	50,50,50,50	0
56	MG	DA	3080	1/1	0.96	0.34	36,36,36,36	0
56	MG	B0	101	1/1	0.96	0.37	43,43,43,43	0
56	MG	BA	3696	1/1	0.97	0.07	30,30,30,30	0
56	MG	DA	3403	1/1	0.97	0.42	60,60,60,60	0
56	MG	BA	3062	1/1	0.97	0.14	34,34,34,34	0
56	MG	BA	3526	1/1	0.97	0.08	40,40,40,40	0
56	MG	DA	3433	1/1	0.97	0.26	46,46,46,46	0
56	MG	BA	3768	1/1	0.97	0.04	90,90,90,90	0
56	MG	DA	3184	1/1	0.97	0.44	57,57,57,57	0
56	MG	BA	3539	1/1	0.97	0.11	22,22,22,22	0
56	MG	AA	1892	1/1	0.97	0.08	84,84,84,84	0
56	MG	AA	1895	1/1	0.97	0.18	87,87,87,87	0
56	MG	DA	3301	1/1	0.97	0.12	62,62,62,62	0
56	MG	BA	3146	1/1	0.97	0.30	49,49,49,49	0
56	MG	BA	3573	1/1	0.97	0.07	54,54,54,54	0
56	MG	B6	102	1/1	0.97	0.07	73,73,73,73	0
56	MG	BA	3576	1/1	0.97	0.13	66,66,66,66	0
57	ZN	DY	201	1/1	0.97	0.07	123,123,123,123	0
56	MG	BA	3627	1/1	0.97	0.07	56,56,56,56	0
56	MG	BA	3393	1/1	0.97	0.14	28,28,28,28	0
56	MG	AA	1745	1/1	0.97	0.28	64,64,64,64	0
56	MG	BA	3572	1/1	0.97	0.07	66,66,66,66	0
56	MG	BA	3231	1/1	0.97	0.20	31,31,31,31	0
56	MG	BA	3836	1/1	0.97	0.20	23,23,23,23	0
56	MG	BA	3674	1/1	0.97	0.12	27,27,27,27	0
56	MG	BA	3698	1/1	0.97	0.08	44,44,44,44	0
56	MG	AA	1916	1/1	0.97	0.07	82,82,82,82	0
56	MG	DA	3475	1/1	0.97	0.20	78,78,78,78	0
56	MG	CA	1771	1/1	0.97	0.20	78,78,78,78	0
56	MG	BA	3564	1/1	0.97	0.10	63,63,63,63	0
56	MG	BA	3578	1/1	0.97	0.15	68,68,68,68	0
56	MG	BA	3681	1/1	0.97	0.14	52,52,52,52	0
56	MG	DA	3048	1/1	0.97	0.13	74,74,74,74	0

Continued on next page...

Continued from previous page...

Mol	Type	Chain	Res	Atoms	RSCC	RSR	B-factors(Å ²)	Q<0.9
56	MG	BA	3195	1/1	0.97	0.34	19,19,19,19	0
56	MG	BA	3255	1/1	0.97	0.34	16,16,16,16	0
56	MG	BA	3072	1/1	0.97	0.65	48,48,48,48	0
56	MG	BA	3830	1/1	0.97	0.14	31,31,31,31	0
56	MG	BA	3839	1/1	0.97	0.12	33,33,33,33	0
56	MG	BA	3557	1/1	0.97	0.05	62,62,62,62	0
56	MG	BA	3136	1/1	0.97	0.26	32,32,32,32	0
56	MG	BA	3218	1/1	0.97	0.23	20,20,20,20	0
56	MG	BA	3335	1/1	0.97	0.32	47,47,47,47	0
56	MG	BA	3019	1/1	0.97	0.22	33,33,33,33	0
56	MG	CA	1696	1/1	0.97	0.11	99,99,99,99	0
56	MG	BA	3734	1/1	0.97	0.12	40,40,40,40	0
57	ZN	B4	101	1/1	0.97	0.05	137,137,137,137	0
56	MG	BQ	204	1/1	0.97	0.15	41,41,41,41	0
56	MG	BA	3622	1/1	0.97	0.16	65,65,65,65	0
56	MG	BA	3502	1/1	0.97	0.27	33,33,33,33	0
56	MG	BA	3184	1/1	0.97	0.29	31,31,31,31	0
56	MG	DA	3492	1/1	0.97	0.12	63,63,63,63	0
56	MG	DA	3396	1/1	0.97	0.13	37,37,37,37	0
56	MG	BA	3204	1/1	0.97	0.20	52,52,52,52	0
56	MG	BA	3795	1/1	0.97	0.17	84,84,84,84	0
56	MG	BA	3693	1/1	0.97	0.10	38,38,38,38	0
56	MG	DA	3401	1/1	0.97	0.29	36,36,36,36	0
56	MG	BA	3170	1/1	0.97	0.18	43,43,43,43	0
56	MG	BA	3386	1/1	0.97	0.17	54,54,54,54	0
56	MG	DA	3445	1/1	0.97	0.14	43,43,43,43	0
56	MG	BA	3449	1/1	0.97	0.51	34,34,34,34	0
56	MG	DA	3450	1/1	0.97	0.32	59,59,59,59	0
56	MG	BA	3615	1/1	0.97	0.23	68,68,68,68	0
56	MG	BA	3832	1/1	0.97	0.15	40,40,40,40	0
56	MG	BA	3623	1/1	0.97	0.05	75,75,75,75	0
56	MG	BA	3047	1/1	0.97	0.32	32,32,32,32	0
56	MG	BA	3588	1/1	0.97	0.17	78,78,78,78	0
56	MG	BA	3784	1/1	0.97	0.20	88,88,88,88	0
56	MG	AA	1872	1/1	0.97	0.18	41,41,41,41	0
56	MG	AA	1875	1/1	0.97	0.22	59,59,59,59	0
56	MG	AA	1889	1/1	0.97	0.17	71,71,71,71	0
56	MG	BA	3530	1/1	0.97	0.11	49,49,49,49	0
56	MG	BA	3676	1/1	0.97	0.17	20,20,20,20	0
56	MG	BA	3516	1/1	0.97	0.33	56,56,56,56	0
56	MG	BA	3635	1/1	0.97	0.14	75,75,75,75	0
56	MG	DA	3151	1/1	0.97	0.22	45,45,45,45	0

Continued on next page...

Continued from previous page...

Mol	Type	Chain	Res	Atoms	RSCC	RSR	B-factors(\AA^2)	Q<0.9
56	MG	AA	1934	1/1	0.97	0.08	48,48,48,48	0
56	MG	DA	3308	1/1	0.97	0.17	60,60,60,60	0
56	MG	BF	307	1/1	0.97	0.22	42,42,42,42	0
56	MG	BA	3540	1/1	0.97	0.16	19,19,19,19	0
56	MG	BA	3596	1/1	0.97	0.06	39,39,39,39	0
56	MG	DA	3429	1/1	0.97	0.06	73,73,73,73	0
56	MG	BA	3552	1/1	0.97	0.06	39,39,39,39	0
56	MG	BA	3560	1/1	0.97	0.18	39,39,39,39	0
56	MG	BA	3254	1/1	0.97	0.39	21,21,21,21	0
56	MG	DA	3642	1/1	0.97	0.10	71,71,71,71	0
56	MG	DA	3456	1/1	0.97	0.18	56,56,56,56	0
56	MG	BA	3809	1/1	0.97	0.18	40,40,40,40	0
56	MG	DA	3559	1/1	0.97	0.13	76,76,76,76	0
56	MG	BA	3545	1/1	0.97	0.12	53,53,53,53	0
56	MG	BA	3166	1/1	0.97	0.46	30,30,30,30	0
56	MG	AA	1936	1/1	0.97	0.18	84,84,84,84	0
56	MG	BA	3659	1/1	0.97	0.18	60,60,60,60	0
56	MG	BA	3222	1/1	0.97	0.37	28,28,28,28	0
56	MG	BA	3739	1/1	0.97	0.07	42,42,42,42	0
56	MG	AA	1606	1/1	0.97	0.27	35,35,35,35	0
56	MG	BA	3671	1/1	0.97	0.06	41,41,41,41	0
56	MG	BA	3566	1/1	0.97	0.05	54,54,54,54	0
56	MG	BA	3569	1/1	0.97	0.24	49,49,49,49	0
56	MG	BA	3840	1/1	0.97	0.06	41,41,41,41	0
56	MG	BA	3263	1/1	0.97	0.16	41,41,41,41	0
56	MG	BA	3679	1/1	0.97	0.05	34,34,34,34	0
56	MG	DA	3633	1/1	0.97	0.26	62,62,62,62	0
56	MG	BA	3544	1/1	0.97	0.11	45,45,45,45	0
56	MG	BA	3320	1/1	0.97	0.33	58,58,58,58	0
56	MG	BA	3715	1/1	0.97	0.14	21,21,21,21	0
56	MG	BA	3661	1/1	0.97	0.24	53,53,53,53	0
56	MG	BA	3159	1/1	0.97	0.27	43,43,43,43	0
56	MG	AA	1780	1/1	0.97	0.22	55,55,55,55	0
56	MG	DA	3209	1/1	0.97	0.20	89,89,89,89	0
56	MG	BA	3422	1/1	0.97	0.07	82,82,82,82	0
56	MG	B8	101	1/1	0.97	0.55	49,49,49,49	0
56	MG	BA	3594	1/1	0.97	0.15	44,44,44,44	0
56	MG	CA	1805	1/1	0.97	0.13	88,88,88,88	0
56	MG	BA	3519	1/1	0.97	0.39	53,53,53,53	0
57	ZN	AN	101	1/1	0.97	0.15	164,164,164,164	0
56	MG	BA	3716	1/1	0.97	0.16	40,40,40,40	0
56	MG	AA	1847	1/1	0.97	0.27	98,98,98,98	0

Continued on next page...

Continued from previous page...

Mol	Type	Chain	Res	Atoms	RSCC	RSR	B-factors(\AA^2)	Q<0.9
56	MG	AA	1871	1/1	0.97	0.07	71,71,71,71	0
56	MG	BA	3164	1/1	0.97	0.14	26,26,26,26	0
56	MG	DA	3595	1/1	0.97	0.14	43,43,43,43	0
56	MG	BA	3789	1/1	0.97	0.12	41,41,41,41	0
56	MG	DA	3167	1/1	0.97	0.37	67,67,67,67	0
56	MG	DA	3496	1/1	0.97	0.19	47,47,47,47	0
56	MG	BA	3852	1/1	0.97	0.22	59,59,59,59	0
56	MG	BA	3171	1/1	0.97	0.36	38,38,38,38	0
56	MG	BA	3369	1/1	0.97	0.43	65,65,65,65	0
56	MG	BA	3555	1/1	0.97	0.10	47,47,47,47	0
56	MG	BA	3268	1/1	0.97	0.13	52,52,52,52	0
56	MG	BA	3831	1/1	0.97	0.14	22,22,22,22	0
56	MG	DA	3045	1/1	0.97	0.24	62,62,62,62	0
56	MG	BA	3003	1/1	0.97	0.11	59,59,59,59	0
56	MG	BA	3198	1/1	0.97	0.21	17,17,17,17	0
56	MG	CA	1670	1/1	0.97	0.18	69,69,69,69	0
56	MG	DA	3653	1/1	0.97	0.19	59,59,59,59	0
56	MG	BA	3533	1/1	0.97	0.11	61,61,61,61	0
56	MG	DD	302	1/1	0.97	0.52	48,48,48,48	0
56	MG	BA	3653	1/1	0.97	0.17	38,38,38,38	0
56	MG	BA	3023	1/1	0.97	0.13	46,46,46,46	0
56	MG	CA	1690	1/1	0.97	0.32	74,74,74,74	0
56	MG	AA	1860	1/1	0.97	0.11	85,85,85,85	0
56	MG	DA	3560	1/1	0.97	0.21	64,64,64,64	0
56	MG	DA	3392	1/1	0.97	0.10	42,42,42,42	0
56	MG	BA	3093	1/1	0.97	0.12	42,42,42,42	0
56	MG	DA	3416	1/1	0.97	0.12	53,53,53,53	0
56	MG	DA	3406	1/1	0.97	0.11	48,48,48,48	0
57	ZN	AD	301	1/1	0.97	0.29	93,93,93,93	0
56	MG	BA	3666	1/1	0.97	0.06	28,28,28,28	0
56	MG	CA	1778	1/1	0.97	0.34	81,81,81,81	0
56	MG	BA	3574	1/1	0.97	0.17	36,36,36,36	0
56	MG	BA	3859	1/1	0.97	0.15	31,31,31,31	0
56	MG	DA	3600	1/1	0.97	0.21	57,57,57,57	0
56	MG	DA	3680	1/1	0.97	0.09	79,79,79,79	0
56	MG	BA	3027	1/1	0.97	0.19	44,44,44,44	0
56	MG	DA	3423	1/1	0.97	0.26	45,45,45,45	0
57	ZN	D6	101	1/1	0.97	0.09	106,106,106,106	0
56	MG	BA	3447	1/1	0.97	0.11	45,45,45,45	0
56	MG	AA	1908	1/1	0.97	0.11	97,97,97,97	0
56	MG	DA	3635	1/1	0.97	0.17	88,88,88,88	0
56	MG	BA	3702	1/1	0.97	0.22	49,49,49,49	0

Continued on next page...

Continued from previous page...

Mol	Type	Chain	Res	Atoms	RSCC	RSR	B-factors(\AA^2)	Q<0.9
56	MG	BA	3618	1/1	0.97	0.10	46,46,46,46	0
56	MG	DA	3593	1/1	0.97	0.07	75,75,75,75	0
56	MG	AA	1927	1/1	0.97	0.12	85,85,85,85	0
56	MG	DA	3613	1/1	0.97	0.11	60,60,60,60	0
56	MG	CA	1616	1/1	0.97	0.67	54,54,54,54	0
56	MG	BA	3169	1/1	0.97	0.44	14,14,14,14	0
56	MG	DA	3484	1/1	0.97	0.12	45,45,45,45	0
56	MG	DA	3632	1/1	0.97	0.31	69,69,69,69	0
56	MG	DA	3437	1/1	0.97	0.18	70,70,70,70	0
56	MG	DA	3470	1/1	0.97	0.27	73,73,73,73	0
56	MG	CA	1643	1/1	0.97	0.40	53,53,53,53	0
56	MG	DA	3393	1/1	0.97	0.30	63,63,63,63	0
56	MG	DA	3536	1/1	0.97	0.33	54,54,54,54	0
56	MG	BA	3065	1/1	0.97	0.12	28,28,28,28	0
56	MG	DA	3385	1/1	0.97	0.18	48,48,48,48	0
56	MG	DA	3562	1/1	0.97	0.25	69,69,69,69	0
56	MG	BA	3270	1/1	0.97	0.39	53,53,53,53	0
56	MG	BA	3654	1/1	0.97	0.19	59,59,59,59	0
56	MG	BA	3432	1/1	0.97	0.17	29,29,29,29	0
56	MG	BA	3641	1/1	0.97	0.11	62,62,62,62	0
56	MG	DA	3354	1/1	0.97	0.23	43,43,43,43	0
56	MG	BA	3753	1/1	0.97	0.26	31,31,31,31	0
56	MG	BA	3636	1/1	0.97	0.07	63,63,63,63	0
56	MG	DA	3630	1/1	0.97	0.21	47,47,47,47	0
56	MG	BB	221	1/1	0.97	0.10	44,44,44,44	0
56	MG	DA	3589	1/1	0.97	0.07	81,81,81,81	0
56	MG	DA	3447	1/1	0.97	0.19	62,62,62,62	0
56	MG	DA	3661	1/1	0.97	0.18	61,61,61,61	0
56	MG	AV	116	1/1	0.97	0.15	84,84,84,84	0
56	MG	AA	1862	1/1	0.97	0.08	45,45,45,45	0
56	MG	DA	3068	1/1	0.97	0.33	44,44,44,44	0
56	MG	BA	3743	1/1	0.97	0.32	71,71,71,71	0
56	MG	AA	1652	1/1	0.97	0.28	69,69,69,69	0
56	MG	DA	3006	1/1	0.97	0.18	56,56,56,56	0
56	MG	BA	3132	1/1	0.97	0.14	44,44,44,44	0
56	MG	DA	3245	1/1	0.97	0.14	39,39,39,39	0
56	MG	DA	3446	1/1	0.97	0.14	40,40,40,40	0
56	MG	DA	3413	1/1	0.97	0.29	40,40,40,40	0
56	MG	AA	1631	1/1	0.97	0.31	59,59,59,59	0
56	MG	BA	3252	1/1	0.97	0.49	20,20,20,20	0
56	MG	BA	3601	1/1	0.98	0.15	24,24,24,24	0
56	MG	BA	3664	1/1	0.98	0.14	31,31,31,31	0

Continued on next page...

Continued from previous page...

Mol	Type	Chain	Res	Atoms	RSCC	RSR	B-factors(Å ²)	Q<0.9
56	MG	AA	1660	1/1	0.98	0.22	59,59,59,59	0
56	MG	CA	1735	1/1	0.98	0.07	78,78,78,78	0
56	MG	BA	3765	1/1	0.98	0.07	59,59,59,59	0
56	MG	DA	3552	1/1	0.98	0.28	39,39,39,39	0
56	MG	BA	3687	1/1	0.98	0.20	23,23,23,23	0
56	MG	B1	103	1/1	0.98	0.23	36,36,36,36	0
56	MG	BA	3138	1/1	0.98	0.20	33,33,33,33	0
56	MG	BA	3646	1/1	0.98	0.13	44,44,44,44	0
56	MG	BA	3600	1/1	0.98	0.26	36,36,36,36	0
56	MG	BA	3546	1/1	0.98	0.07	48,48,48,48	0
57	ZN	D5	102	1/1	0.98	0.08	88,88,88,88	0
57	ZN	BY	201	1/1	0.98	0.06	70,70,70,70	0
56	MG	DA	3599	1/1	0.98	0.26	50,50,50,50	0
56	MG	DA	3577	1/1	0.98	0.22	95,95,95,95	0
56	MG	BA	3059	1/1	0.98	0.33	25,25,25,25	0
56	MG	DA	3534	1/1	0.98	0.12	73,73,73,73	0
56	MG	BA	3163	1/1	0.98	0.16	40,40,40,40	0
56	MG	DA	3225	1/1	0.98	0.38	43,43,43,43	0
56	MG	DA	3494	1/1	0.98	0.20	70,70,70,70	0
56	MG	BA	3629	1/1	0.98	0.09	64,64,64,64	0
56	MG	DA	3498	1/1	0.98	0.08	51,51,51,51	0
56	MG	DA	3099	1/1	0.98	0.42	42,42,42,42	0
56	MG	BA	3825	1/1	0.98	0.05	37,37,37,37	0
56	MG	DA	3477	1/1	0.98	0.09	78,78,78,78	0
56	MG	DA	3161	1/1	0.98	0.20	45,45,45,45	0
56	MG	CA	1634	1/1	0.98	0.40	63,63,63,63	0
56	MG	BA	3116	1/1	0.98	0.29	37,37,37,37	0
56	MG	BB	223	1/1	0.98	0.18	38,38,38,38	0
56	MG	BA	3673	1/1	0.98	0.17	43,43,43,43	0
56	MG	AA	1861	1/1	0.98	0.13	71,71,71,71	0
56	MG	BA	3862	1/1	0.98	0.10	59,59,59,59	0
56	MG	BA	3791	1/1	0.98	0.24	29,29,29,29	0
56	MG	DA	3597	1/1	0.98	0.10	57,57,57,57	0
56	MG	BA	3590	1/1	0.98	0.07	56,56,56,56	0
56	MG	BA	3249	1/1	0.98	0.29	24,24,24,24	0
56	MG	AA	1924	1/1	0.98	0.10	80,80,80,80	0
56	MG	BB	226	1/1	0.98	0.07	61,61,61,61	0
56	MG	DA	3409	1/1	0.98	0.07	64,64,64,64	0
56	MG	DA	3621	1/1	0.98	0.07	73,73,73,73	0
56	MG	BA	3692	1/1	0.98	0.11	30,30,30,30	0
56	MG	DA	3420	1/1	0.98	0.10	38,38,38,38	0
56	MG	BA	3537	1/1	0.98	0.15	47,47,47,47	0

Continued on next page...

Continued from previous page...

Mol	Type	Chain	Res	Atoms	RSCC	RSR	B-factors(Å ²)	Q<0.9
56	MG	AA	1832	1/1	0.98	0.40	75,75,75,75	0
56	MG	BA	3131	1/1	0.98	0.16	34,34,34,34	0
56	MG	BA	3587	1/1	0.98	0.14	48,48,48,48	0
56	MG	BA	3541	1/1	0.98	0.08	35,35,35,35	0
56	MG	DA	3449	1/1	0.98	0.27	45,45,45,45	0
56	MG	BA	3374	1/1	0.98	0.36	24,24,24,24	0
56	MG	DA	3565	1/1	0.98	0.12	50,50,50,50	0
56	MG	AA	1841	1/1	0.98	0.10	75,75,75,75	0
56	MG	DA	3518	1/1	0.98	0.23	46,46,46,46	0
56	MG	BA	3586	1/1	0.98	0.12	52,52,52,52	0
56	MG	AA	1946	1/1	0.98	0.11	81,81,81,81	0
56	MG	BA	3064	1/1	0.98	0.16	41,41,41,41	0
56	MG	BA	3709	1/1	0.98	0.13	49,49,49,49	0
56	MG	DA	3602	1/1	0.98	0.19	47,47,47,47	0
56	MG	BE	302	1/1	0.98	0.54	51,51,51,51	0
56	MG	BA	3554	1/1	0.98	0.14	55,55,55,55	0
56	MG	AA	1824	1/1	0.98	0.27	33,33,33,33	0
56	MG	BA	3685	1/1	0.98	0.07	40,40,40,40	0
56	MG	BA	3211	1/1	0.98	0.29	46,46,46,46	0
56	MG	BA	3726	1/1	0.98	0.35	48,48,48,48	0
57	ZN	B6	101	1/1	0.98	0.11	48,48,48,48	0
56	MG	BA	3838	1/1	0.98	0.20	28,28,28,28	0
56	MG	BA	3221	1/1	0.98	0.33	17,17,17,17	0
56	MG	DA	3431	1/1	0.98	0.14	33,33,33,33	0
56	MG	BA	3183	1/1	0.98	0.40	22,22,22,22	0
56	MG	DA	3636	1/1	0.98	0.13	78,78,78,78	0
56	MG	DA	3215	1/1	0.98	0.59	46,46,46,46	0
56	MG	DA	3169	1/1	0.98	0.19	51,51,51,51	0
56	MG	DA	3459	1/1	0.98	0.37	46,46,46,46	0
56	MG	DA	3521	1/1	0.98	0.52	60,60,60,60	0
56	MG	BA	3390	1/1	0.98	0.19	28,28,28,28	0
56	MG	BA	3443	1/1	0.98	0.15	41,41,41,41	0
56	MG	AA	1896	1/1	0.98	0.09	88,88,88,88	0
56	MG	BA	3643	1/1	0.98	0.05	54,54,54,54	0
56	MG	BA	3854	1/1	0.98	0.18	25,25,25,25	0
56	MG	BA	3878	1/1	0.98	0.13	81,81,81,81	0
56	MG	BA	3877	1/1	0.98	0.21	21,21,21,21	0
56	MG	DA	3515	1/1	0.98	0.23	51,51,51,51	0
56	MG	BA	3662	1/1	0.98	0.15	30,30,30,30	0
56	MG	DA	3641	1/1	0.98	0.15	50,50,50,50	0
56	MG	BA	3173	1/1	0.98	0.18	31,31,31,31	0
56	MG	CA	1763	1/1	0.98	0.09	62,62,62,62	0

Continued on next page...

Continued from previous page...

Mol	Type	Chain	Res	Atoms	RSCC	RSR	B-factors(\AA^2)	Q<0.9
56	MG	DA	3652	1/1	0.98	0.08	85,85,85,85	0
56	MG	DA	3415	1/1	0.98	0.44	33,33,33,33	0
56	MG	DA	3097	1/1	0.98	0.45	31,31,31,31	0
56	MG	BA	3630	1/1	0.98	0.13	23,23,23,23	0
56	MG	BA	3168	1/1	0.98	0.15	27,27,27,27	0
56	MG	BA	3688	1/1	0.98	0.12	25,25,25,25	0
56	MG	BA	3583	1/1	0.98	0.10	22,22,22,22	0
56	MG	BA	3616	1/1	0.98	0.23	40,40,40,40	0
56	MG	DA	3677	1/1	0.98	0.27	51,51,51,51	0
56	MG	DA	3490	1/1	0.98	0.24	45,45,45,45	0
56	MG	BA	3145	1/1	0.98	0.26	26,26,26,26	0
56	MG	BA	3126	1/1	0.98	0.45	40,40,40,40	0
56	MG	BD	304	1/1	0.98	0.42	20,20,20,20	0
56	MG	BA	3705	1/1	0.98	0.25	79,79,79,79	0
56	MG	BA	3689	1/1	0.98	0.09	25,25,25,25	0
56	MG	BB	229	1/1	0.98	0.04	67,67,67,67	0
56	MG	BA	3846	1/1	0.98	0.18	27,27,27,27	0
56	MG	CA	1779	1/1	0.98	0.18	95,95,95,95	0
56	MG	DA	3410	1/1	0.98	0.24	55,55,55,55	0
56	MG	DA	3572	1/1	0.98	0.26	45,45,45,45	0
56	MG	BA	3720	1/1	0.98	0.17	22,22,22,22	0
56	MG	DO	203	1/1	0.98	0.18	79,79,79,79	0
56	MG	BA	3660	1/1	0.98	0.08	28,28,28,28	0
56	MG	DA	3402	1/1	0.98	0.11	38,38,38,38	0
57	ZN	B5	104	1/1	0.98	0.09	75,75,75,75	0
56	MG	DA	3054	1/1	0.98	0.29	78,78,78,78	0
56	MG	DA	3014	1/1	0.98	0.21	38,38,38,38	0
56	MG	BA	3606	1/1	0.98	0.09	63,63,63,63	0
56	MG	AV	101	1/1	0.98	0.34	48,48,48,48	0
56	MG	BA	3833	1/1	0.98	0.12	41,41,41,41	0
56	MG	AA	1858	1/1	0.98	0.04	90,90,90,90	0
56	MG	DA	3130	1/1	0.98	0.09	52,52,52,52	0
56	MG	DA	3650	1/1	0.98	0.16	43,43,43,43	0
56	MG	BA	3677	1/1	0.98	0.20	29,29,29,29	0
56	MG	BA	3604	1/1	0.98	0.06	80,80,80,80	0
56	MG	BQ	203	1/1	0.98	0.24	62,62,62,62	0
56	MG	BA	3738	1/1	0.98	0.36	42,42,42,42	0
56	MG	BA	3729	1/1	0.98	0.09	59,59,59,59	0
56	MG	BA	3752	1/1	0.98	0.23	28,28,28,28	0
56	MG	BA	3585	1/1	0.98	0.06	35,35,35,35	0
56	MG	AA	1835	1/1	0.98	0.08	88,88,88,88	0
56	MG	BA	3682	1/1	0.98	0.20	28,28,28,28	0

Continued on next page...

Continued from previous page...

Mol	Type	Chain	Res	Atoms	RSCC	RSR	B-factors(\AA^2)	Q<0.9
56	MG	B0	105	1/1	0.98	0.15	76,76,76,76	0
56	MG	DA	3427	1/1	0.98	0.29	45,45,45,45	0
56	MG	BA	3701	1/1	0.98	0.13	26,26,26,26	0
56	MG	BA	3691	1/1	0.98	0.10	31,31,31,31	0
56	MG	BA	3887	1/1	0.98	0.27	17,17,17,17	0
56	MG	AA	1935	1/1	0.98	0.18	56,56,56,56	0
56	MG	DA	3140	1/1	0.98	0.52	44,44,44,44	0
56	MG	BA	3101	1/1	0.98	0.35	26,26,26,26	0
56	MG	BB	225	1/1	0.98	0.14	56,56,56,56	0
56	MG	DA	3436	1/1	0.98	0.29	50,50,50,50	0
56	MG	DA	3455	1/1	0.98	0.13	61,61,61,61	0
56	MG	AA	1644	1/1	0.98	0.28	48,48,48,48	0
56	MG	DA	3127	1/1	0.98	0.29	37,37,37,37	0
56	MG	BA	3097	1/1	0.98	0.15	34,34,34,34	0
56	MG	BA	3699	1/1	0.98	0.14	38,38,38,38	0
56	MG	BA	3710	1/1	0.98	0.17	58,58,58,58	0
56	MG	DA	3638	1/1	0.98	0.12	48,48,48,48	0
56	MG	BA	3817	1/1	0.98	0.18	22,22,22,22	0
56	MG	AA	1839	1/1	0.98	0.06	69,69,69,69	0
56	MG	BA	3547	1/1	0.98	0.04	49,49,49,49	0
56	MG	BA	3534	1/1	0.99	0.06	44,44,44,44	0
56	MG	BB	205	1/1	0.99	0.13	29,29,29,29	0
56	MG	DA	3387	1/1	0.99	0.16	40,40,40,40	0
56	MG	B0	104	1/1	0.99	0.18	58,58,58,58	0
57	ZN	B9	101	1/1	0.99	0.08	51,51,51,51	0
56	MG	BA	3712	1/1	0.99	0.21	48,48,48,48	0
56	MG	BA	3667	1/1	0.99	0.10	27,27,27,27	0
56	MG	B8	102	1/1	0.99	0.14	49,49,49,49	0
56	MG	DA	3686	1/1	0.99	0.23	74,74,74,74	0
56	MG	BA	3473	1/1	0.99	0.33	22,22,22,22	0
56	MG	DA	3543	1/1	0.99	0.05	74,74,74,74	0
56	MG	BA	3678	1/1	0.99	0.14	22,22,22,22	0
56	MG	DA	3417	1/1	0.99	0.38	46,46,46,46	0
56	MG	BA	3551	1/1	0.99	0.03	68,68,68,68	0
56	MG	DA	3550	1/1	0.99	0.42	42,42,42,42	0
56	MG	BA	3747	1/1	0.99	0.15	20,20,20,20	0
56	MG	BA	3711	1/1	0.99	0.16	24,24,24,24	0
56	MG	BA	3565	1/1	0.99	0.13	34,34,34,34	0
56	MG	BA	3559	1/1	0.99	0.09	53,53,53,53	0
56	MG	DA	3389	1/1	0.99	0.09	66,66,66,66	0
56	MG	CA	1794	1/1	0.99	0.13	59,59,59,59	0
56	MG	BA	3695	1/1	0.99	0.07	29,29,29,29	0

Continued on next page...

Continued from previous page...

Mol	Type	Chain	Res	Atoms	RSCC	RSR	B-factors(\AA^2)	Q<0.9
56	MG	DA	3506	1/1	0.99	0.15	66,66,66,66	0
56	MG	CA	1758	1/1	0.99	0.21	56,56,56,56	0
56	MG	BA	3549	1/1	0.99	0.24	19,19,19,19	0
56	MG	BA	3617	1/1	0.99	0.07	58,58,58,58	0
56	MG	DA	3531	1/1	0.99	0.23	66,66,66,66	0
56	MG	AA	1869	1/1	0.99	0.30	81,81,81,81	0
56	MG	BA	3610	1/1	0.99	0.10	41,41,41,41	0
56	MG	BR	201	1/1	0.99	0.24	19,19,19,19	0
56	MG	DA	3512	1/1	0.99	0.32	49,49,49,49	0
56	MG	BA	3845	1/1	0.99	0.14	37,37,37,37	0
56	MG	DA	3404	1/1	0.99	0.11	56,56,56,56	0
56	MG	BA	3876	1/1	0.99	0.10	54,54,54,54	0
56	MG	BA	3550	1/1	0.99	0.26	27,27,27,27	0
56	MG	BA	3631	1/1	0.99	0.08	25,25,25,25	0
56	MG	DA	3486	1/1	0.99	0.24	42,42,42,42	0
56	MG	DA	3561	1/1	0.99	0.17	70,70,70,70	0
56	MG	BA	3434	1/1	0.99	0.48	22,22,22,22	0
56	MG	BA	3669	1/1	0.99	0.10	34,34,34,34	0
56	MG	BA	3347	1/1	0.99	0.47	20,20,20,20	0
56	MG	AA	1604	1/1	0.99	0.22	42,42,42,42	0
56	MG	DA	3422	1/1	0.99	0.10	47,47,47,47	0
56	MG	BA	3247	1/1	0.99	0.19	20,20,20,20	0
56	MG	DA	3553	1/1	0.99	0.22	46,46,46,46	0
56	MG	DA	3407	1/1	0.99	0.11	44,44,44,44	0
56	MG	DA	3517	1/1	0.99	0.17	64,64,64,64	0
56	MG	DA	3458	1/1	0.99	0.12	49,49,49,49	0
56	MG	DA	3540	1/1	0.99	0.26	57,57,57,57	0
56	MG	DA	3440	1/1	0.99	0.06	47,47,47,47	0
56	MG	AA	1628	1/1	0.99	0.28	22,22,22,22	0
56	MG	AA	1845	1/1	0.99	0.56	59,59,59,59	0
56	MG	DA	3408	1/1	0.99	0.08	71,71,71,71	0
56	MG	BA	3755	1/1	1.00	0.10	40,40,40,40	0

6.5 Other polymers i

There are no such residues in this entry.