



Full wwPDB X-ray Structure Validation Report ⓘ

Dec 15, 2024 – 02:50 AM EST

PDB ID : 1VF5
Title : Crystal Structure of Cytochrome b6f Complex from *M.laminosus*
Authors : Kurisu, G.; Zhang, H.; Smith, J.L.; Cramer, W.A.
Deposited on : 2004-04-08
Resolution : 3.00 Å(reported)

This is a Full wwPDB X-ray Structure Validation Report for a publicly released PDB entry.

We welcome your comments at validation@mail.wwpdb.org

A user guide is available at

<https://www.wwpdb.org/validation/2017/XrayValidationReportHelp>

with specific help available everywhere you see the ⓘ symbol.

The types of validation reports are described at

<http://www.wwpdb.org/validation/2017/FAQs#types>.

The following versions of software and data (see [references ⓘ](#)) were used in the production of this report:

MolProbity : 4.02b-467
Mogul : 2022.3.0, CSD as543be (2022)
Xtriage (Phenix) : 1.21
EDS : 3.0
buster-report : 1.1.7 (2018)
Percentile statistics : 20231227.v01 (using entries in the PDB archive December 27th 2023)
CCP4 : 9.0.004 (Gargrove)
Density-Fitness : 1.0.11
Ideal geometry (proteins) : Engh & Huber (2001)
Ideal geometry (DNA, RNA) : Parkinson et al. (1996)
Validation Pipeline (wwPDB-VP) : 2.40

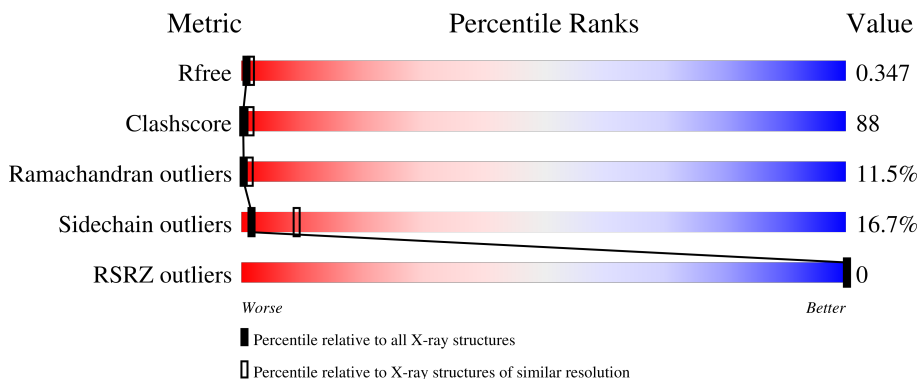
1 Overall quality at a glance i

The following experimental techniques were used to determine the structure:

X-RAY DIFFRACTION

The reported resolution of this entry is 3.00 Å.

Percentile scores (ranging between 0-100) for global validation metrics of the entry are shown in the following graphic. The table shows the number of entries on which the scores are based.





Metric	Whole archive (#Entries)	Similar resolution (#Entries, resolution range(Å))
R_{free}	164625	2511 (3.00-3.00)
Clashscore	180529	2866 (3.00-3.00)
Ramachandran outliers	177936	2778 (3.00-3.00)
Sidechain outliers	177891	2781 (3.00-3.00)
RSRZ outliers	164620	2523 (3.00-3.00)

The table below summarises the geometric issues observed across the polymeric chains and their fit to the electron density. The red, orange, yellow and green segments of the lower bar indicate the fraction of residues that contain outliers for ≥ 3 , 2, 1 and 0 types of geometric quality criteria respectively. A grey segment represents the fraction of residues that are not modelled. The numeric value for each fraction is indicated below the corresponding segment, with a dot representing fractions $\leq 5\%$. The upper red bar (where present) indicates the fraction of residues that have poor fit to the electron density. The numeric value is given above the bar.

Mol	Chain	Length	Quality of chain
1	A	215	
1	N	215	
2	B	160	
2	O	160	
3	C	289	

Continued on next page...

Continued from previous page...

Mol	Chain	Length	Quality of chain
3	P	289	
4	D	179	
4	Q	179	
5	E	32	
5	R	32	
6	F	35	
6	S	35	
7	G	37	
7	T	37	
8	H	29	
8	U	29	

The following table lists non-polymeric compounds, carbohydrate monomers and non-standard residues in protein, DNA, RNA chains that are outliers for geometric or electron-density-fit criteria:

Mol	Type	Chain	Res	Chirality	Geometry	Clashes	Electron density
11	PL9	Q	1305	-	-	X	-
12	OPC	D	306	-	-	X	-
12	OPC	Q	1307	-	-	X	-
13	CLA	B	201	X	-	-	-
13	CLA	O	1201	X	-	-	-

2 Entry composition [i](#)

There are 16 unique types of molecules in this entry. The entry contains 15091 atoms, of which 0 are hydrogens and 0 are deuteriums.

In the tables below, the ZeroOcc column contains the number of atoms modelled with zero occupancy, the AltConf column contains the number of residues with at least one atom in alternate conformation and the Trace column contains the number of residues modelled with at most 2 atoms.

- Molecule 1 is a protein called CYTOCHROME B6.

Mol	Chain	Residues	Atoms					ZeroOcc	AltConf	Trace
			Total	C	N	O	S			
1	A	202	1593	1062	253	268	10	0	0	0
1	N	202	1593	1062	253	268	10	0	0	0

- Molecule 2 is a protein called SUBUNIT IV.

Mol	Chain	Residues	Atoms					ZeroOcc	AltConf	Trace
			Total	C	N	O	S			
2	B	138	1075	727	165	178	5	0	0	0
2	O	138	1075	727	165	178	5	0	0	0

- Molecule 3 is a protein called CYTOCHROME F.

Mol	Chain	Residues	Atoms					ZeroOcc	AltConf	Trace
			Total	C	N	O	S			
3	C	286	2200	1406	366	421	7	0	0	0
3	P	286	2200	1406	366	421	7	0	0	0

- Molecule 4 is a protein called RIESKE IRON-SULFUR PROTEIN.

Mol	Chain	Residues	Atoms					ZeroOcc	AltConf	Trace
			Total	C	N	O	S			
4	D	168	1280	815	223	235	7	0	0	0
4	Q	168	1280	815	223	235	7	0	0	0

- Molecule 5 is a protein called PROTEIN PET L.

Mol	Chain	Residues	Atoms					ZeroOcc	AltConf	Trace
5	E	32	Total	C	N	O	S	0	0	0
			248	179	34	34	1			
5	R	32	Total	C	N	O	S	0	0	0
			248	179	34	34	1			

- Molecule 6 is a protein called PROTEIN PET M.

Mol	Chain	Residues	Atoms					ZeroOcc	AltConf	Trace
6	F	33	Total	C	N	O	S	0	0	0
			251	170	36	43	2			
6	S	35	Total	C	N	O	S	0	0	0
			270	181	39	48	2			

- Molecule 7 is a protein called PROTEIN PET G.

Mol	Chain	Residues	Atoms				ZeroOcc	AltConf	Trace
7	G	23	Total	C	N	O	0	0	0
			184	126	29	29			
7	T	27	Total	C	N	O	0	0	0
			216	146	34	36			

- Molecule 8 is a protein called PROTEIN PET N.

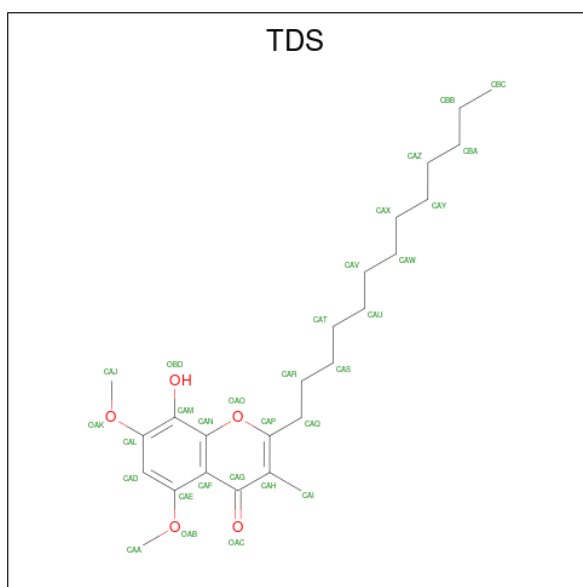
Mol	Chain	Residues	Atoms					ZeroOcc	AltConf	Trace
8	H	27	Total	C	N	O	S	0	0	0
			214	146	34	33	1			
8	U	27	Total	C	N	O	S	0	0	0
			214	146	34	33	1			

- Molecule 9 is PROTOPORPHYRIN IX CONTAINING FE (three-letter code: HEM) (formula: C₃₄H₃₂FeN₄O₄).



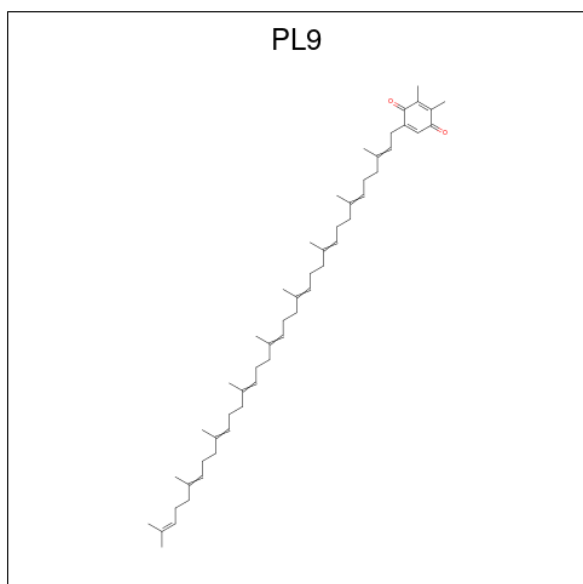
Mol	Chain	Residues	Atoms				ZeroOcc	AltConf	
9	A	1	Total	C	Fe	N	O	0	0
			43	34	1	4	4		
9	A	1	Total	C	Fe	N	O	0	0
			43	34	1	4	4		
9	A	1	Total	C	Fe	N	O	0	0
			43	34	1	4	4		
9	C	1	Total	C	Fe	N	O	0	0
			43	34	1	4	4		
9	N	1	Total	C	Fe	N	O	0	0
			43	34	1	4	4		
9	N	1	Total	C	Fe	N	O	0	0
			43	34	1	4	4		
9	N	1	Total	C	Fe	N	O	0	0
			43	34	1	4	4		
9	P	1	Total	C	Fe	N	O	0	0
			43	34	1	4	4		

- Molecule 10 is 8-HYDROXY-5,7-DIMETHOXY-3-METHYL-2-TRIDECYL-4H-CHROME N-4-ONE (three-letter code: TDS) (formula: C₂₅H₃₈O₅).



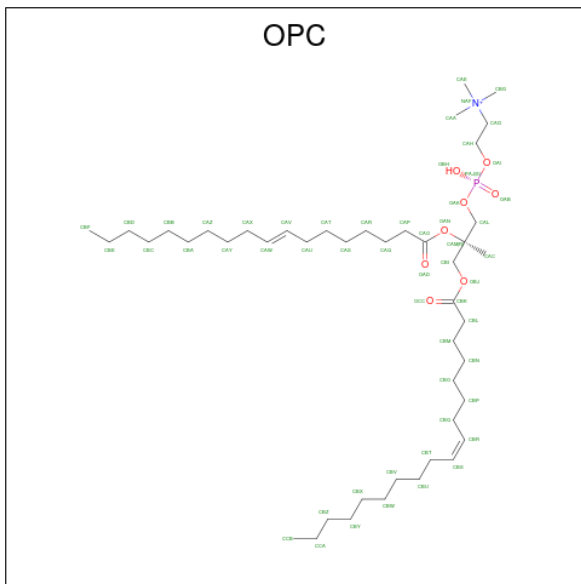
Mol	Chain	Residues	Atoms		ZeroOcc	AltConf
10	A	1	Total	C O	0	0
			30	25 5		
10	N	1	Total	C O	0	0
			30	25 5		

- Molecule 11 is 2,3-DIMETHYL-5-(3,7,11,15,19,23,27,31,35-NONAMETHYL-2,6,10,14,18,22,26,30,34-HEXATRIACONTANONAENYL-2,5-CYCLOHEXADIENE-1,4-DIONE-2,3-DIMETHYL-5-SOLANESYL-1,4-BENZOQUINONE (three-letter code: PL9) (formula: $C_{53}H_{80}O_2$).



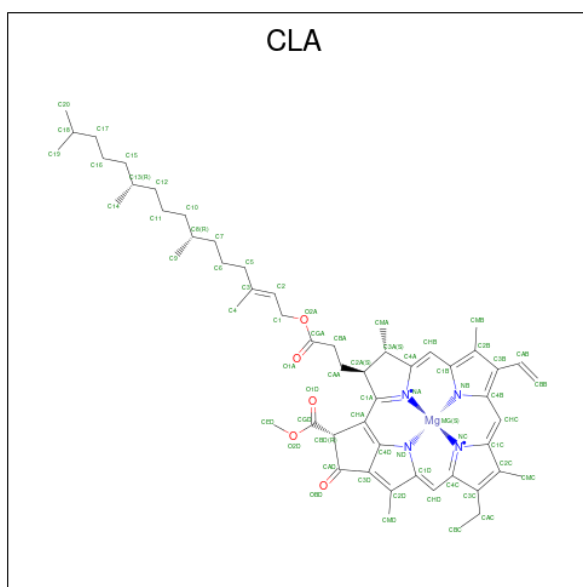
Mol	Chain	Residues	Atoms			ZeroOcc	AltConf
11	A	1	Total	C	O	0	0
			55	53	2		
11	Q	1	Total	C	O	0	0
			55	53	2		

- Molecule 12 is (7R,17E)-4-HYDROXY-N,N,N,7-TETRAMETHYL-7-[(8E)-OCTADEC-8-ENOYLOXY]-10-OXO-3,5,9-TRIOXA-4-PHOSPHAHEPTACOS-17-EN-1-AMINIUM 4-OXIDE (three-letter code: OPC) (formula: C₄₅H₈₇NO₈P).



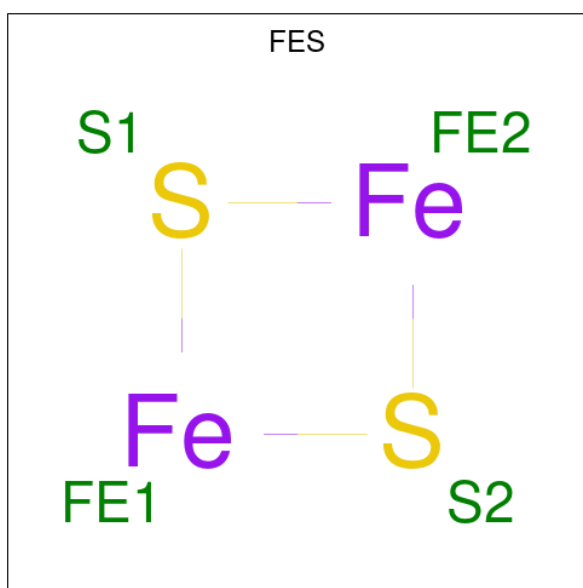
Mol	Chain	Residues	Atoms					ZeroOcc	AltConf
12	B	1	Total	C	N	O	P	0	0
			54	44	1	8	1		
12	D	1	Total	C	N	O	P	0	0
			54	44	1	8	1		
12	N	1	Total	C	N	O	P	0	0
			54	44	1	8	1		
12	Q	1	Total	C	N	O	P	0	0
			54	44	1	8	1		

- Molecule 13 is CHLOROPHYLL A (three-letter code: CLA) (formula: C₅₅H₇₂MgN₄O₅).



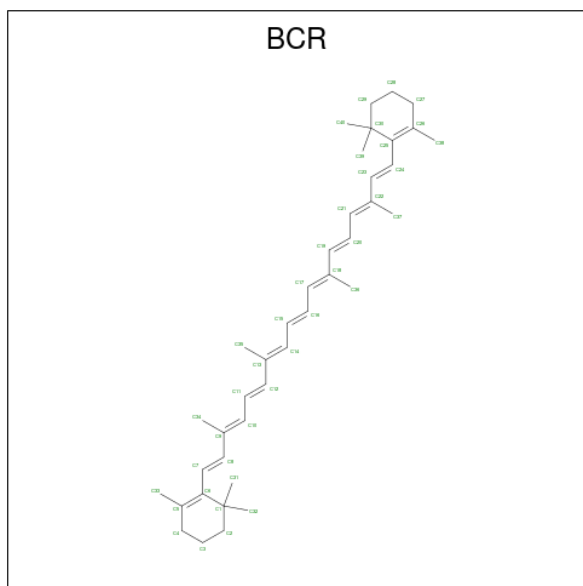
Mol	Chain	Residues	Atoms				ZeroOcc	AltConf	
			Total	C	Mg	N			O
13	B	1	Total	C	Mg	N	O	0	0
			65	55	1	4	5		
13	O	1	Total	C	Mg	N	O	0	0
			65	55	1	4	5		

- Molecule 14 is FE2/S2 (INORGANIC) CLUSTER (three-letter code: FES) (formula: Fe₂S₂).



Mol	Chain	Residues	Atoms		ZeroOcc	AltConf
			Total	Fe S		
14	D	1	Total	Fe S	0	0
			4	2 2		
14	Q	1	Total	Fe S	0	0
			4	2 2		

- Molecule 15 is BETA-CAROTENE (three-letter code: BCR) (formula: $C_{40}H_{56}$).



Mol	Chain	Residues	Atoms	ZeroOcc	AltConf
15	E	1	Total C 40 40	0	0
15	R	1	Total C 40 40	0	0

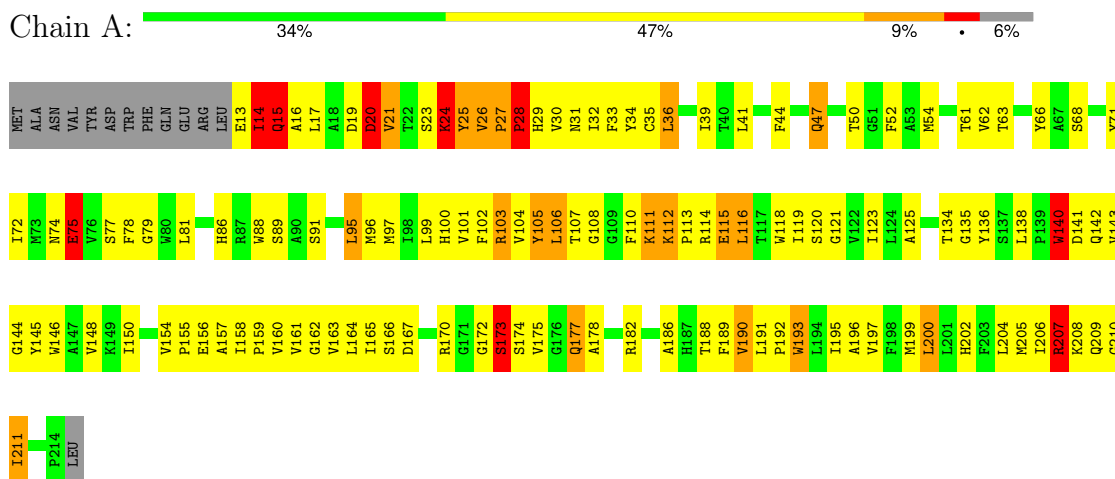
- Molecule 16 is water.

Mol	Chain	Residues	Atoms	ZeroOcc	AltConf
16	A	1	Total O 1 1	0	0
16	N	1	Total O 1 1	0	0

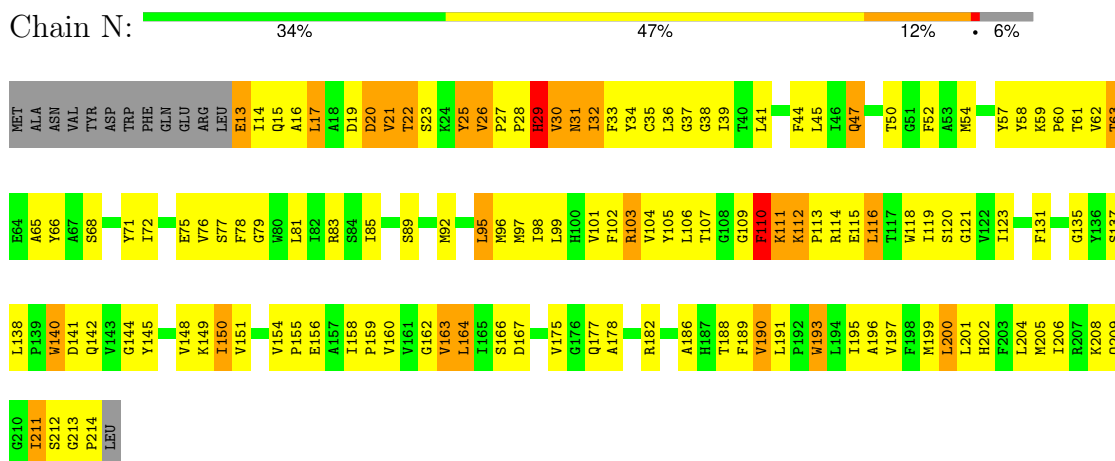
3 Residue-property plots

These plots are drawn for all protein, RNA, DNA and oligosaccharide chains in the entry. The first graphic for a chain summarises the proportions of the various outlier classes displayed in the second graphic. The second graphic shows the sequence view annotated by issues in geometry and electron density. Residues are color-coded according to the number of geometric quality criteria for which they contain at least one outlier: green = 0, yellow = 1, orange = 2 and red = 3 or more. A red dot above a residue indicates a poor fit to the electron density ($RSRZ > 2$). Stretches of 2 or more consecutive residues without any outlier are shown as a green connector. Residues present in the sample, but not in the model, are shown in grey.

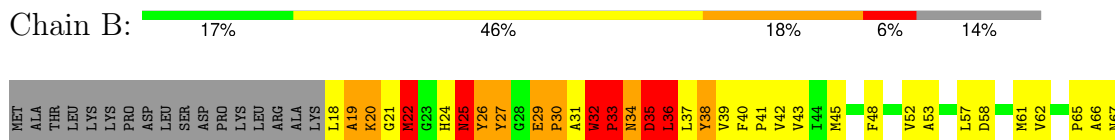
- Molecule 1: CYTOCHROME B6

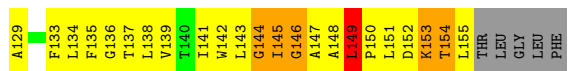


- Molecule 1: CYTOCHROME B6

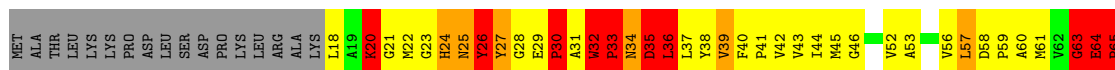
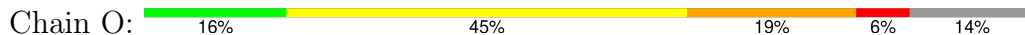


- Molecule 2: SUBUNIT IV

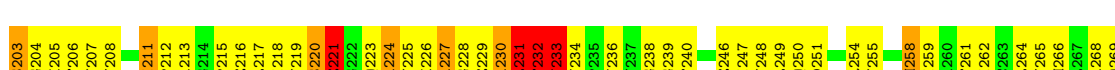
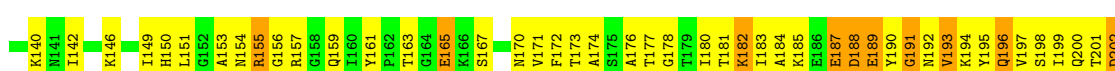




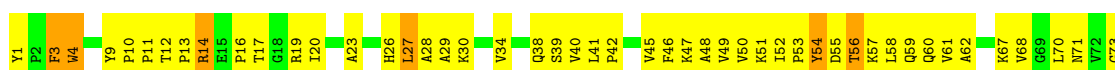
• Molecule 2: SUBUNIT IV

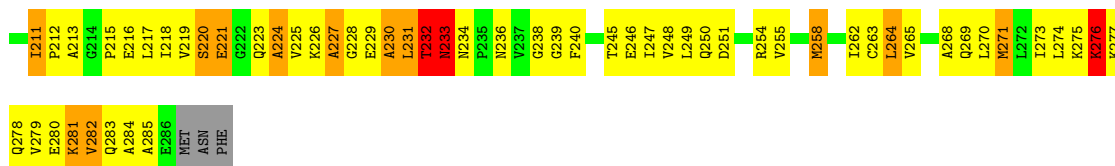


• Molecule 3: CYTOCHROME F

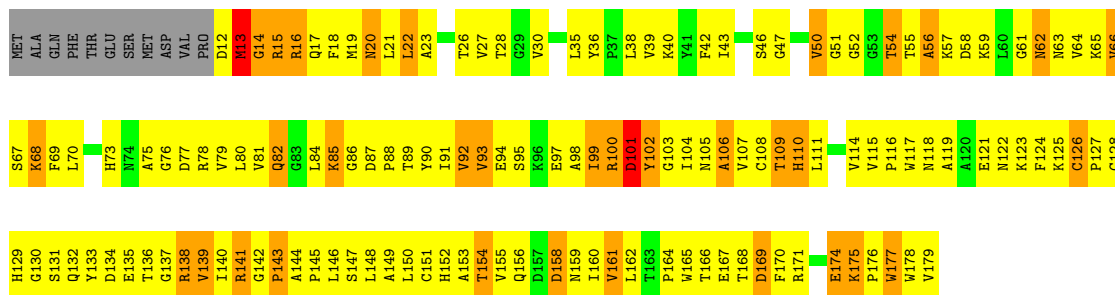
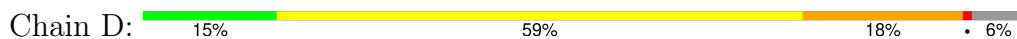


• Molecule 3: CYTOCHROME F

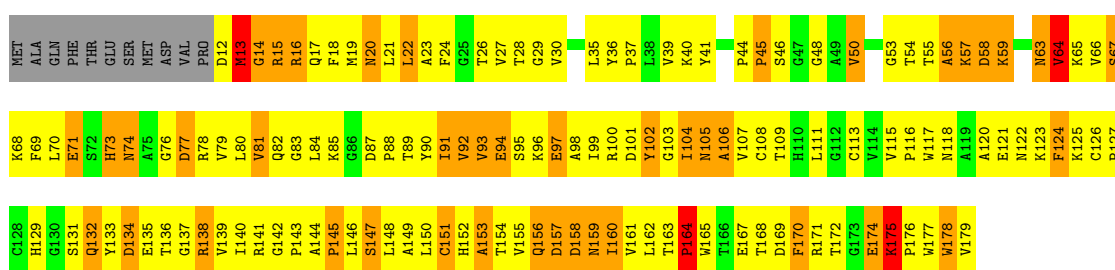
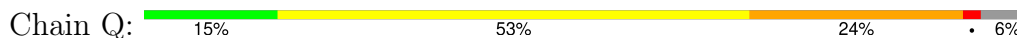




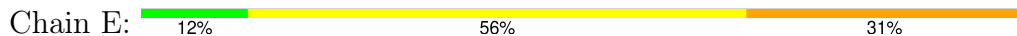
• Molecule 4: RIESKE IRON-SULFUR PROTEIN



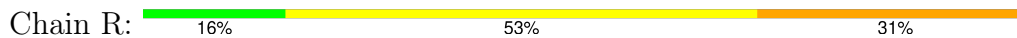
• Molecule 4: RIESKE IRON-SULFUR PROTEIN



• Molecule 5: PROTEIN PET L



• Molecule 5: PROTEIN PET L

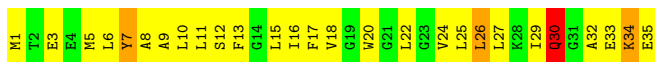


• Molecule 6: PROTEIN PET M



- Molecule 6: PROTEIN PET M

Chain S:  23% 66% 9%



- Molecule 7: PROTEIN PET G

Chain G:  8% 35% 19% 38%

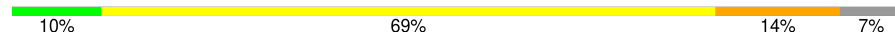



- Molecule 7: PROTEIN PET G

Chain T:  11% 38% 24% 27%



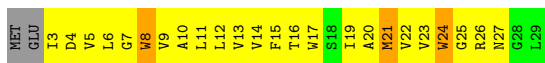
- Molecule 8: PROTEIN PET N

Chain H:  10% 69% 14% 7%



- Molecule 8: PROTEIN PET N

Chain U:  10% 72% 10% 7%



4 Data and refinement statistics

Property	Value	Source
Space group	P 61	Depositor
Cell constants a, b, c, α , β , γ	157.54Å 157.54Å 360.35Å 90.00° 90.00° 120.00°	Depositor
Resolution (Å)	48.16 – 3.00 48.16 – 3.00	Depositor EDS
% Data completeness (in resolution range)	99.7 (48.16-3.00) 99.8 (48.16-3.00)	Depositor EDS
R_{merge}	0.07	Depositor
R_{sym}	(Not available)	Depositor
$\langle I/\sigma(I) \rangle$ ¹	4.30 (at 3.01Å)	Xtrriage
Refinement program	CNS 1.1	Depositor
R, R_{free}	0.258 , 0.346 0.259 , 0.347	Depositor DCC
R_{free} test set	2788 reflections (2.77%)	wwPDB-VP
Wilson B-factor (Å ²)	76.0	Xtrriage
Anisotropy	0.238	Xtrriage
Bulk solvent k_{sol} (e/Å ³), B_{sol} (Å ²)	0.32 , 141.4	EDS
L-test for twinning ²	$\langle L \rangle = 0.50$, $\langle L^2 \rangle = 0.33$	Xtrriage
Estimated twinning fraction	0.499 for h,-h-k,-l	Xtrriage
F_o, F_c correlation	0.94	EDS
Total number of atoms	15091	wwPDB-VP
Average B, all atoms (Å ²)	83.0	wwPDB-VP

Xtrriage's analysis on translational NCS is as follows: *The largest off-origin peak in the Patterson function is 2.26% of the height of the origin peak. No significant pseudotranslation is detected.*

¹Intensities estimated from amplitudes.

²Theoretical values of $\langle |L| \rangle$, $\langle L^2 \rangle$ for acentric reflections are 0.5, 0.333 respectively for untwinned datasets, and 0.375, 0.2 for perfectly twinned datasets.

5 Model quality [i](#)

5.1 Standard geometry [i](#)

Bond lengths and bond angles in the following residue types are not validated in this section: BCR, OPC, PL9, HEM, TDS, FES, CLA

The Z score for a bond length (or angle) is the number of standard deviations the observed value is removed from the expected value. A bond length (or angle) with $|Z| > 5$ is considered an outlier worth inspection. RMSZ is the root-mean-square of all Z scores of the bond lengths (or angles).

Mol	Chain	Bond lengths		Bond angles	
		RMSZ	# Z >5	RMSZ	# Z >5
1	A	0.55	0/1641	0.77	2/2239 (0.1%)
1	N	0.56	0/1641	0.81	2/2239 (0.1%)
2	B	0.54	0/1110	0.88	3/1526 (0.2%)
2	O	0.58	0/1110	0.99	8/1526 (0.5%)
3	C	0.44	0/2248	0.73	1/3061 (0.0%)
3	P	0.45	0/2248	0.72	0/3061
4	D	0.47	0/1312	0.86	2/1786 (0.1%)
4	Q	0.47	0/1312	0.76	0/1786
5	E	0.67	0/253	0.80	0/340
5	R	0.64	0/253	0.77	0/340
6	F	0.58	0/255	0.66	0/343
6	S	0.52	0/274	0.61	0/366
7	G	0.64	0/188	0.91	0/253
7	T	0.63	0/221	0.95	0/299
8	H	0.61	0/220	0.83	1/301 (0.3%)
8	U	0.59	0/220	0.81	0/301
All	All	0.52	0/14506	0.80	19/19767 (0.1%)

Chiral center outliers are detected by calculating the chiral volume of a chiral center and verifying if the center is modelled as a planar moiety or with the opposite hand. A planarity outlier is detected by checking planarity of atoms in a peptide group, atoms in a mainchain group or atoms of a sidechain that are expected to be planar.

Mol	Chain	#Chirality outliers	#Planarity outliers
1	N	0	1

There are no bond length outliers.

All (19) bond angle outliers are listed below:

Mol	Chain	Res	Type	Atoms	Z	Observed(°)	Ideal(°)
2	O	63	GLY	N-CA-C	7.67	132.29	113.10
2	B	36	LEU	N-CA-C	-7.09	91.85	111.00
2	O	64	GLU	N-CA-C	6.99	129.88	111.00
2	O	36	LEU	N-CA-C	-6.86	92.47	111.00
1	N	20	ASP	N-CA-C	6.33	128.08	111.00
2	O	117	VAL	N-CA-C	-6.17	94.34	111.00
1	A	207	ARG	N-CA-C	-5.99	94.84	111.00
2	B	144	GLY	N-CA-C	-5.87	98.42	113.10
2	O	144	GLY	N-CA-C	-5.82	98.55	113.10
2	B	35	ASP	N-CA-C	5.52	125.89	111.00
1	A	31	ASN	N-CA-C	5.51	125.89	111.00
2	O	35	ASP	N-CA-C	5.50	125.84	111.00
1	N	29	HIS	N-CA-C	5.40	125.59	111.00
4	D	54	THR	N-CA-C	5.38	125.52	111.00
3	C	231	LEU	CA-CB-CG	5.27	127.43	115.30
4	D	46	SER	N-CA-C	5.27	125.23	111.00
2	O	20	LYS	N-CA-C	5.16	124.94	111.00
2	O	39	VAL	N-CA-C	-5.01	97.47	111.00
8	H	5	VAL	N-CA-C	-5.00	97.49	111.00

There are no chirality outliers.

All (1) planarity outliers are listed below:

Mol	Chain	Res	Type	Group
1	N	105	TYR	Sidechain

5.2 Too-close contacts [i](#)

In the following table, the Non-H and H(model) columns list the number of non-hydrogen atoms and hydrogen atoms in the chain respectively. The H(added) column lists the number of hydrogen atoms added and optimized by MolProbity. The Clashes column lists the number of clashes within the asymmetric unit, whereas Symm-Clashes lists symmetry-related clashes.

Mol	Chain	Non-H	H(model)	H(added)	Clashes	Symm-Clashes
1	A	1593	0	1623	242	0
1	N	1593	0	1623	230	0
2	B	1075	0	1117	258	0
2	O	1075	0	1117	284	0
3	C	2200	0	2216	355	0
3	P	2200	0	2216	338	0
4	D	1280	0	1263	317	0
4	Q	1280	0	1263	380	0

Continued on next page...

Continued from previous page...

Mol	Chain	Non-H	H(model)	H(added)	Clashes	Symm-Clashes
5	E	248	0	284	72	0
5	R	248	0	284	113	0
6	F	251	0	266	39	0
6	S	270	0	285	42	0
7	G	184	0	190	104	0
7	T	216	0	220	70	0
8	H	214	0	221	42	0
8	U	214	0	221	43	0
9	A	129	0	90	18	0
9	C	43	0	30	0	0
9	N	129	0	90	17	0
9	P	43	0	30	1	0
10	A	30	0	37	13	0
10	N	30	0	37	12	0
11	A	55	0	80	18	0
11	Q	55	0	80	23	0
12	B	54	0	83	14	0
12	D	54	0	83	24	0
12	N	54	0	83	10	0
12	Q	54	0	83	30	0
13	B	65	0	70	8	0
13	O	65	0	70	20	0
14	D	4	0	0	1	0
14	Q	4	0	0	1	0
15	E	40	0	56	7	0
15	R	40	0	56	7	0
16	A	1	0	0	0	0
16	N	1	0	0	0	0
All	All	15091	0	15467	2688	0

The all-atom clashscore is defined as the number of clashes found per 1000 atoms (including hydrogen atoms). The all-atom clashscore for this structure is 88.

All (2688) close contacts within the same asymmetric unit are listed below, sorted by their clash magnitude.

Atom-1	Atom-2	Interatomic distance (Å)	Clash overlap (Å)
2:O:38:TYR:HB3	3:P:276:LYS:HG2	1.22	1.20
1:A:14:ILE:HA	1:A:17:LEU:HB2	1.26	1.18
1:N:214:PRO:HB3	5:R:29:ILE:HG22	1.19	1.17
4:D:166:THR:HA	4:D:179:VAL:HG13	1.22	1.17
2:B:71:THR:HB	2:B:72:PRO:HD3	1.28	1.15

Continued on next page...

Continued from previous page...

Atom-1	Atom-2	Interatomic distance (Å)	Clash overlap (Å)
11:A:305:PL9:H462	11:A:305:PL9:H412	1.18	1.13
2:B:20:LYS:HG3	2:B:21:GLY:H	1.05	1.13
11:Q:1305:PL9:H212	11:Q:1305:PL9:H262	1.24	1.12
12:D:306:OPC:HAP2	12:D:306:OPC:HBI1	1.31	1.12
5:E:7:PHE:HA	5:E:10:VAL:HG12	1.29	1.11
4:Q:169:ASP:HB2	4:Q:176:PRO:HA	1.32	1.11
12:Q:1307:OPC:HBE1	12:Q:1307:OPC:HBU2	1.11	1.11
4:Q:94:GLU:HB3	4:Q:100:ARG:HD3	1.18	1.10
4:D:136:THR:HB	4:D:138:ARG:HD2	1.25	1.10
4:Q:168:THR:HA	4:Q:176:PRO:HD3	1.19	1.10
4:D:124:PHE:HB2	4:D:133:TYR:HB2	1.32	1.09
2:B:126:ARG:HE	2:B:128:VAL:HG23	0.99	1.08
3:C:255:VAL:HG11	7:G:14:VAL:HG12	1.36	1.08
5:E:5:ALA:HB1	6:F:9:ALA:HB2	1.35	1.08
2:O:118:ASN:HD22	2:O:121:GLN:NE2	1.51	1.08
3:C:273:ILE:HD13	7:G:30:LYS:HD3	1.20	1.07
2:O:132:ILE:HG22	13:O:1201:CLA:HBB2	1.35	1.07
4:Q:156:GLN:HB2	4:Q:161:VAL:HG21	1.37	1.07
3:C:172:PHE:H	3:C:231:LEU:HG	1.17	1.07
5:R:7:PHE:HA	5:R:10:VAL:HG12	1.34	1.06
4:D:66:VAL:HG22	4:D:160:ILE:HG13	1.07	1.06
1:N:27:PRO:HG3	2:O:33:PRO:HG3	1.34	1.06
4:Q:76:GLY:H	4:Q:93:VAL:HG13	1.12	1.06
2:O:64:GLU:HG3	2:O:65:PRO:HD3	1.37	1.05
7:T:25:ALA:HB1	7:T:29:TYR:CZ	1.89	1.05
1:A:209:GLN:HG2	1:A:210:GLY:H	1.19	1.05
11:A:305:PL9:H203	12:D:306:OPC:HBE2	1.37	1.05
5:E:16:PHE:HB3	15:E:101:BCR:H363	1.36	1.05
12:N:1306:OPC:HAP2	12:N:1306:OPC:HBI1	1.39	1.05
5:R:5:ALA:HB1	6:S:9:ALA:HB2	1.30	1.05
3:C:281:LYS:HA	3:C:284:ALA:HB3	1.34	1.04
4:D:70:LEU:HD12	4:D:160:ILE:HD11	1.34	1.04
1:N:29:HIS:O	1:N:30:VAL:HG13	1.56	1.04
4:Q:56:ALA:HA	4:Q:81:VAL:HG13	1.36	1.03
3:P:281:LYS:HA	3:P:284:ALA:HB3	1.37	1.03
3:C:278:GLN:HE21	7:G:30:LYS:HE2	1.20	1.03
4:D:155:VAL:HG22	4:D:160:ILE:HG12	1.39	1.03
3:C:93:GLU:HA	3:C:97:GLU:HB2	1.38	1.02
1:A:207:ARG:HB2	1:A:207:ARG:HH11	1.21	1.02
4:D:51:GLY:HA2	4:D:164:PRO:HG2	1.35	1.02
2:B:18:LEU:HD13	2:B:31:ALA:HB2	1.42	1.01

Continued on next page...

Continued from previous page...

Atom-1	Atom-2	Interatomic distance (Å)	Clash overlap (Å)
7:G:25:ALA:HB1	7:G:29:TYR:CZ	1.95	1.01
4:Q:155:VAL:HG12	4:Q:157:ASP:H	1.21	1.01
3:C:172:PHE:O	3:C:231:LEU:HB3	1.60	1.01
5:R:16:PHE:HB3	15:R:1101:BCR:H363	1.38	1.01
2:O:124:PHE:CZ	5:R:26:ILE:HB	1.95	1.01
4:Q:116:PRO:HD2	4:Q:126:CYS:HA	1.41	1.00
3:C:28:ALA:HB2	3:C:236:ASN:HD21	1.24	1.00
3:C:271:MET:HG3	4:D:22:LEU:HD21	1.37	1.00
3:C:262:ILE:HG13	7:G:21:LEU:HG	1.38	1.00
7:G:26:TYR:HA	7:G:29:TYR:CD1	1.97	1.00
5:R:9:ILE:HG21	6:S:9:ALA:O	1.62	1.00
4:D:123:LYS:HB3	4:D:133:TYR:O	1.62	0.99
3:P:94:LEU:HD22	3:P:94:LEU:H	1.28	0.99
2:B:20:LYS:HG3	2:B:21:GLY:N	1.70	0.99
4:D:116:PRO:HG3	4:D:127:PRO:HD3	1.40	0.99
2:B:31:ALA:O	2:B:32:TRP:HB2	1.59	0.98
1:N:61:THR:HG22	1:N:63:THR:H	1.26	0.98
4:Q:57:LYS:HG3	4:Q:82:GLN:HE21	1.27	0.98
7:T:23:TYR:HA	7:T:26:TYR:CG	1.98	0.98
3:P:28:ALA:HB2	3:P:236:ASN:HD21	1.29	0.98
1:A:29:HIS:NE2	1:A:30:VAL:HG22	1.79	0.97
2:B:149:LEU:CD1	2:B:150:PRO:HD2	1.94	0.97
3:P:202:ASP:HA	3:P:206:THR:HB	1.43	0.97
4:D:51:GLY:HA2	4:D:164:PRO:CG	1.95	0.97
3:C:202:ASP:HA	3:C:206:THR:HB	1.45	0.97
3:C:218:ILE:H	3:C:232:THR:HB	1.28	0.97
3:P:146:LYS:HD3	3:P:246:GLU:HG3	1.46	0.97
2:B:61:MET:HB2	3:C:146:LYS:HD2	1.47	0.97
1:A:207:ARG:HB2	1:A:207:ARG:NH1	1.79	0.96
3:C:185:LYS:HG2	3:C:195:TYR:HB3	1.43	0.96
3:P:93:GLU:HA	3:P:97:GLU:HB2	1.43	0.96
4:D:57:LYS:HD2	4:D:82:GLN:HE21	1.27	0.96
5:E:9:ILE:HG21	6:F:9:ALA:O	1.64	0.95
2:B:126:ARG:NE	2:B:128:VAL:HG23	1.82	0.95
3:P:185:LYS:HG2	3:P:195:TYR:HB3	1.47	0.95
1:N:112:LYS:HB2	1:N:113:PRO:HD3	1.49	0.95
4:Q:123:LYS:HD3	4:Q:140:ILE:HD12	1.45	0.94
7:G:23:TYR:HA	7:G:26:TYR:CG	2.02	0.94
12:D:306:OPC:HBL1	12:D:306:OPC:HAR2	1.46	0.94
1:N:66:TYR:HB2	2:O:65:PRO:HG2	1.49	0.94
1:N:154:VAL:HG21	10:N:1304:TDS:HAY2	1.50	0.94

Continued on next page...

Continued from previous page...

Atom-1	Atom-2	Interatomic distance (Å)	Clash overlap (Å)
4:Q:74:ASN:H	4:Q:93:VAL:HG11	1.30	0.94
2:O:126:ARG:HH11	2:O:126:ARG:HG2	1.33	0.94
4:D:166:THR:HA	4:D:179:VAL:CG1	1.98	0.93
1:N:95:LEU:HD11	5:R:10:VAL:HG11	1.50	0.93
2:O:118:ASN:HD22	2:O:121:GLN:HE22	1.17	0.93
1:A:161:VAL:O	1:A:165:ILE:HG12	1.68	0.92
2:O:126:ARG:NH1	2:O:128:VAL:HG23	1.83	0.92
3:P:168:ASN:HA	3:P:172:PHE:CZ	2.04	0.92
3:P:172:PHE:H	3:P:231:LEU:HG	1.33	0.92
4:Q:73:HIS:CD2	4:Q:77:ASP:HB2	2.05	0.92
3:C:94:LEU:HD22	3:C:94:LEU:H	1.34	0.91
3:C:146:LYS:HD3	3:C:246:GLU:HG3	1.50	0.91
1:N:142:GLN:HG2	2:O:64:GLU:HG2	1.51	0.91
3:P:218:ILE:H	3:P:232:THR:HB	1.34	0.91
3:C:60:GLN:HE22	3:C:157:ARG:HG3	1.35	0.91
8:U:4:ASP:O	8:U:8:TRP:HB2	1.70	0.91
1:A:209:GLN:CG	1:A:210:GLY:H	1.79	0.90
3:P:172:PHE:O	3:P:231:LEU:HB3	1.71	0.90
1:A:170:ARG:HD3	1:A:174:SER:O	1.68	0.90
2:O:124:PHE:HZ	5:R:26:ILE:HB	1.36	0.90
1:A:114:ARG:HH12	1:A:209:GLN:H	1.06	0.90
2:O:31:ALA:O	2:O:32:TRP:HB2	1.70	0.90
1:A:211:ILE:H	1:A:211:ILE:HD12	1.37	0.90
4:D:99:ILE:HB	4:D:153:ALA:HB1	1.53	0.90
4:D:81:VAL:HG12	4:D:82:GLN:H	1.36	0.90
7:T:26:TYR:HA	7:T:29:TYR:CD1	2.06	0.90
1:A:209:GLN:HG2	1:A:210:GLY:N	1.87	0.90
1:A:24:LYS:HD3	1:A:24:LYS:H	1.35	0.89
4:Q:76:GLY:N	4:Q:93:VAL:HG13	1.86	0.89
2:O:80:TYR:HB3	13:O:1201:CLA:HED1	1.52	0.89
1:A:190:VAL:HG11	10:A:304:TDS:HAA3	1.54	0.89
4:Q:82:GLN:N	4:Q:89:THR:OG1	2.05	0.89
4:D:66:VAL:CG2	4:D:160:ILE:HG13	2.00	0.89
2:O:105:PRO:HG3	13:O:1201:CLA:H112	1.54	0.89
11:A:305:PL9:H412	11:A:305:PL9:C46	2.01	0.89
4:Q:57:LYS:HG3	4:Q:82:GLN:NE2	1.88	0.89
4:Q:91:ILE:HD12	4:Q:160:ILE:HD12	1.54	0.88
1:N:213:GLY:O	5:R:30:LYS:HD2	1.73	0.88
3:P:83:LYS:HB2	3:P:111:ASP:HB3	1.56	0.88
3:P:275:LYS:CE	4:Q:20:ASN:HB3	2.04	0.88
4:Q:146:LEU:HD13	4:Q:177:TRP:HB2	1.56	0.88

Continued on next page...

Continued from previous page...

Atom-1	Atom-2	Interatomic distance (Å)	Clash overlap (Å)
3:C:280:GLU:HG2	3:C:281:LYS:HZ3	1.39	0.87
3:P:231:LEU:HD13	3:P:232:THR:H	1.37	0.87
3:C:226:LYS:NZ	3:C:230:ALA:HB3	1.88	0.87
3:C:278:GLN:NE2	7:G:30:LYS:HE2	1.90	0.87
3:P:60:GLN:HE22	3:P:157:ARG:HG3	1.40	0.87
4:Q:78:ARG:HH22	4:Q:100:ARG:NH2	1.71	0.87
4:Q:156:GLN:HB2	4:Q:161:VAL:CG2	2.04	0.87
2:O:79:TRP:CZ2	5:R:1:MET:HB2	2.09	0.87
4:D:102:TYR:HB2	4:D:150:LEU:HG	1.56	0.87
7:T:21:LEU:O	7:T:21:LEU:HD22	1.75	0.87
8:H:4:ASP:O	8:H:8:TRP:HB2	1.74	0.87
1:N:110:PHE:H	1:N:110:PHE:HD2	1.20	0.87
3:P:226:LYS:NZ	3:P:230:ALA:HB3	1.90	0.87
3:C:255:VAL:CG1	7:G:14:VAL:HG12	2.04	0.86
3:P:275:LYS:HE3	4:Q:20:ASN:HB3	1.55	0.86
4:Q:77:ASP:H	4:Q:93:VAL:HG12	1.40	0.86
4:D:117:TRP:HA	4:D:124:PHE:HD1	1.41	0.86
2:O:126:ARG:HG2	2:O:126:ARG:NH1	1.89	0.86
1:N:103:ARG:HE	1:N:107:THR:HG21	1.39	0.86
2:O:64:GLU:HG3	2:O:65:PRO:CD	2.05	0.86
4:Q:73:HIS:CG	4:Q:77:ASP:HB2	2.10	0.86
4:Q:163:THR:OG1	4:Q:164:PRO:HD2	1.73	0.86
1:A:159:PRO:O	1:A:161:VAL:N	2.08	0.86
2:B:38:TYR:HB3	3:C:276:LYS:HG2	1.58	0.86
2:B:149:LEU:HD22	4:Q:129:HIS:HA	1.57	0.86
4:Q:22:LEU:HD23	4:Q:23:ALA:N	1.91	0.86
1:A:101:VAL:HG11	13:B:201:CLA:HMA1	1.58	0.85
12:N:1306:OPC:HBF2	12:N:1306:OPC:HBY1	1.56	0.85
1:A:211:ILE:HG22	5:E:26:ILE:HG12	1.59	0.85
4:Q:133:TYR:HA	4:Q:139:VAL:HA	1.57	0.85
4:D:22:LEU:HD23	4:D:23:ALA:N	1.92	0.85
4:D:142:GLY:HA2	4:D:144:ALA:H	1.42	0.85
1:A:158:ILE:HG23	1:A:159:PRO:HD2	1.59	0.85
1:A:170:ARG:HD2	1:A:172:GLY:O	1.76	0.85
2:B:149:LEU:CD2	4:Q:129:HIS:HA	2.06	0.85
3:C:280:GLU:HG2	3:C:281:LYS:NZ	1.91	0.85
1:A:14:ILE:HD13	1:A:15:GLN:N	1.92	0.85
4:Q:138:ARG:HE	4:Q:171:ARG:HD3	1.43	0.84
5:E:7:PHE:HA	5:E:10:VAL:CG1	2.07	0.84
2:O:149:LEU:O	2:O:151:LEU:N	2.09	0.84
1:A:14:ILE:HA	1:A:17:LEU:CB	2.07	0.84

Continued on next page...

Continued from previous page...

Atom-1	Atom-2	Interatomic distance (Å)	Clash overlap (Å)
2:O:38:TYR:CB	3:P:276:LYS:HG2	2.07	0.84
1:N:155:PRO:HG2	1:N:166:SER:OG	1.78	0.84
4:Q:105:ASN:HB3	4:Q:149:ALA:HB3	1.58	0.84
1:A:142:GLN:HE21	2:B:66:ALA:HA	1.42	0.83
2:B:149:LEU:HD12	2:B:150:PRO:HD2	1.58	0.83
4:Q:73:HIS:HB3	4:Q:93:VAL:HG11	1.57	0.83
3:C:83:LYS:HB2	3:C:111:ASP:HB3	1.58	0.83
4:D:142:GLY:HA2	4:D:144:ALA:N	1.94	0.83
4:Q:64:VAL:HG12	4:Q:91:ILE:CG1	2.08	0.83
4:Q:150:LEU:H	4:Q:178:TRP:HZ2	1.25	0.83
3:P:184:ALA:HB2	3:P:198:SER:OG	1.79	0.83
3:C:26:HIS:CG	3:C:154:ASN:HD21	1.97	0.83
3:C:218:ILE:N	3:C:232:THR:HB	1.94	0.83
2:O:79:TRP:HZ2	5:R:1:MET:H3	1.27	0.83
2:O:122:ASN:HD21	5:R:30:LYS:HD3	1.44	0.83
3:C:255:VAL:HG11	7:G:14:VAL:CG1	2.08	0.82
4:D:165:TRP:HD1	4:D:179:VAL:HA	1.44	0.82
4:Q:176:PRO:HG2	4:Q:179:VAL:HB	1.58	0.82
2:O:67:ASN:ND2	3:P:16:PRO:HB3	1.94	0.82
4:Q:78:ARG:HH22	4:Q:100:ARG:HH22	1.26	0.82
11:Q:1305:PL9:H302	12:Q:1307:OPC:HBC1	1.60	0.82
1:A:14:ILE:HD13	1:A:15:GLN:H	1.45	0.82
3:P:275:LYS:NZ	4:Q:20:ASN:HD22	1.77	0.82
12:B:307:OPC:HAP1	12:B:307:OPC:HBI2	1.59	0.82
4:D:154:THR:O	4:D:160:ILE:HG23	1.78	0.82
4:Q:94:GLU:CB	4:Q:100:ARG:HD3	2.05	0.82
3:P:168:ASN:HA	3:P:172:PHE:HZ	1.39	0.82
2:B:137:THR:O	2:B:141:ILE:HG12	1.80	0.82
7:G:27:GLN:O	7:G:31:ARG:NH1	2.13	0.82
3:C:226:LYS:HZ2	3:C:230:ALA:HB3	1.43	0.81
1:A:44:PHE:HD1	9:A:301:HEM:HBB1	1.45	0.81
1:A:62:VAL:HG12	1:A:140:TRP:CZ2	2.16	0.81
12:D:306:OPC:HBI1	12:D:306:OPC:CAP	2.08	0.81
2:O:126:ARG:CZ	2:O:128:VAL:HG23	2.10	0.81
2:O:95:LEU:N	2:O:95:LEU:HD23	1.96	0.81
4:Q:100:ARG:HD2	4:Q:102:TYR:OH	1.80	0.81
3:C:171:VAL:CG1	3:C:234:ASN:HB2	2.10	0.81
12:Q:1307:OPC:HBX2	12:Q:1307:OPC:HBF2	1.63	0.81
3:P:26:HIS:CG	3:P:154:ASN:HD21	1.98	0.81
3:P:231:LEU:O	3:P:232:THR:HG23	1.80	0.81
3:C:183:ILE:HD12	3:C:183:ILE:O	1.81	0.81

Continued on next page...

Continued from previous page...

Atom-1	Atom-2	Interatomic distance (Å)	Clash overlap (Å)
1:A:112:LYS:HA	1:A:115:GLU:OE1	1.80	0.81
3:C:93:GLU:HA	3:C:97:GLU:CB	2.11	0.81
3:P:90:ILE:HG23	3:P:95:LYS:HB2	1.62	0.81
3:P:217:LEU:HA	3:P:232:THR:HB	1.63	0.81
4:Q:155:VAL:HA	4:Q:161:VAL:H	1.43	0.81
1:A:14:ILE:CA	1:A:17:LEU:HB2	2.11	0.80
1:N:214:PRO:HB3	5:R:29:ILE:CG2	2.09	0.80
2:O:121:GLN:HB2	2:O:125:ARG:HD2	1.63	0.80
12:Q:1307:OPC:OBJ	12:Q:1307:OPC:HAP1	1.80	0.80
11:Q:1305:PL9:H412	11:Q:1305:PL9:H462	1.61	0.80
3:P:161:TYR:HE1	3:P:167:SER:HA	1.47	0.80
4:D:116:PRO:HG3	4:D:127:PRO:CD	2.11	0.80
3:P:183:ILE:HD12	3:P:183:ILE:O	1.80	0.80
11:Q:1305:PL9:H212	11:Q:1305:PL9:C26	2.10	0.80
7:T:11:LEU:HD22	7:T:11:LEU:H	1.44	0.80
3:C:184:ALA:HB2	3:C:198:SER:OG	1.81	0.80
3:C:269:GLN:HE22	7:G:24:ALA:CB	1.94	0.80
3:C:90:ILE:HG23	3:C:95:LYS:HB2	1.64	0.80
3:P:280:GLU:HG2	3:P:281:LYS:NZ	1.96	0.80
1:A:155:PRO:HG2	1:A:166:SER:OG	1.81	0.80
12:N:1306:OPC:HBO1	12:N:1306:OPC:HAT1	1.64	0.80
7:G:30:LYS:HB3	7:G:31:ARG:NH2	1.95	0.80
4:D:138:ARG:HB3	4:D:138:ARG:NH1	1.97	0.80
7:G:30:LYS:O	7:G:31:ARG:NH2	2.15	0.80
4:D:58:ASP:HB2	4:D:62:ASN:O	1.82	0.79
4:Q:139:VAL:HG21	4:Q:144:ALA:HB3	1.64	0.79
3:C:199:ILE:O	3:C:208:VAL:HG12	1.81	0.79
3:C:231:LEU:O	3:C:232:THR:HG23	1.82	0.79
1:A:206:ILE:C	1:A:207:ARG:HD3	2.03	0.79
3:C:91:PRO:HB2	3:C:94:LEU:HB2	1.65	0.79
3:C:161:TYR:HE1	3:C:167:SER:HA	1.48	0.79
7:T:23:TYR:HA	7:T:26:TYR:CD1	2.18	0.79
2:O:122:ASN:HD21	5:R:30:LYS:CD	1.94	0.79
1:A:114:ARG:HH12	1:A:209:GLN:N	1.81	0.79
7:G:11:LEU:HD22	7:G:11:LEU:H	1.44	0.79
4:D:93:VAL:HA	4:D:100:ARG:HB2	1.64	0.79
4:D:156:GLN:OE1	4:D:161:VAL:HG21	1.83	0.79
2:O:122:ASN:ND2	5:R:30:LYS:HD3	1.98	0.79
11:A:305:PL9:H101	12:D:306:OPC:HBF2	1.65	0.79
3:C:102:TYR:H	3:C:118:PRO:HG3	1.46	0.79
4:D:70:LEU:HD12	4:D:160:ILE:CD1	2.13	0.78

Continued on next page...

Continued from previous page...

Atom-1	Atom-2	Interatomic distance (Å)	Clash overlap (Å)
12:D:306:OPC:HAP2	12:D:306:OPC:CBI	2.07	0.78
2:O:57:LEU:HD22	7:T:14:VAL:CG2	2.13	0.78
2:B:18:LEU:HD13	2:B:31:ALA:CB	2.14	0.78
5:E:20:VAL:HG12	5:E:21:GLY:N	1.99	0.78
3:P:219:VAL:HG11	3:P:223:GLN:HE21	1.48	0.78
11:Q:1305:PL9:H321	12:Q:1307:OPC:HBW2	1.66	0.78
4:D:64:VAL:HG11	4:D:81:VAL:HG13	1.66	0.78
1:N:71:TYR:HA	1:N:75:GLU:OE1	1.84	0.78
7:T:23:TYR:HA	7:T:26:TYR:CD2	2.17	0.78
1:A:29:HIS:CD2	1:A:30:VAL:HG13	2.19	0.78
2:B:71:THR:HB	2:B:72:PRO:CD	2.11	0.78
1:N:195:ILE:O	1:N:199:MET:HG3	1.84	0.78
2:O:112:PRO:O	2:O:116:ASN:HB2	1.84	0.78
1:N:114:ARG:HH21	1:N:209:GLN:N	1.82	0.77
2:O:149:LEU:HB3	2:O:150:PRO:HD2	1.66	0.77
3:P:134:PRO:HB3	3:P:142:ILE:HD13	1.65	0.77
1:A:28:PRO:HD2	2:B:31:ALA:O	1.85	0.77
3:P:188:ASP:CB	3:P:193:VAL:HA	2.15	0.77
4:Q:154:THR:O	4:Q:160:ILE:HA	1.83	0.77
1:A:112:LYS:H	1:A:113:PRO:HD2	1.50	0.77
1:A:39:ILE:HD11	15:E:101:BCR:H312	1.65	0.77
3:P:255:VAL:HG11	7:T:14:VAL:HG12	1.66	0.77
4:Q:169:ASP:HB2	4:Q:176:PRO:CA	2.12	0.77
12:Q:1307:OPC:HAL2	12:Q:1307:OPC:CAP	2.15	0.77
8:H:19:ILE:O	8:H:23:VAL:HG22	1.84	0.77
4:Q:155:VAL:HG12	4:Q:157:ASP:N	1.98	0.77
7:G:21:LEU:O	7:G:21:LEU:HD22	1.84	0.77
3:C:231:LEU:HD13	3:C:232:THR:H	1.49	0.77
1:N:116:LEU:H	1:N:116:LEU:HD12	1.50	0.77
2:O:149:LEU:HB3	2:O:150:PRO:CD	2.14	0.77
3:C:92:GLU:O	3:C:96:LYS:HB3	1.85	0.77
3:P:102:TYR:H	3:P:118:PRO:HG3	1.49	0.77
4:Q:176:PRO:CG	4:Q:179:VAL:HB	2.14	0.77
5:R:23:ILE:O	5:R:27:LYS:HB2	1.85	0.77
3:C:259:ILE:HA	7:G:17:THR:HG21	1.65	0.77
2:B:34:ASN:HD21	12:B:307:OPC:CBK	1.97	0.77
2:O:38:TYR:CD1	3:P:276:LYS:HD3	2.20	0.77
1:A:47:GLN:HE22	1:A:89:SER:CB	1.97	0.76
12:Q:1307:OPC:HBU2	12:Q:1307:OPC:CBE	2.05	0.76
8:U:19:ILE:O	8:U:23:VAL:HG22	1.85	0.76
2:B:95:LEU:N	2:B:95:LEU:HD23	2.00	0.76

Continued on next page...

Continued from previous page...

Atom-1	Atom-2	Interatomic distance (Å)	Clash overlap (Å)
3:C:28:ALA:HB2	3:C:236:ASN:ND2	1.98	0.76
3:C:188:ASP:CB	3:C:193:VAL:HA	2.14	0.76
3:C:281:LYS:CA	3:C:284:ALA:HB3	2.16	0.76
4:D:57:LYS:HB2	4:D:82:GLN:HG2	1.66	0.76
7:G:25:ALA:HB1	7:G:29:TYR:CE2	2.21	0.76
1:N:29:HIS:ND1	1:N:29:HIS:N	2.31	0.76
3:P:199:ILE:O	3:P:208:VAL:HG12	1.85	0.76
2:B:112:PRO:O	2:B:116:ASN:HB2	1.85	0.76
2:O:53:ALA:O	2:O:57:LEU:HG	1.84	0.76
4:Q:150:LEU:HB2	4:Q:178:TRP:HH2	1.51	0.76
5:R:7:PHE:HA	5:R:10:VAL:CG1	2.12	0.76
1:A:158:ILE:HB	1:A:162:GLY:HA3	1.66	0.76
12:D:306:OPC:HBW2	12:D:306:OPC:HCA2	1.67	0.76
3:P:271:MET:HG3	4:Q:22:LEU:HD21	1.67	0.76
2:O:79:TRP:CZ3	5:R:4:GLY:CA	2.69	0.76
2:B:151:LEU:HD12	2:B:153:LYS:HD3	1.67	0.76
3:C:269:GLN:HE22	7:G:24:ALA:HB1	1.50	0.76
4:Q:175:LYS:HB2	4:Q:179:VAL:HG11	1.66	0.76
5:E:23:ILE:O	5:E:27:LYS:HB2	1.86	0.76
3:C:181:THR:O	3:C:221:GLU:HB3	1.86	0.76
3:P:218:ILE:N	3:P:232:THR:HB	1.99	0.76
4:Q:64:VAL:HG12	4:Q:91:ILE:HG12	1.64	0.76
2:B:151:LEU:HA	2:B:153:LYS:HD3	1.67	0.75
1:N:141:ASP:HA	2:O:65:PRO:HD3	1.68	0.75
1:N:142:GLN:HG2	2:O:64:GLU:CG	2.15	0.75
3:P:231:LEU:HD11	3:P:233:ASN:O	1.85	0.75
3:C:218:ILE:H	3:C:232:THR:CB	1.99	0.75
4:D:117:TRP:HA	4:D:124:PHE:CD1	2.21	0.75
2:O:57:LEU:HD22	7:T:14:VAL:HG23	1.67	0.75
1:A:195:ILE:O	1:A:199:MET:HG3	1.87	0.75
4:Q:64:VAL:HB	4:Q:81:VAL:HG22	1.67	0.75
1:A:158:ILE:HB	1:A:162:GLY:CA	2.16	0.75
4:D:84:LEU:HD22	4:D:87:ASP:HB2	1.67	0.75
4:D:123:LYS:HA	4:D:134:ASP:C	2.07	0.75
2:O:79:TRP:HZ2	5:R:1:MET:HB2	1.48	0.75
2:O:122:ASN:HD22	2:O:125:ARG:CZ	1.99	0.75
3:P:91:PRO:HB2	3:P:94:LEU:HB2	1.66	0.75
2:B:122:ASN:ND2	2:B:124:PHE:HB3	2.00	0.75
4:Q:151:CYS:HB3	4:Q:162:LEU:HD23	1.69	0.75
7:T:25:ALA:CB	7:T:29:TYR:CZ	2.69	0.75
12:D:306:OPC:HAR2	12:D:306:OPC:CBL	2.17	0.75

Continued on next page...

Continued from previous page...

Atom-1	Atom-2	Interatomic distance (Å)	Clash overlap (Å)
7:G:23:TYR:HA	7:G:26:TYR:CD2	2.20	0.75
2:O:122:ASN:OD1	5:R:30:LYS:HD3	1.87	0.75
2:O:146:GLY:N	2:O:149:LEU:HD12	2.02	0.75
2:O:146:GLY:H	2:O:149:LEU:HD12	1.49	0.75
1:A:24:LYS:H	1:A:24:LYS:CD	2.00	0.75
3:C:39:SER:HB3	3:C:248:VAL:HB	1.66	0.75
4:Q:156:GLN:O	4:Q:157:ASP:HB3	1.86	0.75
3:C:219:VAL:H	3:C:232:THR:HG22	1.52	0.75
4:D:81:VAL:HG21	4:D:91:ILE:HD11	1.68	0.75
4:Q:67:SER:C	4:Q:68:LYS:HD2	2.07	0.75
4:Q:159:ASN:O	4:Q:161:VAL:HG13	1.85	0.75
5:E:16:PHE:HB3	15:E:101:BCR:C36	2.17	0.74
3:P:188:ASP:HB2	3:P:193:VAL:HA	1.69	0.74
1:A:47:GLN:HE22	1:A:89:SER:HB3	1.52	0.74
2:B:122:ASN:HD22	2:B:124:PHE:HD2	1.35	0.74
2:O:117:VAL:HG13	2:O:118:ASN:OD1	1.87	0.74
4:D:65:LYS:HB3	4:D:68:LYS:HD3	1.68	0.74
4:D:134:ASP:CG	4:D:135:GLU:H	1.90	0.74
4:Q:87:ASP:HB3	4:Q:88:PRO:HD2	1.67	0.74
4:Q:150:LEU:HD11	4:Q:171:ARG:HH21	1.53	0.74
4:Q:92:VAL:CG2	4:Q:100:ARG:HB2	2.17	0.74
3:P:52:ILE:HG12	3:P:153:ALA:HB1	1.69	0.74
4:Q:132:GLN:HE22	4:Q:141:ARG:HD3	1.53	0.74
11:A:305:PL9:H252	12:D:306:OPC:HBN1	1.68	0.74
3:P:229:GLU:HG3	3:P:230:ALA:H	1.53	0.74
10:A:304:TDS:HBC1	2:B:85:PHE:HA	1.70	0.73
3:C:182:LYS:HG2	3:C:198:SER:HB2	1.69	0.73
1:N:47:GLN:HE22	1:N:89:SER:HB3	1.53	0.73
2:O:76:LEU:HD12	5:R:1:MET:SD	2.28	0.73
1:A:29:HIS:CD2	1:A:30:VAL:HG22	2.21	0.73
7:G:25:ALA:CB	7:G:29:TYR:CZ	2.70	0.73
2:O:79:TRP:CH2	5:R:4:GLY:HA3	2.24	0.73
2:O:137:THR:O	2:O:141:ILE:HG12	1.89	0.73
3:P:28:ALA:HB2	3:P:236:ASN:ND2	2.03	0.73
1:A:146:TRP:CE3	2:B:71:THR:HG23	2.24	0.73
2:B:79:TRP:HA	2:B:82:TYR:CE2	2.24	0.73
3:P:280:GLU:HG2	3:P:281:LYS:HZ3	1.52	0.73
4:Q:155:VAL:C	4:Q:161:VAL:HG22	2.09	0.73
2:B:133:PHE:O	2:B:137:THR:HG23	1.89	0.73
4:D:78:ARG:HE	4:D:92:VAL:CG1	2.02	0.73
4:Q:20:ASN:C	4:Q:22:LEU:H	1.89	0.73

Continued on next page...

Continued from previous page...

Atom-1	Atom-2	Interatomic distance (Å)	Clash overlap (Å)
10:A:304:TDS:HBB2	2:B:88:LEU:HD22	1.70	0.73
2:B:144:GLY:O	2:B:145:ILE:HB	1.87	0.73
3:P:93:GLU:HA	3:P:97:GLU:CB	2.19	0.73
8:U:23:VAL:HA	8:U:26:ARG:HD2	1.71	0.73
4:D:133:TYR:HA	4:D:139:VAL:HA	1.71	0.73
4:D:138:ARG:HH21	4:D:171:ARG:CZ	2.02	0.73
4:Q:73:HIS:HB3	4:Q:93:VAL:CG1	2.18	0.73
11:A:305:PL9:H512	11:A:305:PL9:H401	1.71	0.73
3:C:188:ASP:HB2	3:C:193:VAL:HA	1.68	0.73
2:B:149:LEU:HD13	2:B:150:PRO:HD2	1.69	0.72
5:R:23:ILE:HG23	5:R:24:PHE:CD2	2.23	0.72
2:O:32:TRP:H	2:O:33:PRO:HD3	1.53	0.72
2:O:122:ASN:HD21	5:R:30:LYS:CG	2.01	0.72
4:D:165:TRP:CD1	4:D:179:VAL:HA	2.24	0.72
7:T:25:ALA:HB1	7:T:29:TYR:OH	1.89	0.72
2:B:118:ASN:HB3	2:B:121:GLN:O	1.89	0.72
3:C:229:GLU:HG3	3:C:230:ALA:H	1.54	0.72
4:Q:76:GLY:HA2	4:Q:93:VAL:O	1.88	0.72
2:B:32:TRP:HH2	3:C:277:LYS:HD2	1.55	0.72
1:A:116:LEU:H	1:A:116:LEU:HD12	1.53	0.72
3:C:171:VAL:HG13	3:C:234:ASN:HB2	1.71	0.72
3:C:217:LEU:HA	3:C:232:THR:HB	1.72	0.72
3:P:211:ILE:HD11	3:P:231:LEU:HB2	1.71	0.72
12:Q:1307:OPC:HBX2	12:Q:1307:OPC:CBF	2.19	0.72
12:Q:1307:OPC:HBG3	12:Q:1307:OPC:HAQ1	1.72	0.72
4:D:66:VAL:HG21	4:D:155:VAL:HG13	1.71	0.72
2:O:79:TRP:CZ3	5:R:4:GLY:HA3	2.25	0.72
4:Q:91:ILE:HG23	4:Q:160:ILE:HD12	1.71	0.72
4:Q:131:SER:OG	4:Q:144:ALA:HB2	1.89	0.72
4:Q:178:TRP:N	4:Q:178:TRP:HE3	1.88	0.72
6:S:6:LEU:O	6:S:10:LEU:HG	1.88	0.72
4:D:16:ARG:C	4:D:18:PHE:H	1.94	0.72
5:E:23:ILE:HG23	5:E:24:PHE:CD2	2.25	0.72
1:N:200:LEU:O	1:N:204:LEU:HG	1.89	0.72
4:Q:103:GLY:O	4:Q:150:LEU:HA	1.89	0.72
1:A:17:LEU:HD23	1:A:17:LEU:O	1.88	0.72
1:A:114:ARG:NH1	1:A:209:GLN:H	1.85	0.72
1:A:135:GLY:O	9:A:301:HEM:HAA1	1.90	0.72
2:O:133:PHE:O	2:O:137:THR:HG23	1.90	0.72
12:D:306:OPC:HAP2	12:D:306:OPC:HBL1	1.71	0.71
2:O:20:LYS:HD3	2:O:21:GLY:H	1.53	0.71

Continued on next page...

Continued from previous page...

Atom-1	Atom-2	Interatomic distance (Å)	Clash overlap (Å)
3:C:278:GLN:NE2	6:F:30:GLN:OE1	2.23	0.71
3:P:219:VAL:H	3:P:232:THR:HG22	1.55	0.71
4:Q:66:VAL:HG22	4:Q:160:ILE:CG1	2.20	0.71
4:Q:137:GLY:O	4:Q:147:SER:HB3	1.90	0.71
1:A:103:ARG:HH11	1:A:103:ARG:HG3	1.54	0.71
6:F:6:LEU:O	6:F:10:LEU:HG	1.90	0.71
8:H:11:LEU:HB3	8:H:15:PHE:CZ	2.24	0.71
3:P:218:ILE:H	3:P:232:THR:CB	2.03	0.71
4:Q:105:ASN:HB3	4:Q:149:ALA:CB	2.20	0.71
1:N:29:HIS:HE2	1:N:209:GLN:HG3	1.56	0.71
1:N:66:TYR:CB	2:O:65:PRO:HG2	2.20	0.71
4:Q:64:VAL:HB	4:Q:81:VAL:CG2	2.20	0.71
2:O:106:LEU:HD21	13:O:1201:CLA:H151	1.72	0.71
3:P:185:LYS:HE2	3:P:195:TYR:HB3	1.71	0.71
3:P:275:LYS:HZ1	4:Q:20:ASN:HD22	1.36	0.71
3:P:275:LYS:HZ3	3:P:276:LYS:NZ	1.89	0.71
2:O:84:VAL:O	2:O:88:LEU:HD13	1.90	0.71
2:O:142:TRP:O	2:O:145:ILE:HG12	1.91	0.71
7:T:14:VAL:O	7:T:17:THR:HB	1.91	0.71
2:B:18:LEU:HD22	2:B:30:PRO:O	1.90	0.71
4:D:57:LYS:CB	4:D:82:GLN:HG2	2.21	0.71
2:B:118:ASN:HB3	2:B:121:GLN:HE21	1.55	0.71
3:P:92:GLU:O	3:P:96:LYS:HB3	1.91	0.71
1:N:212:SER:OG	5:R:26:ILE:HG12	1.90	0.71
2:B:126:ARG:HE	2:B:128:VAL:CG2	1.93	0.71
2:B:151:LEU:C	2:B:153:LYS:H	1.93	0.71
4:Q:117:TRP:HE1	4:Q:135:GLU:HA	1.55	0.71
3:C:218:ILE:HG13	3:C:219:VAL:H	1.56	0.70
4:Q:145:PRO:HG2	4:Q:146:LEU:H	1.55	0.70
1:A:211:ILE:HD11	2:B:122:ASN:OD1	1.91	0.70
4:D:15:ARG:NH2	4:D:17:GLN:HG2	2.05	0.70
4:D:115:VAL:HG21	4:D:148:LEU:HD21	1.73	0.70
6:F:5:MET:HA	6:F:8:ALA:HB3	1.73	0.70
4:Q:56:ALA:O	4:Q:63:ASN:HA	1.91	0.70
7:T:11:LEU:O	7:T:14:VAL:HG22	1.90	0.70
3:C:226:LYS:HG2	3:C:229:GLU:HB3	1.73	0.70
2:O:132:ILE:CG2	13:O:1201:CLA:HBB2	2.18	0.70
3:P:3:PHE:HZ	3:P:119:LEU:HD11	1.56	0.70
3:C:219:VAL:HG11	3:C:223:GLN:HE21	1.54	0.70
4:D:147:SER:HB2	4:D:177:TRP:HH2	1.56	0.70
3:P:172:PHE:CZ	3:P:212:PRO:HG3	2.25	0.70

Continued on next page...

Continued from previous page...

Atom-1	Atom-2	Interatomic distance (Å)	Clash overlap (Å)
4:Q:64:VAL:HA	4:Q:69:PHE:CD1	2.26	0.70
11:Q:1305:PL9:H412	11:Q:1305:PL9:C46	2.21	0.70
1:A:111:LYS:HG2	1:A:112:LYS:N	2.06	0.70
1:N:189:PHE:O	1:N:193:TRP:HE3	1.74	0.70
1:A:29:HIS:HD2	1:A:30:VAL:HG13	1.56	0.70
1:A:189:PHE:O	1:A:193:TRP:HE3	1.75	0.70
4:D:20:ASN:C	4:D:22:LEU:H	1.91	0.70
1:N:209:GLN:NE2	2:O:28:GLY:H	1.90	0.70
2:B:145:ILE:O	2:B:146:GLY:C	2.29	0.70
4:Q:93:VAL:CA	4:Q:100:ARG:HG3	2.21	0.70
4:Q:152:HIS:C	4:Q:162:LEU:HG	2.12	0.70
2:B:57:LEU:HD21	3:C:258:MET:HE2	1.72	0.70
2:B:144:GLY:O	2:B:145:ILE:CB	2.39	0.70
2:O:79:TRP:CZ3	5:R:4:GLY:HA2	2.26	0.70
2:O:117:VAL:O	2:O:118:ASN:HB2	1.92	0.70
11:Q:1305:PL9:H462	11:Q:1305:PL9:C41	2.21	0.70
6:S:5:MET:HA	6:S:8:ALA:HB3	1.73	0.70
1:A:207:ARG:HH11	1:A:207:ARG:CB	2.00	0.70
4:D:115:VAL:HG11	4:D:148:LEU:HD11	1.74	0.70
2:O:79:TRP:CE3	5:R:4:GLY:HA2	2.26	0.70
3:C:232:THR:O	3:C:233:ASN:HB2	1.91	0.70
3:P:39:SER:HB3	3:P:248:VAL:HB	1.72	0.70
7:T:28:GLN:O	7:T:31:ARG:N	2.24	0.70
2:B:20:LYS:NZ	2:B:21:GLY:O	2.23	0.69
4:D:168:THR:HA	4:D:176:PRO:HD3	1.74	0.69
1:N:21:VAL:HG12	1:N:22:THR:H	1.55	0.69
1:N:34:TYR:OH	1:N:211:ILE:HG22	1.92	0.69
3:P:70:LEU:HD23	3:P:70:LEU:H	1.57	0.69
7:G:23:TYR:HA	7:G:26:TYR:CD1	2.26	0.69
2:B:26:TYR:HD2	2:B:26:TYR:N	1.90	0.69
3:C:171:VAL:HB	3:C:231:LEU:HD12	1.75	0.69
5:E:7:PHE:CA	5:E:10:VAL:HG12	2.17	0.69
1:A:26:VAL:HB	2:B:29:GLU:CB	2.22	0.69
4:D:57:LYS:HD2	4:D:82:GLN:NE2	2.04	0.69
2:O:122:ASN:ND2	5:R:26:ILE:HG22	2.08	0.69
3:P:182:LYS:HG2	3:P:198:SER:HB2	1.74	0.69
1:A:206:ILE:O	1:A:207:ARG:HD3	1.93	0.69
2:B:26:TYR:N	2:B:26:TYR:CD2	2.61	0.69
4:D:57:LYS:CD	4:D:82:GLN:HE21	2.04	0.69
4:D:78:ARG:HE	4:D:92:VAL:HG11	1.58	0.69
10:N:1304:TDS:HBB2	2:O:81:LEU:HD13	1.73	0.69

Continued on next page...

Continued from previous page...

Atom-1	Atom-2	Interatomic distance (Å)	Clash overlap (Å)
3:P:119:LEU:N	3:P:119:LEU:HD12	2.07	0.69
3:C:126:GLU:OE1	3:C:126:GLU:HA	1.92	0.69
4:Q:69:PHE:O	4:Q:91:ILE:HG21	1.92	0.69
4:Q:138:ARG:HE	4:Q:171:ARG:CD	2.05	0.69
4:Q:68:LYS:HD2	4:Q:68:LYS:N	2.08	0.69
2:B:22:MET:HA	2:B:22:MET:CE	2.23	0.69
2:B:127:PRO:C	2:B:129:ALA:H	1.94	0.69
3:C:119:LEU:N	3:C:119:LEU:HD12	2.08	0.69
3:C:172:PHE:CZ	3:C:212:PRO:HG3	2.28	0.69
3:C:172:PHE:C	3:C:231:LEU:HB3	2.13	0.69
4:D:132:GLN:HB2	4:D:140:ILE:HB	1.75	0.69
1:N:111:LYS:HB2	1:N:114:ARG:HH11	1.58	0.69
2:O:122:ASN:HD22	2:O:125:ARG:NH2	1.90	0.69
4:Q:165:TRP:HZ2	4:Q:176:PRO:HB3	1.54	0.69
6:S:25:LEU:HD23	6:S:25:LEU:O	1.92	0.69
4:Q:123:LYS:HE3	4:Q:125:LYS:NZ	2.08	0.69
5:R:18:ILE:O	5:R:22:ILE:HB	1.91	0.69
4:D:123:LYS:HA	4:D:134:ASP:O	1.91	0.69
7:G:11:LEU:HA	7:G:14:VAL:CG1	2.22	0.69
1:N:102:PHE:HB3	5:R:18:ILE:HD11	1.75	0.69
2:O:132:ILE:HG22	13:O:1201:CLA:CBB	2.19	0.69
3:P:178:GLY:HA2	3:P:225:VAL:HG13	1.75	0.69
4:Q:65:LYS:HE2	4:Q:158:ASP:O	1.90	0.69
2:B:18:LEU:HB3	2:B:30:PRO:O	1.93	0.68
7:G:14:VAL:CG2	7:G:15:PHE:N	2.56	0.68
1:N:110:PHE:HD2	1:N:110:PHE:N	1.90	0.68
5:R:20:VAL:HG12	5:R:21:GLY:N	2.06	0.68
2:O:74:GLU:HG2	2:O:75:ILE:N	2.08	0.68
12:Q:1307:OPC:HAT1	12:Q:1307:OPC:HAX2	1.76	0.68
3:C:277:LYS:HE3	7:G:31:ARG:HG3	1.74	0.68
4:D:103:GLY:O	4:D:151:CYS:HB2	1.92	0.68
4:D:154:THR:HG23	4:D:161:VAL:O	1.94	0.68
3:C:60:GLN:NE2	3:C:157:ARG:HG3	2.08	0.68
2:O:18:LEU:HD13	2:O:31:ALA:CB	2.23	0.68
2:O:52:VAL:O	2:O:56:VAL:HG23	1.93	0.68
4:Q:109:THR:O	4:Q:145:PRO:HG3	1.93	0.68
2:B:32:TRP:HZ3	2:B:36:LEU:HA	1.59	0.68
3:C:134:PRO:HB3	3:C:142:ILE:HD13	1.75	0.68
1:N:110:PHE:N	1:N:110:PHE:CD2	2.61	0.68
2:O:133:PHE:HA	13:O:1201:CLA:HMB1	1.75	0.68
3:P:161:TYR:HE1	3:P:167:SER:CA	2.07	0.68

Continued on next page...

Continued from previous page...

Atom-1	Atom-2	Interatomic distance (Å)	Clash overlap (Å)
3:C:180:ILE:HD11	3:C:182:LYS:O	1.93	0.68
3:C:258:MET:O	3:C:262:ILE:HD13	1.93	0.68
4:Q:24:PHE:CE1	11:Q:1305:PL9:H202	2.28	0.68
4:Q:102:TYR:CE1	4:Q:136:THR:HG23	2.28	0.68
4:D:126:CYS:HB3	14:D:200:FES:S1	2.34	0.68
2:O:127:PRO:C	2:O:129:ALA:H	1.95	0.68
3:P:226:LYS:HZ2	3:P:230:ALA:HB3	1.57	0.68
7:T:25:ALA:HB1	7:T:29:TYR:CE2	2.27	0.68
1:A:62:VAL:CG1	1:A:177:GLN:HB3	2.24	0.68
3:P:60:GLN:NE2	3:P:157:ARG:HG3	2.09	0.68
3:P:185:LYS:HD3	3:P:195:TYR:HD2	1.58	0.68
4:Q:92:VAL:HG23	4:Q:100:ARG:HB2	1.75	0.68
2:B:42:VAL:HG12	7:G:28:GLN:HE22	1.59	0.68
2:O:32:TRP:H	2:O:33:PRO:CD	2.06	0.68
4:Q:93:VAL:HA	4:Q:100:ARG:HG3	1.74	0.68
1:A:142:GLN:NE2	2:B:67:ASN:H	1.92	0.68
12:B:307:OPC:HBI2	12:B:307:OPC:CAP	2.24	0.68
3:C:52:ILE:HG12	3:C:153:ALA:HB1	1.75	0.68
3:P:181:THR:O	3:P:221:GLU:HB3	1.92	0.68
4:D:156:GLN:HB2	4:D:161:VAL:HG22	1.75	0.67
3:P:232:THR:O	3:P:233:ASN:HB2	1.92	0.67
7:G:11:LEU:O	7:G:14:VAL:HG22	1.94	0.67
1:N:101:VAL:HG11	13:O:1201:CLA:HMA2	1.76	0.67
4:D:117:TRP:CZ3	4:D:119:ALA:HA	2.30	0.67
6:F:26:LEU:CD2	8:H:17:TRP:HE1	2.07	0.67
1:N:149:LYS:HA	1:N:175:VAL:HG21	1.76	0.67
1:N:188:THR:HG22	9:N:301:HEM:HBC2	1.75	0.67
2:O:89:ARG:HH12	2:O:148:ALA:H	1.43	0.67
4:Q:115:VAL:HG11	4:Q:124:PHE:HB3	1.76	0.67
7:T:14:VAL:CG2	7:T:15:PHE:N	2.56	0.67
8:U:11:LEU:HB3	8:U:15:PHE:CZ	2.29	0.67
3:C:1:TYR:HD2	3:C:119:LEU:HD21	1.59	0.67
1:N:137:SER:O	1:N:140:TRP:HD1	1.78	0.67
3:C:269:GLN:OE1	7:G:24:ALA:HA	1.93	0.67
3:P:275:LYS:HE2	4:Q:17:GLN:HB2	1.76	0.67
4:Q:150:LEU:HB2	4:Q:178:TRP:CH2	2.29	0.67
11:A:305:PL9:H111	12:D:306:OPC:HBF2	1.75	0.67
2:O:79:TRP:HZ2	5:R:1:MET:CB	2.07	0.67
4:Q:16:ARG:C	4:Q:18:PHE:H	1.98	0.67
1:A:114:ARG:CZ	1:A:208:LYS:HG3	2.24	0.67
2:B:153:LYS:O	2:B:154:THR:O	2.12	0.67

Continued on next page...

Continued from previous page...

Atom-1	Atom-2	Interatomic distance (Å)	Clash overlap (Å)
4:Q:81:VAL:HG12	4:Q:82:GLN:HG3	1.76	0.67
1:N:110:PHE:HD1	2:O:112:PRO:HB3	1.60	0.67
2:O:126:ARG:HH11	2:O:126:ARG:CG	2.04	0.67
4:Q:138:ARG:NE	4:Q:171:ARG:HD3	2.10	0.67
4:D:94:GLU:OE2	4:D:98:ALA:HB3	1.95	0.67
4:Q:77:ASP:C	4:Q:78:ARG:HD3	2.15	0.67
2:B:57:LEU:HD21	3:C:258:MET:CE	2.25	0.66
3:P:226:LYS:HZ1	3:P:230:ALA:HB3	1.60	0.66
5:R:26:ILE:HA	5:R:29:ILE:HG13	1.77	0.66
2:B:38:TYR:OH	12:B:307:OPC:HAU2	1.94	0.66
3:C:211:ILE:HD11	3:C:231:LEU:HB2	1.76	0.66
3:C:226:LYS:HE3	3:C:229:GLU:HB3	1.77	0.66
7:G:9:LEU:N	7:G:9:LEU:HD23	2.10	0.66
3:P:171:VAL:HG13	3:P:234:ASN:HD22	1.61	0.66
9:N:301:HEM:HHA	9:N:301:HEM:HBD1	1.75	0.66
4:Q:108:CYS:HB2	4:Q:113:CYS:O	1.95	0.66
8:U:4:ASP:O	8:U:8:TRP:CB	2.43	0.66
4:Q:134:ASP:CG	4:Q:138:ARG:HB2	2.15	0.66
2:O:149:LEU:C	2:O:151:LEU:H	1.98	0.66
3:P:271:MET:HB3	4:Q:23:ALA:HA	1.77	0.66
4:Q:115:VAL:HG13	4:Q:126:CYS:HB2	1.78	0.66
6:S:34:LYS:HE2	6:S:35:GLU:H	1.60	0.66
1:A:14:ILE:HG23	1:A:15:GLN:H	1.60	0.66
1:A:26:VAL:CG2	2:B:29:GLU:HG3	2.25	0.66
2:B:77:PRO:HG3	2:B:85:PHE:HB2	1.76	0.66
4:D:66:VAL:HG12	4:D:67:SER:N	2.11	0.66
2:O:18:LEU:HB2	2:O:31:ALA:HB2	1.77	0.66
2:O:114:ILE:O	2:O:116:ASN:N	2.28	0.66
4:Q:65:LYS:HD3	4:Q:68:LYS:HG2	1.78	0.66
11:A:305:PL9:H203	12:D:306:OPC:CBE	2.20	0.66
3:C:161:TYR:HE1	3:C:167:SER:CA	2.09	0.66
4:Q:150:LEU:N	4:Q:178:TRP:CZ2	2.63	0.66
1:A:158:ILE:CG2	1:A:159:PRO:HD2	2.25	0.66
3:C:28:ALA:O	3:C:239:GLY:HA3	1.94	0.66
3:C:70:LEU:HD23	3:C:70:LEU:H	1.61	0.66
4:D:105:ASN:O	4:D:107:VAL:N	2.29	0.66
4:D:108:CYS:C	4:D:110:HIS:H	1.99	0.66
4:Q:150:LEU:N	4:Q:178:TRP:HZ2	1.94	0.66
3:P:1:TYR:HD2	3:P:119:LEU:HD21	1.59	0.66
3:P:120:PRO:HB2	3:P:124:TYR:HB2	1.77	0.66
4:Q:66:VAL:HG22	4:Q:160:ILE:HG13	1.76	0.66

Continued on next page...

Continued from previous page...

Atom-1	Atom-2	Interatomic distance (Å)	Clash overlap (Å)
4:D:73:HIS:NE2	4:D:91:ILE:HG22	2.11	0.65
3:P:180:ILE:HD11	3:P:182:LYS:O	1.96	0.65
4:Q:149:ALA:C	4:Q:150:LEU:HD22	2.17	0.65
1:A:211:ILE:H	1:A:211:ILE:CD1	2.08	0.65
2:B:21:GLY:O	2:B:22:MET:HB2	1.97	0.65
3:C:177:THR:HA	3:C:227:ALA:HA	1.78	0.65
4:Q:104:ILE:HA	4:Q:150:LEU:HD13	1.78	0.65
2:B:80:TYR:HB2	13:B:201:CLA:HED1	1.77	0.65
3:C:120:PRO:HB2	3:C:124:TYR:HB2	1.79	0.65
4:D:124:PHE:O	4:D:133:TYR:N	2.29	0.65
13:O:1201:CLA:HHC	13:O:1201:CLA:HBB1	1.76	0.65
4:Q:78:ARG:HH12	4:Q:100:ARG:HH21	1.43	0.65
11:Q:1305:PL9:H262	11:Q:1305:PL9:C21	2.12	0.65
1:A:209:GLN:CG	1:A:210:GLY:N	2.53	0.65
2:B:118:ASN:HD21	2:B:126:ARG:HD2	1.60	0.65
1:N:27:PRO:HG3	2:O:33:PRO:CG	2.18	0.65
1:N:114:ARG:HH21	1:N:209:GLN:H	1.41	0.65
3:P:188:ASP:HB3	3:P:192:ASN:O	1.95	0.65
6:S:20:TRP:O	6:S:24:VAL:HG23	1.96	0.65
1:A:27:PRO:HG3	2:B:33:PRO:CD	2.27	0.65
1:A:106:LEU:HD12	5:E:18:ILE:CD1	2.27	0.65
4:D:155:VAL:HA	4:D:160:ILE:HA	1.79	0.65
6:F:25:LEU:HD23	6:F:25:LEU:O	1.96	0.65
3:P:90:ILE:CG2	3:P:95:LYS:HB2	2.26	0.65
3:P:218:ILE:HG13	3:P:219:VAL:H	1.60	0.65
4:Q:168:THR:HG23	4:Q:174:GLU:C	2.17	0.65
1:A:26:VAL:HB	2:B:29:GLU:HG3	1.79	0.65
2:B:76:LEU:H	2:B:76:LEU:HD22	1.62	0.65
3:C:188:ASP:HB3	3:C:192:ASN:O	1.97	0.65
3:C:281:LYS:HA	3:C:284:ALA:CB	2.19	0.65
3:C:172:PHE:N	3:C:231:LEU:HG	2.02	0.65
4:D:134:ASP:HB3	4:D:138:ARG:CG	2.27	0.65
5:E:5:ALA:CB	6:F:5:MET:HB2	2.27	0.65
2:O:74:GLU:HG2	2:O:75:ILE:H	1.61	0.65
3:P:277:LYS:HE3	7:T:31:ARG:O	1.96	0.65
6:S:26:LEU:CD2	8:U:17:TRP:HE1	2.09	0.65
1:A:36:LEU:HD23	1:A:100:HIS:HA	1.79	0.65
10:A:304:TDS:CBB	2:B:88:LEU:HD22	2.26	0.65
3:C:231:LEU:HD11	3:C:233:ASN:O	1.96	0.65
4:D:66:VAL:HG23	4:D:158:ASP:C	2.17	0.65
3:P:120:PRO:HB3	3:P:124:TYR:CD1	2.32	0.65

Continued on next page...

Continued from previous page...

Atom-1	Atom-2	Interatomic distance (Å)	Clash overlap (Å)
11:Q:1305:PL9:H302	12:Q:1307:OPC:CBC	2.27	0.65
1:A:157:ALA:HB3	2:B:98:VAL:HG21	1.79	0.65
8:H:19:ILE:O	8:H:23:VAL:HG13	1.97	0.65
1:N:103:ARG:HH11	1:N:103:ARG:HG3	1.61	0.65
2:O:146:GLY:O	2:O:149:LEU:HG	1.97	0.65
3:P:226:LYS:HG2	3:P:229:GLU:HB3	1.79	0.65
5:R:16:PHE:HB3	15:R:1101:BCR:C36	2.20	0.65
4:D:65:LYS:HZ2	4:D:158:ASP:HB3	1.61	0.64
4:D:81:VAL:HG12	4:D:82:GLN:N	2.11	0.64
3:P:185:LYS:HE2	3:P:195:TYR:CB	2.28	0.64
7:G:14:VAL:O	7:G:17:THR:HB	1.95	0.64
1:N:47:GLN:HE22	1:N:89:SER:CB	2.11	0.64
2:O:32:TRP:HZ3	2:O:36:LEU:HA	1.62	0.64
3:P:281:LYS:CA	3:P:284:ALA:HB3	2.21	0.64
4:Q:14:GLY:O	4:Q:16:ARG:HG2	1.96	0.64
7:T:26:TYR:HD1	7:T:26:TYR:H	1.44	0.64
4:D:14:GLY:O	4:D:16:ARG:HG2	1.96	0.64
1:A:24:LYS:HD3	1:A:24:LYS:N	2.11	0.64
1:A:156:GLU:HA	1:A:162:GLY:O	1.97	0.64
2:O:27:TYR:O	2:O:27:TYR:HD2	1.80	0.64
3:P:177:THR:HA	3:P:227:ALA:HA	1.78	0.64
4:Q:76:GLY:H	4:Q:93:VAL:CG1	2.01	0.64
4:Q:125:LYS:HD3	4:Q:132:GLN:HG2	1.80	0.64
3:C:273:ILE:HD13	7:G:30:LYS:CD	2.14	0.64
3:C:273:ILE:CD1	7:G:30:LYS:HD3	2.12	0.64
4:D:73:HIS:HE2	4:D:91:ILE:HG22	1.62	0.64
3:P:54:TYR:HD2	3:P:70:LEU:HD13	1.63	0.64
2:B:26:TYR:HD2	2:B:26:TYR:H	1.45	0.64
4:Q:115:VAL:HG22	4:Q:126:CYS:HB2	1.79	0.64
4:Q:153:ALA:N	4:Q:162:LEU:HG	2.12	0.64
1:A:136:TYR:CD1	2:B:78:GLU:HG2	2.33	0.64
3:C:218:ILE:HG12	3:C:232:THR:HA	1.80	0.64
4:D:66:VAL:HB	4:D:158:ASP:HA	1.80	0.64
2:O:122:ASN:CG	5:R:30:LYS:HD3	2.17	0.64
4:Q:133:TYR:HA	4:Q:139:VAL:CA	2.27	0.64
1:A:142:GLN:NE2	2:B:67:ASN:N	2.45	0.64
3:C:216:GLU:O	3:C:233:ASN:HB2	1.96	0.64
4:D:121:GLU:OE2	4:D:125:LYS:HG3	1.98	0.64
6:F:22:LEU:O	6:F:26:LEU:HD23	1.98	0.64
6:F:27:LEU:O	6:F:30:GLN:HG3	1.96	0.64
8:H:4:ASP:O	8:H:8:TRP:CB	2.45	0.64

Continued on next page...

Continued from previous page...

Atom-1	Atom-2	Interatomic distance (Å)	Clash overlap (Å)
3:P:79:PRO:HG2	3:P:82:PHE:CE1	2.33	0.64
3:P:107:LYS:HD3	3:P:110:GLN:NE2	2.12	0.64
3:P:126:GLU:OE1	3:P:126:GLU:HA	1.96	0.64
3:C:107:LYS:HD3	3:C:110:GLN:NE2	2.13	0.64
4:D:105:ASN:O	4:D:107:VAL:HG23	1.98	0.64
1:N:28:PRO:HG2	2:O:32:TRP:HB2	1.80	0.64
1:N:31:ASN:HB3	1:N:34:TYR:CG	2.32	0.64
1:N:111:LYS:CB	1:N:114:ARG:HH11	2.11	0.64
4:Q:64:VAL:HG12	4:Q:91:ILE:HG13	1.78	0.64
2:B:26:TYR:C	2:B:27:TYR:CD1	2.72	0.64
2:B:91:LEU:HD22	2:B:96:LEU:HD13	1.80	0.64
3:C:57:LYS:O	3:C:58:LEU:HB2	1.98	0.64
4:D:136:THR:CB	4:D:138:ARG:HD2	2.16	0.64
2:O:22:MET:C	2:O:24:HIS:N	2.50	0.64
3:P:218:ILE:HG12	3:P:232:THR:HA	1.79	0.64
4:Q:15:ARG:NH2	4:Q:17:GLN:HG2	2.12	0.64
4:Q:94:GLU:HG2	4:Q:95:SER:H	1.62	0.64
2:O:24:HIS:O	2:O:25:ASN:ND2	2.31	0.63
2:O:57:LEU:HD21	3:P:258:MET:CE	2.28	0.63
3:P:57:LYS:O	3:P:58:LEU:HB2	1.97	0.63
3:P:231:LEU:CD1	3:P:232:THR:H	2.11	0.63
4:Q:134:ASP:HB2	4:Q:138:ARG:HB2	1.80	0.63
1:A:146:TRP:HB2	2:B:75:ILE:HD11	1.79	0.63
1:A:177:GLN:HB2	1:N:59:LYS:HZ3	1.61	0.63
2:B:122:ASN:ND2	2:B:124:PHE:HD2	1.96	0.63
3:C:81:GLY:C	3:C:134:PRO:HG3	2.19	0.63
8:H:10:ALA:O	8:H:14:VAL:HG23	1.97	0.63
1:A:27:PRO:HG3	2:B:33:PRO:HD3	1.80	0.63
3:C:185:LYS:HD3	3:C:195:TYR:HD2	1.64	0.63
3:C:234:ASN:OD1	3:C:236:ASN:HB3	1.97	0.63
2:O:20:LYS:CG	2:O:21:GLY:N	2.61	0.63
3:P:171:VAL:CG1	3:P:234:ASN:HB2	2.27	0.63
4:Q:176:PRO:HB2	4:Q:178:TRP:CZ3	2.33	0.63
2:B:122:ASN:HD21	2:B:124:PHE:HB3	1.60	0.63
3:C:270:LEU:HA	7:G:27:GLN:OE1	1.98	0.63
4:D:66:VAL:HG22	4:D:160:ILE:CG1	2.03	0.63
4:D:132:GLN:N	4:D:144:ALA:HB2	2.13	0.63
3:P:265:VAL:O	3:P:269:GLN:HG3	1.98	0.63
3:C:218:ILE:HG13	3:C:232:THR:HG22	1.81	0.63
3:P:38:GLN:OE1	7:T:15:PHE:HE1	1.80	0.63
6:S:27:LEU:O	6:S:30:GLN:HG3	1.99	0.63

Continued on next page...

Continued from previous page...

Atom-1	Atom-2	Interatomic distance (Å)	Clash overlap (Å)
8:U:19:ILE:O	8:U:23:VAL:HG13	1.99	0.63
3:C:89:ARG:O	3:C:91:PRO:HD3	1.98	0.63
6:F:26:LEU:HD21	8:H:17:TRP:HE1	1.62	0.63
8:H:23:VAL:HA	8:H:26:ARG:HD2	1.81	0.63
2:O:124:PHE:CE2	5:R:26:ILE:HB	2.33	0.63
2:O:133:PHE:CD2	13:O:1201:CLA:HMB3	2.32	0.63
4:Q:138:ARG:NH2	4:Q:147:SER:OG	2.31	0.63
4:D:134:ASP:OD1	4:D:135:GLU:N	2.32	0.63
4:D:150:LEU:CD1	4:D:171:ARG:HD3	2.28	0.63
4:D:166:THR:CA	4:D:179:VAL:HG13	2.13	0.63
4:Q:24:PHE:CD1	11:Q:1305:PL9:H202	2.34	0.63
4:Q:121:GLU:OE1	4:Q:125:LYS:HE3	1.99	0.63
1:A:177:GLN:HB2	1:N:59:LYS:NZ	2.13	0.63
3:C:262:ILE:HG21	7:G:17:THR:CG2	2.29	0.63
7:G:25:ALA:HB1	7:G:29:TYR:OH	1.99	0.63
2:O:67:ASN:HD21	3:P:16:PRO:HB3	1.63	0.63
2:O:114:ILE:C	2:O:116:ASN:H	2.02	0.63
4:Q:165:TRP:CZ2	4:Q:176:PRO:HB3	2.33	0.63
6:F:26:LEU:HB3	7:G:30:LYS:HE3	1.81	0.62
5:R:3:LEU:HA	5:R:6:VAL:CG2	2.29	0.62
11:A:305:PL9:H462	11:A:305:PL9:C41	2.12	0.62
1:N:13:GLU:OE1	1:N:14:ILE:HG22	1.98	0.62
2:O:117:VAL:O	2:O:118:ASN:CB	2.47	0.62
2:O:146:GLY:C	2:O:149:LEU:HG	2.19	0.62
4:Q:168:THR:HA	4:Q:176:PRO:CD	2.13	0.62
7:T:26:TYR:CD1	7:T:26:TYR:N	2.65	0.62
1:A:26:VAL:HG21	2:B:29:GLU:HG3	1.81	0.62
1:A:62:VAL:HG13	1:A:177:GLN:HB3	1.79	0.62
3:C:226:LYS:HE3	3:C:229:GLU:C	2.19	0.62
4:Q:155:VAL:HG12	4:Q:156:GLN:N	2.14	0.62
5:R:3:LEU:HA	5:R:6:VAL:HG23	1.81	0.62
1:A:118:TRP:HD1	9:A:302:HEM:HMD2	1.64	0.62
3:C:93:GLU:CA	3:C:97:GLU:HB2	2.23	0.62
3:C:271:MET:CG	4:D:22:LEU:HD21	2.23	0.62
1:N:27:PRO:O	2:O:29:GLU:HB3	1.99	0.62
1:N:45:LEU:HB3	11:Q:1305:PL9:H502	1.81	0.62
3:P:94:LEU:H	3:P:94:LEU:CD2	2.06	0.62
4:Q:116:PRO:CD	4:Q:126:CYS:HA	2.24	0.62
4:D:51:GLY:CA	4:D:164:PRO:HG2	2.21	0.62
3:P:83:LYS:HB2	3:P:111:ASP:CB	2.29	0.62
12:B:307:OPC:HBC1	12:B:307:OPC:HBU2	1.80	0.62

Continued on next page...

Continued from previous page...

Atom-1	Atom-2	Interatomic distance (Å)	Clash overlap (Å)
4:D:117:TRP:HD1	4:D:124:PHE:CE1	2.17	0.62
5:E:23:ILE:HG23	5:E:24:PHE:N	2.14	0.62
3:P:10:PRO:HG2	3:P:11:PRO:HD3	1.80	0.62
12:Q:1307:OPC:HBF1	12:Q:1307:OPC:HBZ2	1.80	0.62
1:A:26:VAL:CB	2:B:29:GLU:HG3	2.29	0.62
2:B:32:TRP:CE3	2:B:36:LEU:HG	2.35	0.62
3:C:10:PRO:HG2	3:C:11:PRO:HD3	1.82	0.62
3:P:89:ARG:O	3:P:91:PRO:HD3	2.00	0.62
4:Q:19:MET:O	4:Q:22:LEU:HB3	1.99	0.62
3:C:185:LYS:HE2	3:C:195:TYR:HB3	1.81	0.62
5:R:5:ALA:CB	6:S:5:MET:HB2	2.30	0.62
2:B:149:LEU:HB2	2:B:150:PRO:CD	2.29	0.62
3:C:218:ILE:HG13	3:C:219:VAL:N	2.14	0.62
4:D:121:GLU:OE1	4:D:125:LYS:HE3	2.00	0.62
5:E:11:PHE:CD1	5:E:11:PHE:C	2.72	0.62
5:E:27:LYS:O	5:E:31:LEU:HD22	1.99	0.62
2:O:20:LYS:CD	2:O:21:GLY:H	2.13	0.62
12:Q:1307:OPC:HAP1	12:Q:1307:OPC:HAL2	1.82	0.62
4:D:90:TYR:CE2	4:D:106:ALA:HB2	2.34	0.62
7:G:26:TYR:CD1	7:G:26:TYR:N	2.67	0.62
1:N:21:VAL:HG12	1:N:22:THR:N	2.15	0.62
1:N:21:VAL:O	1:N:23:SER:N	2.32	0.62
2:O:122:ASN:HD21	5:R:30:LYS:HG3	1.64	0.62
3:P:111:ASP:O	3:P:114:LEU:HD21	2.00	0.62
4:Q:134:ASP:CB	4:Q:138:ARG:HB2	2.30	0.62
7:T:9:LEU:HD23	7:T:9:LEU:N	2.15	0.62
7:T:28:GLN:O	7:T:30:LYS:N	2.33	0.62
2:B:18:LEU:O	2:B:19:ALA:HB3	1.99	0.61
3:P:275:LYS:CD	4:Q:20:ASN:HB3	2.30	0.61
5:R:23:ILE:HG23	5:R:24:PHE:N	2.14	0.61
4:D:73:HIS:ND1	4:D:77:ASP:HB3	2.15	0.61
4:D:121:GLU:HB3	4:D:123:LYS:HG3	1.80	0.61
5:R:11:PHE:CD1	5:R:11:PHE:C	2.73	0.61
4:D:111:LEU:HB3	4:D:129:HIS:CE1	2.36	0.61
12:N:1306:OPC:HAP2	12:N:1306:OPC:CBI	2.23	0.61
2:O:20:LYS:CG	2:O:21:GLY:H	2.13	0.61
2:O:144:GLY:O	2:O:145:ILE:HD13	2.00	0.61
3:P:188:ASP:HB3	3:P:193:VAL:HA	1.82	0.61
1:A:30:VAL:HG21	5:E:26:ILE:HD11	1.82	0.61
4:D:136:THR:HG22	4:D:150:LEU:HD11	1.83	0.61
3:P:117:GLY:O	3:P:119:LEU:HG	2.01	0.61

Continued on next page...

Continued from previous page...

Atom-1	Atom-2	Interatomic distance (Å)	Clash overlap (Å)
1:A:15:GLN:O	1:A:16:ALA:HB3	2.00	0.61
1:A:116:LEU:HD12	1:A:116:LEU:N	2.14	0.61
3:C:171:VAL:HB	3:C:231:LEU:CD1	2.30	0.61
3:C:226:LYS:HG2	3:C:229:GLU:CB	2.30	0.61
3:P:81:GLY:C	3:P:134:PRO:HG3	2.20	0.61
1:A:105:TYR:HD2	1:A:106:LEU:HD23	1.65	0.61
10:N:1304:TDS:HAU1	13:O:1201:CLA:H91	1.81	0.61
2:O:134:LEU:O	2:O:138:LEU:HD13	2.01	0.61
7:T:26:TYR:HD1	7:T:26:TYR:N	1.97	0.61
3:C:188:ASP:HB3	3:C:193:VAL:HA	1.81	0.61
3:C:188:ASP:O	3:C:189:GLU:HB2	2.01	0.61
3:P:226:LYS:HE3	3:P:229:GLU:C	2.20	0.61
3:P:231:LEU:HD13	3:P:232:THR:N	2.14	0.61
5:R:21:GLY:O	5:R:25:ALA:HB2	2.00	0.61
1:N:158:ILE:O	1:N:162:GLY:HA3	2.01	0.61
9:N:301:HEM:HBD1	9:N:301:HEM:CHA	2.31	0.61
4:D:65:LYS:HD3	4:D:68:LYS:NZ	2.16	0.61
12:N:1306:OPC:HAT1	12:N:1306:OPC:HBQ2	1.82	0.61
4:Q:104:ILE:CD1	4:Q:136:THR:HA	2.30	0.61
1:N:98:ILE:HD11	13:O:1201:CLA:HED3	1.81	0.61
1:N:196:ALA:O	1:N:200:LEU:HB2	2.00	0.61
2:O:124:PHE:HZ	5:R:26:ILE:CB	2.10	0.61
3:P:226:LYS:HE3	3:P:229:GLU:HB3	1.81	0.61
1:A:200:LEU:O	1:A:204:LEU:HG	2.00	0.60
2:B:75:ILE:O	2:B:76:LEU:O	2.18	0.60
5:E:18:ILE:O	5:E:22:ILE:HB	2.01	0.60
1:N:116:LEU:HD12	1:N:116:LEU:N	2.14	0.60
3:P:91:PRO:HD2	3:P:95:LYS:CG	2.31	0.60
4:Q:65:LYS:HB2	4:Q:68:LYS:HB2	1.82	0.60
4:Q:123:LYS:HE3	4:Q:125:LYS:HZ3	1.64	0.60
4:Q:172:THR:HB	4:Q:174:GLU:OE2	2.01	0.60
2:B:112:PRO:O	2:B:116:ASN:CB	2.49	0.60
3:C:171:VAL:HG12	3:C:233:ASN:O	2.01	0.60
1:N:214:PRO:CB	5:R:29:ILE:HG22	2.13	0.60
2:O:118:ASN:ND2	2:O:121:GLN:HE22	1.95	0.60
3:C:86:PRO:HG2	3:C:89:ARG:HG3	1.83	0.60
1:N:110:PHE:HE1	2:O:111:VAL:HG12	1.67	0.60
2:O:75:ILE:O	2:O:77:PRO:HD2	2.01	0.60
4:Q:56:ALA:CA	4:Q:81:VAL:HG13	2.21	0.60
4:Q:58:ASP:OD1	4:Q:64:VAL:HG22	2.01	0.60
4:D:42:PHE:CD1	12:D:306:OPC:HAG2	2.36	0.60

Continued on next page...

Continued from previous page...

Atom-1	Atom-2	Interatomic distance (Å)	Clash overlap (Å)
4:D:136:THR:HB	4:D:138:ARG:CD	2.17	0.60
4:D:168:THR:CA	4:D:176:PRO:HD3	2.31	0.60
1:N:37:GLY:HA3	9:N:302:HEM:HBA1	1.82	0.60
3:C:83:LYS:HB2	3:C:111:ASP:CB	2.30	0.60
3:C:90:ILE:CG2	3:C:95:LYS:HB2	2.32	0.60
3:C:275:LYS:CE	4:D:17:GLN:HB2	2.32	0.60
3:P:45:VAL:HG22	3:P:85:ALA:HB2	1.83	0.60
5:R:5:ALA:HA	5:R:8:TYR:HB2	1.84	0.60
3:P:118:PRO:C	3:P:120:PRO:HD3	2.22	0.60
3:C:180:ILE:O	3:C:221:GLU:HA	2.02	0.60
4:D:19:MET:O	4:D:22:LEU:HB3	2.01	0.60
4:D:123:LYS:HD2	4:D:140:ILE:HD11	1.83	0.60
4:D:167:GLU:C	4:D:176:PRO:HG3	2.21	0.60
2:O:106:LEU:HD11	13:O:1201:CLA:H171	1.84	0.60
3:P:275:LYS:C	3:P:275:LYS:HD3	2.21	0.60
4:Q:81:VAL:HB	4:Q:89:THR:OG1	2.01	0.60
1:A:175:VAL:O	1:A:175:VAL:HG12	2.01	0.60
11:A:305:PL9:H252	12:D:306:OPC:CBN	2.31	0.60
3:C:262:ILE:HG21	7:G:17:THR:HG23	1.82	0.60
4:D:51:GLY:C	4:D:85:LYS:HZ1	2.04	0.60
1:N:28:PRO:HG2	2:O:32:TRP:CB	2.31	0.60
2:O:141:ILE:HD11	5:R:11:PHE:CZ	2.36	0.60
1:A:204:LEU:C	1:A:206:ILE:H	2.04	0.60
3:C:218:ILE:HG12	3:C:232:THR:CA	2.31	0.60
6:F:11:LEU:O	6:F:15:LEU:HD23	2.02	0.60
2:O:122:ASN:CG	5:R:26:ILE:HG21	2.21	0.60
3:P:180:ILE:O	3:P:221:GLU:HA	2.02	0.60
3:P:218:ILE:HG13	3:P:219:VAL:N	2.17	0.60
15:R:1101:BCR:H362	6:S:17:PHE:HZ	1.67	0.60
3:C:116:VAL:O	3:C:116:VAL:HG12	2.00	0.60
4:D:100:ARG:O	4:D:153:ALA:HB2	2.02	0.60
4:D:101:ASP:HA	4:D:153:ALA:HB2	1.82	0.60
4:Q:129:HIS:HB2	14:Q:1200:FES:S1	2.42	0.60
2:B:38:TYR:OH	12:B:307:OPC:HAS2	2.01	0.59
2:B:42:VAL:HG23	3:C:272:LEU:HD13	1.82	0.59
2:B:124:PHE:HE1	5:E:23:ILE:HG13	1.67	0.59
3:C:55:ASP:OD1	3:C:57:LYS:HG3	2.02	0.59
4:D:13:MET:SD	4:D:13:MET:N	2.75	0.59
4:D:66:VAL:HG11	4:D:155:VAL:HG11	1.83	0.59
4:D:137:GLY:CA	4:D:148:LEU:HB2	2.32	0.59
1:N:191:LEU:HD21	10:N:1304:TDS:OBD	2.02	0.59

Continued on next page...

Continued from previous page...

Atom-1	Atom-2	Interatomic distance (Å)	Clash overlap (Å)
2:B:70:ALA:HB1	3:C:17:THR:HA	1.83	0.59
3:C:266:MET:HE3	7:G:20:GLY:O	2.02	0.59
7:G:26:TYR:CA	7:G:29:TYR:CD1	2.82	0.59
2:O:126:ARG:HH12	2:O:128:VAL:C	2.06	0.59
2:O:146:GLY:O	2:O:149:LEU:N	2.31	0.59
3:P:283:GLN:C	3:P:285:ALA:H	2.04	0.59
1:A:95:LEU:HD13	1:A:96:MET:CE	2.32	0.59
4:D:121:GLU:O	4:D:122:ASN:HB2	2.03	0.59
12:D:306:OPC:HAY2	12:D:306:OPC:HBC2	1.83	0.59
1:N:39:ILE:HD11	15:R:1101:BCR:H312	1.83	0.59
3:P:217:LEU:CA	3:P:232:THR:HB	2.32	0.59
4:Q:66:VAL:O	4:Q:70:LEU:HB2	2.02	0.59
4:Q:96:LYS:O	4:Q:97:GLU:HB2	2.01	0.59
11:A:305:PL9:H111	12:D:306:OPC:CBF	2.32	0.59
2:B:34:ASN:ND2	12:B:307:OPC:CBK	2.64	0.59
3:C:45:VAL:HG22	3:C:85:ALA:HB2	1.84	0.59
4:D:138:ARG:NE	4:D:171:ARG:HD2	2.18	0.59
7:G:11:LEU:HA	7:G:14:VAL:HG11	1.84	0.59
3:P:194:LYS:HE3	3:P:212:PRO:HB3	1.83	0.59
4:D:132:GLN:H	4:D:144:ALA:HB2	1.68	0.59
7:G:11:LEU:HA	7:G:14:VAL:HG13	1.85	0.59
3:P:28:ALA:O	3:P:239:GLY:HA3	2.03	0.59
3:P:105:PRO:HB3	3:P:110:GLN:O	2.02	0.59
3:P:278:GLN:O	3:P:281:LYS:HE2	2.03	0.59
4:Q:94:GLU:HG2	4:Q:95:SER:N	2.18	0.59
2:B:71:THR:CB	2:B:72:PRO:HD3	2.11	0.59
3:C:171:VAL:HG13	3:C:234:ASN:HD22	1.68	0.59
3:P:40:VAL:HG13	3:P:247:ILE:HD11	1.85	0.59
4:Q:66:VAL:HG22	4:Q:160:ILE:HG12	1.85	0.59
2:B:32:TRP:CZ3	2:B:36:LEU:HG	2.37	0.59
2:B:86:GLN:HG2	2:B:143:LEU:HA	1.84	0.59
3:C:269:GLN:NE2	7:G:24:ALA:HA	2.17	0.59
4:D:123:LYS:HZ1	4:D:140:ILE:HG13	1.67	0.59
5:E:3:LEU:HA	5:E:6:VAL:HG23	1.85	0.59
6:F:12:SER:O	6:F:16:ILE:HG12	2.02	0.59
1:N:204:LEU:C	1:N:206:ILE:H	2.05	0.59
3:P:195:TYR:O	3:P:196:GLN:O	2.21	0.59
4:Q:55:THR:O	4:Q:56:ALA:HB3	2.03	0.59
4:Q:91:ILE:HG23	4:Q:160:ILE:CD1	2.32	0.59
3:C:49:VAL:HG22	3:C:128:VAL:HG22	1.85	0.59
3:C:54:TYR:HD2	3:C:70:LEU:HD13	1.66	0.59

Continued on next page...

Continued from previous page...

Atom-1	Atom-2	Interatomic distance (Å)	Clash overlap (Å)
4:D:65:LYS:O	4:D:68:LYS:HB2	2.03	0.59
4:D:99:ILE:HD12	4:D:99:ILE:O	2.03	0.59
8:H:17:TRP:O	8:H:20:ALA:HB3	2.03	0.59
1:N:81:LEU:C	1:N:81:LEU:HD13	2.23	0.59
3:P:86:PRO:HG2	3:P:89:ARG:HG3	1.84	0.59
3:P:216:GLU:HB2	3:P:233:ASN:OD1	2.03	0.59
4:Q:93:VAL:HG22	4:Q:94:GLU:N	2.17	0.59
7:T:31:ARG:HD3	7:T:32:PRO:HD3	1.85	0.59
10:A:304:TDS:CBC	2:B:85:PHE:HD2	2.15	0.59
5:E:5:ALA:HA	5:E:8:TYR:HB2	1.85	0.59
8:H:11:LEU:HB3	8:H:15:PHE:HZ	1.66	0.59
1:N:154:VAL:HG11	10:N:1304:TDS:HAX1	1.84	0.59
2:O:25:ASN:OD1	2:O:26:TYR:N	2.35	0.59
4:Q:64:VAL:HG21	4:Q:80:LEU:C	2.23	0.59
5:R:16:PHE:O	5:R:20:VAL:HB	2.03	0.59
1:A:35:CYS:O	1:A:39:ILE:HG12	2.02	0.59
4:D:166:THR:C	4:D:179:VAL:HG22	2.23	0.59
5:E:26:ILE:HA	5:E:29:ILE:HG13	1.84	0.59
4:Q:134:ASP:OD1	4:Q:138:ARG:HB2	2.03	0.59
4:Q:138:ARG:HB3	4:Q:138:ARG:NH1	2.18	0.59
4:Q:156:GLN:CB	4:Q:161:VAL:HG21	2.23	0.59
5:R:9:ILE:HG12	6:S:13:PHE:HB2	1.85	0.59
3:P:178:GLY:C	3:P:225:VAL:HA	2.23	0.58
7:T:17:THR:O	7:T:21:LEU:HB2	2.03	0.58
2:B:118:ASN:CB	2:B:121:GLN:O	2.49	0.58
2:B:149:LEU:HD12	2:B:149:LEU:N	2.18	0.58
3:C:194:LYS:HE3	3:C:212:PRO:HB3	1.85	0.58
4:D:80:LEU:HD13	4:D:88:PRO:HB2	1.85	0.58
4:D:131:SER:OG	4:D:144:ALA:HA	2.02	0.58
3:P:49:VAL:HG22	3:P:128:VAL:HG22	1.85	0.58
3:P:116:VAL:O	3:P:116:VAL:HG12	2.03	0.58
1:A:23:SER:HB2	1:A:24:LYS:HD3	1.86	0.58
3:C:59:GLN:CB	3:C:67:LYS:HB3	2.33	0.58
4:Q:66:VAL:HG12	4:Q:70:LEU:HD12	1.85	0.58
12:Q:1307:OPC:HAT1	12:Q:1307:OPC:CAX	2.33	0.58
7:T:27:GLN:HA	7:T:27:GLN:NE2	2.18	0.58
1:A:33:PHE:CE1	5:E:14:LEU:HD22	2.39	0.58
11:A:305:PL9:H162	12:B:307:OPC:HBU1	1.84	0.58
3:C:50:VAL:HG13	3:C:151:LEU:HD21	1.85	0.58
3:C:226:LYS:CD	3:C:229:GLU:HB3	2.33	0.58
4:D:104:ILE:CG2	4:D:148:LEU:HB3	2.34	0.58

Continued on next page...

Continued from previous page...

Atom-1	Atom-2	Interatomic distance (Å)	Clash overlap (Å)
4:D:134:ASP:N	4:D:138:ARG:O	2.36	0.58
7:G:30:LYS:O	7:G:31:ARG:CZ	2.50	0.58
1:N:23:SER:HA	1:N:25:TYR:CE2	2.39	0.58
2:O:24:HIS:N	2:O:24:HIS:ND1	2.50	0.58
3:P:218:ILE:HG12	3:P:232:THR:CA	2.33	0.58
3:P:275:LYS:CE	4:Q:17:GLN:HB2	2.32	0.58
4:Q:142:GLY:CA	4:Q:144:ALA:H	2.17	0.58
15:R:1101:BCR:H362	6:S:17:PHE:CZ	2.38	0.58
3:C:91:PRO:HD2	3:C:95:LYS:CG	2.33	0.58
3:C:216:GLU:O	3:C:233:ASN:CB	2.51	0.58
4:D:50:VAL:HG12	4:D:164:PRO:HB3	1.84	0.58
1:N:95:LEU:HD13	1:N:96:MET:CE	2.33	0.58
3:P:231:LEU:HD12	3:P:231:LEU:H	1.68	0.58
4:Q:78:ARG:NH2	4:Q:100:ARG:NH2	2.46	0.58
4:Q:133:TYR:HB3	4:Q:137:GLY:C	2.23	0.58
1:A:196:ALA:O	1:A:200:LEU:HB2	2.04	0.58
3:C:255:VAL:CG1	7:G:14:VAL:CG1	2.74	0.58
4:D:136:THR:HG22	4:D:136:THR:O	2.04	0.58
8:H:12:LEU:HA	8:H:15:PHE:CD1	2.38	0.58
3:P:59:GLN:CB	3:P:67:LYS:HB3	2.34	0.58
4:Q:168:THR:HG23	4:Q:175:LYS:N	2.17	0.58
6:F:7:TYR:O	6:F:11:LEU:HD12	2.04	0.58
7:G:26:TYR:N	7:G:26:TYR:HD1	2.00	0.58
8:U:7:GLY:O	8:U:11:LEU:HD11	2.03	0.58
8:U:23:VAL:O	8:U:27:ASN:ND2	2.36	0.58
3:C:120:PRO:HB3	3:C:124:TYR:CD1	2.39	0.58
3:C:261:PHE:CE2	4:D:30:VAL:HG13	2.38	0.58
4:D:129:HIS:O	4:D:143:PRO:HG3	2.03	0.58
4:D:137:GLY:HA3	4:D:148:LEU:HB2	1.85	0.58
7:G:9:LEU:HG	7:G:10:VAL:H	1.69	0.58
1:A:193:TRP:O	1:A:197:VAL:HG23	2.03	0.58
4:Q:152:HIS:H	4:Q:162:LEU:HD23	1.69	0.58
8:U:6:LEU:C	8:U:8:TRP:N	2.57	0.58
2:B:38:TYR:HB3	3:C:276:LYS:CG	2.32	0.58
4:D:93:VAL:HG13	4:D:94:GLU:O	2.03	0.58
4:D:116:PRO:CG	4:D:126:CYS:HA	2.34	0.58
1:N:188:THR:CG2	9:N:301:HEM:HBC2	2.33	0.58
3:P:188:ASP:O	3:P:189:GLU:HB2	2.03	0.58
7:T:21:LEU:C	7:T:23:TYR:H	2.05	0.58
11:A:305:PL9:H513	4:D:28:THR:HG23	1.85	0.57
7:G:26:TYR:HA	7:G:29:TYR:HD1	1.61	0.57

Continued on next page...

Continued from previous page...

Atom-1	Atom-2	Interatomic distance (Å)	Clash overlap (Å)
8:H:6:LEU:C	8:H:8:TRP:H	2.05	0.57
2:O:118:ASN:HD22	2:O:121:GLN:CD	2.06	0.57
2:O:122:ASN:CG	5:R:26:ILE:CG2	2.72	0.57
2:B:119:LYS:HD3	2:B:119:LYS:O	2.03	0.57
4:D:134:ASP:HB3	4:D:138:ARG:HG2	1.85	0.57
4:Q:123:LYS:HB2	4:Q:125:LYS:HE2	1.86	0.57
12:Q:1307:OPC:HBG3	12:Q:1307:OPC:CAQ	2.34	0.57
8:U:6:LEU:HA	8:U:9:VAL:HG12	1.86	0.57
3:C:3:PHE:HZ	3:C:119:LEU:HD11	1.69	0.57
2:O:84:VAL:HG22	13:O:1201:CLA:HMD1	1.86	0.57
4:Q:178:TRP:N	4:Q:178:TRP:CE3	2.69	0.57
4:D:84:LEU:O	4:D:86:GLY:N	2.37	0.57
7:G:25:ALA:O	7:G:29:TYR:CD2	2.57	0.57
8:H:6:LEU:C	8:H:8:TRP:N	2.56	0.57
1:N:29:HIS:HE2	1:N:209:GLN:CG	2.16	0.57
1:N:112:LYS:HB2	1:N:113:PRO:CD	2.27	0.57
1:N:113:PRO:C	1:N:115:GLU:OE1	2.42	0.57
3:P:52:ILE:HG12	3:P:153:ALA:CB	2.34	0.57
3:P:255:VAL:CG1	7:T:14:VAL:HG12	2.34	0.57
4:Q:88:PRO:HG3	4:Q:106:ALA:N	2.20	0.57
4:Q:123:LYS:O	4:Q:125:LYS:HG2	2.03	0.57
1:A:27:PRO:HG3	2:B:33:PRO:HG3	1.87	0.57
4:D:150:LEU:HD13	4:D:171:ARG:HD3	1.86	0.57
3:P:84:ILE:HD12	3:P:130:PRO:HD2	1.86	0.57
3:P:217:LEU:HA	3:P:232:THR:CB	2.33	0.57
3:C:278:GLN:O	3:C:281:LYS:HE2	2.04	0.57
4:D:110:HIS:CE1	4:D:129:HIS:HB2	2.39	0.57
3:P:202:ASP:HA	3:P:206:THR:CB	2.25	0.57
4:Q:64:VAL:O	4:Q:91:ILE:HD11	2.04	0.57
1:A:13:GLU:C	1:A:17:LEU:HD12	2.25	0.57
3:C:79:PRO:HG2	3:C:82:PHE:CE1	2.39	0.57
3:C:117:GLY:O	3:C:119:LEU:HG	2.05	0.57
4:D:65:LYS:HD3	4:D:68:LYS:HZ1	1.69	0.57
4:D:124:PHE:CB	4:D:133:TYR:HB2	2.22	0.57
2:O:72:PRO:O	2:O:73:LEU:HB3	2.04	0.57
3:P:216:GLU:O	3:P:233:ASN:HB2	2.03	0.57
3:P:258:MET:O	3:P:262:ILE:HD13	2.04	0.57
1:A:62:VAL:HG13	1:A:177:GLN:CB	2.34	0.57
2:B:114:ILE:C	2:B:116:ASN:H	2.07	0.57
3:C:202:ASP:HA	3:C:206:THR:CB	2.27	0.57
3:C:231:LEU:HD22	3:C:232:THR:N	2.19	0.57

Continued on next page...

Continued from previous page...

Atom-1	Atom-2	Interatomic distance (Å)	Clash overlap (Å)
3:C:275:LYS:C	3:C:275:LYS:HD3	2.25	0.57
1:N:79:GLY:HA2	4:Q:41:TYR:HE1	1.69	0.57
3:P:61:VAL:O	3:P:157:ARG:NH1	2.37	0.57
1:A:207:ARG:O	1:A:208:LYS:HD2	2.05	0.57
2:B:134:LEU:O	2:B:138:LEU:HD13	2.05	0.57
3:C:276:LYS:HA	3:C:276:LYS:HE3	1.87	0.57
4:D:128:CYS:HB3	4:D:129:HIS:CE1	2.40	0.57
4:D:166:THR:HG23	4:D:179:VAL:HG11	1.86	0.57
2:O:74:GLU:O	2:O:75:ILE:HB	2.05	0.57
3:P:91:PRO:HD2	3:P:95:LYS:HG2	1.86	0.57
3:P:172:PHE:C	3:P:231:LEU:HB3	2.25	0.57
2:B:32:TRP:H	2:B:33:PRO:HD3	1.70	0.57
3:C:271:MET:HB3	4:D:23:ALA:HA	1.87	0.57
5:E:3:LEU:HA	5:E:6:VAL:CG2	2.34	0.57
5:E:27:LYS:O	5:E:31:LEU:HB2	2.05	0.57
8:H:23:VAL:O	8:H:27:ASN:ND2	2.37	0.57
4:Q:116:PRO:HD2	4:Q:126:CYS:CA	2.26	0.57
2:B:18:LEU:O	2:B:19:ALA:CB	2.51	0.56
2:B:84:VAL:O	2:B:88:LEU:HD13	2.04	0.56
1:N:33:PHE:HB3	1:N:103:ARG:HG2	1.87	0.56
1:N:95:LEU:HG	5:R:7:PHE:CB	2.34	0.56
1:N:111:LYS:CB	1:N:114:ARG:NH1	2.68	0.56
1:N:209:GLN:CB	2:O:27:TYR:HB2	2.35	0.56
2:O:80:TYR:N	2:O:80:TYR:CD1	2.73	0.56
1:A:88:TRP:HZ2	2:B:58:ASP:HB3	1.69	0.56
2:B:155:LEU:C	2:B:155:LEU:HD23	2.25	0.56
2:B:155:LEU:HD23	2:B:155:LEU:O	2.04	0.56
3:C:269:GLN:CD	7:G:24:ALA:HA	2.26	0.56
1:N:149:LYS:HD2	1:N:175:VAL:CG2	2.34	0.56
2:O:79:TRP:CZ2	5:R:1:MET:N	2.66	0.56
11:Q:1305:PL9:C32	12:Q:1307:OPC:HBW2	2.34	0.56
7:T:17:THR:O	7:T:21:LEU:CB	2.52	0.56
1:A:26:VAL:HB	2:B:29:GLU:CG	2.35	0.56
1:A:106:LEU:HD12	5:E:18:ILE:HD12	1.85	0.56
2:B:41:PRO:O	2:B:45:MET:HG3	2.06	0.56
3:C:185:LYS:HE2	3:C:195:TYR:CB	2.35	0.56
5:E:5:ALA:HB2	6:F:5:MET:HB2	1.87	0.56
5:E:9:ILE:HG23	6:F:12:SER:HB2	1.88	0.56
7:G:30:LYS:CB	7:G:31:ARG:NH2	2.66	0.56
1:N:213:GLY:O	5:R:30:LYS:CD	2.49	0.56
2:O:32:TRP:N	2:O:33:PRO:CD	2.67	0.56

Continued on next page...

Continued from previous page...

Atom-1	Atom-2	Interatomic distance (Å)	Clash overlap (Å)
2:O:141:ILE:O	2:O:144:GLY:N	2.39	0.56
3:P:93:GLU:CA	3:P:97:GLU:HB2	2.28	0.56
3:P:219:VAL:HG11	3:P:223:GLN:NE2	2.19	0.56
4:Q:13:MET:N	4:Q:13:MET:SD	2.78	0.56
4:Q:66:VAL:C	4:Q:68:LYS:H	2.09	0.56
7:T:28:GLN:O	7:T:31:ARG:HB3	2.06	0.56
4:D:65:LYS:NZ	4:D:158:ASP:HB3	2.20	0.56
5:E:6:VAL:O	5:E:10:VAL:HB	2.04	0.56
1:N:109:GLY:C	1:N:111:LYS:H	2.08	0.56
1:N:118:TRP:CZ3	2:O:108:LEU:O	2.58	0.56
3:P:12:THR:OG1	3:P:13:PRO:HD2	2.06	0.56
3:P:38:GLN:OE1	7:T:15:PHE:CE1	2.59	0.56
3:P:54:TYR:OH	3:P:58:LEU:HD22	2.05	0.56
5:R:9:ILE:HG23	6:S:12:SER:HB2	1.88	0.56
1:A:14:ILE:CD1	1:A:15:GLN:N	2.67	0.56
6:F:15:LEU:HD12	7:G:26:TYR:OH	2.05	0.56
3:P:223:GLN:O	3:P:224:ALA:HB3	2.05	0.56
4:Q:73:HIS:O	4:Q:74:ASN:HB2	2.04	0.56
7:T:11:LEU:HA	7:T:14:VAL:CG1	2.36	0.56
7:T:21:LEU:C	7:T:23:TYR:N	2.58	0.56
1:A:13:GLU:O	1:A:17:LEU:HD12	2.06	0.56
3:C:271:MET:HG3	4:D:22:LEU:CD2	2.26	0.56
8:H:6:LEU:HA	8:H:9:VAL:HG12	1.87	0.56
2:O:86:GLN:HG2	2:O:143:LEU:HA	1.87	0.56
2:O:112:PRO:O	2:O:116:ASN:CB	2.53	0.56
5:R:6:VAL:O	5:R:10:VAL:HB	2.05	0.56
1:A:77:SER:O	1:A:78:PHE:HB2	2.05	0.56
2:B:37:LEU:HD23	2:B:40:PHE:CE2	2.41	0.56
3:C:86:PRO:CG	3:C:89:ARG:HG3	2.36	0.56
7:G:25:ALA:O	7:G:29:TYR:CG	2.59	0.56
1:N:15:GLN:O	1:N:17:LEU:N	2.39	0.56
2:O:32:TRP:N	2:O:33:PRO:HD3	2.20	0.56
3:C:94:LEU:H	3:C:94:LEU:CD2	2.12	0.56
7:G:11:LEU:CA	7:G:14:VAL:HG13	2.36	0.56
4:Q:100:ARG:HD2	4:Q:102:TYR:CZ	2.40	0.56
6:S:12:SER:O	6:S:16:ILE:HG12	2.05	0.56
1:A:72:ILE:O	1:A:79:GLY:HA3	2.06	0.56
2:B:36:LEU:O	2:B:39:VAL:HG22	2.06	0.56
3:C:178:GLY:HA2	3:C:225:VAL:HG13	1.86	0.56
4:D:131:SER:CB	4:D:144:ALA:HA	2.36	0.56
2:O:74:GLU:CG	2:O:75:ILE:H	2.18	0.56

Continued on next page...

Continued from previous page...

Atom-1	Atom-2	Interatomic distance (Å)	Clash overlap (Å)
2:O:96:LEU:O	2:O:100:LEU:HB2	2.05	0.56
4:Q:152:HIS:O	4:Q:153:ALA:HB2	2.05	0.56
5:R:7:PHE:CA	5:R:10:VAL:HG12	2.23	0.56
12:B:307:OPC:HAP1	12:B:307:OPC:CBI	2.26	0.56
12:N:1306:OPC:HBQ2	12:N:1306:OPC:CAT	2.36	0.56
4:Q:156:GLN:HB2	4:Q:161:VAL:HG11	1.88	0.56
6:S:26:LEU:HD21	8:U:17:TRP:HE1	1.70	0.56
7:G:17:THR:O	7:G:21:LEU:CB	2.54	0.55
7:G:30:LYS:O	7:G:31:ARG:NE	2.39	0.55
2:O:91:LEU:HD22	2:O:96:LEU:HD13	1.88	0.55
3:P:134:PRO:CB	3:P:142:ILE:HD13	2.35	0.55
3:C:269:GLN:HE22	7:G:24:ALA:CA	2.19	0.55
4:D:57:LYS:H	4:D:82:GLN:CG	2.20	0.55
2:O:75:ILE:N	2:O:75:ILE:HD12	2.22	0.55
4:Q:138:ARG:HB3	4:Q:138:ARG:HH11	1.69	0.55
6:S:11:LEU:O	6:S:15:LEU:HD23	2.06	0.55
1:A:166:SER:O	1:A:170:ARG:HG2	2.06	0.55
5:E:26:ILE:HD12	5:E:26:ILE:N	2.22	0.55
1:N:31:ASN:HB3	1:N:34:TYR:CD2	2.41	0.55
2:O:30:PRO:HG2	2:O:31:ALA:H	1.71	0.55
3:P:194:LYS:HD3	3:P:212:PRO:HA	1.89	0.55
3:P:255:VAL:O	3:P:258:MET:HG3	2.07	0.55
3:P:276:LYS:HA	3:P:276:LYS:HE3	1.89	0.55
12:Q:1307:OPC:CBF	12:Q:1307:OPC:HBZ2	2.37	0.55
8:U:3:ILE:HG13	8:U:4:ASP:OD1	2.06	0.55
2:B:150:PRO:HG2	2:B:151:LEU:H	1.72	0.55
3:C:216:GLU:HB2	3:C:233:ASN:OD1	2.06	0.55
3:C:218:ILE:CG1	3:C:232:THR:HG22	2.36	0.55
4:D:73:HIS:HE2	4:D:91:ILE:CG2	2.19	0.55
3:P:26:HIS:ND1	3:P:154:ASN:OD1	2.39	0.55
3:P:168:ASN:HA	3:P:172:PHE:CE1	2.40	0.55
4:Q:155:VAL:HA	4:Q:159:ASN:O	2.05	0.55
7:T:14:VAL:HG23	7:T:15:PHE:N	2.21	0.55
1:A:108:GLY:HA2	1:A:110:PHE:CE2	2.41	0.55
2:B:31:ALA:O	2:B:32:TRP:CB	2.46	0.55
7:G:28:GLN:O	7:G:30:LYS:N	2.39	0.55
12:N:1306:OPC:HBQ2	12:N:1306:OPC:HAU2	1.89	0.55
4:Q:101:ASP:HA	4:Q:153:ALA:CB	2.37	0.55
1:A:88:TRP:CZ2	2:B:58:ASP:HB3	2.42	0.55
1:A:105:TYR:CD1	13:B:201:CLA:HMB1	2.41	0.55
3:C:111:ASP:O	3:C:114:LEU:HD21	2.06	0.55

Continued on next page...

Continued from previous page...

Atom-1	Atom-2	Interatomic distance (Å)	Clash overlap (Å)
3:C:185:LYS:HE3	3:C:217:LEU:HD11	1.89	0.55
3:C:226:LYS:CG	3:C:229:GLU:HB3	2.36	0.55
4:D:168:THR:HA	4:D:176:PRO:CD	2.36	0.55
1:N:28:PRO:O	2:O:30:PRO:HG2	2.07	0.55
1:N:141:ASP:HA	2:O:65:PRO:CD	2.35	0.55
2:O:32:TRP:CZ3	2:O:36:LEU:HG	2.42	0.55
4:Q:92:VAL:HG21	4:Q:100:ARG:HB2	1.87	0.55
5:R:27:LYS:O	5:R:31:LEU:HD22	2.06	0.55
1:A:95:LEU:HD11	5:E:10:VAL:HG11	1.88	0.55
2:B:149:LEU:CD1	2:B:149:LEU:N	2.66	0.55
1:N:193:TRP:O	1:N:197:VAL:HG23	2.07	0.55
1:N:213:GLY:O	5:R:26:ILE:HG23	2.06	0.55
3:P:82:PHE:O	3:P:112:ASN:HB3	2.07	0.55
3:P:119:LEU:HD12	3:P:119:LEU:H	1.69	0.55
4:Q:115:VAL:CG1	4:Q:124:PHE:HB3	2.35	0.55
1:A:211:ILE:HD12	1:A:211:ILE:N	2.14	0.55
2:B:42:VAL:CG2	3:C:272:LEU:HD13	2.37	0.55
4:D:104:ILE:HG21	4:D:148:LEU:HB3	1.89	0.55
4:D:138:ARG:HB3	4:D:138:ARG:CZ	2.37	0.55
5:R:5:ALA:HB2	6:S:5:MET:HB2	1.89	0.55
2:B:88:LEU:HD11	2:B:101:MET:SD	2.46	0.55
2:O:86:GLN:HG3	2:O:143:LEU:HD22	1.89	0.55
3:P:185:LYS:HD3	3:P:195:TYR:CD2	2.41	0.55
4:Q:104:ILE:HG21	4:Q:124:PHE:HE2	1.71	0.55
3:C:40:VAL:HG13	3:C:247:ILE:HD11	1.89	0.55
3:C:187:GLU:HG3	3:C:188:ASP:N	2.22	0.55
4:D:88:PRO:O	4:D:105:ASN:HA	2.07	0.55
2:O:122:ASN:ND2	2:O:125:ARG:NH1	2.54	0.55
1:A:47:GLN:HG2	9:A:301:HEM:C3B	2.42	0.54
3:C:283:GLN:C	3:C:285:ALA:H	2.10	0.54
4:D:16:ARG:C	4:D:18:PHE:N	2.60	0.54
12:D:306:OPC:HAR2	12:D:306:OPC:CBM	2.38	0.54
8:H:3:ILE:HG13	8:H:4:ASP:OD1	2.06	0.54
3:P:171:VAL:HG12	3:P:233:ASN:O	2.07	0.54
3:P:275:LYS:NZ	3:P:276:LYS:NZ	2.55	0.54
12:Q:1307:OPC:HBP2	12:Q:1307:OPC:HBA1	1.89	0.54
1:A:62:VAL:HG12	1:A:140:TRP:CH2	2.42	0.54
5:R:27:LYS:O	5:R:31:LEU:HB2	2.07	0.54
4:D:87:ASP:HB3	4:D:105:ASN:HB3	1.89	0.54
3:P:174:ALA:HB3	3:P:228:GLY:HA2	1.89	0.54
8:U:3:ILE:HG23	8:U:4:ASP:N	2.22	0.54

Continued on next page...

Continued from previous page...

Atom-1	Atom-2	Interatomic distance (Å)	Clash overlap (Å)
4:D:106:ALA:HB1	4:D:115:VAL:HB	1.89	0.54
1:N:141:ASP:C	2:O:64:GLU:HG2	2.27	0.54
2:O:106:LEU:CD2	13:O:1201:CLA:H151	2.36	0.54
3:P:171:VAL:HB	3:P:231:LEU:HD12	1.90	0.54
3:P:199:ILE:HB	3:P:208:VAL:HA	1.90	0.54
3:P:231:LEU:HD13	3:P:233:ASN:H	1.71	0.54
4:Q:90:TYR:O	4:Q:91:ILE:HD13	2.08	0.54
12:Q:1307:OPC:HAH2	12:Q:1307:OPC:HAP2	1.88	0.54
1:A:33:PHE:HE1	5:E:14:LEU:HD22	1.71	0.54
2:B:124:PHE:C	2:B:124:PHE:CD1	2.80	0.54
12:B:307:OPC:CAP	12:B:307:OPC:HAL2	2.37	0.54
3:C:20:ILE:HG21	3:C:75:VAL:HG11	1.88	0.54
3:C:273:ILE:O	3:C:278:GLN:HG2	2.08	0.54
4:D:133:TYR:CD2	4:D:148:LEU:HG	2.42	0.54
2:O:79:TRP:HB3	5:R:7:PHE:HZ	1.73	0.54
4:Q:74:ASN:O	4:Q:94:GLU:O	2.25	0.54
4:Q:84:LEU:HD21	4:Q:164:PRO:HA	1.89	0.54
2:B:114:ILE:O	2:B:116:ASN:N	2.40	0.54
3:C:117:GLY:O	3:C:118:PRO:C	2.45	0.54
3:C:118:PRO:C	3:C:120:PRO:HD3	2.28	0.54
3:C:219:VAL:O	3:C:232:THR:HG21	2.07	0.54
3:P:231:LEU:HD22	3:P:232:THR:N	2.21	0.54
3:P:275:LYS:O	3:P:279:VAL:HB	2.08	0.54
4:Q:73:HIS:NE2	4:Q:77:ASP:O	2.40	0.54
8:U:8:TRP:HA	8:U:11:LEU:HG	1.89	0.54
8:U:11:LEU:HB3	8:U:15:PHE:HZ	1.72	0.54
3:C:62:ALA:HB2	3:C:68:VAL:HG11	1.90	0.54
4:D:147:SER:CB	4:D:171:ARG:NH2	2.70	0.54
8:H:3:ILE:HG23	8:H:4:ASP:N	2.21	0.54
1:N:144:GLY:O	1:N:148:VAL:HG12	2.08	0.54
2:O:148:ALA:C	2:O:149:LEU:O	2.44	0.54
4:Q:81:VAL:O	4:Q:82:GLN:HG2	2.08	0.54
4:Q:121:GLU:O	4:Q:123:LYS:HG3	2.08	0.54
3:C:221:GLU:CD	3:C:221:GLU:H	2.12	0.54
3:C:281:LYS:H	3:C:281:LYS:HD2	1.73	0.54
4:D:76:GLY:O	4:D:117:TRP:CH2	2.60	0.54
5:E:9:ILE:HG12	6:F:13:PHE:HB2	1.90	0.54
3:P:79:PRO:HD3	3:P:149:ILE:HG12	1.89	0.54
4:Q:157:ASP:O	4:Q:158:ASP:HB2	2.08	0.54
1:A:14:ILE:CD1	1:A:15:GLN:H	2.18	0.54
3:C:226:LYS:HZ1	3:C:230:ALA:HB3	1.70	0.54

Continued on next page...

Continued from previous page...

Atom-1	Atom-2	Interatomic distance (Å)	Clash overlap (Å)
7:G:30:LYS:HB3	7:G:31:ARG:HH22	1.71	0.54
1:N:116:LEU:HD11	1:N:208:LYS:NZ	2.23	0.54
4:Q:73:HIS:HA	4:Q:77:ASP:CG	2.28	0.54
7:T:22:PHE:O	7:T:26:TYR:CE1	2.61	0.54
2:B:96:LEU:HD22	2:B:100:LEU:HG	1.90	0.54
3:C:194:LYS:HD3	3:C:212:PRO:HA	1.89	0.54
5:E:3:LEU:O	5:E:4:GLY:C	2.47	0.54
1:N:118:TRP:HD1	9:N:302:HEM:HMD2	1.72	0.54
3:P:178:GLY:O	3:P:225:VAL:HA	2.07	0.54
3:P:283:GLN:C	3:P:285:ALA:N	2.62	0.54
4:Q:57:LYS:O	4:Q:64:VAL:HG23	2.08	0.54
7:T:9:LEU:HG	7:T:10:VAL:H	1.72	0.54
1:A:166:SER:HB3	1:A:170:ARG:NH2	2.22	0.53
2:B:40:PHE:N	2:B:41:PRO:HD2	2.22	0.53
2:B:146:GLY:O	2:B:147:ALA:HB3	2.08	0.53
3:C:55:ASP:OD1	3:C:57:LYS:CG	2.56	0.53
3:C:185:LYS:CG	3:C:195:TYR:HB3	2.30	0.53
3:C:273:ILE:HG21	7:G:27:GLN:HB3	1.89	0.53
9:N:303:HEM:CBC	2:O:44:ILE:HD11	2.39	0.53
2:O:39:VAL:O	2:O:42:VAL:HB	2.09	0.53
4:Q:132:GLN:NE2	4:Q:141:ARG:HB2	2.23	0.53
8:U:10:ALA:O	8:U:14:VAL:HG23	2.08	0.53
2:B:48:PHE:CE2	2:B:52:VAL:HG21	2.43	0.53
3:C:54:TYR:OH	3:C:58:LEU:HD22	2.09	0.53
3:C:226:LYS:CE	3:C:229:GLU:HB3	2.37	0.53
8:H:5:VAL:O	8:H:9:VAL:HB	2.08	0.53
2:O:57:LEU:HD21	3:P:258:MET:HE1	1.89	0.53
2:O:96:LEU:HD22	2:O:100:LEU:HG	1.89	0.53
4:Q:84:LEU:O	4:Q:85:LYS:HB2	2.07	0.53
6:S:15:LEU:HD12	7:T:26:TYR:OH	2.09	0.53
7:T:10:VAL:O	7:T:14:VAL:HG13	2.08	0.53
1:A:159:PRO:C	1:A:161:VAL:H	2.06	0.53
12:D:306:OPC:HBL1	12:D:306:OPC:CAR	2.28	0.53
3:P:216:GLU:O	3:P:233:ASN:CB	2.56	0.53
4:Q:81:VAL:HB	4:Q:89:THR:CB	2.38	0.53
5:R:18:ILE:HG22	5:R:22:ILE:HD11	1.91	0.53
1:A:28:PRO:HD2	2:B:32:TRP:HB2	1.91	0.53
1:A:207:ARG:C	1:A:208:LYS:HD2	2.28	0.53
2:B:20:LYS:CG	2:B:21:GLY:N	2.55	0.53
5:E:23:ILE:CG2	5:E:24:PHE:N	2.71	0.53
10:A:304:TDS:HBC1	2:B:85:PHE:CD2	2.43	0.53

Continued on next page...

Continued from previous page...

Atom-1	Atom-2	Interatomic distance (Å)	Clash overlap (Å)
2:B:151:LEU:C	2:B:153:LYS:N	2.62	0.53
3:C:79:PRO:HD3	3:C:149:ILE:HG12	1.90	0.53
3:C:187:GLU:HG3	3:C:188:ASP:H	1.74	0.53
5:R:1:MET:HE2	5:R:1:MET:H1	1.74	0.53
7:T:11:LEU:HA	7:T:14:VAL:HG13	1.91	0.53
4:D:19:MET:O	4:D:21:LEU:N	2.41	0.53
4:D:64:VAL:HG12	4:D:69:PHE:HE2	1.73	0.53
4:D:94:GLU:OE1	4:D:98:ALA:O	2.26	0.53
1:N:200:LEU:HD22	12:N:1306:OPC:HBC1	1.90	0.53
4:Q:64:VAL:CG1	4:Q:91:ILE:HG12	2.36	0.53
4:Q:109:THR:OG1	4:Q:145:PRO:HG2	2.09	0.53
4:Q:150:LEU:HD23	4:Q:178:TRP:CH2	2.44	0.53
2:B:72:PRO:HB3	4:Q:127:PRO:CG	2.39	0.53
3:C:40:VAL:HG11	3:C:46:PHE:CD2	2.44	0.53
3:C:119:LEU:HD12	3:C:119:LEU:H	1.72	0.53
3:C:146:LYS:CD	3:C:246:GLU:HG3	2.32	0.53
3:C:275:LYS:O	3:C:279:VAL:HB	2.07	0.53
4:D:73:HIS:HB3	4:D:93:VAL:HG12	1.90	0.53
1:N:142:GLN:HE21	2:O:64:GLU:CD	2.12	0.53
2:O:21:GLY:C	2:O:24:HIS:CD2	2.82	0.53
2:O:38:TYR:CG	3:P:276:LYS:HD3	2.43	0.53
3:P:146:LYS:CD	3:P:246:GLU:HG3	2.29	0.53
4:Q:178:TRP:HE3	4:Q:178:TRP:H	1.57	0.53
5:R:23:ILE:CG2	5:R:24:PHE:N	2.71	0.53
2:B:136:GLY:HA3	13:B:201:CLA:C2C	2.39	0.53
3:C:219:VAL:HG11	3:C:223:GLN:NE2	2.21	0.53
4:Q:109:THR:CG2	4:Q:177:TRP:CH2	2.92	0.53
11:Q:1305:PL9:H301	12:Q:1307:OPC:HBU1	1.89	0.53
3:C:93:GLU:O	3:C:94:LEU:C	2.48	0.53
1:N:83:ARG:NH1	9:N:301:HEM:O1A	2.41	0.53
4:Q:15:ARG:HH12	4:Q:18:PHE:HE2	1.56	0.53
4:Q:136:THR:O	4:Q:171:ARG:NH2	2.41	0.53
2:B:26:TYR:HB2	2:B:27:TYR:CE1	2.43	0.53
12:D:306:OPC:HBC2	12:D:306:OPC:CAY	2.40	0.53
6:F:20:TRP:O	6:F:24:VAL:HG23	2.09	0.53
6:F:26:LEU:HD21	8:H:17:TRP:NE1	2.24	0.53
2:O:133:PHE:HA	13:O:1201:CLA:CMB	2.39	0.53
3:P:191:GLY:O	3:P:192:ASN:HB2	2.08	0.53
1:A:211:ILE:CD1	1:A:211:ILE:N	2.70	0.52
3:C:194:LYS:HB3	3:C:196:GLN:HE21	1.74	0.52
1:N:28:PRO:CG	2:O:32:TRP:HB3	2.39	0.52

Continued on next page...

Continued from previous page...

Atom-1	Atom-2	Interatomic distance (Å)	Clash overlap (Å)
2:O:79:TRP:HZ2	5:R:1:MET:N	2.03	0.52
3:P:185:LYS:HE3	3:P:217:LEU:HD11	1.90	0.52
1:A:32:ILE:C	1:A:34:TYR:H	2.13	0.52
3:C:202:ASP:O	3:C:204:GLY:N	2.42	0.52
3:C:217:LEU:CA	3:C:232:THR:HB	2.38	0.52
4:D:134:ASP:CG	4:D:135:GLU:N	2.61	0.52
1:N:61:THR:HG22	1:N:62:VAL:N	2.23	0.52
1:N:182:ARG:HB3	10:N:1304:TDS:HAA1	1.92	0.52
2:O:20:LYS:HG3	2:O:21:GLY:N	2.24	0.52
4:Q:20:ASN:C	4:Q:22:LEU:N	2.60	0.52
4:Q:142:GLY:HA2	4:Q:144:ALA:H	1.73	0.52
8:U:6:LEU:O	8:U:8:TRP:N	2.42	0.52
8:U:8:TRP:O	8:U:8:TRP:HE3	1.93	0.52
10:A:304:TDS:HAX2	13:B:201:CLA:H93	1.90	0.52
2:B:36:LEU:C	2:B:38:TYR:H	2.11	0.52
12:B:307:OPC:HAP1	12:B:307:OPC:HAL2	1.91	0.52
7:G:14:VAL:HG23	7:G:15:PHE:N	2.25	0.52
1:N:104:VAL:HA	1:N:107:THR:HG22	1.91	0.52
1:N:142:GLN:HG2	2:O:64:GLU:CB	2.39	0.52
3:P:218:ILE:H	3:P:232:THR:CG2	2.23	0.52
3:P:282:VAL:CG2	4:Q:15:ARG:HE	2.23	0.52
4:Q:92:VAL:O	4:Q:99:ILE:HA	2.09	0.52
4:Q:153:ALA:HA	4:Q:162:LEU:HD11	1.92	0.52
5:R:18:ILE:HB	5:R:22:ILE:HD12	1.92	0.52
7:T:28:GLN:C	7:T:30:LYS:N	2.61	0.52
1:A:189:PHE:CE2	1:N:52:PHE:HB2	2.45	0.52
2:B:125:ARG:O	2:B:127:PRO:HD3	2.09	0.52
3:C:105:PRO:HB3	3:C:110:GLN:O	2.10	0.52
3:C:277:LYS:HB3	3:C:277:LYS:NZ	2.25	0.52
4:D:138:ARG:NH2	4:D:147:SER:HB3	2.24	0.52
3:P:62:ALA:HB2	3:P:68:VAL:HG11	1.92	0.52
3:P:94:LEU:HD22	3:P:94:LEU:N	2.12	0.52
3:P:117:GLY:N	3:P:118:PRO:HD2	2.24	0.52
3:P:226:LYS:HG2	3:P:229:GLU:CB	2.39	0.52
8:U:12:LEU:HA	8:U:15:PHE:CD1	2.44	0.52
9:A:303:HEM:HBC1	11:A:305:PL9:H161	1.92	0.52
2:B:38:TYR:CD1	3:C:276:LYS:HD3	2.44	0.52
3:C:180:ILE:HG13	3:C:199:ILE:HA	1.91	0.52
1:N:23:SER:O	1:N:25:TYR:CE1	2.61	0.52
2:O:78:GLU:HG2	2:O:80:TYR:H	1.74	0.52
2:O:79:TRP:HB3	5:R:7:PHE:CZ	2.45	0.52

Continued on next page...

Continued from previous page...

Atom-1	Atom-2	Interatomic distance (Å)	Clash overlap (Å)
3:P:277:LYS:NZ	3:P:277:LYS:HB3	2.25	0.52
4:D:19:MET:HG3	4:D:20:ASN:N	2.25	0.52
2:O:24:HIS:O	2:O:25:ASN:CB	2.57	0.52
2:O:32:TRP:CE3	2:O:36:LEU:HG	2.44	0.52
2:O:75:ILE:HG22	2:O:77:PRO:HD3	1.91	0.52
4:Q:104:ILE:HD11	4:Q:136:THR:HA	1.90	0.52
4:Q:152:HIS:HB2	4:Q:162:LEU:HG	1.90	0.52
4:Q:154:THR:O	4:Q:160:ILE:HG23	2.08	0.52
9:A:301:HEM:HHA	9:A:301:HEM:HBD1	1.92	0.52
3:C:231:LEU:HD12	3:C:231:LEU:H	1.75	0.52
8:H:8:TRP:HE3	8:H:8:TRP:O	1.92	0.52
3:P:124:TYR:HB3	3:P:127:ILE:HG12	1.92	0.52
4:Q:76:GLY:CA	4:Q:93:VAL:HG13	2.40	0.52
4:Q:100:ARG:HD2	4:Q:102:TYR:HH	1.74	0.52
5:R:26:ILE:HD12	5:R:26:ILE:N	2.24	0.52
1:A:41:LEU:O	1:A:44:PHE:HB3	2.09	0.52
3:C:11:PRO:HA	3:C:107:LYS:NZ	2.25	0.52
3:C:28:ALA:HB3	3:C:238:GLY:O	2.10	0.52
4:D:73:HIS:CE1	4:D:91:ILE:O	2.63	0.52
8:H:6:LEU:O	8:H:8:TRP:N	2.42	0.52
1:N:209:GLN:HB3	2:O:27:TYR:HB2	1.92	0.52
2:O:127:PRO:C	2:O:129:ALA:N	2.63	0.52
3:P:218:ILE:HG13	3:P:232:THR:HG22	1.90	0.52
3:P:233:ASN:ND2	3:P:234:ASN:H	2.08	0.52
4:Q:64:VAL:HG13	4:Q:69:PHE:CD2	2.45	0.52
4:Q:78:ARG:NH1	4:Q:100:ARG:HH21	2.06	0.52
11:Q:1305:PL9:H302	12:Q:1307:OPC:CBB	2.39	0.52
11:Q:1305:PL9:H201	12:Q:1307:OPC:OCC	2.08	0.52
8:U:6:LEU:C	8:U:8:TRP:H	2.13	0.52
8:U:22:VAL:O	8:U:26:ARG:HG3	2.10	0.52
1:A:44:PHE:HD1	9:A:301:HEM:CBB	2.21	0.52
2:B:72:PRO:HB3	4:Q:127:PRO:HG2	1.90	0.52
3:C:91:PRO:HD2	3:C:95:LYS:HG3	1.92	0.52
3:C:201:THR:O	3:C:203:SER:N	2.43	0.52
4:D:55:THR:OG1	4:D:57:LYS:NZ	2.36	0.52
4:D:116:PRO:CD	4:D:126:CYS:HA	2.40	0.52
5:E:21:GLY:O	5:E:25:ALA:HB2	2.10	0.52
2:O:85:PHE:O	2:O:89:ARG:HG2	2.10	0.52
12:Q:1307:OPC:HBX2	12:Q:1307:OPC:CBE	2.39	0.52
7:T:25:ALA:CB	7:T:29:TYR:OH	2.57	0.52
2:B:79:TRP:CG	2:B:80:TYR:N	2.78	0.52

Continued on next page...

Continued from previous page...

Atom-1	Atom-2	Interatomic distance (Å)	Clash overlap (Å)
4:D:84:LEU:H	4:D:89:THR:HG23	1.75	0.52
2:O:24:HIS:O	2:O:25:ASN:HB3	2.10	0.52
2:O:95:LEU:N	2:O:95:LEU:CD2	2.67	0.52
2:O:122:ASN:OD1	5:R:26:ILE:HG21	2.10	0.52
3:P:52:ILE:HG21	3:P:154:ASN:O	2.10	0.52
3:P:185:LYS:CD	3:P:195:TYR:HD2	2.23	0.52
4:Q:84:LEU:HD13	4:Q:164:PRO:HD3	1.91	0.52
6:S:17:PHE:CD1	6:S:17:PHE:N	2.78	0.52
1:A:33:PHE:CZ	5:E:17:GLY:HA3	2.45	0.51
2:B:150:PRO:O	2:B:153:LYS:NZ	2.43	0.51
13:B:201:CLA:HHC	13:B:201:CLA:HBB1	1.93	0.51
3:C:59:GLN:HB2	3:C:67:LYS:HB3	1.93	0.51
5:E:18:ILE:HG22	5:E:22:ILE:HD11	1.92	0.51
7:G:15:PHE:C	7:G:17:THR:N	2.63	0.51
3:P:55:ASP:OD1	3:P:57:LYS:HG3	2.10	0.51
3:P:202:ASP:O	3:P:204:GLY:N	2.44	0.51
4:Q:116:PRO:HD3	4:Q:127:PRO:HD3	1.92	0.51
3:C:218:ILE:H	3:C:232:THR:CG2	2.22	0.51
4:D:78:ARG:HG3	4:D:117:TRP:CG	2.45	0.51
1:N:29:HIS:O	1:N:30:VAL:CG1	2.45	0.51
1:N:106:LEU:HD12	5:R:18:ILE:CD1	2.40	0.51
1:N:114:ARG:NH2	1:N:209:GLN:H	2.08	0.51
3:P:221:GLU:H	3:P:221:GLU:CD	2.14	0.51
1:A:172:GLY:O	1:A:173:SER:C	2.48	0.51
1:N:110:PHE:CD1	2:O:112:PRO:HB3	2.42	0.51
4:Q:150:LEU:HD11	4:Q:171:ARG:NH2	2.22	0.51
1:A:39:ILE:HD11	2:B:43:VAL:CG1	2.40	0.51
1:A:75:GLU:HA	1:A:75:GLU:OE1	2.11	0.51
2:B:39:VAL:O	2:B:42:VAL:HB	2.10	0.51
2:B:79:TRP:HA	2:B:82:TYR:CD2	2.46	0.51
3:C:50:VAL:HG12	3:C:50:VAL:O	2.10	0.51
3:C:102:TYR:N	3:C:118:PRO:HG3	2.22	0.51
3:C:134:PRO:CB	3:C:142:ILE:HD13	2.39	0.51
5:E:20:VAL:CG1	5:E:21:GLY:N	2.69	0.51
15:E:101:BCR:H362	6:F:17:PHE:HZ	1.75	0.51
2:O:143:LEU:O	2:O:145:ILE:N	2.43	0.51
3:P:50:VAL:HG13	3:P:151:LEU:HD21	1.92	0.51
1:A:99:LEU:HD21	5:E:11:PHE:HB2	1.92	0.51
2:B:96:LEU:O	2:B:100:LEU:HB2	2.11	0.51
2:B:150:PRO:O	2:B:153:LYS:HD2	2.09	0.51
4:D:115:VAL:HG21	4:D:148:LEU:CD2	2.41	0.51

Continued on next page...

Continued from previous page...

Atom-1	Atom-2	Interatomic distance (Å)	Clash overlap (Å)
3:P:118:PRO:O	3:P:120:PRO:HD3	2.11	0.51
8:U:17:TRP:O	8:U:20:ALA:HB3	2.10	0.51
4:D:155:VAL:HG12	4:D:156:GLN:N	2.25	0.51
1:N:26:VAL:O	1:N:26:VAL:HG23	2.11	0.51
2:O:118:ASN:ND2	2:O:121:GLN:NE2	2.37	0.51
4:Q:77:ASP:N	4:Q:93:VAL:HG12	2.18	0.51
4:Q:88:PRO:CD	4:Q:107:VAL:HG23	2.41	0.51
4:Q:137:GLY:C	4:Q:171:ARG:HH12	2.14	0.51
2:B:32:TRP:H	2:B:33:PRO:CD	2.24	0.51
3:C:178:GLY:O	3:C:225:VAL:HA	2.11	0.51
5:E:23:ILE:HG23	5:E:24:PHE:HD2	1.75	0.51
4:Q:35:LEU:O	4:Q:39:VAL:HG23	2.11	0.51
4:Q:133:TYR:CD2	4:Q:139:VAL:HB	2.46	0.51
4:Q:152:HIS:CA	4:Q:162:LEU:HG	2.41	0.51
5:R:23:ILE:O	5:R:27:LYS:CB	2.58	0.51
1:A:81:LEU:HD13	1:A:81:LEU:C	2.30	0.51
1:A:103:ARG:HG3	1:A:103:ARG:NH1	2.25	0.51
4:D:35:LEU:HD12	4:D:35:LEU:O	2.11	0.51
3:P:3:PHE:CD1	3:P:3:PHE:N	2.78	0.51
3:P:201:THR:O	3:P:203:SER:N	2.43	0.51
4:Q:109:THR:HG22	4:Q:177:TRP:CH2	2.45	0.51
5:R:3:LEU:O	5:R:4:GLY:C	2.49	0.51
1:A:118:TRP:CZ3	2:B:108:LEU:O	2.64	0.51
3:C:262:ILE:HG12	7:G:17:THR:HG22	1.92	0.51
4:D:90:TYR:HD2	4:D:104:ILE:O	1.93	0.51
4:D:100:ARG:C	4:D:153:ALA:HB2	2.31	0.51
1:N:29:HIS:HE1	2:O:29:GLU:OE2	1.94	0.51
2:O:74:GLU:CG	2:O:75:ILE:N	2.73	0.51
3:P:20:ILE:HG21	3:P:75:VAL:HG11	1.91	0.51
4:Q:16:ARG:C	4:Q:18:PHE:N	2.64	0.51
4:Q:78:ARG:HD3	4:Q:78:ARG:N	2.25	0.51
4:Q:152:HIS:HB2	4:Q:162:LEU:CB	2.41	0.51
2:B:98:VAL:HA	2:B:101:MET:HE2	1.93	0.51
3:C:266:MET:HE3	7:G:23:TYR:CB	2.41	0.51
5:E:16:PHE:O	5:E:20:VAL:HB	2.11	0.51
1:N:14:ILE:O	1:N:14:ILE:HG13	2.11	0.51
3:P:226:LYS:CD	3:P:229:GLU:HB3	2.40	0.51
4:Q:152:HIS:CB	4:Q:162:LEU:HG	2.40	0.51
4:Q:162:LEU:O	4:Q:163:THR:HB	2.11	0.51
8:U:5:VAL:O	8:U:9:VAL:HB	2.11	0.51
2:B:79:TRP:C	2:B:81:LEU:H	2.14	0.50

Continued on next page...

Continued from previous page...

Atom-1	Atom-2	Interatomic distance (Å)	Clash overlap (Å)
3:C:61:VAL:O	3:C:157:ARG:NH1	2.42	0.50
4:D:95:SER:C	4:D:97:GLU:H	2.14	0.50
4:D:115:VAL:HG12	4:D:124:PHE:HB3	1.92	0.50
1:N:95:LEU:HG	5:R:7:PHE:HB3	1.94	0.50
1:N:150:ILE:HD12	2:O:75:ILE:HG12	1.93	0.50
2:O:78:GLU:OE1	2:O:80:TYR:HB2	2.11	0.50
2:O:91:LEU:HD12	2:O:91:LEU:O	2.11	0.50
3:P:187:GLU:HG3	3:P:188:ASP:N	2.26	0.50
2:B:127:PRO:C	2:B:129:ALA:N	2.63	0.50
3:C:34:VAL:HG22	3:C:151:LEU:HD22	1.93	0.50
3:C:53:PRO:O	3:C:54:TYR:HB2	2.10	0.50
4:D:59:LYS:HB3	4:D:80:LEU:O	2.10	0.50
2:O:57:LEU:O	3:P:38:GLN:NE2	2.45	0.50
2:O:73:LEU:C	2:O:73:LEU:HD12	2.31	0.50
3:P:194:LYS:HB3	3:P:196:GLN:HE21	1.75	0.50
3:P:231:LEU:CD1	3:P:231:LEU:H	2.24	0.50
4:Q:123:LYS:O	4:Q:125:LYS:N	2.44	0.50
4:Q:132:GLN:NE2	4:Q:141:ARG:HD3	2.22	0.50
4:Q:149:ALA:O	4:Q:150:LEU:HD13	2.11	0.50
5:R:5:ALA:HB1	6:S:9:ALA:CB	2.21	0.50
8:U:24:TRP:CD2	8:U:25:GLY:N	2.79	0.50
2:B:142:TRP:CD1	2:B:155:LEU:C	2.85	0.50
2:B:142:TRP:NE1	2:B:154:THR:O	2.41	0.50
3:C:3:PHE:N	3:C:3:PHE:CD1	2.78	0.50
3:C:134:PRO:HB3	3:C:142:ILE:CD1	2.40	0.50
4:D:78:ARG:NE	4:D:92:VAL:HG11	2.23	0.50
4:D:118:ASN:OD1	4:D:123:LYS:C	2.50	0.50
7:G:26:TYR:HD1	7:G:26:TYR:H	1.59	0.50
1:N:140:TRP:O	2:O:65:PRO:HG3	2.11	0.50
1:N:214:PRO:HA	5:R:29:ILE:O	2.12	0.50
4:Q:70:LEU:HD22	4:Q:71:GLU:OE1	2.12	0.50
3:C:199:ILE:HG22	3:C:200:GLN:N	2.26	0.50
3:C:231:LEU:CD1	3:C:232:THR:H	2.23	0.50
7:G:21:LEU:C	7:G:23:TYR:H	2.13	0.50
1:N:31:ASN:O	1:N:32:ILE:HB	2.12	0.50
1:N:38:GLY:HA3	9:N:303:HEM:C4C	2.46	0.50
2:O:76:LEU:HD23	2:O:76:LEU:H	1.75	0.50
4:Q:94:GLU:HB3	4:Q:100:ARG:CD	2.12	0.50
4:Q:156:GLN:O	4:Q:157:ASP:CB	2.59	0.50
7:T:22:PHE:C	7:T:26:TYR:CE1	2.85	0.50
8:U:9:VAL:HG22	8:U:13:VAL:CG2	2.41	0.50

Continued on next page...

Continued from previous page...

Atom-1	Atom-2	Interatomic distance (Å)	Clash overlap (Å)
3:C:231:LEU:HD22	3:C:232:THR:H	1.77	0.50
3:C:233:ASN:ND2	3:C:234:ASN:H	2.09	0.50
4:D:106:ALA:HB3	4:D:114:VAL:HG13	1.94	0.50
15:E:101:BCR:H362	6:F:17:PHE:CZ	2.46	0.50
1:N:33:PHE:O	1:N:36:LEU:HD23	2.11	0.50
4:Q:147:SER:HB3	4:Q:171:ARG:NH1	2.26	0.50
2:B:79:TRP:C	2:B:81:LEU:N	2.64	0.50
2:B:86:GLN:HG3	2:B:143:LEU:HD22	1.94	0.50
4:D:68:LYS:H	4:D:68:LYS:HD2	1.75	0.50
2:O:22:MET:O	2:O:24:HIS:N	2.44	0.50
2:O:36:LEU:O	2:O:39:VAL:HG22	2.11	0.50
4:Q:116:PRO:CD	4:Q:127:PRO:HD3	2.41	0.50
4:Q:156:GLN:HB2	4:Q:161:VAL:CG1	2.42	0.50
1:A:14:ILE:HA	1:A:17:LEU:HD12	1.94	0.50
1:A:158:ILE:HB	1:A:162:GLY:HA2	1.91	0.50
3:C:178:GLY:C	3:C:225:VAL:HA	2.32	0.50
4:D:110:HIS:HE1	4:D:129:HIS:HB2	1.77	0.50
12:D:306:OPC:HBW2	12:D:306:OPC:CCA	2.39	0.50
4:Q:123:LYS:HA	4:Q:133:TYR:O	2.11	0.50
1:A:27:PRO:HG3	2:B:33:PRO:CG	2.41	0.50
2:B:79:TRP:CD1	2:B:80:TYR:N	2.80	0.50
3:C:52:ILE:HG12	3:C:153:ALA:CB	2.40	0.50
3:C:56:THR:HG22	3:C:122:GLU:HB3	1.92	0.50
3:C:199:ILE:HB	3:C:208:VAL:HA	1.94	0.50
3:C:274:LEU:HD11	8:H:23:VAL:HG21	1.92	0.50
4:D:149:ALA:HA	4:D:178:TRP:CE2	2.47	0.50
4:D:167:GLU:O	4:D:176:PRO:CB	2.59	0.50
4:D:167:GLU:O	4:D:176:PRO:HB3	2.11	0.50
1:N:95:LEU:HD13	1:N:96:MET:HE3	1.92	0.50
3:P:86:PRO:CG	3:P:89:ARG:HG3	2.41	0.50
3:P:173:THR:HB	3:P:229:GLU:HA	1.92	0.50
4:Q:80:LEU:C	4:Q:80:LEU:HD23	2.32	0.50
4:Q:134:ASP:C	4:Q:136:THR:H	2.14	0.50
4:D:121:GLU:CD	4:D:123:LYS:HE2	2.32	0.50
1:N:41:LEU:O	1:N:44:PHE:HB3	2.12	0.50
9:N:303:HEM:O2D	11:Q:1305:PL9:H532	2.11	0.50
4:Q:56:ALA:HA	4:Q:81:VAL:CG1	2.25	0.50
4:Q:100:ARG:CD	4:Q:102:TYR:OH	2.57	0.50
5:R:1:MET:H1	5:R:1:MET:CE	2.24	0.50
1:A:177:GLN:H	1:A:177:GLN:CD	2.13	0.49
2:B:32:TRP:CH2	3:C:277:LYS:HD2	2.43	0.49

Continued on next page...

Continued from previous page...

Atom-1	Atom-2	Interatomic distance (Å)	Clash overlap (Å)
2:B:117:VAL:O	2:B:117:VAL:HG22	2.11	0.49
3:C:269:GLN:HE22	7:G:24:ALA:HA	1.75	0.49
3:C:277:LYS:HE3	7:G:31:ARG:CG	2.42	0.49
4:D:99:ILE:HD12	4:D:153:ALA:HB3	1.94	0.49
6:F:17:PHE:CD1	6:F:17:PHE:N	2.80	0.49
1:N:115:GLU:O	1:N:119:ILE:HG13	2.12	0.49
3:P:3:PHE:CZ	3:P:119:LEU:HD11	2.41	0.49
3:P:134:PRO:HB3	3:P:142:ILE:CD1	2.36	0.49
4:Q:64:VAL:HA	4:Q:69:PHE:CE1	2.47	0.49
4:Q:120:ALA:C	4:Q:122:ASN:H	2.16	0.49
1:A:36:LEU:CD2	1:A:103:ARG:HB2	2.43	0.49
2:B:58:ASP:OD1	3:C:146:LYS:NZ	2.45	0.49
2:B:127:PRO:O	2:B:129:ALA:N	2.42	0.49
4:D:59:LYS:CD	4:D:79:VAL:HB	2.42	0.49
4:D:165:TRP:HA	4:D:167:GLU:OE2	2.12	0.49
5:E:30:LYS:CB	5:E:30:LYS:NZ	2.75	0.49
2:O:22:MET:C	2:O:24:HIS:H	2.14	0.49
4:Q:99:ILE:HD12	4:Q:160:ILE:HD13	1.94	0.49
11:Q:1305:PL9:C30	12:Q:1307:OPC:HBU1	2.42	0.49
5:R:9:ILE:HB	6:S:9:ALA:HB1	1.94	0.49
1:A:91:SER:CB	2:B:79:TRP:HZ3	2.25	0.49
3:C:26:HIS:ND1	3:C:154:ASN:OD1	2.46	0.49
3:C:226:LYS:O	3:C:227:ALA:HB2	2.12	0.49
7:G:11:LEU:C	7:G:14:VAL:HG13	2.33	0.49
1:N:106:LEU:HD12	5:R:18:ILE:HD12	1.95	0.49
3:P:91:PRO:HD2	3:P:95:LYS:HG3	1.94	0.49
3:P:93:GLU:O	3:P:94:LEU:C	2.49	0.49
4:Q:141:ARG:HG2	4:Q:141:ARG:HH11	1.77	0.49
4:Q:154:THR:O	4:Q:160:ILE:CA	2.58	0.49
4:Q:170:PHE:H	4:Q:170:PHE:HD1	1.60	0.49
2:B:22:MET:O	2:B:22:MET:SD	2.70	0.49
3:C:124:TYR:HB3	3:C:127:ILE:HG12	1.95	0.49
4:D:102:TYR:CE2	4:D:136:THR:HG23	2.47	0.49
4:D:104:ILE:HG23	4:D:149:ALA:O	2.13	0.49
7:G:15:PHE:C	7:G:17:THR:H	2.15	0.49
1:N:212:SER:HB2	2:O:122:ASN:OD1	2.12	0.49
3:P:59:GLN:HB2	3:P:67:LYS:HB3	1.94	0.49
1:A:66:TYR:CZ	2:B:65:PRO:HD3	2.47	0.49
2:B:147:ALA:HB1	2:B:152:ASP:HA	1.95	0.49
3:C:262:ILE:HG13	7:G:21:LEU:CG	2.27	0.49
1:N:71:TYR:O	1:N:76:VAL:HG23	2.12	0.49

Continued on next page...

Continued from previous page...

Atom-1	Atom-2	Interatomic distance (Å)	Clash overlap (Å)
6:S:7:TYR:O	6:S:11:LEU:HD12	2.12	0.49
8:U:6:LEU:O	8:U:10:ALA:HB3	2.12	0.49
1:A:114:ARG:NH1	1:A:208:LYS:HB3	2.28	0.49
2:B:32:TRP:N	2:B:33:PRO:CD	2.76	0.49
2:B:82:TYR:N	2:B:83:PRO:HD2	2.28	0.49
3:C:174:ALA:HB3	3:C:228:GLY:HA2	1.93	0.49
4:D:84:LEU:O	4:D:87:ASP:N	2.46	0.49
4:D:126:CYS:N	4:D:131:SER:O	2.38	0.49
12:N:1306:OPC:HBQ2	12:N:1306:OPC:CAU	2.42	0.49
2:O:64:GLU:CG	2:O:65:PRO:N	2.75	0.49
2:O:79:TRP:CH2	5:R:1:MET:N	2.79	0.49
3:P:171:VAL:HG13	3:P:234:ASN:HB2	1.93	0.49
3:P:199:ILE:HG22	3:P:200:GLN:N	2.27	0.49
3:P:270:LEU:HG	3:P:274:LEU:CD1	2.43	0.49
3:P:281:LYS:HA	3:P:284:ALA:CB	2.25	0.49
4:Q:94:GLU:OE2	4:Q:100:ARG:HG2	2.12	0.49
1:A:97:MET:O	1:A:101:VAL:HG23	2.13	0.49
2:B:141:ILE:O	2:B:144:GLY:N	2.45	0.49
3:C:191:GLY:O	3:C:192:ASN:HB2	2.13	0.49
3:C:217:LEU:HA	3:C:232:THR:CB	2.39	0.49
5:E:26:ILE:HG13	5:E:29:ILE:HD12	1.95	0.49
7:G:21:LEU:C	7:G:23:TYR:N	2.63	0.49
1:N:111:LYS:HB2	1:N:114:ARG:NH1	2.26	0.49
4:Q:169:ASP:HB3	4:Q:172:THR:OG1	2.13	0.49
1:A:142:GLN:HE22	2:B:67:ASN:H	1.59	0.49
2:B:118:ASN:O	2:B:121:GLN:O	2.30	0.49
2:O:147:ALA:O	2:O:149:LEU:N	2.45	0.49
3:P:226:LYS:O	3:P:227:ALA:HB2	2.12	0.49
3:P:275:LYS:NZ	3:P:276:LYS:HZ2	2.10	0.49
3:P:275:LYS:HB2	4:Q:19:MET:CE	2.43	0.49
1:A:178:ALA:O	1:A:182:ARG:HG3	2.13	0.49
2:B:32:TRP:N	2:B:33:PRO:HD3	2.28	0.49
2:B:102:ALA:O	2:B:105:PRO:HD2	2.12	0.49
4:D:19:MET:C	4:D:21:LEU:H	2.14	0.49
4:D:174:GLU:HG2	4:D:175:LYS:O	2.13	0.49
2:O:146:GLY:O	2:O:149:LEU:CB	2.61	0.49
3:P:26:HIS:ND1	3:P:154:ASN:ND2	2.61	0.49
4:Q:163:THR:O	4:Q:164:PRO:O	2.31	0.49
1:A:102:PHE:O	1:A:103:ARG:C	2.50	0.49
1:A:114:ARG:HB3	1:A:208:LYS:NZ	2.27	0.49
2:B:79:TRP:C	2:B:79:TRP:CD1	2.86	0.49

Continued on next page...

Continued from previous page...

Atom-1	Atom-2	Interatomic distance (Å)	Clash overlap (Å)
3:C:182:LYS:CG	3:C:198:SER:HB2	2.40	0.49
3:C:199:ILE:HB	3:C:207:VAL:O	2.13	0.49
4:D:19:MET:C	4:D:21:LEU:N	2.65	0.49
4:D:35:LEU:O	4:D:39:VAL:HG23	2.13	0.49
4:D:166:THR:CA	4:D:179:VAL:HG22	2.43	0.49
7:G:25:ALA:CB	7:G:29:TYR:OH	2.61	0.49
2:O:153:LYS:O	2:O:155:LEU:N	2.40	0.49
1:A:99:LEU:CD2	5:E:11:PHE:HB2	2.43	0.48
3:C:9:TYR:C	3:C:11:PRO:HD2	2.33	0.48
3:C:98:VAL:O	3:C:99:GLY:O	2.31	0.48
4:D:54:THR:HG23	4:D:82:GLN:HG3	1.95	0.48
5:E:26:ILE:O	5:E:26:ILE:HG22	2.12	0.48
1:N:97:MET:O	1:N:101:VAL:HG23	2.12	0.48
1:N:110:PHE:O	1:N:111:LYS:O	2.31	0.48
2:O:18:LEU:HD13	2:O:31:ALA:HB2	1.93	0.48
2:O:59:PRO:HD2	3:P:248:VAL:HG21	1.95	0.48
3:P:9:TYR:C	3:P:11:PRO:HD2	2.33	0.48
7:G:17:THR:O	7:G:21:LEU:HB2	2.13	0.48
7:G:21:LEU:O	7:G:21:LEU:HD13	2.12	0.48
7:G:27:GLN:HA	7:G:27:GLN:NE2	2.28	0.48
1:N:135:GLY:HA2	1:N:138:LEU:HG	1.96	0.48
2:O:46:GLY:HA3	7:T:24:ALA:HB1	1.95	0.48
2:O:79:TRP:HA	2:O:82:TYR:CZ	2.48	0.48
3:P:219:VAL:O	3:P:232:THR:HG21	2.13	0.48
3:P:226:LYS:CG	3:P:229:GLU:HB3	2.43	0.48
4:Q:102:TYR:H	4:Q:153:ALA:HB2	1.78	0.48
6:S:26:LEU:HD22	8:U:17:TRP:HE1	1.75	0.48
8:U:8:TRP:O	8:U:11:LEU:HB2	2.13	0.48
4:Q:28:THR:OG1	11:Q:1305:PL9:H23	2.13	0.48
1:A:104:VAL:O	1:A:107:THR:HG22	2.14	0.48
2:B:91:LEU:HD12	2:B:91:LEU:O	2.13	0.48
2:B:135:PHE:O	2:B:138:LEU:HB2	2.13	0.48
3:C:12:THR:OG1	3:C:13:PRO:HD2	2.12	0.48
4:D:66:VAL:CG2	4:D:158:ASP:C	2.82	0.48
4:D:139:VAL:HG23	4:D:144:ALA:HB3	1.96	0.48
8:H:7:GLY:O	8:H:11:LEU:HD11	2.13	0.48
3:P:34:VAL:HG22	3:P:151:LEU:HD22	1.95	0.48
4:Q:74:ASN:N	4:Q:93:VAL:HG11	2.13	0.48
4:Q:88:PRO:O	4:Q:89:THR:HG23	2.13	0.48
5:R:9:ILE:CG1	6:S:13:PHE:HB2	2.43	0.48
3:C:266:MET:HG3	7:G:21:LEU:HD23	1.95	0.48

Continued on next page...

Continued from previous page...

Atom-1	Atom-2	Interatomic distance (Å)	Clash overlap (Å)
4:D:107:VAL:HG12	4:D:109:THR:HG23	1.94	0.48
4:D:147:SER:HB2	4:D:171:ARG:NH2	2.28	0.48
1:N:104:VAL:O	1:N:107:THR:HG22	2.12	0.48
2:O:82:TYR:N	2:O:83:PRO:HD2	2.28	0.48
8:U:21:MET:O	8:U:24:TRP:HE3	1.96	0.48
3:C:91:PRO:HD2	3:C:95:LYS:HG2	1.94	0.48
4:D:130:GLY:C	4:D:143:PRO:HG2	2.34	0.48
1:N:66:TYR:CG	2:O:65:PRO:HG2	2.48	0.48
1:N:141:ASP:O	1:N:145:TYR:HB3	2.13	0.48
3:P:231:LEU:CD1	3:P:231:LEU:N	2.77	0.48
3:P:273:ILE:O	3:P:278:GLN:HG2	2.13	0.48
1:A:35:CYS:HA	9:A:303:HEM:C3B	2.49	0.48
4:D:116:PRO:HD2	4:D:126:CYS:SG	2.54	0.48
1:N:72:ILE:O	1:N:79:GLY:HA3	2.13	0.48
1:N:109:GLY:HA3	9:N:302:HEM:HBD2	1.96	0.48
1:N:118:TRP:CH2	2:O:108:LEU:HB3	2.49	0.48
3:P:104:GLN:HG2	3:P:115:LEU:HB2	1.96	0.48
4:Q:66:VAL:O	4:Q:70:LEU:N	2.46	0.48
4:Q:159:ASN:O	4:Q:161:VAL:N	2.46	0.48
3:C:1:TYR:CD2	3:C:119:LEU:HD21	2.46	0.48
3:C:41:LEU:HD21	7:G:11:LEU:HD21	1.96	0.48
3:C:251:ASP:HB3	3:C:254:ARG:HD2	1.94	0.48
4:D:15:ARG:HH22	4:D:17:GLN:HG2	1.75	0.48
4:D:138:ARG:HB3	4:D:138:ARG:HH11	1.75	0.48
8:H:24:TRP:CD2	8:H:25:GLY:N	2.82	0.48
1:N:99:LEU:HD21	5:R:11:PHE:HB2	1.96	0.48
1:N:107:THR:O	2:O:123:PRO:HG2	2.13	0.48
2:O:18:LEU:CB	2:O:31:ALA:HB2	2.43	0.48
2:O:58:ASP:OD1	5:R:2:ILE:HG21	2.13	0.48
4:Q:77:ASP:OD1	4:Q:93:VAL:HG11	2.14	0.48
4:Q:115:VAL:HG13	4:Q:126:CYS:CA	2.43	0.48
4:Q:155:VAL:HG12	4:Q:156:GLN:H	1.79	0.48
5:R:25:ALA:C	5:R:27:LYS:H	2.17	0.48
3:C:275:LYS:HE2	4:D:17:GLN:HB2	1.95	0.48
4:D:61:GLY:HA2	2:O:66:ALA:O	2.14	0.48
4:D:138:ARG:HE	4:D:171:ARG:HD2	1.77	0.48
5:E:5:ALA:HB2	6:F:5:MET:CB	2.43	0.48
7:G:14:VAL:HG22	7:G:15:PHE:H	1.78	0.48
1:N:58:TYR:HE2	1:N:60:PRO:HB3	1.79	0.48
1:N:104:VAL:HG11	9:N:302:HEM:HMD2	1.96	0.48
3:P:226:LYS:CE	3:P:229:GLU:HB3	2.44	0.48

Continued on next page...

Continued from previous page...

Atom-1	Atom-2	Interatomic distance (Å)	Clash overlap (Å)
4:Q:92:VAL:HG23	4:Q:100:ARG:CB	2.44	0.48
4:Q:94:GLU:CG	4:Q:95:SER:N	2.76	0.48
6:S:22:LEU:O	6:S:26:LEU:HD23	2.14	0.48
1:A:23:SER:O	1:A:25:TYR:HD1	1.97	0.48
1:A:30:VAL:HG23	1:A:30:VAL:O	2.14	0.48
2:B:85:PHE:O	2:B:89:ARG:HG2	2.14	0.48
4:D:118:ASN:HB2	4:D:122:ASN:H	1.78	0.48
4:D:138:ARG:HH21	4:D:147:SER:HB3	1.79	0.48
1:N:191:LEU:HD11	10:N:1304:TDS:OBD	2.14	0.48
2:O:36:LEU:C	2:O:38:TYR:H	2.17	0.48
2:O:153:LYS:C	2:O:155:LEU:H	2.17	0.48
3:P:117:GLY:O	3:P:118:PRO:C	2.51	0.48
3:P:187:GLU:HG3	3:P:188:ASP:H	1.79	0.48
4:D:68:LYS:HD2	4:D:68:LYS:N	2.29	0.47
4:D:70:LEU:HD23	4:D:70:LEU:O	2.14	0.47
4:D:94:GLU:OE1	4:D:94:GLU:N	2.40	0.47
1:N:112:LYS:CB	1:N:113:PRO:HD3	2.31	0.47
1:N:163:VAL:CG1	1:N:164:LEU:N	2.77	0.47
3:P:218:ILE:CG1	3:P:232:THR:HG22	2.43	0.47
3:P:275:LYS:HG3	4:Q:20:ASN:CA	2.43	0.47
5:R:26:ILE:HG22	5:R:26:ILE:O	2.12	0.47
7:T:14:VAL:HG22	7:T:15:PHE:H	1.79	0.47
1:A:158:ILE:CB	1:A:162:GLY:HA3	2.40	0.47
2:B:126:ARG:O	2:B:129:ALA:HB3	2.14	0.47
4:D:66:VAL:CG2	4:D:160:ILE:N	2.77	0.47
4:D:147:SER:HB3	4:D:171:ARG:NH2	2.29	0.47
1:N:20:ASP:O	1:N:21:VAL:O	2.32	0.47
2:O:18:LEU:HD21	7:T:35:LEU:O	2.14	0.47
2:O:79:TRP:CH2	5:R:4:GLY:CA	2.92	0.47
3:P:47:LYS:HG3	3:P:128:VAL:HG13	1.96	0.47
4:Q:93:VAL:HG22	4:Q:94:GLU:H	1.79	0.47
10:A:304:TDS:HBC1	2:B:85:PHE:CA	2.41	0.47
2:B:38:TYR:CG	3:C:276:LYS:HD3	2.50	0.47
2:B:84:VAL:HG21	13:B:201:CLA:H41	1.96	0.47
1:N:34:TYR:CE2	1:N:103:ARG:HD3	2.48	0.47
1:N:79:GLY:HA2	4:Q:41:TYR:CE1	2.49	0.47
3:P:77:MET:HG2	3:P:113:VAL:HG13	1.95	0.47
3:P:177:THR:CA	3:P:227:ALA:HA	2.44	0.47
3:P:275:LYS:HB2	4:Q:19:MET:HE2	1.95	0.47
3:P:279:VAL:HG12	3:P:279:VAL:O	2.14	0.47
1:A:39:ILE:CD1	15:E:101:BCR:H312	2.41	0.47

Continued on next page...

Continued from previous page...

Atom-1	Atom-2	Interatomic distance (Å)	Clash overlap (Å)
1:A:188:THR:HG22	9:A:301:HEM:HBC2	1.95	0.47
2:B:122:ASN:ND2	2:B:124:PHE:CD2	2.78	0.47
3:C:198:SER:HA	3:C:208:VAL:HB	1.96	0.47
3:C:211:ILE:HD11	3:C:231:LEU:HD23	1.95	0.47
3:C:223:GLN:O	3:C:224:ALA:HB3	2.14	0.47
8:H:22:VAL:C	8:H:24:TRP:N	2.67	0.47
2:O:91:LEU:CD2	2:O:100:LEU:HD12	2.44	0.47
2:O:135:PHE:O	2:O:138:LEU:HB2	2.13	0.47
3:P:56:THR:HG22	3:P:122:GLU:HB3	1.95	0.47
2:B:27:TYR:CD1	2:B:27:TYR:N	2.83	0.47
3:C:185:LYS:CD	3:C:195:TYR:HD2	2.26	0.47
3:C:283:GLN:C	3:C:285:ALA:N	2.67	0.47
4:D:55:THR:O	4:D:57:LYS:HG3	2.14	0.47
7:G:11:LEU:O	7:G:14:VAL:HG13	2.15	0.47
8:H:8:TRP:HA	8:H:11:LEU:HG	1.96	0.47
1:N:21:VAL:CG1	1:N:22:THR:H	2.21	0.47
2:O:41:PRO:O	2:O:45:MET:HG3	2.15	0.47
2:O:95:LEU:HD23	2:O:95:LEU:H	1.77	0.47
3:P:50:VAL:O	3:P:50:VAL:HG12	2.14	0.47
3:P:53:PRO:O	3:P:54:TYR:HB2	2.14	0.47
3:P:54:TYR:OH	3:P:58:LEU:HB2	2.14	0.47
1:A:62:VAL:HG11	1:A:177:GLN:HB3	1.96	0.47
1:A:170:ARG:HG3	1:A:172:GLY:H	1.79	0.47
2:B:118:ASN:HB2	2:B:123:PRO:HG3	1.95	0.47
3:C:26:HIS:ND1	3:C:154:ASN:ND2	2.62	0.47
3:C:41:LEU:HD22	3:C:41:LEU:H	1.79	0.47
4:D:52:GLY:CA	4:D:85:LYS:NZ	2.77	0.47
1:N:47:GLN:HG2	9:N:301:HEM:HBB2	1.95	0.47
2:O:91:LEU:HD21	2:O:100:LEU:HD12	1.97	0.47
2:O:127:PRO:O	2:O:129:ALA:N	2.41	0.47
2:O:144:GLY:O	2:O:145:ILE:CD1	2.62	0.47
3:P:281:LYS:H	3:P:281:LYS:HD2	1.79	0.47
12:Q:1307:OPC:HAL2	12:Q:1307:OPC:HAP2	1.93	0.47
1:A:103:ARG:NH2	9:A:302:HEM:HBD1	2.29	0.47
1:A:202:HIS:O	1:A:206:ILE:HG13	2.15	0.47
3:C:82:PHE:O	3:C:112:ASN:HB3	2.15	0.47
4:D:78:ARG:HB3	4:D:90:TYR:CE1	2.50	0.47
4:D:105:ASN:C	4:D:107:VAL:HG23	2.34	0.47
5:E:25:ALA:C	5:E:27:LYS:H	2.18	0.47
8:H:5:VAL:O	8:H:9:VAL:CB	2.63	0.47
1:N:28:PRO:CG	2:O:32:TRP:CB	2.93	0.47

Continued on next page...

Continued from previous page...

Atom-1	Atom-2	Interatomic distance (Å)	Clash overlap (Å)
1:N:102:PHE:O	1:N:103:ARG:C	2.53	0.47
1:N:141:ASP:C	2:O:64:GLU:CG	2.83	0.47
1:N:186:ALA:HB2	10:N:1304:TDS:HAA3	1.97	0.47
9:N:303:HEM:CBB	2:O:43:VAL:HG21	2.44	0.47
2:O:37:LEU:HD23	2:O:40:PHE:CE2	2.49	0.47
2:O:148:ALA:O	2:O:149:LEU:O	2.32	0.47
4:Q:35:LEU:O	4:Q:35:LEU:HD12	2.15	0.47
4:Q:134:ASP:HB2	4:Q:138:ARG:CB	2.43	0.47
12:Q:1307:OPC:HBN2	12:Q:1307:OPC:HAZ2	1.97	0.47
7:T:25:ALA:O	7:T:29:TYR:CD2	2.68	0.47
7:T:26:TYR:CA	7:T:29:TYR:CD1	2.90	0.47
1:A:14:ILE:CG1	1:A:15:GLN:N	2.77	0.47
11:A:305:PL9:H121	11:A:305:PL9:HC71	1.96	0.47
2:B:144:GLY:O	2:B:145:ILE:CG1	2.63	0.47
2:B:148:ALA:O	2:B:152:ASP:N	2.48	0.47
3:C:13:PRO:O	3:C:21:VAL:HG22	2.14	0.47
4:D:65:LYS:HB3	4:D:68:LYS:CD	2.42	0.47
4:D:150:LEU:HD11	4:D:171:ARG:HD3	1.96	0.47
4:D:169:ASP:HB3	4:D:178:TRP:CZ2	2.50	0.47
1:N:27:PRO:HB3	2:O:33:PRO:HD3	1.97	0.47
2:O:58:ASP:OD2	3:P:146:LYS:HE2	2.14	0.47
1:A:91:SER:HB3	2:B:79:TRP:CZ3	2.50	0.47
1:A:95:LEU:HD13	1:A:96:MET:HE3	1.96	0.47
1:A:125:ALA:HB2	9:A:302:HEM:CMC	2.45	0.47
1:A:141:ASP:O	1:A:145:TYR:N	2.42	0.47
1:A:144:GLY:O	1:A:148:VAL:HG12	2.14	0.47
2:B:53:ALA:O	2:B:57:LEU:HG	2.14	0.47
2:B:154:THR:HG22	2:B:155:LEU:N	2.30	0.47
3:C:1:TYR:O	3:C:4:TRP:HB2	2.15	0.47
3:C:49:VAL:HG12	3:C:51:LYS:HD2	1.96	0.47
4:D:84:LEU:HD23	4:D:84:LEU:C	2.35	0.47
4:D:93:VAL:CA	4:D:100:ARG:HB2	2.39	0.47
1:N:66:TYR:HE1	2:O:63:GLY:H	1.63	0.47
1:N:120:SER:HA	1:N:123:ILE:HD12	1.97	0.47
1:N:204:LEU:C	1:N:206:ILE:N	2.68	0.47
3:P:41:LEU:H	3:P:41:LEU:HD22	1.79	0.47
1:A:15:GLN:CG	1:N:113:PRO:HA	2.44	0.47
1:A:91:SER:O	2:B:79:TRP:HH2	1.98	0.47
1:A:103:ARG:HH22	9:A:302:HEM:HBD1	1.80	0.47
1:A:146:TRP:HB2	2:B:75:ILE:CD1	2.43	0.47
10:A:304:TDS:CBC	2:B:88:LEU:HD22	2.45	0.47

Continued on next page...

Continued from previous page...

Atom-1	Atom-2	Interatomic distance (Å)	Clash overlap (Å)
6:F:26:LEU:HD22	8:H:17:TRP:HE1	1.80	0.47
8:H:6:LEU:O	8:H:10:ALA:HB3	2.15	0.47
3:P:11:PRO:HA	3:P:107:LYS:NZ	2.29	0.47
3:P:167:SER:O	3:P:172:PHE:CZ	2.68	0.47
3:P:198:SER:HA	3:P:208:VAL:HB	1.97	0.47
4:Q:133:TYR:HA	4:Q:138:ARG:C	2.35	0.47
6:S:26:LEU:HD21	8:U:17:TRP:NE1	2.29	0.47
1:A:95:LEU:HD21	5:E:7:PHE:HB2	1.98	0.46
1:A:105:TYR:O	1:A:107:THR:N	2.48	0.46
4:D:99:ILE:HD13	4:D:153:ALA:O	2.15	0.46
3:P:275:LYS:HZ3	3:P:276:LYS:HZ1	1.60	0.46
4:Q:147:SER:HB3	4:Q:171:ARG:HH12	1.80	0.46
5:R:23:ILE:HG23	5:R:24:PHE:HD2	1.76	0.46
1:A:15:GLN:HG3	1:N:113:PRO:HA	1.97	0.46
1:A:200:LEU:HD22	1:A:200:LEU:HA	1.76	0.46
1:A:204:LEU:C	1:A:206:ILE:N	2.68	0.46
4:D:50:VAL:O	4:D:164:PRO:HB2	2.15	0.46
4:D:133:TYR:HE2	4:D:146:LEU:O	1.99	0.46
5:E:18:ILE:HG22	5:E:22:ILE:CD1	2.45	0.46
2:O:27:TYR:O	2:O:27:TYR:CD2	2.65	0.46
3:P:79:PRO:HG2	3:P:82:PHE:CD1	2.50	0.46
3:P:231:LEU:CD1	3:P:233:ASN:H	2.28	0.46
1:A:39:ILE:CD1	2:B:43:VAL:CG1	2.93	0.46
1:A:61:THR:HA	1:N:59:LYS:HZ2	1.80	0.46
2:B:73:LEU:O	2:B:74:GLU:HB2	2.15	0.46
3:C:270:LEU:HG	3:C:274:LEU:CD1	2.45	0.46
4:D:156:GLN:HB2	4:D:161:VAL:CG2	2.45	0.46
2:O:145:ILE:HG23	2:O:149:LEU:HB2	1.98	0.46
3:P:199:ILE:HB	3:P:207:VAL:O	2.14	0.46
4:Q:19:MET:C	4:Q:21:LEU:N	2.68	0.46
4:Q:63:ASN:O	4:Q:69:PHE:CE1	2.68	0.46
12:Q:1307:OPC:HBF2	12:Q:1307:OPC:CBX	2.38	0.46
11:A:305:PL9:H512	11:A:305:PL9:C40	2.42	0.46
3:C:250:GLN:NE2	3:C:251:ASP:H	2.12	0.46
3:C:275:LYS:HE3	4:D:20:ASN:HB3	1.96	0.46
3:C:277:LYS:HE3	7:G:31:ARG:CD	2.45	0.46
7:G:30:LYS:C	7:G:31:ARG:CZ	2.84	0.46
8:H:9:VAL:CG1	8:H:10:ALA:N	2.79	0.46
2:O:60:ALA:C	2:O:61:MET:HG2	2.36	0.46
3:P:26:HIS:CB	3:P:154:ASN:HD21	2.29	0.46
6:S:26:LEU:HB3	7:T:30:LYS:HE3	1.98	0.46

Continued on next page...

Continued from previous page...

Atom-1	Atom-2	Interatomic distance (Å)	Clash overlap (Å)
1:A:105:TYR:C	1:A:107:THR:H	2.19	0.46
3:C:93:GLU:CA	3:C:97:GLU:CB	2.87	0.46
3:C:195:TYR:O	3:C:196:GLN:O	2.34	0.46
3:C:268:ALA:HA	4:D:26:THR:OG1	2.15	0.46
4:D:168:THR:HA	4:D:176:PRO:HB3	1.97	0.46
7:G:14:VAL:HG22	7:G:15:PHE:N	2.28	0.46
1:N:95:LEU:HG	5:R:7:PHE:HB2	1.97	0.46
2:O:31:ALA:O	2:O:32:TRP:CB	2.54	0.46
4:Q:53:GLY:O	4:Q:54:THR:OG1	2.27	0.46
4:Q:65:LYS:HB2	4:Q:68:LYS:HD3	1.98	0.46
7:T:15:PHE:C	7:T:17:THR:H	2.18	0.46
2:B:42:VAL:CG1	7:G:28:GLN:HE22	2.28	0.46
3:C:221:GLU:CD	3:C:221:GLU:N	2.68	0.46
3:C:231:LEU:CD1	3:C:231:LEU:H	2.29	0.46
4:D:15:ARG:NE	4:D:15:ARG:HA	2.31	0.46
4:D:141:ARG:HG2	4:D:141:ARG:HH11	1.81	0.46
4:D:151:CYS:SG	4:D:162:LEU:HD23	2.55	0.46
5:E:5:ALA:HB2	6:F:5:MET:CG	2.46	0.46
5:E:9:ILE:HG21	6:F:9:ALA:C	2.34	0.46
6:F:3:GLU:HA	6:F:6:LEU:HD12	1.96	0.46
1:A:14:ILE:O	1:A:15:GLN:C	2.54	0.46
1:A:188:THR:CG2	9:A:301:HEM:HBC2	2.46	0.46
3:C:181:THR:C	3:C:221:GLU:HB3	2.35	0.46
8:H:5:VAL:O	8:H:9:VAL:HG12	2.15	0.46
1:N:178:ALA:O	1:N:182:ARG:HG3	2.16	0.46
2:O:72:PRO:O	2:O:73:LEU:CB	2.62	0.46
3:P:163:THR:OG1	3:P:165:GLU:HG2	2.16	0.46
4:Q:12:ASP:O	4:Q:14:GLY:N	2.48	0.46
8:U:5:VAL:O	8:U:9:VAL:HG12	2.16	0.46
3:C:47:LYS:HG3	3:C:128:VAL:HG13	1.97	0.46
3:C:273:ILE:CG2	7:G:27:GLN:HB3	2.46	0.46
4:D:168:THR:HG22	4:D:169:ASP:N	2.30	0.46
5:E:5:ALA:HB3	6:F:5:MET:HB2	1.98	0.46
1:N:27:PRO:HB3	2:O:31:ALA:HA	1.97	0.46
3:P:180:ILE:HG13	3:P:199:ILE:HA	1.97	0.46
4:Q:64:VAL:HA	4:Q:69:PHE:CG	2.51	0.46
4:Q:125:LYS:CD	4:Q:132:GLN:HG2	2.46	0.46
4:Q:165:TRP:HE1	4:Q:176:PRO:HB2	1.81	0.46
7:T:15:PHE:C	7:T:17:THR:N	2.68	0.46
3:C:59:GLN:OE1	3:C:67:LYS:HE3	2.16	0.46
3:C:265:VAL:O	3:C:269:GLN:HG3	2.14	0.46

Continued on next page...

Continued from previous page...

Atom-1	Atom-2	Interatomic distance (Å)	Clash overlap (Å)
4:D:36:TYR:O	4:D:40:LYS:HG2	2.16	0.46
4:D:99:ILE:CD1	4:D:153:ALA:HB3	2.46	0.46
7:G:28:GLN:C	7:G:30:LYS:N	2.68	0.46
2:O:21:GLY:C	2:O:24:HIS:HD2	2.19	0.46
3:P:167:SER:O	3:P:172:PHE:HZ	1.98	0.46
3:P:181:THR:C	3:P:221:GLU:HB3	2.36	0.46
4:Q:91:ILE:HD12	4:Q:160:ILE:CD1	2.38	0.46
4:Q:117:TRP:HE1	4:Q:135:GLU:CB	2.29	0.46
4:Q:133:TYR:CA	4:Q:139:VAL:HA	2.38	0.46
5:R:9:ILE:CG2	6:S:12:SER:HB2	2.46	0.46
5:R:18:ILE:HG22	5:R:22:ILE:CD1	2.46	0.46
1:A:33:PHE:CD1	5:E:18:ILE:HG23	2.51	0.46
2:B:45:MET:HE3	4:D:27:VAL:HG13	1.97	0.46
2:B:91:LEU:HD21	2:B:100:LEU:HD12	1.97	0.46
4:D:57:LYS:H	4:D:82:GLN:HG2	1.81	0.46
6:F:7:TYR:CD1	6:F:7:TYR:C	2.89	0.46
1:N:141:ASP:HA	2:O:64:GLU:HG3	1.98	0.46
2:O:57:LEU:HD11	7:T:18:LEU:HB2	1.97	0.46
2:O:87:ILE:HG13	2:O:143:LEU:HD13	1.98	0.46
4:Q:133:TYR:CD2	4:Q:148:LEU:HG	2.51	0.46
11:A:305:PL9:H18	12:B:307:OPC:HBU1	1.97	0.45
2:B:104:VAL:HB	2:B:105:PRO:HD3	1.97	0.45
2:B:149:LEU:H	2:B:149:LEU:HG	1.26	0.45
3:P:93:GLU:HG3	3:P:94:LEU:N	2.31	0.45
12:Q:1307:OPC:HAR2	12:Q:1307:OPC:HBM1	1.97	0.45
5:R:7:PHE:O	5:R:11:PHE:HD2	1.98	0.45
1:A:68:SER:O	1:A:71:TYR:HB3	2.15	0.45
3:C:163:THR:OG1	3:C:165:GLU:HG2	2.16	0.45
3:C:177:THR:CA	3:C:227:ALA:HA	2.45	0.45
3:C:266:MET:HE3	7:G:23:TYR:HB3	1.97	0.45
4:D:123:LYS:CB	4:D:134:ASP:HA	2.46	0.45
8:H:3:ILE:HG23	8:H:4:ASP:H	1.81	0.45
1:N:98:ILE:CD1	13:O:1201:CLA:HED3	2.45	0.45
2:O:57:LEU:HD21	3:P:258:MET:HE2	1.98	0.45
2:O:102:ALA:O	2:O:105:PRO:HD2	2.16	0.45
3:P:1:TYR:HD2	3:P:119:LEU:CD2	2.25	0.45
4:Q:22:LEU:HD23	4:Q:22:LEU:C	2.36	0.45
4:Q:115:VAL:HG13	4:Q:126:CYS:CB	2.44	0.45
6:S:30:GLN:HE21	6:S:30:GLN:HB2	1.55	0.45
1:A:15:GLN:HE21	1:A:15:GLN:HB2	1.57	0.45
1:A:106:LEU:HD12	5:E:18:ILE:HG13	1.99	0.45

Continued on next page...

Continued from previous page...

Atom-1	Atom-2	Interatomic distance (Å)	Clash overlap (Å)
1:A:112:LYS:HG3	1:A:113:PRO:N	2.31	0.45
1:A:143:VAL:HA	2:B:75:ILE:CD1	2.46	0.45
2:B:149:LEU:HD13	2:B:150:PRO:CD	2.43	0.45
4:D:66:VAL:HG23	4:D:159:ASN:N	2.32	0.45
4:D:168:THR:HG23	4:D:174:GLU:O	2.17	0.45
5:E:23:ILE:O	5:E:27:LYS:CB	2.60	0.45
7:G:10:VAL:O	7:G:14:VAL:HG13	2.17	0.45
2:O:79:TRP:CZ2	5:R:1:MET:CB	2.86	0.45
3:P:3:PHE:HE1	3:P:117:GLY:CA	2.29	0.45
3:P:282:VAL:HG22	4:Q:15:ARG:HE	1.82	0.45
4:Q:121:GLU:CD	4:Q:125:LYS:HE3	2.37	0.45
1:A:23:SER:C	1:A:25:TYR:H	2.18	0.45
1:A:142:GLN:HG2	2:B:65:PRO:O	2.16	0.45
2:B:26:TYR:O	2:B:27:TYR:HD1	1.98	0.45
2:B:98:VAL:HA	2:B:101:MET:CE	2.46	0.45
4:D:51:GLY:C	4:D:85:LYS:NZ	2.70	0.45
2:O:40:PHE:N	2:O:41:PRO:HD2	2.31	0.45
4:Q:100:ARG:HB3	4:Q:102:TYR:CE2	2.52	0.45
4:Q:175:LYS:HB3	4:Q:175:LYS:HZ3	1.82	0.45
2:B:83:PRO:O	2:B:87:ILE:HG13	2.15	0.45
3:C:52:ILE:HG21	3:C:154:ASN:O	2.16	0.45
4:D:108:CYS:O	4:D:110:HIS:N	2.50	0.45
4:D:123:LYS:NZ	4:D:140:ILE:CD1	2.80	0.45
2:O:28:GLY:O	2:O:29:GLU:OE2	2.35	0.45
4:Q:81:VAL:HB	4:Q:89:THR:HB	1.97	0.45
7:T:25:ALA:O	7:T:29:TYR:CG	2.70	0.45
8:U:9:VAL:HG22	8:U:13:VAL:HG23	1.97	0.45
2:B:77:PRO:HG3	2:B:85:PHE:CB	2.47	0.45
2:B:84:VAL:HG13	2:B:101:MET:HB2	1.99	0.45
4:D:55:THR:O	4:D:82:GLN:HG3	2.16	0.45
4:D:58:ASP:HB3	4:D:62:ASN:H	1.82	0.45
4:D:98:ALA:O	4:D:100:ARG:N	2.50	0.45
4:D:116:PRO:HG3	4:D:126:CYS:HA	1.97	0.45
1:N:209:GLN:HB2	2:O:27:TYR:HB2	1.98	0.45
3:P:55:ASP:OD1	3:P:57:LYS:CG	2.64	0.45
3:P:98:VAL:O	3:P:99:GLY:O	2.34	0.45
3:P:219:VAL:HG12	3:P:220:SER:N	2.32	0.45
4:Q:56:ALA:O	4:Q:57:LYS:O	2.34	0.45
4:Q:118:ASN:O	4:Q:122:ASN:HA	2.17	0.45
6:S:7:TYR:CD1	6:S:7:TYR:C	2.89	0.45
8:U:8:TRP:CE3	8:U:11:LEU:HB2	2.52	0.45

Continued on next page...

Continued from previous page...

Atom-1	Atom-2	Interatomic distance (Å)	Clash overlap (Å)
1:A:26:VAL:HB	2:B:29:GLU:HB2	1.98	0.45
1:A:106:LEU:HD21	2:B:133:PHE:CZ	2.52	0.45
1:A:119:ILE:C	1:A:121:GLY:N	2.67	0.45
3:C:3:PHE:CZ	3:C:119:LEU:HD11	2.49	0.45
3:C:59:GLN:HB2	3:C:67:LYS:HE3	1.97	0.45
3:C:197:VAL:HG12	3:C:198:SER:N	2.32	0.45
3:C:229:GLU:O	3:C:230:ALA:C	2.55	0.45
4:D:38:LEU:HG	12:D:306:OPC:OBH	2.17	0.45
4:D:65:LYS:CB	4:D:68:LYS:HD3	2.41	0.45
4:D:108:CYS:C	4:D:110:HIS:N	2.67	0.45
4:D:123:LYS:HB3	4:D:134:ASP:HA	1.99	0.45
1:N:202:HIS:O	1:N:206:ILE:HG13	2.16	0.45
2:O:86:GLN:NE2	2:O:145:ILE:HB	2.31	0.45
2:O:114:ILE:C	2:O:116:ASN:N	2.70	0.45
3:P:28:ALA:HB3	3:P:238:GLY:O	2.17	0.45
3:P:40:VAL:HG11	3:P:46:PHE:CD2	2.51	0.45
3:P:185:LYS:HE3	3:P:217:LEU:HD21	1.98	0.45
3:P:190:TYR:HB3	3:P:191:GLY:H	1.44	0.45
3:P:251:ASP:HB3	3:P:254:ARG:HD2	1.98	0.45
4:Q:12:ASP:HB2	4:Q:13:MET:CE	2.47	0.45
4:Q:16:ARG:HG2	4:Q:16:ARG:HH11	1.80	0.45
4:Q:105:ASN:O	4:Q:149:ALA:HB3	2.16	0.45
8:U:7:GLY:O	8:U:11:LEU:CD1	2.64	0.45
2:B:148:ALA:C	2:B:149:LEU:HD12	2.36	0.45
3:C:171:VAL:HG13	3:C:234:ASN:CB	2.45	0.45
4:D:57:LYS:N	4:D:82:GLN:HG2	2.32	0.45
4:D:58:ASP:OD1	4:D:69:PHE:CE2	2.70	0.45
4:D:99:ILE:CB	4:D:153:ALA:HB1	2.36	0.45
4:D:124:PHE:CD2	4:D:148:LEU:HD12	2.52	0.45
3:P:4:TRP:CE3	3:P:4:TRP:N	2.85	0.45
3:P:280:GLU:HG2	3:P:281:LYS:HZ1	1.79	0.45
4:Q:19:MET:O	4:Q:21:LEU:N	2.50	0.45
11:Q:1305:PL9:H412	11:Q:1305:PL9:H512	1.99	0.45
8:U:24:TRP:CG	8:U:25:GLY:N	2.83	0.45
1:A:17:LEU:HA	1:A:20:ASP:OD1	2.17	0.45
1:A:28:PRO:HD2	2:B:31:ALA:C	2.36	0.45
3:C:1:TYR:HD2	3:C:119:LEU:CD2	2.29	0.45
1:N:137:SER:O	1:N:140:TRP:CD1	2.64	0.45
1:N:154:VAL:CG1	10:N:1304:TDS:HAX1	2.47	0.45
4:Q:19:MET:C	4:Q:21:LEU:H	2.19	0.45
4:Q:156:GLN:CB	4:Q:161:VAL:HG11	2.47	0.45

Continued on next page...

Continued from previous page...

Atom-1	Atom-2	Interatomic distance (Å)	Clash overlap (Å)
4:Q:165:TRP:HA	4:Q:167:GLU:OE2	2.17	0.45
5:R:30:LYS:CB	5:R:30:LYS:NZ	2.80	0.45
7:T:14:VAL:HG22	7:T:15:PHE:N	2.32	0.45
1:A:114:ARG:NH1	1:A:209:GLN:N	2.55	0.45
2:B:53:ALA:HB2	3:C:262:ILE:HD11	1.99	0.45
3:C:218:ILE:HG23	3:C:232:THR:O	2.17	0.45
4:D:64:VAL:HG21	4:D:81:VAL:CG1	2.47	0.45
2:O:57:LEU:HD22	7:T:14:VAL:CB	2.47	0.45
2:O:57:LEU:HD22	7:T:14:VAL:HB	1.99	0.45
3:P:14:ARG:HG2	3:P:77:MET:CE	2.47	0.45
3:P:93:GLU:HG3	3:P:94:LEU:H	1.82	0.45
4:Q:16:ARG:HG2	4:Q:16:ARG:NH1	2.32	0.45
8:U:9:VAL:C	8:U:11:LEU:N	2.69	0.45
1:A:71:TYR:CE1	1:A:75:GLU:HG2	2.52	0.44
1:A:114:ARG:HB3	1:A:208:LYS:HZ3	1.82	0.44
3:C:84:ILE:HD12	3:C:130:PRO:HD2	1.99	0.44
3:C:187:GLU:CG	3:C:188:ASP:H	2.28	0.44
8:H:11:LEU:O	8:H:12:LEU:C	2.54	0.44
1:N:111:LYS:HB3	1:N:113:PRO:HD2	1.99	0.44
1:N:116:LEU:HD11	1:N:208:LYS:HZ1	1.82	0.44
4:Q:59:LYS:HG2	4:Q:79:VAL:HG13	1.99	0.44
4:Q:88:PRO:HD3	4:Q:107:VAL:HG23	1.99	0.44
4:Q:117:TRP:HE1	4:Q:135:GLU:CA	2.25	0.44
2:B:145:ILE:O	2:B:147:ALA:N	2.50	0.44
3:C:41:LEU:HD22	3:C:41:LEU:N	2.32	0.44
3:C:60:GLN:OE1	3:C:156:GLY:HA2	2.17	0.44
4:D:147:SER:HB2	4:D:177:TRP:CH2	2.45	0.44
8:H:11:LEU:C	8:H:15:PHE:CE1	2.91	0.44
10:N:1304:TDS:CBC	2:O:81:LEU:HB3	2.47	0.44
2:O:32:TRP:CZ3	2:O:36:LEU:HA	2.50	0.44
2:O:122:ASN:HD22	2:O:125:ARG:NH1	2.14	0.44
2:O:147:ALA:C	2:O:149:LEU:N	2.69	0.44
3:P:86:PRO:HB2	3:P:88:GLU:OE1	2.17	0.44
4:Q:81:VAL:HG12	4:Q:82:GLN:N	2.32	0.44
4:Q:90:TYR:O	4:Q:91:ILE:CD1	2.65	0.44
4:Q:149:ALA:O	4:Q:150:LEU:HD22	2.17	0.44
8:U:5:VAL:O	8:U:9:VAL:CB	2.64	0.44
1:A:29:HIS:CG	1:A:30:VAL:N	2.85	0.44
7:G:30:LYS:C	7:G:31:ARG:NE	2.71	0.44
1:N:58:TYR:CE2	1:N:60:PRO:HB3	2.53	0.44
1:N:77:SER:O	1:N:78:PHE:HB2	2.17	0.44

Continued on next page...

Continued from previous page...

Atom-1	Atom-2	Interatomic distance (Å)	Clash overlap (Å)
1:N:115:GLU:OE1	1:N:115:GLU:N	2.46	0.44
3:P:218:ILE:HG23	3:P:232:THR:O	2.17	0.44
4:Q:15:ARG:NE	4:Q:15:ARG:HA	2.32	0.44
1:A:52:PHE:HB2	1:N:189:PHE:CE2	2.52	0.44
2:B:38:TYR:HB3	3:C:276:LYS:HD3	1.99	0.44
2:B:86:GLN:HG2	2:B:143:LEU:CA	2.47	0.44
3:C:48:ALA:HB3	3:C:129:PHE:HB2	1.98	0.44
3:C:154:ASN:OD1	3:C:155:ARG:N	2.49	0.44
3:C:185:LYS:HD3	3:C:195:TYR:CD2	2.47	0.44
3:C:277:LYS:CE	7:G:31:ARG:NE	2.81	0.44
4:D:55:THR:HG1	4:D:57:LYS:HZ2	1.60	0.44
1:N:29:HIS:HE2	1:N:209:GLN:NE2	2.15	0.44
3:P:41:LEU:HD22	3:P:41:LEU:N	2.32	0.44
4:Q:102:TYR:N	4:Q:153:ALA:HB2	2.32	0.44
2:B:86:GLN:O	2:B:90:SER:HB2	2.18	0.44
5:E:15:PHE:O	5:E:16:PHE:C	2.56	0.44
1:N:77:SER:O	4:Q:41:TYR:HA	2.18	0.44
3:P:71:ASN:HB2	9:P:301:HEM:CGA	2.47	0.44
3:P:120:PRO:CB	3:P:124:TYR:CD1	3.01	0.44
4:Q:161:VAL:C	4:Q:162:LEU:HD12	2.38	0.44
7:T:26:TYR:HA	7:T:29:TYR:HD1	1.71	0.44
1:A:32:ILE:C	1:A:34:TYR:N	2.68	0.44
1:A:114:ARG:NH1	1:A:209:GLN:O	2.51	0.44
1:A:189:PHE:O	1:A:192:PRO:HG2	2.17	0.44
3:C:45:VAL:HG22	3:C:85:ALA:CB	2.48	0.44
3:C:190:TYR:HB3	3:C:191:GLY:H	1.42	0.44
4:D:22:LEU:O	4:D:26:THR:HG23	2.17	0.44
4:D:57:LYS:CG	4:D:82:GLN:HG2	2.48	0.44
1:N:159:PRO:C	1:N:160:VAL:HG23	2.38	0.44
12:N:1306:OPC:HBG1	4:Q:39:VAL:HG13	1.99	0.44
4:Q:68:LYS:N	4:Q:68:LYS:CD	2.78	0.44
4:Q:109:THR:C	4:Q:145:PRO:HG3	2.37	0.44
5:R:23:ILE:O	5:R:27:LYS:HG2	2.17	0.44
1:A:105:TYR:C	1:A:107:THR:N	2.71	0.44
1:A:119:ILE:O	1:A:123:ILE:HG13	2.18	0.44
4:D:16:ARG:O	4:D:18:PHE:N	2.48	0.44
4:D:77:ASP:C	4:D:77:ASP:OD2	2.56	0.44
1:N:28:PRO:C	1:N:29:HIS:ND1	2.71	0.44
2:O:25:ASN:OD1	2:O:26:TYR:HB2	2.17	0.44
2:O:57:LEU:HD13	7:T:15:PHE:CD2	2.53	0.44
2:O:81:LEU:O	2:O:85:PHE:CB	2.66	0.44

Continued on next page...

Continued from previous page...

Atom-1	Atom-2	Interatomic distance (Å)	Clash overlap (Å)
2:O:96:LEU:O	2:O:100:LEU:CB	2.66	0.44
2:O:146:GLY:O	2:O:149:LEU:CG	2.65	0.44
4:Q:81:VAL:C	4:Q:82:GLN:HG2	2.38	0.44
4:Q:103:GLY:O	4:Q:105:ASN:N	2.50	0.44
4:Q:123:LYS:CD	4:Q:140:ILE:HD12	2.33	0.44
7:T:28:GLN:C	7:T:30:LYS:H	2.21	0.44
8:U:22:VAL:HG12	8:U:26:ARG:HE	1.82	0.44
1:A:27:PRO:HB3	2:B:31:ALA:C	2.38	0.44
2:B:74:GLU:O	2:B:75:ILE:HB	2.18	0.44
3:C:54:TYR:OH	3:C:58:LEU:HB2	2.18	0.44
3:C:173:THR:HB	3:C:229:GLU:HA	1.99	0.44
4:D:59:LYS:HD2	4:D:79:VAL:HB	1.99	0.44
4:D:117:TRP:CG	4:D:118:ASN:N	2.85	0.44
4:D:177:TRP:CE3	4:D:178:TRP:HE3	2.36	0.44
1:N:44:PHE:HD1	9:N:301:HEM:HBB1	1.82	0.44
1:N:81:LEU:HD13	1:N:81:LEU:O	2.18	0.44
1:N:92:MET:O	1:N:96:MET:HG2	2.18	0.44
2:O:146:GLY:H	2:O:149:LEU:CD1	2.22	0.44
2:O:146:GLY:O	2:O:147:ALA:C	2.55	0.44
3:P:61:VAL:O	3:P:61:VAL:HG23	2.17	0.44
4:Q:78:ARG:HG2	4:Q:117:TRP:CE3	2.53	0.44
4:Q:83:GLY:HA3	4:Q:87:ASP:O	2.17	0.44
4:Q:124:PHE:HD2	4:Q:133:TYR:HB2	1.82	0.44
5:R:26:ILE:N	5:R:26:ILE:CD1	2.80	0.44
8:U:9:VAL:CG1	8:U:10:ALA:N	2.81	0.44
1:A:159:PRO:C	1:A:161:VAL:N	2.68	0.44
2:B:32:TRP:CZ3	2:B:36:LEU:HA	2.47	0.44
2:B:122:ASN:HA	2:B:123:PRO:HD3	1.69	0.44
4:D:138:ARG:CZ	4:D:138:ARG:CB	2.96	0.44
4:D:152:HIS:N	4:D:152:HIS:CD2	2.86	0.44
7:G:9:LEU:CG	7:G:10:VAL:H	2.31	0.44
1:N:119:ILE:C	1:N:121:GLY:N	2.69	0.44
3:P:233:ASN:HD22	3:P:234:ASN:H	1.66	0.44
7:T:11:LEU:CA	7:T:14:VAL:HG13	2.47	0.44
1:A:28:PRO:CD	2:B:32:TRP:HB2	2.48	0.43
2:B:149:LEU:O	2:B:150:PRO:C	2.56	0.43
2:B:151:LEU:HA	2:B:153:LYS:CD	2.42	0.43
3:C:201:THR:O	3:C:201:THR:HG22	2.18	0.43
3:C:231:LEU:CD1	3:C:231:LEU:N	2.80	0.43
3:C:279:VAL:O	3:C:279:VAL:HG12	2.16	0.43
4:D:100:ARG:HD3	4:D:101:ASP:N	2.33	0.43

Continued on next page...

Continued from previous page...

Atom-1	Atom-2	Interatomic distance (Å)	Clash overlap (Å)
4:D:118:ASN:HB3	4:D:121:GLU:H	1.83	0.43
4:D:129:HIS:O	4:D:143:PRO:CG	2.65	0.43
1:N:200:LEU:HD22	1:N:200:LEU:HA	1.76	0.43
2:O:145:ILE:HG22	2:O:146:GLY:N	2.33	0.43
3:P:48:ALA:HB3	3:P:129:PHE:HB2	1.99	0.43
3:P:262:ILE:HG13	7:T:21:LEU:HG	2.00	0.43
4:Q:64:VAL:HB	4:Q:81:VAL:HG23	1.98	0.43
4:Q:163:THR:O	4:Q:164:PRO:C	2.57	0.43
5:R:5:ALA:HB2	6:S:5:MET:CB	2.48	0.43
8:U:11:LEU:O	8:U:12:LEU:C	2.56	0.43
1:A:111:LYS:CG	1:A:112:LYS:N	2.73	0.43
10:A:304:TDS:HBC3	2:B:88:LEU:HD22	2.00	0.43
2:B:99:LEU:C	2:B:99:LEU:HD13	2.39	0.43
3:C:26:HIS:CB	3:C:154:ASN:HD21	2.31	0.43
3:C:231:LEU:HD13	3:C:232:THR:N	2.26	0.43
3:C:275:LYS:O	3:C:276:LYS:O	2.36	0.43
4:D:99:ILE:HD12	4:D:101:ASP:OD1	2.17	0.43
1:N:140:TRP:O	2:O:65:PRO:CG	2.65	0.43
3:P:29:ALA:O	3:P:30:LYS:HG2	2.18	0.43
3:P:45:VAL:HG22	3:P:85:ALA:CB	2.47	0.43
4:Q:94:GLU:N	4:Q:94:GLU:OE1	2.52	0.43
4:Q:115:VAL:CG2	4:Q:126:CYS:HB2	2.47	0.43
5:R:2:ILE:HG23	5:R:3:LEU:H	1.83	0.43
5:R:27:LYS:HD3	5:R:27:LYS:HA	1.71	0.43
2:B:73:LEU:HD22	2:B:73:LEU:N	2.33	0.43
2:B:149:LEU:CB	2:B:150:PRO:CD	2.95	0.43
12:D:306:OPC:HBX1	1:N:201:LEU:HD13	1.99	0.43
5:E:9:ILE:HB	6:F:9:ALA:HB1	2.00	0.43
6:F:10:LEU:N	6:F:10:LEU:HD23	2.32	0.43
8:H:21:MET:O	8:H:24:TRP:HE3	2.01	0.43
1:N:103:ARG:NE	1:N:107:THR:HG21	2.19	0.43
1:N:119:ILE:O	1:N:123:ILE:HG13	2.18	0.43
2:O:67:ASN:HD22	3:P:16:PRO:HB3	1.80	0.43
3:P:180:ILE:HG23	3:P:220:SER:C	2.38	0.43
1:A:30:VAL:O	1:A:30:VAL:CG2	2.66	0.43
9:A:301:HEM:HBD1	9:A:301:HEM:CHA	2.47	0.43
2:B:24:HIS:O	2:B:25:ASN:HB3	2.18	0.43
2:B:67:ASN:HA	2:B:68:PRO:HD2	1.80	0.43
12:B:307:OPC:HAP1	12:B:307:OPC:CAL	2.45	0.43
3:C:220:SER:HB2	3:C:221:GLU:CD	2.39	0.43
4:D:78:ARG:HH21	4:D:92:VAL:HG11	1.83	0.43

Continued on next page...

Continued from previous page...

Atom-1	Atom-2	Interatomic distance (Å)	Clash overlap (Å)
1:N:30:VAL:HG23	1:N:30:VAL:O	2.17	0.43
3:P:1:TYR:CD2	3:P:119:LEU:HD21	2.48	0.43
3:P:213:ALA:C	3:P:215:PRO:HD2	2.38	0.43
4:Q:76:GLY:CA	4:Q:93:VAL:O	2.62	0.43
4:Q:91:ILE:O	4:Q:91:ILE:HG22	2.18	0.43
2:B:148:ALA:O	2:B:149:LEU:C	2.57	0.43
4:D:57:LYS:H	4:D:82:GLN:HB2	1.84	0.43
4:D:81:VAL:HG21	4:D:91:ILE:CD1	2.43	0.43
4:D:105:ASN:CB	4:D:107:VAL:HG23	2.49	0.43
5:E:7:PHE:CD1	5:E:7:PHE:C	2.92	0.43
5:E:9:ILE:CG1	6:F:13:PHE:HB2	2.47	0.43
8:H:8:TRP:O	8:H:11:LEU:HB2	2.17	0.43
1:N:118:TRP:CZ3	2:O:108:LEU:C	2.91	0.43
2:O:57:LEU:HD12	7:T:18:LEU:HD12	2.00	0.43
2:O:94:LYS:HB3	2:O:95:LEU:H	1.66	0.43
2:O:136:GLY:HA3	13:O:1201:CLA:C4B	2.48	0.43
4:Q:16:ARG:NH2	4:Q:18:PHE:HE1	2.16	0.43
4:Q:19:MET:HG3	4:Q:20:ASN:N	2.34	0.43
4:Q:91:ILE:O	4:Q:92:VAL:O	2.35	0.43
4:Q:120:ALA:C	4:Q:122:ASN:N	2.71	0.43
5:R:18:ILE:HA	5:R:22:ILE:HG13	2.01	0.43
1:A:142:GLN:HE21	2:B:66:ALA:CA	2.22	0.43
2:B:25:ASN:N	2:B:25:ASN:ND2	2.66	0.43
3:C:14:ARG:HB3	3:C:20:ILE:HD13	2.01	0.43
3:C:255:VAL:O	3:C:258:MET:HG3	2.18	0.43
4:D:68:LYS:H	4:D:68:LYS:CD	2.32	0.43
4:D:73:HIS:ND1	4:D:77:ASP:OD1	2.52	0.43
5:E:27:LYS:HD3	5:E:27:LYS:HA	1.75	0.43
1:N:22:THR:O	1:N:25:TYR:CE2	2.71	0.43
3:P:41:LEU:HB3	3:P:42:PRO:HD2	2.00	0.43
3:P:231:LEU:O	3:P:232:THR:CG2	2.58	0.43
4:Q:82:GLN:O	4:Q:87:ASP:O	2.37	0.43
4:Q:152:HIS:HB2	4:Q:162:LEU:HB3	2.01	0.43
12:Q:1307:OPC:HBE1	12:Q:1307:OPC:HBX2	2.01	0.43
1:A:25:TYR:O	1:A:26:VAL:HG13	2.19	0.43
1:A:106:LEU:HD12	5:E:18:ILE:CG1	2.48	0.43
2:B:24:HIS:O	2:B:25:ASN:CB	2.66	0.43
3:C:262:ILE:HG21	7:G:17:THR:HG22	1.99	0.43
4:D:16:ARG:NH2	4:D:18:PHE:HE1	2.17	0.43
4:D:78:ARG:HG3	4:D:117:TRP:CD1	2.54	0.43
4:D:118:ASN:HB2	4:D:122:ASN:N	2.34	0.43

Continued on next page...

Continued from previous page...

Atom-1	Atom-2	Interatomic distance (Å)	Clash overlap (Å)
4:D:118:ASN:CB	4:D:122:ASN:H	2.31	0.43
5:E:9:ILE:CG2	6:F:12:SER:HB2	2.47	0.43
1:N:34:TYR:CD2	1:N:34:TYR:N	2.87	0.43
2:O:22:MET:O	2:O:23:GLY:C	2.56	0.43
2:O:141:ILE:CD1	5:R:11:PHE:CZ	3.01	0.43
3:P:211:ILE:HD11	3:P:231:LEU:HD23	1.99	0.43
3:P:262:ILE:HG22	3:P:263:CYS:N	2.34	0.43
4:Q:92:VAL:HG23	4:Q:100:ARG:H	1.83	0.43
4:Q:115:VAL:CG1	4:Q:126:CYS:HB2	2.46	0.43
4:Q:134:ASP:N	4:Q:138:ARG:O	2.51	0.43
4:Q:155:VAL:HG13	4:Q:159:ASN:O	2.18	0.43
1:A:91:SER:OG	2:B:79:TRP:HZ3	2.02	0.43
2:B:45:MET:HE1	4:D:27:VAL:HA	2.01	0.43
2:B:94:LYS:HE2	2:B:94:LYS:HB2	1.82	0.43
4:D:12:ASP:HB2	4:D:13:MET:CE	2.49	0.43
4:D:165:TRP:CZ2	4:D:178:TRP:NE1	2.87	0.43
1:N:35:CYS:O	1:N:39:ILE:HG12	2.18	0.43
1:N:109:GLY:C	1:N:111:LYS:N	2.72	0.43
2:O:122:ASN:ND2	5:R:26:ILE:CG2	2.81	0.43
4:Q:27:VAL:C	4:Q:29:GLY:N	2.71	0.43
4:Q:36:TYR:O	4:Q:40:LYS:HG2	2.18	0.43
4:Q:154:THR:C	4:Q:155:VAL:HG23	2.38	0.43
1:A:27:PRO:HD2	2:B:29:GLU:HB2	2.00	0.43
1:A:44:PHE:CD1	9:A:301:HEM:HBB1	2.37	0.43
11:A:305:PL9:C10	12:D:306:OPC:HBF2	2.45	0.43
2:B:126:ARG:HG2	2:B:128:VAL:HG23	2.01	0.43
3:C:193:VAL:HG12	3:C:195:TYR:CE1	2.53	0.43
3:C:250:GLN:NE2	3:C:251:ASP:N	2.67	0.43
4:D:50:VAL:O	4:D:164:PRO:CB	2.66	0.43
4:D:117:TRP:CZ2	4:D:122:ASN:HA	2.54	0.43
8:H:22:VAL:O	8:H:26:ARG:HG3	2.19	0.43
1:N:110:PHE:HB3	1:N:118:TRP:CD1	2.54	0.43
1:N:118:TRP:HZ3	2:O:108:LEU:O	2.02	0.43
3:P:275:LYS:O	3:P:276:LYS:O	2.36	0.43
4:Q:78:ARG:HH12	4:Q:100:ARG:NH2	2.12	0.43
7:T:33:ASN:ND2	7:T:34:GLU:H	2.17	0.43
1:A:189:PHE:O	1:A:193:TRP:CE3	2.65	0.43
3:C:176:ALA:HB1	3:C:201:THR:HG21	2.00	0.43
4:D:73:HIS:CE1	4:D:77:ASP:OD1	2.72	0.43
2:O:126:ARG:NH1	2:O:129:ALA:HB2	2.33	0.43
3:P:88:GLU:H	3:P:88:GLU:CD	2.21	0.43

Continued on next page...

Continued from previous page...

Atom-1	Atom-2	Interatomic distance (Å)	Clash overlap (Å)
4:Q:73:HIS:CE1	4:Q:77:ASP:HB2	2.53	0.43
4:Q:133:TYR:HA	4:Q:139:VAL:N	2.34	0.43
7:T:28:GLN:O	7:T:29:TYR:C	2.57	0.43
1:A:91:SER:CB	2:B:79:TRP:CZ3	3.02	0.42
1:A:186:ALA:HA	1:A:190:VAL:HB	1.99	0.42
9:A:301:HEM:HMA1	9:A:301:HEM:HAA2	1.87	0.42
2:B:95:LEU:N	2:B:95:LEU:CD2	2.71	0.42
2:B:142:TRP:HD1	2:B:155:LEU:C	2.20	0.42
3:C:270:LEU:HG	3:C:274:LEU:HD11	2.00	0.42
4:D:55:THR:OG1	4:D:55:THR:O	2.32	0.42
4:D:66:VAL:O	4:D:70:LEU:HB2	2.18	0.42
4:D:78:ARG:NE	4:D:92:VAL:CG1	2.78	0.42
5:E:16:PHE:CD2	15:E:101:BCR:H361	2.54	0.42
6:F:22:LEU:O	6:F:26:LEU:HB2	2.18	0.42
1:N:131:PHE:CD1	9:N:301:HEM:HAB	2.53	0.42
2:O:18:LEU:HD22	2:O:31:ALA:CB	2.49	0.42
2:O:116:ASN:C	2:O:116:ASN:HD22	2.21	0.42
3:P:161:TYR:C	3:P:163:THR:H	2.21	0.42
4:Q:146:LEU:O	4:Q:147:SER:O	2.37	0.42
4:Q:175:LYS:NZ	4:Q:175:LYS:CB	2.82	0.42
1:A:14:ILE:HD13	1:A:15:GLN:CA	2.49	0.42
1:A:141:ASP:OD2	1:A:144:GLY:N	2.49	0.42
3:C:54:TYR:CD2	3:C:70:LEU:HD13	2.52	0.42
3:C:117:GLY:N	3:C:118:PRO:HD2	2.33	0.42
4:D:123:LYS:HZ2	4:D:140:ILE:CD1	2.32	0.42
4:D:168:THR:OG1	4:D:176:PRO:HD3	2.18	0.42
1:N:13:GLU:HB3	1:N:14:ILE:H	1.53	0.42
1:N:68:SER:O	1:N:71:TYR:HB3	2.19	0.42
1:N:95:LEU:HD21	5:R:7:PHE:HB2	2.01	0.42
1:N:112:LYS:H	1:N:112:LYS:HG2	1.43	0.42
1:N:154:VAL:N	1:N:155:PRO:HD2	2.34	0.42
1:N:186:ALA:HA	1:N:190:VAL:HB	2.00	0.42
3:P:27:LEU:H	3:P:27:LEU:HG	1.26	0.42
3:P:154:ASN:OD1	3:P:155:ARG:N	2.51	0.42
2:B:145:ILE:O	2:B:145:ILE:HG22	2.20	0.42
3:C:14:ARG:HG2	3:C:77:MET:CE	2.49	0.42
4:D:166:THR:HA	4:D:179:VAL:HG22	2.01	0.42
3:P:197:VAL:HG12	3:P:198:SER:N	2.33	0.42
4:Q:138:ARG:HA	4:Q:138:ARG:CZ	2.48	0.42
1:A:135:GLY:HA2	1:A:138:LEU:HG	2.00	0.42
5:E:18:ILE:HB	5:E:22:ILE:HD12	2.01	0.42

Continued on next page...

Continued from previous page...

Atom-1	Atom-2	Interatomic distance (Å)	Clash overlap (Å)
6:F:30:GLN:HE21	6:F:30:GLN:HB2	1.56	0.42
1:N:34:TYR:CD2	1:N:103:ARG:HD3	2.54	0.42
3:P:153:ALA:O	3:P:240:PHE:CD1	2.72	0.42
3:P:245:THR:HB	6:S:1:MET:HE1	2.01	0.42
4:Q:91:ILE:O	4:Q:99:ILE:HB	2.20	0.42
4:Q:155:VAL:CG1	4:Q:156:GLN:N	2.82	0.42
8:U:3:ILE:HG23	8:U:4:ASP:H	1.85	0.42
1:A:21:VAL:O	1:A:21:VAL:HG12	2.18	0.42
3:C:11:PRO:HA	3:C:107:LYS:HZ3	1.83	0.42
4:D:52:GLY:CA	4:D:85:LYS:HZ3	2.33	0.42
4:D:155:VAL:CG1	4:D:156:GLN:N	2.83	0.42
2:O:64:GLU:CG	2:O:65:PRO:CD	2.86	0.42
2:O:86:GLN:HG2	2:O:143:LEU:CA	2.48	0.42
4:Q:73:HIS:HB3	4:Q:93:VAL:CB	2.50	0.42
4:Q:73:HIS:HD2	4:Q:92:VAL:C	2.23	0.42
6:S:18:VAL:O	6:S:22:LEU:HG	2.18	0.42
1:A:182:ARG:HH21	1:N:57:TYR:HE2	1.67	0.42
1:A:189:PHE:CD1	1:A:193:TRP:CZ3	3.08	0.42
3:C:92:GLU:N	3:C:94:LEU:HD23	2.35	0.42
7:G:17:THR:O	7:G:21:LEU:HB3	2.19	0.42
1:N:83:ARG:HD2	9:N:301:HEM:O2D	2.19	0.42
1:N:95:LEU:CD2	5:R:7:PHE:HB2	2.50	0.42
1:N:149:LYS:HD2	1:N:175:VAL:HG21	2.01	0.42
1:N:211:ILE:HB	1:N:212:SER:H	1.62	0.42
3:P:201:THR:C	3:P:203:SER:N	2.73	0.42
3:P:275:LYS:HG3	4:Q:20:ASN:HB3	2.00	0.42
4:Q:36:TYR:N	4:Q:37:PRO:HD2	2.34	0.42
4:Q:65:LYS:HD3	4:Q:68:LYS:CG	2.48	0.42
4:Q:76:GLY:N	4:Q:93:VAL:CG1	2.72	0.42
7:T:33:ASN:ND2	7:T:34:GLU:N	2.68	0.42
1:A:138:LEU:C	1:A:140:TRP:H	2.23	0.42
1:A:141:ASP:O	1:A:145:TYR:HB3	2.20	0.42
1:A:173:SER:HB2	1:A:174:SER:H	1.60	0.42
2:B:135:PHE:O	2:B:139:VAL:HG23	2.20	0.42
3:C:172:PHE:H	3:C:231:LEU:CG	2.08	0.42
3:C:177:THR:CB	3:C:227:ALA:HA	2.49	0.42
3:C:273:ILE:CG2	7:G:31:ARG:HH12	2.32	0.42
5:E:23:ILE:CG2	5:E:24:PHE:H	2.32	0.42
7:G:23:TYR:O	7:G:24:ALA:C	2.58	0.42
1:N:59:LYS:O	1:N:65:ALA:HA	2.19	0.42
1:N:81:LEU:O	1:N:85:ILE:HG13	2.20	0.42

Continued on next page...

Continued from previous page...

Atom-1	Atom-2	Interatomic distance (Å)	Clash overlap (Å)
2:O:80:TYR:HB3	13:O:1201:CLA:CED	2.38	0.42
3:P:161:TYR:C	3:P:163:THR:N	2.73	0.42
4:Q:155:VAL:HG22	4:Q:160:ILE:HA	2.02	0.42
7:T:33:ASN:CG	7:T:34:GLU:H	2.23	0.42
1:A:88:TRP:HZ2	2:B:58:ASP:CB	2.31	0.42
2:B:38:TYR:HD2	2:B:38:TYR:HA	1.62	0.42
2:B:91:LEU:CD2	2:B:100:LEU:HD12	2.50	0.42
3:C:88:GLU:H	3:C:88:GLU:CD	2.23	0.42
3:C:277:LYS:O	3:C:280:GLU:HB3	2.20	0.42
3:C:280:GLU:O	3:C:284:ALA:HB2	2.20	0.42
4:D:138:ARG:HG2	4:D:138:ARG:H	1.45	0.42
7:G:22:PHE:O	7:G:26:TYR:CE1	2.73	0.42
1:N:28:PRO:HD2	2:O:32:TRP:C	2.40	0.42
2:O:87:ILE:O	2:O:88:LEU:C	2.58	0.42
2:O:94:LYS:HB2	2:O:94:LYS:HE2	1.84	0.42
2:O:122:ASN:ND2	2:O:125:ARG:CZ	2.74	0.42
3:P:54:TYR:CD2	3:P:70:LEU:HD13	2.48	0.42
3:P:84:ILE:HG13	3:P:103:PHE:HD1	1.84	0.42
3:P:92:GLU:N	3:P:94:LEU:HD23	2.33	0.42
3:P:171:VAL:HB	3:P:231:LEU:CD1	2.49	0.42
3:P:185:LYS:CG	3:P:195:TYR:HB3	2.32	0.42
3:P:275:LYS:HD3	3:P:276:LYS:N	2.34	0.42
4:Q:165:TRP:HE1	4:Q:176:PRO:CB	2.33	0.42
6:S:34:LYS:HE2	6:S:34:LYS:N	2.35	0.42
7:T:27:GLN:NE2	7:T:27:GLN:CA	2.83	0.42
1:A:29:HIS:CD2	1:A:30:VAL:CG2	3.00	0.42
1:A:191:LEU:N	1:A:192:PRO:HD2	2.35	0.42
2:B:37:LEU:O	2:B:38:TYR:CD2	2.73	0.42
2:B:77:PRO:O	2:B:78:GLU:C	2.57	0.42
3:C:22:CYS:O	3:C:24:ASN:N	2.53	0.42
4:D:147:SER:CB	4:D:171:ARG:HH22	2.33	0.42
7:G:28:GLN:O	7:G:31:ARG:HD2	2.20	0.42
1:N:116:LEU:H	1:N:116:LEU:CD1	2.16	0.42
2:O:29:GLU:OE2	2:O:29:GLU:HA	2.19	0.42
3:P:50:VAL:HG21	3:P:76:LEU:HD22	2.02	0.42
3:P:52:ILE:HD12	3:P:127:ILE:HD12	2.02	0.42
3:P:248:VAL:HG12	3:P:250:GLN:HG2	2.01	0.42
3:P:268:ALA:HA	4:Q:26:THR:OG1	2.20	0.42
4:Q:55:THR:O	4:Q:56:ALA:CB	2.67	0.42
4:Q:73:HIS:CD2	4:Q:77:ASP:CB	2.92	0.42
4:Q:87:ASP:HB3	4:Q:88:PRO:CD	2.43	0.42

Continued on next page...

Continued from previous page...

Atom-1	Atom-2	Interatomic distance (Å)	Clash overlap (Å)
4:Q:88:PRO:HD2	4:Q:107:VAL:HG23	2.02	0.42
11:Q:1305:PL9:C41	11:Q:1305:PL9:H512	2.50	0.42
3:C:248:VAL:HG12	3:C:250:GLN:HG2	2.01	0.42
4:D:131:SER:HB3	4:D:144:ALA:HA	2.01	0.42
4:D:165:TRP:CE2	4:D:167:GLU:O	2.72	0.42
4:D:177:TRP:CZ2	4:D:178:TRP:HZ3	2.38	0.42
1:N:114:ARG:HH21	1:N:209:GLN:CA	2.33	0.42
3:P:59:GLN:HB2	3:P:67:LYS:CE	2.50	0.42
10:A:304:TDS:HBC2	2:B:85:PHE:HD2	1.84	0.41
4:D:16:ARG:HG2	4:D:16:ARG:HH11	1.85	0.41
4:D:108:CYS:HB3	4:D:115:VAL:HG22	2.01	0.41
1:N:95:LEU:HD11	5:R:10:VAL:CG1	2.36	0.41
1:N:110:PHE:HB3	1:N:118:TRP:HB2	2.02	0.41
3:P:59:GLN:HB2	3:P:67:LYS:HE3	2.01	0.41
3:P:154:ASN:O	3:P:155:ARG:HB3	2.19	0.41
3:P:182:LYS:CG	3:P:198:SER:HB2	2.46	0.41
4:Q:64:VAL:O	4:Q:81:VAL:HG22	2.19	0.41
1:A:103:ARG:O	1:A:107:THR:HG22	2.20	0.41
2:B:79:TRP:HA	2:B:82:TYR:CZ	2.54	0.41
3:C:183:ILE:H	3:C:183:ILE:HG13	1.72	0.41
3:C:231:LEU:HD13	3:C:233:ASN:H	1.85	0.41
4:D:15:ARG:HH21	4:D:17:GLN:HG2	1.82	0.41
4:D:118:ASN:N	4:D:123:LYS:O	2.53	0.41
4:D:156:GLN:OE1	4:D:161:VAL:HG11	2.20	0.41
2:O:104:VAL:HB	2:O:105:PRO:HD3	2.02	0.41
2:O:124:PHE:HB2	5:R:23:ILE:HA	2.01	0.41
3:P:201:THR:O	3:P:201:THR:HG22	2.20	0.41
4:Q:100:ARG:NH2	4:Q:135:GLU:O	2.50	0.41
5:R:23:ILE:O	5:R:27:LYS:CG	2.68	0.41
1:A:50:THR:O	1:A:54:MET:HG3	2.21	0.41
1:A:77:SER:O	1:A:78:PHE:CB	2.67	0.41
3:C:59:GLN:HB2	3:C:67:LYS:CE	2.51	0.41
3:C:93:GLU:HG3	3:C:94:LEU:N	2.35	0.41
4:D:55:THR:O	4:D:56:ALA:C	2.58	0.41
5:E:26:ILE:N	5:E:26:ILE:CD1	2.83	0.41
1:N:118:TRP:HZ3	2:O:108:LEU:C	2.23	0.41
3:P:185:LYS:CD	3:P:217:LEU:HD11	2.49	0.41
3:P:231:LEU:HD21	3:P:233:ASN:O	2.20	0.41
4:Q:77:ASP:N	4:Q:77:ASP:OD1	2.53	0.41
4:Q:109:THR:HG21	4:Q:177:TRP:CH2	2.54	0.41
11:Q:1305:PL9:H302	12:Q:1307:OPC:HBB2	2.02	0.41

Continued on next page...

Continued from previous page...

Atom-1	Atom-2	Interatomic distance (Å)	Clash overlap (Å)
11:Q:1305:PL9:H151	11:Q:1305:PL9:H171	1.68	0.41
1:A:47:GLN:NE2	1:A:89:SER:HB3	2.29	0.41
1:A:146:TRP:CH2	2:B:71:THR:OG1	2.59	0.41
9:A:303:HEM:HBD2	9:A:303:HEM:HHA	2.02	0.41
2:B:22:MET:N	2:B:24:HIS:CE1	2.88	0.41
2:B:150:PRO:O	2:B:153:LYS:CD	2.68	0.41
10:N:1304:TDS:CBB	2:O:81:LEU:HD13	2.47	0.41
3:P:84:ILE:HG23	3:P:130:PRO:HG2	2.01	0.41
3:P:221:GLU:CD	3:P:221:GLU:N	2.74	0.41
3:P:231:LEU:HD22	3:P:232:THR:H	1.82	0.41
5:R:7:PHE:CD1	5:R:7:PHE:C	2.94	0.41
1:A:14:ILE:HA	1:A:17:LEU:CD1	2.50	0.41
1:A:104:VAL:HG11	9:A:302:HEM:HMD2	2.03	0.41
2:B:71:THR:CB	2:B:72:PRO:CD	2.80	0.41
2:B:110:LEU:O	2:B:113:PHE:HB2	2.20	0.41
3:C:13:PRO:HB3	3:C:106:TYR:CE1	2.54	0.41
3:C:118:PRO:O	3:C:120:PRO:HD3	2.20	0.41
4:D:93:VAL:HG22	4:D:98:ALA:O	2.21	0.41
8:H:25:GLY:O	8:H:29:LEU:HG	2.20	0.41
1:N:158:ILE:HD11	2:O:98:VAL:HG11	2.03	0.41
2:O:78:GLU:HG2	2:O:80:TYR:HD1	1.85	0.41
2:O:155:LEU:HG	2:O:155:LEU:O	2.21	0.41
3:P:93:GLU:CA	3:P:97:GLU:CB	2.94	0.41
3:P:229:GLU:O	3:P:230:ALA:C	2.58	0.41
4:Q:15:ARG:HH21	4:Q:17:GLN:HG2	1.84	0.41
4:Q:50:VAL:O	4:Q:50:VAL:HG12	2.21	0.41
6:S:34:LYS:HD2	6:S:35:GLU:N	2.35	0.41
1:A:105:TYR:CE1	13:B:201:CLA:HAB	2.55	0.41
1:A:156:GLU:HG2	1:A:163:VAL:HG22	2.02	0.41
3:C:159:GLN:HG3	3:C:170:ASN:HB3	2.02	0.41
4:D:78:ARG:NH1	4:D:124:PHE:CZ	2.88	0.41
1:N:34:TYR:N	1:N:34:TYR:HD2	2.19	0.41
1:N:140:TRP:CZ2	1:N:145:TYR:HD2	2.39	0.41
1:N:142:GLN:HG2	2:O:64:GLU:HB3	2.03	0.41
2:O:81:LEU:O	2:O:85:PHE:HB2	2.20	0.41
3:P:52:ILE:CG1	3:P:153:ALA:HB1	2.44	0.41
4:Q:139:VAL:O	4:Q:139:VAL:HG13	2.21	0.41
5:R:9:ILE:HG21	6:S:9:ALA:C	2.33	0.41
7:T:11:LEU:H	7:T:11:LEU:CD2	2.24	0.41
1:A:33:PHE:HZ	5:E:17:GLY:HA3	1.85	0.41
1:A:47:GLN:OE1	1:A:86:HIS:O	2.39	0.41

Continued on next page...

Continued from previous page...

Atom-1	Atom-2	Interatomic distance (Å)	Clash overlap (Å)
2:B:89:ARG:NH2	2:B:147:ALA:O	2.51	0.41
12:B:307:OPC:HBC1	12:B:307:OPC:HBS	2.02	0.41
3:C:177:THR:OG1	3:C:227:ALA:HA	2.21	0.41
4:D:39:VAL:O	4:D:43:ILE:HD13	2.20	0.41
4:D:167:GLU:OE2	4:D:167:GLU:N	2.53	0.41
8:H:15:PHE:O	8:H:19:ILE:HG13	2.21	0.41
2:O:34:ASN:OD1	2:O:35:ASP:N	2.54	0.41
3:P:73:GLY:O	3:P:74:ALA:HB2	2.21	0.41
3:P:187:GLU:CG	3:P:188:ASP:H	2.32	0.41
4:Q:78:ARG:HH21	4:Q:135:GLU:HB2	1.85	0.41
7:T:33:ASN:H	7:T:33:ASN:HD22	1.68	0.41
1:A:29:HIS:CE1	1:A:210:GLY:O	2.74	0.41
1:A:120:SER:HA	1:A:123:ILE:HD12	2.03	0.41
2:B:40:PHE:N	2:B:41:PRO:CD	2.84	0.41
3:C:86:PRO:HB2	3:C:88:GLU:OE1	2.21	0.41
4:D:126:CYS:HB2	4:D:131:SER:HB2	2.02	0.41
5:E:30:LYS:HZ3	5:E:30:LYS:HB3	1.86	0.41
7:G:11:LEU:H	7:G:11:LEU:CD2	2.23	0.41
1:N:148:VAL:HA	1:N:151:VAL:HG22	2.03	0.41
3:P:10:PRO:N	3:P:11:PRO:HD2	2.36	0.41
3:P:161:TYR:CE1	3:P:167:SER:CA	2.96	0.41
3:P:180:ILE:HG12	3:P:181:THR:N	2.36	0.41
3:P:183:ILE:H	3:P:183:ILE:HG13	1.72	0.41
3:P:192:ASN:OD1	3:P:193:VAL:N	2.54	0.41
3:P:264:LEU:HD13	4:Q:30:VAL:HA	2.02	0.41
4:Q:137:GLY:C	4:Q:171:ARG:NH1	2.73	0.41
4:Q:168:THR:HG23	4:Q:175:LYS:CA	2.50	0.41
5:R:22:ILE:HA	5:R:25:ALA:HB2	2.02	0.41
1:A:142:GLN:HE21	2:B:67:ASN:N	2.16	0.41
3:C:3:PHE:HE1	3:C:117:GLY:CA	2.33	0.41
3:C:6:GLN:HG3	3:C:106:TYR:O	2.20	0.41
3:C:10:PRO:HG2	3:C:11:PRO:CD	2.49	0.41
3:C:20:ILE:HB	3:C:240:PHE:CZ	2.56	0.41
3:C:66:SER:O	3:C:68:VAL:HG13	2.21	0.41
3:C:131:VAL:CG2	3:C:132:LEU:N	2.83	0.41
3:C:140:LYS:HD3	3:C:140:LYS:HA	1.96	0.41
3:C:213:ALA:C	3:C:215:PRO:HD2	2.40	0.41
3:C:275:LYS:HE3	4:D:17:GLN:HB2	2.02	0.41
3:C:277:LYS:HE3	7:G:31:ARG:NE	2.35	0.41
3:C:281:LYS:O	3:C:284:ALA:HB3	2.21	0.41
4:D:81:VAL:CG1	4:D:82:GLN:H	2.20	0.41

Continued on next page...

Continued from previous page...

Atom-1	Atom-2	Interatomic distance (Å)	Clash overlap (Å)
4:D:138:ARG:NH2	4:D:147:SER:CB	2.83	0.41
12:D:306:OPC:HBL1	12:D:306:OPC:CAP	2.44	0.41
5:E:2:ILE:O	5:E:2:ILE:HD12	2.21	0.41
5:E:15:PHE:HD2	5:E:15:PHE:HA	1.65	0.41
5:E:23:ILE:O	5:E:27:LYS:HG2	2.21	0.41
6:F:25:LEU:HD23	6:F:25:LEU:C	2.41	0.41
6:F:26:LEU:HD13	6:F:26:LEU:HA	1.77	0.41
8:H:24:TRP:CE3	8:H:25:GLY:N	2.89	0.41
1:N:17:LEU:C	1:N:17:LEU:HD13	2.41	0.41
1:N:39:ILE:CD1	15:R:1101:BCR:H312	2.50	0.41
1:N:156:GLU:HG3	1:N:166:SER:OG	2.21	0.41
2:O:75:ILE:O	2:O:77:PRO:CD	2.67	0.41
2:O:106:LEU:HD21	13:O:1201:CLA:C15	2.48	0.41
2:O:126:ARG:HA	2:O:127:PRO:HD2	1.78	0.41
3:P:4:TRP:N	3:P:4:TRP:HE3	2.18	0.41
3:P:192:ASN:O	3:P:193:VAL:HG23	2.21	0.41
3:P:270:LEU:HG	3:P:274:LEU:HD11	2.03	0.41
4:Q:44:PRO:HA	4:Q:45:PRO:HD2	1.51	0.41
4:Q:78:ARG:N	4:Q:78:ARG:CD	2.82	0.41
4:Q:80:LEU:HA	4:Q:89:THR:O	2.21	0.41
4:Q:104:ILE:O	4:Q:106:ALA:N	2.54	0.41
5:R:23:ILE:CG2	5:R:24:PHE:H	2.34	0.41
6:S:25:LEU:HD23	6:S:25:LEU:C	2.40	0.41
7:T:11:LEU:HA	7:T:14:VAL:HG11	2.03	0.41
1:A:14:ILE:HG23	1:A:15:GLN:N	2.31	0.41
1:A:154:VAL:N	1:A:155:PRO:HD2	2.36	0.41
2:B:36:LEU:C	2:B:38:TYR:N	2.74	0.41
2:B:42:VAL:CG1	7:G:28:GLN:NE2	2.83	0.41
2:B:152:ASP:OD2	2:B:152:ASP:C	2.58	0.41
3:C:52:ILE:HD12	3:C:127:ILE:HD12	2.03	0.41
3:C:231:LEU:HD21	3:C:233:ASN:O	2.20	0.41
4:D:92:VAL:O	4:D:100:ARG:HB2	2.21	0.41
1:N:23:SER:O	1:N:25:TYR:CZ	2.74	0.41
1:N:190:VAL:HG11	10:N:1304:TDS:OAK	2.21	0.41
3:P:4:TRP:CE3	3:P:4:TRP:CA	3.03	0.41
3:P:130:PRO:HG2	3:P:130:PRO:O	2.21	0.41
4:Q:123:LYS:HE3	4:Q:125:LYS:CE	2.51	0.41
15:R:1101:BCR:C14	6:S:16:ILE:HG21	2.51	0.41
2:B:84:VAL:CG1	2:B:101:MET:HB2	2.50	0.40
2:B:118:ASN:HB3	2:B:121:GLN:HG3	2.02	0.40
3:C:127:ILE:HG22	3:C:129:PHE:CE1	2.57	0.40

Continued on next page...

Continued from previous page...

Atom-1	Atom-2	Interatomic distance (Å)	Clash overlap (Å)
3:C:161:TYR:C	3:C:163:THR:N	2.74	0.40
3:C:188:ASP:O	3:C:189:GLU:CB	2.68	0.40
4:D:160:ILE:HG22	4:D:162:LEU:HD13	2.04	0.40
8:H:22:VAL:HG12	8:H:26:ARG:HE	1.85	0.40
1:N:25:TYR:HB2	1:N:26:VAL:H	1.51	0.40
1:N:28:PRO:HD2	2:O:32:TRP:CA	2.51	0.40
1:N:50:THR:O	1:N:54:MET:HG3	2.20	0.40
1:N:112:LYS:CB	1:N:113:PRO:CD	2.95	0.40
4:Q:15:ARG:HH22	4:Q:17:GLN:HG2	1.86	0.40
4:Q:64:VAL:HG13	4:Q:69:PHE:CE2	2.56	0.40
4:Q:84:LEU:O	4:Q:87:ASP:OD1	2.38	0.40
1:A:34:TYR:N	1:A:34:TYR:CD2	2.87	0.40
10:A:304:TDS:HBC1	2:B:85:PHE:CB	2.51	0.40
2:B:149:LEU:HD23	4:Q:129:HIS:CD2	2.56	0.40
3:C:79:PRO:O	3:C:80:GLU:C	2.60	0.40
3:C:161:TYR:C	3:C:163:THR:H	2.25	0.40
3:C:192:ASN:O	3:C:193:VAL:HG23	2.21	0.40
3:C:275:LYS:HG3	4:D:20:ASN:HB3	2.02	0.40
4:D:59:LYS:HD3	4:D:79:VAL:HB	2.03	0.40
4:D:95:SER:C	4:D:97:GLU:N	2.75	0.40
1:N:102:PHE:HB3	5:R:18:ILE:CD1	2.49	0.40
3:P:275:LYS:CE	4:Q:20:ASN:HD22	2.34	0.40
6:S:3:GLU:HA	6:S:6:LEU:HD12	2.02	0.40
1:A:116:LEU:H	1:A:116:LEU:CD1	2.18	0.40
1:A:134:THR:HG23	10:A:304:TDS:HAQ2	2.03	0.40
2:B:22:MET:HA	2:B:22:MET:HE2	2.03	0.40
2:B:57:LEU:HD13	7:G:15:PHE:CD2	2.56	0.40
2:B:126:ARG:HG2	2:B:128:VAL:CG2	2.51	0.40
3:C:14:ARG:NH2	3:C:150:HIS:CD2	2.89	0.40
3:C:93:GLU:HG3	3:C:94:LEU:H	1.86	0.40
3:C:185:LYS:CD	3:C:217:LEU:HD11	2.51	0.40
3:C:226:LYS:HB3	3:C:227:ALA:H	1.69	0.40
4:D:50:VAL:HG12	4:D:164:PRO:CB	2.49	0.40
7:G:9:LEU:HG	7:G:10:VAL:N	2.36	0.40
1:N:83:ARG:NH2	2:O:61:MET:O	2.54	0.40
1:N:189:PHE:CD1	1:N:193:TRP:CZ3	3.09	0.40
2:O:135:PHE:O	2:O:139:VAL:HG23	2.22	0.40
3:P:59:GLN:OE1	3:P:67:LYS:HE3	2.21	0.40
4:Q:66:VAL:CG2	4:Q:160:ILE:HG13	2.46	0.40
4:Q:83:GLY:CA	4:Q:87:ASP:O	2.69	0.40
4:Q:111:LEU:HD23	4:Q:129:HIS:CE1	2.57	0.40

Continued on next page...

Continued from previous page...

Atom-1	Atom-2	Interatomic distance (Å)	Clash overlap (Å)
4:Q:131:SER:CB	4:Q:144:ALA:HB2	2.51	0.40
4:Q:138:ARG:CD	4:Q:171:ARG:HD3	2.51	0.40
4:Q:165:TRP:CE2	4:Q:178:TRP:CH2	3.10	0.40
3:C:61:VAL:O	3:C:61:VAL:HG23	2.21	0.40
1:N:163:VAL:HG12	1:N:164:LEU:N	2.36	0.40
3:P:76:LEU:HG	3:P:78:LEU:HD21	2.03	0.40
4:Q:96:LYS:O	4:Q:96:LYS:HD2	2.22	0.40
5:R:5:ALA:HB3	6:S:5:MET:HB2	2.01	0.40
8:U:17:TRP:O	8:U:21:MET:HG3	2.22	0.40
3:C:109:GLY:O	3:C:111:ASP:N	2.55	0.40
4:D:102:TYR:OH	4:D:135:GLU:HG3	2.21	0.40
4:D:149:ALA:HB1	4:D:178:TRP:CD1	2.57	0.40
7:G:21:LEU:C	7:G:21:LEU:HD13	2.41	0.40
7:G:25:ALA:HA	7:G:28:GLN:OE1	2.22	0.40
3:P:188:ASP:O	3:P:189:GLU:CB	2.69	0.40
3:P:193:VAL:HG12	3:P:195:TYR:CE1	2.57	0.40
4:Q:155:VAL:HA	4:Q:161:VAL:N	2.24	0.40
6:S:32:ALA:O	6:S:34:LYS:N	2.55	0.40

There are no symmetry-related clashes.

5.3 Torsion angles [i](#)

5.3.1 Protein backbone [i](#)

In the following table, the Percentiles column shows the percent Ramachandran outliers of the chain as a percentile score with respect to all X-ray entries followed by that with respect to entries of similar resolution.

The Analysed column shows the number of residues for which the backbone conformation was analysed, and the total number of residues.

Mol	Chain	Analysed	Favoured	Allowed	Outliers	Percentiles	
1	A	200/215 (93%)	152 (76%)	29 (14%)	19 (10%)	0	2
1	N	200/215 (93%)	155 (78%)	32 (16%)	13 (6%)	1	5
2	B	136/160 (85%)	80 (59%)	31 (23%)	25 (18%)	0	0
2	O	136/160 (85%)	67 (49%)	38 (28%)	31 (23%)	0	0
3	C	284/289 (98%)	206 (72%)	47 (16%)	31 (11%)	0	1
3	P	284/289 (98%)	213 (75%)	44 (16%)	27 (10%)	0	2

Continued on next page...

Continued from previous page...

Mol	Chain	Analysed	Favoured	Allowed	Outliers	Percentiles	
4	D	166/179 (93%)	123 (74%)	25 (15%)	18 (11%)	0	1
4	Q	166/179 (93%)	85 (51%)	49 (30%)	32 (19%)	0	0
5	E	30/32 (94%)	22 (73%)	6 (20%)	2 (7%)	1	5
5	R	30/32 (94%)	23 (77%)	5 (17%)	2 (7%)	1	5
6	F	31/35 (89%)	25 (81%)	5 (16%)	1 (3%)	3	19
6	S	33/35 (94%)	25 (76%)	5 (15%)	3 (9%)	0	2
7	G	21/37 (57%)	15 (71%)	5 (24%)	1 (5%)	2	11
7	T	25/37 (68%)	18 (72%)	6 (24%)	1 (4%)	2	14
8	H	25/29 (86%)	18 (72%)	7 (28%)	0	100	100
8	U	25/29 (86%)	19 (76%)	6 (24%)	0	100	100
All	All	1792/1952 (92%)	1246 (70%)	340 (19%)	206 (12%)	0	1

All (206) Ramachandran outliers are listed below:

Mol	Chain	Res	Type
1	A	25	TYR
1	A	28	PRO
1	A	111	LYS
1	A	160	VAL
1	A	173	SER
1	A	211	ILE
2	B	22	MET
2	B	25	ASN
2	B	32	TRP
2	B	33	PRO
2	B	34	ASN
2	B	35	ASP
2	B	72	PRO
2	B	75	ILE
2	B	76	LEU
2	B	149	LEU
2	B	154	THR
3	C	54	TYR
3	C	92	GLU
3	C	99	GLY
3	C	110	GLN
3	C	189	GLU
3	C	196	GLN

Continued on next page...

Continued from previous page...

Mol	Chain	Res	Type
3	C	203	SER
3	C	227	ALA
3	C	232	THR
3	C	276	LYS
4	D	66	VAL
4	D	85	LYS
4	D	110	HIS
1	N	19	ASP
1	N	21	VAL
1	N	22	THR
1	N	30	VAL
1	N	32	ILE
1	N	111	LYS
2	O	25	ASN
2	O	26	TYR
2	O	30	PRO
2	O	32	TRP
2	O	33	PRO
2	O	34	ASN
2	O	35	ASP
2	O	65	PRO
2	O	72	PRO
2	O	73	LEU
2	O	115	GLU
2	O	121	GLN
2	O	123	PRO
2	O	124	PHE
2	O	150	PRO
2	O	151	LEU
3	P	54	TYR
3	P	92	GLU
3	P	99	GLY
3	P	110	GLN
3	P	189	GLU
3	P	196	GLN
3	P	203	SER
3	P	227	ALA
3	P	232	THR
3	P	276	LYS
4	Q	46	SER
4	Q	57	LYS
4	Q	73	HIS

Continued on next page...

Continued from previous page...

Mol	Chain	Res	Type
4	Q	74	ASN
4	Q	92	VAL
4	Q	106	ALA
4	Q	124	PHE
4	Q	145	PRO
4	Q	153	ALA
4	Q	164	PRO
1	A	14	ILE
1	A	20	ASP
1	A	27	PRO
1	A	75	GLU
1	A	106	LEU
2	B	19	ALA
2	B	71	THR
2	B	78	GLU
2	B	93	ASN
2	B	115	GLU
2	B	128	VAL
2	B	145	ILE
2	B	146	GLY
2	B	153	LYS
3	C	56	THR
3	C	94	LEU
3	C	188	ASP
3	C	202	ASP
3	C	230	ALA
4	D	14	GLY
4	D	20	ASN
4	D	75	ALA
4	D	106	ALA
4	D	109	THR
7	G	29	TYR
1	N	16	ALA
1	N	110	PHE
1	N	177	GLN
1	N	190	VAL
2	O	20	LYS
2	O	93	ASN
2	O	128	VAL
2	O	147	ALA
2	O	148	ALA
2	O	149	LEU

Continued on next page...

Continued from previous page...

Mol	Chain	Res	Type
2	O	153	LYS
3	P	56	THR
3	P	188	ASP
3	P	202	ASP
3	P	230	ALA
4	Q	14	GLY
4	Q	56	ALA
4	Q	81	VAL
4	Q	91	ILE
4	Q	93	VAL
4	Q	104	ILE
4	Q	105	ASN
4	Q	147	SER
4	Q	157	ASP
5	R	25	ALA
6	S	33	GLU
7	T	29	TYR
1	A	112	LYS
1	A	140	TRP
1	A	190	VAL
2	B	92	PRO
3	C	23	ALA
3	C	127	ILE
3	C	220	SER
3	C	233	ASN
4	D	68	LYS
4	D	99	ILE
4	D	141	ARG
5	E	25	ALA
1	N	205	MET
2	O	63	GLY
2	O	64	GLU
2	O	92	PRO
2	O	114	ILE
2	O	118	ASN
3	P	94	LEU
3	P	193	VAL
3	P	220	SER
3	P	233	ASN
4	Q	48	GLY
4	Q	175	LYS
1	A	15	GLN

Continued on next page...

Continued from previous page...

Mol	Chain	Res	Type
1	A	205	MET
2	B	30	PRO
2	B	79	TRP
3	C	87	GLU
3	C	130	PRO
3	C	187	GLU
3	C	193	VAL
4	D	56	ALA
2	O	75	ILE
3	P	23	ALA
3	P	87	GLU
3	P	91	PRO
3	P	127	ILE
3	P	130	PRO
3	P	187	GLU
4	Q	13	MET
4	Q	20	ASN
4	Q	45	PRO
4	Q	67	SER
4	Q	143	PRO
1	A	24	LYS
1	A	105	TYR
2	B	114	ILE
3	C	221	GLU
4	D	47	GLY
4	D	50	VAL
4	D	101	ASP
4	D	143	PRO
2	O	76	LEU
3	P	224	ALA
4	Q	50	VAL
4	Q	98	ALA
4	Q	151	CYS
4	Q	160	ILE
6	S	30	GLN
1	A	21	VAL
3	C	58	LEU
3	C	191	GLY
3	C	224	ALA
3	C	282	VAL
4	D	13	MET
1	N	26	VAL

Continued on next page...

Continued from previous page...

Mol	Chain	Res	Type
4	Q	102	TYR
3	C	31	PRO
5	E	20	VAL
3	P	282	VAL
3	P	191	GLY
6	S	29	ILE
3	C	91	PRO
6	F	29	ILE
2	O	109	ILE
5	R	20	VAL
2	B	123	PRO
3	C	117	GLY
4	D	145	PRO
4	Q	64	VAL
1	N	211	ILE

5.3.2 Protein sidechains [i](#)

In the following table, the Percentiles column shows the percent sidechain outliers of the chain as a percentile score with respect to all X-ray entries followed by that with respect to entries of similar resolution.

The Analysed column shows the number of residues for which the sidechain conformation was analysed, and the total number of residues.

Mol	Chain	Analysed	Rotameric	Outliers	Percentiles	
1	A	172/184 (94%)	147 (86%)	25 (14%)	2	13
1	N	172/184 (94%)	153 (89%)	19 (11%)	5	22
2	B	117/136 (86%)	93 (80%)	24 (20%)	1	5
2	O	117/136 (86%)	98 (84%)	19 (16%)	2	10
3	C	240/243 (99%)	207 (86%)	33 (14%)	3	14
3	P	240/243 (99%)	206 (86%)	34 (14%)	2	13
4	D	136/146 (93%)	113 (83%)	23 (17%)	1	9
4	Q	136/146 (93%)	113 (83%)	23 (17%)	1	9
5	E	25/25 (100%)	15 (60%)	10 (40%)	0	0
5	R	25/25 (100%)	14 (56%)	11 (44%)	0	0
6	F	25/27 (93%)	22 (88%)	3 (12%)	4	18
6	S	27/27 (100%)	23 (85%)	4 (15%)	2	12

Continued on next page...

Continued from previous page...

Mol	Chain	Analysed	Rotameric	Outliers	Percentiles	
7	G	17/28 (61%)	9 (53%)	8 (47%)	0	0
7	T	21/28 (75%)	12 (57%)	9 (43%)	0	0
8	H	22/24 (92%)	18 (82%)	4 (18%)	1	7
8	U	22/24 (92%)	18 (82%)	4 (18%)	1	7
All	All	1514/1626 (93%)	1261 (83%)	253 (17%)	2	9

All (253) residues with a non-rotameric sidechain are listed below:

Mol	Chain	Res	Type
1	A	14	ILE
1	A	15	GLN
1	A	19	ASP
1	A	20	ASP
1	A	24	LYS
1	A	26	VAL
1	A	28	PRO
1	A	36	LEU
1	A	47	GLN
1	A	63	THR
1	A	74	ASN
1	A	75	GLU
1	A	95	LEU
1	A	103	ARG
1	A	115	GLU
1	A	116	LEU
1	A	140	TRP
1	A	150	ILE
1	A	164	LEU
1	A	167	ASP
1	A	173	SER
1	A	177	GLN
1	A	193	TRP
1	A	200	LEU
1	A	207	ARG
2	B	20	LYS
2	B	22	MET
2	B	25	ASN
2	B	26	TYR
2	B	27	TYR
2	B	29	GLU
2	B	32	TRP

Continued on next page...

Continued from previous page...

Mol	Chain	Res	Type
2	B	33	PRO
2	B	35	ASP
2	B	36	LEU
2	B	38	TYR
2	B	62	VAL
2	B	74	GLU
2	B	78	GLU
2	B	79	TRP
2	B	80	TYR
2	B	81	LEU
2	B	90	SER
2	B	95	LEU
2	B	96	LEU
2	B	116	ASN
2	B	121	GLN
2	B	124	PHE
2	B	149	LEU
3	C	3	PHE
3	C	4	TRP
3	C	9	TYR
3	C	14	ARG
3	C	17	THR
3	C	19	ARG
3	C	27	LEU
3	C	51	LYS
3	C	83	LYS
3	C	93	GLU
3	C	94	LEU
3	C	98	VAL
3	C	100	ASP
3	C	104	GLN
3	C	119	LEU
3	C	122	GLU
3	C	123	GLN
3	C	131	VAL
3	C	155	ARG
3	C	165	GLU
3	C	182	LYS
3	C	205	LYS
3	C	211	ILE
3	C	221	GLU
3	C	231	LEU

Continued on next page...

Continued from previous page...

Mol	Chain	Res	Type
3	C	232	THR
3	C	233	ASN
3	C	249	LEU
3	C	258	MET
3	C	264	LEU
3	C	271	MET
3	C	276	LYS
3	C	281	LYS
4	D	13	MET
4	D	15	ARG
4	D	16	ARG
4	D	22	LEU
4	D	62	ASN
4	D	63	ASN
4	D	82	GLN
4	D	92	VAL
4	D	93	VAL
4	D	100	ARG
4	D	101	ASP
4	D	102	TYR
4	D	126	CYS
4	D	138	ARG
4	D	139	VAL
4	D	154	THR
4	D	158	ASP
4	D	161	VAL
4	D	169	ASP
4	D	170	PHE
4	D	174	GLU
4	D	175	LYS
4	D	177	TRP
5	E	1	MET
5	E	2	ILE
5	E	8	TYR
5	E	11	PHE
5	E	12	ILE
5	E	14	LEU
5	E	15	PHE
5	E	16	PHE
5	E	29	ILE
5	E	30	LYS
6	F	7	TYR

Continued on next page...

Continued from previous page...

Mol	Chain	Res	Type
6	F	26	LEU
6	F	30	GLN
7	G	9	LEU
7	G	11	LEU
7	G	13	LEU
7	G	14	VAL
7	G	18	LEU
7	G	22	PHE
7	G	26	TYR
7	G	31	ARG
8	H	8	TRP
8	H	16	THR
8	H	21	MET
8	H	24	TRP
1	N	13	GLU
1	N	17	LEU
1	N	25	TYR
1	N	29	HIS
1	N	31	ASN
1	N	47	GLN
1	N	63	THR
1	N	95	LEU
1	N	103	ARG
1	N	110	PHE
1	N	112	LYS
1	N	116	LEU
1	N	140	TRP
1	N	150	ILE
1	N	163	VAL
1	N	164	LEU
1	N	167	ASP
1	N	193	TRP
1	N	200	LEU
2	O	24	HIS
2	O	26	TYR
2	O	27	TYR
2	O	30	PRO
2	O	32	TRP
2	O	33	PRO
2	O	35	ASP
2	O	36	LEU
2	O	57	LEU

Continued on next page...

Continued from previous page...

Mol	Chain	Res	Type
2	O	64	GLU
2	O	65	PRO
2	O	74	GLU
2	O	90	SER
2	O	92	PRO
2	O	95	LEU
2	O	96	LEU
2	O	108	LEU
2	O	116	ASN
2	O	152	ASP
3	P	3	PHE
3	P	4	TRP
3	P	14	ARG
3	P	17	THR
3	P	19	ARG
3	P	27	LEU
3	P	51	LYS
3	P	83	LYS
3	P	93	GLU
3	P	94	LEU
3	P	98	VAL
3	P	100	ASP
3	P	104	GLN
3	P	119	LEU
3	P	122	GLU
3	P	123	GLN
3	P	129	PHE
3	P	131	VAL
3	P	155	ARG
3	P	165	GLU
3	P	182	LYS
3	P	205	LYS
3	P	206	THR
3	P	211	ILE
3	P	221	GLU
3	P	231	LEU
3	P	232	THR
3	P	233	ASN
3	P	249	LEU
3	P	258	MET
3	P	264	LEU
3	P	271	MET

Continued on next page...

Continued from previous page...

Mol	Chain	Res	Type
3	P	276	LYS
3	P	281	LYS
4	Q	13	MET
4	Q	15	ARG
4	Q	16	ARG
4	Q	22	LEU
4	Q	58	ASP
4	Q	59	LYS
4	Q	63	ASN
4	Q	64	VAL
4	Q	71	GLU
4	Q	77	ASP
4	Q	94	GLU
4	Q	97	GLU
4	Q	132	GLN
4	Q	134	ASP
4	Q	138	ARG
4	Q	156	GLN
4	Q	158	ASP
4	Q	159	ASN
4	Q	164	PRO
4	Q	170	PHE
4	Q	174	GLU
4	Q	175	LYS
4	Q	178	TRP
5	R	1	MET
5	R	2	ILE
5	R	8	TYR
5	R	11	PHE
5	R	12	ILE
5	R	14	LEU
5	R	15	PHE
5	R	16	PHE
5	R	27	LYS
5	R	29	ILE
5	R	30	LYS
6	S	7	TYR
6	S	26	LEU
6	S	30	GLN
6	S	34	LYS
7	T	9	LEU
7	T	11	LEU

Continued on next page...

Continued from previous page...

Mol	Chain	Res	Type
7	T	13	LEU
7	T	14	VAL
7	T	18	LEU
7	T	22	PHE
7	T	26	TYR
7	T	31	ARG
7	T	33	ASN
8	U	8	TRP
8	U	16	THR
8	U	21	MET
8	U	24	TRP

Sometimes sidechains can be flipped to improve hydrogen bonding and reduce clashes. All (47) such sidechains are listed below:

Mol	Chain	Res	Type
1	A	15	GLN
1	A	29	HIS
1	A	47	GLN
1	A	142	GLN
2	B	25	ASN
2	B	86	GLN
2	B	116	ASN
2	B	118	ASN
2	B	121	GLN
3	C	7	GLN
3	C	60	GLN
3	C	125	GLN
3	C	150	HIS
3	C	159	GLN
3	C	223	GLN
3	C	236	ASN
3	C	250	GLN
3	C	269	GLN
3	C	278	GLN
4	D	82	GLN
4	D	132	GLN
4	D	152	HIS
7	G	28	GLN
8	H	27	ASN
1	N	47	GLN
1	N	142	GLN
1	N	209	GLN

Continued on next page...

Continued from previous page...

Mol	Chain	Res	Type
2	O	86	GLN
2	O	116	ASN
2	O	121	GLN
2	O	122	ASN
3	P	7	GLN
3	P	60	GLN
3	P	125	GLN
3	P	159	GLN
3	P	223	GLN
3	P	234	ASN
3	P	236	ASN
3	P	250	GLN
4	Q	20	ASN
4	Q	63	ASN
4	Q	82	GLN
4	Q	105	ASN
4	Q	122	ASN
4	Q	132	GLN
7	T	27	GLN
8	U	27	ASN

5.3.3 RNA [i](#)

There are no RNA molecules in this entry.

5.4 Non-standard residues in protein, DNA, RNA chains [i](#)

There are no non-standard protein/DNA/RNA residues in this entry.

5.5 Carbohydrates [i](#)

There are no oligosaccharides in this entry.

5.6 Ligand geometry [i](#)

22 ligands are modelled in this entry.

In the following table, the Counts columns list the number of bonds (or angles) for which Mogul statistics could be retrieved, the number of bonds (or angles) that are observed in the model and the number of bonds (or angles) that are defined in the Chemical Component Dictionary. The Link column lists molecule types, if any, to which the group is linked. The Z score for a bond

length (or angle) is the number of standard deviations the observed value is removed from the expected value. A bond length (or angle) with $|Z| > 2$ is considered an outlier worth inspection. RMSZ is the root-mean-square of all Z scores of the bond lengths (or angles).

Mol	Type	Chain	Res	Link	Bond lengths			Bond angles		
					Counts	RMSZ	# Z > 2	Counts	RMSZ	# Z > 2
9	HEM	C	301	3	42,50,50	1.68	6 (14%)	46,82,82	1.39	7 (15%)
11	PL9	A	305	-	55,55,55	3.41	21 (38%)	68,69,69	2.30	18 (26%)
12	OPC	Q	1307	-	53,53,54	1.43	9 (16%)	59,61,64	1.19	3 (5%)
9	HEM	N	302	1	42,50,50	1.60	7 (16%)	46,82,82	2.92	11 (23%)
11	PL9	Q	1305	-	55,55,55	3.40	21 (38%)	68,69,69	2.39	16 (23%)
13	CLA	B	201	-	63,73,73	1.92	10 (15%)	74,113,113	2.34	17 (22%)
12	OPC	N	1306	-	53,53,54	1.42	9 (16%)	59,61,64	1.37	6 (10%)
9	HEM	A	301	1	42,50,50	1.60	7 (16%)	46,82,82	1.58	11 (23%)
12	OPC	D	306	-	53,53,54	1.43	9 (16%)	59,61,64	1.17	5 (8%)
9	HEM	N	303	1,16	42,50,50	1.83	13 (30%)	46,82,82	1.60	11 (23%)
14	FES	D	200	4	0,4,4	-	-	-	-	-
12	OPC	B	307	-	53,53,54	1.43	9 (16%)	59,61,64	1.07	4 (6%)
10	TDS	A	304	-	27,31,31	1.19	3 (11%)	33,40,40	2.48	13 (39%)
9	HEM	A	302	1	42,50,50	1.51	9 (21%)	46,82,82	2.92	9 (19%)
14	FES	Q	1200	4	0,4,4	-	-	-	-	-
13	CLA	O	1201	-	63,73,73	1.84	11 (17%)	74,113,113	2.43	15 (20%)
9	HEM	A	303	1,16	42,50,50	1.80	8 (19%)	46,82,82	2.26	14 (30%)
15	BCR	E	101	-	41,41,41	2.16	8 (19%)	56,56,56	2.51	23 (41%)
15	BCR	R	1101	-	41,41,41	2.08	9 (21%)	56,56,56	2.52	22 (39%)
10	TDS	N	1304	-	27,31,31	1.18	3 (11%)	33,40,40	2.48	12 (36%)
9	HEM	N	301	1	42,50,50	1.72	7 (16%)	46,82,82	1.64	8 (17%)
9	HEM	P	301	3	42,50,50	1.68	9 (21%)	46,82,82	1.44	9 (19%)

In the following table, the Chirals column lists the number of chiral outliers, the number of chiral centers analysed, the number of these observed in the model and the number defined in the Chemical Component Dictionary. Similar counts are reported in the Torsion and Rings columns. '-' means no outliers of that kind were identified.

Mol	Type	Chain	Res	Link	Chirals	Torsions	Rings
9	HEM	C	301	3	-	4/12/54/54	-
11	PL9	A	305	-	-	28/53/73/73	0/1/1/1
12	OPC	Q	1307	-	-	11/57/57/60	-
9	HEM	N	302	1	-	4/12/54/54	-

Continued on next page...

Continued from previous page...

Mol	Type	Chain	Res	Link	Chirals	Torsions	Rings
11	PL9	Q	1305	-	-	30/53/73/73	0/1/1/1
13	CLA	B	201	-	3/3/15/20	18/37/115/115	-
12	OPC	N	1306	-	-	11/57/57/60	-
9	HEM	A	301	1	-	7/12/54/54	-
12	OPC	D	306	-	-	10/57/57/60	-
9	HEM	N	303	1,16	-	4/12/54/54	-
14	FES	D	200	4	-	-	0/1/1/1
12	OPC	B	307	-	-	14/57/57/60	-
10	TDS	A	304	-	-	6/16/17/17	0/2/2/2
9	HEM	A	302	1	-	2/12/54/54	-
14	FES	Q	1200	4	-	-	0/1/1/1
13	CLA	O	1201	-	4/4/15/20	10/37/115/115	-
9	HEM	A	303	1,16	-	4/12/54/54	-
15	BCR	E	101	-	-	5/29/63/63	0/2/2/2
15	BCR	R	1101	-	-	5/29/63/63	0/2/2/2
10	TDS	N	1304	-	-	5/16/17/17	0/2/2/2
9	HEM	N	301	1	-	7/12/54/54	-
9	HEM	P	301	3	-	4/12/54/54	-

All (188) bond length outliers are listed below:

Mol	Chain	Res	Type	Atoms	Z	Observed(Å)	Ideal(Å)
11	A	305	PL9	C13-C14	8.98	1.53	1.33
11	A	305	PL9	C33-C34	8.92	1.53	1.33
11	A	305	PL9	C18-C19	8.91	1.53	1.33
11	Q	1305	PL9	C13-C14	8.91	1.53	1.33
11	Q	1305	PL9	C33-C34	8.88	1.53	1.33
11	Q	1305	PL9	C18-C19	8.86	1.53	1.33
13	B	201	CLA	CHB-C4A	7.66	1.40	1.33
13	O	1201	CLA	CHB-C4A	7.26	1.39	1.33
11	Q	1305	PL9	C48-C49	7.11	1.53	1.32
11	A	305	PL9	C48-C49	7.08	1.53	1.32
15	E	101	BCR	C30-C25	7.00	1.62	1.53
11	A	305	PL9	C7-C8	-6.98	1.39	1.50
11	Q	1305	PL9	C7-C8	-6.96	1.39	1.50
13	B	201	CLA	C3A-C2A	-6.50	1.36	1.54
11	Q	1305	PL9	C3-C4	-6.37	1.39	1.49
11	A	305	PL9	C3-C4	-6.27	1.39	1.49
15	E	101	BCR	C26-C25	6.13	1.44	1.34

Continued on next page...

Continued from previous page...

Mol	Chain	Res	Type	Atoms	Z	Observed(Å)	Ideal(Å)
15	R	1101	BCR	C26-C25	5.84	1.44	1.34
15	R	1101	BCR	C30-C25	5.76	1.61	1.53
9	A	303	HEM	CBB-CAB	5.64	1.57	1.30
11	A	305	PL9	C11-C9	-5.63	1.39	1.51
11	A	305	PL9	C41-C39	-5.63	1.39	1.51
11	Q	1305	PL9	C11-C9	-5.62	1.39	1.51
13	O	1201	CLA	C3A-C2A	-5.61	1.39	1.54
9	N	303	HEM	CBB-CAB	5.60	1.57	1.30
11	Q	1305	PL9	C41-C39	-5.59	1.39	1.51
11	Q	1305	PL9	C6-C1	-5.28	1.39	1.48
15	R	1101	BCR	C1-C6	5.16	1.60	1.53
9	N	301	HEM	C3C-C4C	5.15	1.49	1.41
11	A	305	PL9	C6-C1	-5.12	1.40	1.48
15	E	101	BCR	C1-C6	5.05	1.60	1.53
9	C	301	HEM	C3C-C4C	4.67	1.48	1.41
9	N	301	HEM	C4D-ND	-4.61	1.32	1.40
13	O	1201	CLA	O2D-CGD	4.37	1.44	1.33
9	A	301	HEM	C4D-ND	-4.33	1.32	1.40
13	B	201	CLA	O2D-CGD	4.31	1.43	1.33
11	Q	1305	PL9	C41-C42	-4.29	1.39	1.53
11	A	305	PL9	C41-C42	-4.28	1.39	1.53
9	P	301	HEM	C3C-C4C	4.24	1.47	1.41
9	P	301	HEM	CBC-CAC	4.15	1.55	1.29
9	A	303	HEM	CBC-CAC	4.14	1.55	1.29
9	C	301	HEM	CBC-CAC	4.13	1.55	1.29
11	Q	1305	PL9	C51-C49	-4.10	1.39	1.50
13	B	201	CLA	C3D-C4D	-4.09	1.35	1.44
11	A	305	PL9	C51-C49	-4.06	1.39	1.50
9	N	302	HEM	CBC-CAC	3.97	1.54	1.29
15	R	1101	BCR	C38-C26	3.96	1.57	1.50
9	A	301	HEM	C3C-C4C	3.95	1.47	1.41
9	N	302	HEM	C4D-ND	-3.94	1.33	1.40
9	C	301	HEM	C3C-CAC	3.92	1.56	1.47
12	Q	1307	OPC	CAV-CAW	3.89	1.53	1.31
12	D	306	OPC	CAG-CAH	-3.87	1.39	1.51
12	D	306	OPC	CAV-CAW	3.85	1.53	1.31
9	N	303	HEM	CBC-CAC	3.85	1.53	1.29
10	A	304	TDS	OAK-CAL	3.85	1.43	1.37
12	Q	1307	OPC	CAG-CAH	-3.84	1.39	1.51
12	N	1306	OPC	CAV-CAW	3.84	1.53	1.31
9	A	303	HEM	C3C-C4C	3.84	1.47	1.41
9	A	302	HEM	CBC-CAC	3.82	1.53	1.29

Continued on next page...

Continued from previous page...

Mol	Chain	Res	Type	Atoms	Z	Observed(Å)	Ideal(Å)
12	B	307	OPC	CAV-CAW	3.82	1.53	1.31
9	P	301	HEM	C3C-CAC	3.82	1.56	1.47
12	B	307	OPC	CAG-CAH	-3.81	1.39	1.51
10	N	1304	TDS	OAK-CAL	3.79	1.43	1.37
12	N	1306	OPC	CAG-CAH	-3.78	1.39	1.51
9	A	302	HEM	C4D-ND	-3.75	1.33	1.40
13	O	1201	CLA	C3D-C4D	-3.72	1.35	1.44
15	E	101	BCR	C29-C30	3.69	1.62	1.54
9	A	301	HEM	CBC-CAC	3.68	1.52	1.29
9	N	302	HEM	C3C-CAC	3.65	1.55	1.47
15	E	101	BCR	C38-C26	3.64	1.56	1.50
15	R	1101	BCR	C29-C30	3.63	1.62	1.54
11	A	305	PL9	C47-C48	-3.61	1.39	1.50
11	A	305	PL9	C27-C28	-3.60	1.39	1.50
11	Q	1305	PL9	C47-C48	-3.60	1.39	1.50
11	A	305	PL9	C22-C23	-3.60	1.39	1.50
11	Q	1305	PL9	C27-C28	-3.59	1.39	1.50
11	Q	1305	PL9	C22-C23	-3.59	1.39	1.50
9	N	301	HEM	CBC-CAC	3.57	1.51	1.29
11	A	305	PL9	C42-C43	-3.53	1.39	1.50
15	R	1101	BCR	C2-C1	3.52	1.62	1.54
11	Q	1305	PL9	C42-C43	-3.50	1.39	1.50
12	D	306	OPC	CAQ-CAP	-3.48	1.39	1.52
12	B	307	OPC	CAQ-CAP	-3.48	1.39	1.52
13	O	1201	CLA	C2-C3	3.45	1.41	1.33
12	N	1306	OPC	CAQ-CAP	-3.45	1.39	1.52
12	Q	1307	OPC	CAQ-CAP	-3.44	1.39	1.52
15	E	101	BCR	C2-C1	3.30	1.61	1.54
13	B	201	CLA	O1D-CGD	3.28	1.29	1.21
13	O	1201	CLA	O1D-CGD	3.19	1.29	1.21
13	O	1201	CLA	MG-ND	-3.17	1.99	2.05
9	A	303	HEM	C3C-CAC	3.16	1.54	1.47
9	N	303	HEM	CMD-C2D	3.14	1.57	1.50
9	P	301	HEM	CHA-C4D	3.06	1.42	1.34
9	C	301	HEM	CHA-C4D	3.04	1.42	1.34
12	D	306	OPC	CBP-CBQ	-3.04	1.39	1.52
9	N	302	HEM	C3C-C4C	3.03	1.45	1.41
12	Q	1307	OPC	CBP-CBQ	-3.03	1.39	1.52
12	B	307	OPC	CBP-CBQ	-3.03	1.39	1.52
12	N	1306	OPC	CBP-CBQ	-2.98	1.39	1.52
9	N	303	HEM	C3C-C4C	2.97	1.45	1.41
11	A	305	PL9	C43-C44	2.93	1.39	1.33

Continued on next page...

Continued from previous page...

Mol	Chain	Res	Type	Atoms	Z	Observed(Å)	Ideal(Å)
9	N	303	HEM	C3C-C2C	-2.91	1.36	1.40
15	R	1101	BCR	C5-C6	2.89	1.39	1.34
13	B	201	CLA	C2-C3	2.89	1.39	1.33
11	Q	1305	PL9	C43-C44	2.88	1.39	1.33
11	Q	1305	PL9	C38-C39	2.88	1.39	1.33
11	A	305	PL9	C23-C24	2.87	1.39	1.33
11	Q	1305	PL9	C23-C24	2.86	1.39	1.33
11	A	305	PL9	C38-C39	2.86	1.39	1.33
11	A	305	PL9	C28-C29	2.85	1.39	1.33
13	O	1201	CLA	MG-NC	2.83	2.13	2.06
11	A	305	PL9	C8-C9	2.82	1.39	1.33
13	B	201	CLA	CHC-C1C	2.82	1.41	1.34
11	Q	1305	PL9	C8-C9	2.81	1.39	1.33
11	Q	1305	PL9	C28-C29	2.80	1.39	1.33
9	N	303	HEM	CAB-C3B	2.79	1.54	1.47
9	A	303	HEM	CAB-C3B	2.78	1.54	1.47
9	A	301	HEM	C1D-C2D	2.74	1.50	1.44
9	C	301	HEM	C4D-ND	-2.73	1.35	1.40
9	N	303	HEM	C3C-CAC	2.69	1.53	1.47
9	A	302	HEM	C3C-CAC	2.69	1.53	1.47
9	N	301	HEM	C3C-CAC	2.68	1.53	1.47
10	N	1304	TDS	CAR-CAQ	-2.68	1.39	1.52
13	B	201	CLA	MG-ND	-2.67	2.00	2.05
13	B	201	CLA	MG-NC	2.66	2.12	2.06
10	A	304	TDS	CAR-CAQ	-2.65	1.39	1.52
9	A	302	HEM	C3B-C4B	2.54	1.49	1.44
12	D	306	OPC	CBC-CBD	-2.51	1.39	1.51
12	B	307	OPC	CBC-CBD	-2.50	1.39	1.51
9	A	303	HEM	C3B-C4B	2.49	1.49	1.44
12	B	307	OPC	CAR-CAS	-2.48	1.39	1.51
10	A	304	TDS	CAR-CAS	-2.48	1.39	1.51
12	N	1306	OPC	CAQ-CAR	-2.48	1.39	1.51
12	Q	1307	OPC	CBP-CBO	-2.48	1.39	1.51
12	N	1306	OPC	CBB-CBC	-2.48	1.39	1.51
12	D	306	OPC	CBB-CBC	-2.48	1.39	1.51
15	E	101	BCR	C5-C6	2.48	1.38	1.34
12	D	306	OPC	CAR-CAS	-2.47	1.39	1.51
12	D	306	OPC	CBP-CBO	-2.47	1.39	1.51
12	B	307	OPC	CAQ-CAR	-2.47	1.39	1.51
12	N	1306	OPC	CAR-CAS	-2.47	1.39	1.51
12	Q	1307	OPC	CBB-CBC	-2.47	1.39	1.51
12	Q	1307	OPC	CBC-CBD	-2.46	1.39	1.51

Continued on next page...

Continued from previous page...

Mol	Chain	Res	Type	Atoms	Z	Observed(Å)	Ideal(Å)
12	Q	1307	OPC	CAQ-CAR	-2.46	1.39	1.51
12	N	1306	OPC	CBP-CBO	-2.46	1.39	1.51
9	N	302	HEM	CMA-C3A	2.46	1.56	1.51
10	N	1304	TDS	CAR-CAS	-2.46	1.39	1.51
12	D	306	OPC	CAQ-CAR	-2.46	1.39	1.51
12	N	1306	OPC	CBC-CBD	-2.46	1.39	1.51
12	B	307	OPC	CBB-CBC	-2.46	1.39	1.51
9	A	302	HEM	C3C-C4C	2.45	1.45	1.41
12	Q	1307	OPC	CAR-CAS	-2.45	1.39	1.51
9	A	303	HEM	C3C-C2C	-2.45	1.37	1.40
12	B	307	OPC	CBP-CBO	-2.45	1.39	1.51
9	P	301	HEM	C4D-ND	-2.38	1.36	1.40
9	A	301	HEM	C3C-CAC	2.33	1.52	1.47
9	N	302	HEM	FE-NB	2.33	2.11	1.98
9	P	301	HEM	CBA-CGA	2.32	1.55	1.50
9	A	302	HEM	CMA-C3A	2.31	1.56	1.51
9	A	302	HEM	C1D-C2D	2.28	1.49	1.44
13	O	1201	CLA	CBD-CHA	2.28	1.63	1.51
9	N	303	HEM	C3B-C4B	2.25	1.49	1.44
9	N	301	HEM	CMA-C3A	2.24	1.56	1.51
13	O	1201	CLA	CAC-C3C	2.24	1.56	1.51
15	E	101	BCR	C8-C9	2.23	1.50	1.46
9	A	301	HEM	CMA-C3A	2.21	1.56	1.51
9	A	302	HEM	FE-NB	2.21	2.10	1.98
9	N	303	HEM	C1D-C2D	2.19	1.49	1.44
9	A	301	HEM	C1B-NB	-2.19	1.36	1.40
9	N	303	HEM	C4A-NA	2.17	1.40	1.36
9	N	303	HEM	C4D-ND	-2.16	1.36	1.40
13	B	201	CLA	CBA-CGA	2.15	1.56	1.50
9	P	301	HEM	FE-NB	2.13	2.09	1.98
9	N	301	HEM	C1D-C2D	2.12	1.48	1.44
9	A	303	HEM	CMD-C2D	2.11	1.55	1.50
11	Q	1305	PL9	C2-C3	2.08	1.39	1.34
9	A	302	HEM	O2A-CGA	-2.07	1.24	1.30
15	R	1101	BCR	C7-C6	2.07	1.52	1.45
9	N	301	HEM	C1A-CHA	-2.06	1.35	1.41
11	A	305	PL9	C2-C3	2.05	1.39	1.34
9	N	302	HEM	CBD-CGD	2.03	1.55	1.50
9	N	303	HEM	C1B-NB	2.03	1.43	1.40
9	P	301	HEM	C3B-C4B	2.02	1.48	1.44
15	R	1101	BCR	C23-C22	-2.02	1.41	1.46
9	C	301	HEM	C1A-NA	2.01	1.40	1.36

Continued on next page...

Continued from previous page...

Mol	Chain	Res	Type	Atoms	Z	Observed(Å)	Ideal(Å)
9	P	301	HEM	C1A-NA	2.01	1.40	1.36
9	N	303	HEM	C4D-C3D	2.01	1.48	1.45
13	O	1201	CLA	C4-C3	2.01	1.55	1.50

All (234) bond angle outliers are listed below:

Mol	Chain	Res	Type	Atoms	Z	Observed(°)	Ideal(°)
9	N	302	HEM	CBA-CAA-C2A	-15.84	85.90	112.54
9	A	302	HEM	CBA-CAA-C2A	-15.53	86.43	112.54
13	O	1201	CLA	C4A-NA-C1A	10.47	111.46	106.68
13	B	201	CLA	C4A-NA-C1A	8.89	110.73	106.68
10	A	304	TDS	CAL-CAM-CAN	-8.50	112.94	120.05
10	N	1304	TDS	CAL-CAM-CAN	-8.34	113.07	120.05
13	O	1201	CLA	C4D-C3D-CAD	8.28	117.10	108.11
11	A	305	PL9	C7-C8-C9	-7.90	113.23	126.83
11	Q	1305	PL9	C7-C8-C9	-7.83	113.34	126.83
13	B	201	CLA	C4D-C3D-CAD	7.60	116.36	108.11
13	B	201	CLA	CMA-C3A-C4A	7.44	131.78	111.77
15	R	1101	BCR	C38-C26-C25	7.23	132.37	124.48
9	A	302	HEM	CAA-CBA-CGA	7.21	133.27	113.83
11	Q	1305	PL9	C17-C18-C19	-7.01	111.57	127.62
13	O	1201	CLA	CMA-C3A-C4A	6.96	130.49	111.77
15	E	101	BCR	C38-C26-C25	6.83	131.94	124.48
11	A	305	PL9	C22-C23-C24	-6.78	112.11	127.62
11	Q	1305	PL9	C12-C13-C14	-6.72	112.24	127.62
9	N	302	HEM	CAA-CBA-CGA	6.72	131.95	113.83
11	Q	1305	PL9	C37-C38-C39	-6.56	112.62	127.62
11	A	305	PL9	C17-C18-C19	-6.52	112.69	127.62
11	A	305	PL9	C37-C38-C39	-6.46	112.84	127.62
12	N	1306	OPC	OAN-CAO-CAP	6.36	125.24	111.48
11	A	305	PL9	C12-C13-C14	-6.32	113.15	127.62
11	Q	1305	PL9	C22-C23-C24	-6.25	113.31	127.62
13	O	1201	CLA	CAA-C2A-C1A	6.06	131.82	111.97
9	A	303	HEM	C1D-C2D-C3D	5.98	113.27	106.98
13	B	201	CLA	CAA-C2A-C1A	5.84	131.10	111.97
15	R	1101	BCR	C24-C23-C22	5.62	134.54	126.23
12	Q	1307	OPC	OAN-CAO-CAP	5.58	123.56	111.48
13	B	201	CLA	CBC-CAC-C3C	5.38	127.01	112.42
10	A	304	TDS	CAJ-OAK-CAL	-5.35	109.67	117.51
12	D	306	OPC	OAN-CAO-CAP	5.31	122.96	111.48
15	E	101	BCR	C24-C23-C22	5.24	133.98	126.23
10	N	1304	TDS	CAJ-OAK-CAL	-5.19	109.90	117.51

Continued on next page...

Continued from previous page...

Mol	Chain	Res	Type	Atoms	Z	Observed(°)	Ideal(°)
11	Q	1305	PL9	C25-C24-C26	5.14	124.16	115.23
15	E	101	BCR	C20-C21-C22	5.07	134.39	127.28
15	E	101	BCR	C33-C5-C6	5.07	130.01	124.48
15	R	1101	BCR	C33-C5-C6	5.04	129.98	124.48
15	R	1101	BCR	C20-C21-C22	4.93	134.20	127.28
12	B	307	OPC	OAN-CAO-CAP	4.87	122.02	111.48
13	O	1201	CLA	CBC-CAC-C3C	4.70	125.17	112.42
9	A	303	HEM	C4C-CHD-C1D	4.69	128.75	122.56
9	N	301	HEM	C4B-CHC-C1C	4.45	128.43	122.56
9	A	303	HEM	CAD-C3D-C4D	4.40	132.37	124.70
9	A	303	HEM	C2D-C1D-ND	-4.36	104.86	109.90
9	A	303	HEM	CBA-CAA-C2A	-4.28	105.35	112.54
9	A	301	HEM	C4B-CHC-C1C	4.25	128.17	122.56
13	O	1201	CLA	C3A-C2A-C1A	4.19	107.61	101.34
11	A	305	PL9	C25-C24-C26	4.14	122.42	115.23
15	E	101	BCR	C7-C8-C9	4.08	132.28	126.23
15	R	1101	BCR	C29-C30-C25	4.07	116.35	110.44
15	E	101	BCR	C29-C30-C25	4.02	116.28	110.44
15	R	1101	BCR	C30-C25-C26	-3.99	117.18	122.64
15	E	101	BCR	C30-C25-C26	-3.98	117.20	122.64
10	A	304	TDS	CAA-OAB-CAE	-3.88	111.22	117.67
9	A	303	HEM	CMD-C2D-C1D	-3.87	118.98	125.03
15	R	1101	BCR	C23-C22-C21	-3.87	112.93	119.01
12	N	1306	OPC	OBJ-CBK-CBL	3.84	123.55	111.83
13	B	201	CLA	C1-C2-C3	3.82	132.46	126.20
15	R	1101	BCR	C7-C8-C9	3.82	131.89	126.23
13	B	201	CLA	C3A-C2A-C1A	3.80	107.03	101.34
13	O	1201	CLA	C2A-C1A-CHA	3.77	130.41	123.87
9	A	302	HEM	C4B-CHC-C1C	3.76	127.52	122.56
9	N	302	HEM	C4B-CHC-C1C	3.76	127.52	122.56
9	A	303	HEM	CAD-CBD-CGD	3.69	123.46	113.67
9	N	301	HEM	CBA-CAA-C2A	-3.68	106.35	112.54
15	R	1101	BCR	C38-C26-C27	-3.67	105.77	113.60
15	E	101	BCR	C23-C22-C21	-3.67	113.24	119.01
13	B	201	CLA	C2A-C3A-C4A	3.64	107.75	101.87
13	O	1201	CLA	C1-C2-C3	3.63	132.14	126.20
10	N	1304	TDS	OAO-CAP-CAQ	3.62	117.17	112.07
9	A	301	HEM	CHA-C4D-C3D	-3.62	118.55	125.23
15	E	101	BCR	C2-C1-C6	3.62	115.70	110.44
9	P	301	HEM	C4B-CHC-C1C	3.58	127.29	122.56
15	R	1101	BCR	C2-C1-C6	3.55	115.59	110.44
9	N	303	HEM	C4C-CHD-C1D	3.54	127.22	122.56

Continued on next page...

Continued from previous page...

Mol	Chain	Res	Type	Atoms	Z	Observed(°)	Ideal(°)
15	E	101	BCR	C38-C26-C27	-3.53	106.08	113.60
10	N	1304	TDS	CAE-CAF-CAN	3.50	122.41	115.08
9	A	303	HEM	C4D-C3D-C2D	-3.49	101.82	106.89
13	O	1201	CLA	C2A-C3A-C4A	3.48	107.48	101.87
10	N	1304	TDS	CAA-OAB-CAE	-3.45	111.93	117.67
9	C	301	HEM	C4B-CHC-C1C	3.45	127.11	122.56
15	E	101	BCR	C23-C24-C25	3.44	136.18	127.00
11	Q	1305	PL9	C15-C14-C16	3.43	121.18	115.23
15	E	101	BCR	C1-C6-C5	-3.42	117.96	122.64
9	N	301	HEM	CHA-C4D-C3D	-3.39	118.97	125.23
15	R	1101	BCR	C33-C5-C4	-3.39	106.37	113.60
15	E	101	BCR	C33-C5-C4	-3.36	106.43	113.60
15	R	1101	BCR	C1-C6-C5	-3.35	118.05	122.64
15	R	1101	BCR	C23-C24-C25	3.33	135.88	127.00
10	A	304	TDS	CAQ-CAP-CAH	3.32	125.01	120.40
10	N	1304	TDS	OAB-CAE-CAF	3.31	120.63	115.91
12	D	306	OPC	OBJ-CBK-CBL	3.31	121.94	111.83
9	A	303	HEM	CAA-CBA-CGA	3.31	122.75	113.83
10	A	304	TDS	CAE-CAF-CAN	3.27	121.94	115.08
11	Q	1305	PL9	C30-C29-C31	3.27	120.90	115.23
9	N	303	HEM	C1D-C2D-C3D	3.26	110.41	106.98
11	Q	1305	PL9	C26-C24-C23	-3.24	113.89	121.17
15	R	1101	BCR	C11-C10-C9	3.18	131.73	127.28
13	B	201	CLA	CMB-C2B-C1B	-3.15	123.84	128.46
10	A	304	TDS	CAE-CAF-CAG	-3.13	120.42	124.97
9	N	303	HEM	C2D-C1D-ND	-3.10	106.33	109.90
9	P	301	HEM	C4C-CHD-C1D	3.09	126.64	122.56
10	N	1304	TDS	OAB-CAE-CAD	-3.08	117.78	123.27
9	A	301	HEM	CHA-C4D-ND	3.06	128.17	124.37
9	N	303	HEM	CBB-CAB-C3B	-3.06	112.24	127.53
13	B	201	CLA	O2D-CGD-CBD	3.05	116.57	111.23
9	N	301	HEM	CHA-C4D-ND	3.04	128.15	124.37
11	A	305	PL9	C30-C29-C31	3.04	120.50	115.23
9	N	301	HEM	C4C-CHD-C1D	3.03	126.56	122.56
10	A	304	TDS	OAO-CAP-CAQ	3.00	116.29	112.07
10	N	1304	TDS	CAE-CAF-CAG	-2.99	120.61	124.97
13	O	1201	CLA	CMB-C2B-C1B	-2.99	124.07	128.46
9	C	301	HEM	C4C-CHD-C1D	2.96	126.47	122.56
13	B	201	CLA	C2A-C1A-CHA	2.96	129.00	123.87
10	N	1304	TDS	CAQ-CAP-CAH	2.92	124.45	120.40
9	A	302	HEM	C4B-C3B-C2B	-2.86	104.65	107.28
9	N	303	HEM	C4B-CHC-C1C	2.85	126.32	122.56

Continued on next page...

Continued from previous page...

Mol	Chain	Res	Type	Atoms	Z	Observed(°)	Ideal(°)
9	N	302	HEM	C4B-C3B-C2B	-2.85	104.66	107.28
12	N	1306	OPC	OAN-CAO-OAD	-2.84	117.06	123.70
9	A	301	HEM	C3D-C4D-ND	2.84	113.28	110.17
9	N	302	HEM	C4C-CHD-C1D	2.84	126.30	122.56
15	E	101	BCR	C1-C6-C7	2.83	123.32	115.65
12	Q	1307	OPC	OAN-CAO-OAD	-2.81	117.13	123.70
11	Q	1305	PL9	C35-C34-C36	2.80	120.09	115.23
15	R	1101	BCR	C1-C6-C7	2.80	123.24	115.65
15	E	101	BCR	C15-C14-C13	2.80	131.20	127.28
9	A	301	HEM	C4C-CHD-C1D	2.79	126.24	122.56
9	A	302	HEM	C4C-CHD-C1D	2.78	126.23	122.56
15	E	101	BCR	C11-C10-C9	2.77	131.17	127.28
15	E	101	BCR	C35-C13-C12	2.77	122.32	118.09
15	R	1101	BCR	C8-C7-C6	2.77	134.41	127.00
13	B	201	CLA	OBD-CAD-C3D	2.73	134.81	128.42
13	B	201	CLA	O2A-CGA-CBA	2.73	120.15	111.83
9	A	302	HEM	CMA-C3A-C4A	2.72	132.43	128.46
12	B	307	OPC	CBM-CBL-CBK	2.71	123.62	113.69
15	R	1101	BCR	C35-C13-C12	2.70	122.21	118.09
15	E	101	BCR	C37-C22-C23	2.69	122.20	118.09
15	E	101	BCR	C8-C7-C6	2.69	134.18	127.00
15	R	1101	BCR	C37-C22-C23	2.69	122.19	118.09
12	Q	1307	OPC	OBJ-CBK-CBL	2.68	120.02	111.83
15	E	101	BCR	C32-C1-C6	2.66	114.42	110.24
15	R	1101	BCR	C15-C14-C13	2.66	131.01	127.28
9	A	303	HEM	CBB-CAB-C3B	-2.66	114.25	127.53
11	A	305	PL9	C26-C24-C23	-2.65	115.21	121.17
9	P	301	HEM	CHA-C4D-ND	2.65	127.66	124.37
9	C	301	HEM	C4B-C3B-C2B	-2.65	104.85	107.28
13	O	1201	CLA	O2A-CGA-CBA	2.63	119.85	111.83
11	Q	1305	PL9	C42-C43-C44	2.60	133.57	127.62
9	A	302	HEM	CHA-C4D-C3D	-2.57	120.48	125.23
9	N	303	HEM	CAD-CBD-CGD	2.55	120.43	113.67
12	D	306	OPC	OAN-CAO-OAD	-2.55	117.75	123.70
13	O	1201	CLA	CAA-C2A-C3A	2.55	119.88	113.00
13	B	201	CLA	C3D-C4D-ND	2.52	114.08	109.99
11	A	305	PL9	C42-C43-C44	2.52	133.39	127.62
9	P	301	HEM	CAA-C2A-C3A	-2.51	120.03	127.25
9	C	301	HEM	CHA-C4D-ND	2.50	127.47	124.37
12	N	1306	OPC	CAM-OAN-CAO	2.49	123.76	117.80
11	A	305	PL9	C35-C34-C36	2.48	119.53	115.23
9	N	303	HEM	CMD-C2D-C1D	-2.48	121.16	125.03

Continued on next page...

Continued from previous page...

Mol	Chain	Res	Type	Atoms	Z	Observed(°)	Ideal(°)
15	R	1101	BCR	C32-C1-C6	2.47	114.12	110.24
15	E	101	BCR	C12-C13-C14	-2.47	115.12	119.01
9	N	301	HEM	C3D-C4D-ND	2.47	112.88	110.17
15	R	1101	BCR	C12-C13-C14	-2.46	115.14	119.01
13	O	1201	CLA	CED-O2D-CGD	2.44	121.46	115.92
11	Q	1305	PL9	C10-C9-C11	2.42	119.43	115.23
9	C	301	HEM	CAA-C2A-C3A	-2.41	120.31	127.25
13	O	1201	CLA	OBD-CAD-C3D	2.40	134.03	128.42
12	N	1306	OPC	OBJ-CBK-OCC	-2.39	117.65	123.63
11	Q	1305	PL9	C20-C19-C21	2.39	119.37	115.23
11	A	305	PL9	C20-C19-C21	2.38	119.36	115.23
9	A	303	HEM	C2B-C1B-NB	2.38	112.57	109.84
9	A	302	HEM	C3D-C4D-ND	2.38	112.78	110.17
9	N	302	HEM	CAA-C2A-C3A	-2.37	120.43	127.25
9	P	301	HEM	C4B-C3B-C2B	-2.37	105.10	107.28
10	A	304	TDS	OAB-CAE-CAD	-2.37	119.06	123.27
11	A	305	PL9	C7-C3-C4	-2.37	114.96	116.91
9	P	301	HEM	CHA-C4D-C3D	-2.36	120.88	125.23
9	A	302	HEM	O2A-CGA-CBA	2.35	121.43	114.00
9	A	303	HEM	CHD-C1D-C2D	2.34	128.73	125.03
13	B	201	CLA	CAA-C2A-C3A	2.34	119.33	113.00
9	N	303	HEM	CMA-C3A-C4A	-2.32	125.06	128.46
9	N	301	HEM	CAA-CBA-CGA	2.31	120.07	113.83
10	A	304	TDS	CAF-CAG-CAH	-2.30	118.34	120.60
10	A	304	TDS	OBD-CAM-CAN	2.30	123.67	119.48
9	N	302	HEM	CMA-C3A-C4A	2.30	131.82	128.46
11	Q	1305	PL9	C40-C39-C41	2.30	119.22	115.23
11	A	305	PL9	C40-C39-C41	2.30	119.22	115.23
12	B	307	OPC	OAN-CAO-OAD	-2.30	118.34	123.70
15	E	101	BCR	C34-C9-C8	2.29	121.58	118.09
10	N	1304	TDS	OAO-CAN-CAM	2.28	118.88	116.11
9	A	301	HEM	CMA-C3A-C4A	2.27	131.78	128.46
9	N	301	HEM	CAA-C2A-C3A	-2.26	120.74	127.25
9	C	301	HEM	C3B-C2B-C1B	2.26	108.11	106.41
11	A	305	PL9	C10-C9-C8	-2.25	117.84	123.63
10	A	304	TDS	CAP-CAH-CAG	2.25	119.14	116.64
10	N	1304	TDS	OBD-CAM-CAN	2.24	123.57	119.48
10	A	304	TDS	OAB-CAE-CAF	2.24	119.10	115.91
12	N	1306	OPC	CBM-CBL-CBK	2.21	121.80	113.69
9	C	301	HEM	CHA-C4D-C3D	-2.21	121.16	125.23
9	N	303	HEM	CHD-C1D-C2D	2.21	128.51	125.03
9	A	301	HEM	CAA-C2A-C3A	-2.20	120.92	127.25

Continued on next page...

Continued from previous page...

Mol	Chain	Res	Type	Atoms	Z	Observed(°)	Ideal(°)
9	N	302	HEM	CHA-C4D-C3D	-2.20	121.17	125.23
9	P	301	HEM	O2A-CGA-CBA	2.20	120.95	114.00
9	N	302	HEM	O1A-CGA-CBA	-2.19	116.13	123.09
10	N	1304	TDS	CAP-CAH-CAG	2.18	119.06	116.64
15	R	1101	BCR	C34-C9-C8	2.18	121.42	118.09
9	P	301	HEM	C3B-C2B-C1B	2.18	108.05	106.41
9	A	301	HEM	C1D-C2D-C3D	-2.18	104.69	106.98
11	A	305	PL9	C10-C9-C11	2.17	119.00	115.23
9	A	303	HEM	C3D-C4D-ND	2.16	112.54	110.17
9	A	301	HEM	O2A-CGA-CBA	2.15	120.81	114.00
13	B	201	CLA	C12-C11-C10	-2.15	103.66	113.28
11	A	305	PL9	C51-C49-C50	2.14	119.52	114.59
9	A	301	HEM	CMA-C3A-C2A	-2.14	120.91	124.94
13	B	201	CLA	CED-O2D-CGD	2.11	120.71	115.92
9	N	302	HEM	C3D-C4D-ND	2.11	112.48	110.17
9	P	301	HEM	CMA-C3A-C2A	-2.11	120.97	124.94
11	A	305	PL9	C53-C6-C1	2.10	119.58	115.28
9	A	301	HEM	O1D-CGD-CBD	-2.09	116.46	123.09
12	D	306	OPC	OBJ-CBK-OCC	-2.09	118.41	123.63
15	E	101	BCR	C34-C9-C10	-2.08	119.44	122.82
12	D	306	OPC	CBM-CBL-CBK	2.08	121.32	113.69
9	N	303	HEM	CBD-CAD-C3D	-2.08	106.78	112.53
12	B	307	OPC	CBQ-CBR-CBS	-2.08	109.28	124.83
13	O	1201	CLA	C3D-C4D-ND	2.05	113.32	109.99
10	A	304	TDS	CAS-CAR-CAQ	2.05	122.31	113.74
9	N	302	HEM	O2A-CGA-CBA	2.04	120.46	114.00
11	A	305	PL9	C45-C44-C43	-2.04	118.38	123.63
9	N	303	HEM	CAA-CBA-CGA	2.04	119.34	113.83
11	Q	1305	PL9	C53-C6-C1	2.04	119.46	115.28
11	Q	1305	PL9	C2-C1-C6	2.04	121.42	119.00
9	A	303	HEM	C4B-CHC-C1C	2.01	125.22	122.56

All (7) chirality outliers are listed below:

Mol	Chain	Res	Type	Atom
13	B	201	CLA	C3A
13	B	201	CLA	C8
13	B	201	CLA	ND
13	O	1201	CLA	C2A
13	O	1201	CLA	C3A
13	O	1201	CLA	C8
13	O	1201	CLA	ND

All (189) torsion outliers are listed below:

Mol	Chain	Res	Type	Atoms
9	A	301	HEM	C2B-C3B-CAB-CBB
9	A	301	HEM	C4B-C3B-CAB-CBB
9	A	303	HEM	C2B-C3B-CAB-CBB
9	A	303	HEM	C4B-C3B-CAB-CBB
9	C	301	HEM	C2B-C3B-CAB-CBB
9	C	301	HEM	C4B-C3B-CAB-CBB
9	N	301	HEM	C2B-C3B-CAB-CBB
9	N	301	HEM	C4B-C3B-CAB-CBB
9	N	302	HEM	C2B-C3B-CAB-CBB
9	N	303	HEM	C2B-C3B-CAB-CBB
9	N	303	HEM	C4B-C3B-CAB-CBB
9	P	301	HEM	C2B-C3B-CAB-CBB
9	P	301	HEM	C4B-C3B-CAB-CBB
11	A	305	PL9	C7-C8-C9-C10
11	A	305	PL9	C7-C8-C9-C11
11	A	305	PL9	C12-C13-C14-C15
11	A	305	PL9	C12-C13-C14-C16
11	A	305	PL9	C17-C18-C19-C20
11	A	305	PL9	C17-C18-C19-C21
11	A	305	PL9	C22-C23-C24-C25
11	A	305	PL9	C22-C23-C24-C26
11	A	305	PL9	C32-C33-C34-C35
11	A	305	PL9	C32-C33-C34-C36
11	A	305	PL9	C37-C38-C39-C40
11	A	305	PL9	C37-C38-C39-C41
11	A	305	PL9	C41-C42-C43-C44
11	Q	1305	PL9	C7-C8-C9-C10
11	Q	1305	PL9	C7-C8-C9-C11
11	Q	1305	PL9	C12-C13-C14-C16
11	Q	1305	PL9	C17-C18-C19-C20
11	Q	1305	PL9	C17-C18-C19-C21
11	Q	1305	PL9	C22-C23-C24-C25
11	Q	1305	PL9	C22-C23-C24-C26
11	Q	1305	PL9	C32-C33-C34-C35
11	Q	1305	PL9	C32-C33-C34-C36
11	Q	1305	PL9	C37-C38-C39-C40
11	Q	1305	PL9	C37-C38-C39-C41
11	Q	1305	PL9	C41-C42-C43-C44
12	B	307	OPC	CAP-CAO-OAN-CAM
12	B	307	OPC	OAD-CAO-OAN-CAM
12	B	307	OPC	CAL-OAK-PAJ-OAB
12	B	307	OPC	CAL-OAK-PAJ-OAI

Continued on next page...

Continued from previous page...

Mol	Chain	Res	Type	Atoms
12	B	307	OPC	CAH-OAI-PAJ-OAK
12	B	307	OPC	CAH-OAI-PAJ-OAB
12	D	306	OPC	CAP-CAO-OAN-CAM
12	D	306	OPC	OAD-CAO-OAN-CAM
12	D	306	OPC	CAH-OAI-PAJ-OAK
12	D	306	OPC	CAH-OAI-PAJ-OBH
12	D	306	OPC	OCC-CBK-OBJ-CBI
12	D	306	OPC	CBL-CBK-OBJ-CBI
12	N	1306	OPC	CAP-CAO-OAN-CAM
12	N	1306	OPC	OAD-CAO-OAN-CAM
12	N	1306	OPC	OCC-CBK-OBJ-CBI
12	N	1306	OPC	CBL-CBK-OBJ-CBI
12	Q	1307	OPC	CAP-CAO-OAN-CAM
12	Q	1307	OPC	OAD-CAO-OAN-CAM
12	Q	1307	OPC	CAH-OAI-PAJ-OAK
12	Q	1307	OPC	CAH-OAI-PAJ-OAB
13	B	201	CLA	C1A-C2A-CAA-CBA
13	O	1201	CLA	C1A-C2A-CAA-CBA
15	E	101	BCR	C1-C6-C7-C8
15	E	101	BCR	C5-C6-C7-C8
15	E	101	BCR	C11-C10-C9-C8
15	E	101	BCR	C11-C10-C9-C34
15	E	101	BCR	C22-C23-C24-C25
15	R	1101	BCR	C1-C6-C7-C8
15	R	1101	BCR	C5-C6-C7-C8
15	R	1101	BCR	C11-C10-C9-C8
15	R	1101	BCR	C11-C10-C9-C34
15	R	1101	BCR	C22-C23-C24-C25
13	O	1201	CLA	C3-C5-C6-C7
11	Q	1305	PL9	C30-C29-C31-C32
11	Q	1305	PL9	C12-C13-C14-C15
10	N	1304	TDS	CAD-CAE-OAB-CAA
11	Q	1305	PL9	C15-C14-C16-C17
11	Q	1305	PL9	C13-C14-C16-C17
11	Q	1305	PL9	C23-C24-C26-C27
11	Q	1305	PL9	C28-C29-C31-C32
11	A	305	PL9	C39-C41-C42-C43
10	N	1304	TDS	CAD-CAL-OAK-CAJ
10	A	304	TDS	CAD-CAE-OAB-CAA
11	Q	1305	PL9	C25-C24-C26-C27
13	B	201	CLA	C3-C5-C6-C7
13	O	1201	CLA	C11-C12-C13-C14

Continued on next page...

Continued from previous page...

Mol	Chain	Res	Type	Atoms
10	A	304	TDS	CAF-CAE-OAB-CAA
10	N	1304	TDS	CAF-CAE-OAB-CAA
11	Q	1305	PL9	C14-C16-C17-C18
10	A	304	TDS	CAD-CAL-OAK-CAJ
13	O	1201	CLA	C2A-CAA-CBA-CGA
13	B	201	CLA	C10-C11-C12-C13
10	N	1304	TDS	CAM-CAL-OAK-CAJ
11	A	305	PL9	C14-C16-C17-C18
10	A	304	TDS	CAM-CAL-OAK-CAJ
10	A	304	TDS	CAV-CAW-CAX-CAY
13	B	201	CLA	C2C-C3C-CAC-CBC
10	N	1304	TDS	CAT-CAU-CAV-CAW
11	Q	1305	PL9	C39-C41-C42-C43
9	N	302	HEM	C4B-C3B-CAB-CBB
12	N	1306	OPC	CAS-CAT-CAU-CAV
11	A	305	PL9	C31-C32-C33-C34
9	A	303	HEM	C4D-C3D-CAD-CBD
13	B	201	CLA	O2A-C1-C2-C3
11	Q	1305	PL9	C31-C32-C33-C34
12	Q	1307	OPC	CAT-CAU-CAV-CAW
13	B	201	CLA	CBA-CGA-O2A-C1
13	B	201	CLA	C6-C7-C8-C9
13	B	201	CLA	C6-C7-C8-C10
10	A	304	TDS	CAT-CAU-CAV-CAW
13	O	1201	CLA	C12-C13-C15-C16
9	A	303	HEM	C2D-C3D-CAD-CBD
9	N	303	HEM	C3A-C2A-CAA-CBA
13	B	201	CLA	O1A-CGA-O2A-C1
9	A	302	HEM	C2B-C3B-CAB-CBB
9	N	303	HEM	C1A-C2A-CAA-CBA
12	B	307	OPC	NAF-CAG-CAH-OAI
12	D	306	OPC	NAF-CAG-CAH-OAI
12	N	1306	OPC	NAF-CAG-CAH-OAI
12	Q	1307	OPC	NAF-CAG-CAH-OAI
13	B	201	CLA	C13-C15-C16-C17
13	B	201	CLA	C11-C12-C13-C15
12	B	307	OPC	CAL-OAK-PAJ-OBH
12	B	307	OPC	CAH-OAI-PAJ-OBH
12	N	1306	OPC	CAH-OAI-PAJ-OAK
12	Q	1307	OPC	CAH-OAI-PAJ-OBH
13	B	201	CLA	C4-C3-C5-C6
12	N	1306	OPC	CBI-CAM-OAN-CAO

Continued on next page...

Continued from previous page...

Mol	Chain	Res	Type	Atoms
12	Q	1307	OPC	CAL-CAM-OAN-CAO
11	A	305	PL9	C12-C11-C9-C10
13	B	201	CLA	C4C-C3C-CAC-CBC
13	O	1201	CLA	C14-C13-C15-C16
13	B	201	CLA	C2-C3-C5-C6
11	Q	1305	PL9	C20-C19-C21-C22
11	A	305	PL9	C35-C34-C36-C37
11	A	305	PL9	C40-C39-C41-C42
13	B	201	CLA	C11-C12-C13-C14
12	B	307	OPC	CBI-CAM-OAN-CAO
12	D	306	OPC	CBI-CAM-OAN-CAO
9	N	301	HEM	CAA-CBA-CGA-O2A
11	A	305	PL9	C12-C11-C9-C8
9	N	301	HEM	CAA-CBA-CGA-O1A
9	N	301	HEM	CAD-CBD-CGD-O1D
11	Q	1305	PL9	C18-C19-C21-C22
13	O	1201	CLA	C11-C12-C13-C15
9	N	301	HEM	CAD-CBD-CGD-O2D
11	A	305	PL9	C25-C24-C26-C27
11	Q	1305	PL9	C35-C34-C36-C37
11	A	305	PL9	C33-C34-C36-C37
11	A	305	PL9	C20-C19-C21-C22
12	B	307	OPC	CAM-CAL-OAK-PAJ
11	A	305	PL9	C38-C39-C41-C42
9	P	301	HEM	CAD-CBD-CGD-O2D
11	A	305	PL9	C24-C26-C27-C28
9	C	301	HEM	CAD-CBD-CGD-O2D
11	Q	1305	PL9	C12-C11-C9-C10
9	A	301	HEM	CAA-CBA-CGA-O2A
12	B	307	OPC	CBP-CBQ-CBR-CBS
12	D	306	OPC	CBR-CBS-CBT-CBU
11	A	305	PL9	C18-C19-C21-C22
12	Q	1307	OPC	CAV-CAW-CAX-CAY
9	C	301	HEM	CAD-CBD-CGD-O1D
9	A	301	HEM	CAA-CBA-CGA-O1A
9	P	301	HEM	CAD-CBD-CGD-O1D
9	A	301	HEM	C1A-C2A-CAA-CBA
9	N	301	HEM	C4D-C3D-CAD-CBD
12	N	1306	OPC	CAT-CAU-CAV-CAW
9	A	302	HEM	C4B-C3B-CAB-CBB
12	B	307	OPC	CBR-CBS-CBT-CBU
12	N	1306	OPC	OBJ-CBK-CBL-CBM

Continued on next page...

Continued from previous page...

Mol	Chain	Res	Type	Atoms
11	A	305	PL9	C23-C24-C26-C27
12	D	306	OPC	CBW-CBX-CBY-CBZ
9	N	302	HEM	CAA-CBA-CGA-O2A
11	Q	1305	PL9	C46-C47-C48-C49
9	N	302	HEM	CAA-CBA-CGA-O1A
13	O	1201	CLA	CAA-CBA-CGA-O2A
13	B	201	CLA	CAA-CBA-CGA-O2A
13	B	201	CLA	C2A-CAA-CBA-CGA
11	Q	1305	PL9	C33-C34-C36-C37
12	B	307	OPC	CAL-CAM-OAN-CAO
9	A	301	HEM	CAD-CBD-CGD-O1D
11	Q	1305	PL9	C36-C37-C38-C39
12	N	1306	OPC	OCC-CBK-CBL-CBM
13	B	201	CLA	CAA-CBA-CGA-O1A
13	O	1201	CLA	CAA-CBA-CGA-O1A
9	A	301	HEM	C3A-C2A-CAA-CBA
12	Q	1307	OPC	OAN-CAM-CBI-OBJ
12	Q	1307	OPC	CAR-CAS-CAT-CAU
11	A	305	PL9	C36-C37-C38-C39
11	Q	1305	PL9	C21-C22-C23-C24
13	O	1201	CLA	CAD-CBD-CGD-O2D

There are no ring outliers.

21 monomers are involved in 201 short contacts:

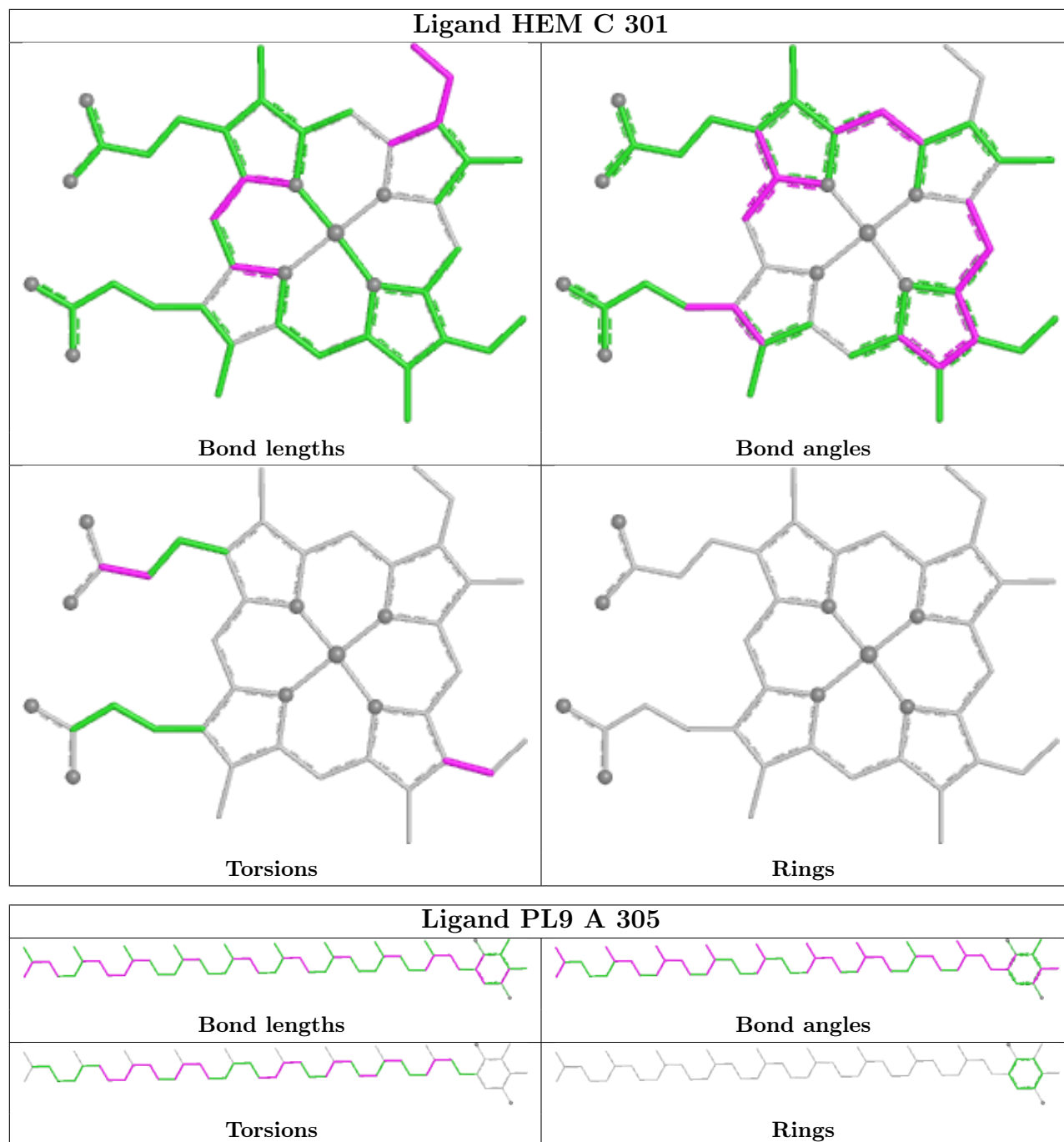
Mol	Chain	Res	Type	Clashes	Symm-Clashes
11	A	305	PL9	18	0
12	Q	1307	OPC	30	0
9	N	302	HEM	4	0
11	Q	1305	PL9	23	0
13	B	201	CLA	8	0
12	N	1306	OPC	10	0
9	A	301	HEM	10	0
12	D	306	OPC	24	0
9	N	303	HEM	4	0
14	D	200	FES	1	0
12	B	307	OPC	14	0
10	A	304	TDS	13	0
9	A	302	HEM	5	0
14	Q	1200	FES	1	0
13	O	1201	CLA	20	0
9	A	303	HEM	3	0

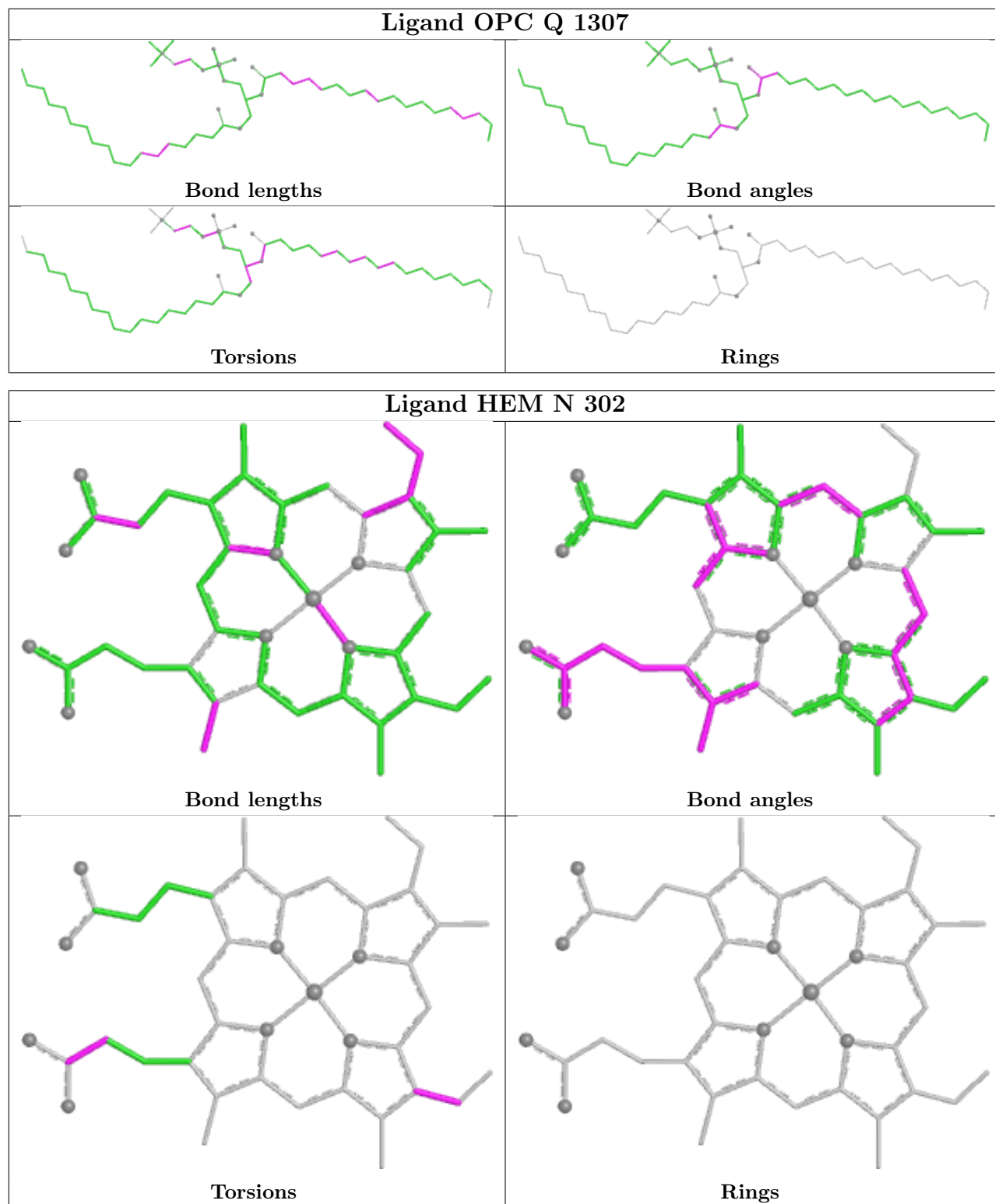
Continued on next page...

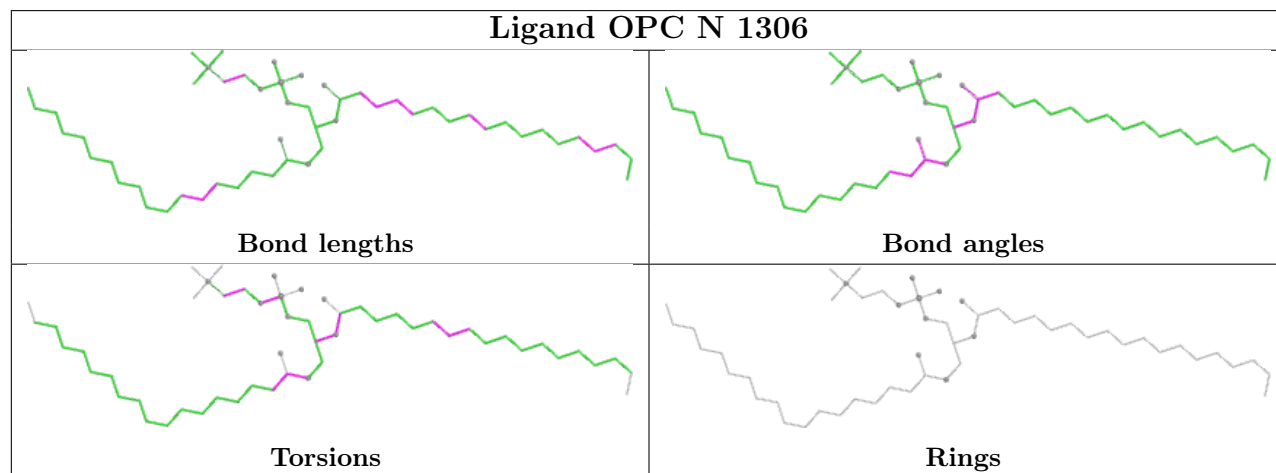
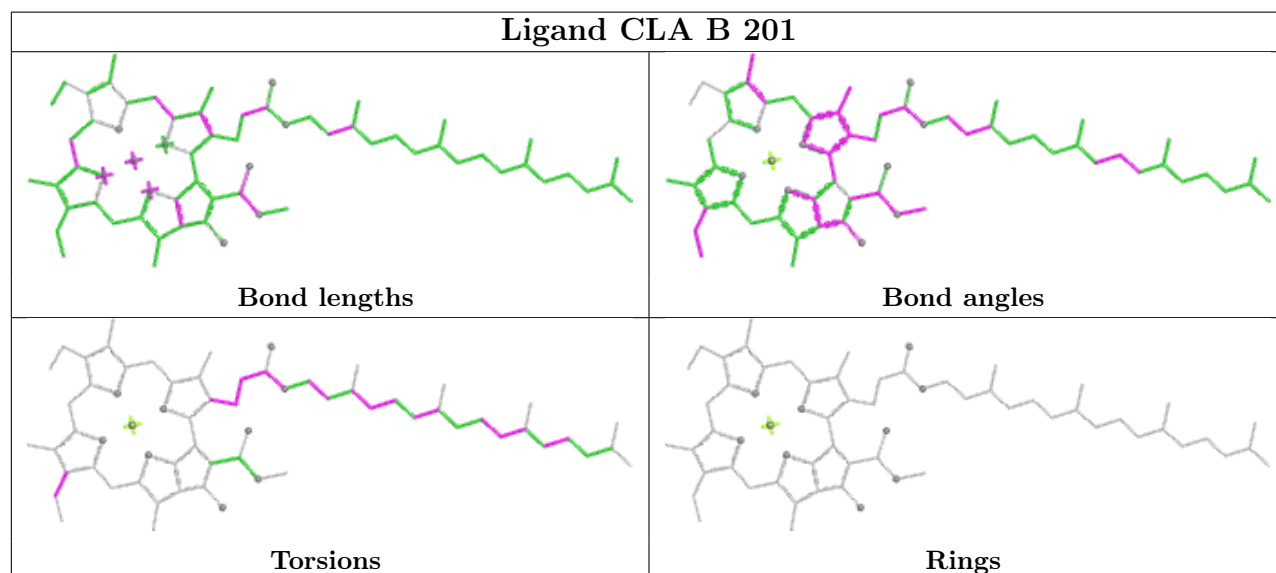
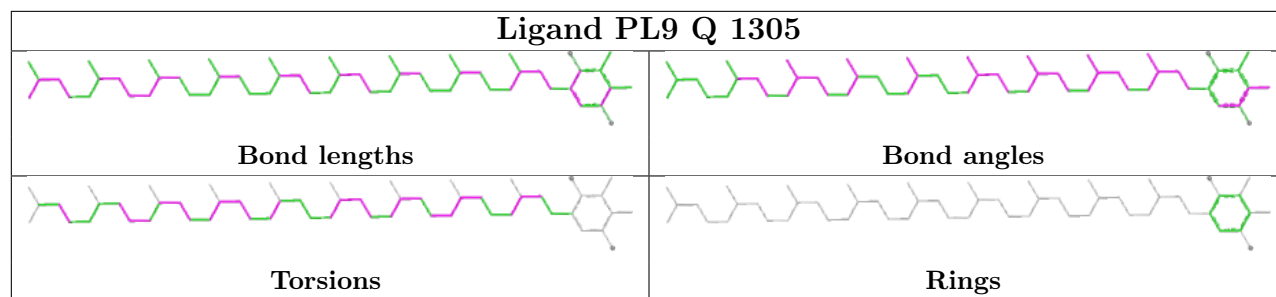
Continued from previous page...

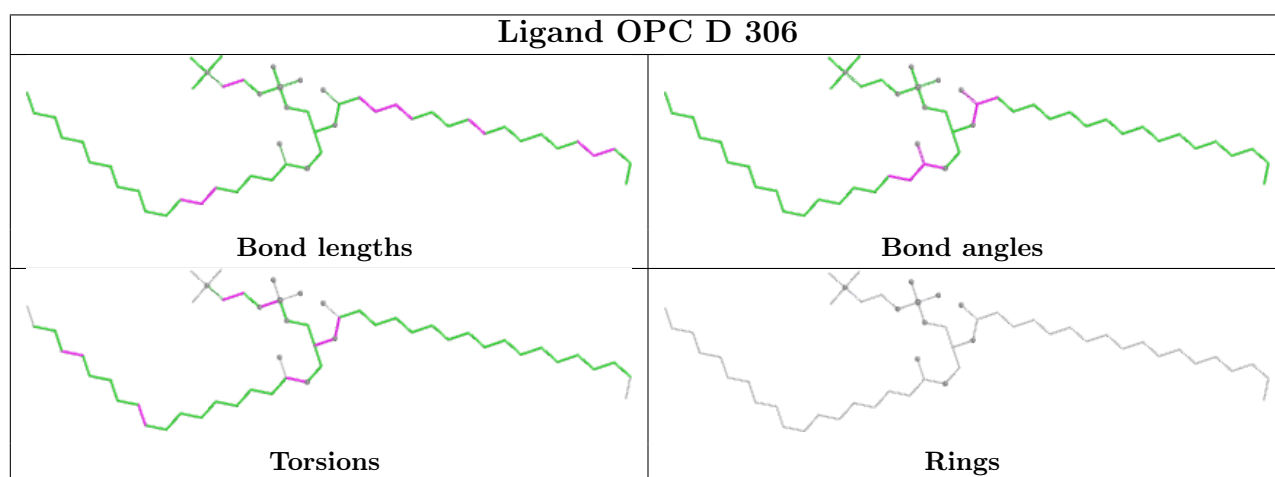
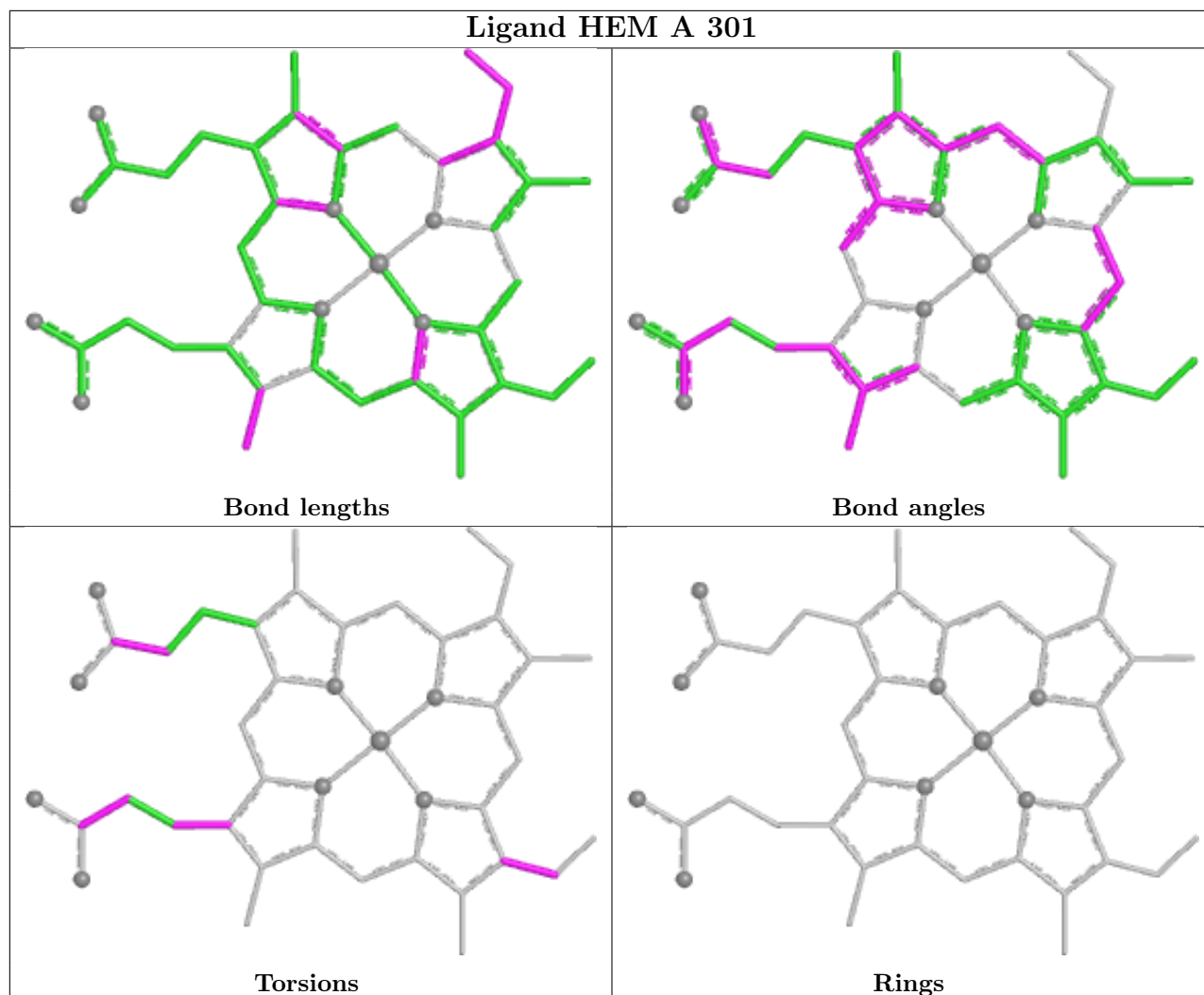
Mol	Chain	Res	Type	Clashes	Symm-Clashes
15	E	101	BCR	7	0
15	R	1101	BCR	7	0
10	N	1304	TDS	12	0
9	N	301	HEM	9	0
9	P	301	HEM	1	0

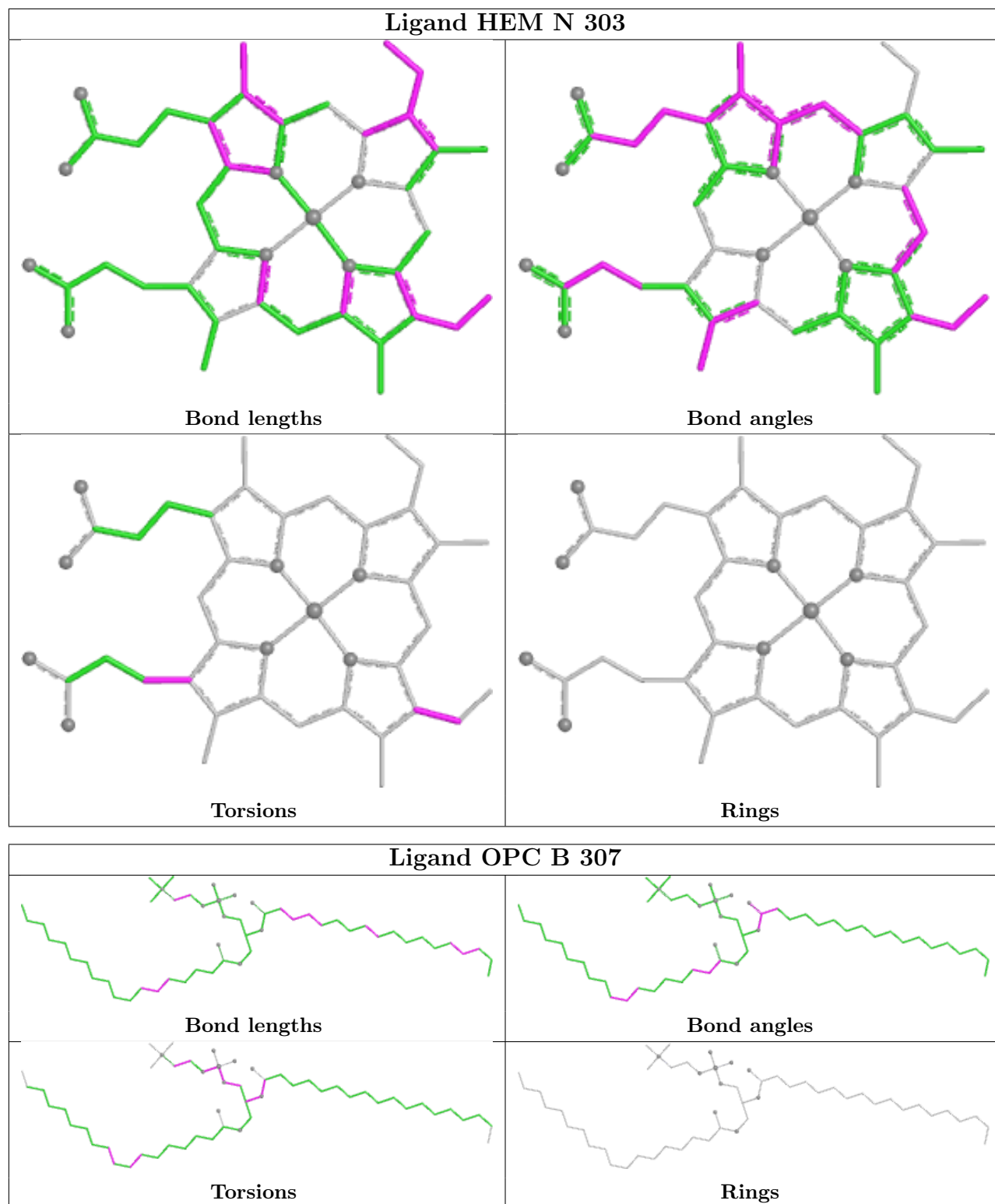
The following is a two-dimensional graphical depiction of Mogul quality analysis of bond lengths, bond angles, torsion angles, and ring geometry for all instances of the Ligand of Interest. In addition, ligands with molecular weight > 250 and outliers as shown on the validation Tables will also be included. For torsion angles, if less than 5% of the Mogul distribution of torsion angles is within 10 degrees of the torsion angle in question, then that torsion angle is considered an outlier. Any bond that is central to one or more torsion angles identified as an outlier by Mogul will be highlighted in the graph. For rings, the root-mean-square deviation (RMSD) between the ring in question and similar rings identified by Mogul is calculated over all ring torsion angles. If the average RMSD is greater than 60 degrees and the minimal RMSD between the ring in question and any Mogul-identified rings is also greater than 60 degrees, then that ring is considered an outlier. The outliers are highlighted in purple. The color gray indicates Mogul did not find sufficient equivalents in the CSD to analyse the geometry.

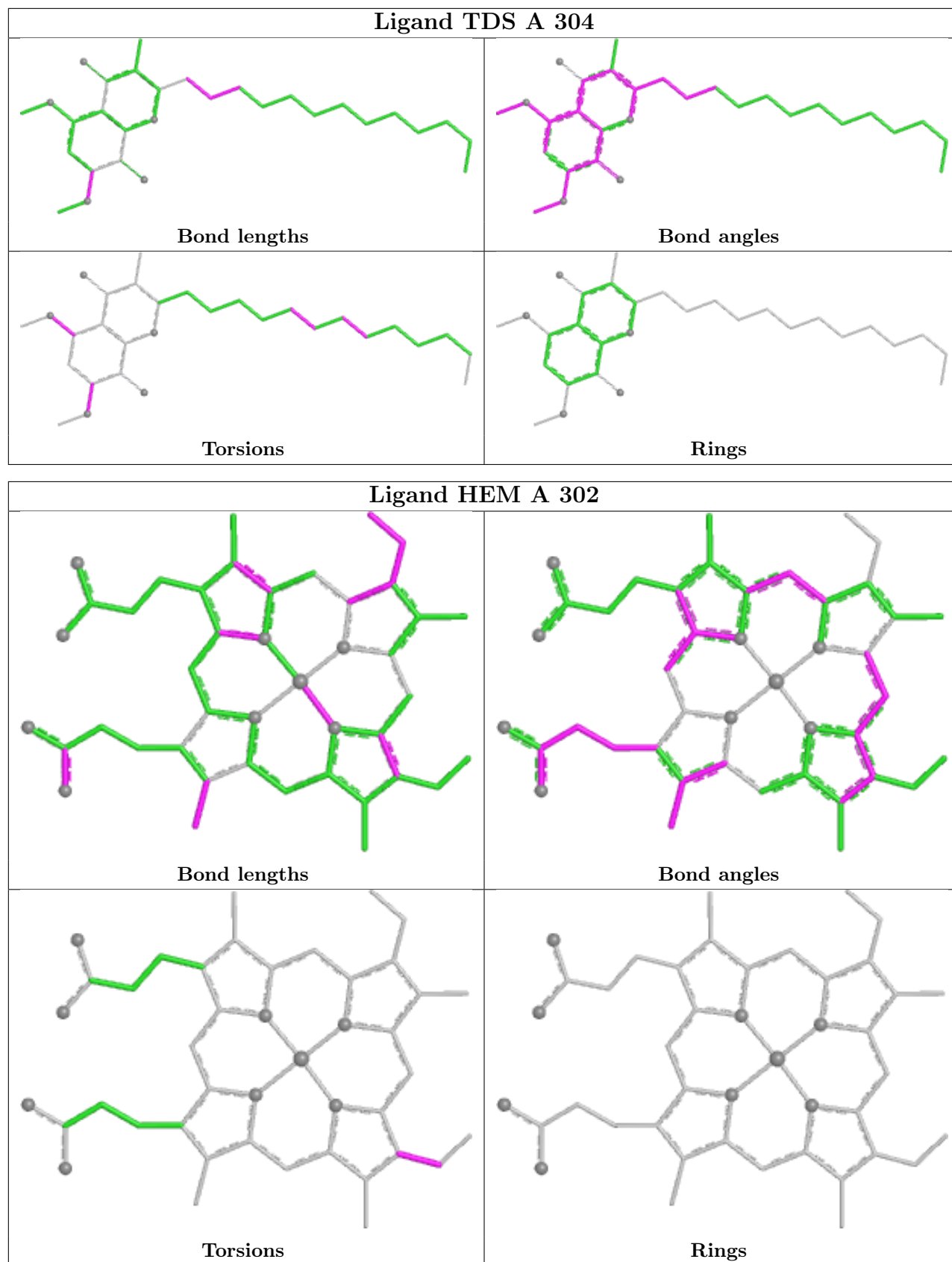


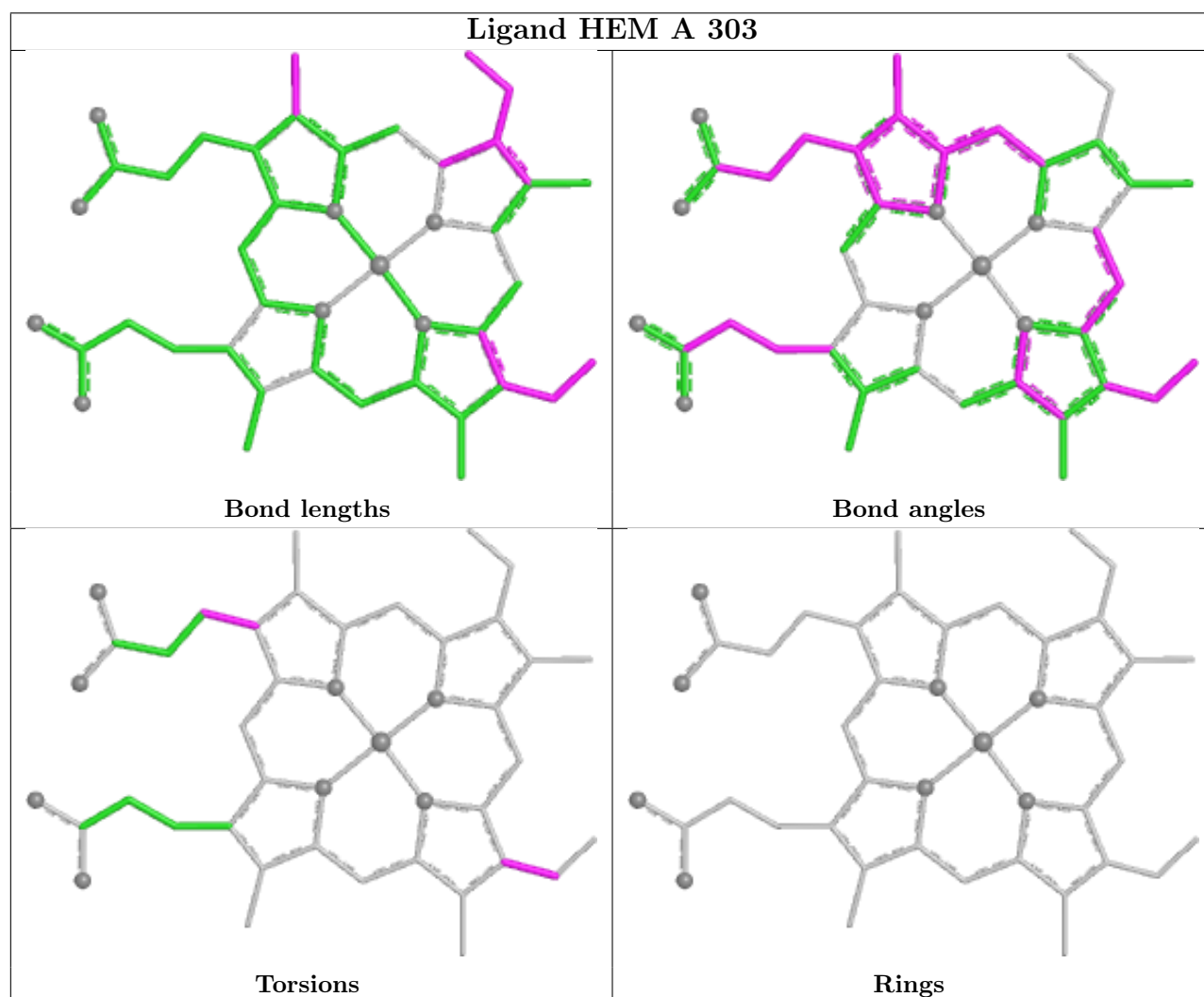
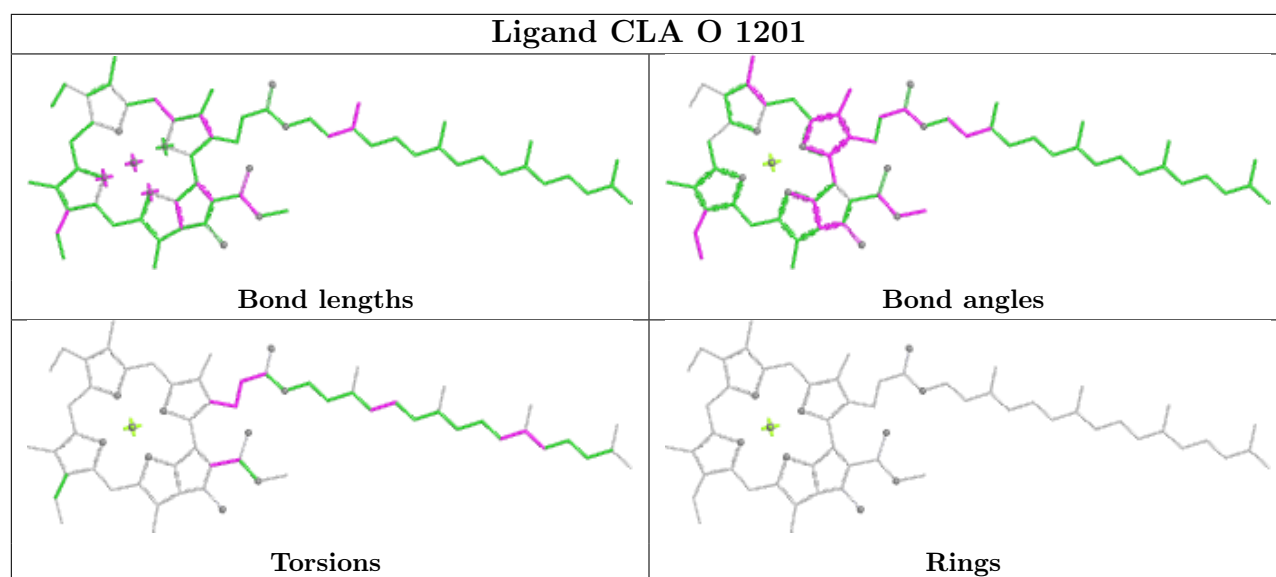


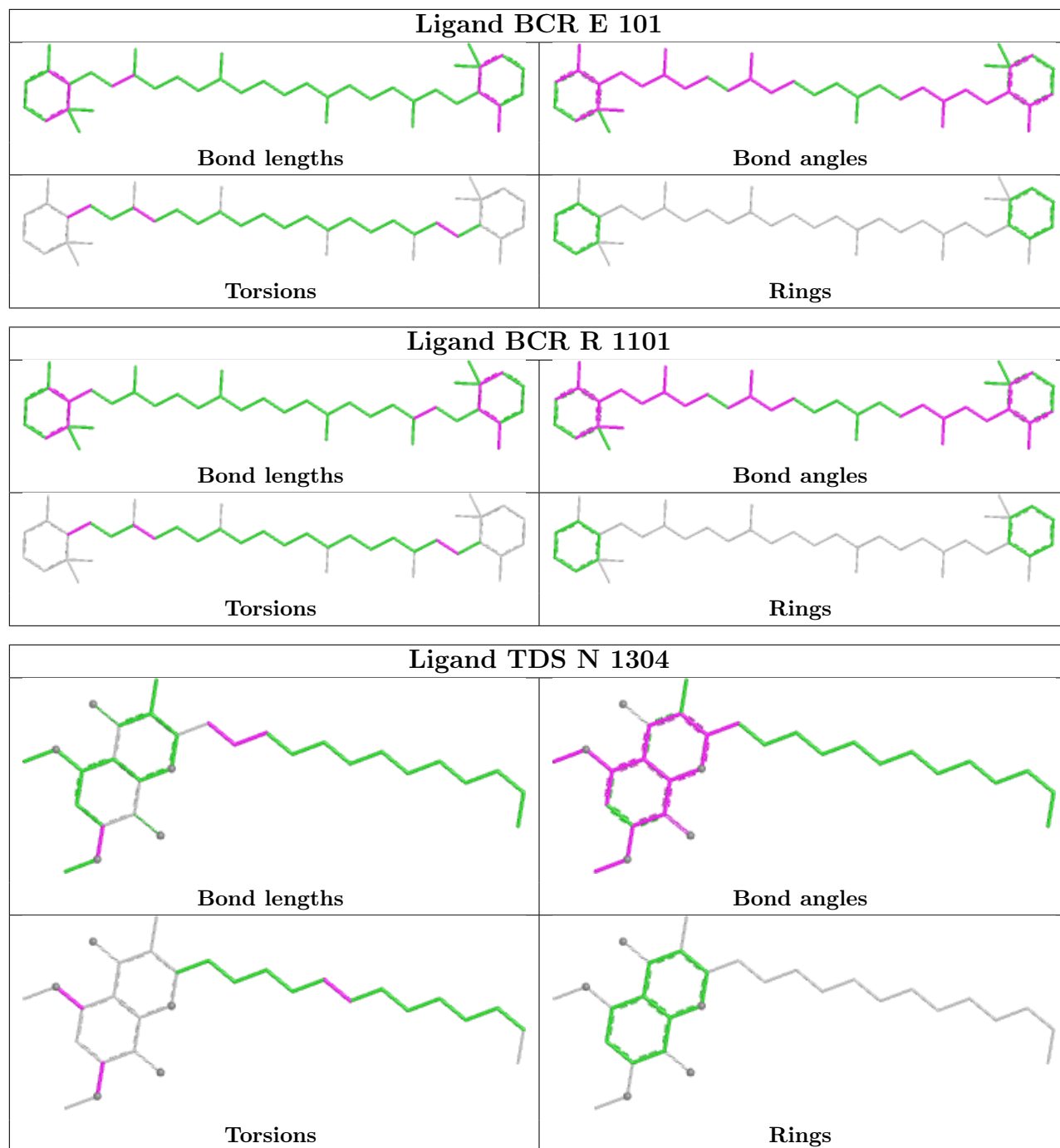


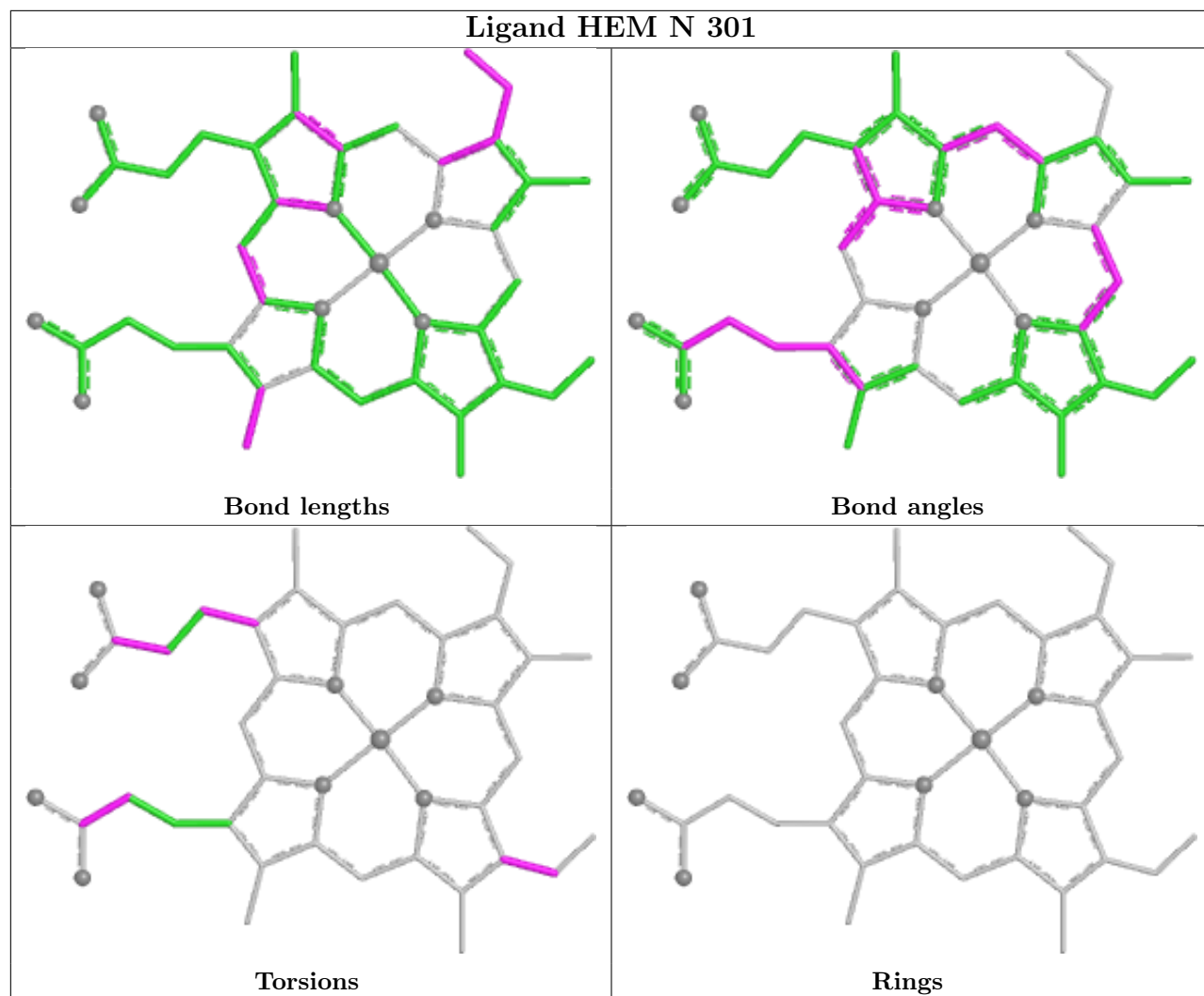


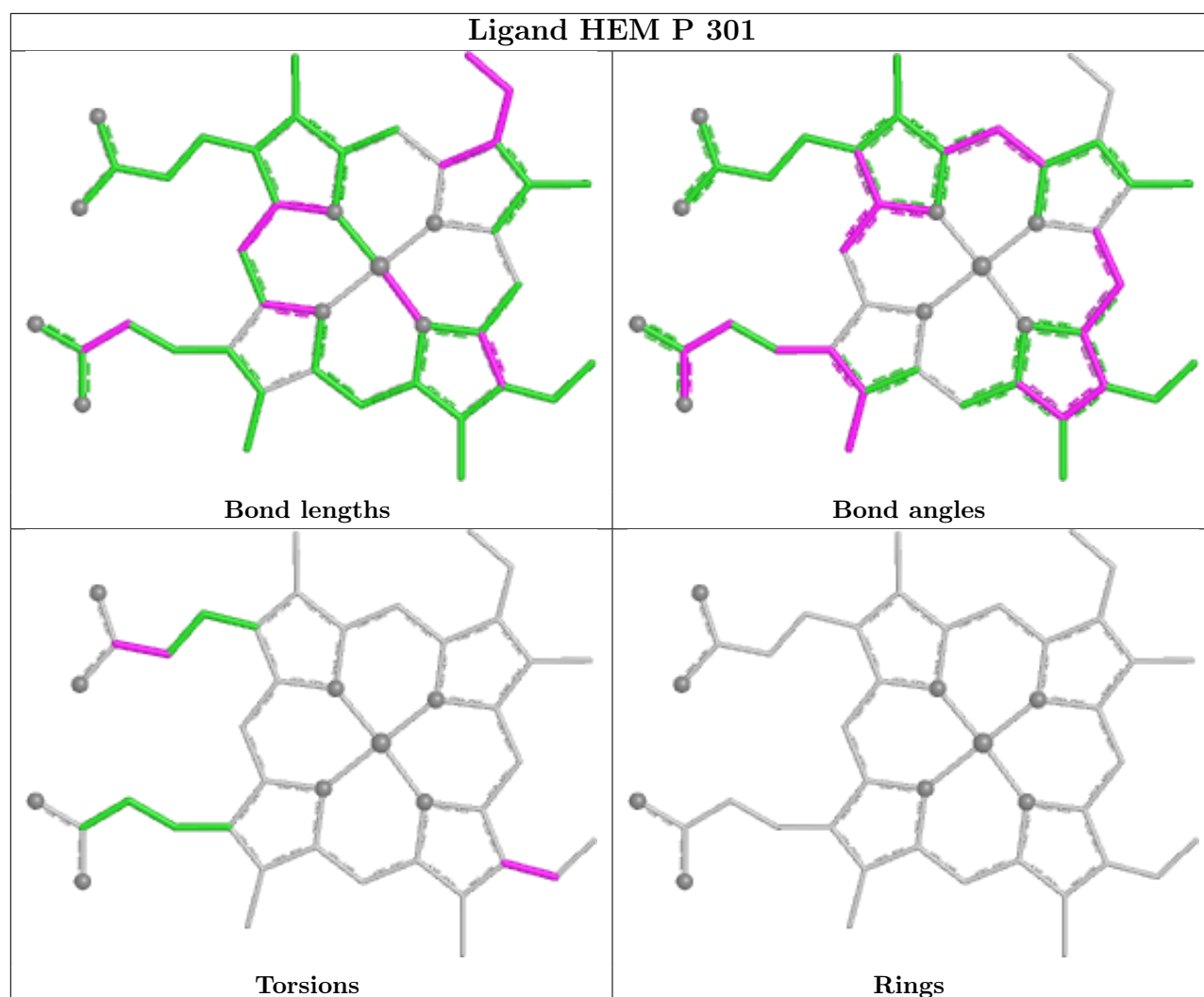












5.7 Other polymers [i](#)

There are no such residues in this entry.

5.8 Polymer linkage issues [i](#)

There are no chain breaks in this entry.

6 Fit of model and data [i](#)

6.1 Protein, DNA and RNA chains [i](#)

In the following table, the column labelled ‘#RSRZ > 2’ contains the number (and percentage) of RSRZ outliers, followed by percent RSRZ outliers for the chain as percentile scores relative to all X-ray entries and entries of similar resolution. The OWAB column contains the minimum, median, 95th percentile and maximum values of the occupancy-weighted average B-factor per residue. The column labelled ‘Q < 0.9’ lists the number of (and percentage) of residues with an average occupancy less than 0.9.

Mol	Chain	Analysed	<RSRZ>	#RSRZ>2	OWAB(Å ²)	Q<0.9
1	A	202/215 (93%)	-1.61	0 100 100	22, 55, 101, 174	0
1	N	202/215 (93%)	-1.64	0 100 100	19, 53, 86, 121	0
2	B	138/160 (86%)	-1.49	0 100 100	24, 65, 122, 194	0
2	O	138/160 (86%)	-1.46	0 100 100	28, 62, 139, 184	0
3	C	286/289 (98%)	-1.35	0 100 100	3, 82, 153, 200	1 (0%)
3	P	286/289 (98%)	-1.38	0 100 100	7, 85, 154, 200	1 (0%)
4	D	168/179 (93%)	-1.23	0 100 100	36, 117, 179, 200	0
4	Q	168/179 (93%)	-1.27	0 100 100	33, 109, 165, 192	0
5	E	32/32 (100%)	-1.27	0 100 100	30, 76, 149, 177	0
5	R	32/32 (100%)	-1.37	0 100 100	37, 81, 149, 171	0
6	F	33/35 (94%)	-1.41	0 100 100	39, 63, 140, 177	0
6	S	35/35 (100%)	-1.26	0 100 100	41, 78, 152, 167	0
7	G	23/37 (62%)	-1.59	0 100 100	33, 71, 128, 171	0
7	T	27/37 (72%)	-1.50	0 100 100	37, 65, 100, 152	0
8	H	27/29 (93%)	-1.43	0 100 100	33, 71, 130, 165	0
8	U	27/29 (93%)	-1.27	0 100 100	46, 81, 152, 157	0
All	All	1824/1952 (93%)	-1.42	0 100 100	3, 74, 155, 200	2 (0%)

There are no RSRZ outliers to report.

6.2 Non-standard residues in protein, DNA, RNA chains [i](#)

There are no non-standard protein/DNA/RNA residues in this entry.

6.3 Carbohydrates [i](#)

There are no monosaccharides in this entry.

6.4 Ligands [i](#)

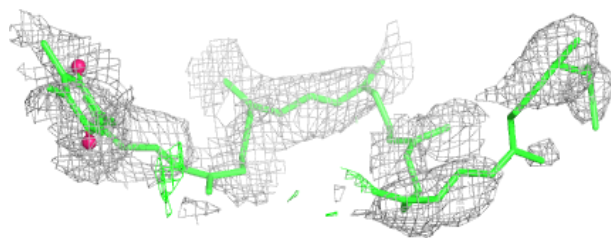
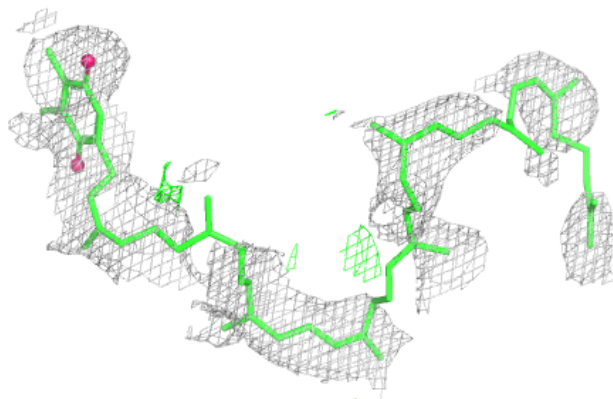
In the following table, the Atoms column lists the number of modelled atoms in the group and the number defined in the chemical component dictionary. The B-factors column lists the minimum, median, 95th percentile and maximum values of B factors of atoms in the group. The column labelled 'Q< 0.9' lists the number of atoms with occupancy less than 0.9.

Mol	Type	Chain	Res	Atoms	RSCC	RSR	B-factors(Å ²)	Q<0.9
11	PL9	A	305	55/55	0.98	0.08	98,98,98,98	0
11	PL9	Q	1305	55/55	0.98	0.06	85,85,85,85	0
12	OPC	B	307	54/55	0.98	0.06	84,84,84,84	0
12	OPC	N	1306	54/55	0.98	0.07	87,87,87,87	0
10	TDS	A	304	30/30	0.99	0.06	52,52,52,52	0
12	OPC	D	306	54/55	0.99	0.06	86,86,86,86	0
10	TDS	N	1304	30/30	0.99	0.07	80,80,80,80	0
12	OPC	Q	1307	54/55	0.99	0.05	72,72,72,72	0
13	CLA	B	201	65/65	0.99	0.04	45,56,56,56	0
13	CLA	O	1201	65/65	0.99	0.05	22,72,72,72	0
15	BCR	E	101	40/40	0.99	0.06	77,77,77,77	0
15	BCR	R	1101	40/40	0.99	0.07	91,91,91,91	0
9	HEM	N	301	43/43	1.00	0.04	41,50,50,50	0
9	HEM	N	302	43/43	1.00	0.03	48,56,56,56	0
9	HEM	N	303	43/43	1.00	0.03	61,61,61,64	0
9	HEM	P	301	43/43	1.00	0.03	47,56,56,56	0
9	HEM	A	301	43/43	1.00	0.04	45,45,45,45	0
9	HEM	A	302	43/43	1.00	0.04	62,62,62,62	0
14	FES	D	200	4/4	1.00	0.04	144,144,170,170	0
14	FES	Q	1200	4/4	1.00	0.04	94,94,98,98	0
9	HEM	A	303	43/43	1.00	0.04	55,81,81,81	0
9	HEM	C	301	43/43	1.00	0.04	62,83,83,83	0

The following is a graphical depiction of the model fit to experimental electron density of all instances of the Ligand of Interest. In addition, ligands with molecular weight > 250 and outliers as shown on the geometry validation Tables will also be included. Each fit is shown from different orientation to approximate a three-dimensional view.

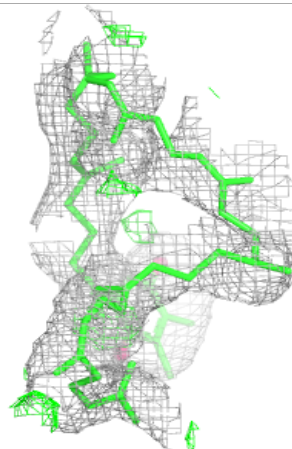
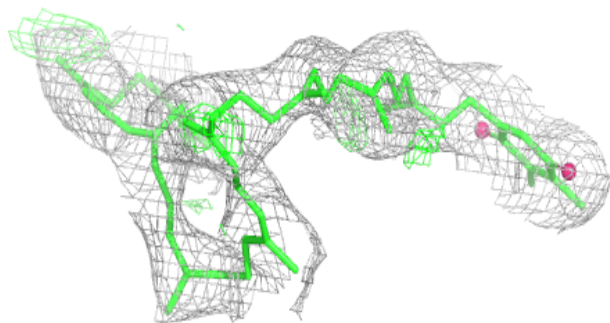
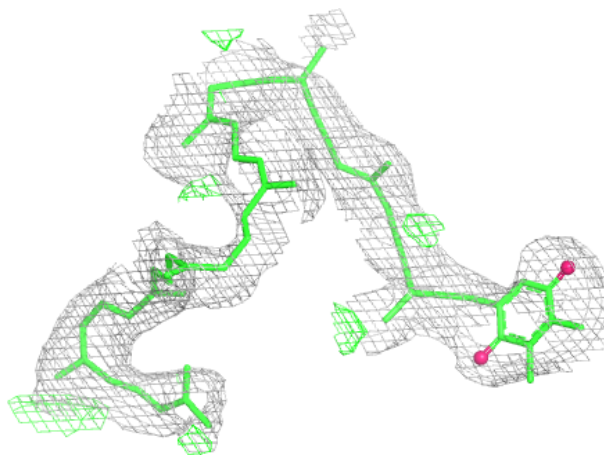
Electron density around PL9 A 305:

$2mF_o-DF_c$ (at 0.7 rmsd) in gray
 mF_o-DF_c (at 3 rmsd) in purple (negative)
and green (positive)



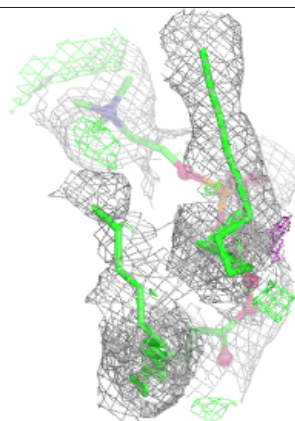
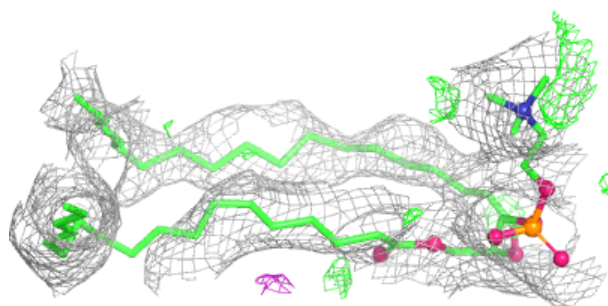
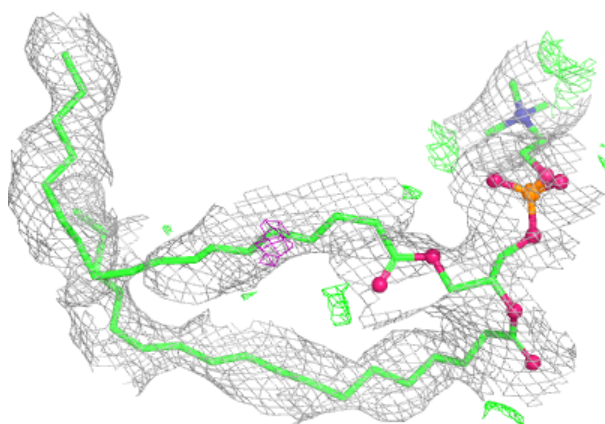
Electron density around PL9 Q 1305:

$2mF_o-DF_c$ (at 0.7 rmsd) in gray
 mF_o-DF_c (at 3 rmsd) in purple (negative)
and green (positive)

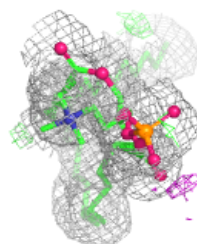
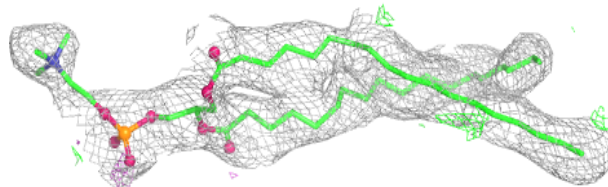
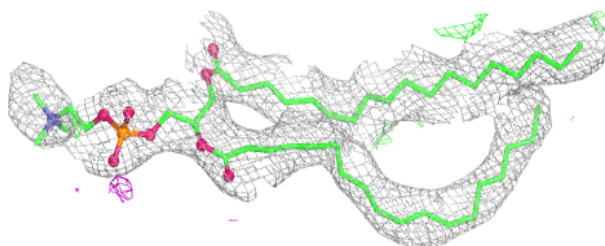


Electron density around OPC B 307:

$2mF_o-DF_c$ (at 0.7 rmsd) in gray
 mF_o-DF_c (at 3 rmsd) in purple (negative)
and green (positive)

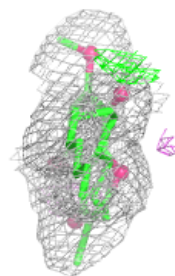
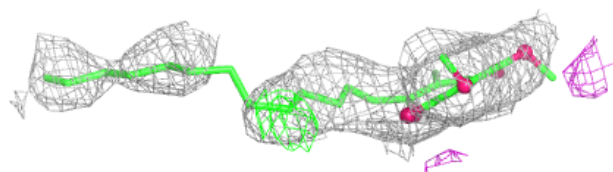
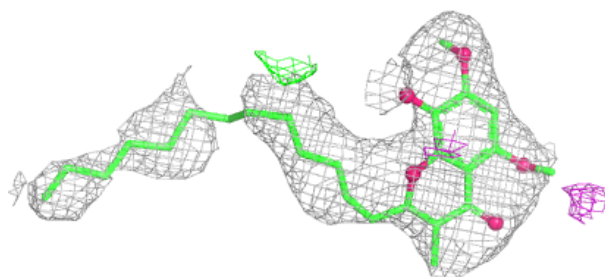
**Electron density around OPC N 1306:**

$2mF_o-DF_c$ (at 0.7 rmsd) in gray
 mF_o-DF_c (at 3 rmsd) in purple (negative)
and green (positive)

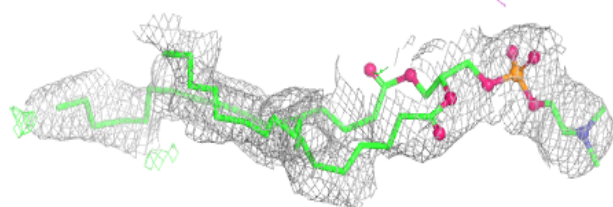
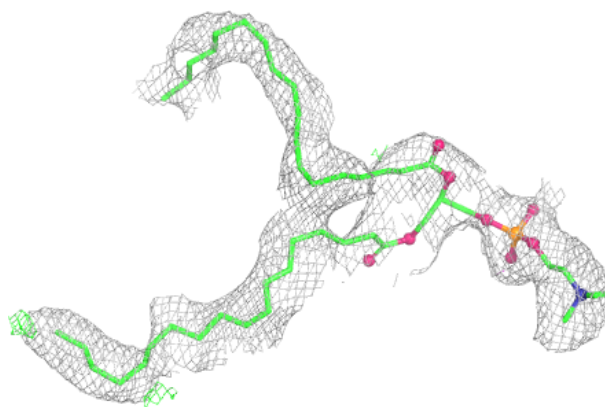


Electron density around TDS A 304:

$2mF_o-DF_c$ (at 0.7 rmsd) in gray
 mF_o-DF_c (at 3 rmsd) in purple (negative)
and green (positive)

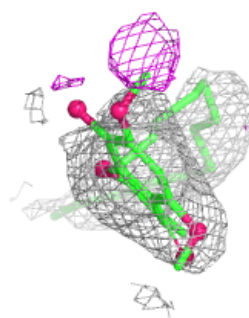
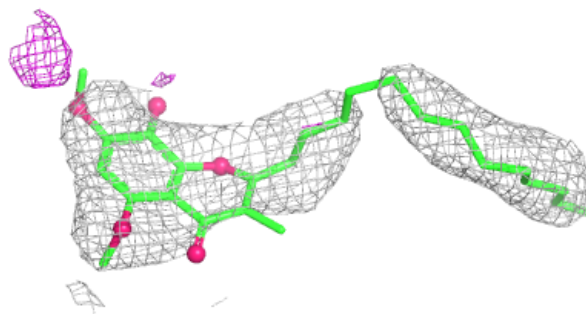
**Electron density around OPC D 306:**

$2mF_o-DF_c$ (at 0.7 rmsd) in gray
 mF_o-DF_c (at 3 rmsd) in purple (negative)
and green (positive)

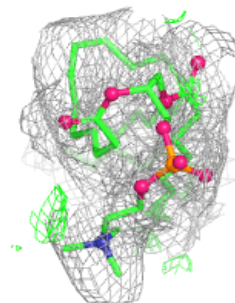
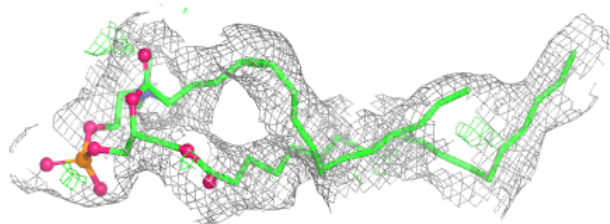
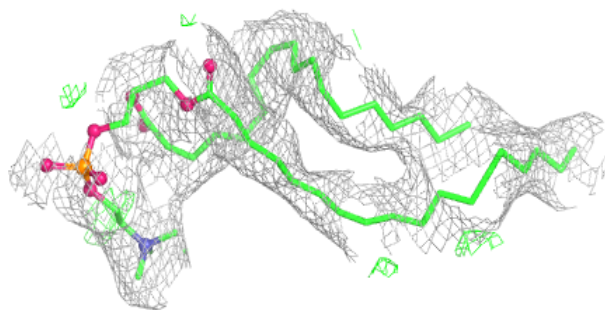


Electron density around TDS N 1304:

$2mF_o-DF_c$ (at 0.7 rmsd) in gray
 mF_o-DF_c (at 3 rmsd) in purple (negative)
and green (positive)

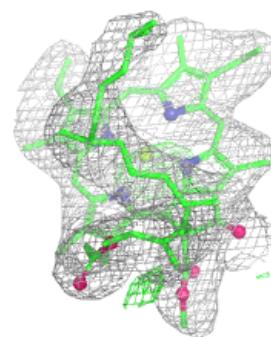
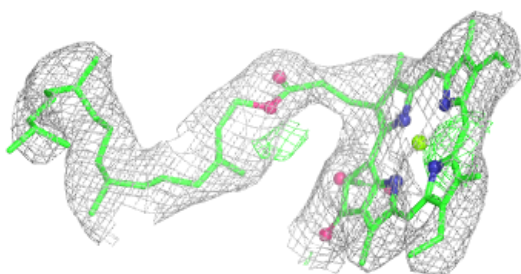
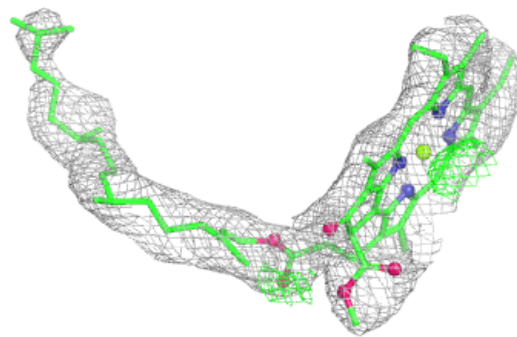
**Electron density around OPC Q 1307:**

$2mF_o-DF_c$ (at 0.7 rmsd) in gray
 mF_o-DF_c (at 3 rmsd) in purple (negative)
and green (positive)

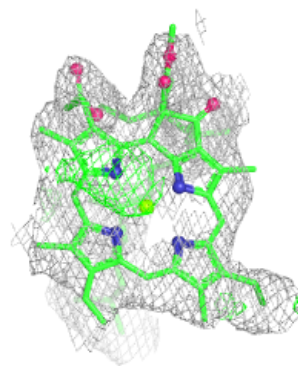
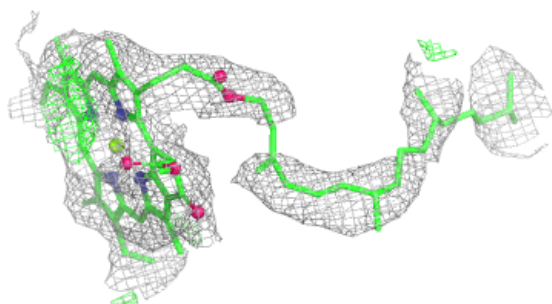
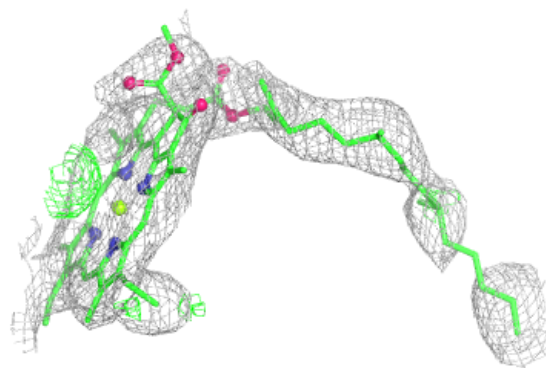


Electron density around CLA B 201:

$2mF_o-DF_c$ (at 0.7 rmsd) in gray
 mF_o-DF_c (at 3 rmsd) in purple (negative)
and green (positive)

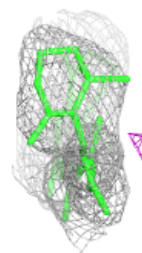
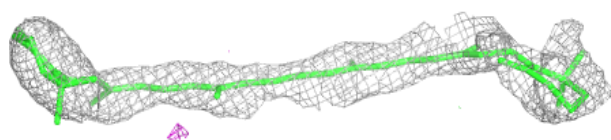
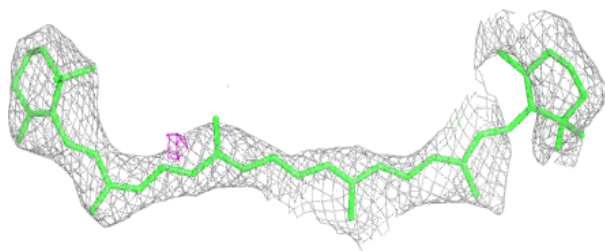
**Electron density around CLA O 1201:**

$2mF_o-DF_c$ (at 0.7 rmsd) in gray
 mF_o-DF_c (at 3 rmsd) in purple (negative)
and green (positive)

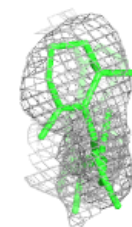
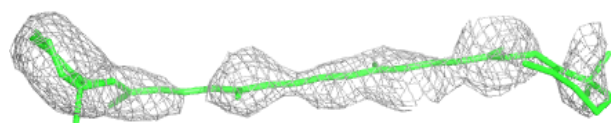
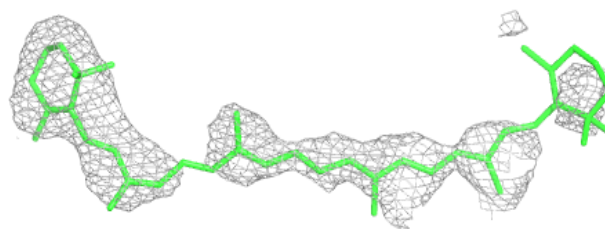


Electron density around BCR E 101:

$2mF_o-DF_c$ (at 0.7 rmsd) in gray
 mF_o-DF_c (at 3 rmsd) in purple (negative)
and green (positive)

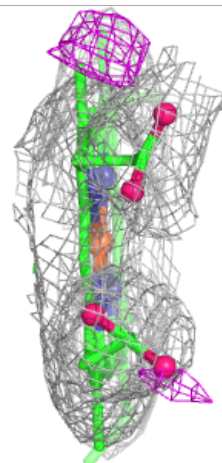
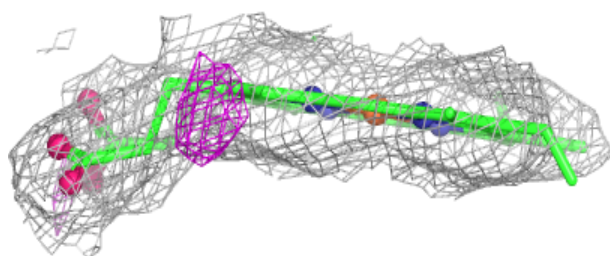
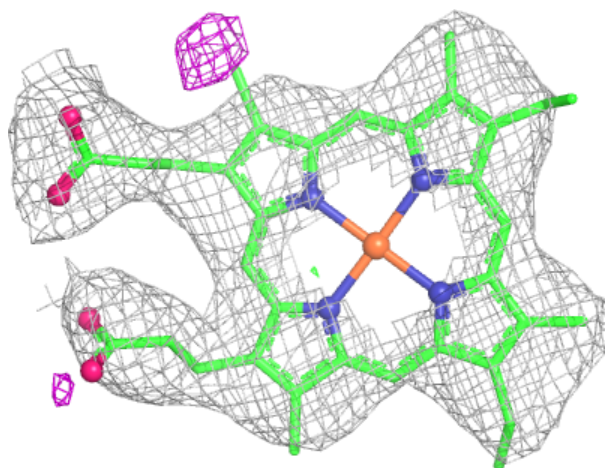
**Electron density around BCR R 1101:**

$2mF_o-DF_c$ (at 0.7 rmsd) in gray
 mF_o-DF_c (at 3 rmsd) in purple (negative)
and green (positive)



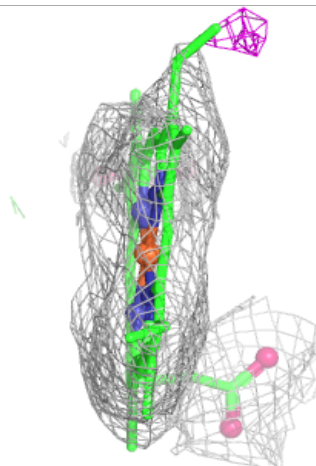
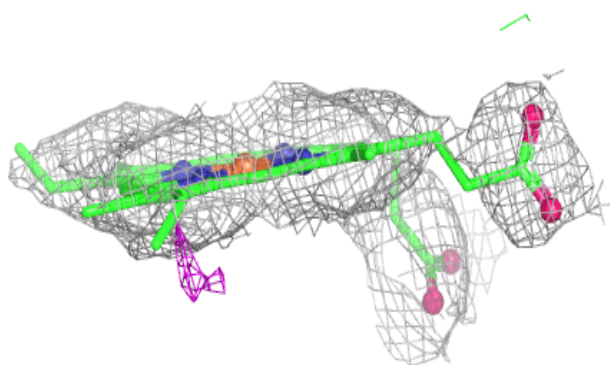
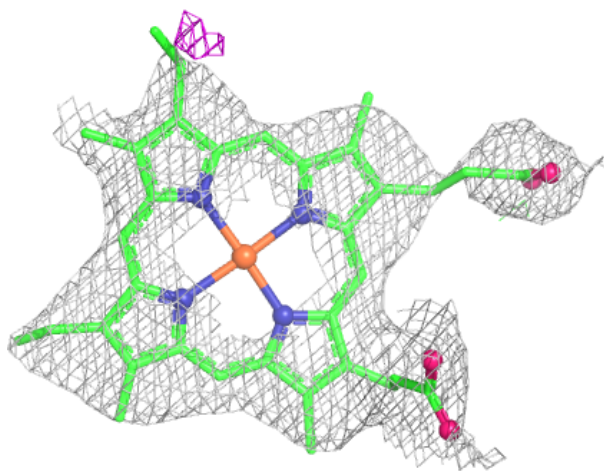
Electron density around HEM N 301:

$2mF_o-DF_c$ (at 0.7 rmsd) in gray
 mF_o-DF_c (at 3 rmsd) in purple (negative)
and green (positive)



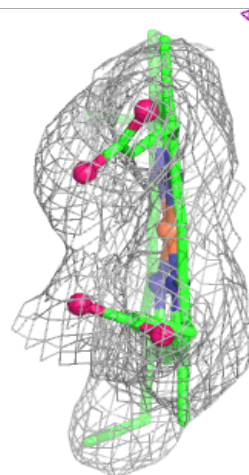
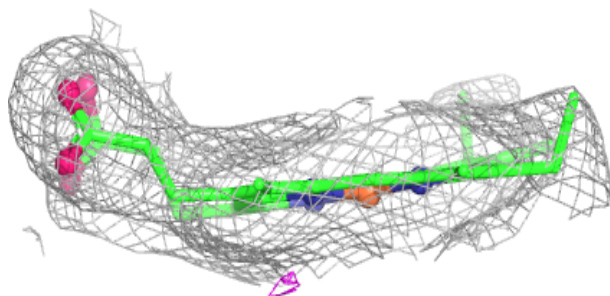
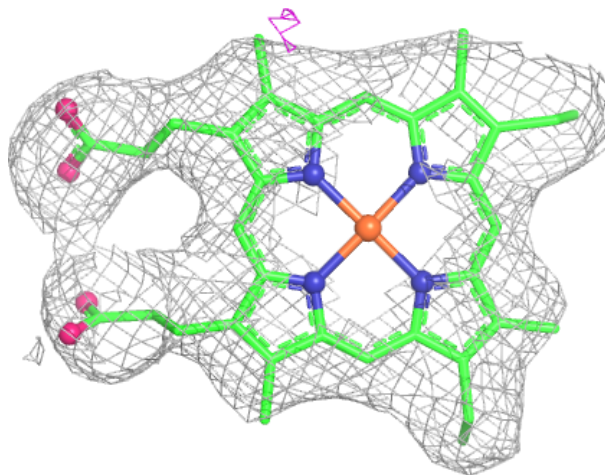
Electron density around HEM N 302:

$2mF_o-DF_c$ (at 0.7 rmsd) in gray
 mF_o-DF_c (at 3 rmsd) in purple (negative)
and green (positive)



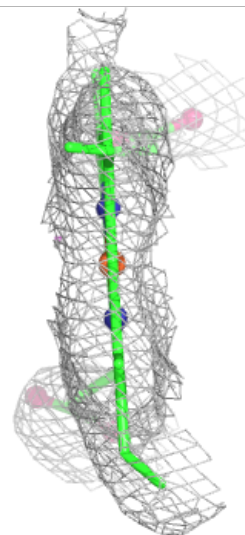
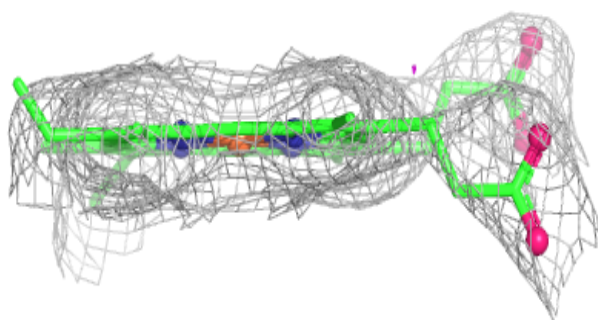
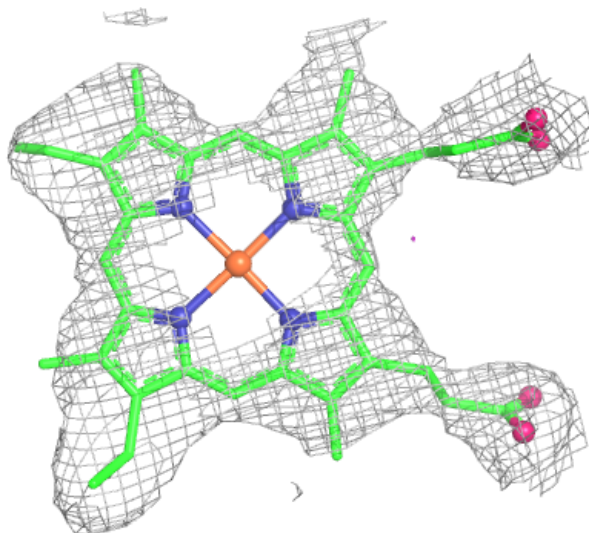
Electron density around HEM N 303:

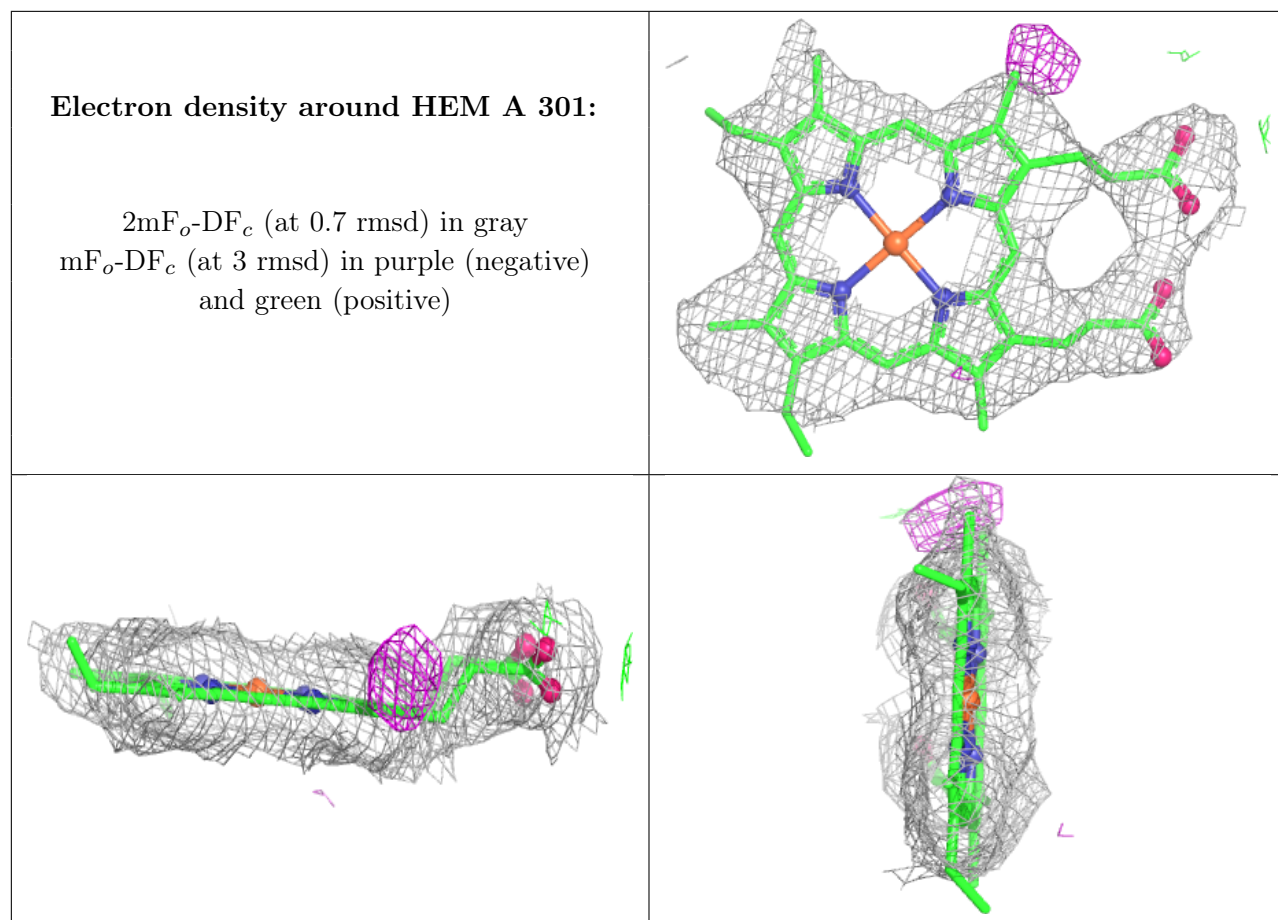
$2mF_o-DF_c$ (at 0.7 rmsd) in gray
 mF_o-DF_c (at 3 rmsd) in purple (negative)
and green (positive)



Electron density around HEM P 301:

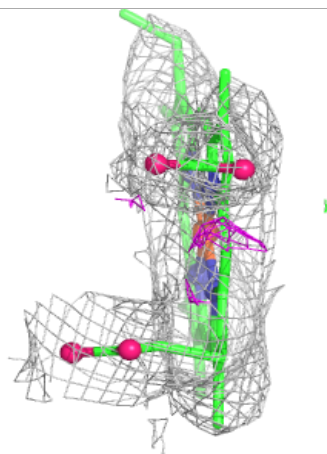
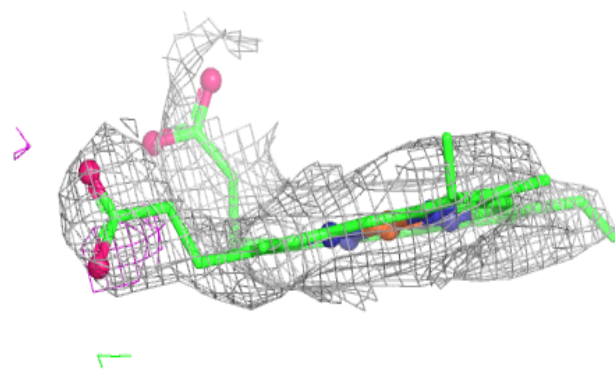
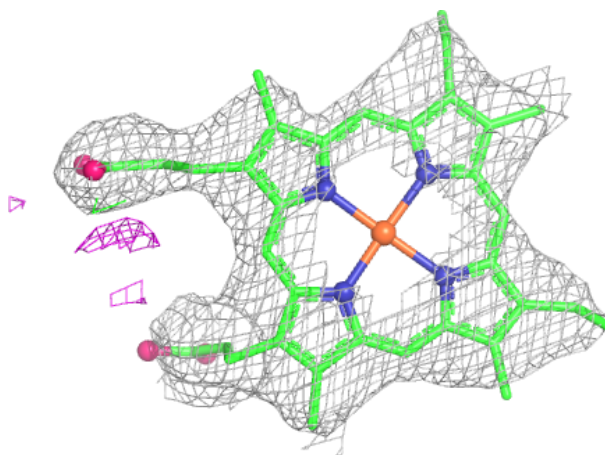
$2mF_o-DF_c$ (at 0.7 rmsd) in gray
 mF_o-DF_c (at 3 rmsd) in purple (negative)
and green (positive)





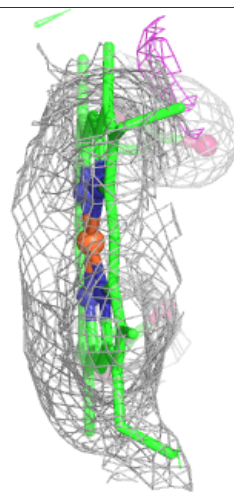
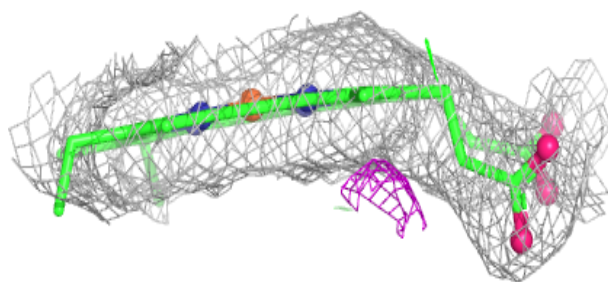
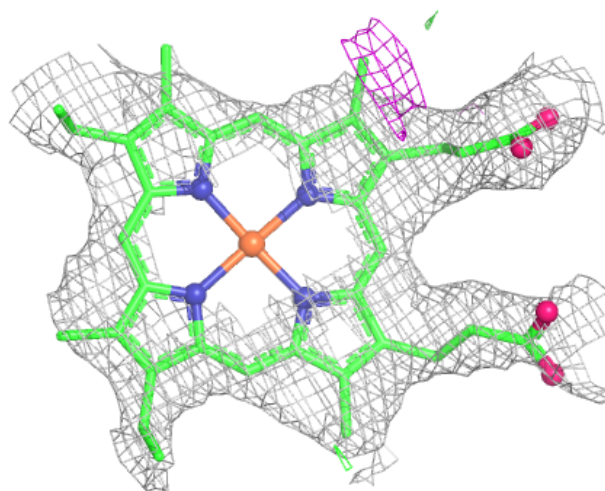
Electron density around HEM A 302:

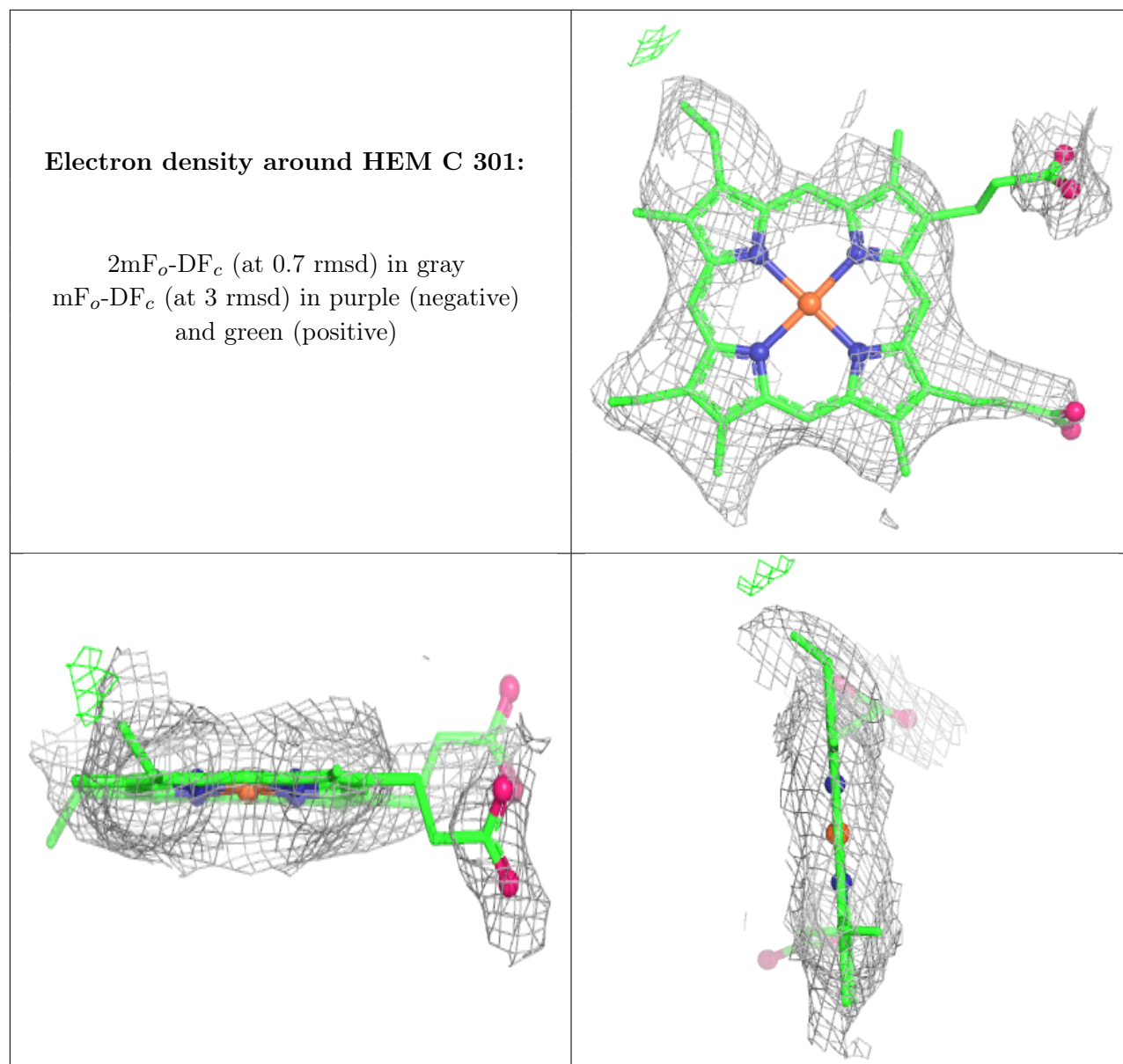
$2mF_o-DF_c$ (at 0.7 rmsd) in gray
 mF_o-DF_c (at 3 rmsd) in purple (negative)
and green (positive)



Electron density around HEM A 303:

$2mF_o-DF_c$ (at 0.7 rmsd) in gray
 mF_o-DF_c (at 3 rmsd) in purple (negative)
and green (positive)





6.5 Other polymers [\(i\)](#)

There are no such residues in this entry.