



Full wwPDB EM Validation Report ⓘ

Oct 27, 2024 – 01:15 AM EDT

PDB ID : 6VYR
EMDB ID : EMD-21469
Title : Escherichia coli transcription-translation complex A1 (TTC-A1) containing an 18 nt long mRNA spacer, NusG, and fMet-tRNAs at E-site and P-site
Authors : Molodtsov, V.; Wang, C.; Su, M.; Ebright, R.H.
Deposited on : 2020-02-27
Resolution : 3.80 Å(reported)

This is a Full wwPDB EM Validation Report for a publicly released PDB entry.

We welcome your comments at validation@mail.wwpdb.org

A user guide is available at

<https://www.wwpdb.org/validation/2017/EMValidationReportHelp>

with specific help available everywhere you see the ⓘ symbol.

The types of validation reports are described at

<http://www.wwpdb.org/validation/2017/FAQs#types>.

The following versions of software and data (see [references ⓘ](#)) were used in the production of this report:

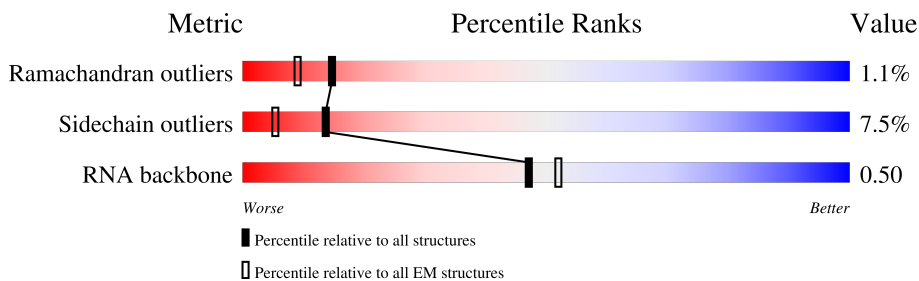
EMDB validation analysis : 0.0.1.dev113
MolProbity : 4.02b-467
Percentile statistics : 20231227.v01 (using entries in the PDB archive December 27th 2023)
MapQ : 1.9.13
Ideal geometry (proteins) : Engh & Huber (2001)
Ideal geometry (DNA, RNA) : Parkinson et al. (1996)
Validation Pipeline (wwPDB-VP) : 2.39

1 Overall quality at a glance i

The following experimental techniques were used to determine the structure:
ELECTRON MICROSCOPY

The reported resolution of this entry is 3.80 Å.

Percentile scores (ranging between 0-100) for global validation metrics of the entry are shown in the following graphic. The table shows the number of entries on which the scores are based.



| Metric | Whole archive (#Entries) | EM structures (#Entries) |
|-----------------------|-----------------------------|-----------------------------|
| Ramachandran outliers | 207382 | 16835 |
| Sidechain outliers | 206894 | 16415 |
| RNA backbone | 6643 | 2191 |

The table below summarises the geometric issues observed across the polymeric chains and their fit to the map. The red, orange, yellow and green segments of the bar indicate the fraction of residues that contain outliers for ≥ 3 , 2, 1 and 0 types of geometric quality criteria respectively. A grey segment represents the fraction of residues that are not modelled. The numeric value for each fraction is indicated below the corresponding segment, with a dot representing fractions $\leq 5\%$. The upper red bar (where present) indicates the fraction of residues that have poor fit to the EM map (all-atom inclusion $< 40\%$). The numeric value is given above the bar.

| Mol | Chain | Length | Quality of chain |
|-----|-------|--------|------------------|
| 1 | 0 | 103 | |
| 2 | 1 | 110 | |
| 3 | 2 | 100 | |
| 4 | 3 | 104 | |
| 5 | 4 | 94 | |
| 6 | 5 | 36 | |
| 7 | 6 | 36 | |
| 8 | 7 | 35 | |

Continued on next page...

Continued from previous page...

| Mol | Chain | Length | Quality of chain |
|-----|-------|--------|--------------------|
| 9 | 9 | 165 | 85% 54% 33% 10% |
| 10 | A | 76 | 64% 58% 38% |
| 10 | B | 76 | 80% 46% 49% 5% |
| 11 | AA | 1342 | 98% 89% 8% |
| 12 | AB | 181 | 54% 53% 46% |
| 13 | AC | 329 | 70% 64% 5% 30% |
| 13 | AD | 329 | 69% 69% 31% |
| 14 | AE | 1407 | 95% 89% 5% 5% |
| 15 | C | 75 | 45% 85% 12% |
| 16 | D | 1542 | 6% 78% 20% |
| 17 | E | 87 | 61% 93% 6% |
| 18 | F | 71 | 56% 94% |
| 19 | G | 241 | 53% 90% 7% |
| 20 | H | 557 | 46% 41% 54% |
| 21 | I | 233 | 50% 86% 11% |
| 22 | J | 206 | 52% 96% |
| 23 | K | 167 | 20% 89% 5% 7% |
| 24 | L | 135 | 47% 72% 23% |
| 25 | M | 179 | 50% 80% 16% |
| 26 | N | 130 | 32% 97% |
| 27 | O | 130 | 58% 93% 5% |
| 28 | P | 103 | 61% 87% 9% |
| 29 | Q | 129 | 44% 87% 9% |
| 30 | R | 124 | 29% 92% 6% |
| 31 | S | 101 | 57% 95% |

Continued on next page...

Continued from previous page...

| Mol | Chain | Length | Quality of chain |
|-----|-------|--------|--------------------------|
| 32 | T | 89 | 45% 85% 13% |
| 33 | U | 82 | 66% 93% 7% |
| 34 | V | 84 | 35% 93% 5% |
| 35 | W | 92 | 74% 86% 10% |
| 36 | X | 118 | 74% 88% 10% |
| 37 | Y | 142 | 96% 69% 27% |
| 38 | Z | 121 | 25% 12% 12% 75% |
| 39 | a | 2904 | 8% 81% 18% |
| 40 | b | 85 | 35% 88% 11% |
| 41 | c | 78 | 51% 94% 5% |
| 42 | d | 120 | 10% 86% 14% |
| 43 | e | 63 | 59% 97% .. |
| 44 | f | 59 | 22% 95% .. |
| 45 | g | 70 | 73% 86% 9% 6% |
| 46 | h | 273 | 46% 93% 7% |
| 47 | i | 57 | 23% 88% 11% |
| 48 | j | 209 | 33% 97% . |
| 49 | k | 55 | 71% 89% 5% 5% |
| 50 | l | 201 | 51% 93% 7% |
| 51 | m | 46 | 22% 93% 7% |
| 52 | n | 179 | 68% 89% 10% |
| 53 | o | 65 | 51% 91% 8% |
| 54 | p | 177 | 69% 97% .. |
| 55 | q | 38 | 45% 95% 5% |
| 56 | r | 149 | 89% 93% 7% |

Continued on next page...

Continued from previous page...

| Mol | Chain | Length | Quality of chain |
|-----|-------|--------|------------------|
| 57 | s | 142 | |
| 58 | t | 123 | |
| 59 | u | 144 | |
| 60 | v | 136 | |
| 61 | w | 127 | |
| 62 | x | 117 | |
| 63 | y | 115 | |
| 64 | z | 118 | |

2 Entry composition [i](#)

There are 66 unique types of molecules in this entry. The entry contains 300728 atoms, of which 124723 are hydrogens and 0 are deuteriums.

In the tables below, the AltConf column contains the number of residues with at least one atom in alternate conformation and the Trace column contains the number of residues modelled with at most 2 atoms.

- Molecule 1 is a protein called 50S ribosomal protein L21.

| Mol | Chain | Residues | Atoms | | | | | AltConf | Trace | |
|-----|-------|----------|-------|-----|-----|-----|-----|---------|-------|---|
| | | | Total | C | H | N | O | | | S |
| 1 | 0 | 103 | 1655 | 516 | 839 | 153 | 145 | 2 | 0 | 0 |

- Molecule 2 is a protein called 50S ribosomal protein L22.

| Mol | Chain | Residues | Atoms | | | | | AltConf | Trace | |
|-----|-------|----------|-------|-----|-----|-----|-----|---------|-------|---|
| | | | Total | C | H | N | O | | | S |
| 2 | 1 | 110 | 1779 | 532 | 922 | 166 | 156 | 3 | 0 | 0 |

- Molecule 3 is a protein called 50S ribosomal protein L23.

| Mol | Chain | Residues | Atoms | | | | | AltConf | Trace | |
|-----|-------|----------|-------|-----|-----|-----|-----|---------|-------|---|
| | | | Total | C | H | N | O | | | S |
| 3 | 2 | 94 | 1557 | 470 | 811 | 140 | 134 | 2 | 0 | 0 |

- Molecule 4 is a protein called 50S ribosomal protein L24.

| Mol | Chain | Residues | Atoms | | | | | AltConf | Trace |
|-----|-------|----------|-------|-----|-----|-----|-----|---------|-------|
| | | | Total | C | H | N | O | | |
| 4 | 3 | 103 | 1632 | 498 | 844 | 148 | 142 | 0 | 0 |

- Molecule 5 is a protein called 50S ribosomal protein L25.

| Mol | Chain | Residues | Atoms | | | | | AltConf | Trace | |
|-----|-------|----------|-------|-----|-----|-----|-----|---------|-------|---|
| | | | Total | C | H | N | O | | | S |
| 5 | 4 | 94 | 1533 | 479 | 780 | 137 | 134 | 3 | 0 | 0 |

- Molecule 6 is a DNA chain called NT DNA.

| Mol | Chain | Residues | Atoms | | | | | AltConf | Trace | |
|-----|-------|----------|-------|-----|-----|----|-----|---------|-------|---|
| | | | Total | C | H | N | O | | | P |
| 6 | 5 | 23 | 732 | 225 | 260 | 87 | 137 | 23 | 0 | 0 |

- Molecule 7 is a DNA chain called T DNA.

| Mol | Chain | Residues | Atoms | | | | | | AltConf | Trace |
|-----|-------|----------|-------|-----|-----|----|-----|----|---------|-------|
| 7 | 6 | 27 | Total | C | H | N | O | P | 0 | 0 |
| | | | 847 | 259 | 305 | 89 | 167 | 27 | | |

- Molecule 8 is a RNA chain called mRNA with 18 nt long spacer.

| Mol | Chain | Residues | Atoms | | | | | | AltConf | Trace |
|-----|-------|----------|-------|-----|----|-----|-----|----|---------|-------|
| 8 | 7 | 35 | Total | C | H | N | O | P | 0 | 0 |
| | | | 829 | 327 | 97 | 106 | 264 | 35 | | |

- Molecule 9 is a protein called 50S ribosomal protein L10.

| Mol | Chain | Residues | Atoms | | | | | AltConf | Trace |
|-----|-------|----------|-------|-----|-----|-----|---|---------|-------|
| 9 | 9 | 148 | Total | C | N | O | S | 0 | 0 |
| | | | 1117 | 705 | 196 | 209 | 7 | | |

- Molecule 10 is a RNA chain called E-site and P-site tRNA (fMet).

| Mol | Chain | Residues | Atoms | | | | | | AltConf | Trace |
|-----|-------|----------|-------|-----|-----|-----|-----|----|---------|-------|
| 10 | A | 76 | Total | C | H | N | O | P | 0 | 0 |
| | | | 2446 | 723 | 826 | 295 | 527 | 75 | | |
| 10 | B | 76 | Total | C | H | N | O | P | 0 | 0 |
| | | | 2433 | 723 | 813 | 295 | 527 | 75 | | |

- Molecule 11 is a protein called DNA-directed RNA polymerase subunit beta.

| Mol | Chain | Residues | Atoms | | | | | | AltConf | Trace |
|-----|-------|----------|-------|------|-------|------|------|----|---------|-------|
| 11 | AA | 1322 | Total | C | H | N | O | S | 0 | 0 |
| | | | 20851 | 6539 | 10426 | 1817 | 2026 | 43 | | |

- Molecule 12 is a protein called Transcription termination/antitermination protein NusG.

| Mol | Chain | Residues | Atoms | | | | | | AltConf | Trace |
|-----|-------|----------|-------|-----|-----|-----|-----|---|---------|-------|
| 12 | AB | 98 | Total | C | H | N | O | S | 0 | 0 |
| | | | 1573 | 505 | 783 | 139 | 140 | 6 | | |

- Molecule 13 is a protein called DNA-directed RNA polymerase subunit alpha.

| Mol | Chain | Residues | Atoms | | | | | | AltConf | Trace |
|-----|-------|----------|-------|------|------|-----|-----|---|---------|-------|
| 13 | AC | 230 | Total | C | H | N | O | S | 0 | 0 |
| | | | 3599 | 1112 | 1813 | 317 | 351 | 6 | | |

Continued on next page...

Continued from previous page...

| Mol | Chain | Residues | Atoms | | | | | AltConf | Trace | |
|-----|-------|----------|-------|------|------|-----|-----|---------|-------|---|
| | | | Total | C | H | N | O | | | S |
| 13 | AD | 228 | 3556 | 1100 | 1789 | 312 | 349 | 6 | 0 | 0 |

- Molecule 14 is a protein called DNA-directed RNA polymerase subunit beta'.

| Mol | Chain | Residues | Atoms | | | | | AltConf | Trace | |
|-----|-------|----------|-------|------|-------|------|------|---------|-------|---|
| | | | Total | C | H | N | O | | | S |
| 14 | AE | 1335 | 21000 | 6526 | 10612 | 1854 | 1958 | 50 | 0 | 0 |

There is a discrepancy between the modelled and reference sequences:

| Chain | Residue | Modelled | Actual | Comment | Reference |
|-------|---------|----------|--------|---------|----------------|
| AE | 1384 | VAL | MET | variant | UNP A0A4S1NBU2 |

- Molecule 15 is a protein called 30S ribosomal protein S18.

| Mol | Chain | Residues | Atoms | | | | | AltConf | Trace | |
|-----|-------|----------|-------|-----|-----|-----|----|---------|-------|---|
| | | | Total | C | H | N | O | | | S |
| 15 | C | 66 | 1103 | 344 | 559 | 102 | 97 | 1 | 0 | 0 |

- Molecule 16 is a RNA chain called 16S rRNA.

| Mol | Chain | Residues | Atoms | | | | | AltConf | Trace | |
|-----|-------|----------|-------|-------|-------|------|-------|---------|-------|---|
| | | | Total | C | H | N | O | | | P |
| 16 | D | 1524 | 49126 | 14585 | 16423 | 6003 | 10591 | 1524 | 0 | 0 |

- Molecule 17 is a protein called 30S ribosomal protein S20.

| Mol | Chain | Residues | Atoms | | | | | AltConf | Trace | |
|-----|-------|----------|-------|-----|-----|-----|-----|---------|-------|---|
| | | | Total | C | H | N | O | | | S |
| 17 | E | 86 | 1388 | 414 | 719 | 138 | 114 | 3 | 0 | 0 |

- Molecule 18 is a protein called 30S ribosomal protein S21.

| Mol | Chain | Residues | Atoms | | | | | AltConf | Trace | |
|-----|-------|----------|-------|-----|-----|-----|----|---------|-------|---|
| | | | Total | C | H | N | O | | | S |
| 18 | F | 70 | 1218 | 366 | 629 | 125 | 97 | 1 | 0 | 0 |

- Molecule 19 is a protein called 30S ribosomal protein S2.

| Mol | Chain | Residues | Atoms | | | | | | AltConf | Trace |
|-----|-------|----------|-------|------|------|-----|-----|---|---------|-------|
| | | | Total | C | H | N | O | S | | |
| 19 | G | 225 | 3545 | 1113 | 1785 | 316 | 323 | 8 | 0 | 0 |

- Molecule 20 is a protein called 30S ribosomal protein S1.

| Mol | Chain | Residues | Atoms | | | | | | AltConf | Trace |
|-----|-------|----------|-------|------|------|-----|-----|---|---------|-------|
| | | | Total | C | H | N | O | S | | |
| 20 | H | 259 | 3184 | 1073 | 1454 | 305 | 349 | 3 | 0 | 0 |

- Molecule 21 is a protein called 30S ribosomal protein S3.

| Mol | Chain | Residues | Atoms | | | | | | AltConf | Trace |
|-----|-------|----------|-------|------|------|-----|-----|---|---------|-------|
| | | | Total | C | H | N | O | S | | |
| 21 | I | 208 | 3346 | 1036 | 1710 | 307 | 290 | 3 | 0 | 0 |

- Molecule 22 is a protein called 30S ribosomal protein S4.

| Mol | Chain | Residues | Atoms | | | | | | AltConf | Trace |
|-----|-------|----------|-------|------|------|-----|-----|---|---------|-------|
| | | | Total | C | H | N | O | S | | |
| 22 | J | 205 | 3350 | 1026 | 1707 | 315 | 298 | 4 | 0 | 0 |

- Molecule 23 is a protein called 30S ribosomal protein S5.

| Mol | Chain | Residues | Atoms | | | | | | AltConf | Trace |
|-----|-------|----------|-------|-----|------|-----|-----|---|---------|-------|
| | | | Total | C | H | N | O | S | | |
| 23 | K | 156 | 2348 | 717 | 1196 | 217 | 212 | 6 | 0 | 0 |

- Molecule 24 is a protein called 30S ribosomal protein S6.

| Mol | Chain | Residues | Atoms | | | | | | AltConf | Trace |
|-----|-------|----------|-------|-----|-----|-----|-----|---|---------|-------|
| | | | Total | C | H | N | O | S | | |
| 24 | L | 104 | 1694 | 536 | 846 | 153 | 152 | 7 | 0 | 0 |

- Molecule 25 is a protein called 30S ribosomal protein S7.

| Mol | Chain | Residues | Atoms | | | | | | AltConf | Trace |
|-----|-------|----------|-------|-----|------|-----|-----|---|---------|-------|
| | | | Total | C | H | N | O | S | | |
| 25 | M | 151 | 2416 | 735 | 1235 | 227 | 215 | 4 | 0 | 0 |

- Molecule 26 is a protein called 30S ribosomal protein S8.

| Mol | Chain | Residues | Atoms | | | | | | AltConf | Trace |
|-----|-------|----------|-------|-----|------|-----|-----|---|---------|-------|
| | | | Total | C | H | N | O | S | | |
| 26 | N | 129 | 2010 | 616 | 1031 | 173 | 184 | 6 | 0 | 0 |

- Molecule 27 is a protein called 30S ribosomal protein S9.

| Mol | Chain | Residues | Atoms | | | | | | AltConf | Trace |
|-----|-------|----------|-------|-----|------|-----|-----|---|---------|-------|
| | | | Total | C | H | N | O | S | | |
| 27 | O | 127 | 2092 | 634 | 1070 | 206 | 179 | 3 | 0 | 0 |

- Molecule 28 is a protein called 30S ribosomal protein S10.

| Mol | Chain | Residues | Atoms | | | | | | AltConf | Trace |
|-----|-------|----------|-------|-----|-----|-----|-----|---|---------|-------|
| | | | Total | C | H | N | O | S | | |
| 28 | P | 99 | 1621 | 495 | 831 | 151 | 143 | 1 | 0 | 0 |

- Molecule 29 is a protein called 30S ribosomal protein S11.

| Mol | Chain | Residues | Atoms | | | | | | AltConf | Trace |
|-----|-------|----------|-------|-----|-----|-----|-----|---|---------|-------|
| | | | Total | C | H | N | O | S | | |
| 29 | Q | 117 | 1764 | 540 | 887 | 174 | 160 | 3 | 0 | 0 |

- Molecule 30 is a protein called 30S ribosomal protein S12.

| Mol | Chain | Residues | Atoms | | | | | | AltConf | Trace |
|-----|-------|----------|-------|-----|------|-----|-----|---|---------|-------|
| | | | Total | C | H | N | O | S | | |
| 30 | R | 121 | 1940 | 580 | 1001 | 194 | 161 | 4 | 0 | 0 |

- Molecule 31 is a protein called 30S ribosomal protein S14.

| Mol | Chain | Residues | Atoms | | | | | | AltConf | Trace |
|-----|-------|----------|-------|-----|-----|-----|-----|---|---------|-------|
| | | | Total | C | H | N | O | S | | |
| 31 | S | 100 | 1649 | 499 | 844 | 164 | 139 | 3 | 0 | 0 |

- Molecule 32 is a protein called 30S ribosomal protein S15.

| Mol | Chain | Residues | Atoms | | | | | | AltConf | Trace |
|-----|-------|----------|-------|-----|-----|-----|-----|---|---------|-------|
| | | | Total | C | H | N | O | S | | |
| 32 | T | 88 | 1448 | 439 | 734 | 144 | 130 | 1 | 0 | 0 |

- Molecule 33 is a protein called 30S ribosomal protein S16.

| Mol | Chain | Residues | Atoms | | | | | AltConf | Trace | |
|-----|-------|----------|-------|-----|-----|-----|-----|---------|-------|---|
| | | | Total | C | H | N | O | | | S |
| 33 | U | 82 | 1315 | 406 | 666 | 128 | 114 | 1 | 0 | 0 |

- Molecule 34 is a protein called 30S ribosomal protein S17.

| Mol | Chain | Residues | Atoms | | | | | AltConf | Trace | |
|-----|-------|----------|-------|-----|-----|-----|-----|---------|-------|---|
| | | | Total | C | H | N | O | | | S |
| 34 | V | 80 | 1339 | 411 | 691 | 121 | 113 | 3 | 0 | 0 |

- Molecule 35 is a protein called 30S ribosomal protein S19.

| Mol | Chain | Residues | Atoms | | | | | AltConf | Trace | |
|-----|-------|----------|-------|-----|-----|-----|-----|---------|-------|---|
| | | | Total | C | H | N | O | | | S |
| 35 | W | 83 | 1351 | 424 | 688 | 126 | 111 | 2 | 0 | 0 |

- Molecule 36 is a protein called 30S ribosomal protein S13.

| Mol | Chain | Residues | Atoms | | | | | AltConf | Trace | |
|-----|-------|----------|-------|-----|-----|-----|-----|---------|-------|---|
| | | | Total | C | H | N | O | | | S |
| 36 | X | 116 | 1864 | 558 | 964 | 181 | 158 | 3 | 0 | 0 |

- Molecule 37 is a protein called 50S ribosomal protein L11.

| Mol | Chain | Residues | Atoms | | | | | AltConf | Trace |
|-----|-------|----------|-------|-----|-----|-----|---|---------|-------|
| | | | Total | C | N | O | S | | |
| 37 | Y | 141 | 1032 | 651 | 179 | 196 | 6 | 0 | 0 |

- Molecule 38 is a protein called 50S ribosomal protein L7/L12.

| Mol | Chain | Residues | Atoms | | | | | AltConf | Trace |
|-----|-------|----------|-------|-----|----|----|---|---------|-------|
| | | | Total | C | N | O | S | | |
| 38 | Z | 30 | 227 | 144 | 33 | 47 | 3 | 0 | 0 |

- Molecule 39 is a RNA chain called 23S rRNA.

| Mol | Chain | Residues | Atoms | | | | | AltConf | Trace | |
|-----|-------|----------|-------|-------|-------|-------|-------|---------|-------|---|
| | | | Total | C | H | N | O | | | P |
| 39 | a | 2880 | 92918 | 27587 | 31077 | 11398 | 19976 | 2880 | 0 | 0 |

There is a discrepancy between the modelled and reference sequences:

| Chain | Residue | Modelled | Actual | Comment | Reference |
|-------|---------|----------|--------|---------|--------------|
| a | 887 | A | U | variant | GB 937521852 |

- Molecule 40 is a protein called 50S ribosomal protein L27.

| Mol | Chain | Residues | Atoms | | | | | AltConf | Trace | |
|-----|-------|----------|-------|-----|-----|-----|-----|---------|-------|---|
| | | | Total | C | H | N | O | | | S |
| 40 | b | 76 | 1181 | 360 | 599 | 117 | 104 | 1 | 0 | 0 |

- Molecule 41 is a protein called 50S ribosomal protein L28.

| Mol | Chain | Residues | Atoms | | | | | AltConf | Trace | |
|-----|-------|----------|-------|-----|-----|-----|-----|---------|-------|---|
| | | | Total | C | H | N | O | | | S |
| 41 | c | 77 | 1277 | 388 | 652 | 129 | 106 | 2 | 0 | 0 |

- Molecule 42 is a RNA chain called 5S rRNA.

| Mol | Chain | Residues | Atoms | | | | | | AltConf | Trace |
|-----|-------|----------|-------|------|------|-----|-----|-----|---------|-------|
| | | | Total | C | H | N | O | P | | |
| 42 | d | 120 | 3870 | 1144 | 1301 | 468 | 837 | 120 | 0 | 0 |

- Molecule 43 is a protein called 50S ribosomal protein L29.

| Mol | Chain | Residues | Atoms | | | | | AltConf | Trace | |
|-----|-------|----------|-------|-----|-----|----|----|---------|-------|---|
| | | | Total | C | H | N | O | | | S |
| 43 | e | 62 | 1032 | 308 | 531 | 98 | 94 | 1 | 0 | 0 |

- Molecule 44 is a protein called 50S ribosomal protein L30.

| Mol | Chain | Residues | Atoms | | | | | AltConf | Trace | |
|-----|-------|----------|-------|-----|-----|----|----|---------|-------|---|
| | | | Total | C | H | N | O | | | S |
| 44 | f | 58 | 936 | 281 | 488 | 87 | 78 | 2 | 0 | 0 |

- Molecule 45 is a protein called 50S ribosomal protein L31.

| Mol | Chain | Residues | Atoms | | | | | AltConf | Trace | |
|-----|-------|----------|-------|-----|-----|----|----|---------|-------|---|
| | | | Total | C | H | N | O | | | S |
| 45 | g | 66 | 1042 | 323 | 520 | 99 | 94 | 6 | 0 | 0 |

- Molecule 46 is a protein called 50S ribosomal protein L2.

| Mol | Chain | Residues | Atoms | | | | | AltConf | Trace | |
|-----|-------|----------|-------|------|------|-----|-----|---------|-------|---|
| | | | Total | C | H | N | O | | | S |
| 46 | h | 271 | 4236 | 1288 | 2154 | 423 | 364 | 7 | 0 | 0 |

- Molecule 47 is a protein called 50S ribosomal protein L32.

| Mol | Chain | Residues | Atoms | | | | | AltConf | Trace | |
|-----|-------|----------|-------|-----|-----|----|----|---------|-------|---|
| | | | Total | C | H | N | O | | | S |
| 47 | i | 56 | 903 | 269 | 459 | 94 | 80 | 1 | 0 | 0 |

- Molecule 48 is a protein called 50S ribosomal protein L3.

| Mol | Chain | Residues | Atoms | | | | | AltConf | Trace | |
|-----|-------|----------|-------|-----|------|-----|-----|---------|-------|---|
| | | | Total | C | H | N | O | | | S |
| 48 | j | 209 | 3182 | 979 | 1617 | 288 | 294 | 4 | 0 | 0 |

- Molecule 49 is a protein called 50S ribosomal protein L33.

| Mol | Chain | Residues | Atoms | | | | | AltConf | Trace | |
|-----|-------|----------|-------|-----|-----|----|----|---------|-------|---|
| | | | Total | C | H | N | O | | | |
| 49 | k | 52 | 890 | 275 | 464 | 78 | 73 | | 0 | 0 |

- Molecule 50 is a protein called 50S ribosomal protein L4.

| Mol | Chain | Residues | Atoms | | | | | AltConf | Trace | |
|-----|-------|----------|-------|-----|------|-----|-----|---------|-------|---|
| | | | Total | C | H | N | O | | | S |
| 50 | l | 201 | 3171 | 974 | 1619 | 283 | 290 | 5 | 0 | 0 |

- Molecule 51 is a protein called 50S ribosomal protein L34.

| Mol | Chain | Residues | Atoms | | | | | AltConf | Trace | |
|-----|-------|----------|-------|-----|-----|----|----|---------|-------|---|
| | | | Total | C | H | N | O | | | S |
| 51 | m | 46 | 795 | 228 | 418 | 90 | 57 | 2 | 0 | 0 |

- Molecule 52 is a protein called 50S ribosomal protein L5.

| Mol | Chain | Residues | Atoms | | | | | AltConf | Trace | |
|-----|-------|----------|-------|-----|------|-----|-----|---------|-------|---|
| | | | Total | C | H | N | O | | | S |
| 52 | n | 177 | 2853 | 899 | 1443 | 249 | 256 | 6 | 0 | 0 |

- Molecule 53 is a protein called 50S ribosomal protein L35.

| Mol | Chain | Residues | Atoms | | | | | AltConf | Trace | |
|-----|-------|----------|-------|-----|-----|-----|----|---------|-------|---|
| 53 | o | 64 | Total | C | H | N | O | S | 0 | 0 |
| | | | 1076 | 323 | 572 | 105 | 74 | 2 | | |

- Molecule 54 is a protein called 50S ribosomal protein L6.

| Mol | Chain | Residues | Atoms | | | | | AltConf | Trace | |
|-----|-------|----------|-------|-----|------|-----|-----|---------|-------|---|
| 54 | p | 175 | Total | C | H | N | O | S | 0 | 0 |
| | | | 2671 | 826 | 1358 | 241 | 244 | 2 | | |

- Molecule 55 is a protein called 50S ribosomal protein L36.

| Mol | Chain | Residues | Atoms | | | | | AltConf | Trace | |
|-----|-------|----------|-------|-----|-----|----|----|---------|-------|---|
| 55 | q | 38 | Total | C | H | N | O | S | 0 | 0 |
| | | | 645 | 185 | 343 | 65 | 48 | 4 | | |

- Molecule 56 is a protein called 50S ribosomal protein L9.

| Mol | Chain | Residues | Atoms | | | | | AltConf | Trace | |
|-----|-------|----------|-------|-----|------|-----|-----|---------|-------|---|
| 56 | r | 149 | Total | C | H | N | O | S | 0 | 0 |
| | | | 2259 | 699 | 1148 | 197 | 214 | 1 | | |

- Molecule 57 is a protein called 50S ribosomal protein L13.

| Mol | Chain | Residues | Atoms | | | | | AltConf | Trace | |
|-----|-------|----------|-------|-----|------|-----|-----|---------|-------|---|
| 57 | s | 142 | Total | C | H | N | O | S | 0 | 0 |
| | | | 2291 | 714 | 1162 | 212 | 199 | 4 | | |

- Molecule 58 is a protein called 50S ribosomal protein L14.

| Mol | Chain | Residues | Atoms | | | | | AltConf | Trace | |
|-----|-------|----------|-------|-----|------|-----|-----|---------|-------|---|
| 58 | t | 123 | Total | C | H | N | O | S | 0 | 0 |
| | | | 1969 | 593 | 1023 | 181 | 166 | 6 | | |

- Molecule 59 is a protein called 50S ribosomal protein L15.

| Mol | Chain | Residues | Atoms | | | | | AltConf | Trace | |
|-----|-------|----------|-------|-----|------|-----|-----|---------|-------|---|
| 59 | u | 144 | Total | C | H | N | O | S | 0 | 0 |
| | | | 2182 | 654 | 1129 | 207 | 190 | 2 | | |

- Molecule 60 is a protein called 50S ribosomal protein L16.

| Mol | Chain | Residues | Atoms | | | | | AltConf | Trace | |
|-----|-------|----------|-------|-----|------|-----|-----|---------|-------|---|
| | | | Total | C | H | N | O | | | S |
| 60 | v | 136 | 2231 | 686 | 1157 | 205 | 177 | 6 | 0 | 0 |

- Molecule 61 is a protein called 50S ribosomal protein L17.

| Mol | Chain | Residues | Atoms | | | | | AltConf | Trace | |
|-----|-------|----------|-------|-----|-----|-----|-----|---------|-------|---|
| | | | Total | C | H | N | O | | | S |
| 61 | w | 119 | 1945 | 588 | 994 | 195 | 163 | 5 | 0 | 0 |

- Molecule 62 is a protein called 50S ribosomal protein L18.

| Mol | Chain | Residues | Atoms | | | | | AltConf | Trace | |
|-----|-------|----------|-------|-----|-----|-----|-----|---------|-------|---|
| | | | Total | C | H | N | O | | | S |
| 62 | x | 116 | 1815 | 552 | 923 | 178 | 162 | | 0 | 0 |

- Molecule 63 is a protein called 50S ribosomal protein L19.

| Mol | Chain | Residues | Atoms | | | | | AltConf | Trace | |
|-----|-------|----------|-------|-----|-----|-----|-----|---------|-------|---|
| | | | Total | C | H | N | O | | | S |
| 63 | y | 114 | 1879 | 574 | 962 | 179 | 163 | 1 | 0 | 0 |

- Molecule 64 is a protein called 50S ribosomal protein L20.

| Mol | Chain | Residues | Atoms | | | | | AltConf | Trace | |
|-----|-------|----------|-------|-----|------|-----|-----|---------|-------|---|
| | | | Total | C | H | N | O | | | S |
| 64 | z | 117 | 1967 | 604 | 1020 | 192 | 151 | | 0 | 0 |

- Molecule 65 is MAGNESIUM ION (three-letter code: MG) (formula: Mg).

| Mol | Chain | Residues | Atoms | | AltConf |
|-----|-------|----------|-------|----|---------|
| | | | Total | Mg | |
| 65 | AE | 1 | 1 | 1 | 0 |

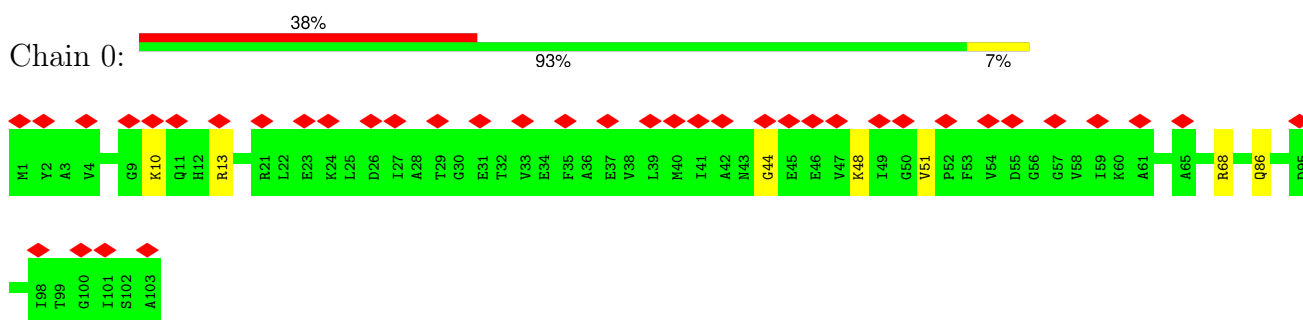
- Molecule 66 is ZINC ION (three-letter code: ZN) (formula: Zn).

| Mol | Chain | Residues | Atoms | | AltConf |
|-----|-------|----------|-------|----|---------|
| | | | Total | Zn | |
| 66 | AE | 2 | 2 | 2 | 0 |

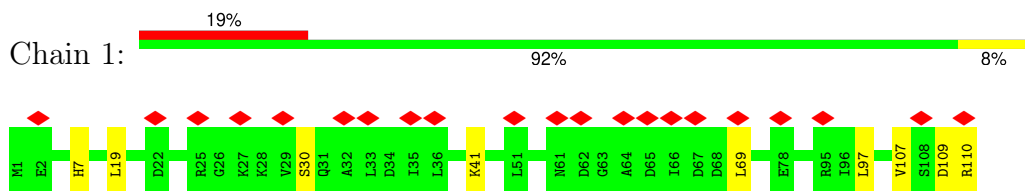
3 Residue-property plots

These plots are drawn for all protein, RNA, DNA and oligosaccharide chains in the entry. The first graphic for a chain summarises the proportions of the various outlier classes displayed in the second graphic. The second graphic shows the sequence view annotated by issues in geometry and atom inclusion in map density. Residues are color-coded according to the number of geometric quality criteria for which they contain at least one outlier: green = 0, yellow = 1, orange = 2 and red = 3 or more. A red diamond above a residue indicates a poor fit to the EM map for this residue (all-atom inclusion < 40%). Stretches of 2 or more consecutive residues without any outlier are shown as a green connector. Residues present in the sample, but not in the model, are shown in grey.

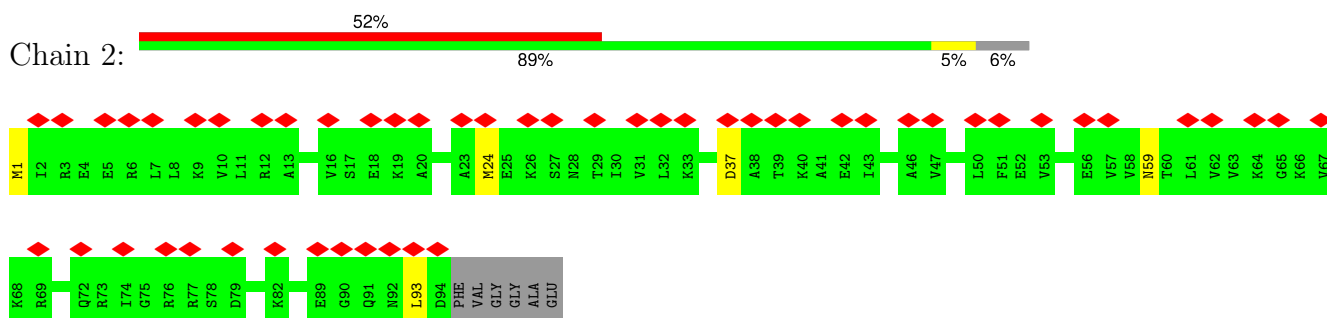
- Molecule 1: 50S ribosomal protein L21



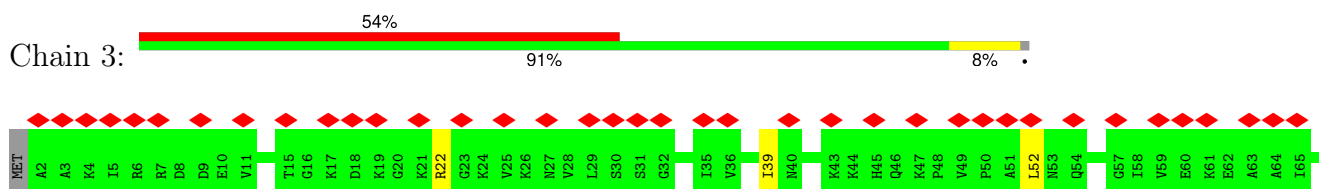
- Molecule 2: 50S ribosomal protein L22

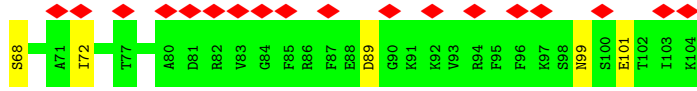


- Molecule 3: 50S ribosomal protein L23

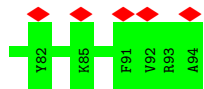
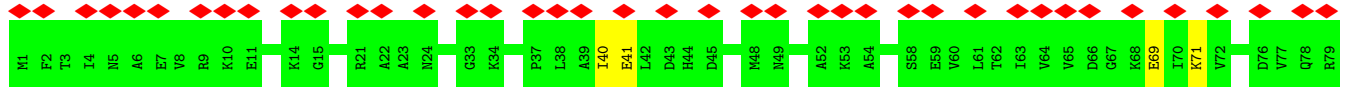


- Molecule 4: 50S ribosomal protein L24

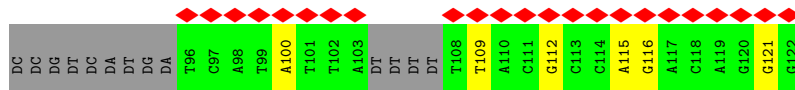




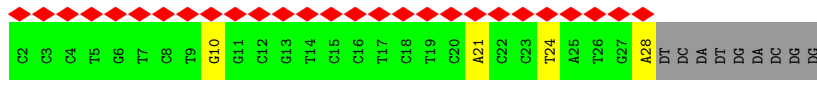
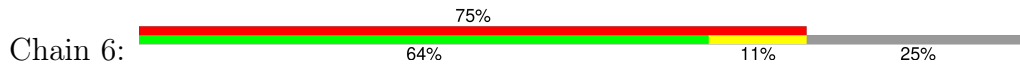
• Molecule 5: 50S ribosomal protein L25



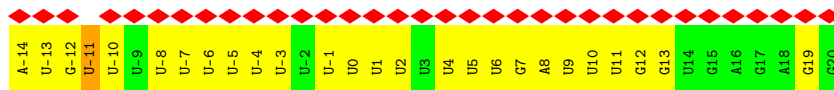
• Molecule 6: NT DNA



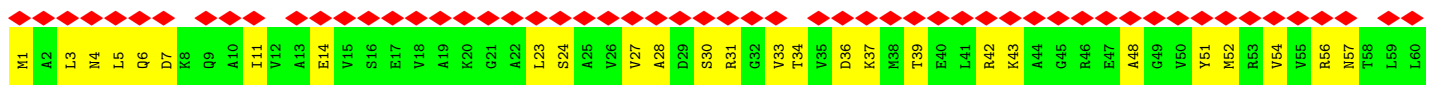
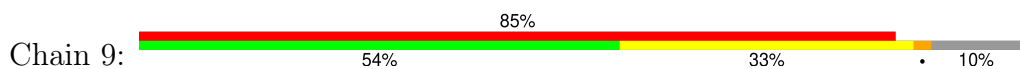
• Molecule 7: T DNA

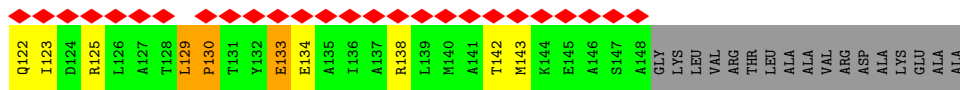


• Molecule 8: mRNA with 18 nt long spacer

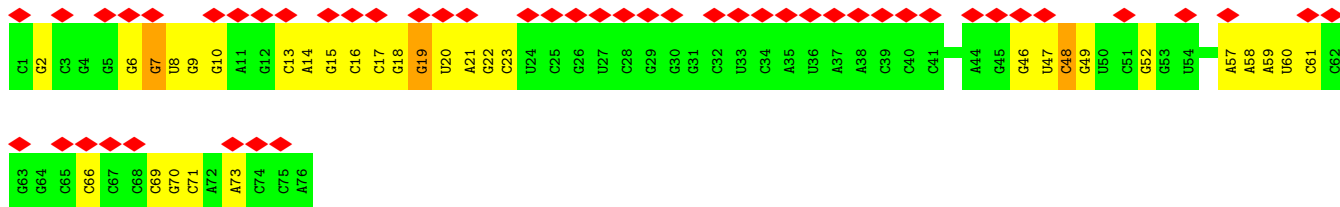


• Molecule 9: 50S ribosomal protein L10

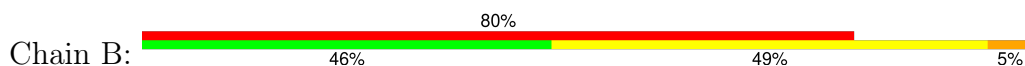





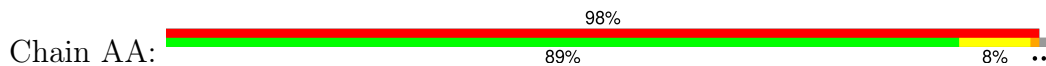
• Molecule 10: E-site and P-site tRNA (fMet)



• Molecule 10: E-site and P-site tRNA (fMet)



• Molecule 11: DNA-directed RNA polymerase subunit beta

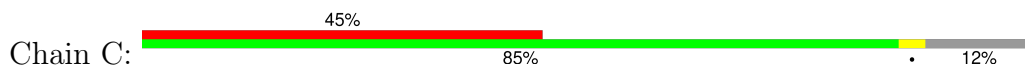


| | | | | | | | | | | | |
|-------|-------|-------|------|------|------|------|------|------|------|------|------|
| P1081 | L1021 | S961 | R841 | D781 | G721 | V661 | D601 | E541 | L481 | S421 | S361 |
| I1082 | K1022 | E962 | D842 | V782 | G722 | S662 | E602 | R542 | G482 | K422 | A362 |
| E1083 | H1023 | E963 | T843 | L783 | V723 | V663 | I603 | A543 | D483 | D423 | L363 |
| D1084 | E1024 | L964 | K844 | A784 | V724 | G664 | H604 | G544 | L484 | D424 | V364 |
| M1085 | F1025 | Q965 | L845 | F785 | Q725 | A665 | Y605 | F455 | D485 | I425 | E365 |
| P1086 | G1026 | I966 | G846 | G786 | Q726 | S666 | L606 | E546 | L486 | I426 | E366 |
| Y1087 | K1027 | L967 | P847 | P787 | V727 | L667 | S607 | V547 | L487 | D427 | Y367 |
| D1088 | K1028 | E968 | E848 | S788 | D728 | I668 | A608 | R548 | M488 | V428 | R368 |
| E1089 | L1029 | A969 | E849 | T789 | A729 | P669 | I609 | D549 | P489 | M429 | M369 |
| N1090 | E1030 | G970 | L850 | D790 | S730 | F670 | E610 | V550 | Q490 | K430 | M370 |
| G1091 | A1031 | L971 | T851 | L791 | R731 | L671 | E611 | H551 | D491 | K431 | R371 |
| T1092 | K1032 | F972 | A852 | G792 | I732 | E672 | G612 | P552 | M492 | L432 | P372 |
| P1093 | R1033 | S973 | D853 | E793 | H733 | H673 | M613 | T553 | I493 | I433 | G373 |
| R1094 | R1034 | R974 | L854 | L794 | I734 | D674 | Y614 | H554 | N494 | D434 | E374 |
| D1095 | K1035 | I975 | P855 | A795 | K735 | D675 | V615 | Y555 | A495 | I435 | P375 |
| I1096 | I1036 | R976 | R856 | L796 | V736 | A676 | I616 | G556 | K496 | R436 | P376 |
| Y1097 | T1037 | A977 | V857 | G797 | M737 | N677 | A617 | R557 | N497 | M437 | T377 |
| L1098 | Q1038 | V978 | G858 | Q798 | E738 | R678 | Q618 | V558 | I498 | G438 | R378 |
| N1099 | G1039 | L979 | E859 | M799 | D739 | A679 | A619 | C559 | S499 | K439 | E379 |
| P1100 | D1040 | V980 | A860 | M800 | E740 | L680 | N620 | P560 | A500 | G440 | A380 |
| L1101 | D1041 | A981 | A861 | R801 | M741 | M681 | S621 | I561 | A501 | E441 | A381 |
| G1102 | L1042 | G982 | L862 | V802 | V742 | G682 | N622 | E562 | V502 | V442 | S382 |
| V1103 | A1043 | S983 | S863 | A803 | F743 | A683 | L623 | T563 | K503 | D443 | S383 |
| P1104 | P1044 | V984 | K864 | F804 | G744 | N684 | D624 | P564 | E504 | D444 | L384 |
| S1105 | G1045 | E985 | L865 | M805 | E745 | M685 | E255 | E565 | F505 | I445 | F385 |
| I1106 | I1046 | V928 | D866 | P806 | A746 | Q686 | E626 | G566 | F506 | D446 | S386 |
| R1107 | L1047 | E987 | E867 | M807 | G747 | R687 | G627 | P567 | G507 | H447 | N387 |
| N1108 | K1048 | K988 | S868 | N808 | I748 | Q688 | H628 | N568 | S508 | L448 | L388 |
| I1109 | I1049 | L989 | G869 | G809 | D749 | A689 | F629 | I569 | S509 | G449 | F389 |
| G1110 | V1050 | D990 | L870 | Y810 | I750 | V690 | V630 | G570 | Q510 | A450 | F390 |
| Q1111 | K1051 | K991 | M811 | M811 | Y751 | P691 | E631 | L571 | L511 | R451 | S391 |
| I1112 | V1052 | L992 | F812 | F812 | N752 | T692 | D632 | I572 | S512 | R452 | E392 |
| L1113 | Y1053 | P993 | E813 | E813 | L753 | L693 | L633 | N573 | Q513 | I453 | D393 |
| E1114 | L1054 | R994 | D814 | D814 | T754 | R694 | V634 | S574 | F514 | R454 | R394 |
| T1115 | A1055 | D995 | S815 | S815 | K755 | A695 | T635 | L575 | M515 | S455 | Y395 |
| H1116 | V1056 | E996 | E816 | E816 | V756 | D696 | C636 | S576 | D516 | V456 | D396 |
| L1117 | K1057 | M997 | M817 | L817 | I757 | K697 | R637 | V577 | Q517 | G457 | L397 |
| G1118 | R1058 | L998 | V818 | V818 | R758 | P698 | S638 | R578 | N518 | E458 | S398 |
| M1119 | R1059 | E999 | S819 | S819 | S759 | L699 | K639 | A579 | N519 | M459 | A399 |
| A1120 | I1060 | L1000 | E820 | E820 | M760 | V700 | G640 | Q580 | P520 | A460 | V400 |
| A1121 | Q1061 | G1001 | R821 | R821 | Q761 | G701 | E641 | T581 | L521 | E461 | G401 |
| G1122 | P1062 | L1002 | V822 | V822 | N762 | T702 | S642 | N582 | S222 | M462 | R402 |
| G1123 | G1063 | T1003 | G823 | G823 | T763 | G703 | S643 | E583 | E523 | Q463 | M403 |
| I1124 | D1064 | L946 | Q824 | Q824 | C764 | M704 | L644 | Y584 | I524 | F464 | K404 |
| G1125 | K1065 | E1005 | E825 | E825 | I765 | E705 | F645 | G585 | T525 | R465 | F405 |
| D1126 | M1066 | I948 | D826 | D826 | M766 | R706 | S646 | G586 | H526 | V466 | N406 |
| K1127 | A1067 | K1007 | R827 | R827 | Q767 | A707 | R647 | L587 | K527 | G467 | R407 |
| I1128 | G1068 | Q1008 | F828 | F828 | M768 | V708 | D648 | E588 | R528 | L468 | S408 |
| N1129 | R1069 | N1009 | P829 | P829 | P769 | A709 | Q649 | T589 | R529 | V469 | L409 |
| A1130 | H1070 | Q1010 | Q829 | Q829 | C770 | V710 | V650 | P590 | I530 | R470 | L409 |
| M1131 | G1071 | L1011 | L831 | L831 | V771 | D711 | D651 | Y591 | S531 | V471 | R411 |
| L1132 | M1072 | E1012 | H832 | H832 | S772 | S712 | Y652 | R592 | A532 | E472 | E412 |
| K1133 | K1073 | Q1013 | I833 | I833 | L773 | G713 | M653 | K593 | L533 | R473 | E413 |
| Q1134 | G1074 | L1014 | L834 | L834 | G774 | V714 | D654 | V594 | G534 | A474 | I414 |
| Q1135 | V1075 | A1015 | E835 | E835 | E775 | T715 | V655 | T595 | P535 | V475 | E415 |
| Q1136 | I1076 | E1016 | L836 | L836 | P776 | A716 | S656 | D596 | G536 | K476 | G416 |
| E1137 | S1077 | Q1017 | A837 | A837 | V777 | V717 | Q657 | G597 | G537 | E477 | S417 |
| L1138 | K1078 | I1018 | C838 | C838 | E778 | A718 | Q658 | V598 | L538 | R478 | G418 |
| A1139 | I1079 | D1019 | V839 | V839 | R779 | K719 | Q659 | V599 | T539 | L479 | I419 |
| K1140 | N1080 | E1020 | S840 | S840 | G780 | R720 | V660 | T600 | R540 | S480 | L420 |

| | | | | | | | | | | | |
|-------|-------|------|------|------|------|------|------|------|------|------|------|
| D1021 | S961 | R901 | G841 | K781 | S721 | I601 | L541 | R481 | V421 | L361 | E301 |
| P1022 | N962 | D902 | R842 | G782 | I722 | S602 | A542 | A482 | L422 | R362 | A302 |
| H1023 | V963 | L903 | V843 | L783 | Y723 | K603 | S543 | L483 | L423 | L363 | V303 |
| T1024 | K964 | A904 | T844 | A784 | W724 | M604 | L544 | M484 | N424 | H364 | D304 |
| M1025 | S965 | R905 | A845 | D785 | M725 | L605 | H545 | M485 | R425 | Q365 | A305 |
| P1026 | V966 | G906 | E846 | T786 | A726 | M606 | A546 | S486 | A426 | C366 | L306 |
| V1027 | V967 | H907 | D847 | A787 | D727 | T607 | R547 | T487 | P427 | G367 | L307 |
| I1028 | N968 | I908 | V848 | L788 | S728 | C608 | V548 | M488 | T428 | L368 | D308 |
| S1029 | S969 | I909 | L849 | K789 | G729 | Y609 | K549 | M489 | L429 | P369 | N309 |
| E1030 | S970 | N910 | K850 | T790 | A730 | R610 | V550 | I490 | H430 | K370 | G310 |
| V1031 | G971 | K911 | P851 | T791 | R731 | I611 | R551 | L491 | R431 | K371 | R311 |
| S1032 | K972 | G912 | G852 | N792 | G732 | L612 | I552 | S492 | L432 | M372 | R312 |
| G1033 | L973 | E913 | T853 | S793 | A733 | G613 | T553 | P493 | G433 | A373 | G313 |
| V1034 | V974 | A914 | A854 | G794 | A734 | L614 | E554 | A494 | I434 | L374 | R314 |
| F1035 | I975 | I915 | D855 | Y795 | A735 | K615 | Y555 | M495 | Q435 | E375 | A315 |
| R1036 | T976 | G916 | L856 | L796 | Q736 | P616 | E556 | G496 | A436 | L376 | I316 |
| F1037 | S977 | V917 | L857 | T797 | I737 | T617 | K557 | E497 | F437 | F377 | T317 |
| T1038 | R978 | I918 | V858 | R798 | R738 | V618 | D558 | P498 | E438 | K378 | G318 |
| D1039 | N979 | A919 | P859 | R799 | Q739 | I619 | A559 | I499 | P439 | P379 | S319 |
| M1040 | T980 | A920 | R860 | L800 | L740 | F620 | N560 | I500 | V440 | F380 | N320 |
| I1041 | E981 | Q921 | H861 | W801 | A741 | A621 | G561 | I501 | L441 | I381 | K321 |
| L1042 | R982 | D922 | T862 | D802 | G742 | D622 | S562 | P502 | I442 | Y382 | R322 |
| G1043 | K983 | L923 | L863 | W803 | M743 | Q623 | L563 | S503 | E443 | G383 | P323 |
| Q1044 | L984 | A924 | L864 | A804 | R744 | I624 | V564 | Q504 | G444 | K384 | L324 |
| I1045 | R985 | E925 | H865 | Q805 | G745 | M625 | A565 | D505 | K445 | L385 | K325 |
| T1046 | D986 | P926 | E866 | D806 | L746 | Y626 | K566 | V506 | A446 | E386 | S326 |
| T1047 | E987 | G927 | Q867 | L807 | M747 | T627 | T567 | V507 | I447 | L387 | L327 |
| R1048 | F988 | T928 | V868 | W808 | A748 | G628 | S568 | L508 | Q448 | R388 | A328 |
| Q1049 | G989 | Q929 | C869 | R809 | K749 | F629 | L569 | G509 | L449 | G389 | D329 |
| T1050 | R990 | L930 | D870 | T810 | P750 | A630 | K570 | L510 | H450 | L390 | M330 |
| D1051 | T991 | E931 | L871 | E811 | D751 | Y631 | D571 | Y511 | P451 | A391 | I331 |
| E1052 | K992 | M932 | L872 | D812 | G752 | A632 | T572 | Y512 | L452 | T392 | K332 |
| L1053 | E993 | R933 | E873 | D813 | S753 | A633 | T573 | M513 | V453 | T393 | G333 |
| T1054 | S994 | THR | E874 | D814 | I754 | R634 | V574 | T514 | A454 | I394 | K334 |
| G1055 | Y995 | PRE | H875 | G815 | I755 | S635 | G575 | R515 | A455 | K395 | Q335 |
| L1056 | K996 | HIS | S876 | T816 | E756 | G636 | R576 | D516 | A456 | A396 | G336 |
| S1057 | V997 | ILE | S877 | H817 | T757 | A637 | A577 | C517 | Y457 | A397 | R337 |
| L1058 | P998 | GLY | V878 | H818 | P758 | S638 | I578 | V518 | N458 | K398 | F338 |
| L1059 | Y999 | ALA | A879 | G819 | I759 | V639 | L579 | N519 | A459 | K399 | R339 |
| V1060 | G1000 | SER | V880 | E820 | T760 | G640 | N580 | A520 | D460 | M400 | Q340 |
| V1061 | A1001 | ARG | K881 | M821 | A761 | I641 | M581 | A521 | F461 | V401 | N341 |
| L1062 | L1002 | ALA | H882 | M822 | N762 | D642 | I582 | G522 | E402 | E402 | L342 |
| D1063 | L1003 | ALA | R883 | T823 | F763 | D643 | V583 | E523 | G463 | R403 | L343 |
| S1064 | A1004 | GLU | S884 | P824 | R764 | M644 | P584 | G524 | D464 | E404 | G344 |
| A1065 | X1005 | S948 | V885 | M825 | E765 | V645 | K585 | M525 | Q465 | E405 | K345 |
| E1066 | X1006 | S949 | V886 | T826 | G766 | I646 | K586 | V526 | A466 | E406 | K346 |
| R1067 | D1007 | I950 | S887 | E827 | L767 | P647 | L587 | L527 | A467 | V407 | V347 |
| T1068 | G1008 | Q951 | C888 | G828 | N768 | E648 | P588 | T528 | V468 | V408 | D348 |
| A1069 | E1009 | Y952 | D889 | G829 | V769 | K649 | Y589 | G529 | H469 | W409 | Y349 |
| O1070 | Q1010 | K953 | T890 | D830 | L770 | K650 | S590 | P530 | D470 | D410 | S350 |
| G1071 | V1011 | N954 | D891 | M831 | Q771 | H651 | I591 | K531 | P471 | I411 | G351 |
| K1072 | A1012 | F955 | F892 | K832 | Y772 | E652 | V592 | E532 | L472 | L412 | R352 |
| D1073 | G1013 | G956 | G893 | E833 | I773 | I653 | N593 | A533 | T473 | D413 | S353 |
| L1074 | G1014 | S957 | H894 | P834 | F774 | I654 | Q594 | E534 | L474 | E414 | V354 |
| R1075 | E1015 | C895 | C895 | L835 | S775 | S655 | A595 | R535 | E475 | V415 | I355 |
| P1076 | T1016 | A896 | R836 | R336 | T776 | E566 | L596 | L536 | A476 | I416 | T356 |
| A1077 | V1017 | H897 | D837 | H337 | H777 | A577 | G597 | Y537 | Q477 | R417 | V357 |
| L1078 | C898 | R838 | R338 | R338 | G778 | E658 | K598 | R538 | L478 | E418 | G358 |
| K1079 | N1019 | V899 | V839 | F719 | A779 | A659 | K599 | S539 | E479 | H419 | P359 |
| I1080 | W1020 | G900 | L840 | N720 | R780 | E660 | A600 | G540 | A480 | P420 | Y360 |

| | | | | | | | | | | | | | | | | | | | | | | | | | | | | | | | | | | | | | | | | | | | | | | | | | | | | | | | | | | | |
|-------|-------|-------|-------|-------|-------|-------|-------|-------|-------|-------|-------|-------|-------|-------|-------|-------|-------|-------|-------|-------|-------|-------|-------|-------|-------|-------|-------|-------|-------|-------|-------|-------|-------|-------|-------|-------|-------|-------|-------|-------|-------|-------|-------|-------|-------|-------|-------|-------|-------|-------|-------|-------|-------|-------|-------|-------|-------|-------|-------|
| V1081 | D1082 | A1083 | Q1084 | G1085 | H1086 | D1087 | V1088 | L1089 | I1090 | P1091 | G1092 | T1093 | D1094 | M1095 | P1096 | A1097 | Q1098 | Y1099 | F1100 | L1101 | P1102 | G1103 | K1104 | A1105 | I1106 | V1107 | Q1108 | L1109 | E1110 | D1111 | G1112 | V1113 | Q1114 | I1115 | S1116 | S1117 | G1118 | D1119 | T1120 | L1121 | A1122 | R1123 | I1124 | P1125 | Q1126 | GLU | SER | GLY | GLY | THR | LYS | ASP | ILE | THR | G1136 | G1137 | L1138 | P1139 | R1140 |
| V1141 | A1142 | D1143 | L1144 | F1145 | E1146 | A1147 | R1148 | L1149 | P1150 | K1151 | E1152 | P1153 | A1154 | I1155 | L1156 | A1157 | E1158 | I1159 | S1160 | I1161 | I1162 | V1163 | S1164 | F1165 | G1166 | K1167 | E1168 | T1169 | K1170 | G1171 | K1172 | R1173 | R1174 | L1175 | V1176 | I1177 | T1178 | P1179 | V1180 | D1181 | G1182 | S1183 | D1184 | P1185 | Y1186 | E1187 | E1188 | M1189 | I1190 | P1191 | K1192 | W1193 | R1194 | Q1195 | L1196 | N1197 | V1198 | F1199 | E1200 |
| G1201 | E1202 | R1203 | V1204 | E1205 | R1206 | G1207 | D1208 | L1209 | I1210 | S1211 | D1212 | D1213 | P1214 | E1215 | A1216 | P1217 | H1218 | D1219 | I1220 | L1221 | R1222 | L1223 | R1224 | G1225 | V1226 | H1227 | A1228 | V1229 | T1230 | R1231 | I1232 | I1233 | V1234 | M1235 | E1236 | V1237 | Q1238 | D1239 | V1240 | Y1241 | L1242 | L1243 | Q1244 | G1245 | L1246 | K1247 | I1248 | N1249 | D1250 | K1251 | H1252 | I1253 | E1254 | V1255 | I1256 | V1257 | R1258 | Q1259 | M1260 |
| L1261 | R1262 | K1263 | A1264 | T1265 | I1266 | V1267 | N1268 | A1269 | G1270 | S1271 | S1272 | D1273 | F1274 | L1275 | E1276 | G1277 | E1278 | Q1279 | V1280 | E1281 | Y1282 | S1283 | R1284 | V1285 | V1286 | I1287 | A1288 | N1289 | R1290 | E1291 | L1292 | E1293 | A1294 | N1295 | G1296 | K1297 | V1298 | G1299 | A1300 | T1301 | Y1302 | S1303 | R1304 | D1305 | L1306 | L1307 | G1308 | I1309 | T1310 | K1311 | A1312 | S1313 | L1314 | A1315 | T1316 | E1317 | S1318 | F1319 | I1320 |
| S1321 | A1322 | A1323 | S1324 | F1325 | E1327 | T1328 | T1329 | R1330 | V1331 | L1332 | T1333 | E1334 | A1335 | A1336 | V1337 | A1338 | G1339 | K1340 | R1341 | D1342 | E1343 | L1344 | R1345 | G1346 | L1347 | K1348 | E1349 | N1350 | V1351 | I1352 | V1353 | G1354 | R1355 | L1356 | I1357 | P1358 | A1359 | G1360 | T1361 | G1362 | Y1363 | A1364 | V1365 | H1366 | Q1367 | D1368 | R1369 | M1370 | R1371 | R1372 | R1373 | ALA | ALA | GLY | GLU | ALA | PRO | ALA | |

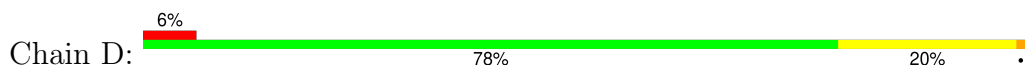
• Molecule 15: 30S ribosomal protein S18



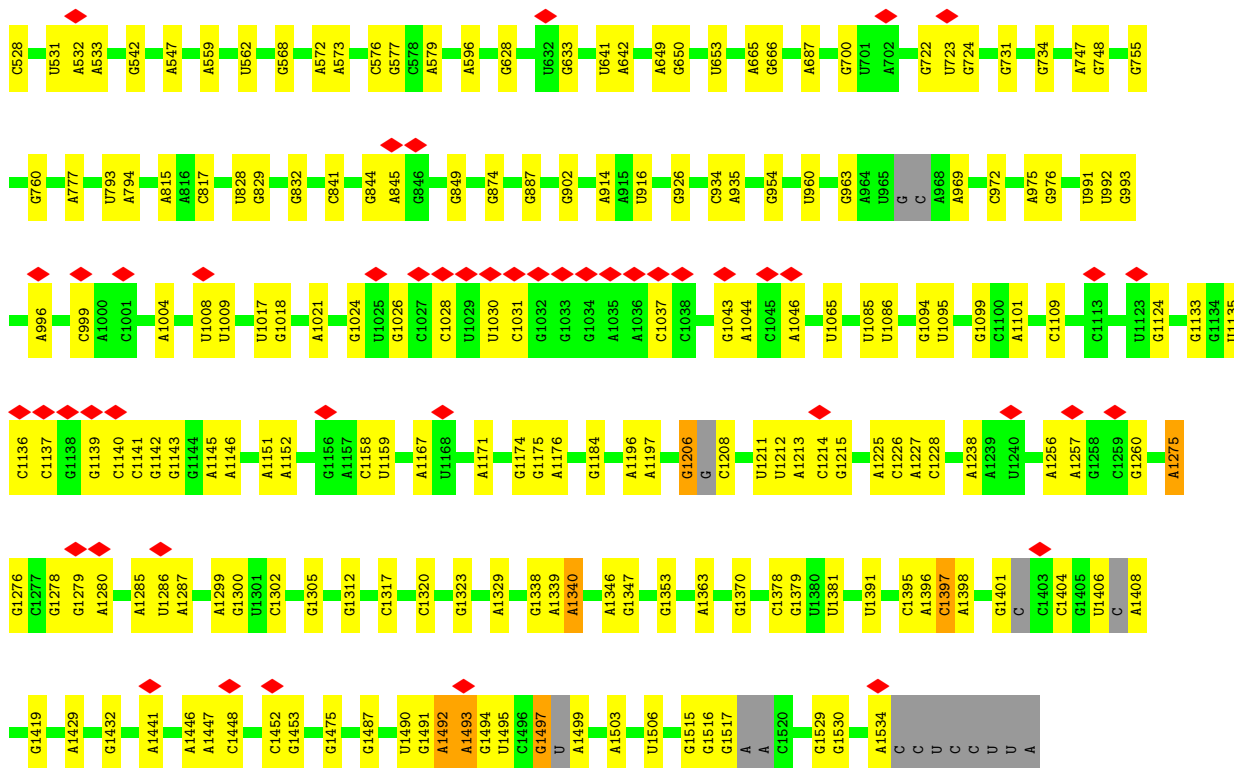
| | | | | | | | | | | | | | | | | | | | | | | | | | | | | | | | | | | | | | | | | | | | | | | | | | | | |
|-----|-----|-----|-----|-----|-----|-----|-----|-----|-----|-----|-----|-----|-----|-----|-----|-----|-----|-----|-----|-----|-----|-----|-----|-----|-----|-----|-----|-----|-----|-----|-----|-----|-----|-----|-----|-----|-----|-----|-----|-----|-----|-----|-----|-----|-----|-----|-----|-----|-----|-----|-----|
| MET | ALA | ARG | TYR | PHE | THR | ALA | GLU | ARG | ASP | LYS | F10 | C11 | R12 | F13 | T14 | A15 | E16 | G17 | V18 | Q19 | E20 | I21 | D22 | Y23 | K24 | D25 | I26 | L29 | K30 | N31 | Y32 | I33 | T34 | E35 | S36 | I39 | S42 | R43 | G46 | T47 | R48 | A49 | R53 | A56 | R57 | R61 | Y64 | L68 | D72 | R74 | H74 |
|-----|-----|-----|-----|-----|-----|-----|-----|-----|-----|-----|-----|-----|-----|-----|-----|-----|-----|-----|-----|-----|-----|-----|-----|-----|-----|-----|-----|-----|-----|-----|-----|-----|-----|-----|-----|-----|-----|-----|-----|-----|-----|-----|-----|-----|-----|-----|-----|-----|-----|-----|-----|

Q75

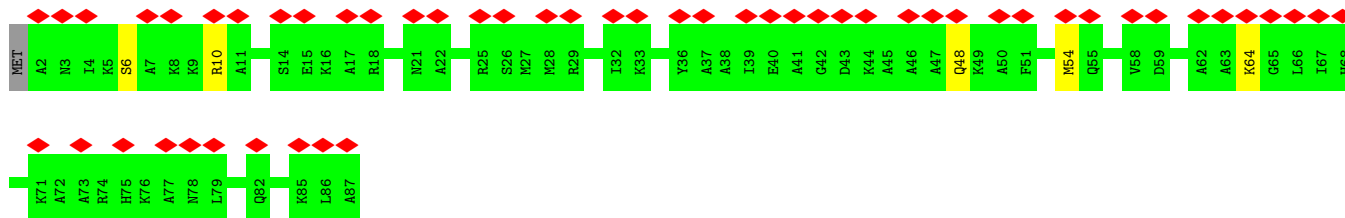
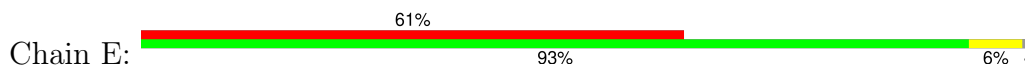
• Molecule 16: 16S rRNA



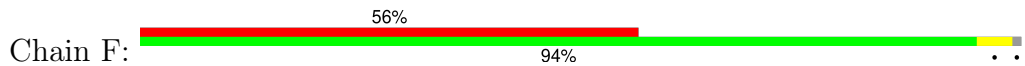
| | | | | | | | | | | | | | | | | | | | | | | | | | | | | | | | | | | | | | | | | | | | | | | | | |
|------|------|------|------|------|------|------|------|------|------|------|------|------|------|------|------|------|------|------|------|------|------|------|------|------|------|------|------|------|------|------|------|------|------|------|------|------|------|------|------|------|------|------|------|------|-----|------|------|------|
| A1 | U4 | U5 | G6 | A7 | G9 | G22 | U29 | A32 | G39 | C40 | G41 | C47 | C48 | U49 | A50 | A51 | C52 | A53 | C54 | G69 | U70 | A71 | A72 | C73 | A74 | G75 | G76 | A81 | G82 | C83 | U84 | U85 | G86 | C87 | U88 | U89 | C90 | G211 | U91 | U92 | U93 | G94 | C95 | U96 | C99 | G108 | A120 | U121 |
| G122 | G128 | A131 | C136 | G141 | G144 | G145 | G148 | A149 | U150 | U154 | G159 | A160 | C163 | G164 | U173 | A181 | A182 | C183 | C194 | A195 | A196 | G197 | G198 | A199 | G200 | C201 | G204 | A205 | C206 | C207 | U208 | U209 | C210 | G211 | G212 | G213 | C214 | C215 | U216 | C221 | C222 | G226 | U245 | | | | | |
| A246 | G247 | G251 | U252 | A253 | G258 | A262 | G266 | C267 | C271 | A279 | G289 | G299 | G305 | A306 | A321 | C328 | A329 | G332 | G347 | C352 | A353 | G354 | C355 | U367 | C372 | A373 | G376 | A382 | A383 | G384 | C392 | A393 | A397 | G406 | A412 | G413 | A414 | | | | | | | | | | | |
| U421 | C422 | G423 | G424 | G428 | U429 | C440 | G446 | A451 | A452 | G457 | U458 | A459 | A460 | A461 | G462 | U463 | U464 | A465 | A466 | U467 | A468 | C469 | C470 | U471 | U472 | C475 | A478 | U479 | U480 | G481 | G484 | U485 | U486 | A496 | G505 | A509 | A510 | C511 | G515 | U | G517 | C518 | C519 | C526 | G | | | |



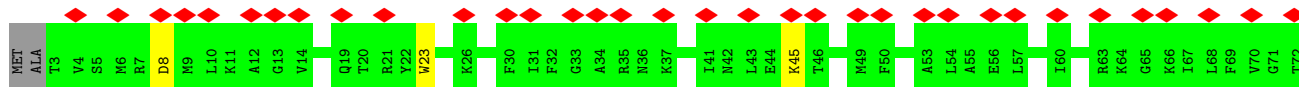
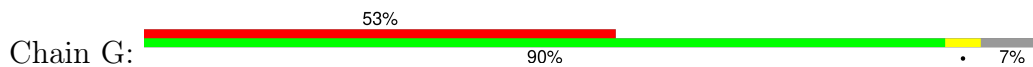
• Molecule 17: 30S ribosomal protein S20

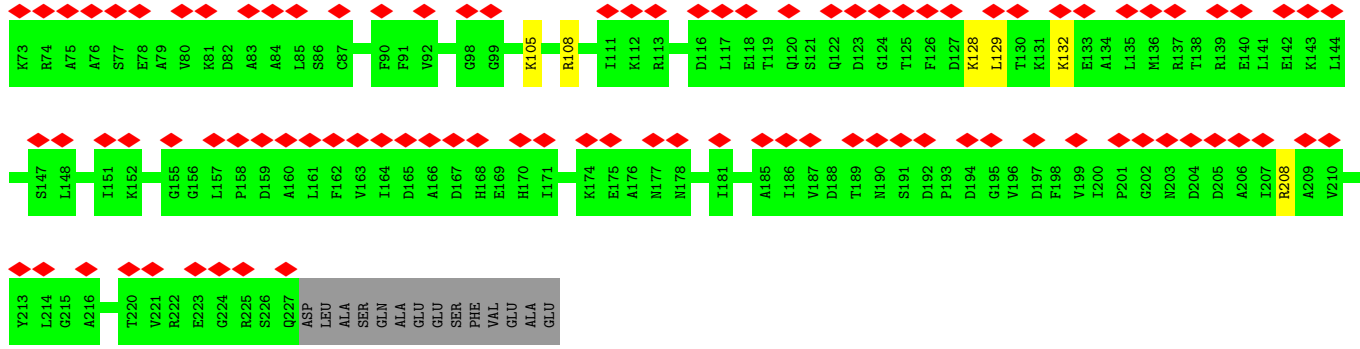


• Molecule 18: 30S ribosomal protein S21

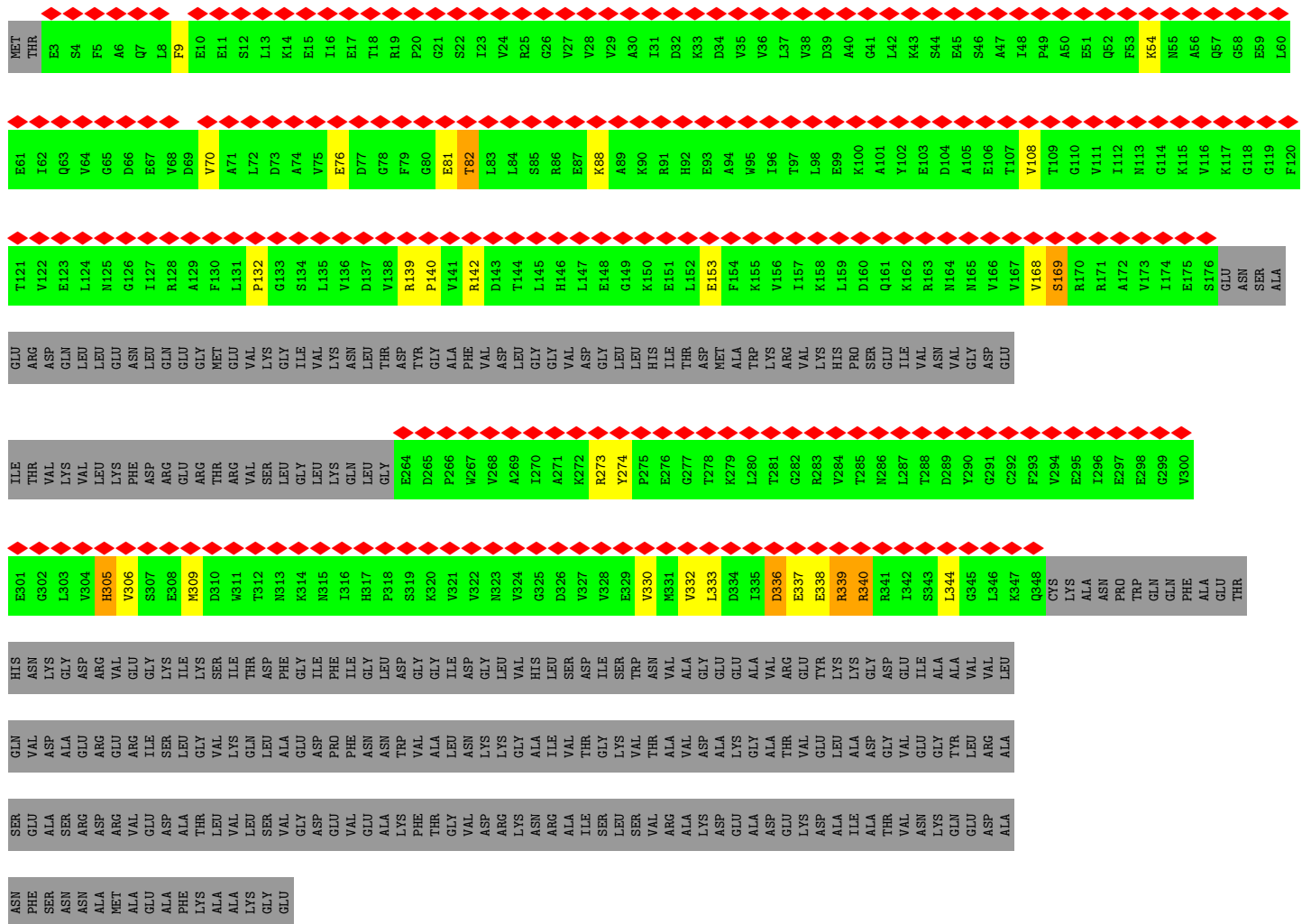
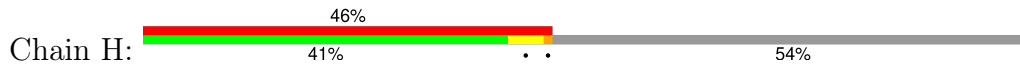


• Molecule 19: 30S ribosomal protein S2

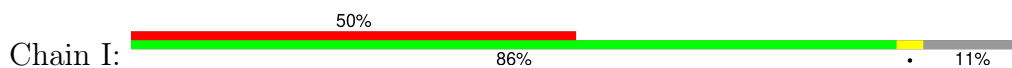




• Molecule 20: 30S ribosomal protein S1

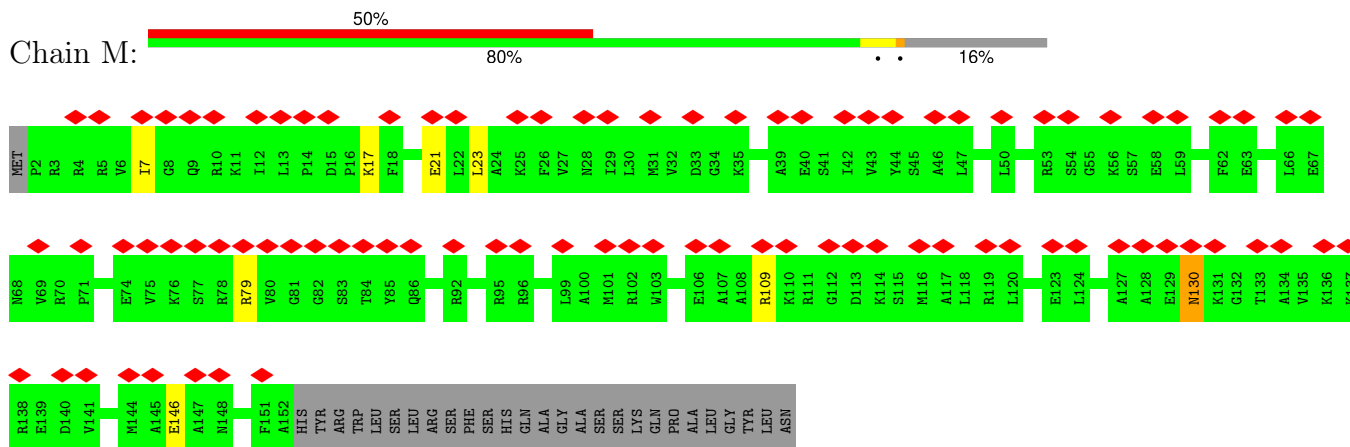


• Molecule 21: 30S ribosomal protein S3

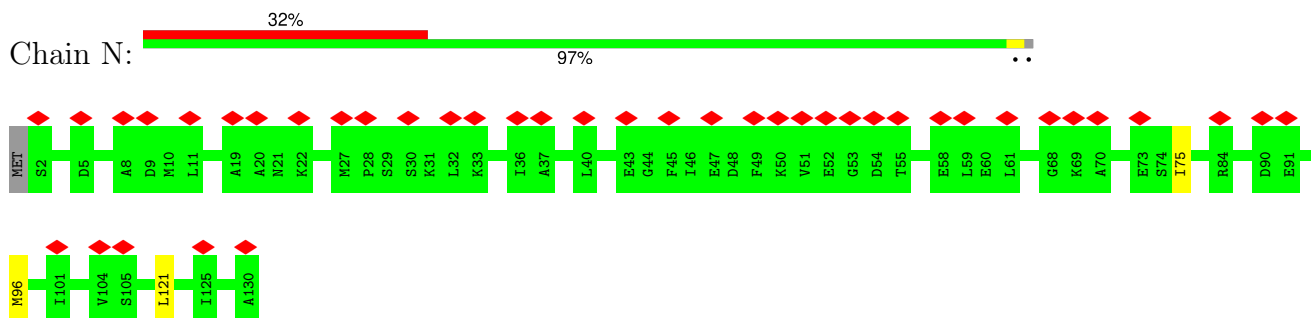


GLU
GLU
GLU
GLU
GLU

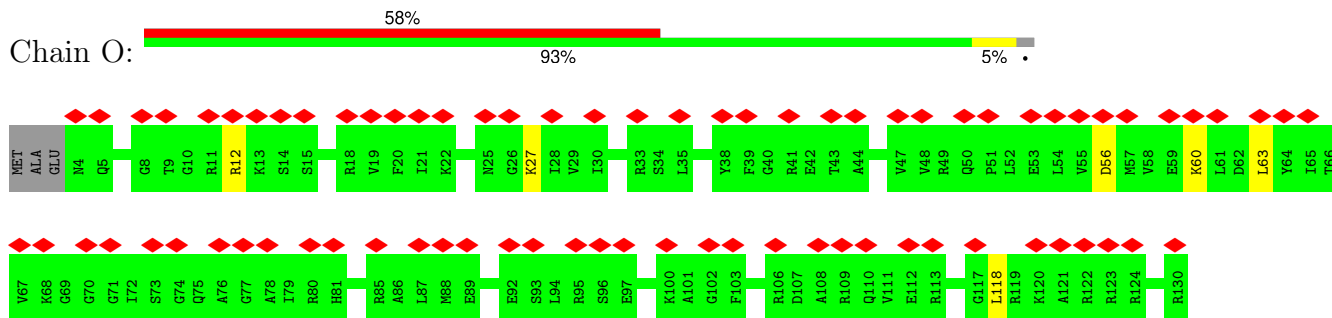
• Molecule 25: 30S ribosomal protein S7



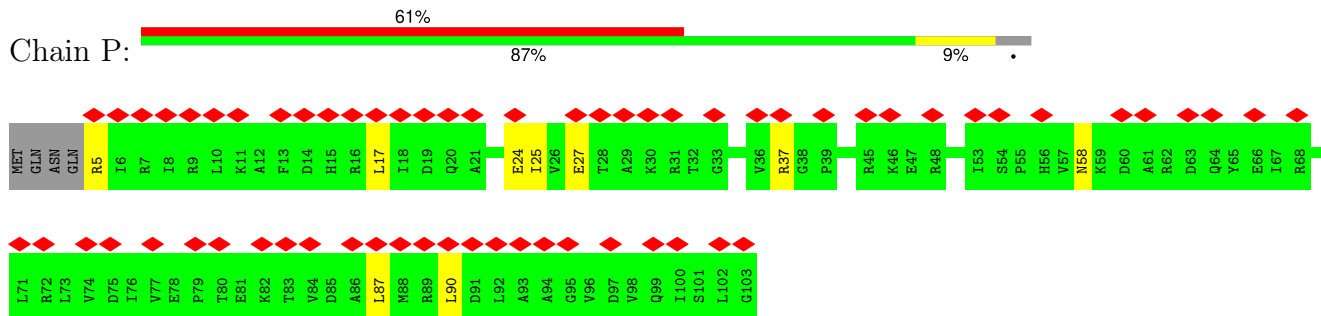
• Molecule 26: 30S ribosomal protein S8



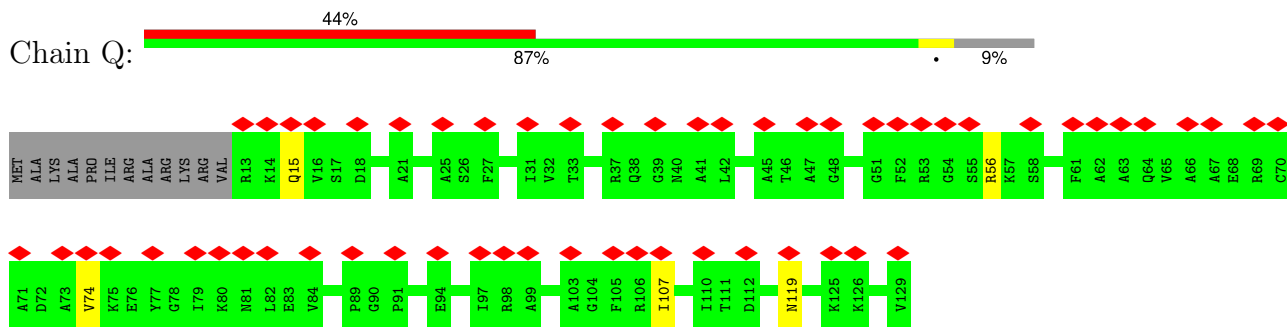
• Molecule 27: 30S ribosomal protein S9



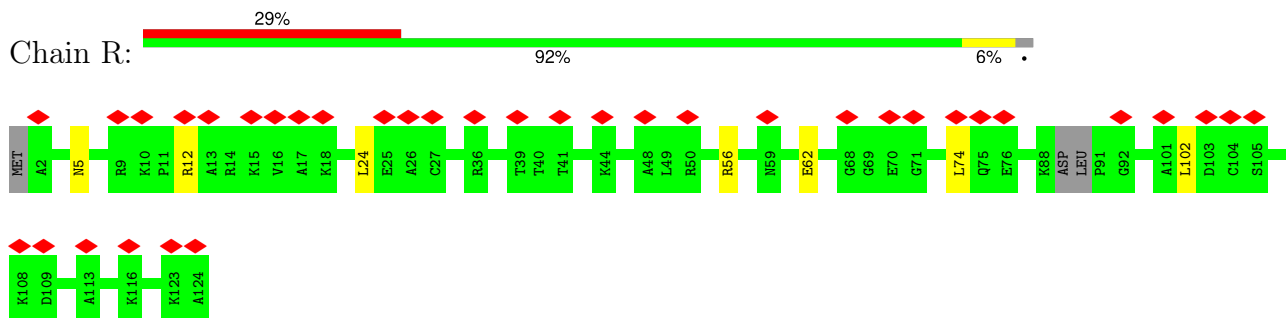
• Molecule 28: 30S ribosomal protein S10



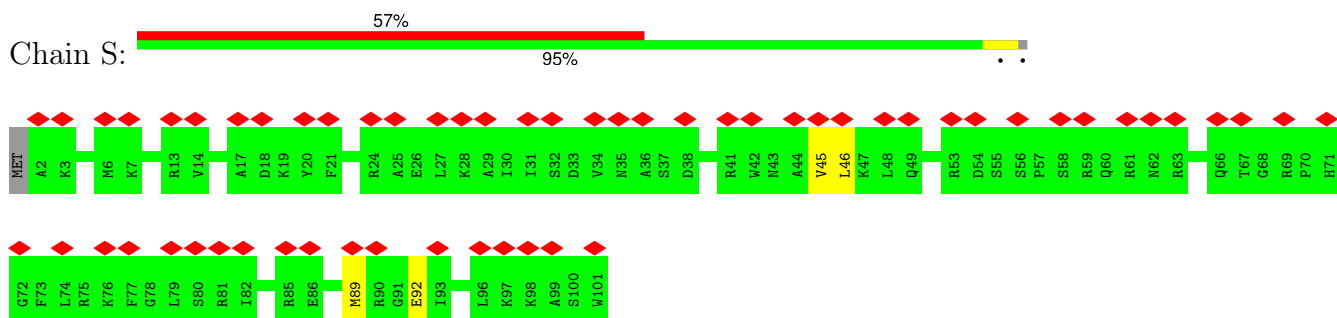
- Molecule 29: 30S ribosomal protein S11



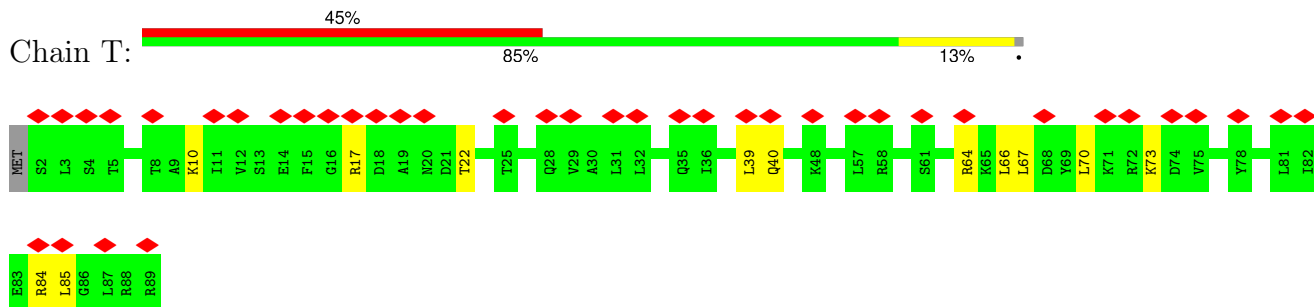
- Molecule 30: 30S ribosomal protein S12



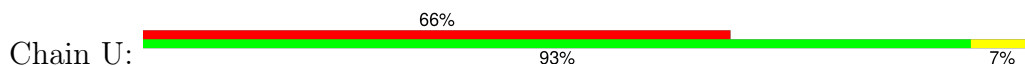
- Molecule 31: 30S ribosomal protein S14

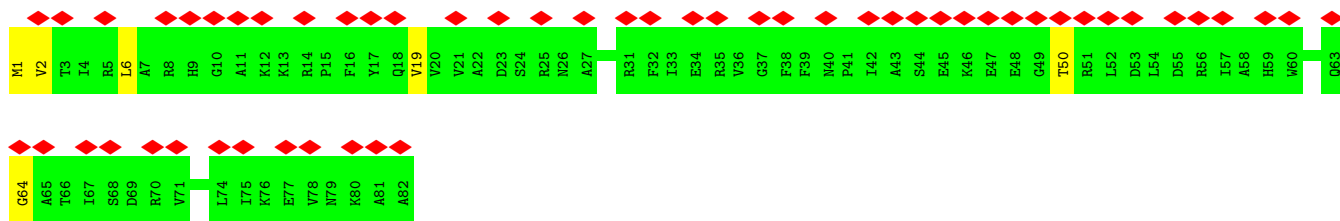


- Molecule 32: 30S ribosomal protein S15

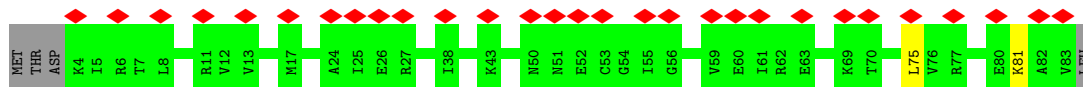


- Molecule 33: 30S ribosomal protein S16

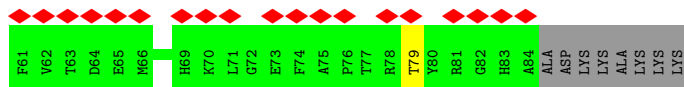
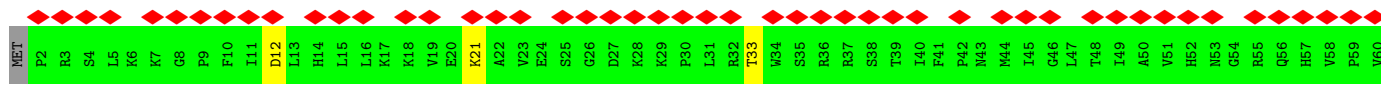
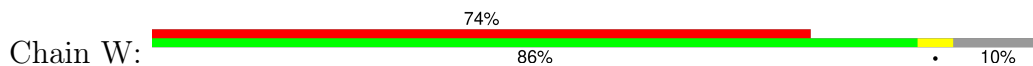




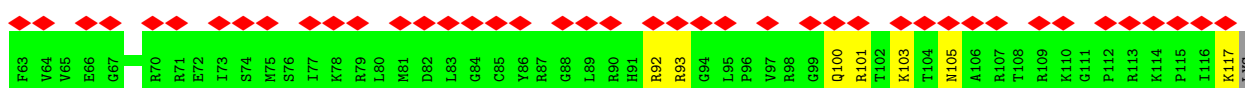
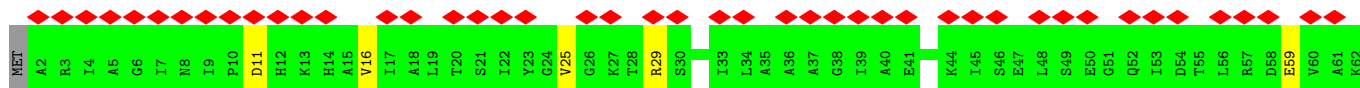
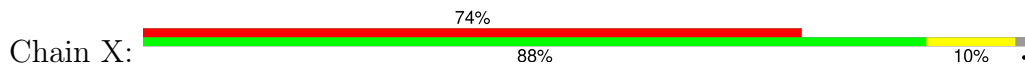
• Molecule 34: 30S ribosomal protein S17



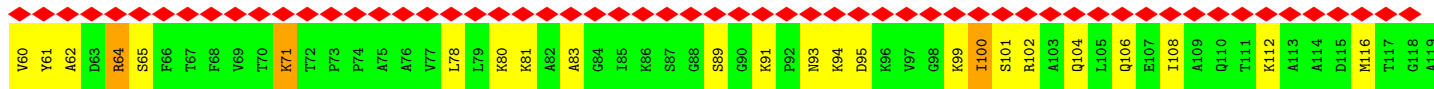
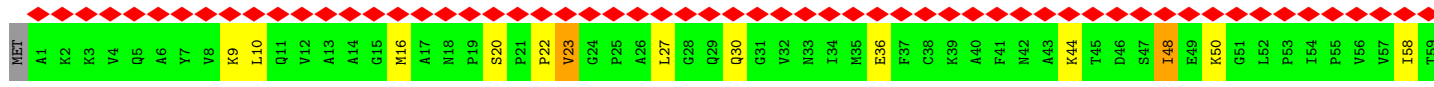
• Molecule 35: 30S ribosomal protein S19

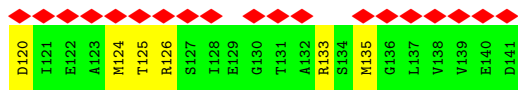


• Molecule 36: 30S ribosomal protein S13

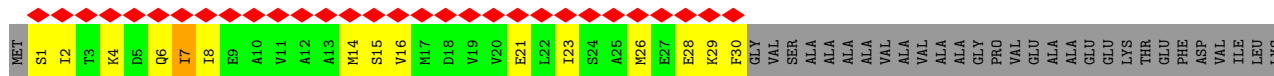


• Molecule 37: 50S ribosomal protein L11



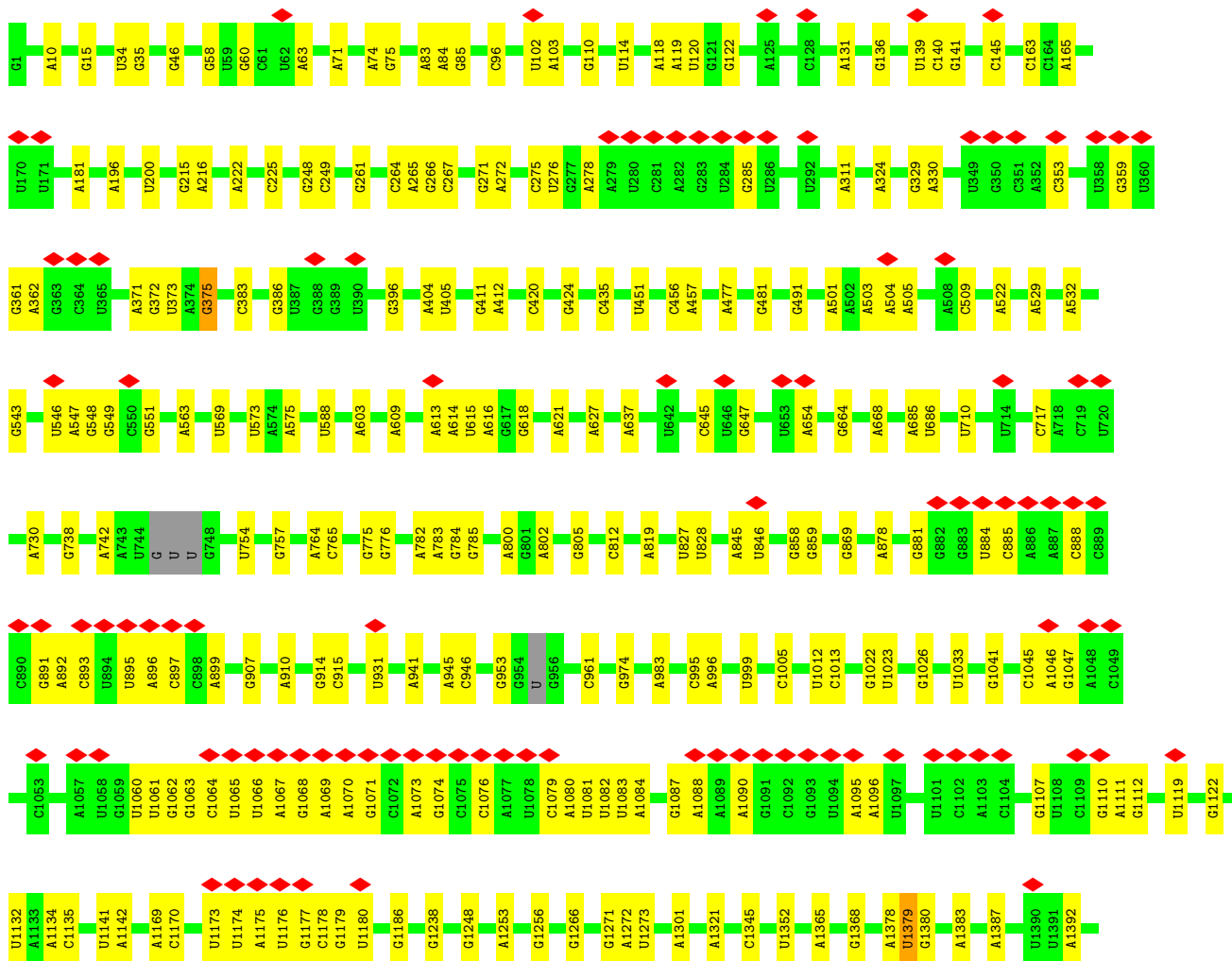
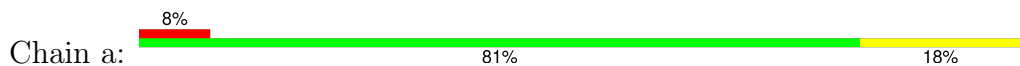



• Molecule 38: 50S ribosomal protein L7/L12



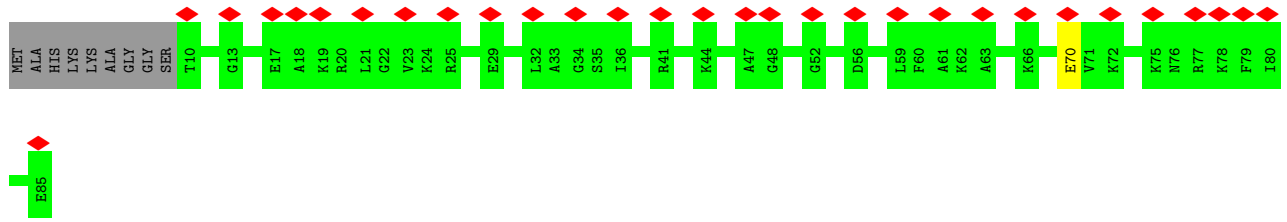
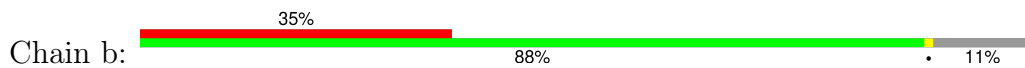
LYS

• Molecule 39: 23S rRNA

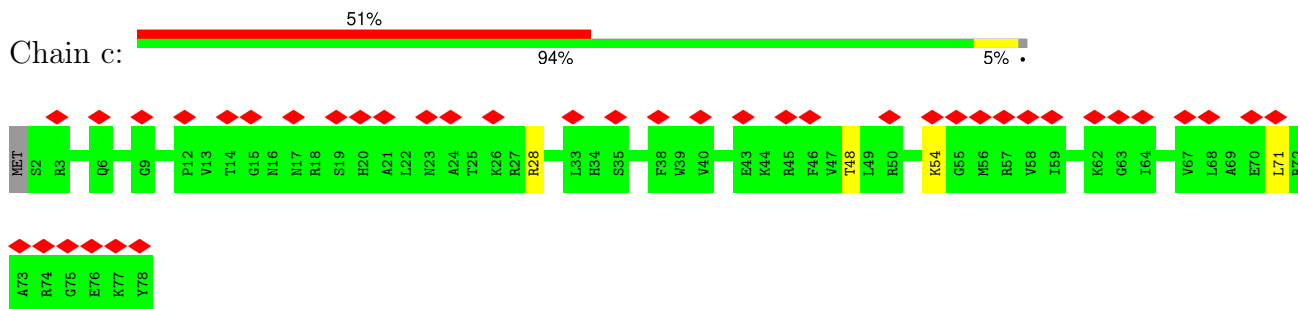




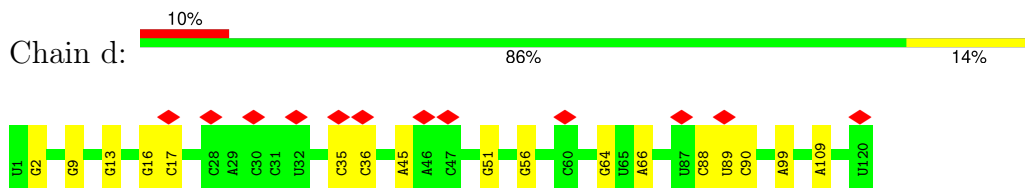
• Molecule 40: 50S ribosomal protein L27



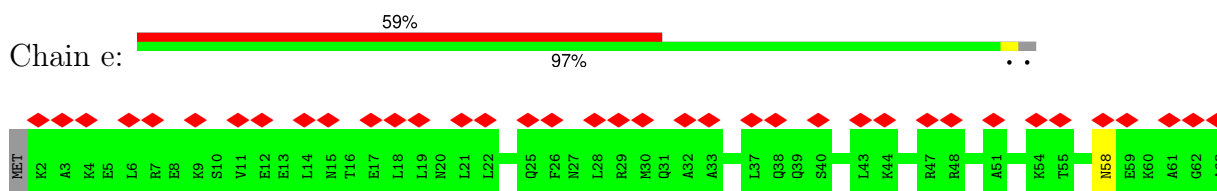
• Molecule 41: 50S ribosomal protein L28



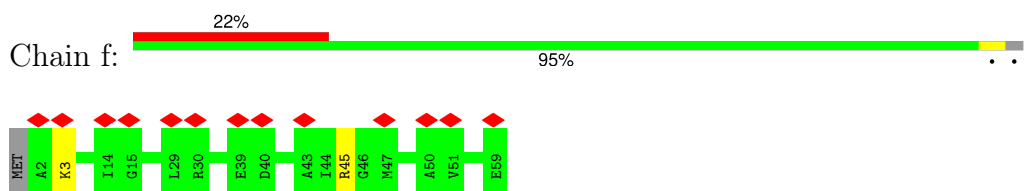
• Molecule 42: 5S rRNA



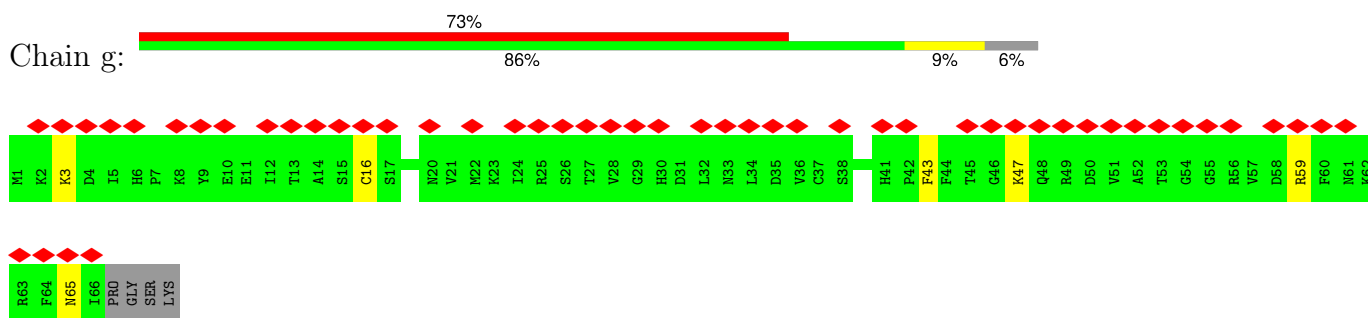
• Molecule 43: 50S ribosomal protein L29



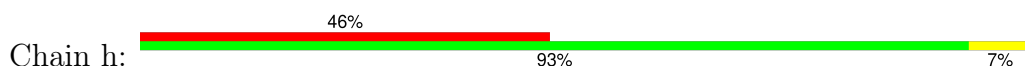
• Molecule 44: 50S ribosomal protein L30

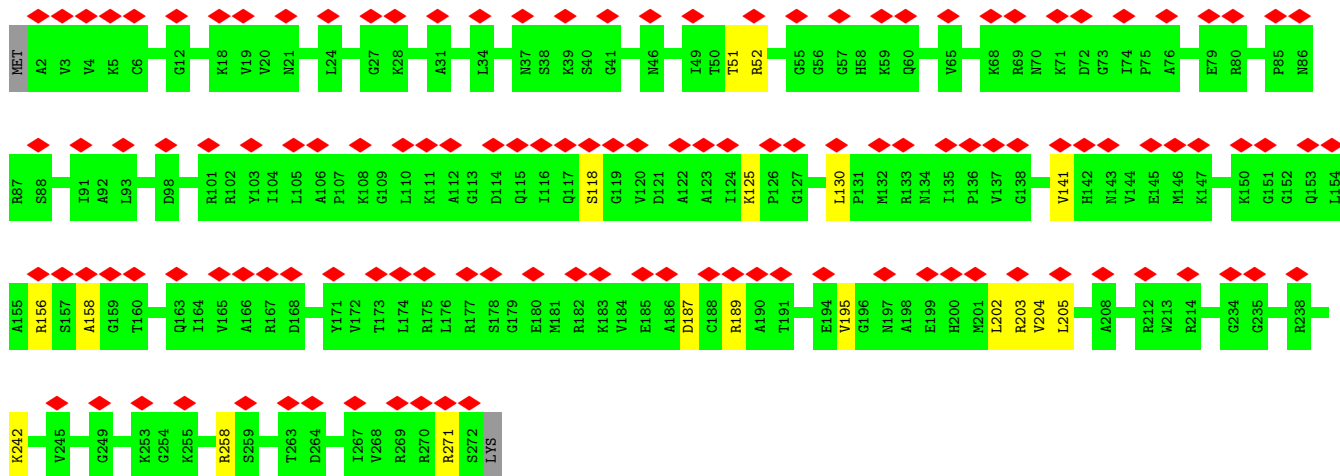


• Molecule 45: 50S ribosomal protein L31

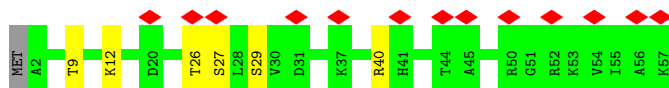
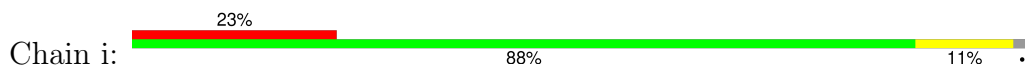


• Molecule 46: 50S ribosomal protein L2

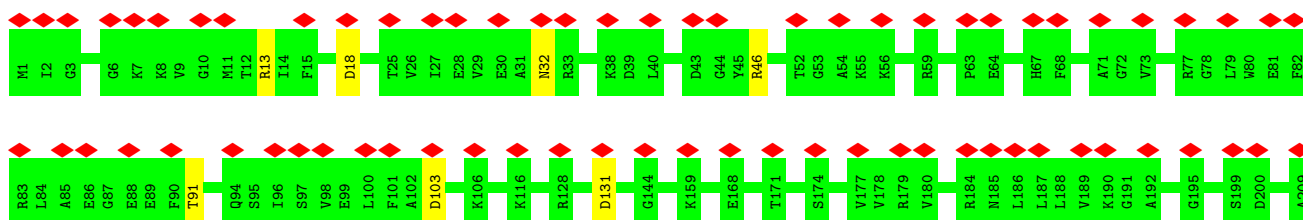




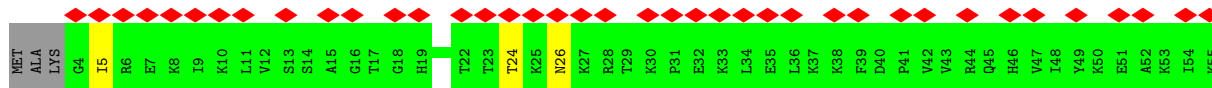
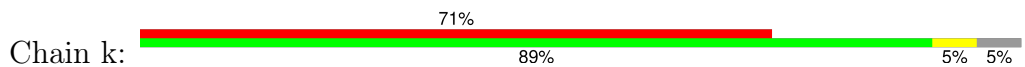
• Molecule 47: 50S ribosomal protein L32



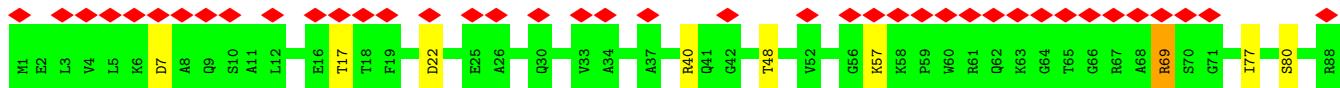
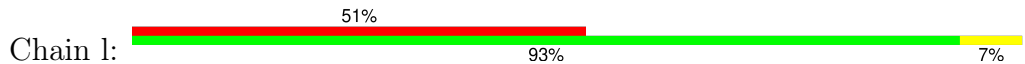
• Molecule 48: 50S ribosomal protein L3

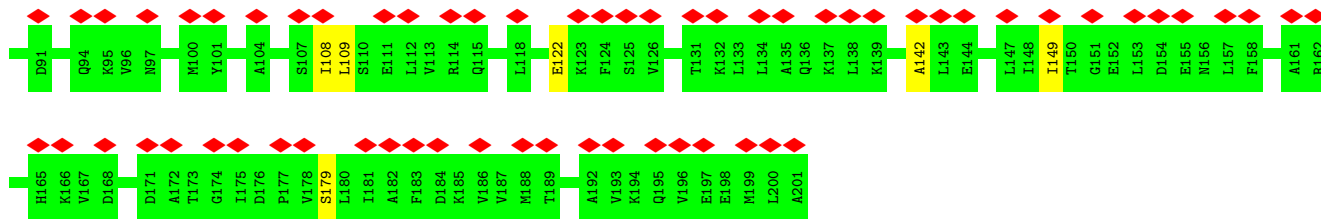


• Molecule 49: 50S ribosomal protein L33

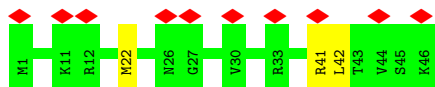


• Molecule 50: 50S ribosomal protein L4

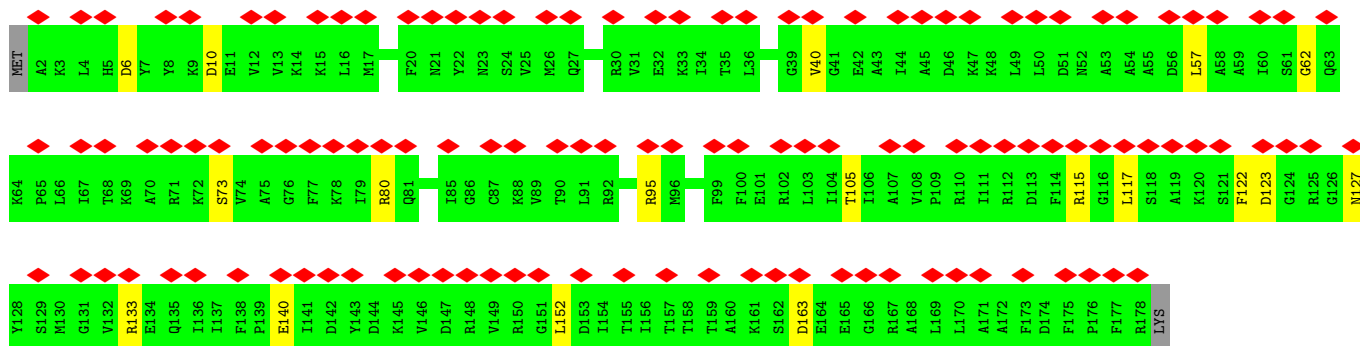
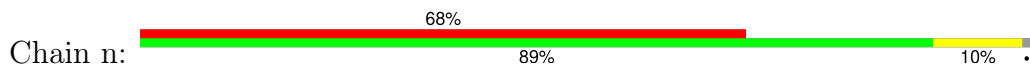




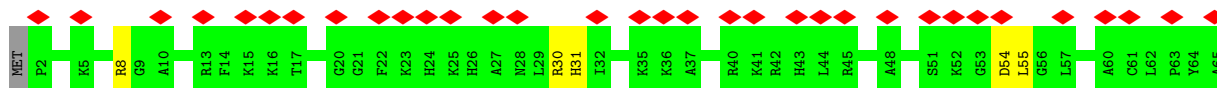
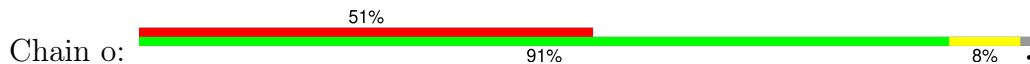
• Molecule 51: 50S ribosomal protein L34



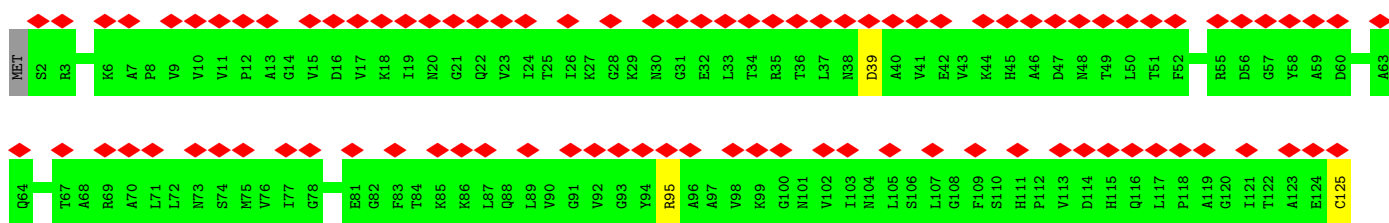
• Molecule 52: 50S ribosomal protein L5

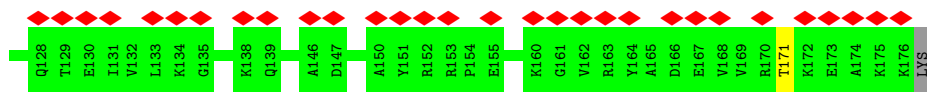


• Molecule 53: 50S ribosomal protein L35

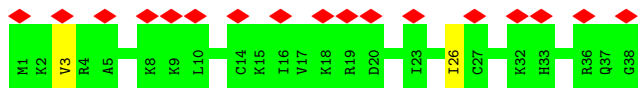
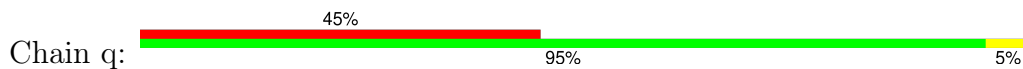


• Molecule 54: 50S ribosomal protein L6

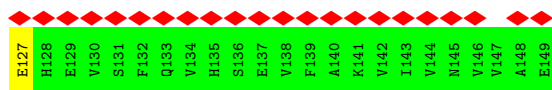
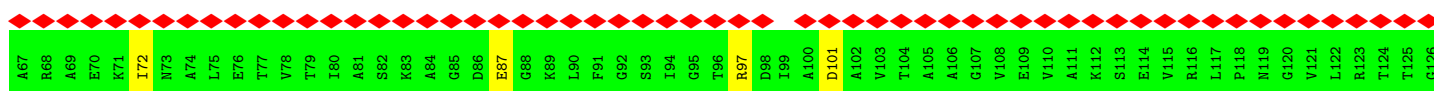
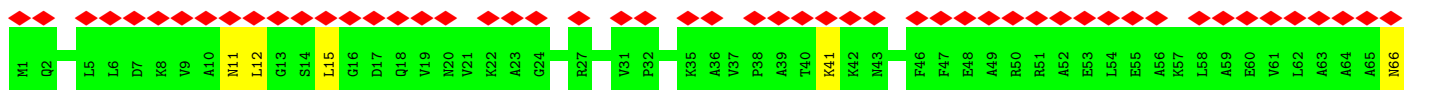
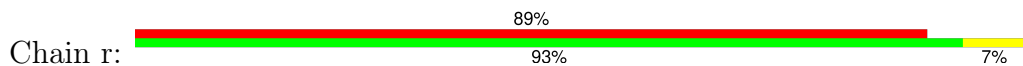




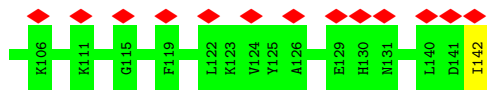
- Molecule 55: 50S ribosomal protein L36



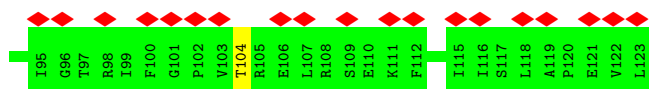
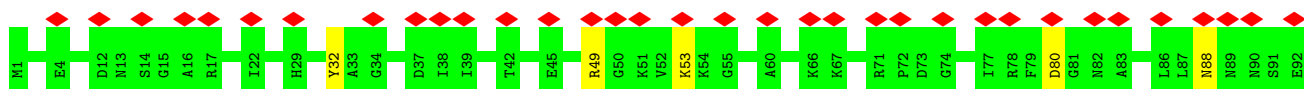
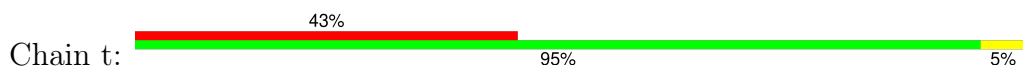
- Molecule 56: 50S ribosomal protein L9



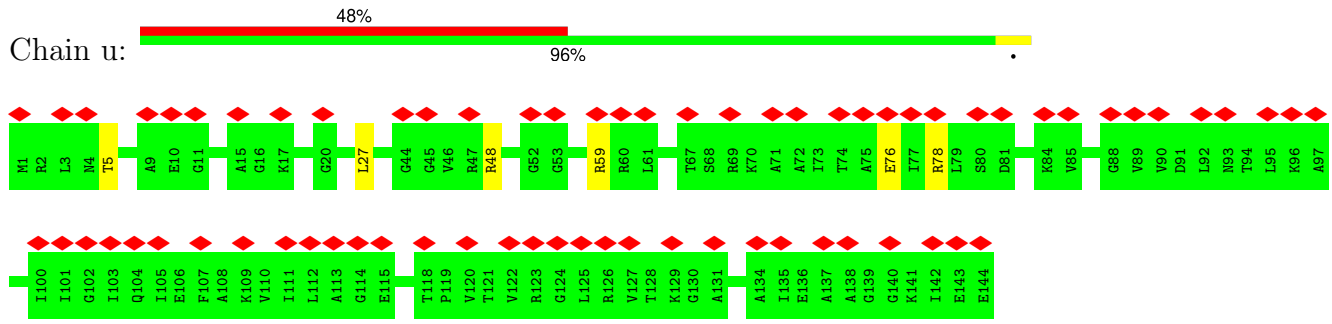
- Molecule 57: 50S ribosomal protein L13



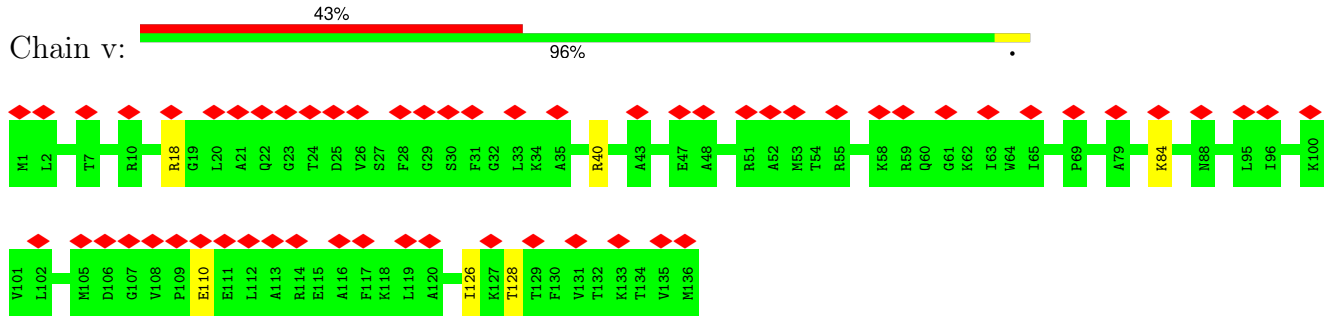
- Molecule 58: 50S ribosomal protein L14



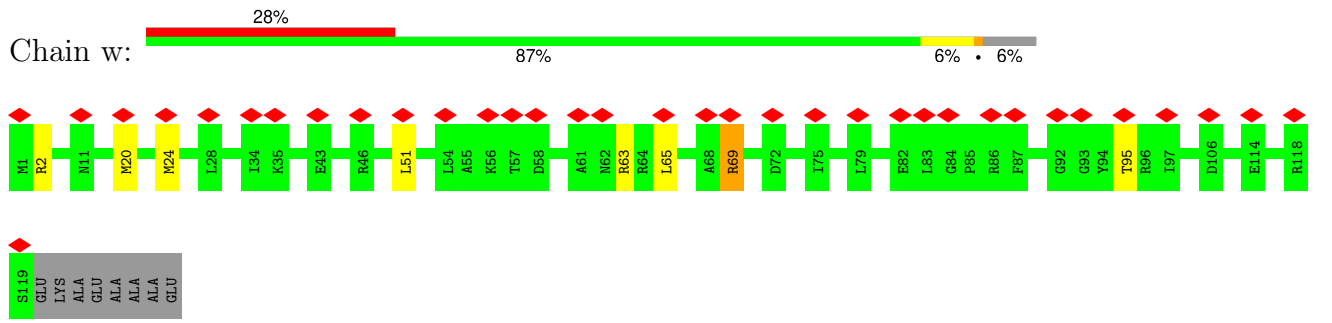
- Molecule 59: 50S ribosomal protein L15



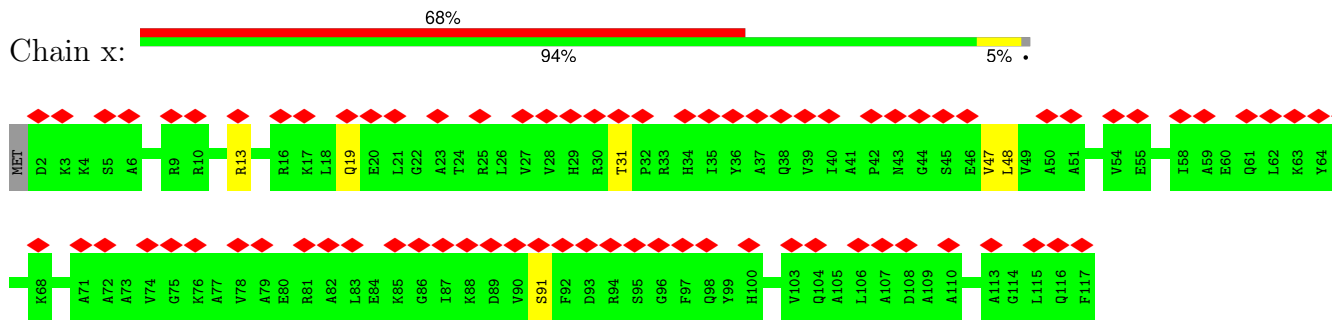
• Molecule 60: 50S ribosomal protein L16



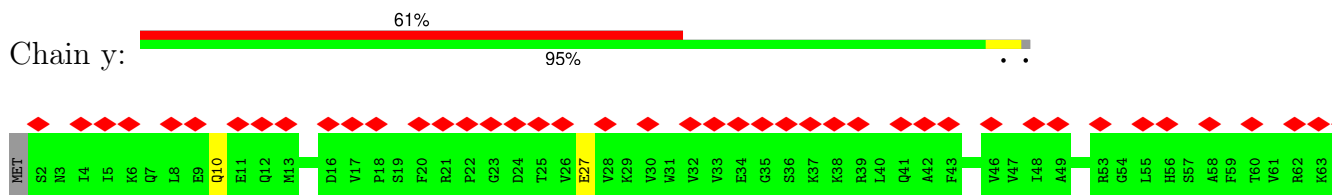
• Molecule 61: 50S ribosomal protein L17

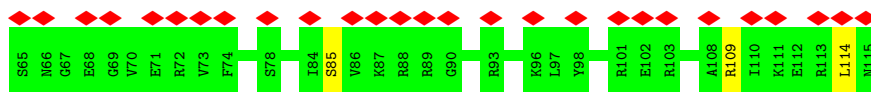


• Molecule 62: 50S ribosomal protein L18



• Molecule 63: 50S ribosomal protein L19





- Molecule 64: 50S ribosomal protein L20

Chain z: 27% 96%



4 Experimental information

| Property | Value | Source |
|--------------------------------------|---|-----------|
| EM reconstruction method | SINGLE PARTICLE | Depositor |
| Imposed symmetry | POINT, Not provided | |
| Number of particles used | 24582 | Depositor |
| Resolution determination method | FSC 0.143 CUT-OFF | Depositor |
| CTF correction method | PHASE FLIPPING AND AMPLITUDE CORRECTION | Depositor |
| Microscope | FEI TALOS ARCTICA | Depositor |
| Voltage (kV) | 200 | Depositor |
| Electron dose ($e^-/\text{\AA}^2$) | 45 | Depositor |
| Minimum defocus (nm) | Not provided | |
| Maximum defocus (nm) | Not provided | |
| Magnification | Not provided | |
| Image detector | GATAN K2 SUMMIT (4k x 4k) | Depositor |
| Maximum map value | 0.069 | Depositor |
| Minimum map value | -0.036 | Depositor |
| Average map value | 0.000 | Depositor |
| Map value standard deviation | 0.003 | Depositor |
| Recommended contour level | 0.015 | Depositor |
| Map size (Å) | 520.0, 520.0, 520.0 | wwPDB |
| Map dimensions | 500, 500, 500 | wwPDB |
| Map angles (°) | 90.0, 90.0, 90.0 | wwPDB |
| Pixel spacing (Å) | 1.04, 1.04, 1.04 | Depositor |

5 Model quality

5.1 Standard geometry

Bond lengths and bond angles in the following residue types are not validated in this section: ZN, MG

The Z score for a bond length (or angle) is the number of standard deviations the observed value is removed from the expected value. A bond length (or angle) with $|Z| > 5$ is considered an outlier worth inspection. RMSZ is the root-mean-square of all Z scores of the bond lengths (or angles).

| Mol | Chain | Bond lengths | | Bond angles | |
|-----|-------|--------------|-----------------|-------------|-----------------|
| | | RMSZ | # Z >5 | RMSZ | # Z >5 |
| 1 | 0 | 0.38 | 0/829 | 0.67 | 0/1107 |
| 2 | 1 | 0.49 | 0/864 | 0.82 | 0/1156 |
| 3 | 2 | 0.42 | 0/752 | 0.71 | 0/1005 |
| 4 | 3 | 0.35 | 0/796 | 0.66 | 2/1062 (0.2%) |
| 5 | 4 | 0.40 | 0/766 | 0.68 | 0/1025 |
| 6 | 5 | 1.12 | 6/528 (1.1%) | 0.97 | 1/810 (0.1%) |
| 7 | 6 | 1.11 | 4/603 (0.7%) | 0.97 | 0/926 |
| 8 | 7 | 0.55 | 2/813 (0.2%) | 0.88 | 3/1262 (0.2%) |
| 9 | 9 | 0.79 | 2/1131 (0.2%) | 0.64 | 1/1524 (0.1%) |
| 10 | A | 0.39 | 0/1810 | 0.75 | 1/2821 (0.0%) |
| 10 | B | 0.46 | 1/1810 (0.1%) | 0.86 | 7/2821 (0.2%) |
| 11 | AA | 0.58 | 2/10591 (0.0%) | 0.75 | 15/14289 (0.1%) |
| 12 | AB | 0.43 | 0/808 | 0.60 | 0/1088 |
| 13 | AC | 0.48 | 0/1808 | 0.62 | 1/2450 (0.0%) |
| 13 | AD | 0.39 | 0/1789 | 0.57 | 0/2425 |
| 14 | AE | 0.52 | 4/10545 (0.0%) | 0.66 | 5/14236 (0.0%) |
| 15 | C | 0.48 | 0/553 | 0.83 | 0/743 |
| 16 | D | 0.34 | 10/36610 (0.0%) | 0.73 | 30/57091 (0.1%) |
| 17 | E | 0.57 | 0/675 | 0.85 | 0/895 |
| 18 | F | 0.56 | 0/597 | 0.87 | 0/792 |
| 19 | G | 0.48 | 0/1791 | 0.71 | 0/2413 |
| 20 | H | 0.55 | 1/1746 (0.1%) | 1.03 | 12/2382 (0.5%) |
| 21 | I | 0.43 | 0/1663 | 0.71 | 0/2241 |
| 22 | J | 0.47 | 0/1665 | 0.73 | 0/2227 |
| 23 | K | 0.45 | 0/1165 | 0.75 | 0/1568 |
| 24 | L | 0.43 | 0/867 | 0.75 | 1/1171 (0.1%) |
| 25 | M | 0.50 | 0/1195 | 0.81 | 0/1602 |
| 26 | N | 0.41 | 0/989 | 0.69 | 0/1326 |
| 27 | O | 0.43 | 0/1034 | 0.75 | 0/1375 |
| 28 | P | 0.43 | 0/800 | 0.75 | 0/1082 |
| 29 | Q | 0.40 | 0/893 | 0.70 | 0/1205 |
| 30 | R | 0.35 | 0/952 | 0.74 | 0/1274 |

| Mol | Chain | Bond lengths | | Bond angles | |
|-----|-------|--------------|------------------|-------------|-------------------|
| | | RMSZ | # Z >5 | RMSZ | # Z >5 |
| 31 | S | 0.49 | 0/817 | 0.79 | 0/1088 |
| 32 | T | 0.53 | 0/722 | 0.86 | 0/964 |
| 33 | U | 0.44 | 0/659 | 0.78 | 0/884 |
| 34 | V | 0.34 | 0/657 | 0.62 | 0/881 |
| 35 | W | 0.38 | 0/680 | 0.62 | 0/915 |
| 36 | X | 0.49 | 0/909 | 0.87 | 0/1215 |
| 37 | Y | 0.67 | 0/1046 | 0.58 | 0/1410 |
| 38 | Z | 0.69 | 0/227 | 0.57 | 0/304 |
| 39 | a | 0.38 | 3/69247 (0.0%) | 0.72 | 19/107985 (0.0%) |
| 40 | b | 0.39 | 0/589 | 0.71 | 0/779 |
| 41 | c | 0.48 | 0/635 | 0.82 | 1/848 (0.1%) |
| 42 | d | 0.29 | 0/2872 | 0.70 | 0/4478 |
| 43 | e | 0.53 | 0/502 | 0.83 | 0/667 |
| 44 | f | 0.45 | 0/452 | 0.78 | 0/605 |
| 45 | g | 0.43 | 0/531 | 0.68 | 0/709 |
| 46 | h | 0.39 | 0/2121 | 0.78 | 0/2852 |
| 47 | i | 0.40 | 0/450 | 0.79 | 0/599 |
| 48 | j | 0.44 | 0/1586 | 0.69 | 0/2134 |
| 49 | k | 0.35 | 0/433 | 0.65 | 0/576 |
| 50 | l | 0.46 | 0/1571 | 0.77 | 1/2113 (0.0%) |
| 51 | m | 0.53 | 0/380 | 0.99 | 0/498 |
| 52 | n | 0.49 | 0/1434 | 0.88 | 3/1926 (0.2%) |
| 53 | o | 0.45 | 0/513 | 0.83 | 0/676 |
| 54 | p | 0.39 | 0/1333 | 0.67 | 0/1805 |
| 55 | q | 0.37 | 0/303 | 0.77 | 0/397 |
| 56 | r | 0.43 | 0/1122 | 0.69 | 0/1515 |
| 57 | s | 0.50 | 0/1152 | 0.75 | 0/1551 |
| 58 | t | 0.41 | 0/955 | 0.78 | 0/1279 |
| 59 | u | 0.40 | 0/1062 | 0.76 | 0/1413 |
| 60 | v | 0.47 | 0/1093 | 0.81 | 0/1460 |
| 61 | w | 0.52 | 0/964 | 0.87 | 1/1289 (0.1%) |
| 62 | x | 0.46 | 0/902 | 0.81 | 0/1209 |
| 63 | y | 0.41 | 0/929 | 0.73 | 1/1242 (0.1%) |
| 64 | z | 0.60 | 0/960 | 0.91 | 1/1278 (0.1%) |
| All | All | 0.43 | 35/189246 (0.0%) | 0.74 | 106/278938 (0.0%) |

Chiral center outliers are detected by calculating the chiral volume of a chiral center and verifying if the center is modelled as a planar moiety or with the opposite hand. A planarity outlier is detected by checking planarity of atoms in a peptide group, atoms in a mainchain group or atoms of a sidechain that are expected to be planar.

| Mol | Chain | #Chirality outliers | #Planarity outliers |
|-----|-------|---------------------|---------------------|
| 10 | A | 0 | 2 |

Continued on next page...

Continued from previous page...

| Mol | Chain | #Chirality outliers | #Planarity outliers |
|-----|-------|---------------------|---------------------|
| 10 | B | 0 | 2 |
| 11 | AA | 0 | 10 |
| 14 | AE | 0 | 5 |
| 20 | H | 0 | 3 |
| 36 | X | 0 | 1 |
| All | All | 0 | 23 |

All (35) bond length outliers are listed below:

| Mol | Chain | Res | Type | Atoms | Z | Observed(Å) | Ideal(Å) |
|-----|-------|------|------|--------|--------|-------------|----------|
| 9 | 9 | 130 | PRO | N-CA | 13.81 | 1.70 | 1.47 |
| 16 | D | 1516 | G | O3'-P | -13.35 | 1.45 | 1.61 |
| 16 | D | 1339 | A | O3'-P | 10.56 | 1.73 | 1.61 |
| 11 | AA | 374 | GLU | C-N | 10.36 | 1.53 | 1.34 |
| 14 | AE | 88 | CYS | CB-SG | -10.20 | 1.65 | 1.82 |
| 6 | 5 | 109 | DT | O3'-P | 8.73 | 1.71 | 1.61 |
| 16 | D | 145 | G | O3'-P | 8.40 | 1.71 | 1.61 |
| 7 | 6 | 10 | DG | C1'-N9 | -8.32 | 1.35 | 1.47 |
| 16 | D | 196 | A | O3'-P | 8.30 | 1.71 | 1.61 |
| 11 | AA | 850 | ILE | N-CA | -8.20 | 1.29 | 1.46 |
| 16 | D | 1275 | A | O3'-P | 7.79 | 1.70 | 1.61 |
| 39 | a | 2434 | A | O3'-P | 7.57 | 1.70 | 1.61 |
| 20 | H | 169 | SER | N-CA | 7.54 | 1.61 | 1.46 |
| 16 | D | 1515 | G | O3'-P | -7.29 | 1.52 | 1.61 |
| 6 | 5 | 121 | DG | C1'-N9 | -7.24 | 1.37 | 1.47 |
| 8 | 7 | 19 | G | C1'-N9 | -7.17 | 1.36 | 1.46 |
| 16 | D | 1395 | C | O3'-P | 7.16 | 1.69 | 1.61 |
| 8 | 7 | -13 | U | C1'-N1 | 6.90 | 1.59 | 1.48 |
| 16 | D | 1490 | U | O3'-P | 6.86 | 1.69 | 1.61 |
| 6 | 5 | 112 | DG | C1'-N9 | -6.71 | 1.37 | 1.47 |
| 39 | a | 1905 | C | O3'-P | 6.61 | 1.69 | 1.61 |
| 16 | D | 1492 | A | O3'-P | 6.58 | 1.69 | 1.61 |
| 39 | a | 2167 | U | O3'-P | 6.52 | 1.69 | 1.61 |
| 6 | 5 | 100 | DA | C1'-N9 | -6.45 | 1.38 | 1.47 |
| 7 | 6 | 21 | DA | C1'-N9 | -6.43 | 1.38 | 1.47 |
| 14 | AE | 93 | THR | CA-C | 6.24 | 1.69 | 1.52 |
| 6 | 5 | 116 | DG | C1'-N9 | -6.08 | 1.38 | 1.47 |
| 9 | 9 | 129 | LEU | C-N | 6.08 | 1.45 | 1.34 |
| 6 | 5 | 115 | DA | C1'-N9 | -5.99 | 1.38 | 1.47 |
| 14 | AE | 70 | CYS | CA-CB | -5.79 | 1.41 | 1.53 |
| 10 | B | 36 | U | O3'-P | 5.72 | 1.68 | 1.61 |
| 7 | 6 | 28 | DA | C1'-N9 | -5.71 | 1.39 | 1.47 |

Continued on next page...

Continued from previous page...

| Mol | Chain | Res | Type | Atoms | Z | Observed(Å) | Ideal(Å) |
|-----|-------|------|------|--------|-------|-------------|----------|
| 16 | D | 1397 | C | O3'-P | 5.68 | 1.68 | 1.61 |
| 7 | 6 | 24 | DT | C1'-N1 | 5.28 | 1.56 | 1.49 |
| 14 | AE | 801 | VAL | CB-CG2 | -5.03 | 1.42 | 1.52 |

All (106) bond angle outliers are listed below:

| Mol | Chain | Res | Type | Atoms | Z | Observed(°) | Ideal(°) |
|-----|-------|------|------|-------------|--------|-------------|----------|
| 16 | D | 1516 | G | P-O3'-C3' | -19.01 | 96.89 | 119.70 |
| 16 | D | 1516 | G | O3'-P-O5' | 13.81 | 130.24 | 104.00 |
| 11 | AA | 1250 | SER | C-N-CA | 11.13 | 149.53 | 121.70 |
| 39 | a | 2252 | G | N9-C1'-C2' | -10.94 | 99.78 | 114.00 |
| 16 | D | 1401 | G | N9-C1'-C2' | -10.72 | 100.06 | 114.00 |
| 52 | n | 73 | SER | N-CA-CB | -10.60 | 94.60 | 110.50 |
| 16 | D | 1499 | A | N9-C1'-C2' | -10.30 | 100.61 | 114.00 |
| 16 | D | 528 | C | N1-C1'-C2' | -10.21 | 100.73 | 114.00 |
| 20 | H | 169 | SER | N-CA-C | 9.96 | 137.90 | 111.00 |
| 16 | D | 1339 | A | P-O3'-C3' | 9.89 | 131.57 | 119.70 |
| 10 | B | 29 | G | N9-C1'-C2' | -9.78 | 101.25 | 112.00 |
| 10 | B | 28 | C | P-O3'-C3' | 9.64 | 131.26 | 119.70 |
| 14 | AE | 271 | ARG | NE-CZ-NH2 | -9.41 | 115.60 | 120.30 |
| 11 | AA | 375 | PRO | CA-N-CD | -9.35 | 98.40 | 111.50 |
| 16 | D | 196 | A | P-O3'-C3' | 9.35 | 130.92 | 119.70 |
| 16 | D | 526 | C | N1-C1'-C2' | -8.82 | 102.30 | 112.00 |
| 20 | H | 88 | LYS | C-N-CA | 8.75 | 143.58 | 121.70 |
| 16 | D | 1208 | C | N1-C1'-C2' | -8.59 | 102.55 | 112.00 |
| 39 | a | 2167 | U | P-O3'-C3' | 8.56 | 129.98 | 119.70 |
| 16 | D | 1206 | G | N9-C1'-C2' | -8.38 | 102.78 | 112.00 |
| 9 | 9 | 130 | PRO | CA-N-CD | -8.26 | 99.94 | 111.50 |
| 39 | a | 2434 | A | P-O3'-C3' | 8.24 | 129.59 | 119.70 |
| 11 | AA | 995 | ASP | O-C-N | -8.23 | 109.53 | 122.70 |
| 11 | AA | 376 | PRO | N-CA-CB | -8.03 | 93.67 | 103.30 |
| 16 | D | 1406 | U | N1-C1'-C2' | -7.78 | 103.44 | 112.00 |
| 39 | a | 1905 | C | P-O3'-C3' | 7.69 | 128.93 | 119.70 |
| 16 | D | 1275 | A | P-O3'-C3' | 7.64 | 128.87 | 119.70 |
| 16 | D | 1490 | U | P-O3'-C3' | 7.58 | 128.79 | 119.70 |
| 16 | D | 1492 | A | P-O3'-C3' | 7.52 | 128.73 | 119.70 |
| 20 | H | 305 | HIS | N-CA-C | 7.43 | 131.05 | 111.00 |
| 10 | B | 29 | G | C3'-C2'-O2' | 7.37 | 134.66 | 113.30 |
| 8 | 7 | -14 | A | OP2-P-O3' | 7.20 | 121.05 | 105.20 |
| 16 | D | 1206 | G | C4'-C3'-O3' | 7.18 | 127.36 | 113.00 |
| 10 | B | 35 | A | P-O3'-C3' | 7.11 | 128.24 | 119.70 |
| 16 | D | 1493 | A | C2'-C3'-O3' | 7.11 | 125.14 | 109.50 |

Continued on next page...

Continued from previous page...

| Mol | Chain | Res | Type | Atoms | Z | Observed(°) | Ideal(°) |
|-----|-------|------|------|-------------|-------|-------------|----------|
| 16 | D | 145 | G | P-O3'-C3' | 7.07 | 128.19 | 119.70 |
| 39 | a | 2245 | U | N1-C1'-C2' | -7.07 | 104.23 | 112.00 |
| 16 | D | 1516 | G | OP1-P-O3' | -6.99 | 89.82 | 105.20 |
| 16 | D | 1395 | C | P-O3'-C3' | 6.96 | 128.05 | 119.70 |
| 11 | AA | 855 | PRO | N-CA-CB | -6.88 | 95.03 | 102.60 |
| 8 | 7 | -14 | A | O3'-P-O5' | -6.79 | 91.10 | 104.00 |
| 52 | n | 73 | SER | CB-CA-C | 6.71 | 122.86 | 110.10 |
| 16 | D | 1515 | G | O3'-P-O5' | -6.69 | 91.29 | 104.00 |
| 11 | AA | 995 | ASP | CA-C-N | 6.69 | 131.91 | 117.20 |
| 16 | D | 1401 | G | C4'-C3'-O3' | 6.65 | 126.30 | 113.00 |
| 39 | a | 2250 | G | C4'-C3'-O3' | -6.60 | 95.54 | 109.40 |
| 39 | a | 2243 | U | N1-C1'-C2' | -6.55 | 104.79 | 112.00 |
| 39 | a | 1379 | U | C2'-C3'-O3' | 6.54 | 124.16 | 113.70 |
| 16 | D | 1515 | G | P-O3'-C3' | 6.47 | 127.47 | 119.70 |
| 20 | H | 339 | ARG | C-N-CA | 6.46 | 137.85 | 121.70 |
| 11 | AA | 935 | THR | CA-CB-OG1 | -6.44 | 95.47 | 109.00 |
| 16 | D | 1408 | A | N9-C1'-C2' | -6.39 | 104.97 | 112.00 |
| 16 | D | 515 | G | N9-C1'-C2' | -6.39 | 104.97 | 112.00 |
| 16 | D | 1497 | G | N9-C1'-C2' | -6.38 | 104.98 | 112.00 |
| 10 | B | 34 | C | P-O3'-C3' | 6.35 | 127.32 | 119.70 |
| 6 | 5 | 109 | DT | P-O3'-C3' | 6.33 | 127.29 | 119.70 |
| 13 | AC | 117 | HIS | CB-CA-C | -6.23 | 97.94 | 110.40 |
| 11 | AA | 849 | GLU | C-N-CA | 6.11 | 136.98 | 121.70 |
| 11 | AA | 1004 | ASP | CB-CA-C | 6.00 | 122.40 | 110.40 |
| 20 | H | 140 | PRO | N-CA-CB | 5.95 | 110.44 | 103.30 |
| 11 | AA | 943 | LYS | CA-C-O | -5.93 | 107.64 | 120.10 |
| 20 | H | 330 | VAL | N-CA-C | 5.90 | 126.92 | 111.00 |
| 11 | AA | 727 | VAL | N-CA-C | -5.89 | 95.10 | 111.00 |
| 10 | B | 29 | G | P-O3'-C3' | 5.88 | 126.76 | 119.70 |
| 20 | H | 336 | ASP | CB-CA-C | -5.88 | 98.63 | 110.40 |
| 11 | AA | 943 | LYS | CA-C-N | 5.86 | 130.09 | 117.20 |
| 39 | a | 754 | U | N1-C1'-C2' | 5.86 | 121.61 | 114.00 |
| 20 | H | 132 | PRO | N-CA-CB | 5.80 | 110.25 | 103.30 |
| 20 | H | 168 | VAL | C-N-CA | 5.79 | 136.17 | 121.70 |
| 16 | D | 517 | G | C5'-C4'-C3' | 5.75 | 125.19 | 116.00 |
| 14 | AE | 903 | LEU | C-N-CA | 5.74 | 136.06 | 121.70 |
| 20 | H | 344 | LEU | CA-CB-CG | 5.64 | 128.28 | 115.30 |
| 52 | n | 127 | ASN | CB-CA-C | 5.63 | 121.65 | 110.40 |
| 14 | AE | 363 | LEU | CA-CB-CG | 5.62 | 128.22 | 115.30 |
| 39 | a | 2244 | U | C1'-C2'-O2' | -5.62 | 93.75 | 110.60 |
| 24 | L | 54 | LEU | CA-CB-CG | 5.57 | 128.11 | 115.30 |
| 11 | AA | 1233 | LEU | CA-CB-CG | 5.45 | 127.83 | 115.30 |

Continued on next page...

Continued from previous page...

| Mol | Chain | Res | Type | Atoms | Z | Observed(°) | Ideal(°) |
|-----|-------|------|------|-------------|-------|-------------|----------|
| 39 | a | 783 | A | C4'-C3'-O3' | 5.45 | 123.89 | 113.00 |
| 41 | c | 28 | ARG | NE-CZ-NH2 | -5.42 | 117.59 | 120.30 |
| 4 | 3 | 22 | ARG | NE-CZ-NH1 | 5.37 | 122.99 | 120.30 |
| 16 | D | 1397 | C | P-O3'-C3' | 5.36 | 126.13 | 119.70 |
| 16 | D | 1340 | A | C5'-C4'-C3' | 5.34 | 124.54 | 116.00 |
| 63 | y | 109 | ARG | NE-CZ-NH2 | 5.29 | 122.94 | 120.30 |
| 11 | AA | 728 | ASP | N-CA-C | 5.28 | 125.26 | 111.00 |
| 39 | a | 742 | A | C8-N9-C1' | -5.26 | 118.23 | 127.70 |
| 16 | D | 1340 | A | C5'-C4'-O4' | 5.24 | 115.39 | 109.10 |
| 39 | a | 404 | A | C2'-C3'-O3' | 5.21 | 122.04 | 113.70 |
| 8 | 7 | -11 | U | C2'-C3'-O3' | 5.19 | 122.00 | 113.70 |
| 20 | H | 169 | SER | N-CA-CB | -5.18 | 102.73 | 110.50 |
| 39 | a | 2244 | U | C4'-C3'-O3' | 5.17 | 123.33 | 113.00 |
| 11 | AA | 817 | LEU | CB-CG-CD2 | -5.16 | 102.22 | 111.00 |
| 4 | 3 | 22 | ARG | NE-CZ-NH2 | -5.12 | 117.74 | 120.30 |
| 39 | a | 742 | A | C4-N9-C1' | 5.11 | 135.49 | 126.30 |
| 10 | A | 48 | C | N1-C1'-C2' | 5.08 | 120.61 | 114.00 |
| 39 | a | 2252 | G | C4'-C3'-O3' | 5.07 | 123.14 | 113.00 |
| 64 | z | 6 | ARG | NE-CZ-NH2 | 5.06 | 122.83 | 120.30 |
| 14 | AE | 807 | LEU | CB-CG-CD2 | -5.05 | 102.41 | 111.00 |
| 16 | D | 197 | A | C2'-C3'-O3' | 5.05 | 121.79 | 113.70 |
| 39 | a | 375 | G | C2'-C3'-O3' | 5.03 | 121.75 | 113.70 |
| 14 | AE | 73 | GLY | N-CA-C | 5.03 | 125.67 | 113.10 |
| 10 | B | 48 | C | N1-C1'-C2' | 5.03 | 120.54 | 114.00 |
| 61 | w | 69 | ARG | NE-CZ-NH2 | 5.03 | 122.81 | 120.30 |
| 50 | l | 69 | ARG | NE-CZ-NH1 | 5.02 | 122.81 | 120.30 |
| 20 | H | 332 | VAL | N-CA-C | 5.01 | 124.52 | 111.00 |
| 39 | a | 2243 | U | C4'-C3'-O3' | 5.01 | 123.01 | 113.00 |
| 39 | a | 1141 | U | N1-C1'-C2' | 5.00 | 120.50 | 114.00 |

There are no chirality outliers.

All (23) planarity outliers are listed below:

| Mol | Chain | Res | Type | Group |
|-----|-------|------|------|-----------|
| 10 | A | 19 | G | Sidechain |
| 10 | A | 7 | G | Sidechain |
| 11 | AA | 1134 | GLN | Peptide |
| 11 | AA | 1157 | GLN | Peptide |
| 11 | AA | 1158 | LYS | Peptide |
| 11 | AA | 205 | PRO | Peptide |
| 11 | AA | 594 | VAL | Peptide |
| 11 | AA | 595 | THR | Peptide |

Continued on next page...

Continued from previous page...

| Mol | Chain | Res | Type | Group |
|-----|-------|------|------|-----------|
| 11 | AA | 596 | ASP | Mainchain |
| 11 | AA | 696 | ASP | Peptide |
| 11 | AA | 746 | ALA | Peptide |
| 11 | AA | 853 | ASP | Mainchain |
| 14 | AE | 1184 | ASP | Peptide |
| 14 | AE | 1326 | GLN | Peptide |
| 14 | AE | 313 | GLY | Peptide |
| 14 | AE | 416 | ILE | Peptide |
| 14 | AE | 804 | ALA | Peptide |
| 10 | B | 19 | G | Sidechain |
| 10 | B | 7 | G | Sidechain |
| 20 | H | 274 | TYR | Peptide |
| 20 | H | 81 | GLU | Peptide |
| 20 | H | 82 | THR | Peptide |
| 36 | X | 100 | GLN | Mainchain |

5.2 Too-close contacts [i](#)

Due to software issues we are unable to calculate clashes - this section is therefore empty.

5.3 Torsion angles [i](#)

5.3.1 Protein backbone [i](#)

In the following table, the Percentiles column shows the percent Ramachandran outliers of the chain as a percentile score with respect to all PDB entries followed by that with respect to all EM entries.

The Analysed column shows the number of residues for which the backbone conformation was analysed, and the total number of residues.

| Mol | Chain | Analysed | Favoured | Allowed | Outliers | Percentiles | |
|-----|-------|-----------------|------------|-----------|----------|-------------|-----|
| 1 | 0 | 101/103 (98%) | 97 (96%) | 3 (3%) | 1 (1%) | 13 | 44 |
| 2 | 1 | 108/110 (98%) | 104 (96%) | 4 (4%) | 0 | 100 | 100 |
| 3 | 2 | 92/100 (92%) | 90 (98%) | 2 (2%) | 0 | 100 | 100 |
| 4 | 3 | 101/104 (97%) | 96 (95%) | 4 (4%) | 1 (1%) | 13 | 44 |
| 5 | 4 | 92/94 (98%) | 91 (99%) | 1 (1%) | 0 | 100 | 100 |
| 9 | 9 | 146/165 (88%) | 95 (65%) | 37 (25%) | 14 (10%) | 0 | 8 |
| 11 | AA | 1318/1342 (98%) | 1149 (87%) | 137 (10%) | 32 (2%) | 5 | 29 |

Continued on next page...

Continued from previous page...

| Mol | Chain | Analysed | Favoured | Allowed | Outliers | Percentiles | |
|-----|-------|-----------------|------------|----------|----------|-------------|-----|
| 12 | AB | 94/181 (52%) | 88 (94%) | 6 (6%) | 0 | 100 | 100 |
| 13 | AC | 228/329 (69%) | 215 (94%) | 11 (5%) | 2 (1%) | 14 | 45 |
| 13 | AD | 226/329 (69%) | 212 (94%) | 14 (6%) | 0 | 100 | 100 |
| 14 | AE | 1329/1407 (94%) | 1200 (90%) | 120 (9%) | 9 (1%) | 19 | 52 |
| 15 | C | 64/75 (85%) | 63 (98%) | 1 (2%) | 0 | 100 | 100 |
| 17 | E | 84/87 (97%) | 83 (99%) | 1 (1%) | 0 | 100 | 100 |
| 18 | F | 68/71 (96%) | 68 (100%) | 0 | 0 | 100 | 100 |
| 19 | G | 223/241 (92%) | 210 (94%) | 13 (6%) | 0 | 100 | 100 |
| 20 | H | 255/557 (46%) | 188 (74%) | 55 (22%) | 12 (5%) | 2 | 18 |
| 21 | I | 206/233 (88%) | 196 (95%) | 9 (4%) | 1 (0%) | 25 | 58 |
| 22 | J | 203/206 (98%) | 198 (98%) | 5 (2%) | 0 | 100 | 100 |
| 23 | K | 154/167 (92%) | 146 (95%) | 7 (4%) | 1 (1%) | 22 | 55 |
| 24 | L | 102/135 (76%) | 97 (95%) | 4 (4%) | 1 (1%) | 13 | 44 |
| 25 | M | 149/179 (83%) | 144 (97%) | 4 (3%) | 1 (1%) | 19 | 52 |
| 26 | N | 127/130 (98%) | 121 (95%) | 5 (4%) | 1 (1%) | 16 | 49 |
| 27 | O | 125/130 (96%) | 115 (92%) | 9 (7%) | 1 (1%) | 16 | 49 |
| 28 | P | 97/103 (94%) | 88 (91%) | 8 (8%) | 1 (1%) | 13 | 44 |
| 29 | Q | 115/129 (89%) | 104 (90%) | 9 (8%) | 2 (2%) | 7 | 34 |
| 30 | R | 117/124 (94%) | 116 (99%) | 1 (1%) | 0 | 100 | 100 |
| 31 | S | 98/101 (97%) | 96 (98%) | 2 (2%) | 0 | 100 | 100 |
| 32 | T | 86/89 (97%) | 82 (95%) | 4 (5%) | 0 | 100 | 100 |
| 33 | U | 80/82 (98%) | 75 (94%) | 4 (5%) | 1 (1%) | 10 | 39 |
| 34 | V | 78/84 (93%) | 74 (95%) | 4 (5%) | 0 | 100 | 100 |
| 35 | W | 81/92 (88%) | 78 (96%) | 3 (4%) | 0 | 100 | 100 |
| 36 | X | 114/118 (97%) | 107 (94%) | 5 (4%) | 2 (2%) | 7 | 34 |
| 37 | Y | 139/142 (98%) | 102 (73%) | 25 (18%) | 12 (9%) | 0 | 9 |
| 38 | Z | 28/121 (23%) | 19 (68%) | 7 (25%) | 2 (7%) | 1 | 12 |
| 40 | b | 74/85 (87%) | 69 (93%) | 5 (7%) | 0 | 100 | 100 |
| 41 | c | 75/78 (96%) | 72 (96%) | 3 (4%) | 0 | 100 | 100 |
| 43 | e | 60/63 (95%) | 57 (95%) | 3 (5%) | 0 | 100 | 100 |
| 44 | f | 56/59 (95%) | 53 (95%) | 3 (5%) | 0 | 100 | 100 |

Continued on next page...

Continued from previous page...

| Mol | Chain | Analysed | Favoured | Allowed | Outliers | Percentiles | |
|-----|-------|------------------|------------|----------|----------|-------------|-----|
| 45 | g | 64/70 (91%) | 63 (98%) | 1 (2%) | 0 | 100 | 100 |
| 46 | h | 269/273 (98%) | 259 (96%) | 9 (3%) | 1 (0%) | 30 | 63 |
| 47 | i | 54/57 (95%) | 51 (94%) | 3 (6%) | 0 | 100 | 100 |
| 48 | j | 207/209 (99%) | 198 (96%) | 9 (4%) | 0 | 100 | 100 |
| 49 | k | 50/55 (91%) | 50 (100%) | 0 | 0 | 100 | 100 |
| 50 | l | 199/201 (99%) | 190 (96%) | 8 (4%) | 1 (0%) | 25 | 58 |
| 51 | m | 44/46 (96%) | 43 (98%) | 1 (2%) | 0 | 100 | 100 |
| 52 | n | 175/179 (98%) | 162 (93%) | 11 (6%) | 2 (1%) | 12 | 42 |
| 53 | o | 62/65 (95%) | 59 (95%) | 3 (5%) | 0 | 100 | 100 |
| 54 | p | 173/177 (98%) | 161 (93%) | 12 (7%) | 0 | 100 | 100 |
| 55 | q | 36/38 (95%) | 35 (97%) | 1 (3%) | 0 | 100 | 100 |
| 56 | r | 147/149 (99%) | 136 (92%) | 11 (8%) | 0 | 100 | 100 |
| 57 | s | 140/142 (99%) | 135 (96%) | 5 (4%) | 0 | 100 | 100 |
| 58 | t | 121/123 (98%) | 111 (92%) | 10 (8%) | 0 | 100 | 100 |
| 59 | u | 142/144 (99%) | 135 (95%) | 7 (5%) | 0 | 100 | 100 |
| 60 | v | 134/136 (98%) | 129 (96%) | 5 (4%) | 0 | 100 | 100 |
| 61 | w | 117/127 (92%) | 108 (92%) | 9 (8%) | 0 | 100 | 100 |
| 62 | x | 114/117 (97%) | 108 (95%) | 6 (5%) | 0 | 100 | 100 |
| 63 | y | 112/115 (97%) | 105 (94%) | 7 (6%) | 0 | 100 | 100 |
| 64 | z | 115/118 (98%) | 110 (96%) | 4 (4%) | 1 (1%) | 14 | 45 |
| All | All | 9368/10486 (89%) | 8606 (92%) | 660 (7%) | 102 (1%) | 15 | 42 |

All (102) Ramachandran outliers are listed below:

| Mol | Chain | Res | Type |
|-----|-------|-----|------|
| 9 | 9 | 88 | HIS |
| 11 | AA | 596 | ASP |
| 11 | AA | 853 | ASP |
| 11 | AA | 859 | GLU |
| 11 | AA | 862 | LEU |
| 11 | AA | 873 | ILE |
| 11 | AA | 937 | ASP |
| 11 | AA | 993 | PRO |
| 20 | H | 139 | ARG |
| 20 | H | 153 | GLU |

Continued on next page...

Continued from previous page...

| Mol | Chain | Res | Type |
|------------|--------------|------------|-------------|
| 20 | H | 169 | SER |
| 20 | H | 306 | VAL |
| 20 | H | 340 | ARG |
| 27 | O | 56 | ASP |
| 36 | X | 103 | LYS |
| 37 | Y | 48 | ILE |
| 9 | 9 | 33 | VAL |
| 9 | 9 | 119 | PRO |
| 11 | AA | 375 | PRO |
| 11 | AA | 856 | ASN |
| 11 | AA | 870 | ILE |
| 11 | AA | 940 | GLU |
| 11 | AA | 985 | GLU |
| 11 | AA | 1003 | THR |
| 11 | AA | 1158 | LYS |
| 14 | AE | 175 | GLU |
| 20 | H | 108 | VAL |
| 20 | H | 309 | MET |
| 20 | H | 333 | LEU |
| 37 | Y | 93 | ASN |
| 46 | h | 158 | ALA |
| 50 | l | 142 | ALA |
| 64 | z | 3 | ARG |
| 9 | 9 | 48 | ALA |
| 9 | 9 | 91 | ALA |
| 9 | 9 | 118 | ILE |
| 9 | 9 | 130 | PRO |
| 11 | AA | 376 | PRO |
| 11 | AA | 723 | VAL |
| 11 | AA | 728 | ASP |
| 11 | AA | 935 | THR |
| 11 | AA | 980 | VAL |
| 11 | AA | 1005 | GLU |
| 11 | AA | 1045 | GLY |
| 13 | AC | 164 | ASP |
| 13 | AC | 165 | GLU |
| 14 | AE | 51 | PRO |
| 14 | AE | 805 | GLN |
| 20 | H | 76 | GLU |
| 20 | H | 142 | ARG |
| 25 | M | 130 | ASN |
| 28 | P | 58 | ASN |

Continued on next page...

Continued from previous page...

| Mol | Chain | Res | Type |
|------------|--------------|------------|-------------|
| 29 | Q | 119 | ASN |
| 37 | Y | 20 | SER |
| 37 | Y | 64 | ARG |
| 37 | Y | 106 | GLN |
| 9 | 9 | 69 | PHE |
| 9 | 9 | 73 | LYS |
| 9 | 9 | 108 | VAL |
| 9 | 9 | 129 | LEU |
| 9 | 9 | 133 | GLU |
| 11 | AA | 850 | ILE |
| 11 | AA | 943 | LYS |
| 11 | AA | 991 | LYS |
| 11 | AA | 995 | ASP |
| 14 | AE | 174 | ASP |
| 14 | AE | 193 | ASP |
| 20 | H | 82 | THR |
| 21 | I | 80 | LYS |
| 36 | X | 105 | ASN |
| 37 | Y | 83 | ALA |
| 38 | Z | 21 | GLU |
| 52 | n | 40 | VAL |
| 11 | AA | 917 | SER |
| 11 | AA | 997 | TRP |
| 11 | AA | 1044 | PRO |
| 14 | AE | 91 | GLU |
| 20 | H | 70 | VAL |
| 37 | Y | 22 | PRO |
| 37 | Y | 71 | LYS |
| 37 | Y | 89 | SER |
| 38 | Z | 7 | ILE |
| 4 | 3 | 39 | ILE |
| 9 | 9 | 28 | ALA |
| 14 | AE | 49 | PHE |
| 14 | AE | 73 | GLY |
| 14 | AE | 904 | ALA |
| 37 | Y | 62 | ALA |
| 24 | L | 96 | VAL |
| 37 | Y | 23 | VAL |
| 37 | Y | 100 | ILE |
| 1 | 0 | 44 | GLY |
| 11 | AA | 697 | LYS |
| 11 | AA | 1159 | VAL |

Continued on next page...

Continued from previous page...

| Mol | Chain | Res | Type |
|-----|-------|------|------|
| 11 | AA | 1317 | PRO |
| 23 | K | 44 | GLY |
| 29 | Q | 74 | VAL |
| 33 | U | 64 | GLY |
| 9 | 9 | 54 | VAL |
| 52 | n | 62 | GLY |
| 11 | AA | 933 | VAL |
| 26 | N | 75 | ILE |

5.3.2 Protein sidechains [i](#)

In the following table, the Percentiles column shows the percent sidechain outliers of the chain as a percentile score with respect to all PDB entries followed by that with respect to all EM entries.

The Analysed column shows the number of residues for which the sidechain conformation was analysed, and the total number of residues.

| Mol | Chain | Analysed | Rotameric | Outliers | Percentiles | |
|-----|-------|-----------------|------------|----------|-------------|----|
| 1 | 0 | 84/84 (100%) | 78 (93%) | 6 (7%) | 12 | 36 |
| 2 | 1 | 93/93 (100%) | 84 (90%) | 9 (10%) | 6 | 25 |
| 3 | 2 | 81/84 (96%) | 76 (94%) | 5 (6%) | 15 | 40 |
| 4 | 3 | 84/85 (99%) | 78 (93%) | 6 (7%) | 12 | 36 |
| 5 | 4 | 78/78 (100%) | 74 (95%) | 4 (5%) | 20 | 45 |
| 9 | 9 | 112/123 (91%) | 65 (58%) | 47 (42%) | 0 | 0 |
| 11 | AA | 1140/1157 (98%) | 1039 (91%) | 101 (9%) | 8 | 29 |
| 12 | AB | 86/158 (54%) | 84 (98%) | 2 (2%) | 45 | 63 |
| 13 | AC | 198/286 (69%) | 182 (92%) | 16 (8%) | 9 | 32 |
| 13 | AD | 196/286 (68%) | 194 (99%) | 2 (1%) | 73 | 80 |
| 14 | AE | 1120/1168 (96%) | 1051 (94%) | 69 (6%) | 15 | 40 |
| 15 | C | 57/65 (88%) | 55 (96%) | 2 (4%) | 31 | 54 |
| 17 | E | 65/66 (98%) | 60 (92%) | 5 (8%) | 10 | 34 |
| 18 | F | 60/61 (98%) | 57 (95%) | 3 (5%) | 20 | 45 |
| 19 | G | 187/199 (94%) | 178 (95%) | 9 (5%) | 21 | 46 |
| 20 | H | 137/461 (30%) | 128 (93%) | 9 (7%) | 14 | 38 |
| 21 | I | 171/190 (90%) | 165 (96%) | 6 (4%) | 31 | 54 |

Continued on next page...

Continued from previous page...

| Mol | Chain | Analysed | Rotameric | Outliers | Percentiles | |
|-----|-------|----------------|-----------|----------|-------------|----|
| 22 | J | 172/173 (99%) | 165 (96%) | 7 (4%) | 26 | 50 |
| 23 | K | 119/126 (94%) | 112 (94%) | 7 (6%) | 16 | 41 |
| 24 | L | 91/116 (78%) | 85 (93%) | 6 (7%) | 14 | 38 |
| 25 | M | 124/147 (84%) | 116 (94%) | 8 (6%) | 14 | 39 |
| 26 | N | 104/105 (99%) | 102 (98%) | 2 (2%) | 52 | 69 |
| 27 | O | 105/107 (98%) | 100 (95%) | 5 (5%) | 21 | 46 |
| 28 | P | 86/90 (96%) | 78 (91%) | 8 (9%) | 7 | 27 |
| 29 | Q | 90/99 (91%) | 87 (97%) | 3 (3%) | 33 | 56 |
| 30 | R | 101/104 (97%) | 94 (93%) | 7 (7%) | 13 | 37 |
| 31 | S | 83/84 (99%) | 79 (95%) | 4 (5%) | 21 | 46 |
| 32 | T | 76/77 (99%) | 64 (84%) | 12 (16%) | 2 | 13 |
| 33 | U | 65/65 (100%) | 60 (92%) | 5 (8%) | 10 | 34 |
| 34 | V | 74/78 (95%) | 72 (97%) | 2 (3%) | 40 | 60 |
| 35 | W | 72/79 (91%) | 68 (94%) | 4 (6%) | 17 | 43 |
| 36 | X | 94/96 (98%) | 85 (90%) | 9 (10%) | 7 | 26 |
| 37 | Y | 109/110 (99%) | 73 (67%) | 36 (33%) | 0 | 1 |
| 38 | Z | 26/85 (31%) | 12 (46%) | 14 (54%) | 0 | 0 |
| 40 | b | 58/63 (92%) | 57 (98%) | 1 (2%) | 56 | 72 |
| 41 | c | 67/68 (98%) | 64 (96%) | 3 (4%) | 23 | 47 |
| 43 | e | 54/55 (98%) | 53 (98%) | 1 (2%) | 52 | 69 |
| 44 | f | 48/49 (98%) | 46 (96%) | 2 (4%) | 25 | 49 |
| 45 | g | 59/62 (95%) | 53 (90%) | 6 (10%) | 6 | 24 |
| 46 | h | 216/218 (99%) | 199 (92%) | 17 (8%) | 10 | 34 |
| 47 | i | 47/48 (98%) | 41 (87%) | 6 (13%) | 3 | 18 |
| 48 | j | 164/164 (100%) | 157 (96%) | 7 (4%) | 25 | 49 |
| 49 | k | 47/49 (96%) | 44 (94%) | 3 (6%) | 14 | 39 |
| 50 | l | 165/165 (100%) | 151 (92%) | 14 (8%) | 8 | 31 |
| 51 | m | 38/38 (100%) | 35 (92%) | 3 (8%) | 10 | 34 |
| 52 | n | 148/150 (99%) | 134 (90%) | 14 (10%) | 7 | 26 |
| 53 | o | 51/52 (98%) | 46 (90%) | 5 (10%) | 6 | 25 |
| 54 | p | 136/138 (99%) | 132 (97%) | 4 (3%) | 37 | 58 |

Continued on next page...

Continued from previous page...

| Mol | Chain | Analysed | Rotameric | Outliers | Percentiles | |
|-----|-------|-----------------|------------|----------|-------------|----|
| 55 | q | 34/34 (100%) | 32 (94%) | 2 (6%) | 16 | 41 |
| 56 | r | 114/114 (100%) | 104 (91%) | 10 (9%) | 8 | 30 |
| 57 | s | 116/116 (100%) | 110 (95%) | 6 (5%) | 19 | 44 |
| 58 | t | 104/104 (100%) | 98 (94%) | 6 (6%) | 17 | 42 |
| 59 | u | 103/103 (100%) | 97 (94%) | 6 (6%) | 17 | 42 |
| 60 | v | 109/109 (100%) | 103 (94%) | 6 (6%) | 18 | 43 |
| 61 | w | 99/103 (96%) | 91 (92%) | 8 (8%) | 9 | 32 |
| 62 | x | 86/87 (99%) | 80 (93%) | 6 (7%) | 12 | 37 |
| 63 | y | 99/100 (99%) | 95 (96%) | 4 (4%) | 27 | 50 |
| 64 | z | 89/90 (99%) | 87 (98%) | 2 (2%) | 47 | 64 |
| All | All | 7791/8664 (90%) | 7209 (92%) | 582 (8%) | 14 | 35 |

All (582) residues with a non-rotameric sidechain are listed below:

| Mol | Chain | Res | Type |
|-----|-------|-----|------|
| 1 | 0 | 10 | LYS |
| 1 | 0 | 13 | ARG |
| 1 | 0 | 48 | LYS |
| 1 | 0 | 51 | VAL |
| 1 | 0 | 68 | ARG |
| 1 | 0 | 86 | GLN |
| 2 | 1 | 7 | HIS |
| 2 | 1 | 19 | LEU |
| 2 | 1 | 30 | SER |
| 2 | 1 | 41 | LYS |
| 2 | 1 | 69 | LEU |
| 2 | 1 | 97 | LEU |
| 2 | 1 | 107 | VAL |
| 2 | 1 | 109 | ASP |
| 2 | 1 | 110 | ARG |
| 3 | 2 | 1 | MET |
| 3 | 2 | 24 | MET |
| 3 | 2 | 37 | ASP |
| 3 | 2 | 59 | ASN |
| 3 | 2 | 93 | LEU |
| 4 | 3 | 52 | LEU |
| 4 | 3 | 68 | SER |
| 4 | 3 | 72 | ILE |

Continued on next page...

Continued from previous page...

| Mol | Chain | Res | Type |
|------------|--------------|------------|-------------|
| 4 | 3 | 89 | ASP |
| 4 | 3 | 99 | ASN |
| 4 | 3 | 101 | GLU |
| 5 | 4 | 40 | ILE |
| 5 | 4 | 41 | GLU |
| 5 | 4 | 69 | GLU |
| 5 | 4 | 71 | LYS |
| 9 | 9 | 1 | MET |
| 9 | 9 | 3 | LEU |
| 9 | 9 | 4 | ASN |
| 9 | 9 | 5 | LEU |
| 9 | 9 | 6 | GLN |
| 9 | 9 | 7 | ASP |
| 9 | 9 | 11 | ILE |
| 9 | 9 | 14 | GLU |
| 9 | 9 | 23 | LEU |
| 9 | 9 | 24 | SER |
| 9 | 9 | 27 | VAL |
| 9 | 9 | 30 | SER |
| 9 | 9 | 31 | ARG |
| 9 | 9 | 34 | THR |
| 9 | 9 | 36 | ASP |
| 9 | 9 | 37 | LYS |
| 9 | 9 | 39 | THR |
| 9 | 9 | 42 | ARG |
| 9 | 9 | 43 | LYS |
| 9 | 9 | 51 | TYR |
| 9 | 9 | 52 | MET |
| 9 | 9 | 56 | ARG |
| 9 | 9 | 57 | ASN |
| 9 | 9 | 61 | ARG |
| 9 | 9 | 62 | ARG |
| 9 | 9 | 69 | PHE |
| 9 | 9 | 70 | GLU |
| 9 | 9 | 71 | CYS |
| 9 | 9 | 72 | LEU |
| 9 | 9 | 81 | LEU |
| 9 | 9 | 86 | MET |
| 9 | 9 | 94 | ARG |
| 9 | 9 | 96 | PHE |
| 9 | 9 | 98 | GLU |
| 9 | 9 | 106 | PHE |

Continued on next page...

Continued from previous page...

| Mol | Chain | Res | Type |
|------------|--------------|------------|-------------|
| 9 | 9 | 107 | GLU |
| 9 | 9 | 109 | LYS |
| 9 | 9 | 113 | PHE |
| 9 | 9 | 117 | LEU |
| 9 | 9 | 122 | GLN |
| 9 | 9 | 123 | ILE |
| 9 | 9 | 125 | ARG |
| 9 | 9 | 133 | GLU |
| 9 | 9 | 134 | GLU |
| 9 | 9 | 138 | ARG |
| 9 | 9 | 142 | THR |
| 9 | 9 | 143 | MET |
| 11 | AA | 376 | PRO |
| 11 | AA | 723 | VAL |
| 11 | AA | 728 | ASP |
| 11 | AA | 731 | ARG |
| 11 | AA | 752 | ASN |
| 11 | AA | 817 | LEU |
| 11 | AA | 840 | SER |
| 11 | AA | 844 | LYS |
| 11 | AA | 845 | LEU |
| 11 | AA | 851 | THR |
| 11 | AA | 854 | ILE |
| 11 | AA | 855 | PRO |
| 11 | AA | 857 | VAL |
| 11 | AA | 862 | LEU |
| 11 | AA | 864 | LYS |
| 11 | AA | 865 | LEU |
| 11 | AA | 866 | ASP |
| 11 | AA | 867 | GLU |
| 11 | AA | 868 | SER |
| 11 | AA | 871 | VAL |
| 11 | AA | 873 | ILE |
| 11 | AA | 876 | GLU |
| 11 | AA | 884 | VAL |
| 11 | AA | 886 | LYS |
| 11 | AA | 890 | LYS |
| 11 | AA | 912 | ASP |
| 11 | AA | 913 | VAL |
| 11 | AA | 914 | LYS |
| 11 | AA | 918 | LEU |
| 11 | AA | 933 | VAL |

Continued on next page...

Continued from previous page...

| Mol | Chain | Res | Type |
|------------|--------------|------------|-------------|
| 11 | AA | 936 | ARG |
| 11 | AA | 939 | VAL |
| 11 | AA | 941 | LYS |
| 11 | AA | 943 | LYS |
| 11 | AA | 944 | ARG |
| 11 | AA | 949 | GLU |
| 11 | AA | 950 | GLU |
| 11 | AA | 951 | MET |
| 11 | AA | 952 | GLN |
| 11 | AA | 953 | LEU |
| 11 | AA | 954 | LYS |
| 11 | AA | 955 | GLN |
| 11 | AA | 957 | LYS |
| 11 | AA | 958 | LYS |
| 11 | AA | 959 | ASP |
| 11 | AA | 960 | LEU |
| 11 | AA | 962 | GLU |
| 11 | AA | 963 | GLU |
| 11 | AA | 964 | LEU |
| 11 | AA | 965 | GLN |
| 11 | AA | 967 | LEU |
| 11 | AA | 968 | GLU |
| 11 | AA | 971 | LEU |
| 11 | AA | 973 | SER |
| 11 | AA | 974 | ARG |
| 11 | AA | 979 | LEU |
| 11 | AA | 980 | VAL |
| 11 | AA | 985 | GLU |
| 11 | AA | 988 | LYS |
| 11 | AA | 989 | LEU |
| 11 | AA | 991 | LYS |
| 11 | AA | 992 | LEU |
| 11 | AA | 994 | ARG |
| 11 | AA | 995 | ASP |
| 11 | AA | 997 | TRP |
| 11 | AA | 998 | LEU |
| 11 | AA | 999 | GLU |
| 11 | AA | 1002 | LEU |
| 11 | AA | 1005 | GLU |
| 11 | AA | 1006 | GLU |
| 11 | AA | 1007 | LYS |
| 11 | AA | 1008 | GLN |

Continued on next page...

Continued from previous page...

| Mol | Chain | Res | Type |
|------------|--------------|------------|-------------|
| 11 | AA | 1009 | ASN |
| 11 | AA | 1010 | GLN |
| 11 | AA | 1013 | GLN |
| 11 | AA | 1019 | ASP |
| 11 | AA | 1020 | GLU |
| 11 | AA | 1022 | LYS |
| 11 | AA | 1023 | HIS |
| 11 | AA | 1024 | GLU |
| 11 | AA | 1025 | PHE |
| 11 | AA | 1026 | GLU |
| 11 | AA | 1027 | LYS |
| 11 | AA | 1029 | LEU |
| 11 | AA | 1032 | LYS |
| 11 | AA | 1034 | ARG |
| 11 | AA | 1035 | LYS |
| 11 | AA | 1038 | GLN |
| 11 | AA | 1041 | ASP |
| 11 | AA | 1042 | LEU |
| 11 | AA | 1046 | VAL |
| 11 | AA | 1047 | LEU |
| 11 | AA | 1048 | LYS |
| 11 | AA | 1151 | LEU |
| 11 | AA | 1159 | VAL |
| 11 | AA | 1250 | SER |
| 11 | AA | 1252 | SER |
| 11 | AA | 1253 | LEU |
| 11 | AA | 1254 | VAL |
| 11 | AA | 1256 | GLN |
| 11 | AA | 1259 | LEU |
| 12 | AB | 21 | ARG |
| 12 | AB | 47 | GLU |
| 13 | AC | 12 | ARG |
| 13 | AC | 62 | ASP |
| 13 | AC | 65 | LEU |
| 13 | AC | 72 | GLU |
| 13 | AC | 91 | ARG |
| 13 | AC | 134 | THR |
| 13 | AC | 158 | ARG |
| 13 | AC | 159 | ILE |
| 13 | AC | 160 | HIS |
| 13 | AC | 162 | GLU |
| 13 | AC | 163 | GLU |

Continued on next page...

Continued from previous page...

| Mol | Chain | Res | Type |
|------------|--------------|------------|-------------|
| 13 | AC | 165 | GLU |
| 13 | AC | 166 | ARG |
| 13 | AC | 168 | ILE |
| 13 | AC | 170 | ARG |
| 13 | AC | 171 | LEU |
| 13 | AD | 12 | ARG |
| 13 | AD | 208 | ASN |
| 14 | AE | 40 | LYS |
| 14 | AE | 42 | GLU |
| 14 | AE | 44 | ILE |
| 14 | AE | 46 | TYR |
| 14 | AE | 47 | ARG |
| 14 | AE | 49 | PHE |
| 14 | AE | 50 | LYS |
| 14 | AE | 52 | GLU |
| 14 | AE | 53 | ARG |
| 14 | AE | 54 | ASP |
| 14 | AE | 60 | ARG |
| 14 | AE | 67 | ASP |
| 14 | AE | 70 | CYS |
| 14 | AE | 72 | CYS |
| 14 | AE | 74 | LYS |
| 14 | AE | 76 | LYS |
| 14 | AE | 77 | ARG |
| 14 | AE | 78 | LEU |
| 14 | AE | 81 | ARG |
| 14 | AE | 87 | LYS |
| 14 | AE | 88 | CYS |
| 14 | AE | 91 | GLU |
| 14 | AE | 94 | GLN |
| 14 | AE | 95 | THR |
| 14 | AE | 99 | ARG |
| 14 | AE | 100 | GLU |
| 14 | AE | 117 | LEU |
| 14 | AE | 119 | SER |
| 14 | AE | 123 | ARG |
| 14 | AE | 132 | LEU |
| 14 | AE | 135 | ILE |
| 14 | AE | 142 | GLU |
| 14 | AE | 144 | TYR |
| 14 | AE | 145 | VAL |
| 14 | AE | 147 | ILE |

Continued on next page...

Continued from previous page...

| Mol | Chain | Res | Type |
|------------|--------------|------------|-------------|
| 14 | AE | 152 | THR |
| 14 | AE | 154 | LEU |
| 14 | AE | 157 | GLN |
| 14 | AE | 159 | ILE |
| 14 | AE | 175 | GLU |
| 14 | AE | 180 | MET |
| 14 | AE | 190 | LYS |
| 14 | AE | 193 | ASP |
| 14 | AE | 196 | GLN |
| 14 | AE | 210 | SER |
| 14 | AE | 215 | LYS |
| 14 | AE | 216 | LYS |
| 14 | AE | 222 | LYS |
| 14 | AE | 223 | LEU |
| 14 | AE | 227 | PHE |
| 14 | AE | 232 | ASN |
| 14 | AE | 233 | LYS |
| 14 | AE | 237 | MET |
| 14 | AE | 238 | ILE |
| 14 | AE | 239 | LEU |
| 14 | AE | 240 | THR |
| 14 | AE | 244 | VAL |
| 14 | AE | 271 | ARG |
| 14 | AE | 385 | LEU |
| 14 | AE | 386 | GLU |
| 14 | AE | 390 | LEU |
| 14 | AE | 393 | THR |
| 14 | AE | 394 | ILE |
| 14 | AE | 395 | LYS |
| 14 | AE | 514 | THR |
| 14 | AE | 709 | ARG |
| 14 | AE | 836 | ARG |
| 14 | AE | 1172 | LYS |
| 14 | AE | 1373 | ARG |
| 15 | C | 33 | ILE |
| 15 | C | 74 | HIS |
| 17 | E | 6 | SER |
| 17 | E | 10 | ARG |
| 17 | E | 48 | GLN |
| 17 | E | 54 | MET |
| 17 | E | 64 | LYS |
| 18 | F | 34 | ARG |

Continued on next page...

Continued from previous page...

| Mol | Chain | Res | Type |
|------------|--------------|------------|-------------|
| 18 | F | 62 | ARG |
| 18 | F | 67 | ARG |
| 19 | G | 8 | ASP |
| 19 | G | 23 | TRP |
| 19 | G | 45 | LYS |
| 19 | G | 105 | LYS |
| 19 | G | 108 | ARG |
| 19 | G | 128 | LYS |
| 19 | G | 129 | LEU |
| 19 | G | 132 | LYS |
| 19 | G | 208 | ARG |
| 20 | H | 9 | PHE |
| 20 | H | 54 | LYS |
| 20 | H | 273 | ARG |
| 20 | H | 305 | HIS |
| 20 | H | 336 | ASP |
| 20 | H | 337 | GLU |
| 20 | H | 338 | GLU |
| 20 | H | 339 | ARG |
| 20 | H | 340 | ARG |
| 21 | I | 14 | ILE |
| 21 | I | 75 | ILE |
| 21 | I | 89 | LYS |
| 21 | I | 164 | ARG |
| 21 | I | 185 | ASN |
| 21 | I | 200 | VAL |
| 22 | J | 47 | ARG |
| 22 | J | 48 | LEU |
| 22 | J | 95 | GLU |
| 22 | J | 104 | ARG |
| 22 | J | 116 | GLN |
| 22 | J | 138 | SER |
| 22 | J | 143 | VAL |
| 23 | K | 10 | GLU |
| 23 | K | 15 | LEU |
| 23 | K | 60 | ILE |
| 23 | K | 114 | VAL |
| 23 | K | 115 | LEU |
| 23 | K | 138 | ARG |
| 23 | K | 162 | GLU |
| 24 | L | 16 | GLU |
| 24 | L | 24 | ARG |

Continued on next page...

Continued from previous page...

| Mol | Chain | Res | Type |
|------------|--------------|------------|-------------|
| 24 | L | 38 | ARG |
| 24 | L | 54 | LEU |
| 24 | L | 79 | ARG |
| 24 | L | 86 | ARG |
| 25 | M | 7 | ILE |
| 25 | M | 17 | LYS |
| 25 | M | 21 | GLU |
| 25 | M | 23 | LEU |
| 25 | M | 79 | ARG |
| 25 | M | 109 | ARG |
| 25 | M | 130 | ASN |
| 25 | M | 146 | GLU |
| 26 | N | 96 | MET |
| 26 | N | 121 | LEU |
| 27 | O | 12 | ARG |
| 27 | O | 27 | LYS |
| 27 | O | 60 | LYS |
| 27 | O | 63 | LEU |
| 27 | O | 118 | LEU |
| 28 | P | 5 | ARG |
| 28 | P | 17 | LEU |
| 28 | P | 24 | GLU |
| 28 | P | 25 | ILE |
| 28 | P | 27 | GLU |
| 28 | P | 37 | ARG |
| 28 | P | 87 | LEU |
| 28 | P | 90 | LEU |
| 29 | Q | 15 | GLN |
| 29 | Q | 56 | ARG |
| 29 | Q | 107 | ILE |
| 30 | R | 5 | ASN |
| 30 | R | 12 | ARG |
| 30 | R | 24 | LEU |
| 30 | R | 56 | ARG |
| 30 | R | 62 | GLU |
| 30 | R | 74 | LEU |
| 30 | R | 102 | LEU |
| 31 | S | 45 | VAL |
| 31 | S | 46 | LEU |
| 31 | S | 89 | MET |
| 31 | S | 92 | GLU |
| 32 | T | 10 | LYS |

Continued on next page...

Continued from previous page...

| Mol | Chain | Res | Type |
|------------|--------------|------------|-------------|
| 32 | T | 17 | ARG |
| 32 | T | 22 | THR |
| 32 | T | 39 | LEU |
| 32 | T | 40 | GLN |
| 32 | T | 64 | ARG |
| 32 | T | 66 | LEU |
| 32 | T | 67 | LEU |
| 32 | T | 70 | LEU |
| 32 | T | 73 | LYS |
| 32 | T | 84 | ARG |
| 32 | T | 85 | LEU |
| 33 | U | 1 | MET |
| 33 | U | 2 | VAL |
| 33 | U | 6 | LEU |
| 33 | U | 19 | VAL |
| 33 | U | 50 | THR |
| 34 | V | 75 | LEU |
| 34 | V | 81 | LYS |
| 35 | W | 12 | ASP |
| 35 | W | 21 | LYS |
| 35 | W | 33 | THR |
| 35 | W | 79 | THR |
| 36 | X | 11 | ASP |
| 36 | X | 16 | VAL |
| 36 | X | 25 | VAL |
| 36 | X | 29 | ARG |
| 36 | X | 59 | GLU |
| 36 | X | 92 | ARG |
| 36 | X | 93 | ARG |
| 36 | X | 101 | ARG |
| 36 | X | 117 | LYS |
| 37 | Y | 9 | LYS |
| 37 | Y | 10 | LEU |
| 37 | Y | 16 | MET |
| 37 | Y | 23 | VAL |
| 37 | Y | 27 | LEU |
| 37 | Y | 30 | GLN |
| 37 | Y | 36 | GLU |
| 37 | Y | 44 | LYS |
| 37 | Y | 48 | ILE |
| 37 | Y | 50 | LYS |
| 37 | Y | 58 | ILE |

Continued on next page...

Continued from previous page...

| Mol | Chain | Res | Type |
|------------|--------------|------------|-------------|
| 37 | Y | 60 | VAL |
| 37 | Y | 61 | TYR |
| 37 | Y | 64 | ARG |
| 37 | Y | 65 | SER |
| 37 | Y | 71 | LYS |
| 37 | Y | 78 | LEU |
| 37 | Y | 80 | LYS |
| 37 | Y | 81 | LYS |
| 37 | Y | 91 | LYS |
| 37 | Y | 94 | LYS |
| 37 | Y | 95 | ASP |
| 37 | Y | 99 | LYS |
| 37 | Y | 100 | ILE |
| 37 | Y | 101 | SER |
| 37 | Y | 102 | ARG |
| 37 | Y | 104 | GLN |
| 37 | Y | 108 | ILE |
| 37 | Y | 112 | LYS |
| 37 | Y | 116 | MET |
| 37 | Y | 120 | ASP |
| 37 | Y | 124 | MET |
| 37 | Y | 125 | THR |
| 37 | Y | 126 | ARG |
| 37 | Y | 133 | ARG |
| 37 | Y | 135 | MET |
| 38 | Z | 1 | SER |
| 38 | Z | 2 | ILE |
| 38 | Z | 4 | LYS |
| 38 | Z | 6 | GLN |
| 38 | Z | 7 | ILE |
| 38 | Z | 8 | ILE |
| 38 | Z | 14 | MET |
| 38 | Z | 15 | SER |
| 38 | Z | 16 | VAL |
| 38 | Z | 23 | ILE |
| 38 | Z | 26 | MET |
| 38 | Z | 28 | GLU |
| 38 | Z | 29 | LYS |
| 38 | Z | 30 | PHE |
| 40 | b | 70 | GLU |
| 41 | c | 48 | THR |
| 41 | c | 54 | LYS |

Continued on next page...

Continued from previous page...

| Mol | Chain | Res | Type |
|------------|--------------|------------|-------------|
| 41 | c | 71 | LEU |
| 43 | e | 58 | ASN |
| 44 | f | 3 | LYS |
| 44 | f | 45 | ARG |
| 45 | g | 3 | LYS |
| 45 | g | 16 | CYS |
| 45 | g | 43 | PHE |
| 45 | g | 47 | LYS |
| 45 | g | 59 | ARG |
| 45 | g | 65 | ASN |
| 46 | h | 51 | THR |
| 46 | h | 52 | ARG |
| 46 | h | 118 | SER |
| 46 | h | 125 | LYS |
| 46 | h | 130 | LEU |
| 46 | h | 141 | VAL |
| 46 | h | 156 | ARG |
| 46 | h | 187 | ASP |
| 46 | h | 189 | ARG |
| 46 | h | 195 | VAL |
| 46 | h | 202 | LEU |
| 46 | h | 203 | ARG |
| 46 | h | 204 | VAL |
| 46 | h | 205 | LEU |
| 46 | h | 242 | LYS |
| 46 | h | 258 | ARG |
| 46 | h | 271 | ARG |
| 47 | i | 9 | THR |
| 47 | i | 12 | LYS |
| 47 | i | 26 | THR |
| 47 | i | 27 | SER |
| 47 | i | 29 | SER |
| 47 | i | 40 | ARG |
| 48 | j | 13 | ARG |
| 48 | j | 18 | ASP |
| 48 | j | 32 | ASN |
| 48 | j | 46 | ARG |
| 48 | j | 91 | THR |
| 48 | j | 103 | ASP |
| 48 | j | 131 | ASP |
| 49 | k | 5 | ILE |
| 49 | k | 24 | THR |

Continued on next page...

Continued from previous page...

| Mol | Chain | Res | Type |
|------------|--------------|------------|-------------|
| 49 | k | 26 | ASN |
| 50 | l | 7 | ASP |
| 50 | l | 17 | THR |
| 50 | l | 22 | ASP |
| 50 | l | 40 | ARG |
| 50 | l | 48 | THR |
| 50 | l | 57 | LYS |
| 50 | l | 69 | ARG |
| 50 | l | 77 | ILE |
| 50 | l | 80 | SER |
| 50 | l | 108 | ILE |
| 50 | l | 109 | LEU |
| 50 | l | 122 | GLU |
| 50 | l | 149 | ILE |
| 50 | l | 179 | SER |
| 51 | m | 22 | MET |
| 51 | m | 41 | ARG |
| 51 | m | 42 | LEU |
| 52 | n | 6 | ASP |
| 52 | n | 10 | ASP |
| 52 | n | 57 | LEU |
| 52 | n | 80 | ARG |
| 52 | n | 95 | ARG |
| 52 | n | 105 | THR |
| 52 | n | 115 | ARG |
| 52 | n | 117 | LEU |
| 52 | n | 122 | PHE |
| 52 | n | 123 | ASP |
| 52 | n | 133 | ARG |
| 52 | n | 140 | GLU |
| 52 | n | 152 | LEU |
| 52 | n | 163 | ASP |
| 53 | o | 8 | ARG |
| 53 | o | 30 | ARG |
| 53 | o | 31 | HIS |
| 53 | o | 54 | ASP |
| 53 | o | 55 | LEU |
| 54 | p | 39 | ASP |
| 54 | p | 95 | ARG |
| 54 | p | 125 | CYS |
| 54 | p | 171 | THR |
| 55 | q | 3 | VAL |

Continued on next page...

Continued from previous page...

| Mol | Chain | Res | Type |
|------------|--------------|------------|-------------|
| 55 | q | 26 | ILE |
| 56 | r | 11 | ASN |
| 56 | r | 12 | LEU |
| 56 | r | 15 | LEU |
| 56 | r | 41 | LYS |
| 56 | r | 66 | ASN |
| 56 | r | 72 | ILE |
| 56 | r | 87 | GLU |
| 56 | r | 97 | ARG |
| 56 | r | 101 | ASP |
| 56 | r | 127 | GLU |
| 57 | s | 1 | MET |
| 57 | s | 14 | ASP |
| 57 | s | 30 | THR |
| 57 | s | 40 | HIS |
| 57 | s | 57 | LEU |
| 57 | s | 142 | ILE |
| 58 | t | 32 | TYR |
| 58 | t | 49 | ARG |
| 58 | t | 53 | LYS |
| 58 | t | 80 | ASP |
| 58 | t | 88 | ASN |
| 58 | t | 104 | THR |
| 59 | u | 5 | THR |
| 59 | u | 27 | LEU |
| 59 | u | 48 | ARG |
| 59 | u | 59 | ARG |
| 59 | u | 76 | GLU |
| 59 | u | 78 | ARG |
| 60 | v | 18 | ARG |
| 60 | v | 40 | ARG |
| 60 | v | 84 | LYS |
| 60 | v | 110 | GLU |
| 60 | v | 126 | ILE |
| 60 | v | 128 | THR |
| 61 | w | 2 | ARG |
| 61 | w | 20 | MET |
| 61 | w | 24 | MET |
| 61 | w | 51 | LEU |
| 61 | w | 63 | ARG |
| 61 | w | 65 | LEU |
| 61 | w | 69 | ARG |

Continued on next page...

Continued from previous page...

| Mol | Chain | Res | Type |
|-----|-------|-----|------|
| 61 | w | 95 | THR |
| 62 | x | 13 | ARG |
| 62 | x | 19 | GLN |
| 62 | x | 31 | THR |
| 62 | x | 47 | VAL |
| 62 | x | 48 | LEU |
| 62 | x | 91 | SER |
| 63 | y | 10 | GLN |
| 63 | y | 27 | GLU |
| 63 | y | 85 | SER |
| 63 | y | 114 | LEU |
| 64 | z | 18 | LEU |
| 64 | z | 51 | ARG |

Sometimes sidechains can be flipped to improve hydrogen bonding and reduce clashes. All (6) such sidechains are listed below:

| Mol | Chain | Res | Type |
|-----|-------|-----|------|
| 9 | 9 | 103 | ASN |
| 11 | AA | 69 | GLN |
| 19 | G | 18 | HIS |
| 36 | X | 105 | ASN |
| 49 | k | 26 | ASN |
| 59 | u | 4 | ASN |

5.3.3 RNA [i](#)

| Mol | Chain | Analysed | Backbone Outliers | Pucker Outliers |
|-----|-------|-----------------|-------------------|-----------------|
| 10 | A | 75/76 (98%) | 29 (38%) | 6 (8%) |
| 10 | B | 75/76 (98%) | 35 (46%) | 6 (8%) |
| 16 | D | 1515/1542 (98%) | 289 (19%) | 35 (2%) |
| 39 | a | 2859/2904 (98%) | 531 (18%) | 0 |
| 42 | d | 119/120 (99%) | 17 (14%) | 0 |
| 8 | 7 | 34/35 (97%) | 23 (67%) | 5 (14%) |
| All | All | 4677/4753 (98%) | 924 (19%) | 52 (1%) |

All (924) RNA backbone outliers are listed below:

| Mol | Chain | Res | Type |
|-----|-------|-----|------|
| 8 | 7 | -12 | G |
| 8 | 7 | -11 | U |

Continued on next page...

Continued from previous page...

| Mol | Chain | Res | Type |
|------------|--------------|------------|-------------|
| 8 | 7 | -10 | U |
| 8 | 7 | -8 | U |
| 8 | 7 | -7 | U |
| 8 | 7 | -6 | U |
| 8 | 7 | -5 | U |
| 8 | 7 | -4 | U |
| 8 | 7 | -3 | U |
| 8 | 7 | -1 | U |
| 8 | 7 | 0 | U |
| 8 | 7 | 1 | U |
| 8 | 7 | 2 | U |
| 8 | 7 | 4 | U |
| 8 | 7 | 5 | U |
| 8 | 7 | 6 | U |
| 8 | 7 | 7 | G |
| 8 | 7 | 8 | A |
| 8 | 7 | 9 | U |
| 8 | 7 | 10 | U |
| 8 | 7 | 11 | U |
| 8 | 7 | 12 | G |
| 8 | 7 | 13 | G |
| 10 | A | 2 | G |
| 10 | A | 6 | G |
| 10 | A | 7 | G |
| 10 | A | 8 | U |
| 10 | A | 10 | G |
| 10 | A | 13 | C |
| 10 | A | 14 | A |
| 10 | A | 15 | G |
| 10 | A | 16 | C |
| 10 | A | 17 | C |
| 10 | A | 18 | G |
| 10 | A | 19 | G |
| 10 | A | 20 | U |
| 10 | A | 21 | A |
| 10 | A | 22 | G |
| 10 | A | 23 | C |
| 10 | A | 46 | G |
| 10 | A | 47 | U |
| 10 | A | 48 | C |
| 10 | A | 49 | G |
| 10 | A | 52 | G |

Continued on next page...

Continued from previous page...

| Mol | Chain | Res | Type |
|------------|--------------|------------|-------------|
| 10 | A | 57 | A |
| 10 | A | 58 | A |
| 10 | A | 59 | A |
| 10 | A | 61 | C |
| 10 | A | 66 | C |
| 10 | A | 69 | C |
| 10 | A | 71 | C |
| 10 | A | 73 | A |
| 10 | B | 2 | G |
| 10 | B | 6 | G |
| 10 | B | 7 | G |
| 10 | B | 8 | U |
| 10 | B | 10 | G |
| 10 | B | 13 | C |
| 10 | B | 14 | A |
| 10 | B | 15 | G |
| 10 | B | 16 | C |
| 10 | B | 17 | C |
| 10 | B | 18 | G |
| 10 | B | 19 | G |
| 10 | B | 20 | U |
| 10 | B | 21 | A |
| 10 | B | 22 | G |
| 10 | B | 23 | C |
| 10 | B | 30 | G |
| 10 | B | 31 | G |
| 10 | B | 32 | C |
| 10 | B | 36 | U |
| 10 | B | 37 | A |
| 10 | B | 38 | A |
| 10 | B | 46 | G |
| 10 | B | 47 | U |
| 10 | B | 48 | C |
| 10 | B | 49 | G |
| 10 | B | 52 | G |
| 10 | B | 57 | A |
| 10 | B | 58 | A |
| 10 | B | 59 | A |
| 10 | B | 61 | C |
| 10 | B | 66 | C |
| 10 | B | 69 | C |
| 10 | B | 71 | C |

Continued on next page...

Continued from previous page...

| Mol | Chain | Res | Type |
|------------|--------------|------------|-------------|
| 10 | B | 73 | A |
| 16 | D | 4 | U |
| 16 | D | 5 | U |
| 16 | D | 9 | G |
| 16 | D | 22 | G |
| 16 | D | 29 | U |
| 16 | D | 32 | A |
| 16 | D | 39 | G |
| 16 | D | 41 | G |
| 16 | D | 47 | C |
| 16 | D | 48 | C |
| 16 | D | 50 | A |
| 16 | D | 51 | A |
| 16 | D | 52 | C |
| 16 | D | 54 | C |
| 16 | D | 69 | G |
| 16 | D | 70 | U |
| 16 | D | 71 | A |
| 16 | D | 72 | A |
| 16 | D | 74 | A |
| 16 | D | 76 | G |
| 16 | D | 82 | G |
| 16 | D | 83 | C |
| 16 | D | 84 | U |
| 16 | D | 87 | C |
| 16 | D | 90 | C |
| 16 | D | 94 | G |
| 16 | D | 95 | C |
| 16 | D | 96 | U |
| 16 | D | 108 | G |
| 16 | D | 120 | A |
| 16 | D | 122 | G |
| 16 | D | 128 | G |
| 16 | D | 131 | A |
| 16 | D | 141 | G |
| 16 | D | 144 | G |
| 16 | D | 148 | G |
| 16 | D | 149 | A |
| 16 | D | 160 | A |
| 16 | D | 164 | G |
| 16 | D | 173 | U |
| 16 | D | 181 | A |

Continued on next page...

Continued from previous page...

| Mol | Chain | Res | Type |
|------------|--------------|------------|-------------|
| 16 | D | 182 | A |
| 16 | D | 197 | A |
| 16 | D | 198 | G |
| 16 | D | 204 | G |
| 16 | D | 208 | U |
| 16 | D | 209 | U |
| 16 | D | 210 | C |
| 16 | D | 211 | G |
| 16 | D | 212 | G |
| 16 | D | 216 | U |
| 16 | D | 226 | G |
| 16 | D | 245 | U |
| 16 | D | 247 | G |
| 16 | D | 251 | G |
| 16 | D | 253 | A |
| 16 | D | 258 | G |
| 16 | D | 262 | A |
| 16 | D | 266 | G |
| 16 | D | 267 | C |
| 16 | D | 271 | C |
| 16 | D | 279 | A |
| 16 | D | 289 | G |
| 16 | D | 299 | G |
| 16 | D | 306 | A |
| 16 | D | 321 | A |
| 16 | D | 328 | C |
| 16 | D | 329 | A |
| 16 | D | 332 | G |
| 16 | D | 347 | G |
| 16 | D | 352 | C |
| 16 | D | 353 | A |
| 16 | D | 354 | G |
| 16 | D | 355 | C |
| 16 | D | 367 | U |
| 16 | D | 372 | C |
| 16 | D | 373 | A |
| 16 | D | 376 | G |
| 16 | D | 382 | A |
| 16 | D | 384 | G |
| 16 | D | 392 | C |
| 16 | D | 393 | A |
| 16 | D | 397 | A |

Continued on next page...

Continued from previous page...

| Mol | Chain | Res | Type |
|------------|--------------|------------|-------------|
| 16 | D | 406 | G |
| 16 | D | 412 | A |
| 16 | D | 413 | G |
| 16 | D | 414 | A |
| 16 | D | 421 | U |
| 16 | D | 422 | C |
| 16 | D | 424 | G |
| 16 | D | 429 | U |
| 16 | D | 446 | G |
| 16 | D | 451 | A |
| 16 | D | 457 | G |
| 16 | D | 458 | U |
| 16 | D | 460 | A |
| 16 | D | 463 | U |
| 16 | D | 464 | U |
| 16 | D | 467 | U |
| 16 | D | 468 | A |
| 16 | D | 469 | C |
| 16 | D | 478 | A |
| 16 | D | 479 | U |
| 16 | D | 481 | G |
| 16 | D | 484 | G |
| 16 | D | 485 | U |
| 16 | D | 486 | U |
| 16 | D | 505 | G |
| 16 | D | 509 | A |
| 16 | D | 511 | C |
| 16 | D | 518 | C |
| 16 | D | 519 | C |
| 16 | D | 526 | C |
| 16 | D | 531 | U |
| 16 | D | 532 | A |
| 16 | D | 533 | A |
| 16 | D | 542 | G |
| 16 | D | 547 | A |
| 16 | D | 559 | A |
| 16 | D | 562 | U |
| 16 | D | 568 | G |
| 16 | D | 572 | A |
| 16 | D | 573 | A |
| 16 | D | 576 | C |
| 16 | D | 577 | G |

Continued on next page...

Continued from previous page...

| Mol | Chain | Res | Type |
|------------|--------------|------------|-------------|
| 16 | D | 579 | A |
| 16 | D | 596 | A |
| 16 | D | 628 | G |
| 16 | D | 633 | G |
| 16 | D | 642 | A |
| 16 | D | 649 | A |
| 16 | D | 650 | G |
| 16 | D | 653 | U |
| 16 | D | 665 | A |
| 16 | D | 666 | G |
| 16 | D | 687 | A |
| 16 | D | 700 | G |
| 16 | D | 723 | U |
| 16 | D | 724 | G |
| 16 | D | 731 | G |
| 16 | D | 734 | G |
| 16 | D | 747 | A |
| 16 | D | 748 | G |
| 16 | D | 755 | G |
| 16 | D | 760 | G |
| 16 | D | 777 | A |
| 16 | D | 793 | U |
| 16 | D | 794 | A |
| 16 | D | 815 | A |
| 16 | D | 817 | C |
| 16 | D | 828 | U |
| 16 | D | 829 | G |
| 16 | D | 832 | G |
| 16 | D | 841 | C |
| 16 | D | 844 | G |
| 16 | D | 845 | A |
| 16 | D | 849 | G |
| 16 | D | 874 | G |
| 16 | D | 887 | G |
| 16 | D | 902 | G |
| 16 | D | 914 | A |
| 16 | D | 916 | U |
| 16 | D | 926 | G |
| 16 | D | 934 | C |
| 16 | D | 935 | A |
| 16 | D | 954 | G |
| 16 | D | 960 | U |

Continued on next page...

Continued from previous page...

| Mol | Chain | Res | Type |
|------------|--------------|------------|-------------|
| 16 | D | 963 | G |
| 16 | D | 969 | A |
| 16 | D | 972 | C |
| 16 | D | 975 | A |
| 16 | D | 976 | G |
| 16 | D | 991 | U |
| 16 | D | 992 | U |
| 16 | D | 993 | G |
| 16 | D | 996 | A |
| 16 | D | 999 | C |
| 16 | D | 1004 | A |
| 16 | D | 1008 | U |
| 16 | D | 1009 | U |
| 16 | D | 1017 | U |
| 16 | D | 1018 | G |
| 16 | D | 1021 | A |
| 16 | D | 1024 | G |
| 16 | D | 1026 | G |
| 16 | D | 1028 | C |
| 16 | D | 1030 | U |
| 16 | D | 1031 | C |
| 16 | D | 1037 | C |
| 16 | D | 1043 | G |
| 16 | D | 1044 | A |
| 16 | D | 1046 | A |
| 16 | D | 1065 | U |
| 16 | D | 1085 | U |
| 16 | D | 1086 | U |
| 16 | D | 1094 | G |
| 16 | D | 1095 | U |
| 16 | D | 1099 | G |
| 16 | D | 1101 | A |
| 16 | D | 1124 | G |
| 16 | D | 1133 | G |
| 16 | D | 1135 | U |
| 16 | D | 1136 | C |
| 16 | D | 1137 | C |
| 16 | D | 1139 | G |
| 16 | D | 1140 | C |
| 16 | D | 1141 | C |
| 16 | D | 1142 | G |
| 16 | D | 1143 | G |

Continued on next page...

Continued from previous page...

| Mol | Chain | Res | Type |
|------------|--------------|------------|-------------|
| 16 | D | 1145 | A |
| 16 | D | 1146 | A |
| 16 | D | 1151 | A |
| 16 | D | 1152 | A |
| 16 | D | 1158 | C |
| 16 | D | 1159 | U |
| 16 | D | 1167 | A |
| 16 | D | 1171 | A |
| 16 | D | 1174 | G |
| 16 | D | 1175 | G |
| 16 | D | 1176 | A |
| 16 | D | 1184 | G |
| 16 | D | 1196 | A |
| 16 | D | 1197 | A |
| 16 | D | 1206 | G |
| 16 | D | 1211 | U |
| 16 | D | 1212 | U |
| 16 | D | 1213 | A |
| 16 | D | 1214 | C |
| 16 | D | 1215 | G |
| 16 | D | 1226 | C |
| 16 | D | 1227 | A |
| 16 | D | 1228 | C |
| 16 | D | 1238 | A |
| 16 | D | 1256 | A |
| 16 | D | 1257 | A |
| 16 | D | 1260 | G |
| 16 | D | 1275 | A |
| 16 | D | 1276 | G |
| 16 | D | 1278 | G |
| 16 | D | 1279 | G |
| 16 | D | 1280 | A |
| 16 | D | 1285 | A |
| 16 | D | 1286 | U |
| 16 | D | 1287 | A |
| 16 | D | 1299 | A |
| 16 | D | 1300 | G |
| 16 | D | 1302 | C |
| 16 | D | 1305 | G |
| 16 | D | 1312 | G |
| 16 | D | 1317 | C |
| 16 | D | 1320 | C |

Continued on next page...

Continued from previous page...

| Mol | Chain | Res | Type |
|------------|--------------|------------|-------------|
| 16 | D | 1323 | G |
| 16 | D | 1329 | A |
| 16 | D | 1338 | G |
| 16 | D | 1340 | A |
| 16 | D | 1346 | A |
| 16 | D | 1347 | G |
| 16 | D | 1353 | G |
| 16 | D | 1363 | A |
| 16 | D | 1370 | G |
| 16 | D | 1378 | C |
| 16 | D | 1379 | G |
| 16 | D | 1381 | U |
| 16 | D | 1391 | U |
| 16 | D | 1396 | A |
| 16 | D | 1397 | C |
| 16 | D | 1398 | A |
| 16 | D | 1404 | C |
| 16 | D | 1419 | G |
| 16 | D | 1429 | A |
| 16 | D | 1441 | A |
| 16 | D | 1446 | A |
| 16 | D | 1447 | A |
| 16 | D | 1448 | C |
| 16 | D | 1452 | C |
| 16 | D | 1453 | G |
| 16 | D | 1475 | G |
| 16 | D | 1487 | G |
| 16 | D | 1492 | A |
| 16 | D | 1493 | A |
| 16 | D | 1494 | G |
| 16 | D | 1495 | U |
| 16 | D | 1497 | G |
| 16 | D | 1503 | A |
| 16 | D | 1506 | U |
| 16 | D | 1517 | G |
| 16 | D | 1529 | G |
| 16 | D | 1530 | G |
| 16 | D | 1534 | A |
| 39 | a | 10 | A |
| 39 | a | 15 | G |
| 39 | a | 34 | U |
| 39 | a | 35 | G |

Continued on next page...

Continued from previous page...

| Mol | Chain | Res | Type |
|------------|--------------|------------|-------------|
| 39 | a | 46 | G |
| 39 | a | 58 | G |
| 39 | a | 60 | G |
| 39 | a | 63 | A |
| 39 | a | 71 | A |
| 39 | a | 74 | A |
| 39 | a | 75 | G |
| 39 | a | 83 | A |
| 39 | a | 84 | A |
| 39 | a | 85 | G |
| 39 | a | 96 | C |
| 39 | a | 102 | U |
| 39 | a | 103 | A |
| 39 | a | 110 | G |
| 39 | a | 114 | U |
| 39 | a | 118 | A |
| 39 | a | 119 | A |
| 39 | a | 120 | U |
| 39 | a | 122 | G |
| 39 | a | 131 | A |
| 39 | a | 136 | G |
| 39 | a | 139 | U |
| 39 | a | 140 | C |
| 39 | a | 141 | G |
| 39 | a | 145 | C |
| 39 | a | 163 | C |
| 39 | a | 165 | A |
| 39 | a | 181 | A |
| 39 | a | 196 | A |
| 39 | a | 200 | U |
| 39 | a | 215 | G |
| 39 | a | 216 | A |
| 39 | a | 222 | A |
| 39 | a | 225 | C |
| 39 | a | 248 | G |
| 39 | a | 249 | C |
| 39 | a | 261 | G |
| 39 | a | 264 | C |
| 39 | a | 265 | A |
| 39 | a | 266 | G |
| 39 | a | 267 | C |
| 39 | a | 271 | G |

Continued on next page...

Continued from previous page...

| Mol | Chain | Res | Type |
|------------|--------------|------------|-------------|
| 39 | a | 272 | A |
| 39 | a | 275 | C |
| 39 | a | 276 | U |
| 39 | a | 278 | A |
| 39 | a | 285 | G |
| 39 | a | 311 | A |
| 39 | a | 324 | A |
| 39 | a | 329 | G |
| 39 | a | 330 | A |
| 39 | a | 353 | C |
| 39 | a | 359 | G |
| 39 | a | 361 | G |
| 39 | a | 362 | A |
| 39 | a | 371 | A |
| 39 | a | 372 | G |
| 39 | a | 373 | U |
| 39 | a | 375 | G |
| 39 | a | 383 | C |
| 39 | a | 386 | G |
| 39 | a | 396 | G |
| 39 | a | 405 | U |
| 39 | a | 411 | G |
| 39 | a | 412 | A |
| 39 | a | 420 | C |
| 39 | a | 424 | G |
| 39 | a | 435 | C |
| 39 | a | 451 | U |
| 39 | a | 456 | C |
| 39 | a | 457 | A |
| 39 | a | 477 | A |
| 39 | a | 481 | G |
| 39 | a | 491 | G |
| 39 | a | 501 | A |
| 39 | a | 503 | A |
| 39 | a | 504 | A |
| 39 | a | 505 | A |
| 39 | a | 509 | C |
| 39 | a | 522 | A |
| 39 | a | 529 | A |
| 39 | a | 532 | A |
| 39 | a | 543 | G |
| 39 | a | 546 | U |

Continued on next page...

Continued from previous page...

| Mol | Chain | Res | Type |
|------------|--------------|------------|-------------|
| 39 | a | 547 | A |
| 39 | a | 548 | G |
| 39 | a | 549 | G |
| 39 | a | 551 | G |
| 39 | a | 563 | A |
| 39 | a | 569 | U |
| 39 | a | 573 | U |
| 39 | a | 575 | A |
| 39 | a | 588 | U |
| 39 | a | 603 | A |
| 39 | a | 609 | A |
| 39 | a | 613 | A |
| 39 | a | 614 | A |
| 39 | a | 615 | U |
| 39 | a | 616 | A |
| 39 | a | 618 | G |
| 39 | a | 621 | A |
| 39 | a | 627 | A |
| 39 | a | 637 | A |
| 39 | a | 645 | C |
| 39 | a | 647 | G |
| 39 | a | 654 | A |
| 39 | a | 664 | G |
| 39 | a | 668 | A |
| 39 | a | 685 | A |
| 39 | a | 686 | U |
| 39 | a | 710 | U |
| 39 | a | 717 | C |
| 39 | a | 730 | A |
| 39 | a | 738 | G |
| 39 | a | 757 | G |
| 39 | a | 764 | A |
| 39 | a | 765 | C |
| 39 | a | 775 | G |
| 39 | a | 776 | G |
| 39 | a | 782 | A |
| 39 | a | 784 | G |
| 39 | a | 785 | G |
| 39 | a | 800 | A |
| 39 | a | 802 | A |
| 39 | a | 805 | G |
| 39 | a | 812 | C |

Continued on next page...

Continued from previous page...

| Mol | Chain | Res | Type |
|------------|--------------|------------|-------------|
| 39 | a | 819 | A |
| 39 | a | 827 | U |
| 39 | a | 828 | U |
| 39 | a | 845 | A |
| 39 | a | 846 | U |
| 39 | a | 858 | G |
| 39 | a | 859 | G |
| 39 | a | 869 | G |
| 39 | a | 878 | A |
| 39 | a | 881 | G |
| 39 | a | 884 | U |
| 39 | a | 885 | C |
| 39 | a | 888 | C |
| 39 | a | 891 | G |
| 39 | a | 892 | A |
| 39 | a | 893 | C |
| 39 | a | 895 | U |
| 39 | a | 896 | A |
| 39 | a | 897 | C |
| 39 | a | 899 | A |
| 39 | a | 907 | G |
| 39 | a | 910 | A |
| 39 | a | 914 | G |
| 39 | a | 915 | C |
| 39 | a | 931 | U |
| 39 | a | 941 | A |
| 39 | a | 945 | A |
| 39 | a | 946 | C |
| 39 | a | 953 | G |
| 39 | a | 961 | C |
| 39 | a | 974 | G |
| 39 | a | 983 | A |
| 39 | a | 995 | C |
| 39 | a | 996 | A |
| 39 | a | 999 | U |
| 39 | a | 1005 | C |
| 39 | a | 1012 | U |
| 39 | a | 1013 | C |
| 39 | a | 1022 | G |
| 39 | a | 1023 | U |
| 39 | a | 1026 | G |
| 39 | a | 1033 | U |

Continued on next page...

Continued from previous page...

| Mol | Chain | Res | Type |
|------------|--------------|------------|-------------|
| 39 | a | 1041 | G |
| 39 | a | 1045 | C |
| 39 | a | 1046 | A |
| 39 | a | 1047 | G |
| 39 | a | 1060 | U |
| 39 | a | 1061 | U |
| 39 | a | 1062 | G |
| 39 | a | 1063 | G |
| 39 | a | 1064 | C |
| 39 | a | 1065 | U |
| 39 | a | 1066 | U |
| 39 | a | 1067 | A |
| 39 | a | 1068 | G |
| 39 | a | 1069 | A |
| 39 | a | 1070 | A |
| 39 | a | 1071 | G |
| 39 | a | 1073 | A |
| 39 | a | 1074 | G |
| 39 | a | 1076 | C |
| 39 | a | 1079 | C |
| 39 | a | 1080 | A |
| 39 | a | 1081 | U |
| 39 | a | 1082 | U |
| 39 | a | 1083 | U |
| 39 | a | 1084 | A |
| 39 | a | 1087 | G |
| 39 | a | 1088 | A |
| 39 | a | 1090 | A |
| 39 | a | 1095 | A |
| 39 | a | 1096 | A |
| 39 | a | 1107 | G |
| 39 | a | 1110 | G |
| 39 | a | 1111 | A |
| 39 | a | 1112 | G |
| 39 | a | 1119 | U |
| 39 | a | 1122 | G |
| 39 | a | 1132 | U |
| 39 | a | 1134 | A |
| 39 | a | 1135 | C |
| 39 | a | 1142 | A |
| 39 | a | 1169 | A |
| 39 | a | 1170 | C |

Continued on next page...

Continued from previous page...

| Mol | Chain | Res | Type |
|------------|--------------|------------|-------------|
| 39 | a | 1173 | U |
| 39 | a | 1174 | U |
| 39 | a | 1175 | A |
| 39 | a | 1176 | U |
| 39 | a | 1177 | G |
| 39 | a | 1178 | C |
| 39 | a | 1179 | G |
| 39 | a | 1180 | U |
| 39 | a | 1186 | G |
| 39 | a | 1238 | G |
| 39 | a | 1248 | G |
| 39 | a | 1253 | A |
| 39 | a | 1256 | G |
| 39 | a | 1266 | G |
| 39 | a | 1271 | G |
| 39 | a | 1272 | A |
| 39 | a | 1273 | U |
| 39 | a | 1301 | A |
| 39 | a | 1321 | A |
| 39 | a | 1345 | C |
| 39 | a | 1352 | U |
| 39 | a | 1365 | A |
| 39 | a | 1368 | G |
| 39 | a | 1378 | A |
| 39 | a | 1379 | U |
| 39 | a | 1380 | G |
| 39 | a | 1383 | A |
| 39 | a | 1387 | A |
| 39 | a | 1392 | A |
| 39 | a | 1395 | A |
| 39 | a | 1406 | U |
| 39 | a | 1407 | G |
| 39 | a | 1408 | G |
| 39 | a | 1411 | U |
| 39 | a | 1414 | C |
| 39 | a | 1415 | U |
| 39 | a | 1416 | G |
| 39 | a | 1417 | C |
| 39 | a | 1419 | A |
| 39 | a | 1420 | A |
| 39 | a | 1428 | C |
| 39 | a | 1452 | G |

Continued on next page...

Continued from previous page...

| Mol | Chain | Res | Type |
|------------|--------------|------------|-------------|
| 39 | a | 1453 | A |
| 39 | a | 1460 | U |
| 39 | a | 1478 | G |
| 39 | a | 1482 | G |
| 39 | a | 1490 | A |
| 39 | a | 1497 | U |
| 39 | a | 1503 | A |
| 39 | a | 1508 | A |
| 39 | a | 1509 | A |
| 39 | a | 1510 | G |
| 39 | a | 1515 | A |
| 39 | a | 1529 | G |
| 39 | a | 1534 | U |
| 39 | a | 1535 | A |
| 39 | a | 1536 | C |
| 39 | a | 1537 | G |
| 39 | a | 1554 | U |
| 39 | a | 1559 | U |
| 39 | a | 1566 | A |
| 39 | a | 1569 | A |
| 39 | a | 1578 | U |
| 39 | a | 1580 | A |
| 39 | a | 1581 | G |
| 39 | a | 1582 | C |
| 39 | a | 1583 | A |
| 39 | a | 1584 | U |
| 39 | a | 1589 | U |
| 39 | a | 1590 | A |
| 39 | a | 1608 | A |
| 39 | a | 1609 | A |
| 39 | a | 1610 | A |
| 39 | a | 1647 | U |
| 39 | a | 1648 | U |
| 39 | a | 1649 | G |
| 39 | a | 1651 | G |
| 39 | a | 1674 | G |
| 39 | a | 1677 | A |
| 39 | a | 1703 | G |
| 39 | a | 1714 | U |
| 39 | a | 1715 | G |
| 39 | a | 1718 | G |
| 39 | a | 1729 | U |

Continued on next page...

Continued from previous page...

| Mol | Chain | Res | Type |
|------------|--------------|------------|-------------|
| 39 | a | 1730 | C |
| 39 | a | 1732 | C |
| 39 | a | 1738 | G |
| 39 | a | 1750 | G |
| 39 | a | 1755 | A |
| 39 | a | 1758 | U |
| 39 | a | 1764 | C |
| 39 | a | 1773 | A |
| 39 | a | 1791 | A |
| 39 | a | 1800 | C |
| 39 | a | 1801 | A |
| 39 | a | 1808 | A |
| 39 | a | 1811 | G |
| 39 | a | 1816 | C |
| 39 | a | 1829 | A |
| 39 | a | 1833 | C |
| 39 | a | 1847 | A |
| 39 | a | 1848 | A |
| 39 | a | 1858 | A |
| 39 | a | 1859 | U |
| 39 | a | 1862 | G |
| 39 | a | 1864 | U |
| 39 | a | 1869 | G |
| 39 | a | 1870 | C |
| 39 | a | 1872 | A |
| 39 | a | 1873 | G |
| 39 | a | 1905 | C |
| 39 | a | 1906 | G |
| 39 | a | 1907 | G |
| 39 | a | 1913 | A |
| 39 | a | 1914 | C |
| 39 | a | 1919 | A |
| 39 | a | 1920 | C |
| 39 | a | 1922 | G |
| 39 | a | 1923 | U |
| 39 | a | 1924 | C |
| 39 | a | 1925 | C |
| 39 | a | 1926 | U |
| 39 | a | 1928 | A |
| 39 | a | 1929 | G |
| 39 | a | 1930 | G |
| 39 | a | 1936 | A |

Continued on next page...

Continued from previous page...

| Mol | Chain | Res | Type |
|------------|--------------|------------|-------------|
| 39 | a | 1938 | A |
| 39 | a | 1955 | U |
| 39 | a | 1965 | C |
| 39 | a | 1967 | C |
| 39 | a | 1970 | A |
| 39 | a | 1971 | U |
| 39 | a | 1972 | G |
| 39 | a | 1987 | A |
| 39 | a | 1991 | U |
| 39 | a | 1992 | G |
| 39 | a | 1993 | U |
| 39 | a | 1997 | C |
| 39 | a | 2002 | G |
| 39 | a | 2022 | U |
| 39 | a | 2023 | C |
| 39 | a | 2027 | G |
| 39 | a | 2033 | A |
| 39 | a | 2043 | C |
| 39 | a | 2051 | A |
| 39 | a | 2052 | A |
| 39 | a | 2055 | C |
| 39 | a | 2056 | G |
| 39 | a | 2060 | A |
| 39 | a | 2061 | G |
| 39 | a | 2062 | A |
| 39 | a | 2077 | A |
| 39 | a | 2097 | A |
| 39 | a | 2099 | U |
| 39 | a | 2100 | G |
| 39 | a | 2108 | A |
| 39 | a | 2110 | G |
| 39 | a | 2111 | U |
| 39 | a | 2113 | U |
| 39 | a | 2115 | G |
| 39 | a | 2116 | G |
| 39 | a | 2117 | A |
| 39 | a | 2118 | U |
| 39 | a | 2121 | G |
| 39 | a | 2122 | U |
| 39 | a | 2124 | G |
| 39 | a | 2125 | G |
| 39 | a | 2126 | A |

Continued on next page...

Continued from previous page...

| Mol | Chain | Res | Type |
|------------|--------------|------------|-------------|
| 39 | a | 2127 | G |
| 39 | a | 2128 | G |
| 39 | a | 2131 | U |
| 39 | a | 2132 | U |
| 39 | a | 2133 | G |
| 39 | a | 2134 | A |
| 39 | a | 2139 | U |
| 39 | a | 2141 | G |
| 39 | a | 2146 | C |
| 39 | a | 2147 | A |
| 39 | a | 2154 | A |
| 39 | a | 2157 | G |
| 39 | a | 2158 | A |
| 39 | a | 2159 | G |
| 39 | a | 2162 | G |
| 39 | a | 2163 | A |
| 39 | a | 2164 | C |
| 39 | a | 2165 | C |
| 39 | a | 2169 | A |
| 39 | a | 2171 | A |
| 39 | a | 2172 | U |
| 39 | a | 2178 | C |
| 39 | a | 2182 | U |
| 39 | a | 2183 | A |
| 39 | a | 2185 | U |
| 39 | a | 2188 | U |
| 39 | a | 2189 | U |
| 39 | a | 2190 | G |
| 39 | a | 2191 | A |
| 39 | a | 2193 | G |
| 39 | a | 2194 | U |
| 39 | a | 2198 | A |
| 39 | a | 2204 | G |
| 39 | a | 2210 | U |
| 39 | a | 2211 | A |
| 39 | a | 2212 | A |
| 39 | a | 2213 | U |
| 39 | a | 2225 | A |
| 39 | a | 2226 | C |
| 39 | a | 2229 | U |
| 39 | a | 2238 | G |
| 39 | a | 2239 | G |

Continued on next page...

Continued from previous page...

| Mol | Chain | Res | Type |
|------------|--------------|------------|-------------|
| 39 | a | 2244 | U |
| 39 | a | 2250 | G |
| 39 | a | 2268 | A |
| 39 | a | 2278 | A |
| 39 | a | 2283 | C |
| 39 | a | 2287 | A |
| 39 | a | 2297 | A |
| 39 | a | 2305 | U |
| 39 | a | 2308 | G |
| 39 | a | 2309 | A |
| 39 | a | 2315 | G |
| 39 | a | 2322 | A |
| 39 | a | 2325 | G |
| 39 | a | 2327 | A |
| 39 | a | 2333 | A |
| 39 | a | 2339 | C |
| 39 | a | 2345 | G |
| 39 | a | 2347 | C |
| 39 | a | 2350 | C |
| 39 | a | 2361 | G |
| 39 | a | 2372 | U |
| 39 | a | 2376 | A |
| 39 | a | 2383 | G |
| 39 | a | 2385 | C |
| 39 | a | 2402 | U |
| 39 | a | 2403 | C |
| 39 | a | 2406 | A |
| 39 | a | 2423 | U |
| 39 | a | 2424 | C |
| 39 | a | 2425 | A |
| 39 | a | 2426 | A |
| 39 | a | 2429 | G |
| 39 | a | 2430 | A |
| 39 | a | 2431 | U |
| 39 | a | 2434 | A |
| 39 | a | 2435 | A |
| 39 | a | 2441 | U |
| 39 | a | 2447 | G |
| 39 | a | 2448 | A |
| 39 | a | 2470 | G |
| 39 | a | 2474 | U |
| 39 | a | 2476 | A |

Continued on next page...

Continued from previous page...

| Mol | Chain | Res | Type |
|------------|--------------|------------|-------------|
| 39 | a | 2478 | A |
| 39 | a | 2484 | G |
| 39 | a | 2491 | U |
| 39 | a | 2502 | G |
| 39 | a | 2506 | U |
| 39 | a | 2507 | C |
| 39 | a | 2512 | C |
| 39 | a | 2513 | A |
| 39 | a | 2518 | A |
| 39 | a | 2520 | C |
| 39 | a | 2525 | G |
| 39 | a | 2529 | G |
| 39 | a | 2535 | G |
| 39 | a | 2547 | A |
| 39 | a | 2554 | U |
| 39 | a | 2566 | A |
| 39 | a | 2567 | G |
| 39 | a | 2572 | A |
| 39 | a | 2573 | C |
| 39 | a | 2574 | G |
| 39 | a | 2585 | U |
| 39 | a | 2586 | U |
| 39 | a | 2602 | A |
| 39 | a | 2603 | G |
| 39 | a | 2609 | U |
| 39 | a | 2610 | C |
| 39 | a | 2611 | C |
| 39 | a | 2613 | U |
| 39 | a | 2629 | U |
| 39 | a | 2663 | G |
| 39 | a | 2669 | G |
| 39 | a | 2671 | G |
| 39 | a | 2689 | U |
| 39 | a | 2690 | U |
| 39 | a | 2714 | G |
| 39 | a | 2722 | G |
| 39 | a | 2726 | A |
| 39 | a | 2744 | G |
| 39 | a | 2748 | A |
| 39 | a | 2757 | A |
| 39 | a | 2758 | A |
| 39 | a | 2765 | A |

Continued on next page...

Continued from previous page...

| Mol | Chain | Res | Type |
|------------|--------------|------------|-------------|
| 39 | a | 2777 | G |
| 39 | a | 2778 | A |
| 39 | a | 2791 | G |
| 39 | a | 2793 | C |
| 39 | a | 2796 | U |
| 39 | a | 2797 | U |
| 39 | a | 2798 | U |
| 39 | a | 2799 | A |
| 39 | a | 2801 | G |
| 39 | a | 2818 | U |
| 39 | a | 2820 | A |
| 39 | a | 2823 | A |
| 39 | a | 2825 | G |
| 39 | a | 2849 | U |
| 39 | a | 2850 | A |
| 39 | a | 2859 | G |
| 39 | a | 2861 | U |
| 39 | a | 2867 | G |
| 39 | a | 2880 | C |
| 39 | a | 2884 | U |
| 39 | a | 2885 | G |
| 39 | a | 2891 | U |
| 39 | a | 2902 | C |
| 42 | d | 2 | G |
| 42 | d | 9 | G |
| 42 | d | 13 | G |
| 42 | d | 16 | G |
| 42 | d | 17 | C |
| 42 | d | 35 | C |
| 42 | d | 36 | C |
| 42 | d | 45 | A |
| 42 | d | 51 | G |
| 42 | d | 56 | G |
| 42 | d | 64 | G |
| 42 | d | 66 | A |
| 42 | d | 88 | C |
| 42 | d | 89 | U |
| 42 | d | 90 | C |
| 42 | d | 99 | A |
| 42 | d | 109 | A |

All (52) RNA pucker outliers are listed below:

| Mol | Chain | Res | Type |
|-----|-------|------|------|
| 8 | 7 | -11 | U |
| 8 | 7 | -8 | U |
| 8 | 7 | -6 | U |
| 8 | 7 | -1 | U |
| 8 | 7 | 8 | A |
| 10 | A | 6 | G |
| 10 | A | 7 | G |
| 10 | A | 9 | G |
| 10 | A | 22 | G |
| 10 | A | 60 | U |
| 10 | A | 70 | G |
| 10 | B | 6 | G |
| 10 | B | 7 | G |
| 10 | B | 9 | G |
| 10 | B | 22 | G |
| 10 | B | 37 | A |
| 10 | B | 60 | U |
| 16 | D | 7 | A |
| 16 | D | 70 | U |
| 16 | D | 121 | U |
| 16 | D | 181 | A |
| 16 | D | 183 | C |
| 16 | D | 197 | A |
| 16 | D | 209 | U |
| 16 | D | 305 | G |
| 16 | D | 328 | C |
| 16 | D | 428 | G |
| 16 | D | 496 | A |
| 16 | D | 517 | G |
| 16 | D | 531 | U |
| 16 | D | 532 | A |
| 16 | D | 562 | U |
| 16 | D | 641 | U |
| 16 | D | 722 | G |
| 16 | D | 793 | U |
| 16 | D | 991 | U |
| 16 | D | 992 | U |
| 16 | D | 1109 | C |
| 16 | D | 1145 | A |
| 16 | D | 1196 | A |
| 16 | D | 1211 | U |
| 16 | D | 1212 | U |
| 16 | D | 1213 | A |

Continued on next page...

Continued from previous page...

| Mol | Chain | Res | Type |
|-----|-------|------|------|
| 16 | D | 1214 | C |
| 16 | D | 1225 | A |
| 16 | D | 1299 | A |
| 16 | D | 1396 | A |
| 16 | D | 1432 | G |
| 16 | D | 1447 | A |
| 16 | D | 1491 | G |
| 16 | D | 1492 | A |
| 16 | D | 1493 | A |

5.4 Non-standard residues in protein, DNA, RNA chains [i](#)

There are no non-standard protein/DNA/RNA residues in this entry.

5.5 Carbohydrates [i](#)

There are no oligosaccharides in this entry.

5.6 Ligand geometry [i](#)

Of 3 ligands modelled in this entry, 3 are monoatomic - leaving 0 for Mogul analysis.

There are no bond length outliers.

There are no bond angle outliers.

There are no chirality outliers.

There are no torsion outliers.

There are no ring outliers.

No monomer is involved in short contacts.

5.7 Other polymers [i](#)

There are no such residues in this entry.

5.8 Polymer linkage issues [i](#)

There are no chain breaks in this entry.

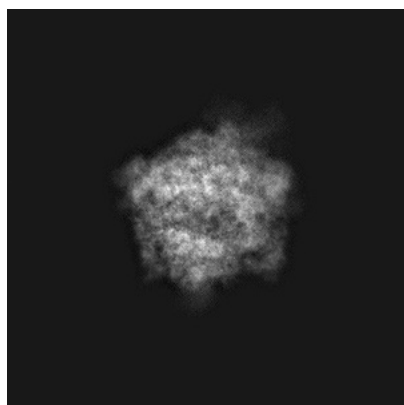
6 Map visualisation [i](#)

This section contains visualisations of the EMDB entry EMD-21469. These allow visual inspection of the internal detail of the map and identification of artifacts.

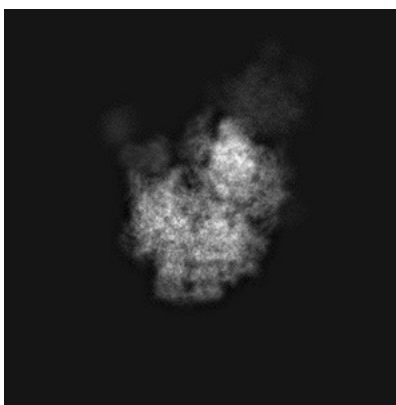
No raw map or half-maps were deposited for this entry and therefore no images, graphs, etc. pertaining to the raw map can be shown.

6.1 Orthogonal projections [i](#)

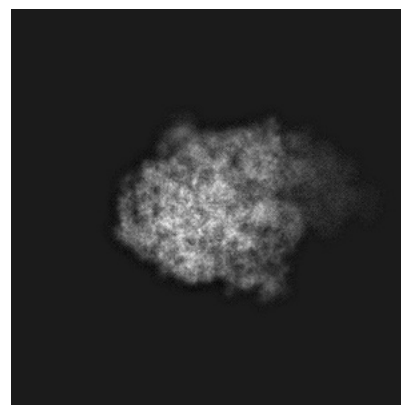
6.1.1 Primary map



X



Y

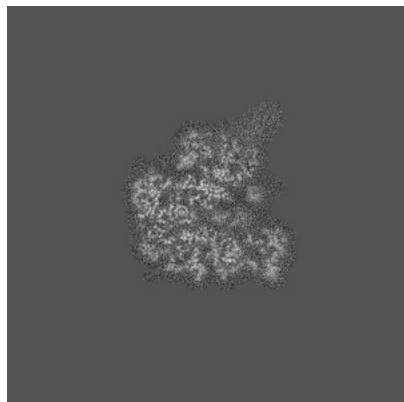


Z

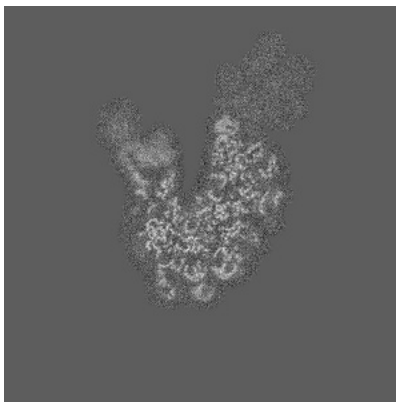
The images above show the map projected in three orthogonal directions.

6.2 Central slices [i](#)

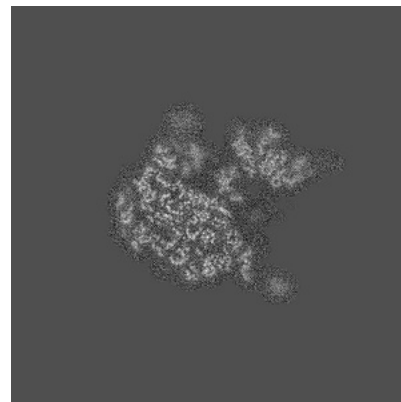
6.2.1 Primary map



X Index: 250



Y Index: 250

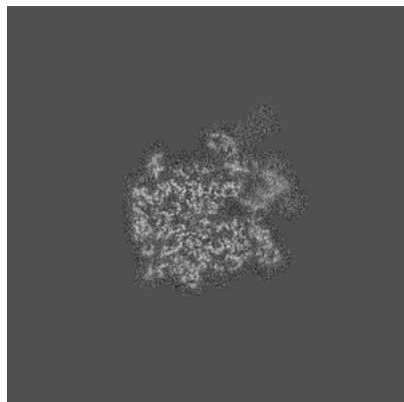


Z Index: 250

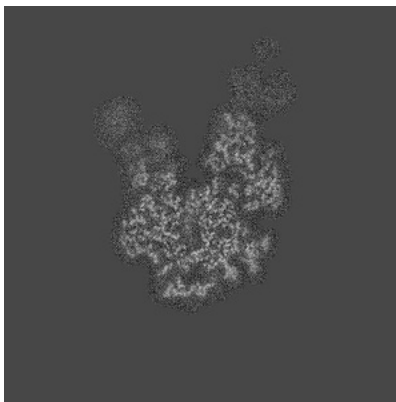
The images above show central slices of the map in three orthogonal directions.

6.3 Largest variance slices [i](#)

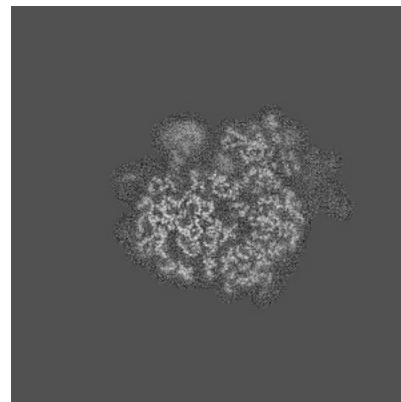
6.3.1 Primary map



X Index: 230



Y Index: 231




Z Index: 276


The images above show the largest variance slices of the map in three orthogonal directions.

6.4 Orthogonal standard-deviation projections (False-color) [i](#)


6.4.1 Primary map



X



Y

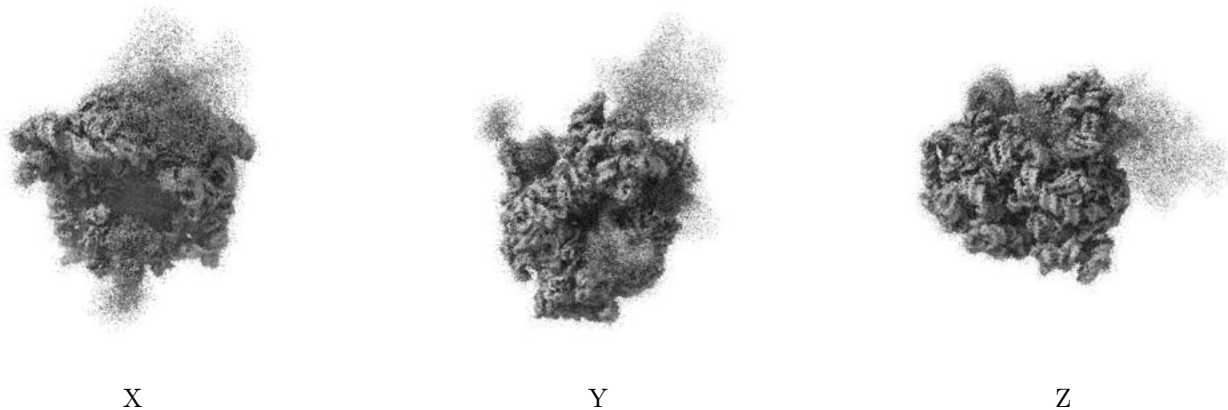


Z

The images above show the map standard deviation projections with false color in three orthogonal directions. Minimum values are shown in green, max in blue, and dark to light orange shades represent small to large values respectively.

6.5 Orthogonal surface views [i](#)

6.5.1 Primary map



The images above show the 3D surface view of the map at the recommended contour level 0.015. These images, in conjunction with the slice images, may facilitate assessment of whether an appropriate contour level has been provided.

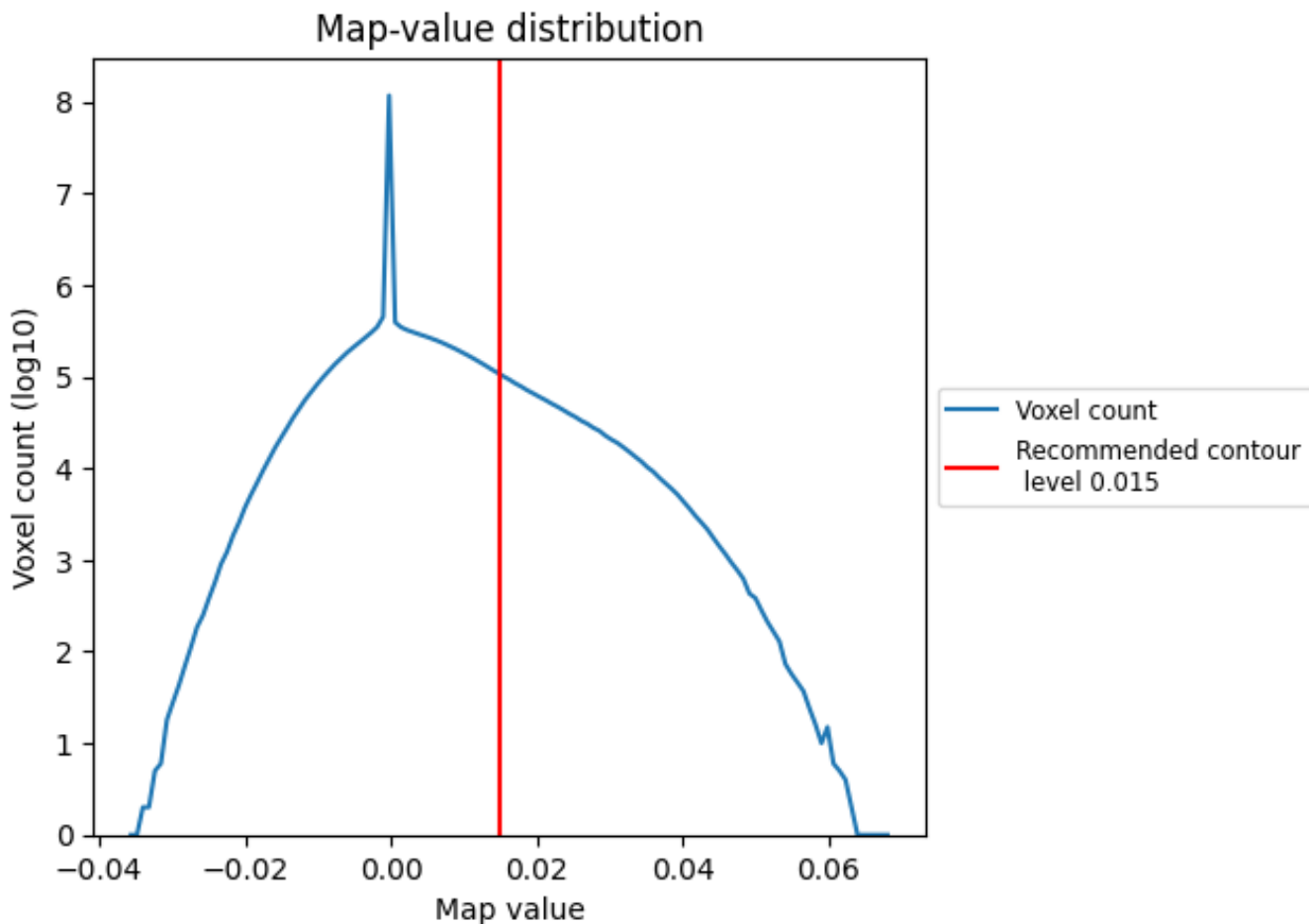
6.6 Mask visualisation [i](#)

This section was not generated. No masks/segmentation were deposited.

7 Map analysis [i](#)

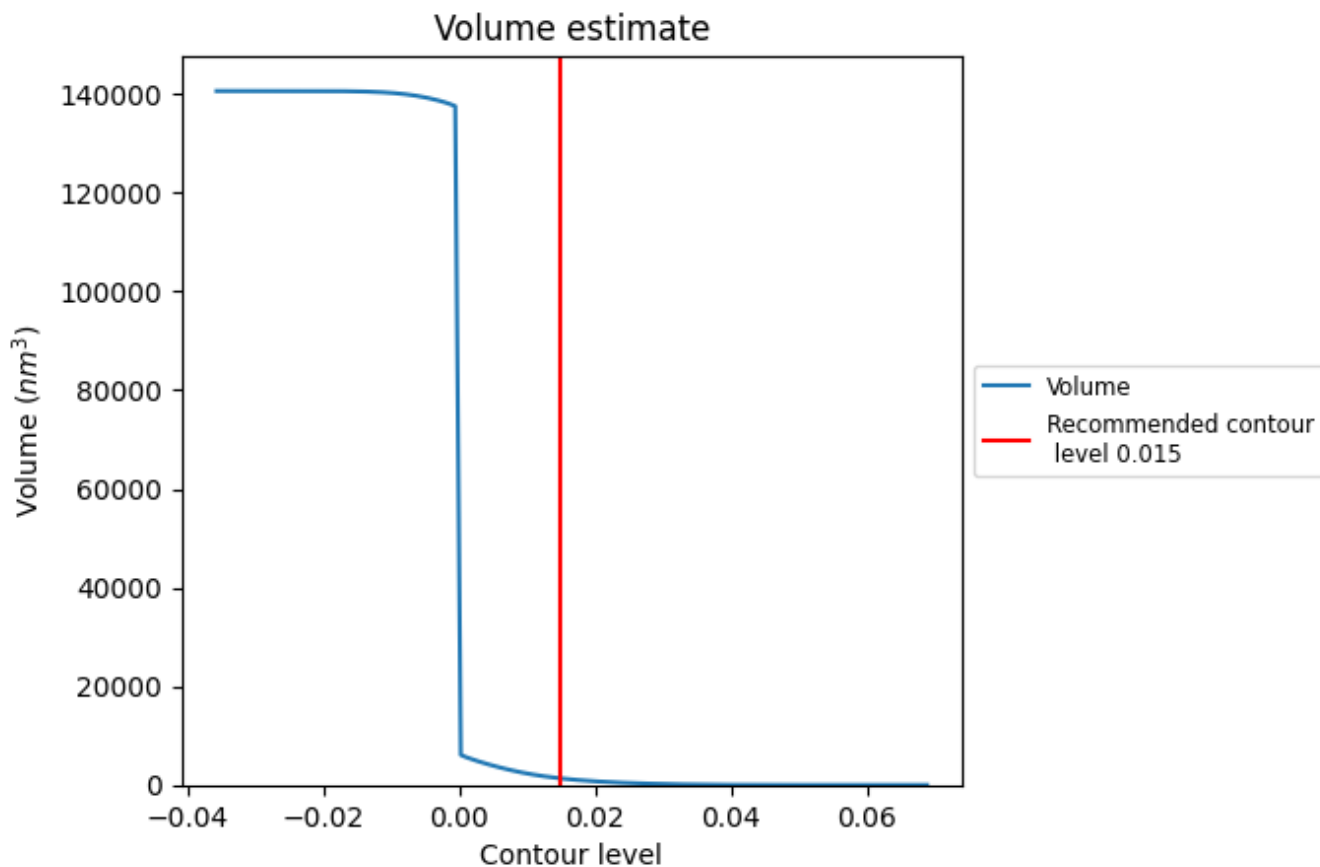
This section contains the results of statistical analysis of the map.

7.1 Map-value distribution [i](#)



The map-value distribution is plotted in 128 intervals along the x-axis. The y-axis is logarithmic. A spike in this graph at zero usually indicates that the volume has been masked.

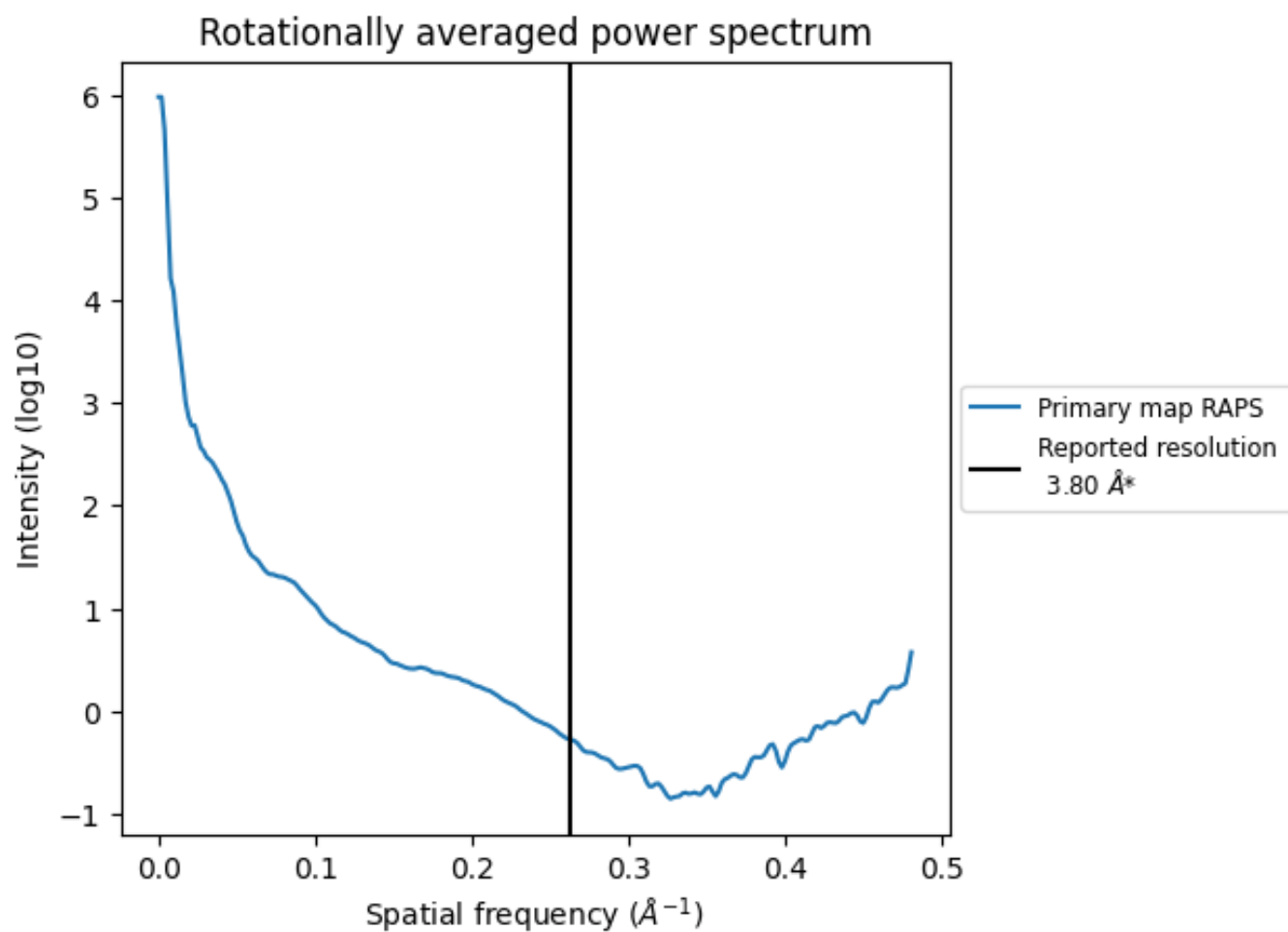
7.2 Volume estimate [\(i\)](#)



The volume at the recommended contour level is 1329 nm^3 ; this corresponds to an approximate mass of 1201 kDa.

The volume estimate graph shows how the enclosed volume varies with the contour level. The recommended contour level is shown as a vertical line and the intersection between the line and the curve gives the volume of the enclosed surface at the given level.

7.3 Rotationally averaged power spectrum [i](#)



*Reported resolution corresponds to spatial frequency of 0.263 Å⁻¹

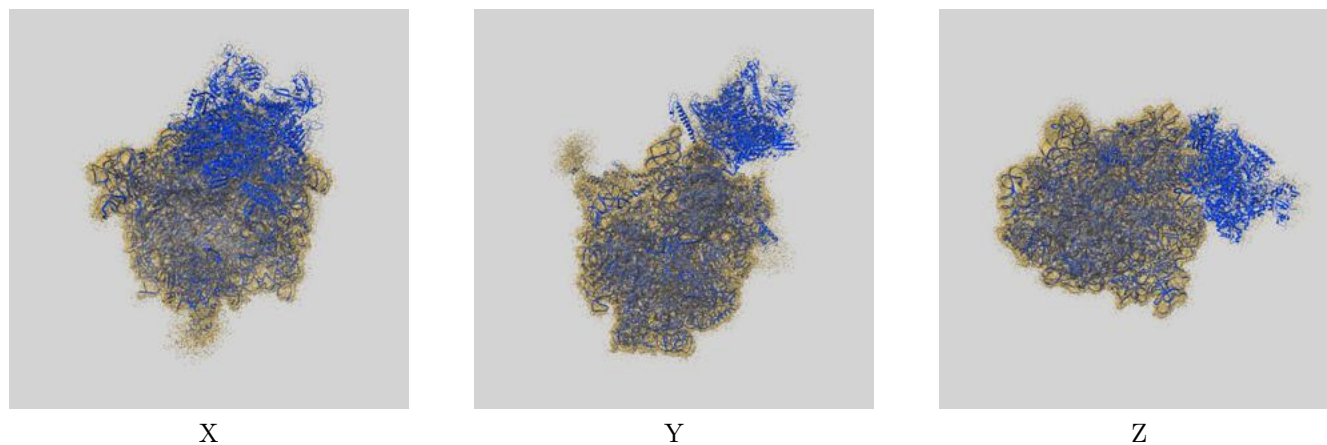
8 Fourier-Shell correlation

This section was not generated. No FSC curve or half-maps provided.

9 Map-model fit [i](#)

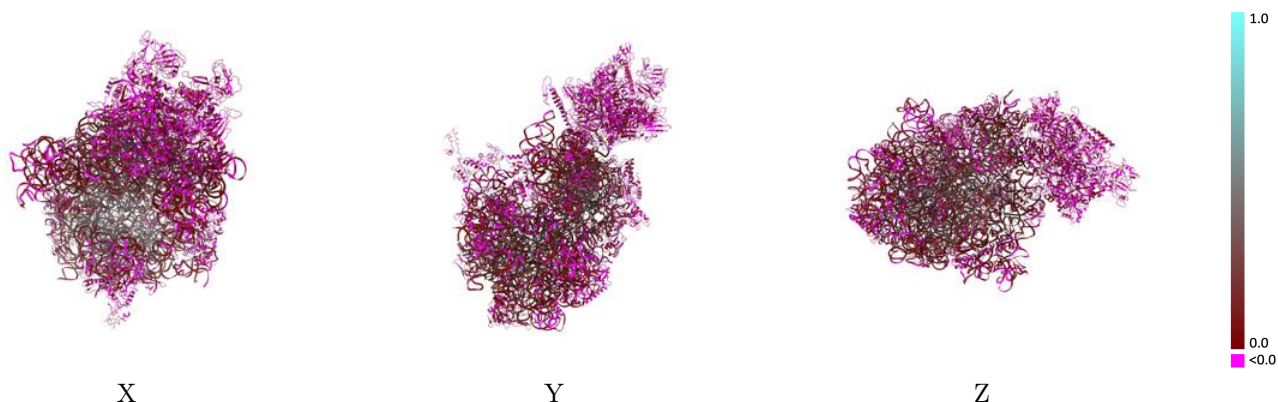
This section contains information regarding the fit between EMDB map EMD-21469 and PDB model 6VYR. Per-residue inclusion information can be found in section 3 on page 16.

9.1 Map-model overlay [i](#)




The images above show the 3D surface view of the map at the recommended contour level 0.015 at 50% transparency in yellow overlaid with a ribbon representation of the model coloured in blue. These images allow for the visual assessment of the quality of fit between the atomic model and the map.

9.2 Q-score mapped to coordinate model [i](#)



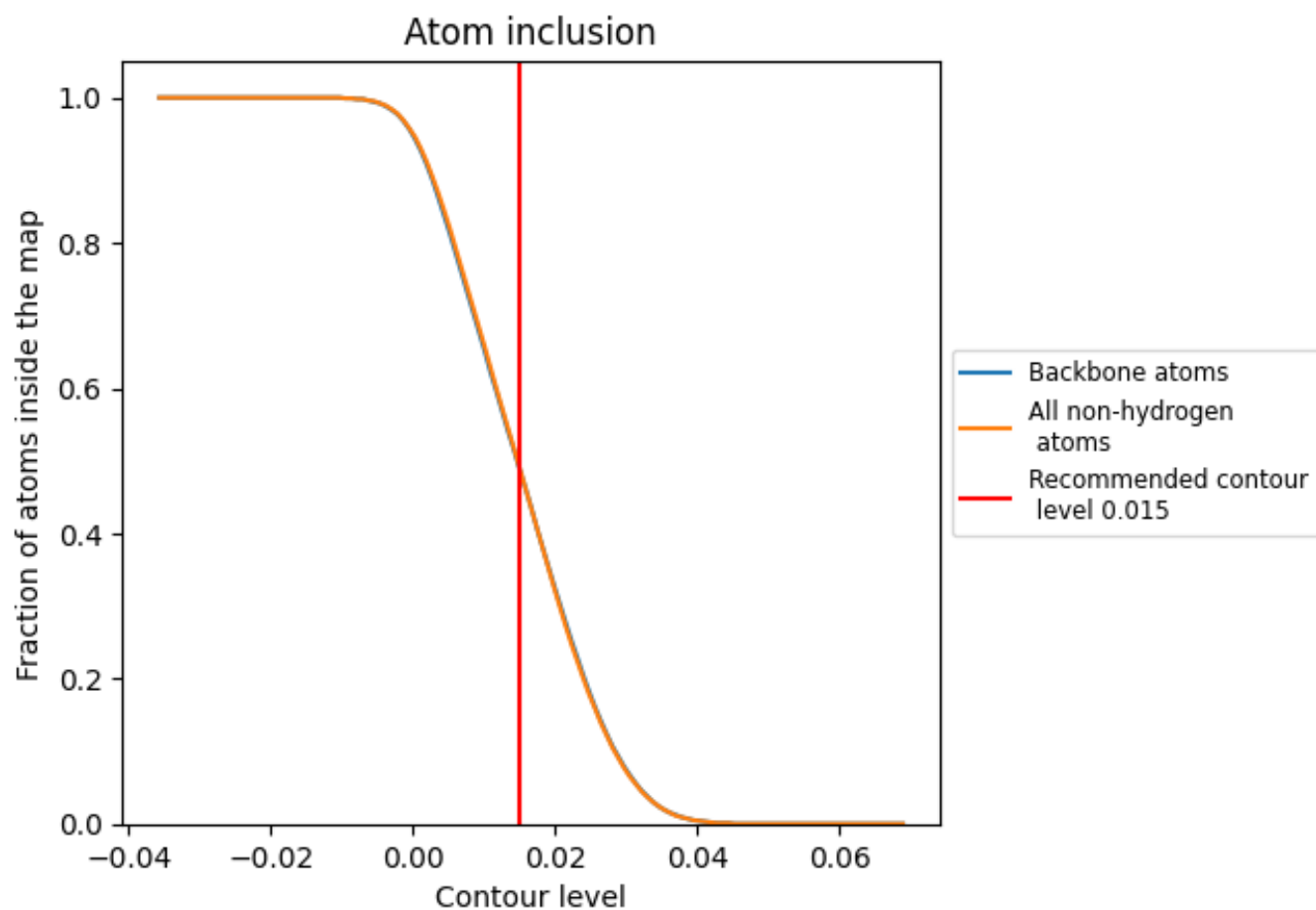
The images above show the model with each residue coloured according to its Q-score. This shows their resolvability in the map with higher Q-score values reflecting better resolvability. Please note: Q-score is calculating the resolvability of atoms, and thus high values are only expected at resolutions at which atoms can be resolved. Low Q-score values may therefore be expected for many entries.

9.3 Atom inclusion mapped to coordinate model [i](#)



The images above show the model with each residue coloured according to its atom inclusion. This shows to what extent they are inside the map at the recommended contour level (0.015).







































































9.4 Atom inclusion [i](#)



At the recommended contour level, 49% of all backbone atoms, 49% of all non-hydrogen atoms, are inside the map.

9.5 Map-model fit summary

The table lists the average atom inclusion at the recommended contour level (0.015) and Q-score for the entire model and for each chain.

| Chain | Atom inclusion | Q-score |
|-------|--|--|
| All |  0.4900 |  0.1410 |
| 0 |  0.5020 |  0.1730 |
| 1 |  0.5660 |  0.2430 |
| 2 |  0.3930 |  0.0870 |
| 3 |  0.3800 |  0.0780 |
| 4 |  0.4110 |  0.1050 |
| 5 |  0.0000 |  0.0260 |
| 6 |  0.0090 |  0.0170 |
| 7 |  0.0610 |  0.0740 |
| 9 |  0.1280 |  0.0060 |
| A |  0.3670 |  0.0850 |
| AA |  0.0070 |  0.0150 |
| AB |  0.0050 |  0.0480 |
| AC |  0.0120 |  0.0270 |
| AD |  0.0010 |  0.0030 |
| AE |  0.0050 |  0.0200 |
| B |  0.2700 |  0.0430 |
| C |  0.4300 |  0.1360 |
| D |  0.7020 |  0.1970 |
| E |  0.3500 |  0.0310 |
| F |  0.3850 |  0.1720 |
| G |  0.3910 |  0.1200 |
| H |  0.0280 |  0.0060 |
| I |  0.3870 |  0.1470 |
| J |  0.3990 |  0.1330 |
| K |  0.5800 |  0.2670 |
| L |  0.3550 |  0.0730 |
| M |  0.3640 |  0.1160 |
| N |  0.5370 |  0.2170 |
| O |  0.3820 |  0.0940 |
| P |  0.3430 |  0.1050 |
| Q |  0.4350 |  0.1560 |
| R |  0.5310 |  0.2470 |
| S |  0.3860 |  0.0880 |
| T |  0.4970 |  0.1680 |



Continued on next page...

Continued from previous page...

| Chain | Atom inclusion | Q-score |
|-------|----------------|---------|
| U | 0.3560 | 0.0690 |
| V | 0.4570 | 0.1840 |
| W | 0.2060 | 0.0050 |
| X | 0.2710 | 0.0200 |
| Y | 0.0800 | 0.0180 |
| Z | 0.0400 | 0.0760 |
| a | 0.6890 | 0.1870 |
| b | 0.4490 | 0.1730 |
| c | 0.4190 | 0.1180 |
| d | 0.6440 | 0.1010 |
| e | 0.3680 | 0.0360 |
| f | 0.5460 | 0.2160 |
| g | 0.2310 | 0.0310 |
| h | 0.4440 | 0.1160 |
| i | 0.5560 | 0.2220 |
| j | 0.4860 | 0.1920 |
| k | 0.3040 | 0.0450 |
| l | 0.4150 | 0.1320 |
| m | 0.5940 | 0.2440 |
| n | 0.3120 | 0.0520 |
| o | 0.4280 | 0.1580 |
| p | 0.3080 | 0.0460 |
| q | 0.4250 | 0.1350 |
| r | 0.1710 | 0.0050 |
| s | 0.5290 | 0.2030 |
| t | 0.4330 | 0.1680 |
| u | 0.4350 | 0.1620 |
| v | 0.4570 | 0.1730 |
| w | 0.5180 | 0.1630 |
| x | 0.3060 | -0.0030 |
| y | 0.3810 | 0.0940 |
| z | 0.5930 | 0.2570 |