



## Full wwPDB EM Validation Report ⓘ

Jun 22, 2023 – 10:56 AM JST

PDB ID : 7VYG  
EMDB ID : EMD-32204  
Title : Membrane arm of active state CI from rotenone dataset  
Authors : Gu, J.K.; Yang, M.J.  
Deposited on : 2021-11-14  
Resolution : 2.90 Å(reported)

This is a Full wwPDB EM Validation Report for a publicly released PDB entry.

We welcome your comments at [validation@mail.wwpdb.org](mailto:validation@mail.wwpdb.org)

A user guide is available at

<https://www.wwpdb.org/validation/2017/EMValidationReportHelp>

with specific help available everywhere you see the ⓘ symbol.

The types of validation reports are described at

<http://www.wwpdb.org/validation/2017/FAQs#types>.

---

The following versions of software and data (see [references ⓘ](#)) were used in the production of this report:

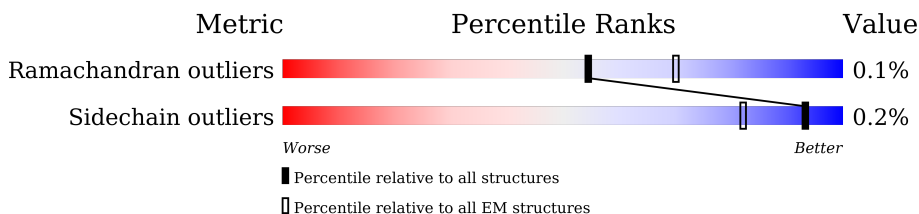
EMDB validation analysis : 0.0.1.dev50  
Mogul : 1.8.5 (274361), CSD as541be (2020)  
MolProbity : 4.02b-467  
buster-report : 1.1.7 (2018)  
Percentile statistics : 20191225.v01 (using entries in the PDB archive December 25th 2019)  
MapQ : 1.9.9  
Ideal geometry (proteins) : Engh & Huber (2001)  
Ideal geometry (DNA, RNA) : Parkinson et al. (1996)  
Validation Pipeline (wwPDB-VP) : 2.33

# 1 Overall quality at a glance

The following experimental techniques were used to determine the structure:  
*ELECTRON MICROSCOPY*

The reported resolution of this entry is 2.90 Å.

Percentile scores (ranging between 0-100) for global validation metrics of the entry are shown in the following graphic. The table shows the number of entries on which the scores are based.



Metric	Whole archive (#Entries)	EM structures (#Entries)
Ramachandran outliers	154571	4023
Sidechain outliers	154315	3826

The table below summarises the geometric issues observed across the polymeric chains and their fit to the map. The red, orange, yellow and green segments of the bar indicate the fraction of residues that contain outliers for  $\geq 3$ , 2, 1 and 0 types of geometric quality criteria respectively. A grey segment represents the fraction of residues that are not modelled. The numeric value for each fraction is indicated below the corresponding segment, with a dot representing fractions  $\leq 5\%$ . The upper red bar (where present) indicates the fraction of residues that have poor fit to the EM map (all-atom inclusion  $< 40\%$ ). The numeric value is given above the bar.

Mol	Chain	Length	Quality of chain
1	Q	44	
2	S	70	
3	U	83	
4	V	140	
5	W	113	
6	X	88	
7	Y	67	
8	Z	80	
9	a	138	

*Continued on next page...*

Continued from previous page...

Mol	Chain	Length	Quality of chain
10	b	126	 8% 78% 22%
11	c	156	 7% 100%
12	d	175	 8% 100%
13	e	104	 12% 100%
14	f	49	 29% 100%
15	g	121	 99%
16	h	105	 6% 100%
17	i	347	 100%
18	j	115	 100%
19	k	98	 100%
20	l	606	 100%
21	m	175	 15% 99%
22	n	56	 21% 100%
23	o	128	 7% 100%
24	p	178	 99%
25	r	459	 100%
26	s	318	 99%
27	u	171	 99%
28	v	125	 18% 99%
29	w	320	 8% 100%

## 2 Entry composition [i](#)

There are 35 unique types of molecules in this entry. The entry contains 39639 atoms, of which 0 are hydrogens and 0 are deuteriums.

In the tables below, the AltConf column contains the number of residues with at least one atom in alternate conformation and the Trace column contains the number of residues modelled with at most 2 atoms.

- Molecule 1 is a protein called NADH dehydrogenase [ubiquinone] iron-sulfur protein 2, mitochondrial.

Mol	Chain	Residues	Atoms					AltConf	Trace
			Total	C	N	O	S		
1	Q	44	363	236	60	66	1	0	0

- Molecule 2 is a protein called NADH dehydrogenase [ubiquinone] 1 alpha subcomplex subunit 1.

Mol	Chain	Residues	Atoms					AltConf	Trace
			Total	C	N	O	S		
2	S	70	566	364	103	94	5	0	0

- Molecule 3 is a protein called NADH dehydrogenase [ubiquinone] 1 alpha subcomplex subunit 3.

Mol	Chain	Residues	Atoms					AltConf	Trace
			Total	C	N	O	S		
3	U	83	643	417	110	115	1	0	0

- Molecule 4 is a protein called NADH dehydrogenase [ubiquinone] 1 alpha subcomplex subunit 11.

Mol	Chain	Residues	Atoms					AltConf	Trace
			Total	C	N	O	S		
4	V	140	1021	651	174	190	6	0	0

- Molecule 5 is a protein called NADH dehydrogenase [ubiquinone] 1 alpha subcomplex subunit 13.

Mol	Chain	Residues	Atoms					AltConf	Trace
			Total	C	N	O	S		
5	W	113	949	614	160	167	8	0	0

- Molecule 6 is a protein called Acyl carrier protein, mitochondrial.

Mol	Chain	Residues	Atoms					AltConf	Trace
			Total	C	N	O	S		
6	X	88	699	450	103	141	5	0	0

- Molecule 7 is a protein called NADH dehydrogenase [ubiquinone] 1 beta subcomplex subunit 2, mitochondrial.

Mol	Chain	Residues	Atoms					AltConf	Trace
			Total	C	N	O	S		
7	Y	67	584	385	95	103	1	0	0

- Molecule 8 is a protein called NADH dehydrogenase [ubiquinone] 1 beta subcomplex subunit 3.

Mol	Chain	Residues	Atoms					AltConf	Trace
			Total	C	N	O	S		
8	Z	80	641	418	108	114	1	0	0

- Molecule 9 is a protein called NADH dehydrogenase [ubiquinone] 1 beta subcomplex subunit 5, mitochondrial.

Mol	Chain	Residues	Atoms					AltConf	Trace
			Total	C	N	O	S		
9	a	138	1151	754	195	199	3	0	0

- Molecule 10 is a protein called NADH dehydrogenase [ubiquinone] 1 beta subcomplex subunit 6.

Mol	Chain	Residues	Atoms					AltConf	Trace
			Total	C	N	O	S		
10	b	98	819	537	144	137	1	0	0

- Molecule 11 is a protein called NADH dehydrogenase [ubiquinone] 1 beta subcomplex subunit 8, mitochondrial.

Mol	Chain	Residues	Atoms					AltConf	Trace
			Total	C	N	O	S		
11	c	156	1315	853	213	241	8	0	0

- Molecule 12 is a protein called NADH dehydrogenase [ubiquinone] 1 beta subcomplex subunit 10.

Mol	Chain	Residues	Atoms					AltConf	Trace
			Total	C	N	O	S		
12	d	175	1461	916	265	272	8	0	0

- Molecule 13 is a protein called NADH dehydrogenase [ubiquinone] 1 beta subcomplex subunit 11, mitochondrial.

Mol	Chain	Residues	Atoms					AltConf	Trace
			Total	C	N	O	S		
13	e	104	867	553	142	168	4	0	0

- Molecule 14 is a protein called NADH dehydrogenase [ubiquinone] 1 subunit C1, mitochondrial.

Mol	Chain	Residues	Atoms				AltConf	Trace
			Total	C	N	O		
14	f	49	377	246	65	66	0	0

- Molecule 15 is a protein called NADH dehydrogenase [ubiquinone] 1 subunit C2.

Mol	Chain	Residues	Atoms					AltConf	Trace
			Total	C	N	O	S		
15	g	121	1000	650	173	171	6	0	0

- Molecule 16 is a protein called NADH dehydrogenase [ubiquinone] iron-sulfur protein 5.

Mol	Chain	Residues	Atoms					AltConf	Trace
			Total	C	N	O	S		
16	h	105	867	550	161	150	6	0	0

- Molecule 17 is a protein called NADH-ubiquinone oxidoreductase chain 2.

Mol	Chain	Residues	Atoms					AltConf	Trace
			Total	C	N	O	S		
17	i	347	2710	1782	420	462	46	0	0

- Molecule 18 is a protein called NADH-ubiquinone oxidoreductase chain 3.

Mol	Chain	Residues	Atoms					AltConf	Trace
			Total	C	N	O	S		
18	j	115	914	615	134	158	7	0	0

- Molecule 19 is a protein called NADH-ubiquinone oxidoreductase chain 4L.

Mol	Chain	Residues	Atoms					AltConf	Trace
			Total	C	N	O	S		
19	k	98	748	493	113	128	14	0	0

- Molecule 20 is a protein called NADH-ubiquinone oxidoreductase chain 5.

Mol	Chain	Residues	Atoms					AltConf	Trace
			Total	C	N	O	S		
20	l	606	4816	3193	746	826	51	0	0

- Molecule 21 is a protein called NADH-ubiquinone oxidoreductase chain 6.

Mol	Chain	Residues	Atoms					AltConf	Trace
			Total	C	N	O	S		
21	m	175	1292	863	188	228	13	0	0

- Molecule 22 is a protein called NADH dehydrogenase [ubiquinone] 1 beta subcomplex subunit 1.

Mol	Chain	Residues	Atoms					AltConf	Trace
			Total	C	N	O	S		
22	n	56	479	311	88	79	1	0	0

- Molecule 23 is a protein called NADH dehydrogenase [ubiquinone] 1 beta subcomplex subunit 4.

Mol	Chain	Residues	Atoms				AltConf	Trace
			Total	C	N	O		
23	o	128	1062	691	182	189	0	0

- Molecule 24 is a protein called NADH dehydrogenase [ubiquinone] 1 beta subcomplex subunit 9.

Mol	Chain	Residues	Atoms					AltConf	Trace
			Total	C	N	O	S		
24	p	178	1530	980	278	264	8	0	0

- Molecule 25 is a protein called NADH-ubiquinone oxidoreductase chain 4.

Mol	Chain	Residues	Atoms					AltConf	Trace
			Total	C	N	O	S		
25	r	459	3631	2412	572	609	38	0	0

- Molecule 26 is a protein called NADH-ubiquinone oxidoreductase chain 1.

Mol	Chain	Residues	Atoms					AltConf	Trace
			Total	C	N	O	S		
26	s	318	2502	1675	382	424	21	0	0

- Molecule 27 is a protein called NADH dehydrogenase [ubiquinone] 1 alpha subcomplex subunit 8.

Mol	Chain	Residues	Atoms					AltConf	Trace
			Total	C	N	O	S		
27	u	171	1398	887	250	251	10	0	0

- Molecule 28 is a protein called NADH dehydrogenase [ubiquinone] 1 beta subcomplex subunit 7.

Mol	Chain	Residues	Atoms					AltConf	Trace
			Total	C	N	O	S		
28	v	124	1028	642	195	182	9	0	0

There is a discrepancy between the modelled and reference sequences:

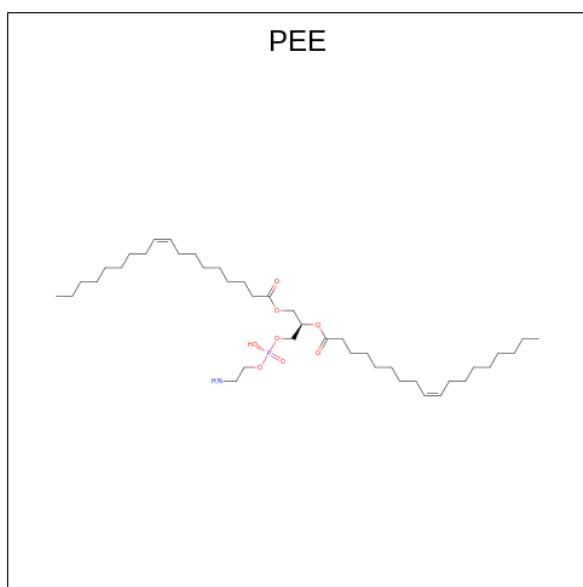
Chain	Residue	Modelled	Actual	Comment	Reference
v	1	MYR	-	acetylation	UNP F1SCH1

- Molecule 29 is a protein called NADH dehydrogenase [ubiquinone] 1 alpha subcomplex subunit 10, mitochondrial.

Mol	Chain	Residues	Atoms					AltConf	Trace
			Total	C	N	O	S		
29	w	320	2583	1645	439	489	10	0	0

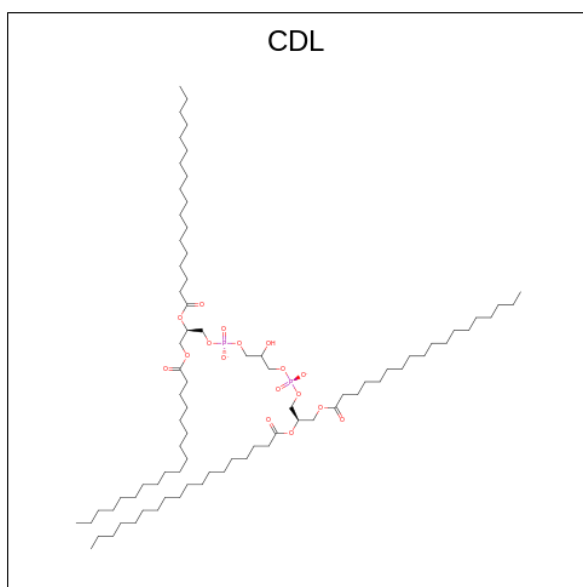
- Molecule 30 is 1,2-dioleoyl-sn-glycero-3-phosphoethanolamine (three-letter code: PEE) (formula: C<sub>41</sub>H<sub>78</sub>NO<sub>8</sub>P) (labeled as "Ligand of Interest" by depositor).






Mol	Chain	Residues	Atoms					AltConf
30	Q	1	Total	C	N	O	P	0
			47	37	1	8	1	
30	U	1	Total	C	N	O	P	0
			51	41	1	8	1	
30	W	1	Total	C	N	O	P	0
			41	31	1	8	1	
30	f	1	Total	N				0
			1	1				
30	j	1	Total	C	N	O	P	0
			51	41	1	8	1	
30	j	1	Total	N				0
			1	1				
30	l	1	Total	C	N	O	P	0
			40	30	1	8	1	
30	l	1	Total	C	N	O	P	0
			50	40	1	8	1	
30	l	1	Total	C	N	O	P	0
			46	36	1	8	1	
30	r	1	Total	C	N	O	P	0
			51	41	1	8	1	
30	v	1	Total	N				0
			1	1				

- Molecule 31 is CARDIOLIPIN (three-letter code: CDL) (formula:  $C_{81}H_{156}O_{17}P_2$ ) (labeled as "Ligand of Interest" by depositor).



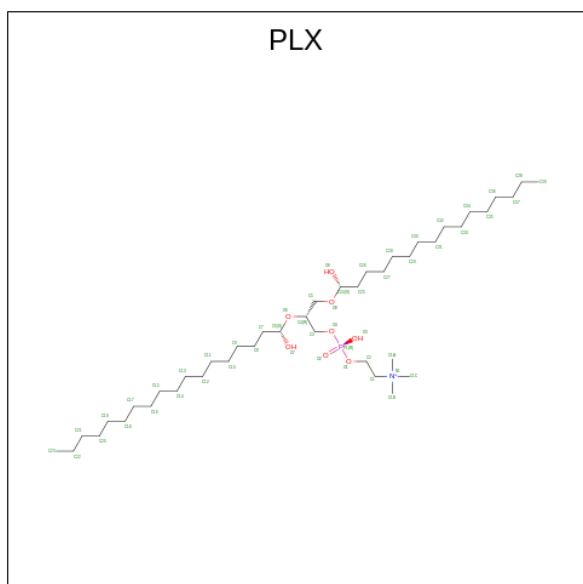
Mol	Chain	Residues	Atoms				AltConf
			Total	C	O	P	
31	V	1	94	75	17	2	0
31	V	1	100	81	17	2	0
31	a	1	100	81	17	2	0
31	l	1	99	80	17	2	0
31	l	1	100	81	17	2	0
31	m	1	95	76	17	2	0
31	n	1	55	36	17	2	0
31	r	1	99	80	17	2	0
31	s	1	89	70	17	2	0

- Molecule 32 is S-[2-({N-[(2R)-2-hydroxy-3,3-dimethyl-4-(phosphonoxy)butanoyl]-beta-alanyl}amino)ethyl] dodecanethioate (three-letter code: 8Q1) (formula: C<sub>23</sub>H<sub>45</sub>N<sub>2</sub>O<sub>8</sub>PS) (labeled as "Ligand of Interest" by depositor).



Mol	Chain	Residues	Atoms					AltConf	
			Total	C	N	O	P		S
32	X	1	35	23	2	8	1	1	0

- Molecule 33 is (9R,11S)-9-({[(1S)-1-HYDROXYHEXADECYL]OXY}METHYL)-2,2-DIMETHYL-5,7,10-TRIOXA-2LAMBDA 5 -AZA-6LAMBDA 5 -PHOSPHAOCTACOSANE-6,6,11-TRIOX (three-letter code: PLX) (formula: C<sub>42</sub>H<sub>89</sub>NO<sub>8</sub>P) (labeled as "Ligand of Interest" by depositor).



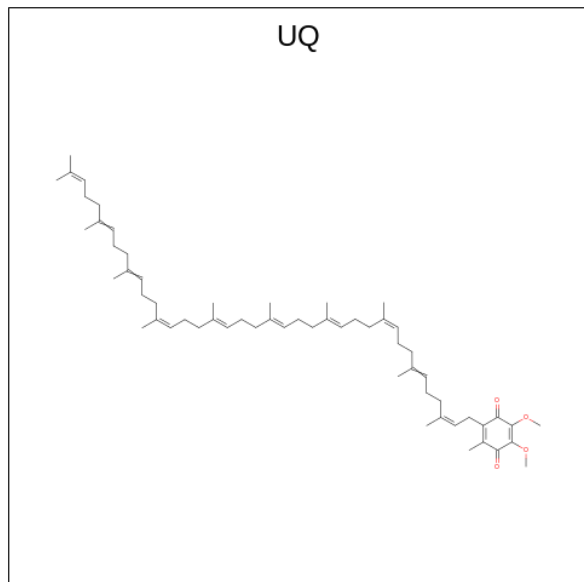
Mol	Chain	Residues	Atoms					AltConf
			Total	C	N	O	P	
33	a	1	52	42	1	8	1	0

*Continued on next page...*

Continued from previous page...

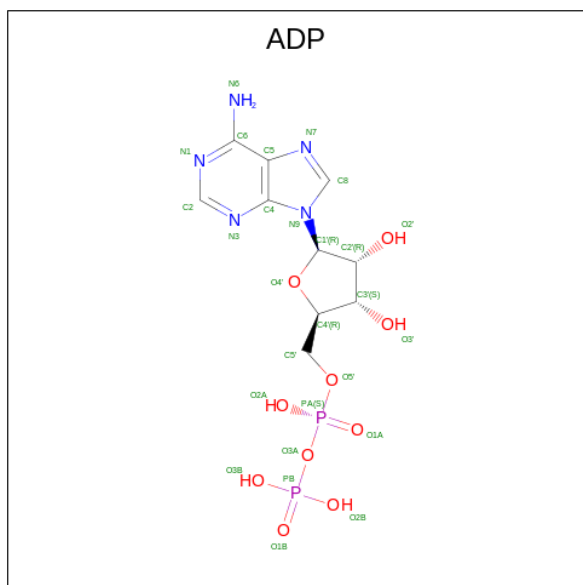
Mol	Chain	Residues	Atoms					AltConf
			Total	C	N	O	P	
33	e	1	Total 52	C 42	N 1	O 8	P 1	0
33	g	1	Total 52	C 42	N 1	O 8	P 1	0
33	j	1	Total 52	C 42	N 1	O 8	P 1	0
33	j	1	Total 52	C 42	N 1	O 8	P 1	0
33	r	1	Total 52	C 42	N 1	O 8	P 1	0

- Molecule 34 is Coenzyme Q10, (2Z,6E,10Z,14E,18E,22E,26Z)-isomer (three-letter code: UQ) (formula: C<sub>59</sub>H<sub>90</sub>O<sub>4</sub>) (labeled as "Ligand of Interest" by depositor).



Mol	Chain	Residues	Atoms			AltConf
			Total	C	O	
34	s	1	Total 38	C 34	O 4	0

- Molecule 35 is ADENOSINE-5'-DIPHOSPHATE (three-letter code: ADP) (formula: C<sub>10</sub>H<sub>15</sub>N<sub>5</sub>O<sub>10</sub>P<sub>2</sub>) (labeled as "Ligand of Interest" by depositor).

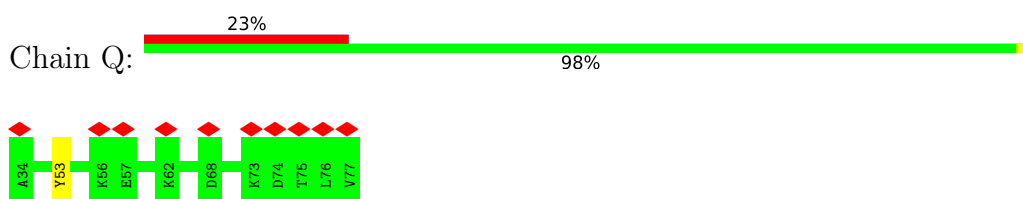


Mol	Chain	Residues	Atoms					AltConf
			Total	C	N	O	P	
35	w	1	27	10	5	10	2	0

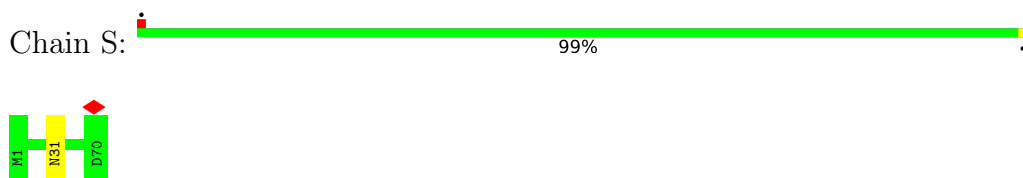
### 3 Residue-property plots

These plots are drawn for all protein, RNA, DNA and oligosaccharide chains in the entry. The first graphic for a chain summarises the proportions of the various outlier classes displayed in the second graphic. The second graphic shows the sequence view annotated by issues in geometry and atom inclusion in map density. Residues are color-coded according to the number of geometric quality criteria for which they contain at least one outlier: green = 0, yellow = 1, orange = 2 and red = 3 or more. A red diamond above a residue indicates a poor fit to the EM map for this residue (all-atom inclusion < 40%). Stretches of 2 or more consecutive residues without any outlier are shown as a green connector. Residues present in the sample, but not in the model, are shown in grey.

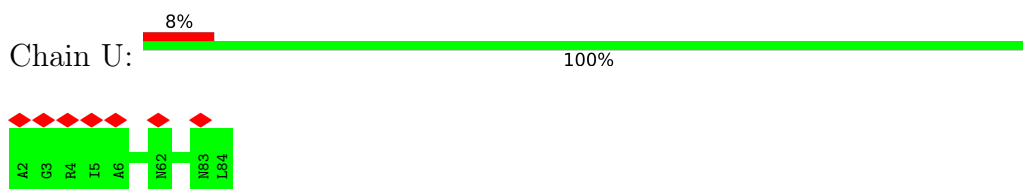
- Molecule 1: NADH dehydrogenase [ubiquinone] iron-sulfur protein 2, mitochondrial



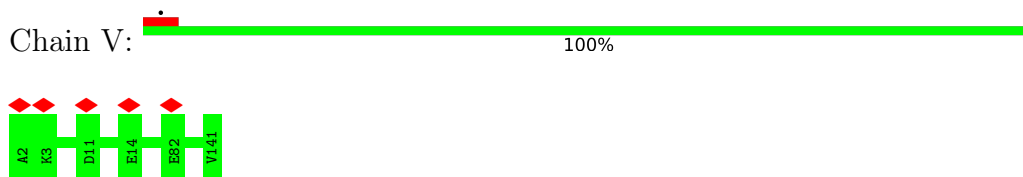
- Molecule 2: NADH dehydrogenase [ubiquinone] 1 alpha subcomplex subunit 1



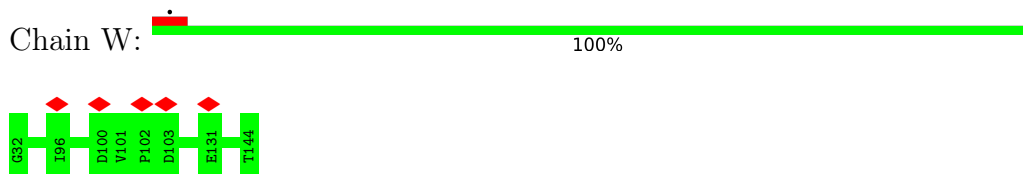
- Molecule 3: NADH dehydrogenase [ubiquinone] 1 alpha subcomplex subunit 3



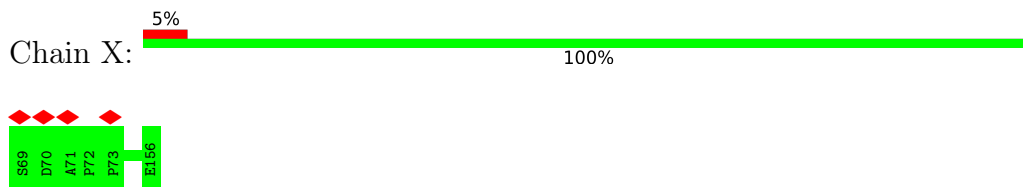
- Molecule 4: NADH dehydrogenase [ubiquinone] 1 alpha subcomplex subunit 11



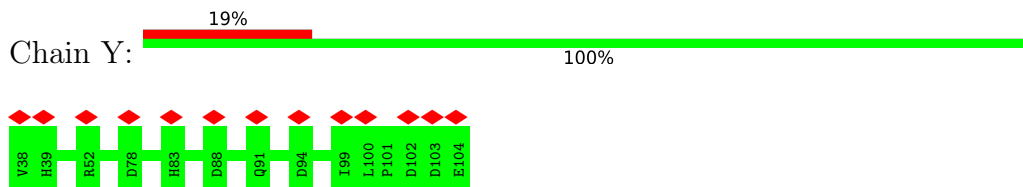
- Molecule 5: NADH dehydrogenase [ubiquinone] 1 alpha subcomplex subunit 13



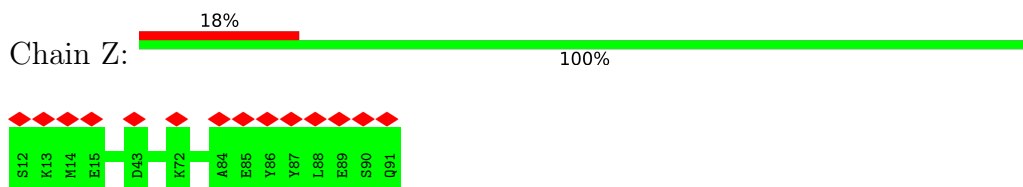
- Molecule 6: Acyl carrier protein, mitochondrial



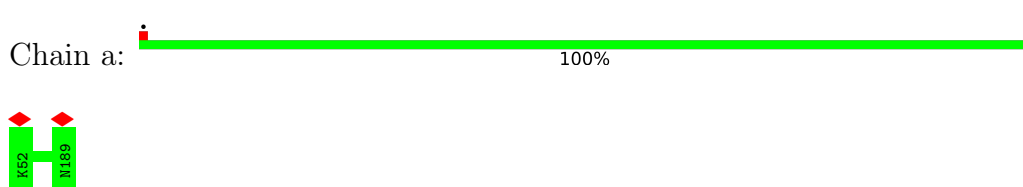
- Molecule 7: NADH dehydrogenase [ubiquinone] 1 beta subcomplex subunit 2, mitochondrial



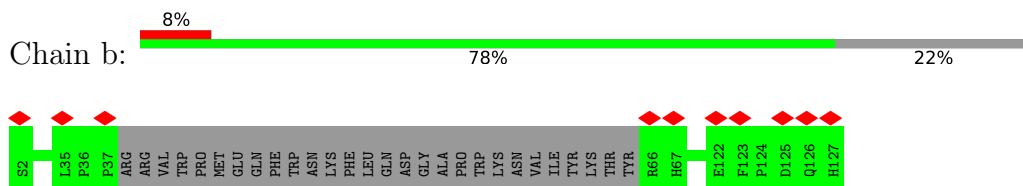
- Molecule 8: NADH dehydrogenase [ubiquinone] 1 beta subcomplex subunit 3



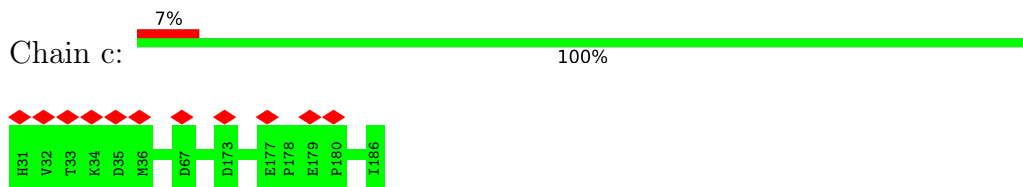
- Molecule 9: NADH dehydrogenase [ubiquinone] 1 beta subcomplex subunit 5, mitochondrial



- Molecule 10: NADH dehydrogenase [ubiquinone] 1 beta subcomplex subunit 6

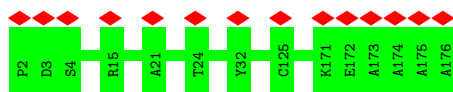


- Molecule 11: NADH dehydrogenase [ubiquinone] 1 beta subcomplex subunit 8, mitochondrial

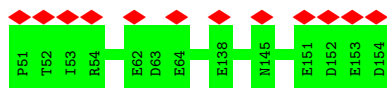


- Molecule 12: NADH dehydrogenase [ubiquinone] 1 beta subcomplex subunit 10

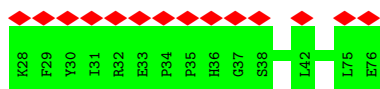




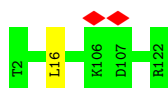
- Molecule 13: NADH dehydrogenase [ubiquinone] 1 beta subcomplex subunit 11, mitochondrial



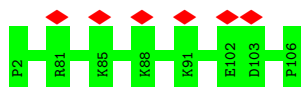
- Molecule 14: NADH dehydrogenase [ubiquinone] 1 subunit C1, mitochondrial



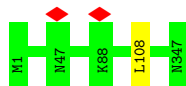
- Molecule 15: NADH dehydrogenase [ubiquinone] 1 subunit C2



- Molecule 16: NADH dehydrogenase [ubiquinone] iron-sulfur protein 5



- Molecule 17: NADH-ubiquinone oxidoreductase chain 2



- Molecule 18: NADH-ubiquinone oxidoreductase chain 3



There are no outlier residues recorded for this chain.

- Molecule 19: NADH-ubiquinone oxidoreductase chain 4L

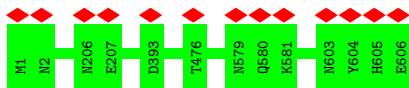


Chain k:  100%

There are no outlier residues recorded for this chain.

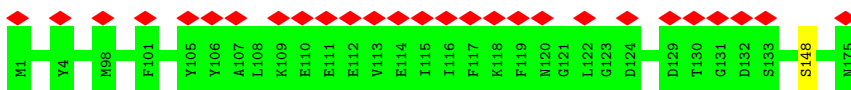
- Molecule 20: NADH-ubiquinone oxidoreductase chain 5

Chain l:  100%



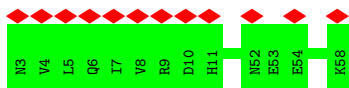
- Molecule 21: NADH-ubiquinone oxidoreductase chain 6

Chain m:  15% 99%



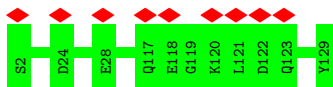
- Molecule 22: NADH dehydrogenase [ubiquinone] 1 beta subcomplex subunit 1

Chain n:  21% 100%



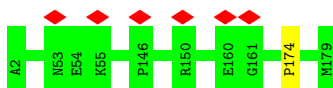
- Molecule 23: NADH dehydrogenase [ubiquinone] 1 beta subcomplex subunit 4

Chain o:  7% 100%



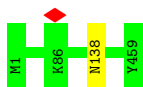
- Molecule 24: NADH dehydrogenase [ubiquinone] 1 beta subcomplex subunit 9

Chain p:  99%



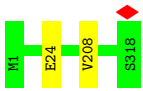
- Molecule 25: NADH-ubiquinone oxidoreductase chain 4

Chain r:  100%



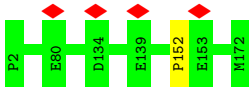
- Molecule 26: NADH-ubiquinone oxidoreductase chain 1

Chain s:  99%



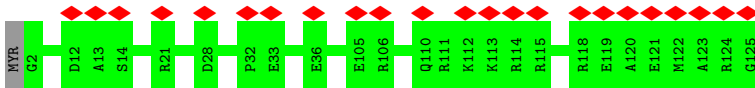
- Molecule 27: NADH dehydrogenase [ubiquinone] 1 alpha subcomplex subunit 8

Chain u:  99%



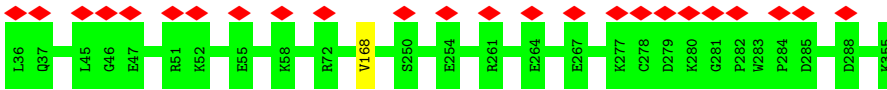
- Molecule 28: NADH dehydrogenase [ubiquinone] 1 beta subcomplex subunit 7

Chain v:  18% 99%



- Molecule 29: NADH dehydrogenase [ubiquinone] 1 alpha subcomplex subunit 10, mitochondrial

Chain w:  8% 100%



## 4 Experimental information

Property	Value	Source
EM reconstruction method	SINGLE PARTICLE	Depositor
Imposed symmetry	POINT, Not provided	
Number of particles used	111024	Depositor
Resolution determination method	FSC 0.143 CUT-OFF	Depositor
CTF correction method	PHASE FLIPPING AND AMPLITUDE CORRECTION	Depositor
Microscope	FEI TITAN KRIOS	Depositor
Voltage (kV)	300	Depositor
Electron dose ( $e^-/\text{\AA}^2$ )	50	Depositor
Minimum defocus (nm)	1300	Depositor
Maximum defocus (nm)	1800	Depositor
Magnification	Not provided	
Image detector	GATAN K3 (6k x 4k)	Depositor
Maximum map value	0.197	Depositor
Minimum map value	-0.106	Depositor
Average map value	0.000	Depositor
Map value standard deviation	0.006	Depositor
Recommended contour level	0.031	Depositor
Map size (Å)	333.002, 333.002, 333.002	wwPDB
Map dimensions	310, 310, 310	wwPDB
Map angles (°)	90.0, 90.0, 90.0	wwPDB
Pixel spacing (Å)	1.0742, 1.0742, 1.0742	Depositor

## 5 Model quality [i](#)

### 5.1 Standard geometry [i](#)

Bond lengths and bond angles in the following residue types are not validated in this section: CDL, PEE, 8Q1, ADP, PLX, UQ

The Z score for a bond length (or angle) is the number of standard deviations the observed value is removed from the expected value. A bond length (or angle) with  $|Z| > 5$  is considered an outlier worth inspection. RMSZ is the root-mean-square of all Z scores of the bond lengths (or angles).

Mol	Chain	Bond lengths		Bond angles	
		RMSZ	# Z  >5	RMSZ	# Z  >5
1	Q	0.25	0/380	0.44	0/525
2	S	0.25	0/581	0.51	0/781
3	U	0.25	0/664	0.45	0/912
4	V	0.26	0/1042	0.46	0/1411
5	W	0.27	0/973	0.51	0/1312
6	X	0.25	0/711	0.41	0/963
7	Y	0.25	0/610	0.46	0/836
8	Z	0.25	0/660	0.46	0/892
9	a	0.27	0/1184	0.48	0/1603
10	b	0.26	0/844	0.53	0/1149
11	c	0.26	0/1371	0.45	0/1875
12	d	0.27	0/1494	0.50	0/2015
13	e	0.26	0/891	0.47	0/1210
14	f	0.25	0/385	0.44	0/522
15	g	0.28	0/1031	0.51	1/1394 (0.1%)
16	h	0.25	0/889	0.49	0/1190
17	i	0.26	0/2773	0.46	0/3768
18	j	0.26	0/938	0.43	0/1281
19	k	0.27	0/759	0.47	0/1029
20	l	0.27	0/4947	0.45	0/6728
21	m	0.28	0/1325	0.48	0/1800
22	n	0.25	0/491	0.50	0/663
23	o	0.27	0/1092	0.50	0/1481
24	p	0.26	0/1586	0.49	0/2150
25	r	0.26	0/3723	0.46	0/5078
26	s	0.28	0/2575	0.48	0/3522
27	u	0.26	0/1436	0.49	0/1938
28	v	0.25	0/1052	0.52	0/1411
29	w	0.26	0/2643	0.46	0/3580
All	All	0.26	0/39050	0.47	1/53019 (0.0%)

There are no bond length outliers.

All (1) bond angle outliers are listed below:

Mol	Chain	Res	Type	Atoms	Z	Observed( $^{\circ}$ )	Ideal( $^{\circ}$ )
15	g	16	LEU	CA-CB-CG	5.73	128.48	115.30

There are no chirality outliers.

There are no planarity outliers.

## 5.2 Too-close contacts [i](#)

Due to software issues we are unable to calculate clashes - this section is therefore empty.

## 5.3 Torsion angles [i](#)

### 5.3.1 Protein backbone [i](#)

In the following table, the Percentiles column shows the percent Ramachandran outliers of the chain as a percentile score with respect to all PDB entries followed by that with respect to all EM entries.

The Analysed column shows the number of residues for which the backbone conformation was analysed, and the total number of residues.

Mol	Chain	Analysed	Favoured	Allowed	Outliers	Percentiles	
1	Q	42/44 (96%)	37 (88%)	5 (12%)	0	100	100
2	S	68/70 (97%)	64 (94%)	4 (6%)	0	100	100
3	U	81/83 (98%)	80 (99%)	1 (1%)	0	100	100
4	V	138/140 (99%)	134 (97%)	4 (3%)	0	100	100
5	W	111/113 (98%)	107 (96%)	4 (4%)	0	100	100
6	X	86/88 (98%)	84 (98%)	2 (2%)	0	100	100
7	Y	65/67 (97%)	61 (94%)	4 (6%)	0	100	100
8	Z	78/80 (98%)	75 (96%)	3 (4%)	0	100	100
9	a	136/138 (99%)	133 (98%)	3 (2%)	0	100	100
10	b	94/126 (75%)	86 (92%)	8 (8%)	0	100	100
11	c	154/156 (99%)	143 (93%)	11 (7%)	0	100	100
12	d	173/175 (99%)	172 (99%)	1 (1%)	0	100	100
13	e	102/104 (98%)	96 (94%)	6 (6%)	0	100	100

*Continued on next page...*

Continued from previous page...

Mol	Chain	Analysed	Favoured	Allowed	Outliers	Percentiles	
14	f	47/49 (96%)	43 (92%)	4 (8%)	0	100	100
15	g	119/121 (98%)	112 (94%)	7 (6%)	0	100	100
16	h	103/105 (98%)	99 (96%)	4 (4%)	0	100	100
17	i	345/347 (99%)	331 (96%)	14 (4%)	0	100	100
18	j	113/115 (98%)	111 (98%)	2 (2%)	0	100	100
19	k	96/98 (98%)	93 (97%)	3 (3%)	0	100	100
20	l	604/606 (100%)	582 (96%)	22 (4%)	0	100	100
21	m	173/175 (99%)	160 (92%)	13 (8%)	0	100	100
22	n	54/56 (96%)	53 (98%)	1 (2%)	0	100	100
23	o	126/128 (98%)	123 (98%)	3 (2%)	0	100	100
24	p	176/178 (99%)	170 (97%)	5 (3%)	1 (1%)	25	58
25	r	457/459 (100%)	453 (99%)	4 (1%)	0	100	100
26	s	316/318 (99%)	310 (98%)	5 (2%)	1 (0%)	41	71
27	u	169/171 (99%)	162 (96%)	6 (4%)	1 (1%)	25	58
28	v	122/125 (98%)	117 (96%)	5 (4%)	0	100	100
29	w	318/320 (99%)	307 (96%)	11 (4%)	0	100	100
All	All	4666/4755 (98%)	4498 (96%)	165 (4%)	3 (0%)	54	82

All (3) Ramachandran outliers are listed below:

Mol	Chain	Res	Type
24	p	174	PRO
27	u	152	PRO
26	s	208	VAL

### 5.3.2 Protein sidechains [i](#)

In the following table, the Percentiles column shows the percent sidechain outliers of the chain as a percentile score with respect to all PDB entries followed by that with respect to all EM entries.

The Analysed column shows the number of residues for which the sidechain conformation was analysed, and the total number of residues.

Mol	Chain	Analysed	Rotameric	Outliers	Percentiles	
1	Q	38/38 (100%)	37 (97%)	1 (3%)	46	77

Continued on next page...

Continued from previous page...

Mol	Chain	Analysed	Rotameric	Outliers	Percentiles	
2	S	57/58 (98%)	56 (98%)	1 (2%)	59	85
3	U	69/69 (100%)	69 (100%)	0	100	100
4	V	101/101 (100%)	101 (100%)	0	100	100
5	W	99/99 (100%)	99 (100%)	0	100	100
6	X	78/81 (96%)	78 (100%)	0	100	100
7	Y	62/62 (100%)	62 (100%)	0	100	100
8	Z	62/62 (100%)	62 (100%)	0	100	100
9	a	121/121 (100%)	121 (100%)	0	100	100
10	b	90/119 (76%)	90 (100%)	0	100	100
11	c	141/141 (100%)	141 (100%)	0	100	100
12	d	155/155 (100%)	155 (100%)	0	100	100
13	e	96/96 (100%)	96 (100%)	0	100	100
14	f	35/45 (78%)	35 (100%)	0	100	100
15	g	108/108 (100%)	108 (100%)	0	100	100
16	h	93/93 (100%)	93 (100%)	0	100	100
17	i	311/311 (100%)	310 (100%)	1 (0%)	92	98
18	j	100/100 (100%)	100 (100%)	0	100	100
19	k	85/85 (100%)	85 (100%)	0	100	100
20	l	540/540 (100%)	540 (100%)	0	100	100
21	m	129/141 (92%)	128 (99%)	1 (1%)	81	94
22	n	53/53 (100%)	53 (100%)	0	100	100
23	o	113/113 (100%)	113 (100%)	0	100	100
24	p	158/159 (99%)	158 (100%)	0	100	100
25	r	410/410 (100%)	409 (100%)	1 (0%)	93	98
26	s	274/275 (100%)	273 (100%)	1 (0%)	91	97
27	u	153/153 (100%)	153 (100%)	0	100	100
28	v	104/111 (94%)	104 (100%)	0	100	100
29	w	281/283 (99%)	280 (100%)	1 (0%)	91	97
All	All	4116/4182 (98%)	4109 (100%)	7 (0%)	93	98

All (7) residues with a non-rotameric sidechain are listed below:

Mol	Chain	Res	Type
1	Q	53	TYR
2	S	31	ASN
17	i	108	LEU
21	m	148	SER
25	r	138	ASN
26	s	24	GLU
29	w	168	VAL

Sometimes sidechains can be flipped to improve hydrogen bonding and reduce clashes. All (5) such sidechains are listed below:

Mol	Chain	Res	Type
5	W	90	ASN
16	h	97	HIS
17	i	47	ASN
23	o	75	ASN
25	r	81	GLN

### 5.3.3 RNA [i](#)

There are no RNA molecules in this entry.

### 5.4 Non-standard residues in protein, DNA, RNA chains [i](#)

There are no non-standard protein/DNA/RNA residues in this entry.

### 5.5 Carbohydrates [i](#)

There are no monosaccharides in this entry.

### 5.6 Ligand geometry [i](#)

Of 29 ligands modelled in this entry, 3 are modelled with single atom - leaving 26 for Mogul analysis.

In the following table, the Counts columns list the number of bonds (or angles) for which Mogul statistics could be retrieved, the number of bonds (or angles) that are observed in the model and the number of bonds (or angles) that are defined in the Chemical Component Dictionary. The Link column lists molecule types, if any, to which the group is linked. The Z score for a bond length (or angle) is the number of standard deviations the observed value is removed from the expected value. A bond length (or angle) with  $|Z| > 2$  is considered an outlier worth inspection. RMSZ is the root-mean-square of all Z scores of the bond lengths (or angles).



Mol	Type	Chain	Res	Link	Bond lengths			Bond angles		
					Counts	RMSZ	# Z  > 2	Counts	RMSZ	# Z  > 2
31	CDL	V	202	-	99,99,99	1.08	8 (8%)	105,111,111	0.87	4 (3%)
31	CDL	a	201	-	99,99,99	1.09	8 (8%)	105,111,111	0.85	4 (3%)
30	PEE	U	401	-	50,50,50	1.16	6 (12%)	53,55,55	0.99	2 (3%)
33	PLX	a	202	-	51,51,51	1.15	3 (5%)	55,59,59	0.58	1 (1%)
31	CDL	s	401	-	88,88,99	1.13	9 (10%)	94,100,111	0.93	4 (4%)
35	ADP	w	401	-	24,29,29	3.12	6 (25%)	29,45,45	1.41	5 (17%)
30	PEE	W	201	-	40,40,50	1.14	5 (12%)	43,45,55	1.02	2 (4%)
30	PEE	l	701	-	39,39,50	1.31	6 (15%)	41,44,55	1.05	2 (4%)
31	CDL	n	101	-	54,54,99	1.36	9 (16%)	60,66,111	1.11	4 (6%)
31	CDL	l	702	-	98,98,99	1.08	8 (8%)	104,110,111	0.89	4 (3%)
33	PLX	j	203	-	51,51,51	1.14	4 (7%)	55,59,59	0.60	1 (1%)
34	UQ	s	402	-	38,38,63	3.54	11 (28%)	46,49,79	2.80	16 (34%)
30	PEE	j	201	-	50,50,50	1.16	6 (12%)	53,55,55	0.95	2 (3%)
33	PLX	g	201	-	51,51,51	1.14	3 (5%)	55,59,59	0.64	1 (1%)
30	PEE	Q	101	-	46,46,50	1.20	6 (13%)	49,51,55	1.02	2 (4%)
31	CDL	V	201	-	93,93,99	1.11	9 (9%)	99,105,111	0.88	4 (4%)
33	PLX	j	204	-	51,51,51	1.14	4 (7%)	55,59,59	0.61	1 (1%)
30	PEE	l	704	-	49,49,50	1.17	6 (12%)	52,54,55	0.94	2 (3%)
33	PLX	r	502	-	51,51,51	1.14	4 (7%)	55,59,59	0.60	1 (1%)
32	8Q1	X	201	-	31,34,34	1.69	6 (19%)	40,43,43	1.57	6 (15%)
30	PEE	r	501	-	50,50,50	1.16	6 (12%)	53,55,55	0.97	2 (3%)
33	PLX	e	201	-	51,51,51	1.14	3 (5%)	55,59,59	0.54	1 (1%)
31	CDL	r	503	-	98,98,99	1.08	8 (8%)	104,110,111	0.86	4 (3%)
31	CDL	m	201	-	94,94,99	0.94	4 (4%)	100,106,111	1.03	6 (6%)
31	CDL	l	703	-	99,99,99	1.09	8 (8%)	105,111,111	0.87	4 (3%)
30	PEE	l	705	-	45,45,50	1.22	5 (11%)	48,50,55	0.95	2 (4%)

In the following table, the Chirals column lists the number of chiral outliers, the number of chiral centers analysed, the number of these observed in the model and the number defined in the Chemical Component Dictionary. Similar counts are reported in the Torsion and Rings columns. '-' means no outliers of that kind were identified.

Mol	Type	Chain	Res	Link	Chirals	Torsions	Rings
31	CDL	V	202	-	-	59/110/110/110	-
31	CDL	a	201	-	-	58/110/110/110	-
30	PEE	U	401	-	-	22/54/54/54	-

Continued on next page...

Continued from previous page...

Mol	Type	Chain	Res	Link	Chirals	Torsions	Rings
33	PLX	a	202	-	-	31/55/55/55	-
31	CDL	s	401	-	-	51/99/99/110	-
35	ADP	w	401	-	-	6/12/32/32	0/3/3/3
30	PEE	W	201	-	-	25/44/44/54	-
30	PEE	l	701	-	-	25/43/43/54	-
31	CDL	n	101	-	-	31/65/65/110	-
31	CDL	l	702	-	-	55/109/109/110	-
33	PLX	j	203	-	-	26/55/55/55	-
34	UQ	s	402	-	-	13/33/57/87	0/1/1/1
30	PEE	j	201	-	-	24/54/54/54	-
33	PLX	g	201	-	-	36/55/55/55	-
30	PEE	Q	101	-	-	24/50/50/54	-
31	CDL	V	201	-	-	62/104/104/110	-
33	PLX	j	204	-	-	32/55/55/55	-
30	PEE	l	704	-	-	28/53/53/54	-
33	PLX	r	502	-	-	21/55/55/55	-
32	8Q1	X	201	-	-	21/41/41/41	-
30	PEE	r	501	-	-	25/54/54/54	-
33	PLX	e	201	-	-	30/55/55/55	-
31	CDL	r	503	-	-	55/109/109/110	-
31	CDL	m	201	-	-	62/105/105/110	-
31	CDL	l	703	-	-	49/110/110/110	-
30	PEE	l	705	-	-	27/49/49/54	-

All (161) bond length outliers are listed below:

Mol	Chain	Res	Type	Atoms	Z	Observed(Å)	Ideal(Å)
34	s	402	UQ	C18-C19	9.66	1.56	1.33
34	s	402	UQ	C13-C14	9.25	1.55	1.33
34	s	402	UQ	C23-C24	9.04	1.54	1.33
34	s	402	UQ	C8-C9	8.95	1.54	1.33
35	w	401	ADP	C3'-C4'	-8.91	1.30	1.53
34	s	402	UQ	C28-C29	7.66	1.54	1.32
35	w	401	ADP	O4'-C4'	7.66	1.62	1.45
35	w	401	ADP	O4'-C1'	-6.85	1.31	1.41
32	X	201	8Q1	C34-N36	5.43	1.45	1.33
32	X	201	8Q1	C39-N41	5.26	1.45	1.33

Continued on next page...

*Continued from previous page...*

Mol	Chain	Res	Type	Atoms	Z	Observed(Å)	Ideal(Å)
31	m	201	CDL	OA8-CA7	4.27	1.45	1.33
31	m	201	CDL	OA6-CA5	4.20	1.46	1.34
31	m	201	CDL	OB8-CB7	4.17	1.45	1.33
31	m	201	CDL	OB6-CB5	3.93	1.45	1.34
35	w	401	ADP	C6-N6	3.81	1.48	1.34
30	l	701	PEE	C18-C19	3.74	1.53	1.31
30	U	401	PEE	C18-C19	3.72	1.53	1.31
30	l	704	PEE	C18-C19	3.72	1.53	1.31
30	l	705	PEE	C18-C19	3.72	1.53	1.31
30	j	201	PEE	C18-C19	3.71	1.53	1.31
30	W	201	PEE	C18-C19	3.71	1.53	1.31
30	r	501	PEE	C18-C19	3.71	1.53	1.31
30	Q	101	PEE	C18-C19	3.70	1.53	1.31
30	U	401	PEE	C39-C38	3.65	1.52	1.31
30	r	501	PEE	C39-C38	3.65	1.52	1.31
30	l	701	PEE	C39-C38	3.64	1.52	1.31
30	l	705	PEE	C39-C38	3.64	1.52	1.31
30	Q	101	PEE	C39-C38	3.63	1.52	1.31
30	j	201	PEE	C39-C38	3.61	1.52	1.31
30	l	704	PEE	C39-C38	3.60	1.52	1.31
31	n	101	CDL	OA8-CA7	3.48	1.43	1.33
31	l	703	CDL	OA8-CA7	3.47	1.43	1.33
31	V	201	CDL	OA8-CA7	3.44	1.43	1.33
31	l	702	CDL	OA8-CA7	3.43	1.43	1.33
31	V	202	CDL	OA8-CA7	3.41	1.43	1.33
31	s	401	CDL	OA8-CA7	3.41	1.43	1.33
31	a	201	CDL	OA8-CA7	3.40	1.43	1.33
35	w	401	ADP	O2'-C2'	-3.37	1.35	1.43
31	r	503	CDL	OA8-CA7	3.35	1.43	1.33
35	w	401	ADP	O3'-C3'	3.11	1.50	1.43
31	a	201	CDL	OB6-CB5	3.08	1.43	1.34
31	s	401	CDL	OB6-CB5	3.08	1.43	1.34
31	V	201	CDL	OA6-CA5	3.06	1.43	1.34
31	r	503	CDL	OB6-CB5	3.04	1.42	1.34
31	a	201	CDL	OB8-CB7	3.02	1.42	1.33
31	l	702	CDL	OB8-CB7	3.02	1.42	1.33
31	r	503	CDL	OB8-CB7	3.01	1.42	1.33
31	V	201	CDL	OB6-CB5	3.00	1.42	1.34
31	l	703	CDL	OB8-CB7	2.99	1.42	1.33
31	l	703	CDL	OB6-CB5	2.97	1.42	1.34
31	V	201	CDL	OB8-CB7	2.97	1.42	1.33
31	a	201	CDL	OA6-CA5	2.97	1.42	1.34

*Continued on next page...*

*Continued from previous page...*

Mol	Chain	Res	Type	Atoms	Z	Observed(Å)	Ideal(Å)
31	s	401	CDL	OA6-CA5	2.96	1.42	1.34
31	n	101	CDL	OB6-CB5	2.96	1.42	1.34
31	l	703	CDL	OA6-CA5	2.95	1.42	1.34
31	V	202	CDL	OB6-CB5	2.94	1.42	1.34
31	V	202	CDL	OB8-CB7	2.94	1.41	1.33
31	l	702	CDL	OB6-CB5	2.93	1.42	1.34
31	n	101	CDL	OB8-CB7	2.93	1.41	1.33
31	n	101	CDL	OA6-CA5	2.92	1.42	1.34
31	V	202	CDL	OA6-CA5	2.92	1.42	1.34
31	s	401	CDL	OB8-CB7	2.88	1.41	1.33
31	r	503	CDL	OA6-CA5	2.86	1.42	1.34
31	l	702	CDL	OA6-CA5	2.86	1.42	1.34
33	g	201	PLX	O6-C4	-2.84	1.40	1.44
33	r	502	PLX	O6-C4	-2.69	1.41	1.44
34	s	402	UQ	C6-C1	2.68	1.54	1.46
33	a	202	PLX	O6-C4	-2.67	1.41	1.44
33	e	201	PLX	O6-C4	-2.61	1.41	1.44
30	l	705	PEE	O3-C30	2.54	1.40	1.33
31	r	503	CDL	OA6-CA4	-2.51	1.40	1.46
30	l	705	PEE	O2-C2	-2.50	1.40	1.46
30	U	401	PEE	O2-C2	-2.49	1.40	1.46
30	j	201	PEE	O3-C30	2.47	1.40	1.33
31	l	702	CDL	OA6-CA4	-2.47	1.40	1.46
30	r	501	PEE	O2-C2	-2.46	1.40	1.46
34	s	402	UQ	C7-C8	2.46	1.54	1.50
30	l	701	PEE	O3-C30	2.46	1.40	1.33
33	j	204	PLX	O6-C4	-2.45	1.41	1.44
30	j	201	PEE	O2-C2	-2.45	1.40	1.46
30	W	201	PEE	O2-C2	-2.43	1.40	1.46
31	n	101	CDL	OA6-CA4	-2.42	1.40	1.46
31	s	401	CDL	OA6-CA4	-2.42	1.40	1.46
30	l	704	PEE	O3-C30	2.42	1.40	1.33
32	X	201	8Q1	C1-S44	2.41	1.82	1.76
30	U	401	PEE	O3-C30	2.41	1.40	1.33
30	Q	101	PEE	O2-C2	-2.41	1.40	1.46
31	a	201	CDL	OA6-CA4	-2.41	1.40	1.46
31	V	202	CDL	OA6-CA4	-2.41	1.40	1.46
33	j	203	PLX	C7-C6	2.40	1.55	1.50
33	e	201	PLX	C7-C6	2.40	1.55	1.50
30	r	501	PEE	O3-C30	2.39	1.40	1.33
30	Q	101	PEE	O3-C30	2.38	1.40	1.33
30	l	704	PEE	O2-C2	-2.38	1.40	1.46

*Continued on next page...*

*Continued from previous page...*

Mol	Chain	Res	Type	Atoms	Z	Observed(Å)	Ideal(Å)
31	l	703	CDL	OA6-CA4	-2.38	1.40	1.46
30	W	201	PEE	O3-C30	2.38	1.40	1.33
33	j	204	PLX	C7-C6	2.37	1.55	1.50
30	Q	101	PEE	O2-C10	2.34	1.40	1.34
33	r	502	PLX	C7-C6	2.34	1.55	1.50
33	a	202	PLX	C7-C6	2.34	1.55	1.50
30	l	701	PEE	O2-C10	2.33	1.40	1.34
33	g	201	PLX	C7-C6	2.31	1.55	1.50
30	l	701	PEE	O2-C2	-2.28	1.40	1.46
33	j	203	PLX	O6-C4	-2.28	1.41	1.44
31	l	703	CDL	OB6-CB4	-2.28	1.40	1.46
31	l	702	CDL	OB6-CB4	-2.26	1.40	1.46
32	X	201	8Q1	O40-C39	-2.25	1.18	1.23
30	l	704	PEE	O2-C10	2.25	1.40	1.34
31	V	202	CDL	OB6-CB4	-2.25	1.41	1.46
30	j	201	PEE	O2-C10	2.25	1.40	1.34
31	V	201	CDL	PB2-OB2	2.24	1.68	1.59
32	X	201	8Q1	O35-C34	-2.23	1.19	1.23
30	U	401	PEE	O2-C10	2.23	1.40	1.34
31	V	201	CDL	PB2-OB5	2.23	1.68	1.59
31	V	202	CDL	PB2-OB2	2.22	1.68	1.59
32	X	201	8Q1	C6-C1	2.22	1.53	1.50
30	l	704	PEE	O3-C3	-2.21	1.40	1.45
30	W	201	PEE	O2-C10	2.21	1.40	1.34
31	n	101	CDL	PB2-OB2	2.20	1.68	1.59
31	n	101	CDL	OB6-CB4	-2.20	1.41	1.46
31	r	503	CDL	PB2-OB2	2.20	1.68	1.59
30	l	705	PEE	O2-C10	2.20	1.40	1.34
31	l	703	CDL	PB2-OB2	2.20	1.68	1.59
31	V	201	CDL	OB6-CB4	-2.20	1.41	1.46
34	s	402	UQ	O4-C4	-2.19	1.18	1.23
33	j	204	PLX	P1-O4	2.18	1.68	1.59
30	r	501	PEE	O3-C3	-2.18	1.40	1.45
31	r	503	CDL	PB2-OB5	2.17	1.68	1.59
30	r	501	PEE	O2-C10	2.17	1.40	1.34
31	a	201	CDL	OB6-CB4	-2.16	1.41	1.46
31	a	201	CDL	PB2-OB2	2.16	1.68	1.59
31	l	703	CDL	PB2-OB5	2.16	1.68	1.59
31	a	201	CDL	PB2-OB5	2.15	1.68	1.59
33	a	202	PLX	P1-O4	2.15	1.68	1.59
31	V	202	CDL	PB2-OB5	2.15	1.68	1.59
31	s	401	CDL	PB2-OB2	2.15	1.68	1.59

*Continued on next page...*

Continued from previous page...

Mol	Chain	Res	Type	Atoms	Z	Observed(Å)	Ideal(Å)
31	n	101	CDL	PB2-OB5	2.15	1.68	1.59
30	W	201	PEE	O3-C3	-2.13	1.40	1.45
31	s	401	CDL	PB2-OB5	2.12	1.67	1.59
31	l	702	CDL	PB2-OB2	2.12	1.67	1.59
31	V	201	CDL	OA6-CA4	-2.12	1.41	1.46
30	l	701	PEE	O3-C3	-2.12	1.40	1.45
31	r	503	CDL	OB6-CB4	-2.11	1.41	1.46
31	l	702	CDL	PB2-OB5	2.11	1.67	1.59
31	s	401	CDL	OB6-CB4	-2.11	1.41	1.46
33	r	502	PLX	P1-O4	2.11	1.67	1.59
33	e	201	PLX	P1-O4	2.10	1.67	1.59
30	j	201	PEE	O3-C3	-2.10	1.40	1.45
30	Q	101	PEE	O3-C3	-2.10	1.40	1.45
33	g	201	PLX	P1-O4	2.09	1.67	1.59
33	j	203	PLX	P1-O4	2.07	1.67	1.59
34	s	402	UQ	O1-C1	-2.07	1.18	1.23
33	j	204	PLX	P1-O1	2.07	1.67	1.59
30	U	401	PEE	O3-C3	-2.07	1.40	1.45
33	r	502	PLX	P1-O1	2.06	1.67	1.59
31	V	201	CDL	C11-CA5	2.02	1.56	1.50
34	s	402	UQ	C21-C19	2.01	1.55	1.51
34	s	402	UQ	O3-CM3	-2.01	1.40	1.45
33	j	203	PLX	P1-O1	2.01	1.67	1.59
31	s	401	CDL	C11-CA5	2.01	1.56	1.50
31	n	101	CDL	C11-CA5	2.00	1.56	1.50

All (87) bond angle outliers are listed below:

Mol	Chain	Res	Type	Atoms	Z	Observed(°)	Ideal(°)
34	s	402	UQ	C7-C8-C9	-8.28	113.01	126.79
34	s	402	UQ	C22-C23-C24	-5.98	113.26	127.66
34	s	402	UQ	C12-C13-C14	-5.97	113.29	127.66
32	X	201	8Q1	C6-C1-S44	5.96	120.40	113.46
34	s	402	UQ	C17-C18-C19	-5.67	114.00	127.66
35	w	401	ADP	N3-C2-N1	-4.54	121.58	128.68
34	s	402	UQ	C27-C28-C29	-4.39	112.74	127.75
34	s	402	UQ	C10-C9-C8	-4.34	112.55	123.68
34	s	402	UQ	C25-C24-C23	-4.30	112.64	123.68
30	Q	101	PEE	O2-C10-C11	4.24	120.65	111.50
30	r	501	PEE	O2-C10-C11	4.09	120.32	111.50
30	l	701	PEE	O2-C10-C11	4.08	120.30	111.50
31	m	201	CDL	OB6-CB5-C51	4.07	120.27	111.50

Continued on next page...

*Continued from previous page...*

Mol	Chain	Res	Type	Atoms	Z	Observed(°)	Ideal(°)
31	a	201	CDL	OB6-CB5-C51	4.06	120.25	111.50
31	s	401	CDL	OB6-CB5-C51	4.04	120.21	111.50
31	V	202	CDL	OA6-CA5-C11	4.03	120.18	111.50
31	V	201	CDL	OA6-CA5-C11	4.02	120.17	111.50
31	s	401	CDL	OA6-CA5-C11	4.02	120.16	111.50
30	W	201	PEE	O2-C10-C11	4.01	120.14	111.50
31	l	702	CDL	OB6-CB5-C51	4.00	120.13	111.50
31	l	702	CDL	OA6-CA5-C11	4.00	120.12	111.50
34	s	402	UQ	C26-C24-C23	-4.00	113.03	121.12
34	s	402	UQ	C20-C19-C18	-3.99	113.43	123.68
31	l	703	CDL	OB6-CB5-C51	3.99	120.09	111.50
31	V	201	CDL	OB6-CB5-C51	3.98	120.08	111.50
31	V	202	CDL	OB6-CB5-C51	3.95	120.01	111.50
31	l	703	CDL	OA6-CA5-C11	3.95	120.00	111.50
31	n	101	CDL	OA6-CA5-C11	3.94	119.99	111.50
30	U	401	PEE	O2-C10-C11	3.93	119.97	111.50
34	s	402	UQ	C21-C19-C18	-3.88	113.26	121.12
31	r	503	CDL	OA6-CA5-C11	3.88	119.86	111.50
30	j	201	PEE	O2-C10-C11	3.86	119.82	111.50
31	r	503	CDL	OB6-CB5-C51	3.83	119.76	111.50
31	n	101	CDL	OB6-CB5-C51	3.83	119.75	111.50
30	l	704	PEE	O2-C10-C11	3.81	119.72	111.50
31	a	201	CDL	OA6-CA5-C11	3.72	119.52	111.50
34	s	402	UQ	C15-C14-C13	-3.68	114.23	123.68
34	s	402	UQ	C11-C9-C8	-3.65	113.74	121.12
30	l	705	PEE	O2-C10-C11	3.64	119.35	111.50
32	X	201	8Q1	O4-C1-C6	-3.59	119.75	123.99
31	m	201	CDL	OA6-CA5-C11	3.58	119.22	111.50
34	s	402	UQ	C30-C29-C28	-3.41	112.78	122.65
34	s	402	UQ	C31-C29-C28	-3.28	113.16	122.65
31	n	101	CDL	OA8-CA7-C31	3.26	119.93	111.38
34	s	402	UQ	C16-C14-C13	-3.06	114.92	121.12
32	X	201	8Q1	C37-C38-C39	3.03	117.40	112.36
30	U	401	PEE	O3-C30-C31	3.02	121.38	111.91
31	m	201	CDL	OB8-CB7-C71	2.84	120.83	111.91
31	V	202	CDL	OB8-CB7-C71	2.75	120.52	111.91
31	l	702	CDL	OA8-CA7-C31	2.71	120.42	111.91
31	s	401	CDL	OA8-CA7-C31	2.70	120.38	111.91
30	Q	101	PEE	O3-C30-C31	2.70	120.37	111.91
30	l	704	PEE	O3-C30-C31	2.69	120.36	111.91
31	n	101	CDL	OB8-CB7-C71	2.69	120.35	111.91
31	l	703	CDL	OB8-CB7-C71	2.69	120.34	111.91

*Continued on next page...*



*Continued from previous page...*

Mol	Chain	Res	Type	Atoms	Z	Observed(°)	Ideal(°)
30	r	501	PEE	O3-C30-C31	2.69	120.33	111.91
31	m	201	CDL	OA8-CA7-C31	2.67	120.29	111.91
31	V	201	CDL	OB8-CB7-C71	2.67	120.29	111.91
31	a	201	CDL	OB8-CB7-C71	2.67	120.28	111.91
30	l	705	PEE	O3-C30-C31	2.64	120.19	111.91
30	W	201	PEE	O3-C30-C31	2.64	120.18	111.91
30	j	201	PEE	O3-C30-C31	2.63	120.16	111.91
31	l	702	CDL	OB8-CB7-C71	2.62	120.14	111.91
31	r	503	CDL	OB8-CB7-C71	2.61	120.10	111.91
31	l	703	CDL	OA8-CA7-C31	2.61	120.09	111.91
31	s	401	CDL	OB8-CB7-C71	2.60	120.08	111.91
30	l	701	PEE	O3-C30-C31	2.56	119.96	111.91
31	r	503	CDL	OA8-CA7-C31	2.56	119.95	111.91
31	V	202	CDL	OA8-CA7-C31	2.53	119.86	111.91
33	g	201	PLX	C1A-N1-C1	2.50	120.14	109.92
31	a	201	CDL	OA8-CA7-C31	2.49	119.71	111.91
34	s	402	UQ	CM5-C5-C6	-2.43	120.43	124.40
31	V	201	CDL	OA8-CA7-C31	2.43	119.55	111.91
33	r	502	PLX	C1A-N1-C1	2.40	119.72	109.92
31	m	201	CDL	CB4-OB6-CB5	-2.39	111.91	117.79
33	a	202	PLX	C1A-N1-C1	2.39	119.68	109.92
33	j	204	PLX	C1A-N1-C1	2.35	119.53	109.92
35	w	401	ADP	PA-O3A-PB	-2.34	124.79	132.83
32	X	201	8Q1	C43-S44-C1	2.30	109.03	101.87
33	j	203	PLX	C1A-N1-C1	2.25	119.12	109.92
32	X	201	8Q1	O4-C1-S44	-2.13	119.85	122.61
35	w	401	ADP	C4-C5-N7	-2.12	107.19	109.40
33	e	201	PLX	C1A-N1-C1	2.12	118.58	109.92
35	w	401	ADP	O4'-C1'-C2'	-2.06	103.91	106.93
35	w	401	ADP	C2'-C3'-C4'	2.03	106.59	102.64
31	m	201	CDL	OB8-CB7-OB9	-2.01	118.52	123.59
32	X	201	8Q1	C38-C39-N41	2.01	119.80	116.42

There are no chirality outliers.

All (898) torsion outliers are listed below:

Mol	Chain	Res	Type	Atoms
30	Q	101	PEE	C11-C10-O2-C2
30	Q	101	PEE	O4-C10-O2-C2
30	Q	101	PEE	C1-O3P-P-O2P
30	Q	101	PEE	C1-O3P-P-O1P
30	Q	101	PEE	C1-O3P-P-O4P

*Continued on next page...*



*Continued from previous page...*

Mol	Chain	Res	Type	Atoms
30	Q	101	PEE	C4-O4P-P-O1P
30	Q	101	PEE	O4P-C4-C5-N
30	U	401	PEE	C11-C10-O2-C2
30	W	201	PEE	C1-O3P-P-O2P
30	W	201	PEE	C1-O3P-P-O1P
30	W	201	PEE	C4-O4P-P-O2P
30	W	201	PEE	O4P-C4-C5-N
30	j	201	PEE	C17-C18-C19-C20
30	j	201	PEE	C1-O3P-P-O1P
30	l	701	PEE	C1-O3P-P-O1P
30	l	704	PEE	C4-O4P-P-O3P
30	l	705	PEE	C1-O3P-P-O1P
30	r	501	PEE	C1-O3P-P-O2P
30	r	501	PEE	C1-O3P-P-O1P
31	V	201	CDL	O1-C1-CA2-OA2
31	V	201	CDL	CA2-OA2-PA1-OA3
31	V	201	CDL	CA2-OA2-PA1-OA4
31	V	201	CDL	CA2-OA2-PA1-OA5
31	V	201	CDL	OA7-CA5-OA6-CA4
31	V	201	CDL	CB2-OB2-PB2-OB3
31	V	201	CDL	CB2-OB2-PB2-OB4
31	V	201	CDL	CB3-OB5-PB2-OB4
31	V	202	CDL	CA2-C1-CB2-OB2
31	V	202	CDL	OA6-CA4-CA6-OA8
31	V	202	CDL	CB2-OB2-PB2-OB3
31	V	202	CDL	CB3-OB5-PB2-OB3
31	V	202	CDL	CB3-OB5-PB2-OB4
31	V	202	CDL	OB6-CB4-CB6-OB8
31	a	201	CDL	CB2-OB2-PB2-OB3
31	a	201	CDL	CB2-OB2-PB2-OB4
31	a	201	CDL	CB3-OB5-PB2-OB3
31	a	201	CDL	CB3-OB5-PB2-OB4
31	a	201	CDL	C51-CB5-OB6-CB4
31	l	702	CDL	O1-C1-CA2-OA2
31	l	702	CDL	OA6-CA4-CA6-OA8
31	l	702	CDL	OA9-CA7-OA8-CA6
31	l	702	CDL	C31-CA7-OA8-CA6
31	l	702	CDL	CB2-OB2-PB2-OB4
31	l	702	CDL	CB3-OB5-PB2-OB3
31	l	703	CDL	O1-C1-CB2-OB2
31	l	703	CDL	CB2-OB2-PB2-OB3
31	l	703	CDL	CB2-OB2-PB2-OB4

*Continued on next page...*

*Continued from previous page...*

Mol	Chain	Res	Type	Atoms
31	l	703	CDL	CB3-OB5-PB2-OB3
31	l	703	CDL	CB3-OB5-PB2-OB4
31	m	201	CDL	C1-CA2-OA2-PA1
31	m	201	CDL	CA3-OA5-PA1-OA3
31	m	201	CDL	CA3-OA5-PA1-OA4
31	m	201	CDL	CB2-OB2-PB2-OB3
31	n	101	CDL	CB2-C1-CA2-OA2
31	n	101	CDL	CA2-OA2-PA1-OA4
31	n	101	CDL	OA5-CA3-CA4-OA6
31	n	101	CDL	CB2-OB2-PB2-OB3
31	n	101	CDL	CB2-OB2-PB2-OB4
31	n	101	CDL	CB2-OB2-PB2-OB5
31	n	101	CDL	CB3-OB5-PB2-OB2
31	n	101	CDL	CB3-OB5-PB2-OB4
31	r	503	CDL	CB2-C1-CA2-OA2
31	r	503	CDL	CA2-OA2-PA1-OA3
31	r	503	CDL	CA3-OA5-PA1-OA3
31	r	503	CDL	CB3-OB5-PB2-OB3
31	r	503	CDL	C51-CB5-OB6-CB4
31	s	401	CDL	O1-C1-CA2-OA2
31	s	401	CDL	CB2-C1-CA2-OA2
31	s	401	CDL	CA2-C1-CB2-OB2
31	s	401	CDL	CA2-OA2-PA1-OA3
31	s	401	CDL	CA2-OA2-PA1-OA4
31	s	401	CDL	CA2-OA2-PA1-OA5
31	s	401	CDL	CA3-OA5-PA1-OA3
31	s	401	CDL	OB6-CB4-CB6-OB8
32	X	201	8Q1	O4-C1-S44-C43
32	X	201	8Q1	C6-C1-S44-C43
32	X	201	8Q1	C28-C29-C32-C34
32	X	201	8Q1	C31-C29-C32-C34
32	X	201	8Q1	O33-C32-C34-N36
32	X	201	8Q1	C28-O27-P24-O3
32	X	201	8Q1	C28-O27-P24-O2
32	X	201	8Q1	C28-O27-P24-O1
33	a	202	PLX	O7-C6-O6-C4
33	a	202	PLX	C3-O4-P1-O2
33	a	202	PLX	C3-O4-P1-O3
33	a	202	PLX	C2-O1-P1-O4
33	a	202	PLX	C2-O1-P1-O2
33	a	202	PLX	C2-O1-P1-O3
33	e	201	PLX	O7-C6-O6-C4

*Continued on next page...*

*Continued from previous page...*

Mol	Chain	Res	Type	Atoms
33	e	201	PLX	O9-C24-O8-C5
33	g	201	PLX	O7-C6-O6-C4
33	g	201	PLX	C3-O4-P1-O2
33	g	201	PLX	C2-O1-P1-O4
33	g	201	PLX	C2-O1-P1-O2
33	g	201	PLX	C2-O1-P1-O3
33	j	203	PLX	O7-C6-C7-C8
33	j	203	PLX	O7-C6-O6-C4
33	j	203	PLX	C3-C4-O6-C6
33	j	204	PLX	O7-C6-C7-C8
33	j	204	PLX	C2-O1-P1-O2
33	j	204	PLX	O9-C24-O8-C5
33	r	502	PLX	O6-C6-C7-C8
33	r	502	PLX	O9-C24-C25-C26
34	s	402	UQ	C7-C8-C9-C11
34	s	402	UQ	C17-C18-C19-C21
34	s	402	UQ	C18-C19-C21-C22
34	s	402	UQ	C22-C23-C24-C26
35	w	401	ADP	C5'-O5'-PA-O1A
35	w	401	ADP	C5'-O5'-PA-O2A
35	w	401	ADP	C5'-O5'-PA-O3A
31	m	201	CDL	OA9-CA7-OA8-CA6
31	s	401	CDL	OA9-CA7-OA8-CA6
30	U	401	PEE	O4-C10-O2-C2
30	j	201	PEE	O4-C10-O2-C2
30	l	704	PEE	O4-C10-O2-C2
31	r	503	CDL	OB7-CB5-OB6-CB4
30	j	201	PEE	C11-C10-O2-C2
31	V	201	CDL	C11-CA5-OA6-CA4
30	Q	101	PEE	O5-C30-O3-C3
30	l	704	PEE	C31-C30-O3-C3
30	l	705	PEE	C31-C30-O3-C3
31	V	201	CDL	C31-CA7-OA8-CA6
31	l	703	CDL	C71-CB7-OB8-CB6
31	m	201	CDL	C31-CA7-OA8-CA6
31	s	401	CDL	C31-CA7-OA8-CA6
30	l	705	PEE	C37-C38-C39-C40
30	r	501	PEE	C17-C18-C19-C20
34	s	402	UQ	C7-C8-C9-C10
31	a	201	CDL	OB7-CB5-OB6-CB4
30	l	705	PEE	O5-C30-O3-C3
31	l	702	CDL	O1-C1-CB2-OB2

*Continued on next page...*

*Continued from previous page...*

Mol	Chain	Res	Type	Atoms
31	n	101	CDL	O1-C1-CA2-OA2
31	n	101	CDL	O1-C1-CB2-OB2
31	r	503	CDL	O1-C1-CA2-OA2
31	s	401	CDL	O1-C1-CB2-OB2
30	Q	101	PEE	C31-C30-O3-C3
30	l	704	PEE	O5-C30-O3-C3
30	l	701	PEE	C11-C10-O2-C2
30	l	704	PEE	C11-C10-O2-C2
31	V	202	CDL	C37-C38-C39-C40
31	m	201	CDL	C13-C14-C15-C16
31	m	201	CDL	C38-C39-C40-C41
33	j	203	PLX	C27-C28-C29-C30
31	V	201	CDL	C62-C63-C64-C65
31	n	101	CDL	C71-C72-C73-C74
31	s	401	CDL	C52-C53-C54-C55
33	r	502	PLX	C7-C8-C9-C10
33	g	201	PLX	C11-C10-C9-C8
33	j	203	PLX	C25-C26-C27-C28
33	r	502	PLX	C9-C10-C11-C12
31	V	201	CDL	OA9-CA7-OA8-CA6
31	l	703	CDL	OB9-CB7-OB8-CB6
33	g	201	PLX	C10-C11-C12-C13
34	s	402	UQ	C14-C16-C17-C18
31	s	401	CDL	C82-C83-C84-C85
34	s	402	UQ	C27-C28-C29-C31
30	l	701	PEE	C11-C12-C13-C14
31	m	201	CDL	C53-C54-C55-C56
33	j	204	PLX	C28-C29-C30-C31
31	a	201	CDL	CA2-C1-CB2-OB2
31	l	702	CDL	CA2-C1-CB2-OB2
31	l	703	CDL	CA2-C1-CB2-OB2
31	m	201	CDL	CB2-C1-CA2-OA2
31	n	101	CDL	CA2-C1-CB2-OB2
30	j	201	PEE	C31-C30-O3-C3
30	l	701	PEE	C31-C30-O3-C3
31	r	503	CDL	C71-CB7-OB8-CB6
31	V	202	CDL	C11-C12-C13-C14
31	l	702	CDL	C81-C82-C83-C84
31	l	703	CDL	C17-C18-C19-C20
33	j	204	PLX	C13-C14-C15-C16
31	V	202	CDL	CB7-C71-C72-C73
31	l	703	CDL	CA7-C31-C32-C33

*Continued on next page...*

*Continued from previous page...*

Mol	Chain	Res	Type	Atoms
31	l	703	CDL	C39-C40-C41-C42
33	j	204	PLX	C32-C33-C34-C35
31	V	202	CDL	O1-C1-CB2-OB2
31	m	201	CDL	O1-C1-CA2-OA2
31	l	703	CDL	CB5-C51-C52-C53
33	g	201	PLX	O6-C4-C5-O8
31	l	703	CDL	C12-C13-C14-C15
31	l	703	CDL	C35-C36-C37-C38
31	l	703	CDL	C51-C52-C53-C54
30	l	701	PEE	O5-C30-O3-C3
30	l	701	PEE	O4-C10-O2-C2
30	r	501	PEE	C12-C13-C14-C15
31	s	401	CDL	C34-C35-C36-C37
31	V	201	CDL	CA7-C31-C32-C33
31	a	201	CDL	CA5-C11-C12-C13
31	s	401	CDL	CB7-C71-C72-C73
31	r	503	CDL	OB9-CB7-OB8-CB6
31	V	201	CDL	C34-C35-C36-C37
31	a	201	CDL	C71-CB7-OB8-CB6
33	r	502	PLX	C31-C32-C33-C34
30	W	201	PEE	C10-C11-C12-C13
31	V	201	CDL	CB7-C71-C72-C73
30	U	401	PEE	C34-C35-C36-C37
30	l	701	PEE	C10-C11-C12-C13
31	l	702	CDL	CA7-C31-C32-C33
31	l	702	CDL	CB7-C71-C72-C73
31	m	201	CDL	CA7-C31-C32-C33
31	n	101	CDL	CB7-C71-C72-C73
31	r	503	CDL	CB7-C71-C72-C73
31	n	101	CDL	CB5-C51-C52-C53
31	s	401	CDL	CB5-C51-C52-C53
30	r	501	PEE	C41-C42-C43-C44
31	a	201	CDL	C34-C35-C36-C37
31	l	702	CDL	C34-C35-C36-C37
33	g	201	PLX	C17-C18-C19-C20
31	V	202	CDL	O1-C1-CA2-OA2
31	a	201	CDL	O1-C1-CB2-OB2
31	l	702	CDL	C71-CB7-OB8-CB6
30	j	201	PEE	O5-C30-O3-C3
31	l	703	CDL	C41-C42-C43-C44
30	Q	101	PEE	C37-C38-C39-C40
30	l	701	PEE	C17-C18-C19-C20

*Continued on next page...*

*Continued from previous page...*

Mol	Chain	Res	Type	Atoms
31	V	202	CDL	C57-C58-C59-C60
30	W	201	PEE	C1-O3P-P-O4P
30	W	201	PEE	C4-O4P-P-O3P
30	l	701	PEE	C1-O3P-P-O4P
30	l	701	PEE	C4-O4P-P-O3P
30	r	501	PEE	C1-O3P-P-O4P
31	V	201	CDL	CB2-OB2-PB2-OB5
31	V	202	CDL	CB2-OB2-PB2-OB5
31	V	202	CDL	CB3-OB5-PB2-OB2
31	a	201	CDL	CB2-OB2-PB2-OB5
31	a	201	CDL	CB3-OB5-PB2-OB2
31	l	702	CDL	CB2-OB2-PB2-OB5
31	l	702	CDL	CB3-OB5-PB2-OB2
31	l	703	CDL	CB2-OB2-PB2-OB5
31	l	703	CDL	CB3-OB5-PB2-OB2
31	m	201	CDL	CA3-OA5-PA1-OA2
31	n	101	CDL	CA2-OA2-PA1-OA5
31	r	503	CDL	CA3-OA5-PA1-OA2
31	r	503	CDL	CB2-OB2-PB2-OB5
33	a	202	PLX	C3-O4-P1-O1
33	j	204	PLX	C3-O4-P1-O1
31	V	201	CDL	C71-CB7-OB8-CB6
31	s	401	CDL	C71-CB7-OB8-CB6
31	l	703	CDL	CA5-C11-C12-C13
31	V	201	CDL	CB2-C1-CA2-OA2
31	l	702	CDL	CB2-C1-CA2-OA2
31	r	503	CDL	C51-C52-C53-C54
30	W	201	PEE	C31-C30-O3-C3
31	m	201	CDL	C71-CB7-OB8-CB6
31	l	703	CDL	C61-C62-C63-C64
33	j	204	PLX	O6-C6-C7-C8
30	W	201	PEE	C11-C12-C13-C14
33	j	204	PLX	C7-C8-C9-C10
31	V	201	CDL	C51-CB5-OB6-CB4
31	V	201	CDL	C17-C18-C19-C20
31	V	201	CDL	C56-C57-C58-C59
31	V	202	CDL	C14-C15-C16-C17
31	V	202	CDL	C55-C56-C57-C58
31	m	201	CDL	C21-C22-C23-C24
31	s	401	CDL	C14-C15-C16-C17
33	e	201	PLX	C13-C14-C15-C16
33	g	201	PLX	C25-C26-C27-C28

*Continued on next page...*

*Continued from previous page...*

Mol	Chain	Res	Type	Atoms
31	V	202	CDL	C52-C53-C54-C55
31	m	201	CDL	C32-C33-C34-C35
31	m	201	CDL	C34-C35-C36-C37
31	n	101	CDL	C55-C56-C57-C58
33	a	202	PLX	C28-C29-C30-C31
33	e	201	PLX	C10-C11-C12-C13
33	g	201	PLX	C14-C15-C16-C17
33	j	203	PLX	C26-C27-C28-C29
33	j	204	PLX	C11-C12-C13-C14
31	V	201	CDL	OB7-CB5-OB6-CB4
30	l	704	PEE	C30-C31-C32-C33
30	l	705	PEE	C22-C23-C24-C25
31	l	702	CDL	C58-C59-C60-C61
31	l	703	CDL	C32-C33-C34-C35
31	r	503	CDL	C31-C32-C33-C34
33	j	203	PLX	C9-C10-C11-C12
31	l	702	CDL	OA5-CA3-CA4-OA6
30	U	401	PEE	C17-C18-C19-C20
31	V	202	CDL	C17-C18-C19-C20
31	a	201	CDL	C35-C36-C37-C38
31	l	702	CDL	C59-C60-C61-C62
31	l	703	CDL	C74-C75-C76-C77
31	m	201	CDL	C33-C34-C35-C36
31	m	201	CDL	C76-C77-C78-C79
31	r	503	CDL	C32-C33-C34-C35
31	r	503	CDL	C80-C81-C82-C83
33	a	202	PLX	C9-C10-C11-C12
33	j	203	PLX	C31-C32-C33-C34
33	j	203	PLX	C34-C35-C36-C37
33	j	204	PLX	C25-C26-C27-C28
31	a	201	CDL	C17-C18-C19-C20
31	a	201	CDL	C62-C63-C64-C65
31	l	702	CDL	C52-C53-C54-C55
31	l	702	CDL	C71-C72-C73-C74
31	n	101	CDL	C52-C53-C54-C55
31	n	101	CDL	C73-C74-C75-C76
33	g	201	PLX	C9-C10-C11-C12
30	l	705	PEE	C14-C15-C16-C17
31	V	201	CDL	C35-C36-C37-C38
31	V	201	CDL	C37-C38-C39-C40
31	V	202	CDL	C12-C13-C14-C15
31	l	702	CDL	C35-C36-C37-C38

*Continued on next page...*

*Continued from previous page...*

Mol	Chain	Res	Type	Atoms
31	l	702	CDL	C62-C63-C64-C65
31	r	503	CDL	C73-C74-C75-C76
31	s	401	CDL	C59-C60-C61-C62
31	a	201	CDL	OB9-CB7-OB8-CB6
30	Q	101	PEE	C21-C22-C23-C24
31	V	201	CDL	C55-C56-C57-C58
31	V	202	CDL	C41-C42-C43-C44
31	m	201	CDL	C79-C80-C81-C82
31	s	401	CDL	C55-C56-C57-C58
33	e	201	PLX	C14-C15-C16-C17
33	g	201	PLX	C7-C8-C9-C10
30	l	701	PEE	C32-C33-C34-C35
31	V	202	CDL	C82-C83-C84-C85
31	a	201	CDL	C22-C23-C24-C25
31	l	703	CDL	C75-C76-C77-C78
31	m	201	CDL	C78-C79-C80-C81
33	a	202	PLX	C33-C34-C35-C36
33	j	204	PLX	C18-C19-C20-C21
31	l	702	CDL	OB9-CB7-OB8-CB6
33	a	202	PLX	C13-C14-C15-C16
33	e	201	PLX	C28-C29-C30-C31
33	j	203	PLX	C13-C14-C15-C16
33	r	502	PLX	C14-C15-C16-C17
30	Q	101	PEE	C14-C15-C16-C17
31	a	201	CDL	C32-C33-C34-C35
33	g	201	PLX	C32-C33-C34-C35
33	j	204	PLX	C16-C17-C18-C19
33	j	204	PLX	C14-C15-C16-C17
33	r	502	PLX	C11-C10-C9-C8
31	V	202	CDL	CA7-C31-C32-C33
30	W	201	PEE	C12-C13-C14-C15
30	j	201	PEE	C21-C22-C23-C24
30	l	705	PEE	C33-C34-C35-C36
31	V	201	CDL	C38-C39-C40-C41
31	V	202	CDL	C36-C37-C38-C39
31	V	202	CDL	C61-C62-C63-C64
31	a	201	CDL	C23-C24-C25-C26
31	l	702	CDL	C11-C12-C13-C14
31	l	702	CDL	C56-C57-C58-C59
31	r	503	CDL	C52-C53-C54-C55
33	j	203	PLX	C28-C29-C30-C31
33	j	204	PLX	C33-C34-C35-C36

*Continued on next page...*



*Continued from previous page...*

Mol	Chain	Res	Type	Atoms
31	l	702	CDL	C37-C38-C39-C40
31	m	201	CDL	C71-C72-C73-C74
31	m	201	CDL	C74-C75-C76-C77
31	r	503	CDL	C14-C15-C16-C17
33	e	201	PLX	C25-C26-C27-C28
31	V	201	CDL	C74-C75-C76-C77
31	a	201	CDL	C82-C83-C84-C85
31	l	702	CDL	C75-C76-C77-C78
31	l	702	CDL	C82-C83-C84-C85
33	g	201	PLX	C11-C12-C13-C14
33	j	203	PLX	C16-C17-C18-C19
31	V	201	CDL	OB9-CB7-OB8-CB6
31	m	201	CDL	OB9-CB7-OB8-CB6
31	s	401	CDL	OB9-CB7-OB8-CB6
30	r	501	PEE	C32-C33-C34-C35
31	V	201	CDL	C11-C12-C13-C14
31	V	201	CDL	C52-C53-C54-C55
31	m	201	CDL	C15-C16-C17-C18
31	s	401	CDL	C36-C37-C38-C39
33	j	203	PLX	C11-C12-C13-C14
33	j	204	PLX	C10-C11-C12-C13
30	U	401	PEE	C23-C24-C25-C26
30	l	704	PEE	C31-C32-C33-C34
31	V	202	CDL	C59-C60-C61-C62
31	m	201	CDL	C52-C53-C54-C55
30	U	401	PEE	C14-C15-C16-C17
30	U	401	PEE	C11-C12-C13-C14
30	l	704	PEE	C21-C22-C23-C24
31	r	503	CDL	C55-C56-C57-C58
31	s	401	CDL	C73-C74-C75-C76
31	s	401	CDL	C75-C76-C77-C78
33	g	201	PLX	C30-C31-C32-C33
30	l	705	PEE	C31-C32-C33-C34
31	m	201	CDL	C55-C56-C57-C58
31	r	503	CDL	C41-C42-C43-C44
32	X	201	8Q1	C6-C7-C8-C9
33	r	502	PLX	C27-C28-C29-C30
31	V	201	CDL	CB3-CB4-CB6-OB8
31	V	201	CDL	C75-C76-C77-C78
31	r	503	CDL	C43-C44-C45-C46
31	m	201	CDL	C82-C83-C84-C85
33	a	202	PLX	C25-C26-C27-C28

*Continued on next page...*

*Continued from previous page...*

Mol	Chain	Res	Type	Atoms
33	g	201	PLX	O9-C24-C25-C26
33	r	502	PLX	O7-C6-C7-C8
30	l	701	PEE	C13-C14-C15-C16
31	V	201	CDL	C78-C79-C80-C81
31	n	101	CDL	C56-C57-C58-C59
33	a	202	PLX	C27-C28-C29-C30
30	l	701	PEE	C35-C36-C37-C38
30	l	704	PEE	C39-C40-C41-C42
33	j	203	PLX	C30-C31-C32-C33
33	r	502	PLX	C12-C13-C14-C15
30	l	704	PEE	C11-C12-C13-C14
31	l	702	CDL	C73-C74-C75-C76
31	m	201	CDL	C51-C52-C53-C54
30	U	401	PEE	C20-C21-C22-C23
31	V	201	CDL	C51-C52-C53-C54
31	r	503	CDL	C11-C12-C13-C14
30	W	201	PEE	O5-C30-O3-C3
31	a	201	CDL	C75-C76-C77-C78
31	l	703	CDL	C11-C12-C13-C14
33	e	201	PLX	C11-C12-C13-C14
33	g	201	PLX	C2-C1-N1-C1A
30	U	401	PEE	C21-C22-C23-C24
31	V	201	CDL	C33-C34-C35-C36
30	r	501	PEE	C11-C10-O2-C2
31	V	202	CDL	C15-C16-C17-C18
31	n	101	CDL	C54-C55-C56-C57
33	a	202	PLX	C10-C11-C12-C13
33	g	201	PLX	C28-C29-C30-C31
33	a	202	PLX	C11-C12-C13-C14
31	l	703	CDL	C64-C65-C66-C67
30	Q	101	PEE	C19-C20-C21-C22
30	l	704	PEE	C10-C11-C12-C13
33	a	202	PLX	C7-C8-C9-C10
33	j	203	PLX	C7-C8-C9-C10
31	a	201	CDL	C18-C19-C20-C21
31	s	401	CDL	C60-C61-C62-C63
31	m	201	CDL	C58-C59-C60-C61
33	e	201	PLX	C27-C28-C29-C30
30	l	705	PEE	C30-C31-C32-C33
31	V	201	CDL	C44-C45-C46-C47
31	V	202	CDL	C35-C36-C37-C38
31	l	703	CDL	C56-C57-C58-C59

*Continued on next page...*

*Continued from previous page...*

Mol	Chain	Res	Type	Atoms
31	l	703	CDL	C73-C74-C75-C76
31	m	201	CDL	C57-C58-C59-C60
33	a	202	PLX	C30-C31-C32-C33
31	a	201	CDL	C60-C61-C62-C63
31	r	503	CDL	C62-C63-C64-C65
30	W	201	PEE	C21-C22-C23-C24
31	a	201	CDL	C71-C72-C73-C74
33	j	203	PLX	C33-C34-C35-C36
31	m	201	CDL	CB5-C51-C52-C53
31	m	201	CDL	CB7-C71-C72-C73
31	V	202	CDL	C51-CB5-OB6-CB4
31	l	702	CDL	C11-CA5-OA6-CA4
31	s	401	CDL	C11-CA5-OA6-CA4
30	l	704	PEE	O3P-C1-C2-O2
34	s	402	UQ	C27-C28-C29-C30
31	V	201	CDL	C15-C16-C17-C18
30	r	501	PEE	O4-C10-O2-C2
31	V	202	CDL	OB7-CB5-OB6-CB4
31	V	201	CDL	C59-C60-C61-C62
31	s	401	CDL	C12-C13-C14-C15
31	V	201	CDL	OB6-CB4-CB6-OB8
31	m	201	CDL	OA6-CA4-CA6-OA8
31	l	702	CDL	C74-C75-C76-C77
33	e	201	PLX	C11-C10-C9-C8
33	j	204	PLX	C27-C28-C29-C30
33	j	204	PLX	C30-C31-C32-C33
31	r	503	CDL	C37-C38-C39-C40
30	U	401	PEE	C35-C36-C37-C38
30	r	501	PEE	C15-C16-C17-C18
30	r	501	PEE	C39-C40-C41-C42
34	s	402	UQ	C13-C14-C16-C17
31	V	201	CDL	C53-C54-C55-C56
31	n	101	CDL	C51-C52-C53-C54
31	V	202	CDL	C75-C76-C77-C78
33	a	202	PLX	C34-C35-C36-C37
30	l	701	PEE	C33-C34-C35-C36
31	s	401	CDL	OA7-CA5-OA6-CA4
33	e	201	PLX	C9-C10-C11-C12
33	g	201	PLX	C18-C19-C20-C21
33	j	204	PLX	C31-C32-C33-C34
33	r	502	PLX	C16-C17-C18-C19
30	j	201	PEE	C4-O4P-P-O3P

*Continued on next page...*

*Continued from previous page...*

Mol	Chain	Res	Type	Atoms
31	r	503	CDL	CA2-OA2-PA1-OA5
31	r	503	CDL	CB3-OB5-PB2-OB2
33	j	204	PLX	C2-O1-P1-O4
31	V	201	CDL	C14-C15-C16-C17
31	V	201	CDL	C73-C74-C75-C76
33	g	201	PLX	C27-C28-C29-C30
33	r	502	PLX	C10-C11-C12-C13
31	l	702	CDL	OA5-CA3-CA4-CA6
31	n	101	CDL	OA5-CA3-CA4-CA6
33	j	203	PLX	O4-C3-C4-C5
31	V	202	CDL	C38-C39-C40-C41
33	e	201	PLX	C32-C33-C34-C35
31	l	702	CDL	C24-C25-C26-C27
33	g	201	PLX	C13-C14-C15-C16
30	l	704	PEE	C42-C43-C44-C45
30	U	401	PEE	C15-C16-C17-C18
30	l	704	PEE	C15-C16-C17-C18
31	V	202	CDL	C74-C75-C76-C77
31	s	401	CDL	C71-C72-C73-C74
31	l	703	CDL	C59-C60-C61-C62
30	W	201	PEE	C1-C2-C3-O3
30	l	705	PEE	C1-C2-C3-O3
31	V	201	CDL	CA3-CA4-CA6-OA8
31	V	202	CDL	CB3-CB4-CB6-OB8
31	l	702	CDL	CA3-CA4-CA6-OA8
33	e	201	PLX	C30-C31-C32-C33
33	g	201	PLX	C3-C4-C5-O8
31	m	201	CDL	C24-C25-C26-C27
31	m	201	CDL	C81-C82-C83-C84
31	m	201	CDL	C59-C60-C61-C62
31	r	503	CDL	C17-C18-C19-C20
31	V	202	CDL	CB5-C51-C52-C53
33	r	502	PLX	O8-C24-C25-C26
32	X	201	8Q1	O33-C32-C34-O35
30	W	201	PEE	C24-C25-C26-C27
30	l	705	PEE	C13-C14-C15-C16
30	j	201	PEE	C32-C33-C34-C35
31	a	201	CDL	C52-C53-C54-C55
31	m	201	CDL	C44-C45-C46-C47
31	r	503	CDL	C15-C16-C17-C18
30	W	201	PEE	C15-C16-C17-C18
31	V	201	CDL	C32-C33-C34-C35

*Continued on next page...*

*Continued from previous page...*

Mol	Chain	Res	Type	Atoms
33	e	201	PLX	C18-C19-C20-C21
31	a	201	CDL	C84-C85-C86-C87
31	r	503	CDL	C59-C60-C61-C62
33	g	201	PLX	C16-C17-C18-C19
31	l	702	CDL	OA7-CA5-OA6-CA4
30	Q	101	PEE	O3P-C1-C2-O2
30	U	401	PEE	O3P-C1-C2-O2
31	m	201	CDL	OA5-CA3-CA4-OA6
31	l	702	CDL	C55-C56-C57-C58
33	j	203	PLX	O6-C4-C5-O8
33	r	502	PLX	O6-C4-C5-O8
31	n	101	CDL	C75-C76-C77-C78
33	r	502	PLX	C30-C31-C32-C33
32	X	201	8Q1	C30-C29-C32-O33
32	X	201	8Q1	C31-C29-C32-O33
30	r	501	PEE	C24-C25-C26-C27
33	e	201	PLX	C31-C32-C33-C34
30	j	201	PEE	C36-C37-C38-C39
30	r	501	PEE	C36-C37-C38-C39
30	l	704	PEE	C32-C33-C34-C35
31	l	702	CDL	C53-C54-C55-C56
31	a	201	CDL	C31-C32-C33-C34
31	V	202	CDL	CB2-C1-CA2-OA2
30	r	501	PEE	C40-C41-C42-C43
31	V	202	CDL	C60-C61-C62-C63
31	l	703	CDL	C44-C45-C46-C47
33	e	201	PLX	C35-C36-C37-C38
31	a	201	CDL	C42-C43-C44-C45
31	m	201	CDL	C12-C13-C14-C15
33	g	201	PLX	C12-C13-C14-C15
33	g	201	PLX	C2-C1-N1-C1B
30	l	704	PEE	O3P-C1-C2-C3
31	a	201	CDL	OA5-CA3-CA4-CA6
31	l	703	CDL	OB5-CB3-CB4-CB6
31	r	503	CDL	OB5-CB3-CB4-CB6
31	a	201	CDL	C15-C16-C17-C18
31	r	503	CDL	C36-C37-C38-C39
31	s	401	CDL	C74-C75-C76-C77
30	j	201	PEE	C23-C24-C25-C26
31	V	201	CDL	C40-C41-C42-C43
31	s	401	CDL	C33-C34-C35-C36
31	n	101	CDL	C71-CB7-OB8-CB6

*Continued on next page...*

*Continued from previous page...*

Mol	Chain	Res	Type	Atoms
31	l	702	CDL	CB5-C51-C52-C53
31	r	503	CDL	CA5-C11-C12-C13
31	r	503	CDL	C82-C83-C84-C85
31	m	201	CDL	CA4-CA3-OA5-PA1
31	r	503	CDL	C1-CB2-OB2-PB2
30	U	401	PEE	C38-C39-C40-C41
30	j	201	PEE	C38-C39-C40-C41
31	a	201	CDL	C61-C62-C63-C64
31	s	401	CDL	C80-C81-C82-C83
30	Q	101	PEE	C24-C25-C26-C27
31	a	201	CDL	C44-C45-C46-C47
31	V	201	CDL	C54-C55-C56-C57
30	r	501	PEE	C1-C2-C3-O3
31	m	201	CDL	CA3-CA4-CA6-OA8
31	s	401	CDL	CB3-CB4-CB6-OB8
33	a	202	PLX	C3-C4-C5-O8
33	e	201	PLX	C3-C4-C5-O8
33	j	204	PLX	C3-C4-C5-O8
31	l	702	CDL	C33-C34-C35-C36
31	r	503	CDL	C12-C13-C14-C15
31	s	401	CDL	C11-C12-C13-C14
31	a	201	CDL	CB5-C51-C52-C53
30	W	201	PEE	C13-C14-C15-C16
31	a	201	CDL	C14-C15-C16-C17
30	j	201	PEE	C1-O3P-P-O4P
30	l	705	PEE	C1-O3P-P-O4P
31	V	201	CDL	CB3-OB5-PB2-OB2
33	e	201	PLX	C5-C4-O6-C6
33	g	201	PLX	C5-C4-O6-C6
33	r	502	PLX	C3-C4-O6-C6
33	a	202	PLX	O9-C24-C25-C26
33	g	201	PLX	O7-C6-C7-C8
31	a	201	CDL	OB5-CB3-CB4-OB6
31	l	703	CDL	OB5-CB3-CB4-OB6
30	j	201	PEE	C11-C12-C13-C14
33	r	502	PLX	C25-C26-C27-C28
30	W	201	PEE	O2-C2-C3-O3
30	l	701	PEE	O2-C2-C3-O3
33	j	204	PLX	O6-C4-C5-O8
31	V	201	CDL	C64-C65-C66-C67
31	V	202	CDL	C78-C79-C80-C81
30	W	201	PEE	C11-C10-O2-C2

*Continued on next page...*

*Continued from previous page...*

Mol	Chain	Res	Type	Atoms
31	m	201	CDL	C42-C43-C44-C45
31	m	201	CDL	C35-C36-C37-C38
30	l	704	PEE	C13-C14-C15-C16
31	a	201	CDL	C54-C55-C56-C57
30	j	201	PEE	C44-C45-C46-C47
30	W	201	PEE	O4-C10-O2-C2
31	l	703	CDL	C40-C41-C42-C43
33	e	201	PLX	C33-C34-C35-C36
33	e	201	PLX	C16-C17-C18-C19
30	l	701	PEE	C18-C19-C20-C21
30	Q	101	PEE	O3P-C1-C2-C3
30	U	401	PEE	O3P-C1-C2-C3
30	l	701	PEE	O3P-C1-C2-C3
30	r	501	PEE	O3P-C1-C2-C3
31	V	202	CDL	OB5-CB3-CB4-CB6
31	a	201	CDL	OB5-CB3-CB4-CB6
31	l	703	CDL	OA5-CA3-CA4-CA6
30	U	401	PEE	C36-C37-C38-C39
30	r	501	PEE	C38-C39-C40-C41
31	a	201	CDL	C37-C38-C39-C40
33	j	203	PLX	C11-C10-C9-C8
31	a	201	CDL	C40-C41-C42-C43
31	l	702	CDL	C38-C39-C40-C41
35	w	401	ADP	PA-O3A-PB-O1B
33	g	201	PLX	C2-C1-N1-C1C
31	l	702	CDL	C17-C18-C19-C20
33	a	202	PLX	C35-C36-C37-C38
31	V	201	CDL	CA6-CA4-OA6-CA5
31	m	201	CDL	CA3-CA4-OA6-CA5
31	m	201	CDL	C31-C32-C33-C34
30	l	704	PEE	C19-C20-C21-C22
31	V	202	CDL	CA3-CA4-CA6-OA8
33	j	204	PLX	C7-C6-O6-C4
33	r	502	PLX	C3-C4-C5-O8
30	l	705	PEE	O3P-C1-C2-O2
30	r	501	PEE	O3P-C1-C2-O2
31	V	201	CDL	OA5-CA3-CA4-OA6
31	V	202	CDL	OA5-CA3-CA4-OA6
31	a	201	CDL	OA5-CA3-CA4-OA6
31	l	703	CDL	OA5-CA3-CA4-OA6
31	r	503	CDL	OB5-CB3-CB4-OB6
33	j	204	PLX	O4-C3-C4-O6

*Continued on next page...*

*Continued from previous page...*

Mol	Chain	Res	Type	Atoms
31	V	201	CDL	C32-C31-CA7-OA8
33	a	202	PLX	C32-C33-C34-C35
33	r	502	PLX	C11-C12-C13-C14
32	X	201	8Q1	C30-C29-C32-C34
31	V	202	CDL	C54-C55-C56-C57
31	n	101	CDL	OB9-CB7-OB8-CB6
30	l	705	PEE	O2-C2-C3-O3
30	r	501	PEE	O2-C2-C3-O3
31	V	201	CDL	OA6-CA4-CA6-OA8
31	m	201	CDL	C14-C15-C16-C17
30	j	201	PEE	C42-C43-C44-C45
31	V	202	CDL	C39-C40-C41-C42
31	a	201	CDL	C11-C12-C13-C14
31	V	202	CDL	C62-C63-C64-C65
30	l	705	PEE	C11-C10-O2-C2
31	m	201	CDL	C41-C42-C43-C44
31	l	702	CDL	C31-C32-C33-C34
30	l	705	PEE	O4-C10-O2-C2
31	V	202	CDL	C64-C65-C66-C67
31	a	201	CDL	C73-C74-C75-C76
31	V	201	CDL	C71-C72-C73-C74
31	l	703	CDL	C62-C63-C64-C65
31	m	201	CDL	C22-C23-C24-C25
30	W	201	PEE	C23-C24-C25-C26
31	s	401	CDL	C17-C18-C19-C20
31	r	503	CDL	C39-C40-C41-C42
31	V	201	CDL	C43-C44-C45-C46
31	l	703	CDL	C36-C37-C38-C39
31	l	702	CDL	CA2-OA2-PA1-OA5
31	m	201	CDL	CB2-OB2-PB2-OB5
33	g	201	PLX	C3-O4-P1-O1
33	a	202	PLX	C11-C10-C9-C8
30	U	401	PEE	C4-O4P-P-O1P
30	W	201	PEE	C4-O4P-P-O1P
30	j	201	PEE	C1-O3P-P-O2P
30	j	201	PEE	C4-O4P-P-O2P
30	l	701	PEE	C1-O3P-P-O2P
30	l	701	PEE	C4-O4P-P-O2P
30	l	704	PEE	C4-O4P-P-O2P
31	V	201	CDL	CB3-OB5-PB2-OB3
31	V	202	CDL	CB2-OB2-PB2-OB4
31	l	702	CDL	CB3-OB5-PB2-OB4

*Continued on next page...*



*Continued from previous page...*

Mol	Chain	Res	Type	Atoms
31	n	101	CDL	CB3-OB5-PB2-OB3
31	r	503	CDL	CA2-OA2-PA1-OA4
31	r	503	CDL	CB2-OB2-PB2-OB3
31	r	503	CDL	CB2-OB2-PB2-OB4
31	r	503	CDL	CB3-OB5-PB2-OB4
33	g	201	PLX	C3-O4-P1-O3
33	j	204	PLX	C3-O4-P1-O2
33	j	204	PLX	C2-O1-P1-O3
34	s	402	UQ	C6-C7-C8-C9
30	l	705	PEE	O3P-C1-C2-C3
31	V	201	CDL	OA5-CA3-CA4-CA6
31	V	202	CDL	OA5-CA3-CA4-CA6
31	m	201	CDL	OA5-CA3-CA4-CA6
33	e	201	PLX	O4-C3-C4-C5
33	j	204	PLX	O4-C3-C4-C5
31	n	101	CDL	C72-C71-CB7-OB8
31	l	703	CDL	C15-C16-C17-C18
33	g	201	PLX	C33-C34-C35-C36
30	U	401	PEE	C13-C14-C15-C16
33	a	202	PLX	C25-C24-O8-C5
33	g	201	PLX	C25-C24-O8-C5
33	j	203	PLX	C1-C2-O1-P1
33	j	203	PLX	C25-C24-O8-C5
31	l	703	CDL	C43-C44-C45-C46
31	m	201	CDL	C20-C21-C22-C23
31	a	201	CDL	C51-C52-C53-C54
31	s	401	CDL	C77-C78-C79-C80
33	a	202	PLX	C14-C15-C16-C17
30	l	701	PEE	O3P-C1-C2-O2
33	e	201	PLX	O4-C3-C4-O6
33	j	203	PLX	O4-C3-C4-O6
31	l	702	CDL	C51-CB5-OB6-CB4
31	m	201	CDL	C51-CB5-OB6-CB4
32	X	201	8Q1	O27-C28-C29-C32
32	X	201	8Q1	C28-C29-C32-O33
33	j	203	PLX	C3-C4-C5-O8
33	j	203	PLX	N1-C1-C2-O1
31	l	702	CDL	OB7-CB5-OB6-CB4
31	m	201	CDL	OB7-CB5-OB6-CB4
33	e	201	PLX	O6-C4-C5-O8
31	r	503	CDL	C74-C75-C76-C77
30	l	705	PEE	C18-C19-C20-C21

*Continued on next page...*

*Continued from previous page...*

Mol	Chain	Res	Type	Atoms
31	s	401	CDL	C72-C71-CB7-OB8
33	j	203	PLX	C10-C11-C12-C13
31	m	201	CDL	C75-C76-C77-C78
30	W	201	PEE	C22-C23-C24-C25
30	l	705	PEE	C32-C33-C34-C35
30	Q	101	PEE	C32-C33-C34-C35
31	s	401	CDL	C12-C11-CA5-OA6
30	r	501	PEE	C18-C19-C20-C21
32	X	201	8Q1	C12-C13-C14-C15
30	U	401	PEE	C44-C45-C46-C47
33	a	202	PLX	C26-C27-C28-C29
32	X	201	8Q1	O27-C28-C29-C31
30	j	201	PEE	C30-C31-C32-C33
30	r	501	PEE	C13-C14-C15-C16
31	V	202	CDL	C22-C23-C24-C25
30	l	704	PEE	C3-C2-O2-C10
31	V	201	CDL	CA4-CA3-OA5-PA1
31	n	101	CDL	C1-CB2-OB2-PB2
30	U	401	PEE	C42-C43-C44-C45
31	n	101	CDL	C74-C75-C76-C77
31	r	503	CDL	C76-C77-C78-C79
31	a	201	CDL	C33-C34-C35-C36
31	l	702	CDL	C54-C55-C56-C57
30	l	705	PEE	C34-C35-C36-C37
30	Q	101	PEE	C16-C17-C18-C19
30	l	704	PEE	C40-C41-C42-C43
33	a	202	PLX	O6-C4-C5-O8
31	s	401	CDL	C37-C38-C39-C40
31	l	703	CDL	CA2-OA2-PA1-OA5
31	l	703	CDL	CA3-OA5-PA1-OA2
31	n	101	CDL	CA3-OA5-PA1-OA2
31	s	401	CDL	CB3-OB5-PB2-OB2
33	e	201	PLX	C2-O1-P1-O4
31	l	703	CDL	C53-C54-C55-C56
31	V	202	CDL	C31-C32-C33-C34
33	j	203	PLX	C14-C15-C16-C17
30	l	704	PEE	C41-C42-C43-C44
30	W	201	PEE	C20-C21-C22-C23
30	j	201	PEE	C34-C35-C36-C37
31	l	702	CDL	CB4-CB3-OB5-PB2
30	Q	101	PEE	C11-C12-C13-C14
31	V	202	CDL	C32-C31-CA7-OA8

*Continued on next page...*

*Continued from previous page...*

Mol	Chain	Res	Type	Atoms
30	l	704	PEE	C38-C39-C40-C41
30	l	705	PEE	C16-C17-C18-C19
34	s	402	UQ	C23-C24-C26-C27
30	l	705	PEE	C15-C16-C17-C18
31	a	201	CDL	C16-C17-C18-C19
31	s	401	CDL	C15-C16-C17-C18
30	U	401	PEE	C12-C13-C14-C15
31	l	703	CDL	C82-C83-C84-C85
30	l	701	PEE	O4P-C4-C5-N
31	V	201	CDL	C31-C32-C33-C34
31	l	703	CDL	C72-C73-C74-C75
31	r	503	CDL	C42-C43-C44-C45
34	s	402	UQ	C12-C11-C9-C10
30	r	501	PEE	C21-C22-C23-C24
30	j	201	PEE	C37-C38-C39-C40
31	r	503	CDL	C21-C22-C23-C24
31	s	401	CDL	C56-C57-C58-C59
33	j	204	PLX	C17-C18-C19-C20
30	l	705	PEE	C38-C39-C40-C41
30	Q	101	PEE	C22-C23-C24-C25
31	l	702	CDL	C84-C85-C86-C87
31	r	503	CDL	C13-C14-C15-C16
33	j	204	PLX	C9-C10-C11-C12
31	s	401	CDL	CA5-C11-C12-C13
30	l	701	PEE	C1-C2-C3-O3
31	l	703	CDL	OB7-CB5-OB6-CB4
31	l	703	CDL	C34-C35-C36-C37
30	Q	101	PEE	C18-C19-C20-C21
30	l	704	PEE	C36-C37-C38-C39
32	X	201	8Q1	O27-C28-C29-C30
34	s	402	UQ	C22-C23-C24-C25
31	a	201	CDL	C31-CA7-OA8-CA6
33	g	201	PLX	C6-C7-C8-C9
30	r	501	PEE	C16-C17-C18-C19
32	X	201	8Q1	C9-C10-C11-C12
33	a	202	PLX	C5-C4-O6-C6
31	a	201	CDL	CA7-C31-C32-C33
31	r	503	CDL	C61-C62-C63-C64
31	V	201	CDL	OB5-CB3-CB4-OB6
31	l	702	CDL	OB5-CB3-CB4-OB6
30	l	704	PEE	C34-C35-C36-C37
31	V	202	CDL	C24-C25-C26-C27

*Continued on next page...*

*Continued from previous page...*

Mol	Chain	Res	Type	Atoms
31	s	401	CDL	C32-C33-C34-C35
31	l	703	CDL	C14-C15-C16-C17
32	X	201	8Q1	C42-C43-S44-C1
31	r	503	CDL	OA6-CA4-CA6-OA8
31	a	201	CDL	OA9-CA7-OA8-CA6
31	V	202	CDL	C81-C82-C83-C84
31	V	201	CDL	C57-C58-C59-C60
30	j	201	PEE	C40-C41-C42-C43
31	r	503	CDL	C20-C21-C22-C23
31	s	401	CDL	C18-C19-C20-C21
31	m	201	CDL	C52-C51-CB5-OB6
33	j	204	PLX	C26-C27-C28-C29
33	a	202	PLX	C6-C7-C8-C9
33	e	201	PLX	C24-C25-C26-C27
31	s	401	CDL	C40-C41-C42-C43
33	g	201	PLX	C31-C32-C33-C34
31	V	201	CDL	C72-C73-C74-C75
31	a	201	CDL	C76-C77-C78-C79
31	s	401	CDL	C19-C20-C21-C22
33	a	202	PLX	C12-C13-C14-C15
33	e	201	PLX	C12-C13-C14-C15
31	V	202	CDL	OB5-CB3-CB4-OB6
31	a	201	CDL	C64-C65-C66-C67
33	a	202	PLX	O6-C6-C7-C8
33	e	201	PLX	O8-C24-C25-C26
30	l	705	PEE	O4P-C4-C5-N
31	V	202	CDL	C13-C14-C15-C16
31	V	202	CDL	C71-C72-C73-C74
30	l	704	PEE	C33-C34-C35-C36
30	r	501	PEE	C14-C15-C16-C17
30	l	701	PEE	C16-C17-C18-C19
30	W	201	PEE	C34-C35-C36-C37
31	a	201	CDL	C58-C59-C60-C61
31	s	401	CDL	C84-C85-C86-C87
30	l	705	PEE	C23-C24-C25-C26
30	l	705	PEE	C21-C22-C23-C24
30	Q	101	PEE	C4-O4P-P-O3P
31	s	401	CDL	CA3-OA5-PA1-OA2
31	l	702	CDL	C72-C71-CB7-OB8
30	U	401	PEE	C18-C19-C20-C21
30	W	201	PEE	C16-C17-C18-C19
30	l	701	PEE	C38-C39-C40-C41

*Continued on next page...*

*Continued from previous page...*

Mol	Chain	Res	Type	Atoms
31	V	202	CDL	C58-C59-C60-C61
31	a	201	CDL	C12-C11-CA5-OA6
31	l	703	CDL	C57-C58-C59-C60
30	Q	101	PEE	C36-C37-C38-C39
31	m	201	CDL	C18-C19-C20-C21
33	g	201	PLX	O4-C3-C4-O6
30	U	401	PEE	C16-C17-C18-C19
35	w	401	ADP	PA-O3A-PB-O2B
35	w	401	ADP	PA-O3A-PB-O3B
31	r	503	CDL	C56-C57-C58-C59
31	V	202	CDL	C34-C35-C36-C37
31	r	503	CDL	C72-C71-CB7-OB8
30	l	704	PEE	C22-C23-C24-C25
30	j	201	PEE	O3-C30-C31-C32
31	m	201	CDL	C72-C71-CB7-OB8
31	l	703	CDL	C51-CB5-OB6-CB4
30	Q	101	PEE	C38-C39-C40-C41
31	a	201	CDL	C32-C31-CA7-OA8
30	r	501	PEE	C44-C45-C46-C47
31	V	202	CDL	C76-C77-C78-C79
30	l	704	PEE	C18-C19-C20-C21
31	s	401	CDL	C35-C36-C37-C38
31	l	702	CDL	C72-C71-CB7-OB9
31	r	503	CDL	C54-C55-C56-C57
31	r	503	CDL	C72-C73-C74-C75
33	r	502	PLX	C35-C36-C37-C38
31	a	201	CDL	C12-C11-CA5-OA7
31	a	201	CDL	CA2-OA2-PA1-OA3
31	l	702	CDL	CA2-OA2-PA1-OA3
31	l	703	CDL	CA3-OA5-PA1-OA3
31	s	401	CDL	CB2-OB2-PB2-OB4
33	j	204	PLX	C3-O4-P1-O3
31	m	201	CDL	C72-C71-CB7-OB9
30	l	705	PEE	C10-C11-C12-C13
31	r	503	CDL	C72-C71-CB7-OB9
30	j	201	PEE	O5-C30-C31-C32
31	V	202	CDL	C77-C78-C79-C80
32	X	201	8Q1	C11-C10-C9-C8
33	j	204	PLX	C25-C24-O8-C5
31	a	201	CDL	C32-C31-CA7-OA9
31	m	201	CDL	O1-C1-CB2-OB2
33	e	201	PLX	C2-C1-N1-C1C

*Continued on next page...*

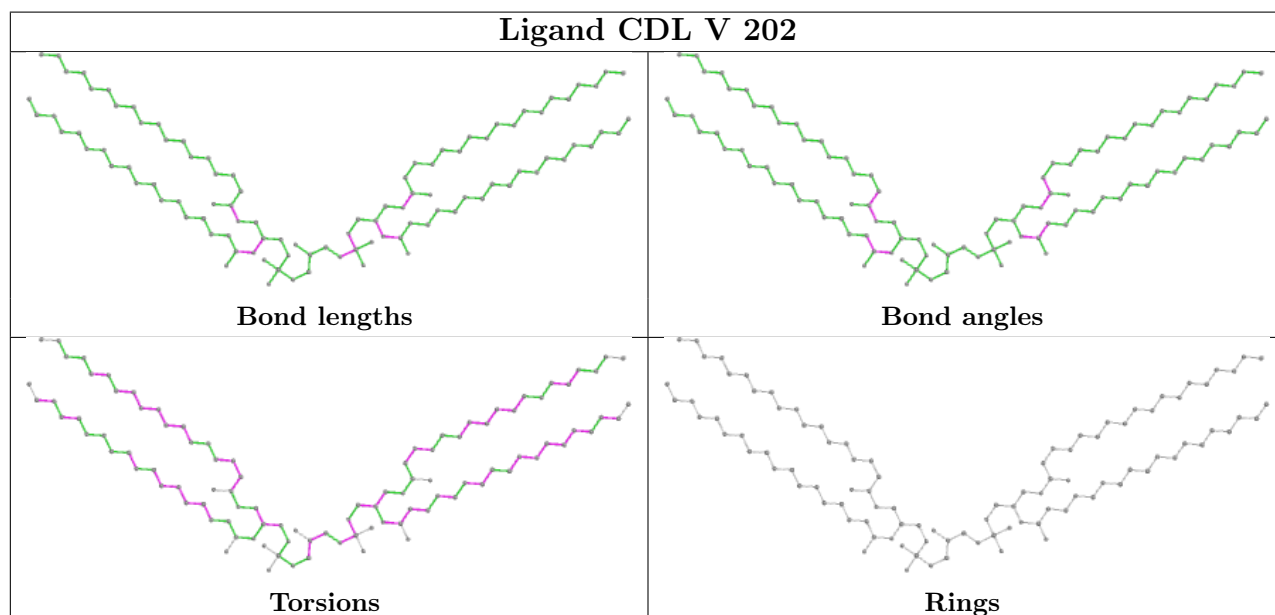
Continued from previous page...

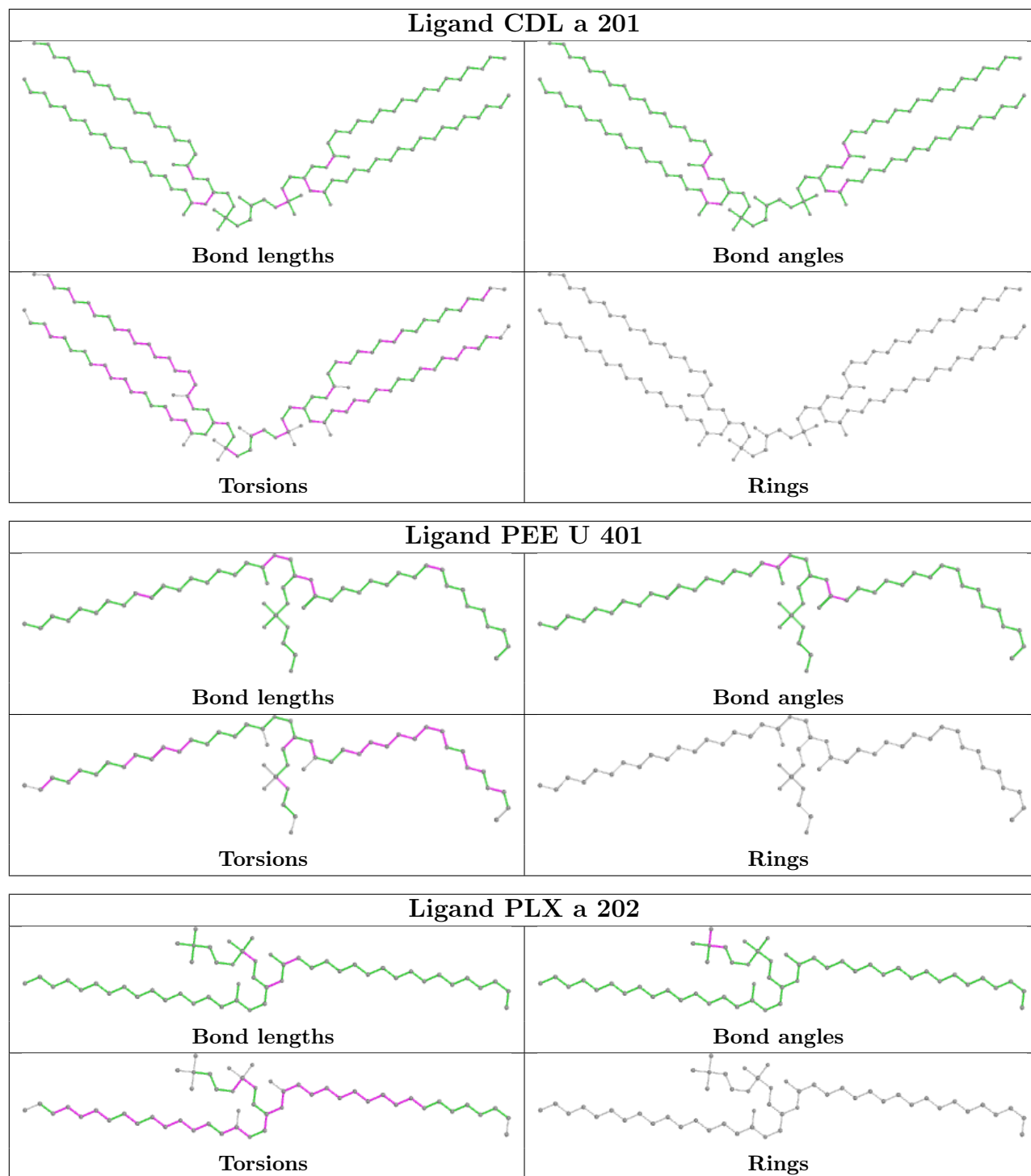
Mol	Chain	Res	Type	Atoms
33	e	201	PLX	C2-C1-N1-C1A
31	l	702	CDL	C12-C11-CA5-OA6
31	V	201	CDL	C12-C11-CA5-OA6
33	r	502	PLX	O4-C3-C4-O6
31	m	201	CDL	C12-C11-CA5-OA6
31	n	101	CDL	C52-C51-CB5-OB6
31	m	201	CDL	C12-C11-CA5-OA7
30	l	701	PEE	O3-C30-C31-C32
31	V	202	CDL	C52-C51-CB5-OB6
33	e	201	PLX	C2-C1-N1-C1B
31	a	201	CDL	C36-C37-C38-C39

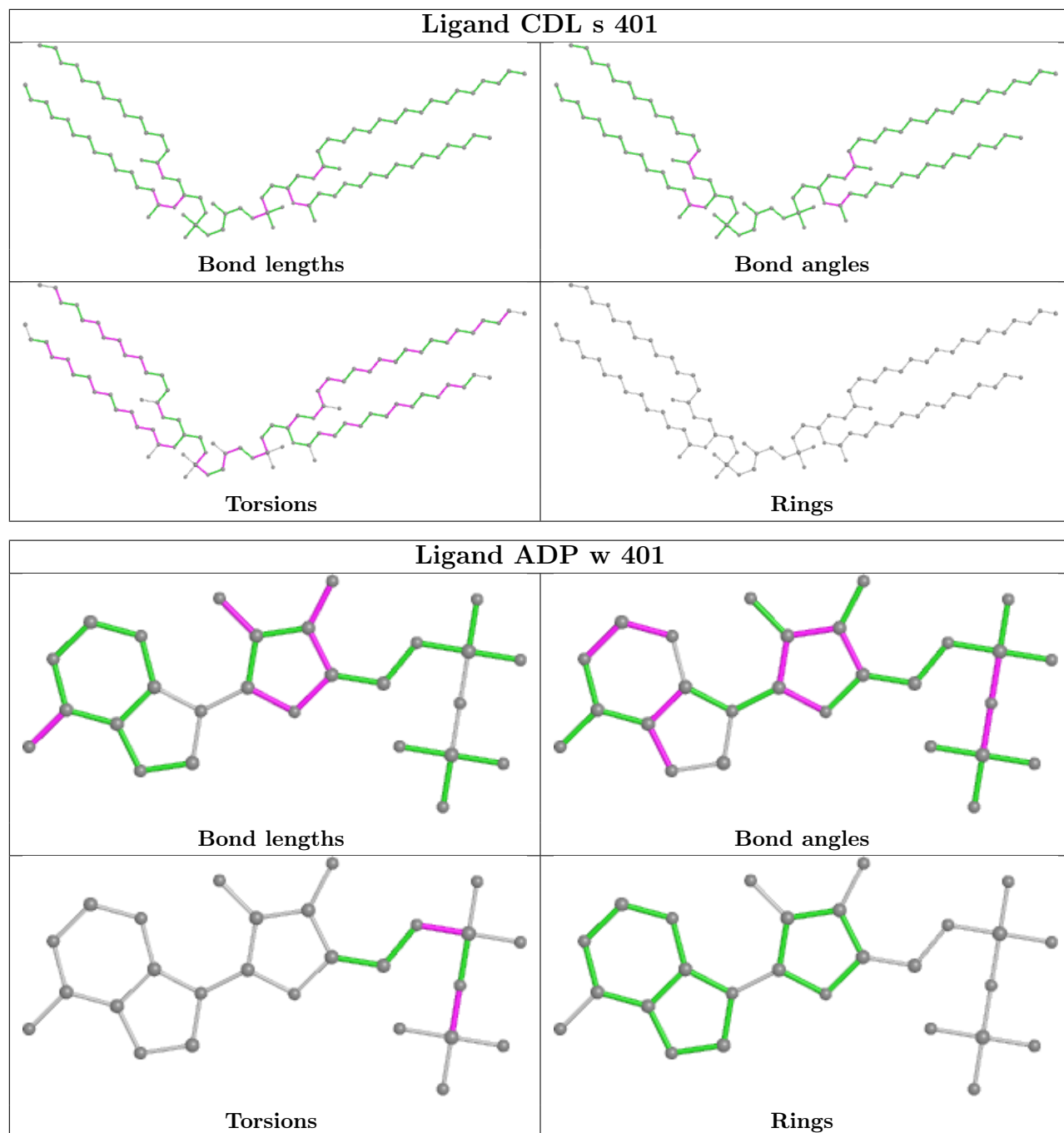
There are no ring outliers.

No monomer is involved in short contacts.

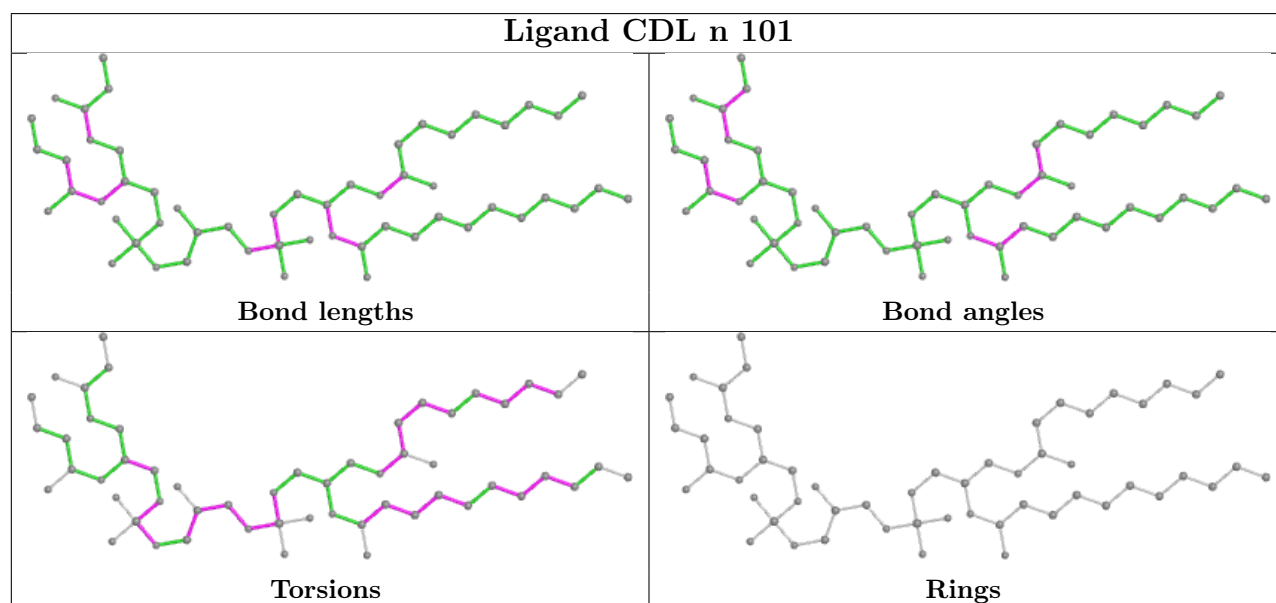
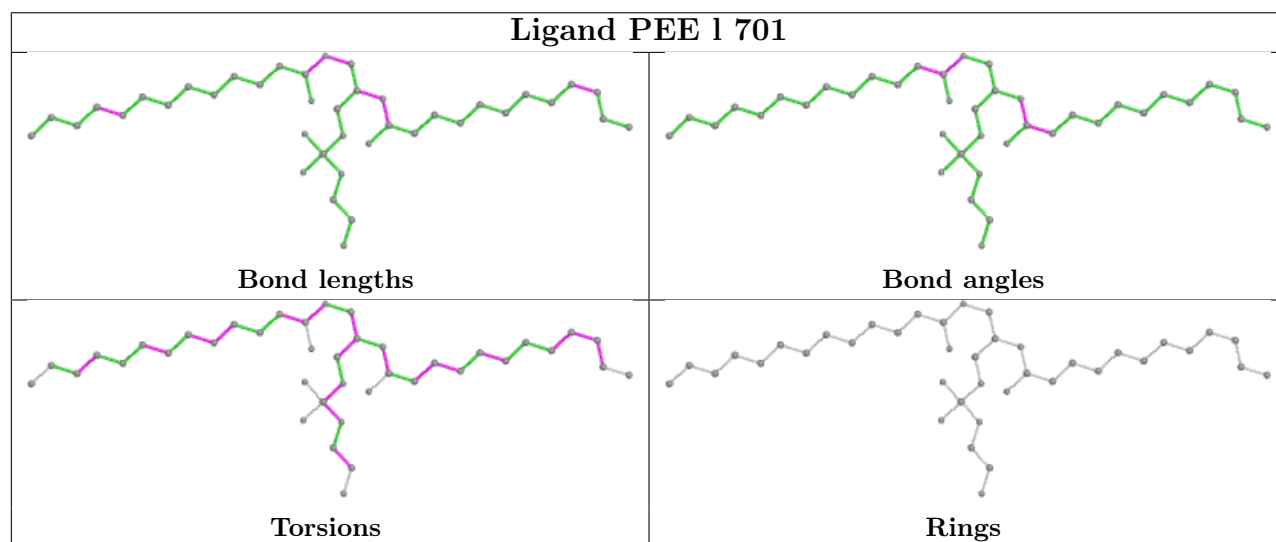
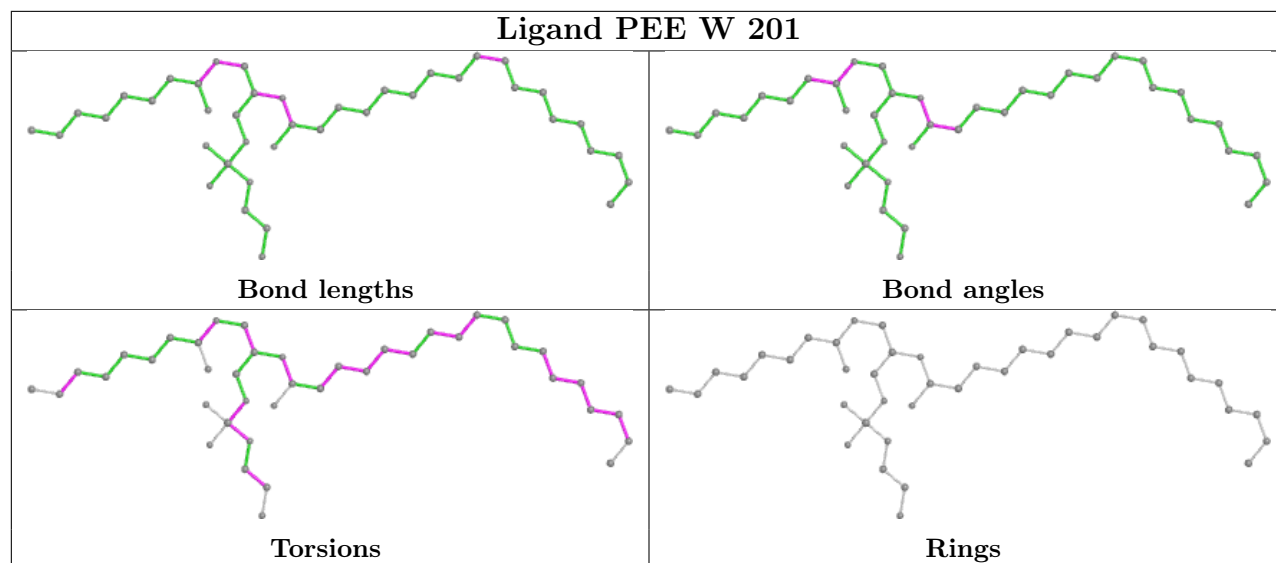
The following is a two-dimensional graphical depiction of Mogul quality analysis of bond lengths, bond angles, torsion angles, and ring geometry for all instances of the Ligand of Interest. In addition, ligands with molecular weight > 250 and outliers as shown on the validation Tables will also be included. For torsion angles, if less than 5% of the Mogul distribution of torsion angles is within 10 degrees of the torsion angle in question, then that torsion angle is considered an outlier. Any bond that is central to one or more torsion angles identified as an outlier by Mogul will be highlighted in the graph. For rings, the root-mean-square deviation (RMSD) between the ring in question and similar rings identified by Mogul is calculated over all ring torsion angles. If the average RMSD is greater than 60 degrees and the minimal RMSD between the ring in question and any Mogul-identified rings is also greater than 60 degrees, then that ring is considered an outlier. The outliers are highlighted in purple. The color gray indicates Mogul did not find sufficient equivalents in the CSD to analyse the geometry.

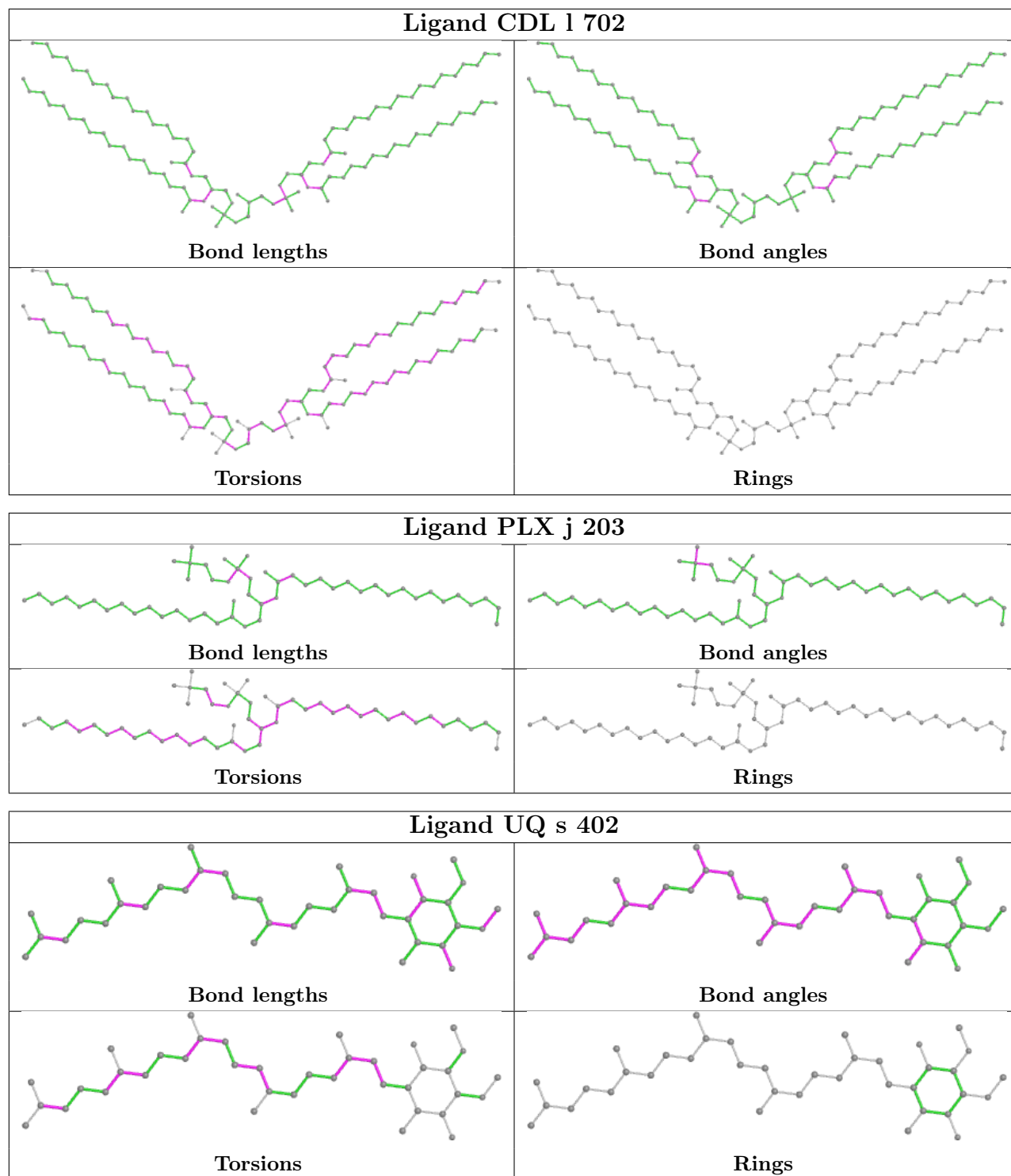


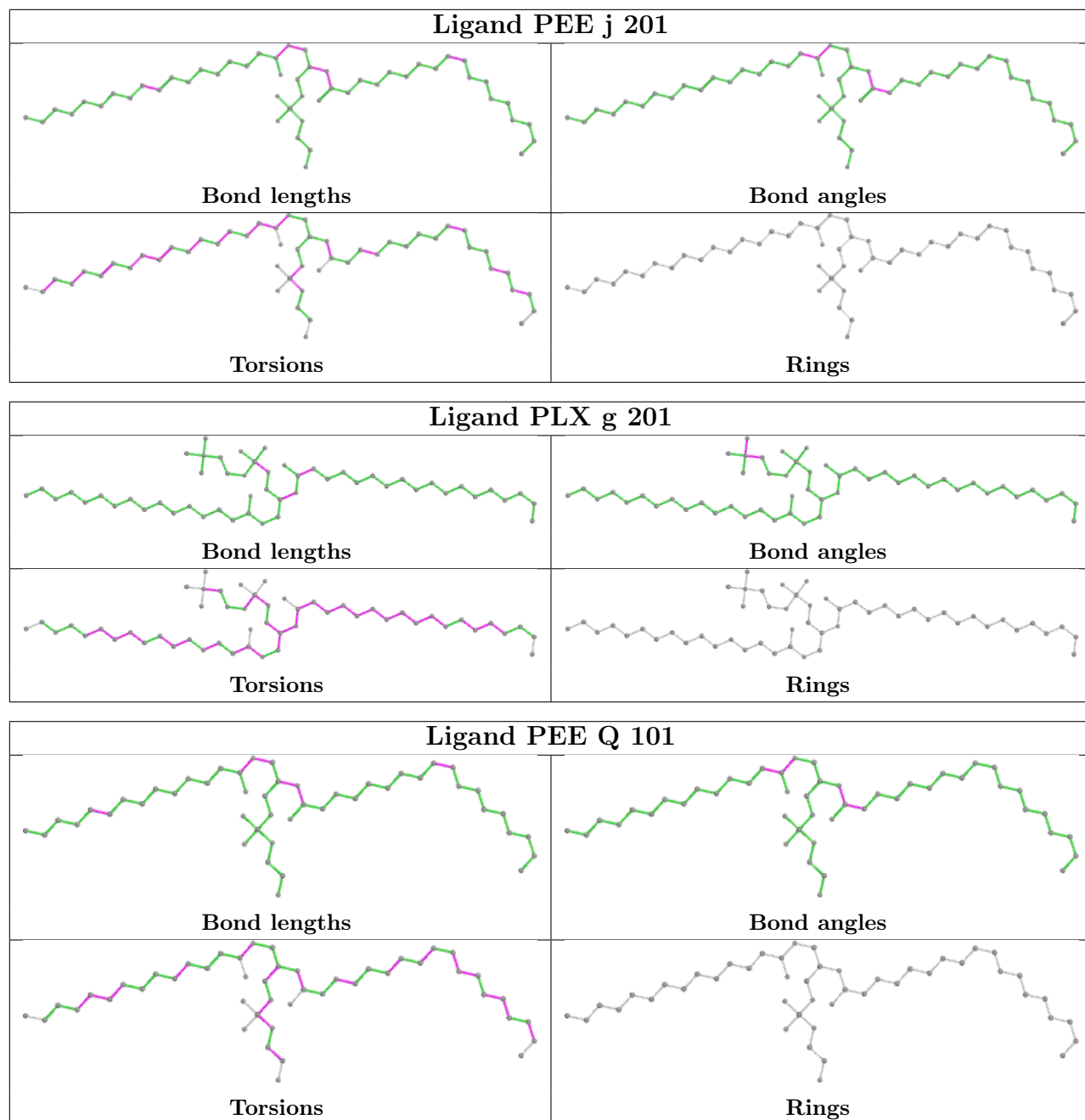


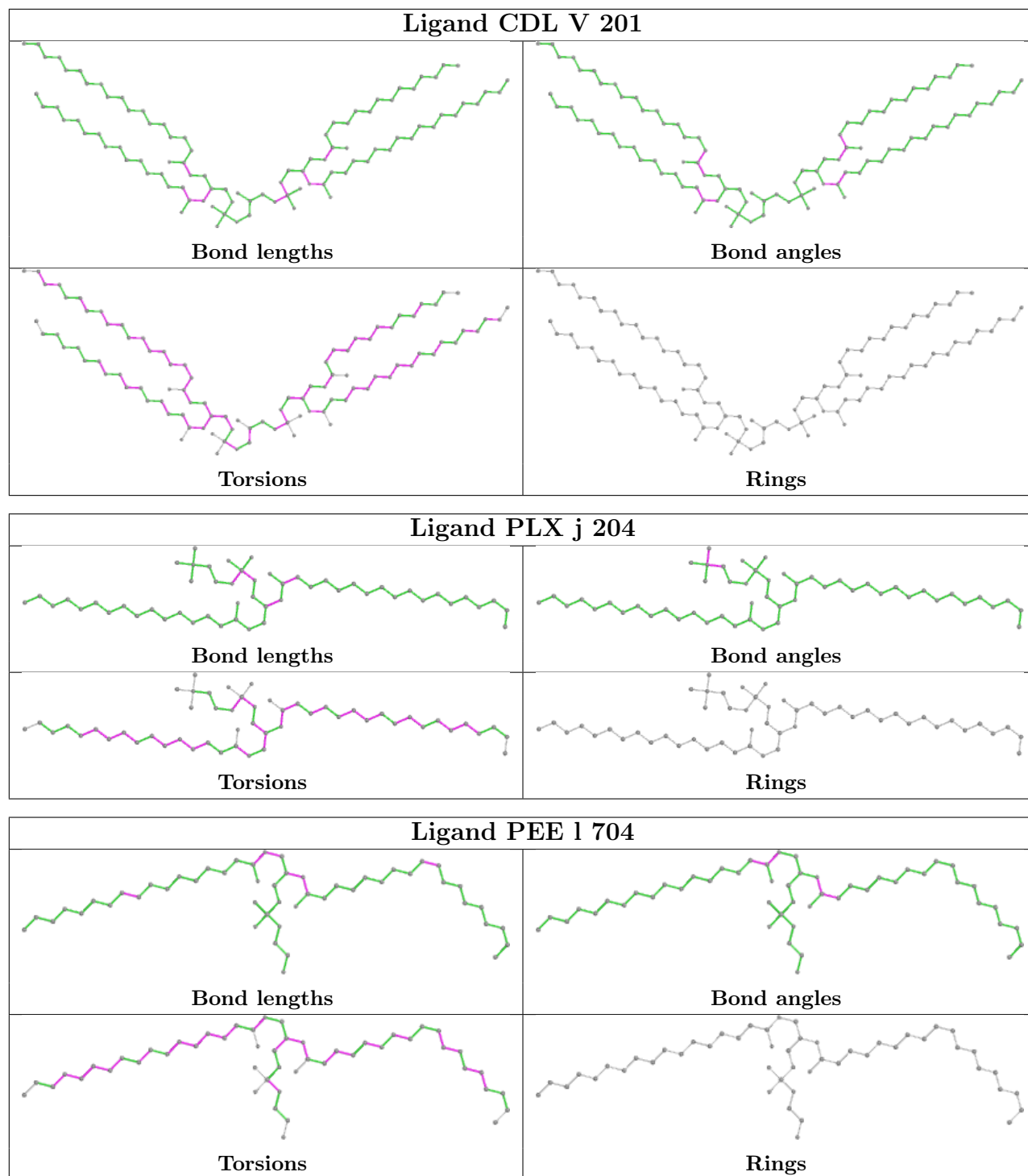


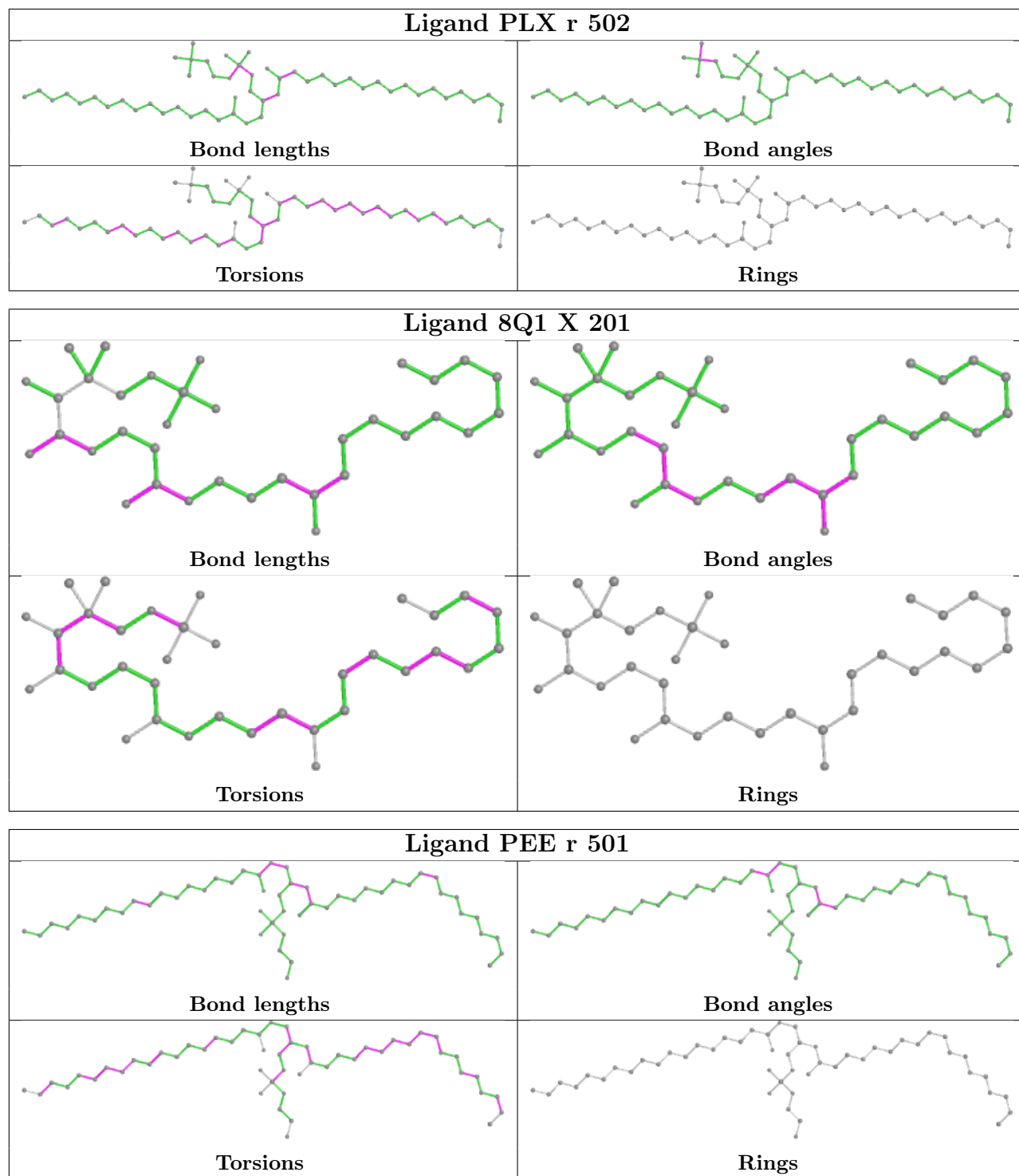


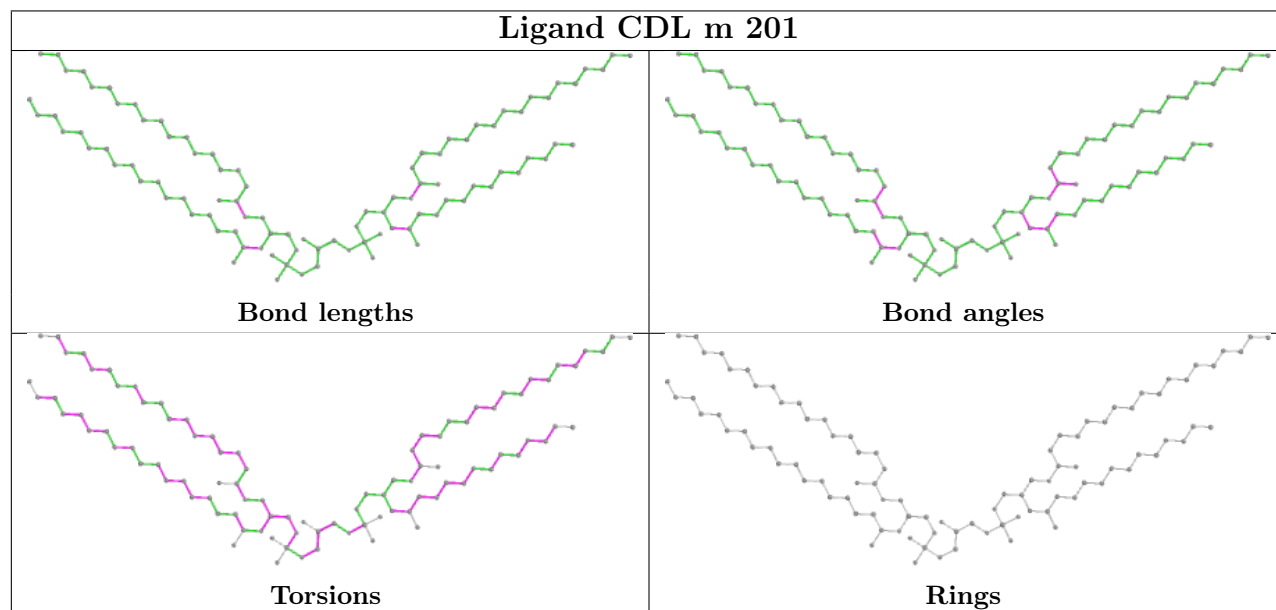
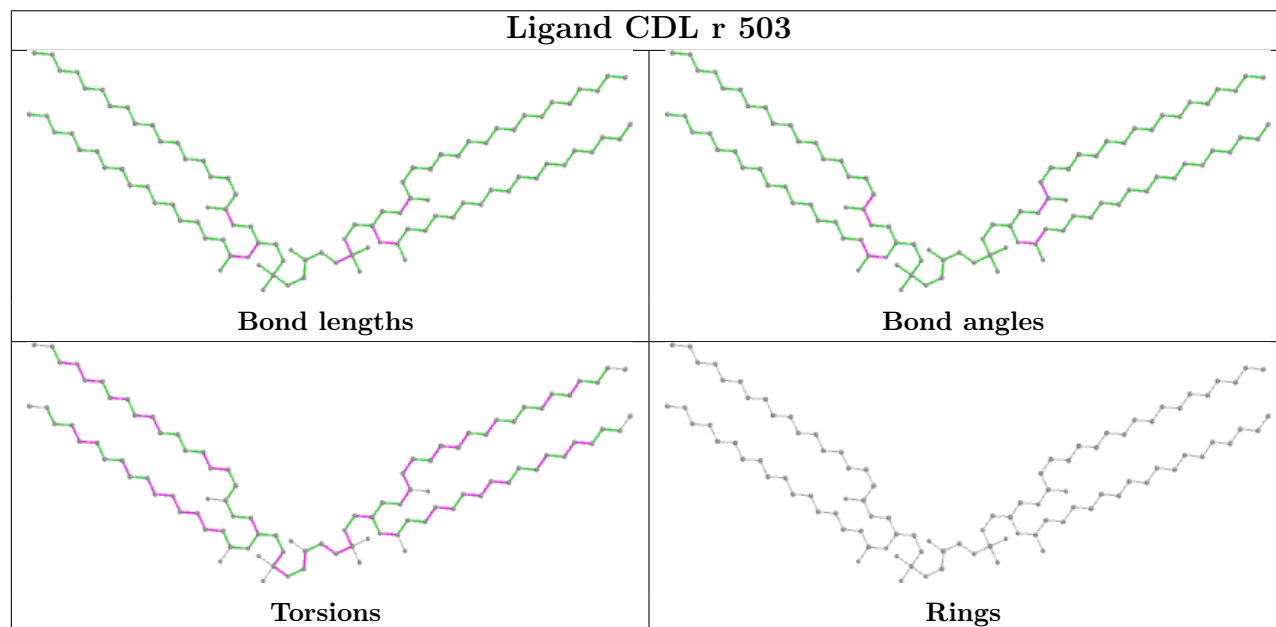
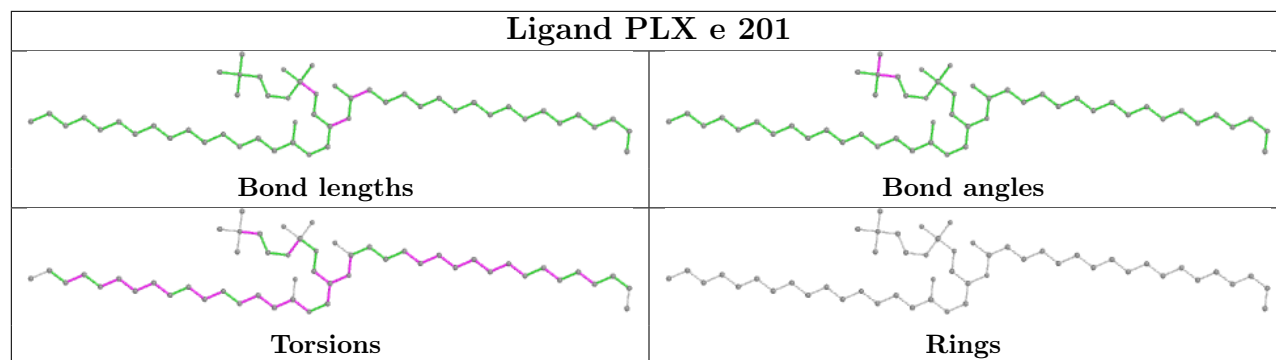


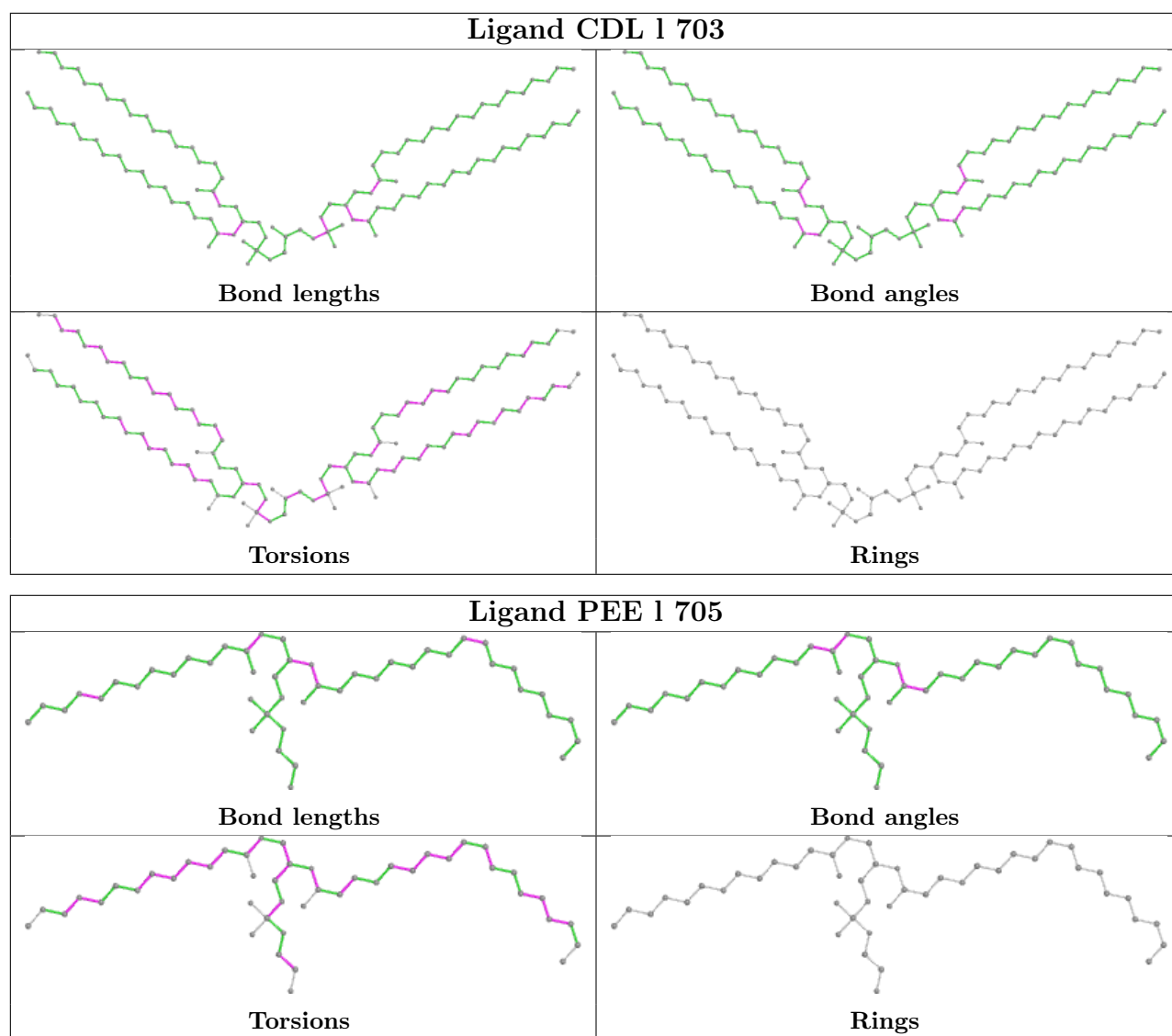












## 5.7 Other polymers [i](#)

There are no such residues in this entry.

## 5.8 Polymer linkage issues [i](#)

There are no chain breaks in this entry.


## 6 Map visualisation [i](#)

This section contains visualisations of the EMDB entry EMD-32204. These allow visual inspection of the internal detail of the map and identification of artifacts.

No raw map or half-maps were deposited for this entry and therefore no images, graphs, etc. pertaining to the raw map can be shown.

### 6.1 Orthogonal projections [i](#)


#### 6.1.1 Primary map



The images above show the map projected in three orthogonal directions.

### 6.2 Central slices [i](#)

#### 6.2.1 Primary map







The images above show central slices of the map in three orthogonal directions.

## 6.3 Largest variance slices [i](#)

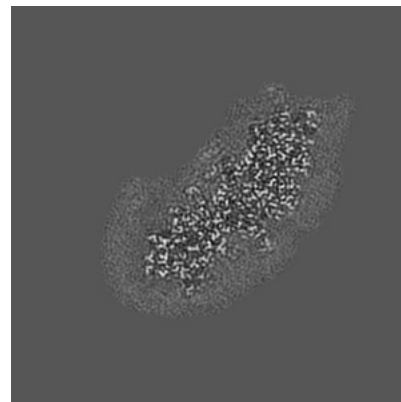
### 6.3.1 Primary map



X Index: 208



Y Index: 129




Z Index: 123


The images above show the largest variance slices of the map in three orthogonal directions.

## 6.4 Orthogonal standard-deviation projections (False-color) [i](#)


### 6.4.1 Primary map



X



Y




Z

The images above show the map standard deviation projections with false color in three orthogonal directions. Minimum values are shown in green, max in blue, and dark to light orange shades represent small to large values respectively.

## 6.5 Orthogonal surface views [i](#)

### 6.5.1 Primary map



The images above show the 3D surface view of the map at the recommended contour level 0.031. These images, in conjunction with the slice images, may facilitate assessment of whether an appropriate contour level has been provided.

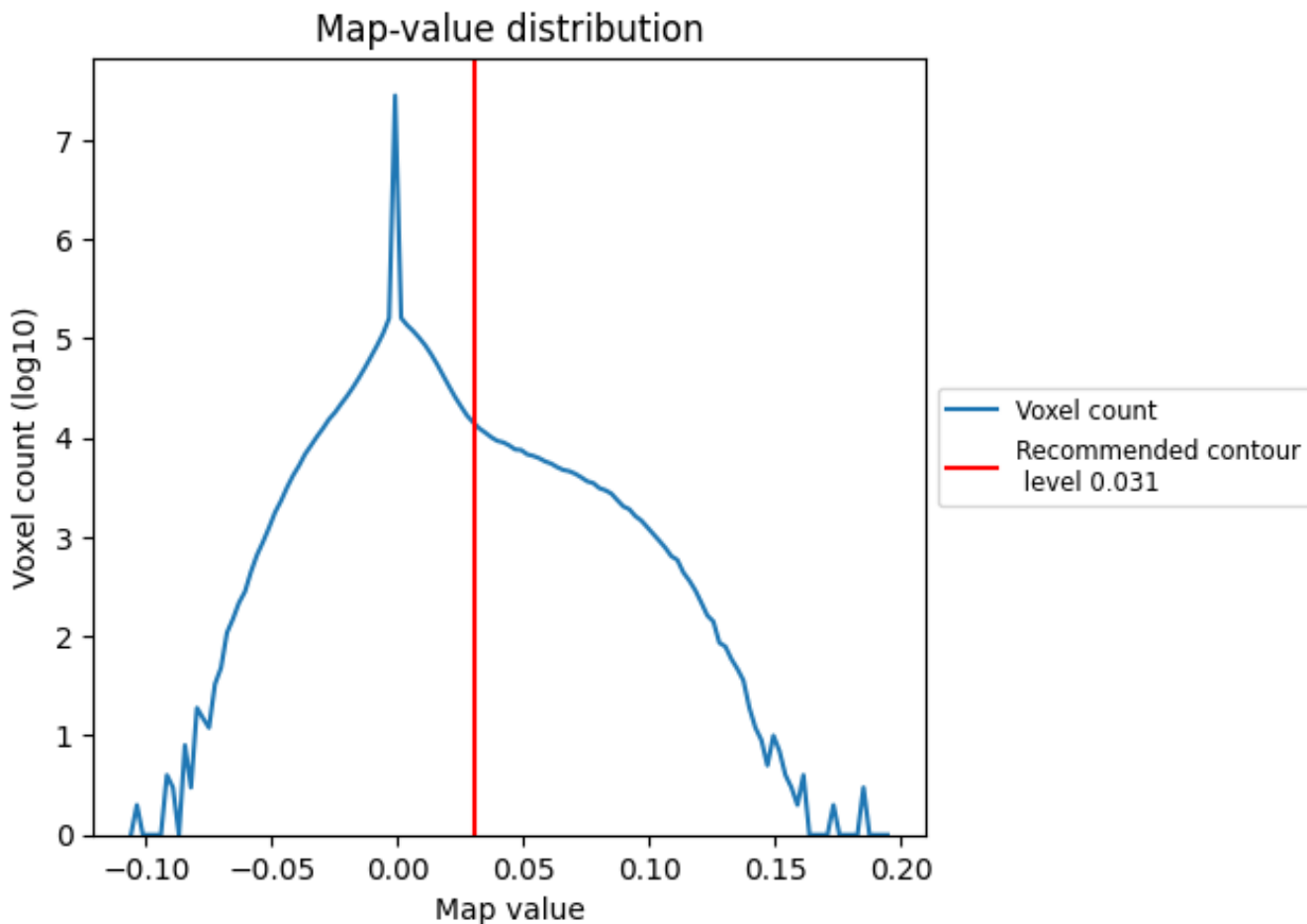
## 6.6 Mask visualisation [i](#)

This section was not generated. No masks/segmentation were deposited.

## 7 Map analysis [i](#)

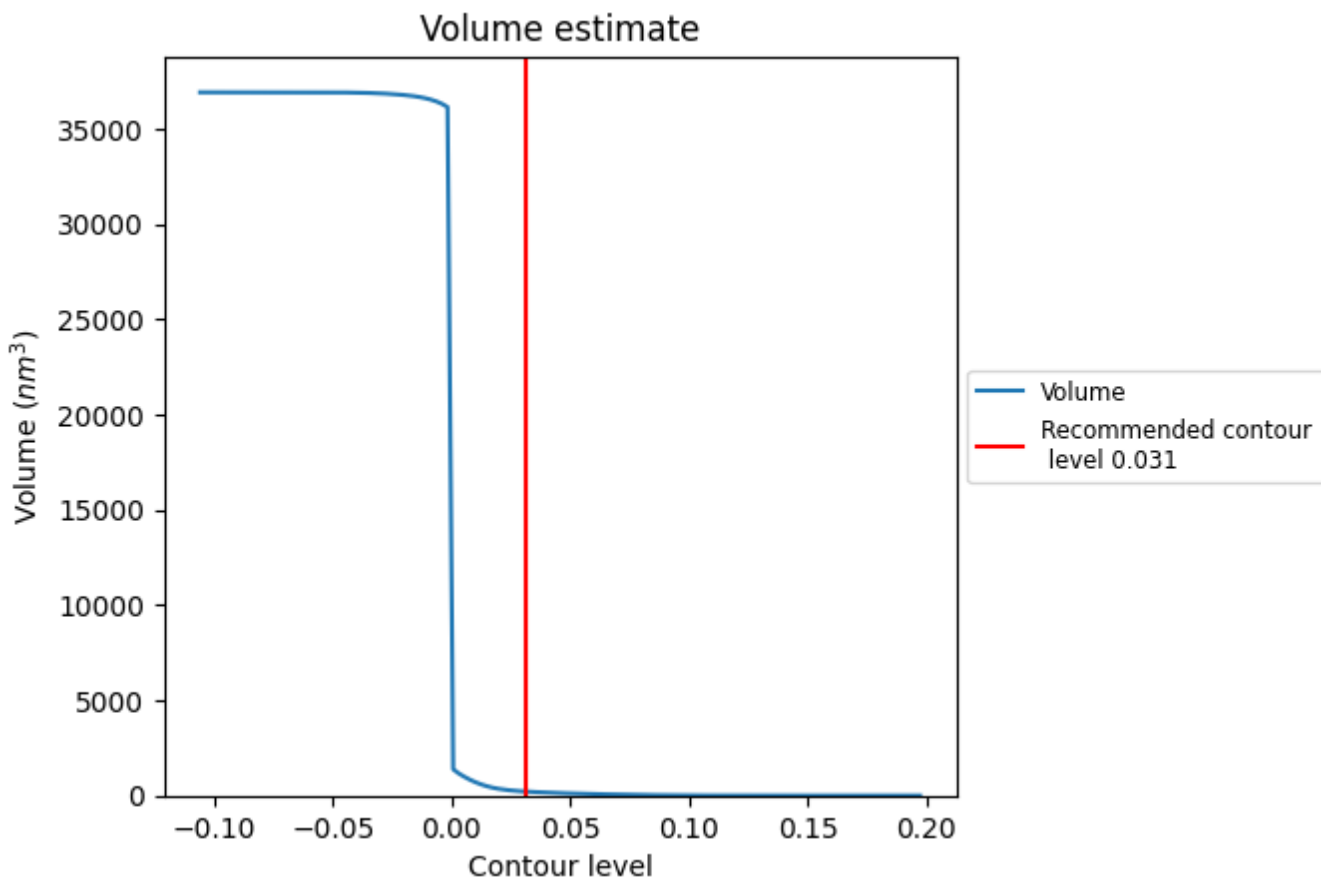
This section contains the results of statistical analysis of the map.

### 7.1 Map-value distribution [i](#)



The map-value distribution is plotted in 128 intervals along the x-axis. The y-axis is logarithmic. A spike in this graph at zero usually indicates that the volume has been masked.

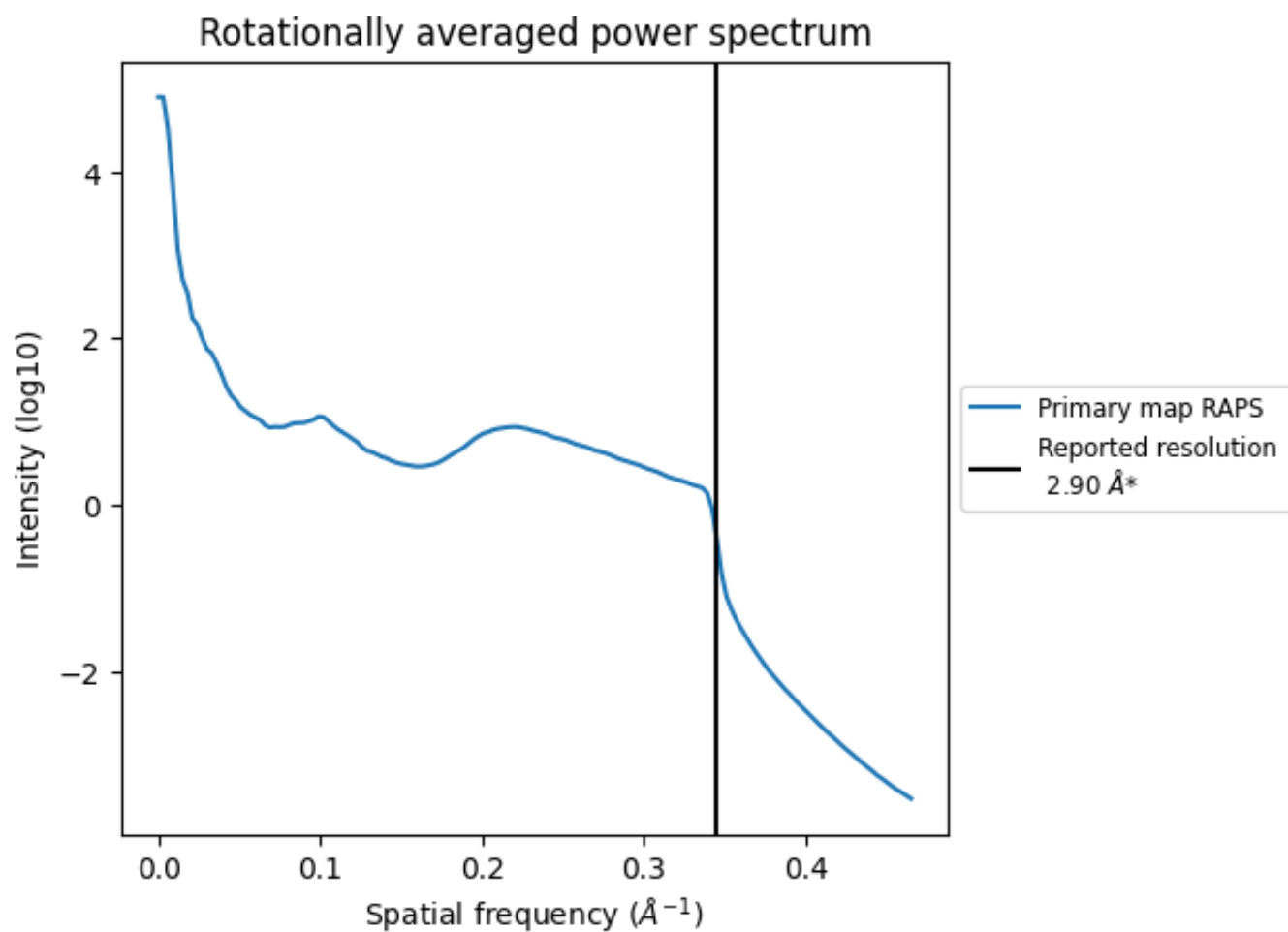
## 7.2 Volume estimate [i](#)



The volume at the recommended contour level is 212 nm<sup>3</sup>; this corresponds to an approximate mass of 192 kDa.

The volume estimate graph shows how the enclosed volume varies with the contour level. The recommended contour level is shown as a vertical line and the intersection between the line and the curve gives the volume of the enclosed surface at the given level.

### 7.3 Rotationally averaged power spectrum [i](#)



\*Reported resolution corresponds to spatial frequency of  $0.345 \text{\AA}^{-1}$

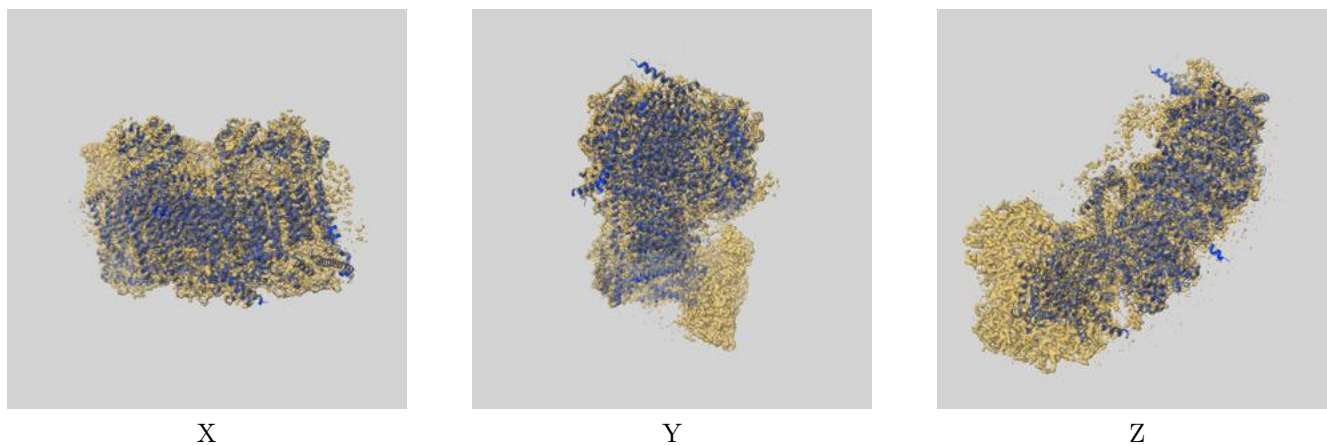
## 8 Fourier-Shell correlation

This section was not generated. No FSC curve or half-maps provided.

## 9 Map-model fit [i](#)

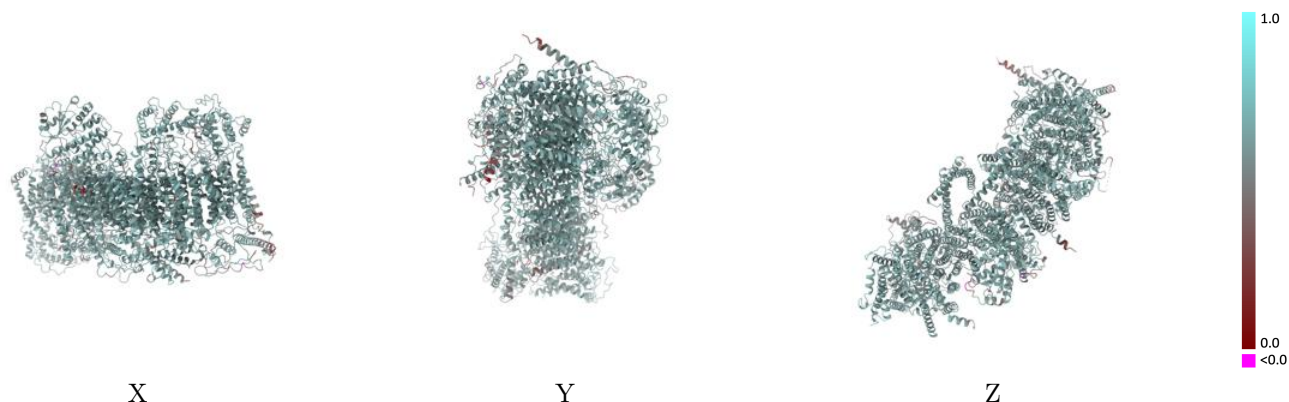
This section contains information regarding the fit between EMDB map EMD-32204 and PDB model 7VYG. Per-residue inclusion information can be found in section [3](#) on page [14](#).

### 9.1 Map-model overlay [i](#)



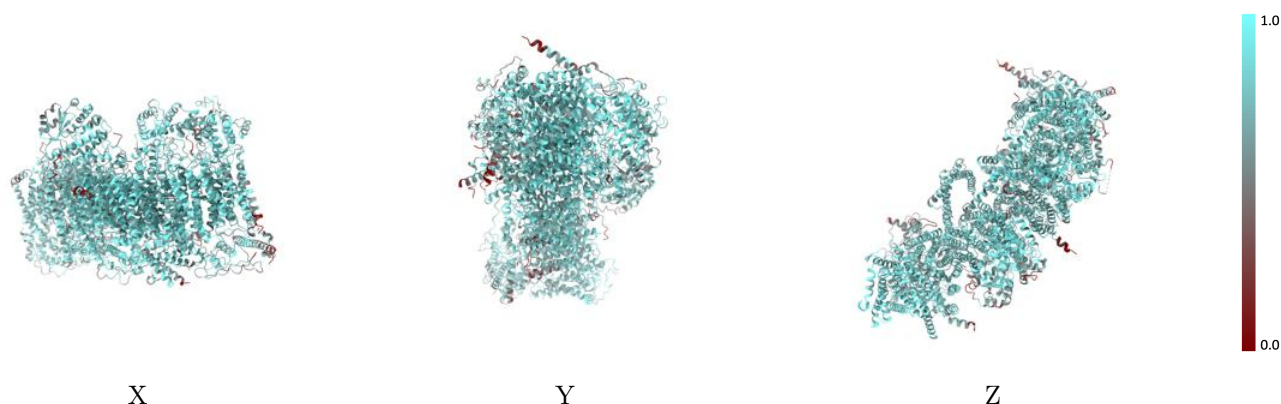
The images above show the 3D surface view of the map at the recommended contour level 0.031 at 50% transparency in yellow overlaid with a ribbon representation of the model coloured in blue. These images allow for the visual assessment of the quality of fit between the atomic model and the map.

## 9.2 Q-score mapped to coordinate model [\(i\)](#)



The images above show the model with each residue coloured according to its Q-score. This shows their resolvability in the map with higher Q-score values reflecting better resolvability. Please note: Q-score is calculating the resolvability of atoms, and thus high values are only expected at resolutions at which atoms can be resolved. Low Q-score values may therefore be expected for many entries.

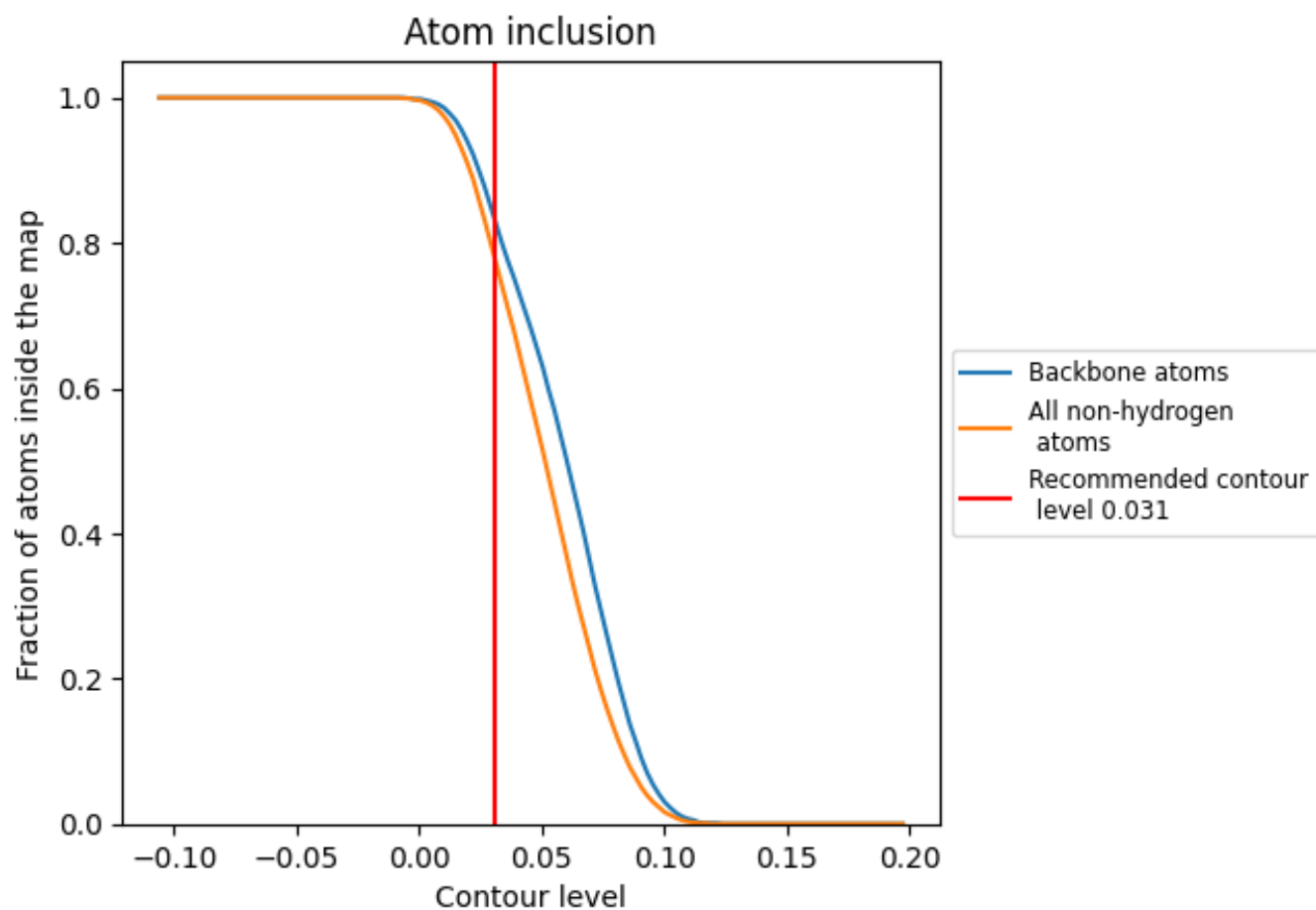
## 9.3 Atom inclusion mapped to coordinate model [\(i\)](#)



The images above show the model with each residue coloured according to its atom inclusion. This shows to what extent they are inside the map at the recommended contour level (0.031).































































## 9.4 Atom inclusion [i](#)



At the recommended contour level, 83% of all backbone atoms, 78% of all non-hydrogen atoms, are inside the map.

## 9.5 Map-model fit summary

The table lists the average atom inclusion at the recommended contour level (0.031) and Q-score for the entire model and for each chain.

Chain	Atom inclusion	Q-score
All	 0.7760	 0.5970
Q	 0.6450	 0.5710
S	 0.8370	 0.6080
U	 0.7370	 0.5900
V	 0.6620	 0.5830
W	 0.7810	 0.5960
X	 0.7340	 0.5850
Y	 0.6680	 0.5480
Z	 0.6210	 0.5340
a	 0.7990	 0.6160
b	 0.7230	 0.5670
c	 0.7790	 0.5990
d	 0.7390	 0.5820
e	 0.7170	 0.5880
f	 0.6000	 0.5310
g	 0.8200	 0.6070
h	 0.7620	 0.5820
i	 0.8770	 0.6260
j	 0.7430	 0.6030
k	 0.8560	 0.6180
l	 0.8060	 0.6080
m	 0.6830	 0.5680
n	 0.6320	 0.5490
o	 0.7520	 0.5930
p	 0.8040	 0.6070
r	 0.8490	 0.6210
s	 0.8340	 0.6160
u	 0.7800	 0.5890
v	 0.6780	 0.5540
w	 0.7400	 0.5850

