



Full wwPDB X-ray Structure Validation Report ⓘ

Sep 25, 2023 – 02:01 PM EDT

PDB ID : 5W0V
Title : Crystal structure of full-length Kluyveromyces lactis Kap123 with histone H4 1-34
Authors : An, S.; Yoon, J.; Song, J.-J.; Cho, U.-S.
Deposited on : 2017-05-31
Resolution : 2.82 Å(reported)

This is a Full wwPDB X-ray Structure Validation Report for a publicly released PDB entry.

We welcome your comments at validation@mail.wwpdb.org

A user guide is available at

<https://www.wwpdb.org/validation/2017/XrayValidationReportHelp>

with specific help available everywhere you see the ⓘ symbol.

The types of validation reports are described at

<http://www.wwpdb.org/validation/2017/FAQs#types>.

The following versions of software and data (see [references ⓘ](#)) were used in the production of this report:

MolProbity : 4.02b-467
Xtriage (Phenix) : 1.13
EDS : 2.35.1
Percentile statistics : 20191225.v01 (using entries in the PDB archive December 25th 2019)
Refmac : 5.8.0158
CCP4 : 7.0.044 (Gargrove)
Ideal geometry (proteins) : Engh & Huber (2001)
Ideal geometry (DNA, RNA) : Parkinson et al. (1996)
Validation Pipeline (wwPDB-VP) : 2.35.1

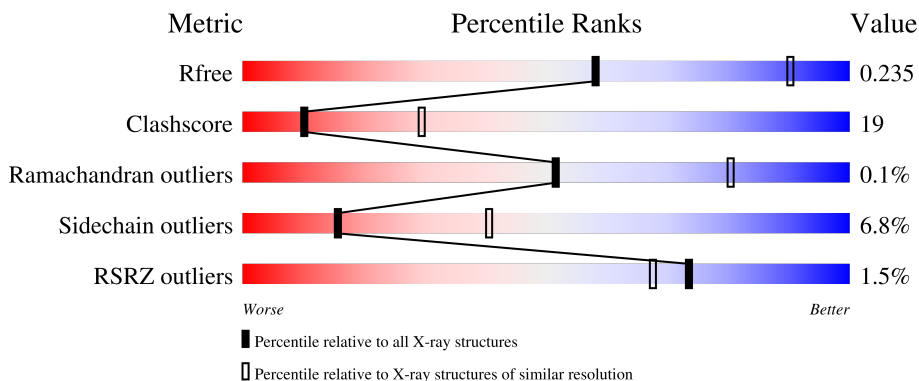
1 Overall quality at a glance

The following experimental techniques were used to determine the structure:

X-RAY DIFFRACTION

The reported resolution of this entry is 2.82 Å.

Percentile scores (ranging between 0-100) for global validation metrics of the entry are shown in the following graphic. The table shows the number of entries on which the scores are based.



Metric	Whole archive (#Entries)	Similar resolution (#Entries, resolution range(Å))
R_{free}	130704	3617 (2.84-2.80)
Clashscore	141614	4060 (2.84-2.80)
Ramachandran outliers	138981	3978 (2.84-2.80)
Sidechain outliers	138945	3980 (2.84-2.80)
RSRZ outliers	127900	3552 (2.84-2.80)

The table below summarises the geometric issues observed across the polymeric chains and their fit to the electron density. The red, orange, yellow and green segments of the lower bar indicate the fraction of residues that contain outliers for ≥ 3 , 2, 1 and 0 types of geometric quality criteria respectively. A grey segment represents the fraction of residues that are not modelled. The numeric value for each fraction is indicated below the corresponding segment, with a dot representing fractions $\leq 5\%$. The upper red bar (where present) indicates the fraction of residues that have poor fit to the electron density. The numeric value is given above the bar.

Mol	Chain	Length	Quality of chain
1	A	1116	
1	B	1116	
2	C	34	
2	D	34	

2 Entry composition

There are 2 unique types of molecules in this entry. The entry contains 15787 atoms, of which 38 are hydrogens and 0 are deuteriums.

In the tables below, the ZeroOcc column contains the number of atoms modelled with zero occupancy, the AltConf column contains the number of residues with at least one atom in alternate conformation and the Trace column contains the number of residues modelled with at most 2 atoms.

- Molecule 1 is a protein called Kap123.

Mol	Chain	Residues	Atoms					ZeroOcc	AltConf	Trace	
			Total	C	H	N	O				S
1	A	1017	7910	5020	38	1288	1543	21	0	0	0
1	B	1003	7773	4957	1266	1529	21	0	0	0	

There are 6 discrepancies between the modelled and reference sequences:

Chain	Residue	Modelled	Actual	Comment	Reference
A	-2	SER	-	expression tag	UNP Q6CMF0
A	-1	ASN	-	expression tag	UNP Q6CMF0
A	0	ALA	-	expression tag	UNP Q6CMF0
B	-2	SER	-	expression tag	UNP Q6CMF0
B	-1	ASN	-	expression tag	UNP Q6CMF0
B	0	ALA	-	expression tag	UNP Q6CMF0

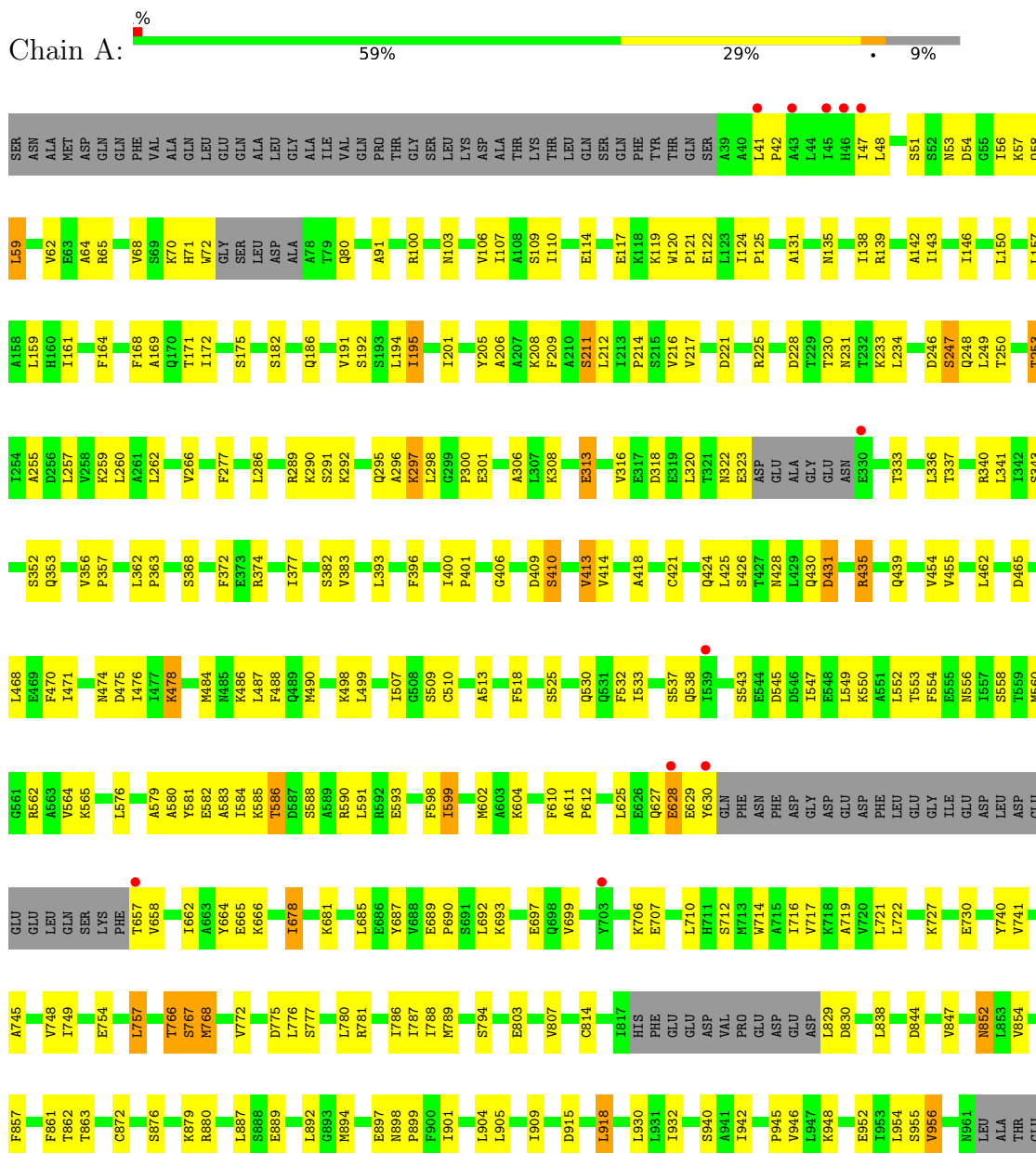
- Molecule 2 is a protein called Histone H4 1-34.

Mol	Chain	Residues	Atoms				ZeroOcc	AltConf	Trace
			Total	C	N	O			
2	C	7	54	31	16	7	0	0	0
2	D	6	50	29	15	6	0	0	0

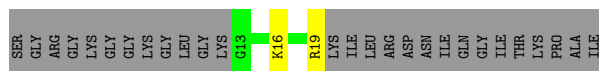
3 Residue-property plots

These plots are drawn for all protein, RNA, DNA and oligosaccharide chains in the entry. The first graphic for a chain summarises the proportions of the various outlier classes displayed in the second graphic. The second graphic shows the sequence view annotated by issues in geometry and electron density. Residues are color-coded according to the number of geometric quality criteria for which they contain at least one outlier: green = 0, yellow = 1, orange = 2 and red = 3 or more. A red dot above a residue indicates a poor fit to the electron density ($RSRZ > 2$). Stretches of 2 or more consecutive residues without any outlier are shown as a green connector. Residues present in the sample, but not in the model, are shown in grey.

• Molecule 1: Kap123



● Molecule 2: Histone H4 1-34

Chain C:  15% 6% 79%

● Molecule 2: Histone H4 1-34

Chain D:  12% 6% 82%

4 Data and refinement statistics

Property	Value	Source
Space group	P 1	Depositor
Cell constants a, b, c, α , β , γ	78.79Å 87.70Å 101.62Å 79.59° 81.45° 71.70°	Depositor
Resolution (Å)	33.79 – 2.82 33.79 – 2.82	Depositor EDS
% Data completeness (in resolution range)	98.3 (33.79-2.82) 98.3 (33.79-2.82)	Depositor EDS
R_{merge}	0.04	Depositor
R_{sym}	(Not available)	Depositor
$\langle I/\sigma(I) \rangle$ ¹	1.79 (at 2.81Å)	Xtrriage
Refinement program	PHENIX 1.11.1_2575	Depositor
R, R_{free}	0.170 , 0.234 0.172 , 0.235	Depositor DCC
R_{free} test set	1998 reflections (3.34%)	wwPDB-VP
Wilson B-factor (Å ²)	75.8	Xtrriage
Anisotropy	0.512	Xtrriage
Bulk solvent k_{sol} (e/Å ³), B_{sol} (Å ²)	0.29 , 53.9	EDS
L-test for twinning ²	$\langle L \rangle = 0.50$, $\langle L^2 \rangle = 0.33$	Xtrriage
Estimated twinning fraction	No twinning to report.	Xtrriage
F_o, F_c correlation	0.96	EDS
Total number of atoms	15787	wwPDB-VP
Average B, all atoms (Å ²)	83.0	wwPDB-VP

Xtrriage's analysis on translational NCS is as follows: *The largest off-origin peak in the Patterson function is 4.38% of the height of the origin peak. No significant pseudotranslation is detected.*

¹Intensities estimated from amplitudes.

²Theoretical values of $\langle |L| \rangle$, $\langle L^2 \rangle$ for acentric reflections are 0.5, 0.333 respectively for untwinned datasets, and 0.375, 0.2 for perfectly twinned datasets.

5 Model quality [i](#)

5.1 Standard geometry [i](#)

The Z score for a bond length (or angle) is the number of standard deviations the observed value is removed from the expected value. A bond length (or angle) with $|Z| > 5$ is considered an outlier worth inspection. RMSZ is the root-mean-square of all Z scores of the bond lengths (or angles).

Mol	Chain	Bond lengths		Bond angles	
		RMSZ	# Z >5	RMSZ	# Z >5
1	A	0.46	0/7990	0.62	1/10843 (0.0%)
1	B	0.49	0/7889	0.63	6/10705 (0.1%)
2	C	0.34	0/54	0.78	0/68
2	D	0.40	0/50	0.86	0/63
All	All	0.47	0/15983	0.63	7/21679 (0.0%)

There are no bond length outliers.

All (7) bond angle outliers are listed below:

Mol	Chain	Res	Type	Atoms	Z	Observed(°)	Ideal(°)
1	B	581	TYR	CA-CB-CG	8.67	129.87	113.40
1	B	854	VAL	N-CA-CB	6.53	125.86	111.50
1	A	852	ASN	CB-CA-C	-6.50	97.41	110.40
1	B	562	ARG	NE-CZ-NH1	-6.02	117.29	120.30
1	B	853	LEU	CB-CA-C	5.73	121.09	110.20
1	B	430	GLN	N-CA-CB	-5.09	101.43	110.60
1	B	790	ASP	N-CA-C	5.03	124.58	111.00

There are no chirality outliers.

There are no planarity outliers.

5.2 Too-close contacts [i](#)

In the following table, the Non-H and H(model) columns list the number of non-hydrogen atoms and hydrogen atoms in the chain respectively. The H(added) column lists the number of hydrogen atoms added and optimized by MolProbity. The Clashes column lists the number of clashes within the asymmetric unit, whereas Symm-Clashes lists symmetry-related clashes.

Mol	Chain	Non-H	H(model)	H(added)	Clashes	Symm-Clashes
1	A	7872	38	7970	280	0
1	B	7773	0	7854	320	0

Continued on next page...

Continued from previous page...

Mol	Chain	Non-H	H(model)	H(added)	Clashes	Symm-Clashes
2	C	54	0	56	9	0
2	D	50	0	53	2	0
All	All	15749	38	15933	599	0

The all-atom clashscore is defined as the number of clashes found per 1000 atoms (including hydrogen atoms). The all-atom clashscore for this structure is 19.

All (599) close contacts within the same asymmetric unit are listed below, sorted by their clash magnitude.

Atom-1	Atom-2	Interatomic distance (Å)	Clash overlap (Å)
1:B:736:PRO:HD2	1:B:789:MET:CE	1.56	1.33
1:B:739:SER:N	1:B:791:ASN:OD1	1.61	1.32
1:B:738:GLY:HA2	1:B:791:ASN:OD1	1.29	1.24
1:B:738:GLY:CA	1:B:791:ASN:OD1	1.86	1.21
1:B:738:GLY:HA2	1:B:791:ASN:CG	1.64	1.18
1:B:735:VAL:HG12	1:B:789:MET:HE1	1.25	1.09
1:B:736:PRO:CD	1:B:789:MET:CE	2.30	1.09
1:A:593:GLU:OE2	2:C:19:ARG:NH2	1.90	1.05
1:B:738:GLY:C	1:B:791:ASN:OD1	1.95	1.04
1:B:333:THR:HB	1:B:336:LEU:HD22	1.43	1.01
1:A:306:ALA:HB2	1:A:341:LEU:HD23	1.40	1.01
1:B:736:PRO:HD2	1:B:789:MET:HE2	1.02	1.00
1:B:512:PHE:CE2	1:B:1068:ARG:HD3	1.96	0.99
1:B:735:VAL:HG12	1:B:789:MET:CE	1.92	0.99
1:A:678:ILE:HD13	1:A:719:ALA:HB2	1.44	0.99
1:B:736:PRO:CD	1:B:789:MET:HE2	1.89	0.99
1:B:736:PRO:CD	1:B:789:MET:HE3	1.93	0.98
1:B:564:VAL:HG13	1:B:568:ALA:HB3	1.49	0.92
1:A:707:GLU:HG2	1:A:768:MET:CE	2.00	0.91
1:A:509:SER:OG	2:C:16:LYS:NZ	2.04	0.91
1:B:290:LYS:NZ	1:B:835:GLU:OE2	2.04	0.89
1:A:593:GLU:HG3	1:A:665:GLU:HA	1.54	0.89
1:A:1032:GLN:HA	1:A:1037:ILE:HD11	1.54	0.89
1:A:382:SER:O	1:A:424:GLN:HG2	1.73	0.88
1:A:1026:LEU:HD23	1:A:1090:LEU:HD22	1.55	0.87
1:A:766:THR:HG22	1:A:814:CYS:HB2	1.56	0.86
1:B:509:SER:OG	2:D:16:LYS:HE2	1.77	0.84
1:A:1044:ILE:HD11	1:A:1102:VAL:HA	1.61	0.83
1:A:707:GLU:OE1	1:A:767:SER:HB3	1.79	0.83
1:B:213:ILE:HG21	1:B:253:THR:HG21	1.59	0.82
1:B:96:LYS:NZ	1:B:96:LYS:HA	1.94	0.82

Continued on next page...

Continued from previous page...

Atom-1	Atom-2	Interatomic distance (Å)	Clash overlap (Å)
1:B:735:VAL:CG1	1:B:789:MET:HE1	2.06	0.82
1:B:1026:LEU:HD23	1:B:1090:LEU:HD22	1.60	0.82
1:B:790:ASP:N	1:B:790:ASP:OD1	2.13	0.81
1:B:254:ILE:HD12	1:B:254:ILE:H	1.45	0.81
1:A:161:ILE:HD11	1:A:194:LEU:HB3	1.60	0.81
1:B:853:LEU:HD12	1:B:857:PHE:HA	1.64	0.80
1:B:431:ASP:OD1	1:B:431:ASP:N	2.14	0.80
1:B:693:LYS:HE2	1:B:693:LYS:HA	1.63	0.80
1:B:519:VAL:HG22	1:B:564:VAL:HG22	1.64	0.79
1:A:191:VAL:O	1:A:195:ILE:HG22	1.83	0.79
1:A:343:SER:HB2	1:A:383:VAL:CG2	2.13	0.78
1:B:1090:LEU:O	1:B:1094:LEU:HD22	1.83	0.78
1:A:486:LYS:O	1:A:490:MET:HG3	1.84	0.78
1:A:532:PHE:O	1:A:550:LYS:HG2	1.83	0.78
1:B:564:VAL:HG13	1:B:568:ALA:CB	2.15	0.77
1:A:707:GLU:HG2	1:A:768:MET:HE3	1.66	0.77
1:B:323:GLU:HB2	1:B:498:LYS:HE2	1.65	0.77
1:B:486:LYS:HG3	1:B:490:MET:CE	2.15	0.77
1:A:955:SER:OG	1:B:204:GLN:NE2	2.17	0.77
1:A:343:SER:HB2	1:A:383:VAL:HG21	1.65	0.77
1:A:195:ILE:HD13	1:A:195:ILE:C	2.05	0.76
1:B:1088:ILE:HA	1:B:1091:LEU:HD22	1.67	0.76
1:A:1108:LEU:HA	1:A:1111:VAL:HG13	1.67	0.76
1:A:593:GLU:OE2	2:C:19:ARG:HD3	1.86	0.76
1:A:476:ILE:HD13	1:A:513:ALA:HB3	1.67	0.75
1:B:805:LEU:HD21	1:B:863:THR:HG22	1.69	0.75
1:A:946:VAL:HG11	1:A:988:MET:HE1	1.67	0.75
1:A:382:SER:HB3	1:A:421:CYS:HA	1.68	0.75
1:A:630:TYR:CE1	1:A:658:VAL:HG23	2.22	0.74
1:B:143:ILE:HD11	1:B:171:THR:HG21	1.69	0.74
1:B:293:ILE:HG23	1:B:298:LEU:HB2	1.69	0.74
1:A:1044:ILE:HD11	1:A:1102:VAL:HG22	1.69	0.74
1:B:738:GLY:HA2	1:B:791:ASN:CB	2.17	0.73
1:A:233:LYS:HD3	1:A:277:PHE:CZ	2.22	0.73
1:A:53:ASN:HB3	1:A:56:ILE:HG13	1.69	0.73
1:A:1108:LEU:HA	1:A:1111:VAL:CG1	2.19	0.72
1:A:475:ASP:O	1:A:478:LYS:HG3	1.90	0.72
1:A:518:PHE:CE2	1:A:560:MET:HG2	2.24	0.72
1:A:1032:GLN:CA	1:A:1037:ILE:HD11	2.18	0.72
1:A:513:ALA:HA	1:A:1068:ARG:HH12	1.55	0.71
1:A:780:LEU:HD21	1:A:788:ILE:HG22	1.71	0.71

Continued on next page...

Continued from previous page...

Atom-1	Atom-2	Interatomic distance (Å)	Clash overlap (Å)
1:B:59:LEU:HD13	1:B:60:ALA:H	1.55	0.71
1:A:498:LYS:HG3	1:A:545:ASP:OD2	1.89	0.71
1:A:431:ASP:N	1:A:431:ASP:OD1	2.20	0.71
1:A:678:ILE:CD1	1:A:719:ALA:HB2	2.19	0.71
1:B:1051:PHE:HE2	1:B:1091:LEU:HD21	1.56	0.71
1:A:318:ASP:OD1	1:A:322:ASN:HB3	1.91	0.71
1:A:954:LEU:HG	1:A:981:VAL:HG11	1.74	0.70
1:B:954:LEU:HG	1:B:981:VAL:HG11	1.73	0.70
1:B:494:GLN:HG3	1:B:499:LEU:HD12	1.72	0.70
1:A:707:GLU:HG2	1:A:768:MET:HE1	1.73	0.70
1:B:793:ASP:OD1	1:B:793:ASP:N	2.22	0.70
1:A:1044:ILE:CD1	1:A:1102:VAL:HA	2.22	0.70
1:B:494:GLN:CG	1:B:499:LEU:HD12	2.21	0.70
1:A:952:GLU:O	1:A:956:VAL:HG13	1.91	0.69
1:A:1091:LEU:HB3	1:A:1112:ILE:HD11	1.74	0.69
1:A:586:THR:HG21	1:A:591:LEU:HB3	1.74	0.69
1:B:766:THR:HG22	1:B:814:CYS:HB2	1.75	0.69
1:A:289:ARG:HD2	1:A:292:LYS:HD3	1.75	0.69
1:A:932:ILE:CD1	1:A:988:MET:HE2	2.23	0.68
1:A:946:VAL:CG1	1:A:988:MET:HE1	2.23	0.68
1:A:630:TYR:CZ	1:A:658:VAL:HG23	2.29	0.68
1:B:746:LEU:HD12	1:B:746:LEU:O	1.94	0.68
1:B:65:ARG:HD2	1:B:109:SER:OG	1.94	0.68
1:B:182:SER:O	1:B:186:GLN:HG3	1.93	0.68
1:B:486:LYS:HG3	1:B:490:MET:HE3	1.77	0.67
1:A:946:VAL:HG11	1:A:988:MET:CE	2.25	0.67
1:B:201:ILE:HD11	1:B:248:GLN:OE1	1.94	0.67
1:B:946:VAL:HG11	1:B:988:MET:HE1	1.77	0.67
1:B:946:VAL:HG11	1:B:988:MET:CE	2.25	0.67
1:A:741:VAL:CG1	1:A:745:ALA:HB3	2.24	0.67
1:B:584:ILE:HD11	1:B:599:ILE:HD12	1.76	0.67
1:B:297:LYS:O	1:B:297:LYS:HG3	1.96	0.66
1:B:316:VAL:HG13	1:B:413:VAL:CG2	2.26	0.66
1:B:161:ILE:HD13	1:B:195:ILE:HD13	1.77	0.66
1:B:586:THR:HG23	1:B:588:SER:H	1.60	0.66
1:B:564:VAL:CG1	1:B:568:ALA:HB3	2.25	0.66
1:A:768:MET:HE3	1:A:768:MET:HA	1.78	0.65
1:A:206:ALA:CB	1:A:249:LEU:HD13	2.26	0.65
1:B:735:VAL:HA	1:B:789:MET:HE2	1.77	0.65
1:B:865:LYS:NZ	1:B:903:GLU:OE2	2.26	0.65
1:A:707:GLU:HA	1:A:768:MET:HE1	1.78	0.65

Continued on next page...

Continued from previous page...

Atom-1	Atom-2	Interatomic distance (Å)	Clash overlap (Å)
1:B:289:ARG:HH21	1:B:292:LYS:NZ	1.94	0.65
1:B:693:LYS:HD3	1:B:693:LYS:O	1.96	0.65
1:B:1083:ILE:O	1:B:1087:VAL:HG23	1.96	0.65
1:A:780:LEU:HD21	1:A:788:ILE:CG2	2.27	0.65
1:B:736:PRO:N	1:B:789:MET:CE	2.59	0.65
1:B:243:LEU:O	1:B:289:ARG:NH1	2.29	0.65
1:A:768:MET:CE	1:A:768:MET:HA	2.28	0.64
1:B:766:THR:CG2	1:B:814:CYS:HB2	2.27	0.64
1:A:898:ASN:O	1:A:901:ILE:HG13	1.98	0.64
1:B:59:LEU:HD13	1:B:60:ALA:N	2.12	0.64
1:B:932:ILE:HD13	1:B:988:MET:HE2	1.80	0.64
1:B:397:ASP:HB3	1:B:967:ASP:HB2	1.78	0.64
1:A:142:ALA:O	1:A:146:ILE:HG13	1.98	0.63
1:A:1019:ASP:OD2	1:A:1023:LYS:HE3	1.99	0.63
1:B:717:VAL:HG22	1:B:748:VAL:HG12	1.81	0.63
1:B:297:LYS:HD2	1:B:353:GLN:OE1	1.99	0.63
1:A:250:THR:O	1:A:253:THR:OG1	2.16	0.63
1:A:789:MET:HE3	1:A:794:SER:HA	1.80	0.63
1:B:853:LEU:HD12	1:B:857:PHE:CA	2.29	0.62
1:A:195:ILE:HD13	1:A:195:ILE:O	1.99	0.62
1:B:128:LEU:HD23	1:B:167:LEU:HD22	1.82	0.62
1:B:486:LYS:HG3	1:B:490:MET:HE2	1.80	0.62
1:B:75:LEU:H	1:B:75:LEU:HD22	1.65	0.62
1:B:564:VAL:HG12	1:B:564:VAL:O	1.98	0.62
1:B:766:THR:HG22	1:B:814:CYS:SG	2.39	0.62
1:B:946:VAL:CG1	1:B:988:MET:HE1	2.30	0.62
1:A:409:ASP:OD1	1:A:410:SER:N	2.33	0.62
1:A:580:ALA:O	1:A:584:ILE:HG12	2.00	0.62
1:B:949:SER:O	1:B:953:ILE:HG13	1.98	0.61
1:B:736:PRO:N	1:B:789:MET:HE3	2.15	0.61
1:A:475:ASP:OD1	1:A:478:LYS:HE2	2.00	0.61
1:B:479:TYR:O	1:B:482:PRO:HD2	2.01	0.61
1:A:699:VAL:O	1:A:706:LYS:HE2	1.99	0.61
1:B:96:LYS:HA	1:B:96:LYS:HZ1	1.62	0.61
1:B:738:GLY:H	1:B:791:ASN:HA	1.65	0.61
1:A:192:SER:HB3	1:A:209:PHE:CE2	2.36	0.61
1:B:539:ILE:HD11	1:B:591:LEU:CD2	2.31	0.61
1:A:119:LYS:HG3	1:A:120:TRP:H	1.65	0.60
1:B:736:PRO:CG	1:B:789:MET:HE3	2.32	0.60
1:A:201:ILE:HD11	1:A:248:GLN:CD	2.22	0.60
1:A:182:SER:O	1:A:186:GLN:HG3	2.01	0.60

Continued on next page...

Continued from previous page...

Atom-1	Atom-2	Interatomic distance (Å)	Clash overlap (Å)
1:A:905:LEU:O	1:A:909:ILE:HG13	2.02	0.60
1:B:939:VAL:HB	1:B:942:ILE:HD11	1.83	0.60
1:A:717:VAL:HG22	1:A:748:VAL:HG12	1.84	0.59
1:A:53:ASN:HB3	1:A:56:ILE:CG1	2.31	0.59
1:A:300:PRO:HD3	1:A:353:GLN:OE1	2.02	0.59
1:B:740:TYR:OH	1:B:786:ILE:HG22	2.02	0.59
1:A:932:ILE:HD13	1:A:988:MET:HE2	1.85	0.59
1:B:942:ILE:C	1:B:945:PRO:HD2	2.22	0.59
1:A:119:LYS:CG	1:A:120:TRP:H	2.16	0.59
1:A:1090:LEU:O	1:A:1094:LEU:HG	2.02	0.59
1:B:805:LEU:HD11	1:B:867:VAL:HG21	1.84	0.59
1:A:513:ALA:HA	1:A:1068:ARG:NH1	2.16	0.59
1:B:915:ASP:O	1:B:921:ARG:HD2	2.02	0.59
1:A:1033:ASN:O	1:A:1037:ILE:HG13	2.01	0.59
1:B:142:ALA:O	1:B:146:ILE:HG13	2.02	0.59
1:B:120:TRP:CD1	1:B:122:GLU:HG2	2.38	0.59
1:B:298:LEU:O	1:B:302:ILE:HG13	2.02	0.59
1:B:471:ILE:CG2	1:B:476:ILE:HB	2.32	0.59
1:A:721:LEU:HD21	1:A:749:ILE:HD11	1.85	0.59
1:B:172:ILE:CD1	1:B:184:SER:HB2	2.34	0.58
1:A:150:LEU:HD23	1:A:157:LEU:HD13	1.83	0.58
1:A:409:ASP:OD2	1:A:414:VAL:HG21	2.03	0.58
1:A:599:ILE:N	1:A:599:ILE:HD13	2.18	0.58
1:A:707:GLU:CA	1:A:768:MET:HE1	2.33	0.58
1:B:65:ARG:CB	1:B:65:ARG:HH11	2.15	0.58
1:B:871:LEU:CD2	1:B:879:LYS:HE3	2.34	0.58
1:A:689:GLU:HB2	1:A:690:PRO:HD3	1.85	0.58
1:A:898:ASN:HB3	1:A:901:ILE:CG1	2.34	0.58
1:A:1083:ILE:O	1:A:1087:VAL:HG23	2.04	0.58
1:A:586:THR:HG23	1:A:588:SER:H	1.69	0.57
1:B:161:ILE:HG21	1:B:205:TYR:CD2	2.39	0.57
1:A:54:ASP:OD1	1:A:57:LYS:NZ	2.35	0.57
1:B:323:GLU:HG3	1:B:498:LYS:NZ	2.18	0.57
1:B:682:GLU:HG3	1:B:723:THR:HG23	1.86	0.57
1:B:932:ILE:CD1	1:B:988:MET:HE2	2.35	0.57
1:A:172:ILE:HD11	1:A:216:VAL:HG22	1.87	0.56
1:A:382:SER:CB	1:A:421:CYS:HA	2.34	0.56
1:B:1095:ASN:CG	1:B:1102:VAL:HB	2.25	0.56
1:B:1084:LYS:O	1:B:1088:ILE:HG13	2.05	0.56
1:B:942:ILE:O	1:B:945:PRO:HD2	2.05	0.56
1:A:259:LYS:NZ	1:A:301:GLU:OE1	2.39	0.56

Continued on next page...

Continued from previous page...

Atom-1	Atom-2	Interatomic distance (Å)	Clash overlap (Å)
1:B:430:GLN:HB3	1:B:470:PHE:CD1	2.40	0.56
1:B:512:PHE:CZ	1:B:1068:ARG:HD3	2.40	0.56
1:A:230:THR:O	1:A:234:LEU:HD12	2.06	0.56
1:A:847:VAL:HG13	1:A:889:GLU:HB3	1.88	0.56
1:B:172:ILE:HD12	1:B:184:SER:HB2	1.88	0.56
1:A:1044:ILE:HD11	1:A:1102:VAL:CA	2.32	0.56
1:B:323:GLU:HG3	1:B:498:LYS:HZ3	1.71	0.56
1:A:998:LEU:O	1:A:1002:ILE:HG12	2.06	0.56
1:A:1054:GLU:O	1:A:1058:ILE:HD12	2.05	0.56
1:B:1081:GLU:O	1:B:1085:GLN:HG2	2.06	0.55
1:B:161:ILE:HG21	1:B:195:ILE:CD1	2.35	0.55
1:B:738:GLY:N	1:B:791:ASN:HA	2.21	0.55
1:A:710:LEU:CD2	1:A:772:VAL:HG22	2.37	0.55
1:B:766:THR:HG22	1:B:814:CYS:CB	2.36	0.55
1:A:1101:ALA:HA	1:A:1104:GLN:CD	2.27	0.55
1:B:382:SER:O	1:B:424:GLN:HG2	2.07	0.55
1:B:562:ARG:HD2	1:B:601:ASN:OD1	2.07	0.55
1:B:1088:ILE:HA	1:B:1091:LEU:CD2	2.36	0.55
1:A:562:ARG:HD2	1:A:604:LYS:HD2	1.87	0.55
1:B:905:LEU:HA	1:B:931:LEU:HD13	1.88	0.55
1:B:940:SER:HA	1:B:995:LEU:HD13	1.88	0.55
1:B:746:LEU:HD12	1:B:750:GLN:HG3	1.88	0.55
1:B:471:ILE:HG21	1:B:476:ILE:HB	1.88	0.55
1:B:689:GLU:HB3	1:B:690:PRO:HD3	1.89	0.55
1:A:119:LYS:HG3	1:A:120:TRP:N	2.22	0.55
1:A:537:SER:OG	1:A:582:GLU:HG2	2.06	0.55
1:A:710:LEU:HD21	1:A:772:VAL:HG22	1.89	0.55
1:A:780:LEU:CD2	1:A:788:ILE:HG22	2.37	0.55
1:A:530:GLN:HA	1:A:533:ILE:HD11	1.89	0.54
1:B:516:SER:O	1:B:519:VAL:HG23	2.07	0.54
1:A:488:PHE:HZ	1:A:525:SER:HG	1.53	0.54
1:A:583:ALA:O	1:A:586:THR:HG22	2.08	0.54
1:B:197:GLU:OE2	1:B:197:GLU:HA	2.07	0.54
1:B:289:ARG:HH21	1:B:292:LYS:HZ1	1.54	0.54
1:B:780:LEU:HD22	1:B:852:ASN:ND2	2.23	0.54
1:A:484:MET:HE3	1:A:488:PHE:HE2	1.71	0.54
1:A:692:LEU:CD1	1:A:716:ILE:HG21	2.37	0.54
1:B:67:GLN:OE1	1:B:70:LYS:NZ	2.29	0.54
1:A:880:ARG:NH1	1:A:915:ASP:OD2	2.35	0.54
1:B:898:ASN:HB3	1:B:901:ILE:HG13	1.90	0.54
1:B:1080:SER:OG	1:B:1083:ILE:HG22	2.08	0.54

Continued on next page...

Continued from previous page...

Atom-1	Atom-2	Interatomic distance (Å)	Clash overlap (Å)
1:B:532:PHE:O	1:B:550:LYS:HG2	2.07	0.54
1:A:320:LEU:O	1:A:455:VAL:HB	2.08	0.54
1:A:789:MET:HE3	1:A:794:SER:CA	2.37	0.54
1:A:352:SER:HA	1:A:356:VAL:CG2	2.38	0.54
1:A:876:SER:HB3	1:A:879:LYS:HD2	1.90	0.54
1:B:231:ASN:O	1:B:235:ILE:HG12	2.07	0.54
1:B:593:GLU:OE2	2:D:19:ARG:NH1	2.40	0.54
1:B:795:THR:O	1:B:799:GLN:OE1	2.25	0.54
1:A:554:PHE:HZ	1:A:579:ALA:HB1	1.73	0.53
1:A:712:SER:O	1:A:716:ILE:HD13	2.07	0.53
1:A:1040:ALA:N	1:A:1041:PRO:HD2	2.23	0.53
1:B:807:VAL:HG11	1:B:838:LEU:HD12	1.89	0.53
1:A:382:SER:O	1:A:424:GLN:CG	2.49	0.53
1:B:330:GLU:O	1:B:336:LEU:HD23	2.09	0.53
1:B:1107:VAL:O	1:B:1111:VAL:HG23	2.08	0.53
1:B:627:GLN:OE1	1:B:662:ILE:HD12	2.08	0.53
1:A:484:MET:HE3	1:A:488:PHE:CE2	2.44	0.53
1:B:61:GLY:HA3	1:B:102:ALA:HB1	1.91	0.53
1:B:630:TYR:HH	1:B:703:TYR:HE2	1.53	0.53
1:B:807:VAL:HG11	1:B:838:LEU:CD1	2.38	0.53
1:A:474:ASN:O	1:A:478:LYS:NZ	2.39	0.53
1:A:406:GLY:HA3	1:A:418:ALA:HB2	1.91	0.53
1:B:1051:PHE:CE2	1:B:1091:LEU:HD21	2.41	0.53
1:A:192:SER:O	1:A:195:ILE:HG23	2.08	0.53
1:B:246:ASP:OD1	1:B:248:GLN:HG3	2.09	0.53
1:B:805:LEU:HB2	1:B:846:TYR:OH	2.09	0.53
1:A:530:GLN:HA	1:A:533:ILE:CG1	2.38	0.53
1:A:918:LEU:HD22	1:A:956:VAL:CG2	2.38	0.53
1:A:847:VAL:CG1	1:A:889:GLU:HB3	2.39	0.53
1:A:465:ASP:OD1	1:A:509:SER:OG	2.21	0.52
1:A:468:LEU:O	1:A:471:ILE:HG22	2.09	0.52
1:A:1026:LEU:HD23	1:A:1090:LEU:CD2	2.34	0.52
1:A:1044:ILE:HD11	1:A:1102:VAL:CG2	2.37	0.52
1:B:905:LEU:O	1:B:909:ILE:HG13	2.09	0.52
1:B:917:SER:HB3	1:B:920:VAL:HG23	1.89	0.52
1:B:693:LYS:HE2	1:B:693:LYS:CA	2.37	0.52
1:B:96:LYS:HA	1:B:96:LYS:HZ2	1.74	0.52
1:A:306:ALA:CB	1:A:341:LEU:HD23	2.26	0.52
1:B:195:ILE:HD12	1:B:205:TYR:HB3	1.92	0.52
1:B:735:VAL:CG1	1:B:789:MET:CE	2.74	0.52
1:B:1095:ASN:HB2	1:B:1102:VAL:HB	1.90	0.52

Continued on next page...

Continued from previous page...

Atom-1	Atom-2	Interatomic distance (Å)	Clash overlap (Å)
1:A:430:GLN:HB3	1:A:470:PHE:CG	2.44	0.52
1:B:254:ILE:HD12	1:B:254:ILE:N	2.22	0.52
1:B:899:PRO:HG2	1:B:900:PHE:CE1	2.45	0.52
1:B:895:ARG:HA	1:B:934:TYR:CE2	2.45	0.52
1:B:805:LEU:HD12	1:B:805:LEU:O	2.10	0.51
1:B:628:GLU:HG3	1:B:630:TYR:H	1.75	0.51
1:A:1038:ASN:O	1:A:1038:ASN:ND2	2.31	0.51
1:B:1069:GLU:OE2	1:B:1075:ARG:NH2	2.42	0.51
1:A:41:LEU:HD22	1:A:71:HIS:HB2	1.93	0.51
1:B:738:GLY:CA	1:B:791:ASN:HA	2.41	0.51
1:A:518:PHE:HE2	1:A:560:MET:HG2	1.74	0.51
1:B:917:SER:O	1:B:921:ARG:HG3	2.10	0.51
1:B:717:VAL:HG22	1:B:748:VAL:CG1	2.41	0.51
1:B:1044:ILE:HG13	1:B:1045:ALA:N	2.26	0.50
1:B:523:LYS:NZ	1:B:571:GLU:OE2	2.44	0.50
1:B:705:LEU:O	1:B:705:LEU:HG	2.12	0.50
1:A:58:GLN:O	1:A:62:VAL:HG23	2.11	0.50
1:A:393:LEU:HA	1:A:396:PHE:CD1	2.46	0.50
1:A:558:SER:HB3	1:A:598:PHE:CD2	2.46	0.50
1:B:430:GLN:HG2	1:B:470:PHE:CZ	2.47	0.50
1:B:1082:GLU:HG2	1:B:1083:ILE:N	2.25	0.50
1:B:1054:GLU:O	1:B:1058:ILE:HD12	2.12	0.50
1:B:853:LEU:CD1	1:B:857:PHE:HA	2.39	0.50
1:A:421:CYS:O	1:A:425:LEU:HG	2.12	0.50
1:A:233:LYS:HD3	1:A:277:PHE:CE1	2.46	0.50
1:A:897:GLU:O	1:A:899:PRO:HD3	2.10	0.50
1:A:932:ILE:O	1:A:991:LYS:HE2	2.11	0.50
1:B:611:ALA:N	1:B:612:PRO:HD2	2.27	0.50
1:B:872:CYS:O	1:B:880:ARG:HD2	2.12	0.49
1:A:195:ILE:HD11	1:A:201:ILE:HB	1.94	0.49
1:B:518:PHE:CE2	1:B:560:MET:HG2	2.47	0.49
1:A:699:VAL:O	1:A:706:LYS:HG2	2.12	0.49
1:A:740:TYR:CE1	1:A:786:ILE:HB	2.47	0.49
1:A:872:CYS:O	1:A:880:ARG:HG2	2.12	0.49
1:A:1094:LEU:HB2	1:A:1102:VAL:HG21	1.94	0.49
1:B:703:TYR:CD1	1:B:703:TYR:C	2.86	0.49
1:A:628:GLU:HG3	1:A:629:GLU:N	2.28	0.49
1:B:1095:ASN:CB	1:B:1102:VAL:HB	2.42	0.49
1:A:47:ILE:HG23	1:A:51:SER:OG	2.12	0.49
1:A:53:ASN:HB3	1:A:56:ILE:CD1	2.43	0.49
1:A:564:VAL:O	1:A:564:VAL:HG23	2.13	0.49

Continued on next page...

Continued from previous page...

Atom-1	Atom-2	Interatomic distance (Å)	Clash overlap (Å)
1:B:494:GLN:HG2	1:B:499:LEU:HD12	1.93	0.49
1:B:746:LEU:CD1	1:B:750:GLN:HG3	2.42	0.49
1:B:431:ASP:O	1:B:435:ARG:HG3	2.13	0.49
1:B:581:TYR:HA	1:B:584:ILE:HG13	1.94	0.49
1:B:1073:GLU:CD	1:B:1075:ARG:HG3	2.33	0.49
1:A:323:GLU:OE1	1:A:498:LYS:NZ	2.40	0.49
1:A:586:THR:HG21	1:A:591:LEU:HD23	1.95	0.49
1:B:454:VAL:HG22	1:B:499:LEU:HD21	1.94	0.49
1:B:630:TYR:CE1	1:B:658:VAL:HG22	2.48	0.49
1:B:309:VAL:O	1:B:312:GLU:HG3	2.13	0.49
1:B:519:VAL:CG2	1:B:564:VAL:HG22	2.40	0.49
1:B:586:THR:HG21	1:B:591:LEU:HD23	1.94	0.49
1:B:1087:VAL:O	1:B:1091:LEU:HD13	2.13	0.49
1:A:887:LEU:HD22	1:A:904:LEU:HD22	1.94	0.48
1:B:259:LYS:O	1:B:263:GLN:HG3	2.12	0.48
1:B:735:VAL:HA	1:B:789:MET:CE	2.43	0.48
1:A:228:ASP:OD2	1:A:231:ASN:HB2	2.13	0.48
1:A:318:ASP:O	1:A:322:ASN:ND2	2.37	0.48
1:A:430:GLN:HB3	1:A:470:PHE:CD1	2.48	0.48
1:A:430:GLN:HB3	1:A:470:PHE:CD2	2.48	0.48
1:B:442:PRO:O	1:B:446:ASP:HB2	2.13	0.48
1:B:805:LEU:CD2	1:B:863:THR:HG22	2.42	0.48
1:B:1084:LYS:O	1:B:1088:ILE:CG1	2.61	0.48
1:A:692:LEU:HD11	1:A:716:ILE:HG21	1.95	0.48
1:A:990:LEU:HD21	1:A:1024:LEU:HA	1.94	0.48
1:B:795:THR:O	1:B:799:GLN:HG3	2.14	0.48
1:A:556:ASN:OD1	2:C:16:LYS:HE3	2.12	0.48
1:B:63:GLU:HA	1:B:66:LYS:HG3	1.96	0.48
1:A:246:ASP:OD1	1:A:248:GLN:HG3	2.13	0.48
1:A:727:LYS:HE2	1:A:730:GLU:OE2	2.12	0.48
1:B:917:SER:HB3	1:B:920:VAL:CG2	2.44	0.48
1:B:1089:GLU:HA	1:B:1092:LYS:HD2	1.95	0.48
1:B:304:LEU:HD21	1:B:361:HIS:CE1	2.48	0.48
1:B:316:VAL:HG13	1:B:413:VAL:HG21	1.95	0.48
1:B:254:ILE:H	1:B:254:ILE:CD1	2.21	0.48
1:A:942:ILE:C	1:A:945:PRO:HD2	2.34	0.48
1:B:1085:GLN:HA	1:B:1088:ILE:CD1	2.43	0.48
1:A:316:VAL:HG22	1:A:413:VAL:HG11	1.96	0.48
1:A:940:SER:HA	1:A:995:LEU:HD13	1.96	0.48
1:A:549:LEU:HD12	1:A:549:LEU:O	2.14	0.47
1:A:892:LEU:HB2	1:A:930:LEU:HD13	1.96	0.47

Continued on next page...

Continued from previous page...

Atom-1	Atom-2	Interatomic distance (Å)	Clash overlap (Å)
1:B:464:LEU:HD11	1:B:468:LEU:HD11	1.96	0.47
1:A:627:GLN:OE1	1:A:662:ILE:HD12	2.13	0.47
1:B:886:ALA:O	1:B:890:ILE:HG13	2.14	0.47
1:B:899:PRO:HG2	1:B:900:PHE:CZ	2.50	0.47
1:B:952:GLU:HA	1:B:955:SER:OG	2.13	0.47
1:B:898:ASN:HB3	1:B:901:ILE:CG1	2.44	0.47
1:B:735:VAL:CA	1:B:789:MET:CE	2.93	0.47
1:A:803:GLU:O	1:A:807:VAL:HG23	2.14	0.47
1:A:1075:ARG:HG3	1:A:1075:ARG:HH11	1.79	0.47
1:B:479:TYR:C	1:B:482:PRO:HD2	2.35	0.47
1:A:119:LYS:CG	1:A:120:TRP:N	2.77	0.47
1:A:1038:ASN:HD22	1:A:1038:ASN:C	2.15	0.47
1:B:736:PRO:HG2	1:B:789:MET:HE3	1.97	0.47
1:A:1036:ILE:HD12	1:A:1036:ILE:HA	1.73	0.47
1:B:583:ALA:O	1:B:586:THR:HG22	2.15	0.47
1:B:855:GLY:HA3	1:B:897:GLU:OE2	2.15	0.47
1:B:999:GLU:HG3	1:B:1000:HIS:N	2.30	0.47
1:A:757:LEU:HD13	1:A:757:LEU:HA	1.73	0.47
1:A:971:LYS:NZ	1:A:975:ASP:OD2	2.46	0.47
1:B:473:HIS:O	1:B:477:ILE:HG12	2.14	0.47
1:A:602:MET:HB3	1:A:610:PHE:CE1	2.50	0.47
1:B:686:GLU:HG3	1:B:687:TYR:CD2	2.50	0.47
1:A:343:SER:CB	1:A:383:VAL:CG2	2.89	0.47
1:B:230:THR:O	1:B:234:LEU:HD12	2.14	0.47
1:B:313:GLU:HG3	1:B:372:PHE:CE2	2.50	0.47
1:B:757:LEU:HA	1:B:757:LEU:HD13	1.50	0.47
1:A:297:LYS:HD3	1:A:297:LYS:N	2.30	0.46
1:B:630:TYR:OH	1:B:703:TYR:CE2	2.68	0.46
1:A:41:LEU:HB3	1:A:42:PRO:HD3	1.98	0.46
1:B:161:ILE:CG2	1:B:195:ILE:CD1	2.92	0.46
1:B:998:LEU:O	1:B:1002:ILE:HG13	2.14	0.46
1:B:416:LEU:HB2	1:B:456:ILE:CD1	2.45	0.46
1:B:416:LEU:HB2	1:B:456:ILE:HD13	1.96	0.46
1:A:120:TRP:N	1:A:121:PRO:HD3	2.30	0.46
1:A:135:ASN:HB3	1:A:138:ILE:HB	1.98	0.46
1:A:693:LYS:HE2	1:A:693:LYS:HB3	1.79	0.46
1:A:161:ILE:CD1	1:A:194:LEU:HB3	2.37	0.46
1:A:552:LEU:HD23	1:A:590:ARG:NH1	2.31	0.46
1:B:430:GLN:HB3	1:B:470:PHE:CE1	2.51	0.46
1:A:543:SER:O	1:A:547:ILE:HD12	2.15	0.46
1:B:681:LYS:HB3	1:B:723:THR:OG1	2.16	0.46

Continued on next page...

Continued from previous page...

Atom-1	Atom-2	Interatomic distance (Å)	Clash overlap (Å)
1:B:838:LEU:HD12	1:B:838:LEU:O	2.16	0.46
1:B:1026:LEU:O	1:B:1030:GLN:HB2	2.16	0.46
1:A:131:ALA:O	1:A:139:ARG:HD2	2.15	0.46
1:A:435:ARG:HB3	1:A:435:ARG:CZ	2.45	0.46
1:B:905:LEU:CA	1:B:931:LEU:HD13	2.46	0.46
1:B:843:LEU:O	1:B:847:VAL:HG23	2.15	0.46
1:A:124:ILE:N	1:A:125:PRO:CD	2.79	0.46
1:A:565:LYS:HD2	1:A:565:LYS:N	2.30	0.46
1:B:76:ASP:OD1	1:B:77:ALA:N	2.49	0.46
1:B:746:LEU:HG	1:B:750:GLN:OE1	2.16	0.46
1:A:689:GLU:HA	1:A:689:GLU:OE1	2.16	0.45
1:A:562:ARG:NE	1:A:1066:LEU:O	2.50	0.45
1:B:161:ILE:CG2	1:B:195:ILE:HD11	2.46	0.45
1:B:300:PRO:HD3	1:B:353:GLN:OE1	2.17	0.45
1:B:739:SER:OG	1:B:741:VAL:HG22	2.17	0.45
1:A:362:LEU:HA	1:A:377:ILE:HG12	1.98	0.45
1:A:780:LEU:HD23	1:A:787:ILE:HB	1.99	0.45
1:B:120:TRP:NE1	1:B:122:GLU:HG2	2.32	0.45
1:B:356:VAL:O	1:B:360:GLU:HG3	2.16	0.45
1:B:946:VAL:HG11	1:B:988:MET:HE3	1.96	0.45
1:A:114:GLU:HA	1:A:117:GLU:OE1	2.16	0.45
1:A:590:ARG:NH2	2:C:19:ARG:HH22	2.13	0.45
1:A:593:GLU:OE2	2:C:19:ARG:CD	2.61	0.45
1:A:1002:ILE:HB	1:A:1003:PRO:HD3	1.98	0.45
1:A:625:LEU:O	1:A:666:LYS:HE2	2.16	0.45
1:A:898:ASN:HD21	1:A:904:LEU:HD12	1.82	0.45
1:A:982:CYS:SG	1:A:1005:LEU:HD12	2.57	0.45
1:B:135:ASN:HB3	1:B:138:ILE:HD13	1.98	0.45
1:B:306:ALA:HB2	1:B:341:LEU:HD23	1.98	0.45
1:B:740:TYR:CE1	1:B:786:ILE:HB	2.52	0.45
1:B:1105:ASN:HB3	1:B:1108:LEU:HD12	1.98	0.45
1:A:122:GLU:C	1:A:125:PRO:HD2	2.37	0.45
1:A:257:LEU:HD23	1:A:257:LEU:HA	1.75	0.45
1:B:407:LEU:HD11	1:B:422:ILE:CD1	2.46	0.45
1:B:228:ASP:OD2	1:B:231:ASN:HB2	2.17	0.45
1:B:293:ILE:HD13	1:B:302:ILE:HD11	1.99	0.45
1:A:41:LEU:HB3	1:A:42:PRO:CD	2.46	0.44
1:A:48:LEU:HA	1:A:57:LYS:HA	1.99	0.44
1:A:103:ASN:O	1:A:107:ILE:HG13	2.17	0.44
1:A:262:LEU:O	1:A:266:VAL:HG22	2.17	0.44
1:A:454:VAL:HG23	1:A:499:LEU:HD11	1.99	0.44

Continued on next page...

Continued from previous page...

Atom-1	Atom-2	Interatomic distance (Å)	Clash overlap (Å)
1:B:732:PRO:HD2	1:B:740:TYR:CD2	2.52	0.44
1:A:362:LEU:N	1:A:363:PRO:HD2	2.32	0.44
1:A:780:LEU:HB3	1:A:852:ASN:HD21	1.81	0.44
1:B:63:GLU:CD	1:B:66:LYS:HE2	2.37	0.44
1:B:735:VAL:HG12	1:B:789:MET:SD	2.57	0.44
1:B:847:VAL:HG13	1:B:889:GLU:HB3	1.99	0.44
1:B:926:TYR:CZ	1:B:930:LEU:HD11	2.52	0.44
1:A:161:ILE:HG21	1:A:205:TYR:CD2	2.51	0.44
1:A:768:MET:O	1:A:772:VAL:HG23	2.18	0.44
1:A:1105:ASN:OD1	1:A:1107:VAL:HB	2.18	0.44
1:A:1112:ILE:N	1:A:1112:ILE:HD13	2.33	0.44
1:B:382:SER:HB3	1:B:421:CYS:HA	2.00	0.44
1:B:523:LYS:HE3	1:B:527:GLN:NE2	2.32	0.44
1:B:225:ARG:HE	1:B:225:ARG:HB2	1.67	0.44
1:B:557:ILE:O	1:B:560:MET:HB2	2.17	0.44
1:A:533:ILE:HG23	1:A:553:THR:CG2	2.47	0.44
1:B:213:ILE:HB	1:B:214:PRO:HD3	1.99	0.44
1:A:313:GLU:HG3	1:A:372:PHE:CE2	2.53	0.44
1:A:777:SER:O	1:A:781:ARG:HG3	2.17	0.44
1:A:400:ILE:HB	1:A:401:PRO:HD3	1.99	0.44
1:B:630:TYR:OH	1:B:703:TYR:HE2	2.01	0.44
1:A:430:GLN:HG2	1:A:470:PHE:CZ	2.53	0.44
1:B:539:ILE:HD11	1:B:591:LEU:HD22	1.99	0.44
1:B:1087:VAL:O	1:B:1091:LEU:HD22	2.17	0.44
1:A:64:ALA:O	1:A:68:VAL:HG23	2.18	0.43
1:A:368:SER:O	1:A:374:ARG:HD3	2.18	0.43
1:B:63:GLU:OE1	1:B:66:LYS:HE2	2.18	0.43
1:A:72:TRP:CH2	1:A:80:GLN:HB3	2.53	0.43
1:A:343:SER:CB	1:A:383:VAL:HG22	2.49	0.43
1:B:735:VAL:CB	1:B:789:MET:HE1	2.47	0.43
1:A:59:LEU:N	1:A:59:LEU:HD13	2.33	0.43
1:A:576:LEU:HB3	1:A:598:PHE:CZ	2.53	0.43
1:B:766:THR:O	1:B:770:ILE:HG13	2.18	0.43
1:B:75:LEU:HD13	1:B:75:LEU:N	2.33	0.43
1:B:703:TYR:C	1:B:703:TYR:HD1	2.22	0.43
1:A:48:LEU:O	1:A:57:LYS:HD2	2.17	0.43
1:A:286:LEU:O	1:A:290:LYS:HB3	2.18	0.43
1:B:117:GLU:N	1:B:117:GLU:OE1	2.52	0.43
1:A:91:ALA:O	1:A:100:ARG:HG2	2.18	0.43
1:A:593:GLU:CD	2:C:19:ARG:HD3	2.38	0.43
1:B:714:TRP:CD1	1:B:775:ASP:HB3	2.54	0.43

Continued on next page...

Continued from previous page...

Atom-1	Atom-2	Interatomic distance (Å)	Clash overlap (Å)
1:A:488:PHE:HZ	1:A:525:SER:OG	2.02	0.43
1:A:664:TYR:CD1	2:C:19:ARG:HD2	2.53	0.43
1:A:741:VAL:HG12	1:A:745:ALA:HB3	2.00	0.43
1:B:161:ILE:HG23	1:B:195:ILE:HD11	2.01	0.43
1:B:717:VAL:HG23	1:B:752:VAL:HG21	2.00	0.43
1:A:41:LEU:N	1:A:42:PRO:HD2	2.34	0.43
1:B:201:ILE:HD12	1:B:249:LEU:CD1	2.49	0.43
1:B:194:LEU:HD23	1:B:194:LEU:HA	1.86	0.43
1:B:732:PRO:HD2	1:B:740:TYR:CE2	2.54	0.43
1:B:899:PRO:HG2	1:B:900:PHE:CD1	2.54	0.43
1:A:353:GLN:O	1:A:357:PRO:HG2	2.18	0.42
1:A:1015:PHE:O	1:A:1018:TYR:HB2	2.19	0.42
1:B:932:ILE:CD1	1:B:988:MET:CE	2.97	0.42
1:A:942:ILE:O	1:A:945:PRO:HD2	2.19	0.42
1:B:512:PHE:CD2	1:B:1068:ARG:HD3	2.51	0.42
1:B:584:ILE:HD13	1:B:596:TYR:CE1	2.54	0.42
1:B:593:GLU:HG3	1:B:665:GLU:HA	2.01	0.42
1:A:424:GLN:O	1:A:428:ASN:ND2	2.43	0.42
1:B:717:VAL:CG2	1:B:752:VAL:HG21	2.48	0.42
1:B:1002:ILE:HB	1:B:1003:PRO:HD3	2.02	0.42
1:A:255:ALA:O	1:A:259:LYS:HG3	2.19	0.42
1:A:611:ALA:N	1:A:612:PRO:HD2	2.35	0.42
1:A:807:VAL:CG1	1:A:838:LEU:HG	2.49	0.42
1:B:201:ILE:CD1	1:B:248:GLN:HB2	2.49	0.42
1:B:382:SER:O	1:B:385:VAL:HG12	2.19	0.42
1:B:803:GLU:O	1:B:806:SER:HB3	2.19	0.42
1:B:857:PHE:CE2	1:B:861:PHE:HB2	2.53	0.42
1:A:714:TRP:CD1	1:A:775:ASP:HB3	2.54	0.42
1:A:740:TYR:CZ	1:A:786:ILE:HB	2.55	0.42
1:B:558:SER:HB3	1:B:598:PHE:CD2	2.54	0.42
1:B:564:VAL:CG1	1:B:568:ALA:CB	2.89	0.42
1:A:487:LEU:HB3	1:A:507:ILE:CG1	2.50	0.42
1:A:593:GLU:CD	2:C:19:ARG:NH2	2.67	0.42
1:A:212:LEU:HD23	1:A:212:LEU:HA	1.85	0.42
1:A:530:GLN:HA	1:A:533:ILE:CD1	2.49	0.42
1:B:457:TYR:OH	1:B:490:MET:HB3	2.19	0.42
1:B:471:ILE:HG23	1:B:476:ILE:HB	2.01	0.42
1:B:905:LEU:CD2	1:B:909:ILE:HG13	2.50	0.42
1:A:106:VAL:O	1:A:110:ILE:HG13	2.19	0.42
1:A:205:TYR:O	1:A:208:LYS:HB2	2.19	0.42
1:A:221:ASP:HB3	1:A:225:ARG:NH2	2.35	0.42

Continued on next page...

Continued from previous page...

Atom-1	Atom-2	Interatomic distance (Å)	Clash overlap (Å)
1:A:374:ARG:HH21	1:A:409:ASP:CG	2.22	0.42
1:B:213:ILE:CG2	1:B:253:THR:HG21	2.41	0.42
1:B:219:VAL:O	1:B:223:THR:HG23	2.20	0.42
1:B:389:PRO:HD2	1:B:833:GLU:OE1	2.20	0.42
1:B:467:LEU:HD23	1:B:467:LEU:HA	1.89	0.42
1:B:476:ILE:HD13	1:B:513:ALA:HB3	2.02	0.42
1:B:670:ALA:HB1	1:B:712:SER:OG	2.20	0.42
1:A:211:SER:O	1:A:214:PRO:HD2	2.20	0.42
1:A:352:SER:HA	1:A:356:VAL:HG21	2.01	0.42
1:A:807:VAL:HG11	1:A:838:LEU:HG	2.01	0.42
1:A:1028:LEU:HA	1:A:1028:LEU:HD23	1.57	0.42
1:A:356:VAL:HB	1:A:357:PRO:HD3	2.01	0.41
1:B:172:ILE:HD13	1:B:184:SER:HB2	2.01	0.41
1:B:352:SER:HA	1:B:356:VAL:CG2	2.50	0.41
1:A:246:ASP:OD1	1:A:247:SER:N	2.53	0.41
1:A:291:SER:O	1:A:295:GLN:HG3	2.21	0.41
1:A:393:LEU:HA	1:A:396:PHE:CE1	2.55	0.41
1:A:468:LEU:HD13	1:A:510:CYS:SG	2.60	0.41
1:A:857:PHE:CE2	1:A:861:PHE:HB2	2.55	0.41
1:B:65:ARG:CD	1:B:109:SER:OG	2.64	0.41
1:B:215:SER:O	1:B:219:VAL:HG23	2.20	0.41
1:B:290:LYS:HE2	1:B:348:GLU:O	2.20	0.41
1:A:57:LYS:HZ2	1:A:57:LYS:HB2	1.85	0.41
1:A:114:GLU:OE2	1:A:119:LYS:HG3	2.20	0.41
1:B:120:TRP:CD2	1:B:123:LEU:HB2	2.55	0.41
1:B:738:GLY:HA2	1:B:791:ASN:CA	2.50	0.41
1:B:880:ARG:NE	1:B:915:ASP:OD2	2.43	0.41
1:B:501:ALA:HB1	1:B:552:LEU:HD12	2.01	0.41
1:A:296:ALA:HB3	1:A:298:LEU:HG	2.03	0.41
1:A:687:TYR:C	1:A:690:PRO:HD2	2.40	0.41
1:B:114:GLU:OE1	1:B:119:LYS:HG3	2.20	0.41
1:B:849:LEU:HD23	1:B:849:LEU:HA	1.89	0.41
1:A:697:GLU:OE2	1:A:697:GLU:HA	2.21	0.41
1:A:887:LEU:HD23	1:A:887:LEU:HA	1.83	0.41
1:B:192:SER:HB3	1:B:209:PHE:CZ	2.56	0.41
1:B:211:SER:O	1:B:214:PRO:HD2	2.21	0.41
1:B:519:VAL:HB	1:B:520:PRO:HD3	2.02	0.41
1:B:740:TYR:CZ	1:B:786:ILE:HB	2.56	0.41
1:B:865:LYS:N	1:B:866:PRO:HD2	2.35	0.41
1:B:894:MET:HE3	1:B:899:PRO:HD2	2.01	0.41
1:A:722:LEU:HA	1:A:722:LEU:HD23	1.81	0.41

Continued on next page...

Continued from previous page...

Atom-1	Atom-2	Interatomic distance (Å)	Clash overlap (Å)
1:B:362:LEU:N	1:B:363:PRO:HD2	2.36	0.41
1:B:378:LEU:HD23	1:B:378:LEU:HA	1.89	0.41
1:B:1009:LEU:HD23	1:B:1011:PHE:CE1	2.56	0.41
1:A:169:ALA:HA	1:A:212:LEU:HD21	2.03	0.41
1:A:192:SER:HB3	1:A:209:PHE:CZ	2.55	0.41
1:A:776:LEU:HD23	1:A:776:LEU:HA	1.80	0.41
1:A:898:ASN:HB3	1:A:901:ILE:HG12	2.01	0.41
1:A:932:ILE:CD1	1:A:988:MET:CE	2.96	0.41
1:A:1047:PHE:CZ	1:A:1087:VAL:HG13	2.56	0.41
1:B:212:LEU:HD23	1:B:212:LEU:HA	1.92	0.41
1:B:435:ARG:HB3	1:B:435:ARG:CZ	2.50	0.41
1:B:847:VAL:CG1	1:B:889:GLU:HB3	2.50	0.41
1:B:738:GLY:HA2	1:B:791:ASN:HA	2.03	0.41
1:A:717:VAL:HG22	1:A:748:VAL:CG1	2.51	0.40
1:B:267:ASN:OD1	1:B:269:ASP:N	2.54	0.40
1:B:801:CYS:SG	1:B:860:VAL:CG2	3.09	0.40
1:B:1073:GLU:CD	1:B:1075:ARG:CG	2.89	0.40
1:A:789:MET:CE	1:A:794:SER:HB3	2.50	0.40
1:B:586:THR:HG21	1:B:591:LEU:HB3	2.04	0.40
1:B:630:TYR:CZ	1:B:658:VAL:HG22	2.56	0.40
1:B:731:TYR:CD2	1:B:784:GLY:HA3	2.56	0.40
1:B:766:THR:HG23	1:B:814:CYS:HB2	2.02	0.40
1:B:1093:HIS:ND1	1:B:1093:HIS:N	2.69	0.40
1:A:143:ILE:HD11	1:A:171:THR:HG21	2.01	0.40
1:A:217:VAL:HG13	1:A:260:LEU:HD22	2.03	0.40
1:A:217:VAL:HG13	1:A:260:LEU:CD2	2.51	0.40
1:B:197:GLU:OE2	1:B:197:GLU:CA	2.69	0.40
1:B:375:ARG:HD2	1:B:413:VAL:HG12	2.04	0.40
1:B:584:ILE:HD11	1:B:599:ILE:CD1	2.46	0.40
1:B:912:LEU:CD1	1:B:953:ILE:HD11	2.51	0.40
1:A:581:TYR:O	1:A:585:LYS:HG2	2.21	0.40
1:B:323:GLU:HB2	1:B:498:LYS:CE	2.43	0.40
1:A:164:PHE:HB3	1:A:168:PHE:CE2	2.56	0.40
1:B:172:ILE:HD12	1:B:181:ARG:O	2.21	0.40
1:B:788:ILE:O	1:B:788:ILE:HG13	2.21	0.40

There are no symmetry-related clashes.

5.3 Torsion angles [i](#)

5.3.1 Protein backbone [i](#)

In the following table, the Percentiles column shows the percent Ramachandran outliers of the chain as a percentile score with respect to all X-ray entries followed by that with respect to entries of similar resolution.

The Analysed column shows the number of residues for which the backbone conformation was analysed, and the total number of residues.

Mol	Chain	Analysed	Favoured	Allowed	Outliers	Percentiles	
1	A	1003/1116 (90%)	983 (98%)	19 (2%)	1 (0%)	51	80
1	B	989/1116 (89%)	968 (98%)	20 (2%)	1 (0%)	51	80
2	C	5/34 (15%)	5 (100%)	0	0	100	100
2	D	4/34 (12%)	4 (100%)	0	0	100	100
All	All	2001/2300 (87%)	1960 (98%)	39 (2%)	2 (0%)	51	80

All (2) Ramachandran outliers are listed below:

Mol	Chain	Res	Type
1	A	854	VAL
1	B	854	VAL

5.3.2 Protein sidechains [i](#)

In the following table, the Percentiles column shows the percent sidechain outliers of the chain as a percentile score with respect to all X-ray entries followed by that with respect to entries of similar resolution.

The Analysed column shows the number of residues for which the sidechain conformation was analysed, and the total number of residues.

Mol	Chain	Analysed	Rotameric	Outliers	Percentiles	
1	A	873/958 (91%)	816 (94%)	57 (6%)	17	43
1	B	863/958 (90%)	801 (93%)	62 (7%)	14	37
2	C	4/23 (17%)	4 (100%)	0	100	100
2	D	4/23 (17%)	4 (100%)	0	100	100
All	All	1744/1962 (89%)	1625 (93%)	119 (7%)	16	40

All (119) residues with a non-rotameric sidechain are listed below:

Mol	Chain	Res	Type
1	A	59	LEU
1	A	65	ARG
1	A	70	LYS
1	A	109	SER
1	A	159	LEU
1	A	175	SER
1	A	195	ILE
1	A	211	SER
1	A	247	SER
1	A	253	THR
1	A	297	LYS
1	A	308	LYS
1	A	313	GLU
1	A	333	THR
1	A	336	LEU
1	A	337	THR
1	A	340	ARG
1	A	410	SER
1	A	413	VAL
1	A	426	SER
1	A	431	ASP
1	A	435	ARG
1	A	439	GLN
1	A	462	LEU
1	A	478	LYS
1	A	538	GLN
1	A	586	THR
1	A	599	ILE
1	A	628	GLU
1	A	657	THR
1	A	678	ILE
1	A	681	LYS
1	A	685	LEU
1	A	754	GLU
1	A	757	LEU
1	A	766	THR
1	A	767	SER
1	A	768	MET
1	A	829	LEU
1	A	830	ASP
1	A	844	ASP
1	A	862	THR
1	A	863	THR

Continued on next page...

Continued from previous page...

Mol	Chain	Res	Type
1	A	894	MET
1	A	918	LEU
1	A	948	LYS
1	A	956	VAL
1	A	970	THR
1	A	1030	GLN
1	A	1038	ASN
1	A	1044	ILE
1	A	1058	ILE
1	A	1060	LEU
1	A	1061	GLU
1	A	1075	ARG
1	A	1099	ASN
1	A	1111	VAL
1	B	59	LEU
1	B	65	ARG
1	B	70	LYS
1	B	71	HIS
1	B	75	LEU
1	B	79	THR
1	B	96	LYS
1	B	147	LEU
1	B	175	SER
1	B	177	SER
1	B	197	GLU
1	B	204	GLN
1	B	271	ASP
1	B	289	ARG
1	B	301	GLU
1	B	323	GLU
1	B	336	LEU
1	B	337	THR
1	B	364	THR
1	B	365	MET
1	B	396	PHE
1	B	431	ASP
1	B	439	GLN
1	B	446	ASP
1	B	462	LEU
1	B	489	GLN
1	B	494	GLN
1	B	539	ILE

Continued on next page...

Continued from previous page...

Mol	Chain	Res	Type
1	B	540	GLU
1	B	584	ILE
1	B	618	ILE
1	B	678	ILE
1	B	693	LYS
1	B	697	GLU
1	B	703	TYR
1	B	706	LYS
1	B	735	VAL
1	B	757	LEU
1	B	758	ASN
1	B	790	ASP
1	B	829	LEU
1	B	838	LEU
1	B	853	LEU
1	B	859	GLN
1	B	860	VAL
1	B	873	GLN
1	B	894	MET
1	B	905	LEU
1	B	948	LYS
1	B	955	SER
1	B	1002	ILE
1	B	1038	ASN
1	B	1068	ARG
1	B	1073	GLU
1	B	1075	ARG
1	B	1079	GLN
1	B	1082	GLU
1	B	1088	ILE
1	B	1091	LEU
1	B	1093	HIS
1	B	1094	LEU
1	B	1112	ILE

Sometimes sidechains can be flipped to improve hydrogen bonding and reduce clashes. All (5) such sidechains are listed below:

Mol	Chain	Res	Type
1	A	67	GLN
1	A	71	HIS
1	A	156	ASN
1	B	204	GLN

Continued on next page...

Continued from previous page...

Mol	Chain	Res	Type
1	B	799	GLN

5.3.3 RNA [i](#)

There are no RNA molecules in this entry.

5.4 Non-standard residues in protein, DNA, RNA chains [i](#)

There are no non-standard protein/DNA/RNA residues in this entry.

5.5 Carbohydrates [i](#)

There are no monosaccharides in this entry.

5.6 Ligand geometry [i](#)

There are no ligands in this entry.

5.7 Other polymers [i](#)

There are no such residues in this entry.

5.8 Polymer linkage issues [i](#)

There are no chain breaks in this entry.

6 Fit of model and data

6.1 Protein, DNA and RNA chains

In the following table, the column labelled ‘#RSRZ > 2’ contains the number (and percentage) of RSRZ outliers, followed by percent RSRZ outliers for the chain as percentile scores relative to all X-ray entries and entries of similar resolution. The OWAB column contains the minimum, median, 95th percentile and maximum values of the occupancy-weighted average B-factor per residue. The column labelled ‘Q < 0.9’ lists the number of (and percentage) of residues with an average occupancy less than 0.9.

Mol	Chain	Analysed	<RSRZ>	#RSRZ>2	OWAB(Å ²)	Q<0.9
1	A	1017/1116 (91%)	-0.41	13 (1%) 77 72	49, 77, 116, 142	0
1	B	1003/1116 (89%)	-0.31	17 (1%) 70 63	45, 82, 126, 152	0
2	C	7/34 (20%)	-0.46	0 100 100	73, 98, 103, 104	0
2	D	6/34 (17%)	-0.46	0 100 100	64, 85, 88, 91	0
All	All	2033/2300 (88%)	-0.36	30 (1%) 73 67	45, 79, 122, 152	0

All (30) RSRZ outliers are listed below:

Mol	Chain	Res	Type	RSRZ
1	A	703	TYR	6.9
1	B	67	GLN	3.6
1	B	630	TYR	3.4
1	B	63	GLU	3.2
1	B	703	TYR	3.1
1	A	630	TYR	3.0
1	A	46	HIS	3.0
1	A	41	LEU	3.0
1	B	61	GLY	2.9
1	B	200	GLU	2.9
1	A	657	THR	2.8
1	A	47	ILE	2.8
1	A	330	GLU	2.8
1	B	82	SER	2.6
1	B	657	THR	2.6
1	A	45	ILE	2.6
1	A	1099	ASN	2.6
1	A	1098	PHE	2.5
1	B	628	GLU	2.5
1	B	64	ALA	2.4
1	B	1096	GLN	2.4

Continued on next page...

Continued from previous page...

Mol	Chain	Res	Type	RSRZ
1	B	83	VAL	2.4
1	B	249	LEU	2.4
1	B	62	VAL	2.3
1	B	68	VAL	2.2
1	B	658	VAL	2.2
1	A	539	ILE	2.2
1	A	628	GLU	2.1
1	B	330	GLU	2.0
1	A	43	ALA	2.0

6.2 Non-standard residues in protein, DNA, RNA chains [i](#)

There are no non-standard protein/DNA/RNA residues in this entry.

6.3 Carbohydrates [i](#)

There are no monosaccharides in this entry.

6.4 Ligands [i](#)

There are no ligands in this entry.

6.5 Other polymers [i](#)

There are no such residues in this entry.