



wwPDB X-ray Structure Validation Summary Report ⓘ

Dec 18, 2023 – 10:37 PM EST

PDB ID : 4W2H
Title : Crystal structure of the *Thermus thermophilus* 70S ribosome in complex with pactamycin (co-crystallized), mRNA and deacylated tRNA in the P site
Authors : Polikanov, Y.S.; Osterman, I.A.; Szal, T.; Tashlitsky, V.N.; Serebryakova, M.V.; Kusochek, P.; Bulkley, D.; Malanicheva, I.A.; Efimenko, T.A.; Efremenkova, O.V.; Konevega, A.L.; Shaw, K.J.; Bogdanov, A.A.; Rodnina, M.V.; Dontsova, O.A.; Mankin, A.S.; Steitz, T.A.; Sergiev, P.V.
Deposited on : 2014-09-12
Resolution : 2.70 Å (reported)

This is a wwPDB X-ray Structure Validation Summary Report for a publicly released PDB entry.

We welcome your comments at validation@mail.wwpdb.org

A user guide is available at

<https://www.wwpdb.org/validation/2017/XrayValidationReportHelp>

with specific help available everywhere you see the ⓘ symbol.

The types of validation reports are described at

<http://www.wwpdb.org/validation/2017/FAQs#types>.

The following versions of software and data (see [references ⓘ](#)) were used in the production of this report:

MolProbity : 4.02b-467
Mogul : 1.8.5 (274361), CSD as541be (2020)
Xtriage (Phenix) : 1.13
EDS : 2.36
buster-report : 1.1.7 (2018)
Percentile statistics : 20191225.v01 (using entries in the PDB archive December 25th 2019)
Refmac : 5.8.0158
CCP4 : 7.0.044 (Gargrove)
Ideal geometry (proteins) : Engh & Huber (2001)

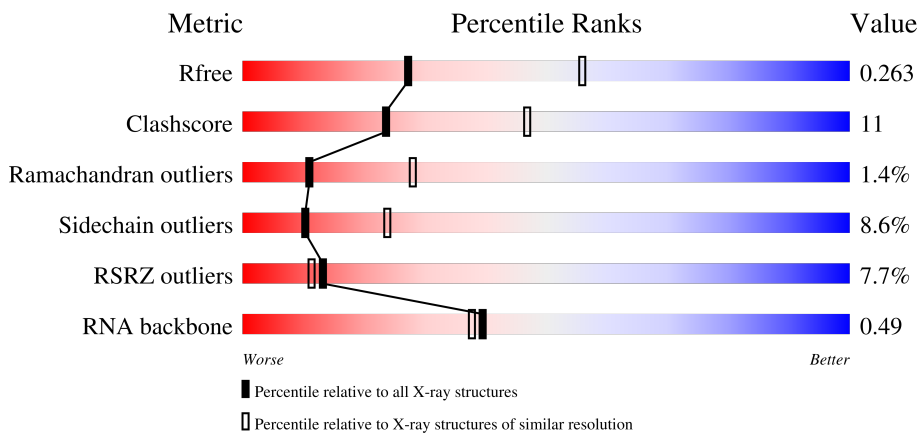
1 Overall quality at a glance

The following experimental techniques were used to determine the structure:

X-RAY DIFFRACTION

The reported resolution of this entry is 2.70 Å.

Percentile scores (ranging between 0-100) for global validation metrics of the entry are shown in the following graphic. The table shows the number of entries on which the scores are based.



Metric	Whole archive (#Entries)	Similar resolution (#Entries, resolution range(Å))
R_{free}	130704	2808 (2.70-2.70)
Clashscore	141614	3122 (2.70-2.70)
Ramachandran outliers	138981	3069 (2.70-2.70)
Sidechain outliers	138945	3069 (2.70-2.70)
RSRZ outliers	127900	2737 (2.70-2.70)
RNA backbone	3102	1159 (3.00-2.40)

The table below summarises the geometric issues observed across the polymeric chains and their fit to the electron density. The red, orange, yellow and green segments of the lower bar indicate the fraction of residues that contain outliers for ≥ 3 , 2, 1 and 0 types of geometric quality criteria respectively. A grey segment represents the fraction of residues that are not modelled. The numeric value for each fraction is indicated below the corresponding segment, with a dot representing fractions $\leq 5\%$. The upper red bar (where present) indicates the fraction of residues that have poor fit to the electron density. The numeric value is given above the bar.

Mol	Chain	Length	Quality of chain
1	AA	1521	 2% 45% 40% 12% ..
1	CA	1521	 2% 44% 40% 14% ..

Continued on next page...

Ideal geometry (DNA, RNA) : Parkinson et al. (1996)
 Validation Pipeline (wwPDB-VP) : 2.36

Continued from previous page...

Mol	Chain	Length	Quality of chain
2	AB	256	4% 43% 36% 12% 10%
2	CB	256	23% 43% 39% 8% 10%
3	AC	239	17% 54% 31% 14%
3	CC	239	25% 54% 27% 5% 14%
4	AD	209	22% 60% 34% 6%
4	CD	209	12% 60% 35%
5	AE	162	8% 63% 26% 9%
5	CE	162	22% 60% 29% 9%
6	AF	101	9% 73% 24%
6	CF	101	7% 71% 27%
7	AG	156	17% 72% 24%
7	CG	156	24% 71% 24%
8	AH	138	14% 71% 26%
8	CH	138	15% 73% 25%
9	AI	128	20% 63% 30% 5%
9	CI	128	51% 54% 40% 5%
10	AJ	105	24% 53% 32% 7% 8%
10	CJ	105	40% 52% 35% 9%
11	AK	129	4% 67% 19% 12%
11	CK	129	4% 64% 25% 12%
12	AL	132	13% 65% 26% 8%
12	CL	132	19% 66% 24% 8%
13	AM	126	12% 64% 29% 5%
13	CM	126	31% 51% 37% 5% 6%
14	AN	61	43% 57% 39%

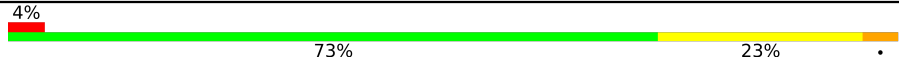

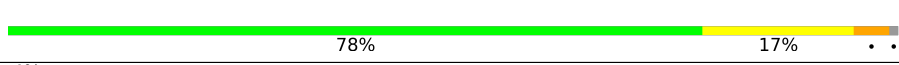

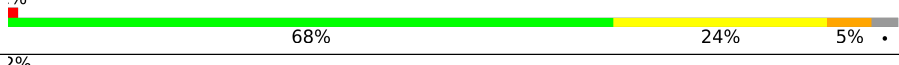
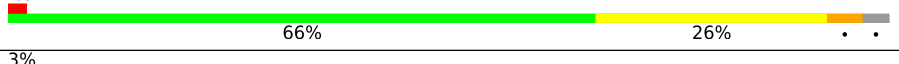
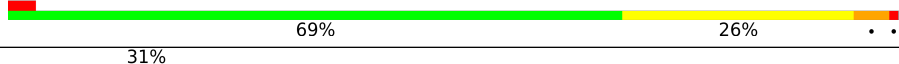
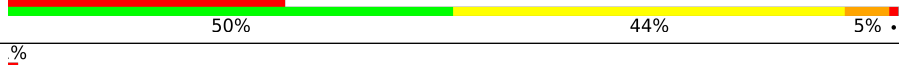
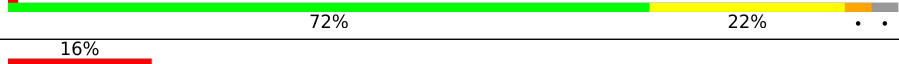



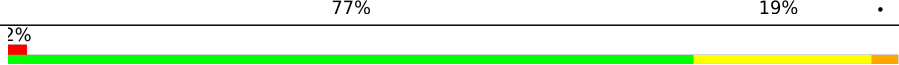
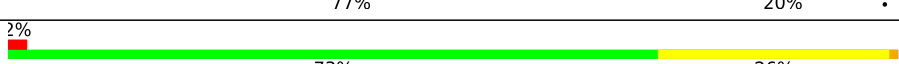

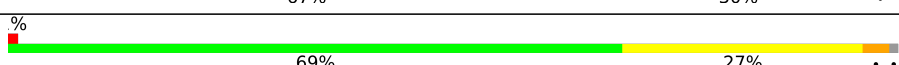
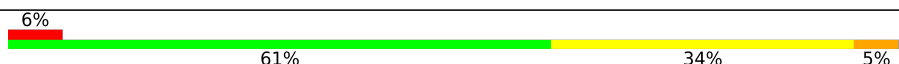
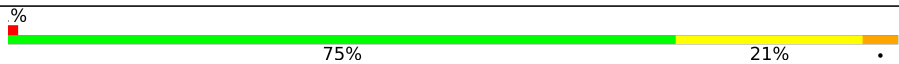
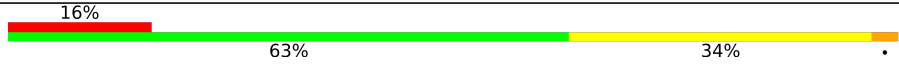


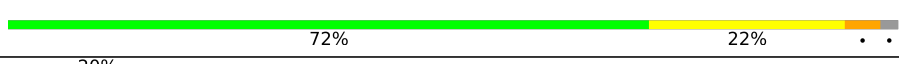
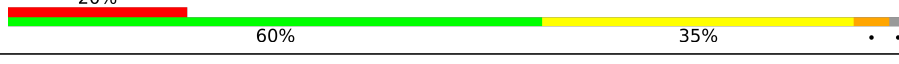


Continued on next page...

Continued from previous page...

Mol	Chain	Length	Quality of chain
14	CN	61	
15	AO	89	
15	CO	89	
16	AP	88	
16	CP	88	
17	AQ	105	
17	CQ	105	
18	AR	88	
18	CR	88	
19	AS	93	
19	CS	93	
20	AT	106	
20	CT	106	
21	AU	27	
21	CU	27	
22	AV	24	
22	CV	24	
23	AX	77	
23	CX	77	
24	AY	76	
24	CY	76	
25	BA	2915	
25	DA	2915	
26	BB	121	
26	DB	121	

















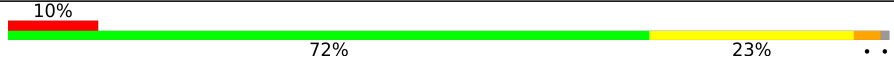

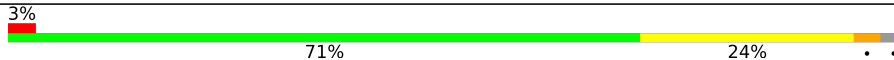




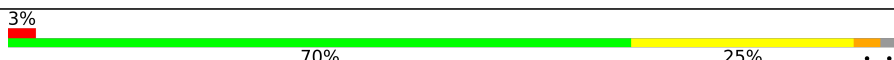
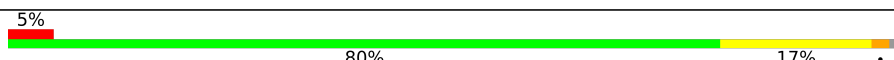
Continued on next page...

Continued from previous page...

Mol	Chain	Length	Quality of chain
27	BD	276	
27	DD	276	
28	BE	206	
28	DE	206	
29	BF	210	
29	DF	210	
30	BG	182	
30	DG	182	
31	BH	180	
31	DH	180	
32	BI	148	
32	DI	148	
33	BN	140	
33	DN	140	
34	BO	122	
34	DO	122	
35	BP	150	
35	DP	150	
36	BQ	141	
36	DQ	141	
37	BR	118	
37	DR	118	
38	BS	112	
38	DS	112	
39	BT	146	






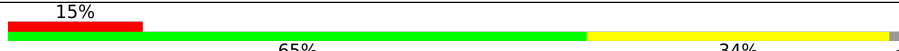
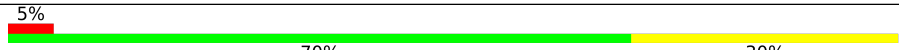

Continued on next page...

Continued from previous page...

Mol	Chain	Length	Quality of chain
39	DT	146	
40	BU	118	
40	DU	118	
41	BV	101	
41	DV	101	
42	BW	113	
42	DW	113	
43	BX	96	
43	DX	96	
44	BY	110	
44	DY	110	
45	BZ	206	
45	DZ	206	
46	B0	85	
46	D0	85	
47	B1	98	
47	D1	98	
48	B2	72	
48	D2	72	
49	B3	60	
49	D3	60	
50	B4	71	
50	D4	71	
51	B5	60	
51	D5	60	

Continued on next page...

Continued from previous page...

Mol	Chain	Length	Quality of chain
52	B6	54	
52	D6	54	
53	B7	49	
53	D7	49	
54	B8	65	
54	D8	65	
55	B9	37	
55	D9	37	

The following table lists non-polymeric compounds, carbohydrate monomers and non-standard residues in protein, DNA, RNA chains that are outliers for geometric or electron-density-fit criteria:

Mol	Type	Chain	Res	Chirality	Geometry	Clashes	Electron density
56	MG	AA	3166	-	-	-	X
56	MG	BA	3048	-	-	-	X
56	MG	BE	306	-	-	-	X
56	MG	CA	3174	-	-	-	X
56	MG	DA	3640	-	-	-	X
56	MG	DA	3647	-	-	-	X
56	MG	DA	3655	-	-	-	X
57	PCY	CA	3176	-	-	-	X

2 Entry composition

There are 61 unique types of molecules in this entry. The entry contains 290807 atoms, of which 0 are hydrogens and 0 are deuteriums.

In the tables below, the ZeroOcc column contains the number of atoms modelled with zero occupancy, the AltConf column contains the number of residues with at least one atom in alternate conformation and the Trace column contains the number of residues modelled with at most 2 atoms.

- Molecule 1 is a RNA chain called 16S Ribosomal RNA.

Mol	Chain	Residues	Atoms					ZeroOcc	AltConf	Trace
			Total	C	N	O	P			
1	AA	1497	Total	C	N	O	P	0	0	0
			32183	14323	5965	10398	1497			
1	CA	1503	Total	C	N	O	P	0	0	0
			32312	14381	5990	10438	1503			

- Molecule 2 is a protein called 30S Ribosomal Protein S2.

Mol	Chain	Residues	Atoms					ZeroOcc	AltConf	Trace
			Total	C	N	O	S			
2	AB	231	Total	C	N	O	S	0	0	0
			1846	1179	331	331	5			
2	CB	231	Total	C	N	O	S	0	0	0
			1825	1167	326	327	5			

- Molecule 3 is a protein called 30S Ribosomal Protein S3.

Mol	Chain	Residues	Atoms					ZeroOcc	AltConf	Trace
			Total	C	N	O	S			
3	AC	206	Total	C	N	O	S	0	0	0
			1552	976	302	273	1			
3	CC	206	Total	C	N	O	S	0	0	0
			1542	968	300	273	1			

- Molecule 4 is a protein called 30S Ribosomal Protein S4.

Mol	Chain	Residues	Atoms					ZeroOcc	AltConf	Trace
			Total	C	N	O	S			
4	AD	208	Total	C	N	O	S	0	0	0
			1659	1040	326	286	7			
4	CD	208	Total	C	N	O	S	0	0	0
			1674	1050	333	284	7			

- Molecule 5 is a protein called 30S Ribosomal Protein S5.

Mol	Chain	Residues	Atoms					ZeroOcc	AltConf	Trace
5	AE	148	Total	C	N	O	S	0	0	0
			1129	714	213	198	4			
5	CE	148	Total	C	N	O	S	0	0	0
			1133	716	214	199	4			

- Molecule 6 is a protein called 30S Ribosomal Protein S6.

Mol	Chain	Residues	Atoms					ZeroOcc	AltConf	Trace
6	AF	100	Total	C	N	O	S	0	0	0
			806	511	143	149	3			
6	CF	100	Total	C	N	O	S	0	0	0
			816	516	146	151	3			

- Molecule 7 is a protein called 30S Ribosomal Protein S7.

Mol	Chain	Residues	Atoms					ZeroOcc	AltConf	Trace
7	AG	155	Total	C	N	O	S	0	0	0
			1231	766	243	216	6			
7	CG	155	Total	C	N	O	S	0	0	0
			1235	769	244	216	6			

- Molecule 8 is a protein called 30S Ribosomal Protein S8.

Mol	Chain	Residues	Atoms					ZeroOcc	AltConf	Trace
8	AH	137	Total	C	N	O	S	0	0	0
			1088	689	206	191	2			
8	CH	137	Total	C	N	O	S	0	0	0
			1088	689	206	191	2			

- Molecule 9 is a protein called 30S Ribosomal Protein S9.

Mol	Chain	Residues	Atoms				ZeroOcc	AltConf	Trace
9	AI	127	Total	C	N	O	0	0	0
			983	623	193	167			
9	CI	127	Total	C	N	O	0	0	0
			978	619	190	169			

- Molecule 10 is a protein called 30S Ribosomal Protein S10.

Mol	Chain	Residues	Atoms				ZeroOcc	AltConf	Trace
10	AJ	97	Total	C	N	O	0	0	0
			709	440	138	131			

Continued on next page...

Continued from previous page...

Mol	Chain	Residues	Atoms				ZeroOcc	AltConf	Trace
			Total	C	N	O			
10	CJ	96	714	445	138	131	0	0	0

- Molecule 11 is a protein called 30S Ribosomal Protein S11.

Mol	Chain	Residues	Atoms					ZeroOcc	AltConf	Trace
			Total	C	N	O	S			
11	AK	114	829	516	155	155	3	0	0	0
11	CK	114	833	519	156	155	3	0	0	0

- Molecule 12 is a protein called 30S Ribosomal Protein S12.

Mol	Chain	Residues	Atoms					ZeroOcc	AltConf	Trace
			Total	C	N	O	S			
12	AL	122	930	585	185	159	1	0	0	0
12	CL	122	930	585	185	159	1	0	0	0

- Molecule 13 is a protein called 30S Ribosomal Protein S13.

Mol	Chain	Residues	Atoms					ZeroOcc	AltConf	Trace
			Total	C	N	O	S			
13	AM	120	937	578	194	163	2	0	0	0
13	CM	118	920	566	191	161	2	0	0	0

- Molecule 14 is a protein called 30S Ribosomal Protein S14.

Mol	Chain	Residues	Atoms					ZeroOcc	AltConf	Trace
			Total	C	N	O	S			
14	AN	60	492	312	104	72	4	0	0	0
14	CN	60	492	312	104	72	4	0	0	0

- Molecule 15 is a protein called 30S Ribosomal Protein S15.

Mol	Chain	Residues	Atoms					ZeroOcc	AltConf	Trace
			Total	C	N	O	S			
15	AO	88	728	456	144	126	2	0	0	0
15	CO	88	728	456	144	126	2	0	0	0

- Molecule 16 is a protein called 30S Ribosomal Protein S16.

Mol	Chain	Residues	Atoms					ZeroOcc	AltConf	Trace
16	AP	82	Total	C	N	O	S	0	0	0
			681	433	134	113	1			
16	CP	82	Total	C	N	O	S	0	0	0
			677	430	133	113	1			

- Molecule 17 is a protein called 30S Ribosomal Protein S17.

Mol	Chain	Residues	Atoms					ZeroOcc	AltConf	Trace
17	AQ	99	Total	C	N	O	S	0	0	0
			823	528	151	142	2			
17	CQ	99	Total	C	N	O	S	0	0	0
			823	528	151	142	2			

- Molecule 18 is a protein called 30S Ribosomal Protein S18.

Mol	Chain	Residues	Atoms				ZeroOcc	AltConf	Trace
18	AR	68	Total	C	N	O	0	0	0
			555	355	108	92			
18	CR	68	Total	C	N	O	0	0	0
			555	355	108	92			

- Molecule 19 is a protein called 30S Ribosomal Protein S19.

Mol	Chain	Residues	Atoms					ZeroOcc	AltConf	Trace
19	AS	83	Total	C	N	O	S	0	0	0
			652	417	120	113	2			
19	CS	83	Total	C	N	O	S	0	0	0
			646	412	119	113	2			

- Molecule 20 is a protein called 30S Ribosomal Protein S20.

Mol	Chain	Residues	Atoms					ZeroOcc	AltConf	Trace
20	AT	96	Total	C	N	O	S	0	0	0
			728	446	156	124	2			
20	CT	96	Total	C	N	O	S	0	0	0
			727	446	155	124	2			

- Molecule 21 is a protein called 30S Ribosomal Protein THX.

Mol	Chain	Residues	Atoms				ZeroOcc	AltConf	Trace
21	AU	23	Total	C	N	O	0	0	0
			199	122	48	29			
21	CU	23	Total	C	N	O	0	0	0
			199	122	48	29			

- Molecule 22 is a RNA chain called mRNA.

Mol	Chain	Residues	Atoms					ZeroOcc	AltConf	Trace
22	AV	8	Total	C	N	O	P	0	0	0
			169	76	29	56	8			
22	CV	5	Total	C	N	O	P	0	0	0
			109	49	22	33	5			

- Molecule 23 is a RNA chain called P-site tRNA.

Mol	Chain	Residues	Atoms						ZeroOcc	AltConf	Trace
23	AX	76	Total	C	N	O	P	S	0	0	0
			1625	725	294	529	76	1			
23	CX	76	Total	C	N	O	P	S	0	0	0
			1625	725	294	529	76	1			

- Molecule 24 is a RNA chain called E-site tRNA Acceptor Stem.

Mol	Chain	Residues	Atoms					ZeroOcc	AltConf	Trace
24	AY	18	Total	C	N	O	P	0	0	0
			385	171	71	125	18			
24	CY	5	Total	C	N	O	P	0	0	0
			104	47	19	33	5			

- Molecule 25 is a RNA chain called 23S Ribosomal RNA.

Mol	Chain	Residues	Atoms					ZeroOcc	AltConf	Trace
25	BA	2822	Total	C	N	O	P	0	0	0
			60792	27054	11380	19537	2821			
25	DA	2800	Total	C	N	O	P	0	0	0
			60311	26840	11284	19388	2799			

- Molecule 26 is a RNA chain called 5S Ribosomal RNA.

Mol	Chain	Residues	Atoms					ZeroOcc	AltConf	Trace
26	BB	120	Total	C	N	O	P	0	0	0
			2573	1146	476	832	119			

Continued on next page...

Continued from previous page...

Mol	Chain	Residues	Atoms					ZeroOcc	AltConf	Trace
			Total	C	N	O	P			
26	DB	120	2573	1146	476	832	119	0	0	0

- Molecule 27 is a protein called 50S Ribosomal Protein L2.

Mol	Chain	Residues	Atoms					ZeroOcc	AltConf	Trace
			Total	C	N	O	S			
27	BD	275	2136	1349	423	361	3	0	0	0
27	DD	275	2136	1349	423	361	3	0	0	0

- Molecule 28 is a protein called 50S Ribosomal Protein L3.

Mol	Chain	Residues	Atoms					ZeroOcc	AltConf	Trace
			Total	C	N	O	S			
28	BE	204	1559	985	298	270	6	0	0	0
28	DE	204	1559	985	298	270	6	0	0	0

- Molecule 29 is a protein called 50S Ribosomal Protein L4.

Mol	Chain	Residues	Atoms					ZeroOcc	AltConf	Trace
			Total	C	N	O	S			
29	BF	203	1584	1009	298	275	2	0	0	1
29	DF	203	1580	1007	297	274	2	0	0	1

- Molecule 30 is a protein called 50S Ribosomal Protein L5.

Mol	Chain	Residues	Atoms					ZeroOcc	AltConf	Trace
			Total	C	N	O	S			
30	BG	181	1425	914	256	251	4	0	0	0
30	DG	181	1424	911	258	251	4	0	0	0

- Molecule 31 is a protein called 50S Ribosomal Protein L6.

Mol	Chain	Residues	Atoms					ZeroOcc	AltConf	Trace
			Total	C	N	O	S			
31	BH	174	1330	845	248	236	1	0	0	0
31	DH	174	1330	845	248	236	1	0	0	0

- Molecule 32 is a protein called 50S Ribosomal Protein L9.

Mol	Chain	Residues	Atoms					ZeroOcc	AltConf	Trace
			Total	C	N	O	S			
32	BI	146	Total 1085	C 693	N 189	O 202	S 1	0	0	0
32	DI	146	Total 1061	C 680	N 186	O 194	S 1	0	0	0

- Molecule 33 is a protein called 50S Ribosomal Protein L13.

Mol	Chain	Residues	Atoms					ZeroOcc	AltConf	Trace
			Total	C	N	O	S			
33	BN	140	Total 1117	C 719	N 207	O 187	S 4	0	0	0
33	DN	140	Total 1117	C 719	N 207	O 187	S 4	0	0	0

- Molecule 34 is a protein called 50S Ribosomal Protein L14.

Mol	Chain	Residues	Atoms					ZeroOcc	AltConf	Trace
			Total	C	N	O	S			
34	BO	122	Total 933	C 588	N 171	O 170	S 4	0	0	0
34	DO	122	Total 933	C 588	N 171	O 170	S 4	0	0	0

- Molecule 35 is a protein called 50S Ribosomal Protein L15.

Mol	Chain	Residues	Atoms					ZeroOcc	AltConf	Trace
			Total	C	N	O	S			
35	BP	149	Total 1135	C 706	N 230	O 196	S 3	0	0	0
35	DP	149	Total 1135	C 706	N 230	O 196	S 3	0	0	0

- Molecule 36 is a protein called 50S Ribosomal Protein L16.

Mol	Chain	Residues	Atoms					ZeroOcc	AltConf	Trace
			Total	C	N	O	S			
36	BQ	141	Total 1122	C 715	N 212	O 188	S 7	0	0	0
36	DQ	141	Total 1122	C 715	N 212	O 188	S 7	0	0	0

- Molecule 37 is a protein called 50S Ribosomal Protein L17.

Mol	Chain	Residues	Atoms					ZeroOcc	AltConf	Trace
37	BR	118	Total	C	N	O	S	0	0	0
			968	604	203	160	1			
37	DR	118	Total	C	N	O	S	0	0	0
			968	604	203	160	1			

- Molecule 38 is a protein called 50S Ribosomal Protein L18.

Mol	Chain	Residues	Atoms					ZeroOcc	AltConf	Trace
38	BS	110	Total	C	N	O	S	0	0	0
			877	553	175	149				
38	DS	110	Total	C	N	O	S	0	0	0
			870	549	173	148				

- Molecule 39 is a protein called 50S Ribosomal Protein L19.

Mol	Chain	Residues	Atoms					ZeroOcc	AltConf	Trace
39	BT	131	Total	C	N	O	S	0	0	0
			1091	680	225	185	1			
39	DT	131	Total	C	N	O	S	0	0	0
			1083	675	224	183	1			

- Molecule 40 is a protein called 50S Ribosomal Protein L20.

Mol	Chain	Residues	Atoms					ZeroOcc	AltConf	Trace
40	BU	116	Total	C	N	O	S	0	0	0
			959	608	201	149	1			
40	DU	116	Total	C	N	O	S	0	0	0
			959	608	201	149	1			

- Molecule 41 is a protein called 50S Ribosomal Protein L21.

Mol	Chain	Residues	Atoms					ZeroOcc	AltConf	Trace
41	BV	101	Total	C	N	O	S	0	0	0
			771	495	140	135	1			
41	DV	101	Total	C	N	O	S	0	0	0
			771	495	140	135	1			

- Molecule 42 is a protein called 50S Ribosomal Protein L22.

Mol	Chain	Residues	Atoms					ZeroOcc	AltConf	Trace
42	BW	112	Total	C	N	O	S	0	0	0
			886	557	174	153	2			

Continued on next page...

Continued from previous page...

Mol	Chain	Residues	Atoms					ZeroOcc	AltConf	Trace
			Total	C	N	O	S			
42	DW	112	886	557	174	153	2	0	0	0

- Molecule 43 is a protein called 50S Ribosomal Protein L23.

Mol	Chain	Residues	Atoms					ZeroOcc	AltConf	Trace
			Total	C	N	O	S			
43	BX	95	750	488	135	126	1	0	0	0
43	DX	95	750	488	135	126	1	0	0	0

- Molecule 44 is a protein called 50S Ribosomal Protein L24.

Mol	Chain	Residues	Atoms					ZeroOcc	AltConf	Trace
			Total	C	N	O	S			
44	BY	107	806	517	152	131	6	0	0	0
44	DY	107	806	517	152	131	6	0	0	0

- Molecule 45 is a protein called 50S Ribosomal Protein L25.

Mol	Chain	Residues	Atoms					ZeroOcc	AltConf	Trace
			Total	C	N	O	S			
45	BZ	171	1349	862	243	242	2	0	0	0
45	DZ	174	1360	870	243	245	2	0	0	0

- Molecule 46 is a protein called 50S Ribosomal Protein L27.

Mol	Chain	Residues	Atoms					ZeroOcc	AltConf	Trace
			Total	C	N	O	S			
46	B0	83	653	404	139	109	1	0	0	0
46	D0	83	653	404	139	109	1	0	0	0

- Molecule 47 is a protein called 50S Ribosomal Protein L28.

Mol	Chain	Residues	Atoms					ZeroOcc	AltConf	Trace
			Total	C	N	O	S			
47	B1	97	755	475	148	131	1	0	0	0
47	D1	97	755	475	148	131	1	0	0	0

- Molecule 48 is a protein called 50S Ribosomal Protein L29.

Mol	Chain	Residues	Atoms					ZeroOcc	AltConf	Trace
48	B2	70	Total	C	N	O	S	0	0	0
			588	365	118	103	2			
48	D2	70	Total	C	N	O	S	0	0	0
			588	365	118	103	2			

- Molecule 49 is a protein called 50S Ribosomal Protein L30.

Mol	Chain	Residues	Atoms				ZeroOcc	AltConf	Trace
49	B3	59	Total	C	N	O	0	0	0
			469	298	90	81			
49	D3	59	Total	C	N	O	0	0	0
			464	296	90	78			

- Molecule 50 is a protein called 50S Ribosomal Protein L31.

Mol	Chain	Residues	Atoms					ZeroOcc	AltConf	Trace
50	B4	69	Total	C	N	O	S	0	0	0
			558	352	102	99	5			
50	D4	69	Total	C	N	O	S	0	0	0
			532	339	97	91	5			

- Molecule 51 is a protein called 50S Ribosomal Protein L32.

Mol	Chain	Residues	Atoms					ZeroOcc	AltConf	Trace
51	B5	59	Total	C	N	O	S	0	0	0
			455	285	89	76	5			
51	D5	59	Total	C	N	O	S	0	0	0
			455	285	89	76	5			

- Molecule 52 is a protein called 50S Ribosomal Protein L33.

Mol	Chain	Residues	Atoms					ZeroOcc	AltConf	Trace
52	B6	53	Total	C	N	O	S	0	0	0
			453	281	91	77	4			
52	D6	53	Total	C	N	O	S	0	0	0
			449	279	91	75	4			

- Molecule 53 is a protein called 50S Ribosomal Protein L34.

Mol	Chain	Residues	Atoms					ZeroOcc	AltConf	Trace
53	B7	48	Total	C	N	O	S	0	0	0
			418	257	104	55	2			
53	D7	48	Total	C	N	O	S	0	0	0
			418	257	104	55	2			

- Molecule 54 is a protein called 50S Ribosomal Protein L35.

Mol	Chain	Residues	Atoms					ZeroOcc	AltConf	Trace
54	B8	64	Total	C	N	O	S	0	0	0
			511	328	99	82	2			
54	D8	64	Total	C	N	O	S	0	0	0
			517	331	102	82	2			

- Molecule 55 is a protein called 50S Ribosomal Protein L36.

Mol	Chain	Residues	Atoms					ZeroOcc	AltConf	Trace
55	B9	37	Total	C	N	O	S	0	0	0
			307	188	68	47	4			
55	D9	37	Total	C	N	O	S	0	0	0
			307	188	68	47	4			

- Molecule 56 is MAGNESIUM ION (three-letter code: MG) (formula: Mg).

Mol	Chain	Residues	Atoms		ZeroOcc	AltConf
56	AA	190	Total	Mg	0	0
			190	190		
56	AD	1	Total	Mg	0	0
			1	1		
56	AE	3	Total	Mg	0	0
			3	3		
56	AF	1	Total	Mg	0	0
			1	1		
56	AM	1	Total	Mg	0	0
			1	1		
56	AN	1	Total	Mg	0	0
			1	1		
56	AQ	1	Total	Mg	0	0
			1	1		
56	AX	9	Total	Mg	0	0
			9	9		
56	BA	814	Total	Mg	0	0
			814	814		

Continued on next page...

Continued from previous page...

Mol	Chain	Residues	Atoms		ZeroOcc	AltConf
56	BB	22	Total 22	Mg 22	0	0
56	BD	9	Total 9	Mg 9	0	0
56	BE	7	Total 7	Mg 7	0	0
56	BF	9	Total 9	Mg 9	0	0
56	BG	2	Total 2	Mg 2	0	0
56	BN	7	Total 7	Mg 7	0	0
56	BO	1	Total 1	Mg 1	0	0
56	BP	4	Total 4	Mg 4	0	0
56	BQ	4	Total 4	Mg 4	0	0
56	BR	3	Total 3	Mg 3	0	0
56	BU	9	Total 9	Mg 9	0	0
56	BV	4	Total 4	Mg 4	0	0
56	BW	4	Total 4	Mg 4	0	0
56	BX	2	Total 2	Mg 2	0	0
56	BY	3	Total 3	Mg 3	0	0
56	BZ	2	Total 2	Mg 2	0	0
56	B0	5	Total 5	Mg 5	0	0
56	B2	1	Total 1	Mg 1	0	0
56	B3	1	Total 1	Mg 1	0	0
56	B4	1	Total 1	Mg 1	0	0
56	B5	4	Total 4	Mg 4	0	0

Continued on next page...

Continued from previous page...

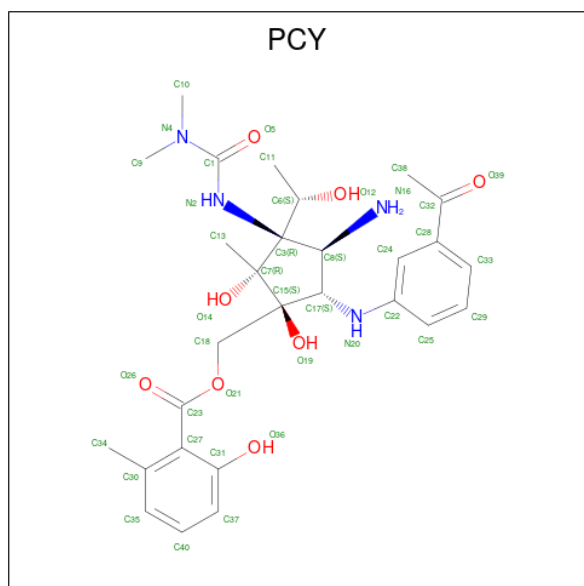
Mol	Chain	Residues	Atoms		ZeroOcc	AltConf
56	B6	2	Total 2	Mg 2	0	0
56	B7	5	Total 5	Mg 5	0	0
56	B8	2	Total 2	Mg 2	0	0
56	B9	1	Total 1	Mg 1	0	0
56	CA	175	Total 175	Mg 175	0	0
56	CE	2	Total 2	Mg 2	0	0
56	CF	1	Total 1	Mg 1	0	0
56	CJ	1	Total 1	Mg 1	0	0
56	CT	1	Total 1	Mg 1	0	0
56	CX	2	Total 2	Mg 2	0	0
56	DA	674	Total 674	Mg 674	0	0
56	DB	10	Total 10	Mg 10	0	0
56	DD	8	Total 8	Mg 8	0	0
56	DE	5	Total 5	Mg 5	0	0
56	DF	5	Total 5	Mg 5	0	0
56	DG	1	Total 1	Mg 1	0	0
56	DN	1	Total 1	Mg 1	0	0
56	DO	1	Total 1	Mg 1	0	0
56	DP	2	Total 2	Mg 2	0	0
56	DQ	3	Total 3	Mg 3	0	0
56	DR	1	Total 1	Mg 1	0	0

Continued on next page...

Continued from previous page...

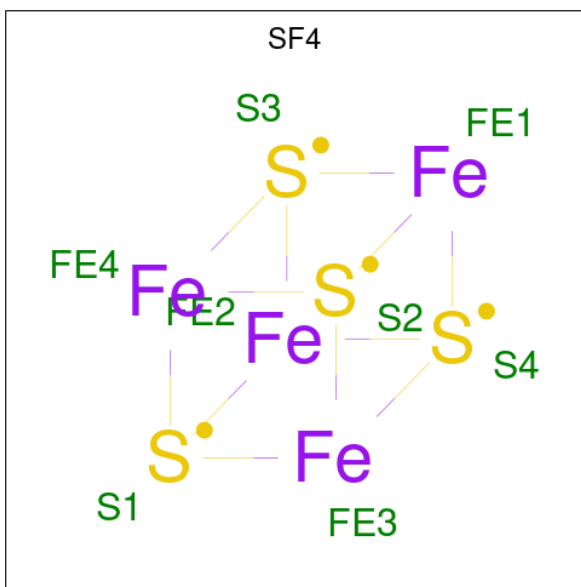
Mol	Chain	Residues	Atoms	ZeroOcc	AltConf
56	DU	4	Total Mg 4 4	0	0
56	DV	3	Total Mg 3 3	0	0
56	DW	2	Total Mg 2 2	0	0
56	DY	1	Total Mg 1 1	0	0
56	D0	2	Total Mg 2 2	0	0
56	D1	1	Total Mg 1 1	0	0
56	D3	1	Total Mg 1 1	0	0
56	D8	1	Total Mg 1 1	0	0

- Molecule 57 is Pactamycin (three-letter code: PCY) (formula: C₂₈H₃₈N₄O₈).



Mol	Chain	Residues	Atoms	ZeroOcc	AltConf
57	AA	1	Total C N O 40 28 4 8	0	0
57	CA	1	Total C N O 40 28 4 8	0	0

- Molecule 58 is IRON/SULFUR CLUSTER (three-letter code: SF4) (formula: Fe₄S₄).



Mol	Chain	Residues	Atoms		ZeroOcc	AltConf
58	AD	1	Total	Fe S	0	0
			8	4 4		
58	CD	1	Total	Fe S	0	0
			8	4 4		

- Molecule 59 is ZINC ION (three-letter code: ZN) (formula: Zn).

Mol	Chain	Residues	Atoms		ZeroOcc	AltConf
59	AN	1	Total	Zn	0	0
			1	1		
59	BY	1	Total	Zn	0	0
			1	1		
59	B4	1	Total	Zn	0	0
			1	1		
59	B5	1	Total	Zn	0	0
			1	1		
59	B6	1	Total	Zn	0	0
			1	1		
59	B9	1	Total	Zn	0	0
			1	1		
59	CN	1	Total	Zn	0	0
			1	1		
59	DY	1	Total	Zn	0	0
			1	1		
59	D4	1	Total	Zn	0	0
			1	1		
59	D5	1	Total	Zn	0	0
			1	1		

Continued on next page...

Continued from previous page...

Mol	Chain	Residues	Atoms		ZeroOcc	AltConf
59	D6	1	Total 1	Zn 1	0	0
59	D9	1	Total 1	Zn 1	0	0

- Molecule 60 is POTASSIUM ION (three-letter code: K) (formula: K).

Mol	Chain	Residues	Atoms		ZeroOcc	AltConf
60	AX	1	Total 1	K 1	0	0
60	CX	1	Total 1	K 1	0	0

- Molecule 61 is water.

Mol	Chain	Residues	Atoms		ZeroOcc	AltConf
61	AA	175	Total 175	O 175	0	0
61	AJ	2	Total 2	O 2	0	0
61	AL	1	Total 1	O 1	0	0
61	AM	1	Total 1	O 1	0	0
61	AO	1	Total 1	O 1	0	0
61	AV	1	Total 1	O 1	0	0
61	AX	8	Total 8	O 8	0	0
61	BA	1294	Total 1294	O 1294	0	0
61	BB	34	Total 34	O 34	0	0
61	BD	16	Total 16	O 16	0	0
61	BE	12	Total 12	O 12	0	0
61	BF	7	Total 7	O 7	0	0
61	BG	3	Total 3	O 3	0	0

Continued on next page...

Continued from previous page...

Mol	Chain	Residues	Atoms		ZeroOcc	AltConf
61	BI	1	Total 1	O 1	0	0
61	BN	1	Total 1	O 1	0	0
61	BO	4	Total 4	O 4	0	0
61	BP	15	Total 15	O 15	0	0
61	BQ	5	Total 5	O 5	0	0
61	BR	1	Total 1	O 1	0	0
61	BU	2	Total 2	O 2	0	0
61	BV	2	Total 2	O 2	0	0
61	BW	3	Total 3	O 3	0	0
61	BX	5	Total 5	O 5	0	0
61	B0	4	Total 4	O 4	0	0
61	B1	1	Total 1	O 1	0	0
61	B3	1	Total 1	O 1	0	0
61	B5	4	Total 4	O 4	0	0
61	B6	1	Total 1	O 1	0	0
61	B7	1	Total 1	O 1	0	0
61	B8	10	Total 10	O 10	0	0
61	CA	137	Total 137	O 137	0	0
61	CD	1	Total 1	O 1	0	0
61	CJ	2	Total 2	O 2	0	0
61	CL	1	Total 1	O 1	0	0

Continued on next page...

Continued from previous page...

Mol	Chain	Residues	Atoms	ZeroOcc	AltConf
61	CN	1	Total O 1 1	0	0
61	CT	1	Total O 1 1	0	0
61	CX	2	Total O 2 2	0	0
61	DA	924	Total O 924 924	0	0
61	DB	8	Total O 8 8	0	0
61	DD	18	Total O 18 18	0	0
61	DE	9	Total O 9 9	0	0
61	DF	5	Total O 5 5	0	0
61	DN	1	Total O 1 1	0	0
61	DO	1	Total O 1 1	0	0
61	DP	14	Total O 14 14	0	0
61	DR	1	Total O 1 1	0	0
61	DT	1	Total O 1 1	0	0
61	DU	3	Total O 3 3	0	0
61	DV	1	Total O 1 1	0	0
61	DW	1	Total O 1 1	0	0
61	DX	1	Total O 1 1	0	0
61	DY	1	Total O 1 1	0	0
61	D0	7	Total O 7 7	0	0
61	D1	1	Total O 1 1	0	0
61	D3	1	Total O 1 1	0	0

Continued on next page...

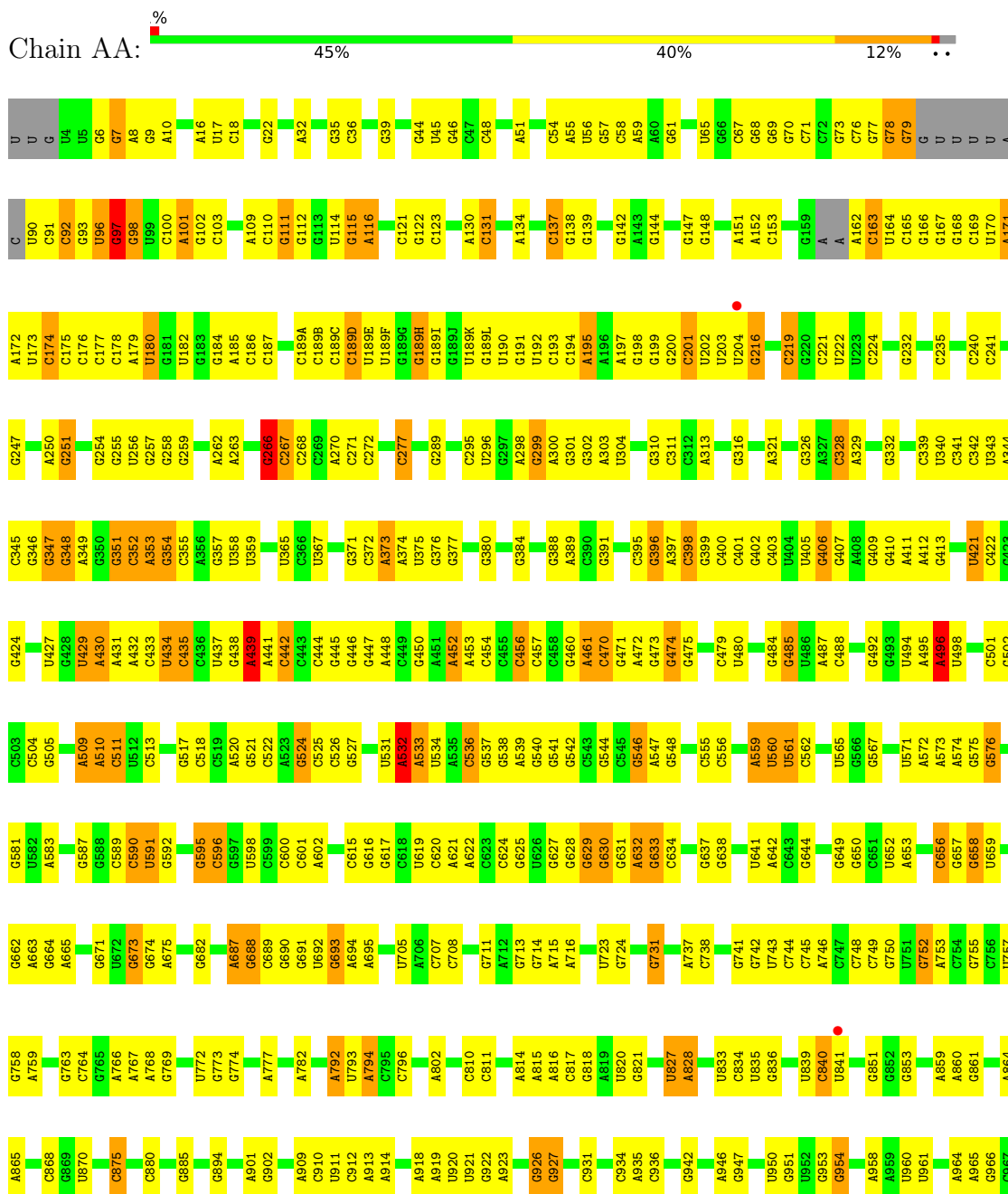
Continued from previous page...

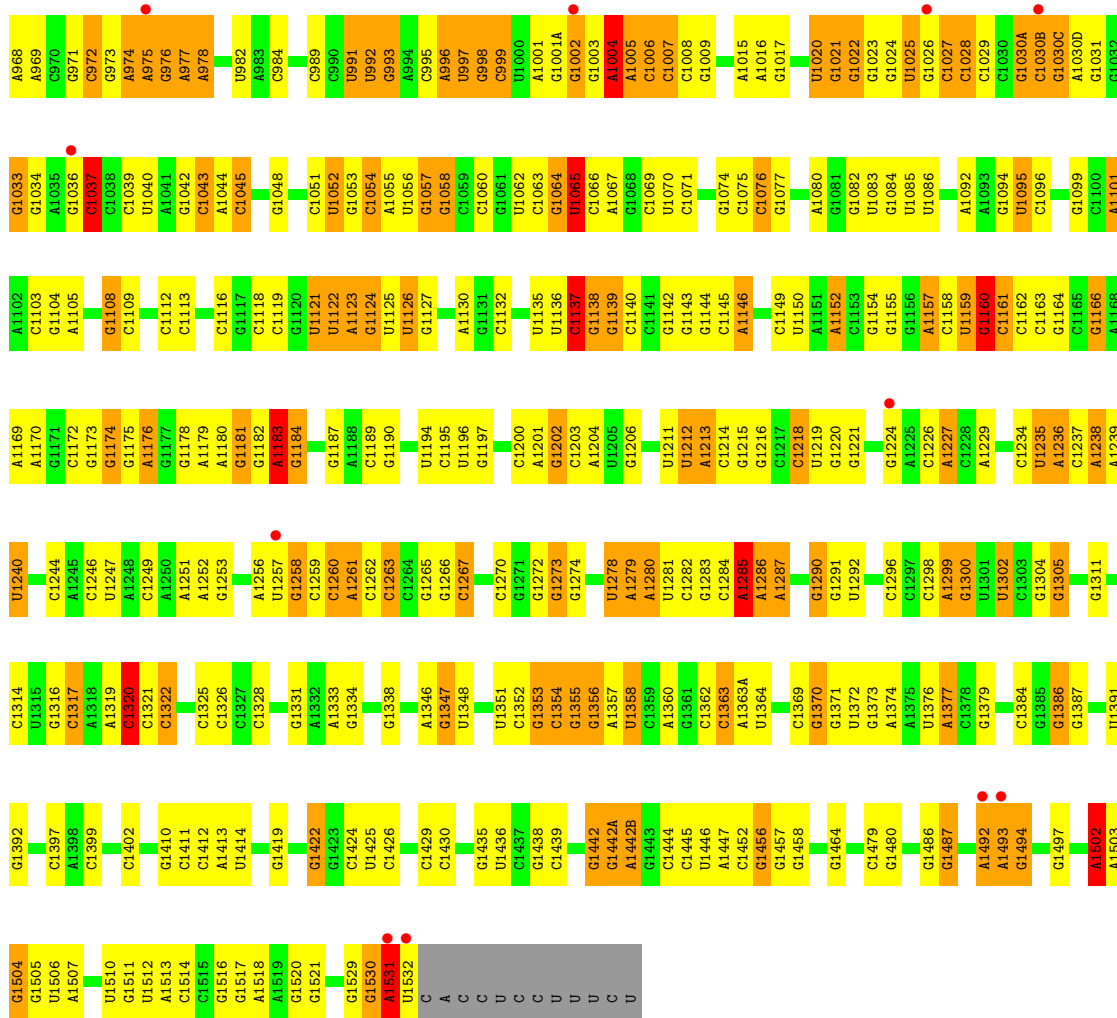
Mol	Chain	Residues	Atoms		ZeroOcc	AltConf
61	D8	4	Total	O	0	0
			4	4		

3 Residue-property plots

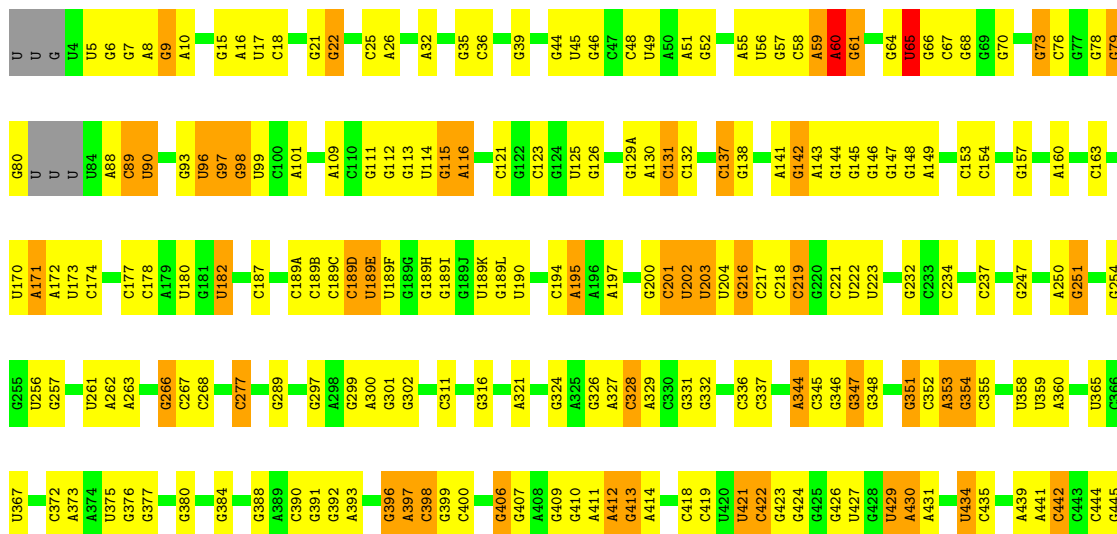
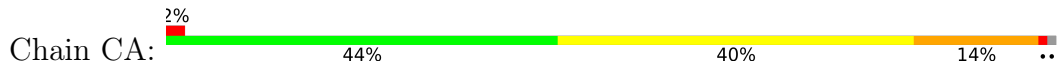
These plots are drawn for all protein, RNA, DNA and oligosaccharide chains in the entry. The first graphic for a chain summarises the proportions of the various outlier classes displayed in the second graphic. The second graphic shows the sequence view annotated by issues in geometry and electron density. Residues are color-coded according to the number of geometric quality criteria for which they contain at least one outlier: green = 0, yellow = 1, orange = 2 and red = 3 or more. A red dot above a residue indicates a poor fit to the electron density ($RSRZ > 2$). Stretches of 2 or more consecutive residues without any outlier are shown as a green connector. Residues present in the sample, but not in the model, are shown in grey.

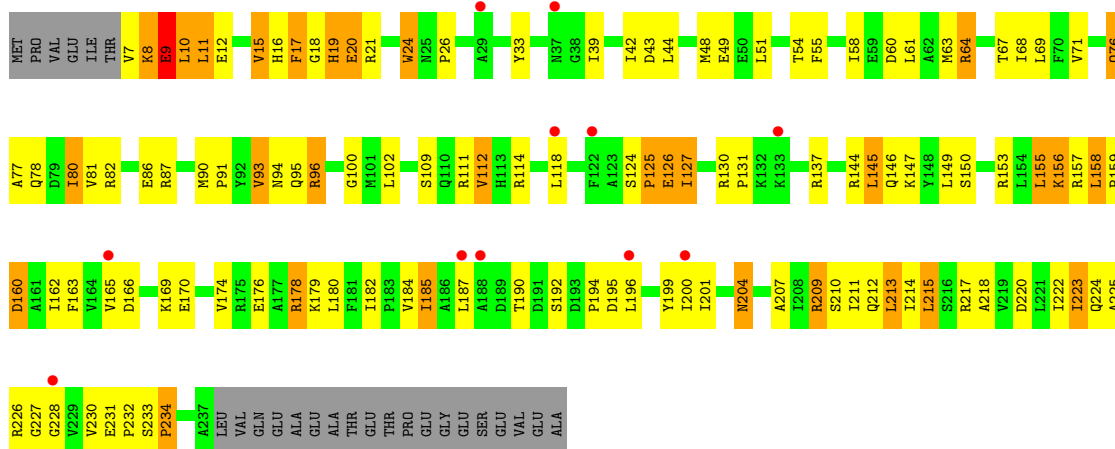
• Molecule 1: 16S Ribosomal RNA



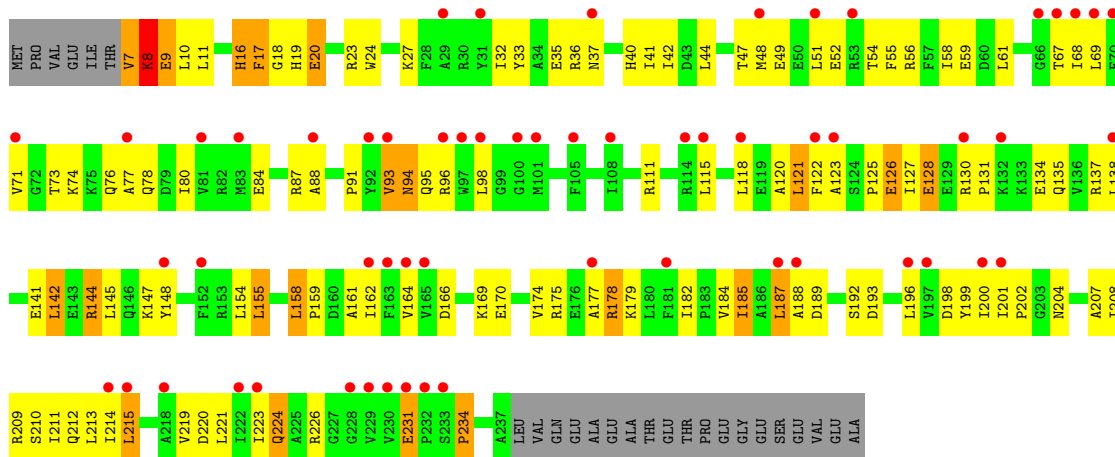


• Molecule 1: 16S Ribosomal RNA

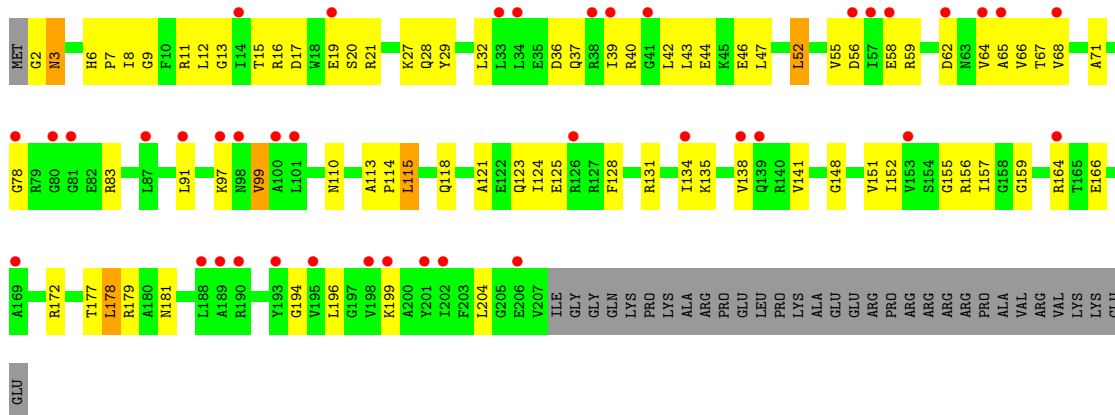




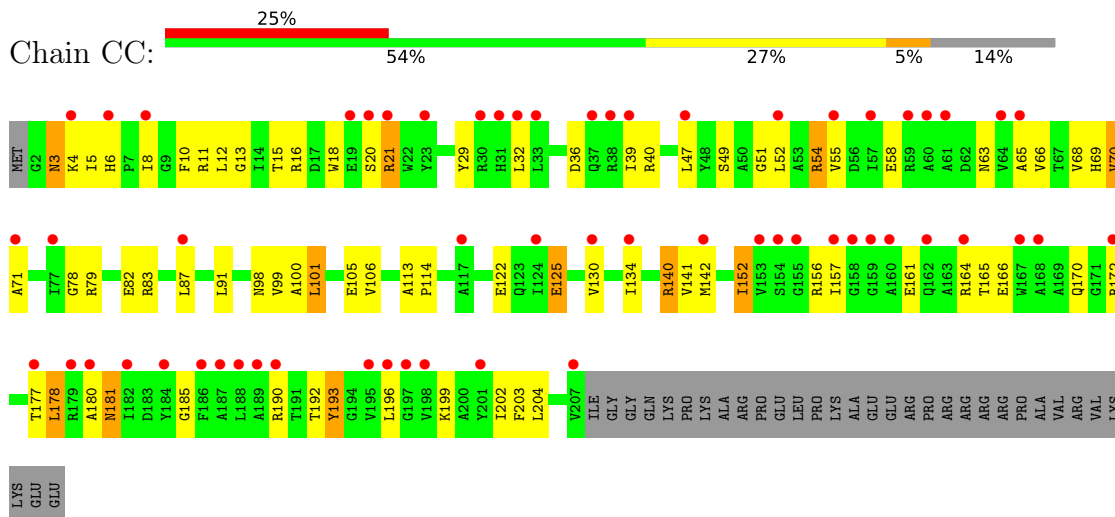
• Molecule 2: 30S Ribosomal Protein S2



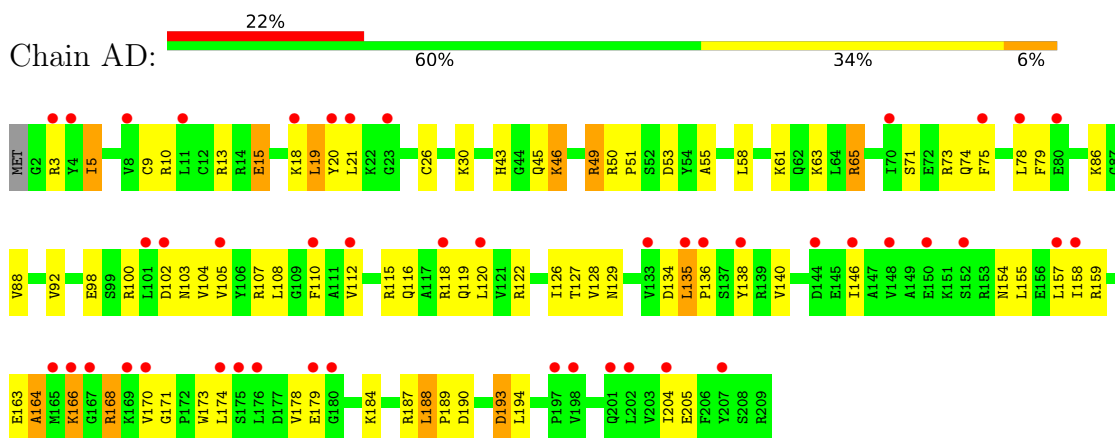
• Molecule 3: 30S Ribosomal Protein S3



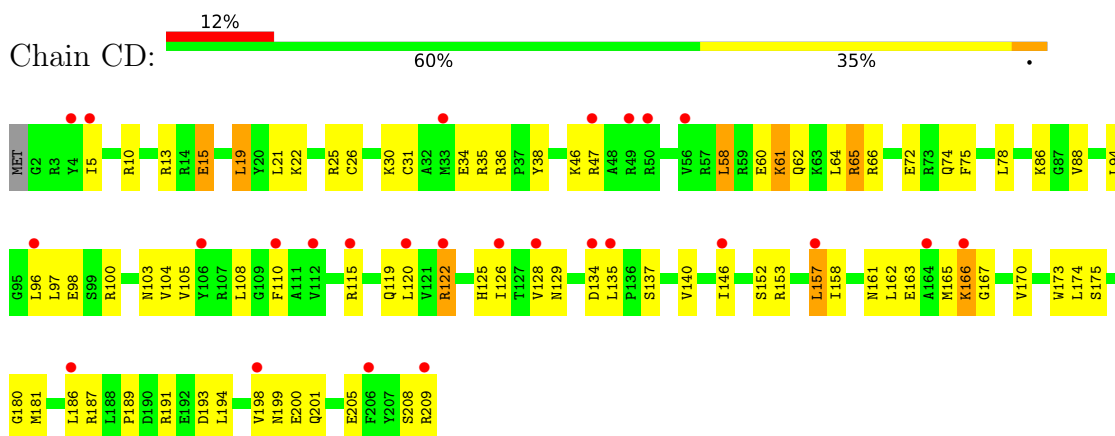
- Molecule 3: 30S Ribosomal Protein S3



- Molecule 4: 30S Ribosomal Protein S4

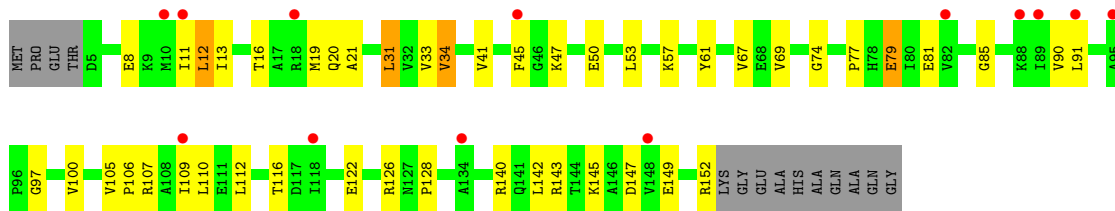


- Molecule 4: 30S Ribosomal Protein S4

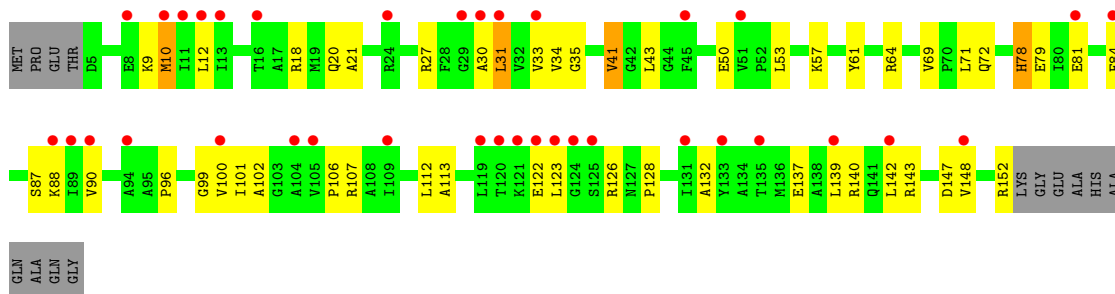


- Molecule 5: 30S Ribosomal Protein S5

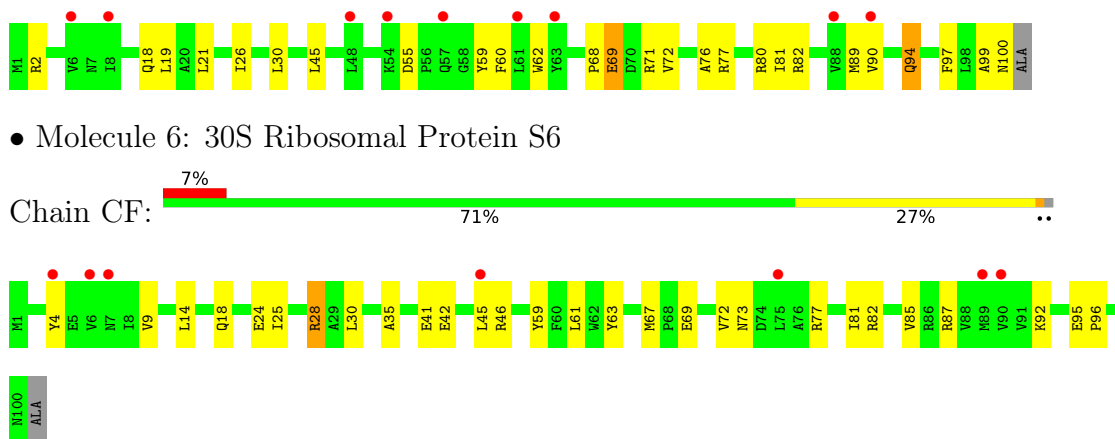
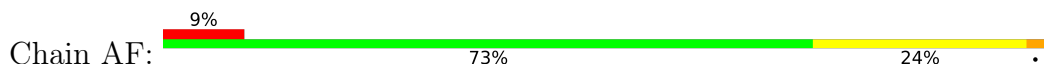




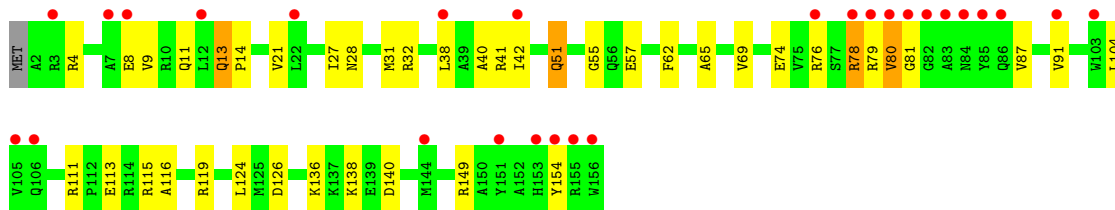
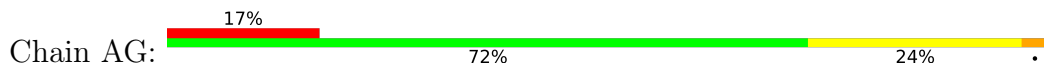
• Molecule 5: 30S Ribosomal Protein S5



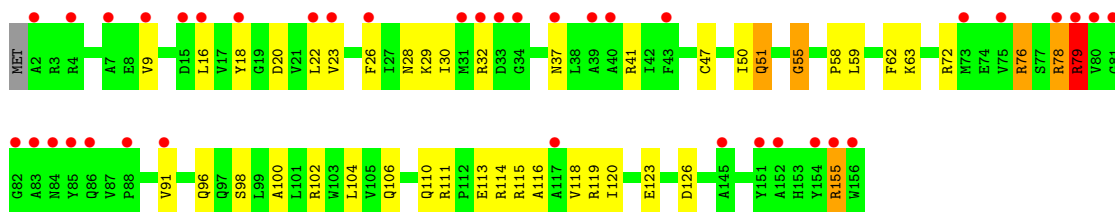
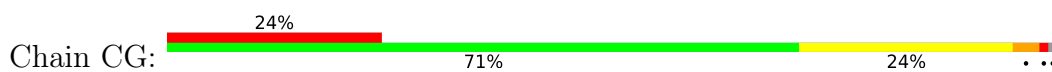
• Molecule 6: 30S Ribosomal Protein S6



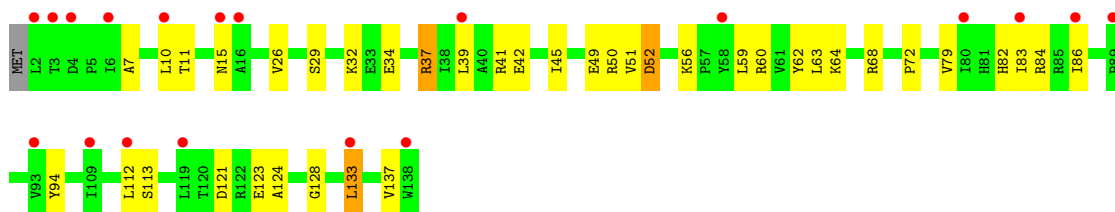
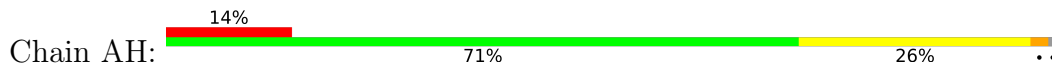
• Molecule 7: 30S Ribosomal Protein S7



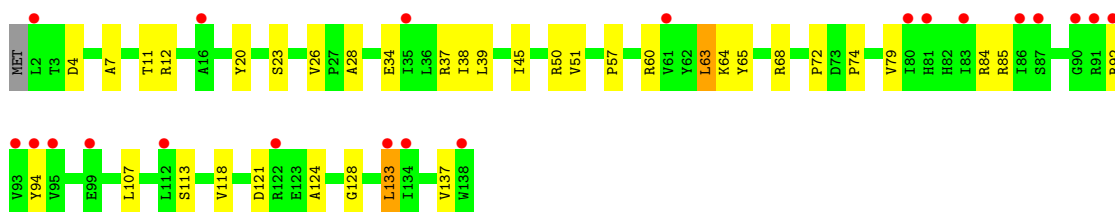
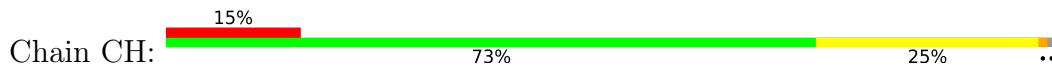
• Molecule 7: 30S Ribosomal Protein S7



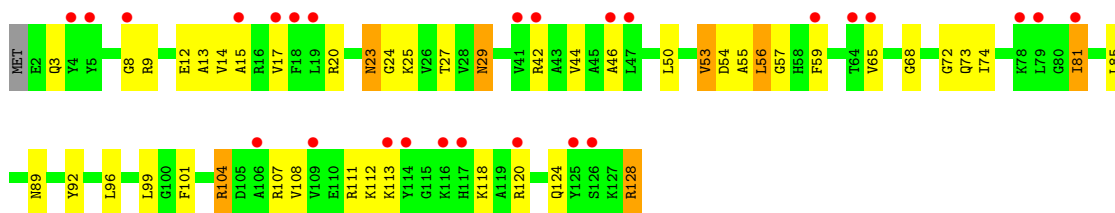
- Molecule 8: 30S Ribosomal Protein S8



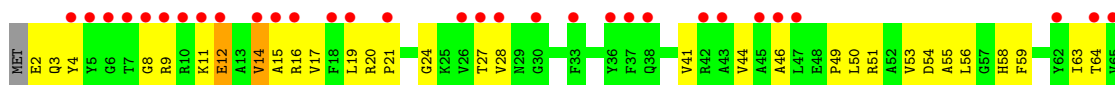
- Molecule 8: 30S Ribosomal Protein S8



- Molecule 9: 30S Ribosomal Protein S9

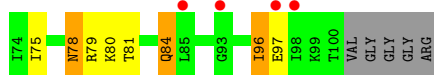
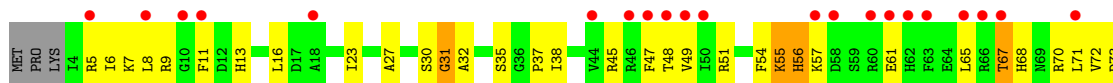


- Molecule 9: 30S Ribosomal Protein S9


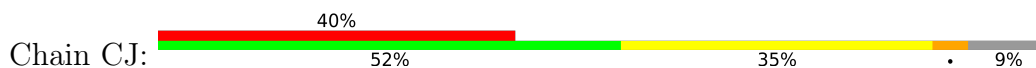




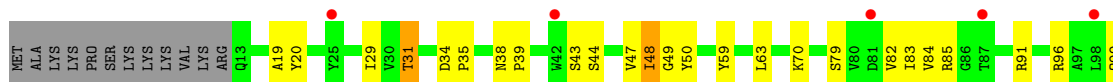
- Molecule 10: 30S Ribosomal Protein S10



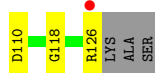
- Molecule 10: 30S Ribosomal Protein S10



- Molecule 11: 30S Ribosomal Protein S11

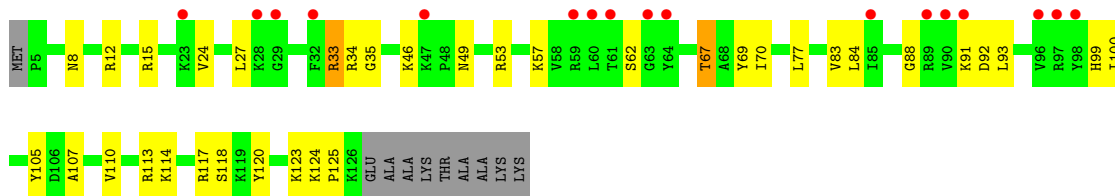


- Molecule 11: 30S Ribosomal Protein S11

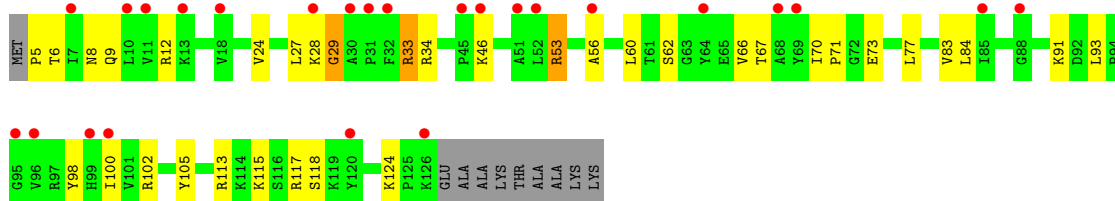


- Molecule 12: 30S Ribosomal Protein S12

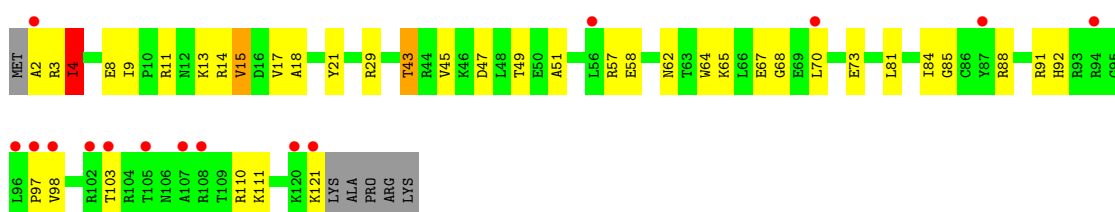




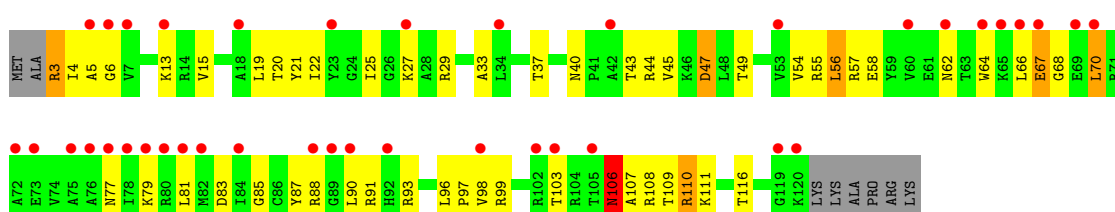
• Molecule 12: 30S Ribosomal Protein S12



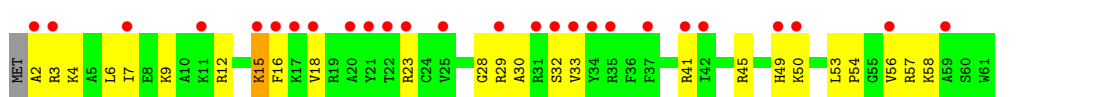
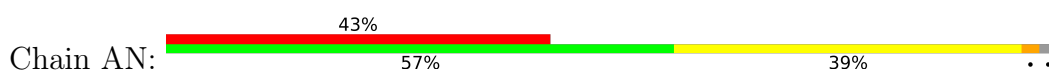
• Molecule 13: 30S Ribosomal Protein S13



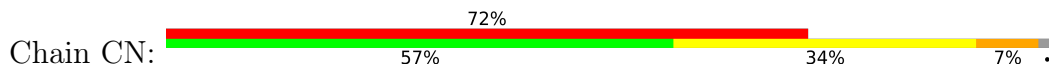
• Molecule 13: 30S Ribosomal Protein S13

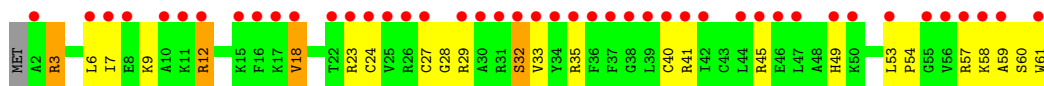


• Molecule 14: 30S Ribosomal Protein S14

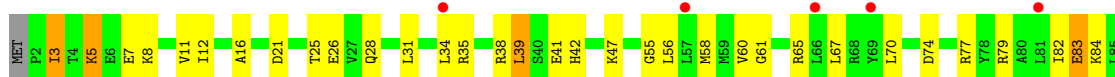


• Molecule 14: 30S Ribosomal Protein S14

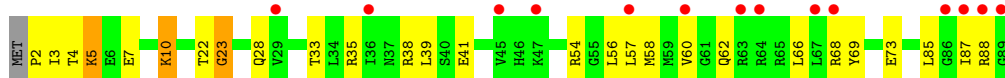





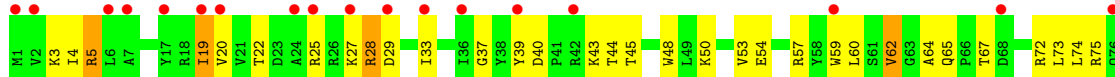
• Molecule 15: 30S Ribosomal Protein S15




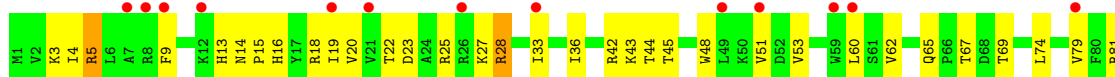
• Molecule 15: 30S Ribosomal Protein S15




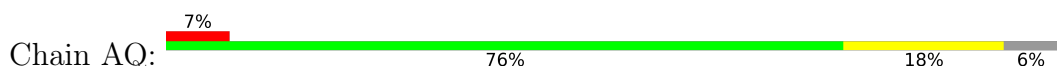
• Molecule 16: 30S Ribosomal Protein S16



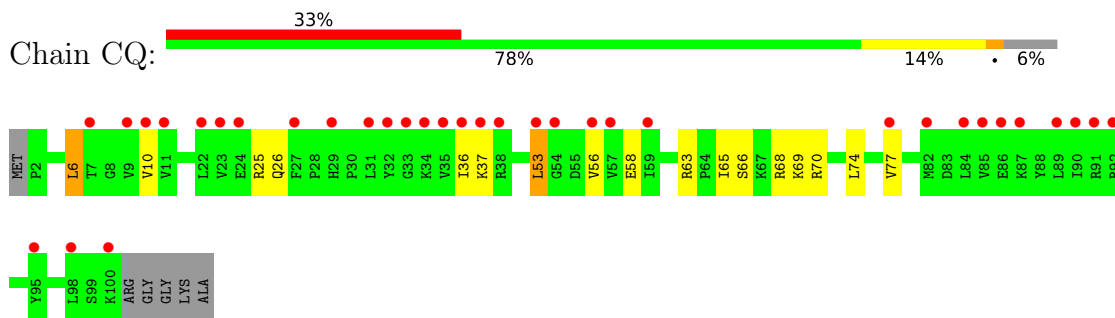
• Molecule 16: 30S Ribosomal Protein S16



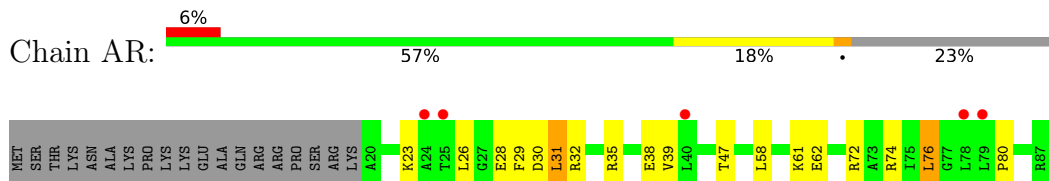
• Molecule 17: 30S Ribosomal Protein S17



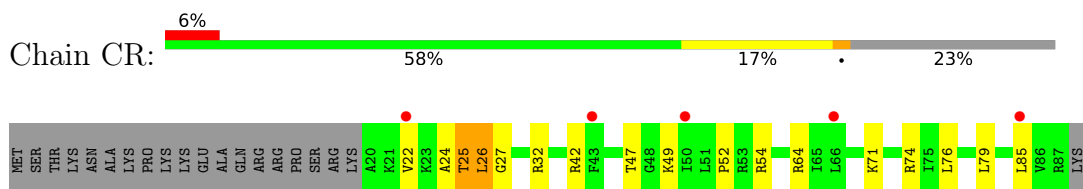
• Molecule 17: 30S Ribosomal Protein S17



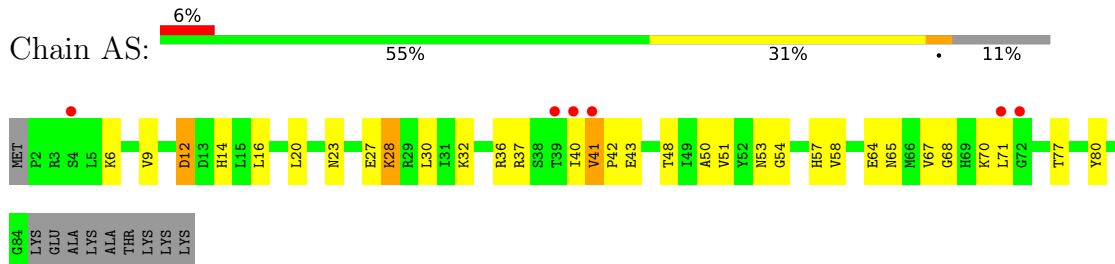
• Molecule 18: 30S Ribosomal Protein S18



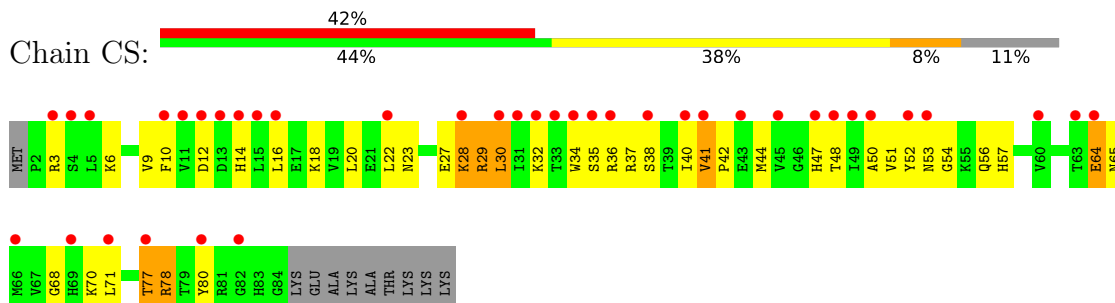
• Molecule 18: 30S Ribosomal Protein S18



• Molecule 19: 30S Ribosomal Protein S19

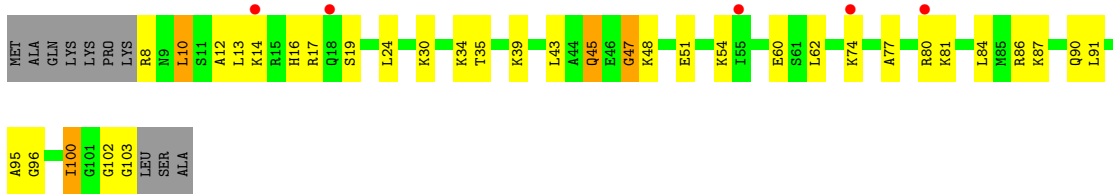


• Molecule 19: 30S Ribosomal Protein S19

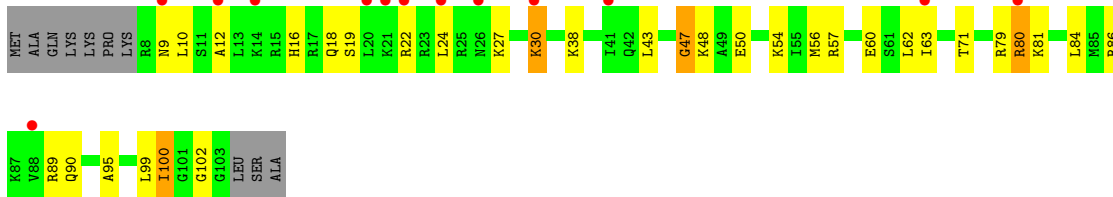


• Molecule 20: 30S Ribosomal Protein S20

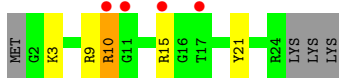




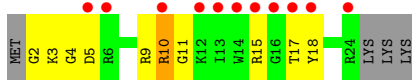
● Molecule 20: 30S Ribosomal Protein S20



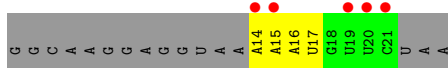
● Molecule 21: 30S Ribosomal Protein THX



● Molecule 21: 30S Ribosomal Protein THX



● Molecule 22: mRNA

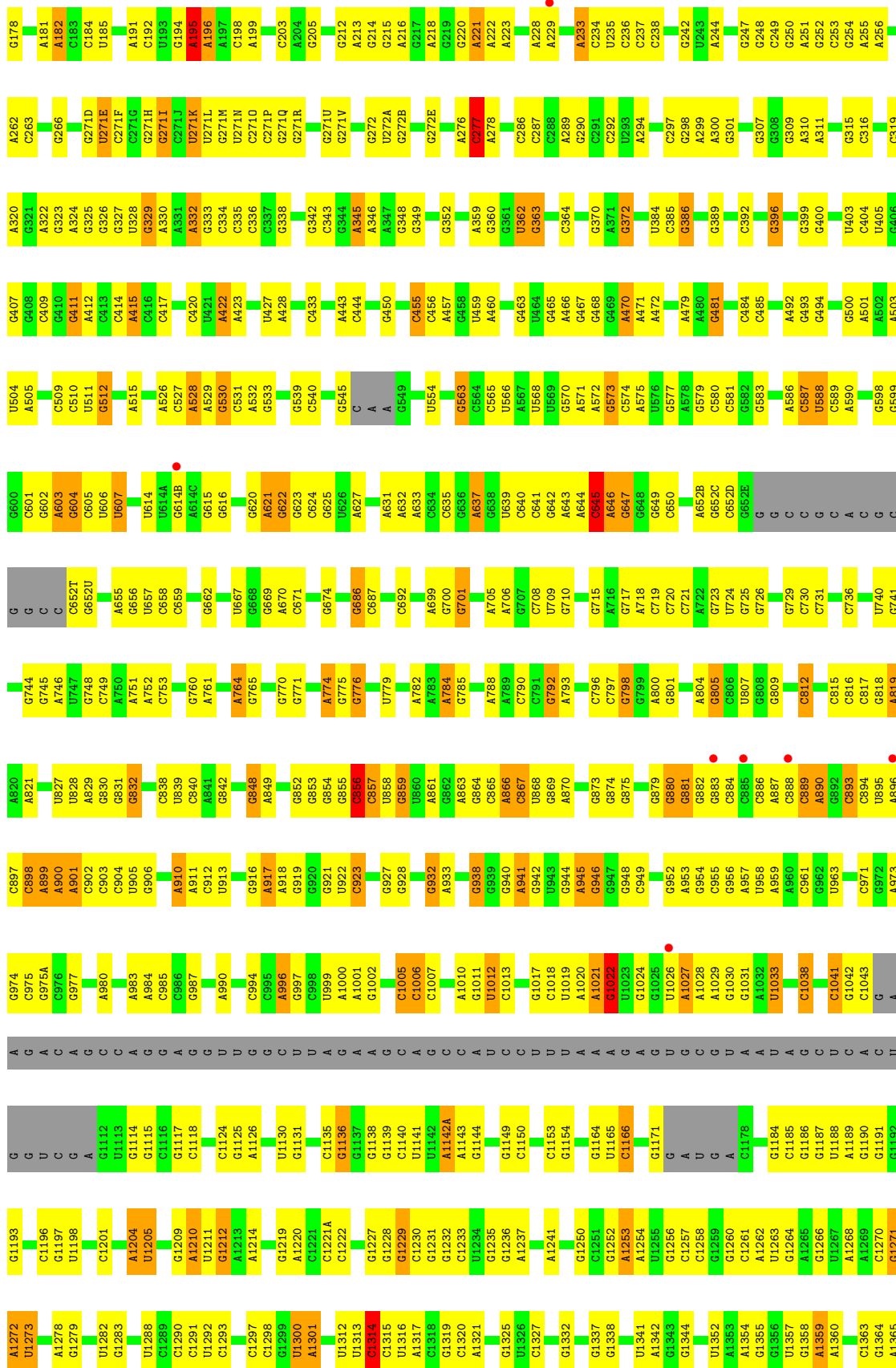


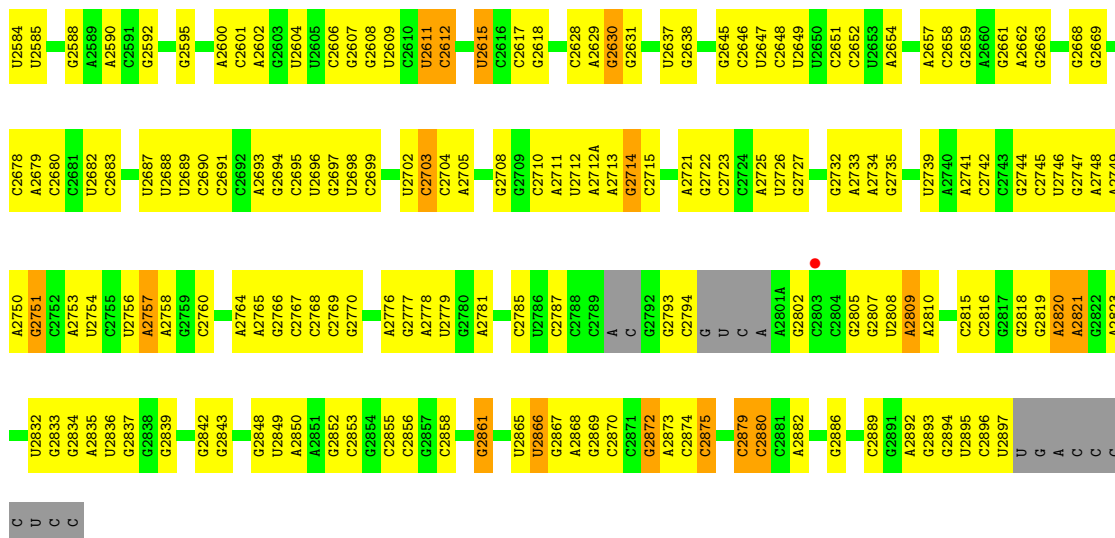
● Molecule 22: mRNA



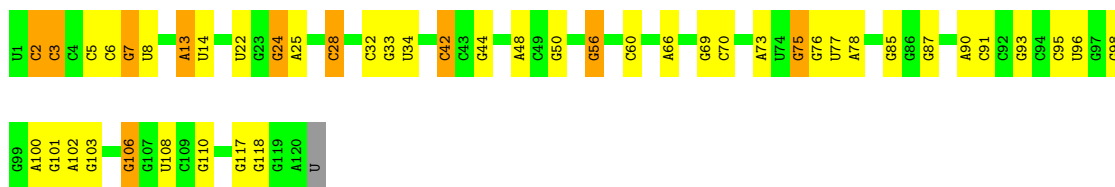
● Molecule 23: P-site tRNA



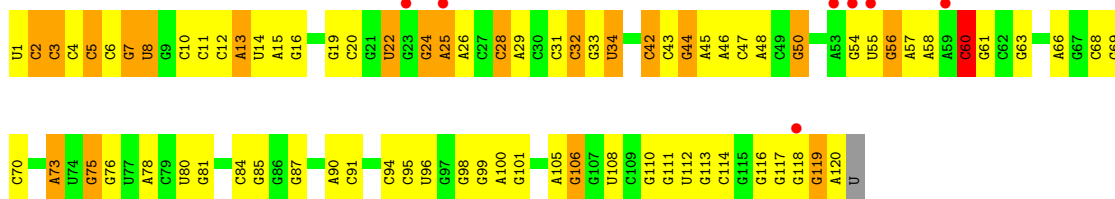




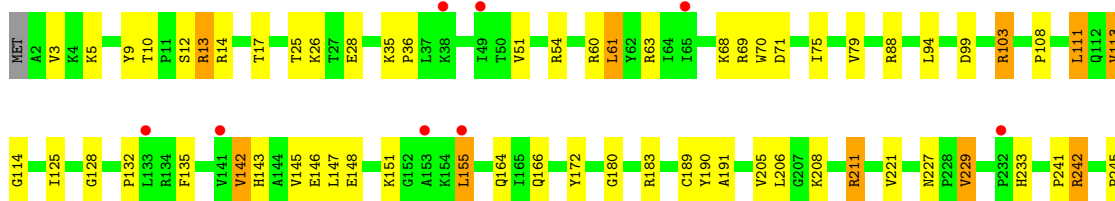
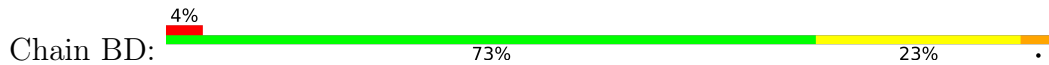
• Molecule 26: 5S Ribosomal RNA

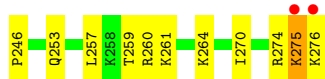


• Molecule 26: 5S Ribosomal RNA

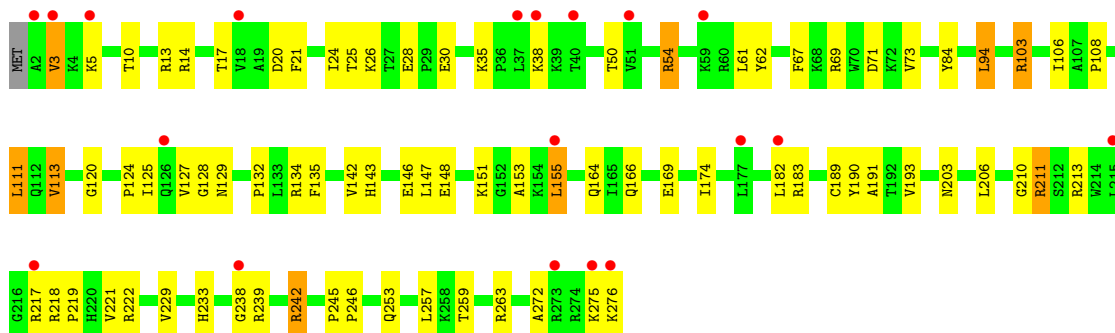
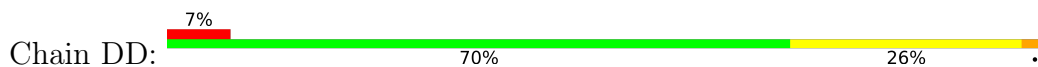


• Molecule 27: 50S Ribosomal Protein L2

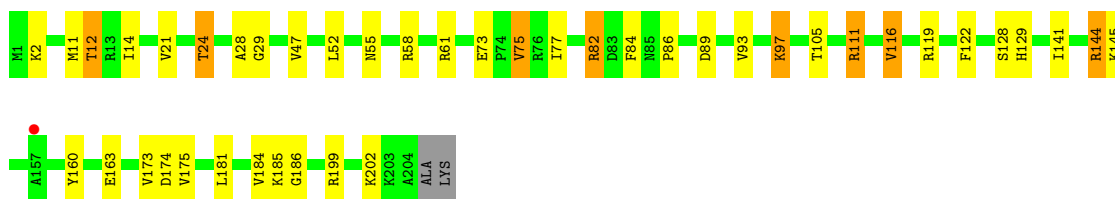
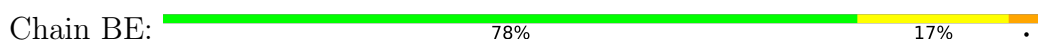




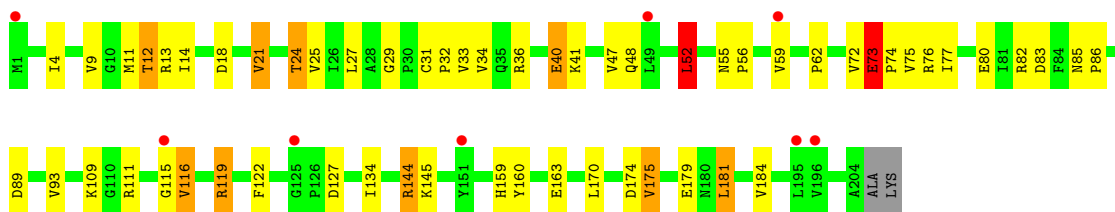
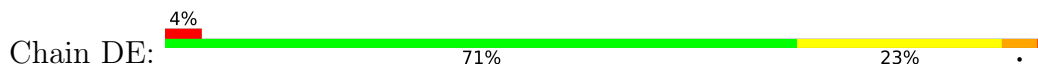
• Molecule 27: 50S Ribosomal Protein L2



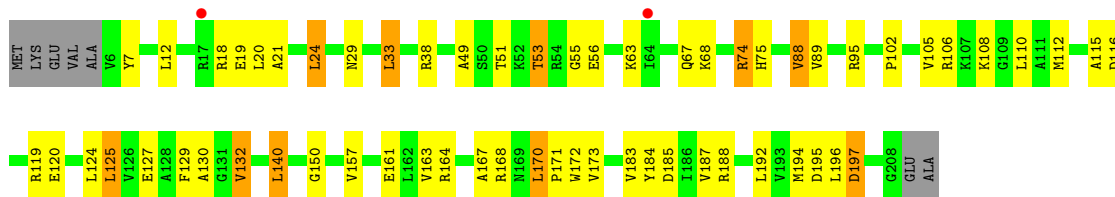
• Molecule 28: 50S Ribosomal Protein L3



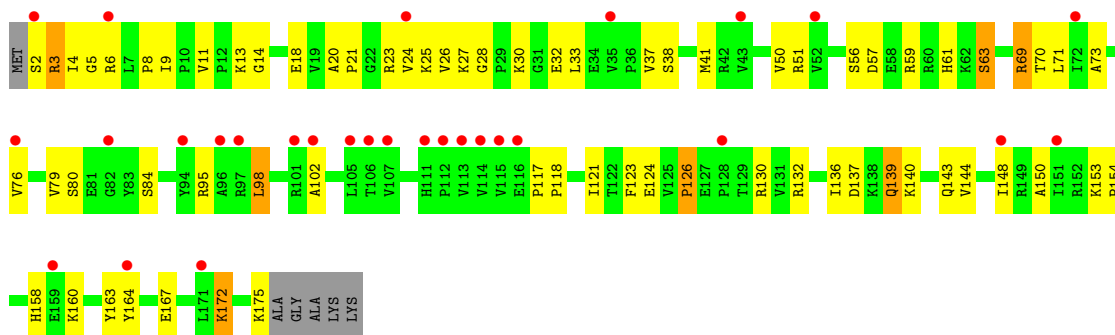
• Molecule 28: 50S Ribosomal Protein L3



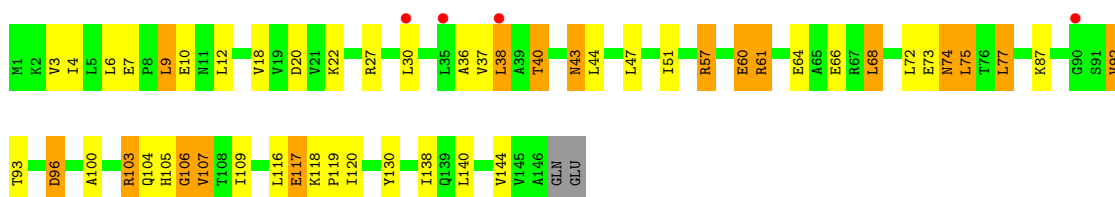
• Molecule 29: 50S Ribosomal Protein L4



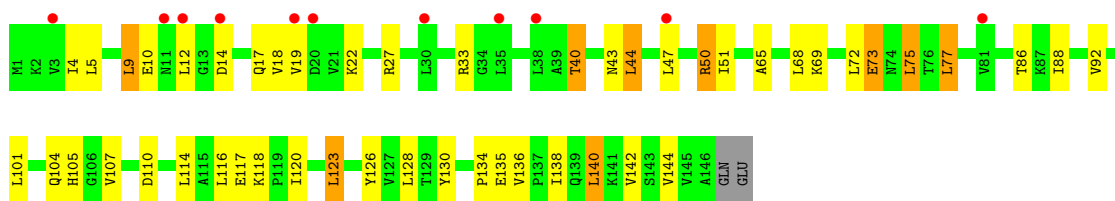
• Molecule 29: 50S Ribosomal Protein L4



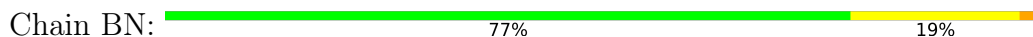
• Molecule 32: 50S Ribosomal Protein L9



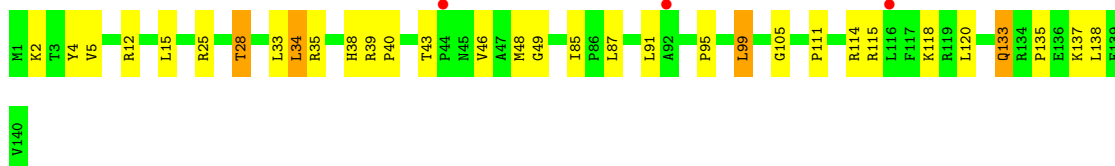
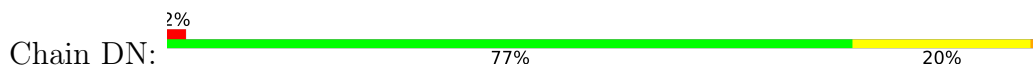
• Molecule 32: 50S Ribosomal Protein L9



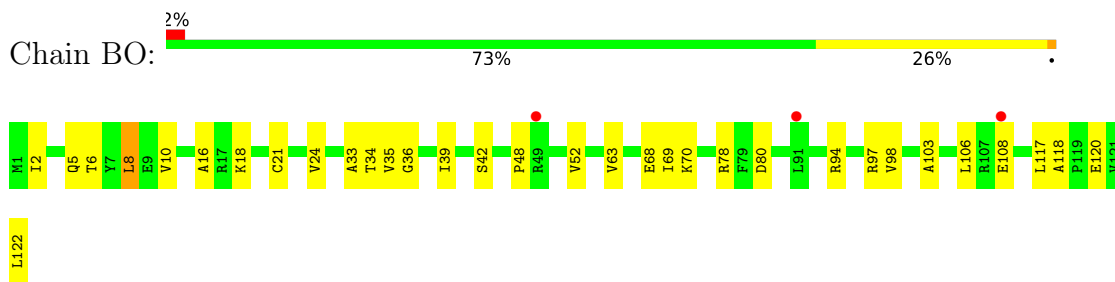
• Molecule 33: 50S Ribosomal Protein L13



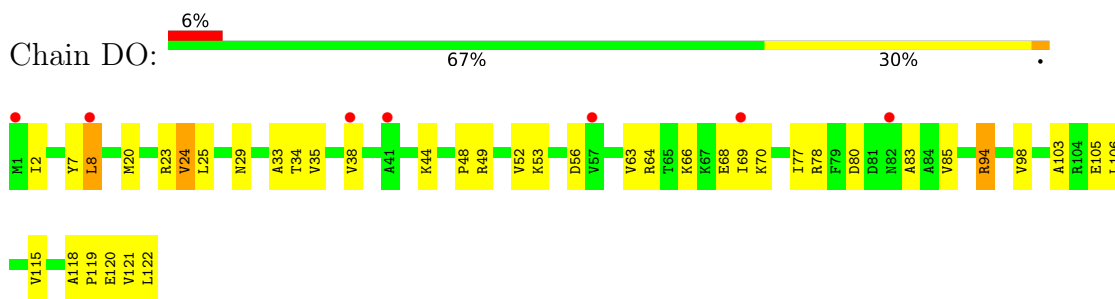
• Molecule 33: 50S Ribosomal Protein L13



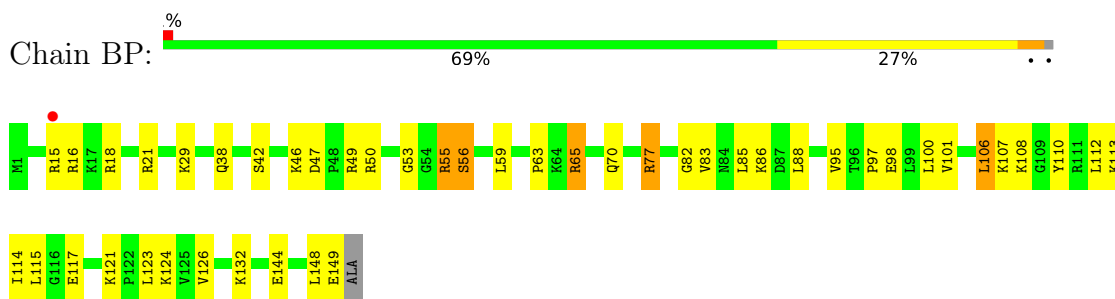
• Molecule 34: 50S Ribosomal Protein L14



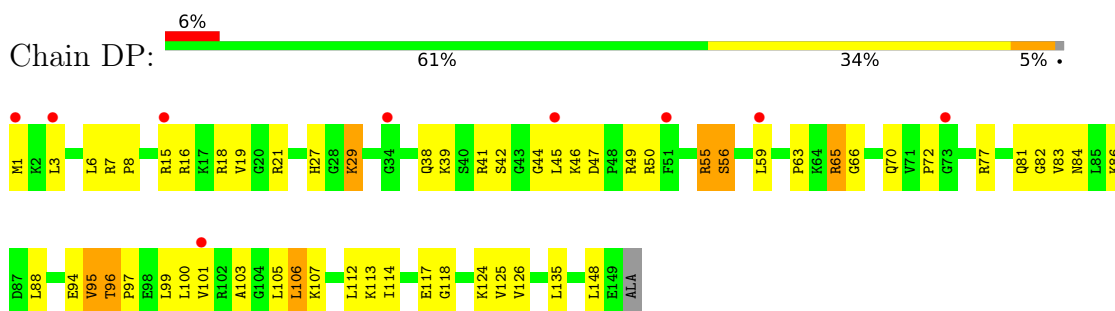
• Molecule 34: 50S Ribosomal Protein L14



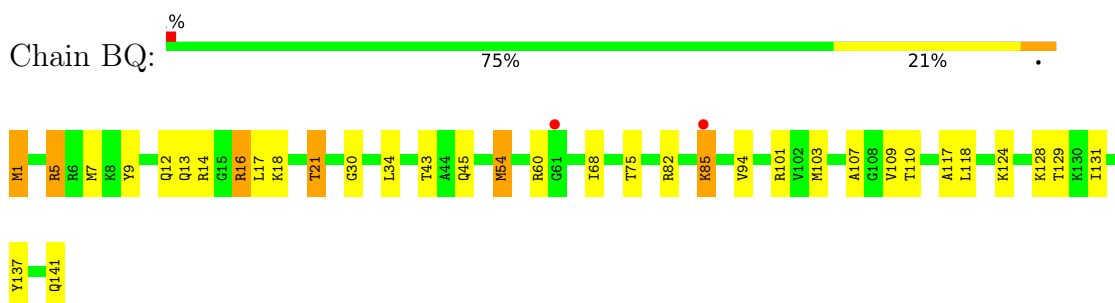
• Molecule 35: 50S Ribosomal Protein L15



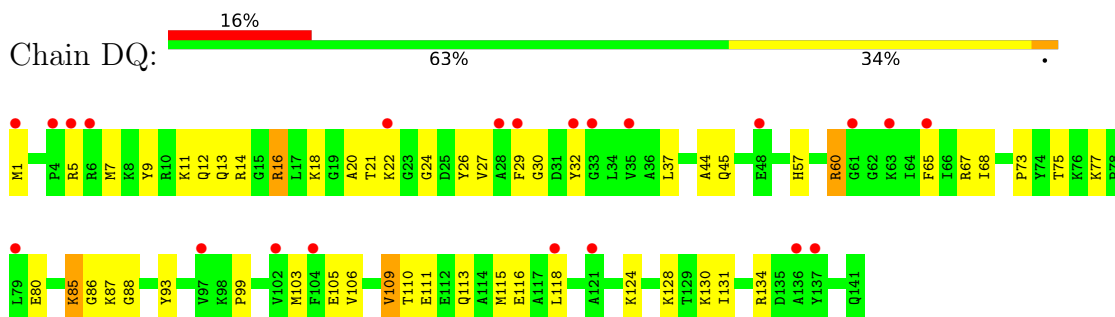
• Molecule 35: 50S Ribosomal Protein L15



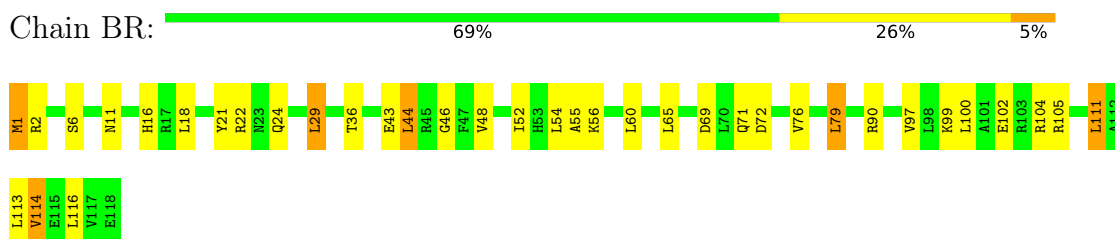
• Molecule 36: 50S Ribosomal Protein L16



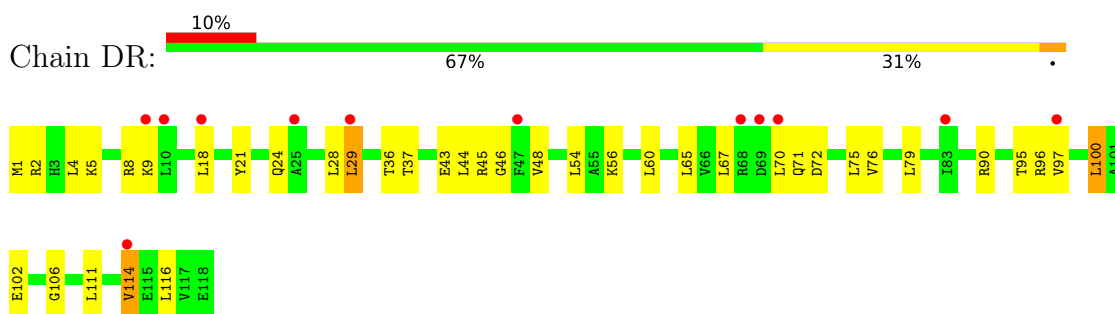
- Molecule 36: 50S Ribosomal Protein L16



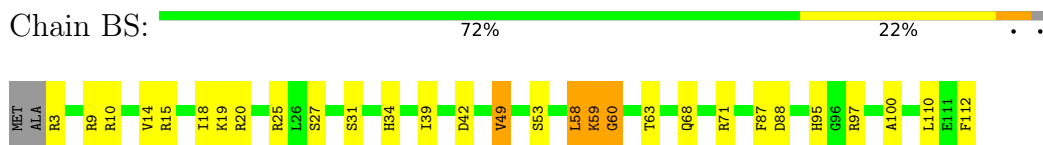
- Molecule 37: 50S Ribosomal Protein L17



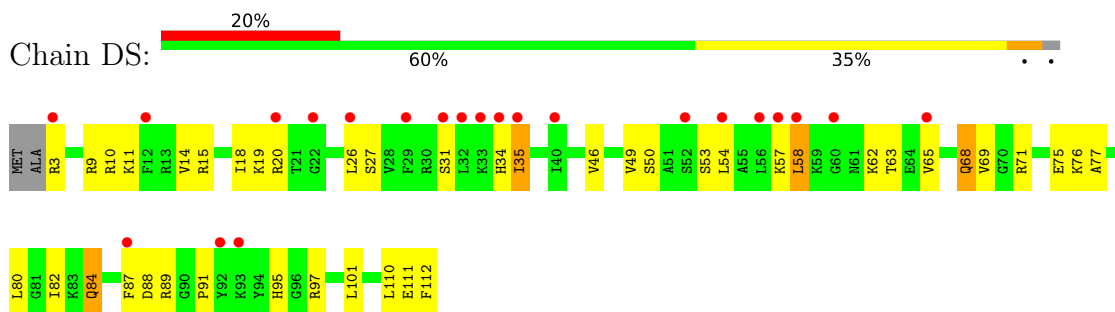
- Molecule 37: 50S Ribosomal Protein L17



- Molecule 38: 50S Ribosomal Protein L18

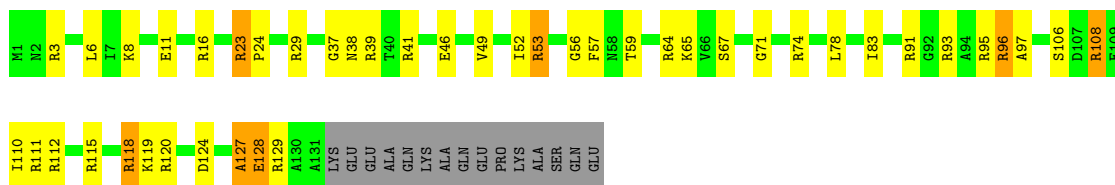


- Molecule 38: 50S Ribosomal Protein L18



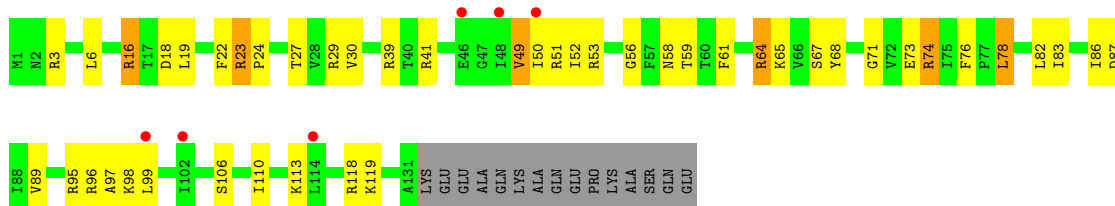
- Molecule 39: 50S Ribosomal Protein L19

Chain BT: 




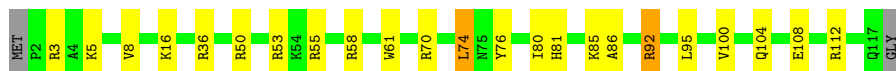
• Molecule 39: 50S Ribosomal Protein L19

Chain DT: 




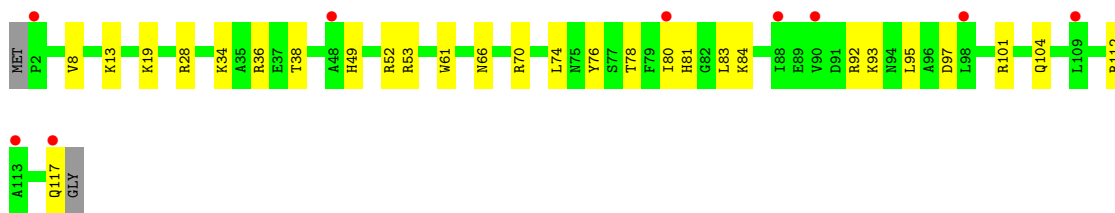
• Molecule 40: 50S Ribosomal Protein L20

Chain BU: 




• Molecule 40: 50S Ribosomal Protein L20

Chain DU: 



• Molecule 41: 50S Ribosomal Protein L21

Chain BV: 




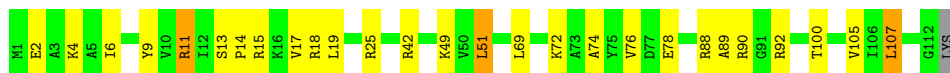
• Molecule 41: 50S Ribosomal Protein L21

Chain DV: 




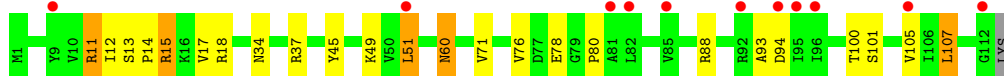
- Molecule 42: 50S Ribosomal Protein L22

Chain BW:  75% 21%



- Molecule 42: 50S Ribosomal Protein L22

Chain DW:  10% 78% 17%



- Molecule 43: 50S Ribosomal Protein L23

Chain BX:  70% 27%



- Molecule 43: 50S Ribosomal Protein L23

Chain DX:  32% 67% 30%



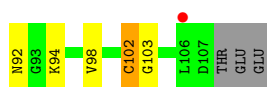
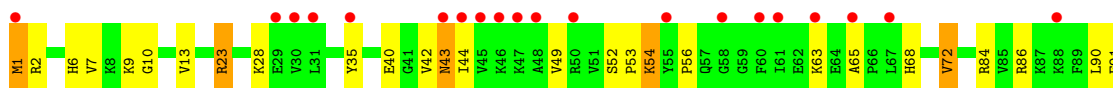
- Molecule 44: 50S Ribosomal Protein L24

Chain BY:  2% 68% 26%

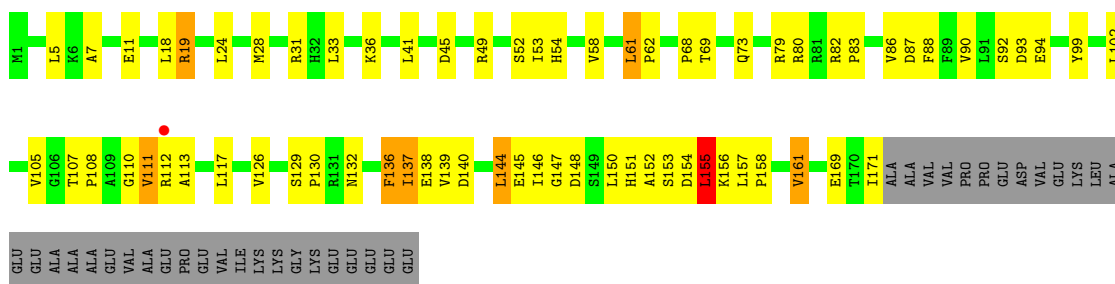


- Molecule 44: 50S Ribosomal Protein L24

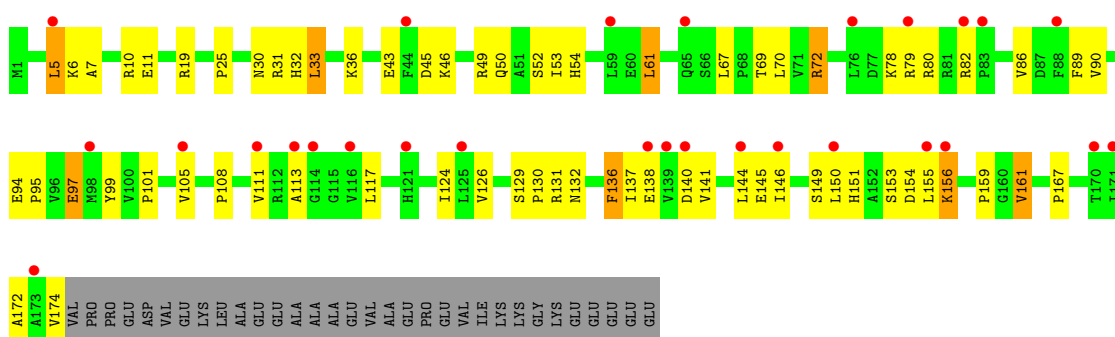
Chain DY:  19% 68% 24% 5%



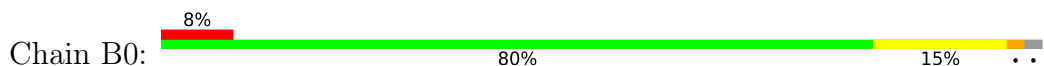
- Molecule 45: 50S Ribosomal Protein L25



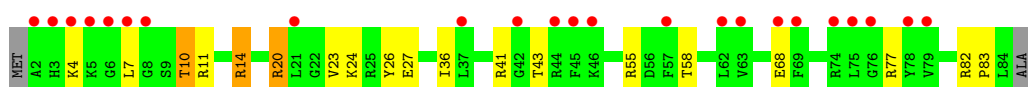
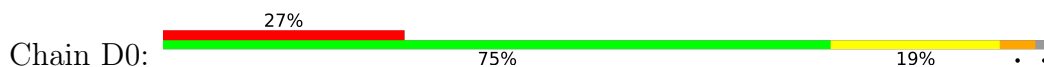
● Molecule 45: 50S Ribosomal Protein L25



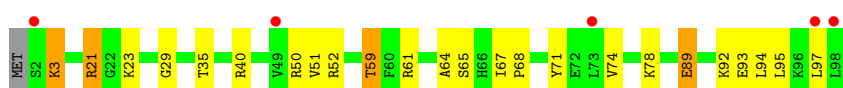
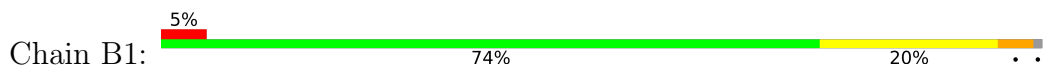
● Molecule 46: 50S Ribosomal Protein L27



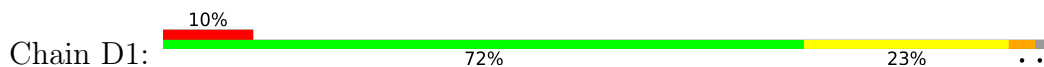
● Molecule 46: 50S Ribosomal Protein L27

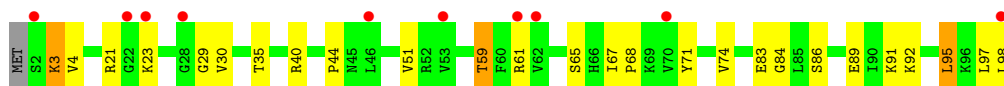


● Molecule 47: 50S Ribosomal Protein L28



● Molecule 47: 50S Ribosomal Protein L28

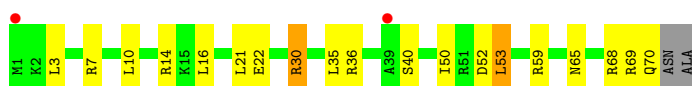




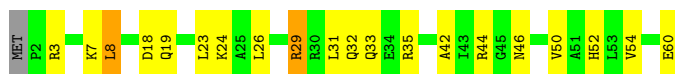
- Molecule 48: 50S Ribosomal Protein L29



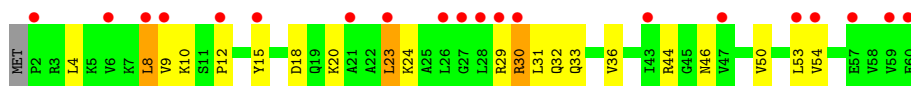
- Molecule 48: 50S Ribosomal Protein L29



- Molecule 49: 50S Ribosomal Protein L30



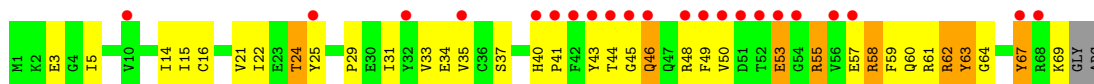
- Molecule 49: 50S Ribosomal Protein L30



- Molecule 50: 50S Ribosomal Protein L31

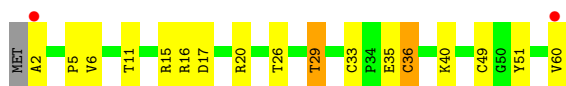


- Molecule 50: 50S Ribosomal Protein L31

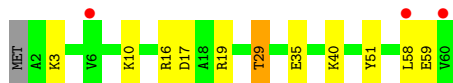
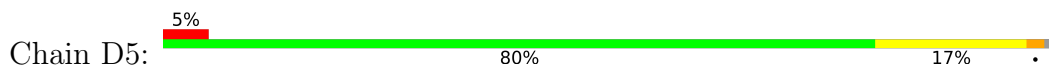


- Molecule 51: 50S Ribosomal Protein L32

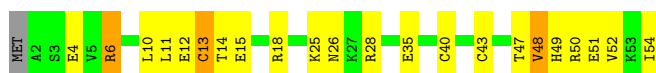




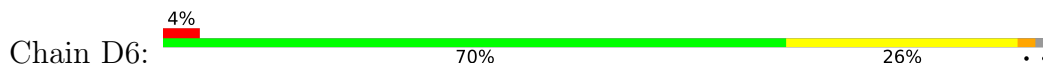
- Molecule 51: 50S Ribosomal Protein L32



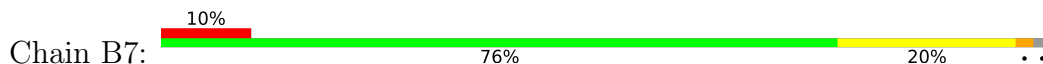
- Molecule 52: 50S Ribosomal Protein L33



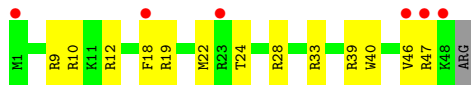
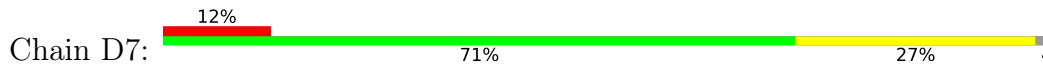
- Molecule 52: 50S Ribosomal Protein L33



- Molecule 53: 50S Ribosomal Protein L34



- Molecule 53: 50S Ribosomal Protein L34



- Molecule 54: 50S Ribosomal Protein L35

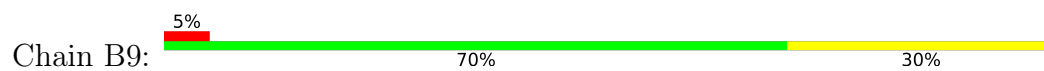


- Molecule 54: 50S Ribosomal Protein L35

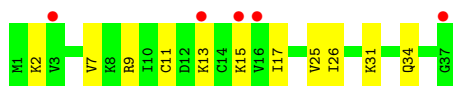
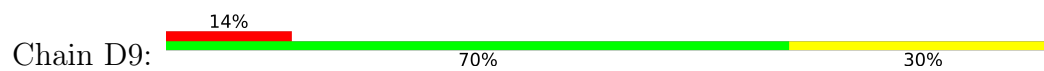




- Molecule 55: 50S Ribosomal Protein L36



- Molecule 55: 50S Ribosomal Protein L36



4 Data and refinement statistics

Property	Value	Source
Space group	P 21 21 21	Depositor
Cell constants a, b, c, α , β , γ	208.93Å 446.95Å 619.78Å 90.00° 90.00° 90.00°	Depositor
Resolution (Å)	144.86 – 2.70 254.67 – 2.70	Depositor EDS
% Data completeness (in resolution range)	99.6 (144.86-2.70) 99.6 (254.67-2.70)	Depositor EDS
R_{merge}	0.18	Depositor
R_{sym}	(Not available)	Depositor
$\langle I/\sigma(I) \rangle$ ¹	1.32 (at 2.69Å)	Xtrriage
Refinement program	PHENIX 1.8.2_1309	Depositor
R, R_{free}	0.215 , 0.262 0.215 , 0.263	Depositor DCC
R_{free} test set	78302 reflections (5.02%)	wwPDB-VP
Wilson B-factor (Å ²)	53.5	Xtrriage
Anisotropy	0.258	Xtrriage
Bulk solvent k_{sol} (e/Å ³), B_{sol} (Å ²)	0.29 , 59.9	EDS
L-test for twinning ²	$\langle L \rangle = 0.41$, $\langle L^2 \rangle = 0.23$	Xtrriage
Estimated twinning fraction	No twinning to report.	Xtrriage
F_o, F_c correlation	0.91	EDS
Total number of atoms	290807	wwPDB-VP
Average B, all atoms (Å ²)	59.0	wwPDB-VP

Xtrriage's analysis on translational NCS is as follows: *The largest off-origin peak in the Patterson function is 1.51% of the height of the origin peak. No significant pseudotranslation is detected.*

¹Intensities estimated from amplitudes.

²Theoretical values of $\langle |L| \rangle$, $\langle L^2 \rangle$ for acentric reflections are 0.5, 0.333 respectively for untwinned datasets, and 0.375, 0.2 for perfectly twinned datasets.

5 Model quality i

5.1 Standard geometry i

Bond lengths and bond angles in the following residue types are not validated in this section: MG, ZN, K, 5MC, PSU, 4SU, 5MU, PCY, SF4

The Z score for a bond length (or angle) is the number of standard deviations the observed value is removed from the expected value. A bond length (or angle) with $|Z| > 5$ is considered an outlier worth inspection. RMSZ is the root-mean-square of all Z scores of the bond lengths (or angles).

Mol	Chain	Bond lengths		Bond angles	
		RMSZ	# Z >5	RMSZ	# Z >5
1	AA	1.31	15/36024 (0.0%)	1.16	60/56222 (0.1%)
1	CA	0.43	0/36170	0.97	61/56452 (0.1%)
2	AB	0.34	0/1881	0.62	1/2542 (0.0%)
2	CB	0.35	0/1860	0.62	1/2518 (0.0%)
3	AC	0.30	0/1576	0.51	0/2130
3	CC	0.33	0/1566	0.59	1/2119 (0.0%)
4	AD	0.31	0/1689	0.55	0/2267
4	CD	0.31	0/1704	0.55	0/2284
5	AE	0.31	0/1145	0.53	0/1543
5	CE	0.33	0/1149	0.57	0/1548
6	AF	0.30	0/819	0.52	0/1111
6	CF	0.32	0/829	0.54	0/1123
7	AG	0.29	0/1250	0.50	0/1679
7	CG	0.31	0/1254	0.53	0/1683
8	AH	0.30	0/1108	0.52	0/1494
8	CH	0.29	0/1108	0.52	0/1494
9	AI	0.29	0/1002	0.55	0/1346
9	CI	0.33	0/997	0.58	1/1343 (0.1%)
10	AJ	0.29	0/722	0.54	0/982
10	CJ	0.34	0/727	0.59	0/988
11	AK	0.32	0/844	0.51	0/1145
11	CK	0.30	0/848	0.53	0/1149
12	AL	0.33	0/946	0.51	0/1274
12	CL	0.33	0/946	0.60	1/1274 (0.1%)
13	AM	0.29	0/947	0.58	0/1272
13	CM	0.31	0/930	0.55	0/1250
14	AN	0.31	0/501	0.54	0/664
14	CN	0.34	0/501	0.52	0/664
15	AO	0.31	0/739	0.53	0/985
15	CO	0.32	0/739	0.53	0/985
16	AP	0.31	0/697	0.53	0/939
16	CP	0.32	0/693	0.51	0/935

Mol	Chain	Bond lengths		Bond angles	
		RMSZ	# Z >5	RMSZ	# Z >5
17	AQ	0.32	0/836	0.52	0/1117
17	CQ	0.31	0/836	0.48	0/1117
18	AR	0.32	0/560	0.53	0/746
18	CR	0.30	0/560	0.51	0/746
19	AS	0.31	0/667	0.53	0/900
19	CS	0.33	0/661	0.65	1/893 (0.1%)
20	AT	0.31	0/730	0.56	0/965
20	CT	0.29	0/729	0.53	0/965
21	AU	0.29	0/203	0.51	0/266
21	CU	0.35	0/203	0.55	0/266
22	AV	0.56	0/188	1.13	0/290
22	CV	0.62	0/122	1.18	0/188
23	AX	0.56	2/1725 (0.1%)	1.16	18/2689 (0.7%)
23	CX	0.55	1/1725 (0.1%)	1.20	18/2689 (0.7%)
24	AY	0.72	1/428 (0.2%)	0.91	0/661
24	CY	0.48	0/115	1.02	0/176
25	BA	0.67	6/68083 (0.0%)	1.04	144/106274 (0.1%)
25	DA	0.51	3/67542 (0.0%)	1.00	78/105428 (0.1%)
26	BB	0.51	0/2878	0.91	0/4490
26	DB	0.57	0/2878	1.01	2/4490 (0.0%)
27	BD	0.44	0/2186	0.60	0/2944
27	DD	0.39	0/2186	0.59	0/2944
28	BE	0.45	0/1592	0.60	0/2149
28	DE	0.38	0/1592	0.62	0/2149
29	BF	0.43	0/1619	0.58	0/2193
29	DF	0.36	0/1615	0.59	0/2188
30	BG	0.33	0/1450	0.55	1/1959 (0.1%)
30	DG	0.36	0/1449	0.57	0/1958
31	BH	0.36	0/1356	0.54	0/1834
31	DH	0.34	0/1356	0.54	0/1834
32	BI	0.32	0/1100	0.58	0/1501
32	DI	0.32	0/1076	0.57	0/1471
33	BN	0.39	0/1144	0.54	0/1543
33	DN	0.36	0/1144	0.57	0/1543
34	BO	0.45	0/943	0.59	1/1269 (0.1%)
34	DO	0.37	0/943	0.60	1/1269 (0.1%)
35	BP	0.42	0/1152	0.60	0/1533
35	DP	0.38	0/1152	0.64	1/1533 (0.1%)
36	BQ	0.44	0/1143	0.58	0/1527
36	DQ	0.36	0/1143	0.57	0/1527
37	BR	0.44	0/982	0.66	0/1312
37	DR	0.33	0/982	0.57	0/1312
38	BS	0.39	0/887	0.62	0/1180

Mol	Chain	Bond lengths		Bond angles	
		RMSZ	# Z >5	RMSZ	# Z >5
38	DS	0.33	0/880	0.55	0/1172
39	BT	0.38	0/1105	0.60	0/1477
39	DT	0.35	0/1097	0.57	1/1468 (0.1%)
40	BU	0.48	0/977	0.61	0/1301
40	DU	0.33	0/977	0.53	0/1301
41	BV	0.44	0/782	0.64	0/1049
41	DV	0.34	0/782	0.55	1/1049 (0.1%)
42	BW	0.50	0/897	0.62	0/1205
42	DW	0.34	0/897	0.53	0/1205
43	BX	0.45	0/764	0.58	0/1025
43	DX	0.34	0/764	0.54	1/1025 (0.1%)
44	BY	0.40	0/819	0.62	0/1095
44	DY	0.33	0/819	0.57	0/1095
45	BZ	0.35	0/1379	0.62	0/1873
45	DZ	0.31	0/1390	0.54	0/1890
46	B0	0.45	0/662	0.65	0/881
46	D0	0.33	0/662	0.55	0/881
47	B1	0.40	0/762	0.55	0/1014
47	D1	0.36	0/762	0.56	0/1014
48	B2	0.39	0/590	0.59	0/781
48	D2	0.29	0/590	0.50	0/781
49	B3	0.41	0/474	0.59	0/635
49	D3	0.30	0/469	0.53	0/630
50	B4	0.36	0/571	0.68	0/768
50	D4	0.34	0/545	0.62	0/737
51	B5	0.50	1/469 (0.2%)	0.77	0/635
51	D5	0.35	0/469	0.59	1/635 (0.2%)
52	B6	0.60	1/460 (0.2%)	0.67	1/613 (0.2%)
52	D6	0.36	0/456	0.52	0/608
53	B7	0.48	0/426	0.62	0/561
53	D7	0.37	0/426	0.57	0/561
54	B8	0.44	0/519	0.61	0/684
54	D8	0.36	0/525	0.54	0/691
55	B9	0.50	0/310	0.65	1/407 (0.2%)
55	D9	0.38	0/310	0.62	0/407
All	All	0.65	30/310558 (0.0%)	0.94	397/464586 (0.1%)

Chiral center outliers are detected by calculating the chiral volume of a chiral center and verifying if the center is modelled as a planar moiety or with the opposite hand. A planarity outlier is detected by checking planarity of atoms in a peptide group, atoms in a mainchain group or atoms of a sidechain that are expected to be planar.

Mol	Chain	#Chirality outliers	#Planarity outliers
1	AA	0	1
7	CG	0	2
38	BS	0	1
50	B4	0	1
50	D4	0	1
All	All	0	6

The worst 5 of 30 bond length outliers are listed below:

Mol	Chain	Res	Type	Atoms	Z	Observed(Å)	Ideal(Å)
1	AA	439	A	C5-C4	145.31	2.40	1.38
1	AA	496	A	C6-N1	114.63	2.15	1.35
1	AA	439	A	N3-C4	59.27	1.70	1.34
1	AA	496	A	C2-N3	54.84	1.82	1.33
1	AA	439	A	C6-N1	53.24	1.72	1.35

The worst 5 of 397 bond angle outliers are listed below:

Mol	Chain	Res	Type	Atoms	Z	Observed(°)	Ideal(°)
1	AA	496	A	C2-N3-C4	97.04	159.12	110.60
1	AA	496	A	N1-C2-N3	-89.99	84.31	129.30
1	AA	496	A	C5-C6-N6	-36.75	94.30	123.70
1	AA	496	A	C5-C6-N1	31.98	133.69	117.70
1	AA	496	A	C4-C5-C6	-28.65	102.68	117.00

There are no chirality outliers.

5 of 6 planarity outliers are listed below:

Mol	Chain	Res	Type	Group
1	AA	439	A	Sidechain
50	B4	59	PHE	Peptide
38	BS	58	LEU	Peptide
7	CG	78	ARG	Peptide
7	CG	79	ARG	Peptide

5.2 Too-close contacts

In the following table, the Non-H and H(model) columns list the number of non-hydrogen atoms and hydrogen atoms in the chain respectively. The H(added) column lists the number of hydrogen atoms added and optimized by MolProbity. The Clashes column lists the number of clashes within the asymmetric unit, whereas Symm-Clashes lists symmetry-related clashes.

Mol	Chain	Non-H	H(model)	H(added)	Clashes	Symm-Clashes
1	AA	32183	0	16244	640	0
1	CA	32312	0	16308	675	0
2	AB	1846	0	1867	88	0
2	CB	1825	0	1828	91	0
3	AC	1552	0	1546	53	0
3	CC	1542	0	1517	52	0
4	AD	1659	0	1676	71	0
4	CD	1674	0	1714	52	0
5	AE	1129	0	1185	32	0
5	CE	1133	0	1191	37	0
6	AF	806	0	793	19	0
6	CF	816	0	808	16	0
7	AG	1231	0	1238	22	0
7	CG	1235	0	1249	37	0
8	AH	1088	0	1126	28	0
8	CH	1088	0	1126	26	0
9	AI	983	0	986	30	0
9	CI	978	0	966	47	0
10	AJ	709	0	650	34	0
10	CJ	714	0	672	34	0
11	AK	829	0	825	20	0
11	CK	833	0	836	16	0
12	AL	930	0	980	25	0
12	CL	930	0	980	28	0
13	AM	937	0	977	27	0
13	CM	920	0	950	37	0
14	AN	492	0	529	21	0
14	CN	492	0	529	25	0
15	AO	728	0	760	22	0
15	CO	728	0	760	24	0
16	AP	681	0	697	23	0
16	CP	677	0	686	17	0
17	AQ	823	0	891	11	0
17	CQ	823	0	891	10	0
18	AR	555	0	618	13	0
18	CR	555	0	618	12	0
19	AS	652	0	662	25	0
19	CS	646	0	644	39	0
20	AT	728	0	798	21	0
20	CT	727	0	796	16	0
21	AU	199	0	208	4	0
21	CU	199	0	208	9	0
22	AV	169	0	86	4	0

Continued on next page...

Continued from previous page...

Mol	Chain	Non-H	H(model)	H(added)	Clashes	Symm-Clashes
22	CV	109	0	55	5	0
23	AX	1625	0	828	21	0
23	CX	1625	0	829	27	0
24	AY	385	0	199	11	0
24	CY	104	0	56	6	0
25	BA	60792	0	30653	698	0
25	DA	60311	0	30414	981	0
26	BB	2573	0	1306	23	0
26	DB	2573	0	1306	73	0
27	BD	2136	0	2218	60	0
27	DD	2136	0	2218	66	0
28	BE	1559	0	1618	27	0
28	DE	1559	0	1618	41	0
29	BF	1584	0	1625	45	0
29	DF	1580	0	1619	51	0
30	BG	1425	0	1443	43	0
30	DG	1424	0	1434	67	0
31	BH	1330	0	1407	24	0
31	DH	1330	0	1407	49	0
32	BI	1085	0	1114	35	0
32	DI	1061	0	1080	30	0
33	BN	1117	0	1183	19	0
33	DN	1117	0	1184	17	0
34	BO	933	0	996	23	0
34	DO	933	0	996	29	0
35	BP	1135	0	1212	34	0
35	DP	1135	0	1212	53	0
36	BQ	1122	0	1179	26	0
36	DQ	1122	0	1179	37	0
37	BR	968	0	1033	20	0
37	DR	968	0	1033	25	0
38	BS	877	0	938	26	0
38	DS	870	0	923	29	0
39	BT	1091	0	1151	38	0
39	DT	1083	0	1136	36	0
40	BU	959	0	1019	18	0
40	DU	959	0	1019	18	0
41	BV	771	0	830	13	0
41	DV	771	0	830	20	0
42	BW	886	0	940	18	0
42	DW	886	0	940	16	0
43	BX	750	0	814	22	0

Continued on next page...

Continued from previous page...

Mol	Chain	Non-H	H(model)	H(added)	Clashes	Symm-Clashes
43	DX	750	0	814	18	0
44	BY	806	0	881	21	0
44	DY	806	0	881	21	0
45	BZ	1349	0	1355	45	0
45	DZ	1360	0	1363	44	0
46	B0	653	0	674	15	0
46	D0	653	0	674	22	0
47	B1	755	0	826	21	0
47	D1	755	0	826	19	0
48	B2	588	0	643	10	0
48	D2	588	0	643	12	0
49	B3	469	0	518	10	0
49	D3	464	0	514	12	0
50	B4	558	0	544	36	0
50	D4	532	0	503	27	0
51	B5	455	0	465	9	0
51	D5	455	0	465	9	0
52	B6	453	0	473	10	0
52	D6	449	0	469	10	0
53	B7	418	0	467	7	0
53	D7	418	0	467	9	0
54	B8	511	0	571	22	0
54	D8	517	0	582	16	0
55	B9	307	0	335	8	0
55	D9	307	0	335	7	0
56	AA	190	0	0	0	0
56	AD	1	0	0	0	0
56	AE	3	0	0	0	0
56	AF	1	0	0	0	0
56	AM	1	0	0	0	0
56	AN	1	0	0	0	0
56	AQ	1	0	0	0	0
56	AX	9	0	0	0	0
56	B0	5	0	0	0	0
56	B2	1	0	0	0	0
56	B3	1	0	0	0	0
56	B4	1	0	0	0	0
56	B5	4	0	0	0	0
56	B6	2	0	0	0	0
56	B7	5	0	0	0	0
56	B8	2	0	0	0	0
56	B9	1	0	0	0	0

Continued on next page...

Continued from previous page...

Mol	Chain	Non-H	H(model)	H(added)	Clashes	Symm-Clashes
56	BA	814	0	0	0	0
56	BB	22	0	0	0	0
56	BD	9	0	0	0	0
56	BE	7	0	0	0	0
56	BF	9	0	0	0	0
56	BG	2	0	0	0	0
56	BN	7	0	0	0	0
56	BO	1	0	0	0	0
56	BP	4	0	0	0	0
56	BQ	4	0	0	0	0
56	BR	3	0	0	0	0
56	BU	9	0	0	0	0
56	BV	4	0	0	0	0
56	BW	4	0	0	0	0
56	BX	2	0	0	0	0
56	BY	3	0	0	0	0
56	BZ	2	0	0	0	0
56	CA	175	0	0	0	0
56	CE	2	0	0	0	0
56	CF	1	0	0	0	0
56	CJ	1	0	0	0	0
56	CT	1	0	0	0	0
56	CX	2	0	0	0	0
56	D0	2	0	0	0	0
56	D1	1	0	0	0	0
56	D3	1	0	0	0	0
56	D8	1	0	0	0	0
56	DA	674	0	0	0	0
56	DB	10	0	0	0	0
56	DD	8	0	0	0	0
56	DE	5	0	0	0	0
56	DF	5	0	0	0	0
56	DG	1	0	0	0	0
56	DN	1	0	0	0	0
56	DO	1	0	0	0	0
56	DP	2	0	0	0	0
56	DQ	3	0	0	0	0
56	DR	1	0	0	0	0
56	DU	4	0	0	0	0
56	DV	3	0	0	0	0
56	DW	2	0	0	0	0
56	DY	1	0	0	0	0

Continued on next page...

Continued from previous page...

Mol	Chain	Non-H	H(model)	H(added)	Clashes	Symm-Clashes
57	AA	40	0	38	6	0
57	CA	40	0	38	4	0
58	AD	8	0	0	1	0
58	CD	8	0	0	0	0
59	AN	1	0	0	0	0
59	B4	1	0	0	0	0
59	B5	1	0	0	0	0
59	B6	1	0	0	0	0
59	B9	1	0	0	0	0
59	BY	1	0	0	0	0
59	CN	1	0	0	0	0
59	D4	1	0	0	0	0
59	D5	1	0	0	0	0
59	D6	1	0	0	0	0
59	D9	1	0	0	0	0
59	DY	1	0	0	0	0
60	AX	1	0	0	0	0
60	CX	1	0	0	0	0
61	AA	175	0	0	13	0
61	AJ	2	0	0	0	0
61	AL	1	0	0	0	0
61	AM	1	0	0	0	0
61	AO	1	0	0	0	0
61	AV	1	0	0	0	0
61	AX	8	0	0	0	0
61	B0	4	0	0	0	0
61	B1	1	0	0	0	0
61	B3	1	0	0	0	0
61	B5	4	0	0	1	0
61	B6	1	0	0	0	0
61	B7	1	0	0	0	0
61	B8	10	0	0	1	0
61	BA	1294	0	0	49	0
61	BB	34	0	0	1	0
61	BD	16	0	0	1	0
61	BE	12	0	0	1	0
61	BF	7	0	0	1	0
61	BG	3	0	0	0	0
61	BI	1	0	0	0	0
61	BN	1	0	0	0	0
61	BO	4	0	0	0	0
61	BP	15	0	0	1	0

Continued on next page...

Continued from previous page...

Mol	Chain	Non-H	H(model)	H(added)	Clashes	Symm-Clashes
61	BQ	5	0	0	0	0
61	BR	1	0	0	0	0
61	BU	2	0	0	0	0
61	BV	2	0	0	0	0
61	BW	3	0	0	0	0
61	BX	5	0	0	0	0
61	CA	137	0	0	12	0
61	CD	1	0	0	0	0
61	CJ	2	0	0	0	0
61	CL	1	0	0	1	0
61	CN	1	0	0	0	0
61	CT	1	0	0	0	0
61	CX	2	0	0	0	0
61	D0	7	0	0	0	0
61	D1	1	0	0	0	0
61	D3	1	0	0	0	0
61	D8	4	0	0	0	0
61	DA	924	0	0	75	0
61	DB	8	0	0	0	0
61	DD	18	0	0	3	0
61	DE	9	0	0	1	0
61	DF	5	0	0	0	0
61	DN	1	0	0	0	0
61	DO	1	0	0	0	0
61	DP	14	0	0	1	0
61	DR	1	0	0	0	0
61	DT	1	0	0	0	0
61	DU	3	0	0	0	0
61	DV	1	0	0	0	0
61	DW	1	0	0	0	0
61	DX	1	0	0	0	0
61	DY	1	0	0	0	0
All	All	290807	0	193177	5129	0

The all-atom clashscore is defined as the number of clashes found per 1000 atoms (including hydrogen atoms). The all-atom clashscore for this structure is 11.

The worst 5 of 5129 close contacts within the same asymmetric unit are listed below, sorted by their clash magnitude.

Atom-1	Atom-2	Interatomic distance (Å)	Clash overlap (Å)
1:AA:439:A:N3	1:AA:439:A:C2	1.68	1.62

Continued on next page...

Continued from previous page...

Atom-1	Atom-2	Interatomic distance (Å)	Clash overlap (Å)
1:AA:439:A:C5	1:AA:439:A:C6	1.79	1.62
1:AA:439:A:N3	1:AA:439:A:C4	1.70	1.56
1:AA:439:A:C6	1:AA:439:A:N1	1.72	1.55
1:AA:439:A:C2	1:AA:439:A:N1	1.70	1.54

There are no symmetry-related clashes.

5.3 Torsion angles [i](#)

5.3.1 Protein backbone [i](#)

In the following table, the Percentiles column shows the percent Ramachandran outliers of the chain as a percentile score with respect to all X-ray entries followed by that with respect to entries of similar resolution.

The Analysed column shows the number of residues for which the backbone conformation was analysed, and the total number of residues.

Mol	Chain	Analysed	Favoured	Allowed	Outliers	Percentiles	
2	AB	229/256 (90%)	194 (85%)	24 (10%)	11 (5%)	2	4
2	CB	229/256 (90%)	195 (85%)	24 (10%)	10 (4%)	2	5
3	AC	204/239 (85%)	179 (88%)	23 (11%)	2 (1%)	15	37
3	CC	204/239 (85%)	178 (87%)	23 (11%)	3 (2%)	10	26
4	AD	206/209 (99%)	189 (92%)	15 (7%)	2 (1%)	15	37
4	CD	206/209 (99%)	190 (92%)	14 (7%)	2 (1%)	15	37
5	AE	146/162 (90%)	139 (95%)	5 (3%)	2 (1%)	11	28
5	CE	146/162 (90%)	136 (93%)	8 (6%)	2 (1%)	11	28
6	AF	98/101 (97%)	88 (90%)	10 (10%)	0	100	100
6	CF	98/101 (97%)	91 (93%)	7 (7%)	0	100	100
7	AG	153/156 (98%)	139 (91%)	11 (7%)	3 (2%)	7	19
7	CG	153/156 (98%)	137 (90%)	15 (10%)	1 (1%)	22	46
8	AH	135/138 (98%)	130 (96%)	5 (4%)	0	100	100
8	CH	135/138 (98%)	129 (96%)	5 (4%)	1 (1%)	22	46
9	AI	125/128 (98%)	107 (86%)	14 (11%)	4 (3%)	4	9
9	CI	125/128 (98%)	109 (87%)	12 (10%)	4 (3%)	4	9

Continued on next page...

Continued from previous page...

Mol	Chain	Analysed	Favoured	Allowed	Outliers	Percentiles	
10	AJ	95/105 (90%)	80 (84%)	9 (10%)	6 (6%)	1	2
10	CJ	94/105 (90%)	83 (88%)	6 (6%)	5 (5%)	2	3
11	AK	112/129 (87%)	103 (92%)	7 (6%)	2 (2%)	8	21
11	CK	112/129 (87%)	101 (90%)	8 (7%)	3 (3%)	5	12
12	AL	120/132 (91%)	111 (92%)	9 (8%)	0	100	100
12	CL	120/132 (91%)	113 (94%)	7 (6%)	0	100	100
13	AM	118/126 (94%)	103 (87%)	13 (11%)	2 (2%)	9	23
13	CM	116/126 (92%)	101 (87%)	11 (10%)	4 (3%)	3	8
14	AN	58/61 (95%)	55 (95%)	3 (5%)	0	100	100
14	CN	58/61 (95%)	55 (95%)	3 (5%)	0	100	100
15	AO	86/89 (97%)	80 (93%)	6 (7%)	0	100	100
15	CO	86/89 (97%)	78 (91%)	7 (8%)	1 (1%)	13	32
16	AP	80/88 (91%)	73 (91%)	7 (9%)	0	100	100
16	CP	80/88 (91%)	74 (92%)	5 (6%)	1 (1%)	12	30
17	AQ	97/105 (92%)	92 (95%)	5 (5%)	0	100	100
17	CQ	97/105 (92%)	90 (93%)	7 (7%)	0	100	100
18	AR	66/88 (75%)	63 (96%)	3 (4%)	0	100	100
18	CR	66/88 (75%)	64 (97%)	1 (2%)	1 (2%)	10	26
19	AS	81/93 (87%)	70 (86%)	11 (14%)	0	100	100
19	CS	81/93 (87%)	68 (84%)	11 (14%)	2 (2%)	5	14
20	AT	94/106 (89%)	82 (87%)	6 (6%)	6 (6%)	1	2
20	CT	94/106 (89%)	84 (89%)	5 (5%)	5 (5%)	2	3
21	AU	21/27 (78%)	17 (81%)	4 (19%)	0	100	100
21	CU	21/27 (78%)	16 (76%)	4 (19%)	1 (5%)	2	4
27	BD	273/276 (99%)	258 (94%)	14 (5%)	1 (0%)	34	60
27	DD	273/276 (99%)	257 (94%)	14 (5%)	2 (1%)	22	46
28	BE	202/206 (98%)	194 (96%)	7 (4%)	1 (0%)	29	54
28	DE	202/206 (98%)	193 (96%)	7 (4%)	2 (1%)	15	37
29	BF	201/210 (96%)	196 (98%)	4 (2%)	1 (0%)	29	54
29	DF	201/210 (96%)	195 (97%)	4 (2%)	2 (1%)	15	37
30	BG	179/182 (98%)	165 (92%)	11 (6%)	3 (2%)	9	23

Continued on next page...

Continued from previous page...

Mol	Chain	Analysed	Favoured	Allowed	Outliers	Percentiles	
30	DG	179/182 (98%)	161 (90%)	14 (8%)	4 (2%)	6	17
31	BH	172/180 (96%)	161 (94%)	10 (6%)	1 (1%)	25	50
31	DH	172/180 (96%)	160 (93%)	11 (6%)	1 (1%)	25	50
32	BI	144/148 (97%)	129 (90%)	12 (8%)	3 (2%)	7	18
32	DI	144/148 (97%)	130 (90%)	12 (8%)	2 (1%)	11	28
33	BN	138/140 (99%)	135 (98%)	3 (2%)	0	100	100
33	DN	138/140 (99%)	133 (96%)	4 (3%)	1 (1%)	22	46
34	BO	120/122 (98%)	114 (95%)	5 (4%)	1 (1%)	19	43
34	DO	120/122 (98%)	115 (96%)	5 (4%)	0	100	100
35	BP	147/150 (98%)	140 (95%)	6 (4%)	1 (1%)	22	46
35	DP	147/150 (98%)	137 (93%)	9 (6%)	1 (1%)	22	46
36	BQ	139/141 (99%)	132 (95%)	6 (4%)	1 (1%)	22	46
36	DQ	139/141 (99%)	132 (95%)	5 (4%)	2 (1%)	11	28
37	BR	116/118 (98%)	109 (94%)	7 (6%)	0	100	100
37	DR	116/118 (98%)	110 (95%)	5 (4%)	1 (1%)	17	40
38	BS	108/112 (96%)	98 (91%)	9 (8%)	1 (1%)	17	40
38	DS	108/112 (96%)	98 (91%)	9 (8%)	1 (1%)	17	40
39	BT	129/146 (88%)	122 (95%)	5 (4%)	2 (2%)	9	24
39	DT	129/146 (88%)	125 (97%)	4 (3%)	0	100	100
40	BU	114/118 (97%)	113 (99%)	1 (1%)	0	100	100
40	DU	114/118 (97%)	112 (98%)	2 (2%)	0	100	100
41	BV	99/101 (98%)	92 (93%)	5 (5%)	2 (2%)	7	19
41	DV	99/101 (98%)	94 (95%)	4 (4%)	1 (1%)	15	37
42	BW	110/113 (97%)	109 (99%)	1 (1%)	0	100	100
42	DW	110/113 (97%)	109 (99%)	1 (1%)	0	100	100
43	BX	93/96 (97%)	88 (95%)	4 (4%)	1 (1%)	14	34
43	DX	93/96 (97%)	88 (95%)	3 (3%)	2 (2%)	6	17
44	BY	105/110 (96%)	97 (92%)	6 (6%)	2 (2%)	8	20
44	DY	105/110 (96%)	99 (94%)	5 (5%)	1 (1%)	15	37
45	BZ	169/206 (82%)	147 (87%)	18 (11%)	4 (2%)	6	15
45	DZ	172/206 (84%)	154 (90%)	17 (10%)	1 (1%)	25	50

Continued on next page...

Continued from previous page...

Mol	Chain	Analysed	Favoured	Allowed	Outliers	Percentiles	
46	B0	81/85 (95%)	76 (94%)	4 (5%)	1 (1%)	13	32
46	D0	81/85 (95%)	76 (94%)	5 (6%)	0	100	100
47	B1	95/98 (97%)	92 (97%)	2 (2%)	1 (1%)	14	34
47	D1	95/98 (97%)	92 (97%)	2 (2%)	1 (1%)	14	34
48	B2	68/72 (94%)	68 (100%)	0	0	100	100
48	D2	68/72 (94%)	68 (100%)	0	0	100	100
49	B3	57/60 (95%)	55 (96%)	2 (4%)	0	100	100
49	D3	57/60 (95%)	54 (95%)	3 (5%)	0	100	100
50	B4	67/71 (94%)	50 (75%)	10 (15%)	7 (10%)	0	0
50	D4	67/71 (94%)	53 (79%)	7 (10%)	7 (10%)	0	0
51	B5	57/60 (95%)	56 (98%)	1 (2%)	0	100	100
51	D5	57/60 (95%)	56 (98%)	1 (2%)	0	100	100
52	B6	51/54 (94%)	49 (96%)	1 (2%)	1 (2%)	7	19
52	D6	51/54 (94%)	48 (94%)	3 (6%)	0	100	100
53	B7	46/49 (94%)	45 (98%)	1 (2%)	0	100	100
53	D7	46/49 (94%)	45 (98%)	0	1 (2%)	6	17
54	B8	62/65 (95%)	62 (100%)	0	0	100	100
54	D8	62/65 (95%)	62 (100%)	0	0	100	100
55	B9	35/37 (95%)	34 (97%)	1 (3%)	0	100	100
55	D9	35/37 (95%)	33 (94%)	2 (6%)	0	100	100
All	All	11402/12128 (94%)	10561 (93%)	687 (6%)	154 (1%)	11	28

5 of 154 Ramachandran outliers are listed below:

Mol	Chain	Res	Type
2	AB	9	GLU
2	AB	10	LEU
2	AB	125	PRO
4	AD	166	LYS
7	AG	80	VAL

5.3.2 Protein sidechains [i](#)

In the following table, the Percentiles column shows the percent sidechain outliers of the chain as a percentile score with respect to all X-ray entries followed by that with respect to entries of similar

resolution.

The Analysed column shows the number of residues for which the sidechain conformation was analysed, and the total number of residues.

Mol	Chain	Analysed	Rotameric	Outliers	Percentiles	
2	AB	192/220 (87%)	158 (82%)	34 (18%)	2	4
2	CB	187/220 (85%)	161 (86%)	26 (14%)	3	8
3	AC	143/188 (76%)	134 (94%)	9 (6%)	18	40
3	CC	140/188 (74%)	127 (91%)	13 (9%)	9	21
4	AD	170/181 (94%)	154 (91%)	16 (9%)	8	20
4	CD	173/181 (96%)	158 (91%)	15 (9%)	10	23
5	AE	113/123 (92%)	106 (94%)	7 (6%)	18	40
5	CE	114/123 (93%)	103 (90%)	11 (10%)	8	19
6	AF	83/90 (92%)	79 (95%)	4 (5%)	25	53
6	CF	85/90 (94%)	82 (96%)	3 (4%)	36	65
7	AG	119/127 (94%)	108 (91%)	11 (9%)	9	21
7	CG	120/127 (94%)	113 (94%)	7 (6%)	20	43
8	AH	114/119 (96%)	108 (95%)	6 (5%)	22	48
8	CH	114/119 (96%)	109 (96%)	5 (4%)	28	56
9	AI	90/99 (91%)	79 (88%)	11 (12%)	5	11
9	CI	89/99 (90%)	81 (91%)	8 (9%)	9	22
10	AJ	66/92 (72%)	63 (96%)	3 (4%)	27	55
10	CJ	69/92 (75%)	64 (93%)	5 (7%)	14	34
11	AK	82/99 (83%)	78 (95%)	4 (5%)	25	52
11	CK	83/99 (84%)	79 (95%)	4 (5%)	25	53
12	AL	97/109 (89%)	92 (95%)	5 (5%)	23	49
12	CL	97/109 (89%)	93 (96%)	4 (4%)	30	59
13	AM	91/101 (90%)	83 (91%)	8 (9%)	10	23
13	CM	89/101 (88%)	80 (90%)	9 (10%)	7	17
14	AN	49/50 (98%)	43 (88%)	6 (12%)	5	11
14	CN	49/50 (98%)	42 (86%)	7 (14%)	3	8
15	AO	78/80 (98%)	68 (87%)	10 (13%)	4	10
15	CO	78/80 (98%)	73 (94%)	5 (6%)	17	39
16	AP	69/74 (93%)	59 (86%)	10 (14%)	3	8

Continued on next page...

Continued from previous page...

Mol	Chain	Analysed	Rotameric	Outliers	Percentiles	
16	CP	68/74 (92%)	60 (88%)	8 (12%)	5	12
17	AQ	94/97 (97%)	88 (94%)	6 (6%)	17	39
17	CQ	94/97 (97%)	89 (95%)	5 (5%)	22	48
18	AR	59/77 (77%)	54 (92%)	5 (8%)	10	24
18	CR	59/77 (77%)	55 (93%)	4 (7%)	16	36
19	AS	69/80 (86%)	63 (91%)	6 (9%)	10	23
19	CS	67/80 (84%)	58 (87%)	9 (13%)	4	9
20	AT	70/82 (85%)	62 (89%)	8 (11%)	5	13
20	CT	70/82 (85%)	62 (89%)	8 (11%)	5	13
21	AU	18/22 (82%)	16 (89%)	2 (11%)	6	14
21	CU	18/22 (82%)	17 (94%)	1 (6%)	21	45
27	BD	215/218 (99%)	200 (93%)	15 (7%)	15	35
27	DD	215/218 (99%)	200 (93%)	15 (7%)	15	35
28	BE	164/166 (99%)	150 (92%)	14 (8%)	10	24
28	DE	164/166 (99%)	147 (90%)	17 (10%)	7	16
29	BF	160/166 (96%)	145 (91%)	15 (9%)	8	20
29	DF	159/166 (96%)	144 (91%)	15 (9%)	8	20
30	BG	143/156 (92%)	128 (90%)	15 (10%)	7	16
30	DG	142/156 (91%)	128 (90%)	14 (10%)	8	18
31	BH	144/148 (97%)	133 (92%)	11 (8%)	13	30
31	DH	144/148 (97%)	134 (93%)	10 (7%)	15	35
32	BI	110/124 (89%)	88 (80%)	22 (20%)	1	3
32	DI	104/124 (84%)	90 (86%)	14 (14%)	4	9
33	BN	118/119 (99%)	103 (87%)	15 (13%)	4	10
33	DN	118/119 (99%)	106 (90%)	12 (10%)	7	17
34	BO	100/100 (100%)	95 (95%)	5 (5%)	24	51
34	DO	100/100 (100%)	96 (96%)	4 (4%)	31	60
35	BP	115/116 (99%)	105 (91%)	10 (9%)	10	23
35	DP	115/116 (99%)	106 (92%)	9 (8%)	12	29
36	BQ	111/111 (100%)	100 (90%)	11 (10%)	8	18
36	DQ	111/111 (100%)	103 (93%)	8 (7%)	14	34

Continued on next page...

Continued from previous page...

Mol	Chain	Analysed	Rotameric	Outliers	Percentiles	
37	BR	101/101 (100%)	87 (86%)	14 (14%)	3	8
37	DR	101/101 (100%)	88 (87%)	13 (13%)	4	10
38	BS	87/88 (99%)	83 (95%)	4 (5%)	27	54
38	DS	85/88 (97%)	77 (91%)	8 (9%)	8	20
39	BT	115/127 (91%)	106 (92%)	9 (8%)	12	29
39	DT	113/127 (89%)	104 (92%)	9 (8%)	12	27
40	BU	93/94 (99%)	87 (94%)	6 (6%)	17	38
40	DU	93/94 (99%)	87 (94%)	6 (6%)	17	38
41	BV	80/82 (98%)	72 (90%)	8 (10%)	7	18
41	DV	80/82 (98%)	72 (90%)	8 (10%)	7	18
42	BW	90/92 (98%)	85 (94%)	5 (6%)	21	45
42	DW	90/92 (98%)	84 (93%)	6 (7%)	16	37
43	BX	77/78 (99%)	73 (95%)	4 (5%)	23	49
43	DX	77/78 (99%)	73 (95%)	4 (5%)	23	49
44	BY	85/91 (93%)	81 (95%)	4 (5%)	26	54
44	DY	85/91 (93%)	78 (92%)	7 (8%)	11	26
45	BZ	145/179 (81%)	131 (90%)	14 (10%)	8	19
45	DZ	145/179 (81%)	132 (91%)	13 (9%)	9	22
46	B0	65/67 (97%)	62 (95%)	3 (5%)	27	54
46	D0	65/67 (97%)	62 (95%)	3 (5%)	27	54
47	B1	80/83 (96%)	74 (92%)	6 (8%)	13	31
47	D1	80/83 (96%)	75 (94%)	5 (6%)	18	40
48	B2	65/67 (97%)	61 (94%)	4 (6%)	18	40
48	D2	65/67 (97%)	60 (92%)	5 (8%)	13	30
49	B3	51/52 (98%)	46 (90%)	5 (10%)	8	18
49	D3	50/52 (96%)	45 (90%)	5 (10%)	7	18
50	B4	60/63 (95%)	51 (85%)	9 (15%)	3	7
50	D4	53/63 (84%)	46 (87%)	7 (13%)	4	9
51	B5	50/52 (96%)	42 (84%)	8 (16%)	2	6
51	D5	50/52 (96%)	47 (94%)	3 (6%)	19	42
52	B6	51/52 (98%)	45 (88%)	6 (12%)	5	12

Continued on next page...

Continued from previous page...

Mol	Chain	Analysed	Rotameric	Outliers	Percentiles	
52	D6	50/52 (96%)	49 (98%)	1 (2%)	55	81
53	B7	41/42 (98%)	38 (93%)	3 (7%)	14	33
53	D7	41/42 (98%)	41 (100%)	0	100	100
54	B8	53/55 (96%)	49 (92%)	4 (8%)	13	31
54	D8	54/55 (98%)	52 (96%)	2 (4%)	34	63
55	B9	34/34 (100%)	33 (97%)	1 (3%)	42	71
55	D9	34/34 (100%)	33 (97%)	1 (3%)	42	71
All	All	9315/10066 (92%)	8513 (91%)	802 (9%)	10	24

5 of 802 residues with a non-rotameric sidechain are listed below:

Mol	Chain	Res	Type
4	CD	34	GLU
20	CT	62	LEU
54	D8	31	HIS
5	CE	18	ARG
4	CD	31	CYS

Sometimes sidechains can be flipped to improve hydrogen bonding and reduce clashes. 5 of 147 such sidechains are listed below:

Mol	Chain	Res	Type
19	CS	47	HIS
45	DZ	151	HIS
27	DD	164	GLN
31	DH	139	GLN
29	BF	69	HIS

5.3.3 RNA

Mol	Chain	Analysed	Backbone Outliers	Pucker Outliers
1	AA	1494/1521 (98%)	363 (24%)	26 (1%)
1	CA	1501/1521 (98%)	372 (24%)	32 (2%)
22	AV	7/24 (29%)	0	0
22	CV	4/24 (16%)	1 (25%)	0
23	AX	75/77 (97%)	25 (33%)	0
23	CX	75/77 (97%)	23 (30%)	0
24	AY	16/76 (21%)	7 (43%)	0

Continued on next page...

Continued from previous page...

Mol	Chain	Analysed	Backbone Outliers	Pucker Outliers
24	CY	4/76 (5%)	0	0
25	BA	2814/2915 (96%)	473 (16%)	31 (1%)
25	DA	2791/2915 (95%)	523 (18%)	27 (0%)
26	BB	119/121 (98%)	24 (20%)	0
26	DB	119/121 (98%)	25 (21%)	0
All	All	9019/9468 (95%)	1836 (20%)	116 (1%)

5 of 1836 RNA backbone outliers are listed below:

Mol	Chain	Res	Type
1	AA	6	G
1	AA	7	G
1	AA	9	G
1	AA	22	G
1	AA	32	A

5 of 116 RNA pucker outliers are listed below:

Mol	Chain	Res	Type
1	CA	60	A
25	DA	2126	A
1	CA	992	U
25	DA	2110	G
25	DA	856	C

5.4 Non-standard residues in protein, DNA, RNA chains [i](#)

8 non-standard protein/DNA/RNA residues are modelled in this entry.

In the following table, the Counts columns list the number of bonds (or angles) for which Mogul statistics could be retrieved, the number of bonds (or angles) that are observed in the model and the number of bonds (or angles) that are defined in the Chemical Component Dictionary. The Link column lists molecule types, if any, to which the group is linked. The Z score for a bond length (or angle) is the number of standard deviations the observed value is removed from the expected value. A bond length (or angle) with $|Z| > 2$ is considered an outlier worth inspection. RMSZ is the root-mean-square of all Z scores of the bond lengths (or angles).

Mol	Type	Chain	Res	Link	Bond lengths			Bond angles		
					Counts	RMSZ	# Z > 2	Counts	RMSZ	# Z > 2
23	PSU	CX	55	23	18,21,22	1.36	2 (11%)	22,30,33	1.79	4 (18%)
23	4SU	AX	8	23	18,21,22	2.18	5 (27%)	26,30,33	1.67	4 (15%)
23	5MU	AX	54	23	19,22,23	1.51	4 (21%)	28,32,35	1.61	5 (17%)

Mol	Type	Chain	Res	Link	Bond lengths			Bond angles		
					Counts	RMSZ	# Z > 2	Counts	RMSZ	# Z > 2
23	5MC	CX	32	23	18,22,23	0.94	2 (11%)	26,32,35	1.23	4 (15%)
23	5MU	CX	54	23	19,22,23	1.42	4 (21%)	28,32,35	1.97	6 (21%)
23	PSU	AX	55	23	18,21,22	1.34	2 (11%)	22,30,33	1.90	3 (13%)
23	4SU	CX	8	23	18,21,22	1.90	5 (27%)	26,30,33	1.33	4 (15%)
23	5MC	AX	32	23	18,22,23	1.06	2 (11%)	26,32,35	1.37	3 (11%)

In the following table, the Chirals column lists the number of chiral outliers, the number of chiral centers analysed, the number of these observed in the model and the number defined in the Chemical Component Dictionary. Similar counts are reported in the Torsion and Rings columns. '-' means no outliers of that kind were identified.

Mol	Type	Chain	Res	Link	Chirals	Torsions	Rings
23	PSU	CX	55	23	-	0/7/25/26	0/2/2/2
23	4SU	AX	8	23	-	0/7/25/26	0/2/2/2
23	5MU	AX	54	23	-	0/7/25/26	0/2/2/2
23	5MC	CX	32	23	-	0/7/25/26	0/2/2/2
23	5MU	CX	54	23	-	0/7/25/26	0/2/2/2
23	PSU	AX	55	23	-	0/7/25/26	0/2/2/2
23	4SU	CX	8	23	-	0/7/25/26	0/2/2/2
23	5MC	AX	32	23	-	0/7/25/26	0/2/2/2

The worst 5 of 26 bond length outliers are listed below:

Mol	Chain	Res	Type	Atoms	Z	Observed(Å)	Ideal(Å)
23	AX	8	4SU	C4-N3	-5.40	1.31	1.37
23	CX	8	4SU	C4-N3	-4.48	1.32	1.37
23	AX	8	4SU	C4-S4	-4.47	1.59	1.68
23	CX	55	PSU	C6-C5	3.86	1.39	1.35
23	CX	8	4SU	C4-S4	-3.70	1.61	1.68

The worst 5 of 33 bond angle outliers are listed below:

Mol	Chain	Res	Type	Atoms	Z	Observed(°)	Ideal(°)
23	AX	55	PSU	N1-C2-N3	5.78	121.68	115.13
23	CX	55	PSU	N1-C2-N3	5.74	121.63	115.13
23	AX	8	4SU	C6-C5-C4	-5.10	115.54	119.95
23	CX	54	5MU	N3-C2-N1	5.02	121.56	114.89
23	CX	54	5MU	C4-N3-C2	-4.70	121.27	127.35

There are no chirality outliers.

There are no torsion outliers.

There are no ring outliers.

5 monomers are involved in 5 short contacts:

Mol	Chain	Res	Type	Clashes	Symm-Clashes
23	AX	8	4SU	1	0
23	CX	32	5MC	1	0
23	CX	54	5MU	1	0
23	CX	8	4SU	1	0
23	AX	32	5MC	1	0

5.5 Carbohydrates [i](#)

There are no monosaccharides in this entry.

5.6 Ligand geometry [i](#)

Of 2061 ligands modelled in this entry, 2057 are monoatomic - leaving 4 for Mogul analysis.

In the following table, the Counts columns list the number of bonds (or angles) for which Mogul statistics could be retrieved, the number of bonds (or angles) that are observed in the model and the number of bonds (or angles) that are defined in the Chemical Component Dictionary. The Link column lists molecule types, if any, to which the group is linked. The Z score for a bond length (or angle) is the number of standard deviations the observed value is removed from the expected value. A bond length (or angle) with $|Z| > 2$ is considered an outlier worth inspection. RMSZ is the root-mean-square of all Z scores of the bond lengths (or angles).

Mol	Type	Chain	Res	Link	Bond lengths			Bond angles		
					Counts	RMSZ	$\# Z > 2$	Counts	RMSZ	$\# Z > 2$
58	SF4	CD	501	4	0,12,12	-	-	-	-	-
57	PCY	AA	3191	-	36,42,42	1.85	5 (13%)	41,65,65	1.52	8 (19%)
57	PCY	CA	3176	-	36,42,42	1.68	5 (13%)	41,65,65	0.96	3 (7%)
58	SF4	AD	501	4	0,12,12	-	-	-	-	-

In the following table, the Chirals column lists the number of chiral outliers, the number of chiral centers analysed, the number of these observed in the model and the number defined in the Chemical Component Dictionary. Similar counts are reported in the Torsion and Rings columns. '-' means no outliers of that kind were identified.

Mol	Type	Chain	Res	Link	Chirals	Torsions	Rings
58	SF4	CD	501	4	-	-	0/6/5/5
57	PCY	AA	3191	-	-	18/33/67/67	0/3/3/3
57	PCY	CA	3176	-	-	7/33/67/67	0/3/3/3
58	SF4	AD	501	4	-	-	0/6/5/5

The worst 5 of 10 bond length outliers are listed below:

Mol	Chain	Res	Type	Atoms	Z	Observed(Å)	Ideal(Å)
57	AA	3191	PCY	C34-C30	-5.67	1.39	1.51
57	AA	3191	PCY	C28-C32	-5.48	1.39	1.49
57	CA	3176	PCY	C34-C30	-5.38	1.40	1.51
57	CA	3176	PCY	C28-C32	-4.82	1.40	1.49
57	AA	3191	PCY	C17-N20	4.68	1.51	1.45

The worst 5 of 11 bond angle outliers are listed below:

Mol	Chain	Res	Type	Atoms	Z	Observed(°)	Ideal(°)
57	AA	3191	PCY	O21-C18-C15	4.06	115.29	107.79
57	AA	3191	PCY	O21-C23-C27	4.01	121.35	112.33
57	AA	3191	PCY	C18-O21-C23	-2.79	110.93	116.57
57	CA	3176	PCY	C10-N4-C9	2.46	123.39	115.77
57	AA	3191	PCY	C30-C27-C23	2.43	127.43	120.47

There are no chirality outliers.

5 of 25 torsion outliers are listed below:

Mol	Chain	Res	Type	Atoms
57	AA	3191	PCY	N2-C3-C6-C11
57	AA	3191	PCY	N2-C3-C6-O12
57	AA	3191	PCY	C7-C3-C6-C11
57	AA	3191	PCY	C7-C3-C6-O12
57	AA	3191	PCY	C8-C3-C6-C11

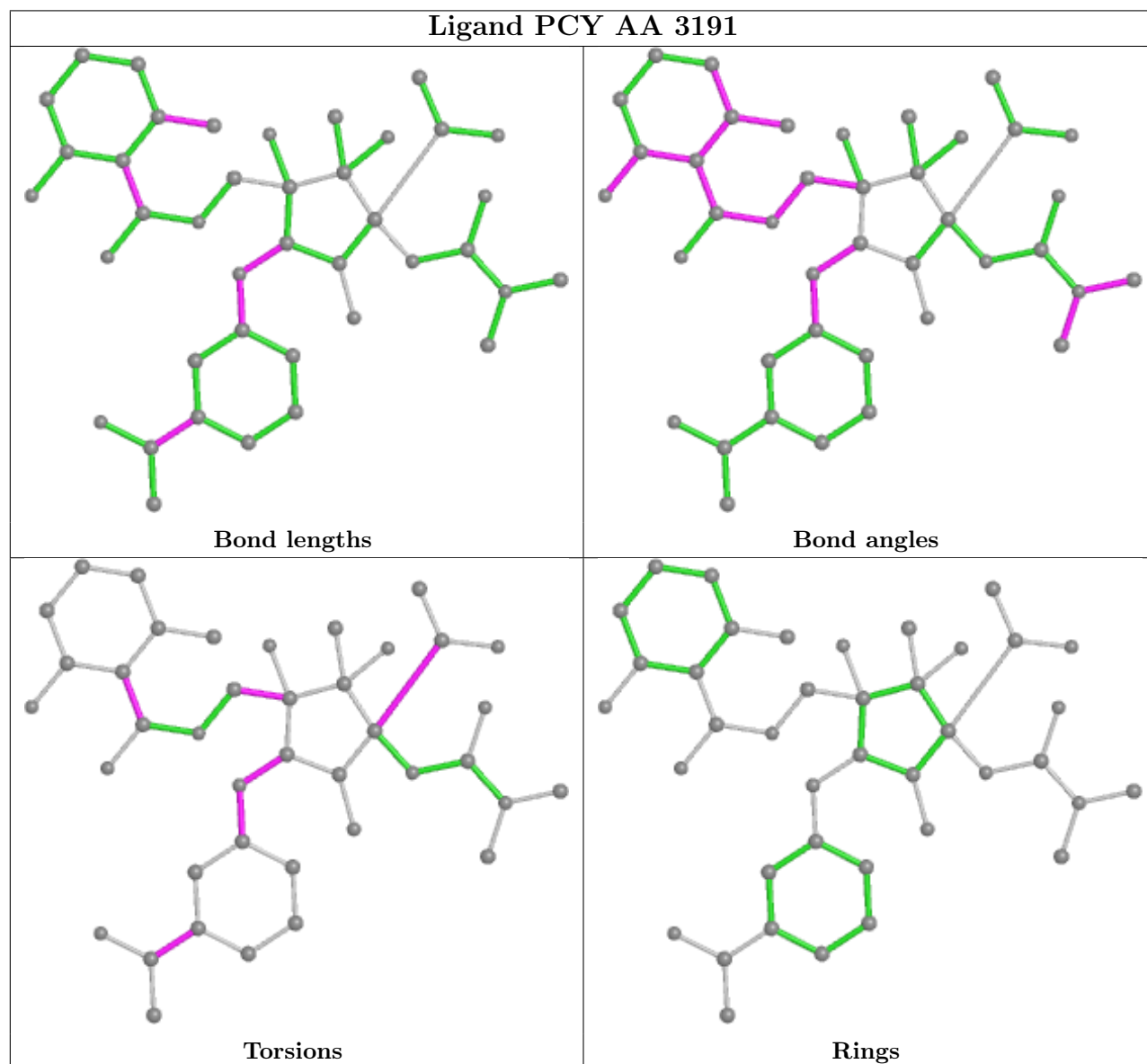
There are no ring outliers.

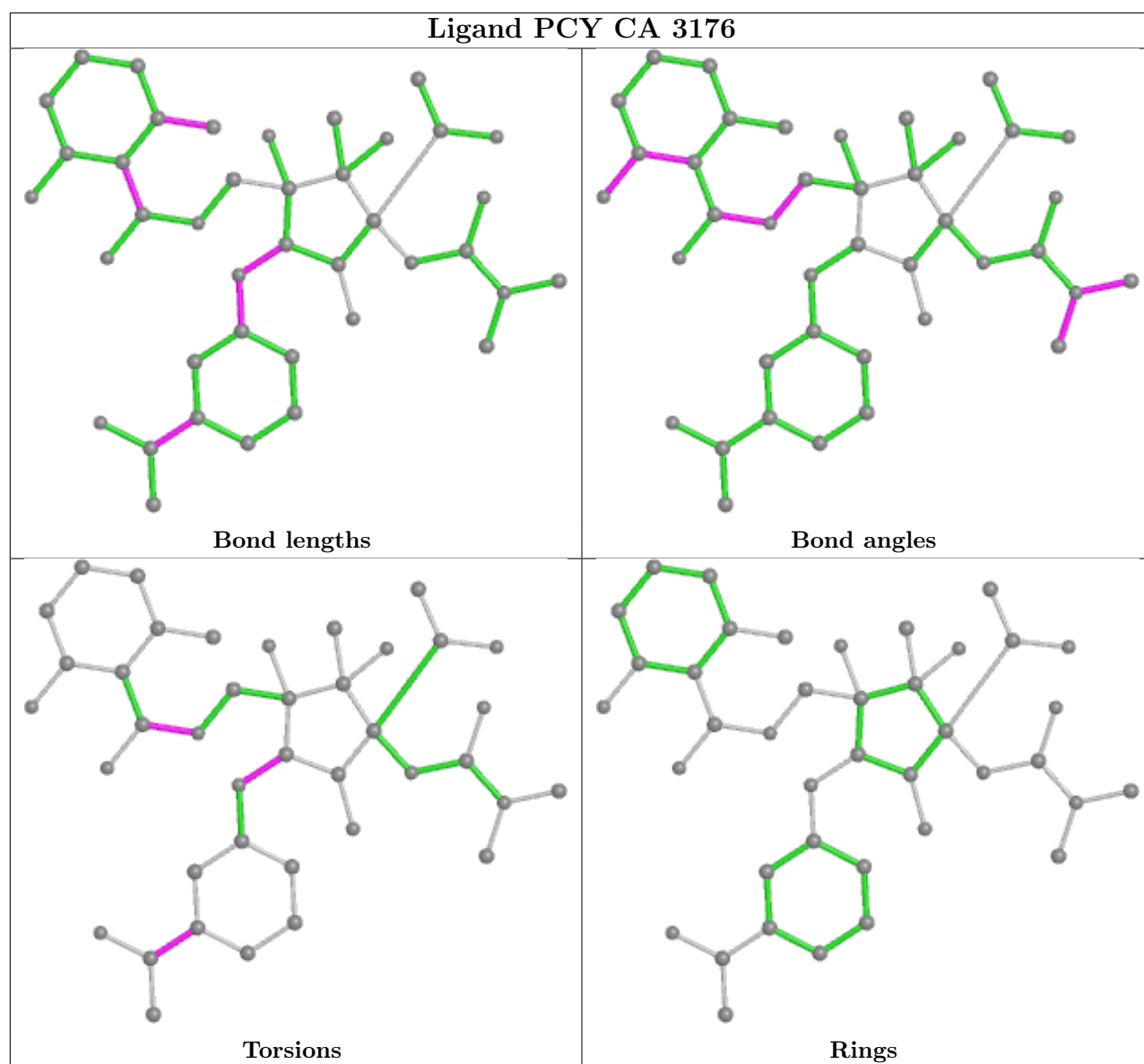
3 monomers are involved in 11 short contacts:

Mol	Chain	Res	Type	Clashes	Symm-Clashes
57	AA	3191	PCY	6	0
57	CA	3176	PCY	4	0
58	AD	501	SF4	1	0

The following is a two-dimensional graphical depiction of Mogul quality analysis of bond lengths, bond angles, torsion angles, and ring geometry for all instances of the Ligand of Interest. In addition, ligands with molecular weight > 250 and outliers as shown on the validation Tables will also be included. For torsion angles, if less than 5% of the Mogul distribution of torsion angles is within 10 degrees of the torsion angle in question, then that torsion angle is considered an outlier. Any bond that is central to one or more torsion angles identified as an outlier by Mogul will be highlighted in the graph. For rings, the root-mean-square deviation (RMSD) between the ring in question and similar rings identified by Mogul is calculated over all ring torsion angles. If the

average RMSD is greater than 60 degrees and the minimal RMSD between the ring in question and any Mogul-identified rings is also greater than 60 degrees, then that ring is considered an outlier. The outliers are highlighted in purple. The color gray indicates Mogul did not find sufficient equivalents in the CSD to analyse the geometry.





5.7 Other polymers [i](#)

There are no such residues in this entry.

5.8 Polymer linkage issues [i](#)

There are no chain breaks in this entry.

6 Fit of model and data [i](#)

6.1 Protein, DNA and RNA chains [i](#)

In the following table, the column labelled '#RSRZ > 2' contains the number (and percentage) of RSRZ outliers, followed by percent RSRZ outliers for the chain as percentile scores relative to all X-ray entries and entries of similar resolution. The OWAB column contains the minimum, median, 95th percentile and maximum values of the occupancy-weighted average B-factor per residue. The column labelled 'Q < 0.9' lists the number of (and percentage) of residues with an average occupancy less than 0.9.

Mol	Chain	Analysed	<RSRZ>	#RSRZ > 2	OWAB(Å ²)	Q < 0.9
1	AA	1497/1521 (98%)	0.03	13 (0%) 84 85	40, 76, 97, 113	0
1	CA	1503/1521 (98%)	0.02	29 (1%) 66 69	42, 77, 97, 113	0
2	AB	231/256 (90%)	0.30	11 (4%) 30 28	71, 85, 93, 98	0
2	CB	231/256 (90%)	1.18	58 (25%) 0 0	71, 86, 94, 98	0
3	AC	206/239 (86%)	1.02	40 (19%) 1 0	69, 83, 91, 95	0
3	CC	206/239 (86%)	1.33	59 (28%) 0 0	69, 84, 92, 96	0
4	AD	208/209 (99%)	1.16	46 (22%) 0 0	60, 76, 86, 91	0
4	CD	208/209 (99%)	0.97	26 (12%) 3 3	60, 76, 84, 89	0
5	AE	148/162 (91%)	0.91	13 (8%) 10 8	56, 72, 81, 88	0
5	CE	148/162 (91%)	1.23	36 (24%) 0 0	58, 74, 83, 89	0
6	AF	100/101 (99%)	0.66	9 (9%) 9 7	61, 74, 82, 85	0
6	CF	100/101 (99%)	0.46	7 (7%) 16 14	62, 75, 83, 86	0
7	AG	155/156 (99%)	1.09	27 (17%) 1 1	69, 79, 89, 98	0
7	CG	155/156 (99%)	1.30	38 (24%) 0 0	70, 80, 90, 99	0
8	AH	137/138 (99%)	0.85	19 (13%) 2 2	61, 74, 81, 85	0
8	CH	137/138 (99%)	0.92	21 (15%) 2 1	63, 75, 83, 88	0
9	AI	127/128 (99%)	1.11	26 (20%) 1 0	63, 85, 91, 94	0
9	CI	127/128 (99%)	2.24	65 (51%) 0 0	70, 86, 92, 96	0
10	AJ	97/105 (92%)	1.18	25 (25%) 0 0	73, 87, 94, 97	0
10	CJ	96/105 (91%)	1.95	42 (43%) 0 0	76, 89, 95, 96	0
11	AK	114/129 (88%)	0.57	5 (4%) 34 33	52, 72, 84, 87	0
11	CK	114/129 (88%)	0.38	5 (4%) 34 33	54, 74, 84, 87	0
12	AL	122/132 (92%)	0.64	17 (13%) 2 2	52, 67, 77, 81	0
12	CL	122/132 (92%)	1.19	25 (20%) 1 0	53, 67, 76, 81	0

Continued on next page...

Continued from previous page...

Mol	Chain	Analysed	<RSRZ>	#RSRZ>2	OWAB(Å ²)	Q<0.9
13	AM	120/126 (95%)	0.86	15 (12%) 3 3	53, 75, 85, 93	0
13	CM	118/126 (93%)	1.60	39 (33%) 0 0	71, 88, 94, 98	0
14	AN	60/61 (98%)	1.81	26 (43%) 0 0	74, 80, 88, 90	0
14	CN	60/61 (98%)	3.46	44 (73%) 0 0	75, 83, 88, 92	0
15	AO	88/89 (98%)	0.76	7 (7%) 12 10	55, 69, 81, 85	0
15	CO	88/89 (98%)	1.06	14 (15%) 1 1	58, 71, 82, 86	0
16	AP	82/88 (93%)	1.25	19 (23%) 0 0	64, 75, 84, 91	0
16	CP	82/88 (93%)	1.06	13 (15%) 1 1	63, 73, 83, 89	0
17	AQ	99/105 (94%)	0.76	7 (7%) 16 14	55, 70, 79, 81	0
17	CQ	99/105 (94%)	1.57	35 (35%) 0 0	58, 71, 80, 84	0
18	AR	68/88 (77%)	0.59	5 (7%) 14 12	62, 74, 84, 89	0
18	CR	68/88 (77%)	0.63	5 (7%) 14 12	64, 74, 84, 91	0
19	AS	83/93 (89%)	0.85	6 (7%) 15 13	75, 85, 93, 94	0
19	CS	83/93 (89%)	1.94	39 (46%) 0 0	78, 87, 93, 96	0
20	AT	96/106 (90%)	0.60	5 (5%) 27 25	63, 72, 82, 87	0
20	CT	96/106 (90%)	0.66	13 (13%) 3 2	61, 73, 82, 87	0
21	AU	23/27 (85%)	1.10	4 (17%) 1 1	71, 77, 79, 81	0
21	CU	23/27 (85%)	2.26	11 (47%) 0 0	72, 79, 81, 83	0
22	AV	8/24 (33%)	3.57	5 (62%) 0 0	62, 89, 94, 97	0
22	CV	5/24 (20%)	2.64	3 (60%) 0 0	65, 73, 91, 96	0
23	AX	72/77 (93%)	0.18	1 (1%) 75 77	40, 71, 88, 98	0
23	CX	72/77 (93%)	0.12	3 (4%) 36 35	43, 74, 90, 97	0
24	AY	18/76 (23%)	3.72	13 (72%) 0 0	62, 104, 109, 109	0
24	CY	5/76 (6%)	5.80	5 (100%) 0 0	74, 101, 102, 106	0
25	BA	2822/2915 (96%)	0.54	51 (1%) 68 70	18, 41, 91, 109	0
25	DA	2800/2915 (96%)	-0.04	52 (1%) 66 69	22, 45, 91, 112	0
26	BB	120/121 (99%)	0.36	0 100 100	31, 63, 75, 88	0
26	DB	120/121 (99%)	-0.03	7 (5%) 23 22	38, 69, 81, 91	0
27	BD	275/276 (99%)	0.74	10 (3%) 42 42	20, 39, 58, 77	0
27	DD	275/276 (99%)	0.70	19 (6%) 16 15	22, 42, 60, 78	0
28	BE	204/206 (99%)	0.63	1 (0%) 91 92	19, 44, 64, 86	0

Continued on next page...

Continued from previous page...

Mol	Chain	Analysed	<RSRZ>	#RSRZ>2	OWAB(Å ²)	Q<0.9
28	DE	204/206 (99%)	0.51	8 (3%) 39 38	22, 48, 66, 86	0
29	BF	203/210 (96%)	0.61	2 (0%) 82 83	21, 50, 74, 91	0
29	DF	203/210 (96%)	0.45	5 (2%) 57 59	24, 55, 77, 90	0
30	BG	181/182 (99%)	0.58	6 (3%) 46 46	55, 71, 83, 96	0
30	DG	181/182 (99%)	1.48	57 (31%) 0 0	60, 75, 84, 95	0
31	BH	174/180 (96%)	0.52	1 (0%) 89 91	45, 64, 75, 84	0
31	DH	174/180 (96%)	0.85	29 (16%) 1 1	53, 68, 79, 86	0
32	BI	146/148 (98%)	0.33	4 (2%) 54 55	48, 75, 84, 88	0
32	DI	146/148 (98%)	0.33	11 (7%) 14 12	51, 75, 84, 88	0
33	BN	140/140 (100%)	0.67	0 100 100	28, 45, 69, 79	0
33	DN	140/140 (100%)	0.50	3 (2%) 63 65	33, 49, 71, 81	0
34	BO	122/122 (100%)	0.64	3 (2%) 57 59	31, 45, 63, 70	0
34	DO	122/122 (100%)	0.56	7 (5%) 23 22	34, 48, 64, 70	0
35	BP	149/150 (99%)	0.62	1 (0%) 87 89	18, 53, 74, 82	0
35	DP	149/150 (99%)	0.60	9 (6%) 21 20	20, 56, 76, 84	0
36	BQ	141/141 (100%)	0.69	2 (1%) 75 77	29, 48, 65, 77	0
36	DQ	141/141 (100%)	1.06	22 (15%) 2 1	32, 52, 69, 78	0
37	BR	118/118 (100%)	0.46	0 100 100	19, 32, 49, 62	0
37	DR	118/118 (100%)	0.94	12 (10%) 6 5	35, 53, 66, 78	0
38	BS	110/112 (98%)	0.32	0 100 100	30, 47, 65, 70	0
38	DS	110/112 (98%)	1.20	22 (20%) 1 0	63, 77, 88, 93	0
39	BT	131/146 (89%)	0.33	0 100 100	30, 43, 71, 85	0
39	DT	131/146 (89%)	0.51	6 (4%) 32 31	43, 59, 78, 88	0
40	BU	116/118 (98%)	0.38	0 100 100	15, 27, 48, 62	0
40	DU	116/118 (98%)	0.82	9 (7%) 13 11	38, 59, 76, 87	0
41	BV	101/101 (100%)	0.22	0 100 100	14, 35, 57, 76	0
41	DV	101/101 (100%)	0.44	3 (2%) 50 51	43, 71, 84, 90	0
42	BW	112/113 (99%)	0.35	0 100 100	17, 28, 50, 75	0
42	DW	112/113 (99%)	0.89	11 (9%) 7 5	34, 50, 68, 92	0
43	BX	95/96 (98%)	0.36	0 100 100	17, 35, 65, 78	0
43	DX	95/96 (98%)	1.61	31 (32%) 0 0	44, 62, 77, 90	0

Continued on next page...

Continued from previous page...

Mol	Chain	Analysed	<RSRZ>	#RSRZ>2	OWAB(Å ²)	Q<0.9
44	BY	107/110 (97%)	0.38	2 (1%) 66 69	28, 47, 67, 85	0
44	DY	107/110 (97%)	1.24	21 (19%) 1 0	51, 72, 83, 88	0
45	BZ	171/206 (83%)	0.25	1 (0%) 89 91	36, 62, 81, 90	0
45	DZ	174/206 (84%)	1.08	28 (16%) 1 1	66, 83, 93, 96	0
46	B0	83/85 (97%)	0.72	7 (8%) 11 9	12, 33, 66, 84	0
46	D0	83/85 (97%)	1.79	23 (27%) 0 0	34, 64, 78, 91	0
47	B1	97/98 (98%)	0.68	5 (5%) 27 25	19, 43, 69, 72	0
47	D1	97/98 (98%)	0.90	10 (10%) 6 5	37, 57, 78, 82	0
48	B2	70/72 (97%)	0.33	0 100 100	30, 46, 63, 77	0
48	D2	70/72 (97%)	0.53	2 (2%) 51 52	56, 71, 80, 85	0
49	B3	59/60 (98%)	0.28	0 100 100	20, 31, 56, 83	0
49	D3	59/60 (98%)	1.65	20 (33%) 0 0	47, 62, 77, 91	0
50	B4	69/71 (97%)	0.73	6 (8%) 10 8	55, 77, 92, 99	0
50	D4	69/71 (97%)	1.52	22 (31%) 0 0	77, 91, 99, 105	0
51	B5	59/60 (98%)	0.47	2 (3%) 45 45	11, 28, 53, 67	0
51	D5	59/60 (98%)	0.50	3 (5%) 28 26	27, 52, 68, 81	0
52	B6	53/54 (98%)	0.26	0 100 100	27, 39, 56, 66	0
52	D6	53/54 (98%)	0.32	2 (3%) 40 39	45, 62, 73, 79	0
53	B7	48/49 (97%)	0.79	5 (10%) 6 4	16, 23, 52, 68	0
53	D7	48/49 (97%)	1.02	6 (12%) 3 3	29, 40, 64, 77	0
54	B8	64/65 (98%)	0.64	1 (1%) 72 74	24, 31, 43, 61	0
54	D8	64/65 (98%)	1.14	10 (15%) 2 1	44, 53, 63, 72	0
55	B9	37/37 (100%)	0.68	2 (5%) 25 24	28, 45, 67, 72	0
55	D9	37/37 (100%)	1.09	5 (13%) 3 2	44, 55, 68, 75	0
All	All	20640/21596 (95%)	0.56	1586 (7%) 13 11	11, 64, 91, 113	0

The worst 5 of 1586 RSRZ outliers are listed below:

Mol	Chain	Res	Type	RSRZ
7	CG	82	GLY	12.8
2	CB	165	VAL	10.4
1	CA	1030(B)	C	9.9
13	AM	2	ALA	9.8
10	CJ	47	PHE	9.7

6.2 Non-standard residues in protein, DNA, RNA chains [i](#)

In the following table, the Atoms column lists the number of modelled atoms in the group and the number defined in the chemical component dictionary. The B-factors column lists the minimum, median, 95th percentile and maximum values of B factors of atoms in the group. The column labelled 'Q< 0.9' lists the number of atoms with occupancy less than 0.9.

Mol	Type	Chain	Res	Atoms	RSCC	RSR	B-factors(Å ²)	Q<0.9
23	4SU	CX	8	20/21	0.90	0.15	73,81,98,100	0
23	PSU	CX	55	20/21	0.91	0.12	56,73,80,86	0
23	5MU	CX	54	21/22	0.93	0.18	69,80,93,106	0
23	5MU	AX	54	21/22	0.94	0.16	60,72,80,91	0
23	PSU	AX	55	20/21	0.95	0.17	56,70,78,80	0
23	5MC	CX	32	21/22	0.95	0.21	66,75,83,86	0
23	4SU	AX	8	20/21	0.96	0.18	47,67,77,84	0
23	5MC	AX	32	21/22	0.96	0.24	38,59,69,83	0

6.3 Carbohydrates [i](#)

There are no monosaccharides in this entry.

6.4 Ligands [i](#)

In the following table, the Atoms column lists the number of modelled atoms in the group and the number defined in the chemical component dictionary. The B-factors column lists the minimum, median, 95th percentile and maximum values of B factors of atoms in the group. The column labelled 'Q< 0.9' lists the number of atoms with occupancy less than 0.9.

Mol	Type	Chain	Res	Atoms	RSCC	RSR	B-factors(Å ²)	Q<0.9
56	MG	AA	3098	1/1	0.38	0.14	71,71,71,71	0
56	MG	DA	3655	1/1	0.40	1.89	74,74,74,74	0
56	MG	BA	3703	1/1	0.52	0.21	57,57,57,57	0
56	MG	BB	205	1/1	0.56	0.18	76,76,76,76	0
56	MG	CA	3043	1/1	0.59	0.14	67,67,67,67	0
56	MG	CX	3002	1/1	0.62	0.16	81,81,81,81	0
56	MG	CA	3081	1/1	0.62	0.16	58,58,58,58	0
56	MG	BA	3237	1/1	0.63	0.32	63,63,63,63	0
56	MG	DA	3484	1/1	0.65	0.16	32,32,32,32	0
56	MG	DA	3242	1/1	0.65	0.16	68,68,68,68	0
56	MG	CA	3084	1/1	0.66	0.14	71,71,71,71	0
56	MG	CA	3158	1/1	0.66	0.14	75,75,75,75	0
56	MG	AA	3038	1/1	0.67	0.20	61,61,61,61	0
56	MG	BA	3044	1/1	0.68	0.29	61,61,61,61	0

Continued on next page...

Continued from previous page...

Mol	Type	Chain	Res	Atoms	RSCC	RSR	B-factors(\AA^2)	Q<0.9
56	MG	BB	209	1/1	0.68	0.19	69,69,69,69	0
56	MG	AA	3034	1/1	0.68	0.19	70,70,70,70	0
56	MG	BA	3547	1/1	0.68	0.14	64,64,64,64	0
56	MG	AA	3125	1/1	0.68	0.35	72,72,72,72	0
56	MG	DA	3192	1/1	0.69	0.16	57,57,57,57	0
56	MG	AA	3147	1/1	0.69	0.14	72,72,72,72	0
56	MG	CA	3045	1/1	0.70	0.26	68,68,68,68	0
56	MG	DA	3649	1/1	0.71	0.23	53,53,53,53	0
56	MG	CA	3078	1/1	0.71	0.15	64,64,64,64	0
56	MG	DW	201	1/1	0.71	0.28	67,67,67,67	0
56	MG	AA	3020	1/1	0.72	0.14	71,71,71,71	0
56	MG	CA	3079	1/1	0.72	0.16	67,67,67,67	0
56	MG	DA	3222	1/1	0.73	0.14	46,46,46,46	0
56	MG	CA	3006	1/1	0.73	0.18	59,59,59,59	0
56	MG	BA	3241	1/1	0.73	0.13	45,45,45,45	0
56	MG	DA	3647	1/1	0.73	0.45	53,53,53,53	0
56	MG	BA	3813	1/1	0.73	0.09	58,58,58,58	0
56	MG	BA	3325	1/1	0.73	0.15	51,51,51,51	0
56	MG	AA	3166	1/1	0.73	0.48	74,74,74,74	0
59	ZN	D4	501	1/1	0.73	0.07	151,151,151,151	0
56	MG	CA	3001	1/1	0.74	0.09	59,59,59,59	0
56	MG	CA	3082	1/1	0.74	0.23	73,73,73,73	0
56	MG	DA	3533	1/1	0.74	0.14	52,52,52,52	0
56	MG	DA	3536	1/1	0.74	0.10	44,44,44,44	0
56	MG	DA	3640	1/1	0.74	0.43	64,64,64,64	0
56	MG	BA	3514	1/1	0.74	0.15	45,45,45,45	0
56	MG	BA	3059	1/1	0.74	0.14	49,49,49,49	0
56	MG	AA	3184	1/1	0.74	0.12	66,66,66,66	0
56	MG	DE	303	1/1	0.74	0.40	62,62,62,62	0
56	MG	BB	211	1/1	0.74	0.17	81,81,81,81	0
56	MG	BE	306	1/1	0.74	0.71	93,93,93,93	0
56	MG	DA	3110	1/1	0.75	0.15	64,64,64,64	0
56	MG	DA	3488	1/1	0.75	0.19	51,51,51,51	0
56	MG	B7	104	1/1	0.75	0.19	64,64,64,64	0
56	MG	BA	3221	1/1	0.75	0.13	39,39,39,39	0
56	MG	DA	3627	1/1	0.75	0.18	64,64,64,64	0
56	MG	BA	3139	1/1	0.75	0.34	53,53,53,53	0
56	MG	CA	3148	1/1	0.76	0.11	88,88,88,88	0
56	MG	DA	3080	1/1	0.76	0.16	49,49,49,49	0
56	MG	CA	3107	1/1	0.77	0.18	77,77,77,77	0
56	MG	AA	3170	1/1	0.77	0.12	73,73,73,73	0
56	MG	BA	3048	1/1	0.77	0.43	47,47,47,47	0

Continued on next page...

Continued from previous page...

Mol	Type	Chain	Res	Atoms	RSCC	RSR	B-factors(\AA^2)	Q<0.9
56	MG	CA	3171	1/1	0.77	0.18	65,65,65,65	0
56	MG	CJ	5001	1/1	0.77	0.11	94,94,94,94	0
56	MG	CA	3053	1/1	0.77	0.18	55,55,55,55	0
56	MG	DA	3026	1/1	0.77	0.22	52,52,52,52	0
56	MG	BA	3605	1/1	0.77	0.17	44,44,44,44	0
56	MG	AA	3169	1/1	0.78	0.26	73,73,73,73	0
56	MG	AX	3002	1/1	0.78	0.18	69,69,69,69	0
56	MG	BZ	301	1/1	0.78	0.23	58,58,58,58	0
56	MG	BA	3657	1/1	0.78	0.15	52,52,52,52	0
56	MG	BA	3092	1/1	0.78	0.22	53,53,53,53	0
56	MG	CA	3083	1/1	0.78	0.17	72,72,72,72	0
56	MG	BA	3292	1/1	0.78	0.27	40,40,40,40	0
56	MG	BA	3099	1/1	0.78	0.22	67,67,67,67	0
56	MG	DA	3210	1/1	0.78	0.20	53,53,53,53	0
56	MG	CA	3124	1/1	0.78	0.20	75,75,75,75	0
56	MG	AA	3067	1/1	0.78	0.19	72,72,72,72	0
56	MG	DA	3423	1/1	0.78	0.15	56,56,56,56	0
56	MG	DA	3255	1/1	0.79	0.12	62,62,62,62	0
56	MG	BA	3172	1/1	0.79	0.24	52,52,52,52	0
56	MG	CT	3001	1/1	0.79	0.14	59,59,59,59	0
56	MG	AA	3124	1/1	0.79	0.10	71,71,71,71	0
56	MG	DA	3019	1/1	0.79	0.14	48,48,48,48	0
56	MG	BA	3447	1/1	0.79	0.15	59,59,59,59	0
56	MG	DA	3074	1/1	0.79	0.11	56,56,56,56	0
56	MG	B2	3001	1/1	0.79	0.20	49,49,49,49	0
56	MG	DA	3097	1/1	0.79	0.27	57,57,57,57	0
56	MG	BA	3498	1/1	0.79	0.20	43,43,43,43	0
56	MG	AA	3062	1/1	0.79	0.20	67,67,67,67	0
56	MG	BA	3028	1/1	0.79	0.24	52,52,52,52	0
56	MG	CA	3174	1/1	0.79	0.56	80,80,80,80	0
56	MG	CE	201	1/1	0.79	0.20	73,73,73,73	0
56	MG	BA	3512	1/1	0.80	0.32	47,47,47,47	0
56	MG	AA	3040	1/1	0.80	0.13	72,72,72,72	0
56	MG	DA	3402	1/1	0.80	0.11	56,56,56,56	0
56	MG	BA	3521	1/1	0.80	0.29	29,29,29,29	0
56	MG	DA	3469	1/1	0.80	0.10	53,53,53,53	0
56	MG	BA	3294	1/1	0.80	0.36	67,67,67,67	0
56	MG	BU	206	1/1	0.80	1.07	61,61,61,61	0
56	MG	AA	3059	1/1	0.80	0.15	64,64,64,64	0
56	MG	BZ	302	1/1	0.80	0.26	56,56,56,56	0
56	MG	DA	3603	1/1	0.80	0.19	55,55,55,55	0
56	MG	DA	3032	1/1	0.80	0.17	47,47,47,47	0

Continued on next page...

Continued from previous page...

Mol	Type	Chain	Res	Atoms	RSCC	RSR	B-factors(\AA^2)	Q<0.9
56	MG	BA	3375	1/1	0.80	0.13	38,38,38,38	0
56	MG	CA	3092	1/1	0.80	0.25	61,61,61,61	0
56	MG	BA	3692	1/1	0.80	0.12	51,51,51,51	0
56	MG	DA	3653	1/1	0.80	0.18	32,32,32,32	0
56	MG	AA	3185	1/1	0.80	0.19	61,61,61,61	0
56	MG	DA	3657	1/1	0.80	0.19	56,56,56,56	0
56	MG	BA	3711	1/1	0.80	0.40	51,51,51,51	0
56	MG	CA	3016	1/1	0.80	0.15	53,53,53,53	0
57	PCY	CA	3176	40/40	0.80	0.43	72,89,98,102	0
56	MG	BA	3290	1/1	0.80	0.34	50,50,50,50	0
56	MG	AA	3084	1/1	0.81	0.11	62,62,62,62	0
56	MG	DA	3455	1/1	0.81	0.20	46,46,46,46	0
56	MG	BA	3288	1/1	0.81	0.11	44,44,44,44	0
56	MG	BA	3030	1/1	0.81	0.15	40,40,40,40	0
56	MG	DA	3024	1/1	0.81	0.61	37,37,37,37	0
56	MG	CA	3009	1/1	0.81	0.27	66,66,66,66	0
56	MG	CA	3097	1/1	0.81	0.22	64,64,64,64	0
56	MG	CA	3011	1/1	0.81	0.13	69,69,69,69	0
56	MG	AA	3094	1/1	0.81	0.12	66,66,66,66	0
56	MG	DA	3083	1/1	0.81	0.20	63,63,63,63	0
56	MG	DA	3644	1/1	0.81	0.12	40,40,40,40	0
56	MG	CA	3129	1/1	0.81	0.11	69,69,69,69	0
56	MG	CA	3131	1/1	0.81	0.14	81,81,81,81	0
56	MG	AF	3001	1/1	0.81	0.16	56,56,56,56	0
56	MG	BA	3296	1/1	0.81	0.21	47,47,47,47	0
56	MG	BA	3607	1/1	0.81	0.17	51,51,51,51	0
56	MG	DB	3001	1/1	0.81	0.17	77,77,77,77	0
56	MG	BA	3199	1/1	0.81	0.44	51,51,51,51	0
56	MG	BA	3050	1/1	0.81	0.16	46,46,46,46	0
56	MG	DA	3389	1/1	0.81	0.10	50,50,50,50	0
56	MG	AA	3049	1/1	0.81	0.28	64,64,64,64	0
56	MG	DA	3286	1/1	0.82	0.15	54,54,54,54	0
56	MG	BA	3111	1/1	0.82	0.09	57,57,57,57	0
56	MG	AA	3048	1/1	0.82	0.22	59,59,59,59	0
56	MG	BA	3256	1/1	0.82	0.24	54,54,54,54	0
56	MG	AA	3171	1/1	0.82	0.17	67,67,67,67	0
56	MG	BA	3040	1/1	0.82	0.20	52,52,52,52	0
56	MG	BA	3475	1/1	0.82	0.12	45,45,45,45	0
56	MG	BA	3109	1/1	0.82	0.21	56,56,56,56	0
56	MG	CA	3067	1/1	0.82	0.18	72,72,72,72	0
56	MG	DA	3043	1/1	0.82	0.11	52,52,52,52	0
56	MG	DV	3003	1/1	0.82	0.10	55,55,55,55	0

Continued on next page...

Continued from previous page...

Mol	Type	Chain	Res	Atoms	RSCC	RSR	B-factors(Å ²)	Q<0.9
56	MG	DA	3586	1/1	0.82	0.12	39,39,39,39	0
56	MG	DA	3069	1/1	0.82	0.13	55,55,55,55	0
56	MG	DA	3612	1/1	0.82	0.16	58,58,58,58	0
56	MG	DA	3075	1/1	0.83	0.30	43,43,43,43	0
56	MG	CA	3032	1/1	0.83	0.10	57,57,57,57	0
56	MG	CA	3087	1/1	0.83	0.12	62,62,62,62	0
56	MG	DA	3087	1/1	0.83	0.32	50,50,50,50	0
56	MG	CA	3089	1/1	0.83	0.09	67,67,67,67	0
56	MG	BA	3604	1/1	0.83	0.25	46,46,46,46	0
56	MG	DA	3607	1/1	0.83	0.17	63,63,63,63	0
56	MG	DA	3115	1/1	0.83	0.12	46,46,46,46	0
56	MG	DA	3164	1/1	0.83	0.20	47,47,47,47	0
56	MG	DA	3180	1/1	0.83	0.77	58,58,58,58	0
56	MG	DA	3643	1/1	0.83	0.18	49,49,49,49	0
56	MG	DA	3181	1/1	0.83	0.18	54,54,54,54	0
56	MG	BA	3168	1/1	0.83	0.23	39,39,39,39	0
56	MG	BB	206	1/1	0.83	0.32	58,58,58,58	0
56	MG	AA	3100	1/1	0.83	0.13	66,66,66,66	0
56	MG	BA	3437	1/1	0.83	0.24	61,61,61,61	0
56	MG	AA	3076	1/1	0.83	0.16	56,56,56,56	0
56	MG	DA	3673	1/1	0.83	0.52	68,68,68,68	0
56	MG	DA	3033	1/1	0.83	0.55	54,54,54,54	0
56	MG	DA	3037	1/1	0.83	0.16	34,34,34,34	0
56	MG	DF	302	1/1	0.83	0.28	44,44,44,44	0
56	MG	BA	3525	1/1	0.83	0.23	23,23,23,23	0
56	MG	DA	3062	1/1	0.83	0.16	51,51,51,51	0
57	PCY	AA	3191	40/40	0.83	0.43	59,86,97,99	0
56	MG	AX	3003	1/1	0.83	0.23	66,66,66,66	0
56	MG	CA	3022	1/1	0.83	0.18	60,60,60,60	0
56	MG	BA	3598	1/1	0.84	0.29	53,53,53,53	0
56	MG	BA	3327	1/1	0.84	0.18	37,37,37,37	0
56	MG	DA	3036	1/1	0.84	0.09	46,46,46,46	0
56	MG	B4	502	1/1	0.84	0.10	77,77,77,77	0
56	MG	AX	3009	1/1	0.84	0.15	74,74,74,74	0
56	MG	BA	3389	1/1	0.84	0.18	56,56,56,56	0
56	MG	CA	3002	1/1	0.84	0.09	62,62,62,62	0
56	MG	DA	3491	1/1	0.84	0.12	42,42,42,42	0
56	MG	DA	3494	1/1	0.84	0.31	57,57,57,57	0
56	MG	DA	3502	1/1	0.84	0.09	48,48,48,48	0
56	MG	BA	3616	1/1	0.84	0.15	51,51,51,51	0
56	MG	BA	3392	1/1	0.84	0.21	41,41,41,41	0
56	MG	BA	3672	1/1	0.84	0.11	62,62,62,62	0

Continued on next page...

Continued from previous page...

Mol	Type	Chain	Res	Atoms	RSCC	RSR	B-factors(\AA^2)	Q<0.9
56	MG	DA	3593	1/1	0.84	0.11	50,50,50,50	0
56	MG	AA	3134	1/1	0.84	0.14	65,65,65,65	0
56	MG	BA	3135	1/1	0.84	0.12	61,61,61,61	0
56	MG	CA	3152	1/1	0.84	0.23	54,54,54,54	0
56	MG	DA	3101	1/1	0.84	0.27	55,55,55,55	0
56	MG	DA	3109	1/1	0.84	0.11	68,68,68,68	0
56	MG	BA	3455	1/1	0.84	0.14	32,32,32,32	0
56	MG	CA	3159	1/1	0.84	0.12	71,71,71,71	0
56	MG	DA	3126	1/1	0.84	0.21	46,46,46,46	0
56	MG	CA	3036	1/1	0.84	0.18	72,72,72,72	0
56	MG	BA	3276	1/1	0.84	0.16	42,42,42,42	0
56	MG	AA	3157	1/1	0.84	0.19	84,84,84,84	0
56	MG	BA	3088	1/1	0.84	0.54	49,49,49,49	0
56	MG	DA	3660	1/1	0.84	0.08	28,28,28,28	0
56	MG	DA	3203	1/1	0.84	0.11	50,50,50,50	0
56	MG	DA	3208	1/1	0.84	0.19	44,44,44,44	0
56	MG	DD	308	1/1	0.84	0.80	72,72,72,72	0
56	MG	AA	3163	1/1	0.84	0.17	58,58,58,58	0
56	MG	BA	3175	1/1	0.84	0.28	57,57,57,57	0
56	MG	DA	3241	1/1	0.84	0.12	48,48,48,48	0
56	MG	BA	3097	1/1	0.84	0.18	52,52,52,52	0
56	MG	BA	3545	1/1	0.84	0.14	36,36,36,36	0
56	MG	DA	3285	1/1	0.84	0.15	52,52,52,52	0
56	MG	AX	3007	1/1	0.84	0.13	69,69,69,69	0
56	MG	BA	3079	1/1	0.85	0.34	49,49,49,49	0
56	MG	DA	3409	1/1	0.85	0.14	55,55,55,55	0
56	MG	DA	3420	1/1	0.85	0.13	40,40,40,40	0
56	MG	AE	201	1/1	0.85	0.20	64,64,64,64	0
56	MG	BA	3457	1/1	0.85	0.17	47,47,47,47	0
56	MG	DA	3466	1/1	0.85	0.28	66,66,66,66	0
56	MG	DA	3467	1/1	0.85	0.14	48,48,48,48	0
56	MG	DA	3044	1/1	0.85	0.15	49,49,49,49	0
56	MG	BA	3636	1/1	0.85	0.21	52,52,52,52	0
56	MG	AA	3047	1/1	0.85	0.17	63,63,63,63	0
56	MG	BA	3480	1/1	0.85	0.12	50,50,50,50	0
56	MG	BA	3673	1/1	0.85	0.15	28,28,28,28	0
56	MG	DA	3500	1/1	0.85	0.11	51,51,51,51	0
56	MG	BA	3093	1/1	0.85	0.16	48,48,48,48	0
56	MG	CA	3125	1/1	0.85	0.10	63,63,63,63	0
56	MG	BA	3696	1/1	0.85	0.10	45,45,45,45	0
56	MG	DA	3556	1/1	0.85	0.16	55,55,55,55	0
56	MG	DA	3570	1/1	0.85	0.19	59,59,59,59	0

Continued on next page...

Continued from previous page...

Mol	Type	Chain	Res	Atoms	RSCC	RSR	B-factors(\AA^2)	Q<0.9
56	MG	DA	3572	1/1	0.85	0.06	68,68,68,68	0
56	MG	DA	3090	1/1	0.85	0.11	48,48,48,48	0
56	MG	BA	3700	1/1	0.85	0.13	53,53,53,53	0
56	MG	DA	3100	1/1	0.85	0.12	66,66,66,66	0
56	MG	CA	3138	1/1	0.85	0.16	65,65,65,65	0
56	MG	CA	3021	1/1	0.85	0.21	65,65,65,65	0
56	MG	BA	3185	1/1	0.85	0.18	52,52,52,52	0
56	MG	BA	3319	1/1	0.85	0.17	39,39,39,39	0
56	MG	BA	3786	1/1	0.85	0.18	58,58,58,58	0
56	MG	CA	3168	1/1	0.85	0.15	60,60,60,60	0
56	MG	AA	3153	1/1	0.85	0.12	81,81,81,81	0
56	MG	BA	3016	1/1	0.85	0.12	37,37,37,37	0
56	MG	CA	3049	1/1	0.85	0.17	71,71,71,71	0
56	MG	DA	3194	1/1	0.85	0.12	54,54,54,54	0
56	MG	CA	3050	1/1	0.85	0.17	52,52,52,52	0
56	MG	BA	3103	1/1	0.85	0.17	44,44,44,44	0
56	MG	BA	3018	1/1	0.85	0.22	63,63,63,63	0
56	MG	CA	3077	1/1	0.85	0.18	61,61,61,61	0
56	MG	DB	3003	1/1	0.85	0.19	56,56,56,56	0
56	MG	BA	3580	1/1	0.85	0.21	48,48,48,48	0
56	MG	BA	3585	1/1	0.85	0.08	58,58,58,58	0
56	MG	DE	304	1/1	0.85	0.14	40,40,40,40	0
56	MG	DA	3031	1/1	0.85	0.11	44,44,44,44	0
56	MG	BA	3019	1/1	0.85	0.14	39,39,39,39	0
56	MG	BA	3026	1/1	0.85	0.26	49,49,49,49	0
56	MG	DA	3342	1/1	0.85	0.06	46,46,46,46	0
56	MG	DA	3347	1/1	0.85	0.13	46,46,46,46	0
56	MG	DA	3034	1/1	0.85	0.12	45,45,45,45	0
56	MG	AA	3177	1/1	0.86	0.10	80,80,80,80	0
56	MG	BA	3249	1/1	0.86	0.28	40,40,40,40	0
56	MG	CA	3100	1/1	0.86	0.08	69,69,69,69	0
56	MG	CA	3105	1/1	0.86	0.12	51,51,51,51	0
56	MG	DA	3433	1/1	0.86	0.13	34,34,34,34	0
56	MG	BA	3690	1/1	0.86	0.18	52,52,52,52	0
56	MG	DA	3079	1/1	0.86	0.12	32,32,32,32	0
56	MG	BA	3381	1/1	0.86	0.13	45,45,45,45	0
56	MG	DA	3468	1/1	0.86	0.15	37,37,37,37	0
56	MG	BA	3017	1/1	0.86	0.17	52,52,52,52	0
56	MG	AA	3015	1/1	0.86	0.12	65,65,65,65	0
56	MG	AA	3079	1/1	0.86	0.21	55,55,55,55	0
56	MG	BA	3555	1/1	0.86	0.15	61,61,61,61	0
56	MG	CA	3142	1/1	0.86	0.13	81,81,81,81	0

Continued on next page...

Continued from previous page...

Mol	Type	Chain	Res	Atoms	RSCC	RSR	B-factors(\AA^2)	Q<0.9
56	MG	BA	3741	1/1	0.86	0.14	50,50,50,50	0
56	MG	CA	3029	1/1	0.86	0.09	58,58,58,58	0
56	MG	DA	3527	1/1	0.86	0.20	61,61,61,61	0
56	MG	BA	3745	1/1	0.86	0.24	58,58,58,58	0
56	MG	BA	3558	1/1	0.86	0.21	57,57,57,57	0
56	MG	DA	3125	1/1	0.86	0.19	40,40,40,40	0
56	MG	CA	3041	1/1	0.86	0.17	62,62,62,62	0
56	MG	DA	3138	1/1	0.86	0.22	63,63,63,63	0
56	MG	DA	3152	1/1	0.86	0.24	62,62,62,62	0
56	MG	DA	3588	1/1	0.86	0.10	65,65,65,65	0
56	MG	AA	3167	1/1	0.86	0.15	61,61,61,61	0
56	MG	BA	3027	1/1	0.86	0.12	45,45,45,45	0
56	MG	CA	3047	1/1	0.86	0.12	59,59,59,59	0
56	MG	AE	203	1/1	0.86	0.76	73,73,73,73	0
56	MG	BA	3460	1/1	0.86	0.15	58,58,58,58	0
56	MG	BB	210	1/1	0.86	0.24	55,55,55,55	0
56	MG	BA	3468	1/1	0.86	0.15	45,45,45,45	0
56	MG	BA	3083	1/1	0.86	0.19	51,51,51,51	0
56	MG	BF	308	1/1	0.86	0.37	45,45,45,45	0
56	MG	DA	3229	1/1	0.86	0.10	64,64,64,64	0
56	MG	BG	3001	1/1	0.86	0.21	51,51,51,51	0
56	MG	BN	3002	1/1	0.86	0.24	57,57,57,57	0
56	MG	DA	3244	1/1	0.86	0.26	59,59,59,59	0
56	MG	DA	3245	1/1	0.86	0.15	47,47,47,47	0
56	MG	DA	3248	1/1	0.86	0.14	49,49,49,49	0
56	MG	BA	3609	1/1	0.86	0.14	54,54,54,54	0
56	MG	DB	3002	1/1	0.86	0.15	58,58,58,58	0
56	MG	DA	3264	1/1	0.86	0.18	50,50,50,50	0
56	MG	DD	301	1/1	0.86	0.24	43,43,43,43	0
56	MG	DA	3269	1/1	0.86	0.15	54,54,54,54	0
56	MG	BA	3233	1/1	0.86	0.18	61,61,61,61	0
56	MG	BA	3617	1/1	0.86	0.26	44,44,44,44	0
56	MG	DA	3291	1/1	0.86	0.13	41,41,41,41	0
56	MG	DA	3294	1/1	0.86	0.08	36,36,36,36	0
56	MG	BA	3120	1/1	0.86	0.20	50,50,50,50	0
56	MG	DA	3042	1/1	0.86	0.11	46,46,46,46	0
56	MG	DA	3372	1/1	0.86	0.13	24,24,24,24	0
59	ZN	CN	501	1/1	0.86	0.10	103,103,103,103	0
56	MG	BA	3505	1/1	0.86	0.24	33,33,33,33	0
56	MG	DA	3107	1/1	0.87	0.12	43,43,43,43	0
56	MG	BA	3807	1/1	0.87	0.71	66,66,66,66	0
56	MG	BA	3218	1/1	0.87	0.20	34,34,34,34	0

Continued on next page...

Continued from previous page...

Mol	Type	Chain	Res	Atoms	RSCC	RSR	B-factors(Å ²)	Q<0.9
56	MG	AA	3180	1/1	0.87	0.14	49,49,49,49	0
56	MG	BA	3228	1/1	0.87	0.21	56,56,56,56	0
56	MG	DA	3482	1/1	0.87	0.13	42,42,42,42	0
56	MG	BA	3490	1/1	0.87	0.12	60,60,60,60	0
56	MG	DA	3485	1/1	0.87	0.16	43,43,43,43	0
56	MG	AA	3021	1/1	0.87	0.13	62,62,62,62	0
56	MG	DA	3146	1/1	0.87	0.19	49,49,49,49	0
56	MG	DA	3493	1/1	0.87	0.15	63,63,63,63	0
56	MG	BA	3624	1/1	0.87	0.13	37,37,37,37	0
56	MG	DA	3162	1/1	0.87	0.23	37,37,37,37	0
56	MG	BA	3137	1/1	0.87	0.42	40,40,40,40	0
56	MG	BA	3238	1/1	0.87	0.32	41,41,41,41	0
56	MG	AA	3026	1/1	0.87	0.10	71,71,71,71	0
56	MG	DA	3001	1/1	0.87	0.24	40,40,40,40	0
56	MG	DA	3537	1/1	0.87	0.14	58,58,58,58	0
56	MG	DA	3541	1/1	0.87	0.12	40,40,40,40	0
56	MG	CA	3071	1/1	0.87	0.10	57,57,57,57	0
56	MG	BA	3387	1/1	0.87	0.14	45,45,45,45	0
56	MG	BN	3007	1/1	0.87	0.20	50,50,50,50	0
56	MG	BA	3677	1/1	0.87	0.17	56,56,56,56	0
56	MG	AA	3187	1/1	0.87	0.12	54,54,54,54	0
56	MG	DA	3225	1/1	0.87	0.11	49,49,49,49	0
56	MG	AA	3045	1/1	0.87	0.32	54,54,54,54	0
56	MG	DA	3236	1/1	0.87	0.11	42,42,42,42	0
56	MG	BA	3693	1/1	0.87	0.14	74,74,74,74	0
56	MG	DA	3619	1/1	0.87	0.23	54,54,54,54	0
56	MG	DA	3624	1/1	0.87	0.49	46,46,46,46	0
56	MG	BA	3430	1/1	0.87	0.15	31,31,31,31	0
56	MG	BA	3698	1/1	0.87	0.17	50,50,50,50	0
56	MG	B9	502	1/1	0.87	0.21	47,47,47,47	0
56	MG	BA	3434	1/1	0.87	0.25	40,40,40,40	0
56	MG	BA	3076	1/1	0.87	0.34	34,34,34,34	0
56	MG	DA	3256	1/1	0.87	0.12	46,46,46,46	0
56	MG	DA	3652	1/1	0.87	0.13	53,53,53,53	0
56	MG	DA	3053	1/1	0.87	0.51	37,37,37,37	0
56	MG	DA	3054	1/1	0.87	0.10	39,39,39,39	0
56	MG	DA	3277	1/1	0.87	0.18	54,54,54,54	0
56	MG	DA	3060	1/1	0.87	0.15	48,48,48,48	0
56	MG	BA	3704	1/1	0.87	0.33	36,36,36,36	0
56	MG	BA	3706	1/1	0.87	0.11	63,63,63,63	0
56	MG	BA	3277	1/1	0.87	0.27	54,54,54,54	0
56	MG	DA	3331	1/1	0.87	0.08	49,49,49,49	0

Continued on next page...

Continued from previous page...

Mol	Type	Chain	Res	Atoms	RSCC	RSR	B-factors(\AA^2)	Q<0.9
56	MG	DB	3006	1/1	0.87	0.10	60,60,60,60	0
56	MG	CA	3117	1/1	0.87	0.11	58,58,58,58	0
56	MG	DA	3343	1/1	0.87	0.17	42,42,42,42	0
56	MG	CA	3014	1/1	0.87	0.13	57,57,57,57	0
56	MG	DA	3370	1/1	0.87	0.10	50,50,50,50	0
56	MG	BA	3002	1/1	0.87	0.17	57,57,57,57	0
56	MG	CA	3020	1/1	0.87	0.12	46,46,46,46	0
56	MG	BA	3198	1/1	0.87	0.22	28,28,28,28	0
56	MG	AA	3006	1/1	0.87	0.30	71,71,71,71	0
56	MG	BA	3806	1/1	0.87	0.70	33,33,33,33	0
56	MG	CA	3144	1/1	0.87	0.06	68,68,68,68	0
56	MG	CA	3030	1/1	0.87	0.18	56,56,56,56	0
56	MG	BV	204	1/1	0.88	0.22	47,47,47,47	0
56	MG	BA	3114	1/1	0.88	0.15	34,34,34,34	0
56	MG	BA	3259	1/1	0.88	0.22	59,59,59,59	0
56	MG	BA	3054	1/1	0.88	0.23	43,43,43,43	0
56	MG	BA	3678	1/1	0.88	0.47	35,35,35,35	0
56	MG	BA	3125	1/1	0.88	0.48	49,49,49,49	0
56	MG	CA	3120	1/1	0.88	0.10	65,65,65,65	0
56	MG	DA	3426	1/1	0.88	0.10	39,39,39,39	0
56	MG	BA	3131	1/1	0.88	0.35	39,39,39,39	0
56	MG	BA	3055	1/1	0.88	0.20	55,55,55,55	0
56	MG	DA	3459	1/1	0.88	0.11	44,44,44,44	0
56	MG	DA	3103	1/1	0.88	0.08	71,71,71,71	0
56	MG	BA	3499	1/1	0.88	0.21	19,19,19,19	0
56	MG	CA	3005	1/1	0.88	0.10	73,73,73,73	0
56	MG	AA	3122	1/1	0.88	0.22	80,80,80,80	0
56	MG	DA	3479	1/1	0.88	0.19	35,35,35,35	0
56	MG	DA	3114	1/1	0.88	0.11	55,55,55,55	0
56	MG	BA	3062	1/1	0.88	0.17	48,48,48,48	0
56	MG	DA	3122	1/1	0.88	0.08	53,53,53,53	0
56	MG	CA	3143	1/1	0.88	0.13	77,77,77,77	0
56	MG	BA	3063	1/1	0.88	0.26	54,54,54,54	0
56	MG	DA	3129	1/1	0.88	0.20	42,42,42,42	0
56	MG	DA	3132	1/1	0.88	0.15	54,54,54,54	0
56	MG	BA	3066	1/1	0.88	0.16	52,52,52,52	0
56	MG	AA	3080	1/1	0.88	0.24	71,71,71,71	0
56	MG	DA	3507	1/1	0.88	0.30	57,57,57,57	0
56	MG	CA	3019	1/1	0.88	0.06	62,62,62,62	0
56	MG	AA	3001	1/1	0.88	0.17	77,77,77,77	0
56	MG	DA	3163	1/1	0.88	0.13	54,54,54,54	0
56	MG	BA	3720	1/1	0.88	0.11	45,45,45,45	0

Continued on next page...

Continued from previous page...

Mol	Type	Chain	Res	Atoms	RSCC	RSR	B-factors(\AA^2)	Q<0.9
56	MG	DA	3168	1/1	0.88	0.07	47,47,47,47	0
56	MG	BA	3721	1/1	0.88	0.17	9,9,9,9	0
56	MG	DA	3562	1/1	0.88	0.22	72,72,72,72	0
56	MG	CA	3024	1/1	0.88	0.11	58,58,58,58	0
56	MG	BA	3351	1/1	0.88	0.19	59,59,59,59	0
56	MG	BA	3553	1/1	0.88	0.14	53,53,53,53	0
56	MG	BA	3755	1/1	0.88	0.16	52,52,52,52	0
56	MG	AE	202	1/1	0.88	0.07	74,74,74,74	0
56	MG	BA	3801	1/1	0.88	0.27	39,39,39,39	0
56	MG	DA	3221	1/1	0.88	0.12	52,52,52,52	0
56	MG	DA	3016	1/1	0.88	0.32	42,42,42,42	0
56	MG	DA	3017	1/1	0.88	0.12	56,56,56,56	0
56	MG	DA	3623	1/1	0.88	0.41	66,66,66,66	0
56	MG	DA	3018	1/1	0.88	0.22	51,51,51,51	0
56	MG	DA	3230	1/1	0.88	0.13	52,52,52,52	0
56	MG	DA	3630	1/1	0.88	0.10	51,51,51,51	0
56	MG	AA	3073	1/1	0.88	0.22	71,71,71,71	0
56	MG	DA	3238	1/1	0.88	0.13	54,54,54,54	0
56	MG	AA	3139	1/1	0.88	0.16	72,72,72,72	0
56	MG	AA	3005	1/1	0.88	0.22	77,77,77,77	0
56	MG	AA	3043	1/1	0.88	0.12	76,76,76,76	0
56	MG	BA	3404	1/1	0.88	0.23	23,23,23,23	0
56	MG	CA	3052	1/1	0.88	0.13	69,69,69,69	0
56	MG	DA	3249	1/1	0.88	0.22	65,65,65,65	0
56	MG	BA	3427	1/1	0.88	0.26	52,52,52,52	0
56	MG	BA	3232	1/1	0.88	0.18	51,51,51,51	0
56	MG	AA	3179	1/1	0.88	0.27	61,61,61,61	0
56	MG	AA	3156	1/1	0.88	0.12	67,67,67,67	0
56	MG	DA	3276	1/1	0.88	0.14	54,54,54,54	0
56	MG	BA	3440	1/1	0.88	0.24	29,29,29,29	0
56	MG	DA	3281	1/1	0.88	0.15	49,49,49,49	0
56	MG	AA	3107	1/1	0.88	0.13	63,63,63,63	0
56	MG	BG	3002	1/1	0.88	0.08	50,50,50,50	0
56	MG	BA	3626	1/1	0.88	0.13	43,43,43,43	0
56	MG	BA	3006	1/1	0.88	0.25	52,52,52,52	0
56	MG	BP	203	1/1	0.88	0.14	49,49,49,49	0
56	MG	DG	3001	1/1	0.88	0.07	57,57,57,57	0
56	MG	DA	3338	1/1	0.88	0.19	43,43,43,43	0
56	MG	BQ	204	1/1	0.88	0.19	43,43,43,43	0
56	MG	DA	3070	1/1	0.88	0.11	51,51,51,51	0
56	MG	BA	3112	1/1	0.88	0.20	42,42,42,42	0
56	MG	DA	3364	1/1	0.88	0.21	57,57,57,57	0

Continued on next page...

Continued from previous page...

Mol	Type	Chain	Res	Atoms	RSCC	RSR	B-factors(\AA^2)	Q<0.9
56	MG	DA	3366	1/1	0.88	0.11	38,38,38,38	0
56	MG	BA	3691	1/1	0.89	0.10	68,68,68,68	0
56	MG	BA	3359	1/1	0.89	0.23	40,40,40,40	0
56	MG	AA	3066	1/1	0.89	0.13	58,58,58,58	0
56	MG	BA	3126	1/1	0.89	0.26	47,47,47,47	0
56	MG	DA	3392	1/1	0.89	0.09	50,50,50,50	0
56	MG	DA	3400	1/1	0.89	0.21	56,56,56,56	0
56	MG	BA	3522	1/1	0.89	0.19	16,16,16,16	0
56	MG	AA	3168	1/1	0.89	0.11	57,57,57,57	0
56	MG	DA	3111	1/1	0.89	0.25	53,53,53,53	0
56	MG	BA	3534	1/1	0.89	0.16	44,44,44,44	0
56	MG	BA	3539	1/1	0.89	0.27	29,29,29,29	0
56	MG	AA	3074	1/1	0.89	0.12	51,51,51,51	0
56	MG	DA	3437	1/1	0.89	0.15	36,36,36,36	0
56	MG	CA	3145	1/1	0.89	0.09	68,68,68,68	0
56	MG	AA	3150	1/1	0.89	0.13	66,66,66,66	0
56	MG	CA	3015	1/1	0.89	0.10	58,58,58,58	0
56	MG	DA	3130	1/1	0.89	0.19	54,54,54,54	0
56	MG	BA	3551	1/1	0.89	0.15	49,49,49,49	0
56	MG	AA	3121	1/1	0.89	0.13	33,33,33,33	0
56	MG	DA	3472	1/1	0.89	0.11	60,60,60,60	0
56	MG	DA	3142	1/1	0.89	0.10	50,50,50,50	0
56	MG	BA	3154	1/1	0.89	0.32	37,37,37,37	0
56	MG	BA	3744	1/1	0.89	0.16	61,61,61,61	0
56	MG	BA	3165	1/1	0.89	0.17	50,50,50,50	0
56	MG	BA	3567	1/1	0.89	0.17	45,45,45,45	0
56	MG	BA	3768	1/1	0.89	0.10	61,61,61,61	0
56	MG	DA	3165	1/1	0.89	0.12	42,42,42,42	0
56	MG	BA	3057	1/1	0.89	0.10	53,53,53,53	0
56	MG	DA	3175	1/1	0.89	0.44	51,51,51,51	0
56	MG	BA	3793	1/1	0.89	0.40	52,52,52,52	0
56	MG	CA	3033	1/1	0.89	0.15	60,60,60,60	0
56	MG	DA	3524	1/1	0.89	0.20	59,59,59,59	0
56	MG	DA	3185	1/1	0.89	0.07	55,55,55,55	0
56	MG	DA	3187	1/1	0.89	0.22	51,51,51,51	0
56	MG	DA	3002	1/1	0.89	0.27	55,55,55,55	0
56	MG	BA	3583	1/1	0.89	0.14	56,56,56,56	0
56	MG	BA	3804	1/1	0.89	0.13	35,35,35,35	0
56	MG	BA	3435	1/1	0.89	0.19	26,26,26,26	0
56	MG	BA	3588	1/1	0.89	0.12	29,29,29,29	0
56	MG	DA	3212	1/1	0.89	0.07	54,54,54,54	0
56	MG	BA	3101	1/1	0.89	0.10	39,39,39,39	0

Continued on next page...

Continued from previous page...

Mol	Type	Chain	Res	Atoms	RSCC	RSR	B-factors(\AA^2)	Q<0.9
56	MG	DA	3583	1/1	0.89	0.09	56,56,56,56	0
56	MG	BA	3284	1/1	0.89	0.27	33,33,33,33	0
56	MG	DA	3224	1/1	0.89	0.43	47,47,47,47	0
56	MG	DA	3592	1/1	0.89	0.11	40,40,40,40	0
56	MG	AA	3176	1/1	0.89	0.31	57,57,57,57	0
56	MG	DA	3226	1/1	0.89	0.17	57,57,57,57	0
56	MG	DA	3606	1/1	0.89	0.09	48,48,48,48	0
56	MG	DA	3228	1/1	0.89	0.10	46,46,46,46	0
56	MG	BA	3105	1/1	0.89	0.17	39,39,39,39	0
56	MG	AQ	3001	1/1	0.89	0.19	52,52,52,52	0
56	MG	CA	3063	1/1	0.89	0.10	70,70,70,70	0
56	MG	DA	3035	1/1	0.89	0.08	40,40,40,40	0
56	MG	DA	3626	1/1	0.89	0.28	56,56,56,56	0
56	MG	CA	3064	1/1	0.89	0.07	59,59,59,59	0
56	MG	AA	3089	1/1	0.89	0.14	57,57,57,57	0
56	MG	BE	301	1/1	0.89	0.19	27,27,27,27	0
56	MG	CA	3073	1/1	0.89	0.10	55,55,55,55	0
56	MG	BA	3295	1/1	0.89	0.23	49,49,49,49	0
56	MG	DA	3046	1/1	0.89	0.13	56,56,56,56	0
56	MG	BF	304	1/1	0.89	0.13	35,35,35,35	0
56	MG	BA	3471	1/1	0.89	0.19	27,27,27,27	0
56	MG	DA	3258	1/1	0.89	0.17	51,51,51,51	0
56	MG	BA	3212	1/1	0.89	0.17	26,26,26,26	0
56	MG	DA	3267	1/1	0.89	0.15	41,41,41,41	0
56	MG	AA	3025	1/1	0.89	0.24	69,69,69,69	0
56	MG	DA	3064	1/1	0.89	0.28	56,56,56,56	0
56	MG	BA	3649	1/1	0.89	0.10	44,44,44,44	0
56	MG	AA	3096	1/1	0.89	0.23	60,60,60,60	0
56	MG	DA	3282	1/1	0.89	0.16	42,42,42,42	0
56	MG	BA	3659	1/1	0.89	0.16	67,67,67,67	0
56	MG	BA	3326	1/1	0.89	0.14	22,22,22,22	0
56	MG	DD	302	1/1	0.89	0.44	73,73,73,73	0
56	MG	DA	3076	1/1	0.89	0.35	39,39,39,39	0
56	MG	DA	3292	1/1	0.89	0.18	40,40,40,40	0
56	MG	BU	201	1/1	0.89	0.23	36,36,36,36	0
56	MG	DA	3314	1/1	0.89	0.08	45,45,45,45	0
56	MG	DA	3324	1/1	0.89	0.21	32,32,32,32	0
56	MG	DP	202	1/1	0.89	0.38	55,55,55,55	0
56	MG	AA	3068	1/1	0.89	0.24	62,62,62,62	0
56	MG	BA	3503	1/1	0.89	0.25	64,64,64,64	0
56	MG	DA	3085	1/1	0.89	0.11	38,38,38,38	0
56	MG	BA	3231	1/1	0.89	0.16	51,51,51,51	0

Continued on next page...

Continued from previous page...

Mol	Type	Chain	Res	Atoms	RSCC	RSR	B-factors(\AA^2)	Q<0.9
56	MG	BA	3682	1/1	0.89	0.30	39,39,39,39	0
56	MG	BA	3506	1/1	0.89	0.14	31,31,31,31	0
56	MG	DA	3377	1/1	0.90	0.15	62,62,62,62	0
56	MG	AA	3007	1/1	0.90	0.12	54,54,54,54	0
56	MG	DA	3123	1/1	0.90	0.14	52,52,52,52	0
56	MG	DA	3395	1/1	0.90	0.10	33,33,33,33	0
56	MG	DA	3124	1/1	0.90	0.09	50,50,50,50	0
56	MG	BA	3384	1/1	0.90	0.18	63,63,63,63	0
56	MG	DA	3405	1/1	0.90	0.12	41,41,41,41	0
56	MG	AA	3064	1/1	0.90	0.21	54,54,54,54	0
56	MG	DA	3416	1/1	0.90	0.13	22,22,22,22	0
56	MG	AX	3006	1/1	0.90	0.11	71,71,71,71	0
56	MG	BA	3699	1/1	0.90	0.12	48,48,48,48	0
56	MG	DA	3424	1/1	0.90	0.08	41,41,41,41	0
56	MG	CA	3149	1/1	0.90	0.24	74,74,74,74	0
56	MG	DA	3135	1/1	0.90	0.14	46,46,46,46	0
56	MG	CA	3151	1/1	0.90	0.20	60,60,60,60	0
56	MG	DA	3441	1/1	0.90	0.06	30,30,30,30	0
56	MG	CA	3008	1/1	0.90	0.26	60,60,60,60	0
56	MG	BA	3160	1/1	0.90	0.42	40,40,40,40	0
56	MG	BA	3394	1/1	0.90	0.20	20,20,20,20	0
56	MG	DA	3159	1/1	0.90	0.10	42,42,42,42	0
56	MG	CA	3013	1/1	0.90	0.10	54,54,54,54	0
56	MG	BA	3548	1/1	0.90	0.13	40,40,40,40	0
56	MG	BA	3396	1/1	0.90	0.12	41,41,41,41	0
56	MG	BA	3401	1/1	0.90	0.20	34,34,34,34	0
56	MG	BA	3554	1/1	0.90	0.15	24,24,24,24	0
56	MG	BA	3161	1/1	0.90	0.48	46,46,46,46	0
56	MG	DA	3179	1/1	0.90	0.20	57,57,57,57	0
56	MG	BA	3739	1/1	0.90	0.27	46,46,46,46	0
56	MG	AA	3022	1/1	0.90	0.10	54,54,54,54	0
56	MG	AA	3011	1/1	0.90	0.21	56,56,56,56	0
56	MG	DA	3010	1/1	0.90	0.14	45,45,45,45	0
56	MG	DA	3014	1/1	0.90	0.15	43,43,43,43	0
56	MG	BA	3571	1/1	0.90	0.13	46,46,46,46	0
56	MG	DA	3199	1/1	0.90	0.10	55,55,55,55	0
56	MG	DA	3510	1/1	0.90	0.18	55,55,55,55	0
56	MG	DA	3521	1/1	0.90	0.45	55,55,55,55	0
56	MG	BA	3747	1/1	0.90	0.33	33,33,33,33	0
56	MG	BA	3264	1/1	0.90	0.34	45,45,45,45	0
56	MG	BA	3767	1/1	0.90	0.23	57,57,57,57	0
56	MG	BA	3266	1/1	0.90	0.21	27,27,27,27	0

Continued on next page...

Continued from previous page...

Mol	Type	Chain	Res	Atoms	RSCC	RSR	B-factors(Å ²)	Q<0.9
56	MG	DA	3213	1/1	0.90	0.42	46,46,46,46	0
56	MG	DA	3218	1/1	0.90	0.27	30,30,30,30	0
56	MG	AA	3161	1/1	0.90	0.20	59,59,59,59	0
56	MG	DA	3559	1/1	0.90	0.16	61,61,61,61	0
56	MG	AA	3014	1/1	0.90	0.09	62,62,62,62	0
56	MG	DA	3567	1/1	0.90	0.06	57,57,57,57	0
56	MG	CA	3044	1/1	0.90	0.10	44,44,44,44	0
56	MG	BA	3594	1/1	0.90	0.17	33,33,33,33	0
56	MG	BA	3283	1/1	0.90	0.16	30,30,30,30	0
56	MG	BA	3452	1/1	0.90	0.29	55,55,55,55	0
56	MG	AA	3029	1/1	0.90	0.18	43,43,43,43	0
56	MG	DA	3589	1/1	0.90	0.06	53,53,53,53	0
56	MG	DA	3591	1/1	0.90	0.10	59,59,59,59	0
56	MG	BA	3193	1/1	0.90	0.34	62,62,62,62	0
56	MG	BA	3194	1/1	0.90	0.17	62,62,62,62	0
56	MG	DA	3599	1/1	0.90	0.07	47,47,47,47	0
56	MG	BA	3610	1/1	0.90	0.18	39,39,39,39	0
56	MG	DA	3605	1/1	0.90	0.16	54,54,54,54	0
56	MG	BA	3614	1/1	0.90	0.21	59,59,59,59	0
56	MG	BA	3461	1/1	0.90	0.09	62,62,62,62	0
56	MG	DA	3608	1/1	0.90	0.20	47,47,47,47	0
56	MG	DA	3609	1/1	0.90	0.11	61,61,61,61	0
56	MG	DA	3049	1/1	0.90	0.13	53,53,53,53	0
56	MG	DA	3613	1/1	0.90	0.07	55,55,55,55	0
56	MG	CA	3068	1/1	0.90	0.23	64,64,64,64	0
56	MG	AA	3138	1/1	0.90	0.09	73,73,73,73	0
56	MG	DA	3057	1/1	0.90	0.32	55,55,55,55	0
56	MG	BB	218	1/1	0.90	0.16	31,31,31,31	0
56	MG	AA	3002	1/1	0.90	0.09	63,63,63,63	0
56	MG	BA	3200	1/1	0.90	0.18	41,41,41,41	0
56	MG	AA	3140	1/1	0.90	0.17	36,36,36,36	0
56	MG	DA	3266	1/1	0.90	0.18	56,56,56,56	0
56	MG	BA	3315	1/1	0.90	0.23	59,59,59,59	0
56	MG	BA	3651	1/1	0.90	0.34	52,52,52,52	0
56	MG	AA	3141	1/1	0.90	0.24	50,50,50,50	0
56	MG	DA	3651	1/1	0.90	0.12	40,40,40,40	0
56	MG	BA	3219	1/1	0.90	0.14	62,62,62,62	0
56	MG	DA	3280	1/1	0.90	0.07	62,62,62,62	0
56	MG	BA	3663	1/1	0.90	0.23	65,65,65,65	0
56	MG	BA	3666	1/1	0.90	0.13	47,47,47,47	0
56	MG	DA	3082	1/1	0.90	0.17	40,40,40,40	0
56	MG	DA	3663	1/1	0.90	0.13	37,37,37,37	0

Continued on next page...

Continued from previous page...

Mol	Type	Chain	Res	Atoms	RSCC	RSR	B-factors(\AA^2)	Q<0.9
56	MG	DA	3668	1/1	0.90	1.77	51,51,51,51	0
56	MG	DA	3670	1/1	0.90	0.18	49,49,49,49	0
56	MG	BA	3671	1/1	0.90	0.19	59,59,59,59	0
56	MG	AM	201	1/1	0.90	0.06	59,59,59,59	0
56	MG	BA	3225	1/1	0.90	0.19	31,31,31,31	0
56	MG	BA	3340	1/1	0.90	0.11	40,40,40,40	0
56	MG	BX	101	1/1	0.90	0.23	36,36,36,36	0
56	MG	CA	3115	1/1	0.90	0.09	60,60,60,60	0
56	MG	BA	3509	1/1	0.90	0.12	39,39,39,39	0
56	MG	DA	3332	1/1	0.90	0.22	50,50,50,50	0
56	MG	BA	3082	1/1	0.90	0.26	55,55,55,55	0
56	MG	B0	103	1/1	0.90	0.20	38,38,38,38	0
56	MG	BA	3687	1/1	0.90	0.22	53,53,53,53	0
56	MG	AN	502	1/1	0.90	0.17	56,56,56,56	0
56	MG	DA	3358	1/1	0.90	0.14	28,28,28,28	0
56	MG	DA	3360	1/1	0.90	0.13	37,37,37,37	0
56	MG	DA	3363	1/1	0.90	0.15	49,49,49,49	0
56	MG	D1	101	1/1	0.90	0.10	50,50,50,50	0
56	MG	B5	102	1/1	0.90	0.38	45,45,45,45	0
56	MG	DA	3113	1/1	0.90	0.13	50,50,50,50	0
56	MG	AA	3004	1/1	0.90	0.19	66,66,66,66	0
56	MG	CA	3139	1/1	0.90	0.15	69,69,69,69	0
56	MG	DA	3073	1/1	0.91	0.08	55,55,55,55	0
56	MG	AA	3149	1/1	0.91	0.12	68,68,68,68	0
56	MG	BA	3258	1/1	0.91	0.27	61,61,61,61	0
56	MG	DA	3354	1/1	0.91	0.05	48,48,48,48	0
56	MG	BA	3169	1/1	0.91	0.41	50,50,50,50	0
56	MG	BA	3416	1/1	0.91	0.17	36,36,36,36	0
56	MG	BA	3746	1/1	0.91	0.16	55,55,55,55	0
56	MG	BA	3562	1/1	0.91	0.27	44,44,44,44	0
56	MG	BA	3751	1/1	0.91	0.36	55,55,55,55	0
56	MG	CA	3061	1/1	0.91	0.25	64,64,64,64	0
56	MG	DA	3086	1/1	0.91	0.45	36,36,36,36	0
56	MG	DA	3375	1/1	0.91	0.13	37,37,37,37	0
56	MG	BA	3419	1/1	0.91	0.17	25,25,25,25	0
56	MG	BA	3759	1/1	0.91	0.07	36,36,36,36	0
56	MG	DA	3391	1/1	0.91	0.10	44,44,44,44	0
56	MG	BA	3760	1/1	0.91	0.17	43,43,43,43	0
56	MG	DA	3099	1/1	0.91	0.17	45,45,45,45	0
56	MG	BA	3422	1/1	0.91	0.16	53,53,53,53	0
56	MG	CA	3069	1/1	0.91	0.06	59,59,59,59	0
56	MG	DA	3102	1/1	0.91	0.26	49,49,49,49	0

Continued on next page...

Continued from previous page...

Mol	Type	Chain	Res	Atoms	RSCC	RSR	B-factors(\AA^2)	Q<0.9
56	MG	BA	3576	1/1	0.91	0.17	36,36,36,36	0
56	MG	DA	3412	1/1	0.91	0.11	56,56,56,56	0
56	MG	DA	3415	1/1	0.91	0.14	59,59,59,59	0
56	MG	BA	3771	1/1	0.91	0.20	52,52,52,52	0
56	MG	BA	3578	1/1	0.91	0.20	20,20,20,20	0
56	MG	BA	3102	1/1	0.91	0.22	61,61,61,61	0
56	MG	AA	3050	1/1	0.91	0.22	77,77,77,77	0
56	MG	BA	3431	1/1	0.91	0.13	63,63,63,63	0
56	MG	BA	3586	1/1	0.91	0.11	60,60,60,60	0
56	MG	BA	3179	1/1	0.91	0.23	41,41,41,41	0
56	MG	DA	3438	1/1	0.91	0.14	55,55,55,55	0
56	MG	DA	3440	1/1	0.91	0.12	51,51,51,51	0
56	MG	DA	3116	1/1	0.91	0.10	48,48,48,48	0
56	MG	DA	3454	1/1	0.91	0.09	56,56,56,56	0
56	MG	DA	3118	1/1	0.91	0.14	43,43,43,43	0
56	MG	BA	3592	1/1	0.91	0.10	64,64,64,64	0
56	MG	CA	3085	1/1	0.91	0.21	73,73,73,73	0
56	MG	AA	3102	1/1	0.91	0.24	64,64,64,64	0
56	MG	BA	3020	1/1	0.91	0.13	36,36,36,36	0
56	MG	BA	3025	1/1	0.91	0.11	48,48,48,48	0
56	MG	CA	3096	1/1	0.91	0.15	65,65,65,65	0
56	MG	BA	3064	1/1	0.91	0.17	33,33,33,33	0
56	MG	DA	3131	1/1	0.91	0.19	52,52,52,52	0
56	MG	AA	3039	1/1	0.91	0.16	46,46,46,46	0
56	MG	CA	3104	1/1	0.91	0.09	60,60,60,60	0
56	MG	BA	3068	1/1	0.91	0.24	46,46,46,46	0
56	MG	BB	221	1/1	0.91	0.12	43,43,43,43	0
56	MG	BA	3204	1/1	0.91	0.15	55,55,55,55	0
56	MG	DA	3149	1/1	0.91	0.62	37,37,37,37	0
56	MG	DA	3499	1/1	0.91	0.06	61,61,61,61	0
56	MG	DA	3150	1/1	0.91	0.18	52,52,52,52	0
56	MG	BA	3211	1/1	0.91	0.28	41,41,41,41	0
56	MG	DA	3504	1/1	0.91	0.09	41,41,41,41	0
56	MG	BF	302	1/1	0.91	0.25	56,56,56,56	0
56	MG	DA	3508	1/1	0.91	0.08	41,41,41,41	0
56	MG	AA	3189	1/1	0.91	0.24	62,62,62,62	0
56	MG	BF	305	1/1	0.91	0.12	45,45,45,45	0
56	MG	BA	3462	1/1	0.91	0.18	49,49,49,49	0
56	MG	BA	3618	1/1	0.91	0.17	56,56,56,56	0
56	MG	CA	3132	1/1	0.91	0.21	55,55,55,55	0
56	MG	CA	3136	1/1	0.91	0.08	55,55,55,55	0
56	MG	BA	3621	1/1	0.91	0.15	39,39,39,39	0

Continued on next page...

Continued from previous page...

Mol	Type	Chain	Res	Atoms	RSCC	RSR	B-factors(\AA^2)	Q<0.9
56	MG	DA	3538	1/1	0.91	0.14	44,44,44,44	0
56	MG	BA	3622	1/1	0.91	0.14	29,29,29,29	0
56	MG	DA	3547	1/1	0.91	0.14	45,45,45,45	0
56	MG	DA	3553	1/1	0.91	0.06	46,46,46,46	0
56	MG	BA	3464	1/1	0.91	0.16	46,46,46,46	0
56	MG	DA	3182	1/1	0.91	0.08	43,43,43,43	0
56	MG	BA	3467	1/1	0.91	0.18	49,49,49,49	0
56	MG	BQ	201	1/1	0.91	0.23	35,35,35,35	0
56	MG	BA	3305	1/1	0.91	0.13	46,46,46,46	0
56	MG	BR	201	1/1	0.91	0.26	40,40,40,40	0
56	MG	DA	3574	1/1	0.91	0.09	55,55,55,55	0
56	MG	DA	3195	1/1	0.91	0.24	58,58,58,58	0
56	MG	BA	3647	1/1	0.91	0.21	49,49,49,49	0
56	MG	DA	3200	1/1	0.91	0.11	57,57,57,57	0
56	MG	DA	3202	1/1	0.91	0.44	52,52,52,52	0
56	MG	BU	204	1/1	0.91	0.31	43,43,43,43	0
56	MG	AA	3120	1/1	0.91	0.12	49,49,49,49	0
56	MG	CA	3155	1/1	0.91	0.08	76,76,76,76	0
56	MG	DA	3597	1/1	0.91	0.09	49,49,49,49	0
56	MG	DA	3211	1/1	0.91	0.09	53,53,53,53	0
56	MG	BA	3128	1/1	0.91	0.14	44,44,44,44	0
56	MG	BA	3478	1/1	0.91	0.14	59,59,59,59	0
56	MG	BY	201	1/1	0.91	0.23	52,52,52,52	0
56	MG	BA	3479	1/1	0.91	0.13	53,53,53,53	0
56	MG	BA	3324	1/1	0.91	0.19	42,42,42,42	0
56	MG	AA	3173	1/1	0.91	0.21	60,60,60,60	0
56	MG	BA	3495	1/1	0.91	0.14	58,58,58,58	0
56	MG	BA	3222	1/1	0.91	0.11	48,48,48,48	0
56	MG	BA	3034	1/1	0.91	0.17	34,34,34,34	0
56	MG	B5	103	1/1	0.91	0.16	41,41,41,41	0
56	MG	B6	102	1/1	0.91	0.19	51,51,51,51	0
56	MG	B7	103	1/1	0.91	0.20	35,35,35,35	0
56	MG	BA	3674	1/1	0.91	0.17	55,55,55,55	0
56	MG	BA	3086	1/1	0.91	0.55	49,49,49,49	0
56	MG	DA	3638	1/1	0.91	0.12	42,42,42,42	0
56	MG	BA	3342	1/1	0.91	0.10	33,33,33,33	0
56	MG	BA	3679	1/1	0.91	0.22	56,56,56,56	0
56	MG	AA	3044	1/1	0.91	0.24	55,55,55,55	0
56	MG	DA	3247	1/1	0.91	0.19	34,34,34,34	0
56	MG	BA	3144	1/1	0.91	0.32	43,43,43,43	0
56	MG	BA	3689	1/1	0.91	0.10	53,53,53,53	0
56	MG	BA	3368	1/1	0.91	0.21	35,35,35,35	0

Continued on next page...

Continued from previous page...

Mol	Type	Chain	Res	Atoms	RSCC	RSR	B-factors(\AA^2)	Q<0.9
56	MG	BA	3369	1/1	0.91	0.20	40,40,40,40	0
56	MG	BA	3518	1/1	0.91	0.17	65,65,65,65	0
56	MG	DA	3260	1/1	0.91	0.11	55,55,55,55	0
56	MG	AA	3037	1/1	0.91	0.19	46,46,46,46	0
56	MG	BA	3377	1/1	0.91	0.11	48,48,48,48	0
56	MG	BA	3697	1/1	0.91	0.12	46,46,46,46	0
56	MG	BA	3157	1/1	0.91	0.83	36,36,36,36	0
56	MG	DA	3270	1/1	0.91	0.25	56,56,56,56	0
56	MG	DA	3274	1/1	0.91	0.07	54,54,54,54	0
56	MG	DA	3041	1/1	0.91	0.09	56,56,56,56	0
56	MG	BA	3529	1/1	0.91	0.20	25,25,25,25	0
56	MG	DB	3005	1/1	0.91	0.14	48,48,48,48	0
56	MG	BA	3532	1/1	0.91	0.29	30,30,30,30	0
56	MG	BA	3010	1/1	0.91	0.15	41,41,41,41	0
56	MG	BA	3014	1/1	0.91	0.25	38,38,38,38	0
56	MG	CA	3025	1/1	0.91	0.20	61,61,61,61	0
56	MG	BA	3247	1/1	0.91	0.17	50,50,50,50	0
56	MG	BA	3248	1/1	0.91	0.20	52,52,52,52	0
56	MG	AA	3083	1/1	0.91	0.13	53,53,53,53	0
56	MG	BA	3395	1/1	0.91	0.21	36,36,36,36	0
56	MG	DP	201	1/1	0.91	0.14	58,58,58,58	0
56	MG	DA	3313	1/1	0.91	0.05	46,46,46,46	0
56	MG	DR	5001	1/1	0.91	0.12	51,51,51,51	0
56	MG	DU	3003	1/1	0.91	0.46	53,53,53,53	0
56	MG	DU	3004	1/1	0.91	0.19	59,59,59,59	0
56	MG	BA	3725	1/1	0.91	0.20	44,44,44,44	0
56	MG	DA	3316	1/1	0.91	0.09	34,34,34,34	0
56	MG	DA	3063	1/1	0.91	0.08	54,54,54,54	0
56	MG	BA	3731	1/1	0.91	0.14	26,26,26,26	0
56	MG	CA	3042	1/1	0.91	0.13	70,70,70,70	0
56	MG	DA	3333	1/1	0.91	0.09	51,51,51,51	0
56	MG	BA	3737	1/1	0.91	0.10	70,70,70,70	0
56	MG	DA	3393	1/1	0.92	0.20	48,48,48,48	0
56	MG	B0	101	1/1	0.92	0.09	55,55,55,55	0
56	MG	B0	102	1/1	0.92	0.17	50,50,50,50	0
56	MG	AA	3069	1/1	0.92	0.15	52,52,52,52	0
56	MG	BA	3717	1/1	0.92	0.14	54,54,54,54	0
56	MG	AA	3087	1/1	0.92	0.26	53,53,53,53	0
56	MG	B5	101	1/1	0.92	0.42	39,39,39,39	0
56	MG	DA	3147	1/1	0.92	0.12	53,53,53,53	0
56	MG	BA	3346	1/1	0.92	0.15	29,29,29,29	0
56	MG	DA	3419	1/1	0.92	0.12	45,45,45,45	0

Continued on next page...

Continued from previous page...

Mol	Type	Chain	Res	Atoms	RSCC	RSR	B-factors(\AA^2)	Q<0.9
56	MG	BA	3350	1/1	0.92	0.21	28,28,28,28	0
56	MG	DA	3422	1/1	0.92	0.11	51,51,51,51	0
56	MG	BA	3728	1/1	0.92	0.30	60,60,60,60	0
56	MG	DA	3153	1/1	0.92	0.17	38,38,38,38	0
56	MG	BA	3122	1/1	0.92	0.42	46,46,46,46	0
56	MG	DA	3431	1/1	0.92	0.09	64,64,64,64	0
56	MG	BA	3358	1/1	0.92	0.12	40,40,40,40	0
56	MG	B8	102	1/1	0.92	0.15	41,41,41,41	0
56	MG	BA	3738	1/1	0.92	0.26	60,60,60,60	0
56	MG	BA	3477	1/1	0.92	0.12	59,59,59,59	0
56	MG	CA	3165	1/1	0.92	0.13	60,60,60,60	0
56	MG	DA	3452	1/1	0.92	0.10	37,37,37,37	0
56	MG	DA	3453	1/1	0.92	0.21	56,56,56,56	0
56	MG	BA	3740	1/1	0.92	0.15	35,35,35,35	0
56	MG	CA	3169	1/1	0.92	0.10	52,52,52,52	0
56	MG	AA	3070	1/1	0.92	0.12	65,65,65,65	0
56	MG	BA	3360	1/1	0.92	0.14	21,21,21,21	0
56	MG	BA	3367	1/1	0.92	0.15	34,34,34,34	0
56	MG	DA	3184	1/1	0.92	0.09	49,49,49,49	0
56	MG	CF	3001	1/1	0.92	0.10	55,55,55,55	0
56	MG	BA	3186	1/1	0.92	0.14	47,47,47,47	0
56	MG	DA	3189	1/1	0.92	0.13	41,41,41,41	0
56	MG	BA	3250	1/1	0.92	0.28	42,42,42,42	0
56	MG	DA	3193	1/1	0.92	0.08	46,46,46,46	0
56	MG	BA	3252	1/1	0.92	0.15	44,44,44,44	0
56	MG	BA	3253	1/1	0.92	0.19	47,47,47,47	0
56	MG	DA	3197	1/1	0.92	0.83	55,55,55,55	0
56	MG	BA	3380	1/1	0.92	0.11	36,36,36,36	0
56	MG	DA	3006	1/1	0.92	0.19	58,58,58,58	0
56	MG	DA	3495	1/1	0.92	0.15	39,39,39,39	0
56	MG	DA	3497	1/1	0.92	0.13	36,36,36,36	0
56	MG	BA	3504	1/1	0.92	0.13	40,40,40,40	0
56	MG	CA	3017	1/1	0.92	0.14	76,76,76,76	0
56	MG	BA	3766	1/1	0.92	0.17	59,59,59,59	0
56	MG	DA	3209	1/1	0.92	0.28	46,46,46,46	0
56	MG	BA	3192	1/1	0.92	0.21	53,53,53,53	0
56	MG	BA	3089	1/1	0.92	0.30	42,42,42,42	0
56	MG	BA	3770	1/1	0.92	0.14	47,47,47,47	0
56	MG	DA	3020	1/1	0.92	0.16	32,32,32,32	0
56	MG	BA	3627	1/1	0.92	0.13	57,57,57,57	0
56	MG	BA	3773	1/1	0.92	0.13	38,38,38,38	0
56	MG	BA	3774	1/1	0.92	0.09	37,37,37,37	0

Continued on next page...

Continued from previous page...

Mol	Type	Chain	Res	Atoms	RSCC	RSR	B-factors(\AA^2)	Q<0.9
56	MG	BA	3776	1/1	0.92	0.10	48,48,48,48	0
56	MG	BA	3779	1/1	0.92	0.15	45,45,45,45	0
56	MG	BA	3785	1/1	0.92	0.13	81,81,81,81	0
56	MG	DA	3227	1/1	0.92	0.40	49,49,49,49	0
56	MG	DA	3544	1/1	0.92	0.22	39,39,39,39	0
56	MG	DA	3545	1/1	0.92	0.09	51,51,51,51	0
56	MG	AA	3127	1/1	0.92	0.12	79,79,79,79	0
56	MG	DA	3549	1/1	0.92	0.14	32,32,32,32	0
56	MG	BA	3787	1/1	0.92	0.16	57,57,57,57	0
56	MG	BA	3790	1/1	0.92	0.23	29,29,29,29	0
56	MG	DA	3039	1/1	0.92	0.11	44,44,44,44	0
56	MG	BA	3638	1/1	0.92	0.11	56,56,56,56	0
56	MG	DA	3565	1/1	0.92	0.09	45,45,45,45	0
56	MG	BA	3643	1/1	0.92	0.15	58,58,58,58	0
56	MG	BA	3646	1/1	0.92	0.20	57,57,57,57	0
56	MG	BA	3262	1/1	0.92	0.27	54,54,54,54	0
56	MG	BA	3648	1/1	0.92	0.26	65,65,65,65	0
56	MG	DA	3576	1/1	0.92	0.09	50,50,50,50	0
56	MG	DA	3578	1/1	0.92	0.06	40,40,40,40	0
56	MG	BA	3808	1/1	0.92	0.09	40,40,40,40	0
56	MG	BA	3263	1/1	0.92	0.25	56,56,56,56	0
56	MG	BB	202	1/1	0.92	0.20	45,45,45,45	0
56	MG	DA	3056	1/1	0.92	0.14	60,60,60,60	0
56	MG	DA	3590	1/1	0.92	0.09	66,66,66,66	0
56	MG	CA	3054	1/1	0.92	0.12	70,70,70,70	0
56	MG	CA	3058	1/1	0.92	0.06	59,59,59,59	0
56	MG	CA	3059	1/1	0.92	0.12	75,75,75,75	0
56	MG	BA	3650	1/1	0.92	0.14	48,48,48,48	0
56	MG	AA	3151	1/1	0.92	0.12	56,56,56,56	0
56	MG	AA	3128	1/1	0.92	0.12	67,67,67,67	0
56	MG	AA	3012	1/1	0.92	0.14	50,50,50,50	0
56	MG	BA	3397	1/1	0.92	0.14	25,25,25,25	0
56	MG	DA	3272	1/1	0.92	0.10	45,45,45,45	0
56	MG	AA	3109	1/1	0.92	0.13	67,67,67,67	0
56	MG	BB	220	1/1	0.92	0.10	51,51,51,51	0
56	MG	DA	3610	1/1	0.92	0.17	49,49,49,49	0
56	MG	CA	3072	1/1	0.92	0.22	62,62,62,62	0
56	MG	BA	3667	1/1	0.92	0.19	39,39,39,39	0
56	MG	BA	3531	1/1	0.92	0.28	43,43,43,43	0
56	MG	BA	3279	1/1	0.92	0.24	45,45,45,45	0
56	MG	DA	3283	1/1	0.92	0.14	43,43,43,43	0
56	MG	BA	3207	1/1	0.92	0.32	44,44,44,44	0

Continued on next page...

Continued from previous page...

Mol	Type	Chain	Res	Atoms	RSCC	RSR	B-factors(\AA^2)	Q<0.9
56	MG	CA	3080	1/1	0.92	0.10	56,56,56,56	0
56	MG	DA	3628	1/1	0.92	0.08	47,47,47,47	0
56	MG	DA	3287	1/1	0.92	0.07	39,39,39,39	0
56	MG	DA	3634	1/1	0.92	0.28	61,61,61,61	0
56	MG	BA	3033	1/1	0.92	0.60	42,42,42,42	0
56	MG	BA	3148	1/1	0.92	0.08	49,49,49,49	0
56	MG	DA	3089	1/1	0.92	0.12	47,47,47,47	0
56	MG	DA	3295	1/1	0.92	0.10	30,30,30,30	0
56	MG	DA	3299	1/1	0.92	0.13	40,40,40,40	0
56	MG	DA	3300	1/1	0.92	0.10	41,41,41,41	0
56	MG	DA	3310	1/1	0.92	0.20	49,49,49,49	0
56	MG	BF	306	1/1	0.92	0.52	30,30,30,30	0
56	MG	DA	3096	1/1	0.92	0.82	48,48,48,48	0
56	MG	BA	3213	1/1	0.92	0.20	35,35,35,35	0
56	MG	DA	3318	1/1	0.92	0.07	33,33,33,33	0
56	MG	DA	3322	1/1	0.92	0.12	53,53,53,53	0
56	MG	BA	3217	1/1	0.92	0.20	47,47,47,47	0
56	MG	DA	3666	1/1	0.92	0.59	47,47,47,47	0
56	MG	BA	3149	1/1	0.92	0.39	36,36,36,36	0
56	MG	BA	3151	1/1	0.92	0.26	37,37,37,37	0
56	MG	AA	3055	1/1	0.92	0.19	69,69,69,69	0
56	MG	BA	3039	1/1	0.92	0.25	58,58,58,58	0
56	MG	DA	3341	1/1	0.92	0.23	67,67,67,67	0
56	MG	BA	3439	1/1	0.92	0.14	71,71,71,71	0
56	MG	DB	3004	1/1	0.92	0.14	53,53,53,53	0
56	MG	BA	3108	1/1	0.92	0.24	64,64,64,64	0
56	MG	DA	3345	1/1	0.92	0.23	38,38,38,38	0
56	MG	DB	3008	1/1	0.92	0.13	64,64,64,64	0
56	MG	CA	3103	1/1	0.92	0.11	79,79,79,79	0
56	MG	AA	3097	1/1	0.92	0.18	71,71,71,71	0
56	MG	DD	307	1/1	0.92	0.40	50,50,50,50	0
56	MG	DA	3357	1/1	0.92	0.09	38,38,38,38	0
56	MG	BA	3322	1/1	0.92	0.28	48,48,48,48	0
56	MG	CA	3106	1/1	0.92	0.08	58,58,58,58	0
56	MG	BA	3575	1/1	0.92	0.18	27,27,27,27	0
56	MG	CA	3113	1/1	0.92	0.16	49,49,49,49	0
56	MG	BU	205	1/1	0.92	0.26	43,43,43,43	0
56	MG	DA	3369	1/1	0.92	0.10	37,37,37,37	0
56	MG	BA	3162	1/1	0.92	0.34	53,53,53,53	0
56	MG	BU	208	1/1	0.92	0.23	28,28,28,28	0
56	MG	BA	3577	1/1	0.92	0.24	18,18,18,18	0
56	MG	DA	3376	1/1	0.92	0.15	51,51,51,51	0

Continued on next page...

Continued from previous page...

Mol	Type	Chain	Res	Atoms	RSCC	RSR	B-factors(\AA^2)	Q<0.9
56	MG	BA	3110	1/1	0.92	0.17	46,46,46,46	0
56	MG	DW	202	1/1	0.92	0.43	46,46,46,46	0
56	MG	DA	3385	1/1	0.92	0.10	32,32,32,32	0
56	MG	D8	5001	1/1	0.92	0.19	52,52,52,52	0
56	MG	DA	3388	1/1	0.92	0.14	52,52,52,52	0
56	MG	BA	3459	1/1	0.92	0.20	47,47,47,47	0
56	MG	BA	3041	1/1	0.92	0.25	35,35,35,35	0
56	MG	AA	3164	1/1	0.92	0.24	51,51,51,51	0
56	MG	AA	3154	1/1	0.93	0.10	50,50,50,50	0
56	MG	BA	3599	1/1	0.93	0.11	45,45,45,45	0
56	MG	AA	3188	1/1	0.93	0.12	49,49,49,49	0
56	MG	DA	3191	1/1	0.93	0.16	46,46,46,46	0
56	MG	BA	3163	1/1	0.93	0.33	34,34,34,34	0
56	MG	DA	3442	1/1	0.93	0.09	37,37,37,37	0
56	MG	BA	3606	1/1	0.93	0.08	67,67,67,67	0
56	MG	BA	3330	1/1	0.93	0.13	52,52,52,52	0
56	MG	BA	3337	1/1	0.93	0.25	46,46,46,46	0
56	MG	CA	3018	1/1	0.93	0.09	52,52,52,52	0
56	MG	DA	3457	1/1	0.93	0.16	43,43,43,43	0
56	MG	DA	3458	1/1	0.93	0.08	57,57,57,57	0
56	MG	DA	3012	1/1	0.93	0.10	39,39,39,39	0
56	MG	DA	3460	1/1	0.93	0.10	42,42,42,42	0
56	MG	DA	3465	1/1	0.93	0.16	49,49,49,49	0
56	MG	BA	3065	1/1	0.93	0.20	41,41,41,41	0
56	MG	BA	3612	1/1	0.93	0.16	58,58,58,58	0
56	MG	BA	3613	1/1	0.93	0.18	55,55,55,55	0
56	MG	AA	3142	1/1	0.93	0.09	46,46,46,46	0
56	MG	CA	3023	1/1	0.93	0.12	39,39,39,39	0
56	MG	BA	3772	1/1	0.93	0.18	56,56,56,56	0
56	MG	AD	502	1/1	0.93	0.18	56,56,56,56	0
56	MG	CA	3026	1/1	0.93	0.12	55,55,55,55	0
56	MG	BA	3347	1/1	0.93	0.16	37,37,37,37	0
56	MG	AA	3143	1/1	0.93	0.09	57,57,57,57	0
56	MG	DA	3489	1/1	0.93	0.14	45,45,45,45	0
56	MG	DA	3490	1/1	0.93	0.12	43,43,43,43	0
56	MG	BA	3174	1/1	0.93	0.16	50,50,50,50	0
56	MG	BA	3780	1/1	0.93	0.23	54,54,54,54	0
56	MG	BA	3783	1/1	0.93	0.15	43,43,43,43	0
56	MG	BA	3013	1/1	0.93	0.17	26,26,26,26	0
56	MG	BA	3178	1/1	0.93	0.65	42,42,42,42	0
56	MG	BA	3492	1/1	0.93	0.16	47,47,47,47	0
56	MG	BA	3251	1/1	0.93	0.38	52,52,52,52	0

Continued on next page...

Continued from previous page...

Mol	Type	Chain	Res	Atoms	RSCC	RSR	B-factors(\AA^2)	Q<0.9
56	MG	BA	3629	1/1	0.93	0.16	57,57,57,57	0
56	MG	DA	3503	1/1	0.93	0.09	31,31,31,31	0
56	MG	BA	3795	1/1	0.93	0.27	43,43,43,43	0
56	MG	BA	3633	1/1	0.93	0.25	59,59,59,59	0
56	MG	BA	3081	1/1	0.93	0.14	33,33,33,33	0
56	MG	AA	3172	1/1	0.93	0.22	55,55,55,55	0
56	MG	BA	3254	1/1	0.93	0.15	55,55,55,55	0
56	MG	DA	3522	1/1	0.93	0.28	53,53,53,53	0
56	MG	AA	3160	1/1	0.93	0.14	54,54,54,54	0
56	MG	BA	3045	1/1	0.93	0.17	38,38,38,38	0
56	MG	DA	3528	1/1	0.93	0.08	39,39,39,39	0
56	MG	AA	3174	1/1	0.93	0.06	54,54,54,54	0
56	MG	DA	3534	1/1	0.93	0.15	67,67,67,67	0
56	MG	DA	3058	1/1	0.93	0.37	50,50,50,50	0
56	MG	DA	3059	1/1	0.93	0.16	40,40,40,40	0
56	MG	DA	3251	1/1	0.93	0.12	46,46,46,46	0
56	MG	DA	3253	1/1	0.93	0.11	47,47,47,47	0
56	MG	AA	3145	1/1	0.93	0.12	65,65,65,65	0
56	MG	DA	3061	1/1	0.93	0.20	41,41,41,41	0
56	MG	BA	3196	1/1	0.93	0.16	40,40,40,40	0
56	MG	BB	207	1/1	0.93	0.18	39,39,39,39	0
56	MG	BA	3133	1/1	0.93	0.16	48,48,48,48	0
56	MG	DA	3554	1/1	0.93	0.09	47,47,47,47	0
56	MG	DA	3555	1/1	0.93	0.08	56,56,56,56	0
56	MG	BA	3652	1/1	0.93	0.13	61,61,61,61	0
56	MG	BA	3265	1/1	0.93	0.09	49,49,49,49	0
56	MG	DA	3268	1/1	0.93	0.13	56,56,56,56	0
56	MG	DA	3563	1/1	0.93	0.14	61,61,61,61	0
56	MG	DA	3564	1/1	0.93	0.10	50,50,50,50	0
56	MG	DA	3071	1/1	0.93	0.09	48,48,48,48	0
56	MG	BB	216	1/1	0.93	0.11	63,63,63,63	0
56	MG	DA	3568	1/1	0.93	0.12	66,66,66,66	0
56	MG	BA	3520	1/1	0.93	0.17	50,50,50,50	0
56	MG	DA	3571	1/1	0.93	0.12	51,51,51,51	0
56	MG	BA	3091	1/1	0.93	0.20	40,40,40,40	0
56	MG	BA	3272	1/1	0.93	0.14	22,22,22,22	0
56	MG	DA	3575	1/1	0.93	0.14	51,51,51,51	0
56	MG	BD	3308	1/1	0.93	0.64	60,60,60,60	0
56	MG	DA	3279	1/1	0.93	0.11	54,54,54,54	0
56	MG	BA	3523	1/1	0.93	0.25	47,47,47,47	0
56	MG	DA	3584	1/1	0.93	0.14	31,31,31,31	0
56	MG	AA	3019	1/1	0.93	0.21	66,66,66,66	0

Continued on next page...

Continued from previous page...

Mol	Type	Chain	Res	Atoms	RSCC	RSR	B-factors(\AA^2)	Q<0.9
56	MG	BA	3138	1/1	0.93	0.45	40,40,40,40	0
56	MG	BF	303	1/1	0.93	0.31	43,43,43,43	0
56	MG	AA	3042	1/1	0.93	0.10	55,55,55,55	0
56	MG	BA	3399	1/1	0.93	0.16	61,61,61,61	0
56	MG	BA	3281	1/1	0.93	0.15	56,56,56,56	0
56	MG	BA	3538	1/1	0.93	0.18	26,26,26,26	0
56	MG	DA	3095	1/1	0.93	0.11	43,43,43,43	0
56	MG	BA	3143	1/1	0.93	0.27	39,39,39,39	0
56	MG	CA	3091	1/1	0.93	0.20	70,70,70,70	0
56	MG	DA	3298	1/1	0.93	0.12	55,55,55,55	0
56	MG	BA	3408	1/1	0.93	0.14	21,21,21,21	0
56	MG	BA	3096	1/1	0.93	0.30	61,61,61,61	0
56	MG	DA	3305	1/1	0.93	0.12	45,45,45,45	0
56	MG	DA	3309	1/1	0.93	0.32	46,46,46,46	0
56	MG	BA	3417	1/1	0.93	0.17	32,32,32,32	0
56	MG	CA	3099	1/1	0.93	0.09	58,58,58,58	0
56	MG	AA	3031	1/1	0.93	0.12	54,54,54,54	0
56	MG	DA	3617	1/1	0.93	0.10	45,45,45,45	0
56	MG	DA	3104	1/1	0.93	0.16	39,39,39,39	0
56	MG	DA	3622	1/1	0.93	0.14	35,35,35,35	0
56	MG	BA	3420	1/1	0.93	0.30	46,46,46,46	0
56	MG	DA	3319	1/1	0.93	0.27	52,52,52,52	0
56	MG	BA	3214	1/1	0.93	0.29	44,44,44,44	0
56	MG	BA	3425	1/1	0.93	0.14	48,48,48,48	0
56	MG	BR	202	1/1	0.93	0.22	42,42,42,42	0
56	MG	BA	3694	1/1	0.93	0.14	54,54,54,54	0
56	MG	BA	3426	1/1	0.93	0.18	20,20,20,20	0
56	MG	DA	3335	1/1	0.93	0.11	43,43,43,43	0
56	MG	DA	3639	1/1	0.93	0.06	52,52,52,52	0
56	MG	BA	3559	1/1	0.93	0.04	59,59,59,59	0
56	MG	AA	3072	1/1	0.93	0.14	45,45,45,45	0
56	MG	BA	3563	1/1	0.93	0.09	44,44,44,44	0
56	MG	CA	3121	1/1	0.93	0.16	81,81,81,81	0
56	MG	DA	3648	1/1	0.93	0.18	31,31,31,31	0
56	MG	BA	3566	1/1	0.93	0.19	50,50,50,50	0
56	MG	BW	202	1/1	0.93	0.20	41,41,41,41	0
56	MG	CA	3127	1/1	0.93	0.17	65,65,65,65	0
56	MG	BA	3100	1/1	0.93	0.26	53,53,53,53	0
56	MG	BA	3060	1/1	0.93	0.27	26,26,26,26	0
56	MG	BA	3156	1/1	0.93	0.20	32,32,32,32	0
56	MG	CA	3134	1/1	0.93	0.13	65,65,65,65	0
56	MG	BA	3299	1/1	0.93	0.16	44,44,44,44	0

Continued on next page...

Continued from previous page...

Mol	Type	Chain	Res	Atoms	RSCC	RSR	B-factors(\AA^2)	Q<0.9
56	MG	DA	3665	1/1	0.93	0.42	48,48,48,48	0
56	MG	DA	3134	1/1	0.93	0.07	48,48,48,48	0
56	MG	BA	3713	1/1	0.93	0.18	26,26,26,26	0
56	MG	BA	3714	1/1	0.93	0.36	41,41,41,41	0
56	MG	DA	3140	1/1	0.93	0.35	44,44,44,44	0
56	MG	DA	3374	1/1	0.93	0.07	31,31,31,31	0
56	MG	DA	3141	1/1	0.93	0.12	46,46,46,46	0
56	MG	BA	3302	1/1	0.93	0.20	24,24,24,24	0
56	MG	DA	3143	1/1	0.93	0.61	36,36,36,36	0
56	MG	DA	3383	1/1	0.93	0.11	31,31,31,31	0
56	MG	BA	3061	1/1	0.93	0.30	49,49,49,49	0
56	MG	BA	3314	1/1	0.93	0.12	44,44,44,44	0
56	MG	DB	3009	1/1	0.93	0.12	58,58,58,58	0
56	MG	DB	3010	1/1	0.93	0.20	53,53,53,53	0
56	MG	BA	3722	1/1	0.93	0.19	17,17,17,17	0
56	MG	BA	3723	1/1	0.93	0.15	25,25,25,25	0
56	MG	BA	3724	1/1	0.93	0.17	25,25,25,25	0
56	MG	BA	3582	1/1	0.93	0.20	19,19,19,19	0
56	MG	BA	3443	1/1	0.93	0.17	27,27,27,27	0
56	MG	DA	3396	1/1	0.93	0.16	47,47,47,47	0
56	MG	DE	305	1/1	0.93	0.14	38,38,38,38	0
56	MG	DA	3161	1/1	0.93	0.13	37,37,37,37	0
56	MG	DF	303	1/1	0.93	0.08	52,52,52,52	0
56	MG	BA	3224	1/1	0.93	0.44	50,50,50,50	0
56	MG	DO	5001	1/1	0.93	0.12	55,55,55,55	0
56	MG	BA	3318	1/1	0.93	0.16	25,25,25,25	0
56	MG	BA	3159	1/1	0.93	0.24	40,40,40,40	0
56	MG	CA	3160	1/1	0.93	0.17	61,61,61,61	0
56	MG	DA	3413	1/1	0.93	0.08	34,34,34,34	0
56	MG	BA	3590	1/1	0.93	0.15	60,60,60,60	0
56	MG	DV	3002	1/1	0.93	0.64	48,48,48,48	0
56	MG	DA	3173	1/1	0.93	0.20	51,51,51,51	0
56	MG	DA	3418	1/1	0.93	0.11	44,44,44,44	0
56	MG	BA	3227	1/1	0.93	0.18	34,34,34,34	0
56	MG	DA	3177	1/1	0.93	0.12	46,46,46,46	0
56	MG	CA	3003	1/1	0.93	0.12	51,51,51,51	0
56	MG	AA	3133	1/1	0.93	0.23	66,66,66,66	0
56	MG	CA	3173	1/1	0.93	0.10	58,58,58,58	0
59	ZN	B4	501	1/1	0.93	0.12	99,99,99,99	0
56	MG	BA	3595	1/1	0.93	0.62	43,43,43,43	0
59	ZN	DY	501	1/1	0.93	0.16	97,97,97,97	0
56	MG	BA	3597	1/1	0.93	0.11	40,40,40,40	0

Continued on next page...

Continued from previous page...

Mol	Type	Chain	Res	Atoms	RSCC	RSR	B-factors(\AA^2)	Q<0.9
56	MG	DA	3151	1/1	0.94	0.09	33,33,33,33	0
56	MG	BA	3182	1/1	0.94	0.19	21,21,21,21	0
56	MG	BA	3117	1/1	0.94	0.35	35,35,35,35	0
56	MG	DA	3156	1/1	0.94	0.13	50,50,50,50	0
56	MG	DA	3158	1/1	0.94	0.19	30,30,30,30	0
56	MG	BA	3540	1/1	0.94	0.11	57,57,57,57	0
56	MG	BA	3119	1/1	0.94	0.22	29,29,29,29	0
56	MG	DA	3425	1/1	0.94	0.12	52,52,52,52	0
56	MG	BA	3190	1/1	0.94	0.24	50,50,50,50	0
56	MG	DA	3427	1/1	0.94	0.07	45,45,45,45	0
56	MG	DA	3429	1/1	0.94	0.13	45,45,45,45	0
56	MG	DA	3430	1/1	0.94	0.11	52,52,52,52	0
56	MG	BA	3695	1/1	0.94	0.28	37,37,37,37	0
56	MG	BA	3268	1/1	0.94	0.32	57,57,57,57	0
56	MG	DA	3434	1/1	0.94	0.12	27,27,27,27	0
56	MG	DA	3435	1/1	0.94	0.15	55,55,55,55	0
56	MG	DA	3436	1/1	0.94	0.11	70,70,70,70	0
56	MG	BA	3402	1/1	0.94	0.14	25,25,25,25	0
56	MG	AA	3105	1/1	0.94	0.14	71,71,71,71	0
56	MG	DA	3170	1/1	0.94	0.22	46,46,46,46	0
56	MG	BA	3121	1/1	0.94	0.43	45,45,45,45	0
56	MG	BW	201	1/1	0.94	0.25	45,45,45,45	0
56	MG	DA	3443	1/1	0.94	0.11	38,38,38,38	0
56	MG	DA	3445	1/1	0.94	0.16	50,50,50,50	0
56	MG	DA	3447	1/1	0.94	0.14	41,41,41,41	0
56	MG	DA	3176	1/1	0.94	0.34	44,44,44,44	0
56	MG	BA	3410	1/1	0.94	0.26	31,31,31,31	0
56	MG	DA	3178	1/1	0.94	0.28	53,53,53,53	0
56	MG	BA	3702	1/1	0.94	0.23	53,53,53,53	0
56	MG	BA	3411	1/1	0.94	0.26	30,30,30,30	0
56	MG	CA	3154	1/1	0.94	0.19	54,54,54,54	0
56	MG	BA	3071	1/1	0.94	0.16	40,40,40,40	0
56	MG	DA	3183	1/1	0.94	0.13	40,40,40,40	0
56	MG	DA	3463	1/1	0.94	0.06	32,32,32,32	0
56	MG	BA	3561	1/1	0.94	0.18	55,55,55,55	0
56	MG	BA	3707	1/1	0.94	0.10	43,43,43,43	0
56	MG	BA	3124	1/1	0.94	0.20	35,35,35,35	0
56	MG	CA	3164	1/1	0.94	0.07	73,73,73,73	0
56	MG	BA	3418	1/1	0.94	0.16	34,34,34,34	0
56	MG	BA	3072	1/1	0.94	0.15	58,58,58,58	0
56	MG	BA	3715	1/1	0.94	0.25	51,51,51,51	0
56	MG	BA	3073	1/1	0.94	0.20	45,45,45,45	0

Continued on next page...

Continued from previous page...

Mol	Type	Chain	Res	Atoms	RSCC	RSR	B-factors(\AA^2)	Q<0.9
56	MG	BA	3719	1/1	0.94	0.16	36,36,36,36	0
56	MG	BA	3075	1/1	0.94	0.18	21,21,21,21	0
56	MG	DA	3486	1/1	0.94	0.34	50,50,50,50	0
56	MG	B5	105	1/1	0.94	0.14	66,66,66,66	0
56	MG	BA	3129	1/1	0.94	0.55	38,38,38,38	0
56	MG	DA	3201	1/1	0.94	0.20	64,64,64,64	0
56	MG	BA	3130	1/1	0.94	0.56	41,41,41,41	0
56	MG	BA	3210	1/1	0.94	0.24	43,43,43,43	0
56	MG	DA	3206	1/1	0.94	0.09	46,46,46,46	0
56	MG	AA	3058	1/1	0.94	0.12	61,61,61,61	0
56	MG	CX	3003	1/1	0.94	0.16	58,58,58,58	0
56	MG	BA	3579	1/1	0.94	0.26	43,43,43,43	0
56	MG	AA	3009	1/1	0.94	0.11	24,24,24,24	0
56	MG	BA	3433	1/1	0.94	0.17	31,31,31,31	0
56	MG	DA	3008	1/1	0.94	0.14	40,40,40,40	0
56	MG	BA	3732	1/1	0.94	0.17	41,41,41,41	0
56	MG	DA	3219	1/1	0.94	0.11	36,36,36,36	0
56	MG	DA	3220	1/1	0.94	0.07	50,50,50,50	0
56	MG	CA	3004	1/1	0.94	0.09	67,67,67,67	0
56	MG	DA	3511	1/1	0.94	0.14	54,54,54,54	0
56	MG	DA	3516	1/1	0.94	0.28	52,52,52,52	0
56	MG	BA	3735	1/1	0.94	0.15	20,20,20,20	0
56	MG	DA	3015	1/1	0.94	0.54	48,48,48,48	0
56	MG	BA	3080	1/1	0.94	0.26	51,51,51,51	0
56	MG	AA	3119	1/1	0.94	0.04	65,65,65,65	0
56	MG	AA	3016	1/1	0.94	0.14	55,55,55,55	0
56	MG	BA	3587	1/1	0.94	0.09	54,54,54,54	0
56	MG	AA	3030	1/1	0.94	0.12	63,63,63,63	0
56	MG	DA	3535	1/1	0.94	0.07	59,59,59,59	0
56	MG	DA	3023	1/1	0.94	0.19	44,44,44,44	0
56	MG	BA	3307	1/1	0.94	0.30	50,50,50,50	0
56	MG	DA	3237	1/1	0.94	0.19	43,43,43,43	0
56	MG	DA	3539	1/1	0.94	0.09	38,38,38,38	0
56	MG	DA	3025	1/1	0.94	0.14	52,52,52,52	0
56	MG	DA	3240	1/1	0.94	0.09	42,42,42,42	0
56	MG	BA	3308	1/1	0.94	0.12	49,49,49,49	0
56	MG	DA	3030	1/1	0.94	0.09	46,46,46,46	0
56	MG	BA	3593	1/1	0.94	0.18	47,47,47,47	0
56	MG	DA	3551	1/1	0.94	0.07	47,47,47,47	0
56	MG	BA	3310	1/1	0.94	0.17	42,42,42,42	0
56	MG	BA	3748	1/1	0.94	0.10	69,69,69,69	0
56	MG	BA	3449	1/1	0.94	0.19	32,32,32,32	0

Continued on next page...

Continued from previous page...

Mol	Type	Chain	Res	Atoms	RSCC	RSR	B-factors(\AA^2)	Q<0.9
56	MG	BA	3312	1/1	0.94	0.18	35,35,35,35	0
56	MG	BA	3757	1/1	0.94	0.17	45,45,45,45	0
56	MG	DA	3560	1/1	0.94	0.07	47,47,47,47	0
56	MG	DA	3252	1/1	0.94	0.10	38,38,38,38	0
56	MG	AA	3017	1/1	0.94	0.13	69,69,69,69	0
56	MG	DA	3038	1/1	0.94	0.15	28,28,28,28	0
56	MG	BA	3456	1/1	0.94	0.12	32,32,32,32	0
56	MG	BA	3763	1/1	0.94	0.11	39,39,39,39	0
56	MG	DA	3259	1/1	0.94	0.15	53,53,53,53	0
56	MG	DA	3569	1/1	0.94	0.24	59,59,59,59	0
56	MG	BA	3764	1/1	0.94	0.21	44,44,44,44	0
56	MG	DA	3262	1/1	0.94	0.07	46,46,46,46	0
56	MG	BA	3600	1/1	0.94	0.17	50,50,50,50	0
56	MG	CA	3027	1/1	0.94	0.18	61,61,61,61	0
56	MG	BA	3220	1/1	0.94	0.32	40,40,40,40	0
56	MG	BA	3317	1/1	0.94	0.21	41,41,41,41	0
56	MG	DA	3051	1/1	0.94	0.08	45,45,45,45	0
56	MG	DA	3579	1/1	0.94	0.15	52,52,52,52	0
56	MG	DA	3581	1/1	0.94	0.10	35,35,35,35	0
56	MG	DA	3582	1/1	0.94	0.14	64,64,64,64	0
56	MG	AA	3086	1/1	0.94	0.10	48,48,48,48	0
56	MG	AA	3041	1/1	0.94	0.08	64,64,64,64	0
56	MG	DA	3273	1/1	0.94	0.10	39,39,39,39	0
56	MG	AA	3155	1/1	0.94	0.10	49,49,49,49	0
56	MG	DA	3275	1/1	0.94	0.09	58,58,58,58	0
56	MG	CA	3040	1/1	0.94	0.14	45,45,45,45	0
56	MG	BA	3323	1/1	0.94	0.15	43,43,43,43	0
56	MG	BA	3466	1/1	0.94	0.19	44,44,44,44	0
56	MG	BA	3150	1/1	0.94	0.19	56,56,56,56	0
56	MG	DA	3594	1/1	0.94	0.18	54,54,54,54	0
56	MG	DA	3596	1/1	0.94	0.07	65,65,65,65	0
56	MG	BA	3777	1/1	0.94	0.15	44,44,44,44	0
56	MG	BA	3778	1/1	0.94	0.11	41,41,41,41	0
56	MG	AA	3008	1/1	0.94	0.14	56,56,56,56	0
56	MG	DA	3604	1/1	0.94	0.14	47,47,47,47	0
56	MG	DA	3284	1/1	0.94	0.18	37,37,37,37	0
56	MG	BA	3153	1/1	0.94	0.14	50,50,50,50	0
56	MG	DA	3067	1/1	0.94	0.12	45,45,45,45	0
56	MG	BA	3229	1/1	0.94	0.32	44,44,44,44	0
56	MG	DA	3288	1/1	0.94	0.10	48,48,48,48	0
56	MG	BA	3049	1/1	0.94	0.13	34,34,34,34	0
56	MG	DA	3611	1/1	0.94	0.20	45,45,45,45	0

Continued on next page...

Continued from previous page...

Mol	Type	Chain	Res	Atoms	RSCC	RSR	B-factors(\AA^2)	Q<0.9
56	MG	BA	3335	1/1	0.94	0.20	42,42,42,42	0
56	MG	DA	3072	1/1	0.94	0.13	52,52,52,52	0
56	MG	DA	3615	1/1	0.94	0.09	50,50,50,50	0
56	MG	AA	3182	1/1	0.94	0.14	64,64,64,64	0
56	MG	DA	3297	1/1	0.94	0.12	24,24,24,24	0
56	MG	CA	3057	1/1	0.94	0.12	52,52,52,52	0
56	MG	BA	3789	1/1	0.94	0.29	37,37,37,37	0
56	MG	BA	3012	1/1	0.94	0.34	33,33,33,33	0
56	MG	DA	3625	1/1	0.94	0.18	56,56,56,56	0
56	MG	DA	3304	1/1	0.94	0.14	40,40,40,40	0
56	MG	BA	3484	1/1	0.94	0.16	51,51,51,51	0
56	MG	DA	3308	1/1	0.94	0.10	49,49,49,49	0
56	MG	BA	3158	1/1	0.94	0.30	40,40,40,40	0
56	MG	DA	3631	1/1	0.94	0.10	57,57,57,57	0
56	MG	BA	3798	1/1	0.94	0.09	51,51,51,51	0
56	MG	BA	3799	1/1	0.94	0.56	50,50,50,50	0
56	MG	AA	3052	1/1	0.94	0.15	49,49,49,49	0
56	MG	BA	3494	1/1	0.94	0.13	47,47,47,47	0
56	MG	BA	3634	1/1	0.94	0.20	47,47,47,47	0
56	MG	BA	3239	1/1	0.94	0.17	40,40,40,40	0
56	MG	BA	3637	1/1	0.94	0.10	54,54,54,54	0
56	MG	DA	3091	1/1	0.94	0.11	46,46,46,46	0
56	MG	DA	3325	1/1	0.94	0.24	37,37,37,37	0
56	MG	DA	3093	1/1	0.94	0.39	54,54,54,54	0
56	MG	BA	3240	1/1	0.94	0.10	30,30,30,30	0
56	MG	BA	3639	1/1	0.94	0.15	54,54,54,54	0
56	MG	BB	204	1/1	0.94	0.14	42,42,42,42	0
56	MG	DA	3337	1/1	0.94	0.13	44,44,44,44	0
56	MG	DA	3659	1/1	0.94	0.48	39,39,39,39	0
56	MG	DA	3098	1/1	0.94	0.09	57,57,57,57	0
56	MG	BA	3056	1/1	0.94	0.23	50,50,50,50	0
56	MG	BA	3501	1/1	0.94	0.13	43,43,43,43	0
56	MG	BA	3242	1/1	0.94	0.10	47,47,47,47	0
56	MG	AA	3158	1/1	0.94	0.09	71,71,71,71	0
56	MG	AA	3095	1/1	0.94	0.12	50,50,50,50	0
56	MG	DA	3350	1/1	0.94	0.07	53,53,53,53	0
56	MG	BA	3366	1/1	0.94	0.11	42,42,42,42	0
56	MG	AA	3054	1/1	0.94	0.07	62,62,62,62	0
56	MG	CA	3088	1/1	0.94	0.15	66,66,66,66	0
56	MG	BA	3510	1/1	0.94	0.11	42,42,42,42	0
56	MG	DA	3361	1/1	0.94	0.11	25,25,25,25	0
56	MG	CA	3090	1/1	0.94	0.21	67,67,67,67	0

Continued on next page...

Continued from previous page...

Mol	Type	Chain	Res	Atoms	RSCC	RSR	B-factors(Å ²)	Q<0.9
56	MG	BB	219	1/1	0.94	0.10	74,74,74,74	0
56	MG	DA	3365	1/1	0.94	0.08	56,56,56,56	0
56	MG	AA	3162	1/1	0.94	0.15	59,59,59,59	0
56	MG	CA	3093	1/1	0.94	0.18	65,65,65,65	0
56	MG	BA	3166	1/1	0.94	0.16	46,46,46,46	0
56	MG	BD	3301	1/1	0.94	0.27	37,37,37,37	0
56	MG	BA	3517	1/1	0.94	0.11	49,49,49,49	0
56	MG	DE	302	1/1	0.94	0.12	33,33,33,33	0
56	MG	AA	3071	1/1	0.94	0.15	51,51,51,51	0
56	MG	AA	3036	1/1	0.94	0.19	69,69,69,69	0
56	MG	BA	3021	1/1	0.94	0.17	22,22,22,22	0
56	MG	DA	3379	1/1	0.94	0.09	50,50,50,50	0
56	MG	AA	3056	1/1	0.94	0.26	54,54,54,54	0
56	MG	DF	305	1/1	0.94	0.45	44,44,44,44	0
56	MG	BA	3382	1/1	0.94	0.13	41,41,41,41	0
56	MG	DA	3386	1/1	0.94	0.08	23,23,23,23	0
56	MG	DA	3387	1/1	0.94	0.24	39,39,39,39	0
56	MG	BA	3524	1/1	0.94	0.16	53,53,53,53	0
56	MG	DQ	3003	1/1	0.94	0.50	52,52,52,52	0
56	MG	CA	3112	1/1	0.94	0.10	56,56,56,56	0
56	MG	DU	3002	1/1	0.94	0.44	52,52,52,52	0
56	MG	AA	3057	1/1	0.94	0.20	66,66,66,66	0
56	MG	BA	3067	1/1	0.94	0.20	49,49,49,49	0
56	MG	DV	3001	1/1	0.94	0.17	61,61,61,61	0
56	MG	CA	3116	1/1	0.94	0.08	54,54,54,54	0
56	MG	BF	309	1/1	0.94	0.10	45,45,45,45	0
56	MG	BA	3260	1/1	0.94	0.10	42,42,42,42	0
56	MG	DA	3398	1/1	0.94	0.14	52,52,52,52	0
56	MG	BA	3261	1/1	0.94	0.10	46,46,46,46	0
56	MG	CA	3123	1/1	0.94	0.16	67,67,67,67	0
56	MG	BA	3683	1/1	0.94	0.15	43,43,43,43	0
56	MG	BN	3003	1/1	0.94	0.19	44,44,44,44	0
59	ZN	AN	501	1/1	0.94	0.15	86,86,86,86	0
56	MG	DA	3410	1/1	0.94	0.10	46,46,46,46	0
56	MG	CA	3126	1/1	0.94	0.09	57,57,57,57	0
56	MG	BA	3116	1/1	0.94	0.11	35,35,35,35	0
56	MG	BA	3537	1/1	0.94	0.19	21,21,21,21	0
56	MG	BE	302	1/1	0.95	0.29	40,40,40,40	0
56	MG	BA	3454	1/1	0.95	0.12	29,29,29,29	0
56	MG	CA	3086	1/1	0.95	0.13	76,76,76,76	0
56	MG	BA	3106	1/1	0.95	0.17	44,44,44,44	0
56	MG	BA	3348	1/1	0.95	0.19	24,24,24,24	0

Continued on next page...

Continued from previous page...

Mol	Type	Chain	Res	Atoms	RSCC	RSR	B-factors(\AA^2)	Q<0.9
56	MG	BA	3205	1/1	0.95	0.38	40,40,40,40	0
56	MG	DA	3501	1/1	0.95	0.08	46,46,46,46	0
56	MG	BA	3701	1/1	0.95	0.20	20,20,20,20	0
56	MG	BA	3206	1/1	0.95	0.22	37,37,37,37	0
56	MG	DA	3278	1/1	0.95	0.14	37,37,37,37	0
56	MG	BA	3357	1/1	0.95	0.19	46,46,46,46	0
56	MG	BA	3107	1/1	0.95	0.18	50,50,50,50	0
56	MG	BA	3705	1/1	0.95	0.25	28,28,28,28	0
56	MG	BA	3031	1/1	0.95	0.23	28,28,28,28	0
56	MG	DA	3513	1/1	0.95	0.09	30,30,30,30	0
56	MG	CA	3098	1/1	0.95	0.15	44,44,44,44	0
56	MG	DA	3518	1/1	0.95	0.13	58,58,58,58	0
56	MG	DA	3520	1/1	0.95	0.06	44,44,44,44	0
56	MG	BA	3584	1/1	0.95	0.22	34,34,34,34	0
56	MG	AX	3008	1/1	0.95	0.19	37,37,37,37	0
56	MG	BN	3005	1/1	0.95	0.21	35,35,35,35	0
56	MG	BA	3361	1/1	0.95	0.16	61,61,61,61	0
56	MG	BO	5001	1/1	0.95	0.11	55,55,55,55	0
56	MG	DA	3290	1/1	0.95	0.10	46,46,46,46	0
56	MG	BA	3363	1/1	0.95	0.09	66,66,66,66	0
56	MG	BP	204	1/1	0.95	0.15	54,54,54,54	0
56	MG	BA	3267	1/1	0.95	0.14	45,45,45,45	0
56	MG	BQ	202	1/1	0.95	0.26	37,37,37,37	0
56	MG	BA	3716	1/1	0.95	0.37	39,39,39,39	0
56	MG	BA	3589	1/1	0.95	0.18	42,42,42,42	0
56	MG	AA	3103	1/1	0.95	0.17	48,48,48,48	0
56	MG	DA	3543	1/1	0.95	0.14	52,52,52,52	0
56	MG	BA	3474	1/1	0.95	0.18	20,20,20,20	0
56	MG	DA	3303	1/1	0.95	0.15	55,55,55,55	0
56	MG	BA	3269	1/1	0.95	0.21	42,42,42,42	0
56	MG	BA	3270	1/1	0.95	0.29	40,40,40,40	0
56	MG	DA	3307	1/1	0.95	0.13	27,27,27,27	0
56	MG	BA	3373	1/1	0.95	0.09	42,42,42,42	0
56	MG	AX	3010	1/1	0.95	0.09	59,59,59,59	0
56	MG	BV	203	1/1	0.95	0.48	31,31,31,31	0
56	MG	DA	3312	1/1	0.95	0.09	41,41,41,41	0
56	MG	DA	3557	1/1	0.95	0.17	44,44,44,44	0
56	MG	BA	3274	1/1	0.95	0.20	51,51,51,51	0
56	MG	CA	3128	1/1	0.95	0.14	68,68,68,68	0
56	MG	DA	3128	1/1	0.95	0.35	57,57,57,57	0
56	MG	BA	3378	1/1	0.95	0.13	47,47,47,47	0
56	MG	BA	3489	1/1	0.95	0.32	44,44,44,44	0

Continued on next page...

Continued from previous page...

Mol	Type	Chain	Res	Atoms	RSCC	RSR	B-factors(\AA^2)	Q<0.9
56	MG	BA	3275	1/1	0.95	0.16	34,34,34,34	0
56	MG	DA	3566	1/1	0.95	0.09	62,62,62,62	0
56	MG	AA	3165	1/1	0.95	0.08	49,49,49,49	0
56	MG	BA	3493	1/1	0.95	0.11	49,49,49,49	0
56	MG	DA	3326	1/1	0.95	0.17	47,47,47,47	0
56	MG	AA	3104	1/1	0.95	0.25	70,70,70,70	0
56	MG	BA	3007	1/1	0.95	0.10	35,35,35,35	0
56	MG	BA	3497	1/1	0.95	0.13	44,44,44,44	0
56	MG	BA	3611	1/1	0.95	0.11	45,45,45,45	0
56	MG	B0	105	1/1	0.95	0.07	64,64,64,64	0
56	MG	BA	3743	1/1	0.95	0.15	43,43,43,43	0
56	MG	DA	3340	1/1	0.95	0.10	30,30,30,30	0
56	MG	AA	3046	1/1	0.95	0.15	56,56,56,56	0
56	MG	DA	3580	1/1	0.95	0.08	46,46,46,46	0
56	MG	BA	3047	1/1	0.95	0.12	43,43,43,43	0
56	MG	DA	3148	1/1	0.95	0.42	43,43,43,43	0
56	MG	CA	3150	1/1	0.95	0.12	47,47,47,47	0
56	MG	AA	3130	1/1	0.95	0.06	56,56,56,56	0
56	MG	DA	3585	1/1	0.95	0.21	43,43,43,43	0
56	MG	BA	3393	1/1	0.95	0.17	22,22,22,22	0
56	MG	AA	3152	1/1	0.95	0.08	48,48,48,48	0
56	MG	B6	101	1/1	0.95	0.20	47,47,47,47	0
56	MG	CA	3156	1/1	0.95	0.16	41,41,41,41	0
56	MG	BA	3750	1/1	0.95	0.25	42,42,42,42	0
56	MG	AA	3131	1/1	0.95	0.14	29,29,29,29	0
56	MG	BA	3752	1/1	0.95	0.08	32,32,32,32	0
56	MG	BA	3123	1/1	0.95	0.23	28,28,28,28	0
56	MG	BA	3015	1/1	0.95	0.14	50,50,50,50	0
56	MG	CA	3166	1/1	0.95	0.16	52,52,52,52	0
56	MG	AA	3010	1/1	0.95	0.12	63,63,63,63	0
56	MG	DA	3602	1/1	0.95	0.17	51,51,51,51	0
56	MG	BA	3090	1/1	0.95	0.22	27,27,27,27	0
56	MG	BA	3761	1/1	0.95	0.21	53,53,53,53	0
56	MG	DA	3171	1/1	0.95	0.14	53,53,53,53	0
56	MG	DA	3172	1/1	0.95	0.11	31,31,31,31	0
56	MG	BA	3297	1/1	0.95	0.15	46,46,46,46	0
56	MG	BA	3628	1/1	0.95	0.11	34,34,34,34	0
56	MG	BA	3765	1/1	0.95	0.09	53,53,53,53	0
56	MG	DA	3382	1/1	0.95	0.14	31,31,31,31	0
56	MG	CA	3007	1/1	0.95	0.20	42,42,42,42	0
56	MG	AA	3013	1/1	0.95	0.07	57,57,57,57	0
56	MG	BA	3405	1/1	0.95	0.19	22,22,22,22	0

Continued on next page...

Continued from previous page...

Mol	Type	Chain	Res	Atoms	RSCC	RSR	B-factors(\AA^2)	Q<0.9
56	MG	BA	3406	1/1	0.95	0.09	32,32,32,32	0
56	MG	DA	3616	1/1	0.95	0.25	43,43,43,43	0
56	MG	CA	3012	1/1	0.95	0.12	51,51,51,51	0
56	MG	AA	3112	1/1	0.95	0.14	60,60,60,60	0
56	MG	DA	3621	1/1	0.95	0.25	50,50,50,50	0
56	MG	BA	3176	1/1	0.95	0.10	44,44,44,44	0
56	MG	DA	3003	1/1	0.95	0.12	48,48,48,48	0
56	MG	BA	3236	1/1	0.95	0.36	34,34,34,34	0
56	MG	DA	3007	1/1	0.95	0.08	43,43,43,43	0
56	MG	BA	3412	1/1	0.95	0.27	19,19,19,19	0
56	MG	DA	3190	1/1	0.95	0.14	41,41,41,41	0
56	MG	DA	3399	1/1	0.95	0.11	55,55,55,55	0
56	MG	BA	3641	1/1	0.95	0.08	54,54,54,54	0
56	MG	DA	3401	1/1	0.95	0.08	43,43,43,43	0
56	MG	DA	3632	1/1	0.95	0.11	50,50,50,50	0
56	MG	DA	3633	1/1	0.95	0.06	56,56,56,56	0
56	MG	BA	3642	1/1	0.95	0.15	36,36,36,36	0
56	MG	DA	3404	1/1	0.95	0.09	40,40,40,40	0
56	MG	BA	3414	1/1	0.95	0.22	33,33,33,33	0
56	MG	BA	3177	1/1	0.95	0.30	44,44,44,44	0
56	MG	DA	3642	1/1	0.95	0.09	48,48,48,48	0
56	MG	AA	3113	1/1	0.95	0.07	67,67,67,67	0
56	MG	DA	3411	1/1	0.95	0.25	46,46,46,46	0
56	MG	BA	3094	1/1	0.95	0.17	44,44,44,44	0
56	MG	DA	3198	1/1	0.95	0.30	49,49,49,49	0
56	MG	BA	3533	1/1	0.95	0.18	38,38,38,38	0
56	MG	DA	3650	1/1	0.95	0.16	46,46,46,46	0
56	MG	BA	3132	1/1	0.95	0.22	49,49,49,49	0
56	MG	AA	3175	1/1	0.95	0.10	66,66,66,66	0
56	MG	AA	3023	1/1	0.95	0.18	48,48,48,48	0
56	MG	BA	3244	1/1	0.95	0.52	39,39,39,39	0
56	MG	BA	3188	1/1	0.95	0.20	46,46,46,46	0
56	MG	DA	3658	1/1	0.95	0.33	55,55,55,55	0
56	MG	BA	3662	1/1	0.95	0.17	52,52,52,52	0
56	MG	BA	3541	1/1	0.95	0.17	55,55,55,55	0
56	MG	DA	3661	1/1	0.95	0.22	54,54,54,54	0
56	MG	DA	3662	1/1	0.95	0.14	38,38,38,38	0
56	MG	BA	3796	1/1	0.95	0.29	47,47,47,47	0
56	MG	DA	3664	1/1	0.95	0.86	50,50,50,50	0
56	MG	BA	3797	1/1	0.95	0.16	19,19,19,19	0
56	MG	BA	3189	1/1	0.95	0.23	46,46,46,46	0
56	MG	DA	3428	1/1	0.95	0.05	26,26,26,26	0

Continued on next page...

Continued from previous page...

Mol	Type	Chain	Res	Atoms	RSCC	RSR	B-factors(\AA^2)	Q<0.9
56	MG	BA	3429	1/1	0.95	0.16	23,23,23,23	0
56	MG	BA	3669	1/1	0.95	0.11	36,36,36,36	0
56	MG	BA	3670	1/1	0.95	0.14	47,47,47,47	0
56	MG	AA	3078	1/1	0.95	0.07	72,72,72,72	0
56	MG	BA	3550	1/1	0.95	0.14	25,25,25,25	0
56	MG	AA	3099	1/1	0.95	0.21	47,47,47,47	0
56	MG	CA	3048	1/1	0.95	0.12	77,77,77,77	0
56	MG	BA	3809	1/1	0.95	0.12	41,41,41,41	0
56	MG	AX	3004	1/1	0.95	0.12	53,53,53,53	0
56	MG	DA	3439	1/1	0.95	0.20	46,46,46,46	0
56	MG	BA	3814	1/1	0.95	0.27	42,42,42,42	0
56	MG	BA	3141	1/1	0.95	0.13	42,42,42,42	0
56	MG	AA	3024	1/1	0.95	0.20	55,55,55,55	0
56	MG	DD	303	1/1	0.95	0.57	51,51,51,51	0
56	MG	DA	3050	1/1	0.95	0.10	37,37,37,37	0
56	MG	DA	3235	1/1	0.95	0.15	35,35,35,35	0
56	MG	DA	3446	1/1	0.95	0.17	44,44,44,44	0
56	MG	CA	3055	1/1	0.95	0.20	55,55,55,55	0
56	MG	DA	3449	1/1	0.95	0.10	33,33,33,33	0
56	MG	BA	3556	1/1	0.95	0.11	48,48,48,48	0
56	MG	DF	301	1/1	0.95	0.16	47,47,47,47	0
56	MG	BA	3197	1/1	0.95	0.82	51,51,51,51	0
56	MG	BA	3029	1/1	0.95	0.18	30,30,30,30	0
56	MG	BB	208	1/1	0.95	0.11	36,36,36,36	0
56	MG	BA	3684	1/1	0.95	0.18	51,51,51,51	0
56	MG	DN	5001	1/1	0.95	0.10	54,54,54,54	0
56	MG	BA	3686	1/1	0.95	0.13	41,41,41,41	0
56	MG	CA	3065	1/1	0.95	0.17	64,64,64,64	0
56	MG	BA	3257	1/1	0.95	0.20	54,54,54,54	0
56	MG	BB	215	1/1	0.95	0.20	35,35,35,35	0
56	MG	BA	3146	1/1	0.95	0.13	19,19,19,19	0
56	MG	AA	3091	1/1	0.95	0.16	40,40,40,40	0
56	MG	BA	3565	1/1	0.95	0.09	43,43,43,43	0
56	MG	DA	3068	1/1	0.95	0.34	47,47,47,47	0
56	MG	BA	3344	1/1	0.95	0.21	55,55,55,55	0
56	MG	CA	3074	1/1	0.95	0.11	57,57,57,57	0
56	MG	DA	3473	1/1	0.95	0.09	30,30,30,30	0
56	MG	DA	3257	1/1	0.95	0.22	57,57,57,57	0
56	MG	DA	3480	1/1	0.95	0.14	38,38,38,38	0
56	MG	D0	101	1/1	0.95	0.16	50,50,50,50	0
56	MG	DA	3481	1/1	0.95	0.12	24,24,24,24	0
56	MG	CA	3075	1/1	0.95	0.20	67,67,67,67	0

Continued on next page...

Continued from previous page...

Mol	Type	Chain	Res	Atoms	RSCC	RSR	B-factors(Å ²)	Q<0.9
56	MG	BA	3202	1/1	0.95	0.29	38,38,38,38	0
56	MG	BA	3570	1/1	0.95	0.23	35,35,35,35	0
56	MG	BD	3304	1/1	0.95	0.09	25,25,25,25	0
56	MG	BD	3306	1/1	0.95	0.44	38,38,38,38	0
56	MG	BD	3307	1/1	0.95	1.03	56,56,56,56	0
56	MG	BA	3453	1/1	0.95	0.19	52,52,52,52	0
56	MG	BA	3574	1/1	0.95	0.17	28,28,28,28	0
60	K	CX	3001	1/1	0.95	0.31	77,77,77,77	0
56	MG	BA	3754	1/1	0.96	0.10	60,60,60,60	0
56	MG	BA	3023	1/1	0.96	0.22	35,35,35,35	0
56	MG	BA	3756	1/1	0.96	0.06	56,56,56,56	0
56	MG	DA	3011	1/1	0.96	0.53	51,51,51,51	0
56	MG	BA	3383	1/1	0.96	0.19	20,20,20,20	0
56	MG	AA	3018	1/1	0.96	0.15	50,50,50,50	0
56	MG	BA	3615	1/1	0.96	0.08	60,60,60,60	0
56	MG	BA	3386	1/1	0.96	0.15	47,47,47,47	0
56	MG	BA	3762	1/1	0.96	0.16	53,53,53,53	0
56	MG	DA	3475	1/1	0.96	0.14	38,38,38,38	0
56	MG	DA	3478	1/1	0.96	0.15	67,67,67,67	0
56	MG	BA	3104	1/1	0.96	0.25	23,23,23,23	0
56	MG	BA	3388	1/1	0.96	0.22	27,27,27,27	0
56	MG	AA	3148	1/1	0.96	0.09	58,58,58,58	0
56	MG	DA	3233	1/1	0.96	0.13	40,40,40,40	0
56	MG	BA	3500	1/1	0.96	0.22	32,32,32,32	0
56	MG	AA	3123	1/1	0.96	0.18	51,51,51,51	0
56	MG	BA	3502	1/1	0.96	0.11	20,20,20,20	0
56	MG	BA	3301	1/1	0.96	0.10	48,48,48,48	0
56	MG	DA	3239	1/1	0.96	0.07	51,51,51,51	0
56	MG	DA	3028	1/1	0.96	0.54	45,45,45,45	0
56	MG	BA	3243	1/1	0.96	0.31	56,56,56,56	0
56	MG	BA	3303	1/1	0.96	0.32	37,37,37,37	0
56	MG	DA	3243	1/1	0.96	0.15	47,47,47,47	0
56	MG	BA	3304	1/1	0.96	0.12	37,37,37,37	0
56	MG	DA	3496	1/1	0.96	0.42	35,35,35,35	0
56	MG	AA	3088	1/1	0.96	0.10	42,42,42,42	0
56	MG	BA	3775	1/1	0.96	0.07	34,34,34,34	0
56	MG	BA	3635	1/1	0.96	0.08	51,51,51,51	0
56	MG	BA	3398	1/1	0.96	0.12	51,51,51,51	0
56	MG	BA	3246	1/1	0.96	0.12	47,47,47,47	0
56	MG	AA	3035	1/1	0.96	0.14	26,26,26,26	0
56	MG	BA	3515	1/1	0.96	0.17	35,35,35,35	0
56	MG	BA	3781	1/1	0.96	0.24	47,47,47,47	0

Continued on next page...

Continued from previous page...

Mol	Type	Chain	Res	Atoms	RSCC	RSR	B-factors(\AA^2)	Q<0.9
56	MG	BA	3640	1/1	0.96	0.21	42,42,42,42	0
56	MG	DA	3509	1/1	0.96	0.13	55,55,55,55	0
56	MG	AA	3126	1/1	0.96	0.17	57,57,57,57	0
56	MG	BA	3403	1/1	0.96	0.13	22,22,22,22	0
56	MG	DA	3045	1/1	0.96	0.10	60,60,60,60	0
56	MG	DA	3514	1/1	0.96	0.27	45,45,45,45	0
56	MG	CA	3039	1/1	0.96	0.15	55,55,55,55	0
56	MG	DA	3517	1/1	0.96	0.08	57,57,57,57	0
56	MG	BA	3311	1/1	0.96	0.17	23,23,23,23	0
56	MG	AA	3090	1/1	0.96	0.23	41,41,41,41	0
56	MG	DA	3265	1/1	0.96	0.18	37,37,37,37	0
56	MG	BA	3313	1/1	0.96	0.16	34,34,34,34	0
56	MG	DA	3052	1/1	0.96	0.19	26,26,26,26	0
56	MG	DA	3525	1/1	0.96	0.12	44,44,44,44	0
56	MG	BA	3791	1/1	0.96	0.18	18,18,18,18	0
56	MG	BA	3152	1/1	0.96	0.30	42,42,42,42	0
56	MG	DA	3529	1/1	0.96	0.11	57,57,57,57	0
56	MG	DA	3531	1/1	0.96	0.17	62,62,62,62	0
56	MG	AA	3065	1/1	0.96	0.08	55,55,55,55	0
56	MG	BA	3316	1/1	0.96	0.23	25,25,25,25	0
56	MG	BA	3527	1/1	0.96	0.19	27,27,27,27	0
56	MG	BA	3203	1/1	0.96	0.50	38,38,38,38	0
56	MG	BA	3654	1/1	0.96	0.12	49,49,49,49	0
56	MG	CA	3051	1/1	0.96	0.15	55,55,55,55	0
56	MG	BA	3655	1/1	0.96	0.14	54,54,54,54	0
56	MG	DA	3540	1/1	0.96	0.08	56,56,56,56	0
56	MG	BA	3803	1/1	0.96	0.17	33,33,33,33	0
56	MG	BA	3656	1/1	0.96	0.10	64,64,64,64	0
56	MG	AA	3178	1/1	0.96	0.12	59,59,59,59	0
56	MG	CA	3056	1/1	0.96	0.11	60,60,60,60	0
56	MG	BA	3658	1/1	0.96	0.16	51,51,51,51	0
56	MG	DA	3548	1/1	0.96	0.16	55,55,55,55	0
56	MG	BA	3113	1/1	0.96	0.45	39,39,39,39	0
56	MG	BA	3660	1/1	0.96	0.17	51,51,51,51	0
56	MG	BA	3810	1/1	0.96	0.23	43,43,43,43	0
56	MG	CA	3062	1/1	0.96	0.18	67,67,67,67	0
56	MG	BA	3321	1/1	0.96	0.19	21,21,21,21	0
56	MG	BA	3255	1/1	0.96	0.16	41,41,41,41	0
56	MG	BB	201	1/1	0.96	0.12	65,65,65,65	0
56	MG	DA	3078	1/1	0.96	0.19	35,35,35,35	0
56	MG	CA	3066	1/1	0.96	0.11	47,47,47,47	0
56	MG	DA	3293	1/1	0.96	0.14	57,57,57,57	0

Continued on next page...

Continued from previous page...

Mol	Type	Chain	Res	Atoms	RSCC	RSR	B-factors(\AA^2)	Q<0.9
56	MG	BA	3664	1/1	0.96	0.19	17,17,17,17	0
56	MG	BA	3536	1/1	0.96	0.23	36,36,36,36	0
56	MG	DA	3296	1/1	0.96	0.12	35,35,35,35	0
56	MG	AA	3106	1/1	0.96	0.10	61,61,61,61	0
56	MG	CA	3070	1/1	0.96	0.07	49,49,49,49	0
56	MG	BA	3668	1/1	0.96	0.21	48,48,48,48	0
56	MG	AA	3092	1/1	0.96	0.31	54,54,54,54	0
56	MG	DA	3301	1/1	0.96	0.11	51,51,51,51	0
56	MG	DA	3302	1/1	0.96	0.12	32,32,32,32	0
56	MG	AA	3003	1/1	0.96	0.15	63,63,63,63	0
56	MG	BA	3423	1/1	0.96	0.12	31,31,31,31	0
56	MG	AA	3081	1/1	0.96	0.23	51,51,51,51	0
56	MG	DA	3092	1/1	0.96	0.36	48,48,48,48	0
56	MG	BA	3544	1/1	0.96	0.31	45,45,45,45	0
56	MG	BB	213	1/1	0.96	0.23	30,30,30,30	0
56	MG	BA	3008	1/1	0.96	0.15	26,26,26,26	0
56	MG	DA	3311	1/1	0.96	0.12	19,19,19,19	0
56	MG	AA	3137	1/1	0.96	0.11	42,42,42,42	0
56	MG	BB	217	1/1	0.96	0.16	41,41,41,41	0
56	MG	AA	3082	1/1	0.96	0.34	51,51,51,51	0
56	MG	DA	3315	1/1	0.96	0.12	44,44,44,44	0
56	MG	BA	3549	1/1	0.96	0.15	36,36,36,36	0
56	MG	DA	3587	1/1	0.96	0.12	52,52,52,52	0
56	MG	DA	3317	1/1	0.96	0.14	38,38,38,38	0
56	MG	BA	3681	1/1	0.96	0.16	50,50,50,50	0
56	MG	BA	3215	1/1	0.96	0.22	47,47,47,47	0
56	MG	DA	3321	1/1	0.96	0.10	30,30,30,30	0
56	MG	BB	222	1/1	0.96	0.19	50,50,50,50	0
56	MG	BA	3338	1/1	0.96	0.20	43,43,43,43	0
56	MG	DA	3105	1/1	0.96	0.10	41,41,41,41	0
56	MG	DA	3106	1/1	0.96	0.06	52,52,52,52	0
56	MG	BD	3303	1/1	0.96	0.17	33,33,33,33	0
56	MG	DA	3108	1/1	0.96	0.21	46,46,46,46	0
56	MG	DA	3600	1/1	0.96	0.14	43,43,43,43	0
56	MG	BA	3432	1/1	0.96	0.12	35,35,35,35	0
56	MG	BA	3339	1/1	0.96	0.19	23,23,23,23	0
56	MG	BA	3216	1/1	0.96	0.10	62,62,62,62	0
56	MG	BA	3087	1/1	0.96	0.57	40,40,40,40	0
56	MG	DA	3339	1/1	0.96	0.12	60,60,60,60	0
56	MG	BA	3343	1/1	0.96	0.16	30,30,30,30	0
56	MG	BA	3438	1/1	0.96	0.14	21,21,21,21	0
56	MG	BE	304	1/1	0.96	0.50	43,43,43,43	0

Continued on next page...

Continued from previous page...

Mol	Type	Chain	Res	Atoms	RSCC	RSR	B-factors(\AA^2)	Q<0.9
56	MG	BE	305	1/1	0.96	0.21	19,19,19,19	0
56	MG	DA	3344	1/1	0.96	0.18	46,46,46,46	0
56	MG	DA	3119	1/1	0.96	0.09	40,40,40,40	0
56	MG	DA	3121	1/1	0.96	0.15	40,40,40,40	0
56	MG	DA	3614	1/1	0.96	0.16	61,61,61,61	0
56	MG	AA	3114	1/1	0.96	0.17	45,45,45,45	0
56	MG	DA	3352	1/1	0.96	0.11	27,27,27,27	0
56	MG	BA	3345	1/1	0.96	0.11	28,28,28,28	0
56	MG	DA	3618	1/1	0.96	0.17	64,64,64,64	0
56	MG	DA	3356	1/1	0.96	0.17	37,37,37,37	0
56	MG	DA	3620	1/1	0.96	0.17	59,59,59,59	0
56	MG	CA	3102	1/1	0.96	0.12	49,49,49,49	0
56	MG	BA	3442	1/1	0.96	0.13	36,36,36,36	0
56	MG	BA	3564	1/1	0.96	0.18	50,50,50,50	0
56	MG	AA	3116	1/1	0.96	0.12	32,32,32,32	0
56	MG	BA	3444	1/1	0.96	0.22	43,43,43,43	0
56	MG	BA	3445	1/1	0.96	0.26	48,48,48,48	0
56	MG	CA	3109	1/1	0.96	0.17	41,41,41,41	0
56	MG	CA	3111	1/1	0.96	0.10	56,56,56,56	0
56	MG	DA	3629	1/1	0.96	0.04	61,61,61,61	0
56	MG	DA	3367	1/1	0.96	0.15	55,55,55,55	0
56	MG	BA	3568	1/1	0.96	0.23	26,26,26,26	0
56	MG	BA	3569	1/1	0.96	0.16	56,56,56,56	0
56	MG	DA	3371	1/1	0.96	0.16	22,22,22,22	0
56	MG	BA	3446	1/1	0.96	0.20	31,31,31,31	0
56	MG	BA	3053	1/1	0.96	0.22	23,23,23,23	0
56	MG	BA	3572	1/1	0.96	0.15	52,52,52,52	0
56	MG	BA	3171	1/1	0.96	0.19	54,54,54,54	0
56	MG	BN	3006	1/1	0.96	0.54	47,47,47,47	0
56	MG	DA	3378	1/1	0.96	0.10	34,34,34,34	0
56	MG	DA	3144	1/1	0.96	0.16	39,39,39,39	0
56	MG	DA	3645	1/1	0.96	0.07	38,38,38,38	0
56	MG	DA	3381	1/1	0.96	0.19	34,34,34,34	0
56	MG	CA	3122	1/1	0.96	0.10	65,65,65,65	0
56	MG	BA	3450	1/1	0.96	0.15	10,10,10,10	0
56	MG	AA	3190	1/1	0.96	0.13	48,48,48,48	0
56	MG	BA	3271	1/1	0.96	0.14	38,38,38,38	0
56	MG	BA	3709	1/1	0.96	0.29	28,28,28,28	0
56	MG	BA	3710	1/1	0.96	0.27	28,28,28,28	0
56	MG	BA	3353	1/1	0.96	0.21	49,49,49,49	0
56	MG	DA	3656	1/1	0.96	0.07	57,57,57,57	0
56	MG	BA	3355	1/1	0.96	0.26	28,28,28,28	0

Continued on next page...

Continued from previous page...

Mol	Type	Chain	Res	Atoms	RSCC	RSR	B-factors(\AA^2)	Q<0.9
56	MG	AA	3117	1/1	0.96	0.19	34,34,34,34	0
56	MG	BA	3273	1/1	0.96	0.32	41,41,41,41	0
56	MG	AA	3032	1/1	0.96	0.19	59,59,59,59	0
56	MG	DA	3160	1/1	0.96	0.20	38,38,38,38	0
56	MG	DA	3397	1/1	0.96	0.09	30,30,30,30	0
56	MG	CA	3135	1/1	0.96	0.14	63,63,63,63	0
56	MG	AA	3061	1/1	0.96	0.23	54,54,54,54	0
56	MG	BA	3718	1/1	0.96	0.14	53,53,53,53	0
56	MG	BA	3058	1/1	0.96	0.13	27,27,27,27	0
56	MG	DA	3667	1/1	0.96	0.14	66,66,66,66	0
56	MG	AA	3144	1/1	0.96	0.10	59,59,59,59	0
56	MG	DA	3166	1/1	0.96	0.19	35,35,35,35	0
56	MG	DA	3672	1/1	0.96	0.28	59,59,59,59	0
56	MG	BA	3365	1/1	0.96	0.28	37,37,37,37	0
56	MG	DA	3674	1/1	0.96	0.80	43,43,43,43	0
56	MG	DA	3406	1/1	0.96	0.12	33,33,33,33	0
56	MG	DA	3408	1/1	0.96	0.29	51,51,51,51	0
56	MG	DA	3169	1/1	0.96	0.18	44,44,44,44	0
56	MG	BA	3465	1/1	0.96	0.22	47,47,47,47	0
56	MG	BA	3230	1/1	0.96	0.51	36,36,36,36	0
56	MG	CA	3146	1/1	0.96	0.20	65,65,65,65	0
56	MG	CA	3147	1/1	0.96	0.13	70,70,70,70	0
56	MG	BA	3134	1/1	0.96	0.17	36,36,36,36	0
56	MG	BA	3591	1/1	0.96	0.13	48,48,48,48	0
56	MG	DA	3417	1/1	0.96	0.14	62,62,62,62	0
56	MG	BX	102	1/1	0.96	0.15	36,36,36,36	0
56	MG	BA	3282	1/1	0.96	0.20	41,41,41,41	0
56	MG	DD	304	1/1	0.96	0.08	33,33,33,33	0
56	MG	DD	306	1/1	0.96	0.84	48,48,48,48	0
56	MG	BY	204	1/1	0.96	0.31	52,52,52,52	0
56	MG	DA	3421	1/1	0.96	0.07	31,31,31,31	0
56	MG	CA	3153	1/1	0.96	0.11	52,52,52,52	0
56	MG	BA	3469	1/1	0.96	0.13	41,41,41,41	0
56	MG	AA	3075	1/1	0.96	0.23	49,49,49,49	0
56	MG	BA	3733	1/1	0.96	0.09	46,46,46,46	0
56	MG	BA	3370	1/1	0.96	0.13	27,27,27,27	0
56	MG	BA	3736	1/1	0.96	0.08	42,42,42,42	0
56	MG	DA	3186	1/1	0.96	0.15	54,54,54,54	0
56	MG	B0	104	1/1	0.96	0.18	41,41,41,41	0
56	MG	CA	3163	1/1	0.96	0.11	78,78,78,78	0
56	MG	BA	3596	1/1	0.96	0.08	68,68,68,68	0
56	MG	BA	3136	1/1	0.96	0.29	42,42,42,42	0

Continued on next page...

Continued from previous page...

Mol	Type	Chain	Res	Atoms	RSCC	RSR	B-factors(\AA^2)	Q<0.9
56	MG	BA	3476	1/1	0.96	0.36	48,48,48,48	0
56	MG	CA	3167	1/1	0.96	0.06	47,47,47,47	0
56	MG	DQ	3001	1/1	0.96	0.07	45,45,45,45	0
56	MG	BA	3287	1/1	0.96	0.27	28,28,28,28	0
56	MG	BA	3376	1/1	0.96	0.12	43,43,43,43	0
56	MG	DA	3196	1/1	0.96	0.48	45,45,45,45	0
56	MG	CA	3170	1/1	0.96	0.10	53,53,53,53	0
56	MG	BA	3602	1/1	0.96	0.18	32,32,32,32	0
56	MG	BA	3603	1/1	0.96	0.20	42,42,42,42	0
56	MG	BA	3235	1/1	0.96	0.22	26,26,26,26	0
56	MG	AA	3146	1/1	0.96	0.13	53,53,53,53	0
56	MG	DA	3444	1/1	0.96	0.12	46,46,46,46	0
56	MG	B7	101	1/1	0.96	0.24	47,47,47,47	0
56	MG	DY	502	1/1	0.96	0.15	58,58,58,58	0
56	MG	BA	3482	1/1	0.96	0.14	42,42,42,42	0
56	MG	D0	102	1/1	0.96	0.11	51,51,51,51	0
56	MG	DA	3204	1/1	0.96	0.37	50,50,50,50	0
56	MG	D3	3001	1/1	0.96	0.42	60,60,60,60	0
56	MG	BA	3483	1/1	0.96	0.20	41,41,41,41	0
56	MG	DA	3451	1/1	0.96	0.15	20,20,20,20	0
56	MG	B7	105	1/1	0.96	0.27	46,46,46,46	0
56	MG	B8	101	1/1	0.96	0.15	36,36,36,36	0
56	MG	BA	3379	1/1	0.96	0.18	39,39,39,39	0
56	MG	BA	3022	1/1	0.96	0.14	25,25,25,25	0
56	MG	BA	3293	1/1	0.96	0.17	40,40,40,40	0
56	MG	BA	3753	1/1	0.96	0.12	27,27,27,27	0
60	K	AX	3001	1/1	0.96	0.15	65,65,65,65	0
56	MG	DA	3214	1/1	0.96	0.11	51,51,51,51	0
56	MG	BA	3009	1/1	0.97	0.16	25,25,25,25	0
56	MG	DA	3359	1/1	0.97	0.12	39,39,39,39	0
56	MG	DA	3055	1/1	0.97	0.07	54,54,54,54	0
56	MG	BA	3542	1/1	0.97	0.17	20,20,20,20	0
56	MG	DA	3362	1/1	0.97	0.09	59,59,59,59	0
56	MG	BA	3223	1/1	0.97	0.08	39,39,39,39	0
56	MG	CA	3108	1/1	0.97	0.07	52,52,52,52	0
56	MG	BA	3805	1/1	0.97	0.15	30,30,30,30	0
56	MG	BA	3708	1/1	0.97	0.23	36,36,36,36	0
56	MG	BA	3623	1/1	0.97	0.10	33,33,33,33	0
56	MG	DA	3368	1/1	0.97	0.14	24,24,24,24	0
56	MG	DA	3558	1/1	0.97	0.04	43,43,43,43	0
56	MG	AA	3033	1/1	0.97	0.23	58,58,58,58	0
56	MG	DA	3207	1/1	0.97	0.22	36,36,36,36	0

Continued on next page...

Continued from previous page...

Mol	Type	Chain	Res	Atoms	RSCC	RSR	B-factors(\AA^2)	Q<0.9
56	MG	CA	3114	1/1	0.97	0.09	52,52,52,52	0
56	MG	BA	3546	1/1	0.97	0.14	38,38,38,38	0
56	MG	DA	3065	1/1	0.97	0.08	41,41,41,41	0
56	MG	DA	3066	1/1	0.97	0.17	47,47,47,47	0
56	MG	BA	3712	1/1	0.97	0.34	29,29,29,29	0
56	MG	BA	3811	1/1	0.97	0.49	41,41,41,41	0
56	MG	CA	3118	1/1	0.97	0.09	60,60,60,60	0
56	MG	DA	3215	1/1	0.97	0.06	49,49,49,49	0
56	MG	DA	3380	1/1	0.97	0.06	35,35,35,35	0
56	MG	DA	3216	1/1	0.97	0.11	41,41,41,41	0
56	MG	DA	3217	1/1	0.97	0.22	34,34,34,34	0
56	MG	DA	3573	1/1	0.97	0.10	27,27,27,27	0
56	MG	CA	3119	1/1	0.97	0.13	51,51,51,51	0
56	MG	DA	3384	1/1	0.97	0.17	39,39,39,39	0
56	MG	BA	3812	1/1	0.97	0.27	31,31,31,31	0
56	MG	DA	3577	1/1	0.97	0.16	49,49,49,49	0
56	MG	AA	3118	1/1	0.97	0.08	39,39,39,39	0
56	MG	BA	3298	1/1	0.97	0.20	49,49,49,49	0
56	MG	BA	3226	1/1	0.97	0.28	25,25,25,25	0
56	MG	DA	3223	1/1	0.97	0.20	41,41,41,41	0
56	MG	DA	3390	1/1	0.97	0.11	19,19,19,19	0
56	MG	BA	3631	1/1	0.97	0.17	49,49,49,49	0
56	MG	BA	3632	1/1	0.97	0.24	43,43,43,43	0
56	MG	DA	3077	1/1	0.97	0.17	47,47,47,47	0
56	MG	DA	3394	1/1	0.97	0.15	40,40,40,40	0
56	MG	BA	3300	1/1	0.97	0.30	28,28,28,28	0
56	MG	BA	3352	1/1	0.97	0.17	45,45,45,45	0
56	MG	BA	3472	1/1	0.97	0.17	38,38,38,38	0
56	MG	CA	3010	1/1	0.97	0.13	57,57,57,57	0
56	MG	DA	3231	1/1	0.97	0.27	38,38,38,38	0
56	MG	BA	3409	1/1	0.97	0.21	21,21,21,21	0
56	MG	DA	3234	1/1	0.97	0.18	56,56,56,56	0
56	MG	AA	3101	1/1	0.97	0.17	49,49,49,49	0
56	MG	CA	3133	1/1	0.97	0.11	45,45,45,45	0
56	MG	BA	3354	1/1	0.97	0.17	20,20,20,20	0
56	MG	DA	3598	1/1	0.97	0.25	30,30,30,30	0
56	MG	DA	3088	1/1	0.97	0.10	30,30,30,30	0
56	MG	AA	3027	1/1	0.97	0.11	46,46,46,46	0
56	MG	AA	3093	1/1	0.97	0.14	51,51,51,51	0
56	MG	BA	3726	1/1	0.97	0.09	65,65,65,65	0
56	MG	BA	3415	1/1	0.97	0.18	34,34,34,34	0
56	MG	CA	3140	1/1	0.97	0.10	75,75,75,75	0

Continued on next page...

Continued from previous page...

Mol	Type	Chain	Res	Atoms	RSCC	RSR	B-factors(\AA^2)	Q<0.9
56	MG	DA	3094	1/1	0.97	0.15	52,52,52,52	0
56	MG	DA	3414	1/1	0.97	0.07	38,38,38,38	0
56	MG	CA	3141	1/1	0.97	0.17	53,53,53,53	0
56	MG	BA	3051	1/1	0.97	0.19	18,18,18,18	0
56	MG	BA	3115	1/1	0.97	0.24	33,33,33,33	0
56	MG	BA	3001	1/1	0.97	0.14	31,31,31,31	0
56	MG	AA	3181	1/1	0.97	0.14	63,63,63,63	0
56	MG	BA	3485	1/1	0.97	0.14	55,55,55,55	0
56	MG	BA	3486	1/1	0.97	0.13	22,22,22,22	0
56	MG	DA	3254	1/1	0.97	0.20	35,35,35,35	0
56	MG	BA	3487	1/1	0.97	0.21	23,23,23,23	0
56	MG	BA	3362	1/1	0.97	0.19	40,40,40,40	0
56	MG	BA	3421	1/1	0.97	0.19	48,48,48,48	0
56	MG	BA	3653	1/1	0.97	0.15	39,39,39,39	0
56	MG	BA	3201	1/1	0.97	0.39	41,41,41,41	0
56	MG	BA	3364	1/1	0.97	0.26	29,29,29,29	0
56	MG	DA	3261	1/1	0.97	0.21	36,36,36,36	0
56	MG	BD	3309	1/1	0.97	0.14	40,40,40,40	0
56	MG	DA	3263	1/1	0.97	0.27	44,44,44,44	0
56	MG	BA	3424	1/1	0.97	0.16	55,55,55,55	0
56	MG	BA	3140	1/1	0.97	0.25	34,34,34,34	0
56	MG	CA	3157	1/1	0.97	0.09	61,61,61,61	0
56	MG	BA	3496	1/1	0.97	0.06	59,59,59,59	0
56	MG	BA	3118	1/1	0.97	0.55	37,37,37,37	0
56	MG	BA	3749	1/1	0.97	0.11	29,29,29,29	0
56	MG	BE	307	1/1	0.97	0.12	31,31,31,31	0
56	MG	DA	3271	1/1	0.97	0.12	51,51,51,51	0
56	MG	BF	301	1/1	0.97	0.49	32,32,32,32	0
56	MG	BA	3074	1/1	0.97	0.16	31,31,31,31	0
56	MG	DA	3635	1/1	0.97	0.18	47,47,47,47	0
56	MG	BA	3661	1/1	0.97	0.11	48,48,48,48	0
56	MG	BA	3428	1/1	0.97	0.26	36,36,36,36	0
56	MG	BA	3173	1/1	0.97	0.54	41,41,41,41	0
56	MG	DA	3641	1/1	0.97	0.14	49,49,49,49	0
56	MG	BA	3032	1/1	0.97	0.42	42,42,42,42	0
56	MG	BF	307	1/1	0.97	0.64	40,40,40,40	0
56	MG	DA	3448	1/1	0.97	0.18	45,45,45,45	0
56	MG	BA	3665	1/1	0.97	0.20	40,40,40,40	0
56	MG	DA	3450	1/1	0.97	0.08	41,41,41,41	0
56	MG	BA	3003	1/1	0.97	0.13	30,30,30,30	0
56	MG	BA	3372	1/1	0.97	0.15	56,56,56,56	0
56	MG	CA	3175	1/1	0.97	0.20	46,46,46,46	0

Continued on next page...

Continued from previous page...

Mol	Type	Chain	Res	Atoms	RSCC	RSR	B-factors(\AA^2)	Q<0.9
56	MG	BA	3758	1/1	0.97	0.15	44,44,44,44	0
56	MG	CE	202	1/1	0.97	0.07	74,74,74,74	0
56	MG	DA	3456	1/1	0.97	0.16	54,54,54,54	0
56	MG	DA	3133	1/1	0.97	0.12	52,52,52,52	0
56	MG	BA	3208	1/1	0.97	0.17	19,19,19,19	0
56	MG	BA	3078	1/1	0.97	0.17	15,15,15,15	0
56	MG	BA	3005	1/1	0.97	0.18	33,33,33,33	0
56	MG	BA	3508	1/1	0.97	0.09	34,34,34,34	0
56	MG	DA	3464	1/1	0.97	0.10	24,24,24,24	0
56	MG	BA	3436	1/1	0.97	0.20	17,17,17,17	0
56	MG	CA	3060	1/1	0.97	0.09	47,47,47,47	0
56	MG	BA	3320	1/1	0.97	0.17	55,55,55,55	0
56	MG	BP	201	1/1	0.97	0.38	28,28,28,28	0
56	MG	DA	3145	1/1	0.97	0.09	38,38,38,38	0
56	MG	BA	3511	1/1	0.97	0.22	43,43,43,43	0
56	MG	BA	3676	1/1	0.97	0.17	37,37,37,37	0
56	MG	BA	3038	1/1	0.97	0.39	40,40,40,40	0
56	MG	DA	3669	1/1	0.97	0.38	38,38,38,38	0
56	MG	BA	3280	1/1	0.97	0.14	32,32,32,32	0
56	MG	DA	3671	1/1	0.97	0.24	37,37,37,37	0
56	MG	BA	3769	1/1	0.97	0.10	24,24,24,24	0
56	MG	AA	3108	1/1	0.97	0.15	58,58,58,58	0
56	MG	DA	3013	1/1	0.97	0.06	32,32,32,32	0
56	MG	BA	3180	1/1	0.97	0.32	46,46,46,46	0
56	MG	DA	3483	1/1	0.97	0.11	32,32,32,32	0
56	MG	DA	3155	1/1	0.97	0.21	38,38,38,38	0
56	MG	BA	3181	1/1	0.97	0.20	26,26,26,26	0
56	MG	DA	3306	1/1	0.97	0.28	35,35,35,35	0
56	MG	DA	3487	1/1	0.97	0.16	37,37,37,37	0
56	MG	DB	3007	1/1	0.97	0.17	42,42,42,42	0
56	MG	BU	202	1/1	0.97	0.14	29,29,29,29	0
56	MG	BA	3519	1/1	0.97	0.25	53,53,53,53	0
56	MG	AA	3129	1/1	0.97	0.14	70,70,70,70	0
56	MG	BA	3685	1/1	0.97	0.14	51,51,51,51	0
56	MG	DA	3492	1/1	0.97	0.07	44,44,44,44	0
56	MG	BA	3285	1/1	0.97	0.14	54,54,54,54	0
56	MG	DA	3021	1/1	0.97	0.45	40,40,40,40	0
56	MG	DD	305	1/1	0.97	0.91	39,39,39,39	0
56	MG	DA	3022	1/1	0.97	0.10	29,29,29,29	0
56	MG	CA	3076	1/1	0.97	0.17	35,35,35,35	0
56	MG	BV	201	1/1	0.97	0.41	27,27,27,27	0
56	MG	BV	202	1/1	0.97	0.33	33,33,33,33	0

Continued on next page...

Continued from previous page...

Mol	Type	Chain	Res	Atoms	RSCC	RSR	B-factors(\AA^2)	Q<0.9
56	MG	BA	3385	1/1	0.97	0.23	41,41,41,41	0
56	MG	BA	3688	1/1	0.97	0.12	16,16,16,16	0
56	MG	DA	3029	1/1	0.97	0.26	36,36,36,36	0
56	MG	DA	3320	1/1	0.97	0.15	34,34,34,34	0
56	MG	BA	3286	1/1	0.97	0.33	41,41,41,41	0
56	MG	DA	3505	1/1	0.97	0.12	45,45,45,45	0
56	MG	DF	304	1/1	0.97	0.88	40,40,40,40	0
56	MG	BA	3448	1/1	0.97	0.22	23,23,23,23	0
56	MG	BW	203	1/1	0.97	0.30	37,37,37,37	0
56	MG	BA	3331	1/1	0.97	0.16	38,38,38,38	0
56	MG	BA	3332	1/1	0.97	0.21	36,36,36,36	0
56	MG	DA	3327	1/1	0.97	0.11	47,47,47,47	0
56	MG	DA	3512	1/1	0.97	0.11	48,48,48,48	0
56	MG	DA	3328	1/1	0.97	0.16	41,41,41,41	0
56	MG	DQ	3002	1/1	0.97	0.12	41,41,41,41	0
56	MG	DA	3330	1/1	0.97	0.14	54,54,54,54	0
56	MG	DA	3515	1/1	0.97	0.09	39,39,39,39	0
56	MG	BA	3528	1/1	0.97	0.29	46,46,46,46	0
56	MG	BY	202	1/1	0.97	0.17	48,48,48,48	0
56	MG	BA	3334	1/1	0.97	0.17	26,26,26,26	0
56	MG	BA	3608	1/1	0.97	0.15	34,34,34,34	0
56	MG	BA	3788	1/1	0.97	0.13	10,10,10,10	0
56	MG	DA	3040	1/1	0.97	0.58	58,58,58,58	0
56	MG	DA	3523	1/1	0.97	0.28	52,52,52,52	0
56	MG	BA	3390	1/1	0.97	0.21	25,25,25,25	0
56	MG	BA	3183	1/1	0.97	0.17	35,35,35,35	0
56	MG	BA	3127	1/1	0.97	0.28	36,36,36,36	0
56	MG	BA	3289	1/1	0.97	0.42	35,35,35,35	0
56	MG	DA	3188	1/1	0.97	0.07	26,26,26,26	0
56	MG	AX	3005	1/1	0.97	0.10	64,64,64,64	0
56	MG	BA	3458	1/1	0.97	0.14	66,66,66,66	0
56	MG	DA	3047	1/1	0.97	0.09	39,39,39,39	0
56	MG	DA	3348	1/1	0.97	0.11	32,32,32,32	0
56	MG	DA	3349	1/1	0.97	0.15	31,31,31,31	0
56	MG	B3	3001	1/1	0.97	0.20	38,38,38,38	0
56	MG	BA	3291	1/1	0.97	0.11	50,50,50,50	0
56	MG	BA	3187	1/1	0.97	0.22	48,48,48,48	0
56	MG	DA	3355	1/1	0.97	0.12	35,35,35,35	0
59	ZN	D9	501	1/1	0.97	0.14	65,65,65,65	0
56	MG	BA	3043	1/1	0.97	0.15	35,35,35,35	0
56	MG	BA	3800	1/1	0.97	0.09	41,41,41,41	0
56	MG	BA	3329	1/1	0.98	0.19	24,24,24,24	0

Continued on next page...

Continued from previous page...

Mol	Type	Chain	Res	Atoms	RSCC	RSR	B-factors(\AA^2)	Q<0.9
56	MG	CA	3162	1/1	0.98	0.09	42,42,42,42	0
56	MG	AA	3135	1/1	0.98	0.08	60,60,60,60	0
56	MG	BW	204	1/1	0.98	0.39	31,31,31,31	0
56	MG	BA	3042	1/1	0.98	0.15	41,41,41,41	0
56	MG	DA	3205	1/1	0.98	0.21	34,34,34,34	0
56	MG	DA	3323	1/1	0.98	0.15	29,29,29,29	0
56	MG	DA	3595	1/1	0.98	0.07	39,39,39,39	0
56	MG	BA	3024	1/1	0.98	0.41	45,45,45,45	0
56	MG	BA	3333	1/1	0.98	0.11	23,23,23,23	0
56	MG	BA	3543	1/1	0.98	0.23	23,23,23,23	0
56	MG	BA	3742	1/1	0.98	0.28	21,21,21,21	0
56	MG	BB	203	1/1	0.98	0.26	44,44,44,44	0
56	MG	DA	3329	1/1	0.98	0.12	47,47,47,47	0
56	MG	BA	3085	1/1	0.98	0.27	23,23,23,23	0
56	MG	CA	3172	1/1	0.98	0.07	50,50,50,50	0
56	MG	AA	3110	1/1	0.98	0.14	46,46,46,46	0
56	MG	BA	3336	1/1	0.98	0.16	50,50,50,50	0
56	MG	DA	3461	1/1	0.98	0.23	57,57,57,57	0
56	MG	DA	3462	1/1	0.98	0.09	31,31,31,31	0
56	MG	DA	3334	1/1	0.98	0.10	45,45,45,45	0
56	MG	BA	3191	1/1	0.98	0.12	43,43,43,43	0
56	MG	BA	3011	1/1	0.98	0.10	33,33,33,33	0
56	MG	BA	3046	1/1	0.98	0.16	34,34,34,34	0
56	MG	BA	3491	1/1	0.98	0.19	45,45,45,45	0
56	MG	AA	3111	1/1	0.98	0.14	61,61,61,61	0
56	MG	BB	212	1/1	0.98	0.19	42,42,42,42	0
56	MG	DA	3470	1/1	0.98	0.15	31,31,31,31	0
56	MG	BA	3552	1/1	0.98	0.16	46,46,46,46	0
56	MG	BA	3341	1/1	0.98	0.11	43,43,43,43	0
56	MG	DA	3474	1/1	0.98	0.06	30,30,30,30	0
56	MG	BA	3195	1/1	0.98	0.33	52,52,52,52	0
56	MG	DA	3476	1/1	0.98	0.24	53,53,53,53	0
56	MG	DA	3477	1/1	0.98	0.08	30,30,30,30	0
56	MG	BA	3164	1/1	0.98	0.44	35,35,35,35	0
56	MG	DA	3346	1/1	0.98	0.12	48,48,48,48	0
56	MG	BA	3391	1/1	0.98	0.17	26,26,26,26	0
56	MG	DA	3004	1/1	0.98	0.12	25,25,25,25	0
56	MG	BA	3619	1/1	0.98	0.12	33,33,33,33	0
56	MG	BA	3620	1/1	0.98	0.19	62,62,62,62	0
56	MG	DA	3351	1/1	0.98	0.12	32,32,32,32	0
56	MG	B7	102	1/1	0.98	0.23	28,28,28,28	0
56	MG	DA	3353	1/1	0.98	0.14	42,42,42,42	0

Continued on next page...

Continued from previous page...

Mol	Type	Chain	Res	Atoms	RSCC	RSR	B-factors(\AA^2)	Q<0.9
56	MG	DA	3009	1/1	0.98	0.15	29,29,29,29	0
56	MG	AA	3159	1/1	0.98	0.07	59,59,59,59	0
56	MG	DA	3232	1/1	0.98	0.08	45,45,45,45	0
56	MG	DA	3117	1/1	0.98	0.35	42,42,42,42	0
56	MG	DA	3636	1/1	0.98	0.11	52,52,52,52	0
56	MG	DA	3637	1/1	0.98	0.11	70,70,70,70	0
56	MG	AA	3085	1/1	0.98	0.17	66,66,66,66	0
56	MG	BA	3167	1/1	0.98	0.33	43,43,43,43	0
56	MG	BA	3069	1/1	0.98	0.19	39,39,39,39	0
56	MG	BA	3625	1/1	0.98	0.08	31,31,31,31	0
56	MG	BA	3234	1/1	0.98	0.31	32,32,32,32	0
56	MG	CA	3094	1/1	0.98	0.20	68,68,68,68	0
56	MG	BA	3349	1/1	0.98	0.21	49,49,49,49	0
56	MG	DA	3498	1/1	0.98	0.08	44,44,44,44	0
56	MG	DA	3646	1/1	0.98	0.11	54,54,54,54	0
56	MG	BA	3306	1/1	0.98	0.21	18,18,18,18	0
56	MG	DA	3127	1/1	0.98	0.17	36,36,36,36	0
56	MG	BA	3070	1/1	0.98	0.21	39,39,39,39	0
56	MG	BA	3630	1/1	0.98	0.20	43,43,43,43	0
56	MG	BA	3400	1/1	0.98	0.12	34,34,34,34	0
56	MG	CA	3101	1/1	0.98	0.11	54,54,54,54	0
56	MG	BE	303	1/1	0.98	0.59	32,32,32,32	0
56	MG	DA	3654	1/1	0.98	0.06	50,50,50,50	0
56	MG	DA	3506	1/1	0.98	0.11	40,40,40,40	0
56	MG	BA	3451	1/1	0.98	0.15	31,31,31,31	0
56	MG	DA	3373	1/1	0.98	0.09	39,39,39,39	0
56	MG	DA	3250	1/1	0.98	0.21	40,40,40,40	0
56	MG	BA	3507	1/1	0.98	0.22	35,35,35,35	0
56	MG	BA	3170	1/1	0.98	0.18	52,52,52,52	0
56	MG	DA	3137	1/1	0.98	0.23	43,43,43,43	0
56	MG	DA	3027	1/1	0.98	0.47	42,42,42,42	0
56	MG	DA	3139	1/1	0.98	0.12	41,41,41,41	0
56	MG	BA	3309	1/1	0.98	0.06	50,50,50,50	0
56	MG	AA	3183	1/1	0.98	0.08	73,73,73,73	0
56	MG	BA	3573	1/1	0.98	0.17	24,24,24,24	0
56	MG	BA	3142	1/1	0.98	0.32	29,29,29,29	0
56	MG	DA	3519	1/1	0.98	0.14	32,32,32,32	0
56	MG	CA	3110	1/1	0.98	0.13	48,48,48,48	0
56	MG	BA	3095	1/1	0.98	0.14	30,30,30,30	0
56	MG	AA	3053	1/1	0.98	0.11	46,46,46,46	0
56	MG	BA	3145	1/1	0.98	0.25	41,41,41,41	0
56	MG	AA	3051	1/1	0.98	0.17	60,60,60,60	0

Continued on next page...

Continued from previous page...

Mol	Type	Chain	Res	Atoms	RSCC	RSR	B-factors(\AA^2)	Q<0.9
56	MG	BA	3278	1/1	0.98	0.37	30,30,30,30	0
56	MG	BA	3644	1/1	0.98	0.24	50,50,50,50	0
56	MG	BA	3782	1/1	0.98	0.42	30,30,30,30	0
56	MG	BA	3645	1/1	0.98	0.07	50,50,50,50	0
56	MG	DA	3530	1/1	0.98	0.19	47,47,47,47	0
56	MG	BN	3001	1/1	0.98	0.72	52,52,52,52	0
56	MG	DA	3532	1/1	0.98	0.12	61,61,61,61	0
56	MG	DA	3154	1/1	0.98	0.20	52,52,52,52	0
56	MG	BA	3784	1/1	0.98	0.17	23,23,23,23	0
56	MG	BA	3209	1/1	0.98	0.17	35,35,35,35	0
56	MG	DA	3157	1/1	0.98	0.09	42,42,42,42	0
56	MG	BN	3004	1/1	0.98	0.59	61,61,61,61	0
56	MG	BA	3581	1/1	0.98	0.09	37,37,37,37	0
56	MG	BA	3147	1/1	0.98	0.12	41,41,41,41	0
56	MG	CA	3028	1/1	0.98	0.11	55,55,55,55	0
56	MG	DA	3048	1/1	0.98	0.17	51,51,51,51	0
56	MG	DA	3542	1/1	0.98	0.10	58,58,58,58	0
56	MG	DA	3403	1/1	0.98	0.15	56,56,56,56	0
56	MG	BA	3463	1/1	0.98	0.13	10,10,10,10	0
56	MG	DE	301	1/1	0.98	0.26	35,35,35,35	0
56	MG	BA	3413	1/1	0.98	0.16	27,27,27,27	0
56	MG	DA	3546	1/1	0.98	0.07	47,47,47,47	0
56	MG	CA	3031	1/1	0.98	0.10	59,59,59,59	0
56	MG	DA	3407	1/1	0.98	0.07	28,28,28,28	0
56	MG	BA	3245	1/1	0.98	0.15	61,61,61,61	0
56	MG	DA	3167	1/1	0.98	0.14	38,38,38,38	0
56	MG	DA	3552	1/1	0.98	0.12	36,36,36,36	0
56	MG	CA	3130	1/1	0.98	0.16	51,51,51,51	0
56	MG	BP	202	1/1	0.98	0.13	27,27,27,27	0
56	MG	CA	3034	1/1	0.98	0.13	51,51,51,51	0
56	MG	BA	3004	1/1	0.98	0.15	26,26,26,26	0
56	MG	CA	3037	1/1	0.98	0.19	46,46,46,46	0
56	MG	DA	3289	1/1	0.98	0.07	39,39,39,39	0
56	MG	CA	3038	1/1	0.98	0.09	63,63,63,63	0
56	MG	DA	3174	1/1	0.98	0.07	50,50,50,50	0
56	MG	DA	3561	1/1	0.98	0.40	58,58,58,58	0
56	MG	BA	3792	1/1	0.98	0.13	52,52,52,52	0
56	MG	CA	3137	1/1	0.98	0.15	50,50,50,50	0
56	MG	DU	3001	1/1	0.98	0.56	55,55,55,55	0
56	MG	AA	3115	1/1	0.98	0.24	45,45,45,45	0
56	MG	BA	3526	1/1	0.98	0.20	35,35,35,35	0
56	MG	BQ	203	1/1	0.98	0.32	36,36,36,36	0

Continued on next page...

Continued from previous page...

Mol	Type	Chain	Res	Atoms	RSCC	RSR	B-factors(\AA^2)	Q<0.9
56	MG	BA	3035	1/1	0.98	0.48	42,42,42,42	0
56	MG	BA	3077	1/1	0.98	0.37	29,29,29,29	0
56	MG	AA	3132	1/1	0.98	0.14	36,36,36,36	0
56	MG	CA	3046	1/1	0.98	0.10	50,50,50,50	0
56	MG	BR	203	1/1	0.98	0.30	34,34,34,34	0
56	MG	BA	3530	1/1	0.98	0.20	25,25,25,25	0
56	MG	AA	3028	1/1	0.98	0.17	49,49,49,49	0
56	MG	BU	203	1/1	0.98	0.21	27,27,27,27	0
56	MG	BA	3727	1/1	0.98	0.19	34,34,34,34	0
56	MG	DA	3432	1/1	0.98	0.10	37,37,37,37	0
56	MG	BA	3802	1/1	0.98	0.27	23,23,23,23	0
56	MG	BA	3473	1/1	0.98	0.14	52,52,52,52	0
56	MG	BU	207	1/1	0.98	0.43	29,29,29,29	0
58	SF4	AD	501	8/8	0.98	0.18	62,74,91,95	0
58	SF4	CD	501	8/8	0.98	0.16	64,77,89,111	0
56	MG	BA	3730	1/1	0.98	0.20	13,13,13,13	0
59	ZN	BY	203	1/1	0.98	0.19	54,54,54,54	0
56	MG	BU	209	1/1	0.98	0.38	27,27,27,27	0
59	ZN	B5	104	1/1	0.98	0.20	82,82,82,82	0
59	ZN	B9	501	1/1	0.98	0.18	49,49,49,49	0
56	MG	BA	3371	1/1	0.98	0.10	40,40,40,40	0
56	MG	BA	3184	1/1	0.98	0.23	37,37,37,37	0
56	MG	AA	3063	1/1	0.98	0.09	42,42,42,42	0
56	MG	DA	3081	1/1	0.98	0.17	48,48,48,48	0
56	MG	BA	3734	1/1	0.98	0.16	18,18,18,18	0
56	MG	BA	3328	1/1	0.98	0.15	11,11,11,11	0
56	MG	BA	3513	1/1	0.99	0.10	43,43,43,43	0
56	MG	BA	3794	1/1	0.99	0.14	29,29,29,29	0
56	MG	AA	3060	1/1	0.99	0.10	52,52,52,52	0
56	MG	DA	3526	1/1	0.99	0.29	28,28,28,28	0
56	MG	DA	3246	1/1	0.99	0.13	31,31,31,31	0
56	MG	BA	3374	1/1	0.99	0.13	21,21,21,21	0
56	MG	BA	3535	1/1	0.99	0.21	31,31,31,31	0
56	MG	BA	3516	1/1	0.99	0.19	28,28,28,28	0
56	MG	BA	3601	1/1	0.99	0.14	49,49,49,49	0
56	MG	DA	3136	1/1	0.99	0.18	43,43,43,43	0
56	MG	BA	3557	1/1	0.99	0.11	37,37,37,37	0
56	MG	BB	214	1/1	0.99	0.20	53,53,53,53	0
56	MG	BA	3481	1/1	0.99	0.18	44,44,44,44	0
56	MG	BA	3098	1/1	0.99	0.26	38,38,38,38	0
56	MG	BA	3560	1/1	0.99	0.21	38,38,38,38	0
56	MG	BA	3675	1/1	0.99	0.23	29,29,29,29	0

Continued on next page...

Continued from previous page...

Mol	Type	Chain	Res	Atoms	RSCC	RSR	B-factors(\AA^2)	Q<0.9
56	MG	DA	3336	1/1	0.99	0.09	39,39,39,39	0
56	MG	AA	3186	1/1	0.99	0.13	42,42,42,42	0
56	MG	BA	3036	1/1	0.99	0.18	19,19,19,19	0
56	MG	BA	3441	1/1	0.99	0.17	32,32,32,32	0
56	MG	DA	3005	1/1	0.99	0.20	26,26,26,26	0
56	MG	BA	3729	1/1	0.99	0.12	27,27,27,27	0
56	MG	BA	3470	1/1	0.99	0.17	37,37,37,37	0
56	MG	BD	3302	1/1	0.99	0.41	46,46,46,46	0
56	MG	DA	3112	1/1	0.99	0.15	37,37,37,37	0
56	MG	BA	3680	1/1	0.99	0.07	53,53,53,53	0
56	MG	BA	3155	1/1	0.99	0.45	30,30,30,30	0
56	MG	DA	3550	1/1	0.99	0.15	22,22,22,22	0
56	MG	CA	3095	1/1	0.99	0.04	56,56,56,56	0
56	MG	BD	3305	1/1	0.99	0.27	31,31,31,31	0
56	MG	CA	3161	1/1	0.99	0.05	51,51,51,51	0
56	MG	BA	3488	1/1	0.99	0.19	16,16,16,16	0
56	MG	DA	3471	1/1	0.99	0.18	54,54,54,54	0
56	MG	CA	3035	1/1	0.99	0.13	52,52,52,52	0
56	MG	DA	3120	1/1	0.99	0.15	34,34,34,34	0
56	MG	DA	3601	1/1	0.99	0.10	26,26,26,26	0
56	MG	DA	3084	1/1	0.99	0.31	47,47,47,47	0
59	ZN	B6	103	1/1	0.99	0.16	62,62,62,62	0
56	MG	BA	3356	1/1	0.99	0.25	52,52,52,52	0
56	MG	BA	3084	1/1	0.99	0.25	33,33,33,33	0
56	MG	BA	3037	1/1	0.99	0.54	29,29,29,29	0
56	MG	AA	3077	1/1	0.99	0.22	54,54,54,54	0
59	ZN	D6	501	1/1	0.99	0.20	66,66,66,66	0
56	MG	BA	3407	1/1	0.99	0.17	40,40,40,40	0
56	MG	AA	3136	1/1	0.99	0.20	62,62,62,62	0
56	MG	BA	3052	1/1	0.99	0.20	23,23,23,23	0
59	ZN	D5	501	1/1	1.00	0.20	52,52,52,52	0

6.5 Other polymers [i](#)

There are no such residues in this entry.