



## Full wwPDB EM Validation Report ⓘ

Aug 19, 2024 – 02:43 PM JST

PDB ID : 8W51  
EMDB ID : EMD-37271  
Title : Structure of YchF(H114A) on E.coli 50S ribosomal subunit  
Authors : Yu, T.; Li, X.; Zeng, F.  
Deposited on : 2023-08-25  
Resolution : 2.40 Å(reported)

This is a Full wwPDB EM Validation Report for a publicly released PDB entry.

We welcome your comments at [validation@mail.wwpdb.org](mailto:validation@mail.wwpdb.org)

A user guide is available at

<https://www.wwpdb.org/validation/2017/EMValidationReportHelp>

with specific help available everywhere you see the ⓘ symbol.

The types of validation reports are described at

<http://www.wwpdb.org/validation/2017/FAQs#types>.

---

The following versions of software and data (see [references ⓘ](#)) were used in the production of this report:

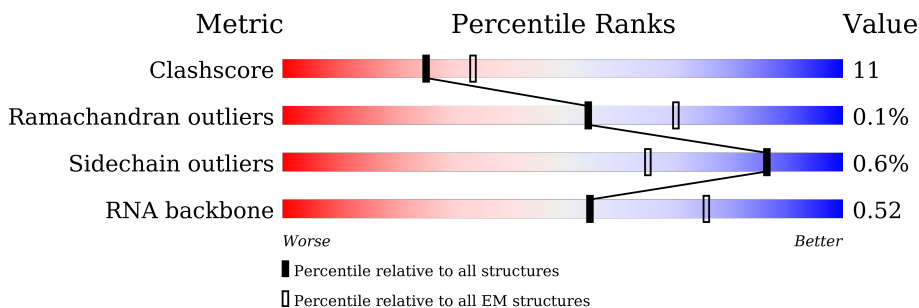
EMDB validation analysis : 0.0.1.dev92  
Mogul : 1.8.5 (274361), CSD as541be (2020)  
MolProbity : 4.02b-467  
Percentile statistics : 20191225.v01 (using entries in the PDB archive December 25th 2019)  
MapQ : 1.9.13  
Ideal geometry (proteins) : Engh & Huber (2001)  
Ideal geometry (DNA, RNA) : Parkinson et al. (1996)  
Validation Pipeline (wwPDB-VP) : 2.37.1

# 1 Overall quality at a glance i

The following experimental techniques were used to determine the structure:  
*ELECTRON MICROSCOPY*

The reported resolution of this entry is 2.40 Å.

Percentile scores (ranging between 0-100) for global validation metrics of the entry are shown in the following graphic. The table shows the number of entries on which the scores are based.



Metric	Whole archive (#Entries)	EM structures (#Entries)
Clashscore	158937	4297
Ramachandran outliers	154571	4023
Sidechain outliers	154315	3826
RNA backbone	4643	859

The table below summarises the geometric issues observed across the polymeric chains and their fit to the map. The red, orange, yellow and green segments of the bar indicate the fraction of residues that contain outliers for  $\geq 3$ , 2, 1 and 0 types of geometric quality criteria respectively. A grey segment represents the fraction of residues that are not modelled. The numeric value for each fraction is indicated below the corresponding segment, with a dot representing fractions  $\leq 5\%$ . The upper red bar (where present) indicates the fraction of residues that have poor fit to the EM map (all-atom inclusion  $< 40\%$ ). The numeric value is given above the bar.

Mol	Chain	Length	Quality of chain
1	A	2904	 49% 42% 9%
2	B	118	 57% 39%
3	C	273	 67% 30%
4	D	209	 82% 18%
5	E	201	 80% 20%
6	F	179	 56% 42%
7	G	177	 72% 27%

Continued on next page...

Continued from previous page...

Mol	Chain	Length	Quality of chain
8	H	149	15% 62% 38%
9	J	142	79% 60% 39%
10	K	142	71% 28%
11	L	123	77% 23%
12	M	144	78% 22%
13	N	136	75% 24%
14	O	127	74% 20% 6%
15	P	117	63% 36%
16	Q	115	76% 23%
17	R	118	71% 27%
18	S	103	77% 23%
19	T	110	70% 30%
20	U	100	77% 16% 7%
21	V	104	70% 28%
22	W	94	81% 19%
23	X	85	62% 28% 9%
24	Y	78	67% 32%
25	Z	63	78% 19%
26	0	59	69% 29%
27	1	57	68% 30%
28	2	55	62% 29% 9%
29	3	46	78% 22%
30	4	65	77% 18%
31	5	38	76% 24%
32	y	379	80% 95%

## 2 Entry composition

There are 34 unique types of molecules in this entry. The entry contains 93901 atoms, of which 0 are hydrogens and 0 are deuteriums.

In the tables below, the AltConf column contains the number of residues with at least one atom in alternate conformation and the Trace column contains the number of residues modelled with at most 2 atoms.

- Molecule 1 is a RNA chain called 23S rRNA.

Mol	Chain	Residues	Atoms					AltConf	Trace
			Total	C	N	O	P		
1	A	2904	62351	27820	11472	20155	2904	0	0

- Molecule 2 is a RNA chain called 5S rRNA.

Mol	Chain	Residues	Atoms					AltConf	Trace
			Total	C	N	O	P		
2	B	118	2529	1126	464	821	118	0	0

- Molecule 3 is a protein called 50S ribosomal protein L2.

Mol	Chain	Residues	Atoms					AltConf	Trace
			Total	C	N	O	S		
3	C	271	2082	1288	423	364	7	0	0

- Molecule 4 is a protein called 50S ribosomal protein L3.

Mol	Chain	Residues	Atoms					AltConf	Trace
			Total	C	N	O	S		
4	D	209	1565	979	288	294	4	0	0

- Molecule 5 is a protein called 50S ribosomal protein L4.

Mol	Chain	Residues	Atoms					AltConf	Trace
			Total	C	N	O	S		
5	E	201	1552	974	283	290	5	0	0

- Molecule 6 is a protein called 50S ribosomal protein L5.

Mol	Chain	Residues	Atoms					AltConf	Trace
			Total	C	N	O	S		
6	F	177	1410	899	249	256	6	0	0

- Molecule 7 is a protein called 50S ribosomal protein L6.

Mol	Chain	Residues	Atoms					AltConf	Trace
			Total	C	N	O	S		
7	G	176	1323	832	243	246	2	0	0

- Molecule 8 is a protein called 50S ribosomal protein L9.

Mol	Chain	Residues	Atoms					AltConf	Trace
			Total	C	N	O	S		
8	H	149	1111	699	197	214	1	0	0

- Molecule 9 is a protein called Large ribosomal subunit protein uL11.

Mol	Chain	Residues	Atoms					AltConf	Trace
			Total	C	N	O	S		
9	J	141	1032	651	179	196	6	0	0

- Molecule 10 is a protein called 50S ribosomal protein L13.

Mol	Chain	Residues	Atoms					AltConf	Trace
			Total	C	N	O	S		
10	K	142	1129	714	212	199	4	0	0

- Molecule 11 is a protein called 50S ribosomal protein L14.

Mol	Chain	Residues	Atoms					AltConf	Trace
			Total	C	N	O	S		
11	L	123	946	593	181	166	6	0	0

- Molecule 12 is a protein called 50S ribosomal protein L15.

Mol	Chain	Residues	Atoms					AltConf	Trace
			Total	C	N	O	S		
12	M	144	1053	654	207	190	2	0	0

- Molecule 13 is a protein called 50S ribosomal protein L16.

Mol	Chain	Residues	Atoms					AltConf	Trace
			Total	C	N	O	S		
13	N	136	1074	686	205	177	6	0	0

- Molecule 14 is a protein called 50S ribosomal protein L17.

Mol	Chain	Residues	Atoms					AltConf	Trace
14	O	120	Total	C	N	O	S	0	0
			960	593	196	166	5		

- Molecule 15 is a protein called 50S ribosomal protein L18.

Mol	Chain	Residues	Atoms					AltConf	Trace
15	P	116	Total	C	N	O	S	0	0
			892	552	178	162			

- Molecule 16 is a protein called 50S ribosomal protein L19.

Mol	Chain	Residues	Atoms					AltConf	Trace
16	Q	114	Total	C	N	O	S	0	0
			917	574	179	163	1		

- Molecule 17 is a protein called 50S ribosomal protein L20.

Mol	Chain	Residues	Atoms					AltConf	Trace
17	R	117	Total	C	N	O	S	0	0
			947	604	192	151			

- Molecule 18 is a protein called 50S ribosomal protein L21.

Mol	Chain	Residues	Atoms					AltConf	Trace
18	S	103	Total	C	N	O	S	0	0
			816	516	153	145	2		

- Molecule 19 is a protein called 50S ribosomal protein L22.

Mol	Chain	Residues	Atoms					AltConf	Trace
19	T	110	Total	C	N	O	S	0	0
			857	532	166	156	3		

- Molecule 20 is a protein called 50S ribosomal protein L23.

Mol	Chain	Residues	Atoms					AltConf	Trace
20	U	93	Total	C	N	O	S	0	0
			738	466	139	131	2		

- Molecule 21 is a protein called 50S ribosomal protein L24.

Mol	Chain	Residues	Atoms				AltConf	Trace
21	V	102	Total	C	N	O	0	0
			779	492	146	141		

- Molecule 22 is a protein called 50S ribosomal protein L25.

Mol	Chain	Residues	Atoms					AltConf	Trace
22	W	94	Total	C	N	O	S	0	0
			753	479	137	134	3		

- Molecule 23 is a protein called 50S ribosomal protein L27.

Mol	Chain	Residues	Atoms					AltConf	Trace
23	X	77	Total	C	N	O	S	0	0
			588	363	118	106	1		

- Molecule 24 is a protein called 50S ribosomal protein L28.

Mol	Chain	Residues	Atoms					AltConf	Trace
24	Y	77	Total	C	N	O	S	0	0
			625	388	129	106	2		

- Molecule 25 is a protein called 50S ribosomal protein L29.

Mol	Chain	Residues	Atoms					AltConf	Trace
25	Z	62	Total	C	N	O	S	0	0
			501	308	98	94	1		

- Molecule 26 is a protein called 50S ribosomal protein L30.

Mol	Chain	Residues	Atoms					AltConf	Trace
26	0	58	Total	C	N	O	S	0	0
			449	281	87	79	2		

- Molecule 27 is a protein called 50S ribosomal protein L32.

Mol	Chain	Residues	Atoms					AltConf	Trace
27	1	56	Total	C	N	O	S	0	0
			444	269	94	80	1		

- Molecule 28 is a protein called 50S ribosomal protein L33.

Mol	Chain	Residues	Atoms				AltConf	Trace
			Total	C	N	O		
28	2	50	409	263	75	71	0	0

- Molecule 29 is a protein called 50S ribosomal protein L34.

Mol	Chain	Residues	Atoms					AltConf	Trace
			Total	C	N	O	S		
29	3	46	377	228	90	57	2	0	0

- Molecule 30 is a protein called 50S ribosomal protein L35.

Mol	Chain	Residues	Atoms					AltConf	Trace
			Total	C	N	O	S		
30	4	64	504	323	105	74	2	0	0

- Molecule 31 is a protein called 50S ribosomal protein L36.

Mol	Chain	Residues	Atoms					AltConf	Trace
			Total	C	N	O	S		
31	5	38	302	185	65	48	4	0	0

- Molecule 32 is a protein called Ribosome-binding ATPase YchF.

Mol	Chain	Residues	Atoms					AltConf	Trace
			Total	C	N	O	S		
32	y	363	2781	1757	470	540	14	0	0

There are 17 discrepancies between the modelled and reference sequences:

Chain	Residue	Modelled	Actual	Comment	Reference
y	-15	MET	-	initiating methionine	UNP P0ABU2
y	-14	GLY	-	expression tag	UNP P0ABU2
y	-13	HIS	-	expression tag	UNP P0ABU2
y	-12	HIS	-	expression tag	UNP P0ABU2
y	-11	HIS	-	expression tag	UNP P0ABU2
y	-10	HIS	-	expression tag	UNP P0ABU2
y	-9	HIS	-	expression tag	UNP P0ABU2
y	-8	HIS	-	expression tag	UNP P0ABU2
y	-7	GLU	-	expression tag	UNP P0ABU2
y	-6	ASN	-	expression tag	UNP P0ABU2
y	-5	LEU	-	expression tag	UNP P0ABU2
y	-4	TYR	-	expression tag	UNP P0ABU2

*Continued on next page...*



*Continued from previous page...*

Chain	Residue	Modelled	Actual	Comment	Reference
y	-3	PHE	-	expression tag	UNP P0ABU2
y	-2	GLN	-	expression tag	UNP P0ABU2
y	-1	GLY	-	expression tag	UNP P0ABU2
y	0	HIS	-	expression tag	UNP P0ABU2
y	114	ALA	HIS	engineered mutation	UNP P0ABU2

- Molecule 33 is MAGNESIUM ION (three-letter code: MG) (formula: Mg).

Mol	Chain	Residues	Atoms		AltConf
33	A	99	Total 99	Mg 99	0
33	B	4	Total 4	Mg 4	0
33	D	1	Total 1	Mg 1	0

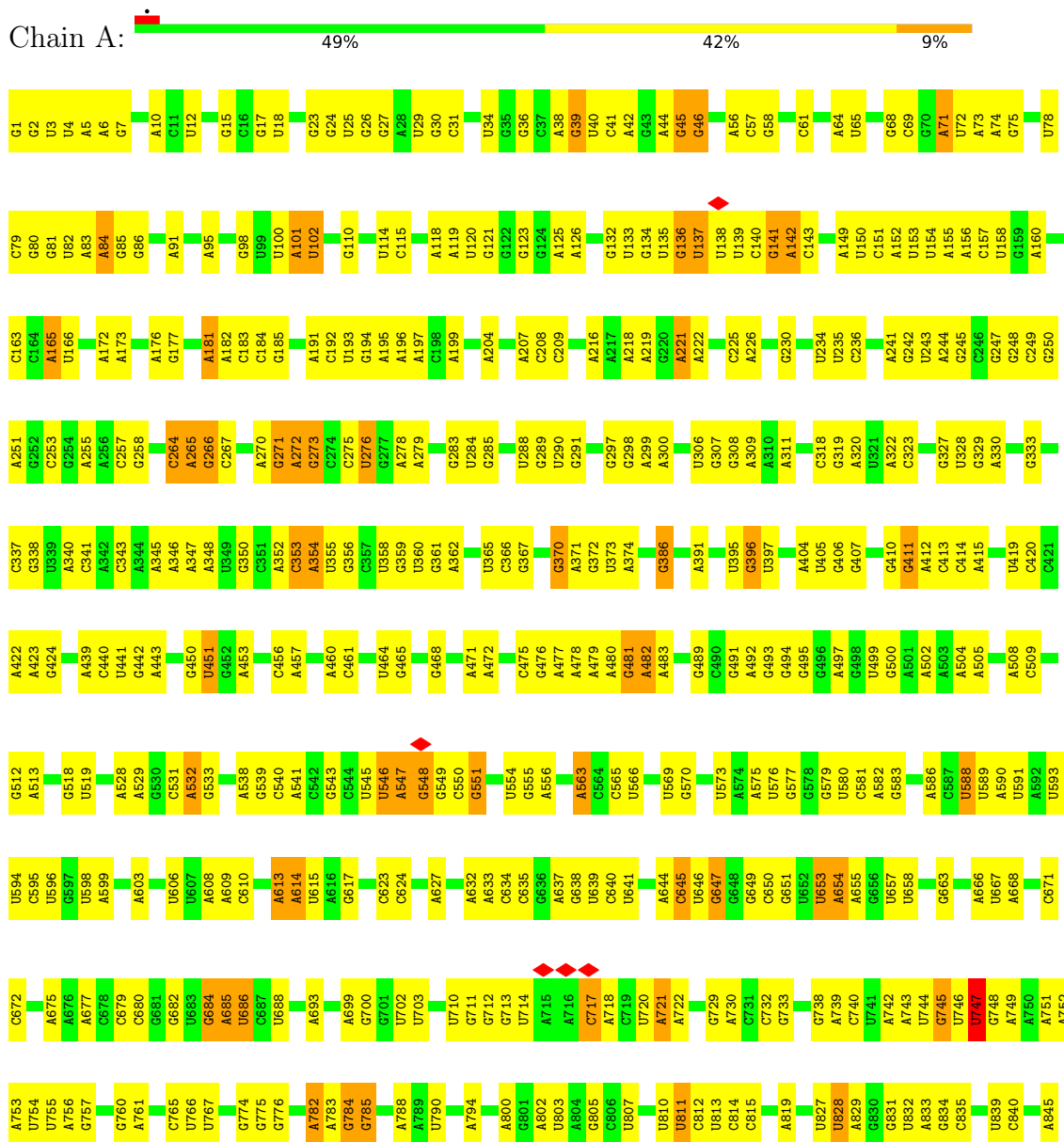
- Molecule 34 is ZINC ION (three-letter code: ZN) (formula: Zn).


Mol	Chain	Residues	Atoms		AltConf
34	5	1	Total 1	Zn 1	0

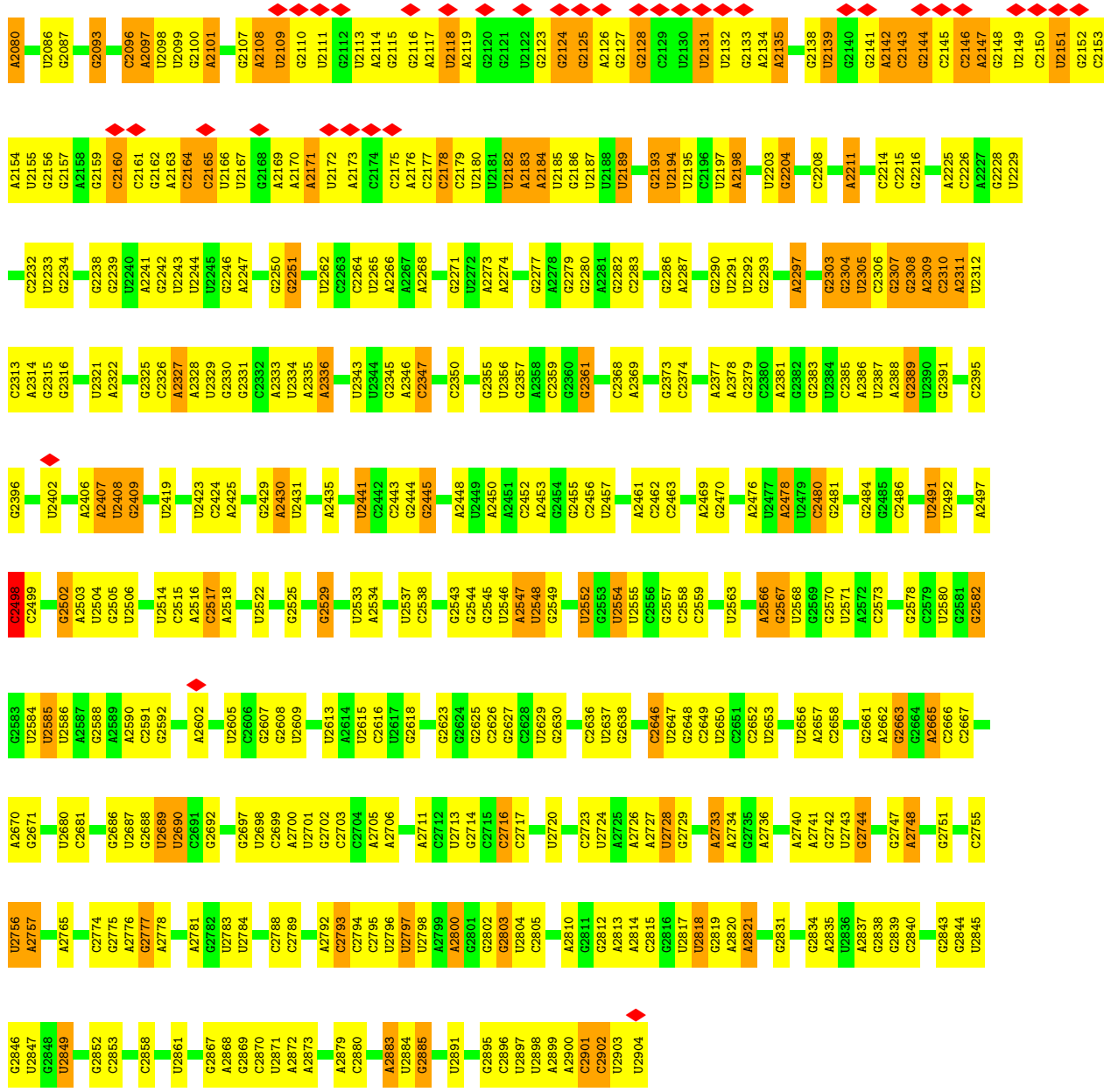
### 3 Residue-property plots

These plots are drawn for all protein, RNA, DNA and oligosaccharide chains in the entry. The first graphic for a chain summarises the proportions of the various outlier classes displayed in the second graphic. The second graphic shows the sequence view annotated by issues in geometry and atom inclusion in map density. Residues are color-coded according to the number of geometric quality criteria for which they contain at least one outlier: green = 0, yellow = 1, orange = 2 and red = 3 or more. A red diamond above a residue indicates a poor fit to the EM map for this residue (all-atom inclusion < 40%). Stretches of 2 or more consecutive residues without any outlier are shown as a green connector. Residues present in the sample, but not in the model, are shown in grey.

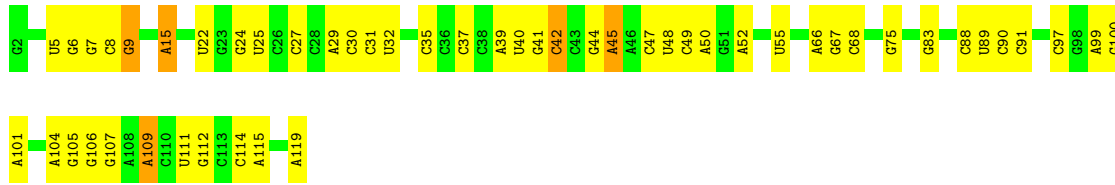
- Molecule 1: 23S rRNA





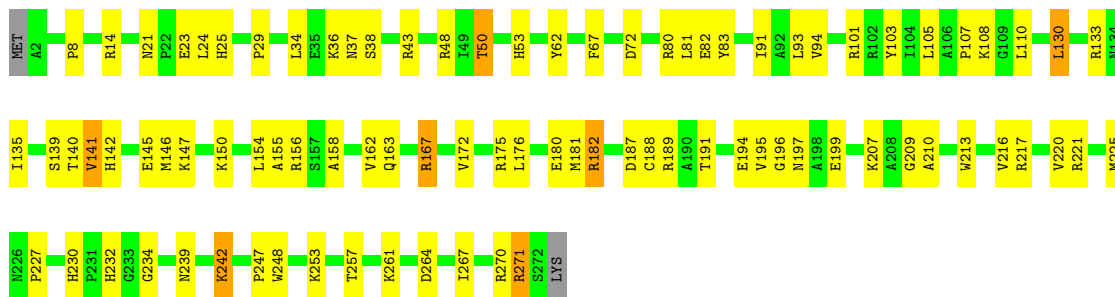


• Molecule 2: 5S rRNA

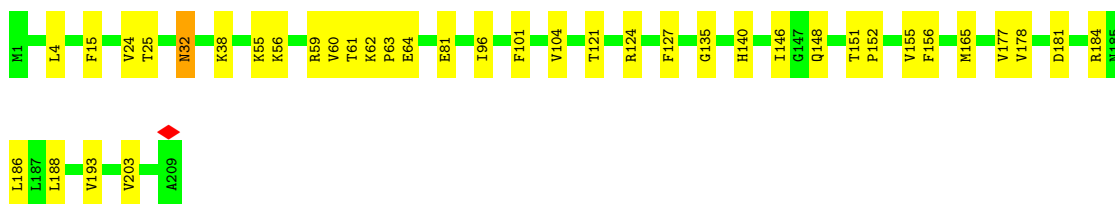
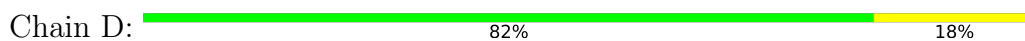


• Molecule 3: 50S ribosomal protein L2

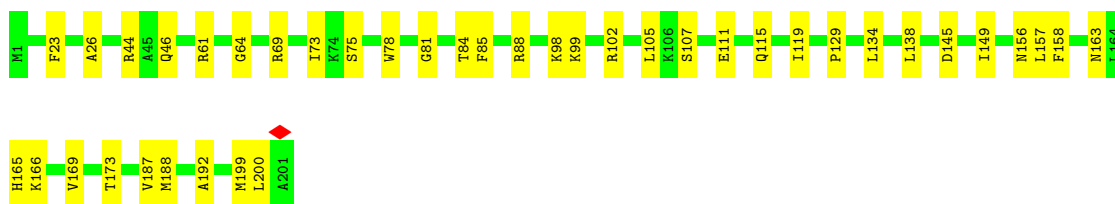
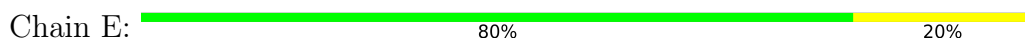




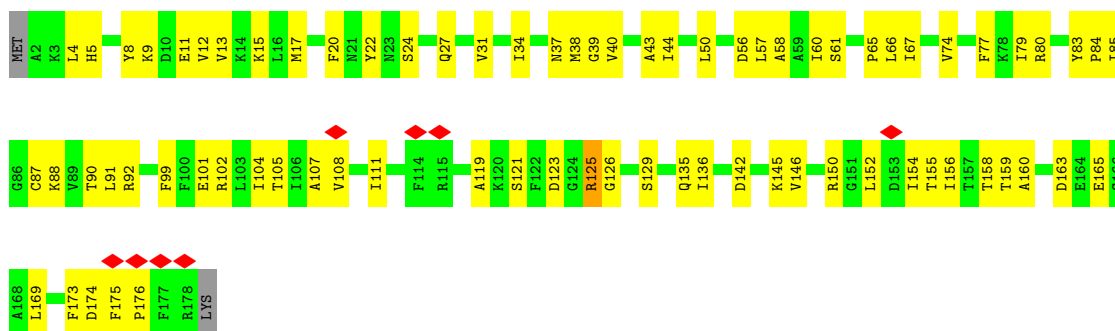
• Molecule 4: 50S ribosomal protein L3



• Molecule 5: 50S ribosomal protein L4

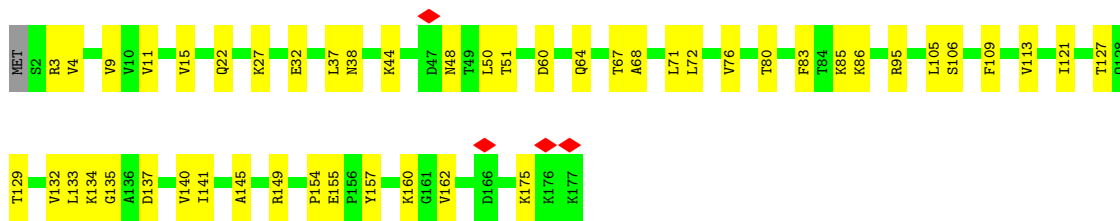


• Molecule 6: 50S ribosomal protein L5

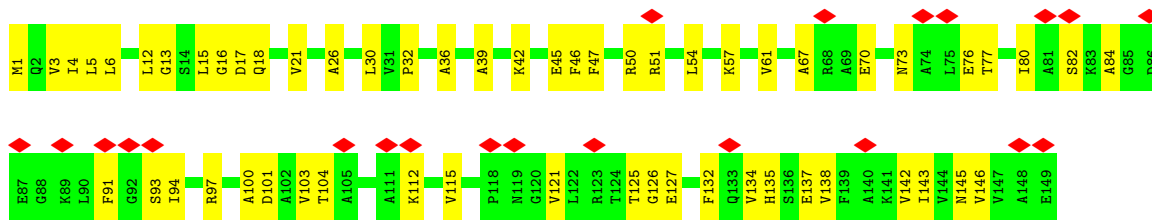


• Molecule 7: 50S ribosomal protein L6

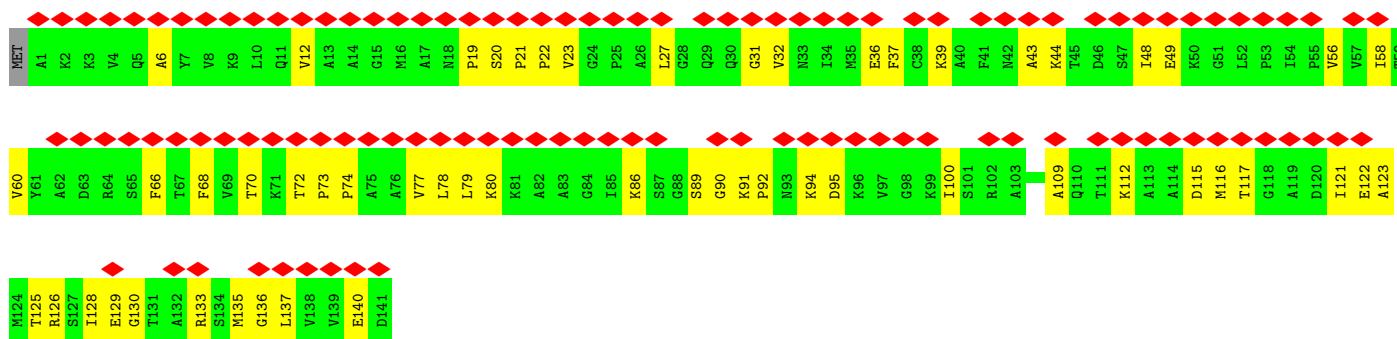
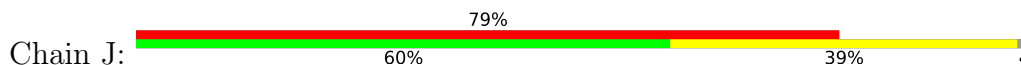




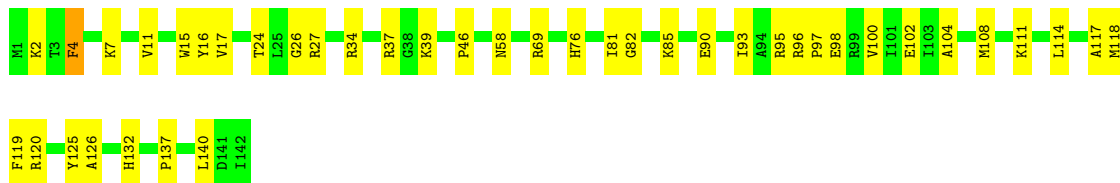
• Molecule 8: 50S ribosomal protein L9



• Molecule 9: Large ribosomal subunit protein uL11



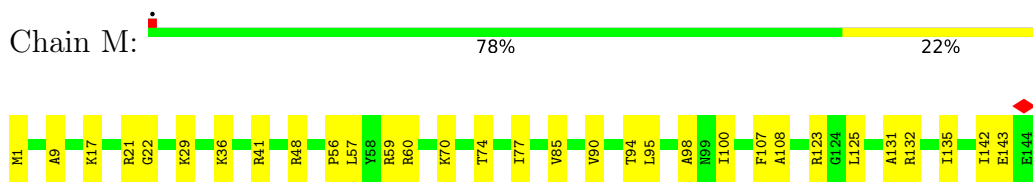
• Molecule 10: 50S ribosomal protein L13



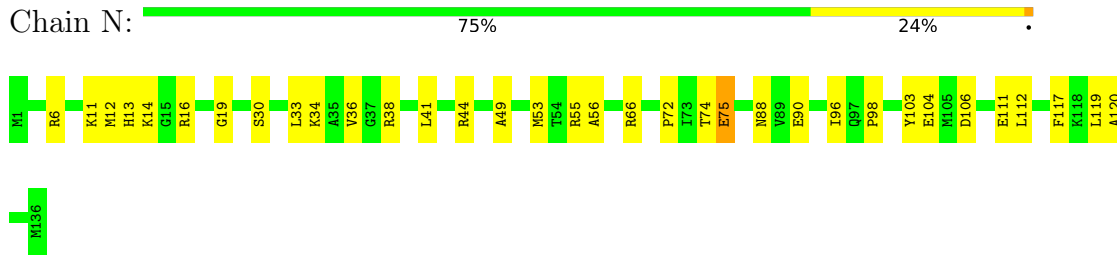
• Molecule 11: 50S ribosomal protein L14



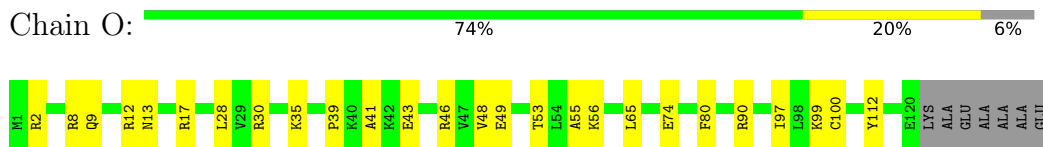
• Molecule 12: 50S ribosomal protein L15



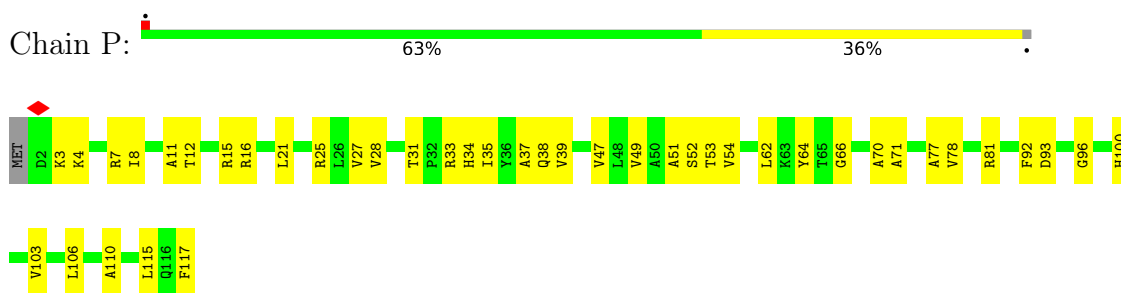
• Molecule 13: 50S ribosomal protein L16



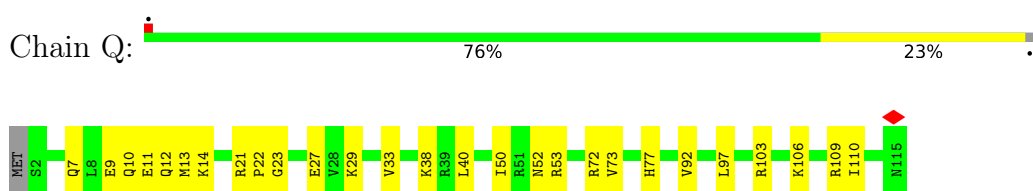
• Molecule 14: 50S ribosomal protein L17



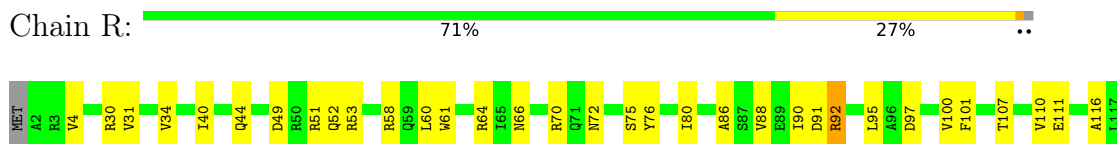
• Molecule 15: 50S ribosomal protein L18



• Molecule 16: 50S ribosomal protein L19

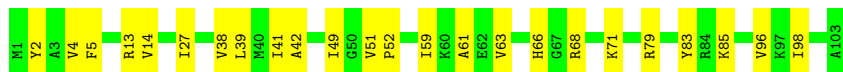
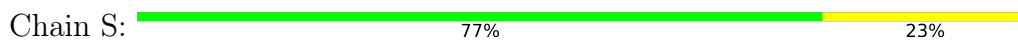


• Molecule 17: 50S ribosomal protein L20

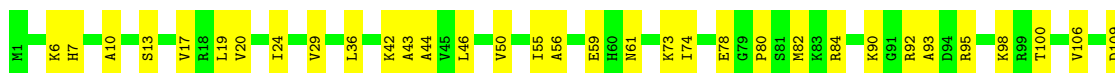


A118

- Molecule 18: 50S ribosomal protein L21

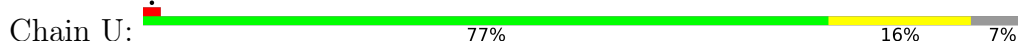


- Molecule 19: 50S ribosomal protein L22



R110

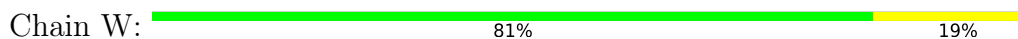
- Molecule 20: 50S ribosomal protein L23



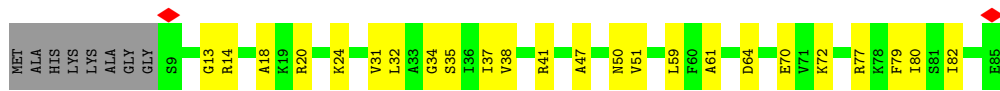
- Molecule 21: 50S ribosomal protein L24



- Molecule 22: 50S ribosomal protein L25




- Molecule 23: 50S ribosomal protein L27

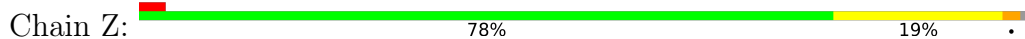


- Molecule 24: 50S ribosomal protein L28

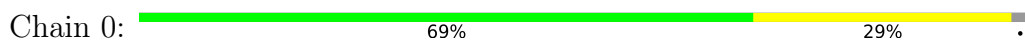




• Molecule 25: 50S ribosomal protein L29



• Molecule 26: 50S ribosomal protein L30



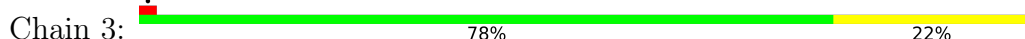
• Molecule 27: 50S ribosomal protein L32



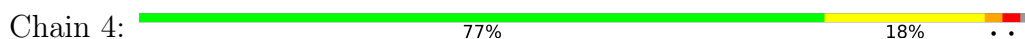
• Molecule 28: 50S ribosomal protein L33



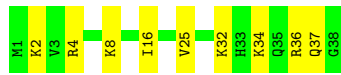
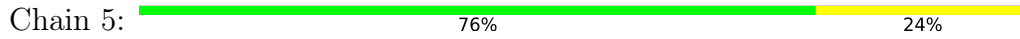
• Molecule 29: 50S ribosomal protein L34




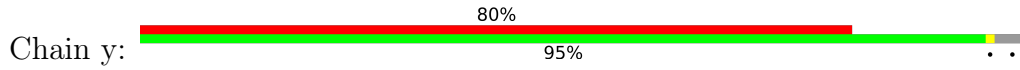
• Molecule 30: 50S ribosomal protein L35



• Molecule 31: 50S ribosomal protein L36



● Molecule 32: Ribosome-binding ATPase YchF



## 4 Experimental information

Property	Value	Source
EM reconstruction method	SINGLE PARTICLE	Depositor
Imposed symmetry	POINT, Not provided	
Number of particles used	137631	Depositor
Resolution determination method	FSC 0.143 CUT-OFF	Depositor
CTF correction method	PHASE FLIPPING AND AMPLITUDE CORRECTION	Depositor
Microscope	FEI TITAN KRIOS	Depositor
Voltage (kV)	300	Depositor
Electron dose ( $e^-/\text{\AA}^2$ )	30	Depositor
Minimum defocus (nm)	1000	Depositor
Maximum defocus (nm)	2000	Depositor
Magnification	Not provided	
Image detector	FEI FALCON III (4k x 4k)	Depositor
Maximum map value	0.103	Depositor
Minimum map value	-0.043	Depositor
Average map value	0.000	Depositor
Map value standard deviation	0.003	Depositor
Recommended contour level	0.006	Depositor
Map size (Å)	403.19998, 403.19998, 403.19998	wwPDB
Map dimensions	384, 384, 384	wwPDB
Map angles (°)	90.0, 90.0, 90.0	wwPDB
Pixel spacing (Å)	1.05, 1.05, 1.05	Depositor

## 5 Model quality

### 5.1 Standard geometry

Bond lengths and bond angles in the following residue types are not validated in this section: PSU, 2MG, 5MC, OMG, ZN, 5MU, OMC, OMU, 1MG, MG

The Z score for a bond length (or angle) is the number of standard deviations the observed value is removed from the expected value. A bond length (or angle) with  $|Z| > 5$  is considered an outlier worth inspection. RMSZ is the root-mean-square of all Z scores of the bond lengths (or angles).

Mol	Chain	Bond lengths		Bond angles	
		RMSZ	# Z  >5	RMSZ	# Z  >5
1	A	1.46	0/69434	0.97	0/108325
2	B	1.17	0/2828	0.91	0/4410
3	C	0.66	1/2121 (0.0%)	0.62	0/2852
4	D	0.64	0/1586	0.61	0/2134
5	E	0.61	0/1571	0.58	0/2113
6	F	0.41	0/1434	0.59	0/1926
7	G	0.49	0/1343	0.57	0/1816
8	H	0.36	0/1122	0.52	0/1515
9	J	0.28	0/1046	0.54	0/1410
10	K	0.64	0/1152	0.56	0/1551
11	L	0.63	0/955	0.66	0/1279
12	M	0.56	0/1062	0.65	0/1413
13	N	0.64	1/1093 (0.1%)	0.60	0/1460
14	O	0.63	0/973	0.62	0/1301
15	P	0.57	0/902	0.57	0/1209
16	Q	0.61	0/929	0.58	0/1242
17	R	0.71	0/960	0.57	0/1278
18	S	0.61	0/829	0.61	0/1107
19	T	0.59	0/864	0.58	0/1156
20	U	0.57	0/744	0.61	0/994
21	V	0.55	0/787	0.56	0/1051
22	W	0.55	0/766	0.55	0/1025
23	X	0.64	0/595	0.63	0/787
24	Y	0.59	0/635	0.59	0/848
25	Z	0.43	0/502	0.51	0/667
26	0	0.53	0/453	0.66	0/605
27	1	0.67	0/450	0.63	0/599
28	2	0.60	0/416	0.58	0/554
29	3	0.64	0/380	0.57	0/498
30	4	0.61	0/513	0.61	0/676
31	5	0.66	0/303	0.61	0/397
32	y	0.30	0/2825	0.49	0/3819

Mol	Chain	Bond lengths		Bond angles	
		RMSZ	# Z  >5	RMSZ	# Z  >5
All	All	1.26	2/101573 (0.0%)	0.89	0/152017

All (2) bond length outliers are listed below:

Mol	Chain	Res	Type	Atoms	Z	Observed(Å)	Ideal(Å)
3	C	216	VAL	C-N	-5.70	1.21	1.34
13	N	75	GLU	C-N	-5.23	1.22	1.34

There are no bond angle outliers.

There are no chirality outliers.

There are no planarity outliers.

## 5.2 Too-close contacts [i](#)

In the following table, the Non-H and H(model) columns list the number of non-hydrogen atoms and hydrogen atoms in the chain respectively. The H(added) column lists the number of hydrogen atoms added and optimized by MolProbity. The Clashes column lists the number of clashes within the asymmetric unit, whereas Symm-Clashes lists symmetry-related clashes.

Mol	Chain	Non-H	H(model)	H(added)	Clashes	Symm-Clashes
1	A	62351	0	31373	1063	0
2	B	2529	0	1281	35	0
3	C	2082	0	2153	80	0
4	D	1565	0	1616	31	0
5	E	1552	0	1619	30	0
6	F	1410	0	1444	67	0
7	G	1323	0	1371	31	0
8	H	1111	0	1148	42	0
9	J	1032	0	1088	49	0
10	K	1129	0	1162	36	0
11	L	946	0	1023	19	0
12	M	1053	0	1129	33	0
13	N	1074	0	1157	29	0
14	O	960	0	1000	21	0
15	P	892	0	923	34	0
16	Q	917	0	962	20	0
17	R	947	0	1019	32	0
18	S	816	0	839	18	0
19	T	857	0	922	28	0
20	U	738	0	807	13	0

*Continued on next page...*

Continued from previous page...

Mol	Chain	Non-H	H(model)	H(added)	Clashes	Symm-Clashes
21	V	779	0	831	25	0
22	W	753	0	780	13	0
23	X	588	0	604	16	0
24	Y	625	0	652	21	0
25	Z	501	0	531	11	0
26	0	449	0	488	13	0
27	1	444	0	458	25	0
28	2	409	0	440	11	0
29	3	377	0	418	10	0
30	4	504	0	572	17	0
31	5	302	0	340	8	0
32	y	2781	0	2788	0	0
33	A	99	0	0	0	0
33	B	4	0	0	0	0
33	D	1	0	0	0	0
34	5	1	0	0	0	0
All	All	93901	0	62938	1650	0

The all-atom clashscore is defined as the number of clashes found per 1000 atoms (including hydrogen atoms). The all-atom clashscore for this structure is 11.

All (1650) close contacts within the same asymmetric unit are listed below, sorted by their clash magnitude.

Atom-1	Atom-2	Interatomic distance (Å)	Clash overlap (Å)
1:A:2885:G:H22	27:1:40:ARG:NH1	1.37	1.20
1:A:2885:G:N2	27:1:40:ARG:HH12	1.52	1.05
1:A:1779:U:H5	1:A:1784:A:N7	1.59	0.99
1:A:1813:G:N3	3:C:50:THR:HG21	1.77	0.98
1:A:2885:G:N2	27:1:40:ARG:HH22	1.62	0.97
1:A:1062:G:N1	1:A:1077:A:C2	2.36	0.94
1:A:1173:U:H2'	1:A:1174:U:H4'	1.49	0.92
17:R:92:ARG:HG2	17:R:92:ARG:HH11	1.35	0.92
1:A:2885:G:H22	27:1:40:ARG:CZ	1.84	0.90
27:1:44:THR:HG22	27:1:46:ASP:H	1.37	0.89
1:A:528:A:C2	1:A:2042:A:H2'	2.08	0.89
1:A:2469:A:H4'	13:N:55:ARG:CD	2.01	0.88
6:F:125:ARG:HG2	6:F:125:ARG:HH11	1.38	0.88
3:C:167:ARG:HH21	3:C:167:ARG:HG2	1.37	0.87
1:A:2297:A:N1	1:A:2321:U:H5	1.73	0.87
28:2:17:THR:HG22	28:2:19:HIS:H	1.40	0.86
1:A:468:G:N7	29:3:39:ARG:NH2	2.23	0.86

Continued on next page...

*Continued from previous page...*

Atom-1	Atom-2	Interatomic distance (Å)	Clash overlap (Å)
1:A:1062:G:C2	1:A:1077:A:C2	2.63	0.85
1:A:2885:G:H21	27:1:40:ARG:HH22	1.24	0.85
1:A:2101:A:C2	1:A:2189:U:O2	2.32	0.83
1:A:956:G:N7	13:N:14:LYS:NZ	2.26	0.83
1:A:1060:U:C2	1:A:1062:G:H5'	2.15	0.82
1:A:2885:G:N2	27:1:40:ARG:NH2	2.28	0.82
9:J:31:GLY:HA3	9:J:60:VAL:HG21	1.61	0.82
1:A:1117:C:HO2'	1:A:1118:C:H6	1.29	0.81
1:A:1178:C:N4	1:A:1179:G:O6	2.14	0.80
1:A:2885:G:H22	27:1:40:ARG:HH12	0.81	0.80
1:A:1063:G:O2'	9:J:89:SER:HB2	1.82	0.80
1:A:1063:G:N2	1:A:1076:C:C2	2.50	0.80
1:A:713:G:H21	1:A:718:A:H62	1.30	0.80
10:K:17:VAL:HG23	10:K:137:PRO:HB2	1.64	0.80
1:A:1266:G:O6	19:T:13:SER:HB3	1.83	0.79
1:A:2311:A:H1'	6:F:85:ILE:HD11	1.64	0.79
1:A:2189:U:H6	1:A:2189:U:C5'	1.94	0.79
1:A:1813:G:N3	3:C:50:THR:CG2	2.46	0.79
26:O:4:THR:HA	26:O:38:ARG:O	1.83	0.78
3:C:232:HIS:HA	3:C:242:LYS:HE3	1.64	0.78
1:A:528:A:N1	1:A:2042:A:H2'	1.98	0.78
9:J:91:LYS:HG2	9:J:94:LYS:HD2	1.65	0.78
19:T:7:HIS:CD2	19:T:10:ALA:HB2	2.19	0.77
1:A:2885:G:N2	27:1:40:ARG:NH1	2.21	0.77
5:E:61:ARG:HE	5:E:64:GLY:HA3	1.46	0.77
1:A:1434:A:H2'	1:A:1435:G:C8	2.20	0.77
1:A:1176:U:H2'	1:A:1177:G:C8	2.20	0.77
1:A:1266:G:O6	19:T:13:SER:CB	2.33	0.76
1:A:2124:G:O6	1:A:2125:G:N2	2.19	0.76
7:G:149:ARG:HA	7:G:162:VAL:HG13	1.67	0.75
3:C:67:PHE:CE1	3:C:156:ARG:HD3	2.22	0.75
8:H:5:LEU:HD13	8:H:13:GLY:HA2	1.69	0.75
1:A:2478:A:H5'	31:5:32:LYS:HE2	1.67	0.75
8:H:47:PHE:HA	8:H:51:ARG:HB2	1.69	0.75
6:F:105:THR:O	6:F:108:VAL:N	2.20	0.74
1:A:1060:U:O4'	1:A:1062:G:H5''	1.86	0.74
1:A:528:A:H2	1:A:2043:C:H5'	1.53	0.73
3:C:133:ARG:NH2	3:C:187:ASP:OD1	2.21	0.73
3:C:167:ARG:HG2	3:C:167:ARG:NH2	1.98	0.73
24:Y:10:LYS:HE3	24:Y:54:LYS:HD3	1.68	0.73
1:A:962:G:H21	1:A:2250:G:H1	1.36	0.73

*Continued on next page...*

*Continued from previous page...*

Atom-1	Atom-2	Interatomic distance (Å)	Clash overlap (Å)
1:A:1869:G:N1	1:A:1871:A:O2'	2.22	0.73
1:A:1651:G:H5'	14:O:39:PRO:HG2	1.70	0.72
1:A:1434:A:H2'	1:A:1435:G:H8	1.52	0.72
1:A:1056:G:H4'	1:A:1086:A:H8	1.54	0.72
1:A:2291:U:H2'	1:A:2292:U:C6	2.25	0.72
14:O:35:LYS:NZ	14:O:100:CYS:SG	2.63	0.72
1:A:543:G:H1	1:A:550:C:H42	1.34	0.72
8:H:4:ILE:HG22	8:H:18:GLN:HG2	1.72	0.72
5:E:105:LEU:HD23	5:E:200:LEU:HD21	1.70	0.72
13:N:66:ARG:NH1	13:N:104:GLU:OE1	2.23	0.72
1:A:1093:G:O2'	1:A:1098:A:N6	2.22	0.71
1:A:563:A:OP2	18:S:79:ARG:NH1	2.22	0.71
1:A:1056:G:N1	1:A:1102:C:OP2	2.20	0.71
1:A:2469:A:H4'	13:N:55:ARG:HD3	1.71	0.71
4:D:101:PHE:HD1	4:D:104:VAL:HG21	1.55	0.71
4:D:60:VAL:HG13	4:D:64:GLU:HG3	1.73	0.70
1:A:253:C:OP2	30:4:5:LYS:NZ	2.22	0.70
8:H:70:GLU:HB2	8:H:134:VAL:HG21	1.72	0.70
1:A:639:U:H2'	1:A:640:C:C6	2.26	0.70
4:D:156:PHE:HB3	10:K:81:ILE:HG22	1.74	0.70
31:5:2:LYS:HD3	31:5:4:ARG:HH21	1.56	0.70
3:C:107:PRO:HD2	3:C:110:LEU:HD22	1.72	0.70
10:K:16:TYR:HB3	10:K:140:LEU:HD22	1.74	0.70
1:A:870:U:OP1	13:N:6:ARG:NH2	2.25	0.70
21:V:28:VAL:HG12	21:V:34:VAL:HG12	1.73	0.69
1:A:721:A:H2'	1:A:722:A:C8	2.26	0.69
1:A:586:A:H5'	5:E:84:THR:HG21	1.73	0.69
1:A:849:A:H2'	1:A:850:U:C6	2.28	0.69
5:E:145:ASP:HA	5:E:166:LYS:HB3	1.75	0.69
6:F:44:ILE:H	6:F:44:ILE:HD12	1.56	0.69
1:A:27:G:N2	1:A:512:G:H1'	2.06	0.69
15:P:33:ARG:HD3	15:P:34:HIS:CE1	2.27	0.68
28:2:10:LYS:HG2	28:2:53:LYS:HB2	1.75	0.68
1:A:1156:A:C8	17:R:51:ARG:HG2	2.29	0.68
6:F:38:MET:HG2	6:F:57:LEU:HD12	1.76	0.68
1:A:2313:C:O4'	6:F:37:ASN:ND2	2.27	0.68
4:D:148:GLN:HB2	4:D:152:PRO:HG2	1.74	0.68
23:X:37:ILE:HG21	23:X:80:ILE:HG21	1.76	0.68
9:J:12:VAL:HG11	9:J:22:PRO:HB2	1.74	0.68
3:C:141:VAL:HG22	3:C:191:THR:O	1.94	0.68
1:A:2246:G:H2'	1:A:2247:A:C8	2.29	0.67

*Continued on next page...*



*Continued from previous page...*

Atom-1	Atom-2	Interatomic distance (Å)	Clash overlap (Å)
1:A:1469:A:H2'	1:A:1470:A:C8	2.29	0.67
1:A:2297:A:N1	1:A:2321:U:C5	2.61	0.67
15:P:34:HIS:HA	15:P:53:THR:HB	1.75	0.67
1:A:1590:A:H2'	1:A:1591:A:C8	2.29	0.67
1:A:2720:U:OP1	16:Q:53:ARG:NH2	2.27	0.67
8:H:16:GLY:HA2	8:H:47:PHE:CE1	2.29	0.67
1:A:528:A:C2	1:A:2043:C:H5'	2.29	0.67
3:C:180:GLU:HG3	3:C:270:ARG:HA	1.77	0.67
1:A:27:G:C2	1:A:512:G:N3	2.63	0.67
3:C:155:ALA:HB2	3:C:162:VAL:HG13	1.77	0.67
17:R:97:ASP:OD2	18:S:13:ARG:NE	2.28	0.67
8:H:15:LEU:C	8:H:15:LEU:HD12	2.15	0.67
1:A:1509:A:O2'	1:A:1510:G:OP2	2.13	0.67
10:K:95:ARG:HD2	10:K:96:ARG:HG3	1.77	0.67
18:S:61:ALA:HB1	18:S:96:VAL:CG1	2.25	0.67
1:A:2012:G:H8	1:A:2012:G:O5'	1.78	0.66
1:A:1779:U:C5	1:A:1784:A:N7	2.52	0.66
1:A:1249:U:H4'	17:R:4:VAL:HG21	1.76	0.66
8:H:127:GLU:OE2	8:H:145:ASN:ND2	2.28	0.66
13:N:53:MET:HG3	13:N:120:ALA:HB2	1.78	0.66
12:M:123:ARG:NH1	12:M:143:GLU:OE2	2.26	0.66
1:A:494:G:H4'	19:T:6:LYS:HB2	1.77	0.66
1:A:1869:G:H21	1:A:1872:A:H62	1.43	0.66
1:A:2445:2MG:OP1	5:E:69:ARG:NH1	2.24	0.66
1:A:2885:G:H22	27:1:40:ARG:NH2	1.91	0.66
6:F:58:ALA:HB2	6:F:65:PRO:HD3	1.76	0.66
15:P:11:ALA:HB2	15:P:96:GLY:N	2.10	0.66
1:A:191:A:H2'	1:A:192:C:C6	2.30	0.66
1:A:782:A:C2	3:C:225:MET:HG2	2.31	0.66
1:A:1061:U:H4'	1:A:1070:A:H1'	1.76	0.65
19:T:24:ILE:HD13	19:T:36:LEU:HD11	1.78	0.65
1:A:528:A:C2	1:A:2043:C:H4'	2.32	0.65
1:A:997:G:OP1	17:R:92:ARG:HG2	1.95	0.65
1:A:1063:G:N1	1:A:1076:C:C4	2.64	0.65
1:A:2141:G:N2	1:A:2151:U:O2	2.29	0.65
5:E:115:GLN:HE22	12:M:1:MET:HG2	1.61	0.65
1:A:1724:G:H1	1:A:1736:U:H3	1.45	0.65
14:O:8:ARG:HD2	14:O:43:GLU:HG2	1.79	0.65
19:T:20:VAL:HG11	19:T:44:ALA:HA	1.77	0.65
1:A:1056:G:H4'	1:A:1086:A:C8	2.31	0.65
1:A:2584:U:H2'	1:A:2585:U:H2'	1.77	0.65

*Continued on next page...*

*Continued from previous page...*

Atom-1	Atom-2	Interatomic distance (Å)	Clash overlap (Å)
14:O:28:LEU:HD23	14:O:48:VAL:HG21	1.78	0.65
1:A:2870:C:H5''	14:O:65:LEU:HD21	1.77	0.65
19:T:7:HIS:HD2	19:T:10:ALA:HB2	1.60	0.65
1:A:45:G:H5''	1:A:46:G:H5'	1.78	0.64
1:A:121:G:H4'	1:A:149:A:H5'	1.79	0.64
7:G:27:LYS:HG3	7:G:32:GLU:HG3	1.78	0.64
1:A:2250:G:O5'	1:A:2250:G:H8	1.80	0.64
1:A:2304:G:H22	1:A:2312:U:H3	1.46	0.64
8:H:67:ALA:HA	8:H:138:VAL:HG11	1.78	0.64
1:A:1658:C:OP1	4:D:140:HIS:CD2	2.50	0.64
8:H:84:ALA:HA	8:H:91:PHE:H	1.62	0.64
1:A:1340:U:OP2	20:U:82:LYS:NZ	2.31	0.64
1:A:871:U:H2'	1:A:872:U:C6	2.32	0.64
1:A:2484:G:OP1	13:N:44:ARG:NH2	2.29	0.64
1:A:373:U:O2'	1:A:423:A:H1'	1.98	0.64
4:D:61:THR:HB	4:D:63:PRO:HD2	1.80	0.64
16:Q:29:LYS:HB3	16:Q:40:LEU:HD22	1.78	0.64
1:A:142:A:H1'	20:U:1:MET:HB3	1.80	0.64
21:V:81:ASP:OD2	21:V:96:PHE:HB3	1.97	0.63
1:A:962:G:N2	1:A:2250:G:H1	1.95	0.63
1:A:1092:C:H3'	1:A:1093:G:H8	1.62	0.63
1:A:1412:U:H2'	1:A:1413:A:H8	1.63	0.63
1:A:2141:G:H1	1:A:2151:U:H3	1.46	0.63
1:A:2901:C:O2'	1:A:2902:C:O4'	2.15	0.63
15:P:37:ALA:HB2	15:P:106:LEU:HD11	1.81	0.63
17:R:107:THR:O	17:R:111:GLU:HG2	1.98	0.63
1:A:1204:A:H4'	1:A:1205:A:H5''	1.80	0.63
1:A:2135:A:N6	1:A:2156:G:O2'	2.30	0.63
1:A:2469:A:H4'	13:N:55:ARG:HD2	1.80	0.63
14:O:30:ARG:NH1	14:O:74:GLU:OE2	2.30	0.63
1:A:1197:G:H2'	1:A:1198:U:H6	1.63	0.63
1:A:2305:U:H2'	1:A:2306:C:C6	2.34	0.63
20:U:30:ILE:HD11	20:U:87:LEU:HD11	1.81	0.62
1:A:27:G:C4	1:A:512:G:C2	2.87	0.62
3:C:105:LEU:HD11	3:C:156:ARG:HG3	1.82	0.62
1:A:64:A:H2'	1:A:65:U:C6	2.35	0.62
1:A:1063:G:C2	1:A:1076:C:N3	2.67	0.62
1:A:2692:G:H1'	1:A:2847:U:H1'	1.80	0.62
18:S:61:ALA:HB1	18:S:96:VAL:HG13	1.80	0.62
1:A:2306:C:N4	6:F:39:GLY:O	2.33	0.62
6:F:119:ALA:O	6:F:167:ARG:NH1	2.31	0.62

*Continued on next page...*

*Continued from previous page...*

Atom-1	Atom-2	Interatomic distance (Å)	Clash overlap (Å)
1:A:141:G:H3'	1:A:142:A:O4'	1.99	0.62
1:A:528:A:C2	1:A:2043:C:C5'	2.82	0.62
13:N:19:GLY:O	13:N:38:ARG:NH2	2.26	0.62
1:A:2144:G:O2'	1:A:2147:A:N6	2.33	0.62
21:V:8:ASP:OD1	21:V:24:LYS:NZ	2.27	0.62
1:A:1187:G:H5''	18:S:83:TYR:CE1	2.34	0.61
8:H:97:ARG:HG3	8:H:112:LYS:HD2	1.81	0.61
13:N:75:GLU:HB2	13:N:90:GLU:HG3	1.81	0.61
1:A:543:G:H1	1:A:550:C:N4	1.97	0.61
1:A:2795:C:H2'	1:A:2796:U:C6	2.35	0.61
4:D:25:THR:HG21	4:D:193:VAL:HG22	1.83	0.61
11:L:77:ILE:HG12	16:Q:72:ARG:HG2	1.82	0.61
1:A:2246:G:H2'	1:A:2247:A:H8	1.65	0.61
3:C:141:VAL:HG12	3:C:162:VAL:CG2	2.31	0.61
8:H:16:GLY:HA2	8:H:47:PHE:CZ	2.35	0.61
1:A:27:G:C4	1:A:512:G:N2	2.68	0.61
1:A:493:G:H2'	1:A:494:G:O4'	2.00	0.61
1:A:1084:A:H2'	1:A:1085:A:C8	2.35	0.61
1:A:2327:A:H2'	1:A:2328:A:C8	2.35	0.61
1:A:2514:U:H2'	1:A:2515:C:C6	2.36	0.61
6:F:158:THR:HG23	6:F:160:ALA:H	1.65	0.61
10:K:4:PHE:O	17:R:64:ARG:NH1	2.33	0.61
1:A:1746:A:H2'	1:A:1747:U:C6	2.36	0.61
11:L:1:MET:HB2	11:L:67:LYS:HG3	1.82	0.61
2:B:9:G:OP1	15:P:15:ARG:HD3	2.00	0.61
1:A:713:G:N2	1:A:718:A:H62	1.99	0.61
1:A:2788:C:H2'	1:A:2789:C:C6	2.36	0.61
1:A:1:G:H2'	1:A:2:G:H8	1.65	0.61
22:W:75:GLN:HB2	22:W:92:VAL:HG22	1.83	0.61
1:A:1223:G:OP1	18:S:68:ARG:NH2	2.33	0.60
1:A:72:U:OP2	25:Z:54:LYS:HE3	2.01	0.60
1:A:2118:U:O2	1:A:2145:C:N4	2.33	0.60
1:A:1697:G:OP2	1:A:1698:A:O2'	2.13	0.60
1:A:2657:A:N6	1:A:2665:A:C8	2.69	0.60
1:A:1062:G:N2	1:A:1077:A:N3	2.48	0.60
1:A:1149:G:H2'	1:A:1150:C:C6	2.37	0.60
1:A:2547:A:H2'	1:A:2548:U:C6	2.36	0.60
7:G:155:GLU:HG2	7:G:157:TYR:H	1.64	0.60
30:4:32:ILE:HG13	30:4:35:LYS:HE2	1.84	0.60
1:A:1063:G:C2	1:A:1076:C:C2	2.90	0.60
1:A:2184:A:H2'	1:A:2185:U:C6	2.37	0.60

*Continued on next page...*

*Continued from previous page...*

Atom-1	Atom-2	Interatomic distance (Å)	Clash overlap (Å)
8:H:73:ASN:OD1	8:H:76:GLU:N	2.33	0.60
9:J:123:ALA:HA	9:J:126:ARG:HE	1.66	0.60
23:X:59:LEU:HD12	23:X:80:ILE:HD12	1.84	0.60
12:M:57:LEU:HD13	12:M:60:ARG:NH1	2.17	0.60
7:G:95:ARG:HB3	7:G:106:SER:OG	2.01	0.60
1:A:1063:G:O2'	9:J:89:SER:CB	2.50	0.60
1:A:1889:A:H2'	1:A:1890:A:C8	2.37	0.60
1:A:2529:G:H4'	7:G:175:LYS:HE2	1.84	0.60
17:R:92:ARG:HH11	17:R:92:ARG:CG	2.11	0.60
1:A:2537:U:H2'	1:A:2538:C:C6	2.36	0.60
11:L:38:ILE:HD11	11:L:112:PHE:HZ	1.66	0.60
23:X:50:ASN:HB2	23:X:82:ILE:HB	1.84	0.60
1:A:476:G:H4'	1:A:502:A:N1	2.16	0.59
1:A:1117:C:O2'	1:A:1118:C:H6	1.83	0.59
1:A:2328:A:H2'	1:A:2329:U:C6	2.36	0.59
6:F:107:ALA:O	6:F:111:ILE:HG12	2.02	0.59
17:R:92:ARG:HG2	17:R:92:ARG:NH1	2.12	0.59
1:A:617:G:OP1	5:E:102:ARG:NE	2.34	0.59
3:C:167:ARG:HG3	3:C:172:VAL:HG12	1.84	0.59
1:A:711:G:O6	1:A:720:U:O2	2.20	0.59
1:A:1385:A:O2'	1:A:1396:U:O2	2.20	0.59
17:R:66:ASN:O	17:R:70:ARG:HG3	2.03	0.59
1:A:414:C:H2'	1:A:415:A:C8	2.37	0.59
1:A:479:A:H4'	1:A:480:A:H5'	1.85	0.59
1:A:807:U:P	12:M:36:LYS:HE2	2.43	0.59
1:A:2845:U:H5''	16:Q:52:ASN:O	2.03	0.59
1:A:1778:U:H2'	1:A:1784:A:N6	2.18	0.59
1:A:2143:C:H3'	1:A:2144:G:C8	2.37	0.59
1:A:2567:G:H2'	1:A:2568:U:C6	2.38	0.59
1:A:663:G:H5''	12:M:17:LYS:HD2	1.84	0.59
1:A:1171:G:H2'	1:A:1172:C:C6	2.37	0.59
1:A:2743:U:OP1	31:5:34:LYS:NZ	2.29	0.59
1:A:1060:U:N1	1:A:1062:G:H5'	2.18	0.59
1:A:2151:U:H2'	1:A:2152:G:H8	1.67	0.59
14:O:12:ARG:O	14:O:17:ARG:NH2	2.36	0.59
21:V:81:ASP:OD1	21:V:82:ARG:N	2.31	0.59
1:A:2002:G:H5''	14:O:9:GLN:NE2	2.17	0.59
12:M:77:ILE:CD1	12:M:108:ALA:HB1	2.32	0.59
1:A:1594:U:H2'	1:A:1595:C:C6	2.38	0.58
1:A:1721:G:O2'	1:A:1739:A:N6	2.35	0.58
24:Y:39:TRP:HE1	24:Y:41:GLU:HG2	1.67	0.58

*Continued on next page...*

*Continued from previous page...*

Atom-1	Atom-2	Interatomic distance (Å)	Clash overlap (Å)
25:Z:27:ASN:O	25:Z:31:GLN:HG3	2.03	0.58
30:4:32:ILE:HG23	30:4:32:ILE:O	2.04	0.58
2:B:66:A:H61	2:B:107:G:H2'	1.68	0.58
3:C:176:LEU:HD11	3:C:182:ARG:HG2	1.85	0.58
1:A:554:U:H2'	1:A:555:G:O4'	2.04	0.58
1:A:645:C:O2'	1:A:646:U:H5''	2.03	0.58
1:A:839:U:H2'	1:A:840:C:C6	2.39	0.58
5:E:158:PHE:HA	5:E:169:VAL:HG21	1.85	0.58
6:F:5:HIS:CD2	6:F:9:LYS:HE2	2.38	0.58
20:U:33:LYS:HG2	20:U:80:TRP:CZ3	2.38	0.58
1:A:586:A:C5'	5:E:84:THR:HG21	2.33	0.58
12:M:131:ALA:O	12:M:135:ILE:HG13	2.02	0.58
1:A:1792:G:O2'	1:A:1830:C:OP1	2.21	0.58
10:K:81:ILE:HG13	10:K:82:GLY:N	2.19	0.58
1:A:930:G:H1'	26:0:25:LEU:HD21	1.83	0.58
1:A:948:C:H1'	1:A:984:A:C8	2.38	0.58
1:A:1548:A:H2'	1:A:1549:A:C8	2.39	0.58
1:A:2101:A:N1	1:A:2189:U:O2	2.36	0.58
1:A:714:U:H1'	1:A:717:C:H5	1.69	0.58
1:A:1056:G:H5''	1:A:1057:A:H5'	1.86	0.58
1:A:181:A:H2'	1:A:182:A:C8	2.38	0.58
1:A:1199:U:H1'	17:R:4:VAL:HG12	1.85	0.58
1:A:2002:G:H5'	14:O:13:ASN:HA	1.85	0.58
1:A:2783:U:H2'	1:A:2784:U:C6	2.39	0.58
9:J:48:ILE:HG13	9:J:49:GLU:H	1.69	0.58
28:2:38:LYS:HB2	28:2:49:TYR:CD2	2.39	0.58
5:E:98:LYS:O	5:E:102:ARG:HD3	2.03	0.57
1:A:813:U:H2'	1:A:814:C:C6	2.39	0.57
1:A:1115:G:O2'	1:A:1116:G:H5''	2.03	0.57
1:A:2146:C:O2'	1:A:2147:A:O5'	2.18	0.57
1:A:588:U:H2'	1:A:589:U:C6	2.39	0.57
1:A:807:U:OP1	12:M:36:LYS:HE2	2.04	0.57
1:A:1171:G:H2'	1:A:1172:C:H6	1.68	0.57
1:A:1773:A:H5''	1:A:1829:A:OP2	2.05	0.57
1:A:2032:G:N2	4:D:151:THR:OG1	2.36	0.57
1:A:2557:G:H2'	1:A:2558:C:C6	2.39	0.57
3:C:8:PRO:HB3	3:C:14:ARG:HG3	1.87	0.57
1:A:12:U:O2	1:A:12:U:H2'	2.04	0.57
1:A:589:U:H2'	1:A:590:A:C8	2.39	0.57
1:A:1060:U:N1	1:A:1062:G:C5'	2.67	0.57
2:B:8:C:O3'	15:P:25:ARG:NH1	2.35	0.57

*Continued on next page...*

*Continued from previous page...*

Atom-1	Atom-2	Interatomic distance (Å)	Clash overlap (Å)
1:A:1412:U:H2'	1:A:1413:A:C8	2.40	0.57
1:A:2740:A:H2'	1:A:2741:A:C8	2.39	0.57
2:B:49:C:H2'	2:B:50:A:C8	2.39	0.57
6:F:125:ARG:HG2	6:F:125:ARG:NH1	2.13	0.57
12:M:85:VAL:HB	12:M:94:THR:HG22	1.86	0.57
1:A:1570:A:H2'	1:A:1571:A:C8	2.39	0.57
1:A:2002:G:H5''	14:O:9:GLN:HE21	1.69	0.57
1:A:2015:A:H5'	19:T:92:ARG:HH22	1.69	0.57
2:B:40:U:H1'	2:B:45:A:H61	1.67	0.57
13:N:56:ALA:HB2	13:N:119:LEU:HD12	1.87	0.57
13:N:41:LEU:HG	13:N:96:ILE:HG13	1.87	0.57
1:A:594:U:H2'	1:A:595:C:C6	2.40	0.57
1:A:742:A:H2'	1:A:743:A:C8	2.40	0.57
1:A:1801:A:H5'	1:A:2203:U:O2'	2.04	0.57
1:A:2313:C:H5''	6:F:88:LYS:HD3	1.86	0.57
1:A:84:A:H5''	21:V:6:ARG:HD2	1.87	0.57
1:A:482:A:P	21:V:47:LYS:NZ	2.77	0.57
3:C:141:VAL:HG12	3:C:162:VAL:HG22	1.87	0.57
6:F:163:ASP:N	6:F:163:ASP:OD1	2.36	0.57
6:F:40:VAL:HG11	6:F:50:LEU:HD11	1.87	0.56
9:J:112:LYS:HB3	9:J:115:ASP:CB	2.35	0.56
1:A:306:U:H2'	1:A:307:G:O4'	2.06	0.56
1:A:910:A:H2'	1:A:911:A:C8	2.40	0.56
1:A:984:A:H2'	1:A:984:A:N3	2.19	0.56
10:K:117:ALA:HA	10:K:120:ARG:HH21	1.70	0.56
1:A:1026:G:H2'	1:A:1027:A:H8	1.71	0.56
1:A:2273:A:H2'	1:A:2274:A:C8	2.40	0.56
6:F:56:ASP:O	6:F:60:ILE:HD12	2.05	0.56
7:G:60:ASP:OD2	7:G:64:GLN:NE2	2.31	0.56
1:A:1062:G:O2'	9:J:135:MET:HG2	2.05	0.56
1:A:1790:C:H2'	1:A:1791:A:C5	2.40	0.56
1:A:2189:U:H6	1:A:2189:U:H5''	1.69	0.56
1:A:2796:U:H2'	1:A:2797:U:H5''	1.86	0.56
1:A:290:U:H3	1:A:350:G:H1	1.53	0.56
1:A:1794:A:H2'	1:A:1795:C:C6	2.40	0.56
1:A:2680:U:O2'	1:A:2681:C:H5'	2.05	0.56
5:E:157:LEU:HG	5:E:169:VAL:HG11	1.87	0.56
10:K:69:ARG:O	10:K:90:GLU:HG3	2.06	0.56
1:A:1534:U:H1'	1:A:1538:G:N1	2.21	0.56
1:A:477:A:H2'	1:A:478:A:C8	2.40	0.56
1:A:851:C:H2'	1:A:852:U:C6	2.41	0.56

*Continued on next page...*

*Continued from previous page...*

Atom-1	Atom-2	Interatomic distance (Å)	Clash overlap (Å)
1:A:2025:C:H2'	1:A:2026:U:C6	2.41	0.56
1:A:2086:U:H2'	1:A:2087:G:C8	2.40	0.56
1:A:2700:A:H2'	1:A:2701:U:C6	2.41	0.56
1:A:2776:A:H4'	1:A:2777:G:H5''	1.88	0.56
6:F:126:GLY:HA3	6:F:160:ALA:HB3	1.86	0.56
1:A:24:G:O2'	19:T:78:GLU:O	2.23	0.56
1:A:2151:U:H2'	1:A:2152:G:C8	2.41	0.56
2:B:29:A:H2'	2:B:30:C:C6	2.41	0.56
1:A:1197:G:H2'	1:A:1198:U:C6	2.41	0.56
1:A:2265:U:OP2	1:A:2266:A:O2'	2.20	0.56
2:B:40:U:N3	2:B:44:G:OP2	2.28	0.56
9:J:66:PHE:CE2	9:J:68:PHE:HB3	2.40	0.56
1:A:499:U:H5''	21:V:43:LYS:HE3	1.88	0.56
1:A:2148:G:H2'	1:A:2149:U:C6	2.41	0.56
24:Y:7:VAL:HG21	24:Y:59:ILE:HD11	1.86	0.56
1:A:57:C:H2'	1:A:58:G:O4'	2.07	0.55
1:A:151:C:H2'	1:A:152:A:H8	1.71	0.55
1:A:1060:U:OP2	9:J:74:PRO:HB3	2.06	0.55
1:A:2804:U:H2'	1:A:2805:C:C6	2.41	0.55
5:E:26:ALA:HB2	12:M:9:ALA:HB2	1.88	0.55
27:1:52:ARG:CZ	27:1:54:VAL:HG12	2.36	0.55
1:A:580:U:H2'	1:A:581:C:C6	2.41	0.55
1:A:849:A:H2'	1:A:850:U:H6	1.69	0.55
1:A:2591:C:H2'	1:A:2592:G:C8	2.41	0.55
6:F:90:THR:HG21	6:F:92:ARG:HH11	1.70	0.55
1:A:397:U:OP2	24:Y:10:LYS:NZ	2.33	0.55
1:A:848:C:H2'	1:A:849:A:C8	2.41	0.55
11:L:43:ILE:HD12	11:L:56:ASP:HB2	1.89	0.55
1:A:751:A:H5'	19:T:90:LYS:HA	1.88	0.55
1:A:1802:A:H2'	1:A:1803:A:C8	2.40	0.55
1:A:1912:A:H62	1:A:1917:PSU:HN3	1.53	0.55
17:R:88:VAL:HG13	18:S:49:ILE:HD11	1.88	0.55
1:A:221:A:N1	1:A:265:A:O2'	2.39	0.55
1:A:608:A:H2'	1:A:609:A:C8	2.42	0.55
1:A:1028:A:H2'	1:A:1029:A:C8	2.42	0.55
1:A:2186:G:H2'	1:A:2187:U:C6	2.41	0.55
1:A:347:A:H2'	1:A:348:A:C8	2.42	0.55
1:A:360:U:H2'	1:A:361:G:O4'	2.07	0.55
1:A:419:U:H2'	1:A:420:C:C6	2.40	0.55
1:A:1485:U:H2'	1:A:1486:U:C6	2.42	0.55
1:A:17:G:H2'	1:A:18:U:C6	2.42	0.55

*Continued on next page...*



*Continued from previous page...*

Atom-1	Atom-2	Interatomic distance (Å)	Clash overlap (Å)
1:A:581:C:H2'	1:A:582:A:C8	2.41	0.55
1:A:1677:A:H2'	1:A:1678:A:C8	2.42	0.55
1:A:1965:C:OP1	1:A:1966:A:O2'	2.24	0.55
1:A:2204:G:OP2	3:C:147:LYS:NZ	2.24	0.55
1:A:2516:A:O2'	1:A:2517:C:H5'	2.06	0.55
1:A:2554:U:H2'	1:A:2555:U:C6	2.41	0.55
7:G:86:LYS:HG2	7:G:132:VAL:HG22	1.86	0.55
12:M:57:LEU:HD22	30:4:54:ASP:HB3	1.88	0.55
1:A:994:C:OP1	17:R:53:ARG:NH2	2.40	0.55
1:A:1090:A:H2'	1:A:1091:G:H8	1.71	0.55
1:A:1801:A:OP2	3:C:150:LYS:NZ	2.32	0.55
6:F:79:ILE:HD13	6:F:85:ILE:HD12	1.89	0.55
8:H:12:LEU:HD23	8:H:12:LEU:H	1.71	0.55
23:X:31:VAL:HB	23:X:35:SER:OG	2.07	0.55
1:A:182:A:H2'	1:A:183:C:H6	1.72	0.55
2:B:42:C:C6	6:F:66:LEU:HB2	2.42	0.55
4:D:121:THR:HB	4:D:127:PHE:CD2	2.41	0.55
8:H:76:GLU:HA	8:H:142:VAL:HG22	1.89	0.55
1:A:482:A:OP1	21:V:47:LYS:NZ	2.38	0.54
1:A:1060:U:C1'	1:A:1062:G:H5''	2.37	0.54
1:A:634:C:H2'	1:A:635:C:C6	2.42	0.54
1:A:1028:A:N6	1:A:1125:G:H2'	2.22	0.54
3:C:167:ARG:HH21	3:C:167:ARG:CG	2.13	0.54
1:A:365:U:H2'	1:A:366:C:C6	2.42	0.54
1:A:1361:G:H2'	1:A:1362:C:C6	2.42	0.54
31:5:2:LYS:HE2	31:5:32:LYS:O	2.07	0.54
1:A:101:A:O2'	1:A:102:U:H5'	2.07	0.54
1:A:172:A:H2'	1:A:173:A:C8	2.43	0.54
1:A:1064:C:N4	1:A:1070:A:OP2	2.39	0.54
1:A:1187:G:OP1	18:S:85:LYS:NZ	2.26	0.54
1:A:2127:G:H2'	1:A:2128:G:C8	2.43	0.54
9:J:129:GLU:HB3	9:J:133:ARG:NH2	2.23	0.54
15:P:62:LEU:HD22	15:P:70:ALA:HA	1.88	0.54
1:A:276:U:O2'	1:A:278:A:N7	2.40	0.54
1:A:1176:U:O2'	1:A:1177:G:O4'	2.08	0.54
1:A:1224:U:H2'	1:A:1225:G:C8	2.42	0.54
12:M:95:LEU:HD11	12:M:125:LEU:HD21	1.89	0.54
1:A:244:A:H2'	1:A:245:G:O4'	2.07	0.54
1:A:482:A:O5'	21:V:47:LYS:NZ	2.38	0.54
1:A:518:G:H2'	1:A:519:U:C6	2.42	0.54
1:A:1883:U:H2'	1:A:1884:G:O4'	2.07	0.54

*Continued on next page...*



*Continued from previous page...*

Atom-1	Atom-2	Interatomic distance (Å)	Clash overlap (Å)
14:O:56:LYS:NZ	14:O:90:ARG:O	2.41	0.54
24:Y:12:PRO:HB3	24:Y:30:LEU:HD23	1.89	0.54
1:A:1090:A:H2'	1:A:1091:G:C8	2.41	0.54
1:A:283:G:H2'	1:A:284:U:O4'	2.08	0.54
1:A:833:A:H2'	1:A:834:G:C8	2.43	0.54
1:A:911:A:N6	13:N:11:LYS:O	2.41	0.54
1:A:1946:U:H2'	1:A:1947:C:C6	2.43	0.54
1:A:2015:A:H5'	19:T:92:ARG:NH2	2.22	0.54
1:A:2170:A:O2'	1:A:2171:A:H5''	2.08	0.54
1:A:653:U:H3'	1:A:654:A:H5''	1.90	0.54
1:A:2638:G:O2'	1:A:2775:G:N2	2.40	0.54
18:S:63:VAL:HA	18:S:96:VAL:HG22	1.90	0.54
1:A:606:U:OP2	5:E:99:LYS:HE2	2.08	0.54
1:A:947:A:H2'	1:A:948:C:C6	2.43	0.54
1:A:1738:G:H21	1:A:1739:A:H62	1.56	0.54
1:A:1932:A:H2'	1:A:1933:G:O4'	2.07	0.54
1:A:2728:U:HO2'	1:A:2729:G:H8	1.57	0.54
4:D:55:LYS:HG2	4:D:60:VAL:HG23	1.90	0.54
28:2:11:LEU:HB3	28:2:49:TYR:HB3	1.90	0.54
30:4:32:ILE:HG22	30:4:36:LYS:NZ	2.22	0.54
1:A:644:A:H2'	1:A:645:C:O4'	2.08	0.53
1:A:1680:U:H2'	1:A:1681:G:O4'	2.08	0.53
1:A:1690:A:H2'	1:A:1691:C:O4'	2.08	0.53
1:A:1853:A:N1	1:A:2087:G:H1'	2.22	0.53
1:A:1902:C:H4'	3:C:242:LYS:O	2.08	0.53
1:A:2189:U:C5'	1:A:2189:U:C6	2.85	0.53
11:L:71:ARG:NH2	11:L:123:LEU:O	2.38	0.53
15:P:51:ALA:HB3	15:P:78:VAL:HB	1.90	0.53
1:A:593:U:H2'	1:A:594:U:C6	2.42	0.53
1:A:856:G:H2'	1:A:857:G:C8	2.43	0.53
1:A:892:A:H2'	1:A:893:C:C6	2.44	0.53
1:A:2064:C:H2'	1:A:2065:C:C6	2.43	0.53
3:C:175:ARG:HD3	3:C:181:MET:HE2	1.88	0.53
8:H:77:THR:HA	8:H:143:ILE:O	2.08	0.53
9:J:39:LYS:O	9:J:43:ALA:N	2.35	0.53
10:K:7:LYS:O	10:K:11:VAL:HG13	2.09	0.53
18:S:5:PHE:HB3	18:S:59:ILE:HD12	1.90	0.53
1:A:729:G:C6	3:C:207:LYS:HB2	2.44	0.53
1:A:2756:U:H1'	1:A:2757:A:H5''	1.90	0.53
6:F:125:ARG:HH11	6:F:125:ARG:CG	2.13	0.53
1:A:322:A:OP2	5:E:163:ASN:HB2	2.07	0.53

*Continued on next page...*

*Continued from previous page...*

Atom-1	Atom-2	Interatomic distance (Å)	Clash overlap (Å)
1:A:2742:G:OP1	31:5:36:ARG:HD2	2.08	0.53
1:A:749:A:H4'	1:A:1271:G:N3	2.23	0.53
1:A:1105:U:H2'	1:A:1106:G:H8	1.72	0.53
12:M:57:LEU:HD13	12:M:60:ARG:HH11	1.73	0.53
1:A:5:A:H2'	1:A:6:A:C8	2.43	0.53
1:A:579:G:O2'	1:A:2019:A:OP1	2.27	0.53
1:A:1183:U:H2'	1:A:1184:U:C6	2.43	0.53
1:A:1871:A:O2'	1:A:1872:A:OP2	2.26	0.53
3:C:267:ILE:HG21	3:C:270:ARG:HD2	1.89	0.53
4:D:24:VAL:HG12	4:D:178:VAL:HG21	1.90	0.53
1:A:1062:G:C6	1:A:1077:A:N1	2.76	0.53
1:A:1738:G:N2	1:A:1739:A:H62	2.07	0.53
1:A:2502:G:H5''	1:A:2503:A:H5''	1.90	0.53
4:D:181:ASP:OD2	4:D:184:ARG:NE	2.41	0.53
5:E:173:THR:HA	5:E:199:MET:HE1	1.91	0.53
1:A:739:A:H1'	1:A:740:C:H5	1.73	0.53
1:A:1056:G:C2'	1:A:1103:A:H61	2.22	0.53
1:A:1065:U:H2'	1:A:1066:U:C6	2.44	0.53
1:A:1173:U:O2	1:A:1176:U:N3	2.42	0.53
1:A:2271:G:OP1	23:X:18:ALA:HB1	2.09	0.53
3:C:72:ASP:OD2	3:C:189:ARG:NH1	2.42	0.53
8:H:50:ARG:HH11	8:H:54:LEU:HD23	1.73	0.53
1:A:1198:U:H2'	1:A:1199:U:C6	2.43	0.53
1:A:1505:A:H2'	1:A:1506:U:O4'	2.09	0.53
12:M:70:LYS:O	12:M:74:THR:HG23	2.08	0.53
1:A:243:U:OP1	30:4:6:THR:OG1	2.22	0.52
1:A:2896:C:H2'	1:A:2897:U:C6	2.45	0.52
4:D:32:ASN:HD22	4:D:32:ASN:N	2.06	0.52
16:Q:92:VAL:HG21	16:Q:97:LEU:HD21	1.90	0.52
1:A:1063:G:C6	1:A:1076:C:N4	2.77	0.52
12:M:77:ILE:HD11	12:M:108:ALA:HB1	1.91	0.52
24:Y:3:ARG:O	24:Y:12:PRO:HD3	2.09	0.52
1:A:152:A:H2'	1:A:153:U:C6	2.45	0.52
1:A:739:A:N3	1:A:740:C:N4	2.50	0.52
1:A:810:U:C4	12:M:29:LYS:O	2.62	0.52
1:A:1637:A:H5'	1:A:1760:C:O2'	2.10	0.52
5:E:149:ILE:HG22	5:E:192:ALA:HB1	1.90	0.52
1:A:150:U:H2'	1:A:151:C:C6	2.44	0.52
1:A:157:C:H2'	1:A:158:U:O4'	2.10	0.52
1:A:1115:G:N3	1:A:1116:G:C8	2.78	0.52
1:A:1494:A:H2'	1:A:1495:A:C8	2.45	0.52

*Continued on next page...*

*Continued from previous page...*

Atom-1	Atom-2	Interatomic distance (Å)	Clash overlap (Å)
1:A:2185:U:H2'	1:A:2186:G:C8	2.45	0.52
10:K:16:TYR:HB3	10:K:140:LEU:CD2	2.39	0.52
1:A:1428:C:C5	1:A:1569:A:H5''	2.45	0.52
1:A:1797:G:O2'	3:C:257:THR:OG1	2.20	0.52
1:A:2262:U:OP1	1:A:2387:U:O2'	2.26	0.52
1:A:2316:G:H4'	6:F:125:ARG:CZ	2.39	0.52
1:A:2649:C:H2'	1:A:2650:U:H6	1.74	0.52
1:A:987:C:H2'	1:A:988:A:O4'	2.10	0.52
10:K:37:ARG:HD2	10:K:118:MET:SD	2.50	0.52
17:R:40:ILE:O	17:R:44:GLN:HG3	2.09	0.52
23:X:77:ARG:HG3	23:X:77:ARG:HH11	1.74	0.52
1:A:78:U:H2'	1:A:79:C:C6	2.45	0.52
1:A:340:A:H2'	1:A:341:C:O4'	2.09	0.52
1:A:1599:U:H2'	1:A:1600:C:C6	2.45	0.52
1:A:2010:G:H5''	19:T:42:LYS:HB2	1.92	0.52
8:H:3:VAL:HG22	8:H:36:ALA:HB1	1.92	0.52
21:V:77:THR:OG1	21:V:79:LYS:HB2	2.10	0.52
1:A:441:U:H2'	1:A:442:G:C8	2.44	0.52
6:F:12:VAL:HA	6:F:15:LYS:HD2	1.91	0.52
8:H:103:VAL:HG21	8:H:132:PHE:CZ	2.44	0.52
1:A:151:C:H2'	1:A:152:A:C8	2.45	0.52
1:A:582:A:H2'	1:A:583:G:C8	2.45	0.52
1:A:2108:A:H2'	1:A:2109:U:O4'	2.09	0.52
1:A:2116:G:O6	1:A:2171:A:N6	2.42	0.52
1:A:2233:U:H2'	1:A:2234:G:C8	2.45	0.52
7:G:32:GLU:N	7:G:32:GLU:OE1	2.43	0.52
1:A:30:G:H2'	1:A:31:C:C6	2.45	0.52
1:A:1798:U:H5	3:C:271:ARG:CZ	2.22	0.52
1:A:1920:C:H2'	1:A:1921:G:H8	1.74	0.52
1:A:2183:A:H2'	1:A:2184:A:C8	2.45	0.52
1:A:2314:A:H2'	1:A:2315:G:H8	1.74	0.52
1:A:2743:U:H2'	1:A:2744:G:O4'	2.10	0.52
9:J:80:LYS:HD3	9:J:86:LYS:HG3	1.92	0.52
1:A:1579:A:H2'	1:A:1580:A:C8	2.44	0.51
1:A:2461:A:H1'	1:A:2492:U:C2	2.45	0.51
3:C:21:ASN:HB3	3:C:24:LEU:HG	1.92	0.51
4:D:62:LYS:HB2	4:D:63:PRO:HD3	1.92	0.51
26:O:31:ARG:HG2	26:O:34:HIS:HB2	1.92	0.51
9:J:126:ARG:HA	9:J:129:GLU:HB2	1.91	0.51
17:R:49:ASP:HA	17:R:52:GLN:HB2	1.91	0.51
1:A:1056:G:H2'	1:A:1103:A:H61	1.76	0.51

*Continued on next page...*

*Continued from previous page...*

Atom-1	Atom-2	Interatomic distance (Å)	Clash overlap (Å)
1:A:1073:A:C8	1:A:1074:G:C8	2.99	0.51
1:A:1922:G:H2'	1:A:1923:U:H6	1.75	0.51
1:A:2014:A:O3'	19:T:92:ARG:NH2	2.44	0.51
1:A:2615:U:C2	27:1:4:GLN:HA	2.45	0.51
7:G:9:VAL:HB	7:G:50:LEU:HB2	1.92	0.51
9:J:48:ILE:HG13	9:J:49:GLU:N	2.24	0.51
13:N:38:ARG:HB2	13:N:98:PRO:HD3	1.92	0.51
21:V:77:THR:HB	21:V:79:LYS:HD2	1.93	0.51
1:A:272:A:H2'	1:A:273:G:C8	2.46	0.51
1:A:747:5MU:O2	1:A:2014:A:H1'	2.10	0.51
1:A:1063:G:N1	1:A:1076:C:N3	2.58	0.51
1:A:1641:A:H2'	1:A:1642:G:O4'	2.10	0.51
1:A:686:U:H2'	1:A:788:A:C2	2.45	0.51
1:A:807:U:OP2	12:M:41:ARG:NH1	2.43	0.51
1:A:848:C:H2'	1:A:849:A:H8	1.74	0.51
1:A:2657:A:C6	1:A:2665:A:C8	2.98	0.51
15:P:33:ARG:HA	15:P:66:GLY:HA3	1.92	0.51
18:S:38:VAL:HG21	18:S:41:ILE:HD11	1.92	0.51
1:A:2037:A:H2'	1:A:2038:G:C8	2.46	0.51
1:A:2314:A:H2'	1:A:2315:G:C8	2.46	0.51
1:A:475:C:C4	1:A:481:G:O6	2.64	0.51
1:A:569:U:H2'	1:A:570:G:O4'	2.11	0.51
1:A:811:U:H2'	12:M:21:ARG:HA	1.93	0.51
1:A:1365:A:OP1	24:Y:3:ARG:NH2	2.38	0.51
1:A:2408:U:H2'	1:A:2409:G:C8	2.45	0.51
6:F:125:ARG:NH1	6:F:125:ARG:CG	2.73	0.51
15:P:25:ARG:HG3	15:P:27:VAL:HG23	1.93	0.51
1:A:5:A:C2	1:A:2899:A:C2	2.98	0.51
1:A:194:G:H2'	1:A:195:A:O4'	2.10	0.51
1:A:483:A:OP1	21:V:47:LYS:HE3	2.11	0.51
1:A:1682:G:H2'	1:A:1683:U:C6	2.45	0.51
1:A:1923:U:H2'	1:A:1924:C:C6	2.46	0.51
1:A:2029:G:N1	1:A:2033:A:OP2	2.40	0.51
1:A:2038:G:H2'	1:A:2039:U:O4'	2.11	0.51
1:A:2134:A:N7	1:A:2156:G:N2	2.59	0.51
5:E:46:GLN:O	5:E:88:ARG:NH1	2.42	0.51
7:G:121:ILE:HD13	7:G:135:GLY:HA3	1.91	0.51
9:J:112:LYS:HB3	9:J:115:ASP:HB2	1.93	0.51
1:A:832:U:H2'	1:A:833:A:C8	2.45	0.51
1:A:2079:U:H2'	1:A:2080:A:O4'	2.11	0.51
1:A:2096:C:H2'	1:A:2097:A:C8	2.46	0.51

*Continued on next page...*

*Continued from previous page...*

Atom-1	Atom-2	Interatomic distance (Å)	Clash overlap (Å)
1:A:2163:A:H3'	1:A:2164:C:H4'	1.93	0.51
1:A:2308:G:H5''	1:A:2309:A:OP2	2.10	0.51
1:A:2355:G:H4'	23:X:24:LYS:HD2	1.93	0.51
6:F:4:LEU:HD11	6:F:176:PRO:HG3	1.93	0.51
7:G:127:THR:HG23	7:G:129:THR:H	1.76	0.51
11:L:107:LEU:HD21	11:L:115:ILE:HG21	1.93	0.51
15:P:52:SER:OG	15:P:54:VAL:HG12	2.11	0.51
1:A:2345:G:N3	1:A:2381:A:H2'	2.27	0.51
6:F:31:VAL:HG13	6:F:169:LEU:HD21	1.92	0.51
1:A:1084:A:H2'	1:A:1085:A:H8	1.76	0.50
1:A:2070:A:H2'	1:A:2071:A:O4'	2.12	0.50
1:A:2101:A:N1	1:A:2189:U:C2	2.79	0.50
1:A:2159:G:H2'	1:A:2160:C:C6	2.46	0.50
1:A:2407:A:H2'	1:A:2408:U:C6	2.46	0.50
1:A:609:A:H2'	1:A:610:C:O4'	2.10	0.50
1:A:857:G:H2'	1:A:858:G:O4'	2.11	0.50
10:K:34:ARG:HG2	10:K:39:LYS:HB2	1.92	0.50
15:P:92:PHE:HB2	15:P:117:PHE:CD2	2.46	0.50
20:U:11:LEU:HD21	20:U:50:LEU:HD12	1.93	0.50
26:0:13:ALA:HA	26:0:16:ARG:HG3	1.93	0.50
1:A:39:G:H2'	1:A:40:U:C6	2.46	0.50
1:A:299:A:N3	1:A:319:G:O2'	2.38	0.50
1:A:892:A:H2'	1:A:893:C:H6	1.76	0.50
1:A:971:G:H2'	1:A:972:A:O4'	2.12	0.50
1:A:2096:C:H2'	1:A:2097:A:H8	1.77	0.50
1:A:2656:U:N3	1:A:2665:A:N7	2.59	0.50
13:N:74:THR:HA	13:N:88:ASN:O	2.11	0.50
1:A:264:C:O2'	1:A:265:A:H2'	2.11	0.50
1:A:495:G:O2'	19:T:61:ASN:ND2	2.43	0.50
1:A:2014:A:H2'	1:A:2015:A:C8	2.47	0.50
1:A:2065:C:H2'	1:A:2066:C:H6	1.76	0.50
1:A:2097:A:H2'	1:A:2098:U:C6	2.47	0.50
1:A:2165:C:H2'	1:A:2166:U:O4'	2.11	0.50
1:A:2618:G:H21	4:D:155:VAL:HG21	1.76	0.50
5:E:84:THR:HG23	5:E:85:PHE:N	2.26	0.50
7:G:105:LEU:HB2	7:G:113:VAL:HG23	1.92	0.50
17:R:58:ARG:HA	17:R:61:TRP:CE3	2.46	0.50
1:A:667:U:H2'	1:A:668:A:O4'	2.11	0.50
1:A:1413:A:H2'	1:A:1414:C:C6	2.46	0.50
1:A:2179:C:H2'	1:A:2180:U:C6	2.46	0.50
13:N:33:LEU:HD13	13:N:117:PHE:HB3	1.93	0.50

*Continued on next page...*

*Continued from previous page...*

Atom-1	Atom-2	Interatomic distance (Å)	Clash overlap (Å)
24:Y:64:ILE:HG13	24:Y:68:LEU:HD13	1.93	0.50
1:A:414:C:H2'	1:A:415:A:H8	1.75	0.50
1:A:581:C:H2'	1:A:582:A:H8	1.77	0.50
1:A:998:C:P	17:R:92:ARG:HH22	2.35	0.50
1:A:1113:U:H2'	1:A:1114:C:C6	2.46	0.50
1:A:1117:C:O2'	1:A:1118:C:O5'	2.30	0.50
1:A:1818:U:OP2	3:C:156:ARG:HD2	2.12	0.50
1:A:1942:C:OP2	1:A:1943:U:O2'	2.24	0.50
7:G:64:GLN:HA	7:G:67:THR:HG22	1.93	0.50
1:A:44:A:H2'	1:A:45:G:O4'	2.11	0.50
1:A:1477:A:N6	1:A:1514:G:O2'	2.43	0.50
1:A:1796:U:H2'	1:A:1797:G:C8	2.46	0.50
1:A:1812:U:H2'	1:A:1813:G:C8	2.46	0.50
16:Q:22:PRO:HD3	16:Q:50:ILE:HD12	1.94	0.50
30:4:31:HIS:C	30:4:33:LEU:H	2.15	0.50
1:A:645:C:H2'	1:A:647:G:C8	2.46	0.50
1:A:1922:G:H2'	1:A:1923:U:C6	2.47	0.50
1:A:2648:G:H2'	1:A:2649:C:C6	2.47	0.50
5:E:134:LEU:O	5:E:138:LEU:HG	2.12	0.50
21:V:74:ASN:HA	21:V:96:PHE:CE1	2.47	0.50
1:A:959:A:H2'	1:A:960:A:C8	2.47	0.50
1:A:1747:U:H2'	1:A:1748:C:C6	2.47	0.50
3:C:91:ILE:HD12	3:C:103:TYR:CD1	2.47	0.50
4:D:181:ASP:HB3	4:D:186:LEU:HB2	1.92	0.50
1:A:320:A:H4'	1:A:322:A:N7	2.27	0.49
1:A:811:U:OP2	12:M:22:GLY:N	2.44	0.49
1:A:2698:U:H2'	1:A:2699:C:C6	2.47	0.49
5:E:149:ILE:HB	5:E:188:MET:HG3	1.94	0.49
1:A:40:U:H2'	1:A:41:C:C6	2.47	0.49
1:A:71:A:H5'	1:A:73:A:C8	2.47	0.49
1:A:1111:A:N3	1:A:1112:G:H1'	2.27	0.49
1:A:1266:G:OP1	27:1:16:ARG:NH2	2.36	0.49
1:A:1995:U:H3'	1:A:1996:C:H2'	1.94	0.49
1:A:2099:U:H2'	1:A:2100:G:C8	2.47	0.49
1:A:2312:U:H2'	6:F:37:ASN:HD21	1.77	0.49
17:R:76:TYR:CZ	17:R:80:ILE:HG13	2.46	0.49
17:R:92:ARG:CG	17:R:92:ARG:NH1	2.73	0.49
5:E:73:ILE:HG22	5:E:78:TRP:CZ3	2.47	0.49
11:L:76:VAL:HG12	16:Q:73:VAL:HB	1.94	0.49
16:Q:27:GLU:OE1	16:Q:29:LYS:HE3	2.12	0.49
1:A:1105:U:H2'	1:A:1106:G:C8	2.47	0.49

*Continued on next page...*

*Continued from previous page...*

Atom-1	Atom-2	Interatomic distance (Å)	Clash overlap (Å)
1:A:1880:U:H2'	1:A:1881:C:C6	2.48	0.49
1:A:2189:U:H6	1:A:2189:U:H5'	1.76	0.49
1:A:2228:G:H2'	1:A:2229:U:C6	2.46	0.49
3:C:180:GLU:OE1	3:C:270:ARG:NH1	2.46	0.49
6:F:104:ILE:HG13	6:F:105:THR:H	1.77	0.49
12:M:56:PRO:O	12:M:60:ARG:HG3	2.12	0.49
16:Q:14:LYS:HE3	16:Q:77:HIS:HA	1.94	0.49
26:O:40:ASP:OD1	26:O:45:ARG:NE	2.46	0.49
1:A:641:U:O2'	1:A:2350:C:OP1	2.24	0.49
1:A:1327:A:H2'	1:A:1328:A:O4'	2.11	0.49
1:A:1794:A:H2'	1:A:1795:C:H6	1.77	0.49
6:F:43:ALA:HB2	6:F:50:LEU:HD21	1.95	0.49
7:G:22:GLN:NE2	7:G:38:ASN:O	2.45	0.49
8:H:26:ALA:HA	8:H:30:LEU:HB2	1.95	0.49
10:K:97:PRO:O	10:K:100:VAL:HG22	2.11	0.49
24:Y:70:GLU:O	24:Y:74:ARG:HG3	2.12	0.49
1:A:1386:C:H2'	1:A:1387:A:C8	2.47	0.49
1:A:1567:G:OP2	3:C:83:TYR:OH	2.24	0.49
1:A:2723:C:H2'	1:A:2724:U:O4'	2.13	0.49
1:A:2783:U:H2'	1:A:2784:U:H6	1.76	0.49
3:C:72:ASP:CG	3:C:189:ARG:HH12	2.15	0.49
6:F:99:PHE:HZ	6:F:154:ILE:HD13	1.78	0.49
6:F:56:ASP:OD2	6:F:135:GLN:HG3	2.13	0.49
8:H:32:PRO:HA	24:Y:39:TRP:CD1	2.47	0.49
8:H:93:SER:OG	8:H:121:VAL:O	2.30	0.49
8:H:100:ALA:HB2	8:H:115:VAL:HG21	1.95	0.49
13:N:53:MET:HE1	13:N:103:TYR:CD2	2.47	0.49
15:P:15:ARG:HH11	15:P:25:ARG:HH11	1.60	0.49
1:A:752:A:H3'	29:3:1:MET:SD	2.53	0.49
1:A:1249:U:H4'	17:R:4:VAL:CG2	2.41	0.49
1:A:1405:U:H2'	1:A:1406:U:C6	2.47	0.49
1:A:2178:C:H2'	1:A:2179:C:C5	2.48	0.49
1:A:2178:C:H2'	1:A:2179:C:C6	2.48	0.49
2:B:91:C:OP1	13:N:19:GLY:N	2.34	0.49
15:P:110:ALA:HB1	15:P:115:LEU:HD12	1.94	0.49
25:Z:26:PHE:O	25:Z:30:MET:HG2	2.13	0.49
1:A:547:A:H3'	1:A:548:G:O4'	2.13	0.49
1:A:699:A:H2'	1:A:700:G:O4'	2.13	0.49
1:A:1069:A:H1'	1:A:1096:A:H4'	1.94	0.49
1:A:2280:G:O2'	1:A:2388:A:N1	2.38	0.49
1:A:2687:U:H2'	1:A:2688:G:O4'	2.12	0.49

*Continued on next page...*



*Continued from previous page...*

Atom-1	Atom-2	Interatomic distance (Å)	Clash overlap (Å)
2:B:49:C:H2'	2:B:50:A:H8	1.78	0.49
27:1:13:ARG:O	27:1:17:ARG:HG3	2.13	0.49
1:A:682:G:H5'	29:3:26:ASN:ND2	2.28	0.49
1:A:2373:G:H2'	1:A:2374:C:C6	2.48	0.49
9:J:44:LYS:O	9:J:48:ILE:HG12	2.13	0.49
20:U:6:ARG:O	20:U:10:VAL:HG23	2.13	0.49
1:A:1065:U:H2'	1:A:1066:U:H6	1.78	0.48
1:A:1318:U:H2'	1:A:1319:C:C6	2.48	0.48
1:A:1424:G:H2'	1:A:1425:G:O4'	2.13	0.48
1:A:1485:U:H2'	1:A:1486:U:H6	1.77	0.48
1:A:2019:A:H2	1:A:2035:G:H22	1.61	0.48
1:A:2114:A:H61	1:A:2170:A:N6	2.10	0.48
1:A:2419:U:H4'	28:2:22:THR:HG21	1.93	0.48
1:A:1045:C:H41	1:A:1111:A:H2'	1.77	0.48
1:A:1131:G:O6	1:A:2024:G:O2'	2.30	0.48
1:A:2155:U:H2'	1:A:2156:G:O4'	2.14	0.48
1:A:2441:U:OP2	1:A:2586:U:O2'	2.26	0.48
1:A:2636:C:H2'	1:A:2637:U:C6	2.48	0.48
1:A:2649:C:H2'	1:A:2650:U:C6	2.48	0.48
6:F:20:PHE:CE2	6:F:165:GLU:HG2	2.47	0.48
18:S:51:VAL:HB	18:S:52:PRO:HD2	1.94	0.48
19:T:73:LYS:HB2	19:T:106:VAL:HB	1.94	0.48
1:A:478:A:N1	1:A:500:G:H4'	2.28	0.48
1:A:936:A:H2'	1:A:937:C:C6	2.48	0.48
1:A:1083:U:H2'	1:A:1085:A:OP2	2.13	0.48
1:A:1096:A:H8	1:A:1096:A:OP2	1.96	0.48
1:A:1667:G:O2'	1:A:1991:U:O4	2.25	0.48
1:A:2662:A:H8	1:A:2662:A:O5'	1.97	0.48
6:F:136:ILE:HG22	6:F:146:VAL:HG21	1.95	0.48
6:F:142:ASP:O	6:F:146:VAL:HG23	2.13	0.48
9:J:121:ILE:O	9:J:125:THR:OG1	2.24	0.48
10:K:4:PHE:CD1	10:K:4:PHE:C	2.85	0.48
10:K:24:THR:HB	10:K:27:ARG:HG2	1.96	0.48
1:A:56:A:H2'	1:A:57:C:O4'	2.14	0.48
1:A:84:A:N1	1:A:98:G:O2'	2.35	0.48
1:A:639:U:H2'	1:A:640:C:H6	1.75	0.48
1:A:1824:G:O3'	3:C:247:PRO:HD3	2.12	0.48
1:A:2030:A:N3	1:A:2499:C:H5''	2.28	0.48
13:N:34:LYS:HD3	22:W:82:TYR:HA	1.94	0.48
14:O:9:GLN:O	14:O:17:ARG:HD3	2.13	0.48
23:X:70:GLU:HG3	23:X:72:LYS:HD3	1.94	0.48

*Continued on next page...*



*Continued from previous page...*

Atom-1	Atom-2	Interatomic distance (Å)	Clash overlap (Å)
1:A:576:U:H2'	1:A:577:G:C8	2.48	0.48
1:A:1338:G:O2'	1:A:1393:A:N1	2.42	0.48
1:A:2395:C:H2'	1:A:2396:G:O4'	2.13	0.48
1:A:2700:A:H2'	1:A:2701:U:H6	1.78	0.48
5:E:129:PRO:HB3	5:E:156:ASN:HA	1.95	0.48
9:J:23:VAL:HG11	9:J:27:LEU:HD23	1.95	0.48
11:L:40:LYS:NZ	11:L:57:VAL:HG12	2.29	0.48
12:M:85:VAL:HG21	12:M:90:VAL:HG22	1.96	0.48
24:Y:64:ILE:HG13	24:Y:68:LEU:CD1	2.43	0.48
25:Z:3:ALA:HB2	25:Z:52:ARG:HD3	1.96	0.48
3:C:29:PRO:HG2	3:C:34:LEU:HD21	1.94	0.48
9:J:95:ASP:N	9:J:95:ASP:OD1	2.46	0.48
16:Q:23:GLY:O	16:Q:110:ILE:HD11	2.13	0.48
19:T:56:ALA:HA	19:T:59:GLU:HG2	1.94	0.48
21:V:7:ARG:HG3	21:V:27:ASN:HA	1.96	0.48
1:A:41:C:H2'	1:A:42:A:O4'	2.14	0.48
1:A:1026:G:H2'	1:A:1027:A:C8	2.49	0.48
1:A:1182:G:H2'	1:A:1183:U:O4'	2.13	0.48
1:A:1442:U:H2'	1:A:1443:U:C6	2.49	0.48
2:B:47:C:OP1	15:P:3:LYS:HE2	2.14	0.48
6:F:102:ARG:HH21	6:F:102:ARG:HG3	1.79	0.48
12:M:98:ALA:HB3	12:M:100:ILE:HD12	1.96	0.48
15:P:62:LEU:CD2	15:P:70:ALA:HA	2.44	0.48
22:W:21:ARG:HA	22:W:25:LYS:O	2.14	0.48
23:X:34:GLY:N	23:X:61:ALA:O	2.38	0.48
1:A:1064:C:H4'	9:J:90:GLY:N	2.29	0.48
1:A:1370:C:H2'	1:A:1371:G:O4'	2.13	0.48
1:A:1486:U:H2'	1:A:1487:U:H6	1.78	0.48
1:A:2047:C:H2'	1:A:2048:G:C8	2.49	0.48
1:A:2065:C:H2'	1:A:2066:C:C6	2.49	0.48
1:A:2689:U:O2	1:A:2713:U:H5''	2.12	0.48
1:A:2840:C:H5''	14:O:53:THR:OG1	2.13	0.48
3:C:146:MET:HE1	3:C:154:LEU:HD11	1.95	0.48
3:C:225:MET:SD	3:C:230:HIS:HB2	2.54	0.48
9:J:130:GLY:HA2	9:J:133:ARG:HG2	1.95	0.48
12:M:48:ARG:NH2	30:4:5:LYS:O	2.42	0.48
1:A:297:G:H2'	1:A:298:G:O4'	2.14	0.48
1:A:395:U:O2'	1:A:396:G:N7	2.41	0.48
1:A:1964:G:H4'	1:A:1965:C:OP2	2.13	0.48
7:G:85:LYS:HG2	7:G:145:ALA:HB2	1.94	0.48
21:V:11:VAL:HG12	21:V:72:ILE:HA	1.96	0.48

*Continued on next page...*

*Continued from previous page...*

Atom-1	Atom-2	Interatomic distance (Å)	Clash overlap (Å)
1:A:207:A:H2'	1:A:208:C:O4'	2.13	0.47
1:A:1125:G:OP2	1:A:1126:A:O2'	2.21	0.47
1:A:1420:A:C5	1:A:2211:A:C5	3.01	0.47
1:A:1486:U:H2'	1:A:1487:U:C6	2.49	0.47
1:A:1881:C:H2'	1:A:1882:U:O4'	2.14	0.47
1:A:2185:U:H2'	1:A:2186:G:H8	1.78	0.47
1:A:2242:G:H2'	1:A:2243:U:O4'	2.14	0.47
1:A:2243:U:H2'	1:A:2244:U:C6	2.49	0.47
1:A:2869:G:H2'	1:A:2870:C:C6	2.49	0.47
8:H:5:LEU:HD13	8:H:13:GLY:CA	2.42	0.47
1:A:191:A:H2'	1:A:192:C:H6	1.79	0.47
1:A:954:G:H5''	13:N:13:HIS:HB3	1.97	0.47
1:A:1060:U:C4	1:A:1062:G:O4'	2.67	0.47
1:A:1808:A:H3'	1:A:1809:A:C8	2.49	0.47
1:A:1838:C:N4	1:A:1898:U:H2'	2.29	0.47
1:A:2377:A:H2'	1:A:2378:A:C8	2.48	0.47
6:F:142:ASP:OD1	6:F:145:LYS:N	2.41	0.47
1:A:134:G:H2'	1:A:135:U:C6	2.49	0.47
1:A:1223:G:N7	18:S:71:LYS:NZ	2.61	0.47
1:A:2747:G:O6	1:A:2755:C:H5''	2.14	0.47
3:C:43:ARG:HA	3:C:48:ARG:O	2.14	0.47
6:F:38:MET:SD	6:F:152:LEU:HB3	2.54	0.47
17:R:72:ASN:HB3	17:R:110:VAL:HG11	1.96	0.47
17:R:86:ALA:HB2	17:R:116:ALA:HB2	1.96	0.47
1:A:863:A:H2'	1:A:864:G:C8	2.50	0.47
1:A:881:G:O6	1:A:895:U:O2	2.31	0.47
5:E:23:PHE:HA	5:E:107:SER:OG	2.14	0.47
7:G:11:VAL:HG12	7:G:48:ASN:O	2.14	0.47
9:J:92:PRO:HB3	9:J:136:GLY:HA3	1.97	0.47
12:M:74:THR:HG22	12:M:107:PHE:HB2	1.97	0.47
22:W:11:GLU:HB3	22:W:16:ALA:CB	2.44	0.47
24:Y:40:VAL:O	24:Y:44:LYS:N	2.48	0.47
27:1:41:HIS:HA	27:1:49:TYR:OH	2.14	0.47
1:A:204:A:H8	1:A:204:A:OP1	1.98	0.47
1:A:1199:U:H2'	1:A:1200:C:C6	2.49	0.47
1:A:1563:U:H2'	1:A:1564:C:C6	2.50	0.47
1:A:1849:G:H2'	1:A:1850:G:H8	1.80	0.47
2:B:66:A:N6	2:B:107:G:H2'	2.28	0.47
7:G:137:ASP:HB3	7:G:140:VAL:HB	1.96	0.47
19:T:46:LEU:O	19:T:50:VAL:HG23	2.14	0.47
1:A:320:A:N3	5:E:163:ASN:ND2	2.61	0.47

*Continued on next page...*

*Continued from previous page...*

Atom-1	Atom-2	Interatomic distance (Å)	Clash overlap (Å)
1:A:1060:U:C1'	1:A:1062:G:C5'	2.92	0.47
1:A:1102:C:H2'	1:A:1103:A:H8	1.78	0.47
1:A:1421:G:C2	1:A:1422:G:C8	3.03	0.47
1:A:1798:U:C5	3:C:271:ARG:CZ	2.97	0.47
1:A:1853:A:H2'	1:A:1854:A:C8	2.50	0.47
1:A:2099:U:H2'	1:A:2100:G:H8	1.79	0.47
2:B:5:U:H2'	2:B:6:G:C8	2.50	0.47
21:V:12:ILE:HG21	21:V:80:ALA:HB2	1.95	0.47
1:A:27:G:H22	1:A:512:G:H1'	1.76	0.47
1:A:45:G:C5'	1:A:46:G:H5'	2.44	0.47
1:A:160:A:N3	1:A:2208:C:O2'	2.40	0.47
1:A:580:U:O3'	17:R:31:VAL:HG13	2.15	0.47
1:A:784:G:H5'	1:A:785:G:OP1	2.15	0.47
1:A:1266:G:OP1	27:1:16:ARG:HD2	2.15	0.47
1:A:1562:U:H2'	1:A:1563:U:O4'	2.15	0.47
1:A:1809:A:H2'	1:A:1810:A:C8	2.50	0.47
1:A:1830:C:H2'	1:A:1831:G:H8	1.80	0.47
1:A:2074:U:H2'	1:A:2075:U:C6	2.48	0.47
1:A:2241:A:H2'	1:A:2242:G:C8	2.50	0.47
1:A:2329:U:H2'	1:A:2330:G:C8	2.50	0.47
1:A:2741:A:H2'	1:A:2742:G:O4'	2.14	0.47
3:C:146:MET:CE	3:C:154:LEU:HD11	2.45	0.47
3:C:210:ALA:HA	3:C:213:TRP:CE3	2.50	0.47
4:D:60:VAL:HG13	4:D:64:GLU:CG	2.44	0.47
8:H:126:GLY:H	8:H:146:VAL:HG23	1.79	0.47
9:J:80:LYS:HG3	9:J:86:LYS:HA	1.96	0.47
10:K:15:TRP:HB3	10:K:137:PRO:HB3	1.97	0.47
10:K:76:HIS:CE1	10:K:85:LYS:HB2	2.50	0.47
11:L:105:ARG:HH11	11:L:108:ARG:HH21	1.61	0.47
1:A:308:G:H2'	1:A:309:A:C8	2.50	0.47
1:A:686:U:H2'	1:A:788:A:N1	2.30	0.47
1:A:754:U:H2'	1:A:755:U:C6	2.50	0.47
1:A:869:G:H2'	1:A:870:U:O4'	2.14	0.47
1:A:1066:U:P	1:A:1073:A:H61	2.37	0.47
1:A:1357:C:H2'	1:A:1358:G:O4'	2.14	0.47
1:A:2079:U:O2'	24:Y:23:ASN:OD1	2.31	0.47
1:A:2656:U:O2	1:A:2657:A:C8	2.68	0.47
1:A:651:G:OP1	30:4:19:LYS:HB2	2.14	0.47
1:A:2800:A:C2	1:A:2895:G:H1'	2.50	0.47
2:B:52:A:N7	15:P:64:TYR:OH	2.29	0.47
6:F:101:GLU:O	6:F:105:THR:HB	2.14	0.47

*Continued on next page...*

*Continued from previous page...*

Atom-1	Atom-2	Interatomic distance (Å)	Clash overlap (Å)
9:J:122:GLU:O	9:J:126:ARG:HG2	2.15	0.47
9:J:129:GLU:HB3	9:J:133:ARG:HH21	1.80	0.47
1:A:193:U:O3'	1:A:803:U:H4'	2.15	0.47
1:A:918:A:H5''	2:B:97:C:O2'	2.15	0.47
1:A:2897:U:H2'	1:A:2898:U:C6	2.49	0.47
8:H:125:THR:HA	8:H:146:VAL:HG23	1.96	0.47
9:J:91:LYS:HG2	9:J:94:LYS:HB2	1.97	0.47
10:K:104:ALA:O	10:K:108:MET:HG3	2.15	0.47
19:T:29:VAL:HB	19:T:55:ILE:HD11	1.97	0.47
23:X:41:ARG:HA	23:X:41:ARG:HD3	1.44	0.47
1:A:555:G:HO2'	1:A:556:A:H8	1.57	0.46
1:A:2646:C:H2'	1:A:2647:U:O4'	2.14	0.46
4:D:38:LYS:NZ	4:D:81:GLU:OE2	2.41	0.46
7:G:11:VAL:HG22	7:G:15:VAL:HB	1.97	0.46
14:O:55:ALA:HA	14:O:80:PHE:CE2	2.50	0.46
20:U:10:VAL:HG13	20:U:38:ALA:HB1	1.97	0.46
28:2:13:SER:OG	28:2:40:ASP:OD2	2.26	0.46
31:5:16:ILE:HD13	31:5:25:VAL:HG22	1.97	0.46
1:A:328:U:O3'	21:V:66:GLN:HG3	2.15	0.46
1:A:439:A:H2'	1:A:440:C:O4'	2.16	0.46
1:A:532:A:N1	1:A:2020:A:H1'	2.30	0.46
1:A:594:U:H2'	1:A:595:C:H6	1.79	0.46
1:A:1205:A:N7	5:E:165:HIS:CE1	2.83	0.46
1:A:1354:A:H2'	1:A:1355:G:O4'	2.15	0.46
1:A:1928:A:H2'	1:A:1929:G:O4'	2.15	0.46
6:F:34:ILE:HG12	6:F:156:ILE:HG13	1.97	0.46
7:G:9:VAL:O	7:G:50:LEU:N	2.44	0.46
9:J:100:ILE:O	9:J:140:GLU:N	2.35	0.46
1:A:1:G:H2'	1:A:2:G:C8	2.47	0.46
1:A:36:G:N3	1:A:450:G:O2'	2.48	0.46
1:A:323:C:C4	1:A:333:G:C8	3.04	0.46
1:A:1071:G:H22	1:A:1090:A:N6	2.13	0.46
1:A:1798:U:H5	3:C:271:ARG:NH2	2.13	0.46
1:A:2895:G:H2'	1:A:2896:C:C6	2.51	0.46
4:D:178:VAL:N	4:D:188:LEU:O	2.44	0.46
9:J:116:MET:HG3	9:J:117:THR:H	1.79	0.46
15:P:35:ILE:HG21	15:P:71:ALA:HA	1.98	0.46
22:W:38:LEU:HD21	22:W:65:VAL:HG21	1.97	0.46
1:A:396:G:H1'	24:Y:29:PHE:HB3	1.96	0.46
1:A:2545:G:H2'	1:A:2546:U:O4'	2.14	0.46
4:D:15:PHE:N	16:Q:12:GLN:OE1	2.48	0.46

*Continued on next page...*

*Continued from previous page...*

Atom-1	Atom-2	Interatomic distance (Å)	Clash overlap (Å)
5:E:111:GLU:O	5:E:115:GLN:HG3	2.16	0.46
9:J:56:VAL:HG23	9:J:70:THR:HA	1.96	0.46
1:A:271:G:H4'	1:A:272:A:OP1	2.15	0.46
1:A:2849:U:O4	16:Q:21:ARG:NH2	2.48	0.46
2:B:29:A:OP2	15:P:31:THR:HG23	2.15	0.46
4:D:56:LYS:HB2	4:D:59:ARG:HB2	1.97	0.46
21:V:41:LEU:HD13	21:V:60:GLU:OE2	2.15	0.46
23:X:38:VAL:HG12	23:X:59:LEU:HB2	1.98	0.46
1:A:6:A:H2'	1:A:7:G:C8	2.50	0.46
1:A:540:C:H2'	1:A:541:A:C8	2.50	0.46
1:A:1011:G:OP1	17:R:75:SER:HB2	2.15	0.46
8:H:1:MET:N	8:H:21:VAL:O	2.31	0.46
19:T:82:MET:HB2	19:T:98:LYS:HB2	1.97	0.46
19:T:84:ARG:O	19:T:95:ARG:HA	2.16	0.46
1:A:165:A:H2'	1:A:166:U:O4'	2.15	0.46
1:A:182:A:H2'	1:A:183:C:C6	2.49	0.46
1:A:744:U:H5''	1:A:1658:C:H5''	1.97	0.46
1:A:839:U:H2'	1:A:840:C:H6	1.81	0.46
1:A:1055:G:H3'	1:A:1056:G:H8	1.81	0.46
1:A:1470:A:H2'	1:A:1471:G:O4'	2.15	0.46
1:A:1773:A:N7	1:A:1829:A:H1'	2.31	0.46
1:A:2297:A:C2	1:A:2321:U:H5	2.32	0.46
9:J:32:VAL:HB	9:J:58:ILE:HD11	1.98	0.46
12:M:132:ARG:HG3	12:M:142:ILE:HD12	1.98	0.46
19:T:80:PRO:O	19:T:100:THR:OG1	2.26	0.46
25:Z:28:LEU:HD22	25:Z:37:LEU:HD13	1.98	0.46
26:O:47:MET:HB2	26:O:47:MET:HE3	1.71	0.46
1:A:141:G:H5'	1:A:142:A:C8	2.50	0.46
1:A:532:A:H4'	1:A:533:G:C8	2.51	0.46
1:A:632:A:H2'	1:A:633:A:C8	2.50	0.46
1:A:995:C:N4	10:K:2:LYS:HG3	2.31	0.46
1:A:1282:U:H2'	1:A:1283:G:O4'	2.16	0.46
1:A:2543:G:H2'	1:A:2544:G:O4'	2.16	0.46
1:A:2590:A:H2'	1:A:2591:C:C6	2.51	0.46
8:H:103:VAL:HG21	8:H:132:PHE:HZ	1.80	0.46
11:L:108:ARG:HG3	11:L:113:MET:HE1	1.97	0.46
28:2:25:LYS:HE2	28:2:30:LYS:O	2.15	0.46
1:A:208:C:H2'	1:A:209:C:C6	2.51	0.46
1:A:828:U:H4'	1:A:831:G:N1	2.31	0.46
1:A:1062:G:C2	1:A:1077:A:N3	2.84	0.46
1:A:1269:A:H2'	1:A:1270:C:C6	2.51	0.46

*Continued on next page...*

*Continued from previous page...*

Atom-1	Atom-2	Interatomic distance (Å)	Clash overlap (Å)
2:B:8:C:OP1	15:P:15:ARG:NH2	2.49	0.46
3:C:145:GLU:HB2	3:C:188:CYS:HB3	1.98	0.46
3:C:175:ARG:HD3	3:C:181:MET:CE	2.46	0.46
1:A:1141:U:H4'	1:A:1142:A:O4'	2.16	0.46
1:A:1796:U:H2'	1:A:1797:G:H8	1.81	0.46
1:A:1963:U:O5'	1:A:1963:U:H6	1.97	0.46
1:A:2078:C:H2'	1:A:2079:U:C6	2.51	0.46
18:S:2:TYR:CZ	18:S:42:ALA:HB3	2.50	0.46
1:A:881:G:N2	1:A:882:G:C4	2.84	0.45
1:A:1102:C:H2'	1:A:1103:A:C8	2.51	0.45
1:A:1779:U:OP2	1:A:1784:A:N6	2.40	0.45
1:A:1858:A:H2'	1:A:1859:U:O4'	2.17	0.45
1:A:2334:U:C4	15:P:16:ARG:HG3	2.52	0.45
1:A:2480:C:H2'	1:A:2481:G:O4'	2.17	0.45
6:F:8:TYR:O	6:F:13:VAL:HG23	2.16	0.45
10:K:81:ILE:HG13	10:K:82:GLY:H	1.81	0.45
1:A:36:G:H4'	1:A:451:U:C2	2.50	0.45
1:A:852:U:H2'	1:A:853:C:C6	2.52	0.45
1:A:2050:C:O2'	4:D:146:ILE:HG21	2.15	0.45
1:A:2066:C:O2'	1:A:2067:G:H5'	2.16	0.45
1:A:2625:G:H2'	1:A:2626:C:O4'	2.15	0.45
9:J:6:ALA:HB3	9:J:60:VAL:HG12	1.98	0.45
20:U:64:LYS:HA	20:U:79:ASP:OD1	2.16	0.45
1:A:155:A:H2'	1:A:156:A:C8	2.50	0.45
1:A:732:C:H2'	1:A:733:G:O4'	2.16	0.45
1:A:766:U:H2'	1:A:767:U:C6	2.51	0.45
1:A:851:C:H2'	1:A:852:U:H6	1.80	0.45
1:A:1076:C:H3'	1:A:1077:A:H8	1.81	0.45
1:A:1131:G:OP1	10:K:82:GLY:HA2	2.16	0.45
1:A:1721:G:C2	1:A:1738:G:C4	3.05	0.45
1:A:1870:C:H3'	1:A:1871:A:C8	2.51	0.45
1:A:1915:U:C4	1:A:1916:A:C5	3.05	0.45
4:D:62:LYS:N	4:D:63:PRO:CD	2.80	0.45
1:A:3:U:H2'	1:A:4:U:C6	2.52	0.45
1:A:756:A:H2'	1:A:757:G:O4'	2.16	0.45
1:A:1130:U:C2	1:A:2025:C:H5''	2.51	0.45
1:A:2019:A:H4'	17:R:34:VAL:HG21	1.98	0.45
3:C:199:GLU:H	3:C:199:GLU:CD	2.18	0.45
4:D:4:LEU:HD23	4:D:4:LEU:HA	1.74	0.45
12:M:56:PRO:HD2	12:M:59:ARG:HG3	1.97	0.45
1:A:135:U:H2'	1:A:136:G:O4'	2.17	0.45

*Continued on next page...*

*Continued from previous page...*

Atom-1	Atom-2	Interatomic distance (Å)	Clash overlap (Å)
1:A:910:A:N3	1:A:2264:C:O2'	2.41	0.45
1:A:1114:C:O2'	1:A:1115:G:H5'	2.16	0.45
1:A:2153:C:H2'	1:A:2154:A:H8	1.82	0.45
1:A:2819:G:H2'	1:A:2821:A:N7	2.32	0.45
1:A:2852:G:H2'	1:A:2853:C:O4'	2.17	0.45
3:C:227:PRO:HD3	3:C:234:GLY:CA	2.47	0.45
4:D:156:PHE:CB	10:K:81:ILE:HG22	2.46	0.45
6:F:173:PHE:O	6:F:175:PHE:N	2.43	0.45
13:N:111:GLU:HG2	13:N:112:LEU:N	2.31	0.45
19:T:17:VAL:HA	19:T:43:ALA:HB1	1.97	0.45
30:4:31:HIS:C	30:4:33:LEU:N	2.70	0.45
1:A:323:C:H6	1:A:1205:A:C2	2.35	0.45
1:A:1196:C:H2'	1:A:1197:G:O4'	2.16	0.45
1:A:1231:U:H2'	1:A:1232:G:H8	1.81	0.45
1:A:1710:G:H4'	1:A:2858:C:O2	2.17	0.45
1:A:2570:G:H2'	1:A:2571:U:O4'	2.16	0.45
1:A:2810:A:H4'	4:D:62:LYS:HD3	1.99	0.45
1:A:2818:U:H2'	1:A:2819:G:C8	2.51	0.45
6:F:104:ILE:HD12	6:F:176:PRO:HD3	1.98	0.45
19:T:74:ILE:O	19:T:74:ILE:HG12	2.16	0.45
24:Y:31:PRO:HG2	24:Y:33:LEU:HG	1.99	0.45
30:4:62:LEU:HB3	30:4:65:ALA:HB3	1.99	0.45
1:A:270:A:C2	1:A:370:G:C5	3.05	0.45
1:A:353:C:H2'	1:A:354:A:H8	1.81	0.45
1:A:528:A:C2	1:A:2043:C:C4'	2.99	0.45
1:A:686:U:O4	29:3:12:ARG:HB2	2.17	0.45
1:A:1429:G:H2'	1:A:1430:G:H8	1.81	0.45
1:A:1683:U:H2'	1:A:1684:G:C8	2.52	0.45
1:A:2307:G:H4'	1:A:2308:G:O5'	2.17	0.45
1:A:2558:C:H2'	1:A:2559:C:O4'	2.17	0.45
1:A:2839:G:OP1	14:O:46:ARG:HD2	2.17	0.45
6:F:38:MET:HB2	6:F:87:CYS:SG	2.57	0.45
8:H:42:LYS:HA	8:H:45:GLU:HG3	1.98	0.45
8:H:46:PHE:HD2	8:H:51:ARG:HE	1.63	0.45
13:N:36:VAL:HG13	22:W:82:TYR:CD2	2.52	0.45
1:A:235:U:H2'	1:A:236:C:H6	1.82	0.45
1:A:337:C:H2'	1:A:338:G:O4'	2.16	0.45
1:A:353:C:H2'	1:A:354:A:C8	2.52	0.45
1:A:717:C:H3'	1:A:718:A:H8	1.82	0.45
1:A:2063:C:O2	1:A:2450:A:N1	2.50	0.45
1:A:2843:G:H2'	1:A:2844:G:O4'	2.17	0.45

*Continued on next page...*



*Continued from previous page...*

Atom-1	Atom-2	Interatomic distance (Å)	Clash overlap (Å)
1:A:18:U:OP1	17:R:30:ARG:NH2	2.50	0.45
1:A:358:U:H2'	1:A:359:G:H8	1.82	0.45
1:A:954:G:OP2	13:N:16:ARG:NH1	2.49	0.45
1:A:1069:A:C1'	1:A:1096:A:H4'	2.47	0.45
1:A:1427:A:H4'	1:A:1428:C:O4'	2.17	0.45
3:C:25:HIS:CG	3:C:80:ARG:HD2	2.51	0.45
3:C:25:HIS:HB3	3:C:82:GLU:HG2	1.99	0.45
8:H:4:ILE:HG23	8:H:39:ALA:HB2	1.98	0.45
28:2:11:LEU:HD21	28:2:34:LEU:HD23	1.98	0.45
1:A:61:C:OP2	25:Z:47:ARG:NH1	2.42	0.45
1:A:638:G:H2'	1:A:639:U:O4'	2.17	0.45
1:A:1849:G:H2'	1:A:1850:G:C8	2.52	0.45
1:A:2119:A:N6	1:A:2167:U:H1'	2.32	0.45
1:A:2455:G:H2'	1:A:2456:C:C6	2.52	0.45
1:A:2657:A:H61	1:A:2665:A:H2'	1.81	0.45
2:B:75:G:H5''	22:W:12:GLN:OE1	2.17	0.45
8:H:30:LEU:HB3	8:H:36:ALA:HB3	1.99	0.45
10:K:111:LYS:HD3	10:K:111:LYS:HA	1.64	0.45
18:S:51:VAL:HB	18:S:52:PRO:CD	2.47	0.45
19:T:109:ASP:N	19:T:109:ASP:OD1	2.48	0.45
1:A:91:A:H8	1:A:91:A:OP1	2.00	0.44
1:A:197:A:N6	1:A:2430:A:H2'	2.32	0.44
1:A:208:C:H2'	1:A:209:C:H6	1.82	0.44
1:A:288:U:C2	1:A:289:G:C8	3.05	0.44
1:A:909:A:H2'	1:A:912:C:C5	2.52	0.44
1:A:969:G:H2'	1:A:970:U:C6	2.52	0.44
1:A:1104:C:H2'	1:A:1105:U:C6	2.51	0.44
1:A:1210:G:OP1	1:A:1211:C:O2'	2.23	0.44
1:A:1484:U:H2'	1:A:1485:U:C6	2.51	0.44
1:A:1842:G:H2'	1:A:1843:C:C6	2.52	0.44
1:A:2590:A:H2'	1:A:2591:C:H6	1.81	0.44
1:A:2657:A:N6	1:A:2666:C:C5	2.85	0.44
1:A:2834:G:H2'	1:A:2879:A:H61	1.81	0.44
1:A:2900:A:H2'	1:A:2901:C:O4'	2.17	0.44
2:B:111:U:H2'	2:B:112:G:H8	1.82	0.44
3:C:105:LEU:HD11	3:C:156:ARG:CG	2.46	0.44
6:F:22:TYR:HB2	6:F:27:GLN:OE1	2.17	0.44
9:J:36:GLU:HG3	9:J:36:GLU:O	2.17	0.44
1:A:413:C:H2'	1:A:414:C:H6	1.83	0.44
1:A:1045:C:N4	1:A:1111:A:H2'	2.31	0.44
1:A:1614:A:C2	19:T:93:ALA:HB2	2.52	0.44

*Continued on next page...*



*Continued from previous page...*

Atom-1	Atom-2	Interatomic distance (Å)	Clash overlap (Å)
1:A:2661:G:H2'	1:A:2662:A:C8	2.52	0.44
8:H:15:LEU:HD12	8:H:47:PHE:HZ	1.81	0.44
1:A:156:A:H2'	1:A:157:C:C6	2.52	0.44
1:A:1055:G:H5''	1:A:1056:G:OP2	2.17	0.44
1:A:1223:G:N2	1:A:1226:A:OP2	2.44	0.44
1:A:1920:C:H2'	1:A:1921:G:C8	2.52	0.44
1:A:2127:G:H2'	1:A:2128:G:H8	1.78	0.44
6:F:74:VAL:HG12	6:F:79:ILE:HD11	1.99	0.44
9:J:72:THR:HG21	9:J:112:LYS:HG2	1.99	0.44
25:Z:32:ALA:HB2	25:Z:37:LEU:HD23	1.98	0.44
1:A:247:G:H4'	1:A:386:G:C5	2.51	0.44
1:A:1013:C:H2'	1:A:1014:A:H8	1.82	0.44
1:A:2311:A:C2	6:F:77:PHE:HB3	2.53	0.44
1:A:2443:C:H2'	1:A:2444:G:C8	2.52	0.44
3:C:108:LYS:HA	3:C:196:GLY:HA3	1.98	0.44
6:F:11:GLU:HB3	6:F:15:LYS:NZ	2.32	0.44
6:F:129:SER:HB2	6:F:155:THR:HG23	1.98	0.44
7:G:76:VAL:O	7:G:80:THR:HG22	2.17	0.44
8:H:135:HIS:HD1	8:H:137:GLU:CD	2.21	0.44
17:R:90:ILE:HG22	17:R:95:LEU:HG	2.00	0.44
1:A:679:C:H2'	1:A:680:C:C6	2.52	0.44
1:A:729:G:C5	3:C:207:LYS:HB2	2.53	0.44
1:A:910:A:N1	1:A:2277:G:H1'	2.32	0.44
1:A:1066:U:O5'	1:A:1073:A:N6	2.50	0.44
1:A:1072:C:H42	1:A:1092:C:N4	2.15	0.44
1:A:1825:U:H2'	1:A:1826:G:C8	2.53	0.44
1:A:2071:A:H2'	1:A:2072:C:C6	2.53	0.44
1:A:2153:C:H2'	1:A:2154:A:C8	2.53	0.44
1:A:2812:G:H2'	1:A:2813:A:C8	2.53	0.44
9:J:79:LEU:HD12	9:J:79:LEU:O	2.17	0.44
10:K:102:GLU:HG2	10:K:119:PHE:CZ	2.52	0.44
21:V:33:LYS:HB3	21:V:64:ALA:HB1	2.00	0.44
28:2:17:THR:HG21	28:2:42:VAL:HB	1.99	0.44
1:A:235:U:H2'	1:A:236:C:C6	2.52	0.44
1:A:1006:C:H1'	10:K:108:MET:HB3	1.99	0.44
1:A:1432:G:O2'	1:A:1433:A:H5'	2.18	0.44
1:A:1973:G:H2'	1:A:1974:C:O4'	2.17	0.44
3:C:53:HIS:HB3	3:C:217:ARG:O	2.17	0.44
7:G:133:LEU:O	7:G:141:ILE:HD11	2.17	0.44
10:K:58:ASN:HA	10:K:126:ALA:O	2.17	0.44
10:K:125:TYR:OH	10:K:132:HIS:NE2	2.44	0.44

*Continued on next page...*

*Continued from previous page...*

Atom-1	Atom-2	Interatomic distance (Å)	Clash overlap (Å)
1:A:225:C:H2'	1:A:226:A:O4'	2.17	0.44
1:A:265:A:H4'	1:A:266:G:OP1	2.18	0.44
1:A:528:A:C8	1:A:528:A:H3'	2.52	0.44
1:A:1363:C:O2'	1:A:1809:A:N3	2.41	0.44
1:A:2491:U:HO2'	1:A:2492:U:H5	1.66	0.44
1:A:2751:G:C2	7:G:3:ARG:NH2	2.86	0.44
3:C:23:GLU:OE1	3:C:81:LEU:HD22	2.18	0.44
3:C:37:ASN:HB2	3:C:62:TYR:HB2	2.00	0.44
8:H:101:ASP:O	8:H:104:THR:HB	2.18	0.44
25:Z:58:ASN:O	25:Z:58:ASN:ND2	2.50	0.44
1:A:483:A:C8	21:V:45:HIS:HD2	2.36	0.44
1:A:657:U:H2'	1:A:658:U:C6	2.53	0.44
1:A:814:C:H2'	1:A:815:C:H6	1.82	0.44
1:A:861:A:H2'	1:A:862:G:O4'	2.17	0.44
1:A:1007:C:OP1	10:K:37:ARG:NH2	2.51	0.44
1:A:1072:C:H42	1:A:1092:C:H41	1.66	0.44
1:A:1515:A:H3'	1:A:1516:G:H8	1.83	0.44
1:A:2291:U:H2'	1:A:2292:U:H6	1.80	0.44
1:A:2522:U:O2'	1:A:2647:U:OP1	2.26	0.44
7:G:154:PRO:HA	7:G:160:LYS:O	2.18	0.44
1:A:278:A:OP2	1:A:361:G:N1	2.50	0.44
1:A:546:U:OP1	1:A:546:U:H3'	2.17	0.44
1:A:782:A:N7	3:C:220:VAL:HG21	2.33	0.44
1:A:1268:A:H2'	1:A:1269:A:O4'	2.18	0.44
1:A:1289:C:H2'	1:A:1290:C:C6	2.53	0.44
1:A:1736:U:H2'	1:A:1737:G:O4'	2.18	0.44
1:A:2108:A:N1	1:A:2182:U:N3	2.65	0.44
1:A:2182:U:HO2'	1:A:2183:A:H8	1.66	0.44
1:A:2814:A:H2'	1:A:2815:C:C6	2.53	0.44
15:P:38:GLN:HB2	15:P:47:VAL:HG21	1.98	0.44
23:X:47:ALA:HB1	23:X:51:VAL:O	2.18	0.44
1:A:257:C:H2'	1:A:258:G:O4'	2.18	0.43
1:A:570:G:H2'	1:A:2030:A:N7	2.33	0.43
1:A:2131:U:H4'	1:A:2133:G:H5''	2.00	0.43
1:A:2667:C:H1'	7:G:109:PHE:CD1	2.52	0.43
6:F:135:GLN:HB3	6:F:150:ARG:O	2.18	0.43
8:H:82:SER:OG	8:H:94:ILE:HD11	2.18	0.43
22:W:11:GLU:HB3	22:W:16:ALA:HB1	2.00	0.43
24:Y:39:TRP:NE1	24:Y:41:GLU:HG2	2.32	0.43
28:2:10:LYS:HE2	28:2:20:PHE:CD2	2.53	0.43
1:A:499:U:H2'	1:A:500:G:O4'	2.18	0.43

*Continued on next page...*

*Continued from previous page...*

Atom-1	Atom-2	Interatomic distance (Å)	Clash overlap (Å)
1:A:1496:A:H2'	1:A:1498:C:C4	2.53	0.43
2:B:104:A:H2'	2:B:105:G:O4'	2.18	0.43
11:L:23:LYS:HA	11:L:23:LYS:HD3	1.83	0.43
15:P:28:VAL:HG11	15:P:103:VAL:HG13	2.00	0.43
18:S:14:VAL:HG21	18:S:98:ILE:HD13	2.00	0.43
1:A:358:U:C2	1:A:359:G:C8	3.05	0.43
1:A:744:U:H2'	1:A:745:1MG:O4'	2.18	0.43
1:A:882:G:C5	1:A:883:G:C8	3.07	0.43
1:A:933:A:H5'	1:A:934:U:OP2	2.18	0.43
1:A:1020:A:N1	1:A:1141:U:O2'	2.42	0.43
1:A:1657:U:H2'	1:A:1658:C:C6	2.54	0.43
1:A:1901:A:OP2	3:C:253:LYS:NZ	2.32	0.43
1:A:2031:A:C6	1:A:2498:OMC:H1'	2.53	0.43
1:A:2697:G:H2'	1:A:2698:U:O4'	2.17	0.43
3:C:156:ARG:O	3:C:156:ARG:HG2	2.17	0.43
14:O:100:CYS:HA	27:1:43:ILE:HG12	2.00	0.43
20:U:11:LEU:HD22	20:U:46:ALA:HB1	2.00	0.43
1:A:2:G:H2'	1:A:3:U:C6	2.53	0.43
1:A:68:G:H2'	1:A:69:C:O4'	2.18	0.43
1:A:413:C:H2'	1:A:414:C:C6	2.53	0.43
1:A:684:G:C6	1:A:774:G:C4	3.05	0.43
1:A:1140:C:H5'	10:K:26:GLY:HA3	2.00	0.43
1:A:1607:C:H4'	1:A:1608:A:O5'	2.18	0.43
1:A:1676:A:H2'	1:A:1677:A:O4'	2.18	0.43
1:A:1847:A:H8	1:A:1847:A:OP2	2.01	0.43
1:A:2214:C:C2'	1:A:2215:C:H5'	2.48	0.43
1:A:2361:G:OP1	30:4:27:ALA:N	2.39	0.43
1:A:2652:C:H2'	1:A:2653:U:O4'	2.17	0.43
2:B:48:U:H2'	2:B:49:C:C6	2.53	0.43
6:F:8:TYR:HB2	6:F:173:PHE:HZ	1.83	0.43
7:G:38:ASN:HD21	7:G:64:GLN:CD	2.22	0.43
11:L:105:ARG:HH11	11:L:108:ARG:NH2	2.17	0.43
22:W:72:VAL:HB	22:W:91:PHE:HB3	1.99	0.43
1:A:451:U:H2'	1:A:453:A:N7	2.34	0.43
1:A:996:A:O2'	17:R:91:ASP:OD1	2.36	0.43
1:A:1214:A:H4'	1:A:1239:G:H4'	1.99	0.43
1:A:1323:C:O5'	1:A:1323:C:H6	2.01	0.43
1:A:1484:U:H2'	1:A:1485:U:H6	1.83	0.43
1:A:2290:G:H2'	1:A:2291:U:O4'	2.19	0.43
1:A:2662:A:H2'	1:A:2663:G:O4'	2.17	0.43
1:A:2792:A:H3'	1:A:2793:C:H5''	2.00	0.43

*Continued on next page...*

*Continued from previous page...*

Atom-1	Atom-2	Interatomic distance (Å)	Clash overlap (Å)
3:C:93:LEU:HD11	3:C:101:ARG:HB3	2.00	0.43
3:C:175:ARG:HH11	3:C:181:MET:HE1	1.82	0.43
8:H:135:HIS:ND1	8:H:137:GLU:OE1	2.49	0.43
16:Q:33:VAL:HG12	16:Q:38:LYS:HG2	2.00	0.43
1:A:646:U:H3'	1:A:647:G:H5''	2.01	0.43
1:A:649:G:H2'	1:A:650:C:O4'	2.19	0.43
1:A:1059:G:C8	1:A:1060:U:H2'	2.54	0.43
1:A:1447:C:H2'	1:A:1448:G:C8	2.54	0.43
2:B:5:U:H2'	2:B:6:G:H8	1.82	0.43
6:F:61:SER:HB2	6:F:91:LEU:HD21	1.99	0.43
12:M:123:ARG:HG2	12:M:143:GLU:HG3	2.01	0.43
16:Q:7:GLN:O	16:Q:11:GLU:HG3	2.18	0.43
24:Y:38:PHE:HZ	24:Y:51:VAL:HG11	1.84	0.43
27:1:40:ARG:HG3	27:1:41:HIS:ND1	2.33	0.43
1:A:84:A:N3	1:A:85:G:H1'	2.33	0.43
1:A:278:A:N1	1:A:361:G:O2'	2.50	0.43
1:A:645:C:H2'	1:A:647:G:N7	2.34	0.43
1:A:646:U:C4	1:A:2368:C:H1'	2.54	0.43
1:A:1096:A:H2'	1:A:1097:U:O4'	2.19	0.43
1:A:1506:U:H2'	1:A:1507:C:C6	2.54	0.43
1:A:1542:U:H2'	1:A:1543:G:C8	2.53	0.43
1:A:1869:G:H5'	1:A:1870:C:OP2	2.18	0.43
1:A:2316:G:O2'	6:F:125:ARG:NH2	2.51	0.43
1:A:2379:G:H4'	15:P:21:LEU:HD11	1.99	0.43
2:B:106:G:H2'	2:B:107:G:O4'	2.19	0.43
4:D:124:ARG:HD2	4:D:165:MET:HB2	1.99	0.43
11:L:9:ASN:O	11:L:83:ALA:HA	2.19	0.43
1:A:290:U:H2'	1:A:291:G:O4'	2.18	0.43
1:A:370:G:C8	1:A:370:G:O5'	2.72	0.43
1:A:482:A:P	21:V:47:LYS:HZ3	2.39	0.43
1:A:693:A:O2'	1:A:1353:A:N3	2.44	0.43
1:A:828:U:H2'	1:A:829:A:C8	2.54	0.43
1:A:1188:U:O2'	1:A:1189:A:H5'	2.19	0.43
1:A:1379:U:H4'	1:A:1380:G:OP1	2.19	0.43
1:A:1414:C:N4	1:A:1415:U:O4	2.52	0.43
1:A:1545:A:H2'	1:A:1546:G:O4'	2.19	0.43
1:A:1805:A:N3	3:C:50:THR:HG23	2.33	0.43
1:A:2123:G:H2'	1:A:2124:G:C8	2.54	0.43
1:A:2346:A:H3'	1:A:2347:C:H5''	2.00	0.43
9:J:60:VAL:HA	9:J:66:PHE:HB2	2.01	0.43
15:P:39:VAL:HB	15:P:49:VAL:HG22	2.01	0.43

*Continued on next page...*

*Continued from previous page...*

Atom-1	Atom-2	Interatomic distance (Å)	Clash overlap (Å)
23:X:77:ARG:HB2	23:X:79:PHE:CE1	2.52	0.43
1:A:61:C:P	25:Z:47:ARG:HH12	2.41	0.43
1:A:95:A:H4'	25:Z:38:GLN:O	2.19	0.43
1:A:185:G:H4'	1:A:218:A:H4'	2.00	0.43
1:A:270:A:C2	1:A:370:G:C6	3.07	0.43
1:A:967:U:H2'	1:A:968:C:C6	2.54	0.43
1:A:1751:U:H2'	1:A:1752:C:C6	2.53	0.43
1:A:2150:C:H5''	1:A:2151:U:OP2	2.18	0.43
1:A:2343:U:HO2'	1:A:2373:G:HO2'	1.63	0.43
1:A:2690:U:O2'	1:A:2872:A:H1'	2.19	0.43
1:A:2774:C:H2'	1:A:2775:G:O4'	2.18	0.43
4:D:104:VAL:O	4:D:177:VAL:HG11	2.19	0.43
11:L:41:ILE:HD13	11:L:60:ALA:HB2	2.01	0.43
12:M:56:PRO:HD2	12:M:59:ARG:HB2	2.01	0.43
13:N:30:SER:H	13:N:106:ASP:HB3	1.83	0.43
1:A:6:A:H2'	1:A:7:G:H8	1.84	0.43
1:A:71:A:H5''	1:A:72:U:H3'	2.00	0.43
1:A:126:A:O5'	29:3:19:ARG:HG3	2.18	0.43
1:A:755:U:H2'	1:A:756:A:C8	2.54	0.43
1:A:1025:G:H1'	1:A:1135:C:O5'	2.19	0.43
1:A:1093:G:H1'	1:A:1099:G:N2	2.34	0.43
1:A:1812:U:H2'	1:A:1813:G:H8	1.83	0.43
1:A:1887:C:H2'	1:A:1888:G:O4'	2.19	0.43
1:A:2189:U:C6	1:A:2189:U:C4'	3.01	0.43
1:A:2251:OMG:H1'	1:A:2251:OMG:HM23	1.56	0.43
2:B:7:G:OP1	15:P:4:LYS:HE2	2.19	0.43
6:F:67:ILE:CG2	6:F:84:PRO:HB3	2.48	0.43
16:Q:10:GLN:C	16:Q:12:GLN:H	2.22	0.43
1:A:141:G:N2	20:U:1:MET:HG2	2.34	0.42
1:A:289:G:C2	1:A:352:A:C2	3.07	0.42
1:A:569:U:O2'	1:A:983:A:N1	2.45	0.42
1:A:666:A:H2'	1:A:667:U:C6	2.53	0.42
1:A:1024:G:HO2'	1:A:1144:A:HO2'	1.66	0.42
1:A:1152:C:H2'	1:A:1153:C:H6	1.84	0.42
1:A:1534:U:H1'	1:A:1538:G:H1	1.82	0.42
1:A:1795:C:H2'	1:A:1796:U:O4'	2.19	0.42
1:A:2591:C:H2'	1:A:2592:G:H8	1.82	0.42
9:J:74:PRO:HD2	9:J:77:VAL:HG22	2.01	0.42
15:P:28:VAL:HG12	15:P:93:ASP:O	2.19	0.42
21:V:94:ARG:O	21:V:103:ILE:HG12	2.19	0.42
28:2:8:LYS:HE2	28:2:8:LYS:HB2	1.83	0.42

*Continued on next page...*

*Continued from previous page...*

Atom-1	Atom-2	Interatomic distance (Å)	Clash overlap (Å)
1:A:743:A:OP1	4:D:135:GLY:HA2	2.19	0.42
1:A:760:G:H2'	1:A:761:A:O4'	2.19	0.42
1:A:788:A:OP1	1:A:790:U:H5	2.02	0.42
1:A:1786:A:H1'	1:A:1938:A:N6	2.34	0.42
1:A:2142:A:H2'	1:A:2143:C:O4'	2.18	0.42
1:A:2702:G:H2'	1:A:2703:C:C6	2.54	0.42
1:A:2727:A:C2'	1:A:2728:U:H5'	2.48	0.42
1:A:2846:G:H2'	1:A:2847:U:C6	2.53	0.42
2:B:15:A:O4'	2:B:109:A:C8	2.72	0.42
5:E:119:ILE:O	5:E:187:VAL:HA	2.19	0.42
6:F:4:LEU:HD23	6:F:101:GLU:HB2	2.01	0.42
6:F:60:ILE:HD12	6:F:60:ILE:H	1.84	0.42
12:M:74:THR:HG22	12:M:107:PHE:CD2	2.54	0.42
16:Q:9:GLU:O	16:Q:13:MET:HG3	2.19	0.42
22:W:2:PHE:HB2	22:W:61:LEU:HD22	2.01	0.42
1:A:1048:A:C4	1:A:1049:C:C5	3.08	0.42
1:A:1077:A:N1	1:A:1088:A:H2'	2.34	0.42
1:A:1106:G:H2'	1:A:1107:G:H8	1.84	0.42
1:A:1309:G:H4'	29:3:7:PRO:HB2	2.01	0.42
1:A:1444:G:H2'	1:A:1445:G:H8	1.84	0.42
1:A:1537:G:H3'	1:A:1537:G:N3	2.34	0.42
1:A:1847:A:O2'	1:A:1848:A:C8	2.68	0.42
2:B:29:A:H2'	2:B:30:C:O4'	2.20	0.42
6:F:158:THR:OG1	6:F:159:THR:N	2.52	0.42
7:G:68:ALA:O	7:G:72:LEU:HD23	2.18	0.42
9:J:19:PRO:HD2	9:J:37:PHE:CE1	2.55	0.42
12:M:74:THR:HG22	12:M:107:PHE:HD2	1.83	0.42
1:A:482:A:O2'	1:A:497:A:N1	2.41	0.42
1:A:879:G:N2	1:A:899:A:H1'	2.34	0.42
1:A:1062:G:C6	1:A:1077:A:C2	3.05	0.42
1:A:1619:G:O2'	29:3:1:MET:N	2.50	0.42
1:A:2229:U:O2	24:Y:34:HIS:HE1	2.02	0.42
1:A:2497:A:N3	1:A:2498:OMC:N4	2.66	0.42
1:A:2552:OMU:HM23	1:A:2554:U:C6	2.55	0.42
2:B:55:U:O2'	6:F:24:SER:OG	2.20	0.42
6:F:60:ILE:O	6:F:102:ARG:NH1	2.43	0.42
8:H:80:ILE:HB	8:H:146:VAL:HG12	2.00	0.42
10:K:93:ILE:HD13	10:K:93:ILE:HA	1.92	0.42
10:K:114:LEU:HG	10:K:118:MET:HE2	2.01	0.42
11:L:18:ARG:HB2	11:L:45:GLU:HB2	2.01	0.42
26:0:44:ILE:HA	26:0:47:MET:HE2	2.00	0.42

*Continued on next page...*

*Continued from previous page...*

Atom-1	Atom-2	Interatomic distance (Å)	Clash overlap (Å)
29:3:34:ARG:CZ	29:3:39:ARG:HD2	2.50	0.42
1:A:219:A:N3	1:A:234:U:O2'	2.43	0.42
1:A:241:A:N1	1:A:255:A:H5''	2.34	0.42
1:A:580:U:H2'	1:A:581:C:H6	1.82	0.42
1:A:833:A:H2'	1:A:834:G:H8	1.84	0.42
1:A:834:G:H2'	1:A:835:C:O4'	2.19	0.42
1:A:1398:C:H5''	20:U:59:ASN:HD21	1.84	0.42
1:A:1805:A:H5''	3:C:248:TRP:CE2	2.53	0.42
1:A:2108:A:C2	1:A:2182:U:C2	3.07	0.42
1:A:2119:A:H61	1:A:2167:U:H1'	1.84	0.42
1:A:2163:A:H5''	1:A:2171:A:C8	2.55	0.42
1:A:2702:G:H2'	1:A:2703:C:H6	1.84	0.42
1:A:2839:G:O2'	14:O:49:GLU:OE1	2.26	0.42
3:C:36:LYS:NZ	3:C:38:SER:HB2	2.34	0.42
3:C:130:LEU:CD1	3:C:135:ILE:HG12	2.50	0.42
13:N:12:MET:SD	13:N:72:PRO:HD2	2.60	0.42
15:P:15:ARG:NH1	15:P:25:ARG:HH11	2.17	0.42
1:A:136:G:H2'	1:A:137:U:H5'	2.02	0.42
1:A:142:A:O2'	20:U:1:MET:HB2	2.20	0.42
1:A:242:G:H5''	30:4:64:TYR:CE2	2.55	0.42
1:A:464:U:H2'	1:A:465:G:O4'	2.20	0.42
1:A:590:A:H2'	1:A:591:U:C6	2.54	0.42
1:A:929:U:H1'	26:O:26:GLY:O	2.20	0.42
1:A:2080:A:O5'	24:Y:19:SER:HB2	2.20	0.42
1:A:2328:A:H2'	1:A:2329:U:H6	1.80	0.42
1:A:2462:C:H2'	1:A:2463:C:C6	2.55	0.42
8:H:5:LEU:CD1	8:H:13:GLY:HA2	2.43	0.42
1:A:136:G:C2'	1:A:137:U:H5'	2.49	0.42
1:A:373:U:H2'	1:A:374:A:H8	1.84	0.42
1:A:721:A:H2'	1:A:722:A:H8	1.81	0.42
1:A:956:G:C5	13:N:14:LYS:NZ	2.86	0.42
1:A:1804:C:H2'	1:A:1805:A:C8	2.55	0.42
1:A:2563:U:H1'	1:A:2566:A:C6	2.55	0.42
9:J:137:LEU:HD23	9:J:137:LEU:H	1.84	0.42
15:P:12:THR:O	15:P:16:ARG:HG2	2.19	0.42
15:P:77:ALA:O	15:P:81:ARG:HG3	2.20	0.42
1:A:675:A:N3	1:A:2443:C:O2'	2.46	0.42
1:A:1854:A:O4'	1:A:2233:U:H4'	2.19	0.42
1:A:2020:A:C2	1:A:2022:U:O4'	2.72	0.42
1:A:2331:G:O2'	1:A:2336:A:N1	2.39	0.42
1:A:2885:G:N2	27:1:40:ARG:CZ	2.58	0.42

*Continued on next page...*



*Continued from previous page...*

Atom-1	Atom-2	Interatomic distance (Å)	Clash overlap (Å)
3:C:253:LYS:HD3	3:C:253:LYS:HA	1.89	0.42
7:G:44:LYS:HB3	7:G:51:THR:OG1	2.20	0.42
8:H:57:LYS:O	8:H:61:VAL:HG13	2.20	0.42
10:K:4:PHE:CG	17:R:100:VAL:HG11	2.55	0.42
10:K:114:LEU:HG	10:K:118:MET:CE	2.49	0.42
20:U:38:ALA:O	20:U:81:LYS:NZ	2.49	0.42
27:1:36:GLU:OE2	27:1:44:THR:HG21	2.19	0.42
1:A:471:A:H2'	1:A:472:A:O4'	2.20	0.42
1:A:528:A:H3'	1:A:528:A:H8	1.84	0.42
1:A:671:C:H2'	1:A:672:C:C6	2.54	0.42
1:A:753:A:H2'	1:A:754:U:H6	1.85	0.42
1:A:956:G:O6	13:N:14:LYS:NZ	2.52	0.42
1:A:1106:G:C2	1:A:1107:G:C8	3.07	0.42
1:A:1614:A:H2	19:T:93:ALA:HB2	1.85	0.42
1:A:1647:U:P	1:A:1647:U:H3'	2.59	0.42
1:A:1722:A:H2'	1:A:1723:G:O4'	2.20	0.42
1:A:2345:G:H4'	1:A:2346:A:O5'	2.20	0.42
6:F:13:VAL:O	6:F:17:MET:HG2	2.20	0.42
7:G:71:LEU:HD23	7:G:71:LEU:HA	1.86	0.42
9:J:116:MET:HG3	9:J:117:THR:N	2.34	0.42
18:S:4:VAL:O	18:S:39:LEU:N	2.42	0.42
22:W:35:GLU:OE1	22:W:35:GLU:N	2.53	0.42
1:A:176:A:O2'	1:A:177:G:H5'	2.19	0.42
1:A:492:A:C2	19:T:7:HIS:CE1	3.08	0.42
1:A:623:C:H2'	1:A:624:C:C6	2.55	0.42
1:A:702:U:H2'	1:A:703:U:C6	2.54	0.42
1:A:711:G:H2'	1:A:712:G:O4'	2.19	0.42
1:A:753:A:H2'	1:A:754:U:C6	2.55	0.42
1:A:800:A:C2	1:A:802:A:C8	3.08	0.42
1:A:927:A:H2'	1:A:928:A:C8	2.55	0.42
1:A:1069:A:N6	1:A:1073:A:C8	2.88	0.42
1:A:1103:A:H3'	1:A:1104:C:C6	2.55	0.42
1:A:1107:G:H2'	1:A:1108:U:H6	1.85	0.42
1:A:1124:G:O2'	31:5:37:GLN:HG2	2.20	0.42
1:A:1632:A:H2'	1:A:1633:G:C8	2.55	0.42
1:A:2096:C:HO2'	1:A:2097:A:P	2.43	0.42
1:A:2443:C:H2'	1:A:2444:G:H8	1.84	0.42
1:A:2452:C:H2'	1:A:2453:A:C8	2.55	0.42
1:A:2733:A:H2'	1:A:2734:A:O4'	2.20	0.42
3:C:261:LYS:HA	3:C:264:ASP:OD2	2.20	0.42
1:A:25:U:H2'	1:A:26:G:O4'	2.20	0.41

*Continued on next page...*



*Continued from previous page...*

Atom-1	Atom-2	Interatomic distance (Å)	Clash overlap (Å)
1:A:30:G:H2'	1:A:31:C:H6	1.84	0.41
1:A:613:A:N3	1:A:614:A:H2'	2.35	0.41
1:A:729:G:N7	3:C:209:GLY:N	2.66	0.41
1:A:783:A:H2'	1:A:784:G:H4'	2.02	0.41
1:A:1031:G:H5''	31:5:8:LYS:NZ	2.35	0.41
1:A:1319:C:O2'	1:A:1320:C:H5'	2.20	0.41
1:A:1672:A:C2	1:A:2582:G:H5'	2.55	0.41
1:A:1910:G:N1	1:A:1911:PSU:O4	2.53	0.41
1:A:2093:G:H1'	1:A:2198:A:C2	2.54	0.41
9:J:20:SER:HB3	9:J:21:PRO:HD3	2.02	0.41
13:N:49:ALA:HB1	13:N:120:ALA:HB1	2.02	0.41
1:A:81:G:H2'	1:A:82:U:O4'	2.19	0.41
1:A:184:C:H2'	1:A:185:G:C8	2.55	0.41
1:A:184:C:H2'	1:A:185:G:H8	1.86	0.41
1:A:909:A:H2'	1:A:912:C:H5	1.84	0.41
1:A:1248:G:OP1	5:E:44:ARG:NH2	2.41	0.41
1:A:1441:G:H2'	1:A:1442:U:C6	2.55	0.41
1:A:1684:G:H2'	1:A:1685:C:C6	2.54	0.41
1:A:2292:U:H2'	1:A:2293:G:C8	2.55	0.41
1:A:2309:A:H2'	1:A:2310:C:O4'	2.20	0.41
1:A:2356:U:O3'	23:X:20:ARG:HG2	2.20	0.41
1:A:2566:A:N1	11:L:28:SER:OG	2.43	0.41
1:A:2670:A:H2'	1:A:2671:G:O4'	2.19	0.41
1:A:2834:G:H1'	1:A:2883:A:N6	2.35	0.41
3:C:140:THR:HG21	3:C:194:GLU:HG2	2.03	0.41
3:C:176:LEU:N	3:C:176:LEU:HD12	2.35	0.41
9:J:19:PRO:HD2	9:J:37:PHE:CD1	2.55	0.41
12:M:48:ARG:H	12:M:48:ARG:HG2	1.65	0.41
18:S:27:ILE:O	18:S:66:HIS:NE2	2.47	0.41
1:A:250:G:OP2	30:4:13:ARG:NH2	2.50	0.41
1:A:460:A:H2'	1:A:461:C:O4'	2.20	0.41
1:A:644:A:C2	1:A:2369:A:H1'	2.56	0.41
1:A:877:A:H2	1:A:900:A:N7	2.18	0.41
1:A:1289:C:H2'	1:A:1290:C:H6	1.86	0.41
1:A:1429:G:H2'	1:A:1430:G:C8	2.55	0.41
10:K:4:PHE:HB2	17:R:101:PHE:CE2	2.55	0.41
14:O:41:ALA:HB1	14:O:97:ILE:HD12	2.01	0.41
1:A:132:G:H2'	1:A:133:U:C6	2.55	0.41
1:A:272:A:H2'	1:A:273:G:H8	1.82	0.41
1:A:482:A:P	21:V:47:LYS:HZ1	2.41	0.41
1:A:595:C:H2'	1:A:596:U:H6	1.85	0.41

*Continued on next page...*

*Continued from previous page...*

Atom-1	Atom-2	Interatomic distance (Å)	Clash overlap (Å)
1:A:640:C:H2'	1:A:641:U:C6	2.55	0.41
1:A:1131:G:O2'	1:A:2026:U:H5'	2.20	0.41
1:A:1318:U:H2'	1:A:1319:C:H6	1.85	0.41
1:A:1384:A:H1'	1:A:1405:U:H1'	2.02	0.41
1:A:2303:G:H1'	6:F:123:ASP:OD1	2.19	0.41
3:C:94:VAL:O	3:C:101:ARG:HA	2.21	0.41
5:E:75:SER:O	5:E:81:GLY:HA3	2.20	0.41
9:J:58:ILE:HA	9:J:66:PHE:CE2	2.55	0.41
9:J:109:ALA:HB2	9:J:128:ILE:HG13	2.03	0.41
10:K:46:PRO:HD3	17:R:60:LEU:HD13	2.02	0.41
22:W:26:PHE:HE2	22:W:89:ILE:HG13	1.85	0.41
26:0:24:LEU:HD11	26:0:54:MET:CE	2.50	0.41
1:A:538:A:H2'	1:A:539:G:O4'	2.20	0.41
1:A:685:A:H1'	1:A:688:U:O4	2.19	0.41
1:A:1878:G:H2'	1:A:1879:C:O4'	2.20	0.41
1:A:2804:U:H2'	1:A:2805:C:H6	1.83	0.41
1:A:2870:C:H2'	1:A:2871:U:O4'	2.21	0.41
2:B:37:C:O2	15:P:100:HIS:HE1	2.04	0.41
2:B:100:G:H2'	2:B:101:A:O4'	2.21	0.41
6:F:104:ILE:O	6:F:108:VAL:HG23	2.21	0.41
6:F:173:PHE:C	6:F:175:PHE:H	2.22	0.41
9:J:73:PRO:HA	9:J:74:PRO:HD3	1.86	0.41
10:K:98:GLU:H	10:K:98:GLU:CD	2.23	0.41
12:M:57:LEU:CD1	12:M:60:ARG:NH1	2.82	0.41
21:V:5:ILE:HD13	21:V:72:ILE:HG23	2.01	0.41
23:X:13:GLY:H	23:X:14:ARG:NH1	2.18	0.41
1:A:152:A:H2'	1:A:153:U:H6	1.84	0.41
1:A:242:G:C8	30:4:5:LYS:HD3	2.55	0.41
1:A:406:G:H2'	1:A:407:G:O4'	2.20	0.41
1:A:565:C:H2'	1:A:566:U:O4'	2.20	0.41
1:A:783:A:H4'	1:A:2588:G:H4'	2.03	0.41
1:A:948:C:C1'	1:A:984:A:C8	3.04	0.41
1:A:1028:A:N3	1:A:2486:C:O2'	2.35	0.41
1:A:1332:G:H2'	1:A:1332:G:N3	2.34	0.41
1:A:1754:A:N1	1:A:2716:C:O2'	2.40	0.41
1:A:2193:G:O2'	1:A:2194:U:OP1	2.35	0.41
1:A:2831:G:H1'	1:A:2883:A:H2'	2.03	0.41
1:A:2849:U:H4'	1:A:2868:A:C2	2.55	0.41
1:A:2885:G:H1	27:1:40:ARG:HH12	1.67	0.41
2:B:45:A:O4'	6:F:92:ARG:NH2	2.53	0.41
3:C:108:LYS:HA	3:C:196:GLY:CA	2.51	0.41

*Continued on next page...*

*Continued from previous page...*

Atom-1	Atom-2	Interatomic distance (Å)	Clash overlap (Å)
7:G:37:LEU:HD13	7:G:68:ALA:HB1	2.03	0.41
9:J:32:VAL:HG23	9:J:60:VAL:HG23	2.02	0.41
1:A:319:G:H2'	1:A:320:A:O4'	2.21	0.41
1:A:814:C:H2'	1:A:815:C:C6	2.56	0.41
1:A:875:G:H2'	1:A:876:C:C6	2.55	0.41
1:A:1152:C:H2'	1:A:1153:C:C6	2.56	0.41
1:A:1199:U:C1'	17:R:4:VAL:HG12	2.48	0.41
1:A:1637:A:H4'	1:A:2711:A:O2'	2.21	0.41
1:A:1901:A:H2'	1:A:1902:C:C6	2.56	0.41
1:A:2047:C:H2'	1:A:2048:G:H8	1.84	0.41
1:A:2107:G:H1	1:A:2182:U:H3	1.68	0.41
1:A:2515:C:H2'	1:A:2516:A:H8	1.84	0.41
7:G:83:PHE:O	7:G:134:LYS:HA	2.21	0.41
15:P:4:LYS:HD2	15:P:7:ARG:HH21	1.86	0.41
15:P:4:LYS:NZ	15:P:8:ILE:HD11	2.34	0.41
1:A:29:U:H2'	1:A:30:G:C8	2.56	0.41
1:A:300:A:N1	1:A:333:G:O2'	2.47	0.41
1:A:397:U:H5''	24:Y:32:ASN:HB2	2.03	0.41
1:A:598:U:H2'	1:A:599:A:C8	2.56	0.41
1:A:654:A:H3'	1:A:654:A:N3	2.36	0.41
1:A:872:U:H2'	1:A:873:C:C6	2.55	0.41
1:A:1214:A:H61	1:A:1235:G:H1'	1.86	0.41
1:A:1287:A:O2'	1:A:1288:G:H5'	2.21	0.41
1:A:1419:A:O2'	1:A:1421:G:N7	2.48	0.41
1:A:2134:A:N6	1:A:2157:G:O4'	2.53	0.41
1:A:2148:G:H2'	1:A:2149:U:H6	1.83	0.41
1:A:2359:C:O2'	30:4:54:ASP:OD2	2.31	0.41
1:A:2498:OMC:CM2	1:A:2499:C:H5'	2.51	0.41
1:A:2748:A:H5'	7:G:4:VAL:HG21	2.02	0.41
2:B:83:G:H4'	26:0:53:PHE:CG	2.55	0.41
6:F:99:PHE:HA	6:F:102:ARG:NH2	2.35	0.41
1:A:153:U:H2'	1:A:154:U:C6	2.56	0.41
1:A:422:A:H2'	1:A:423:A:C8	2.56	0.41
1:A:684:G:C2	1:A:794:A:C2	3.09	0.41
1:A:747:5MU:H5''	1:A:748:G:H5'	2.02	0.41
1:A:782:A:N3	3:C:225:MET:HG2	2.35	0.41
1:A:1019:U:O2'	1:A:1021:A:N7	2.48	0.41
1:A:1057:A:H2'	1:A:1058:U:H6	1.86	0.41
1:A:1071:G:H2'	1:A:1072:C:C5	2.56	0.41
1:A:1108:U:H2'	1:A:1109:C:O4'	2.21	0.41
1:A:1197:G:C4	1:A:1198:U:C5	3.08	0.41

*Continued on next page...*

*Continued from previous page...*

Atom-1	Atom-2	Interatomic distance (Å)	Clash overlap (Å)
1:A:1440:U:H2'	1:A:1441:G:C8	2.56	0.41
1:A:1496:A:H2'	1:A:1498:C:C5	2.56	0.41
1:A:1558:C:O4'	1:A:1560:G:C8	2.74	0.41
1:A:1827:U:OP2	3:C:221:ARG:HD2	2.21	0.41
1:A:1907:G:C6	1:A:1908:C:C4	3.08	0.41
1:A:2119:A:C5	1:A:2169:A:C6	3.09	0.41
1:A:2177:C:H2'	1:A:2178:C:O4'	2.21	0.41
1:A:2343:U:O2'	1:A:2373:G:O2'	2.36	0.41
1:A:2627:G:O2'	1:A:2781:A:N1	2.35	0.41
1:A:2646:C:O5'	1:A:2646:C:H6	2.03	0.41
1:A:2657:A:C5	1:A:2665:A:C5	3.08	0.41
1:A:2802:G:H2'	1:A:2803:G:O4'	2.20	0.41
2:B:39:A:H2'	2:B:40:U:C6	2.55	0.41
3:C:135:ILE:HG22	3:C:139:SER:OG	2.21	0.41
3:C:158:ALA:HB1	3:C:197:ASN:O	2.20	0.41
3:C:163:GLN:OE1	3:C:175:ARG:NH2	2.54	0.41
9:J:73:PRO:HB2	9:J:78:LEU:HD21	2.02	0.41
12:M:108:ALA:HB3	12:M:125:LEU:HG	2.03	0.41
25:Z:28:LEU:HD23	25:Z:28:LEU:HA	1.87	0.41
26:0:17:LEU:O	26:0:20:HIS:N	2.52	0.41
29:3:22:MET:SD	29:3:28:ARG:HG2	2.61	0.41
30:4:32:ILE:HG22	30:4:36:LYS:HZ1	1.86	0.41
1:A:114:U:H2'	1:A:115:C:C6	2.56	0.41
1:A:1209:U:O2'	1:A:1237:A:N1	2.46	0.41
1:A:1394:U:H4'	1:A:1603:A:H4'	2.02	0.41
1:A:1724:G:H2'	1:A:1725:U:C6	2.56	0.41
1:A:1730:C:H1'	1:A:1731:G:OP2	2.21	0.41
1:A:1935:G:H1'	1:A:1964:G:N2	2.35	0.41
1:A:2015:A:C6	27:1:3:VAL:HG23	2.56	0.41
1:A:2232:C:P	24:Y:27:ARG:HH12	2.44	0.41
1:A:2533:U:H2'	1:A:2534:A:O4'	2.21	0.41
3:C:105:LEU:O	3:C:107:PRO:HD3	2.21	0.41
3:C:133:ARG:HG3	3:C:167:ARG:HH11	1.85	0.41
11:L:20:MET:O	11:L:41:ILE:HA	2.21	0.41
11:L:69:VAL:O	11:L:76:VAL:HA	2.21	0.41
11:L:75:SER:HB2	16:Q:73:VAL:O	2.21	0.41
1:A:40:U:H2'	1:A:41:C:H6	1.86	0.40
1:A:250:G:H2'	1:A:251:A:C8	2.56	0.40
1:A:391:A:O2'	1:A:410:G:OP1	2.27	0.40
1:A:589:U:H2'	1:A:590:A:H8	1.85	0.40
1:A:1114:C:H2'	1:A:1115:G:C8	2.56	0.40

*Continued on next page...*

*Continued from previous page...*

Atom-1	Atom-2	Interatomic distance (Å)	Clash overlap (Å)
1:A:2159:G:H2'	1:A:2160:C:H6	1.85	0.40
2:B:114:C:H2'	2:B:115:A:C8	2.56	0.40
4:D:101:PHE:HZ	4:D:203:VAL:O	2.04	0.40
8:H:115:VAL:HG22	8:H:132:PHE:CD1	2.55	0.40
27:1:34:SER:OG	27:1:36:GLU:HG2	2.21	0.40
29:3:31:LEU:HD23	29:3:31:LEU:HA	1.89	0.40
1:A:38:A:H2'	1:A:39:G:O4'	2.21	0.40
1:A:155:A:H2'	1:A:156:A:H8	1.85	0.40
1:A:980:A:N7	1:A:1136:G:H5'	2.35	0.40
1:A:1313:U:O2	1:A:1313:U:C2'	2.69	0.40
1:A:1406:U:C2	1:A:1407:G:C8	3.09	0.40
1:A:1477:A:H2'	1:A:1478:G:O4'	2.21	0.40
1:A:1640:A:H2'	1:A:1641:A:C8	2.56	0.40
1:A:1653:G:H3'	14:O:2:ARG:HG2	2.02	0.40
1:A:1759:A:H2'	1:A:1760:C:C6	2.57	0.40
1:A:1775:U:O4	1:A:1789:A:H2	2.02	0.40
1:A:1884:G:H8	1:A:1884:G:OP2	2.03	0.40
1:A:2193:G:H2'	1:A:2194:U:C6	2.55	0.40
1:A:2607:G:H2'	1:A:2608:G:O4'	2.21	0.40
2:B:48:U:H4'	15:P:100:HIS:ND1	2.37	0.40
3:C:142:HIS:HB2	3:C:195:VAL:HG23	2.02	0.40
6:F:43:ALA:HB1	6:F:83:TYR:HE1	1.85	0.40
6:F:121:SER:O	6:F:121:SER:OG	2.39	0.40
9:J:112:LYS:HB3	9:J:115:ASP:HB3	2.02	0.40
16:Q:106:LYS:O	16:Q:109:ARG:HG2	2.20	0.40
23:X:32:LEU:HA	23:X:64:ASP:OD1	2.20	0.40
26:0:38:ARG:HA	26:0:38:ARG:HD3	1.90	0.40
1:A:555:G:O2'	1:A:556:A:H8	2.04	0.40
1:A:700:G:O2'	1:A:1632:A:N3	2.39	0.40
1:A:2578:G:OP2	1:A:2578:G:H4'	2.21	0.40
1:A:2615:U:H2'	1:A:2616:C:H6	1.86	0.40
1:A:2657:A:N1	1:A:2665:A:H2'	2.36	0.40
1:A:2686:G:H2'	1:A:2687:U:O4'	2.21	0.40
1:A:2705:A:H2'	1:A:2706:A:O4'	2.22	0.40
1:A:2817:U:OP1	14:O:99:LYS:NZ	2.49	0.40
1:A:2838:G:C6	1:A:2839:G:C5	3.09	0.40
16:Q:103:ARG:HG3	16:Q:103:ARG:HH11	1.87	0.40
26:0:44:ILE:HA	26:0:47:MET:CE	2.52	0.40
1:A:123:G:H4'	1:A:1376:C:O5'	2.21	0.40
1:A:555:G:O2'	1:A:556:A:C8	2.71	0.40
1:A:613:A:H4'	1:A:614:A:OP1	2.21	0.40

*Continued on next page...*

*Continued from previous page...*

Atom-1	Atom-2	Interatomic distance (Å)	Clash overlap (Å)
1:A:829:A:N7	1:A:2247:A:O2'	2.52	0.40
1:A:971:G:H4'	1:A:983:A:O2'	2.22	0.40
1:A:1260:A:H2'	1:A:1261:C:O4'	2.21	0.40
1:A:1452:G:H2'	1:A:1457:U:O4	2.22	0.40
1:A:1736:U:H2'	1:A:1737:G:C8	2.57	0.40
1:A:1789:A:H2'	1:A:1790:C:O4'	2.21	0.40
1:A:2194:U:H2'	1:A:2195:U:O4'	2.22	0.40
1:A:2548:U:H2'	1:A:2549:G:O4'	2.22	0.40
1:A:2837:A:H2'	1:A:2838:G:C8	2.56	0.40
1:A:2895:G:H2'	1:A:2896:C:H6	1.87	0.40
2:B:31:C:C2	2:B:32:U:C5	3.09	0.40
4:D:4:LEU:HD21	4:D:96:ILE:CG2	2.51	0.40
5:E:73:ILE:HG22	5:E:78:TRP:HZ3	1.85	0.40
16:Q:103:ARG:HG3	16:Q:103:ARG:NH1	2.37	0.40
1:A:391:A:H1'	1:A:411:G:O4'	2.21	0.40
1:A:551:G:H5''	1:A:551:G:H8	1.86	0.40
1:A:881:G:C2	1:A:882:G:C5	3.10	0.40
1:A:1132:U:H2'	1:A:1133:A:C8	2.56	0.40
1:A:1170:C:N4	1:A:1171:G:O6	2.55	0.40
1:A:1292:G:H2'	1:A:1293:C:C6	2.57	0.40
1:A:1668:A:O2'	1:A:1674:G:N7	2.41	0.40
1:A:1724:G:H2'	1:A:1725:U:H6	1.86	0.40
1:A:2138:G:C5	1:A:2139:U:H1'	2.57	0.40
1:A:2214:C:H2'	1:A:2215:C:H5'	2.03	0.40
1:A:2282:G:H4'	1:A:2389:G:O2'	2.22	0.40
1:A:2386:A:H2'	1:A:2387:U:O4'	2.22	0.40
3:C:239:ASN:HD22	3:C:239:ASN:HA	1.70	0.40
8:H:6:LEU:HD23	8:H:47:PHE:HE2	1.85	0.40
8:H:15:LEU:HG	8:H:15:LEU:O	2.21	0.40
13:N:14:LYS:HE3	13:N:14:LYS:HB2	1.86	0.40
14:O:112:TYR:CE2	27:1:55:ILE:HD13	2.57	0.40
19:T:19:LEU:HB3	27:1:22:LEU:HG	2.03	0.40
21:V:81:ASP:OD2	21:V:98:SER:HB3	2.21	0.40
22:W:30:ILE:HD12	22:W:38:LEU:HD23	2.02	0.40

There are no symmetry-related clashes.

## 5.3 Torsion angles

### 5.3.1 Protein backbone

In the following table, the Percentiles column shows the percent Ramachandran outliers of the chain as a percentile score with respect to all PDB entries followed by that with respect to all EM entries.

The Analysed column shows the number of residues for which the backbone conformation was analysed, and the total number of residues.

Mol	Chain	Analysed	Favoured	Allowed	Outliers	Percentiles	
3	C	269/273 (98%)	257 (96%)	12 (4%)	0	100	100
4	D	207/209 (99%)	197 (95%)	10 (5%)	0	100	100
5	E	199/201 (99%)	195 (98%)	4 (2%)	0	100	100
6	F	175/179 (98%)	158 (90%)	16 (9%)	1 (1%)	25	36
7	G	174/177 (98%)	167 (96%)	7 (4%)	0	100	100
8	H	147/149 (99%)	131 (89%)	16 (11%)	0	100	100
9	J	139/142 (98%)	119 (86%)	20 (14%)	0	100	100
10	K	140/142 (99%)	138 (99%)	2 (1%)	0	100	100
11	L	121/123 (98%)	119 (98%)	2 (2%)	0	100	100
12	M	142/144 (99%)	138 (97%)	4 (3%)	0	100	100
13	N	134/136 (98%)	131 (98%)	3 (2%)	0	100	100
14	O	118/127 (93%)	115 (98%)	3 (2%)	0	100	100
15	P	114/117 (97%)	108 (95%)	6 (5%)	0	100	100
16	Q	112/115 (97%)	104 (93%)	8 (7%)	0	100	100
17	R	115/118 (98%)	113 (98%)	2 (2%)	0	100	100
18	S	101/103 (98%)	93 (92%)	8 (8%)	0	100	100
19	T	108/110 (98%)	105 (97%)	3 (3%)	0	100	100
20	U	91/100 (91%)	85 (93%)	6 (7%)	0	100	100
21	V	100/104 (96%)	89 (89%)	11 (11%)	0	100	100
22	W	92/94 (98%)	91 (99%)	1 (1%)	0	100	100
23	X	75/85 (88%)	73 (97%)	2 (3%)	0	100	100
24	Y	75/78 (96%)	74 (99%)	1 (1%)	0	100	100
25	Z	60/63 (95%)	56 (93%)	4 (7%)	0	100	100
26	0	56/59 (95%)	53 (95%)	3 (5%)	0	100	100
27	1	54/57 (95%)	52 (96%)	2 (4%)	0	100	100

*Continued on next page...*

Continued from previous page...

Mol	Chain	Analysed	Favoured	Allowed	Outliers	Percentiles	
28	2	48/55 (87%)	41 (85%)	7 (15%)	0	100	100
29	3	44/46 (96%)	43 (98%)	1 (2%)	0	100	100
30	4	62/65 (95%)	59 (95%)	2 (3%)	1 (2%)	9	13
31	5	36/38 (95%)	35 (97%)	1 (3%)	0	100	100
32	y	361/379 (95%)	345 (96%)	16 (4%)	0	100	100
All	All	3669/3788 (97%)	3484 (95%)	183 (5%)	2 (0%)	54	68

All (2) Ramachandran outliers are listed below:

Mol	Chain	Res	Type
6	F	174	ASP
30	4	32	ILE

### 5.3.2 Protein sidechains [i](#)

In the following table, the Percentiles column shows the percent sidechain outliers of the chain as a percentile score with respect to all PDB entries followed by that with respect to all EM entries.

The Analysed column shows the number of residues for which the sidechain conformation was analysed, and the total number of residues.

Mol	Chain	Analysed	Rotameric	Outliers	Percentiles	
3	C	216/218 (99%)	209 (97%)	7 (3%)	39	59
4	D	164/164 (100%)	163 (99%)	1 (1%)	86	94
5	E	165/165 (100%)	165 (100%)	0	100	100
6	F	148/150 (99%)	146 (99%)	2 (1%)	67	82
7	G	137/138 (99%)	137 (100%)	0	100	100
8	H	114/114 (100%)	113 (99%)	1 (1%)	78	90
9	J	109/110 (99%)	109 (100%)	0	100	100
10	K	116/116 (100%)	115 (99%)	1 (1%)	78	90
11	L	104/104 (100%)	104 (100%)	0	100	100
12	M	103/103 (100%)	103 (100%)	0	100	100
13	N	109/109 (100%)	109 (100%)	0	100	100
14	O	100/103 (97%)	100 (100%)	0	100	100
15	P	86/87 (99%)	86 (100%)	0	100	100

Continued on next page...



Continued from previous page...

Mol	Chain	Analysed	Rotameric	Outliers	Percentiles	
16	Q	99/100 (99%)	99 (100%)	0	100	100
17	R	89/90 (99%)	88 (99%)	1 (1%)	73	87
18	S	84/84 (100%)	84 (100%)	0	100	100
19	T	93/93 (100%)	93 (100%)	0	100	100
20	U	80/84 (95%)	80 (100%)	0	100	100
21	V	83/85 (98%)	83 (100%)	0	100	100
22	W	78/78 (100%)	78 (100%)	0	100	100
23	X	59/63 (94%)	59 (100%)	0	100	100
24	Y	67/68 (98%)	67 (100%)	0	100	100
25	Z	54/55 (98%)	53 (98%)	1 (2%)	57	75
26	0	48/49 (98%)	48 (100%)	0	100	100
27	1	47/48 (98%)	47 (100%)	0	100	100
28	2	45/49 (92%)	45 (100%)	0	100	100
29	3	38/38 (100%)	38 (100%)	0	100	100
30	4	51/52 (98%)	49 (96%)	2 (4%)	32	50
31	5	34/34 (100%)	34 (100%)	0	100	100
32	y	293/307 (95%)	291 (99%)	2 (1%)	84	92
All	All	3013/3058 (98%)	2995 (99%)	18 (1%)	86	94

All (18) residues with a non-rotameric sidechain are listed below:

Mol	Chain	Res	Type
3	C	50	THR
3	C	130	LEU
3	C	141	VAL
3	C	167	ARG
3	C	182	ARG
3	C	242	LYS
3	C	271	ARG
4	D	32	ASN
6	F	80	ARG
6	F	125	ARG
8	H	17	ASP
10	K	4	PHE
17	R	92	ARG
25	Z	58	ASN

Continued on next page...

*Continued from previous page...*

Mol	Chain	Res	Type
30	4	31	HIS
30	4	32	ILE
32	y	123	ASP
32	y	281	THR

Sometimes sidechains can be flipped to improve hydrogen bonding and reduce clashes. All (8) such sidechains are listed below:

Mol	Chain	Res	Type
3	C	239	ASN
8	H	145	ASN
14	O	9	GLN
15	P	34	HIS
19	T	7	HIS
19	T	15	GLN
20	U	59	ASN
32	y	278	ASN

### 5.3.3 RNA [i](#)

Mol	Chain	Analysed	Backbone Outliers	Pucker Outliers
1	A	2903/2904 (99%)	519 (17%)	19 (0%)
2	B	117/118 (99%)	18 (15%)	0
All	All	3020/3022 (99%)	537 (17%)	19 (0%)

All (537) RNA backbone outliers are listed below:

Mol	Chain	Res	Type
1	A	10	A
1	A	15	G
1	A	23	G
1	A	34	U
1	A	39	G
1	A	45	G
1	A	46	G
1	A	71	A
1	A	74	A
1	A	75	G
1	A	80	G
1	A	83	A
1	A	84	A

*Continued on next page...*

*Continued from previous page...*

<b>Mol</b>	<b>Chain</b>	<b>Res</b>	<b>Type</b>
1	A	86	G
1	A	101	A
1	A	102	U
1	A	110	G
1	A	118	A
1	A	119	A
1	A	120	U
1	A	125	A
1	A	136	G
1	A	137	U
1	A	138	U
1	A	139	U
1	A	140	C
1	A	141	G
1	A	142	A
1	A	143	C
1	A	163	C
1	A	165	A
1	A	181	A
1	A	196	A
1	A	199	A
1	A	216	A
1	A	221	A
1	A	222	A
1	A	230	G
1	A	248	G
1	A	249	C
1	A	265	A
1	A	266	G
1	A	267	C
1	A	271	G
1	A	272	A
1	A	273	G
1	A	275	C
1	A	276	U
1	A	279	A
1	A	285	G
1	A	311	A
1	A	318	C
1	A	327	G
1	A	329	G
1	A	330	A

*Continued on next page...*

*Continued from previous page...*

<b>Mol</b>	<b>Chain</b>	<b>Res</b>	<b>Type</b>
1	A	343	C
1	A	345	A
1	A	346	A
1	A	353	C
1	A	354	A
1	A	355	U
1	A	356	G
1	A	362	A
1	A	367	G
1	A	371	A
1	A	372	G
1	A	386	G
1	A	396	G
1	A	404	A
1	A	405	U
1	A	411	G
1	A	412	A
1	A	424	G
1	A	443	A
1	A	451	U
1	A	456	C
1	A	457	A
1	A	481	G
1	A	482	A
1	A	489	G
1	A	491	G
1	A	504	A
1	A	505	A
1	A	508	A
1	A	509	C
1	A	513	A
1	A	529	A
1	A	531	C
1	A	532	A
1	A	545	U
1	A	546	U
1	A	547	A
1	A	548	G
1	A	549	G
1	A	551	G
1	A	563	A
1	A	573	U

*Continued on next page...*

*Continued from previous page...*

<b>Mol</b>	<b>Chain</b>	<b>Res</b>	<b>Type</b>
1	A	575	A
1	A	588	U
1	A	603	A
1	A	613	A
1	A	614	A
1	A	615	U
1	A	627	A
1	A	637	A
1	A	645	C
1	A	647	G
1	A	653	U
1	A	654	A
1	A	655	A
1	A	677	A
1	A	684	G
1	A	685	A
1	A	686	U
1	A	710	U
1	A	717	C
1	A	721	A
1	A	730	A
1	A	738	G
1	A	747	5MU
1	A	765	C
1	A	775	G
1	A	776	G
1	A	782	A
1	A	784	G
1	A	785	G
1	A	805	G
1	A	811	U
1	A	812	C
1	A	819	A
1	A	827	U
1	A	828	U
1	A	845	A
1	A	846	U
1	A	847	U
1	A	856	G
1	A	858	G
1	A	859	G
1	A	877	A

*Continued on next page...*

*Continued from previous page...*

<b>Mol</b>	<b>Chain</b>	<b>Res</b>	<b>Type</b>
1	A	878	A
1	A	879	G
1	A	888	C
1	A	890	C
1	A	891	G
1	A	894	U
1	A	895	U
1	A	896	A
1	A	897	C
1	A	910	A
1	A	914	G
1	A	931	U
1	A	941	A
1	A	946	C
1	A	961	C
1	A	974	G
1	A	983	A
1	A	984	A
1	A	995	C
1	A	996	A
1	A	999	U
1	A	1012	U
1	A	1013	C
1	A	1033	U
1	A	1040	A
1	A	1046	A
1	A	1047	G
1	A	1055	G
1	A	1060	U
1	A	1061	U
1	A	1062	G
1	A	1063	G
1	A	1064	C
1	A	1065	U
1	A	1066	U
1	A	1067	A
1	A	1069	A
1	A	1070	A
1	A	1071	G
1	A	1073	A
1	A	1074	G
1	A	1075	C

*Continued on next page...*

*Continued from previous page...*

<b>Mol</b>	<b>Chain</b>	<b>Res</b>	<b>Type</b>
1	A	1076	C
1	A	1077	A
1	A	1078	U
1	A	1082	U
1	A	1083	U
1	A	1084	A
1	A	1085	A
1	A	1087	G
1	A	1088	A
1	A	1089	A
1	A	1092	C
1	A	1096	A
1	A	1097	U
1	A	1098	A
1	A	1104	C
1	A	1106	G
1	A	1110	G
1	A	1111	A
1	A	1112	G
1	A	1118	C
1	A	1122	G
1	A	1132	U
1	A	1133	A
1	A	1134	A
1	A	1135	C
1	A	1136	G
1	A	1142	A
1	A	1168	G
1	A	1172	C
1	A	1173	U
1	A	1174	U
1	A	1175	A
1	A	1176	U
1	A	1178	C
1	A	1180	U
1	A	1182	G
1	A	1205	A
1	A	1236	G
1	A	1238	G
1	A	1247	A
1	A	1248	G
1	A	1250	G

*Continued on next page...*

*Continued from previous page...*

<b>Mol</b>	<b>Chain</b>	<b>Res</b>	<b>Type</b>
1	A	1253	A
1	A	1256	G
1	A	1262	A
1	A	1266	G
1	A	1271	G
1	A	1272	A
1	A	1273	U
1	A	1275	A
1	A	1300	G
1	A	1301	A
1	A	1303	G
1	A	1306	C
1	A	1326	U
1	A	1329	U
1	A	1345	C
1	A	1352	U
1	A	1365	A
1	A	1368	G
1	A	1378	A
1	A	1379	U
1	A	1380	G
1	A	1383	A
1	A	1395	A
1	A	1408	G
1	A	1409	U
1	A	1412	U
1	A	1416	G
1	A	1428	C
1	A	1452	G
1	A	1453	A
1	A	1454	C
1	A	1460	U
1	A	1482	G
1	A	1484	U
1	A	1490	A
1	A	1493	C
1	A	1494	A
1	A	1503	A
1	A	1505	A
1	A	1508	A
1	A	1510	G
1	A	1515	A

*Continued on next page...*



*Continued from previous page...*

<b>Mol</b>	<b>Chain</b>	<b>Res</b>	<b>Type</b>
1	A	1523	U
1	A	1529	G
1	A	1532	A
1	A	1534	U
1	A	1535	A
1	A	1536	C
1	A	1537	G
1	A	1543	G
1	A	1566	A
1	A	1569	A
1	A	1578	U
1	A	1582	C
1	A	1583	A
1	A	1584	U
1	A	1585	C
1	A	1587	G
1	A	1607	C
1	A	1608	A
1	A	1610	A
1	A	1618	A
1	A	1647	U
1	A	1648	U
1	A	1649	G
1	A	1651	G
1	A	1658	C
1	A	1674	G
1	A	1681	G
1	A	1715	G
1	A	1722	A
1	A	1729	U
1	A	1730	C
1	A	1731	G
1	A	1735	A
1	A	1736	U
1	A	1738	G
1	A	1757	A
1	A	1764	C
1	A	1773	A
1	A	1782	U
1	A	1786	A
1	A	1800	C
1	A	1801	A

*Continued on next page...*

*Continued from previous page...*

<b>Mol</b>	<b>Chain</b>	<b>Res</b>	<b>Type</b>
1	A	1808	A
1	A	1811	G
1	A	1816	C
1	A	1829	A
1	A	1833	C
1	A	1847	A
1	A	1848	A
1	A	1862	G
1	A	1869	G
1	A	1870	C
1	A	1871	A
1	A	1872	A
1	A	1884	G
1	A	1902	C
1	A	1906	G
1	A	1913	A
1	A	1927	A
1	A	1929	G
1	A	1930	G
1	A	1936	A
1	A	1937	A
1	A	1938	A
1	A	1955	U
1	A	1965	C
1	A	1967	C
1	A	1970	A
1	A	1971	U
1	A	1972	G
1	A	1973	G
1	A	1991	U
1	A	1993	U
1	A	1996	C
1	A	1997	C
1	A	2002	G
1	A	2004	G
1	A	2020	A
1	A	2022	U
1	A	2023	C
1	A	2031	A
1	A	2033	A
1	A	2043	C
1	A	2055	C

*Continued on next page...*

*Continued from previous page...*

<b>Mol</b>	<b>Chain</b>	<b>Res</b>	<b>Type</b>
1	A	2056	G
1	A	2060	A
1	A	2061	G
1	A	2062	A
1	A	2069	G
1	A	2070	A
1	A	2072	C
1	A	2080	A
1	A	2093	G
1	A	2096	C
1	A	2097	A
1	A	2101	A
1	A	2108	A
1	A	2109	U
1	A	2110	G
1	A	2111	U
1	A	2113	U
1	A	2115	G
1	A	2117	A
1	A	2118	U
1	A	2124	G
1	A	2125	G
1	A	2126	A
1	A	2128	G
1	A	2131	U
1	A	2132	U
1	A	2135	A
1	A	2139	U
1	A	2142	A
1	A	2143	C
1	A	2144	G
1	A	2146	C
1	A	2147	A
1	A	2151	U
1	A	2160	C
1	A	2161	C
1	A	2162	G
1	A	2164	C
1	A	2165	C
1	A	2171	A
1	A	2172	U
1	A	2173	A

*Continued on next page...*

*Continued from previous page...*

<b>Mol</b>	<b>Chain</b>	<b>Res</b>	<b>Type</b>
1	A	2175	C
1	A	2176	A
1	A	2178	C
1	A	2182	U
1	A	2183	A
1	A	2184	A
1	A	2189	U
1	A	2193	G
1	A	2194	U
1	A	2197	U
1	A	2198	A
1	A	2204	G
1	A	2211	A
1	A	2216	G
1	A	2225	A
1	A	2226	C
1	A	2238	G
1	A	2239	G
1	A	2268	A
1	A	2279	G
1	A	2283	C
1	A	2286	G
1	A	2287	A
1	A	2297	A
1	A	2303	G
1	A	2304	G
1	A	2305	U
1	A	2307	G
1	A	2309	A
1	A	2310	C
1	A	2311	A
1	A	2322	A
1	A	2325	G
1	A	2326	C
1	A	2327	A
1	A	2333	A
1	A	2335	A
1	A	2336	A
1	A	2347	C
1	A	2357	G
1	A	2361	G
1	A	2383	G

*Continued on next page...*

*Continued from previous page...*

<b>Mol</b>	<b>Chain</b>	<b>Res</b>	<b>Type</b>
1	A	2385	C
1	A	2389	G
1	A	2391	G
1	A	2402	U
1	A	2406	A
1	A	2407	A
1	A	2408	U
1	A	2409	G
1	A	2423	U
1	A	2424	C
1	A	2425	A
1	A	2429	G
1	A	2430	A
1	A	2431	U
1	A	2435	A
1	A	2441	U
1	A	2448	A
1	A	2470	G
1	A	2476	A
1	A	2478	A
1	A	2480	C
1	A	2491	U
1	A	2498	OMC
1	A	2502	G
1	A	2505	G
1	A	2506	U
1	A	2517	C
1	A	2518	A
1	A	2525	G
1	A	2529	G
1	A	2547	A
1	A	2548	U
1	A	2554	U
1	A	2566	A
1	A	2567	G
1	A	2573	C
1	A	2582	G
1	A	2585	U
1	A	2602	A
1	A	2609	U
1	A	2613	U
1	A	2623	G

*Continued on next page...*

*Continued from previous page...*

<b>Mol</b>	<b>Chain</b>	<b>Res</b>	<b>Type</b>
1	A	2629	U
1	A	2630	G
1	A	2646	C
1	A	2658	C
1	A	2663	G
1	A	2665	A
1	A	2689	U
1	A	2690	U
1	A	2714	G
1	A	2716	C
1	A	2717	C
1	A	2726	A
1	A	2728	U
1	A	2733	A
1	A	2736	A
1	A	2744	G
1	A	2748	A
1	A	2757	A
1	A	2765	A
1	A	2777	G
1	A	2778	A
1	A	2793	C
1	A	2794	C
1	A	2797	U
1	A	2798	U
1	A	2800	A
1	A	2803	G
1	A	2818	U
1	A	2820	A
1	A	2821	A
1	A	2835	A
1	A	2849	U
1	A	2861	U
1	A	2867	G
1	A	2873	A
1	A	2880	C
1	A	2883	A
1	A	2884	U
1	A	2885	G
1	A	2891	U
1	A	2901	C
1	A	2902	C

*Continued on next page...*

*Continued from previous page...*

<b>Mol</b>	<b>Chain</b>	<b>Res</b>	<b>Type</b>
1	A	2903	U
1	A	2904	U
2	B	9	G
2	B	15	A
2	B	22	U
2	B	24	G
2	B	25	U
2	B	27	C
2	B	35	C
2	B	41	G
2	B	42	C
2	B	45	A
2	B	67	G
2	B	68	C
2	B	88	C
2	B	89	U
2	B	90	C
2	B	99	A
2	B	109	A
2	B	119	A

All (19) RNA pucker outliers are listed below:

<b>Mol</b>	<b>Chain</b>	<b>Res</b>	<b>Type</b>
1	A	100	U
1	A	139	U
1	A	264	C
1	A	370	G
1	A	404	A
1	A	613	A
1	A	784	G
1	A	1142	A
1	A	1379	U
1	A	1730	C
1	A	2096	C
1	A	2146	C
1	A	2193	G
1	A	2286	G
1	A	2308	G
1	A	2407	A
1	A	2518	A
1	A	2756	U

*Continued on next page...*

Continued from previous page...

Mol	Chain	Res	Type
1	A	2873	A

## 5.4 Non-standard residues in protein, DNA, RNA chains [i](#)

17 non-standard protein/DNA/RNA residues are modelled in this entry.

In the following table, the Counts columns list the number of bonds (or angles) for which Mogul statistics could be retrieved, the number of bonds (or angles) that are observed in the model and the number of bonds (or angles) that are defined in the Chemical Component Dictionary. The Link column lists molecule types, if any, to which the group is linked. The Z score for a bond length (or angle) is the number of standard deviations the observed value is removed from the expected value. A bond length (or angle) with  $|Z| > 2$  is considered an outlier worth inspection. RMSZ is the root-mean-square of all Z scores of the bond lengths (or angles).

Mol	Type	Chain	Res	Link	Bond lengths			Bond angles		
					Counts	RMSZ	# Z  > 2	Counts	RMSZ	# Z  > 2
1	PSU	A	2504	1	18,21,22	1.26	1 (5%)	22,30,33	1.89	6 (27%)
1	2MG	A	2445	1	18,26,27	1.27	2 (11%)	16,38,41	1.16	3 (18%)
1	1MG	A	745	1	18,26,27	0.64	0	19,39,42	1.08	3 (15%)
1	PSU	A	955	1	18,21,22	1.11	1 (5%)	22,30,33	1.72	4 (18%)
1	5MU	A	1939	1	19,22,23	1.50	3 (15%)	28,32,35	2.47	8 (28%)
1	5MU	A	747	1	19,22,23	1.55	3 (15%)	28,32,35	2.13	7 (25%)
1	PSU	A	2580	1	18,21,22	1.22	3 (16%)	22,30,33	1.84	5 (22%)
1	PSU	A	2605	1	18,21,22	1.21	2 (11%)	22,30,33	2.16	5 (22%)
1	OMG	A	2251	1	18,26,27	0.99	1 (5%)	19,38,41	1.04	2 (10%)
1	OMC	A	2498	33,1	19,22,23	0.95	2 (10%)	26,31,34	0.91	1 (3%)
1	PSU	A	746	33,1	18,21,22	1.17	2 (11%)	22,30,33	1.98	5 (22%)
1	5MC	A	1962	1	18,22,23	0.98	2 (11%)	26,32,35	1.03	2 (7%)
1	PSU	A	1911	1	18,21,22	1.15	1 (5%)	22,30,33	1.86	5 (22%)
1	OMU	A	2552	1	19,22,23	1.46	4 (21%)	26,31,34	1.83	4 (15%)
1	PSU	A	1917	1	18,21,22	1.04	1 (5%)	22,30,33	1.71	4 (18%)
1	2MG	A	1835	1	18,26,27	1.08	1 (5%)	16,38,41	1.22	4 (25%)
1	PSU	A	2457	1	18,21,22	1.22	2 (11%)	22,30,33	2.05	5 (22%)

In the following table, the Chirals column lists the number of chiral outliers, the number of chiral centers analysed, the number of these observed in the model and the number defined in the Chemical Component Dictionary. Similar counts are reported in the Torsion and Rings columns. '2' means no outliers of that kind were identified.



Mol	Type	Chain	Res	Link	Chirals	Torsions	Rings
1	PSU	A	2504	1	-	1/7/25/26	0/2/2/2
1	2MG	A	2445	1	-	1/5/27/28	0/3/3/3
1	1MG	A	745	1	-	0/3/25/26	0/3/3/3
1	PSU	A	955	1	-	0/7/25/26	0/2/2/2
1	5MU	A	1939	1	-	0/7/25/26	0/2/2/2
1	5MU	A	747	1	-	1/7/25/26	0/2/2/2
1	PSU	A	2580	1	-	0/7/25/26	0/2/2/2
1	PSU	A	2605	1	-	0/7/25/26	0/2/2/2
1	OMG	A	2251	1	-	1/5/27/28	0/3/3/3
1	OMC	A	2498	33,1	-	0/9/27/28	0/2/2/2
1	PSU	A	746	33,1	-	1/7/25/26	0/2/2/2
1	5MC	A	1962	1	-	0/7/25/26	0/2/2/2
1	PSU	A	1911	1	-	3/7/25/26	0/2/2/2
1	OMU	A	2552	1	-	0/9/27/28	0/2/2/2
1	PSU	A	1917	1	-	0/7/25/26	0/2/2/2
1	2MG	A	1835	1	-	0/5/27/28	0/3/3/3
1	PSU	A	2457	1	-	0/7/25/26	0/2/2/2

All (31) bond length outliers are listed below:

Mol	Chain	Res	Type	Atoms	Z	Observed(Å)	Ideal(Å)
1	A	1911	PSU	C6-C5	3.80	1.39	1.35
1	A	2504	PSU	C6-C5	3.71	1.39	1.35
1	A	747	5MU	C4-N3	-3.64	1.32	1.38
1	A	2552	OMU	C2-N3	-3.58	1.31	1.38
1	A	1917	PSU	C6-C5	3.55	1.39	1.35
1	A	2552	OMU	C4-N3	-3.53	1.32	1.38
1	A	1939	5MU	C4-N3	-3.52	1.32	1.38
1	A	2445	2MG	C6-N1	-3.42	1.32	1.37
1	A	1939	5MU	C6-N1	-3.29	1.32	1.38
1	A	1835	2MG	C6-N1	-3.23	1.33	1.37
1	A	747	5MU	C6-N1	-3.22	1.32	1.38
1	A	747	5MU	C2-N3	-3.13	1.32	1.38
1	A	1939	5MU	C2-N3	-3.10	1.32	1.38
1	A	1962	5MC	C6-N1	-3.03	1.32	1.38
1	A	2605	PSU	C6-C5	2.67	1.38	1.35
1	A	2580	PSU	C6-C5	2.64	1.38	1.35
1	A	2251	OMG	C6-N1	-2.49	1.34	1.37
1	A	2580	PSU	O4'-C1'	-2.43	1.40	1.43
1	A	2457	PSU	C6-C5	2.39	1.38	1.35
1	A	2552	OMU	C5-C4	-2.39	1.38	1.43
1	A	2498	OMC	C5-C4	-2.32	1.37	1.42
1	A	2580	PSU	C4-C5	-2.28	1.37	1.44

*Continued on next page...*

*Continued from previous page...*

Mol	Chain	Res	Type	Atoms	Z	Observed(Å)	Ideal(Å)
1	A	2445	2MG	C2-N1	-2.25	1.33	1.36
1	A	746	PSU	C4-C5	-2.25	1.37	1.44
1	A	746	PSU	O4'-C1'	-2.23	1.40	1.43
1	A	2552	OMU	C6-N1	-2.16	1.32	1.38
1	A	955	PSU	C6-C5	2.13	1.37	1.35
1	A	1962	5MC	C6-C5	2.12	1.38	1.34
1	A	2605	PSU	C4-C5	-2.05	1.38	1.44
1	A	2457	PSU	O4'-C1'	-2.04	1.41	1.43
1	A	2498	OMC	C6-N1	-2.01	1.33	1.38

All (73) bond angle outliers are listed below:

Mol	Chain	Res	Type	Atoms	Z	Observed(°)	Ideal(°)
1	A	1939	5MU	C4-N3-C2	-6.30	119.20	127.35
1	A	1939	5MU	N3-C2-N1	5.83	122.63	114.89
1	A	2605	PSU	C4-N3-C2	-5.79	118.00	126.34
1	A	2605	PSU	N1-C2-N3	5.67	121.55	115.13
1	A	2457	PSU	N1-C2-N3	5.61	121.48	115.13
1	A	747	5MU	C4-N3-C2	-5.18	120.65	127.35
1	A	747	5MU	N3-C2-N1	5.17	121.75	114.89
1	A	746	PSU	C4-N3-C2	-5.13	118.95	126.34
1	A	746	PSU	N1-C2-N3	5.12	120.93	115.13
1	A	2552	OMU	C4-N3-C2	-5.03	119.95	126.58
1	A	1939	5MU	C5-C4-N3	5.00	119.58	115.31
1	A	2504	PSU	N1-C2-N3	5.00	120.80	115.13
1	A	2457	PSU	C4-N3-C2	-4.89	119.29	126.34
1	A	747	5MU	C5-C6-N1	-4.89	118.31	123.34
1	A	1911	PSU	N1-C2-N3	4.80	120.56	115.13
1	A	1939	5MU	C5-C6-N1	-4.75	118.45	123.34
1	A	2552	OMU	N3-C2-N1	4.74	121.18	114.89
1	A	1911	PSU	C4-N3-C2	-4.67	119.62	126.34
1	A	2580	PSU	N1-C2-N3	4.66	120.41	115.13
1	A	955	PSU	C4-N3-C2	-4.61	119.70	126.34
1	A	955	PSU	N1-C2-N3	4.59	120.33	115.13
1	A	1917	PSU	N1-C2-N3	4.50	120.23	115.13
1	A	2504	PSU	C4-N3-C2	-4.41	119.98	126.34
1	A	2580	PSU	C4-N3-C2	-4.31	120.13	126.34
1	A	1917	PSU	C4-N3-C2	-4.31	120.13	126.34
1	A	2552	OMU	C5-C4-N3	4.13	121.01	114.84
1	A	1939	5MU	O2-C2-N1	-3.79	117.75	122.79
1	A	747	5MU	C5-C4-N3	3.74	118.50	115.31
1	A	1939	5MU	O4-C4-C5	-3.45	120.90	124.90

*Continued on next page...*

*Continued from previous page...*

Mol	Chain	Res	Type	Atoms	Z	Observed(°)	Ideal(°)
1	A	747	5MU	O4-C4-C5	-3.39	120.97	124.90
1	A	2504	PSU	C6-N1-C2	-3.28	119.33	122.68
1	A	746	PSU	C6-C5-C4	3.23	120.45	118.20
1	A	2457	PSU	O2-C2-N1	-3.17	119.30	122.79
1	A	1939	5MU	C5M-C5-C4	2.95	122.01	118.77
1	A	1962	5MC	C5-C4-N3	-2.92	118.53	121.67
1	A	2580	PSU	C6-N1-C2	-2.80	119.81	122.68
1	A	1962	5MC	C5-C6-N1	-2.80	120.46	123.34
1	A	1939	5MU	C5M-C5-C6	-2.78	119.13	122.85
1	A	2457	PSU	C6-N1-C2	-2.66	119.97	122.68
1	A	1911	PSU	O2-C2-N1	-2.63	119.90	122.79
1	A	2580	PSU	O4'-C1'-C2'	2.58	108.78	105.14
1	A	2445	2MG	C5-C6-N1	2.56	118.46	113.95
1	A	1835	2MG	C5-C6-N1	2.54	118.44	113.95
1	A	746	PSU	O2-C2-N1	-2.54	120.00	122.79
1	A	1911	PSU	C6-N1-C2	-2.47	120.16	122.68
1	A	2605	PSU	C6-C5-C4	2.44	119.90	118.20
1	A	1917	PSU	O2-C2-N1	-2.42	120.12	122.79
1	A	745	1MG	C5-C6-N1	2.42	117.54	113.90
1	A	2552	OMU	O4-C4-C5	-2.42	120.91	125.16
1	A	2251	OMG	C8-N7-C5	2.40	107.57	102.99
1	A	2498	OMC	O2-C2-N3	-2.37	118.47	122.33
1	A	2251	OMG	C5-C6-N1	2.36	118.11	113.95
1	A	2605	PSU	O2-C2-N1	-2.34	120.22	122.79
1	A	2457	PSU	C6-C5-C4	2.33	119.83	118.20
1	A	2445	2MG	C8-N7-C5	2.32	107.40	102.99
1	A	1917	PSU	C6-N1-C2	-2.31	120.32	122.68
1	A	745	1MG	C8-N7-C5	2.30	107.37	102.99
1	A	1835	2MG	CM2-N2-C2	-2.29	118.81	123.86
1	A	1835	2MG	O6-C6-C5	-2.20	120.07	124.37
1	A	747	5MU	C5M-C5-C6	-2.19	119.92	122.85
1	A	2504	PSU	O4-C4-N3	-2.18	115.93	120.12
1	A	1835	2MG	C8-N7-C5	2.15	107.08	102.99
1	A	747	5MU	O2-C2-N1	-2.13	119.96	122.79
1	A	2445	2MG	O6-C6-C5	-2.13	120.22	124.37
1	A	955	PSU	O2-C2-N1	-2.10	120.48	122.79
1	A	2580	PSU	O2-C2-N1	-2.09	120.49	122.79
1	A	955	PSU	C6-N1-C2	-2.09	120.55	122.68
1	A	2504	PSU	O2-C2-N3	-2.09	117.88	121.82
1	A	2504	PSU	C5-C4-N3	2.04	121.19	116.58
1	A	2605	PSU	C5-C6-N1	-2.04	119.05	122.11
1	A	1911	PSU	O4'-C1'-C2'	2.03	108.01	105.14

*Continued on next page...*

Continued from previous page...

Mol	Chain	Res	Type	Atoms	Z	Observed(°)	Ideal(°)
1	A	745	1MG	O6-C6-C5	-2.02	120.62	124.19
1	A	746	PSU	C6-N1-C2	-2.01	120.62	122.68

There are no chirality outliers.

All (8) torsion outliers are listed below:

Mol	Chain	Res	Type	Atoms
1	A	1911	PSU	C2'-C1'-C5-C6
1	A	2251	OMG	C1'-C2'-O2'-CM2
1	A	747	5MU	C3'-C4'-C5'-O5'
1	A	2445	2MG	C3'-C4'-C5'-O5'
1	A	1911	PSU	O4'-C4'-C5'-O5'
1	A	2504	PSU	O4'-C4'-C5'-O5'
1	A	746	PSU	O4'-C1'-C5-C6
1	A	1911	PSU	O4'-C1'-C5-C6

There are no ring outliers.

8 monomers are involved in 11 short contacts:

Mol	Chain	Res	Type	Clashes	Symm-Clashes
1	A	2445	2MG	1	0
1	A	745	1MG	1	0
1	A	747	5MU	2	0
1	A	2251	OMG	1	0
1	A	2498	OMC	3	0
1	A	1911	PSU	1	0
1	A	2552	OMU	1	0
1	A	1917	PSU	1	0

## 5.5 Carbohydrates [i](#)

There are no monosaccharides in this entry.

## 5.6 Ligand geometry [i](#)

Of 105 ligands modelled in this entry, 105 are monoatomic - leaving 0 for Mogul analysis.

There are no bond length outliers.

There are no bond angle outliers.

There are no chirality outliers.

There are no torsion outliers.

There are no ring outliers.

No monomer is involved in short contacts.

## 5.7 Other polymers [i](#)

There are no such residues in this entry.

## 5.8 Polymer linkage issues [i](#)

There are no chain breaks in this entry.

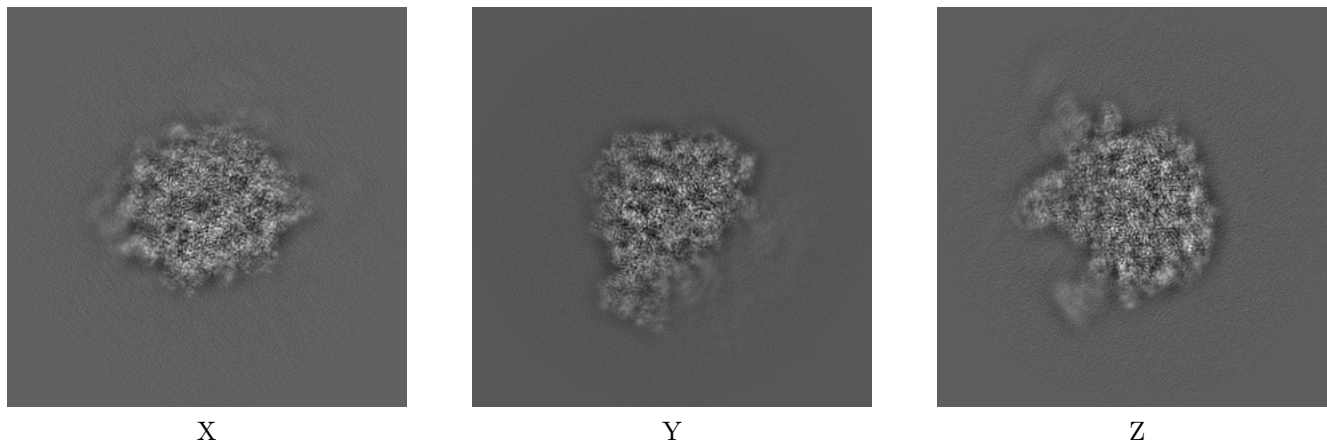
## 6 Map visualisation [i](#)

This section contains visualisations of the EMDB entry EMD-37271. These allow visual inspection of the internal detail of the map and identification of artifacts.

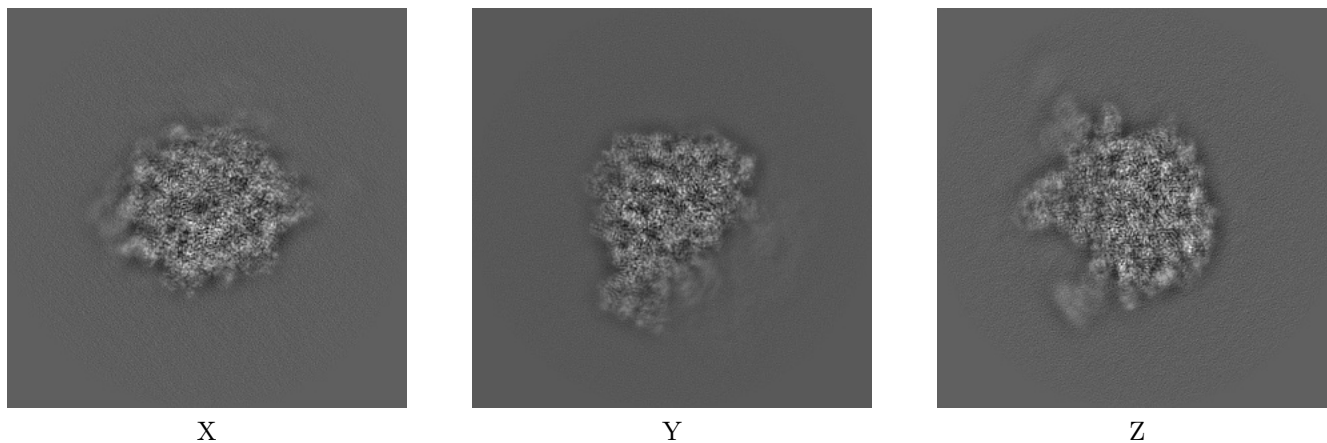
Images derived from a raw map, generated by summing the deposited half-maps, are presented below the corresponding image components of the primary map to allow further visual inspection and comparison with those of the primary map.

### 6.1 Orthogonal projections [i](#)

#### 6.1.1 Primary map



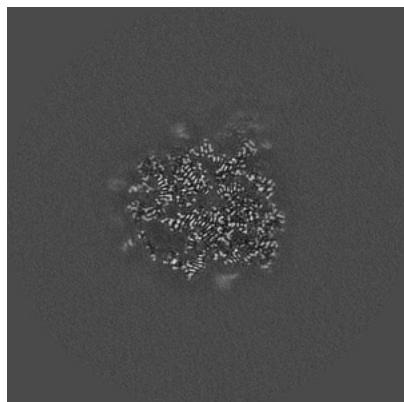
#### 6.1.2 Raw map



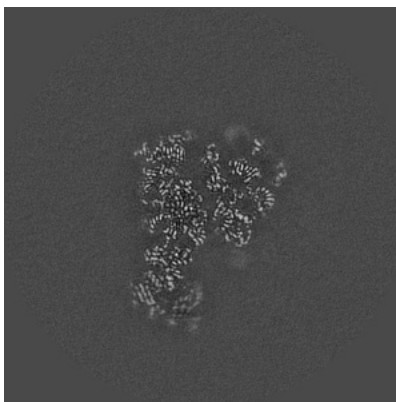
The images above show the map projected in three orthogonal directions.

## 6.2 Central slices [i](#)

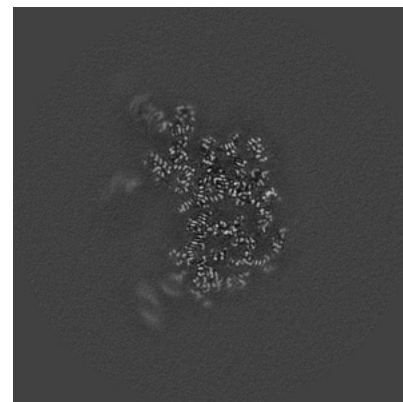
### 6.2.1 Primary map



X Index: 192

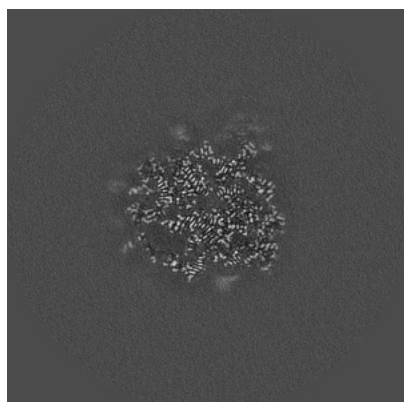


Y Index: 192

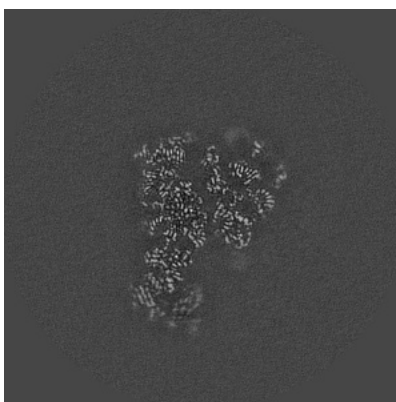


Z Index: 192

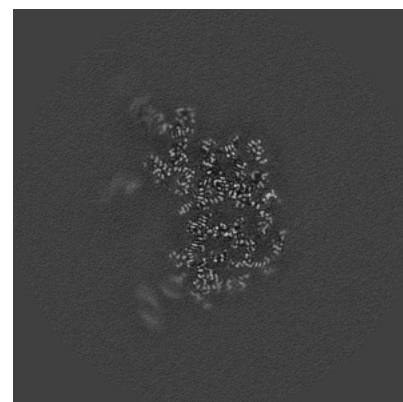
### 6.2.2 Raw map



X Index: 192



Y Index: 192



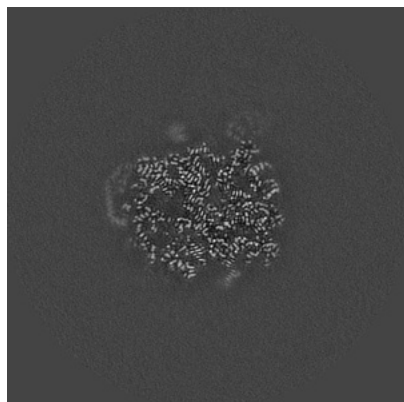
Z Index: 192

The images above show central slices of the map in three orthogonal directions.

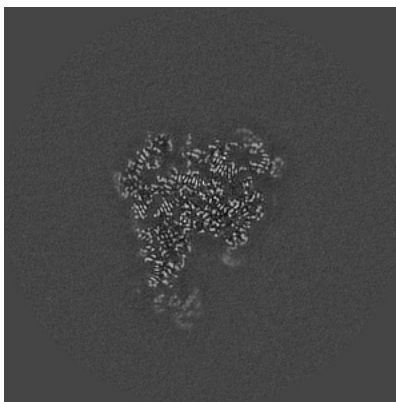


## 6.3 Largest variance slices [i](#)

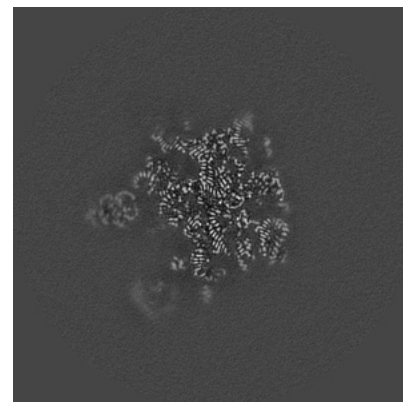
### 6.3.1 Primary map



X Index: 187

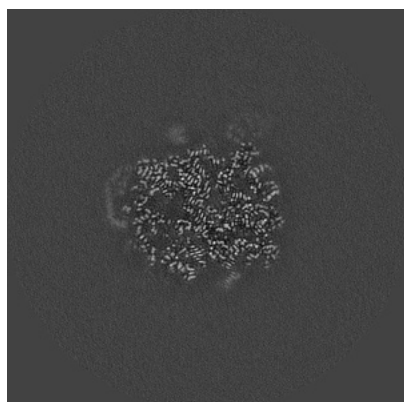


Y Index: 176

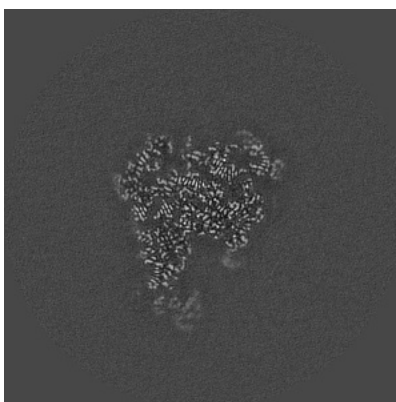


Z Index: 177

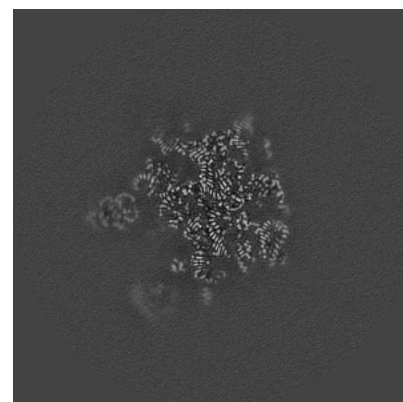
### 6.3.2 Raw map



X Index: 187



Y Index: 176



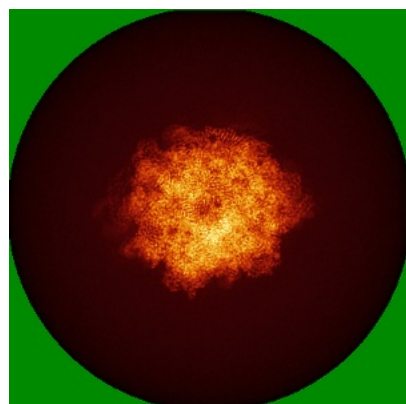
Z Index: 177

The images above show the largest variance slices of the map in three orthogonal directions.

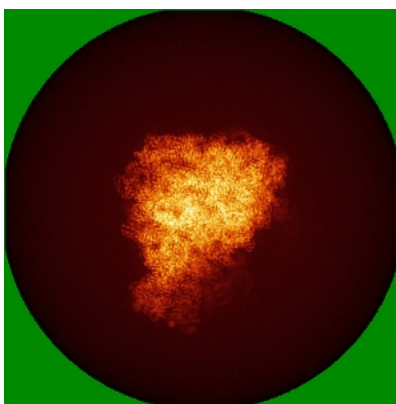


## 6.4 Orthogonal standard-deviation projections (False-color) [i](#)

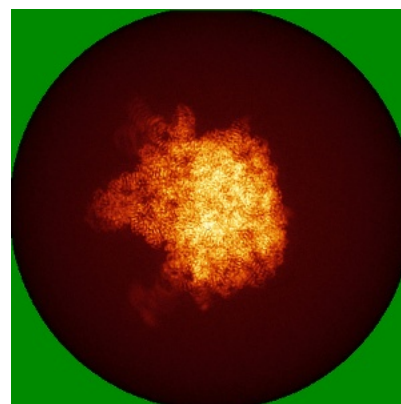
### 6.4.1 Primary map



X

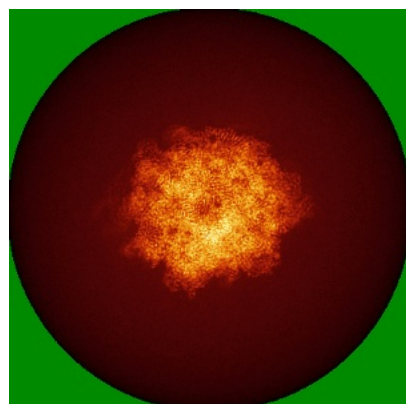


Y

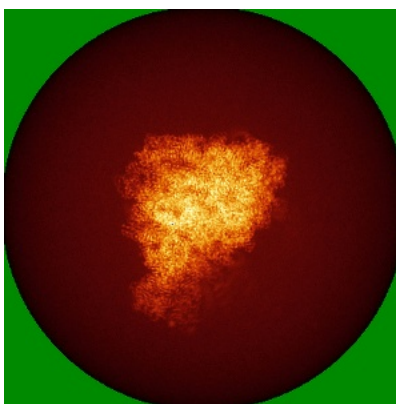


Z

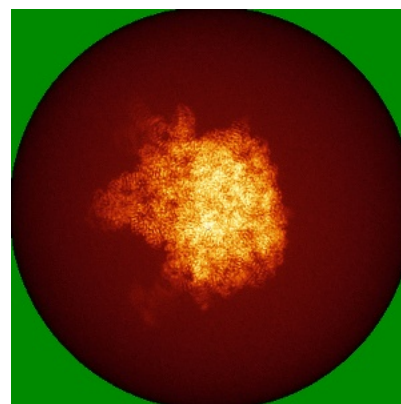
### 6.4.2 Raw map



X



Y

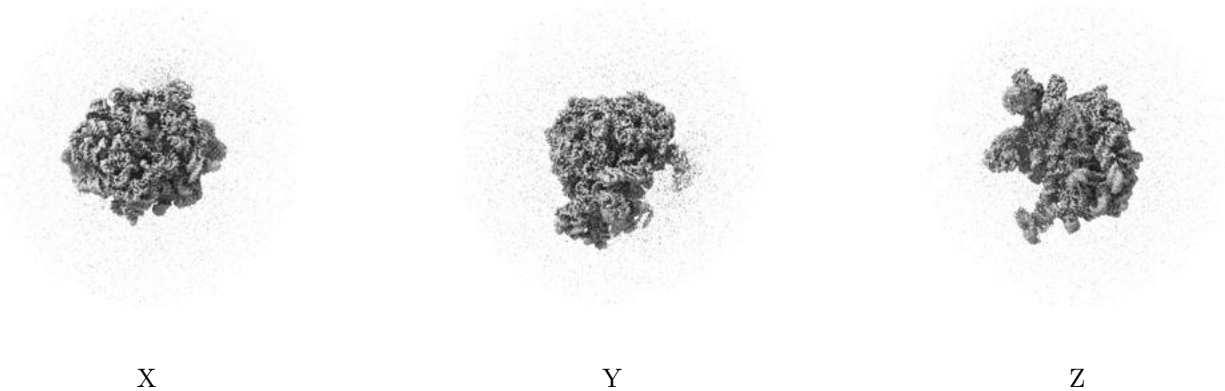


Z

The images above show the map standard deviation projections with false color in three orthogonal directions. Minimum values are shown in green, max in blue, and dark to light orange shades represent small to large values respectively.


## 6.5 Orthogonal surface views [i](#)

### 6.5.1 Primary map



The images above show the 3D surface view of the map at the recommended contour level 0.006. These images, in conjunction with the slice images, may facilitate assessment of whether an appropriate contour level has been provided.

### 6.5.2 Raw map



These images show the 3D surface of the raw map. The raw map's contour level was selected so that its surface encloses the same volume as the primary map does at its recommended contour level.

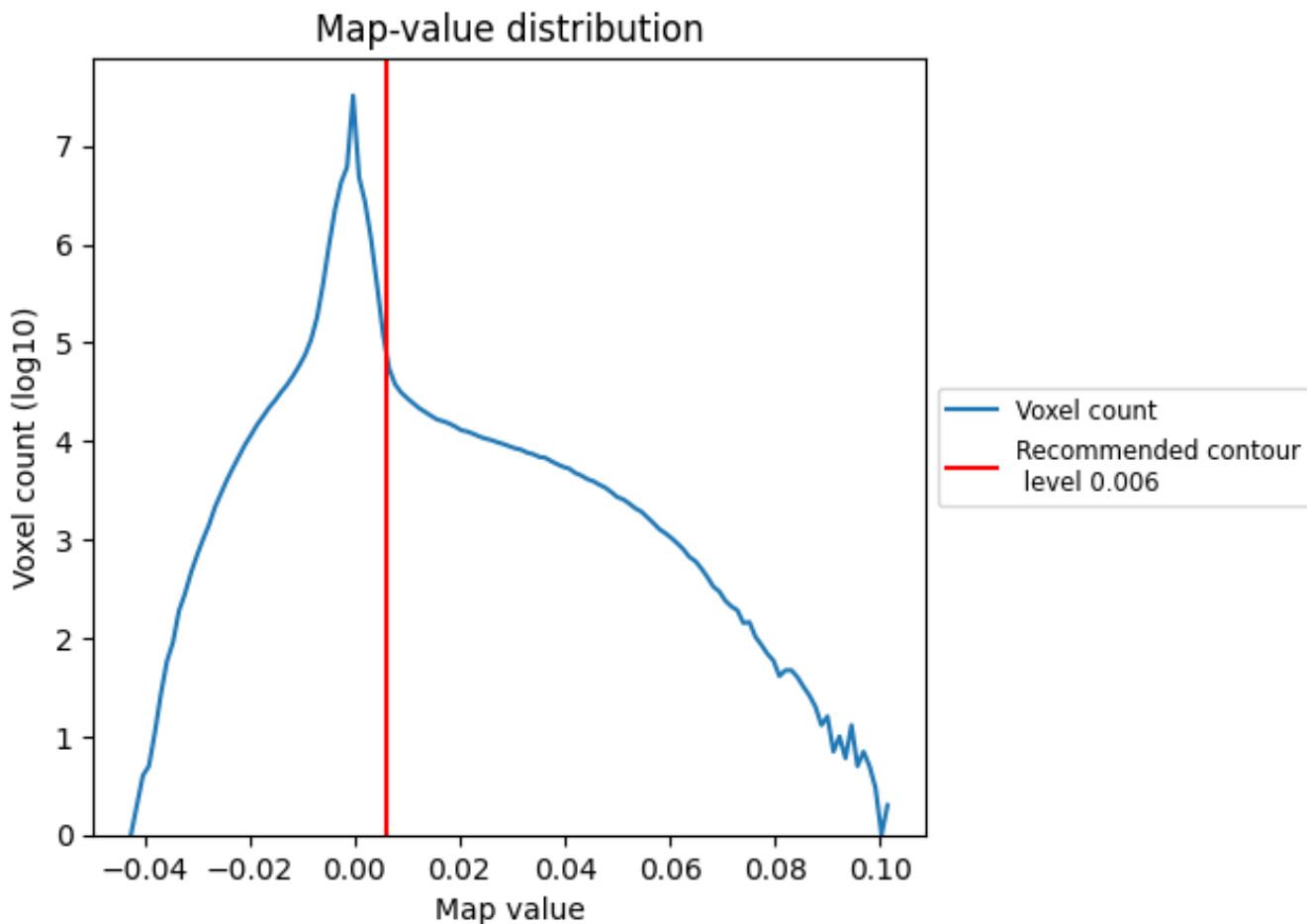
## 6.6 Mask visualisation [i](#)

This section was not generated. No masks/segmentation were deposited.

## 7 Map analysis [i](#)

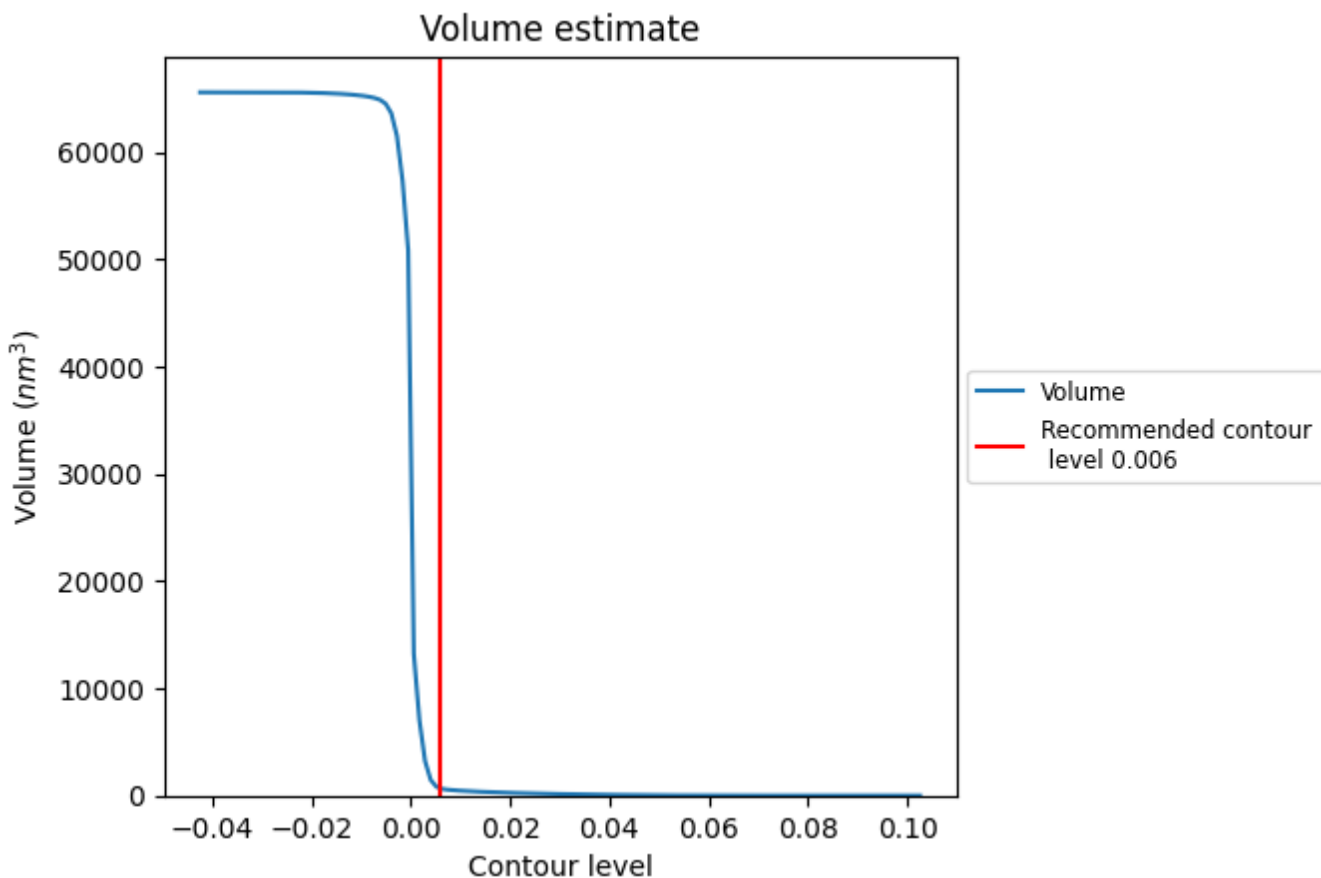
This section contains the results of statistical analysis of the map.

### 7.1 Map-value distribution [i](#)



The map-value distribution is plotted in 128 intervals along the x-axis. The y-axis is logarithmic. A spike in this graph at zero usually indicates that the volume has been masked.

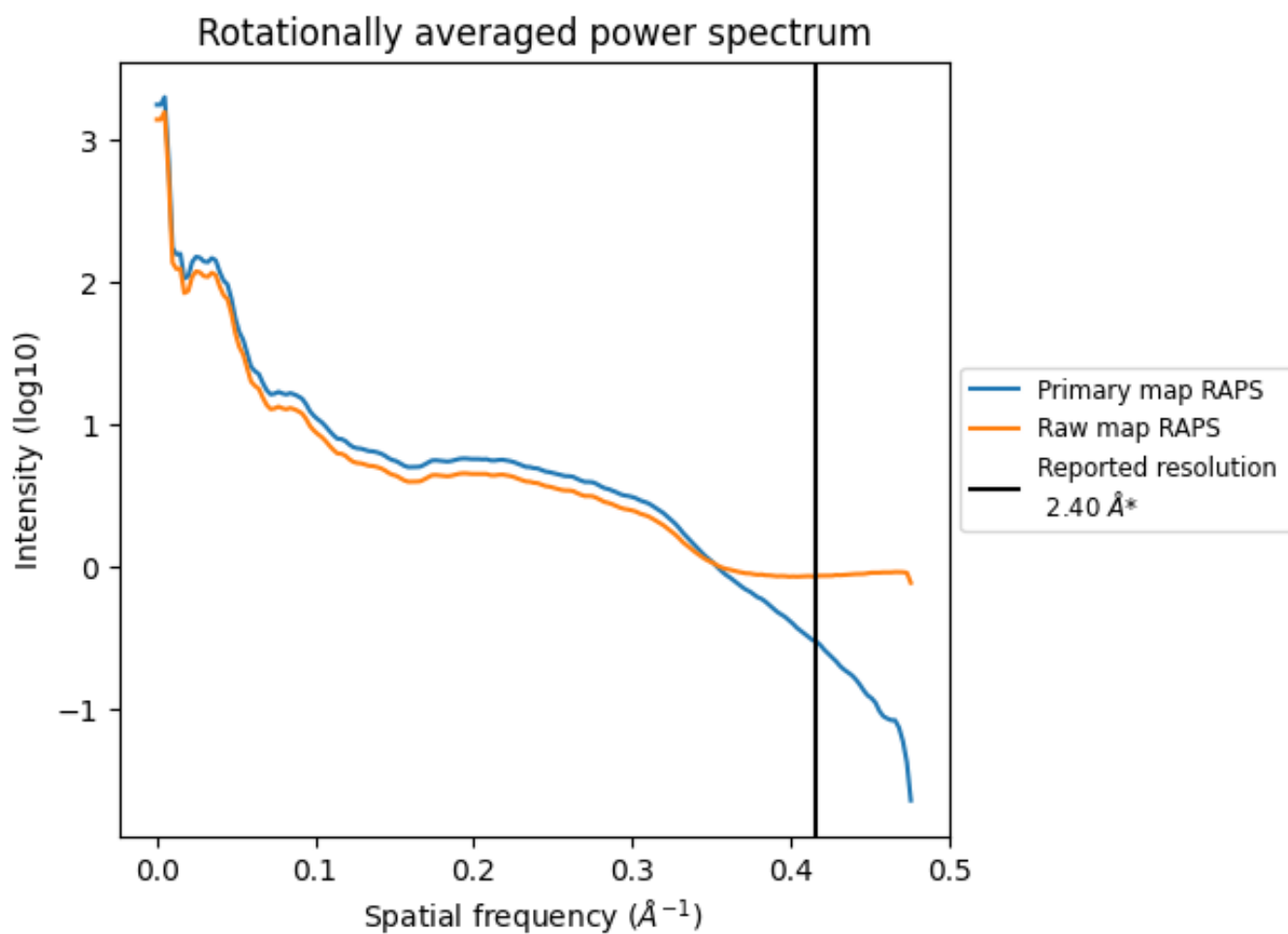
## 7.2 Volume estimate [i](#)



The volume at the recommended contour level is 667  $\text{nm}^3$ ; this corresponds to an approximate mass of 603 kDa.

The volume estimate graph shows how the enclosed volume varies with the contour level. The recommended contour level is shown as a vertical line and the intersection between the line and the curve gives the volume of the enclosed surface at the given level.

### 7.3 Rotationally averaged power spectrum [i](#)

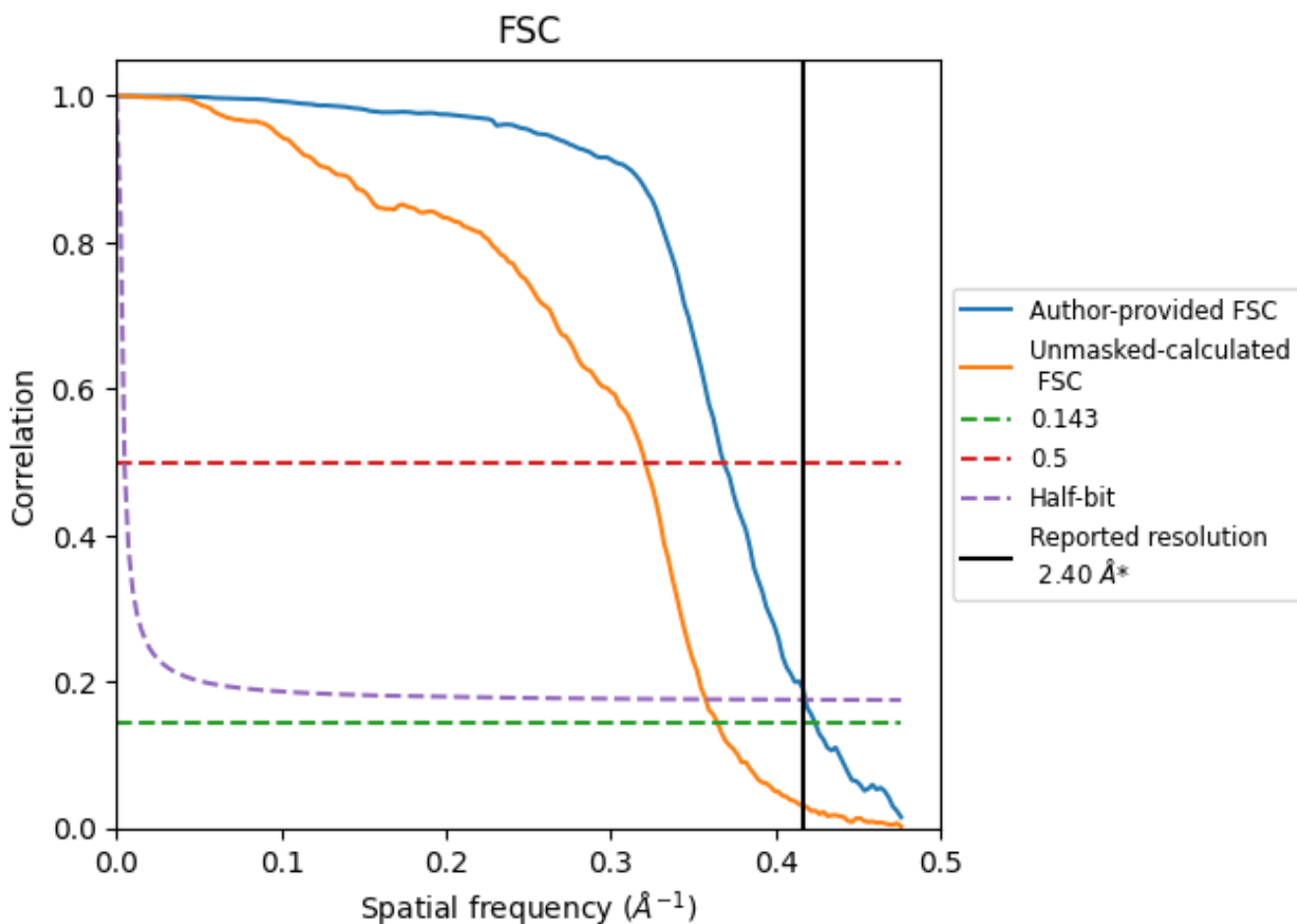


\*Reported resolution corresponds to spatial frequency of  $0.417 \text{ \AA}^{-1}$

## 8 Fourier-Shell correlation [i](#)

Fourier-Shell Correlation (FSC) is the most commonly used method to estimate the resolution of single-particle and subtomogram-averaged maps. The shape of the curve depends on the imposed symmetry, mask and whether or not the two 3D reconstructions used were processed from a common reference. The reported resolution is shown as a black line. A curve is displayed for the half-bit criterion in addition to lines showing the 0.143 gold standard cut-off and 0.5 cut-off.

### 8.1 FSC [i](#)



\*Reported resolution corresponds to spatial frequency of 0.417 Å<sup>-1</sup>

## 8.2 Resolution estimates [i](#)

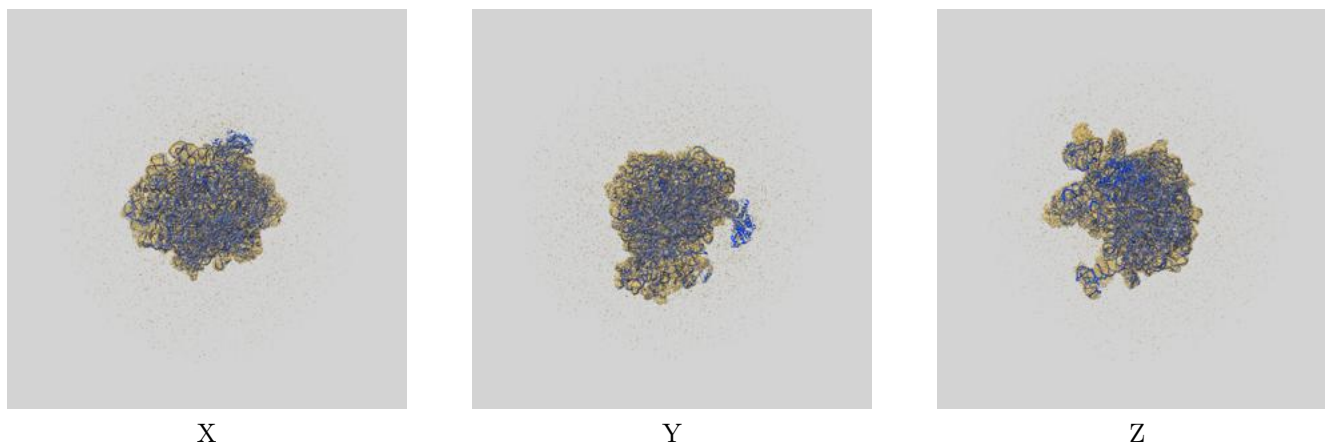
Resolution estimate (Å)	Estimation criterion (FSC cut-off)		
	0.143	0.5	Half-bit
Reported by author	2.40	-	-
Author-provided FSC curve	2.36	2.71	2.39
Unmasked-calculated*	2.74	3.12	2.80

\*Resolution estimate based on FSC curve calculated by comparison of deposited half-maps. The value from deposited half-maps intersecting FSC 0.143 CUT-OFF 2.74 differs from the reported value 2.4 by more than 10 %

## 9 Map-model fit [i](#)

This section contains information regarding the fit between EMDB map EMD-37271 and PDB model 8W51. Per-residue inclusion information can be found in section 3 on page 10.

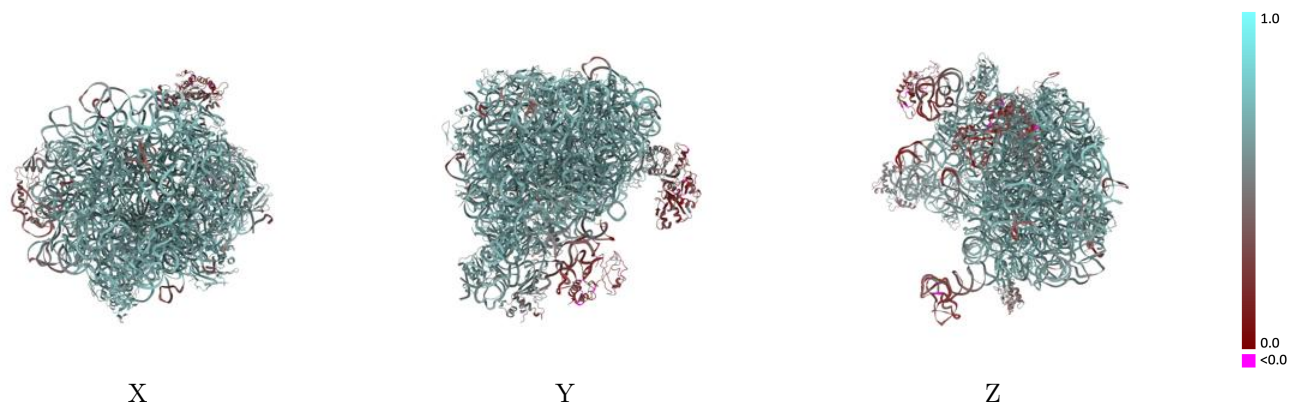
### 9.1 Map-model overlay [i](#)



The images above show the 3D surface view of the map at the recommended contour level 0.006 at 50% transparency in yellow overlaid with a ribbon representation of the model coloured in blue. These images allow for the visual assessment of the quality of fit between the atomic model and the map.



## 9.2 Q-score mapped to coordinate model [i](#)



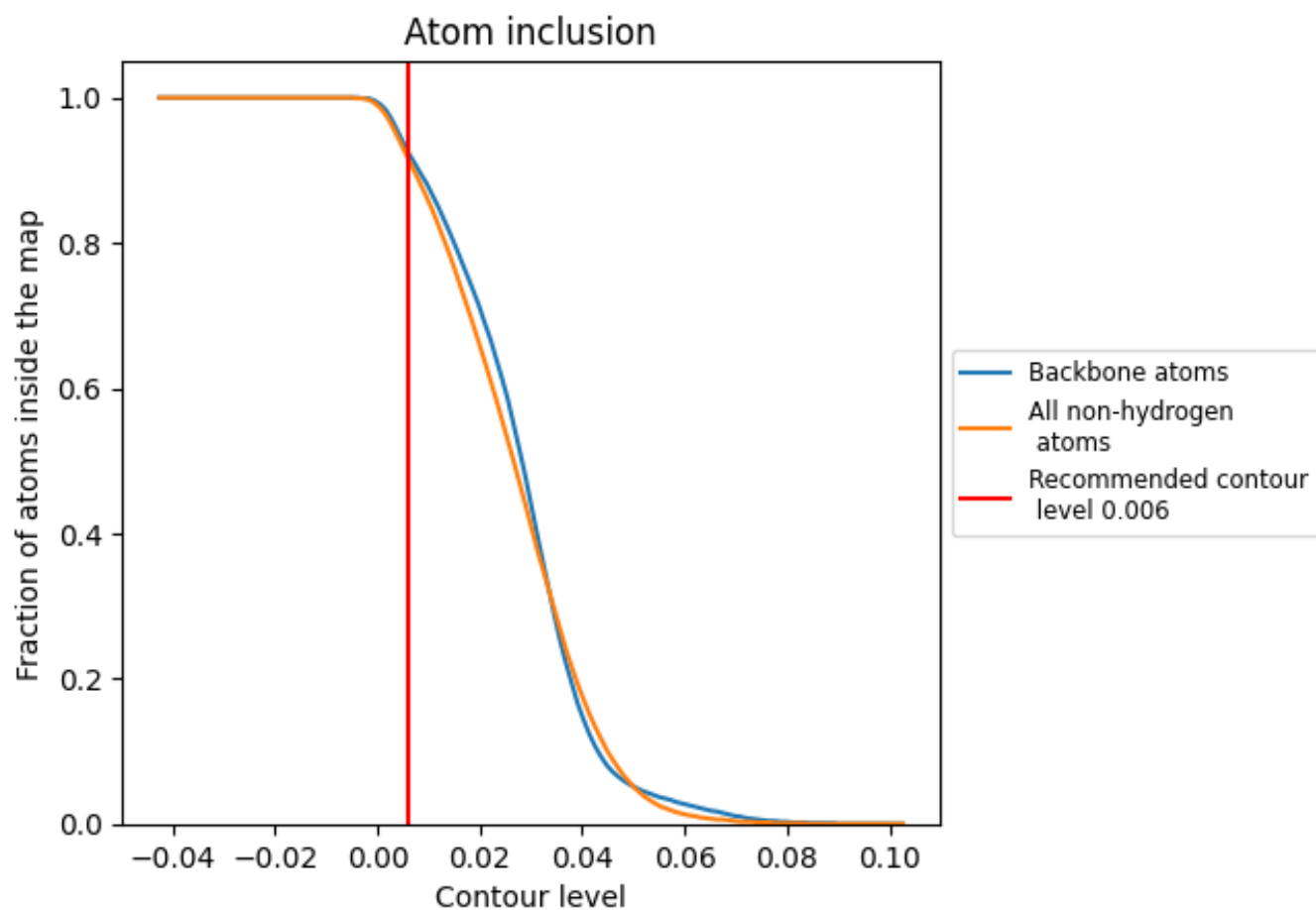
The images above show the model with each residue coloured according to its Q-score. This shows their resolvability in the map with higher Q-score values reflecting better resolvability. Please note: Q-score is calculating the resolvability of atoms, and thus high values are only expected at resolutions at which atoms can be resolved. Low Q-score values may therefore be expected for many entries.

## 9.3 Atom inclusion mapped to coordinate model [i](#)



The images above show the model with each residue coloured according to its atom inclusion. This shows to what extent they are inside the map at the recommended contour level (0.006).



































































## 9.4 Atom inclusion [i](#)



At the recommended contour level, 92% of all backbone atoms, 92% of all non-hydrogen atoms, are inside the map.

## 9.5 Map-model fit summary

The table lists the average atom inclusion at the recommended contour level (0.006) and Q-score for the entire model and for each chain.

Chain	Atom inclusion	Q-score
All	 0.9160	 0.6070
0	 0.9450	 0.6410
1	 0.9350	 0.6560
2	 0.9350	 0.6110
3	 0.9630	 0.6840
4	 0.9610	 0.6710
5	 0.9490	 0.6540
A	 0.9580	 0.6200
B	 0.9800	 0.6140
C	 0.9590	 0.6630
D	 0.9530	 0.6580
E	 0.9350	 0.6350
F	 0.7570	 0.4720
G	 0.8890	 0.5750
H	 0.6740	 0.4440
J	 0.2260	 0.2220
K	 0.9460	 0.6490
L	 0.9450	 0.6430
M	 0.9420	 0.6430
N	 0.9520	 0.6560
O	 0.9700	 0.6660
P	 0.8960	 0.5970
Q	 0.9270	 0.6350
R	 0.9640	 0.6690
S	 0.9310	 0.6350
T	 0.9390	 0.6540
U	 0.8930	 0.6100
V	 0.9100	 0.6080
W	 0.9160	 0.6200
X	 0.9270	 0.6530
Y	 0.9400	 0.6450
Z	 0.8920	 0.6040
y	 0.1760	 0.3150

