



Full wwPDB X-ray Structure Validation Report ⓘ

Jun 16, 2024 – 04:37 PM EDT

PDB ID : 4WF9
Title : The crystal structure of the large ribosomal subunit of *Staphylococcus aureus* in complex with telithromycin
Authors : Eyal, Z.; Matzov, D.; Krupkin, M.; Wekselman, I.; Zimmerman, E.; Rozenberg, H.; Bashan, A.; Yonath, A.E.
Deposited on : 2014-09-14
Resolution : 3.43 Å(reported)

This is a Full wwPDB X-ray Structure Validation Report for a publicly released PDB entry.

We welcome your comments at validation@mail.wwpdb.org

A user guide is available at

<https://www.wwpdb.org/validation/2017/XrayValidationReportHelp>

with specific help available everywhere you see the ⓘ symbol.

The types of validation reports are described at

<http://www.wwpdb.org/validation/2017/FAQs#types>.

The following versions of software and data (see [references ⓘ](#)) were used in the production of this report:

MolProbity : 4.02b-467
Mogul : 1.8.5 (274361), CSD as541be (2020)
Xtrriage (Phenix) : 1.13
EDS : 2.37.1
buster-report : 1.1.7 (2018)
Percentile statistics : 20191225.v01 (using entries in the PDB archive December 25th 2019)
Refmac : 5.8.0158
CCP4 : 7.0.044 (Gargrove)
Ideal geometry (proteins) : Engh & Huber (2001)
Ideal geometry (DNA, RNA) : Parkinson et al. (1996)
Validation Pipeline (wwPDB-VP) : 2.37.1

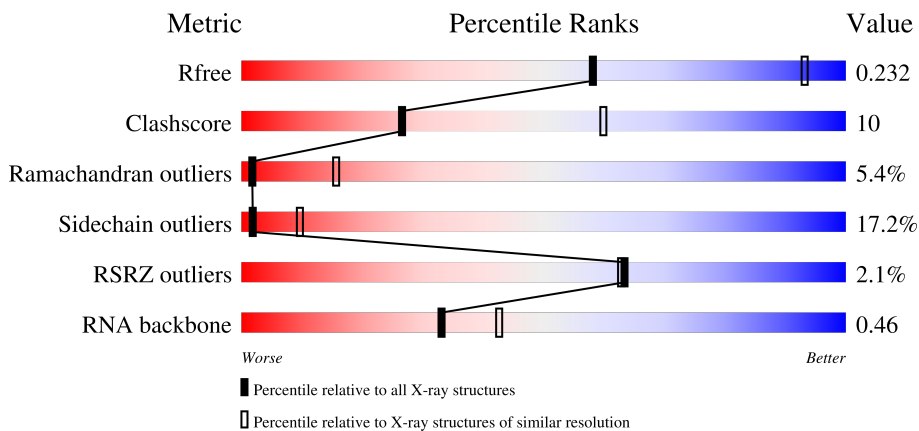
1 Overall quality at a glance i

The following experimental techniques were used to determine the structure:

X-RAY DIFFRACTION

The reported resolution of this entry is 3.43 Å.

Percentile scores (ranging between 0-100) for global validation metrics of the entry are shown in the following graphic. The table shows the number of entries on which the scores are based.













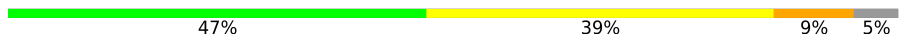












Metric	Whole archive (#Entries)	Similar resolution (#Entries, resolution range(Å))
R_{free}	130704	1486 (3.50-3.34)
Clashscore	141614	1572 (3.50-3.34)
Ramachandran outliers	138981	1534 (3.50-3.34)
Sidechain outliers	138945	1535 (3.50-3.34)
RSRZ outliers	127900	1395 (3.50-3.34)
RNA backbone	3102	1012 (3.88-2.96)

The table below summarises the geometric issues observed across the polymeric chains and their fit to the electron density. The red, orange, yellow and green segments of the lower bar indicate the fraction of residues that contain outliers for ≥ 3 , 2, 1 and 0 types of geometric quality criteria respectively. A grey segment represents the fraction of residues that are not modelled. The numeric value for each fraction is indicated below the corresponding segment, with a dot representing fractions $\leq 5\%$. The upper red bar (where present) indicates the fraction of residues that have poor fit to the electron density. The numeric value is given above the bar.

Mol	Chain	Length	Quality of chain
1	X	2923	 51% 32% 9% 7%
2	Y	114	 49% 44% 5%
3	A	277	 6% 67% 26%

Continued on next page...

Continued from previous page...

Mol	Chain	Length	Quality of chain
4	B	220	
5	C	207	
6	D	179	
7	E	178	
8	G	145	
9	H	122	
10	I	146	
11	J	144	
12	K	122	
13	L	119	
14	M	116	
15	N	118	
16	O	102	
17	P	117	
18	Q	91	
19	R	105	
20	S	217	
21	T	94	
22	V	69	
23	W	59	
24	Z	58	
25	2	45	
26	3	66	

The following table lists non-polymeric compounds, carbohydrate monomers and non-standard residues in protein, DNA, RNA chains that are outliers for geometric or electron-density-fit criteria:

Mol	Type	Chain	Res	Chirality	Geometry	Clashes	Electron density
27	TEL	X	3001	X	-	-	-
28	MPD	X	3005	-	-	X	-
29	MG	X	3010	-	-	-	X
29	MG	X	3011	-	-	-	X
29	MG	X	3014	-	-	-	X
29	MG	X	3016	-	-	-	X
29	MG	X	3022	-	-	-	X
29	MG	X	3025	-	-	-	X
29	MG	X	3028	-	-	-	X
29	MG	X	3226	-	-	-	X
29	MG	X	3252	-	-	-	X
29	MG	X	3258	-	-	-	X
29	MG	X	3260	-	-	-	X
29	MG	X	3276	-	-	-	X
29	MG	X	3303	-	-	-	X
29	MG	X	3340	-	-	-	X
29	MG	X	3349	-	-	-	X
29	MG	X	3354	-	-	-	X
29	MG	X	3357	-	-	-	X
29	MG	X	3358	-	-	-	X
29	MG	X	3360	-	-	-	X
29	MG	Y	207	-	-	-	X
30	MN	X	3032	-	-	-	X
30	MN	X	3040	-	-	-	X
30	MN	X	3051	-	-	-	X
30	MN	X	3151	-	-	-	X
30	MN	X	3181	-	-	-	X
30	MN	X	3200	-	-	-	X
30	MN	X	3267	-	-	-	X
30	MN	X	3272	-	-	-	X
32	EOH	X	3367	-	-	-	X

2 Entry composition [i](#)

There are 33 unique types of molecules in this entry. The entry contains 81033 atoms, of which 0 are hydrogens and 0 are deuteriums.

In the tables below, the ZeroOcc column contains the number of atoms modelled with zero occupancy, the AltConf column contains the number of residues with at least one atom in alternate conformation and the Trace column contains the number of residues modelled with at most 2 atoms.

- Molecule 1 is a RNA chain called 23S ribosomal RNA.

Mol	Chain	Residues	Atoms					ZeroOcc	AltConf	Trace
			Total	C	N	O	P			
1	X	2712	58145	25958	10650	18825	2712	0	0	0

- Molecule 2 is a RNA chain called 5S ribosomal RNA.

Mol	Chain	Residues	Atoms					ZeroOcc	AltConf	Trace
			Total	C	N	O	P			
2	Y	114	2430	1086	436	794	114	0	0	0

- Molecule 3 is a protein called 50S ribosomal protein L2.

Mol	Chain	Residues	Atoms					ZeroOcc	AltConf	Trace
			Total	C	N	O	S			
3	A	269	1640	995	319	321	5	0	0	0

- Molecule 4 is a protein called 50S ribosomal protein L3.

Mol	Chain	Residues	Atoms					ZeroOcc	AltConf	Trace
			Total	C	N	O	S			
4	B	215	1566	980	291	290	5	0	0	0

- Molecule 5 is a protein called 50S ribosomal protein L4.

Mol	Chain	Residues	Atoms					ZeroOcc	AltConf	Trace
			Total	C	N	O	S			
5	C	200	1314	812	250	250	2	0	0	0

- Molecule 6 is a protein called 50S ribosomal protein L5.

Mol	Chain	Residues	Atoms					ZeroOcc	AltConf	Trace
			Total	C	N	O	S			
6	D	160	823	498	160	164	1	0	0	0

- Molecule 7 is a protein called 50S ribosomal protein L6.

Mol	Chain	Residues	Atoms					ZeroOcc	AltConf	Trace
			Total	C	N	O	S			
7	E	156	930	575	173	181	1	0	0	0

- Molecule 8 is a protein called 50S ribosomal protein L13.

Mol	Chain	Residues	Atoms					ZeroOcc	AltConf	Trace
			Total	C	N	O	S			
8	G	145	1105	691	205	206	3	0	0	0

- Molecule 9 is a protein called 50S ribosomal protein L14.

Mol	Chain	Residues	Atoms					ZeroOcc	AltConf	Trace
			Total	C	N	O	S			
9	H	122	877	542	166	165	4	0	0	0

- Molecule 10 is a protein called 50S ribosomal protein L15.

Mol	Chain	Residues	Atoms					ZeroOcc	AltConf	Trace
			Total	C	N	O	S			
10	I	131	830	503	164	162	1	0	0	0

- Molecule 11 is a protein called 50S ribosomal protein L16.

Mol	Chain	Residues	Atoms					ZeroOcc	AltConf	Trace
			Total	C	N	O	S			
11	J	141	1054	673	196	181	4	0	0	0

- Molecule 12 is a protein called 50S ribosomal protein L17.

Mol	Chain	Residues	Atoms					ZeroOcc	AltConf	Trace
			Total	C	N	O	S			
12	K	119	900	554	174	171	1	0	0	0

- Molecule 13 is a protein called 50S ribosomal protein L18.

Mol	Chain	Residues	Atoms				ZeroOcc	AltConf	Trace
			Total	C	N	O			
13	L	109	667	405	134	128	0	0	0

- Molecule 14 is a protein called 50S ribosomal protein L19.

Mol	Chain	Residues	Atoms				ZeroOcc	AltConf	Trace
			Total	C	N	O			
14	M	110	834	526	167	141	0	0	0

- Molecule 15 is a protein called 50S ribosomal protein L20.

Mol	Chain	Residues	Atoms					ZeroOcc	AltConf	Trace
			Total	C	N	O	S			
15	N	116	929	584	188	153	4	0	0	0

- Molecule 16 is a protein called 50S ribosomal protein L21.

Mol	Chain	Residues	Atoms					ZeroOcc	AltConf	Trace
			Total	C	N	O	S			
16	O	102	756	481	138	136	1	0	0	0

- Molecule 17 is a protein called 50S ribosomal protein L22.

Mol	Chain	Residues	Atoms					ZeroOcc	AltConf	Trace
			Total	C	N	O	S			
17	P	112	856	534	161	158	3	0	0	0

- Molecule 18 is a protein called 50S ribosomal protein L23.

Mol	Chain	Residues	Atoms					ZeroOcc	AltConf	Trace
			Total	C	N	O	S			
18	Q	89	600	375	107	116	2	0	0	0

- Molecule 19 is a protein called 50S ribosomal protein L24.

Mol	Chain	Residues	Atoms					ZeroOcc	AltConf	Trace
			Total	C	N	O	S			
19	R	101	609	373	111	124	1	0	0	0

- Molecule 20 is a protein called 50S ribosomal protein L25.

Mol	Chain	Residues	Atoms					ZeroOcc	AltConf	Trace
			Total	C	N	O	S			
20	S	167	1082	680	192	208	2	0	0	0

- Molecule 21 is a protein called 50S ribosomal protein L27.

Mol	Chain	Residues	Atoms				ZeroOcc	AltConf	Trace
			Total	C	N	O			
21	T	75	541	336	101	104	0	0	0

- Molecule 22 is a protein called 50S ribosomal protein L29.

Mol	Chain	Residues	Atoms				ZeroOcc	AltConf	Trace
			Total	C	N	O			
22	V	63	416	256	75	85	0	0	0

- Molecule 23 is a protein called 50S ribosomal protein L30.

Mol	Chain	Residues	Atoms					ZeroOcc	AltConf	Trace
			Total	C	N	O	S			
23	W	58	449	279	84	85	1	0	0	0

- Molecule 24 is a protein called 50S ribosomal protein L32.

Mol	Chain	Residues	Atoms					ZeroOcc	AltConf	Trace
			Total	C	N	O	S			
24	Z	45	352	215	73	60	4	0	0	0

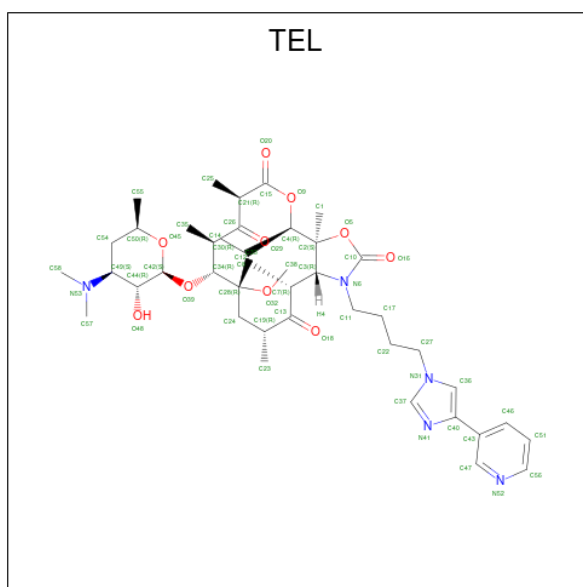
- Molecule 25 is a protein called 50S ribosomal protein L34.

Mol	Chain	Residues	Atoms					ZeroOcc	AltConf	Trace
			Total	C	N	O	S			
25	2	44	362	222	86	53	1	0	0	0

- Molecule 26 is a protein called 50S ribosomal protein L35.

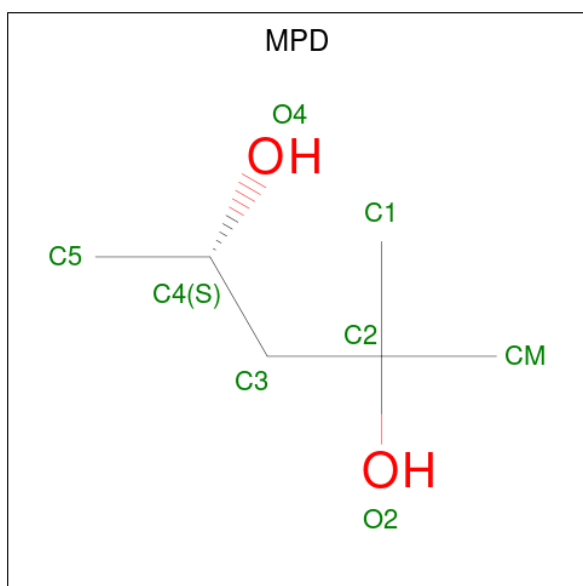
Mol	Chain	Residues	Atoms					ZeroOcc	AltConf	Trace
			Total	C	N	O	S			
26	3	60	390	239	77	72	2	0	0	0

- Molecule 27 is TELITHROMYCIN (three-letter code: TEL) (formula: C₄₃H₆₅N₅O₁₀).



Mol	Chain	Residues	Atoms				ZeroOcc	AltConf
			Total	C	N	O		
27	X	1	58	43	5	10	0	0

- Molecule 28 is (4S)-2-METHYL-2,4-PENTANEDIOL (three-letter code: MPD) (formula: $C_6H_{14}O_2$).



Mol	Chain	Residues	Atoms			ZeroOcc	AltConf
			Total	C	O		
28	X	1	8	6	2	0	0
28	X	1	8	6	2	0	0

Continued on next page...

Continued from previous page...

Mol	Chain	Residues	Atoms			ZeroOcc	AltConf
28	X	1	Total	C	O	0	0
			8	6	2		
28	X	1	Total	C	O	0	0
			8	6	2		
28	X	1	Total	C	O	0	0
			8	6	2		
28	X	1	Total	C	O	0	0
			8	6	2		
28	X	1	Total	C	O	0	0
			8	6	2		

- Molecule 29 is MAGNESIUM ION (three-letter code: MG) (formula: Mg).

Mol	Chain	Residues	Atoms		ZeroOcc	AltConf
29	X	136	Total	Mg	0	0
			136	136		
29	Y	4	Total	Mg	0	0
			4	4		
29	A	1	Total	Mg	0	0
			1	1		
29	B	1	Total	Mg	0	0
			1	1		
29	C	3	Total	Mg	0	0
			3	3		
29	G	1	Total	Mg	0	0
			1	1		
29	O	1	Total	Mg	0	0
			1	1		
29	R	1	Total	Mg	0	0
			1	1		
29	T	1	Total	Mg	0	0
			1	1		

- Molecule 30 is MANGANESE (II) ION (three-letter code: MN) (formula: Mn).

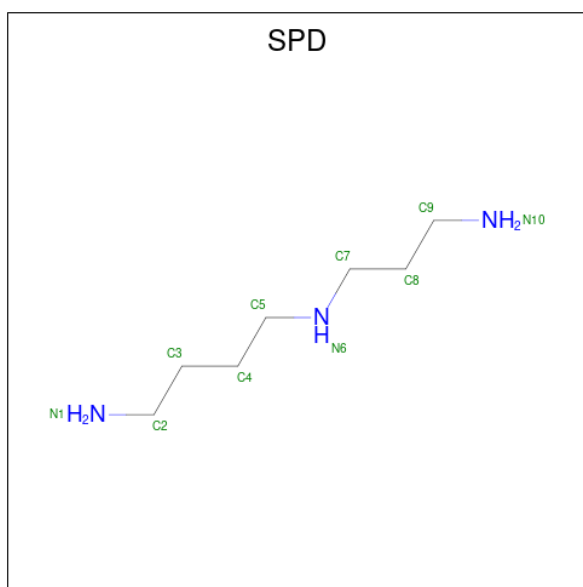
Mol	Chain	Residues	Atoms		ZeroOcc	AltConf
30	X	221	Total	Mn	0	0
			221	221		
30	Y	6	Total	Mn	0	0
			6	6		

Continued on next page...

Continued from previous page...

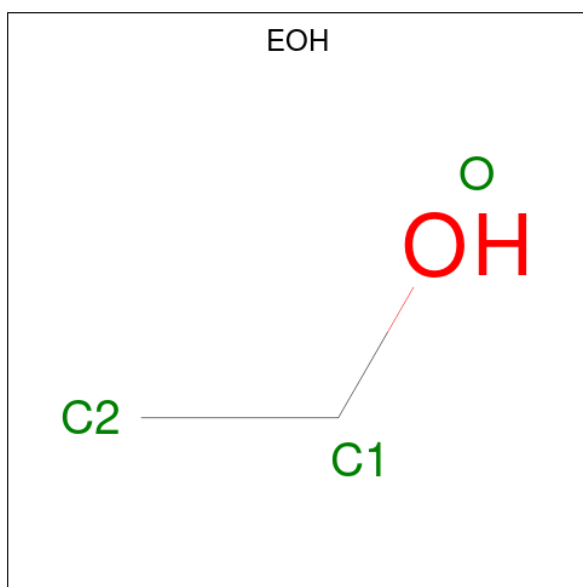
Mol	Chain	Residues	Atoms	ZeroOcc	AltConf
30	I	2	Total Mn 2 2	0	0
30	J	1	Total Mn 1 1	0	0
30	M	1	Total Mn 1 1	0	0

- Molecule 31 is SPERMIDINE (three-letter code: SPD) (formula: $C_7H_{19}N_3$).



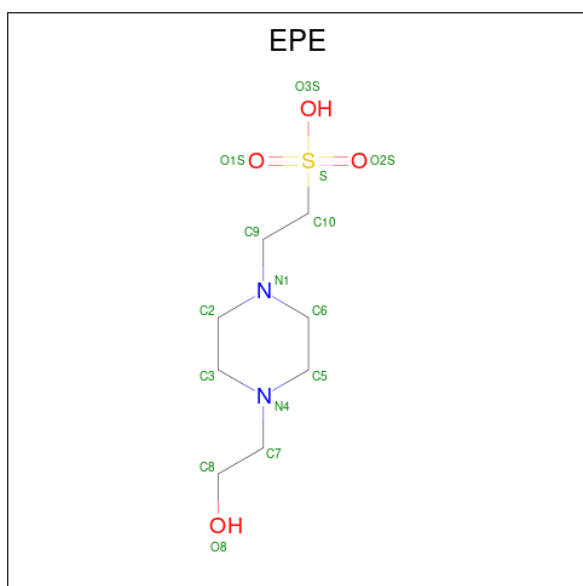
Mol	Chain	Residues	Atoms	ZeroOcc	AltConf
31	X	1	Total C N 10 7 3	0	0
31	X	1	Total C N 10 7 3	0	0
31	X	1	Total C N 10 7 3	0	0
31	X	1	Total C N 10 7 3	0	0
31	S	1	Total C N 10 7 3	0	0

- Molecule 32 is ETHANOL (three-letter code: EOH) (formula: C_2H_6O).



Mol	Chain	Residues	Atoms	ZeroOcc	AltConf
32	X	1	Total C O 3 2 1	0	0
32	X	1	Total C O 3 2 1	0	0
32	X	1	Total C O 3 2 1	0	0

- Molecule 33 is 4-(2-HYDROXYETHYL)-1-PIPERAZINE ETHANESULFONIC ACID (three-letter code: EPE) (formula: C₈H₁₈N₂O₄S).

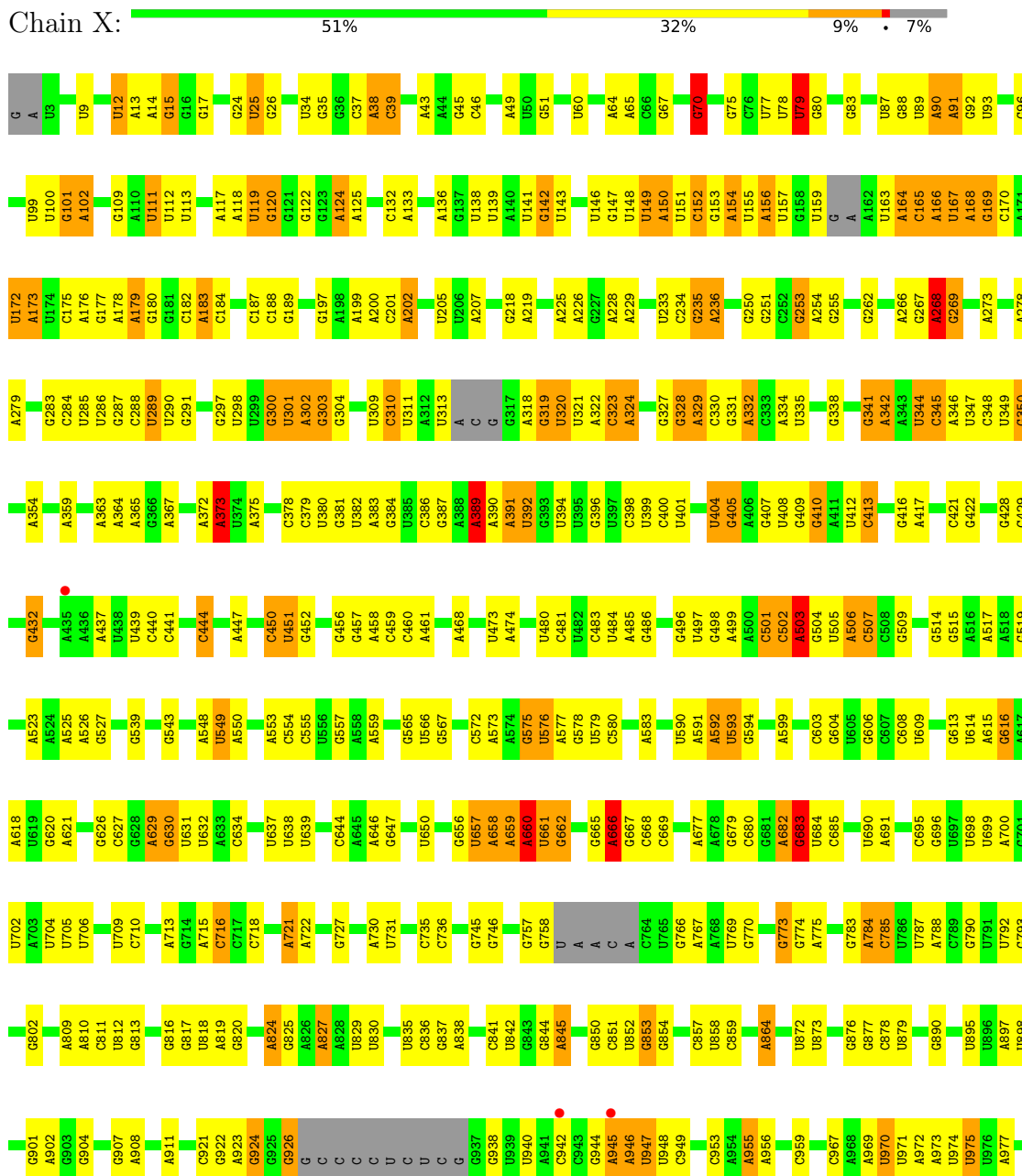


Mol	Chain	Residues	Atoms					ZeroOcc	AltConf
			Total	C	N	O	S		
33	L	1	15	8	2	4	1	0	0

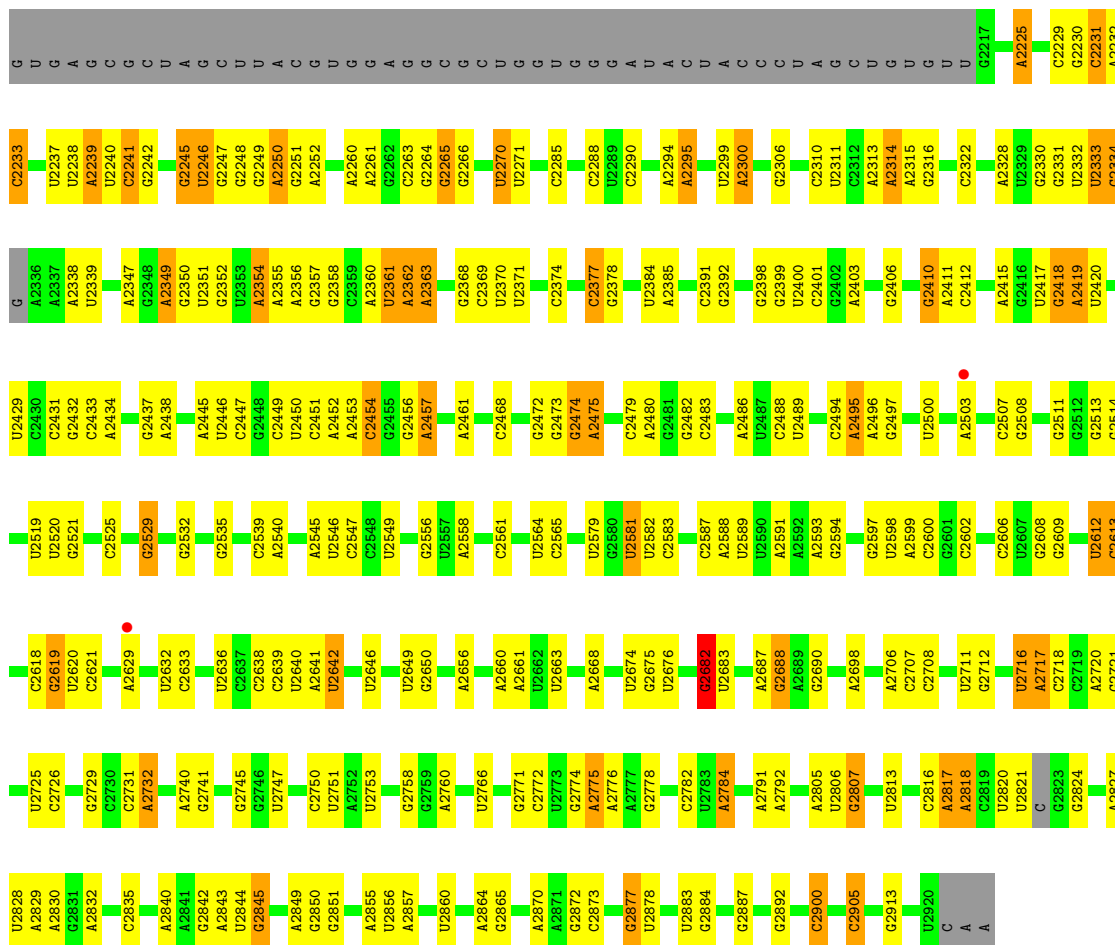
3 Residue-property plots

These plots are drawn for all protein, RNA, DNA and oligosaccharide chains in the entry. The first graphic for a chain summarises the proportions of the various outlier classes displayed in the second graphic. The second graphic shows the sequence view annotated by issues in geometry and electron density. Residues are color-coded according to the number of geometric quality criteria for which they contain at least one outlier: green = 0, yellow = 1, orange = 2 and red = 3 or more. A red dot above a residue indicates a poor fit to the electron density ($RSRZ > 2$). Stretches of 2 or more consecutive residues without any outlier are shown as a green connector. Residues present in the sample, but not in the model, are shown in grey.

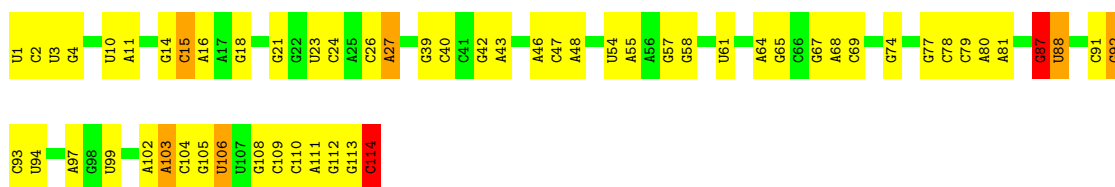
- Molecule 1: 23S ribosomal RNA



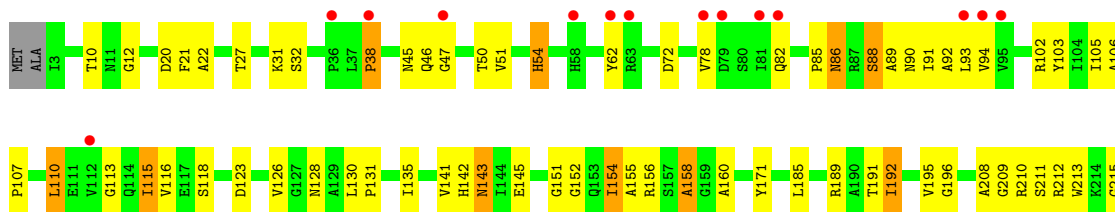
C2090	C2091	C1994	G1902	U1825	G1743	G1638	G1570	G1509	U1446	G1357	A1269	G1169	U1097	A985
G	G	C1997	U1907	G1826	A1744	G1639	G1571	U1510	A1447	A1358	A1270	G1169	A1098	G986
G	G	A1998	A1908	C1827	A1746	U1640	G1572	C1511	U1448	A1359	U1270	A1170	A1099	A989
G	G	G1999	C1909	U1828	G1746	U1643	A1573	U1512	A1449	A1360	G1274	U1174	A	G990
G	G	A1911	G1910	C1832	U1753	G1650	A1574	A1513	U1450	A1361	A1275	G1175	U	G997
G	G	A1912	C1833	U1755	C1754	G1651	A1576	G1515	U1451	A1366	A1276	U1176	U	G1000
G	G	G1915	U1836	U1756	U1758	C1652	G1577	C1516	G1452	U1377	G1277	A1177	U	G1005
G	G	A1836	A1837	U1757	U1758	A1653	A1578	U1518	U	U1377	G1278	A1178	U	U1013
G	G	G1838	A1758	U1758	A1758	A1654	U	U1519	U	U1378	U1280	C1179	G	U1014
G	G	G1839	G1759	G1760	G1760	A1658	U	A	A	U1382	U1281	U1185	C	U1017
G	G	U1840	G1761	U1762	U1762	A1662	G	G1521	A1459	G1383	A1285	A1186	U	A1018
G	G	U1841	U1762	U1762	U1762	A1662	A	G1522	U1460	G1384	G1286	A1195	A	A1018
G	G	A1842	G1766	G1766	G1766	G1669	G	C1523	U1461	G1385	A1289	C1196	G	A1023
G	G	U1843	G1767	G1767	G1767	A1670	U	U1525	G1462	A1391	G1290	C1197	A	C1026
G	G	U1844	G1768	G1768	G1768	A1670	C	G1526	A1463	A1392	G1291	G1198	A	G1028
G	G	U1845	G1769	G1769	G1769	A1676	U	A1527	U1464	G1392	A1291	A1199	C	A1034
G	G	A1848	C1769	C1769	C1769	A1676	C	G1528	G1465	G1395	A1292	A1200	C	C1037
G	G	G1849	C1770	C1770	C1770	A1680	G	U1529	G1466	C1400	G1206	U1210	C	C1038
G	G	U1854	A1771	A1771	A1771	U1681	A	A1530	G1467	G1207	G1207	U1211	C	G1039
G	G	G1855	G1772	G1772	G1772	U1681	A	U1531	G1468	G1401	G1208	U1212	C	A1040
G	G	A1856	A1773	A1773	A1773	U1683	U	U	G1469	H1301	G1300	U1209	C	A1049
G	G	C1957	G1775	G1775	G1775	U1684	G	G	A1471	G1405	G1302	U1210	U	A1055
G	G	G1862	A1776	A1776	A1776	U1686	U	U	C1472	G1408	A1303	G1211	C	U1056
G	G	G1862	G1781	G1781	G1781	G1689	U	A	U1598	A1410	U1305	C1213	U	A1057
G	G	C1865	C1781	C1781	C1781	G1689	U	A	U1599	G1411	G1308	U1215	U	U1063
G	G	G1867	A1789	A1789	A1789	A1690	U	U1540	U1477	G1412	C1309	U	U	A1064
G	G	U1868	G1790	G1790	G1790	A1691	U	C1541	A1478	G1413	A1310	U1217	A	A1065
G	G	G1791	G1791	G1791	G1791	A1692	U	U1542	U1482	G1414	A1311	G1218	C	G1066
G	G	U1888	G1792	G1792	G1792	A1695	U	G1543	A1483	G1415	A1312	G1219	G	G1069
G	G	G1889	C1793	C1793	C1793	U1696	C	G1544	U1483	U1416	A1313	G1220	A	A1070
G	G	U1891	C1794	C1794	C1794	G1697	U	U1545	G1486	G1417	A1314	A1220	U	A1072
G	G	U1892	A1795	A1795	A1795	G1697	U	A1546	U1486	G1418	C1315	G1226	U	U1077
G	G	U1893	A1796	A1796	A1796	C1700	U	C1547	G1487	G1419	G1332	G1229	C	U1084
G	G	A1800	A1796	A1796	A1796	U1701	U	U1550	G1488	U1420	C1332	G1229	C	U1085
G	G	G1882	A1800	A1800	A1800	U1702	U	U1551	A1489	A1421	A1333	G1234	C	G1086
G	G	U1888	C1801	C1801	C1801	U1703	U	A	G1490	A1422	G1336	U1238	A	U1087
G	G	G1888	U1806	U1806	U1806	A1708	U	U	C1491	C1423	A1337	U1238	A	U1088
G	G	U1889	A1807	A1807	A1807	G1718	U	A	U1493	G1425	U1338	U1248	U	C1089
G	G	G1889	U1808	U1808	U1808	G1718	U	G1555	U1494	G1426	U1339	A1241	A	A1090
G	G	U1890	C1810	C1810	C1810	A1721	U	G1556	G1496	G1429	C1342	A1242	G	G1091
G	G	U1891	A1811	A1811	A1811	U1724	U	U1557	U1497	U1431	U1343	A1242	U	A1092
G	G	U1892	G1815	G1815	G1815	U1724	U	G1558	U1498	U1432	G1342	A1242	C	A1093
G	G	A1893	A1816	A1816	A1816	C1730	U	A1560	U1499	U1433	U1343	G1247	U	U1094
G	G	U1893	C1817	C1817	C1817	G1731	U	C1562	G1500	U1434	G1347	G1248	U	U1095
G	G	G1894	A1818	A1818	A1818	U1732	U	G1562	G1501	U1434	U1347	U1248	U	G1096
G	G	U1896	G1819	G1819	G1819	G1732	U	G1564	A1502	C1435	U1349	U1249	U	C1087
G	G	U	G1820	G1820	G1820	A1738	A	U1565	U1503	C1436	U1350	G1250	U	C1088
G	G	C	U1821	U1821	U1821	G1739	A	G1566	U1437	U1437	C1260	C1260	U	A1090
G	G	U1822	C1822	C1822	C1822	G1740	U	G1567	G1505	G1438	G1261	G1261	U	G1091
G	G	G1900	U1823	U1823	U1823	G1741	U	U1568	C1506	G1354	A1263	A1263	U	A1092
G	G	C1901	C1824	C1824	C1824	A1742	U	G1569	C1508	A1440	G1356	A1264	U	C1093

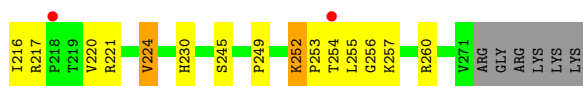


• Molecule 2: 5S ribosomal RNA



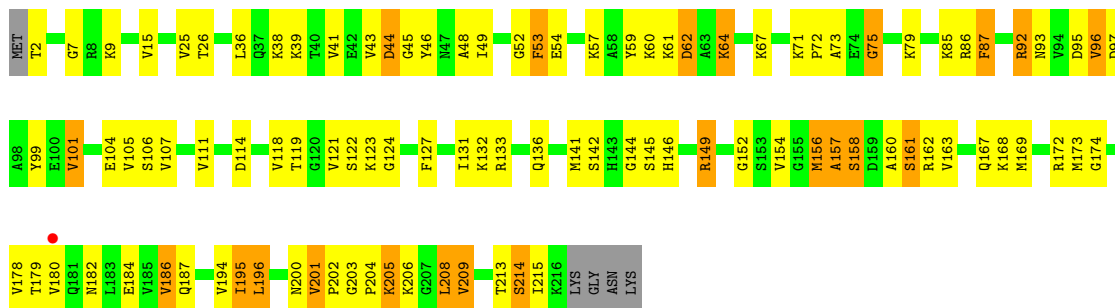
• Molecule 3: 50S ribosomal protein L2





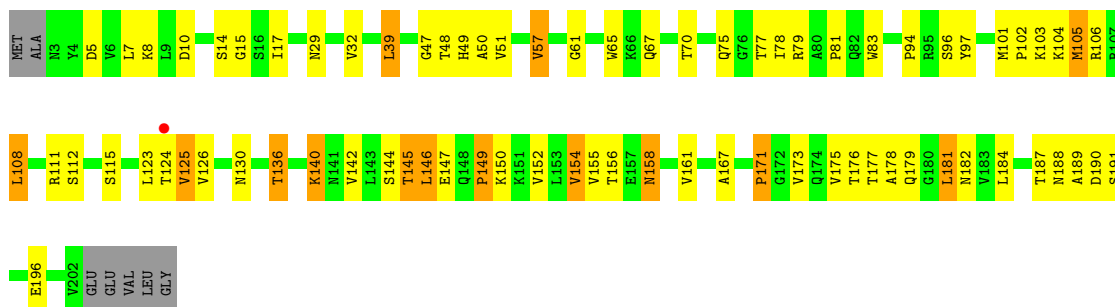
- Molecule 4: 50S ribosomal protein L3

Chain B: 52% 36% 10%



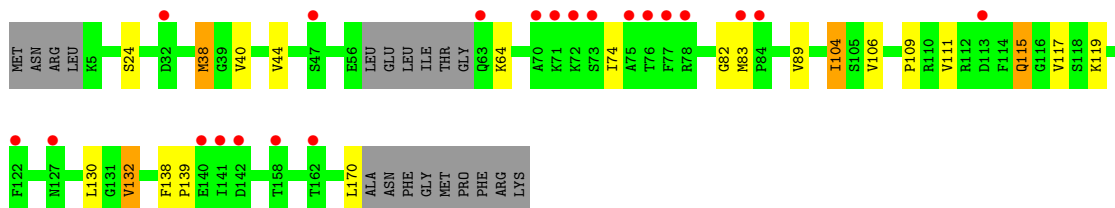
- Molecule 5: 50S ribosomal protein L4

Chain C: 60% 30% 7%



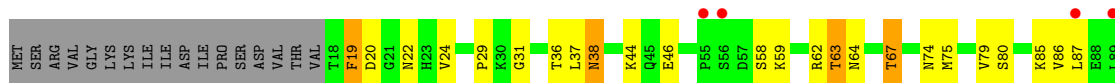
- Molecule 6: 50S ribosomal protein L5

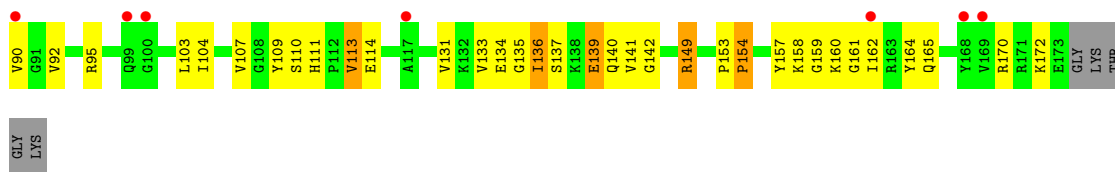
Chain D: 12% 78% 9% 11%



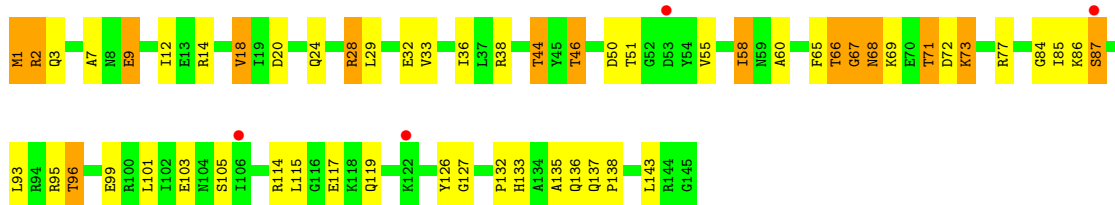
- Molecule 7: 50S ribosomal protein L6

Chain E: 6% 55% 28% 5% 12%

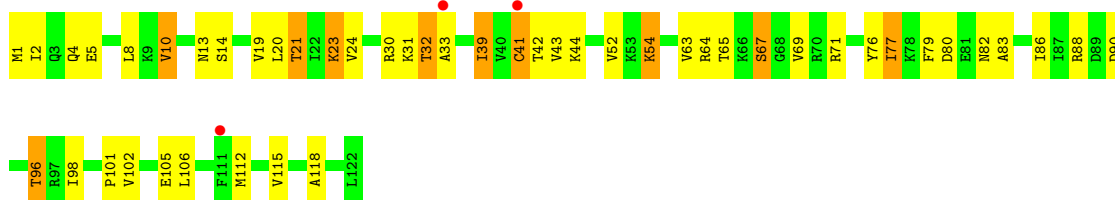




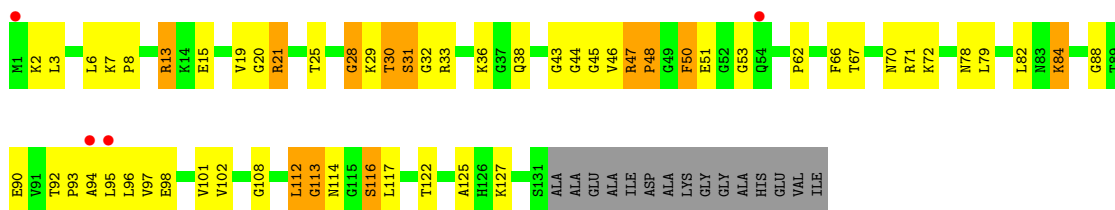
- Molecule 8: 50S ribosomal protein L13



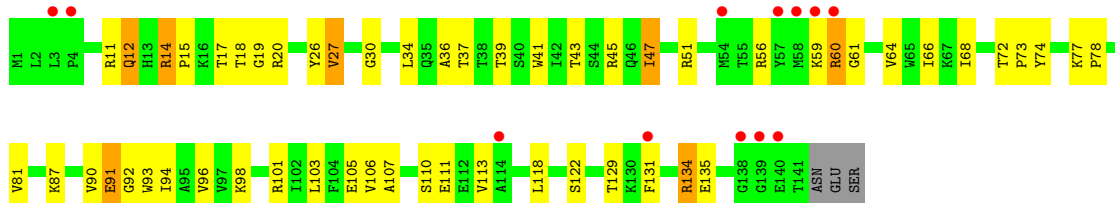
- Molecule 9: 50S ribosomal protein L14



- Molecule 10: 50S ribosomal protein L15

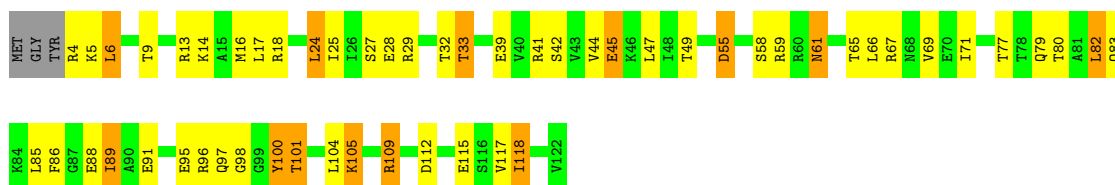


- Molecule 11: 50S ribosomal protein L16



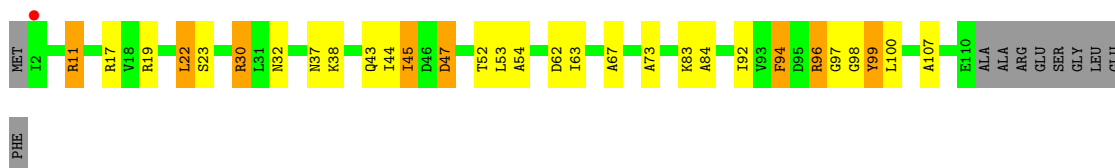
- Molecule 12: 50S ribosomal protein L17

Chain K:  52% 34% 11%



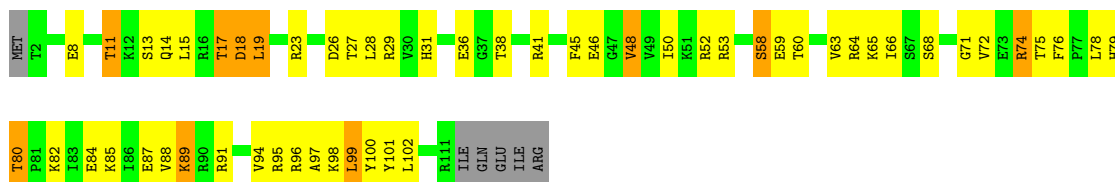
- Molecule 13: 50S ribosomal protein L18

Chain L:  66% 18% 7% 8%



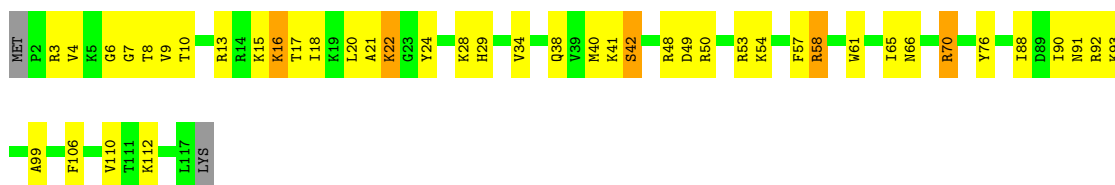
- Molecule 14: 50S ribosomal protein L19

Chain M:  47% 39% 9% 5%



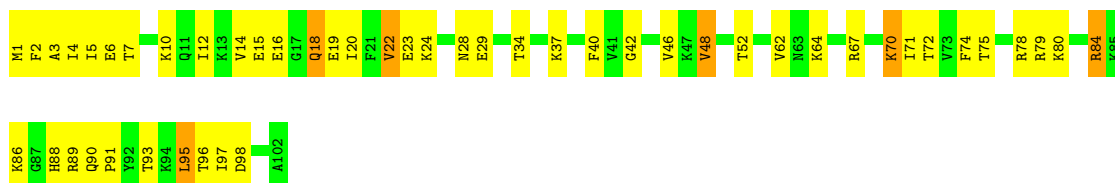
- Molecule 15: 50S ribosomal protein L20

Chain N:  61% 33%

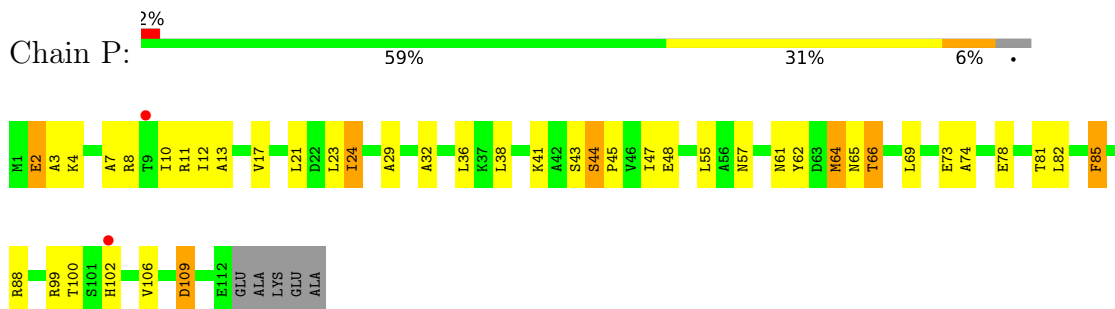


- Molecule 16: 50S ribosomal protein L21

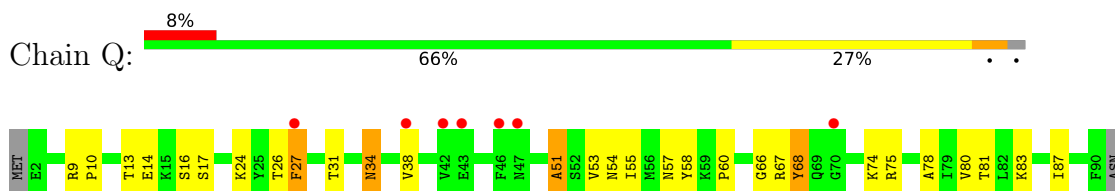
Chain O:  52% 42% 6%



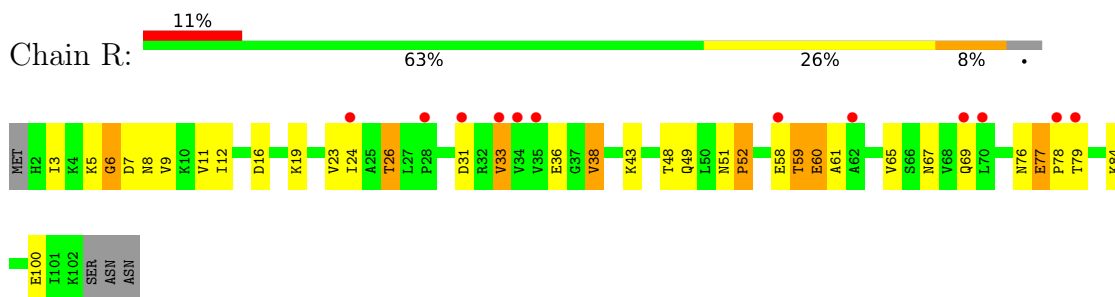
- Molecule 17: 50S ribosomal protein L22



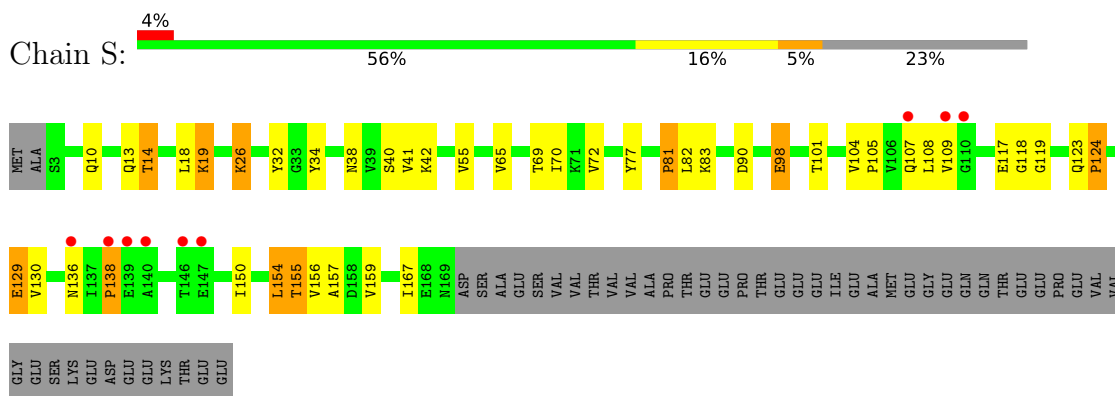
- Molecule 18: 50S ribosomal protein L23



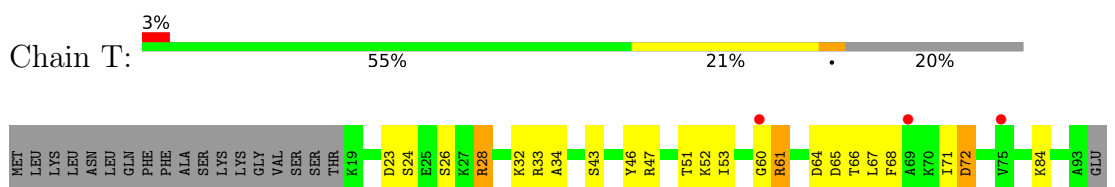
- Molecule 19: 50S ribosomal protein L24



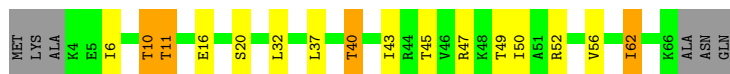
- Molecule 20: 50S ribosomal protein L25



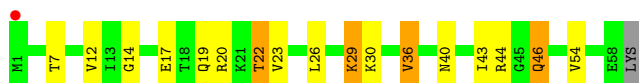
- Molecule 21: 50S ribosomal protein L27




• Molecule 22: 50S ribosomal protein L29

Chain V:  68% 17% 6% 9%

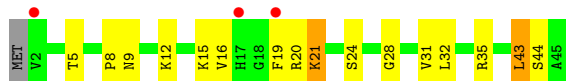
• Molecule 23: 50S ribosomal protein L30

Chain W:  2% 69% 22% 7%

• Molecule 24: 50S ribosomal protein L32

Chain Z:  2% 43% 29% 5% 22%

• Molecule 25: 50S ribosomal protein L34

Chain 2:  7% 62% 31%

• Molecule 26: 50S ribosomal protein L35

Chain 3:  68% 21% 9%

4 Data and refinement statistics

Property	Value	Source
Space group	P 65 2 2	Depositor
Cell constants a, b, c, α , β , γ	282.66Å 282.66Å 877.08Å 90.00° 90.00° 120.00°	Depositor
Resolution (Å)	50.19 – 3.43 50.19 – 3.43	Depositor EDS
% Data completeness (in resolution range)	97.4 (50.19-3.43) 97.4 (50.19-3.43)	Depositor EDS
R_{merge}	0.17	Depositor
R_{sym}	(Not available)	Depositor
$\langle I/\sigma(I) \rangle$ ¹	2.14 (at 3.40Å)	Xtrriage
Refinement program	PHENIX (phenix.refine: 1.8.2_1309)	Depositor
R, R_{free}	0.192 , 0.232 0.192 , 0.232	Depositor DCC
R_{free} test set	13519 reflections (5.04%)	wwPDB-VP
Wilson B-factor (Å ²)	114.5	Xtrriage
Anisotropy	0.215	Xtrriage
Bulk solvent k_{sol} (e/Å ³), B_{sol} (Å ²)	0.22 , 76.9	EDS
L-test for twinning ²	$\langle L \rangle = 0.46$, $\langle L^2 \rangle = 0.29$	Xtrriage
Estimated twinning fraction	No twinning to report.	Xtrriage
F_o, F_c correlation	0.94	EDS
Total number of atoms	81033	wwPDB-VP
Average B, all atoms (Å ²)	84.0	wwPDB-VP

Xtrriage's analysis on translational NCS is as follows: *The largest off-origin peak in the Patterson function is 1.30% of the height of the origin peak. No significant pseudotranslation is detected.*

¹Intensities estimated from amplitudes.

²Theoretical values of $\langle |L| \rangle$, $\langle L^2 \rangle$ for acentric reflections are 0.5, 0.333 respectively for untwinned datasets, and 0.375, 0.2 for perfectly twinned datasets.

5 Model quality i

5.1 Standard geometry i

Bond lengths and bond angles in the following residue types are not validated in this section: SPD, MN, MG, EPE, MPD, TEL, EOH

The Z score for a bond length (or angle) is the number of standard deviations the observed value is removed from the expected value. A bond length (or angle) with $|Z| > 5$ is considered an outlier worth inspection. RMSZ is the root-mean-square of all Z scores of the bond lengths (or angles).

Mol	Chain	Bond lengths		Bond angles	
		RMSZ	# Z >5	RMSZ	# Z >5
1	X	0.56	10/65105 (0.0%)	1.06	170/101500 (0.2%)
2	Y	0.52	1/2717 (0.0%)	1.06	14/4232 (0.3%)
3	A	0.35	0/1671	0.65	0/2304
4	B	0.51	0/1589	0.79	1/2139 (0.0%)
5	C	0.46	0/1332	0.72	0/1826
6	D	0.26	0/826	0.61	0/1147
7	E	0.51	0/941	0.79	0/1302
8	G	0.45	0/1127	0.68	0/1524
9	H	0.40	0/884	0.63	0/1195
10	I	0.56	0/838	0.91	1/1139 (0.1%)
11	J	0.43	0/1078	0.68	0/1457
12	K	0.44	0/903	0.71	0/1209
13	L	0.34	0/672	0.66	0/922
14	M	0.46	0/846	0.75	1/1139 (0.1%)
15	N	0.51	0/941	0.67	0/1248
16	O	0.46	0/766	0.68	0/1028
17	P	0.47	0/864	0.69	0/1164
18	Q	0.33	0/607	0.58	0/830
19	R	0.39	0/614	0.65	0/847
20	S	0.38	0/1094	0.64	1/1503 (0.1%)
21	T	0.44	0/547	0.63	0/733
22	V	0.36	0/417	0.53	0/571
23	W	0.47	0/451	0.66	0/607
24	Z	0.48	0/358	0.67	0/478
25	2	0.41	0/366	0.65	0/480
26	3	0.51	0/393	0.76	0/529
All	All	0.53	11/87947 (0.0%)	1.00	188/133053 (0.1%)

Chiral center outliers are detected by calculating the chiral volume of a chiral center and verifying if the center is modelled as a planar moiety or with the opposite hand. A planarity outlier is detected by checking planarity of atoms in a peptide group, atoms in a mainchain group or atoms of a

sidechain that are expected to be planar.

Mol	Chain	#Chirality outliers	#Planarity outliers
3	A	0	1
5	C	0	1
All	All	0	2

All (11) bond length outliers are listed below:

Mol	Chain	Res	Type	Atoms	Z	Observed(Å)	Ideal(Å)
1	X	2845	G	N9-C4	-7.38	1.32	1.38
1	X	2845	G	C2-N3	-5.96	1.27	1.32
1	X	350	G	N9-C4	5.89	1.42	1.38
1	X	2048	G	N9-C8	5.88	1.42	1.37
1	X	1065	A	N9-C4	-5.80	1.34	1.37
1	X	2048	G	N9-C4	-5.63	1.33	1.38
1	X	1289	A	N9-C4	-5.54	1.34	1.37
1	X	1065	A	N7-C5	-5.38	1.36	1.39
1	X	1065	A	N3-C4	-5.31	1.31	1.34
2	Y	92	G	N9-C4	-5.12	1.33	1.38
1	X	2059	G	N9-C8	-5.01	1.34	1.37

All (188) bond angle outliers are listed below:

Mol	Chain	Res	Type	Atoms	Z	Observed(°)	Ideal(°)
1	X	2845	G	N3-C4-N9	-15.55	116.67	126.00
1	X	2845	G	N3-C4-C5	13.97	135.58	128.60
1	X	2048	G	C5-N7-C8	-11.50	98.55	104.30
1	X	2048	G	N3-C4-C5	11.50	134.35	128.60
1	X	2048	G	C4-C5-N7	10.80	115.12	110.80
1	X	1065	A	C2-N3-C4	-10.55	105.32	110.60
1	X	2845	G	N3-C2-N2	-10.41	112.61	119.90
1	X	350	G	N3-C4-N9	10.25	132.15	126.00
1	X	2048	G	C2-N3-C4	-10.12	106.84	111.90
1	X	350	G	N3-C4-C5	-10.09	123.55	128.60
1	X	1843	U	C5-C6-N1	9.54	127.47	122.70
2	Y	93	C	N3-C2-O2	-9.23	115.44	121.90
1	X	1289	A	C5-N7-C8	-9.22	99.29	103.90
1	X	1305	U	N3-C2-O2	-8.89	115.97	122.20
1	X	1289	A	C2-N3-C4	-8.88	106.16	110.60
1	X	2048	G	N3-C4-N9	-8.84	120.70	126.00
1	X	2716	U	C5-C4-O4	8.72	131.13	125.90
1	X	2845	G	C8-N9-C1'	8.62	138.20	127.00
1	X	1806	U	C5-C6-N1	-8.60	118.40	122.70

Continued on next page...

Continued from previous page...

Mol	Chain	Res	Type	Atoms	Z	Observed(°)	Ideal(°)
1	X	350	G	C4-N9-C1'	8.32	137.31	126.50
1	X	2048	G	N7-C8-N9	8.11	117.16	113.10
1	X	2845	G	N1-C2-N2	8.05	123.44	116.20
2	Y	88	U	N3-C2-O2	-7.87	116.69	122.20
1	X	721	A	C2-N3-C4	-7.87	106.67	110.60
1	X	721	A	C5-N7-C8	-7.77	100.02	103.90
1	X	12	U	N1-C2-O2	7.56	128.09	122.80
1	X	2845	G	C2-N3-C4	-7.53	108.14	111.90
2	Y	93	C	N1-C2-O2	7.42	123.36	118.90
1	X	2845	G	C4-N9-C1'	-7.42	116.86	126.50
1	X	12	U	N3-C2-O2	-7.36	117.05	122.20
1	X	70	G	C4-N9-C1'	7.32	136.02	126.50
1	X	2716	U	N3-C4-O4	-7.32	114.28	119.40
1	X	350	G	C8-N9-C1'	-7.30	117.51	127.00
1	X	496	G	C6-C5-N7	-7.24	126.06	130.40
1	X	428	G	N3-C4-C5	-7.15	125.03	128.60
1	X	268	A	O4'-C1'-N9	7.14	113.92	108.20
1	X	1289	A	N7-C8-N9	7.08	117.34	113.80
1	X	12	U	C2-N1-C1'	7.06	126.18	117.70
1	X	721	A	C6-C5-N7	-7.02	127.38	132.30
1	X	323	C	C6-N1-C2	-6.97	117.51	120.30
2	Y	92	G	N3-C4-C5	6.96	132.08	128.60
1	X	660	A	P-O3'-C3'	6.92	128.01	119.70
1	X	323	C	C2-N1-C1'	6.90	126.39	118.80
14	M	99	LEU	CA-CB-CG	6.90	131.16	115.30
1	X	557	G	O4'-C1'-N9	6.88	113.70	108.20
1	X	1275	A	O4'-C1'-N9	6.83	113.66	108.20
1	X	1186	A	C2-N3-C4	-6.82	107.19	110.60
1	X	1289	A	N1-C6-N6	6.82	122.69	118.60
2	Y	88	U	N1-C2-O2	6.80	127.56	122.80
1	X	721	A	C4-C5-N7	6.76	114.08	110.70
1	X	721	A	N7-C8-N9	6.72	117.16	113.80
1	X	1065	A	N1-C2-N3	6.71	132.65	129.30
1	X	1065	A	C5-N7-C8	-6.71	100.55	103.90
1	X	1433	U	C2-N1-C1'	6.68	125.72	117.70
1	X	660	A	C8-N9-C4	6.59	108.44	105.80
1	X	1065	A	C8-N9-C4	-6.56	103.17	105.80
1	X	496	G	N1-C6-O6	6.56	123.83	119.90
1	X	2716	U	C5-C6-N1	-6.46	119.47	122.70
1	X	373	A	C2-N3-C4	-6.45	107.38	110.60
2	Y	114	C	C6-N1-C2	-6.44	117.72	120.30
1	X	1395	G	N1-C6-O6	-6.39	116.07	119.90

Continued on next page...

Continued from previous page...

Mol	Chain	Res	Type	Atoms	Z	Observed(°)	Ideal(°)
1	X	721	A	N1-C6-N6	6.37	122.42	118.60
1	X	1065	A	N7-C8-N9	6.33	116.96	113.80
1	X	70	G	C8-N9-C4	-6.28	103.89	106.40
1	X	1568	U	P-O3'-C3'	6.28	127.24	119.70
1	X	1395	G	N3-C4-C5	-6.27	125.47	128.60
1	X	1453	G	N3-C4-N9	-6.26	122.24	126.00
1	X	2716	U	C2-N1-C1'	-6.26	110.18	117.70
1	X	341	G	N3-C4-N9	6.24	129.74	126.00
1	X	1261	G	C6-C5-N7	-6.21	126.67	130.40
1	X	1305	U	N1-C2-O2	6.20	127.14	122.80
1	X	1065	A	N1-C6-N6	6.19	122.31	118.60
1	X	1065	A	C6-C5-N7	-6.18	127.97	132.30
1	X	1275	A	C5-N7-C8	-6.17	100.81	103.90
1	X	1289	A	C4-C5-N7	6.17	113.78	110.70
1	X	389	A	C8-N9-C4	-6.04	103.38	105.80
1	X	721	A	O4'-C1'-N9	6.04	113.04	108.20
1	X	1305	U	C5-C6-N1	-6.03	119.69	122.70
1	X	1294	G	C4-N9-C1'	6.02	134.33	126.50
1	X	2740	A	N1-C6-N6	5.99	122.19	118.60
4	B	144	GLY	N-CA-C	-5.96	98.20	113.10
1	X	1565	U	N3-C2-O2	-5.95	118.03	122.20
1	X	1453	G	C4-N9-C1'	-5.91	118.81	126.50
1	X	503	A	C5-N7-C8	-5.91	100.95	103.90
1	X	2535	G	N1-C6-O6	5.90	123.44	119.90
1	X	1065	A	C5-C6-N1	-5.89	114.75	117.70
1	X	341	G	N3-C4-C5	-5.86	125.67	128.60
1	X	373	A	N1-C2-N3	5.86	132.23	129.30
1	X	2845	G	N9-C4-C5	5.85	107.74	105.40
1	X	2740	A	C5-N7-C8	-5.83	100.98	103.90
1	X	1149	U	N1-C2-O2	5.80	126.86	122.80
1	X	1593	G	N3-C4-N9	5.80	129.48	126.00
2	Y	103	A	C6-N1-C2	5.80	122.08	118.60
1	X	1177	A	C8-N9-C4	-5.79	103.48	105.80
1	X	1566	G	N3-C4-N9	-5.78	122.53	126.00
1	X	1017	A	C8-N9-C4	-5.77	103.49	105.80
1	X	428	G	N3-C4-N9	5.76	129.46	126.00
1	X	79	U	C5-C6-N1	5.76	125.58	122.70
1	X	341	G	N7-C8-N9	5.76	115.98	113.10
1	X	1597	U	N1-C2-O2	5.74	126.82	122.80
1	X	389	A	N7-C8-N9	5.73	116.66	113.80
1	X	496	G	C4-C5-C6	5.70	122.22	118.80
1	X	1597	U	N3-C2-O2	-5.69	118.22	122.20

Continued on next page...

Continued from previous page...

Mol	Chain	Res	Type	Atoms	Z	Observed(°)	Ideal(°)
1	X	1514	A	N9-C4-C5	-5.68	103.53	105.80
1	X	1801	C	N3-C2-O2	-5.68	117.92	121.90
1	X	2062	G	C5-C6-N1	5.67	114.33	111.50
1	X	341	G	C4-N9-C1'	5.64	133.84	126.50
1	X	1305	U	C4-C5-C6	5.64	123.08	119.70
1	X	2816	C	C6-N1-C2	5.62	122.55	120.30
2	Y	93	C	C6-N1-C2	-5.61	118.06	120.30
1	X	1275	A	N7-C8-N9	5.60	116.60	113.80
1	X	2062	G	O5'-P-OP2	-5.57	100.68	105.70
1	X	2474	G	N1-C6-O6	5.56	123.24	119.90
1	X	43	A	O4'-C1'-N9	5.53	112.62	108.20
1	X	503	A	N7-C8-N9	5.53	116.56	113.80
1	X	1289	A	C6-C5-N7	-5.52	128.44	132.30
1	X	1593	G	N3-C4-C5	-5.49	125.85	128.60
1	X	350	G	O4'-C1'-N9	5.49	112.59	108.20
1	X	1177	A	N9-C4-C5	5.49	108.00	105.80
1	X	2740	A	C4-C5-N7	5.49	113.44	110.70
2	Y	92	G	N3-C4-N9	-5.48	122.71	126.00
1	X	1843	U	C4-C5-C6	-5.48	116.41	119.70
1	X	2529	G	C5-C6-O6	-5.47	125.32	128.60
1	X	323	C	C5-C6-N1	5.46	123.73	121.00
1	X	35	G	N3-C4-N9	-5.46	122.72	126.00
1	X	565	G	N1-C6-O6	5.46	123.18	119.90
1	X	1294	G	N3-C4-C5	-5.46	125.87	128.60
1	X	2583	C	C6-N1-C2	-5.45	118.12	120.30
1	X	341	G	C8-N9-C4	-5.45	104.22	106.40
1	X	2048	G	C8-N9-C4	-5.45	104.22	106.40
1	X	70	G	C8-N9-C1'	-5.44	119.92	127.00
1	X	350	G	C2-N3-C4	5.44	114.62	111.90
1	X	1453	G	C8-N9-C1'	5.43	134.06	127.00
1	X	113	U	C2-N1-C1'	5.43	124.22	117.70
1	X	2040	A	C4-C5-C6	5.43	119.71	117.00
1	X	1229	G	N1-C6-O6	5.42	123.15	119.90
1	X	1275	A	C6-C5-N7	-5.42	128.51	132.30
2	Y	106	U	N1-C2-O2	5.42	126.59	122.80
1	X	323	C	N1-C2-O2	5.41	122.15	118.90
1	X	565	G	C5-C6-O6	-5.41	125.35	128.60
1	X	2050	A	C8-N9-C4	-5.41	103.64	105.80
1	X	1357	G	C5-C6-O6	5.40	131.84	128.60
1	X	2682	G	O4'-C1'-N9	5.39	112.51	108.20
1	X	70	G	N7-C8-N9	5.38	115.79	113.10
1	X	1915	G	C4-N9-C1'	5.38	133.49	126.50

Continued on next page...

Continued from previous page...

Mol	Chain	Res	Type	Atoms	Z	Observed(°)	Ideal(°)
1	X	721	A	C8-N9-C4	-5.36	103.66	105.80
1	X	854	G	N3-C4-C5	-5.34	125.93	128.60
2	Y	106	U	N3-C2-O2	-5.33	118.47	122.20
1	X	1289	A	C5-C6-N1	-5.32	115.04	117.70
1	X	721	A	C5-C6-N1	-5.31	115.05	117.70
1	X	1360	G	C4-C5-N7	5.30	112.92	110.80
1	X	2619	G	C6-C5-N7	-5.29	127.22	130.40
1	X	496	G	C4-N9-C1'	5.28	133.36	126.50
1	X	1360	G	N1-C6-O6	5.24	123.05	119.90
1	X	2845	G	C5-N7-C8	-5.23	101.69	104.30
1	X	2473	G	C8-N9-C4	5.22	108.49	106.40
1	X	1915	G	N3-C4-N9	5.22	129.13	126.00
1	X	341	G	C2-N3-C4	5.19	114.49	111.90
2	Y	15	C	C6-N1-C2	5.18	122.37	120.30
1	X	853	G	C5-C6-N1	-5.17	108.92	111.50
20	S	154	LEU	CA-CB-CG	5.17	127.19	115.30
1	X	496	G	N3-C4-N9	5.17	129.10	126.00
2	Y	87	G	N3-C4-C5	5.16	131.18	128.60
1	X	428	G	C4-N9-C1'	5.16	133.20	126.50
1	X	1229	G	C4-C5-N7	5.16	112.86	110.80
10	I	53	GLY	N-CA-C	-5.15	100.23	113.10
1	X	666	A	C2-N3-C4	-5.14	108.03	110.60
2	Y	99	U	N3-C2-O2	-5.14	118.60	122.20
1	X	576	U	N3-C2-O2	-5.14	118.60	122.20
1	X	341	G	C4-C5-N7	5.13	112.85	110.80
1	X	2608	G	N1-C6-O6	-5.11	116.84	119.90
1	X	1186	A	N1-C2-N3	5.10	131.85	129.30
1	X	2063	C	C6-N1-C2	-5.09	118.26	120.30
1	X	683	G	N9-C4-C5	5.08	107.43	105.40
1	X	1361	G	C5-C6-O6	-5.08	125.55	128.60
1	X	1493	U	C2-N1-C1'	5.08	123.80	117.70
1	X	2040	A	N1-C6-N6	5.08	121.65	118.60
1	X	2081	A	C2-N3-C4	-5.06	108.07	110.60
1	X	2682	G	OP2-P-O3'	5.05	116.32	105.20
1	X	1801	C	N1-C2-O2	5.05	121.93	118.90
1	X	2062	G	O4'-C1'-N9	5.05	112.24	108.20
1	X	2845	G	C4-C5-C6	-5.05	115.77	118.80
1	X	1957	G	N3-C4-N9	5.04	129.03	126.00
1	X	1275	A	C4-C5-N7	5.04	113.22	110.70
1	X	1901	C	P-O3'-C3'	5.03	125.73	119.70
1	X	2091	C	C6-N1-C2	5.02	122.31	120.30
1	X	1565	U	N1-C2-O2	5.00	126.30	122.80

Continued on next page...

Continued from previous page...

Mol	Chain	Res	Type	Atoms	Z	Observed(°)	Ideal(°)
1	X	657	U	C2-N1-C1'	5.00	123.70	117.70

There are no chirality outliers.

All (2) planarity outliers are listed below:

Mol	Chain	Res	Type	Group
3	A	115	ILE	Peptide
5	C	140	LYS	Peptide

5.2 Too-close contacts [i](#)

In the following table, the Non-H and H(model) columns list the number of non-hydrogen atoms and hydrogen atoms in the chain respectively. The H(added) column lists the number of hydrogen atoms added and optimized by MolProbity. The Clashes column lists the number of clashes within the asymmetric unit, whereas Symm-Clashes lists symmetry-related clashes.

Mol	Chain	Non-H	H(model)	H(added)	Clashes	Symm-Clashes
1	X	58145	0	29245	725	1
2	Y	2430	0	1229	40	0
3	A	1640	0	1255	51	0
4	B	1566	0	1559	68	0
5	C	1314	0	1146	44	0
6	D	823	0	433	7	0
7	E	930	0	688	32	0
8	G	1105	0	1064	34	0
9	H	877	0	882	33	0
10	I	830	0	703	32	0
11	J	1054	0	1040	30	0
12	K	900	0	924	38	0
13	L	667	0	507	20	0
14	M	834	0	850	33	0
15	N	929	0	988	34	0
16	O	756	0	754	32	0
17	P	856	0	909	33	0
18	Q	600	0	500	22	0
19	R	609	0	484	17	0
20	S	1082	0	919	17	0
21	T	541	0	518	12	0
22	V	416	0	348	5	0
23	W	449	0	490	8	0
24	Z	352	0	358	20	0

Continued on next page...

Continued from previous page...

Mol	Chain	Non-H	H(model)	H(added)	Clashes	Symm-Clashes
25	2	362	0	398	12	0
26	3	390	0	346	4	0
27	X	58	0	65	13	0
28	X	64	0	112	15	0
29	A	1	0	0	0	0
29	B	1	0	0	0	0
29	C	3	0	0	0	0
29	G	1	0	0	0	0
29	O	1	0	0	0	0
29	R	1	0	0	0	0
29	T	1	0	0	0	0
29	X	136	0	0	0	0
29	Y	4	0	0	0	0
30	I	2	0	0	0	0
30	J	1	0	0	0	0
30	M	1	0	0	0	0
30	X	221	0	0	0	0
30	Y	6	0	0	0	0
31	S	10	0	19	1	0
31	X	40	0	76	5	0
32	X	9	0	18	0	0
33	L	15	0	17	0	0
All	All	81033	0	48844	1274	1

The all-atom clashscore is defined as the number of clashes found per 1000 atoms (including hydrogen atoms). The all-atom clashscore for this structure is 10.

All (1274) close contacts within the same asymmetric unit are listed below, sorted by their clash magnitude.

Atom-1	Atom-2	Interatomic distance (Å)	Clash overlap (Å)
1:X:2649:U:O2'	1:X:2845:G:N2	1.98	0.96
1:X:2231:C:HO2'	1:X:2232:A:H8	1.10	0.93
1:X:1886:A:N6	1:X:1910:G:O2'	2.06	0.89
1:X:721:A:H8	1:X:2096:G:H21	1.15	0.87
2:Y:18:G:H1	2:Y:61:U:H3	1.20	0.87
1:X:1518:G:H1	1:X:1562:C:H42	1.22	0.86
12:K:105:LYS:HA	12:K:117:VAL:HG12	1.58	0.86
1:X:1525:U:H2'	1:X:1526:G:H8	1.41	0.85
1:X:1862:G:H1	1:X:1957:G:H21	1.23	0.85
2:Y:79:C:H42	2:Y:92:G:H1	1.21	0.84
1:X:2361:U:H4'	13:L:17:ARG:HG2	1.59	0.84

Continued on next page...

Continued from previous page...

Atom-1	Atom-2	Interatomic distance (Å)	Clash overlap (Å)
1:X:2775:A:H1'	7:E:67:THR:HG22	1.59	0.84
1:X:1515:G:H1	1:X:1565:U:H3	1.23	0.82
1:X:120:G:H4'	1:X:150:A:H5'	1.60	0.82
1:X:878:C:H1'	10:I:48:PRO:HB3	1.63	0.81
3:A:10:THR:HG22	3:A:12:GLY:H	1.47	0.80
1:X:1513:A:H3'	1:X:1514:A:H8	1.46	0.80
8:G:14:ARG:NH2	8:G:50:ASP:O	2.15	0.79
1:X:1528:G:N2	1:X:1547:C:N3	2.31	0.79
1:X:1575:A:H2'	1:X:1576:A:H5'	1.64	0.79
17:P:66:THR:HA	17:P:69:LEU:HD12	1.62	0.78
9:H:101:PRO:HD3	14:M:68:SER:HB2	1.65	0.78
1:X:1518:G:N2	1:X:1562:C:N3	2.30	0.77
28:X:3007:MPD:H52	5:C:61:GLY:HA2	1.65	0.77
1:X:650:U:H3	1:X:666:A:H2	1.33	0.77
13:L:96:ARG:HH11	13:L:96:ARG:HB3	1.48	0.77
1:X:1512:U:H2'	1:X:1513:A:C8	2.20	0.76
1:X:1185:U:H2'	8:G:66:THR:HG21	1.67	0.76
5:C:140:LYS:HA	5:C:142:VAL:HG12	1.67	0.76
15:N:7:GLY:O	15:N:9:VAL:N	2.17	0.76
1:X:1563:U:H2'	1:X:1564:G:H8	1.51	0.76
20:S:105:PRO:HD2	20:S:124:PRO:HA	1.68	0.76
13:L:19:ARG:NH1	13:L:22:LEU:O	2.19	0.76
5:C:111:ARG:O	5:C:115:SER:OG	2.03	0.76
1:X:503:A:H2	1:X:517:A:H62	1.33	0.74
19:R:12:ILE:H	19:R:67:ASN:HA	1.52	0.74
1:X:955:A:N7	11:J:15:PRO:HD2	2.03	0.74
1:X:1815:C:H5''	3:A:224:VAL:HG11	1.69	0.74
1:X:736:C:OP1	3:A:217:ARG:NH1	2.21	0.74
3:A:128:ASN:HA	3:A:191:THR:HG23	1.68	0.73
9:H:24:VAL:HG13	9:H:33:ALA:HB2	1.70	0.73
1:X:1063:U:H3	1:X:1186:A:H62	1.33	0.73
1:X:955:A:C5	11:J:15:PRO:HD2	2.24	0.73
20:S:81:PRO:O	20:S:83:LYS:N	2.22	0.73
1:X:459:C:HO2'	1:X:1907:U:HO2'	1.33	0.73
4:B:87:PHE:CD2	4:B:208:LEU:HG	2.24	0.73
1:X:83:G:H21	1:X:102:A:H2	1.34	0.72
1:X:132:C:H42	1:X:147:G:H1	1.36	0.72
1:X:1290:G:OP2	15:N:13:ARG:NH2	2.22	0.72
5:C:108:LEU:O	5:C:112:SER:OG	2.06	0.72
2:Y:80:A:H61	2:Y:91:C:H42	1.33	0.72
5:C:50:ALA:HB2	5:C:94:PRO:HD3	1.71	0.72

Continued on next page...

Continued from previous page...

Atom-1	Atom-2	Interatomic distance (Å)	Clash overlap (Å)
1:X:548:A:H5''	1:X:549:U:H5'	1.70	0.72
1:X:2905:C:H42	24:Z:39:LEU:HD11	1.54	0.72
4:B:60:LYS:O	4:B:62:ASP:N	2.21	0.72
1:X:1832:C:O2'	3:A:50:THR:O	2.06	0.72
1:X:1887:G:O6	1:X:1910:G:N2	2.16	0.72
1:X:1040:A:H4'	15:N:91:ASN:HD21	1.55	0.72
1:X:1039:C:OP2	15:N:54:LYS:NZ	2.22	0.71
15:N:48:ARG:NH1	15:N:49:ASP:OD1	2.24	0.71
1:X:1174:U:O2	4:B:162:ARG:NH2	2.24	0.71
9:H:1:MET:N	9:H:67:SER:OG	2.24	0.71
1:X:501:C:H3'	1:X:502:C:H5''	1.70	0.71
1:X:1491:C:O2	1:X:1509:G:N2	2.24	0.71
1:X:1683:U:H2'	1:X:1684:A:H5''	1.72	0.70
23:W:40:ASN:HB3	23:W:43:ILE:H	1.56	0.70
1:X:864:A:OP2	1:X:1226:G:N2	2.17	0.70
27:X:3001:TEL:H12	27:X:3001:TEL:H233	1.73	0.70
2:Y:77:G:H1	2:Y:94:U:H3	1.39	0.70
3:A:142:HIS:N	3:A:192:ILE:O	2.24	0.70
3:A:131:PRO:HA	3:A:189:ARG:HA	1.73	0.70
4:B:7:GLY:HA2	4:B:53:PHE:CZ	2.26	0.70
22:V:47:ARG:HA	22:V:50:ILE:HD12	1.72	0.70
24:Z:30:CYS:HB3	24:Z:33:CYS:HB3	1.73	0.70
1:X:1238:U:H1'	15:N:4:VAL:HG22	1.74	0.70
1:X:1440:A:HO2'	1:X:1514:A:HO2'	1.36	0.70
3:A:209:GLY:HA2	3:A:212:ARG:HB2	1.73	0.70
17:P:4:LYS:HB2	17:P:106:VAL:HG22	1.73	0.70
1:X:629:A:H62	1:X:1289:A:H2	1.37	0.69
1:X:2079:G:O2'	4:B:160:ALA:O	2.10	0.69
1:X:332:A:H61	1:X:394:U:H3	1.40	0.69
2:Y:65:G:O6	2:Y:105:G:N2	2.21	0.69
1:X:329:A:H61	1:X:398:C:H42	1.39	0.69
24:Z:44:CYS:SG	24:Z:45:LYS:N	2.66	0.69
1:X:304:G:H1	1:X:413:C:H42	1.40	0.69
19:R:59:THR:OG1	19:R:60:GLU:N	2.17	0.69
1:X:15:G:H4'	24:Z:18:THR:HB	1.73	0.68
1:X:1037:A:OP1	15:N:50:ARG:NH1	2.27	0.68
10:I:43:GLY:O	10:I:45:GLY:N	2.25	0.68
1:X:1826:G:N2	1:X:1845:U:O2'	2.26	0.68
19:R:48:THR:OG1	19:R:49:GLN:N	2.27	0.68
1:X:1261:G:N2	1:X:1264:A:OP2	2.26	0.68
16:O:62:VAL:HA	16:O:95:LEU:HB3	1.74	0.68

Continued on next page...

Continued from previous page...

Atom-1	Atom-2	Interatomic distance (Å)	Clash overlap (Å)
13:L:44:ILE:H	13:L:54:ALA:HB3	1.59	0.68
1:X:1525:U:H2'	1:X:1526:G:C8	2.28	0.67
12:K:6:LEU:HA	12:K:13:ARG:HD3	1.75	0.67
2:Y:15:C:H42	2:Y:105:G:N2	1.92	0.67
19:R:38:VAL:HG12	19:R:61:ALA:H	1.59	0.67
1:X:713:A:H2'	1:X:715:A:H62	1.58	0.67
1:X:2059:G:N7	28:X:3005:MPD:O2	2.22	0.67
1:X:1039:C:C5	8:G:1:MET:HA	2.31	0.66
4:B:44:ASP:O	4:B:46:TYR:N	2.26	0.66
1:X:2642:U:C2	24:Z:4:PRO:HA	2.30	0.66
8:G:12:ILE:HD11	8:G:51:THR:HA	1.77	0.66
9:H:98:ILE:HB	9:H:118:ALA:HB2	1.77	0.66
17:P:2:GLU:HA	17:P:64:MET:HE3	1.78	0.66
3:A:20:ASP:O	3:A:22:ALA:N	2.27	0.66
1:X:49:A:N7	1:X:119:U:H5	1.94	0.65
1:X:235:G:O2'	1:X:236:A:O5'	2.15	0.65
1:X:2758:G:OP1	4:B:182:ASN:ND2	2.28	0.65
5:C:7:LEU:HD12	5:C:17:ILE:HD11	1.78	0.65
9:H:4:GLN:HG3	9:H:5:GLU:HG2	1.78	0.65
1:X:682:A:H4'	1:X:683:G:H5'	1.79	0.65
1:X:1305:U:H5	1:X:2040:A:N7	1.94	0.65
1:X:1493:U:H5''	1:X:1575:A:N3	2.11	0.65
3:A:92:ALA:H	3:A:106:ALA:HB2	1.61	0.65
1:X:637:U:H2'	1:X:638:U:C6	2.32	0.65
1:X:2360:A:H5'	1:X:2362:A:H1'	1.79	0.65
1:X:2817:A:O2'	1:X:2818:A:OP2	2.12	0.65
1:X:1501:G:H22	1:X:2729:G:H22	1.45	0.64
7:E:136:ILE:HD12	7:E:137:SER:H	1.62	0.64
1:X:922:G:O6	1:X:942:C:N4	2.30	0.64
2:Y:21:G:H22	2:Y:58:G:H22	1.46	0.64
1:X:665:G:H4'	1:X:666:A:H5''	1.79	0.64
1:X:1448:U:H3'	1:X:1449:A:H5''	1.78	0.64
2:Y:21:G:H1	2:Y:58:G:H1	1.44	0.64
1:X:142:G:N2	1:X:1640:U:O3'	2.26	0.64
1:X:1466:G:H3'	1:X:1467:G:H5''	1.80	0.64
1:X:683:G:C6	1:X:696:G:C6	2.86	0.64
1:X:2322:C:H41	13:L:17:ARG:HH22	1.44	0.64
1:X:816:G:OP1	25:2:15:LYS:NZ	2.31	0.64
7:E:62:ARG:O	7:E:64:ASN:N	2.26	0.64
9:H:21:THR:HB	9:H:39:ILE:HD12	1.80	0.64
1:X:65:A:N1	1:X:90:A:N6	2.46	0.63

Continued on next page...

Continued from previous page...

Atom-1	Atom-2	Interatomic distance (Å)	Clash overlap (Å)
1:X:1465:G:H2'	1:X:1466:G:C8	2.34	0.63
1:X:2410:G:C6	1:X:2411:A:H2	2.16	0.63
1:X:2668:A:OP1	8:G:77:ARG:NH1	2.30	0.63
1:X:2860:U:H5''	12:K:49:THR:HG21	1.80	0.63
1:X:2495:A:HO2'	1:X:2496:A:H8	1.46	0.63
1:X:2082:C:N3	28:X:3005:MPD:HM2	2.14	0.63
5:C:14:SER:OG	5:C:15:GLY:N	2.32	0.63
7:E:158:LYS:O	7:E:160:LYS:N	2.31	0.63
1:X:572:C:O2	28:X:3009:MPD:O4	2.16	0.63
16:O:4:ILE:HD13	16:O:40:PHE:HB3	1.79	0.63
1:X:1463:A:H2	1:X:1625:U:H3	1.47	0.63
1:X:1384:G:H1	1:X:1643:C:H42	1.47	0.63
18:Q:9:ARG:O	18:Q:27:PHE:HB2	1.99	0.63
2:Y:69:C:H42	2:Y:102:A:H61	1.47	0.62
1:X:328:G:N2	1:X:329:A:N7	2.46	0.62
1:X:1440:A:O2'	1:X:1514:A:O2'	2.12	0.62
17:P:41:LYS:O	17:P:44:SER:OG	2.17	0.62
1:X:1843:U:H3'	1:X:1843:U:H6	1.64	0.62
1:X:827:A:C8	3:A:220:VAL:HG21	2.34	0.62
19:R:6:GLY:HA2	19:R:23:VAL:HG22	1.81	0.62
2:Y:64:A:N6	2:Y:104:C:H2'	2.15	0.62
1:X:460:C:H2'	1:X:461:A:C8	2.35	0.62
1:X:1212:U:H3	1:X:1220:A:H61	1.46	0.62
1:X:1563:U:H2'	1:X:1564:G:C8	2.35	0.62
27:X:3001:TEL:H3	27:X:3001:TEL:H242	1.81	0.62
1:X:1952:C:H4'	1:X:1953:U:OP1	2.00	0.61
1:X:2618:C:H2'	1:X:2619:G:C8	2.35	0.61
1:X:367:A:N6	1:X:381:G:O2'	2.33	0.61
5:C:78:ILE:HD12	5:C:79:ARG:HG2	1.82	0.61
11:J:90:VAL:HG12	11:J:91:GLU:H	1.65	0.61
1:X:1806:U:H5	1:X:1811:A:N7	1.98	0.61
2:Y:15:C:H42	2:Y:105:G:H21	1.49	0.61
3:A:78:VAL:HA	3:A:94:VAL:HG12	1.83	0.61
5:C:158:ASN:HA	5:C:161:VAL:HG22	1.81	0.61
1:X:323:C:H5'	1:X:324:A:OP2	2.01	0.61
1:X:1065:A:H62	1:X:1185:U:H3	1.49	0.61
1:X:2314:A:O2'	1:X:2315:A:O5'	2.17	0.61
3:A:91:ILE:HG22	3:A:105:ILE:HA	1.82	0.61
12:K:104:LEU:HB2	12:K:118:ILE:HG22	1.83	0.61
1:X:1089:C:O2	1:X:1091:G:N1	2.34	0.61
1:X:1465:G:H2'	1:X:1466:G:H8	1.66	0.61

Continued on next page...

Continued from previous page...

Atom-1	Atom-2	Interatomic distance (Å)	Clash overlap (Å)
13:L:73:ALA:HB1	13:L:107:ALA:HB2	1.83	0.61
1:X:1492:G:N2	1:X:1508:C:N3	2.48	0.60
1:X:1512:U:H2'	1:X:1513:A:H8	1.66	0.60
8:G:18:VAL:HG22	8:G:138:PRO:HB2	1.83	0.60
20:S:157:ALA:HB3	20:S:159:VAL:HG23	1.82	0.60
1:X:1514:A:N6	1:X:1566:G:H1	2.00	0.60
11:J:30:GLY:O	11:J:134:ARG:NH2	2.34	0.60
1:X:1977:G:O6	31:X:3364:SPD:N6	2.35	0.60
27:X:3001:TEL:C38	27:X:3001:TEL:H221	2.32	0.60
1:X:2120:G:H21	1:X:2225:A:H62	1.49	0.60
1:X:2120:G:N3	1:X:2225:A:N6	2.50	0.60
3:A:86:ASN:N	3:A:86:ASN:OD1	2.34	0.60
4:B:9:LYS:HD3	4:B:203:GLY:O	2.02	0.60
10:I:112:LEU:HD23	10:I:112:LEU:H	1.66	0.60
27:X:3001:TEL:H222	27:X:3001:TEL:C15	2.32	0.60
4:B:2:THR:OG1	4:B:93:ASN:O	2.17	0.60
12:K:80:THR:HG22	12:K:82:LEU:H	1.66	0.60
4:B:141:MET:N	4:B:141:MET:SD	2.75	0.60
12:K:59:ARG:HA	12:K:86:PHE:CZ	2.37	0.60
1:X:735:C:O2'	1:X:825:G:OP1	2.20	0.60
1:X:1250:G:H21	1:X:1275:A:H2	1.49	0.60
1:X:1472:C:N4	1:X:1617:A:OP2	2.29	0.60
1:X:2707:C:H5'	4:B:202:PRO:HA	1.84	0.60
16:O:3:ALA:HB2	16:O:14:VAL:HG22	1.84	0.60
18:Q:10:PRO:HA	18:Q:27:PHE:HB3	1.83	0.60
1:X:1862:G:H1	1:X:1957:G:N2	1.96	0.59
1:X:505:U:H2'	1:X:506:A:H5''	1.83	0.59
1:X:895:U:O2'	23:W:22:THR:OG1	2.16	0.59
1:X:2007:G:O2'	1:X:2009:U:OP2	2.19	0.59
2:Y:21:G:H22	2:Y:58:G:N2	2.01	0.59
3:A:145:GLU:HA	3:A:152:GLY:HA2	1.84	0.59
1:X:1450:A:H61	1:X:1635:A:H62	1.51	0.59
1:X:2835:C:H1'	24:Z:39:LEU:HD23	1.83	0.59
27:X:3001:TEL:H3	27:X:3001:TEL:C24	2.33	0.59
1:X:923:A:N6	1:X:926:G:N7	2.50	0.59
3:A:89:ALA:HB1	3:A:196:GLY:HA3	1.84	0.59
5:C:77:THR:HG22	5:C:79:ARG:H	1.68	0.59
5:C:177:THR:O	5:C:181:LEU:HB2	2.03	0.59
8:G:33:VAL:HG13	8:G:55:VAL:HG11	1.84	0.59
12:K:27:SER:O	12:K:29:ARG:N	2.34	0.59
1:X:283:G:N2	1:X:289:U:O2	2.35	0.59

Continued on next page...

Continued from previous page...

Atom-1	Atom-2	Interatomic distance (Å)	Clash overlap (Å)
1:X:2082:C:C4	28:X:3005:MPD:HM2	2.36	0.59
1:X:2313:A:H4'	1:X:2314:A:O4'	2.03	0.59
2:Y:79:C:N4	2:Y:92:G:H1	1.98	0.59
1:X:404:U:O2'	1:X:405:G:O5'	2.19	0.59
4:B:201:VAL:HG12	4:B:202:PRO:HD2	1.85	0.59
12:K:80:THR:HB	12:K:83:GLN:HG3	1.84	0.59
1:X:1261:G:OP1	16:O:67:ARG:NH2	2.35	0.59
4:B:38:LYS:HD2	4:B:96:VAL:O	2.02	0.59
4:B:64:LYS:HD2	4:B:64:LYS:H	1.68	0.59
9:H:63:VAL:HG12	9:H:106:LEU:HD11	1.83	0.59
16:O:16:GLU:HA	16:O:97:ILE:HB	1.83	0.59
1:X:787:U:H2'	1:X:788:A:C8	2.38	0.58
1:X:1091:G:H5''	1:X:1091:G:H8	1.68	0.58
2:Y:78:C:H2'	2:Y:79:C:H5	1.68	0.58
1:X:1490:G:O2'	1:X:1491:C:O5'	2.14	0.58
1:X:319:G:N7	1:X:400:C:N4	2.51	0.58
1:X:658:A:H3'	1:X:659:A:C5'	2.33	0.58
10:I:28:GLY:H	10:I:30:THR:H	1.52	0.58
1:X:499:A:N3	1:X:503:A:O2'	2.37	0.58
1:X:1724:U:N3	1:X:1791:G:OP2	2.34	0.58
10:I:70:ASN:O	10:I:72:LYS:N	2.28	0.58
11:J:64:VAL:HG12	11:J:106:VAL:HG12	1.84	0.58
1:X:1521:A:N1	1:X:1559:G:N2	2.52	0.58
14:M:29:ARG:HD2	14:M:89:LYS:HZ3	1.68	0.58
1:X:83:G:H1	1:X:101:G:HO2'	1.48	0.58
1:X:132:C:N3	1:X:147:G:N2	2.47	0.58
7:E:109:TYR:O	7:E:111:HIS:N	2.34	0.58
1:X:683:G:H2'	1:X:684:U:H6	1.68	0.58
1:X:946:A:O2'	1:X:947:U:O4'	2.21	0.58
1:X:1346:G:H4'	25:2:8:PRO:HG2	1.85	0.58
1:X:1099:G:H1	1:X:1148:C:H42	1.49	0.58
12:K:109:ARG:HD3	12:K:112:ASP:OD1	2.04	0.58
1:X:437:A:O2'	1:X:456:G:OP1	2.13	0.58
1:X:498:G:H21	1:X:503:A:H8	1.52	0.58
1:X:683:G:H2'	1:X:684:U:C6	2.39	0.58
1:X:506:A:H2	1:X:515:G:H21	1.52	0.57
3:A:107:PRO:HA	3:A:195:VAL:HA	1.86	0.57
1:X:1494:G:C8	1:X:1495:C:H5	2.21	0.57
16:O:3:ALA:HB3	16:O:14:VAL:H	1.68	0.57
1:X:422:G:H1	1:X:444:C:H42	1.52	0.57
1:X:1452:C:O2	1:X:1631:G:N2	2.37	0.57

Continued on next page...

Continued from previous page...

Atom-1	Atom-2	Interatomic distance (Å)	Clash overlap (Å)
1:X:2558:A:H5'	7:E:157:TYR:CZ	2.39	0.57
20:S:155:THR:O	20:S:155:THR:OG1	2.22	0.57
1:X:1911:A:HO2'	1:X:1912:A:H8	1.51	0.57
1:X:2495:A:O2'	1:X:2496:A:H8	1.86	0.57
1:X:450:C:H4'	1:X:451:U:H5'	1.86	0.57
3:A:62:TYR:HA	3:A:86:ASN:HD21	1.69	0.57
1:X:817:G:H2'	1:X:818:U:H6	1.70	0.57
2:Y:74:G:H22	2:Y:97:A:H61	1.51	0.57
5:C:149:PRO:HD2	5:C:187:THR:HA	1.86	0.57
25:2:16:VAL:H	25:2:21:LYS:HG3	1.69	0.57
1:X:1185:U:OP2	8:G:66:THR:OG1	2.19	0.57
1:X:1185:U:H4'	1:X:1186:A:O4'	2.04	0.57
5:C:173:VAL:HG11	5:C:196:GLU:HG2	1.87	0.57
9:H:77:ILE:HG13	14:M:74:ARG:HG3	1.85	0.57
21:T:46:TYR:CZ	21:T:53:ILE:HD13	2.39	0.57
1:X:460:C:H2'	1:X:461:A:H8	1.68	0.57
1:X:1575:A:H2'	1:X:1576:A:C5'	2.34	0.57
1:X:1305:U:C5	1:X:2040:A:N7	2.73	0.57
2:Y:15:C:N4	2:Y:105:G:H21	2.02	0.57
19:R:5:LYS:O	19:R:7:ASP:N	2.38	0.57
1:X:100:U:H3'	1:X:101:G:H5'	1.86	0.56
1:X:124:A:H5'	25:2:20:ARG:HD3	1.87	0.56
1:X:2322:C:N4	13:L:17:ARG:HH22	2.02	0.56
7:E:104:ILE:N	7:E:113:VAL:O	2.38	0.56
1:X:179:A:OP2	1:X:179:A:H8	1.88	0.56
1:X:2602:C:H5'	4:B:157:ALA:HB2	1.85	0.56
12:K:5:LYS:HB2	12:K:39:GLU:OE2	2.05	0.56
1:X:661:U:O2'	1:X:662:G:OP2	2.22	0.56
1:X:1498:U:HO2'	1:X:1499:U:H5	1.54	0.56
1:X:1528:G:H1	1:X:1547:C:H42	1.53	0.56
1:X:1901:C:O2'	1:X:1902:G:O5'	2.19	0.56
1:X:1975:G:H1	1:X:1985:C:H42	1.54	0.56
1:X:2047:A:H5'	24:Z:9:SER:HB3	1.86	0.56
4:B:26:THR:HG21	4:B:201:VAL:HG23	1.87	0.56
9:H:20:LEU:HB3	9:H:42:THR:HG22	1.86	0.56
12:K:45:GLU:OE1	12:K:100:TYR:N	2.38	0.56
26:3:55:MET:HA	26:3:58:VAL:HG23	1.87	0.56
1:X:1302:G:OP1	24:Z:16:ARG:NH2	2.38	0.56
1:X:2239:A:N7	1:X:2241:C:N4	2.54	0.56
4:B:208:LEU:HD22	4:B:209:VAL:H	1.70	0.56
5:C:123:LEU:HD12	5:C:188:ASN:HB3	1.86	0.56

Continued on next page...

Continued from previous page...

Atom-1	Atom-2	Interatomic distance (Å)	Clash overlap (Å)
15:N:66:ASN:HA	15:N:76:TYR:HB2	1.86	0.56
9:H:63:VAL:HB	9:H:102:VAL:HG22	1.87	0.56
12:K:79:GLN:NE2	12:K:88:GLU:OE1	2.25	0.56
2:Y:87:G:H8	11:J:19:GLY:HA3	1.71	0.56
5:C:102:PRO:HB2	5:C:105:MET:HG3	1.88	0.56
6:D:111:VAL:H	6:D:170:LEU:H	1.54	0.56
4:B:48:ALA:HB2	4:B:92:ARG:HG3	1.87	0.56
7:E:133:VAL:HG21	7:E:141:VAL:HG22	1.86	0.56
1:X:1395:G:O2'	1:X:1410:A:N6	2.38	0.56
7:E:103:LEU:H	7:E:114:GLU:HA	1.71	0.56
7:E:133:VAL:HG11	7:E:141:VAL:HG13	1.87	0.56
1:X:1315:C:OP1	12:K:32:THR:HG23	2.06	0.56
2:Y:1:U:O2'	2:Y:2:C:OP2	2.23	0.56
1:X:2856:U:H2'	1:X:2857:A:C8	2.41	0.56
17:P:65:ASN:N	17:P:65:ASN:OD1	2.38	0.56
19:R:7:ASP:OD1	19:R:8:ASN:N	2.39	0.56
1:X:38:A:H1'	5:C:48:THR:O	2.07	0.55
1:X:341:G:H5'	1:X:342:A:OP1	2.05	0.55
1:X:785:C:H5'	1:X:1811:A:H3'	1.88	0.55
4:B:95:ASP:O	4:B:97:ASP:N	2.38	0.55
4:B:121:VAL:O	4:B:122:SER:HB3	2.05	0.55
1:X:1511:C:H5'	1:X:1512:U:OP1	2.06	0.55
1:X:2581:U:H2'	1:X:2582:U:C6	2.41	0.55
1:X:658:A:H3'	1:X:659:A:H5''	1.89	0.55
1:X:1423:C:H2'	1:X:1424:A:C8	2.41	0.55
1:X:1730:C:H42	1:X:1746:G:H1	1.55	0.55
4:B:67:LYS:HA	4:B:86:ARG:NH2	2.21	0.55
5:C:103:LYS:HA	5:C:106:ARG:NE	2.21	0.55
11:J:110:SER:HB3	11:J:113:VAL:HB	1.87	0.55
1:X:150:A:H61	1:X:179:A:H2	1.54	0.55
23:W:19:GLN:O	23:W:23:VAL:HG23	2.06	0.55
25:2:43:LEU:HD23	25:2:44:SER:H	1.71	0.55
5:C:57:VAL:HB	5:C:79:ARG:HD2	1.88	0.55
9:H:44:LYS:O	9:H:54:LYS:NZ	2.37	0.55
17:P:23:LEU:HD11	24:Z:22:ILE:HD11	1.89	0.55
1:X:970:U:H3'	1:X:971:U:H5'	1.88	0.55
1:X:2331:G:H22	1:X:2339:U:H3	1.55	0.55
19:R:9:VAL:HG22	19:R:23:VAL:HG12	1.89	0.55
1:X:1092:A:HO2'	1:X:1093:C:H6	1.55	0.55
1:X:1247:G:O2'	1:X:1275:A:N6	2.40	0.55
1:X:1463:A:H3'	1:X:1464:U:H5''	1.89	0.55

Continued on next page...

Continued from previous page...

Atom-1	Atom-2	Interatomic distance (Å)	Clash overlap (Å)
1:X:2026:C:H5''	1:X:2750:C:O2'	2.07	0.55
1:X:2294:A:H5''	1:X:2295:A:H5'	1.88	0.55
4:B:194:VAL:HG12	4:B:195:ILE:H	1.72	0.55
1:X:132:C:N4	1:X:147:G:H1	2.04	0.55
1:X:1013:U:O3'	23:W:14:GLY:HA2	2.06	0.55
1:X:2772:C:O2'	7:E:142:GLY:HA3	2.06	0.55
10:I:70:ASN:C	10:I:72:LYS:H	2.10	0.55
12:K:47:LEU:HB3	12:K:85:LEU:HD21	1.89	0.55
3:A:142:HIS:ND1	3:A:143:ASN:HB2	2.22	0.54
25:2:9:ASN:ND2	25:2:12:LYS:HB2	2.22	0.54
1:X:1017:A:H8	1:X:1017:A:OP1	1.90	0.54
1:X:1289:A:OP1	15:N:13:ARG:NH1	2.40	0.54
1:X:1793:C:H2'	1:X:1794:C:H6	1.72	0.54
16:O:2:PHE:CD2	16:O:42:GLY:HA3	2.42	0.54
1:X:549:U:C6	1:X:549:U:H5''	2.41	0.54
1:X:1598:U:H4'	1:X:1768:C:H1'	1.88	0.54
1:X:2060:A:O2'	1:X:2062:G:OP2	2.25	0.54
1:X:2612:U:H5'	1:X:2613:C:OP1	2.07	0.54
18:Q:51:ALA:HB2	18:Q:83:LYS:N	2.22	0.54
19:R:59:THR:HG1	19:R:60:GLU:H	1.53	0.54
1:X:2241:C:H2'	1:X:2242:G:O4'	2.07	0.54
5:C:49:HIS:O	5:C:49:HIS:ND1	2.36	0.54
1:X:323:C:H3'	1:X:324:A:C8	2.43	0.54
1:X:665:G:H4'	1:X:666:A:C5'	2.38	0.54
3:A:142:HIS:CE1	3:A:143:ASN:HB2	2.43	0.54
1:X:2842:G:H2'	1:X:2843:A:H5''	1.90	0.54
4:B:124:GLY:HA2	4:B:174:GLY:HA3	1.90	0.54
12:K:55:ASP:OD1	12:K:55:ASP:N	2.33	0.54
14:M:29:ARG:HB2	14:M:87:GLU:HB2	1.90	0.54
15:N:58:ARG:HA	15:N:61:TRP:CE3	2.43	0.54
15:N:91:ASN:OD1	15:N:92:ARG:N	2.40	0.54
16:O:62:VAL:HG22	16:O:95:LEU:HD23	1.90	0.54
4:B:73:ALA:O	4:B:75:GLY:N	2.38	0.54
22:V:45:THR:O	22:V:49:THR:HG23	2.08	0.54
1:X:788:A:O2'	1:X:1703:U:OP1	2.24	0.53
1:X:1766:C:H2'	1:X:1767:G:H5'	1.90	0.53
27:X:3001:TEL:H221	27:X:3001:TEL:H381	1.90	0.53
10:I:116:SER:OG	10:I:117:LEU:N	2.40	0.53
18:Q:34:ASN:O	18:Q:38:VAL:HG23	2.07	0.53
1:X:1496:G:N7	1:X:1502:A:N1	2.56	0.53
1:X:2807:G:N1	8:G:103:GLU:OE1	2.35	0.53

Continued on next page...

Continued from previous page...

Atom-1	Atom-2	Interatomic distance (Å)	Clash overlap (Å)
9:H:13:ASN:OD1	9:H:96:THR:N	2.35	0.53
17:P:109:ASP:OD1	17:P:109:ASP:N	2.40	0.53
1:X:1353:A:H2'	1:X:1354:G:C8	2.43	0.53
1:X:1602:U:O2'	1:X:1603:U:OP1	2.15	0.53
1:X:2446:U:H2'	1:X:2447:C:C6	2.43	0.53
3:A:89:ALA:HB2	3:A:158:ALA:HA	1.90	0.53
4:B:131:ILE:HD11	4:B:149:ARG:CZ	2.38	0.53
5:C:7:LEU:HG	5:C:124:THR:HG23	1.90	0.53
1:X:378:C:H2'	1:X:379:C:H6	1.73	0.53
8:G:2:ARG:HG3	8:G:3:GLN:HG2	1.90	0.53
9:H:64:ARG:NH1	9:H:101:PRO:O	2.32	0.53
1:X:1895:C:H42	1:X:1901:C:H42	1.55	0.53
1:X:2079:G:H4'	4:B:156:MET:O	2.09	0.53
7:E:109:TYR:C	7:E:111:HIS:H	2.12	0.53
12:K:115:GLU:OE2	24:Z:41:HIS:NE2	2.41	0.53
1:X:267:G:H2'	1:X:268:A:H5''	1.90	0.53
14:M:97:ALA:O	14:M:99:LEU:N	2.42	0.53
1:X:1395:G:OP2	1:X:1395:G:N2	2.37	0.53
2:Y:91:C:H2'	2:Y:92:G:C8	2.43	0.53
1:X:1086:G:HO2'	1:X:1087:C:H6	1.54	0.53
7:E:22:ASN:H	7:E:29:PRO:HG2	1.74	0.53
1:X:631:U:H2'	1:X:632:U:C6	2.44	0.53
1:X:1522:G:H1	1:X:1558:U:H3	1.56	0.53
1:X:1845:U:OP2	3:A:156:ARG:HD2	2.07	0.53
5:C:152:VAL:HG21	5:C:156:THR:H	1.74	0.53
16:O:12:ILE:HG22	16:O:14:VAL:HG12	1.90	0.53
1:X:817:G:H2'	1:X:818:U:C6	2.44	0.53
1:X:986:G:H5''	10:I:32:GLY:HA2	1.91	0.53
1:X:1040:A:H4'	15:N:91:ASN:ND2	2.22	0.53
2:Y:21:G:N2	2:Y:58:G:H22	2.04	0.53
9:H:80:ASP:OD2	14:M:64:ARG:NH2	2.42	0.53
18:Q:58:TYR:HB2	18:Q:75:ARG:HG2	1.90	0.53
1:X:156:A:H61	1:X:172:U:H3	1.57	0.52
1:X:514:G:H21	28:X:3008:MPD:H53	1.74	0.52
1:X:1013:U:OP1	23:W:17:GLU:HG2	2.08	0.52
1:X:1313:G:OP2	1:X:1689:G:O2'	2.22	0.52
1:X:679:G:H2'	1:X:680:C:C6	2.44	0.52
1:X:1072:A:N6	1:X:1169:G:H2'	2.24	0.52
3:A:230:HIS:CD2	3:A:249:PRO:HG3	2.44	0.52
5:C:178:ALA:O	5:C:182:ASN:ND2	2.35	0.52
8:G:68:ASN:OD1	8:G:68:ASN:N	2.43	0.52

Continued on next page...

Continued from previous page...

Atom-1	Atom-2	Interatomic distance (Å)	Clash overlap (Å)
1:X:656:G:N2	1:X:661:U:O4	2.43	0.52
1:X:1415:A:O2'	1:X:1417:G:N7	2.32	0.52
1:X:2457:A:N3	1:X:2457:A:H2'	2.23	0.52
1:X:2549:U:O2'	1:X:2674:U:OP1	2.18	0.52
9:H:19:VAL:HG12	9:H:43:VAL:HA	1.91	0.52
16:O:20:ILE:HD13	16:O:97:ILE:HD11	1.91	0.52
20:S:14:THR:HA	20:S:18:LEU:HD12	1.92	0.52
1:X:2370:U:H2'	1:X:2371:U:C6	2.44	0.52
4:B:131:ILE:HD11	4:B:149:ARG:NH2	2.25	0.52
21:T:71:ILE:HG12	21:T:72:ASP:N	2.23	0.52
24:Z:29:GLU:HA	24:Z:36:GLU:HG2	1.90	0.52
1:X:637:U:H2'	1:X:638:U:H6	1.75	0.52
10:I:96:LEU:HD12	10:I:97:VAL:N	2.25	0.52
14:M:50:ILE:HG22	14:M:98:LYS:O	2.09	0.52
22:V:10:THR:OG1	22:V:11:THR:N	2.38	0.52
1:X:318:A:C6	1:X:319:G:H1'	2.45	0.52
1:X:1091:G:HO2'	1:X:1092:A:P	2.33	0.52
1:X:2043:U:H2'	1:X:2044:C:C6	2.44	0.52
1:X:2311:U:H3	1:X:2411:A:N6	2.07	0.52
1:X:1796:A:O2'	1:X:1985:C:OP1	2.26	0.52
1:X:2101:U:H2'	1:X:2102:U:C6	2.44	0.52
5:C:125:VAL:HG12	5:C:190:ASP:HA	1.92	0.52
1:X:2037:G:OP2	17:P:41:LYS:HE3	2.09	0.52
1:X:2419:A:H2	1:X:2451:C:H42	1.56	0.52
2:Y:78:C:H2'	2:Y:79:C:C5	2.44	0.52
12:K:55:ASP:OD1	12:K:58:SER:OG	2.24	0.52
14:M:28:LEU:O	14:M:46:GLU:HA	2.10	0.52
14:M:31:HIS:HD2	14:M:85:LYS:HD2	1.75	0.52
1:X:1207:G:OP1	16:O:24:LYS:NZ	2.42	0.52
1:X:2642:U:H1'	24:Z:4:PRO:HB3	1.92	0.52
3:A:72:ASP:HA	3:A:118:SER:CB	2.40	0.52
3:A:210:ARG:HA	3:A:213:TRP:CE3	2.45	0.52
14:M:80:THR:HG22	14:M:82:LYS:H	1.74	0.52
1:X:1817:C:H2'	1:X:1818:A:C5	2.45	0.51
1:X:1823:U:H2'	1:X:1824:C:C6	2.45	0.51
1:X:2314:A:O2'	1:X:2315:A:H2'	2.10	0.51
1:X:2784:A:N1	7:E:67:THR:HG21	2.25	0.51
1:X:498:G:N2	1:X:503:A:H8	2.07	0.51
24:Z:39:LEU:O	24:Z:41:HIS:ND1	2.33	0.51
1:X:1300:G:OP2	17:P:99:ARG:NH2	2.40	0.51
1:X:2077:C:H1'	4:B:169:MET:HE1	1.93	0.51

Continued on next page...

Continued from previous page...

Atom-1	Atom-2	Interatomic distance (Å)	Clash overlap (Å)
5:C:152:VAL:HG23	5:C:154:VAL:H	1.76	0.51
17:P:85:PHE:HD1	17:P:85:PHE:H	1.57	0.51
20:S:10:GLN:NE2	20:S:41:VAL:O	2.44	0.51
1:X:1526:G:N3	1:X:1526:G:H2'	2.25	0.51
6:D:64:LYS:HA	6:D:83:MET:HA	1.92	0.51
12:K:91:GLU:N	12:K:91:GLU:OE2	2.41	0.51
1:X:1023:A:H2'	1:X:1026:C:H42	1.75	0.51
1:X:1463:A:H2	1:X:1625:U:N3	2.09	0.51
3:A:78:VAL:HB	3:A:113:GLY:HA2	1.93	0.51
1:X:873:U:H4'	1:X:876:G:N1	2.25	0.51
1:X:1568:U:O2'	1:X:1569:G:OP2	2.29	0.51
1:X:1834:G:H21	1:X:1836:A:H3'	1.76	0.51
5:C:124:THR:HA	5:C:189:ALA:O	2.10	0.51
1:X:329:A:N6	1:X:398:C:H42	2.08	0.51
1:X:1410:A:H2'	1:X:1411:G:O4'	2.10	0.51
1:X:1962:G:H1'	1:X:1991:G:N2	2.26	0.51
11:J:59:LYS:O	11:J:61:GLY:N	2.43	0.51
1:X:17:G:OP1	24:Z:11:THR:HG22	2.11	0.51
1:X:1280:U:H2'	1:X:1281:U:C6	2.46	0.51
1:X:1506:C:C4	1:X:1507:A:C6	2.99	0.51
2:Y:67:G:H2'	2:Y:68:A:H8	1.75	0.51
20:S:77:TYR:CZ	31:S:301:SPD:H91	2.46	0.51
1:X:634:C:HO2'	26:3:2:PRO:N	2.09	0.51
1:X:713:A:H2'	1:X:715:A:N6	2.26	0.51
1:X:858:U:H2'	1:X:859:C:C6	2.46	0.51
1:X:1488:A:N1	1:X:1490:G:N1	2.58	0.51
1:X:2488:C:H2'	1:X:2489:U:C6	2.46	0.51
13:L:44:ILE:O	13:L:53:LEU:N	2.41	0.51
1:X:2051:C:H2'	1:X:2052:C:H6	1.76	0.50
1:X:2687:A:H2'	1:X:2688:G:O4'	2.11	0.50
4:B:111:VAL:O	4:B:114:ASP:HB2	2.11	0.50
5:C:136:THR:O	5:C:140:LYS:HD2	2.11	0.50
14:M:31:HIS:HB2	14:M:85:LYS:HB2	1.93	0.50
20:S:117:GLU:O	20:S:119:GLY:N	2.42	0.50
1:X:1275:A:OP1	31:X:3365:SPD:N1	2.44	0.50
7:E:38:ASN:OD1	7:E:38:ASN:N	2.43	0.50
9:H:24:VAL:CG1	9:H:33:ALA:HB2	2.40	0.50
9:H:64:ARG:HB2	9:H:83:ALA:HB3	1.93	0.50
18:Q:51:ALA:HB3	18:Q:81:THR:O	2.10	0.50
1:X:684:U:H2'	1:X:685:C:C6	2.46	0.50
1:X:877:G:OP1	10:I:36:LYS:HB2	2.12	0.50

Continued on next page...

Continued from previous page...

Atom-1	Atom-2	Interatomic distance (Å)	Clash overlap (Å)
1:X:907:G:H2'	1:X:908:A:O4'	2.11	0.50
1:X:1542:C:H3'	1:X:1543:G:H5''	1.93	0.50
1:X:342:A:N1	1:X:365:A:O2'	2.35	0.50
8:G:71:THR:O	8:G:73:LYS:N	2.42	0.50
15:N:38:GLN:O	15:N:42:SER:HB2	2.11	0.50
1:X:1834:G:N2	1:X:1836:A:H3'	2.25	0.50
9:H:88:ARG:O	9:H:90:ASP:N	2.44	0.50
1:X:579:U:H5'	15:N:42:SER:OG	2.11	0.50
1:X:1513:A:H3'	1:X:1514:A:C8	2.37	0.50
1:X:235:G:HO2'	1:X:236:A:P	2.34	0.50
1:X:811:C:N4	1:X:812:U:O4	2.44	0.50
1:X:956:A:H2'	11:J:11:ARG:NH2	2.27	0.50
1:X:1065:A:H3'	1:X:1065:A:C8	2.47	0.50
1:X:1241:A:H2'	1:X:1242:A:C8	2.47	0.50
1:X:1450:A:N6	1:X:1635:A:H62	2.09	0.50
1:X:1630:A:C2	1:X:1631:G:H2'	2.46	0.50
4:B:194:VAL:HG12	4:B:195:ILE:N	2.26	0.50
1:X:2116:U:H2'	1:X:2117:A:C8	2.46	0.50
16:O:70:LYS:HA	16:O:89:ARG:HG2	1.94	0.50
1:X:268:A:O2'	1:X:269:G:H4'	2.12	0.50
1:X:1695:G:OP1	12:K:33:THR:HG21	2.11	0.50
1:X:1708:A:H61	1:X:2023:C:H42	1.60	0.50
1:X:2354:A:H2'	1:X:2355:A:C8	2.47	0.50
8:G:93:LEU:HD12	8:G:93:LEU:N	2.27	0.50
9:H:112:MET:HA	9:H:115:VAL:HG12	1.94	0.50
18:Q:14:GLU:N	18:Q:14:GLU:OE1	2.43	0.50
20:S:107:GLN:HA	20:S:138:PRO:HD2	1.93	0.50
1:X:65:A:H1'	1:X:502:C:N4	2.27	0.49
1:X:278:A:H2'	1:X:279:A:C8	2.47	0.49
1:X:974:U:H2'	1:X:975:U:O4'	2.12	0.49
1:X:1530:A:N1	1:X:1546:A:N6	2.60	0.49
16:O:42:GLY:HA2	16:O:46:VAL:HG12	1.94	0.49
20:S:32:TYR:HE1	20:S:90:ASP:HB3	1.77	0.49
1:X:460:C:O2	1:X:1891:U:O2'	2.27	0.49
1:X:638:U:H2'	1:X:639:U:C6	2.47	0.49
1:X:810:A:H2'	1:X:811:C:C6	2.47	0.49
1:X:2047:A:P	24:Z:7:ARG:HH11	2.34	0.49
1:X:2355:A:H2'	1:X:2356:A:C8	2.48	0.49
1:X:2872:G:H2'	1:X:2873:C:O4'	2.12	0.49
10:I:15:GLU:N	10:I:15:GLU:OE1	2.45	0.49
11:J:27:VAL:HG12	11:J:105:GLU:OE2	2.13	0.49

Continued on next page...

Continued from previous page...

Atom-1	Atom-2	Interatomic distance (Å)	Clash overlap (Å)
17:P:8:ARG:HG2	17:P:102:HIS:CG	2.47	0.49
1:X:706:U:H1'	10:I:13:ARG:HA	1.93	0.49
1:X:1843:U:H3'	1:X:1843:U:C6	2.45	0.49
1:X:2883:U:H2'	1:X:2884:G:H8	1.77	0.49
3:A:105:ILE:O	3:A:107:PRO:HD3	2.12	0.49
9:H:102:VAL:HG13	9:H:106:LEU:HD12	1.95	0.49
1:X:302:A:HO2'	1:X:303:G:H8	1.60	0.49
1:X:349:U:H2'	1:X:350:G:O4'	2.13	0.49
1:X:2877:G:H5'	1:X:2878:U:OP2	2.11	0.49
5:C:39:LEU:O	5:C:39:LEU:HD12	2.13	0.49
16:O:7:THR:OG1	16:O:22:VAL:HG21	2.12	0.49
1:X:592:A:O2'	1:X:593:U:O5'	2.30	0.49
1:X:1336:G:N1	1:X:1684:A:OP2	2.34	0.49
4:B:133:ARG:HD2	4:B:173:MET:HB3	1.95	0.49
5:C:145:THR:HG22	5:C:146:LEU:H	1.76	0.49
8:G:77:ARG:N	8:G:87:SER:HA	2.28	0.49
1:X:923:A:HO2'	1:X:924:G:H8	1.59	0.49
1:X:1482:U:H2'	1:X:1483:A:H8	1.77	0.49
1:X:1658:A:H61	17:P:88:ARG:H	1.59	0.49
1:X:1769:C:N4	1:X:1770:C:H41	2.10	0.49
1:X:2288:C:H1'	1:X:2415:A:N3	2.28	0.49
4:B:119:THR:HG23	4:B:179:THR:HG22	1.95	0.49
7:E:109:TYR:O	7:E:111:HIS:ND1	2.46	0.49
1:X:1071:A:C6	1:X:1170:A:C4	3.01	0.49
1:X:1308:C:H5''	1:X:1309:G:O5'	2.13	0.49
1:X:1874:A:O2'	1:X:1875:A:N7	2.45	0.49
7:E:95:ARG:CB	7:E:104:ILE:HA	2.43	0.49
8:G:126:TYR:OH	8:G:133:HIS:NE2	2.44	0.49
1:X:660:A:H1'	1:X:661:U:O5'	2.11	0.49
1:X:1289:A:H5''	15:N:13:ARG:HH12	1.77	0.49
1:X:1854:U:OP2	3:A:221:ARG:NH1	2.45	0.49
1:X:2682:G:O2'	1:X:2683:U:H5	1.96	0.49
2:Y:87:G:C8	11:J:19:GLY:HA3	2.48	0.49
9:H:19:VAL:HB	9:H:41:CYS:SG	2.53	0.49
17:P:2:GLU:HG3	17:P:109:ASP:H	1.76	0.49
19:R:11:VAL:HG11	19:R:16:ASP:O	2.13	0.49
2:Y:3:U:H3	2:Y:112:G:H1	1.61	0.49
4:B:205:LYS:O	4:B:206:LYS:HB2	2.13	0.49
1:X:37:C:H2'	1:X:38:A:C8	2.48	0.49
1:X:38:A:H2'	1:X:39:C:O4'	2.12	0.49
1:X:1597:U:H2'	1:X:1598:U:O4'	2.12	0.49

Continued on next page...

Continued from previous page...

Atom-1	Atom-2	Interatomic distance (Å)	Clash overlap (Å)
4:B:53:PHE:CG	4:B:54:GLU:N	2.81	0.49
12:K:41:ARG:HB2	12:K:101:THR:HG21	1.95	0.49
1:X:378:C:H2'	1:X:379:C:C6	2.47	0.48
1:X:505:U:C2'	1:X:506:A:H5''	2.43	0.48
1:X:1377:U:OP2	18:Q:58:TYR:OH	2.30	0.48
1:X:1629:U:C2'	1:X:1630:A:H5'	2.42	0.48
1:X:1854:U:H2'	1:X:1855:G:O4'	2.13	0.48
1:X:1869:G:H2'	1:X:1870:C:C6	2.47	0.48
27:X:3001:TEL:H21	27:X:3001:TEL:C37	2.43	0.48
11:J:74:TYR:CE2	11:J:92:GLY:HA3	2.48	0.48
18:Q:67:ARG:HH11	18:Q:68:TYR:HE1	1.61	0.48
26:3:15:LYS:HD2	26:3:60:GLN:O	2.13	0.48
1:X:363:A:H4'	1:X:365:A:N7	2.28	0.48
1:X:1669:C:H2'	1:X:1670:A:O4'	2.13	0.48
17:P:36:LEU:HD11	17:P:47:ILE:HG22	1.95	0.48
1:X:484:U:H2'	1:X:485:A:C8	2.48	0.48
1:X:989:A:C4	1:X:2475:A:C2	3.02	0.48
1:X:1206:G:N3	16:O:90:GLN:NE2	2.56	0.48
1:X:1462:G:H8	1:X:1626:A:H62	1.61	0.48
1:X:1700:C:H2'	1:X:1701:U:C6	2.49	0.48
1:X:2717:A:OP1	12:K:4:ARG:NH2	2.35	0.48
7:E:85:LYS:H	7:E:133:VAL:HG12	1.77	0.48
1:X:373:A:H2	1:X:1248:U:HO2'	1.56	0.48
1:X:2358:G:P	21:T:52:LYS:HZ3	2.36	0.48
1:X:2646:U:H5'	4:B:163:VAL:O	2.14	0.48
19:R:11:VAL:HG12	19:R:19:LYS:O	2.13	0.48
1:X:901:G:H2'	1:X:902:A:C8	2.49	0.48
1:X:1289:A:OP1	15:N:10:THR:HG22	2.13	0.48
1:X:2351:U:H3	1:X:2358:G:H1	1.61	0.48
1:X:2410:G:H5'	1:X:2410:G:H8	1.78	0.48
3:A:91:ILE:HD12	3:A:103:TYR:CD1	2.48	0.48
23:W:26:LEU:HG	23:W:46:GLN:HG2	1.94	0.48
1:X:200:A:N6	1:X:2457:A:O2'	2.46	0.48
4:B:208:LEU:HD22	4:B:209:VAL:N	2.28	0.48
10:I:21:ARG:HA	10:I:21:ARG:HD3	1.55	0.48
12:K:24:LEU:HD21	12:K:44:VAL:HG21	1.94	0.48
1:X:967:C:O2'	21:T:34:ALA:HB2	2.13	0.48
5:C:65:TRP:CZ2	5:C:75:GLN:HG3	2.48	0.48
1:X:715:A:H4'	1:X:716:C:C5'	2.44	0.48
1:X:1522:G:H2'	1:X:1523:G:H8	1.79	0.48
1:X:2675:G:H2'	1:X:2676:U:C6	2.49	0.48

Continued on next page...

Continued from previous page...

Atom-1	Atom-2	Interatomic distance (Å)	Clash overlap (Å)
1:X:2843:A:OP1	4:B:127:PHE:HB2	2.14	0.48
8:G:115:LEU:O	8:G:119:GLN:HG3	2.13	0.48
18:Q:16:SER:HB2	18:Q:26:THR:OG1	2.13	0.48
1:X:319:G:H3'	1:X:320:U:H5'	1.95	0.48
1:X:506:A:H3'	1:X:507:C:H6	1.79	0.48
1:X:613:G:H2'	1:X:2057:A:N7	2.28	0.48
1:X:1770:C:O2'	1:X:1771:A:H5'	2.14	0.48
3:A:38:PRO:HD3	3:A:62:TYR:H	1.79	0.48
4:B:44:ASP:OD1	4:B:44:ASP:N	2.47	0.48
8:G:136:GLN:N	8:G:136:GLN:OE1	2.47	0.48
15:N:61:TRP:O	15:N:65:ILE:HG12	2.14	0.48
1:X:273:A:OP2	1:X:297:G:N2	2.44	0.48
1:X:1014:U:OP1	23:W:20:ARG:NH2	2.47	0.48
1:X:2109:A:H2'	1:X:2110:G:O4'	2.14	0.48
1:X:2864:A:H2'	1:X:2865:G:O4'	2.14	0.48
2:Y:47:C:OP1	13:L:99:TYR:N	2.46	0.48
1:X:1601:U:O2	1:X:1602:U:H5	1.97	0.47
1:X:2632:U:H2'	1:X:2633:C:C6	2.49	0.47
2:Y:113:G:H5'	2:Y:114:C:OP2	2.14	0.47
4:B:53:PHE:HB3	4:B:87:PHE:HB2	1.96	0.47
16:O:15:GLU:O	16:O:16:GLU:HB3	2.15	0.47
25:2:31:VAL:O	25:2:35:ARG:HG3	2.14	0.47
1:X:1049:C:H1'	1:X:1056:U:C4	2.49	0.47
1:X:1983:U:H1'	1:X:2579:U:OP1	2.14	0.47
1:X:2511:G:OP1	11:J:45:ARG:HD3	2.14	0.47
1:X:2900:C:H1'	12:K:98:GLY:O	2.14	0.47
27:X:3001:TEL:H233	27:X:3001:TEL:C1	2.42	0.47
14:M:48:VAL:O	14:M:63:VAL:HA	2.14	0.47
16:O:6:GLU:OE2	16:O:37:LYS:HD2	2.14	0.47
1:X:1092:A:O2'	1:X:1093:C:H6	1.97	0.47
1:X:2059:G:N7	28:X:3005:MPD:H4	2.29	0.47
4:B:160:ALA:C	4:B:162:ARG:H	2.17	0.47
7:E:31:GLY:O	7:E:79:VAL:HG21	2.15	0.47
9:H:30:ARG:NH1	9:H:32:THR:O	2.47	0.47
15:N:22:LYS:HD3	15:N:22:LYS:HA	1.40	0.47
17:P:29:ALA:HB1	17:P:55:LEU:HD11	1.96	0.47
1:X:344:U:HO2'	1:X:345:C:H6	1.59	0.47
1:X:2708:C:O2'	28:X:3003:MPD:H51	2.15	0.47
11:J:51:ARG:HG3	11:J:66:ILE:HD11	1.96	0.47
1:X:730:A:C8	1:X:819:A:C6	3.03	0.47
1:X:1781:C:H5	14:M:96:ARG:HH22	1.63	0.47

Continued on next page...

Continued from previous page...

Atom-1	Atom-2	Interatomic distance (Å)	Clash overlap (Å)
1:X:2377:C:H2'	1:X:2378:G:O4'	2.14	0.47
1:X:2391:C:H5''	21:T:64:ASP:HB2	1.96	0.47
3:A:85:PRO:HG2	3:A:86:ASN:OD1	2.15	0.47
8:G:66:THR:HG22	8:G:67:GLY:H	1.79	0.47
1:X:1208:A:H2'	1:X:1209:U:C6	2.50	0.47
1:X:1628:A:H4'	1:X:1628:A:OP1	2.14	0.47
2:Y:68:A:N1	2:Y:103:A:N1	2.62	0.47
1:X:303:G:H2'	1:X:304:G:O4'	2.15	0.47
1:X:1490:G:N3	1:X:1490:G:H2'	2.29	0.47
1:X:1561:G:H1'	28:X:3002:MPD:H13	1.97	0.47
7:E:133:VAL:HG22	7:E:135:GLY:H	1.80	0.47
17:P:24:ILE:HD11	17:P:32:ALA:O	2.15	0.47
17:P:73:GLU:HG2	17:P:106:VAL:HB	1.97	0.47
1:X:334:A:H2'	1:X:335:U:C6	2.50	0.47
1:X:841:C:H2'	1:X:842:U:C6	2.49	0.47
1:X:1391:A:H2'	1:X:1392:G:O4'	2.15	0.47
1:X:1631:G:H1'	1:X:1632:A:N7	2.30	0.47
1:X:2706:A:H4'	4:B:178:VAL:HG11	1.97	0.47
4:B:187:GLN:HB3	4:B:196:LEU:HD22	1.95	0.47
17:P:81:THR:HB	17:P:99:ARG:HA	1.97	0.47
1:X:1312:A:N6	1:X:1333:A:H4'	2.29	0.47
1:X:1515:G:N2	1:X:1565:U:O2	2.46	0.47
1:X:1731:G:H1'	1:X:1746:G:N2	2.29	0.47
2:Y:4:G:C2	2:Y:112:G:C2	3.03	0.47
4:B:132:LYS:HG2	4:B:173:MET:SD	2.55	0.47
14:M:26:ASP:HB2	14:M:91:ARG:HA	1.97	0.47
21:T:60:GLY:HA3	21:T:68:PHE:CZ	2.50	0.47
1:X:45:G:H5''	1:X:46:C:O5'	2.15	0.46
1:X:111:U:H5'	1:X:112:U:OP2	2.15	0.46
1:X:2620:U:H2'	1:X:2621:C:C6	2.51	0.46
12:K:25:ILE:HG23	12:K:89:ILE:HD13	1.97	0.46
1:X:92:G:H2'	1:X:93:U:C6	2.50	0.46
1:X:1378:U:OP2	1:X:1431:U:O2'	2.31	0.46
1:X:1755:U:H3	1:X:1774:A:H61	1.62	0.46
1:X:1973:U:H2'	1:X:1974:C:C6	2.51	0.46
8:G:1:MET:SD	8:G:1:MET:N	2.72	0.46
14:M:29:ARG:HH11	14:M:89:LYS:HZ3	1.63	0.46
1:X:151:U:H2'	1:X:152:C:O4'	2.15	0.46
1:X:168:A:H3'	1:X:169:G:H5'	1.96	0.46
1:X:345:C:H2'	1:X:346:A:C8	2.50	0.46
1:X:774:G:OP1	3:A:10:THR:HG21	2.15	0.46

Continued on next page...

Continued from previous page...

Atom-1	Atom-2	Interatomic distance (Å)	Clash overlap (Å)
1:X:1353:A:H2'	1:X:1354:G:H8	1.80	0.46
1:X:1384:G:H1	1:X:1643:C:N4	2.12	0.46
1:X:1449:A:H4'	1:X:1449:A:OP1	2.15	0.46
1:X:1998:A:O2'	1:X:1999:G:OP1	2.32	0.46
2:Y:14:G:C6	2:Y:67:G:C2	3.04	0.46
9:H:106:LEU:HD23	9:H:106:LEU:HA	1.69	0.46
10:I:66:PHE:HD2	10:I:96:LEU:HB2	1.79	0.46
10:I:84:LYS:HB3	10:I:84:LYS:NZ	2.30	0.46
1:X:331:G:C6	1:X:396:G:C6	3.03	0.46
1:X:502:C:H5	18:Q:68:TYR:CD1	2.33	0.46
1:X:718:C:H5''	5:C:81:PRO:HD2	1.96	0.46
1:X:852:U:H2'	1:X:853:G:H8	1.81	0.46
1:X:1819:G:O2'	1:X:1857:C:OP1	2.33	0.46
8:G:7:ALA:H	8:G:46:THR:HG21	1.80	0.46
14:M:29:ARG:HG3	14:M:89:LYS:HG3	1.96	0.46
20:S:136:ASN:O	20:S:138:PRO:HD3	2.14	0.46
1:X:1450:A:H5''	1:X:1451:U:H5	1.81	0.46
1:X:1498:U:O2'	1:X:1499:U:H5	1.97	0.46
4:B:163:VAL:HG13	4:B:167:GLN:HG3	1.98	0.46
5:C:123:LEU:O	5:C:188:ASN:HA	2.15	0.46
10:I:7:LYS:HA	10:I:8:PRO:HD3	1.74	0.46
10:I:20:GLY:O	10:I:21:ARG:HD3	2.15	0.46
1:X:122:G:H4'	1:X:1413:C:H5'	1.97	0.46
1:X:2496:A:H1'	11:J:56:ARG:HH21	1.80	0.46
28:X:3003:MPD:H12	28:X:3003:MPD:H4	1.87	0.46
3:A:211:SER:O	3:A:216:ILE:HB	2.15	0.46
8:G:99:GLU:O	8:G:103:GLU:HB2	2.16	0.46
12:K:32:THR:HG22	12:K:33:THR:H	1.81	0.46
1:X:709:U:H2'	1:X:710:C:H6	1.79	0.46
1:X:784:A:OP2	1:X:784:A:H8	1.99	0.46
1:X:1275:A:OP2	31:X:3365:SPD:H81	2.15	0.46
1:X:2539:C:H2'	1:X:2540:A:O4'	2.15	0.46
5:C:150:LYS:HA	5:C:188:ASN:OD1	2.15	0.46
8:G:65:PHE:HB3	8:G:69:LYS:HD2	1.97	0.46
10:I:19:VAL:HB	10:I:30:THR:HG23	1.97	0.46
17:P:7:ALA:HB1	17:P:10:ILE:HD11	1.97	0.46
17:P:36:LEU:HD23	17:P:36:LEU:HA	1.79	0.46
20:S:26:LYS:HG2	20:S:42:LYS:HD3	1.97	0.46
25:2:21:LYS:O	25:2:24:SER:OG	2.33	0.46
1:X:948:U:H2'	1:X:949:C:C6	2.51	0.46
1:X:1436:C:OP1	18:Q:24:LYS:NZ	2.37	0.46

Continued on next page...

Continued from previous page...

Atom-1	Atom-2	Interatomic distance (Å)	Clash overlap (Å)
1:X:1775:G:H2'	1:X:1776:A:C8	2.51	0.46
1:X:1911:A:O2'	1:X:1912:A:H8	1.99	0.46
3:A:252:LYS:HA	3:A:253:PRO:HD3	1.65	0.46
8:G:9:GLU:OE2	8:G:14:ARG:NH1	2.43	0.46
14:M:29:ARG:HD2	14:M:89:LYS:NZ	2.30	0.46
1:X:1700:C:H2'	1:X:1701:U:H6	1.80	0.46
1:X:2085:A:C2	27:X:3001:TEL:H241	2.50	0.46
1:X:167:U:H2'	1:X:168:A:H5''	1.97	0.46
1:X:483:C:H2'	1:X:484:U:C6	2.50	0.46
1:X:1612:C:C4	1:X:1614:A:C2	3.04	0.46
1:X:2494:C:H2'	1:X:2495:A:O4'	2.16	0.46
9:H:2:ILE:HG22	9:H:21:THR:HG21	1.96	0.46
1:X:897:A:H2'	1:X:898:U:H6	1.79	0.45
1:X:2403:A:C4	13:L:96:ARG:NH2	2.85	0.45
3:A:93:LEU:HD12	3:A:102:ARG:O	2.15	0.45
1:X:329:A:N3	1:X:329:A:H2'	2.31	0.45
1:X:946:A:C8	1:X:2328:A:H5''	2.52	0.45
1:X:1400:C:H1'	1:X:1837:A:H1'	1.98	0.45
1:X:1525:U:H3	1:X:1550:G:H1	1.64	0.45
1:X:1760:G:H1	1:X:1770:C:H42	1.64	0.45
1:X:2299:U:H5''	1:X:2300:A:OP1	2.16	0.45
7:E:154:PRO:HA	7:E:161:GLY:HA3	1.96	0.45
12:K:14:LYS:O	12:K:18:ARG:HG3	2.16	0.45
17:P:44:SER:N	17:P:45:PRO:HD2	2.32	0.45
1:X:409:G:H2'	1:X:410:G:H1'	1.99	0.45
1:X:1545:U:H2'	1:X:1546:A:C8	2.51	0.45
14:M:17:THR:O	14:M:19:LEU:N	2.45	0.45
15:N:112:LYS:HE3	16:O:48:VAL:HG11	1.99	0.45
1:X:90:A:O2'	1:X:91:A:O4'	2.34	0.45
1:X:439:U:H2'	1:X:440:C:C6	2.52	0.45
1:X:945:A:HO2'	1:X:946:A:C5'	2.29	0.45
1:X:956:A:H2'	11:J:11:ARG:HH22	1.81	0.45
1:X:1063:U:H3	1:X:1186:A:N6	2.06	0.45
1:X:1242:A:H4'	10:I:3:LEU:HD23	1.97	0.45
1:X:2311:U:H3	1:X:2411:A:H61	1.64	0.45
1:X:2480:A:N3	28:X:3005:MPD:H53	2.32	0.45
4:B:123:LYS:CD	4:B:204:PRO:HB3	2.46	0.45
15:N:17:THR:O	15:N:20:LEU:HB2	2.17	0.45
15:N:28:LYS:HA	15:N:34:VAL:HG12	1.98	0.45
1:X:1895:C:H42	1:X:1901:C:N4	2.14	0.45
2:Y:91:C:H2'	2:Y:92:G:H8	1.81	0.45

Continued on next page...

Continued from previous page...

Atom-1	Atom-2	Interatomic distance (Å)	Clash overlap (Å)
3:A:254:THR:O	3:A:256:GLY:N	2.50	0.45
5:C:78:ILE:HG22	5:C:83:TRP:CZ3	2.51	0.45
18:Q:60:PRO:HD3	18:Q:74:LYS:HB3	1.99	0.45
1:X:172:U:H3'	1:X:173:A:H8	1.82	0.45
1:X:250:G:H4'	1:X:432:G:C5	2.52	0.45
1:X:609:U:O4	16:O:79:ARG:HD3	2.16	0.45
1:X:684:U:H2'	1:X:685:C:H6	1.81	0.45
1:X:1229:G:OP1	10:I:31:SER:HA	2.17	0.45
1:X:1492:G:N7	1:X:1493:U:C4	2.84	0.45
1:X:1817:C:O2'	3:A:208:ALA:HB2	2.16	0.45
1:X:2349:A:H2'	1:X:2350:G:O4'	2.16	0.45
4:B:71:LYS:N	4:B:72:PRO:HD2	2.31	0.45
14:M:45:PHE:CE1	14:M:65:LYS:HE2	2.52	0.45
1:X:329:A:H61	1:X:398:C:N4	2.09	0.45
1:X:1508:C:O2'	1:X:1509:G:H5'	2.16	0.45
3:A:62:TYR:HA	3:A:86:ASN:ND2	2.31	0.45
12:K:13:ARG:O	12:K:17:LEU:HD12	2.17	0.45
13:L:43:GLN:HA	13:L:54:ALA:HB3	1.99	0.45
1:X:773:G:H8	1:X:773:G:OP2	2.00	0.45
1:X:1886:A:N6	1:X:1910:G:HO2'	2.13	0.45
1:X:2026:C:OP1	4:B:132:LYS:NZ	2.43	0.45
1:X:2507:C:H2'	1:X:2508:G:H5'	1.99	0.45
4:B:39:LYS:HD3	4:B:46:TYR:OH	2.16	0.45
14:M:46:GLU:O	14:M:65:LYS:HD3	2.17	0.45
14:M:98:LYS:HA	14:M:98:LYS:HD3	1.72	0.45
1:X:603:C:H2'	1:X:604:G:O4'	2.16	0.45
1:X:878:C:H2'	1:X:879:U:C6	2.52	0.45
1:X:1395:G:C6	1:X:1408:G:N7	2.85	0.45
1:X:1565:U:H2'	1:X:1566:G:C8	2.52	0.45
1:X:2391:C:C5'	21:T:64:ASP:HB2	2.46	0.45
1:X:1598:U:H4'	1:X:1768:C:O2	2.16	0.45
1:X:1683:U:C2'	1:X:1684:A:H5''	2.45	0.45
1:X:2106:U:H2'	1:X:2107:G:O4'	2.17	0.45
1:X:2400:U:H2'	1:X:2401:C:C6	2.52	0.45
8:G:28:ARG:H	8:G:28:ARG:HG2	1.56	0.45
8:G:93:LEU:HB3	8:G:96:THR:OG1	2.16	0.45
10:I:108:GLY:HA2	10:I:127:LYS:CB	2.47	0.45
15:N:21:ALA:HB1	15:N:24:TYR:CD2	2.52	0.45
16:O:90:GLN:HA	16:O:91:PRO:HD3	1.75	0.45
1:X:630:G:P	10:I:21:ARG:HH22	2.40	0.44
1:X:1312:A:N1	1:X:1332:C:O2'	2.48	0.44

Continued on next page...

Continued from previous page...

Atom-1	Atom-2	Interatomic distance (Å)	Clash overlap (Å)
1:X:1629:U:H2'	1:X:1630:A:H5'	1.99	0.44
1:X:2496:A:H1'	11:J:56:ARG:NH2	2.33	0.44
1:X:2817:A:HO2'	1:X:2818:A:P	2.39	0.44
7:E:139:GLU:HG2	7:E:140:GLN:N	2.32	0.44
9:H:4:GLN:CG	9:H:5:GLU:HG2	2.45	0.44
15:N:99:ALA:HB2	15:N:106:PHE:CD1	2.52	0.44
19:R:77:GLU:HA	19:R:78:PRO:HD3	1.66	0.44
1:X:99:U:O2	1:X:101:G:N1	2.50	0.44
1:X:501:C:H3'	1:X:502:C:C5'	2.42	0.44
1:X:608:C:H2'	1:X:609:U:O4'	2.18	0.44
1:X:660:A:H62	5:C:101:MET:HB3	1.82	0.44
1:X:1885:G:H1'	1:X:1911:A:H62	1.82	0.44
1:X:2232:A:H5'	1:X:2233:C:OP2	2.16	0.44
19:R:9:VAL:HG12	19:R:69:GLN:HB3	1.99	0.44
20:S:14:THR:HB	20:S:19:LYS:HZ1	1.83	0.44
1:X:373:A:H2	1:X:1248:U:O2'	1.99	0.44
14:M:28:LEU:HD12	14:M:88:VAL:HA	1.99	0.44
15:N:16:LYS:O	15:N:20:LEU:HD23	2.17	0.44
15:N:40:MET:HG2	16:O:74:PHE:CE1	2.52	0.44
1:X:1821:U:H2'	1:X:1822:C:C6	2.52	0.44
1:X:1833:C:H2'	1:X:1834:G:C8	2.52	0.44
1:X:2247:G:H2'	1:X:2248:G:C8	2.52	0.44
3:A:10:THR:HG22	3:A:12:GLY:N	2.24	0.44
7:E:86:VAL:HB	7:E:165:GLN:CB	2.48	0.44
8:G:32:GLU:O	8:G:36:ILE:HG12	2.18	0.44
12:K:32:THR:HG22	12:K:33:THR:N	2.32	0.44
13:L:30:ARG:HB3	13:L:45:ILE:HG13	1.98	0.44
25:2:16:VAL:N	25:2:21:LYS:HG3	2.31	0.44
1:X:146:U:H2'	1:X:147:G:O4'	2.17	0.44
1:X:745:G:O2'	1:X:1676:A:N3	2.45	0.44
1:X:1211:G:H2'	1:X:1212:U:C6	2.52	0.44
1:X:1487:G:N2	1:X:1597:U:C2	2.86	0.44
1:X:1492:G:H1	1:X:1508:C:N4	2.15	0.44
1:X:2851:G:N7	4:B:64:LYS:HG3	2.32	0.44
13:L:11:ARG:HG3	13:L:94:PHE:CD2	2.52	0.44
17:P:62:TYR:N	17:P:62:TYR:CD1	2.86	0.44
21:T:52:LYS:C	21:T:53:ILE:HD12	2.37	0.44
1:X:183:A:H5'	1:X:481:C:H1'	2.00	0.44
1:X:201:C:H2'	1:X:202:A:H5''	2.00	0.44
1:X:953:C:P	11:J:101:ARG:HH22	2.40	0.44
1:X:1356:G:C5	1:X:1357:G:C6	3.06	0.44

Continued on next page...

Continued from previous page...

Atom-1	Atom-2	Interatomic distance (Å)	Clash overlap (Å)
1:X:1882:G:H2'	1:X:1883:A:H8	1.83	0.44
1:X:2418:G:C6	1:X:2454:C:H1'	2.53	0.44
1:X:2564:U:H2'	1:X:2565:C:C6	2.52	0.44
1:X:2774:G:O6	1:X:2782:C:H5''	2.18	0.44
18:Q:67:ARG:HD3	18:Q:68:TYR:CE1	2.53	0.44
1:X:24:G:H2'	1:X:25:U:H6	1.82	0.44
1:X:660:A:N3	1:X:660:A:O4'	2.51	0.44
1:X:926:G:H22	1:X:940:U:H3	1.66	0.44
1:X:1084:U:H2'	1:X:1085:U:O4'	2.17	0.44
1:X:1556:G:HO2'	1:X:1557:C:H6	1.65	0.44
1:X:1742:A:H8	1:X:1742:A:OP1	2.01	0.44
1:X:1780:G:OP1	14:M:95:ARG:HD2	2.17	0.44
1:X:2331:G:N2	1:X:2339:U:H3	2.16	0.44
1:X:2731:C:H2'	1:X:2732:A:O4'	2.17	0.44
1:X:2850:G:OP1	4:B:67:LYS:HG3	2.18	0.44
10:I:90:GLU:O	10:I:92:THR:HG23	2.18	0.44
12:K:47:LEU:HD13	12:K:66:LEU:HD12	2.00	0.44
16:O:19:GLU:HA	16:O:96:THR:HA	1.99	0.44
16:O:88:HIS:HE2	16:O:90:GLN:HB2	1.81	0.44
1:X:138:U:N3	1:X:141:U:OP2	2.43	0.44
1:X:1150:A:C8	1:X:1151:G:H8	2.36	0.44
1:X:2333:U:H3'	1:X:2334:G:H8	1.83	0.44
1:X:2587:C:C2	1:X:2588:A:C8	3.06	0.44
1:X:2717:A:H62	12:K:13:ARG:HD2	1.83	0.44
14:M:8:GLU:O	14:M:11:THR:HG22	2.18	0.44
14:M:58:SER:O	14:M:59:GLU:HB2	2.17	0.44
1:X:150:A:C6	1:X:151:U:C4	3.06	0.44
1:X:155:U:H5'	1:X:156:A:OP2	2.17	0.44
1:X:165:C:O2'	1:X:166:A:OP1	2.32	0.44
1:X:379:C:C2	1:X:380:U:C5	3.06	0.44
1:X:1490:G:HO2'	1:X:1491:C:P	2.39	0.44
1:X:1555:G:H2'	1:X:1556:G:H8	1.82	0.44
1:X:2249:G:O3'	3:A:171:TYR:OH	2.34	0.44
3:A:91:ILE:CG2	3:A:105:ILE:HA	2.45	0.44
6:D:38:MET:O	6:D:82:GLY:HA2	2.18	0.44
17:P:13:ALA:O	17:P:17:VAL:HG23	2.17	0.44
20:S:10:GLN:HG2	20:S:40:SER:O	2.17	0.44
1:X:262:G:N2	1:X:666:A:H8	2.16	0.43
1:X:615:A:H5''	1:X:616:G:OP2	2.18	0.43
1:X:1602:U:HO2'	1:X:1603:U:P	2.36	0.43
4:B:2:THR:HA	4:B:213:THR:OG1	2.18	0.43

Continued on next page...

Continued from previous page...

Atom-1	Atom-2	Interatomic distance (Å)	Clash overlap (Å)
11:J:39:THR:HG23	11:J:98:LYS:HA	1.98	0.43
14:M:60:THR:HA	14:M:76:PHE:O	2.17	0.43
15:N:15:LYS:HE2	15:N:15:LYS:HB2	1.58	0.43
24:Z:38:LYS:HB2	24:Z:38:LYS:HE2	1.78	0.43
1:X:266:A:H2'	1:X:267:G:O4'	2.18	0.43
1:X:365:A:C5	1:X:383:A:C2	3.06	0.43
1:X:523:A:OP1	31:X:3365:SPD:H51	2.18	0.43
1:X:669:C:O2'	1:X:702:U:H5''	2.17	0.43
1:X:972:A:H2'	1:X:973:A:C8	2.53	0.43
1:X:1286:G:C4	15:N:3:ARG:HG3	2.52	0.43
1:X:1992:C:H5''	1:X:1993:A:H2'	2.00	0.43
1:X:2064:A:C6	1:X:2065:G:C6	3.07	0.43
1:X:2639:C:HO2'	24:Z:2:ALA:N	2.17	0.43
1:X:2844:U:H2'	1:X:2845:G:O4'	2.18	0.43
11:J:43:THR:HA	11:J:94:ILE:HD13	1.99	0.43
1:X:1038:C:OP1	15:N:53:ARG:NH2	2.51	0.43
1:X:1336:G:H5''	1:X:1337:A:OP1	2.17	0.43
1:X:1565:U:H2'	1:X:1566:G:O4'	2.18	0.43
1:X:1701:U:OP2	4:B:149:ARG:HG3	2.17	0.43
1:X:2249:G:O2'	1:X:2250:A:H5'	2.17	0.43
1:X:2263:C:H2'	1:X:2264:G:O4'	2.17	0.43
1:X:2482:G:H2'	1:X:2483:C:H6	1.83	0.43
4:B:79:LYS:HD3	4:B:79:LYS:HA	1.80	0.43
9:H:79:PHE:HD1	14:M:72:VAL:HG22	1.84	0.43
11:J:118:LEU:HD12	11:J:131:PHE:CE1	2.52	0.43
18:Q:53:VAL:HA	18:Q:80:VAL:HG12	1.99	0.43
1:X:12:U:H2'	1:X:12:U:O2	2.17	0.43
1:X:650:U:N3	1:X:666:A:C2	2.77	0.43
1:X:1040:A:OP2	15:N:93:LYS:NZ	2.48	0.43
1:X:1438:G:H2'	1:X:1439:U:C6	2.53	0.43
1:X:1843:U:C6	1:X:1843:U:C3'	3.01	0.43
1:X:2082:C:O2	28:X:3005:MPD:H11	2.18	0.43
3:A:145:GLU:CA	3:A:152:GLY:HA2	2.49	0.43
6:D:111:VAL:N	6:D:170:LEU:H	2.15	0.43
7:E:19:PHE:HB3	7:E:20:ASP:H	1.67	0.43
10:I:67:THR:CG2	10:I:93:PRO:HD2	2.48	0.43
15:N:91:ASN:OD1	15:N:93:LYS:N	2.48	0.43
1:X:187:C:H2'	1:X:188:C:C6	2.53	0.43
1:X:1887:G:H2'	1:X:1888:U:C6	2.53	0.43
1:X:2051:C:H2'	1:X:2052:C:C6	2.53	0.43
5:C:104:LYS:HE2	5:C:104:LYS:HB3	1.68	0.43

Continued on next page...

Continued from previous page...

Atom-1	Atom-2	Interatomic distance (Å)	Clash overlap (Å)
8:G:44:THR:O	8:G:46:THR:HG22	2.19	0.43
17:P:57:ASN:HB2	17:P:61:ASN:ND2	2.34	0.43
21:T:47:ARG:HA	21:T:66:THR:HG22	2.00	0.43
1:X:122:G:O3'	1:X:1413:C:H4'	2.17	0.43
1:X:1275:A:C8	1:X:1276:G:H1'	2.53	0.43
1:X:2314:A:HO2'	1:X:2315:A:P	2.41	0.43
1:X:2829:A:H2'	1:X:2830:A:C8	2.54	0.43
4:B:26:THR:OG1	4:B:200:ASN:HA	2.19	0.43
8:G:84:GLY:O	8:G:86:LYS:N	2.49	0.43
12:K:66:LEU:HD23	12:K:67:ARG:O	2.19	0.43
18:Q:66:GLY:O	18:Q:68:TYR:N	2.46	0.43
19:R:51:ASN:HA	19:R:52:PRO:HD3	1.83	0.43
21:T:61:ARG:NH1	21:T:65:ASP:OD1	2.51	0.43
1:X:87:U:H5''	1:X:88:G:H5'	2.00	0.43
1:X:1522:G:H2'	1:X:1523:G:C8	2.53	0.43
1:X:1793:C:H2'	1:X:1794:C:C6	2.52	0.43
1:X:2606:C:O2'	4:B:146:HIS:O	2.28	0.43
1:X:2660:A:H1'	4:B:72:PRO:HG3	1.99	0.43
7:E:133:VAL:HG22	7:E:135:GLY:N	2.34	0.43
17:P:3:ALA:HB2	17:P:62:TYR:CD2	2.54	0.43
17:P:36:LEU:HD13	17:P:48:GLU:HA	2.01	0.43
1:X:267:G:C2'	1:X:268:A:H5''	2.48	0.43
1:X:327:G:O2'	1:X:328:G:H8	2.01	0.43
1:X:347:U:H2'	1:X:348:C:C6	2.54	0.43
1:X:379:C:H2'	1:X:380:U:H6	1.81	0.43
1:X:704:U:H2'	1:X:705:U:O4'	2.18	0.43
1:X:972:A:H2'	1:X:973:A:H8	1.83	0.43
1:X:1493:U:N3	1:X:1494:G:C6	2.87	0.43
1:X:1529:U:O4	1:X:1530:A:N6	2.51	0.43
1:X:2482:G:H2'	1:X:2483:C:C6	2.53	0.43
6:D:138:PHE:HA	6:D:139:PRO:HD2	1.90	0.43
16:O:24:LYS:HA	16:O:93:THR:OG1	2.19	0.43
16:O:29:GLU:OE2	16:O:64:LYS:HA	2.18	0.43
1:X:1543:G:N7	1:X:1544:G:C5	2.87	0.43
1:X:1845:U:H5''	3:A:156:ARG:HB2	2.01	0.43
1:X:2368:G:H2'	1:X:2369:C:H6	1.84	0.43
1:X:2856:U:H2'	1:X:2857:A:H8	1.82	0.43
3:A:171:TYR:CD1	3:A:185:LEU:HA	2.54	0.43
12:K:95:GLU:H	12:K:95:GLU:HG2	1.56	0.43
17:P:24:ILE:HD12	17:P:24:ILE:HA	1.76	0.43
18:Q:24:LYS:HE3	18:Q:81:THR:HB	1.99	0.43

Continued on next page...

Continued from previous page...

Atom-1	Atom-2	Interatomic distance (Å)	Clash overlap (Å)
1:X:391:A:H2'	1:X:392:U:C6	2.54	0.43
1:X:615:A:N6	1:X:616:G:C6	2.87	0.43
1:X:1087:C:H42	1:X:1156:G:H1	1.65	0.43
1:X:1426:G:H1	1:X:1435:C:H42	1.67	0.43
1:X:1436:C:HO2'	1:X:1437:U:H6	1.64	0.43
1:X:1460:U:H3	1:X:1628:A:H61	1.65	0.43
1:X:1486:C:H2'	1:X:1487:G:C8	2.54	0.43
19:R:26:THR:HB	19:R:33:VAL:HG12	2.01	0.43
1:X:2900:C:O2'	12:K:96:ARG:NH1	2.52	0.42
7:E:87:LEU:HD23	7:E:87:LEU:HA	1.80	0.42
8:G:60:ALA:HB3	8:G:127:GLY:HA2	2.00	0.42
8:G:137:GLN:N	8:G:138:PRO:HD3	2.34	0.42
12:K:79:GLN:HB3	12:K:80:THR:H	1.55	0.42
16:O:3:ALA:HB1	16:O:5:ILE:HG23	2.00	0.42
1:X:148:U:H2'	1:X:149:U:C6	2.54	0.42
1:X:660:A:H4'	1:X:661:U:OP1	2.19	0.42
1:X:1477:U:H2'	1:X:1478:A:C8	2.54	0.42
1:X:1491:C:H1'	1:X:1492:G:N2	2.34	0.42
1:X:2437:G:H2'	1:X:2438:A:O4'	2.18	0.42
1:X:2717:A:N6	12:K:13:ARG:HD2	2.33	0.42
11:J:30:GLY:HA2	11:J:107:ALA:HB2	2.02	0.42
20:S:26:LYS:N	20:S:26:LYS:HD2	2.33	0.42
1:X:1013:U:H2'	1:X:1014:U:C6	2.54	0.42
1:X:2270:U:H2'	1:X:2271:U:C6	2.54	0.42
1:X:2519:U:H2'	1:X:2520:U:C6	2.54	0.42
1:X:2609:G:N3	1:X:2609:G:H2'	2.35	0.42
2:Y:80:A:C4	2:Y:81:A:C8	3.07	0.42
7:E:162:ILE:H	7:E:162:ILE:HG13	1.63	0.42
8:G:20:ASP:HA	8:G:58:ILE:HG22	2.00	0.42
9:H:76:TYR:HB2	14:M:75:THR:CG2	2.49	0.42
14:M:26:ASP:CB	14:M:91:ARG:HA	2.50	0.42
1:X:1234:G:N3	1:X:1264:A:H2	2.17	0.42
1:X:1269:A:H2'	1:X:1270:U:H6	1.84	0.42
1:X:1312:A:C6	1:X:1333:A:H4'	2.55	0.42
1:X:1465:G:H1	1:X:1624:C:H42	1.66	0.42
1:X:1510:U:H3	1:X:1571:G:H22	1.67	0.42
1:X:2285:C:O2'	1:X:2453:A:H4'	2.19	0.42
1:X:2358:G:O2'	1:X:2363:A:N1	2.46	0.42
1:X:2368:G:H2'	1:X:2369:C:C6	2.54	0.42
1:X:2445:A:H2'	1:X:2446:U:O4'	2.19	0.42
1:X:2849:A:OP1	4:B:86:ARG:NH1	2.53	0.42

Continued on next page...

Continued from previous page...

Atom-1	Atom-2	Interatomic distance (Å)	Clash overlap (Å)
16:O:70:LYS:HG3	16:O:71:ILE:N	2.35	0.42
17:P:21:LEU:HD22	17:P:74:ALA:HB1	2.01	0.42
1:X:89:U:H3'	1:X:90:A:H8	1.83	0.42
1:X:226:A:C6	1:X:468:A:C4	3.08	0.42
1:X:1177:A:H4'	1:X:1178:C:H5'	2.01	0.42
1:X:1696:C:H2'	1:X:1697:G:O4'	2.20	0.42
1:X:2479:C:C4	1:X:2480:A:C6	3.08	0.42
1:X:2725:U:H2'	1:X:2726:C:C6	2.55	0.42
27:X:3001:TEL:H242	27:X:3001:TEL:H30	1.61	0.42
3:A:160:ALA:HB3	3:A:195:VAL:HG23	2.02	0.42
5:C:29:ASN:CG	5:C:32:VAL:HG23	2.40	0.42
1:X:404:U:C2	1:X:405:G:C8	3.08	0.42
1:X:1000:G:O3'	11:J:77:LYS:HD3	2.19	0.42
1:X:1259:U:H2'	1:X:1260:C:C6	2.54	0.42
1:X:1848:A:H2'	1:X:1849:G:C8	2.54	0.42
1:X:2260:A:H2'	1:X:2261:A:C8	2.54	0.42
1:X:2599:A:N7	4:B:158:SER:HB3	2.35	0.42
7:E:62:ARG:C	7:E:64:ASN:H	2.20	0.42
18:Q:51:ALA:HB2	18:Q:83:LYS:H	1.82	0.42
21:T:32:LYS:HA	21:T:32:LYS:HD3	1.89	0.42
1:X:1474:C:H2'	1:X:1475:A:H8	1.84	0.42
1:X:1492:G:H1'	1:X:1593:G:N2	2.35	0.42
1:X:1885:G:H1'	1:X:1911:A:N6	2.35	0.42
1:X:2120:G:N2	1:X:2225:A:H62	2.14	0.42
1:X:2330:G:H4'	6:D:115:GLN:H	1.85	0.42
1:X:2720:A:H2'	1:X:2721:G:H8	1.84	0.42
1:X:2827:A:H2'	1:X:2828:U:O4'	2.20	0.42
2:Y:15:C:H2'	2:Y:16:A:O4'	2.19	0.42
4:B:25:VAL:HG21	4:B:196:LEU:HB3	2.02	0.42
10:I:47:ARG:HA	10:I:48:PRO:HD3	1.84	0.42
11:J:36:ALA:HB2	11:J:103:LEU:HD21	2.02	0.42
1:X:77:U:H2'	1:X:78:U:O4'	2.20	0.42
1:X:187:C:H2'	1:X:188:C:H6	1.85	0.42
1:X:197:G:C2	1:X:205:U:H1'	2.55	0.42
1:X:262:G:N2	1:X:666:A:C8	2.87	0.42
1:X:268:A:N6	1:X:473:U:O2'	2.53	0.42
2:Y:67:G:H2'	2:Y:68:A:C8	2.55	0.42
2:Y:109:C:H2'	2:Y:110:C:C6	2.55	0.42
8:G:38:ARG:HA	8:G:119:GLN:OE1	2.20	0.42
12:K:58:SER:HA	12:K:61:ASN:HB2	2.01	0.42
13:L:96:ARG:O	13:L:98:GLY:N	2.52	0.42

Continued on next page...

Continued from previous page...

Atom-1	Atom-2	Interatomic distance (Å)	Clash overlap (Å)
1:X:262:G:H21	1:X:666:A:H8	1.64	0.42
1:X:309:U:O2'	1:X:310:C:H6	2.03	0.42
1:X:408:U:H2'	1:X:409:G:C8	2.55	0.42
1:X:440:C:H2'	1:X:441:C:H6	1.85	0.42
1:X:509:G:N7	28:X:3006:MPD:H32	2.35	0.42
1:X:523:A:OP2	31:X:3365:SPD:H42	2.19	0.42
1:X:695:C:H6	1:X:695:C:O5'	2.02	0.42
1:X:1378:U:P	1:X:1434:U:H3	2.42	0.42
1:X:1514:A:N6	1:X:1566:G:N1	2.66	0.42
1:X:2245:G:C6	1:X:2246:U:N3	2.88	0.42
1:X:2391:C:H2'	1:X:2392:G:O4'	2.20	0.42
28:X:3007:MPD:H12	28:X:3007:MPD:H4	1.94	0.42
3:A:107:PRO:HD2	3:A:110:LEU:HD12	2.01	0.42
10:I:47:ARG:HE	10:I:47:ARG:HB2	1.65	0.42
16:O:78:ARG:O	16:O:80:LYS:HG2	2.20	0.42
17:P:57:ASN:O	17:P:61:ASN:HB2	2.19	0.42
20:S:98:GLU:HA	20:S:129:GLU:O	2.19	0.42
1:X:153:G:O2'	1:X:154:A:H5'	2.20	0.42
1:X:389:A:H2'	1:X:390:A:O4'	2.19	0.42
1:X:412:U:O2'	1:X:413:C:O4'	2.37	0.42
1:X:579:U:H2'	1:X:580:C:C6	2.55	0.42
1:X:1550:G:O2'	1:X:1551:U:O5'	2.35	0.42
1:X:1561:G:H8	1:X:1562:C:C6	2.37	0.42
27:X:3001:TEL:H11	27:X:3001:TEL:H82	1.60	0.42
11:J:47:ILE:HD11	11:J:68:ILE:HG13	2.01	0.42
12:K:109:ARG:NH1	12:K:112:ASP:OD2	2.52	0.42
15:N:7:GLY:O	15:N:9:VAL:HG22	2.19	0.42
15:N:66:ASN:OD1	15:N:70:ARG:NH1	2.51	0.42
16:O:18:GLN:O	16:O:97:ILE:HG12	2.19	0.42
16:O:86:LYS:HE3	16:O:86:LYS:HB3	1.89	0.42
19:R:69:GLN:H	19:R:69:GLN:HG2	1.64	0.42
22:V:40:THR:O	22:V:43:ILE:HG13	2.20	0.42
26:3:13:ARG:HA	26:3:21:GLN:O	2.20	0.42
1:X:386:C:H2'	1:X:387:G:H8	1.85	0.41
1:X:1209:U:H2'	1:X:1210:U:C6	2.55	0.41
1:X:1680:U:H2'	1:X:1681:U:C6	2.55	0.41
1:X:2232:A:H61	1:X:2246:U:H3	1.67	0.41
1:X:2384:U:OP1	21:T:28:ARG:NH2	2.53	0.41
1:X:2883:U:H2'	1:X:2884:G:C8	2.55	0.41
11:J:34:LEU:HD11	11:J:129:THR:HB	2.01	0.41
15:N:106:PHE:O	15:N:110:VAL:HG23	2.20	0.41

Continued on next page...

Continued from previous page...

Atom-1	Atom-2	Interatomic distance (Å)	Clash overlap (Å)
19:R:26:THR:HA	19:R:33:VAL:HG12	2.02	0.41
1:X:26:G:H1'	1:X:559:A:N6	2.35	0.41
1:X:302:A:O2'	1:X:303:G:H8	2.02	0.41
1:X:548:A:C5'	1:X:549:U:H5'	2.44	0.41
1:X:609:U:H5	16:O:79:ARG:HG2	1.85	0.41
1:X:1833:C:H2'	1:X:1834:G:H8	1.84	0.41
4:B:7:GLY:HA2	4:B:53:PHE:CE2	2.55	0.41
10:I:29:LYS:O	10:I:30:THR:HB	2.21	0.41
18:Q:53:VAL:C	18:Q:54:ASN:HD22	2.24	0.41
20:S:104:VAL:HG12	20:S:124:PRO:HB3	2.02	0.41
22:V:62:ILE:HD13	22:V:62:ILE:HA	1.84	0.41
1:X:301:U:H5''	1:X:302:A:OP2	2.20	0.41
1:X:620:G:C6	1:X:621:A:N6	2.88	0.41
1:X:769:U:H2'	1:X:770:G:O4'	2.20	0.41
1:X:1825:U:OP1	3:A:260:ARG:N	2.53	0.41
1:X:2385:A:N1	10:I:50:PHE:HZ	2.19	0.41
1:X:2431:C:H2'	1:X:2432:G:O4'	2.21	0.41
7:E:133:VAL:HG13	7:E:134:GLU:N	2.35	0.41
9:H:31:LYS:HB3	9:H:31:LYS:HE2	1.70	0.41
18:Q:57:ASN:O	18:Q:58:TYR:HD1	2.04	0.41
1:X:17:G:P	24:Z:11:THR:HG22	2.60	0.41
1:X:24:G:O2'	17:P:78:GLU:O	2.38	0.41
1:X:164:A:H1'	1:X:165:C:H5'	2.02	0.41
1:X:391:A:H2'	1:X:392:U:H6	1.86	0.41
1:X:660:A:N6	5:C:106:ARG:NE	2.68	0.41
1:X:1685:A:C8	1:X:1686:G:C8	3.09	0.41
4:B:154:VAL:HG21	4:B:169:MET:HE3	2.01	0.41
5:C:102:PRO:O	5:C:105:MET:HB2	2.21	0.41
9:H:71:ARG:HE	9:H:105:GLU:CD	2.21	0.41
13:L:19:ARG:HH12	13:L:23:SER:HA	1.85	0.41
14:M:66:ILE:HA	14:M:71:GLY:HA2	2.02	0.41
14:M:78:LEU:HB3	14:M:79:HIS:HD2	1.85	0.41
17:P:10:ILE:HG22	17:P:12:ILE:H	1.86	0.41
1:X:79:U:O2'	1:X:389:A:H8	2.04	0.41
1:X:125:A:N3	25:2:19:PHE:HB3	2.35	0.41
1:X:302:A:N6	1:X:450:C:C2	2.88	0.41
1:X:363:A:H4'	1:X:365:A:C8	2.56	0.41
1:X:421:C:H2'	1:X:422:G:C8	2.56	0.41
1:X:668:C:H2'	1:X:669:C:C6	2.56	0.41
1:X:1753:U:H2'	1:X:1754:C:C6	2.55	0.41
1:X:2350:G:O5'	1:X:2350:G:H8	2.04	0.41

Continued on next page...

Continued from previous page...

Atom-1	Atom-2	Interatomic distance (Å)	Clash overlap (Å)
1:X:2650:G:O5'	1:X:2845:G:N2	2.53	0.41
2:Y:57:G:H3'	2:Y:58:G:H8	1.86	0.41
3:A:45:ASN:C	3:A:47:GLY:H	2.24	0.41
4:B:53:PHE:O	4:B:85:LYS:HD2	2.21	0.41
5:C:150:LYS:O	5:C:171:PRO:HD2	2.21	0.41
7:E:87:LEU:CD2	7:E:164:TYR:HA	2.51	0.41
16:O:84:ARG:HH21	16:O:84:ARG:HB3	1.85	0.41
1:X:24:G:H2'	1:X:25:U:C6	2.56	0.41
1:X:165:C:O2'	1:X:166:A:P	2.79	0.41
1:X:165:C:HO2'	1:X:166:A:P	2.44	0.41
1:X:1302:G:C6	1:X:1303:A:N6	2.89	0.41
1:X:1494:G:C8	1:X:1495:C:C5	3.05	0.41
1:X:2711:U:O4	28:X:3003:MPD:O4	2.38	0.41
1:X:2813:U:O2'	4:B:72:PRO:O	2.33	0.41
1:X:2842:G:O3'	4:B:172:ARG:NH2	2.54	0.41
27:X:3001:TEL:H382	27:X:3001:TEL:H331	1.71	0.41
3:A:156:ARG:O	3:A:160:ALA:HB2	2.20	0.41
5:C:101:MET:HG3	5:C:102:PRO:HD2	2.01	0.41
24:Z:16:ARG:HH11	24:Z:16:ARG:HG2	1.85	0.41
25:2:15:LYS:O	25:2:16:VAL:HB	2.21	0.41
25:2:28:GLY:O	25:2:32:LEU:HG	2.21	0.41
1:X:626:G:C6	1:X:627:C:C4	3.08	0.41
1:X:735:C:H1'	1:X:824:A:O3'	2.21	0.41
1:X:1418:G:O6	1:X:1419:A:N6	2.54	0.41
1:X:1482:U:H2'	1:X:1483:A:C8	2.55	0.41
5:C:96:SER:O	5:C:97:TYR:HB2	2.20	0.41
13:L:11:ARG:HG3	13:L:94:PHE:CE2	2.55	0.41
13:L:44:ILE:H	13:L:54:ALA:CB	2.32	0.41
1:X:1471:A:H1'	1:X:1472:C:C5	2.56	0.41
1:X:2314:A:H62	1:X:2371:U:H3	1.69	0.41
8:G:126:TYR:CE2	8:G:132:PRO:HD2	2.56	0.41
10:I:79:LEU:HA	10:I:108:GLY:H	1.85	0.41
18:Q:55:ILE:HG13	18:Q:78:ALA:HB2	2.02	0.41
1:X:383:A:H2'	1:X:384:G:O4'	2.21	0.41
1:X:1039:C:C5	15:N:57:PHE:CZ	3.09	0.41
1:X:1063:U:H2'	1:X:1065:A:H2	1.86	0.41
1:X:1376:G:OP1	18:Q:13:THR:HG21	2.21	0.41
1:X:1488:A:C4	1:X:1596:G:N2	2.89	0.41
1:X:1513:A:C3'	1:X:1514:A:H8	2.27	0.41
1:X:1518:G:H1	1:X:1562:C:N4	2.04	0.41
1:X:1630:A:H3'	1:X:1631:G:C5'	2.50	0.41

Continued on next page...

Continued from previous page...

Atom-1	Atom-2	Interatomic distance (Å)	Clash overlap (Å)
1:X:2250:A:H2'	1:X:2251:G:O4'	2.21	0.41
1:X:2356:A:H2'	1:X:2357:G:C8	2.55	0.41
1:X:2638:C:H1'	27:X:3001:TEL:H81	2.03	0.41
2:Y:4:G:H1	2:Y:111:A:H62	1.68	0.41
2:Y:26:C:H2'	2:Y:27:A:O4'	2.21	0.41
2:Y:48:A:OP2	13:L:67:ALA:HB3	2.20	0.41
3:A:54:HIS:HB2	3:A:215:GLY:O	2.21	0.41
3:A:154:ILE:HG22	3:A:155:ALA:N	2.36	0.41
4:B:67:LYS:HB3	4:B:67:LYS:HE2	1.86	0.41
4:B:154:VAL:HG13	4:B:163:VAL:HG22	2.03	0.41
5:C:78:ILE:H	5:C:78:ILE:HG13	1.56	0.41
9:H:10:VAL:HG11	9:H:86:ILE:HG13	2.03	0.41
9:H:65:THR:HA	9:H:82:ASN:HA	2.02	0.41
11:J:11:ARG:C	11:J:12:GLN:HG2	2.41	0.41
14:M:96:ARG:HA	14:M:96:ARG:HD3	1.87	0.41
1:X:70:G:H5''	1:X:112:U:H1'	2.03	0.41
1:X:228:A:N6	1:X:234:C:H42	2.19	0.41
1:X:253:G:C6	1:X:254:A:C6	3.08	0.41
1:X:656:G:N2	1:X:659:A:H2'	2.36	0.41
1:X:1889:G:O2'	1:X:1890:G:H5'	2.20	0.41
1:X:2520:U:H2'	1:X:2521:G:O4'	2.21	0.41
10:I:66:PHE:CG	10:I:94:ALA:HB3	2.55	0.41
1:X:234:C:O2'	1:X:235:G:O4'	2.27	0.40
1:X:300:G:N2	1:X:302:A:N7	2.69	0.40
1:X:319:G:H3'	1:X:320:U:C5'	2.51	0.40
1:X:327:G:H2'	1:X:327:G:N3	2.35	0.40
1:X:1072:A:N3	1:X:2513:G:O2'	2.40	0.40
1:X:1463:A:H5''	1:X:1465:G:O6	2.20	0.40
1:X:1636:U:O2'	1:X:1637:A:OP1	2.36	0.40
1:X:1806:U:C5	1:X:1811:A:N7	2.83	0.40
1:X:2597:G:H2'	1:X:2598:U:O4'	2.21	0.40
7:E:149:ARG:O	7:E:153:PRO:HG3	2.21	0.40
11:J:73:PRO:HB3	11:J:93:TRP:CZ3	2.56	0.40
23:W:29:LYS:HB3	23:W:30:LYS:H	1.48	0.40
1:X:381:G:N2	1:X:382:U:H1'	2.36	0.40
1:X:404:U:HO2'	1:X:405:G:P	2.40	0.40
1:X:1170:A:H8	1:X:1170:A:OP1	2.03	0.40
1:X:1197:C:H2'	1:X:1198:G:O4'	2.20	0.40
1:X:2080:G:H4'	4:B:161:SER:HB3	2.03	0.40
1:X:2102:U:C4	1:X:2265:G:C6	3.08	0.40
1:X:2717:A:H4'	1:X:2718:C:OP2	2.22	0.40

Continued on next page...

Continued from previous page...

Atom-1	Atom-2	Interatomic distance (Å)	Clash overlap (Å)
2:Y:46:A:H2'	2:Y:47:C:C6	2.56	0.40
5:C:8:LYS:O	5:C:125:VAL:HA	2.21	0.40
6:D:104:ILE:O	6:D:106:VAL:N	2.47	0.40
7:E:22:ASN:N	7:E:29:PRO:HG2	2.34	0.40
14:M:84:GLU:HG2	14:M:85:LYS:HG3	2.02	0.40
24:Z:20:PHE:O	24:Z:20:PHE:CG	2.73	0.40
1:X:13:A:N3	1:X:15:G:C6	2.89	0.40
1:X:142:G:H5''	1:X:143:U:H5	1.86	0.40
1:X:575:G:N2	1:X:2050:A:OP1	2.54	0.40
4:B:36:LEU:HD12	4:B:52:GLY:HA3	2.03	0.40
5:C:47:GLY:O	5:C:94:PRO:HA	2.21	0.40
10:I:66:PHE:HE2	10:I:113:GLY:HA3	1.86	0.40
11:J:78:PRO:HB2	11:J:81:VAL:HG21	2.03	0.40
13:L:30:ARG:O	13:L:44:ILE:HA	2.22	0.40
17:P:11:ARG:HH11	17:P:11:ARG:HG2	1.85	0.40
1:X:659:A:O2'	1:X:660:A:OP2	2.33	0.40
1:X:844:G:C6	1:X:845:A:C6	3.09	0.40
1:X:1066:G:N2	1:X:1186:A:C2	2.89	0.40
1:X:1452:C:N3	1:X:1631:G:C2	2.90	0.40
1:X:1507:A:C5	1:X:1508:C:H5	2.40	0.40
1:X:1573:A:C2	1:X:1592:A:H8	2.40	0.40
1:X:1593:G:C8	1:X:1594:U:C4	3.09	0.40
8:G:7:ALA:HB2	8:G:44:THR:HG22	2.02	0.40
10:I:33:ARG:HE	10:I:33:ARG:HB2	1.52	0.40
1:X:1269:A:H2'	1:X:1270:U:C6	2.57	0.40
1:X:2619:G:C6	1:X:2620:U:C4	3.10	0.40
2:Y:4:G:N3	2:Y:112:G:N2	2.70	0.40
9:H:14:SER:O	9:H:52:VAL:HG22	2.21	0.40
9:H:23:LYS:HA	9:H:23:LYS:HE3	2.04	0.40
11:J:14:ARG:NE	11:J:73:PRO:HD2	2.36	0.40
12:K:41:ARG:O	12:K:45:GLU:HG2	2.21	0.40
13:L:19:ARG:NH2	13:L:47:ASP:OD2	2.47	0.40
17:P:24:ILE:HG13	17:P:32:ALA:HB1	2.03	0.40

All (1) symmetry-related close contacts are listed below. The label for Atom-2 includes the symmetry operator and encoded unit-cell translations to be applied.

Atom-1	Atom-2	Interatomic distance (Å)	Clash overlap (Å)
1:X:136:A:OP1	1:X:1453:G:N2[12_554]	2.19	0.01

5.3 Torsion angles [i](#)

5.3.1 Protein backbone [i](#)

In the following table, the Percentiles column shows the percent Ramachandran outliers of the chain as a percentile score with respect to all X-ray entries followed by that with respect to entries of similar resolution.

The Analysed column shows the number of residues for which the backbone conformation was analysed, and the total number of residues.

Mol	Chain	Analysed	Favoured	Allowed	Outliers	Percentiles	
3	A	267/277 (96%)	211 (79%)	34 (13%)	22 (8%)	1	8
4	B	213/220 (97%)	179 (84%)	18 (8%)	16 (8%)	1	9
5	C	198/207 (96%)	166 (84%)	20 (10%)	12 (6%)	1	13
6	D	156/179 (87%)	114 (73%)	30 (19%)	12 (8%)	1	9
7	E	154/178 (86%)	112 (73%)	29 (19%)	13 (8%)	1	8
8	G	143/145 (99%)	126 (88%)	13 (9%)	4 (3%)	5	30
9	H	120/122 (98%)	108 (90%)	12 (10%)	0	100	100
10	I	129/146 (88%)	89 (69%)	25 (19%)	15 (12%)	0	4
11	J	139/144 (96%)	119 (86%)	15 (11%)	5 (4%)	3	25
12	K	117/122 (96%)	99 (85%)	13 (11%)	5 (4%)	2	21
13	L	107/119 (90%)	88 (82%)	10 (9%)	9 (8%)	1	8
14	M	108/116 (93%)	94 (87%)	9 (8%)	5 (5%)	2	19
15	N	114/118 (97%)	107 (94%)	5 (4%)	2 (2%)	8	38
16	O	100/102 (98%)	90 (90%)	9 (9%)	1 (1%)	15	51
17	P	110/117 (94%)	104 (94%)	6 (6%)	0	100	100
18	Q	87/91 (96%)	76 (87%)	10 (12%)	1 (1%)	14	49
19	R	99/105 (94%)	72 (73%)	21 (21%)	6 (6%)	1	13
20	S	165/217 (76%)	129 (78%)	19 (12%)	17 (10%)	0	6
21	T	73/94 (78%)	66 (90%)	6 (8%)	1 (1%)	11	43
22	V	61/69 (88%)	57 (93%)	1 (2%)	3 (5%)	2	18
23	W	56/59 (95%)	51 (91%)	4 (7%)	1 (2%)	8	38
24	Z	43/58 (74%)	40 (93%)	3 (7%)	0	100	100
25	2	42/45 (93%)	39 (93%)	3 (7%)	0	100	100
26	3	58/66 (88%)	47 (81%)	6 (10%)	5 (9%)	1	8
All	All	2859/3116 (92%)	2383 (83%)	321 (11%)	155 (5%)	2	16

All (155) Ramachandran outliers are listed below:

Mol	Chain	Res	Type
3	A	27	THR
3	A	51	VAL
3	A	126	VAL
3	A	141	VAL
3	A	154	ILE
3	A	158	ALA
3	A	192	ILE
4	B	61	LYS
4	B	101	VAL
4	B	145	SER
4	B	157	ALA
4	B	205	LYS
5	C	126	VAL
5	C	154	VAL
5	C	158	ASN
5	C	184	LEU
6	D	44	VAL
6	D	74	ILE
6	D	104	ILE
6	D	117	VAL
7	E	24	VAL
7	E	46	GLU
10	I	46	VAL
10	I	48	PRO
10	I	62	PRO
10	I	71	ARG
10	I	101	VAL
10	I	116	SER
12	K	69	VAL
13	L	100	LEU
14	M	89	LYS
14	M	101	TYR
15	N	8	THR
20	S	34	TYR
26	3	18	ALA
26	3	43	GLN
26	3	54	ASP
3	A	82	GLN
3	A	88	SER
3	A	257	LYS
4	B	45	GLY
4	B	87	PHE

Continued on next page...

Continued from previous page...

Mol	Chain	Res	Type
5	C	175	VAL
6	D	40	VAL
6	D	119	LYS
6	D	132	VAL
7	E	58	SER
7	E	159	GLY
8	G	135	ALA
10	I	44	GLY
11	J	91	GLU
11	J	135	GLU
12	K	71	ILE
12	K	97	GLN
13	L	37	ASN
14	M	36	GLU
19	R	6	GLY
20	S	14	THR
20	S	38	ASN
20	S	81	PRO
20	S	82	LEU
20	S	130	VAL
22	V	11	THR
26	3	28	PHE
3	A	21	PHE
4	B	186	VAL
5	C	67	GLN
5	C	130	ASN
5	C	171	PRO
5	C	191	SER
6	D	115	GLN
6	D	130	LEU
7	E	63	THR
7	E	110	SER
7	E	154	PRO
8	G	87	SER
10	I	13	ARG
10	I	30	THR
10	I	113	GLY
10	I	125	ALA
11	J	20	ARG
11	J	60	ARG
13	L	62	ASP
13	L	83	LYS

Continued on next page...

Continued from previous page...

Mol	Chain	Res	Type
14	M	18	ASP
14	M	38	THR
15	N	6	GLY
16	O	52	THR
19	R	36	GLU
19	R	58	GLU
20	S	109	VAL
22	V	10	THR
3	A	32	SER
3	A	38	PRO
3	A	130	LEU
3	A	245	SER
3	A	252	LYS
4	B	53	PHE
4	B	59	TYR
4	B	195	ILE
5	C	149	PRO
5	C	167	ALA
6	D	89	VAL
6	D	109	PRO
7	E	59	LYS
7	E	170	ARG
7	E	172	LYS
10	I	28	GLY
10	I	88	GLY
11	J	17	THR
12	K	28	GLU
13	L	32	ASN
13	L	38	LYS
19	R	76	ASN
19	R	77	GLU
20	S	13	GLN
20	S	98	GLU
20	S	150	ILE
20	S	167	ILE
21	T	84	LYS
23	W	36	VAL
3	A	31	LYS
3	A	135	ILE
3	A	255	LEU
4	B	99	TYR
4	B	152	GLY

Continued on next page...

Continued from previous page...

Mol	Chain	Res	Type
6	D	38	MET
7	E	90	VAL
10	I	51	GLU
13	L	63	ILE
13	L	84	ALA
19	R	52	PRO
20	S	124	PRO
20	S	129	GLU
20	S	138	PRO
4	B	214	SER
7	E	38	ASN
7	E	107	VAL
12	K	77	THR
18	Q	51	ALA
20	S	156	VAL
22	V	6	ILE
26	3	34	ALA
3	A	224	VAL
8	G	67	GLY
20	S	65	VAL
8	G	85	ILE
13	L	97	GLY
4	B	75	GLY
4	B	96	VAL
10	I	102	VAL
20	S	118	GLY
3	A	115	ILE
3	A	151	GLY
5	C	155	VAL

5.3.2 Protein sidechains [i](#)

In the following table, the Percentiles column shows the percent sidechain outliers of the chain as a percentile score with respect to all X-ray entries followed by that with respect to entries of similar resolution.

The Analysed column shows the number of residues for which the sidechain conformation was analysed, and the total number of residues.

Mol	Chain	Analysed	Rotameric	Outliers	Percentiles
3	A	109/224 (49%)	100 (92%)	9 (8%)	11 39
4	B	156/177 (88%)	125 (80%)	31 (20%)	1 5

Continued on next page...

Continued from previous page...

Mol	Chain	Analysed	Rotameric	Outliers	Percentiles	
5	C	103/169 (61%)	86 (84%)	17 (16%)	2	11
6	D	14/158 (9%)	12 (86%)	2 (14%)	3	17
7	E	56/155 (36%)	41 (73%)	15 (27%)	0	2
8	G	110/123 (89%)	88 (80%)	22 (20%)	1	5
9	H	89/100 (89%)	77 (86%)	12 (14%)	4	19
10	I	61/112 (54%)	45 (74%)	16 (26%)	0	2
11	J	99/119 (83%)	84 (85%)	15 (15%)	3	15
12	K	89/102 (87%)	72 (81%)	17 (19%)	1	6
13	L	36/95 (38%)	26 (72%)	10 (28%)	0	2
14	M	82/102 (80%)	63 (77%)	19 (23%)	1	3
15	N	92/98 (94%)	82 (89%)	10 (11%)	6	28
16	O	72/86 (84%)	58 (81%)	14 (19%)	1	6
17	P	90/94 (96%)	79 (88%)	11 (12%)	5	22
18	Q	46/82 (56%)	40 (87%)	6 (13%)	4	20
19	R	43/90 (48%)	30 (70%)	13 (30%)	0	2
20	S	84/190 (44%)	73 (87%)	11 (13%)	4	20
21	T	50/75 (67%)	40 (80%)	10 (20%)	1	5
22	V	33/62 (53%)	25 (76%)	8 (24%)	0	3
23	W	52/53 (98%)	44 (85%)	8 (15%)	2	14
24	Z	39/51 (76%)	34 (87%)	5 (13%)	4	20
25	2	37/40 (92%)	34 (92%)	3 (8%)	11	41
26	3	30/57 (53%)	26 (87%)	4 (13%)	4	19
All	All	1672/2614 (64%)	1384 (83%)	288 (17%)	2	10

All (288) residues with a non-rotameric sidechain are listed below:

Mol	Chain	Res	Type
3	A	46	GLN
3	A	54	HIS
3	A	86	ASN
3	A	88	SER
3	A	90	ASN
3	A	110	LEU
3	A	116	VAL

Continued on next page...

Continued from previous page...

Mol	Chain	Res	Type
3	A	123	ASP
3	A	143	ASN
4	B	15	VAL
4	B	41	VAL
4	B	43	VAL
4	B	44	ASP
4	B	49	ILE
4	B	57	LYS
4	B	62	ASP
4	B	64	LYS
4	B	92	ARG
4	B	101	VAL
4	B	104	GLU
4	B	105	VAL
4	B	106	SER
4	B	107	VAL
4	B	118	VAL
4	B	136	GLN
4	B	142	SER
4	B	149	ARG
4	B	156	MET
4	B	158	SER
4	B	161	SER
4	B	168	LYS
4	B	180	VAL
4	B	184	GLU
4	B	186	VAL
4	B	196	LEU
4	B	201	VAL
4	B	208	LEU
4	B	209	VAL
4	B	214	SER
4	B	215	ILE
5	C	5	ASP
5	C	10	ASP
5	C	39	LEU
5	C	51	VAL
5	C	57	VAL
5	C	70	THR
5	C	105	MET
5	C	108	LEU
5	C	125	VAL

Continued on next page...

Continued from previous page...

Mol	Chain	Res	Type
5	C	136	THR
5	C	144	SER
5	C	145	THR
5	C	146	LEU
5	C	147	GLU
5	C	176	THR
5	C	179	GLN
5	C	181	LEU
6	D	24	SER
6	D	132	VAL
7	E	19	PHE
7	E	36	THR
7	E	37	LEU
7	E	44	LYS
7	E	63	THR
7	E	67	THR
7	E	74	ASN
7	E	75	MET
7	E	80	SER
7	E	92	VAL
7	E	113	VAL
7	E	131	VAL
7	E	136	ILE
7	E	139	GLU
7	E	149	ARG
8	G	1	MET
8	G	2	ARG
8	G	9	GLU
8	G	18	VAL
8	G	24	GLN
8	G	28	ARG
8	G	29	LEU
8	G	44	THR
8	G	46	THR
8	G	58	ILE
8	G	66	THR
8	G	68	ASN
8	G	71	THR
8	G	72	ASP
8	G	73	LYS
8	G	95	ARG
8	G	96	THR

Continued on next page...

Continued from previous page...

Mol	Chain	Res	Type
8	G	101	LEU
8	G	105	SER
8	G	114	ARG
8	G	117	GLU
8	G	143	LEU
9	H	8	LEU
9	H	10	VAL
9	H	21	THR
9	H	23	LYS
9	H	32	THR
9	H	39	ILE
9	H	41	CYS
9	H	54	LYS
9	H	67	SER
9	H	69	VAL
9	H	77	ILE
9	H	96	THR
10	I	2	LYS
10	I	6	LEU
10	I	21	ARG
10	I	25	THR
10	I	31	SER
10	I	38	GLN
10	I	47	ARG
10	I	50	PHE
10	I	78	ASN
10	I	82	LEU
10	I	84	LYS
10	I	95	LEU
10	I	98	GLU
10	I	112	LEU
10	I	114	ASN
10	I	122	THR
11	J	12	GLN
11	J	14	ARG
11	J	18	THR
11	J	26	TYR
11	J	27	VAL
11	J	37	THR
11	J	41	TRP
11	J	47	ILE
11	J	60	ARG

Continued on next page...

Continued from previous page...

Mol	Chain	Res	Type
11	J	72	THR
11	J	87	LYS
11	J	96	VAL
11	J	111	GLU
11	J	122	SER
11	J	134	ARG
12	K	6	LEU
12	K	9	THR
12	K	16	MET
12	K	24	LEU
12	K	33	THR
12	K	42	SER
12	K	45	GLU
12	K	55	ASP
12	K	61	ASN
12	K	65	THR
12	K	82	LEU
12	K	89	ILE
12	K	100	TYR
12	K	101	THR
12	K	105	LYS
12	K	109	ARG
12	K	118	ILE
13	L	11	ARG
13	L	22	LEU
13	L	30	ARG
13	L	45	ILE
13	L	47	ASP
13	L	52	THR
13	L	92	ILE
13	L	94	PHE
13	L	96	ARG
13	L	99	TYR
14	M	11	THR
14	M	13	SER
14	M	14	GLN
14	M	15	LEU
14	M	17	THR
14	M	18	ASP
14	M	19	LEU
14	M	23	ARG
14	M	27	THR

Continued on next page...

Continued from previous page...

Mol	Chain	Res	Type
14	M	41	ARG
14	M	48	VAL
14	M	52	ARG
14	M	53	ARG
14	M	58	SER
14	M	74	ARG
14	M	80	THR
14	M	94	VAL
14	M	100	TYR
14	M	102	LEU
15	N	16	LYS
15	N	18	ILE
15	N	22	LYS
15	N	29	HIS
15	N	41	LYS
15	N	42	SER
15	N	58	ARG
15	N	70	ARG
15	N	88	ILE
15	N	90	ILE
16	O	1	MET
16	O	10	LYS
16	O	18	GLN
16	O	22	VAL
16	O	23	GLU
16	O	28	ASN
16	O	34	THR
16	O	48	VAL
16	O	70	LYS
16	O	72	THR
16	O	75	THR
16	O	84	ARG
16	O	95	LEU
16	O	98	ASP
17	P	2	GLU
17	P	24	ILE
17	P	38	LEU
17	P	43	SER
17	P	44	SER
17	P	64	MET
17	P	66	THR
17	P	82	LEU

Continued on next page...

Continued from previous page...

Mol	Chain	Res	Type
17	P	85	PHE
17	P	100	THR
17	P	109	ASP
18	Q	17	SER
18	Q	27	PHE
18	Q	31	THR
18	Q	34	ASN
18	Q	68	TYR
18	Q	87	ILE
19	R	3	ILE
19	R	24	ILE
19	R	26	THR
19	R	31	ASP
19	R	33	VAL
19	R	38	VAL
19	R	43	LYS
19	R	59	THR
19	R	60	GLU
19	R	65	VAL
19	R	79	THR
19	R	84	LYS
19	R	100	GLU
20	S	19	LYS
20	S	26	LYS
20	S	55	VAL
20	S	69	THR
20	S	70	ILE
20	S	72	VAL
20	S	101	THR
20	S	108	LEU
20	S	123	GLN
20	S	154	LEU
20	S	155	THR
21	T	23	ASP
21	T	24	SER
21	T	26	SER
21	T	28	ARG
21	T	33	ARG
21	T	43	SER
21	T	51	THR
21	T	61	ARG
21	T	67	LEU

Continued on next page...

Continued from previous page...

Mol	Chain	Res	Type
21	T	72	ASP
22	V	16	GLU
22	V	20	SER
22	V	32	LEU
22	V	37	LEU
22	V	40	THR
22	V	52	ARG
22	V	56	VAL
22	V	62	ILE
23	W	7	THR
23	W	12	VAL
23	W	22	THR
23	W	29	LYS
23	W	36	VAL
23	W	44	ARG
23	W	46	GLN
23	W	54	VAL
24	Z	7	ARG
24	Z	18	THR
24	Z	24	VAL
24	Z	38	LYS
24	Z	43	VAL
25	2	5	THR
25	2	21	LYS
25	2	43	LEU
26	3	14	VAL
26	3	29	THR
26	3	52	LYS
26	3	54	ASP

Sometimes sidechains can be flipped to improve hydrogen bonding and reduce clashes. All (1) such sidechains are listed below:

Mol	Chain	Res	Type
3	A	53	HIS

5.3.3 RNA [i](#)

Mol	Chain	Analysed	Backbone Outliers	Pucker Outliers
1	X	2693/2923 (92%)	619 (22%)	28 (1%)
2	Y	113/114 (99%)	16 (14%)	0

Continued on next page...

Continued from previous page...

Mol	Chain	Analysed	Backbone Outliers	Pucker Outliers
All	All	2806/3037 (92%)	635 (22%)	28 (0%)

All (635) RNA backbone outliers are listed below:

Mol	Chain	Res	Type
1	X	9	U
1	X	14	A
1	X	15	G
1	X	25	U
1	X	34	U
1	X	39	C
1	X	51	G
1	X	60	U
1	X	64	A
1	X	67	G
1	X	70	G
1	X	75	G
1	X	79	U
1	X	80	G
1	X	90	A
1	X	91	A
1	X	96	G
1	X	101	G
1	X	102	A
1	X	109	G
1	X	111	U
1	X	117	A
1	X	118	A
1	X	119	U
1	X	120	G
1	X	124	A
1	X	133	A
1	X	139	U
1	X	142	G
1	X	150	A
1	X	152	C
1	X	154	A
1	X	156	A
1	X	157	U
1	X	159	U
1	X	163	U
1	X	164	A

Continued on next page...

Continued from previous page...

Mol	Chain	Res	Type
1	X	165	C
1	X	166	A
1	X	167	U
1	X	168	A
1	X	169	G
1	X	170	C
1	X	172	U
1	X	173	A
1	X	175	C
1	X	176	A
1	X	177	G
1	X	178	A
1	X	179	A
1	X	180	G
1	X	182	C
1	X	183	A
1	X	184	C
1	X	189	G
1	X	199	A
1	X	202	A
1	X	207	A
1	X	218	G
1	X	219	A
1	X	225	A
1	X	229	A
1	X	233	U
1	X	235	G
1	X	236	A
1	X	251	G
1	X	253	G
1	X	255	G
1	X	268	A
1	X	269	G
1	X	284	C
1	X	285	U
1	X	286	U
1	X	287	G
1	X	288	C
1	X	289	U
1	X	290	U
1	X	291	G
1	X	298	U

Continued on next page...

Continued from previous page...

Mol	Chain	Res	Type
1	X	300	G
1	X	301	U
1	X	302	A
1	X	303	G
1	X	310	C
1	X	311	U
1	X	313	U
1	X	319	G
1	X	320	U
1	X	321	U
1	X	322	A
1	X	324	A
1	X	328	G
1	X	329	A
1	X	330	C
1	X	332	A
1	X	338	G
1	X	342	A
1	X	344	U
1	X	345	C
1	X	354	A
1	X	359	A
1	X	364	A
1	X	372	A
1	X	373	A
1	X	375	A
1	X	389	A
1	X	391	A
1	X	392	U
1	X	399	U
1	X	401	U
1	X	404	U
1	X	405	G
1	X	407	G
1	X	410	G
1	X	413	C
1	X	416	G
1	X	417	A
1	X	429	C
1	X	432	G
1	X	444	C
1	X	447	A

Continued on next page...

Continued from previous page...

Mol	Chain	Res	Type
1	X	450	C
1	X	451	U
1	X	452	G
1	X	457	G
1	X	458	A
1	X	474	A
1	X	480	U
1	X	486	G
1	X	497	U
1	X	501	C
1	X	502	C
1	X	503	A
1	X	504	G
1	X	506	A
1	X	507	C
1	X	519	G
1	X	526	A
1	X	527	G
1	X	539	G
1	X	543	G
1	X	549	U
1	X	550	A
1	X	553	A
1	X	554	C
1	X	555	C
1	X	566	U
1	X	567	G
1	X	573	A
1	X	575	G
1	X	576	U
1	X	577	A
1	X	578	G
1	X	583	A
1	X	590	U
1	X	591	A
1	X	592	A
1	X	593	U
1	X	594	G
1	X	599	A
1	X	606	G
1	X	616	G
1	X	618	A

Continued on next page...

Continued from previous page...

Mol	Chain	Res	Type
1	X	629	A
1	X	630	G
1	X	644	C
1	X	646	A
1	X	647	G
1	X	657	U
1	X	658	A
1	X	659	A
1	X	660	A
1	X	661	U
1	X	662	G
1	X	666	A
1	X	667	G
1	X	677	A
1	X	682	A
1	X	683	G
1	X	690	U
1	X	691	A
1	X	698	U
1	X	699	U
1	X	700	A
1	X	716	C
1	X	722	A
1	X	727	G
1	X	731	U
1	X	746	G
1	X	757	G
1	X	758	G
1	X	766	G
1	X	767	A
1	X	773	G
1	X	775	A
1	X	783	G
1	X	784	A
1	X	785	C
1	X	790	G
1	X	792	U
1	X	793	G
1	X	802	G
1	X	809	A
1	X	813	G
1	X	820	G

Continued on next page...

Continued from previous page...

Mol	Chain	Res	Type
1	X	824	A
1	X	827	A
1	X	829	U
1	X	830	U
1	X	835	U
1	X	836	C
1	X	837	G
1	X	838	A
1	X	845	A
1	X	850	G
1	X	851	C
1	X	857	C
1	X	864	A
1	X	872	U
1	X	890	G
1	X	904	G
1	X	911	A
1	X	921	C
1	X	924	G
1	X	926	G
1	X	938	G
1	X	944	G
1	X	945	A
1	X	946	A
1	X	947	U
1	X	955	A
1	X	959	C
1	X	970	U
1	X	975	U
1	X	977	A
1	X	985	A
1	X	989	A
1	X	990	G
1	X	997	G
1	X	1005	G
1	X	1017	A
1	X	1018	A
1	X	1027	A
1	X	1034	A
1	X	1040	A
1	X	1055	A
1	X	1056	U

Continued on next page...

Continued from previous page...

Mol	Chain	Res	Type
1	X	1057	A
1	X	1066	G
1	X	1069	G
1	X	1070	A
1	X	1077	U
1	X	1085	U
1	X	1086	G
1	X	1087	C
1	X	1090	A
1	X	1091	G
1	X	1092	A
1	X	1093	C
1	X	1097	U
1	X	1145	U
1	X	1146	C
1	X	1147	A
1	X	1148	C
1	X	1149	U
1	X	1150	A
1	X	1151	G
1	X	1155	A
1	X	1156	G
1	X	1161	A
1	X	1175	G
1	X	1176	U
1	X	1177	A
1	X	1178	C
1	X	1179	C
1	X	1186	A
1	X	1195	A
1	X	1199	A
1	X	1200	A
1	X	1214	C
1	X	1218	G
1	X	1220	A
1	X	1258	A
1	X	1262	U
1	X	1274	G
1	X	1278	G
1	X	1285	A
1	X	1291	A
1	X	1293	U

Continued on next page...

Continued from previous page...

Mol	Chain	Res	Type
1	X	1294	G
1	X	1300	G
1	X	1309	G
1	X	1310	A
1	X	1312	A
1	X	1313	G
1	X	1337	A
1	X	1338	U
1	X	1339	U
1	X	1342	C
1	X	1343	U
1	X	1347	G
1	X	1348	U
1	X	1349	U
1	X	1350	U
1	X	1358	A
1	X	1366	U
1	X	1377	U
1	X	1382	C
1	X	1401	G
1	X	1402	A
1	X	1405	G
1	X	1414	G
1	X	1415	A
1	X	1416	U
1	X	1421	A
1	X	1422	A
1	X	1429	G
1	X	1432	A
1	X	1433	U
1	X	1437	U
1	X	1446	U
1	X	1447	A
1	X	1449	A
1	X	1450	A
1	X	1451	U
1	X	1453	G
1	X	1454	U
1	X	1460	U
1	X	1462	G
1	X	1463	A
1	X	1464	U

Continued on next page...

Continued from previous page...

Mol	Chain	Res	Type
1	X	1465	G
1	X	1466	G
1	X	1467	G
1	X	1469	G
1	X	1471	A
1	X	1472	C
1	X	1477	U
1	X	1489	A
1	X	1490	G
1	X	1491	C
1	X	1494	G
1	X	1495	C
1	X	1496	G
1	X	1497	A
1	X	1498	U
1	X	1503	U
1	X	1505	G
1	X	1509	G
1	X	1510	U
1	X	1511	C
1	X	1513	A
1	X	1514	A
1	X	1515	G
1	X	1516	C
1	X	1519	U
1	X	1522	G
1	X	1525	U
1	X	1526	G
1	X	1527	A
1	X	1528	G
1	X	1531	U
1	X	1541	C
1	X	1542	C
1	X	1543	G
1	X	1544	G
1	X	1546	A
1	X	1547	C
1	X	1551	U
1	X	1557	C
1	X	1559	G
1	X	1560	A
1	X	1561	G

Continued on next page...

Continued from previous page...

Mol	Chain	Res	Type
1	X	1568	U
1	X	1569	G
1	X	1570	G
1	X	1574	G
1	X	1575	A
1	X	1576	A
1	X	1577	G
1	X	1593	G
1	X	1594	U
1	X	1603	U
1	X	1605	A
1	X	1606	C
1	X	1607	A
1	X	1613	G
1	X	1616	A
1	X	1623	U
1	X	1625	U
1	X	1628	A
1	X	1629	U
1	X	1630	A
1	X	1631	G
1	X	1636	U
1	X	1637	A
1	X	1638	G
1	X	1639	G
1	X	1650	G
1	X	1652	A
1	X	1653	A
1	X	1654	A
1	X	1662	A
1	X	1684	A
1	X	1690	A
1	X	1691	G
1	X	1692	C
1	X	1695	G
1	X	1718	G
1	X	1721	A
1	X	1730	C
1	X	1732	U
1	X	1738	C
1	X	1740	G
1	X	1744	A

Continued on next page...

Continued from previous page...

Mol	Chain	Res	Type
1	X	1756	U
1	X	1757	U
1	X	1758	A
1	X	1759	G
1	X	1760	G
1	X	1761	G
1	X	1762	U
1	X	1766	C
1	X	1767	G
1	X	1768	C
1	X	1770	C
1	X	1771	A
1	X	1772	G
1	X	1789	A
1	X	1790	G
1	X	1791	G
1	X	1800	A
1	X	1808	U
1	X	1809	C
1	X	1818	A
1	X	1826	G
1	X	1827	C
1	X	1828	U
1	X	1837	A
1	X	1839	G
1	X	1843	U
1	X	1856	A
1	X	1865	C
1	X	1875	A
1	X	1886	A
1	X	1893	A
1	X	1902	G
1	X	1908	A
1	X	1911	A
1	X	1912	A
1	X	1930	G
1	X	1932	C
1	X	1933	G
1	X	1935	C
1	X	1952	C
1	X	1953	U
1	X	1954	A

Continued on next page...

Continued from previous page...

Mol	Chain	Res	Type
1	X	1956	G
1	X	1958	U
1	X	1963	A
1	X	1964	A
1	X	1965	A
1	X	1982	U
1	X	1991	G
1	X	1993	A
1	X	1994	C
1	X	1997	A
1	X	1998	A
1	X	1999	G
1	X	2007	G
1	X	2009	U
1	X	2017	C
1	X	2020	U
1	X	2024	A
1	X	2048	G
1	X	2050	A
1	X	2054	G
1	X	2058	A
1	X	2059	G
1	X	2060	A
1	X	2070	C
1	X	2077	C
1	X	2082	C
1	X	2083	G
1	X	2087	A
1	X	2088	G
1	X	2089	A
1	X	2094	G
1	X	2096	G
1	X	2107	G
1	X	2110	G
1	X	2225	A
1	X	2229	C
1	X	2230	G
1	X	2231	C
1	X	2233	C
1	X	2237	U
1	X	2238	U
1	X	2239	A

Continued on next page...

Continued from previous page...

Mol	Chain	Res	Type
1	X	2240	U
1	X	2241	C
1	X	2245	G
1	X	2246	U
1	X	2250	A
1	X	2252	A
1	X	2265	G
1	X	2266	G
1	X	2270	U
1	X	2290	C
1	X	2295	A
1	X	2300	A
1	X	2306	G
1	X	2310	C
1	X	2314	A
1	X	2316	G
1	X	2332	U
1	X	2333	U
1	X	2334	G
1	X	2338	A
1	X	2347	A
1	X	2349	A
1	X	2352	G
1	X	2354	A
1	X	2361	U
1	X	2362	A
1	X	2363	A
1	X	2374	C
1	X	2377	C
1	X	2398	G
1	X	2399	G
1	X	2406	G
1	X	2410	G
1	X	2412	C
1	X	2417	U
1	X	2418	G
1	X	2419	A
1	X	2420	U
1	X	2429	U
1	X	2433	C
1	X	2434	A
1	X	2450	U

Continued on next page...

Continued from previous page...

Mol	Chain	Res	Type
1	X	2452	A
1	X	2454	C
1	X	2456	G
1	X	2457	A
1	X	2461	A
1	X	2468	C
1	X	2472	G
1	X	2475	A
1	X	2486	A
1	X	2495	A
1	X	2497	G
1	X	2500	U
1	X	2503	A
1	X	2514	G
1	X	2525	C
1	X	2529	G
1	X	2532	G
1	X	2545	A
1	X	2546	U
1	X	2547	C
1	X	2556	G
1	X	2561	C
1	X	2581	U
1	X	2589	U
1	X	2591	A
1	X	2593	A
1	X	2594	G
1	X	2600	C
1	X	2612	U
1	X	2613	C
1	X	2629	A
1	X	2636	U
1	X	2640	U
1	X	2641	A
1	X	2642	U
1	X	2656	A
1	X	2661	A
1	X	2663	U
1	X	2682	G
1	X	2688	G
1	X	2690	G
1	X	2698	A

Continued on next page...

Continued from previous page...

Mol	Chain	Res	Type
1	X	2712	G
1	X	2716	U
1	X	2717	A
1	X	2732	A
1	X	2741	G
1	X	2745	G
1	X	2747	U
1	X	2751	U
1	X	2753	U
1	X	2760	A
1	X	2766	U
1	X	2771	G
1	X	2775	A
1	X	2776	A
1	X	2778	G
1	X	2784	A
1	X	2791	A
1	X	2792	A
1	X	2805	A
1	X	2806	U
1	X	2807	G
1	X	2817	A
1	X	2818	A
1	X	2820	U
1	X	2821	U
1	X	2824	G
1	X	2832	A
1	X	2840	A
1	X	2855	A
1	X	2870	A
1	X	2877	G
1	X	2887	G
1	X	2892	G
1	X	2900	C
1	X	2905	C
1	X	2913	G
2	Y	10	U
2	Y	11	A
2	Y	23	U
2	Y	24	C
2	Y	27	A
2	Y	39	G

Continued on next page...

Continued from previous page...

Mol	Chain	Res	Type
2	Y	40	C
2	Y	42	G
2	Y	43	A
2	Y	54	U
2	Y	55	A
2	Y	87	G
2	Y	88	U
2	Y	106	U
2	Y	108	G
2	Y	114	C

All (28) RNA pucker outliers are listed below:

Mol	Chain	Res	Type
1	X	38	A
1	X	90	A
1	X	149	U
1	X	165	C
1	X	235	G
1	X	285	U
1	X	525	A
1	X	614	U
1	X	660	A
1	X	872	U
1	X	944	G
1	X	969	A
1	X	1028	G
1	X	1091	G
1	X	1490	G
1	X	1510	U
1	X	1521	A
1	X	1568	U
1	X	1576	A
1	X	1602	U
1	X	1629	U
1	X	1636	U
1	X	1885	G
1	X	1901	C
1	X	1952	C
1	X	2062	G
1	X	2449	C
1	X	2474	G

5.4 Non-standard residues in protein, DNA, RNA chains [i](#)

There are no non-standard protein/DNA/RNA residues in this entry.

5.5 Carbohydrates [i](#)

There are no monosaccharides in this entry.

5.6 Ligand geometry [i](#)

Of 398 ligands modelled in this entry, 380 are monoatomic - leaving 18 for Mogul analysis.

In the following table, the Counts columns list the number of bonds (or angles) for which Mogul statistics could be retrieved, the number of bonds (or angles) that are observed in the model and the number of bonds (or angles) that are defined in the Chemical Component Dictionary. The Link column lists molecule types, if any, to which the group is linked. The Z score for a bond length (or angle) is the number of standard deviations the observed value is removed from the expected value. A bond length (or angle) with $|Z| > 2$ is considered an outlier worth inspection. RMSZ is the root-mean-square of all Z scores of the bond lengths (or angles).

Mol	Type	Chain	Res	Link	Bond lengths			Bond angles		
					Counts	RMSZ	$\# Z > 2$	Counts	RMSZ	$\# Z > 2$
32	EOH	X	3367	-	2,2,2	0.48	0	1,1,1	0.75	0
32	EOH	X	3368	-	2,2,2	0.53	0	1,1,1	0.65	0
28	MPD	X	3004	-	7,7,7	0.57	0	9,10,10	0.20	0
33	EPE	L	201	-	15,15,15	0.77	1 (6%)	18,20,20	0.58	0
32	EOH	X	3366	-	2,2,2	0.58	0	1,1,1	0.62	0
28	MPD	X	3006	-	7,7,7	0.73	0	9,10,10	0.49	0
31	SPD	X	3362	-	9,9,9	0.17	0	8,8,8	0.24	0
28	MPD	X	3003	-	7,7,7	0.58	0	9,10,10	0.26	0
28	MPD	X	3002	-	7,7,7	0.76	0	9,10,10	0.45	0
28	MPD	X	3008	-	7,7,7	0.84	0	9,10,10	0.28	0
31	SPD	X	3363	-	9,9,9	0.17	0	8,8,8	0.18	0
28	MPD	X	3007	-	7,7,7	0.58	0	9,10,10	0.11	0
28	MPD	X	3009	-	7,7,7	0.51	0	9,10,10	0.24	0
31	SPD	S	301	-	9,9,9	0.19	0	8,8,8	0.42	0
27	TEL	X	3001	-	59,62,62	0.62	1 (1%)	77,92,92	1.69	11 (14%)
31	SPD	X	3364	-	9,9,9	0.24	0	8,8,8	0.30	0
28	MPD	X	3005	-	7,7,7	0.81	0	9,10,10	1.13	0
31	SPD	X	3365	-	9,9,9	0.30	0	8,8,8	0.46	0

In the following table, the Chirals column lists the number of chiral outliers, the number of chiral centers analysed, the number of these observed in the model and the number defined in the Chemical Component Dictionary. Similar counts are reported in the Torsion and Rings columns.

'-' means no outliers of that kind were identified.

Mol	Type	Chain	Res	Link	Chirals	Torsions	Rings
33	EPE	L	201	-	-	3/9/19/19	0/1/1/1
28	MPD	X	3004	-	-	1/5/5/5	-
28	MPD	X	3006	-	-	1/5/5/5	-
31	SPD	X	3362	-	-	3/7/7/7	-
28	MPD	X	3003	-	-	1/5/5/5	-
28	MPD	X	3002	-	-	1/5/5/5	-
28	MPD	X	3008	-	-	3/5/5/5	-
31	SPD	X	3363	-	-	2/7/7/7	-
28	MPD	X	3007	-	-	0/5/5/5	-
28	MPD	X	3009	-	-	4/5/5/5	-
31	SPD	S	301	-	-	2/7/7/7	-
27	TEL	X	3001	-	1/1/19/19	28/73/108/108	0/4/5/5
31	SPD	X	3364	-	-	4/7/7/7	-
28	MPD	X	3005	-	-	4/5/5/5	-
31	SPD	X	3365	-	-	5/7/7/7	-

All (2) bond length outliers are listed below:

Mol	Chain	Res	Type	Atoms	Z	Observed(Å)	Ideal(Å)
27	X	3001	TEL	C21-C26	3.16	1.57	1.52
33	L	201	EPE	C10-S	-2.76	1.73	1.77

All (11) bond angle outliers are listed below:

Mol	Chain	Res	Type	Atoms	Z	Observed(°)	Ideal(°)
27	X	3001	TEL	O5-C2-C4	-6.85	90.45	105.63
27	X	3001	TEL	O5-C2-C3	-5.54	97.55	103.16
27	X	3001	TEL	C2-O5-C10	-4.57	105.67	109.29
27	X	3001	TEL	O32-C28-C24	4.21	114.97	105.71
27	X	3001	TEL	O9-C4-C2	3.34	113.02	105.48
27	X	3001	TEL	O29-C26-C21	-3.28	114.52	120.68
27	X	3001	TEL	O48-C44-C49	2.82	114.80	109.77
27	X	3001	TEL	C25-C21-C26	2.80	117.09	111.63
27	X	3001	TEL	O29-C26-C30	-2.48	117.08	120.60
27	X	3001	TEL	C40-C36-N31	-2.47	105.32	107.91
27	X	3001	TEL	O32-C28-C33	-2.20	102.79	110.75

All (1) chirality outliers are listed below:

Mol	Chain	Res	Type	Atom
27	X	3001	TEL	C21

All (62) torsion outliers are listed below:

Mol	Chain	Res	Type	Atoms
27	X	3001	TEL	C1-C2-C4-O9
27	X	3001	TEL	O5-C2-C4-O9
27	X	3001	TEL	C2-C3-C7-C13
27	X	3001	TEL	N6-C3-C7-C13
27	X	3001	TEL	O18-C13-C19-C23
27	X	3001	TEL	O32-C28-C34-C30
27	X	3001	TEL	C26-C30-C34-C28
27	X	3001	TEL	C35-C30-C34-C28
28	X	3008	MPD	C1-C2-C3-C4
28	X	3008	MPD	O2-C2-C3-C4
28	X	3009	MPD	C2-C3-C4-O4
33	L	201	EPE	C9-C10-S-O1S
31	X	3362	SPD	C8-C7-N6-C5
27	X	3001	TEL	O45-C42-O39-C34
33	L	201	EPE	C9-C10-S-O3S
31	X	3362	SPD	C4-C5-N6-C7
31	X	3363	SPD	C4-C5-N6-C7
27	X	3001	TEL	C19-C13-C7-C3
31	X	3365	SPD	C3-C4-C5-N6
27	X	3001	TEL	N6-C3-C7-C12
27	X	3001	TEL	C2-C3-C7-C12
31	X	3365	SPD	C4-C5-N6-C7
27	X	3001	TEL	C54-C49-N53-C58
31	X	3364	SPD	C3-C4-C5-N6
31	X	3362	SPD	C2-C3-C4-C5
31	X	3364	SPD	C2-C3-C4-C5
27	X	3001	TEL	O5-C2-C4-C8
28	X	3009	MPD	O2-C2-C3-C4
27	X	3001	TEL	O9-C4-C8-C14
31	X	3365	SPD	C8-C7-N6-C5
27	X	3001	TEL	C19-C13-C7-C12
27	X	3001	TEL	C2-C4-C8-C14
27	X	3001	TEL	C24-C28-C34-C30
27	X	3001	TEL	C24-C28-C34-O39
28	X	3003	MPD	C2-C3-C4-C5
28	X	3005	MPD	C2-C3-C4-C5
28	X	3006	MPD	C2-C3-C4-C5
27	X	3001	TEL	C1-C2-C4-C8

Continued on next page...

Continued from previous page...

Mol	Chain	Res	Type	Atoms
27	X	3001	TEL	C36-C40-C43-C47
27	X	3001	TEL	O18-C13-C7-C3
27	X	3001	TEL	O18-C13-C7-C12
33	L	201	EPE	C9-C10-S-O2S
27	X	3001	TEL	C26-C30-C34-O39
28	X	3004	MPD	C1-C2-C3-C4
28	X	3005	MPD	CM-C2-C3-C4
28	X	3008	MPD	CM-C2-C3-C4
28	X	3009	MPD	C1-C2-C3-C4
28	X	3009	MPD	CM-C2-C3-C4
27	X	3001	TEL	C17-C22-C27-N31
31	S	301	SPD	C4-C5-N6-C7
27	X	3001	TEL	C7-C13-C19-C23
31	X	3364	SPD	C4-C5-N6-C7
31	X	3364	SPD	C8-C7-N6-C5
28	X	3002	MPD	O2-C2-C3-C4
28	X	3005	MPD	O2-C2-C3-C4
31	X	3365	SPD	C2-C3-C4-C5
31	S	301	SPD	C8-C7-N6-C5
31	X	3365	SPD	N1-C2-C3-C4
27	X	3001	TEL	C33-C28-C34-O39
31	X	3363	SPD	N1-C2-C3-C4
27	X	3001	TEL	O18-C13-C19-C24
28	X	3005	MPD	C2-C3-C4-O4

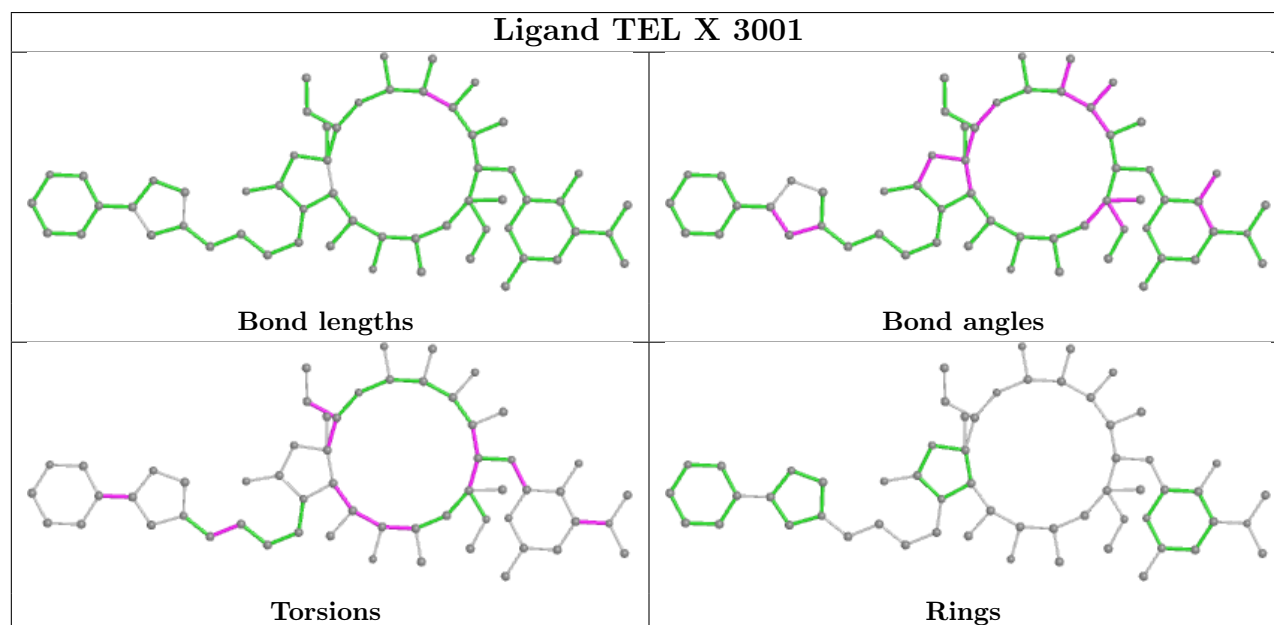
There are no ring outliers.

11 monomers are involved in 34 short contacts:

Mol	Chain	Res	Type	Clashes	Symm-Clashes
28	X	3006	MPD	1	0
28	X	3003	MPD	3	0
28	X	3002	MPD	1	0
28	X	3008	MPD	1	0
28	X	3007	MPD	2	0
28	X	3009	MPD	1	0
31	S	301	SPD	1	0
27	X	3001	TEL	13	0
31	X	3364	SPD	1	0
28	X	3005	MPD	6	0
31	X	3365	SPD	4	0

The following is a two-dimensional graphical depiction of Mogul quality analysis of bond lengths,

bond angles, torsion angles, and ring geometry for all instances of the Ligand of Interest. In addition, ligands with molecular weight > 250 and outliers as shown on the validation Tables will also be included. For torsion angles, if less than 5% of the Mogul distribution of torsion angles is within 10 degrees of the torsion angle in question, then that torsion angle is considered an outlier. Any bond that is central to one or more torsion angles identified as an outlier by Mogul will be highlighted in the graph. For rings, the root-mean-square deviation (RMSD) between the ring in question and similar rings identified by Mogul is calculated over all ring torsion angles. If the average RMSD is greater than 60 degrees and the minimal RMSD between the ring in question and any Mogul-identified rings is also greater than 60 degrees, then that ring is considered an outlier. The outliers are highlighted in purple. The color gray indicates Mogul did not find sufficient equivalents in the CSD to analyse the geometry.



5.7 Other polymers [i](#)

There are no such residues in this entry.

5.8 Polymer linkage issues [i](#)

There are no chain breaks in this entry.

6 Fit of model and data [i](#)

6.1 Protein, DNA and RNA chains [i](#)

In the following table, the column labelled ‘#RSRZ> 2’ contains the number (and percentage) of RSRZ outliers, followed by percent RSRZ outliers for the chain as percentile scores relative to all X-ray entries and entries of similar resolution. The OWAB column contains the minimum, median, 95th percentile and maximum values of the occupancy-weighted average B-factor per residue. The column labelled ‘Q< 0.9’ lists the number of (and percentage) of residues with an average occupancy less than 0.9.

Mol	Chain	Analysed	<RSRZ>	#RSRZ>2	OWAB(Å ²)	Q<0.9
1	X	2712/2923 (92%)	-0.40	10 (0%) 92 91	27, 74, 174, 288	0
2	Y	114/114 (100%)	-0.53	0 100 100	48, 98, 151, 203	0
3	A	269/277 (97%)	-0.03	16 (5%) 22 24	56, 101, 146, 177	0
4	B	215/220 (97%)	-0.18	1 (0%) 91 90	34, 49, 101, 155	0
5	C	200/207 (96%)	-0.29	1 (0%) 91 90	40, 65, 112, 165	0
6	D	160/179 (89%)	0.27	21 (13%) 3 5	88, 155, 209, 263	0
7	E	156/178 (87%)	-0.19	11 (7%) 16 19	71, 131, 190, 205	0
8	G	145/145 (100%)	0.16	4 (2%) 53 52	36, 51, 83, 115	0
9	H	122/122 (100%)	-0.13	3 (2%) 57 56	57, 75, 116, 154	0
10	I	131/146 (89%)	-0.12	4 (3%) 49 48	22, 78, 139, 210	0
11	J	141/144 (97%)	0.55	12 (8%) 10 13	43, 73, 162, 258	0
12	K	119/122 (97%)	-0.26	0 100 100	31, 57, 129, 169	0
13	L	109/119 (91%)	-0.54	1 (0%) 84 83	55, 96, 149, 205	0
14	M	110/116 (94%)	-0.26	0 100 100	46, 69, 127, 189	0
15	N	116/118 (98%)	-0.38	0 100 100	18, 45, 80, 106	0
16	O	102/102 (100%)	-0.46	0 100 100	23, 60, 93, 179	0
17	P	112/117 (95%)	0.20	2 (1%) 68 67	37, 50, 116, 177	0
18	Q	89/91 (97%)	0.28	7 (7%) 12 16	63, 93, 138, 173	0
19	R	101/105 (96%)	0.33	12 (11%) 4 6	54, 98, 196, 218	0
20	S	167/217 (76%)	-0.29	9 (5%) 25 27	48, 83, 170, 292	0
21	T	75/94 (79%)	0.45	3 (4%) 38 38	44, 65, 106, 134	0
22	V	63/69 (91%)	-0.10	0 100 100	82, 107, 145, 185	0
23	W	58/59 (98%)	0.16	1 (1%) 70 69	26, 52, 98, 195	0
24	Z	45/58 (77%)	-0.18	1 (2%) 62 61	29, 60, 157, 181	0

Continued on next page...

Continued from previous page...

Mol	Chain	Analysed	<RSRZ>	#RSRZ>2	OWAB(Å ²)	Q<0.9
25	2	44/45 (97%)	0.42	3 (6%) 17 20	59, 67, 97, 140	0
26	3	60/66 (90%)	-0.08	0 100 100	35, 57, 91, 96	0
All	All	5735/6153 (93%)	-0.23	122 (2%) 63 63	18, 75, 168, 292	0

All (122) RSRZ outliers are listed below:

Mol	Chain	Res	Type	RSRZ
6	D	83	MET	5.8
23	W	1	MET	5.8
20	S	146	THR	5.7
11	J	139	GLY	5.7
3	A	94	VAL	5.6
6	D	141	ILE	4.8
20	S	147	GLU	4.6
3	A	38	PRO	4.4
19	R	31	ASP	4.3
11	J	58	MET	4.1
6	D	113	ASP	4.1
20	S	109	VAL	4.1
6	D	142	ASP	3.9
7	E	100	GLY	3.9
6	D	127	ASN	3.7
18	Q	47	ASN	3.6
11	J	114	ALA	3.6
3	A	112	VAL	3.5
6	D	71	LYS	3.5
19	R	62	ALA	3.5
6	D	77	PHE	3.5
9	H	41	CYS	3.4
6	D	72	LYS	3.4
1	X	2629	A	3.4
20	S	140	ALA	3.4
3	A	78	VAL	3.3
11	J	140	GLU	3.3
3	A	79	ASP	3.3
11	J	138	GLY	3.3
3	A	36	PRO	3.3
8	G	87	SER	3.2
9	H	111	PHE	3.2
19	R	34	VAL	3.1
21	T	60	GLY	3.1

Continued on next page...

Continued from previous page...

Mol	Chain	Res	Type	RSRZ
7	E	55	PRO	3.1
6	D	63	GLN	3.1
6	D	162	THR	3.1
7	E	168	TYR	3.0
11	J	57	TYR	3.0
1	X	1147	A	3.0
19	R	69	GLN	3.0
3	A	93	LEU	3.0
18	Q	38	VAL	3.0
25	2	19	PHE	3.0
13	L	2	ILE	3.0
11	J	4	PRO	3.0
7	E	117	ALA	3.0
6	D	70	ALA	3.0
10	I	1	MET	3.0
18	Q	70	GLY	3.0
6	D	122	PHE	3.0
20	S	139	GLU	2.9
20	S	138	PRO	2.9
11	J	54	MET	2.8
1	X	2503	A	2.8
19	R	28	PRO	2.8
6	D	76	THR	2.8
19	R	24	ILE	2.8
19	R	79	THR	2.8
19	R	78	PRO	2.8
7	E	162	ILE	2.8
6	D	78	ARG	2.7
7	E	169	VAL	2.7
3	A	58	HIS	2.7
20	S	107	GLN	2.7
6	D	84	PRO	2.6
24	Z	27	MET	2.6
10	I	95	LEU	2.6
6	D	75	ALA	2.6
1	X	1993	A	2.6
11	J	59	LYS	2.6
19	R	33	VAL	2.5
3	A	62	TYR	2.5
20	S	110	GLY	2.5
3	A	81	ILE	2.5
25	2	17	HIS	2.5

Continued on next page...

Continued from previous page...

Mol	Chain	Res	Type	RSRZ
11	J	3	LEU	2.5
18	Q	46	PHE	2.5
1	X	942	C	2.5
1	X	1148	C	2.4
20	S	136	ASN	2.4
17	P	9	THR	2.4
19	R	58	GLU	2.4
17	P	102	HIS	2.4
4	B	180	VAL	2.4
6	D	32	ASP	2.3
18	Q	42	VAL	2.3
3	A	95	VAL	2.3
8	G	53	ASP	2.3
9	H	33	ALA	2.3
7	E	89	LEU	2.3
7	E	56	SER	2.3
3	A	254	THR	2.3
7	E	99	GLN	2.3
25	2	2	VAL	2.3
1	X	1602	U	2.3
1	X	1841	G	2.3
19	R	70	LEU	2.2
3	A	82	GLN	2.2
10	I	94	ALA	2.2
18	Q	27	PHE	2.2
21	T	75	VAL	2.2
21	T	69	ALA	2.2
3	A	63	ARG	2.2
6	D	158	THR	2.2
10	I	54	GLN	2.2
7	E	87	LEU	2.1
6	D	47	SER	2.1
1	X	945	A	2.1
6	D	140	GLU	2.1
8	G	106	ILE	2.1
8	G	122	LYS	2.1
11	J	60	ARG	2.1
6	D	73	SER	2.1
19	R	35	VAL	2.1
1	X	435	A	2.1
18	Q	43	GLU	2.0
3	A	47	GLY	2.0

Continued on next page...

Continued from previous page...

Mol	Chain	Res	Type	RSRZ
3	A	218	PRO	2.0
11	J	131	PHE	2.0
7	E	90	VAL	2.0
5	C	124	THR	2.0

6.2 Non-standard residues in protein, DNA, RNA chains [i](#)

There are no non-standard protein/DNA/RNA residues in this entry.

6.3 Carbohydrates [i](#)

There are no monosaccharides in this entry.

6.4 Ligands [i](#)

In the following table, the Atoms column lists the number of modelled atoms in the group and the number defined in the chemical component dictionary. The B-factors column lists the minimum, median, 95th percentile and maximum values of B factors of atoms in the group. The column labelled 'Q< 0.9' lists the number of atoms with occupancy less than 0.9.

Mol	Type	Chain	Res	Atoms	RSCC	RSR	B-factors(Å ²)	Q<0.9
30	MN	X	3151	1/1	0.35	0.56	135,135,135,135	0
29	MG	X	3010	1/1	0.47	0.51	84,84,84,84	0
29	MG	X	3354	1/1	0.51	0.49	59,59,59,59	0
30	MN	X	3180	1/1	0.52	0.23	121,121,121,121	0
29	MG	X	3303	1/1	0.53	0.73	63,63,63,63	0
30	MN	X	3200	1/1	0.53	0.64	161,161,161,161	0
29	MG	X	3252	1/1	0.54	0.53	45,45,45,45	0
29	MG	T	101	1/1	0.55	0.36	44,44,44,44	0
30	MN	X	3040	1/1	0.56	0.55	100,100,100,100	0
29	MG	X	3260	1/1	0.56	0.54	64,64,64,64	0
30	MN	X	3218	1/1	0.58	0.22	128,128,128,128	0
30	MN	X	3272	1/1	0.58	0.52	156,156,156,156	0
30	MN	X	3036	1/1	0.59	0.34	96,96,96,96	0
29	MG	X	3335	1/1	0.60	0.28	81,81,81,81	0
29	MG	X	3226	1/1	0.60	0.45	64,64,64,64	0
29	MG	X	3316	1/1	0.62	0.12	38,38,38,38	0
31	SPD	S	301	10/10	0.63	0.39	67,67,67,67	0
29	MG	X	3022	1/1	0.65	1.09	62,62,62,62	0
32	EOH	X	3367	3/3	0.66	0.70	77,77,77,77	0

Continued on next page...

Continued from previous page...

Mol	Type	Chain	Res	Atoms	RSCC	RSR	B-factors(\AA^2)	Q<0.9
29	MG	X	3340	1/1	0.67	0.43	55,55,55,55	0
29	MG	X	3258	1/1	0.68	0.66	73,73,73,73	0
29	MG	X	3028	1/1	0.69	1.50	66,66,66,66	0
30	MN	X	3171	1/1	0.69	0.19	82,82,82,82	0
29	MG	X	3325	1/1	0.69	0.34	49,49,49,49	0
30	MN	X	3042	1/1	0.69	0.17	161,161,161,161	0
29	MG	Y	207	1/1	0.71	0.41	51,51,51,51	0
30	MN	X	3209	1/1	0.71	0.26	122,122,122,122	0
29	MG	X	3025	1/1	0.71	0.47	16,16,16,16	1
29	MG	X	3358	1/1	0.72	0.57	59,59,59,59	0
30	MN	X	3267	1/1	0.73	0.57	140,140,140,140	0
30	MN	X	3332	1/1	0.73	0.14	122,122,122,122	0
31	SPD	X	3364	10/10	0.74	0.26	80,80,80,80	0
30	MN	X	3051	1/1	0.74	0.58	120,120,120,120	0
29	MG	X	3349	1/1	0.74	0.73	74,74,74,74	0
30	MN	X	3181	1/1	0.75	0.52	121,121,121,121	0
29	MG	X	3357	1/1	0.75	0.40	51,51,51,51	0
29	MG	X	3014	1/1	0.76	0.41	26,26,26,26	1
30	MN	Y	205	1/1	0.76	0.24	132,132,132,132	0
29	MG	X	3360	1/1	0.76	1.35	78,78,78,78	0
30	MN	X	3182	1/1	0.76	0.24	117,117,117,117	0
30	MN	X	3032	1/1	0.76	0.46	122,122,122,122	0
30	MN	M	201	1/1	0.77	0.20	105,105,105,105	0
29	MG	X	3276	1/1	0.77	0.66	51,51,51,51	0
29	MG	X	3016	1/1	0.77	1.24	12,12,12,12	1
29	MG	X	3011	1/1	0.77	0.77	50,50,50,50	0
30	MN	X	3046	1/1	0.78	0.37	97,97,97,97	0
29	MG	X	3253	1/1	0.78	0.19	65,65,65,65	0
29	MG	X	3031	1/1	0.78	0.19	45,45,45,45	0
29	MG	X	3327	1/1	0.79	0.38	48,48,48,48	0
30	MN	X	3041	1/1	0.80	0.36	127,127,127,127	0
29	MG	X	3255	1/1	0.80	0.42	59,59,59,59	0
30	MN	X	3361	1/1	0.80	0.23	158,158,158,158	0
30	MN	X	3146	1/1	0.80	0.30	124,124,124,124	0
30	MN	X	3092	1/1	0.81	0.56	103,103,103,103	0
30	MN	X	3037	1/1	0.81	0.58	131,131,131,131	0
30	MN	X	3247	1/1	0.81	0.18	104,104,104,104	0
29	MG	X	3308	1/1	0.81	0.51	44,44,44,44	0
30	MN	X	3152	1/1	0.81	0.37	104,104,104,104	0
29	MG	X	3273	1/1	0.81	0.26	78,78,78,78	0
30	MN	X	3175	1/1	0.81	0.07	111,111,111,111	0
29	MG	X	3274	1/1	0.81	0.96	44,44,44,44	0

Continued on next page...

Continued from previous page...

Mol	Type	Chain	Res	Atoms	RSCC	RSR	B-factors(\AA^2)	Q<0.9
29	MG	X	3018	1/1	0.81	1.05	42,42,42,42	0
29	MG	X	3020	1/1	0.81	0.97	40,40,40,40	0
30	MN	X	3058	1/1	0.81	0.49	113,113,113,113	0
30	MN	X	3205	1/1	0.81	0.10	141,141,141,141	0
32	EOH	X	3368	3/3	0.81	0.71	55,55,55,55	0
29	MG	X	3282	1/1	0.82	0.41	43,43,43,43	0
29	MG	X	3235	1/1	0.82	0.63	62,62,62,62	0
30	MN	J	201	1/1	0.82	0.11	103,103,103,103	0
29	MG	B	301	1/1	0.82	0.35	46,46,46,46	0
29	MG	C	301	1/1	0.83	0.13	31,31,31,31	0
29	MG	X	3339	1/1	0.83	0.38	66,66,66,66	0
29	MG	X	3249	1/1	0.83	0.28	59,59,59,59	0
30	MN	X	3170	1/1	0.83	0.39	70,70,70,70	0
29	MG	X	3030	1/1	0.83	0.38	48,48,48,48	0
31	SPD	X	3363	10/10	0.83	0.33	75,75,75,75	0
30	MN	X	3246	1/1	0.83	0.21	104,104,104,104	0
29	MG	X	3353	1/1	0.83	0.39	39,39,39,39	0
30	MN	X	3091	1/1	0.83	0.27	78,78,78,78	0
29	MG	X	3297	1/1	0.83	0.74	44,44,44,44	0
30	MN	X	3220	1/1	0.84	0.92	153,153,153,153	0
29	MG	X	3259	1/1	0.84	1.00	63,63,63,63	0
30	MN	X	3033	1/1	0.84	0.28	106,106,106,106	0
30	MN	X	3101	1/1	0.84	0.26	83,83,83,83	0
30	MN	X	3185	1/1	0.84	0.32	112,112,112,112	0
29	MG	X	3231	1/1	0.85	0.67	64,64,64,64	0
29	MG	X	3191	1/1	0.85	0.84	79,79,79,79	0
30	MN	X	3206	1/1	0.85	0.51	133,133,133,133	0
30	MN	Y	208	1/1	0.85	0.57	173,173,173,173	0
29	MG	X	3024	1/1	0.85	0.42	31,31,31,31	1
29	MG	X	3275	1/1	0.85	0.63	29,29,29,29	0
29	MG	X	3230	1/1	0.85	0.28	71,71,71,71	0
29	MG	X	3343	1/1	0.85	1.28	53,53,53,53	0
30	MN	X	3094	1/1	0.85	0.57	94,94,94,94	0
29	MG	X	3347	1/1	0.85	0.41	37,37,37,37	0
29	MG	X	3348	1/1	0.85	0.57	46,46,46,46	0
30	MN	X	3065	1/1	0.86	0.40	76,76,76,76	0
30	MN	X	3237	1/1	0.86	0.50	87,87,87,87	0
30	MN	X	3164	1/1	0.86	0.12	103,103,103,103	0
30	MN	X	3084	1/1	0.86	0.21	72,72,72,72	0
30	MN	X	3117	1/1	0.86	0.28	67,67,67,67	0
30	MN	X	3271	1/1	0.86	0.21	140,140,140,140	0
30	MN	X	3144	1/1	0.86	0.40	127,127,127,127	0

Continued on next page...

Continued from previous page...

Mol	Type	Chain	Res	Atoms	RSCC	RSR	B-factors(Å ²)	Q<0.9
29	MG	X	3315	1/1	0.86	0.37	60,60,60,60	0
29	MG	X	3229	1/1	0.86	1.16	62,62,62,62	0
30	MN	X	3135	1/1	0.87	0.15	99,99,99,99	0
30	MN	X	3198	1/1	0.87	1.22	162,162,162,162	0
29	MG	X	3224	1/1	0.87	1.04	70,70,70,70	0
30	MN	X	3265	1/1	0.87	0.36	148,148,148,148	0
29	MG	X	3301	1/1	0.87	0.15	30,30,30,30	0
29	MG	Y	206	1/1	0.87	0.48	45,45,45,45	0
30	MN	X	3112	1/1	0.87	0.35	77,77,77,77	0
29	MG	X	3324	1/1	0.87	0.27	55,55,55,55	0
30	MN	X	3183	1/1	0.87	0.29	128,128,128,128	0
29	MG	X	3021	1/1	0.88	0.27	56,56,56,56	0
30	MN	X	3266	1/1	0.88	0.37	147,147,147,147	0
30	MN	X	3148	1/1	0.88	0.35	112,112,112,112	0
29	MG	G	201	1/1	0.88	0.29	31,31,31,31	0
30	MN	X	3199	1/1	0.88	0.46	132,132,132,132	0
29	MG	O	201	1/1	0.88	0.25	0,0,0,0	1
30	MN	X	3204	1/1	0.88	0.37	141,141,141,141	0
28	MPD	X	3004	8/8	0.88	0.26	86,86,86,86	0
30	MN	X	3165	1/1	0.88	0.38	83,83,83,83	0
29	MG	X	3333	1/1	0.88	0.21	45,45,45,45	0
28	MPD	X	3008	8/8	0.88	0.34	61,61,61,61	0
30	MN	X	3122	1/1	0.88	0.22	71,71,71,71	0
29	MG	X	3323	1/1	0.88	0.13	48,48,48,48	0
30	MN	X	3239	1/1	0.88	0.18	154,154,154,154	0
32	EOH	X	3366	3/3	0.88	0.27	32,32,32,32	0
30	MN	X	3140	1/1	0.88	0.28	127,127,127,127	0
29	MG	X	3225	1/1	0.88	0.54	56,56,56,56	0
30	MN	X	3093	1/1	0.89	0.40	83,83,83,83	0
30	MN	X	3268	1/1	0.89	0.41	81,81,81,81	0
29	MG	X	3192	1/1	0.89	0.66	45,45,45,45	0
29	MG	X	3233	1/1	0.89	0.97	57,57,57,57	0
30	MN	X	3331	1/1	0.89	0.71	119,119,119,119	0
29	MG	X	3342	1/1	0.89	0.17	53,53,53,53	0
30	MN	X	3115	1/1	0.89	0.38	65,65,65,65	0
30	MN	X	3038	1/1	0.89	0.28	151,151,151,151	0
30	MN	X	3214	1/1	0.89	0.18	78,78,78,78	0
30	MN	X	3073	1/1	0.89	0.24	65,65,65,65	0
30	MN	X	3131	1/1	0.89	0.56	109,109,109,109	0
29	MG	X	3307	1/1	0.89	0.18	49,49,49,49	0
30	MN	X	3085	1/1	0.89	0.35	77,77,77,77	0
30	MN	X	3142	1/1	0.89	0.17	117,117,117,117	0

Continued on next page...

Continued from previous page...

Mol	Type	Chain	Res	Atoms	RSCC	RSR	B-factors(\AA^2)	Q<0.9
29	MG	X	3344	1/1	0.89	0.09	67,67,67,67	0
29	MG	A	301	1/1	0.89	0.73	45,45,45,45	0
30	MN	X	3147	1/1	0.89	0.40	89,89,89,89	0
33	EPE	L	201	15/15	0.89	0.13	125,125,125,125	0
29	MG	X	3295	1/1	0.90	0.47	57,57,57,57	0
29	MG	X	3318	1/1	0.90	0.30	47,47,47,47	0
30	MN	X	3161	1/1	0.90	0.25	93,93,93,93	0
30	MN	X	3120	1/1	0.90	0.20	98,98,98,98	0
29	MG	X	3023	1/1	0.90	0.28	26,26,26,26	1
30	MN	X	3207	1/1	0.90	0.34	130,130,130,130	0
30	MN	X	3166	1/1	0.90	0.33	72,72,72,72	0
30	MN	X	3210	1/1	0.90	0.14	128,128,128,128	0
29	MG	X	3372	1/1	0.90	1.47	56,56,56,56	0
29	MG	X	3157	1/1	0.90	0.52	61,61,61,61	0
28	MPD	X	3003	8/8	0.90	0.41	64,64,64,64	0
30	MN	X	3222	1/1	0.90	0.26	101,101,101,101	0
29	MG	X	3306	1/1	0.90	0.64	66,66,66,66	0
27	TEL	X	3001	58/58	0.90	0.39	30,40,52,52	0
29	MG	X	3352	1/1	0.90	0.39	66,66,66,66	0
28	MPD	X	3002	8/8	0.90	0.20	44,44,44,44	0
28	MPD	X	3009	8/8	0.90	0.28	99,99,99,99	0
30	MN	X	3150	1/1	0.90	0.52	123,123,123,123	0
29	MG	X	3322	1/1	0.91	0.10	67,67,67,67	0
30	MN	X	3055	1/1	0.91	0.63	121,121,121,121	0
29	MG	X	3314	1/1	0.91	0.44	55,55,55,55	0
29	MG	X	3359	1/1	0.91	0.46	60,60,60,60	0
30	MN	X	3244	1/1	0.91	0.18	96,96,96,96	0
30	MN	Y	210	1/1	0.91	1.02	176,176,176,176	0
29	MG	X	3299	1/1	0.91	1.21	52,52,52,52	0
30	MN	X	3076	1/1	0.91	0.18	85,85,85,85	0
30	MN	X	3248	1/1	0.91	0.12	115,115,115,115	0
29	MG	X	3232	1/1	0.91	0.21	42,42,42,42	0
29	MG	R	201	1/1	0.91	0.20	24,24,24,24	0
29	MG	X	3287	1/1	0.91	0.55	36,36,36,36	0
30	MN	X	3212	1/1	0.91	0.19	94,94,94,94	0
30	MN	X	3159	1/1	0.91	0.20	81,81,81,81	0
29	MG	X	3319	1/1	0.91	0.63	53,53,53,53	0
29	MG	X	3012	1/1	0.92	0.47	16,16,16,16	1
29	MG	X	3290	1/1	0.92	0.56	45,45,45,45	0
29	MG	X	3293	1/1	0.92	0.36	32,32,32,32	0
29	MG	X	3351	1/1	0.92	0.07	57,57,57,57	0
29	MG	X	3234	1/1	0.92	0.20	34,34,34,34	0

Continued on next page...

Continued from previous page...

Mol	Type	Chain	Res	Atoms	RSCC	RSR	B-factors(\AA^2)	Q<0.9
29	MG	X	3334	1/1	0.92	0.18	64,64,64,64	0
30	MN	X	3056	1/1	0.92	0.21	135,135,135,135	0
30	MN	I	202	1/1	0.92	0.33	100,100,100,100	0
28	MPD	X	3006	8/8	0.92	0.25	74,74,74,74	0
29	MG	X	3298	1/1	0.92	0.47	41,41,41,41	0
28	MPD	X	3007	8/8	0.92	0.46	70,70,70,70	0
29	MG	X	3341	1/1	0.92	0.14	92,92,92,92	0
29	MG	X	3281	1/1	0.92	0.43	21,21,21,21	0
29	MG	X	3017	1/1	0.92	0.92	46,46,46,46	0
29	MG	X	3304	1/1	0.92	0.66	40,40,40,40	0
30	MN	X	3269	1/1	0.92	0.37	134,134,134,134	0
30	MN	X	3178	1/1	0.92	0.25	98,98,98,98	0
30	MN	X	3202	1/1	0.93	0.16	124,124,124,124	0
29	MG	X	3350	1/1	0.93	0.30	71,71,71,71	0
29	MG	X	3302	1/1	0.93	0.11	61,61,61,61	0
29	MG	X	3312	1/1	0.93	0.49	36,36,36,36	0
30	MN	X	3068	1/1	0.93	0.25	102,102,102,102	0
29	MG	X	3313	1/1	0.93	0.28	67,67,67,67	0
30	MN	X	3075	1/1	0.93	0.20	33,33,33,33	0
30	MN	X	3039	1/1	0.93	0.41	107,107,107,107	0
30	MN	X	3139	1/1	0.93	0.29	121,121,121,121	0
30	MN	X	3217	1/1	0.93	0.28	116,116,116,116	0
30	MN	X	3176	1/1	0.93	0.29	78,78,78,78	0
30	MN	X	3080	1/1	0.93	0.24	55,55,55,55	0
29	MG	X	3288	1/1	0.93	1.05	39,39,39,39	0
29	MG	X	3027	1/1	0.93	0.32	38,38,38,38	0
29	MG	X	3305	1/1	0.93	0.47	60,60,60,60	0
31	SPD	X	3362	10/10	0.93	0.24	16,16,16,16	0
29	MG	X	3251	1/1	0.93	0.24	59,59,59,59	0
30	MN	X	3245	1/1	0.93	0.48	98,98,98,98	0
30	MN	X	3047	1/1	0.93	0.31	94,94,94,94	0
29	MG	X	3195	1/1	0.93	0.79	28,28,28,28	0
29	MG	X	3337	1/1	0.93	0.28	69,69,69,69	0
30	MN	X	3263	1/1	0.93	0.21	114,114,114,114	0
30	MN	X	3107	1/1	0.93	0.42	62,62,62,62	0
29	MG	X	3019	1/1	0.94	0.23	32,32,32,32	0
29	MG	X	3277	1/1	0.94	0.29	51,51,51,51	0
30	MN	X	3132	1/1	0.94	0.70	116,116,116,116	0
29	MG	X	3300	1/1	0.94	0.66	59,59,59,59	0
29	MG	X	3278	1/1	0.94	0.56	63,63,63,63	0
30	MN	X	3172	1/1	0.94	0.58	113,113,113,113	0
29	MG	X	3321	1/1	0.94	0.49	74,74,74,74	0

Continued on next page...

Continued from previous page...

Mol	Type	Chain	Res	Atoms	RSCC	RSR	B-factors(Å ²)	Q<0.9
29	MG	X	3336	1/1	0.94	0.61	40,40,40,40	0
30	MN	X	3098	1/1	0.94	0.26	94,94,94,94	0
30	MN	X	3100	1/1	0.94	0.23	57,57,57,57	0
30	MN	X	3219	1/1	0.94	0.22	90,90,90,90	0
29	MG	X	3155	1/1	0.94	0.67	21,21,21,21	0
30	MN	X	3105	1/1	0.94	0.49	48,48,48,48	0
30	MN	X	3236	1/1	0.94	0.31	105,105,105,105	0
28	MPD	X	3005	8/8	0.94	0.28	20,20,20,20	0
30	MN	X	3043	1/1	0.94	0.28	67,67,67,67	0
30	MN	X	3243	1/1	0.94	0.58	107,107,107,107	0
30	MN	X	3045	1/1	0.94	0.08	82,82,82,82	0
29	MG	X	3286	1/1	0.94	0.12	30,30,30,30	0
30	MN	X	3082	1/1	0.94	0.33	71,71,71,71	0
31	SPD	X	3365	10/10	0.94	0.20	54,54,54,54	0
30	MN	X	3201	1/1	0.94	0.38	106,106,106,106	0
30	MN	X	3162	1/1	0.94	0.22	114,114,114,114	0
30	MN	X	3254	1/1	0.94	0.27	105,105,105,105	0
30	MN	X	3261	1/1	0.94	0.21	89,89,89,89	0
30	MN	X	3262	1/1	0.94	0.09	130,130,130,130	0
29	MG	X	3292	1/1	0.95	0.32	30,30,30,30	0
29	MG	X	3279	1/1	0.95	0.29	66,66,66,66	0
29	MG	C	302	1/1	0.95	0.44	44,44,44,44	0
30	MN	X	3137	1/1	0.95	0.29	103,103,103,103	0
30	MN	X	3138	1/1	0.95	0.12	91,91,91,91	0
30	MN	X	3086	1/1	0.95	0.22	74,74,74,74	0
29	MG	X	3294	1/1	0.95	0.43	32,32,32,32	0
29	MG	X	3280	1/1	0.95	0.27	51,51,51,51	0
29	MG	X	3196	1/1	0.95	1.06	41,41,41,41	0
30	MN	X	3145	1/1	0.95	0.39	122,122,122,122	0
29	MG	X	3197	1/1	0.95	0.15	58,58,58,58	0
30	MN	X	3095	1/1	0.95	0.51	87,87,87,87	0
29	MG	X	3311	1/1	0.95	0.15	39,39,39,39	0
29	MG	X	3257	1/1	0.95	0.08	48,48,48,48	0
29	MG	X	3326	1/1	0.95	0.56	71,71,71,71	0
29	MG	X	3345	1/1	0.95	0.13	56,56,56,56	0
30	MN	X	3071	1/1	0.95	0.36	77,77,77,77	0
30	MN	X	3369	1/1	0.95	0.41	70,70,70,70	0
30	MN	X	3373	1/1	0.95	0.27	44,44,44,44	0
30	MN	X	3109	1/1	0.95	0.22	62,62,62,62	0
29	MG	X	3026	1/1	0.95	0.30	41,41,41,41	0
30	MN	X	3215	1/1	0.95	0.24	95,95,95,95	0
30	MN	I	201	1/1	0.95	0.27	71,71,71,71	0

Continued on next page...

Continued from previous page...

Mol	Type	Chain	Res	Atoms	RSCC	RSR	B-factors(Å ²)	Q<0.9
30	MN	X	3163	1/1	0.95	0.35	118,118,118,118	0
29	MG	X	3029	1/1	0.95	0.13	51,51,51,51	0
29	MG	Y	209	1/1	0.95	0.35	59,59,59,59	0
30	MN	X	3077	1/1	0.95	0.21	62,62,62,62	0
30	MN	X	3167	1/1	0.95	0.59	110,110,110,110	0
30	MN	X	3227	1/1	0.95	0.47	116,116,116,116	0
30	MN	X	3121	1/1	0.95	0.33	71,71,71,71	0
29	MG	X	3015	1/1	0.95	0.42	48,48,48,48	0
30	MN	X	3124	1/1	0.95	0.21	67,67,67,67	0
30	MN	X	3126	1/1	0.95	0.24	62,62,62,62	0
30	MN	X	3128	1/1	0.95	0.19	55,55,55,55	0
30	MN	X	3177	1/1	0.95	0.32	89,89,89,89	0
30	MN	X	3059	1/1	0.96	0.41	111,111,111,111	0
30	MN	X	3114	1/1	0.96	0.17	59,59,59,59	0
30	MN	X	3064	1/1	0.96	0.35	94,94,94,94	0
30	MN	X	3328	1/1	0.96	0.39	88,88,88,88	0
30	MN	X	3329	1/1	0.96	0.06	95,95,95,95	0
29	MG	X	3338	1/1	0.96	0.33	64,64,64,64	0
29	MG	X	3317	1/1	0.96	0.17	49,49,49,49	0
30	MN	X	3069	1/1	0.96	0.54	76,76,76,76	0
30	MN	X	3070	1/1	0.96	0.44	74,74,74,74	0
30	MN	X	3153	1/1	0.96	0.37	41,41,41,41	0
30	MN	Y	201	1/1	0.96	0.13	84,84,84,84	0
30	MN	Y	202	1/1	0.96	0.17	126,126,126,126	0
30	MN	Y	204	1/1	0.96	0.40	146,146,146,146	0
29	MG	C	303	1/1	0.96	0.15	38,38,38,38	0
30	MN	X	3241	1/1	0.96	0.24	66,66,66,66	0
30	MN	X	3160	1/1	0.96	0.23	101,101,101,101	0
30	MN	X	3072	1/1	0.96	0.25	74,74,74,74	0
29	MG	X	3346	1/1	0.96	0.24	31,31,31,31	0
30	MN	X	3099	1/1	0.96	0.57	88,88,88,88	0
29	MG	X	3228	1/1	0.96	0.41	62,62,62,62	0
30	MN	X	3053	1/1	0.96	0.22	63,63,63,63	0
30	MN	X	3104	1/1	0.96	0.47	53,53,53,53	0
29	MG	X	3310	1/1	0.96	0.44	36,36,36,36	0
30	MN	X	3208	1/1	0.96	0.40	109,109,109,109	0
30	MN	X	3169	1/1	0.96	0.13	85,85,85,85	0
29	MG	X	3250	1/1	0.96	0.59	25,25,25,25	0
30	MN	X	3108	1/1	0.96	0.29	70,70,70,70	0
29	MG	X	3193	1/1	0.96	0.23	27,27,27,27	0
30	MN	X	3110	1/1	0.96	0.30	51,51,51,51	0
30	MN	X	3179	1/1	0.97	0.18	69,69,69,69	0

Continued on next page...

Continued from previous page...

Mol	Type	Chain	Res	Atoms	RSCC	RSR	B-factors(\AA^2)	Q<0.9
30	MN	X	3054	1/1	0.97	0.19	76,76,76,76	0
30	MN	X	3044	1/1	0.97	0.35	34,34,34,34	0
30	MN	X	3221	1/1	0.97	0.47	51,51,51,51	0
30	MN	X	3154	1/1	0.97	0.47	47,47,47,47	0
30	MN	X	3356	1/1	0.97	0.41	41,41,41,41	0
30	MN	X	3134	1/1	0.97	0.28	90,90,90,90	0
30	MN	X	3184	1/1	0.97	0.17	99,99,99,99	0
29	MG	X	3296	1/1	0.97	0.38	56,56,56,56	0
30	MN	X	3186	1/1	0.97	0.13	142,142,142,142	0
30	MN	X	3136	1/1	0.97	0.25	59,59,59,59	0
29	MG	X	3285	1/1	0.97	0.28	56,56,56,56	0
29	MG	X	3013	1/1	0.97	0.96	41,41,41,41	0
30	MN	X	3074	1/1	0.97	0.44	68,68,68,68	0
30	MN	X	3060	1/1	0.97	0.12	67,67,67,67	0
30	MN	X	3203	1/1	0.97	0.31	78,78,78,78	0
30	MN	X	3119	1/1	0.97	0.33	87,87,87,87	0
30	MN	X	3143	1/1	0.97	0.12	85,85,85,85	0
30	MN	X	3061	1/1	0.97	0.34	69,69,69,69	0
30	MN	X	3062	1/1	0.97	0.32	72,72,72,72	0
30	MN	X	3050	1/1	0.97	0.22	87,87,87,87	0
30	MN	X	3123	1/1	0.97	0.22	38,38,38,38	0
30	MN	X	3174	1/1	0.97	0.21	77,77,77,77	0
29	MG	X	3320	1/1	0.97	0.22	53,53,53,53	0
30	MN	X	3149	1/1	0.97	0.33	112,112,112,112	0
30	MN	X	3066	1/1	0.97	0.38	49,49,49,49	0
30	MN	X	3270	1/1	0.97	0.41	120,120,120,120	0
29	MG	X	3283	1/1	0.97	0.28	36,36,36,36	0
30	MN	X	3133	1/1	0.98	0.17	81,81,81,81	0
30	MN	X	3158	1/1	0.98	0.37	91,91,91,91	0
30	MN	X	3034	1/1	0.98	0.18	81,81,81,81	0
30	MN	X	3035	1/1	0.98	0.55	149,149,149,149	0
30	MN	X	3079	1/1	0.98	0.20	52,52,52,52	0
30	MN	X	3113	1/1	0.98	0.35	62,62,62,62	0
30	MN	X	3355	1/1	0.98	0.35	68,68,68,68	0
30	MN	X	3187	1/1	0.98	0.21	45,45,45,45	0
30	MN	X	3189	1/1	0.98	0.25	43,43,43,43	0
30	MN	X	3238	1/1	0.98	0.36	126,126,126,126	0
30	MN	X	3371	1/1	0.98	0.25	34,34,34,34	0
29	MG	Y	203	1/1	0.98	0.39	19,19,19,19	0
30	MN	X	3240	1/1	0.98	0.58	52,52,52,52	0
30	MN	X	3096	1/1	0.98	0.22	46,46,46,46	0
30	MN	X	3116	1/1	0.98	0.48	70,70,70,70	0

Continued on next page...

Continued from previous page...

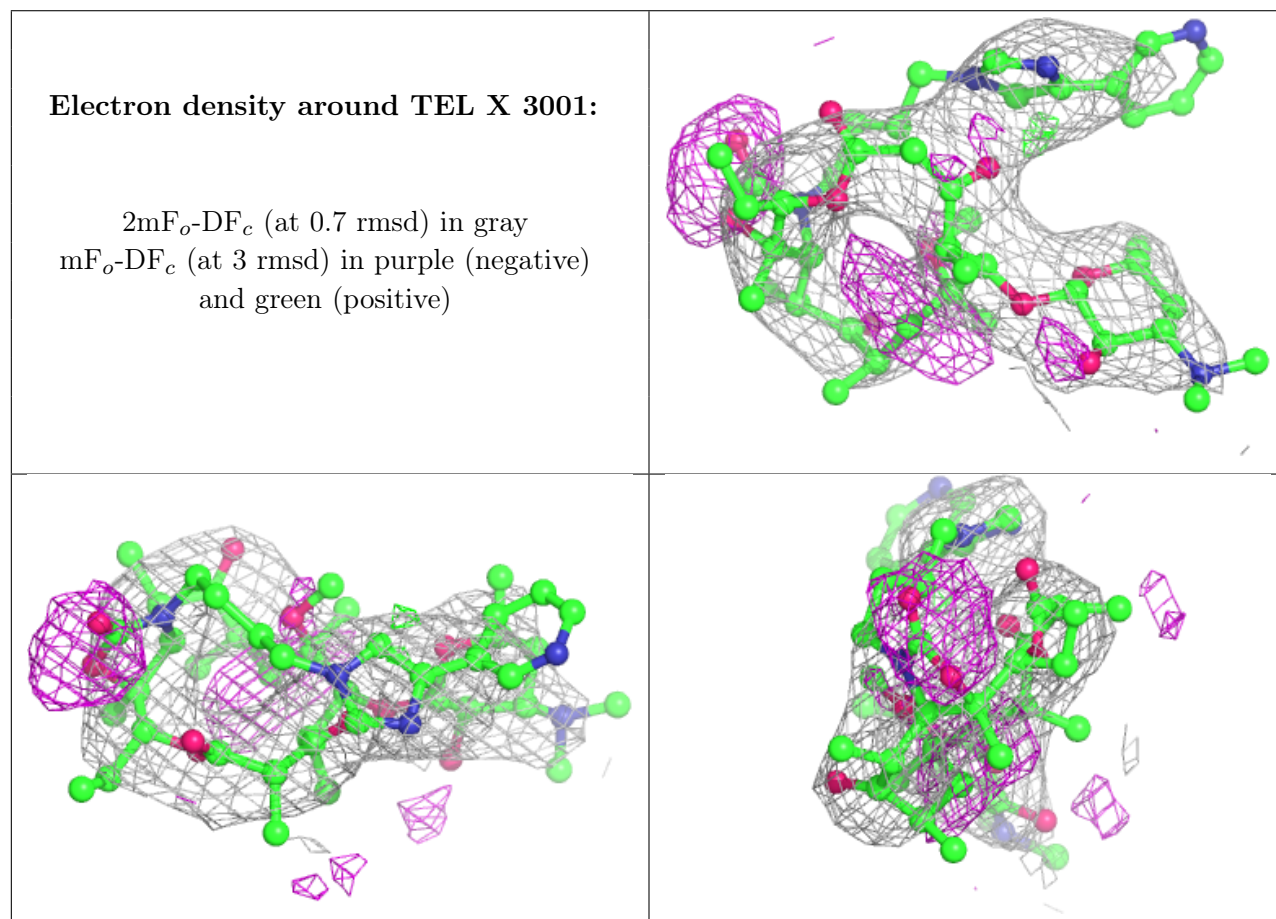
Mol	Type	Chain	Res	Atoms	RSCC	RSR	B-factors(\AA^2)	Q<0.9
30	MN	X	3141	1/1	0.98	0.24	99,99,99,99	0
30	MN	X	3097	1/1	0.98	0.23	64,64,64,64	0
30	MN	X	3081	1/1	0.98	0.32	49,49,49,49	0
29	MG	X	3156	1/1	0.98	0.44	14,14,14,14	0
29	MG	X	3291	1/1	0.98	0.27	26,26,26,26	0
29	MG	X	3223	1/1	0.98	0.10	42,42,42,42	0
30	MN	X	3173	1/1	0.98	0.39	72,72,72,72	0
30	MN	X	3102	1/1	0.98	0.47	100,100,100,100	0
29	MG	X	3289	1/1	0.98	0.15	61,61,61,61	0
30	MN	X	3264	1/1	0.98	0.32	103,103,103,103	0
30	MN	X	3088	1/1	0.98	0.24	97,97,97,97	0
30	MN	X	3106	1/1	0.98	0.36	42,42,42,42	0
30	MN	X	3129	1/1	0.98	0.24	61,61,61,61	0
30	MN	X	3089	1/1	0.98	0.14	89,89,89,89	0
30	MN	X	3216	1/1	0.98	0.24	78,78,78,78	0
30	MN	X	3067	1/1	0.98	0.47	83,83,83,83	0
30	MN	X	3063	1/1	0.99	0.27	42,42,42,42	0
30	MN	X	3242	1/1	0.99	0.19	68,68,68,68	0
29	MG	X	3309	1/1	0.99	0.19	30,30,30,30	0
30	MN	X	3057	1/1	0.99	0.35	28,28,28,28	0
30	MN	X	3083	1/1	0.99	0.19	59,59,59,59	0
30	MN	X	3370	1/1	0.99	0.31	98,98,98,98	0
29	MG	X	3194	1/1	0.99	0.46	34,34,34,34	0
30	MN	X	3211	1/1	0.99	0.13	64,64,64,64	0
30	MN	X	3125	1/1	0.99	0.20	60,60,60,60	0
30	MN	X	3213	1/1	0.99	0.24	63,63,63,63	0
30	MN	X	3256	1/1	0.99	0.08	79,79,79,79	0
30	MN	X	3052	1/1	0.99	0.23	57,57,57,57	0
30	MN	X	3127	1/1	0.99	0.23	48,48,48,48	0
30	MN	X	3111	1/1	0.99	0.56	71,71,71,71	0
30	MN	X	3168	1/1	0.99	0.21	40,40,40,40	0
30	MN	X	3188	1/1	0.99	0.26	54,54,54,54	0
29	MG	X	3284	1/1	0.99	0.22	12,12,12,12	0
30	MN	X	3190	1/1	0.99	0.20	77,77,77,77	0
30	MN	X	3130	1/1	0.99	0.19	63,63,63,63	0
30	MN	X	3087	1/1	0.99	0.30	85,85,85,85	0
30	MN	X	3048	1/1	0.99	0.27	90,90,90,90	0
30	MN	X	3078	1/1	0.99	0.28	54,54,54,54	0
30	MN	X	3090	1/1	0.99	0.27	54,54,54,54	0
30	MN	X	3103	1/1	0.99	0.48	41,41,41,41	0
30	MN	X	3118	1/1	0.99	0.20	32,32,32,32	0
30	MN	X	3330	1/1	0.99	0.25	83,83,83,83	0

Continued on next page...

Continued from previous page...

Mol	Type	Chain	Res	Atoms	RSCC	RSR	B-factors(\AA^2)	Q<0.9
30	MN	X	3049	1/1	0.99	0.17	81,81,81,81	0

The following is a graphical depiction of the model fit to experimental electron density of all instances of the Ligand of Interest. In addition, ligands with molecular weight > 250 and outliers as shown on the geometry validation Tables will also be included. Each fit is shown from different orientation to approximate a three-dimensional view.



6.5 Other polymers [\(i\)](#)

There are no such residues in this entry.