



## Full wwPDB EM Validation Report ⓘ

Nov 5, 2024 – 10:43 AM JST

PDB ID : 8WHV  
EMDB ID : EMD-37549  
Title : Spike Trimer of BA.2.86 with three RBDs down  
Authors : Yue, C.; Liu, P.  
Deposited on : 2023-09-23  
Resolution : 3.32 Å (reported)

This is a Full wwPDB EM Validation Report for a publicly released PDB entry.

We welcome your comments at [validation@mail.wwpdb.org](mailto:validation@mail.wwpdb.org)

A user guide is available at

<https://www.wwpdb.org/validation/2017/EMValidationReportHelp>

with specific help available everywhere you see the ⓘ symbol.

The types of validation reports are described at

<http://www.wwpdb.org/validation/2017/FAQs#types>.

---

The following versions of software and data (see [references ⓘ](#)) were used in the production of this report:

EMDB validation analysis : **FAILED**  
Mogul : 1.8.5 (274361), CSD as541be (2020)  
MolProbity : 4.02b-467  
Percentile statistics : 20231227.v01 (using entries in the PDB archive December 27th 2023)  
MapQ : **FAILED**  
Ideal geometry (proteins) : Engh & Huber (2001)  
Ideal geometry (DNA, RNA) : Parkinson et al. (1996)  
Validation Pipeline (wwPDB-VP) : 2.39

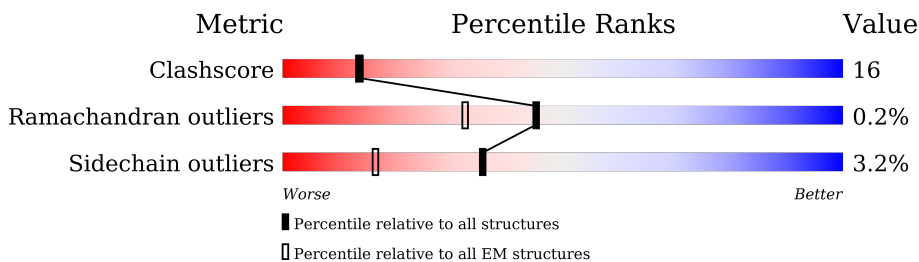
# 1 Overall quality at a glance

The following experimental techniques were used to determine the structure:

*ELECTRON MICROSCOPY*

The reported resolution of this entry is 3.32 Å.

Percentile scores (ranging between 0-100) for global validation metrics of the entry are shown in the following graphic. The table shows the number of entries on which the scores are based.



Metric	Whole archive (#Entries)	EM structures (#Entries)
Clashscore	210492	15764
Ramachandran outliers	207382	16835
Sidechain outliers	206894	16415

The table below summarises the geometric issues observed across the polymeric chains and their fit to the map. The red, orange, yellow and green segments of the bar indicate the fraction of residues that contain outliers for  $\geq 3$ , 2, 1 and 0 types of geometric quality criteria respectively. A grey segment represents the fraction of residues that are not modelled. The numeric value for each fraction is indicated below the corresponding segment, with a dot representing fractions  $\leq 5\%$ .

Mol	Chain	Length	Quality of chain
1	A	1206	
1	B	1206	
1	C	1206	
2	D	2	
2	E	2	
2	F	2	
2	G	2	
2	H	2	
2	I	2	

*Continued on next page...*

*Continued from previous page...*

Mol	Chain	Length	Quality of chain
2	J	2	 100%
2	K	2	 100%
2	L	2	 100%
2	M	2	 100%
2	N	2	 100%
2	O	2	 100%
2	P	2	 100%
2	Q	2	 100%
2	R	2	 100%
2	S	2	 100%
2	T	2	 100%
2	U	2	 100%

## 2 Entry composition i

There are 3 unique types of molecules in this entry. The entry contains 25818 atoms, of which 0 are hydrogens and 0 are deuteriums.

In the tables below, the AltConf column contains the number of residues with at least one atom in alternate conformation and the Trace column contains the number of residues modelled with at most 2 atoms.

- Molecule 1 is a protein called Spike glycoprotein.

Mol	Chain	Residues	Atoms					AltConf	Trace
			Total	C	N	O	S		
1	A	1063	8316	5322	1383	1573	38	0	0
1	B	1063	8316	5322	1383	1573	38	0	0
1	C	1063	8316	5322	1383	1573	38	0	0

There are 273 discrepancies between the modelled and reference sequences:

Chain	Residue	Modelled	Actual	Comment	Reference
A	-2	ALA	-	expression tag	UNP P0DTC2
A	-1	THR	-	expression tag	UNP P0DTC2
A	0	MET	-	expression tag	UNP P0DTC2
A	1	PHE	-	expression tag	UNP P0DTC2
A	2	VAL	-	expression tag	UNP P0DTC2
A	3	PHE	-	expression tag	UNP P0DTC2
A	4	LEU	-	expression tag	UNP P0DTC2
A	5	VAL	-	expression tag	UNP P0DTC2
A	6	LEU	-	expression tag	UNP P0DTC2
A	7	LEU	-	expression tag	UNP P0DTC2
A	8	PRO	-	expression tag	UNP P0DTC2
A	9	LEU	-	expression tag	UNP P0DTC2
A	10	VAL	-	expression tag	UNP P0DTC2
A	11	SER	-	expression tag	UNP P0DTC2
A	12	SER	-	expression tag	UNP P0DTC2
A	13	GLN	-	expression tag	UNP P0DTC2
A	14	CYS	-	expression tag	UNP P0DTC2
A	15	VAL	-	expression tag	UNP P0DTC2
A	16	MET	-	expression tag	UNP P0DTC2
A	17	PRO	-	expression tag	UNP P0DTC2
A	18	LEU	-	expression tag	UNP P0DTC2
A	19	PHE	-	expression tag	UNP P0DTC2
A	20	ASN	-	expression tag	UNP P0DTC2
A	21	LEU	-	expression tag	UNP P0DTC2

*Continued on next page...*

*Continued from previous page...*

Chain	Residue	Modelled	Actual	Comment	Reference
A	22	ILE	-	expression tag	UNP P0DTC2
A	23	THR	-	expression tag	UNP P0DTC2
A	24	THR	-	expression tag	UNP P0DTC2
A	25	THR	-	expression tag	UNP P0DTC2
A	26	GLN	-	expression tag	UNP P0DTC2
A	27	SER	-	expression tag	UNP P0DTC2
A	50	LEU	SER	conflict	UNP P0DTC2
A	?	-	HIS	deletion	UNP P0DTC2
A	?	-	VAL	deletion	UNP P0DTC2
A	127	PHE	VAL	conflict	UNP P0DTC2
A	143	ASP	GLY	variant	UNP P0DTC2
A	?	-	TYR	deletion	UNP P0DTC2
A	157	SER	PHE	conflict	UNP P0DTC2
A	158	GLY	ARG	conflict	UNP P0DTC2
A	?	-	ASN	deletion	UNP P0DTC2
A	212	ILE	LEU	variant	UNP P0DTC2
A	213	GLY	VAL	variant	UNP P0DTC2
A	216	PHE	LEU	conflict	UNP P0DTC2
A	245	ASN	HIS	conflict	UNP P0DTC2
A	264	ASP	ALA	conflict	UNP P0DTC2
A	332	VAL	ILE	conflict	UNP P0DTC2
A	339	HIS	GLY	variant	UNP P0DTC2
A	356	THR	LYS	conflict	UNP P0DTC2
A	371	PHE	SER	variant	UNP P0DTC2
A	373	PRO	SER	variant	UNP P0DTC2
A	375	PHE	SER	variant	UNP P0DTC2
A	376	ALA	THR	variant	UNP P0DTC2
A	403	LYS	ARG	conflict	UNP P0DTC2
A	405	ASN	ASP	variant	UNP P0DTC2
A	408	SER	ARG	variant	UNP P0DTC2
A	417	ASN	LYS	variant	UNP P0DTC2
A	440	LYS	ASN	conflict	UNP P0DTC2
A	445	HIS	VAL	variant	UNP P0DTC2
A	446	SER	GLY	conflict	UNP P0DTC2
A	450	ASP	ASN	conflict	UNP P0DTC2
A	452	TRP	LEU	conflict	UNP P0DTC2
A	460	LYS	ASN	variant	UNP P0DTC2
A	477	ASN	SER	variant	UNP P0DTC2
A	478	LYS	THR	variant	UNP P0DTC2
A	481	LYS	ASN	conflict	UNP P0DTC2
A	?	-	VAL	deletion	UNP P0DTC2
A	484	LYS	GLU	variant	UNP P0DTC2

*Continued on next page...*

*Continued from previous page...*

Chain	Residue	Modelled	Actual	Comment	Reference
A	486	PRO	PHE	variant	UNP P0DTC2
A	498	ARG	GLN	variant	UNP P0DTC2
A	501	TYR	ASN	variant	UNP P0DTC2
A	505	HIS	TYR	variant	UNP P0DTC2
A	554	LYS	GLU	conflict	UNP P0DTC2
A	570	VAL	ALA	conflict	UNP P0DTC2
A	614	GLY	ASP	variant	UNP P0DTC2
A	621	SER	PRO	conflict	UNP P0DTC2
A	655	TYR	HIS	variant	UNP P0DTC2
A	679	LYS	ASN	variant	UNP P0DTC2
A	681	ARG	PRO	variant	UNP P0DTC2
A	683	ALA	ARG	conflict	UNP P0DTC2
A	685	ALA	ARG	conflict	UNP P0DTC2
A	764	LYS	ASN	variant	UNP P0DTC2
A	796	TYR	ASP	variant	UNP P0DTC2
A	817	PRO	PHE	conflict	UNP P0DTC2
A	892	PRO	ALA	conflict	UNP P0DTC2
A	899	PRO	ALA	conflict	UNP P0DTC2
A	939	PHE	SER	conflict	UNP P0DTC2
A	942	PRO	ALA	conflict	UNP P0DTC2
A	954	HIS	GLN	variant	UNP P0DTC2
A	969	LYS	ASN	variant	UNP P0DTC2
A	986	PRO	LYS	variant	UNP P0DTC2
A	987	PRO	VAL	variant	UNP P0DTC2
A	1143	LEU	PRO	conflict	UNP P0DTC2
B	-2	ALA	-	expression tag	UNP P0DTC2
B	-1	THR	-	expression tag	UNP P0DTC2
B	0	MET	-	expression tag	UNP P0DTC2
B	1	PHE	-	expression tag	UNP P0DTC2
B	2	VAL	-	expression tag	UNP P0DTC2
B	3	PHE	-	expression tag	UNP P0DTC2
B	4	LEU	-	expression tag	UNP P0DTC2
B	5	VAL	-	expression tag	UNP P0DTC2
B	6	LEU	-	expression tag	UNP P0DTC2
B	7	LEU	-	expression tag	UNP P0DTC2
B	8	PRO	-	expression tag	UNP P0DTC2
B	9	LEU	-	expression tag	UNP P0DTC2
B	10	VAL	-	expression tag	UNP P0DTC2
B	11	SER	-	expression tag	UNP P0DTC2
B	12	SER	-	expression tag	UNP P0DTC2
B	13	GLN	-	expression tag	UNP P0DTC2
B	14	CYS	-	expression tag	UNP P0DTC2

*Continued on next page...*

*Continued from previous page...*

Chain	Residue	Modelled	Actual	Comment	Reference
B	15	VAL	-	expression tag	UNP P0DTC2
B	16	MET	-	expression tag	UNP P0DTC2
B	17	PRO	-	expression tag	UNP P0DTC2
B	18	LEU	-	expression tag	UNP P0DTC2
B	19	PHE	-	expression tag	UNP P0DTC2
B	20	ASN	-	expression tag	UNP P0DTC2
B	21	LEU	-	expression tag	UNP P0DTC2
B	22	ILE	-	expression tag	UNP P0DTC2
B	23	THR	-	expression tag	UNP P0DTC2
B	24	THR	-	expression tag	UNP P0DTC2
B	25	THR	-	expression tag	UNP P0DTC2
B	26	GLN	-	expression tag	UNP P0DTC2
B	27	SER	-	expression tag	UNP P0DTC2
B	50	LEU	SER	conflict	UNP P0DTC2
B	?	-	HIS	deletion	UNP P0DTC2
B	?	-	VAL	deletion	UNP P0DTC2
B	127	PHE	VAL	conflict	UNP P0DTC2
B	143	ASP	GLY	variant	UNP P0DTC2
B	?	-	TYR	deletion	UNP P0DTC2
B	157	SER	PHE	conflict	UNP P0DTC2
B	158	GLY	ARG	conflict	UNP P0DTC2
B	?	-	ASN	deletion	UNP P0DTC2
B	212	ILE	LEU	variant	UNP P0DTC2
B	213	GLY	VAL	variant	UNP P0DTC2
B	216	PHE	LEU	conflict	UNP P0DTC2
B	245	ASN	HIS	conflict	UNP P0DTC2
B	264	ASP	ALA	conflict	UNP P0DTC2
B	332	VAL	ILE	conflict	UNP P0DTC2
B	339	HIS	GLY	variant	UNP P0DTC2
B	356	THR	LYS	conflict	UNP P0DTC2
B	371	PHE	SER	variant	UNP P0DTC2
B	373	PRO	SER	variant	UNP P0DTC2
B	375	PHE	SER	variant	UNP P0DTC2
B	376	ALA	THR	variant	UNP P0DTC2
B	403	LYS	ARG	conflict	UNP P0DTC2
B	405	ASN	ASP	variant	UNP P0DTC2
B	408	SER	ARG	variant	UNP P0DTC2
B	417	ASN	LYS	variant	UNP P0DTC2
B	440	LYS	ASN	conflict	UNP P0DTC2
B	445	HIS	VAL	variant	UNP P0DTC2
B	446	SER	GLY	conflict	UNP P0DTC2
B	450	ASP	ASN	conflict	UNP P0DTC2

*Continued on next page...*

*Continued from previous page...*

Chain	Residue	Modelled	Actual	Comment	Reference
B	452	TRP	LEU	conflict	UNP P0DTC2
B	460	LYS	ASN	variant	UNP P0DTC2
B	477	ASN	SER	variant	UNP P0DTC2
B	478	LYS	THR	variant	UNP P0DTC2
B	481	LYS	ASN	conflict	UNP P0DTC2
B	?	-	VAL	deletion	UNP P0DTC2
B	484	LYS	GLU	variant	UNP P0DTC2
B	486	PRO	PHE	variant	UNP P0DTC2
B	498	ARG	GLN	variant	UNP P0DTC2
B	501	TYR	ASN	variant	UNP P0DTC2
B	505	HIS	TYR	variant	UNP P0DTC2
B	554	LYS	GLU	conflict	UNP P0DTC2
B	570	VAL	ALA	conflict	UNP P0DTC2
B	614	GLY	ASP	variant	UNP P0DTC2
B	621	SER	PRO	conflict	UNP P0DTC2
B	655	TYR	HIS	variant	UNP P0DTC2
B	679	LYS	ASN	variant	UNP P0DTC2
B	681	ARG	PRO	variant	UNP P0DTC2
B	683	ALA	ARG	conflict	UNP P0DTC2
B	685	ALA	ARG	conflict	UNP P0DTC2
B	764	LYS	ASN	variant	UNP P0DTC2
B	796	TYR	ASP	variant	UNP P0DTC2
B	817	PRO	PHE	conflict	UNP P0DTC2
B	892	PRO	ALA	conflict	UNP P0DTC2
B	899	PRO	ALA	conflict	UNP P0DTC2
B	939	PHE	SER	conflict	UNP P0DTC2
B	942	PRO	ALA	conflict	UNP P0DTC2
B	954	HIS	GLN	variant	UNP P0DTC2
B	969	LYS	ASN	variant	UNP P0DTC2
B	986	PRO	LYS	variant	UNP P0DTC2
B	987	PRO	VAL	variant	UNP P0DTC2
B	1143	LEU	PRO	conflict	UNP P0DTC2
C	-2	ALA	-	expression tag	UNP P0DTC2
C	-1	THR	-	expression tag	UNP P0DTC2
C	0	MET	-	expression tag	UNP P0DTC2
C	1	PHE	-	expression tag	UNP P0DTC2
C	2	VAL	-	expression tag	UNP P0DTC2
C	3	PHE	-	expression tag	UNP P0DTC2
C	4	LEU	-	expression tag	UNP P0DTC2
C	5	VAL	-	expression tag	UNP P0DTC2
C	6	LEU	-	expression tag	UNP P0DTC2
C	7	LEU	-	expression tag	UNP P0DTC2

*Continued on next page...*



*Continued from previous page...*

Chain	Residue	Modelled	Actual	Comment	Reference
C	8	PRO	-	expression tag	UNP P0DTC2
C	9	LEU	-	expression tag	UNP P0DTC2
C	10	VAL	-	expression tag	UNP P0DTC2
C	11	SER	-	expression tag	UNP P0DTC2
C	12	SER	-	expression tag	UNP P0DTC2
C	13	GLN	-	expression tag	UNP P0DTC2
C	14	CYS	-	expression tag	UNP P0DTC2
C	15	VAL	-	expression tag	UNP P0DTC2
C	16	MET	-	expression tag	UNP P0DTC2
C	17	PRO	-	expression tag	UNP P0DTC2
C	18	LEU	-	expression tag	UNP P0DTC2
C	19	PHE	-	expression tag	UNP P0DTC2
C	20	ASN	-	expression tag	UNP P0DTC2
C	21	LEU	-	expression tag	UNP P0DTC2
C	22	ILE	-	expression tag	UNP P0DTC2
C	23	THR	-	expression tag	UNP P0DTC2
C	24	THR	-	expression tag	UNP P0DTC2
C	25	THR	-	expression tag	UNP P0DTC2
C	26	GLN	-	expression tag	UNP P0DTC2
C	27	SER	-	expression tag	UNP P0DTC2
C	50	LEU	SER	conflict	UNP P0DTC2
C	?	-	HIS	deletion	UNP P0DTC2
C	?	-	VAL	deletion	UNP P0DTC2
C	127	PHE	VAL	conflict	UNP P0DTC2
C	143	ASP	GLY	variant	UNP P0DTC2
C	?	-	TYR	deletion	UNP P0DTC2
C	157	SER	PHE	conflict	UNP P0DTC2
C	158	GLY	ARG	conflict	UNP P0DTC2
C	?	-	ASN	deletion	UNP P0DTC2
C	212	ILE	LEU	variant	UNP P0DTC2
C	213	GLY	VAL	variant	UNP P0DTC2
C	216	PHE	LEU	conflict	UNP P0DTC2
C	245	ASN	HIS	conflict	UNP P0DTC2
C	264	ASP	ALA	conflict	UNP P0DTC2
C	332	VAL	ILE	conflict	UNP P0DTC2
C	339	HIS	GLY	variant	UNP P0DTC2
C	356	THR	LYS	conflict	UNP P0DTC2
C	371	PHE	SER	variant	UNP P0DTC2
C	373	PRO	SER	variant	UNP P0DTC2
C	375	PHE	SER	variant	UNP P0DTC2
C	376	ALA	THR	variant	UNP P0DTC2
C	403	LYS	ARG	conflict	UNP P0DTC2

*Continued on next page...*

*Continued from previous page...*

Chain	Residue	Modelled	Actual	Comment	Reference
C	405	ASN	ASP	variant	UNP P0DTC2
C	408	SER	ARG	variant	UNP P0DTC2
C	417	ASN	LYS	variant	UNP P0DTC2
C	440	LYS	ASN	conflict	UNP P0DTC2
C	445	HIS	VAL	variant	UNP P0DTC2
C	446	SER	GLY	conflict	UNP P0DTC2
C	450	ASP	ASN	conflict	UNP P0DTC2
C	452	TRP	LEU	conflict	UNP P0DTC2
C	460	LYS	ASN	variant	UNP P0DTC2
C	477	ASN	SER	variant	UNP P0DTC2
C	478	LYS	THR	variant	UNP P0DTC2
C	481	LYS	ASN	conflict	UNP P0DTC2
C	?	-	VAL	deletion	UNP P0DTC2
C	484	LYS	GLU	variant	UNP P0DTC2
C	486	PRO	PHE	variant	UNP P0DTC2
C	498	ARG	GLN	variant	UNP P0DTC2
C	501	TYR	ASN	variant	UNP P0DTC2
C	505	HIS	TYR	variant	UNP P0DTC2
C	554	LYS	GLU	conflict	UNP P0DTC2
C	570	VAL	ALA	conflict	UNP P0DTC2
C	614	GLY	ASP	variant	UNP P0DTC2
C	621	SER	PRO	conflict	UNP P0DTC2
C	655	TYR	HIS	variant	UNP P0DTC2
C	679	LYS	ASN	variant	UNP P0DTC2
C	681	ARG	PRO	variant	UNP P0DTC2
C	683	ALA	ARG	conflict	UNP P0DTC2
C	685	ALA	ARG	conflict	UNP P0DTC2
C	764	LYS	ASN	variant	UNP P0DTC2
C	796	TYR	ASP	variant	UNP P0DTC2
C	817	PRO	PHE	conflict	UNP P0DTC2
C	892	PRO	ALA	conflict	UNP P0DTC2
C	899	PRO	ALA	conflict	UNP P0DTC2
C	939	PHE	SER	conflict	UNP P0DTC2
C	942	PRO	ALA	conflict	UNP P0DTC2
C	954	HIS	GLN	variant	UNP P0DTC2
C	969	LYS	ASN	variant	UNP P0DTC2
C	986	PRO	LYS	variant	UNP P0DTC2
C	987	PRO	VAL	variant	UNP P0DTC2
C	1143	LEU	PRO	conflict	UNP P0DTC2

- Molecule 2 is an oligosaccharide called beta-D-mannopyranose-(1-4)-2-acetamido-2-deoxy-beta-D-glucopyranose.



Mol	Chain	Residues	Atoms				AltConf	Trace
			Total	C	N	O		
2	D	2	25	14	1	10	0	0
2	E	2	25	14	1	10	0	0
2	F	2	25	14	1	10	0	0
2	G	2	25	14	1	10	0	0
2	H	2	25	14	1	10	0	0
2	I	2	25	14	1	10	0	0
2	J	2	25	14	1	10	0	0
2	K	2	25	14	1	10	0	0
2	L	2	25	14	1	10	0	0
2	M	2	25	14	1	10	0	0
2	N	2	25	14	1	10	0	0
2	O	2	25	14	1	10	0	0
2	P	2	25	14	1	10	0	0
2	Q	2	25	14	1	10	0	0
2	R	2	25	14	1	10	0	0
2	S	2	25	14	1	10	0	0
2	T	2	25	14	1	10	0	0
2	U	2	25	14	1	10	0	0

- Molecule 3 is 2-acetamido-2-deoxy-beta-D-glucopyranose (three-letter code: NAG) (formula: C<sub>8</sub>H<sub>15</sub>NO<sub>6</sub>).



Mol	Chain	Residues	Atoms				AltConf
			Total	C	N	O	
3	A	1	14	8	1	5	0
3	A	1	14	8	1	5	0
3	A	1	14	8	1	5	0
3	A	1	14	8	1	5	0
3	A	1	14	8	1	5	0
3	A	1	14	8	1	5	0
3	A	1	14	8	1	5	0
3	A	1	14	8	1	5	0
3	A	1	14	8	1	5	0
3	A	1	14	8	1	5	0
3	A	1	14	8	1	5	0
3	B	1	14	8	1	5	0
3	B	1	14	8	1	5	0
3	B	1	14	8	1	5	0
3	B	1	14	8	1	5	0

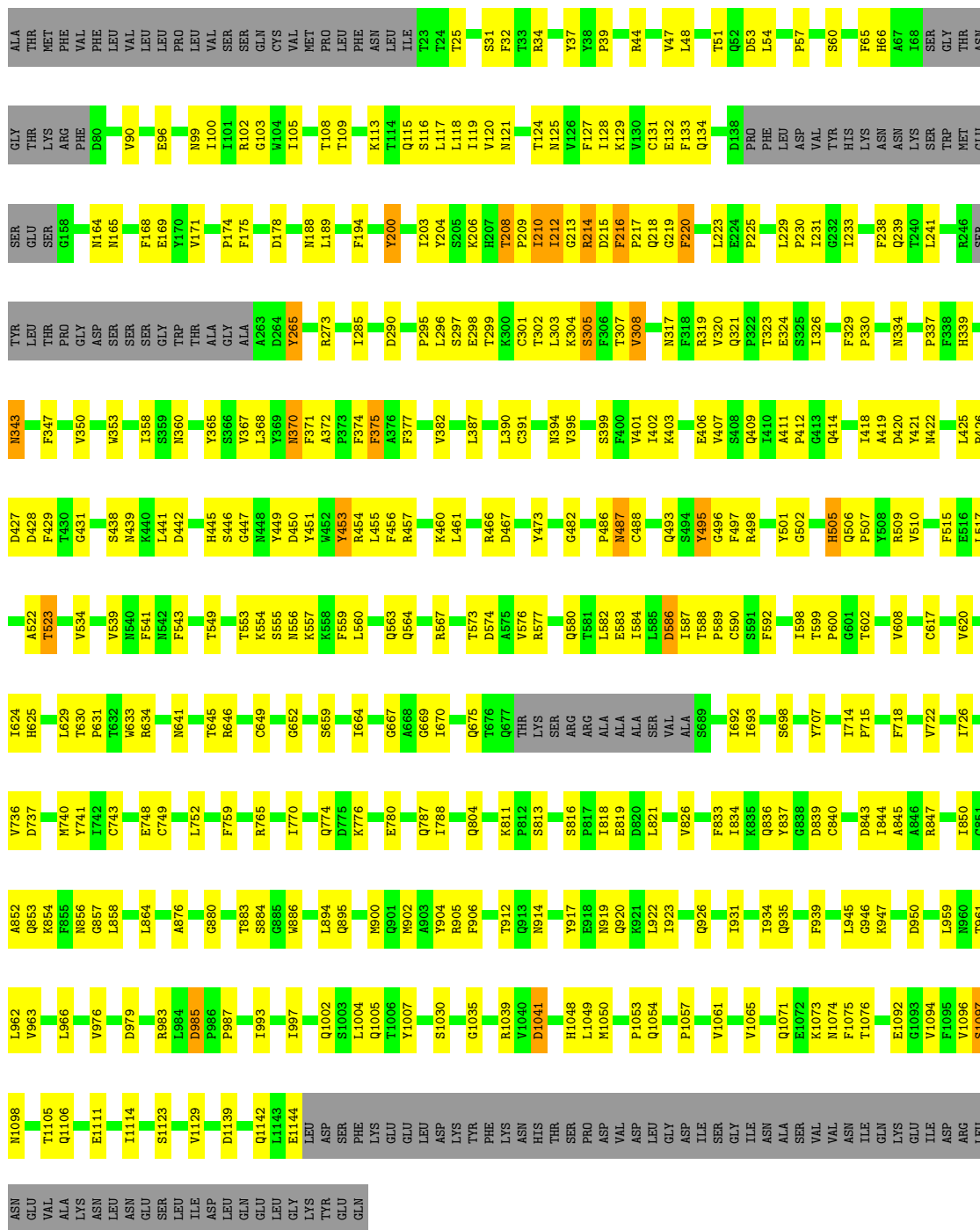
*Continued on next page...*

*Continued from previous page...*

Mol	Chain	Residues	Atoms				AltConf
			Total	C	N	O	
3	B	1	Total 14	8	1	5	0
3	B	1	Total 14	8	1	5	0
3	B	1	Total 14	8	1	5	0
3	B	1	Total 14	8	1	5	0
3	B	1	Total 14	8	1	5	0
3	B	1	Total 14	8	1	5	0
3	C	1	Total 14	8	1	5	0
3	C	1	Total 14	8	1	5	0
3	C	1	Total 14	8	1	5	0
3	C	1	Total 14	8	1	5	0
3	C	1	Total 14	8	1	5	0
3	C	1	Total 14	8	1	5	0
3	C	1	Total 14	8	1	5	0
3	C	1	Total 14	8	1	5	0
3	C	1	Total 14	8	1	5	0
3	C	1	Total 14	8	1	5	0







- Molecule 2: beta-D-mannopyranose-(1-4)-2-acetamido-2-deoxy-beta-D-glucopyranose

Chain D: 100%



- Molecule 2: beta-D-mannopyranose-(1-4)-2-acetamido-2-deoxy-beta-D-glucopyranose

Chain E: 100%



MAG1  
BMA2

- Molecule 2: beta-D-mannopyranose-(1-4)-2-acetamido-2-deoxy-beta-D-glucopyranose

Chain F:  100%MAG1  
BMA2

- Molecule 2: beta-D-mannopyranose-(1-4)-2-acetamido-2-deoxy-beta-D-glucopyranose

Chain G:  100%MAG1  
BMA2

- Molecule 2: beta-D-mannopyranose-(1-4)-2-acetamido-2-deoxy-beta-D-glucopyranose

Chain H:  100%MAG1  
BMA2

- Molecule 2: beta-D-mannopyranose-(1-4)-2-acetamido-2-deoxy-beta-D-glucopyranose

Chain I:  100%MAG1  
BMA2

- Molecule 2: beta-D-mannopyranose-(1-4)-2-acetamido-2-deoxy-beta-D-glucopyranose

Chain J:  100%MAG1  
BMA2

- Molecule 2: beta-D-mannopyranose-(1-4)-2-acetamido-2-deoxy-beta-D-glucopyranose

Chain K:  100%MAG1  
BMA2

- Molecule 2: beta-D-mannopyranose-(1-4)-2-acetamido-2-deoxy-beta-D-glucopyranose

Chain L:  100%MAG1  
BMA2

- Molecule 2: beta-D-mannopyranose-(1-4)-2-acetamido-2-deoxy-beta-D-glucopyranose

Chain M:  100%

MA01  
BM02

- Molecule 2: beta-D-mannopyranose-(1-4)-2-acetamido-2-deoxy-beta-D-glucopyranose

Chain N:  100%

MA01  
BM02

- Molecule 2: beta-D-mannopyranose-(1-4)-2-acetamido-2-deoxy-beta-D-glucopyranose

Chain O:  100%

MA01  
BM02

- Molecule 2: beta-D-mannopyranose-(1-4)-2-acetamido-2-deoxy-beta-D-glucopyranose

Chain P:  100%

MA01  
BM02

- Molecule 2: beta-D-mannopyranose-(1-4)-2-acetamido-2-deoxy-beta-D-glucopyranose

Chain Q:  100%


MA01  
BM02

- Molecule 2: beta-D-mannopyranose-(1-4)-2-acetamido-2-deoxy-beta-D-glucopyranose

Chain R:  100%

MA01  
BM02

- Molecule 2: beta-D-mannopyranose-(1-4)-2-acetamido-2-deoxy-beta-D-glucopyranose

Chain S:  100%

MA01  
BM02

- Molecule 2: beta-D-mannopyranose-(1-4)-2-acetamido-2-deoxy-beta-D-glucopyranose

Chain T:  100%

MAG1  
BMA2

- Molecule 2: beta-D-mannopyranose-(1-4)-2-acetamido-2-deoxy-beta-D-glucopyranose

Chain U:

100%

MAG1  
BMA2

## 4 Experimental information

Property	Value	Source
EM reconstruction method	SINGLE PARTICLE	Depositor
Imposed symmetry	POINT, Not provided	
Number of particles used	163487	Depositor
Resolution determination method	FSC 0.143 CUT-OFF	Depositor
CTF correction method	PHASE FLIPPING ONLY	Depositor
Microscope	FEI TALOS ARCTICA	Depositor
Voltage (kV)	200	Depositor
Electron dose ( $e^-/\text{\AA}^2$ )	60	Depositor
Minimum defocus (nm)	1500	Depositor
Maximum defocus (nm)	2500	Depositor
Magnification	Not provided	
Image detector	GATAN K2 SUMMIT (4k x 4k)	Depositor

## 5 Model quality [i](#)

### 5.1 Standard geometry [i](#)

Bond lengths and bond angles in the following residue types are not validated in this section: NAG, BMA

The Z score for a bond length (or angle) is the number of standard deviations the observed value is removed from the expected value. A bond length (or angle) with  $|Z| > 5$  is considered an outlier worth inspection. RMSZ is the root-mean-square of all Z scores of the bond lengths (or angles).

Mol	Chain	Bond lengths		Bond angles	
		RMSZ	# Z  >5	RMSZ	# Z  >5
1	A	0.30	0/8516	0.52	1/11591 (0.0%)
1	B	0.30	0/8516	0.53	0/11591
1	C	0.30	0/8516	0.53	0/11591
All	All	0.30	0/25548	0.53	1/34773 (0.0%)

Chiral center outliers are detected by calculating the chiral volume of a chiral center and verifying if the center is modelled as a planar moiety or with the opposite hand. A planarity outlier is detected by checking planarity of atoms in a peptide group, atoms in a mainchain group or atoms of a sidechain that are expected to be planar.

Mol	Chain	#Chirality outliers	#Planarity outliers
1	A	0	2
1	B	0	3
1	C	0	1
All	All	0	6

There are no bond length outliers.

All (1) bond angle outliers are listed below:

Mol	Chain	Res	Type	Atoms	Z	Observed(°)	Ideal(°)
1	A	509	ARG	CB-CG-CD	-5.35	97.69	111.60

There are no chirality outliers.

All (6) planarity outliers are listed below:

Mol	Chain	Res	Type	Group
1	A	214	ARG	Sidechain
1	A	34	ARG	Sidechain
1	B	210	ILE	Peptide

*Continued on next page...*

*Continued from previous page...*

Mol	Chain	Res	Type	Group
1	B	34	ARG	Sidechain
1	B	509	ARG	Sidechain
1	C	210	ILE	Peptide

## 5.2 Too-close contacts [i](#)

In the following table, the Non-H and H(model) columns list the number of non-hydrogen atoms and hydrogen atoms in the chain respectively. The H(added) column lists the number of hydrogen atoms added and optimized by MolProbity. The Clashes column lists the number of clashes within the asymmetric unit, whereas Symm-Clashes lists symmetry-related clashes.

Mol	Chain	Non-H	H(model)	H(added)	Clashes	Symm-Clashes
1	A	8316	0	8102	276	0
1	B	8316	0	8102	283	0
1	C	8316	0	8102	317	0
2	D	25	0	22	0	0
2	E	25	0	22	0	0
2	F	25	0	22	0	0
2	G	25	0	22	1	0
2	H	25	0	22	0	0
2	I	25	0	22	0	0
2	J	25	0	22	0	0
2	K	25	0	22	0	0
2	L	25	0	22	0	0
2	M	25	0	22	0	0
2	N	25	0	22	0	0
2	O	25	0	22	0	0
2	P	25	0	22	0	0
2	Q	25	0	22	0	0
2	R	25	0	22	0	0
2	S	25	0	22	1	0
2	T	25	0	22	0	0
2	U	25	0	22	0	0
3	A	140	0	130	1	0
3	B	140	0	130	2	0
3	C	140	0	130	0	0
All	All	25818	0	25092	800	0

The all-atom clashscore is defined as the number of clashes found per 1000 atoms (including hydrogen atoms). The all-atom clashscore for this structure is 16.

All (800) close contacts within the same asymmetric unit are listed below, sorted by their clash magnitude.

Atom-1	Atom-2	Interatomic distance (Å)	Clash overlap (Å)
1:B:210:ILE:CD1	1:B:213:GLY:HA2	1.31	1.56
1:B:210:ILE:HD12	1:B:213:GLY:CA	1.47	1.44
1:B:210:ILE:CD1	1:B:213:GLY:CA	1.98	1.41
1:B:210:ILE:HD12	1:B:213:GLY:N	1.33	1.36
1:C:210:ILE:HG13	1:C:213:GLY:N	1.52	1.24
1:C:210:ILE:HD12	1:C:212:ILE:O	1.41	1.20
1:C:210:ILE:CD1	1:C:213:GLY:HA2	1.75	1.17
1:B:210:ILE:HD11	1:B:213:GLY:HA2	1.22	1.14
1:B:210:ILE:HD12	1:B:212:ILE:C	1.68	1.13
1:C:210:ILE:HD11	1:C:213:GLY:HA2	1.31	1.10
1:B:210:ILE:CD1	1:B:212:ILE:O	2.10	1.00
1:B:210:ILE:HD13	1:B:212:ILE:O	1.62	0.99
1:C:210:ILE:HG13	1:C:213:GLY:CA	1.91	0.99
1:B:210:ILE:HD13	1:B:213:GLY:HA2	1.49	0.95
1:B:210:ILE:CD1	1:B:212:ILE:C	2.36	0.94
1:C:210:ILE:CD1	1:C:212:ILE:O	2.20	0.88
1:C:210:ILE:HB	1:C:212:ILE:HB	1.56	0.86
1:A:347:PHE:CE1	1:A:509:ARG:HD3	2.11	0.85
1:A:188:ASN:HA	1:A:209:PRO:HA	1.56	0.85
1:C:210:ILE:HG13	1:C:212:ILE:C	1.96	0.85
1:C:210:ILE:CG1	1:C:212:ILE:C	2.46	0.84
1:C:208:THR:O	1:C:210:ILE:HG23	1.76	0.84
1:C:858:LEU:HD12	1:C:963:VAL:HG12	1.61	0.83
1:C:210:ILE:CG1	1:C:213:GLY:N	2.40	0.83
1:B:347:PHE:CE1	1:B:509:ARG:HD3	2.14	0.83
1:C:210:ILE:CG1	1:C:213:GLY:CA	2.59	0.80
1:B:44:ARG:HB3	1:B:47:VAL:HG11	1.64	0.80
1:C:44:ARG:HB3	1:C:47:VAL:HG11	1.63	0.79
1:C:210:ILE:CD1	1:C:213:GLY:CA	2.60	0.79
1:C:210:ILE:HD13	1:C:217:PRO:HG2	1.62	0.79
1:C:212:ILE:HG23	1:C:214:ARG:CZ	2.12	0.78
1:B:307:THR:HA	1:B:602:THR:HG21	1.66	0.77
1:A:588:THR:HG23	1:C:840:CYS:HB2	1.66	0.77
1:C:853:GLN:HG2	1:C:963:VAL:HG11	1.67	0.77
1:C:347:PHE:CE1	1:C:509:ARG:HD3	2.20	0.75
1:A:646:ARG:HG2	1:C:833:PHE:HB2	1.68	0.75
1:A:840:CYS:HB2	1:B:588:THR:HG23	1.67	0.75
1:C:804:GLN:NE2	1:C:935:GLN:OE1	2.19	0.75
1:A:804:GLN:NE2	1:A:935:GLN:OE1	2.20	0.74
1:A:321:GLN:HE21	1:A:630:THR:HG1	1.35	0.74
1:A:131:CYS:SG	1:A:132:GLU:N	2.61	0.74
1:A:44:ARG:HB3	1:A:47:VAL:HG11	1.69	0.73

*Continued on next page...*

*Continued from previous page...*

Atom-1	Atom-2	Interatomic distance (Å)	Clash overlap (Å)
1:C:321:GLN:NE2	1:C:630:THR:OG1	2.21	0.73
1:A:295:PRO:HG3	1:A:633:TRP:HD1	1.53	0.73
1:B:296:LEU:HD11	1:B:308:VAL:HG21	1.69	0.73
1:C:624:ILE:HG23	1:C:634:ARG:HD2	1.71	0.73
1:A:556:ASN:H	1:C:844:ILE:HG23	1.53	0.73
1:C:215:ASP:O	1:C:216:PHE:C	2.26	0.73
1:C:295:PRO:HG3	1:C:633:TRP:HD1	1.53	0.73
1:A:629:LEU:HG	1:A:631:PRO:HD2	1.69	0.73
1:C:210:ILE:HD12	1:C:217:PRO:CG	2.19	0.73
1:C:577:ARG:HD3	1:C:582:LEU:HD13	1.71	0.72
1:C:210:ILE:CG1	1:C:213:GLY:HA2	2.19	0.72
1:A:983:ARG:HD2	1:B:517:LEU:HD13	1.70	0.72
1:B:131:CYS:SG	1:B:132:GLU:N	2.62	0.72
1:B:441:LEU:HD22	1:B:509:ARG:HH12	1.55	0.72
1:C:976:VAL:HB	1:C:979:ASP:HB2	1.72	0.71
1:C:210:ILE:CD1	1:C:217:PRO:HG2	2.20	0.71
1:B:303:LEU:HD12	1:B:308:VAL:HG12	1.72	0.71
1:C:449:TYR:HA	1:C:496:GLY:HA2	1.72	0.71
1:B:210:ILE:HD11	1:B:213:GLY:CA	1.94	0.71
1:C:296:LEU:HD11	1:C:308:VAL:HG21	1.73	0.70
1:C:210:ILE:HB	1:C:212:ILE:CB	2.21	0.70
1:A:737:ASP:OD1	1:B:317:ASN:ND2	2.24	0.70
1:C:303:LEU:HD22	1:C:308:VAL:HG12	1.74	0.70
1:B:96:GLU:OE2	1:B:100:ILE:N	2.24	0.69
1:C:131:CYS:SG	1:C:132:GLU:N	2.65	0.69
1:A:406:GLU:HG2	1:A:418:ILE:HG13	1.73	0.69
1:C:210:ILE:CD1	1:C:217:PRO:CG	2.70	0.69
1:A:116:SER:N	1:A:131:CYS:O	2.23	0.69
1:B:1092:GLU:OE1	1:B:1107:ARG:NH2	2.26	0.68
1:B:321:GLN:NE2	1:B:630:THR:OG1	2.27	0.68
1:B:629:LEU:HG	1:B:631:PRO:HD2	1.74	0.68
1:B:858:LEU:HD12	1:B:963:VAL:HG22	1.75	0.68
1:B:422:ASN:ND2	1:B:454:ARG:O	2.19	0.68
1:C:214:ARG:HH11	1:C:215:ASP:HB2	1.58	0.68
1:B:427:ASP:OD1	1:B:428:ASP:N	2.27	0.68
1:A:976:VAL:HB	1:A:979:ASP:HB2	1.74	0.67
1:A:853:GLN:HG2	1:A:963:VAL:HG21	1.75	0.67
1:A:454:ARG:NH1	1:A:467:ASP:O	2.28	0.67
1:B:1106:GLN:NE2	1:B:1111:GLU:OE1	2.27	0.67
1:A:486:PRO:O	1:A:487:ASN:ND2	2.27	0.67
1:A:577:ARG:HD3	1:A:582:LEU:HD13	1.75	0.67

*Continued on next page...*



*Continued from previous page...*

Atom-1	Atom-2	Interatomic distance (Å)	Clash overlap (Å)
1:B:441:LEU:HB2	1:B:509:ARG:HH22	1.58	0.67
1:C:486:PRO:O	1:C:487:ASN:ND2	2.27	0.67
1:B:976:VAL:HB	1:B:979:ASP:HB2	1.75	0.67
1:B:449:TYR:HA	1:B:496:GLY:HA2	1.77	0.67
1:C:31:SER:HA	1:C:216:PHE:CE2	2.30	0.67
1:A:844:ILE:HG23	1:B:556:ASN:H	1.60	0.66
1:B:844:ILE:HG23	1:C:556:ASN:H	1.61	0.66
1:C:1106:GLN:NE2	1:C:1111:GLU:OE1	2.29	0.66
1:A:422:ASN:ND2	1:A:454:ARG:O	2.22	0.65
1:A:1106:GLN:NE2	1:A:1111:GLU:OE1	2.29	0.65
1:A:308:VAL:H	1:A:602:THR:HG23	1.61	0.65
1:C:406:GLU:HG2	1:C:418:ILE:HG13	1.78	0.65
1:B:117:LEU:HD21	1:B:231:ILE:HG21	1.77	0.65
1:B:837:TYR:OH	1:C:590:CYS:O	2.09	0.65
1:C:117:LEU:HD21	1:C:231:ILE:HG21	1.78	0.65
1:A:826:VAL:HB	1:A:1057:PRO:HG2	1.78	0.65
1:A:847:ARG:N	1:B:574:ASP:OD2	2.24	0.65
1:B:752:LEU:HD11	1:B:990:GLU:HG2	1.79	0.65
1:B:329:PHE:O	1:B:580:GLN:NE2	2.29	0.65
1:B:303:LEU:O	1:B:304:LYS:C	2.36	0.65
1:B:214:ARG:HG2	1:B:215:ASP:N	2.11	0.64
1:C:454:ARG:NH1	1:C:467:ASP:O	2.30	0.64
1:C:53:ASP:OD2	1:C:54:LEU:N	2.28	0.64
1:A:449:TYR:HA	1:A:496:GLY:HA2	1.80	0.64
1:B:454:ARG:NH1	1:B:467:ASP:O	2.30	0.64
1:B:486:PRO:O	1:B:487:ASN:ND2	2.31	0.64
1:C:307:THR:HA	1:C:602:THR:HG21	1.79	0.64
1:A:53:ASP:OD2	1:A:54:LEU:N	2.28	0.64
1:B:121:ASN:HD21	1:B:175:PHE:HB2	1.61	0.64
1:B:853:GLN:HG2	1:B:963:VAL:HG21	1.79	0.64
1:C:210:ILE:CB	1:C:212:ILE:C	2.66	0.64
1:C:726:ILE:HG12	1:C:1061:VAL:HG22	1.79	0.64
1:C:96:GLU:OE1	1:C:100:ILE:N	2.31	0.63
1:C:367:VAL:O	1:C:370:ASN:ND2	2.30	0.63
1:A:441:LEU:HB2	1:A:509:ARG:HH22	1.63	0.63
1:B:39:PRO:HG2	1:B:51:THR:HG21	1.81	0.63
1:B:726:ILE:HG12	1:B:1061:VAL:HG22	1.80	0.63
1:A:350:VAL:HG22	1:A:422:ASN:HB3	1.80	0.63
1:C:119:ILE:HG23	1:C:128:ILE:HG12	1.81	0.63
1:C:912:THR:OG1	1:C:914:ASN:OD1	2.15	0.63
1:C:34:ARG:HG2	1:C:216:PHE:CE1	2.33	0.63

*Continued on next page...*

*Continued from previous page...*

Atom-1	Atom-2	Interatomic distance (Å)	Clash overlap (Å)
1:A:726:ILE:HG12	1:A:1061:VAL:HG22	1.79	0.62
1:C:90:VAL:HG11	1:C:238:PHE:HE2	1.64	0.62
1:C:329:PHE:O	1:C:580:GLN:NE2	2.30	0.62
1:B:577:ARG:HD3	1:B:582:LEU:HD13	1.79	0.62
1:C:39:PRO:HG2	1:C:51:THR:HG21	1.81	0.62
1:A:498:ARG:H	1:A:501:TYR:HE2	1.47	0.62
1:C:599:THR:HB	1:C:608:VAL:HG12	1.81	0.62
1:A:117:LEU:HD12	1:A:130:VAL:HG22	1.81	0.62
1:C:210:ILE:HB	1:C:212:ILE:C	2.20	0.62
1:C:31:SER:HA	1:C:216:PHE:HE2	1.64	0.62
1:B:984:LEU:HD23	1:B:988:GLU:HG3	1.80	0.62
1:A:912:THR:OG1	1:A:914:ASN:OD1	2.17	0.62
1:B:350:VAL:HG22	1:B:422:ASN:HB3	1.80	0.62
1:B:912:THR:OG1	1:B:914:ASN:OD1	2.17	0.62
1:C:852:ALA:O	1:C:856:ASN:ND2	2.33	0.62
1:B:210:ILE:HB	1:B:212:ILE:O	2.00	0.61
1:A:329:PHE:O	1:A:580:GLN:NE2	2.30	0.61
1:A:559:PHE:HB2	1:A:584:ILE:HD11	1.81	0.61
1:B:1076:THR:HB	1:B:1097:SER:HB3	1.81	0.61
1:C:65:PHE:HB2	1:C:265:TYR:HB3	1.82	0.61
1:C:659:SER:HB3	1:C:698:SER:HB2	1.83	0.61
1:C:629:LEU:HG	1:C:631:PRO:HD2	1.83	0.61
1:A:624:ILE:HG23	1:A:634:ARG:HD2	1.82	0.61
1:C:826:VAL:HB	1:C:1057:PRO:HG2	1.83	0.61
1:B:115:GLN:HE21	1:B:233:ILE:HB	1.65	0.61
1:B:214:ARG:HH11	1:B:215:ASP:H	1.48	0.61
1:B:599:THR:HB	1:B:608:VAL:HG12	1.83	0.61
1:C:115:GLN:HE21	1:C:233:ILE:HB	1.66	0.60
1:B:99:ASN:OD1	1:B:102:ARG:NH1	2.34	0.60
1:B:337:PRO:HD2	1:B:358:ILE:HG23	1.82	0.60
1:B:833:PHE:HB2	1:C:646:ARG:HG2	1.84	0.60
1:B:365:TYR:HD2	1:B:368:LEU:HD13	1.65	0.60
1:B:1053:PRO:O	1:B:1054:GLN:NE2	2.28	0.60
1:B:501:TYR:HD2	1:B:505:HIS:O	1.85	0.60
1:A:1005:GLN:OE1	1:B:1002:GLN:NE2	2.35	0.60
1:A:641:ASN:HB2	1:A:652:GLY:H	1.67	0.60
1:B:189:LEU:HB2	1:B:210:ILE:HD11	1.83	0.60
1:B:559:PHE:HB2	1:B:584:ILE:HD11	1.84	0.60
1:C:935:GLN:HE21	1:C:939:PHE:HE2	1.50	0.60
1:B:395:VAL:HG22	1:B:515:PHE:HD1	1.66	0.59
1:C:422:ASN:ND2	1:C:454:ARG:O	2.25	0.59

*Continued on next page...*

*Continued from previous page...*

Atom-1	Atom-2	Interatomic distance (Å)	Clash overlap (Å)
1:A:858:LEU:HD12	1:A:963:VAL:HG22	1.83	0.59
1:A:1053:PRO:O	1:A:1054:GLN:NE2	2.31	0.59
1:A:301:CYS:SG	1:A:301:CYS:O	2.60	0.59
1:B:119:ILE:HG23	1:B:128:ILE:HG12	1.85	0.59
1:C:212:ILE:HG23	1:C:214:ARG:NH2	2.18	0.59
1:C:498:ARG:HB2	1:C:501:TYR:CE2	2.37	0.59
1:A:65:PHE:HB2	1:A:265:TYR:HB3	1.84	0.59
1:A:894:LEU:HD13	1:B:715:PRO:HD3	1.84	0.59
1:B:109:THR:H	1:B:237:ARG:HD3	1.68	0.59
1:C:880:GLY:O	1:C:884:SER:OG	2.18	0.59
1:C:441:LEU:HB2	1:C:509:ARG:HH22	1.67	0.59
1:A:1002:GLN:NE2	1:C:1005:GLN:OE1	2.36	0.58
1:B:826:VAL:HB	1:B:1057:PRO:HG2	1.84	0.58
1:A:109:THR:H	1:A:237:ARG:HD3	1.68	0.58
1:A:880:GLY:O	1:A:884:SER:OG	2.20	0.58
1:A:740:MET:SD	1:B:319:ARG:NH1	2.76	0.58
1:A:914:ASN:ND2	1:B:1123:SER:OG	2.36	0.58
1:B:210:ILE:HB	1:B:212:ILE:HB	1.85	0.58
1:B:406:GLU:HG2	1:B:418:ILE:HG13	1.85	0.58
1:C:210:ILE:CG1	1:C:212:ILE:O	2.52	0.58
1:A:427:ASP:OD1	1:A:428:ASP:N	2.37	0.58
1:A:457:ARG:NH1	1:A:467:ASP:OD2	2.36	0.58
1:B:295:PRO:HB2	1:B:608:VAL:HG21	1.85	0.58
1:B:737:ASP:OD2	1:C:317:ASN:ND2	2.37	0.58
1:B:904:TYR:OH	1:C:1094:VAL:HG12	2.03	0.58
1:B:844:ILE:O	1:C:557:LYS:HG3	2.03	0.57
1:A:321:GLN:NE2	1:A:630:THR:OG1	2.23	0.57
1:B:53:ASP:OD2	1:B:54:LEU:N	2.31	0.57
1:A:805:ILE:HD12	1:A:878:LEU:HD11	1.85	0.57
1:A:317:ASN:ND2	1:C:737:ASP:OD2	2.38	0.57
1:A:319:ARG:NH1	1:C:740:MET:SD	2.78	0.57
1:A:715:PRO:HD3	1:C:894:LEU:HD13	1.87	0.57
1:B:914:ASN:ND2	1:C:1123:SER:OG	2.36	0.57
1:A:900:MET:SD	1:B:1077:THR:OG1	2.57	0.57
1:C:441:LEU:HD22	1:C:509:ARG:HH12	1.69	0.57
1:C:1053:PRO:O	1:C:1054:GLN:NE2	2.33	0.57
1:A:110:LEU:HD23	1:A:237:ARG:HE	1.70	0.57
1:C:714:ILE:HD11	1:C:1094:VAL:HG21	1.85	0.57
1:A:659:SER:HB3	1:A:698:SER:HB2	1.86	0.57
1:A:1123:SER:OG	1:C:914:ASN:ND2	2.37	0.57
1:B:894:LEU:HD13	1:C:715:PRO:HD3	1.86	0.57

*Continued on next page...*

*Continued from previous page...*

Atom-1	Atom-2	Interatomic distance (Å)	Clash overlap (Å)
1:C:99:ASN:OD1	1:C:102:ARG:NH1	2.37	0.57
1:B:624:ILE:HG23	1:B:634:ARG:HD2	1.87	0.57
1:C:839:ASP:O	1:C:843:ASP:N	2.37	0.57
1:A:1076:THR:HB	1:A:1097:SER:HB3	1.86	0.56
1:B:214:ARG:NH1	1:B:215:ASP:H	2.02	0.56
1:C:427:ASP:OD1	1:C:428:ASP:N	2.38	0.56
1:A:456:PHE:HD2	1:A:473:TYR:HD2	1.51	0.56
1:C:395:VAL:HG22	1:C:515:PHE:HD1	1.70	0.56
1:C:543:PHE:HB3	1:C:576:VAL:HG11	1.87	0.56
1:B:1005:GLN:OE1	1:C:1002:GLN:NE2	2.39	0.56
1:A:298:GLU:O	1:A:302:THR:HG23	2.04	0.56
1:A:337:PRO:HD2	1:A:358:ILE:HG23	1.87	0.56
1:B:209:PRO:O	1:B:210:ILE:C	2.42	0.56
1:B:841:LEU:N	1:C:588:THR:OG1	2.39	0.56
1:B:131:CYS:HB3	1:B:133:PHE:CZ	2.41	0.56
1:C:37:TYR:HB3	1:C:223:LEU:HB2	1.88	0.56
1:A:127:PHE:CE1	1:A:129:LYS:HE3	2.41	0.56
1:C:131:CYS:HB3	1:C:133:PHE:CZ	2.41	0.56
1:C:121:ASN:HD21	1:C:175:PHE:HB2	1.69	0.56
1:A:32:PHE:HD1	1:A:218:GLN:HB3	1.72	0.55
1:C:598:ILE:HG23	1:C:664:ILE:HG21	1.88	0.55
1:C:34:ARG:HG2	1:C:216:PHE:CZ	2.40	0.55
1:A:37:TYR:HB3	1:A:223:LEU:HB2	1.87	0.55
1:C:337:PRO:HD2	1:C:358:ILE:HG23	1.89	0.55
1:C:401:VAL:HG12	1:C:509:ARG:HA	1.87	0.55
1:A:395:VAL:HG22	1:A:515:PHE:HD1	1.72	0.55
1:A:904:TYR:OH	1:B:1094:VAL:HG23	2.05	0.55
1:C:206:LYS:HB3	1:C:223:LEU:HD23	1.88	0.55
1:A:318:PHE:HD1	1:A:629:LEU:HD11	1.72	0.55
1:A:403:LYS:HB3	1:A:406:GLU:OE2	2.07	0.55
1:B:740:MET:SD	1:C:319:ARG:NH1	2.80	0.55
1:B:37:TYR:HB3	1:B:223:LEU:HB2	1.89	0.55
1:A:598:ILE:HG23	1:A:664:ILE:HG21	1.89	0.54
1:B:736:VAL:HG21	1:B:1004:LEU:HD11	1.90	0.54
1:B:765:ARG:HH22	1:C:961:THR:HG21	1.72	0.54
1:C:454:ARG:HH12	1:C:467:ASP:HB3	1.71	0.54
1:C:748:GLU:O	1:C:752:LEU:HD12	2.07	0.54
1:A:93:ALA:HB3	1:A:266:TYR:HB2	1.89	0.54
1:A:321:GLN:NE2	1:A:630:THR:HG1	2.03	0.54
1:B:742:ILE:HG23	1:B:1000:ARG:HB2	1.90	0.54
1:C:34:ARG:NH2	1:C:217:PRO:HB2	2.23	0.54

*Continued on next page...*

*Continued from previous page...*

Atom-1	Atom-2	Interatomic distance (Å)	Clash overlap (Å)
1:C:350:VAL:HG22	1:C:422:ASN:HB3	1.88	0.54
1:B:839:ASP:O	1:B:843:ASP:N	2.40	0.54
1:C:403:LYS:HB3	1:C:406:GLU:OE1	2.07	0.54
1:A:788:ILE:HG23	1:A:876:ALA:HB2	1.89	0.54
1:C:210:ILE:CB	1:C:212:ILE:HB	2.34	0.54
1:C:212:ILE:O	1:C:212:ILE:HG22	2.07	0.54
1:C:339:HIS:CE1	1:C:367:VAL:HG21	2.43	0.54
1:B:598:ILE:HG23	1:B:664:ILE:HG21	1.89	0.54
1:A:121:ASN:HD21	1:A:175:PHE:HB2	1.73	0.54
1:C:295:PRO:HG3	1:C:633:TRP:CD1	2.38	0.54
1:C:501:TYR:HD1	1:C:505:HIS:O	1.89	0.54
1:B:178:ASP:OD1	1:B:178:ASP:N	2.41	0.54
1:B:454:ARG:HH12	1:B:467:ASP:HB3	1.72	0.54
1:B:401:VAL:HG12	1:B:509:ARG:HA	1.90	0.53
1:C:447:GLY:HA2	1:C:498:ARG:HG2	1.90	0.53
1:A:402:ILE:HD11	1:A:510:VAL:HG21	1.90	0.53
1:B:631:PRO:O	1:B:634:ARG:NH2	2.36	0.53
1:C:553:THR:OG1	1:C:554:LYS:N	2.42	0.53
1:A:347:PHE:CZ	1:A:509:ARG:HD3	2.43	0.53
1:B:110:LEU:HD23	1:B:237:ARG:HE	1.72	0.53
1:B:568:ASP:OD2	1:B:572:THR:OG1	2.18	0.53
1:C:90:VAL:HG11	1:C:238:PHE:CE2	2.44	0.53
1:C:641:ASN:HB3	1:C:652:GLY:H	1.73	0.53
1:A:295:PRO:HB2	1:A:608:VAL:HG21	1.90	0.53
1:C:372:ALA:HB3	1:C:374:PHE:HE2	1.72	0.53
1:B:118:LEU:HD21	1:B:120:VAL:HG12	1.89	0.53
1:B:543:PHE:HB3	1:B:576:VAL:HG11	1.90	0.53
1:A:839:ASP:O	1:A:843:ASP:N	2.42	0.53
1:C:1076:THR:HB	1:C:1097:SER:HB3	1.91	0.53
1:A:553:THR:OG1	1:A:554:LYS:N	2.42	0.53
1:A:707:TYR:HB2	1:C:883:THR:HB	1.91	0.53
1:A:844:ILE:O	1:B:557:LYS:HG3	2.09	0.53
1:A:701:ALA:HB3	1:C:787:GLN:HG2	1.90	0.52
1:C:57:PRO:HG3	1:C:273:ARG:HD2	1.91	0.52
1:C:210:ILE:HD12	1:C:217:PRO:HG3	1.90	0.52
1:A:131:CYS:HB3	1:A:133:PHE:CZ	2.43	0.52
1:B:103:GLY:HA3	1:B:120:VAL:HA	1.90	0.52
1:C:32:PHE:CD1	1:C:218:GLN:HG2	2.44	0.52
1:C:178:ASP:N	1:C:178:ASP:OD1	2.42	0.52
1:A:752:LEU:HD11	1:A:990:GLU:HG2	1.90	0.52
1:A:1006:THR:O	1:A:1010:GLN:HG2	2.09	0.52

*Continued on next page...*

*Continued from previous page...*

Atom-1	Atom-2	Interatomic distance (Å)	Clash overlap (Å)
1:B:402:ILE:HD11	1:B:510:VAL:HG21	1.92	0.52
1:B:880:GLY:O	1:B:884:SER:OG	2.21	0.52
1:C:722:VAL:HG22	1:C:1065:VAL:HG22	1.91	0.52
1:B:557:LYS:HD3	1:B:559:PHE:HE1	1.75	0.52
1:C:124:THR:O	1:C:174:PRO:HD3	2.10	0.52
1:A:206:LYS:HB3	1:A:223:LEU:HD23	1.92	0.52
1:A:703:ASN:ND2	1:C:787:GLN:OE1	2.43	0.52
1:A:1094:VAL:HG22	1:C:904:TYR:OH	2.10	0.52
1:B:360:ASN:O	1:B:360:ASN:ND2	2.42	0.52
1:A:105:ILE:HD11	1:A:241:LEU:HD21	1.92	0.52
1:A:557:LYS:HG3	1:C:844:ILE:O	2.10	0.52
1:B:206:LYS:HB3	1:B:223:LEU:HD23	1.91	0.52
1:A:1141:LEU:HD11	1:C:1144:GLU:HB3	1.91	0.52
1:A:454:ARG:HH12	1:A:467:ASP:HB3	1.75	0.52
1:A:549:THR:OG1	1:A:590:CYS:SG	2.64	0.52
1:B:102:ARG:HB3	1:B:120:VAL:HG23	1.92	0.52
1:B:295:PRO:HG3	1:B:633:TRP:HD1	1.75	0.52
1:A:403:LYS:N	1:A:495:TYR:HE2	2.07	0.52
1:A:1041:ASP:HB3	1:C:1030:SER:HB3	1.92	0.52
1:B:553:THR:OG1	1:B:554:LYS:N	2.43	0.52
1:A:308:VAL:H	1:A:602:THR:CG2	2.23	0.51
1:A:382:VAL:HG21	1:A:387:LEU:HD21	1.90	0.51
1:A:922:LEU:O	1:A:926:GLN:HG3	2.11	0.51
1:C:102:ARG:HB3	1:C:120:VAL:HG23	1.92	0.51
1:A:120:VAL:HG13	1:A:127:PHE:HB3	1.92	0.51
1:C:216:PHE:O	1:C:217:PRO:C	2.48	0.51
1:A:735:SER:HB3	1:A:861:LEU:HD11	1.93	0.51
1:A:959:LEU:O	1:A:963:VAL:HG23	2.10	0.51
1:B:641:ASN:HB3	1:B:652:GLY:H	1.75	0.51
1:B:741:TYR:CD1	1:B:858:LEU:HD21	2.45	0.51
1:B:922:LEU:O	1:B:926:GLN:HG3	2.11	0.51
1:B:959:LEU:O	1:B:963:VAL:HG23	2.10	0.51
1:C:295:PRO:HB2	1:C:608:VAL:HG21	1.92	0.51
1:C:108:THR:HG22	1:C:109:THR:HG23	1.93	0.51
1:A:318:PHE:HZ	1:A:615:VAL:HG21	1.75	0.51
1:B:57:PRO:HG3	1:B:273:ARG:HD2	1.93	0.51
1:B:372:ALA:HB3	1:B:374:PHE:HE1	1.76	0.51
1:C:298:GLU:O	1:C:302:THR:HG23	2.10	0.51
1:C:788:ILE:HG23	1:C:876:ALA:HB2	1.91	0.51
1:C:1075:PHE:O	1:C:1076:THR:OG1	2.27	0.51
1:A:44:ARG:HB3	1:A:47:VAL:CG1	2.39	0.51

*Continued on next page...*

*Continued from previous page...*

Atom-1	Atom-2	Interatomic distance (Å)	Clash overlap (Å)
1:A:303:LEU:O	1:A:304:LYS:C	2.49	0.51
1:C:118:LEU:HD21	1:C:120:VAL:HG12	1.92	0.51
1:C:210:ILE:HB	1:C:212:ILE:CA	2.40	0.51
1:A:34:ARG:NH2	1:A:219:GLY:O	2.44	0.51
1:A:57:PRO:HG3	1:A:273:ARG:HD2	1.93	0.51
1:B:301:CYS:O	1:B:301:CYS:SG	2.69	0.51
1:B:847:ARG:N	1:C:574:ASP:OD1	2.25	0.51
1:C:501:TYR:HB2	1:C:505:HIS:O	2.11	0.51
1:A:339:HIS:O	1:A:343:ASN:N	2.44	0.50
1:C:631:PRO:O	1:C:634:ARG:NH1	2.39	0.50
1:A:517:LEU:HD13	1:C:983:ARG:HD3	1.92	0.50
1:C:922:LEU:O	1:C:926:GLN:HG3	2.11	0.50
1:C:959:LEU:O	1:C:963:VAL:HG13	2.12	0.50
1:A:115:GLN:OE1	1:A:130:VAL:HG12	2.11	0.50
1:A:213:GLY:C	1:A:215:ASP:N	2.65	0.50
1:B:289:VAL:HG21	1:B:300:LYS:HE2	1.93	0.50
1:A:375:PHE:CE1	1:A:407:VAL:HG11	2.46	0.50
1:A:403:LYS:H	1:A:495:TYR:HE2	1.60	0.50
1:C:103:GLY:HA3	1:C:120:VAL:HA	1.92	0.50
1:A:401:VAL:HG12	1:A:509:ARG:HA	1.92	0.50
1:A:837:TYR:OH	1:B:590:CYS:O	2.12	0.50
1:B:788:ILE:HG23	1:B:876:ALA:HB2	1.94	0.50
1:C:843:ASP:O	1:C:845:ALA:N	2.43	0.50
1:B:403:LYS:HB3	1:B:406:GLU:OE2	2.12	0.50
1:C:438:SER:O	1:C:507:PRO:HG2	2.12	0.50
1:A:200:TYR:HA	1:A:230:PRO:HA	1.94	0.50
1:A:811:LYS:HG2	1:A:813:SER:H	1.77	0.50
1:A:864:LEU:O	1:B:669:GLY:N	2.35	0.50
1:B:231:ILE:HD12	1:B:233:ILE:HG12	1.94	0.50
1:B:447:GLY:HA2	1:B:498:ARG:HG2	1.94	0.50
1:C:365:TYR:HD2	1:C:368:LEU:HD13	1.77	0.50
1:A:590:CYS:O	1:C:837:TYR:OH	2.11	0.49
1:B:105:ILE:HD11	1:B:241:LEU:HD21	1.94	0.49
1:A:375:PHE:HE1	1:A:407:VAL:HG11	1.77	0.49
1:A:935:GLN:HE21	1:A:939:PHE:HE2	1.60	0.49
1:B:121:ASN:ND2	1:B:175:PHE:HB2	2.27	0.49
1:A:669:GLY:N	1:C:864:LEU:O	2.35	0.49
1:C:962:LEU:HD12	1:C:1007:TYR:CG	2.47	0.49
1:A:212:ILE:HG23	1:A:214:ARG:H	1.77	0.49
1:C:25:THR:HG23	1:C:66:HIS:HB2	1.94	0.49
1:A:25:THR:HG23	1:A:66:HIS:HB2	1.95	0.49

*Continued on next page...*

*Continued from previous page...*

Atom-1	Atom-2	Interatomic distance (Å)	Clash overlap (Å)
1:B:722:VAL:HG22	1:B:1065:VAL:HG22	1.93	0.49
1:C:445:HIS:O	1:C:446:SER:OG	2.28	0.49
1:C:905:ARG:HD2	1:C:1049:LEU:O	2.13	0.49
1:A:368:LEU:HD11	1:A:434:ILE:HD13	1.95	0.49
1:A:420:ASP:HB3	1:A:460:LYS:HD2	1.93	0.49
1:C:189:LEU:HB2	1:C:210:ILE:HD11	1.94	0.49
1:C:821:LEU:HD11	1:C:935:GLN:HG3	1.93	0.49
1:A:359:SER:OG	1:A:394:ASN:OD1	2.26	0.49
1:B:220:PHE:HE2	1:B:285:ILE:HG22	1.78	0.49
1:C:118:LEU:CD2	1:C:120:VAL:HG12	2.43	0.49
1:A:390:LEU:HD23	1:A:517:LEU:HD11	1.95	0.49
1:C:850:ILE:O	1:C:854:LYS:HG2	2.12	0.49
1:A:108:THR:HG22	1:A:109:THR:HG23	1.95	0.49
1:A:188:ASN:HB3	1:A:209:PRO:HB3	1.94	0.49
1:B:108:THR:HG22	1:B:109:THR:HG23	1.94	0.49
1:A:451:TYR:HD2	1:A:497:PHE:HD2	1.61	0.48
1:A:843:ASP:O	1:A:845:ALA:N	2.42	0.48
1:A:864:LEU:HA	1:B:667:GLY:HA2	1.95	0.48
1:B:358:ILE:HD12	1:B:395:VAL:HG12	1.95	0.48
1:B:1030:SER:HB3	1:C:1041:ASP:HB3	1.94	0.48
1:C:48:LEU:HD13	1:C:305:SER:HA	1.95	0.48
1:A:214:ARG:HD2	1:A:215:ASP:N	2.28	0.48
1:B:118:LEU:CD2	1:B:120:VAL:HG12	2.43	0.48
1:B:323:THR:OG1	1:B:324:GLU:N	2.46	0.48
1:B:498:ARG:HB2	1:B:501:TYR:CE1	2.48	0.48
1:C:208:THR:O	1:C:209:PRO:C	2.51	0.48
1:C:431:GLY:HA2	1:C:515:PHE:CD2	2.48	0.48
1:A:204:TYR:CE2	1:A:225:PRO:HG3	2.48	0.48
1:B:295:PRO:HG3	1:B:633:TRP:CD1	2.49	0.48
1:B:451:TYR:HD2	1:B:497:PHE:HD2	1.61	0.48
1:C:411:ALA:HB3	1:C:414:GLN:HG3	1.96	0.48
1:A:383:SER:OG	1:C:985:ASP:OD1	2.31	0.48
1:A:718:PHE:HE1	1:A:919:ASN:HD21	1.62	0.48
1:B:736:VAL:HG12	1:B:858:LEU:HB3	1.94	0.48
1:A:557:LYS:HD3	1:A:559:PHE:HE1	1.79	0.48
1:A:740:MET:HG2	1:A:857:GLY:HA3	1.94	0.48
1:A:743:CYS:HB3	1:A:749:CYS:HB3	1.77	0.48
1:A:1092:GLU:OE2	1:A:1092:GLU:HA	2.14	0.48
1:B:399:SER:HB3	1:B:511:VAL:HG22	1.96	0.48
1:B:406:GLU:OE2	1:B:406:GLU:N	2.44	0.48
1:A:178:ASP:N	1:A:178:ASP:OD1	2.45	0.48

*Continued on next page...*



*Continued from previous page...*

Atom-1	Atom-2	Interatomic distance (Å)	Clash overlap (Å)
1:B:931:ILE:O	1:B:934:ILE:HG22	2.14	0.48
1:C:966:LEU:HD23	1:C:966:LEU:HA	1.70	0.48
1:A:445:HIS:O	1:A:446:SER:OG	2.28	0.48
1:A:1118:ASP:OD2	1:A:1119:ASN:N	2.47	0.48
1:C:811:LYS:HG2	1:C:813:SER:H	1.78	0.48
1:A:917:TYR:HB3	1:B:1129:VAL:HG13	1.96	0.47
1:B:439:ASN:OD1	1:B:507:PRO:HD2	2.14	0.47
1:B:864:LEU:HA	1:C:667:GLY:HA2	1.96	0.47
1:A:1075:PHE:O	1:A:1076:THR:OG1	2.26	0.47
1:C:931:ILE:O	1:C:934:ILE:HG22	2.15	0.47
1:C:985:ASP:HB3	1:C:987:PRO:HD2	1.95	0.47
1:C:993:ILE:O	1:C:997:ILE:HG12	2.14	0.47
1:A:543:PHE:HB3	1:A:576:VAL:HG11	1.96	0.47
1:A:323:THR:OG1	1:A:324:GLU:N	2.47	0.47
1:A:856:ASN:HB3	1:A:966:LEU:HD13	1.95	0.47
1:C:128:ILE:HG21	1:C:229:LEU:HD11	1.96	0.47
1:C:718:PHE:HE1	1:C:923:ILE:HD12	1.79	0.47
1:A:436:TRP:CZ2	1:A:509:ARG:HD2	2.50	0.47
1:A:931:ILE:O	1:A:934:ILE:HG22	2.14	0.47
1:B:438:SER:O	1:B:507:PRO:HG2	2.13	0.47
1:A:210:ILE:O	1:A:212:ILE:HG22	2.15	0.47
1:A:215:ASP:O	1:A:216:PHE:C	2.52	0.47
1:A:557:LYS:HB2	1:A:584:ILE:HG21	1.97	0.47
1:B:445:HIS:O	1:B:446:SER:OG	2.28	0.47
1:A:300:LYS:HG3	1:A:308:VAL:HG23	1.96	0.47
1:A:947:LYS:HE2	1:A:947:LYS:HB2	1.77	0.47
1:B:44:ARG:HB3	1:B:47:VAL:CG1	2.39	0.47
1:B:645:THR:HG23	1:B:670:ILE:HG13	1.97	0.47
1:B:720:ILE:HG13	1:B:923:ILE:HG13	1.96	0.47
1:B:843:ASP:O	1:B:845:ALA:N	2.43	0.47
1:C:127:PHE:CE1	1:C:129:LYS:HE3	2.50	0.47
1:C:169:GLU:OE1	1:C:169:GLU:N	2.48	0.47
1:C:420:ASP:HB3	1:C:460:LYS:HD2	1.95	0.47
1:C:425:LEU:HD23	1:C:426:PRO:HD2	1.96	0.47
1:C:886:TRP:HB3	1:C:1035:GLY:HA2	1.96	0.47
1:B:804:GLN:O	1:B:818:ILE:HG13	2.15	0.47
1:C:770:ILE:O	1:C:774:GLN:HG2	2.15	0.47
1:B:906:PHE:HE1	1:B:1049:LEU:HD11	1.80	0.47
1:C:44:ARG:HB3	1:C:47:VAL:CG1	2.39	0.47
1:C:215:ASP:O	1:C:217:PRO:N	2.48	0.47
1:B:204:TYR:CE2	1:B:225:PRO:HG3	2.50	0.47

*Continued on next page...*

*Continued from previous page...*

Atom-1	Atom-2	Interatomic distance (Å)	Clash overlap (Å)
1:C:588:THR:HG22	1:C:589:PRO:O	2.15	0.47
1:B:493:GLN:CD	1:B:494:SER:H	2.19	0.46
1:B:841:LEU:HD13	1:C:553:THR:HG21	1.98	0.46
1:C:382:VAL:HG21	1:C:387:LEU:HD21	1.96	0.46
1:A:210:ILE:O	1:A:213:GLY:N	2.39	0.46
1:A:770:ILE:O	1:A:774:GLN:HG2	2.15	0.46
1:A:1073:LYS:HE2	1:A:1075:PHE:CE1	2.50	0.46
1:A:1075:PHE:HB3	1:A:1097:SER:O	2.14	0.46
1:B:936:ASP:HA	1:B:939:PHE:HB2	1.97	0.46
1:C:420:ASP:O	1:C:461:LEU:N	2.48	0.46
1:A:502:GLY:H	1:A:505:HIS:HD2	1.63	0.46
1:A:895:GLN:NE2	1:B:1074:ASN:OD1	2.47	0.46
1:C:34:ARG:HH22	1:C:217:PRO:HB2	1.80	0.46
1:A:103:GLY:HA3	1:A:120:VAL:HA	1.96	0.46
1:A:1129:VAL:HG13	1:C:917:TYR:HB3	1.96	0.46
1:B:442:ASP:O	1:B:497:PHE:HB3	2.16	0.46
1:C:105:ILE:HD11	1:C:241:LEU:HD21	1.97	0.46
1:A:295:PRO:HG3	1:A:633:TRP:CD1	2.41	0.46
1:A:411:ALA:HB3	1:A:414:GLN:HG3	1.97	0.46
1:B:318:PHE:HZ	1:B:615:VAL:HG21	1.79	0.46
1:A:456:PHE:HB2	1:A:491:PRO:HA	1.98	0.46
1:B:917:TYR:HB3	1:C:1129:VAL:HG13	1.97	0.46
1:C:121:ASN:ND2	1:C:175:PHE:HB2	2.31	0.46
1:C:402:ILE:HD11	1:C:510:VAL:HG21	1.96	0.46
1:A:833:PHE:HB2	1:B:646:ARG:HG2	1.97	0.46
1:A:847:ARG:NH1	1:B:574:ASP:HA	2.30	0.46
1:A:886:TRP:HB3	1:A:1035:GLY:HA2	1.97	0.46
1:C:323:THR:OG1	1:C:324:GLU:N	2.48	0.46
1:C:339:HIS:O	1:C:343:ASN:N	2.47	0.46
1:C:804:GLN:O	1:C:818:ILE:HG13	2.15	0.46
1:C:1073:LYS:HE2	1:C:1075:PHE:CE1	2.50	0.46
1:A:124:THR:O	1:A:174:PRO:HD3	2.16	0.46
1:A:850:ILE:O	1:A:854:LYS:HG2	2.15	0.46
1:B:850:ILE:O	1:B:854:LYS:HG2	2.16	0.46
1:C:1105:THR:OG1	1:C:1106:GLN:N	2.49	0.46
1:A:119:ILE:HG23	1:A:128:ILE:HG12	1.98	0.46
1:A:381:GLY:HA3	1:A:430:THR:HA	1.98	0.46
1:B:360:ASN:H	1:B:523:THR:HG22	1.81	0.46
1:B:374:PHE:CZ	1:B:434:ILE:HG12	2.51	0.46
1:B:398:ASP:HB2	1:B:512:VAL:HG22	1.98	0.46
1:C:1092:GLU:OE2	1:C:1092:GLU:HA	2.16	0.46

*Continued on next page...*

*Continued from previous page...*

Atom-1	Atom-2	Interatomic distance (Å)	Clash overlap (Å)
1:A:599:THR:HB	1:A:608:VAL:HG12	1.98	0.46
1:B:905:ARG:HD2	1:B:1049:LEU:O	2.15	0.46
1:A:549:THR:HG1	1:A:590:CYS:HG	1.60	0.45
1:B:375:PHE:CE1	1:B:407:VAL:HG11	2.51	0.45
1:C:403:LYS:CG	1:C:505:HIS:HA	2.46	0.45
1:A:290:ASP:O	1:A:297:SER:HB3	2.16	0.45
1:A:1077:THR:OG1	1:C:900:MET:SD	2.65	0.45
1:B:164:ASN:HB3	3:B:1304:NAG:O7	2.16	0.45
1:A:560:LEU:HD13	1:A:563:GLN:HE21	1.81	0.45
1:A:718:PHE:HE1	1:A:919:ASN:ND2	2.15	0.45
1:B:595:VAL:HG21	1:B:633:TRP:HZ2	1.81	0.45
1:C:740:MET:HG2	1:C:857:GLY:HA3	1.99	0.45
1:A:1030:SER:HB3	1:B:1041:ASP:HB3	1.98	0.45
1:B:200:TYR:HA	1:B:230:PRO:HA	1.97	0.45
1:B:457:ARG:NH1	1:B:467:ASP:OD2	2.47	0.45
1:B:557:LYS:HD3	1:B:559:PHE:CE1	2.51	0.45
1:B:770:ILE:O	1:B:774:GLN:HG2	2.15	0.45
1:B:1092:GLU:OE1	1:B:1092:GLU:HA	2.16	0.45
1:A:370:ASN:OD1	1:A:371:PHE:N	2.48	0.45
1:A:403:LYS:CG	1:A:505:HIS:HA	2.46	0.45
1:B:382:VAL:HG21	1:B:387:LEU:HD21	1.99	0.45
1:B:973:ILE:HD11	1:B:983:ARG:HH11	1.80	0.45
1:C:194:PHE:HD1	1:C:203:ILE:HG12	1.82	0.45
1:C:204:TYR:CE2	1:C:225:PRO:HG3	2.51	0.45
1:C:736:VAL:HG11	1:C:1004:LEU:HD11	1.99	0.45
1:A:48:LEU:HD13	1:A:305:SER:HA	1.99	0.45
1:C:816:SER:HB2	1:C:819:GLU:HB2	1.97	0.45
1:A:398:ASP:HB2	1:A:512:VAL:HG22	1.98	0.45
1:A:127:PHE:HE1	1:A:129:LYS:HE3	1.81	0.45
1:A:638:THR:N	1:A:641:ASN:OD1	2.40	0.45
1:A:667:GLY:HA2	1:C:864:LEU:HA	1.99	0.45
1:A:713:ALA:HB1	1:A:1072:GLU:HG3	1.98	0.45
1:B:32:PHE:CD1	1:B:218:GLN:HB3	2.52	0.45
1:B:48:LEU:HD13	1:B:305:SER:HA	1.98	0.45
1:B:740:MET:HG2	1:B:857:GLY:HA3	1.98	0.45
1:C:645:THR:HG23	1:C:670:ILE:HG13	1.98	0.45
1:A:43:PHE:CE1	1:A:283:GLY:HA3	2.52	0.45
1:B:847:ARG:NH2	1:C:573:THR:O	2.50	0.45
1:C:564:GLN:OE1	1:C:577:ARG:HD2	2.17	0.45
1:B:431:GLY:HA2	1:B:515:PHE:CD2	2.51	0.45
1:B:1075:PHE:O	1:B:1076:THR:OG1	2.26	0.45

*Continued on next page...*

*Continued from previous page...*

Atom-1	Atom-2	Interatomic distance (Å)	Clash overlap (Å)
1:A:84:LEU:HD12	1:A:84:LEU:H	1.82	0.44
1:A:645:THR:HG23	1:A:670:ILE:HG13	1.99	0.44
1:A:983:ARG:HH11	1:B:517:LEU:HD13	1.82	0.44
1:B:417:ASN:ND2	1:B:455:LEU:HD23	2.32	0.44
1:C:164:ASN:CG	1:C:165:ASN:H	2.19	0.44
1:C:301:CYS:SG	1:C:301:CYS:O	2.75	0.44
1:C:347:PHE:HD2	1:C:399:SER:HB2	1.82	0.44
1:C:439:ASN:OD1	1:C:507:PRO:HD2	2.16	0.44
1:A:164:ASN:HB3	3:A:1304:NAG:O7	2.17	0.44
1:A:456:PHE:CD2	1:A:473:TYR:HD2	2.34	0.44
1:A:631:PRO:HA	1:A:633:TRP:CZ3	2.52	0.44
1:A:858:LEU:HD11	1:A:962:LEU:HD23	1.99	0.44
1:A:1039:ARG:H	1:A:1039:ARG:HG2	1.56	0.44
1:B:210:ILE:HB	1:B:212:ILE:C	2.37	0.44
1:B:417:ASN:HD22	1:B:455:LEU:HD23	1.81	0.44
1:C:164:ASN:OD1	1:C:165:ASN:N	2.39	0.44
1:B:369:TYR:OH	1:C:421:TYR:OH	2.34	0.44
1:B:555:SER:HB2	1:B:586:ASP:OD2	2.16	0.44
1:B:600:PRO:HD3	1:B:692:ILE:HD11	1.99	0.44
1:B:786:LYS:HD3	1:B:786:LYS:HA	1.77	0.44
1:A:364:ASP:O	1:A:367:VAL:HG22	2.17	0.44
1:A:574:ASP:OD2	1:C:847:ARG:N	2.39	0.44
1:C:290:ASP:O	1:C:297:SER:HB3	2.16	0.44
1:B:1075:PHE:HB3	1:B:1097:SER:O	2.18	0.44
1:C:34:ARG:NH2	1:C:217:PRO:O	2.50	0.44
1:C:372:ALA:HB3	1:C:374:PHE:CE2	2.52	0.44
1:A:431:GLY:HA2	1:A:515:PHE:CD2	2.53	0.44
1:A:459:SER:OG	1:A:460:LYS:N	2.50	0.44
1:B:409:GLN:HE21	1:B:409:GLN:HB2	1.57	0.44
1:C:200:TYR:HA	1:C:230:PRO:HA	1.99	0.44
1:C:749:CYS:SG	1:C:997:ILE:HD11	2.57	0.44
1:A:188:ASN:OD1	1:A:188:ASN:N	2.51	0.44
1:A:498:ARG:N	1:A:501:TYR:HE2	2.14	0.44
1:B:501:TYR:HB2	1:B:505:HIS:O	2.18	0.44
1:B:557:LYS:HB2	1:B:584:ILE:HG21	1.99	0.44
1:C:210:ILE:HD12	1:C:213:GLY:HA2	1.87	0.44
1:C:451:TYR:HD2	1:C:497:PHE:HD2	1.65	0.44
1:C:631:PRO:HA	1:C:633:TRP:CZ3	2.53	0.44
1:A:318:PHE:CZ	1:A:615:VAL:HG21	2.53	0.44
1:A:482:GLY:O	1:A:488:CYS:HB3	2.18	0.44
1:A:722:VAL:HG22	1:A:1065:VAL:HG22	1.99	0.44

*Continued on next page...*

*Continued from previous page...*

Atom-1	Atom-2	Interatomic distance (Å)	Clash overlap (Å)
1:B:459:SER:OG	1:B:460:LYS:N	2.51	0.44
1:C:718:PHE:CE1	1:C:923:ILE:HD12	2.53	0.44
1:B:411:ALA:HB3	1:B:414:GLN:HG3	1.98	0.44
1:B:420:ASP:O	1:B:461:LEU:N	2.46	0.44
1:C:209:PRO:O	1:C:210:ILE:CG2	2.66	0.44
1:A:517:LEU:HD13	1:C:983:ARG:HH11	1.83	0.43
1:B:34:ARG:O	1:B:56:LEU:HD23	2.18	0.43
1:B:124:THR:O	1:B:174:PRO:HD3	2.18	0.43
1:B:805:ILE:HD12	1:B:878:LEU:HD11	1.99	0.43
1:C:1098:ASN:OD1	1:C:1098:ASN:N	2.51	0.43
1:A:883:THR:HB	1:B:707:TYR:HB2	1.99	0.43
1:A:1092:GLU:OE2	1:A:1107:ARG:NH2	2.51	0.43
1:B:364:ASP:O	1:B:367:VAL:HG22	2.18	0.43
1:B:391:CYS:HB3	1:B:522:ALA:HB1	2.00	0.43
1:B:847:ARG:NH1	1:C:574:ASP:HA	2.33	0.43
1:C:555:SER:HB2	1:C:586:ASP:OD1	2.18	0.43
1:C:557:LYS:HB2	1:C:584:ILE:HG21	2.00	0.43
1:B:84:LEU:H	1:B:84:LEU:HD12	1.83	0.43
1:C:188:ASN:N	1:C:188:ASN:OD1	2.51	0.43
1:C:920:GLN:HA	1:C:923:ILE:HG22	2.00	0.43
1:A:420:ASP:O	1:A:461:LEU:N	2.49	0.43
1:B:65:PHE:HE2	1:B:84:LEU:HD21	1.83	0.43
1:B:108:THR:O	1:B:109:THR:OG1	2.36	0.43
1:B:441:LEU:HD22	1:B:509:ARG:NH1	2.28	0.43
1:A:406:GLU:HA	1:A:409:GLN:HB2	1.99	0.43
1:B:816:SER:HB2	1:B:819:GLU:HB2	2.00	0.43
1:B:865:LEU:HD23	1:B:865:LEU:HA	1.89	0.43
1:C:390:LEU:HD23	1:C:517:LEU:HD11	2.00	0.43
1:A:450:ASP:OD1	1:A:450:ASP:N	2.51	0.43
1:A:1031:GLU:OE2	1:B:1039:ARG:NE	2.41	0.43
1:B:115:GLN:OE1	1:B:115:GLN:N	2.43	0.43
1:B:188:ASN:OD1	1:B:188:ASN:N	2.51	0.43
1:B:290:ASP:O	1:B:297:SER:HB3	2.18	0.43
1:B:631:PRO:HA	1:B:633:TRP:CZ3	2.53	0.43
1:B:966:LEU:O	1:B:966:LEU:HD23	2.18	0.43
1:C:450:ASP:N	1:C:450:ASP:OD1	2.52	0.43
1:C:947:LYS:HE3	1:C:947:LYS:HB2	1.77	0.43
2:S:1:NAG:H62	2:S:2:BMA:H2	2.00	0.43
1:A:296:LEU:HB2	1:A:608:VAL:HG11	2.01	0.43
1:A:834:ILE:HD12	1:A:836:GLN:HB2	2.01	0.43
1:A:848:ASP:OD1	1:A:848:ASP:N	2.51	0.43

*Continued on next page...*

*Continued from previous page...*

Atom-1	Atom-2	Interatomic distance (Å)	Clash overlap (Å)
1:B:329:PHE:CE2	1:B:528:LYS:HB3	2.54	0.43
1:C:557:LYS:HD3	1:C:559:PHE:HE1	1.83	0.43
1:C:560:LEU:HD13	1:C:563:GLN:HE21	1.83	0.43
1:B:425:LEU:CD2	1:B:426:PRO:HD2	2.49	0.43
1:B:450:ASP:OD1	1:B:450:ASP:N	2.52	0.43
1:B:735:SER:HB3	1:B:861:LEU:HD11	1.99	0.43
1:C:299:THR:C	1:C:301:CYS:H	2.22	0.43
2:G:1:NAG:H62	2:G:2:BMA:H2	2.00	0.43
1:A:213:GLY:C	1:A:215:ASP:H	2.22	0.43
1:A:712:ILE:HD13	1:A:1094:VAL:HG11	2.00	0.43
1:C:1071:GLN:H	1:C:1071:GLN:HG3	1.64	0.43
1:C:1094:VAL:HG23	1:C:1096:VAL:HG23	2.01	0.43
1:A:442:ASP:O	1:A:497:PHE:HB3	2.18	0.43
1:A:823:PHE:HD1	1:A:1057:PRO:HG3	1.84	0.43
1:A:906:PHE:HE1	1:A:1049:LEU:HD11	1.84	0.43
1:B:42:VAL:CG1	1:C:567:ARG:HB2	2.48	0.43
1:B:210:ILE:C	1:B:213:GLY:N	2.72	0.43
1:A:961:THR:HG21	1:C:765:ARG:HH22	1.84	0.42
1:B:461:LEU:HD23	1:B:461:LEU:HA	1.79	0.42
1:C:482:GLY:O	1:C:488:CYS:HB3	2.19	0.42
1:C:743:CYS:HB3	1:C:749:CYS:HB3	1.86	0.42
1:A:48:LEU:HD23	1:A:48:LEU:HA	1.76	0.42
1:A:347:PHE:HB2	1:A:401:VAL:HG13	2.01	0.42
1:A:393:THR:HG21	1:A:520:ALA:HB3	2.00	0.42
1:A:461:LEU:HD23	1:A:461:LEU:HA	1.81	0.42
1:A:559:PHE:HB3	1:A:577:ARG:NH2	2.33	0.42
1:A:776:LYS:O	1:A:780:GLU:HG3	2.19	0.42
1:A:981:LEU:HD23	1:A:981:LEU:HA	1.89	0.42
1:A:1074:ASN:OD1	1:C:895:GLN:NE2	2.52	0.42
1:B:566:GLY:N	1:B:575:ALA:O	2.52	0.42
1:C:108:THR:O	1:C:109:THR:OG1	2.36	0.42
1:C:453:TYR:OH	1:C:455:LEU:HD21	2.19	0.42
1:C:554:LYS:NZ	1:C:583:GLU:HB2	2.34	0.42
1:C:718:PHE:HE2	1:C:919:ASN:ND2	2.17	0.42
1:C:1114:ILE:HD13	1:C:1114:ILE:HA	1.94	0.42
1:A:804:GLN:O	1:A:818:ILE:HD12	2.20	0.42
1:A:858:LEU:HD23	1:A:858:LEU:HA	1.65	0.42
1:B:347:PHE:CD1	1:B:509:ARG:HD3	2.54	0.42
1:B:482:GLY:O	1:B:488:CYS:HB3	2.20	0.42
1:B:776:LYS:O	1:B:780:GLU:HG3	2.19	0.42
1:B:1029:MET:O	1:B:1033:VAL:HB	2.20	0.42

*Continued on next page...*

*Continued from previous page...*

Atom-1	Atom-2	Interatomic distance (Å)	Clash overlap (Å)
1:C:403:LYS:HB2	1:C:495:TYR:CE2	2.54	0.42
1:A:117:LEU:HG	1:A:118:LEU:H	1.84	0.42
1:A:417:ASN:ND2	1:A:455:LEU:HD23	2.34	0.42
1:B:93:ALA:HB3	1:B:266:TYR:HB2	2.01	0.42
1:B:425:LEU:HD23	1:B:426:PRO:HD2	2.01	0.42
1:C:48:LEU:HD23	1:C:48:LEU:HA	1.73	0.42
1:C:320:VAL:HG22	1:C:629:LEU:HD12	2.00	0.42
1:A:570:VAL:HG23	1:A:572:THR:HG23	2.02	0.42
1:A:905:ARG:HD2	1:A:1049:LEU:O	2.19	0.42
1:C:164:ASN:CG	1:C:165:ASN:N	2.72	0.42
1:C:210:ILE:C	1:C:213:GLY:N	2.73	0.42
1:C:220:PHE:HE2	1:C:285:ILE:HG22	1.85	0.42
1:C:353:TRP:CZ2	1:C:466:ARG:HG2	2.55	0.42
1:C:375:PHE:CE1	1:C:407:VAL:HG11	2.54	0.42
1:C:391:CYS:HB3	1:C:522:ALA:HB1	2.01	0.42
1:B:560:LEU:HB2	1:B:563:GLN:HG2	2.01	0.42
1:B:895:GLN:NE2	1:C:1074:ASN:OD1	2.53	0.42
1:C:113:LYS:HE2	1:C:113:LYS:HB3	1.75	0.42
1:A:57:PRO:HB2	1:A:60:SER:HB3	2.02	0.42
1:A:502:GLY:O	1:A:506:GLN:HG3	2.18	0.42
1:B:25:THR:HG23	1:B:66:HIS:HB2	2.01	0.42
1:B:65:PHE:HD2	1:B:265:TYR:CG	2.37	0.42
1:B:168:PHE:HD2	1:B:168:PHE:O	2.03	0.42
1:B:501:TYR:CD2	1:B:505:HIS:O	2.71	0.42
1:C:231:ILE:HD12	1:C:233:ILE:HG12	2.02	0.42
1:C:409:GLN:HE21	1:C:419:ALA:H	1.66	0.42
1:C:541:PHE:CZ	1:C:587:ILE:HD13	2.55	0.42
1:C:557:LYS:HD3	1:C:559:PHE:CE1	2.54	0.42
1:C:600:PRO:HD3	1:C:692:ILE:HD11	2.01	0.42
1:C:741:TYR:CD2	1:C:1004:LEU:HD22	2.55	0.42
1:C:834:ILE:HD12	1:C:836:GLN:HB2	2.01	0.42
1:C:906:PHE:HE1	1:C:1049:LEU:HD11	1.84	0.42
1:B:372:ALA:HB3	1:B:374:PHE:CE1	2.54	0.42
1:B:528:LYS:HE2	1:B:528:LYS:HB2	1.74	0.42
1:B:568:ASP:OD1	1:B:570:VAL:HG22	2.20	0.42
1:C:329:PHE:HB3	1:C:330:PRO:HD2	2.02	0.42
1:C:457:ARG:NH1	1:C:467:ASP:OD2	2.52	0.42
1:C:549:THR:HG1	1:C:590:CYS:HG	1.64	0.42
1:C:946:GLY:O	1:C:950:ASP:HB2	2.20	0.42
1:A:822:LEU:HD22	1:A:945:LEU:HD21	2.02	0.42
1:B:448:ASN:OD1	1:B:449:TYR:N	2.53	0.42

*Continued on next page...*

*Continued from previous page...*

Atom-1	Atom-2	Interatomic distance (Å)	Clash overlap (Å)
1:B:534:VAL:HG23	1:B:539:VAL:HG11	2.01	0.42
1:B:559:PHE:HB3	1:B:577:ARG:NH2	2.35	0.42
1:C:456:PHE:HD2	1:C:473:TYR:CD2	2.38	0.42
1:C:559:PHE:HB3	1:C:577:ARG:NH2	2.35	0.42
1:A:568:ASP:CG	1:A:569:ILE:N	2.73	0.42
1:A:816:SER:HB2	1:A:819:GLU:HB2	2.02	0.42
1:B:641:ASN:O	1:B:642:VAL:HG13	2.20	0.42
1:B:659:SER:HB3	1:B:698:SER:HB2	2.01	0.42
1:C:115:GLN:OE1	1:C:115:GLN:N	2.45	0.42
1:C:1039:ARG:H	1:C:1039:ARG:HG2	1.61	0.42
1:C:1139:ASP:OD1	1:C:1142:GLN:N	2.38	0.42
1:A:403:LYS:HB2	1:A:495:TYR:CE2	2.55	0.41
1:A:966:LEU:HD23	1:A:966:LEU:O	2.20	0.41
1:B:453:TYR:OH	1:B:455:LEU:HD21	2.20	0.41
1:B:454:ARG:HH22	1:B:467:ASP:HB3	1.85	0.41
1:C:210:ILE:CD1	1:C:212:ILE:C	2.80	0.41
1:C:501:TYR:CD1	1:C:505:HIS:O	2.72	0.41
1:A:1116:THR:OG1	1:A:1118:ASP:OD2	2.38	0.41
1:B:124:THR:OG1	3:B:1301:NAG:O7	2.25	0.41
1:B:456:PHE:HD2	1:B:473:TYR:CD1	2.38	0.41
1:B:560:LEU:H	1:B:563:GLN:HG3	1.86	0.41
1:C:406:GLU:HA	1:C:409:GLN:HB3	2.02	0.41
1:A:962:LEU:HD22	1:A:1007:TYR:CG	2.55	0.41
1:B:339:HIS:O	1:B:343:ASN:N	2.49	0.41
1:B:977:LEU:HD23	1:B:977:LEU:HA	1.81	0.41
1:C:296:LEU:CD1	1:C:308:VAL:HG21	2.47	0.41
1:C:776:LYS:O	1:C:780:GLU:HG3	2.21	0.41
1:A:365:TYR:O	1:A:368:LEU:HB3	2.19	0.41
1:B:353:TRP:CE2	1:B:466:ARG:HG2	2.55	0.41
1:C:34:ARG:NH2	1:C:219:GLY:O	2.54	0.41
1:C:752:LEU:HD13	1:C:993:ILE:HG21	2.02	0.41
1:B:443:SER:HB2	1:B:499:PRO:HG3	2.03	0.41
1:B:461:LEU:HD21	1:B:467:ASP:HB2	2.02	0.41
1:B:883:THR:HB	1:C:707:TYR:HB2	2.02	0.41
1:C:238:PHE:CD1	1:C:239:GLN:N	2.88	0.41
1:C:442:ASP:O	1:C:497:PHE:HB3	2.21	0.41
1:A:368:LEU:HD21	1:A:434:ILE:HD11	2.03	0.41
1:A:441:LEU:HB2	1:A:509:ARG:NH2	2.34	0.41
1:A:855:PHE:HA	1:B:589:PRO:HG3	2.03	0.41
1:B:743:CYS:HB3	1:B:749:CYS:HB3	1.84	0.41
1:B:864:LEU:O	1:C:669:GLY:N	2.38	0.41

*Continued on next page...*



*Continued from previous page...*

Atom-1	Atom-2	Interatomic distance (Å)	Clash overlap (Å)
1:A:412:PRO:HG3	1:A:429:PHE:HB3	2.01	0.41
1:A:568:ASP:OD2	1:A:569:ILE:N	2.53	0.41
1:B:393:THR:HG21	1:B:520:ALA:HB3	2.02	0.41
1:B:456:PHE:HB2	1:B:491:PRO:HA	2.01	0.41
1:C:534:VAL:HG23	1:C:539:VAL:HG11	2.02	0.41
1:C:945:LEU:HD12	1:C:945:LEU:H	1.85	0.41
1:A:213:GLY:O	1:A:215:ASP:N	2.54	0.41
1:A:372:ALA:HB1	1:A:374:PHE:CE1	2.56	0.41
1:A:541:PHE:CZ	1:A:587:ILE:HD13	2.56	0.41
1:B:886:TRP:HB3	1:B:1035:GLY:HA2	2.02	0.41
1:C:304:LYS:HB2	1:C:304:LYS:NZ	2.36	0.41
1:C:904:TYR:HD1	1:C:904:TYR:HA	1.65	0.41
1:A:23:THR:HG22	1:A:24:THR:H	1.85	0.41
1:A:439:ASN:OD1	1:A:507:PRO:HD2	2.21	0.41
1:A:502:GLY:H	1:A:505:HIS:CD2	2.38	0.41
1:A:710:ASN:O	1:A:1077:THR:N	2.52	0.41
1:B:65:PHE:CE2	1:B:84:LEU:HD21	2.55	0.41
1:B:403:LYS:HB2	1:B:495:TYR:CE2	2.56	0.41
1:B:406:GLU:HA	1:B:409:GLN:HB2	2.03	0.41
1:B:650:LEU:HD23	1:B:653:ALA:HB3	2.03	0.41
1:C:212:ILE:O	1:C:217:PRO:HG3	2.21	0.41
1:A:83:VAL:HG11	1:A:237:ARG:CZ	2.51	0.41
1:A:571:ASP:N	1:A:571:ASP:OD2	2.54	0.41
1:A:859:THR:HB	1:B:592:PHE:CZ	2.56	0.41
1:C:326:ILE:HG13	1:C:541:PHE:HA	2.03	0.41
1:A:115:GLN:HE22	1:A:131:CYS:HA	1.85	0.40
1:A:570:VAL:HG21	1:C:852:ALA:HB1	2.02	0.40
1:B:34:ARG:HG2	1:B:216:PHE:CZ	2.56	0.40
1:B:339:HIS:O	1:B:343:ASN:HB2	2.21	0.40
1:B:452:TRP:CE3	1:B:494:SER:HA	2.56	0.40
1:C:116:SER:N	1:C:131:CYS:O	2.46	0.40
1:C:347:PHE:HB2	1:C:401:VAL:HG13	2.03	0.40
1:C:412:PRO:HG3	1:C:429:PHE:HB3	2.03	0.40
1:C:453:TYR:HE1	1:C:493:GLN:OE1	2.04	0.40
1:C:1048:HIS:NE2	1:C:1050:MET:O	2.54	0.40
1:A:756:TYR:O	1:A:759:PHE:HD2	2.04	0.40
1:A:862:PRO:HG3	1:B:647:ALA:HA	2.03	0.40
1:B:116:SER:N	1:B:131:CYS:O	2.48	0.40
1:B:849:LEU:HD22	1:B:849:LEU:H	1.86	0.40
1:C:210:ILE:HB	1:C:212:ILE:O	2.19	0.40
1:A:299:THR:C	1:A:301:CYS:N	2.74	0.40

*Continued on next page...*

Continued from previous page...

Atom-1	Atom-2	Interatomic distance (Å)	Clash overlap (Å)
1:A:448:ASN:O	1:A:497:PHE:N	2.54	0.40
1:A:554:LYS:HD2	1:A:554:LYS:HA	1.92	0.40
1:A:983:ARG:O	1:B:382:VAL:HA	2.21	0.40
1:C:125:ASN:HD22	1:C:171:VAL:CG1	2.34	0.40
1:C:461:LEU:HD21	1:C:467:ASP:HB2	2.03	0.40
1:C:617:CYS:HA	1:C:620:VAL:HG12	2.03	0.40
1:A:336:CYS:HB2	1:A:338:PHE:CD2	2.56	0.40
1:A:478:LYS:HE3	1:A:478:LYS:HB2	1.88	0.40
1:C:57:PRO:HB2	1:C:60:SER:HB3	2.04	0.40
1:C:387:LEU:HD23	1:C:387:LEU:HA	1.96	0.40
1:C:409:GLN:NE2	1:C:418:ILE:H	2.19	0.40
1:C:559:PHE:HB2	1:C:584:ILE:HD11	2.03	0.40
1:A:936:ASP:HA	1:A:939:PHE:HB2	2.02	0.40
1:A:1098:ASN:N	1:A:1098:ASN:OD1	2.54	0.40
1:B:83:VAL:HG11	1:B:237:ARG:CZ	2.52	0.40
1:B:208:THR:C	1:B:210:ILE:H	2.25	0.40
1:B:1027:THR:O	1:B:1031:GLU:HG3	2.21	0.40
1:C:360:ASN:H	1:C:523:THR:HG22	1.85	0.40
1:C:502:GLY:O	1:C:506:GLN:HG3	2.21	0.40
1:C:675:GLN:HG3	1:C:693:ILE:HD11	2.04	0.40

There are no symmetry-related clashes.

## 5.3 Torsion angles [i](#)

### 5.3.1 Protein backbone [i](#)

In the following table, the Percentiles column shows the percent Ramachandran outliers of the chain as a percentile score with respect to all PDB entries followed by that with respect to all EM entries.

The Analysed column shows the number of residues for which the backbone conformation was analysed, and the total number of residues.

Mol	Chain	Analysed	Favoured	Allowed	Outliers	Percentiles
1	A	1053/1206 (87%)	969 (92%)	82 (8%)	2 (0%)	44 72
1	B	1053/1206 (87%)	966 (92%)	86 (8%)	1 (0%)	48 77
1	C	1053/1206 (87%)	962 (91%)	89 (8%)	2 (0%)	44 72
All	All	3159/3618 (87%)	2897 (92%)	257 (8%)	5 (0%)	45 72

All (5) Ramachandran outliers are listed below:

Mol	Chain	Res	Type
1	B	304	LYS
1	A	214	ARG
1	A	212	ILE
1	C	216	PHE
1	C	212	ILE

### 5.3.2 Protein sidechains [i](#)

In the following table, the Percentiles column shows the percent sidechain outliers of the chain as a percentile score with respect to all PDB entries followed by that with respect to all EM entries.

The Analysed column shows the number of residues for which the sidechain conformation was analysed, and the total number of residues.

Mol	Chain	Analysed	Rotameric	Outliers	Percentiles
1	A	925/1054 (88%)	900 (97%)	25 (3%)	40 66
1	B	925/1054 (88%)	891 (96%)	34 (4%)	29 56
1	C	925/1054 (88%)	895 (97%)	30 (3%)	34 61
All	All	2775/3162 (88%)	2686 (97%)	89 (3%)	36 61

All (89) residues with a non-rotameric sidechain are listed below:

Mol	Chain	Res	Type
1	A	127	PHE
1	A	134	GLN
1	A	208	THR
1	A	214	ARG
1	A	220	PHE
1	A	246	ARG
1	A	265	TYR
1	A	343	ASN
1	A	370	ASN
1	A	375	PHE
1	A	377	PHE
1	A	392	PHE
1	A	421	TYR
1	A	439	ASN
1	A	453	TYR
1	A	487	ASN

*Continued on next page...*

*Continued from previous page...*

<b>Mol</b>	<b>Chain</b>	<b>Res</b>	<b>Type</b>
1	A	494	SER
1	A	505	HIS
1	A	571	ASP
1	A	591	SER
1	A	592	PHE
1	A	625	HIS
1	A	649	CYS
1	A	698	SER
1	A	856	ASN
1	B	127	PHE
1	B	134	GLN
1	B	168	PHE
1	B	200	TYR
1	B	214	ARG
1	B	215	ASP
1	B	265	TYR
1	B	308	VAL
1	B	334	ASN
1	B	343	ASN
1	B	369	TYR
1	B	371	PHE
1	B	375	PHE
1	B	377	PHE
1	B	394	ASN
1	B	409	GLN
1	B	421	TYR
1	B	425	LEU
1	B	439	ASN
1	B	452	TRP
1	B	453	TYR
1	B	495	TYR
1	B	501	TYR
1	B	505	HIS
1	B	523	THR
1	B	568	ASP
1	B	571	ASP
1	B	586	ASP
1	B	592	PHE
1	B	617	CYS
1	B	633	TRP
1	B	698	SER
1	B	759	PHE

*Continued on next page...*

*Continued from previous page...*

Mol	Chain	Res	Type
1	B	902	MET
1	C	134	GLN
1	C	168	PHE
1	C	200	TYR
1	C	208	THR
1	C	214	ARG
1	C	220	PHE
1	C	265	TYR
1	C	305	SER
1	C	308	VAL
1	C	334	ASN
1	C	343	ASN
1	C	370	ASN
1	C	371	PHE
1	C	375	PHE
1	C	377	PHE
1	C	394	ASN
1	C	453	TYR
1	C	487	ASN
1	C	495	TYR
1	C	505	HIS
1	C	523	THR
1	C	586	ASP
1	C	592	PHE
1	C	625	HIS
1	C	649	CYS
1	C	759	PHE
1	C	902	MET
1	C	985	ASP
1	C	1041	ASP
1	C	1097	SER

Sometimes sidechains can be flipped to improve hydrogen bonding and reduce clashes. All (7) such sidechains are listed below:

Mol	Chain	Res	Type
1	A	505	HIS
1	B	321	GLN
1	B	487	ASN
1	C	218	GLN
1	C	317	ASN
1	C	321	GLN
1	C	409	GLN

### 5.3.3 RNA [i](#)

There are no RNA molecules in this entry.

### 5.4 Non-standard residues in protein, DNA, RNA chains [i](#)

There are no non-standard protein/DNA/RNA residues in this entry.

### 5.5 Carbohydrates [i](#)

36 monosaccharides are modelled in this entry.

In the following table, the Counts columns list the number of bonds (or angles) for which Mogul statistics could be retrieved, the number of bonds (or angles) that are observed in the model and the number of bonds (or angles) that are defined in the Chemical Component Dictionary. The Link column lists molecule types, if any, to which the group is linked. The Z score for a bond length (or angle) is the number of standard deviations the observed value is removed from the expected value. A bond length (or angle) with  $|Z| > 2$  is considered an outlier worth inspection. RMSZ is the root-mean-square of all Z scores of the bond lengths (or angles).

Mol	Type	Chain	Res	Link	Bond lengths			Bond angles		
					Counts	RMSZ	# Z  > 2	Counts	RMSZ	# Z  > 2
2	NAG	D	1	1,2	14,14,15	0.35	0	17,19,21	0.43	0
2	BMA	D	2	2	11,11,12	0.60	0	15,15,17	0.72	0
2	NAG	E	1	1,2	14,14,15	0.25	0	17,19,21	0.42	0
2	BMA	E	2	2	11,11,12	0.63	0	15,15,17	0.71	0
2	NAG	F	1	1,2	14,14,15	0.20	0	17,19,21	0.47	0
2	BMA	F	2	2	11,11,12	0.60	0	15,15,17	0.71	0
2	NAG	G	1	1,2	14,14,15	0.28	0	17,19,21	0.46	0
2	BMA	G	2	2	11,11,12	0.54	0	15,15,17	0.71	0
2	NAG	H	1	1,2	14,14,15	0.23	0	17,19,21	0.43	0
2	BMA	H	2	2	11,11,12	0.57	0	15,15,17	0.69	0
2	NAG	I	1	1,2	14,14,15	1.34	1 (7%)	17,19,21	1.20	1 (5%)
2	BMA	I	2	2	11,11,12	0.53	0	15,15,17	1.12	1 (6%)
2	NAG	J	1	1,2	14,14,15	0.35	0	17,19,21	0.43	0
2	BMA	J	2	2	11,11,12	0.59	0	15,15,17	0.73	0
2	NAG	K	1	1,2	14,14,15	0.25	0	17,19,21	0.41	0
2	BMA	K	2	2	11,11,12	0.64	0	15,15,17	0.72	0
2	NAG	L	1	1,2	14,14,15	0.21	0	17,19,21	0.48	0
2	BMA	L	2	2	11,11,12	0.61	0	15,15,17	0.71	0
2	NAG	M	1	1,2	14,14,15	0.26	0	17,19,21	0.45	0
2	BMA	M	2	2	11,11,12	0.54	0	15,15,17	0.70	0
2	NAG	N	1	1,2	14,14,15	0.21	0	17,19,21	0.43	0
2	BMA	N	2	2	11,11,12	0.57	0	15,15,17	0.70	0

Mol	Type	Chain	Res	Link	Bond lengths			Bond angles		
					Counts	RMSZ	# Z  > 2	Counts	RMSZ	# Z  > 2
2	NAG	O	1	1,2	14,14,15	1.33	1 (7%)	17,19,21	1.21	1 (5%)
2	BMA	O	2	2	11,11,12	0.52	0	15,15,17	1.10	1 (6%)
2	NAG	P	1	1,2	14,14,15	0.34	0	17,19,21	0.42	0
2	BMA	P	2	2	11,11,12	0.60	0	15,15,17	0.73	0
2	NAG	Q	1	1,2	14,14,15	0.24	0	17,19,21	0.42	0
2	BMA	Q	2	2	11,11,12	0.62	0	15,15,17	0.71	0
2	NAG	R	1	1,2	14,14,15	0.22	0	17,19,21	0.48	0
2	BMA	R	2	2	11,11,12	0.60	0	15,15,17	0.71	0
2	NAG	S	1	1,2	14,14,15	0.27	0	17,19,21	0.45	0
2	BMA	S	2	2	11,11,12	0.55	0	15,15,17	0.71	0
2	NAG	T	1	1,2	14,14,15	0.22	0	17,19,21	0.43	0
2	BMA	T	2	2	11,11,12	0.56	0	15,15,17	0.69	0
2	NAG	U	1	1,2	14,14,15	1.39	1 (7%)	17,19,21	1.25	1 (5%)
2	BMA	U	2	2	11,11,12	0.54	0	15,15,17	1.09	1 (6%)

In the following table, the Chirals column lists the number of chiral outliers, the number of chiral centers analysed, the number of these observed in the model and the number defined in the Chemical Component Dictionary. Similar counts are reported in the Torsion and Rings columns. '-' means no outliers of that kind were identified.

Mol	Type	Chain	Res	Link	Chirals	Torsions	Rings
2	NAG	D	1	1,2	-	1/6/23/26	0/1/1/1
2	BMA	D	2	2	-	0/2/19/22	0/1/1/1
2	NAG	E	1	1,2	-	2/6/23/26	0/1/1/1
2	BMA	E	2	2	-	0/2/19/22	0/1/1/1
2	NAG	F	1	1,2	-	2/6/23/26	0/1/1/1
2	BMA	F	2	2	-	0/2/19/22	0/1/1/1
2	NAG	G	1	1,2	-	2/6/23/26	0/1/1/1
2	BMA	G	2	2	-	0/2/19/22	0/1/1/1
2	NAG	H	1	1,2	-	2/6/23/26	0/1/1/1
2	BMA	H	2	2	-	0/2/19/22	0/1/1/1
2	NAG	I	1	1,2	-	2/6/23/26	0/1/1/1
2	BMA	I	2	2	-	0/2/19/22	0/1/1/1
2	NAG	J	1	1,2	-	0/6/23/26	0/1/1/1
2	BMA	J	2	2	-	0/2/19/22	0/1/1/1
2	NAG	K	1	1,2	-	2/6/23/26	0/1/1/1
2	BMA	K	2	2	-	0/2/19/22	0/1/1/1
2	NAG	L	1	1,2	-	2/6/23/26	0/1/1/1
2	BMA	L	2	2	-	0/2/19/22	0/1/1/1
2	NAG	M	1	1,2	-	2/6/23/26	0/1/1/1

Continued on next page...

Continued from previous page...

Mol	Type	Chain	Res	Link	Chirals	Torsions	Rings
2	BMA	M	2	2	-	0/2/19/22	0/1/1/1
2	NAG	N	1	1,2	-	2/6/23/26	0/1/1/1
2	BMA	N	2	2	-	0/2/19/22	0/1/1/1
2	NAG	O	1	1,2	-	2/6/23/26	0/1/1/1
2	BMA	O	2	2	-	0/2/19/22	0/1/1/1
2	NAG	P	1	1,2	-	0/6/23/26	0/1/1/1
2	BMA	P	2	2	-	0/2/19/22	0/1/1/1
2	NAG	Q	1	1,2	-	2/6/23/26	0/1/1/1
2	BMA	Q	2	2	-	0/2/19/22	0/1/1/1
2	NAG	R	1	1,2	-	2/6/23/26	0/1/1/1
2	BMA	R	2	2	-	0/2/19/22	0/1/1/1
2	NAG	S	1	1,2	-	2/6/23/26	0/1/1/1
2	BMA	S	2	2	-	0/2/19/22	0/1/1/1
2	NAG	T	1	1,2	-	2/6/23/26	0/1/1/1
2	BMA	T	2	2	-	0/2/19/22	0/1/1/1
2	NAG	U	1	1,2	-	2/6/23/26	0/1/1/1
2	BMA	U	2	2	-	0/2/19/22	0/1/1/1

All (3) bond length outliers are listed below:

Mol	Chain	Res	Type	Atoms	Z	Observed(Å)	Ideal(Å)
2	U	1	NAG	O5-C1	-4.83	1.36	1.43
2	I	1	NAG	O5-C1	-4.64	1.36	1.43
2	O	1	NAG	O5-C1	-4.63	1.36	1.43

All (6) bond angle outliers are listed below:

Mol	Chain	Res	Type	Atoms	Z	Observed(°)	Ideal(°)
2	U	1	NAG	C3-C4-C5	3.65	116.76	110.24
2	O	1	NAG	C3-C4-C5	3.52	116.51	110.24
2	I	1	NAG	C3-C4-C5	3.48	116.44	110.24
2	I	2	BMA	C1-O5-C5	2.67	115.81	112.19
2	O	2	BMA	C1-O5-C5	2.65	115.79	112.19
2	U	2	BMA	C1-O5-C5	2.61	115.72	112.19

There are no chirality outliers.

All (31) torsion outliers are listed below:

Mol	Chain	Res	Type	Atoms
2	O	1	NAG	O5-C5-C6-O6

Continued on next page...



*Continued from previous page...*

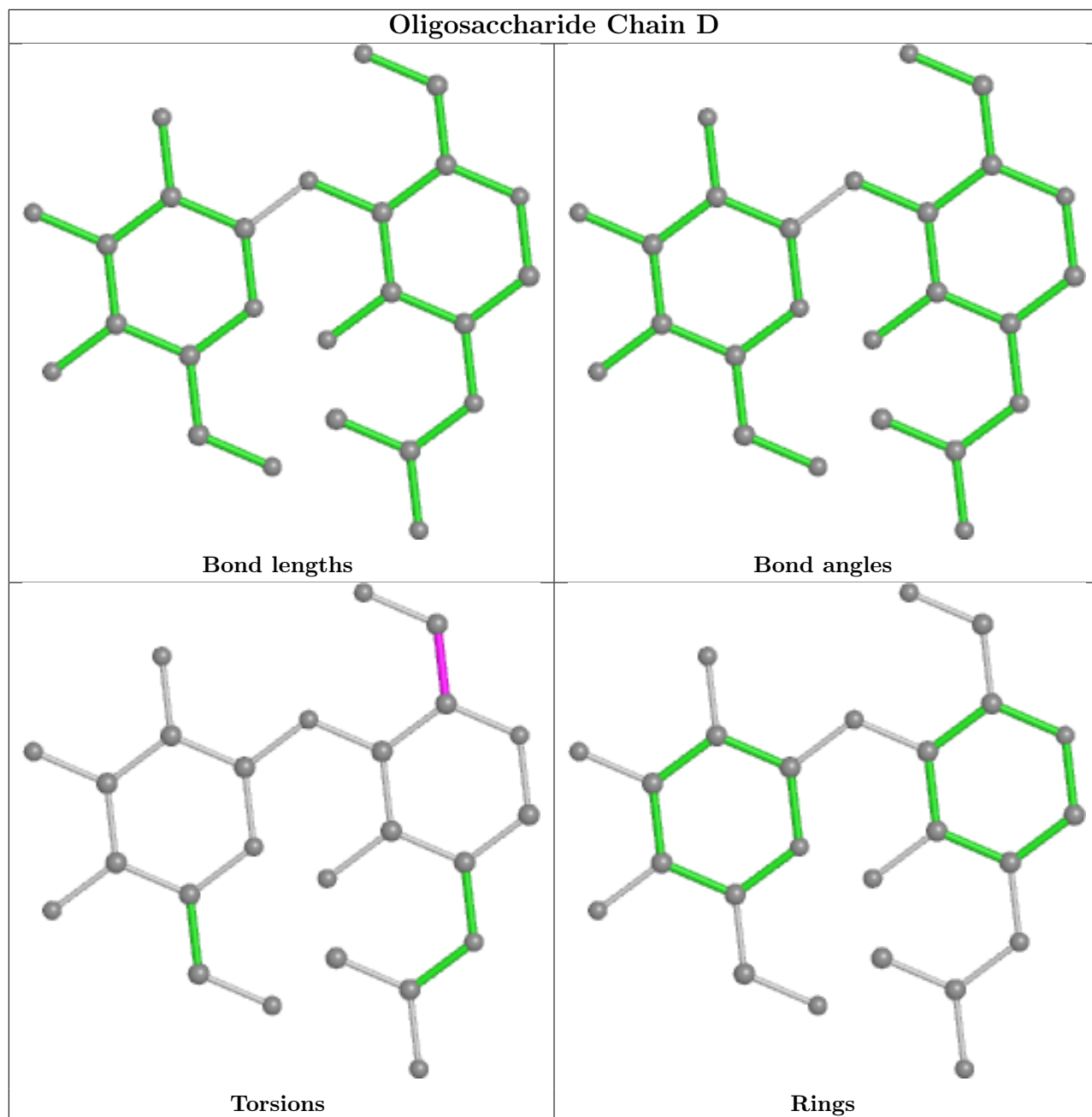
Mol	Chain	Res	Type	Atoms
2	I	1	NAG	O5-C5-C6-O6
2	U	1	NAG	O5-C5-C6-O6
2	M	1	NAG	O5-C5-C6-O6
2	R	1	NAG	O5-C5-C6-O6
2	G	1	NAG	O5-C5-C6-O6
2	S	1	NAG	O5-C5-C6-O6
2	L	1	NAG	O5-C5-C6-O6
2	T	1	NAG	O5-C5-C6-O6
2	F	1	NAG	O5-C5-C6-O6
2	G	1	NAG	C4-C5-C6-O6
2	S	1	NAG	C4-C5-C6-O6
2	N	1	NAG	O5-C5-C6-O6
2	I	1	NAG	C4-C5-C6-O6
2	O	1	NAG	C4-C5-C6-O6
2	U	1	NAG	C4-C5-C6-O6
2	E	1	NAG	C8-C7-N2-C2
2	E	1	NAG	O7-C7-N2-C2
2	K	1	NAG	C8-C7-N2-C2
2	K	1	NAG	O7-C7-N2-C2
2	Q	1	NAG	C8-C7-N2-C2
2	Q	1	NAG	O7-C7-N2-C2
2	H	1	NAG	O5-C5-C6-O6
2	M	1	NAG	C4-C5-C6-O6
2	R	1	NAG	C4-C5-C6-O6
2	T	1	NAG	C4-C5-C6-O6
2	L	1	NAG	C4-C5-C6-O6
2	F	1	NAG	C4-C5-C6-O6
2	N	1	NAG	C4-C5-C6-O6
2	H	1	NAG	C4-C5-C6-O6
2	D	1	NAG	C4-C5-C6-O6

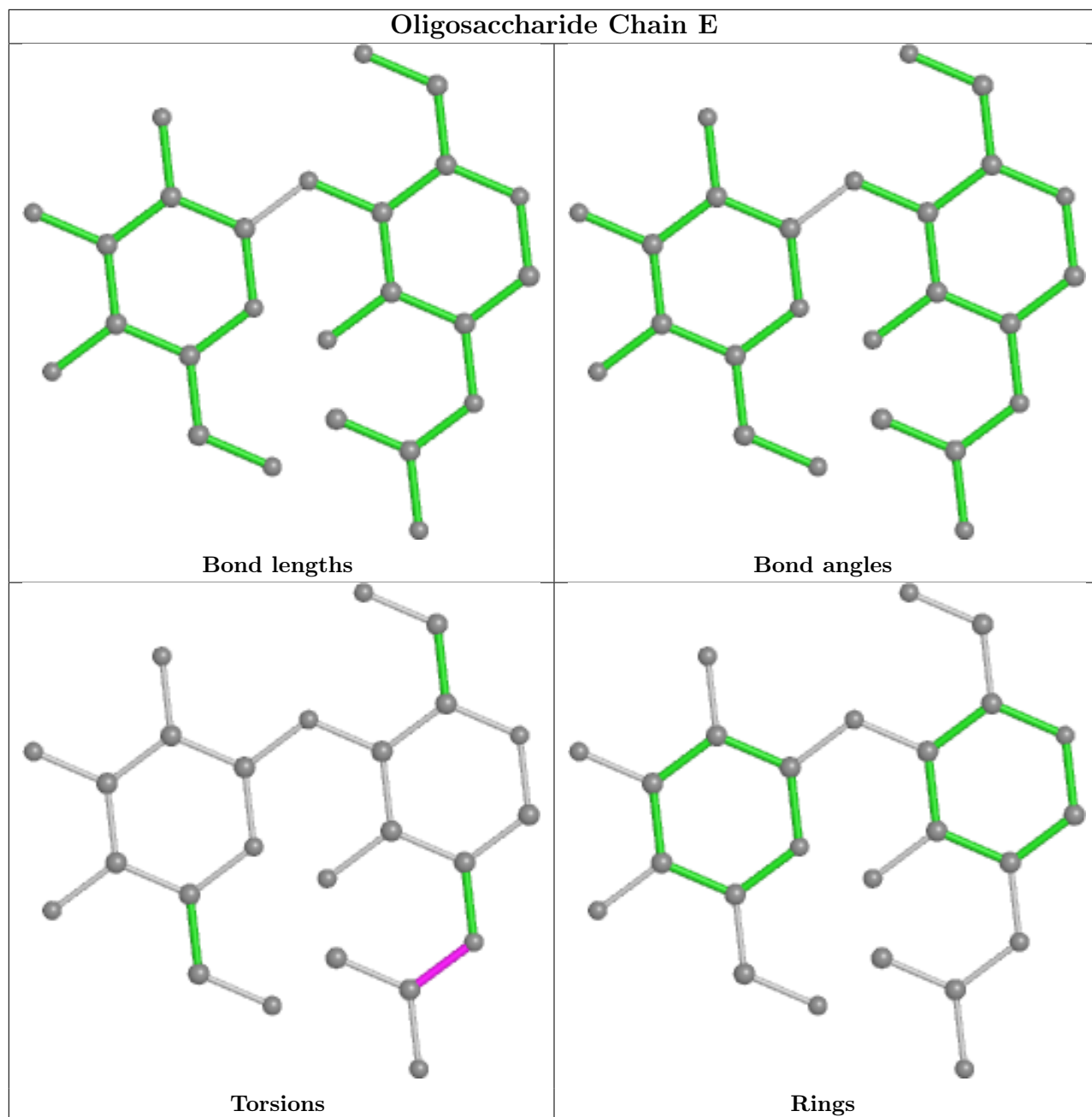
There are no ring outliers.

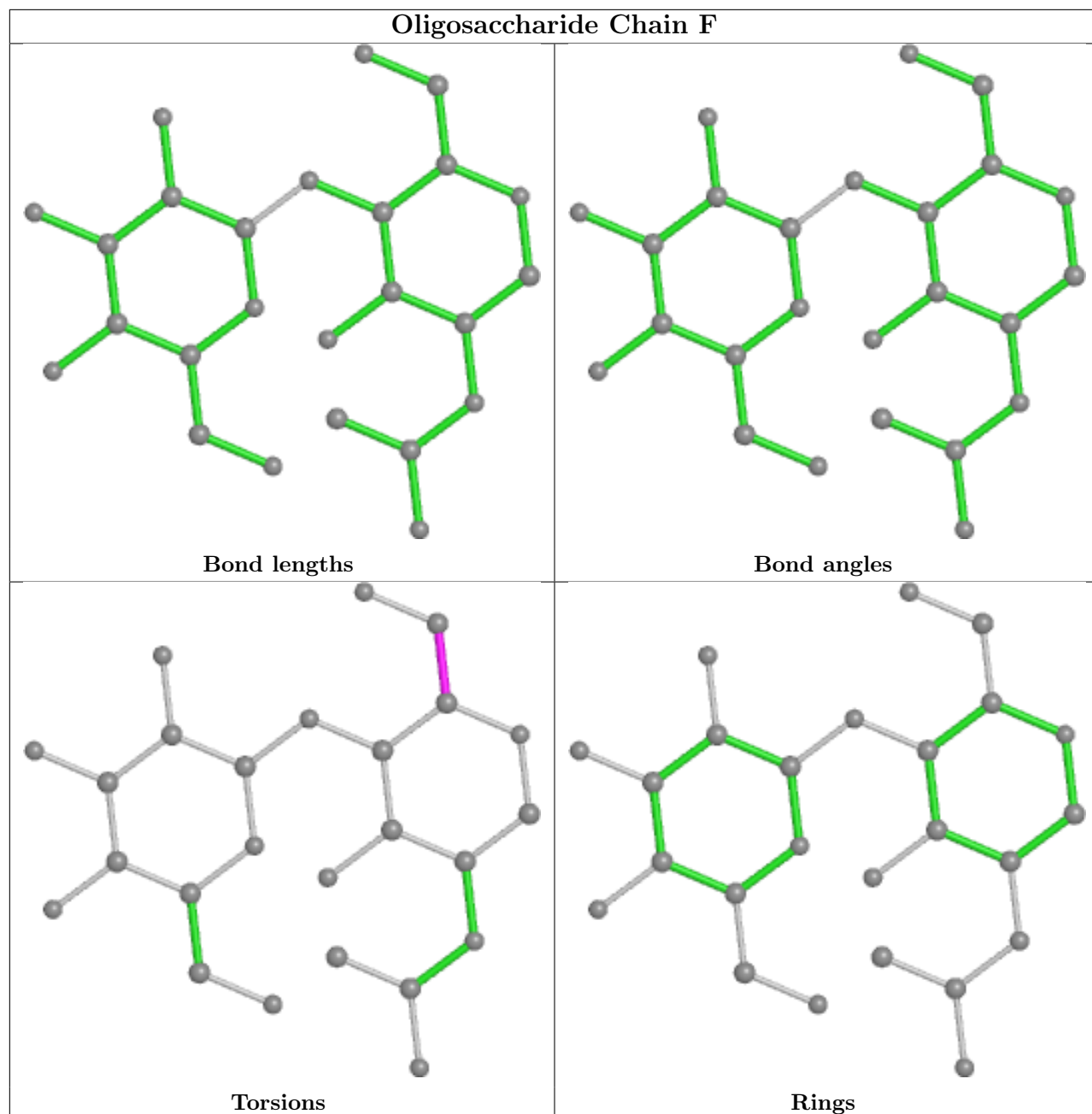
4 monomers are involved in 2 short contacts:

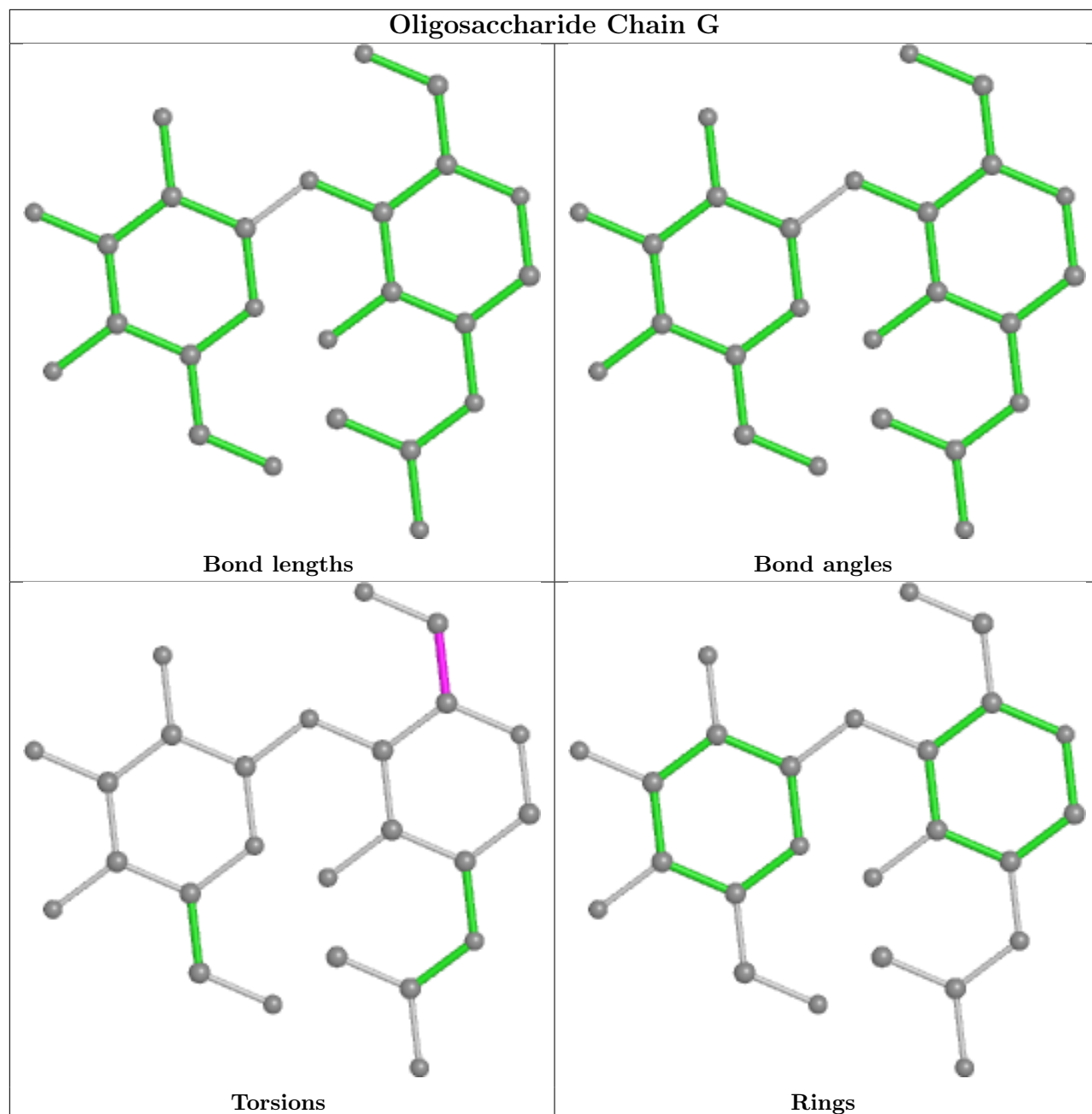
Mol	Chain	Res	Type	Clashes	Symm-Clashes
2	S	1	NAG	1	0
2	G	2	BMA	1	0
2	S	2	BMA	1	0
2	G	1	NAG	1	0

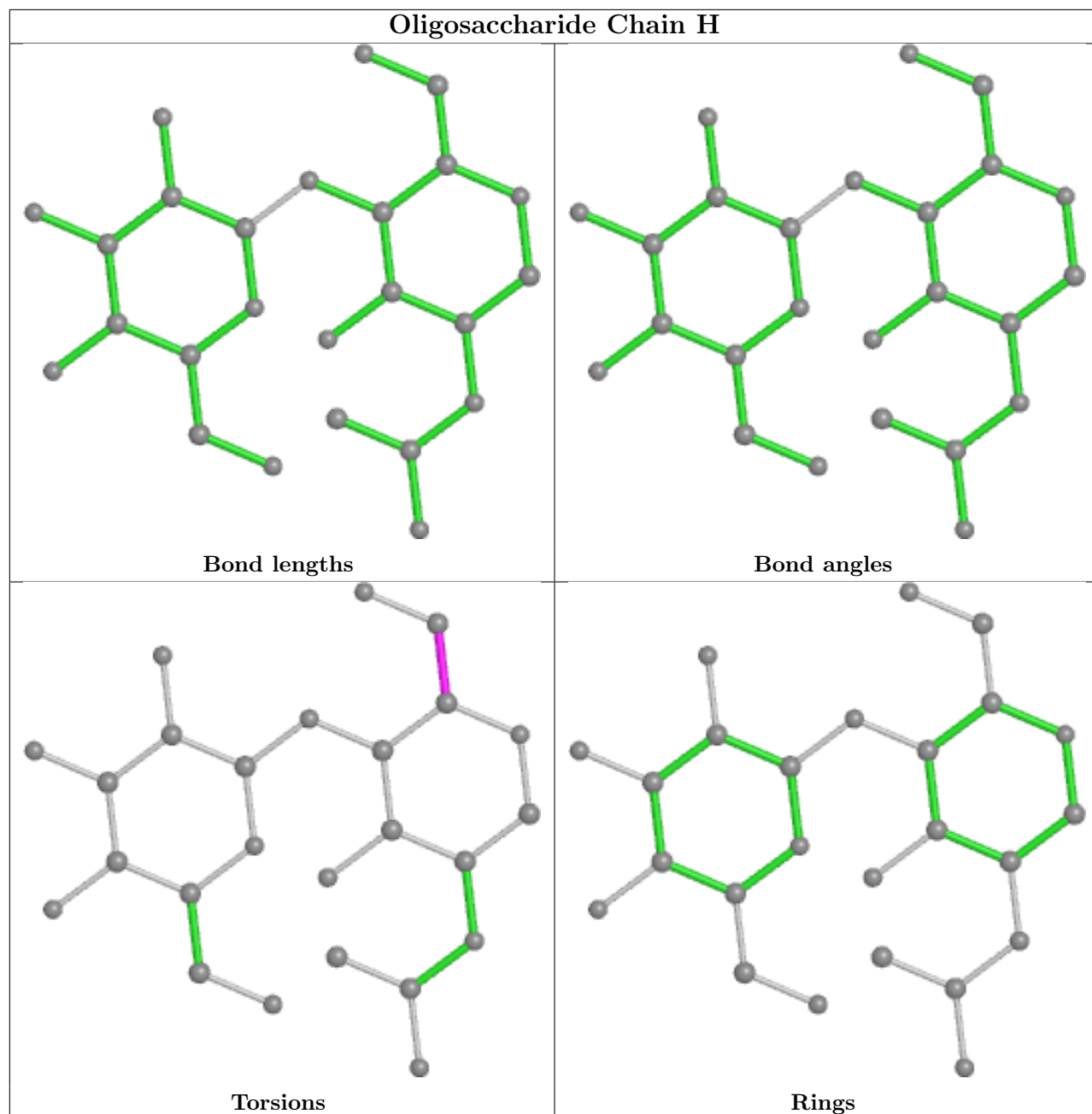
The following is a two-dimensional graphical depiction of Mogul quality analysis of bond lengths, bond angles, torsion angles, and ring geometry for oligosaccharide.

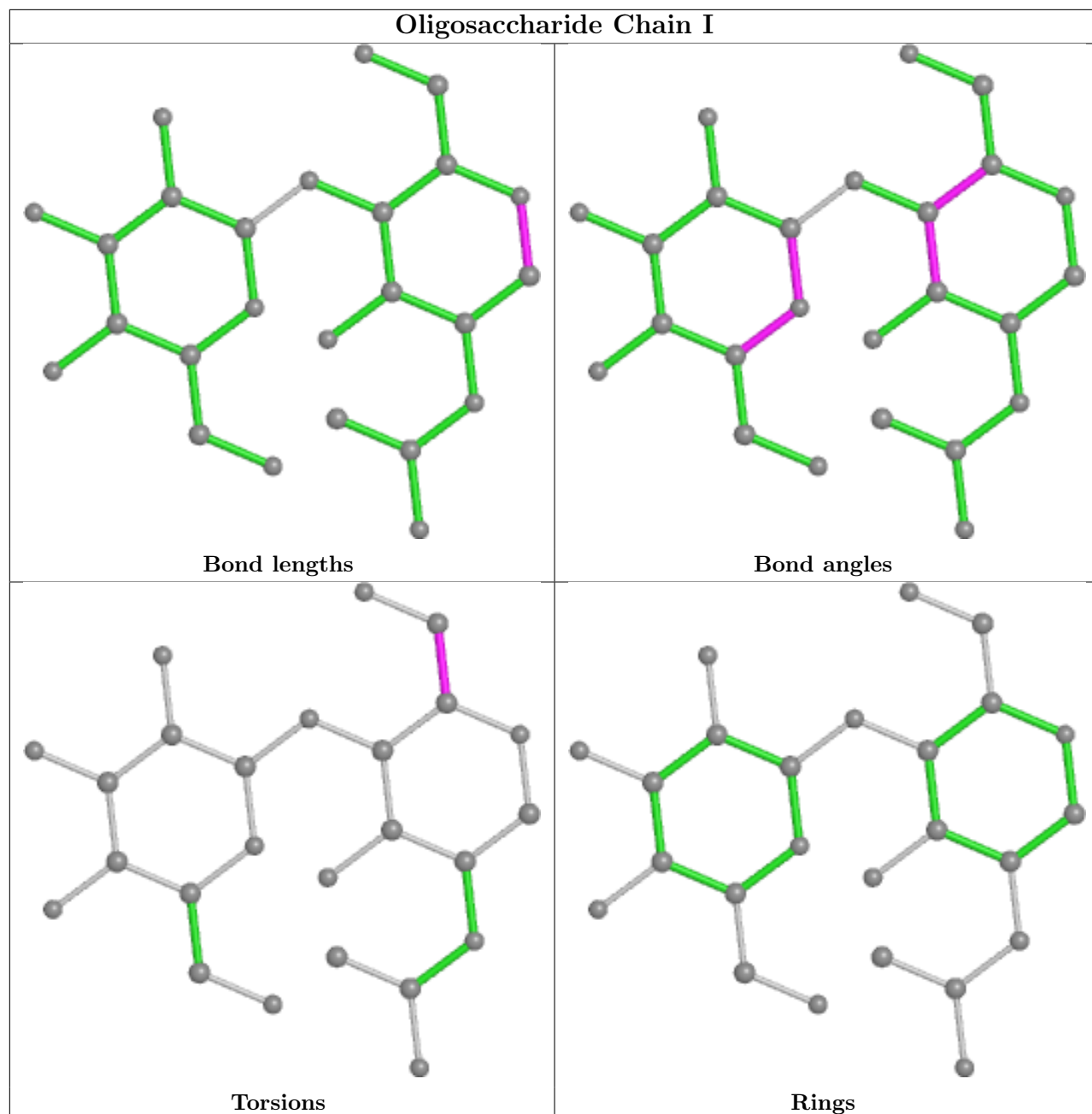


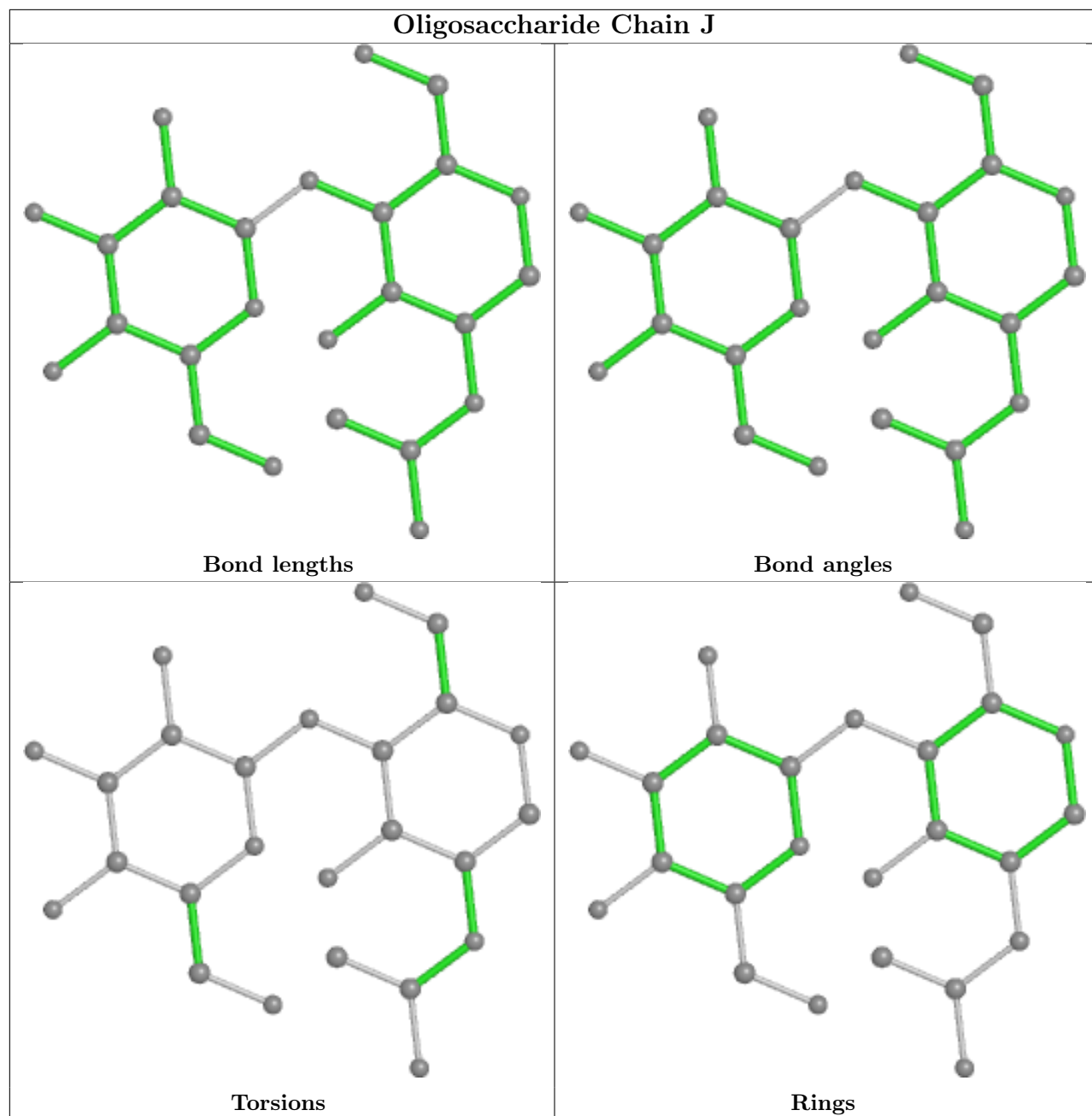




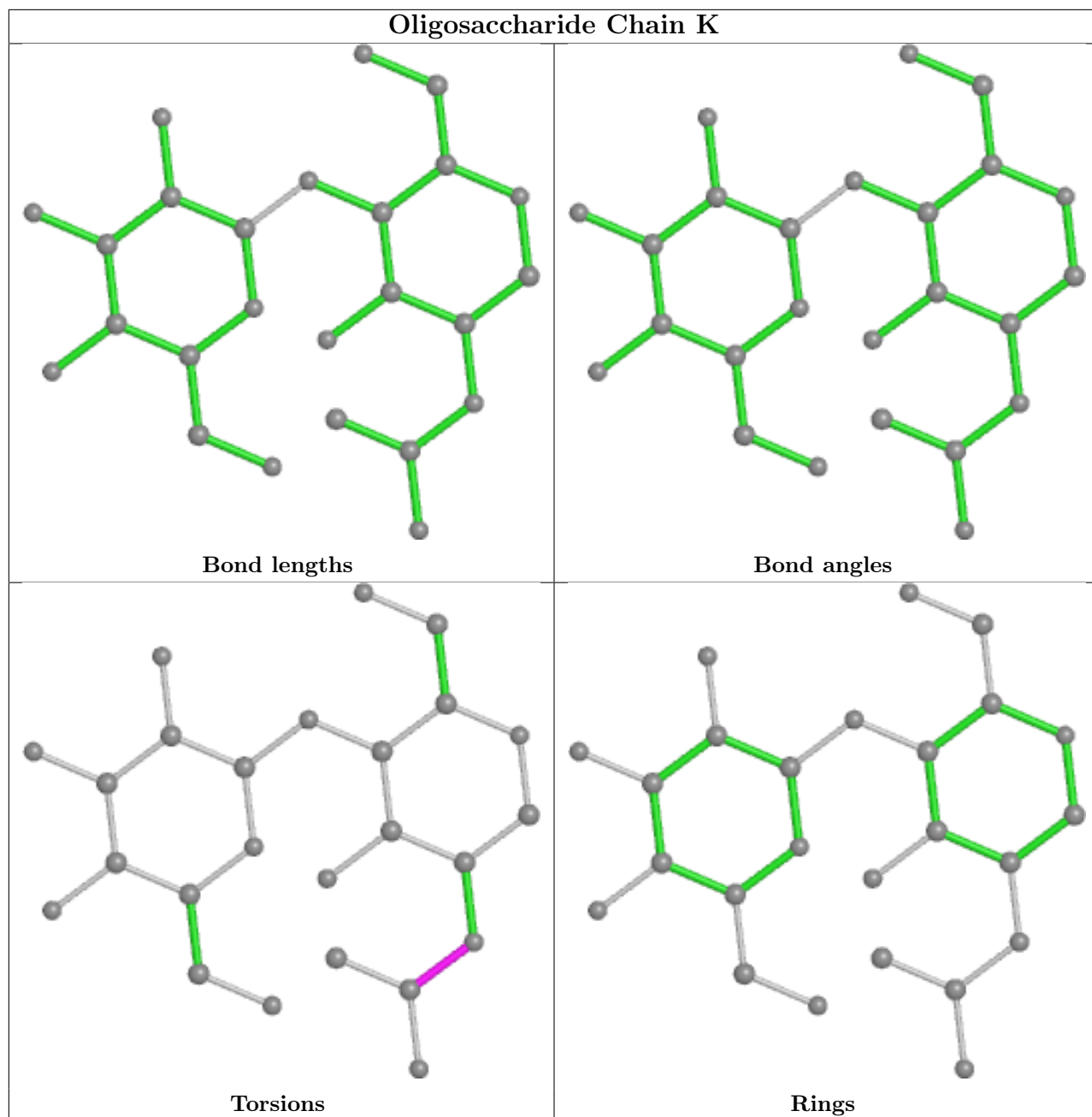


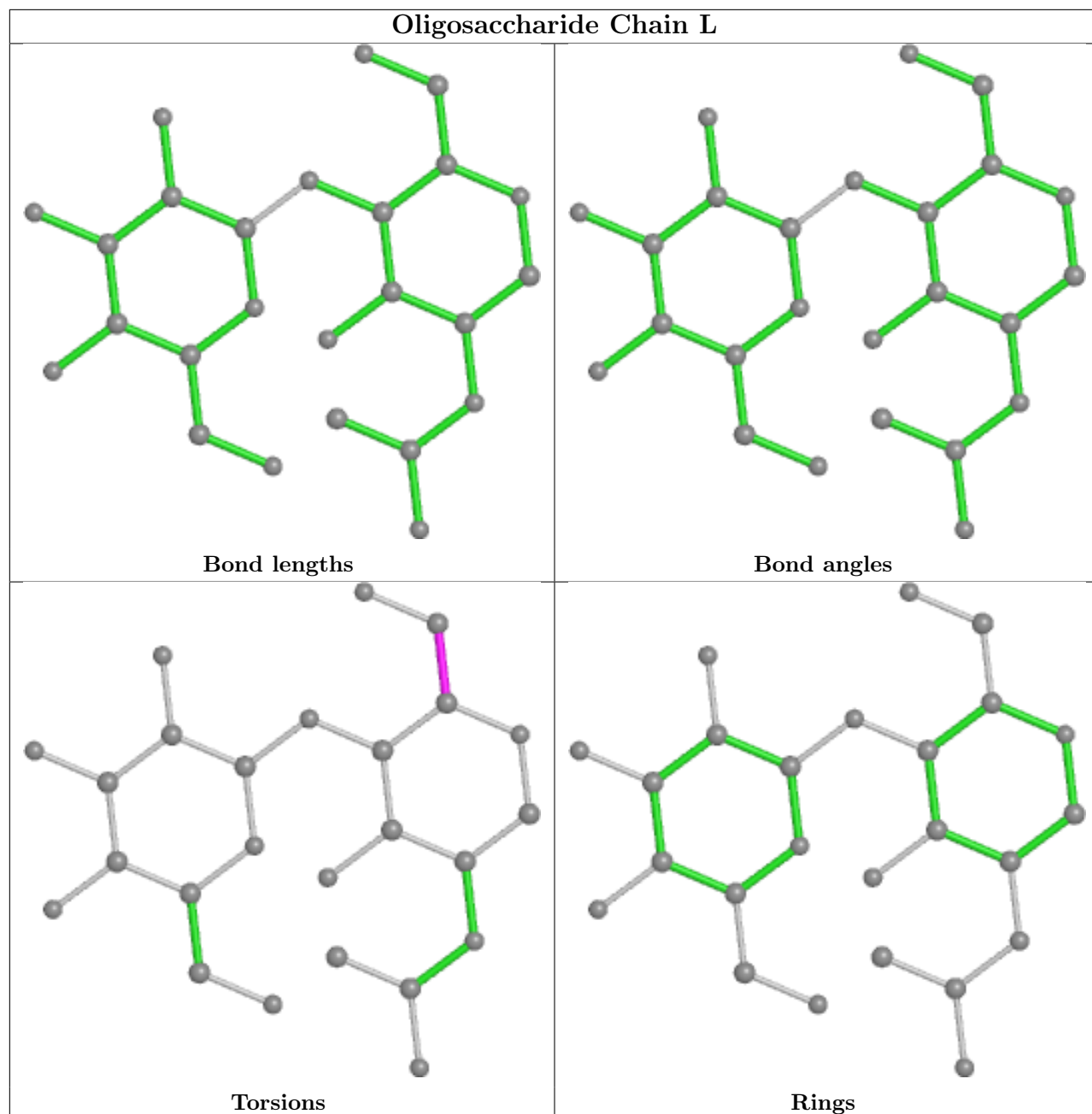


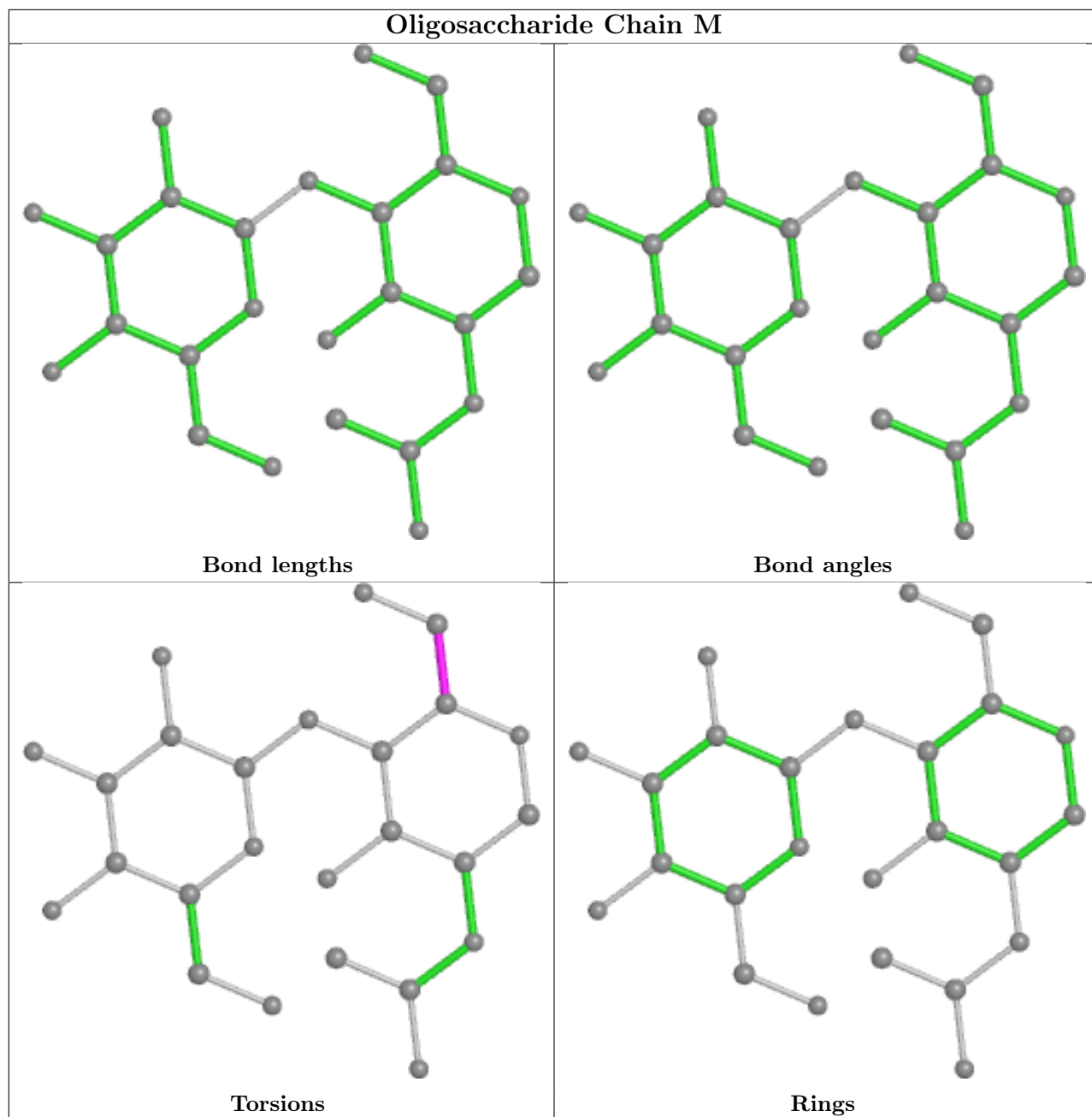


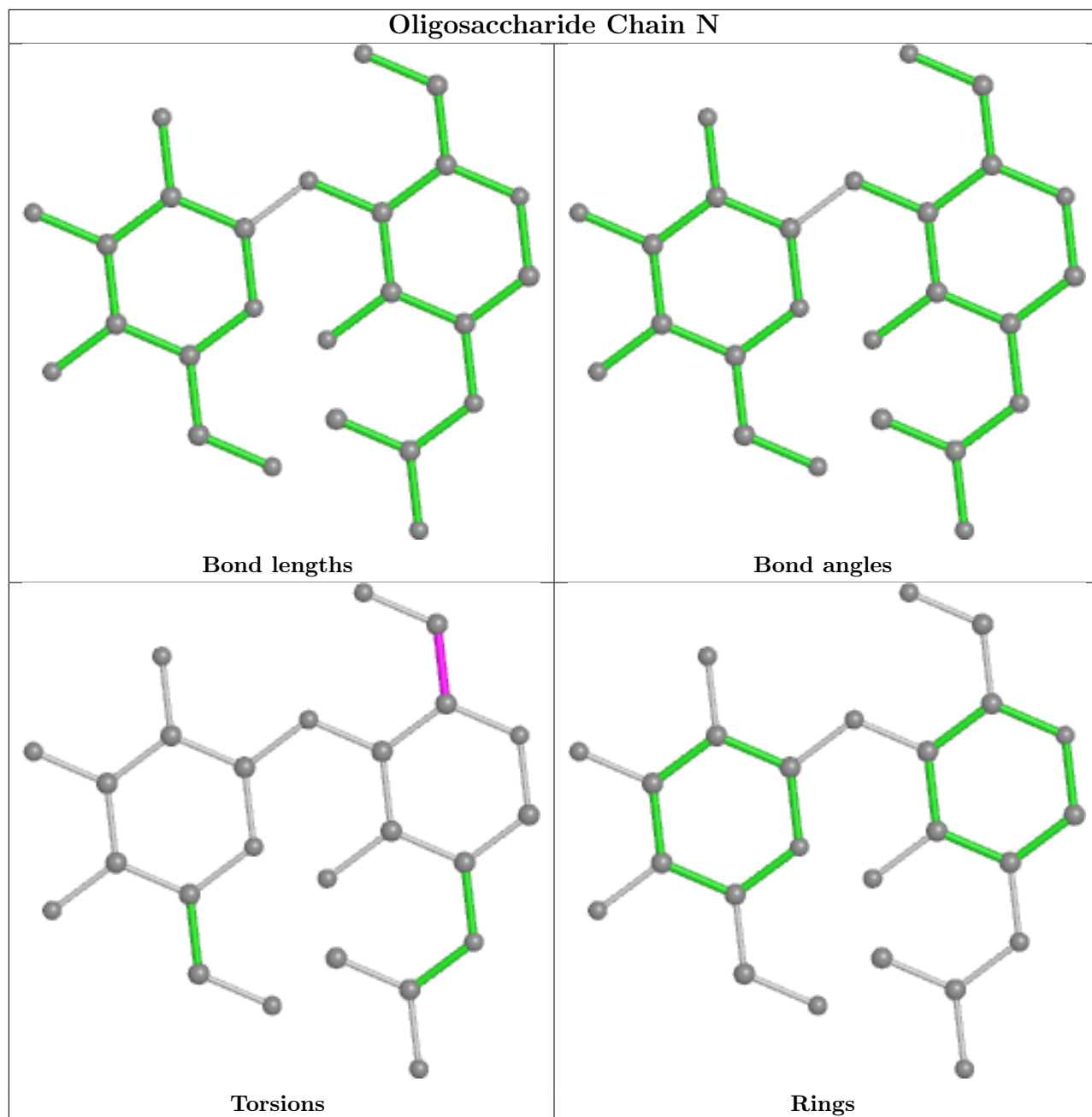


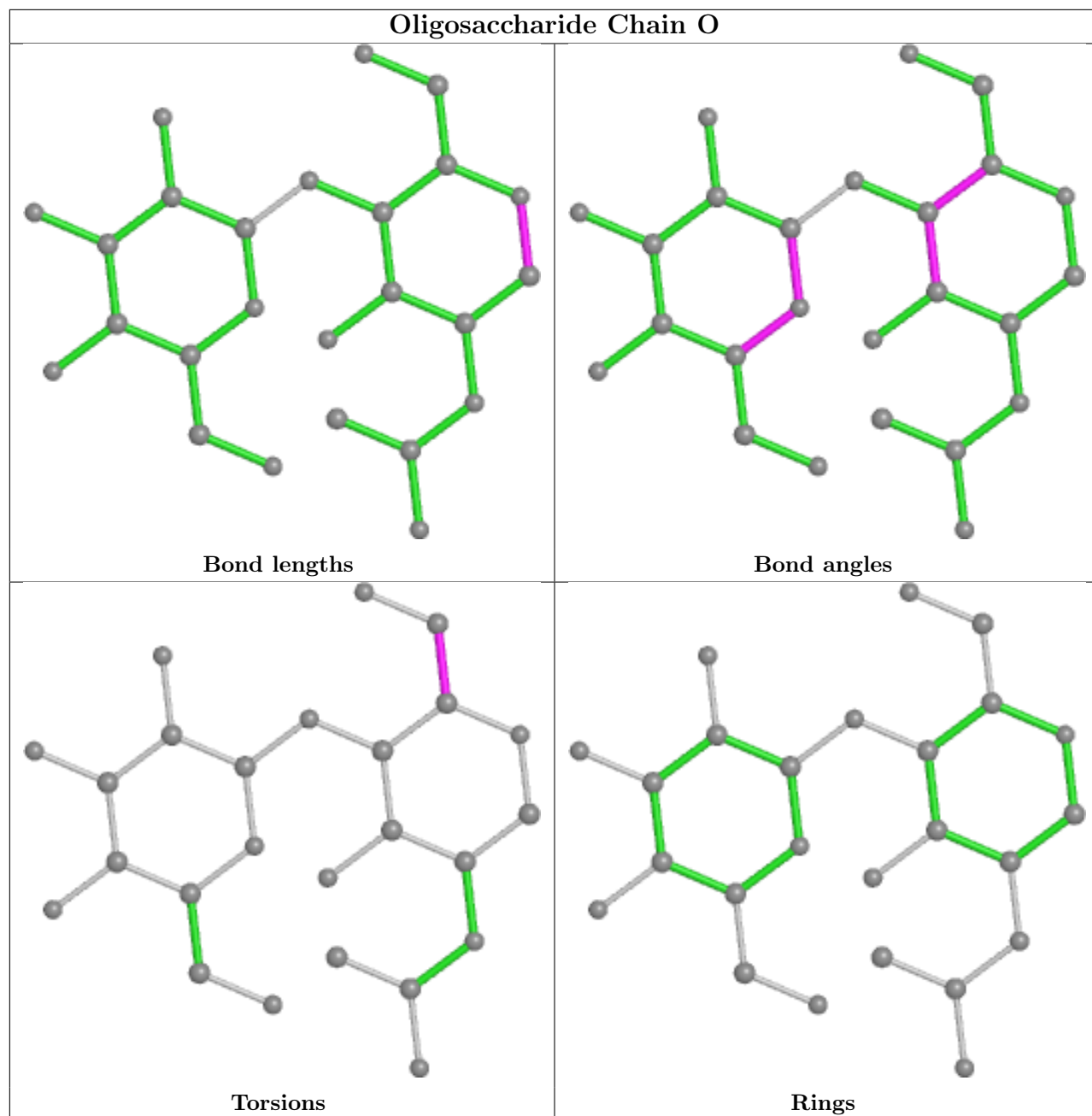


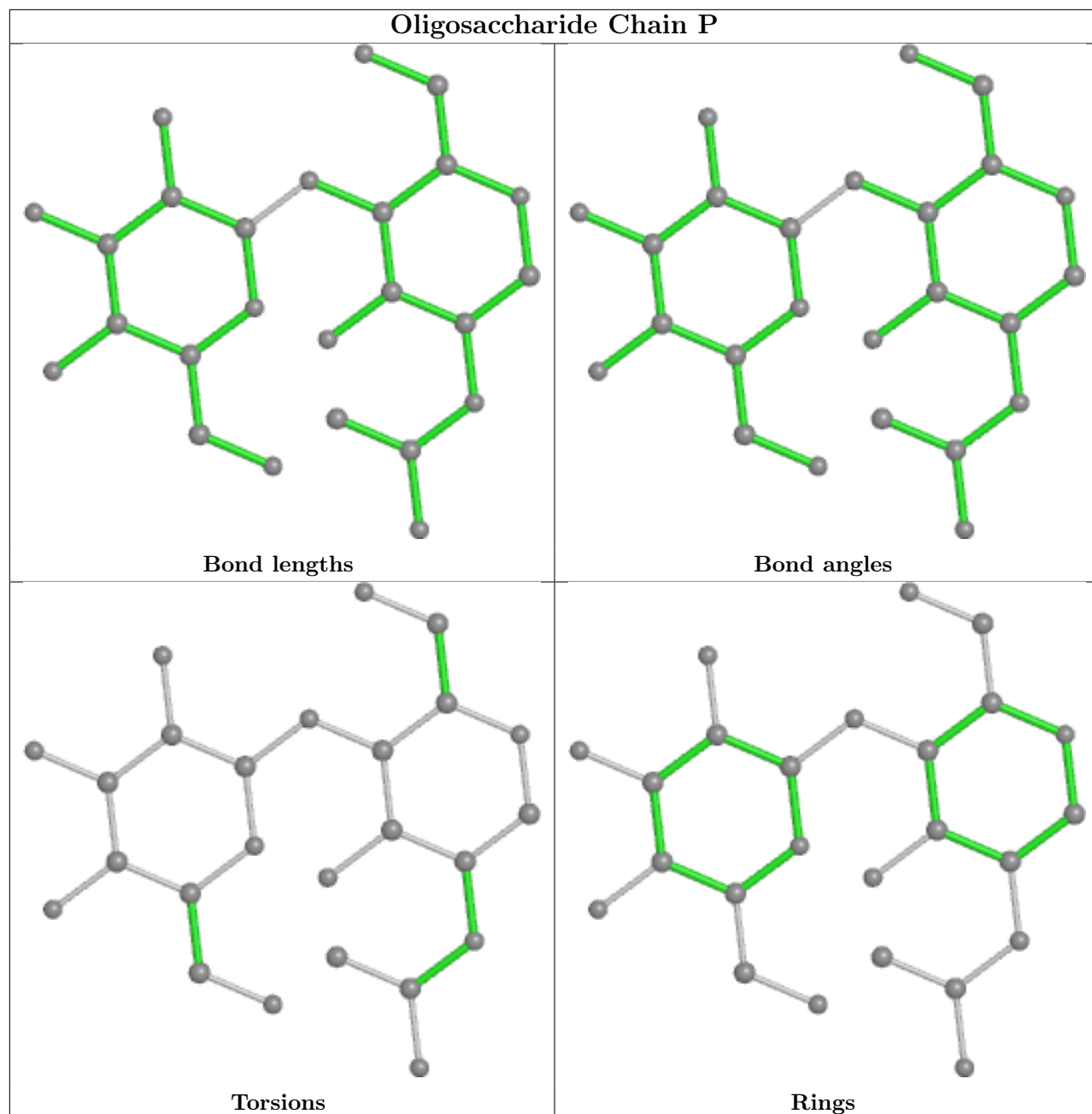


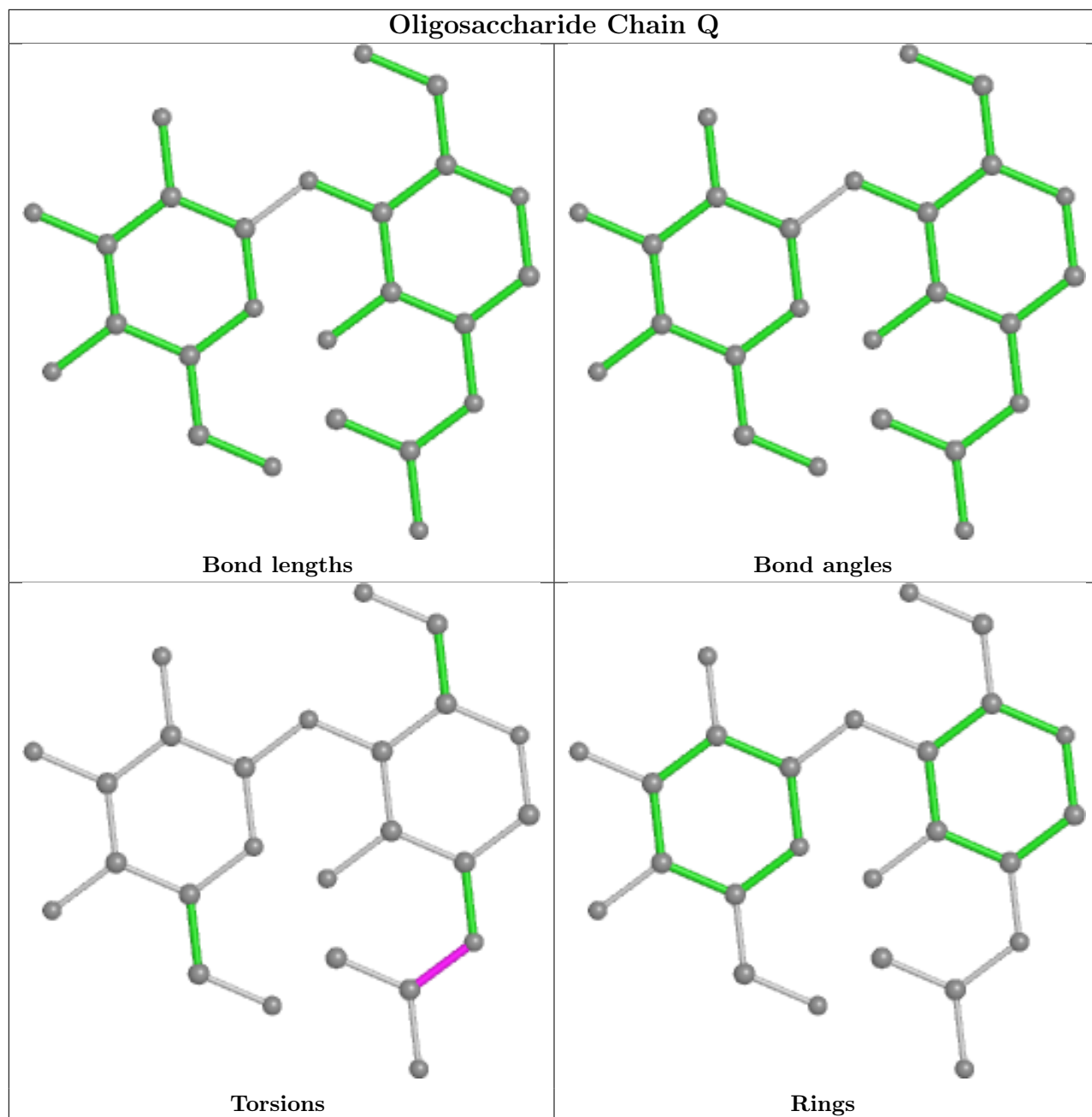


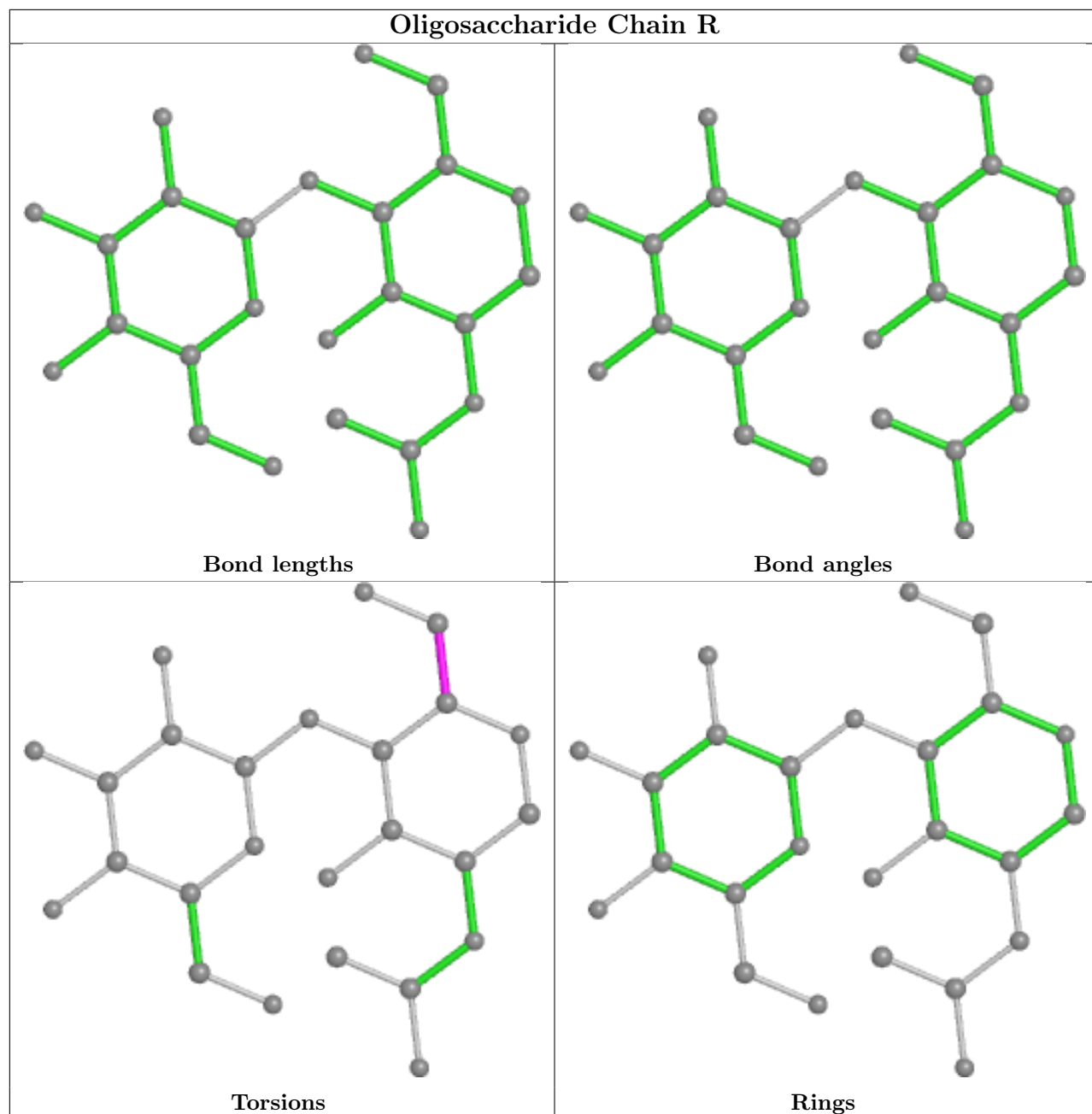




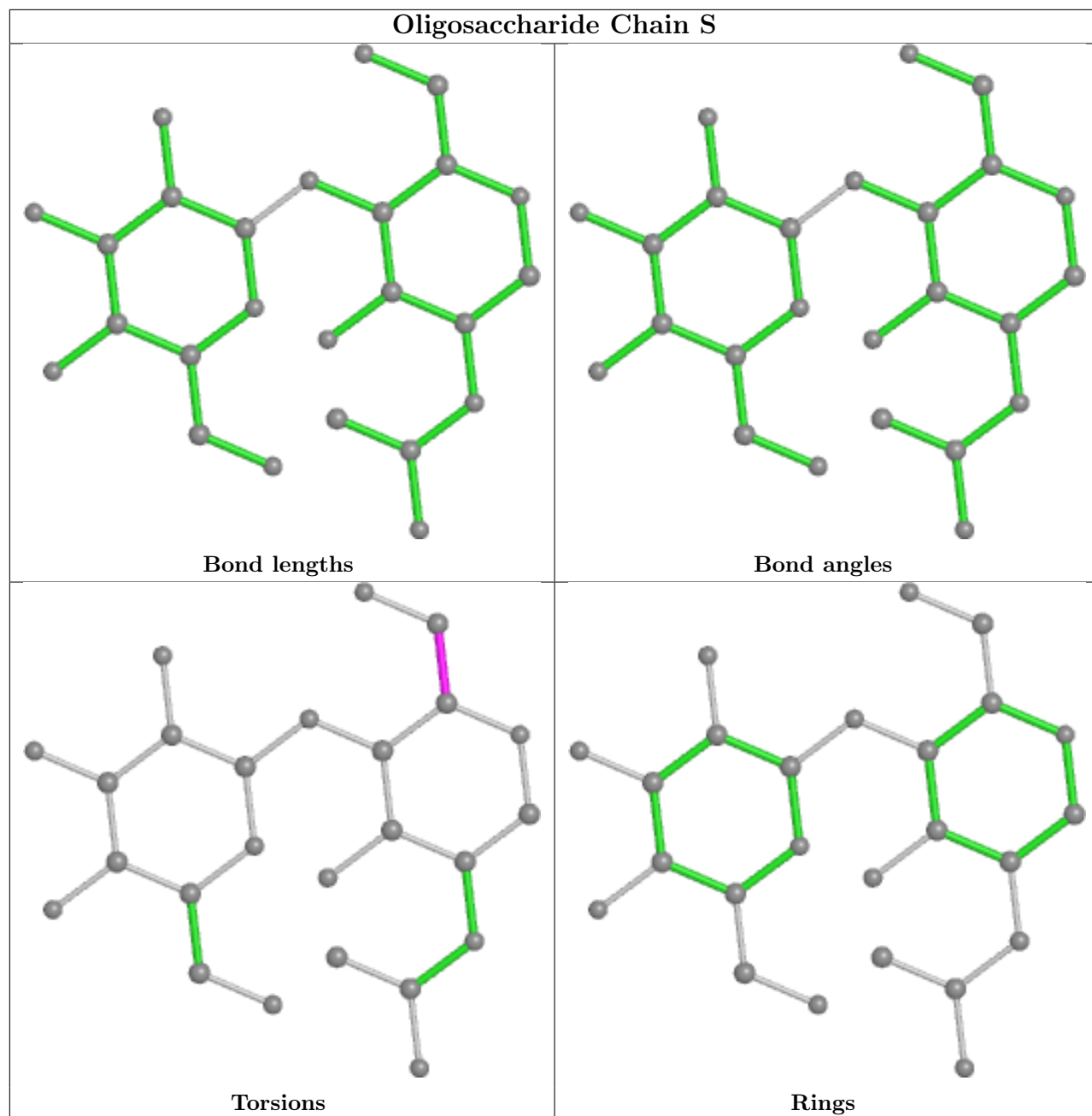


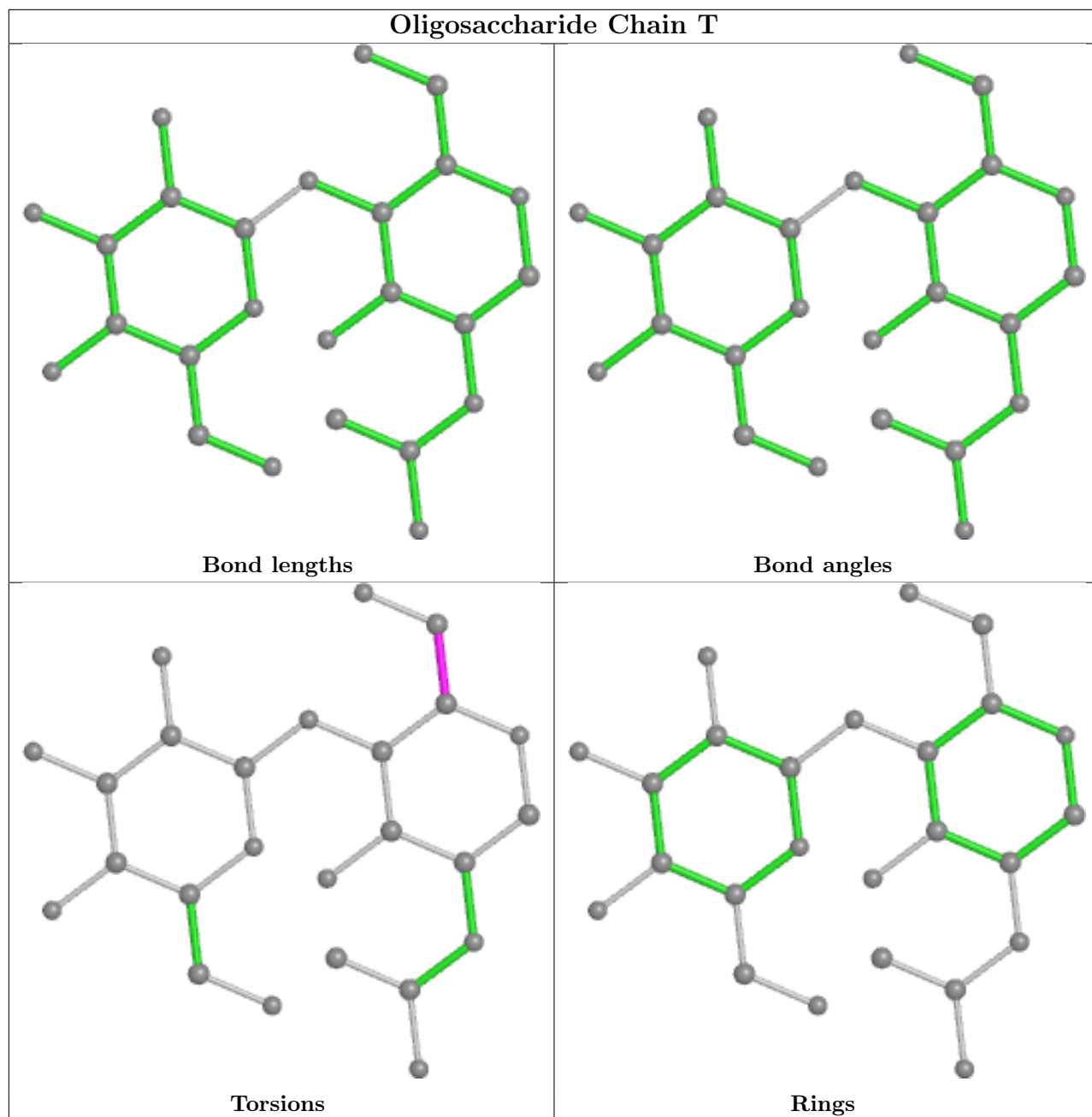


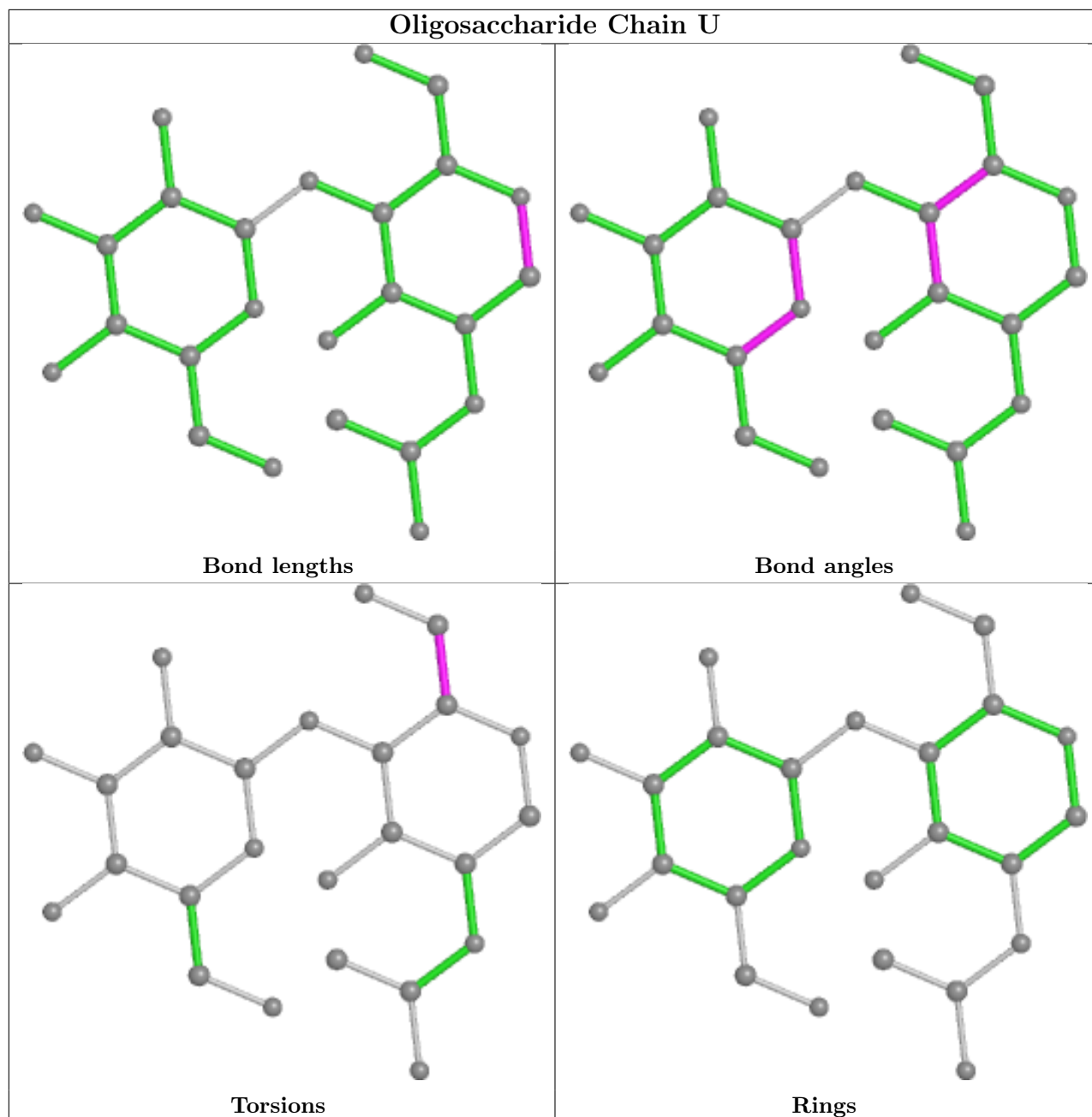












## 5.6 Ligand geometry [i](#)

30 ligands are modelled in this entry.

In the following table, the Counts columns list the number of bonds (or angles) for which Mogul statistics could be retrieved, the number of bonds (or angles) that are observed in the model and the number of bonds (or angles) that are defined in the Chemical Component Dictionary. The Link column lists molecule types, if any, to which the group is linked. The Z score for a bond length (or angle) is the number of standard deviations the observed value is removed from the expected value. A bond length (or angle) with  $|Z| > 2$  is considered an outlier worth inspection. RMSZ is the root-mean-square of all Z scores of the bond lengths (or angles).

Mol	Type	Chain	Res	Link	Bond lengths			Bond angles		
					Counts	RMSZ	# Z  > 2	Counts	RMSZ	# Z  > 2
3	NAG	B	1310	1	14,14,15	0.25	0	17,19,21	0.53	0
3	NAG	A	1308	1	14,14,15	0.36	0	17,19,21	0.43	0
3	NAG	C	1310	1	14,14,15	0.23	0	17,19,21	0.51	0
3	NAG	A	1302	1	14,14,15	0.42	0	17,19,21	0.55	0
3	NAG	C	1303	1	14,14,15	0.28	0	17,19,21	0.40	0
3	NAG	C	1305	1	14,14,15	0.23	0	17,19,21	0.43	0
3	NAG	B	1307	1	14,14,15	0.29	0	17,19,21	1.39	1 (5%)
3	NAG	A	1301	1	14,14,15	0.23	0	17,19,21	0.54	0
3	NAG	A	1310	1	14,14,15	0.23	0	17,19,21	0.52	0
3	NAG	C	1307	1	14,14,15	0.32	0	17,19,21	1.39	1 (5%)
3	NAG	A	1303	1	14,14,15	0.28	0	17,19,21	0.40	0
3	NAG	B	1305	1	14,14,15	0.23	0	17,19,21	0.42	0
3	NAG	C	1304	1	14,14,15	0.40	0	17,19,21	0.61	0
3	NAG	B	1303	1	14,14,15	0.29	0	17,19,21	0.40	0
3	NAG	C	1308	1	14,14,15	0.37	0	17,19,21	0.43	0
3	NAG	A	1307	1	14,14,15	0.33	0	17,19,21	1.39	1 (5%)
3	NAG	B	1301	1	14,14,15	0.21	0	17,19,21	0.52	0
3	NAG	A	1306	1	14,14,15	0.21	0	17,19,21	0.48	0
3	NAG	B	1304	1	14,14,15	0.32	0	17,19,21	0.48	0
3	NAG	B	1309	1	14,14,15	0.20	0	17,19,21	0.45	0
3	NAG	C	1302	1	14,14,15	0.44	0	17,19,21	0.59	1 (5%)
3	NAG	A	1309	1	14,14,15	0.20	0	17,19,21	0.44	0
3	NAG	B	1308	1	14,14,15	0.36	0	17,19,21	0.43	0
3	NAG	C	1306	1	14,14,15	0.21	0	17,19,21	0.49	0
3	NAG	B	1302	1	14,14,15	0.42	0	17,19,21	0.59	1 (5%)
3	NAG	C	1309	1	14,14,15	0.19	0	17,19,21	0.44	0
3	NAG	A	1305	1	14,14,15	0.23	0	17,19,21	0.44	0
3	NAG	B	1306	1	14,14,15	0.22	0	17,19,21	0.48	0
3	NAG	A	1304	1	14,14,15	0.34	0	17,19,21	0.48	0
3	NAG	C	1301	1	14,14,15	0.26	0	17,19,21	0.53	0

In the following table, the Chirals column lists the number of chiral outliers, the number of chiral centers analysed, the number of these observed in the model and the number defined in the Chemical Component Dictionary. Similar counts are reported in the Torsion and Rings columns. '-' means no outliers of that kind were identified.

Mol	Type	Chain	Res	Link	Chirals	Torsions	Rings
3	NAG	B	1310	1	-	4/6/23/26	0/1/1/1
3	NAG	A	1308	1	-	1/6/23/26	0/1/1/1
3	NAG	C	1310	1	-	4/6/23/26	0/1/1/1
3	NAG	A	1302	1	-	1/6/23/26	0/1/1/1

Continued on next page...

Continued from previous page...

Mol	Type	Chain	Res	Link	Chirals	Torsions	Rings
3	NAG	C	1303	1	-	0/6/23/26	0/1/1/1
3	NAG	C	1305	1	-	0/6/23/26	0/1/1/1
3	NAG	B	1307	1	-	0/6/23/26	0/1/1/1
3	NAG	A	1301	1	-	2/6/23/26	0/1/1/1
3	NAG	A	1310	1	-	4/6/23/26	0/1/1/1
3	NAG	C	1307	1	-	1/6/23/26	0/1/1/1
3	NAG	A	1303	1	-	0/6/23/26	0/1/1/1
3	NAG	B	1305	1	-	0/6/23/26	0/1/1/1
3	NAG	C	1304	1	-	3/6/23/26	0/1/1/1
3	NAG	B	1303	1	-	0/6/23/26	0/1/1/1
3	NAG	C	1308	1	-	1/6/23/26	0/1/1/1
3	NAG	A	1307	1	-	0/6/23/26	0/1/1/1
3	NAG	B	1301	1	-	2/6/23/26	0/1/1/1
3	NAG	A	1306	1	-	0/6/23/26	0/1/1/1
3	NAG	B	1304	1	-	3/6/23/26	0/1/1/1
3	NAG	B	1309	1	-	2/6/23/26	0/1/1/1
3	NAG	C	1302	1	-	1/6/23/26	0/1/1/1
3	NAG	A	1309	1	-	2/6/23/26	0/1/1/1
3	NAG	B	1308	1	-	1/6/23/26	0/1/1/1
3	NAG	C	1306	1	-	0/6/23/26	0/1/1/1
3	NAG	B	1302	1	-	1/6/23/26	0/1/1/1
3	NAG	C	1309	1	-	2/6/23/26	0/1/1/1
3	NAG	A	1305	1	-	0/6/23/26	0/1/1/1
3	NAG	B	1306	1	-	0/6/23/26	0/1/1/1
3	NAG	A	1304	1	-	3/6/23/26	0/1/1/1
3	NAG	C	1301	1	-	2/6/23/26	0/1/1/1

There are no bond length outliers.

All (5) bond angle outliers are listed below:

Mol	Chain	Res	Type	Atoms	Z	Observed(°)	Ideal(°)
3	C	1307	NAG	C1-O5-C5	5.09	119.09	112.19
3	A	1307	NAG	C1-O5-C5	5.08	119.08	112.19
3	B	1307	NAG	C1-O5-C5	5.07	119.07	112.19
3	B	1302	NAG	C1-O5-C5	2.05	114.96	112.19
3	C	1302	NAG	C1-O5-C5	2.03	114.94	112.19

There are no chirality outliers.

All (40) torsion outliers are listed below:

Mol	Chain	Res	Type	Atoms
3	C	1310	NAG	C4-C5-C6-O6
3	A	1310	NAG	C4-C5-C6-O6
3	B	1310	NAG	C4-C5-C6-O6
3	B	1310	NAG	O5-C5-C6-O6
3	C	1310	NAG	O5-C5-C6-O6
3	A	1304	NAG	C8-C7-N2-C2
3	A	1304	NAG	O7-C7-N2-C2
3	A	1310	NAG	C8-C7-N2-C2
3	A	1310	NAG	O7-C7-N2-C2
3	B	1304	NAG	C8-C7-N2-C2
3	B	1304	NAG	O7-C7-N2-C2
3	B	1310	NAG	C8-C7-N2-C2
3	B	1310	NAG	O7-C7-N2-C2
3	C	1304	NAG	C8-C7-N2-C2
3	C	1304	NAG	O7-C7-N2-C2
3	C	1310	NAG	C8-C7-N2-C2
3	C	1310	NAG	O7-C7-N2-C2
3	A	1310	NAG	O5-C5-C6-O6
3	C	1309	NAG	O5-C5-C6-O6
3	B	1309	NAG	O5-C5-C6-O6
3	C	1302	NAG	O5-C5-C6-O6
3	A	1309	NAG	O5-C5-C6-O6
3	C	1301	NAG	O5-C5-C6-O6
3	C	1309	NAG	C4-C5-C6-O6
3	B	1309	NAG	C4-C5-C6-O6
3	A	1309	NAG	C4-C5-C6-O6
3	A	1301	NAG	O5-C5-C6-O6
3	C	1304	NAG	O5-C5-C6-O6
3	B	1301	NAG	O5-C5-C6-O6
3	A	1302	NAG	O5-C5-C6-O6
3	A	1304	NAG	O5-C5-C6-O6
3	B	1302	NAG	O5-C5-C6-O6
3	B	1304	NAG	O5-C5-C6-O6
3	B	1308	NAG	O5-C5-C6-O6
3	C	1308	NAG	O5-C5-C6-O6
3	A	1301	NAG	C3-C2-N2-C7
3	C	1301	NAG	C3-C2-N2-C7
3	A	1308	NAG	O5-C5-C6-O6
3	B	1301	NAG	C3-C2-N2-C7
3	C	1307	NAG	O5-C5-C6-O6

There are no ring outliers.

3 monomers are involved in 3 short contacts:

Mol	Chain	Res	Type	Clashes	Symm-Clashes
3	B	1301	NAG	1	0
3	B	1304	NAG	1	0
3	A	1304	NAG	1	0

## 5.7 Other polymers [i](#)

There are no such residues in this entry.

## 5.8 Polymer linkage issues [i](#)

There are no chain breaks in this entry.