



Full wwPDB X-ray Structure Validation Report ⓘ

Dec 8, 2023 – 04:36 am GMT

PDB ID : 2WLN
Title : POTASSIUM CHANNEL FROM MAGNETOSPIRILLUM MAGNETO-TACTICUM
Authors : Clarke, O.B.; Caputo, A.T.; Smith, B.J.; Gulbis, J.M.
Deposited on : 2009-06-24
Resolution : 3.44 Å(reported)

This is a Full wwPDB X-ray Structure Validation Report for a publicly released PDB entry.

We welcome your comments at validation@mail.wwpdb.org

A user guide is available at

<https://www.wwpdb.org/validation/2017/XrayValidationReportHelp>

with specific help available everywhere you see the ⓘ symbol.

The types of validation reports are described at

<http://www.wwpdb.org/validation/2017/FAQs#types>.

The following versions of software and data (see [references ⓘ](#)) were used in the production of this report:

MolProbity : 4.02b-467
Xtriage (Phenix) : 1.13
EDS : 2.36
Percentile statistics : 20191225.v01 (using entries in the PDB archive December 25th 2019)
Refmac : 5.8.0158
CCP4 : 7.0.044 (Gargrove)
Ideal geometry (proteins) : Engh & Huber (2001)
Ideal geometry (DNA, RNA) : Parkinson et al. (1996)
Validation Pipeline (wwPDB-VP) : 2.36

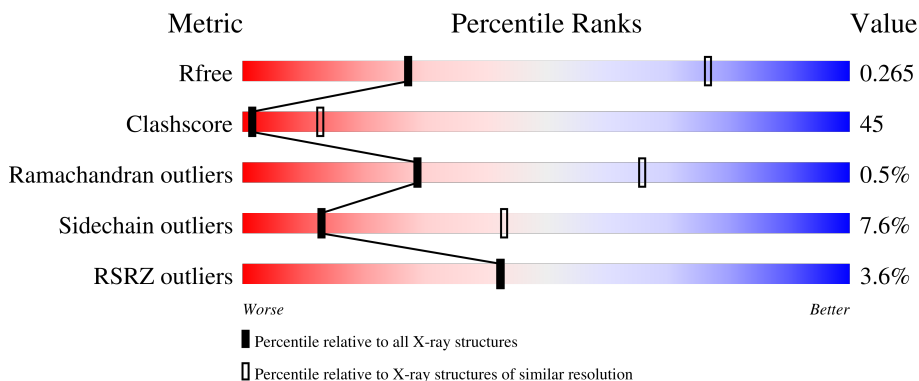
1 Overall quality at a glance

The following experimental techniques were used to determine the structure:

X-RAY DIFFRACTION

The reported resolution of this entry is 3.44 Å.

Percentile scores (ranging between 0-100) for global validation metrics of the entry are shown in the following graphic. The table shows the number of entries on which the scores are based.






Metric	Whole archive (#Entries)	Similar resolution (#Entries, resolution range(Å))
R_{free}	130704	1278 (3.50-3.38)
Clashscore	141614	1361 (3.50-3.38)
Ramachandran outliers	138981	1327 (3.50-3.38)
Sidechain outliers	138945	1328 (3.50-3.38)
RSRZ outliers	127900	1192 (3.50-3.38)

The table below summarises the geometric issues observed across the polymeric chains and their fit to the electron density. The red, orange, yellow and green segments of the lower bar indicate the fraction of residues that contain outliers for ≥ 3 , 2, 1 and 0 types of geometric quality criteria respectively. A grey segment represents the fraction of residues that are not modelled. The numeric value for each fraction is indicated below the corresponding segment, with a dot representing fractions $\leq 5\%$. The upper red bar (where present) indicates the fraction of residues that have poor fit to the electron density. The numeric value is given above the bar.

Mol	Chain	Length	Quality of chain
1	A	301	
1	B	301	
1	C	301	
1	D	301	
1	E	301	

Continued on next page...

Continued from previous page...

Mol	Chain	Length	Quality of chain
1	F	301	 4% 43% 45% 6% 6%
1	G	301	 4% 42% 47% 5% 6%
1	H	301	 3% 44% 44% 7% 6%

2 Entry composition

There are 2 unique types of molecules in this entry. The entry contains 17667 atoms, of which 0 are hydrogens and 0 are deuteriums.

In the tables below, the ZeroOcc column contains the number of atoms modelled with zero occupancy, the AltConf column contains the number of residues with at least one atom in alternate conformation and the Trace column contains the number of residues modelled with at most 2 atoms.

- Molecule 1 is a protein called POTASSIUM CHANNEL.

Mol	Chain	Residues	Atoms					ZeroOcc	AltConf	Trace
			Total	C	N	O	S			
1	A	283	2206	1417	383	398	8	0	0	0
1	B	283	2205	1418	380	398	9	0	0	0
1	C	283	2205	1418	380	398	9	0	0	0
1	D	283	2214	1426	381	398	9	0	0	0
1	E	283	2209	1421	381	398	9	0	0	0
1	F	283	2209	1419	383	398	9	0	0	0
1	G	283	2205	1418	380	398	9	0	0	0
1	H	283	2208	1419	382	398	9	0	0	0

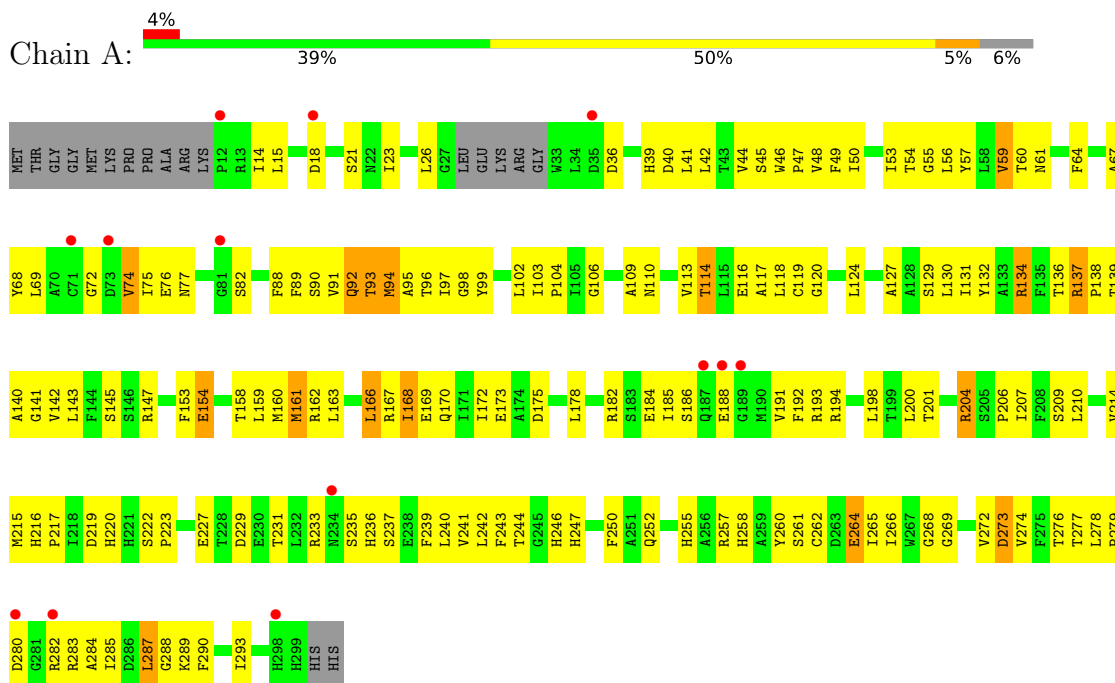
- Molecule 2 is POTASSIUM ION (three-letter code: K) (formula: K).

Mol	Chain	Residues	Atoms		ZeroOcc	AltConf
2	A	2	Total	K	0	0
			2	2		
2	C	1	Total	K	0	0
			1	1		
2	F	2	Total	K	0	0
			2	2		
2	H	1	Total	K	0	0
			1	1		

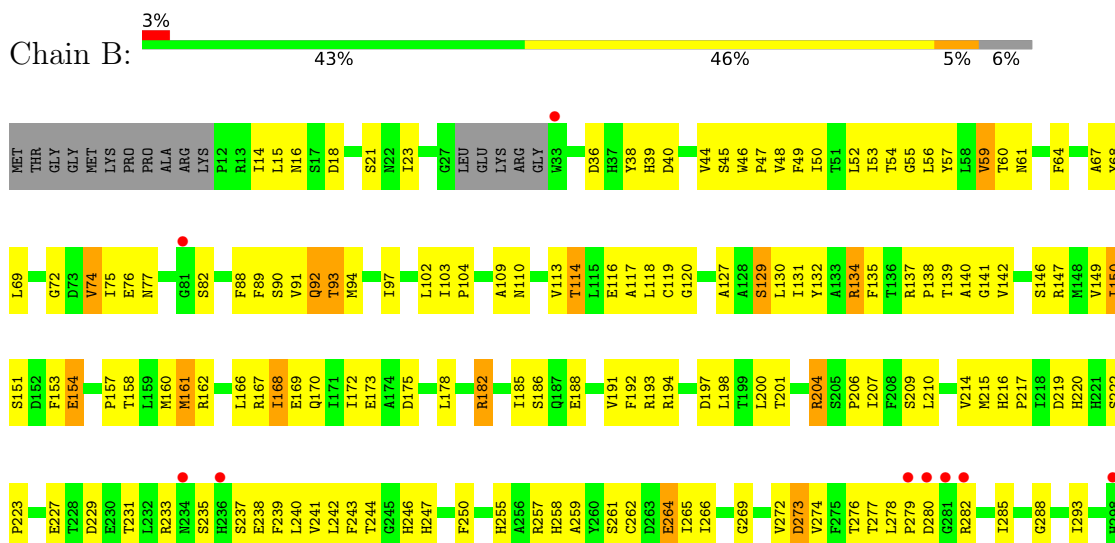
3 Residue-property plots i

These plots are drawn for all protein, RNA, DNA and oligosaccharide chains in the entry. The first graphic for a chain summarises the proportions of the various outlier classes displayed in the second graphic. The second graphic shows the sequence view annotated by issues in geometry and electron density. Residues are color-coded according to the number of geometric quality criteria for which they contain at least one outlier: green = 0, yellow = 1, orange = 2 and red = 3 or more. A red dot above a residue indicates a poor fit to the electron density ($RSRZ > 2$). Stretches of 2 or more consecutive residues without any outlier are shown as a green connector. Residues present in the sample, but not in the model, are shown in grey.

• Molecule 1: POTASSIUM CHANNEL

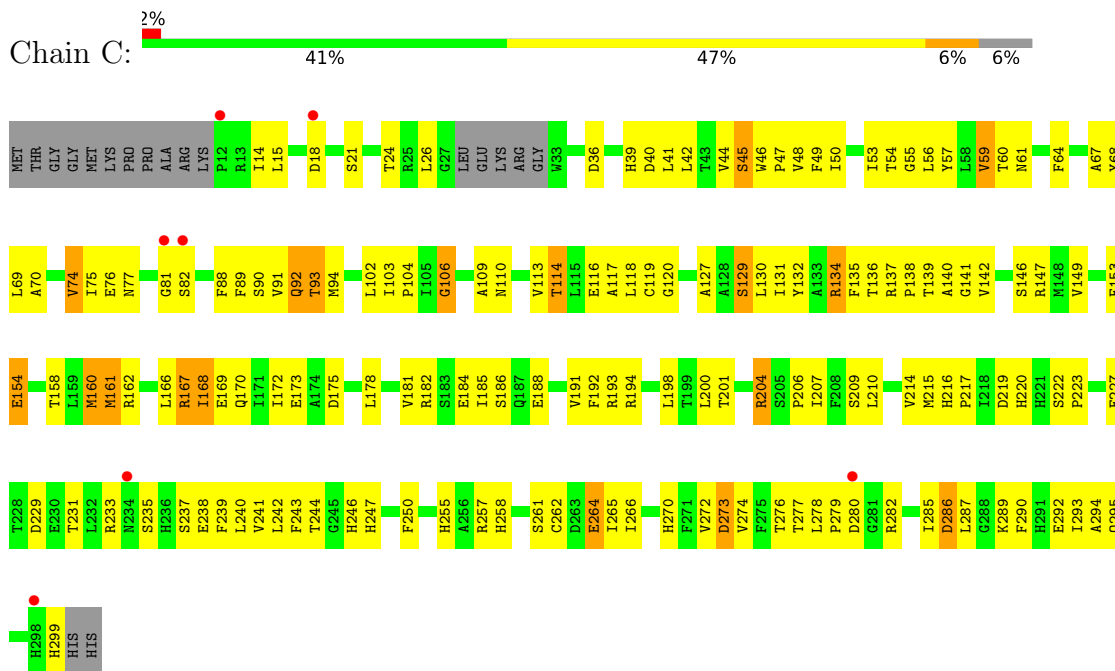


• Molecule 1: POTASSIUM CHANNEL

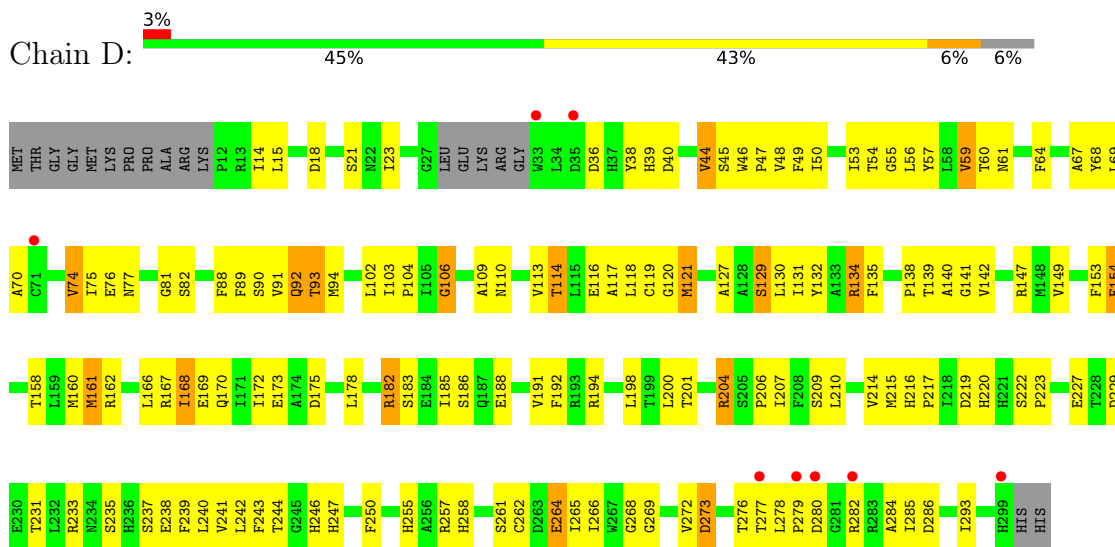


H299
HIS
HIS

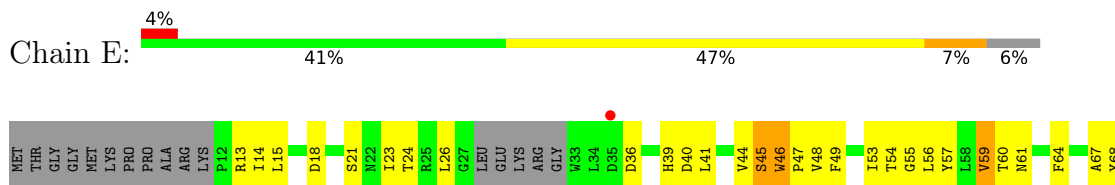
• Molecule 1: POTASSIUM CHANNEL

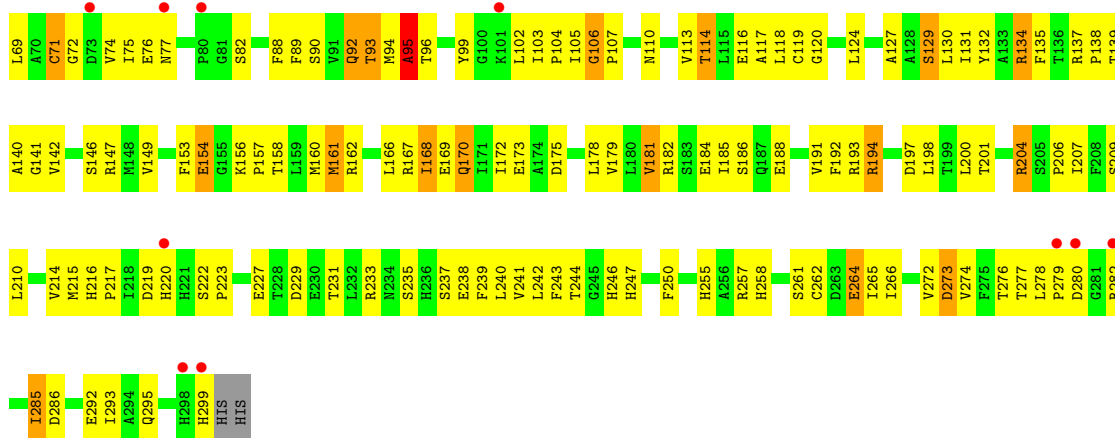


• Molecule 1: POTASSIUM CHANNEL

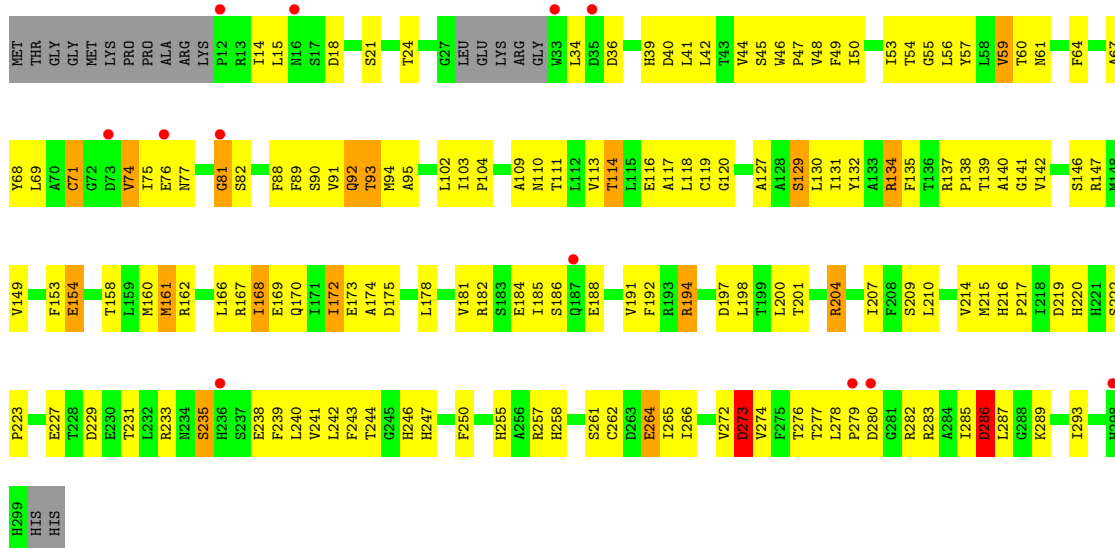


• Molecule 1: POTASSIUM CHANNEL

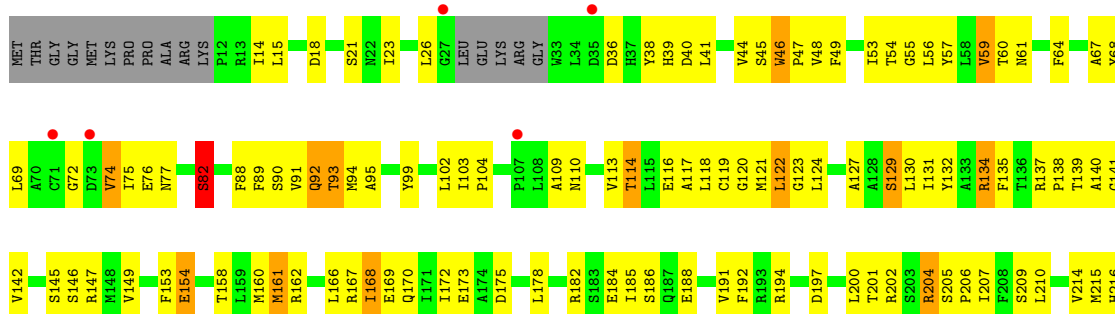


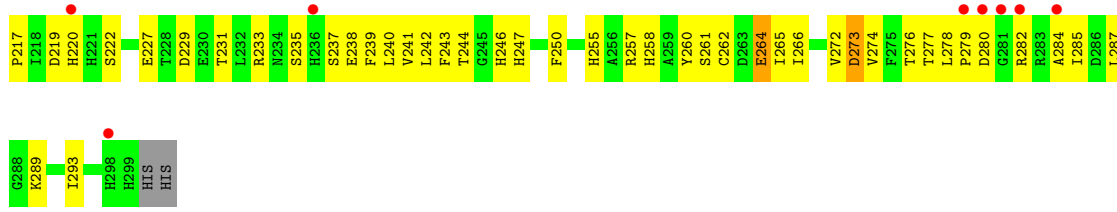


● Molecule 1: POTASSIUM CHANNEL

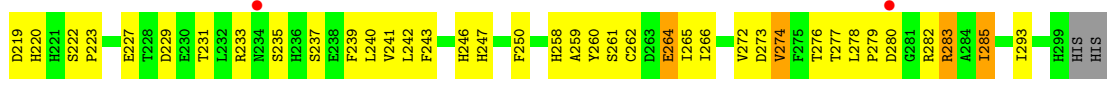
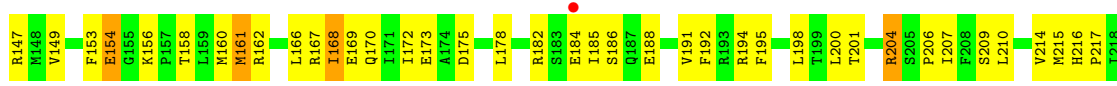
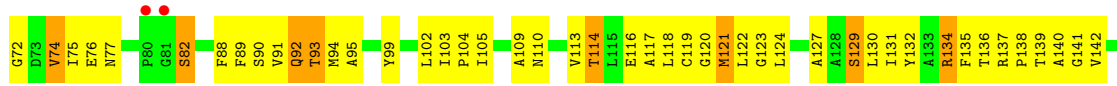
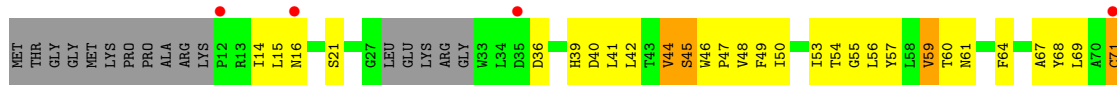


● Molecule 1: POTASSIUM CHANNEL





● Molecule 1: POTASSIUM CHANNEL



4 Data and refinement statistics

Property	Value	Source
Space group	P 1	Depositor
Cell constants a, b, c, α , β , γ	106.68Å 109.06Å 146.39Å 73.95° 82.30° 89.88°	Depositor
Resolution (Å)	15.00 – 3.44 15.00 – 3.44	Depositor EDS
% Data completeness (in resolution range)	93.2 (15.00-3.44) 75.7 (15.00-3.44)	Depositor EDS
R_{merge}	0.18	Depositor
R_{sym}	(Not available)	Depositor
$\langle I/\sigma(I) \rangle$ ¹	1.61 (at 3.48Å)	Xtrriage
Refinement program	PHENIX (PHENIX.REFINE)	Depositor
R, R_{free}	0.266 , 0.273 0.257 , 0.265	Depositor DCC
R_{free} test set	3197 reflections (5.13%)	wwPDB-VP
Wilson B-factor (Å ²)	93.9	Xtrriage
Anisotropy	0.020	Xtrriage
Bulk solvent k_{sol} (e/Å ³), B_{sol} (Å ²)	0.28 , 65.1	EDS
L-test for twinning ²	$\langle L \rangle = 0.39$, $\langle L^2 \rangle = 0.22$	Xtrriage
Estimated twinning fraction	No twinning to report.	Xtrriage
F_o, F_c correlation	0.90	EDS
Total number of atoms	17667	wwPDB-VP
Average B, all atoms (Å ²)	121.0	wwPDB-VP

Xtrriage's analysis on translational NCS is as follows: *The largest off-origin peak in the Patterson function is 4.76% of the height of the origin peak. No significant pseudotranslation is detected.*

¹Intensities estimated from amplitudes.

²Theoretical values of $\langle |L| \rangle$, $\langle L^2 \rangle$ for acentric reflections are 0.5, 0.333 respectively for untwinned datasets, and 0.375, 0.2 for perfectly twinned datasets.

5 Model quality i

5.1 Standard geometry i

Bond lengths and bond angles in the following residue types are not validated in this section:
K

The Z score for a bond length (or angle) is the number of standard deviations the observed value is removed from the expected value. A bond length (or angle) with $|Z| > 5$ is considered an outlier worth inspection. RMSZ is the root-mean-square of all Z scores of the bond lengths (or angles).

Mol	Chain	Bond lengths		Bond angles	
		RMSZ	# Z >5	RMSZ	# Z >5
1	A	1.13	8/2263 (0.4%)	0.78	6/3082 (0.2%)
1	B	0.87	7/2262 (0.3%)	0.71	1/3080 (0.0%)
1	C	0.75	4/2262 (0.2%)	0.81	9/3080 (0.3%)
1	D	0.85	6/2273 (0.3%)	0.88	8/3096 (0.3%)
1	E	1.04	10/2266 (0.4%)	0.84	11/3084 (0.4%)
1	F	0.78	6/2266 (0.3%)	1.00	13/3085 (0.4%)
1	G	0.95	7/2262 (0.3%)	0.69	0/3080
1	H	0.89	7/2264 (0.3%)	0.86	11/3081 (0.4%)
All	All	0.92	55/18118 (0.3%)	0.83	59/24668 (0.2%)

Chiral center outliers are detected by calculating the chiral volume of a chiral center and verifying if the center is modelled as a planar moiety or with the opposite hand. A planarity outlier is detected by checking planarity of atoms in a peptide group, atoms in a mainchain group or atoms of a sidechain that are expected to be planar.

Mol	Chain	#Chirality outliers	#Planarity outliers
1	B	0	1
1	C	0	1
1	E	0	1
1	F	0	4
1	G	0	1
All	All	0	8

All (55) bond length outliers are listed below:

Mol	Chain	Res	Type	Atoms	Z	Observed(Å)	Ideal(Å)
1	A	287	LEU	C-N	-32.15	0.75	1.33
1	E	71	CYS	C-N	20.88	1.70	1.33
1	G	122	LEU	C-N	-20.53	0.96	1.33
1	A	94	MET	C-N	-20.27	0.87	1.34
1	G	287	LEU	C-N	-20.22	0.96	1.33

Continued on next page...

Continued from previous page...

Mol	Chain	Res	Type	Atoms	Z	Observed(Å)	Ideal(Å)
1	H	82	SER	C-N	-20.21	0.87	1.34
1	E	106	GLY	C-N	19.34	1.71	1.34
1	B	157	PRO	C-N	-17.95	0.92	1.34
1	D	182	ARG	C-N	15.61	1.70	1.34
1	H	274	VAL	C-N	-14.08	1.01	1.34
1	F	172	ILE	C-N	-13.69	1.02	1.34
1	B	150	ILE	C-N	13.65	1.65	1.34
1	E	95	ALA	C-N	-13.36	1.03	1.34
1	E	285	ILE	C-N	-12.72	1.04	1.34
1	B	273	ASP	C-N	12.62	1.63	1.34
1	D	273	ASP	C-N	12.50	1.62	1.34
1	C	70	ALA	C-N	12.43	1.62	1.34
1	A	268	GLY	C-N	11.73	1.54	1.33
1	E	137	ARG	C-N	10.75	1.54	1.34
1	F	81	GLY	C-N	-9.82	1.11	1.34
1	A	106	GLY	C-N	-9.70	1.15	1.34
1	A	159	LEU	C-N	9.66	1.56	1.34
1	D	268	GLY	C-N	9.61	1.50	1.33
1	D	106	GLY	C-N	-9.47	1.16	1.34
1	G	95	ALA	C-N	9.35	1.55	1.34
1	G	46	TRP	C-N	-9.25	1.16	1.34
1	D	70	ALA	C-N	9.10	1.54	1.34
1	A	166	LEU	C-N	8.83	1.54	1.34
1	B	288	GLY	C-N	-8.68	1.14	1.34
1	H	260	TYR	C-N	8.65	1.53	1.34
1	H	195	PHE	C-N	-8.34	1.14	1.34
1	A	273	ASP	C-N	-7.72	1.16	1.34
1	D	286	ASP	C-N	-7.68	1.16	1.34
1	G	137	ARG	C-N	7.52	1.48	1.34
1	G	82	SER	C-N	-7.48	1.16	1.34
1	C	81	GLY	C-N	-7.45	1.17	1.34
1	F	71	CYS	C-N	7.19	1.46	1.33
1	E	286	ASP	C-N	-7.02	1.17	1.34
1	E	273	ASP	C-N	6.97	1.50	1.34
1	A	137	ARG	C-N	6.74	1.47	1.34
1	F	181	VAL	C-N	6.68	1.49	1.34
1	E	181	VAL	C-N	6.61	1.49	1.34
1	C	160	MET	C-N	6.57	1.49	1.34
1	H	44	VAL	C-N	6.03	1.48	1.34
1	C	106	GLY	C-N	6.01	1.45	1.34
1	G	273	ASP	C-N	-5.85	1.20	1.34
1	F	95	ALA	C-N	5.72	1.47	1.34

Continued on next page...

Continued from previous page...

Mol	Chain	Res	Type	Atoms	Z	Observed(Å)	Ideal(Å)
1	E	274	VAL	C-N	5.71	1.47	1.34
1	H	45	SER	C-N	5.48	1.46	1.34
1	F	194	ARG	C-N	-5.32	1.21	1.34
1	B	182	ARG	C-N	5.21	1.46	1.34
1	H	95	ALA	C-N	-5.20	1.22	1.34
1	B	193	ARG	C-N	-5.12	1.22	1.34
1	B	137	ARG	C-N	5.10	1.44	1.34
1	E	46	TRP	C-N	-5.06	1.24	1.34

All (59) bond angle outliers are listed below:

Mol	Chain	Res	Type	Atoms	Z	Observed(°)	Ideal(°)
1	F	286	ASP	O-C-N	-20.18	90.41	122.70
1	D	286	ASP	O-C-N	-16.18	96.81	122.70
1	F	81	GLY	O-C-N	-14.45	99.59	122.70
1	D	81	GLY	O-C-N	-13.70	100.78	122.70
1	F	273	ASP	O-C-N	-13.56	101.00	122.70
1	C	286	ASP	O-C-N	-13.25	101.50	122.70
1	F	286	ASP	CA-C-N	12.36	144.39	117.20
1	D	286	ASP	CA-C-N	11.47	142.44	117.20
1	H	95	ALA	O-C-N	11.13	140.51	122.70
1	E	286	ASP	O-C-N	-11.05	105.02	122.70
1	D	81	GLY	CA-C-N	10.11	139.44	117.20
1	F	95	ALA	O-C-N	-10.05	106.63	122.70
1	F	81	GLY	CA-C-N	10.00	139.19	117.20
1	F	286	ASP	C-N-CA	9.05	144.33	121.70
1	H	95	ALA	CA-C-N	-8.86	97.72	117.20
1	H	285	ILE	CA-C-N	-8.83	97.77	117.20
1	E	194	ARG	O-C-N	-8.81	108.61	122.70
1	D	81	GLY	C-N-CA	8.80	143.71	121.70
1	H	71	CYS	O-C-N	8.75	138.07	123.20
1	F	81	GLY	C-N-CA	8.53	143.02	121.70
1	D	286	ASP	C-N-CA	8.44	142.79	121.70
1	C	273	ASP	O-C-N	-8.41	109.24	122.70
1	F	273	ASP	CA-C-N	8.38	135.64	117.20
1	A	94	MET	O-C-N	8.35	136.07	122.70
1	H	71	CYS	C-N-CA	-8.32	104.83	122.30
1	H	285	ILE	O-C-N	8.14	135.73	122.70
1	H	71	CYS	CA-C-N	-7.98	100.24	116.20
1	C	167	ARG	O-C-N	-7.88	110.09	122.70
1	A	287	LEU	C-N-CA	-7.80	105.92	122.30
1	H	285	ILE	C-N-CA	-7.53	102.88	121.70

Continued on next page...

Continued from previous page...

Mol	Chain	Res	Type	Atoms	Z	Observed(°)	Ideal(°)
1	H	45	SER	O-C-N	-7.43	110.82	122.70
1	C	286	ASP	CA-C-N	7.39	133.46	117.20
1	E	286	ASP	CA-C-N	7.34	133.36	117.20
1	F	273	ASP	C-N-CA	7.26	139.85	121.70
1	E	45	SER	O-C-N	7.16	134.15	122.70
1	A	287	LEU	O-C-N	7.14	135.34	123.20
1	E	46	TRP	O-C-N	-7.13	107.56	121.10
1	F	95	ALA	C-N-CA	7.06	139.34	121.70
1	D	273	ASP	O-C-N	-6.93	111.62	122.70
1	A	94	MET	C-N-CA	-6.88	104.50	121.70
1	E	273	ASP	O-C-N	-6.84	111.76	122.70
1	A	94	MET	CA-C-N	-6.75	102.35	117.20
1	F	95	ALA	CA-C-N	6.59	131.69	117.20
1	A	287	LEU	CA-C-N	-6.57	103.05	116.20
1	C	45	SER	O-C-N	-6.46	112.37	122.70
1	F	172	ILE	O-C-N	-6.32	112.59	122.70
1	H	95	ALA	C-N-CA	-6.25	106.08	121.70
1	D	44	VAL	O-C-N	-5.67	113.63	122.70
1	C	273	ASP	CA-C-N	5.59	129.49	117.20
1	B	157	PRO	O-C-N	5.56	131.60	122.70
1	C	167	ARG	CA-C-N	5.51	129.33	117.20
1	E	286	ASP	C-N-CA	5.51	135.46	121.70
1	E	194	ARG	CA-C-N	5.48	129.25	117.20
1	E	45	SER	CA-C-N	-5.46	105.19	117.20
1	E	45	SER	C-N-CA	-5.44	108.10	121.70
1	C	167	ARG	C-N-CA	5.42	135.25	121.70
1	C	286	ASP	C-N-CA	5.13	134.53	121.70
1	H	45	SER	CA-C-N	5.08	128.38	117.20
1	E	46	TRP	CA-C-N	5.08	131.32	117.10

There are no chirality outliers.

All (8) planarity outliers are listed below:

Mol	Chain	Res	Type	Group
1	B	150	ILE	Mainchain
1	C	286	ASP	Mainchain
1	E	95	ALA	Mainchain
1	F	273	ASP	Mainchain
1	F	286	ASP	Mainchain
1	F	71	CYS	Mainchain
1	F	81	GLY	Mainchain
1	G	82	SER	Mainchain

5.2 Too-close contacts [i](#)

In the following table, the Non-H and H(model) columns list the number of non-hydrogen atoms and hydrogen atoms in the chain respectively. The H(added) column lists the number of hydrogen atoms added and optimized by MolProbity. The Clashes column lists the number of clashes within the asymmetric unit, whereas Symm-Clashes lists symmetry-related clashes.

Mol	Chain	Non-H	H(model)	H(added)	Clashes	Symm-Clashes
1	A	2206	0	2144	234	0
1	B	2205	0	2145	193	0
1	C	2205	0	2145	194	0
1	D	2214	0	2154	213	0
1	E	2209	0	2154	239	0
1	F	2209	0	2153	214	0
1	G	2205	0	2143	224	0
1	H	2208	0	2158	215	0
2	A	2	0	0	0	0
2	C	1	0	0	0	0
2	F	2	0	0	0	0
2	H	1	0	0	0	0
All	All	17667	0	17196	1571	0

The all-atom clashscore is defined as the number of clashes found per 1000 atoms (including hydrogen atoms). The all-atom clashscore for this structure is 45.

All (1571) close contacts within the same asymmetric unit are listed below, sorted by their clash magnitude.

Atom-1	Atom-2	Interatomic distance (Å)	Clash overlap (Å)
1:A:287:LEU:C	1:A:288:GLY:CA	1.81	1.48
1:E:71:CYS:C	1:E:72:GLY:N	1.70	1.44
1:A:94:MET:C	1:A:95:ALA:CA	1.87	1.43
1:E:106:GLY:C	1:E:107:PRO:N	1.71	1.41
1:D:182:ARG:C	1:D:183:SER:N	1.70	1.40
1:A:287:LEU:CA	1:A:288:GLY:N	1.84	1.38
1:G:202:ARG:NH2	1:G:205:SER:HA	1.42	1.34
1:A:94:MET:CA	1:A:95:ALA:N	1.92	1.33
1:H:168:ILE:HD12	1:H:168:ILE:H	1.05	1.19
1:A:283:ARG:HE	1:D:23:ILE:CD1	1.55	1.19
1:F:93:THR:HG21	1:F:116:GLU:OE1	1.38	1.18
1:C:278:LEU:HD12	1:C:282:ARG:HG3	1.20	1.15
1:H:278:LEU:HD12	1:H:282:ARG:HG3	1.20	1.15
1:B:168:ILE:HD12	1:B:168:ILE:H	1.04	1.15
1:G:202:ARG:HH22	1:G:205:SER:CA	1.59	1.15

Continued on next page...

Continued from previous page...

Atom-1	Atom-2	Interatomic distance (Å)	Clash overlap (Å)
1:E:168:ILE:H	1:E:168:ILE:HD12	1.05	1.14
1:D:168:ILE:H	1:D:168:ILE:HD12	1.05	1.14
1:A:278:LEU:HD12	1:A:282:ARG:HG3	1.20	1.13
1:G:202:ARG:NH2	1:G:205:SER:CA	2.11	1.13
1:G:168:ILE:HD12	1:G:168:ILE:H	1.04	1.13
1:B:278:LEU:HD12	1:B:282:ARG:HG3	1.20	1.12
1:A:168:ILE:HD12	1:A:168:ILE:H	1.06	1.12
1:F:278:LEU:HD12	1:F:282:ARG:HG3	1.20	1.12
1:A:287:LEU:O	1:A:288:GLY:N	1.84	1.11
1:D:278:LEU:HD12	1:D:282:ARG:HG3	1.20	1.11
1:G:278:LEU:HD12	1:G:282:ARG:HG3	1.20	1.10
1:E:278:LEU:HD12	1:E:282:ARG:HG3	1.20	1.09
1:F:168:ILE:H	1:F:168:ILE:HD12	1.05	1.09
1:A:283:ARG:HE	1:D:23:ILE:HD12	1.12	1.08
1:D:75:ILE:HD13	1:D:89:PHE:CD2	1.91	1.06
1:E:75:ILE:CD1	1:E:89:PHE:CD2	2.40	1.05
1:H:121:MET:SD	1:H:121:MET:N	2.30	1.05
1:G:202:ARG:HH21	1:G:205:SER:HB2	1.15	1.04
1:D:210:LEU:HD13	1:D:285:ILE:HD11	1.37	1.04
1:D:75:ILE:CD1	1:D:89:PHE:CD2	2.42	1.03
1:F:93:THR:CG2	1:F:116:GLU:OE1	2.07	1.01
1:F:75:ILE:CD1	1:F:89:PHE:CD2	2.43	1.00
1:A:94:MET:O	1:A:95:ALA:N	1.95	0.99
1:H:75:ILE:HD13	1:H:89:PHE:CD2	1.96	0.99
1:E:23:ILE:CD1	1:F:283:ARG:HE	1.74	0.98
1:F:75:ILE:HD13	1:F:89:PHE:CD2	1.99	0.98
1:B:75:ILE:HD13	1:B:89:PHE:CD2	1.98	0.97
1:E:76:GLU:HG2	1:E:105:ILE:HD11	1.46	0.96
1:E:75:ILE:HD13	1:E:89:PHE:CD2	2.00	0.96
1:C:280:ASP:OD2	1:C:282:ARG:HD3	1.66	0.96
1:A:287:LEU:O	1:A:288:GLY:CA	2.09	0.95
1:H:280:ASP:OD2	1:H:282:ARG:HD3	1.66	0.95
1:F:280:ASP:OD2	1:F:282:ARG:HD3	1.66	0.95
1:D:280:ASP:OD2	1:D:282:ARG:HD3	1.66	0.95
1:D:93:THR:HG21	1:D:116:GLU:OE1	1.66	0.95
1:B:280:ASP:OD2	1:B:282:ARG:HD3	1.66	0.94
1:A:280:ASP:OD2	1:A:282:ARG:HD3	1.66	0.94
1:E:75:ILE:HD11	1:E:89:PHE:CD2	2.02	0.94
1:G:280:ASP:OD2	1:G:282:ARG:HD3	1.66	0.94
1:E:61:ASN:HD21	1:E:94:MET:CE	1.81	0.94
1:C:75:ILE:HD13	1:C:89:PHE:CD2	2.02	0.94

Continued on next page...

Continued from previous page...

Atom-1	Atom-2	Interatomic distance (Å)	Clash overlap (Å)
1:B:61:ASN:HD21	1:B:94:MET:CE	1.80	0.94
1:B:75:ILE:CD1	1:B:89:PHE:CD2	2.51	0.94
1:G:75:ILE:HD13	1:G:89:PHE:CD2	2.02	0.93
1:A:283:ARG:HH21	1:D:23:ILE:HD11	1.34	0.93
1:C:75:ILE:CD1	1:C:89:PHE:CD2	2.51	0.93
1:E:280:ASP:OD2	1:E:282:ARG:HD3	1.66	0.92
1:E:23:ILE:HG21	1:F:285:ILE:HG13	1.50	0.92
1:H:121:MET:O	1:H:124:LEU:N	2.03	0.92
1:A:283:ARG:NE	1:D:23:ILE:CD1	2.32	0.92
1:A:94:MET:C	1:A:95:ALA:N	0.87	0.92
1:G:61:ASN:HD21	1:G:94:MET:CE	1.83	0.92
1:F:110:ASN:HB3	1:G:88:PHE:CD2	2.05	0.91
1:A:283:ARG:HH21	1:D:23:ILE:CD1	1.83	0.91
1:D:61:ASN:HD21	1:D:94:MET:CE	1.84	0.91
1:C:61:ASN:HD21	1:C:94:MET:CE	1.84	0.91
1:A:283:ARG:NE	1:D:23:ILE:HD12	1.87	0.90
1:B:61:ASN:HD21	1:B:94:MET:HE1	1.36	0.90
1:B:210:LEU:HD13	1:B:285:ILE:HD11	1.53	0.89
1:G:202:ARG:NH2	1:G:205:SER:CB	2.35	0.89
1:D:61:ASN:HD21	1:D:94:MET:HE1	1.38	0.89
1:H:168:ILE:H	1:H:168:ILE:CD1	1.81	0.89
1:E:168:ILE:H	1:E:168:ILE:CD1	1.81	0.88
1:F:168:ILE:H	1:F:168:ILE:CD1	1.81	0.88
1:G:210:LEU:HD13	1:G:285:ILE:HD11	1.53	0.88
1:A:56:LEU:O	1:A:60:THR:HG23	1.74	0.88
1:E:56:LEU:O	1:E:60:THR:HG23	1.74	0.88
1:G:202:ARG:HH21	1:G:205:SER:CB	1.86	0.88
1:A:94:MET:O	1:A:95:ALA:CA	2.21	0.88
1:B:56:LEU:O	1:B:60:THR:HG23	1.74	0.88
1:F:75:ILE:HD11	1:F:89:PHE:CD2	2.09	0.88
1:B:61:ASN:ND2	1:B:94:MET:HE1	1.88	0.88
1:B:168:ILE:H	1:B:168:ILE:CD1	1.81	0.87
1:G:56:LEU:O	1:G:60:THR:HG23	1.74	0.87
1:G:202:ARG:NH2	1:G:205:SER:HB2	1.88	0.87
1:E:93:THR:HG21	1:E:116:GLU:OE1	1.75	0.87
1:A:283:ARG:NH2	1:D:23:ILE:HD11	1.90	0.87
1:D:56:LEU:O	1:D:60:THR:HG23	1.74	0.87
1:G:202:ARG:CZ	1:G:204:ARG:O	2.23	0.87
1:B:23:ILE:HG21	1:C:285:ILE:HG13	1.57	0.87
1:G:93:THR:HG21	1:G:116:GLU:OE1	1.75	0.87
1:A:168:ILE:HD12	1:A:168:ILE:N	1.90	0.86

Continued on next page...

Continued from previous page...

Atom-1	Atom-2	Interatomic distance (Å)	Clash overlap (Å)
1:C:280:ASP:HB3	1:C:282:ARG:HG2	1.57	0.86
1:D:44:VAL:CG1	1:D:48:VAL:HB	2.05	0.86
1:H:56:LEU:O	1:H:60:THR:HG23	1.74	0.86
1:A:280:ASP:HB3	1:A:282:ARG:HG2	1.57	0.86
1:F:280:ASP:HB3	1:F:282:ARG:HG2	1.57	0.86
1:H:280:ASP:HB3	1:H:282:ARG:HG2	1.58	0.86
1:D:44:VAL:HG11	1:D:48:VAL:HG12	1.58	0.86
1:G:278:LEU:CD1	1:G:282:ARG:HG3	2.06	0.86
1:E:61:ASN:HD21	1:E:94:MET:HE1	1.40	0.86
1:E:280:ASP:HB3	1:E:282:ARG:HG2	1.57	0.86
1:C:168:ILE:N	1:C:168:ILE:HD12	1.90	0.86
1:F:56:LEU:O	1:F:60:THR:HG23	1.74	0.86
1:B:280:ASP:HB3	1:B:282:ARG:HG2	1.58	0.86
1:D:278:LEU:CD1	1:D:282:ARG:HG3	2.06	0.86
1:G:61:ASN:HD21	1:G:94:MET:HE1	1.40	0.86
1:H:172:ILE:HG13	1:H:246:HIS:HB3	1.57	0.86
1:C:56:LEU:O	1:C:60:THR:HG23	1.74	0.85
1:E:168:ILE:HD12	1:E:168:ILE:N	1.90	0.85
1:A:210:LEU:HD21	1:D:21:SER:OG	1.76	0.85
1:D:168:ILE:H	1:D:168:ILE:CD1	1.81	0.85
1:F:168:ILE:HD12	1:F:168:ILE:N	1.91	0.85
1:D:280:ASP:HB3	1:D:282:ARG:HG2	1.58	0.85
1:H:75:ILE:CD1	1:H:89:PHE:CD2	2.59	0.85
1:A:172:ILE:HG13	1:A:246:HIS:HB3	1.57	0.85
1:E:23:ILE:HD12	1:F:283:ARG:HE	1.39	0.84
1:E:172:ILE:HG13	1:E:246:HIS:HB3	1.57	0.84
1:B:93:THR:HG21	1:B:116:GLU:OE1	1.76	0.84
1:G:280:ASP:HB3	1:G:282:ARG:HG2	1.57	0.84
1:A:287:LEU:O	1:A:288:GLY:HA2	1.76	0.84
1:C:61:ASN:HD21	1:C:94:MET:HE1	1.40	0.84
1:A:61:ASN:HD21	1:A:94:MET:HE1	1.41	0.84
1:B:172:ILE:HG13	1:B:246:HIS:HB3	1.57	0.84
1:D:168:ILE:HD12	1:D:168:ILE:N	1.91	0.84
1:G:168:ILE:HD12	1:G:168:ILE:N	1.90	0.84
1:A:168:ILE:H	1:A:168:ILE:CD1	1.83	0.84
1:D:172:ILE:HG13	1:D:246:HIS:HB3	1.57	0.84
1:E:26:LEU:HB2	1:F:286:ASP:HA	1.58	0.84
1:E:278:LEU:CD1	1:E:282:ARG:HG3	2.06	0.83
1:G:172:ILE:HG13	1:G:246:HIS:HB3	1.57	0.83
1:A:75:ILE:HD13	1:A:89:PHE:CD2	2.14	0.83
1:B:168:ILE:HD12	1:B:168:ILE:N	1.90	0.83

Continued on next page...

Continued from previous page...

Atom-1	Atom-2	Interatomic distance (Å)	Clash overlap (Å)
1:G:202:ARG:NH2	1:G:204:ARG:O	2.11	0.83
1:F:172:ILE:HG13	1:F:246:HIS:HB3	1.57	0.83
1:C:278:LEU:HD12	1:C:282:ARG:CG	2.07	0.83
1:A:61:ASN:HD21	1:A:94:MET:CE	1.90	0.83
1:F:61:ASN:HD21	1:F:94:MET:CE	1.91	0.83
1:A:285:ILE:HG13	1:D:23:ILE:HG21	1.60	0.83
1:C:172:ILE:HG13	1:C:246:HIS:HB3	1.58	0.82
1:G:61:ASN:ND2	1:G:94:MET:HE1	1.94	0.82
1:F:278:LEU:HD12	1:F:282:ARG:CG	2.07	0.82
1:H:278:LEU:CD1	1:H:282:ARG:HG3	2.06	0.82
1:E:23:ILE:HD11	1:F:283:ARG:HH21	1.42	0.82
1:A:283:ARG:HE	1:D:23:ILE:HD11	1.45	0.82
1:B:273:ASP:OD1	1:B:274:VAL:N	2.13	0.81
1:F:278:LEU:CD1	1:F:282:ARG:HG3	2.06	0.81
1:H:61:ASN:HD21	1:H:94:MET:CE	1.93	0.81
1:A:278:LEU:CD1	1:A:282:ARG:HG3	2.06	0.81
1:D:210:LEU:HB3	1:D:285:ILE:HD13	1.63	0.81
1:A:283:ARG:HH21	1:D:23:ILE:CG1	1.93	0.81
1:C:278:LEU:CD1	1:C:282:ARG:HG3	2.06	0.81
1:E:278:LEU:HD12	1:E:282:ARG:CG	2.07	0.81
1:B:278:LEU:CD1	1:B:282:ARG:HG3	2.06	0.81
1:H:69:LEU:O	1:H:72:GLY:N	2.13	0.81
1:D:61:ASN:ND2	1:D:94:MET:HE1	1.95	0.81
1:D:75:ILE:HD11	1:D:89:PHE:CD2	2.14	0.80
1:G:210:LEU:HB3	1:G:285:ILE:CD1	2.11	0.80
1:G:278:LEU:HD12	1:G:282:ARG:CG	2.07	0.80
1:E:179:VAL:HG22	1:E:197:ASP:OD1	1.80	0.80
1:H:61:ASN:HD21	1:H:94:MET:HE1	1.47	0.80
1:H:168:ILE:HD12	1:H:168:ILE:N	1.90	0.80
1:H:278:LEU:HD12	1:H:282:ARG:CG	2.08	0.80
1:H:121:MET:O	1:H:122:LEU:C	2.11	0.80
1:A:287:LEU:C	1:A:288:GLY:N	0.75	0.79
1:E:61:ASN:ND2	1:E:94:MET:HE1	1.96	0.79
1:E:75:ILE:HD13	1:E:89:PHE:CG	2.16	0.79
1:B:61:ASN:ND2	1:B:94:MET:CE	2.44	0.79
1:B:201:THR:CG2	1:B:217:PRO:HD3	2.13	0.79
1:E:201:THR:CG2	1:E:217:PRO:HD3	2.13	0.79
1:D:201:THR:CG2	1:D:217:PRO:HD3	2.13	0.79
1:F:266:ILE:HG22	1:F:266:ILE:O	1.82	0.79
1:A:278:LEU:HD12	1:A:282:ARG:CG	2.07	0.79
1:D:278:LEU:HD12	1:D:282:ARG:CG	2.08	0.79

Continued on next page...

Continued from previous page...

Atom-1	Atom-2	Interatomic distance (Å)	Clash overlap (Å)
1:C:201:THR:CG2	1:C:217:PRO:HD3	2.13	0.79
1:E:23:ILE:CD1	1:F:283:ARG:HH21	1.95	0.78
1:G:23:ILE:HD11	1:H:283:ARG:HH11	1.46	0.78
1:G:201:THR:CG2	1:G:217:PRO:HD3	2.13	0.78
1:A:201:THR:CG2	1:A:217:PRO:HD3	2.13	0.78
1:F:201:THR:CG2	1:F:217:PRO:HD3	2.13	0.78
1:C:266:ILE:O	1:C:266:ILE:HG22	1.83	0.78
1:B:278:LEU:HD12	1:B:282:ARG:CG	2.08	0.78
1:C:61:ASN:ND2	1:C:94:MET:HE1	1.99	0.78
1:G:138:PRO:HB3	1:G:250:PHE:CD1	2.19	0.78
1:A:283:ARG:NE	1:D:23:ILE:HD11	1.99	0.78
1:D:266:ILE:HD12	1:D:293:ILE:HD12	1.65	0.78
1:D:138:PRO:HB3	1:D:250:PHE:CD1	2.19	0.78
1:H:266:ILE:O	1:H:266:ILE:HG22	1.83	0.78
1:B:138:PRO:HB3	1:B:250:PHE:CD1	2.19	0.77
1:G:168:ILE:H	1:G:168:ILE:CD1	1.81	0.77
1:H:201:THR:CG2	1:H:217:PRO:HD3	2.13	0.77
1:A:266:ILE:HG22	1:A:266:ILE:O	1.83	0.77
1:E:138:PRO:HB3	1:E:250:PHE:CD1	2.19	0.77
1:B:44:VAL:CG1	1:B:48:VAL:HB	2.14	0.77
1:C:138:PRO:HB3	1:C:250:PHE:CD1	2.19	0.77
1:E:207:ILE:HD13	1:H:240:LEU:HD21	1.66	0.77
1:H:138:PRO:HB3	1:H:250:PHE:CD1	2.19	0.77
1:F:138:PRO:HB3	1:F:250:PHE:CD1	2.19	0.77
1:D:266:ILE:HG22	1:D:266:ILE:O	1.82	0.77
1:F:44:VAL:CG1	1:F:48:VAL:HB	2.14	0.77
1:F:207:ILE:O	1:F:207:ILE:HG22	1.84	0.77
1:A:138:PRO:HB3	1:A:250:PHE:CD1	2.19	0.77
1:C:207:ILE:O	1:C:207:ILE:HG22	1.84	0.77
1:D:44:VAL:HG11	1:D:48:VAL:CG1	2.14	0.76
1:E:266:ILE:O	1:E:266:ILE:HG22	1.82	0.76
1:G:210:LEU:HB3	1:G:285:ILE:HD13	1.68	0.76
1:G:266:ILE:HG22	1:G:266:ILE:O	1.82	0.76
1:B:207:ILE:HG22	1:B:207:ILE:O	1.84	0.76
1:E:23:ILE:HD11	1:F:283:ARG:HE	1.51	0.76
1:B:266:ILE:HG22	1:B:266:ILE:O	1.83	0.76
1:D:104:PRO:HB2	1:D:110:ASN:OD1	1.85	0.76
1:F:210:LEU:HD13	1:F:285:ILE:HD11	1.66	0.76
1:G:23:ILE:HG21	1:H:285:ILE:HG13	1.67	0.76
1:C:75:ILE:HD11	1:C:89:PHE:CD2	2.20	0.76
1:F:93:THR:CG2	1:F:116:GLU:CD	2.54	0.76

Continued on next page...

Continued from previous page...

Atom-1	Atom-2	Interatomic distance (Å)	Clash overlap (Å)
1:G:207:ILE:HG22	1:G:207:ILE:O	1.84	0.76
1:G:266:ILE:HD12	1:G:293:ILE:HD12	1.68	0.76
1:A:207:ILE:O	1:A:207:ILE:HG22	1.84	0.76
1:F:75:ILE:HD11	1:F:89:PHE:CE2	2.19	0.75
1:D:74:VAL:HB	1:D:109:ALA:HB2	1.67	0.75
1:G:202:ARG:HH22	1:G:205:SER:HA	0.69	0.75
1:H:61:ASN:ND2	1:H:94:MET:HE1	2.01	0.75
1:D:207:ILE:HG22	1:D:207:ILE:O	1.85	0.75
1:D:210:LEU:HB3	1:D:285:ILE:CD1	2.17	0.75
1:F:266:ILE:HD12	1:F:293:ILE:HD12	1.68	0.75
1:D:93:THR:CG2	1:D:116:GLU:OE1	2.35	0.75
1:E:207:ILE:HG22	1:E:207:ILE:O	1.84	0.75
1:E:44:VAL:CG1	1:E:48:VAL:HB	2.17	0.74
1:H:207:ILE:O	1:H:207:ILE:HG22	1.84	0.74
1:A:266:ILE:HD12	1:A:293:ILE:HD12	1.68	0.74
1:E:272:VAL:CG1	1:E:273:ASP:N	2.51	0.74
1:G:44:VAL:CG1	1:G:48:VAL:HB	2.17	0.74
1:H:266:ILE:HD12	1:H:293:ILE:HD12	1.68	0.74
1:C:266:ILE:HD12	1:C:293:ILE:HD12	1.68	0.74
1:G:229:ASP:OD1	1:G:233:ARG:NH1	2.21	0.74
1:E:229:ASP:OD1	1:E:233:ARG:NH1	2.21	0.74
1:B:229:ASP:OD1	1:B:233:ARG:NH1	2.21	0.74
1:B:266:ILE:HD12	1:B:293:ILE:HD12	1.68	0.74
1:B:272:VAL:CG1	1:B:273:ASP:N	2.51	0.74
1:H:186:SER:OG	1:H:188:GLU:OE1	2.06	0.74
1:G:186:SER:OG	1:G:188:GLU:OE1	2.06	0.74
1:A:229:ASP:OD1	1:A:233:ARG:NH1	2.21	0.74
1:D:186:SER:OG	1:D:188:GLU:OE1	2.06	0.74
1:D:229:ASP:OD1	1:D:233:ARG:NH1	2.21	0.74
1:E:266:ILE:HD12	1:E:293:ILE:HD12	1.68	0.74
1:F:229:ASP:OD1	1:F:233:ARG:NH1	2.21	0.74
1:F:272:VAL:CG1	1:F:273:ASP:N	2.51	0.74
1:C:229:ASP:OD1	1:C:233:ARG:NH1	2.21	0.74
1:C:272:VAL:CG1	1:C:273:ASP:N	2.51	0.74
1:E:61:ASN:ND2	1:E:94:MET:CE	2.49	0.73
1:G:75:ILE:CD1	1:G:89:PHE:CD2	2.70	0.73
1:G:272:VAL:CG1	1:G:273:ASP:N	2.51	0.73
1:H:229:ASP:OD1	1:H:233:ARG:NH1	2.21	0.73
1:B:186:SER:OG	1:B:188:GLU:OE1	2.06	0.73
1:F:186:SER:OG	1:F:188:GLU:OE1	2.06	0.73
1:A:186:SER:OG	1:A:188:GLU:OE1	2.06	0.73

Continued on next page...

Continued from previous page...

Atom-1	Atom-2	Interatomic distance (Å)	Clash overlap (Å)
1:F:61:ASN:ND2	1:F:94:MET:HE1	2.03	0.73
1:A:44:VAL:CG1	1:A:48:VAL:HB	2.19	0.73
1:C:185:ILE:CD1	1:C:191:VAL:HB	2.18	0.73
1:D:61:ASN:ND2	1:D:94:MET:CE	2.51	0.73
1:D:185:ILE:CD1	1:D:191:VAL:HB	2.19	0.73
1:F:185:ILE:CD1	1:F:191:VAL:HB	2.19	0.73
1:B:185:ILE:CD1	1:B:191:VAL:HB	2.18	0.73
1:D:44:VAL:HG13	1:D:48:VAL:HB	1.69	0.73
1:D:272:VAL:CG1	1:D:273:ASP:N	2.51	0.73
1:G:185:ILE:CD1	1:G:191:VAL:HB	2.18	0.73
1:H:272:VAL:CG1	1:H:273:ASP:N	2.50	0.73
1:A:185:ILE:CD1	1:A:191:VAL:HB	2.18	0.73
1:E:90:SER:O	1:E:93:THR:HG22	1.89	0.73
1:A:90:SER:O	1:A:93:THR:HG22	1.89	0.73
1:B:90:SER:O	1:B:93:THR:HG22	1.89	0.73
1:E:185:ILE:CD1	1:E:191:VAL:HB	2.18	0.73
1:C:186:SER:OG	1:C:188:GLU:OE1	2.06	0.73
1:C:204:ARG:HH11	1:C:204:ARG:HG2	1.54	0.72
1:H:204:ARG:HH11	1:H:204:ARG:HG2	1.54	0.72
1:A:272:VAL:CG1	1:A:273:ASP:N	2.51	0.72
1:D:210:LEU:CD1	1:D:285:ILE:HD11	2.18	0.72
1:F:204:ARG:HH11	1:F:204:ARG:HG2	1.55	0.72
1:H:185:ILE:CD1	1:H:191:VAL:HB	2.18	0.72
1:A:94:MET:O	1:A:95:ALA:HA	1.88	0.72
1:D:75:ILE:HD11	1:D:89:PHE:CE2	2.24	0.72
1:E:186:SER:OG	1:E:188:GLU:OE1	2.06	0.72
1:A:283:ARG:NH2	1:D:23:ILE:CD1	2.50	0.72
1:E:23:ILE:CD1	1:F:283:ARG:NE	2.51	0.72
1:A:204:ARG:HH11	1:A:204:ARG:HG2	1.54	0.72
1:D:204:ARG:HG2	1:D:204:ARG:HH11	1.54	0.72
1:D:44:VAL:CG1	1:D:48:VAL:CG1	2.68	0.72
1:E:23:ILE:HD12	1:F:283:ARG:NE	2.05	0.72
1:F:61:ASN:ND2	1:F:94:MET:CE	2.52	0.72
1:F:90:SER:O	1:F:93:THR:HG22	1.89	0.72
1:H:94:MET:HB2	1:H:116:GLU:HG2	1.71	0.72
1:A:61:ASN:ND2	1:A:94:MET:HE1	2.03	0.72
1:B:204:ARG:HG2	1:B:204:ARG:HH11	1.54	0.72
1:G:61:ASN:ND2	1:G:94:MET:CE	2.49	0.72
1:G:204:ARG:HG2	1:G:204:ARG:HH11	1.55	0.71
1:C:61:ASN:ND2	1:C:94:MET:CE	2.53	0.71
1:D:75:ILE:CD1	1:D:89:PHE:CE2	2.72	0.71

Continued on next page...

Continued from previous page...

Atom-1	Atom-2	Interatomic distance (Å)	Clash overlap (Å)
1:F:139:THR:O	1:F:167:ARG:NH1	2.22	0.71
1:A:88:PHE:CD2	1:D:110:ASN:HB3	2.25	0.71
1:E:76:GLU:CG	1:E:105:ILE:HD11	2.20	0.71
1:F:75:ILE:HD13	1:F:89:PHE:CG	2.25	0.71
1:H:227:GLU:HG3	1:H:231:THR:OG1	1.90	0.71
1:C:90:SER:O	1:C:93:THR:HG22	1.89	0.71
1:D:90:SER:O	1:D:93:THR:HG22	1.89	0.71
1:G:227:GLU:HG3	1:G:231:THR:OG1	1.90	0.71
1:E:204:ARG:HG2	1:E:204:ARG:HH11	1.54	0.71
1:H:90:SER:O	1:H:93:THR:HG22	1.89	0.71
1:F:75:ILE:CD1	1:F:89:PHE:CE2	2.73	0.71
1:G:90:SER:O	1:G:93:THR:HG22	1.89	0.71
1:F:61:ASN:HD21	1:F:94:MET:HE1	1.55	0.71
1:A:227:GLU:HG3	1:A:231:THR:OG1	1.90	0.71
1:B:75:ILE:HD11	1:B:89:PHE:CD2	2.25	0.71
1:F:227:GLU:HG3	1:F:231:THR:OG1	1.90	0.71
1:C:227:GLU:HG3	1:C:231:THR:OG1	1.90	0.70
1:E:227:GLU:HG3	1:E:231:THR:OG1	1.90	0.70
1:H:200:LEU:HD13	1:H:214:VAL:CG1	2.21	0.70
1:A:274:VAL:HG12	1:A:289:LYS:HB2	1.74	0.70
1:A:200:LEU:HD13	1:A:214:VAL:CG1	2.22	0.70
1:D:227:GLU:HG3	1:D:231:THR:OG1	1.90	0.70
1:B:227:GLU:HG3	1:B:231:THR:OG1	1.90	0.70
1:C:172:ILE:O	1:C:173:GLU:HB2	1.91	0.70
1:D:200:LEU:HD13	1:D:214:VAL:CG1	2.21	0.70
1:H:127:ALA:O	1:H:131:ILE:HG12	1.92	0.70
1:A:287:LEU:C	1:A:288:GLY:HA2	2.03	0.70
1:A:287:LEU:N	1:A:288:GLY:N	2.39	0.70
1:D:75:ILE:HD13	1:D:89:PHE:CG	2.27	0.70
1:E:200:LEU:HD13	1:E:214:VAL:CG1	2.21	0.70
1:G:23:ILE:HD11	1:H:283:ARG:NH1	2.07	0.70
1:H:15:LEU:HD23	1:H:21:SER:HA	1.74	0.70
1:C:200:LEU:HD13	1:C:214:VAL:CG1	2.21	0.69
1:G:200:LEU:HD13	1:G:214:VAL:CG1	2.22	0.69
1:A:184:GLU:OE1	1:A:194:ARG:HD2	1.93	0.69
1:D:18:ASP:O	1:D:257:ARG:NH1	2.24	0.69
1:H:121:MET:O	1:H:123:GLY:N	2.24	0.69
1:A:283:ARG:CZ	1:D:23:ILE:HD11	2.22	0.69
1:B:200:LEU:HD13	1:B:214:VAL:CG1	2.22	0.69
1:E:99:TYR:OH	1:H:93:THR:OG1	2.03	0.69
1:A:15:LEU:HD23	1:A:21:SER:HA	1.74	0.69

Continued on next page...

Continued from previous page...

Atom-1	Atom-2	Interatomic distance (Å)	Clash overlap (Å)
1:D:127:ALA:O	1:D:131:ILE:HG12	1.92	0.69
1:F:200:LEU:HD13	1:F:214:VAL:CG1	2.21	0.69
1:H:261:SER:H	1:H:264:GLU:HG3	1.57	0.69
1:E:69:LEU:O	1:E:72:GLY:N	2.26	0.69
1:G:127:ALA:O	1:G:131:ILE:HG12	1.92	0.69
1:C:127:ALA:O	1:C:131:ILE:HG12	1.92	0.69
1:A:127:ALA:O	1:A:131:ILE:HG12	1.92	0.69
1:E:15:LEU:HD23	1:E:21:SER:HA	1.74	0.69
1:E:23:ILE:HD11	1:F:283:ARG:NH2	2.08	0.69
1:G:130:LEU:HD21	1:H:135:PHE:HE2	1.56	0.69
1:H:240:LEU:HD12	1:H:258:HIS:O	1.91	0.69
1:B:61:ASN:OD1	1:B:94:MET:HE2	1.93	0.69
1:F:127:ALA:O	1:F:131:ILE:HG12	1.92	0.69
1:B:139:THR:O	1:B:167:ARG:NH1	2.22	0.69
1:B:15:LEU:HD23	1:B:21:SER:HA	1.74	0.68
1:G:139:THR:O	1:G:167:ARG:NH1	2.22	0.68
1:G:15:LEU:HD23	1:G:21:SER:HA	1.74	0.68
1:H:139:THR:O	1:H:167:ARG:NH1	2.22	0.68
1:A:178:LEU:HD13	1:A:241:VAL:HG22	1.75	0.68
1:C:15:LEU:HD23	1:C:21:SER:HA	1.74	0.68
1:D:15:LEU:HD23	1:D:21:SER:HA	1.74	0.68
1:D:139:THR:O	1:D:167:ARG:NH1	2.22	0.68
1:G:272:VAL:HG12	1:G:273:ASP:N	2.09	0.68
1:A:132:TYR:HD1	1:D:129:SER:HB3	1.58	0.68
1:A:272:VAL:HG12	1:A:273:ASP:N	2.08	0.68
1:D:178:LEU:HD13	1:D:241:VAL:HG22	1.75	0.68
1:E:139:THR:O	1:E:167:ARG:NH1	2.22	0.68
1:B:178:LEU:HD13	1:B:241:VAL:HG22	1.75	0.68
1:C:210:LEU:HD13	1:C:285:ILE:HD11	1.75	0.68
1:H:178:LEU:HD13	1:H:241:VAL:HG22	1.75	0.68
1:H:273:ASP:OD1	1:H:274:VAL:N	2.27	0.68
1:C:44:VAL:CG1	1:C:48:VAL:HB	2.24	0.68
1:C:178:LEU:HD13	1:C:241:VAL:HG22	1.75	0.68
1:D:104:PRO:CB	1:D:110:ASN:OD1	2.41	0.68
1:D:272:VAL:HG12	1:D:273:ASP:N	2.08	0.68
1:E:127:ALA:O	1:E:131:ILE:HG12	1.92	0.68
1:E:178:LEU:HD13	1:E:241:VAL:HG22	1.75	0.68
1:B:127:ALA:O	1:B:131:ILE:HG12	1.92	0.67
1:F:272:VAL:HG12	1:F:273:ASP:N	2.08	0.67
1:D:14:ILE:N	1:D:14:ILE:HD13	2.10	0.67
1:E:272:VAL:HG12	1:E:273:ASP:N	2.08	0.67

Continued on next page...

Continued from previous page...

Atom-1	Atom-2	Interatomic distance (Å)	Clash overlap (Å)
1:H:272:VAL:HG12	1:H:273:ASP:N	2.08	0.67
1:A:14:ILE:HD13	1:A:14:ILE:N	2.10	0.67
1:G:178:LEU:HD13	1:G:241:VAL:HG22	1.75	0.67
1:A:91:VAL:HG21	1:D:114:THR:HG22	1.76	0.67
1:G:276:THR:HG22	1:G:277:THR:N	2.10	0.67
1:C:14:ILE:HD13	1:C:14:ILE:N	2.10	0.67
1:E:21:SER:OG	1:F:210:LEU:HD21	1.93	0.67
1:F:14:ILE:HD13	1:F:14:ILE:N	2.10	0.67
1:F:15:LEU:HD23	1:F:21:SER:HA	1.74	0.67
1:G:14:ILE:N	1:G:14:ILE:HD13	2.10	0.67
1:E:93:THR:CG2	1:E:116:GLU:OE1	2.42	0.67
1:B:272:VAL:HG12	1:B:273:ASP:N	2.08	0.66
1:B:276:THR:HG22	1:B:277:THR:N	2.10	0.66
1:C:272:VAL:HG12	1:C:273:ASP:N	2.08	0.66
1:D:276:THR:HG22	1:D:277:THR:N	2.10	0.66
1:F:240:LEU:HD12	1:F:258:HIS:O	1.96	0.66
1:C:240:LEU:HD12	1:C:258:HIS:O	1.95	0.66
1:H:44:VAL:CG1	1:H:48:VAL:HB	2.26	0.66
1:B:44:VAL:HG13	1:B:48:VAL:HB	1.76	0.66
1:C:276:THR:HG22	1:C:277:THR:N	2.10	0.66
1:F:276:THR:HG22	1:F:277:THR:N	2.10	0.66
1:H:276:THR:HG22	1:H:277:THR:N	2.10	0.66
1:A:132:TYR:CD1	1:D:129:SER:HB3	2.31	0.66
1:D:104:PRO:CG	1:D:110:ASN:OD1	2.44	0.66
1:A:240:LEU:HD12	1:A:258:HIS:O	1.96	0.66
1:B:14:ILE:N	1:B:14:ILE:HD13	2.10	0.66
1:A:276:THR:HG22	1:A:277:THR:N	2.10	0.66
1:H:14:ILE:HD13	1:H:14:ILE:N	2.10	0.66
1:A:210:LEU:HD13	1:A:285:ILE:HD11	1.78	0.66
1:E:14:ILE:HD13	1:E:14:ILE:N	2.10	0.66
1:E:94:MET:HB2	1:E:116:GLU:HG2	1.77	0.66
1:B:240:LEU:HD12	1:B:258:HIS:O	1.95	0.65
1:E:276:THR:HG22	1:E:277:THR:N	2.10	0.65
1:G:240:LEU:HD12	1:G:258:HIS:O	1.96	0.65
1:E:240:LEU:HD12	1:E:258:HIS:O	1.96	0.65
1:G:14:ILE:HG23	1:H:283:ARG:HH11	1.61	0.65
1:G:242:LEU:HD23	1:H:206:PRO:HB3	1.79	0.65
1:H:89:PHE:CD1	1:H:102:LEU:HB2	2.32	0.65
1:D:44:VAL:CG1	1:D:48:VAL:CB	2.74	0.65
1:D:240:LEU:HD12	1:D:258:HIS:O	1.96	0.65
1:G:273:ASP:OD1	1:G:274:VAL:N	2.29	0.65

Continued on next page...

Continued from previous page...

Atom-1	Atom-2	Interatomic distance (Å)	Clash overlap (Å)
1:C:139:THR:O	1:C:167:ARG:NH1	2.23	0.65
1:G:21:SER:OG	1:H:210:LEU:HD21	1.95	0.65
1:A:139:THR:O	1:A:167:ARG:NH1	2.24	0.65
1:C:172:ILE:O	1:C:173:GLU:CB	2.43	0.65
1:C:240:LEU:HD21	1:D:207:ILE:HD13	1.77	0.65
1:E:179:VAL:CG2	1:E:197:ASP:OD1	2.44	0.65
1:G:41:LEU:O	1:G:134:ARG:NH1	2.30	0.65
1:B:93:THR:CG2	1:B:116:GLU:OE1	2.44	0.65
1:C:93:THR:HG21	1:C:116:GLU:OE1	1.96	0.65
1:H:61:ASN:ND2	1:H:94:MET:CE	2.58	0.65
1:B:21:SER:OG	1:C:210:LEU:HD21	1.96	0.65
1:A:75:ILE:CD1	1:A:89:PHE:CD2	2.80	0.65
1:A:94:MET:N	1:A:95:ALA:N	2.45	0.65
1:C:75:ILE:HD13	1:C:89:PHE:CG	2.31	0.65
1:D:141:GLY:O	1:D:166:LEU:HB2	1.97	0.65
1:F:216:HIS:NE2	1:F:222:SER:OG	2.20	0.65
1:F:18:ASP:O	1:F:257:ARG:NH1	2.30	0.64
1:F:141:GLY:O	1:F:166:LEU:HB2	1.97	0.64
1:E:172:ILE:CG1	1:E:246:HIS:HB3	2.28	0.64
1:F:172:ILE:CG1	1:F:246:HIS:HB3	2.28	0.64
1:C:172:ILE:CG1	1:C:246:HIS:HB3	2.28	0.64
1:A:61:ASN:OD1	1:A:90:SER:OG	2.15	0.64
1:A:104:PRO:CG	1:A:110:ASN:OD1	2.45	0.64
1:B:172:ILE:CG1	1:B:246:HIS:HB3	2.28	0.64
1:B:173:GLU:HA	1:B:206:PRO:HA	1.80	0.64
1:G:141:GLY:O	1:G:166:LEU:HB2	1.97	0.64
1:H:141:GLY:O	1:H:166:LEU:HB2	1.97	0.64
1:C:130:LEU:HD21	1:D:135:PHE:HE2	1.63	0.64
1:D:94:MET:HB2	1:D:116:GLU:HG2	1.79	0.64
1:D:172:ILE:CG1	1:D:246:HIS:HB3	2.28	0.64
1:D:173:GLU:HA	1:D:206:PRO:HA	1.79	0.64
1:E:173:GLU:HA	1:E:206:PRO:HA	1.80	0.64
1:E:210:LEU:HB3	1:E:285:ILE:CD1	2.28	0.64
1:G:172:ILE:CG1	1:G:246:HIS:HB3	2.28	0.64
1:G:173:GLU:HA	1:G:206:PRO:HA	1.80	0.64
1:G:280:ASP:HB3	1:G:282:ARG:CG	2.28	0.64
1:H:93:THR:HG21	1:H:116:GLU:OE1	1.97	0.64
1:G:110:ASN:HB3	1:H:88:PHE:CD2	2.33	0.64
1:B:44:VAL:HG11	1:B:48:VAL:HG12	1.80	0.64
1:E:36:ASP:OD1	1:E:39:HIS:HB3	1.98	0.64
1:E:71:CYS:C	1:E:72:GLY:CA	2.65	0.64

Continued on next page...

Continued from previous page...

Atom-1	Atom-2	Interatomic distance (Å)	Clash overlap (Å)
1:G:89:PHE:CD1	1:G:102:LEU:HB2	2.32	0.64
1:B:36:ASP:OD1	1:B:39:HIS:HB3	1.98	0.63
1:F:24:THR:O	1:G:284:ALA:HA	1.98	0.63
1:G:46:TRP:N	1:G:47:PRO:HD2	2.13	0.63
1:G:94:MET:HB2	1:G:116:GLU:HG2	1.79	0.63
1:B:94:MET:HB2	1:B:116:GLU:HG2	1.80	0.63
1:F:173:GLU:O	1:F:173:GLU:HG3	1.98	0.63
1:B:141:GLY:O	1:B:166:LEU:HB2	1.97	0.63
1:E:141:GLY:O	1:E:166:LEU:HB2	1.97	0.63
1:F:44:VAL:HG11	1:F:48:VAL:HG12	1.81	0.63
1:F:44:VAL:HG13	1:F:48:VAL:HB	1.79	0.63
1:H:88:PHE:O	1:H:92:GLN:HG3	1.99	0.63
1:B:88:PHE:O	1:B:92:GLN:HG3	1.99	0.63
1:D:280:ASP:HB3	1:D:282:ARG:CG	2.28	0.63
1:F:178:LEU:HD13	1:F:241:VAL:HG22	1.79	0.63
1:D:88:PHE:O	1:D:92:GLN:HG3	1.99	0.63
1:F:280:ASP:HB3	1:F:282:ARG:CG	2.28	0.63
1:H:36:ASP:OD1	1:H:39:HIS:HB3	1.98	0.63
1:A:173:GLU:HA	1:A:206:PRO:HA	1.79	0.63
1:D:216:HIS:NE2	1:D:222:SER:OG	2.20	0.63
1:E:44:VAL:HG11	1:E:48:VAL:HG12	1.81	0.63
1:F:36:ASP:OD1	1:F:39:HIS:HB3	1.98	0.63
1:D:36:ASP:OD1	1:D:39:HIS:HB3	1.98	0.63
1:F:88:PHE:O	1:F:92:GLN:HG3	1.99	0.63
1:A:36:ASP:OD1	1:A:39:HIS:HB3	1.98	0.63
1:A:88:PHE:O	1:A:92:GLN:HG3	1.99	0.63
1:A:89:PHE:CD1	1:A:102:LEU:HB2	2.32	0.63
1:A:261:SER:H	1:A:264:GLU:HG3	1.64	0.63
1:A:280:ASP:HB3	1:A:282:ARG:CG	2.28	0.63
1:C:280:ASP:HB3	1:C:282:ARG:CG	2.28	0.63
1:E:88:PHE:O	1:E:92:GLN:HG3	1.99	0.63
1:B:261:SER:H	1:B:264:GLU:HG3	1.64	0.62
1:C:161:MET:HE2	1:C:162:ARG:N	2.14	0.62
1:E:261:SER:H	1:E:264:GLU:HG3	1.64	0.62
1:D:201:THR:HG22	1:D:217:PRO:HD3	1.81	0.62
1:G:36:ASP:OD1	1:G:39:HIS:HB3	1.98	0.62
1:G:132:TYR:C	1:G:132:TYR:CD2	2.73	0.62
1:H:182:ARG:HB3	1:H:237:SER:HB3	1.81	0.62
1:A:201:THR:HG22	1:A:217:PRO:HD3	1.81	0.62
1:B:280:ASP:HB3	1:B:282:ARG:CG	2.28	0.62
1:C:216:HIS:NE2	1:C:222:SER:OG	2.20	0.62

Continued on next page...

Continued from previous page...

Atom-1	Atom-2	Interatomic distance (Å)	Clash overlap (Å)
1:C:274:VAL:HG12	1:C:289:LYS:HB2	1.81	0.62
1:D:132:TYR:C	1:D:132:TYR:CD2	2.73	0.62
1:D:161:MET:HE2	1:D:162:ARG:N	2.14	0.62
1:D:173:GLU:O	1:D:173:GLU:HG3	1.98	0.62
1:H:173:GLU:HA	1:H:206:PRO:HA	1.80	0.62
1:C:36:ASP:OD1	1:C:39:HIS:HB3	1.98	0.62
1:C:132:TYR:C	1:C:132:TYR:CD2	2.73	0.62
1:D:261:SER:H	1:D:264:GLU:HG3	1.64	0.62
1:E:132:TYR:C	1:E:132:TYR:CD2	2.73	0.62
1:E:173:GLU:HG3	1:E:173:GLU:O	1.98	0.62
1:F:201:THR:HG22	1:F:217:PRO:HD3	1.81	0.62
1:H:132:TYR:C	1:H:132:TYR:CD2	2.73	0.62
1:H:173:GLU:O	1:H:173:GLU:HG3	1.98	0.62
1:G:201:THR:HG22	1:G:217:PRO:HD3	1.81	0.62
1:H:161:MET:HE2	1:H:162:ARG:N	2.15	0.62
1:B:201:THR:HG22	1:B:217:PRO:HD3	1.81	0.62
1:C:88:PHE:O	1:C:92:GLN:HG3	1.99	0.62
1:E:61:ASN:OD1	1:E:90:SER:OG	2.17	0.62
1:G:14:ILE:HG23	1:H:283:ARG:NH1	2.14	0.62
1:G:93:THR:CG2	1:G:116:GLU:OE1	2.46	0.62
1:G:261:SER:H	1:G:264:GLU:HG3	1.64	0.62
1:A:283:ARG:HH21	1:D:23:ILE:HG13	1.63	0.62
1:C:261:SER:H	1:C:264:GLU:HG3	1.64	0.62
1:G:173:GLU:HG3	1:G:173:GLU:O	1.98	0.62
1:G:216:HIS:NE2	1:G:222:SER:OG	2.20	0.62
1:A:161:MET:HE2	1:A:162:ARG:N	2.15	0.62
1:C:201:THR:HG22	1:C:217:PRO:HD3	1.81	0.62
1:E:210:LEU:HD13	1:E:285:ILE:HD11	1.82	0.62
1:F:192:PHE:CE1	1:F:194:ARG:HB2	2.35	0.62
1:F:261:SER:H	1:F:264:GLU:HG3	1.64	0.62
1:A:94:MET:C	1:A:95:ALA:HA	2.07	0.61
1:B:173:GLU:HG3	1:B:173:GLU:O	1.98	0.61
1:E:280:ASP:HB3	1:E:282:ARG:CG	2.28	0.61
1:G:88:PHE:O	1:G:92:GLN:HG3	1.99	0.61
1:E:192:PHE:CE1	1:E:194:ARG:HB2	2.35	0.61
1:H:201:THR:HG22	1:H:217:PRO:HD3	1.81	0.61
1:A:182:ARG:HB3	1:A:237:SER:HB3	1.83	0.61
1:F:114:THR:HG22	1:G:91:VAL:HG21	1.81	0.61
1:A:132:TYR:C	1:A:132:TYR:CD2	2.73	0.61
1:A:173:GLU:O	1:A:173:GLU:HG3	1.98	0.61
1:D:182:ARG:HB3	1:D:237:SER:HB3	1.83	0.61

Continued on next page...

Continued from previous page...

Atom-1	Atom-2	Interatomic distance (Å)	Clash overlap (Å)
1:E:44:VAL:HG11	1:E:48:VAL:CG1	2.30	0.61
1:E:201:THR:HG22	1:E:217:PRO:HD3	1.81	0.61
1:G:192:PHE:CE1	1:G:194:ARG:HB2	2.35	0.61
1:H:280:ASP:HB3	1:H:282:ARG:CG	2.28	0.61
1:B:132:TYR:C	1:B:132:TYR:CD2	2.73	0.61
1:E:23:ILE:CG1	1:F:283:ARG:HH21	2.14	0.61
1:H:158:THR:HG21	1:H:215:MET:HB3	1.83	0.61
1:B:182:ARG:HB3	1:B:237:SER:HB3	1.83	0.61
1:C:182:ARG:HB3	1:C:237:SER:HB3	1.83	0.61
1:F:132:TYR:C	1:F:132:TYR:CD2	2.73	0.61
1:H:172:ILE:CG1	1:H:246:HIS:HB3	2.28	0.61
1:A:158:THR:HG21	1:A:215:MET:HB3	1.83	0.61
1:C:153:PHE:CE2	1:C:154:GLU:OE1	2.54	0.61
1:C:158:THR:HG21	1:C:215:MET:HB3	1.83	0.61
1:D:153:PHE:CE2	1:D:154:GLU:OE1	2.54	0.61
1:A:283:ARG:CZ	1:D:23:ILE:CD1	2.79	0.60
1:B:158:THR:HG21	1:B:215:MET:HB3	1.83	0.60
1:B:216:HIS:NE2	1:B:222:SER:OG	2.20	0.60
1:D:158:THR:HG21	1:D:215:MET:HB3	1.83	0.60
1:E:88:PHE:CD2	1:H:110:ASN:HB3	2.35	0.60
1:E:153:PHE:CE2	1:E:154:GLU:OE1	2.54	0.60
1:E:158:THR:HG21	1:E:215:MET:HB3	1.83	0.60
1:F:153:PHE:CE2	1:F:154:GLU:OE1	2.54	0.60
1:F:158:THR:HG21	1:F:215:MET:HB3	1.83	0.60
1:H:69:LEU:O	1:H:72:GLY:CA	2.49	0.60
1:B:153:PHE:CE2	1:B:154:GLU:OE1	2.54	0.60
1:B:242:LEU:HD23	1:C:206:PRO:HB3	1.83	0.60
1:G:153:PHE:CE2	1:G:154:GLU:OE1	2.54	0.60
1:A:172:ILE:CG1	1:A:246:HIS:HB3	2.28	0.60
1:E:161:MET:HE2	1:E:162:ARG:N	2.16	0.60
1:F:149:VAL:HG12	1:F:293:ILE:HD13	1.83	0.60
1:G:161:MET:HE2	1:G:162:ARG:N	2.16	0.60
1:A:153:PHE:CE2	1:A:154:GLU:OE1	2.54	0.60
1:B:75:ILE:HD13	1:B:89:PHE:CG	2.36	0.60
1:G:46:TRP:O	1:G:47:PRO:C	2.39	0.60
1:H:149:VAL:HG12	1:H:293:ILE:HD13	1.83	0.60
1:A:69:LEU:O	1:A:72:GLY:N	2.35	0.60
1:G:158:THR:HG21	1:G:215:MET:HB3	1.83	0.60
1:A:41:LEU:O	1:A:134:ARG:NH1	2.34	0.60
1:G:149:VAL:HG12	1:G:293:ILE:HD13	1.83	0.60
1:E:149:VAL:HG12	1:E:293:ILE:HD13	1.83	0.59

Continued on next page...

Continued from previous page...

Atom-1	Atom-2	Interatomic distance (Å)	Clash overlap (Å)
1:B:161:MET:HE2	1:B:162:ARG:N	2.17	0.59
1:H:69:LEU:O	1:H:72:GLY:HA2	2.02	0.59
1:H:153:PHE:CE2	1:H:154:GLU:OE1	2.54	0.59
1:C:149:VAL:HG12	1:C:293:ILE:HD13	1.83	0.59
1:F:161:MET:HE2	1:F:162:ARG:N	2.18	0.59
1:B:149:VAL:HG12	1:B:293:ILE:HD13	1.83	0.59
1:C:295:GLN:C	1:E:292:GLU:HG2	2.22	0.59
1:E:23:ILE:CG2	1:F:285:ILE:HG13	2.26	0.59
1:C:104:PRO:HB2	1:C:110:ASN:OD1	2.02	0.59
1:A:216:HIS:NE2	1:A:222:SER:OG	2.20	0.59
1:F:110:ASN:C	1:G:88:PHE:CE2	2.75	0.58
1:F:110:ASN:HB3	1:G:88:PHE:CE2	2.38	0.58
1:B:192:PHE:CE1	1:B:194:ARG:HB2	2.38	0.58
1:D:93:THR:CG2	1:D:94:MET:N	2.67	0.58
1:F:93:THR:CG2	1:F:94:MET:N	2.67	0.58
1:F:110:ASN:CB	1:G:88:PHE:CE2	2.86	0.58
1:H:93:THR:CG2	1:H:94:MET:N	2.67	0.58
1:A:61:ASN:ND2	1:A:94:MET:CE	2.63	0.58
1:E:23:ILE:HD11	1:F:283:ARG:NE	2.16	0.58
1:B:44:VAL:HG11	1:B:48:VAL:CG1	2.33	0.58
1:A:26:LEU:HB2	1:B:285:ILE:O	2.04	0.58
1:E:216:HIS:NE2	1:E:222:SER:OG	2.20	0.58
1:F:44:VAL:HG11	1:F:48:VAL:CG1	2.33	0.58
1:G:110:ASN:HB3	1:H:88:PHE:CE2	2.38	0.58
1:E:23:ILE:CD1	1:F:283:ARG:NH2	2.65	0.58
1:F:94:MET:HB2	1:F:116:GLU:HG2	1.86	0.58
1:A:93:THR:CG2	1:A:94:MET:N	2.67	0.58
1:G:74:VAL:HB	1:G:109:ALA:HB2	1.86	0.58
1:G:274:VAL:HG12	1:G:289:LYS:HB2	1.85	0.58
1:E:93:THR:CG2	1:E:94:MET:N	2.67	0.57
1:G:93:THR:CG2	1:G:94:MET:N	2.67	0.57
1:A:110:ASN:O	1:A:114:THR:HG23	2.05	0.57
1:A:182:ARG:CB	1:A:237:SER:HB3	2.34	0.57
1:A:44:VAL:HG13	1:A:48:VAL:HB	1.85	0.57
1:C:110:ASN:O	1:C:114:THR:HG23	2.05	0.57
1:D:182:ARG:CB	1:D:237:SER:HB3	2.34	0.57
1:G:23:ILE:HD12	1:H:283:ARG:HB3	1.85	0.57
1:G:192:PHE:HE1	1:G:194:ARG:HB2	1.70	0.57
1:A:192:PHE:CE1	1:A:194:ARG:HB2	2.40	0.57
1:C:110:ASN:HB3	1:D:88:PHE:CD2	2.39	0.57
1:F:110:ASN:O	1:F:114:THR:HG23	2.05	0.57

Continued on next page...

Continued from previous page...

Atom-1	Atom-2	Interatomic distance (Å)	Clash overlap (Å)
1:F:192:PHE:HE1	1:F:194:ARG:HB2	1.70	0.57
1:H:185:ILE:CD1	1:H:191:VAL:CB	2.83	0.57
1:A:74:VAL:HB	1:A:109:ALA:HB2	1.86	0.57
1:B:93:THR:CG2	1:B:94:MET:N	2.67	0.57
1:E:185:ILE:CD1	1:E:191:VAL:CB	2.83	0.57
1:E:207:ILE:CD1	1:H:240:LEU:HD21	2.33	0.57
1:G:140:ALA:HB1	1:G:142:VAL:HG23	1.87	0.57
1:D:110:ASN:O	1:D:114:THR:HG23	2.05	0.57
1:E:71:CYS:CA	1:E:72:GLY:N	2.63	0.57
1:H:110:ASN:O	1:H:114:THR:HG23	2.05	0.57
1:G:110:ASN:O	1:G:114:THR:HG23	2.05	0.57
1:H:71:CYS:HB2	1:H:74:VAL:HG21	1.86	0.57
1:A:185:ILE:CD1	1:A:191:VAL:CB	2.83	0.56
1:D:140:ALA:HB1	1:D:142:VAL:HG23	1.87	0.56
1:E:110:ASN:O	1:E:114:THR:HG23	2.05	0.56
1:G:44:VAL:HG11	1:G:48:VAL:CG1	2.35	0.56
1:F:185:ILE:CD1	1:F:191:VAL:CB	2.83	0.56
1:B:210:LEU:HB3	1:B:285:ILE:HD13	1.87	0.56
1:C:182:ARG:CB	1:C:237:SER:HB3	2.34	0.56
1:D:185:ILE:CD1	1:D:191:VAL:CB	2.83	0.56
1:A:140:ALA:HB1	1:A:142:VAL:HG23	1.87	0.56
1:F:274:VAL:HG12	1:F:289:LYS:HB2	1.87	0.56
1:G:185:ILE:CD1	1:G:191:VAL:CB	2.83	0.56
1:C:93:THR:CG2	1:C:94:MET:N	2.67	0.56
1:B:185:ILE:CD1	1:B:191:VAL:CB	2.83	0.56
1:B:140:ALA:HB1	1:B:142:VAL:HG23	1.87	0.56
1:A:104:PRO:HB2	1:A:110:ASN:OD1	2.06	0.56
1:E:192:PHE:HE1	1:E:194:ARG:HB2	1.70	0.56
1:B:182:ARG:CB	1:B:237:SER:HB3	2.34	0.56
1:H:140:ALA:HB1	1:H:142:VAL:HG23	1.87	0.56
1:H:216:HIS:NE2	1:H:222:SER:OG	2.20	0.56
1:A:110:ASN:HB3	1:B:88:PHE:CD2	2.41	0.56
1:B:110:ASN:O	1:B:114:THR:HG23	2.05	0.56
1:E:49:PHE:HE2	1:E:131:ILE:HD13	1.69	0.56
1:E:95:ALA:C	1:E:96:THR:HG23	2.25	0.56
1:F:140:ALA:HB1	1:F:142:VAL:HG23	1.87	0.56
1:H:89:PHE:HD1	1:H:102:LEU:HB2	1.69	0.56
1:E:140:ALA:HB1	1:E:142:VAL:HG23	1.87	0.55
1:G:130:LEU:O	1:G:134:ARG:HG2	2.06	0.55
1:H:88:PHE:O	1:H:92:GLN:CG	2.55	0.55
1:C:94:MET:HB2	1:C:116:GLU:HG2	1.88	0.55

Continued on next page...

Continued from previous page...

Atom-1	Atom-2	Interatomic distance (Å)	Clash overlap (Å)
1:E:26:LEU:HG	1:F:285:ILE:O	2.06	0.55
1:E:130:LEU:O	1:E:134:ARG:HG2	2.06	0.55
1:A:88:PHE:O	1:A:92:GLN:CG	2.55	0.55
1:A:182:ARG:HA	1:A:193:ARG:NH1	2.20	0.55
1:B:116:GLU:O	1:B:117:ALA:C	2.45	0.55
1:D:116:GLU:O	1:D:117:ALA:C	2.45	0.55
1:F:55:GLY:O	1:F:59:VAL:HG23	2.07	0.55
1:C:129:SER:HB3	1:D:132:TYR:CD1	2.42	0.55
1:C:130:LEU:O	1:C:134:ARG:HG2	2.06	0.55
1:E:266:ILE:O	1:E:266:ILE:CG2	2.54	0.55
1:F:61:ASN:OD1	1:F:94:MET:HE2	2.06	0.55
1:G:175:ASP:C	1:G:175:ASP:OD1	2.45	0.55
1:A:130:LEU:O	1:A:134:ARG:HG2	2.06	0.55
1:A:240:LEU:HD21	1:B:207:ILE:HD13	1.88	0.55
1:B:69:LEU:O	1:B:72:GLY:N	2.39	0.55
1:C:140:ALA:HB1	1:C:142:VAL:HG23	1.87	0.55
1:D:175:ASP:C	1:D:175:ASP:OD1	2.45	0.55
1:G:55:GLY:O	1:G:59:VAL:HG23	2.07	0.55
1:H:175:ASP:OD1	1:H:175:ASP:C	2.45	0.55
1:A:201:THR:HG22	1:A:217:PRO:CD	2.37	0.55
1:B:55:GLY:O	1:B:59:VAL:HG23	2.07	0.55
1:C:55:GLY:O	1:C:59:VAL:HG23	2.07	0.55
1:E:132:TYR:CD1	1:H:129:SER:HB3	2.42	0.55
1:E:227:GLU:OE2	1:E:231:THR:HB	2.07	0.55
1:F:116:GLU:O	1:F:117:ALA:C	2.45	0.55
1:A:175:ASP:OD1	1:A:175:ASP:C	2.45	0.55
1:C:185:ILE:CD1	1:C:191:VAL:CB	2.83	0.55
1:E:88:PHE:O	1:E:92:GLN:CG	2.55	0.55
1:C:175:ASP:OD1	1:C:175:ASP:C	2.45	0.55
1:E:44:VAL:HG13	1:E:48:VAL:HB	1.87	0.55
1:F:130:LEU:O	1:F:134:ARG:HG2	2.06	0.55
1:F:175:ASP:OD1	1:F:175:ASP:C	2.45	0.55
1:H:201:THR:HG22	1:H:217:PRO:CD	2.37	0.55
1:A:55:GLY:O	1:A:59:VAL:HG23	2.07	0.55
1:B:88:PHE:O	1:B:92:GLN:CG	2.55	0.55
1:D:88:PHE:O	1:D:92:GLN:CG	2.55	0.55
1:H:130:LEU:O	1:H:134:ARG:HG2	2.06	0.55
1:A:172:ILE:O	1:A:173:GLU:HG2	2.07	0.55
1:B:201:THR:HG22	1:B:217:PRO:CD	2.37	0.55
1:B:266:ILE:O	1:B:266:ILE:CG2	2.54	0.55
1:D:172:ILE:O	1:D:173:GLU:HG2	2.07	0.55

Continued on next page...

Continued from previous page...

Atom-1	Atom-2	Interatomic distance (Å)	Clash overlap (Å)
1:D:201:THR:HG22	1:D:217:PRO:CD	2.37	0.55
1:H:116:GLU:O	1:H:117:ALA:C	2.45	0.55
1:H:172:ILE:O	1:H:173:GLU:HG2	2.07	0.55
1:B:192:PHE:HE1	1:B:194:ARG:HB2	1.72	0.54
1:B:227:GLU:OE2	1:B:231:THR:HB	2.07	0.54
1:C:201:THR:HG22	1:C:217:PRO:CD	2.37	0.54
1:D:210:LEU:HD22	1:D:285:ILE:CD1	2.37	0.54
1:E:88:PHE:CE2	1:H:110:ASN:HB3	2.42	0.54
1:G:172:ILE:O	1:G:173:GLU:HG2	2.07	0.54
1:G:227:GLU:OE2	1:G:231:THR:HB	2.07	0.54
1:H:138:PRO:HB3	1:H:250:PHE:CG	2.42	0.54
1:B:130:LEU:O	1:B:134:ARG:HG2	2.06	0.54
1:C:116:GLU:O	1:C:117:ALA:C	2.45	0.54
1:D:55:GLY:O	1:D:59:VAL:HG23	2.07	0.54
1:E:201:THR:HG22	1:E:217:PRO:CD	2.37	0.54
1:G:89:PHE:HB2	1:G:102:LEU:HD13	1.88	0.54
1:H:61:ASN:OD1	1:H:94:MET:HE2	2.08	0.54
1:H:227:GLU:OE2	1:H:231:THR:HB	2.07	0.54
1:A:227:GLU:OE2	1:A:231:THR:HB	2.07	0.54
1:C:49:PHE:HE2	1:C:131:ILE:HD13	1.72	0.54
1:D:130:LEU:O	1:D:134:ARG:HG2	2.06	0.54
1:E:26:LEU:HD12	1:F:286:ASP:HB2	1.90	0.54
1:E:110:ASN:HB3	1:F:88:PHE:CD2	2.43	0.54
1:G:61:ASN:OD1	1:G:90:SER:OG	2.25	0.54
1:G:88:PHE:O	1:G:92:GLN:CG	2.55	0.54
1:A:283:ARG:NH2	1:D:23:ILE:HG13	2.22	0.54
1:C:88:PHE:O	1:C:92:GLN:CG	2.55	0.54
1:C:184:GLU:OE1	1:C:194:ARG:HD2	2.07	0.54
1:E:175:ASP:OD1	1:E:175:ASP:C	2.45	0.54
1:E:210:LEU:HB3	1:E:285:ILE:HD11	1.89	0.54
1:G:49:PHE:HE2	1:G:131:ILE:HD13	1.73	0.54
1:B:175:ASP:C	1:B:175:ASP:OD1	2.45	0.54
1:B:209:SER:O	1:B:210:LEU:HD23	2.08	0.54
1:D:46:TRP:O	1:D:50:ILE:HG13	2.08	0.54
1:F:138:PRO:HB3	1:F:250:PHE:CG	2.42	0.54
1:F:201:THR:HG22	1:F:217:PRO:CD	2.37	0.54
1:A:138:PRO:HB3	1:A:250:PHE:CG	2.42	0.54
1:B:172:ILE:O	1:B:173:GLU:HG2	2.07	0.54
1:C:209:SER:O	1:C:210:LEU:HD23	2.08	0.54
1:G:210:LEU:HB3	1:G:285:ILE:HD11	1.90	0.54
1:H:55:GLY:O	1:H:59:VAL:HG23	2.07	0.54

Continued on next page...

Continued from previous page...

Atom-1	Atom-2	Interatomic distance (Å)	Clash overlap (Å)
1:H:182:ARG:CB	1:H:237:SER:HB3	2.37	0.54
1:A:116:GLU:O	1:A:117:ALA:C	2.45	0.54
1:D:61:ASN:OD1	1:D:94:MET:HE2	2.08	0.54
1:E:55:GLY:O	1:E:59:VAL:HG23	2.07	0.54
1:F:88:PHE:O	1:F:92:GLN:CG	2.55	0.54
1:G:201:THR:HG22	1:G:217:PRO:CD	2.37	0.54
1:C:276:THR:CG2	1:C:277:THR:N	2.71	0.54
1:D:44:VAL:HG13	1:D:48:VAL:CB	2.35	0.54
1:D:276:THR:CG2	1:D:277:THR:N	2.71	0.54
1:E:116:GLU:O	1:E:117:ALA:C	2.45	0.54
1:E:138:PRO:HB3	1:E:250:PHE:CG	2.42	0.54
1:E:209:SER:O	1:E:210:LEU:HD23	2.08	0.54
1:B:149:VAL:CG1	1:B:293:ILE:HD13	2.38	0.54
1:C:46:TRP:O	1:C:50:ILE:HG13	2.08	0.54
1:E:132:TYR:HD1	1:H:129:SER:HB3	1.73	0.54
1:F:209:SER:O	1:F:210:LEU:HD23	2.08	0.54
1:A:209:SER:O	1:A:210:LEU:HD23	2.08	0.54
1:A:276:THR:CG2	1:A:277:THR:N	2.71	0.54
1:B:276:THR:CG2	1:B:277:THR:N	2.71	0.54
1:C:172:ILE:O	1:C:173:GLU:C	2.41	0.54
1:C:295:GLN:O	1:E:292:GLU:HG2	2.07	0.54
1:D:227:GLU:OE2	1:D:231:THR:HB	2.07	0.54
1:E:49:PHE:CE2	1:E:131:ILE:HD13	2.43	0.54
1:H:149:VAL:CG1	1:H:293:ILE:HD13	2.38	0.54
1:B:46:TRP:O	1:B:50:ILE:HG13	2.08	0.53
1:C:138:PRO:HB3	1:C:250:PHE:CG	2.42	0.53
1:E:207:ILE:O	1:E:207:ILE:CG2	2.56	0.53
1:F:276:THR:CG2	1:F:277:THR:N	2.71	0.53
1:A:138:PRO:CG	1:A:252:GLN:OE1	2.56	0.53
1:C:227:GLU:OE2	1:C:231:THR:HB	2.07	0.53
1:E:172:ILE:O	1:E:173:GLU:HG2	2.07	0.53
1:F:227:GLU:OE2	1:F:231:THR:HB	2.07	0.53
1:H:182:ARG:HB3	1:H:237:SER:CB	2.39	0.53
1:H:276:THR:CG2	1:H:277:THR:N	2.71	0.53
1:B:138:PRO:HB3	1:B:250:PHE:CG	2.42	0.53
1:E:149:VAL:CG1	1:E:293:ILE:HD13	2.38	0.53
1:E:276:THR:CG2	1:E:277:THR:N	2.71	0.53
1:G:40:ASP:O	1:G:44:VAL:HG23	2.09	0.53
1:G:276:THR:CG2	1:G:277:THR:N	2.71	0.53
1:C:240:LEU:HD21	1:D:207:ILE:CD1	2.38	0.53
1:G:44:VAL:HG13	1:G:48:VAL:HB	1.90	0.53

Continued on next page...

Continued from previous page...

Atom-1	Atom-2	Interatomic distance (Å)	Clash overlap (Å)
1:G:138:PRO:HB3	1:G:250:PHE:CG	2.42	0.53
1:A:44:VAL:HG11	1:A:48:VAL:HG12	1.90	0.53
1:A:46:TRP:O	1:A:50:ILE:HG13	2.08	0.53
1:A:207:ILE:O	1:A:207:ILE:CG2	2.56	0.53
1:A:283:ARG:HB3	1:D:23:ILE:HD12	1.91	0.53
1:E:75:ILE:HD11	1:E:89:PHE:HD2	1.70	0.53
1:F:40:ASP:O	1:F:44:VAL:HG23	2.09	0.53
1:F:149:VAL:CG1	1:F:293:ILE:HD13	2.38	0.53
1:G:149:VAL:CG1	1:G:293:ILE:HD13	2.38	0.53
1:H:46:TRP:O	1:H:50:ILE:HG13	2.08	0.53
1:H:209:SER:O	1:H:210:LEU:HD23	2.08	0.53
1:B:207:ILE:O	1:B:207:ILE:CG2	2.56	0.53
1:C:192:PHE:CE1	1:C:194:ARG:HB2	2.44	0.53
1:D:138:PRO:HB3	1:D:250:PHE:CG	2.42	0.53
1:G:209:SER:O	1:G:210:LEU:HD23	2.08	0.53
1:A:40:ASP:O	1:A:44:VAL:HG23	2.09	0.53
1:C:41:LEU:O	1:C:134:ARG:NH1	2.38	0.53
1:C:149:VAL:CG1	1:C:293:ILE:HD13	2.38	0.53
1:D:40:ASP:O	1:D:44:VAL:HG23	2.09	0.53
1:D:209:SER:O	1:D:210:LEU:HD23	2.08	0.53
1:E:130:LEU:HD21	1:F:135:PHE:HE2	1.74	0.53
1:G:116:GLU:O	1:G:117:ALA:C	2.45	0.53
1:B:74:VAL:HB	1:B:109:ALA:HB2	1.91	0.53
1:C:40:ASP:O	1:C:44:VAL:HG23	2.09	0.53
1:H:40:ASP:O	1:H:44:VAL:HG23	2.09	0.53
1:A:192:PHE:HE1	1:A:194:ARG:HB2	1.74	0.52
1:B:40:ASP:O	1:B:44:VAL:HG23	2.09	0.52
1:B:210:LEU:HB3	1:B:285:ILE:CD1	2.39	0.52
1:C:26:LEU:HB2	1:D:285:ILE:O	2.09	0.52
1:C:299:HIS:HA	1:E:147:ARG:HH22	1.74	0.52
1:F:74:VAL:HB	1:F:109:ALA:HB2	1.91	0.52
1:G:44:VAL:HG11	1:G:48:VAL:HG12	1.90	0.52
1:E:15:LEU:HB2	1:E:238:GLU:OE1	2.08	0.52
1:E:75:ILE:HD11	1:E:89:PHE:CE2	2.44	0.52
1:C:44:VAL:HG13	1:C:48:VAL:HB	1.88	0.52
1:G:61:ASN:OD1	1:G:94:MET:HE2	2.09	0.52
1:B:15:LEU:HB2	1:B:238:GLU:OE1	2.09	0.52
1:C:182:ARG:HB3	1:C:237:SER:CB	2.40	0.52
1:B:182:ARG:HB3	1:B:237:SER:CB	2.40	0.52
1:B:185:ILE:HD11	1:B:191:VAL:HB	1.92	0.52
1:D:182:ARG:HB3	1:D:237:SER:CB	2.40	0.52

Continued on next page...

Continued from previous page...

Atom-1	Atom-2	Interatomic distance (Å)	Clash overlap (Å)
1:F:34:LEU:O	1:F:34:LEU:HG	2.09	0.52
1:G:56:LEU:HD12	1:G:60:THR:HG23	1.92	0.52
1:A:182:ARG:HB3	1:A:237:SER:CB	2.40	0.52
1:C:61:ASN:OD1	1:C:90:SER:OG	2.24	0.52
1:G:49:PHE:CE2	1:G:131:ILE:HD13	2.45	0.52
1:G:129:SER:HB3	1:H:132:TYR:HD1	1.74	0.51
1:G:129:SER:HB3	1:H:132:TYR:CD1	2.45	0.51
1:C:56:LEU:HD12	1:C:60:THR:HG23	1.92	0.51
1:E:158:THR:HG23	1:E:216:HIS:C	2.31	0.51
1:F:110:ASN:CB	1:G:88:PHE:CD2	2.87	0.51
1:B:158:THR:HG23	1:B:216:HIS:C	2.31	0.51
1:E:40:ASP:O	1:E:44:VAL:HG23	2.09	0.51
1:F:44:VAL:CG1	1:F:48:VAL:CG1	2.88	0.51
1:D:56:LEU:HD12	1:D:60:THR:HG23	1.92	0.51
1:F:272:VAL:HG13	1:F:273:ASP:H	1.75	0.51
1:B:23:ILE:CG2	1:C:285:ILE:HG13	2.35	0.51
1:C:158:THR:HG23	1:C:216:HIS:C	2.31	0.51
1:A:44:VAL:HG11	1:A:48:VAL:CG1	2.40	0.51
1:C:106:GLY:O	1:C:110:ASN:ND2	2.44	0.51
1:F:185:ILE:HD11	1:F:191:VAL:HB	1.92	0.51
1:A:104:PRO:CB	1:A:110:ASN:OD1	2.58	0.51
1:E:219:ASP:C	1:E:219:ASP:OD1	2.49	0.51
1:H:192:PHE:CE1	1:H:194:ARG:HB2	2.45	0.51
1:A:158:THR:HG23	1:A:216:HIS:C	2.31	0.51
1:C:272:VAL:HG13	1:C:273:ASP:H	1.75	0.51
1:F:158:THR:HG23	1:F:216:HIS:C	2.31	0.51
1:G:18:ASP:O	1:G:257:ARG:NH1	2.43	0.51
1:G:56:LEU:O	1:G:56:LEU:HD12	2.11	0.51
1:A:49:PHE:HE2	1:A:131:ILE:HD13	1.76	0.51
1:B:44:VAL:CG1	1:B:48:VAL:CB	2.88	0.51
1:B:104:PRO:HB2	1:B:110:ASN:OD1	2.11	0.51
1:B:147:ARG:NH1	1:B:147:ARG:HG2	2.26	0.51
1:C:49:PHE:CE2	1:C:131:ILE:HD13	2.45	0.51
1:D:158:THR:HG23	1:D:216:HIS:C	2.31	0.51
1:E:44:VAL:CG1	1:E:48:VAL:CG1	2.89	0.51
1:E:56:LEU:O	1:E:56:LEU:HD12	2.11	0.51
1:E:147:ARG:NH1	1:E:147:ARG:HG2	2.26	0.51
1:F:42:LEU:HB3	1:F:137:ARG:NH2	2.26	0.51
1:G:200:LEU:HD13	1:G:214:VAL:HG12	1.92	0.51
1:H:158:THR:HG23	1:H:216:HIS:C	2.31	0.51
1:A:114:THR:HG22	1:B:91:VAL:HG21	1.93	0.51

Continued on next page...

Continued from previous page...

Atom-1	Atom-2	Interatomic distance (Å)	Clash overlap (Å)
1:A:147:ARG:NH1	1:A:147:ARG:HG2	2.26	0.51
1:A:219:ASP:OD1	1:A:219:ASP:C	2.49	0.51
1:D:56:LEU:O	1:D:56:LEU:HD12	2.11	0.51
1:E:185:ILE:HD11	1:E:191:VAL:HB	1.92	0.51
1:G:158:THR:HG23	1:G:216:HIS:C	2.31	0.51
1:H:56:LEU:HD12	1:H:60:THR:HG23	1.92	0.51
1:A:18:ASP:O	1:A:257:ARG:NH1	2.44	0.50
1:A:210:LEU:HB3	1:A:285:ILE:CD1	2.42	0.50
1:B:44:VAL:CG1	1:B:48:VAL:CG1	2.90	0.50
1:C:56:LEU:O	1:C:56:LEU:HD12	2.11	0.50
1:E:156:LYS:O	1:E:157:PRO:C	2.46	0.50
1:F:94:MET:HB2	1:F:116:GLU:CG	2.41	0.50
1:G:184:GLU:OE1	1:G:194:ARG:HD2	2.11	0.50
1:H:147:ARG:HG2	1:H:147:ARG:NH1	2.26	0.50
1:D:266:ILE:HG22	1:D:269:GLY:HA3	1.94	0.50
1:E:170:GLN:HE22	1:H:21:SER:H	1.59	0.50
1:H:272:VAL:HG13	1:H:273:ASP:H	1.75	0.50
1:A:272:VAL:HG13	1:A:273:ASP:H	1.75	0.50
1:B:56:LEU:O	1:B:56:LEU:HD12	2.11	0.50
1:D:147:ARG:NH1	1:D:147:ARG:HG2	2.26	0.50
1:A:56:LEU:HD12	1:A:60:THR:HG23	1.92	0.50
1:B:110:ASN:O	1:B:113:VAL:HB	2.12	0.50
1:B:219:ASP:C	1:B:219:ASP:OD1	2.49	0.50
1:B:272:VAL:HG13	1:B:273:ASP:H	1.75	0.50
1:C:147:ARG:NH1	1:C:147:ARG:HG2	2.26	0.50
1:A:89:PHE:HD1	1:A:102:LEU:HB2	1.77	0.50
1:A:91:VAL:HG21	1:D:114:THR:CG2	2.42	0.50
1:C:204:ARG:HG2	1:C:204:ARG:NH1	2.25	0.50
1:D:44:VAL:HG13	1:D:48:VAL:CG1	2.41	0.50
1:D:61:ASN:OD1	1:D:90:SER:OG	2.25	0.50
1:E:110:ASN:O	1:E:113:VAL:HB	2.12	0.50
1:E:272:VAL:HG13	1:E:273:ASP:H	1.75	0.50
1:F:272:VAL:CG1	1:F:273:ASP:H	2.25	0.50
1:G:23:ILE:CD1	1:H:283:ARG:HB3	2.41	0.50
1:A:44:VAL:CG1	1:A:45:SER:N	2.75	0.50
1:A:204:ARG:HG2	1:A:204:ARG:NH1	2.25	0.50
1:B:18:ASP:O	1:B:257:ARG:NH1	2.45	0.50
1:B:56:LEU:HD12	1:B:60:THR:HG23	1.92	0.50
1:B:280:ASP:OD1	1:B:280:ASP:O	2.30	0.50
1:E:184:GLU:OE1	1:E:194:ARG:HD2	2.11	0.50
1:E:200:LEU:HD13	1:E:214:VAL:HG12	1.92	0.50

Continued on next page...

Continued from previous page...

Atom-1	Atom-2	Interatomic distance (Å)	Clash overlap (Å)
1:F:172:ILE:O	1:F:173:GLU:HG2	2.11	0.50
1:H:185:ILE:HD11	1:H:191:VAL:HB	1.92	0.50
1:H:219:ASP:OD1	1:H:219:ASP:C	2.49	0.50
1:B:116:GLU:O	1:B:119:CYS:N	2.45	0.50
1:C:219:ASP:OD1	1:C:219:ASP:C	2.49	0.50
1:E:280:ASP:OD1	1:E:280:ASP:O	2.30	0.50
1:F:110:ASN:O	1:F:113:VAL:HB	2.12	0.50
1:F:204:ARG:HG2	1:F:204:ARG:NH1	2.25	0.50
1:F:219:ASP:OD1	1:F:219:ASP:C	2.49	0.50
1:G:147:ARG:NH1	1:G:147:ARG:HG2	2.26	0.50
1:G:201:THR:HG23	1:G:217:PRO:HD3	1.93	0.50
1:H:116:GLU:O	1:H:119:CYS:N	2.45	0.50
1:A:116:GLU:O	1:A:119:CYS:N	2.45	0.50
1:D:147:ARG:HB2	1:D:293:ILE:HD11	1.94	0.50
1:E:56:LEU:HD12	1:E:60:THR:HG23	1.92	0.50
1:F:104:PRO:HB2	1:F:110:ASN:OD1	2.11	0.50
1:F:184:GLU:OE1	1:F:194:ARG:HD2	2.11	0.50
1:F:200:LEU:HD13	1:F:214:VAL:HG12	1.92	0.50
1:A:88:PHE:CE2	1:D:110:ASN:CB	2.95	0.50
1:C:44:VAL:CG1	1:C:45:SER:N	2.75	0.50
1:C:110:ASN:O	1:C:113:VAL:HB	2.12	0.50
1:D:104:PRO:HB2	1:D:110:ASN:CG	2.31	0.50
1:D:272:VAL:HG13	1:D:273:ASP:H	1.75	0.50
1:F:56:LEU:HD12	1:F:60:THR:HG23	1.92	0.50
1:F:129:SER:HB3	1:G:132:TYR:CD1	2.47	0.50
1:G:272:VAL:HG13	1:G:273:ASP:H	1.75	0.50
1:H:56:LEU:O	1:H:56:LEU:HD12	2.11	0.50
1:A:56:LEU:O	1:A:56:LEU:HD12	2.11	0.49
1:H:44:VAL:CG1	1:H:45:SER:N	2.74	0.49
1:A:110:ASN:O	1:A:113:VAL:HB	2.12	0.49
1:B:75:ILE:CD1	1:B:89:PHE:CE2	2.95	0.49
1:C:272:VAL:CG1	1:C:273:ASP:H	2.25	0.49
1:C:280:ASP:OD1	1:C:280:ASP:O	2.30	0.49
1:E:46:TRP:N	1:E:47:PRO:HD2	2.27	0.49
1:E:61:ASN:HD21	1:E:94:MET:HE2	1.72	0.49
1:E:75:ILE:O	1:E:76:GLU:O	2.28	0.49
1:E:210:LEU:HB3	1:E:285:ILE:HD13	1.93	0.49
1:F:56:LEU:O	1:F:56:LEU:HD12	2.11	0.49
1:F:147:ARG:NH1	1:F:147:ARG:HG2	2.26	0.49
1:G:15:LEU:HB2	1:G:238:GLU:OE1	2.12	0.49
1:G:110:ASN:O	1:G:113:VAL:HB	2.12	0.49

Continued on next page...

Continued from previous page...

Atom-1	Atom-2	Interatomic distance (Å)	Clash overlap (Å)
1:G:116:GLU:O	1:G:119:CYS:N	2.45	0.49
1:G:169:GLU:HB2	1:G:247:HIS:HE1	1.77	0.49
1:H:54:THR:O	1:H:57:TYR:HB3	2.13	0.49
1:H:280:ASP:OD1	1:H:280:ASP:O	2.30	0.49
1:A:76:GLU:HG3	1:A:77:ASN:ND2	2.28	0.49
1:B:169:GLU:HB2	1:B:247:HIS:HE1	1.77	0.49
1:C:76:GLU:HG3	1:C:77:ASN:ND2	2.28	0.49
1:D:54:THR:O	1:D:57:TYR:HB3	2.13	0.49
1:D:280:ASP:OD1	1:D:280:ASP:O	2.30	0.49
1:G:44:VAL:CG1	1:G:45:SER:N	2.75	0.49
1:H:76:GLU:HG3	1:H:77:ASN:ND2	2.28	0.49
1:B:153:PHE:O	1:B:154:GLU:C	2.50	0.49
1:B:200:LEU:HD13	1:B:214:VAL:HG12	1.92	0.49
1:C:54:THR:O	1:C:57:TYR:HB3	2.13	0.49
1:D:76:GLU:HG3	1:D:77:ASN:ND2	2.28	0.49
1:D:116:GLU:O	1:D:119:CYS:N	2.45	0.49
1:D:169:GLU:HB2	1:D:247:HIS:HE1	1.77	0.49
1:F:169:GLU:HB2	1:F:247:HIS:HE1	1.77	0.49
1:G:153:PHE:O	1:G:154:GLU:C	2.50	0.49
1:G:280:ASP:OD1	1:G:280:ASP:O	2.30	0.49
1:H:168:ILE:CD1	1:H:168:ILE:N	2.61	0.49
1:A:54:THR:O	1:A:57:TYR:HB3	2.13	0.49
1:A:169:GLU:HB2	1:A:247:HIS:HE1	1.77	0.49
1:B:54:THR:O	1:B:57:TYR:HB3	2.13	0.49
1:B:61:ASN:CG	1:B:94:MET:HE2	2.33	0.49
1:C:129:SER:HB3	1:D:132:TYR:HD1	1.76	0.49
1:D:219:ASP:C	1:D:219:ASP:OD1	2.49	0.49
1:E:106:GLY:O	1:E:110:ASN:ND2	2.44	0.49
1:F:44:VAL:CG1	1:F:48:VAL:CB	2.88	0.49
1:F:54:THR:O	1:F:57:TYR:HB3	2.13	0.49
1:G:122:LEU:O	1:G:123:GLY:C	2.41	0.49
1:G:219:ASP:C	1:G:219:ASP:OD1	2.49	0.49
1:H:204:ARG:HG2	1:H:204:ARG:NH1	2.25	0.49
1:A:280:ASP:OD1	1:A:280:ASP:O	2.30	0.49
1:C:61:ASN:OD1	1:C:94:MET:HE2	2.12	0.49
1:C:162:ARG:O	1:C:290:PHE:HZ	1.96	0.49
1:C:200:LEU:HD13	1:C:214:VAL:HG12	1.93	0.49
1:E:44:VAL:CG1	1:E:45:SER:N	2.75	0.49
1:E:61:ASN:ND2	1:E:94:MET:HE2	2.26	0.49
1:E:169:GLU:HB2	1:E:247:HIS:HE1	1.77	0.49
1:F:116:GLU:O	1:F:119:CYS:N	2.45	0.49

Continued on next page...

Continued from previous page...

Atom-1	Atom-2	Interatomic distance (Å)	Clash overlap (Å)
1:F:153:PHE:O	1:F:154:GLU:C	2.50	0.49
1:F:280:ASP:O	1:F:280:ASP:OD1	2.30	0.49
1:G:76:GLU:HG3	1:G:77:ASN:ND2	2.28	0.49
1:A:88:PHE:CE2	1:D:110:ASN:HB3	2.47	0.49
1:B:76:GLU:HG3	1:B:77:ASN:ND2	2.28	0.49
1:B:172:ILE:O	1:B:173:GLU:CG	2.61	0.49
1:C:104:PRO:CB	1:C:110:ASN:OD1	2.61	0.49
1:C:116:GLU:O	1:C:119:CYS:N	2.45	0.49
1:C:141:GLY:O	1:C:166:LEU:HB2	2.12	0.49
1:C:169:GLU:HB2	1:C:247:HIS:HE1	1.77	0.49
1:H:49:PHE:HE2	1:H:131:ILE:HD13	1.77	0.49
1:H:204:ARG:HH11	1:H:204:ARG:CG	2.23	0.49
1:A:200:LEU:HD13	1:A:214:VAL:HG12	1.92	0.49
1:B:44:VAL:CG1	1:B:45:SER:N	2.75	0.49
1:D:172:ILE:O	1:D:173:GLU:CG	2.61	0.49
1:E:154:GLU:CA	1:H:188:GLU:OE2	2.60	0.49
1:G:54:THR:O	1:G:57:TYR:HB3	2.13	0.49
1:G:104:PRO:CG	1:G:110:ASN:OD1	2.61	0.49
1:H:201:THR:HG23	1:H:217:PRO:HD3	1.93	0.49
1:A:145:SER:O	1:A:260:TYR:OH	2.24	0.49
1:C:185:ILE:HD11	1:C:191:VAL:HB	1.92	0.49
1:D:200:LEU:HD13	1:D:214:VAL:HG12	1.92	0.49
1:E:54:THR:O	1:E:57:TYR:HB3	2.13	0.49
1:G:182:ARG:CB	1:G:237:SER:HB3	2.43	0.49
1:H:172:ILE:O	1:H:173:GLU:CG	2.61	0.49
1:A:141:GLY:O	1:A:166:LEU:N	2.43	0.49
1:A:153:PHE:CE2	1:A:154:GLU:HB2	2.48	0.49
1:A:172:ILE:O	1:A:173:GLU:CG	2.61	0.49
1:C:74:VAL:HB	1:C:109:ALA:HB2	1.95	0.49
1:C:295:GLN:O	1:E:292:GLU:HA	2.12	0.49
1:E:172:ILE:O	1:E:173:GLU:CG	2.61	0.49
1:F:44:VAL:CG1	1:F:45:SER:N	2.75	0.49
1:H:200:LEU:HD13	1:H:214:VAL:HG12	1.92	0.49
1:D:46:TRP:N	1:D:47:PRO:HD2	2.28	0.48
1:D:110:ASN:O	1:D:113:VAL:HB	2.12	0.48
1:D:185:ILE:HD11	1:D:191:VAL:HB	1.92	0.48
1:D:266:ILE:CD1	1:D:293:ILE:HD12	2.39	0.48
1:E:116:GLU:O	1:E:119:CYS:N	2.45	0.48
1:E:153:PHE:CD2	1:E:154:GLU:HB2	2.48	0.48
1:G:69:LEU:O	1:G:72:GLY:N	2.45	0.48
1:H:192:PHE:HE1	1:H:194:ARG:HB2	1.77	0.48

Continued on next page...

Continued from previous page...

Atom-1	Atom-2	Interatomic distance (Å)	Clash overlap (Å)
1:H:266:ILE:CD1	1:H:293:ILE:HD12	2.42	0.48
1:E:23:ILE:HG13	1:F:283:ARG:HH21	1.78	0.48
1:E:280:ASP:CB	1:E:282:ARG:HG2	2.39	0.48
1:H:169:GLU:HB2	1:H:247:HIS:HE1	1.77	0.48
1:C:153:PHE:CE2	1:C:154:GLU:HB2	2.48	0.48
1:C:182:ARG:HA	1:C:193:ARG:NH1	2.28	0.48
1:D:153:PHE:CE2	1:D:154:GLU:HB2	2.48	0.48
1:D:153:PHE:O	1:D:154:GLU:C	2.51	0.48
1:F:153:PHE:CE2	1:F:154:GLU:HB2	2.48	0.48
1:G:182:ARG:HB3	1:G:237:SER:HB3	1.95	0.48
1:A:201:THR:HG23	1:A:217:PRO:HD3	1.93	0.48
1:C:153:PHE:O	1:C:154:GLU:C	2.51	0.48
1:D:149:VAL:HG12	1:D:293:ILE:HD13	1.96	0.48
1:E:153:PHE:CE2	1:E:154:GLU:HB2	2.48	0.48
1:G:204:ARG:HG2	1:G:204:ARG:NH1	2.25	0.48
1:H:75:ILE:CD1	1:H:89:PHE:HD2	2.21	0.48
1:H:153:PHE:CE2	1:H:154:GLU:HB2	2.48	0.48
1:H:184:GLU:OE1	1:H:194:ARG:HD2	2.13	0.48
1:A:153:PHE:CD2	1:A:154:GLU:HB2	2.48	0.48
1:B:46:TRP:N	1:B:47:PRO:HD2	2.28	0.48
1:B:280:ASP:CB	1:B:282:ARG:HG2	2.39	0.48
1:C:153:PHE:CD2	1:C:154:GLU:HB2	2.48	0.48
1:E:61:ASN:OD1	1:E:94:MET:HE2	2.13	0.48
1:A:46:TRP:N	1:A:47:PRO:HD2	2.28	0.48
1:B:153:PHE:CE2	1:B:154:GLU:HB2	2.48	0.48
1:E:44:VAL:CG1	1:E:48:VAL:CB	2.91	0.48
1:F:46:TRP:N	1:F:47:PRO:HD2	2.28	0.48
1:F:76:GLU:HG3	1:F:77:ASN:ND2	2.28	0.48
1:F:172:ILE:O	1:F:173:GLU:CG	2.62	0.48
1:G:172:ILE:O	1:G:173:GLU:CG	2.61	0.48
1:G:201:THR:CG2	1:G:217:PRO:CD	2.90	0.48
1:H:110:ASN:O	1:H:113:VAL:HB	2.12	0.48
1:H:153:PHE:CD2	1:H:154:GLU:HB2	2.48	0.48
1:D:68:TYR:O	1:D:69:LEU:C	2.52	0.48
1:A:23:ILE:HG21	1:B:285:ILE:HG13	1.96	0.48
1:D:153:PHE:CD2	1:D:154:GLU:HB2	2.48	0.48
1:D:204:ARG:HG2	1:D:204:ARG:NH1	2.25	0.48
1:E:26:LEU:N	1:F:285:ILE:O	2.46	0.48
1:G:14:ILE:CG2	1:H:283:ARG:NH1	2.77	0.48
1:H:44:VAL:HG13	1:H:48:VAL:HB	1.94	0.48
1:H:46:TRP:N	1:H:47:PRO:HD2	2.28	0.48

Continued on next page...

Continued from previous page...

Atom-1	Atom-2	Interatomic distance (Å)	Clash overlap (Å)
1:H:93:THR:CG2	1:H:116:GLU:OE1	2.60	0.48
1:B:68:TYR:O	1:B:69:LEU:C	2.52	0.48
1:C:44:VAL:HG11	1:C:48:VAL:HG12	1.96	0.48
1:D:201:THR:CG2	1:D:217:PRO:CD	2.90	0.48
1:E:75:ILE:O	1:E:76:GLU:C	2.50	0.48
1:F:201:THR:CG2	1:F:217:PRO:CD	2.90	0.48
1:H:153:PHE:O	1:H:154:GLU:C	2.51	0.48
1:A:162:ARG:O	1:A:290:PHE:HZ	1.96	0.48
1:A:266:ILE:CD1	1:A:293:ILE:HD12	2.40	0.48
1:C:185:ILE:HD11	1:C:191:VAL:CG2	2.44	0.47
1:D:64:PHE:O	1:D:67:ALA:HB3	2.14	0.47
1:F:116:GLU:O	1:F:119:CYS:HB2	2.14	0.47
1:F:153:PHE:CD2	1:F:154:GLU:HB2	2.48	0.47
1:F:172:ILE:O	1:F:173:GLU:C	2.47	0.47
1:A:116:GLU:O	1:A:119:CYS:HB2	2.14	0.47
1:B:116:GLU:O	1:B:119:CYS:HB2	2.14	0.47
1:D:185:ILE:HD11	1:D:191:VAL:CG2	2.44	0.47
1:G:121:MET:O	1:G:124:LEU:N	2.47	0.47
1:G:185:ILE:HD11	1:G:191:VAL:HB	1.92	0.47
1:A:130:LEU:HD21	1:B:135:PHE:HE2	1.79	0.47
1:B:153:PHE:CD2	1:B:154:GLU:HB2	2.48	0.47
1:C:201:THR:CG2	1:C:217:PRO:CD	2.90	0.47
1:E:201:THR:HG23	1:E:217:PRO:HD3	1.93	0.47
1:F:185:ILE:HD11	1:F:191:VAL:CG2	2.44	0.47
1:G:68:TYR:O	1:G:69:LEU:C	2.52	0.47
1:G:145:SER:O	1:G:260:TYR:OH	2.24	0.47
1:G:153:PHE:CE2	1:G:154:GLU:HB2	2.48	0.47
1:G:153:PHE:CD2	1:G:154:GLU:HB2	2.48	0.47
1:G:185:ILE:HD11	1:G:191:VAL:CG2	2.45	0.47
1:H:64:PHE:O	1:H:67:ALA:HB3	2.14	0.47
1:A:89:PHE:HB2	1:A:102:LEU:HD13	1.96	0.47
1:B:16:ASN:O	1:B:259:ALA:HB3	2.15	0.47
1:C:46:TRP:N	1:C:47:PRO:HD2	2.28	0.47
1:D:106:GLY:O	1:D:110:ASN:ND2	2.48	0.47
1:D:116:GLU:O	1:D:119:CYS:HB2	2.14	0.47
1:E:116:GLU:O	1:E:119:CYS:HB2	2.14	0.47
1:F:243:PHE:CD2	1:F:243:PHE:C	2.88	0.47
1:F:266:ILE:CD1	1:F:293:ILE:HD12	2.42	0.47
1:G:210:LEU:CD1	1:G:285:ILE:HD11	2.34	0.47
1:G:266:ILE:CD1	1:G:293:ILE:HD12	2.42	0.47
1:A:57:TYR:HE1	1:A:94:MET:HE3	1.79	0.47

Continued on next page...

Continued from previous page...

Atom-1	Atom-2	Interatomic distance (Å)	Clash overlap (Å)
1:F:64:PHE:O	1:F:67:ALA:HB3	2.14	0.47
1:G:116:GLU:O	1:G:119:CYS:HB2	2.14	0.47
1:B:56:LEU:HD12	1:B:60:THR:CG2	2.45	0.47
1:C:266:ILE:CD1	1:C:293:ILE:HD12	2.42	0.47
1:G:64:PHE:O	1:G:67:ALA:HB3	2.14	0.47
1:A:42:LEU:HB3	1:A:137:ARG:NH2	2.30	0.47
1:A:153:PHE:O	1:A:154:GLU:C	2.51	0.47
1:A:185:ILE:HD11	1:A:191:VAL:CG2	2.44	0.47
1:B:175:ASP:OD2	1:B:204:ARG:NH1	2.48	0.47
1:B:185:ILE:HD11	1:B:191:VAL:CG2	2.44	0.47
1:C:243:PHE:CD2	1:C:243:PHE:C	2.88	0.47
1:E:124:LEU:CD1	1:H:121:MET:HB3	2.45	0.47
1:H:185:ILE:HD11	1:H:191:VAL:CG2	2.44	0.47
1:B:64:PHE:O	1:B:67:ALA:HB3	2.14	0.47
1:C:116:GLU:O	1:C:119:CYS:HB2	2.14	0.47
1:E:153:PHE:O	1:E:154:GLU:C	2.51	0.47
1:E:166:LEU:HD23	1:E:166:LEU:HA	1.73	0.47
1:F:61:ASN:ND2	1:F:94:MET:HE2	2.29	0.47
1:G:23:ILE:CG2	1:H:285:ILE:HG13	2.40	0.47
1:H:56:LEU:HD12	1:H:60:THR:CG2	2.45	0.47
1:A:49:PHE:CE2	1:A:131:ILE:HD13	2.50	0.47
1:B:204:ARG:HG2	1:B:204:ARG:NH1	2.25	0.47
1:E:175:ASP:OD2	1:E:204:ARG:NH1	2.48	0.47
1:E:185:ILE:HD11	1:E:191:VAL:CG2	2.45	0.47
1:E:272:VAL:CG1	1:E:273:ASP:H	2.25	0.47
1:F:56:LEU:HD12	1:F:60:THR:CG2	2.45	0.47
1:H:42:LEU:HB3	1:H:137:ARG:NH2	2.30	0.47
1:A:93:THR:HG21	1:A:116:GLU:OE1	2.15	0.47
1:A:124:LEU:CD1	1:D:121:MET:HB3	2.45	0.47
1:A:185:ILE:HD11	1:A:191:VAL:HB	1.92	0.47
1:E:68:TYR:O	1:E:69:LEU:C	2.52	0.47
1:E:266:ILE:CD1	1:E:293:ILE:HD12	2.41	0.47
1:B:151:SER:HB3	1:B:269:GLY:O	2.15	0.46
1:D:175:ASP:OD2	1:D:204:ARG:NH1	2.48	0.46
1:E:23:ILE:HD11	1:F:283:ARG:CZ	2.45	0.46
1:E:244:THR:HG22	1:E:255:HIS:HB2	1.97	0.46
1:G:175:ASP:OD2	1:G:204:ARG:NH1	2.48	0.46
1:H:116:GLU:O	1:H:119:CYS:HB2	2.14	0.46
1:H:243:PHE:CD2	1:H:243:PHE:C	2.88	0.46
1:H:175:ASP:OD2	1:H:204:ARG:NH1	2.48	0.46
1:A:92:GLN:OE1	1:A:99:TYR:HD1	1.97	0.46

Continued on next page...

Continued from previous page...

Atom-1	Atom-2	Interatomic distance (Å)	Clash overlap (Å)
1:A:175:ASP:OD2	1:A:204:ARG:NH1	2.48	0.46
1:B:201:THR:HG23	1:B:217:PRO:HD3	1.93	0.46
1:C:56:LEU:HD12	1:C:60:THR:CG2	2.45	0.46
1:C:166:LEU:HD23	1:C:166:LEU:HA	1.72	0.46
1:C:175:ASP:OD2	1:C:204:ARG:NH1	2.48	0.46
1:F:166:LEU:HA	1:F:166:LEU:HD23	1.73	0.46
1:F:280:ASP:CB	1:F:282:ARG:HG2	2.39	0.46
1:H:75:ILE:HD11	1:H:89:PHE:CD2	2.46	0.46
1:A:147:ARG:HB2	1:A:293:ILE:HD11	1.97	0.46
1:A:284:ALA:HA	1:D:23:ILE:CG2	2.45	0.46
1:B:147:ARG:HG2	1:B:147:ARG:HH11	1.81	0.46
1:B:266:ILE:CD1	1:B:293:ILE:HD12	2.42	0.46
1:D:201:THR:HG23	1:D:217:PRO:HD3	1.93	0.46
1:E:56:LEU:HD12	1:E:60:THR:CG2	2.45	0.46
1:E:147:ARG:HG2	1:E:147:ARG:HH11	1.81	0.46
1:G:104:PRO:HB2	1:G:110:ASN:OD1	2.15	0.46
1:H:272:VAL:CG1	1:H:273:ASP:H	2.25	0.46
1:A:243:PHE:CD2	1:A:243:PHE:C	2.88	0.46
1:C:64:PHE:O	1:C:67:ALA:HB3	2.14	0.46
1:E:243:PHE:C	1:E:243:PHE:CD2	2.88	0.46
1:G:56:LEU:HD12	1:G:60:THR:CG2	2.45	0.46
1:G:243:PHE:C	1:G:243:PHE:CD2	2.88	0.46
1:A:64:PHE:O	1:A:67:ALA:HB3	2.14	0.46
1:A:272:VAL:CG1	1:A:273:ASP:H	2.25	0.46
1:B:244:THR:HG22	1:B:255:HIS:HB2	1.97	0.46
1:E:18:ASP:O	1:E:257:ARG:NH1	2.49	0.46
1:E:130:LEU:O	1:E:131:ILE:C	2.54	0.46
1:H:104:PRO:CG	1:H:110:ASN:OD1	2.63	0.46
1:H:121:MET:C	1:H:123:GLY:N	2.68	0.46
1:A:94:MET:C	1:A:95:ALA:C	2.69	0.46
1:A:266:ILE:HG22	1:A:269:GLY:HA3	1.98	0.46
1:B:204:ARG:NH1	1:B:204:ARG:CG	2.79	0.46
1:B:243:PHE:C	1:B:243:PHE:CD2	2.88	0.46
1:C:114:THR:HG22	1:D:91:VAL:HG21	1.98	0.46
1:C:147:ARG:HG2	1:C:147:ARG:HH11	1.81	0.46
1:H:130:LEU:O	1:H:131:ILE:C	2.54	0.46
1:C:201:THR:HG23	1:C:217:PRO:HD3	1.93	0.46
1:E:64:PHE:O	1:E:67:ALA:HB3	2.14	0.46
1:E:154:GLU:H	1:H:188:GLU:CD	2.19	0.46
1:F:244:THR:HG22	1:F:255:HIS:HB2	1.97	0.46
1:H:147:ARG:HG2	1:H:147:ARG:HH11	1.81	0.46

Continued on next page...

Continued from previous page...

Atom-1	Atom-2	Interatomic distance (Å)	Clash overlap (Å)
1:B:141:GLY:O	1:B:166:LEU:CB	2.64	0.46
1:C:244:THR:HG22	1:C:255:HIS:HB2	1.97	0.46
1:E:181:VAL:HG12	1:E:193:ARG:CZ	2.44	0.46
1:F:69:LEU:HD23	1:F:69:LEU:HA	1.66	0.46
1:F:114:THR:CG2	1:G:91:VAL:HG21	2.46	0.46
1:F:130:LEU:HD21	1:G:135:PHE:HE2	1.81	0.46
1:F:210:LEU:HB3	1:F:285:ILE:CD1	2.45	0.46
1:G:166:LEU:HD23	1:G:166:LEU:HA	1.73	0.46
1:A:56:LEU:HD12	1:A:60:THR:CG2	2.45	0.46
1:A:244:THR:HG22	1:A:255:HIS:HB2	1.98	0.46
1:D:56:LEU:HD12	1:D:60:THR:CG2	2.45	0.46
1:G:92:GLN:OE1	1:G:99:TYR:HD1	1.99	0.46
1:G:244:THR:HG22	1:G:255:HIS:HB2	1.97	0.46
1:A:204:ARG:NH1	1:A:204:ARG:CG	2.79	0.45
1:B:114:THR:HG22	1:C:91:VAL:HG21	1.97	0.45
1:G:38:TYR:OH	1:H:136:THR:HG22	2.16	0.45
1:G:89:PHE:HD1	1:G:102:LEU:HB2	1.78	0.45
1:G:114:THR:CG2	1:H:88:PHE:CE2	2.99	0.45
1:H:49:PHE:CE2	1:H:131:ILE:HD13	2.51	0.45
1:D:243:PHE:C	1:D:243:PHE:CD2	2.88	0.45
1:A:201:THR:CG2	1:A:217:PRO:CD	2.90	0.45
1:B:38:TYR:OH	1:C:136:THR:HG22	2.17	0.45
1:B:104:PRO:CG	1:B:110:ASN:OD1	2.64	0.45
1:F:147:ARG:HG2	1:F:147:ARG:HH11	1.81	0.45
1:F:185:ILE:HD13	1:F:191:VAL:HA	1.99	0.45
1:H:71:CYS:HB2	1:H:74:VAL:CG2	2.46	0.45
1:A:130:LEU:O	1:A:131:ILE:C	2.54	0.45
1:B:75:ILE:HD11	1:B:89:PHE:CE2	2.51	0.45
1:B:272:VAL:CG1	1:B:273:ASP:H	2.25	0.45
1:C:68:TYR:O	1:C:69:LEU:C	2.52	0.45
1:C:185:ILE:CD1	1:C:191:VAL:HG23	2.47	0.45
1:E:181:VAL:HG12	1:E:193:ARG:NH2	2.31	0.45
1:E:204:ARG:HG2	1:E:204:ARG:NH1	2.25	0.45
1:F:130:LEU:O	1:F:131:ILE:C	2.54	0.45
1:G:49:PHE:HE2	1:G:131:ILE:CD1	2.29	0.45
1:H:68:TYR:O	1:H:69:LEU:C	2.52	0.45
1:E:88:PHE:CE2	1:H:110:ASN:CB	2.99	0.45
1:E:95:ALA:O	1:E:96:THR:OG1	2.34	0.45
1:G:185:ILE:CD1	1:G:191:VAL:HG23	2.47	0.45
1:H:94:MET:HB2	1:H:116:GLU:CG	2.45	0.45
1:H:141:GLY:O	1:H:166:LEU:CB	2.64	0.45

Continued on next page...

Continued from previous page...

Atom-1	Atom-2	Interatomic distance (Å)	Clash overlap (Å)
1:H:204:ARG:NH1	1:H:204:ARG:CG	2.79	0.45
1:D:244:THR:HG22	1:D:255:HIS:HB2	1.97	0.45
1:E:154:GLU:N	1:H:188:GLU:CD	2.69	0.45
1:F:104:PRO:CG	1:F:110:ASN:OD1	2.64	0.45
1:A:68:TYR:O	1:A:69:LEU:C	2.52	0.45
1:A:143:LEU:O	1:A:163:LEU:HA	2.17	0.45
1:A:147:ARG:HG2	1:A:147:ARG:HH11	1.81	0.45
1:C:44:VAL:HG11	1:C:48:VAL:CG1	2.46	0.45
1:D:185:ILE:CD1	1:D:191:VAL:HG23	2.47	0.45
1:F:15:LEU:HB2	1:F:238:GLU:OE1	2.16	0.45
1:A:278:LEU:HG	1:A:282:ARG:O	2.17	0.45
1:B:117:ALA:O	1:B:118:LEU:C	2.55	0.45
1:D:61:ASN:ND2	1:D:94:MET:HE2	2.31	0.45
1:D:141:GLY:O	1:D:166:LEU:CB	2.64	0.45
1:E:185:ILE:CD1	1:E:191:VAL:HG23	2.47	0.45
1:F:41:LEU:O	1:F:134:ARG:NH1	2.49	0.45
1:F:185:ILE:CD1	1:F:191:VAL:HG23	2.47	0.45
1:G:141:GLY:O	1:G:166:LEU:CB	2.64	0.45
1:B:185:ILE:CD1	1:B:191:VAL:HG23	2.47	0.45
1:C:75:ILE:CD1	1:C:89:PHE:CE2	2.99	0.45
1:D:130:LEU:O	1:D:131:ILE:C	2.54	0.45
1:D:204:ARG:NH1	1:D:204:ARG:CG	2.79	0.45
1:E:75:ILE:C	1:E:76:GLU:O	2.48	0.45
1:F:68:TYR:O	1:F:69:LEU:C	2.52	0.45
1:F:201:THR:HG23	1:F:217:PRO:HD3	1.92	0.45
1:G:130:LEU:O	1:G:131:ILE:C	2.54	0.45
1:A:185:ILE:CD1	1:A:191:VAL:HG23	2.47	0.45
1:A:284:ALA:HA	1:D:23:ILE:HG22	1.99	0.45
1:B:130:LEU:O	1:B:131:ILE:C	2.54	0.45
1:E:173:GLU:N	1:E:206:PRO:O	2.44	0.45
1:E:185:ILE:HD13	1:E:191:VAL:HA	1.99	0.45
1:G:278:LEU:HG	1:G:282:ARG:O	2.17	0.45
1:H:44:VAL:HG12	1:H:45:SER:O	2.17	0.45
1:A:136:THR:HG22	1:D:38:TYR:OH	2.17	0.44
1:C:110:ASN:HB3	1:D:88:PHE:CE2	2.52	0.44
1:C:117:ALA:O	1:C:120:GLY:N	2.50	0.44
1:D:117:ALA:O	1:D:120:GLY:N	2.50	0.44
1:D:147:ARG:HG2	1:D:147:ARG:HH11	1.81	0.44
1:D:278:LEU:HG	1:D:282:ARG:O	2.17	0.44
1:E:114:THR:HG22	1:F:91:VAL:HG21	1.99	0.44
1:F:174:ALA:HB1	1:F:243:PHE:CE1	2.52	0.44

Continued on next page...

Continued from previous page...

Atom-1	Atom-2	Interatomic distance (Å)	Clash overlap (Å)
1:G:185:ILE:HD13	1:G:191:VAL:HA	1.99	0.44
1:A:93:THR:O	1:A:96:THR:N	2.46	0.44
1:A:273:ASP:OD1	1:A:274:VAL:N	2.50	0.44
1:C:61:ASN:ND2	1:C:94:MET:HE2	2.30	0.44
1:C:93:THR:CG2	1:C:116:GLU:OE1	2.65	0.44
1:C:185:ILE:HD13	1:C:191:VAL:HA	1.99	0.44
1:E:41:LEU:O	1:E:134:ARG:NH1	2.50	0.44
1:F:46:TRP:O	1:F:50:ILE:HG13	2.17	0.44
1:F:110:ASN:HB2	1:G:88:PHE:CZ	2.52	0.44
1:F:204:ARG:HH11	1:F:204:ARG:CG	2.24	0.44
1:G:204:ARG:NH1	1:G:204:ARG:CG	2.79	0.44
1:H:89:PHE:HB2	1:H:102:LEU:HD13	1.98	0.44
1:B:278:LEU:HG	1:B:282:ARG:O	2.17	0.44
1:C:130:LEU:O	1:C:131:ILE:C	2.54	0.44
1:C:192:PHE:HE1	1:C:194:ARG:HB2	1.82	0.44
1:D:242:LEU:HD12	1:D:243:PHE:N	2.33	0.44
1:E:278:LEU:HB3	1:E:279:PRO:HD2	1.99	0.44
1:F:117:ALA:O	1:F:120:GLY:N	2.50	0.44
1:G:147:ARG:HG2	1:G:147:ARG:HH11	1.81	0.44
1:G:242:LEU:HD12	1:G:243:PHE:N	2.33	0.44
1:G:272:VAL:CG1	1:G:273:ASP:H	2.25	0.44
1:H:117:ALA:O	1:H:118:LEU:C	2.55	0.44
1:H:242:LEU:HD12	1:H:243:PHE:N	2.33	0.44
1:A:185:ILE:HD13	1:A:191:VAL:HA	1.99	0.44
1:A:242:LEU:HD12	1:A:243:PHE:N	2.33	0.44
1:A:283:ARG:HB3	1:D:23:ILE:CD1	2.47	0.44
1:B:278:LEU:HB3	1:B:279:PRO:HD2	2.00	0.44
1:C:42:LEU:HB3	1:C:137:ARG:NH2	2.33	0.44
1:E:49:PHE:HE2	1:E:131:ILE:CD1	2.28	0.44
1:E:124:LEU:HD11	1:H:121:MET:HB3	1.99	0.44
1:H:278:LEU:HB3	1:H:279:PRO:HD2	2.00	0.44
1:H:278:LEU:HG	1:H:282:ARG:O	2.17	0.44
1:C:75:ILE:HD11	1:C:89:PHE:CE2	2.51	0.44
1:C:278:LEU:HG	1:C:282:ARG:O	2.17	0.44
1:D:185:ILE:HD13	1:D:191:VAL:HA	1.99	0.44
1:E:154:GLU:HA	1:H:188:GLU:OE2	2.17	0.44
1:E:278:LEU:HG	1:E:282:ARG:O	2.17	0.44
1:F:278:LEU:HG	1:F:282:ARG:O	2.17	0.44
1:G:110:ASN:CB	1:H:88:PHE:CE2	3.00	0.44
1:H:185:ILE:HD13	1:H:191:VAL:HA	1.99	0.44
1:B:185:ILE:HD13	1:B:191:VAL:HA	1.99	0.44

Continued on next page...

Continued from previous page...

Atom-1	Atom-2	Interatomic distance (Å)	Clash overlap (Å)
1:C:147:ARG:HH22	1:E:299:HIS:HA	1.82	0.44
1:C:278:LEU:HB3	1:C:279:PRO:HD2	2.00	0.44
1:D:93:THR:CG2	1:D:116:GLU:CD	2.86	0.44
1:A:117:ALA:O	1:A:120:GLY:N	2.50	0.44
1:B:242:LEU:HD12	1:B:243:PHE:N	2.33	0.44
1:D:166:LEU:HD23	1:D:166:LEU:HA	1.73	0.44
1:E:242:LEU:HD12	1:E:243:PHE:N	2.33	0.44
1:C:104:PRO:CG	1:C:110:ASN:OD1	2.66	0.44
1:D:210:LEU:HD22	1:D:285:ILE:HD12	1.98	0.44
1:H:185:ILE:CD1	1:H:191:VAL:HG23	2.47	0.44
1:A:239:PHE:CE1	1:A:265:ILE:HD11	2.53	0.44
1:B:173:GLU:N	1:B:206:PRO:O	2.44	0.44
1:D:278:LEU:HB3	1:D:279:PRO:HD2	2.00	0.44
1:E:24:THR:O	1:F:285:ILE:N	2.36	0.44
1:E:117:ALA:O	1:E:118:LEU:C	2.55	0.44
1:E:135:PHE:HE2	1:H:130:LEU:HD21	1.82	0.44
1:H:210:LEU:HD13	1:H:285:ILE:HD11	2.00	0.44
1:A:278:LEU:HB3	1:A:279:PRO:HD2	1.99	0.43
1:C:280:ASP:CB	1:C:282:ARG:HG2	2.39	0.43
1:E:182:ARG:CB	1:E:237:SER:HB3	2.48	0.43
1:F:114:THR:CG2	1:G:88:PHE:CD2	3.00	0.43
1:F:278:LEU:HB3	1:F:279:PRO:HD2	1.99	0.43
1:G:278:LEU:HB3	1:G:279:PRO:HD2	2.00	0.43
1:H:92:GLN:NE2	1:H:99:TYR:HD1	2.16	0.43
1:H:117:ALA:O	1:H:120:GLY:N	2.50	0.43
1:H:239:PHE:CE1	1:H:265:ILE:HD11	2.53	0.43
1:A:240:LEU:HD21	1:B:207:ILE:CD1	2.48	0.43
1:B:69:LEU:HD23	1:B:69:LEU:HA	1.67	0.43
1:B:239:PHE:CE1	1:B:265:ILE:HD11	2.54	0.43
1:G:26:LEU:HB2	1:H:285:ILE:O	2.18	0.43
1:G:61:ASN:ND2	1:G:94:MET:HE2	2.30	0.43
1:B:117:ALA:O	1:B:120:GLY:N	2.50	0.43
1:C:49:PHE:CZ	1:C:53:ILE:HD11	2.54	0.43
1:E:49:PHE:CZ	1:E:53:ILE:HD11	2.54	0.43
1:E:239:PHE:CE1	1:E:265:ILE:HD11	2.54	0.43
1:H:201:THR:CG2	1:H:217:PRO:CD	2.90	0.43
1:A:39:HIS:HA	1:B:250:PHE:HE2	1.82	0.43
1:A:49:PHE:CZ	1:A:53:ILE:HD11	2.54	0.43
1:C:242:LEU:HD12	1:C:243:PHE:N	2.33	0.43
1:D:49:PHE:CZ	1:D:53:ILE:HD11	2.54	0.43
1:F:242:LEU:HD12	1:F:243:PHE:N	2.33	0.43

Continued on next page...

Continued from previous page...

Atom-1	Atom-2	Interatomic distance (Å)	Clash overlap (Å)
1:F:242:LEU:HD23	1:G:206:PRO:HB3	1.99	0.43
1:G:114:THR:HG21	1:H:88:PHE:CE2	2.54	0.43
1:A:117:ALA:O	1:A:118:LEU:C	2.55	0.43
1:B:49:PHE:CZ	1:B:53:ILE:HD11	2.54	0.43
1:E:46:TRP:O	1:E:47:PRO:C	2.56	0.43
1:E:154:GLU:N	1:H:188:GLU:OE2	2.51	0.43
1:F:239:PHE:CE1	1:F:265:ILE:HD11	2.53	0.43
1:G:49:PHE:CZ	1:G:53:ILE:HD11	2.54	0.43
1:G:280:ASP:CB	1:G:282:ARG:HG2	2.39	0.43
1:C:239:PHE:CE1	1:C:265:ILE:HD11	2.54	0.43
1:F:210:LEU:HB3	1:F:285:ILE:HD13	1.99	0.43
1:G:46:TRP:N	1:G:47:PRO:CD	2.78	0.43
1:H:103:ILE:CG2	1:H:104:PRO:HD2	2.49	0.43
1:B:110:ASN:HB3	1:C:88:PHE:CD2	2.54	0.43
1:B:191:VAL:HG13	1:B:191:VAL:O	2.19	0.43
1:D:239:PHE:CE1	1:D:265:ILE:HD11	2.54	0.43
1:E:129:SER:HB3	1:F:132:TYR:CD1	2.53	0.43
1:E:204:ARG:NH1	1:E:204:ARG:CG	2.79	0.43
1:G:117:ALA:O	1:G:120:GLY:N	2.51	0.43
1:G:239:PHE:CE1	1:G:265:ILE:HD11	2.53	0.43
1:H:49:PHE:CZ	1:H:53:ILE:HD11	2.54	0.43
1:H:75:ILE:CG2	1:H:102:LEU:HB3	2.49	0.43
1:E:103:ILE:CG2	1:E:104:PRO:HD2	2.49	0.43
1:E:117:ALA:O	1:E:120:GLY:N	2.51	0.43
1:F:49:PHE:CZ	1:F:53:ILE:HD11	2.54	0.43
1:A:210:LEU:HB3	1:A:285:ILE:HD13	2.01	0.43
1:B:75:ILE:CG2	1:B:102:LEU:HB3	2.49	0.43
1:C:103:ILE:CG2	1:C:104:PRO:HD2	2.49	0.43
1:D:49:PHE:HE2	1:D:131:ILE:HD13	1.84	0.43
1:E:141:GLY:O	1:E:166:LEU:CB	2.64	0.43
1:G:44:VAL:CG1	1:G:48:VAL:CG1	2.97	0.43
1:G:103:ILE:CG2	1:G:104:PRO:HD2	2.49	0.43
1:B:49:PHE:HE2	1:B:131:ILE:HD13	1.84	0.43
1:B:130:LEU:HD21	1:C:135:PHE:HE2	1.83	0.43
1:B:280:ASP:OD2	1:B:282:ARG:CD	2.54	0.43
1:C:18:ASP:O	1:C:257:ARG:NH1	2.51	0.43
1:D:103:ILE:CG2	1:D:104:PRO:HD2	2.49	0.43
1:E:75:ILE:CD1	1:E:89:PHE:CE2	2.97	0.43
1:G:94:MET:O	1:G:94:MET:HG2	2.18	0.43
1:H:16:ASN:O	1:H:259:ALA:HB3	2.18	0.43
1:A:103:ILE:CG2	1:A:104:PRO:HD2	2.49	0.42

Continued on next page...

Continued from previous page...

Atom-1	Atom-2	Interatomic distance (Å)	Clash overlap (Å)
1:B:129:SER:HB3	1:C:132:TYR:HD1	1.84	0.42
1:C:49:PHE:HE2	1:C:131:ILE:CD1	2.31	0.42
1:D:75:ILE:CG2	1:D:102:LEU:HB3	2.49	0.42
1:D:117:ALA:O	1:D:118:LEU:C	2.56	0.42
1:E:75:ILE:CG2	1:E:102:LEU:HB3	2.49	0.42
1:E:161:MET:HE3	1:E:161:MET:HB2	1.89	0.42
1:F:75:ILE:CG2	1:F:102:LEU:HB3	2.49	0.42
1:H:137:ARG:HA	1:H:138:PRO:HD3	1.82	0.42
1:A:75:ILE:CG2	1:A:102:LEU:HB3	2.49	0.42
1:A:145:SER:OG	1:A:161:MET:HB2	2.19	0.42
1:A:166:LEU:HD23	1:A:166:LEU:HA	1.73	0.42
1:C:24:THR:O	1:D:284:ALA:HA	2.19	0.42
1:C:75:ILE:CG2	1:C:102:LEU:HB3	2.49	0.42
1:D:191:VAL:O	1:D:191:VAL:HG13	2.19	0.42
1:F:39:HIS:HA	1:G:250:PHE:HE2	1.84	0.42
1:G:44:VAL:HG12	1:G:45:SER:N	2.34	0.42
1:G:75:ILE:CG2	1:G:102:LEU:HB3	2.49	0.42
1:B:61:ASN:ND2	1:B:94:MET:HE2	2.26	0.42
1:B:94:MET:O	1:B:94:MET:HG2	2.19	0.42
1:G:117:ALA:O	1:G:118:LEU:C	2.55	0.42
1:H:69:LEU:C	1:H:72:GLY:H	2.21	0.42
1:H:94:MET:O	1:H:94:MET:HG2	2.19	0.42
1:C:191:VAL:O	1:C:191:VAL:HG13	2.19	0.42
1:E:94:MET:HB2	1:E:116:GLU:CG	2.47	0.42
1:F:44:VAL:HG12	1:F:45:SER:N	2.34	0.42
1:F:104:PRO:CB	1:F:110:ASN:OD1	2.67	0.42
1:G:94:MET:HB2	1:G:116:GLU:CG	2.48	0.42
1:A:94:MET:O	1:A:94:MET:HG2	2.19	0.42
1:B:104:PRO:CB	1:B:110:ASN:OD1	2.67	0.42
1:F:61:ASN:OD1	1:F:90:SER:OG	2.30	0.42
1:F:94:MET:O	1:F:94:MET:HG2	2.19	0.42
1:F:191:VAL:O	1:F:191:VAL:HG13	2.19	0.42
1:H:44:VAL:HG11	1:H:48:VAL:CG1	2.50	0.42
1:B:103:ILE:CG2	1:B:104:PRO:HD2	2.49	0.42
1:F:141:GLY:O	1:F:166:LEU:CB	2.64	0.42
1:F:182:ARG:HB2	1:F:235:SER:HB2	2.01	0.42
1:G:46:TRP:HB2	1:G:47:PRO:HD3	2.02	0.42
1:H:41:LEU:O	1:H:134:ARG:NH1	2.51	0.42
1:B:44:VAL:HG12	1:B:45:SER:N	2.34	0.42
1:C:94:MET:O	1:C:94:MET:HG2	2.18	0.42
1:F:117:ALA:O	1:F:118:LEU:C	2.55	0.42

Continued on next page...

Continued from previous page...

Atom-1	Atom-2	Interatomic distance (Å)	Clash overlap (Å)
1:A:103:ILE:HG23	1:A:104:PRO:HD2	2.02	0.42
1:C:69:LEU:HD23	1:C:69:LEU:HA	1.66	0.42
1:H:191:VAL:HG13	1:H:191:VAL:O	2.19	0.42
1:D:103:ILE:HG23	1:D:104:PRO:HD2	2.02	0.42
1:D:280:ASP:OD2	1:D:282:ARG:CD	2.54	0.42
1:E:23:ILE:CD1	1:F:283:ARG:CZ	2.98	0.42
1:E:75:ILE:HG22	1:E:76:GLU:O	2.20	0.42
1:F:46:TRP:O	1:F:47:PRO:C	2.59	0.42
1:G:191:VAL:HG13	1:G:191:VAL:O	2.19	0.42
1:A:94:MET:C	1:A:96:THR:N	2.74	0.42
1:C:44:VAL:HG12	1:C:45:SER:O	2.20	0.42
1:D:272:VAL:CG1	1:D:273:ASP:H	2.25	0.42
1:E:44:VAL:HG12	1:E:45:SER:O	2.20	0.42
1:E:103:ILE:HG23	1:E:104:PRO:HD2	2.02	0.42
1:F:44:VAL:HG12	1:F:45:SER:O	2.20	0.42
1:A:162:ARG:O	1:A:290:PHE:CZ	2.73	0.41
1:A:191:VAL:HG13	1:A:191:VAL:O	2.19	0.41
1:B:46:TRP:O	1:B:47:PRO:C	2.59	0.41
1:C:117:ALA:O	1:C:118:LEU:C	2.55	0.41
1:C:146:SER:O	1:C:147:ARG:NH1	2.53	0.41
1:F:146:SER:O	1:F:147:ARG:NH1	2.53	0.41
1:H:61:ASN:OD1	1:H:90:SER:OG	2.35	0.41
1:H:166:LEU:HD23	1:H:166:LEU:HA	1.72	0.41
1:B:44:VAL:HG12	1:B:45:SER:O	2.20	0.41
1:B:131:ILE:HG12	1:B:131:ILE:H	1.74	0.41
1:C:46:TRP:O	1:C:47:PRO:C	2.59	0.41
1:D:45:SER:O	1:D:46:TRP:C	2.58	0.41
1:E:94:MET:O	1:E:94:MET:HG2	2.19	0.41
1:E:129:SER:HB3	1:F:132:TYR:HD1	1.85	0.41
1:E:191:VAL:O	1:E:191:VAL:HG13	2.19	0.41
1:F:61:ASN:CG	1:F:94:MET:HE2	2.40	0.41
1:F:103:ILE:CG2	1:F:104:PRO:HD2	2.49	0.41
1:F:204:ARG:NH1	1:F:204:ARG:CG	2.79	0.41
1:H:103:ILE:HG23	1:H:104:PRO:HD2	2.02	0.41
1:E:39:HIS:HA	1:F:250:PHE:HE2	1.84	0.41
1:E:44:VAL:HG12	1:E:45:SER:N	2.34	0.41
1:H:46:TRP:O	1:H:47:PRO:C	2.58	0.41
1:A:44:VAL:HG12	1:A:45:SER:N	2.34	0.41
1:B:94:MET:HB2	1:B:116:GLU:CG	2.48	0.41
1:C:292:GLU:HG2	1:E:295:GLN:O	2.21	0.41
1:D:15:LEU:HB2	1:D:238:GLU:OE1	2.20	0.41

Continued on next page...

Continued from previous page...

Atom-1	Atom-2	Interatomic distance (Å)	Clash overlap (Å)
1:D:94:MET:O	1:D:94:MET:HG2	2.18	0.41
1:E:88:PHE:CE2	1:H:114:THR:CG2	3.03	0.41
1:F:111:THR:N	1:G:88:PHE:CE2	2.87	0.41
1:G:44:VAL:HG12	1:G:45:SER:O	2.20	0.41
1:B:129:SER:HB3	1:C:132:TYR:CD1	2.55	0.41
1:B:198:LEU:HD22	1:B:223:PRO:HD2	2.03	0.41
1:C:168:ILE:N	1:C:168:ILE:CD1	2.61	0.41
1:D:210:LEU:HB3	1:D:285:ILE:HD11	1.98	0.41
1:G:75:ILE:CD1	1:G:89:PHE:CE2	3.03	0.41
1:G:93:THR:HG23	1:G:94:MET:N	2.36	0.41
1:B:93:THR:HG23	1:B:94:MET:N	2.35	0.41
1:B:146:SER:O	1:B:147:ARG:NH1	2.53	0.41
1:C:44:VAL:HG12	1:C:45:SER:N	2.34	0.41
1:C:198:LEU:HD22	1:C:223:PRO:HD2	2.03	0.41
1:D:94:MET:HB2	1:D:116:GLU:CG	2.48	0.41
1:D:185:ILE:HD12	1:D:191:VAL:HB	2.02	0.41
1:E:198:LEU:HD22	1:E:223:PRO:HD2	2.03	0.41
1:F:198:LEU:HD22	1:F:223:PRO:HD2	2.03	0.41
1:A:92:GLN:O	1:A:97:ILE:N	2.54	0.41
1:A:114:THR:CG2	1:B:91:VAL:HG21	2.51	0.41
1:B:44:VAL:HG13	1:B:48:VAL:CB	2.49	0.41
1:E:146:SER:O	1:E:147:ARG:NH1	2.53	0.41
1:F:93:THR:HG23	1:F:94:MET:N	2.36	0.41
1:A:46:TRP:O	1:A:47:PRO:C	2.59	0.41
1:A:168:ILE:N	1:A:168:ILE:CD1	2.61	0.41
1:B:103:ILE:HG23	1:B:104:PRO:HD2	2.02	0.41
1:B:166:LEU:HD23	1:B:166:LEU:HA	1.72	0.41
1:C:103:ILE:HG23	1:C:104:PRO:HD2	2.02	0.41
1:F:129:SER:HB3	1:G:132:TYR:HD1	1.84	0.41
1:G:23:ILE:CD1	1:H:283:ARG:HD3	2.50	0.41
1:A:44:VAL:CG1	1:A:48:VAL:CG1	2.99	0.41
1:A:44:VAL:HG12	1:A:45:SER:O	2.20	0.41
1:C:181:VAL:HG12	1:C:193:ARG:CZ	2.51	0.41
1:D:198:LEU:HD22	1:D:223:PRO:HD2	2.03	0.41
1:D:280:ASP:CB	1:D:282:ARG:HG2	2.39	0.41
1:E:13:ARG:H	1:E:13:ARG:HG2	1.74	0.41
1:F:114:THR:CG2	1:G:88:PHE:CE2	3.04	0.41
1:G:93:THR:CG2	1:G:116:GLU:CD	2.89	0.41
1:G:103:ILE:HG23	1:G:104:PRO:HD2	2.02	0.41
1:E:69:LEU:HD23	1:E:69:LEU:HA	1.66	0.41
1:A:92:GLN:HA	1:A:97:ILE:HD12	2.03	0.40

Continued on next page...

Continued from previous page...

Atom-1	Atom-2	Interatomic distance (Å)	Clash overlap (Å)
1:A:193:ARG:NH1	1:A:236:HIS:O	2.46	0.40
1:C:15:LEU:HB2	1:C:238:GLU:OE1	2.21	0.40
1:D:91:VAL:CG2	1:D:92:GLN:N	2.85	0.40
1:D:185:ILE:CD1	1:D:191:VAL:CG2	2.99	0.40
1:E:185:ILE:CD1	1:E:191:VAL:CG2	2.99	0.40
1:G:93:THR:OG1	1:H:99:TYR:OH	2.28	0.40
1:H:74:VAL:HB	1:H:109:ALA:HB2	2.02	0.40
1:H:91:VAL:CG2	1:H:92:GLN:N	2.85	0.40
1:H:93:THR:HG23	1:H:94:MET:N	2.35	0.40
1:A:98:GLY:HA3	1:B:97:ILE:HG22	2.03	0.40
1:A:185:ILE:CD1	1:A:191:VAL:CG2	2.99	0.40
1:A:266:ILE:CG2	1:A:269:GLY:HA3	2.52	0.40
1:B:52:LEU:HD23	1:B:52:LEU:HA	1.91	0.40
1:C:292:GLU:HG2	1:E:295:GLN:C	2.42	0.40
1:D:46:TRP:O	1:D:47:PRO:C	2.58	0.40
1:D:61:ASN:HD21	1:D:94:MET:HE2	1.80	0.40
1:E:23:ILE:HG13	1:F:283:ARG:NH2	2.36	0.40
1:G:69:LEU:HD23	1:G:69:LEU:HA	1.67	0.40
1:H:44:VAL:HG12	1:H:45:SER:N	2.36	0.40
1:A:104:PRO:HB2	1:A:110:ASN:CG	2.42	0.40
1:A:198:LEU:HD22	1:A:223:PRO:HD2	2.03	0.40
1:C:91:VAL:CG2	1:C:92:GLN:N	2.85	0.40
1:C:110:ASN:CB	1:D:88:PHE:CE2	3.05	0.40
1:C:185:ILE:CD1	1:C:191:VAL:CG2	2.99	0.40
1:G:146:SER:O	1:G:147:ARG:NH1	2.53	0.40
1:H:69:LEU:HA	1:H:69:LEU:HD23	1.66	0.40
1:A:69:LEU:O	1:A:72:GLY:HA2	2.20	0.40
1:A:69:LEU:HA	1:A:69:LEU:HD23	1.67	0.40
1:C:204:ARG:NH1	1:C:204:ARG:CG	2.79	0.40
1:F:103:ILE:HG23	1:F:104:PRO:HD2	2.02	0.40
1:B:185:ILE:CD1	1:B:191:VAL:CG2	2.99	0.40
1:C:270:HIS:O	1:C:294:ALA:N	2.55	0.40
1:D:192:PHE:HE1	1:D:194:ARG:HB2	1.87	0.40
1:E:93:THR:HG22	1:E:94:MET:N	2.37	0.40
1:F:158:THR:HG23	1:F:217:PRO:N	2.37	0.40
1:G:91:VAL:CG2	1:G:92:GLN:N	2.85	0.40
1:H:105:ILE:H	1:H:109:ALA:CB	2.34	0.40
1:H:131:ILE:HG12	1:H:131:ILE:H	1.74	0.40
1:H:198:LEU:HD22	1:H:223:PRO:HD2	2.03	0.40

There are no symmetry-related clashes.

5.3 Torsion angles [i](#)

5.3.1 Protein backbone [i](#)

In the following table, the Percentiles column shows the percent Ramachandran outliers of the chain as a percentile score with respect to all X-ray entries followed by that with respect to entries of similar resolution.

The Analysed column shows the number of residues for which the backbone conformation was analysed, and the total number of residues.

Mol	Chain	Analysed	Favoured	Allowed	Outliers	Percentiles	
1	A	279/301 (93%)	260 (93%)	18 (6%)	1 (0%)	34	70
1	B	279/301 (93%)	260 (93%)	18 (6%)	1 (0%)	34	70
1	C	279/301 (93%)	259 (93%)	18 (6%)	2 (1%)	22	60
1	D	279/301 (93%)	260 (93%)	18 (6%)	1 (0%)	34	70
1	E	279/301 (93%)	257 (92%)	20 (7%)	2 (1%)	22	60
1	F	279/301 (93%)	257 (92%)	20 (7%)	2 (1%)	22	60
1	G	279/301 (93%)	260 (93%)	18 (6%)	1 (0%)	34	70
1	H	279/301 (93%)	258 (92%)	20 (7%)	1 (0%)	34	70
All	All	2232/2408 (93%)	2071 (93%)	150 (7%)	11 (0%)	29	66

All (11) Ramachandran outliers are listed below:

Mol	Chain	Res	Type
1	F	287	LEU
1	E	77	ASN
1	A	59	VAL
1	B	59	VAL
1	C	59	VAL
1	C	287	LEU
1	D	59	VAL
1	E	59	VAL
1	F	59	VAL
1	G	59	VAL
1	H	59	VAL

5.3.2 Protein sidechains [i](#)

In the following table, the Percentiles column shows the percent sidechain outliers of the chain as a percentile score with respect to all X-ray entries followed by that with respect to entries of similar resolution.

The Analysed column shows the number of residues for which the sidechain conformation was analysed, and the total number of residues.

Mol	Chain	Analysed	Rotameric	Outliers	Percentiles	
1	A	235/256 (92%)	218 (93%)	17 (7%)	14	46
1	B	235/256 (92%)	217 (92%)	18 (8%)	13	42
1	C	235/256 (92%)	218 (93%)	17 (7%)	14	46
1	D	236/256 (92%)	218 (92%)	18 (8%)	13	43
1	E	236/256 (92%)	219 (93%)	17 (7%)	14	46
1	F	236/256 (92%)	218 (92%)	18 (8%)	13	43
1	G	235/256 (92%)	217 (92%)	18 (8%)	13	42
1	H	236/256 (92%)	216 (92%)	20 (8%)	10	38
All	All	1884/2048 (92%)	1741 (92%)	143 (8%)	13	43

All (143) residues with a non-rotameric sidechain are listed below:

Mol	Chain	Res	Type
1	A	74	VAL
1	A	82	SER
1	A	92	GLN
1	A	93	THR
1	A	114	THR
1	A	129	SER
1	A	134	ARG
1	A	154	GLU
1	A	160	MET
1	A	161	MET
1	A	168	ILE
1	A	170	GLN
1	A	204	ARG
1	A	220	HIS
1	A	235	SER
1	A	262	CYS
1	A	264	GLU
1	B	74	VAL
1	B	82	SER
1	B	92	GLN
1	B	93	THR
1	B	114	THR
1	B	129	SER
1	B	134	ARG

Continued on next page...

Continued from previous page...

Mol	Chain	Res	Type
1	B	154	GLU
1	B	160	MET
1	B	161	MET
1	B	168	ILE
1	B	170	GLN
1	B	197	ASP
1	B	204	ARG
1	B	220	HIS
1	B	235	SER
1	B	262	CYS
1	B	264	GLU
1	C	74	VAL
1	C	82	SER
1	C	92	GLN
1	C	93	THR
1	C	114	THR
1	C	129	SER
1	C	134	ARG
1	C	154	GLU
1	C	160	MET
1	C	161	MET
1	C	168	ILE
1	C	170	GLN
1	C	204	ARG
1	C	220	HIS
1	C	235	SER
1	C	262	CYS
1	C	264	GLU
1	D	74	VAL
1	D	82	SER
1	D	92	GLN
1	D	93	THR
1	D	114	THR
1	D	121	MET
1	D	129	SER
1	D	134	ARG
1	D	154	GLU
1	D	160	MET
1	D	161	MET
1	D	168	ILE
1	D	170	GLN
1	D	204	ARG

Continued on next page...

Continued from previous page...

Mol	Chain	Res	Type
1	D	220	HIS
1	D	235	SER
1	D	262	CYS
1	D	264	GLU
1	E	74	VAL
1	E	82	SER
1	E	92	GLN
1	E	93	THR
1	E	114	THR
1	E	129	SER
1	E	134	ARG
1	E	154	GLU
1	E	160	MET
1	E	161	MET
1	E	168	ILE
1	E	170	GLN
1	E	204	ARG
1	E	220	HIS
1	E	235	SER
1	E	262	CYS
1	E	264	GLU
1	F	74	VAL
1	F	82	SER
1	F	92	GLN
1	F	93	THR
1	F	114	THR
1	F	129	SER
1	F	134	ARG
1	F	154	GLU
1	F	160	MET
1	F	161	MET
1	F	168	ILE
1	F	170	GLN
1	F	197	ASP
1	F	204	ARG
1	F	220	HIS
1	F	235	SER
1	F	262	CYS
1	F	264	GLU
1	G	74	VAL
1	G	82	SER
1	G	92	GLN

Continued on next page...

Continued from previous page...

Mol	Chain	Res	Type
1	G	93	THR
1	G	114	THR
1	G	129	SER
1	G	134	ARG
1	G	154	GLU
1	G	160	MET
1	G	161	MET
1	G	168	ILE
1	G	170	GLN
1	G	197	ASP
1	G	204	ARG
1	G	220	HIS
1	G	235	SER
1	G	262	CYS
1	G	264	GLU
1	H	74	VAL
1	H	82	SER
1	H	92	GLN
1	H	93	THR
1	H	114	THR
1	H	121	MET
1	H	129	SER
1	H	134	ARG
1	H	154	GLU
1	H	156	LYS
1	H	160	MET
1	H	161	MET
1	H	168	ILE
1	H	170	GLN
1	H	204	ARG
1	H	220	HIS
1	H	235	SER
1	H	262	CYS
1	H	264	GLU
1	H	283	ARG

Sometimes sidechains can be flipped to improve hydrogen bonding and reduce clashes. All (35) such sidechains are listed below:

Mol	Chain	Res	Type
1	A	61	ASN
1	A	77	ASN
1	A	170	GLN

Continued on next page...

Continued from previous page...

Mol	Chain	Res	Type
1	A	196	HIS
1	A	258	HIS
1	B	61	ASN
1	B	77	ASN
1	B	170	GLN
1	B	258	HIS
1	C	61	ASN
1	C	77	ASN
1	C	196	HIS
1	C	258	HIS
1	D	61	ASN
1	D	77	ASN
1	D	258	HIS
1	E	61	ASN
1	E	170	GLN
1	E	246	HIS
1	E	253	ASN
1	E	258	HIS
1	F	61	ASN
1	F	77	ASN
1	F	170	GLN
1	F	196	HIS
1	F	258	HIS
1	G	61	ASN
1	G	77	ASN
1	G	258	HIS
1	H	61	ASN
1	H	77	ASN
1	H	170	GLN
1	H	196	HIS
1	H	255	HIS
1	H	258	HIS

5.3.3 RNA [i](#)

There are no RNA molecules in this entry.

5.4 Non-standard residues in protein, DNA, RNA chains [i](#)

There are no non-standard protein/DNA/RNA residues in this entry.

5.5 Carbohydrates [i](#)

There are no monosaccharides in this entry.

5.6 Ligand geometry [i](#)

Of 6 ligands modelled in this entry, 6 are monoatomic - leaving 0 for Mogul analysis.

There are no bond length outliers.

There are no bond angle outliers.

There are no chirality outliers.

There are no torsion outliers.

There are no ring outliers.

No monomer is involved in short contacts.

5.7 Other polymers [i](#)

There are no such residues in this entry.

5.8 Polymer linkage issues [i](#)

The following chains have linkage breaks:

Mol	Chain	Number of breaks
1	E	5
1	D	4
1	B	4
1	A	4
1	G	4
1	H	3
1	C	2
1	F	2

All chain breaks are listed below:

Model	Chain	Residue-1	Atom-1	Residue-2	Atom-2	Distance (Å)
1	E	106:GLY	C	107:PRO	N	1.71
1	D	182:ARG	C	183:SER	N	1.70
1	E	71:CYS	C	72:GLY	N	1.70
1	B	150:ILE	C	151:SER	N	1.65
1	B	273:ASP	C	274:VAL	N	1.63

Continued on next page...

Continued from previous page...

Model	Chain	Residue-1	Atom-1	Residue-2	Atom-2	Distance (Å)
1	C	70:ALA	C	71:CYS	N	1.62
1	D	273:ASP	C	274:VAL	N	1.62
1	E	286:ASP	C	287:LEU	N	1.17
1	A	273:ASP	C	274:VAL	N	1.16
1	C	81:GLY	C	82:SER	N	1.16
1	D	106:GLY	C	107:PRO	N	1.16
1	D	286:ASP	C	287:LEU	N	1.16
1	G	46:TRP	C	47:PRO	N	1.16
1	G	82:SER	C	83:PHE	N	1.16
1	A	106:GLY	C	107:PRO	N	1.15
1	B	288:GLY	C	289:LYS	N	1.14
1	H	195:PHE	C	196:HIS	N	1.14
1	F	81:GLY	C	82:SER	N	1.11
1	E	285:ILE	C	286:ASP	N	1.04
1	E	95:ALA	C	96:THR	N	1.03
1	F	172:ILE	C	173:GLU	N	1.02
1	H	274:VAL	C	275:PHE	N	1.01
1	G	122:LEU	C	123:GLY	N	0.96
1	G	287:LEU	C	288:GLY	N	0.96
1	B	157:PRO	C	158:THR	N	0.92
1	A	94:MET	C	95:ALA	N	0.87
1	H	82:SER	C	83:PHE	N	0.87
1	A	287:LEU	C	288:GLY	N	0.75

6 Fit of model and data

6.1 Protein, DNA and RNA chains

In the following table, the column labelled ‘#RSRZ > 2’ contains the number (and percentage) of RSRZ outliers, followed by percent RSRZ outliers for the chain as percentile scores relative to all X-ray entries and entries of similar resolution. The OWAB column contains the minimum, median, 95th percentile and maximum values of the occupancy-weighted average B-factor per residue. The column labelled ‘Q < 0.9’ lists the number of (and percentage) of residues with an average occupancy less than 0.9.

Mol	Chain	Analysed	<RSRZ>	#RSRZ>2	OWAB(Å ²)	Q<0.9
1	A	283/301 (94%)	-0.10	13 (4%) 32 32	69, 118, 193, 227	0
1	B	283/301 (94%)	-0.22	9 (3%) 47 46	66, 116, 187, 258	0
1	C	283/301 (94%)	-0.21	7 (2%) 57 55	68, 111, 189, 233	0
1	D	283/301 (94%)	-0.21	8 (2%) 53 51	64, 108, 199, 270	0
1	E	283/301 (94%)	-0.09	11 (3%) 39 38	67, 113, 194, 252	0
1	F	283/301 (94%)	-0.18	12 (4%) 36 35	65, 114, 200, 250	0
1	G	283/301 (94%)	-0.13	13 (4%) 32 32	66, 114, 207, 297	0
1	H	283/301 (94%)	-0.12	9 (3%) 47 46	73, 116, 197, 239	0
All	All	2264/2408 (94%)	-0.16	82 (3%) 42 42	64, 114, 197, 297	0

All (82) RSRZ outliers are listed below:

Mol	Chain	Res	Type	RSRZ
1	G	280	ASP	6.2
1	C	12	PRO	4.6
1	G	107	PRO	4.5
1	A	35	ASP	4.3
1	E	298	HIS	4.2
1	G	220	HIS	4.0
1	D	280	ASP	3.9
1	E	282	ARG	3.9
1	H	81	GLY	3.9
1	G	282	ARG	3.8
1	B	280	ASP	3.7
1	D	33	TRP	3.6
1	G	281	GLY	3.6
1	A	234	ASN	3.5
1	F	35	ASP	3.5
1	B	282	ARG	3.4

Continued on next page...

Continued from previous page...

Mol	Chain	Res	Type	RSRZ
1	H	35	ASP	3.4
1	A	298	HIS	3.4
1	E	220	HIS	3.3
1	E	280	ASP	3.3
1	B	281	GLY	3.2
1	H	16	ASN	3.2
1	D	299	HIS	3.2
1	D	71	CYS	3.1
1	C	280	ASP	3.1
1	F	12	PRO	3.0
1	A	187	GLN	3.0
1	A	81	GLY	3.0
1	C	298	HIS	2.9
1	G	73	ASP	2.8
1	E	77	ASN	2.8
1	E	299	HIS	2.7
1	G	284	ALA	2.7
1	G	27	GLY	2.7
1	F	187	GLN	2.7
1	A	280	ASP	2.6
1	F	280	ASP	2.6
1	A	188	GLU	2.6
1	D	277	THR	2.6
1	A	12	PRO	2.6
1	D	279	PRO	2.5
1	F	76	GLU	2.5
1	B	279	PRO	2.5
1	A	73	ASP	2.5
1	F	73	ASP	2.5
1	E	35	ASP	2.5
1	E	80	PRO	2.5
1	E	101	LYS	2.5
1	G	71	CYS	2.4
1	B	33	TRP	2.4
1	G	35	ASP	2.4
1	B	298	HIS	2.3
1	C	81	GLY	2.3
1	H	234	ASN	2.3
1	A	71	CYS	2.3
1	B	234	ASN	2.3
1	C	234	ASN	2.3
1	G	279	PRO	2.3

Continued on next page...

Continued from previous page...

Mol	Chain	Res	Type	RSRZ
1	G	298	HIS	2.3
1	H	280	ASP	2.3
1	D	282	ARG	2.3
1	F	298	HIS	2.2
1	A	189	GLY	2.2
1	C	18	ASP	2.2
1	E	279	PRO	2.2
1	B	236	HIS	2.2
1	A	18	ASP	2.2
1	D	35	ASP	2.2
1	H	12	PRO	2.2
1	E	73	ASP	2.1
1	F	236	HIS	2.1
1	H	184	GLU	2.1
1	H	80	PRO	2.1
1	F	33	TRP	2.1
1	F	81	GLY	2.1
1	H	71	CYS	2.1
1	A	282	ARG	2.1
1	C	82	SER	2.1
1	F	16	ASN	2.0
1	G	236	HIS	2.0
1	B	81	GLY	2.0
1	F	279	PRO	2.0

6.2 Non-standard residues in protein, DNA, RNA chains [i](#)

There are no non-standard protein/DNA/RNA residues in this entry.

6.3 Carbohydrates [i](#)

There are no monosaccharides in this entry.

6.4 Ligands [i](#)

In the following table, the Atoms column lists the number of modelled atoms in the group and the number defined in the chemical component dictionary. The B-factors column lists the minimum, median, 95th percentile and maximum values of B factors of atoms in the group. The column labelled 'Q< 0.9' lists the number of atoms with occupancy less than 0.9.

Mol	Type	Chain	Res	Atoms	RSCC	RSR	B-factors(\AA^2)	Q<0.9
2	K	C	1300	1/1	0.60	0.28	159,159,159,159	0
2	K	F	1300	1/1	0.78	0.09	128,128,128,128	0
2	K	A	1300	1/1	0.80	0.11	149,149,149,149	0
2	K	A	1301	1/1	0.81	0.14	144,144,144,144	0
2	K	F	1301	1/1	0.87	0.19	159,159,159,159	0
2	K	H	1300	1/1	0.93	0.19	145,145,145,145	0

6.5 Other polymers [i](#)

There are no such residues in this entry.