



Full wwPDB EM Validation Report ⓘ

Nov 4, 2024 – 07:56 PM JST

PDB ID : 8WM6
EMDB ID : EMD-37642
Title : The structure of PSI-CAC(L-14)of R.salina at 2.7 angstroms resolution
Authors : Zhang, S.M.; Si, L.; Li, M.
Deposited on : 2023-10-03
Resolution : 2.70 Å(reported)

This is a Full wwPDB EM Validation Report for a publicly released PDB entry.

We welcome your comments at validation@mail.wwpdb.org

A user guide is available at

<https://www.wwpdb.org/validation/2017/EMValidationReportHelp>

with specific help available everywhere you see the ⓘ symbol.

The types of validation reports are described at

<http://www.wwpdb.org/validation/2017/FAQs#types>.

The following versions of software and data (see [references ⓘ](#)) were used in the production of this report:

EMDB validation analysis : 0.0.1.dev113
Mogul : 1.8.5 (274361), CSD as541be (2020)
MolProbity : 4.02b-467
buster-report : 1.1.7 (2018)
Percentile statistics : 20231227.v01 (using entries in the PDB archive December 27th 2023)
MapQ : 1.9.13
Ideal geometry (proteins) : Engh & Huber (2001)
Ideal geometry (DNA, RNA) : Parkinson et al. (1996)
Validation Pipeline (wwPDB-VP) : 2.39

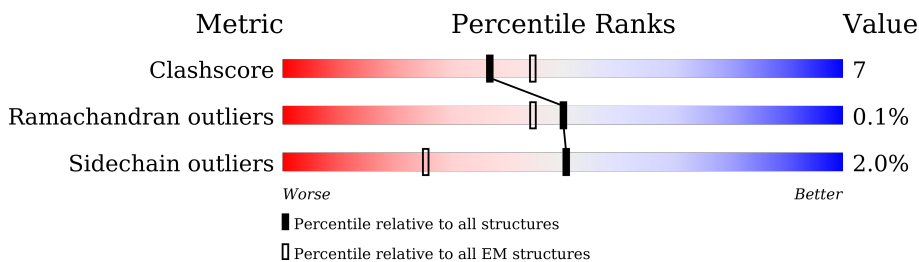
1 Overall quality at a glance

The following experimental techniques were used to determine the structure:

ELECTRON MICROSCOPY

The reported resolution of this entry is 2.70 Å.

Percentile scores (ranging between 0-100) for global validation metrics of the entry are shown in the following graphic. The table shows the number of entries on which the scores are based.




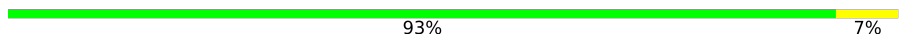



















Metric	Whole archive (#Entries)	EM structures (#Entries)
Clashscore	210492	15764
Ramachandran outliers	207382	16835
Sidechain outliers	206894	16415

The table below summarises the geometric issues observed across the polymeric chains and their fit to the map. The red, orange, yellow and green segments of the bar indicate the fraction of residues that contain outliers for ≥ 3 , 2, 1 and 0 types of geometric quality criteria respectively. A grey segment represents the fraction of residues that are not modelled. The numeric value for each fraction is indicated below the corresponding segment, with a dot representing fractions $\leq 5\%$. The upper red bar (where present) indicates the fraction of residues that have poor fit to the EM map (all-atom inclusion $< 40\%$). The numeric value is given above the bar.

Mol	Chain	Length	Quality of chain
1	A	752	
2	B	734	
3	C	81	
4	D	141	
5	E	64	
6	F	188	
7	I	36	
8	J	42	

Continued on next page...

Continued from previous page...

Mol	Chain	Length	Quality of chain
9	L	153	
10	M	30	
11	O	146	
12	K	87	
13	s	269	
14	c	216	
15	a	216	
16	b	223	
17	h	225	
18	f	212	
18	j	212	
18	m	212	
19	e	203	
20	l	238	
21	k	241	
22	i	218	
23	d	213	
24	g	255	
25	R	129	
26	n	219	
27	Q	234	

The following table lists non-polymeric compounds, carbohydrate monomers and non-standard residues in protein, DNA, RNA chains that are outliers for geometric or electron-density-fit criteria:

Mol	Type	Chain	Res	Chirality	Geometry	Clashes	Electron density
28	CLA	A	801	X	-	-	-
28	CLA	A	802	X	-	-	-

Continued on next page...

Continued from previous page...

Mol	Type	Chain	Res	Chirality	Geometry	Clashes	Electron density
28	CLA	A	803	X	-	-	-
28	CLA	A	804	X	-	-	-
28	CLA	A	805	X	-	-	-
28	CLA	A	806	X	-	-	-
28	CLA	A	807	X	-	-	-
28	CLA	A	808	X	-	-	-
28	CLA	A	809	X	-	-	-
28	CLA	A	810	X	-	-	-
28	CLA	A	812	X	-	-	-
28	CLA	A	813	X	-	-	-
28	CLA	A	815	X	-	-	-
28	CLA	A	816	X	-	-	-
28	CLA	A	817	X	-	-	-
28	CLA	A	818	X	-	-	-
28	CLA	A	819	X	-	-	-
28	CLA	A	820	X	-	-	-
28	CLA	A	822	X	-	-	-
28	CLA	A	824	X	-	-	-
28	CLA	A	826	X	-	-	-
28	CLA	A	827	X	-	-	-
28	CLA	A	829	X	-	-	-
28	CLA	A	831	X	-	-	-
28	CLA	A	832	X	-	-	-
28	CLA	A	833	X	-	-	-
28	CLA	A	834	X	-	-	-
28	CLA	A	835	X	-	-	-
28	CLA	A	837	X	-	-	-
28	CLA	A	838	X	-	-	-
28	CLA	A	839	X	-	-	-
28	CLA	A	840	X	-	-	-
28	CLA	A	841	X	-	-	-
28	CLA	A	851	X	-	-	-
28	CLA	A	852	X	-	-	-
28	CLA	A	854	X	-	-	-
28	CLA	A	855	X	-	-	-
28	CLA	B	801	X	-	-	-
28	CLA	B	802	X	-	-	-
28	CLA	B	803	X	-	-	-
28	CLA	B	804	X	-	-	-
28	CLA	B	805	X	-	-	-
28	CLA	B	806	X	-	-	-
28	CLA	B	807	X	-	-	-

Continued on next page...

Continued from previous page...

Mol	Type	Chain	Res	Chirality	Geometry	Clashes	Electron density
28	CLA	B	808	X	-	-	-
28	CLA	B	809	X	-	-	-
28	CLA	B	810	X	-	-	-
28	CLA	B	811	X	-	-	-
28	CLA	B	812	X	-	-	-
28	CLA	B	813	X	-	-	-
28	CLA	B	815	X	-	-	-
28	CLA	B	817	X	-	-	-
28	CLA	B	820	X	-	-	-
28	CLA	B	821	X	-	-	-
28	CLA	B	823	X	-	-	-
28	CLA	B	824	X	-	-	-
28	CLA	B	825	X	-	-	-
28	CLA	B	826	X	-	-	-
28	CLA	B	828	X	-	-	-
28	CLA	B	830	X	-	-	-
28	CLA	B	831	X	-	-	-
28	CLA	B	832	X	-	-	-
28	CLA	B	833	X	-	-	-
28	CLA	B	834	X	-	-	-
28	CLA	B	835	X	-	-	-
28	CLA	B	836	X	-	-	-
28	CLA	B	837	X	-	-	-
28	CLA	B	838	X	-	-	-
28	CLA	B	839	X	-	-	-
28	CLA	B	840	X	-	-	-
28	CLA	F	201	X	-	-	-
28	CLA	F	202	X	-	-	-
28	CLA	J	103	X	-	-	-
28	CLA	K	101	X	-	-	-
28	CLA	K	103	X	-	-	-
28	CLA	L	202	X	-	-	-
28	CLA	L	207	X	-	-	-
28	CLA	O	201	X	-	-	-
28	CLA	O	202	X	-	-	-
28	CLA	O	206	X	-	-	-
28	CLA	Q	302	X	-	-	-
28	CLA	Q	303	X	-	-	-
28	CLA	R	203	X	-	-	-
28	CLA	a	303	X	-	-	-
28	CLA	a	304	X	-	-	-
28	CLA	a	305	X	-	-	-

Continued on next page...

Continued from previous page...

Mol	Type	Chain	Res	Chirality	Geometry	Clashes	Electron density
28	CLA	a	306	X	-	-	-
28	CLA	a	307	X	-	-	-
28	CLA	a	308	X	-	-	-
28	CLA	a	309	X	-	-	-
28	CLA	a	310	X	-	-	-
28	CLA	a	311	X	-	-	-
28	CLA	a	312	X	-	-	-
28	CLA	b	601	X	-	-	-
28	CLA	b	602	X	-	-	-
28	CLA	b	603	X	-	-	-
28	CLA	b	605	X	-	-	-
28	CLA	b	606	X	-	-	-
28	CLA	b	607	X	-	-	-
28	CLA	b	608	X	-	-	-
28	CLA	b	609	X	-	-	-
28	CLA	b	610	X	-	-	-
28	CLA	b	611	X	-	-	-
28	CLA	b	612	X	-	-	-
28	CLA	c	601	X	-	-	-
28	CLA	c	602	X	-	-	-
28	CLA	c	603	X	-	-	-
28	CLA	c	605	X	-	-	-
28	CLA	c	607	X	-	-	-
28	CLA	c	608	X	-	-	-
28	CLA	c	609	X	-	-	-
28	CLA	c	612	X	-	-	-
28	CLA	d	301	X	-	-	-
28	CLA	d	302	X	-	-	-
28	CLA	d	303	X	-	-	-
28	CLA	d	304	X	-	-	-
28	CLA	d	305	X	-	-	-
28	CLA	d	306	X	-	-	-
28	CLA	d	307	X	-	-	-
28	CLA	d	308	X	-	-	-
28	CLA	d	309	X	-	-	-
28	CLA	e	601	X	-	-	-
28	CLA	e	603	X	-	-	-
28	CLA	e	606	X	-	-	-
28	CLA	e	607	X	-	-	-
28	CLA	e	608	X	-	-	-
28	CLA	e	610	X	-	-	-
28	CLA	e	611	X	-	-	-

Continued on next page...

Continued from previous page...

Mol	Type	Chain	Res	Chirality	Geometry	Clashes	Electron density
28	CLA	f	601	X	-	-	-
28	CLA	f	602	X	-	-	-
28	CLA	f	603	X	-	-	-
28	CLA	f	604	X	-	-	-
28	CLA	f	608	X	-	-	-
28	CLA	f	609	X	-	-	-
28	CLA	f	610	X	-	-	-
28	CLA	f	612	X	-	-	-
28	CLA	f	613	X	-	-	-
28	CLA	g	302	X	-	-	-
28	CLA	g	303	X	-	-	-
28	CLA	g	304	X	-	-	-
28	CLA	g	306	X	-	-	-
28	CLA	g	307	X	-	-	-
28	CLA	g	308	X	-	-	-
28	CLA	g	309	X	-	-	-
28	CLA	g	310	X	-	-	-
28	CLA	g	311	X	-	-	-
28	CLA	g	315	X	-	-	-
28	CLA	g	322	X	-	-	-
28	CLA	h	302	X	-	-	-
28	CLA	h	303	X	-	-	-
28	CLA	h	304	X	-	-	-
28	CLA	h	305	X	-	-	-
28	CLA	h	306	X	-	-	-
28	CLA	h	307	X	-	-	-
28	CLA	h	308	X	-	-	-
28	CLA	h	313	X	-	-	-
28	CLA	i	302	X	-	-	-
28	CLA	i	303	X	-	-	-
28	CLA	i	304	X	-	-	-
28	CLA	i	306	X	-	-	-
28	CLA	i	307	X	-	-	-
28	CLA	i	308	X	-	-	-
28	CLA	i	309	X	-	-	-
28	CLA	i	311	X	-	-	-
28	CLA	i	312	X	-	-	-
28	CLA	j	601	X	-	-	-
28	CLA	j	602	X	-	-	-
28	CLA	j	603	X	-	-	-
28	CLA	j	605	X	-	-	-
28	CLA	j	606	X	-	-	-

Continued on next page...

Continued from previous page...

Mol	Type	Chain	Res	Chirality	Geometry	Clashes	Electron density
28	CLA	j	607	X	-	-	-
28	CLA	j	608	X	-	-	-
28	CLA	j	609	X	-	-	-
28	CLA	j	610	X	-	-	-
28	CLA	j	612	X	-	-	-
28	CLA	j	613	X	-	-	-
28	CLA	k	602	X	-	-	-
28	CLA	k	603	X	-	-	-
28	CLA	k	604	X	-	-	-
28	CLA	k	605	X	-	-	-
28	CLA	k	607	X	-	-	-
28	CLA	k	608	X	-	-	-
28	CLA	k	609	X	-	-	-
28	CLA	k	610	X	-	-	-
28	CLA	k	614	X	-	-	-
28	CLA	l	302	X	-	-	-
28	CLA	l	303	X	-	-	-
28	CLA	l	304	X	-	-	-
28	CLA	l	305	X	-	-	-
28	CLA	l	306	X	-	-	-
28	CLA	l	307	X	-	-	-
28	CLA	l	308	X	-	-	-
28	CLA	l	309	X	-	-	-
28	CLA	l	311	X	-	-	-
28	CLA	m	601	X	-	-	-
28	CLA	m	602	X	-	-	-
28	CLA	m	603	X	-	-	-
28	CLA	m	606	X	-	-	-
28	CLA	m	607	X	-	-	-
28	CLA	m	608	X	-	-	-
28	CLA	m	609	X	-	-	-
28	CLA	m	610	X	-	-	-
28	CLA	m	612	X	-	-	-
28	CLA	m	613	X	-	-	-
28	CLA	n	601	X	-	-	-
28	CLA	n	603	X	-	-	-
28	CLA	n	604	X	-	-	-
28	CLA	n	605	X	-	-	-
28	CLA	n	606	X	-	-	-
28	CLA	n	607	X	-	-	-
28	CLA	n	608	X	-	-	-
28	CLA	n	609	X	-	-	-

Continued on next page...

Continued from previous page...

Mol	Type	Chain	Res	Chirality	Geometry	Clashes	Electron density
28	CLA	n	610	X	-	-	-
28	CLA	n	613	X	-	-	-
28	CLA	s	202	X	-	-	-
28	CLA	s	206	X	-	-	-
28	CLA	s	208	X	-	-	-

2 Entry composition

There are 40 unique types of molecules in this entry. The entry contains 61164 atoms, of which 0 are hydrogens and 0 are deuteriums.

In the tables below, the AltConf column contains the number of residues with at least one atom in alternate conformation and the Trace column contains the number of residues modelled with at most 2 atoms.

- Molecule 1 is a protein called Photosystem I P700 chlorophyll a apoprotein A1.

Mol	Chain	Residues	Atoms					AltConf	Trace
			Total	C	N	O	S		
1	A	742	Total	C	N	O	S	0	0
			5825	3802	994	1001	28		

- Molecule 2 is a protein called Photosystem I P700 chlorophyll a apoprotein A2.

Mol	Chain	Residues	Atoms					AltConf	Trace
			Total	C	N	O	S		
2	B	732	Total	C	N	O	S	1	0
			5826	3844	982	985	15		

- Molecule 3 is a protein called Photosystem I iron-sulfur center.

Mol	Chain	Residues	Atoms					AltConf	Trace
			Total	C	N	O	S		
3	C	80	Total	C	N	O	S	0	0
			592	361	103	116	12		

- Molecule 4 is a protein called Photosystem I reaction center subunit II.

Mol	Chain	Residues	Atoms					AltConf	Trace
			Total	C	N	O	S		
4	D	139	Total	C	N	O	S	0	0
			1084	692	186	203	3		

- Molecule 5 is a protein called Photosystem I reaction center subunit IV.

Mol	Chain	Residues	Atoms				AltConf	Trace
			Total	C	N	O		
5	E	60	Total	C	N	O	0	0
			484	309	84	91		

- Molecule 6 is a protein called Photosystem I reaction center subunit III.

Mol	Chain	Residues	Atoms					AltConf	Trace
			Total	C	N	O	S		
6	F	161	Total	C	N	O	S	0	0
			1254	814	212	226	2		

- Molecule 7 is a protein called Photosystem I reaction center subunit VIII.

Mol	Chain	Residues	Atoms					AltConf	Trace
			Total	C	N	O	S		
7	I	34	264	182	35	45	2	0	0

- Molecule 8 is a protein called Photosystem I reaction center subunit IX.

Mol	Chain	Residues	Atoms					AltConf	Trace
			Total	C	N	O	S		
8	J	42	351	240	49	59	3	0	0

- Molecule 9 is a protein called Photosystem I reaction center subunit XI.

Mol	Chain	Residues	Atoms					AltConf	Trace
			Total	C	N	O	S		
9	L	151	1146	753	182	208	3	0	0

- Molecule 10 is a protein called Photosystem I reaction center subunit XII.

Mol	Chain	Residues	Atoms					AltConf	Trace
			Total	C	N	O	S		
10	M	30	232	155	38	38	1	0	0

- Molecule 11 is a protein called PsaO.

Mol	Chain	Residues	Atoms					AltConf	Trace
			Total	C	N	O	S		
11	O	104	773	515	117	138	3	0	0

- Molecule 12 is a protein called Photosystem I reaction center subunit PsaK.

Mol	Chain	Residues	Atoms					AltConf	Trace
			Total	C	N	O	S		
12	K	69	488	319	80	87	2	0	0

- Molecule 13 is a protein called chain s.

Mol	Chain	Residues	Atoms					AltConf	Trace
			Total	C	N	O	S		
13	s	154	1140	719	195	217	9	0	0

- Molecule 14 is a protein called cac-c.

Mol	Chain	Residues	Atoms					AltConf	Trace
			Total	C	N	O	S		
14	c	170	1357	897	221	236	3	0	0

- Molecule 15 is a protein called cac-a.

Mol	Chain	Residues	Atoms					AltConf	Trace
			Total	C	N	O	S		
15	a	175	1361	889	217	245	10	0	0

- Molecule 16 is a protein called cac-b.

Mol	Chain	Residues	Atoms					AltConf	Trace
			Total	C	N	O	S		
16	b	194	1439	916	251	258	14	0	0

- Molecule 17 is a protein called cac-h.

Mol	Chain	Residues	Atoms					AltConf	Trace
			Total	C	N	O	S		
17	h	162	1200	778	202	214	6	0	0

- Molecule 18 is a protein called cac-f.

Mol	Chain	Residues	Atoms					AltConf	Trace
			Total	C	N	O	S		
18	m	174	1309	846	214	241	8	0	0
18	f	174	1302	842	212	240	8	0	0
18	j	172	1293	834	212	239	8	0	0

- Molecule 19 is a protein called cac-e.

Mol	Chain	Residues	Atoms					AltConf	Trace
			Total	C	N	O	S		
19	e	169	1286	843	207	228	8	0	0

- Molecule 20 is a protein called cac-l.

Mol	Chain	Residues	Atoms					AltConf	Trace
			Total	C	N	O	S		
20	l	175	1344	869	230	238	7	0	0

- Molecule 21 is a protein called cac-k.

Mol	Chain	Residues	Atoms					AltConf	Trace
			Total	C	N	O	S		
21	k	180	1346	872	223	239	12	0	0

- Molecule 22 is a protein called cac-i.

Mol	Chain	Residues	Atoms					AltConf	Trace
			Total	C	N	O	S		
22	i	175	1324	849	227	237	11	0	0

- Molecule 23 is a protein called cac-d.

Mol	Chain	Residues	Atoms					AltConf	Trace
			Total	C	N	O	S		
23	d	129	974	624	169	171	10	0	0

- Molecule 24 is a protein called cac-g.

Mol	Chain	Residues	Atoms					AltConf	Trace
			Total	C	N	O	S		
24	g	219	1630	1060	267	292	11	0	0

- Molecule 25 is a protein called PsaR.

Mol	Chain	Residues	Atoms					AltConf	Trace
			Total	C	N	O	S		
25	R	90	664	434	105	124	1	0	0

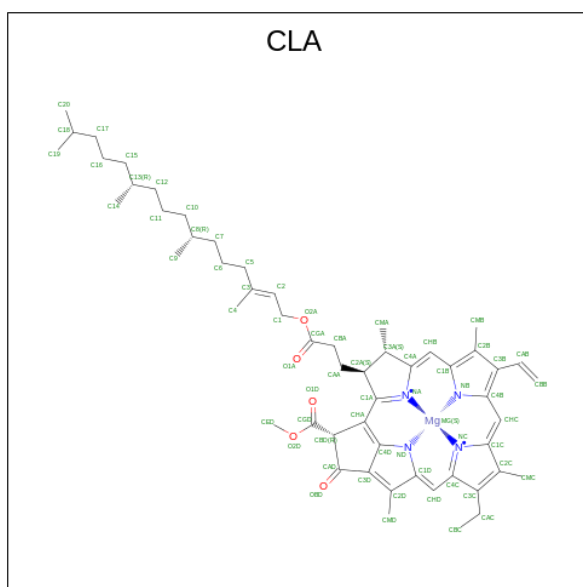
- Molecule 26 is a protein called cac-n.

Mol	Chain	Residues	Atoms					AltConf	Trace
			Total	C	N	O	S		
26	n	181	1350	870	228	242	10	0	0

- Molecule 27 is a protein called PsaQ.

Mol	Chain	Residues	Atoms					AltConf	Trace
			Total	C	N	O	S		
27	Q	179	1294	814	222	252	6	0	0

- Molecule 28 is CHLOROPHYLL A (three-letter code: CLA) (formula: C₅₅H₇₂MgN₄O₅).



Mol	Chain	Residues	Atoms				AltConf	
28	A	1	Total	C	Mg	N	O	0
			65	55	1	4	5	
28	A	1	Total	C	Mg	N	O	0
			65	55	1	4	5	
28	A	1	Total	C	Mg	N	O	0
			55	45	1	4	5	
28	A	1	Total	C	Mg	N	O	0
			65	55	1	4	5	
28	A	1	Total	C	Mg	N	O	0
			65	55	1	4	5	
28	A	1	Total	C	Mg	N	O	0
			65	55	1	4	5	
28	A	1	Total	C	Mg	N	O	0
			65	55	1	4	5	
28	A	1	Total	C	Mg	N	O	0
			56	46	1	4	5	
28	A	1	Total	C	Mg	N	O	0
			62	52	1	4	5	
28	A	1	Total	C	Mg	N	O	0
			54	44	1	4	5	
28	A	1	Total	C	Mg	N	O	0
			65	55	1	4	5	
28	A	1	Total	C	Mg	N	O	0
			45	35	1	4	5	
28	A	1	Total	C	Mg	N	O	0
			50	40	1	4	5	

Continued on next page...

Continued from previous page...

Mol	Chain	Residues	Atoms					AltConf
			Total	C	Mg	N	O	
28	A	1	45	35	1	4	5	0
28	A	1	65	55	1	4	5	0
28	A	1	65	55	1	4	5	0
28	A	1	65	55	1	4	5	0
28	A	1	45	35	1	4	5	0
28	A	1	65	55	1	4	5	0
28	A	1	49	39	1	4	5	0
28	A	1	51	41	1	4	5	0
28	A	1	55	45	1	4	5	0
28	A	1	65	55	1	4	5	0
28	A	1	65	55	1	4	5	0
28	A	1	65	55	1	4	5	0
28	A	1	62	52	1	4	5	0
28	A	1	65	55	1	4	5	0
28	A	1	65	55	1	4	5	0
28	A	1	50	40	1	4	5	0
28	A	1	65	55	1	4	5	0
28	A	1	65	55	1	4	5	0
28	A	1	50	40	1	4	5	0
28	A	1	51	41	1	4	5	0
28	A	1	65	55	1	4	5	0

Continued on next page...

Continued from previous page...

Mol	Chain	Residues	Atoms					AltConf
			Total	C	Mg	N	O	
28	A	1	65	55	1	4	5	0
28	A	1	65	55	1	4	5	0
28	A	1	65	55	1	4	5	0
28	A	1	65	55	1	4	5	0
28	A	1	65	55	1	4	5	0
28	A	1	65	55	1	4	5	0
28	A	1	65	55	1	4	5	0
28	A	1	65	55	1	4	5	0
28	A	1	65	55	1	4	5	0
28	A	1	41	33	1	4	3	0
28	B	1	65	55	1	4	5	0
28	B	1	65	55	1	4	5	0
28	B	1	65	55	1	4	5	0
28	B	1	65	55	1	4	5	0
28	B	1	65	55	1	4	5	0
28	B	1	65	55	1	4	5	0
28	B	1	65	55	1	4	5	0
28	B	1	65	55	1	4	5	0
28	B	1	54	44	1	4	5	0
28	B	1	55	45	1	4	5	0
28	B	1	65	55	1	4	5	0

Continued on next page...

Continued from previous page...

Mol	Chain	Residues	Atoms					AltConf
			Total	C	Mg	N	O	
28	B	1	60	50	1	4	5	0
28	B	1	59	49	1	4	5	0
28	B	1	55	45	1	4	5	0
28	B	1	59	49	1	4	5	0
28	B	1	57	47	1	4	5	0
28	B	1	65	55	1	4	5	0
28	B	1	46	36	1	4	5	0
28	B	1	55	45	1	4	5	0
28	B	1	53	43	1	4	5	0
28	B	1	65	55	1	4	5	0
28	B	1	64	54	1	4	5	0
28	B	1	65	55	1	4	5	0
28	B	1	65	55	1	4	5	0
28	B	1	65	55	1	4	5	0
28	B	1	51	41	1	4	5	0
28	B	1	50	40	1	4	5	0
28	B	1	49	39	1	4	5	0
28	B	1	50	40	1	4	5	0
28	B	1	65	55	1	4	5	0
28	B	1	45	35	1	4	5	0
28	B	1	58	48	1	4	5	0

Continued on next page...

Continued from previous page...

Mol	Chain	Residues	Atoms					AltConf
			Total	C	Mg	N	O	
28	B	1	65	55	1	4	5	0
28	B	1	47	37	1	4	5	0
28	B	1	65	55	1	4	5	0
28	B	1	65	55	1	4	5	0
28	B	1	65	55	1	4	5	0
28	B	1	57	47	1	4	5	0
28	B	1	65	55	1	4	5	0
28	B	1	65	55	1	4	5	0
28	B	1	65	55	1	4	5	0
28	F	1	65	55	1	4	5	0
28	F	1	52	42	1	4	5	0
28	J	1	42	34	1	4	3	0
28	L	1	49	39	1	4	5	0
28	L	1	65	55	1	4	5	0
28	L	1	50	40	1	4	5	0
28	L	1	51	41	1	4	5	0
28	O	1	52	42	1	4	5	0
28	O	1	65	55	1	4	5	0
28	O	1	65	55	1	4	5	0
28	K	1	51	41	1	4	5	0
28	K	1	42	34	1	4	3	0

Continued on next page...

Continued from previous page...

Mol	Chain	Residues	Atoms					AltConf
			Total	C	Mg	N	O	
28	s	1	65	55	1	4	5	0
28	s	1	65	55	1	4	5	0
28	s	1	65	55	1	4	5	0
28	s	1	51	41	1	4	5	0
28	c	1	51	41	1	4	5	0
28	c	1	50	40	1	4	5	0
28	c	1	51	41	1	4	5	0
28	c	1	65	55	1	4	5	0
28	c	1	51	41	1	4	5	0
28	c	1	52	42	1	4	5	0
28	c	1	46	36	1	4	5	0
28	c	1	65	55	1	4	5	0
28	c	1	45	35	1	4	5	0
28	c	1	45	35	1	4	5	0
28	c	1	65	55	1	4	5	0
28	a	1	52	42	1	4	5	0
28	a	1	50	40	1	4	5	0
28	a	1	51	41	1	4	5	0
28	a	1	65	55	1	4	5	0
28	a	1	45	35	1	4	5	0
28	a	1	65	55	1	4	5	0

Continued on next page...

Continued from previous page...

Mol	Chain	Residues	Atoms					AltConf
			Total	C	Mg	N	O	
28	a	1	65	55	1	4	5	0
28	a	1	48	38	1	4	5	0
28	a	1	65	55	1	4	5	0
28	a	1	65	55	1	4	5	0
28	a	1	48	38	1	4	5	0
28	b	1	51	41	1	4	5	0
28	b	1	55	45	1	4	5	0
28	b	1	65	55	1	4	5	0
28	b	1	65	55	1	4	5	0
28	b	1	65	55	1	4	5	0
28	b	1	61	51	1	4	5	0
28	b	1	65	55	1	4	5	0
28	b	1	65	55	1	4	5	0
28	b	1	51	41	1	4	5	0
28	b	1	65	55	1	4	5	0
28	b	1	65	55	1	4	5	0
28	b	1	51	41	1	4	5	0
28	h	1	65	55	1	4	5	0
28	h	1	50	40	1	4	5	0
28	h	1	50	40	1	4	5	0
28	h	1	51	41	1	4	5	0

Continued on next page...

Continued from previous page...

Mol	Chain	Residues	Atoms					AltConf
			Total	C	Mg	N	O	
28	h	1	Total 51	C 41	Mg 1	N 4	O 5	0
28	h	1	Total 65	C 55	Mg 1	N 4	O 5	0
28	h	1	Total 57	C 47	Mg 1	N 4	O 5	0
28	h	1	Total 51	C 41	Mg 1	N 4	O 5	0
28	h	1	Total 65	C 55	Mg 1	N 4	O 5	0
28	m	1	Total 42	C 34	Mg 1	N 4	O 3	0
28	m	1	Total 56	C 46	Mg 1	N 4	O 5	0
28	m	1	Total 65	C 55	Mg 1	N 4	O 5	0
28	m	1	Total 65	C 55	Mg 1	N 4	O 5	0
28	m	1	Total 42	C 34	Mg 1	N 4	O 3	0
28	m	1	Total 65	C 55	Mg 1	N 4	O 5	0
28	m	1	Total 51	C 41	Mg 1	N 4	O 5	0
28	m	1	Total 65	C 55	Mg 1	N 4	O 5	0
28	m	1	Total 51	C 41	Mg 1	N 4	O 5	0
28	m	1	Total 55	C 45	Mg 1	N 4	O 5	0
28	m	1	Total 51	C 41	Mg 1	N 4	O 5	0
28	m	1	Total 43	C 35	Mg 1	N 4	O 3	0
28	e	1	Total 45	C 35	Mg 1	N 4	O 5	0
28	e	1	Total 50	C 40	Mg 1	N 4	O 5	0
28	e	1	Total 51	C 41	Mg 1	N 4	O 5	0
28	e	1	Total 65	C 55	Mg 1	N 4	O 5	0

Continued on next page...

Continued from previous page...

Mol	Chain	Residues	Atoms					AltConf
			Total	C	Mg	N	O	
28	e	1	65	55	1	4	5	0
28	e	1	65	55	1	4	5	0
28	e	1	65	55	1	4	5	0
28	e	1	46	36	1	4	5	0
28	e	1	65	55	1	4	5	0
28	e	1	65	55	1	4	5	0
28	l	1	47	37	1	4	5	0
28	l	1	65	55	1	4	5	0
28	l	1	51	41	1	4	5	0
28	l	1	65	55	1	4	5	0
28	l	1	65	55	1	4	5	0
28	l	1	65	55	1	4	5	0
28	l	1	65	55	1	4	5	0
28	l	1	51	41	1	4	5	0
28	l	1	61	51	1	4	5	0
28	l	1	65	55	1	4	5	0
28	k	1	51	41	1	4	5	0
28	k	1	50	40	1	4	5	0
28	k	1	51	41	1	4	5	0
28	k	1	65	55	1	4	5	0
28	k	1	45	35	1	4	5	0
28	k	1	51	41	1	4	5	0

Continued on next page...

Continued from previous page...

Mol	Chain	Residues	Atoms					AltConf
			Total	C	Mg	N	O	
28	k	1	51	41	1	4	5	0
28	k	1	65	55	1	4	5	0
28	k	1	65	55	1	4	5	0
28	k	1	51	41	1	4	5	0
28	k	1	51	41	1	4	5	0
28	f	1	47	37	1	4	5	0
28	f	1	65	55	1	4	5	0
28	f	1	51	41	1	4	5	0
28	f	1	65	55	1	4	5	0
28	f	1	45	35	1	4	5	0
28	f	1	51	41	1	4	5	0
28	f	1	65	55	1	4	5	0
28	f	1	65	55	1	4	5	0
28	f	1	65	55	1	4	5	0
28	f	1	51	41	1	4	5	0
28	f	1	65	55	1	4	5	0
28	i	1	51	41	1	4	5	0
28	i	1	50	40	1	4	5	0
28	i	1	51	41	1	4	5	0
28	i	1	65	55	1	4	5	0

Continued on next page...

Continued from previous page...

Mol	Chain	Residues	Atoms					AltConf
			Total	C	Mg	N	O	
28	i	1	51	41	1	4	5	0
28	i	1	61	51	1	4	5	0
28	i	1	51	41	1	4	5	0
28	i	1	46	36	1	4	5	0
28	i	1	51	41	1	4	5	0
28	i	1	51	41	1	4	5	0
28	j	1	51	41	1	4	5	0
28	j	1	50	40	1	4	5	0
28	j	1	51	41	1	4	5	0
28	j	1	65	55	1	4	5	0
28	j	1	45	35	1	4	5	0
28	j	1	51	41	1	4	5	0
28	j	1	51	41	1	4	5	0
28	j	1	45	35	1	4	5	0
28	j	1	51	41	1	4	5	0
28	j	1	61	51	1	4	5	0
28	j	1	51	41	1	4	5	0
28	j	1	65	55	1	4	5	0
28	d	1	50	40	1	4	5	0
28	d	1	51	41	1	4	5	0
28	d	1	65	55	1	4	5	0

Continued on next page...

Continued from previous page...

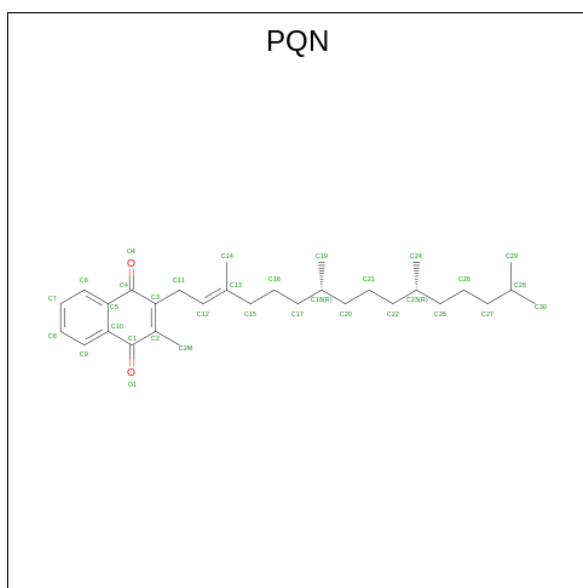
Mol	Chain	Residues	Atoms					AltConf
			Total	C	Mg	N	O	
28	d	1	51	41	1	4	5	0
28	d	1	51	41	1	4	5	0
28	d	1	51	41	1	4	5	0
28	d	1	46	36	1	4	5	0
28	d	1	41	33	1	4	3	0
28	d	1	41	33	1	4	3	0
28	d	1	51	41	1	4	5	0
28	g	1	42	34	1	4	3	0
28	g	1	50	40	1	4	5	0
28	g	1	51	41	1	4	5	0
28	g	1	65	55	1	4	5	0
28	g	1	51	41	1	4	5	0
28	g	1	51	41	1	4	5	0
28	g	1	65	55	1	4	5	0
28	g	1	65	55	1	4	5	0
28	g	1	51	41	1	4	5	0
28	g	1	54	44	1	4	5	0
28	g	1	51	41	1	4	5	0
28	g	1	65	55	1	4	5	0
28	R	1	51	41	1	4	5	0
28	n	1	45	35	1	4	5	0

Continued on next page...

Continued from previous page...

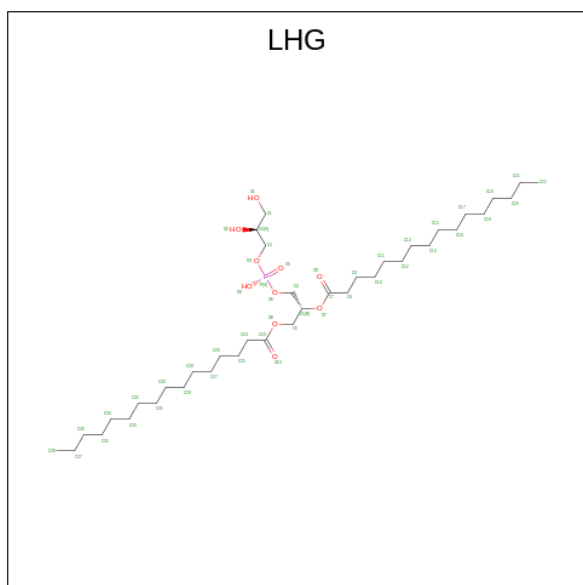
Mol	Chain	Residues	Atoms					AltConf
			Total	C	Mg	N	O	
28	n	1	50	40	1	4	5	0
28	n	1	51	41	1	4	5	0
28	n	1	60	50	1	4	5	0
28	n	1	51	41	1	4	5	0
28	n	1	51	41	1	4	5	0
28	n	1	65	55	1	4	5	0
28	n	1	51	41	1	4	5	0
28	n	1	65	55	1	4	5	0
28	n	1	65	55	1	4	5	0
28	n	1	51	41	1	4	5	0
28	Q	1	65	55	1	4	5	0
28	Q	1	45	35	1	4	5	0

- Molecule 29 is PHYLLOQUINONE (three-letter code: PQN) (formula: $C_{31}H_{46}O_2$).



Mol	Chain	Residues	Atoms			AltConf
29	A	1	Total	C	O	0
			33	31	2	
29	B	1	Total	C	O	0
			33	31	2	

- Molecule 30 is 1,2-DIPALMITOYL-PHOSPHATIDYL-GLYCEROLE (three-letter code: LHG) (formula: $C_{38}H_{76}O_{10}P$).



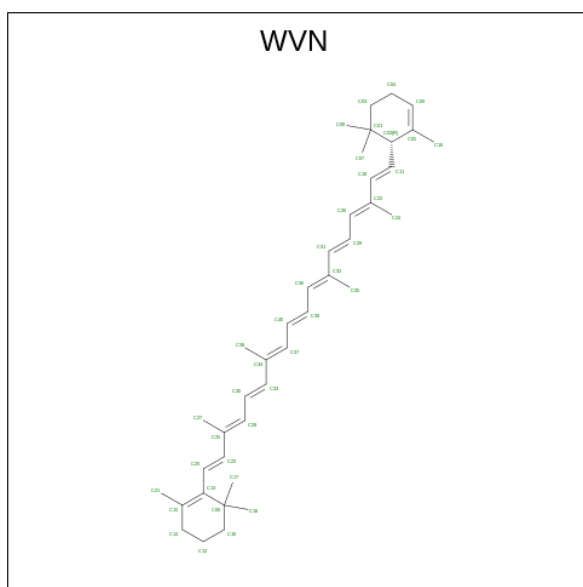
Mol	Chain	Residues	Atoms				AltConf
30	A	1	Total	C	O	P	0
			48	37	10	1	
30	A	1	Total	C	O	P	0
			27	16	10	1	
30	A	1	Total	C	O	P	0
			38	27	10	1	
30	J	1	Total	C	O	P	0
			49	38	10	1	
30	L	1	Total	C	O	P	0
			49	38	10	1	
30	c	1	Total	C	O	P	0
			37	26	10	1	
30	c	1	Total	C	O	P	0
			37	26	10	1	
30	a	1	Total	C	O	P	0
			49	38	10	1	
30	a	1	Total	C	O	P	0
			49	38	10	1	

Continued on next page...

Continued from previous page...

Mol	Chain	Residues	Atoms				AltConf
			Total	C	O	P	
30	b	1	49	38	10	1	0
30	b	1	31	20	10	1	0
30	m	1	37	26	10	1	0
30	e	1	37	26	10	1	0
30	l	1	32	21	10	1	0
30	k	1	37	26	10	1	0
30	f	1	49	38	10	1	0
30	i	1	37	26	10	1	0
30	j	1	30	19	10	1	0
30	d	1	37	26	10	1	0
30	g	1	37	26	10	1	0
30	g	1	37	26	10	1	0
30	n	1	43	32	10	1	0

- Molecule 31 is 1,3,3-trimethyl-2-[(1E,3E,5E,7E,9E,11E,13E,15E,17E)-3,7,12,16-tetramethyl-18-[(1R)-2,6,6-trimethylcyclohex-2-en-1-yl]octadeca-1,3,5,7,9,11,13,15,17-nonaenyl]cyclohexene (three-letter code: WVN) (formula: C₄₀H₅₆).



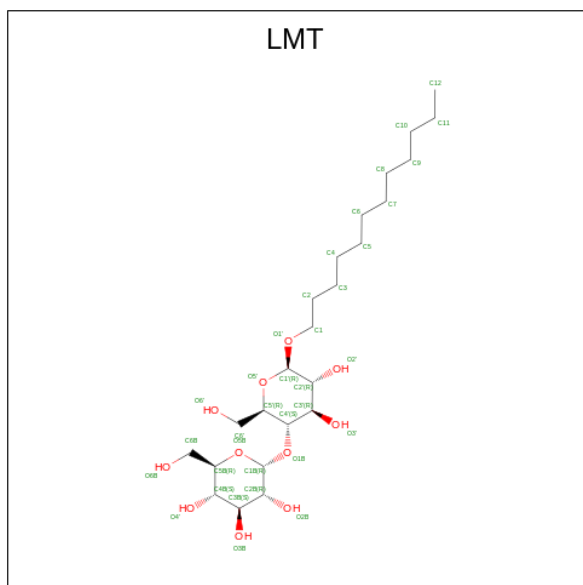
Mol	Chain	Residues	Atoms	AltConf
31	A	1	Total C 40 40	0
31	A	1	Total C 40 40	0
31	A	1	Total C 40 40	0
31	A	1	Total C 40 40	0
31	B	1	Total C 40 40	0
31	B	1	Total C 40 40	0
31	B	1	Total C 40 40	0
31	B	1	Total C 40 40	0
31	B	1	Total C 40 40	0
31	F	1	Total C 40 40	0
31	F	1	Total C 40 40	0
31	I	1	Total C 40 40	0
31	J	1	Total C 40 40	0
31	J	1	Total C 40 40	0

Continued on next page...

Continued from previous page...

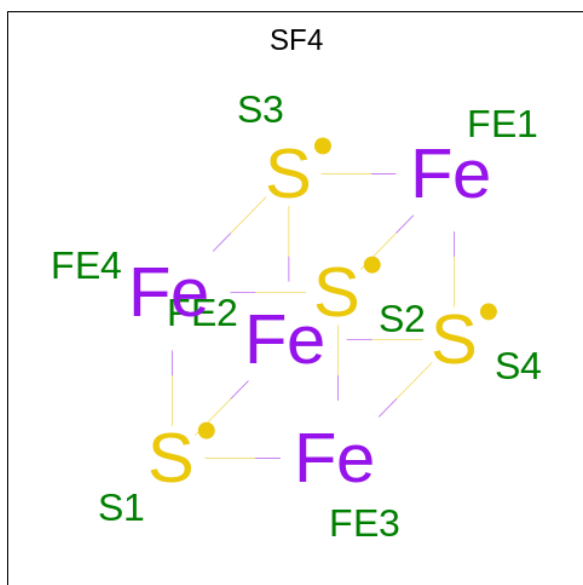
Mol	Chain	Residues	Atoms	AltConf
31	L	1	Total C 40 40	0
31	L	1	Total C 40 40	0
31	L	1	Total C 40 40	0
31	M	1	Total C 40 40	0
31	K	1	Total C 40 40	0
31	K	1	Total C 40 40	0
31	s	1	Total C 40 40	0
31	s	1	Total C 40 40	0
31	h	1	Total C 40 40	0
31	e	1	Total C 40 40	0
31	l	1	Total C 40 40	0
31	l	1	Total C 40 40	0
31	i	1	Total C 40 40	0
31	R	1	Total C 40 40	0
31	R	1	Total C 40 40	0

- Molecule 32 is DODECYL-BETA-D-MALTOSE (three-letter code: LMT) (formula: $C_{24}H_{46}O_{11}$).



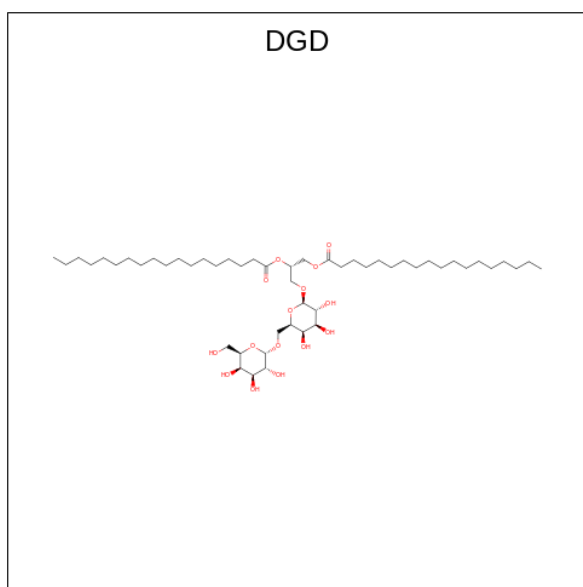
Mol	Chain	Residues	Atoms			AltConf
			Total	C	O	
32	A	1	35	24	11	0
32	a	1	24	18	6	0
32	a	1	35	24	11	0
32	b	1	24	18	6	0

- Molecule 33 is IRON/SULFUR CLUSTER (three-letter code: SF4) (formula: Fe₄S₄).



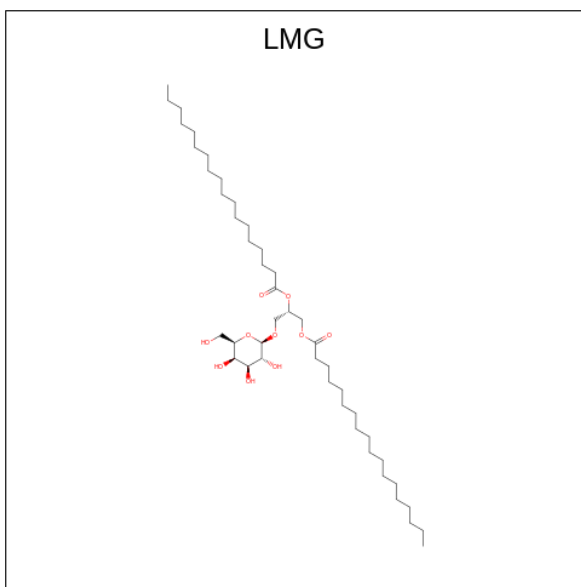
Mol	Chain	Residues	Atoms			AltConf
33	A	1	Total	Fe	S	0
			8	4	4	
33	C	1	Total	Fe	S	0
			8	4	4	
33	C	1	Total	Fe	S	0
			8	4	4	

- Molecule 34 is DIGALACTOSYL DIACYL GLYCEROL (DGDG) (three-letter code: DGD) (formula: $C_{51}H_{96}O_{15}$).



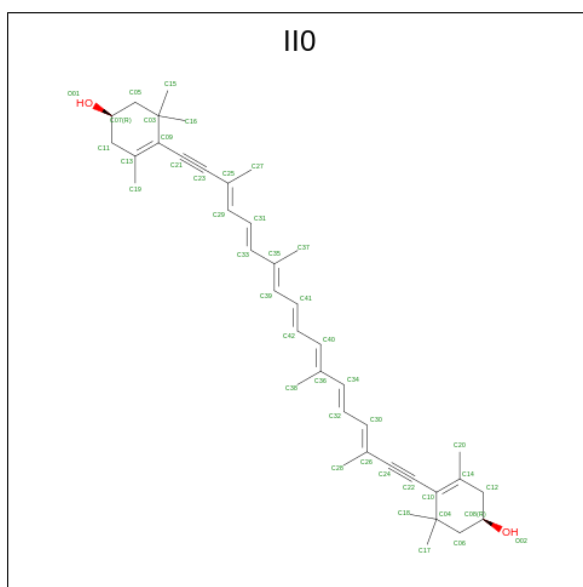
Mol	Chain	Residues	Atoms			AltConf
34	B	1	Total	C	O	0
			60	45	15	

- Molecule 35 is 1,2-DISTEAROYL-MONOGALACTOSYL-DIGLYCERIDE (three-letter code: LMG) (formula: $C_{45}H_{86}O_{10}$).



Mol	Chain	Residues	Atoms			AltConf
			Total	C	O	
35	F	1	48	38	10	0
35	J	1	55	45	10	0
35	L	1	55	45	10	0
35	O	1	26	16	10	0
35	c	1	55	45	10	0
35	b	1	49	39	10	0
35	n	1	55	45	10	0
35	Q	1	38	28	10	0

- Molecule 36 is (1 {R})-3,5,5-trimethyl-4-[(3 {E},5 {E},7 {E},9 {E},11 {E},13 {E},15 {E})-3,7,12,16-tetramethyl-18-[(4 {R})-2,6,6-trimethyl-4-oxidanyl-cyclohexen-1-yl]octadec a-3,5,7,9,11,13,15-heptaen-1,17-diyne]cyclohex-3-en-1-ol (three-letter code: II0) (formula: C₄₀H₅₂O₂) (labeled as "Ligand of Interest" by depositor).



Mol	Chain	Residues	Atoms			AltConf
36	J	1	Total	C	O	0
			42	40	2	
36	O	1	Total	C	O	0
			42	40	2	
36	c	1	Total	C	O	0
			42	40	2	
36	c	1	Total	C	O	0
			42	40	2	
36	c	1	Total	C	O	0
			42	40	2	
36	c	1	Total	C	O	0
			42	40	2	
36	a	1	Total	C	O	0
			42	40	2	
36	a	1	Total	C	O	0
			42	40	2	
36	a	1	Total	C	O	0
			42	40	2	
36	a	1	Total	C	O	0
			42	40	2	
36	b	1	Total	C	O	0
			42	40	2	
36	b	1	Total	C	O	0
			42	40	2	
36	b	1	Total	C	O	0
			42	40	2	
36	h	1	Total	C	O	0
			28	27	1	

Continued on next page...

Continued from previous page...

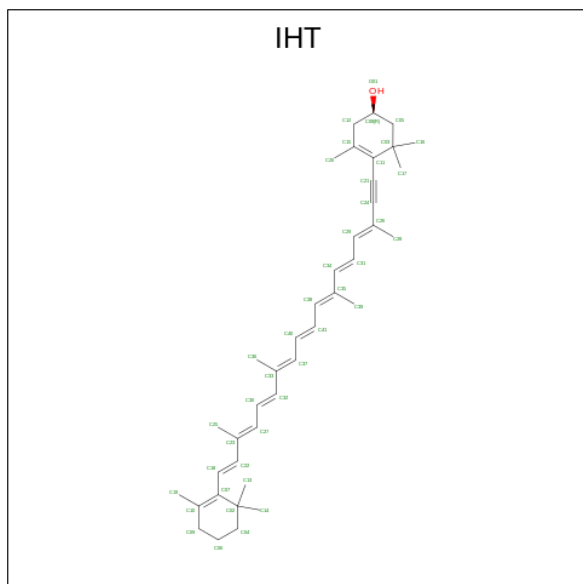
Mol	Chain	Residues	Atoms			AltConf
			Total	C	O	
36	h	1	42	40	2	0
36	h	1	42	40	2	0
36	m	1	42	40	2	0
36	m	1	42	40	2	0
36	m	1	42	40	2	0
36	m	1	42	40	2	0
36	e	1	42	40	2	0
36	e	1	42	40	2	0
36	e	1	42	40	2	0
36	e	1	42	40	2	0
36	l	1	42	40	2	0
36	l	1	42	40	2	0
36	l	1	42	40	2	0
36	l	1	42	40	2	0
36	k	1	42	40	2	0
36	k	1	42	40	2	0
36	k	1	42	40	2	0
36	k	1	42	40	2	0
36	k	1	42	40	2	0
36	f	1	42	40	2	0
36	f	1	42	40	2	0

Continued on next page...

Continued from previous page...

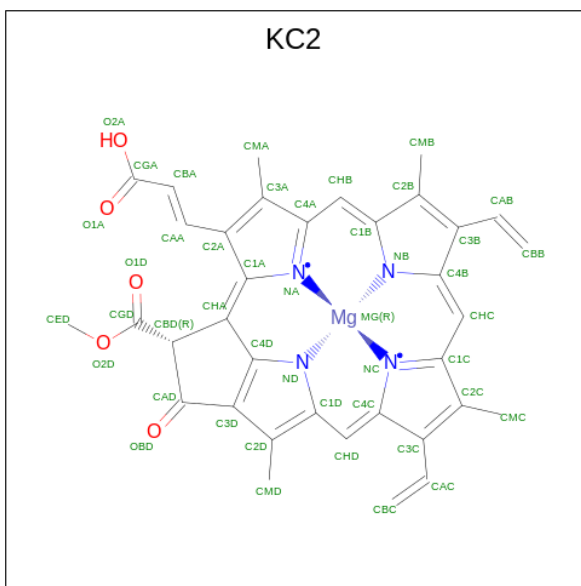
Mol	Chain	Residues	Atoms			AltConf
			Total	C	O	
36	f	1	42	40	2	0
36	f	1	42	40	2	0
36	i	1	42	40	2	0
36	i	1	42	40	2	0
36	i	1	42	40	2	0
36	i	1	42	40	2	0
36	i	1	42	40	2	0
36	i	1	42	40	2	0
36	j	1	42	40	2	0
36	j	1	42	40	2	0
36	d	1	42	40	2	0
36	d	1	42	40	2	0
36	d	1	42	40	2	0
36	d	1	42	40	2	0
36	g	1	42	40	2	0
36	g	1	42	40	2	0
36	g	1	42	40	2	0
36	g	1	42	40	2	0
36	n	1	42	40	2	0
36	n	1	42	40	2	0
36	n	1	42	40	2	0
36	n	1	42	40	2	0

- Molecule 37 is (1 {R})-3,5,5-trimethyl-4-[(3 {E},5 {E},7 {E},9 {E},11 {E},13 {E},15 {E},17 {E})-3,7,12,16-tetramethyl-18-(2,6,6-trimethylcyclohexen-1-yl)octadeca-3,5,7,9,11,13,15,17-octaen-1-ynyl]cyclohex-3-en-1-ol (three-letter code: IHT) (formula: C₄₀H₅₄O).



Mol	Chain	Residues	Atoms			AltConf
37	O	1	Total	C	O	0
			41	40	1	
37	c	1	Total	C	O	0
			41	40	1	
37	a	1	Total	C	O	0
			41	40	1	
37	b	1	Total	C	O	0
			41	40	1	
37	b	1	Total	C	O	0
			41	40	1	
37	m	1	Total	C	O	0
			41	40	1	
37	k	1	Total	C	O	0
			41	40	1	
37	f	1	Total	C	O	0
			41	40	1	
37	j	1	Total	C	O	0
			41	40	1	
37	g	1	Total	C	O	0
			41	40	1	
37	R	1	Total	C	O	0
			41	40	1	
37	n	1	Total	C	O	0
			41	40	1	

- Molecule 38 is Chlorophyll c2 (three-letter code: KC2) (formula: $C_{35}H_{28}MgN_4O_5$).



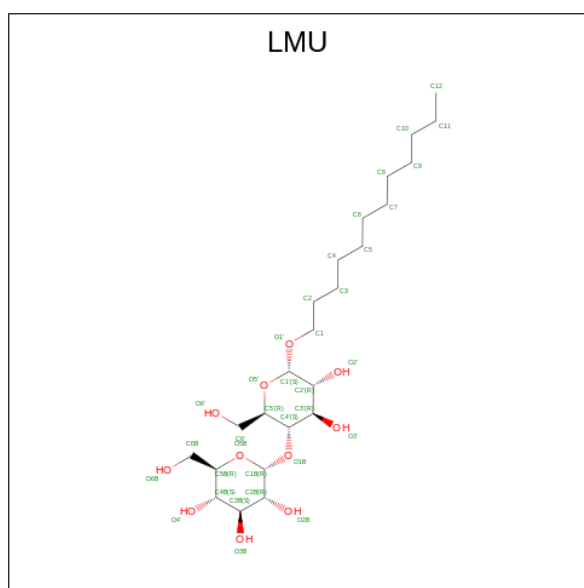
Mol	Chain	Residues	Atoms				AltConf	
38	s	1	Total	C	Mg	N	O	0
			45	35	1	4	5	
38	s	1	Total	C	Mg	N	O	0
			45	35	1	4	5	
38	c	1	Total	C	Mg	N	O	0
			45	35	1	4	5	
38	m	1	Total	C	Mg	N	O	0
			45	35	1	4	5	
38	e	1	Total	C	Mg	N	O	0
			45	35	1	4	5	
38	l	1	Total	C	Mg	N	O	0
			45	35	1	4	5	
38	k	1	Total	C	Mg	N	O	0
			45	35	1	4	5	
38	k	1	Total	C	Mg	N	O	0
			45	35	1	4	5	
38	k	1	Total	C	Mg	N	O	0
			45	35	1	4	5	
38	f	1	Total	C	Mg	N	O	0
			45	35	1	4	5	
38	i	1	Total	C	Mg	N	O	0
			45	35	1	4	5	
38	i	1	Total	C	Mg	N	O	0
			45	35	1	4	5	
38	j	1	Total	C	Mg	N	O	0
			45	35	1	4	5	

Continued on next page...

Continued from previous page...

Mol	Chain	Residues	Atoms					AltConf
38	d	1	Total	C	Mg	N	O	0
			45	35	1	4	5	
38	d	1	Total	C	Mg	N	O	0
			45	35	1	4	5	
38	g	1	Total	C	Mg	N	O	0
			45	35	1	4	5	
38	g	1	Total	C	Mg	N	O	0
			45	35	1	4	5	
38	g	1	Total	C	Mg	N	O	0
			45	35	1	4	5	
38	n	1	Total	C	Mg	N	O	0
			45	35	1	4	5	
38	n	1	Total	C	Mg	N	O	0
			45	35	1	4	5	

- Molecule 39 is DODECYL-ALPHA-D-MALTOSE (three-letter code: LMU) (formula: $C_{24}H_{46}O_{11}$).



Mol	Chain	Residues	Atoms			AltConf
39	i	1	Total	C	O	0
			35	24	11	

- Molecule 40 is water.

Mol	Chain	Residues	Atoms		AltConf
40	A	50	Total	O	0
			50	50	

Continued on next page...

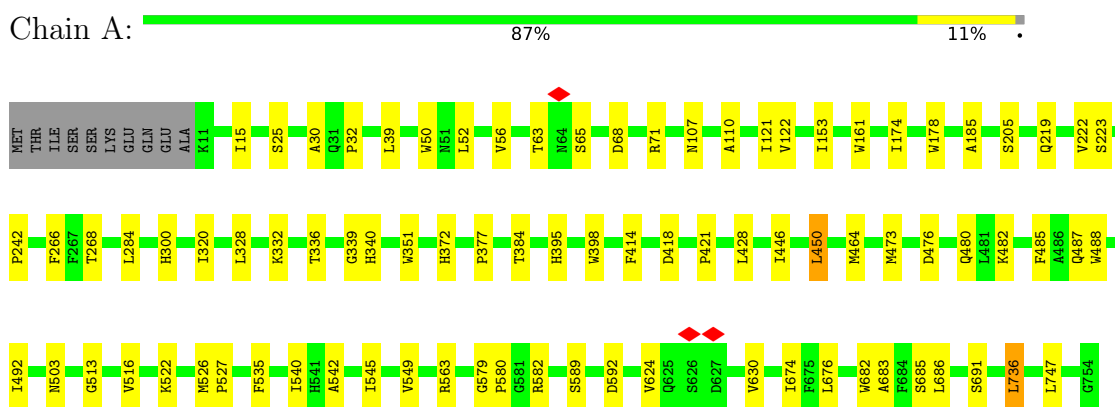
Continued from previous page...

Mol	Chain	Residues	Atoms		AltConf
40	B	57	Total 57	O 57	0
40	C	8	Total 8	O 8	0
40	D	1	Total 1	O 1	0
40	F	2	Total 2	O 2	0
40	I	1	Total 1	O 1	0
40	J	1	Total 1	O 1	0
40	L	1	Total 1	O 1	0
40	O	1	Total 1	O 1	0
40	K	1	Total 1	O 1	0
40	a	3	Total 3	O 3	0
40	b	2	Total 2	O 2	0
40	h	1	Total 1	O 1	0
40	m	1	Total 1	O 1	0
40	e	4	Total 4	O 4	0
40	R	1	Total 1	O 1	0
40	n	3	Total 3	O 3	0
40	Q	1	Total 1	O 1	0

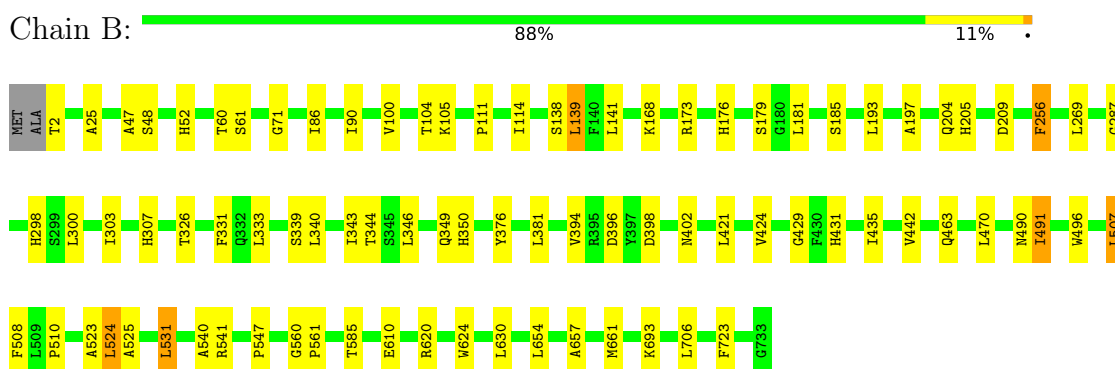
3 Residue-property plots [i](#)

These plots are drawn for all protein, RNA, DNA and oligosaccharide chains in the entry. The first graphic for a chain summarises the proportions of the various outlier classes displayed in the second graphic. The second graphic shows the sequence view annotated by issues in geometry and atom inclusion in map density. Residues are color-coded according to the number of geometric quality criteria for which they contain at least one outlier: green = 0, yellow = 1, orange = 2 and red = 3 or more. A red diamond above a residue indicates a poor fit to the EM map for this residue (all-atom inclusion < 40%). Stretches of 2 or more consecutive residues without any outlier are shown as a green connector. Residues present in the sample, but not in the model, are shown in grey.

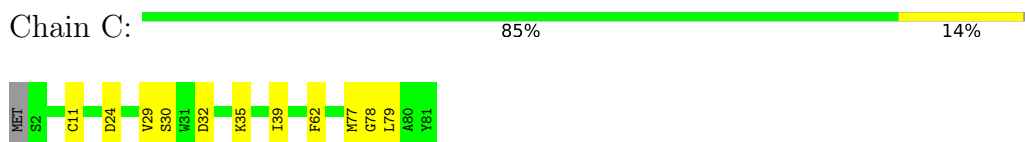
- Molecule 1: Photosystem I P700 chlorophyll a apoprotein A1




- Molecule 2: Photosystem I P700 chlorophyll a apoprotein A2



- Molecule 3: Photosystem I iron-sulfur center




- Molecule 4: Photosystem I reaction center subunit II

Chain D:  80% 18% ..



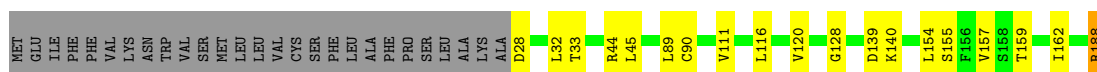
- Molecule 5: Photosystem I reaction center subunit IV

Chain E:  84% 9% 6%




- Molecule 6: Photosystem I reaction center subunit III

Chain F:  76% 10% 14%




- Molecule 7: Photosystem I reaction center subunit VIII

Chain I:  83% 11% 6%




- Molecule 8: Photosystem I reaction center subunit IX

Chain J:  90% 10%



- Molecule 9: Photosystem I reaction center subunit XI

Chain L:  87% 11% ..

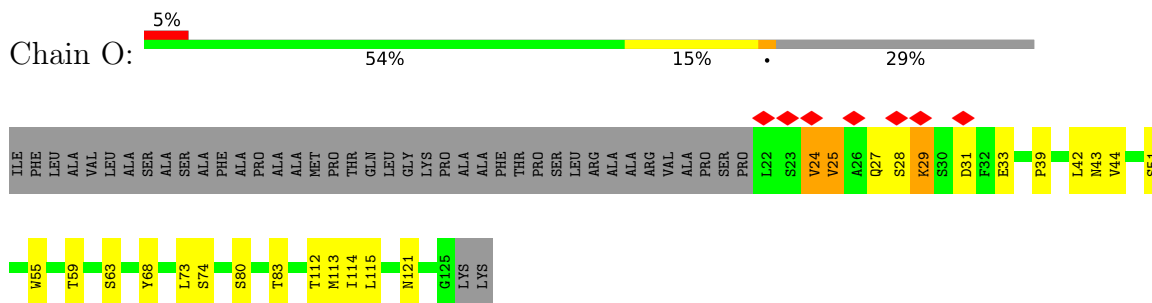


- Molecule 10: Photosystem I reaction center subunit XII

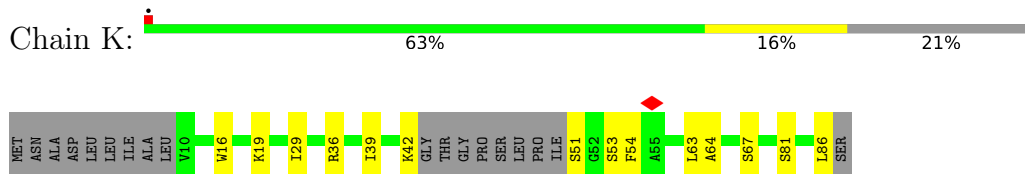
Chain M:  93% 7%



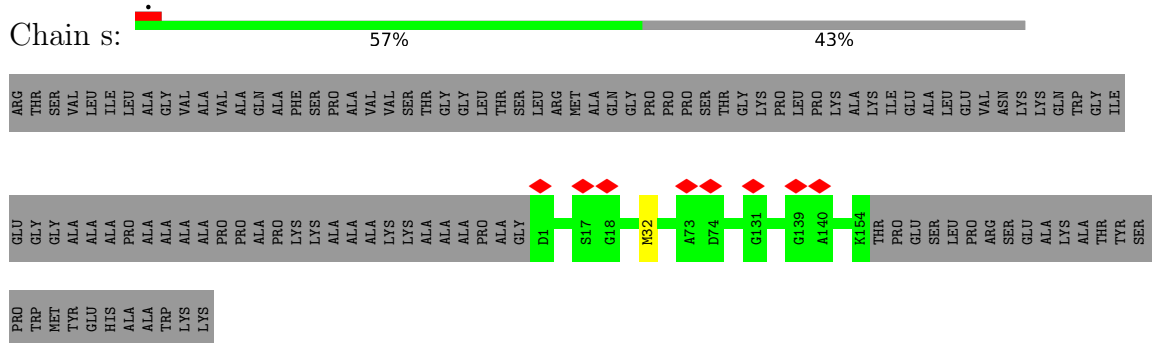
- Molecule 11: PsaO



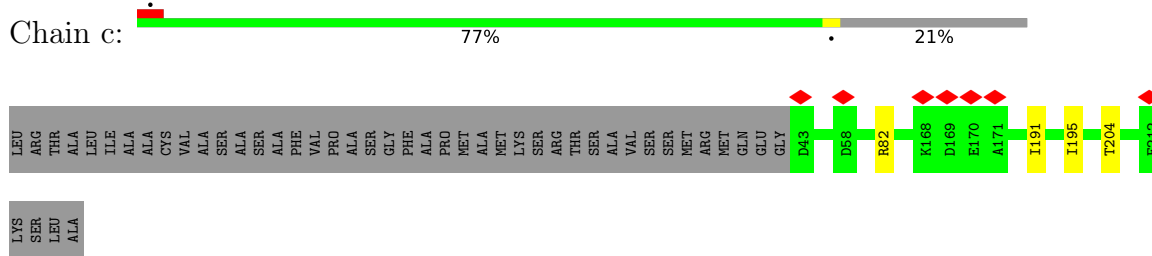
• Molecule 12: Photosystem I reaction center subunit PsaK



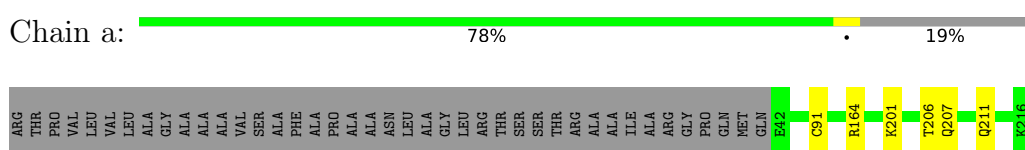
• Molecule 13: chain s



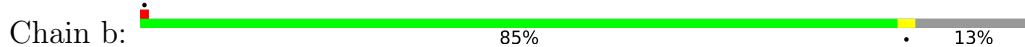
• Molecule 14: cac-c

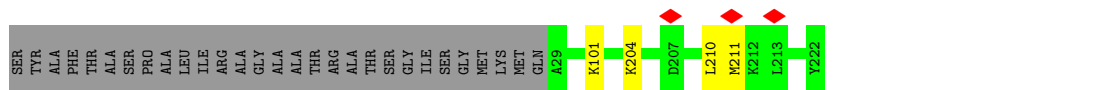


• Molecule 15: cac-a




• Molecule 16: cac-b

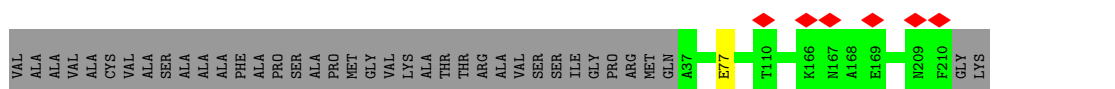
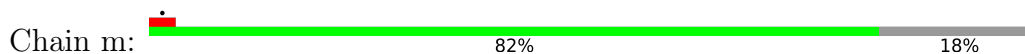




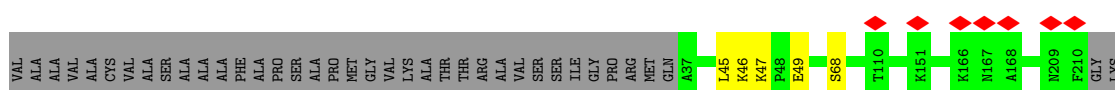
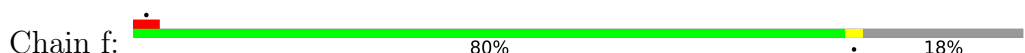
• Molecule 17: cac-h




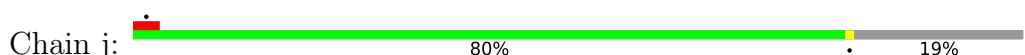
• Molecule 18: cac-f



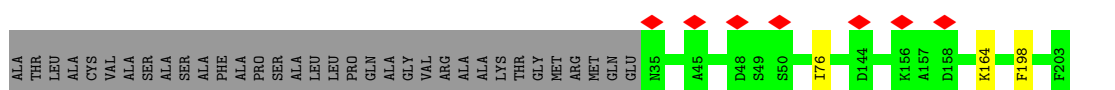
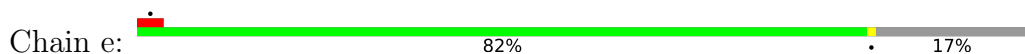
• Molecule 18: cac-f



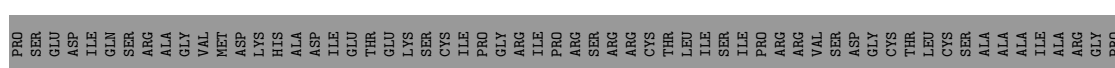
• Molecule 18: cac-f

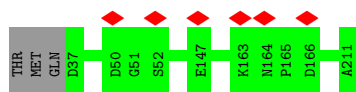


• Molecule 19: cac-e

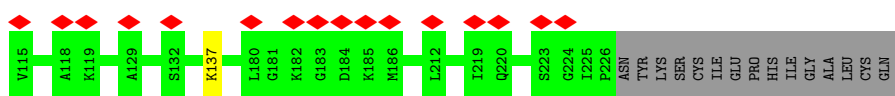
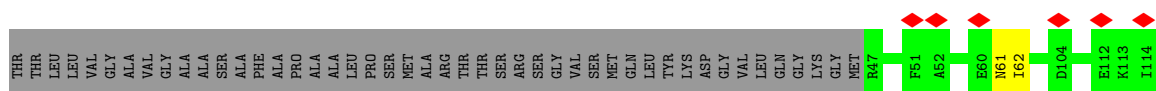
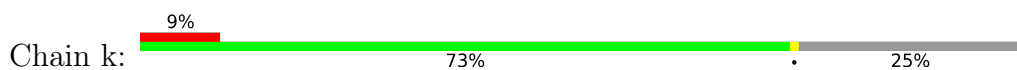


• Molecule 20: cac-l

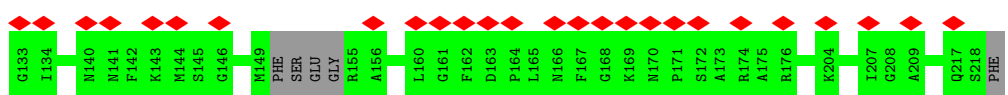
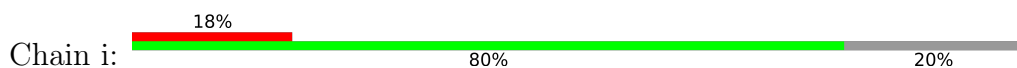




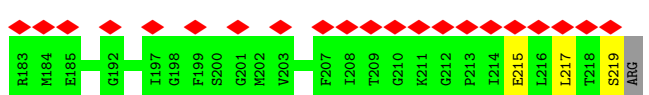
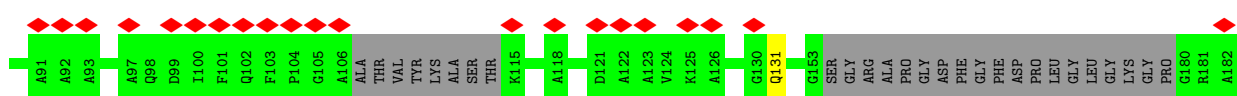
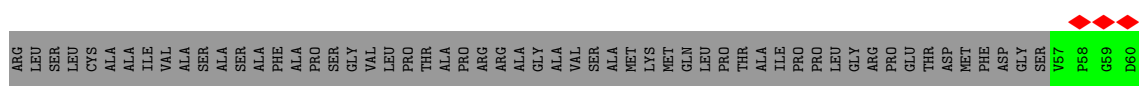
• Molecule 21: cac-k




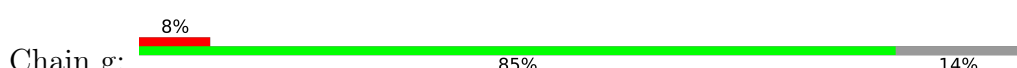
• Molecule 22: cac-i

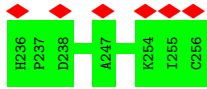


• Molecule 23: cac-d



• Molecule 24: cac-g

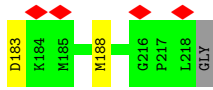

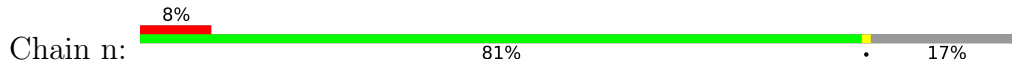




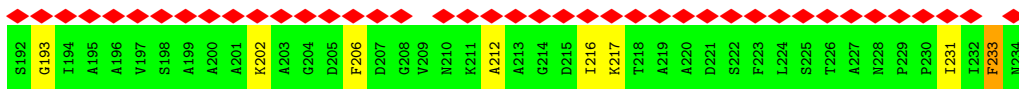
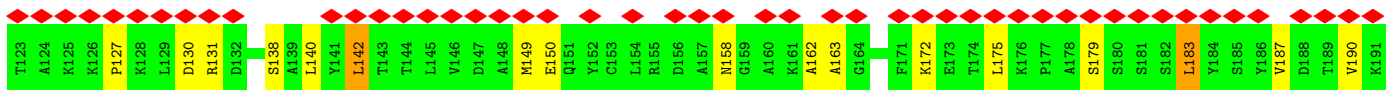
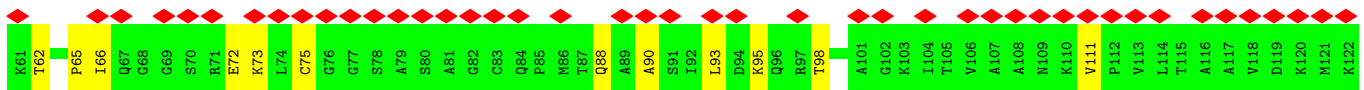
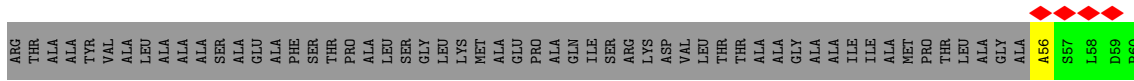
• Molecule 25: PsaR



• Molecule 26: cac-n



• Molecule 27: PsaQ



4 Experimental information

Property	Value	Source
EM reconstruction method	SINGLE PARTICLE	Depositor
Imposed symmetry	POINT, Not provided	
Number of particles used	86231	Depositor
Resolution determination method	FSC 0.143 CUT-OFF	Depositor
CTF correction method	PHASE FLIPPING AND AMPLITUDE CORRECTION	Depositor
Microscope	FEI TITAN KRIOS	Depositor
Voltage (kV)	300	Depositor
Electron dose ($e^-/\text{\AA}^2$)	60	Depositor
Minimum defocus (nm)	1200	Depositor
Maximum defocus (nm)	2300	Depositor
Magnification	Not provided	
Image detector	GATAN K2 QUANTUM (4k x 4k)	Depositor
Maximum map value	0.296	Depositor
Minimum map value	-0.158	Depositor
Average map value	0.000	Depositor
Map value standard deviation	0.007	Depositor
Recommended contour level	0.032	Depositor
Map size (\AA)	374.4, 374.4, 374.4	wwPDB
Map dimensions	360, 360, 360	wwPDB
Map angles ($^\circ$)	90.0, 90.0, 90.0	wwPDB
Pixel spacing (\AA)	1.04, 1.04, 1.04	Depositor

5 Model quality

5.1 Standard geometry

Bond lengths and bond angles in the following residue types are not validated in this section: II0, SF4, PQN, WVN, DGD, LMT, LHG, IHT, LMU, LMG, KC2, CLA

The Z score for a bond length (or angle) is the number of standard deviations the observed value is removed from the expected value. A bond length (or angle) with $|Z| > 5$ is considered an outlier worth inspection. RMSZ is the root-mean-square of all Z scores of the bond lengths (or angles).

Mol	Chain	Bond lengths		Bond angles	
		RMSZ	# Z >5	RMSZ	# Z >5
1	A	0.44	0/6019	0.57	0/8204
2	B	0.44	0/6045	0.59	0/8254
3	C	0.44	0/601	0.64	0/813
4	D	0.45	0/1109	0.58	0/1500
5	E	0.46	0/492	0.57	0/666
6	F	0.45	0/1287	0.60	0/1747
7	I	0.43	0/271	0.62	0/370
8	J	0.48	0/364	0.63	0/495
9	L	0.40	0/1175	0.55	0/1599
10	M	0.32	0/233	0.55	0/315
11	O	0.51	0/799	0.64	0/1094
12	K	0.39	0/495	0.59	0/672
13	s	0.41	0/1170	0.62	0/1580
14	c	0.43	0/1396	0.57	0/1889
15	a	0.45	0/1406	0.58	0/1903
16	b	0.44	0/1469	0.64	0/1983
17	h	0.39	0/1226	0.59	0/1667
18	f	0.42	0/1328	0.59	0/1790
18	j	0.43	0/1318	0.60	0/1775
18	m	0.39	0/1335	0.55	0/1798
19	e	0.40	0/1324	0.55	0/1795
20	l	0.39	0/1379	0.53	0/1863
21	k	0.38	0/1380	0.59	0/1869
22	i	0.42	0/1359	0.62	0/1835
23	d	0.39	0/993	0.58	0/1335
24	g	0.43	0/1673	0.59	0/2264
25	R	0.39	0/686	0.55	0/940
26	n	0.42	0/1383	0.62	0/1867
27	Q	0.40	0/1313	0.59	0/1775
All	All	0.43	0/41028	0.59	0/55657

There are no bond length outliers.

There are no bond angle outliers.

There are no chirality outliers.

There are no planarity outliers.

5.2 Too-close contacts

In the following table, the Non-H and H(model) columns list the number of non-hydrogen atoms and hydrogen atoms in the chain respectively. The H(added) column lists the number of hydrogen atoms added and optimized by MolProbity. The Clashes column lists the number of clashes within the asymmetric unit, whereas Symm-Clashes lists symmetry-related clashes.

Mol	Chain	Non-H	H(model)	H(added)	Clashes	Symm-Clashes
1	A	5825	0	5677	64	0
2	B	5826	0	5640	62	0
3	C	592	0	567	6	0
4	D	1084	0	1080	15	0
5	E	484	0	486	4	0
6	F	1254	0	1264	17	0
7	I	264	0	276	3	0
8	J	351	0	344	5	0
9	L	1146	0	1160	11	0
10	M	232	0	265	2	0
11	O	773	0	765	24	0
12	K	488	0	516	7	0
13	s	1140	0	1099	0	0
14	c	1357	0	1337	0	0
15	a	1361	0	1305	0	0
16	b	1439	0	1456	0	0
17	h	1200	0	1228	0	0
18	f	1302	0	1320	0	0
18	j	1293	0	1321	0	0
18	m	1309	0	1335	0	0
19	e	1286	0	1262	0	0
20	l	1344	0	1315	0	0
21	k	1346	0	1349	0	0
22	i	1324	0	1298	0	0
23	d	974	0	978	0	0
24	g	1630	0	1644	0	0
25	R	664	0	647	4	0
26	n	1350	0	1348	0	0
27	Q	1294	0	1333	20	0
28	A	2706	0	2777	106	0

Continued on next page...

Continued from previous page...

Mol	Chain	Non-H	H(model)	H(added)	Clashes	Symm-Clashes
28	B	2454	0	2485	82	0
28	F	117	0	115	4	0
28	J	42	0	31	0	0
28	K	93	0	72	1	0
28	L	215	0	191	11	0
28	O	182	0	187	13	0
28	Q	110	0	105	7	0
28	R	51	0	41	1	0
28	a	619	0	588	0	0
28	b	724	0	737	0	0
28	c	586	0	520	0	0
28	d	498	0	407	0	0
28	e	582	0	578	0	0
28	f	700	0	695	0	0
28	g	661	0	611	0	0
28	h	505	0	470	0	0
28	i	528	0	451	0	0
28	j	637	0	556	0	0
28	k	596	0	534	0	0
28	l	535	0	538	0	0
28	m	651	0	606	0	0
28	n	605	0	552	0	0
28	s	246	0	257	0	0
29	A	33	0	46	1	0
29	B	33	0	46	1	0
30	A	113	0	142	5	0
30	J	49	0	74	6	0
30	L	49	0	74	2	0
30	a	98	0	148	0	0
30	b	80	0	106	0	0
30	c	74	0	88	0	0
30	d	37	0	44	0	0
30	e	37	0	44	0	0
30	f	49	0	74	0	0
30	g	74	0	88	0	0
30	i	37	0	44	0	0
30	j	30	0	30	0	0
30	k	37	0	44	0	0
30	l	32	0	34	0	0
30	m	37	0	44	0	0
30	n	43	0	59	0	0
31	A	160	0	0	5	0

Continued on next page...

Continued from previous page...

Mol	Chain	Non-H	H(model)	H(added)	Clashes	Symm-Clashes
31	B	200	0	0	1	0
31	F	80	0	0	0	0
31	I	40	0	0	2	0
31	J	80	0	0	1	0
31	K	80	0	0	1	0
31	L	120	0	0	1	0
31	M	40	0	0	0	0
31	R	80	0	0	7	0
31	e	40	0	0	0	0
31	h	40	0	0	0	0
31	i	40	0	0	0	0
31	l	80	0	0	0	0
31	s	80	0	0	0	0
32	A	35	0	45	2	0
32	a	59	0	78	0	0
32	b	24	0	34	0	0
33	A	8	0	0	0	0
33	C	16	0	0	0	0
34	B	60	0	81	2	0
35	F	48	0	69	3	0
35	J	55	0	86	2	0
35	L	55	0	86	4	0
35	O	26	0	22	0	0
35	Q	38	0	46	4	0
35	b	49	0	71	0	0
35	c	55	0	86	0	0
35	n	55	0	86	0	0
36	J	42	0	0	0	0
36	O	42	0	0	0	0
36	a	168	0	0	0	0
36	b	126	0	0	0	0
36	c	168	0	0	0	0
36	d	168	0	0	0	0
36	e	168	0	0	0	0
36	f	168	0	0	0	0
36	g	168	0	0	0	0
36	h	112	0	0	0	0
36	i	210	0	0	0	0
36	j	84	0	0	0	0
36	k	210	0	0	0	0
36	l	168	0	0	0	0
36	m	168	0	0	0	0

Continued on next page...

Continued from previous page...

Mol	Chain	Non-H	H(model)	H(added)	Clashes	Symm-Clashes
36	n	168	0	0	0	0
37	O	41	0	0	0	0
37	R	41	0	0	0	0
37	a	41	0	0	0	0
37	b	82	0	0	0	0
37	c	41	0	0	0	0
37	f	41	0	0	0	0
37	g	41	0	0	0	0
37	j	41	0	0	0	0
37	k	41	0	0	0	0
37	m	41	0	0	0	0
37	n	41	0	0	0	0
38	c	45	0	0	0	0
38	d	90	0	0	0	0
38	e	45	0	0	0	0
38	f	45	0	0	0	0
38	g	135	0	0	0	0
38	i	90	0	0	0	0
38	j	45	0	0	0	0
38	k	135	0	0	0	0
38	l	45	0	0	0	0
38	m	45	0	0	0	0
38	n	90	0	0	0	0
38	s	90	0	0	0	0
39	i	35	0	46	0	0
40	A	50	0	0	0	0
40	B	57	0	0	0	0
40	C	8	0	0	0	0
40	D	1	0	0	0	0
40	F	2	0	0	0	0
40	I	1	0	0	0	0
40	J	1	0	0	0	0
40	K	1	0	0	0	0
40	L	1	0	0	0	0
40	O	1	0	0	0	0
40	Q	1	0	0	0	0
40	R	1	0	0	0	0
40	a	3	0	0	0	0
40	b	2	0	0	0	0
40	e	4	0	0	0	0
40	h	1	0	0	0	0
40	m	1	0	0	0	0

Continued on next page...

Continued from previous page...

Mol	Chain	Non-H	H(model)	H(added)	Clashes	Symm-Clashes
40	n	3	0	0	0	0
All	All	61164	0	55784	395	0

The all-atom clashscore is defined as the number of clashes found per 1000 atoms (including hydrogen atoms). The all-atom clashscore for this structure is 7.

All (395) close contacts within the same asymmetric unit are listed below, sorted by their clash magnitude.

Atom-1	Atom-2	Interatomic distance (Å)	Clash overlap (Å)
28:B:813:CLA:H61	31:R:202:WVN:C17	1.71	1.21
28:B:813:CLA:H8	31:R:202:WVN:C14	1.78	1.13
11:O:24:VAL:HG22	11:O:44:VAL:HG11	1.15	1.08
28:B:813:CLA:C6	31:R:202:WVN:C17	2.42	0.97
11:O:24:VAL:HG22	11:O:44:VAL:CG1	2.01	0.91
2:B:339:SER:HB3	28:B:821:CLA:H42	1.58	0.84
28:A:822:CLA:HBB2	28:A:836:CLA:H18	1.63	0.80
11:O:24:VAL:CG2	11:O:44:VAL:HG11	2.08	0.75
28:A:814:CLA:H12	28:A:814:CLA:HBD	1.70	0.74
28:B:813:CLA:C8	31:R:202:WVN:C14	2.64	0.70
31:A:847:WVN:C21	28:O:206:CLA:H93	2.22	0.70
9:L:90:VAL:HG21	9:L:124:LEU:HB2	1.75	0.69
28:A:821:CLA:HMD2	31:K:102:WVN:C19	2.22	0.69
28:A:851:CLA:H91	28:B:803:CLA:H101	1.76	0.68
1:A:50:TRP:HE1	28:A:840:CLA:HBB1	1.61	0.66
1:A:513:GLY:HA2	1:A:527:PRO:HB3	1.79	0.65
4:D:64:ARG:NH2	4:D:66:GLU:OE1	2.30	0.65
11:O:27:GLN:NE2	11:O:27:GLN:H	1.94	0.65
4:D:121:HIS:HB2	4:D:125:LYS:HD2	1.78	0.65
1:A:205:SER:HB3	28:A:819:CLA:HBC3	1.78	0.64
3:C:29:VAL:HG12	4:D:113:ARG:HB3	1.78	0.64
28:A:801:CLA:HAA1	28:B:802:CLA:HMB1	1.79	0.64
4:D:25:ALA:HB1	4:D:30:LYS:HG3	1.80	0.63
28:B:806:CLA:H12	7:I:14:ILE:HG13	1.80	0.63
11:O:29:LYS:O	11:O:29:LYS:HG3	1.99	0.62
28:A:807:CLA:H12	31:J:101:WVN:C24	2.29	0.62
2:B:610:GLU:OE2	6:F:44:ARG:NH2	2.33	0.61
27:Q:158:ASN:HD21	27:Q:162:ALA:HB2	1.65	0.61
27:Q:138:SER:HA	27:Q:142:LEU:HB2	1.81	0.61
6:F:120:VAL:HG13	28:F:201:CLA:HAA1	1.82	0.60
11:O:27:GLN:OE1	11:O:43:ASN:HA	2.02	0.60
28:A:801:CLA:HMB1	28:B:802:CLA:HAA1	1.84	0.59

Continued on next page...

Continued from previous page...

Atom-1	Atom-2	Interatomic distance (Å)	Clash overlap (Å)
28:A:831:CLA:HBA1	28:A:854:CLA:H42	1.84	0.59
4:D:42:VAL:HG22	4:D:52:ILE:HG12	1.85	0.59
28:B:832:CLA:HMB2	28:B:834:CLA:HED1	1.84	0.59
11:O:24:VAL:HG13	11:O:44:VAL:HB	1.84	0.59
1:A:535:PHE:HA	28:A:835:CLA:HED1	1.85	0.59
28:B:817:CLA:H142	28:B:823:CLA:H3A	1.85	0.58
6:F:28:ASP:N	6:F:32:LEU:O	2.36	0.58
28:B:835:CLA:H162	28:B:836:CLA:H111	1.84	0.58
2:B:204:GLN:NE2	2:B:205:HIS:O	2.37	0.58
28:B:835:CLA:HBB2	29:B:842:PQN:H141	1.86	0.57
11:O:55:TRP:HB2	11:O:112:THR:HG21	1.86	0.57
2:B:398:ASP:O	2:B:402:ASN:ND2	2.31	0.57
6:F:32:LEU:HB2	6:F:89:LEU:HD23	1.86	0.57
28:F:201:CLA:HBC2	8:J:20:LEU:HD11	1.86	0.57
28:A:852:CLA:HBB2	6:F:128:GLY:HA3	1.87	0.57
11:O:27:GLN:OE1	11:O:43:ASN:CA	2.52	0.57
11:O:80:SER:HA	11:O:83:THR:HG22	1.85	0.57
1:A:268:THR:HB	12:K:16:TRP:HB2	1.86	0.57
28:O:202:CLA:HBB	28:O:202:CLA:H42	1.85	0.57
2:B:100:VAL:O	2:B:104:THR:OG1	2.22	0.56
25:R:51:LYS:HD2	25:R:63:ASP:HB3	1.87	0.56
28:A:839:CLA:H2	28:L:203:CLA:H43	1.88	0.56
12:K:63:LEU:O	12:K:67:SER:OG	2.21	0.56
11:O:113:MET:SD	28:O:206:CLA:HAB	2.45	0.56
28:A:830:CLA:HMA2	9:L:19:THR:HG21	1.88	0.55
28:B:833:CLA:H201	6:F:111:VAL:HA	1.88	0.55
1:A:32:PRO:HB3	28:A:841:CLA:HAC1	1.88	0.55
1:A:542:ALA:HB1	28:A:835:CLA:HMB3	1.88	0.55
28:O:206:CLA:HBD	28:O:206:CLA:HBA1	1.87	0.55
28:A:841:CLA:HMB2	30:A:843:LHG:H162	1.88	0.55
1:A:624:VAL:HG22	1:A:630:VAL:HG22	1.88	0.55
28:A:802:CLA:HBA2	2:B:524:LEU:HD21	1.88	0.55
11:O:25:VAL:HG23	11:O:42:LEU:HB2	1.88	0.55
1:A:153:ILE:HD13	28:A:813:CLA:HED3	1.89	0.54
4:D:135:THR:HG22	4:D:137:LYS:H	1.72	0.54
28:A:802:CLA:HBA1	28:B:801:CLA:HBB2	1.88	0.54
28:A:804:CLA:H52	31:A:846:WVN:C17	2.38	0.54
1:A:63:THR:HG21	1:A:68:ASP:HB2	1.90	0.54
1:A:284:LEU:HD21	1:A:377:PRO:HD2	1.89	0.54
31:I:101:WVN:C19	31:I:101:WVN:C16	2.85	0.54
27:Q:149:MET:HB3	27:Q:187:VAL:HG22	1.90	0.53

Continued on next page...

Continued from previous page...

Atom-1	Atom-2	Interatomic distance (Å)	Clash overlap (Å)
30:A:849:LHG:HC31	28:B:801:CLA:H51	1.90	0.53
2:B:394:VAL:HG23	2:B:540:ALA:HB1	1.90	0.53
31:R:202:WVN:C23	31:R:202:WVN:C18	2.86	0.53
27:Q:93:LEU:HD13	27:Q:163:ALA:HB2	1.90	0.53
28:A:837:CLA:H101	8:J:17:THR:HG23	1.91	0.53
31:A:847:WVN:C17	31:A:847:WVN:C23	2.87	0.53
31:B:846:WVN:C17	31:B:846:WVN:C23	2.86	0.53
1:A:398:TRP:HB3	28:A:827:CLA:HMC3	1.91	0.52
28:B:807:CLA:H203	28:B:824:CLA:H172	1.91	0.52
6:F:116:LEU:HD23	30:J:106:LHG:H151	1.91	0.52
1:A:71:ARG:HG2	1:A:185:ALA:HB1	1.92	0.52
30:A:849:LHG:HC12	28:B:801:CLA:H71	1.92	0.52
28:B:837:CLA:H2A	28:B:837:CLA:HED2	1.92	0.52
4:D:75:VAL:HA	4:D:79:PHE:HD2	1.75	0.52
1:A:589:SER:OG	1:A:592:ASP:OD2	2.27	0.52
28:B:817:CLA:H162	28:B:830:CLA:H43	1.91	0.52
1:A:15:ILE:HD13	28:A:809:CLA:HAA2	1.91	0.52
2:B:376:TYR:HB3	28:B:824:CLA:HMC3	1.92	0.52
1:A:476:ASP:HA	1:A:480:GLN:HG3	1.92	0.51
1:A:351:TRP:HB3	28:A:804:CLA:HAC1	1.93	0.51
2:B:256:PHE:CD2	28:B:815:CLA:HBB1	2.46	0.51
28:A:809:CLA:H2	28:A:811:CLA:HBC2	1.92	0.51
30:J:106:LHG:H201	30:J:106:LHG:H141	1.92	0.51
28:A:809:CLA:HBB2	28:A:812:CLA:HMA3	1.93	0.51
28:A:806:CLA:HMB3	28:A:807:CLA:H3A	1.93	0.51
2:B:396:ASP:OD1	4:D:133:LYS:NZ	2.39	0.51
28:A:823:CLA:H2	28:A:836:CLA:H121	1.92	0.51
6:F:162:ILE:HD12	35:F:205:LMG:H111	1.93	0.51
28:A:818:CLA:HBC2	28:A:828:CLA:H121	1.93	0.50
1:A:545:ILE:HD11	28:A:834:CLA:HBB1	1.94	0.50
28:B:822:CLA:H52	28:B:841:CLA:H201	1.93	0.50
28:A:827:CLA:H92	30:A:849:LHG:H223	1.94	0.50
28:B:804:CLA:H93	28:B:811:CLA:H2	1.93	0.50
31:A:848:WVN:C17	31:A:848:WVN:C14	2.85	0.50
28:A:854:CLA:HMC2	28:B:835:CLA:H11	1.94	0.50
1:A:56:VAL:HG21	28:A:803:CLA:C2D	2.41	0.50
2:B:100:VAL:HG13	2:B:111:PRO:HG3	1.93	0.50
2:B:706:LEU:HD23	34:B:843:DGD:HA21	1.94	0.50
28:B:814:CLA:C1D	28:B:815:CLA:HBB2	2.42	0.50
28:A:840:CLA:HAA1	28:A:841:CLA:H52	1.94	0.49
28:B:830:CLA:HBA2	28:B:831:CLA:HMB3	1.94	0.49

Continued on next page...

Continued from previous page...

Atom-1	Atom-2	Interatomic distance (Å)	Clash overlap (Å)
1:A:332:LYS:HB3	1:A:339:GLY:HA3	1.94	0.49
1:A:421:PRO:HG3	4:D:44:GLU:HB2	1.93	0.49
28:A:838:CLA:HHC	28:A:838:CLA:HBB1	1.93	0.49
27:Q:190:VAL:HG13	27:Q:216:ILE:HG23	1.93	0.49
28:B:839:CLA:HBB1	28:B:839:CLA:HHC	1.94	0.49
28:A:838:CLA:H162	28:K:101:CLA:HMC2	1.94	0.49
2:B:2:THR:HB	7:I:33:ASP:HA	1.94	0.49
32:A:850:LMT:H2O1	32:A:850:LMT:H6'	1.55	0.49
1:A:482:LYS:HE3	1:A:487:GLN:HE22	1.77	0.49
28:B:827:CLA:HAB	28:B:834:CLA:HBB2	1.95	0.49
28:B:807:CLA:H102	28:B:807:CLA:H62	1.56	0.48
12:K:81:SER:HA	12:K:86:LEU:HD23	1.95	0.48
2:B:193:LEU:HA	2:B:197:ALA:HB3	1.93	0.48
5:E:35:PRO:HD2	5:E:54:SER:HA	1.95	0.48
28:A:806:CLA:H18	35:J:105:LMG:H211	1.96	0.48
28:B:813:CLA:H62	31:R:202:WVN:C17	2.37	0.48
11:O:27:GLN:NE2	11:O:27:GLN:N	2.60	0.48
1:A:563:ARG:NH2	4:D:18:THR:O	2.45	0.48
28:B:830:CLA:H61	28:B:830:CLA:H2	1.55	0.48
12:K:51:SER:HB3	12:K:54:PHE:HB3	1.96	0.48
27:Q:131:ARG:HD2	27:Q:202:LYS:HD3	1.94	0.48
2:B:52:HIS:HB2	28:B:804:CLA:HMB2	1.96	0.48
1:A:372:HIS:ND1	28:A:817:CLA:OBD	2.40	0.48
28:A:811:CLA:HHC	28:A:811:CLA:HBB1	1.96	0.48
28:A:820:CLA:HMB2	28:A:824:CLA:HMA3	1.95	0.48
28:B:841:CLA:HMC3	28:R:203:CLA:H3A	1.95	0.48
1:A:503:ASN:HB2	28:A:838:CLA:HED2	1.96	0.48
1:A:579:GLY:HA2	2:B:561:PRO:HD3	1.95	0.48
28:A:820:CLA:HBC3	28:A:826:CLA:H171	1.96	0.48
2:B:25:ALA:HB2	34:B:843:DGD:HA62	1.96	0.48
28:B:801:CLA:O1A	28:B:801:CLA:H3A	2.13	0.48
11:O:33:GLU:HA	11:O:39:PRO:HA	1.95	0.48
2:B:48:SER:HB2	28:B:837:CLA:HMB3	1.96	0.48
11:O:27:GLN:OE1	11:O:43:ASN:HB3	2.14	0.48
2:B:541:ARG:HB2	6:F:188:ARG:HG2	1.95	0.47
28:B:810:CLA:HHC	28:B:810:CLA:HBB1	1.95	0.47
28:A:821:CLA:HBB1	28:O:202:CLA:H71	1.96	0.47
28:A:836:CLA:H191	11:O:114:ILE:HG21	1.96	0.47
28:B:802:CLA:H62	28:B:802:CLA:H2	1.63	0.47
4:D:108:LYS:O	4:D:113:ARG:NH1	2.46	0.47
1:A:63:THR:HG22	1:A:65:SER:H	1.80	0.47

Continued on next page...

Continued from previous page...

Atom-1	Atom-2	Interatomic distance (Å)	Clash overlap (Å)
28:B:839:CLA:HBA2	9:L:67:PRO:HG3	1.95	0.47
1:A:178:TRP:HB2	28:A:810:CLA:HMC3	1.95	0.47
28:O:202:CLA:HBB2	28:O:202:CLA:H202	1.95	0.47
2:B:139:LEU:HD22	10:M:13:LEU:HD12	1.96	0.47
11:O:68:TYR:CZ	11:O:73:LEU:HB2	2.50	0.47
28:A:854:CLA:H61	28:A:854:CLA:H41	1.72	0.47
28:B:839:CLA:H141	28:B:839:CLA:H162	1.74	0.47
11:O:51:SER:HB3	11:O:112:THR:HG23	1.97	0.47
2:B:179:SER:HB3	2:B:287:GLY:HA3	1.96	0.47
2:B:547:PRO:HB2	5:E:14:GLU:HG2	1.97	0.47
28:B:819:CLA:HBC2	28:B:820:CLA:HBA1	1.96	0.46
28:L:204:CLA:H2	28:L:207:CLA:H2	1.97	0.46
35:Q:301:LMG:H322	35:Q:301:LMG:H292	1.59	0.46
2:B:307:HIS:HA	28:B:841:CLA:HMD1	1.96	0.46
2:B:496:TRP:CE3	28:B:815:CLA:H11	2.50	0.46
1:A:540:ILE:HG23	28:A:801:CLA:H193	1.98	0.46
28:A:851:CLA:H2	2:B:654:LEU:HD22	1.98	0.46
28:A:820:CLA:H2	28:A:820:CLA:H62	1.59	0.46
28:A:839:CLA:H41	28:A:839:CLA:H61	1.62	0.46
2:B:523:ALA:HB2	28:B:833:CLA:HMA1	1.96	0.46
28:B:837:CLA:H52	28:B:837:CLA:H11	1.72	0.46
31:I:101:WVN:C07	31:I:101:WVN:C09	2.91	0.46
2:B:349:GLN:HG3	28:B:822:CLA:HED1	1.97	0.46
1:A:219:GLN:HE22	1:A:300:HIS:HD1	1.62	0.46
28:F:202:CLA:HBA1	28:F:202:CLA:H3A	1.43	0.46
28:B:801:CLA:H61	28:B:801:CLA:H41	1.65	0.46
27:Q:150:GLU:HG2	27:Q:187:VAL:HG11	1.98	0.46
9:L:146:THR:HB	9:L:149:MET:HB2	1.96	0.46
28:A:823:CLA:HMB3	30:A:844:LHG:HC11	1.98	0.46
9:L:110:LEU:HD23	9:L:110:LEU:HA	1.78	0.46
28:L:207:CLA:H12	35:L:209:LMG:H273	1.96	0.46
2:B:181:LEU:O	2:B:185:SER:OG	2.32	0.46
2:B:344:THR:HG21	2:B:381:LEU:HD12	1.96	0.46
35:Q:301:LMG:HC92	28:Q:302:CLA:HMD2	1.98	0.45
28:B:835:CLA:H162	28:B:835:CLA:H121	1.65	0.45
27:Q:56:ALA:HA	27:Q:231:ILE:HG21	1.98	0.45
1:A:582:ARG:HG2	3:C:78:GLY:HA3	1.98	0.45
7:I:19:PRO:HA	7:I:22:VAL:HG22	1.98	0.45
3:C:62:PHE:HD2	4:D:123:ILE:HG21	1.80	0.45
1:A:480:GLN:HG2	1:A:482:LYS:HD3	1.97	0.45
3:C:11:CYS:HB3	3:C:39:ILE:HG13	1.98	0.45

Continued on next page...

Continued from previous page...

Atom-1	Atom-2	Interatomic distance (Å)	Clash overlap (Å)
28:O:206:CLA:H122	28:O:206:CLA:H162	1.47	0.45
1:A:674:ILE:HG23	28:A:807:CLA:H171	1.99	0.45
28:A:836:CLA:H52	28:O:206:CLA:H141	1.99	0.45
31:A:847:WVN:C21	28:O:206:CLA:C9	2.92	0.45
28:A:854:CLA:H13	28:A:854:CLA:H101	1.70	0.45
2:B:300:LEU:HD13	28:B:821:CLA:HAC2	1.97	0.45
9:L:136:ILE:HG23	30:L:208:LHG:H122	1.99	0.45
28:A:816:CLA:H122	28:A:816:CLA:H8	1.90	0.45
28:A:824:CLA:H102	28:A:824:CLA:H62	1.76	0.45
28:A:839:CLA:H13	28:L:203:CLA:HAA2	1.99	0.45
9:L:7:PRO:HB3	9:L:12:PRO:HA	1.98	0.45
11:O:59:THR:HG22	11:O:74:SER:H	1.81	0.45
28:Q:302:CLA:H72	28:Q:302:CLA:H112	1.57	0.45
1:A:580:PRO:HD3	2:B:560:GLY:HA2	1.99	0.45
28:A:838:CLA:H111	28:A:838:CLA:H151	1.68	0.45
2:B:298:HIS:HB3	2:B:303:ILE:HD11	1.99	0.45
2:B:168:LYS:NZ	25:R:42:SER:OG	2.40	0.45
2:B:463:GLN:HG2	2:B:508:PHE:CD1	2.52	0.45
28:B:805:CLA:H101	28:B:805:CLA:H62	1.63	0.45
28:A:817:CLA:H3A	28:A:817:CLA:HBA2	1.68	0.44
28:A:837:CLA:HBA2	28:A:837:CLA:H3A	1.59	0.44
2:B:176:HIS:CG	28:B:811:CLA:HMC2	2.53	0.44
28:B:827:CLA:H3A	28:B:827:CLA:HBA2	1.66	0.44
28:B:840:CLA:H62	28:B:840:CLA:H2	1.72	0.44
1:A:485:PHE:HB3	28:A:834:CLA:H12	1.98	0.44
28:A:839:CLA:H52	28:L:203:CLA:H12	1.99	0.44
2:B:421:LEU:HB3	2:B:531:LEU:HG	1.99	0.44
28:B:836:CLA:H62	28:B:836:CLA:H41	1.54	0.44
6:F:188:ARG:HA	6:F:188:ARG:HD2	1.50	0.44
30:J:106:LHG:O3	30:J:106:LHG:O1	2.27	0.44
28:A:820:CLA:H111	28:A:820:CLA:H152	1.81	0.44
2:B:209:ASP:HA	28:Q:302:CLA:HMD3	2.00	0.44
1:A:482:LYS:HA	1:A:482:LYS:HD2	1.73	0.44
28:A:802:CLA:H111	28:A:802:CLA:H91	1.66	0.44
28:A:831:CLA:C3B	28:A:832:CLA:HMB2	2.47	0.44
2:B:661:MET:HB2	28:B:803:CLA:C1C	2.47	0.44
28:B:805:CLA:H151	28:B:825:CLA:HBB2	1.98	0.44
28:Q:302:CLA:H162	28:Q:302:CLA:H122	1.52	0.44
28:A:835:CLA:H141	28:A:835:CLA:H161	1.77	0.44
2:B:693:LYS:HE3	2:B:693:LYS:HB3	1.81	0.44
28:B:836:CLA:H92	28:B:836:CLA:H61	1.78	0.44

Continued on next page...

Continued from previous page...

Atom-1	Atom-2	Interatomic distance (Å)	Clash overlap (Å)
27:Q:142:LEU:HD12	27:Q:142:LEU:HA	1.85	0.44
1:A:516:VAL:HG22	1:A:526:MET:HB2	2.00	0.44
1:A:686:LEU:HB2	28:A:802:CLA:HMC3	2.00	0.44
30:L:208:LHG:H121	30:L:208:LHG:HC92	1.89	0.44
1:A:107:ASN:HB3	1:A:110:ALA:HB3	2.00	0.44
1:A:222:VAL:HG13	1:A:242:PRO:HB3	1.99	0.44
28:A:818:CLA:CAD	28:A:828:CLA:H41	2.48	0.44
2:B:340:LEU:O	2:B:344:THR:HG22	2.18	0.44
28:B:813:CLA:H62	28:B:813:CLA:H41	1.72	0.44
28:F:201:CLA:H101	28:F:201:CLA:H61	1.61	0.44
12:K:36:ARG:NE	12:K:53:SER:HA	2.32	0.44
28:A:839:CLA:H151	28:A:839:CLA:H112	1.67	0.43
1:A:336:THR:HB	1:A:428:LEU:HD21	2.01	0.43
27:Q:88:GLN:HG3	27:Q:90:ALA:H	1.83	0.43
27:Q:183:LEU:H	27:Q:183:LEU:HG	1.66	0.43
2:B:431:HIS:O	2:B:435:ILE:HG12	2.18	0.43
28:B:832:CLA:H51	28:B:832:CLA:H11	1.71	0.43
27:Q:95:LYS:HA	27:Q:98:THR:HG22	2.01	0.43
28:A:831:CLA:HAA2	31:L:206:WVN:C37	2.49	0.43
28:B:808:CLA:H3A	28:B:808:CLA:HBA1	1.67	0.43
28:A:802:CLA:H3A	28:A:802:CLA:H11	2.01	0.43
28:A:826:CLA:H2	28:A:826:CLA:H61	1.59	0.43
28:B:803:CLA:H112	28:B:803:CLA:H72	1.76	0.43
11:O:115:LEU:HD12	28:O:202:CLA:HBB1	2.00	0.43
1:A:450:LEU:HD12	1:A:450:LEU:HA	1.88	0.43
1:A:549:VAL:HG11	28:A:836:CLA:HMB3	2.00	0.43
2:B:90:ILE:HB	2:B:111:PRO:HB2	2.00	0.43
5:E:2:VAL:HG12	5:E:60:GLU:HG3	1.99	0.43
28:L:202:CLA:HHC	28:L:202:CLA:HBB1	2.01	0.43
27:Q:127:PRO:HB2	27:Q:206:PHE:CZ	2.52	0.43
1:A:266:PHE:HE1	28:A:816:CLA:HBB1	1.84	0.43
1:A:682:TRP:O	1:A:685:SER:OG	2.29	0.43
28:A:823:CLA:H41	28:A:823:CLA:H61	1.81	0.43
28:A:837:CLA:H93	8:J:17:THR:HA	2.01	0.43
2:B:470:LEU:HD21	2:B:510:PRO:HB3	2.00	0.43
25:R:118:TRP:CD1	25:R:121:HIS:HE1	2.37	0.43
31:R:202:WVN:C17	31:R:202:WVN:C14	2.95	0.43
1:A:121:ILE:HG13	1:A:122:VAL:HG13	1.99	0.43
1:A:384:THR:O	1:A:522:LYS:NZ	2.42	0.43
28:A:835:CLA:H191	28:L:203:CLA:H72	2.00	0.43
28:B:803:CLA:HMC1	28:B:803:CLA:HAC1	1.85	0.43

Continued on next page...

Continued from previous page...

Atom-1	Atom-2	Interatomic distance (Å)	Clash overlap (Å)
35:Q:301:LMG:H122	28:Q:302:CLA:ND	2.33	0.43
28:B:832:CLA:H12	28:B:833:CLA:O1A	2.19	0.43
11:O:63:SER:HB3	11:O:68:TYR:CD2	2.54	0.43
28:B:813:CLA:O1D	28:B:813:CLA:H2A	2.18	0.43
4:D:88:ARG:HB3	4:D:96:GLN:HB3	2.01	0.43
2:B:630:LEU:HD22	2:B:723:PHE:HA	2.01	0.42
28:B:822:CLA:H61	28:B:822:CLA:H101	1.73	0.42
12:K:39:ILE:O	12:K:42:LYS:NZ	2.49	0.42
2:B:71:GLY:HA2	2:B:86:ILE:CG2	2.50	0.42
35:J:105:LMG:H452	35:J:105:LMG:H421	1.83	0.42
9:L:64:LYS:HD2	9:L:64:LYS:HA	1.76	0.42
28:L:204:CLA:H11	35:L:209:LMG:H191	2.00	0.42
35:L:209:LMG:H142	35:L:209:LMG:H172	1.85	0.42
11:O:43:ASN:ND2	11:O:121:ASN:OD1	2.43	0.42
27:Q:212:ALA:O	27:Q:216:ILE:HG12	2.20	0.42
1:A:25:SER:OG	32:A:850:LMT:O6'	2.37	0.42
2:B:525:ALA:HB1	2:B:585:THR:HB	2.01	0.42
35:F:205:LMG:H142	35:F:205:LMG:H171	1.87	0.42
28:O:206:CLA:H91	28:O:206:CLA:H112	1.87	0.42
1:A:174:ILE:HD12	1:A:174:ILE:HA	1.91	0.42
1:A:683:ALA:HB3	28:A:802:CLA:HBB2	2.01	0.42
28:A:801:CLA:HED2	28:A:801:CLA:HBD	1.71	0.42
28:A:802:CLA:HBA1	28:A:802:CLA:H11	1.62	0.42
28:A:806:CLA:H3A	28:A:807:CLA:HMB3	2.02	0.42
2:B:60:THR:HB	2:B:141:LEU:HD13	2.00	0.42
2:B:269:LEU:HD23	2:B:269:LEU:HA	1.88	0.42
2:B:343:ILE:CG1	28:B:821:CLA:H43	2.49	0.42
2:B:61:SER:HB3	2:B:141:LEU:HB2	2.02	0.42
2:B:326:THR:HG21	25:R:44:VAL:HG13	2.01	0.42
28:B:837:CLA:H51	28:B:837:CLA:H8	1.90	0.42
35:F:205:LMG:H222	35:F:205:LMG:H252	1.85	0.42
1:A:446:ILE:HD13	1:A:446:ILE:HA	1.92	0.42
28:A:803:CLA:H12	28:A:803:CLA:H52	1.87	0.42
2:B:173:ARG:HB2	28:B:811:CLA:HBC2	2.01	0.42
28:B:815:CLA:H62	28:B:815:CLA:H102	1.68	0.42
6:F:139:ASP:OD1	6:F:140:LYS:N	2.51	0.42
30:J:106:LHG:H141	30:J:106:LHG:H171	1.87	0.42
28:A:829:CLA:H102	28:A:829:CLA:H62	1.80	0.42
2:B:421:LEU:HD13	2:B:531:LEU:HA	2.01	0.42
2:B:657:ALA:HB3	28:B:803:CLA:HBB2	2.02	0.42
28:L:204:CLA:H3A	28:L:204:CLA:HBA2	1.70	0.42

Continued on next page...

Continued from previous page...

Atom-1	Atom-2	Interatomic distance (Å)	Clash overlap (Å)
28:B:830:CLA:C4C	28:B:831:CLA:HAB	2.50	0.41
5:E:2:VAL:HG23	5:E:27:ILE:HD11	2.02	0.41
27:Q:190:VAL:HG13	27:Q:216:ILE:HD12	2.02	0.41
28:A:801:CLA:H162	28:A:801:CLA:H122	1.80	0.41
28:A:802:CLA:H12	2:B:429:GLY:HA3	2.01	0.41
28:A:818:CLA:H3A	28:A:818:CLA:HBA2	1.75	0.41
28:A:832:CLA:H171	28:L:203:CLA:HMB2	2.01	0.41
28:A:841:CLA:HBA1	28:A:841:CLA:H11	1.84	0.41
9:L:109:GLN:HG3	9:L:111:GLN:H	1.85	0.41
27:Q:65:PRO:HA	27:Q:231:ILE:HD11	2.02	0.41
1:A:414:PHE:CD1	1:A:418:ASP:HB2	2.55	0.41
28:B:817:CLA:HAC1	28:B:821:CLA:H192	2.03	0.41
11:O:27:GLN:OE1	11:O:43:ASN:CB	2.69	0.41
1:A:328:LEU:O	1:A:340:HIS:HB2	2.21	0.41
28:A:816:CLA:CHD	28:A:817:CLA:HBB2	2.51	0.41
28:A:821:CLA:HMB2	28:A:822:CLA:H12	2.01	0.41
28:B:813:CLA:H62	28:B:813:CLA:H92	1.80	0.41
28:B:824:CLA:H111	28:B:824:CLA:H72	1.92	0.41
6:F:154:LEU:HA	6:F:157:VAL:HG22	2.02	0.41
27:Q:193:GLY:HA3	27:Q:216:ILE:HD11	2.01	0.41
27:Q:231:ILE:HD12	27:Q:231:ILE:HA	1.93	0.41
28:A:854:CLA:H111	28:B:835:CLA:H62	2.02	0.41
4:D:33:ILE:HD13	4:D:71:LEU:HD23	2.03	0.41
6:F:33:THR:O	6:F:90:CYS:N	2.44	0.41
1:A:30:ALA:HB1	8:J:7:LYS:HG2	2.01	0.41
1:A:161:TRP:CE2	28:A:815:CLA:HAA2	2.56	0.41
1:A:747:LEU:HD23	1:A:747:LEU:HA	1.81	0.41
28:A:807:CLA:HMC3	28:A:808:CLA:HMD2	2.01	0.41
28:A:810:CLA:H122	28:A:810:CLA:H162	1.81	0.41
29:A:842:PQN:H162	29:A:842:PQN:H192	1.75	0.41
28:B:805:CLA:H2	28:B:805:CLA:H61	1.81	0.41
28:L:202:CLA:H3A	28:L:202:CLA:HBA2	1.62	0.41
11:O:27:GLN:N	11:O:27:GLN:CD	2.74	0.41
27:Q:65:PRO:HB3	27:Q:233:PHE:HD2	1.85	0.41
1:A:395:HIS:HE2	28:A:828:CLA:C1B	2.33	0.41
1:A:736:LEU:HD21	28:A:829:CLA:H193	2.02	0.41
28:A:852:CLA:H172	6:F:128:GLY:HA2	2.02	0.41
2:B:496:TRP:CH2	2:B:507:LEU:HD21	2.56	0.41
3:C:77:MET:HB3	3:C:79:LEU:HG	2.03	0.41
35:L:209:LMG:H141	35:L:209:LMG:H111	1.82	0.41
1:A:320:ILE:HD13	12:K:64:ALA:HB2	2.02	0.41

Continued on next page...

Continued from previous page...

Atom-1	Atom-2	Interatomic distance (Å)	Clash overlap (Å)
1:A:488:TRP:CE2	1:A:492:ILE:HD11	2.55	0.41
28:A:824:CLA:H13	28:A:824:CLA:H172	1.74	0.41
28:A:851:CLA:HMB1	28:A:851:CLA:HBB1	2.02	0.41
2:B:346:LEU:HD22	2:B:350:HIS:CE1	2.56	0.41
2:B:421:LEU:HA	2:B:424:VAL:HG12	2.03	0.41
28:B:822:CLA:HAA2	28:B:832:CLA:HMB3	2.02	0.41
28:B:825:CLA:H3A	28:B:825:CLA:HBA2	1.88	0.41
28:B:840:CLA:H152	28:B:840:CLA:H112	1.89	0.41
6:F:155:SER:O	6:F:159:THR:HG23	2.20	0.41
1:A:464:MET:HB2	1:A:473:MET:HG2	2.02	0.41
2:B:105:LYS:HE2	2:B:114:ILE:HG12	2.02	0.41
28:B:822:CLA:H143	28:B:822:CLA:H111	1.81	0.41
3:C:24:ASP:OD1	4:D:106:PRO:HG3	2.21	0.41
28:O:201:CLA:H62	28:O:201:CLA:H41	1.87	0.41
1:A:219:GLN:HA	1:A:223:SER:HB2	2.03	0.40
28:A:824:CLA:HBA1	28:A:828:CLA:H193	2.04	0.40
28:A:826:CLA:H61	28:A:826:CLA:H101	1.92	0.40
28:A:836:CLA:C4D	28:O:206:CLA:H161	2.51	0.40
28:A:854:CLA:H41	28:A:854:CLA:H112	2.03	0.40
2:B:209:ASP:HA	28:Q:302:CLA:C2D	2.51	0.40
2:B:620:ARG:HA	2:B:624:TRP:HB3	2.03	0.40
6:F:45:LEU:HD22	6:F:45:LEU:HA	4.51	0.40
30:J:106:LHG:H252	30:J:106:LHG:H332	2.03	0.40
2:B:47:ALA:HB3	10:M:28:LEU:HD21	2.02	0.40
6:F:116:LEU:HG	30:J:106:LHG:H132	2.03	0.40
1:A:676:LEU:HD23	1:A:676:LEU:HA	1.95	0.40
28:B:835:CLA:H202	28:B:835:CLA:H161	1.93	0.40
9:L:12:PRO:HG2	9:L:13:PHE:CE2	2.57	0.40
9:L:54:HIS:HA	9:L:57:PHE:CE2	2.56	0.40
27:Q:111:VAL:HG11	27:Q:217:LYS:HB2	2.02	0.40
1:A:39:LEU:HD13	1:A:52:LEU:HA	2.04	0.40
28:A:841:CLA:H93	8:J:16:PHE:HE1	1.85	0.40
28:A:806:CLA:H141	28:A:806:CLA:H161	1.79	0.40
28:B:815:CLA:HAA2	28:B:823:CLA:HBB2	2.03	0.40
35:Q:301:LMG:H112	28:Q:302:CLA:H42	2.02	0.40

There are no symmetry-related clashes.

5.3 Torsion angles

5.3.1 Protein backbone

In the following table, the Percentiles column shows the percent Ramachandran outliers of the chain as a percentile score with respect to all PDB entries followed by that with respect to all EM entries.

The Analysed column shows the number of residues for which the backbone conformation was analysed, and the total number of residues.

Mol	Chain	Analysed	Favoured	Allowed	Outliers	Percentiles	
1	A	740/752 (98%)	722 (98%)	18 (2%)	0	100	100
2	B	731/734 (100%)	707 (97%)	23 (3%)	1 (0%)	48	73
3	C	78/81 (96%)	76 (97%)	2 (3%)	0	100	100
4	D	137/141 (97%)	135 (98%)	2 (2%)	0	100	100
5	E	58/64 (91%)	57 (98%)	1 (2%)	0	100	100
6	F	159/188 (85%)	155 (98%)	4 (2%)	0	100	100
7	I	32/36 (89%)	32 (100%)	0	0	100	100
8	J	40/42 (95%)	39 (98%)	1 (2%)	0	100	100
9	L	149/153 (97%)	147 (99%)	2 (1%)	0	100	100
10	M	28/30 (93%)	28 (100%)	0	0	100	100
11	O	102/146 (70%)	97 (95%)	5 (5%)	0	100	100
12	K	65/87 (75%)	65 (100%)	0	0	100	100
13	s	152/269 (56%)	144 (95%)	8 (5%)	0	100	100
14	c	168/216 (78%)	163 (97%)	5 (3%)	0	100	100
15	a	173/216 (80%)	167 (96%)	6 (4%)	0	100	100
16	b	192/223 (86%)	190 (99%)	2 (1%)	0	100	100
17	h	160/225 (71%)	156 (98%)	3 (2%)	1 (1%)	22	45
18	f	172/212 (81%)	167 (97%)	5 (3%)	0	100	100
18	j	170/212 (80%)	163 (96%)	7 (4%)	0	100	100
18	m	172/212 (81%)	164 (95%)	8 (5%)	0	100	100
19	e	167/203 (82%)	164 (98%)	3 (2%)	0	100	100
20	l	173/238 (73%)	169 (98%)	4 (2%)	0	100	100
21	k	178/241 (74%)	172 (97%)	6 (3%)	0	100	100
22	i	171/218 (78%)	161 (94%)	10 (6%)	0	100	100
23	d	123/213 (58%)	122 (99%)	1 (1%)	0	100	100

Continued on next page...

Continued from previous page...

Mol	Chain	Analysed	Favoured	Allowed	Outliers	Percentiles	
24	g	217/255 (85%)	206 (95%)	11 (5%)	0	100	100
25	R	88/129 (68%)	86 (98%)	2 (2%)	0	100	100
26	n	179/219 (82%)	170 (95%)	9 (5%)	0	100	100
27	Q	177/234 (76%)	163 (92%)	12 (7%)	2 (1%)	12	30
All	All	5151/6189 (83%)	4987 (97%)	160 (3%)	4 (0%)	50	73

All (4) Ramachandran outliers are listed below:

Mol	Chain	Res	Type
27	Q	75	CYS
27	Q	130	ASP
17	h	164	LYS
2	B	491	ILE

5.3.2 Protein sidechains [i](#)

In the following table, the Percentiles column shows the percent sidechain outliers of the chain as a percentile score with respect to all PDB entries followed by that with respect to all EM entries.

The Analysed column shows the number of residues for which the sidechain conformation was analysed, and the total number of residues.

Mol	Chain	Analysed	Rotameric	Outliers	Percentiles	
1	A	607/616 (98%)	604 (100%)	3 (0%)	86	95
2	B	593/593 (100%)	582 (98%)	11 (2%)	52	79
3	C	67/68 (98%)	64 (96%)	3 (4%)	23	50
4	D	116/117 (99%)	112 (97%)	4 (3%)	32	61
5	E	54/58 (93%)	54 (100%)	0	100	100
6	F	133/157 (85%)	132 (99%)	1 (1%)	79	91
7	I	28/29 (97%)	28 (100%)	0	100	100
8	J	39/39 (100%)	39 (100%)	0	100	100
9	L	124/126 (98%)	121 (98%)	3 (2%)	44	73
10	M	25/25 (100%)	25 (100%)	0	100	100
11	O	81/110 (74%)	76 (94%)	5 (6%)	15	36
12	K	52/66 (79%)	50 (96%)	2 (4%)	28	56

Continued on next page...

Continued from previous page...

Mol	Chain	Analysed	Rotameric	Outliers	Percentiles	
13	s	116/195 (60%)	115 (99%)	1 (1%)	75	90
14	c	138/171 (81%)	134 (97%)	4 (3%)	37	67
15	a	139/165 (84%)	133 (96%)	6 (4%)	25	52
16	b	149/168 (89%)	145 (97%)	4 (3%)	40	69
17	h	123/162 (76%)	121 (98%)	2 (2%)	58	82
18	f	135/161 (84%)	130 (96%)	5 (4%)	29	58
18	j	136/161 (84%)	133 (98%)	3 (2%)	47	76
18	m	137/161 (85%)	136 (99%)	1 (1%)	81	93
19	e	130/155 (84%)	127 (98%)	3 (2%)	45	74
20	l	137/191 (72%)	137 (100%)	0	100	100
21	k	138/186 (74%)	135 (98%)	3 (2%)	47	76
22	i	138/168 (82%)	138 (100%)	0	100	100
23	d	97/157 (62%)	93 (96%)	4 (4%)	26	54
24	g	171/199 (86%)	170 (99%)	1 (1%)	84	94
25	R	69/98 (70%)	69 (100%)	0	100	100
26	n	140/163 (86%)	137 (98%)	3 (2%)	48	76
27	Q	134/168 (80%)	123 (92%)	11 (8%)	9	23
All	All	4146/4833 (86%)	4063 (98%)	83 (2%)	50	78

All (83) residues with a non-rotameric sidechain are listed below:

Mol	Chain	Res	Type
1	A	450	LEU
1	A	691	SER
1	A	736	LEU
2	B	138	SER
2	B	139	LEU
2	B	256	PHE
2	B	331	PHE
2	B	333	LEU
2	B	442	VAL
2	B	490	ASN
2	B	491	ILE
2	B	507	LEU
2	B	524	LEU
2	B	531	LEU

Continued on next page...

Continued from previous page...

Mol	Chain	Res	Type
3	C	30	SER
3	C	32	ASP
3	C	35	LYS
4	D	13	THR
4	D	74	GLN
4	D	75	VAL
4	D	76	LYS
6	F	188	ARG
9	L	28	LYS
9	L	80	PHE
9	L	90	VAL
11	O	24	VAL
11	O	25	VAL
11	O	28	SER
11	O	29	LYS
11	O	31	ASP
12	K	19	LYS
12	K	29	ILE
13	s	32	MET
14	c	82	ARG
14	c	191	ILE
14	c	195	ILE
14	c	204	THR
15	a	91	CYS
15	a	164	ARG
15	a	201	LYS
15	a	206	THR
15	a	207	GLN
15	a	211	GLN
16	b	101	LYS
16	b	204	LYS
16	b	210	LEU
16	b	211	MET
17	h	132	ARG
17	h	210	THR
18	m	77	GLU
19	e	76	ILE
19	e	164	LYS
19	e	198	PHE
21	k	61	ASN
21	k	62	ILE
21	k	137	LYS

Continued on next page...

Continued from previous page...

Mol	Chain	Res	Type
18	f	45	LEU
18	f	46	LYS
18	f	47	LYS
18	f	49	GLU
18	f	68	SER
18	j	42	VAL
18	j	52	ASP
18	j	167	ASN
23	d	131	GLN
23	d	215	GLU
23	d	217	LEU
23	d	219	SER
24	g	39	SER
26	n	69	GLN
26	n	183	ASP
26	n	188	MET
27	Q	62	THR
27	Q	66	ILE
27	Q	72	GLU
27	Q	73	LYS
27	Q	140	LEU
27	Q	142	LEU
27	Q	172	LYS
27	Q	175	LEU
27	Q	179	SER
27	Q	183	LEU
27	Q	233	PHE

Sometimes sidechains can be flipped to improve hydrogen bonding and reduce clashes. All (3) such sidechains are listed below:

Mol	Chain	Res	Type
1	A	420	ASN
11	O	27	GLN
18	m	128	GLN

5.3.3 RNA [i](#)

There are no RNA molecules in this entry.

5.4 Non-standard residues in protein, DNA, RNA chains [i](#)

There are no non-standard protein/DNA/RNA residues in this entry.

5.5 Carbohydrates [i](#)

There are no oligosaccharides in this entry.

5.6 Ligand geometry [i](#)

415 ligands are modelled in this entry.

In the following table, the Counts columns list the number of bonds (or angles) for which Mogul statistics could be retrieved, the number of bonds (or angles) that are observed in the model and the number of bonds (or angles) that are defined in the Chemical Component Dictionary. The Link column lists molecule types, if any, to which the group is linked. The Z score for a bond length (or angle) is the number of standard deviations the observed value is removed from the expected value. A bond length (or angle) with $|Z| > 2$ is considered an outlier worth inspection. RMSZ is the root-mean-square of all Z scores of the bond lengths (or angles).

Mol	Type	Chain	Res	Link	Bond lengths			Bond angles		
					Counts	RMSZ	# Z > 2	Counts	RMSZ	# Z > 2
28	CLA	A	851	-	65,73,73	1.56	9 (13%)	76,113,113	1.47	10 (13%)
28	CLA	k	604	21	65,73,73	1.52	7 (10%)	76,113,113	1.45	9 (11%)
28	CLA	B	831	40	45,53,73	1.84	7 (15%)	52,89,113	1.49	6 (11%)
28	CLA	l	309	30	61,69,73	1.50	6 (9%)	71,108,113	1.49	8 (11%)
31	WVN	K	102	-	40,41,41	1.83	14 (35%)	50,56,56	1.98	14 (28%)
36	II0	g	316	-	39,43,43	6.82	22 (56%)	50,60,60	2.24	15 (30%)
39	LMU	i	301	-	36,36,36	1.18	3 (8%)	47,47,47	1.15	5 (10%)
35	LMG	O	205	-	26,26,55	1.26	2 (7%)	34,34,63	1.23	3 (8%)
28	CLA	j	605	18	45,53,73	1.87	6 (13%)	52,89,113	1.69	9 (17%)
28	CLA	i	305	22	65,73,73	1.47	5 (7%)	76,113,113	1.42	9 (11%)
38	KC2	k	612	-	48,53,53	3.15	22 (45%)	54,89,89	4.41	33 (61%)
36	II0	i	313	-	39,43,43	6.70	21 (53%)	50,60,60	2.51	19 (38%)
28	CLA	A	810	28	62,70,73	1.54	8 (12%)	72,109,113	1.32	8 (11%)
35	LMG	n	620	-	55,55,55	0.88	2 (3%)	63,63,63	0.90	2 (3%)
28	CLA	m	607	-	51,59,73	1.71	8 (15%)	59,96,113	1.52	9 (15%)
37	IHT	a	317	-	40,42,42	6.27	26 (65%)	53,58,58	2.10	16 (30%)
28	CLA	b	604	-	65,73,73	1.50	8 (12%)	76,113,113	1.25	8 (10%)
30	LHG	A	843	-	47,47,48	0.95	2 (4%)	50,53,54	1.08	3 (6%)

Mol	Type	Chain	Res	Link	Bond lengths			Bond angles		
					Counts	RMSZ	# Z > 2	Counts	RMSZ	# Z > 2
30	LHG	g	321	28	36,36,48	1.07	2 (5%)	39,42,54	1.42	9 (23%)
29	PQN	A	842	-	34,34,34	1.85	5 (14%)	42,45,45	1.32	5 (11%)
28	CLA	K	103	-	42,50,73	1.81	9 (21%)	48,85,113	1.66	12 (25%)
28	CLA	A	832	-	65,73,73	1.45	8 (12%)	76,113,113	1.73	13 (17%)
28	CLA	h	303	17	50,58,73	1.69	8 (16%)	58,95,113	1.53	10 (17%)
28	CLA	a	303	15	52,60,73	1.66	6 (11%)	60,97,113	1.63	7 (11%)
38	KC2	s	201	13	48,53,53	3.00	21 (43%)	54,89,89	4.43	32 (59%)
28	CLA	j	601	18	51,59,73	1.68	6 (11%)	59,96,113	1.39	7 (11%)
28	CLA	A	823	-	55,63,73	1.57	7 (12%)	64,101,113	1.41	9 (14%)
28	CLA	b	603	-	65,73,73	1.43	8 (12%)	76,113,113	1.48	9 (11%)
28	CLA	j	609	18	51,59,73	1.63	5 (9%)	59,96,113	1.53	7 (11%)
29	PQN	B	842	-	34,34,34	1.76	5 (14%)	42,45,45	1.34	5 (11%)
28	CLA	B	818	-	46,54,73	1.69	6 (13%)	53,90,113	1.66	9 (16%)
28	CLA	f	603	-	51,59,73	1.63	7 (13%)	59,96,113	1.57	7 (11%)
30	LHG	A	844	28	26,26,48	1.25	2 (7%)	29,32,54	1.39	5 (17%)
36	II0	b	613	-	39,43,43	6.77	22 (56%)	50,60,60	2.18	19 (38%)
38	KC2	i	310	22	48,53,53	3.11	21 (43%)	54,89,89	4.41	30 (55%)
30	LHG	J	106	28	48,48,48	0.93	2 (4%)	51,54,54	1.09	3 (5%)
28	CLA	c	605	14	51,59,73	1.67	8 (15%)	59,96,113	1.68	10 (16%)
28	CLA	n	606	26	51,59,73	1.70	6 (11%)	59,96,113	1.55	9 (15%)
28	CLA	h	306	17	65,73,73	1.51	7 (10%)	76,113,113	1.34	9 (11%)
28	CLA	i	304	-	51,59,73	1.69	6 (11%)	59,96,113	1.50	9 (15%)
28	CLA	g	309	24	65,73,73	1.53	6 (9%)	76,113,113	1.38	9 (11%)
28	CLA	s	206	40	65,73,73	1.47	6 (9%)	76,113,113	1.52	11 (14%)
38	KC2	e	609	19	48,53,53	3.10	21 (43%)	54,89,89	4.54	32 (59%)
28	CLA	f	605	18	45,53,73	1.82	6 (13%)	52,89,113	1.55	8 (15%)
28	CLA	i	306	-	51,59,73	1.70	8 (15%)	59,96,113	1.56	7 (11%)
28	CLA	g	322	35	65,73,73	1.49	6 (9%)	76,113,113	1.44	12 (15%)
28	CLA	n	608	26	51,59,73	1.75	7 (13%)	59,96,113	1.49	8 (13%)
38	KC2	f	611	18	48,53,53	3.09	22 (45%)	54,89,89	4.49	32 (59%)
36	II0	a	314	-	39,43,43	6.65	23 (58%)	50,60,60	2.08	19 (38%)
28	CLA	A	840	40	65,73,73	1.45	6 (9%)	76,113,113	1.36	9 (11%)
28	CLA	n	604	26	60,68,73	1.56	5 (8%)	70,107,113	1.54	10 (14%)
28	CLA	a	305	-	51,59,73	1.64	7 (13%)	59,96,113	1.56	9 (15%)
35	LMG	b	621	-	49,49,55	0.96	3 (6%)	57,57,63	1.21	5 (8%)

Mol	Type	Chain	Res	Link	Bond lengths			Bond angles		
					Counts	RMSZ	# Z > 2	Counts	RMSZ	# Z > 2
37	IHT	g	319	-	40,42,42	6.30	25 (62%)	53,58,58	3.05	21 (39%)
36	II0	f	614	-	39,43,43	6.78	23 (58%)	50,60,60	2.08	15 (30%)
28	CLA	c	603	-	51,59,73	1.62	6 (11%)	59,96,113	1.61	7 (11%)
28	CLA	a	308	15	65,73,73	1.46	6 (9%)	76,113,113	1.43	11 (14%)
28	CLA	i	311	-	51,59,73	1.80	9 (17%)	59,96,113	1.48	8 (13%)
28	CLA	c	606	-	52,60,73	1.71	10 (19%)	60,97,113	1.59	9 (15%)
31	WVN	K	104	-	40,41,41	1.89	14 (35%)	50,56,56	1.97	15 (30%)
28	CLA	d	302	-	51,59,73	1.61	7 (13%)	59,96,113	1.64	8 (13%)
28	CLA	A	804	-	65,73,73	1.45	7 (10%)	76,113,113	1.60	8 (10%)
28	CLA	B	806	-	65,73,73	1.37	6 (9%)	76,113,113	1.55	7 (9%)
28	CLA	d	303	-	65,73,73	1.52	6 (9%)	76,113,113	1.38	8 (10%)
36	II0	n	616	-	39,43,43	6.85	23 (58%)	50,60,60	2.10	14 (28%)
30	LHG	l	317	28	31,31,48	1.15	2 (6%)	34,37,54	1.18	4 (11%)
28	CLA	A	805	1	65,73,73	1.42	7 (10%)	76,113,113	1.49	9 (11%)
31	WVN	F	203	-	40,41,41	1.92	14 (35%)	50,56,56	2.46	20 (40%)
28	CLA	d	306	-	51,59,73	1.72	6 (11%)	59,96,113	1.52	7 (11%)
28	CLA	A	807	1	65,73,73	1.41	6 (9%)	76,113,113	1.49	9 (11%)
28	CLA	b	610	16	65,73,73	1.46	8 (12%)	76,113,113	1.39	8 (10%)
28	CLA	k	607	-	51,59,73	1.72	7 (13%)	59,96,113	1.58	12 (20%)
28	CLA	B	805	-	65,73,73	1.44	8 (12%)	76,113,113	1.43	8 (10%)
28	CLA	h	304	-	51,59,73	1.61	6 (11%)	59,96,113	1.61	10 (16%)
28	CLA	m	602	18	56,64,73	1.57	9 (16%)	65,102,113	1.49	10 (15%)
28	CLA	c	604	14	65,73,73	1.49	7 (10%)	76,113,113	1.47	7 (9%)
36	II0	n	618	-	39,43,43	6.83	21 (53%)	50,60,60	2.23	19 (38%)
28	CLA	A	830	-	50,58,73	1.65	7 (14%)	58,95,113	1.66	7 (12%)
36	II0	f	615	-	39,43,43	6.74	23 (58%)	50,60,60	2.10	18 (36%)
38	KC2	d	311	-	48,53,53	3.12	21 (43%)	54,89,89	4.34	32 (59%)
28	CLA	F	201	40	65,73,73	1.53	8 (12%)	76,113,113	1.26	7 (9%)
38	KC2	k	611	21	48,53,53	3.10	22 (45%)	54,89,89	4.59	31 (57%)
36	II0	j	615	-	39,43,43	6.80	22 (56%)	50,60,60	2.09	20 (40%)
28	CLA	f	601	18	47,55,73	1.75	7 (14%)	54,91,113	1.64	9 (16%)
28	CLA	b	605	40,28	65,73,73	1.43	8 (12%)	76,113,113	1.49	9 (11%)
36	II0	k	619	-	39,43,43	6.74	22 (56%)	50,60,60	2.38	20 (40%)
28	CLA	A	809	-	56,64,73	1.54	7 (12%)	65,102,113	1.41	7 (10%)
28	CLA	a	312	-	65,73,73	1.46	7 (10%)	76,113,113	1.46	9 (11%)

Mol	Type	Chain	Res	Link	Bond lengths			Bond angles		
					Counts	RMSZ	# Z > 2	Counts	RMSZ	# Z > 2
28	CLA	k	602	21	50,58,73	1.69	6 (12%)	58,95,113	1.68	10 (17%)
38	KC2	g	313	38	48,53,53	3.11	22 (45%)	54,89,89	4.48	32 (59%)
28	CLA	e	610	40	65,73,73	1.48	6 (9%)	76,113,113	1.39	9 (11%)
28	CLA	A	854	40	65,73,73	1.56	9 (13%)	76,113,113	1.49	10 (13%)
28	CLA	c	607	14	46,54,73	1.77	6 (13%)	53,90,113	1.48	7 (13%)
28	CLA	g	307	24	51,59,73	1.67	6 (11%)	59,96,113	1.45	8 (13%)
28	CLA	A	819	-	45,53,73	1.77	8 (17%)	52,89,113	1.83	12 (23%)
28	CLA	h	302	17	50,58,73	1.66	7 (14%)	58,95,113	1.64	7 (12%)
30	LHG	A	849	-	37,37,48	1.03	2 (5%)	40,43,54	1.13	4 (10%)
28	CLA	n	603	-	51,59,73	1.66	8 (15%)	59,96,113	1.51	10 (16%)
28	CLA	O	206	-	65,73,73	1.46	9 (13%)	76,113,113	1.72	16 (21%)
31	WVN	A	845	-	40,41,41	1.90	13 (32%)	50,56,56	1.97	14 (28%)
35	LMG	J	105	-	55,55,55	0.85	2 (3%)	63,63,63	0.92	5 (7%)
36	II0	l	313	-	39,43,43	6.90	22 (56%)	50,60,60	2.44	16 (32%)
28	CLA	j	603	-	51,59,73	1.63	5 (9%)	59,96,113	1.60	8 (13%)
28	CLA	A	836	-	65,73,73	1.41	7 (10%)	76,113,113	1.62	10 (13%)
28	CLA	c	602	14	50,58,73	1.65	7 (14%)	58,95,113	1.77	10 (17%)
28	CLA	c	609	30	45,53,73	1.81	6 (13%)	52,89,113	1.42	8 (15%)
28	CLA	l	311	20	65,73,73	1.52	6 (9%)	76,113,113	1.29	9 (11%)
28	CLA	B	816	-	57,65,73	1.56	6 (10%)	66,103,113	1.46	9 (13%)
28	CLA	A	838	1	65,73,73	1.52	7 (10%)	76,113,113	1.39	8 (10%)
28	CLA	j	606	18	51,59,73	1.66	8 (15%)	59,96,113	1.58	8 (13%)
28	CLA	g	310	24	51,59,73	1.64	7 (13%)	59,96,113	1.63	10 (16%)
28	CLA	B	804	-	65,73,73	1.39	6 (9%)	76,113,113	1.59	10 (13%)
31	WVN	L	201	-	40,41,41	1.93	15 (37%)	50,56,56	2.44	17 (34%)
28	CLA	h	313	40	65,73,73	1.50	6 (9%)	76,113,113	1.37	7 (9%)
28	CLA	k	601	21	51,59,73	1.68	6 (11%)	59,96,113	1.64	9 (15%)
28	CLA	k	609	21	65,73,73	1.47	7 (10%)	76,113,113	1.59	9 (11%)
28	CLA	B	812	-	60,68,73	1.56	7 (11%)	70,107,113	1.45	9 (12%)
28	CLA	d	305	23	51,59,73	2.00	8 (15%)	59,96,113	1.61	11 (18%)
28	CLA	f	609	18	65,73,73	1.47	7 (10%)	76,113,113	1.47	11 (14%)
28	CLA	g	308	-	65,73,73	1.43	8 (12%)	76,113,113	1.55	8 (10%)
28	CLA	k	608	21	65,73,73	1.52	7 (10%)	76,113,113	1.39	10 (13%)
36	II0	h	311	-	39,43,43	6.68	21 (53%)	50,60,60	2.13	17 (34%)
36	II0	m	618	-	39,43,43	6.86	21 (53%)	50,60,60	3.26	20 (40%)

Mol	Type	Chain	Res	Link	Bond lengths			Bond angles		
					Counts	RMSZ	# Z > 2	Counts	RMSZ	# Z > 2
28	CLA	B	835	40	65,73,73	1.52	8 (12%)	76,113,113	1.28	8 (10%)
28	CLA	c	601	14	51,59,73	1.68	6 (11%)	59,96,113	1.47	7 (11%)
36	IIO	m	615	-	39,43,43	6.66	23 (58%)	50,60,60	2.13	20 (40%)
28	CLA	l	308	20	51,59,73	1.65	7 (13%)	59,96,113	1.63	11 (18%)
31	WVN	B	845	-	40,41,41	1.79	13 (32%)	50,56,56	1.95	12 (24%)
28	CLA	h	307	17	57,65,73	1.63	6 (10%)	66,103,113	1.31	7 (10%)
28	CLA	a	304	15	50,58,73	1.64	7 (14%)	58,95,113	1.64	10 (17%)
28	CLA	l	305	20	65,73,73	1.44	8 (12%)	76,113,113	1.53	11 (14%)
28	CLA	a	311	15	65,73,73	1.45	7 (10%)	76,113,113	1.51	10 (13%)
28	CLA	j	604	18	65,73,73	1.47	6 (9%)	76,113,113	1.44	10 (13%)
37	IHT	m	617	-	40,42,42	6.14	26 (65%)	53,58,58	2.43	18 (33%)
28	CLA	A	802	-	65,73,73	1.44	7 (10%)	76,113,113	1.72	11 (14%)
35	LMG	L	209	28	55,55,55	0.84	2 (3%)	63,63,63	1.42	10 (15%)
28	CLA	B	820	-	53,61,73	1.64	8 (15%)	61,98,113	1.44	9 (14%)
28	CLA	i	303	22	50,58,73	1.64	7 (14%)	58,95,113	1.74	9 (15%)
28	CLA	A	827	-	62,70,73	1.47	6 (9%)	72,109,113	1.42	7 (9%)
32	LMT	b	618	-	24,24,36	1.11	3 (12%)	29,29,47	1.08	0
28	CLA	d	301	23	50,58,73	1.67	6 (12%)	58,95,113	1.62	8 (13%)
37	IHT	b	615	-	40,42,42	6.19	25 (62%)	53,58,58	2.45	18 (33%)
28	CLA	B	802	-	65,73,73	1.43	7 (10%)	76,113,113	1.35	10 (13%)
38	KC2	i	319	-	48,53,53	3.12	22 (45%)	54,89,89	4.62	32 (59%)
28	CLA	e	605	19	65,73,73	1.50	7 (10%)	76,113,113	1.34	9 (11%)
28	CLA	d	304	23	51,59,73	1.68	6 (11%)	59,96,113	1.66	6 (10%)
28	CLA	B	827	-	50,58,73	1.67	7 (14%)	58,95,113	1.44	10 (17%)
28	CLA	B	817	40	65,73,73	1.48	8 (12%)	76,113,113	1.46	7 (9%)
28	CLA	b	602	16	55,63,73	1.59	6 (10%)	64,101,113	1.60	10 (15%)
28	CLA	b	609	-	51,59,73	1.49	7 (13%)	59,96,113	1.90	9 (15%)
31	WVN	B	846	-	40,41,41	1.87	14 (35%)	50,56,56	1.98	13 (26%)
28	CLA	n	607	-	65,73,73	1.43	7 (10%)	76,113,113	1.50	8 (10%)
28	CLA	B	830	40	65,73,73	1.47	6 (9%)	76,113,113	1.39	9 (11%)
38	KC2	n	611	26	48,53,53	3.05	22 (45%)	54,89,89	4.53	30 (55%)
33	SF4	A	853	1,2	0,12,12	-	-	-	-	-
37	IHT	f	617	-	40,42,42	6.20	25 (62%)	53,58,58	2.22	15 (28%)
28	CLA	A	808	1	65,73,73	1.40	8 (12%)	76,113,113	1.53	13 (17%)
37	IHT	k	618	-	40,42,42	6.19	26 (65%)	53,58,58	2.41	20 (37%)

Mol	Type	Chain	Res	Link	Bond lengths			Bond angles		
					Counts	RMSZ	# Z > 2	Counts	RMSZ	# Z > 2
36	II0	e	612	-	39,43,43	6.80	22 (56%)	50,60,60	2.28	15 (30%)
28	CLA	b	601	16	51,59,73	1.63	7 (13%)	59,96,113	1.71	13 (22%)
28	CLA	A	855	30	41,49,73	1.92	8 (19%)	47,84,113	2.23	12 (25%)
36	II0	d	313	-	39,43,43	6.73	22 (56%)	50,60,60	2.35	18 (36%)
36	II0	f	618	-	39,43,43	6.80	22 (56%)	50,60,60	2.39	19 (38%)
28	CLA	A	833	-	50,58,73	1.63	7 (14%)	58,95,113	1.49	7 (12%)
28	CLA	e	607	19	65,73,73	1.51	7 (10%)	76,113,113	1.34	8 (10%)
30	LHG	c	618	28	36,36,48	1.11	2 (5%)	39,42,54	1.18	3 (7%)
31	WVN	I	101	-	40,41,41	1.86	13 (32%)	50,56,56	1.75	13 (26%)
28	CLA	i	307	22	61,69,73	1.52	6 (9%)	71,108,113	1.45	8 (11%)
36	II0	d	314	-	39,43,43	6.85	21 (53%)	50,60,60	2.29	14 (28%)
28	CLA	A	803	28	55,63,73	1.57	7 (12%)	64,101,113	1.61	9 (14%)
36	II0	l	316	-	39,43,43	6.82	23 (58%)	50,60,60	1.95	17 (34%)
38	KC2	d	310	23	48,53,53	3.13	22 (45%)	54,89,89	4.55	31 (57%)
36	II0	g	317	-	39,43,43	6.72	23 (58%)	50,60,60	2.41	16 (32%)
36	II0	k	615	-	39,43,43	6.79	22 (56%)	50,60,60	2.20	16 (32%)
28	CLA	B	819	-	55,63,73	1.60	8 (14%)	64,101,113	1.36	7 (10%)
28	CLA	b	612	30	51,59,73	1.62	8 (15%)	59,96,113	1.78	10 (16%)
28	CLA	m	603	-	65,73,73	1.45	8 (12%)	76,113,113	1.55	8 (10%)
28	CLA	B	808	2	65,73,73	1.47	8 (12%)	76,113,113	1.59	10 (13%)
30	LHG	d	317	28	36,36,48	1.11	2 (5%)	39,42,54	1.02	2 (5%)
28	CLA	l	302	20	47,55,73	1.73	8 (17%)	54,91,113	1.44	7 (12%)
36	II0	j	614	-	39,43,43	6.77	22 (56%)	50,60,60	2.26	17 (34%)
28	CLA	L	204	40	50,58,73	1.68	7 (14%)	58,95,113	1.57	10 (17%)
37	IHT	n	617	-	40,42,42	6.15	26 (65%)	53,58,58	2.29	17 (32%)
38	KC2	c	610	-	48,53,53	3.07	22 (45%)	54,89,89	4.47	31 (57%)
28	CLA	k	603	-	51,59,73	1.62	5 (9%)	59,96,113	1.70	10 (16%)
36	II0	m	614	-	39,43,43	6.84	22 (56%)	50,60,60	1.94	16 (32%)
38	KC2	m	611	18	48,53,53	3.08	22 (45%)	54,89,89	4.56	31 (57%)
28	CLA	B	836	-	65,73,73	1.47	7 (10%)	76,113,113	1.55	14 (18%)
28	CLA	d	307	23	46,54,73	1.80	6 (13%)	53,90,113	1.49	6 (11%)
28	CLA	j	607	-	51,59,73	1.70	9 (17%)	59,96,113	1.48	9 (15%)
28	CLA	j	612	-	51,59,73	1.89	7 (13%)	59,96,113	1.72	10 (16%)
28	CLA	n	609	26	65,73,73	1.44	6 (9%)	76,113,113	1.52	12 (15%)
31	WVN	B	844	-	40,41,41	1.87	13 (32%)	50,56,56	2.42	16 (32%)

Mol	Type	Chain	Res	Link	Bond lengths			Bond angles		
					Counts	RMSZ	# Z > 2	Counts	RMSZ	# Z > 2
28	CLA	Q	302	40	65,73,73	1.50	7 (10%)	76,113,113	1.37	10 (13%)
36	II0	i	320	-	39,43,43	6.70	22 (56%)	50,60,60	2.25	14 (28%)
28	CLA	m	613	-	43,51,73	1.74	8 (18%)	49,86,113	1.78	13 (26%)
38	KC2	s	204	-	48,53,53	3.07	22 (45%)	54,89,89	4.43	32 (59%)
28	CLA	K	101	40	51,59,73	1.62	5 (9%)	59,96,113	1.85	13 (22%)
28	CLA	i	312	-	51,59,73	1.64	6 (11%)	59,96,113	1.56	10 (16%)
28	CLA	A	825	40	65,73,73	1.40	7 (10%)	76,113,113	1.35	6 (7%)
28	CLA	d	312	-	51,59,73	1.67	6 (11%)	59,96,113	1.61	12 (20%)
31	WVN	s	205	-	40,41,41	1.81	13 (32%)	50,56,56	2.23	21 (42%)
28	CLA	e	602	19	50,58,73	1.70	6 (12%)	58,95,113	1.53	9 (15%)
36	II0	b	617	-	39,43,43	6.67	20 (51%)	50,60,60	2.28	19 (38%)
28	CLA	A	835	-	65,73,73	1.46	6 (9%)	76,113,113	1.35	6 (7%)
38	KC2	g	314	38	48,53,53	3.12	22 (45%)	54,89,89	4.58	31 (57%)
28	CLA	A	837	-	65,73,73	1.42	7 (10%)	76,113,113	1.40	10 (13%)
28	CLA	F	202	6	52,60,73	1.65	8 (15%)	60,97,113	1.61	9 (15%)
28	CLA	s	203	28,13	65,73,73	1.46	7 (10%)	76,113,113	1.51	10 (13%)
28	CLA	B	829	-	50,58,73	1.75	8 (16%)	58,95,113	1.40	9 (15%)
28	CLA	m	601	18	42,50,73	1.86	7 (16%)	48,85,113	1.47	8 (16%)
28	CLA	h	301	40	65,73,73	1.57	9 (13%)	76,113,113	1.39	9 (11%)
28	CLA	k	614	-	51,59,73	1.72	6 (11%)	59,96,113	1.47	10 (16%)
28	CLA	n	613	-	51,59,73	1.69	6 (11%)	59,96,113	1.38	7 (11%)
28	CLA	B	815	-	59,67,73	1.50	8 (13%)	68,105,113	1.38	7 (10%)
28	CLA	A	831	-	65,73,73	1.47	9 (13%)	76,113,113	1.41	9 (11%)
28	CLA	m	608	18	65,73,73	1.49	6 (9%)	76,113,113	1.45	8 (10%)
28	CLA	i	308	22	51,59,73	1.67	7 (13%)	59,96,113	1.63	8 (13%)
36	II0	l	312	-	39,43,43	6.79	22 (56%)	50,60,60	2.10	16 (32%)
28	CLA	f	607	-	65,73,73	1.50	7 (10%)	76,113,113	1.36	9 (11%)
30	LHG	g	301	28	36,36,48	1.10	2 (5%)	39,42,54	1.21	3 (7%)
28	CLA	e	601	19	45,53,73	1.73	7 (15%)	52,89,113	1.64	8 (15%)
36	II0	g	320	-	39,43,43	6.81	23 (58%)	50,60,60	2.24	18 (36%)
28	CLA	a	309	15	65,73,73	1.35	7 (10%)	76,113,113	1.69	10 (13%)
31	WVN	A	846	-	40,41,41	1.94	13 (32%)	50,56,56	2.97	20 (40%)
28	CLA	A	820	40	65,73,73	1.46	7 (10%)	76,113,113	1.54	7 (9%)
35	LMG	Q	301	-	38,38,55	1.03	2 (5%)	46,46,63	1.18	2 (4%)
28	CLA	O	201	30	52,60,73	1.56	8 (15%)	60,97,113	1.64	10 (16%)

Mol	Type	Chain	Res	Link	Bond lengths			Bond angles		
					Counts	RMSZ	# Z > 2	Counts	RMSZ	# Z > 2
31	WVN	L	206	-	40,41,41	1.82	13 (32%)	50,56,56	2.37	20 (40%)
36	II0	m	616	-	39,43,43	6.71	22 (56%)	50,60,60	2.18	15 (30%)
28	CLA	f	608	18	65,73,73	1.56	7 (10%)	76,113,113	1.55	10 (13%)
28	CLA	m	612	40	51,59,73	1.65	9 (17%)	59,96,113	1.57	12 (20%)
28	CLA	e	603	19	51,59,73	1.65	6 (11%)	59,96,113	1.60	9 (15%)
28	CLA	l	303	20	65,73,73	1.48	7 (10%)	76,113,113	1.47	11 (14%)
36	II0	i	317	-	39,43,43	6.88	21 (53%)	50,60,60	2.23	16 (32%)
28	CLA	O	202	-	65,73,73	1.48	7 (10%)	76,113,113	1.46	11 (14%)
28	CLA	j	602	18	50,58,73	1.64	7 (14%)	58,95,113	1.63	8 (13%)
28	CLA	B	826	-	51,59,73	1.70	7 (13%)	59,96,113	1.71	10 (16%)
28	CLA	f	612	18	51,59,73	1.71	8 (15%)	59,96,113	1.55	11 (18%)
28	CLA	A	814	-	50,58,73	1.67	7 (14%)	58,95,113	1.60	10 (17%)
28	CLA	e	604	40	65,73,73	1.45	6 (9%)	76,113,113	1.53	11 (14%)
28	CLA	l	306	20	65,73,73	1.53	7 (10%)	76,113,113	1.53	12 (15%)
28	CLA	e	608	30	46,54,73	1.72	5 (10%)	53,90,113	1.64	8 (15%)
37	IHT	O	204	-	40,42,42	6.22	25 (62%)	53,58,58	2.38	19 (35%)
28	CLA	B	840	-	65,73,73	1.49	5 (7%)	76,113,113	1.43	8 (10%)
28	CLA	m	610	30	55,63,73	1.63	6 (10%)	64,101,113	1.49	11 (17%)
36	II0	c	614	-	39,43,43	6.73	22 (56%)	50,60,60	2.24	20 (40%)
31	WVN	R	201	-	40,41,41	1.86	14 (35%)	50,56,56	1.88	11 (22%)
36	II0	k	621	-	39,43,43	6.74	22 (56%)	50,60,60	2.33	13 (26%)
28	CLA	B	838	-	57,65,73	1.55	7 (12%)	66,103,113	1.41	9 (13%)
36	II0	e	613	-	39,43,43	6.79	23 (58%)	50,60,60	2.21	20 (40%)
36	II0	f	616	-	39,43,43	6.74	22 (56%)	50,60,60	2.33	16 (32%)
28	CLA	B	833	-	65,73,73	1.42	5 (7%)	76,113,113	1.50	11 (14%)
30	LHG	a	301	28	48,48,48	0.92	2 (4%)	51,54,54	1.15	4 (7%)
28	CLA	m	609	18	51,59,73	1.62	7 (13%)	59,96,113	1.56	9 (15%)
36	II0	g	318	-	39,43,43	6.84	21 (53%)	50,60,60	2.09	17 (34%)
32	LMT	a	320	-	36,36,36	1.25	6 (16%)	47,47,47	1.29	7 (14%)
30	LHG	b	620	-	30,30,48	1.12	2 (6%)	33,36,54	1.18	3 (9%)
28	CLA	f	604	18	65,73,73	1.45	6 (9%)	76,113,113	1.40	6 (7%)
30	LHG	n	619	-	42,42,48	0.98	2 (4%)	45,48,54	1.13	2 (4%)
28	CLA	B	811	-	65,73,73	1.42	7 (10%)	76,113,113	1.57	14 (18%)
28	CLA	a	306	40	65,73,73	1.44	7 (10%)	76,113,113	1.44	8 (10%)
36	II0	e	616	-	39,43,43	6.77	22 (56%)	50,60,60	2.12	18 (36%)

Mol	Type	Chain	Res	Link	Bond lengths			Bond angles		
					Counts	RMSZ	# Z > 2	Counts	RMSZ	# Z > 2
28	CLA	s	208	-	51,59,73	1.67	6 (11%)	59,96,113	1.51	9 (15%)
28	CLA	B	809	-	54,62,73	1.68	7 (12%)	67,100,113	1.42	11 (16%)
28	CLA	m	606	-	65,73,73	1.47	7 (10%)	76,113,113	1.32	8 (10%)
31	WVN	l	301	-	40,41,41	1.86	14 (35%)	50,56,56	2.19	19 (38%)
28	CLA	B	821	40	65,73,73	1.52	8 (12%)	76,113,113	2.06	19 (25%)
35	LMG	F	205	-	48,48,55	0.97	2 (4%)	56,56,63	1.24	5 (8%)
31	WVN	B	848	-	40,41,41	1.97	14 (35%)	50,56,56	2.04	19 (38%)
31	WVN	J	102	-	40,41,41	1.87	14 (35%)	50,56,56	1.93	14 (28%)
35	LMG	c	619	-	55,55,55	0.97	2 (3%)	63,63,63	1.48	10 (15%)
36	II0	n	614	-	39,43,43	6.86	22 (56%)	50,60,60	2.37	15 (30%)
36	II0	a	316	-	39,43,43	6.66	21 (53%)	50,60,60	2.40	18 (36%)
30	LHG	m	619	28	36,36,48	1.08	2 (5%)	39,42,54	1.11	3 (7%)
31	WVN	l	315	-	40,41,41	1.88	14 (35%)	50,56,56	2.24	17 (34%)
30	LHG	L	208	-	48,48,48	0.94	2 (4%)	51,54,54	1.01	3 (5%)
31	WVN	s	207	-	40,41,41	1.89	14 (35%)	50,56,56	2.15	13 (26%)
28	CLA	L	202	9	49,57,73	1.69	6 (12%)	55,93,113	1.55	7 (12%)
36	II0	O	203	-	39,43,43	6.72	22 (56%)	50,60,60	2.30	16 (32%)
28	CLA	A	824	40	65,73,73	1.43	6 (9%)	76,113,113	1.47	9 (11%)
31	WVN	B	847	-	40,41,41	1.88	13 (32%)	50,56,56	1.98	14 (28%)
36	II0	h	312	-	39,43,43	6.82	21 (53%)	50,60,60	2.05	17 (34%)
28	CLA	c	612	-	65,73,73	1.45	6 (9%)	76,113,113	1.41	8 (10%)
28	CLA	A	817	-	65,73,73	1.49	10 (15%)	76,113,113	1.42	9 (11%)
37	IHT	c	616	-	40,42,42	6.23	26 (65%)	53,58,58	2.25	17 (32%)
31	WVN	M	101	-	40,41,41	1.91	15 (37%)	50,56,56	2.16	16 (32%)
28	CLA	k	610	30	51,59,73	1.66	7 (13%)	59,96,113	1.59	7 (11%)
36	II0	a	318	-	39,43,43	6.96	22 (56%)	50,60,60	2.61	16 (32%)
36	II0	k	616	-	39,43,43	6.79	23 (58%)	50,60,60	2.35	20 (40%)
38	KC2	j	611	18	48,53,53	3.07	22 (45%)	54,89,89	4.58	32 (59%)
28	CLA	g	302	24	42,50,73	1.81	6 (14%)	48,85,113	1.68	9 (18%)
28	CLA	a	313	-	48,56,73	1.76	7 (14%)	55,92,113	1.45	8 (14%)
36	II0	i	315	-	39,43,43	6.80	21 (53%)	50,60,60	2.34	17 (34%)
28	CLA	c	611	14	45,53,73	1.96	9 (20%)	52,89,113	1.74	8 (15%)
28	CLA	A	834	-	51,59,73	1.62	6 (11%)	59,96,113	1.74	12 (20%)
28	CLA	A	801	-	65,73,73	1.47	6 (9%)	76,113,113	1.32	8 (10%)
32	LMT	a	302	-	24,24,36	1.07	2 (8%)	29,29,47	0.81	0

Mol	Type	Chain	Res	Link	Bond lengths			Bond angles		
					Counts	RMSZ	# Z > 2	Counts	RMSZ	# Z > 2
28	CLA	j	613	-	65,73,73	1.47	6 (9%)	76,113,113	1.40	7 (9%)
36	II0	c	617	-	39,43,43	6.70	21 (53%)	50,60,60	2.25	13 (26%)
28	CLA	A	815	40	45,53,73	1.73	9 (20%)	52,89,113	1.97	8 (15%)
28	CLA	A	841	-	65,73,73	1.43	8 (12%)	76,113,113	1.57	11 (14%)
28	CLA	B	801	40	65,73,73	1.47	8 (12%)	76,113,113	1.58	9 (11%)
28	CLA	k	605	21	45,53,73	1.77	7 (15%)	52,89,113	1.73	12 (23%)
31	WVN	L	205	-	40,41,41	1.92	14 (35%)	50,56,56	2.06	15 (30%)
28	CLA	A	826	-	65,73,73	1.43	6 (9%)	76,113,113	1.62	10 (13%)
28	CLA	B	841	30	65,73,73	1.45	6 (9%)	76,113,113	1.47	10 (13%)
28	CLA	s	202	13	65,73,73	1.52	7 (10%)	76,113,113	1.51	11 (14%)
28	CLA	L	203	-	65,73,73	1.46	8 (12%)	76,113,113	1.35	9 (11%)
28	CLA	A	829	-	65,73,73	1.52	8 (12%)	76,113,113	1.51	7 (9%)
28	CLA	b	608	30	65,73,73	1.50	6 (9%)	76,113,113	1.39	10 (13%)
38	KC2	g	312	24	48,53,53	3.10	20 (41%)	54,89,89	4.54	30 (55%)
28	CLA	A	839	-	65,73,73	1.40	7 (10%)	76,113,113	1.40	7 (9%)
30	LHG	e	617	28	36,36,48	1.09	2 (5%)	39,42,54	1.32	5 (12%)
36	II0	l	314	-	39,43,43	6.77	22 (56%)	50,60,60	2.22	19 (38%)
28	CLA	B	839	-	65,73,73	1.50	7 (10%)	76,113,113	1.47	12 (15%)
28	CLA	f	610	30	65,73,73	1.50	6 (9%)	76,113,113	1.29	10 (13%)
28	CLA	l	304	-	51,59,73	1.68	5 (9%)	59,96,113	1.51	7 (11%)
28	CLA	h	308	17	51,59,73	1.65	7 (13%)	59,96,113	1.69	11 (18%)
38	KC2	l	310	20	48,53,53	3.06	22 (45%)	54,89,89	4.63	33 (61%)
28	CLA	a	307	15	45,53,73	1.77	5 (11%)	52,89,113	1.74	10 (19%)
36	II0	d	315	-	39,43,43	6.86	22 (56%)	50,60,60	2.42	20 (40%)
31	WVN	e	615	-	40,41,41	1.89	14 (35%)	50,56,56	2.03	14 (28%)
36	II0	e	614	-	39,43,43	6.86	21 (53%)	50,60,60	2.21	16 (32%)
28	CLA	g	303	24	50,58,73	1.57	7 (14%)	58,95,113	1.67	11 (18%)
36	II0	c	613	-	39,43,43	6.77	23 (58%)	50,60,60	2.14	18 (36%)
31	WVN	R	202	-	40,41,41	1.88	13 (32%)	50,56,56	2.11	17 (34%)
28	CLA	R	203	-	51,59,73	1.64	6 (11%)	59,96,113	1.82	11 (18%)
28	CLA	B	828	-	49,57,73	1.63	6 (12%)	55,93,113	1.67	9 (16%)
36	II0	a	315	-	39,43,43	6.62	23 (58%)	50,60,60	2.26	19 (38%)
28	CLA	b	606	16	61,69,73	1.53	7 (11%)	71,108,113	1.54	11 (15%)
32	LMT	A	850	-	36,36,36	1.19	6 (16%)	47,47,47	1.40	6 (12%)
28	CLA	n	602	26	50,58,73	1.65	6 (12%)	58,95,113	1.60	10 (17%)

Mol	Type	Chain	Res	Link	Bond lengths			Bond angles		
					Counts	RMSZ	# Z > 2	Counts	RMSZ	# Z > 2
30	LHG	b	619	28	48,48,48	0.90	2 (4%)	51,54,54	1.12	5 (9%)
37	IHT	b	616	-	40,42,42	6.31	25 (62%)	53,58,58	2.82	17 (32%)
38	KC2	n	612	-	48,53,53	3.08	21 (43%)	54,89,89	4.55	30 (55%)
30	LHG	a	319	28	48,48,48	0.89	2 (4%)	51,54,54	1.09	4 (7%)
28	CLA	a	310	30	48,56,73	1.68	9 (18%)	55,92,113	1.43	7 (12%)
28	CLA	l	307	20	65,73,73	1.41	7 (10%)	76,113,113	1.49	12 (15%)
37	IHT	R	204	-	40,42,42	6.22	25 (62%)	53,58,58	2.32	17 (32%)
33	SF4	C	101	3	0,12,12	-	-	-	-	-
28	CLA	i	309	30	46,54,73	1.74	6 (13%)	53,90,113	1.55	8 (15%)
28	CLA	g	315	-	51,59,73	1.71	7 (13%)	59,96,113	1.44	8 (13%)
28	CLA	B	810	-	55,63,73	1.65	8 (14%)	64,101,113	1.46	9 (14%)
31	WVN	A	848	-	40,41,41	1.85	13 (32%)	50,56,56	2.65	16 (32%)
36	II0	n	615	-	39,43,43	6.74	23 (58%)	50,60,60	2.03	16 (32%)
28	CLA	A	813	-	45,53,73	1.74	6 (13%)	52,89,113	1.71	10 (19%)
28	CLA	h	305	17	51,59,73	1.62	7 (13%)	59,96,113	1.54	9 (15%)
28	CLA	f	613	-	65,73,73	1.52	7 (10%)	76,113,113	1.33	8 (10%)
28	CLA	b	611	-	65,73,73	1.48	7 (10%)	76,113,113	1.26	9 (11%)
28	CLA	g	305	24	65,73,73	1.52	5 (7%)	76,113,113	1.50	7 (9%)
28	CLA	d	308	23	41,49,73	1.85	7 (17%)	47,84,113	1.67	9 (19%)
28	CLA	B	837	-	65,73,73	1.40	6 (9%)	76,113,113	1.53	9 (11%)
31	WVN	A	847	-	40,41,41	1.91	13 (32%)	50,56,56	2.04	20 (40%)
38	KC2	k	613	-	48,53,53	3.13	22 (45%)	54,89,89	4.46	33 (61%)
28	CLA	i	302	22	51,59,73	1.71	6 (11%)	59,96,113	1.48	9 (15%)
28	CLA	A	828	-	65,73,73	1.42	8 (12%)	76,113,113	1.54	8 (10%)
30	LHG	k	620	28	36,36,48	1.15	2 (5%)	39,42,54	1.07	3 (7%)
33	SF4	C	102	3	0,12,12	-	-	-	-	-
28	CLA	Q	303	27	45,53,73	1.85	8 (17%)	52,89,113	1.86	8 (15%)
30	LHG	c	620	28	36,36,48	1.06	2 (5%)	39,42,54	1.25	3 (7%)
28	CLA	B	824	-	65,73,73	1.40	7 (10%)	76,113,113	1.62	9 (11%)
28	CLA	n	605	26	51,59,73	1.69	6 (11%)	59,96,113	1.60	10 (16%)
30	LHG	j	617	28	29,29,48	1.18	2 (6%)	32,35,54	1.34	4 (12%)
28	CLA	n	610	40	65,73,73	1.50	6 (9%)	76,113,113	1.31	7 (9%)
36	II0	J	104	-	39,43,43	6.66	22 (56%)	50,60,60	2.16	13 (26%)
36	II0	c	615	-	39,43,43	6.79	21 (53%)	50,60,60	2.40	18 (36%)
28	CLA	A	811	-	54,62,73	1.66	7 (12%)	62,99,113	1.48	10 (16%)

Mol	Type	Chain	Res	Link	Bond lengths			Bond angles		
					Counts	RMSZ	# Z > 2	Counts	RMSZ	# Z > 2
31	WVN	i	316	-	40,41,41	1.90	14 (35%)	50,56,56	2.22	16 (32%)
28	CLA	A	806	-	65,73,73	1.50	5 (7%)	76,113,113	1.34	12 (15%)
28	CLA	A	812	-	65,73,73	1.43	7 (10%)	76,113,113	1.65	13 (17%)
28	CLA	A	821	-	49,57,73	1.65	5 (10%)	55,93,113	1.63	9 (16%)
28	CLA	A	852	-	65,73,73	1.42	7 (10%)	76,113,113	1.46	11 (14%)
28	CLA	A	818	-	65,73,73	1.51	7 (10%)	76,113,113	1.65	13 (17%)
28	CLA	j	608	18	45,53,73	1.79	6 (13%)	52,89,113	1.64	7 (13%)
28	CLA	B	814	-	55,63,73	1.55	7 (12%)	64,101,113	1.51	7 (10%)
28	CLA	f	606	18	51,59,73	1.71	6 (11%)	59,96,113	1.49	9 (15%)
36	IIO	b	614	-	39,43,43	6.78	23 (58%)	50,60,60	1.77	15 (30%)
28	CLA	A	816	-	65,73,73	1.38	7 (10%)	76,113,113	1.63	15 (19%)
28	CLA	m	604	18	65,73,73	1.49	8 (12%)	76,113,113	1.52	7 (9%)
31	WVN	J	101	-	40,41,41	1.96	14 (35%)	50,56,56	3.41	19 (38%)
28	CLA	g	304	-	51,59,73	1.66	6 (11%)	59,96,113	1.56	6 (10%)
30	LHG	f	619	-	48,48,48	0.91	2 (4%)	51,54,54	1.02	3 (5%)
31	WVN	h	309	-	40,41,41	1.84	13 (32%)	50,56,56	2.36	20 (40%)
28	CLA	e	606	19	65,73,73	1.44	7 (10%)	76,113,113	1.41	8 (10%)
28	CLA	e	611	-	65,73,73	1.51	6 (9%)	76,113,113	1.42	9 (11%)
28	CLA	B	832	-	58,66,73	1.54	8 (13%)	67,104,113	1.60	8 (11%)
28	CLA	j	610	30	61,69,73	1.56	7 (11%)	71,108,113	1.41	9 (12%)
28	CLA	g	306	24	51,59,73	1.73	7 (13%)	59,96,113	1.47	7 (11%)
28	CLA	b	607	16	65,73,73	1.53	6 (9%)	76,113,113	1.66	14 (18%)
28	CLA	B	803	-	65,73,73	1.44	8 (12%)	76,113,113	1.84	11 (14%)
28	CLA	B	813	-	59,67,73	1.47	7 (11%)	68,105,113	1.71	9 (13%)
28	CLA	B	825	-	65,73,73	1.45	6 (9%)	76,113,113	1.33	7 (9%)
36	IIO	h	310	-	26,28,43	6.09	13 (50%)	31,37,60	2.20	11 (35%)
28	CLA	d	309	30	41,49,73	1.85	6 (14%)	47,84,113	1.64	7 (14%)
36	IIO	i	314	-	39,43,43	6.75	22 (56%)	50,60,60	2.01	19 (38%)
30	LHG	i	318	28	36,36,48	1.12	2 (5%)	39,42,54	1.27	4 (10%)
37	IHT	j	616	-	40,42,42	6.18	25 (62%)	53,58,58	2.24	16 (30%)
28	CLA	A	822	-	51,59,73	1.68	9 (17%)	59,96,113	1.44	9 (15%)
28	CLA	g	311	30	54,62,73	1.70	8 (14%)	62,99,113	1.42	9 (14%)
28	CLA	B	822	40	64,72,73	1.44	9 (14%)	74,111,113	1.54	10 (13%)
36	IIO	d	316	-	39,43,43	6.91	22 (56%)	50,60,60	2.26	19 (38%)
28	CLA	k	606	21	51,59,73	1.68	6 (11%)	59,96,113	1.51	9 (15%)

Mol	Type	Chain	Res	Link	Bond lengths			Bond angles		
					Counts	RMSZ	# Z > 2	Counts	RMSZ	# Z > 2
28	CLA	c	608	14	65,73,73	1.45	7 (10%)	76,113,113	1.50	12 (15%)
28	CLA	B	807	-	65,73,73	1.52	8 (12%)	76,113,113	1.29	10 (13%)
36	II0	k	617	-	39,43,43	6.85	21 (53%)	50,60,60	2.29	20 (40%)
28	CLA	f	602	18	65,73,73	1.50	6 (9%)	76,113,113	1.40	11 (14%)
34	DGD	B	843	-	61,61,67	0.91	2 (3%)	75,75,81	1.10	5 (6%)
28	CLA	m	605	18	42,50,73	1.84	6 (14%)	48,85,113	1.69	8 (16%)
28	CLA	L	207	40	51,59,73	1.65	7 (13%)	59,96,113	1.53	7 (11%)
28	CLA	B	823	-	65,73,73	1.47	7 (10%)	76,113,113	1.55	10 (13%)
28	CLA	n	601	26	45,53,73	1.81	5 (11%)	52,89,113	1.47	8 (15%)
28	CLA	J	103	8	42,50,73	1.70	8 (19%)	48,85,113	1.64	7 (14%)
31	WVN	F	204	-	40,41,41	1.91	14 (35%)	50,56,56	2.94	18 (36%)
28	CLA	B	834	-	47,55,73	1.74	7 (14%)	54,91,113	1.63	8 (14%)

In the following table, the Chirals column lists the number of chiral outliers, the number of chiral centers analysed, the number of these observed in the model and the number defined in the Chemical Component Dictionary. Similar counts are reported in the Torsion and Rings columns. '-' means no outliers of that kind were identified.

Mol	Type	Chain	Res	Link	Chirals	Torsions	Rings
28	CLA	A	851	-	1/1/15/20	4/37/115/115	-
28	CLA	k	604	21	1/1/15/20	14/37/115/115	-
28	CLA	B	831	40	1/1/11/20	4/13/91/115	-
28	CLA	l	309	30	1/1/14/20	12/33/111/115	-
31	WVN	K	102	-	-	5/29/63/63	0/2/2/2
36	II0	g	316	-	-	5/21/67/67	0/2/2/2
39	LMU	i	301	-	-	8/21/61/61	0/2/2/2
35	LMG	O	205	-	-	7/21/41/70	0/1/1/1
28	CLA	j	605	18	1/1/11/20	8/13/91/115	-
28	CLA	i	305	22	-	9/37/115/115	-
38	KC2	k	612	-	-	5/15/71/71	-
36	II0	i	313	-	-	7/21/67/67	0/2/2/2
28	CLA	A	810	28	1/1/14/20	8/34/112/115	-
35	LMG	n	620	-	-	12/50/70/70	0/1/1/1
28	CLA	m	607	-	1/1/12/20	4/21/99/115	-
37	IHT	a	317	-	-	8/25/65/65	0/2/2/2
28	CLA	b	604	-	-	16/37/115/115	-

Continued on next page...

Continued from previous page...

Mol	Type	Chain	Res	Link	Chirals	Torsions	Rings
30	LHG	A	843	-	-	7/52/52/53	-
30	LHG	g	321	28	-	12/41/41/53	-
29	PQN	A	842	-	-	8/23/43/43	0/2/2/2
28	CLA	K	103	-	1/1/10/20	5/10/88/115	-
28	CLA	A	832	-	1/1/15/20	12/37/115/115	-
28	CLA	h	303	17	1/1/12/20	6/19/97/115	-
28	CLA	a	303	15	1/1/12/20	11/22/100/115	-
38	KC2	s	201	13	-	8/15/71/71	-
28	CLA	j	601	18	1/1/12/20	6/21/99/115	-
28	CLA	A	823	-	-	6/25/103/115	-
28	CLA	b	603	-	1/1/15/20	18/37/115/115	-
28	CLA	j	609	18	1/1/12/20	2/21/99/115	-
29	PQN	B	842	-	-	5/23/43/43	0/2/2/2
28	CLA	B	818	-	-	3/15/93/115	-
28	CLA	f	603	-	1/1/12/20	7/21/99/115	-
30	LHG	A	844	28	-	6/31/31/53	-
36	II0	b	613	-	-	2/21/67/67	0/2/2/2
38	KC2	i	310	22	-	7/15/71/71	-
30	LHG	J	106	28	-	27/53/53/53	-
28	CLA	c	605	14	1/1/12/20	8/21/99/115	-
28	CLA	n	606	26	1/1/12/20	5/21/99/115	-
28	CLA	h	306	17	1/1/15/20	21/37/115/115	-
28	CLA	i	304	-	1/1/12/20	5/21/99/115	-
28	CLA	g	309	24	1/1/15/20	12/37/115/115	-
28	CLA	s	206	40	1/1/15/20	13/37/115/115	-
38	KC2	e	609	19	-	7/15/71/71	-
28	CLA	f	605	18	-	6/13/91/115	-
28	CLA	i	306	-	1/1/12/20	10/21/99/115	-
28	CLA	g	322	35	1/1/15/20	16/37/115/115	-
28	CLA	n	608	26	1/1/12/20	5/21/99/115	-
38	KC2	f	611	18	-	7/15/71/71	-
36	II0	a	314	-	-	3/21/67/67	0/2/2/2
28	CLA	A	840	40	1/1/15/20	21/37/115/115	-
28	CLA	n	604	26	1/1/14/20	12/31/109/115	-

Continued on next page...

Continued from previous page...

Mol	Type	Chain	Res	Link	Chirals	Torsions	Rings
28	CLA	a	305	-	1/1/12/20	4/21/99/115	-
35	LMG	b	621	-	-	17/44/64/70	0/1/1/1
37	IHT	g	319	-	-	8/25/65/65	0/2/2/2
36	II0	f	614	-	-	3/21/67/67	0/2/2/2
28	CLA	c	603	-	1/1/12/20	3/21/99/115	-
28	CLA	a	308	15	1/1/15/20	18/37/115/115	-
28	CLA	i	311	-	1/1/12/20	7/21/99/115	-
28	CLA	c	606	-	-	11/22/100/115	-
31	WVN	K	104	-	-	5/29/63/63	0/2/2/2
28	CLA	d	302	-	1/1/12/20	8/21/99/115	-
28	CLA	A	804	-	1/1/15/20	8/37/115/115	-
28	CLA	B	806	-	1/1/15/20	10/37/115/115	-
28	CLA	d	303	-	1/1/15/20	19/37/115/115	-
36	II0	n	616	-	-	4/21/67/67	0/2/2/2
30	LHG	l	317	28	-	14/36/36/53	-
28	CLA	A	805	1	1/1/15/20	7/37/115/115	-
31	WVN	F	203	-	-	8/29/63/63	0/2/2/2
28	CLA	d	306	-	1/1/12/20	11/21/99/115	-
28	CLA	A	807	1	1/1/15/20	10/37/115/115	-
28	CLA	b	610	16	1/1/15/20	20/37/115/115	-
28	CLA	k	607	-	1/1/12/20	8/21/99/115	-
28	CLA	B	805	-	1/1/15/20	13/37/115/115	-
28	CLA	h	304	-	1/1/12/20	6/21/99/115	-
28	CLA	m	602	18	1/1/13/20	8/27/105/115	-
28	CLA	c	604	14	-	4/37/115/115	-
36	II0	n	618	-	-	6/21/67/67	0/2/2/2
28	CLA	A	830	-	-	6/19/97/115	-
36	II0	f	615	-	-	5/21/67/67	0/2/2/2
38	KC2	d	311	-	-	5/15/71/71	-
28	CLA	F	201	40	1/1/15/20	15/37/115/115	-
38	KC2	k	611	21	-	5/15/71/71	-
36	II0	j	615	-	-	2/21/67/67	0/2/2/2
28	CLA	f	601	18	1/1/11/20	10/16/94/115	-
28	CLA	b	605	40,28	1/1/15/20	9/37/115/115	-

Continued on next page...

Continued from previous page...

Mol	Type	Chain	Res	Link	Chirals	Torsions	Rings
36	II0	k	619	-	-	5/21/67/67	0/2/2/2
28	CLA	A	809	-	1/1/13/20	10/27/105/115	-
28	CLA	a	312	-	1/1/15/20	17/37/115/115	-
28	CLA	k	602	21	1/1/12/20	8/19/97/115	-
38	KC2	g	313	38	-	2/15/71/71	-
28	CLA	e	610	40	1/1/15/20	13/37/115/115	-
28	CLA	A	854	40	1/1/15/20	16/37/115/115	-
28	CLA	c	607	14	1/1/11/20	2/15/93/115	-
28	CLA	g	307	24	1/1/12/20	6/21/99/115	-
28	CLA	A	819	-	1/1/11/20	4/13/91/115	-
28	CLA	h	302	17	1/1/12/20	7/19/97/115	-
30	LHG	A	849	-	-	16/42/42/53	-
28	CLA	n	603	-	1/1/12/20	9/21/99/115	-
28	CLA	O	206	-	1/1/15/20	16/37/115/115	-
31	WVN	A	845	-	-	7/29/63/63	0/2/2/2
35	LMG	J	105	-	-	13/50/70/70	0/1/1/1
36	II0	l	313	-	-	5/21/67/67	0/2/2/2
28	CLA	j	603	-	1/1/12/20	6/21/99/115	-
28	CLA	A	836	-	-	11/37/115/115	-
28	CLA	c	602	14	1/1/12/20	10/19/97/115	-
28	CLA	c	609	30	1/1/11/20	2/13/91/115	-
28	CLA	l	311	20	1/1/15/20	12/37/115/115	-
28	CLA	B	816	-	-	9/28/106/115	-
28	CLA	A	838	1	1/1/15/20	15/37/115/115	-
28	CLA	j	606	18	1/1/12/20	10/21/99/115	-
28	CLA	g	310	24	1/1/12/20	7/21/99/115	-
28	CLA	B	804	-	1/1/15/20	15/37/115/115	-
31	WVN	L	201	-	-	9/29/63/63	0/2/2/2
28	CLA	h	313	40	1/1/15/20	10/37/115/115	-
28	CLA	k	601	21	-	10/21/99/115	-
28	CLA	k	609	21	1/1/15/20	11/37/115/115	-
28	CLA	B	812	-	1/1/14/20	14/31/109/115	-
28	CLA	d	305	23	1/1/12/20	7/21/99/115	-
28	CLA	f	609	18	1/1/15/20	13/37/115/115	-

Continued on next page...

Continued from previous page...

Mol	Type	Chain	Res	Link	Chirals	Torsions	Rings
28	CLA	g	308	-	1/1/15/20	17/37/115/115	-
28	CLA	k	608	21	1/1/15/20	14/37/115/115	-
36	II0	h	311	-	-	7/21/67/67	0/2/2/2
36	II0	m	618	-	-	6/21/67/67	0/2/2/2
28	CLA	B	835	40	1/1/15/20	13/37/115/115	-
28	CLA	c	601	14	1/1/12/20	7/21/99/115	-
36	II0	m	615	-	-	7/21/67/67	0/2/2/2
28	CLA	l	308	20	1/1/12/20	9/21/99/115	-
31	WVN	B	845	-	-	0/29/63/63	0/2/2/2
28	CLA	h	307	17	1/1/13/20	10/28/106/115	-
28	CLA	a	304	15	1/1/12/20	7/19/97/115	-
28	CLA	l	305	20	1/1/15/20	16/37/115/115	-
28	CLA	a	311	15	1/1/15/20	12/37/115/115	-
28	CLA	j	604	18	-	13/37/115/115	-
37	IHT	m	617	-	-	9/25/65/65	0/2/2/2
28	CLA	A	802	-	1/1/15/20	15/37/115/115	-
35	LMG	L	209	28	-	19/50/70/70	0/1/1/1
28	CLA	B	820	-	1/1/12/20	6/23/101/115	-
28	CLA	i	303	22	1/1/12/20	10/19/97/115	-
28	CLA	A	827	-	1/1/14/20	9/34/112/115	-
32	LMT	b	618	-	-	9/15/35/61	0/1/1/2
28	CLA	d	301	23	1/1/12/20	4/19/97/115	-
37	IHT	b	615	-	-	6/25/65/65	0/2/2/2
28	CLA	B	802	-	1/1/15/20	21/37/115/115	-
38	KC2	i	319	-	-	6/15/71/71	-
28	CLA	e	605	19	-	17/37/115/115	-
28	CLA	d	304	23	1/1/12/20	9/21/99/115	-
28	CLA	B	827	-	-	9/19/97/115	-
28	CLA	B	817	40	1/1/15/20	10/37/115/115	-
28	CLA	b	602	16	1/1/13/20	10/25/103/115	-
28	CLA	b	609	-	1/1/12/20	6/21/99/115	-
31	WVN	B	846	-	-	6/29/63/63	0/2/2/2
28	CLA	n	607	-	1/1/15/20	13/37/115/115	-
28	CLA	B	830	40	1/1/15/20	15/37/115/115	-

Continued on next page...

Continued from previous page...

Mol	Type	Chain	Res	Link	Chirals	Torsions	Rings
38	KC2	n	611	26	-	7/15/71/71	-
33	SF4	A	853	1,2	-	-	0/6/5/5
37	IHT	f	617	-	-	7/25/65/65	0/2/2/2
28	CLA	A	808	1	1/1/15/20	12/37/115/115	-
37	IHT	k	618	-	-	11/25/65/65	0/2/2/2
36	II0	e	612	-	-	5/21/67/67	0/2/2/2
28	CLA	b	601	16	1/1/12/20	8/21/99/115	-
28	CLA	A	855	30	1/1/10/20	4/8/86/115	-
36	II0	d	313	-	-	5/21/67/67	0/2/2/2
36	II0	f	618	-	-	7/21/67/67	0/2/2/2
28	CLA	A	833	-	1/1/12/20	4/19/97/115	-
28	CLA	e	607	19	1/1/15/20	20/37/115/115	-
30	LHG	c	618	28	-	15/41/41/53	-
31	WVN	I	101	-	-	9/29/63/63	0/2/2/2
28	CLA	i	307	22	1/1/14/20	12/33/111/115	-
36	II0	d	314	-	-	3/21/67/67	0/2/2/2
28	CLA	A	803	28	1/1/13/20	7/25/103/115	-
36	II0	l	316	-	-	7/21/67/67	0/2/2/2
38	KC2	d	310	23	-	6/15/71/71	-
36	II0	g	317	-	-	5/21/67/67	0/2/2/2
36	II0	k	615	-	-	6/21/67/67	0/2/2/2
28	CLA	B	819	-	-	8/25/103/115	-
28	CLA	b	612	30	1/1/12/20	6/21/99/115	-
28	CLA	m	603	-	1/1/15/20	11/37/115/115	-
28	CLA	B	808	2	1/1/15/20	12/37/115/115	-
30	LHG	d	317	28	-	15/41/41/53	-
28	CLA	l	302	20	1/1/11/20	5/16/94/115	-
36	II0	j	614	-	-	6/21/67/67	0/2/2/2
28	CLA	L	204	40	-	7/19/97/115	-
37	IHT	n	617	-	-	8/25/65/65	0/2/2/2
38	KC2	c	610	-	-	6/15/71/71	-
28	CLA	k	603	-	1/1/12/20	3/21/99/115	-
36	II0	m	614	-	-	3/21/67/67	0/2/2/2
38	KC2	m	611	18	-	7/15/71/71	-

Continued on next page...

Continued from previous page...

Mol	Type	Chain	Res	Link	Chirals	Torsions	Rings
28	CLA	B	836	-	1/1/15/20	27/37/115/115	-
28	CLA	d	307	23	1/1/11/20	3/15/93/115	-
28	CLA	j	607	-	1/1/12/20	6/21/99/115	-
28	CLA	j	612	-	1/1/12/20	10/21/99/115	-
28	CLA	n	609	26	1/1/15/20	11/37/115/115	-
31	WVN	B	844	-	-	5/29/63/63	0/2/2/2
28	CLA	Q	302	40	1/1/15/20	18/37/115/115	-
36	II0	i	320	-	-	6/21/67/67	0/2/2/2
28	CLA	m	613	-	1/1/10/20	6/11/89/115	-
38	KC2	s	204	-	-	5/15/71/71	-
28	CLA	K	101	40	1/1/12/20	4/21/99/115	-
28	CLA	i	312	-	1/1/12/20	6/21/99/115	-
28	CLA	A	825	40	-	10/37/115/115	-
28	CLA	d	312	-	-	6/21/99/115	-
31	WVN	s	205	-	-	4/29/63/63	0/2/2/2
28	CLA	e	602	19	-	8/19/97/115	-
36	II0	b	617	-	-	1/21/67/67	0/2/2/2
28	CLA	A	835	-	1/1/15/20	11/37/115/115	-
38	KC2	g	314	38	-	5/15/71/71	-
28	CLA	A	837	-	1/1/15/20	9/37/115/115	-
28	CLA	F	202	6	1/1/12/20	11/22/100/115	-
28	CLA	s	203	28,13	-	16/37/115/115	-
28	CLA	B	829	-	-	5/19/97/115	-
28	CLA	m	601	18	1/1/10/20	2/10/88/115	-
28	CLA	k	614	-	1/1/12/20	8/21/99/115	-
28	CLA	h	301	40	-	12/37/115/115	-
28	CLA	n	613	-	1/1/12/20	10/21/99/115	-
28	CLA	B	815	-	1/1/13/20	6/30/108/115	-
28	CLA	A	831	-	1/1/15/20	8/37/115/115	-
28	CLA	m	608	18	1/1/15/20	23/37/115/115	-
28	CLA	i	308	22	1/1/12/20	4/21/99/115	-
36	II0	l	312	-	-	4/21/67/67	0/2/2/2
28	CLA	f	607	-	-	20/37/115/115	-
30	LHG	g	301	28	-	21/41/41/53	-

Continued on next page...

Continued from previous page...

Mol	Type	Chain	Res	Link	Chirals	Torsions	Rings
28	CLA	e	601	19	1/1/11/20	4/13/91/115	-
36	II0	g	320	-	-	4/21/67/67	0/2/2/2
28	CLA	a	309	15	1/1/15/20	11/37/115/115	-
31	WVN	A	846	-	-	10/29/63/63	0/2/2/2
28	CLA	A	820	40	1/1/15/20	3/37/115/115	-
35	LMG	Q	301	-	-	22/33/53/70	0/1/1/1
28	CLA	O	201	30	1/1/12/20	5/22/100/115	-
31	WVN	L	206	-	-	3/29/63/63	0/2/2/2
36	II0	m	616	-	-	3/21/67/67	0/2/2/2
28	CLA	f	608	18	1/1/15/20	17/37/115/115	-
28	CLA	m	612	40	1/1/12/20	9/21/99/115	-
28	CLA	e	603	19	1/1/12/20	5/21/99/115	-
28	CLA	l	303	20	1/1/15/20	22/37/115/115	-
36	II0	i	317	-	-	7/21/67/67	0/2/2/2
28	CLA	O	202	-	1/1/15/20	15/37/115/115	-
28	CLA	j	602	18	1/1/12/20	6/19/97/115	-
28	CLA	B	826	-	1/1/12/20	5/21/99/115	-
28	CLA	f	612	18	1/1/12/20	9/21/99/115	-
28	CLA	A	814	-	-	9/19/97/115	-
28	CLA	e	604	40	-	20/37/115/115	-
28	CLA	l	306	20	1/1/15/20	19/37/115/115	-
28	CLA	e	608	30	1/1/11/20	4/15/93/115	-
37	IHT	O	204	-	-	8/25/65/65	0/2/2/2
28	CLA	B	840	-	1/1/15/20	11/37/115/115	-
28	CLA	m	610	30	1/1/13/20	10/25/103/115	-
36	II0	c	614	-	-	1/21/67/67	0/2/2/2
31	WVN	R	201	-	-	6/29/63/63	0/2/2/2
36	II0	k	621	-	-	7/21/67/67	0/2/2/2
28	CLA	B	838	-	1/1/13/20	8/28/106/115	-
36	II0	e	613	-	-	4/21/67/67	0/2/2/2
36	II0	f	616	-	-	3/21/67/67	0/2/2/2
28	CLA	B	833	-	1/1/15/20	11/37/115/115	-
30	LHG	a	301	28	-	12/53/53/53	-
28	CLA	m	609	18	1/1/12/20	6/21/99/115	-

Continued on next page...

Continued from previous page...

Mol	Type	Chain	Res	Link	Chirals	Torsions	Rings
36	II0	g	318	-	-	2/21/67/67	0/2/2/2
32	LMT	a	320	-	-	10/21/61/61	0/2/2/2
30	LHG	b	620	-	-	17/35/35/53	-
28	CLA	f	604	18	1/1/15/20	11/37/115/115	-
30	LHG	n	619	-	-	16/47/47/53	-
28	CLA	B	811	-	1/1/15/20	17/37/115/115	-
28	CLA	a	306	40	1/1/15/20	15/37/115/115	-
36	II0	e	616	-	-	4/21/67/67	0/2/2/2
28	CLA	s	208	-	1/1/12/20	5/21/99/115	-
28	CLA	B	809	-	1/1/13/20	4/25/101/115	-
28	CLA	m	606	-	1/1/15/20	10/37/115/115	-
31	WVN	l	301	-	-	4/29/63/63	0/2/2/2
28	CLA	B	821	40	1/1/15/20	9/37/115/115	-
35	LMG	F	205	-	-	11/43/63/70	0/1/1/1
31	WVN	B	848	-	-	6/29/63/63	0/2/2/2
31	WVN	J	102	-	-	10/29/63/63	0/2/2/2
35	LMG	c	619	-	-	22/50/70/70	0/1/1/1
36	II0	n	614	-	-	1/21/67/67	0/2/2/2
36	II0	a	316	-	-	2/21/67/67	0/2/2/2
30	LHG	m	619	28	-	19/41/41/53	-
31	WVN	l	315	-	-	9/29/63/63	0/2/2/2
30	LHG	L	208	-	-	21/53/53/53	-
31	WVN	s	207	-	-	7/29/63/63	0/2/2/2
28	CLA	L	202	9	1/1/11/20	10/18/96/115	-
36	II0	O	203	-	-	3/21/67/67	0/2/2/2
28	CLA	A	824	40	1/1/15/20	12/37/115/115	-
31	WVN	B	847	-	-	2/29/63/63	0/2/2/2
36	II0	h	312	-	-	6/21/67/67	0/2/2/2
28	CLA	c	612	-	1/1/15/20	15/37/115/115	-
28	CLA	A	817	-	1/1/15/20	13/37/115/115	-
37	IHT	c	616	-	-	10/25/65/65	0/2/2/2
31	WVN	M	101	-	-	7/29/63/63	0/2/2/2
28	CLA	k	610	30	1/1/12/20	11/21/99/115	-
36	II0	a	318	-	-	7/21/67/67	0/2/2/2

Continued on next page...

Continued from previous page...

Mol	Type	Chain	Res	Link	Chirals	Torsions	Rings
36	II0	k	616	-	-	8/21/67/67	0/2/2/2
38	KC2	j	611	18	-	7/15/71/71	-
28	CLA	g	302	24	1/1/10/20	2/10/88/115	-
28	CLA	a	313	-	-	8/17/95/115	-
36	II0	i	315	-	-	4/21/67/67	0/2/2/2
28	CLA	c	611	14	-	7/13/91/115	-
28	CLA	A	834	-	1/1/12/20	3/21/99/115	-
28	CLA	A	801	-	1/1/15/20	11/37/115/115	-
32	LMT	a	302	-	-	4/15/35/61	0/1/1/2
28	CLA	j	613	-	1/1/15/20	15/37/115/115	-
36	II0	c	617	-	-	4/21/67/67	0/2/2/2
28	CLA	A	815	40	1/1/11/20	6/13/91/115	-
28	CLA	A	841	-	1/1/15/20	20/37/115/115	-
28	CLA	B	801	40	1/1/15/20	12/37/115/115	-
28	CLA	k	605	21	1/1/11/20	5/13/91/115	-
31	WVN	L	205	-	-	6/29/63/63	0/2/2/2
28	CLA	A	826	-	1/1/15/20	10/37/115/115	-
28	CLA	B	841	30	-	5/37/115/115	-
28	CLA	s	202	13	1/1/15/20	19/37/115/115	-
28	CLA	L	203	-	-	13/37/115/115	-
28	CLA	A	829	-	1/1/15/20	15/37/115/115	-
28	CLA	b	608	30	1/1/15/20	12/37/115/115	-
38	KC2	g	312	24	-	8/15/71/71	-
28	CLA	A	839	-	1/1/15/20	16/37/115/115	-
30	LHG	e	617	28	-	26/41/41/53	-
36	II0	l	314	-	-	4/21/67/67	0/2/2/2
28	CLA	B	839	-	1/1/15/20	15/37/115/115	-
28	CLA	f	610	30	1/1/15/20	13/37/115/115	-
28	CLA	l	304	-	1/1/12/20	6/21/99/115	-
28	CLA	h	308	17	1/1/12/20	7/21/99/115	-
38	KC2	l	310	20	-	4/15/71/71	-
28	CLA	a	307	15	1/1/11/20	2/13/91/115	-
36	II0	d	315	-	-	5/21/67/67	0/2/2/2
31	WVN	e	615	-	-	11/29/63/63	0/2/2/2

Continued on next page...

Continued from previous page...

Mol	Type	Chain	Res	Link	Chirals	Torsions	Rings
36	II0	e	614	-	-	3/21/67/67	0/2/2/2
28	CLA	g	303	24	1/1/12/20	2/19/97/115	-
36	II0	c	613	-	-	4/21/67/67	0/2/2/2
31	WVN	R	202	-	-	6/29/63/63	0/2/2/2
28	CLA	R	203	-	1/1/12/20	8/21/99/115	-
28	CLA	B	828	-	1/1/11/20	5/18/96/115	-
36	II0	a	315	-	-	2/21/67/67	0/2/2/2
28	CLA	b	606	16	1/1/14/20	13/33/111/115	-
32	LMT	A	850	-	-	11/21/61/61	0/2/2/2
28	CLA	n	602	26	-	4/19/97/115	-
30	LHG	b	619	28	-	22/53/53/53	-
37	IHT	b	616	-	-	8/25/65/65	0/2/2/2
38	KC2	n	612	-	-	7/15/71/71	-
30	LHG	a	319	28	-	15/53/53/53	-
28	CLA	a	310	30	1/1/11/20	8/17/95/115	-
28	CLA	l	307	20	1/1/15/20	12/37/115/115	-
37	IHT	R	204	-	-	3/25/65/65	0/2/2/2
33	SF4	C	101	3	-	-	0/6/5/5
28	CLA	i	309	30	1/1/11/20	5/15/93/115	-
28	CLA	g	315	-	1/1/12/20	9/21/99/115	-
28	CLA	B	810	-	1/1/13/20	6/25/103/115	-
31	WVN	A	848	-	-	9/29/63/63	0/2/2/2
36	II0	n	615	-	-	4/21/67/67	0/2/2/2
28	CLA	A	813	-	1/1/11/20	7/13/91/115	-
28	CLA	h	305	17	1/1/12/20	6/21/99/115	-
28	CLA	f	613	-	1/1/15/20	23/37/115/115	-
28	CLA	b	611	-	1/1/15/20	21/37/115/115	-
28	CLA	g	305	24	-	12/37/115/115	-
28	CLA	d	308	23	1/1/10/20	3/8/86/115	-
28	CLA	B	837	-	1/1/15/20	14/37/115/115	-
31	WVN	A	847	-	-	6/29/63/63	0/2/2/2
38	KC2	k	613	-	-	6/15/71/71	-
28	CLA	i	302	22	1/1/12/20	9/21/99/115	-
28	CLA	A	828	-	-	9/37/115/115	-

Continued on next page...

Continued from previous page...

Mol	Type	Chain	Res	Link	Chirals	Torsions	Rings
30	LHG	k	620	28	-	19/41/41/53	-
33	SF4	C	102	3	-	-	0/6/5/5
28	CLA	Q	303	27	1/1/11/20	6/13/91/115	-
30	LHG	c	620	28	-	25/41/41/53	-
28	CLA	B	824	-	1/1/15/20	9/37/115/115	-
28	CLA	n	605	26	1/1/12/20	8/21/99/115	-
30	LHG	j	617	28	-	5/34/34/53	-
28	CLA	n	610	40	1/1/15/20	16/37/115/115	-
36	II0	J	104	-	-	6/21/67/67	0/2/2/2
36	II0	c	615	-	-	2/21/67/67	0/2/2/2
28	CLA	A	811	-	-	5/24/102/115	-
31	WVN	i	316	-	-	9/29/63/63	0/2/2/2
28	CLA	A	806	-	1/1/15/20	10/37/115/115	-
28	CLA	A	812	-	1/1/15/20	23/37/115/115	-
28	CLA	A	821	-	-	6/18/96/115	-
28	CLA	A	852	-	1/1/15/20	12/37/115/115	-
28	CLA	A	818	-	1/1/15/20	19/37/115/115	-
28	CLA	j	608	18	1/1/11/20	6/13/91/115	-
28	CLA	B	814	-	-	9/25/103/115	-
28	CLA	f	606	18	-	5/21/99/115	-
36	II0	b	614	-	-	8/21/67/67	0/2/2/2
28	CLA	A	816	-	1/1/15/20	17/37/115/115	-
28	CLA	m	604	18	-	13/37/115/115	-
31	WVN	J	101	-	-	11/29/63/63	0/2/2/2
28	CLA	g	304	-	1/1/12/20	4/21/99/115	-
30	LHG	f	619	-	-	38/53/53/53	-
31	WVN	h	309	-	-	8/29/63/63	0/2/2/2
28	CLA	e	606	19	1/1/15/20	22/37/115/115	-
28	CLA	e	611	-	1/1/15/20	21/37/115/115	-
28	CLA	B	832	-	1/1/13/20	5/29/107/115	-
28	CLA	j	610	30	1/1/14/20	15/33/111/115	-
28	CLA	g	306	24	1/1/12/20	8/21/99/115	-
28	CLA	b	607	16	1/1/15/20	17/37/115/115	-
28	CLA	B	803	-	1/1/15/20	9/37/115/115	-

Continued on next page...

Continued from previous page...

Mol	Type	Chain	Res	Link	Chirals	Torsions	Rings
28	CLA	B	813	-	1/1/13/20	14/30/108/115	-
28	CLA	B	825	-	1/1/15/20	9/37/115/115	-
36	II0	h	310	-	-	3/17/40/67	0/1/1/2
28	CLA	d	309	30	1/1/10/20	3/8/86/115	-
36	II0	i	314	-	-	5/21/67/67	0/2/2/2
30	LHG	i	318	28	-	13/41/41/53	-
37	IHT	j	616	-	-	5/25/65/65	0/2/2/2
28	CLA	A	822	-	1/1/12/20	6/21/99/115	-
28	CLA	g	311	30	1/1/12/20	4/24/102/115	-
28	CLA	B	822	40	-	11/36/114/115	-
36	II0	d	316	-	-	8/21/67/67	0/2/2/2
28	CLA	k	606	21	-	10/21/99/115	-
28	CLA	c	608	14	1/1/15/20	15/37/115/115	-
28	CLA	B	807	-	1/1/15/20	13/37/115/115	-
36	II0	k	617	-	-	2/21/67/67	0/2/2/2
28	CLA	f	602	18	1/1/15/20	14/37/115/115	-
34	DGD	B	843	-	-	5/49/89/95	0/2/2/2
28	CLA	m	605	18	-	4/10/88/115	-
28	CLA	L	207	40	1/1/12/20	6/21/99/115	-
28	CLA	B	823	-	1/1/15/20	2/37/115/115	-
28	CLA	n	601	26	1/1/11/20	4/13/91/115	-
28	CLA	J	103	8	1/1/10/20	5/10/88/115	-
31	WVN	F	204	-	-	12/29/63/63	0/2/2/2
28	CLA	B	834	-	1/1/11/20	2/16/94/115	-

All (4219) bond length outliers are listed below:

Mol	Chain	Res	Type	Atoms	Z	Observed(Å)	Ideal(Å)
37	b	616	IHT	C15-C11	25.61	1.63	1.34
37	g	319	IHT	C15-C11	25.50	1.63	1.34
37	a	317	IHT	C15-C11	25.34	1.63	1.34
37	R	204	IHT	C15-C11	25.21	1.63	1.34
37	O	204	IHT	C15-C11	25.16	1.63	1.34
37	b	615	IHT	C15-C11	25.08	1.62	1.34
37	c	616	IHT	C15-C11	25.03	1.62	1.34
37	j	616	IHT	C15-C11	24.81	1.62	1.34
37	k	618	IHT	C15-C11	24.81	1.62	1.34

Continued on next page...

Continued from previous page...

Mol	Chain	Res	Type	Atoms	Z	Observed(Å)	Ideal(Å)
37	f	617	IHT	C15-C11	24.62	1.62	1.34
37	m	617	IHT	C15-C11	24.54	1.62	1.34
37	n	617	IHT	C15-C11	24.50	1.62	1.34
36	a	318	II0	C14-C10	24.24	1.61	1.34
36	b	613	II0	C14-C10	23.77	1.61	1.34
36	g	318	II0	C14-C10	23.75	1.61	1.34
36	d	316	II0	C14-C10	23.62	1.61	1.34
36	c	615	II0	C14-C10	23.55	1.61	1.34
36	n	614	II0	C14-C10	23.50	1.61	1.34
36	i	317	II0	C13-C09	23.48	1.61	1.34
36	e	614	II0	C13-C09	23.44	1.61	1.34
36	e	612	II0	C14-C10	23.36	1.61	1.34
36	k	617	II0	C14-C10	23.35	1.60	1.34
36	h	312	II0	C13-C09	23.34	1.60	1.34
36	e	613	II0	C14-C10	23.34	1.60	1.34
36	n	616	II0	C13-C09	23.31	1.60	1.34
36	n	618	II0	C13-C09	23.28	1.60	1.34
36	i	314	II0	C14-C10	23.27	1.60	1.34
36	g	316	II0	C13-C09	23.26	1.60	1.34
36	k	615	II0	C14-C10	23.26	1.60	1.34
36	l	313	II0	C14-C10	23.25	1.60	1.34
36	d	314	II0	C14-C10	23.25	1.60	1.34
36	d	315	II0	C14-C10	23.24	1.60	1.34
36	c	617	II0	C13-C09	23.23	1.60	1.34
36	b	614	II0	C13-C09	23.21	1.60	1.34
36	e	614	II0	C14-C10	23.21	1.60	1.34
36	k	621	II0	C14-C10	23.21	1.60	1.34
36	m	614	II0	C14-C10	23.20	1.60	1.34
36	l	313	II0	C13-C09	23.16	1.60	1.34
36	m	618	II0	C13-C09	23.16	1.60	1.34
36	b	617	II0	C13-C09	23.16	1.60	1.34
36	a	318	II0	C13-C09	23.15	1.60	1.34
36	c	613	II0	C13-C09	23.14	1.60	1.34
36	j	615	II0	C14-C10	23.13	1.60	1.34
36	f	618	II0	C14-C10	23.11	1.60	1.34
36	j	614	II0	C14-C10	23.07	1.60	1.34
36	J	104	II0	C14-C10	23.04	1.60	1.34
36	h	312	II0	C14-C10	23.03	1.60	1.34
36	j	614	II0	C13-C09	23.03	1.60	1.34
36	m	614	II0	C13-C09	23.00	1.60	1.34
36	d	316	II0	C13-C09	23.00	1.60	1.34
36	c	614	II0	C14-C10	22.97	1.60	1.34

Continued on next page...

Continued from previous page...

Mol	Chain	Res	Type	Atoms	Z	Observed(Å)	Ideal(Å)
36	f	614	II0	C14-C10	22.96	1.60	1.34
36	l	314	II0	C13-C09	22.96	1.60	1.34
36	k	616	II0	C14-C10	22.95	1.60	1.34
36	f	615	II0	C13-C09	22.92	1.60	1.34
36	a	315	II0	C14-C10	22.92	1.60	1.34
36	l	316	II0	C14-C10	22.92	1.60	1.34
36	n	615	II0	C13-C09	22.91	1.60	1.34
36	j	615	II0	C13-C09	22.91	1.60	1.34
36	f	616	II0	C13-C09	22.89	1.60	1.34
36	l	312	II0	C13-C09	22.87	1.60	1.34
36	e	616	II0	C14-C10	22.83	1.60	1.34
36	i	315	II0	C14-C10	22.82	1.60	1.34
36	l	312	II0	C14-C10	22.82	1.60	1.34
36	g	317	II0	C13-C09	22.80	1.60	1.34
36	k	617	II0	C13-C09	22.79	1.60	1.34
36	b	614	II0	C14-C10	22.78	1.60	1.34
36	f	614	II0	C13-C09	22.77	1.60	1.34
36	d	315	II0	C13-C09	22.77	1.60	1.34
36	a	314	II0	C14-C10	22.77	1.60	1.34
36	g	320	II0	C14-C10	22.77	1.60	1.34
36	g	320	II0	C13-C09	22.76	1.60	1.34
36	i	313	II0	C13-C09	22.76	1.60	1.34
36	h	310	II0	C13-C09	22.74	1.60	1.34
36	g	316	II0	C14-C10	22.74	1.60	1.34
36	n	618	II0	C14-C10	22.73	1.60	1.34
36	h	311	II0	C13-C09	22.72	1.60	1.34
36	d	313	II0	C14-C10	22.72	1.60	1.34
36	m	616	II0	C14-C10	22.71	1.60	1.34
36	i	317	II0	C14-C10	22.71	1.60	1.34
36	d	314	II0	C13-C09	22.69	1.60	1.34
36	O	203	II0	C13-C09	22.69	1.60	1.34
36	i	313	II0	C14-C10	22.67	1.60	1.34
36	k	616	II0	C13-C09	22.65	1.60	1.34
36	n	614	II0	C13-C09	22.64	1.60	1.34
36	k	619	II0	C14-C10	22.59	1.60	1.34
36	l	316	II0	C13-C09	22.59	1.60	1.34
36	f	618	II0	C13-C09	22.58	1.60	1.34
36	f	615	II0	C14-C10	22.57	1.60	1.34
36	i	315	II0	C13-C09	22.56	1.60	1.34
36	O	203	II0	C14-C10	22.55	1.60	1.34
36	i	320	II0	C13-C09	22.54	1.60	1.34
36	n	615	II0	C14-C10	22.52	1.60	1.34

Continued on next page...

Continued from previous page...

Mol	Chain	Res	Type	Atoms	Z	Observed(Å)	Ideal(Å)
36	e	616	II0	C13-C09	22.51	1.60	1.34
36	c	614	II0	C13-C09	22.51	1.60	1.34
36	m	618	II0	C14-C10	22.48	1.60	1.34
36	g	318	II0	C13-C09	22.48	1.60	1.34
36	m	615	II0	C13-C09	22.48	1.60	1.34
36	b	613	II0	C13-C09	22.48	1.60	1.34
36	a	316	II0	C13-C09	22.47	1.60	1.34
36	l	314	II0	C14-C10	22.41	1.59	1.34
36	n	616	II0	C14-C10	22.39	1.59	1.34
36	a	316	II0	C14-C10	22.39	1.59	1.34
36	m	616	II0	C13-C09	22.36	1.59	1.34
36	c	613	II0	C14-C10	22.35	1.59	1.34
36	e	613	II0	C13-C09	22.34	1.59	1.34
36	k	619	II0	C13-C09	22.34	1.59	1.34
36	m	615	II0	C14-C10	22.31	1.59	1.34
36	f	616	II0	C14-C10	22.27	1.59	1.34
36	i	314	II0	C13-C09	22.25	1.59	1.34
36	i	320	II0	C14-C10	22.25	1.59	1.34
36	g	317	II0	C14-C10	22.19	1.59	1.34
36	e	612	II0	C13-C09	22.19	1.59	1.34
36	c	615	II0	C13-C09	22.19	1.59	1.34
36	k	615	II0	C13-C09	22.07	1.59	1.34
36	h	311	II0	C14-C10	22.01	1.59	1.34
36	a	314	II0	C13-C09	21.95	1.59	1.34
36	k	621	II0	C13-C09	21.92	1.59	1.34
36	J	104	II0	C13-C09	21.92	1.59	1.34
36	b	617	II0	C14-C10	21.83	1.59	1.34
36	d	313	II0	C13-C09	21.78	1.59	1.34
36	a	315	II0	C13-C09	21.68	1.59	1.34
36	c	617	II0	C14-C10	21.37	1.58	1.34
37	b	616	IHT	C10-C07	15.29	1.60	1.34
37	g	319	IHT	C10-C07	15.25	1.60	1.34
37	a	317	IHT	C10-C07	15.05	1.60	1.34
37	c	616	IHT	C10-C07	15.02	1.60	1.34
37	k	618	IHT	C10-C07	14.86	1.60	1.34
37	b	615	IHT	C10-C07	14.83	1.60	1.34
37	f	617	IHT	C10-C07	14.80	1.60	1.34
37	R	204	IHT	C10-C07	14.74	1.60	1.34
37	j	616	IHT	C10-C07	14.68	1.59	1.34
37	m	617	IHT	C10-C07	14.67	1.59	1.34
37	n	617	IHT	C10-C07	14.60	1.59	1.34
37	O	204	IHT	C10-C07	14.54	1.59	1.34

Continued on next page...

Continued from previous page...

Mol	Chain	Res	Type	Atoms	Z	Observed(Å)	Ideal(Å)
36	a	318	II0	C05-C07	-11.73	1.35	1.52
36	a	315	II0	C05-C07	-11.65	1.35	1.52
36	l	313	II0	C05-C07	-11.58	1.35	1.52
37	g	319	IHT	C05-C08	-11.56	1.35	1.52
36	c	615	II0	C05-C07	-11.52	1.35	1.52
36	l	314	II0	C05-C07	-11.48	1.35	1.52
37	j	616	IHT	C05-C08	-11.48	1.35	1.52
36	g	320	II0	C05-C07	-11.45	1.35	1.52
37	a	317	IHT	C05-C08	-11.45	1.35	1.52
36	f	615	II0	C05-C07	-11.44	1.35	1.52
36	e	613	II0	C05-C07	-11.42	1.35	1.52
36	b	614	II0	C05-C07	-11.40	1.35	1.52
37	b	616	IHT	C05-C08	-11.38	1.35	1.52
37	O	204	IHT	C05-C08	-11.38	1.35	1.52
36	i	315	II0	C05-C07	-11.35	1.36	1.52
36	k	617	II0	C05-C07	-11.35	1.36	1.52
36	c	617	II0	C05-C07	-11.34	1.36	1.52
36	j	614	II0	C05-C07	-11.32	1.36	1.52
36	b	617	II0	C05-C07	-11.31	1.36	1.52
36	m	614	II0	C05-C07	-11.30	1.36	1.52
36	J	104	II0	C05-C07	-11.30	1.36	1.52
37	f	617	IHT	C12-C08	11.29	1.71	1.52
37	c	616	IHT	C05-C08	-11.28	1.36	1.52
36	a	314	II0	C05-C07	-11.27	1.36	1.52
37	b	615	IHT	C05-C08	-11.27	1.36	1.52
36	c	614	II0	C05-C07	-11.26	1.36	1.52
36	k	619	II0	C11-C07	11.24	1.71	1.52
36	f	614	II0	C05-C07	-11.24	1.36	1.52
37	R	204	IHT	C05-C08	-11.23	1.36	1.52
36	g	316	II0	C05-C07	-11.22	1.36	1.52
36	a	316	II0	C05-C07	-11.21	1.36	1.52
36	k	615	II0	C05-C07	-11.20	1.36	1.52
36	O	203	II0	C05-C07	-11.19	1.36	1.52
36	m	618	II0	C05-C07	-11.18	1.36	1.52
36	k	621	II0	C05-C07	-11.17	1.36	1.52
36	e	616	II0	C11-C07	11.17	1.71	1.52
36	l	312	II0	C05-C07	-11.17	1.36	1.52
36	g	317	II0	C11-C07	11.17	1.71	1.52
37	f	617	IHT	C05-C08	-11.16	1.36	1.52
36	c	613	II0	C05-C07	-11.15	1.36	1.52
36	i	313	II0	C05-C07	-11.14	1.36	1.52
36	n	618	II0	C05-C07	-11.12	1.36	1.52

Continued on next page...

Continued from previous page...

Mol	Chain	Res	Type	Atoms	Z	Observed(Å)	Ideal(Å)
36	d	316	II0	C11-C07	11.12	1.71	1.52
37	n	617	IHT	C05-C08	-11.12	1.36	1.52
36	m	616	II0	C11-C07	11.10	1.71	1.52
36	n	615	II0	C05-C07	-11.10	1.36	1.52
36	d	315	II0	C11-C07	11.10	1.71	1.52
36	i	320	II0	C11-C07	11.10	1.71	1.52
36	n	614	II0	C05-C07	-11.07	1.36	1.52
36	m	615	II0	C05-C07	-11.06	1.36	1.52
37	n	617	IHT	C12-C08	11.05	1.71	1.52
37	k	618	IHT	C05-C08	-11.05	1.36	1.52
36	f	616	II0	C05-C07	-11.05	1.36	1.52
36	h	310	II0	C05-C07	-11.05	1.36	1.52
36	n	616	II0	C05-C07	-11.05	1.36	1.52
37	m	617	IHT	C12-C08	11.05	1.71	1.52
36	e	614	II0	C05-C07	-11.04	1.36	1.52
37	m	617	IHT	C05-C08	-11.01	1.36	1.52
37	a	317	IHT	C12-C08	11.00	1.71	1.52
36	i	320	II0	C05-C07	-10.99	1.36	1.52
36	g	318	II0	C11-C07	10.99	1.71	1.52
36	j	615	II0	C05-C07	-10.98	1.36	1.52
36	h	312	II0	C05-C07	-10.98	1.36	1.52
37	k	618	IHT	C12-C08	10.98	1.71	1.52
36	m	618	II0	C06-C08	-10.98	1.36	1.52
37	R	204	IHT	C12-C08	10.97	1.71	1.52
36	i	315	II0	C11-C07	10.95	1.71	1.52
36	d	314	II0	C05-C07	-10.95	1.36	1.52
36	h	311	II0	C05-C07	-10.95	1.36	1.52
36	g	318	II0	C05-C07	-10.92	1.36	1.52
37	g	319	IHT	C12-C08	10.91	1.71	1.52
36	k	616	II0	C05-C07	-10.90	1.36	1.52
36	n	616	II0	C11-C07	10.90	1.71	1.52
37	c	616	IHT	C12-C08	10.90	1.71	1.52
37	b	616	IHT	C12-C08	10.88	1.71	1.52
36	c	614	II0	C06-C08	-10.87	1.36	1.52
37	O	204	IHT	C12-C08	10.86	1.71	1.52
36	g	317	II0	C05-C07	-10.86	1.36	1.52
36	e	612	II0	C11-C07	10.85	1.71	1.52
36	l	316	II0	C05-C07	-10.85	1.36	1.52
36	b	613	II0	C05-C07	-10.85	1.36	1.52
36	i	317	II0	C11-C07	10.85	1.71	1.52
36	l	316	II0	C11-C07	10.83	1.71	1.52
36	j	615	II0	C06-C08	-10.83	1.36	1.52

Continued on next page...

Continued from previous page...

Mol	Chain	Res	Type	Atoms	Z	Observed(Å)	Ideal(Å)
36	k	619	II0	C05-C07	-10.83	1.36	1.52
36	l	313	II0	C06-C08	-10.81	1.36	1.52
36	b	617	II0	C11-C07	10.81	1.71	1.52
36	k	621	II0	C11-C07	10.80	1.71	1.52
37	b	615	IHT	C12-C08	10.79	1.71	1.52
36	a	315	II0	C06-C08	-10.79	1.36	1.52
36	d	313	II0	C11-C07	10.77	1.71	1.52
36	e	614	II0	C11-C07	10.75	1.71	1.52
36	i	314	II0	C11-C07	10.75	1.71	1.52
36	h	312	II0	C11-C07	10.74	1.70	1.52
36	c	617	II0	C11-C07	10.73	1.70	1.52
36	g	320	II0	C06-C08	-10.72	1.36	1.52
36	d	315	II0	C06-C08	-10.71	1.36	1.52
36	f	618	II0	C11-C07	10.71	1.70	1.52
36	m	616	II0	C05-C07	-10.70	1.36	1.52
36	d	314	II0	C11-C07	10.68	1.70	1.52
37	j	616	IHT	C12-C08	10.68	1.70	1.52
36	c	613	II0	C11-C07	10.68	1.70	1.52
36	i	314	II0	C05-C07	-10.67	1.37	1.52
36	l	312	II0	C11-C07	10.66	1.70	1.52
36	m	614	II0	C11-C07	10.65	1.70	1.52
36	a	316	II0	C11-C07	10.65	1.70	1.52
36	l	314	II0	C11-C07	10.65	1.70	1.52
36	a	314	II0	C06-C08	-10.64	1.37	1.52
36	b	614	II0	C06-C08	-10.64	1.37	1.52
36	d	313	II0	C05-C07	-10.63	1.37	1.52
36	n	618	II0	C11-C07	10.63	1.70	1.52
36	i	313	II0	C11-C07	10.62	1.70	1.52
36	g	320	II0	C11-C07	10.62	1.70	1.52
36	n	614	II0	C11-C07	10.59	1.70	1.52
36	k	616	II0	C06-C08	-10.59	1.37	1.52
36	k	616	II0	C11-C07	10.57	1.70	1.52
36	e	612	II0	C06-C08	-10.55	1.37	1.52
36	a	318	II0	C11-C07	10.55	1.70	1.52
36	i	314	II0	C06-C08	-10.52	1.37	1.52
36	h	310	II0	C11-C07	10.51	1.70	1.52
36	k	615	II0	C11-C07	10.50	1.70	1.52
36	h	311	II0	C11-C07	10.50	1.70	1.52
36	g	316	II0	C11-C07	10.49	1.70	1.52
36	f	615	II0	C06-C08	-10.49	1.37	1.52
36	O	203	II0	C11-C07	10.49	1.70	1.52
36	j	614	II0	C11-C07	10.48	1.70	1.52

Continued on next page...

Continued from previous page...

Mol	Chain	Res	Type	Atoms	Z	Observed(Å)	Ideal(Å)
36	m	614	II0	C06-C08	-10.48	1.37	1.52
36	i	317	II0	C05-C07	-10.47	1.37	1.52
36	f	618	II0	C06-C08	-10.46	1.37	1.52
36	f	614	II0	C06-C08	-10.45	1.37	1.52
36	e	613	II0	C11-C07	10.44	1.70	1.52
36	l	312	II0	C06-C08	-10.44	1.37	1.52
36	c	614	II0	C11-C07	10.42	1.70	1.52
36	f	618	II0	C05-C07	-10.42	1.37	1.52
36	m	615	II0	C11-C07	10.42	1.70	1.52
36	m	618	II0	C11-C07	10.41	1.70	1.52
36	J	104	II0	C06-C08	-10.40	1.37	1.52
36	O	203	II0	C06-C08	-10.40	1.37	1.52
36	b	613	II0	C11-C07	10.39	1.70	1.52
36	g	317	II0	C06-C08	-10.37	1.37	1.52
36	j	615	II0	C11-C07	10.37	1.70	1.52
36	f	614	II0	C11-C07	10.32	1.70	1.52
36	a	316	II0	C06-C08	-10.30	1.37	1.52
36	m	615	II0	C06-C08	-10.30	1.37	1.52
36	k	615	II0	C06-C08	-10.29	1.37	1.52
36	c	613	II0	C06-C08	-10.26	1.37	1.52
36	n	615	II0	C11-C07	10.25	1.70	1.52
36	f	616	II0	C11-C07	10.24	1.70	1.52
36	h	311	II0	C06-C08	-10.22	1.37	1.52
36	k	617	II0	C11-C07	10.21	1.70	1.52
36	d	316	II0	C05-C07	-10.20	1.37	1.52
36	l	313	II0	C11-C07	10.20	1.70	1.52
36	k	621	II0	C06-C08	-10.18	1.37	1.52
36	i	317	II0	C06-C08	-10.17	1.37	1.52
36	n	616	II0	C06-C08	-10.16	1.37	1.52
36	f	615	II0	C11-C07	10.15	1.69	1.52
36	m	616	II0	C06-C08	-10.14	1.37	1.52
36	e	612	II0	C05-C07	-10.13	1.37	1.52
36	J	104	II0	C11-C07	10.12	1.69	1.52
36	k	617	II0	C06-C08	-10.06	1.37	1.52
36	b	613	II0	C06-C08	-10.05	1.37	1.52
36	e	616	II0	C05-C07	-10.04	1.37	1.52
36	a	315	II0	C11-C07	10.02	1.69	1.52
36	c	615	II0	C11-C07	10.02	1.69	1.52
36	e	613	II0	C06-C08	-10.01	1.37	1.52
36	e	614	II0	C06-C08	-10.00	1.37	1.52
36	h	312	II0	C06-C08	-9.97	1.38	1.52
36	k	619	II0	C06-C08	-9.95	1.38	1.52

Continued on next page...

Continued from previous page...

Mol	Chain	Res	Type	Atoms	Z	Observed(Å)	Ideal(Å)
36	g	316	II0	C06-C08	-9.93	1.38	1.52
36	j	614	II0	C06-C08	-9.89	1.38	1.52
36	e	616	II0	C06-C08	-9.89	1.38	1.52
36	l	316	II0	C06-C08	-9.87	1.38	1.52
36	i	315	II0	C06-C08	-9.86	1.38	1.52
36	d	313	II0	C06-C08	-9.85	1.38	1.52
36	a	314	II0	C11-C07	9.85	1.69	1.52
36	c	617	II0	C06-C08	-9.84	1.38	1.52
36	d	316	II0	C06-C08	-9.83	1.38	1.52
28	d	305	CLA	C4B-NB	9.79	1.43	1.35
36	l	314	II0	C06-C08	-9.75	1.38	1.52
36	i	320	II0	C06-C08	-9.73	1.38	1.52
36	i	313	II0	C06-C08	-9.72	1.38	1.52
36	n	615	II0	C06-C08	-9.71	1.38	1.52
36	b	617	II0	C06-C08	-9.70	1.38	1.52
36	g	318	II0	C06-C08	-9.67	1.38	1.52
36	b	614	II0	C11-C07	9.64	1.69	1.52
36	n	614	II0	C06-C08	-9.60	1.38	1.52
36	d	314	II0	C06-C08	-9.52	1.38	1.52
36	d	315	II0	C05-C07	-9.49	1.38	1.52
36	c	615	II0	C06-C08	-9.43	1.38	1.52
36	a	318	II0	C06-C08	-9.36	1.38	1.52
36	n	618	II0	C06-C08	-9.36	1.38	1.52
36	f	616	II0	C06-C08	-9.23	1.39	1.52
36	n	618	II0	C12-C08	9.17	1.68	1.52
36	f	616	II0	C12-C08	8.96	1.67	1.52
36	m	618	II0	C12-C08	8.95	1.67	1.52
36	n	614	II0	C12-C08	8.93	1.67	1.52
36	d	313	II0	C12-C08	8.88	1.67	1.52
36	d	314	II0	C12-C08	8.85	1.67	1.52
36	g	316	II0	C12-C08	8.85	1.67	1.52
36	l	313	II0	C12-C08	8.80	1.67	1.52
36	e	613	II0	C12-C08	8.79	1.67	1.52
36	i	315	II0	C12-C08	8.77	1.67	1.52
36	i	320	II0	C12-C08	8.76	1.67	1.52
36	c	615	II0	C12-C08	8.74	1.67	1.52
36	d	315	II0	C12-C08	8.71	1.67	1.52
28	c	611	CLA	C4B-NB	8.70	1.43	1.35
36	f	615	II0	C12-C08	8.64	1.67	1.52
28	j	612	CLA	C4B-NB	8.64	1.42	1.35
36	a	316	II0	C12-C08	8.63	1.67	1.52
36	k	615	II0	C12-C08	8.61	1.67	1.52

Continued on next page...

Continued from previous page...

Mol	Chain	Res	Type	Atoms	Z	Observed(Å)	Ideal(Å)
36	i	317	II0	C12-C08	8.61	1.67	1.52
36	e	616	II0	C12-C08	8.59	1.67	1.52
36	l	314	II0	C12-C08	8.58	1.67	1.52
36	g	318	II0	C12-C08	8.55	1.67	1.52
36	k	617	II0	C12-C08	8.54	1.67	1.52
36	J	104	II0	C12-C08	8.52	1.67	1.52
36	b	617	II0	C12-C08	8.49	1.67	1.52
36	l	316	II0	C12-C08	8.49	1.67	1.52
36	f	618	II0	C12-C08	8.48	1.67	1.52
36	j	615	II0	C12-C08	8.45	1.66	1.52
36	k	616	II0	C12-C08	8.45	1.66	1.52
36	m	614	II0	C12-C08	8.43	1.66	1.52
36	l	312	II0	C12-C08	8.43	1.66	1.52
36	e	614	II0	C12-C08	8.43	1.66	1.52
36	c	617	II0	C12-C08	8.41	1.66	1.52
36	m	616	II0	C12-C08	8.41	1.66	1.52
36	n	616	II0	C12-C08	8.40	1.66	1.52
36	c	613	II0	C12-C08	8.40	1.66	1.52
36	g	320	II0	C12-C08	8.39	1.66	1.52
36	a	315	II0	C12-C08	8.37	1.66	1.52
36	k	621	II0	C12-C08	8.35	1.66	1.52
36	e	612	II0	C12-C08	8.34	1.66	1.52
36	d	316	II0	C12-C08	8.33	1.66	1.52
36	c	614	II0	C12-C08	8.32	1.66	1.52
28	i	311	CLA	C4B-NB	8.30	1.42	1.35
36	g	317	II0	C12-C08	8.27	1.66	1.52
36	O	203	II0	C12-C08	8.25	1.66	1.52
36	i	313	II0	C12-C08	8.19	1.66	1.52
38	i	319	KC2	C4D-ND	8.14	1.42	1.35
36	j	614	II0	C12-C08	8.11	1.66	1.52
36	b	613	II0	C12-C08	8.11	1.66	1.52
36	a	318	II0	C12-C08	8.10	1.66	1.52
36	n	615	II0	C12-C08	8.09	1.66	1.52
36	m	615	II0	C12-C08	8.09	1.66	1.52
36	h	312	II0	C12-C08	8.07	1.66	1.52
38	k	612	KC2	C4C-NC	8.02	1.49	1.37
28	n	608	CLA	C4B-NB	7.99	1.42	1.35
28	i	302	CLA	C4B-NB	7.96	1.42	1.35
28	d	307	CLA	C4B-NB	7.96	1.42	1.35
38	s	201	KC2	C4D-ND	7.95	1.42	1.35
36	f	614	II0	C12-C08	7.95	1.66	1.52
36	k	619	II0	C12-C08	7.93	1.66	1.52

Continued on next page...

Continued from previous page...

Mol	Chain	Res	Type	Atoms	Z	Observed(Å)	Ideal(Å)
38	c	610	KC2	C4D-ND	7.92	1.42	1.35
38	m	611	KC2	C4D-ND	7.91	1.42	1.35
28	f	608	CLA	C4B-NB	7.90	1.42	1.35
36	h	311	II0	C12-C08	7.90	1.66	1.52
28	j	605	CLA	C4B-NB	7.88	1.42	1.35
28	B	810	CLA	C4B-NB	7.87	1.42	1.35
28	g	311	CLA	C4B-NB	7.86	1.42	1.35
28	f	613	CLA	C4B-NB	7.86	1.42	1.35
28	f	612	CLA	C4B-NB	7.85	1.42	1.35
36	a	314	II0	C12-C08	7.84	1.65	1.52
28	f	606	CLA	C4B-NB	7.83	1.42	1.35
38	j	611	KC2	C4D-ND	7.83	1.42	1.35
36	b	614	II0	C12-C08	7.83	1.65	1.52
28	B	807	CLA	C4B-NB	7.83	1.42	1.35
38	d	310	KC2	C4D-ND	7.82	1.42	1.35
38	g	313	KC2	C4C-NC	7.82	1.49	1.37
28	k	607	CLA	C4B-NB	7.81	1.42	1.35
28	A	806	CLA	C4B-NB	7.81	1.42	1.35
28	m	601	CLA	C4B-NB	7.81	1.42	1.35
38	g	312	KC2	C4D-ND	7.79	1.42	1.35
38	l	310	KC2	C4D-ND	7.79	1.42	1.35
28	d	303	CLA	C4B-NB	7.79	1.42	1.35
28	h	307	CLA	C4B-NB	7.78	1.42	1.35
28	d	309	CLA	C4B-NB	7.78	1.42	1.35
28	n	610	CLA	C4B-NB	7.78	1.42	1.35
28	d	306	CLA	C4B-NB	7.78	1.42	1.35
28	A	811	CLA	C4B-NB	7.77	1.42	1.35
38	g	314	KC2	C4D-ND	7.76	1.42	1.35
28	g	306	CLA	C4B-NB	7.76	1.42	1.35
38	k	613	KC2	C4D-ND	7.76	1.42	1.35
38	i	310	KC2	C4D-ND	7.74	1.42	1.35
28	A	854	CLA	C4B-NB	7.74	1.42	1.35
28	B	829	CLA	C4B-NB	7.74	1.42	1.35
28	c	601	CLA	C4B-NB	7.73	1.42	1.35
28	j	610	CLA	C4B-NB	7.72	1.42	1.35
28	b	607	CLA	C4B-NB	7.71	1.42	1.35
28	l	304	CLA	C4B-NB	7.71	1.42	1.35
38	k	612	KC2	C4D-ND	7.71	1.42	1.35
38	e	609	KC2	C4D-ND	7.71	1.42	1.35
28	d	312	CLA	C4B-NB	7.70	1.42	1.35
28	A	838	CLA	C4B-NB	7.70	1.42	1.35
28	F	201	CLA	C4B-NB	7.70	1.42	1.35

Continued on next page...

Continued from previous page...

Mol	Chain	Res	Type	Atoms	Z	Observed(Å)	Ideal(Å)
28	d	308	CLA	C4B-NB	7.70	1.42	1.35
38	i	319	KC2	C4C-NC	7.69	1.49	1.37
28	f	605	CLA	C4B-NB	7.69	1.42	1.35
28	f	601	CLA	C4B-NB	7.68	1.42	1.35
28	l	311	CLA	C4B-NB	7.68	1.42	1.35
28	j	601	CLA	C4B-NB	7.68	1.42	1.35
38	f	611	KC2	C4D-ND	7.67	1.42	1.35
28	f	610	CLA	C4B-NB	7.67	1.42	1.35
28	g	305	CLA	C4B-NB	7.67	1.42	1.35
38	n	611	KC2	C4D-ND	7.67	1.42	1.35
38	s	204	KC2	C4D-ND	7.66	1.42	1.35
28	e	602	CLA	C4B-NB	7.65	1.42	1.35
28	a	313	CLA	C4B-NB	7.65	1.42	1.35
38	k	611	KC2	C4D-ND	7.65	1.42	1.35
28	Q	303	CLA	C4B-NB	7.65	1.42	1.35
28	k	614	CLA	C4B-NB	7.65	1.42	1.35
28	n	601	CLA	C4B-NB	7.65	1.42	1.35
28	A	851	CLA	C4B-NB	7.64	1.42	1.35
28	g	309	CLA	C4B-NB	7.63	1.42	1.35
38	e	609	KC2	C4C-NC	7.63	1.49	1.37
28	e	611	CLA	C4B-NB	7.63	1.42	1.35
38	d	310	KC2	C4C-NC	7.63	1.49	1.37
28	k	604	CLA	C4B-NB	7.61	1.42	1.35
38	g	313	KC2	C4D-ND	7.60	1.42	1.35
38	n	612	KC2	C4C-NC	7.59	1.49	1.37
28	B	809	CLA	C4B-NB	7.59	1.42	1.35
28	b	611	CLA	C4B-NB	7.59	1.42	1.35
28	k	608	CLA	C4B-NB	7.59	1.42	1.35
28	i	304	CLA	C4B-NB	7.58	1.42	1.35
38	s	201	KC2	C4C-NC	7.58	1.49	1.37
28	e	605	CLA	C4B-NB	7.57	1.42	1.35
28	e	607	CLA	C4B-NB	7.57	1.42	1.35
28	f	602	CLA	C4B-NB	7.57	1.42	1.35
28	c	609	CLA	C4B-NB	7.56	1.42	1.35
28	k	606	CLA	C4B-NB	7.56	1.42	1.35
38	k	611	KC2	C4C-NC	7.56	1.49	1.37
28	B	834	CLA	C4B-NB	7.56	1.41	1.35
28	B	826	CLA	C4B-NB	7.56	1.41	1.35
28	A	818	CLA	C4B-NB	7.55	1.41	1.35
28	A	855	CLA	C4B-NB	7.55	1.41	1.35
28	f	607	CLA	C4B-NB	7.55	1.41	1.35
38	d	311	KC2	C4C-NC	7.54	1.49	1.37

Continued on next page...

Continued from previous page...

Mol	Chain	Res	Type	Atoms	Z	Observed(Å)	Ideal(Å)
28	A	810	CLA	C4B-NB	7.54	1.41	1.35
28	g	322	CLA	C4B-NB	7.54	1.41	1.35
28	Q	302	CLA	C4B-NB	7.54	1.41	1.35
38	f	611	KC2	C4C-NC	7.53	1.49	1.37
38	g	314	KC2	C4C-NC	7.53	1.49	1.37
28	h	306	CLA	C4B-NB	7.53	1.41	1.35
38	k	613	KC2	C4C-NC	7.53	1.49	1.37
38	g	312	KC2	C4C-NC	7.52	1.49	1.37
38	n	612	KC2	C4D-ND	7.52	1.41	1.35
28	c	607	CLA	C4B-NB	7.51	1.41	1.35
28	m	608	CLA	C4B-NB	7.51	1.41	1.35
38	s	204	KC2	C4C-NC	7.51	1.49	1.37
28	i	306	CLA	C4B-NB	7.50	1.41	1.35
28	h	313	CLA	C4B-NB	7.50	1.41	1.35
28	L	202	CLA	C4B-NB	7.49	1.41	1.35
28	m	605	CLA	C4B-NB	7.49	1.41	1.35
28	b	608	CLA	C4B-NB	7.48	1.41	1.35
28	m	610	CLA	C4B-NB	7.48	1.41	1.35
28	l	306	CLA	C4B-NB	7.47	1.41	1.35
28	B	831	CLA	C4B-NB	7.47	1.41	1.35
28	a	303	CLA	C4B-NB	7.46	1.41	1.35
28	c	604	CLA	C4B-NB	7.46	1.41	1.35
38	m	611	KC2	C4C-NC	7.46	1.49	1.37
38	j	611	KC2	C4C-NC	7.45	1.48	1.37
28	i	307	CLA	C4B-NB	7.45	1.41	1.35
28	n	606	CLA	C4B-NB	7.45	1.41	1.35
36	i	314	HO	C12-C08	7.45	1.65	1.52
28	g	315	CLA	C4B-NB	7.43	1.41	1.35
28	B	801	CLA	C4B-NB	7.43	1.41	1.35
28	k	610	CLA	C4B-NB	7.42	1.41	1.35
28	i	308	CLA	C4B-NB	7.42	1.41	1.35
28	c	606	CLA	C4B-NB	7.42	1.41	1.35
28	k	605	CLA	C4B-NB	7.42	1.41	1.35
28	s	208	CLA	C4B-NB	7.41	1.41	1.35
28	n	604	CLA	C4B-NB	7.41	1.41	1.35
38	n	611	KC2	C4C-NC	7.40	1.48	1.37
28	l	303	CLA	C4B-NB	7.40	1.41	1.35
28	j	608	CLA	C4B-NB	7.39	1.41	1.35
28	B	839	CLA	C4B-NB	7.39	1.41	1.35
28	g	302	CLA	C4B-NB	7.39	1.41	1.35
28	l	302	CLA	C4B-NB	7.38	1.41	1.35
28	e	610	CLA	C4B-NB	7.38	1.41	1.35

Continued on next page...

Continued from previous page...

Mol	Chain	Res	Type	Atoms	Z	Observed(Å)	Ideal(Å)
28	n	613	CLA	C4B-NB	7.38	1.41	1.35
28	b	606	CLA	C4B-NB	7.37	1.41	1.35
28	h	301	CLA	C4B-NB	7.37	1.41	1.35
28	d	304	CLA	C4B-NB	7.37	1.41	1.35
28	k	602	CLA	C4B-NB	7.36	1.41	1.35
28	B	821	CLA	C4B-NB	7.36	1.41	1.35
28	s	202	CLA	C4B-NB	7.36	1.41	1.35
28	c	612	CLA	C4B-NB	7.36	1.41	1.35
28	n	605	CLA	C4B-NB	7.36	1.41	1.35
28	g	304	CLA	C4B-NB	7.35	1.41	1.35
28	B	817	CLA	C4B-NB	7.35	1.41	1.35
28	L	207	CLA	C4B-NB	7.34	1.41	1.35
28	i	305	CLA	C4B-NB	7.34	1.41	1.35
36	n	616	II0	C23-C25	7.33	1.56	1.42
28	A	813	CLA	C4B-NB	7.33	1.41	1.35
38	l	310	KC2	C4C-NC	7.32	1.48	1.37
28	b	604	CLA	C4B-NB	7.32	1.41	1.35
38	c	610	KC2	C4C-NC	7.31	1.48	1.37
28	A	801	CLA	C4B-NB	7.31	1.41	1.35
28	f	609	CLA	C4B-NB	7.31	1.41	1.35
28	m	607	CLA	C4B-NB	7.30	1.41	1.35
28	g	307	CLA	C4B-NB	7.29	1.41	1.35
28	B	835	CLA	C4B-NB	7.29	1.41	1.35
28	F	202	CLA	C4B-NB	7.29	1.41	1.35
29	A	842	PQN	C3-C2	7.28	1.48	1.35
28	j	604	CLA	C4B-NB	7.28	1.41	1.35
28	b	602	CLA	C4B-NB	7.28	1.41	1.35
28	h	302	CLA	C4B-NB	7.28	1.41	1.35
36	d	316	II0	C23-C25	7.26	1.56	1.42
28	d	301	CLA	C4B-NB	7.26	1.41	1.35
28	B	820	CLA	C4B-NB	7.25	1.41	1.35
28	a	306	CLA	C4B-NB	7.25	1.41	1.35
28	B	840	CLA	C4B-NB	7.25	1.41	1.35
28	c	605	CLA	C4B-NB	7.24	1.41	1.35
28	B	812	CLA	C4B-NB	7.24	1.41	1.35
28	a	308	CLA	C4B-NB	7.24	1.41	1.35
28	m	606	CLA	C4B-NB	7.23	1.41	1.35
38	d	311	KC2	C4D-ND	7.23	1.41	1.35
28	B	836	CLA	C4B-NB	7.22	1.41	1.35
28	k	609	CLA	C4B-NB	7.22	1.41	1.35
28	f	603	CLA	C4B-NB	7.22	1.41	1.35
28	b	610	CLA	C4B-NB	7.21	1.41	1.35

Continued on next page...

Continued from previous page...

Mol	Chain	Res	Type	Atoms	Z	Observed(Å)	Ideal(Å)
28	e	601	CLA	C4B-NB	7.21	1.41	1.35
28	L	204	CLA	C4B-NB	7.21	1.41	1.35
28	A	835	CLA	C4B-NB	7.21	1.41	1.35
28	R	203	CLA	C4B-NB	7.21	1.41	1.35
28	k	601	CLA	C4B-NB	7.20	1.41	1.35
28	A	819	CLA	C4B-NB	7.20	1.41	1.35
28	B	830	CLA	C4B-NB	7.20	1.41	1.35
28	A	829	CLA	C4B-NB	7.19	1.41	1.35
38	i	310	KC2	C4C-NC	7.19	1.48	1.37
28	O	202	CLA	C4B-NB	7.19	1.41	1.35
28	c	603	CLA	C4B-NB	7.18	1.41	1.35
28	b	601	CLA	C4B-NB	7.18	1.41	1.35
28	e	608	CLA	C4B-NB	7.18	1.41	1.35
36	i	317	II0	C23-C25	7.18	1.56	1.42
28	h	303	CLA	C4B-NB	7.18	1.41	1.35
28	K	101	CLA	C4B-NB	7.18	1.41	1.35
28	A	802	CLA	C4B-NB	7.17	1.41	1.35
28	j	603	CLA	C4B-NB	7.17	1.41	1.35
28	B	816	CLA	C4B-NB	7.17	1.41	1.35
28	f	604	CLA	C4B-NB	7.16	1.41	1.35
28	j	613	CLA	C4B-NB	7.15	1.41	1.35
28	B	841	CLA	C4B-NB	7.15	1.41	1.35
29	B	842	PQN	C3-C2	7.15	1.48	1.35
28	j	602	CLA	C4B-NB	7.14	1.41	1.35
28	l	308	CLA	C4B-NB	7.14	1.41	1.35
28	a	305	CLA	C4B-NB	7.14	1.41	1.35
28	s	206	CLA	C4B-NB	7.14	1.41	1.35
28	i	312	CLA	C4B-NB	7.14	1.41	1.35
28	n	609	CLA	C4B-NB	7.13	1.41	1.35
36	d	313	II0	C22-C10	7.13	1.57	1.42
28	B	823	CLA	C4B-NB	7.13	1.41	1.35
28	a	311	CLA	C4B-NB	7.13	1.41	1.35
28	h	304	CLA	C4B-NB	7.11	1.41	1.35
28	A	803	CLA	C4B-NB	7.11	1.41	1.35
28	j	607	CLA	C4B-NB	7.11	1.41	1.35
28	B	837	CLA	C4B-NB	7.10	1.41	1.35
28	e	606	CLA	C4B-NB	7.10	1.41	1.35
28	m	604	CLA	C4B-NB	7.10	1.41	1.35
28	A	809	CLA	C4B-NB	7.10	1.41	1.35
36	d	314	II0	C22-C10	7.10	1.57	1.42
37	g	319	IHT	C04-C06	-7.09	1.35	1.52
28	j	609	CLA	C4B-NB	7.09	1.41	1.35

Continued on next page...

Continued from previous page...

Mol	Chain	Res	Type	Atoms	Z	Observed(Å)	Ideal(Å)
28	A	821	CLA	C4B-NB	7.09	1.41	1.35
28	i	303	CLA	C4B-NB	7.08	1.41	1.35
28	e	603	CLA	C4B-NB	7.07	1.41	1.35
37	b	616	IHT	C04-C06	-7.06	1.35	1.52
28	m	612	CLA	C4B-NB	7.05	1.41	1.35
36	a	318	II0	C22-C10	7.05	1.57	1.42
28	a	307	CLA	C4B-NB	7.05	1.41	1.35
28	a	312	CLA	C4B-NB	7.04	1.41	1.35
28	i	309	CLA	C4B-NB	7.04	1.41	1.35
28	c	602	CLA	C4B-NB	7.04	1.41	1.35
28	A	840	CLA	C4B-NB	7.02	1.41	1.35
28	B	803	CLA	C4B-NB	7.02	1.41	1.35
36	n	616	II0	C21-C09	7.01	1.57	1.42
36	c	615	II0	C23-C25	7.00	1.56	1.42
36	e	612	II0	C23-C25	7.00	1.56	1.42
36	d	313	II0	C24-C26	7.00	1.56	1.42
28	k	603	CLA	C4B-NB	7.00	1.41	1.35
28	l	309	CLA	C4B-NB	6.99	1.41	1.35
28	l	305	CLA	C4B-NB	6.99	1.41	1.35
36	d	314	II0	C24-C26	6.99	1.56	1.42
28	A	823	CLA	C4B-NB	6.99	1.41	1.35
36	k	617	II0	C22-C10	6.99	1.57	1.42
28	A	814	CLA	C4B-NB	6.99	1.41	1.35
36	n	618	II0	C23-C25	6.98	1.56	1.42
28	B	827	CLA	C4B-NB	6.98	1.41	1.35
36	l	316	II0	C23-C25	6.98	1.56	1.42
28	A	804	CLA	C4B-NB	6.98	1.41	1.35
28	L	203	CLA	C4B-NB	6.98	1.41	1.35
36	i	317	II0	C21-C09	6.97	1.57	1.42
36	k	615	II0	C22-C10	6.97	1.57	1.42
28	m	602	CLA	C4B-NB	6.96	1.41	1.35
36	m	618	II0	C23-C25	6.96	1.55	1.42
28	m	603	CLA	C4B-NB	6.96	1.41	1.35
28	m	609	CLA	C4B-NB	6.96	1.41	1.35
37	k	618	IHT	C04-C06	-6.96	1.35	1.52
28	B	825	CLA	C4B-NB	6.96	1.41	1.35
36	k	615	II0	C24-C26	6.96	1.55	1.42
28	n	603	CLA	C4B-NB	6.96	1.41	1.35
36	f	616	II0	C23-C25	6.96	1.55	1.42
28	n	602	CLA	C4B-NB	6.96	1.41	1.35
28	B	814	CLA	C4B-NB	6.95	1.41	1.35
28	c	608	CLA	C4B-NB	6.95	1.41	1.35

Continued on next page...

Continued from previous page...

Mol	Chain	Res	Type	Atoms	Z	Observed(Å)	Ideal(Å)
36	n	614	II0	C23-C25	6.94	1.55	1.42
36	h	311	II0	C23-C25	6.94	1.55	1.42
28	B	818	CLA	C4B-NB	6.94	1.41	1.35
36	d	316	II0	C21-C09	6.94	1.57	1.42
36	l	316	II0	C22-C10	6.93	1.57	1.42
28	h	308	CLA	C4B-NB	6.92	1.41	1.35
36	g	316	II0	C23-C25	6.92	1.55	1.42
36	l	316	II0	C24-C26	6.91	1.55	1.42
36	d	314	II0	C23-C25	6.91	1.55	1.42
28	s	203	CLA	C4B-NB	6.90	1.41	1.35
37	c	616	IHT	C04-C06	-6.90	1.35	1.52
28	A	817	CLA	C4B-NB	6.90	1.41	1.35
36	k	617	II0	C23-C25	6.90	1.55	1.42
37	j	616	IHT	C04-C06	-6.89	1.35	1.52
36	n	618	II0	C21-C09	6.89	1.56	1.42
36	m	618	II0	C21-C09	6.89	1.56	1.42
28	A	824	CLA	C4B-NB	6.89	1.41	1.35
28	A	830	CLA	C4B-NB	6.88	1.41	1.35
28	m	613	CLA	C4B-NB	6.88	1.41	1.35
37	b	615	IHT	C04-C06	-6.88	1.35	1.52
36	f	616	II0	C21-C09	6.88	1.56	1.42
36	i	315	II0	C23-C25	6.88	1.55	1.42
28	K	103	CLA	C4B-NB	6.87	1.41	1.35
28	A	822	CLA	C4B-NB	6.87	1.41	1.35
28	A	827	CLA	C4B-NB	6.85	1.41	1.35
36	i	320	II0	C23-C25	6.85	1.55	1.42
28	B	802	CLA	C4B-NB	6.85	1.41	1.35
36	e	612	II0	C21-C09	6.84	1.56	1.42
36	d	316	II0	C22-C10	6.84	1.56	1.42
28	O	206	CLA	C4B-NB	6.83	1.41	1.35
36	n	614	II0	C21-C09	6.83	1.56	1.42
28	A	820	CLA	C4B-NB	6.83	1.41	1.35
28	B	819	CLA	C4B-NB	6.83	1.41	1.35
37	f	617	IHT	C04-C06	-6.83	1.35	1.52
36	g	318	II0	C23-C25	6.82	1.55	1.42
28	A	837	CLA	C4B-NB	6.82	1.41	1.35
28	B	838	CLA	C4B-NB	6.82	1.41	1.35
36	d	313	II0	C23-C25	6.82	1.55	1.42
36	e	616	II0	C23-C25	6.81	1.55	1.42
28	B	833	CLA	C4B-NB	6.81	1.41	1.35
28	e	604	CLA	C4B-NB	6.81	1.41	1.35
36	d	315	II0	C23-C25	6.81	1.55	1.42

Continued on next page...

Continued from previous page...

Mol	Chain	Res	Type	Atoms	Z	Observed(Å)	Ideal(Å)
36	d	315	II0	C22-C10	6.81	1.56	1.42
36	i	317	II0	C22-C10	6.80	1.56	1.42
28	A	831	CLA	C4B-NB	6.80	1.41	1.35
28	g	310	CLA	C4B-NB	6.79	1.41	1.35
37	R	204	IHT	C04-C06	-6.79	1.35	1.52
36	l	314	II0	C23-C25	6.79	1.55	1.42
37	O	204	IHT	C04-C06	-6.79	1.35	1.52
36	i	315	II0	C21-C09	6.78	1.56	1.42
28	n	607	CLA	C4B-NB	6.78	1.41	1.35
28	A	839	CLA	C4B-NB	6.78	1.41	1.35
28	a	304	CLA	C4B-NB	6.78	1.41	1.35
36	d	315	II0	C24-C26	6.77	1.55	1.42
36	l	316	II0	C21-C09	6.77	1.56	1.42
28	j	606	CLA	C4B-NB	6.77	1.41	1.35
37	a	317	IHT	C04-C06	-6.77	1.35	1.52
28	A	832	CLA	C4B-NB	6.76	1.41	1.35
36	c	617	II0	C23-C25	6.76	1.55	1.42
28	B	828	CLA	C4B-NB	6.76	1.41	1.35
37	n	617	IHT	C04-C06	-6.76	1.35	1.52
36	k	619	II0	C23-C25	6.75	1.55	1.42
28	A	828	CLA	C4B-NB	6.75	1.41	1.35
28	A	812	CLA	C4B-NB	6.75	1.41	1.35
36	n	615	II0	C23-C25	6.75	1.55	1.42
28	d	302	CLA	C4B-NB	6.74	1.41	1.35
36	l	313	II0	C23-C25	6.74	1.55	1.42
28	B	808	CLA	C4B-NB	6.73	1.41	1.35
28	A	841	CLA	C4B-NB	6.73	1.41	1.35
36	f	618	II0	C23-C25	6.73	1.55	1.42
36	k	621	II0	C24-C26	6.72	1.55	1.42
37	m	617	IHT	C04-C06	-6.72	1.36	1.52
36	i	320	II0	C21-C09	6.72	1.56	1.42
36	l	313	II0	C22-C10	6.71	1.56	1.42
36	i	317	II0	C24-C26	6.71	1.55	1.42
36	e	614	II0	C23-C25	6.71	1.55	1.42
28	b	603	CLA	C4B-NB	6.71	1.41	1.35
28	A	807	CLA	C4B-NB	6.71	1.41	1.35
28	g	308	CLA	C4B-NB	6.71	1.41	1.35
28	l	307	CLA	C4B-NB	6.71	1.41	1.35
36	l	314	II0	C21-C09	6.69	1.56	1.42
36	d	316	II0	C24-C26	6.69	1.55	1.42
36	i	315	II0	C22-C10	6.68	1.56	1.42
36	d	315	II0	C21-C09	6.68	1.56	1.42

Continued on next page...

Continued from previous page...

Mol	Chain	Res	Type	Atoms	Z	Observed(Å)	Ideal(Å)
36	d	314	II0	C21-C09	6.68	1.56	1.42
36	g	316	II0	C21-C09	6.68	1.56	1.42
36	i	314	II0	C22-C10	6.68	1.56	1.42
28	B	813	CLA	C4B-NB	6.68	1.41	1.35
36	a	318	II0	C24-C26	6.68	1.55	1.42
36	k	619	II0	C24-C26	6.67	1.55	1.42
36	n	614	II0	C22-C10	6.67	1.56	1.42
36	g	318	II0	C21-C09	6.66	1.56	1.42
36	k	619	II0	C21-C09	6.66	1.56	1.42
36	k	617	II0	C24-C26	6.66	1.55	1.42
36	k	619	II0	C22-C10	6.65	1.56	1.42
36	k	621	II0	C22-C10	6.65	1.56	1.42
36	c	613	II0	C23-C25	6.64	1.55	1.42
36	e	616	II0	C22-C10	6.63	1.56	1.42
28	A	833	CLA	C4B-NB	6.63	1.41	1.35
36	e	616	II0	C21-C09	6.61	1.56	1.42
36	k	616	II0	C22-C10	6.61	1.56	1.42
36	g	320	II0	C22-C10	6.61	1.56	1.42
36	f	616	II0	C24-C26	6.60	1.55	1.42
36	c	617	II0	C24-C26	6.60	1.55	1.42
28	B	805	CLA	C4B-NB	6.60	1.41	1.35
36	f	616	II0	C22-C10	6.60	1.56	1.42
36	c	615	II0	C22-C10	6.60	1.56	1.42
36	c	615	II0	C21-C09	6.59	1.56	1.42
36	l	314	II0	C22-C10	6.58	1.56	1.42
36	f	618	II0	C24-C26	6.57	1.55	1.42
36	l	313	II0	C24-C26	6.57	1.55	1.42
36	f	614	II0	C23-C25	6.57	1.55	1.42
36	f	618	II0	C22-C10	6.57	1.56	1.42
36	i	313	II0	C23-C25	6.57	1.55	1.42
37	g	319	IHT	C24-C26	6.57	1.55	1.42
36	c	615	II0	C24-C26	6.57	1.55	1.42
36	k	617	II0	C21-C09	6.56	1.56	1.42
36	e	616	II0	C24-C26	6.56	1.55	1.42
36	a	318	II0	C23-C25	6.56	1.55	1.42
28	A	825	CLA	C4B-NB	6.56	1.41	1.35
28	B	824	CLA	C4B-NB	6.55	1.41	1.35
36	g	316	II0	C22-C10	6.55	1.56	1.42
36	n	618	II0	C22-C10	6.55	1.56	1.42
36	m	614	II0	C23-C25	6.54	1.55	1.42
36	h	312	II0	C22-C10	6.53	1.56	1.42
36	d	313	II0	C21-C09	6.53	1.56	1.42

Continued on next page...

Continued from previous page...

Mol	Chain	Res	Type	Atoms	Z	Observed(Å)	Ideal(Å)
36	g	318	II0	C22-C10	6.53	1.56	1.42
36	m	615	II0	C23-C25	6.53	1.55	1.42
28	A	834	CLA	C4B-NB	6.52	1.41	1.35
28	h	305	CLA	C4B-NB	6.52	1.41	1.35
36	j	614	II0	C23-C25	6.52	1.55	1.42
28	B	832	CLA	C4B-NB	6.51	1.41	1.35
36	i	314	II0	C23-C25	6.51	1.55	1.42
36	l	313	II0	C21-C09	6.51	1.56	1.42
36	f	618	II0	C21-C09	6.51	1.56	1.42
36	g	318	II0	C24-C26	6.51	1.55	1.42
28	A	805	CLA	C4B-NB	6.51	1.41	1.35
28	B	804	CLA	C4B-NB	6.50	1.41	1.35
37	a	317	IHT	C24-C26	6.50	1.55	1.42
36	g	320	II0	C24-C26	6.50	1.55	1.42
36	k	615	II0	C23-C25	6.50	1.55	1.42
37	f	617	IHT	C24-C26	6.49	1.55	1.42
36	e	612	II0	C22-C10	6.48	1.56	1.42
36	h	312	II0	C23-C25	6.48	1.55	1.42
36	f	614	II0	C21-C09	6.48	1.56	1.42
28	B	806	CLA	C4B-NB	6.48	1.41	1.35
36	h	310	II0	C23-C25	6.48	1.55	1.42
36	k	615	II0	C21-C09	6.48	1.56	1.42
36	e	614	II0	C22-C10	6.48	1.56	1.42
28	B	811	CLA	C4B-NB	6.48	1.41	1.35
37	R	204	IHT	C02-C07	-6.47	1.44	1.53
36	i	315	II0	C24-C26	6.47	1.55	1.42
36	O	203	II0	C23-C25	6.47	1.55	1.42
37	O	204	IHT	C02-C07	-6.46	1.44	1.53
36	b	613	II0	C21-C09	6.46	1.56	1.42
36	n	616	II0	C22-C10	6.46	1.56	1.42
36	k	616	II0	C24-C26	6.45	1.55	1.42
36	e	612	II0	C24-C26	6.45	1.54	1.42
36	i	314	II0	C24-C26	6.45	1.54	1.42
36	c	617	II0	C21-C09	6.45	1.56	1.42
36	c	613	II0	C24-C26	6.44	1.54	1.42
36	m	614	II0	C21-C09	6.44	1.56	1.42
36	n	614	II0	C24-C26	6.44	1.54	1.42
36	h	311	II0	C21-C09	6.44	1.55	1.42
36	m	616	II0	C22-C10	6.43	1.55	1.42
36	k	621	II0	C23-C25	6.43	1.54	1.42
36	b	613	II0	C23-C25	6.42	1.54	1.42
28	B	822	CLA	C4B-NB	6.42	1.40	1.35

Continued on next page...

Continued from previous page...

Mol	Chain	Res	Type	Atoms	Z	Observed(Å)	Ideal(Å)
37	b	616	IHT	C24-C26	6.42	1.54	1.42
36	n	615	II0	C21-C09	6.42	1.55	1.42
36	g	317	II0	C23-C25	6.41	1.54	1.42
36	m	618	II0	C22-C10	6.41	1.55	1.42
37	O	204	IHT	C24-C26	6.41	1.54	1.42
28	A	836	CLA	C4B-NB	6.41	1.40	1.35
36	m	618	II0	C24-C26	6.41	1.54	1.42
36	c	617	II0	C22-C10	6.41	1.55	1.42
28	B	815	CLA	C4B-NB	6.40	1.40	1.35
36	g	317	II0	C22-C10	6.40	1.55	1.42
28	a	310	CLA	C4B-NB	6.40	1.40	1.35
28	b	605	CLA	C4B-NB	6.40	1.40	1.35
28	g	303	CLA	C4B-NB	6.40	1.40	1.35
36	c	613	II0	C21-C09	6.40	1.55	1.42
28	b	612	CLA	C4B-NB	6.39	1.40	1.35
36	e	614	II0	C21-C09	6.39	1.55	1.42
36	h	310	II0	C21-C09	6.38	1.55	1.42
36	b	614	II0	C23-C25	6.38	1.54	1.42
36	l	312	II0	C24-C26	6.38	1.54	1.42
36	b	617	II0	C21-C09	6.38	1.55	1.42
28	A	852	CLA	C4B-NB	6.37	1.40	1.35
36	l	312	II0	C22-C10	6.37	1.55	1.42
37	j	616	IHT	C02-C07	-6.37	1.45	1.53
36	a	318	II0	C21-C09	6.35	1.55	1.42
36	k	616	II0	C21-C09	6.34	1.55	1.42
36	g	320	II0	C23-C25	6.34	1.54	1.42
36	k	616	II0	C23-C25	6.34	1.54	1.42
36	m	616	II0	C24-C26	6.34	1.54	1.42
36	a	316	II0	C22-C10	6.34	1.55	1.42
36	e	613	II0	C24-C26	6.33	1.54	1.42
36	e	613	II0	C22-C10	6.33	1.55	1.42
36	g	320	II0	C21-C09	6.33	1.55	1.42
36	m	614	II0	C22-C10	6.32	1.55	1.42
36	i	314	II0	C21-C09	6.32	1.55	1.42
37	a	317	IHT	C21-C11	6.31	1.55	1.42
36	l	312	II0	C23-C25	6.31	1.54	1.42
36	n	618	II0	C24-C26	6.31	1.54	1.42
36	l	314	II0	C24-C26	6.31	1.54	1.42
36	j	615	II0	C22-C10	6.31	1.55	1.42
28	A	826	CLA	C4B-NB	6.30	1.40	1.35
36	e	613	II0	C23-C25	6.30	1.54	1.42
36	j	615	II0	C24-C26	6.30	1.54	1.42

Continued on next page...

Continued from previous page...

Mol	Chain	Res	Type	Atoms	Z	Observed(Å)	Ideal(Å)
28	A	816	CLA	C4B-NB	6.30	1.40	1.35
36	f	614	II0	C24-C26	6.30	1.54	1.42
36	c	613	II0	C22-C10	6.30	1.55	1.42
37	f	617	IHT	C02-C07	-6.29	1.45	1.53
36	e	614	II0	C24-C26	6.29	1.54	1.42
36	n	615	II0	C22-C10	6.29	1.55	1.42
36	n	616	II0	C24-C26	6.29	1.54	1.42
36	l	312	II0	C21-C09	6.28	1.55	1.42
36	h	312	II0	C21-C09	6.28	1.55	1.42
37	f	617	IHT	C21-C11	6.28	1.55	1.42
36	b	617	II0	C23-C25	6.28	1.54	1.42
37	R	204	IHT	C24-C26	6.27	1.54	1.42
36	f	614	II0	C22-C10	6.27	1.55	1.42
37	j	616	IHT	C24-C26	6.27	1.54	1.42
36	m	616	II0	C21-C09	6.27	1.55	1.42
36	h	312	II0	C24-C26	6.27	1.54	1.42
28	O	201	CLA	C4B-NB	6.26	1.40	1.35
36	m	616	II0	C23-C25	6.26	1.54	1.42
37	g	319	IHT	C21-C11	6.26	1.55	1.42
36	k	621	II0	C21-C09	6.25	1.55	1.42
36	j	615	II0	C23-C25	6.24	1.54	1.42
36	m	615	II0	C21-C09	6.24	1.55	1.42
36	a	314	II0	C11-C13	-6.24	1.41	1.51
37	n	617	IHT	C24-C26	6.24	1.54	1.42
36	a	314	II0	C23-C25	6.23	1.54	1.42
36	f	615	II0	C23-C25	6.23	1.54	1.42
36	m	614	II0	C24-C26	6.23	1.54	1.42
36	g	316	II0	C24-C26	6.23	1.54	1.42
36	g	317	II0	C21-C09	6.23	1.55	1.42
37	m	617	IHT	C24-C26	6.22	1.54	1.42
36	c	614	II0	C23-C25	6.22	1.54	1.42
36	j	614	II0	C22-C10	6.22	1.55	1.42
37	k	618	IHT	C24-C26	6.21	1.54	1.42
36	O	203	II0	C22-C10	6.21	1.55	1.42
37	b	616	IHT	C21-C11	6.21	1.55	1.42
36	n	615	II0	C24-C26	6.21	1.54	1.42
37	c	616	IHT	C24-C26	6.20	1.54	1.42
36	b	614	II0	C21-C09	6.20	1.55	1.42
36	j	615	II0	C21-C09	6.20	1.55	1.42
36	e	613	II0	C11-C13	-6.19	1.41	1.51
36	c	614	II0	C21-C09	6.19	1.55	1.42
37	n	617	IHT	C02-C07	-6.18	1.45	1.53

Continued on next page...

Continued from previous page...

Mol	Chain	Res	Type	Atoms	Z	Observed(Å)	Ideal(Å)
36	i	313	II0	C21-C09	6.18	1.55	1.42
37	O	204	IHT	C21-C11	6.18	1.55	1.42
36	e	613	II0	C21-C09	6.17	1.55	1.42
36	j	614	II0	C21-C09	6.17	1.55	1.42
36	O	203	II0	C21-C09	6.16	1.55	1.42
36	a	316	II0	C23-C25	6.16	1.54	1.42
37	b	615	IHT	C24-C26	6.16	1.54	1.42
28	A	815	CLA	C4B-NB	6.15	1.40	1.35
36	b	614	II0	C11-C13	-6.15	1.41	1.51
36	b	614	II0	C22-C10	6.13	1.55	1.42
37	k	618	IHT	C12-C15	-6.12	1.41	1.51
36	a	316	II0	C21-C09	6.11	1.55	1.42
28	J	103	CLA	C4B-NB	6.10	1.40	1.35
37	n	617	IHT	C21-C11	6.10	1.55	1.42
36	j	614	II0	C24-C26	6.09	1.54	1.42
36	h	311	II0	C22-C10	6.09	1.55	1.42
37	j	616	IHT	C12-C15	-6.09	1.41	1.51
36	f	615	II0	C21-C09	6.08	1.55	1.42
36	O	203	II0	C24-C26	6.08	1.54	1.42
36	b	613	II0	C22-C10	6.07	1.55	1.42
37	b	615	IHT	C12-C15	-6.05	1.41	1.51
37	b	615	IHT	C02-C07	-6.04	1.45	1.53
36	b	617	II0	C22-C10	6.04	1.55	1.42
37	R	204	IHT	C21-C11	6.04	1.55	1.42
37	k	618	IHT	C02-C07	-6.04	1.45	1.53
28	a	309	CLA	C4B-NB	6.04	1.40	1.35
36	b	614	II0	C24-C26	6.03	1.54	1.42
28	A	808	CLA	C4B-NB	6.03	1.40	1.35
37	j	616	IHT	C21-C11	6.03	1.55	1.42
37	g	319	IHT	C22-C23	6.02	1.58	1.45
37	c	616	IHT	C22-C23	6.01	1.58	1.45
36	g	317	II0	C24-C26	6.00	1.54	1.42
37	m	617	IHT	C02-C07	-6.00	1.45	1.53
37	m	617	IHT	C21-C11	5.99	1.55	1.42
37	f	617	IHT	C22-C23	5.98	1.58	1.45
36	a	314	II0	C21-C09	5.98	1.55	1.42
36	b	613	II0	C24-C26	5.98	1.54	1.42
37	k	618	IHT	C21-C11	5.97	1.55	1.42
36	a	314	II0	C22-C10	5.97	1.55	1.42
37	n	617	IHT	C22-C23	5.97	1.58	1.45
37	a	317	IHT	C22-C23	5.97	1.58	1.45
36	c	614	II0	C22-C10	5.96	1.55	1.42

Continued on next page...

Continued from previous page...

Mol	Chain	Res	Type	Atoms	Z	Observed(Å)	Ideal(Å)
36	a	315	II0	C22-C10	5.96	1.54	1.42
37	c	616	IHT	C21-C11	5.96	1.54	1.42
36	f	615	II0	C24-C26	5.95	1.54	1.42
36	h	311	II0	C24-C26	5.94	1.54	1.42
36	a	315	II0	C24-C26	5.94	1.54	1.42
37	k	618	IHT	C22-C23	5.94	1.58	1.45
36	k	616	II0	C11-C13	-5.91	1.41	1.51
36	a	316	II0	C24-C26	5.91	1.53	1.42
37	n	617	IHT	C12-C15	-5.91	1.41	1.51
36	J	104	II0	C23-C25	5.89	1.53	1.42
37	c	616	IHT	C12-C15	-5.88	1.41	1.51
37	R	204	IHT	C22-C23	5.88	1.58	1.45
37	b	615	IHT	C21-C11	5.86	1.54	1.42
37	a	317	IHT	C02-C07	-5.85	1.45	1.53
28	b	609	CLA	C4B-NB	5.85	1.40	1.35
37	b	616	IHT	C02-C07	-5.85	1.45	1.53
36	J	104	II0	C22-C10	5.84	1.54	1.42
37	c	616	IHT	C02-C07	-5.83	1.45	1.53
37	m	617	IHT	C12-C15	-5.81	1.42	1.51
37	j	616	IHT	C22-C23	5.81	1.58	1.45
38	k	612	KC2	C2A-C3A	5.80	1.49	1.37
36	i	313	II0	C22-C10	5.79	1.54	1.42
36	f	615	II0	C11-C13	-5.79	1.42	1.51
36	J	104	II0	C21-C09	5.78	1.54	1.42
36	f	616	II0	C11-C13	-5.77	1.42	1.51
38	g	313	KC2	C2A-C3A	5.76	1.48	1.37
38	d	311	KC2	C2A-C3A	5.76	1.48	1.37
36	f	615	II0	C22-C10	5.76	1.54	1.42
36	J	104	II0	C24-C26	5.75	1.53	1.42
36	i	313	II0	C24-C26	5.74	1.53	1.42
36	n	615	II0	C11-C13	-5.74	1.42	1.51
37	b	616	IHT	C22-C23	5.73	1.58	1.45
37	O	204	IHT	C12-C15	-5.73	1.42	1.51
37	m	617	IHT	C22-C23	5.72	1.58	1.45
36	m	615	II0	C22-C10	5.72	1.54	1.42
37	O	204	IHT	C22-C23	5.72	1.58	1.45
38	k	612	KC2	CHD-C4C	5.71	1.49	1.35
36	a	314	II0	C24-C26	5.71	1.53	1.42
37	f	617	IHT	C12-C15	-5.71	1.42	1.51
38	i	310	KC2	C2A-C3A	5.68	1.48	1.37
36	c	614	II0	C24-C26	5.67	1.53	1.42
36	i	320	II0	C22-C10	5.66	1.54	1.42

Continued on next page...

Continued from previous page...

Mol	Chain	Res	Type	Atoms	Z	Observed(Å)	Ideal(Å)
36	b	617	II0	C24-C26	5.66	1.53	1.42
36	g	320	II0	C11-C13	-5.65	1.42	1.51
38	l	310	KC2	C2A-C3A	5.64	1.48	1.37
37	b	616	IHT	C12-C15	-5.64	1.42	1.51
36	i	313	II0	C11-C13	-5.63	1.42	1.51
36	b	613	II0	C11-C13	-5.62	1.42	1.51
38	f	611	KC2	C2A-C3A	5.61	1.48	1.37
36	h	310	II0	C11-C13	-5.61	1.42	1.51
36	j	615	II0	C11-C13	-5.61	1.42	1.51
36	k	617	II0	C11-C13	-5.60	1.42	1.51
37	b	615	IHT	C22-C23	5.60	1.58	1.45
36	m	615	II0	C24-C26	5.58	1.53	1.42
38	n	612	KC2	C2A-C3A	5.58	1.48	1.37
37	R	204	IHT	C12-C15	-5.57	1.42	1.51
38	k	613	KC2	CHD-C4C	5.56	1.49	1.35
38	g	312	KC2	CHD-C4C	5.56	1.49	1.35
38	s	201	KC2	CHD-C4C	5.55	1.49	1.35
38	g	314	KC2	C2A-C3A	5.54	1.48	1.37
36	f	614	II0	C11-C13	-5.54	1.42	1.51
38	g	312	KC2	C2A-C3A	5.54	1.48	1.37
38	d	310	KC2	C2A-C3A	5.54	1.48	1.37
36	k	615	II0	C11-C13	-5.54	1.42	1.51
38	d	310	KC2	CHD-C4C	5.52	1.49	1.35
36	i	320	II0	C24-C26	5.52	1.53	1.42
37	b	616	IHT	C34-C35	5.52	1.57	1.45
37	g	319	IHT	C12-C15	-5.52	1.42	1.51
36	l	313	II0	C11-C13	-5.50	1.42	1.51
36	J	104	II0	C11-C13	-5.50	1.42	1.51
36	c	614	II0	C11-C13	-5.50	1.42	1.51
38	i	310	KC2	C3C-C2C	5.49	1.48	1.37
36	n	614	II0	C11-C13	-5.49	1.42	1.51
38	s	204	KC2	CHD-C4C	5.49	1.49	1.35
36	h	311	II0	C11-C13	-5.48	1.42	1.51
38	i	319	KC2	C2A-C3A	5.48	1.48	1.37
38	e	609	KC2	CHD-C4C	5.46	1.49	1.35
36	i	314	II0	C11-C13	-5.45	1.42	1.51
36	m	618	II0	C11-C13	-5.45	1.42	1.51
37	f	617	IHT	C34-C35	5.45	1.57	1.45
38	c	610	KC2	CHD-C4C	5.45	1.48	1.35
36	a	315	II0	C23-C25	5.44	1.53	1.42
37	a	317	IHT	C12-C15	-5.43	1.42	1.51
38	k	611	KC2	CHD-C4C	5.42	1.48	1.35

Continued on next page...

Continued from previous page...

Mol	Chain	Res	Type	Atoms	Z	Observed(Å)	Ideal(Å)
38	i	310	KC2	CHD-C4C	5.41	1.48	1.35
38	k	611	KC2	C2A-C3A	5.41	1.48	1.37
36	m	614	II0	C11-C13	-5.40	1.42	1.51
38	g	314	KC2	CHD-C4C	5.40	1.48	1.35
38	i	319	KC2	CHD-C4C	5.39	1.48	1.35
38	j	611	KC2	CHD-C4C	5.39	1.48	1.35
36	m	615	II0	C11-C13	-5.39	1.42	1.51
36	c	613	II0	C11-C13	-5.39	1.42	1.51
38	m	611	KC2	C1A-NA	5.38	1.48	1.38
38	c	610	KC2	C2A-C3A	5.38	1.48	1.37
36	d	315	II0	C11-C13	-5.38	1.42	1.51
36	k	621	II0	C11-C13	-5.37	1.42	1.51
38	e	609	KC2	C2A-C3A	5.37	1.48	1.37
38	k	613	KC2	C2A-C3A	5.36	1.48	1.37
38	m	611	KC2	CHD-C4C	5.36	1.48	1.35
36	a	315	II0	C11-C13	-5.36	1.42	1.51
38	g	313	KC2	CHD-C4C	5.35	1.48	1.35
36	l	312	II0	C11-C13	-5.35	1.42	1.51
38	n	612	KC2	CHD-C4C	5.34	1.48	1.35
37	O	204	IHT	C34-C35	5.34	1.57	1.45
37	g	319	IHT	C34-C35	5.34	1.57	1.45
38	f	611	KC2	CHD-C4C	5.34	1.48	1.35
38	d	311	KC2	OBD-CAD	5.33	1.29	1.22
36	a	318	II0	C11-C13	-5.33	1.42	1.51
37	n	617	IHT	C34-C35	5.32	1.57	1.45
36	d	313	II0	C11-C13	-5.30	1.42	1.51
36	a	316	II0	C11-C13	-5.30	1.42	1.51
36	h	312	II0	C11-C13	-5.30	1.42	1.51
38	n	611	KC2	C1A-NA	5.30	1.48	1.38
38	l	310	KC2	CHD-C4C	5.29	1.48	1.35
38	g	314	KC2	C1A-NA	5.28	1.48	1.38
38	g	314	KC2	C3C-C2C	5.28	1.48	1.37
36	g	318	II0	C11-C13	-5.28	1.42	1.51
37	c	616	IHT	C34-C35	5.27	1.57	1.45
37	m	617	IHT	C34-C35	5.27	1.57	1.45
36	c	615	II0	C11-C13	-5.27	1.42	1.51
38	n	611	KC2	OBD-CAD	5.27	1.29	1.22
36	f	618	II0	C11-C13	-5.27	1.42	1.51
38	n	611	KC2	CHD-C4C	5.27	1.48	1.35
37	g	319	IHT	C02-C07	-5.26	1.46	1.53
36	i	317	II0	C11-C13	-5.26	1.42	1.51
38	i	319	KC2	OBD-CAD	5.26	1.29	1.22

Continued on next page...

Continued from previous page...

Mol	Chain	Res	Type	Atoms	Z	Observed(Å)	Ideal(Å)
38	i	319	KC2	C1A-NA	5.26	1.48	1.38
36	j	614	II0	C11-C13	-5.26	1.42	1.51
38	n	612	KC2	OBD-CAD	5.26	1.29	1.22
36	e	616	II0	C11-C13	-5.26	1.42	1.51
38	j	611	KC2	C2A-C3A	5.25	1.47	1.37
36	a	315	II0	C21-C09	5.25	1.53	1.42
36	O	203	II0	C11-C13	-5.25	1.42	1.51
38	k	613	KC2	OBD-CAD	5.25	1.29	1.22
37	a	317	IHT	C34-C35	5.24	1.57	1.45
37	j	616	IHT	C34-C35	5.24	1.57	1.45
37	b	615	IHT	C04-C02	5.23	1.66	1.54
38	d	311	KC2	C3C-C2C	5.22	1.47	1.37
38	l	310	KC2	C1A-NA	5.22	1.48	1.38
38	j	611	KC2	OBD-CAD	5.21	1.29	1.22
38	d	310	KC2	C3C-C2C	5.21	1.47	1.37
38	k	611	KC2	C3C-C2C	5.21	1.47	1.37
38	d	311	KC2	C3D-C2D	5.21	1.48	1.39
38	g	312	KC2	OBD-CAD	5.20	1.29	1.22
38	e	609	KC2	C1A-NA	5.20	1.48	1.38
38	k	613	KC2	C1A-NA	5.20	1.48	1.38
38	d	311	KC2	CHD-C4C	5.20	1.48	1.35
37	R	204	IHT	C34-C35	5.20	1.57	1.45
36	e	612	II0	C11-C13	-5.20	1.43	1.51
36	l	314	II0	C11-C13	-5.20	1.43	1.51
38	d	311	KC2	C1A-NA	5.19	1.48	1.38
36	c	617	II0	C11-C13	-5.18	1.43	1.51
36	i	315	II0	C11-C13	-5.17	1.43	1.51
38	e	609	KC2	C3C-C2C	5.16	1.47	1.37
36	d	314	II0	C11-C13	-5.16	1.43	1.51
38	s	204	KC2	C3D-C2D	5.16	1.48	1.39
38	f	611	KC2	C1A-NA	5.15	1.48	1.38
38	k	612	KC2	OBD-CAD	5.15	1.29	1.22
38	i	310	KC2	C1A-NA	5.15	1.48	1.38
38	d	310	KC2	OBD-CAD	5.14	1.29	1.22
38	s	204	KC2	C2A-C3A	5.14	1.47	1.37
38	m	611	KC2	C2A-C3A	5.14	1.47	1.37
38	j	611	KC2	C1A-NA	5.14	1.48	1.38
37	m	617	IHT	C04-C02	5.14	1.66	1.54
38	k	611	KC2	OBD-CAD	5.13	1.29	1.22
38	n	611	KC2	C2A-C3A	5.13	1.47	1.37
38	j	611	KC2	C3C-C2C	5.13	1.47	1.37
36	m	616	II0	C11-C13	-5.12	1.43	1.51

Continued on next page...

Continued from previous page...

Mol	Chain	Res	Type	Atoms	Z	Observed(Å)	Ideal(Å)
38	n	612	KC2	C1A-NA	5.12	1.48	1.38
38	m	611	KC2	C3C-C2C	5.12	1.47	1.37
37	g	319	IHT	C04-C02	5.11	1.65	1.54
38	g	312	KC2	C3C-C2C	5.11	1.47	1.37
37	k	618	IHT	C34-C35	5.11	1.56	1.45
38	g	313	KC2	C1A-NA	5.11	1.48	1.38
38	k	613	KC2	C3C-C2C	5.11	1.47	1.37
37	c	616	IHT	C04-C02	5.11	1.65	1.54
38	c	610	KC2	C1A-NA	5.10	1.48	1.38
38	k	611	KC2	C1A-NA	5.10	1.48	1.38
38	l	310	KC2	C3C-C2C	5.10	1.47	1.37
38	k	612	KC2	C1A-NA	5.10	1.48	1.38
36	l	316	II0	C11-C13	-5.10	1.43	1.51
37	n	617	IHT	C04-C02	5.09	1.65	1.54
38	s	204	KC2	C1A-NA	5.09	1.47	1.38
37	k	618	IHT	C04-C02	5.08	1.65	1.54
36	g	317	II0	C11-C13	-5.08	1.43	1.51
38	g	314	KC2	OBD-CAD	5.08	1.29	1.22
38	d	310	KC2	C1A-NA	5.07	1.47	1.38
37	O	204	IHT	C04-C02	5.07	1.65	1.54
38	s	204	KC2	OBD-CAD	5.07	1.29	1.22
38	k	612	KC2	C3D-C2D	5.05	1.48	1.39
38	k	611	KC2	C3B-C2B	5.04	1.47	1.37
38	g	313	KC2	C3B-C2B	5.04	1.47	1.37
36	n	618	II0	C11-C13	-5.04	1.43	1.51
38	n	611	KC2	C3C-C2C	5.04	1.47	1.37
37	f	617	IHT	C04-C02	5.04	1.65	1.54
38	d	311	KC2	C3B-C2B	5.03	1.47	1.37
38	c	610	KC2	OBD-CAD	5.03	1.29	1.22
38	f	611	KC2	C3B-C2B	5.02	1.47	1.37
38	d	310	KC2	C3D-C2D	5.02	1.48	1.39
38	n	612	KC2	C3B-C2B	5.02	1.47	1.37
38	i	319	KC2	C3C-C2C	5.01	1.47	1.37
38	s	201	KC2	C3C-C2C	5.01	1.47	1.37
38	f	611	KC2	C3C-C2C	5.00	1.47	1.37
37	b	615	IHT	C34-C35	5.00	1.56	1.45
38	m	611	KC2	OBD-CAD	5.00	1.29	1.22
38	c	610	KC2	C3B-C2B	5.00	1.47	1.37
38	g	312	KC2	C3D-C2D	4.99	1.48	1.39
38	i	310	KC2	OBD-CAD	4.99	1.29	1.22
37	R	204	IHT	C04-C02	4.99	1.65	1.54
38	c	610	KC2	C3C-C2C	4.99	1.47	1.37

Continued on next page...

Continued from previous page...

Mol	Chain	Res	Type	Atoms	Z	Observed(Å)	Ideal(Å)
38	g	313	KC2	C3C-C2C	4.98	1.47	1.37
38	e	609	KC2	C3B-C2B	4.98	1.47	1.37
37	a	317	IHT	C04-C02	4.98	1.65	1.54
38	g	312	KC2	C1A-NA	4.97	1.47	1.38
38	f	611	KC2	C3D-C2D	4.97	1.48	1.39
36	n	616	II0	C11-C13	-4.97	1.43	1.51
38	e	609	KC2	OBD-CAD	4.97	1.29	1.22
38	g	314	KC2	C3B-C2B	4.96	1.47	1.37
36	d	316	II0	C11-C13	-4.96	1.43	1.51
36	b	617	II0	C11-C13	-4.96	1.43	1.51
36	g	316	II0	C11-C13	-4.96	1.43	1.51
36	k	619	II0	C11-C13	-4.96	1.43	1.51
37	j	616	IHT	C04-C02	4.93	1.65	1.54
37	b	616	IHT	C04-C02	4.93	1.65	1.54
36	e	614	II0	C11-C13	-4.93	1.43	1.51
38	d	310	KC2	C3B-C2B	4.93	1.47	1.37
38	m	611	KC2	C3B-C2B	4.92	1.47	1.37
38	g	313	KC2	OBD-CAD	4.91	1.29	1.22
38	k	613	KC2	C3B-C2B	4.91	1.47	1.37
38	k	613	KC2	C3D-C2D	4.91	1.48	1.39
38	g	314	KC2	C3D-C2D	4.90	1.48	1.39
38	s	204	KC2	C3B-C2B	4.89	1.47	1.37
38	k	612	KC2	C3C-C2C	4.88	1.47	1.37
38	c	610	KC2	C3D-C2D	4.87	1.48	1.39
38	s	201	KC2	OBD-CAD	4.87	1.29	1.22
38	s	204	KC2	C3C-C2C	4.86	1.47	1.37
38	k	612	KC2	C3B-C2B	4.86	1.47	1.37
38	l	310	KC2	C3B-C2B	4.85	1.47	1.37
38	j	611	KC2	C3B-C2B	4.85	1.47	1.37
38	i	310	KC2	C3D-C2D	4.85	1.48	1.39
38	l	310	KC2	C3D-C2D	4.83	1.48	1.39
36	i	320	II0	C11-C13	-4.82	1.43	1.51
38	l	310	KC2	OBD-CAD	4.82	1.29	1.22
38	f	611	KC2	OBD-CAD	4.82	1.29	1.22
38	e	609	KC2	C3D-C2D	4.80	1.48	1.39
38	k	611	KC2	C3D-C2D	4.80	1.48	1.39
38	n	612	KC2	C3D-C2D	4.79	1.48	1.39
38	n	611	KC2	C3B-C2B	4.78	1.47	1.37
38	i	310	KC2	C3B-C2B	4.78	1.47	1.37
38	k	611	KC2	O2D-CGD	4.78	1.44	1.33
38	g	312	KC2	C3B-C2B	4.77	1.46	1.37
38	n	611	KC2	C3D-C2D	4.75	1.48	1.39

Continued on next page...

Continued from previous page...

Mol	Chain	Res	Type	Atoms	Z	Observed(Å)	Ideal(Å)
37	R	204	IHT	C06-C09	4.75	1.67	1.52
38	i	319	KC2	C3D-C2D	4.75	1.47	1.39
38	m	611	KC2	C3D-C2D	4.74	1.47	1.39
38	j	611	KC2	C3D-C2D	4.72	1.47	1.39
38	n	612	KC2	C3C-C2C	4.71	1.46	1.37
37	n	617	IHT	C06-C09	4.71	1.67	1.52
38	s	201	KC2	C1A-NA	4.71	1.47	1.38
37	a	317	IHT	C06-C09	4.70	1.67	1.52
38	s	201	KC2	C2A-C3A	4.69	1.46	1.37
35	c	619	LMG	O7-C10	4.69	1.47	1.34
38	i	319	KC2	C3B-C2B	4.68	1.46	1.37
37	m	617	IHT	C06-C09	4.68	1.67	1.52
38	g	312	KC2	O2D-CGD	4.67	1.44	1.33
37	f	617	IHT	C06-C09	4.67	1.67	1.52
38	e	609	KC2	O2D-CGD	4.66	1.44	1.33
37	c	616	IHT	C06-C09	4.65	1.67	1.52
31	F	203	WVN	C28-C25	-4.64	1.29	1.35
37	j	616	IHT	C06-C09	4.64	1.67	1.52
37	O	204	IHT	C06-C09	4.64	1.67	1.52
28	d	305	CLA	C1D-ND	4.62	1.43	1.37
36	d	316	II0	C31-C29	4.61	1.57	1.43
38	g	314	KC2	O2D-CGD	4.61	1.44	1.33
38	g	313	KC2	C3D-C2D	4.61	1.47	1.39
29	A	842	PQN	C10-C1	4.60	1.56	1.48
38	k	613	KC2	O2D-CGD	4.60	1.44	1.33
37	g	319	IHT	C30-C27	4.60	1.57	1.43
37	a	317	IHT	C30-C27	4.59	1.57	1.43
38	i	319	KC2	O2D-CGD	4.59	1.44	1.33
38	i	310	KC2	O2D-CGD	4.59	1.44	1.33
38	d	310	KC2	O2D-CGD	4.58	1.44	1.33
38	m	611	KC2	O2D-CGD	4.58	1.44	1.33
38	k	612	KC2	O2D-CGD	4.58	1.44	1.33
37	k	618	IHT	C06-C09	4.58	1.66	1.52
36	d	315	II0	C42-C40	4.58	1.57	1.43
37	b	616	IHT	C06-C09	4.57	1.66	1.52
38	n	612	KC2	O2D-CGD	4.56	1.44	1.33
30	k	620	LHG	O7-C7	4.56	1.47	1.34
38	d	311	KC2	O2D-CGD	4.56	1.44	1.33
38	j	611	KC2	O2D-CGD	4.55	1.44	1.33
36	a	318	II0	C42-C40	4.55	1.57	1.43
38	s	201	KC2	C3B-C2B	4.53	1.46	1.37
37	b	615	IHT	C06-C09	4.53	1.66	1.52

Continued on next page...

Continued from previous page...

Mol	Chain	Res	Type	Atoms	Z	Observed(Å)	Ideal(Å)
38	n	611	KC2	O2D-CGD	4.52	1.44	1.33
36	m	618	II0	C31-C29	4.52	1.57	1.43
38	l	310	KC2	O2D-CGD	4.50	1.44	1.33
37	c	616	IHT	C30-C27	4.50	1.57	1.43
30	i	318	LHG	O8-C23	4.48	1.46	1.33
37	f	617	IHT	C30-C27	4.48	1.57	1.43
28	j	612	CLA	C1D-ND	4.48	1.43	1.37
37	n	617	IHT	C30-C27	4.47	1.57	1.43
36	n	616	II0	C31-C29	4.46	1.57	1.43
37	k	618	IHT	C30-C27	4.45	1.57	1.43
30	g	301	LHG	O7-C7	4.44	1.46	1.34
30	d	317	LHG	O7-C7	4.44	1.46	1.34
30	k	620	LHG	O8-C23	4.44	1.46	1.33
36	e	612	II0	C31-C29	4.42	1.57	1.43
38	f	611	KC2	O2D-CGD	4.42	1.44	1.33
37	b	616	IHT	C30-C27	4.42	1.57	1.43
37	g	319	IHT	C06-C09	4.42	1.66	1.52
38	c	610	KC2	O2D-CGD	4.42	1.44	1.33
36	d	315	II0	C32-C30	4.41	1.57	1.43
36	i	317	II0	C31-C29	4.40	1.57	1.43
37	j	616	IHT	C30-C27	4.40	1.57	1.43
37	R	204	IHT	C30-C27	4.38	1.57	1.43
36	d	316	II0	C42-C40	4.37	1.57	1.43
34	B	843	DGD	O2G-C1B	4.37	1.46	1.34
36	d	314	II0	C42-C40	4.37	1.57	1.43
38	g	313	KC2	O2D-CGD	4.36	1.43	1.33
30	c	618	LHG	O8-C23	4.36	1.46	1.33
36	m	615	II0	C12-C14	-4.36	1.44	1.51
30	e	617	LHG	O7-C7	4.35	1.46	1.34
29	A	842	PQN	C5-C4	4.35	1.56	1.48
37	O	204	IHT	C30-C27	4.34	1.56	1.43
36	k	619	II0	C31-C29	4.34	1.56	1.43
37	m	617	IHT	C30-C27	4.33	1.56	1.43
36	l	316	II0	C42-C40	4.32	1.56	1.43
35	Q	301	LMG	O7-C10	4.32	1.46	1.34
30	A	843	LHG	O8-C23	4.32	1.46	1.33
36	i	317	II0	C32-C30	4.32	1.56	1.43
36	e	612	II0	C32-C30	4.31	1.56	1.43
36	g	320	II0	C32-C30	4.31	1.56	1.43
36	i	317	II0	C42-C40	4.31	1.56	1.43
35	F	205	LMG	O8-C28	4.30	1.45	1.33
36	d	314	II0	C32-C30	4.30	1.56	1.43

Continued on next page...

Continued from previous page...

Mol	Chain	Res	Type	Atoms	Z	Observed(Å)	Ideal(Å)
36	l	316	II0	C31-C29	4.29	1.56	1.43
38	s	201	KC2	O2D-CGD	4.28	1.43	1.33
36	i	320	II0	C42-C40	4.28	1.56	1.43
38	i	310	KC2	CHC-C4B	4.27	1.46	1.38
38	k	613	KC2	CHB-C1B	4.27	1.46	1.38
36	k	619	II0	C06-C04	4.26	1.68	1.54
36	h	310	II0	C42-C40	4.26	1.56	1.43
30	L	208	LHG	O8-C23	4.26	1.45	1.33
36	n	614	II0	C32-C30	4.26	1.56	1.43
36	a	318	II0	C31-C29	4.26	1.56	1.43
30	d	317	LHG	O8-C23	4.26	1.45	1.33
31	A	846	WVN	C28-C25	-4.26	1.30	1.35
38	d	311	KC2	CHB-C1B	4.25	1.46	1.38
30	J	106	LHG	O8-C23	4.25	1.45	1.33
36	n	614	II0	C42-C40	4.25	1.56	1.43
35	b	621	LMG	O7-C10	4.24	1.46	1.34
37	b	615	IHT	C30-C27	4.24	1.56	1.43
38	n	612	KC2	CHB-C1B	4.24	1.46	1.38
36	d	315	II0	C31-C29	4.24	1.56	1.43
36	k	615	II0	C42-C40	4.24	1.56	1.43
36	n	618	II0	C31-C29	4.23	1.56	1.43
36	a	318	II0	C32-C30	4.23	1.56	1.43
36	n	614	II0	C31-C29	4.23	1.56	1.43
36	d	313	II0	C32-C30	4.23	1.56	1.43
35	n	620	LMG	O8-C28	4.23	1.45	1.33
36	c	617	II0	C31-C29	4.22	1.56	1.43
38	d	311	KC2	CBC-CAC	4.22	1.51	1.30
36	e	616	II0	C31-C29	4.22	1.56	1.43
36	k	615	II0	C32-C30	4.22	1.56	1.43
36	l	316	II0	C32-C30	4.22	1.56	1.43
34	B	843	DGD	O1G-C1A	4.21	1.45	1.33
30	j	617	LHG	O8-C23	4.21	1.45	1.33
30	g	321	LHG	O7-C7	4.21	1.46	1.34
38	i	310	KC2	CHB-C1B	4.20	1.46	1.38
36	e	616	II0	C42-C40	4.20	1.56	1.43
30	m	619	LHG	O7-C7	4.20	1.46	1.34
36	c	615	II0	C06-C04	4.20	1.68	1.54
38	s	204	KC2	O2D-CGD	4.20	1.43	1.33
36	d	316	II0	C32-C30	4.19	1.56	1.43
30	i	318	LHG	O7-C7	4.19	1.46	1.34
35	O	205	LMG	O8-C28	4.19	1.45	1.33
28	f	608	CLA	C1D-ND	4.18	1.42	1.37

Continued on next page...

Continued from previous page...

Mol	Chain	Res	Type	Atoms	Z	Observed(Å)	Ideal(Å)
36	f	616	II0	C42-C40	4.18	1.56	1.43
38	f	611	KC2	CHB-C1B	4.18	1.46	1.38
36	e	616	II0	C32-C30	4.18	1.56	1.43
36	k	617	II0	C32-C30	4.18	1.56	1.43
30	c	620	LHG	O8-C23	4.18	1.45	1.33
36	c	615	II0	C31-C29	4.17	1.56	1.43
38	i	319	KC2	CBC-CAC	4.17	1.51	1.30
36	j	614	II0	C06-C04	4.17	1.67	1.54
36	n	616	II0	C42-C40	4.16	1.56	1.43
29	B	842	PQN	C10-C1	4.16	1.56	1.48
36	m	615	II0	C31-C29	4.16	1.56	1.43
36	e	614	II0	C32-C30	4.16	1.56	1.43
36	c	617	II0	C06-C04	4.15	1.67	1.54
36	c	615	II0	C42-C40	4.15	1.56	1.43
38	g	312	KC2	CBC-CAC	4.15	1.50	1.30
30	A	849	LHG	O8-C23	4.15	1.45	1.33
30	a	301	LHG	O7-C7	4.15	1.46	1.34
36	i	320	II0	C31-C29	4.14	1.56	1.43
30	n	619	LHG	O8-C23	4.14	1.45	1.33
36	i	315	II0	C42-C40	4.14	1.56	1.43
38	g	313	KC2	CHB-C1B	4.14	1.46	1.38
28	c	611	CLA	C1D-ND	4.14	1.42	1.37
38	f	611	KC2	CBC-CAC	4.14	1.50	1.30
36	d	313	II0	C42-C40	4.14	1.56	1.43
30	c	618	LHG	O7-C7	4.14	1.46	1.34
38	k	613	KC2	CBC-CAC	4.14	1.50	1.30
38	g	314	KC2	CHB-C1B	4.14	1.46	1.38
36	d	314	II0	C31-C29	4.14	1.56	1.43
36	d	313	II0	C31-C29	4.13	1.56	1.43
36	l	313	II0	C31-C29	4.13	1.56	1.43
36	f	618	II0	C31-C29	4.13	1.56	1.43
36	J	104	II0	C42-C40	4.13	1.56	1.43
38	s	201	KC2	C3D-C2D	4.13	1.46	1.39
36	g	317	II0	C32-C30	4.13	1.56	1.43
28	e	603	CLA	C1D-ND	4.12	1.42	1.37
36	m	614	II0	C42-C40	4.12	1.56	1.43
36	f	614	II0	C42-C40	4.12	1.56	1.43
36	g	316	II0	C31-C29	4.12	1.56	1.43
38	k	611	KC2	CBC-CAC	4.12	1.50	1.30
30	g	301	LHG	O8-C23	4.12	1.45	1.33
28	j	605	CLA	C1D-ND	4.11	1.42	1.37
36	h	311	II0	C42-C40	4.11	1.56	1.43

Continued on next page...

Continued from previous page...

Mol	Chain	Res	Type	Atoms	Z	Observed(Å)	Ideal(Å)
36	n	615	II0	C31-C29	4.11	1.56	1.43
30	j	617	LHG	O7-C7	4.11	1.45	1.34
30	e	617	LHG	O8-C23	4.11	1.45	1.33
36	a	318	II0	C06-C04	4.11	1.67	1.54
30	A	844	LHG	O8-C23	4.11	1.45	1.33
38	e	609	KC2	CBC-CAC	4.11	1.50	1.30
38	k	612	KC2	CHB-C1B	4.10	1.46	1.38
36	d	314	II0	C06-C04	4.10	1.67	1.54
38	i	310	KC2	CBC-CAC	4.10	1.50	1.30
36	e	612	II0	C42-C40	4.10	1.56	1.43
36	b	617	II0	C06-C04	4.10	1.67	1.54
36	O	203	II0	C42-C40	4.10	1.56	1.43
30	L	208	LHG	O7-C7	4.10	1.45	1.34
36	n	618	II0	C32-C30	4.09	1.56	1.43
36	c	615	II0	C32-C30	4.09	1.56	1.43
36	e	616	II0	C06-C04	4.09	1.67	1.54
36	l	313	II0	C32-C30	4.09	1.56	1.43
36	f	618	II0	C32-C30	4.09	1.56	1.43
38	g	313	KC2	CBC-CAC	4.09	1.50	1.30
38	g	312	KC2	CHB-C1B	4.09	1.46	1.38
38	d	310	KC2	CBC-CAC	4.09	1.50	1.30
30	f	619	LHG	O8-C23	4.08	1.45	1.33
36	k	617	II0	C31-C29	4.08	1.56	1.43
38	g	314	KC2	CBC-CAC	4.08	1.50	1.30
36	g	318	II0	C31-C29	4.07	1.56	1.43
36	n	615	II0	C42-C40	4.07	1.56	1.43
38	s	201	KC2	CBC-CAC	4.07	1.50	1.30
38	s	204	KC2	CBC-CAC	4.07	1.50	1.30
30	l	317	LHG	O8-C23	4.07	1.45	1.33
36	n	615	II0	C06-C04	4.07	1.67	1.54
36	d	316	II0	C06-C04	4.07	1.67	1.54
36	i	315	II0	C32-C30	4.07	1.56	1.43
36	e	614	II0	C06-C04	4.07	1.67	1.54
30	m	619	LHG	O8-C23	4.07	1.45	1.33
36	b	614	II0	C31-C29	4.07	1.56	1.43
35	F	205	LMG	O7-C10	4.06	1.45	1.34
35	J	105	LMG	O8-C28	4.06	1.45	1.33
30	n	619	LHG	O7-C7	4.06	1.45	1.34
36	b	614	II0	C42-C40	4.06	1.56	1.43
36	a	318	II0	C41-C39	4.06	1.56	1.43
36	l	314	II0	C42-C40	4.06	1.56	1.43
36	k	621	II0	C42-C40	4.06	1.56	1.43

Continued on next page...

Continued from previous page...

Mol	Chain	Res	Type	Atoms	Z	Observed(Å)	Ideal(Å)
30	A	844	LHG	O7-C7	4.06	1.45	1.34
38	n	611	KC2	CBC-CAC	4.06	1.50	1.30
38	k	612	KC2	CBC-CAC	4.06	1.50	1.30
36	k	619	II0	C42-C40	4.06	1.56	1.43
30	l	317	LHG	O7-C7	4.05	1.45	1.34
28	n	608	CLA	C1D-ND	4.05	1.42	1.37
38	m	611	KC2	CBC-CAC	4.05	1.50	1.30
36	e	614	II0	C42-C40	4.05	1.56	1.43
36	l	316	II0	C06-C04	4.05	1.67	1.54
36	n	614	II0	C06-C04	4.05	1.67	1.54
36	l	312	II0	C42-C40	4.05	1.56	1.43
36	f	616	II0	C06-C04	4.05	1.67	1.54
36	l	314	II0	C06-C04	4.05	1.67	1.54
31	B	847	WVN	C26-C22	-4.05	1.30	1.35
36	i	317	II0	C06-C04	4.04	1.67	1.54
28	B	840	CLA	C4D-ND	-4.04	1.32	1.37
36	e	613	II0	C31-C29	4.04	1.56	1.43
36	i	314	II0	C31-C29	4.04	1.56	1.43
36	i	314	II0	C12-C14	-4.04	1.44	1.51
28	n	605	CLA	C1D-ND	4.04	1.42	1.37
36	g	318	II0	C32-C30	4.04	1.56	1.43
35	O	205	LMG	O7-C10	4.04	1.45	1.34
36	h	312	II0	C31-C29	4.04	1.56	1.43
36	g	318	II0	C42-C40	4.04	1.56	1.43
36	f	618	II0	C42-C40	4.04	1.56	1.43
36	l	312	II0	C31-C29	4.04	1.56	1.43
30	A	843	LHG	O7-C7	4.04	1.45	1.34
36	k	617	II0	C42-C40	4.03	1.55	1.43
30	b	620	LHG	O8-C23	4.03	1.45	1.33
36	d	316	II0	C41-C39	4.03	1.55	1.43
36	f	614	II0	C06-C04	4.03	1.67	1.54
38	e	609	KC2	CHB-C1B	4.03	1.46	1.38
38	j	611	KC2	CBC-CAC	4.03	1.50	1.30
36	g	316	II0	C32-C30	4.03	1.55	1.43
38	d	310	KC2	CHB-C1B	4.03	1.46	1.38
36	g	317	II0	C42-C40	4.03	1.55	1.43
36	l	314	II0	C31-C29	4.03	1.55	1.43
36	m	616	II0	C32-C30	4.03	1.55	1.43
36	f	614	II0	C31-C29	4.03	1.55	1.43
28	l	306	CLA	C1D-ND	4.03	1.42	1.37
28	n	604	CLA	C1D-ND	4.02	1.42	1.37
36	f	618	II0	C06-C04	4.02	1.67	1.54

Continued on next page...

Continued from previous page...

Mol	Chain	Res	Type	Atoms	Z	Observed(Å)	Ideal(Å)
38	n	612	KC2	CHC-C4B	4.02	1.46	1.38
36	h	311	II0	C31-C29	4.02	1.55	1.43
38	g	312	KC2	CHC-C4B	4.02	1.46	1.38
36	l	312	II0	C32-C30	4.02	1.55	1.43
38	k	611	KC2	CHB-C1B	4.02	1.46	1.38
36	m	614	II0	C32-C30	4.02	1.55	1.43
38	k	611	KC2	CHC-C4B	4.02	1.46	1.38
28	g	309	CLA	C1D-ND	4.01	1.42	1.37
36	i	315	II0	C06-C04	4.01	1.67	1.54
36	k	619	II0	C32-C30	4.01	1.55	1.43
30	a	319	LHG	O8-C23	4.01	1.45	1.33
38	k	613	KC2	CHC-C4B	4.01	1.46	1.38
28	d	306	CLA	C1D-ND	4.01	1.42	1.37
36	m	618	II0	C42-C40	4.01	1.55	1.43
28	k	608	CLA	C1D-ND	4.01	1.42	1.37
38	n	611	KC2	CHC-C4B	4.01	1.46	1.38
38	l	310	KC2	CBC-CAC	4.00	1.50	1.30
36	l	314	II0	C32-C30	4.00	1.55	1.43
36	d	315	II0	C41-C39	4.00	1.55	1.43
36	k	616	II0	C31-C29	4.00	1.55	1.43
38	c	610	KC2	CHB-C1B	4.00	1.46	1.38
36	i	315	II0	C31-C29	4.00	1.55	1.43
38	n	612	KC2	CBC-CAC	3.99	1.50	1.30
30	a	301	LHG	O8-C23	3.99	1.45	1.33
35	b	621	LMG	O8-C28	3.99	1.45	1.33
36	n	616	II0	C32-C30	3.99	1.55	1.43
38	g	314	KC2	CHC-C4B	3.99	1.46	1.38
31	R	202	WVN	C26-C22	-3.99	1.30	1.35
36	e	613	II0	C42-C40	3.98	1.55	1.43
36	h	312	II0	C12-C14	-3.98	1.44	1.51
36	j	614	II0	C42-C40	3.98	1.55	1.43
36	d	313	II0	C06-C04	3.98	1.67	1.54
36	h	312	II0	C06-C04	3.98	1.67	1.54
36	f	614	II0	C32-C30	3.98	1.55	1.43
30	g	321	LHG	O8-C23	3.98	1.45	1.33
36	i	314	II0	C32-C30	3.98	1.55	1.43
38	s	201	KC2	CHC-C4B	3.97	1.46	1.38
36	g	318	II0	C06-C04	3.97	1.67	1.54
36	k	617	II0	C06-C04	3.97	1.67	1.54
38	g	313	KC2	CHC-C4B	3.97	1.46	1.38
28	d	301	CLA	C1D-ND	3.97	1.42	1.37
36	i	314	II0	C42-C40	3.97	1.55	1.43

Continued on next page...

Continued from previous page...

Mol	Chain	Res	Type	Atoms	Z	Observed(Å)	Ideal(Å)
35	c	619	LMG	O8-C28	3.97	1.44	1.33
36	c	617	II0	C42-C40	3.97	1.55	1.43
36	j	614	II0	C31-C29	3.97	1.55	1.43
36	n	618	II0	C42-C40	3.97	1.55	1.43
31	A	848	WVN	C28-C25	-3.96	1.30	1.35
36	n	615	II0	C32-C30	3.96	1.55	1.43
28	B	808	CLA	CMB-C2B	-3.96	1.43	1.51
36	m	616	II0	C06-C04	3.96	1.67	1.54
36	b	617	II0	C12-C14	-3.96	1.44	1.51
28	k	604	CLA	C1D-ND	3.96	1.42	1.37
36	g	320	II0	C31-C29	3.96	1.55	1.43
36	b	617	II0	C31-C29	3.96	1.55	1.43
28	K	103	CLA	C1D-ND	3.95	1.42	1.37
28	j	608	CLA	C1D-ND	3.95	1.42	1.37
36	J	104	II0	C31-C29	3.95	1.55	1.43
31	B	848	WVN	C26-C22	-3.95	1.30	1.35
36	k	621	II0	C32-C30	3.95	1.55	1.43
36	h	311	II0	C06-C04	3.95	1.67	1.54
38	s	204	KC2	CHC-C4B	3.95	1.46	1.38
36	k	616	II0	C42-C40	3.95	1.55	1.43
38	e	609	KC2	CHC-C4B	3.95	1.46	1.38
36	h	310	II0	C31-C29	3.95	1.55	1.43
28	l	305	CLA	C1D-ND	3.94	1.42	1.37
28	n	606	CLA	C1D-ND	3.94	1.42	1.37
36	f	616	II0	C31-C29	3.94	1.55	1.43
36	i	313	II0	C42-C40	3.94	1.55	1.43
36	g	320	II0	C42-C40	3.94	1.55	1.43
36	n	616	II0	C41-C39	3.93	1.55	1.43
38	d	310	KC2	CHC-C4B	3.93	1.46	1.38
38	j	611	KC2	CHB-C1B	3.93	1.46	1.38
36	c	613	II0	C32-C30	3.93	1.55	1.43
36	n	618	II0	C06-C04	3.93	1.67	1.54
36	d	315	II0	C34-C36	3.93	1.54	1.45
37	b	616	IHT	C41-C38	3.93	1.55	1.43
36	g	316	II0	C06-C04	3.93	1.67	1.54
38	c	610	KC2	CBC-CAC	3.93	1.49	1.30
36	d	315	II0	C06-C04	3.93	1.67	1.54
36	c	613	II0	C31-C29	3.93	1.55	1.43
36	c	614	II0	C31-C29	3.93	1.55	1.43
36	h	312	II0	C42-C40	3.92	1.55	1.43
38	c	610	KC2	CHC-C4B	3.92	1.46	1.38
36	h	311	II0	C32-C30	3.92	1.55	1.43

Continued on next page...

Continued from previous page...

Mol	Chain	Res	Type	Atoms	Z	Observed(Å)	Ideal(Å)
36	f	616	II0	C32-C30	3.92	1.55	1.43
28	n	613	CLA	C1D-ND	3.92	1.42	1.37
36	g	316	II0	C42-C40	3.92	1.55	1.43
36	e	614	II0	C31-C29	3.92	1.55	1.43
36	i	320	II0	C12-C14	-3.92	1.45	1.51
38	n	611	KC2	CHB-C1B	3.92	1.46	1.38
37	b	615	IHT	C09-C10	-3.92	1.43	1.51
36	m	616	II0	C42-C40	3.92	1.55	1.43
36	k	621	II0	C06-C04	3.92	1.67	1.54
30	c	620	LHG	O7-C7	3.91	1.45	1.34
38	s	204	KC2	CHB-C1B	3.91	1.46	1.38
36	O	203	II0	C32-C30	3.91	1.55	1.43
36	i	317	II0	C41-C39	3.91	1.55	1.43
36	k	616	II0	C32-C30	3.91	1.55	1.43
28	i	309	CLA	C1D-ND	3.91	1.42	1.37
37	g	319	IHT	C09-C10	-3.91	1.43	1.51
28	g	304	CLA	C1D-ND	3.91	1.42	1.37
36	a	314	II0	C31-C29	3.90	1.55	1.43
37	g	319	IHT	C41-C38	3.90	1.55	1.43
36	b	614	II0	C06-C04	3.90	1.67	1.54
36	g	320	II0	C06-C04	3.90	1.67	1.54
36	m	616	II0	C31-C29	3.90	1.55	1.43
36	b	613	II0	C31-C29	3.90	1.55	1.43
36	c	613	II0	C06-C04	3.90	1.67	1.54
28	c	607	CLA	C1D-ND	3.90	1.42	1.37
28	k	605	CLA	C1D-ND	3.90	1.42	1.37
37	f	617	IHT	C41-C38	3.90	1.55	1.43
36	i	313	II0	C06-C04	3.90	1.67	1.54
36	J	104	II0	C32-C30	3.90	1.55	1.43
36	k	615	II0	C31-C29	3.89	1.55	1.43
36	k	621	II0	C31-C29	3.89	1.55	1.43
30	a	319	LHG	O7-C7	3.89	1.45	1.34
30	J	106	LHG	O7-C7	3.89	1.45	1.34
36	c	613	II0	C12-C14	-3.89	1.45	1.51
28	c	609	CLA	C1D-ND	3.89	1.42	1.37
30	f	619	LHG	O7-C7	3.89	1.45	1.34
31	J	101	WVN	C31-C32	3.89	1.54	1.45
36	g	317	II0	C31-C29	3.89	1.55	1.43
38	l	310	KC2	CHB-C1B	3.89	1.45	1.38
36	m	615	II0	C06-C04	3.89	1.67	1.54
28	k	601	CLA	C1D-ND	3.89	1.42	1.37
36	a	316	II0	C32-C30	3.88	1.55	1.43

Continued on next page...

Continued from previous page...

Mol	Chain	Res	Type	Atoms	Z	Observed(Å)	Ideal(Å)
35	n	620	LMG	O7-C10	3.88	1.45	1.34
36	i	320	II0	C41-C39	3.88	1.55	1.43
36	m	614	II0	C31-C29	3.88	1.55	1.43
36	b	613	II0	C32-C30	3.88	1.55	1.43
31	B	846	WVN	C26-C22	-3.88	1.30	1.35
28	g	305	CLA	C1D-ND	3.88	1.42	1.37
36	b	613	II0	C42-C40	3.87	1.55	1.43
36	g	317	II0	C06-C04	3.87	1.67	1.54
37	m	617	IHT	C09-C10	-3.87	1.43	1.51
37	m	617	IHT	C05-C03	3.87	1.67	1.54
38	i	319	KC2	CHB-C1B	3.87	1.45	1.38
31	A	845	WVN	C28-C25	-3.87	1.30	1.35
36	O	203	II0	C31-C29	3.87	1.55	1.43
28	m	604	CLA	C1D-ND	3.87	1.42	1.37
30	A	849	LHG	O7-C7	3.86	1.45	1.34
36	e	613	II0	C32-C30	3.86	1.55	1.43
36	c	617	II0	C32-C30	3.86	1.55	1.43
28	A	811	CLA	C1D-ND	3.86	1.42	1.37
36	d	314	II0	C41-C39	3.86	1.55	1.43
36	b	613	II0	C06-C04	3.86	1.66	1.54
37	c	616	IHT	C09-C10	-3.85	1.43	1.51
36	n	616	II0	C06-C04	3.85	1.66	1.54
36	O	203	II0	C06-C04	3.85	1.66	1.54
36	h	312	II0	C32-C30	3.85	1.55	1.43
37	k	618	IHT	C05-C03	3.85	1.66	1.54
36	a	314	II0	C06-C04	3.85	1.66	1.54
36	f	615	II0	C31-C29	3.85	1.55	1.43
28	A	814	CLA	C1D-ND	3.85	1.42	1.37
36	m	614	II0	C41-C39	3.84	1.55	1.43
36	m	618	II0	C32-C30	3.84	1.55	1.43
36	i	313	II0	C32-C30	3.84	1.55	1.43
38	m	611	KC2	CHB-C1B	3.84	1.45	1.38
38	j	611	KC2	CHC-C4B	3.84	1.45	1.38
28	A	826	CLA	C1D-ND	3.84	1.42	1.37
37	n	617	IHT	C05-C03	3.84	1.66	1.54
36	l	313	II0	C34-C36	3.84	1.54	1.45
28	L	207	CLA	C1D-ND	3.84	1.42	1.37
36	i	313	II0	C31-C29	3.83	1.55	1.43
28	A	817	CLA	C4D-ND	-3.83	1.32	1.37
38	i	319	KC2	CHC-C4B	3.83	1.45	1.38
31	B	845	WVN	C26-C22	-3.83	1.30	1.35
36	l	313	II0	C42-C40	3.83	1.55	1.43

Continued on next page...

Continued from previous page...

Mol	Chain	Res	Type	Atoms	Z	Observed(Å)	Ideal(Å)
36	a	316	II0	C31-C29	3.83	1.55	1.43
28	i	305	CLA	C1D-ND	3.82	1.42	1.37
37	j	616	IHT	C05-C03	3.82	1.66	1.54
36	h	310	II0	C34-C36	3.82	1.54	1.45
35	L	209	LMG	O7-C10	3.82	1.45	1.34
30	b	620	LHG	O7-C7	3.82	1.45	1.34
28	l	308	CLA	C1D-ND	3.82	1.42	1.37
38	k	612	KC2	CHC-C4B	3.82	1.45	1.38
37	O	204	IHT	C05-C03	3.82	1.66	1.54
36	b	617	II0	C42-C40	3.82	1.55	1.43
36	l	316	II0	C41-C39	3.82	1.55	1.43
36	l	312	II0	C06-C04	3.82	1.66	1.54
38	f	611	KC2	CHC-C4B	3.82	1.45	1.38
36	i	320	II0	C32-C30	3.82	1.55	1.43
28	e	606	CLA	C1D-ND	3.81	1.42	1.37
37	c	616	IHT	C05-C03	3.81	1.66	1.54
28	m	610	CLA	C1D-ND	3.81	1.42	1.37
37	c	616	IHT	C41-C38	3.81	1.55	1.43
28	k	607	CLA	C1D-ND	3.81	1.42	1.37
36	a	314	II0	C32-C30	3.81	1.55	1.43
36	j	615	II0	C42-C40	3.81	1.55	1.43
37	b	615	IHT	C05-C03	3.81	1.66	1.54
30	b	619	LHG	O8-C23	3.81	1.44	1.33
28	i	304	CLA	C1D-ND	3.80	1.42	1.37
36	h	310	II0	C41-C39	3.80	1.55	1.43
37	b	616	IHT	C09-C10	-3.80	1.43	1.51
36	d	314	II0	C34-C36	3.80	1.54	1.45
36	m	615	II0	C42-C40	3.80	1.55	1.43
28	b	608	CLA	C1D-ND	3.80	1.42	1.37
28	g	302	CLA	C1D-ND	3.80	1.42	1.37
28	A	829	CLA	CMB-C2B	-3.80	1.43	1.51
37	a	317	IHT	C41-C38	3.80	1.55	1.43
31	A	845	WVN	C37-C34	-3.80	1.30	1.35
36	c	614	II0	C42-C40	3.80	1.55	1.43
36	e	612	II0	C41-C39	3.80	1.55	1.43
28	h	307	CLA	C1D-ND	3.80	1.42	1.37
28	e	610	CLA	C1D-ND	3.80	1.42	1.37
28	d	307	CLA	C1D-ND	3.79	1.42	1.37
37	k	618	IHT	C09-C10	-3.79	1.43	1.51
36	b	614	II0	C12-C14	-3.79	1.45	1.51
36	j	615	II0	C31-C29	3.79	1.55	1.43
28	b	601	CLA	C1D-ND	3.79	1.42	1.37

Continued on next page...

Continued from previous page...

Mol	Chain	Res	Type	Atoms	Z	Observed(Å)	Ideal(Å)
28	k	610	CLA	C1D-ND	3.79	1.42	1.37
28	i	307	CLA	C1D-ND	3.79	1.42	1.37
36	b	614	II0	C32-C30	3.79	1.55	1.43
36	a	314	II0	C12-C14	-3.79	1.45	1.51
36	e	616	II0	C41-C39	3.79	1.55	1.43
28	b	607	CLA	C4D-ND	-3.79	1.32	1.37
36	b	617	II0	C32-C30	3.79	1.55	1.43
28	B	822	CLA	C4D-ND	-3.78	1.32	1.37
36	a	315	II0	C12-C14	-3.78	1.45	1.51
36	a	316	II0	C42-C40	3.78	1.55	1.43
37	O	204	IHT	C09-C10	-3.78	1.43	1.51
36	l	313	II0	C41-C39	3.78	1.55	1.43
36	e	612	II0	C06-C04	3.78	1.66	1.54
36	f	618	II0	C41-C39	3.78	1.55	1.43
28	e	601	CLA	C1D-ND	3.78	1.42	1.37
28	A	803	CLA	C1D-ND	3.78	1.42	1.37
37	m	617	IHT	C41-C38	3.78	1.55	1.43
28	j	606	CLA	C1D-ND	3.78	1.42	1.37
36	c	613	II0	C42-C40	3.78	1.55	1.43
36	h	311	II0	C41-C39	3.78	1.55	1.43
36	n	615	II0	C41-C39	3.78	1.55	1.43
38	l	310	KC2	CHC-C4B	3.77	1.45	1.38
37	a	317	IHT	C05-C03	3.77	1.66	1.54
36	l	316	II0	C34-C36	3.77	1.54	1.45
36	f	614	II0	C41-C39	3.77	1.55	1.43
36	k	615	II0	C41-C39	3.77	1.55	1.43
37	g	319	IHT	C05-C03	3.77	1.66	1.54
28	A	819	CLA	C1D-ND	3.77	1.42	1.37
37	k	618	IHT	C41-C38	3.77	1.55	1.43
28	k	603	CLA	C1D-ND	3.76	1.42	1.37
37	R	204	IHT	C05-C03	3.76	1.66	1.54
31	B	847	WVN	C28-C25	-3.76	1.30	1.35
37	O	204	IHT	C41-C38	3.76	1.55	1.43
36	g	318	II0	C41-C39	3.76	1.55	1.43
37	j	616	IHT	C41-C38	3.76	1.55	1.43
36	e	613	II0	C06-C04	3.76	1.66	1.54
36	k	616	II0	C06-C04	3.75	1.66	1.54
36	a	316	II0	C06-C04	3.75	1.66	1.54
37	j	616	IHT	C09-C10	-3.75	1.43	1.51
31	M	101	WVN	C26-C22	-3.75	1.30	1.35
36	i	315	II0	C41-C39	3.75	1.55	1.43
28	a	311	CLA	C1D-ND	3.75	1.42	1.37

Continued on next page...

Continued from previous page...

Mol	Chain	Res	Type	Atoms	Z	Observed(Å)	Ideal(Å)
28	f	605	CLA	C1D-ND	3.75	1.42	1.37
37	g	319	IHT	C40-C37	3.75	1.55	1.43
28	j	610	CLA	C1D-ND	3.74	1.42	1.37
36	n	618	II0	C41-C39	3.74	1.55	1.43
36	f	615	II0	C42-C40	3.74	1.55	1.43
28	s	203	CLA	C1D-ND	3.74	1.42	1.37
28	j	612	CLA	MG-NA	3.74	2.15	2.06
28	A	812	CLA	C1D-ND	3.74	1.42	1.37
37	b	616	IHT	C05-C03	3.73	1.66	1.54
28	B	811	CLA	C1D-ND	3.73	1.42	1.37
28	B	832	CLA	C4D-ND	-3.73	1.32	1.37
36	d	313	II0	C41-C39	3.73	1.55	1.43
37	n	617	IHT	C09-C10	-3.73	1.43	1.51
31	B	847	WVN	C36-C32	-3.73	1.30	1.35
28	h	302	CLA	C1D-ND	3.73	1.42	1.37
36	c	615	II0	C34-C36	3.72	1.53	1.45
28	i	306	CLA	C1D-ND	3.72	1.42	1.37
38	s	201	KC2	C1B-NB	-3.72	1.33	1.37
37	R	204	IHT	C41-C38	3.72	1.55	1.43
28	i	312	CLA	C1D-ND	3.72	1.42	1.37
28	h	308	CLA	C1D-ND	3.72	1.42	1.37
36	f	615	II0	C12-C14	-3.72	1.45	1.51
36	a	314	II0	C42-C40	3.72	1.55	1.43
28	B	832	CLA	C1D-ND	3.72	1.42	1.37
36	g	316	II0	C41-C39	3.72	1.55	1.43
36	e	612	II0	C34-C36	3.72	1.53	1.45
37	f	617	IHT	C40-C37	3.72	1.55	1.43
31	B	844	WVN	C19-C22	3.72	1.53	1.45
36	a	315	II0	C06-C04	3.72	1.66	1.54
37	a	317	IHT	C09-C10	-3.72	1.43	1.51
36	k	615	II0	C06-C04	3.72	1.66	1.54
37	c	616	IHT	C40-C37	3.71	1.55	1.43
37	n	617	IHT	C41-C38	3.71	1.55	1.43
36	i	317	II0	C34-C36	3.71	1.53	1.45
38	m	611	KC2	CHC-C4B	3.71	1.45	1.38
36	J	104	II0	C06-C04	3.71	1.66	1.54
28	m	601	CLA	C1D-ND	3.71	1.42	1.37
28	A	802	CLA	C4D-ND	-3.71	1.32	1.37
28	n	607	CLA	C1D-ND	3.71	1.42	1.37
28	d	303	CLA	C1D-ND	3.71	1.42	1.37
31	B	847	WVN	C37-C34	-3.71	1.30	1.35
28	a	310	CLA	C1D-ND	3.71	1.42	1.37

Continued on next page...

Continued from previous page...

Mol	Chain	Res	Type	Atoms	Z	Observed(Å)	Ideal(Å)
36	m	616	II0	C12-C14	-3.71	1.45	1.51
37	f	617	IHT	C09-C10	-3.70	1.43	1.51
28	m	609	CLA	C1D-ND	3.70	1.42	1.37
28	l	304	CLA	C1D-ND	3.70	1.42	1.37
36	n	614	II0	C41-C39	3.70	1.54	1.43
37	a	317	IHT	C40-C37	3.70	1.54	1.43
28	g	308	CLA	C1D-ND	3.70	1.42	1.37
28	f	606	CLA	C1D-ND	3.70	1.42	1.37
36	j	614	II0	C32-C30	3.70	1.54	1.43
37	b	616	IHT	C40-C37	3.70	1.54	1.43
30	b	619	LHG	O7-C7	3.70	1.44	1.34
36	m	614	II0	C06-C04	3.70	1.66	1.54
28	c	602	CLA	C4D-ND	-3.70	1.32	1.37
35	L	209	LMG	O8-C28	3.70	1.44	1.33
36	d	316	II0	C33-C35	3.70	1.53	1.45
36	j	615	II0	C32-C30	3.69	1.54	1.43
31	L	201	WVN	C26-C22	-3.69	1.30	1.35
31	L	201	WVN	C28-C25	-3.69	1.30	1.35
36	c	617	II0	C41-C39	3.69	1.54	1.43
28	e	611	CLA	C1D-ND	3.69	1.42	1.37
28	k	614	CLA	C1D-ND	3.69	1.42	1.37
28	j	609	CLA	C1D-ND	3.69	1.42	1.37
36	h	311	II0	C12-C14	-3.69	1.45	1.51
28	s	206	CLA	C1D-ND	3.69	1.42	1.37
28	B	813	CLA	C4D-ND	-3.69	1.32	1.37
36	a	315	II0	C32-C30	3.68	1.54	1.43
28	j	613	CLA	C1D-ND	3.68	1.42	1.37
28	A	821	CLA	C4D-ND	-3.68	1.32	1.37
28	k	602	CLA	C1D-ND	3.68	1.42	1.37
38	d	311	KC2	CHC-C4B	3.68	1.45	1.38
36	l	314	II0	C41-C39	3.68	1.54	1.43
36	k	615	II0	C34-C36	3.68	1.53	1.45
28	f	601	CLA	C1D-ND	3.68	1.42	1.37
36	f	615	II0	C32-C30	3.68	1.54	1.43
28	e	604	CLA	C1D-ND	3.68	1.42	1.37
28	g	315	CLA	C1D-ND	3.68	1.42	1.37
31	A	846	WVN	C37-C34	-3.67	1.30	1.35
37	R	204	IHT	C09-C10	-3.67	1.43	1.51
36	k	619	II0	C12-C14	-3.67	1.45	1.51
36	d	313	II0	C05-C03	3.67	1.66	1.54
29	B	842	PQN	C5-C4	3.67	1.55	1.48
36	b	614	II0	C41-C39	3.67	1.54	1.43

Continued on next page...

Continued from previous page...

Mol	Chain	Res	Type	Atoms	Z	Observed(Å)	Ideal(Å)
28	B	839	CLA	C1D-ND	3.67	1.42	1.37
31	J	102	WVN	C23-C25	3.67	1.53	1.45
36	e	614	II0	C34-C36	3.66	1.53	1.45
28	b	610	CLA	C1D-ND	3.66	1.42	1.37
36	J	104	II0	C41-C39	3.66	1.54	1.43
36	c	614	II0	C12-C14	-3.66	1.45	1.51
28	a	309	CLA	C1D-ND	3.66	1.42	1.37
28	l	302	CLA	C1D-ND	3.66	1.42	1.37
28	i	311	CLA	C1D-ND	3.66	1.42	1.37
36	n	615	II0	C12-C14	-3.66	1.45	1.51
31	B	844	WVN	C26-C22	-3.66	1.30	1.35
28	b	604	CLA	C1D-ND	3.66	1.42	1.37
28	m	605	CLA	C1D-ND	3.66	1.42	1.37
37	f	617	IHT	C05-C03	3.66	1.66	1.54
28	L	202	CLA	C1D-ND	3.66	1.42	1.37
28	a	308	CLA	C1D-ND	3.65	1.42	1.37
38	d	311	KC2	CHB-C4A	3.65	1.47	1.39
36	i	313	II0	C12-C14	-3.65	1.45	1.51
39	i	301	LMU	O5B-C1B	3.65	1.51	1.41
36	l	312	II0	C41-C39	3.65	1.54	1.43
31	B	844	WVN	C28-C25	-3.65	1.30	1.35
36	n	616	II0	C34-C36	3.64	1.53	1.45
31	L	201	WVN	C36-C32	-3.64	1.30	1.35
36	i	314	II0	C06-C04	3.64	1.66	1.54
28	A	822	CLA	C1D-ND	3.64	1.42	1.37
36	l	313	II0	C06-C04	3.64	1.66	1.54
36	d	315	II0	C05-C03	3.64	1.66	1.54
36	n	616	II0	C33-C35	3.64	1.53	1.45
31	L	206	WVN	C26-C22	-3.64	1.31	1.35
28	A	801	CLA	C1D-ND	3.64	1.42	1.37
28	B	812	CLA	C1D-ND	3.64	1.42	1.37
28	n	601	CLA	C1D-ND	3.64	1.42	1.37
36	b	613	II0	C05-C03	3.64	1.66	1.54
36	k	617	II0	C41-C39	3.64	1.54	1.43
36	a	315	II0	C42-C40	3.64	1.54	1.43
36	l	312	II0	C12-C14	-3.63	1.45	1.51
28	A	808	CLA	C1D-ND	3.63	1.42	1.37
28	J	103	CLA	C1D-ND	3.63	1.42	1.37
28	i	302	CLA	C1D-ND	3.63	1.42	1.37
28	g	311	CLA	C1D-ND	3.63	1.42	1.37
36	m	615	II0	C32-C30	3.63	1.54	1.43
36	c	615	II0	C41-C39	3.63	1.54	1.43

Continued on next page...

Continued from previous page...

Mol	Chain	Res	Type	Atoms	Z	Observed(Å)	Ideal(Å)
28	c	604	CLA	C1D-ND	3.63	1.42	1.37
28	A	835	CLA	C1D-ND	3.63	1.42	1.37
28	m	607	CLA	C1D-ND	3.63	1.42	1.37
36	d	316	II0	C34-C36	3.63	1.53	1.45
36	e	612	II0	C05-C03	3.63	1.66	1.54
28	a	313	CLA	C1D-ND	3.62	1.42	1.37
36	O	203	II0	C41-C39	3.62	1.54	1.43
28	B	810	CLA	C1D-ND	3.62	1.42	1.37
36	k	616	II0	C41-C39	3.62	1.54	1.43
36	n	614	II0	C34-C36	3.62	1.53	1.45
28	B	819	CLA	C1D-ND	3.62	1.42	1.37
36	m	618	II0	C12-C14	-3.62	1.45	1.51
28	j	604	CLA	C1D-ND	3.62	1.42	1.37
28	A	830	CLA	C4D-ND	-3.62	1.32	1.37
37	b	615	IHT	C41-C38	3.62	1.54	1.43
28	O	202	CLA	C1D-ND	3.62	1.42	1.37
28	h	306	CLA	C1D-ND	3.62	1.42	1.37
36	i	313	II0	C41-C39	3.62	1.54	1.43
36	f	616	II0	C41-C39	3.61	1.54	1.43
35	J	105	LMG	O7-C10	3.61	1.44	1.34
28	f	603	CLA	C1D-ND	3.61	1.42	1.37
36	f	618	II0	C34-C36	3.61	1.53	1.45
28	B	821	CLA	C1D-ND	3.61	1.42	1.37
28	n	609	CLA	C1D-ND	3.61	1.42	1.37
36	i	315	II0	C34-C36	3.61	1.53	1.45
28	l	311	CLA	C1D-ND	3.61	1.42	1.37
36	g	318	II0	C34-C36	3.61	1.53	1.45
28	B	809	CLA	C1D-ND	3.61	1.42	1.37
28	e	608	CLA	C1D-ND	3.61	1.42	1.37
36	e	614	II0	C41-C39	3.61	1.54	1.43
28	F	202	CLA	C1D-ND	3.60	1.42	1.37
28	f	604	CLA	C1D-ND	3.60	1.42	1.37
36	g	320	II0	C12-C14	-3.60	1.45	1.51
28	b	602	CLA	C1D-ND	3.60	1.42	1.37
37	m	617	IHT	C40-C37	3.60	1.54	1.43
36	i	317	II0	C05-C03	3.60	1.66	1.54
28	B	818	CLA	C4D-ND	-3.60	1.32	1.37
36	i	314	II0	C41-C39	3.60	1.54	1.43
31	A	846	WVN	C36-C32	-3.59	1.31	1.35
28	B	835	CLA	C1D-ND	3.59	1.42	1.37
28	A	855	CLA	C1D-ND	3.59	1.42	1.37
28	g	310	CLA	C1D-ND	3.59	1.42	1.37

Continued on next page...

Continued from previous page...

Mol	Chain	Res	Type	Atoms	Z	Observed(Å)	Ideal(Å)
37	n	617	IHT	C40-C37	3.59	1.54	1.43
28	B	803	CLA	C4D-ND	-3.59	1.32	1.37
28	h	313	CLA	C1D-ND	3.59	1.42	1.37
28	A	808	CLA	C4D-ND	-3.59	1.32	1.37
28	A	814	CLA	C4D-ND	-3.59	1.32	1.37
28	f	613	CLA	C1D-ND	3.59	1.42	1.37
37	a	317	IHT	C14-C02	3.59	1.60	1.53
28	A	836	CLA	C1D-ND	3.59	1.42	1.37
31	s	205	WVN	C28-C25	-3.58	1.31	1.35
36	a	318	II0	C34-C36	3.58	1.53	1.45
36	c	614	II0	C32-C30	3.58	1.54	1.43
37	k	618	IHT	C40-C37	3.58	1.54	1.43
28	a	304	CLA	C1D-ND	3.58	1.42	1.37
28	d	304	CLA	C1D-ND	3.58	1.42	1.37
28	n	610	CLA	C1D-ND	3.58	1.42	1.37
31	B	848	WVN	C23-C25	3.58	1.53	1.45
28	d	312	CLA	C1D-ND	3.58	1.42	1.37
28	d	309	CLA	C1D-ND	3.58	1.42	1.37
28	m	606	CLA	C1D-ND	3.58	1.42	1.37
36	e	616	II0	C34-C36	3.58	1.53	1.45
28	A	832	CLA	C1D-ND	3.58	1.42	1.37
28	a	310	CLA	C4D-ND	-3.57	1.32	1.37
37	j	616	IHT	C40-C37	3.57	1.54	1.43
36	f	615	II0	C06-C04	3.57	1.66	1.54
36	n	616	II0	C05-C03	3.57	1.66	1.54
37	g	319	IHT	C32-C33	3.57	1.53	1.45
36	k	619	II0	C41-C39	3.57	1.54	1.43
31	L	206	WVN	C33-C34	3.57	1.53	1.45
28	j	601	CLA	C1D-ND	3.57	1.42	1.37
28	j	607	CLA	C1D-ND	3.57	1.42	1.37
37	c	616	IHT	C14-C02	3.57	1.60	1.53
28	s	208	CLA	C1D-ND	3.57	1.42	1.37
28	f	602	CLA	C1D-ND	3.57	1.42	1.37
36	j	615	II0	C41-C39	3.57	1.54	1.43
28	c	612	CLA	C1D-ND	3.57	1.42	1.37
28	R	203	CLA	C1D-ND	3.57	1.42	1.37
28	j	602	CLA	C1D-ND	3.57	1.42	1.37
36	e	616	II0	C05-C03	3.57	1.66	1.54
28	A	810	CLA	C4D-ND	-3.57	1.32	1.37
28	h	305	CLA	C1D-ND	3.56	1.42	1.37
28	a	306	CLA	C1D-ND	3.56	1.42	1.37
28	e	607	CLA	C1D-ND	3.56	1.42	1.37

Continued on next page...

Continued from previous page...

Mol	Chain	Res	Type	Atoms	Z	Observed(Å)	Ideal(Å)
28	A	816	CLA	C1D-ND	3.56	1.42	1.37
36	m	615	II0	C41-C39	3.56	1.54	1.43
28	B	805	CLA	C4D-ND	-3.56	1.32	1.37
28	A	806	CLA	C1D-ND	3.56	1.42	1.37
28	d	308	CLA	C1D-ND	3.56	1.42	1.37
28	n	602	CLA	C4D-ND	-3.56	1.32	1.37
28	L	203	CLA	C4D-ND	-3.56	1.32	1.37
36	n	616	II0	C12-C14	-3.56	1.45	1.51
37	O	204	IHT	C40-C37	3.56	1.54	1.43
28	B	838	CLA	C1D-ND	3.55	1.42	1.37
28	g	306	CLA	C1D-ND	3.55	1.42	1.37
36	n	614	II0	C05-C03	3.55	1.66	1.54
28	B	814	CLA	C4D-ND	-3.55	1.32	1.37
28	B	823	CLA	C1D-ND	3.55	1.42	1.37
37	m	617	IHT	C14-C02	3.55	1.60	1.53
36	m	616	II0	C41-C39	3.55	1.54	1.43
37	R	204	IHT	C14-C02	3.55	1.60	1.53
28	n	603	CLA	C1D-ND	3.54	1.42	1.37
36	m	618	II0	C33-C35	3.54	1.53	1.45
28	i	308	CLA	C1D-ND	3.54	1.42	1.37
36	b	613	II0	C12-C14	-3.54	1.45	1.51
31	A	847	WVN	C26-C22	-3.54	1.31	1.35
36	m	618	II0	C06-C04	3.54	1.65	1.54
28	A	841	CLA	C1D-ND	3.54	1.42	1.37
28	O	206	CLA	C1D-ND	3.54	1.42	1.37
36	k	619	II0	C34-C36	3.54	1.53	1.45
28	B	836	CLA	C4D-ND	-3.54	1.32	1.37
37	b	616	IHT	C14-C02	3.54	1.60	1.53
28	f	607	CLA	C1D-ND	3.54	1.42	1.37
36	f	614	II0	C05-C03	3.54	1.65	1.54
38	s	201	KC2	CHB-C1B	3.54	1.45	1.38
28	F	201	CLA	C4D-ND	-3.54	1.32	1.37
28	j	603	CLA	C1D-ND	3.54	1.42	1.37
28	g	310	CLA	C4D-ND	-3.54	1.32	1.37
37	a	317	IHT	C32-C33	3.53	1.53	1.45
28	A	816	CLA	C4D-ND	-3.53	1.32	1.37
36	d	313	II0	C34-C36	3.53	1.53	1.45
31	K	102	WVN	C36-C32	-3.53	1.31	1.35
36	j	614	II0	C41-C39	3.53	1.54	1.43
31	l	315	WVN	C31-C32	3.53	1.53	1.45
36	m	615	II0	C05-C03	3.53	1.65	1.54
28	A	854	CLA	CMB-C2B	-3.53	1.44	1.51

Continued on next page...

Continued from previous page...

Mol	Chain	Res	Type	Atoms	Z	Observed(Å)	Ideal(Å)
35	Q	301	LMG	O8-C28	3.53	1.43	1.33
36	i	314	II0	C05-C03	3.52	1.65	1.54
31	B	848	WVN	C19-C22	3.52	1.53	1.45
36	a	314	II0	C41-C39	3.52	1.54	1.43
28	O	201	CLA	C1D-ND	3.52	1.42	1.37
28	l	309	CLA	C1D-ND	3.52	1.42	1.37
37	b	616	IHT	C31-C29	3.52	1.54	1.43
36	k	617	II0	C34-C36	3.52	1.53	1.45
28	L	204	CLA	C1D-ND	3.52	1.42	1.37
36	i	320	II0	C34-C36	3.52	1.53	1.45
36	l	312	II0	C34-C36	3.52	1.53	1.45
28	A	835	CLA	C4D-ND	-3.52	1.32	1.37
28	B	825	CLA	C4D-ND	-3.52	1.32	1.37
36	a	318	II0	C12-C14	-3.52	1.45	1.51
28	n	602	CLA	C1D-ND	3.52	1.42	1.37
28	A	831	CLA	C1D-ND	3.51	1.42	1.37
28	c	606	CLA	C1D-ND	3.51	1.42	1.37
28	a	305	CLA	C1D-ND	3.51	1.42	1.37
37	R	204	IHT	C40-C37	3.51	1.54	1.43
31	J	101	WVN	C29-C26	3.51	1.54	1.43
36	f	618	II0	C12-C14	-3.51	1.45	1.51
28	B	834	CLA	C4D-ND	-3.51	1.32	1.37
28	k	606	CLA	C1D-ND	3.51	1.42	1.37
36	k	621	II0	C34-C36	3.51	1.53	1.45
36	f	616	II0	C34-C36	3.51	1.53	1.45
36	c	614	II0	C41-C39	3.50	1.54	1.43
31	B	848	WVN	C36-C32	-3.50	1.31	1.35
36	h	312	II0	C34-C36	3.50	1.53	1.45
39	i	301	LMU	O5'-C1'	3.50	1.50	1.41
36	m	614	II0	C34-C36	3.50	1.53	1.45
37	f	617	IHT	C31-C29	3.50	1.54	1.43
28	m	613	CLA	C1D-ND	3.50	1.42	1.37
36	i	313	II0	C34-C36	3.49	1.53	1.45
36	a	315	II0	C31-C29	3.49	1.54	1.43
36	m	618	II0	C41-C39	3.49	1.54	1.43
36	d	316	II0	C05-C03	3.49	1.65	1.54
36	k	621	II0	C41-C39	3.49	1.54	1.43
37	k	618	IHT	C14-C02	3.49	1.60	1.53
28	A	834	CLA	C1D-ND	3.49	1.42	1.37
28	B	833	CLA	C4D-ND	-3.49	1.32	1.37
36	h	312	II0	C41-C39	3.49	1.54	1.43
38	i	310	KC2	C4D-CHA	3.49	1.49	1.45

Continued on next page...

Continued from previous page...

Mol	Chain	Res	Type	Atoms	Z	Observed(Å)	Ideal(Å)
28	h	301	CLA	C4D-ND	-3.48	1.32	1.37
36	c	614	II0	C06-C04	3.48	1.65	1.54
28	A	815	CLA	C1D-ND	3.48	1.42	1.37
28	B	823	CLA	C4D-ND	-3.48	1.32	1.37
28	f	609	CLA	C4D-ND	-3.48	1.32	1.37
28	B	805	CLA	C1D-ND	3.48	1.42	1.37
36	m	614	II0	C05-C03	3.48	1.65	1.54
28	A	805	CLA	C1D-ND	3.48	1.42	1.37
31	A	847	WVN	C36-C32	-3.48	1.31	1.35
28	A	840	CLA	C4D-ND	-3.48	1.32	1.37
36	j	615	II0	C05-C03	3.48	1.65	1.54
37	a	317	IHT	C31-C29	3.47	1.54	1.43
36	O	203	II0	C12-C14	-3.47	1.45	1.51
36	l	314	II0	C12-C14	-3.47	1.45	1.51
28	B	820	CLA	C1D-ND	3.47	1.42	1.37
28	A	804	CLA	C1D-ND	3.47	1.42	1.37
28	c	608	CLA	C4D-ND	-3.47	1.32	1.37
28	A	833	CLA	C4D-ND	-3.47	1.32	1.37
36	l	314	II0	C34-C36	3.47	1.53	1.45
31	L	205	WVN	C23-C25	3.47	1.53	1.45
36	n	615	II0	C34-C36	3.47	1.53	1.45
28	A	807	CLA	C4D-ND	-3.47	1.32	1.37
28	A	823	CLA	C1D-ND	3.47	1.42	1.37
36	e	613	II0	C41-C39	3.46	1.54	1.43
36	f	618	II0	C05-C03	3.46	1.65	1.54
36	e	614	II0	C05-C03	3.46	1.65	1.54
28	e	605	CLA	C1D-ND	3.46	1.42	1.37
37	g	319	IHT	C14-C02	3.46	1.60	1.53
38	f	611	KC2	CHB-C4A	3.46	1.47	1.39
37	O	204	IHT	C31-C29	3.46	1.54	1.43
36	j	615	II0	C06-C04	3.46	1.65	1.54
36	f	616	II0	C05-C03	3.46	1.65	1.54
37	j	616	IHT	C14-C02	3.46	1.60	1.53
36	f	614	II0	C12-C14	-3.46	1.45	1.51
36	c	617	II0	C34-C36	3.45	1.53	1.45
36	e	613	II0	C05-C03	3.45	1.65	1.54
36	l	316	II0	C05-C03	3.45	1.65	1.54
28	d	302	CLA	C1D-ND	3.45	1.42	1.37
36	f	615	II0	C41-C39	3.45	1.54	1.43
37	O	204	IHT	C14-C02	3.45	1.60	1.53
36	j	614	II0	C12-C14	-3.45	1.45	1.51
31	B	846	WVN	C28-C25	-3.45	1.31	1.35

Continued on next page...

Continued from previous page...

Mol	Chain	Res	Type	Atoms	Z	Observed(Å)	Ideal(Å)
36	c	613	II0	C41-C39	3.45	1.54	1.43
28	f	608	CLA	CHC-C1C	3.45	1.43	1.35
37	f	617	IHT	C14-C02	3.45	1.60	1.53
37	f	617	IHT	C32-C33	3.45	1.53	1.45
28	B	809	CLA	CAB-C3B	-3.45	1.44	1.51
37	b	615	IHT	C40-C37	3.44	1.54	1.43
36	g	320	II0	C41-C39	3.44	1.54	1.43
31	L	201	WVN	C37-C34	-3.44	1.31	1.35
28	B	839	CLA	C4D-ND	-3.44	1.33	1.37
28	h	304	CLA	C1D-ND	3.44	1.42	1.37
28	L	204	CLA	C4D-ND	-3.44	1.33	1.37
31	A	847	WVN	C33-C34	3.44	1.53	1.45
36	e	616	II0	C12-C14	-3.44	1.45	1.51
28	m	608	CLA	C1D-ND	3.44	1.42	1.37
37	b	615	IHT	C14-C02	3.44	1.60	1.53
36	d	314	II0	C05-C03	3.44	1.65	1.54
28	B	834	CLA	C1D-ND	3.43	1.42	1.37
28	B	829	CLA	C4D-ND	-3.43	1.33	1.37
28	c	608	CLA	C1D-ND	3.43	1.42	1.37
36	g	316	II0	C34-C36	3.43	1.53	1.45
28	h	303	CLA	C4D-ND	-3.43	1.33	1.37
28	a	312	CLA	C1D-ND	3.43	1.42	1.37
31	i	316	WVN	C33-C34	3.43	1.53	1.45
28	A	832	CLA	C4D-ND	-3.43	1.33	1.37
28	A	817	CLA	C1D-ND	3.43	1.42	1.37
28	g	307	CLA	C1D-ND	3.43	1.42	1.37
28	A	824	CLA	C1D-ND	3.42	1.42	1.37
28	A	852	CLA	C4D-ND	-3.42	1.33	1.37
36	g	318	II0	C05-C03	3.42	1.65	1.54
28	j	602	CLA	C4D-ND	-3.42	1.33	1.37
31	K	104	WVN	C26-C22	-3.42	1.31	1.35
28	k	609	CLA	C1D-ND	3.42	1.42	1.37
37	g	319	IHT	C31-C29	3.42	1.54	1.43
36	n	615	II0	C05-C03	3.42	1.65	1.54
28	B	831	CLA	C4D-ND	-3.42	1.33	1.37
28	A	838	CLA	C1D-ND	3.42	1.42	1.37
31	J	101	WVN	C28-C25	-3.42	1.31	1.35
28	A	837	CLA	C4D-ND	-3.41	1.33	1.37
36	J	104	II0	C34-C36	3.41	1.53	1.45
28	A	829	CLA	C4D-ND	-3.41	1.33	1.37
38	k	613	KC2	CHB-C4A	3.41	1.47	1.39
28	A	825	CLA	C4D-ND	-3.41	1.33	1.37

Continued on next page...

Continued from previous page...

Mol	Chain	Res	Type	Atoms	Z	Observed(Å)	Ideal(Å)
36	m	618	II0	C05-C03	3.41	1.65	1.54
28	c	603	CLA	C4D-ND	-3.41	1.33	1.37
28	h	313	CLA	C4D-ND	-3.41	1.33	1.37
36	i	320	II0	C06-C04	3.41	1.65	1.54
36	b	617	II0	C41-C39	3.41	1.54	1.43
37	c	616	IHT	C31-C29	3.41	1.54	1.43
36	O	203	II0	C05-C03	3.41	1.65	1.54
36	d	313	II0	C33-C35	3.41	1.53	1.45
28	A	826	CLA	C4D-ND	-3.41	1.33	1.37
31	I	101	WVN	C31-C32	3.40	1.53	1.45
28	B	841	CLA	C1D-ND	3.40	1.42	1.37
31	J	102	WVN	C19-C22	3.40	1.53	1.45
36	n	618	II0	C34-C36	3.40	1.53	1.45
31	M	101	WVN	C28-C25	-3.40	1.31	1.35
28	B	804	CLA	C1D-ND	3.40	1.42	1.37
28	B	820	CLA	C4D-ND	-3.40	1.33	1.37
31	l	301	WVN	C26-C22	-3.40	1.31	1.35
36	i	320	II0	C05-C03	3.40	1.65	1.54
36	m	616	II0	C05-C03	3.40	1.65	1.54
36	h	311	II0	C05-C03	3.40	1.65	1.54
31	A	847	WVN	C37-C34	-3.40	1.31	1.35
28	B	813	CLA	C1D-ND	3.40	1.42	1.37
31	F	204	WVN	C33-C34	3.40	1.53	1.45
28	F	201	CLA	C1D-ND	3.40	1.42	1.37
36	h	310	II0	C05-C03	3.39	1.65	1.54
31	A	847	WVN	C28-C25	-3.39	1.31	1.35
28	A	815	CLA	C4D-ND	-3.39	1.33	1.37
36	c	614	II0	C05-C03	3.39	1.65	1.54
28	A	813	CLA	C4D-ND	-3.39	1.33	1.37
28	B	815	CLA	C4D-ND	-3.39	1.33	1.37
28	s	202	CLA	C1D-ND	3.39	1.42	1.37
28	b	606	CLA	C1D-ND	3.39	1.42	1.37
28	A	854	CLA	C1D-ND	3.39	1.41	1.37
28	B	818	CLA	C1D-ND	3.39	1.41	1.37
28	b	603	CLA	C1D-ND	3.39	1.41	1.37
28	f	609	CLA	CHC-C1C	3.39	1.43	1.35
31	l	315	WVN	C29-C26	3.39	1.53	1.43
28	i	303	CLA	C1D-ND	3.39	1.41	1.37
36	k	616	II0	C12-C14	-3.38	1.45	1.51
28	B	830	CLA	C1D-ND	3.38	1.41	1.37
28	A	851	CLA	CMB-C2B	-3.38	1.44	1.51
28	A	820	CLA	C4D-ND	-3.38	1.33	1.37

Continued on next page...

Continued from previous page...

Mol	Chain	Res	Type	Atoms	Z	Observed(Å)	Ideal(Å)
31	h	309	WVN	C31-C32	3.38	1.53	1.45
28	J	103	CLA	C4D-ND	-3.38	1.33	1.37
28	m	612	CLA	C1D-ND	3.38	1.41	1.37
31	J	101	WVN	C19-C22	3.38	1.53	1.45
28	B	830	CLA	C4D-ND	-3.38	1.33	1.37
28	B	841	CLA	C4D-ND	-3.38	1.33	1.37
28	K	103	CLA	C4D-ND	-3.38	1.33	1.37
31	J	102	WVN	C31-C32	3.38	1.53	1.45
28	B	835	CLA	C4D-ND	-3.38	1.33	1.37
36	f	618	II0	C33-C35	3.37	1.53	1.45
28	A	829	CLA	C1D-ND	3.37	1.41	1.37
31	J	101	WVN	C36-C32	-3.37	1.31	1.35
28	f	610	CLA	C4D-ND	-3.37	1.33	1.37
37	n	617	IHT	C31-C29	3.37	1.53	1.43
28	B	812	CLA	C4D-ND	-3.37	1.33	1.37
28	e	602	CLA	C1D-ND	3.37	1.41	1.37
28	a	307	CLA	C4D-ND	-3.37	1.33	1.37
37	j	616	IHT	C31-C29	3.37	1.53	1.43
28	A	834	CLA	C4D-ND	-3.37	1.33	1.37
31	J	101	WVN	C33-C34	3.37	1.53	1.45
28	m	607	CLA	C4D-ND	-3.36	1.33	1.37
36	h	311	II0	C34-C36	3.36	1.53	1.45
36	k	616	II0	C34-C36	3.36	1.53	1.45
31	R	202	WVN	C37-C34	-3.36	1.31	1.35
28	A	818	CLA	C4D-ND	-3.36	1.33	1.37
36	j	615	II0	C12-C14	-3.36	1.45	1.51
36	l	316	II0	C33-C35	3.36	1.53	1.45
28	h	301	CLA	C1D-ND	3.36	1.41	1.37
28	B	802	CLA	C1D-ND	3.36	1.41	1.37
28	b	605	CLA	C1D-ND	3.36	1.41	1.37
28	m	602	CLA	C4D-ND	-3.36	1.33	1.37
36	a	315	II0	C05-C03	3.36	1.65	1.54
28	B	817	CLA	C4D-ND	-3.36	1.33	1.37
31	l	315	WVN	C33-C34	3.36	1.53	1.45
36	a	316	II0	C41-C39	3.36	1.53	1.43
37	n	617	IHT	C14-C02	3.35	1.60	1.53
28	B	828	CLA	C1D-ND	3.35	1.41	1.37
36	n	618	II0	C33-C35	3.35	1.53	1.45
28	A	813	CLA	C1D-ND	3.35	1.41	1.37
36	b	613	II0	C41-C39	3.35	1.53	1.43
28	f	602	CLA	C4D-ND	-3.35	1.33	1.37
28	l	307	CLA	C1D-ND	3.35	1.41	1.37

Continued on next page...

Continued from previous page...

Mol	Chain	Res	Type	Atoms	Z	Observed(Å)	Ideal(Å)
28	n	604	CLA	C4D-ND	-3.35	1.33	1.37
31	F	204	WVN	C36-C32	-3.35	1.31	1.35
28	A	812	CLA	C4D-ND	-3.35	1.33	1.37
28	A	831	CLA	C4D-ND	-3.35	1.33	1.37
28	B	829	CLA	C1D-ND	3.35	1.41	1.37
28	Q	303	CLA	CMB-C2B	-3.35	1.44	1.51
28	a	307	CLA	C1D-ND	3.34	1.41	1.37
36	a	316	II0	C05-C03	3.34	1.65	1.54
28	l	311	CLA	C4D-ND	-3.34	1.33	1.37
28	A	806	CLA	C4D-ND	-3.34	1.33	1.37
36	h	312	II0	C05-C03	3.34	1.65	1.54
38	g	313	KC2	CHB-C4A	3.34	1.46	1.39
37	n	617	IHT	C32-C33	3.34	1.53	1.45
28	A	839	CLA	C1D-ND	3.34	1.41	1.37
28	b	612	CLA	C1D-ND	3.34	1.41	1.37
38	n	612	KC2	CHB-C4A	3.34	1.46	1.39
36	e	613	II0	C34-C36	3.34	1.53	1.45
28	A	851	CLA	C4D-ND	-3.34	1.33	1.37
28	B	815	CLA	C1D-ND	3.33	1.41	1.37
28	B	833	CLA	C1D-ND	3.33	1.41	1.37
36	k	619	II0	C33-C35	3.33	1.53	1.45
31	F	204	WVN	C23-C25	3.33	1.53	1.45
36	l	312	II0	C05-C03	3.33	1.65	1.54
37	m	617	IHT	C31-C29	3.33	1.53	1.43
28	A	827	CLA	C4D-ND	-3.33	1.33	1.37
36	f	614	II0	C34-C36	3.33	1.53	1.45
28	B	831	CLA	C1D-ND	3.33	1.41	1.37
28	i	309	CLA	C4D-ND	-3.33	1.33	1.37
31	L	205	WVN	C36-C32	-3.32	1.31	1.35
36	l	316	II0	C12-C14	-3.32	1.45	1.51
28	f	612	CLA	C1D-ND	3.32	1.41	1.37
37	k	618	IHT	C32-C33	3.32	1.53	1.45
28	h	306	CLA	CHC-C1C	3.32	1.43	1.35
36	k	615	II0	C05-C03	3.32	1.65	1.54
28	B	810	CLA	C4D-ND	-3.32	1.33	1.37
36	k	619	II0	C05-C03	3.32	1.65	1.54
37	c	616	IHT	C32-C33	3.32	1.53	1.45
37	k	618	IHT	C31-C29	3.32	1.53	1.43
31	e	615	WVN	C33-C34	3.32	1.53	1.45
36	i	314	II0	C34-C36	3.32	1.53	1.45
28	h	302	CLA	C4D-ND	-3.32	1.33	1.37
36	d	315	II0	C33-C35	3.32	1.53	1.45

Continued on next page...

Continued from previous page...

Mol	Chain	Res	Type	Atoms	Z	Observed(Å)	Ideal(Å)
36	g	317	II0	C41-C39	3.32	1.53	1.43
28	O	202	CLA	C4D-ND	-3.32	1.33	1.37
28	n	609	CLA	C4D-ND	-3.32	1.33	1.37
36	e	612	II0	C33-C35	3.31	1.53	1.45
36	c	617	II0	C05-C03	3.31	1.65	1.54
36	f	615	II0	C05-C03	3.31	1.65	1.54
28	f	607	CLA	C4D-ND	-3.31	1.33	1.37
31	A	848	WVN	C33-C34	3.31	1.53	1.45
28	f	609	CLA	C1D-ND	3.31	1.41	1.37
36	O	203	II0	C34-C36	3.31	1.53	1.45
31	I	101	WVN	C26-C22	-3.31	1.31	1.35
28	c	606	CLA	C4D-ND	-3.31	1.33	1.37
31	I	101	WVN	C28-C25	-3.31	1.31	1.35
31	i	316	WVN	C30-C28	3.31	1.53	1.43
28	B	801	CLA	CHC-C1C	3.31	1.43	1.35
36	k	617	II0	C05-C03	3.31	1.65	1.54
36	a	318	II0	C33-C35	3.31	1.53	1.45
28	B	801	CLA	C4D-ND	-3.31	1.33	1.37
28	B	836	CLA	C1D-ND	3.31	1.41	1.37
36	l	314	II0	C05-C03	3.30	1.65	1.54
36	h	311	II0	C33-C35	3.30	1.53	1.45
38	g	313	KC2	C4D-CHA	3.30	1.49	1.45
38	m	611	KC2	C1B-NB	-3.30	1.33	1.37
37	j	616	IHT	C32-C33	3.30	1.53	1.45
36	i	320	II0	C33-C35	3.30	1.53	1.45
28	A	852	CLA	C1D-ND	3.30	1.41	1.37
28	A	818	CLA	C1D-ND	3.30	1.41	1.37
31	L	206	WVN	C37-C34	-3.30	1.31	1.35
36	c	615	II0	C05-C03	3.30	1.65	1.54
28	A	804	CLA	C4D-ND	-3.30	1.33	1.37
28	A	837	CLA	C1D-ND	3.30	1.41	1.37
28	B	816	CLA	C1D-ND	3.30	1.41	1.37
28	K	101	CLA	C1D-ND	3.30	1.41	1.37
28	A	854	CLA	C4D-ND	-3.30	1.33	1.37
28	A	833	CLA	C1D-ND	3.30	1.41	1.37
28	s	206	CLA	C4D-ND	-3.30	1.33	1.37
28	f	604	CLA	C4D-ND	-3.30	1.33	1.37
38	c	610	KC2	C4D-CHA	3.30	1.49	1.45
28	A	852	CLA	CHC-C1C	3.30	1.43	1.35
31	K	104	WVN	C36-C32	-3.30	1.31	1.35
31	s	207	WVN	C31-C32	3.30	1.53	1.45
36	g	317	II0	C12-C14	-3.30	1.45	1.51

Continued on next page...

Continued from previous page...

Mol	Chain	Res	Type	Atoms	Z	Observed(Å)	Ideal(Å)
37	R	204	IHT	C31-C29	3.30	1.53	1.43
28	B	824	CLA	C4D-ND	-3.30	1.33	1.37
28	R	203	CLA	C4D-ND	-3.30	1.33	1.37
38	k	612	KC2	C3C-C4C	3.30	1.51	1.44
28	B	831	CLA	CMB-C2B	-3.29	1.44	1.51
28	L	202	CLA	C4D-ND	-3.29	1.33	1.37
31	l	301	WVN	C28-C25	-3.29	1.31	1.35
28	h	306	CLA	C4D-ND	-3.29	1.33	1.37
28	d	308	CLA	C4D-ND	-3.29	1.33	1.37
36	m	618	II0	C34-C36	3.29	1.53	1.45
28	A	826	CLA	CMC-C2C	-3.29	1.43	1.50
28	B	837	CLA	C1D-ND	3.29	1.41	1.37
31	L	205	WVN	C33-C34	3.29	1.53	1.45
36	k	621	II0	C05-C03	3.29	1.65	1.54
38	g	312	KC2	CHC-C1C	3.29	1.46	1.39
28	k	602	CLA	C4D-ND	-3.29	1.33	1.37
36	m	614	II0	C12-C14	-3.28	1.46	1.51
36	g	316	II0	C05-C03	3.28	1.65	1.54
28	l	308	CLA	C4D-ND	-3.28	1.33	1.37
28	b	611	CLA	C1D-ND	3.28	1.41	1.37
28	b	605	CLA	C4D-ND	-3.28	1.33	1.37
28	A	838	CLA	C4D-ND	-3.28	1.33	1.37
28	b	606	CLA	C4D-ND	-3.28	1.33	1.37
36	g	317	II0	C34-C36	3.28	1.53	1.45
36	k	616	II0	C05-C03	3.28	1.65	1.54
36	g	320	II0	C05-C03	3.28	1.65	1.54
28	A	803	CLA	CHC-C1C	3.28	1.43	1.35
28	A	841	CLA	C4D-ND	-3.28	1.33	1.37
28	A	824	CLA	C4D-ND	-3.28	1.33	1.37
31	R	202	WVN	C36-C32	-3.28	1.31	1.35
31	A	846	WVN	C33-C34	3.28	1.53	1.45
31	s	207	WVN	C33-C34	3.28	1.53	1.45
37	R	204	IHT	C32-C33	3.28	1.53	1.45
31	e	615	WVN	C23-C25	3.28	1.53	1.45
28	A	827	CLA	C1D-ND	3.28	1.41	1.37
28	B	828	CLA	C4D-ND	-3.28	1.33	1.37
28	d	305	CLA	MG-NC	3.27	2.14	2.06
28	A	823	CLA	C4D-ND	-3.27	1.33	1.37
36	d	313	II0	C12-C14	-3.27	1.46	1.51
28	B	821	CLA	C4D-ND	-3.27	1.33	1.37
38	k	612	KC2	CHB-C4A	3.27	1.46	1.39
28	n	603	CLA	C4D-ND	-3.27	1.33	1.37

Continued on next page...

Continued from previous page...

Mol	Chain	Res	Type	Atoms	Z	Observed(Å)	Ideal(Å)
28	a	306	CLA	C4D-ND	-3.27	1.33	1.37
28	m	603	CLA	C4D-ND	-3.27	1.33	1.37
36	g	317	II0	C05-C03	3.27	1.65	1.54
28	B	816	CLA	C4D-ND	-3.27	1.33	1.37
36	c	617	II0	C12-C14	-3.26	1.46	1.51
31	i	316	WVN	C23-C25	3.26	1.53	1.45
36	j	615	II0	C34-C36	3.26	1.53	1.45
36	a	315	II0	C41-C39	3.26	1.53	1.43
37	b	615	IHT	C31-C29	3.26	1.53	1.43
28	B	819	CLA	C4D-ND	-3.26	1.33	1.37
31	K	102	WVN	C26-C22	-3.26	1.31	1.35
36	b	614	II0	C34-C36	3.26	1.53	1.45
28	A	815	CLA	CMB-C2B	-3.26	1.44	1.51
36	i	313	II0	C05-C03	3.26	1.65	1.54
36	c	613	II0	C34-C36	3.26	1.52	1.45
31	L	205	WVN	C26-C22	-3.26	1.31	1.35
36	d	314	II0	C33-C35	3.26	1.52	1.45
28	A	807	CLA	C1D-ND	3.26	1.41	1.37
28	c	605	CLA	C1D-ND	3.26	1.41	1.37
28	s	202	CLA	C4D-ND	-3.26	1.33	1.37
38	s	204	KC2	CHB-C4A	3.25	1.46	1.39
28	A	822	CLA	C4D-ND	-3.25	1.33	1.37
36	i	317	II0	C33-C35	3.25	1.52	1.45
36	i	315	II0	C12-C14	-3.25	1.46	1.51
31	s	205	WVN	C26-C22	-3.25	1.31	1.35
28	a	303	CLA	C1D-ND	3.25	1.41	1.37
28	B	806	CLA	C1D-ND	3.25	1.41	1.37
31	l	315	WVN	C19-C22	3.25	1.52	1.45
31	l	301	WVN	C33-C34	3.25	1.52	1.45
28	b	603	CLA	C4D-ND	-3.25	1.33	1.37
36	f	616	II0	C12-C14	-3.25	1.46	1.51
31	h	309	WVN	C36-C32	-3.24	1.31	1.35
28	e	610	CLA	C4D-ND	-3.24	1.33	1.37
36	e	616	II0	C33-C35	3.24	1.52	1.45
31	K	104	WVN	C33-C34	3.24	1.52	1.45
38	s	201	KC2	CHC-C1C	3.24	1.46	1.39
31	F	204	WVN	C31-C32	3.24	1.52	1.45
31	F	204	WVN	C30-C28	3.24	1.53	1.43
28	c	601	CLA	C1D-ND	3.24	1.41	1.37
28	B	838	CLA	C4D-ND	-3.24	1.33	1.37
28	j	607	CLA	C4D-ND	-3.24	1.33	1.37
31	s	205	WVN	C37-C34	-3.24	1.31	1.35

Continued on next page...

Continued from previous page...

Mol	Chain	Res	Type	Atoms	Z	Observed(Å)	Ideal(Å)
28	i	305	CLA	C4D-ND	-3.24	1.33	1.37
36	n	614	II0	C12-C14	-3.24	1.46	1.51
31	R	201	WVN	C33-C34	3.24	1.52	1.45
28	l	303	CLA	C4D-ND	-3.24	1.33	1.37
38	m	611	KC2	C4D-CHA	3.24	1.49	1.45
28	B	827	CLA	C4D-ND	-3.24	1.33	1.37
36	d	316	II0	C12-C14	-3.24	1.46	1.51
37	b	616	IHT	C32-C33	3.24	1.52	1.45
36	a	314	II0	C05-C03	3.24	1.65	1.54
28	g	306	CLA	C4D-ND	-3.23	1.33	1.37
38	e	609	KC2	CHB-C4A	3.23	1.46	1.39
28	B	807	CLA	C4D-ND	-3.23	1.33	1.37
28	A	809	CLA	C4D-ND	-3.23	1.33	1.37
31	M	101	WVN	C37-C34	-3.23	1.31	1.35
36	i	315	II0	C05-C03	3.23	1.64	1.54
28	b	611	CLA	C4D-ND	-3.23	1.33	1.37
28	O	206	CLA	C4D-ND	-3.23	1.33	1.37
28	B	807	CLA	C1D-ND	3.23	1.41	1.37
28	a	313	CLA	C4D-ND	-3.23	1.33	1.37
36	f	615	II0	C34-C36	3.23	1.52	1.45
28	g	322	CLA	C4D-ND	-3.23	1.33	1.37
36	g	320	II0	C34-C36	3.22	1.52	1.45
36	e	612	II0	C12-C14	-3.22	1.46	1.51
38	g	314	KC2	CHB-C4A	3.22	1.46	1.39
36	e	614	II0	C12-C14	-3.22	1.46	1.51
28	B	817	CLA	C1D-ND	3.22	1.41	1.37
28	i	308	CLA	CHC-C1C	3.22	1.43	1.35
31	A	848	WVN	C26-C22	-3.22	1.31	1.35
28	n	601	CLA	C4D-ND	-3.22	1.33	1.37
31	e	615	WVN	C30-C28	3.21	1.53	1.43
28	K	101	CLA	C4D-ND	-3.21	1.33	1.37
31	F	203	WVN	C36-C32	-3.21	1.31	1.35
28	e	602	CLA	CHC-C1C	3.21	1.43	1.35
28	b	602	CLA	C4D-ND	-3.21	1.33	1.37
36	l	313	II0	C05-C03	3.21	1.64	1.54
28	h	305	CLA	C4D-ND	-3.21	1.33	1.37
28	A	839	CLA	C4D-ND	-3.21	1.33	1.37
28	g	303	CLA	C4D-ND	-3.21	1.33	1.37
28	c	602	CLA	CHC-C1C	3.20	1.43	1.35
38	d	310	KC2	C4D-CHA	3.20	1.49	1.45
28	m	606	CLA	C4D-ND	-3.20	1.33	1.37
37	O	204	IHT	C32-C33	3.20	1.52	1.45

Continued on next page...

Continued from previous page...

Mol	Chain	Res	Type	Atoms	Z	Observed(Å)	Ideal(Å)
31	l	301	WVN	C36-C32	-3.20	1.31	1.35
36	n	618	II0	C05-C03	3.20	1.64	1.54
28	n	608	CLA	CHC-C1C	3.20	1.43	1.35
38	k	613	KC2	C4D-CHA	3.20	1.49	1.45
28	O	201	CLA	C4D-ND	-3.20	1.33	1.37
28	b	604	CLA	C4D-ND	-3.20	1.33	1.37
28	m	603	CLA	CHC-C1C	3.20	1.43	1.35
28	B	806	CLA	C4D-ND	-3.20	1.33	1.37
37	m	617	IHT	C32-C33	3.20	1.52	1.45
28	B	826	CLA	C4D-ND	-3.20	1.33	1.37
38	c	610	KC2	CHB-C4A	3.20	1.46	1.39
36	i	317	II0	C12-C14	-3.20	1.46	1.51
28	A	805	CLA	C4D-ND	-3.19	1.33	1.37
28	B	808	CLA	C4D-ND	-3.19	1.33	1.37
28	B	804	CLA	C4D-ND	-3.19	1.33	1.37
28	B	822	CLA	CMD-C2D	-3.19	1.44	1.50
31	e	615	WVN	C31-C32	3.19	1.52	1.45
38	l	310	KC2	CHB-C4A	3.19	1.46	1.39
28	k	603	CLA	C4D-ND	-3.19	1.33	1.37
31	R	201	WVN	C31-C32	3.19	1.52	1.45
28	n	610	CLA	C4D-ND	-3.19	1.33	1.37
36	b	617	II0	C34-C36	3.19	1.52	1.45
28	l	307	CLA	C4D-ND	-3.19	1.33	1.37
28	A	827	CLA	CHC-C1C	3.18	1.43	1.35
28	f	610	CLA	C1D-ND	3.18	1.41	1.37
36	g	316	II0	C12-C14	-3.18	1.46	1.51
28	d	304	CLA	CHC-C1C	3.18	1.43	1.35
36	d	315	II0	C12-C14	-3.18	1.46	1.51
38	e	609	KC2	CHC-C1C	3.18	1.46	1.39
28	a	312	CLA	C4D-ND	-3.18	1.33	1.37
36	m	616	II0	C34-C36	3.18	1.52	1.45
36	c	613	II0	C05-C03	3.18	1.64	1.54
36	a	318	II0	C05-C03	3.18	1.64	1.54
31	J	102	WVN	C40-C37	3.18	1.53	1.43
38	s	204	KC2	C1B-NB	-3.17	1.33	1.37
28	B	812	CLA	CHC-C1C	3.17	1.43	1.35
31	F	204	WVN	C40-C37	3.17	1.53	1.43
38	j	611	KC2	CHB-C4A	3.17	1.46	1.39
31	K	102	WVN	C37-C34	-3.17	1.31	1.35
31	B	845	WVN	C36-C32	-3.17	1.31	1.35
38	d	311	KC2	C1B-NB	-3.17	1.33	1.37
36	j	614	II0	C05-C03	3.17	1.64	1.54

Continued on next page...

Continued from previous page...

Mol	Chain	Res	Type	Atoms	Z	Observed(Å)	Ideal(Å)
28	g	315	CLA	C4D-ND	-3.17	1.33	1.37
28	j	603	CLA	CHC-C1C	3.17	1.43	1.35
31	K	102	WVN	C31-C32	3.17	1.52	1.45
28	B	825	CLA	C1D-ND	3.17	1.41	1.37
28	c	607	CLA	C4D-ND	-3.16	1.33	1.37
28	m	605	CLA	C4D-ND	-3.16	1.33	1.37
31	h	309	WVN	C33-C34	3.16	1.52	1.45
28	A	828	CLA	C4D-ND	-3.16	1.33	1.37
28	Q	303	CLA	C1D-ND	3.16	1.41	1.37
31	s	207	WVN	C19-C22	3.16	1.52	1.45
28	Q	303	CLA	CHC-C1C	3.16	1.43	1.35
28	B	814	CLA	C1D-ND	3.16	1.41	1.37
28	B	841	CLA	CHC-C1C	3.16	1.43	1.35
28	h	307	CLA	C4D-ND	-3.16	1.33	1.37
31	A	845	WVN	C31-C32	3.16	1.52	1.45
31	s	207	WVN	C30-C28	3.16	1.53	1.43
28	m	608	CLA	C4D-ND	-3.16	1.33	1.37
31	l	315	WVN	C39-C36	3.16	1.53	1.43
38	l	310	KC2	C1B-NB	-3.16	1.33	1.37
31	s	207	WVN	C23-C25	3.16	1.52	1.45
28	c	607	CLA	CHC-C1C	3.16	1.43	1.35
38	n	611	KC2	CHB-C4A	3.16	1.46	1.39
28	m	612	CLA	C4D-ND	-3.16	1.33	1.37
28	d	308	CLA	CHC-C1C	3.16	1.43	1.35
38	n	612	KC2	CHC-C1C	3.15	1.46	1.39
28	b	608	CLA	C4D-ND	-3.15	1.33	1.37
28	n	601	CLA	CHC-C1C	3.15	1.43	1.35
36	k	617	II0	C33-C35	3.15	1.52	1.45
28	B	832	CLA	CHC-C1C	3.15	1.43	1.35
31	e	615	WVN	C39-C36	3.15	1.53	1.43
38	i	319	KC2	C1B-NB	-3.15	1.33	1.37
31	l	301	WVN	C37-C34	-3.15	1.31	1.35
38	g	312	KC2	CHB-C4A	3.15	1.46	1.39
31	R	201	WVN	C40-C37	3.15	1.53	1.43
31	l	315	WVN	C30-C28	3.15	1.53	1.43
38	f	611	KC2	C1B-NB	-3.15	1.33	1.37
28	m	609	CLA	CHC-C1C	3.15	1.43	1.35
28	b	607	CLA	C1D-ND	3.15	1.41	1.37
28	f	603	CLA	C4D-ND	-3.15	1.33	1.37
31	L	201	WVN	C23-C25	3.14	1.52	1.45
38	c	610	KC2	C1B-NB	-3.14	1.33	1.37
28	A	818	CLA	CMB-C2B	-3.14	1.45	1.51

Continued on next page...

Continued from previous page...

Mol	Chain	Res	Type	Atoms	Z	Observed(Å)	Ideal(Å)
36	m	615	II0	C34-C36	3.14	1.52	1.45
31	M	101	WVN	C36-C32	-3.14	1.31	1.35
28	i	308	CLA	C4D-ND	-3.14	1.33	1.37
38	m	611	KC2	CHB-C4A	3.14	1.46	1.39
31	h	309	WVN	C29-C26	3.14	1.53	1.43
38	d	310	KC2	CHB-C4A	3.14	1.46	1.39
32	a	320	LMT	O3'-C3'	-3.14	1.35	1.43
36	b	614	II0	C05-C03	3.14	1.64	1.54
31	h	309	WVN	C23-C25	3.14	1.52	1.45
28	A	840	CLA	C1D-ND	3.14	1.41	1.37
38	i	319	KC2	C4D-CHA	3.14	1.48	1.45
28	B	826	CLA	C1D-ND	3.14	1.41	1.37
36	n	615	II0	C33-C35	3.14	1.52	1.45
28	B	809	CLA	C4D-ND	-3.14	1.33	1.37
28	L	204	CLA	CHC-C1C	3.14	1.43	1.35
28	l	305	CLA	C4D-ND	-3.14	1.33	1.37
38	k	613	KC2	CHC-C1C	3.13	1.46	1.39
31	L	205	WVN	C30-C28	3.13	1.53	1.43
28	a	309	CLA	CHC-C1C	3.13	1.43	1.35
38	k	611	KC2	CHC-C1C	3.13	1.46	1.39
28	m	603	CLA	C1D-ND	3.13	1.41	1.37
28	l	303	CLA	C1D-ND	3.13	1.41	1.37
28	k	609	CLA	CHC-C1C	3.13	1.43	1.35
38	d	310	KC2	CHC-C1C	3.13	1.46	1.39
38	n	611	KC2	C1B-NB	-3.13	1.33	1.37
36	J	104	II0	C12-C14	-3.13	1.46	1.51
28	k	609	CLA	C4D-ND	-3.13	1.33	1.37
28	j	609	CLA	CHC-C1C	3.13	1.43	1.35
31	s	207	WVN	C29-C26	3.13	1.53	1.43
28	s	203	CLA	C4D-ND	-3.12	1.33	1.37
31	A	847	WVN	C30-C28	3.12	1.53	1.43
28	A	836	CLA	C4D-ND	-3.12	1.33	1.37
28	n	613	CLA	C4D-ND	-3.12	1.33	1.37
31	l	315	WVN	C40-C37	3.12	1.53	1.43
31	i	316	WVN	C40-C37	3.12	1.53	1.43
38	g	314	KC2	CHC-C1C	3.12	1.46	1.39
38	k	611	KC2	CHB-C4A	3.12	1.46	1.39
28	e	607	CLA	C4D-ND	-3.12	1.33	1.37
28	h	303	CLA	C1D-ND	3.12	1.41	1.37
31	e	615	WVN	C40-C37	3.12	1.53	1.43
36	h	312	II0	C33-C35	3.12	1.52	1.45
28	e	611	CLA	CHC-C1C	3.12	1.43	1.35

Continued on next page...

Continued from previous page...

Mol	Chain	Res	Type	Atoms	Z	Observed(Å)	Ideal(Å)
31	B	846	WVN	C40-C37	3.12	1.53	1.43
28	F	202	CLA	C4D-ND	-3.12	1.33	1.37
36	e	613	II0	C12-C14	-3.12	1.46	1.51
31	B	847	WVN	C23-C25	3.12	1.52	1.45
31	i	316	WVN	C36-C32	-3.12	1.31	1.35
28	B	803	CLA	CMC-C2C	-3.12	1.44	1.50
28	A	820	CLA	C1D-ND	3.12	1.41	1.37
31	F	203	WVN	C26-C22	-3.11	1.31	1.35
31	i	316	WVN	C39-C36	3.11	1.53	1.43
28	j	610	CLA	C4D-ND	-3.11	1.33	1.37
31	A	846	WVN	C39-C36	3.11	1.53	1.43
28	A	851	CLA	CHC-C1C	3.11	1.42	1.35
28	b	603	CLA	CHC-C1C	3.11	1.42	1.35
31	J	102	WVN	C33-C34	3.11	1.52	1.45
38	i	310	KC2	CHB-C4A	3.11	1.46	1.39
28	B	826	CLA	CMD-C2D	-3.11	1.44	1.50
28	h	302	CLA	CHC-C1C	3.11	1.42	1.35
28	b	602	CLA	CHC-C1C	3.11	1.42	1.35
36	c	615	II0	C33-C35	3.10	1.52	1.45
36	O	203	II0	C33-C35	3.10	1.52	1.45
36	f	614	II0	C33-C35	3.10	1.52	1.45
28	j	604	CLA	C4D-ND	-3.10	1.33	1.37
31	i	316	WVN	C29-C26	3.10	1.53	1.43
28	j	613	CLA	C4D-ND	-3.10	1.33	1.37
36	b	617	II0	C05-C03	3.10	1.64	1.54
31	L	205	WVN	C37-C34	-3.10	1.31	1.35
28	b	606	CLA	CHC-C1C	3.10	1.42	1.35
28	s	208	CLA	C4D-ND	-3.10	1.33	1.37
28	A	809	CLA	C1D-ND	3.10	1.41	1.37
28	A	855	CLA	CMB-C2B	-3.10	1.45	1.51
36	a	314	II0	C34-C36	3.10	1.52	1.45
31	F	203	WVN	C37-C34	-3.10	1.31	1.35
38	s	204	KC2	CHC-C1C	3.10	1.46	1.39
28	g	308	CLA	C4D-ND	-3.09	1.33	1.37
38	i	319	KC2	CHB-C4A	3.09	1.46	1.39
28	c	603	CLA	CHC-C1C	3.09	1.42	1.35
38	n	611	KC2	CHC-C1C	3.09	1.46	1.39
28	c	606	CLA	CMB-C2B	-3.09	1.45	1.51
28	R	203	CLA	CHC-C1C	3.09	1.42	1.35
28	B	824	CLA	C1D-ND	3.09	1.41	1.37
28	k	604	CLA	C4D-ND	-3.09	1.33	1.37
31	L	206	WVN	C36-C32	-3.09	1.31	1.35

Continued on next page...

Continued from previous page...

Mol	Chain	Res	Type	Atoms	Z	Observed(Å)	Ideal(Å)
38	c	610	KC2	CHC-C1C	3.09	1.46	1.39
31	A	847	WVN	C23-C25	3.09	1.52	1.45
38	f	611	KC2	C4D-CHA	3.09	1.48	1.45
36	l	313	II0	C12-C14	-3.09	1.46	1.51
36	g	318	II0	C33-C35	3.08	1.52	1.45
31	s	207	WVN	C39-C36	3.08	1.53	1.43
38	j	611	KC2	C1B-NB	-3.08	1.34	1.37
28	A	851	CLA	C1D-ND	3.08	1.41	1.37
28	B	828	CLA	CHC-C1C	3.08	1.42	1.35
31	R	201	WVN	C39-C36	3.08	1.53	1.43
28	b	610	CLA	C4D-ND	-3.08	1.33	1.37
31	J	101	WVN	C02-C11	3.08	1.54	1.50
28	e	604	CLA	C4D-ND	-3.08	1.33	1.37
28	i	304	CLA	CHC-C1C	3.08	1.42	1.35
28	i	307	CLA	CHC-C1C	3.08	1.42	1.35
28	k	608	CLA	CHC-C1C	3.07	1.42	1.35
28	Q	302	CLA	C1D-ND	3.07	1.41	1.37
28	A	822	CLA	CHC-C1C	3.07	1.42	1.35
28	d	302	CLA	CHC-C1C	3.07	1.42	1.35
31	h	309	WVN	C30-C28	3.07	1.53	1.43
31	B	846	WVN	C33-C34	3.07	1.52	1.45
31	R	201	WVN	C30-C28	3.07	1.53	1.43
28	A	820	CLA	CMB-C2B	-3.07	1.45	1.51
28	i	303	CLA	C4D-ND	-3.07	1.33	1.37
28	A	804	CLA	CHC-C1C	3.07	1.42	1.35
28	B	823	CLA	CHC-C1C	3.07	1.42	1.35
31	A	846	WVN	C29-C26	3.07	1.52	1.43
28	O	201	CLA	CMD-C2D	-3.07	1.44	1.50
31	e	615	WVN	C26-C22	-3.07	1.31	1.35
31	R	202	WVN	C28-C25	-3.07	1.31	1.35
31	B	845	WVN	C28-C25	-3.06	1.31	1.35
38	g	314	KC2	C4D-CHA	3.06	1.48	1.45
28	i	307	CLA	C4D-ND	-3.06	1.33	1.37
28	m	602	CLA	C1D-ND	3.06	1.41	1.37
28	k	614	CLA	C4D-ND	-3.06	1.33	1.37
36	i	314	II0	C33-C35	3.06	1.52	1.45
28	B	811	CLA	C4D-ND	-3.06	1.33	1.37
28	d	305	CLA	C4D-ND	-3.06	1.33	1.37
38	i	319	KC2	CHC-C1C	3.06	1.46	1.39
31	L	205	WVN	C31-C32	3.05	1.52	1.45
28	g	307	CLA	C4D-ND	-3.05	1.33	1.37
28	g	305	CLA	C4D-ND	-3.05	1.33	1.37

Continued on next page...

Continued from previous page...

Mol	Chain	Res	Type	Atoms	Z	Observed(Å)	Ideal(Å)
36	c	617	II0	C33-C35	3.05	1.52	1.45
31	I	101	WVN	C36-C32	-3.05	1.31	1.35
28	j	609	CLA	C4D-ND	-3.05	1.33	1.37
28	d	304	CLA	C4D-ND	-3.05	1.33	1.37
38	j	611	KC2	CHC-C1C	3.05	1.46	1.39
28	A	811	CLA	C4D-ND	-3.05	1.33	1.37
28	i	305	CLA	CHC-C1C	3.05	1.42	1.35
28	B	811	CLA	CHC-C1C	3.05	1.42	1.35
31	K	104	WVN	C30-C28	3.05	1.52	1.43
28	l	304	CLA	CHC-C1C	3.05	1.42	1.35
28	B	821	CLA	CHC-C1C	3.05	1.42	1.35
36	J	104	II0	C05-C03	3.04	1.64	1.54
38	s	204	KC2	C4D-CHA	3.04	1.48	1.45
28	A	810	CLA	C1D-ND	3.04	1.41	1.37
31	F	204	WVN	C26-C22	-3.04	1.31	1.35
28	f	613	CLA	CHC-C1C	3.04	1.42	1.35
36	d	314	II0	C12-C14	-3.04	1.46	1.51
31	I	101	WVN	C37-C34	-3.04	1.31	1.35
28	l	302	CLA	C4D-ND	-3.04	1.33	1.37
37	b	615	IHT	C32-C33	3.04	1.52	1.45
38	k	612	KC2	CHC-C1C	3.04	1.46	1.39
28	d	302	CLA	C4D-ND	-3.04	1.33	1.37
36	e	614	II0	C33-C35	3.04	1.52	1.45
28	f	613	CLA	C4D-ND	-3.04	1.33	1.37
38	k	612	KC2	C1B-NB	-3.04	1.34	1.37
28	b	612	CLA	CHC-C1C	3.04	1.42	1.35
31	h	309	WVN	C37-C34	-3.04	1.31	1.35
28	b	604	CLA	CHC-C1C	3.04	1.42	1.35
28	b	608	CLA	CHC-C1C	3.04	1.42	1.35
38	d	311	KC2	C4D-CHA	3.04	1.48	1.45
28	B	818	CLA	CHC-C1C	3.04	1.42	1.35
31	e	615	WVN	C29-C26	3.04	1.52	1.43
36	h	310	II0	C33-C35	3.04	1.52	1.45
28	m	609	CLA	C4D-ND	-3.04	1.33	1.37
28	g	302	CLA	CHC-C1C	3.04	1.42	1.35
31	B	846	WVN	C30-C28	3.03	1.52	1.43
36	J	104	II0	C33-C35	3.03	1.52	1.45
28	L	207	CLA	C4D-ND	-3.03	1.33	1.37
31	I	101	WVN	C23-C25	3.03	1.52	1.45
31	B	848	WVN	C37-C34	-3.03	1.31	1.35
28	a	306	CLA	CHC-C1C	3.03	1.42	1.35
28	k	607	CLA	C4D-ND	-3.03	1.33	1.37

Continued on next page...

Continued from previous page...

Mol	Chain	Res	Type	Atoms	Z	Observed(Å)	Ideal(Å)
31	L	205	WVN	C29-C26	3.03	1.52	1.43
31	A	845	WVN	C26-C22	-3.03	1.31	1.35
28	a	304	CLA	C4D-ND	-3.03	1.33	1.37
28	B	826	CLA	CMB-C2B	-3.03	1.45	1.51
38	k	611	KC2	C1B-NB	-3.03	1.34	1.37
28	a	305	CLA	CHC-C1C	3.03	1.42	1.35
28	e	611	CLA	C4D-ND	-3.03	1.33	1.37
31	I	101	WVN	C29-C26	3.03	1.52	1.43
28	A	803	CLA	C4D-ND	-3.03	1.33	1.37
28	f	602	CLA	CHC-C1C	3.03	1.42	1.35
28	j	608	CLA	CHC-C1C	3.02	1.42	1.35
31	B	848	WVN	C28-C25	-3.02	1.31	1.35
28	m	613	CLA	C4D-ND	-3.02	1.33	1.37
28	B	803	CLA	CHC-C1C	3.02	1.42	1.35
28	n	602	CLA	CHC-C1C	3.02	1.42	1.35
31	L	206	WVN	C40-C37	3.02	1.52	1.43
28	c	609	CLA	CHC-C1C	3.02	1.42	1.35
36	k	621	II0	C12-C14	-3.02	1.46	1.51
28	A	819	CLA	C4D-ND	-3.02	1.33	1.37
36	n	614	II0	C33-C35	3.02	1.52	1.45
31	K	104	WVN	C19-C22	3.02	1.52	1.45
36	l	313	II0	C33-C35	3.02	1.52	1.45
31	R	201	WVN	C29-C26	3.02	1.52	1.43
28	A	825	CLA	CMD-C2D	-3.02	1.44	1.50
28	a	307	CLA	CHC-C1C	3.02	1.42	1.35
28	n	607	CLA	C4D-ND	-3.02	1.33	1.37
36	a	316	II0	C34-C36	3.02	1.52	1.45
31	i	316	WVN	C19-C22	3.01	1.52	1.45
28	B	834	CLA	CHC-C1C	3.01	1.42	1.35
28	O	202	CLA	CHC-C1C	3.01	1.42	1.35
28	d	303	CLA	CHC-C1C	3.01	1.42	1.35
38	g	313	KC2	CHC-C1C	3.01	1.46	1.39
36	i	313	II0	C33-C35	3.01	1.52	1.45
28	k	606	CLA	CHC-C1C	3.01	1.42	1.35
28	j	605	CLA	CHC-C1C	3.01	1.42	1.35
36	a	315	II0	C34-C36	3.01	1.52	1.45
31	s	207	WVN	C40-C37	3.01	1.52	1.43
28	h	313	CLA	CHC-C1C	3.01	1.42	1.35
38	l	310	KC2	C4D-CHA	3.01	1.48	1.45
31	l	315	WVN	C23-C25	3.01	1.52	1.45
28	j	603	CLA	C4D-ND	-3.01	1.33	1.37
28	l	303	CLA	CHC-C1C	3.01	1.42	1.35

Continued on next page...

Continued from previous page...

Mol	Chain	Res	Type	Atoms	Z	Observed(Å)	Ideal(Å)
31	i	316	WVN	C31-C32	3.01	1.52	1.45
28	n	613	CLA	CHC-C1C	3.00	1.42	1.35
28	g	307	CLA	CHC-C1C	3.00	1.42	1.35
38	f	611	KC2	CHC-C1C	3.00	1.46	1.39
31	l	301	WVN	C30-C28	3.00	1.52	1.43
28	A	802	CLA	CHC-C1C	3.00	1.42	1.35
31	A	846	WVN	C31-C32	3.00	1.52	1.45
28	k	606	CLA	C4D-ND	-3.00	1.33	1.37
38	g	313	KC2	C1B-NB	-3.00	1.34	1.37
38	m	611	KC2	CHC-C1C	3.00	1.46	1.39
28	s	206	CLA	CHC-C1C	3.00	1.42	1.35
28	g	322	CLA	CHC-C1C	3.00	1.42	1.35
28	h	301	CLA	CMB-C2B	-3.00	1.45	1.51
38	g	314	KC2	C1B-NB	-3.00	1.34	1.37
31	L	205	WVN	C19-C22	3.00	1.52	1.45
28	j	605	CLA	C4D-ND	-3.00	1.33	1.37
28	B	827	CLA	C1D-ND	3.00	1.41	1.37
31	R	201	WVN	C19-C22	2.99	1.52	1.45
31	h	309	WVN	C39-C36	2.99	1.52	1.43
36	c	613	II0	C33-C35	2.99	1.52	1.45
28	Q	302	CLA	CMD-C2D	-2.99	1.44	1.50
31	B	845	WVN	C33-C34	2.99	1.52	1.45
28	m	608	CLA	CHC-C1C	2.99	1.42	1.35
38	d	311	KC2	CHC-C1C	2.99	1.46	1.39
28	A	821	CLA	CHC-C1C	2.99	1.42	1.35
28	d	306	CLA	CHC-C1C	2.99	1.42	1.35
28	A	806	CLA	CHC-C1C	2.99	1.42	1.35
28	g	315	CLA	CHC-C1C	2.99	1.42	1.35
31	B	844	WVN	C37-C34	-2.99	1.31	1.35
36	g	316	II0	C33-C35	2.99	1.52	1.45
28	g	304	CLA	CHC-C1C	2.99	1.42	1.35
28	c	612	CLA	C4D-ND	-2.99	1.33	1.37
28	b	609	CLA	C1D-ND	2.99	1.41	1.37
28	L	203	CLA	CHC-C1C	2.99	1.42	1.35
31	K	102	WVN	C33-C34	2.99	1.52	1.45
28	c	612	CLA	CHC-C1C	2.99	1.42	1.35
36	b	617	II0	C33-C35	2.99	1.52	1.45
36	k	617	II0	C12-C14	-2.99	1.46	1.51
28	B	833	CLA	CHC-C1C	2.99	1.42	1.35
28	j	606	CLA	C4D-ND	-2.99	1.33	1.37
28	m	601	CLA	CHC-C1C	2.99	1.42	1.35
31	A	847	WVN	C19-C22	2.98	1.52	1.45

Continued on next page...

Continued from previous page...

Mol	Chain	Res	Type	Atoms	Z	Observed(Å)	Ideal(Å)
28	a	304	CLA	CHC-C1C	2.98	1.42	1.35
28	g	306	CLA	CHC-C1C	2.98	1.42	1.35
28	m	610	CLA	C4D-ND	-2.98	1.33	1.37
28	i	311	CLA	CHC-C1C	2.98	1.42	1.35
28	B	837	CLA	C4D-ND	-2.98	1.33	1.37
36	g	318	II0	C12-C14	-2.98	1.46	1.51
31	J	101	WVN	C30-C28	2.98	1.52	1.43
28	a	305	CLA	C4D-ND	-2.98	1.33	1.37
38	s	201	KC2	C4D-CHA	2.98	1.48	1.45
28	d	309	CLA	C4D-ND	-2.98	1.33	1.37
31	B	846	WVN	C19-C22	2.98	1.52	1.45
31	B	848	WVN	C30-C28	2.98	1.52	1.43
28	f	605	CLA	C4D-ND	-2.98	1.33	1.37
28	B	808	CLA	C1D-ND	2.98	1.41	1.37
31	B	846	WVN	C39-C36	2.98	1.52	1.43
28	A	826	CLA	CHC-C1C	2.98	1.42	1.35
28	B	815	CLA	CHC-C1C	2.98	1.42	1.35
28	a	313	CLA	CHC-C1C	2.98	1.42	1.35
38	k	611	KC2	C4D-CHA	2.97	1.48	1.45
28	f	603	CLA	CHC-C1C	2.97	1.42	1.35
31	s	205	WVN	C39-C36	2.97	1.52	1.43
28	B	840	CLA	CHC-C1C	2.97	1.42	1.35
28	B	820	CLA	CHC-C1C	2.97	1.42	1.35
28	a	311	CLA	CHC-C1C	2.97	1.42	1.35
28	c	609	CLA	C4D-ND	-2.97	1.33	1.37
38	e	609	KC2	C4D-CHA	2.97	1.48	1.45
28	g	310	CLA	CHC-C1C	2.97	1.42	1.35
31	K	102	WVN	C23-C25	2.97	1.52	1.45
31	e	615	WVN	C19-C22	2.97	1.52	1.45
28	A	821	CLA	C1D-ND	2.97	1.41	1.37
28	m	601	CLA	C4D-ND	-2.97	1.33	1.37
28	s	202	CLA	CMB-C2B	-2.97	1.45	1.51
31	K	104	WVN	C28-C25	-2.97	1.31	1.35
31	h	309	WVN	C40-C37	2.97	1.52	1.43
28	l	309	CLA	CHC-C1C	2.97	1.42	1.35
36	a	316	II0	C12-C14	-2.96	1.46	1.51
28	k	614	CLA	CHC-C1C	2.96	1.42	1.35
28	g	309	CLA	CHC-C1C	2.96	1.42	1.35
28	j	602	CLA	CHC-C1C	2.96	1.42	1.35
28	A	855	CLA	C4D-ND	-2.96	1.33	1.37
28	b	612	CLA	C4D-ND	-2.96	1.33	1.37
28	L	207	CLA	CHC-C1C	2.96	1.42	1.35

Continued on next page...

Continued from previous page...

Mol	Chain	Res	Type	Atoms	Z	Observed(Å)	Ideal(Å)
28	l	308	CLA	CHC-C1C	2.96	1.42	1.35
36	j	614	II0	C33-C35	2.96	1.52	1.45
28	k	603	CLA	CHC-C1C	2.96	1.42	1.35
31	A	845	WVN	C29-C26	2.96	1.52	1.43
36	b	614	II0	C33-C35	2.96	1.52	1.45
36	l	314	II0	C33-C35	2.96	1.52	1.45
31	J	102	WVN	C29-C26	2.96	1.52	1.43
28	g	309	CLA	C4D-ND	-2.96	1.33	1.37
28	e	602	CLA	C4D-ND	-2.95	1.33	1.37
31	A	848	WVN	C39-C36	2.95	1.52	1.43
31	F	204	WVN	C29-C26	2.95	1.52	1.43
28	c	608	CLA	CHC-C1C	2.95	1.42	1.35
28	f	608	CLA	C4D-ND	-2.95	1.33	1.37
28	A	825	CLA	CHC-C1C	2.95	1.42	1.35
31	B	845	WVN	C39-C36	2.95	1.52	1.43
28	i	304	CLA	C4D-ND	-2.95	1.33	1.37
28	h	303	CLA	CMB-C2B	-2.95	1.45	1.51
28	i	312	CLA	C4D-ND	-2.95	1.33	1.37
28	n	609	CLA	CHC-C1C	2.95	1.42	1.35
28	e	608	CLA	CHC-C1C	2.95	1.42	1.35
31	K	104	WVN	C37-C34	-2.95	1.31	1.35
28	e	605	CLA	CHC-C1C	2.95	1.42	1.35
31	J	102	WVN	C28-C25	-2.94	1.31	1.35
31	K	104	WVN	C39-C36	2.94	1.52	1.43
28	e	605	CLA	C4D-ND	-2.94	1.33	1.37
31	B	848	WVN	C33-C34	2.94	1.52	1.45
28	j	604	CLA	CHC-C1C	2.94	1.42	1.35
31	L	206	WVN	C39-C36	2.94	1.52	1.43
28	i	303	CLA	CHC-C1C	2.94	1.42	1.35
31	J	101	WVN	C40-C37	2.94	1.52	1.43
31	A	845	WVN	C40-C37	2.94	1.52	1.43
28	A	824	CLA	CHC-C1C	2.94	1.42	1.35
31	K	104	WVN	C40-C37	2.94	1.52	1.43
36	a	314	II0	C33-C35	2.94	1.52	1.45
28	c	604	CLA	C4D-ND	-2.94	1.33	1.37
31	K	102	WVN	C28-C25	-2.94	1.31	1.35
28	f	610	CLA	CHC-C1C	2.94	1.42	1.35
28	m	607	CLA	CMD-C2D	-2.94	1.44	1.50
28	i	302	CLA	C4D-ND	-2.94	1.33	1.37
31	l	301	WVN	C40-C37	2.94	1.52	1.43
31	s	205	WVN	C36-C32	-2.94	1.31	1.35
36	c	615	II0	C12-C14	-2.94	1.46	1.51

Continued on next page...

Continued from previous page...

Mol	Chain	Res	Type	Atoms	Z	Observed(Å)	Ideal(Å)
31	e	615	WVN	C02-C11	2.93	1.54	1.50
31	l	301	WVN	C19-C22	2.93	1.52	1.45
31	J	102	WVN	C30-C28	2.93	1.52	1.43
28	f	606	CLA	CHC-C1C	2.93	1.42	1.35
28	n	605	CLA	CHC-C1C	2.93	1.42	1.35
28	B	829	CLA	CMB-C2B	-2.93	1.45	1.51
28	B	838	CLA	CHC-C1C	2.93	1.42	1.35
31	B	848	WVN	C02-C11	2.93	1.54	1.50
28	f	606	CLA	C4D-ND	-2.93	1.33	1.37
31	A	848	WVN	C40-C37	2.93	1.52	1.43
31	B	846	WVN	C23-C25	2.93	1.52	1.45
28	c	601	CLA	C4D-ND	-2.93	1.33	1.37
28	j	613	CLA	CHC-C1C	2.93	1.42	1.35
31	A	848	WVN	C19-C22	2.93	1.52	1.45
38	n	612	KC2	C1B-NB	-2.93	1.34	1.37
28	m	604	CLA	C4D-ND	-2.93	1.33	1.37
28	A	813	CLA	CHC-C1C	2.93	1.42	1.35
38	k	612	KC2	C4D-CHA	2.92	1.48	1.45
31	L	205	WVN	C39-C36	2.92	1.52	1.43
31	J	101	WVN	C23-C25	2.92	1.52	1.45
28	f	604	CLA	CHC-C1C	2.92	1.42	1.35
31	B	844	WVN	C39-C36	2.92	1.52	1.43
31	B	845	WVN	C40-C37	2.92	1.52	1.43
28	h	303	CLA	CHC-C1C	2.92	1.42	1.35
31	B	844	WVN	C36-C32	-2.92	1.31	1.35
31	J	102	WVN	C36-C32	-2.92	1.31	1.35
28	A	809	CLA	CHC-C1C	2.92	1.42	1.35
31	R	201	WVN	C02-C11	2.92	1.54	1.50
31	A	845	WVN	C39-C36	2.92	1.52	1.43
28	B	824	CLA	CHC-C1C	2.92	1.42	1.35
28	k	602	CLA	CHC-C1C	2.92	1.42	1.35
28	h	304	CLA	C4D-ND	-2.92	1.33	1.37
31	s	207	WVN	C36-C32	-2.92	1.31	1.35
31	s	205	WVN	C31-C32	2.92	1.52	1.45
28	i	312	CLA	CHC-C1C	2.92	1.42	1.35
28	d	301	CLA	CHC-C1C	2.92	1.42	1.35
28	B	814	CLA	CHC-C1C	2.92	1.42	1.35
31	B	846	WVN	C31-C32	2.92	1.52	1.45
31	A	845	WVN	C19-C22	2.91	1.52	1.45
31	A	848	WVN	C29-C26	2.91	1.52	1.43
38	e	609	KC2	C1B-NB	-2.91	1.34	1.37
28	e	610	CLA	CHC-C1C	2.91	1.42	1.35

Continued on next page...

Continued from previous page...

Mol	Chain	Res	Type	Atoms	Z	Observed(Å)	Ideal(Å)
28	c	604	CLA	CMB-C2B	-2.91	1.45	1.51
36	b	613	II0	C34-C36	2.91	1.52	1.45
28	l	311	CLA	CHC-C1C	2.91	1.42	1.35
31	K	102	WVN	C40-C37	2.91	1.52	1.43
28	B	826	CLA	CHC-C1C	2.91	1.42	1.35
31	F	204	WVN	C39-C36	2.91	1.52	1.43
28	A	807	CLA	CHC-C1C	2.91	1.42	1.35
28	c	611	CLA	CHC-C1C	2.91	1.42	1.35
31	M	101	WVN	C33-C34	2.91	1.52	1.45
28	j	612	CLA	CHC-C1C	2.91	1.42	1.35
28	g	311	CLA	C4D-ND	-2.91	1.33	1.37
31	I	101	WVN	C39-C36	2.91	1.52	1.43
28	m	604	CLA	CHC-C1C	2.91	1.42	1.35
28	b	609	CLA	CHC-C1C	2.90	1.42	1.35
28	k	601	CLA	C4D-ND	-2.90	1.33	1.37
28	i	311	CLA	MG-NA	2.90	2.13	2.06
28	L	203	CLA	C1D-ND	2.90	1.41	1.37
28	f	612	CLA	C4D-ND	-2.90	1.33	1.37
28	e	606	CLA	CHC-C1C	2.90	1.42	1.35
31	R	201	WVN	C26-C22	-2.90	1.31	1.35
38	n	611	KC2	C4D-CHA	2.90	1.48	1.45
28	d	307	CLA	CHC-C1C	2.90	1.42	1.35
28	a	303	CLA	C4D-ND	-2.90	1.33	1.37
31	K	104	WVN	C31-C32	2.90	1.52	1.45
38	l	310	KC2	CHC-C1C	2.90	1.45	1.39
31	s	207	WVN	C37-C34	-2.90	1.31	1.35
31	B	844	WVN	C40-C37	2.90	1.52	1.43
31	B	845	WVN	C37-C34	-2.90	1.31	1.35
28	A	817	CLA	CHC-C1C	2.90	1.42	1.35
31	L	201	WVN	C30-C28	2.89	1.52	1.43
28	A	833	CLA	CMB-C2B	-2.89	1.45	1.51
31	B	848	WVN	C31-C32	2.89	1.52	1.45
28	A	805	CLA	CHC-C1C	2.89	1.42	1.35
28	s	208	CLA	CHC-C1C	2.89	1.42	1.35
36	m	614	II0	C33-C35	2.89	1.52	1.45
36	m	616	II0	C33-C35	2.89	1.52	1.45
28	g	303	CLA	C1D-ND	2.89	1.41	1.37
28	B	804	CLA	CHC-C1C	2.89	1.42	1.35
28	d	303	CLA	C4D-ND	-2.89	1.33	1.37
31	K	102	WVN	C30-C28	2.89	1.52	1.43
36	b	613	II0	C33-C35	2.89	1.52	1.45
28	A	810	CLA	CHC-C1C	2.89	1.42	1.35

Continued on next page...

Continued from previous page...

Mol	Chain	Res	Type	Atoms	Z	Observed(Å)	Ideal(Å)
31	B	845	WVN	C23-C25	2.89	1.52	1.45
28	O	206	CLA	CMB-C2B	-2.89	1.45	1.51
38	d	310	KC2	C1B-NB	-2.89	1.34	1.37
28	j	612	CLA	C1B-NB	2.89	1.37	1.35
36	i	315	II0	C33-C35	2.89	1.52	1.45
28	m	605	CLA	CHC-C1C	2.89	1.42	1.35
28	A	818	CLA	CHC-C1C	2.89	1.42	1.35
28	B	837	CLA	CHC-C1C	2.89	1.42	1.35
31	B	847	WVN	C31-C32	2.89	1.52	1.45
31	A	846	WVN	C26-C22	-2.89	1.32	1.35
28	e	608	CLA	C4D-ND	-2.88	1.33	1.37
28	l	309	CLA	C4D-ND	-2.88	1.33	1.37
28	d	307	CLA	C4D-ND	-2.88	1.33	1.37
31	M	101	WVN	C40-C37	2.88	1.52	1.43
28	d	312	CLA	CHC-C1C	2.88	1.42	1.35
31	J	101	WVN	C39-C36	2.88	1.52	1.43
28	B	810	CLA	CHC-C1C	2.88	1.42	1.35
36	k	621	II0	C33-C35	2.88	1.52	1.45
36	m	615	II0	C33-C35	2.88	1.52	1.45
28	d	309	CLA	CHC-C1C	2.88	1.42	1.35
31	I	101	WVN	C19-C22	2.88	1.52	1.45
31	B	844	WVN	C33-C34	2.88	1.52	1.45
28	A	801	CLA	C4D-ND	-2.88	1.33	1.37
31	B	848	WVN	C40-C37	2.88	1.52	1.43
36	k	615	II0	C12-C14	-2.88	1.46	1.51
31	B	845	WVN	C30-C28	2.87	1.52	1.43
31	R	202	WVN	C33-C34	2.87	1.52	1.45
31	R	202	WVN	C40-C37	2.87	1.52	1.43
36	e	613	II0	C33-C35	2.87	1.52	1.45
28	h	305	CLA	CHC-C1C	2.87	1.42	1.35
28	B	807	CLA	CMB-C2B	-2.87	1.45	1.51
31	s	205	WVN	C29-C26	2.87	1.52	1.43
28	k	608	CLA	C4D-ND	-2.87	1.33	1.37
31	A	848	WVN	C30-C28	2.87	1.52	1.43
28	A	828	CLA	C1D-ND	2.87	1.41	1.37
36	c	614	II0	C34-C36	2.87	1.52	1.45
28	B	825	CLA	CHC-C1C	2.87	1.42	1.35
28	a	308	CLA	C4D-ND	-2.87	1.33	1.37
31	s	205	WVN	C33-C34	2.87	1.52	1.45
28	B	830	CLA	CHC-C1C	2.86	1.42	1.35
28	i	306	CLA	C4D-ND	-2.86	1.33	1.37
31	L	206	WVN	C30-C28	2.86	1.52	1.43

Continued on next page...

Continued from previous page...

Mol	Chain	Res	Type	Atoms	Z	Observed(Å)	Ideal(Å)
28	A	812	CLA	CHC-C1C	2.86	1.42	1.35
28	A	828	CLA	CHC-C1C	2.86	1.42	1.35
28	a	303	CLA	CMB-C2B	-2.86	1.45	1.51
28	B	802	CLA	CHC-C1C	2.86	1.42	1.35
28	i	306	CLA	CHC-C1C	2.86	1.42	1.35
31	I	101	WVN	C33-C34	2.86	1.52	1.45
28	a	312	CLA	CHC-C1C	2.86	1.42	1.35
28	e	603	CLA	CHC-C1C	2.86	1.42	1.35
28	e	607	CLA	CHC-C1C	2.86	1.42	1.35
31	K	102	WVN	C39-C36	2.86	1.52	1.43
38	s	204	KC2	C1D-CHD	2.86	1.48	1.41
28	f	612	CLA	CHC-C1C	2.85	1.42	1.35
31	R	202	WVN	C30-C28	2.85	1.52	1.43
31	M	101	WVN	C31-C32	2.85	1.52	1.45
31	i	316	WVN	C37-C34	-2.85	1.32	1.35
28	g	305	CLA	CHC-C1C	2.85	1.42	1.35
38	n	612	KC2	C4D-CHA	2.85	1.48	1.45
28	n	606	CLA	C4D-ND	-2.85	1.33	1.37
38	j	611	KC2	C4D-CHA	2.85	1.48	1.45
28	A	832	CLA	CHC-C1C	2.85	1.42	1.35
28	K	101	CLA	CHC-C1C	2.85	1.42	1.35
28	h	301	CLA	C3B-C2B	-2.85	1.36	1.40
31	M	101	WVN	C30-C28	2.85	1.52	1.43
31	l	301	WVN	C31-C32	2.85	1.52	1.45
36	l	312	II0	C33-C35	2.84	1.52	1.45
28	B	835	CLA	CHC-C1C	2.84	1.42	1.35
38	i	310	KC2	CHC-C1C	2.84	1.45	1.39
28	k	601	CLA	CHC-C1C	2.84	1.42	1.35
36	k	616	II0	C33-C35	2.84	1.52	1.45
28	n	607	CLA	CHC-C1C	2.84	1.42	1.35
28	A	830	CLA	CMB-C2B	-2.84	1.45	1.51
28	A	834	CLA	CHC-C1C	2.84	1.42	1.35
28	b	601	CLA	C4D-ND	-2.84	1.33	1.37
28	k	604	CLA	CHC-C1C	2.84	1.42	1.35
28	B	805	CLA	CHC-C1C	2.84	1.42	1.35
28	c	603	CLA	C1D-ND	2.84	1.41	1.37
28	B	831	CLA	CHC-C1C	2.84	1.42	1.35
31	L	205	WVN	C28-C25	-2.84	1.32	1.35
31	l	301	WVN	C29-C26	2.84	1.52	1.43
28	A	820	CLA	CHC-C1C	2.84	1.42	1.35
28	d	301	CLA	C4D-ND	-2.83	1.33	1.37
31	A	845	WVN	C33-C34	2.83	1.52	1.45

Continued on next page...

Continued from previous page...

Mol	Chain	Res	Type	Atoms	Z	Observed(Å)	Ideal(Å)
28	m	613	CLA	CHC-C1C	2.83	1.42	1.35
31	J	102	WVN	C37-C34	-2.83	1.32	1.35
28	A	817	CLA	CMB-C2B	-2.83	1.45	1.51
31	F	204	WVN	C19-C22	2.83	1.52	1.45
31	B	847	WVN	C39-C36	2.83	1.52	1.43
31	s	205	WVN	C40-C37	2.83	1.52	1.43
36	c	614	II0	C33-C35	2.83	1.52	1.45
28	b	605	CLA	CHC-C1C	2.83	1.42	1.35
28	i	309	CLA	CHC-C1C	2.83	1.42	1.35
31	F	204	WVN	C02-C11	2.82	1.54	1.50
28	m	607	CLA	CHC-C1C	2.82	1.42	1.35
28	g	322	CLA	C1D-ND	2.82	1.41	1.37
31	B	848	WVN	C29-C26	2.82	1.52	1.43
38	g	312	KC2	C1B-NB	-2.82	1.34	1.37
31	A	846	WVN	C19-C22	2.82	1.52	1.45
31	J	102	WVN	C39-C36	2.82	1.52	1.43
28	j	608	CLA	C4D-ND	-2.82	1.33	1.37
28	l	307	CLA	CHC-C1C	2.82	1.42	1.35
28	g	303	CLA	CHC-C1C	2.82	1.42	1.35
28	n	604	CLA	CHC-C1C	2.82	1.42	1.35
28	c	605	CLA	C4D-ND	-2.81	1.33	1.37
28	l	306	CLA	CHC-C1C	2.81	1.42	1.35
31	F	203	WVN	C31-C32	2.81	1.52	1.45
31	B	848	WVN	C39-C36	2.81	1.52	1.43
28	g	311	CLA	CHC-C1C	2.81	1.42	1.35
36	g	317	II0	C30-C26	-2.81	1.31	1.37
31	l	315	WVN	C02-C11	2.81	1.54	1.50
28	B	817	CLA	CHC-C1C	2.81	1.42	1.35
28	a	311	CLA	C4D-ND	-2.81	1.33	1.37
28	m	602	CLA	CHC-C1C	2.81	1.42	1.35
31	M	101	WVN	C39-C36	2.81	1.52	1.43
28	B	806	CLA	CHC-C1C	2.81	1.42	1.35
28	A	814	CLA	CHC-C1C	2.80	1.42	1.35
38	i	310	KC2	C3C-C4C	2.80	1.50	1.44
31	B	844	WVN	C30-C28	2.80	1.52	1.43
36	n	618	II0	C12-C14	-2.80	1.46	1.51
31	R	201	WVN	C28-C25	-2.80	1.32	1.35
28	A	811	CLA	CHC-C1C	2.80	1.42	1.35
31	L	201	WVN	C39-C36	2.80	1.52	1.43
28	f	605	CLA	CHC-C1C	2.80	1.42	1.35
31	F	203	WVN	C39-C36	2.80	1.52	1.43
31	F	203	WVN	C33-C34	2.80	1.52	1.45

Continued on next page...

Continued from previous page...

Mol	Chain	Res	Type	Atoms	Z	Observed(Å)	Ideal(Å)
28	d	306	CLA	C4D-ND	-2.80	1.33	1.37
28	e	601	CLA	C4D-ND	-2.79	1.33	1.37
28	f	601	CLA	CHC-C1C	2.79	1.42	1.35
28	A	830	CLA	CHC-C1C	2.79	1.42	1.35
36	g	320	II0	C33-C35	2.79	1.51	1.45
28	B	825	CLA	CMD-C2D	-2.79	1.44	1.50
28	j	607	CLA	CMD-C2D	-2.79	1.44	1.50
28	l	306	CLA	C4D-ND	-2.79	1.33	1.37
28	A	801	CLA	CHC-C1C	2.79	1.42	1.35
28	B	819	CLA	CHC-C1C	2.79	1.42	1.35
28	B	801	CLA	C1D-ND	2.79	1.41	1.37
28	B	817	CLA	CMB-C2B	-2.79	1.45	1.51
28	c	606	CLA	C3B-C2B	-2.79	1.36	1.40
28	B	802	CLA	C4D-ND	-2.79	1.33	1.37
28	b	612	CLA	CMD-C2D	-2.79	1.44	1.50
31	J	102	WVN	C02-C11	2.79	1.54	1.50
28	Q	303	CLA	C4D-ND	-2.79	1.33	1.37
28	a	303	CLA	CHC-C1C	2.78	1.42	1.35
31	F	203	WVN	C40-C37	2.78	1.52	1.43
38	k	613	KC2	C1B-NB	-2.78	1.34	1.37
28	l	305	CLA	CHC-C1C	2.78	1.42	1.35
28	B	836	CLA	CMB-C2B	-2.78	1.45	1.51
31	L	205	WVN	C40-C37	2.78	1.52	1.43
31	s	205	WVN	C19-C22	2.78	1.51	1.45
28	b	609	CLA	C4D-ND	-2.78	1.33	1.37
36	f	616	II0	C33-C35	2.78	1.51	1.45
28	B	831	CLA	C3B-C2B	-2.78	1.36	1.40
31	R	202	WVN	C31-C32	2.78	1.51	1.45
31	s	207	WVN	C28-C25	-2.78	1.32	1.35
28	d	304	CLA	CMC-C2C	-2.78	1.44	1.50
31	I	101	WVN	C40-C37	2.78	1.52	1.43
31	L	201	WVN	C33-C34	2.77	1.51	1.45
28	A	838	CLA	CHC-C1C	2.77	1.42	1.35
28	l	302	CLA	CHC-C1C	2.77	1.42	1.35
28	B	809	CLA	CHC-C1C	2.77	1.42	1.35
28	h	301	CLA	CHC-C1C	2.77	1.42	1.35
36	j	614	II0	C34-C36	2.77	1.51	1.45
31	K	104	WVN	C23-C25	2.77	1.51	1.45
36	k	615	II0	C33-C35	2.77	1.51	1.45
28	B	827	CLA	CHC-C1C	2.77	1.42	1.35
28	B	816	CLA	CHC-C1C	2.77	1.42	1.35
31	M	101	WVN	C29-C26	2.77	1.52	1.43

Continued on next page...

Continued from previous page...

Mol	Chain	Res	Type	Atoms	Z	Observed(Å)	Ideal(Å)
31	l	301	WVN	C39-C36	2.77	1.52	1.43
28	A	840	CLA	CHC-C1C	2.77	1.42	1.35
32	b	618	LMT	O3'-C3'	-2.77	1.36	1.43
38	i	310	KC2	C1D-CHD	2.77	1.48	1.41
28	k	610	CLA	CHC-C1C	2.76	1.42	1.35
31	B	847	WVN	C30-C28	2.76	1.52	1.43
31	L	206	WVN	C31-C32	2.76	1.51	1.45
28	B	829	CLA	CHC-C1C	2.76	1.42	1.35
31	h	309	WVN	C28-C25	-2.76	1.32	1.35
28	h	308	CLA	CHC-C1C	2.76	1.42	1.35
28	n	608	CLA	C4D-ND	-2.76	1.33	1.37
36	f	615	II0	C33-C35	2.76	1.51	1.45
31	s	205	WVN	C30-C28	2.76	1.52	1.43
28	B	813	CLA	CHC-C1C	2.75	1.42	1.35
28	b	607	CLA	CHC-C1C	2.75	1.42	1.35
28	d	312	CLA	C4D-ND	-2.75	1.33	1.37
38	g	313	KC2	C3C-C4C	2.75	1.50	1.44
28	A	825	CLA	C1D-ND	2.75	1.41	1.37
28	n	606	CLA	CHC-C1C	2.75	1.42	1.35
31	A	846	WVN	C30-C28	2.75	1.52	1.43
28	F	201	CLA	CHC-C1C	2.75	1.42	1.35
31	F	203	WVN	C19-C22	2.75	1.51	1.45
28	j	601	CLA	C4D-ND	-2.75	1.33	1.37
31	L	201	WVN	C19-C22	2.75	1.51	1.45
31	l	315	WVN	C28-C25	-2.75	1.32	1.35
28	f	601	CLA	C4D-ND	-2.75	1.33	1.37
28	A	822	CLA	CMD-C2D	-2.75	1.45	1.50
28	A	854	CLA	C3B-C2B	-2.75	1.36	1.40
31	K	104	WVN	C29-C26	2.75	1.52	1.43
31	A	847	WVN	C31-C32	2.75	1.51	1.45
28	d	305	CLA	CHC-C1C	2.75	1.42	1.35
31	l	315	WVN	C37-C34	-2.75	1.32	1.35
28	A	804	CLA	CMC-C2C	-2.75	1.45	1.50
28	c	605	CLA	CMB-C2B	-2.74	1.45	1.51
31	F	203	WVN	C29-C26	2.74	1.51	1.43
31	A	847	WVN	C40-C37	2.74	1.51	1.43
32	A	850	LMT	O3'-C3'	-2.74	1.36	1.43
28	A	837	CLA	CHC-C1C	2.74	1.42	1.35
31	s	207	WVN	C26-C22	-2.74	1.32	1.35
28	h	304	CLA	CHC-C1C	2.74	1.42	1.35
28	s	202	CLA	CHC-C1C	2.74	1.42	1.35
28	c	611	CLA	C4D-ND	-2.74	1.33	1.37

Continued on next page...

Continued from previous page...

Mol	Chain	Res	Type	Atoms	Z	Observed(Å)	Ideal(Å)
28	n	605	CLA	C4D-ND	-2.74	1.33	1.37
31	B	846	WVN	C36-C32	-2.74	1.32	1.35
28	A	840	CLA	CMB-C2B	-2.73	1.46	1.51
28	B	822	CLA	C1D-ND	2.73	1.41	1.37
31	B	847	WVN	C40-C37	2.73	1.51	1.43
31	J	101	WVN	C37-C34	-2.73	1.32	1.35
28	Q	302	CLA	C4D-ND	-2.73	1.33	1.37
31	A	848	WVN	C36-C32	-2.73	1.32	1.35
31	e	615	WVN	C37-C34	-2.73	1.32	1.35
28	c	604	CLA	CHC-C1C	2.72	1.41	1.35
31	B	846	WVN	C29-C26	2.72	1.51	1.43
28	k	605	CLA	CHC-C1C	2.72	1.41	1.35
32	a	302	LMT	O3'-C3'	-2.72	1.36	1.43
31	R	201	WVN	C37-C34	-2.72	1.32	1.35
28	m	607	CLA	CMB-C2B	-2.72	1.46	1.51
28	l	307	CLA	CMD-C2D	-2.72	1.45	1.50
31	A	847	WVN	C39-C36	2.72	1.51	1.43
28	A	830	CLA	C1D-ND	2.72	1.41	1.37
28	a	309	CLA	C4D-ND	-2.71	1.34	1.37
31	K	104	WVN	C20-C13	2.71	1.54	1.45
28	j	605	CLA	CMB-C2B	-2.71	1.46	1.51
31	L	201	WVN	C29-C26	2.71	1.51	1.43
31	i	316	WVN	C28-C25	-2.71	1.32	1.35
28	B	827	CLA	C3B-C2B	-2.71	1.36	1.40
28	m	608	CLA	CMB-C2B	-2.71	1.46	1.51
31	R	202	WVN	C23-C25	2.71	1.51	1.45
28	m	610	CLA	CHC-C1C	2.71	1.41	1.35
28	s	203	CLA	CHC-C1C	2.71	1.41	1.35
28	g	304	CLA	C4D-ND	-2.71	1.34	1.37
28	c	605	CLA	CHC-C1C	2.70	1.41	1.35
28	n	610	CLA	CHC-C1C	2.70	1.41	1.35
28	A	819	CLA	CMB-C2B	-2.70	1.46	1.51
28	B	816	CLA	CMB-C2B	-2.70	1.46	1.51
28	B	839	CLA	CHC-C1C	2.70	1.41	1.35
28	l	304	CLA	C4D-ND	-2.70	1.34	1.37
28	m	602	CLA	CMB-C2B	-2.70	1.46	1.51
31	A	848	WVN	C31-C32	2.70	1.51	1.45
31	A	846	WVN	C40-C37	2.69	1.51	1.43
38	s	201	KC2	CHB-C4A	2.69	1.45	1.39
28	i	302	CLA	CHC-C1C	2.69	1.41	1.35
28	e	606	CLA	C4D-ND	-2.69	1.34	1.37
28	f	605	CLA	CMB-C2B	-2.69	1.46	1.51

Continued on next page...

Continued from previous page...

Mol	Chain	Res	Type	Atoms	Z	Observed(Å)	Ideal(Å)
38	d	310	KC2	C1D-CHD	2.69	1.48	1.41
28	j	601	CLA	CHC-C1C	2.68	1.41	1.35
31	A	845	WVN	C30-C28	2.68	1.51	1.43
28	h	303	CLA	C3B-C2B	-2.68	1.36	1.40
38	g	312	KC2	C1D-CHD	2.68	1.48	1.41
31	M	101	WVN	C19-C22	2.68	1.51	1.45
31	I	101	WVN	C30-C28	2.68	1.51	1.43
36	j	615	II0	C33-C35	2.68	1.51	1.45
28	i	303	CLA	CMD-C2D	-2.67	1.45	1.50
28	k	610	CLA	C4D-ND	-2.67	1.34	1.37
31	R	202	WVN	C39-C36	2.67	1.51	1.43
31	R	202	WVN	C19-C22	2.67	1.51	1.45
28	j	607	CLA	C3B-C2B	-2.67	1.36	1.40
28	c	602	CLA	C1D-ND	2.67	1.41	1.37
36	e	612	II0	C16-C03	2.66	1.59	1.53
28	e	604	CLA	CHC-C1C	2.66	1.41	1.35
28	h	308	CLA	C4D-ND	-2.66	1.34	1.37
29	A	842	PQN	O4-C4	-2.66	1.17	1.23
38	k	612	KC2	C1D-CHD	2.66	1.48	1.41
28	m	612	CLA	CHC-C1C	2.66	1.41	1.35
31	A	848	WVN	C37-C34	-2.66	1.32	1.35
31	L	201	WVN	C40-C37	2.66	1.51	1.43
28	a	310	CLA	CHC-C1C	2.66	1.41	1.35
28	k	605	CLA	C4D-ND	-2.66	1.34	1.37
31	K	102	WVN	C29-C26	2.66	1.51	1.43
28	A	831	CLA	CMB-C2B	-2.65	1.46	1.51
28	F	201	CLA	CMB-C2B	-2.65	1.46	1.51
28	A	830	CLA	CMD-C2D	-2.65	1.45	1.50
28	n	603	CLA	CHC-C1C	2.65	1.41	1.35
28	B	835	CLA	CMD-C2D	-2.65	1.45	1.50
28	Q	302	CLA	CHC-C1C	2.65	1.41	1.35
28	B	840	CLA	C1D-ND	2.65	1.41	1.37
28	h	307	CLA	CHC-C1C	2.65	1.41	1.35
28	f	609	CLA	CMC-C2C	-2.65	1.45	1.50
31	B	844	WVN	C31-C32	2.64	1.51	1.45
37	a	317	IHT	C18-C07	2.64	1.54	1.45
28	h	302	CLA	CMC-C2C	-2.64	1.45	1.50
31	R	202	WVN	C29-C26	2.64	1.51	1.43
28	m	605	CLA	CMB-C2B	-2.64	1.46	1.51
31	i	316	WVN	C26-C22	-2.64	1.32	1.35
28	A	833	CLA	CHC-C1C	2.64	1.41	1.35
28	B	819	CLA	CMD-C2D	-2.64	1.45	1.50

Continued on next page...

Continued from previous page...

Mol	Chain	Res	Type	Atoms	Z	Observed(Å)	Ideal(Å)
28	B	821	CLA	CMB-C2B	-2.63	1.46	1.51
37	c	616	IHT	C25-C23	2.63	1.56	1.50
31	M	101	WVN	C23-C25	2.63	1.51	1.45
28	A	815	CLA	CHC-C1C	2.63	1.41	1.35
31	R	201	WVN	C23-C25	2.63	1.51	1.45
31	l	315	WVN	C36-C32	-2.63	1.32	1.35
28	B	809	CLA	CMB-C2B	-2.63	1.46	1.51
31	R	201	WVN	C36-C32	-2.62	1.32	1.35
28	A	836	CLA	CHC-C1C	2.62	1.41	1.35
28	j	610	CLA	CMB-C2B	-2.62	1.46	1.51
38	s	201	KC2	C1D-CHD	2.62	1.48	1.41
31	B	844	WVN	C29-C26	2.62	1.51	1.43
28	A	806	CLA	CMB-C2B	-2.62	1.46	1.51
38	i	319	KC2	C1D-CHD	2.62	1.48	1.41
28	F	202	CLA	CHC-C1C	2.62	1.41	1.35
38	k	613	KC2	C1D-CHD	2.62	1.48	1.41
28	g	303	CLA	CMD-C2D	-2.61	1.45	1.50
28	c	601	CLA	CHC-C1C	2.61	1.41	1.35
28	g	302	CLA	C4D-ND	-2.61	1.34	1.37
28	A	808	CLA	CHC-C1C	2.61	1.41	1.35
31	L	206	WVN	C29-C26	2.61	1.51	1.43
28	f	608	CLA	CMC-C2C	-2.61	1.45	1.50
31	A	848	WVN	C02-C11	2.61	1.54	1.50
28	A	841	CLA	CHC-C1C	2.61	1.41	1.35
28	A	810	CLA	C3B-C2B	-2.61	1.36	1.40
36	g	317	II0	C33-C35	2.61	1.51	1.45
28	B	802	CLA	CMD-C2D	-2.61	1.45	1.50
28	m	604	CLA	CMB-C2B	-2.61	1.46	1.51
37	k	618	IHT	C25-C23	2.60	1.56	1.50
31	L	206	WVN	C23-C25	2.60	1.51	1.45
38	g	312	KC2	C4A-C3A	2.60	1.49	1.44
28	A	801	CLA	CMB-C2B	-2.60	1.46	1.51
28	j	607	CLA	CHC-C1C	2.60	1.41	1.35
37	m	617	IHT	C25-C23	2.59	1.56	1.50
31	e	615	WVN	C20-C13	2.59	1.54	1.45
28	A	855	CLA	CHC-C1C	2.59	1.41	1.35
38	n	612	KC2	C4A-C3A	2.59	1.49	1.44
28	A	839	CLA	CMB-C2B	-2.59	1.46	1.51
31	B	845	WVN	C29-C26	2.59	1.51	1.43
28	B	819	CLA	CMB-C2B	-2.59	1.46	1.51
28	A	839	CLA	CHC-C1C	2.59	1.41	1.35
28	m	606	CLA	CHC-C1C	2.59	1.41	1.35

Continued on next page...

Continued from previous page...

Mol	Chain	Res	Type	Atoms	Z	Observed(Å)	Ideal(Å)
28	B	821	CLA	C4-C3	-2.58	1.44	1.50
31	B	847	WVN	C33-C34	2.58	1.51	1.45
37	k	618	IHT	C18-C07	2.58	1.54	1.45
28	A	854	CLA	CHC-C1C	2.58	1.41	1.35
31	e	615	WVN	C36-C32	-2.58	1.32	1.35
37	b	616	IHT	C25-C23	2.58	1.56	1.50
28	L	202	CLA	CMB-C2B	-2.58	1.46	1.51
37	b	615	IHT	C25-C23	2.58	1.56	1.50
28	b	607	CLA	CMB-C2B	-2.58	1.46	1.51
31	F	203	WVN	C30-C28	2.57	1.51	1.43
28	f	607	CLA	CMB-C2B	-2.57	1.46	1.51
28	b	611	CLA	CHC-C1C	2.57	1.41	1.35
28	g	308	CLA	CHC-C1C	2.57	1.41	1.35
28	A	835	CLA	CHC-C1C	2.57	1.41	1.35
28	j	606	CLA	CMB-C2B	-2.57	1.46	1.51
37	j	616	IHT	C25-C23	2.57	1.56	1.50
28	g	306	CLA	CMB-C2B	-2.57	1.46	1.51
38	i	310	KC2	C1A-CHA	2.57	1.47	1.40
37	O	204	IHT	C25-C23	2.57	1.56	1.50
28	Q	302	CLA	CMB-C2B	-2.57	1.46	1.51
28	f	601	CLA	CMB-C2B	-2.56	1.46	1.51
32	a	320	LMT	O2'-C2'	-2.56	1.36	1.43
37	c	616	IHT	C18-C07	2.56	1.54	1.45
28	B	829	CLA	C3B-C2B	-2.56	1.36	1.40
29	B	842	PQN	O4-C4	-2.56	1.17	1.23
31	B	845	WVN	C31-C32	2.56	1.51	1.45
37	g	319	IHT	C25-C23	2.56	1.56	1.50
28	A	822	CLA	C3B-C2B	-2.56	1.36	1.40
38	g	314	KC2	C1D-CHD	2.56	1.48	1.41
28	K	103	CLA	CMB-C2B	-2.56	1.46	1.51
28	A	823	CLA	CHC-C1C	2.56	1.41	1.35
36	a	316	II0	C33-C35	2.56	1.51	1.45
28	A	829	CLA	CHC-C1C	2.55	1.41	1.35
28	A	831	CLA	CHC-C1C	2.55	1.41	1.35
28	s	208	CLA	CMB-C2B	-2.55	1.46	1.51
28	B	807	CLA	CHC-C1C	2.55	1.41	1.35
28	e	601	CLA	CHC-C1C	2.55	1.41	1.35
38	e	609	KC2	C1D-CHD	2.55	1.48	1.41
28	B	827	CLA	C3B-CAB	-2.55	1.42	1.47
28	b	611	CLA	CMB-C2B	-2.55	1.46	1.51
28	J	103	CLA	CHC-C1C	2.55	1.41	1.35
38	c	610	KC2	C1D-CHD	2.55	1.48	1.41

Continued on next page...

Continued from previous page...

Mol	Chain	Res	Type	Atoms	Z	Observed(Å)	Ideal(Å)
28	A	821	CLA	CMB-C2B	-2.55	1.46	1.51
28	A	835	CLA	CMB-C2B	-2.55	1.46	1.51
38	k	613	KC2	C4A-C3A	2.55	1.49	1.44
31	i	316	WVN	C02-C11	2.55	1.54	1.50
28	a	307	CLA	CMB-C2B	-2.54	1.46	1.51
28	b	610	CLA	CHC-C1C	2.54	1.41	1.35
28	A	838	CLA	CMB-C2B	-2.54	1.46	1.51
28	B	835	CLA	CMB-C2B	-2.54	1.46	1.51
36	d	313	II0	C16-C03	2.54	1.58	1.53
31	B	844	WVN	C23-C25	2.54	1.51	1.45
28	B	827	CLA	CMB-C2B	-2.54	1.46	1.51
38	i	310	KC2	C1B-NB	-2.54	1.34	1.37
28	B	812	CLA	CMD-C2D	-2.54	1.45	1.50
31	L	205	WVN	C20-C13	2.54	1.54	1.45
28	A	823	CLA	CMB-C2B	-2.54	1.46	1.51
28	B	808	CLA	CHC-C1C	2.53	1.41	1.35
28	B	821	CLA	CMC-C2C	-2.53	1.45	1.50
28	Q	303	CLA	CMD-C2D	-2.53	1.45	1.50
38	g	312	KC2	C4D-CHA	2.53	1.48	1.45
28	k	608	CLA	CMB-C2B	-2.53	1.46	1.51
28	e	607	CLA	CMB-C2B	-2.53	1.46	1.51
28	B	822	CLA	CHC-C1C	2.53	1.41	1.35
28	B	820	CLA	CMB-C2B	-2.53	1.46	1.51
28	b	608	CLA	CMB-C2B	-2.53	1.46	1.51
28	g	322	CLA	CMD-C2D	-2.53	1.45	1.50
28	K	103	CLA	CHC-C1C	2.52	1.41	1.35
28	B	828	CLA	CMB-C2B	-2.52	1.46	1.51
28	b	606	CLA	CMB-C2B	-2.52	1.46	1.51
28	f	607	CLA	C3B-C2B	-2.52	1.36	1.40
28	A	816	CLA	CHC-C1C	2.52	1.41	1.35
28	L	204	CLA	CMD-C2D	-2.52	1.45	1.50
28	m	607	CLA	CMC-C2C	-2.52	1.45	1.50
31	A	846	WVN	C23-C25	2.52	1.51	1.45
28	A	834	CLA	CMD-C2D	-2.52	1.45	1.50
28	j	612	CLA	MG-NC	2.52	2.12	2.06
28	B	834	CLA	CMB-C2B	-2.52	1.46	1.51
28	f	608	CLA	CMB-C2B	-2.52	1.46	1.51
38	g	313	KC2	C1D-CHD	2.52	1.48	1.41
36	g	317	II0	C16-C03	2.51	1.58	1.53
38	d	311	KC2	C3C-C4C	2.51	1.49	1.44
31	J	101	WVN	C26-C22	-2.51	1.32	1.35
31	L	206	WVN	C28-C25	-2.51	1.32	1.35

Continued on next page...

Continued from previous page...

Mol	Chain	Res	Type	Atoms	Z	Observed(Å)	Ideal(Å)
28	a	308	CLA	CMB-C2B	-2.51	1.46	1.51
28	F	202	CLA	CMB-C2B	-2.51	1.46	1.51
28	n	610	CLA	CMB-C2B	-2.51	1.46	1.51
28	g	308	CLA	CMB-C2B	-2.51	1.46	1.51
28	A	811	CLA	CMB-C2B	-2.51	1.46	1.51
28	m	612	CLA	CMB-C2B	-2.51	1.46	1.51
28	k	606	CLA	CMB-C2B	-2.51	1.46	1.51
28	c	608	CLA	CMC-C2C	-2.51	1.45	1.50
37	f	617	IHT	C18-C07	2.51	1.54	1.45
28	h	313	CLA	CMB-C2B	-2.51	1.46	1.51
37	f	617	IHT	C25-C23	2.51	1.56	1.50
37	b	616	IHT	C18-C07	2.51	1.54	1.45
38	m	611	KC2	C1D-CHD	2.51	1.48	1.41
28	l	308	CLA	CMB-C2B	-2.50	1.46	1.51
28	B	839	CLA	CMB-C2B	-2.50	1.46	1.51
31	h	309	WVN	C26-C22	-2.50	1.32	1.35
28	j	610	CLA	CHC-C1C	2.50	1.41	1.35
28	O	202	CLA	CMB-C2B	-2.50	1.46	1.51
38	k	613	KC2	C3C-C4C	2.50	1.49	1.44
31	L	201	WVN	C31-C32	2.50	1.51	1.45
28	f	613	CLA	CMB-C2B	-2.50	1.46	1.51
28	h	305	CLA	CMB-C2B	-2.50	1.46	1.51
28	f	610	CLA	CMB-C2B	-2.50	1.46	1.51
37	n	617	IHT	C25-C23	2.49	1.56	1.50
36	i	320	II0	C16-C03	2.49	1.58	1.53
28	B	835	CLA	C3B-C2B	-2.49	1.36	1.40
38	d	311	KC2	C1A-CHA	2.49	1.47	1.40
31	B	848	WVN	C20-C13	2.49	1.54	1.45
28	b	610	CLA	CMB-C2B	-2.49	1.46	1.51
28	j	601	CLA	CMB-C2B	-2.49	1.46	1.51
28	B	815	CLA	C3B-CAB	-2.49	1.42	1.47
28	b	601	CLA	CMB-C2B	-2.49	1.46	1.51
28	j	606	CLA	C3B-C2B	-2.49	1.36	1.40
38	e	609	KC2	C4A-C3A	2.49	1.49	1.44
28	A	855	CLA	CMD-C2D	-2.49	1.45	1.50
31	s	207	WVN	C20-C13	2.49	1.53	1.45
38	s	201	KC2	C1A-CHA	2.49	1.47	1.40
38	g	314	KC2	C4A-C3A	2.49	1.49	1.44
38	m	611	KC2	C1A-CHA	2.48	1.47	1.40
37	n	617	IHT	C18-C07	2.48	1.53	1.45
28	B	840	CLA	CMB-C2B	-2.48	1.46	1.51
28	n	606	CLA	CMB-C2B	-2.48	1.46	1.51

Continued on next page...

Continued from previous page...

Mol	Chain	Res	Type	Atoms	Z	Observed(Å)	Ideal(Å)
28	k	610	CLA	CMB-C2B	-2.48	1.46	1.51
28	A	828	CLA	CMD-C2D	-2.48	1.45	1.50
38	s	201	KC2	C3C-C4C	2.48	1.49	1.44
38	j	611	KC2	C1D-CHD	2.48	1.47	1.41
28	e	605	CLA	CMB-C2B	-2.48	1.46	1.51
28	L	202	CLA	CHC-C1C	2.48	1.41	1.35
28	A	855	CLA	C3B-C2B	-2.48	1.36	1.40
28	i	306	CLA	CMB-C2B	-2.48	1.46	1.51
38	k	611	KC2	C1D-CHD	2.48	1.47	1.41
28	g	305	CLA	CMB-C2B	-2.48	1.46	1.51
37	g	319	IHT	C18-C07	2.48	1.53	1.45
29	A	842	PQN	O1-C1	-2.48	1.18	1.23
28	l	309	CLA	CMB-C2B	-2.47	1.46	1.51
28	m	610	CLA	CMB-C2B	-2.47	1.46	1.51
31	h	309	WVN	C19-C22	2.47	1.51	1.45
28	m	606	CLA	CMB-C2B	-2.47	1.46	1.51
32	A	850	LMT	O2B-C2B	-2.47	1.37	1.43
28	B	824	CLA	CMB-C2B	-2.47	1.46	1.51
28	b	612	CLA	CMB-C2B	-2.47	1.46	1.51
28	n	603	CLA	CMB-C2B	-2.47	1.46	1.51
28	b	601	CLA	CHC-C1C	2.47	1.41	1.35
32	A	850	LMT	O4'-C4B	-2.47	1.37	1.43
28	b	609	CLA	CMB-C2B	-2.47	1.46	1.51
38	d	311	KC2	C4A-C3A	2.47	1.49	1.44
28	a	308	CLA	CHC-C1C	2.47	1.41	1.35
28	L	203	CLA	CMB-C2B	-2.47	1.46	1.51
28	m	601	CLA	CMB-C2B	-2.47	1.46	1.51
29	B	842	PQN	O1-C1	-2.47	1.18	1.23
28	O	201	CLA	CHC-C1C	2.47	1.41	1.35
28	n	604	CLA	CMB-C2B	-2.47	1.46	1.51
31	A	845	WVN	C36-C32	-2.47	1.32	1.35
28	h	308	CLA	CMD-C2D	-2.47	1.45	1.50
28	g	311	CLA	CMB-C2B	-2.47	1.46	1.51
38	g	314	KC2	C3C-C4C	2.46	1.49	1.44
28	s	203	CLA	CMD-C2D	-2.46	1.45	1.50
31	F	204	WVN	C37-C34	-2.46	1.32	1.35
28	j	604	CLA	CMD-C2D	-2.46	1.45	1.50
28	g	309	CLA	CMB-C2B	-2.46	1.46	1.51
31	R	201	WVN	C20-C13	2.46	1.53	1.45
28	B	810	CLA	CMB-C2B	-2.46	1.46	1.51
28	k	607	CLA	CHC-C1C	2.46	1.41	1.35
28	c	601	CLA	CMB-C2B	-2.46	1.46	1.51

Continued on next page...

Continued from previous page...

Mol	Chain	Res	Type	Atoms	Z	Observed(Å)	Ideal(Å)
38	d	310	KC2	C1A-CHA	2.46	1.47	1.40
31	A	847	WVN	C29-C26	2.46	1.51	1.43
28	m	603	CLA	CMD-C2D	-2.46	1.45	1.50
28	f	606	CLA	CMB-C2B	-2.46	1.46	1.51
38	l	310	KC2	C1D-CHD	2.46	1.47	1.41
28	A	822	CLA	CMB-C2B	-2.46	1.46	1.51
28	e	603	CLA	C4D-ND	-2.46	1.34	1.37
36	d	314	II0	C18-C04	2.46	1.58	1.53
31	I	101	WVN	C20-C13	2.46	1.53	1.45
28	a	310	CLA	CMB-C2B	-2.45	1.46	1.51
28	e	610	CLA	CMB-C2B	-2.45	1.46	1.51
28	n	601	CLA	CMB-C2B	-2.45	1.46	1.51
28	l	304	CLA	CMB-C2B	-2.45	1.46	1.51
28	a	303	CLA	CMD-C2D	-2.45	1.45	1.50
28	n	608	CLA	CMB-C2B	-2.45	1.46	1.51
28	g	307	CLA	CMB-C2B	-2.45	1.46	1.51
28	n	608	CLA	CMD-C2D	-2.45	1.45	1.50
28	h	304	CLA	CMB-C2B	-2.45	1.46	1.51
32	a	320	LMT	O3B-C3B	-2.45	1.37	1.43
28	h	307	CLA	CMB-C2B	-2.45	1.46	1.51
28	A	810	CLA	CMB-C2B	-2.45	1.46	1.51
28	B	802	CLA	CMB-C2B	-2.45	1.46	1.51
28	L	204	CLA	CMB-C2B	-2.45	1.46	1.51
28	l	303	CLA	CMD-C2D	-2.44	1.45	1.50
38	f	611	KC2	C1D-CHD	2.44	1.47	1.41
28	J	103	CLA	CMD-C2D	-2.44	1.45	1.50
37	m	617	IHT	C39-C35	2.44	1.55	1.50
28	e	601	CLA	CMB-C2B	-2.44	1.46	1.51
38	g	313	KC2	C4A-C3A	2.44	1.49	1.44
28	F	201	CLA	CMC-C2C	-2.44	1.45	1.50
28	A	819	CLA	C3B-C2B	-2.44	1.37	1.40
28	A	832	CLA	CMB-C2B	-2.44	1.46	1.51
38	k	611	KC2	C4A-C3A	2.44	1.49	1.44
28	B	807	CLA	CMD-C2D	-2.44	1.45	1.50
38	s	201	KC2	C4B-NB	-2.44	1.34	1.37
28	n	609	CLA	CMB-C2B	-2.44	1.46	1.51
37	a	317	IHT	C25-C23	2.44	1.55	1.50
28	n	605	CLA	CMB-C2B	-2.44	1.46	1.51
28	i	311	CLA	C4D-ND	-2.44	1.34	1.37
28	A	804	CLA	CMB-C2B	-2.44	1.46	1.51
38	f	611	KC2	C1A-CHA	2.44	1.47	1.40
38	i	319	KC2	C3C-C4C	2.44	1.49	1.44

Continued on next page...

Continued from previous page...

Mol	Chain	Res	Type	Atoms	Z	Observed(Å)	Ideal(Å)
28	k	607	CLA	CMB-C2B	-2.44	1.46	1.51
36	d	315	II0	C16-C03	2.44	1.58	1.53
28	m	602	CLA	CMC-C2C	-2.44	1.45	1.50
28	A	819	CLA	CHC-C1C	2.44	1.41	1.35
28	b	606	CLA	CMC-C2C	-2.43	1.45	1.50
28	d	312	CLA	CMB-C2B	-2.43	1.46	1.51
38	d	310	KC2	C3C-C4C	2.43	1.49	1.44
37	m	617	IHT	C18-C07	2.43	1.53	1.45
28	c	608	CLA	CMA-C3A	-2.43	1.47	1.53
28	j	606	CLA	C4B-CHC	-2.43	1.34	1.41
28	B	822	CLA	CMB-C2B	-2.43	1.46	1.51
28	k	604	CLA	CMB-C2B	-2.43	1.46	1.51
28	B	814	CLA	CMC-C2C	-2.43	1.45	1.50
28	s	203	CLA	CMB-C2B	-2.43	1.46	1.51
28	l	303	CLA	CMB-C2B	-2.43	1.46	1.51
28	l	311	CLA	CMB-C2B	-2.43	1.46	1.51
31	e	615	WVN	C28-C25	-2.43	1.32	1.35
28	d	303	CLA	CMB-C2B	-2.43	1.46	1.51
28	n	603	CLA	C3B-C2B	-2.42	1.37	1.40
38	e	609	KC2	C3C-C4C	2.42	1.49	1.44
28	a	312	CLA	CMB-C2B	-2.42	1.46	1.51
28	B	815	CLA	CMB-C2B	-2.42	1.46	1.51
28	a	305	CLA	CMD-C2D	-2.42	1.45	1.50
28	k	614	CLA	CMB-C2B	-2.42	1.46	1.51
28	i	309	CLA	CMB-C2B	-2.42	1.46	1.51
28	j	607	CLA	CMB-C2B	-2.42	1.46	1.51
31	B	847	WVN	C19-C22	2.42	1.51	1.45
28	d	309	CLA	CMB-C2B	-2.42	1.46	1.51
28	A	824	CLA	CMB-C2B	-2.41	1.46	1.51
28	A	841	CLA	CMB-C2B	-2.41	1.46	1.51
28	i	302	CLA	CMB-C2B	-2.41	1.46	1.51
28	e	608	CLA	CMB-C2B	-2.41	1.46	1.51
31	i	316	WVN	C20-C13	2.41	1.53	1.45
36	c	614	II0	C16-C03	2.41	1.58	1.53
28	k	601	CLA	CMB-C2B	-2.41	1.46	1.51
36	a	315	II0	C16-C03	2.41	1.58	1.53
28	A	805	CLA	CMB-C2B	-2.41	1.46	1.51
28	e	604	CLA	CMD-C2D	-2.41	1.45	1.50
28	h	313	CLA	CMD-C2D	-2.41	1.45	1.50
28	l	306	CLA	CMB-C2B	-2.41	1.46	1.51
37	O	204	IHT	C39-C35	2.41	1.55	1.50
28	c	611	CLA	MG-NA	2.41	2.12	2.06

Continued on next page...

Continued from previous page...

Mol	Chain	Res	Type	Atoms	Z	Observed(Å)	Ideal(Å)
28	l	302	CLA	CMB-C2B	-2.41	1.46	1.51
38	k	613	KC2	C1A-CHA	2.41	1.47	1.40
28	f	607	CLA	CHC-C1C	2.41	1.41	1.35
37	k	618	IHT	C39-C35	2.40	1.55	1.50
28	g	315	CLA	CMB-C2B	-2.40	1.46	1.51
28	B	808	CLA	C3B-C2B	-2.40	1.37	1.40
28	a	305	CLA	CMB-C2B	-2.40	1.46	1.51
31	F	203	WVN	C23-C25	2.40	1.51	1.45
28	c	602	CLA	CMB-C2B	-2.40	1.46	1.51
28	a	311	CLA	CMB-C2B	-2.40	1.46	1.51
28	B	825	CLA	CMB-C2B	-2.40	1.46	1.51
28	A	817	CLA	CMC-C2C	-2.40	1.45	1.50
28	e	604	CLA	CMB-C2B	-2.40	1.46	1.51
28	A	809	CLA	CMC-C2C	-2.40	1.45	1.50
28	B	805	CLA	CMB-C2B	-2.40	1.46	1.51
28	e	602	CLA	CMB-C2B	-2.40	1.46	1.51
28	m	613	CLA	C3C-C2C	2.40	1.41	1.36
36	a	318	II0	C16-C03	2.39	1.58	1.53
31	M	101	WVN	C02-C11	2.39	1.53	1.50
38	n	612	KC2	C1D-CHD	2.39	1.47	1.41
28	B	804	CLA	CMB-C2B	-2.39	1.46	1.51
36	g	320	II0	C16-C03	2.39	1.58	1.53
28	A	840	CLA	CMD-C2D	-2.39	1.45	1.50
37	R	204	IHT	C39-C35	2.39	1.55	1.50
28	A	807	CLA	CMB-C2B	-2.39	1.46	1.51
28	A	836	CLA	CMB-C2B	-2.39	1.46	1.51
28	B	811	CLA	CMC-C2C	-2.39	1.45	1.50
28	h	308	CLA	CMB-C2B	-2.39	1.46	1.51
38	g	313	KC2	C1A-CHA	2.38	1.46	1.40
31	l	301	WVN	C23-C25	2.38	1.51	1.45
31	F	204	WVN	C28-C25	-2.38	1.32	1.35
28	A	851	CLA	C3B-C2B	-2.38	1.37	1.40
38	k	611	KC2	C3C-C4C	2.38	1.49	1.44
28	B	823	CLA	CMB-C2B	-2.38	1.46	1.51
28	b	604	CLA	CMB-C2B	-2.38	1.46	1.51
37	R	204	IHT	C18-C07	2.38	1.53	1.45
28	B	813	CLA	CMC-C2C	-2.38	1.45	1.50
28	e	603	CLA	CMD-C2D	-2.38	1.45	1.50
28	g	302	CLA	CMB-C2B	-2.38	1.46	1.51
28	g	322	CLA	CMB-C2B	-2.38	1.46	1.51
28	i	312	CLA	CMB-C2B	-2.38	1.46	1.51
37	b	615	IHT	C18-C07	2.37	1.53	1.45

Continued on next page...

Continued from previous page...

Mol	Chain	Res	Type	Atoms	Z	Observed(Å)	Ideal(Å)
31	L	201	WVN	C20-C13	2.37	1.53	1.45
28	d	305	CLA	C3B-C2B	-2.37	1.37	1.40
36	b	613	II0	C16-C03	2.37	1.58	1.53
28	A	814	CLA	CMB-C2B	-2.37	1.46	1.51
28	A	828	CLA	CMB-C2B	-2.37	1.46	1.51
28	m	613	CLA	CMB-C2B	-2.37	1.46	1.51
36	i	313	II0	C16-C03	2.37	1.58	1.53
36	i	315	II0	C18-C04	2.37	1.58	1.53
28	d	307	CLA	CMB-C2B	-2.37	1.46	1.51
37	R	204	IHT	C25-C23	2.37	1.55	1.50
28	A	816	CLA	CMB-C2B	-2.37	1.46	1.51
37	O	204	IHT	C20-C15	2.37	1.54	1.50
28	B	811	CLA	CMB-C2B	-2.37	1.46	1.51
38	k	612	KC2	C1A-CHA	2.37	1.46	1.40
28	b	603	CLA	CMB-C2B	-2.37	1.46	1.51
28	f	612	CLA	CMB-C2B	-2.37	1.46	1.51
28	f	612	CLA	MG-NA	2.37	2.11	2.06
28	A	808	CLA	CMB-C2B	-2.37	1.46	1.51
28	A	809	CLA	CMB-C2B	-2.37	1.46	1.51
28	i	311	CLA	MG-NC	2.37	2.11	2.06
28	i	306	CLA	CMD-C2D	-2.36	1.45	1.50
38	d	310	KC2	C4A-C3A	2.36	1.49	1.44
28	B	817	CLA	CMD-C2D	-2.36	1.45	1.50
28	f	602	CLA	CMB-C2B	-2.36	1.46	1.51
28	k	602	CLA	CMB-C2B	-2.36	1.46	1.51
37	j	616	IHT	C18-C07	2.36	1.53	1.45
37	c	616	IHT	C39-C35	2.36	1.55	1.50
32	A	850	LMT	O3B-C3B	-2.36	1.37	1.43
36	l	313	II0	C16-C03	2.36	1.58	1.53
28	n	602	CLA	CMB-C2B	-2.36	1.46	1.51
28	B	833	CLA	CMB-C2B	-2.36	1.46	1.51
28	B	838	CLA	CMB-C2B	-2.36	1.46	1.51
28	a	313	CLA	CMB-C2B	-2.36	1.46	1.51
36	m	618	II0	C16-C03	2.35	1.58	1.53
28	A	837	CLA	CMB-C2B	-2.35	1.46	1.51
28	b	603	CLA	CMD-C2D	-2.35	1.45	1.50
28	B	803	CLA	C1D-ND	2.35	1.40	1.37
28	A	838	CLA	C3B-C2B	-2.35	1.37	1.40
37	j	616	IHT	C20-C15	2.35	1.54	1.50
28	b	605	CLA	CMB-C2B	-2.35	1.46	1.51
28	b	605	CLA	C3B-CAB	-2.35	1.43	1.47
37	b	616	IHT	C20-C15	2.35	1.54	1.50

Continued on next page...

Continued from previous page...

Mol	Chain	Res	Type	Atoms	Z	Observed(Å)	Ideal(Å)
28	c	602	CLA	CMD-C2D	-2.35	1.45	1.50
28	l	307	CLA	CMB-C2B	-2.35	1.46	1.51
28	k	605	CLA	CMB-C2B	-2.35	1.46	1.51
28	A	831	CLA	C3B-C2B	-2.35	1.37	1.40
28	B	813	CLA	CMB-C2B	-2.35	1.46	1.51
28	g	311	CLA	C4-C3	-2.35	1.44	1.50
37	c	616	IHT	C20-C15	2.34	1.54	1.50
36	n	618	IIO	C16-C03	2.34	1.58	1.53
28	h	301	CLA	CMA-C3A	-2.34	1.48	1.53
28	B	818	CLA	CMB-C2B	-2.34	1.46	1.51
28	Q	303	CLA	MG-NA	2.34	2.11	2.06
28	B	832	CLA	CMB-C2B	-2.34	1.46	1.51
28	B	806	CLA	CMB-C2B	-2.34	1.46	1.51
28	B	830	CLA	CMB-C2B	-2.34	1.46	1.51
28	K	103	CLA	CMC-C2C	-2.34	1.45	1.50
28	e	611	CLA	CMB-C2B	-2.34	1.46	1.51
38	l	310	KC2	C1A-CHA	2.34	1.46	1.40
28	B	801	CLA	MG-ND	-2.34	2.01	2.05
37	R	204	IHT	C20-C15	2.34	1.54	1.50
28	A	812	CLA	CMC-C2C	-2.34	1.45	1.50
28	B	820	CLA	CMC-C2C	-2.34	1.45	1.50
31	M	101	WVN	C20-C13	2.34	1.53	1.45
38	d	311	KC2	C1D-CHD	2.34	1.47	1.41
28	d	306	CLA	CMB-C2B	-2.33	1.46	1.51
37	n	617	IHT	C39-C35	2.33	1.55	1.50
28	h	306	CLA	CMD-C2D	-2.33	1.45	1.50
28	l	305	CLA	CMB-C2B	-2.33	1.46	1.51
32	a	302	LMT	O2'-C2'	-2.33	1.37	1.43
28	e	606	CLA	CMB-C2B	-2.33	1.46	1.51
37	j	616	IHT	C39-C35	2.33	1.55	1.50
28	B	837	CLA	CMB-C2B	-2.33	1.46	1.51
28	d	305	CLA	CMB-C2B	-2.33	1.46	1.51
28	g	308	CLA	CMD-C2D	-2.33	1.45	1.50
28	g	304	CLA	CMB-C2B	-2.33	1.46	1.51
28	m	602	CLA	CMD-C2D	-2.33	1.45	1.50
28	A	813	CLA	CMB-C2B	-2.33	1.46	1.51
31	A	848	WVN	C23-C25	2.33	1.50	1.45
28	c	606	CLA	CMD-C2D	-2.33	1.45	1.50
28	B	829	CLA	CMD-C2D	-2.33	1.45	1.50
38	m	611	KC2	C3C-C4C	2.33	1.49	1.44
28	J	103	CLA	CMB-C2B	-2.32	1.46	1.51
31	B	844	WVN	C20-C13	2.32	1.53	1.45

Continued on next page...

Continued from previous page...

Mol	Chain	Res	Type	Atoms	Z	Observed(Å)	Ideal(Å)
28	m	607	CLA	C3B-C2B	-2.32	1.37	1.40
28	A	852	CLA	CMB-C2B	-2.32	1.46	1.51
37	k	618	IHT	C20-C15	2.32	1.54	1.50
28	i	311	CLA	C1B-NB	2.32	1.37	1.35
31	B	847	WVN	C29-C26	2.32	1.50	1.43
32	a	320	LMT	O4'-C4B	-2.32	1.37	1.43
28	k	606	CLA	CMD-C2D	-2.32	1.45	1.50
31	l	301	WVN	C02-C11	2.32	1.53	1.50
38	l	310	KC2	C4A-C3A	2.32	1.49	1.44
28	g	310	CLA	CMD-C2D	-2.32	1.45	1.50
38	g	312	KC2	C3C-C4C	2.31	1.49	1.44
28	B	807	CLA	C3B-C2B	-2.31	1.37	1.40
36	l	316	II0	C16-C03	2.31	1.58	1.53
38	c	610	KC2	C1A-CHA	2.31	1.46	1.40
28	i	308	CLA	CMB-C2B	-2.31	1.46	1.51
36	a	315	II0	C33-C35	2.31	1.50	1.45
37	O	204	IHT	C18-C07	2.31	1.53	1.45
28	f	613	CLA	C3B-C2B	-2.31	1.37	1.40
28	O	201	CLA	CMB-C2B	-2.31	1.46	1.51
36	b	614	II0	C16-C03	2.31	1.58	1.53
28	c	606	CLA	CMC-C2C	-2.31	1.45	1.50
28	c	611	CLA	CMD-C2D	-2.31	1.45	1.50
28	A	825	CLA	CMB-C2B	-2.31	1.46	1.51
37	f	617	IHT	C20-C15	2.31	1.54	1.50
28	j	608	CLA	CMB-C2B	-2.31	1.46	1.51
28	i	304	CLA	CMB-C2B	-2.31	1.46	1.51
38	n	611	KC2	C1D-CHD	2.31	1.47	1.41
36	m	615	II0	C18-C04	2.31	1.58	1.53
37	f	617	IHT	C39-C35	2.31	1.55	1.50
28	A	805	CLA	CMD-C2D	-2.31	1.45	1.50
28	a	312	CLA	CMD-C2D	-2.31	1.45	1.50
28	d	304	CLA	CMB-C2B	-2.31	1.46	1.51
32	b	618	LMT	O2'-C2'	-2.31	1.37	1.43
31	J	101	WVN	C20-C13	2.31	1.53	1.45
28	j	604	CLA	CMB-C2B	-2.31	1.46	1.51
31	L	206	WVN	C19-C22	2.31	1.50	1.45
36	j	615	II0	C18-C04	2.31	1.58	1.53
28	c	602	CLA	CMC-C2C	-2.30	1.45	1.50
28	e	607	CLA	C3B-C2B	-2.30	1.37	1.40
31	B	846	WVN	C20-C13	2.30	1.53	1.45
31	K	104	WVN	C02-C11	2.30	1.53	1.50
28	n	613	CLA	CMB-C2B	-2.30	1.46	1.51

Continued on next page...

Continued from previous page...

Mol	Chain	Res	Type	Atoms	Z	Observed(Å)	Ideal(Å)
28	B	822	CLA	MG-ND	-2.30	2.01	2.05
28	A	841	CLA	CMD-C2D	-2.30	1.45	1.50
28	A	822	CLA	C3B-CAB	-2.30	1.43	1.47
37	g	319	IHT	C20-C15	2.30	1.54	1.50
28	a	309	CLA	CMC-C2C	-2.30	1.45	1.50
28	j	613	CLA	CMB-C2B	-2.30	1.46	1.51
38	j	611	KC2	C3C-C4C	2.30	1.49	1.44
28	k	608	CLA	C3B-C2B	-2.30	1.37	1.40
36	e	616	II0	C16-C03	2.29	1.58	1.53
28	h	301	CLA	C3B-CAB	-2.29	1.43	1.47
28	O	206	CLA	CMD-C2D	-2.29	1.45	1.50
38	f	611	KC2	C3C-C4C	2.29	1.49	1.44
28	c	605	CLA	CMD-C2D	-2.29	1.45	1.50
28	n	605	CLA	CMD-C2D	-2.29	1.45	1.50
28	c	601	CLA	CMD-C2D	-2.29	1.45	1.50
28	a	310	CLA	C3B-C2B	-2.29	1.37	1.40
36	a	315	II0	C30-C26	-2.29	1.32	1.37
28	c	603	CLA	CMB-C2B	-2.29	1.46	1.51
28	a	312	CLA	C3B-C2B	-2.29	1.37	1.40
31	l	315	WVN	C26-C22	-2.29	1.32	1.35
28	a	304	CLA	CMD-C2D	-2.29	1.45	1.50
38	k	612	KC2	C4A-C3A	2.29	1.49	1.44
28	A	811	CLA	C3B-C2B	-2.29	1.37	1.40
36	n	616	II0	C16-C03	2.29	1.58	1.53
38	g	314	KC2	C1A-CHA	2.29	1.46	1.40
28	B	830	CLA	CMD-C2D	-2.28	1.46	1.50
28	d	301	CLA	CMB-C2B	-2.28	1.46	1.51
28	B	810	CLA	CMC-C2C	-2.28	1.46	1.50
37	b	615	IHT	C39-C35	2.28	1.55	1.50
28	k	609	CLA	CMB-C2B	-2.28	1.46	1.51
32	A	850	LMT	O2'-C2'	-2.28	1.37	1.43
28	L	204	CLA	CMC-C2C	-2.28	1.46	1.50
32	a	320	LMT	O2B-C2B	-2.28	1.37	1.43
28	i	307	CLA	CMC-C2C	-2.28	1.46	1.50
28	A	826	CLA	CMB-C2B	-2.28	1.46	1.51
28	B	824	CLA	CMC-C2C	-2.28	1.46	1.50
28	f	604	CLA	CMB-C2B	-2.28	1.46	1.51
28	B	822	CLA	CAC-C3C	-2.28	1.45	1.51
28	K	101	CLA	CMB-C2B	-2.28	1.46	1.51
31	A	847	WVN	C20-C13	2.28	1.53	1.45
38	s	204	KC2	C3C-C4C	2.28	1.49	1.44
38	j	611	KC2	C1A-CHA	2.27	1.46	1.40

Continued on next page...

Continued from previous page...

Mol	Chain	Res	Type	Atoms	Z	Observed(Å)	Ideal(Å)
31	l	315	WVN	C20-C13	2.27	1.53	1.45
36	f	615	II0	C18-C04	2.27	1.58	1.53
28	b	602	CLA	CMB-C2B	-2.27	1.46	1.51
28	B	832	CLA	CMD-C2D	-2.27	1.46	1.50
28	s	202	CLA	CMD-C2D	-2.27	1.46	1.50
38	n	612	KC2	C1A-CHA	2.27	1.46	1.40
28	s	206	CLA	CMB-C2B	-2.27	1.46	1.51
38	s	204	KC2	C4B-NB	-2.27	1.35	1.37
28	B	839	CLA	C3B-C2B	-2.27	1.37	1.40
28	c	612	CLA	CMB-C2B	-2.27	1.46	1.51
36	n	614	II0	C16-C03	2.27	1.58	1.53
28	g	306	CLA	CMC-C2C	-2.27	1.46	1.50
28	m	603	CLA	CMB-C2B	-2.27	1.46	1.51
28	A	854	CLA	CMD-C2D	-2.27	1.46	1.50
37	b	616	IHT	C39-C35	2.27	1.55	1.50
28	A	817	CLA	MG-ND	-2.26	2.01	2.05
28	e	603	CLA	CMB-C2B	-2.26	1.46	1.51
28	k	609	CLA	CMC-C2C	-2.26	1.46	1.50
28	j	602	CLA	CMB-C2B	-2.26	1.46	1.51
28	i	303	CLA	CMB-C2B	-2.26	1.46	1.51
28	F	201	CLA	C3B-C2B	-2.26	1.37	1.40
38	l	310	KC2	C4B-NB	-2.26	1.35	1.37
28	B	824	CLA	CMD-C2D	-2.26	1.46	1.50
32	a	320	LMT	O1'-C1'	-2.26	1.36	1.40
38	e	609	KC2	C1A-CHA	2.26	1.46	1.40
36	c	613	II0	C16-C03	2.26	1.58	1.53
28	B	841	CLA	CMB-C2B	-2.26	1.46	1.51
28	c	609	CLA	CMB-C2B	-2.26	1.46	1.51
38	i	319	KC2	C1A-CHA	2.26	1.46	1.40
28	h	306	CLA	CMB-C2B	-2.26	1.46	1.51
28	a	310	CLA	CMD-C2D	-2.26	1.46	1.50
28	A	812	CLA	CMB-C2B	-2.26	1.46	1.51
28	B	814	CLA	CMB-C2B	-2.26	1.46	1.51
28	g	303	CLA	CMB-C2B	-2.26	1.46	1.51
28	A	820	CLA	CMD-C2D	-2.25	1.46	1.50
36	k	616	II0	C18-C04	2.25	1.58	1.53
28	B	803	CLA	CMB-C2B	-2.25	1.47	1.51
28	k	603	CLA	CMB-C2B	-2.25	1.47	1.51
38	i	319	KC2	C4A-C3A	2.25	1.48	1.44
28	B	801	CLA	CMD-C2D	-2.25	1.46	1.50
28	A	802	CLA	CMB-C2B	-2.25	1.47	1.51
36	l	312	II0	C16-C03	2.25	1.58	1.53

Continued on next page...

Continued from previous page...

Mol	Chain	Res	Type	Atoms	Z	Observed(Å)	Ideal(Å)
31	h	309	WVN	C20-C13	2.25	1.53	1.45
36	f	615	II0	C30-C26	-2.25	1.32	1.37
36	n	615	II0	C16-C03	2.25	1.58	1.53
28	c	611	CLA	CMB-C2B	-2.25	1.47	1.51
28	A	802	CLA	CMD-C2D	-2.25	1.46	1.50
36	j	614	II0	C16-C03	2.25	1.58	1.53
28	A	820	CLA	CMC-C2C	-2.25	1.46	1.50
28	n	607	CLA	CMB-C2B	-2.25	1.47	1.51
28	a	304	CLA	CMA-C3A	-2.25	1.48	1.53
37	g	319	IHT	C39-C35	2.25	1.55	1.50
28	B	810	CLA	C3B-C2B	-2.25	1.37	1.40
28	A	830	CLA	MG-ND	-2.24	2.01	2.05
36	f	614	II0	C16-C03	2.24	1.58	1.53
36	k	617	II0	C18-C04	2.24	1.58	1.53
31	K	102	WVN	C19-C22	2.24	1.50	1.45
28	l	306	CLA	C3B-C2B	-2.24	1.37	1.40
28	d	308	CLA	CMB-C2B	-2.24	1.47	1.51
36	k	615	II0	C16-C03	2.24	1.58	1.53
28	A	834	CLA	CMB-C2B	-2.24	1.47	1.51
28	i	307	CLA	CMB-C2B	-2.24	1.47	1.51
28	A	804	CLA	CMD-C2D	-2.24	1.46	1.50
28	j	601	CLA	CMD-C2D	-2.24	1.46	1.50
28	O	206	CLA	C4B-CHC	-2.24	1.34	1.41
28	B	834	CLA	CMD-C2D	-2.24	1.46	1.50
31	J	102	WVN	C20-C13	2.24	1.53	1.45
28	B	834	CLA	C3B-C2B	-2.24	1.37	1.40
28	A	827	CLA	CMB-C2B	-2.24	1.47	1.51
28	a	309	CLA	CMB-C2B	-2.24	1.47	1.51
28	A	852	CLA	C3B-CAB	-2.24	1.43	1.47
36	a	318	II0	C18-C04	2.23	1.58	1.53
38	k	612	KC2	C4B-NB	-2.23	1.35	1.37
28	g	310	CLA	CMC-C2C	-2.23	1.46	1.50
28	B	803	CLA	CMD-C2D	-2.23	1.46	1.50
36	J	104	II0	C16-C03	2.23	1.58	1.53
28	L	207	CLA	CMB-C2B	-2.23	1.47	1.51
28	f	603	CLA	CMB-C2B	-2.23	1.47	1.51
36	g	316	II0	C16-C03	2.23	1.58	1.53
31	L	205	WVN	C02-C11	2.23	1.53	1.50
28	K	103	CLA	C4B-CHC	-2.23	1.34	1.41
28	A	815	CLA	MG-ND	-2.23	2.01	2.05
28	O	206	CLA	MG-ND	-2.23	2.01	2.05
28	A	817	CLA	CMD-C2D	-2.23	1.46	1.50

Continued on next page...

Continued from previous page...

Mol	Chain	Res	Type	Atoms	Z	Observed(Å)	Ideal(Å)
28	i	305	CLA	CMB-C2B	-2.23	1.47	1.51
28	A	803	CLA	CMC-C2C	-2.23	1.46	1.50
28	b	609	CLA	CMC-C2C	-2.23	1.46	1.50
28	j	603	CLA	CMB-C2B	-2.23	1.47	1.51
36	c	613	II0	C18-C04	2.23	1.58	1.53
38	s	204	KC2	C1A-CHA	2.23	1.46	1.40
38	n	611	KC2	C1A-CHA	2.23	1.46	1.40
28	c	611	CLA	MG-NC	2.22	2.11	2.06
36	l	314	II0	C18-C04	2.22	1.58	1.53
36	j	615	II0	C16-C03	2.22	1.58	1.53
28	A	836	CLA	CMD-C2D	-2.22	1.46	1.50
28	A	851	CLA	MG-ND	-2.22	2.01	2.05
37	b	615	IHT	C20-C15	2.22	1.54	1.50
28	A	803	CLA	CMB-C2B	-2.22	1.47	1.51
28	j	606	CLA	CMC-C2C	-2.22	1.46	1.50
28	h	304	CLA	CMD-C2D	-2.22	1.46	1.50
36	d	315	II0	C18-C04	2.22	1.58	1.53
28	a	306	CLA	CMB-C2B	-2.22	1.47	1.51
37	n	617	IHT	C20-C15	2.22	1.54	1.50
38	m	611	KC2	C4A-C3A	2.22	1.48	1.44
36	e	613	II0	C16-C03	2.22	1.58	1.53
28	B	808	CLA	C4B-CHC	-2.22	1.34	1.41
28	A	801	CLA	CMD-C2D	-2.22	1.46	1.50
28	b	609	CLA	CMD-C2D	-2.22	1.46	1.50
28	i	311	CLA	CMD-C2D	-2.22	1.46	1.50
38	j	611	KC2	C4A-C3A	2.22	1.48	1.44
31	F	203	WVN	C20-C13	2.21	1.53	1.45
28	a	304	CLA	CMB-C2B	-2.21	1.47	1.51
28	k	601	CLA	CMD-C2D	-2.21	1.46	1.50
28	A	814	CLA	CMC-C2C	-2.21	1.46	1.50
28	n	602	CLA	CMD-C2D	-2.21	1.46	1.50
36	n	615	II0	C18-C04	2.21	1.58	1.53
36	i	314	II0	C16-C03	2.21	1.58	1.53
28	B	837	CLA	CMD-C2D	-2.21	1.46	1.50
28	R	203	CLA	CMB-C2B	-2.21	1.47	1.51
36	f	618	II0	C16-C03	2.21	1.58	1.53
28	c	607	CLA	CMB-C2B	-2.21	1.47	1.51
28	j	609	CLA	CMB-C2B	-2.21	1.47	1.51
28	c	611	CLA	CMC-C2C	-2.21	1.46	1.50
28	a	311	CLA	CMC-C2C	-2.21	1.46	1.50
28	A	817	CLA	C3B-C2B	-2.21	1.37	1.40
28	m	603	CLA	CAA-C2A	-2.21	1.50	1.54

Continued on next page...

Continued from previous page...

Mol	Chain	Res	Type	Atoms	Z	Observed(Å)	Ideal(Å)
31	B	845	WVN	C20-C13	2.21	1.52	1.45
38	k	611	KC2	C4B-NB	-2.21	1.35	1.37
28	m	609	CLA	CMB-C2B	-2.21	1.47	1.51
36	f	615	II0	C16-C03	2.21	1.58	1.53
28	B	802	CLA	CMC-C2C	-2.21	1.46	1.50
28	b	610	CLA	CMC-C2C	-2.20	1.46	1.50
36	n	614	II0	C20-C14	2.20	1.54	1.50
38	s	204	KC2	C4A-C3A	2.20	1.48	1.44
28	A	829	CLA	C4B-CHC	-2.20	1.34	1.41
28	m	613	CLA	CMD-C2D	-2.20	1.46	1.50
28	B	801	CLA	CMC-C2C	-2.20	1.46	1.50
28	J	103	CLA	C4B-CHC	-2.20	1.34	1.41
28	i	306	CLA	C3B-C2B	-2.20	1.37	1.40
28	a	310	CLA	C3B-CAB	-2.20	1.43	1.47
28	B	836	CLA	CMD-C2D	-2.20	1.46	1.50
38	l	310	KC2	C3C-C4C	2.20	1.49	1.44
38	j	611	KC2	C4B-NB	-2.20	1.35	1.37
28	l	305	CLA	CMC-C2C	-2.20	1.46	1.50
28	A	851	CLA	CMD-C2D	-2.20	1.46	1.50
28	f	601	CLA	CMD-C2D	-2.20	1.46	1.50
31	s	205	WVN	C20-C13	2.20	1.52	1.45
28	f	603	CLA	CMD-C2D	-2.20	1.46	1.50
28	g	310	CLA	CMB-C2B	-2.19	1.47	1.51
28	d	302	CLA	CMD-C2D	-2.19	1.46	1.50
28	B	823	CLA	CMC-C2C	-2.19	1.46	1.50
28	A	829	CLA	C3B-C2B	-2.19	1.37	1.40
28	A	813	CLA	CMD-C2D	-2.19	1.46	1.50
28	A	802	CLA	C1D-ND	2.19	1.40	1.37
28	B	832	CLA	CMC-C2C	-2.19	1.46	1.50
28	b	604	CLA	CMD-C2D	-2.19	1.46	1.50
28	d	308	CLA	CMC-C2C	-2.19	1.46	1.50
36	a	314	II0	C18-C04	2.19	1.58	1.53
28	j	612	CLA	CMD-C2D	-2.19	1.46	1.50
28	A	837	CLA	CMD-C2D	-2.19	1.46	1.50
28	m	604	CLA	CMA-C3A	-2.19	1.48	1.53
28	B	819	CLA	C3B-C2B	-2.19	1.37	1.40
28	i	308	CLA	CMC-C2C	-2.19	1.46	1.50
36	k	616	II0	C16-C03	2.19	1.58	1.53
28	B	817	CLA	CMC-C2C	-2.19	1.46	1.50
28	A	802	CLA	CMC-C2C	-2.19	1.46	1.50
28	k	607	CLA	C3B-C2B	-2.19	1.37	1.40
37	a	317	IHT	C39-C35	2.19	1.55	1.50

Continued on next page...

Continued from previous page...

Mol	Chain	Res	Type	Atoms	Z	Observed(Å)	Ideal(Å)
28	A	827	CLA	CMD-C2D	-2.19	1.46	1.50
28	B	815	CLA	C3B-C2B	-2.18	1.37	1.40
28	f	609	CLA	CMB-C2B	-2.18	1.47	1.51
28	A	824	CLA	CMD-C2D	-2.18	1.46	1.50
36	a	315	II0	C18-C04	2.18	1.58	1.53
36	b	614	II0	C18-C04	2.18	1.58	1.53
28	k	604	CLA	CMD-C2D	-2.18	1.46	1.50
31	K	102	WVN	C20-C13	2.18	1.52	1.45
28	A	810	CLA	CMD-C2D	-2.18	1.46	1.50
28	B	804	CLA	CMD-C2D	-2.18	1.46	1.50
36	k	619	II0	C18-C04	2.18	1.58	1.53
28	B	812	CLA	CMB-C2B	-2.18	1.47	1.51
28	K	103	CLA	C3B-C2B	-2.18	1.37	1.40
38	n	611	KC2	C3C-C4C	2.17	1.49	1.44
28	k	610	CLA	C3B-C2B	-2.17	1.37	1.40
28	g	315	CLA	CMD-C2D	-2.17	1.46	1.50
31	F	204	WVN	C20-C13	2.17	1.52	1.45
28	B	820	CLA	C3B-C2B	-2.17	1.37	1.40
28	h	301	CLA	CMD-C2D	-2.17	1.46	1.50
28	A	823	CLA	C3B-C2B	-2.17	1.37	1.40
36	e	612	II0	C18-C04	2.17	1.58	1.53
31	s	205	WVN	C02-C11	2.17	1.53	1.50
28	B	836	CLA	CHC-C1C	2.17	1.40	1.35
36	h	312	II0	C16-C03	2.17	1.58	1.53
31	R	202	WVN	C20-C13	2.17	1.52	1.45
28	g	311	CLA	C3B-C2B	-2.17	1.37	1.40
28	g	309	CLA	CMC-C2C	-2.17	1.46	1.50
28	n	603	CLA	CMD-C2D	-2.17	1.46	1.50
28	O	206	CLA	CMC-C2C	-2.17	1.46	1.50
38	k	611	KC2	C1A-CHA	2.17	1.46	1.40
28	B	839	CLA	CMD-C2D	-2.16	1.46	1.50
28	c	605	CLA	C3B-C2B	-2.16	1.37	1.40
38	i	310	KC2	C4A-C3A	2.16	1.48	1.44
31	J	102	WVN	C26-C22	-2.16	1.32	1.35
28	g	303	CLA	MG-ND	-2.16	2.01	2.05
36	g	318	II0	C20-C14	2.16	1.54	1.50
28	a	313	CLA	CMD-C2D	-2.16	1.46	1.50
28	n	609	CLA	CMC-C2C	-2.16	1.46	1.50
28	n	607	CLA	CMD-C2D	-2.16	1.46	1.50
28	F	202	CLA	O2A-CGA	2.16	1.39	1.33
28	l	311	CLA	CMD-C2D	-2.16	1.46	1.50
36	f	616	II0	C18-C04	2.16	1.58	1.53

Continued on next page...

Continued from previous page...

Mol	Chain	Res	Type	Atoms	Z	Observed(Å)	Ideal(Å)
28	m	601	CLA	CMD-C2D	-2.16	1.46	1.50
38	c	610	KC2	C3C-C4C	2.16	1.49	1.44
28	d	302	CLA	CMB-C2B	-2.16	1.47	1.51
37	a	317	IHT	C20-C15	2.16	1.54	1.50
28	B	801	CLA	CMB-C2B	-2.16	1.47	1.51
36	l	314	II0	C16-C03	2.15	1.58	1.53
28	h	303	CLA	CMD-C2D	-2.15	1.46	1.50
28	f	607	CLA	CMD-C2D	-2.15	1.46	1.50
31	B	847	WVN	C20-C13	2.15	1.52	1.45
28	b	603	CLA	CMC-C2C	-2.15	1.46	1.50
31	s	207	WVN	C02-C11	2.15	1.53	1.50
28	Q	303	CLA	C3B-C2B	-2.15	1.37	1.40
28	c	605	CLA	C3B-CAB	-2.15	1.43	1.47
28	l	302	CLA	CMD-C2D	-2.15	1.46	1.50
28	n	613	CLA	CMD-C2D	-2.15	1.46	1.50
28	g	308	CLA	C4B-CHC	-2.15	1.35	1.41
28	n	608	CLA	CMC-C2C	-2.15	1.46	1.50
28	A	815	CLA	CMD-C2D	-2.15	1.46	1.50
28	F	201	CLA	CMD-C2D	-2.15	1.46	1.50
28	j	606	CLA	CMD-C2D	-2.15	1.46	1.50
28	F	202	CLA	C3B-C2B	-2.14	1.37	1.40
28	d	301	CLA	CMD-C2D	-2.14	1.46	1.50
36	a	314	II0	C30-C26	-2.14	1.32	1.37
28	A	815	CLA	C3B-CAB	-2.14	1.43	1.47
31	A	846	WVN	C20-C13	2.14	1.52	1.45
28	L	203	CLA	C3B-CAB	-2.14	1.43	1.47
28	m	606	CLA	CMD-C2D	-2.14	1.46	1.50
28	d	306	CLA	CMD-C2D	-2.14	1.46	1.50
28	h	302	CLA	CMB-C2B	-2.14	1.47	1.51
28	k	608	CLA	C3B-CAB	-2.14	1.43	1.47
28	A	814	CLA	CMD-C2D	-2.13	1.46	1.50
28	c	607	CLA	CMD-C2D	-2.13	1.46	1.50
36	d	313	II0	C15-C03	2.13	1.58	1.53
28	g	306	CLA	CMD-C2D	-2.13	1.46	1.50
36	k	621	II0	C16-C03	2.13	1.58	1.53
28	m	612	CLA	CMD-C2D	-2.13	1.46	1.50
28	m	609	CLA	CMD-C2D	-2.13	1.46	1.50
28	A	803	CLA	CMD-C2D	-2.13	1.46	1.50
28	A	829	CLA	CMD-C2D	-2.13	1.46	1.50
36	k	615	II0	C18-C04	2.13	1.57	1.53
36	e	613	II0	C20-C14	2.13	1.54	1.50
28	c	608	CLA	CMB-C2B	-2.13	1.47	1.51

Continued on next page...

Continued from previous page...

Mol	Chain	Res	Type	Atoms	Z	Observed(Å)	Ideal(Å)
28	A	838	CLA	CMD-C2D	-2.13	1.46	1.50
36	l	313	II0	C18-C04	2.13	1.57	1.53
28	L	207	CLA	CMC-C2C	-2.13	1.46	1.50
28	i	309	CLA	CMD-C2D	-2.12	1.46	1.50
28	A	825	CLA	MG-ND	-2.12	2.01	2.05
28	A	839	CLA	C4B-CHC	-2.12	1.35	1.41
38	c	610	KC2	C4B-NB	-2.12	1.35	1.37
28	K	103	CLA	CMD-C2D	-2.12	1.46	1.50
31	L	206	WVN	C20-C13	2.12	1.52	1.45
28	a	306	CLA	CMD-C2D	-2.12	1.46	1.50
37	m	617	IHT	C20-C15	2.12	1.54	1.50
28	k	605	CLA	CMC-C2C	-2.12	1.46	1.50
28	O	201	CLA	C4B-CHC	-2.12	1.35	1.41
28	A	812	CLA	CMD-C2D	-2.12	1.46	1.50
28	A	851	CLA	CMC-C2C	-2.12	1.46	1.50
28	A	818	CLA	C3C-C2C	2.12	1.41	1.36
28	l	307	CLA	MG-ND	-2.12	2.01	2.05
28	i	308	CLA	CMD-C2D	-2.12	1.46	1.50
28	a	313	CLA	C3B-C2B	-2.12	1.37	1.40
28	b	612	CLA	MG-ND	-2.12	2.01	2.05
28	R	203	CLA	CMC-C2C	-2.12	1.46	1.50
28	A	854	CLA	O2A-CGA	2.12	1.39	1.33
36	m	616	II0	C16-C03	2.12	1.57	1.53
28	A	835	CLA	C3B-C2B	-2.12	1.37	1.40
28	l	309	CLA	CMD-C2D	-2.12	1.46	1.50
32	A	850	LMT	O1'-C1'	-2.12	1.36	1.40
28	c	606	CLA	MG-ND	-2.12	2.01	2.05
28	n	603	CLA	CMC-C2C	-2.11	1.46	1.50
36	a	316	II0	C18-C04	2.11	1.57	1.53
28	m	608	CLA	CMD-C2D	-2.11	1.46	1.50
28	b	610	CLA	CMD-C2D	-2.11	1.46	1.50
28	g	302	CLA	CMD-C2D	-2.11	1.46	1.50
28	O	202	CLA	CMD-C2D	-2.11	1.46	1.50
36	J	104	II0	C18-C04	2.11	1.57	1.53
28	a	310	CLA	CMC-C2C	-2.11	1.46	1.50
28	m	604	CLA	CMD-C2D	-2.11	1.46	1.50
28	b	608	CLA	CMD-C2D	-2.11	1.46	1.50
36	i	314	II0	C18-C04	2.11	1.57	1.53
36	g	320	II0	C18-C04	2.11	1.57	1.53
28	a	311	CLA	CMD-C2D	-2.11	1.46	1.50
28	e	606	CLA	CMC-C2C	-2.11	1.46	1.50
28	d	303	CLA	CMD-C2D	-2.11	1.46	1.50

Continued on next page...

Continued from previous page...

Mol	Chain	Res	Type	Atoms	Z	Observed(Å)	Ideal(Å)
28	A	852	CLA	CMC-C2C	-2.11	1.46	1.50
28	B	841	CLA	CMD-C2D	-2.11	1.46	1.50
28	b	603	CLA	MG-ND	-2.11	2.01	2.05
28	h	306	CLA	CMC-C2C	-2.11	1.46	1.50
28	B	803	CLA	MG-ND	-2.11	2.01	2.05
36	j	614	II0	C15-C03	2.11	1.57	1.53
36	b	613	II0	C18-C04	2.11	1.57	1.53
28	h	302	CLA	CMD-C2D	-2.10	1.46	1.50
36	l	316	II0	C18-C04	2.10	1.57	1.53
28	B	805	CLA	CMD-C2D	-2.10	1.46	1.50
31	l	301	WVN	C20-C13	2.10	1.52	1.45
36	h	311	II0	C18-C04	2.10	1.57	1.53
31	B	846	WVN	C02-C11	2.10	1.53	1.50
28	B	818	CLA	CMD-C2D	-2.10	1.46	1.50
28	h	305	CLA	CMD-C2D	-2.10	1.46	1.50
28	L	203	CLA	C3B-C2B	-2.10	1.37	1.40
35	b	621	LMG	O1-C1	2.10	1.43	1.40
36	c	615	II0	C18-C04	2.10	1.57	1.53
28	A	831	CLA	C4B-CHC	-2.10	1.35	1.41
31	A	845	WVN	C23-C25	2.10	1.50	1.45
36	m	615	II0	C16-C03	2.10	1.57	1.53
28	b	601	CLA	CMD-C2D	-2.10	1.46	1.50
38	f	611	KC2	C4B-NB	-2.10	1.35	1.37
28	A	855	CLA	C4B-CHC	-2.10	1.35	1.41
28	d	312	CLA	CMC-C2C	-2.10	1.46	1.50
28	A	832	CLA	C3B-CAB	-2.10	1.43	1.47
28	j	610	CLA	CMD-C2D	-2.10	1.46	1.50
36	e	613	II0	C15-C03	2.10	1.57	1.53
28	s	206	CLA	CMD-C2D	-2.10	1.46	1.50
28	B	806	CLA	CMD-C2D	-2.10	1.46	1.50
28	m	609	CLA	CMC-C2C	-2.10	1.46	1.50
28	B	813	CLA	CMD-C2D	-2.10	1.46	1.50
28	A	816	CLA	C4B-CHC	-2.09	1.35	1.41
36	h	310	II0	C16-C03	2.09	1.57	1.53
28	c	604	CLA	CMD-C2D	-2.09	1.46	1.50
31	B	845	WVN	C19-C22	2.09	1.50	1.45
28	B	821	CLA	CMD-C2D	-2.09	1.46	1.50
28	k	607	CLA	CMD-C2D	-2.09	1.46	1.50
28	B	829	CLA	MG-ND	-2.09	2.01	2.05
36	m	615	II0	C30-C26	-2.09	1.32	1.37
38	d	310	KC2	C4B-NB	-2.09	1.35	1.37
28	A	810	CLA	CMC-C2C	-2.09	1.46	1.50

Continued on next page...

Continued from previous page...

Mol	Chain	Res	Type	Atoms	Z	Observed(Å)	Ideal(Å)
28	m	612	CLA	MG-ND	-2.09	2.01	2.05
28	k	614	CLA	CMD-C2D	-2.09	1.46	1.50
28	m	612	CLA	C4B-CHC	-2.09	1.35	1.41
36	l	312	II0	C18-C04	2.09	1.57	1.53
28	b	610	CLA	C4B-CHC	-2.09	1.35	1.41
36	m	614	II0	C18-C04	2.09	1.57	1.53
37	m	617	IHT	C13-C02	2.09	1.57	1.53
28	A	808	CLA	CMD-C2D	-2.09	1.46	1.50
36	f	614	II0	C18-C04	2.09	1.57	1.53
28	A	807	CLA	CMD-C2D	-2.09	1.46	1.50
36	a	314	II0	C16-C03	2.09	1.57	1.53
38	n	611	KC2	C4A-C3A	2.09	1.48	1.44
28	A	832	CLA	C3B-C2B	-2.09	1.37	1.40
28	A	819	CLA	CMD-C2D	-2.09	1.46	1.50
28	A	833	CLA	C4B-CHC	-2.08	1.35	1.41
36	d	316	II0	C20-C14	2.08	1.54	1.50
28	B	820	CLA	CMD-C2D	-2.08	1.46	1.50
28	s	208	CLA	CMD-C2D	-2.08	1.46	1.50
36	k	616	II0	C15-C03	2.08	1.57	1.53
28	B	808	CLA	CMD-C2D	-2.08	1.46	1.50
28	O	202	CLA	CMC-C2C	-2.08	1.46	1.50
28	j	602	CLA	CMD-C2D	-2.08	1.46	1.50
28	A	819	CLA	C4B-CHC	-2.08	1.35	1.41
28	d	302	CLA	C3B-CAB	-2.08	1.43	1.47
28	e	606	CLA	CMD-C2D	-2.08	1.46	1.50
36	g	317	II0	C15-C03	2.08	1.57	1.53
28	A	828	CLA	CMC-C2C	-2.08	1.46	1.50
36	e	616	II0	C18-C04	2.08	1.57	1.53
28	F	202	CLA	CMD-C2D	-2.08	1.46	1.50
36	k	619	II0	C15-C03	2.08	1.57	1.53
28	j	602	CLA	CMC-C2C	-2.08	1.46	1.50
36	g	320	II0	C20-C14	2.08	1.54	1.50
28	a	308	CLA	C3B-C2B	-2.08	1.37	1.40
37	a	317	IHT	C13-C02	2.08	1.57	1.53
28	b	607	CLA	C3B-C2B	-2.08	1.37	1.40
38	n	611	KC2	C4B-NB	-2.08	1.35	1.37
28	f	608	CLA	CMD-C2D	-2.08	1.46	1.50
28	e	607	CLA	CMD-C2D	-2.08	1.46	1.50
28	c	609	CLA	CMD-C2D	-2.08	1.46	1.50
28	e	602	CLA	CMD-C2D	-2.08	1.46	1.50
28	B	838	CLA	C3B-C2B	-2.08	1.37	1.40
28	B	815	CLA	CMD-C2D	-2.08	1.46	1.50

Continued on next page...

Continued from previous page...

Mol	Chain	Res	Type	Atoms	Z	Observed(Å)	Ideal(Å)
38	m	611	KC2	C4B-NB	-2.07	1.35	1.37
28	j	608	CLA	CMD-C2D	-2.07	1.46	1.50
28	g	311	CLA	CMD-C2D	-2.07	1.46	1.50
28	f	604	CLA	CMD-C2D	-2.07	1.46	1.50
38	n	612	KC2	C3C-C4C	2.07	1.49	1.44
28	B	817	CLA	MG-ND	-2.07	2.01	2.05
28	j	605	CLA	CMD-C2D	-2.07	1.46	1.50
28	B	832	CLA	MG-ND	-2.07	2.01	2.05
28	O	206	CLA	CHC-C1C	2.07	1.40	1.35
28	B	838	CLA	CMD-C2D	-2.07	1.46	1.50
28	A	841	CLA	C4B-CHC	-2.07	1.35	1.41
31	B	846	WVN	C37-C34	-2.07	1.33	1.35
28	A	854	CLA	CMC-C2C	-2.07	1.46	1.50
28	A	828	CLA	MG-ND	-2.07	2.01	2.05
28	i	311	CLA	CMB-C2B	-2.07	1.47	1.51
38	k	613	KC2	C4B-NB	-2.07	1.35	1.37
38	f	611	KC2	C4A-C3A	2.07	1.48	1.44
28	b	606	CLA	CMD-C2D	-2.07	1.46	1.50
32	b	618	LMT	O5'-C5'	-2.07	1.39	1.44
28	L	202	CLA	CMD-C2D	-2.07	1.46	1.50
28	m	605	CLA	CMD-C2D	-2.07	1.46	1.50
28	B	835	CLA	CMC-C2C	-2.07	1.46	1.50
36	l	316	II0	C20-C14	2.07	1.54	1.50
28	e	610	CLA	CMD-C2D	-2.06	1.46	1.50
28	n	606	CLA	CMD-C2D	-2.06	1.46	1.50
28	b	601	CLA	C4B-CHC	-2.06	1.35	1.41
36	g	316	II0	C18-C04	2.06	1.57	1.53
28	l	305	CLA	C4B-CHC	-2.06	1.35	1.41
28	B	826	CLA	CMC-C2C	-2.06	1.46	1.50
28	L	207	CLA	CMD-C2D	-2.06	1.46	1.50
28	B	822	CLA	C4B-CHC	-2.06	1.35	1.41
28	l	308	CLA	CMD-C2D	-2.06	1.46	1.50
28	A	831	CLA	CMD-C2D	-2.06	1.46	1.50
28	m	603	CLA	CMC-C2C	-2.06	1.46	1.50
28	l	306	CLA	C2A-C1A	2.06	1.56	1.52
28	A	816	CLA	CMC-C2C	-2.06	1.46	1.50
36	O	203	II0	C18-C04	2.06	1.57	1.53
28	l	305	CLA	CMD-C2D	-2.06	1.46	1.50
31	K	102	WVN	C15-C13	-2.06	1.30	1.34
28	A	811	CLA	CMD-C2D	-2.06	1.46	1.50
28	b	605	CLA	CMD-C2D	-2.06	1.46	1.50
28	A	837	CLA	CMC-C2C	-2.06	1.46	1.50

Continued on next page...

Continued from previous page...

Mol	Chain	Res	Type	Atoms	Z	Observed(Å)	Ideal(Å)
28	e	611	CLA	CMD-C2D	-2.06	1.46	1.50
39	i	301	LMU	O5'-C5'	2.05	1.49	1.44
28	b	611	CLA	CMD-C2D	-2.05	1.46	1.50
28	g	315	CLA	C3B-C2B	-2.05	1.37	1.40
28	A	805	CLA	MG-ND	-2.05	2.01	2.05
36	O	203	II0	C20-C14	2.05	1.54	1.50
28	L	203	CLA	CMD-C2D	-2.05	1.46	1.50
28	A	831	CLA	MG-ND	-2.05	2.01	2.05
28	A	818	CLA	CMD-C2D	-2.05	1.46	1.50
28	f	612	CLA	CMC-C2C	-2.05	1.46	1.50
28	B	828	CLA	CMD-C2D	-2.05	1.46	1.50
36	c	617	II0	C16-C03	2.05	1.57	1.53
28	l	302	CLA	C3B-C2B	-2.05	1.37	1.40
38	g	313	KC2	C4B-NB	-2.05	1.35	1.37
31	A	845	WVN	C02-C11	2.05	1.53	1.50
28	f	601	CLA	MG-ND	-2.05	2.01	2.05
28	c	612	CLA	CMD-C2D	-2.05	1.46	1.50
36	f	616	II0	C16-C03	2.05	1.57	1.53
36	n	616	II0	C15-C03	2.05	1.57	1.53
28	h	303	CLA	C3B-CAB	-2.05	1.43	1.47
28	A	833	CLA	C3B-C2B	-2.05	1.37	1.40
28	m	610	CLA	CMD-C2D	-2.05	1.46	1.50
28	e	601	CLA	CMD-C2D	-2.05	1.46	1.50
28	n	610	CLA	CMD-C2D	-2.05	1.46	1.50
28	B	809	CLA	CMD-C2D	-2.05	1.46	1.50
28	g	307	CLA	CMD-C2D	-2.04	1.46	1.50
36	m	616	II0	C18-C04	2.04	1.57	1.53
31	L	201	WVN	C40-C39	-2.04	1.30	1.36
28	A	817	CLA	C3B-CAB	-2.04	1.43	1.47
28	k	605	CLA	CMD-C2D	-2.04	1.46	1.50
28	f	609	CLA	CMD-C2D	-2.04	1.46	1.50
28	s	202	CLA	MG-ND	-2.04	2.01	2.05
28	m	604	CLA	C3C-C2C	2.04	1.41	1.36
28	A	815	CLA	C4B-CHC	-2.04	1.35	1.41
28	m	601	CLA	C3B-C2B	-2.04	1.37	1.40
28	h	308	CLA	C3B-CAB	-2.04	1.43	1.47
28	i	302	CLA	CMD-C2D	-2.04	1.46	1.50
28	g	304	CLA	CMD-C2D	-2.04	1.46	1.50
36	e	614	II0	C16-C03	2.04	1.57	1.53
28	j	607	CLA	C4B-CHC	-2.04	1.35	1.41
28	f	602	CLA	CMC-C2C	-2.04	1.46	1.50
28	f	606	CLA	CMD-C2D	-2.04	1.46	1.50

Continued on next page...

Continued from previous page...

Mol	Chain	Res	Type	Atoms	Z	Observed(Å)	Ideal(Å)
28	B	812	CLA	CMC-C2C	-2.04	1.46	1.50
28	m	602	CLA	MG-ND	-2.04	2.01	2.05
28	j	613	CLA	CMD-C2D	-2.04	1.46	1.50
31	L	201	WVN	C02-C11	2.04	1.53	1.50
28	c	606	CLA	CHC-C1C	2.04	1.40	1.35
28	h	305	CLA	CMC-C2C	-2.04	1.46	1.50
28	B	805	CLA	MG-ND	-2.04	2.01	2.05
28	f	612	CLA	MG-NC	2.04	2.11	2.06
28	m	602	CLA	C3B-CAB	-2.04	1.43	1.47
28	B	836	CLA	C3B-C2B	-2.04	1.37	1.40
28	Q	302	CLA	CMC-C2C	-2.03	1.46	1.50
36	i	320	II0	C15-C03	2.03	1.57	1.53
36	d	316	II0	C18-C04	2.03	1.57	1.53
28	A	839	CLA	CMD-C2D	-2.03	1.46	1.50
28	B	823	CLA	CMD-C2D	-2.03	1.46	1.50
36	f	614	II0	C15-C03	2.03	1.57	1.53
38	c	610	KC2	C4A-C3A	2.03	1.48	1.44
28	d	307	CLA	CMD-C2D	-2.03	1.46	1.50
28	b	604	CLA	C3B-CAB	-2.03	1.43	1.47
28	c	606	CLA	CAC-C3C	-2.03	1.45	1.51
28	A	823	CLA	CMC-C2C	-2.03	1.46	1.50
28	B	814	CLA	CMD-C2D	-2.03	1.46	1.50
28	e	605	CLA	CMD-C2D	-2.03	1.46	1.50
36	n	615	II0	C15-C03	2.03	1.57	1.53
28	f	605	CLA	CMD-C2D	-2.03	1.46	1.50
28	g	308	CLA	CAC-C3C	-2.03	1.45	1.51
28	B	819	CLA	C4B-CHC	-2.03	1.35	1.41
28	a	305	CLA	CMC-C2C	-2.03	1.46	1.50
28	b	612	CLA	C3B-CAB	-2.03	1.43	1.47
38	i	319	KC2	C4B-NB	-2.03	1.35	1.37
28	b	602	CLA	CMD-C2D	-2.03	1.46	1.50
28	k	609	CLA	CMD-C2D	-2.03	1.46	1.50
36	n	616	II0	C18-C04	2.03	1.57	1.53
37	n	617	IHT	C13-C02	2.03	1.57	1.53
28	l	308	CLA	CMC-C2C	-2.03	1.46	1.50
36	k	621	II0	C20-C14	2.02	1.54	1.50
28	k	604	CLA	MG-NC	2.02	2.11	2.06
28	B	805	CLA	CMC-C2C	-2.02	1.46	1.50
28	i	304	CLA	CMD-C2D	-2.02	1.46	1.50
28	d	308	CLA	CMD-C2D	-2.02	1.46	1.50
28	i	312	CLA	CMD-C2D	-2.02	1.46	1.50
28	s	203	CLA	C4B-CHC	-2.02	1.35	1.41

Continued on next page...

Continued from previous page...

Mol	Chain	Res	Type	Atoms	Z	Observed(Å)	Ideal(Å)
28	f	613	CLA	CMD-C2D	-2.02	1.46	1.50
28	b	604	CLA	CMC-C2C	-2.02	1.46	1.50
36	m	614	II0	C15-C03	2.02	1.57	1.53
28	i	306	CLA	C3B-CAB	-2.02	1.43	1.47
28	b	611	CLA	C3B-C2B	-2.02	1.37	1.40
36	f	618	II0	C18-C04	2.02	1.57	1.53
36	c	613	II0	C15-C03	2.02	1.57	1.53
28	e	605	CLA	C3B-C2B	-2.02	1.37	1.40
28	A	832	CLA	CMD-C2D	-2.02	1.46	1.50
28	h	307	CLA	CMD-C2D	-2.02	1.46	1.50
28	O	201	CLA	CMC-C2C	-2.02	1.46	1.50
28	l	303	CLA	CMC-C2C	-2.02	1.46	1.50
31	F	203	WVN	C40-C39	-2.02	1.30	1.36
38	g	314	KC2	C4B-NB	-2.02	1.35	1.37
31	M	101	WVN	C21-C15	2.02	1.54	1.50
28	B	811	CLA	CMD-C2D	-2.02	1.46	1.50
28	B	810	CLA	CMD-C2D	-2.01	1.46	1.50
28	i	303	CLA	CMC-C2C	-2.01	1.46	1.50
28	B	807	CLA	CMC-C2C	-2.01	1.46	1.50
28	m	606	CLA	C3B-C2B	-2.01	1.37	1.40
28	B	816	CLA	CMD-C2D	-2.01	1.46	1.50
36	c	614	II0	C15-C03	2.01	1.57	1.53
28	J	103	CLA	MG-ND	-2.01	2.01	2.05
37	c	616	IHT	C13-C02	2.01	1.57	1.53
28	m	613	CLA	MG-ND	-2.01	2.01	2.05
28	n	607	CLA	C4B-CHC	-2.01	1.35	1.41
28	m	612	CLA	CMC-C2C	-2.01	1.46	1.50
28	f	610	CLA	CMD-C2D	-2.01	1.46	1.50
28	d	305	CLA	CMD-C2D	-2.01	1.46	1.50
28	A	836	CLA	C4B-CHC	-2.01	1.35	1.41
28	a	306	CLA	CMC-C2C	-2.01	1.46	1.50
28	A	841	CLA	CMC-C2C	-2.01	1.46	1.50
28	c	603	CLA	CMC-C2C	-2.01	1.46	1.50
36	b	614	II0	C15-C03	2.01	1.57	1.53
28	c	604	CLA	C4B-CHC	-2.01	1.35	1.41
28	k	610	CLA	CMC-C2C	-2.01	1.46	1.50
28	A	822	CLA	MG-ND	-2.01	2.01	2.05
28	j	610	CLA	C4B-CHC	-2.01	1.35	1.41
28	l	302	CLA	CMC-C2C	-2.01	1.46	1.50
28	d	309	CLA	CMD-C2D	-2.01	1.46	1.50
28	a	309	CLA	CMD-C2D	-2.00	1.46	1.50
28	A	808	CLA	CMC-C2C	-2.00	1.46	1.50

Continued on next page...

Continued from previous page...

Mol	Chain	Res	Type	Atoms	Z	Observed(Å)	Ideal(Å)
28	b	605	CLA	C3B-C2B	-2.00	1.37	1.40
28	A	809	CLA	CMD-C2D	-2.00	1.46	1.50
28	A	808	CLA	MG-ND	-2.00	2.01	2.05
28	j	607	CLA	C3B-CAB	-2.00	1.43	1.47
36	i	317	II0	C16-C03	2.00	1.57	1.53
37	k	618	IHT	C13-C02	2.00	1.57	1.53
28	B	831	CLA	CMD-C2D	-2.00	1.46	1.50
28	e	601	CLA	O2A-CGA	2.00	1.37	1.30
28	f	603	CLA	CMC-C2C	-2.00	1.46	1.50
28	k	602	CLA	CMD-C2D	-2.00	1.46	1.50

All (4792) bond angle outliers are listed below:

Mol	Chain	Res	Type	Atoms	Z	Observed(°)	Ideal(°)
31	J	101	WVN	C29-C26-C22	13.31	146.31	127.31
38	g	312	KC2	C1A-NA-C4A	-12.33	101.16	106.71
38	i	319	KC2	C1A-NA-C4A	-12.21	101.22	106.71
38	l	310	KC2	C1A-NA-C4A	-12.16	101.24	106.71
38	j	611	KC2	C1A-NA-C4A	-11.84	101.39	106.71
38	g	314	KC2	C1A-NA-C4A	-11.76	101.42	106.71
38	k	611	KC2	C1A-NA-C4A	-11.72	101.44	106.71
38	i	310	KC2	C1A-NA-C4A	-11.62	101.48	106.71
38	e	609	KC2	C1A-NA-C4A	-11.57	101.50	106.71
36	m	618	II0	C42-C40-C36	-11.53	110.85	127.31
38	m	611	KC2	C1A-NA-C4A	-11.29	101.63	106.71
38	i	310	KC2	CHC-C4B-NB	11.22	134.76	124.45
38	n	611	KC2	C1A-NA-C4A	-11.21	101.66	106.71
38	d	310	KC2	C1A-NA-C4A	-11.03	101.75	106.71
38	f	611	KC2	CHC-C4B-NB	10.75	134.33	124.45
38	c	610	KC2	C1A-NA-C4A	-10.72	101.89	106.71
37	b	616	IHT	C40-C37-C33	-10.65	112.11	127.31
38	n	612	KC2	C1A-NA-C4A	-10.64	101.92	106.71
31	J	101	WVN	C19-C22-C26	10.59	135.19	118.94
37	g	319	IHT	C18-C22-C23	-10.56	110.28	126.23
38	g	313	KC2	C1A-NA-C4A	-10.55	101.96	106.71
38	l	310	KC2	CHC-C4B-NB	10.52	134.12	124.45
38	s	201	KC2	C1A-NA-C4A	-10.49	101.99	106.71
38	k	613	KC2	CHC-C4B-NB	10.42	134.03	124.45
38	k	613	KC2	C1A-NA-C4A	-10.41	102.03	106.71
38	s	204	KC2	C1A-NA-C4A	-10.39	102.03	106.71
38	k	612	KC2	C1A-NA-C4A	-10.35	102.06	106.71
38	j	611	KC2	CHC-C4B-NB	10.28	133.90	124.45

Continued on next page...

Continued from previous page...

Mol	Chain	Res	Type	Atoms	Z	Observed(°)	Ideal(°)
38	g	314	KC2	CHC-C4B-NB	10.27	133.89	124.45
38	s	201	KC2	CHB-C1B-NB	10.25	133.88	124.45
38	n	612	KC2	CHC-C4B-NB	10.24	133.86	124.45
38	k	612	KC2	CHC-C4B-NB	10.23	133.86	124.45
38	m	611	KC2	CHC-C4B-NB	10.21	133.84	124.45
38	e	609	KC2	CHC-C4B-NB	10.18	133.81	124.45
38	d	310	KC2	CHC-C4B-NB	10.11	133.75	124.45
38	g	313	KC2	CHC-C4B-NB	10.06	133.70	124.45
38	d	311	KC2	CHC-C4B-NB	10.01	133.65	124.45
38	g	312	KC2	CHC-C4B-NB	9.99	133.64	124.45
38	k	611	KC2	CHC-C4B-NB	9.99	133.64	124.45
38	i	319	KC2	CHC-C4B-NB	9.99	133.64	124.45
38	s	204	KC2	CHC-C4B-NB	9.92	133.57	124.45
38	g	313	KC2	OBD-CAD-CBD	9.79	139.88	125.89
38	n	611	KC2	CHC-C4B-NB	9.72	133.39	124.45
38	n	612	KC2	OBD-CAD-CBD	9.61	139.62	125.89
38	c	610	KC2	CHC-C4B-NB	9.60	133.27	124.45
38	n	612	KC2	CHD-C4C-NC	9.54	138.67	124.20
37	b	616	IHT	C18-C22-C23	-9.47	111.92	126.23
38	s	201	KC2	CHC-C4B-NB	9.32	133.02	124.45
28	A	855	CLA	C4A-NA-C1A	9.25	110.86	106.71
38	f	611	KC2	C1A-NA-C4A	-9.23	102.56	106.71
38	i	319	KC2	OBD-CAD-CBD	9.16	138.98	125.89
36	a	318	II0	C42-C40-C36	-9.14	114.26	127.31
38	i	310	KC2	CHB-C1B-NB	9.09	132.81	124.45
31	J	101	WVN	C24-C22-C26	-9.03	110.27	122.92
38	n	611	KC2	CHD-C4C-NC	9.01	137.87	124.20
31	A	846	WVN	C39-C36-C32	-8.97	114.50	127.31
31	A	848	WVN	C20-C23-C25	-8.97	112.68	126.23
38	f	611	KC2	CHD-C4C-NC	8.96	137.79	124.20
38	d	310	KC2	OBD-CAD-CBD	8.96	138.69	125.89
31	F	204	WVN	C20-C23-C25	-8.95	112.70	126.23
38	c	610	KC2	CHD-C4C-NC	8.92	137.74	124.20
38	k	611	KC2	CHD-C4C-NC	8.92	137.74	124.20
31	F	204	WVN	C30-C28-C25	-8.90	114.60	127.31
38	k	613	KC2	OBD-CAD-CBD	8.89	138.60	125.89
37	g	319	IHT	C40-C37-C33	-8.89	114.62	127.31
38	g	312	KC2	OBD-CAD-CBD	8.88	138.58	125.89
38	m	611	KC2	CHD-C4C-NC	8.86	137.65	124.20
38	j	611	KC2	CHD-C4C-NC	8.86	137.65	124.20
38	k	613	KC2	CHD-C4C-NC	8.85	137.63	124.20
38	d	310	KC2	CHD-C4C-NC	8.84	137.61	124.20

Continued on next page...

Continued from previous page...

Mol	Chain	Res	Type	Atoms	Z	Observed(°)	Ideal(°)
38	e	609	KC2	OBD-CAD-CBD	8.83	138.51	125.89
38	l	310	KC2	CHD-C4C-NC	8.82	137.58	124.20
28	a	309	CLA	C4A-NA-C1A	8.82	110.67	106.71
38	g	312	KC2	CHD-C4C-NC	8.81	137.57	124.20
38	n	611	KC2	OBD-CAD-C3D	-8.81	113.35	127.98
38	i	310	KC2	OBD-CAD-CBD	8.79	138.46	125.89
38	s	201	KC2	CHD-C4C-NC	8.79	137.54	124.20
38	i	310	KC2	OBD-CAD-C3D	-8.78	113.40	127.98
38	e	609	KC2	CHD-C4C-NC	8.77	137.50	124.20
38	i	319	KC2	CHD-C4C-NC	8.70	137.41	124.20
38	k	611	KC2	OBD-CAD-C3D	-8.69	113.55	127.98
38	e	609	KC2	OBD-CAD-C3D	-8.67	113.58	127.98
38	m	611	KC2	OBD-CAD-CBD	8.65	138.25	125.89
28	b	609	CLA	C4A-NA-C1A	8.63	110.58	106.71
38	j	611	KC2	OBD-CAD-C3D	-8.60	113.70	127.98
36	l	313	II0	C41-C39-C35	-8.58	115.06	127.31
38	g	314	KC2	CHD-C4C-NC	8.57	137.21	124.20
38	i	319	KC2	CHB-C1B-NB	8.53	132.29	124.45
38	g	314	KC2	OBD-CAD-C3D	-8.47	113.92	127.98
38	l	310	KC2	OBD-CAD-CBD	8.45	137.96	125.89
38	n	612	KC2	CHB-C1B-NB	8.43	132.20	124.45
38	s	201	KC2	OBD-CAD-CBD	8.42	137.92	125.89
38	d	310	KC2	CHB-C1B-NB	8.40	132.17	124.45
38	d	311	KC2	OBD-CAD-C3D	-8.40	114.04	127.98
38	n	611	KC2	CHB-C1B-NB	8.36	132.14	124.45
38	g	313	KC2	CHD-C4C-NC	8.36	136.88	124.20
38	i	319	KC2	OBD-CAD-C3D	-8.35	114.11	127.98
38	s	204	KC2	CHD-C4C-NC	8.34	136.85	124.20
38	c	610	KC2	OBD-CAD-C3D	-8.34	114.14	127.98
38	k	611	KC2	CHB-C1B-NB	8.33	132.11	124.45
38	g	313	KC2	CHB-C1B-NB	8.30	132.08	124.45
38	k	613	KC2	CHB-C1B-NB	8.29	132.07	124.45
28	B	824	CLA	C4A-NA-C1A	8.29	110.43	106.71
38	k	612	KC2	CHB-C1B-NB	8.25	132.03	124.45
38	f	611	KC2	OBD-CAD-CBD	8.24	137.67	125.89
38	g	314	KC2	CHB-C1B-NB	8.22	132.00	124.45
38	k	612	KC2	OBD-CAD-CBD	8.16	137.56	125.89
38	c	610	KC2	CHB-C1B-NB	8.15	131.95	124.45
36	a	316	II0	C20-C14-C10	-8.15	113.28	124.35
38	g	312	KC2	CHB-C1B-NB	8.15	131.94	124.45
38	d	311	KC2	CHD-C4C-NC	8.14	136.55	124.20
38	c	610	KC2	OBD-CAD-CBD	8.13	137.52	125.89

Continued on next page...

Continued from previous page...

Mol	Chain	Res	Type	Atoms	Z	Observed(°)	Ideal(°)
36	d	315	II0	C41-C39-C35	-8.12	115.72	127.31
38	d	310	KC2	OBD-CAD-C3D	-8.10	114.53	127.98
38	d	311	KC2	C4C-C3C-C2C	-8.10	100.69	107.11
38	j	611	KC2	OBD-CAD-CBD	8.09	137.45	125.89
38	k	612	KC2	OBD-CAD-C3D	-8.09	114.56	127.98
36	i	313	II0	C42-C40-C36	-8.08	115.78	127.31
28	B	834	CLA	C4A-NA-C1A	8.06	110.33	106.71
38	e	609	KC2	CHB-C1B-NB	8.05	131.86	124.45
38	j	611	KC2	CHB-C1B-NB	8.02	131.83	124.45
38	d	311	KC2	CMD-C2D-C1D	-8.01	116.15	128.46
31	s	207	WVN	C04-C09-C05	-8.01	117.17	124.85
38	s	204	KC2	OBD-CAD-CBD	8.00	137.32	125.89
38	n	612	KC2	OBD-CAD-C3D	-7.99	114.71	127.98
38	m	611	KC2	OBD-CAD-C3D	-7.99	114.72	127.98
38	k	613	KC2	OBD-CAD-C3D	-7.98	114.73	127.98
38	s	204	KC2	OBD-CAD-C3D	-7.97	114.74	127.98
38	m	611	KC2	CHB-C1B-NB	7.95	131.76	124.45
38	s	204	KC2	CHB-C1B-NB	7.94	131.75	124.45
38	g	313	KC2	OBD-CAD-C3D	-7.93	114.81	127.98
38	d	311	KC2	OBD-CAD-CBD	7.90	137.18	125.89
36	m	618	II0	C41-C39-C35	7.89	138.56	127.31
28	Q	303	CLA	CMB-C2B-C1B	-7.80	116.48	128.46
38	l	310	KC2	CHB-C1B-NB	7.75	131.58	124.45
38	f	611	KC2	CMD-C2D-C1D	-7.74	116.56	128.46
38	d	311	KC2	C1A-NA-C4A	-7.74	103.23	106.71
38	i	310	KC2	CHD-C4C-NC	7.73	135.93	124.20
37	b	615	IHT	C30-C27-C23	-7.72	116.30	127.31
38	g	314	KC2	OBD-CAD-CBD	7.70	136.90	125.89
28	A	815	CLA	CMB-C2B-C1B	-7.70	116.63	128.46
31	B	846	WVN	C21-C15-C13	-7.69	115.89	124.53
38	s	201	KC2	OBD-CAD-C3D	-7.64	115.30	127.98
38	c	610	KC2	C1A-C2A-C3A	-7.63	101.06	107.11
31	F	204	WVN	C40-C37-C34	-7.58	116.49	127.31
38	g	312	KC2	OBD-CAD-C3D	-7.57	115.41	127.98
38	n	611	KC2	OBD-CAD-CBD	7.57	136.71	125.89
38	n	611	KC2	CMD-C2D-C1D	-7.57	116.83	128.46
38	f	611	KC2	CHB-C1B-NB	7.56	131.40	124.45
38	g	314	KC2	CMD-C2D-C1D	-7.53	116.89	128.46
38	k	611	KC2	OBD-CAD-CBD	7.53	136.65	125.89
28	b	612	CLA	C4A-NA-C1A	7.52	110.09	106.71
38	l	310	KC2	C2C-C1C-NC	7.49	118.75	110.57
38	f	611	KC2	OBD-CAD-C3D	-7.48	115.57	127.98

Continued on next page...

Continued from previous page...

Mol	Chain	Res	Type	Atoms	Z	Observed(°)	Ideal(°)
38	d	311	KC2	CMD-C2D-C3D	7.46	138.64	124.68
38	s	204	KC2	CMD-C2D-C1D	-7.42	117.06	128.46
38	m	611	KC2	C2C-C1C-NC	7.40	118.66	110.57
31	A	847	WVN	C20-C23-C25	-7.40	115.05	126.23
38	f	611	KC2	C1A-C2A-C3A	-7.39	101.25	107.11
36	m	618	II0	C42-C41-C39	7.37	138.57	123.47
38	i	310	KC2	CHC-C4B-C3B	-7.36	112.66	125.26
38	s	204	KC2	C2C-C1C-NC	7.35	118.60	110.57
38	g	314	KC2	C2C-C1C-NC	7.35	118.60	110.57
38	k	612	KC2	CHD-C4C-NC	7.35	135.35	124.20
31	F	204	WVN	C40-C39-C36	-7.34	108.44	123.47
38	l	310	KC2	CMD-C2D-C1D	-7.30	117.25	128.46
38	f	611	KC2	CHC-C4B-C3B	-7.30	112.78	125.26
38	s	201	KC2	CHB-C4A-C3A	-7.29	113.59	124.98
38	g	313	KC2	C2C-C1C-NC	7.29	118.53	110.57
38	l	310	KC2	OBD-CAD-C3D	-7.27	115.91	127.98
28	B	806	CLA	C4A-NA-C1A	7.27	109.97	106.71
38	i	319	KC2	C2C-C1C-NC	7.25	118.49	110.57
38	i	319	KC2	CHB-C4A-C3A	-7.25	113.66	124.98
38	k	613	KC2	C2C-C1C-NC	7.24	118.48	110.57
31	B	844	WVN	C24-C22-C19	7.23	129.47	118.08
38	j	611	KC2	C2C-C1C-NC	7.23	118.46	110.57
36	f	618	II0	C41-C39-C35	-7.22	117.01	127.31
38	d	310	KC2	C2C-C1C-NC	7.21	118.44	110.57
38	l	310	KC2	CHC-C4B-C3B	-7.19	112.95	125.26
38	g	314	KC2	C4C-C3C-C2C	-7.17	101.42	107.11
38	k	612	KC2	C2C-C1C-NC	7.17	118.39	110.57
36	k	616	II0	C41-C39-C35	-7.13	117.13	127.31
28	K	101	CLA	C4A-NA-C1A	7.13	109.91	106.71
38	k	611	KC2	CMD-C2D-C1D	-7.13	117.51	128.46
38	f	611	KC2	C2C-C1C-NC	7.11	118.33	110.57
38	f	611	KC2	CMD-C2D-C3D	7.10	137.97	124.68
38	e	609	KC2	C2C-C1C-NC	7.10	118.32	110.57
38	m	611	KC2	CHC-C4B-C3B	-7.10	113.12	125.26
36	e	612	II0	C19-C13-C09	-7.09	114.71	124.35
36	k	621	II0	C42-C40-C36	-7.09	117.19	127.31
38	m	611	KC2	CMD-C2D-C1D	-7.08	117.58	128.46
28	m	605	CLA	C4A-NA-C1A	7.08	109.89	106.71
28	e	601	CLA	C4A-NA-C1A	7.07	109.89	106.71
36	i	320	II0	C19-C13-C09	-7.07	114.74	124.35
38	d	311	KC2	C2C-C1C-NC	7.07	118.29	110.57
38	g	313	KC2	C4C-C3C-C2C	-7.06	101.51	107.11

Continued on next page...

Continued from previous page...

Mol	Chain	Res	Type	Atoms	Z	Observed(°)	Ideal(°)
28	e	608	CLA	C4A-NA-C1A	7.06	109.88	106.71
38	k	612	KC2	C4C-C3C-C2C	-7.04	101.53	107.11
38	k	611	KC2	C2C-C1C-NC	7.04	118.26	110.57
28	A	802	CLA	CMB-C2B-C1B	-7.03	117.66	128.46
38	m	611	KC2	CHB-C4A-C3A	-7.03	114.00	124.98
28	A	819	CLA	C4A-NA-C1A	7.02	109.86	106.71
38	l	310	KC2	C1A-C2A-C3A	-7.00	101.56	107.11
38	j	611	KC2	C1A-C2A-C3A	-7.00	101.56	107.11
36	l	313	II0	C42-C40-C36	-7.00	117.32	127.31
31	B	844	WVN	C04-C09-C05	-7.00	118.14	124.85
38	n	612	KC2	C2C-C1C-NC	6.97	118.19	110.57
38	c	610	KC2	C2C-C1C-NC	6.97	118.18	110.57
28	j	605	CLA	C4A-NA-C1A	6.95	109.83	106.71
38	j	611	KC2	CHC-C4B-C3B	-6.95	113.38	125.26
38	s	204	KC2	C1A-C2A-C3A	-6.94	101.61	107.11
38	n	611	KC2	CMD-C2D-C3D	6.94	137.66	124.68
38	k	612	KC2	CHC-C4B-C3B	-6.94	113.39	125.26
38	d	310	KC2	CMD-C2D-C1D	-6.93	117.81	128.46
38	d	310	KC2	CHC-C4B-C3B	-6.93	113.40	125.26
38	k	611	KC2	C1A-C2A-C3A	-6.93	101.61	107.11
38	k	613	KC2	CHC-C4B-C3B	-6.93	113.40	125.26
28	b	606	CLA	C4A-NA-C1A	6.93	109.82	106.71
38	d	311	KC2	CHC-C4B-C3B	-6.93	113.40	125.26
36	c	615	II0	C42-C40-C36	-6.93	117.43	127.31
38	l	310	KC2	CHB-C4A-C3A	-6.92	114.16	124.98
38	g	314	KC2	CHC-C4B-C3B	-6.92	113.43	125.26
38	g	312	KC2	C2C-C1C-NC	6.87	118.07	110.57
38	n	612	KC2	CMD-C2D-C1D	-6.87	117.91	128.46
38	n	611	KC2	C2C-C1C-NC	6.87	118.07	110.57
38	s	201	KC2	C2C-C1C-NC	6.86	118.06	110.57
31	A	848	WVN	C29-C26-C22	-6.85	117.54	127.31
38	g	312	KC2	C1A-C2A-C3A	-6.84	101.68	107.11
38	k	612	KC2	CMD-C2D-C1D	-6.84	117.96	128.46
38	n	611	KC2	C1A-C2A-C3A	-6.84	101.69	107.11
31	R	201	WVN	C30-C28-C25	-6.84	117.55	127.31
38	e	609	KC2	CHC-C4B-C3B	-6.83	113.57	125.26
38	f	611	KC2	C4C-C3C-C2C	-6.82	101.70	107.11
28	F	202	CLA	C4A-NA-C1A	6.82	109.77	106.71
36	n	614	II0	C04-C10-C14	-6.82	113.00	122.63
38	c	610	KC2	CMD-C2D-C1D	-6.81	117.99	128.46
28	f	605	CLA	C4A-NA-C1A	6.81	109.77	106.71
38	j	611	KC2	CHB-C4A-C3A	-6.81	114.35	124.98

Continued on next page...

Continued from previous page...

Mol	Chain	Res	Type	Atoms	Z	Observed(°)	Ideal(°)
38	d	311	KC2	CHB-C1B-NB	6.80	130.71	124.45
38	j	611	KC2	CMD-C2D-C1D	-6.80	118.01	128.46
38	g	314	KC2	C1A-C2A-C3A	-6.80	101.72	107.11
28	h	308	CLA	C4A-NA-C1A	6.80	109.76	106.71
36	a	318	II0	C30-C32-C34	-6.80	102.01	123.22
38	s	204	KC2	CHC-C4B-C3B	-6.79	113.64	125.26
38	n	612	KC2	C1A-C2A-C3A	-6.79	101.73	107.11
36	g	317	II0	C05-C07-C11	6.79	119.59	110.30
38	k	613	KC2	CMD-C2D-C1D	-6.78	118.04	128.46
28	B	817	CLA	CMB-C2B-C1B	-6.78	118.05	128.46
38	n	612	KC2	CHC-C4B-C3B	-6.77	113.67	125.26
37	R	204	IHT	C40-C37-C33	-6.77	117.64	127.31
38	k	611	KC2	C4C-C3C-C2C	-6.76	101.75	107.11
38	m	611	KC2	C4C-C3C-C2C	-6.76	101.75	107.11
38	d	310	KC2	CHB-C4A-C3A	-6.76	114.42	124.98
36	m	618	II0	C41-C42-C40	6.75	137.29	123.47
28	B	803	CLA	C4A-NA-C1A	6.74	109.74	106.71
38	i	319	KC2	CMD-C2D-C1D	-6.74	118.11	128.46
38	l	310	KC2	CMD-C2D-C3D	6.73	137.28	124.68
28	b	605	CLA	C4A-NA-C1A	6.73	109.73	106.71
38	n	611	KC2	CHB-C4A-C3A	-6.73	114.47	124.98
37	b	615	IHT	C40-C37-C33	-6.73	117.71	127.31
38	k	611	KC2	CHC-C4B-C3B	-6.72	113.76	125.26
28	l	309	CLA	C4A-NA-C1A	6.72	109.73	106.71
38	g	314	KC2	CMD-C2D-C3D	6.71	137.23	124.68
38	g	313	KC2	CHC-C4B-C3B	-6.70	113.80	125.26
31	A	845	WVN	C30-C28-C25	-6.69	117.76	127.31
38	i	319	KC2	CHC-C4B-C3B	-6.69	113.82	125.26
38	s	201	KC2	C4C-C3C-C2C	-6.68	101.81	107.11
38	i	310	KC2	CMD-C2D-C1D	-6.67	118.22	128.46
28	i	306	CLA	C4A-NA-C1A	6.66	109.70	106.71
38	g	313	KC2	CMD-C2D-C1D	-6.65	118.24	128.46
38	g	312	KC2	CMD-C2D-C1D	-6.62	118.28	128.46
28	f	608	CLA	CMB-C2B-C1B	-6.62	118.29	128.46
38	l	310	KC2	C4C-C3C-C2C	-6.61	101.86	107.11
38	k	611	KC2	CHB-C4A-C3A	-6.61	114.65	124.98
28	A	829	CLA	CMB-C2B-C1B	-6.61	118.30	128.46
28	g	308	CLA	C4A-NA-C1A	6.60	109.67	106.71
38	j	611	KC2	C4C-C3C-C2C	-6.60	101.88	107.11
38	g	312	KC2	CHC-C4B-C3B	-6.60	113.97	125.26
38	e	609	KC2	CMD-C2D-C1D	-6.60	118.33	128.46
38	e	609	KC2	C1A-C2A-C3A	-6.59	101.89	107.11

Continued on next page...

Continued from previous page...

Mol	Chain	Res	Type	Atoms	Z	Observed(°)	Ideal(°)
38	s	204	KC2	CMD-C2D-C3D	6.58	137.00	124.68
38	g	313	KC2	C1A-C2A-C3A	-6.58	101.89	107.11
38	n	611	KC2	C4C-C3C-C2C	-6.58	101.89	107.11
36	g	320	II0	C42-C40-C36	-6.57	117.93	127.31
36	n	614	II0	C42-C40-C36	-6.56	117.94	127.31
38	c	610	KC2	CHC-C4B-C3B	-6.56	114.03	125.26
38	e	609	KC2	C4C-C3C-C2C	-6.56	101.91	107.11
31	F	203	WVN	C39-C40-C37	-6.54	110.08	123.47
36	d	314	II0	C41-C39-C35	-6.53	117.99	127.31
38	i	319	KC2	C4C-C3C-C2C	-6.51	101.94	107.11
38	m	611	KC2	CMD-C2D-C3D	6.51	136.86	124.68
38	k	613	KC2	C4C-C3C-C2C	-6.50	101.95	107.11
28	A	835	CLA	C4A-NA-C1A	6.50	109.63	106.71
28	g	306	CLA	C4A-NA-C1A	6.50	109.63	106.71
28	m	603	CLA	C4A-NA-C1A	6.49	109.62	106.71
38	g	312	KC2	C4C-C3C-C2C	-6.49	101.96	107.11
36	k	619	II0	C03-C09-C13	-6.49	113.47	122.63
38	k	612	KC2	C1A-C2A-C3A	-6.48	101.97	107.11
38	k	611	KC2	CMD-C2D-C3D	6.47	136.78	124.68
38	n	612	KC2	CMD-C2D-C3D	6.46	136.77	124.68
38	g	314	KC2	CHB-C4A-C3A	-6.46	114.89	124.98
38	n	611	KC2	CHC-C4B-C3B	-6.45	114.22	125.26
36	i	315	II0	C04-C10-C14	-6.45	113.53	122.63
38	d	310	KC2	C4C-C3C-C2C	-6.44	102.00	107.11
38	c	610	KC2	CHB-C4A-C3A	-6.44	114.93	124.98
28	A	831	CLA	C4A-NA-C1A	6.42	109.59	106.71
28	A	836	CLA	C4A-NA-C1A	6.42	109.59	106.71
28	B	808	CLA	C4A-NA-C1A	6.42	109.59	106.71
36	c	617	II0	C20-C14-C10	-6.40	115.65	124.35
28	e	606	CLA	C4A-NA-C1A	6.40	109.58	106.71
31	l	315	WVN	C29-C26-C22	-6.40	118.18	127.31
28	A	804	CLA	C4A-NA-C1A	6.39	109.58	106.71
38	e	609	KC2	CHB-C4A-C3A	-6.39	115.00	124.98
28	B	826	CLA	CMB-C2B-C1B	-6.39	118.65	128.46
28	l	306	CLA	C4A-NA-C1A	6.38	109.58	106.71
31	i	316	WVN	C29-C26-C22	-6.38	118.21	127.31
36	j	614	II0	C41-C39-C35	-6.38	118.21	127.31
38	j	611	KC2	CMD-C2D-C3D	6.37	136.60	124.68
38	d	310	KC2	CMD-C2D-C3D	6.37	136.60	124.68
38	g	313	KC2	CHB-C4A-C3A	-6.37	115.03	124.98
38	k	612	KC2	CHB-C4A-C3A	-6.37	115.03	124.98
36	c	613	II0	C41-C39-C35	-6.37	118.22	127.31

Continued on next page...

Continued from previous page...

Mol	Chain	Res	Type	Atoms	Z	Observed(°)	Ideal(°)
36	b	617	II0	C42-C40-C36	-6.36	118.24	127.31
28	B	821	CLA	C4A-NA-C1A	6.35	109.56	106.71
37	b	615	IHT	C41-C38-C35	-6.35	118.25	127.31
28	A	826	CLA	C4A-NA-C1A	6.34	109.56	106.71
36	c	615	II0	C19-C13-C09	-6.34	115.73	124.35
31	A	846	WVN	C30-C28-C25	-6.34	118.26	127.31
28	A	807	CLA	C4A-NA-C1A	6.34	109.56	106.71
38	k	613	KC2	C1A-C2A-C3A	-6.32	102.09	107.11
38	i	319	KC2	C1A-C2A-C3A	-6.31	102.10	107.11
31	A	846	WVN	C26-C29-C31	-6.31	103.53	123.22
28	c	603	CLA	C4A-NA-C1A	6.30	109.54	106.71
28	e	604	CLA	C4A-NA-C1A	6.30	109.54	106.71
36	f	614	II0	C41-C39-C35	-6.30	118.31	127.31
38	d	310	KC2	C1A-C2A-C3A	-6.30	102.11	107.11
38	k	613	KC2	CMD-C2D-C3D	6.27	136.41	124.68
38	g	312	KC2	CHB-C4A-C3A	-6.27	115.18	124.98
28	B	813	CLA	C4A-NA-C1A	6.27	109.52	106.71
38	c	610	KC2	CMD-C2D-C3D	6.27	136.40	124.68
38	s	204	KC2	C4C-C3C-C2C	-6.27	102.14	107.11
38	e	609	KC2	CMD-C2D-C3D	6.26	136.39	124.68
28	n	609	CLA	C4A-NA-C1A	6.26	109.52	106.71
36	h	310	II0	C42-C40-C36	-6.26	118.38	127.31
28	B	803	CLA	CMB-C2B-C1B	-6.26	118.85	128.46
36	d	314	II0	C19-C13-C09	-6.24	115.86	124.35
28	A	808	CLA	C4A-NA-C1A	6.23	109.51	106.71
38	c	610	KC2	C4C-C3C-C2C	-6.23	102.17	107.11
38	m	611	KC2	C1A-C2A-C3A	-6.23	102.17	107.11
38	i	310	KC2	CMD-C2D-C3D	6.21	136.30	124.68
28	A	815	CLA	CMB-C2B-C3B	6.21	136.30	124.68
38	i	319	KC2	CMD-C2D-C3D	6.21	136.29	124.68
28	b	610	CLA	C4A-NA-C1A	6.20	109.50	106.71
28	B	804	CLA	C4A-NA-C1A	6.20	109.49	106.71
36	J	104	II0	C19-C13-C09	-6.20	115.93	124.35
37	O	204	IHT	C30-C27-C23	-6.20	118.47	127.31
38	k	613	KC2	CHB-C4A-C3A	-6.19	115.30	124.98
38	k	612	KC2	CMD-C2D-C3D	6.19	136.25	124.68
28	k	601	CLA	C4A-NA-C1A	6.19	109.49	106.71
28	f	603	CLA	C4A-NA-C1A	6.18	109.49	106.71
38	g	313	KC2	CMD-C2D-C3D	6.18	136.23	124.68
36	i	320	II0	C06-C08-C12	6.16	118.73	110.30
38	d	311	KC2	C1A-C2A-C3A	-6.15	102.23	107.11
31	L	201	WVN	C08-C01-C02	-6.14	100.24	109.55

Continued on next page...

Continued from previous page...

Mol	Chain	Res	Type	Atoms	Z	Observed(°)	Ideal(°)
36	e	612	II0	C03-C09-C13	-6.14	113.96	122.63
28	B	832	CLA	CMB-C2B-C1B	-6.14	119.03	128.46
28	s	203	CLA	C4A-NA-C1A	6.12	109.46	106.71
38	s	204	KC2	CHB-C4A-C3A	-6.12	115.42	124.98
37	k	618	IHT	C41-C38-C35	-6.11	118.59	127.31
36	g	316	II0	C41-C39-C35	-6.10	118.60	127.31
38	f	611	KC2	CHB-C4A-C3A	-6.10	115.46	124.98
28	g	302	CLA	C4A-NA-C1A	6.09	109.44	106.71
36	g	317	II0	C20-C14-C10	-6.08	116.09	124.35
28	f	601	CLA	C4A-NA-C1A	6.07	109.44	106.71
37	c	616	IHT	C40-C37-C33	-6.07	118.65	127.31
36	O	203	II0	C20-C14-C10	-6.06	116.11	124.35
38	n	612	KC2	CHB-C4A-C3A	-6.06	115.51	124.98
28	b	607	CLA	C4A-NA-C1A	6.06	109.43	106.71
28	e	611	CLA	C4A-NA-C1A	6.06	109.43	106.71
36	b	613	II0	C42-C40-C36	-6.05	118.68	127.31
28	c	611	CLA	C4A-NA-C1A	6.05	109.42	106.71
28	a	307	CLA	C4A-NA-C1A	6.05	109.42	106.71
31	A	846	WVN	C21-C15-C13	-6.04	117.74	124.53
38	n	612	KC2	C4C-C3C-C2C	-6.04	102.32	107.11
28	A	841	CLA	C4A-NA-C1A	6.03	109.42	106.71
36	k	617	II0	C42-C40-C36	-6.03	118.70	127.31
38	s	201	KC2	CHC-C4B-C3B	-6.03	114.94	125.26
28	A	818	CLA	CMB-C2B-C1B	-6.02	119.21	128.46
36	m	616	II0	C42-C40-C36	-6.02	118.72	127.31
28	A	834	CLA	CMB-C2B-C1B	-6.02	119.22	128.46
31	L	206	WVN	C30-C28-C25	-6.01	118.73	127.31
38	g	312	KC2	CMD-C2D-C3D	6.00	135.91	124.68
28	l	304	CLA	C4A-NA-C1A	6.00	109.40	106.71
28	A	802	CLA	CMB-C2B-C3B	5.99	135.88	124.68
31	e	615	WVN	C30-C28-C25	-5.99	118.77	127.31
37	c	616	IHT	C30-C27-C23	-5.97	118.78	127.31
28	B	823	CLA	C4A-NA-C1A	5.97	109.39	106.71
37	a	317	IHT	C41-C38-C35	-5.97	118.79	127.31
37	g	319	IHT	C22-C23-C27	5.96	128.08	118.94
28	d	304	CLA	C4A-NA-C1A	5.96	109.38	106.71
36	J	104	II0	C20-C14-C10	-5.96	116.25	124.35
28	A	812	CLA	C4A-NA-C1A	5.95	109.38	106.71
37	g	319	IHT	C30-C32-C33	-5.95	109.69	126.42
28	k	609	CLA	C4A-NA-C1A	5.95	109.38	106.71
28	B	828	CLA	CMB-C2B-C1B	-5.94	119.33	128.46
36	g	317	II0	C41-C39-C35	-5.94	118.83	127.31

Continued on next page...

Continued from previous page...

Mol	Chain	Res	Type	Atoms	Z	Observed(°)	Ideal(°)
28	l	305	CLA	C4A-NA-C1A	5.94	109.38	106.71
37	O	204	IHT	C18-C22-C23	-5.93	117.28	126.23
28	A	813	CLA	C4A-NA-C1A	5.91	109.36	106.71
28	k	603	CLA	C4A-NA-C1A	5.90	109.36	106.71
28	f	613	CLA	C4A-NA-C1A	5.90	109.36	106.71
28	B	839	CLA	C4A-NA-C1A	5.89	109.36	106.71
28	c	604	CLA	C4A-NA-C1A	5.88	109.35	106.71
36	n	614	II0	C19-C13-C09	-5.87	116.37	124.35
28	c	605	CLA	C4A-NA-C1A	5.87	109.34	106.71
28	d	302	CLA	CMB-C2B-C1B	-5.86	119.45	128.46
28	h	303	CLA	C4A-NA-C1A	5.85	109.34	106.71
28	a	303	CLA	C4A-NA-C1A	5.85	109.33	106.71
38	i	310	KC2	C2C-C1C-NC	5.84	116.94	110.57
36	O	203	II0	C42-C40-C36	-5.83	118.98	127.31
36	i	315	II0	C41-C39-C35	-5.81	119.03	127.31
36	i	313	II0	C41-C39-C35	-5.80	119.03	127.31
28	a	312	CLA	C4A-NA-C1A	5.80	109.31	106.71
28	A	809	CLA	C4A-NA-C1A	5.79	109.31	106.71
31	A	846	WVN	C19-C22-C26	5.79	127.83	118.94
28	B	803	CLA	CAC-C3C-C4C	5.79	132.32	124.81
28	B	836	CLA	C4A-NA-C1A	5.79	109.31	106.71
36	O	203	II0	C03-C09-C13	-5.78	114.48	122.63
36	f	615	II0	C41-C39-C35	-5.77	119.07	127.31
36	k	617	II0	C04-C10-C14	-5.76	114.50	122.63
31	K	102	WVN	C39-C36-C32	-5.75	119.10	127.31
28	a	305	CLA	C4A-NA-C1A	5.75	109.29	106.71
36	a	315	II0	C19-C13-C09	-5.75	116.54	124.35
38	s	201	KC2	CHB-C1B-C2B	-5.75	113.42	125.48
36	n	616	II0	C41-C39-C35	-5.75	119.11	127.31
36	d	314	II0	C42-C40-C36	-5.73	119.13	127.31
28	O	202	CLA	C4A-NA-C1A	5.73	109.28	106.71
37	m	617	IHT	C40-C37-C33	-5.73	119.14	127.31
28	R	203	CLA	CMB-C2B-C1B	-5.72	119.68	128.46
36	g	316	II0	C19-C13-C09	-5.71	116.59	124.35
36	e	613	II0	C04-C10-C14	-5.71	114.57	122.63
28	Q	303	CLA	CMB-C2B-C3B	5.71	135.35	124.68
37	g	319	IHT	C19-C10-C07	-5.70	118.12	124.53
28	B	821	CLA	CMB-C2B-C1B	-5.70	119.71	128.46
28	B	837	CLA	C4A-NA-C1A	5.70	109.27	106.71
28	A	824	CLA	C4A-NA-C1A	5.69	109.27	106.71
36	a	318	II0	C34-C36-C40	5.69	127.67	118.94
28	A	803	CLA	C4A-NA-C1A	5.69	109.26	106.71

Continued on next page...

Continued from previous page...

Mol	Chain	Res	Type	Atoms	Z	Observed(°)	Ideal(°)
28	L	202	CLA	C4A-NA-C1A	5.69	109.26	106.71
37	O	204	IHT	C41-C38-C35	-5.67	119.22	127.31
36	f	616	II0	C03-C09-C13	-5.67	114.63	122.63
38	i	310	KC2	CHC-C1C-NC	-5.66	115.28	124.20
36	c	617	II0	C42-C40-C36	-5.66	119.23	127.31
28	B	810	CLA	C4A-NA-C1A	5.65	109.25	106.71
28	l	307	CLA	C4A-NA-C1A	5.65	109.25	106.71
28	A	838	CLA	C4A-NA-C1A	5.65	109.25	106.71
37	k	618	IHT	C40-C37-C33	-5.65	119.25	127.31
38	s	201	KC2	C3A-C4A-NA	5.63	116.72	110.57
28	n	602	CLA	CMB-C2B-C1B	-5.63	119.81	128.46
31	s	205	WVN	C04-C09-C05	-5.63	119.45	124.85
36	l	314	II0	C42-C40-C36	-5.63	119.28	127.31
28	A	820	CLA	CMB-C2B-C1B	-5.62	119.82	128.46
36	k	617	II0	C19-C13-C09	-5.62	116.71	124.35
28	L	204	CLA	C4A-NA-C1A	5.62	109.23	106.71
36	e	614	II0	C41-C39-C35	-5.62	119.30	127.31
36	a	316	II0	C42-C40-C36	-5.62	119.30	127.31
28	f	604	CLA	CMB-C2B-C1B	-5.61	119.83	128.46
28	f	609	CLA	CMB-C2B-C1B	-5.61	119.84	128.46
28	B	811	CLA	C4A-NA-C1A	5.60	109.22	106.71
28	B	823	CLA	CMB-C2B-C1B	-5.60	119.86	128.46
28	A	839	CLA	C4A-NA-C1A	5.59	109.22	106.71
37	j	616	IHT	C30-C27-C23	-5.59	119.33	127.31
37	c	616	IHT	C41-C38-C35	-5.59	119.34	127.31
31	A	848	WVN	C30-C28-C25	-5.59	119.34	127.31
31	A	846	WVN	C31-C32-C36	5.58	127.51	118.94
37	m	617	IHT	C18-C22-C23	-5.58	117.81	126.23
31	B	844	WVN	C19-C22-C26	-5.57	110.39	118.94
37	n	617	IHT	C40-C37-C33	-5.57	119.36	127.31
28	g	322	CLA	C4A-NA-C1A	5.57	109.21	106.71
28	B	808	CLA	CMB-C2B-C1B	-5.56	119.92	128.46
28	g	304	CLA	C4A-NA-C1A	5.55	109.20	106.71
28	B	833	CLA	C4A-NA-C1A	5.55	109.20	106.71
31	F	203	WVN	C29-C26-C22	-5.55	119.39	127.31
36	d	316	II0	C05-C07-C11	5.54	117.89	110.30
28	h	302	CLA	CMB-C2B-C1B	-5.54	119.95	128.46
36	d	313	II0	C04-C10-C14	-5.54	114.82	122.63
36	d	315	II0	C04-C10-C14	-5.53	114.82	122.63
28	A	821	CLA	C4A-NA-C1A	5.53	109.19	106.71
36	d	316	II0	C41-C39-C35	-5.53	119.42	127.31
28	A	832	CLA	C4A-NA-C1A	5.53	109.19	106.71

Continued on next page...

Continued from previous page...

Mol	Chain	Res	Type	Atoms	Z	Observed(°)	Ideal(°)
28	A	851	CLA	CMB-C2B-C1B	-5.53	119.97	128.46
28	m	606	CLA	C4A-NA-C1A	5.53	109.19	106.71
31	L	201	WVN	C39-C36-C32	-5.52	119.44	127.31
36	j	614	II0	C42-C40-C36	-5.52	119.44	127.31
28	b	601	CLA	C4A-NA-C1A	5.51	109.19	106.71
28	m	608	CLA	C4A-NA-C1A	5.51	109.18	106.71
28	B	801	CLA	CMB-C2B-C1B	-5.51	120.00	128.46
36	f	614	II0	C20-C14-C10	-5.51	116.87	124.35
37	m	617	IHT	C30-C27-C23	-5.50	119.45	127.31
37	f	617	IHT	C41-C38-C35	-5.50	119.46	127.31
37	m	617	IHT	C41-C38-C35	-5.50	119.46	127.31
38	i	319	KC2	C3A-C4A-NA	5.50	116.57	110.57
36	f	618	II0	C41-C42-C40	-5.50	112.22	123.47
31	L	206	WVN	C38-C34-C33	5.49	126.73	118.08
31	L	205	WVN	C29-C26-C22	-5.49	119.47	127.31
31	i	316	WVN	C40-C37-C34	-5.49	119.47	127.31
31	A	848	WVN	C06-C13-C15	-5.49	114.88	122.61
35	Q	301	LMG	O7-C10-C11	5.49	123.34	111.50
36	n	618	II0	C41-C39-C35	-5.49	119.47	127.31
28	m	609	CLA	CMB-C2B-C1B	-5.49	120.03	128.46
37	a	317	IHT	C30-C27-C23	-5.48	119.48	127.31
36	k	615	II0	C42-C40-C36	-5.48	119.49	127.31
36	k	615	II0	C41-C39-C35	-5.48	119.49	127.31
36	k	617	II0	C41-C39-C35	-5.48	119.49	127.31
28	m	604	CLA	CMB-C2B-C1B	-5.48	120.04	128.46
28	k	610	CLA	C4A-NA-C1A	5.47	109.17	106.71
37	k	618	IHT	C30-C27-C23	-5.47	119.50	127.31
35	c	619	LMG	O7-C10-C11	5.47	123.28	111.50
28	j	602	CLA	CMB-C2B-C1B	-5.46	120.07	128.46
28	B	841	CLA	C4A-NA-C1A	5.46	109.16	106.71
36	l	312	II0	C41-C39-C35	-5.46	119.52	127.31
36	f	616	II0	C06-C08-C12	5.46	117.78	110.30
28	d	302	CLA	CMB-C2B-C3B	5.46	134.89	124.68
28	B	832	CLA	CMB-C2B-C3B	5.44	134.87	124.68
38	l	310	KC2	C3A-C4A-NA	5.43	116.50	110.57
28	B	805	CLA	C4A-NA-C1A	5.43	109.14	106.71
28	B	840	CLA	C4A-NA-C1A	5.43	109.14	106.71
36	k	621	II0	C20-C14-C10	-5.42	116.98	124.35
28	i	303	CLA	CMB-C2B-C1B	-5.42	120.13	128.46
31	L	201	WVN	C40-C37-C34	-5.42	119.57	127.31
28	l	302	CLA	C4A-NA-C1A	5.41	109.14	106.71
28	B	802	CLA	C4A-NA-C1A	5.41	109.14	106.71

Continued on next page...

Continued from previous page...

Mol	Chain	Res	Type	Atoms	Z	Observed(°)	Ideal(°)
28	e	605	CLA	C4A-NA-C1A	5.41	109.14	106.71
28	e	610	CLA	C4A-NA-C1A	5.41	109.14	106.71
28	l	308	CLA	CMB-C2B-C1B	-5.40	120.16	128.46
37	k	618	IHT	C09-C10-C07	-5.40	114.89	122.73
28	B	801	CLA	C4A-NA-C1A	5.40	109.13	106.71
36	g	317	II0	C42-C40-C36	-5.40	119.60	127.31
28	B	814	CLA	CMB-C2B-C1B	-5.40	120.17	128.46
28	A	823	CLA	C4A-NA-C1A	5.39	109.13	106.71
28	g	305	CLA	CMB-C2B-C1B	-5.39	120.18	128.46
28	b	603	CLA	CMB-C2B-C1B	-5.39	120.19	128.46
36	n	614	II0	C18-C04-C10	-5.37	101.93	110.47
28	m	610	CLA	C4A-NA-C1A	5.37	109.12	106.71
36	a	316	II0	C19-C13-C09	-5.37	117.05	124.35
28	A	830	CLA	CMB-C2B-C1B	-5.37	120.21	128.46
28	B	818	CLA	CMB-C2B-C1B	-5.36	120.22	128.46
28	B	803	CLA	CMB-C2B-C3B	5.36	134.71	124.68
36	n	615	II0	C41-C39-C35	-5.36	119.66	127.31
36	i	317	II0	C03-C09-C13	-5.35	115.08	122.63
28	k	605	CLA	C4A-NA-C1A	5.35	109.11	106.71
31	B	845	WVN	C04-C09-C05	-5.35	119.72	124.85
37	O	204	IHT	C40-C37-C33	-5.35	119.67	127.31
28	d	304	CLA	CMB-C2B-C1B	-5.35	120.24	128.46
37	R	204	IHT	C30-C27-C23	-5.35	119.68	127.31
38	d	311	KC2	CHB-C4A-C3A	-5.34	116.63	124.98
31	L	206	WVN	C04-C09-C05	-5.34	119.73	124.85
28	i	308	CLA	CMB-C2B-C1B	-5.34	120.26	128.46
28	A	833	CLA	C4A-NA-C1A	5.33	109.10	106.71
28	K	103	CLA	C4A-NA-C1A	5.33	109.10	106.71
28	A	834	CLA	CMB-C2B-C3B	5.32	134.64	124.68
28	A	812	CLA	CMB-C2B-C1B	-5.31	120.30	128.46
31	J	102	WVN	C04-C09-C05	-5.31	119.76	124.85
28	j	603	CLA	C4A-NA-C1A	5.31	109.09	106.71
28	B	813	CLA	CMB-C2B-C1B	-5.31	120.31	128.46
28	j	612	CLA	C4A-NA-C1A	-5.30	104.32	106.71
31	L	201	WVN	C04-C09-C05	-5.30	119.77	124.85
28	n	607	CLA	CMB-C2B-C1B	-5.30	120.32	128.46
28	A	811	CLA	C4A-NA-C1A	5.30	109.09	106.71
28	e	607	CLA	C4A-NA-C1A	5.30	109.09	106.71
28	f	608	CLA	CMB-C2B-C3B	5.29	134.58	124.68
31	K	104	WVN	C30-C28-C25	-5.29	119.76	127.31
28	c	604	CLA	CMB-C2B-C1B	-5.29	120.33	128.46
28	i	307	CLA	CMB-C2B-C1B	-5.29	120.34	128.46

Continued on next page...

Continued from previous page...

Mol	Chain	Res	Type	Atoms	Z	Observed(°)	Ideal(°)
28	j	603	CLA	CMB-C2B-C1B	-5.29	120.34	128.46
28	c	612	CLA	CMB-C2B-C1B	-5.29	120.34	128.46
31	J	101	WVN	C04-C09-C05	-5.28	119.79	124.85
36	e	614	II0	C03-C09-C13	-5.28	115.18	122.63
28	A	820	CLA	C4A-NA-C1A	5.28	109.08	106.71
28	B	817	CLA	CMB-C2B-C3B	5.27	134.54	124.68
37	b	616	IHT	C27-C30-C32	-5.27	106.78	123.22
28	e	603	CLA	CMB-C2B-C1B	-5.26	120.37	128.46
36	h	312	II0	C41-C39-C35	-5.26	119.80	127.31
28	s	202	CLA	CMB-C2B-C1B	-5.26	120.38	128.46
28	s	206	CLA	CMB-C2B-C1B	-5.26	120.38	128.46
28	h	304	CLA	C4A-NA-C1A	5.26	109.07	106.71
37	n	617	IHT	C09-C10-C07	-5.26	115.09	122.73
28	K	101	CLA	CMB-C2B-C1B	-5.26	120.39	128.46
28	B	824	CLA	CMB-C2B-C1B	-5.25	120.39	128.46
28	d	305	CLA	C4A-NA-C1A	5.25	109.07	106.71
28	B	841	CLA	CMB-C2B-C1B	-5.25	120.40	128.46
28	g	303	CLA	CMB-C2B-C1B	-5.25	120.40	128.46
28	b	609	CLA	CMB-C2B-C1B	-5.25	120.40	128.46
36	h	311	II0	C20-C14-C10	-5.24	117.22	124.35
28	B	821	CLA	O2A-C1-C2	-5.24	94.85	108.64
28	A	804	CLA	CMB-C2B-C1B	-5.24	120.41	128.46
36	g	320	II0	C41-C39-C35	-5.24	119.83	127.31
28	m	603	CLA	CMB-C2B-C1B	-5.24	120.41	128.46
31	h	309	WVN	C29-C26-C22	-5.24	119.84	127.31
31	h	309	WVN	C04-C09-C05	-5.23	119.83	124.85
38	n	611	KC2	CHC-C1C-NC	-5.23	115.96	124.20
28	j	604	CLA	CMB-C2B-C1B	-5.23	120.42	128.46
31	l	301	WVN	C30-C28-C25	-5.23	119.84	127.31
36	J	104	II0	C42-C40-C36	-5.23	119.85	127.31
36	c	617	II0	C04-C10-C14	-5.22	115.26	122.63
36	l	312	II0	C19-C13-C09	-5.22	117.26	124.35
28	g	310	CLA	CMB-C2B-C1B	-5.22	120.45	128.46
36	n	618	II0	C20-C14-C10	-5.21	117.26	124.35
36	c	614	II0	C42-C40-C36	-5.21	119.87	127.31
28	a	306	CLA	CMB-C2B-C1B	-5.21	120.45	128.46
28	i	305	CLA	C4A-NA-C1A	5.21	109.05	106.71
28	B	828	CLA	CMB-C2B-C3B	5.21	134.42	124.68
28	h	302	CLA	C4A-NA-C1A	5.20	109.04	106.71
28	n	603	CLA	C4A-NA-C1A	5.20	109.04	106.71
31	A	848	WVN	C21-C15-C13	-5.20	118.69	124.53
28	F	201	CLA	C4A-NA-C1A	5.19	109.04	106.71

Continued on next page...

Continued from previous page...

Mol	Chain	Res	Type	Atoms	Z	Observed(°)	Ideal(°)
28	a	311	CLA	CMB-C2B-C1B	-5.18	120.50	128.46
28	B	837	CLA	CMB-C2B-C1B	-5.18	120.50	128.46
31	M	101	WVN	C20-C23-C25	-5.18	118.42	126.23
28	n	605	CLA	C4A-NA-C1A	5.17	109.03	106.71
28	A	828	CLA	CMB-C2B-C1B	-5.17	120.52	128.46
38	n	612	KC2	CHC-C1C-NC	-5.16	116.07	124.20
28	A	816	CLA	C4A-NA-C1A	5.16	109.02	106.71
38	n	612	KC2	CHD-C4C-C3C	-5.15	107.43	126.11
28	a	304	CLA	CMB-C2B-C1B	-5.15	120.55	128.46
31	B	847	WVN	C40-C37-C34	-5.15	119.96	127.31
38	m	611	KC2	C3A-C4A-NA	5.15	116.19	110.57
38	d	311	KC2	C4B-CHC-C1C	-5.15	114.96	126.06
36	h	311	II0	C42-C40-C36	-5.14	119.97	127.31
38	c	610	KC2	CHC-C1C-NC	-5.14	116.11	124.20
37	R	204	IHT	C18-C22-C23	-5.14	118.47	126.23
37	f	617	IHT	C19-C10-C07	-5.14	118.76	124.53
36	d	313	II0	C42-C40-C36	-5.13	119.99	127.31
28	J	103	CLA	CMB-C2B-C1B	-5.13	120.58	128.46
38	g	314	KC2	C3A-C4A-NA	5.13	116.17	110.57
31	R	202	WVN	C06-C13-C15	-5.13	115.39	122.61
38	d	310	KC2	C3A-C4A-NA	5.12	116.16	110.57
28	R	203	CLA	C4A-NA-C1A	5.12	109.01	106.71
28	O	206	CLA	CMB-C2B-C1B	-5.12	120.59	128.46
36	l	312	II0	C42-C40-C36	-5.12	120.00	127.31
36	f	616	II0	C42-C40-C36	-5.12	120.01	127.31
28	k	603	CLA	CMB-C2B-C1B	-5.12	120.60	128.46
31	i	316	WVN	C21-C15-C13	-5.12	118.78	124.53
28	B	801	CLA	CMB-C2B-C3B	5.11	134.24	124.68
28	c	603	CLA	CMB-C2B-C1B	-5.11	120.61	128.46
28	A	826	CLA	CMB-C2B-C1B	-5.11	120.61	128.46
38	g	312	KC2	C3A-C4A-NA	5.11	116.15	110.57
28	O	201	CLA	CMB-C2B-C1B	-5.11	120.61	128.46
28	Q	302	CLA	C4A-NA-C1A	5.11	109.00	106.71
36	i	317	II0	C41-C39-C35	-5.10	120.03	127.31
28	A	805	CLA	C4A-NA-C1A	5.10	109.00	106.71
37	j	616	IHT	C41-C38-C35	-5.10	120.03	127.31
31	F	203	WVN	C20-C23-C25	-5.10	118.53	126.23
36	d	313	II0	C19-C13-C11	5.10	123.80	114.36
28	k	602	CLA	CMB-C2B-C1B	-5.10	120.63	128.46
28	A	830	CLA	C4A-NA-C1A	5.09	109.00	106.71
37	g	319	IHT	C25-C23-C27	-5.09	115.79	122.92
36	c	615	II0	C41-C39-C35	-5.09	120.05	127.31

Continued on next page...

Continued from previous page...

Mol	Chain	Res	Type	Atoms	Z	Observed(°)	Ideal(°)
28	B	804	CLA	CMB-C2B-C1B	-5.09	120.64	128.46
28	a	306	CLA	C4A-NA-C1A	5.09	108.99	106.71
28	g	305	CLA	C4A-NA-C1A	5.08	108.99	106.71
36	k	621	II0	C19-C13-C09	-5.07	117.45	124.35
31	s	205	WVN	C21-C15-C13	-5.07	118.83	124.53
38	k	611	KC2	CHC-C1C-NC	-5.07	116.22	124.20
28	A	801	CLA	C4A-NA-C1A	5.07	108.98	106.71
28	a	310	CLA	C4A-NA-C1A	5.06	108.98	106.71
28	g	310	CLA	C4A-NA-C1A	5.06	108.98	106.71
36	i	315	II0	C42-C40-C36	-5.06	120.09	127.31
28	B	812	CLA	CMB-C2B-C1B	-5.06	120.69	128.46
28	B	818	CLA	C4A-NA-C1A	5.06	108.98	106.71
28	L	203	CLA	C4A-NA-C1A	5.06	108.98	106.71
36	a	314	II0	C19-C13-C09	-5.05	117.48	124.35
28	B	821	CLA	C4-C3-C2	-5.05	110.72	123.68
28	i	308	CLA	C4A-NA-C1A	5.05	108.98	106.71
28	j	613	CLA	C4A-NA-C1A	5.05	108.98	106.71
36	m	618	II0	C33-C35-C39	-5.05	111.20	118.94
31	M	101	WVN	C01-C02-C11	-5.05	106.32	112.70
36	i	313	II0	C03-C09-C13	-5.04	115.51	122.63
38	i	310	KC2	CHB-C1B-C2B	-5.04	114.91	125.48
36	c	614	II0	C20-C14-C10	-5.04	117.50	124.35
30	e	617	LHG	O7-C7-C8	5.04	122.36	111.50
28	i	304	CLA	C4A-NA-C1A	5.03	108.97	106.71
37	m	617	IHT	C09-C10-C07	-5.03	115.43	122.73
28	a	303	CLA	CMB-C2B-C1B	-5.03	120.74	128.46
28	d	308	CLA	CMB-C2B-C1B	-5.03	120.74	128.46
36	c	614	II0	C41-C39-C35	-5.02	120.14	127.31
31	F	204	WVN	C30-C33-C34	-5.02	112.31	126.42
28	R	203	CLA	CMB-C2B-C3B	5.02	134.07	124.68
28	O	206	CLA	C4A-NA-C1A	5.01	108.96	106.71
38	s	204	KC2	CHC-C1C-NC	-5.01	116.31	124.20
37	f	617	IHT	C30-C27-C23	-5.01	120.16	127.31
28	s	206	CLA	C4A-NA-C1A	5.01	108.96	106.71
28	B	840	CLA	CMB-C2B-C1B	-5.01	120.77	128.46
36	f	616	II0	C04-C10-C14	-5.01	115.57	122.63
28	A	840	CLA	C4A-NA-C1A	5.00	108.96	106.71
38	j	611	KC2	C3A-C4A-NA	5.00	116.03	110.57
36	e	614	II0	C42-C40-C36	-5.00	120.17	127.31
28	A	836	CLA	CMB-C2B-C1B	-5.00	120.78	128.46
38	n	612	KC2	C4B-CHC-C1C	-5.00	115.28	126.06
28	j	601	CLA	C4A-NA-C1A	5.00	108.95	106.71

Continued on next page...

Continued from previous page...

Mol	Chain	Res	Type	Atoms	Z	Observed(°)	Ideal(°)
28	m	609	CLA	CMB-C2B-C3B	5.00	134.03	124.68
28	B	822	CLA	CMB-C2B-C1B	-5.00	120.78	128.46
36	d	315	II0	C20-C14-C10	-5.00	117.56	124.35
36	g	318	II0	C19-C13-C09	-5.00	117.56	124.35
38	g	313	KC2	CHC-C1C-NC	-4.99	116.34	124.20
28	a	309	CLA	CMB-C2B-C1B	-4.99	120.79	128.46
28	i	302	CLA	C4A-NA-C1A	4.99	108.95	106.71
28	d	301	CLA	C4A-NA-C1A	4.99	108.95	106.71
28	d	307	CLA	C4A-NA-C1A	4.99	108.95	106.71
28	c	607	CLA	CMB-C2B-C1B	-4.98	120.81	128.46
38	i	319	KC2	CHC-C1C-NC	-4.98	116.36	124.20
36	e	613	II0	C41-C39-C35	-4.98	120.20	127.31
36	g	316	II0	C20-C14-C10	-4.98	117.58	124.35
28	n	602	CLA	CMB-C2B-C3B	4.98	133.99	124.68
28	L	207	CLA	CMB-C2B-C1B	-4.98	120.82	128.46
28	s	208	CLA	C4A-NA-C1A	4.98	108.94	106.71
36	b	613	II0	C41-C39-C35	-4.97	120.21	127.31
38	k	613	KC2	CHC-C1C-NC	-4.97	116.38	124.20
28	L	207	CLA	C4A-NA-C1A	4.96	108.94	106.71
36	k	616	II0	C05-C07-C11	4.96	117.09	110.30
36	i	314	II0	C41-C39-C35	-4.96	120.24	127.31
38	i	310	KC2	CHB-C4A-C3A	-4.96	117.24	124.98
38	n	611	KC2	CHD-C4C-C3C	-4.96	108.15	126.11
28	B	826	CLA	CMB-C2B-C3B	4.95	133.95	124.68
36	i	317	II0	C20-C14-C10	-4.95	117.62	124.35
28	A	824	CLA	CMB-C2B-C1B	-4.95	120.86	128.46
38	f	611	KC2	CHD-C4C-C3C	-4.95	108.17	126.11
38	k	611	KC2	C3A-C4A-NA	4.95	115.97	110.57
38	s	201	KC2	CMD-C2D-C1D	-4.94	120.86	128.46
38	k	612	KC2	C3A-C4A-NA	4.94	115.97	110.57
36	i	317	II0	C19-C13-C09	-4.94	117.63	124.35
38	m	611	KC2	C4B-CHC-C1C	-4.94	115.40	126.06
28	B	838	CLA	C4A-NA-C1A	4.94	108.93	106.71
38	n	611	KC2	C4B-CHC-C1C	-4.94	115.40	126.06
38	i	319	KC2	C4B-CHC-C1C	-4.94	115.40	126.06
28	j	609	CLA	CMB-C2B-C1B	-4.94	120.88	128.46
36	k	619	II0	C42-C40-C36	-4.94	120.26	127.31
28	B	825	CLA	CMB-C2B-C1B	-4.94	120.88	128.46
28	i	305	CLA	CMB-C2B-C1B	-4.93	120.89	128.46
38	e	609	KC2	C3A-C4A-NA	4.93	115.95	110.57
38	l	310	KC2	CHD-C4C-C3C	-4.93	108.25	126.11
28	n	606	CLA	C4A-NA-C1A	4.92	108.92	106.71

Continued on next page...

Continued from previous page...

Mol	Chain	Res	Type	Atoms	Z	Observed(°)	Ideal(°)
28	n	610	CLA	C4A-NA-C1A	4.92	108.92	106.71
28	B	823	CLA	CMB-C2B-C3B	4.92	133.89	124.68
28	A	821	CLA	CMB-C2B-C1B	-4.92	120.90	128.46
38	g	312	KC2	CHC-C1C-NC	-4.92	116.46	124.20
37	n	617	IHT	C41-C38-C35	-4.92	120.29	127.31
28	B	830	CLA	C4A-NA-C1A	4.92	108.92	106.71
36	m	615	II0	C41-C39-C35	-4.91	120.30	127.31
28	A	807	CLA	CMB-C2B-C1B	-4.91	120.91	128.46
31	l	301	WVN	C40-C37-C34	-4.91	120.30	127.31
36	k	619	II0	C20-C14-C10	-4.91	117.67	124.35
28	h	313	CLA	CMB-C2B-C1B	-4.91	120.92	128.46
34	B	843	DGD	O2G-C1B-C2B	4.91	122.08	111.50
38	m	611	KC2	CHD-C4C-C3C	-4.91	108.33	126.11
28	c	602	CLA	CMB-C2B-C1B	-4.91	120.92	128.46
38	l	310	KC2	CHC-C1C-NC	-4.90	116.48	124.20
38	k	611	KC2	CHD-C4C-C3C	-4.90	108.35	126.11
28	h	304	CLA	CMB-C2B-C1B	-4.90	120.94	128.46
38	j	611	KC2	CHC-C1C-NC	-4.90	116.49	124.20
37	O	204	IHT	C19-C10-C07	-4.90	119.03	124.53
28	A	855	CLA	CAA-C2A-C3A	-4.90	104.68	116.10
38	d	310	KC2	CHC-C1C-NC	-4.89	116.50	124.20
38	g	314	KC2	CHD-C4C-C3C	-4.89	108.37	126.11
31	L	206	WVN	C20-C23-C25	-4.89	118.84	126.23
30	n	619	LHG	O7-C7-C8	4.89	122.04	111.50
38	l	310	KC2	C4B-CHC-C1C	-4.89	115.52	126.06
28	j	602	CLA	C4A-NA-C1A	4.88	108.90	106.71
28	n	604	CLA	CMB-C2B-C1B	-4.88	120.96	128.46
36	f	616	II0	C41-C39-C35	-4.88	120.35	127.31
37	j	616	IHT	C40-C37-C33	-4.88	120.35	127.31
31	A	846	WVN	C29-C26-C22	4.87	134.27	127.31
28	d	309	CLA	CMB-C2B-C1B	-4.87	120.97	128.46
28	A	814	CLA	C4A-NA-C1A	4.87	108.90	106.71
31	s	207	WVN	C40-C37-C34	-4.87	120.36	127.31
38	e	609	KC2	CHC-C1C-NC	-4.87	116.53	124.20
28	A	825	CLA	CMB-C2B-C1B	-4.87	120.98	128.46
38	j	611	KC2	CHD-C4C-C3C	-4.87	108.46	126.11
38	f	611	KC2	C4B-CHC-C1C	-4.87	115.56	126.06
31	h	309	WVN	C39-C36-C32	-4.87	120.36	127.31
31	L	201	WVN	C29-C26-C22	-4.86	120.37	127.31
38	j	611	KC2	C4B-CHC-C1C	-4.86	115.57	126.06
38	g	314	KC2	CHC-C1C-NC	-4.86	116.55	124.20
37	n	617	IHT	C19-C10-C07	-4.86	119.07	124.53

Continued on next page...

Continued from previous page...

Mol	Chain	Res	Type	Atoms	Z	Observed(°)	Ideal(°)
36	l	316	II0	C20-C14-C10	-4.85	117.75	124.35
38	m	611	KC2	CHC-C1C-NC	-4.85	116.56	124.20
28	d	303	CLA	C4A-NA-C1A	4.85	108.89	106.71
28	f	609	CLA	CMB-C2B-C3B	4.85	133.75	124.68
28	l	307	CLA	CMB-C2B-C1B	-4.84	121.02	128.46
38	g	313	KC2	C3A-C4A-NA	4.84	115.86	110.57
36	g	318	II0	C41-C39-C35	-4.84	120.40	127.31
28	A	837	CLA	C4A-NA-C1A	4.84	108.88	106.71
38	k	613	KC2	CHD-C4C-C3C	-4.84	108.57	126.11
36	i	313	II0	C05-C07-C11	4.84	116.92	110.30
38	k	611	KC2	C4B-CHC-C1C	-4.83	115.63	126.06
38	g	314	KC2	C4B-CHC-C1C	-4.83	115.63	126.06
38	e	609	KC2	CHD-C4C-C3C	-4.83	108.60	126.11
38	s	201	KC2	CHC-C1C-NC	-4.83	116.60	124.20
38	d	311	KC2	C1B-CHB-C4A	-4.82	115.65	126.06
28	h	302	CLA	CMB-C2B-C3B	4.82	133.70	124.68
38	f	611	KC2	CHC-C1C-NC	-4.82	116.61	124.20
31	h	309	WVN	C30-C28-C25	-4.82	120.43	127.31
38	s	201	KC2	C1B-CHB-C4A	-4.82	115.66	126.06
36	g	316	II0	C42-C40-C36	-4.82	120.43	127.31
30	g	301	LHG	O7-C7-C8	4.82	121.88	111.50
38	c	610	KC2	CHD-C4C-C3C	-4.81	108.66	126.11
28	J	103	CLA	C4A-NA-C1A	4.81	108.87	106.71
28	A	827	CLA	CMB-C2B-C1B	-4.81	121.07	128.46
38	d	310	KC2	CHD-C4C-C3C	-4.81	108.67	126.11
36	c	613	II0	C19-C13-C09	-4.81	117.81	124.35
31	I	101	WVN	C40-C37-C34	-4.81	120.44	127.31
28	A	817	CLA	C4A-NA-C1A	4.81	108.87	106.71
37	j	616	IHT	C18-C22-C23	-4.81	118.97	126.23
36	n	616	II0	C04-C10-C14	-4.81	115.84	122.63
28	B	809	CLA	C4A-NA-C1A	4.81	108.87	106.71
28	d	312	CLA	CMB-C2B-C1B	-4.80	121.08	128.46
28	A	816	CLA	CMB-C2B-C1B	-4.80	121.08	128.46
38	i	319	KC2	CHB-C1B-C2B	-4.80	115.41	125.48
36	a	318	II0	C19-C13-C09	-4.80	117.83	124.35
28	c	601	CLA	C4A-NA-C1A	4.80	108.86	106.71
36	m	616	II0	C19-C13-C09	-4.80	117.83	124.35
38	g	312	KC2	CHD-C4C-C3C	-4.79	108.73	126.11
28	i	312	CLA	CMB-C2B-C1B	-4.79	121.10	128.46
28	A	817	CLA	CMB-C2B-C1B	-4.79	121.10	128.46
38	i	319	KC2	CHD-C4C-C3C	-4.79	108.75	126.11
38	n	611	KC2	C3A-C4A-NA	4.79	115.80	110.57

Continued on next page...

Continued from previous page...

Mol	Chain	Res	Type	Atoms	Z	Observed(°)	Ideal(°)
31	F	203	WVN	C26-C29-C31	-4.79	108.28	123.22
28	A	855	CLA	CMA-C3A-C2A	-4.79	104.93	116.10
38	d	310	KC2	C4B-CHC-C1C	-4.78	115.74	126.06
38	k	612	KC2	C4B-CHC-C1C	-4.78	115.74	126.06
28	B	831	CLA	C4A-NA-C1A	4.78	108.86	106.71
31	F	203	WVN	C21-C15-C13	-4.78	119.16	124.53
28	i	303	CLA	CMB-C2B-C3B	4.78	133.62	124.68
36	d	313	II0	C03-C09-C13	-4.78	115.88	122.63
28	l	303	CLA	C4A-NA-C1A	4.78	108.86	106.71
28	g	304	CLA	CMB-C2B-C1B	-4.78	121.12	128.46
36	j	614	II0	C19-C13-C09	-4.78	117.86	124.35
36	e	612	II0	C05-C07-C11	4.77	116.84	110.30
28	m	604	CLA	C4A-NA-C1A	4.77	108.85	106.71
36	k	621	II0	C03-C09-C13	-4.77	115.90	122.63
36	c	615	II0	C04-C10-C14	-4.77	115.90	122.63
36	j	615	II0	C20-C14-C10	-4.76	117.87	124.35
36	c	617	II0	C20-C14-C12	4.76	123.18	114.36
28	B	814	CLA	CMB-C2B-C3B	4.76	133.59	124.68
36	i	317	II0	C41-C42-C40	-4.76	113.72	123.47
36	i	320	II0	C41-C39-C35	-4.76	120.52	127.31
28	c	602	CLA	O2D-CGD-CBD	4.75	119.71	111.27
38	d	311	KC2	C4B-C3B-C2B	-4.75	102.85	106.75
28	b	603	CLA	CMB-C2B-C3B	4.75	133.56	124.68
38	d	311	KC2	CHD-C4C-C3C	-4.75	108.90	126.11
36	a	315	II0	C41-C39-C35	-4.75	120.53	127.31
28	B	806	CLA	CMB-C2B-C1B	-4.75	121.17	128.46
38	s	201	KC2	CHD-C4C-C3C	-4.75	108.91	126.11
28	h	306	CLA	CMB-C2B-C1B	-4.74	121.17	128.46
28	c	606	CLA	C4A-NA-C1A	4.74	108.84	106.71
31	B	845	WVN	C20-C23-C25	-4.74	119.07	126.23
36	m	616	II0	C41-C39-C35	-4.74	120.55	127.31
28	j	609	CLA	C4A-NA-C1A	4.73	108.83	106.71
28	d	309	CLA	C4A-NA-C1A	4.73	108.83	106.71
28	n	607	CLA	CMB-C2B-C3B	4.73	133.52	124.68
28	g	303	CLA	CMB-C2B-C3B	4.73	133.52	124.68
28	A	813	CLA	CMB-C2B-C1B	-4.72	121.20	128.46
28	A	841	CLA	CMB-C2B-C1B	-4.72	121.20	128.46
28	d	306	CLA	C4A-NA-C1A	4.72	108.83	106.71
31	K	102	WVN	C21-C15-C13	-4.72	119.23	124.53
31	J	101	WVN	C29-C31-C32	-4.72	113.15	126.42
36	m	618	II0	C31-C33-C35	-4.72	113.16	126.42
28	A	803	CLA	CMB-C2B-C1B	-4.72	121.21	128.46

Continued on next page...

Continued from previous page...

Mol	Chain	Res	Type	Atoms	Z	Observed(°)	Ideal(°)
36	g	318	II0	C20-C14-C10	-4.72	117.94	124.35
37	b	616	IHT	C32-C33-C37	4.72	126.18	118.94
38	g	312	KC2	C1B-CHB-C4A	-4.71	115.89	126.06
38	k	613	KC2	C4B-CHC-C1C	-4.71	115.89	126.06
31	J	102	WVN	C39-C36-C32	-4.71	120.59	127.31
28	A	822	CLA	C4A-NA-C1A	4.71	108.82	106.71
28	d	301	CLA	CMB-C2B-C1B	-4.71	121.23	128.46
28	k	602	CLA	C4A-NA-C1A	4.71	108.82	106.71
30	c	618	LHG	O7-C7-C8	4.70	121.64	111.50
38	c	610	KC2	C4B-CHC-C1C	-4.70	115.91	126.06
38	g	313	KC2	C4B-CHC-C1C	-4.70	115.91	126.06
38	e	609	KC2	C4B-CHC-C1C	-4.70	115.91	126.06
28	B	836	CLA	CAC-C3C-C4C	4.70	130.91	124.81
38	n	611	KC2	CHB-C1B-C2B	-4.70	115.62	125.48
28	L	204	CLA	CMB-C2B-C1B	-4.70	121.24	128.46
31	R	202	WVN	C20-C23-C25	-4.70	119.14	126.23
28	B	816	CLA	C4A-NA-C1A	4.70	108.82	106.71
36	b	614	II0	C42-C40-C36	-4.70	120.61	127.31
38	d	310	KC2	CHB-C1B-C2B	-4.70	115.63	125.48
28	k	604	CLA	CMB-C2B-C1B	-4.70	121.25	128.46
38	i	310	KC2	C1B-CHB-C4A	-4.69	115.93	126.06
36	a	318	II0	C31-C33-C35	-4.69	113.23	126.42
36	J	104	II0	C32-C34-C36	-4.69	113.23	126.42
28	j	612	CLA	CMB-C2B-C1B	-4.69	121.25	128.46
28	f	604	CLA	CMB-C2B-C3B	4.69	133.45	124.68
36	i	314	II0	C19-C13-C09	-4.69	117.98	124.35
31	M	101	WVN	C39-C36-C32	-4.69	120.62	127.31
36	i	315	II0	C03-C09-C13	-4.69	116.02	122.63
28	B	819	CLA	C4A-NA-C1A	4.69	108.81	106.71
38	k	611	KC2	CHB-C1B-C2B	-4.68	115.66	125.48
28	f	606	CLA	C4A-NA-C1A	4.68	108.81	106.71
28	A	812	CLA	CMB-C2B-C3B	4.68	133.44	124.68
36	m	615	II0	C20-C14-C10	-4.68	117.99	124.35
36	m	614	II0	C20-C14-C10	-4.67	118.00	124.35
31	F	203	WVN	C06-C13-C15	-4.67	116.03	122.61
38	s	204	KC2	C4B-C3B-C2B	-4.67	102.92	106.75
28	B	811	CLA	CMB-C2B-C1B	-4.67	121.28	128.46
36	a	314	II0	C42-C40-C36	-4.67	120.64	127.31
38	g	313	KC2	CHD-C4C-C3C	-4.67	109.19	126.11
28	j	610	CLA	C4A-NA-C1A	4.66	108.80	106.71
28	c	608	CLA	CMB-C2B-C1B	-4.66	121.30	128.46
28	j	602	CLA	CMB-C2B-C3B	4.66	133.39	124.68

Continued on next page...

Continued from previous page...

Mol	Chain	Res	Type	Atoms	Z	Observed(°)	Ideal(°)
38	s	201	KC2	C4B-CHC-C1C	-4.66	116.01	126.06
30	g	321	LHG	O7-C7-C8	4.66	121.53	111.50
28	K	101	CLA	CMB-C2B-C3B	4.65	133.38	124.68
28	B	833	CLA	CMB-C2B-C1B	-4.65	121.32	128.46
28	B	818	CLA	CMB-C2B-C3B	4.65	133.38	124.68
30	c	620	LHG	O7-C7-C8	4.65	121.52	111.50
28	i	307	CLA	CMB-C2B-C3B	4.64	133.37	124.68
36	d	313	II0	C41-C39-C35	-4.64	120.68	127.31
36	h	311	II0	C41-C39-C35	-4.64	120.68	127.31
28	A	852	CLA	CMB-C2B-C1B	-4.63	121.34	128.46
28	B	821	CLA	C4-C3-C5	4.63	123.06	115.27
28	d	306	CLA	CMB-C2B-C1B	-4.63	121.35	128.46
28	d	303	CLA	CMB-C2B-C1B	-4.63	121.35	128.46
28	m	602	CLA	CMB-C2B-C1B	-4.63	121.35	128.46
28	d	304	CLA	CMB-C2B-C3B	4.62	133.33	124.68
28	a	306	CLA	CMB-C2B-C3B	4.62	133.33	124.68
28	A	802	CLA	C4A-NA-C1A	4.62	108.78	106.71
28	g	315	CLA	C4A-NA-C1A	4.62	108.78	106.71
28	i	307	CLA	C4A-NA-C1A	4.61	108.78	106.71
28	B	821	CLA	CMB-C2B-C3B	4.61	133.31	124.68
36	j	615	II0	C42-C40-C36	-4.61	120.73	127.31
28	A	828	CLA	CMB-C2B-C3B	4.61	133.30	124.68
37	R	204	IHT	C09-C10-C07	-4.61	116.04	122.73
28	b	607	CLA	CAC-C3C-C4C	-4.60	118.84	124.81
35	L	209	LMG	O7-C10-C11	4.60	121.42	111.50
38	s	204	KC2	CHD-C4C-C3C	-4.60	109.42	126.11
31	R	202	WVN	C14-C15-C13	-4.60	116.05	122.73
28	g	310	CLA	CMB-C2B-C3B	4.60	133.29	124.68
38	k	613	KC2	C3A-C4A-NA	4.60	115.59	110.57
28	B	813	CLA	CMB-C2B-C3B	4.59	133.28	124.68
28	c	612	CLA	C4A-NA-C1A	4.59	108.77	106.71
28	b	611	CLA	C4A-NA-C1A	4.59	108.77	106.71
38	j	611	KC2	CHB-C1B-C2B	-4.59	115.85	125.48
38	c	610	KC2	CHB-C1B-C2B	-4.59	115.85	125.48
28	b	603	CLA	C4A-NA-C1A	4.59	108.77	106.71
28	B	814	CLA	C4A-NA-C1A	4.59	108.77	106.71
28	j	603	CLA	CMB-C2B-C3B	4.59	133.26	124.68
36	i	315	II0	C19-C13-C09	-4.59	118.11	124.35
28	g	309	CLA	C4A-NA-C1A	4.59	108.77	106.71
38	m	611	KC2	CHB-C1B-C2B	-4.59	115.86	125.48
38	n	612	KC2	C3A-C4A-NA	4.58	115.58	110.57
36	a	318	II0	C15-C03-C09	-4.58	103.18	110.47

Continued on next page...

Continued from previous page...

Mol	Chain	Res	Type	Atoms	Z	Observed(°)	Ideal(°)
28	O	201	CLA	CMB-C2B-C3B	4.58	133.25	124.68
28	A	832	CLA	O2D-CGD-O1D	-4.58	114.88	123.84
38	l	310	KC2	C1B-CHB-C4A	-4.58	116.17	126.06
38	k	612	KC2	CHB-C1B-C2B	-4.58	115.88	125.48
36	c	617	II0	C32-C34-C36	-4.58	113.55	126.42
28	i	303	CLA	O2D-CGD-CBD	4.58	119.40	111.27
31	e	615	WVN	C39-C36-C32	-4.58	120.78	127.31
28	f	602	CLA	C4A-NA-C1A	4.58	108.76	106.71
28	B	816	CLA	CMB-C2B-C1B	-4.58	121.43	128.46
38	e	609	KC2	C1B-CHB-C4A	-4.57	116.19	126.06
28	B	805	CLA	CMB-C2B-C1B	-4.57	121.44	128.46
28	B	841	CLA	CMB-C2B-C3B	4.57	133.23	124.68
28	a	304	CLA	CMB-C2B-C3B	4.57	133.23	124.68
28	i	308	CLA	CMB-C2B-C3B	4.57	133.22	124.68
38	g	314	KC2	CHB-C1B-C2B	-4.57	115.90	125.48
28	m	601	CLA	C4A-NA-C1A	4.57	108.76	106.71
28	k	606	CLA	C4A-NA-C1A	4.57	108.76	106.71
28	e	603	CLA	CMB-C2B-C3B	4.56	133.22	124.68
36	a	315	II0	C20-C14-C10	-4.56	118.15	124.35
28	A	826	CLA	CMB-C2B-C3B	4.56	133.21	124.68
28	l	308	CLA	CMB-C2B-C3B	4.56	133.21	124.68
36	k	619	II0	C31-C33-C35	-4.56	113.60	126.42
28	m	604	CLA	CMB-C2B-C3B	4.56	133.21	124.68
36	b	617	II0	C03-C09-C13	-4.56	116.19	122.63
28	B	822	CLA	C4A-NA-C1A	4.56	108.76	106.71
28	g	305	CLA	CMB-C2B-C3B	4.56	133.21	124.68
38	g	312	KC2	CHB-C1B-C2B	-4.56	115.92	125.48
36	i	313	II0	C19-C13-C09	-4.56	118.16	124.35
28	m	603	CLA	CMB-C2B-C3B	4.56	133.20	124.68
38	i	319	KC2	C1B-CHB-C4A	-4.56	116.23	126.06
38	e	609	KC2	CHB-C1B-C2B	-4.55	115.93	125.48
28	f	612	CLA	CMB-C2B-C1B	-4.55	121.47	128.46
36	g	320	II0	C20-C14-C10	-4.55	118.16	124.35
38	g	312	KC2	C4B-CHC-C1C	-4.55	116.25	126.06
36	d	316	II0	C20-C14-C10	-4.54	118.17	124.35
28	l	303	CLA	O2D-CGD-CBD	4.54	119.34	111.27
28	b	602	CLA	CMB-C2B-C1B	-4.54	121.48	128.46
28	g	308	CLA	CMB-C2B-C1B	-4.54	121.48	128.46
28	A	804	CLA	CMB-C2B-C3B	4.54	133.18	124.68
36	m	614	II0	C41-C39-C35	-4.54	120.83	127.31
37	b	616	IHT	C40-C41-C38	-4.54	114.17	123.47
38	n	612	KC2	CHB-C1B-C2B	-4.54	115.96	125.48

Continued on next page...

Continued from previous page...

Mol	Chain	Res	Type	Atoms	Z	Observed(°)	Ideal(°)
36	l	312	II0	C20-C14-C10	-4.54	118.18	124.35
38	m	611	KC2	C4B-C3B-C2B	-4.54	103.03	106.75
36	m	618	II0	C20-C14-C10	-4.54	118.19	124.35
28	A	828	CLA	C1-C2-C3	-4.53	118.20	126.04
36	h	312	II0	C20-C14-C10	-4.53	118.19	124.35
28	n	613	CLA	C4A-NA-C1A	4.53	108.74	106.71
28	A	814	CLA	CMB-C2B-C1B	-4.53	121.50	128.46
36	O	203	II0	C31-C33-C35	-4.53	113.69	126.42
31	L	205	WVN	C40-C37-C34	-4.53	120.84	127.31
28	A	805	CLA	CMB-C2B-C1B	-4.53	121.51	128.46
36	e	616	II0	C05-C07-C11	4.53	116.50	110.30
36	l	314	II0	C19-C13-C09	-4.53	118.20	124.35
37	j	616	IHT	C09-C10-C07	-4.52	116.16	122.73
28	B	812	CLA	CMB-C2B-C3B	4.52	133.13	124.68
38	s	201	KC2	C4B-C3B-C2B	-4.52	103.04	106.75
28	B	820	CLA	C4A-NA-C1A	4.52	108.74	106.71
36	a	315	II0	C41-C42-C40	-4.51	114.23	123.47
36	b	617	II0	C41-C39-C35	-4.51	120.87	127.31
28	a	311	CLA	C4A-NA-C1A	4.51	108.73	106.71
36	a	316	II0	C42-C41-C39	-4.51	114.24	123.47
38	i	310	KC2	CHD-C4C-C3C	-4.51	109.77	126.11
31	B	848	WVN	C29-C26-C22	-4.51	120.88	127.31
38	j	611	KC2	C1B-CHB-C4A	-4.50	116.35	126.06
28	R	203	CLA	CAA-C2A-C3A	-4.49	100.47	112.78
36	n	616	II0	C03-C09-C13	-4.49	116.29	122.63
28	b	609	CLA	CMB-C2B-C3B	4.49	133.08	124.68
31	J	101	WVN	C26-C29-C31	4.49	137.23	123.22
31	B	847	WVN	C04-C09-C05	-4.49	120.55	124.85
28	i	303	CLA	C4A-NA-C1A	4.49	108.72	106.71
28	n	604	CLA	C4A-NA-C1A	4.49	108.72	106.71
28	c	612	CLA	CMB-C2B-C3B	4.49	133.07	124.68
36	k	616	II0	C20-C14-C10	-4.49	118.25	124.35
28	a	304	CLA	C4A-NA-C1A	4.49	108.72	106.71
36	g	317	II0	C19-C13-C09	-4.49	118.25	124.35
30	j	617	LHG	O7-C7-C8	4.48	121.17	111.50
28	c	608	CLA	C4A-NA-C1A	4.48	108.72	106.71
28	c	607	CLA	CMB-C2B-C3B	4.48	133.07	124.68
38	f	611	KC2	C4B-C3B-C2B	-4.48	103.07	106.75
38	s	204	KC2	CHB-C1B-C2B	-4.47	116.10	125.48
38	s	204	KC2	C4B-CHC-C1C	-4.47	116.41	126.06
36	f	618	II0	C03-C09-C13	-4.47	116.33	122.63
38	i	310	KC2	C4B-CHC-C1C	-4.47	116.42	126.06

Continued on next page...

Continued from previous page...

Mol	Chain	Res	Type	Atoms	Z	Observed(°)	Ideal(°)
28	e	602	CLA	CMB-C2B-C1B	-4.47	121.60	128.46
28	m	607	CLA	CMB-C2B-C1B	-4.46	121.60	128.46
28	j	608	CLA	CMB-C2B-C1B	-4.46	121.61	128.46
37	O	204	IHT	C09-C10-C07	-4.46	116.26	122.73
36	e	614	II0	C20-C14-C10	-4.46	118.29	124.35
38	g	313	KC2	CHB-C1B-C2B	-4.46	116.14	125.48
38	s	204	KC2	C1B-CHB-C4A	-4.46	116.45	126.06
31	A	845	WVN	C21-C15-C13	-4.45	119.53	124.53
38	c	610	KC2	C3A-C4A-NA	4.45	115.43	110.57
28	n	608	CLA	C4A-NA-C1A	4.45	108.71	106.71
28	B	824	CLA	CMB-C2B-C3B	4.45	133.00	124.68
28	j	604	CLA	CMB-C2B-C3B	4.45	133.00	124.68
28	B	804	CLA	CMB-C2B-C3B	4.44	132.98	124.68
28	s	206	CLA	CMB-C2B-C3B	4.44	132.98	124.68
31	s	207	WVN	C30-C28-C25	-4.43	120.98	127.31
36	d	313	II0	C20-C14-C12	4.43	122.57	114.36
28	k	609	CLA	CMB-C2B-C1B	-4.43	121.65	128.46
28	k	603	CLA	CMB-C2B-C3B	4.43	132.97	124.68
36	n	615	II0	C42-C40-C36	-4.43	120.99	127.31
28	l	305	CLA	CMB-C2B-C1B	-4.43	121.66	128.46
38	l	310	KC2	CHB-C1B-C2B	-4.43	116.19	125.48
36	n	614	II0	C42-C41-C39	-4.43	114.40	123.47
38	g	314	KC2	C1B-CHB-C4A	-4.43	116.50	126.06
31	h	309	WVN	C30-C33-C34	-4.42	113.99	126.42
28	A	825	CLA	CMB-C2B-C3B	4.42	132.95	124.68
28	e	610	CLA	CMB-C2B-C1B	-4.42	121.67	128.46
36	n	615	II0	C20-C14-C10	-4.42	118.34	124.35
28	b	602	CLA	C4A-NA-C1A	4.42	108.69	106.71
31	s	205	WVN	C39-C36-C32	-4.42	121.00	127.31
28	A	829	CLA	CMB-C2B-C3B	4.42	132.95	124.68
36	a	314	II0	C41-C39-C35	-4.42	121.00	127.31
28	a	308	CLA	C4A-NA-C1A	4.42	108.69	106.71
28	J	103	CLA	CMB-C2B-C3B	4.41	132.94	124.68
36	d	314	II0	C20-C14-C10	-4.41	118.35	124.35
36	a	315	II0	C19-C13-C11	4.41	122.53	114.36
38	k	612	KC2	CHC-C1C-NC	-4.41	117.26	124.20
28	A	827	CLA	C4A-NA-C1A	4.41	108.69	106.71
28	s	203	CLA	O2D-CGD-O1D	-4.41	115.22	123.84
28	A	816	CLA	CMB-C2B-C3B	4.41	132.92	124.68
28	B	827	CLA	C4A-NA-C1A	4.40	108.69	106.71
28	B	829	CLA	C4A-NA-C1A	4.40	108.69	106.71
28	A	852	CLA	CMB-C2B-C3B	4.40	132.92	124.68

Continued on next page...

Continued from previous page...

Mol	Chain	Res	Type	Atoms	Z	Observed(°)	Ideal(°)
31	e	615	WVN	C40-C37-C34	-4.40	121.03	127.31
31	A	846	WVN	C29-C31-C32	4.40	138.78	126.42
28	n	605	CLA	CMB-C2B-C1B	-4.40	121.70	128.46
28	a	311	CLA	CMB-C2B-C3B	4.40	132.91	124.68
28	c	603	CLA	CMB-C2B-C3B	4.40	132.90	124.68
28	i	311	CLA	CMB-C2B-C1B	-4.39	121.71	128.46
36	n	618	II0	C03-C09-C13	-4.39	116.43	122.63
38	c	610	KC2	C4B-C3B-C2B	-4.39	103.14	106.75
37	k	618	IHT	C19-C10-C07	-4.39	119.60	124.53
36	k	615	II0	C20-C14-C10	-4.39	118.38	124.35
36	m	618	II0	C06-C08-C12	4.39	116.31	110.30
28	c	611	CLA	CMB-C2B-C1B	-4.39	121.72	128.46
38	m	611	KC2	C1B-CHB-C4A	-4.39	116.59	126.06
28	A	830	CLA	CMB-C2B-C3B	4.39	132.88	124.68
28	m	613	CLA	CMB-C2B-C1B	-4.38	121.72	128.46
28	j	609	CLA	CMB-C2B-C3B	4.38	132.88	124.68
28	g	307	CLA	C4A-NA-C1A	4.38	108.68	106.71
38	s	204	KC2	C3A-C4A-NA	4.38	115.35	110.57
37	j	616	IHT	C02-C07-C10	-4.38	116.44	122.61
38	k	613	KC2	CHB-C1B-C2B	-4.38	116.29	125.48
38	d	310	KC2	C1B-CHB-C4A	-4.38	116.61	126.06
31	l	301	WVN	C39-C36-C32	-4.37	121.07	127.31
28	B	837	CLA	CMB-C2B-C3B	4.37	132.86	124.68
31	l	315	WVN	C20-C23-C25	-4.37	119.63	126.23
36	d	314	II0	C03-C09-C13	-4.37	116.47	122.63
28	A	840	CLA	CMB-C2B-C1B	-4.37	121.75	128.46
38	d	310	KC2	C4B-C3B-C2B	-4.37	103.17	106.75
38	s	204	KC2	O2D-CGD-CBD	4.36	119.02	111.27
28	d	312	CLA	C4A-NA-C1A	4.36	108.67	106.71
28	f	603	CLA	CMB-C2B-C1B	-4.36	121.77	128.46
31	A	846	WVN	C24-C22-C26	-4.35	116.82	122.92
28	A	818	CLA	CMB-C2B-C3B	4.35	132.82	124.68
28	A	836	CLA	CMB-C2B-C3B	4.35	132.81	124.68
28	b	604	CLA	C4A-NA-C1A	4.35	108.66	106.71
38	k	611	KC2	C1B-CHB-C4A	-4.35	116.68	126.06
28	B	806	CLA	CMB-C2B-C3B	4.35	132.81	124.68
37	m	617	IHT	C19-C10-C07	-4.35	119.65	124.53
28	A	820	CLA	CMB-C2B-C3B	4.34	132.81	124.68
31	l	315	WVN	C21-C15-C13	-4.34	119.65	124.53
28	m	602	CLA	C4A-NA-C1A	4.34	108.66	106.71
37	R	204	IHT	C02-C07-C10	-4.34	116.50	122.61
28	L	207	CLA	CMB-C2B-C3B	4.34	132.80	124.68

Continued on next page...

Continued from previous page...

Mol	Chain	Res	Type	Atoms	Z	Observed(°)	Ideal(°)
38	f	611	KC2	O2D-CGD-CBD	4.34	118.98	111.27
28	B	825	CLA	CMB-C2B-C3B	4.34	132.80	124.68
28	n	609	CLA	CMB-C2B-C1B	-4.34	121.80	128.46
28	i	309	CLA	CMB-C2B-C1B	-4.34	121.80	128.46
36	j	615	II0	C41-C39-C35	-4.34	121.12	127.31
38	n	611	KC2	C1B-CHB-C4A	-4.34	116.71	126.06
28	h	307	CLA	C4A-NA-C1A	4.33	108.65	106.71
31	s	207	WVN	C39-C36-C32	-4.33	121.13	127.31
28	A	807	CLA	CMB-C2B-C3B	4.33	132.78	124.68
36	O	203	II0	C41-C39-C35	-4.33	121.13	127.31
38	s	201	KC2	CMD-C2D-C3D	4.33	132.77	124.68
28	c	602	CLA	CMB-C2B-C3B	4.32	132.77	124.68
28	i	304	CLA	CMB-C2B-C1B	-4.32	121.82	128.46
38	l	310	KC2	C4B-C3B-C2B	-4.32	103.20	106.75
31	B	848	WVN	C04-C09-C05	-4.32	120.71	124.85
29	B	842	PQN	C11-C12-C13	-4.32	119.60	126.79
37	R	204	IHT	C19-C10-C07	-4.32	119.68	124.53
36	i	315	II0	C20-C14-C10	-4.32	118.48	124.35
31	M	101	WVN	C30-C28-C25	-4.31	121.15	127.31
38	g	313	KC2	C4B-C3B-C2B	-4.31	103.21	106.75
36	e	613	II0	C06-C08-C12	4.31	116.21	110.30
37	b	616	IHT	C22-C23-C27	4.31	125.56	118.94
28	A	832	CLA	CMB-C2B-C1B	-4.31	121.84	128.46
36	b	614	II0	C20-C14-C12	4.31	122.34	114.36
36	k	621	II0	C19-C13-C11	4.31	122.34	114.36
28	a	309	CLA	CMB-C2B-C3B	4.31	132.74	124.68
28	A	827	CLA	CMB-C2B-C3B	4.31	132.74	124.68
28	j	612	CLA	CMB-C2B-C3B	4.31	132.74	124.68
28	d	308	CLA	CMB-C2B-C3B	4.31	132.74	124.68
36	d	315	II0	C19-C13-C09	-4.31	118.50	124.35
37	b	616	IHT	C25-C23-C27	-4.30	116.89	122.92
28	l	304	CLA	CMB-C2B-C1B	-4.30	121.85	128.46
31	l	301	WVN	C04-C09-C05	-4.30	120.73	124.85
35	b	621	LMG	O7-C10-C11	4.30	120.77	111.50
36	k	621	II0	C41-C39-C35	-4.30	121.17	127.31
31	s	205	WVN	C06-C13-C15	-4.30	116.56	122.61
36	f	618	II0	C31-C33-C35	-4.29	114.36	126.42
28	A	832	CLA	O2D-CGD-CBD	4.29	118.89	111.27
36	j	614	II0	C20-C14-C10	-4.28	118.53	124.35
36	m	615	II0	C19-C13-C09	-4.28	118.53	124.35
36	l	316	II0	C19-C13-C09	-4.28	118.53	124.35
28	k	602	CLA	CMB-C2B-C3B	4.28	132.68	124.68

Continued on next page...

Continued from previous page...

Mol	Chain	Res	Type	Atoms	Z	Observed(°)	Ideal(°)
28	A	851	CLA	CMB-C2B-C3B	4.28	132.68	124.68
36	a	314	II0	C20-C14-C10	-4.27	118.55	124.35
28	A	808	CLA	CMB-C2B-C1B	-4.27	121.90	128.46
38	k	612	KC2	C1B-CHB-C4A	-4.27	116.85	126.06
32	A	850	LMT	C3'-C4'-C5'	-4.27	101.14	110.93
28	A	839	CLA	CMB-C2B-C1B	-4.27	121.91	128.46
37	n	617	IHT	C30-C27-C23	-4.27	121.22	127.31
28	B	821	CLA	C7-C6-C5	4.27	124.94	113.36
38	k	612	KC2	C4B-C3B-C2B	-4.27	103.25	106.75
28	b	602	CLA	O2D-CGD-CBD	4.27	118.85	111.27
36	e	616	II0	C42-C40-C36	-4.26	121.22	127.31
28	h	305	CLA	CMB-C2B-C1B	-4.26	121.92	128.46
38	k	611	KC2	C4B-C3B-C2B	-4.26	103.26	106.75
28	A	803	CLA	CMB-C2B-C3B	4.26	132.64	124.68
36	l	314	II0	C41-C39-C35	-4.26	121.24	127.31
28	i	303	CLA	O2D-CGD-O1D	-4.25	115.52	123.84
36	l	316	II0	C03-C09-C13	-4.25	116.63	122.63
38	g	314	KC2	C4B-C3B-C2B	-4.25	103.26	106.75
36	e	613	II0	C19-C13-C11	4.25	122.23	114.36
38	i	310	KC2	C4B-C3B-C2B	-4.24	103.27	106.75
38	d	310	KC2	O2D-CGD-CBD	4.24	118.81	111.27
28	L	202	CLA	CMB-C2B-C1B	-4.24	121.95	128.46
28	B	839	CLA	CAA-C2A-C3A	-4.24	101.18	112.78
37	k	618	IHT	C02-C07-C10	-4.24	116.65	122.61
28	A	821	CLA	CMB-C2B-C3B	4.23	132.60	124.68
28	f	609	CLA	C4A-NA-C1A	4.23	108.61	106.71
36	c	617	II0	C19-C13-C09	-4.23	118.60	124.35
36	c	613	II0	C42-C40-C36	-4.23	121.28	127.31
31	K	104	WVN	C40-C37-C34	-4.23	121.28	127.31
37	b	615	IHT	C19-C10-C07	-4.22	119.78	124.53
36	l	314	II0	C04-C10-C14	-4.22	116.67	122.63
36	m	615	II0	C19-C13-C11	4.22	122.17	114.36
36	b	613	II0	C42-C41-C39	-4.22	114.83	123.47
28	A	824	CLA	CMB-C2B-C3B	4.22	132.57	124.68
28	d	309	CLA	CMB-C2B-C3B	4.22	132.57	124.68
30	i	318	LHG	O7-C7-C8	4.22	120.59	111.50
38	d	311	KC2	CHC-C1C-NC	-4.21	117.57	124.20
28	i	312	CLA	CMB-C2B-C3B	4.21	132.56	124.68
28	k	610	CLA	O2D-CGD-O1D	-4.21	115.61	123.84
28	j	608	CLA	C4A-NA-C1A	4.21	108.60	106.71
37	c	616	IHT	C09-C10-C07	-4.21	116.62	122.73
37	f	617	IHT	C02-C07-C10	-4.20	116.69	122.61

Continued on next page...

Continued from previous page...

Mol	Chain	Res	Type	Atoms	Z	Observed(°)	Ideal(°)
36	d	315	II0	C41-C42-C40	-4.20	114.86	123.47
36	g	318	II0	C03-C09-C13	-4.20	116.70	122.63
28	B	815	CLA	CMB-C2B-C1B	-4.20	122.01	128.46
37	f	617	IHT	C03-C11-C15	-4.20	116.71	122.63
28	B	815	CLA	CMB-C2B-C3B	4.19	132.53	124.68
28	m	608	CLA	CMB-C2B-C1B	-4.19	122.02	128.46
36	f	615	II0	C20-C14-C10	-4.19	118.66	124.35
28	A	837	CLA	CMB-C2B-C1B	-4.19	122.03	128.46
36	e	612	II0	C42-C40-C36	-4.19	121.34	127.31
36	O	203	II0	C19-C13-C09	-4.19	118.66	124.35
38	i	319	KC2	C4B-C3B-C2B	-4.18	103.32	106.75
38	c	610	KC2	C1B-CHB-C4A	-4.18	117.04	126.06
28	l	303	CLA	O2D-CGD-O1D	-4.18	115.67	123.84
28	h	306	CLA	CMB-C2B-C3B	4.17	132.49	124.68
36	k	619	II0	C19-C13-C11	4.17	122.09	114.36
36	c	615	II0	C03-C09-C13	-4.17	116.74	122.63
28	g	309	CLA	CMB-C2B-C1B	-4.17	122.05	128.46
38	n	612	KC2	O2D-CGD-CBD	4.17	118.68	111.27
28	c	602	CLA	O2D-CGD-O1D	-4.17	115.69	123.84
36	m	614	II0	C19-C13-C09	-4.17	118.69	124.35
28	c	608	CLA	CMB-C2B-C3B	4.17	132.47	124.68
38	k	613	KC2	C4B-C3B-C2B	-4.17	103.33	106.75
38	k	611	KC2	O2D-CGD-CBD	4.17	118.67	111.27
36	i	320	II0	C20-C14-C10	-4.16	118.69	124.35
28	A	828	CLA	C4A-NA-C1A	4.16	108.58	106.71
28	b	608	CLA	CMB-C2B-C1B	-4.16	122.07	128.46
31	A	848	WVN	C19-C22-C26	4.16	125.33	118.94
36	m	616	II0	C20-C14-C10	-4.16	118.69	124.35
37	k	618	IHT	C31-C34-C35	-4.16	114.73	126.42
28	j	606	CLA	C1B-CHB-C4A	-4.16	121.88	130.12
28	A	852	CLA	C4A-NA-C1A	4.16	108.58	106.71
38	k	613	KC2	C1B-CHB-C4A	-4.16	117.08	126.06
36	n	616	II0	C42-C40-C36	-4.16	121.38	127.31
35	F	205	LMG	O7-C10-C11	4.16	120.46	111.50
28	e	604	CLA	O2D-CGD-O1D	-4.15	115.72	123.84
36	d	315	II0	C05-C07-C11	4.15	115.99	110.30
36	h	311	II0	C20-C14-C12	4.15	122.04	114.36
28	h	304	CLA	CMB-C2B-C3B	4.15	132.44	124.68
28	a	312	CLA	CAA-C2A-C3A	-4.15	101.42	112.78
28	i	305	CLA	CMB-C2B-C3B	4.15	132.44	124.68
38	l	310	KC2	O2D-CGD-CBD	4.14	118.63	111.27
38	e	609	KC2	C4B-C3B-C2B	-4.14	103.35	106.75

Continued on next page...

Continued from previous page...

Mol	Chain	Res	Type	Atoms	Z	Observed(°)	Ideal(°)
28	A	806	CLA	C4A-NA-C1A	4.14	108.57	106.71
38	f	611	KC2	CHB-C1B-C2B	-4.14	116.80	125.48
37	g	319	IHT	C41-C38-C35	-4.14	121.41	127.31
31	L	201	WVN	C07-C01-C02	4.14	115.81	109.55
38	g	313	KC2	C1B-CHB-C4A	-4.13	117.14	126.06
30	J	106	LHG	O7-C7-C8	4.13	120.41	111.50
31	K	104	WVN	C06-C13-C15	-4.13	116.80	122.61
28	B	833	CLA	CMB-C2B-C3B	4.13	132.40	124.68
28	B	822	CLA	CMB-C2B-C3B	4.13	132.40	124.68
38	n	612	KC2	C4B-C3B-C2B	-4.13	103.36	106.75
28	A	841	CLA	CMB-C2B-C3B	4.12	132.40	124.68
36	n	618	II0	C06-C08-C12	4.12	115.95	110.30
28	B	807	CLA	C4A-NA-C1A	4.12	108.56	106.71
28	m	612	CLA	C4A-NA-C1A	4.12	108.56	106.71
37	m	617	IHT	C20-C15-C11	-4.12	118.75	124.35
28	k	604	CLA	C4A-NA-C1A	4.12	108.56	106.71
28	B	840	CLA	CMB-C2B-C3B	4.11	132.38	124.68
38	n	612	KC2	C1B-CHB-C4A	-4.11	117.18	126.06
28	n	604	CLA	CMB-C2B-C3B	4.11	132.37	124.68
28	g	308	CLA	CMB-C2B-C3B	4.11	132.37	124.68
37	n	617	IHT	C02-C07-C10	-4.11	116.82	122.61
28	j	608	CLA	CMB-C2B-C3B	4.11	132.37	124.68
28	d	312	CLA	CMB-C2B-C3B	4.11	132.36	124.68
30	A	843	LHG	O7-C7-C8	4.11	120.35	111.50
28	O	206	CLA	CMB-C2B-C3B	4.10	132.36	124.68
31	B	848	WVN	C40-C39-C36	-4.10	115.07	123.47
31	B	845	WVN	C40-C37-C34	-4.10	121.46	127.31
37	g	319	IHT	C04-C02-C07	4.10	116.79	110.48
28	g	304	CLA	CMB-C2B-C3B	4.09	132.34	124.68
38	n	611	KC2	C4B-C3B-C2B	-4.09	103.39	106.75
31	l	315	WVN	C06-C13-C15	-4.09	116.86	122.61
36	k	617	II0	C20-C14-C10	-4.09	118.79	124.35
36	l	314	II0	C06-C08-C12	4.09	115.90	110.30
28	i	311	CLA	CMB-C2B-C3B	4.09	132.32	124.68
38	f	611	KC2	C3A-C4A-NA	4.08	115.03	110.57
28	k	604	CLA	CMB-C2B-C3B	4.08	132.32	124.68
36	m	615	II0	C42-C40-C36	-4.08	121.48	127.31
28	l	307	CLA	CMB-C2B-C3B	4.08	132.31	124.68
28	f	601	CLA	CMB-C2B-C1B	-4.08	122.19	128.46
28	A	805	CLA	CAA-C2A-C3A	-4.08	101.61	112.78
38	f	611	KC2	C1B-CHB-C4A	-4.08	117.27	126.06
36	j	615	II0	C41-C42-C40	-4.07	115.13	123.47

Continued on next page...

Continued from previous page...

Mol	Chain	Res	Type	Atoms	Z	Observed(°)	Ideal(°)
28	h	313	CLA	CMB-C2B-C3B	4.07	132.30	124.68
36	k	615	II0	C19-C13-C09	-4.07	118.82	124.35
36	g	316	II0	C06-C08-C12	4.07	115.87	110.30
36	e	616	II0	C41-C39-C35	-4.07	121.50	127.31
28	A	808	CLA	CMB-C2B-C3B	4.07	132.29	124.68
28	h	305	CLA	C1B-CHB-C4A	-4.07	122.07	130.12
28	B	802	CLA	O2D-CGD-O1D	-4.06	115.89	123.84
35	F	205	LMG	C8-O7-C10	-4.05	107.81	117.79
38	d	311	KC2	C3D-CAD-CBD	-4.05	102.27	107.61
28	m	607	CLA	C4A-NA-C1A	4.05	108.53	106.71
38	k	612	KC2	CHD-C4C-C3C	-4.05	111.43	126.11
28	A	806	CLA	CMB-C2B-C1B	-4.04	122.25	128.46
28	m	609	CLA	C4A-NA-C1A	4.04	108.52	106.71
28	d	303	CLA	CMB-C2B-C3B	4.04	132.24	124.68
37	a	317	IHT	C09-C10-C07	-4.04	116.87	122.73
28	k	608	CLA	C4A-NA-C1A	4.04	108.52	106.71
28	k	609	CLA	CMA-C3A-C4A	-4.04	100.93	111.77
28	B	816	CLA	CMB-C2B-C3B	4.03	132.22	124.68
31	A	846	WVN	C04-C09-C05	-4.03	120.99	124.85
28	j	612	CLA	C1B-CHB-C4A	-4.03	122.14	130.12
28	A	834	CLA	C4A-NA-C1A	4.02	108.51	106.71
28	k	609	CLA	CMB-C2B-C3B	4.02	132.20	124.68
37	g	319	IHT	C36-C33-C37	-4.02	117.29	122.92
28	A	813	CLA	CMB-C2B-C3B	4.02	132.20	124.68
30	L	208	LHG	O7-C7-C8	4.02	120.16	111.50
28	g	307	CLA	CMB-C2B-C1B	-4.02	122.29	128.46
30	d	317	LHG	O7-C7-C8	4.02	120.16	111.50
38	j	611	KC2	C4B-C3B-C2B	-4.02	103.45	106.75
28	B	805	CLA	CMB-C2B-C3B	4.02	132.19	124.68
28	c	604	CLA	CMB-C2B-C3B	4.02	132.19	124.68
31	L	201	WVN	C30-C28-C25	-4.01	121.58	127.31
28	B	825	CLA	C4A-NA-C1A	4.01	108.51	106.71
31	L	205	WVN	C30-C28-C25	-4.01	121.59	127.31
37	g	319	IHT	C32-C33-C37	4.01	125.09	118.94
36	n	615	II0	C19-C13-C09	-4.01	118.90	124.35
38	c	610	KC2	O2D-CGD-CBD	4.01	118.39	111.27
28	j	613	CLA	CMB-C2B-C1B	-4.01	122.31	128.46
31	J	101	WVN	C20-C23-C25	-4.00	120.18	126.23
36	n	618	II0	C31-C33-C35	-4.00	115.17	126.42
31	l	301	WVN	C23-C20-C13	-4.00	115.96	127.20
28	j	607	CLA	C4A-NA-C1A	4.00	108.51	106.71
31	B	848	WVN	C24-C22-C19	4.00	124.39	118.08

Continued on next page...

Continued from previous page...

Mol	Chain	Res	Type	Atoms	Z	Observed(°)	Ideal(°)
28	h	301	CLA	C4A-NA-C1A	4.00	108.50	106.71
31	R	202	WVN	C21-C15-C13	-4.00	120.04	124.53
28	a	305	CLA	CMB-C2B-C1B	-4.00	122.32	128.46
28	B	811	CLA	CMB-C2B-C3B	4.00	132.16	124.68
31	K	104	WVN	C04-C09-C05	-4.00	121.02	124.85
28	O	201	CLA	C4A-NA-C1A	4.00	108.50	106.71
37	f	617	IHT	C09-C10-C07	-4.00	116.93	122.73
36	b	617	II0	C20-C14-C10	-4.00	118.92	124.35
36	i	313	II0	C06-C08-C12	3.99	115.77	110.30
36	l	314	II0	C20-C14-C12	3.98	121.74	114.36
28	n	607	CLA	C4A-NA-C1A	3.98	108.50	106.71
36	d	316	II0	C03-C09-C13	-3.98	117.01	122.63
36	f	616	II0	C20-C14-C10	-3.98	118.94	124.35
36	j	615	II0	C19-C13-C09	-3.98	118.94	124.35
28	A	814	CLA	CMB-C2B-C3B	3.98	132.12	124.68
28	d	306	CLA	CMB-C2B-C3B	3.98	132.12	124.68
28	c	606	CLA	CMB-C2B-C1B	-3.98	122.35	128.46
36	c	614	II0	C19-C13-C09	-3.97	118.95	124.35
28	n	601	CLA	C4A-NA-C1A	3.97	108.49	106.71
36	m	618	II0	C19-C13-C09	-3.97	118.95	124.35
28	k	605	CLA	CMB-C2B-C1B	-3.97	122.36	128.46
28	h	305	CLA	CMB-C2B-C3B	3.97	132.10	124.68
28	j	604	CLA	C4A-NA-C1A	3.97	108.49	106.71
37	g	319	IHT	C30-C27-C23	3.97	132.97	127.31
28	k	607	CLA	C1-C2-C3	-3.96	119.20	126.04
28	f	612	CLA	CMB-C2B-C3B	3.95	132.07	124.68
37	k	618	IHT	C18-C22-C23	-3.95	120.27	126.23
36	f	618	II0	C20-C14-C10	-3.95	118.98	124.35
28	d	301	CLA	CMB-C2B-C3B	3.95	132.06	124.68
28	a	313	CLA	CMB-C2B-C1B	-3.95	122.40	128.46
28	n	601	CLA	CMB-C2B-C1B	-3.95	122.40	128.46
28	k	614	CLA	CMB-C2B-C1B	-3.94	122.41	128.46
36	d	314	II0	C04-C10-C14	-3.94	117.07	122.63
36	d	316	II0	C15-C03-C09	-3.94	104.21	110.47
28	A	809	CLA	CMB-C2B-C1B	-3.93	122.42	128.46
28	l	308	CLA	C4A-NA-C1A	3.93	108.47	106.71
31	J	101	WVN	C21-C15-C13	-3.93	120.12	124.53
28	j	606	CLA	CBA-CAA-C2A	-3.93	102.27	113.86
38	s	201	KC2	C1A-C2A-C3A	-3.92	104.00	107.11
31	L	201	WVN	C20-C23-C25	-3.92	120.31	126.23
28	a	313	CLA	C4A-NA-C1A	3.92	108.47	106.71
36	h	312	II0	C18-C04-C17	-3.92	96.49	108.53

Continued on next page...

Continued from previous page...

Mol	Chain	Res	Type	Atoms	Z	Observed(°)	Ideal(°)
28	j	605	CLA	CMB-C2B-C1B	-3.92	122.43	128.46
36	c	617	II0	C41-C39-C35	-3.92	121.71	127.31
37	j	616	IHT	C19-C10-C07	-3.92	120.12	124.53
28	b	602	CLA	CMB-C2B-C3B	3.92	132.01	124.68
31	s	205	WVN	C40-C37-C34	-3.92	121.72	127.31
36	J	104	II0	C31-C33-C35	-3.92	115.41	126.42
38	g	312	KC2	C4B-C3B-C2B	-3.91	103.54	106.75
31	e	615	WVN	C21-C15-C13	-3.91	120.13	124.53
30	a	301	LHG	C5-O7-C7	-3.91	108.16	117.79
36	e	613	II0	C42-C40-C36	-3.91	121.73	127.31
28	a	307	CLA	CMB-C2B-C1B	-3.91	122.46	128.46
35	L	209	LMG	C4-C3-C2	3.90	117.64	110.82
28	m	613	CLA	C4A-NA-C1A	3.90	108.46	106.71
28	h	313	CLA	C4A-NA-C1A	3.90	108.46	106.71
38	d	311	KC2	C3A-C4A-NA	3.90	114.83	110.57
28	k	606	CLA	CMB-C2B-C1B	-3.90	122.47	128.46
36	d	313	II0	C20-C14-C10	-3.90	119.06	124.35
38	i	310	KC2	C1A-C2A-C3A	-3.89	104.02	107.11
31	B	845	WVN	C30-C28-C25	-3.89	121.75	127.31
31	l	301	WVN	C21-C15-C13	-3.89	120.16	124.53
36	i	313	II0	C20-C14-C10	-3.89	119.06	124.35
28	l	311	CLA	C4A-NA-C1A	3.89	108.45	106.71
31	h	309	WVN	C21-C15-C13	-3.89	120.16	124.53
36	m	614	II0	C42-C40-C36	-3.89	121.76	127.31
28	n	613	CLA	CMB-C2B-C1B	-3.89	122.49	128.46
36	n	616	II0	C19-C13-C09	-3.89	119.06	124.35
28	O	206	CLA	CAC-C3C-C4C	3.89	129.85	124.81
37	n	617	IHT	C30-C32-C33	-3.88	115.51	126.42
36	c	615	II0	C20-C14-C10	-3.88	119.08	124.35
28	j	606	CLA	O2D-CGD-O1D	-3.88	116.25	123.84
28	B	830	CLA	CMB-C2B-C1B	-3.88	122.50	128.46
28	A	805	CLA	CMB-C2B-C3B	3.88	131.93	124.68
37	c	616	IHT	C18-C22-C23	-3.88	120.38	126.23
36	g	320	II0	C32-C34-C36	-3.88	115.53	126.42
36	k	615	II0	C04-C10-C14	-3.88	117.16	122.63
31	h	309	WVN	C40-C37-C34	-3.87	121.78	127.31
28	s	202	CLA	CAA-CBA-CGA	-3.87	101.95	113.25
36	c	615	II0	C19-C13-C11	3.87	121.52	114.36
28	s	202	CLA	CMB-C2B-C3B	3.86	131.91	124.68
36	i	314	II0	C20-C14-C10	-3.86	119.10	124.35
38	i	310	KC2	C4C-C3C-C2C	-3.86	104.05	107.11
28	b	612	CLA	CMB-C2B-C1B	-3.86	122.53	128.46

Continued on next page...

Continued from previous page...

Mol	Chain	Res	Type	Atoms	Z	Observed(°)	Ideal(°)
28	i	309	CLA	CMB-C2B-C3B	3.86	131.90	124.68
28	L	203	CLA	CMB-C2B-C1B	-3.86	122.53	128.46
28	i	312	CLA	C4A-NA-C1A	3.86	108.44	106.71
31	B	844	WVN	C07-C01-C02	3.86	115.39	109.55
28	n	602	CLA	C4A-NA-C1A	3.85	108.44	106.71
28	m	602	CLA	CMB-C2B-C3B	3.85	131.89	124.68
28	B	822	CLA	CBC-CAC-C3C	-3.85	101.81	112.43
28	A	818	CLA	C1-C2-C3	-3.84	119.39	126.04
28	l	305	CLA	CMB-C2B-C3B	3.84	131.87	124.68
28	n	605	CLA	CMB-C2B-C3B	3.84	131.87	124.68
37	a	317	IHT	C02-C07-C10	-3.84	117.20	122.61
36	a	316	II0	C41-C39-C35	-3.84	121.83	127.31
36	f	615	II0	C42-C40-C36	-3.84	121.83	127.31
37	m	617	IHT	C02-C07-C10	-3.83	117.21	122.61
31	A	845	WVN	C23-C20-C13	-3.83	116.44	127.20
28	A	836	CLA	CAA-CBA-CGA	-3.83	102.06	113.25
36	g	316	II0	C41-C42-C40	-3.83	115.63	123.47
28	l	306	CLA	C2A-C1A-CHA	3.83	130.55	123.86
28	A	854	CLA	C4A-NA-C1A	3.83	108.43	106.71
29	A	842	PQN	C11-C12-C13	-3.83	120.42	126.79
28	A	852	CLA	C1B-CHB-C4A	-3.82	122.55	130.12
36	h	311	II0	C04-C10-C14	-3.82	117.24	122.63
28	h	306	CLA	C4A-NA-C1A	3.82	108.42	106.71
38	c	610	KC2	CBC-CAC-C3C	-3.82	108.62	127.62
28	k	602	CLA	C1-C2-C3	-3.82	120.58	126.75
38	d	311	KC2	O2D-CGD-CBD	3.82	118.05	111.27
38	d	311	KC2	CHB-C1B-C2B	-3.82	117.48	125.48
31	I	101	WVN	C21-C15-C13	-3.81	120.24	124.53
28	A	817	CLA	CMB-C2B-C3B	3.81	131.81	124.68
28	c	601	CLA	CMB-C2B-C1B	-3.81	122.61	128.46
36	k	616	II0	C03-C09-C13	-3.81	117.25	122.63
28	a	303	CLA	CMB-C2B-C3B	3.81	131.80	124.68
28	e	602	CLA	CMB-C2B-C3B	3.81	131.80	124.68
28	L	204	CLA	CMB-C2B-C3B	3.81	131.80	124.68
31	K	102	WVN	C20-C23-C25	-3.80	120.49	126.23
36	k	615	II0	C19-C13-C11	3.80	121.40	114.36
30	A	844	LHG	O7-C7-C8	3.80	119.70	111.50
36	f	618	II0	C06-C04-C10	3.80	117.32	109.62
31	M	101	WVN	C07-C01-C02	3.80	115.30	109.55
31	M	101	WVN	C40-C37-C34	-3.80	121.89	127.31
28	i	311	CLA	C1B-CHB-C4A	-3.80	122.60	130.12
36	e	616	II0	C19-C13-C09	-3.80	119.19	124.35

Continued on next page...

Continued from previous page...

Mol	Chain	Res	Type	Atoms	Z	Observed(°)	Ideal(°)
36	g	320	II0	C19-C13-C09	-3.79	119.19	124.35
28	A	832	CLA	CMB-C2B-C3B	3.79	131.77	124.68
28	e	610	CLA	CMB-C2B-C3B	3.79	131.77	124.68
38	g	312	KC2	C2A-C1A-NA	3.79	115.48	109.40
36	e	616	II0	C41-C42-C40	-3.79	115.71	123.47
37	c	616	IHT	C19-C10-C07	-3.79	120.27	124.53
28	l	305	CLA	O2D-CGD-O1D	-3.78	116.44	123.84
36	g	317	II0	C41-C42-C40	-3.78	115.73	123.47
28	A	825	CLA	C4A-NA-C1A	3.78	108.41	106.71
36	d	316	II0	C42-C40-C36	-3.78	121.92	127.31
28	m	613	CLA	CMB-C2B-C3B	3.78	131.75	124.68
28	f	610	CLA	CMB-C2B-C1B	-3.78	122.66	128.46
28	B	831	CLA	CMB-C2B-C1B	-3.78	122.66	128.46
28	e	605	CLA	CMB-C2B-C1B	-3.77	122.66	128.46
28	f	607	CLA	CMB-C2B-C1B	-3.77	122.66	128.46
28	e	606	CLA	CMB-C2B-C1B	-3.77	122.67	128.46
36	i	317	II0	C04-C10-C14	-3.77	117.31	122.63
37	c	616	IHT	C02-C07-C10	-3.77	117.31	122.61
37	R	204	IHT	C40-C41-C38	-3.77	115.76	123.47
31	B	848	WVN	C24-C22-C26	-3.77	117.65	122.92
31	J	102	WVN	C29-C26-C22	-3.77	121.94	127.31
36	f	614	II0	C42-C40-C36	-3.76	121.94	127.31
28	a	308	CLA	CMB-C2B-C1B	-3.76	122.68	128.46
37	f	617	IHT	C40-C37-C33	-3.76	121.94	127.31
31	A	847	WVN	C21-C15-C13	-3.76	120.31	124.53
31	A	846	WVN	C35-C32-C36	-3.76	117.66	122.92
30	b	619	LHG	O7-C7-C8	3.75	119.59	111.50
28	i	304	CLA	CMB-C2B-C3B	3.75	131.70	124.68
36	g	318	II0	C19-C13-C11	3.75	121.30	114.36
28	f	603	CLA	CMB-C2B-C3B	3.74	131.67	124.68
28	Q	303	CLA	C1B-CHB-C4A	-3.74	122.72	130.12
36	h	311	II0	C19-C13-C11	3.73	121.27	114.36
30	l	317	LHG	O7-C7-C8	3.73	119.55	111.50
28	O	202	CLA	CMB-C2B-C1B	-3.73	122.73	128.46
28	F	202	CLA	C1-O2A-CGA	3.73	126.24	116.44
31	L	205	WVN	C14-C15-C13	-3.73	117.31	122.73
28	a	313	CLA	C1B-CHB-C4A	-3.73	122.73	130.12
28	n	608	CLA	CMB-C2B-C1B	-3.73	122.73	128.46
36	f	614	II0	C19-C13-C11	3.73	121.26	114.36
28	s	203	CLA	CMB-C2B-C1B	-3.72	122.74	128.46
31	K	102	WVN	C30-C28-C25	-3.72	122.00	127.31
28	e	611	CLA	CMB-C2B-C1B	-3.72	122.75	128.46

Continued on next page...

Continued from previous page...

Mol	Chain	Res	Type	Atoms	Z	Observed(°)	Ideal(°)
36	a	318	II0	C32-C34-C36	3.72	136.85	126.42
36	e	613	II0	C41-C42-C40	-3.71	115.86	123.47
28	k	609	CLA	CHB-C4A-NA	3.71	129.65	124.51
28	f	610	CLA	C4A-NA-C1A	3.71	108.37	106.71
28	s	208	CLA	CMB-C2B-C1B	-3.71	122.76	128.46
28	k	608	CLA	O2D-CGD-O1D	-3.71	116.59	123.84
31	M	101	WVN	C14-C15-C13	-3.71	117.35	122.73
36	h	312	II0	C41-C42-C40	-3.71	115.88	123.47
37	j	616	IHT	C19-C10-C09	3.70	120.73	113.62
36	l	313	II0	C20-C14-C10	-3.70	119.32	124.35
38	i	310	KC2	CBD-CHA-C1A	3.70	135.78	128.88
36	e	613	II0	C20-C14-C10	-3.70	119.32	124.35
36	a	318	II0	C38-C36-C34	-3.70	112.25	118.08
28	k	610	CLA	O2D-CGD-CBD	3.69	117.83	111.27
38	s	201	KC2	CBC-CAC-C3C	-3.69	109.25	127.62
36	h	312	II0	C19-C13-C09	-3.69	119.33	124.35
37	a	317	IHT	C40-C37-C33	-3.69	122.04	127.31
36	b	617	II0	C20-C14-C12	3.69	121.19	114.36
28	c	609	CLA	CMB-C2B-C1B	-3.69	122.80	128.46
28	c	611	CLA	CMB-C2B-C3B	3.69	131.58	124.68
28	B	807	CLA	CMB-C2B-C1B	-3.68	122.80	128.46
36	h	310	II0	C42-C41-C39	-3.68	115.93	123.47
36	b	613	II0	C19-C13-C09	-3.68	119.34	124.35
36	f	616	II0	C27-C25-C23	3.68	124.13	116.84
31	B	847	WVN	C02-C05-C09	-3.68	116.94	121.47
36	k	616	II0	C04-C10-C14	-3.68	117.44	122.63
37	f	617	IHT	C20-C15-C12	3.68	121.17	114.36
28	B	821	CLA	O2D-CGD-O1D	-3.68	116.65	123.84
28	c	605	CLA	CMB-C2B-C1B	-3.67	122.82	128.46
36	n	616	II0	C20-C14-C12	3.67	121.16	114.36
28	b	607	CLA	CAC-C3C-C2C	3.67	133.81	127.53
36	c	614	II0	C18-C04-C10	-3.67	104.64	110.47
38	s	201	KC2	O2D-CGD-CBD	3.67	117.79	111.27
28	A	830	CLA	O2D-CGD-O1D	-3.67	116.67	123.84
36	j	614	II0	C32-C34-C36	-3.67	116.11	126.42
36	f	618	II0	C05-C07-C11	3.67	115.32	110.30
38	i	319	KC2	O2D-CGD-CBD	3.66	117.78	111.27
28	d	305	CLA	C2C-C1C-NC	3.66	113.41	109.97
28	B	826	CLA	C4A-NA-C1A	3.66	108.35	106.71
28	c	602	CLA	C4A-NA-C1A	3.66	108.35	106.71
28	A	838	CLA	CMB-C2B-C1B	-3.65	122.85	128.46
31	B	845	WVN	C26-C29-C31	-3.65	111.82	123.22

Continued on next page...

Continued from previous page...

Mol	Chain	Res	Type	Atoms	Z	Observed(°)	Ideal(°)
28	b	607	CLA	CMB-C2B-C1B	-3.65	122.85	128.46
28	g	302	CLA	CMB-C2B-C1B	-3.65	122.85	128.46
28	c	602	CLA	CAC-C3C-C4C	3.65	129.55	124.81
28	g	311	CLA	C4A-NA-C1A	3.65	108.35	106.71
28	b	601	CLA	CMB-C2B-C1B	-3.65	122.85	128.46
28	n	610	CLA	O2D-CGD-O1D	-3.65	116.70	123.84
36	e	616	II0	C20-C14-C10	-3.65	119.39	124.35
28	B	837	CLA	O2D-CGD-O1D	-3.65	116.71	123.84
36	g	320	II0	C15-C03-C09	-3.64	104.68	110.47
36	k	621	II0	C41-C42-C40	-3.64	116.02	123.47
36	k	619	II0	C41-C39-C35	-3.64	122.12	127.31
28	b	602	CLA	O2D-CGD-O1D	-3.64	116.73	123.84
36	c	614	II0	C41-C42-C40	-3.64	116.03	123.47
31	J	102	WVN	C10-C06-C13	3.63	116.08	110.48
31	M	101	WVN	C29-C26-C22	-3.63	122.13	127.31
38	i	310	KC2	C3A-C4A-NA	3.63	114.54	110.57
28	e	601	CLA	CMB-C2B-C1B	-3.63	122.89	128.46
28	A	811	CLA	C1-C2-C3	-3.63	119.77	126.04
31	B	846	WVN	C04-C09-C05	-3.63	121.37	124.85
36	h	312	II0	C42-C40-C36	-3.63	122.14	127.31
28	g	315	CLA	CMB-C2B-C1B	-3.62	122.89	128.46
30	k	620	LHG	O7-C7-C8	3.62	119.31	111.50
30	f	619	LHG	O7-C7-C8	3.62	119.31	111.50
28	l	311	CLA	CMB-C2B-C1B	-3.62	122.90	128.46
28	A	820	CLA	C1B-CHB-C4A	-3.62	122.95	130.12
36	d	315	II0	C42-C40-C36	-3.62	122.15	127.31
37	O	204	IHT	C19-C10-C09	3.62	120.56	113.62
28	B	828	CLA	C4A-NA-C1A	3.61	108.33	106.71
36	i	314	II0	C06-C08-C12	3.61	115.25	110.30
28	d	301	CLA	C1-C2-C3	-3.61	120.91	126.75
31	l	315	WVN	C39-C36-C32	-3.61	122.16	127.31
30	b	620	LHG	O7-C7-C8	3.61	119.28	111.50
36	d	316	II0	C41-C42-C40	-3.61	116.08	123.47
38	n	612	KC2	CBC-CAC-C3C	-3.61	109.67	127.62
30	A	849	LHG	O7-C7-C8	3.61	119.27	111.50
28	b	612	CLA	CMB-C2B-C3B	3.60	131.42	124.68
36	c	614	II0	C19-C13-C11	3.60	121.02	114.36
37	R	204	IHT	C20-C15-C11	-3.60	119.46	124.35
36	m	616	II0	C42-C41-C39	-3.60	116.11	123.47
38	g	312	KC2	CBC-CAC-C3C	-3.59	109.74	127.62
28	c	606	CLA	C1B-CHB-C4A	-3.59	123.00	130.12
35	O	205	LMG	O7-C10-C11	3.59	120.81	110.80

Continued on next page...

Continued from previous page...

Mol	Chain	Res	Type	Atoms	Z	Observed(°)	Ideal(°)
31	e	615	WVN	C04-C09-C05	-3.59	121.41	124.85
37	b	615	IHT	C19-C10-C09	3.59	120.51	113.62
28	A	833	CLA	CMB-C2B-C1B	-3.59	122.95	128.46
28	d	308	CLA	C4A-NA-C1A	3.59	108.32	106.71
30	A	844	LHG	O8-C23-C24	3.59	120.79	111.38
36	m	618	II0	C29-C31-C33	3.58	134.40	123.22
28	f	606	CLA	CMB-C2B-C1B	-3.58	122.96	128.46
31	B	844	WVN	C39-C40-C37	-3.58	116.14	123.47
28	f	612	CLA	CAC-C3C-C4C	3.58	129.46	124.81
31	J	101	WVN	C39-C36-C32	-3.58	122.20	127.31
28	m	610	CLA	O2D-CGD-O1D	-3.58	116.84	123.84
36	n	615	II0	C31-C33-C35	-3.58	116.37	126.42
28	h	301	CLA	CHD-C1D-ND	-3.58	121.17	124.45
36	e	612	II0	C41-C39-C35	-3.57	122.21	127.31
28	b	608	CLA	CMB-C2B-C3B	3.57	131.36	124.68
36	n	618	II0	C19-C13-C11	3.57	120.97	114.36
31	B	844	WVN	C28-C30-C33	-3.57	112.08	123.22
36	f	618	II0	C19-C13-C11	3.57	120.97	114.36
28	i	306	CLA	C1B-CHB-C4A	-3.57	123.05	130.12
28	j	606	CLA	O2D-CGD-CBD	3.57	117.61	111.27
28	n	609	CLA	CMB-C2B-C3B	3.57	131.35	124.68
38	g	314	KC2	O2D-CGD-O1D	-3.56	116.87	123.84
36	c	613	II0	C41-C42-C40	-3.56	116.17	123.47
36	l	313	II0	C19-C13-C11	3.56	120.96	114.36
36	e	612	II0	C32-C34-C36	-3.56	116.41	126.42
28	f	604	CLA	C4A-NA-C1A	3.56	108.31	106.71
28	m	605	CLA	CMB-C2B-C1B	-3.56	122.99	128.46
28	m	612	CLA	CMB-C2B-C1B	-3.56	122.99	128.46
31	s	205	WVN	C23-C20-C13	-3.56	117.21	127.20
36	i	314	II0	C42-C41-C39	-3.56	116.19	123.47
31	L	206	WVN	C21-C15-C13	-3.56	120.53	124.53
38	m	611	KC2	CHB-C4A-NA	3.56	129.81	124.20
30	a	319	LHG	O7-C7-C8	3.56	119.16	111.50
35	c	619	LMG	C9-C8-C7	-3.55	103.38	111.79
28	B	835	CLA	CMB-C2B-C1B	-3.55	123.00	128.46
28	c	606	CLA	O2D-CGD-O1D	-3.55	116.89	123.84
36	l	314	II0	C03-C09-C13	-3.55	117.62	122.63
31	I	101	WVN	C29-C26-C22	-3.55	122.24	127.31
28	j	607	CLA	C1B-CHB-C4A	-3.55	123.09	130.12
28	B	815	CLA	C1B-CHB-C4A	-3.55	123.09	130.12
28	d	307	CLA	C1B-CHB-C4A	-3.55	123.09	130.12
36	J	104	II0	C41-C39-C35	-3.55	122.25	127.31

Continued on next page...

Continued from previous page...

Mol	Chain	Res	Type	Atoms	Z	Observed(°)	Ideal(°)
37	b	615	IHT	C18-C22-C23	-3.55	120.88	126.23
28	g	307	CLA	CMB-C2B-C3B	3.54	131.31	124.68
28	B	810	CLA	CMB-C2B-C1B	-3.54	123.02	128.46
28	A	840	CLA	CMB-C2B-C3B	3.54	131.30	124.68
28	L	203	CLA	CMB-C2B-C3B	3.54	131.30	124.68
28	f	602	CLA	CAA-CBA-CGA	-3.54	102.91	113.25
28	A	810	CLA	C1B-CHB-C4A	-3.54	123.11	130.12
38	g	312	KC2	O2D-CGD-CBD	3.54	117.56	111.27
28	B	803	CLA	CAC-C3C-C2C	-3.54	121.48	127.53
36	b	617	II0	C42-C41-C39	-3.54	116.23	123.47
36	m	616	II0	C04-C10-C14	-3.54	117.64	122.63
28	f	607	CLA	C4A-NA-C1A	3.53	108.30	106.71
28	B	806	CLA	O2D-CGD-O1D	-3.53	116.93	123.84
37	a	317	IHT	C41-C40-C37	-3.53	116.23	123.47
31	L	205	WVN	C06-C13-C15	-3.53	117.64	122.61
38	k	611	KC2	C2A-C1A-NA	3.53	115.07	109.40
28	A	827	CLA	C1B-CHB-C4A	-3.53	123.12	130.12
38	i	319	KC2	CHB-C4A-NA	3.53	129.77	124.20
28	a	308	CLA	O2D-CGD-O1D	-3.53	116.94	123.84
28	n	610	CLA	CMB-C2B-C1B	-3.53	123.04	128.46
28	f	602	CLA	O2D-CGD-O1D	-3.53	116.94	123.84
28	b	605	CLA	CMB-C2B-C1B	-3.53	123.05	128.46
28	O	206	CLA	CAA-C2A-C3A	-3.53	103.12	112.78
28	b	604	CLA	CMB-C2B-C1B	-3.53	123.05	128.46
36	e	614	II0	C41-C42-C40	-3.52	116.25	123.47
28	B	836	CLA	CMB-C2B-C1B	-3.52	123.05	128.46
36	f	615	II0	C19-C13-C11	3.52	120.88	114.36
28	B	817	CLA	C4A-NA-C1A	3.52	108.29	106.71
37	R	204	IHT	C41-C38-C35	-3.52	122.29	127.31
28	l	304	CLA	CMB-C2B-C3B	3.52	131.26	124.68
28	A	810	CLA	C4A-NA-C1A	3.52	108.29	106.71
28	b	601	CLA	O2D-CGD-O1D	-3.52	116.96	123.84
38	s	201	KC2	C2B-C1B-NB	3.52	112.70	110.10
28	B	815	CLA	C4A-NA-C1A	3.52	108.29	106.71
28	g	303	CLA	C4A-NA-C1A	3.52	108.29	106.71
36	m	616	II0	C19-C13-C11	3.52	120.87	114.36
31	A	846	WVN	C20-C23-C25	-3.51	120.92	126.23
36	f	614	II0	C41-C42-C40	-3.51	116.28	123.47
28	g	309	CLA	CMB-C2B-C3B	3.51	131.25	124.68
36	k	619	II0	C42-C41-C39	-3.51	116.28	123.47
28	a	308	CLA	C1B-CHB-C4A	-3.51	123.17	130.12
38	n	611	KC2	CHB-C4A-NA	3.51	129.73	124.20

Continued on next page...

Continued from previous page...

Mol	Chain	Res	Type	Atoms	Z	Observed(°)	Ideal(°)
36	i	317	II0	C18-C04-C10	-3.51	104.89	110.47
29	A	842	PQN	C17-C16-C15	-3.51	103.84	113.36
36	h	311	II0	C42-C41-C39	-3.50	116.30	123.47
31	h	309	WVN	C20-C23-C25	-3.50	120.94	126.23
28	j	613	CLA	CMB-C2B-C3B	3.50	131.23	124.68
28	A	851	CLA	C1B-CHB-C4A	-3.50	123.18	130.12
38	g	312	KC2	O2D-CGD-O1D	-3.50	116.99	123.84
28	B	813	CLA	C1B-CHB-C4A	-3.50	123.19	130.12
28	d	312	CLA	O2D-CGD-O1D	-3.50	117.00	123.84
36	e	616	II0	C20-C14-C12	3.50	120.83	114.36
28	A	837	CLA	CMB-C2B-C3B	3.50	131.22	124.68
28	l	309	CLA	CMB-C2B-C1B	-3.50	123.09	128.46
36	b	614	II0	C42-C41-C39	-3.50	116.31	123.47
30	a	301	LHG	O7-C7-C8	3.50	119.03	111.50
31	A	848	WVN	C10-C06-C13	-3.49	105.10	110.48
37	b	616	IHT	C36-C33-C37	-3.49	118.03	122.92
31	B	847	WVN	C24-C22-C19	3.49	123.58	118.08
28	a	307	CLA	CMB-C2B-C3B	3.49	131.21	124.68
31	J	102	WVN	C30-C28-C25	-3.49	122.33	127.31
31	K	104	WVN	C14-C15-C13	-3.49	117.67	122.73
28	A	815	CLA	C4A-NA-C1A	3.49	108.27	106.71
38	k	611	KC2	O2D-CGD-O1D	-3.49	117.02	123.84
28	i	312	CLA	C1B-CHB-C4A	-3.48	123.22	130.12
36	l	313	II0	C04-C10-C14	-3.48	117.72	122.63
38	s	201	KC2	CHB-C4A-NA	3.48	129.69	124.20
36	n	618	II0	C19-C13-C09	-3.48	119.62	124.35
38	l	310	KC2	C2A-C1A-NA	3.48	114.98	109.40
28	A	839	CLA	CMB-C2B-C3B	3.48	131.19	124.68
28	i	309	CLA	C1B-CHB-C4A	-3.48	123.23	130.12
32	a	320	LMT	C8-C7-C6	-3.47	96.78	114.42
28	i	309	CLA	O2D-CGD-O1D	-3.47	117.04	123.84
36	a	314	II0	C41-C42-C40	-3.47	116.36	123.47
28	d	305	CLA	C1B-CHB-C4A	-3.47	123.24	130.12
28	A	854	CLA	O2D-CGD-CBD	3.47	117.44	111.27
28	g	322	CLA	CMB-C2B-C1B	-3.47	123.13	128.46
36	e	612	II0	C20-C14-C10	-3.47	119.63	124.35
36	e	614	II0	C19-C13-C09	-3.47	119.63	124.35
31	F	204	WVN	C39-C40-C37	3.47	130.58	123.47
28	b	605	CLA	CMB-C2B-C3B	3.47	131.17	124.68
36	i	313	II0	C30-C32-C34	-3.47	112.40	123.22
36	i	317	II0	C31-C33-C35	-3.47	116.68	126.42
28	d	305	CLA	O2D-CGD-O1D	-3.47	117.06	123.84

Continued on next page...

Continued from previous page...

Mol	Chain	Res	Type	Atoms	Z	Observed(°)	Ideal(°)
28	B	808	CLA	CMB-C2B-C3B	3.47	131.16	124.68
28	A	854	CLA	CMB-C2B-C1B	-3.47	123.14	128.46
36	i	314	II0	C19-C13-C11	3.47	120.78	114.36
38	i	310	KC2	CBC-CAC-C3C	-3.47	110.38	127.62
31	B	845	WVN	C40-C39-C36	-3.46	116.38	123.47
31	B	847	WVN	C19-C22-C26	-3.46	113.63	118.94
37	n	617	IHT	C18-C22-C23	-3.46	121.01	126.23
28	g	311	CLA	CMB-C2B-C1B	-3.46	123.15	128.46
28	m	608	CLA	CMB-C2B-C3B	3.46	131.15	124.68
36	f	615	II0	C41-C42-C40	-3.46	116.39	123.47
31	B	847	WVN	C20-C23-C25	-3.46	121.01	126.23
28	g	315	CLA	C1B-CHB-C4A	-3.46	123.27	130.12
28	k	601	CLA	CMB-C2B-C1B	-3.46	123.15	128.46
37	a	317	IHT	C19-C10-C07	-3.46	120.65	124.53
36	d	316	II0	C32-C34-C36	-3.46	116.71	126.42
28	c	602	CLA	C1B-CHB-C4A	-3.46	123.27	130.12
31	B	844	WVN	C26-C29-C31	-3.45	112.44	123.22
36	m	618	II0	C06-C04-C10	3.45	116.62	109.62
37	b	615	IHT	C30-C32-C33	-3.45	116.72	126.42
28	n	608	CLA	O2D-CGD-O1D	-3.45	117.09	123.84
38	c	610	KC2	CHB-C4A-NA	3.45	129.64	124.20
28	m	604	CLA	C1B-CHB-C4A	-3.45	123.28	130.12
28	A	809	CLA	CMB-C2B-C3B	3.45	131.13	124.68
31	R	202	WVN	C29-C26-C22	-3.45	122.39	127.31
28	a	305	CLA	CMB-C2B-C3B	3.45	131.13	124.68
28	d	302	CLA	C4A-NA-C1A	3.45	108.26	106.71
28	h	313	CLA	C1B-CHB-C4A	-3.45	123.29	130.12
36	h	311	II0	C19-C13-C09	-3.44	119.67	124.35
31	K	104	WVN	C39-C36-C32	-3.44	122.40	127.31
28	k	610	CLA	CMB-C2B-C1B	-3.44	123.17	128.46
37	b	615	IHT	C09-C10-C07	-3.44	117.73	122.73
28	A	832	CLA	C1B-CHB-C4A	-3.44	123.30	130.12
28	i	306	CLA	CHB-C4A-NA	3.44	129.27	124.51
28	e	602	CLA	O2D-CGD-O1D	-3.44	117.11	123.84
28	B	830	CLA	CMB-C2B-C3B	3.44	131.11	124.68
28	B	817	CLA	C1B-CHB-C4A	-3.44	123.31	130.12
38	j	611	KC2	CHB-C4A-NA	3.44	129.62	124.20
37	k	618	IHT	C03-C11-C15	-3.44	117.78	122.63
28	h	301	CLA	CMB-C2B-C1B	-3.44	123.18	128.46
28	l	309	CLA	O2D-CGD-O1D	-3.44	117.12	123.84
28	A	829	CLA	C4A-NA-C1A	3.43	108.25	106.71
31	A	847	WVN	C39-C40-C37	-3.43	116.44	123.47

Continued on next page...

Continued from previous page...

Mol	Chain	Res	Type	Atoms	Z	Observed(°)	Ideal(°)
28	A	802	CLA	C1B-CHB-C4A	-3.43	123.32	130.12
28	B	819	CLA	C1B-CHB-C4A	-3.43	123.32	130.12
38	c	610	KC2	C2A-C1A-NA	3.43	114.91	109.40
28	A	801	CLA	CMB-C2B-C1B	-3.43	123.19	128.46
36	a	315	II0	C31-C33-C35	-3.43	116.78	126.42
28	B	835	CLA	C4A-NA-C1A	3.43	108.25	106.71
31	B	846	WVN	C12-C14-C15	-3.43	107.95	114.08
31	L	206	WVN	C26-C29-C31	-3.43	112.52	123.22
36	h	310	II0	C31-C33-C35	-3.43	116.79	126.42
28	m	601	CLA	CMB-C2B-C1B	-3.43	123.20	128.46
28	B	804	CLA	O2D-CGD-O1D	-3.42	117.14	123.84
31	i	316	WVN	C39-C36-C32	-3.42	122.42	127.31
36	e	614	II0	C19-C13-C11	3.42	120.70	114.36
28	j	601	CLA	CMB-C2B-C1B	-3.42	123.20	128.46
28	s	202	CLA	C1B-CHB-C4A	-3.42	123.34	130.12
28	k	605	CLA	CMB-C2B-C3B	3.42	131.08	124.68
38	j	611	KC2	C2A-C1A-NA	3.42	114.89	109.40
28	j	606	CLA	C4A-NA-C1A	3.42	108.24	106.71
31	B	847	WVN	C08-C01-C02	-3.42	104.37	109.55
38	g	314	KC2	C2A-C1A-NA	3.41	114.88	109.40
36	b	613	II0	C19-C13-C11	3.41	120.68	114.36
31	A	845	WVN	C39-C36-C32	-3.41	122.44	127.31
28	A	811	CLA	CMB-C2B-C1B	-3.41	123.22	128.46
36	m	618	II0	C04-C10-C14	-3.41	117.82	122.63
36	b	614	II0	C29-C31-C33	-3.41	112.58	123.22
38	i	319	KC2	CBC-CAC-C3C	-3.41	110.67	127.62
31	B	847	WVN	C40-C39-C36	-3.41	116.50	123.47
28	d	308	CLA	O2D-CGD-O1D	-3.41	117.18	123.84
28	k	614	CLA	C1B-CHB-C4A	-3.40	123.37	130.12
28	k	602	CLA	C1B-CHB-C4A	-3.40	123.38	130.12
36	k	616	II0	C19-C13-C11	3.40	120.66	114.36
28	B	809	CLA	CAB-C3B-C4B	-3.40	123.23	128.46
28	b	607	CLA	CHD-C1D-ND	-3.40	121.33	124.45
28	j	608	CLA	C1B-CHB-C4A	-3.40	123.38	130.12
28	m	607	CLA	CMB-C2B-C3B	3.40	131.04	124.68
38	s	204	KC2	CBC-CAC-C3C	-3.40	110.71	127.62
36	c	613	II0	C38-C36-C34	3.40	123.43	118.08
31	B	846	WVN	C02-C05-C09	-3.40	117.29	121.47
28	B	819	CLA	CMB-C2B-C1B	-3.40	123.25	128.46
28	n	606	CLA	C1B-CHB-C4A	-3.39	123.39	130.12
28	i	302	CLA	CMB-C2B-C1B	-3.39	123.25	128.46
36	k	619	II0	C16-C03-C09	-3.39	105.08	110.47

Continued on next page...

Continued from previous page...

Mol	Chain	Res	Type	Atoms	Z	Observed(°)	Ideal(°)
28	e	602	CLA	C4A-NA-C1A	3.39	108.23	106.71
38	k	613	KC2	CBC-CAC-C3C	-3.39	110.74	127.62
31	B	846	WVN	C20-C23-C25	-3.39	121.12	126.23
28	k	606	CLA	O2D-CGD-O1D	-3.39	117.22	123.84
28	c	609	CLA	C4A-NA-C1A	3.39	108.23	106.71
31	R	201	WVN	C04-C09-C05	-3.38	121.61	124.85
28	m	606	CLA	C1B-CHB-C4A	-3.38	123.42	130.12
28	R	203	CLA	C1B-CHB-C4A	-3.38	123.42	130.12
36	c	613	II0	C20-C14-C10	-3.38	119.76	124.35
28	b	606	CLA	CMB-C2B-C1B	-3.38	123.27	128.46
28	l	307	CLA	O2D-CGD-O1D	-3.38	117.23	123.84
36	l	313	II0	C31-C33-C35	-3.38	116.93	126.42
28	n	606	CLA	CMB-C2B-C1B	-3.38	123.27	128.46
28	m	613	CLA	C1B-CHB-C4A	-3.37	123.43	130.12
28	A	816	CLA	O2D-CGD-O1D	-3.37	117.24	123.84
28	A	802	CLA	C1-C2-C3	-3.37	120.21	126.04
28	c	605	CLA	O2D-CGD-CBD	3.37	117.26	111.27
38	n	612	KC2	C2A-C1A-NA	3.37	114.81	109.40
37	m	617	IHT	C30-C32-C33	-3.37	116.94	126.42
37	m	617	IHT	C19-C10-C09	3.37	120.09	113.62
31	R	201	WVN	C20-C23-C25	-3.37	121.14	126.23
38	e	609	KC2	C2A-C1A-NA	3.37	114.81	109.40
37	n	617	IHT	C20-C15-C12	3.37	120.60	114.36
36	h	310	II0	C41-C39-C35	-3.37	122.50	127.31
36	j	614	II0	C18-C04-C10	-3.37	105.11	110.47
38	f	611	KC2	CHB-C4A-NA	3.37	129.51	124.20
36	i	313	II0	C38-C36-C34	3.37	123.38	118.08
36	g	318	II0	C42-C40-C36	-3.37	122.50	127.31
28	k	614	CLA	CMB-C2B-C3B	3.37	130.98	124.68
28	m	612	CLA	C1B-CHB-C4A	-3.37	123.45	130.12
28	f	612	CLA	C1B-CHB-C4A	-3.37	123.45	130.12
28	c	605	CLA	C1-C2-C3	-3.37	120.22	126.04
28	h	301	CLA	C1B-CHB-C4A	-3.37	123.45	130.12
28	b	612	CLA	CHB-C4A-NA	3.36	129.16	124.51
28	O	201	CLA	C1B-CHB-C4A	-3.36	123.45	130.12
37	b	616	IHT	C04-C02-C07	3.36	115.66	110.48
28	g	303	CLA	C1B-CHB-C4A	-3.36	123.45	130.12
28	K	103	CLA	CAA-C2A-C3A	-3.36	105.86	114.26
28	b	608	CLA	C4A-NA-C1A	3.36	108.22	106.71
36	l	313	II0	C32-C34-C36	-3.36	116.97	126.42
38	j	611	KC2	C3B-C2B-C1B	-3.36	103.87	107.08
37	O	204	IHT	C03-C11-C15	-3.36	117.89	122.63

Continued on next page...

Continued from previous page...

Mol	Chain	Res	Type	Atoms	Z	Observed(°)	Ideal(°)
38	s	201	KC2	CBD-CHA-C1A	3.36	135.15	128.88
28	B	827	CLA	C1B-CHB-C4A	-3.36	123.46	130.12
28	k	608	CLA	CMB-C2B-C1B	-3.36	123.30	128.46
28	k	604	CLA	C1B-CHB-C4A	-3.36	123.47	130.12
28	k	606	CLA	C1B-CHB-C4A	-3.36	123.47	130.12
28	n	613	CLA	CMB-C2B-C3B	3.36	130.96	124.68
36	h	310	II0	C19-C13-C09	-3.36	119.79	124.35
36	i	320	II0	C31-C33-C35	-3.36	116.99	126.42
28	B	832	CLA	C4A-NA-C1A	3.36	108.22	106.71
36	O	203	II0	C42-C41-C39	-3.36	116.60	123.47
28	a	303	CLA	C1-C2-C3	-3.35	120.24	126.04
28	n	603	CLA	CMB-C2B-C1B	-3.35	123.31	128.46
31	L	201	WVN	C40-C39-C36	-3.35	116.61	123.47
38	f	611	KC2	CBC-CAC-C3C	-3.35	110.94	127.62
28	k	607	CLA	C1B-CHB-C4A	-3.35	123.48	130.12
36	f	614	II0	C19-C13-C09	-3.35	119.80	124.35
36	k	615	II0	C41-C42-C40	-3.35	116.61	123.47
28	A	837	CLA	O2D-CGD-O1D	-3.35	117.29	123.84
28	g	306	CLA	CMB-C2B-C1B	-3.35	123.32	128.46
28	m	607	CLA	C1B-CHB-C4A	-3.35	123.49	130.12
28	B	836	CLA	CAC-C3C-C2C	-3.34	121.81	127.53
36	l	316	II0	C19-C13-C11	3.34	120.55	114.36
28	n	613	CLA	C1B-CHB-C4A	-3.34	123.49	130.12
31	R	201	WVN	C39-C36-C32	-3.34	122.54	127.31
28	K	101	CLA	CHB-C4A-NA	3.34	129.13	124.51
28	A	833	CLA	C1B-CHB-C4A	-3.34	123.50	130.12
36	a	314	II0	C03-C09-C13	-3.34	117.92	122.63
28	b	601	CLA	C1-C2-C3	-3.34	120.27	126.04
36	j	614	II0	C29-C31-C33	-3.34	112.80	123.22
36	k	616	II0	C41-C42-C40	-3.34	116.64	123.47
28	L	203	CLA	CHD-C1D-ND	-3.34	121.39	124.45
28	A	807	CLA	C1B-CHB-C4A	-3.33	123.52	130.12
31	i	316	WVN	C30-C28-C25	-3.33	122.56	127.31
28	F	201	CLA	CMB-C2B-C1B	-3.33	123.35	128.46
28	h	304	CLA	O2D-CGD-O1D	-3.33	117.33	123.84
36	n	618	II0	C04-C10-C14	-3.33	117.94	122.63
36	f	616	II0	C20-C14-C12	3.33	120.52	114.36
31	A	845	WVN	C04-C09-C05	-3.32	121.66	124.85
31	J	101	WVN	C35-C32-C36	-3.32	118.27	122.92
28	a	304	CLA	O2D-CGD-O1D	-3.32	117.34	123.84
31	B	844	WVN	C40-C37-C34	-3.32	122.57	127.31
28	L	202	CLA	C1B-CHB-C4A	-3.32	123.54	130.12

Continued on next page...

Continued from previous page...

Mol	Chain	Res	Type	Atoms	Z	Observed(°)	Ideal(°)
36	m	616	II0	C20-C14-C12	3.32	120.51	114.36
28	A	830	CLA	C1B-CHB-C4A	-3.32	123.54	130.12
28	A	829	CLA	O2D-CGD-CBD	3.32	117.16	111.27
36	n	615	II0	C20-C14-C12	3.32	120.50	114.36
36	k	615	II0	C31-C33-C35	-3.32	117.10	126.42
28	l	303	CLA	CMB-C2B-C1B	-3.31	123.37	128.46
28	g	311	CLA	O2D-CGD-O1D	-3.31	117.36	123.84
31	L	206	WVN	C19-C22-C26	-3.31	113.86	118.94
28	d	307	CLA	CMB-C2B-C1B	-3.31	123.37	128.46
36	l	313	II0	C38-C36-C40	-3.31	118.28	122.92
28	B	803	CLA	C1B-CHB-C4A	-3.31	123.56	130.12
31	s	207	WVN	C30-C33-C34	-3.31	117.11	126.42
36	l	313	II0	C06-C08-C12	3.31	114.84	110.30
38	k	613	KC2	O2D-CGD-O1D	-3.31	117.36	123.84
28	c	609	CLA	CMB-C2B-C3B	3.31	130.87	124.68
28	j	607	CLA	O2D-CGD-O1D	-3.31	117.37	123.84
28	a	310	CLA	C1B-CHB-C4A	-3.31	123.57	130.12
38	d	310	KC2	CHB-C4A-NA	3.31	129.41	124.20
28	g	309	CLA	O2D-CGD-O1D	-3.30	117.38	123.84
28	n	606	CLA	CBA-CAA-C2A	-3.30	104.11	113.86
28	f	608	CLA	C1B-CHB-C4A	-3.30	123.58	130.12
38	e	609	KC2	CBC-CAC-C3C	-3.30	111.21	127.62
36	l	314	II0	C42-C41-C39	-3.30	116.72	123.47
31	K	102	WVN	C21-C15-C14	3.30	119.95	113.62
31	s	207	WVN	C21-C15-C13	-3.30	120.83	124.53
36	m	615	II0	C42-C41-C39	-3.30	116.72	123.47
36	l	313	II0	C06-C04-C10	3.30	116.30	109.62
28	B	820	CLA	CMB-C2B-C1B	-3.30	123.40	128.46
30	i	318	LHG	O8-C23-C24	3.29	122.24	111.91
38	m	611	KC2	CBC-CAC-C3C	-3.29	111.24	127.62
28	A	815	CLA	C1B-CHB-C4A	-3.29	123.60	130.12
28	g	311	CLA	C1B-CHB-C4A	-3.29	123.60	130.12
28	b	611	CLA	CMB-C2B-C1B	-3.29	123.41	128.46
36	l	316	II0	C04-C10-C14	-3.29	117.99	122.63
28	A	818	CLA	CMC-C2C-C1C	-3.29	120.03	125.04
28	l	306	CLA	CHB-C4A-NA	3.29	129.06	124.51
38	d	311	KC2	O2D-CGD-O1D	-3.29	117.41	123.84
31	i	316	WVN	C04-C09-C05	-3.29	121.70	124.85
30	A	843	LHG	O8-C23-C24	3.29	122.23	111.91
28	A	818	CLA	C1B-CHB-C4A	-3.29	123.61	130.12
28	n	607	CLA	C1B-CHB-C4A	-3.29	123.61	130.12
28	A	818	CLA	C4A-NA-C1A	3.29	108.18	106.71

Continued on next page...

Continued from previous page...

Mol	Chain	Res	Type	Atoms	Z	Observed(°)	Ideal(°)
36	f	614	II0	C31-C33-C35	-3.29	117.18	126.42
28	A	839	CLA	O2D-CGD-O1D	-3.29	117.41	123.84
28	k	607	CLA	C4A-NA-C1A	3.29	108.18	106.71
38	i	319	KC2	C2A-C1A-NA	3.29	114.67	109.40
28	A	829	CLA	O2D-CGD-O1D	-3.29	117.42	123.84
31	F	203	WVN	C28-C30-C33	-3.28	112.97	123.22
37	b	615	IHT	C22-C18-C07	-3.28	117.98	127.20
28	O	202	CLA	CMB-C2B-C3B	3.28	130.82	124.68
28	A	854	CLA	C4-C3-C5	3.28	120.79	115.27
28	A	822	CLA	O2D-CGD-O1D	-3.28	117.42	123.84
38	k	611	KC2	CHB-C4A-NA	3.28	129.37	124.20
36	k	621	II0	C29-C31-C33	-3.28	112.98	123.22
36	f	618	II0	C19-C13-C09	-3.28	119.89	124.35
28	B	812	CLA	O2D-CGD-O1D	-3.28	117.43	123.84
28	a	313	CLA	CMB-C2B-C3B	3.28	130.81	124.68
36	f	615	II0	C42-C41-C39	-3.28	116.76	123.47
31	i	316	WVN	C40-C39-C36	-3.27	116.77	123.47
38	g	313	KC2	O2D-CGD-CBD	3.27	117.08	111.27
28	b	602	CLA	C1B-CHB-C4A	-3.27	123.63	130.12
28	e	602	CLA	C1B-CHB-C4A	-3.27	123.64	130.12
28	A	818	CLA	O2D-CGD-O1D	-3.27	117.44	123.84
28	s	208	CLA	O2D-CGD-O1D	-3.27	117.44	123.84
36	J	104	II0	C15-C03-C09	-3.27	105.27	110.47
36	g	317	II0	C19-C13-C11	3.27	120.42	114.36
36	d	316	II0	C19-C13-C09	-3.27	119.91	124.35
31	J	101	WVN	C06-C13-C15	-3.27	118.01	122.61
28	Q	302	CLA	CMB-C2B-C1B	-3.27	123.44	128.46
38	n	611	KC2	CBC-CAC-C3C	-3.27	111.36	127.62
31	l	315	WVN	C40-C37-C34	-3.27	122.65	127.31
28	k	606	CLA	CMB-C2B-C3B	3.27	130.79	124.68
36	n	618	II0	C41-C42-C40	-3.27	116.78	123.47
28	g	310	CLA	C1B-CHB-C4A	-3.26	123.65	130.12
28	h	308	CLA	C2A-C1A-CHA	3.26	129.56	123.86
28	c	608	CLA	O2D-CGD-O1D	-3.26	117.46	123.84
38	l	310	KC2	CHB-C4A-NA	3.26	129.34	124.20
28	n	601	CLA	CMB-C2B-C3B	3.26	130.78	124.68
28	A	803	CLA	CAA-CBA-CGA	-3.26	103.73	113.25
28	B	820	CLA	C1B-CHB-C4A	-3.26	123.66	130.12
28	B	830	CLA	C1B-CHB-C4A	-3.26	123.66	130.12
28	b	607	CLA	C1B-CHB-C4A	-3.26	123.66	130.12
36	a	316	II0	C19-C13-C11	3.26	120.39	114.36
31	l	315	WVN	C19-C22-C26	3.25	123.94	118.94

Continued on next page...

Continued from previous page...

Mol	Chain	Res	Type	Atoms	Z	Observed(°)	Ideal(°)
28	O	201	CLA	C2D-C1D-ND	-3.25	107.71	110.10
28	b	612	CLA	C2A-C1A-CHA	3.25	129.55	123.86
28	B	838	CLA	CMB-C2B-C1B	-3.25	123.47	128.46
38	j	611	KC2	O2D-CGD-CBD	3.25	117.05	111.27
28	e	604	CLA	CMB-C2B-C1B	-3.25	123.47	128.46
31	l	315	WVN	C04-C09-C05	-3.25	121.73	124.85
36	m	618	II0	C37-C35-C33	3.25	123.20	118.08
28	B	801	CLA	O2D-CGD-O1D	-3.25	117.49	123.84
38	l	310	KC2	CBC-CAC-C3C	-3.25	111.46	127.62
36	d	316	II0	C04-C10-C14	-3.25	118.05	122.63
31	L	205	WVN	C40-C39-C36	-3.25	116.82	123.47
28	a	311	CLA	CAA-C2A-C3A	-3.25	103.89	112.78
31	i	316	WVN	C20-C23-C25	-3.25	121.33	126.23
28	k	608	CLA	C1B-CHB-C4A	-3.25	123.69	130.12
31	F	204	WVN	C21-C15-C13	-3.25	120.88	124.53
28	e	608	CLA	CMB-C2B-C1B	-3.24	123.48	128.46
36	k	619	II0	C04-C10-C14	-3.24	118.05	122.63
38	j	611	KC2	CBC-CAC-C3C	-3.24	111.48	127.62
37	f	617	IHT	C22-C18-C07	-3.24	118.09	127.20
37	b	616	IHT	C09-C10-C07	-3.24	118.02	122.73
36	a	314	II0	C30-C32-C34	-3.24	113.10	123.22
31	A	847	WVN	C40-C37-C34	-3.24	122.68	127.31
38	k	611	KC2	C3D-CAD-CBD	-3.24	103.34	107.61
36	a	315	II0	C42-C41-C39	-3.24	116.84	123.47
28	h	303	CLA	C1B-CHB-C4A	-3.24	123.70	130.12
36	b	617	II0	C19-C13-C09	-3.23	119.95	124.35
36	b	613	II0	C29-C31-C33	-3.23	113.13	123.22
28	B	828	CLA	C1B-CHB-C4A	-3.23	123.72	130.12
28	j	610	CLA	CMB-C2B-C1B	-3.23	123.50	128.46
28	K	101	CLA	O2D-CGD-O1D	-3.23	117.52	123.84
28	m	608	CLA	O2D-CGD-O1D	-3.23	117.52	123.84
37	k	618	IHT	C20-C15-C11	-3.23	119.96	124.35
35	F	205	LMG	C7-O1-C1	-3.23	107.43	113.74
28	m	608	CLA	C1B-CHB-C4A	-3.23	123.72	130.12
28	A	854	CLA	C4-C3-C2	-3.23	115.40	123.68
28	h	308	CLA	CMB-C2B-C1B	-3.23	123.50	128.46
37	b	615	IHT	C04-C02-C07	3.23	115.45	110.48
28	b	608	CLA	O2D-CGD-O1D	-3.22	117.53	123.84
30	a	319	LHG	O8-C23-C24	3.22	122.03	111.91
28	A	811	CLA	O2D-CGD-O1D	-3.22	117.53	123.84
36	d	313	II0	C19-C13-C09	-3.22	119.97	124.35
36	i	313	II0	C20-C14-C12	3.22	120.32	114.36

Continued on next page...

Continued from previous page...

Mol	Chain	Res	Type	Atoms	Z	Observed(°)	Ideal(°)
28	A	829	CLA	C1B-CHB-C4A	-3.22	123.74	130.12
37	f	617	IHT	C18-C22-C23	-3.22	121.37	126.23
28	f	613	CLA	CMB-C2B-C1B	-3.22	123.52	128.46
28	f	608	CLA	C4A-NA-C1A	3.22	108.15	106.71
38	g	313	KC2	C2A-C1A-NA	3.22	114.56	109.40
28	f	602	CLA	CMB-C2B-C1B	-3.22	123.52	128.46
31	L	205	WVN	C39-C36-C32	-3.22	122.72	127.31
28	B	813	CLA	O2D-CGD-CBD	3.21	116.98	111.27
28	c	605	CLA	O2D-CGD-O1D	-3.21	117.55	123.84
37	n	617	IHT	C20-C15-C11	-3.21	119.98	124.35
36	j	615	II0	C28-C26-C24	3.21	123.20	116.84
28	g	308	CLA	CHB-C4A-NA	3.21	128.95	124.51
36	g	317	II0	C27-C25-C23	3.21	123.20	116.84
37	g	319	IHT	C09-C10-C07	-3.21	118.07	122.73
28	m	606	CLA	CMB-C2B-C1B	-3.21	123.53	128.46
28	B	829	CLA	O2D-CGD-CBD	3.21	116.97	111.27
28	s	206	CLA	C11-C12-C13	-3.21	105.56	115.92
28	A	814	CLA	C1B-CHB-C4A	-3.20	123.77	130.12
28	f	606	CLA	C1B-CHB-C4A	-3.20	123.77	130.12
28	f	610	CLA	CMB-C2B-C3B	3.20	130.67	124.68
28	B	813	CLA	O2D-CGD-O1D	-3.20	117.58	123.84
28	B	801	CLA	O2D-CGD-CBD	3.20	116.95	111.27
28	A	825	CLA	O2D-CGD-O1D	-3.20	117.58	123.84
35	L	209	LMG	C3-C4-C5	3.20	115.95	110.24
28	j	613	CLA	C1B-CHB-C4A	-3.20	123.78	130.12
28	h	305	CLA	CHB-C4A-NA	3.20	128.93	124.51
28	e	611	CLA	CMB-C2B-C3B	3.20	130.66	124.68
28	A	831	CLA	O2D-CGD-O1D	-3.20	117.59	123.84
31	R	202	WVN	C01-C02-C11	-3.20	108.66	112.70
36	f	618	II0	C20-C14-C12	3.20	120.28	114.36
28	i	307	CLA	C1B-CHB-C4A	-3.19	123.79	130.12
28	h	302	CLA	C1B-CHB-C4A	-3.19	123.79	130.12
28	l	308	CLA	C1B-CHB-C4A	-3.19	123.79	130.12
28	m	610	CLA	CMB-C2B-C1B	-3.19	123.56	128.46
36	j	614	II0	C20-C14-C12	3.19	120.27	114.36
31	F	204	WVN	C33-C34-C37	3.19	123.84	118.94
31	K	102	WVN	C35-C32-C36	-3.19	118.45	122.92
28	B	821	CLA	C11-C10-C8	-3.19	105.60	115.92
28	m	613	CLA	CMC-C2C-C1C	-3.19	120.18	125.04
28	c	608	CLA	C1B-CHB-C4A	-3.19	123.80	130.12
28	d	307	CLA	CHB-C4A-NA	3.19	128.92	124.51
36	k	616	II0	C03-C05-C07	3.19	120.84	113.64

Continued on next page...

Continued from previous page...

Mol	Chain	Res	Type	Atoms	Z	Observed(°)	Ideal(°)
28	A	816	CLA	C1B-CHB-C4A	-3.19	123.81	130.12
28	B	809	CLA	O2D-CGD-O1D	-3.19	117.61	123.84
31	I	101	WVN	C23-C20-C13	-3.18	118.26	127.20
28	m	612	CLA	O2D-CGD-O1D	-3.18	117.61	123.84
38	s	204	KC2	CHB-C4A-NA	3.18	129.22	124.20
28	g	304	CLA	O2D-CGD-O1D	-3.18	117.61	123.84
37	k	618	IHT	C41-C40-C37	-3.18	116.95	123.47
38	s	204	KC2	C2A-C1A-NA	3.18	114.51	109.40
28	B	828	CLA	O2D-CGD-O1D	-3.18	117.62	123.84
38	k	611	KC2	C3B-C2B-C1B	-3.18	104.04	107.08
28	e	605	CLA	CMB-C2B-C3B	3.18	130.63	124.68
28	g	322	CLA	CAC-C3C-C4C	3.18	128.94	124.81
31	A	848	WVN	C24-C22-C26	-3.18	118.47	122.92
28	s	202	CLA	C1-C2-C3	-3.18	120.54	126.04
28	B	827	CLA	O2D-CGD-O1D	-3.18	117.62	123.84
28	k	609	CLA	C1B-CHB-C4A	-3.18	123.82	130.12
28	A	855	CLA	CHB-C4A-NA	3.18	128.91	124.51
28	c	606	CLA	CAA-C2A-C3A	-3.18	104.07	112.78
28	b	604	CLA	CMB-C2B-C3B	3.18	130.62	124.68
28	B	840	CLA	CHD-C1D-ND	-3.18	121.53	124.45
36	J	104	II0	C19-C13-C11	3.18	120.24	114.36
36	k	615	II0	C20-C14-C12	3.18	120.24	114.36
39	i	301	LMU	O1B-C4'-C3'	3.18	115.73	107.28
28	g	309	CLA	C1B-CHB-C4A	-3.18	123.83	130.12
28	n	608	CLA	O2D-CGD-CBD	3.18	116.91	111.27
38	n	611	KC2	C2A-C1A-NA	3.18	114.50	109.40
38	d	310	KC2	CBC-CAC-C3C	-3.17	111.83	127.62
36	e	614	II0	C32-C34-C36	-3.17	117.50	126.42
28	B	814	CLA	O2D-CGD-O1D	-3.17	117.63	123.84
28	i	303	CLA	C1B-CHB-C4A	-3.17	123.83	130.12
38	l	310	KC2	C3B-C2B-C1B	-3.17	104.05	107.08
28	A	819	CLA	CAA-CBA-CGA	-3.17	104.09	112.51
28	B	807	CLA	C1B-CHB-C4A	-3.16	123.85	130.12
31	F	203	WVN	C21-C15-C14	3.16	119.69	113.62
28	s	203	CLA	CMB-C2B-C3B	3.16	130.60	124.68
31	A	847	WVN	C06-C13-C20	3.16	124.72	115.78
28	m	604	CLA	CHB-C4A-NA	3.16	128.88	124.51
37	n	617	IHT	C03-C11-C15	-3.16	118.17	122.63
28	O	206	CLA	CAA-C2A-C1A	3.16	122.33	111.97
28	A	828	CLA	C1B-CHB-C4A	-3.16	123.86	130.12
28	g	308	CLA	O2D-CGD-O1D	-3.16	117.66	123.84
28	d	312	CLA	C1B-CHB-C4A	-3.16	123.86	130.12

Continued on next page...

Continued from previous page...

Mol	Chain	Res	Type	Atoms	Z	Observed(°)	Ideal(°)
37	O	204	IHT	C20-C15-C12	3.16	120.21	114.36
28	B	827	CLA	CHD-C1D-ND	-3.16	121.55	124.45
28	k	603	CLA	CAA-C2A-C3A	-3.16	104.13	112.78
36	l	313	II0	C20-C14-C12	3.15	120.20	114.36
28	g	307	CLA	C1B-CHB-C4A	-3.15	123.87	130.12
28	j	608	CLA	O2D-CGD-O1D	-3.15	117.67	123.84
31	l	315	WVN	C12-C14-C15	-3.15	108.44	114.08
38	e	609	KC2	C3B-C2B-C1B	-3.15	104.06	107.08
28	c	603	CLA	CHD-C1D-ND	-3.15	121.56	124.45
37	a	317	IHT	C20-C15-C11	-3.15	120.07	124.35
28	B	803	CLA	CBC-CAC-C3C	3.15	121.12	112.43
28	A	803	CLA	CHB-C4A-NA	3.15	128.87	124.51
28	k	607	CLA	O2D-CGD-O1D	-3.15	117.68	123.84
28	j	612	CLA	C1D-ND-C4D	-3.15	104.10	106.33
28	B	814	CLA	C1B-CHB-C4A	-3.15	123.88	130.12
28	f	607	CLA	C1B-CHB-C4A	-3.15	123.88	130.12
32	A	850	LMT	O5B-C5B-C4B	3.15	115.41	109.69
28	A	804	CLA	CHB-C4A-NA	3.15	128.87	124.51
28	A	854	CLA	O2D-CGD-O1D	-3.14	117.69	123.84
31	I	101	WVN	C06-C13-C15	-3.14	118.19	122.61
30	m	619	LHG	O7-C7-C8	3.14	118.28	111.50
28	B	833	CLA	O2D-CGD-O1D	-3.14	117.70	123.84
35	c	619	LMG	C7-O1-C1	-3.14	107.60	113.74
38	d	310	KC2	C2A-C1A-NA	3.14	114.44	109.40
36	h	312	II0	C20-C14-C12	3.14	120.17	114.36
28	a	306	CLA	C1B-CHB-C4A	-3.14	123.90	130.12
28	k	610	CLA	CMB-C2B-C3B	3.14	130.55	124.68
36	b	613	II0	C20-C14-C12	3.14	120.17	114.36
31	L	206	WVN	C30-C33-C34	3.14	135.23	126.42
28	O	202	CLA	O2D-CGD-O1D	-3.14	117.70	123.84
28	B	808	CLA	O2D-CGD-O1D	-3.14	117.70	123.84
28	e	606	CLA	CMB-C2B-C3B	3.14	130.55	124.68
28	h	307	CLA	O2D-CGD-O1D	-3.14	117.71	123.84
28	j	608	CLA	CHB-C4A-NA	3.14	128.85	124.51
36	e	614	II0	C27-C25-C23	3.14	123.05	116.84
28	k	614	CLA	O2D-CGD-O1D	-3.13	117.71	123.84
31	A	848	WVN	C39-C36-C32	-3.13	122.84	127.31
28	B	804	CLA	CHB-C4A-NA	3.13	128.85	124.51
31	B	848	WVN	C26-C29-C31	-3.13	113.44	123.22
31	F	203	WVN	C23-C20-C13	-3.13	118.40	127.20
28	s	208	CLA	CMB-C2B-C3B	3.13	130.54	124.68
28	g	315	CLA	CMB-C2B-C3B	3.13	130.53	124.68

Continued on next page...

Continued from previous page...

Mol	Chain	Res	Type	Atoms	Z	Observed(°)	Ideal(°)
28	k	601	CLA	O2D-CGD-O1D	-3.13	117.72	123.84
36	g	320	II0	C42-C41-C39	-3.13	117.06	123.47
36	i	320	II0	C41-C42-C40	-3.13	117.06	123.47
31	F	204	WVN	C04-C09-C05	-3.13	121.85	124.85
31	A	845	WVN	C40-C37-C34	-3.13	122.84	127.31
38	f	611	KC2	CBD-CHA-C1A	3.13	134.71	128.88
28	e	603	CLA	C4A-NA-C1A	3.13	108.11	106.71
31	B	846	WVN	C29-C26-C22	-3.13	122.85	127.31
28	A	855	CLA	CMB-C2B-C1B	-3.13	123.66	128.46
36	d	316	II0	C19-C13-C11	3.13	120.15	114.36
28	B	826	CLA	O2D-CGD-O1D	-3.13	117.73	123.84
38	k	611	KC2	CBC-CAC-C3C	-3.13	112.07	127.62
36	m	618	II0	C32-C34-C36	-3.13	117.64	126.42
28	B	826	CLA	C1B-CHB-C4A	-3.13	123.93	130.12
38	e	609	KC2	O2D-CGD-CBD	3.12	116.82	111.27
28	A	822	CLA	C1B-CHB-C4A	-3.12	123.93	130.12
28	i	306	CLA	CMB-C2B-C1B	-3.12	123.66	128.46
28	c	605	CLA	C1B-CHB-C4A	-3.12	123.93	130.12
28	c	607	CLA	C1B-CHB-C4A	-3.12	123.93	130.12
28	c	605	CLA	CMB-C2B-C3B	3.12	130.52	124.68
28	h	307	CLA	CMB-C2B-C1B	-3.12	123.67	128.46
28	b	609	CLA	O2D-CGD-O1D	-3.12	117.74	123.84
38	f	611	KC2	C2A-C1A-NA	3.12	114.40	109.40
28	h	305	CLA	C4A-NA-C1A	3.12	108.11	106.71
28	d	303	CLA	C1B-CHB-C4A	-3.12	123.94	130.12
28	j	602	CLA	O2D-CGD-O1D	-3.12	117.74	123.84
28	A	807	CLA	CHB-C4A-NA	3.12	128.82	124.51
28	F	202	CLA	CMB-C2B-C1B	-3.12	123.67	128.46
38	g	313	KC2	CHB-C4A-NA	3.12	129.12	124.20
28	a	304	CLA	C1B-CHB-C4A	-3.12	123.94	130.12
38	n	612	KC2	CBD-CHA-C1A	3.12	134.69	128.88
28	e	607	CLA	C1B-CHB-C4A	-3.12	123.95	130.12
28	A	802	CLA	CAA-CBA-CGA	-3.11	104.15	113.25
28	k	604	CLA	CHB-C4A-NA	3.11	128.82	124.51
38	e	609	KC2	O2D-CGD-O1D	-3.11	117.75	123.84
28	b	605	CLA	CHB-C4A-NA	3.11	128.82	124.51
28	i	306	CLA	O2D-CGD-O1D	-3.11	117.75	123.84
28	O	206	CLA	CHB-C4A-NA	3.11	128.82	124.51
28	g	303	CLA	O2D-CGD-O1D	-3.11	117.75	123.84
38	m	611	KC2	C3B-C2B-C1B	-3.11	104.10	107.08
31	F	204	WVN	C20-C13-C15	-3.11	113.92	121.46
28	O	201	CLA	O2D-CGD-O1D	-3.11	117.75	123.84

Continued on next page...

Continued from previous page...

Mol	Chain	Res	Type	Atoms	Z	Observed(°)	Ideal(°)
28	K	103	CLA	CMB-C2B-C1B	-3.11	123.68	128.46
28	L	202	CLA	CMB-C2B-C3B	3.11	130.50	124.68
38	g	312	KC2	C3B-C2B-C1B	-3.11	104.11	107.08
38	k	613	KC2	CHB-C4A-NA	3.11	129.10	124.20
28	A	836	CLA	O2D-CGD-O1D	-3.11	117.76	123.84
28	e	606	CLA	O2D-CGD-O1D	-3.11	117.76	123.84
38	k	612	KC2	C2A-C1A-NA	3.11	114.39	109.40
38	k	612	KC2	O2D-CGD-O1D	-3.11	117.76	123.84
28	f	605	CLA	CMB-C2B-C1B	-3.11	123.69	128.46
36	c	614	II0	C04-C10-C14	-3.10	118.25	122.63
28	A	838	CLA	C1B-CHB-C4A	-3.10	123.97	130.12
28	B	821	CLA	C11-C12-C13	-3.10	105.89	115.92
28	B	822	CLA	C1B-CHB-C4A	-3.10	123.97	130.12
38	m	611	KC2	CBD-CHA-C1A	3.10	134.66	128.88
38	n	611	KC2	C3B-C2B-C1B	-3.10	104.12	107.08
28	b	604	CLA	C1B-CHB-C4A	-3.10	123.98	130.12
31	s	205	WVN	C20-C23-C25	-3.10	121.55	126.23
36	k	619	II0	C19-C13-C09	-3.10	120.14	124.35
36	l	316	II0	C41-C42-C40	-3.10	117.13	123.47
36	J	104	II0	C42-C41-C39	-3.10	117.13	123.47
28	A	832	CLA	CAA-CBA-CGA	-3.09	104.21	113.25
28	h	303	CLA	O2D-CGD-O1D	-3.09	117.79	123.84
31	B	848	WVN	C08-C01-C02	-3.09	104.86	109.55
38	k	612	KC2	C3B-C2B-C1B	-3.09	104.12	107.08
28	A	830	CLA	O2D-CGD-CBD	3.09	116.76	111.27
36	b	617	II0	C06-C04-C10	3.09	115.89	109.62
28	n	608	CLA	CMB-C2B-C3B	3.09	130.46	124.68
38	c	610	KC2	C3B-C2B-C1B	-3.09	104.12	107.08
37	c	616	IHT	C31-C34-C35	-3.09	117.73	126.42
38	k	613	KC2	C2A-C1A-NA	3.09	114.36	109.40
36	f	614	II0	C32-C34-C36	-3.09	117.73	126.42
28	B	810	CLA	C1B-CHB-C4A	-3.09	124.00	130.12
28	b	611	CLA	C1B-CHB-C4A	-3.09	124.00	130.12
31	L	205	WVN	C20-C23-C25	-3.09	121.57	126.23
28	B	806	CLA	O2D-CGD-CBD	3.09	116.75	111.27
28	B	836	CLA	C1B-CHB-C4A	-3.09	124.01	130.12
28	i	311	CLA	C4A-NA-C1A	-3.09	105.32	106.71
38	m	611	KC2	C2B-C1B-NB	3.08	112.38	110.10
28	s	208	CLA	C1B-CHB-C4A	-3.08	124.01	130.12
28	e	601	CLA	CHB-C4A-NA	3.08	128.78	124.51
31	L	205	WVN	C04-C09-C05	-3.08	121.89	124.85
28	j	604	CLA	C1B-CHB-C4A	-3.08	124.01	130.12

Continued on next page...

Continued from previous page...

Mol	Chain	Res	Type	Atoms	Z	Observed(°)	Ideal(°)
37	f	617	IHT	C30-C32-C33	-3.08	117.76	126.42
37	n	617	IHT	C19-C10-C09	3.08	119.54	113.62
38	g	314	KC2	C3B-C2B-C1B	-3.08	104.13	107.08
28	B	832	CLA	C1B-CHB-C4A	-3.08	124.02	130.12
31	L	206	WVN	C33-C34-C37	-3.08	114.22	118.94
28	a	304	CLA	CHB-C4A-NA	3.08	128.77	124.51
28	b	602	CLA	C1-C2-C3	-3.08	120.72	126.04
28	A	809	CLA	CHB-C4A-NA	3.08	128.77	124.51
28	k	608	CLA	CMB-C2B-C3B	3.08	130.43	124.68
36	d	313	II0	C06-C08-C12	3.08	114.52	110.30
36	e	614	II0	C16-C03-C09	-3.07	105.58	110.47
28	B	839	CLA	CMB-C2B-C1B	-3.07	123.74	128.46
31	e	615	WVN	C03-C04-C09	-3.07	106.89	112.00
28	A	834	CLA	O2D-CGD-O1D	-3.07	117.83	123.84
31	R	202	WVN	C30-C28-C25	-3.07	122.93	127.31
38	e	609	KC2	CHB-C4A-NA	3.07	129.04	124.20
28	d	305	CLA	CMB-C2B-C1B	-3.07	123.74	128.46
36	n	614	II0	C05-C03-C09	3.07	115.84	109.62
28	A	809	CLA	C1B-CHB-C4A	-3.07	124.04	130.12
28	n	609	CLA	C1B-CHB-C4A	-3.07	124.04	130.12
31	h	309	WVN	C23-C20-C13	-3.07	118.58	127.20
28	B	831	CLA	C1B-CHB-C4A	-3.07	124.04	130.12
28	n	603	CLA	C1B-CHB-C4A	-3.07	124.04	130.12
28	e	607	CLA	O2D-CGD-O1D	-3.07	117.84	123.84
28	A	803	CLA	C1B-CHB-C4A	-3.07	124.04	130.12
28	i	302	CLA	C1-C2-C3	-3.07	120.74	126.04
36	a	315	II0	C42-C40-C36	-3.06	122.94	127.31
28	B	813	CLA	CHB-C4A-NA	3.06	128.75	124.51
28	A	819	CLA	CMB-C2B-C1B	-3.06	123.76	128.46
28	A	819	CLA	CHB-C4A-NA	3.06	128.75	124.51
31	F	204	WVN	C29-C26-C22	-3.06	122.94	127.31
31	B	848	WVN	C06-C13-C15	-3.06	118.31	122.61
36	c	614	II0	C30-C32-C34	-3.06	113.67	123.22
28	L	202	CLA	O2D-CGD-O1D	-3.06	117.86	123.84
28	h	313	CLA	O2D-CGD-O1D	-3.06	117.86	123.84
36	b	613	II0	C27-C25-C23	3.06	122.89	116.84
28	B	830	CLA	O2D-CGD-O1D	-3.06	117.86	123.84
28	l	308	CLA	O2D-CGD-O1D	-3.06	117.86	123.84
28	j	605	CLA	CMB-C2B-C3B	3.06	130.39	124.68
28	j	612	CLA	O2D-CGD-O1D	-3.05	117.87	123.84
38	d	310	KC2	C3B-C2B-C1B	-3.05	104.16	107.08
28	g	302	CLA	CMB-C2B-C3B	3.05	130.39	124.68

Continued on next page...

Continued from previous page...

Mol	Chain	Res	Type	Atoms	Z	Observed(°)	Ideal(°)
28	A	833	CLA	CHB-C4A-NA	3.05	128.73	124.51
28	A	826	CLA	O2D-CGD-O1D	-3.05	117.87	123.84
31	l	301	WVN	C26-C29-C31	-3.05	113.69	123.22
28	d	308	CLA	C1B-CHB-C4A	-3.05	124.07	130.12
31	A	847	WVN	C06-C13-C15	-3.05	118.32	122.61
28	j	605	CLA	C2A-C1A-CHA	3.05	129.19	123.86
36	d	315	II0	C19-C13-C11	3.05	120.00	114.36
31	l	315	WVN	C14-C15-C13	-3.05	118.31	122.73
28	n	604	CLA	C1B-CHB-C4A	-3.05	124.08	130.12
28	A	817	CLA	C1B-CHB-C4A	-3.05	124.08	130.12
36	i	314	II0	C04-C10-C14	-3.05	118.33	122.63
28	A	854	CLA	C1B-CHB-C4A	-3.05	124.08	130.12
28	e	608	CLA	O2D-CGD-O1D	-3.05	117.88	123.84
28	A	823	CLA	O2D-CGD-O1D	-3.05	117.88	123.84
28	B	821	CLA	O2D-CGD-CBD	3.04	116.68	111.27
38	k	612	KC2	CHB-C4A-NA	3.04	129.00	124.20
28	d	302	CLA	O2D-CGD-O1D	-3.04	117.89	123.84
28	f	607	CLA	C4-C3-C5	3.04	120.39	115.27
28	c	612	CLA	C1B-CHB-C4A	-3.04	124.10	130.12
28	c	611	CLA	O2D-CGD-O1D	-3.04	117.90	123.84
36	i	320	II0	C03-C09-C13	-3.04	118.34	122.63
28	s	203	CLA	C1B-CHB-C4A	-3.04	124.10	130.12
36	k	616	II0	C29-C31-C33	-3.04	113.74	123.22
28	B	835	CLA	C1B-CHB-C4A	-3.04	124.11	130.12
38	i	319	KC2	C3B-C2B-C1B	-3.03	104.18	107.08
37	m	617	IHT	C31-C34-C35	-3.03	117.89	126.42
36	n	614	II0	C29-C31-C33	-3.03	113.75	123.22
28	b	606	CLA	O2D-CGD-O1D	-3.03	117.91	123.84
28	k	614	CLA	CAA-C2A-C3A	-3.03	104.47	112.78
36	n	618	II0	C08-C12-C14	3.03	117.89	111.85
28	d	312	CLA	O2D-CGD-CBD	3.03	116.66	111.27
36	f	615	II0	C31-C33-C35	-3.03	117.90	126.42
28	j	602	CLA	C1B-CHB-C4A	-3.03	124.12	130.12
36	a	316	II0	C28-C26-C24	3.03	122.84	116.84
28	F	202	CLA	CHB-C4A-NA	3.03	128.70	124.51
28	d	301	CLA	O2D-CGD-O1D	-3.03	117.92	123.84
28	B	829	CLA	O2D-CGD-O1D	-3.03	117.92	123.84
28	m	612	CLA	CMB-C2B-C3B	3.03	130.34	124.68
28	g	305	CLA	C1B-CHB-C4A	-3.03	124.12	130.12
36	f	615	II0	C38-C36-C34	3.03	122.85	118.08
36	c	615	II0	C42-C41-C39	-3.03	117.27	123.47
36	m	618	II0	C20-C14-C12	3.03	119.96	114.36

Continued on next page...

Continued from previous page...

Mol	Chain	Res	Type	Atoms	Z	Observed(°)	Ideal(°)
38	k	612	KC2	CBD-CHA-C1A	3.03	134.52	128.88
28	A	852	CLA	C1-C2-C3	-3.02	120.81	126.04
28	A	854	CLA	O2A-CGA-O1A	-3.02	115.96	123.59
28	A	841	CLA	O2D-CGD-CBD	3.02	116.64	111.27
28	A	806	CLA	O2D-CGD-O1D	-3.02	117.93	123.84
31	B	847	WVN	C26-C29-C31	-3.02	113.78	123.22
36	m	614	II0	C06-C08-C12	3.02	114.44	110.30
28	l	311	CLA	CMB-C2B-C3B	3.02	130.34	124.68
28	B	838	CLA	C1B-CHB-C4A	-3.02	124.13	130.12
28	e	606	CLA	C1B-CHB-C4A	-3.02	124.13	130.12
28	j	610	CLA	O2D-CGD-O1D	-3.02	117.93	123.84
36	e	616	II0	C19-C13-C11	3.02	119.95	114.36
28	f	610	CLA	O2D-CGD-O1D	-3.02	117.93	123.84
36	e	616	II0	C06-C08-C12	3.02	114.44	110.30
28	A	806	CLA	CMB-C2B-C3B	3.02	130.33	124.68
28	a	309	CLA	O2D-CGD-O1D	-3.02	117.94	123.84
37	a	317	IHT	C30-C32-C33	-3.02	117.94	126.42
36	i	314	II0	C03-C09-C13	-3.02	118.37	122.63
28	b	608	CLA	C1B-CHB-C4A	-3.02	124.14	130.12
28	b	607	CLA	O2D-CGD-O1D	-3.02	117.94	123.84
31	K	104	WVN	C26-C29-C31	-3.02	113.80	123.22
28	g	307	CLA	O2D-CGD-O1D	-3.02	117.94	123.84
28	j	609	CLA	C1B-CHB-C4A	-3.02	124.14	130.12
38	j	611	KC2	C2B-C1B-NB	3.02	112.33	110.10
28	A	824	CLA	C2A-C1A-CHA	3.02	129.13	123.86
28	e	604	CLA	C1-C2-C3	-3.01	120.83	126.04
28	d	302	CLA	C1B-CHB-C4A	-3.01	124.15	130.12
36	m	616	II0	C31-C33-C35	-3.01	117.95	126.42
36	e	616	II0	C03-C09-C13	-3.01	118.38	122.63
28	Q	303	CLA	O2D-CGD-O1D	-3.01	117.95	123.84
36	d	315	II0	C20-C14-C12	3.01	119.94	114.36
28	b	601	CLA	O2D-CGD-CBD	3.01	116.62	111.27
28	K	103	CLA	O2D-CGD-O1D	-3.01	117.95	123.84
28	j	601	CLA	O2D-CGD-O1D	-3.01	117.95	123.84
36	f	615	II0	C20-C14-C12	3.01	119.93	114.36
28	j	609	CLA	O2D-CGD-O1D	-3.01	117.95	123.84
28	B	816	CLA	O2D-CGD-O1D	-3.01	117.95	123.84
37	j	616	IHT	C20-C15-C12	3.01	119.93	114.36
28	A	804	CLA	C1B-CHB-C4A	-3.01	124.16	130.12
38	g	314	KC2	CHB-C4A-NA	3.01	128.94	124.20
28	e	603	CLA	C1B-CHB-C4A	-3.01	124.16	130.12
28	e	608	CLA	CHB-C4A-NA	3.01	128.67	124.51

Continued on next page...

Continued from previous page...

Mol	Chain	Res	Type	Atoms	Z	Observed(°)	Ideal(°)
36	f	618	II0	C11-C13-C09	-3.01	113.75	120.57
31	A	848	WVN	C21-C15-C14	3.01	119.39	113.62
30	b	620	LHG	C5-O7-C7	-3.01	110.39	117.79
36	k	619	II0	C31-C29-C25	-3.00	117.86	126.58
30	j	617	LHG	O8-C23-C24	3.00	121.34	111.91
28	J	103	CLA	C1B-CHB-C4A	-3.00	124.17	130.12
36	f	616	II0	C41-C42-C40	-3.00	117.32	123.47
28	B	808	CLA	C1B-CHB-C4A	-3.00	124.17	130.12
38	j	611	KC2	C3D-CAD-CBD	-3.00	103.65	107.61
28	f	601	CLA	O2D-CGD-O1D	-3.00	117.97	123.84
28	a	312	CLA	CHB-C4A-NA	3.00	128.66	124.51
28	c	601	CLA	CMB-C2B-C3B	3.00	130.28	124.68
31	l	315	WVN	C30-C28-C25	-3.00	123.03	127.31
28	m	612	CLA	CHB-C4A-NA	3.00	128.65	124.51
28	m	609	CLA	C1B-CHB-C4A	-3.00	124.19	130.12
28	A	810	CLA	O2D-CGD-O1D	-3.00	117.98	123.84
28	j	604	CLA	O2D-CGD-O1D	-2.99	117.98	123.84
28	g	315	CLA	O2D-CGD-O1D	-2.99	117.98	123.84
36	m	614	II0	C41-C42-C40	-2.99	117.34	123.47
28	B	809	CLA	CMB-C2B-C1B	-2.99	123.86	128.46
28	d	309	CLA	CAA-C2A-C3A	-2.99	109.11	116.10
28	e	604	CLA	C1B-CHB-C4A	-2.99	124.19	130.12
28	c	609	CLA	C1B-CHB-C4A	-2.99	124.19	130.12
28	n	608	CLA	C1B-CHB-C4A	-2.99	124.19	130.12
28	i	306	CLA	CMB-C2B-C3B	2.99	130.28	124.68
31	B	844	WVN	C39-C36-C32	-2.99	123.04	127.31
38	n	612	KC2	CHB-C4A-NA	2.99	128.91	124.20
28	k	601	CLA	CMB-C2B-C3B	2.99	130.27	124.68
38	n	612	KC2	C3B-C2B-C1B	-2.99	104.22	107.08
28	l	309	CLA	CHB-C4A-NA	2.99	128.64	124.51
28	A	807	CLA	O2D-CGD-O1D	-2.99	118.00	123.84
36	a	315	II0	C34-C36-C40	-2.99	114.36	118.94
37	a	317	IHT	C22-C18-C07	-2.99	118.82	127.20
38	k	612	KC2	CAC-C3C-C4C	2.98	138.38	124.47
31	s	207	WVN	C23-C20-C13	-2.98	118.82	127.20
28	l	309	CLA	CMB-C2B-C3B	2.98	130.26	124.68
30	m	619	LHG	C5-O7-C7	-2.98	110.45	117.79
28	A	835	CLA	C1B-CHB-C4A	-2.98	124.21	130.12
28	A	824	CLA	O2D-CGD-O1D	-2.98	118.01	123.84
28	s	202	CLA	CAA-C2A-C3A	-2.98	104.61	112.78
38	i	319	KC2	C2B-C1B-NB	2.98	112.30	110.10
28	l	303	CLA	C1-C2-C3	-2.98	120.89	126.04

Continued on next page...

Continued from previous page...

Mol	Chain	Res	Type	Atoms	Z	Observed(°)	Ideal(°)
36	k	616	II0	C19-C13-C09	-2.98	120.30	124.35
31	B	845	WVN	C02-C05-C09	-2.98	117.80	121.47
28	k	610	CLA	C1B-CHB-C4A	-2.98	124.22	130.12
36	i	320	II0	C32-C34-C36	-2.98	118.05	126.42
28	c	611	CLA	C1B-CHB-C4A	-2.98	124.22	130.12
28	c	604	CLA	C1B-CHB-C4A	-2.98	124.22	130.12
28	Q	302	CLA	O2D-CGD-O1D	-2.98	118.02	123.84
36	d	313	II0	C27-C25-C23	2.98	122.74	116.84
37	j	616	IHT	C22-C18-C07	-2.98	118.84	127.20
28	d	307	CLA	O2D-CGD-O1D	-2.98	118.02	123.84
30	k	620	LHG	O8-C23-C24	2.98	121.25	111.91
28	B	837	CLA	C1-C2-C3	-2.98	120.90	126.04
28	e	603	CLA	CHB-C4A-NA	2.97	128.62	124.51
28	j	606	CLA	CHB-C4A-NA	2.97	128.62	124.51
28	d	309	CLA	C1B-CHB-C4A	-2.97	124.23	130.12
28	A	855	CLA	O2D-CGD-O1D	-2.97	118.03	123.84
28	m	603	CLA	O2D-CGD-O1D	-2.97	118.03	123.84
28	e	604	CLA	CMB-C2B-C3B	2.97	130.24	124.68
28	B	829	CLA	C1B-CHB-C4A	-2.97	124.23	130.12
28	A	815	CLA	O2D-CGD-O1D	-2.97	118.03	123.84
31	l	301	WVN	C06-C13-C15	-2.97	118.43	122.61
28	B	805	CLA	O2D-CGD-O1D	-2.97	118.03	123.84
28	A	814	CLA	O2D-CGD-O1D	-2.97	118.03	123.84
28	b	603	CLA	C1B-CHB-C4A	-2.97	124.24	130.12
37	a	317	IHT	C19-C10-C09	2.97	119.31	113.62
28	b	601	CLA	CMB-C2B-C3B	2.97	130.23	124.68
37	g	319	IHT	C18-C07-C10	-2.97	114.28	121.46
31	l	315	WVN	C07-C01-C02	2.97	114.04	109.55
28	B	833	CLA	C1B-CHB-C4A	-2.97	124.24	130.12
36	b	617	II0	C19-C13-C11	2.97	119.85	114.36
36	a	315	II0	C06-C08-C12	2.97	114.36	110.30
28	f	601	CLA	CMB-C2B-C3B	2.96	130.22	124.68
28	A	840	CLA	C1B-CHB-C4A	-2.96	124.25	130.12
28	l	305	CLA	C1B-CHB-C4A	-2.96	124.25	130.12
28	b	608	CLA	CHD-C1D-ND	-2.96	121.73	124.45
28	A	825	CLA	C1B-CHB-C4A	-2.96	124.25	130.12
36	g	320	II0	C06-C04-C10	2.96	115.62	109.62
38	n	611	KC2	C3D-CAD-CBD	-2.96	103.71	107.61
28	s	206	CLA	C1B-CHB-C4A	-2.96	124.25	130.12
28	R	203	CLA	CHB-C4A-NA	2.96	128.61	124.51
28	A	803	CLA	O2D-CGD-O1D	-2.96	118.05	123.84
28	b	607	CLA	CMB-C2B-C3B	2.96	130.21	124.68

Continued on next page...

Continued from previous page...

Mol	Chain	Res	Type	Atoms	Z	Observed(°)	Ideal(°)
28	e	602	CLA	CAA-CBA-CGA	-2.96	104.61	113.25
28	a	312	CLA	CMB-C2B-C1B	-2.96	123.92	128.46
28	c	601	CLA	C1B-CHB-C4A	-2.96	124.26	130.12
31	l	315	WVN	C10-C12-C14	-2.95	104.78	111.38
28	h	303	CLA	CMB-C2B-C1B	-2.95	123.92	128.46
28	a	308	CLA	CMB-C2B-C3B	2.95	130.20	124.68
28	a	310	CLA	CHB-C4A-NA	2.95	128.60	124.51
28	L	207	CLA	C1B-CHB-C4A	-2.95	124.27	130.12
28	l	302	CLA	CMB-C2B-C1B	-2.95	123.92	128.46
31	L	201	WVN	C21-C15-C13	-2.95	121.21	124.53
36	m	618	II0	C17-C04-C10	-2.95	105.78	110.47
36	c	613	II0	C27-C25-C23	2.95	122.68	116.84
38	i	310	KC2	C2B-C1B-NB	2.95	112.28	110.10
38	m	611	KC2	C2A-C1A-NA	2.95	114.13	109.40
31	K	102	WVN	C04-C09-C05	-2.95	122.02	124.85
28	f	612	CLA	C4-C3-C5	2.95	119.35	115.98
31	A	846	WVN	C23-C20-C13	-2.95	118.92	127.20
28	h	308	CLA	CMB-C2B-C3B	2.95	130.19	124.68
31	F	204	WVN	C23-C25-C28	2.95	123.47	118.94
36	b	613	II0	C32-C34-C36	-2.95	118.13	126.42
28	l	307	CLA	C1B-CHB-C4A	-2.95	124.28	130.12
28	b	612	CLA	C1B-CHB-C4A	-2.95	124.28	130.12
28	B	838	CLA	CMB-C2B-C3B	2.95	130.19	124.68
37	c	616	IHT	C30-C32-C33	-2.95	118.14	126.42
31	h	309	WVN	C07-C01-C02	2.95	114.01	109.55
28	A	812	CLA	CHB-C4A-NA	2.95	128.59	124.51
28	n	605	CLA	CHB-C4A-NA	2.95	128.59	124.51
28	h	308	CLA	CAA-C2A-C1A	2.95	121.63	111.97
28	B	834	CLA	O2D-CGD-O1D	-2.95	118.08	123.84
28	n	607	CLA	O2A-CGA-O1A	-2.94	116.16	123.59
35	n	620	LMG	O7-C10-C11	2.94	117.84	111.50
28	i	308	CLA	CHB-C4A-NA	2.94	128.58	124.51
28	A	821	CLA	C1B-CHB-C4A	-2.94	124.29	130.12
37	c	616	IHT	C31-C29-C26	-2.94	118.03	126.58
28	a	311	CLA	O2D-CGD-O1D	-2.94	118.08	123.84
35	L	209	LMG	O8-C28-C29	2.94	121.14	111.91
36	m	614	II0	C31-C33-C35	-2.94	118.15	126.42
28	A	811	CLA	C1B-CHB-C4A	-2.94	124.29	130.12
28	f	604	CLA	C1B-CHB-C4A	-2.94	124.29	130.12
36	n	614	II0	C27-C25-C23	2.94	122.66	116.84
31	K	102	WVN	C14-C15-C13	-2.94	118.46	122.73
28	O	201	CLA	C1-C2-C3	-2.94	120.96	126.04

Continued on next page...

Continued from previous page...

Mol	Chain	Res	Type	Atoms	Z	Observed(°)	Ideal(°)
28	k	605	CLA	CHB-C4A-NA	2.94	128.58	124.51
36	f	616	II0	C31-C29-C25	-2.94	118.05	126.58
31	K	104	WVN	C24-C22-C19	2.94	122.71	118.08
28	m	609	CLA	O2D-CGD-O1D	-2.94	118.10	123.84
36	a	314	II0	C20-C14-C12	2.94	119.80	114.36
28	i	312	CLA	CHB-C4A-NA	2.94	128.57	124.51
36	k	619	II0	C06-C04-C10	2.94	115.57	109.62
28	B	839	CLA	O2D-CGD-O1D	-2.94	118.10	123.84
28	B	811	CLA	O2D-CGD-O1D	-2.93	118.10	123.84
36	j	614	II0	C06-C04-C10	2.93	115.56	109.62
37	g	319	IHT	C27-C30-C32	2.93	132.37	123.22
38	f	611	KC2	C3B-C2B-C1B	-2.93	104.28	107.08
28	m	602	CLA	O2D-CGD-O1D	-2.93	118.11	123.84
28	O	206	CLA	C2A-C1A-CHA	2.93	128.98	123.86
28	f	607	CLA	O2D-CGD-O1D	-2.93	118.11	123.84
28	B	840	CLA	C1B-CHB-C4A	-2.93	124.32	130.12
36	c	613	II0	C42-C41-C39	-2.93	117.47	123.47
37	f	617	IHT	C19-C10-C09	2.93	119.24	113.62
28	f	606	CLA	O2D-CGD-O1D	-2.93	118.11	123.84
28	k	610	CLA	CHB-C4A-NA	2.93	128.56	124.51
36	g	317	II0	C29-C31-C33	-2.93	114.08	123.22
28	b	611	CLA	O2D-CGD-O1D	-2.93	118.12	123.84
36	e	612	II0	C42-C41-C39	-2.92	117.48	123.47
36	i	320	II0	C05-C07-C11	2.92	114.31	110.30
35	b	621	LMG	C4-C3-C2	2.92	115.93	110.82
28	A	837	CLA	C1B-CHB-C4A	-2.92	124.33	130.12
31	K	102	WVN	C39-C40-C37	-2.92	117.49	123.47
28	n	601	CLA	O2D-CGD-O1D	-2.92	118.13	123.84
28	i	312	CLA	CAA-C2A-C3A	-2.92	104.78	112.78
28	f	612	CLA	O2D-CGD-O1D	-2.92	118.13	123.84
28	l	303	CLA	C1B-CHB-C4A	-2.92	124.33	130.12
36	n	616	II0	C42-C41-C39	-2.92	117.49	123.47
28	k	608	CLA	O2D-CGD-CBD	2.92	116.46	111.27
28	s	202	CLA	C4A-NA-C1A	2.92	108.02	106.71
36	g	318	II0	C30-C32-C34	-2.92	114.11	123.22
36	i	320	II0	C20-C14-C12	2.92	119.76	114.36
28	g	315	CLA	CHB-C4A-NA	2.92	128.55	124.51
28	g	322	CLA	CMB-C2B-C3B	2.92	130.14	124.68
28	A	802	CLA	CHD-C1D-ND	-2.92	121.77	124.45
36	d	313	II0	C42-C41-C39	-2.92	117.50	123.47
28	A	801	CLA	O2D-CGD-O1D	-2.92	118.14	123.84
28	h	306	CLA	C1B-CHB-C4A	-2.91	124.34	130.12

Continued on next page...

Continued from previous page...

Mol	Chain	Res	Type	Atoms	Z	Observed(°)	Ideal(°)
28	i	305	CLA	C1B-CHB-C4A	-2.91	124.34	130.12
28	g	302	CLA	O2D-CGD-O1D	-2.91	118.14	123.84
31	R	201	WVN	C30-C33-C34	-2.91	118.23	126.42
32	A	850	LMT	C1B-O5B-C5B	2.91	119.40	113.69
31	l	301	WVN	C21-C15-C14	2.91	119.21	113.62
28	A	820	CLA	CHB-C4A-NA	2.91	128.54	124.51
28	B	820	CLA	CHD-C1D-ND	-2.91	121.78	124.45
28	B	819	CLA	O2D-CGD-O1D	-2.91	118.15	123.84
28	B	835	CLA	CMB-C2B-C3B	2.91	130.12	124.68
28	a	304	CLA	CAA-CBA-CGA	-2.91	104.75	113.25
28	j	610	CLA	C1B-CHB-C4A	-2.91	124.35	130.12
28	m	613	CLA	O2D-CGD-O1D	-2.91	118.15	123.84
28	h	308	CLA	CHB-C4A-NA	2.91	128.54	124.51
28	a	307	CLA	C1B-CHB-C4A	-2.91	124.35	130.12
36	b	617	II0	C30-C32-C34	-2.91	114.14	123.22
28	l	311	CLA	C1B-CHB-C4A	-2.91	124.36	130.12
28	e	611	CLA	C1B-CHB-C4A	-2.91	124.36	130.12
28	n	606	CLA	CHB-C4A-NA	2.91	128.53	124.51
28	A	855	CLA	C1B-CHB-C4A	-2.91	124.36	130.12
28	k	607	CLA	CBC-CAC-C3C	-2.91	104.42	112.43
28	B	818	CLA	O2D-CGD-O1D	-2.91	118.16	123.84
28	B	839	CLA	C1B-CHB-C4A	-2.91	124.36	130.12
36	g	320	II0	C20-C14-C12	2.90	119.74	114.36
28	j	607	CLA	CMB-C2B-C1B	-2.90	124.00	128.46
28	c	612	CLA	O2D-CGD-O1D	-2.90	118.16	123.84
28	m	604	CLA	O2D-CGD-O1D	-2.90	118.16	123.84
28	B	836	CLA	CBC-CAC-C3C	2.90	120.43	112.43
28	b	601	CLA	O2A-C1-C2	-2.90	101.01	108.64
38	n	611	KC2	C2B-C1B-NB	2.90	112.24	110.10
28	k	605	CLA	CBC-CAC-C3C	2.90	120.43	112.43
38	f	611	KC2	O2D-CGD-O1D	-2.90	118.17	123.84
38	n	611	KC2	O2D-CGD-O1D	-2.90	118.17	123.84
28	F	202	CLA	O2D-CGD-O1D	-2.90	118.17	123.84
28	B	816	CLA	C1B-CHB-C4A	-2.90	124.38	130.12
36	e	613	II0	C05-C03-C09	2.90	115.50	109.62
28	h	304	CLA	C2A-C1A-CHA	2.90	128.93	123.86
28	m	613	CLA	CBC-CAC-C3C	2.90	120.42	112.43
28	i	311	CLA	O2D-CGD-O1D	-2.90	118.17	123.84
28	e	607	CLA	CMB-C2B-C1B	-2.90	124.01	128.46
28	K	103	CLA	CHB-C4A-NA	2.90	128.52	124.51
28	s	203	CLA	O2D-CGD-CBD	2.90	116.42	111.27
28	b	610	CLA	O2D-CGD-O1D	-2.90	118.17	123.84

Continued on next page...

Continued from previous page...

Mol	Chain	Res	Type	Atoms	Z	Observed(°)	Ideal(°)
28	A	826	CLA	C1B-CHB-C4A	-2.90	124.38	130.12
38	f	611	KC2	CAB-C3B-C2B	2.90	138.14	128.60
28	g	308	CLA	C1B-CHB-C4A	-2.89	124.38	130.12
35	L	209	LMG	C8-O7-C10	-2.89	110.67	117.79
36	b	613	II0	C05-C03-C09	2.89	115.49	109.62
28	n	602	CLA	O2D-CGD-O1D	-2.89	118.18	123.84
36	d	316	II0	C05-C03-C09	2.89	115.48	109.62
35	J	105	LMG	O7-C10-C11	2.89	117.74	111.50
28	n	604	CLA	CBA-CAA-C2A	2.89	122.40	113.86
28	A	833	CLA	CMB-C2B-C3B	2.89	130.09	124.68
28	k	609	CLA	O2D-CGD-O1D	-2.89	118.18	123.84
38	g	313	KC2	C3B-C2B-C1B	-2.89	104.31	107.08
38	s	201	KC2	O2D-CGD-O1D	-2.89	118.18	123.84
28	m	612	CLA	CAA-C2A-C3A	-2.89	104.86	112.78
38	s	201	KC2	C2A-C3A-C4A	-2.89	104.34	106.49
37	g	319	IHT	C02-C07-C10	-2.89	118.54	122.61
28	n	607	CLA	CHB-C4A-NA	2.89	128.51	124.51
31	A	848	WVN	C20-C13-C15	-2.89	114.46	121.46
28	O	202	CLA	C16-C15-C13	-2.89	106.58	115.92
28	A	836	CLA	C1B-CHB-C4A	-2.89	124.40	130.12
28	b	612	CLA	CAA-C2A-C1A	2.89	121.44	111.97
28	B	804	CLA	O2A-CGA-O1A	-2.89	116.30	123.59
28	A	841	CLA	CHB-C4A-NA	2.89	128.51	124.51
38	k	611	KC2	C2B-C1B-NB	2.89	112.23	110.10
28	B	806	CLA	CHB-C4A-NA	2.89	128.50	124.51
28	B	825	CLA	C1B-CHB-C4A	-2.89	124.40	130.12
28	A	805	CLA	O2D-CGD-O1D	-2.89	118.20	123.84
38	l	310	KC2	C2B-C1B-NB	2.88	112.23	110.10
36	h	310	II0	C31-C29-C25	-2.88	118.20	126.58
28	A	830	CLA	CHB-C4A-NA	2.88	128.50	124.51
28	k	608	CLA	CHB-C4A-NA	2.88	128.50	124.51
28	a	311	CLA	C1B-CHB-C4A	-2.88	124.41	130.12
38	i	310	KC2	O2D-CGD-CBD	2.88	116.39	111.27
28	B	805	CLA	C1B-CHB-C4A	-2.88	124.41	130.12
28	h	307	CLA	C1B-CHB-C4A	-2.88	124.41	130.12
36	e	616	II0	C32-C34-C36	-2.88	118.32	126.42
36	l	316	II0	C42-C40-C36	-2.88	123.20	127.31
38	i	310	KC2	C2A-C1A-NA	2.88	114.02	109.40
28	g	322	CLA	CHD-C1D-ND	-2.88	121.81	124.45
28	j	607	CLA	CHB-C4A-NA	2.88	128.50	124.51
31	F	203	WVN	C39-C36-C32	-2.88	123.20	127.31
31	A	845	WVN	C39-C40-C37	-2.88	117.58	123.47

Continued on next page...

Continued from previous page...

Mol	Chain	Res	Type	Atoms	Z	Observed(°)	Ideal(°)
30	b	619	LHG	O7-C7-O9	-2.88	116.74	123.70
28	A	808	CLA	C1B-CHB-C4A	-2.88	124.42	130.12
28	b	603	CLA	CHB-C4A-NA	2.88	128.49	124.51
28	f	601	CLA	CHB-C4A-NA	2.88	128.49	124.51
28	A	837	CLA	C16-C15-C13	-2.88	106.62	115.92
31	R	202	WVN	C21-C15-C14	2.88	119.14	113.62
31	l	301	WVN	C20-C23-C25	-2.87	121.89	126.23
28	B	835	CLA	O2D-CGD-O1D	-2.87	118.22	123.84
36	n	618	II0	C03-C05-C07	-2.87	107.15	113.64
36	i	317	II0	C06-C04-C10	2.87	115.44	109.62
36	j	615	II0	C27-C25-C23	2.87	122.53	116.84
28	m	605	CLA	CMB-C2B-C3B	2.87	130.05	124.68
28	e	605	CLA	C1B-CHB-C4A	-2.87	124.43	130.12
28	f	609	CLA	C1B-CHB-C4A	-2.87	124.43	130.12
31	B	846	WVN	C24-C22-C26	-2.87	118.90	122.92
28	A	841	CLA	O2D-CGD-O1D	-2.87	118.23	123.84
35	c	619	LMG	O6-C5-C4	2.87	114.90	109.69
28	b	601	CLA	C4-C3-C5	-2.87	112.70	115.98
28	n	602	CLA	C1B-CHB-C4A	-2.87	124.44	130.12
36	e	613	II0	C20-C14-C12	2.87	119.67	114.36
28	A	832	CLA	CMC-C2C-C1C	-2.87	120.67	125.04
31	I	101	WVN	C39-C40-C37	-2.87	117.60	123.47
28	f	605	CLA	O2D-CGD-O1D	-2.87	118.24	123.84
28	A	801	CLA	C1B-CHB-C4A	-2.86	124.44	130.12
28	l	308	CLA	CHD-C1D-ND	-2.86	121.82	124.45
28	A	816	CLA	CBA-CAA-C2A	2.86	122.32	113.86
30	g	321	LHG	C6-C5-C4	-2.86	105.02	111.79
36	m	615	II0	C28-C26-C24	2.86	122.51	116.84
36	i	314	II0	C38-C36-C34	2.86	122.59	118.08
28	B	810	CLA	CHB-C4A-NA	2.86	128.47	124.51
28	B	831	CLA	O2D-CGD-O1D	-2.86	118.25	123.84
28	m	606	CLA	O2D-CGD-O1D	-2.86	118.25	123.84
28	e	608	CLA	CMB-C2B-C3B	2.86	130.03	124.68
36	i	315	II0	C19-C13-C11	2.86	119.65	114.36
28	A	841	CLA	CAA-C2A-C3A	-2.86	104.95	112.78
28	f	613	CLA	O2D-CGD-O1D	-2.86	118.25	123.84
28	b	605	CLA	C1B-CHB-C4A	-2.86	124.46	130.12
38	e	609	KC2	C2B-C1B-NB	2.86	112.21	110.10
31	i	316	WVN	C29-C31-C32	-2.86	118.39	126.42
38	k	613	KC2	C3B-C2B-C1B	-2.86	104.35	107.08
28	k	603	CLA	C1B-CHB-C4A	-2.85	124.46	130.12
28	c	609	CLA	O2D-CGD-O1D	-2.85	118.26	123.84

Continued on next page...

Continued from previous page...

Mol	Chain	Res	Type	Atoms	Z	Observed(°)	Ideal(°)
36	m	615	II0	C41-C42-C40	-2.85	117.63	123.47
38	c	610	KC2	C2B-C1B-NB	2.85	112.21	110.10
36	n	616	II0	C19-C13-C11	2.85	119.64	114.36
28	O	206	CLA	C1B-CHB-C4A	-2.85	124.47	130.12
28	k	601	CLA	C1B-CHB-C4A	-2.85	124.47	130.12
28	a	312	CLA	O2D-CGD-O1D	-2.85	118.27	123.84
30	f	619	LHG	C5-O7-C7	-2.85	110.78	117.79
36	d	314	II0	C31-C33-C35	-2.85	118.42	126.42
28	B	837	CLA	C1B-CHB-C4A	-2.85	124.48	130.12
37	R	204	IHT	C19-C10-C09	2.85	119.08	113.62
28	b	606	CLA	C1B-CHB-C4A	-2.85	124.48	130.12
31	R	202	WVN	C08-C01-C07	2.85	112.09	107.89
36	k	616	II0	C42-C40-C36	-2.85	123.25	127.31
31	M	101	WVN	C39-C40-C37	-2.85	117.65	123.47
30	c	620	LHG	C5-O7-C7	-2.84	110.79	117.79
28	c	608	CLA	CHB-C4A-NA	2.84	128.45	124.51
28	g	311	CLA	CMB-C2B-C3B	2.84	130.00	124.68
36	d	314	II0	C06-C08-C12	2.84	114.19	110.30
36	j	615	II0	C19-C13-C11	2.84	119.62	114.36
36	n	614	II0	C06-C08-C12	2.84	114.19	110.30
38	d	310	KC2	C2B-C1B-NB	2.84	112.20	110.10
31	A	847	WVN	C38-C34-C33	2.84	122.55	118.08
28	l	304	CLA	O2D-CGD-O1D	-2.84	118.28	123.84
38	s	204	KC2	C3B-C2B-C1B	-2.84	104.36	107.08
28	i	304	CLA	O2D-CGD-O1D	-2.84	118.29	123.84
28	i	304	CLA	C1B-CHB-C4A	-2.84	124.50	130.12
38	j	611	KC2	O2D-CGD-O1D	-2.84	118.29	123.84
28	B	824	CLA	C1B-CHB-C4A	-2.84	124.50	130.12
28	m	607	CLA	O2A-CGA-O1A	-2.84	116.43	123.59
36	j	614	II0	C27-C25-C23	2.84	122.46	116.84
28	l	302	CLA	C1B-CHB-C4A	-2.84	124.50	130.12
28	k	607	CLA	CMB-C2B-C1B	-2.84	124.10	128.46
28	d	305	CLA	CHB-C4A-NA	2.84	128.43	124.51
36	d	313	II0	C31-C33-C35	-2.84	118.45	126.42
38	g	312	KC2	CHB-C4A-NA	2.83	128.67	124.20
36	i	315	II0	C05-C03-C09	2.83	115.36	109.62
36	k	617	II0	C19-C13-C11	2.83	119.60	114.36
28	g	311	CLA	C6-C5-C3	-2.83	106.03	113.45
28	A	823	CLA	CMB-C2B-C1B	-2.83	124.11	128.46
36	i	315	II0	C27-C25-C23	2.83	122.44	116.84
28	i	302	CLA	C1B-CHB-C4A	-2.83	124.51	130.12
28	B	838	CLA	O2D-CGD-O1D	-2.83	118.31	123.84

Continued on next page...

Continued from previous page...

Mol	Chain	Res	Type	Atoms	Z	Observed(°)	Ideal(°)
28	s	202	CLA	O2D-CGD-O1D	-2.83	118.31	123.84
28	f	610	CLA	C1B-CHB-C4A	-2.83	124.52	130.12
28	B	805	CLA	O1D-CGD-CBD	2.83	130.27	124.48
37	j	616	IHT	C30-C32-C33	-2.83	118.47	126.42
28	B	815	CLA	O2D-CGD-O1D	-2.83	118.31	123.84
28	i	302	CLA	O2D-CGD-O1D	-2.83	118.31	123.84
28	A	834	CLA	C1B-CHB-C4A	-2.83	124.52	130.12
36	g	316	II0	C38-C36-C34	2.82	122.53	118.08
36	O	203	II0	C19-C13-C11	2.82	119.59	114.36
28	e	611	CLA	O2D-CGD-O1D	-2.82	118.32	123.84
28	B	818	CLA	C1B-CHB-C4A	-2.82	124.53	130.12
30	e	617	LHG	C6-C5-C4	-2.82	105.11	111.79
37	a	317	IHT	C29-C31-C34	-2.82	114.41	123.22
28	h	305	CLA	C1-C2-C3	-2.82	121.16	126.04
28	A	835	CLA	CHB-C4A-NA	2.82	128.41	124.51
28	B	841	CLA	O2D-CGD-O1D	-2.82	118.32	123.84
28	k	603	CLA	O2D-CGD-O1D	-2.82	118.32	123.84
38	g	312	KC2	CBD-CHA-C1A	2.82	134.14	128.88
31	A	847	WVN	C04-C09-C05	-2.82	122.15	124.85
28	f	609	CLA	O2D-CGD-O1D	-2.82	118.32	123.84
36	h	312	II0	C19-C13-C11	2.82	119.58	114.36
28	e	603	CLA	O2D-CGD-O1D	-2.82	118.33	123.84
28	B	801	CLA	C1B-CHB-C4A	-2.82	124.53	130.12
28	d	301	CLA	C1B-CHB-C4A	-2.82	124.53	130.12
28	J	103	CLA	CHB-C4A-NA	2.82	128.41	124.51
28	m	608	CLA	CHB-C4A-NA	2.82	128.41	124.51
28	i	305	CLA	C1-C2-C3	-2.82	121.17	126.04
28	g	322	CLA	C1B-CHB-C4A	-2.82	124.54	130.12
28	g	310	CLA	CHB-C4A-NA	2.82	128.41	124.51
28	m	601	CLA	O2D-CGD-O1D	-2.82	118.33	123.84
28	n	601	CLA	C1B-CHB-C4A	-2.82	124.54	130.12
28	k	605	CLA	C1B-CHB-C4A	-2.82	124.54	130.12
28	e	607	CLA	C11-C12-C13	-2.82	106.82	115.92
36	j	614	II0	C41-C42-C40	-2.82	117.71	123.47
36	a	318	II0	C32-C30-C26	2.81	134.76	126.58
28	d	304	CLA	C1B-CHB-C4A	-2.81	124.54	130.12
28	m	602	CLA	CAA-CBA-CGA	-2.81	105.03	113.25
28	g	308	CLA	O2D-CGD-CBD	2.81	116.27	111.27
28	m	602	CLA	C1-C2-C3	-2.81	121.18	126.04
28	i	308	CLA	C1B-CHB-C4A	-2.81	124.55	130.12
28	b	608	CLA	C11-C12-C13	-2.81	106.83	115.92
28	l	303	CLA	CMB-C2B-C3B	2.81	129.94	124.68

Continued on next page...

Continued from previous page...

Mol	Chain	Res	Type	Atoms	Z	Observed(°)	Ideal(°)
28	A	821	CLA	O2D-CGD-O1D	-2.81	118.34	123.84
36	i	320	II0	C27-C25-C23	2.81	122.41	116.84
28	h	303	CLA	CHB-C4A-NA	2.81	128.40	124.51
28	c	608	CLA	CAA-CBA-CGA	-2.81	105.04	113.25
36	f	616	II0	C31-C33-C35	-2.81	118.53	126.42
28	A	822	CLA	CHB-C4A-NA	2.81	128.39	124.51
28	A	816	CLA	CHB-C4A-NA	2.81	128.39	124.51
36	i	317	II0	C11-C13-C09	-2.81	114.20	120.57
28	A	812	CLA	O2D-CGD-O1D	-2.80	118.36	123.84
28	Q	302	CLA	C1B-CHB-C4A	-2.80	124.56	130.12
36	j	614	II0	C37-C35-C33	2.80	122.49	118.08
36	a	315	II0	C31-C29-C25	-2.80	118.44	126.58
28	g	311	CLA	CHB-C4A-NA	2.80	128.39	124.51
28	i	305	CLA	O2D-CGD-O1D	-2.80	118.36	123.84
28	L	204	CLA	O2D-CGD-O1D	-2.80	118.36	123.84
28	c	601	CLA	O2D-CGD-O1D	-2.80	118.36	123.84
28	B	810	CLA	O2D-CGD-O1D	-2.80	118.36	123.84
28	j	606	CLA	CMB-C2B-C1B	-2.80	124.16	128.46
28	m	613	CLA	CMC-C2C-C3C	2.80	133.72	126.12
36	m	615	II0	C38-C36-C34	2.80	122.49	118.08
36	n	618	II0	C20-C14-C12	2.80	119.55	114.36
37	b	615	IHT	C41-C40-C37	-2.80	117.74	123.47
28	b	612	CLA	CBA-CAA-C2A	-2.80	105.59	113.86
31	L	206	WVN	C28-C30-C33	2.80	131.96	123.22
28	i	309	CLA	C4A-NA-C1A	2.80	107.97	106.71
28	A	826	CLA	CHB-C4A-NA	2.80	128.38	124.51
28	O	206	CLA	CBA-CAA-C2A	2.80	122.13	113.86
36	d	315	II0	C38-C36-C40	-2.80	119.00	122.92
28	a	308	CLA	CHB-C4A-NA	2.80	128.38	124.51
30	J	106	LHG	O8-C23-C24	2.80	120.69	111.91
28	A	813	CLA	C1B-CHB-C4A	-2.80	124.58	130.12
28	d	306	CLA	C1B-CHB-C4A	-2.80	124.58	130.12
28	L	203	CLA	O2D-CGD-O1D	-2.80	118.37	123.84
28	h	308	CLA	O2D-CGD-O1D	-2.80	118.37	123.84
28	A	802	CLA	CAA-C2A-C1A	-2.80	102.81	111.97
28	B	815	CLA	CHB-C4A-NA	2.79	128.38	124.51
31	A	845	WVN	C01-C02-C05	-2.79	106.41	111.42
28	f	613	CLA	C1B-CHB-C4A	-2.79	124.58	130.12
36	i	320	II0	C34-C36-C40	-2.79	114.65	118.94
28	k	609	CLA	C1-C2-C3	-2.79	121.21	126.04
28	A	801	CLA	CMB-C2B-C3B	2.79	129.90	124.68
28	l	306	CLA	CMB-C2B-C1B	-2.79	124.17	128.46

Continued on next page...

Continued from previous page...

Mol	Chain	Res	Type	Atoms	Z	Observed(°)	Ideal(°)
31	L	206	WVN	C21-C15-C14	2.79	118.98	113.62
36	n	615	II0	C17-C04-C10	-2.79	106.03	110.47
31	L	201	WVN	C26-C29-C31	-2.79	114.51	123.22
31	L	205	WVN	C01-C02-C11	-2.79	109.17	112.70
36	a	316	II0	C29-C31-C33	-2.79	114.51	123.22
28	A	818	CLA	CMC-C2C-C3C	2.79	133.69	126.12
28	f	606	CLA	CHB-C4A-NA	2.79	128.37	124.51
37	g	319	IHT	C31-C34-C35	-2.79	118.58	126.42
28	g	302	CLA	CHB-C4A-NA	2.79	128.37	124.51
36	f	615	II0	C30-C32-C34	-2.79	114.52	123.22
36	c	615	II0	C31-C29-C25	-2.79	118.49	126.58
28	J	103	CLA	O2D-CGD-O1D	-2.79	118.39	123.84
28	B	811	CLA	CBC-CAC-C3C	2.78	120.11	112.43
28	g	304	CLA	C1B-CHB-C4A	-2.78	124.61	130.12
28	B	820	CLA	CMB-C2B-C3B	2.78	129.88	124.68
28	n	606	CLA	CMB-C2B-C3B	2.78	129.88	124.68
28	A	835	CLA	O2D-CGD-O1D	-2.78	118.40	123.84
37	b	616	IHT	C20-C15-C12	2.78	119.51	114.36
28	e	601	CLA	CMB-C2B-C3B	2.78	129.88	124.68
36	b	613	II0	C20-C14-C10	-2.78	120.57	124.35
28	f	608	CLA	O2D-CGD-O1D	-2.78	118.40	123.84
28	m	609	CLA	CHB-C4A-NA	2.78	128.36	124.51
31	L	206	WVN	C01-C02-C11	-2.78	109.19	112.70
28	k	614	CLA	C4A-NA-C1A	2.78	107.96	106.71
28	g	305	CLA	O2D-CGD-O1D	-2.78	118.40	123.84
36	b	613	II0	C37-C35-C33	2.78	122.46	118.08
31	i	316	WVN	C06-C13-C15	-2.78	118.70	122.61
38	k	613	KC2	C3D-CAD-CBD	-2.78	103.94	107.61
31	B	844	WVN	C30-C28-C25	-2.78	123.34	127.31
28	k	607	CLA	O2A-CGA-O1A	-2.78	116.58	123.59
28	A	821	CLA	CHD-C1D-ND	-2.78	121.90	124.45
28	m	602	CLA	C1B-CHB-C4A	-2.78	124.61	130.12
28	B	834	CLA	CMB-C2B-C1B	-2.78	124.20	128.46
36	a	314	II0	C04-C10-C14	-2.78	118.72	122.63
28	l	306	CLA	O2D-CGD-O1D	-2.77	118.41	123.84
28	f	602	CLA	C1B-CHB-C4A	-2.77	124.62	130.12
31	i	316	WVN	C38-C34-C37	-2.77	119.04	122.92
36	h	310	II0	C19-C13-C11	2.77	119.49	114.36
28	d	303	CLA	O2D-CGD-O1D	-2.77	118.42	123.84
36	j	615	II0	C31-C33-C35	-2.77	118.63	126.42
36	i	315	II0	C06-C08-C12	2.77	114.10	110.30
28	B	823	CLA	C1B-CHB-C4A	-2.77	124.63	130.12

Continued on next page...

Continued from previous page...

Mol	Chain	Res	Type	Atoms	Z	Observed(°)	Ideal(°)
36	n	614	II0	C06-C04-C10	2.77	115.24	109.62
36	l	316	II0	C20-C14-C12	2.77	119.49	114.36
31	L	206	WVN	C38-C34-C37	-2.77	119.04	122.92
36	c	614	II0	C31-C33-C35	-2.77	118.64	126.42
36	i	317	II0	C05-C03-C09	2.77	115.23	109.62
31	B	848	WVN	C27-C25-C23	2.77	122.44	118.08
31	s	205	WVN	C02-C05-C09	-2.77	118.06	121.47
31	I	101	WVN	C28-C30-C33	-2.77	114.58	123.22
28	A	808	CLA	CHB-C4A-NA	2.77	128.34	124.51
28	K	103	CLA	C1B-CHB-C4A	-2.77	124.64	130.12
28	B	807	CLA	O2D-CGD-O1D	-2.77	118.43	123.84
28	f	606	CLA	CMB-C2B-C3B	2.77	129.85	124.68
28	a	307	CLA	CAC-C3C-C4C	2.77	128.40	124.81
38	s	201	KC2	C3B-C2B-C1B	-2.77	104.44	107.08
28	B	820	CLA	O2D-CGD-O1D	-2.77	118.43	123.84
38	g	312	KC2	C2B-C1B-NB	2.76	112.14	110.10
36	i	315	II0	C31-C33-C35	-2.76	118.65	126.42
31	A	848	WVN	C39-C40-C37	-2.76	117.81	123.47
31	h	309	WVN	C35-C32-C36	-2.76	119.05	122.92
36	g	317	II0	C20-C14-C12	2.76	119.47	114.36
38	d	311	KC2	CBD-CHA-C1A	2.76	134.03	128.88
37	b	615	IHT	C20-C15-C12	2.76	119.47	114.36
28	g	303	CLA	CHB-C4A-NA	2.76	128.33	124.51
28	b	606	CLA	CMB-C2B-C3B	2.76	129.84	124.68
30	J	106	LHG	C5-O7-C7	-2.76	110.99	117.79
36	f	618	II0	C15-C03-C09	-2.76	106.08	110.47
36	m	614	II0	C27-C25-C23	2.76	122.31	116.84
28	B	809	CLA	C1B-CHB-C4A	-2.76	124.65	130.12
28	b	610	CLA	C1B-CHB-C4A	-2.76	124.65	130.12
28	A	819	CLA	O2D-CGD-O1D	-2.76	118.44	123.84
37	k	618	IHT	C31-C29-C26	-2.76	118.56	126.58
28	B	818	CLA	CHD-C1D-ND	-2.76	121.92	124.45
28	Q	302	CLA	CMB-C2B-C3B	2.76	129.84	124.68
28	B	838	CLA	CHB-C4A-NA	2.76	128.33	124.51
28	m	607	CLA	O2D-CGD-O1D	-2.76	118.44	123.84
28	A	841	CLA	C1B-CHB-C4A	-2.76	124.66	130.12
28	L	202	CLA	CHB-C4A-NA	2.76	128.32	124.51
28	d	306	CLA	O2D-CGD-O1D	-2.76	118.45	123.84
28	n	607	CLA	O2D-CGD-O1D	-2.76	118.45	123.84
28	A	838	CLA	CHB-C4A-NA	2.76	128.32	124.51
28	a	310	CLA	O2D-CGD-O1D	-2.76	118.45	123.84
37	a	317	IHT	C20-C15-C12	2.75	119.46	114.36

Continued on next page...

Continued from previous page...

Mol	Chain	Res	Type	Atoms	Z	Observed(°)	Ideal(°)
31	F	203	WVN	C14-C15-C13	-2.75	118.73	122.73
28	n	610	CLA	C1B-CHB-C4A	-2.75	124.66	130.12
28	B	810	CLA	CAC-C3C-C4C	2.75	128.38	124.81
28	A	851	CLA	O2D-CGD-O1D	-2.75	118.45	123.84
28	a	312	CLA	C1B-CHB-C4A	-2.75	124.67	130.12
37	n	617	IHT	C22-C18-C07	-2.75	119.47	127.20
38	d	311	KC2	CHB-C4A-NA	2.75	128.54	124.20
28	e	604	CLA	C7-C6-C5	-2.75	105.89	113.36
36	k	615	II0	C30-C32-C34	-2.75	114.63	123.22
28	b	610	CLA	CHB-C4A-NA	2.75	128.32	124.51
28	d	312	CLA	CHD-C1D-ND	-2.75	121.93	124.45
36	g	316	II0	C20-C14-C12	2.75	119.45	114.36
36	h	310	II0	C05-C07-C11	2.75	114.07	110.30
28	B	827	CLA	CHB-C4A-NA	2.75	128.31	124.51
28	e	610	CLA	CHB-C4A-NA	2.75	128.31	124.51
36	c	614	II0	C27-C25-C23	2.75	122.28	116.84
28	i	303	CLA	CHB-C4A-NA	2.75	128.31	124.51
28	A	818	CLA	C7-C6-C5	-2.75	105.90	113.36
31	J	102	WVN	C21-C15-C13	-2.75	121.44	124.53
36	g	316	II0	C27-C25-C23	2.75	122.28	116.84
28	A	828	CLA	O2D-CGD-O1D	-2.75	118.47	123.84
28	b	609	CLA	CHD-C1D-ND	-2.75	121.93	124.45
28	a	305	CLA	O2D-CGD-O1D	-2.75	118.47	123.84
28	B	839	CLA	CHB-C4A-NA	2.75	128.31	124.51
28	s	208	CLA	CHB-C4A-NA	2.75	128.31	124.51
28	e	607	CLA	CHB-C4A-NA	2.75	128.31	124.51
36	k	617	II0	C05-C03-C09	2.75	115.19	109.62
28	b	609	CLA	CHB-C4A-NA	2.75	128.31	124.51
38	e	609	KC2	C3D-CAD-CBD	-2.74	103.99	107.61
31	l	301	WVN	C08-C01-C02	-2.74	105.39	109.55
37	a	317	IHT	C03-C11-C15	-2.74	118.76	122.63
28	B	806	CLA	C1B-CHB-C4A	-2.74	124.68	130.12
28	B	807	CLA	O2D-CGD-CBD	2.74	116.14	111.27
28	n	602	CLA	CHD-C1D-ND	-2.74	121.93	124.45
36	i	320	II0	C04-C10-C14	-2.74	118.76	122.63
28	A	802	CLA	O2D-CGD-O1D	-2.74	118.48	123.84
36	a	316	II0	C30-C32-C34	-2.74	114.66	123.22
28	n	606	CLA	O2D-CGD-O1D	-2.74	118.48	123.84
28	B	837	CLA	O2D-CGD-CBD	2.74	116.14	111.27
28	B	807	CLA	CBA-CAA-C2A	2.74	121.95	113.86
28	n	603	CLA	CMB-C2B-C3B	2.74	129.80	124.68
31	l	301	WVN	C39-C40-C37	-2.74	117.86	123.47

Continued on next page...

Continued from previous page...

Mol	Chain	Res	Type	Atoms	Z	Observed(°)	Ideal(°)
36	O	203	II0	C32-C34-C36	-2.74	118.72	126.42
36	l	312	II0	C03-C09-C13	-2.74	118.77	122.63
28	A	813	CLA	CAA-CBA-CGA	-2.74	105.24	112.51
28	b	602	CLA	CHB-C4A-NA	2.74	128.30	124.51
36	k	619	II0	C05-C07-C11	2.74	114.05	110.30
28	c	602	CLA	CHB-C4A-NA	2.74	128.30	124.51
38	s	204	KC2	C2B-C1B-NB	2.74	112.12	110.10
28	f	607	CLA	CMB-C2B-C3B	2.74	129.80	124.68
28	a	305	CLA	CHB-C4A-NA	2.74	128.30	124.51
28	A	810	CLA	CHD-C1D-ND	-2.74	121.94	124.45
28	B	833	CLA	CHB-C4A-NA	2.73	128.29	124.51
28	k	604	CLA	O2D-CGD-O1D	-2.73	118.49	123.84
31	M	101	WVN	C30-C33-C34	-2.73	118.73	126.42
28	h	306	CLA	O2D-CGD-O1D	-2.73	118.49	123.84
31	B	847	WVN	C28-C30-C33	-2.73	114.69	123.22
28	a	310	CLA	CMB-C2B-C3B	2.73	129.79	124.68
28	k	601	CLA	CHB-C4A-NA	2.73	128.29	124.51
28	b	610	CLA	CMB-C2B-C1B	-2.73	124.27	128.46
36	n	615	II0	C32-C30-C26	-2.73	118.65	126.58
28	A	831	CLA	C1B-CHB-C4A	-2.73	124.71	130.12
32	a	320	LMT	C1-O1'-C1'	-2.73	109.31	113.84
31	J	102	WVN	C27-C25-C23	2.73	122.38	118.08
28	a	305	CLA	C1B-CHB-C4A	-2.73	124.71	130.12
28	a	307	CLA	CHB-C4A-NA	2.73	128.29	124.51
31	B	844	WVN	C23-C20-C13	-2.73	119.53	127.20
36	b	614	II0	C32-C34-C36	-2.73	118.75	126.42
36	g	316	II0	C04-C10-C14	-2.73	118.78	122.63
28	B	819	CLA	CMB-C2B-C3B	2.73	129.78	124.68
31	B	848	WVN	C21-C15-C13	-2.73	121.47	124.53
28	s	206	CLA	CAA-C2A-C3A	-2.73	105.31	112.78
36	l	312	II0	C31-C33-C35	-2.73	118.76	126.42
28	j	603	CLA	C1B-CHB-C4A	-2.72	124.72	130.12
31	h	309	WVN	C21-C15-C14	2.72	118.85	113.62
28	n	605	CLA	C1B-CHB-C4A	-2.72	124.72	130.12
38	c	610	KC2	C3D-CAD-CBD	-2.72	104.02	107.61
28	k	603	CLA	CHB-C4A-NA	2.72	128.28	124.51
28	A	833	CLA	O2D-CGD-O1D	-2.72	118.52	123.84
28	A	812	CLA	C1B-CHB-C4A	-2.72	124.73	130.12
36	J	104	II0	C06-C08-C12	2.72	114.03	110.30
31	F	203	WVN	C01-C02-C11	-2.72	109.26	112.70
31	B	844	WVN	C06-C13-C15	-2.72	118.78	122.61
36	a	318	II0	C18-C04-C17	-2.72	100.18	108.53

Continued on next page...

Continued from previous page...

Mol	Chain	Res	Type	Atoms	Z	Observed(°)	Ideal(°)
38	d	311	KC2	C3B-C2B-C1B	-2.72	104.48	107.08
36	j	614	II0	C42-C41-C39	-2.72	117.91	123.47
28	m	613	CLA	CAC-C3C-C2C	2.72	132.18	127.53
28	A	823	CLA	C1B-CHB-C4A	-2.72	124.73	130.12
28	g	303	CLA	O2A-CGA-O1A	-2.72	116.73	123.59
36	a	315	II0	C38-C36-C34	2.72	122.36	118.08
36	m	615	II0	C32-C34-C36	-2.72	118.79	126.42
36	g	318	II0	C38-C36-C34	2.72	122.36	118.08
36	b	617	II0	C31-C33-C35	-2.71	118.79	126.42
31	L	206	WVN	C40-C37-C34	-2.71	123.44	127.31
31	A	845	WVN	C02-C05-C09	-2.71	118.13	121.47
28	g	310	CLA	CHD-C1D-ND	-2.71	121.96	124.45
36	i	313	II0	C38-C36-C40	-2.71	119.12	122.92
36	f	618	II0	C05-C03-C09	2.71	115.12	109.62
28	n	604	CLA	CAA-C2A-C3A	-2.71	105.35	112.78
31	L	205	WVN	C27-C25-C28	-2.71	119.12	122.92
28	n	609	CLA	CHB-C4A-NA	2.71	128.26	124.51
28	d	306	CLA	CHB-C4A-NA	2.71	128.26	124.51
36	n	618	II0	C32-C30-C26	-2.71	118.71	126.58
28	A	831	CLA	C1-C2-C3	-2.71	121.36	126.04
28	j	609	CLA	CHB-C4A-NA	2.71	128.26	124.51
36	c	613	II0	C08-C12-C14	2.71	117.25	111.85
28	m	613	CLA	CHB-C4A-NA	2.71	128.25	124.51
37	c	616	IHT	C20-C15-C11	-2.71	120.67	124.35
28	f	602	CLA	CMB-C2B-C3B	2.71	129.74	124.68
31	L	201	WVN	C10-C06-C13	2.71	114.65	110.48
28	f	607	CLA	CAA-CBA-CGA	-2.70	105.35	113.25
35	O	205	LMG	O8-C28-C29	2.70	120.39	111.91
36	e	614	II0	C06-C04-C10	2.70	115.10	109.62
28	A	814	CLA	CHB-C4A-NA	2.70	128.25	124.51
28	A	809	CLA	O2D-CGD-O1D	-2.70	118.55	123.84
28	B	829	CLA	CMB-C2B-C1B	-2.70	124.31	128.46
28	a	308	CLA	CAA-C2A-C3A	-2.70	105.38	112.78
36	l	312	II0	C38-C36-C34	2.70	122.33	118.08
31	h	309	WVN	C06-C13-C15	-2.70	118.81	122.61
28	A	836	CLA	C11-C12-C13	-2.70	107.19	115.92
36	g	318	II0	C06-C04-C10	2.70	115.09	109.62
28	e	610	CLA	C1B-CHB-C4A	-2.70	124.77	130.12
28	n	609	CLA	O2D-CGD-O1D	-2.70	118.56	123.84
31	s	205	WVN	C30-C28-C25	-2.70	123.46	127.31
38	g	314	KC2	C2B-C1B-NB	2.70	112.09	110.10
32	a	320	LMT	C1'-O5'-C5'	2.70	118.99	113.69

Continued on next page...

Continued from previous page...

Mol	Chain	Res	Type	Atoms	Z	Observed(°)	Ideal(°)
31	B	848	WVN	C01-C02-C11	-2.70	109.29	112.70
28	K	101	CLA	CAA-C2A-C1A	2.70	120.82	111.97
38	m	611	KC2	CAB-C3B-C2B	2.70	137.49	128.60
28	j	601	CLA	C1B-CHB-C4A	-2.70	124.78	130.12
36	n	615	II0	C06-C04-C10	2.70	115.08	109.62
28	A	814	CLA	C1-C2-C3	-2.70	122.39	126.75
38	k	612	KC2	C2B-C1B-NB	2.69	112.09	110.10
36	d	315	II0	C33-C35-C39	2.69	123.08	118.94
28	h	302	CLA	O2D-CGD-O1D	-2.69	118.57	123.84
28	d	307	CLA	CMB-C2B-C3B	2.69	129.72	124.68
38	d	310	KC2	O2D-CGD-O1D	-2.69	118.58	123.84
36	k	616	II0	C38-C36-C34	2.69	122.31	118.08
36	m	616	II0	C05-C07-C11	2.69	113.98	110.30
31	A	846	WVN	C02-C05-C09	-2.69	118.16	121.47
28	i	303	CLA	C1-C2-C3	-2.69	122.40	126.75
28	B	804	CLA	C1B-CHB-C4A	-2.69	124.79	130.12
28	c	606	CLA	CMB-C2B-C3B	2.69	129.71	124.68
28	A	810	CLA	CMB-C2B-C1B	-2.69	124.33	128.46
36	m	615	II0	C34-C36-C40	-2.69	114.82	118.94
36	h	310	II0	C30-C32-C34	-2.69	120.04	125.34
31	L	206	WVN	C23-C20-C13	-2.69	119.66	127.20
28	e	606	CLA	CHB-C4A-NA	2.69	128.22	124.51
36	b	617	II0	C17-C04-C10	-2.68	106.20	110.47
36	k	616	II0	C05-C03-C09	2.68	115.06	109.62
28	i	304	CLA	CHB-C4A-NA	2.68	128.22	124.51
28	m	605	CLA	O2D-CGD-O1D	-2.68	118.59	123.84
38	k	611	KC2	CAB-C3B-C2B	2.68	137.44	128.60
36	k	621	II0	C30-C32-C34	-2.68	114.85	123.22
28	g	322	CLA	O2D-CGD-CBD	2.68	116.03	111.27
32	a	320	LMT	O5 [?] -C5 [?] -C6 [?]	2.68	113.10	106.44
36	e	612	II0	C17-C04-C10	-2.68	106.21	110.47
38	s	204	KC2	CAB-C3B-C2B	2.68	137.43	128.60
28	a	305	CLA	CAA-C2A-C3A	-2.68	105.45	112.78
31	R	201	WVN	C29-C26-C22	-2.68	123.49	127.31
28	m	603	CLA	CHB-C4A-NA	2.68	128.21	124.51
36	g	317	II0	C30-C32-C34	-2.68	114.86	123.22
28	B	824	CLA	O2D-CGD-O1D	-2.68	118.61	123.84
31	h	309	WVN	C24-C22-C19	-2.68	113.86	118.08
28	b	606	CLA	CHB-C4A-NA	2.68	128.21	124.51
38	k	613	KC2	O2D-CGD-CBD	2.68	116.02	111.27
36	l	314	II0	C27-C25-C23	2.68	122.14	116.84
28	A	835	CLA	O2A-CGA-O1A	-2.67	116.84	123.59

Continued on next page...

Continued from previous page...

Mol	Chain	Res	Type	Atoms	Z	Observed(°)	Ideal(°)
28	a	303	CLA	O2D-CGD-O1D	-2.67	118.61	123.84
28	j	613	CLA	CHB-C4A-NA	2.67	128.21	124.51
36	g	316	II0	C29-C31-C33	-2.67	114.87	123.22
36	l	314	II0	C32-C34-C36	-2.67	118.91	126.42
36	e	612	II0	C20-C14-C12	2.67	119.31	114.36
36	a	316	II0	C20-C14-C12	2.67	119.30	114.36
28	B	826	CLA	CAA-CBA-CGA	-2.67	105.45	113.25
36	e	614	II0	C20-C14-C12	2.67	119.30	114.36
31	s	207	WVN	C29-C26-C22	-2.67	123.50	127.31
28	A	806	CLA	C1B-CHB-C4A	-2.67	124.83	130.12
28	A	810	CLA	CHB-C4A-NA	2.67	128.20	124.51
28	B	824	CLA	CHB-C4A-NA	2.67	128.20	124.51
31	F	203	WVN	C40-C39-C36	2.67	128.94	123.47
28	A	808	CLA	O2D-CGD-O1D	-2.67	118.62	123.84
28	B	826	CLA	C1-C2-C3	-2.67	121.43	126.04
38	i	310	KC2	C3B-C2B-C1B	-2.67	104.53	107.08
36	g	320	II0	C41-C42-C40	-2.67	118.01	123.47
28	h	301	CLA	CMB-C2B-C3B	2.67	129.67	124.68
28	l	306	CLA	CHA-C1A-NA	-2.67	120.29	126.40
28	a	310	CLA	CMB-C2B-C1B	-2.66	124.37	128.46
28	g	322	CLA	O2D-CGD-O1D	-2.66	118.63	123.84
28	n	609	CLA	C1-C2-C3	-2.66	121.44	126.04
28	A	815	CLA	C2D-C1D-ND	-2.66	108.14	110.10
37	R	204	IHT	C22-C18-C07	-2.66	119.73	127.20
28	s	203	CLA	O2A-CGA-O1A	-2.66	116.88	123.59
28	h	304	CLA	CHB-C4A-NA	2.66	128.19	124.51
28	B	809	CLA	CAB-C3B-C2B	2.66	129.90	124.69
28	A	816	CLA	O2A-C1-C2	-2.66	101.64	108.64
28	l	302	CLA	CHB-C4A-NA	2.66	128.19	124.51
28	g	305	CLA	CHB-C4A-NA	2.66	128.19	124.51
31	R	201	WVN	C07-C01-C02	2.66	113.57	109.55
36	k	616	II0	C20-C14-C12	2.66	119.28	114.36
28	e	610	CLA	O2D-CGD-O1D	-2.66	118.64	123.84
38	g	314	KC2	CBC-CAC-C3C	-2.66	114.40	127.62
36	l	314	II0	C20-C14-C10	-2.66	120.74	124.35
37	k	618	IHT	C12-C15-C11	-2.66	114.54	120.57
28	a	308	CLA	O2D-CGD-CBD	2.66	115.99	111.27
28	A	838	CLA	CMB-C2B-C3B	2.66	129.65	124.68
28	a	306	CLA	O2A-CGA-O1A	-2.66	116.89	123.59
36	d	314	II0	C38-C36-C40	-2.65	119.20	122.92
36	j	615	II0	C30-C32-C34	-2.65	114.93	123.22
28	B	808	CLA	O2D-CGD-CBD	2.65	115.98	111.27

Continued on next page...

Continued from previous page...

Mol	Chain	Res	Type	Atoms	Z	Observed(°)	Ideal(°)
28	a	311	CLA	CHB-C4A-NA	2.65	128.18	124.51
28	j	613	CLA	O2D-CGD-O1D	-2.65	118.65	123.84
36	e	616	II0	C06-C04-C10	2.65	115.00	109.62
28	d	302	CLA	CHB-C4A-NA	2.65	128.18	124.51
36	h	312	II0	C38-C36-C34	2.65	122.26	118.08
37	c	616	IHT	C19-C10-C09	2.65	118.71	113.62
28	n	604	CLA	CHB-C4A-NA	2.65	128.18	124.51
36	O	203	II0	C27-C25-C23	2.65	122.09	116.84
36	a	314	II0	C31-C29-C25	-2.65	118.89	126.58
28	s	206	CLA	CHB-C4A-NA	2.65	128.18	124.51
28	A	839	CLA	C1B-CHB-C4A	-2.65	124.87	130.12
36	i	317	II0	C20-C14-C12	2.65	119.26	114.36
31	s	205	WVN	C03-C04-C09	-2.65	107.60	112.00
28	A	819	CLA	CMC-C2C-C3C	2.65	133.31	126.12
28	g	306	CLA	CMB-C2B-C3B	2.65	129.63	124.68
28	B	803	CLA	CHD-C1D-ND	-2.65	122.02	124.45
36	l	314	II0	C31-C29-C25	-2.65	118.89	126.58
36	j	615	II0	C04-C10-C14	-2.65	118.90	122.63
28	A	831	CLA	CHB-C4A-NA	2.65	128.17	124.51
36	k	617	II0	C42-C41-C39	-2.65	118.05	123.47
38	g	313	KC2	CAB-C3B-C2B	2.65	137.32	128.60
30	b	619	LHG	C5-O7-C7	-2.65	111.28	117.79
36	m	615	II0	C04-C10-C14	-2.64	118.90	122.63
38	g	314	KC2	CBD-CHA-C1A	2.64	133.81	128.88
28	A	851	CLA	C4A-NA-C1A	2.64	107.89	106.71
28	R	203	CLA	C1-C2-C3	-2.64	121.47	126.04
28	m	608	CLA	CHD-C1D-ND	-2.64	122.02	124.45
28	m	601	CLA	C1B-CHB-C4A	-2.64	124.88	130.12
31	J	101	WVN	C39-C40-C37	-2.64	118.06	123.47
31	R	201	WVN	C40-C37-C34	-2.64	123.54	127.31
28	A	832	CLA	CMC-C2C-C3C	2.64	133.29	126.12
31	A	848	WVN	C12-C10-C06	-2.64	105.15	114.60
28	A	852	CLA	CHB-C4A-NA	2.64	128.17	124.51
28	B	823	CLA	O2D-CGD-O1D	-2.64	118.67	123.84
31	M	101	WVN	C06-C13-C15	-2.64	118.89	122.61
28	c	602	CLA	CAA-CBA-CGA	-2.64	105.54	113.25
28	m	607	CLA	CHB-C4A-NA	2.64	128.16	124.51
28	e	602	CLA	CHB-C4A-NA	2.64	128.16	124.51
28	R	203	CLA	O2D-CGD-O1D	-2.64	118.68	123.84
36	l	314	II0	C06-C04-C10	2.64	114.97	109.62
37	O	204	IHT	C41-C40-C37	-2.64	118.07	123.47
36	k	617	II0	C31-C29-C25	-2.64	118.92	126.58

Continued on next page...

Continued from previous page...

Mol	Chain	Res	Type	Atoms	Z	Observed(°)	Ideal(°)
28	l	309	CLA	C1B-CHB-C4A	-2.64	124.89	130.12
28	c	608	CLA	CMA-C3A-C2A	-2.64	103.19	113.83
28	i	309	CLA	CHB-C4A-NA	2.64	128.16	124.51
38	m	611	KC2	O2D-CGD-CBD	2.64	115.95	111.27
36	m	618	II0	C34-C36-C40	2.64	122.98	118.94
36	b	617	II0	C31-C29-C25	-2.64	118.93	126.58
37	m	617	IHT	C22-C18-C07	-2.63	119.81	127.20
28	A	841	CLA	CAA-CBA-CGA	-2.63	105.56	113.25
28	k	604	CLA	O2A-CGA-O1A	-2.63	116.95	123.59
28	B	836	CLA	O2D-CGD-O1D	-2.63	118.69	123.84
36	c	617	II0	C19-C13-C11	2.63	119.23	114.36
28	A	834	CLA	CAA-C2A-C3A	-2.63	105.57	112.78
28	L	204	CLA	C1B-CHB-C4A	-2.63	124.91	130.12
39	i	301	LMU	C3 ¹ -C4 ¹ -C5 ¹	-2.63	104.89	110.93
36	d	315	II0	C37-C35-C39	-2.63	119.24	122.92
28	b	602	CLA	O2A-CGA-O1A	-2.63	116.95	123.59
28	l	304	CLA	CHB-C4A-NA	2.63	128.15	124.51
28	h	308	CLA	C1B-CHB-C4A	-2.63	124.91	130.12
28	i	308	CLA	O2D-CGD-O1D	-2.63	118.70	123.84
28	B	830	CLA	CHB-C4A-NA	2.63	128.15	124.51
28	d	301	CLA	CAA-CBA-CGA	-2.63	105.57	113.25
28	d	305	CLA	CMB-C2B-C3B	2.63	129.59	124.68
36	m	614	II0	C28-C26-C24	2.63	122.04	116.84
30	b	619	LHG	O3-P-O5	-2.63	98.80	109.07
36	l	314	II0	C19-C13-C11	2.63	119.22	114.36
28	b	607	CLA	CHB-C4A-NA	2.63	128.14	124.51
28	c	611	CLA	CBC-CAC-C3C	2.62	119.67	112.43
35	F	205	LMG	O1-C1-C2	2.62	112.40	108.30
28	c	601	CLA	CHB-C4A-NA	2.62	128.14	124.51
28	g	322	CLA	CHB-C4A-NA	2.62	128.14	124.51
28	j	612	CLA	CAA-C2A-C1A	2.62	120.57	111.97
36	e	612	II0	C06-C04-C10	2.62	114.94	109.62
36	e	612	II0	C19-C13-C11	2.62	119.21	114.36
35	L	209	LMG	O7-C10-O9	-2.62	117.36	123.70
28	l	304	CLA	C1B-CHB-C4A	-2.62	124.92	130.12
36	l	316	II0	C32-C30-C26	-2.62	118.97	126.58
36	c	613	II0	C31-C33-C35	-2.62	119.05	126.42
28	i	302	CLA	CHB-C4A-NA	2.62	128.14	124.51
36	l	312	II0	C41-C42-C40	-2.62	118.11	123.47
36	k	616	II0	C42-C41-C39	-2.62	118.11	123.47
28	A	836	CLA	CHB-C4A-NA	2.62	128.14	124.51
31	A	845	WVN	C20-C23-C25	-2.62	122.28	126.23

Continued on next page...

Continued from previous page...

Mol	Chain	Res	Type	Atoms	Z	Observed(°)	Ideal(°)
28	A	811	CLA	CHB-C4A-NA	2.62	128.13	124.51
37	k	618	IHT	C19-C10-C09	2.62	118.65	113.62
28	l	307	CLA	CAA-CBA-CGA	-2.62	105.60	113.25
28	i	302	CLA	CMB-C2B-C3B	2.62	129.58	124.68
31	e	615	WVN	C07-C01-C02	2.62	113.51	109.55
36	g	318	II0	C41-C42-C40	-2.62	118.11	123.47
28	d	308	CLA	CAA-C2A-C3A	-2.62	109.99	116.10
28	K	101	CLA	C1-C2-C3	-2.62	121.52	126.04
28	K	103	CLA	CMB-C2B-C3B	2.62	129.57	124.68
28	A	822	CLA	CMB-C2B-C1B	-2.62	124.44	128.46
36	g	318	II0	C29-C31-C33	-2.62	115.06	123.22
28	A	805	CLA	C7-C6-C5	-2.62	106.26	113.36
30	c	618	LHG	O8-C23-C24	2.61	120.11	111.91
28	B	823	CLA	CHB-C4A-NA	2.61	128.13	124.51
28	n	613	CLA	CHB-C4A-NA	2.61	128.13	124.51
28	F	201	CLA	O2D-CGD-O1D	-2.61	118.73	123.84
38	d	311	KC2	C2A-C1A-NA	2.61	113.59	109.40
38	d	310	KC2	CAB-C3B-C2B	2.61	137.21	128.60
36	n	615	II0	C41-C42-C40	-2.61	118.12	123.47
28	A	804	CLA	O2D-CGD-O1D	-2.61	118.73	123.84
28	n	604	CLA	O2D-CGD-O1D	-2.61	118.73	123.84
28	l	303	CLA	CAA-CBA-CGA	-2.61	105.62	113.25
28	A	835	CLA	CMB-C2B-C1B	-2.61	124.45	128.46
36	a	316	II0	C03-C09-C13	-2.61	118.95	122.63
28	c	606	CLA	CHB-C4A-NA	2.61	128.12	124.51
28	l	311	CLA	O2D-CGD-O1D	-2.61	118.74	123.84
28	i	307	CLA	CHB-C4A-NA	2.61	128.12	124.51
28	Q	302	CLA	CHB-C4A-NA	2.61	128.12	124.51
31	B	844	WVN	C20-C23-C25	-2.61	122.30	126.23
31	B	846	WVN	C40-C37-C34	-2.61	123.59	127.31
28	F	202	CLA	C1B-CHB-C4A	-2.61	124.96	130.12
31	B	846	WVN	C26-C29-C31	-2.61	115.09	123.22
28	a	306	CLA	O2D-CGD-O1D	-2.60	118.75	123.84
28	B	837	CLA	CHB-C4A-NA	2.60	128.11	124.51
28	g	309	CLA	CHB-C4A-NA	2.60	128.11	124.51
34	B	843	DGD	O1G-C1A-C2A	2.60	120.08	111.91
37	O	204	IHT	C22-C18-C07	-2.60	119.89	127.20
28	L	207	CLA	O2D-CGD-O1D	-2.60	118.75	123.84
28	n	603	CLA	O2D-CGD-O1D	-2.60	118.75	123.84
37	m	617	IHT	C03-C11-C15	-2.60	118.96	122.63
28	b	603	CLA	CAA-C2A-C3A	-2.60	105.66	112.78
28	A	840	CLA	O2D-CGD-O1D	-2.60	118.75	123.84

Continued on next page...

Continued from previous page...

Mol	Chain	Res	Type	Atoms	Z	Observed(°)	Ideal(°)
28	B	807	CLA	CMB-C2B-C3B	2.60	129.54	124.68
36	i	320	II0	C15-C03-C09	-2.60	106.34	110.47
28	h	304	CLA	CAA-CBA-CGA	-2.60	105.66	113.25
28	A	817	CLA	O2A-CGA-O1A	-2.60	117.03	123.59
31	l	301	WVN	C24-C22-C19	2.60	122.17	118.08
31	L	206	WVN	C39-C36-C32	-2.60	123.60	127.31
37	c	616	IHT	C22-C18-C07	-2.60	119.91	127.20
28	B	811	CLA	C1B-CHB-C4A	-2.60	124.98	130.12
28	A	824	CLA	CHB-C4A-NA	2.60	128.10	124.51
28	l	305	CLA	CHB-C4A-NA	2.60	128.10	124.51
28	f	604	CLA	CHD-C1D-ND	-2.60	122.07	124.45
28	A	816	CLA	C4-C3-C5	2.59	119.64	115.27
37	R	204	IHT	C03-C11-C15	-2.59	118.97	122.63
28	A	819	CLA	C1B-CHB-C4A	-2.59	124.98	130.12
31	A	848	WVN	C30-C33-C34	-2.59	119.13	126.42
36	k	621	II0	C27-C25-C23	2.59	121.97	116.84
28	h	302	CLA	CHB-C4A-NA	2.59	128.10	124.51
31	s	205	WVN	C28-C30-C33	-2.59	115.13	123.22
36	d	313	II0	C28-C26-C24	2.59	121.97	116.84
36	l	313	II0	C19-C13-C09	-2.59	120.83	124.35
38	l	310	KC2	CAB-C3B-C2B	2.59	137.13	128.60
28	A	832	CLA	CHB-C4A-NA	2.59	128.09	124.51
28	d	305	CLA	O2D-CGD-CBD	2.59	115.87	111.27
28	B	810	CLA	CMB-C2B-C3B	2.59	129.52	124.68
28	l	302	CLA	CMB-C2B-C3B	2.59	129.52	124.68
36	f	615	II0	C19-C13-C09	-2.59	120.83	124.35
36	d	313	II0	C05-C07-C11	2.59	113.84	110.30
38	k	612	KC2	CAC-C3C-C2C	-2.59	120.08	128.60
36	j	615	II0	C29-C31-C33	-2.59	115.15	123.22
36	f	616	II0	C32-C34-C36	-2.59	119.15	126.42
28	g	302	CLA	CAA-C2A-C3A	-2.58	107.80	114.26
36	a	318	II0	C20-C14-C10	-2.58	120.84	124.35
36	k	617	II0	C16-C03-C09	-2.58	106.36	110.47
35	c	619	LMG	O6-C1-O1	2.58	116.09	109.97
28	a	312	CLA	CMB-C2B-C3B	2.58	129.51	124.68
35	L	209	LMG	C1-O6-C5	-2.58	108.62	113.69
28	l	302	CLA	O2D-CGD-O1D	-2.58	118.79	123.84
28	a	309	CLA	CHB-C4A-NA	2.58	128.08	124.51
36	j	614	II0	C28-C26-C24	2.58	121.95	116.84
28	m	601	CLA	CMB-C2B-C3B	2.58	129.51	124.68
28	c	611	CLA	CHB-C4A-NA	2.58	128.08	124.51
28	A	816	CLA	C4-C3-C2	-2.58	117.06	123.68

Continued on next page...

Continued from previous page...

Mol	Chain	Res	Type	Atoms	Z	Observed(°)	Ideal(°)
31	F	204	WVN	C26-C29-C31	-2.58	115.17	123.22
31	R	202	WVN	C39-C40-C37	-2.58	118.19	123.47
38	k	612	KC2	CAA-CBA-CGA	-2.58	114.01	127.26
28	j	610	CLA	CMB-C2B-C3B	2.58	129.50	124.68
28	A	854	CLA	C1-O2A-CGA	2.58	123.21	116.44
28	e	605	CLA	CHB-C4A-NA	2.58	128.08	124.51
36	k	619	II0	C12-C14-C10	-2.58	114.72	120.57
28	c	606	CLA	C2A-C1A-CHA	2.58	128.37	123.86
28	e	604	CLA	O2A-CGA-O1A	-2.58	117.09	123.59
30	l	317	LHG	C5-O7-C7	-2.58	111.45	117.79
28	a	306	CLA	CHB-C4A-NA	2.58	128.07	124.51
28	k	607	CLA	CHB-C4A-NA	2.57	128.07	124.51
36	d	313	II0	C31-C29-C25	-2.57	119.11	126.58
36	e	614	II0	C31-C33-C35	-2.57	119.19	126.42
28	c	602	CLA	CBC-CAC-C3C	2.57	119.52	112.43
31	R	202	WVN	C40-C39-C36	-2.57	118.21	123.47
31	i	316	WVN	C23-C20-C13	-2.57	119.98	127.20
31	J	102	WVN	C03-C04-C09	-2.57	107.73	112.00
38	d	310	KC2	CAA-CBA-CGA	-2.57	114.05	127.26
28	e	611	CLA	CHD-C1D-ND	-2.57	122.09	124.45
28	f	603	CLA	O2D-CGD-O1D	-2.57	118.81	123.84
28	A	826	CLA	O2D-CGD-CBD	2.57	115.83	111.27
36	k	617	II0	C28-C26-C24	2.57	121.93	116.84
28	B	835	CLA	C2D-C1D-ND	-2.57	108.21	110.10
36	k	615	II0	C27-C25-C23	2.57	121.92	116.84
36	g	316	II0	C28-C26-C24	2.57	121.92	116.84
31	e	615	WVN	C39-C40-C37	-2.57	118.21	123.47
28	l	306	CLA	CMB-C2B-C3B	2.57	129.48	124.68
36	k	616	II0	C28-C26-C24	2.57	121.92	116.84
29	B	842	PQN	C14-C13-C15	2.57	119.59	115.27
28	m	610	CLA	CMB-C2B-C3B	2.57	129.48	124.68
36	g	318	II0	C28-C26-C24	2.57	121.92	116.84
28	e	605	CLA	O2D-CGD-O1D	-2.57	118.82	123.84
28	c	605	CLA	O2A-CGA-O1A	-2.57	117.11	123.59
28	n	605	CLA	O2D-CGD-O1D	-2.57	118.82	123.84
36	a	314	II0	C19-C13-C11	2.57	119.11	114.36
36	i	313	II0	C31-C33-C35	-2.56	119.21	126.42
28	B	811	CLA	CAA-C2A-C3A	-2.56	105.76	112.78
36	f	614	II0	C27-C25-C23	2.56	121.92	116.84
28	A	832	CLA	CHD-C1D-ND	-2.56	122.10	124.45
37	n	617	IHT	C41-C40-C37	-2.56	118.22	123.47
36	n	615	II0	C06-C08-C12	2.56	113.81	110.30

Continued on next page...

Continued from previous page...

Mol	Chain	Res	Type	Atoms	Z	Observed(°)	Ideal(°)
38	f	611	KC2	CAA-CBA-CGA	-2.56	114.09	127.26
28	B	828	CLA	CHB-C4A-NA	2.56	128.05	124.51
30	g	321	LHG	O4-P-O5	2.56	124.90	112.24
28	n	604	CLA	CHD-C1D-ND	-2.56	122.10	124.45
28	h	304	CLA	C1B-CHB-C4A	-2.56	125.05	130.12
38	c	610	KC2	CAB-C3B-C2B	2.56	137.03	128.60
28	l	306	CLA	CMC-C2C-C1C	-2.56	121.14	125.04
28	k	601	CLA	O2A-CGA-O1A	-2.56	117.14	123.59
28	B	821	CLA	C2A-C1A-CHA	2.56	128.33	123.86
36	c	613	II0	C31-C29-C25	-2.56	119.16	126.58
28	B	832	CLA	O2D-CGD-O1D	-2.56	118.84	123.84
28	L	203	CLA	C1B-CHB-C4A	-2.56	125.05	130.12
32	a	320	LMT	O5'-C5'-C4'	2.56	115.14	109.75
28	n	613	CLA	O2D-CGD-O1D	-2.56	118.84	123.84
37	n	617	IHT	C31-C34-C35	-2.56	119.24	126.42
36	k	617	II0	C27-C25-C23	2.56	121.90	116.84
28	f	607	CLA	CHB-C4A-NA	2.55	128.04	124.51
37	b	615	IHT	C31-C34-C35	-2.55	119.24	126.42
28	d	309	CLA	O2D-CGD-O1D	-2.55	118.84	123.84
31	F	203	WVN	C07-C01-C02	2.55	113.42	109.55
36	m	616	II0	C17-C04-C10	-2.55	106.41	110.47
36	n	615	II0	C27-C25-C23	2.55	121.90	116.84
38	i	310	KC2	CHB-C4A-NA	2.55	128.23	124.20
28	B	819	CLA	O2D-CGD-CBD	2.55	115.80	111.27
37	O	204	IHT	C30-C32-C33	-2.55	119.25	126.42
36	f	615	II0	C34-C36-C40	-2.55	115.03	118.94
36	k	619	II0	C32-C34-C36	-2.55	119.25	126.42
31	F	203	WVN	C40-C37-C34	-2.55	123.67	127.31
28	m	610	CLA	C1B-CHB-C4A	-2.55	125.07	130.12
36	e	616	II0	C31-C29-C25	-2.55	119.18	126.58
28	h	301	CLA	O2D-CGD-O1D	-2.55	118.85	123.84
28	B	812	CLA	C4A-NA-C1A	2.55	107.85	106.71
38	s	204	KC2	CBD-CHA-C1A	2.55	133.63	128.88
36	a	315	II0	C29-C31-C33	-2.55	115.26	123.22
36	l	312	II0	C19-C13-C11	2.55	119.08	114.36
36	i	315	II0	C41-C42-C40	-2.55	118.26	123.47
28	i	304	CLA	C1-C2-C3	-2.55	121.64	126.04
36	k	617	II0	C41-C42-C40	-2.55	118.26	123.47
28	d	312	CLA	CAA-C2A-C3A	-2.55	105.81	112.78
28	m	605	CLA	C1B-CHB-C4A	-2.55	125.08	130.12
28	B	822	CLA	O2A-CGA-O1A	-2.54	117.17	123.59
32	A	850	LMT	C3B-C4B-C5B	-2.54	105.70	110.24

Continued on next page...

Continued from previous page...

Mol	Chain	Res	Type	Atoms	Z	Observed(°)	Ideal(°)
36	b	614	II0	C04-C10-C14	-2.54	119.04	122.63
28	L	207	CLA	CHB-C4A-NA	2.54	128.03	124.51
28	f	603	CLA	CHB-C4A-NA	2.54	128.03	124.51
38	c	610	KC2	O2D-CGD-O1D	-2.54	118.86	123.84
28	h	303	CLA	C1-C2-C3	-2.54	122.64	126.75
28	n	604	CLA	C1-C2-C3	-2.54	121.65	126.04
28	A	817	CLA	O2D-CGD-O1D	-2.54	118.87	123.84
37	j	616	IHT	C31-C34-C35	-2.54	119.28	126.42
36	a	314	II0	C32-C30-C26	-2.54	119.20	126.58
36	l	312	II0	C29-C31-C33	-2.54	115.29	123.22
38	k	612	KC2	O2D-CGD-CBD	2.54	115.78	111.27
28	R	203	CLA	O2A-CGA-O1A	-2.54	117.18	123.59
36	d	314	II0	C19-C13-C11	2.54	119.06	114.36
28	k	605	CLA	O2D-CGD-O1D	-2.54	118.87	123.84
28	g	322	CLA	O2A-C1-C2	2.54	115.31	108.64
28	A	814	CLA	CHD-C1D-ND	-2.54	122.12	124.45
36	c	617	II0	C03-C09-C13	-2.54	119.05	122.63
38	j	611	KC2	CAB-C3B-C2B	2.54	136.96	128.60
28	h	307	CLA	CMB-C2B-C3B	2.53	129.42	124.68
28	A	807	CLA	O2D-CGD-CBD	2.53	115.77	111.27
31	F	204	WVN	C38-C34-C37	-2.53	119.37	122.92
30	c	620	LHG	O8-C23-C24	2.53	119.86	111.91
36	k	615	II0	C03-C09-C13	-2.53	119.06	122.63
31	J	102	WVN	C27-C25-C28	-2.53	119.38	122.92
28	h	305	CLA	O2D-CGD-O1D	-2.53	118.89	123.84
28	A	806	CLA	O2A-CGA-O1A	-2.53	117.20	123.59
28	B	838	CLA	O2A-CGA-O1A	-2.53	117.20	123.59
36	h	312	II0	C31-C29-C25	-2.53	119.23	126.58
31	F	203	WVN	C12-C14-C15	-2.53	109.56	114.08
31	B	848	WVN	C14-C15-C13	-2.53	119.06	122.73
28	s	203	CLA	CHB-C4A-NA	2.53	128.01	124.51
28	n	603	CLA	CHB-C4A-NA	2.53	128.01	124.51
28	j	607	CLA	O2D-CGD-CBD	2.53	115.77	111.27
28	k	602	CLA	CHB-C4A-NA	2.53	128.01	124.51
28	e	608	CLA	C1B-CHB-C4A	-2.53	125.10	130.12
38	f	611	KC2	CAB-C3B-C4B	-2.53	118.78	124.90
28	f	613	CLA	CMB-C2B-C3B	2.53	129.41	124.68
36	n	616	II0	C05-C03-C09	2.53	114.75	109.62
36	m	618	II0	C03-C09-C13	-2.53	119.06	122.63
28	j	607	CLA	CMB-C2B-C3B	2.53	129.41	124.68
28	c	601	CLA	C1-C2-C3	-2.53	121.67	126.04
28	a	309	CLA	C1-C2-C3	-2.53	121.67	126.04

Continued on next page...

Continued from previous page...

Mol	Chain	Res	Type	Atoms	Z	Observed(°)	Ideal(°)
36	j	614	II0	C30-C32-C34	-2.53	115.33	123.22
38	d	311	KC2	CAB-C3B-C2B	2.53	136.93	128.60
28	A	820	CLA	O2D-CGD-O1D	-2.53	118.90	123.84
28	f	609	CLA	CHB-C4A-NA	2.53	128.00	124.51
36	a	315	II0	C27-C25-C23	2.53	121.84	116.84
28	m	606	CLA	CMB-C2B-C3B	2.53	129.40	124.68
36	f	618	II0	C04-C10-C14	-2.53	119.07	122.63
36	k	615	II0	C31-C29-C25	-2.52	119.25	126.58
28	B	826	CLA	C2D-C1D-ND	-2.52	108.24	110.10
28	d	312	CLA	CHB-C4A-NA	2.52	128.00	124.51
31	A	846	WVN	C30-C33-C34	-2.52	119.33	126.42
36	c	615	II0	C38-C36-C40	-2.52	119.39	122.92
28	O	206	CLA	O2D-CGD-O1D	-2.52	118.91	123.84
38	k	612	KC2	CAB-C3B-C2B	2.52	136.91	128.60
37	g	319	IHT	C20-C15-C12	2.52	119.03	114.36
28	k	606	CLA	CHD-C1D-ND	-2.52	122.14	124.45
28	A	802	CLA	C11-C12-C13	-2.52	107.78	115.92
28	B	820	CLA	CHB-C4A-NA	2.52	128.00	124.51
28	B	817	CLA	O2D-CGD-O1D	-2.52	118.91	123.84
37	g	319	IHT	C20-C15-C11	-2.52	120.93	124.35
28	s	206	CLA	C1-C2-C3	-2.52	121.69	126.04
28	c	603	CLA	CHB-C4A-NA	2.52	127.99	124.51
28	k	606	CLA	CHB-C4A-NA	2.52	127.99	124.51
28	B	831	CLA	CMB-C2B-C3B	2.52	129.39	124.68
36	m	616	II0	C03-C09-C13	-2.52	119.08	122.63
28	e	601	CLA	O2D-CGD-O1D	-2.52	118.92	123.84
31	K	104	WVN	C30-C33-C34	-2.52	119.34	126.42
36	g	316	II0	C30-C32-C34	-2.52	115.36	123.22
28	A	834	CLA	O2D-CGD-CBD	2.52	115.74	111.27
28	g	315	CLA	C1-C2-C3	-2.52	121.69	126.04
28	l	306	CLA	O2A-CGA-O1A	-2.52	117.24	123.59
36	i	315	II0	C12-C14-C10	-2.52	114.86	120.57
28	e	604	CLA	CHB-C4A-NA	2.52	127.99	124.51
31	K	102	WVN	C01-C02-C11	-2.52	109.52	112.70
28	B	803	CLA	O2D-CGD-O1D	-2.52	118.92	123.84
28	a	313	CLA	O2D-CGD-O1D	-2.52	118.92	123.84
36	c	617	II0	C31-C29-C25	-2.52	119.28	126.58
36	a	314	II0	C27-C25-C23	2.52	121.82	116.84
31	R	202	WVN	C17-C06-C13	-2.52	106.22	110.30
28	g	303	CLA	CMD-C2D-C1D	-2.51	120.28	124.71
31	h	309	WVN	C14-C15-C13	-2.51	119.08	122.73
36	n	618	II0	C27-C25-C23	2.51	121.82	116.84

Continued on next page...

Continued from previous page...

Mol	Chain	Res	Type	Atoms	Z	Observed(°)	Ideal(°)
36	c	615	II0	C29-C31-C33	-2.51	115.37	123.22
38	g	314	KC2	CAB-C3B-C2B	2.51	136.89	128.60
36	a	315	II0	C11-C13-C09	-2.51	114.87	120.57
28	B	826	CLA	O2D-CGD-CBD	2.51	115.73	111.27
36	n	616	II0	C20-C14-C10	-2.51	120.93	124.35
36	e	616	II0	C27-C25-C23	2.51	121.82	116.84
36	b	613	II0	C11-C13-C09	-2.51	114.87	120.57
31	J	102	WVN	C40-C37-C34	-2.51	123.72	127.31
28	B	821	CLA	C1B-CHB-C4A	-2.51	125.14	130.12
28	m	603	CLA	CHD-C1D-ND	-2.51	122.15	124.45
36	n	618	II0	C37-C35-C39	-2.51	119.41	122.92
28	K	101	CLA	O2D-CGD-CBD	2.51	115.73	111.27
28	m	612	CLA	CAC-C3C-C4C	2.51	128.07	124.81
28	A	822	CLA	CMB-C2B-C3B	2.51	129.37	124.68
30	e	617	LHG	O8-C23-C24	2.51	119.78	111.91
31	K	102	WVN	C06-C13-C15	-2.51	119.08	122.61
28	B	821	CLA	CHB-C4A-NA	2.51	127.98	124.51
28	n	608	CLA	CHB-C4A-NA	2.51	127.98	124.51
28	g	306	CLA	C1B-CHB-C4A	-2.51	125.15	130.12
31	A	847	WVN	C19-C22-C26	-2.51	115.09	118.94
36	i	313	II0	C42-C41-C39	-2.51	118.34	123.47
28	B	814	CLA	CHB-C4A-NA	2.51	127.98	124.51
38	n	612	KC2	CAB-C3B-C2B	2.51	136.86	128.60
28	A	822	CLA	O2D-CGD-CBD	2.51	115.72	111.27
28	A	813	CLA	O2D-CGD-CBD	2.51	115.72	111.27
28	A	827	CLA	O2D-CGD-O1D	-2.51	118.94	123.84
28	j	601	CLA	CMB-C2B-C3B	2.50	129.36	124.68
28	B	801	CLA	O2A-CGA-O1A	-2.50	117.27	123.59
28	B	802	CLA	C1-C2-C3	-2.50	121.71	126.04
28	c	603	CLA	C1B-CHB-C4A	-2.50	125.16	130.12
31	h	309	WVN	C19-C22-C26	2.50	122.78	118.94
31	K	104	WVN	C29-C26-C22	-2.50	123.74	127.31
36	h	310	II0	C27-C25-C23	2.50	121.79	116.84
31	L	206	WVN	C39-C40-C37	-2.50	118.35	123.47
28	m	605	CLA	CAA-C2A-C1A	2.50	117.68	112.14
31	s	205	WVN	C21-C15-C14	2.50	118.42	113.62
28	j	604	CLA	CHB-C4A-NA	2.50	127.97	124.51
28	d	304	CLA	O2D-CGD-O1D	-2.50	118.95	123.84
32	a	320	LMT	O1'-C1'-C2'	2.50	112.20	108.30
28	d	302	CLA	CAA-C2A-C3A	-2.50	105.94	112.78
28	A	821	CLA	O2D-CGD-CBD	2.50	115.71	111.27
28	B	802	CLA	C1B-CHB-C4A	-2.50	125.17	130.12

Continued on next page...

Continued from previous page...

Mol	Chain	Res	Type	Atoms	Z	Observed(°)	Ideal(°)
28	K	101	CLA	C2A-C1A-CHA	2.50	128.23	123.86
28	h	301	CLA	C6-C7-C8	-2.50	107.85	115.92
28	c	605	CLA	CHB-C4A-NA	2.50	127.96	124.51
36	m	614	II0	C03-C09-C13	-2.50	119.11	122.63
36	g	320	II0	C03-C09-C13	-2.50	119.11	122.63
28	l	306	CLA	C1B-CHB-C4A	-2.50	125.17	130.12
28	e	601	CLA	C1B-CHB-C4A	-2.50	125.17	130.12
36	f	616	II0	C12-C14-C10	-2.50	114.91	120.57
28	c	603	CLA	O2D-CGD-O1D	-2.49	118.96	123.84
28	k	606	CLA	C1-C2-C3	-2.49	121.73	126.04
36	e	613	II0	C29-C31-C33	-2.49	115.44	123.22
28	h	313	CLA	O2D-CGD-CBD	2.49	115.70	111.27
28	l	308	CLA	CHB-C4A-NA	2.49	127.96	124.51
28	m	602	CLA	CAC-C3C-C4C	2.49	128.04	124.81
28	B	822	CLA	O1D-CGD-CBD	2.49	129.59	124.48
28	b	603	CLA	O2D-CGD-O1D	-2.49	118.96	123.84
28	A	838	CLA	CAA-CBA-CGA	-2.49	105.97	113.25
36	f	615	II0	C04-C10-C14	-2.49	119.11	122.63
28	l	303	CLA	CHB-C4A-NA	2.49	127.96	124.51
38	g	312	KC2	CMB-C2B-C1B	2.49	129.10	124.71
30	a	301	LHG	O8-C23-C24	2.49	119.72	111.91
28	B	816	CLA	CHD-C1D-ND	-2.49	122.17	124.45
36	g	320	II0	C31-C33-C35	-2.49	119.43	126.42
31	I	101	WVN	C35-C32-C31	2.49	122.00	118.08
28	B	835	CLA	CHB-C4A-NA	2.49	127.95	124.51
28	j	605	CLA	CHB-C4A-NA	2.49	127.95	124.51
28	a	303	CLA	C1B-CHB-C4A	-2.49	125.19	130.12
28	L	203	CLA	O2A-CGA-O1A	-2.48	117.32	123.59
36	c	614	II0	C31-C29-C25	-2.48	119.37	126.58
36	c	613	II0	C19-C13-C11	2.48	118.96	114.36
28	k	602	CLA	O2D-CGD-O1D	-2.48	118.98	123.84
28	g	306	CLA	O2D-CGD-O1D	-2.48	118.98	123.84
36	c	614	II0	C42-C41-C39	-2.48	118.39	123.47
28	g	304	CLA	CHB-C4A-NA	2.48	127.95	124.51
28	n	610	CLA	CMB-C2B-C3B	2.48	129.32	124.68
28	B	812	CLA	C1B-CHB-C4A	-2.48	125.20	130.12
28	k	602	CLA	CAA-CBA-CGA	-2.48	106.00	113.25
36	k	616	II0	C34-C36-C40	-2.48	115.13	118.94
28	L	207	CLA	CHD-C1D-ND	-2.48	122.17	124.45
36	k	616	II0	C11-C13-C09	-2.48	114.94	120.57
28	f	604	CLA	O2D-CGD-O1D	-2.48	118.99	123.84
36	f	614	II0	C05-C03-C09	2.48	114.65	109.62

Continued on next page...

Continued from previous page...

Mol	Chain	Res	Type	Atoms	Z	Observed(°)	Ideal(°)
36	h	312	II0	C31-C33-C35	-2.48	119.45	126.42
28	A	839	CLA	CHB-C4A-NA	2.48	127.94	124.51
28	c	609	CLA	CHB-C4A-NA	2.48	127.94	124.51
35	n	620	LMG	O8-C28-C29	2.48	119.69	111.91
31	L	206	WVN	C24-C22-C19	2.48	121.98	118.08
31	s	205	WVN	C29-C31-C32	-2.48	119.45	126.42
38	n	612	KC2	O2D-CGD-O1D	-2.48	118.99	123.84
36	i	313	II0	C15-C03-C09	-2.48	106.53	110.47
28	B	833	CLA	O2A-CGA-O1A	-2.48	117.34	123.59
28	f	605	CLA	CHB-C4A-NA	2.48	127.94	124.51
28	j	610	CLA	CMC-C2C-C1C	-2.47	121.27	125.04
28	d	305	CLA	CAC-C3C-C4C	2.47	128.02	124.81
28	B	829	CLA	O2A-CGA-O1A	-2.47	117.35	123.59
38	g	314	KC2	O2D-CGD-CBD	2.47	115.66	111.27
37	m	617	IHT	C31-C29-C26	-2.47	119.40	126.58
28	f	603	CLA	C1B-CHB-C4A	-2.47	125.22	130.12
28	A	855	CLA	C2A-C1A-CHA	2.47	128.17	123.85
38	l	310	KC2	CBD-CHA-C1A	2.47	133.49	128.88
28	a	312	CLA	C1-C2-C3	-2.47	121.77	126.04
28	f	601	CLA	C1B-CHB-C4A	-2.47	125.22	130.12
28	B	805	CLA	CHB-C4A-NA	2.47	127.93	124.51
28	f	612	CLA	CHB-C4A-NA	2.47	127.93	124.51
28	i	307	CLA	O2D-CGD-O1D	-2.47	119.01	123.84
28	l	305	CLA	O1D-CGD-CBD	2.47	129.53	124.48
28	e	607	CLA	CMB-C2B-C3B	2.47	129.29	124.68
31	A	847	WVN	C31-C32-C36	-2.47	115.16	118.94
28	k	605	CLA	CAA-C2A-C3A	-2.47	106.02	112.78
28	b	611	CLA	CMB-C2B-C3B	2.47	129.29	124.68
28	B	841	CLA	C1B-CHB-C4A	-2.47	125.23	130.12
28	A	811	CLA	O2A-CGA-O1A	-2.47	117.37	123.59
28	b	608	CLA	CHB-C4A-NA	2.47	127.92	124.51
32	a	320	LMT	O5'-C1'-C2'	2.46	115.56	110.35
28	d	301	CLA	CHB-C4A-NA	2.46	127.92	124.51
28	j	610	CLA	CMC-C2C-C3C	2.46	132.81	126.12
28	B	823	CLA	CAA-CBA-CGA	-2.46	106.05	113.25
37	f	617	IHT	C41-C40-C37	-2.46	118.43	123.47
31	h	309	WVN	C03-C04-C09	-2.46	107.91	112.00
28	B	836	CLA	CHB-C4A-NA	2.46	127.92	124.51
36	h	312	II0	C28-C26-C24	2.46	121.72	116.84
31	J	101	WVN	C30-C28-C25	-2.46	123.80	127.31
28	m	603	CLA	C1B-CHB-C4A	-2.46	125.24	130.12
28	b	608	CLA	C1-C2-C3	-2.46	121.78	126.04

Continued on next page...

Continued from previous page...

Mol	Chain	Res	Type	Atoms	Z	Observed(°)	Ideal(°)
36	e	616	II0	C04-C10-C14	-2.46	119.16	122.63
35	b	621	LMG	C9-C8-C7	-2.46	105.97	111.79
36	m	616	II0	C31-C29-C25	-2.46	119.44	126.58
38	s	204	KC2	O2D-CGD-O1D	-2.46	119.03	123.84
36	h	311	II0	C17-C04-C10	-2.46	106.56	110.47
36	c	613	II0	C34-C36-C40	-2.46	115.17	118.94
28	g	311	CLA	C5-C3-C2	2.46	126.09	121.12
28	j	605	CLA	CHA-C1A-NA	-2.46	120.77	126.40
36	k	615	II0	C38-C36-C34	2.46	121.95	118.08
30	g	301	LHG	O8-C23-C24	2.46	119.62	111.91
36	a	316	II0	C05-C03-C09	2.46	114.60	109.62
28	A	803	CLA	CHD-C1D-ND	-2.46	122.20	124.45
28	h	306	CLA	CHB-C4A-NA	2.45	127.91	124.51
28	j	603	CLA	O2D-CGD-O1D	-2.45	119.04	123.84
36	b	617	II0	C38-C36-C34	2.45	121.94	118.08
28	j	613	CLA	O1D-CGD-CBD	2.45	129.50	124.48
28	d	302	CLA	O2D-CGD-CBD	2.45	115.62	111.27
36	c	615	II0	C06-C08-C12	2.45	113.66	110.30
28	A	851	CLA	CHD-C1D-ND	-2.45	122.20	124.45
28	B	819	CLA	CHB-C4A-NA	2.45	127.90	124.51
31	I	101	WVN	C01-C02-C11	-2.45	109.60	112.70
28	A	817	CLA	C1-C2-C3	-2.45	121.80	126.04
28	A	832	CLA	C7-C6-C5	-2.45	106.70	113.36
28	i	311	CLA	CHB-C4A-NA	2.45	127.90	124.51
31	F	204	WVN	C35-C32-C31	2.45	121.94	118.08
28	A	810	CLA	C1-C2-C3	-2.45	121.81	126.04
36	m	614	II0	C30-C32-C34	-2.45	115.57	123.22
28	n	606	CLA	O2A-CGA-O1A	-2.45	117.41	123.59
38	l	310	KC2	O2D-CGD-O1D	-2.45	119.05	123.84
28	F	202	CLA	CMB-C2B-C3B	2.45	129.26	124.68
38	e	609	KC2	CAB-C3B-C2B	2.45	136.66	128.60
28	s	203	CLA	O2A-C1-C2	-2.45	102.21	108.64
36	g	320	II0	C31-C29-C25	-2.45	119.48	126.58
28	a	309	CLA	CHD-C1D-ND	-2.45	122.21	124.45
30	g	321	LHG	O8-C23-C24	2.44	119.58	111.91
31	K	104	WVN	C39-C40-C37	-2.44	118.47	123.47
36	f	615	II0	C31-C29-C25	-2.44	119.49	126.58
28	O	202	CLA	CHB-C4A-NA	2.44	127.89	124.51
28	A	827	CLA	CHB-C4A-NA	2.44	127.89	124.51
28	m	610	CLA	CHB-C4A-NA	2.44	127.89	124.51
28	c	607	CLA	O2D-CGD-O1D	-2.44	119.06	123.84
36	l	314	II0	C15-C03-C09	-2.44	106.59	110.47

Continued on next page...

Continued from previous page...

Mol	Chain	Res	Type	Atoms	Z	Observed(°)	Ideal(°)
36	f	616	II0	C29-C31-C33	-2.44	115.60	123.22
31	A	847	WVN	C21-C15-C14	2.44	118.30	113.62
28	A	851	CLA	C2D-C1D-ND	-2.44	108.31	110.10
36	i	314	II0	C41-C42-C40	-2.44	118.48	123.47
28	l	306	CLA	CMC-C2C-C3C	2.44	132.74	126.12
28	B	823	CLA	C1-C2-C3	-2.44	121.83	126.04
36	i	313	II0	C04-C10-C14	-2.44	119.19	122.63
36	i	315	II0	C32-C34-C36	-2.44	119.57	126.42
36	l	313	II0	C34-C36-C40	2.44	122.68	118.94
28	B	825	CLA	C1-C2-C3	-2.44	121.83	126.04
28	c	612	CLA	CHB-C4A-NA	2.44	127.88	124.51
28	m	605	CLA	CHB-C4A-NA	2.44	127.88	124.51
28	f	606	CLA	C4-C3-C5	2.44	118.77	115.98
28	m	604	CLA	CHD-C1D-ND	-2.44	122.22	124.45
28	B	808	CLA	CHB-C4A-NA	2.44	127.88	124.51
28	A	832	CLA	C6-C7-C8	-2.44	108.05	115.92
28	e	605	CLA	CMD-C2D-C3D	2.44	133.22	127.61
28	A	803	CLA	O2A-CGA-O1A	-2.44	117.44	123.59
37	k	618	IHT	C22-C18-C07	-2.44	120.36	127.20
36	b	614	II0	C12-C14-C10	-2.44	115.04	120.57
28	B	807	CLA	O2A-CGA-O1A	-2.44	117.45	123.59
28	a	313	CLA	O2A-CGA-O1A	-2.43	117.45	123.59
28	A	852	CLA	CBA-CAA-C2A	2.43	121.05	113.86
38	k	613	KC2	CAA-CBA-CGA	-2.43	114.75	127.26
28	e	611	CLA	CHB-C4A-NA	2.43	127.88	124.51
31	F	204	WVN	C07-C01-C02	2.43	113.23	109.55
36	e	613	II0	C11-C13-C09	-2.43	115.05	120.57
38	k	613	KC2	CAB-C3B-C2B	2.43	136.62	128.60
28	h	303	CLA	O2A-CGA-O1A	-2.43	117.46	123.59
28	g	307	CLA	CHB-C4A-NA	2.43	127.87	124.51
31	M	101	WVN	C21-C15-C13	-2.43	121.80	124.53
36	j	615	II0	C42-C41-C39	-2.43	118.49	123.47
28	a	313	CLA	CHD-C1D-ND	-2.43	122.22	124.45
36	O	203	II0	C37-C35-C33	2.43	121.91	118.08
28	i	311	CLA	CAA-CBA-CGA	-2.43	106.15	113.25
36	k	615	II0	C38-C36-C40	-2.43	119.52	122.92
37	b	616	IHT	C02-C07-C10	-2.43	119.19	122.61
28	f	602	CLA	CHB-C4A-NA	2.43	127.87	124.51
37	O	204	IHT	C02-C07-C10	-2.43	119.19	122.61
31	B	847	WVN	C21-C15-C13	-2.43	121.80	124.53
28	k	614	CLA	CHB-C4A-NA	2.43	127.87	124.51
28	b	606	CLA	C4-C3-C5	2.43	119.36	115.27

Continued on next page...

Continued from previous page...

Mol	Chain	Res	Type	Atoms	Z	Observed(°)	Ideal(°)
28	i	308	CLA	CAA-C2A-C1A	2.43	119.93	111.97
36	c	613	II0	C28-C26-C24	2.43	121.65	116.84
28	B	812	CLA	CAA-C2A-C3A	-2.43	106.13	112.78
37	b	615	IHT	C28-C26-C24	2.43	121.64	116.84
28	i	302	CLA	CHD-C1D-ND	-2.43	122.22	124.45
36	d	315	II0	C31-C29-C25	-2.42	119.54	126.58
30	f	619	LHG	O8-C23-C24	2.42	119.52	111.91
36	g	317	II0	C31-C33-C35	-2.42	119.61	126.42
28	l	307	CLA	CHB-C4A-NA	2.42	127.86	124.51
28	k	608	CLA	CAA-CBA-CGA	-2.42	106.17	113.25
36	f	618	II0	C32-C30-C26	-2.42	119.55	126.58
28	h	301	CLA	CHB-C4A-NA	2.42	127.86	124.51
28	A	834	CLA	CHB-C4A-NA	2.42	127.86	124.51
28	b	601	CLA	CHB-C4A-NA	2.42	127.86	124.51
28	k	605	CLA	C2A-C1A-CHA	2.42	128.09	123.86
35	L	209	LMG	C1-C2-C3	2.42	115.04	110.00
28	a	313	CLA	CHB-C4A-NA	2.42	127.86	124.51
28	d	303	CLA	CHB-C4A-NA	2.42	127.86	124.51
28	g	309	CLA	O2D-CGD-CBD	2.42	115.57	111.27
36	n	618	II0	C32-C34-C36	-2.42	119.62	126.42
28	B	809	CLA	CHB-C4A-NA	2.42	127.86	124.51
28	A	802	CLA	CHB-C4A-NA	2.42	127.86	124.51
36	l	313	II0	C17-C04-C10	-2.42	106.62	110.47
36	k	616	II0	C31-C29-C25	-2.42	119.56	126.58
28	A	806	CLA	C1-C2-C3	-2.42	121.86	126.04
28	B	834	CLA	C1B-CHB-C4A	-2.42	125.33	130.12
28	A	822	CLA	O2A-CGA-O1A	-2.42	117.49	123.59
28	B	822	CLA	O2D-CGD-O1D	-2.42	119.11	123.84
28	j	602	CLA	CHB-C4A-NA	2.42	127.85	124.51
28	K	101	CLA	C1B-CHB-C4A	-2.42	125.33	130.12
36	l	312	II0	C32-C34-C36	-2.42	119.63	126.42
28	A	820	CLA	CAC-C3C-C4C	2.41	127.94	124.81
28	k	603	CLA	C3A-C2A-C1A	2.41	104.95	101.34
31	I	101	WVN	C14-C15-C13	-2.41	119.23	122.73
36	c	614	II0	C06-C04-C10	2.41	114.51	109.62
36	m	615	II0	C06-C08-C12	2.41	113.61	110.30
37	R	204	IHT	C36-C33-C37	-2.41	119.54	122.92
28	A	837	CLA	CAA-CBA-CGA	-2.41	106.20	113.25
36	c	614	II0	C05-C03-C09	2.41	114.51	109.62
28	f	612	CLA	CAA-CBA-CGA	-2.41	106.20	113.25
28	B	830	CLA	O2A-CGA-O1A	-2.41	117.51	123.59
28	b	611	CLA	CHD-C1D-ND	-2.41	122.24	124.45

Continued on next page...

Continued from previous page...

Mol	Chain	Res	Type	Atoms	Z	Observed(°)	Ideal(°)
38	n	611	KC2	O2D-CGD-CBD	2.41	115.55	111.27
28	j	605	CLA	O2D-CGD-O1D	-2.41	119.12	123.84
28	B	803	CLA	CHB-C4A-NA	2.41	127.84	124.51
28	B	807	CLA	CHB-C4A-NA	2.41	127.84	124.51
28	B	809	CLA	CHD-C1D-ND	-2.41	122.24	124.45
38	g	312	KC2	CAA-CBA-CGA	-2.41	114.88	127.26
37	R	204	IHT	C29-C31-C34	-2.41	115.70	123.22
28	d	308	CLA	CHB-C4A-NA	2.41	127.84	124.51
28	b	610	CLA	CMB-C2B-C3B	2.41	129.18	124.68
28	B	820	CLA	O2A-CGA-O1A	-2.41	117.52	123.59
36	l	316	II0	C31-C29-C25	-2.41	119.59	126.58
36	m	614	II0	C05-C03-C09	2.41	114.50	109.62
28	B	811	CLA	O2D-CGD-CBD	2.41	115.54	111.27
28	F	201	CLA	C1B-CHB-C4A	-2.41	125.35	130.12
28	f	606	CLA	CHD-C1D-ND	-2.41	122.24	124.45
31	B	846	WVN	C28-C30-C33	-2.41	115.71	123.22
28	B	839	CLA	O1D-CGD-CBD	2.41	129.41	124.48
28	A	805	CLA	C1B-CHB-C4A	-2.41	125.35	130.12
28	a	303	CLA	CHB-C4A-NA	2.41	127.84	124.51
28	b	610	CLA	C4-C3-C5	2.41	119.32	115.27
37	m	617	IHT	C05-C08-C12	2.40	113.60	110.30
36	g	320	II0	C29-C31-C33	-2.40	115.71	123.22
28	b	604	CLA	O2D-CGD-O1D	-2.40	119.14	123.84
28	f	601	CLA	O2D-CGD-CBD	2.40	115.54	111.27
28	A	854	CLA	O2A-CGA-CBA	2.40	119.45	111.91
28	B	826	CLA	O2A-CGA-O1A	-2.40	117.53	123.59
36	l	312	II0	C05-C03-C09	2.40	114.49	109.62
28	A	839	CLA	O2D-CGD-CBD	2.40	115.53	111.27
28	Q	303	CLA	O2D-CGD-CBD	2.40	115.53	111.27
28	i	312	CLA	O2D-CGD-O1D	-2.40	119.14	123.84
36	c	613	II0	C12-C14-C10	-2.40	115.12	120.57
28	m	606	CLA	CHB-C4A-NA	2.40	127.83	124.51
36	a	315	II0	C30-C32-C34	-2.40	115.73	123.22
28	d	304	CLA	CHB-C4A-NA	2.40	127.83	124.51
38	g	313	KC2	CBC-CAC-C3C	-2.40	115.69	127.62
28	b	605	CLA	CBA-CAA-C2A	-2.40	106.79	113.86
36	l	316	II0	C38-C36-C34	2.40	121.85	118.08
36	f	618	II0	C37-C35-C39	-2.40	119.57	122.92
36	e	613	II0	C38-C36-C34	2.40	121.85	118.08
35	F	205	LMG	O8-C28-C29	2.40	119.43	111.91
36	a	315	II0	C32-C34-C36	-2.40	119.69	126.42
36	i	314	II0	C15-C03-C09	-2.40	106.66	110.47

Continued on next page...

Continued from previous page...

Mol	Chain	Res	Type	Atoms	Z	Observed(°)	Ideal(°)
28	s	202	CLA	C2A-C1A-CHA	2.40	128.05	123.86
36	g	317	II0	C06-C08-C12	2.39	113.58	110.30
31	B	845	WVN	C23-C20-C13	-2.39	120.48	127.20
31	R	202	WVN	C12-C14-C15	-2.39	109.80	114.08
36	l	314	II0	C31-C33-C35	-2.39	119.69	126.42
28	B	834	CLA	CHB-C4A-NA	2.39	127.82	124.51
28	b	607	CLA	CMC-C2C-C3C	2.39	132.61	126.12
36	n	618	II0	C42-C40-C36	-2.39	123.90	127.31
28	O	202	CLA	C1B-CHB-C4A	-2.39	125.38	130.12
28	B	811	CLA	C7-C6-C5	-2.39	106.87	113.36
28	B	821	CLA	CBA-CAA-C2A	2.39	120.92	113.86
28	b	604	CLA	CHB-C4A-NA	2.39	127.82	124.51
30	c	618	LHG	O7-C7-O9	-2.39	117.93	123.70
28	a	307	CLA	CHD-C1D-ND	-2.39	122.26	124.45
29	A	842	PQN	C26-C25-C23	-2.39	108.20	115.92
36	O	203	II0	C20-C14-C12	2.39	118.78	114.36
31	L	201	WVN	C27-C25-C28	-2.39	119.58	122.92
28	A	838	CLA	C12-C11-C10	2.39	124.20	113.24
31	B	846	WVN	C40-C39-C36	-2.39	118.59	123.47
28	a	308	CLA	CAA-C2A-C1A	-2.39	104.16	111.97
28	e	603	CLA	CAA-C2A-C3A	-2.39	106.25	112.78
28	i	307	CLA	O2A-CGA-O1A	-2.39	117.57	123.59
30	d	317	LHG	O8-C23-C24	2.38	119.39	111.91
36	g	318	II0	C31-C33-C35	-2.38	119.72	126.42
28	j	604	CLA	C7-C6-C5	-2.38	106.89	113.36
28	g	310	CLA	O2D-CGD-O1D	-2.38	119.18	123.84
36	b	614	II0	C41-C39-C35	-2.38	123.91	127.31
28	k	607	CLA	CHD-C1D-ND	-2.38	122.27	124.45
28	A	824	CLA	C1B-CHB-C4A	-2.38	125.40	130.12
28	A	811	CLA	CMB-C2B-C3B	2.38	129.13	124.68
28	k	605	CLA	CMC-C2C-C1C	-2.38	121.42	125.04
36	e	613	II0	C30-C32-C34	-2.38	115.79	123.22
28	j	601	CLA	CHB-C4A-NA	2.38	127.80	124.51
36	i	313	II0	C29-C31-C33	-2.38	115.80	123.22
36	d	316	II0	C06-C08-C12	2.38	113.56	110.30
28	h	307	CLA	CHB-C4A-NA	2.38	127.80	124.51
37	j	616	IHT	C20-C15-C11	-2.38	121.12	124.35
28	B	808	CLA	C1-C2-C3	-2.38	121.93	126.04
35	J	105	LMG	C8-O7-C10	-2.38	111.94	117.79
28	j	605	CLA	C1B-CHB-C4A	-2.38	125.41	130.12
28	A	821	CLA	CHB-C4A-NA	2.38	127.80	124.51
36	c	614	II0	C32-C34-C36	-2.38	119.74	126.42

Continued on next page...

Continued from previous page...

Mol	Chain	Res	Type	Atoms	Z	Observed(°)	Ideal(°)
37	R	204	IHT	C30-C32-C33	-2.37	119.75	126.42
28	A	837	CLA	O2D-CGD-CBD	2.37	115.49	111.27
28	f	608	CLA	O2D-CGD-CBD	2.37	115.48	111.27
28	s	208	CLA	O2D-CGD-CBD	2.37	115.48	111.27
28	B	839	CLA	CMB-C2B-C3B	2.37	129.12	124.68
28	f	613	CLA	CHB-C4A-NA	2.37	127.79	124.51
28	B	825	CLA	O2D-CGD-O1D	-2.37	119.20	123.84
31	B	844	WVN	C02-C05-C09	-2.37	118.55	121.47
36	l	313	II0	C33-C35-C39	2.37	122.58	118.94
28	c	607	CLA	CHD-C1D-ND	-2.37	122.28	124.45
36	c	613	II0	C04-C10-C14	-2.37	119.29	122.63
36	k	619	II0	C05-C03-C09	2.37	114.42	109.62
36	k	615	II0	C16-C03-C09	-2.37	106.70	110.47
28	B	802	CLA	O1D-CGD-CBD	2.37	129.33	124.48
28	c	604	CLA	O2D-CGD-O1D	-2.37	119.21	123.84
36	l	316	II0	C31-C33-C35	-2.37	119.77	126.42
38	g	313	KC2	O2D-CGD-O1D	-2.37	119.21	123.84
28	c	612	CLA	CHD-C1D-ND	-2.37	122.28	124.45
36	O	203	II0	C31-C29-C25	-2.37	119.71	126.58
28	O	201	CLA	CHB-C4A-NA	2.37	127.78	124.51
28	s	203	CLA	CBA-CAA-C2A	-2.36	106.88	113.86
28	B	838	CLA	O2D-CGD-CBD	2.36	115.47	111.27
36	a	316	II0	C32-C34-C36	-2.36	119.78	126.42
28	B	824	CLA	O2D-CGD-CBD	2.36	115.47	111.27
28	a	309	CLA	O2D-CGD-CBD	2.36	115.47	111.27
28	f	605	CLA	CMB-C2B-C3B	2.36	129.10	124.68
37	f	617	IHT	C20-C15-C11	-2.36	121.14	124.35
36	j	615	II0	C31-C29-C25	-2.36	119.72	126.58
36	k	617	II0	C38-C36-C34	2.36	121.80	118.08
31	s	205	WVN	C40-C39-C36	-2.36	118.64	123.47
28	m	601	CLA	CAA-C2A-C1A	-2.36	106.92	112.14
31	B	847	WVN	C39-C36-C32	-2.36	123.94	127.31
31	B	848	WVN	C01-C02-C05	2.36	115.64	111.42
37	R	204	IHT	C28-C26-C24	2.36	121.51	116.84
28	b	611	CLA	CHB-C4A-NA	2.36	127.77	124.51
31	F	204	WVN	C27-C25-C28	-2.36	119.62	122.92
36	n	615	II0	C32-C34-C36	-2.36	119.80	126.42
30	a	319	LHG	C25-C24-C23	-2.36	105.05	113.62
36	j	615	II0	C32-C34-C36	-2.35	119.81	126.42
28	j	603	CLA	CHB-C4A-NA	2.35	127.77	124.51
28	n	602	CLA	CHB-C4A-NA	2.35	127.77	124.51
37	b	616	IHT	C19-C10-C09	2.35	118.14	113.62

Continued on next page...

Continued from previous page...

Mol	Chain	Res	Type	Atoms	Z	Observed(°)	Ideal(°)
36	c	614	II0	C17-C04-C10	2.35	114.20	110.47
36	b	613	II0	C32-C30-C26	-2.35	119.75	126.58
28	B	827	CLA	CMB-C2B-C3B	2.35	129.08	124.68
36	f	615	II0	C29-C31-C33	-2.35	115.88	123.22
36	f	615	II0	C27-C25-C23	2.35	121.50	116.84
38	n	612	KC2	C2B-C1B-NB	2.35	111.84	110.10
31	B	848	WVN	C35-C32-C31	2.35	121.78	118.08
28	A	824	CLA	CHA-C1A-NA	-2.35	121.02	126.40
37	a	317	IHT	C28-C26-C24	2.35	121.49	116.84
38	g	313	KC2	CAC-C3C-C4C	2.35	135.41	124.47
30	a	319	LHG	O8-C23-O10	-2.35	117.67	123.59
31	e	615	WVN	C29-C26-C22	-2.35	123.96	127.31
28	b	601	CLA	CBC-CAC-C3C	-2.35	105.96	112.43
31	K	104	WVN	C07-C01-C02	2.35	113.10	109.55
31	l	301	WVN	C19-C22-C26	-2.35	115.34	118.94
36	j	615	II0	C06-C04-C10	2.35	114.38	109.62
28	A	806	CLA	C11-C10-C8	-2.35	108.33	115.92
36	i	313	II0	C18-C04-C10	-2.35	106.74	110.47
37	c	616	IHT	C03-C11-C15	-2.35	119.32	122.63
28	A	841	CLA	O2A-CGA-O1A	-2.35	117.67	123.59
37	m	617	IHT	C20-C15-C12	2.34	118.70	114.36
28	A	816	CLA	C6-C7-C8	-2.34	108.34	115.92
30	L	208	LHG	C5-O7-C7	-2.34	112.02	117.79
28	f	606	CLA	C1-C2-C3	-2.34	121.99	126.04
28	l	311	CLA	C4-C3-C5	2.34	119.21	115.27
28	m	610	CLA	O2D-CGD-CBD	2.34	115.43	111.27
37	b	616	IHT	C30-C27-C23	2.34	130.65	127.31
28	b	606	CLA	C1-C2-C3	-2.34	121.99	126.04
28	A	834	CLA	CAA-CBA-CGA	-2.34	106.41	113.25
36	d	313	II0	C06-C04-C10	2.34	114.36	109.62
28	L	203	CLA	CHB-C4A-NA	2.34	127.75	124.51
29	B	842	PQN	C2M-C2-C3	-2.34	120.58	124.40
28	h	313	CLA	CHB-C4A-NA	2.34	127.75	124.51
28	f	613	CLA	O2A-CGA-O1A	-2.34	117.69	123.59
38	k	613	KC2	CMB-C2B-C1B	2.34	128.84	124.71
36	J	104	II0	C37-C35-C33	2.34	121.76	118.08
28	j	607	CLA	C2D-C1D-ND	-2.34	108.38	110.10
28	e	610	CLA	CAA-CBA-CGA	-2.34	106.42	113.25
38	m	611	KC2	O2D-CGD-O1D	-2.34	119.27	123.84
28	d	305	CLA	CHC-C1C-C2C	-2.34	120.25	126.72
31	i	316	WVN	C07-C01-C02	2.34	113.09	109.55
36	J	104	II0	C28-C26-C24	2.34	121.47	116.84

Continued on next page...

Continued from previous page...

Mol	Chain	Res	Type	Atoms	Z	Observed(°)	Ideal(°)
36	d	316	II0	C31-C33-C35	-2.34	119.85	126.42
28	i	302	CLA	O2A-CGA-O1A	-2.34	117.70	123.59
36	d	315	II0	C42-C41-C39	2.34	128.26	123.47
28	B	827	CLA	CMB-C2B-C1B	-2.34	124.87	128.46
28	f	609	CLA	O2A-C1-C2	-2.34	102.50	108.64
36	a	316	II0	C16-C03-C09	-2.33	106.76	110.47
28	g	303	CLA	CBA-CAA-C2A	2.33	120.75	113.86
36	g	320	II0	C05-C03-C09	2.33	114.35	109.62
28	B	832	CLA	CHB-C4A-NA	2.33	127.74	124.51
36	l	312	II0	C42-C41-C39	-2.33	118.70	123.47
36	a	314	II0	C12-C14-C10	-2.33	115.28	120.57
28	B	812	CLA	CHA-C1A-NA	-2.33	121.06	126.40
28	e	611	CLA	C1-C2-C3	-2.33	122.01	126.04
31	A	847	WVN	C03-C04-C09	-2.33	108.13	112.00
36	e	612	II0	C29-C31-C33	-2.33	115.94	123.22
28	B	811	CLA	C11-C12-C13	-2.33	108.39	115.92
28	A	855	CLA	CHD-C1D-ND	-2.33	122.31	124.45
28	B	833	CLA	CHD-C1D-ND	-2.33	122.32	124.45
28	F	201	CLA	CMB-C2B-C3B	2.33	129.03	124.68
28	B	836	CLA	CMB-C2B-C3B	2.32	129.03	124.68
28	A	834	CLA	C1-C2-C3	-2.32	122.02	126.04
36	i	314	II0	C37-C35-C33	2.32	121.74	118.08
28	B	838	CLA	CHD-C1D-ND	-2.32	122.32	124.45
28	g	306	CLA	O2A-CGA-O1A	-2.32	117.73	123.59
30	A	849	LHG	C6-C5-C4	-2.32	106.30	111.79
31	L	201	WVN	C02-C05-C09	-2.32	118.61	121.47
28	i	309	CLA	CHD-C1D-ND	-2.32	122.32	124.45
31	h	309	WVN	C39-C40-C37	-2.32	118.72	123.47
36	i	315	II0	C05-C07-C11	2.32	113.48	110.30
36	m	615	II0	C29-C31-C33	-2.32	115.98	123.22
31	J	102	WVN	C39-C40-C37	-2.32	118.72	123.47
30	b	619	LHG	O4-P-O3	2.32	118.52	107.75
31	L	205	WVN	C38-C34-C33	2.32	121.73	118.08
28	Q	302	CLA	C7-C6-C5	-2.32	107.06	113.36
31	A	846	WVN	C03-C04-C09	-2.32	108.15	112.00
31	B	845	WVN	C30-C33-C34	-2.32	119.90	126.42
28	B	840	CLA	O2D-CGD-O1D	-2.32	119.30	123.84
36	n	614	II0	C19-C13-C11	2.32	118.65	114.36
31	e	615	WVN	C29-C31-C32	-2.32	119.90	126.42
28	B	827	CLA	C1-C2-C3	-2.32	123.00	126.75
28	j	610	CLA	CHB-C4A-NA	2.32	127.72	124.51
38	k	611	KC2	CAB-C3B-C4B	-2.32	119.30	124.90

Continued on next page...

Continued from previous page...

Mol	Chain	Res	Type	Atoms	Z	Observed(°)	Ideal(°)
30	i	318	LHG	C5-O7-C7	-2.32	112.09	117.79
31	R	201	WVN	C23-C25-C28	2.32	122.50	118.94
36	h	311	II0	C03-C09-C13	-2.32	119.36	122.63
36	h	311	II0	C27-C25-C23	2.32	121.43	116.84
36	f	614	II0	C18-C04-C10	-2.32	106.79	110.47
36	k	617	II0	C03-C09-C13	-2.32	119.36	122.63
28	Q	303	CLA	CHD-C1D-ND	-2.32	122.33	124.45
37	j	616	IHT	C40-C41-C38	-2.32	118.73	123.47
35	c	619	LMG	C4-C3-C2	2.32	114.86	110.82
36	k	621	II0	C15-C03-C09	-2.32	106.79	110.47
28	A	818	CLA	O2D-CGD-CBD	2.32	115.38	111.27
28	m	610	CLA	C1-C2-C3	-2.31	122.04	126.04
34	B	843	DGD	C2G-O2G-C1B	-2.31	112.09	117.79
36	j	615	II0	C38-C36-C34	2.31	121.72	118.08
28	R	203	CLA	C2A-C1A-CHA	2.31	127.90	123.86
38	i	310	KC2	CAA-CBA-CGA	-2.31	115.38	127.26
30	A	844	LHG	C5-O7-C7	-2.31	112.10	117.79
28	B	830	CLA	CHD-C1D-ND	-2.31	122.33	124.45
36	e	616	II0	C32-C30-C26	-2.31	119.87	126.58
28	A	814	CLA	O2A-CGA-O1A	-2.31	117.76	123.59
36	a	318	II0	C04-C10-C14	-2.31	119.37	122.63
28	e	608	CLA	CHD-C1D-ND	-2.31	122.33	124.45
31	M	101	WVN	C26-C29-C31	-2.31	116.00	123.22
31	M	101	WVN	C04-C09-C05	-2.31	122.64	124.85
31	I	101	WVN	C27-C25-C23	2.31	121.72	118.08
30	A	849	LHG	O8-C23-C24	2.31	119.16	111.91
28	B	824	CLA	CAA-C2A-C1A	2.31	119.54	111.97
28	g	302	CLA	C2A-C1A-CHA	2.31	127.90	123.86
37	c	616	IHT	C20-C15-C12	2.31	118.63	114.36
28	B	817	CLA	CHB-C4A-NA	2.31	127.70	124.51
28	A	819	CLA	CMC-C2C-C1C	-2.31	121.52	125.04
36	n	616	II0	C32-C34-C36	-2.31	119.93	126.42
28	b	604	CLA	O1D-CGD-CBD	2.31	129.21	124.48
31	L	206	WVN	C06-C13-C15	-2.31	119.36	122.61
38	i	310	KC2	O2D-CGD-O1D	-2.31	119.33	123.84
28	j	604	CLA	C1-C2-C3	-2.31	122.05	126.04
28	A	813	CLA	O2D-CGD-O1D	-2.31	119.33	123.84
31	J	101	WVN	C02-C05-C09	-2.31	118.63	121.47
28	A	841	CLA	C3A-C2A-C1A	2.31	104.79	101.34
28	b	601	CLA	C3C-C4C-NC	-2.31	107.98	110.57
28	g	310	CLA	O2D-CGD-CBD	2.31	115.36	111.27
31	B	845	WVN	C14-C15-C13	-2.31	119.38	122.73

Continued on next page...

Continued from previous page...

Mol	Chain	Res	Type	Atoms	Z	Observed(°)	Ideal(°)
28	s	206	CLA	CHD-C1D-ND	-2.30	122.34	124.45
31	R	202	WVN	C26-C29-C31	-2.30	116.03	123.22
28	O	202	CLA	CBC-CAC-C3C	2.30	118.78	112.43
28	k	602	CLA	CBC-CAC-C3C	2.30	118.78	112.43
36	i	314	II0	C31-C29-C25	-2.30	119.90	126.58
28	f	601	CLA	C2A-C1A-CHA	2.30	127.88	123.86
36	n	615	II0	C28-C26-C24	2.30	121.40	116.84
30	A	849	LHG	C5-O7-C7	-2.30	112.12	117.79
35	O	205	LMG	C8-O7-C10	-2.30	112.12	117.79
28	g	322	CLA	CBC-CAC-C3C	2.30	118.77	112.43
28	m	610	CLA	CMC-C2C-C3C	2.30	132.36	126.12
38	n	611	KC2	CAB-C3B-C2B	2.30	136.18	128.60
36	m	615	II0	C05-C03-C09	2.30	114.28	109.62
31	R	202	WVN	C04-C09-C05	-2.30	122.64	124.85
36	f	614	II0	C28-C26-C24	2.30	121.39	116.84
28	K	101	CLA	CAA-CBA-CGA	-2.30	106.53	113.25
28	B	821	CLA	O1A-CGA-CBA	2.30	132.70	123.73
28	A	817	CLA	CHB-C4A-NA	2.30	127.69	124.51
35	c	619	LMG	O1-C7-C8	2.30	116.44	110.90
28	L	203	CLA	O2D-CGD-CBD	2.30	115.35	111.27
36	l	316	II0	C37-C35-C33	2.30	121.70	118.08
36	b	617	II0	C16-C03-C15	-2.30	101.48	108.53
28	B	809	CLA	CMB-C2B-C3B	2.30	129.19	124.69
36	c	617	II0	C17-C04-C10	-2.30	106.82	110.47
36	g	317	II0	C38-C36-C34	2.30	121.70	118.08
36	n	616	II0	C37-C35-C39	-2.30	119.70	122.92
28	B	836	CLA	CHD-C1D-ND	-2.30	122.34	124.45
28	A	813	CLA	O2A-CGA-O1A	-2.30	117.57	123.30
31	L	206	WVN	C02-C05-C09	-2.30	118.64	121.47
28	g	315	CLA	CHD-C1D-ND	-2.30	122.34	124.45
28	f	605	CLA	C1B-CHB-C4A	-2.30	125.57	130.12
28	A	855	CLA	C3A-C2A-C1A	2.30	105.53	101.64
31	J	102	WVN	C23-C20-C13	-2.30	120.75	127.20
31	K	102	WVN	C29-C26-C22	-2.30	124.03	127.31
28	b	603	CLA	O2A-CGA-O1A	-2.30	117.80	123.59
28	h	303	CLA	CMB-C2B-C3B	2.30	128.97	124.68
28	l	311	CLA	CHD-C1D-ND	-2.29	122.34	124.45
37	b	615	IHT	C31-C29-C26	-2.29	119.92	126.58
38	f	611	KC2	C2B-C1B-NB	2.29	111.80	110.10
28	d	309	CLA	CHB-C4A-NA	2.29	127.69	124.51
31	J	101	WVN	C24-C22-C19	-2.29	114.46	118.08
28	B	833	CLA	O2D-CGD-CBD	2.29	115.34	111.27

Continued on next page...

Continued from previous page...

Mol	Chain	Res	Type	Atoms	Z	Observed(°)	Ideal(°)
28	B	833	CLA	O2A-C1-C2	-2.29	102.61	108.64
36	c	613	II0	C32-C34-C36	-2.29	119.97	126.42
36	h	311	II0	C12-C14-C10	-2.29	115.37	120.57
36	a	314	II0	C31-C33-C35	-2.29	119.98	126.42
36	J	104	II0	C20-C14-C12	2.29	118.60	114.36
36	h	312	II0	C30-C32-C34	-2.29	116.07	123.22
28	m	612	CLA	C2A-C1A-CHA	2.29	127.86	123.86
36	f	616	II0	C28-C26-C24	2.29	121.38	116.84
28	A	823	CLA	CMB-C2B-C3B	2.29	128.96	124.68
28	c	607	CLA	CHB-C4A-NA	2.29	127.68	124.51
28	A	810	CLA	CMB-C2B-C3B	2.29	128.96	124.68
28	f	603	CLA	O2A-CGA-O1A	-2.29	117.82	123.59
28	b	609	CLA	C1B-CHB-C4A	-2.29	125.59	130.12
28	n	603	CLA	C3C-C4C-NC	-2.29	108.01	110.57
36	i	314	II0	C42-C40-C36	-2.29	124.05	127.31
28	l	305	CLA	O2A-CGA-O1A	-2.29	117.82	123.59
28	B	839	CLA	C16-C15-C13	-2.29	108.53	115.92
28	f	608	CLA	CHB-C4A-NA	2.29	127.67	124.51
31	A	847	WVN	C20-C13-C15	-2.29	115.92	121.46
38	m	611	KC2	CAA-CBA-CGA	-2.29	115.51	127.26
28	B	836	CLA	C1-C2-C3	-2.29	122.09	126.04
36	d	315	II0	C03-C05-C07	2.28	118.80	113.64
28	l	306	CLA	CAA-C2A-C1A	2.28	119.46	111.97
38	i	319	KC2	O2D-CGD-O1D	-2.28	119.38	123.84
38	l	310	KC2	CMB-C2B-C1B	2.28	128.74	124.71
31	K	104	WVN	C20-C23-C25	-2.28	122.79	126.23
38	j	611	KC2	CAA-CBA-CGA	-2.28	115.53	127.26
28	j	612	CLA	CHB-C4A-NA	2.28	127.67	124.51
28	b	601	CLA	CHD-C1D-ND	-2.28	122.36	124.45
28	K	103	CLA	C2A-C1A-CHA	2.28	127.85	123.86
38	g	313	KC2	C2B-C1B-NB	2.28	111.78	110.10
28	B	802	CLA	C11-C10-C8	-2.28	108.55	115.92
31	e	615	WVN	C30-C33-C34	-2.28	120.01	126.42
31	J	101	WVN	C40-C37-C34	-2.28	124.06	127.31
31	A	847	WVN	C35-C32-C31	2.28	121.67	118.08
28	B	834	CLA	CMB-C2B-C3B	2.28	128.94	124.68
31	s	207	WVN	C02-C05-C09	-2.28	118.67	121.47
28	l	309	CLA	CHD-C1D-ND	-2.28	122.36	124.45
30	g	321	LHG	C5-O7-C7	-2.28	112.18	117.79
28	F	202	CLA	O2D-CGD-CBD	2.28	115.31	111.27
36	f	615	II0	C05-C03-C09	2.28	114.23	109.62
36	m	616	II0	C32-C34-C36	-2.28	120.02	126.42

Continued on next page...

Continued from previous page...

Mol	Chain	Res	Type	Atoms	Z	Observed(°)	Ideal(°)
28	m	613	CLA	O1D-CGD-CBD	2.28	129.14	124.48
36	b	614	II0	C06-C04-C10	2.28	114.23	109.62
28	i	311	CLA	CHD-C1D-ND	-2.28	122.36	124.45
28	B	840	CLA	CHB-C4A-NA	2.28	127.66	124.51
38	d	311	KC2	C2B-C1B-NB	2.28	111.78	110.10
28	A	816	CLA	C16-C15-C13	-2.27	108.57	115.92
30	l	317	LHG	O8-C23-C24	2.27	119.05	111.91
28	s	208	CLA	CHD-C1D-ND	-2.27	122.36	124.45
31	A	845	WVN	C30-C33-C34	-2.27	120.03	126.42
31	A	848	WVN	C14-C15-C13	-2.27	119.43	122.73
31	K	102	WVN	C26-C29-C31	-2.27	116.13	123.22
28	B	821	CLA	C5-C3-C2	2.27	125.71	121.12
28	B	802	CLA	O2A-CGA-O1A	-2.27	117.86	123.59
28	b	607	CLA	CHD-C4C-NC	2.27	127.78	124.20
28	i	307	CLA	O1D-CGD-CBD	2.27	129.13	124.48
28	a	307	CLA	O2D-CGD-O1D	-2.27	119.40	123.84
38	d	310	KC2	CBD-CHA-C1A	2.27	133.12	128.88
36	d	316	II0	C32-C30-C26	-2.27	119.99	126.58
36	k	616	II0	C30-C32-C34	-2.27	116.13	123.22
28	g	302	CLA	C1B-CHB-C4A	-2.27	125.62	130.12
28	A	826	CLA	O2A-CGA-O1A	-2.27	117.86	123.59
31	h	309	WVN	C12-C14-C15	-2.27	110.03	114.08
28	k	601	CLA	C1-C2-C3	-2.27	122.12	126.04
28	A	812	CLA	CAC-C3C-C4C	2.27	127.75	124.81
28	e	606	CLA	C2A-C1A-CHA	2.27	127.83	123.86
31	L	205	WVN	C19-C22-C26	2.27	122.42	118.94
28	f	612	CLA	CHD-C1D-ND	-2.27	122.37	124.45
28	A	840	CLA	O2A-CGA-O1A	-2.27	117.87	123.59
28	n	602	CLA	O2D-CGD-CBD	2.27	115.30	111.27
36	e	614	II0	C18-C04-C10	-2.27	106.87	110.47
31	s	205	WVN	C19-C22-C26	-2.26	115.47	118.94
36	b	614	II0	C30-C32-C34	-2.26	116.15	123.22
36	g	318	II0	C05-C07-C11	2.26	113.40	110.30
28	h	308	CLA	C2D-C1D-ND	-2.26	108.44	110.10
28	A	817	CLA	C6-C7-C8	-2.26	108.60	115.92
36	f	618	II0	C38-C36-C34	2.26	121.64	118.08
28	A	828	CLA	CHB-C4A-NA	2.26	127.64	124.51
28	i	305	CLA	CHB-C4A-NA	2.26	127.64	124.51
36	d	313	II0	C30-C32-C34	-2.26	116.16	123.22
28	n	607	CLA	C1-C2-C3	-2.26	122.13	126.04
28	i	309	CLA	O2D-CGD-CBD	2.26	115.29	111.27
36	i	314	II0	C34-C36-C40	-2.26	115.47	118.94

Continued on next page...

Continued from previous page...

Mol	Chain	Res	Type	Atoms	Z	Observed(°)	Ideal(°)
30	e	617	LHG	O4-P-O5	2.26	123.42	112.24
28	c	606	CLA	O2A-CGA-O1A	-2.26	117.89	123.59
31	l	315	WVN	C40-C39-C36	-2.26	118.84	123.47
35	b	621	LMG	C1-C2-C3	2.26	114.70	110.00
28	B	827	CLA	O2A-CGA-O1A	-2.26	117.89	123.59
28	k	602	CLA	O2A-CGA-O1A	-2.26	117.89	123.59
38	s	201	KC2	C4D-C3D-CAD	2.26	111.46	107.81
38	g	313	KC2	CAA-CBA-CGA	-2.26	115.65	127.26
36	g	320	II0	C27-C25-C23	2.26	121.31	116.84
28	e	603	CLA	C2D-C1D-ND	-2.26	108.44	110.10
28	n	605	CLA	C2D-C1D-ND	-2.26	108.44	110.10
28	b	611	CLA	C1-C2-C3	-2.26	122.14	126.04
28	k	606	CLA	O2A-CGA-O1A	-2.26	117.89	123.59
36	i	317	II0	C05-C07-C11	2.26	113.39	110.30
36	e	613	II0	C16-C03-C09	-2.26	106.88	110.47
36	h	312	II0	C06-C08-C12	2.26	113.39	110.30
28	g	310	CLA	C1-C2-C3	-2.25	122.14	126.04
28	n	610	CLA	CHB-C4A-NA	2.25	127.63	124.51
28	A	852	CLA	CHD-C1D-ND	-2.25	122.38	124.45
28	h	302	CLA	CHD-C1D-ND	-2.25	122.38	124.45
28	e	611	CLA	O2A-CGA-O1A	-2.25	117.90	123.59
36	c	615	II0	C27-C25-C23	2.25	121.30	116.84
28	n	601	CLA	O2A-CGA-O1A	-2.25	117.68	123.30
28	A	809	CLA	O2A-CGA-O1A	-2.25	117.91	123.59
36	c	617	II0	C29-C31-C33	-2.25	116.19	123.22
31	L	201	WVN	C29-C31-C32	-2.25	120.09	126.42
28	h	306	CLA	CHD-C1D-ND	-2.25	122.39	124.45
28	A	827	CLA	O2A-CGA-O1A	-2.25	117.91	123.59
38	i	319	KC2	CAB-C3B-C2B	2.25	136.02	128.60
36	c	615	II0	C16-C03-C09	-2.25	106.89	110.47
37	m	617	IHT	C40-C41-C38	-2.25	118.86	123.47
38	i	310	KC2	CMB-C2B-C1B	2.25	128.68	124.71
30	l	317	LHG	O4-P-O5	2.25	123.36	112.24
28	A	812	CLA	C4-C3-C5	2.25	119.06	115.27
28	A	808	CLA	CAA-C2A-C1A	2.25	119.35	111.97
36	m	615	II0	C31-C29-C25	-2.25	120.05	126.58
37	O	204	IHT	C31-C29-C26	-2.25	120.05	126.58
36	l	312	II0	C38-C36-C40	-2.25	119.77	122.92
36	k	619	II0	C37-C35-C33	2.25	121.62	118.08
36	O	203	II0	C11-C13-C09	-2.25	115.47	120.57
36	f	615	II0	C12-C14-C10	-2.25	115.47	120.57
38	g	313	KC2	CAB-C3B-C4B	-2.25	119.47	124.90

Continued on next page...

Continued from previous page...

Mol	Chain	Res	Type	Atoms	Z	Observed(°)	Ideal(°)
31	h	309	WVN	C29-C31-C32	-2.25	120.10	126.42
28	A	813	CLA	CHB-C4A-NA	2.25	127.62	124.51
28	c	604	CLA	CHB-C4A-NA	2.25	127.62	124.51
31	s	207	WVN	C35-C32-C36	-2.25	119.78	122.92
28	l	307	CLA	O1D-CGD-CBD	2.25	129.08	124.48
28	B	836	CLA	CAA-CBA-CGA	-2.25	106.69	113.25
38	e	609	KC2	CAA-CBA-CGA	-2.25	115.72	127.26
36	k	617	II0	C12-C14-C10	-2.25	115.47	120.57
31	A	847	WVN	C26-C29-C31	-2.24	116.21	123.22
28	s	202	CLA	C11-C12-C13	-2.24	108.66	115.92
28	b	610	CLA	CHD-C1D-ND	-2.24	122.39	124.45
28	B	817	CLA	C1-C2-C3	-2.24	122.16	126.04
38	m	611	KC2	CAB-C3B-C4B	-2.24	119.48	124.90
36	m	618	II0	C32-C30-C26	-2.24	120.07	126.58
36	n	618	II0	C38-C36-C34	2.24	121.61	118.08
28	A	812	CLA	C7-C6-C5	2.24	119.44	113.36
28	h	308	CLA	CBA-CAA-C2A	2.24	120.47	113.86
28	b	601	CLA	C1B-CHB-C4A	-2.24	125.68	130.12
28	B	841	CLA	O2A-CGA-O1A	-2.24	117.94	123.59
38	s	201	KC2	CAA-CBA-CGA	-2.24	115.75	127.26
28	m	609	CLA	O2A-CGA-O1A	-2.24	117.94	123.59
28	l	311	CLA	CHB-C4A-NA	2.24	127.61	124.51
36	b	617	II0	C12-C14-C10	-2.24	115.49	120.57
38	k	611	KC2	CAA-CBA-CGA	-2.24	115.76	127.26
28	B	802	CLA	CMB-C2B-C1B	-2.24	125.03	128.46
36	i	314	II0	C27-C25-C23	2.24	121.27	116.84
36	e	612	II0	C38-C36-C34	2.24	121.60	118.08
36	m	615	II0	C20-C14-C12	2.24	118.50	114.36
28	B	811	CLA	CHB-C4A-NA	2.24	127.60	124.51
36	n	614	II0	C20-C14-C12	2.24	118.50	114.36
38	d	311	KC2	CAA-CBA-CGA	-2.24	115.77	127.26
36	j	614	II0	C05-C07-C11	2.24	113.36	110.30
28	n	609	CLA	CMC-C2C-C1C	2.24	128.44	125.04
36	m	615	II0	C12-C14-C10	-2.23	115.50	120.57
36	i	313	II0	C19-C13-C11	2.23	118.50	114.36
36	k	617	II0	C31-C33-C35	-2.23	120.14	126.42
31	B	846	WVN	C23-C20-C13	-2.23	120.93	127.20
28	i	304	CLA	O2A-CGA-O1A	-2.23	117.95	123.59
36	i	317	II0	C38-C36-C34	2.23	121.60	118.08
28	B	828	CLA	O2D-CGD-CBD	2.23	115.23	111.27
28	B	824	CLA	C2A-C1A-CHA	2.23	127.76	123.86
36	l	316	II0	C32-C34-C36	-2.23	120.15	126.42

Continued on next page...

Continued from previous page...

Mol	Chain	Res	Type	Atoms	Z	Observed(°)	Ideal(°)
28	c	609	CLA	CHD-C1D-ND	-2.23	122.40	124.45
36	a	318	II0	C06-C08-C12	2.23	113.36	110.30
31	A	847	WVN	C24-C22-C19	2.23	121.59	118.08
37	c	616	IHT	C36-C33-C37	-2.23	119.80	122.92
28	B	802	CLA	CHB-C4A-NA	2.23	127.60	124.51
36	c	615	II0	C37-C35-C33	2.23	121.59	118.08
28	B	829	CLA	CHB-C4A-NA	2.23	127.59	124.51
28	B	841	CLA	O2D-CGD-CBD	2.23	115.23	111.27
36	b	613	II0	C30-C32-C34	-2.23	116.27	123.22
28	e	604	CLA	O2D-CGD-CBD	2.23	115.22	111.27
28	k	607	CLA	O2D-CGD-CBD	2.23	115.22	111.27
31	B	848	WVN	C21-C15-C14	2.23	117.89	113.62
28	A	813	CLA	CHD-C1D-ND	-2.23	122.41	124.45
31	A	846	WVN	C12-C14-C15	-2.23	110.10	114.08
28	B	818	CLA	CAA-CBA-CGA	-2.23	106.75	113.25
28	e	605	CLA	CMD-C2D-C1D	-2.23	120.79	124.71
28	A	806	CLA	CHD-C1D-ND	-2.23	122.41	124.45
36	n	618	II0	C37-C35-C33	2.23	121.58	118.08
28	O	206	CLA	CHA-C1A-NA	-2.23	121.30	126.40
28	d	306	CLA	CHD-C1D-ND	-2.22	122.41	124.45
36	m	615	II0	C03-C09-C13	-2.22	119.49	122.63
28	b	604	CLA	O2A-C1-C2	-2.22	102.79	108.64
31	l	301	WVN	C35-C32-C31	2.22	121.58	118.08
28	A	834	CLA	C3A-C2A-C1A	2.22	104.67	101.34
28	m	612	CLA	O2A-CGA-O1A	-2.22	117.98	123.59
36	e	614	II0	C05-C03-C09	2.22	114.12	109.62
28	e	601	CLA	C2A-C1A-CHA	2.22	127.74	123.86
34	B	843	DGD	O6D-C5D-C6D	2.22	111.15	106.67
37	j	616	IHT	C41-C40-C37	-2.22	118.92	123.47
36	i	314	II0	C32-C34-C36	-2.22	120.17	126.42
28	B	816	CLA	CHB-C4A-NA	2.22	127.58	124.51
37	j	616	IHT	C31-C29-C26	-2.22	120.13	126.58
28	K	103	CLA	O1D-CGD-CBD	2.22	129.03	124.48
30	n	619	LHG	O8-C23-C24	2.22	118.88	111.91
28	A	805	CLA	C3A-C2A-C1A	2.22	104.66	101.34
28	B	816	CLA	CAA-CBA-CGA	-2.22	106.77	113.25
38	d	311	KC2	CAC-C3C-C4C	2.22	134.81	124.47
28	c	608	CLA	O2D-CGD-CBD	2.22	115.21	111.27
28	i	312	CLA	C2A-C1A-CHA	2.22	127.74	123.86
31	K	104	WVN	C19-C22-C26	-2.22	115.54	118.94
28	A	808	CLA	C1-C2-C3	-2.22	122.21	126.04
31	B	847	WVN	C27-C25-C23	2.22	121.57	118.08

Continued on next page...

Continued from previous page...

Mol	Chain	Res	Type	Atoms	Z	Observed(°)	Ideal(°)
28	O	201	CLA	O2D-CGD-CBD	2.22	115.21	111.27
29	B	842	PQN	C17-C16-C15	-2.22	107.34	113.36
30	m	619	LHG	O8-C23-C24	2.22	118.86	111.91
28	A	836	CLA	O2D-CGD-CBD	2.22	115.20	111.27
32	A	850	LMT	O1B-C4'-C3'	2.22	113.17	107.28
36	i	317	II0	C06-C08-C12	2.21	113.34	110.30
28	d	312	CLA	O2A-CGA-O1A	-2.21	118.00	123.59
28	A	840	CLA	CHB-C4A-NA	2.21	127.57	124.51
28	l	307	CLA	O2A-C1-C2	-2.21	102.82	108.64
36	a	316	II0	C31-C33-C35	-2.21	120.20	126.42
31	F	203	WVN	C27-C25-C23	2.21	121.56	118.08
28	A	812	CLA	CHD-C1D-ND	-2.21	122.42	124.45
28	L	204	CLA	CHB-C4A-NA	2.21	127.57	124.51
31	F	204	WVN	C31-C32-C36	-2.21	115.55	118.94
28	A	808	CLA	C2A-C1A-CHA	2.21	127.72	123.86
31	A	845	WVN	C24-C22-C19	2.21	121.56	118.08
31	l	301	WVN	C12-C14-C15	-2.21	110.13	114.08
28	c	604	CLA	C3A-C2A-C1A	2.21	104.65	101.34
28	c	608	CLA	C1-C2-C3	-2.21	122.22	126.04
37	k	618	IHT	C20-C15-C12	2.21	118.45	114.36
28	g	303	CLA	CMD-C2D-C3D	2.21	132.70	127.61
39	i	301	LMU	O1B-C1B-C2B	2.21	113.82	108.10
28	j	607	CLA	CHD-C1D-ND	-2.21	122.42	124.45
28	j	602	CLA	C1-C2-C3	-2.21	123.18	126.75
31	A	845	WVN	C21-C15-C14	2.21	117.86	113.62
28	A	808	CLA	CAA-CBA-CGA	-2.21	106.80	113.25
28	a	311	CLA	O2A-CGA-O1A	-2.21	118.02	123.59
28	n	610	CLA	O2D-CGD-CBD	2.21	115.19	111.27
36	e	612	II0	C15-C03-C09	-2.21	106.96	110.47
28	n	609	CLA	C4-C3-C5	2.21	118.98	115.27
36	e	613	II0	C31-C29-C25	-2.21	120.18	126.58
28	A	823	CLA	CHB-C4A-NA	2.21	127.56	124.51
36	b	614	II0	C20-C14-C10	-2.21	121.35	124.35
28	A	804	CLA	C6-C7-C8	-2.21	108.79	115.92
28	s	206	CLA	C2A-C1A-CHA	2.21	127.72	123.86
28	h	308	CLA	CHA-C1A-NA	-2.20	121.35	126.40
38	i	319	KC2	C3D-CAD-CBD	-2.20	104.70	107.61
28	n	605	CLA	C2A-C1A-CHA	2.20	127.71	123.86
35	Q	301	LMG	O7-C10-O9	-2.20	118.38	123.70
28	A	855	CLA	C2D-C1D-ND	-2.20	108.48	110.10
36	e	613	II0	C31-C33-C35	-2.20	120.23	126.42
28	b	606	CLA	O2A-CGA-O1A	-2.20	118.03	123.59

Continued on next page...

Continued from previous page...

Mol	Chain	Res	Type	Atoms	Z	Observed(°)	Ideal(°)
28	B	810	CLA	CHD-C1D-ND	-2.20	122.43	124.45
36	d	314	II0	C05-C03-C09	2.20	114.08	109.62
30	A	844	LHG	C9-C8-C7	-2.20	105.61	113.62
35	L	209	LMG	C30-C29-C28	-2.20	105.61	113.62
36	m	615	II0	C30-C32-C34	-2.20	116.35	123.22
28	n	602	CLA	O2A-CGA-O1A	-2.20	118.04	123.59
36	f	614	II0	C03-C09-C13	-2.20	119.53	122.63
28	l	308	CLA	C2D-C1D-ND	-2.20	108.48	110.10
28	A	823	CLA	O2A-C1-C2	-2.20	102.86	108.64
28	A	804	CLA	CHD-C1D-ND	-2.20	122.43	124.45
30	a	301	LHG	O4-P-O5	2.20	123.11	112.24
38	s	201	KC2	C2A-C1A-NA	2.20	112.93	109.40
28	B	812	CLA	CHB-C4A-NA	2.20	127.55	124.51
36	m	614	II0	C29-C31-C33	-2.20	116.36	123.22
38	j	611	KC2	CAB-C3B-C4B	-2.20	119.59	124.90
28	f	609	CLA	CAC-C3C-C4C	2.20	127.66	124.81
28	A	851	CLA	C4D-C3D-CAD	-2.20	105.51	108.10
36	d	316	II0	C12-C14-C10	-2.20	115.59	120.57
28	c	608	CLA	CED-O2D-CGD	2.20	120.90	115.94
28	A	812	CLA	C1-C2-C3	-2.20	122.25	126.04
28	g	308	CLA	C4-C3-C5	2.20	118.96	115.27
28	A	831	CLA	CMB-C2B-C1B	-2.20	125.09	128.46
38	i	319	KC2	CAA-CBA-CGA	-2.20	115.98	127.26
36	a	318	II0	C05-C03-C09	2.19	114.07	109.62
28	B	821	CLA	CHD-C1D-ND	-2.19	122.44	124.45
28	k	608	CLA	C1-C2-C3	-2.19	122.25	126.04
28	k	609	CLA	O2A-CGA-O1A	-2.19	118.06	123.59
36	c	615	II0	C12-C14-C10	-2.19	115.59	120.57
35	c	619	LMG	C1-O6-C5	2.19	117.99	113.69
28	a	311	CLA	CAA-CBA-CGA	-2.19	106.85	113.25
36	d	315	II0	C32-C34-C36	-2.19	120.26	126.42
28	m	609	CLA	O2D-CGD-CBD	2.19	115.16	111.27
38	s	204	KC2	CAB-C3B-C4B	-2.19	119.61	124.90
28	B	840	CLA	CBC-CAC-C3C	2.19	118.47	112.43
37	n	617	IHT	C31-C29-C26	-2.19	120.23	126.58
28	k	607	CLA	CMB-C2B-C3B	2.19	128.77	124.68
31	s	205	WVN	C12-C14-C15	-2.19	110.17	114.08
28	A	815	CLA	O1D-CGD-CBD	2.19	128.96	124.48
38	k	612	KC2	CBC-CAC-C3C	-2.19	116.73	127.62
36	e	613	II0	C42-C41-C39	-2.19	119.00	123.47
28	f	602	CLA	CAC-C3C-C4C	2.18	127.64	124.81
38	d	310	KC2	CAB-C3B-C4B	-2.18	119.62	124.90

Continued on next page...

Continued from previous page...

Mol	Chain	Res	Type	Atoms	Z	Observed(°)	Ideal(°)
28	l	302	CLA	O2A-CGA-O1A	-2.18	118.08	123.59
35	J	105	LMG	O8-C28-C29	2.18	118.76	111.91
36	i	313	II0	C05-C03-C09	2.18	114.05	109.62
36	g	318	II0	C20-C14-C12	2.18	118.40	114.36
28	b	607	CLA	C1-C2-C3	-2.18	122.27	126.04
28	O	202	CLA	C2A-C1A-CHA	2.18	127.68	123.86
31	B	844	WVN	C14-C15-C13	-2.18	119.56	122.73
28	A	855	CLA	CMB-C2B-C3B	2.18	128.76	124.68
36	f	614	II0	C04-C10-C14	-2.18	119.55	122.63
28	g	310	CLA	O2A-CGA-O1A	-2.18	118.08	123.59
37	k	618	IHT	C30-C32-C33	-2.18	120.28	126.42
28	A	838	CLA	O2D-CGD-O1D	-2.18	119.57	123.84
28	Q	302	CLA	C14-C13-C12	-2.18	103.39	111.29
36	h	311	II0	C32-C30-C26	-2.18	120.25	126.58
36	b	617	II0	C27-C25-C23	2.18	121.16	116.84
28	g	302	CLA	CHA-C1A-NA	-2.18	121.40	126.40
28	n	601	CLA	CHB-C4A-NA	2.18	127.53	124.51
37	b	615	IHT	C36-C33-C37	-2.18	119.87	122.92
36	l	316	II0	C05-C07-C11	2.18	113.29	110.30
28	L	204	CLA	O2A-CGA-O1A	-2.18	118.09	123.59
28	B	807	CLA	C1-C2-C3	-2.18	122.27	126.04
28	b	605	CLA	O2D-CGD-O1D	-2.18	119.58	123.84
36	i	314	II0	C29-C31-C33	-2.18	116.42	123.22
31	s	207	WVN	C21-C15-C14	2.18	117.80	113.62
28	m	601	CLA	CHD-C1D-ND	-2.18	122.45	124.45
28	B	812	CLA	O2D-CGD-CBD	2.18	115.14	111.27
28	A	801	CLA	C2A-C1A-CHA	2.18	127.67	123.86
36	h	311	II0	C30-C32-C34	-2.18	116.42	123.22
28	n	605	CLA	CHD-C1D-ND	-2.18	122.45	124.45
28	b	607	CLA	O2A-CGA-O1A	-2.18	118.10	123.59
28	B	822	CLA	C3C-C4C-NC	-2.18	108.13	110.57
28	B	808	CLA	C11-C12-C13	-2.18	108.88	115.92
28	B	839	CLA	C3A-C2A-C1A	2.18	104.60	101.34
28	B	835	CLA	O2A-CGA-O1A	-2.18	118.10	123.59
31	s	205	WVN	C39-C40-C37	-2.17	119.02	123.47
31	i	316	WVN	C12-C14-C15	-2.17	110.20	114.08
36	a	314	II0	C38-C36-C34	2.17	121.50	118.08
31	i	316	WVN	C14-C15-C13	-2.17	119.58	122.73
28	B	828	CLA	CHD-C1D-ND	-2.17	122.46	124.45
28	f	608	CLA	O2A-CGA-O1A	-2.17	118.11	123.59
28	i	305	CLA	O1D-CGD-CBD	2.17	128.93	124.48
28	m	607	CLA	C2D-C1D-ND	-2.17	108.50	110.10

Continued on next page...

Continued from previous page...

Mol	Chain	Res	Type	Atoms	Z	Observed(°)	Ideal(°)
28	A	819	CLA	CHD-C1D-ND	-2.17	122.46	124.45
28	f	612	CLA	CAC-C3C-C2C	-2.17	123.82	127.53
38	l	310	KC2	CAB-C3B-C4B	-2.17	119.66	124.90
28	l	303	CLA	O2A-CGA-O1A	-2.17	118.12	123.59
38	i	319	KC2	CBD-CHA-C1A	2.17	132.92	128.88
28	h	306	CLA	O2A-CGA-O1A	-2.17	118.12	123.59
28	B	836	CLA	C4-C3-C5	2.17	118.92	115.27
37	k	618	IHT	C36-C33-C37	-2.17	119.89	122.92
28	s	206	CLA	O2D-CGD-O1D	-2.17	119.60	123.84
28	i	312	CLA	O2A-CGA-O1A	-2.17	118.13	123.59
31	B	848	WVN	C28-C30-C33	-2.17	116.46	123.22
28	B	804	CLA	C11-C12-C13	-2.17	108.92	115.92
30	g	321	LHG	C25-C24-C23	-2.16	105.75	113.62
36	f	614	II0	C20-C14-C12	2.16	118.36	114.36
31	R	202	WVN	C23-C20-C13	-2.16	121.13	127.20
28	h	304	CLA	O2D-CGD-CBD	2.16	115.11	111.27
28	A	831	CLA	O1D-CGD-CBD	2.16	128.91	124.48
36	a	316	II0	C06-C08-C12	2.16	113.26	110.30
31	L	201	WVN	C28-C30-C33	-2.16	116.47	123.22
28	A	829	CLA	CHD-C1D-ND	-2.16	122.47	124.45
28	A	819	CLA	CMB-C2B-C3B	2.16	128.72	124.68
36	b	613	II0	C18-C04-C10	-2.16	107.03	110.47
28	k	604	CLA	CMA-C3A-C4A	-2.16	105.97	111.77
36	b	617	II0	C41-C42-C40	-2.16	119.05	123.47
28	a	305	CLA	CAA-C2A-C1A	-2.16	104.89	111.97
28	A	812	CLA	C6-C5-C3	-2.16	107.79	113.45
28	B	825	CLA	CHB-C4A-NA	2.16	127.50	124.51
36	g	318	II0	C16-C03-C09	-2.16	107.03	110.47
28	B	828	CLA	O2A-CGA-O1A	-2.16	118.14	123.59
28	c	608	CLA	O2A-CGA-O1A	-2.16	118.14	123.59
28	k	608	CLA	O2A-CGA-O1A	-2.16	118.14	123.59
28	B	809	CLA	O2D-CGD-CBD	2.16	115.10	111.27
28	B	804	CLA	O2D-CGD-CBD	2.16	115.10	111.27
36	c	614	II0	C06-C08-C12	2.16	113.26	110.30
28	b	607	CLA	O2D-CGD-CBD	2.16	115.10	111.27
36	c	617	II0	C42-C41-C39	-2.16	119.06	123.47
37	k	618	IHT	C25-C23-C27	-2.16	119.90	122.92
28	h	305	CLA	O2A-CGA-O1A	-2.16	118.15	123.59
28	e	610	CLA	O2A-CGA-O1A	-2.15	118.16	123.59
28	A	837	CLA	CHB-C4A-NA	2.15	127.49	124.51
36	c	614	II0	C03-C09-C13	-2.15	119.59	122.63
30	k	620	LHG	O8-C23-O10	-2.15	118.16	123.59

Continued on next page...

Continued from previous page...

Mol	Chain	Res	Type	Atoms	Z	Observed(°)	Ideal(°)
28	A	831	CLA	C11-C10-C8	-2.15	108.96	115.92
28	B	801	CLA	O2A-C1-C2	-2.15	102.98	108.64
31	A	847	WVN	C01-C02-C11	-2.15	109.98	112.70
36	d	315	II0	C32-C30-C26	-2.15	120.33	126.58
28	A	823	CLA	CHD-C1D-ND	-2.15	122.48	124.45
28	i	312	CLA	CHD-C1D-ND	-2.15	122.48	124.45
36	d	314	II0	C15-C03-C09	-2.15	107.05	110.47
28	A	852	CLA	O2A-CGA-O1A	-2.15	118.16	123.59
36	n	615	II0	C19-C13-C11	2.15	118.34	114.36
28	A	852	CLA	CMA-C3A-C2A	-2.15	105.15	113.83
28	e	604	CLA	O1D-CGD-CBD	2.15	128.89	124.48
36	n	614	II0	C20-C14-C10	-2.15	121.42	124.35
28	B	813	CLA	O2A-CGA-O1A	-2.15	118.16	123.59
36	c	614	II0	C29-C31-C33	-2.15	116.50	123.22
36	h	310	II0	C16-C03-C09	-2.15	107.05	110.47
35	J	105	LMG	O1-C7-C8	-2.15	105.71	110.90
30	L	208	LHG	O8-C23-C24	2.15	118.66	111.91
36	k	621	II0	C20-C14-C12	2.15	118.34	114.36
31	s	207	WVN	C26-C29-C31	-2.15	116.51	123.22
31	s	205	WVN	C07-C01-C02	2.15	112.80	109.55
28	A	801	CLA	CHB-C4A-NA	2.15	127.48	124.51
31	I	101	WVN	C12-C14-C15	-2.15	110.24	114.08
36	m	614	II0	C20-C14-C12	2.15	118.33	114.36
28	L	202	CLA	O2D-CGD-CBD	2.15	115.08	111.27
28	B	815	CLA	CHD-C1D-ND	-2.15	122.48	124.45
36	b	613	II0	C41-C42-C40	-2.15	119.08	123.47
28	A	822	CLA	C2D-C1D-ND	-2.15	108.52	110.10
28	B	841	CLA	C16-C15-C13	-2.15	108.98	115.92
37	f	617	IHT	C28-C26-C24	2.14	121.09	116.84
28	f	609	CLA	C4-C3-C5	2.14	118.88	115.27
28	B	809	CLA	O2A-CGA-O1A	-2.14	118.18	123.59
28	k	605	CLA	CAC-C3C-C2C	2.14	131.20	127.53
28	n	603	CLA	CAA-CBA-CGA	-2.14	106.99	113.25
38	g	313	KC2	CBD-CHA-C1A	2.14	132.88	128.88
28	b	606	CLA	O1D-CGD-CBD	2.14	128.87	124.48
31	l	315	WVN	C24-C22-C26	-2.14	119.92	122.92
28	m	605	CLA	CHD-C1D-ND	-2.14	122.48	124.45
29	A	842	PQN	C14-C13-C15	2.14	118.88	115.27
28	A	818	CLA	CHD-C1D-ND	-2.14	122.48	124.45
38	s	201	KC2	CAB-C3B-C2B	2.14	135.66	128.60
28	B	804	CLA	O2A-C1-C2	-2.14	103.00	108.64
28	m	612	CLA	C4-C3-C5	2.14	118.43	115.98

Continued on next page...

Continued from previous page...

Mol	Chain	Res	Type	Atoms	Z	Observed(°)	Ideal(°)
28	A	816	CLA	O2D-CGD-CBD	2.14	115.07	111.27
28	m	609	CLA	C1-C2-C3	-2.14	122.34	126.04
28	f	605	CLA	O2A-CGA-O1A	-2.14	117.96	123.30
36	a	314	II0	C34-C36-C40	-2.14	115.66	118.94
31	B	844	WVN	C01-C02-C11	-2.14	110.00	112.70
28	d	308	CLA	CHD-C1D-ND	-2.14	122.49	124.45
28	g	307	CLA	CHD-C1D-ND	-2.14	122.49	124.45
28	j	604	CLA	C11-C12-C13	-2.14	109.00	115.92
36	d	316	II0	C37-C35-C39	-2.14	119.92	122.92
28	A	826	CLA	CAA-CBA-CGA	-2.14	107.00	113.25
36	n	614	II0	C32-C34-C36	-2.14	120.40	126.42
28	A	805	CLA	CHB-C4A-NA	2.14	127.47	124.51
31	L	205	WVN	C21-C15-C13	-2.14	122.13	124.53
28	h	304	CLA	CHA-C1A-NA	-2.14	121.50	126.40
28	A	807	CLA	C11-C10-C8	-2.14	109.01	115.92
36	h	312	II0	C06-C04-C10	2.14	113.95	109.62
28	f	608	CLA	CAA-CBA-CGA	-2.14	107.01	113.25
28	K	101	CLA	CHD-C1D-ND	-2.14	122.49	124.45
28	m	606	CLA	CHD-C1D-ND	-2.14	122.49	124.45
28	a	309	CLA	O2A-CGA-O1A	-2.14	118.20	123.59
37	a	317	IHT	C18-C22-C23	-2.14	123.01	126.23
28	f	610	CLA	CHB-C4A-NA	2.14	127.47	124.51
36	e	616	II0	C12-C14-C10	-2.13	115.72	120.57
28	a	306	CLA	CHD-C1D-ND	-2.13	122.49	124.45
28	b	612	CLA	O2A-CGA-O1A	-2.13	118.20	123.59
31	B	848	WVN	C10-C06-C13	2.13	113.77	110.48
28	s	208	CLA	O2A-CGA-O1A	-2.13	118.21	123.59
35	c	619	LMG	O8-C28-C29	2.13	118.60	111.91
28	A	816	CLA	CAA-C2A-C3A	-2.13	106.94	112.78
28	R	203	CLA	CHD-C1D-ND	-2.13	122.50	124.45
37	m	617	IHT	C02-C07-C18	2.13	121.81	115.78
28	A	824	CLA	O2D-CGD-CBD	2.13	115.06	111.27
31	F	203	WVN	C30-C28-C25	-2.13	124.27	127.31
37	O	204	IHT	C14-C02-C07	-2.13	106.84	110.30
28	A	828	CLA	C1-O2A-CGA	-2.13	110.86	116.44
36	a	315	II0	C18-C04-C10	-2.13	107.08	110.47
28	g	305	CLA	CHD-C1D-ND	-2.13	122.50	124.45
28	A	851	CLA	CAA-CBA-CGA	-2.13	107.03	113.25
34	B	843	DGD	C3G-O3G-C1D	-2.13	109.58	113.74
36	d	314	II0	C20-C14-C12	2.13	118.30	114.36
28	B	813	CLA	C2A-C1A-CHA	2.13	127.58	123.86
31	R	201	WVN	C24-C22-C19	2.13	121.43	118.08

Continued on next page...

Continued from previous page...

Mol	Chain	Res	Type	Atoms	Z	Observed(°)	Ideal(°)
28	b	609	CLA	CAA-C2A-C3A	-2.13	106.95	112.78
36	e	613	II0	C27-C25-C23	2.13	121.05	116.84
28	A	819	CLA	O2D-CGD-CBD	2.13	115.05	111.27
28	b	602	CLA	O2A-CGA-CBA	2.13	118.58	111.91
36	h	311	II0	C31-C29-C25	-2.13	120.41	126.58
38	g	314	KC2	CAA-CBA-CGA	-2.13	116.33	127.26
38	d	311	KC2	CMB-C2B-C1B	2.13	128.46	124.71
28	A	823	CLA	O2A-CGA-O1A	-2.13	118.23	123.59
28	a	309	CLA	CHD-C4C-NC	2.12	127.55	124.20
36	n	614	II0	C41-C39-C35	-2.12	124.28	127.31
37	c	616	IHT	C25-C23-C27	-2.12	119.95	122.92
28	O	206	CLA	C7-C6-C5	-2.12	107.59	113.36
28	s	202	CLA	C2D-C1D-ND	-2.12	108.54	110.10
35	b	621	LMG	O8-C28-C29	2.12	118.57	111.91
36	k	621	II0	C37-C35-C33	2.12	121.42	118.08
36	d	316	II0	C06-C04-C10	2.12	113.92	109.62
28	m	610	CLA	CMC-C2C-C1C	-2.12	121.81	125.04
28	A	837	CLA	C6-C5-C3	-2.12	107.89	113.45
36	g	316	II0	C12-C14-C10	-2.12	115.76	120.57
38	n	612	KC2	CAB-C3B-C4B	-2.12	119.78	124.90
36	d	313	II0	C17-C04-C10	-2.12	107.10	110.47
28	a	304	CLA	C2D-C1D-ND	-2.12	108.54	110.10
28	J	103	CLA	CAA-C2A-C3A	-2.12	108.96	114.26
30	b	620	LHG	O8-C23-C24	2.12	118.56	111.91
36	j	615	II0	C12-C14-C10	-2.12	115.76	120.57
28	f	607	CLA	CHD-C1D-ND	-2.12	122.51	124.45
28	B	808	CLA	C4-C3-C5	2.12	118.83	115.27
31	A	846	WVN	C35-C32-C31	-2.12	114.74	118.08
28	B	811	CLA	O2A-CGA-O1A	-2.12	118.25	123.59
28	h	307	CLA	O2A-CGA-O1A	-2.12	118.25	123.59
28	f	605	CLA	C2A-C1A-CHA	2.12	127.56	123.86
28	e	610	CLA	CHD-C1D-ND	-2.12	122.51	124.45
28	a	312	CLA	C3A-C2A-C1A	2.12	104.51	101.34
31	l	315	WVN	C03-C04-C09	-2.12	108.49	112.00
36	l	314	II0	C32-C30-C26	-2.12	120.44	126.58
31	K	104	WVN	C21-C15-C13	-2.12	122.15	124.53
28	d	303	CLA	CHD-C1D-ND	-2.12	122.51	124.45
28	A	815	CLA	CHB-C4A-NA	2.12	127.44	124.51
28	a	308	CLA	O2A-CGA-O1A	-2.11	118.25	123.59
28	l	311	CLA	O2A-CGA-O1A	-2.11	118.25	123.59
28	e	606	CLA	O1D-CGD-CBD	2.11	128.81	124.48
28	A	808	CLA	O2A-CGA-O1A	-2.11	118.26	123.59

Continued on next page...

Continued from previous page...

Mol	Chain	Res	Type	Atoms	Z	Observed(°)	Ideal(°)
28	j	610	CLA	CHD-C1D-ND	-2.11	122.51	124.45
31	F	203	WVN	C16-C05-C09	-2.11	114.81	122.33
37	n	617	IHT	C02-C07-C18	2.11	121.76	115.78
37	b	616	IHT	C19-C10-C07	-2.11	122.16	124.53
28	h	306	CLA	O1D-CGD-CBD	2.11	128.81	124.48
36	l	312	II0	C15-C03-C09	-2.11	107.11	110.47
28	a	307	CLA	C2A-C1A-CHA	2.11	127.55	123.86
28	Q	302	CLA	CMD-C2D-C1D	-2.11	120.99	124.71
28	g	311	CLA	O1D-CGD-CBD	2.11	128.80	124.48
31	B	845	WVN	C21-C15-C14	2.11	117.67	113.62
28	A	852	CLA	C11-C12-C13	-2.11	109.10	115.92
28	d	305	CLA	O2A-CGA-O1A	-2.11	118.27	123.59
36	a	318	II0	C07-C11-C13	2.11	116.05	111.85
31	s	207	WVN	C40-C39-C36	-2.11	119.16	123.47
36	m	614	II0	C19-C13-C11	2.11	118.26	114.36
28	b	603	CLA	C4-C3-C5	2.11	118.81	115.27
36	l	316	II0	C06-C08-C12	2.11	113.19	110.30
31	M	101	WVN	C40-C39-C36	-2.11	119.16	123.47
28	l	307	CLA	C6-C7-C8	-2.11	109.11	115.92
28	i	308	CLA	C4-C3-C5	2.11	118.39	115.98
28	B	803	CLA	CHC-C1C-NC	2.11	127.40	124.20
36	a	316	II0	C31-C29-C25	-2.10	120.47	126.58
28	l	305	CLA	CAA-CBA-CGA	-2.10	107.10	113.25
31	s	205	WVN	C14-C15-C13	-2.10	119.68	122.73
28	f	610	CLA	CMD-C2D-C3D	2.10	132.45	127.61
28	n	608	CLA	CHA-C4D-ND	2.10	136.90	132.50
28	L	204	CLA	CAA-CBA-CGA	-2.10	107.11	113.25
28	B	802	CLA	CMB-C2B-C3B	2.10	128.61	124.68
28	B	830	CLA	CAA-CBA-CGA	-2.10	107.11	113.25
31	l	301	WVN	C38-C34-C37	-2.10	119.98	122.92
28	O	206	CLA	O2D-CGD-CBD	2.10	115.00	111.27
36	l	312	II0	C08-C12-C14	2.10	116.04	111.85
31	s	205	WVN	C30-C33-C34	-2.10	120.51	126.42
38	c	610	KC2	CAB-C3B-C4B	-2.10	119.82	124.90
37	R	204	IHT	C20-C15-C12	2.10	118.25	114.36
28	A	807	CLA	CHD-C1D-ND	-2.10	122.52	124.45
28	B	831	CLA	CHB-C4A-NA	2.10	127.42	124.51
31	s	205	WVN	C26-C29-C31	-2.10	116.66	123.22
28	m	613	CLA	CAC-C3C-C4C	-2.10	122.08	124.81
28	a	305	CLA	C3A-C2A-C1A	2.10	104.49	101.34
36	f	616	II0	C19-C13-C11	2.10	118.25	114.36
28	i	305	CLA	CHD-C1D-ND	-2.10	122.52	124.45

Continued on next page...

Continued from previous page...

Mol	Chain	Res	Type	Atoms	Z	Observed(°)	Ideal(°)
28	d	312	CLA	C2A-C1A-CHA	2.10	127.53	123.86
37	b	615	IHT	C20-C15-C11	-2.10	121.49	124.35
28	d	312	CLA	CAC-C3C-C4C	2.10	127.54	124.81
28	l	305	CLA	C1-C2-C3	-2.10	122.41	126.04
37	g	319	IHT	C31-C29-C26	-2.10	120.48	126.58
28	A	806	CLA	CHB-C4A-NA	2.10	127.42	124.51
28	A	825	CLA	CHB-C4A-NA	2.10	127.42	124.51
28	B	822	CLA	CHB-C4A-NA	2.10	127.42	124.51
28	a	307	CLA	C3C-C4C-NC	-2.10	108.22	110.57
28	B	823	CLA	C16-C15-C13	-2.10	109.14	115.92
28	n	603	CLA	CHD-C1D-ND	-2.10	122.53	124.45
28	n	609	CLA	C6-C7-C8	-2.10	109.14	115.92
28	b	612	CLA	O2D-CGD-O1D	-2.10	119.74	123.84
31	B	846	WVN	C20-C13-C15	-2.10	116.38	121.46
28	A	826	CLA	CAA-C2A-C3A	-2.10	107.04	112.78
28	A	819	CLA	C2A-C1A-CHA	2.10	127.52	123.86
38	c	610	KC2	CAA-CBA-CGA	-2.10	116.49	127.26
36	g	317	II0	C32-C34-C36	-2.10	120.53	126.42
28	B	833	CLA	CBA-CAA-C2A	2.09	120.05	113.86
28	c	612	CLA	C1-C2-C3	-2.09	122.42	126.04
31	J	102	WVN	C29-C31-C32	-2.09	120.53	126.42
38	k	612	KC2	CAB-C3B-C4B	-2.09	119.84	124.90
31	A	848	WVN	C12-C14-C15	-2.09	110.34	114.08
35	J	105	LMG	C6-C5-C4	-2.09	108.10	113.00
28	b	605	CLA	CHD-C1D-ND	-2.09	122.53	124.45
37	g	319	IHT	C40-C41-C38	-2.09	119.19	123.47
36	m	616	II0	C38-C36-C34	2.09	121.37	118.08
29	B	842	PQN	C6-C5-C10	2.09	121.59	119.26
38	j	611	KC2	CMB-C2B-C1B	2.09	128.40	124.71
28	i	304	CLA	CHD-C1D-ND	-2.09	122.53	124.45
28	f	601	CLA	CHA-C1A-NA	-2.09	121.61	126.40
28	k	603	CLA	CAA-CBA-CGA	-2.09	107.14	113.25
30	i	318	LHG	O8-C23-O10	-2.09	118.32	123.59
28	B	811	CLA	C14-C13-C12	-2.09	103.72	111.29
36	g	318	II0	C05-C03-C09	2.09	113.85	109.62
38	g	314	KC2	CAB-C3B-C4B	-2.09	119.85	124.90
36	k	617	II0	C20-C14-C12	2.09	118.22	114.36
36	n	616	II0	C31-C29-C25	-2.09	120.52	126.58
28	f	613	CLA	CHD-C1D-ND	-2.09	122.53	124.45
28	B	839	CLA	C11-C10-C8	-2.09	109.17	115.92
28	A	808	CLA	CHA-C1A-NA	-2.09	121.62	126.40
28	B	814	CLA	O2D-CGD-CBD	2.09	114.98	111.27

Continued on next page...

Continued from previous page...

Mol	Chain	Res	Type	Atoms	Z	Observed(°)	Ideal(°)
28	m	612	CLA	CAA-CBA-CGA	-2.09	107.16	113.25
28	j	603	CLA	CHD-C1D-ND	-2.09	122.54	124.45
38	l	310	KC2	CAA-CBA-CGA	-2.09	116.54	127.26
30	j	617	LHG	C5-O7-C7	-2.09	112.66	117.79
31	K	102	WVN	C23-C20-C13	-2.09	121.35	127.20
37	O	204	IHT	C17-C03-C11	-2.08	107.15	110.47
36	b	617	II0	C29-C31-C33	-2.08	116.71	123.22
31	e	615	WVN	C20-C13-C15	-2.08	116.41	121.46
28	f	610	CLA	CBC-CAC-C3C	-2.08	106.68	112.43
31	I	101	WVN	C21-C15-C14	2.08	117.62	113.62
28	g	309	CLA	C11-C10-C8	-2.08	109.18	115.92
28	B	834	CLA	O2D-CGD-CBD	2.08	114.97	111.27
28	B	820	CLA	O1D-CGD-CBD	2.08	128.75	124.48
39	i	301	LMU	C1'-C2'-C3'	2.08	114.33	110.00
28	k	605	CLA	CMC-C2C-C3C	2.08	131.77	126.12
30	g	321	LHG	C9-C8-C7	-2.08	106.05	113.62
28	A	811	CLA	O2D-CGD-CBD	2.08	114.97	111.27
31	l	315	WVN	C35-C32-C36	-2.08	120.01	122.92
36	g	317	II0	C03-C09-C13	-2.08	119.70	122.63
28	A	831	CLA	C2A-C1A-CHA	2.08	127.50	123.86
30	g	301	LHG	O9-C7-C8	-2.08	115.62	123.73
28	f	602	CLA	O2A-CGA-O1A	-2.08	118.35	123.59
28	j	602	CLA	CHD-C1D-ND	-2.08	122.54	124.45
28	B	836	CLA	O2A-CGA-O1A	-2.08	118.35	123.59
31	l	301	WVN	C30-C33-C34	-2.08	120.58	126.42
28	l	308	CLA	O2A-CGA-O1A	-2.08	118.35	123.59
28	L	204	CLA	CHD-C1D-ND	-2.08	122.55	124.45
28	h	303	CLA	CHD-C1D-ND	-2.08	122.55	124.45
28	f	610	CLA	O2D-CGD-CBD	2.08	114.96	111.27
28	n	609	CLA	CAA-CBA-CGA	-2.08	107.19	113.25
28	j	608	CLA	CHD-C1D-ND	-2.08	122.55	124.45
28	g	306	CLA	CHB-C4A-NA	2.08	127.38	124.51
28	n	606	CLA	C2D-C1D-ND	-2.08	108.57	110.10
36	O	203	II0	C32-C30-C26	-2.08	120.55	126.58
28	e	608	CLA	CAA-C2A-C3A	-2.08	107.09	112.78
28	b	611	CLA	CAA-CBA-CGA	-2.07	107.19	113.25
28	A	836	CLA	C4-C3-C5	2.07	118.76	115.27
28	Q	302	CLA	O2A-CGA-O1A	-2.07	118.36	123.59
28	A	808	CLA	CHD-C1D-ND	-2.07	122.55	124.45
36	h	311	II0	C32-C34-C36	-2.07	120.59	126.42
38	k	613	KC2	C2B-C1B-NB	2.07	111.63	110.10
36	k	619	II0	C20-C14-C12	2.07	118.20	114.36

Continued on next page...

Continued from previous page...

Mol	Chain	Res	Type	Atoms	Z	Observed(°)	Ideal(°)
36	j	614	II0	C19-C13-C11	2.07	118.20	114.36
35	L	209	LMG	O8-C28-O10	-2.07	118.36	123.59
36	c	615	II0	C15-C03-C09	-2.07	107.17	110.47
31	e	615	WVN	C23-C25-C28	2.07	122.12	118.94
28	e	603	CLA	CHD-C1D-ND	-2.07	122.55	124.45
28	d	303	CLA	C1-C2-C3	-2.07	122.46	126.04
35	c	619	LMG	O6-C5-C6	2.07	111.59	106.44
28	j	603	CLA	O2A-CGA-O1A	-2.07	118.36	123.59
28	b	608	CLA	C7-C6-C5	-2.07	107.73	113.36
31	R	202	WVN	C40-C37-C34	-2.07	124.35	127.31
28	B	818	CLA	CHB-C4A-NA	2.07	127.38	124.51
28	j	605	CLA	O2A-CGA-O1A	-2.07	118.14	123.30
36	b	614	II0	C27-C25-C23	2.07	120.94	116.84
36	j	615	II0	C20-C14-C12	2.07	118.19	114.36
28	m	607	CLA	O2D-CGD-CBD	2.07	114.95	111.27
28	f	602	CLA	O2D-CGD-CBD	2.07	114.95	111.27
31	e	615	WVN	C23-C20-C13	-2.07	121.39	127.20
28	m	602	CLA	CHB-C4A-NA	2.07	127.37	124.51
28	n	603	CLA	O2A-CGA-O1A	-2.07	118.37	123.59
28	K	103	CLA	CAC-C3C-C4C	2.07	127.50	124.81
28	g	307	CLA	O2A-CGA-O1A	-2.07	118.37	123.59
31	A	847	WVN	C38-C34-C37	-2.07	120.03	122.92
28	j	606	CLA	C2C-C1C-NC	2.07	111.91	109.97
28	f	609	CLA	O2D-CGD-CBD	2.07	114.94	111.27
28	B	841	CLA	C11-C12-C13	-2.07	109.24	115.92
28	a	304	CLA	CHD-C1D-ND	-2.07	122.55	124.45
28	A	821	CLA	O2A-CGA-O1A	-2.07	118.38	123.59
28	j	604	CLA	CHD-C1D-ND	-2.07	122.56	124.45
28	n	601	CLA	CHD-C1D-ND	-2.07	122.56	124.45
28	A	814	CLA	O2D-CGD-CBD	2.06	114.94	111.27
36	f	618	II0	C27-C25-C23	2.06	120.93	116.84
28	B	823	CLA	C7-C6-C5	-2.06	107.75	113.36
36	h	311	II0	C11-C13-C09	-2.06	115.89	120.57
36	h	312	II0	C17-C04-C10	2.06	113.75	110.47
28	k	604	CLA	C4-C3-C5	2.06	118.74	115.27
28	l	305	CLA	CHD-C1D-ND	-2.06	122.56	124.45
36	n	616	II0	C28-C26-C24	2.06	120.92	116.84
36	l	316	II0	C06-C04-C10	2.06	113.80	109.62
37	g	319	IHT	C28-C26-C24	2.06	120.92	116.84
38	s	204	KC2	CAA-CBA-CGA	-2.06	116.67	127.26
28	f	610	CLA	C4-C3-C5	2.06	118.74	115.27
36	d	314	II0	C27-C25-C23	2.06	120.92	116.84

Continued on next page...

Continued from previous page...

Mol	Chain	Res	Type	Atoms	Z	Observed(°)	Ideal(°)
28	h	301	CLA	C7-C6-C5	-2.06	107.77	113.36
28	L	204	CLA	O2D-CGD-CBD	2.06	114.92	111.27
37	b	615	IHT	C03-C11-C15	-2.06	119.73	122.63
39	i	301	LMU	O5'-C5'-C4'	2.06	114.09	109.75
28	e	602	CLA	O1D-CGD-CBD	2.06	128.69	124.48
28	c	609	CLA	O2A-CGA-O1A	-2.06	118.17	123.30
37	O	204	IHT	C04-C02-C07	2.06	113.64	110.48
28	c	611	CLA	O2A-CGA-O1A	-2.05	118.18	123.30
28	j	609	CLA	C1-C2-C3	-2.05	122.49	126.04
28	f	609	CLA	O2A-CGA-O1A	-2.05	118.41	123.59
36	a	318	II0	C38-C36-C40	-2.05	120.05	122.92
36	d	316	II0	C16-C03-C09	2.05	113.73	110.47
36	a	316	II0	C27-C25-C23	2.05	120.91	116.84
28	a	304	CLA	O2D-CGD-CBD	2.05	114.92	111.27
28	B	821	CLA	CHA-C1A-NA	-2.05	121.70	126.40
36	a	314	II0	C29-C31-C33	-2.05	116.81	123.22
28	i	303	CLA	O2A-CGA-O1A	-2.05	118.41	123.59
36	O	203	II0	C30-C32-C34	-2.05	116.81	123.22
28	A	840	CLA	C11-C12-C13	-2.05	109.28	115.92
28	e	607	CLA	O2D-CGD-CBD	2.05	114.92	111.27
28	F	202	CLA	CHD-C1D-ND	-2.05	122.57	124.45
37	O	204	IHT	C20-C15-C11	-2.05	121.56	124.35
28	m	603	CLA	CAA-CBA-CGA	-2.05	107.26	113.25
36	d	315	II0	C31-C33-C35	-2.05	120.65	126.42
36	b	614	II0	C28-C26-C24	2.05	120.90	116.84
38	n	611	KC2	CAA-CBA-CGA	-2.05	116.72	127.26
36	i	317	II0	C30-C32-C34	-2.05	116.82	123.22
36	e	616	II0	C11-C13-C09	-2.05	115.92	120.57
28	j	612	CLA	O2A-CGA-O1A	-2.05	118.42	123.59
28	Q	303	CLA	C3C-C4C-NC	-2.05	108.27	110.57
36	i	315	II0	C29-C31-C33	-2.05	116.82	123.22
36	b	613	II0	C33-C35-C39	-2.05	115.80	118.94
36	a	314	II0	C42-C41-C39	-2.05	119.28	123.47
28	A	833	CLA	CHD-C1D-ND	-2.05	122.57	124.45
36	k	619	II0	C38-C36-C34	2.05	121.30	118.08
28	B	829	CLA	CMB-C2B-C3B	2.05	128.50	124.68
36	c	615	II0	C30-C32-C34	-2.04	116.84	123.22
36	l	314	II0	C12-C14-C10	-2.04	115.93	120.57
36	k	617	II0	C32-C34-C36	-2.04	120.67	126.42
31	A	847	WVN	C39-C36-C32	-2.04	124.39	127.31
28	B	834	CLA	O2A-CGA-O1A	-2.04	118.44	123.59
36	i	315	II0	C30-C32-C34	-2.04	116.84	123.22

Continued on next page...

Continued from previous page...

Mol	Chain	Res	Type	Atoms	Z	Observed(°)	Ideal(°)
30	g	321	LHG	O3-P-O5	-2.04	101.09	109.07
28	A	812	CLA	O2D-CGD-CBD	2.04	114.90	111.27
31	A	846	WVN	C27-C25-C28	-2.04	120.06	122.92
28	A	818	CLA	CBC-CAC-C3C	2.04	118.06	112.43
36	b	613	II0	C04-C10-C14	-2.04	119.75	122.63
36	m	614	II0	C11-C13-C09	-2.04	115.94	120.57
28	A	840	CLA	O1D-CGD-CBD	2.04	128.66	124.48
38	s	204	KC2	CAA-C2A-C1A	2.04	134.12	124.75
36	l	313	II0	C31-C29-C25	-2.04	120.66	126.58
38	k	613	KC2	CBD-CHA-C1A	2.04	132.69	128.88
31	A	847	WVN	C14-C15-C13	-2.04	119.77	122.73
28	g	303	CLA	O2D-CGD-CBD	2.04	114.89	111.27
31	A	845	WVN	C10-C12-C14	2.04	115.93	111.38
28	i	306	CLA	CHD-C1D-ND	-2.04	122.58	124.45
28	b	606	CLA	CAA-CBA-CGA	-2.04	107.29	113.25
37	b	616	IHT	C20-C15-C11	-2.04	121.58	124.35
28	m	602	CLA	O2D-CGD-CBD	2.04	114.89	111.27
31	L	201	WVN	C27-C25-C23	2.04	121.29	118.08
28	B	818	CLA	O2D-CGD-CBD	2.04	114.89	111.27
28	l	309	CLA	C2A-C1A-CHA	2.04	127.42	123.86
36	k	619	II0	C11-C13-C09	-2.04	115.95	120.57
28	A	818	CLA	CHB-C4A-NA	2.04	127.33	124.51
28	O	206	CLA	O2A-CGA-O1A	-2.04	118.45	123.59
28	m	608	CLA	O2A-CGA-O1A	-2.04	118.45	123.59
28	l	303	CLA	C11-C12-C13	-2.03	109.34	115.92
31	B	847	WVN	C29-C26-C22	-2.03	124.41	127.31
28	n	602	CLA	CHA-C1A-NA	-2.03	121.74	126.40
28	K	101	CLA	O2A-CGA-O1A	-2.03	118.46	123.59
31	J	101	WVN	C12-C10-C06	-2.03	107.33	114.60
36	n	615	II0	C42-C41-C39	-2.03	119.31	123.47
38	e	609	KC2	CAB-C3B-C4B	-2.03	119.99	124.90
28	k	601	CLA	CAC-C3C-C4C	2.03	127.45	124.81
37	O	204	IHT	C29-C31-C34	-2.03	116.88	123.22
28	h	305	CLA	C2D-C1D-ND	-2.03	108.61	110.10
30	A	844	LHG	O8-C23-O10	-2.03	118.47	123.59
29	A	842	PQN	C21-C20-C18	-2.03	109.36	115.92
28	k	614	CLA	CHD-C1D-ND	-2.03	122.59	124.45
28	k	614	CLA	O2D-CGD-CBD	2.03	114.87	111.27
28	l	307	CLA	O2A-CGA-O1A	-2.03	118.47	123.59
28	A	851	CLA	CHA-C1A-NA	-2.03	121.75	126.40
28	O	206	CLA	C6-C7-C8	-2.03	109.36	115.92
31	L	205	WVN	C24-C22-C26	-2.03	120.08	122.92

Continued on next page...

Continued from previous page...

Mol	Chain	Res	Type	Atoms	Z	Observed(°)	Ideal(°)
28	e	601	CLA	O2A-CGA-O1A	-2.03	118.24	123.30
28	n	609	CLA	O2A-CGA-O1A	-2.03	118.47	123.59
31	i	316	WVN	C02-C05-C09	2.03	123.96	121.47
36	g	320	II0	C38-C36-C34	2.03	121.27	118.08
36	c	613	II0	C18-C04-C10	-2.03	107.25	110.47
38	i	319	KC2	CMB-C2B-C1B	2.03	128.28	124.71
30	e	617	LHG	O7-C7-O9	-2.02	118.81	123.70
28	f	602	CLA	C11-C12-C13	-2.02	109.38	115.92
36	e	614	II0	C06-C08-C12	2.02	113.07	110.30
28	B	839	CLA	O2A-C1-C2	-2.02	103.32	108.64
28	m	606	CLA	C1-C2-C3	-2.02	122.54	126.04
28	B	832	CLA	CAA-C2A-C3A	-2.02	107.24	112.78
28	a	310	CLA	O2A-CGA-O1A	-2.02	118.49	123.59
28	h	303	CLA	O2D-CGD-CBD	2.02	114.86	111.27
28	B	841	CLA	CHD-C1D-ND	-2.02	122.60	124.45
38	e	609	KC2	CBD-CHA-C1A	2.02	132.65	128.88
36	a	315	II0	C05-C03-C09	2.02	113.72	109.62
28	B	805	CLA	O2A-CGA-O1A	-2.02	118.49	123.59
31	l	301	WVN	C14-C15-C13	-2.02	119.80	122.73
28	k	607	CLA	CED-O2D-CGD	2.02	120.51	115.94
28	g	309	CLA	C1-C2-C3	-2.02	122.55	126.04
28	d	308	CLA	O2D-CGD-CBD	2.02	114.86	111.27
28	l	304	CLA	CHD-C1D-ND	-2.02	122.60	124.45
31	J	101	WVN	C03-C04-C09	-2.02	108.64	112.00
36	k	617	II0	C30-C32-C34	-2.02	116.91	123.22
36	b	614	II0	C32-C30-C26	-2.02	120.72	126.58
28	k	603	CLA	CHD-C1D-ND	-2.02	122.60	124.45
28	K	103	CLA	CHA-C1A-NA	-2.02	121.77	126.40
36	d	315	II0	C03-C09-C13	-2.02	119.78	122.63
36	g	316	II0	C19-C13-C11	2.02	118.09	114.36
28	b	605	CLA	CAA-C2A-C1A	2.02	118.59	111.97
28	B	810	CLA	O2A-CGA-O1A	-2.02	118.50	123.59
32	A	850	LMT	O5'-C1'-O1'	-2.02	105.20	109.97
37	k	618	IHT	C36-C33-C32	2.02	121.25	118.08
31	F	203	WVN	C18-C06-C17	-2.02	102.34	108.53
28	c	607	CLA	C4A-NA-C1A	2.02	107.61	106.71
36	l	314	II0	C04-C06-C08	2.02	118.19	113.64
28	B	801	CLA	CHB-C4A-NA	2.01	127.30	124.51
28	j	612	CLA	O2D-CGD-CBD	2.01	114.85	111.27
28	f	612	CLA	CAA-C2A-C1A	2.01	118.57	111.97
28	Q	303	CLA	CHB-C4A-NA	2.01	127.30	124.51
30	j	617	LHG	O8-C23-O10	-2.01	118.51	123.59

Continued on next page...

Continued from previous page...

Mol	Chain	Res	Type	Atoms	Z	Observed(°)	Ideal(°)
36	i	314	II0	C28-C26-C24	2.01	120.83	116.84
28	B	816	CLA	O2D-CGD-CBD	2.01	114.84	111.27
28	e	605	CLA	C1-C2-C3	-2.01	122.56	126.04
28	B	829	CLA	CHA-C1A-NA	-2.01	121.79	126.40
28	e	602	CLA	CHD-C1D-ND	-2.01	122.61	124.45
28	m	610	CLA	O2A-CGA-O1A	-2.01	118.52	123.59
36	g	320	II0	C37-C35-C33	2.01	121.25	118.08
28	l	308	CLA	O2D-CGD-CBD	2.01	114.84	111.27
36	m	618	II0	C12-C14-C10	-2.01	116.01	120.57
30	A	843	LHG	O8-C23-O10	-2.01	118.52	123.59
28	O	202	CLA	C1-C2-C3	-2.01	122.57	126.04
28	k	614	CLA	C2A-C1A-CHA	2.01	127.37	123.86
31	R	201	WVN	C03-C04-C09	-2.01	108.66	112.00
28	K	103	CLA	CHA-C4D-ND	2.01	136.70	132.50
28	A	816	CLA	O2A-CGA-O1A	-2.01	118.52	123.59
36	d	315	II0	C12-C14-C10	-2.01	116.01	120.57
38	l	310	KC2	C3C-C2C-C1C	-2.01	105.00	106.49
31	J	101	WVN	C31-C32-C36	2.01	122.02	118.94
31	B	848	WVN	C16-C05-C09	-2.01	115.19	122.33
28	a	311	CLA	C3A-C2A-C1A	2.01	104.35	101.34
28	g	322	CLA	C11-C12-C13	-2.01	109.43	115.92
37	b	616	IHT	C41-C38-C35	-2.01	124.45	127.31
31	B	845	WVN	C19-C22-C26	-2.01	115.86	118.94
38	k	613	KC2	CAB-C3B-C4B	-2.01	120.05	124.90
28	m	601	CLA	CHB-C4A-NA	2.01	127.29	124.51
28	A	806	CLA	C11-C12-C13	-2.01	109.44	115.92
28	B	827	CLA	O2D-CGD-CBD	2.01	114.83	111.27
28	m	613	CLA	C2D-C1D-ND	-2.01	108.63	110.10
28	f	608	CLA	CHD-C1D-ND	-2.01	122.61	124.45
28	B	837	CLA	O2A-CGA-O1A	-2.00	118.53	123.59
28	l	308	CLA	CHD-C1D-C2D	2.00	129.69	125.48
31	J	102	WVN	C02-C05-C09	-2.00	119.00	121.47
28	j	601	CLA	O2D-CGD-CBD	2.00	114.83	111.27
28	c	605	CLA	C3C-C4C-NC	-2.00	108.32	110.57
28	B	811	CLA	C1-C2-C3	-2.00	122.58	126.04
28	A	811	CLA	CHD-C1D-ND	-2.00	122.61	124.45
28	n	605	CLA	CAC-C3C-C4C	2.00	127.41	124.81
28	l	307	CLA	C2D-C1D-ND	-2.00	108.63	110.10
36	e	613	II0	C03-C09-C13	-2.00	119.81	122.63
31	B	848	WVN	C27-C25-C28	-2.00	120.12	122.92
28	F	201	CLA	CHB-C4A-NA	2.00	127.28	124.51
38	f	611	KC2	CMB-C2B-C1B	2.00	128.24	124.71

Continued on next page...

Continued from previous page...

Mol	Chain	Res	Type	Atoms	Z	Observed(°)	Ideal(°)
36	b	614	II0	C05-C07-C11	2.00	113.05	110.30
28	b	609	CLA	CAC-C3C-C4C	2.00	127.41	124.81
28	A	834	CLA	CHD-C1D-ND	-2.00	122.61	124.45
28	n	613	CLA	CHD-C1D-ND	-2.00	122.61	124.45
30	g	321	LHG	O8-C23-O10	-2.00	118.54	123.59
28	O	202	CLA	CHA-C1A-NA	-2.00	121.81	126.40
36	j	615	II0	C03-C09-C13	-2.00	119.81	122.63
28	O	201	CLA	O2A-CGA-O1A	-2.00	118.54	123.59
28	B	832	CLA	C3A-C2A-C1A	2.00	104.34	101.34
36	e	613	II0	C12-C14-C10	-2.00	116.03	120.57
31	M	101	WVN	C35-C32-C31	2.00	121.23	118.08
28	F	201	CLA	CHA-C1A-NA	-2.00	121.81	126.40
36	h	312	II0	C29-C31-C33	-2.00	116.97	123.22
36	f	618	II0	C34-C36-C40	-2.00	115.87	118.94
28	A	801	CLA	O2A-CGA-O1A	-2.00	118.54	123.59
31	A	846	WVN	C40-C37-C34	-2.00	124.45	127.31
28	a	308	CLA	C6-C7-C8	-2.00	109.45	115.92
28	A	806	CLA	C6-C7-C8	-2.00	109.45	115.92

All (217) chirality outliers are listed below:

Mol	Chain	Res	Type	Atom
28	A	801	CLA	ND
28	A	802	CLA	ND
28	A	803	CLA	ND
28	A	804	CLA	ND
28	A	805	CLA	ND
28	A	806	CLA	ND
28	A	807	CLA	ND
28	A	808	CLA	ND
28	A	809	CLA	ND
28	A	810	CLA	ND
28	A	812	CLA	ND
28	A	813	CLA	ND
28	A	815	CLA	ND
28	A	816	CLA	ND
28	A	817	CLA	ND
28	A	818	CLA	ND
28	A	819	CLA	ND
28	A	820	CLA	ND
28	A	822	CLA	ND
28	A	824	CLA	ND

Continued on next page...

Continued from previous page...

Mol	Chain	Res	Type	Atom
28	A	826	CLA	ND
28	A	827	CLA	ND
28	A	829	CLA	ND
28	A	831	CLA	ND
28	A	832	CLA	ND
28	A	833	CLA	ND
28	A	834	CLA	ND
28	A	835	CLA	ND
28	A	837	CLA	ND
28	A	838	CLA	ND
28	A	839	CLA	ND
28	A	840	CLA	ND
28	A	841	CLA	ND
28	A	851	CLA	ND
28	A	852	CLA	ND
28	A	854	CLA	ND
28	A	855	CLA	ND
28	B	801	CLA	ND
28	B	802	CLA	ND
28	B	803	CLA	ND
28	B	804	CLA	ND
28	B	805	CLA	ND
28	B	806	CLA	ND
28	B	807	CLA	ND
28	B	808	CLA	ND
28	B	809	CLA	ND
28	B	810	CLA	ND
28	B	811	CLA	ND
28	B	812	CLA	ND
28	B	813	CLA	ND
28	B	815	CLA	ND
28	B	817	CLA	ND
28	B	820	CLA	ND
28	B	821	CLA	ND
28	B	823	CLA	ND
28	B	824	CLA	ND
28	B	825	CLA	ND
28	B	826	CLA	ND
28	B	828	CLA	ND
28	B	830	CLA	ND
28	B	831	CLA	ND
28	B	832	CLA	ND

Continued on next page...

Continued from previous page...

Mol	Chain	Res	Type	Atom
28	B	833	CLA	ND
28	B	834	CLA	ND
28	B	835	CLA	ND
28	B	836	CLA	ND
28	B	837	CLA	ND
28	B	838	CLA	ND
28	B	839	CLA	ND
28	B	840	CLA	ND
28	F	201	CLA	ND
28	F	202	CLA	ND
28	J	103	CLA	ND
28	L	202	CLA	ND
28	L	207	CLA	ND
28	O	201	CLA	ND
28	O	202	CLA	ND
28	O	206	CLA	ND
28	K	101	CLA	ND
28	K	103	CLA	ND
28	s	202	CLA	ND
28	s	206	CLA	ND
28	s	208	CLA	ND
28	c	601	CLA	ND
28	c	602	CLA	ND
28	c	603	CLA	ND
28	c	605	CLA	ND
28	c	607	CLA	ND
28	c	608	CLA	ND
28	c	609	CLA	ND
28	c	612	CLA	ND
28	a	303	CLA	ND
28	a	304	CLA	ND
28	a	305	CLA	ND
28	a	306	CLA	ND
28	a	307	CLA	ND
28	a	308	CLA	ND
28	a	309	CLA	ND
28	a	310	CLA	ND
28	a	311	CLA	ND
28	a	312	CLA	ND
28	b	601	CLA	ND
28	b	602	CLA	ND
28	b	603	CLA	ND

Continued on next page...

Continued from previous page...

Mol	Chain	Res	Type	Atom
28	b	605	CLA	ND
28	b	606	CLA	ND
28	b	607	CLA	ND
28	b	608	CLA	ND
28	b	609	CLA	ND
28	b	610	CLA	ND
28	b	611	CLA	ND
28	b	612	CLA	ND
28	h	302	CLA	ND
28	h	303	CLA	ND
28	h	304	CLA	ND
28	h	305	CLA	ND
28	h	306	CLA	ND
28	h	307	CLA	ND
28	h	308	CLA	ND
28	h	313	CLA	ND
28	m	601	CLA	ND
28	m	602	CLA	ND
28	m	603	CLA	ND
28	m	606	CLA	ND
28	m	607	CLA	ND
28	m	608	CLA	ND
28	m	609	CLA	ND
28	m	610	CLA	ND
28	m	612	CLA	ND
28	m	613	CLA	ND
28	e	601	CLA	ND
28	e	603	CLA	ND
28	e	606	CLA	ND
28	e	607	CLA	ND
28	e	608	CLA	ND
28	e	610	CLA	ND
28	e	611	CLA	ND
28	l	302	CLA	ND
28	l	303	CLA	ND
28	l	304	CLA	ND
28	l	305	CLA	ND
28	l	306	CLA	ND
28	l	307	CLA	ND
28	l	308	CLA	ND
28	l	309	CLA	ND
28	l	311	CLA	ND

Continued on next page...

Continued from previous page...

Mol	Chain	Res	Type	Atom
28	k	602	CLA	ND
28	k	603	CLA	ND
28	k	604	CLA	ND
28	k	605	CLA	ND
28	k	607	CLA	ND
28	k	608	CLA	ND
28	k	609	CLA	ND
28	k	610	CLA	ND
28	k	614	CLA	ND
28	f	601	CLA	ND
28	f	602	CLA	ND
28	f	603	CLA	ND
28	f	604	CLA	ND
28	f	608	CLA	ND
28	f	609	CLA	ND
28	f	610	CLA	ND
28	f	612	CLA	ND
28	f	613	CLA	ND
28	i	302	CLA	ND
28	i	303	CLA	ND
28	i	304	CLA	ND
28	i	306	CLA	ND
28	i	307	CLA	ND
28	i	308	CLA	ND
28	i	309	CLA	ND
28	i	311	CLA	ND
28	i	312	CLA	ND
28	j	601	CLA	ND
28	j	602	CLA	ND
28	j	603	CLA	ND
28	j	605	CLA	ND
28	j	606	CLA	ND
28	j	607	CLA	ND
28	j	608	CLA	ND
28	j	609	CLA	ND
28	j	610	CLA	ND
28	j	612	CLA	ND
28	j	613	CLA	ND
28	d	301	CLA	ND
28	d	302	CLA	ND
28	d	303	CLA	ND
28	d	304	CLA	ND

Continued on next page...

Continued from previous page...

Mol	Chain	Res	Type	Atom
28	d	305	CLA	ND
28	d	306	CLA	ND
28	d	307	CLA	ND
28	d	308	CLA	ND
28	d	309	CLA	ND
28	g	302	CLA	ND
28	g	303	CLA	ND
28	g	304	CLA	ND
28	g	306	CLA	ND
28	g	307	CLA	ND
28	g	308	CLA	ND
28	g	309	CLA	ND
28	g	310	CLA	ND
28	g	311	CLA	ND
28	g	315	CLA	ND
28	g	322	CLA	ND
28	R	203	CLA	ND
28	n	601	CLA	ND
28	n	603	CLA	ND
28	n	604	CLA	ND
28	n	605	CLA	ND
28	n	606	CLA	ND
28	n	607	CLA	ND
28	n	608	CLA	ND
28	n	609	CLA	ND
28	n	610	CLA	ND
28	n	613	CLA	ND
28	Q	302	CLA	ND
28	Q	303	CLA	ND

All (3777) torsion outliers are listed below:

Mol	Chain	Res	Type	Atoms
28	A	801	CLA	CHA-CBD-CGD-O1D
28	A	801	CLA	CHA-CBD-CGD-O2D
28	A	801	CLA	CBD-CGD-O2D-CED
28	A	802	CLA	C1A-C2A-CAA-CBA
28	A	802	CLA	CBA-CGA-O2A-C1
28	A	802	CLA	O1A-CGA-O2A-C1
28	A	803	CLA	C1A-C2A-CAA-CBA
28	A	803	CLA	C3A-C2A-CAA-CBA
28	A	804	CLA	C3A-C2A-CAA-CBA

Continued on next page...

Continued from previous page...

Mol	Chain	Res	Type	Atoms
28	A	804	CLA	CHA-CBD-CGD-O1D
28	A	804	CLA	CHA-CBD-CGD-O2D
28	A	805	CLA	C1A-C2A-CAA-CBA
28	A	809	CLA	C1A-C2A-CAA-CBA
28	A	810	CLA	C1A-C2A-CAA-CBA
28	A	810	CLA	C3A-C2A-CAA-CBA
28	A	811	CLA	CBA-CGA-O2A-C1
28	A	811	CLA	C4-C3-C5-C6
28	A	813	CLA	C1A-C2A-CAA-CBA
28	A	813	CLA	CBD-CGD-O2D-CED
28	A	814	CLA	CHA-CBD-CGD-O1D
28	A	814	CLA	CHA-CBD-CGD-O2D
28	A	815	CLA	CHA-CBD-CGD-O1D
28	A	815	CLA	CHA-CBD-CGD-O2D
28	A	815	CLA	CBD-CGD-O2D-CED
28	A	815	CLA	O1D-CGD-O2D-CED
28	A	816	CLA	C1A-C2A-CAA-CBA
28	A	816	CLA	CHA-CBD-CGD-O1D
28	A	816	CLA	CHA-CBD-CGD-O2D
28	A	816	CLA	C4-C3-C5-C6
28	A	817	CLA	C1A-C2A-CAA-CBA
28	A	817	CLA	C3A-C2A-CAA-CBA
28	A	818	CLA	C3A-C2A-CAA-CBA
28	A	818	CLA	CHA-CBD-CGD-O1D
28	A	827	CLA	C11-C12-C13-C14
28	A	829	CLA	CHA-CBD-CGD-O1D
28	A	829	CLA	CHA-CBD-CGD-O2D
28	A	829	CLA	C2-C3-C5-C6
28	A	829	CLA	C4-C3-C5-C6
28	A	831	CLA	C1A-C2A-CAA-CBA
28	A	836	CLA	CHA-CBD-CGD-O1D
28	A	836	CLA	CHA-CBD-CGD-O2D
28	A	837	CLA	C3A-C2A-CAA-CBA
28	A	839	CLA	C2-C3-C5-C6
28	A	839	CLA	C4-C3-C5-C6
28	A	841	CLA	C2A-CAA-CBA-CGA
28	A	852	CLA	C14-C13-C15-C16
28	A	854	CLA	CBA-CGA-O2A-C1
28	A	854	CLA	O1A-CGA-O2A-C1
28	A	855	CLA	CHA-CBD-CGD-O1D
28	A	855	CLA	CHA-CBD-CGD-O2D
28	B	802	CLA	CHA-CBD-CGD-O1D

Continued on next page...

Continued from previous page...

Mol	Chain	Res	Type	Atoms
28	B	802	CLA	CBD-CGD-O2D-CED
28	B	804	CLA	C3A-C2A-CAA-CBA
28	B	805	CLA	CBD-CGD-O2D-CED
28	B	807	CLA	C14-C13-C15-C16
28	B	808	CLA	C2A-CAA-CBA-CGA
28	B	813	CLA	CHA-CBD-CGD-O1D
28	B	813	CLA	CHA-CBD-CGD-O2D
28	B	813	CLA	CAD-CBD-CGD-O1D
28	B	814	CLA	C1A-C2A-CAA-CBA
28	B	816	CLA	C3A-C2A-CAA-CBA
28	B	818	CLA	C1A-C2A-CAA-CBA
28	B	818	CLA	C3A-C2A-CAA-CBA
28	B	820	CLA	CHA-CBD-CGD-O1D
28	B	820	CLA	CHA-CBD-CGD-O2D
28	B	825	CLA	C1A-C2A-CAA-CBA
28	B	825	CLA	C3A-C2A-CAA-CBA
28	B	827	CLA	C1A-C2A-CAA-CBA
28	B	827	CLA	C3A-C2A-CAA-CBA
28	B	831	CLA	C1A-C2A-CAA-CBA
28	B	832	CLA	C1A-C2A-CAA-CBA
28	B	840	CLA	C1A-C2A-CAA-CBA
28	F	201	CLA	C6-C7-C8-C10
28	F	202	CLA	C1A-C2A-CAA-CBA
28	F	202	CLA	C3A-C2A-CAA-CBA
28	J	103	CLA	C1A-C2A-CAA-CBA
28	L	202	CLA	C1A-C2A-CAA-CBA
28	L	202	CLA	C3A-C2A-CAA-CBA
28	L	202	CLA	CBD-CGD-O2D-CED
28	L	203	CLA	C11-C12-C13-C14
28	L	204	CLA	C1A-C2A-CAA-CBA
28	L	204	CLA	C3A-C2A-CAA-CBA
28	L	207	CLA	C2-C3-C5-C6
28	L	207	CLA	C4-C3-C5-C6
28	O	201	CLA	C1A-C2A-CAA-CBA
28	O	201	CLA	C3A-C2A-CAA-CBA
28	O	201	CLA	C4-C3-C5-C6
28	O	202	CLA	C1A-C2A-CAA-CBA
28	O	202	CLA	CHA-CBD-CGD-O1D
28	O	202	CLA	CHA-CBD-CGD-O2D
28	O	202	CLA	CAD-CBD-CGD-O1D
28	O	202	CLA	CBD-CGD-O2D-CED
28	O	206	CLA	C1A-C2A-CAA-CBA

Continued on next page...

Continued from previous page...

Mol	Chain	Res	Type	Atoms
28	O	206	CLA	C3A-C2A-CAA-CBA
28	K	103	CLA	C3A-C2A-CAA-CBA
28	K	103	CLA	CHA-CBD-CGD-O1D
28	K	103	CLA	CHA-CBD-CGD-O2D
28	K	103	CLA	CBD-CGD-O2D-CED
28	s	203	CLA	C1A-C2A-CAA-CBA
28	s	206	CLA	C1A-C2A-CAA-CBA
28	c	601	CLA	C1A-C2A-CAA-CBA
28	c	602	CLA	C3A-C2A-CAA-CBA
28	c	602	CLA	CHA-CBD-CGD-O1D
28	c	602	CLA	CHA-CBD-CGD-O2D
28	c	605	CLA	C2-C3-C5-C6
28	c	605	CLA	C4-C3-C5-C6
28	c	606	CLA	C1A-C2A-CAA-CBA
28	c	608	CLA	C3A-C2A-CAA-CBA
28	c	608	CLA	CBD-CGD-O2D-CED
28	c	608	CLA	C14-C13-C15-C16
28	c	611	CLA	CHA-CBD-CGD-O1D
28	c	611	CLA	CHA-CBD-CGD-O2D
28	a	303	CLA	C3A-C2A-CAA-CBA
28	a	304	CLA	C1A-C2A-CAA-CBA
28	a	304	CLA	C3A-C2A-CAA-CBA
28	a	305	CLA	C2-C3-C5-C6
28	a	305	CLA	C4-C3-C5-C6
28	a	306	CLA	CHA-CBD-CGD-O1D
28	a	306	CLA	CHA-CBD-CGD-O2D
28	a	308	CLA	C1A-C2A-CAA-CBA
28	a	310	CLA	CHA-CBD-CGD-O1D
28	a	310	CLA	CHA-CBD-CGD-O2D
28	a	312	CLA	C1A-C2A-CAA-CBA
28	a	312	CLA	C11-C12-C13-C14
28	a	312	CLA	C14-C13-C15-C16
28	b	602	CLA	C3A-C2A-CAA-CBA
28	b	603	CLA	C2-C3-C5-C6
28	b	603	CLA	C4-C3-C5-C6
28	b	605	CLA	C14-C13-C15-C16
28	b	606	CLA	CBD-CGD-O2D-CED
28	b	608	CLA	C2-C3-C5-C6
28	b	608	CLA	C4-C3-C5-C6
28	b	609	CLA	CBD-CGD-O2D-CED
28	b	610	CLA	C1A-C2A-CAA-CBA
28	b	611	CLA	CBD-CGD-O2D-CED

Continued on next page...

Continued from previous page...

Mol	Chain	Res	Type	Atoms
28	b	612	CLA	CBA-CGA-O2A-C1
28	b	612	CLA	O1A-CGA-O2A-C1
28	b	612	CLA	C2-C3-C5-C6
28	h	304	CLA	C1A-C2A-CAA-CBA
28	h	304	CLA	C3A-C2A-CAA-CBA
28	h	305	CLA	C1A-C2A-CAA-CBA
28	h	305	CLA	C2-C3-C5-C6
28	h	305	CLA	C4-C3-C5-C6
28	h	306	CLA	CBD-CGD-O2D-CED
28	m	602	CLA	C1A-C2A-CAA-CBA
28	m	602	CLA	C3A-C2A-CAA-CBA
28	m	603	CLA	CBD-CGD-O2D-CED
28	m	605	CLA	C1A-C2A-CAA-CBA
28	m	605	CLA	C3A-C2A-CAA-CBA
28	m	607	CLA	C1A-C2A-CAA-CBA
28	m	607	CLA	C3A-C2A-CAA-CBA
28	m	608	CLA	C1A-C2A-CAA-CBA
28	m	608	CLA	C3A-C2A-CAA-CBA
28	m	609	CLA	C3A-C2A-CAA-CBA
28	m	610	CLA	C1A-C2A-CAA-CBA
28	m	610	CLA	C3A-C2A-CAA-CBA
28	m	612	CLA	C1A-C2A-CAA-CBA
28	m	612	CLA	C2-C3-C5-C6
28	m	613	CLA	CBD-CGD-O2D-CED
28	e	601	CLA	C1A-C2A-CAA-CBA
28	e	601	CLA	C3A-C2A-CAA-CBA
28	e	602	CLA	C3A-C2A-CAA-CBA
28	e	604	CLA	CBD-CGD-O2D-CED
28	e	607	CLA	C1A-C2A-CAA-CBA
28	e	608	CLA	C1A-C2A-CAA-CBA
28	e	608	CLA	CHA-CBD-CGD-O1D
28	e	608	CLA	CHA-CBD-CGD-O2D
28	e	611	CLA	C12-C13-C15-C16
28	l	303	CLA	C1A-C2A-CAA-CBA
28	l	303	CLA	C3A-C2A-CAA-CBA
28	l	303	CLA	CHA-CBD-CGD-O1D
28	l	303	CLA	CHA-CBD-CGD-O2D
28	l	305	CLA	CBD-CGD-O2D-CED
28	l	306	CLA	CBA-CGA-O2A-C1
28	l	306	CLA	O1A-CGA-O2A-C1
28	l	307	CLA	C1A-C2A-CAA-CBA
28	l	307	CLA	C3A-C2A-CAA-CBA

Continued on next page...

Continued from previous page...

Mol	Chain	Res	Type	Atoms
28	l	308	CLA	C3A-C2A-CAA-CBA
28	k	601	CLA	CBA-CGA-O2A-C1
28	k	601	CLA	O1A-CGA-O2A-C1
28	k	601	CLA	CBD-CGD-O2D-CED
28	k	601	CLA	C2-C3-C5-C6
28	k	602	CLA	C3A-C2A-CAA-CBA
28	k	602	CLA	CBD-CGD-O2D-CED
28	k	606	CLA	C1A-C2A-CAA-CBA
28	k	606	CLA	CBD-CGD-O2D-CED
28	k	607	CLA	C1A-C2A-CAA-CBA
28	k	607	CLA	CBA-CGA-O2A-C1
28	k	607	CLA	O1A-CGA-O2A-C1
28	k	607	CLA	CBD-CGD-O2D-CED
28	k	607	CLA	C2-C3-C5-C6
28	k	608	CLA	C1A-C2A-CAA-CBA
28	k	608	CLA	C3A-C2A-CAA-CBA
28	k	609	CLA	CBD-CGD-O2D-CED
28	k	610	CLA	C1A-C2A-CAA-CBA
28	k	610	CLA	C3A-C2A-CAA-CBA
28	k	610	CLA	CBD-CGD-O2D-CED
28	k	614	CLA	CBD-CGD-O2D-CED
28	f	602	CLA	C1A-C2A-CAA-CBA
28	f	602	CLA	C3A-C2A-CAA-CBA
28	f	606	CLA	C2-C3-C5-C6
28	f	607	CLA	C1A-C2A-CAA-CBA
28	f	607	CLA	C3A-C2A-CAA-CBA
28	f	607	CLA	C11-C12-C13-C14
28	f	609	CLA	CBD-CGD-O2D-CED
28	f	610	CLA	C1A-C2A-CAA-CBA
28	f	610	CLA	C3A-C2A-CAA-CBA
28	f	612	CLA	CBD-CGD-O2D-CED
28	f	612	CLA	C2-C3-C5-C6
28	f	613	CLA	CBD-CGD-O2D-CED
28	i	302	CLA	C3A-C2A-CAA-CBA
28	i	303	CLA	C3A-C2A-CAA-CBA
28	i	303	CLA	CHA-CBD-CGD-O1D
28	i	303	CLA	CHA-CBD-CGD-O2D
28	i	304	CLA	CBD-CGD-O2D-CED
28	i	305	CLA	CBD-CGD-O2D-CED
28	i	306	CLA	C1A-C2A-CAA-CBA
28	i	306	CLA	C3A-C2A-CAA-CBA
28	i	309	CLA	C1A-C2A-CAA-CBA

Continued on next page...

Continued from previous page...

Mol	Chain	Res	Type	Atoms
28	i	309	CLA	CBD-CGD-O2D-CED
28	i	311	CLA	C3A-C2A-CAA-CBA
28	i	312	CLA	C1A-C2A-CAA-CBA
28	j	604	CLA	CHA-CBD-CGD-O1D
28	j	604	CLA	CHA-CBD-CGD-O2D
28	j	604	CLA	CAD-CBD-CGD-O1D
28	j	606	CLA	CHA-CBD-CGD-O1D
28	j	606	CLA	CHA-CBD-CGD-O2D
28	j	607	CLA	CHA-CBD-CGD-O1D
28	j	607	CLA	CHA-CBD-CGD-O2D
28	j	610	CLA	C1A-C2A-CAA-CBA
28	j	610	CLA	C3A-C2A-CAA-CBA
28	j	612	CLA	CHA-CBD-CGD-O1D
28	j	612	CLA	CHA-CBD-CGD-O2D
28	j	612	CLA	CAD-CBD-CGD-O1D
28	j	613	CLA	CBD-CGD-O2D-CED
28	j	613	CLA	C14-C13-C15-C16
28	d	301	CLA	C1A-C2A-CAA-CBA
28	d	301	CLA	C3A-C2A-CAA-CBA
28	d	302	CLA	CBD-CGD-O2D-CED
28	d	303	CLA	C1A-C2A-CAA-CBA
28	d	303	CLA	C3A-C2A-CAA-CBA
28	d	303	CLA	CHA-CBD-CGD-O1D
28	d	303	CLA	CHA-CBD-CGD-O2D
28	d	303	CLA	C4-C3-C5-C6
28	d	306	CLA	C1A-C2A-CAA-CBA
28	d	306	CLA	C3A-C2A-CAA-CBA
28	d	306	CLA	CHA-CBD-CGD-O1D
28	d	306	CLA	CHA-CBD-CGD-O2D
28	d	306	CLA	CAD-CBD-CGD-O1D
28	d	309	CLA	CBD-CGD-O2D-CED
28	d	312	CLA	CBD-CGD-O2D-CED
28	g	303	CLA	C3A-C2A-CAA-CBA
28	g	305	CLA	CHA-CBD-CGD-O1D
28	g	305	CLA	CHA-CBD-CGD-O2D
28	g	306	CLA	C1A-C2A-CAA-CBA
28	g	310	CLA	C1A-C2A-CAA-CBA
28	g	310	CLA	CBA-CGA-O2A-C1
28	g	310	CLA	O1A-CGA-O2A-C1
28	g	311	CLA	CHA-CBD-CGD-O1D
28	g	311	CLA	CHA-CBD-CGD-O2D
28	g	315	CLA	C1A-C2A-CAA-CBA

Continued on next page...

Continued from previous page...

Mol	Chain	Res	Type	Atoms
28	g	315	CLA	C3A-C2A-CAA-CBA
28	g	322	CLA	CHA-CBD-CGD-O1D
28	g	322	CLA	CHA-CBD-CGD-O2D
28	g	322	CLA	O2A-C1-C2-C3
28	n	601	CLA	C1A-C2A-CAA-CBA
28	n	603	CLA	C1A-C2A-CAA-CBA
28	n	604	CLA	C1A-C2A-CAA-CBA
28	n	605	CLA	C1A-C2A-CAA-CBA
28	n	605	CLA	C3A-C2A-CAA-CBA
28	n	605	CLA	CHA-CBD-CGD-O1D
28	n	605	CLA	CHA-CBD-CGD-O2D
28	n	606	CLA	C1A-C2A-CAA-CBA
28	n	606	CLA	C3A-C2A-CAA-CBA
28	n	606	CLA	CBA-CGA-O2A-C1
28	n	606	CLA	O1A-CGA-O2A-C1
28	n	608	CLA	C3A-C2A-CAA-CBA
28	n	609	CLA	C2-C3-C5-C6
28	n	609	CLA	C4-C3-C5-C6
28	n	610	CLA	C1A-C2A-CAA-CBA
28	n	610	CLA	C3A-C2A-CAA-CBA
28	n	610	CLA	C14-C13-C15-C16
28	n	613	CLA	C1A-C2A-CAA-CBA
28	Q	302	CLA	CBD-CGD-O2D-CED
28	Q	303	CLA	C1A-C2A-CAA-CBA
28	Q	303	CLA	C3A-C2A-CAA-CBA
30	A	843	LHG	C4-O6-P-O3
30	A	844	LHG	O1-C1-C2-C3
30	A	844	LHG	C3-O3-P-O5
30	A	849	LHG	C3-O3-P-O5
30	A	849	LHG	C4-O6-P-O4
30	A	849	LHG	C4-O6-P-O5
30	A	849	LHG	C8-C7-O7-C5
30	J	106	LHG	C1-C2-C3-O3
30	J	106	LHG	C3-O3-P-O6
30	L	208	LHG	C3-O3-P-O5
30	L	208	LHG	C3-O3-P-O6
30	L	208	LHG	C4-O6-P-O3
30	c	618	LHG	C4-O6-P-O4
30	c	618	LHG	O9-C7-O7-C5
30	c	618	LHG	C8-C7-O7-C5
30	c	620	LHG	O1-C1-C2-C3
30	c	620	LHG	C3-O3-P-O4

Continued on next page...

Continued from previous page...

Mol	Chain	Res	Type	Atoms
30	c	620	LHG	C4-O6-P-O4
30	a	301	LHG	O9-C7-O7-C5
30	b	619	LHG	C3-O3-P-O4
30	b	619	LHG	C3-O3-P-O6
30	b	619	LHG	O9-C7-O7-C5
30	m	619	LHG	C4-O6-P-O3
30	e	617	LHG	O9-C7-O7-C5
30	k	620	LHG	O1-C1-C2-O2
30	k	620	LHG	O1-C1-C2-C3
30	k	620	LHG	C3-O3-P-O4
30	k	620	LHG	C3-O3-P-O5
30	k	620	LHG	C8-C7-O7-C5
30	f	619	LHG	C3-O3-P-O5
30	f	619	LHG	C3-O3-P-O6
30	f	619	LHG	C4-O6-P-O5
30	f	619	LHG	O9-C7-O7-C5
30	i	318	LHG	C8-C7-O7-C5
30	i	318	LHG	O10-C23-O8-C6
30	i	318	LHG	C24-C23-O8-C6
30	j	617	LHG	C4-O6-P-O4
30	d	317	LHG	C1-C2-C3-O3
30	d	317	LHG	C3-O3-P-O4
30	d	317	LHG	C4-O6-P-O5
30	d	317	LHG	C8-C7-O7-C5
30	g	301	LHG	C3-O3-P-O4
30	g	301	LHG	C3-O3-P-O5
30	g	301	LHG	C4-O6-P-O5
30	g	321	LHG	C3-O3-P-O4
30	g	321	LHG	C4-O6-P-O4
30	g	321	LHG	O9-C7-O7-C5
30	g	321	LHG	C8-C7-O7-C5
30	n	619	LHG	C4-O6-P-O3
30	n	619	LHG	C4-O6-P-O4
30	n	619	LHG	C4-O6-P-O5
31	A	845	WVN	C01-C02-C11-C19
31	A	846	WVN	C20-C23-C25-C27
31	A	846	WVN	C20-C23-C25-C28
31	A	846	WVN	C30-C33-C34-C37
31	A	846	WVN	C30-C33-C34-C38
31	A	848	WVN	C20-C23-C25-C27
31	A	848	WVN	C20-C23-C25-C28
31	A	848	WVN	C30-C33-C34-C37

Continued on next page...

Continued from previous page...

Mol	Chain	Res	Type	Atoms
31	A	848	WVN	C30-C33-C34-C38
31	B	844	WVN	C20-C23-C25-C27
31	B	844	WVN	C30-C33-C34-C37
31	B	844	WVN	C30-C33-C34-C38
31	B	848	WVN	C11-C19-C22-C24
31	B	848	WVN	C11-C19-C22-C26
31	B	848	WVN	C29-C31-C32-C35
31	B	848	WVN	C29-C31-C32-C36
31	F	203	WVN	C11-C19-C22-C24
31	F	203	WVN	C11-C19-C22-C26
31	F	203	WVN	C22-C26-C29-C31
31	F	203	WVN	C29-C31-C32-C35
31	F	204	WVN	C05-C02-C11-C19
31	F	204	WVN	C06-C13-C20-C23
31	F	204	WVN	C15-C13-C20-C23
31	I	101	WVN	C05-C02-C11-C19
31	I	101	WVN	C11-C19-C22-C24
31	I	101	WVN	C11-C19-C22-C26
31	I	101	WVN	C29-C31-C32-C35
31	I	101	WVN	C29-C31-C32-C36
31	J	101	WVN	C01-C02-C11-C19
31	J	101	WVN	C06-C13-C20-C23
31	J	101	WVN	C20-C23-C25-C27
31	J	101	WVN	C20-C23-C25-C28
31	J	102	WVN	C01-C02-C11-C19
31	J	102	WVN	C11-C19-C22-C24
31	J	102	WVN	C11-C19-C22-C26
31	J	102	WVN	C20-C23-C25-C27
31	J	102	WVN	C20-C23-C25-C28
31	J	102	WVN	C30-C33-C34-C37
31	J	102	WVN	C30-C33-C34-C38
31	L	201	WVN	C15-C13-C20-C23
31	L	201	WVN	C11-C19-C22-C24
31	L	201	WVN	C11-C19-C22-C26
31	L	205	WVN	C06-C13-C20-C23
31	L	205	WVN	C11-C19-C22-C24
31	L	205	WVN	C11-C19-C22-C26
31	M	101	WVN	C15-C13-C20-C23
31	M	101	WVN	C20-C23-C25-C27
31	M	101	WVN	C20-C23-C25-C28
31	M	101	WVN	C30-C33-C34-C37
31	M	101	WVN	C30-C33-C34-C38

Continued on next page...

Continued from previous page...

Mol	Chain	Res	Type	Atoms
31	K	102	WVN	C22-C26-C29-C31
31	s	207	WVN	C01-C02-C11-C19
31	h	309	WVN	C20-C23-C25-C27
31	h	309	WVN	C20-C23-C25-C28
31	h	309	WVN	C30-C33-C34-C37
31	h	309	WVN	C30-C33-C34-C38
31	e	615	WVN	C01-C02-C11-C19
31	e	615	WVN	C15-C13-C20-C23
31	e	615	WVN	C30-C33-C34-C37
31	e	615	WVN	C30-C33-C34-C38
31	l	315	WVN	C06-C13-C20-C23
31	l	315	WVN	C15-C13-C20-C23
31	l	315	WVN	C29-C31-C32-C35
31	l	315	WVN	C29-C31-C32-C36
31	i	316	WVN	C06-C13-C20-C23
31	i	316	WVN	C29-C31-C32-C35
31	i	316	WVN	C29-C31-C32-C36
31	R	202	WVN	C01-C02-C11-C19
31	R	202	WVN	C06-C13-C20-C23
31	R	202	WVN	C20-C23-C25-C27
31	R	202	WVN	C20-C23-C25-C28
32	A	850	LMT	C2'-C1'-O1'-C1
32	A	850	LMT	O5'-C1'-O1'-C1
32	A	850	LMT	C2-C1-O1'-C1'
32	a	302	LMT	O5'-C1'-O1'-C1
32	b	618	LMT	C2'-C1'-O1'-C1
32	b	618	LMT	O5'-C1'-O1'-C1
35	L	209	LMG	C2-C1-O1-C7
35	L	209	LMG	O6-C1-O1-C7
35	c	619	LMG	C2-C1-O1-C7
35	c	619	LMG	O6-C1-O1-C7
35	b	621	LMG	O9-C10-O7-C8
35	b	621	LMG	C11-C10-O7-C8
35	n	620	LMG	C2-C1-O1-C7
35	n	620	LMG	O7-C8-C9-O8
35	Q	301	LMG	C11-C10-O7-C8
36	J	104	II0	C25-C29-C31-C33
36	J	104	II0	C26-C30-C32-C34
36	J	104	II0	C32-C34-C36-C38
36	J	104	II0	C32-C34-C36-C40
36	c	613	II0	C26-C30-C32-C34
36	c	617	II0	C32-C34-C36-C40

Continued on next page...

Continued from previous page...

Mol	Chain	Res	Type	Atoms
36	a	314	II0	C32-C34-C36-C38
36	a	318	II0	C31-C33-C35-C37
36	a	318	II0	C31-C33-C35-C39
36	a	318	II0	C36-C40-C42-C41
36	b	614	II0	C31-C33-C35-C37
36	b	614	II0	C31-C33-C35-C39
36	h	311	II0	C26-C30-C32-C34
36	h	311	II0	C32-C34-C36-C38
36	h	311	II0	C32-C34-C36-C40
36	h	312	II0	C25-C29-C31-C33
36	m	614	II0	C32-C34-C36-C38
36	m	614	II0	C32-C34-C36-C40
36	m	615	II0	C26-C30-C32-C34
36	m	615	II0	C31-C33-C35-C37
36	m	615	II0	C31-C33-C35-C39
36	m	618	II0	C31-C33-C35-C39
36	e	612	II0	C26-C30-C32-C34
36	e	612	II0	C32-C34-C36-C38
36	e	612	II0	C32-C34-C36-C40
36	e	613	II0	C31-C33-C35-C37
36	e	614	II0	C26-C30-C32-C34
36	e	614	II0	C32-C34-C36-C38
36	e	614	II0	C32-C34-C36-C40
36	l	312	II0	C32-C34-C36-C38
36	l	312	II0	C32-C34-C36-C40
36	l	313	II0	C31-C33-C35-C37
36	l	313	II0	C31-C33-C35-C39
36	l	314	II0	C32-C34-C36-C38
36	l	314	II0	C32-C34-C36-C40
36	l	316	II0	C09-C21-C23-C25
36	l	316	II0	C31-C33-C35-C37
36	l	316	II0	C31-C33-C35-C39
36	l	316	II0	C32-C34-C36-C38
36	l	316	II0	C32-C34-C36-C40
36	k	616	II0	C25-C29-C31-C33
36	k	616	II0	C31-C33-C35-C37
36	k	616	II0	C31-C33-C35-C39
36	k	616	II0	C32-C34-C36-C38
36	k	616	II0	C32-C34-C36-C40
36	k	617	II0	C25-C29-C31-C33
36	k	619	II0	C31-C33-C35-C39
36	k	619	II0	C32-C34-C36-C38

Continued on next page...

Continued from previous page...

Mol	Chain	Res	Type	Atoms
36	k	619	II0	C32-C34-C36-C40
36	k	621	II0	C31-C33-C35-C37
36	k	621	II0	C31-C33-C35-C39
36	k	621	II0	C32-C34-C36-C38
36	k	621	II0	C32-C34-C36-C40
36	f	614	II0	C26-C30-C32-C34
36	f	615	II0	C32-C34-C36-C38
36	f	615	II0	C32-C34-C36-C40
36	f	616	II0	C31-C33-C35-C37
36	f	616	II0	C31-C33-C35-C39
36	f	618	II0	C09-C21-C23-C25
36	f	618	II0	C25-C29-C31-C33
36	f	618	II0	C32-C34-C36-C38
36	f	618	II0	C32-C34-C36-C40
36	i	314	II0	C32-C34-C36-C38
36	i	314	II0	C32-C34-C36-C40
36	i	315	II0	C32-C34-C36-C38
36	i	315	II0	C32-C34-C36-C40
36	i	317	II0	C31-C33-C35-C37
36	i	317	II0	C31-C33-C35-C39
36	i	317	II0	C32-C34-C36-C38
36	i	320	II0	C31-C33-C35-C37
36	i	320	II0	C31-C33-C35-C39
36	j	614	II0	C31-C33-C35-C37
36	j	614	II0	C31-C33-C35-C39
36	d	316	II0	C25-C29-C31-C33
36	d	316	II0	C32-C34-C36-C38
36	d	316	II0	C32-C34-C36-C40
36	g	317	II0	C32-C34-C36-C38
36	g	317	II0	C32-C34-C36-C40
36	g	320	II0	C26-C30-C32-C34
36	g	320	II0	C32-C34-C36-C38
36	g	320	II0	C32-C34-C36-C40
36	n	615	II0	C31-C33-C35-C39
36	n	616	II0	C36-C40-C42-C41
36	n	618	II0	C10-C22-C24-C26
36	n	618	II0	C31-C33-C35-C37
36	n	618	II0	C31-C33-C35-C39
37	c	616	IHT	C18-C22-C23-C25
37	c	616	IHT	C18-C22-C23-C27
37	c	616	IHT	C30-C32-C33-C36
37	c	616	IHT	C30-C32-C33-C37

Continued on next page...

Continued from previous page...

Mol	Chain	Res	Type	Atoms
37	b	615	IHT	C18-C22-C23-C25
37	b	615	IHT	C18-C22-C23-C27
37	b	616	IHT	C10-C07-C18-C22
37	m	617	IHT	C31-C34-C35-C38
37	m	617	IHT	C31-C34-C35-C39
37	k	618	IHT	C02-C07-C18-C22
37	k	618	IHT	C18-C22-C23-C27
37	k	618	IHT	C33-C37-C40-C41
37	f	617	IHT	C30-C32-C33-C36
37	f	617	IHT	C30-C32-C33-C37
37	j	616	IHT	C30-C32-C33-C36
37	j	616	IHT	C30-C32-C33-C37
37	g	319	IHT	C10-C07-C18-C22
37	R	204	IHT	C10-C07-C18-C22
37	n	617	IHT	C02-C07-C18-C22
37	n	617	IHT	C18-C22-C23-C25
37	n	617	IHT	C18-C22-C23-C27
38	s	201	KC2	C1A-C2A-CAA-CBA
38	s	201	KC2	C3A-C2A-CAA-CBA
38	s	201	KC2	C2C-C3C-CAC-CBC
38	s	201	KC2	C4C-C3C-CAC-CBC
38	s	204	KC2	C1A-C2A-CAA-CBA
38	s	204	KC2	C3A-C2A-CAA-CBA
38	s	204	KC2	C2C-C3C-CAC-CBC
38	s	204	KC2	C4C-C3C-CAC-CBC
38	c	610	KC2	C1A-C2A-CAA-CBA
38	c	610	KC2	C3A-C2A-CAA-CBA
38	c	610	KC2	C2C-C3C-CAC-CBC
38	c	610	KC2	C4C-C3C-CAC-CBC
38	c	610	KC2	C2A-CAA-CBA-CGA
38	m	611	KC2	C3A-C2A-CAA-CBA
38	m	611	KC2	C2A-CAA-CBA-CGA
38	e	609	KC2	C1A-C2A-CAA-CBA
38	e	609	KC2	C2C-C3C-CAC-CBC
38	e	609	KC2	C4C-C3C-CAC-CBC
38	e	609	KC2	CBD-CGD-O2D-CED
38	l	310	KC2	C2C-C3C-CAC-CBC
38	k	611	KC2	C2C-C3C-CAC-CBC
38	k	611	KC2	C4C-C3C-CAC-CBC
38	k	611	KC2	CBD-CGD-O2D-CED
38	k	612	KC2	CAA-CBA-CGA-O1A
38	k	612	KC2	CHA-CBD-CGD-O1D

Continued on next page...

Continued from previous page...

Mol	Chain	Res	Type	Atoms
38	k	613	KC2	C3A-C2A-CAA-CBA
38	k	613	KC2	C2C-C3C-CAC-CBC
38	k	613	KC2	C4C-C3C-CAC-CBC
38	f	611	KC2	C2C-C3C-CAC-CBC
38	f	611	KC2	C4C-C3C-CAC-CBC
38	f	611	KC2	C2A-CAA-CBA-CGA
38	i	310	KC2	C1A-C2A-CAA-CBA
38	i	310	KC2	C3A-C2A-CAA-CBA
38	i	310	KC2	C2B-C3B-CAB-CBB
38	i	310	KC2	C4B-C3B-CAB-CBB
38	i	310	KC2	C2C-C3C-CAC-CBC
38	i	310	KC2	C4C-C3C-CAC-CBC
38	i	319	KC2	C2C-C3C-CAC-CBC
38	i	319	KC2	C4C-C3C-CAC-CBC
38	j	611	KC2	C3A-C2A-CAA-CBA
38	j	611	KC2	C2C-C3C-CAC-CBC
38	j	611	KC2	C2A-CAA-CBA-CGA
38	d	310	KC2	C2C-C3C-CAC-CBC
38	d	310	KC2	C2A-CAA-CBA-CGA
38	d	311	KC2	C1A-C2A-CAA-CBA
38	d	311	KC2	C3A-C2A-CAA-CBA
38	d	311	KC2	C4C-C3C-CAC-CBC
38	d	311	KC2	C2A-CAA-CBA-CGA
38	g	312	KC2	C2B-C3B-CAB-CBB
38	g	312	KC2	CBD-CGD-O2D-CED
38	g	313	KC2	C4C-C3C-CAC-CBC
38	g	314	KC2	C1A-C2A-CAA-CBA
38	g	314	KC2	C3A-C2A-CAA-CBA
38	n	611	KC2	C1A-C2A-CAA-CBA
38	n	611	KC2	C3A-C2A-CAA-CBA
38	n	611	KC2	C2C-C3C-CAC-CBC
38	n	611	KC2	C4C-C3C-CAC-CBC
38	n	611	KC2	C2A-CAA-CBA-CGA
38	n	612	KC2	C1A-C2A-CAA-CBA
38	n	612	KC2	C3A-C2A-CAA-CBA
38	n	612	KC2	C2C-C3C-CAC-CBC
38	n	612	KC2	C4C-C3C-CAC-CBC
38	n	612	KC2	C2A-CAA-CBA-CGA
39	i	301	LMU	C2-C1-O1'-C1'
28	A	855	CLA	O1D-CGD-O2D-CED
28	c	608	CLA	O1D-CGD-O2D-CED
28	k	601	CLA	O1D-CGD-O2D-CED

Continued on next page...

Continued from previous page...

Mol	Chain	Res	Type	Atoms
28	k	614	CLA	O1D-CGD-O2D-CED
28	d	306	CLA	O1D-CGD-O2D-CED
38	e	609	KC2	O1D-CGD-O2D-CED
38	g	312	KC2	O1D-CGD-O2D-CED
32	A	850	LMT	O5B-C1B-O1B-C4'
39	i	301	LMU	O5B-C1B-O1B-C4'
28	f	610	CLA	C5-C6-C7-C8
28	B	803	CLA	C2C-C3C-CAC-CBC
28	A	801	CLA	O1D-CGD-O2D-CED
28	c	603	CLA	O1D-CGD-O2D-CED
28	c	611	CLA	O1D-CGD-O2D-CED
28	l	307	CLA	O1D-CGD-O2D-CED
28	k	607	CLA	O1D-CGD-O2D-CED
28	k	609	CLA	O1D-CGD-O2D-CED
28	f	613	CLA	O1D-CGD-O2D-CED
28	i	306	CLA	O1D-CGD-O2D-CED
28	i	309	CLA	O1D-CGD-O2D-CED
28	d	309	CLA	O1D-CGD-O2D-CED
38	k	611	KC2	O1D-CGD-O2D-CED
28	A	808	CLA	CBD-CGD-O2D-CED
28	A	816	CLA	CBD-CGD-O2D-CED
28	A	817	CLA	CBD-CGD-O2D-CED
28	A	831	CLA	CBD-CGD-O2D-CED
28	A	840	CLA	CBD-CGD-O2D-CED
28	A	855	CLA	CBD-CGD-O2D-CED
28	B	803	CLA	CBD-CGD-O2D-CED
28	B	812	CLA	CBD-CGD-O2D-CED
28	B	813	CLA	CBD-CGD-O2D-CED
28	B	821	CLA	CBD-CGD-O2D-CED
28	s	203	CLA	CBD-CGD-O2D-CED
28	c	603	CLA	CBD-CGD-O2D-CED
28	c	611	CLA	CBD-CGD-O2D-CED
28	c	612	CLA	CBD-CGD-O2D-CED
28	b	608	CLA	CBD-CGD-O2D-CED
28	b	610	CLA	CBD-CGD-O2D-CED
28	h	302	CLA	CBD-CGD-O2D-CED
28	m	612	CLA	CBD-CGD-O2D-CED
28	e	606	CLA	CBD-CGD-O2D-CED
28	e	607	CLA	CBD-CGD-O2D-CED
28	e	611	CLA	CBD-CGD-O2D-CED
28	l	307	CLA	CBD-CGD-O2D-CED
28	k	604	CLA	CBD-CGD-O2D-CED

Continued on next page...

Continued from previous page...

Mol	Chain	Res	Type	Atoms
28	f	606	CLA	CBD-CGD-O2D-CED
28	i	302	CLA	CBD-CGD-O2D-CED
28	i	306	CLA	CBD-CGD-O2D-CED
28	i	311	CLA	CBD-CGD-O2D-CED
28	i	312	CLA	CBD-CGD-O2D-CED
28	j	603	CLA	CBD-CGD-O2D-CED
28	j	608	CLA	CBD-CGD-O2D-CED
28	d	306	CLA	CBD-CGD-O2D-CED
28	d	308	CLA	CBD-CGD-O2D-CED
28	g	302	CLA	CBD-CGD-O2D-CED
28	g	306	CLA	CBD-CGD-O2D-CED
28	g	315	CLA	CBD-CGD-O2D-CED
28	n	601	CLA	CBD-CGD-O2D-CED
28	n	603	CLA	CBD-CGD-O2D-CED
28	n	613	CLA	CBD-CGD-O2D-CED
28	Q	303	CLA	CBD-CGD-O2D-CED
28	A	811	CLA	O1A-CGA-O2A-C1
28	A	841	CLA	O1A-CGA-O2A-C1
28	B	830	CLA	O1A-CGA-O2A-C1
28	F	201	CLA	O1A-CGA-O2A-C1
28	a	311	CLA	O1A-CGA-O2A-C1
28	a	312	CLA	O1A-CGA-O2A-C1
28	h	303	CLA	O1A-CGA-O2A-C1
28	e	606	CLA	O1A-CGA-O2A-C1
28	e	611	CLA	O1A-CGA-O2A-C1
30	A	849	LHG	O10-C23-O8-C6
30	e	617	LHG	O10-C23-O8-C6
28	d	307	CLA	O1A-CGA-O2A-C1
28	K	103	CLA	O1D-CGD-O2D-CED
28	b	608	CLA	O1D-CGD-O2D-CED
28	e	606	CLA	O1D-CGD-O2D-CED
28	k	602	CLA	O1D-CGD-O2D-CED
28	i	304	CLA	O1D-CGD-O2D-CED
28	i	311	CLA	O1D-CGD-O2D-CED
28	n	613	CLA	O1D-CGD-O2D-CED
28	d	307	CLA	CBA-CGA-O2A-C1
28	A	813	CLA	O1D-CGD-O2D-CED
28	B	803	CLA	O1D-CGD-O2D-CED
28	B	805	CLA	O1D-CGD-O2D-CED
28	O	202	CLA	O1D-CGD-O2D-CED
28	s	203	CLA	O1D-CGD-O2D-CED
28	b	610	CLA	O1D-CGD-O2D-CED

Continued on next page...

Continued from previous page...

Mol	Chain	Res	Type	Atoms
28	i	305	CLA	O1D-CGD-O2D-CED
28	i	312	CLA	O1D-CGD-O2D-CED
28	j	613	CLA	O1D-CGD-O2D-CED
28	d	312	CLA	O1D-CGD-O2D-CED
28	A	821	CLA	CBA-CGA-O2A-C1
28	A	841	CLA	CBA-CGA-O2A-C1
28	a	311	CLA	CBA-CGA-O2A-C1
28	a	312	CLA	CBA-CGA-O2A-C1
28	h	303	CLA	CBA-CGA-O2A-C1
28	e	606	CLA	CBA-CGA-O2A-C1
28	e	611	CLA	CBA-CGA-O2A-C1
30	A	849	LHG	C24-C23-O8-C6
30	e	617	LHG	C24-C23-O8-C6
28	A	814	CLA	CBD-CGD-O2D-CED
28	A	822	CLA	CBD-CGD-O2D-CED
28	A	827	CLA	CBD-CGD-O2D-CED
28	A	837	CLA	CBD-CGD-O2D-CED
28	B	804	CLA	CBD-CGD-O2D-CED
28	B	809	CLA	CBD-CGD-O2D-CED
28	B	819	CLA	CBD-CGD-O2D-CED
28	B	830	CLA	CBD-CGD-O2D-CED
28	B	835	CLA	CBD-CGD-O2D-CED
28	B	837	CLA	CBD-CGD-O2D-CED
28	B	839	CLA	CBD-CGD-O2D-CED
28	F	202	CLA	CBD-CGD-O2D-CED
28	a	305	CLA	CBD-CGD-O2D-CED
28	a	308	CLA	CBD-CGD-O2D-CED
28	b	601	CLA	CBD-CGD-O2D-CED
28	b	607	CLA	CBD-CGD-O2D-CED
28	h	304	CLA	CBD-CGD-O2D-CED
28	h	313	CLA	CBD-CGD-O2D-CED
28	e	602	CLA	CBD-CGD-O2D-CED
28	e	610	CLA	CBD-CGD-O2D-CED
28	l	302	CLA	CBD-CGD-O2D-CED
28	l	303	CLA	CBD-CGD-O2D-CED
28	l	311	CLA	CBD-CGD-O2D-CED
28	k	608	CLA	CBD-CGD-O2D-CED
28	f	602	CLA	CBD-CGD-O2D-CED
28	i	303	CLA	CBD-CGD-O2D-CED
28	j	612	CLA	CBD-CGD-O2D-CED
28	d	304	CLA	CBD-CGD-O2D-CED
28	g	307	CLA	CBD-CGD-O2D-CED

Continued on next page...

Continued from previous page...

Mol	Chain	Res	Type	Atoms
38	g	314	KC2	CBD-CGD-O2D-CED
28	m	613	CLA	C4C-C3C-CAC-CBC
28	A	803	CLA	O1A-CGA-O2A-C1
28	A	814	CLA	O1A-CGA-O2A-C1
28	A	821	CLA	O1A-CGA-O2A-C1
28	A	835	CLA	O1A-CGA-O2A-C1
28	B	812	CLA	O1A-CGA-O2A-C1
28	B	813	CLA	O1A-CGA-O2A-C1
28	b	606	CLA	O1A-CGA-O2A-C1
28	h	302	CLA	O1A-CGA-O2A-C1
28	h	305	CLA	O1A-CGA-O2A-C1
28	l	307	CLA	O1A-CGA-O2A-C1
28	i	304	CLA	O1A-CGA-O2A-C1
28	j	607	CLA	O1A-CGA-O2A-C1
30	c	618	LHG	O10-C23-O8-C6
30	k	620	LHG	O10-C23-O8-C6
35	b	621	LMG	O10-C28-O8-C9
35	Q	301	LMG	O10-C28-O8-C9
28	b	606	CLA	O1D-CGD-O2D-CED
28	b	609	CLA	O1D-CGD-O2D-CED
28	h	306	CLA	O1D-CGD-O2D-CED
28	m	603	CLA	O1D-CGD-O2D-CED
28	m	613	CLA	O1D-CGD-O2D-CED
28	l	305	CLA	O1D-CGD-O2D-CED
28	k	606	CLA	O1D-CGD-O2D-CED
28	d	302	CLA	O1D-CGD-O2D-CED
28	e	604	CLA	C10-C11-C12-C13
28	L	202	CLA	O1D-CGD-O2D-CED
28	b	611	CLA	O1D-CGD-O2D-CED
28	f	609	CLA	O1D-CGD-O2D-CED
28	f	612	CLA	O1D-CGD-O2D-CED
28	Q	302	CLA	O1D-CGD-O2D-CED
28	m	613	CLA	C2C-C3C-CAC-CBC
28	A	832	CLA	CBD-CGD-O2D-CED
28	A	852	CLA	CBD-CGD-O2D-CED
28	B	801	CLA	CBD-CGD-O2D-CED
28	B	816	CLA	CBD-CGD-O2D-CED
28	B	826	CLA	CBD-CGD-O2D-CED
28	k	605	CLA	CBD-CGD-O2D-CED
28	f	608	CLA	CBD-CGD-O2D-CED
28	d	301	CLA	CBD-CGD-O2D-CED
28	k	610	CLA	O1D-CGD-O2D-CED

Continued on next page...

Continued from previous page...

Mol	Chain	Res	Type	Atoms
28	n	603	CLA	O1D-CGD-O2D-CED
30	A	849	LHG	O9-C7-O7-C5
30	k	620	LHG	O9-C7-O7-C5
30	i	318	LHG	O9-C7-O7-C5
30	d	317	LHG	O9-C7-O7-C5
35	Q	301	LMG	O9-C10-O7-C8
28	B	810	CLA	O1A-CGA-O2A-C1
28	c	607	CLA	O1A-CGA-O2A-C1
28	B	802	CLA	O1D-CGD-O2D-CED
28	j	603	CLA	O1D-CGD-O2D-CED
28	A	802	CLA	C3-C5-C6-C7
28	A	820	CLA	C3-C5-C6-C7
28	A	839	CLA	C3-C5-C6-C7
28	B	802	CLA	C3-C5-C6-C7
28	B	807	CLA	C3-C5-C6-C7
28	B	830	CLA	C3-C5-C6-C7
28	B	836	CLA	C3-C5-C6-C7
28	O	202	CLA	C3-C5-C6-C7
28	a	309	CLA	C3-C5-C6-C7
28	b	607	CLA	C3-C5-C6-C7
28	e	605	CLA	C3-C5-C6-C7
28	l	303	CLA	C3-C5-C6-C7
28	l	309	CLA	C3-C5-C6-C7
28	k	608	CLA	C3-C5-C6-C7
28	f	610	CLA	C3-C5-C6-C7
28	i	305	CLA	C3-C5-C6-C7
28	Q	302	CLA	C3-C5-C6-C7
28	A	803	CLA	CBA-CGA-O2A-C1
28	A	830	CLA	CBA-CGA-O2A-C1
28	B	812	CLA	CBA-CGA-O2A-C1
28	F	201	CLA	CBA-CGA-O2A-C1
28	c	608	CLA	CBA-CGA-O2A-C1
28	h	302	CLA	CBA-CGA-O2A-C1
28	l	307	CLA	CBA-CGA-O2A-C1
28	i	304	CLA	CBA-CGA-O2A-C1
28	j	607	CLA	CBA-CGA-O2A-C1
28	g	308	CLA	CBA-CGA-O2A-C1
30	k	620	LHG	C24-C23-O8-C6
35	b	621	LMG	C29-C28-O8-C9
35	Q	301	LMG	C29-C28-O8-C9
39	i	301	LMU	O5'-C5'-C6'-O6'
30	a	301	LHG	C8-C7-O7-C5

Continued on next page...

Continued from previous page...

Mol	Chain	Res	Type	Atoms
30	b	619	LHG	C8-C7-O7-C5
30	e	617	LHG	C8-C7-O7-C5
30	f	619	LHG	C8-C7-O7-C5
28	c	612	CLA	O1D-CGD-O2D-CED
28	e	604	CLA	O1D-CGD-O2D-CED
28	J	103	CLA	CBD-CGD-O2D-CED
28	h	307	CLA	CBD-CGD-O2D-CED
28	j	605	CLA	CBD-CGD-O2D-CED
28	j	609	CLA	CBD-CGD-O2D-CED
28	B	836	CLA	C2C-C3C-CAC-CBC
28	f	602	CLA	O1A-CGA-O2A-C1
38	e	609	KC2	CAA-CBA-CGA-O2A
38	l	310	KC2	CAA-CBA-CGA-O2A
38	i	319	KC2	CAA-CBA-CGA-O2A
28	c	607	CLA	CBA-CGA-O2A-C1
28	A	812	CLA	C4-C3-C5-C6
28	B	801	CLA	C4-C3-C5-C6
28	c	606	CLA	C4-C3-C5-C6
28	m	608	CLA	C4-C3-C5-C6
28	k	604	CLA	C4-C3-C5-C6
28	f	602	CLA	C4-C3-C5-C6
28	A	811	CLA	C2-C3-C5-C6
28	A	816	CLA	C2-C3-C5-C6
28	B	801	CLA	C2-C3-C5-C6
28	O	201	CLA	C2-C3-C5-C6
28	m	608	CLA	C2-C3-C5-C6
28	k	604	CLA	C2-C3-C5-C6
28	d	303	CLA	C2-C3-C5-C6
28	s	208	CLA	CBD-CGD-O2D-CED
28	a	313	CLA	CBD-CGD-O2D-CED
28	l	304	CLA	CBD-CGD-O2D-CED
28	l	308	CLA	CBD-CGD-O2D-CED
38	k	612	KC2	CBD-CGD-O2D-CED
28	A	811	CLA	C2A-CAA-CBA-CGA
28	A	819	CLA	C2A-CAA-CBA-CGA
28	A	821	CLA	C2A-CAA-CBA-CGA
28	A	822	CLA	C2A-CAA-CBA-CGA
28	B	812	CLA	C2A-CAA-CBA-CGA
28	B	835	CLA	C2A-CAA-CBA-CGA
28	L	204	CLA	C2A-CAA-CBA-CGA
28	s	206	CLA	C2A-CAA-CBA-CGA
28	c	602	CLA	C2A-CAA-CBA-CGA

Continued on next page...

Continued from previous page...

Mol	Chain	Res	Type	Atoms
28	c	608	CLA	C2A-CAA-CBA-CGA
28	c	611	CLA	C2A-CAA-CBA-CGA
28	a	312	CLA	C2A-CAA-CBA-CGA
28	h	307	CLA	C2A-CAA-CBA-CGA
28	l	307	CLA	C2A-CAA-CBA-CGA
28	k	605	CLA	C2A-CAA-CBA-CGA
28	f	612	CLA	C2A-CAA-CBA-CGA
28	i	303	CLA	C2A-CAA-CBA-CGA
28	i	306	CLA	C2A-CAA-CBA-CGA
28	i	311	CLA	C2A-CAA-CBA-CGA
28	g	315	CLA	C2A-CAA-CBA-CGA
28	A	823	CLA	O1A-CGA-O2A-C1
28	B	822	CLA	C3-C5-C6-C7
28	g	322	CLA	C3-C5-C6-C7
28	A	814	CLA	CBA-CGA-O2A-C1
28	A	835	CLA	CBA-CGA-O2A-C1
28	A	839	CLA	CBA-CGA-O2A-C1
28	B	810	CLA	CBA-CGA-O2A-C1
28	B	813	CLA	CBA-CGA-O2A-C1
28	B	828	CLA	CBA-CGA-O2A-C1
28	B	830	CLA	CBA-CGA-O2A-C1
28	B	837	CLA	CBA-CGA-O2A-C1
28	O	206	CLA	CBA-CGA-O2A-C1
28	c	606	CLA	CBA-CGA-O2A-C1
28	a	310	CLA	CBA-CGA-O2A-C1
28	b	606	CLA	CBA-CGA-O2A-C1
28	h	305	CLA	CBA-CGA-O2A-C1
28	f	607	CLA	CBA-CGA-O2A-C1
28	f	610	CLA	CBA-CGA-O2A-C1
28	i	307	CLA	CBA-CGA-O2A-C1
28	j	606	CLA	CBA-CGA-O2A-C1
28	j	612	CLA	CBA-CGA-O2A-C1
28	n	605	CLA	CBA-CGA-O2A-C1
30	c	618	LHG	C24-C23-O8-C6
30	e	617	LHG	C26-C27-C28-C29
28	A	831	CLA	O1D-CGD-O2D-CED
28	e	611	CLA	O1D-CGD-O2D-CED
28	j	608	CLA	O1D-CGD-O2D-CED
28	A	812	CLA	CBD-CGD-O2D-CED
28	A	818	CLA	CBD-CGD-O2D-CED
28	B	811	CLA	CBD-CGD-O2D-CED
28	f	605	CLA	CBD-CGD-O2D-CED

Continued on next page...

Continued from previous page...

Mol	Chain	Res	Type	Atoms
28	i	308	CLA	CBD-CGD-O2D-CED
28	A	840	CLA	O1D-CGD-O2D-CED
28	Q	303	CLA	O1D-CGD-O2D-CED
28	B	837	CLA	O1A-CGA-O2A-C1
28	c	601	CLA	O1A-CGA-O2A-C1
28	c	605	CLA	O1A-CGA-O2A-C1
28	c	608	CLA	O1A-CGA-O2A-C1
28	b	601	CLA	O1A-CGA-O2A-C1
28	g	308	CLA	O1A-CGA-O2A-C1
28	B	821	CLA	O1D-CGD-O2D-CED
28	m	612	CLA	O1D-CGD-O2D-CED
36	O	203	II0	C25-C29-C31-C33
36	a	318	II0	C25-C29-C31-C33
36	h	311	II0	C36-C40-C42-C41
36	m	616	II0	C26-C30-C32-C34
36	m	618	II0	C25-C29-C31-C33
36	k	621	II0	C25-C29-C31-C33
36	d	313	II0	C25-C29-C31-C33
37	c	616	IHT	C23-C27-C30-C32
37	c	616	IHT	C35-C38-C41-C40
37	b	615	IHT	C23-C27-C30-C32
37	b	615	IHT	C26-C29-C31-C34
37	k	618	IHT	C23-C27-C30-C32
37	g	319	IHT	C23-C27-C30-C32
37	n	617	IHT	C23-C27-C30-C32
35	Q	301	LMG	C13-C14-C15-C16
38	f	611	KC2	CAA-CBA-CGA-O1A
28	A	802	CLA	CBD-CGD-O2D-CED
28	A	823	CLA	CBD-CGD-O2D-CED
28	A	839	CLA	CBD-CGD-O2D-CED
28	c	601	CLA	CBD-CGD-O2D-CED
28	b	602	CLA	CBD-CGD-O2D-CED
28	l	309	CLA	CBD-CGD-O2D-CED
28	d	303	CLA	CBD-CGD-O2D-CED
38	k	613	KC2	CBD-CGD-O2D-CED
38	n	611	KC2	CBD-CGD-O2D-CED
28	A	816	CLA	O1D-CGD-O2D-CED
28	B	812	CLA	O1D-CGD-O2D-CED
28	f	606	CLA	O1D-CGD-O2D-CED
28	n	601	CLA	O1D-CGD-O2D-CED
30	J	106	LHG	O2-C2-C3-O3
30	a	319	LHG	O2-C2-C3-O3

Continued on next page...

Continued from previous page...

Mol	Chain	Res	Type	Atoms
30	d	317	LHG	O2-C2-C3-O3
28	A	829	CLA	C3-C5-C6-C7
28	b	604	CLA	C3-C5-C6-C7
28	e	611	CLA	C3-C5-C6-C7
28	A	818	CLA	CBA-CGA-O2A-C1
28	B	802	CLA	CBA-CGA-O2A-C1
28	c	605	CLA	CBA-CGA-O2A-C1
28	b	601	CLA	CBA-CGA-O2A-C1
28	b	611	CLA	CBA-CGA-O2A-C1
28	m	602	CLA	CBA-CGA-O2A-C1
28	f	602	CLA	CBA-CGA-O2A-C1
28	f	613	CLA	CBA-CGA-O2A-C1
28	d	312	CLA	CBA-CGA-O2A-C1
28	g	322	CLA	CBA-CGA-O2A-C1
28	n	609	CLA	CBA-CGA-O2A-C1
30	g	301	LHG	C24-C23-O8-C6
28	A	839	CLA	O1A-CGA-O2A-C1
28	B	828	CLA	O1A-CGA-O2A-C1
28	f	610	CLA	O1A-CGA-O2A-C1
28	j	606	CLA	O1A-CGA-O2A-C1
28	n	605	CLA	O1A-CGA-O2A-C1
28	h	302	CLA	O1D-CGD-O2D-CED
28	d	308	CLA	O1D-CGD-O2D-CED
28	g	315	CLA	O1D-CGD-O2D-CED
28	b	607	CLA	C2C-C3C-CAC-CBC
35	J	105	LMG	C28-C29-C30-C31
28	B	829	CLA	CBD-CGD-O2D-CED
28	B	836	CLA	CBD-CGD-O2D-CED
28	c	606	CLA	CBD-CGD-O2D-CED
28	b	603	CLA	CBD-CGD-O2D-CED
28	j	602	CLA	CBD-CGD-O2D-CED
28	n	605	CLA	CBD-CGD-O2D-CED
35	b	621	LMG	O6-C5-C6-O5
39	i	301	LMU	C4'-C5'-C6'-O6'
30	l	317	LHG	C24-C25-C26-C27
30	f	619	LHG	C28-C29-C30-C31
28	e	607	CLA	O1D-CGD-O2D-CED
28	a	310	CLA	O1A-CGA-O2A-C1
30	f	619	LHG	C33-C34-C35-C36
32	a	320	LMT	C3-C4-C5-C6
28	k	604	CLA	O1D-CGD-O2D-CED
32	a	320	LMT	C11-C10-C9-C8

Continued on next page...

Continued from previous page...

Mol	Chain	Res	Type	Atoms
28	B	811	CLA	C3-C5-C6-C7
28	O	206	CLA	C3-C5-C6-C7
28	a	308	CLA	C3-C5-C6-C7
28	A	823	CLA	CBA-CGA-O2A-C1
28	c	601	CLA	CBA-CGA-O2A-C1
28	A	808	CLA	O1D-CGD-O2D-CED
28	A	817	CLA	O1D-CGD-O2D-CED
32	b	618	LMT	O5'-C5'-C6'-O6'
28	A	830	CLA	O1A-CGA-O2A-C1
28	c	606	CLA	O1A-CGA-O2A-C1
28	b	611	CLA	O1A-CGA-O2A-C1
28	m	602	CLA	O1A-CGA-O2A-C1
28	f	613	CLA	O1A-CGA-O2A-C1
30	g	301	LHG	O10-C23-O8-C6
30	b	619	LHG	C26-C27-C28-C29
28	A	835	CLA	C4-C3-C5-C6
28	A	854	CLA	C4-C3-C5-C6
28	B	836	CLA	C4-C3-C5-C6
28	b	606	CLA	C4-C3-C5-C6
28	b	610	CLA	C4-C3-C5-C6
28	l	311	CLA	C4-C3-C5-C6
28	f	607	CLA	C4-C3-C5-C6
28	f	610	CLA	C4-C3-C5-C6
28	A	835	CLA	C2-C3-C5-C6
28	A	854	CLA	C2-C3-C5-C6
28	B	836	CLA	C2-C3-C5-C6
28	b	606	CLA	C2-C3-C5-C6
28	b	610	CLA	C2-C3-C5-C6
28	l	311	CLA	C2-C3-C5-C6
28	f	607	CLA	C2-C3-C5-C6
28	f	610	CLA	C2-C3-C5-C6
28	B	815	CLA	CBD-CGD-O2D-CED
28	f	604	CLA	CBD-CGD-O2D-CED
28	g	304	CLA	CBD-CGD-O2D-CED
28	B	827	CLA	C2A-CAA-CBA-CGA
28	F	202	CLA	C2A-CAA-CBA-CGA
28	h	303	CLA	C2A-CAA-CBA-CGA
28	j	606	CLA	C2A-CAA-CBA-CGA
28	g	306	CLA	O1D-CGD-O2D-CED
28	A	818	CLA	O1A-CGA-O2A-C1
28	B	804	CLA	O1A-CGA-O2A-C1
28	B	808	CLA	O1A-CGA-O2A-C1

Continued on next page...

Continued from previous page...

Mol	Chain	Res	Type	Atoms
28	f	607	CLA	O1A-CGA-O2A-C1
28	i	307	CLA	O1A-CGA-O2A-C1
28	j	612	CLA	O1A-CGA-O2A-C1
28	d	312	CLA	O1A-CGA-O2A-C1
28	g	322	CLA	O1A-CGA-O2A-C1
35	n	620	LMG	O6-C1-O1-C7
35	Q	301	LMG	C29-C30-C31-C32
28	B	816	CLA	CBA-CGA-O2A-C1
28	B	822	CLA	CBA-CGA-O2A-C1
28	B	827	CLA	CBA-CGA-O2A-C1
28	c	602	CLA	CBA-CGA-O2A-C1
28	m	607	CLA	CBA-CGA-O2A-C1
28	f	603	CLA	CBA-CGA-O2A-C1
28	n	607	CLA	CBA-CGA-O2A-C1
35	Q	301	LMG	C16-C17-C18-C19
28	A	818	CLA	C4C-C3C-CAC-CBC
28	B	813	CLA	O1D-CGD-O2D-CED
28	k	608	CLA	O1D-CGD-O2D-CED
28	i	302	CLA	O1D-CGD-O2D-CED
28	g	302	CLA	O1D-CGD-O2D-CED
28	n	609	CLA	O1A-CGA-O2A-C1
38	s	201	KC2	CAA-CBA-CGA-O2A
38	k	612	KC2	CAA-CBA-CGA-O2A
28	A	814	CLA	O1D-CGD-O2D-CED
28	l	303	CLA	O1D-CGD-O2D-CED
28	l	311	CLA	O1D-CGD-O2D-CED
28	j	612	CLA	O1D-CGD-O2D-CED
28	d	304	CLA	O1D-CGD-O2D-CED
28	f	602	CLA	O1D-CGD-O2D-CED
28	i	303	CLA	O1D-CGD-O2D-CED
30	b	620	LHG	C1-C2-C3-O3
28	B	802	CLA	O1A-CGA-O2A-C1
28	B	816	CLA	O1A-CGA-O2A-C1
28	B	827	CLA	O1A-CGA-O2A-C1
30	f	619	LHG	C12-C13-C14-C15
28	B	837	CLA	O1D-CGD-O2D-CED
28	A	801	CLA	CBA-CGA-O2A-C1
28	A	822	CLA	CBA-CGA-O2A-C1
28	A	837	CLA	CBA-CGA-O2A-C1
28	A	840	CLA	CBA-CGA-O2A-C1
28	B	804	CLA	CBA-CGA-O2A-C1
28	B	808	CLA	CBA-CGA-O2A-C1

Continued on next page...

Continued from previous page...

Mol	Chain	Res	Type	Atoms
28	B	814	CLA	CBA-CGA-O2A-C1
28	B	826	CLA	CBA-CGA-O2A-C1
28	B	838	CLA	CBA-CGA-O2A-C1
28	F	202	CLA	CBA-CGA-O2A-C1
28	k	606	CLA	CBA-CGA-O2A-C1
28	k	610	CLA	CBA-CGA-O2A-C1
28	f	601	CLA	CBA-CGA-O2A-C1
28	f	609	CLA	CBA-CGA-O2A-C1
28	f	612	CLA	CBA-CGA-O2A-C1
28	n	608	CLA	CBA-CGA-O2A-C1
30	g	321	LHG	C24-C23-O8-C6
35	c	619	LMG	C29-C28-O8-C9
28	A	832	CLA	C15-C16-C17-C18
28	l	306	CLA	CBD-CGD-O2D-CED
32	a	320	LMT	C4B-C5B-C6B-O6B
32	b	618	LMT	C4'-C5'-C6'-O6'
28	B	804	CLA	O1D-CGD-O2D-CED
28	b	601	CLA	O1D-CGD-O2D-CED
31	h	309	WVN	C34-C37-C40-C39
31	e	615	WVN	C25-C28-C30-C33
31	l	315	WVN	C22-C26-C29-C31
36	c	617	II0	C26-C30-C32-C34
36	a	316	II0	C25-C29-C31-C33
36	a	318	II0	C35-C39-C41-C42
36	h	311	II0	C35-C39-C41-C42
36	e	616	II0	C36-C40-C42-C41
36	l	312	II0	C26-C30-C32-C34
36	k	619	II0	C25-C29-C31-C33
36	f	616	II0	C25-C29-C31-C33
36	i	317	II0	C26-C30-C32-C34
36	d	315	II0	C36-C40-C42-C41
36	n	615	II0	C25-C29-C31-C33
37	c	616	IHT	C33-C37-C40-C41
37	k	618	IHT	C26-C29-C31-C34
30	J	106	LHG	C23-C24-C25-C26
28	k	605	CLA	C2C-C3C-CAC-CBC
28	h	306	CLA	C8-C10-C11-C12
28	c	602	CLA	O1A-CGA-O2A-C1
35	L	209	LMG	C38-C39-C40-C41
38	s	201	KC2	CAA-CBA-CGA-O1A
28	O	206	CLA	C15-C16-C17-C18
28	b	602	CLA	C5-C6-C7-C8

Continued on next page...

Continued from previous page...

Mol	Chain	Res	Type	Atoms
28	b	605	CLA	C8-C10-C11-C12
28	f	602	CLA	C8-C10-C11-C12
30	b	620	LHG	O2-C2-C3-O3
28	a	303	CLA	C3-C5-C6-C7
32	a	302	LMT	C2'-C1'-O1'-C1
30	a	319	LHG	O7-C5-C6-O8
35	c	619	LMG	C37-C38-C39-C40
28	m	607	CLA	O1A-CGA-O2A-C1
28	n	607	CLA	O1A-CGA-O2A-C1
28	c	606	CLA	C2-C3-C5-C6
28	f	602	CLA	C2-C3-C5-C6
28	A	802	CLA	C11-C10-C8-C9
28	A	809	CLA	C6-C7-C8-C9
28	A	812	CLA	C11-C12-C13-C14
28	A	817	CLA	C11-C10-C8-C9
28	A	824	CLA	C11-C12-C13-C14
28	A	825	CLA	C6-C7-C8-C9
28	A	827	CLA	C14-C13-C15-C16
28	A	838	CLA	C11-C10-C8-C9
28	A	838	CLA	C14-C13-C15-C16
28	A	839	CLA	C14-C13-C15-C16
28	B	802	CLA	C11-C12-C13-C14
28	B	804	CLA	C14-C13-C15-C16
28	B	806	CLA	C6-C7-C8-C9
28	B	811	CLA	C14-C13-C15-C16
28	B	821	CLA	C14-C13-C15-C16
28	B	836	CLA	C6-C7-C8-C9
28	B	837	CLA	C11-C12-C13-C14
28	B	839	CLA	C6-C7-C8-C9
28	B	839	CLA	C11-C12-C13-C14
28	F	201	CLA	C11-C10-C8-C9
28	F	201	CLA	C11-C12-C13-C14
28	L	203	CLA	C6-C7-C8-C9
28	O	202	CLA	C11-C10-C8-C9
28	s	206	CLA	C14-C13-C15-C16
28	c	608	CLA	C11-C10-C8-C9
28	a	308	CLA	C11-C10-C8-C9
28	a	308	CLA	C14-C13-C15-C16
28	b	605	CLA	C6-C7-C8-C9
28	b	607	CLA	C14-C13-C15-C16
28	b	611	CLA	C11-C12-C13-C14
28	h	306	CLA	C11-C10-C8-C9

Continued on next page...

Continued from previous page...

Mol	Chain	Res	Type	Atoms
28	e	605	CLA	C11-C10-C8-C9
28	e	605	CLA	C11-C12-C13-C14
28	e	606	CLA	C6-C7-C8-C9
28	e	606	CLA	C11-C10-C8-C9
28	e	607	CLA	C11-C10-C8-C9
28	e	610	CLA	C11-C12-C13-C14
28	e	611	CLA	C11-C12-C13-C14
28	k	608	CLA	C6-C7-C8-C9
28	k	608	CLA	C11-C10-C8-C9
28	f	602	CLA	C14-C13-C15-C16
28	f	607	CLA	C6-C7-C8-C9
28	f	607	CLA	C14-C13-C15-C16
28	f	608	CLA	C11-C10-C8-C9
28	f	609	CLA	C11-C10-C8-C9
28	f	613	CLA	C11-C12-C13-C14
28	j	604	CLA	C11-C10-C8-C9
28	j	610	CLA	C6-C7-C8-C9
28	d	303	CLA	C14-C13-C15-C16
28	g	308	CLA	C6-C7-C8-C9
28	g	308	CLA	C11-C12-C13-C14
28	g	308	CLA	C14-C13-C15-C16
28	n	604	CLA	C6-C7-C8-C9
28	n	604	CLA	C11-C10-C8-C9
28	n	607	CLA	C14-C13-C15-C16
28	n	609	CLA	C14-C13-C15-C16
28	A	837	CLA	O1D-CGD-O2D-CED
28	B	819	CLA	O1D-CGD-O2D-CED
28	B	830	CLA	O1D-CGD-O2D-CED
28	a	305	CLA	O1D-CGD-O2D-CED
28	l	302	CLA	O1D-CGD-O2D-CED
28	a	304	CLA	CBD-CGD-O2D-CED
28	f	601	CLA	CBD-CGD-O2D-CED
28	b	603	CLA	C15-C16-C17-C18
28	s	202	CLA	C2A-CAA-CBA-CGA
28	h	302	CLA	C2A-CAA-CBA-CGA
28	m	610	CLA	C2A-CAA-CBA-CGA
28	m	612	CLA	C2A-CAA-CBA-CGA
28	f	607	CLA	C2A-CAA-CBA-CGA
31	A	846	WVN	C29-C31-C32-C35
31	A	847	WVN	C29-C31-C32-C35
31	A	848	WVN	C11-C19-C22-C24
31	B	847	WVN	C30-C33-C34-C38

Continued on next page...

Continued from previous page...

Mol	Chain	Res	Type	Atoms
31	F	204	WVN	C11-C19-C22-C24
31	F	204	WVN	C29-C31-C32-C35
31	L	205	WVN	C20-C23-C25-C27
31	K	102	WVN	C11-C19-C22-C24
31	K	102	WVN	C29-C31-C32-C35
31	s	205	WVN	C20-C23-C25-C27
31	e	615	WVN	C11-C19-C22-C24
31	e	615	WVN	C20-C23-C25-C27
31	l	315	WVN	C11-C19-C22-C24
31	i	316	WVN	C20-C23-C25-C27
31	R	201	WVN	C11-C19-C22-C24
36	J	104	II0	C31-C33-C35-C37
36	c	613	II0	C32-C34-C36-C38
36	c	617	II0	C32-C34-C36-C38
36	a	318	II0	C32-C34-C36-C38
36	m	615	II0	C32-C34-C36-C38
36	k	619	II0	C31-C33-C35-C37
36	f	614	II0	C32-C34-C36-C38
36	i	313	II0	C32-C34-C36-C38
36	i	320	II0	C32-C34-C36-C38
36	j	614	II0	C32-C34-C36-C38
36	d	313	II0	C32-C34-C36-C38
36	d	316	II0	C31-C33-C35-C37
36	g	316	II0	C32-C34-C36-C38
36	n	615	II0	C31-C33-C35-C37
37	O	204	IHT	C18-C22-C23-C25
37	O	204	IHT	C31-C34-C35-C39
37	c	616	IHT	C31-C34-C35-C39
37	a	317	IHT	C18-C22-C23-C25
37	a	317	IHT	C30-C32-C33-C36
37	m	617	IHT	C18-C22-C23-C25
37	k	618	IHT	C18-C22-C23-C25
37	k	618	IHT	C30-C32-C33-C36
37	k	618	IHT	C31-C34-C35-C39
37	j	616	IHT	C18-C22-C23-C25
31	A	846	WVN	C29-C31-C32-C36
31	A	847	WVN	C20-C23-C25-C28
31	A	848	WVN	C11-C19-C22-C26
31	B	844	WVN	C20-C23-C25-C28
31	L	205	WVN	C20-C23-C25-C28
31	K	102	WVN	C29-C31-C32-C36
31	h	309	WVN	C11-C19-C22-C26

Continued on next page...

Continued from previous page...

Mol	Chain	Res	Type	Atoms
31	e	615	WVN	C20-C23-C25-C28
31	l	315	WVN	C11-C19-C22-C26
31	i	316	WVN	C20-C23-C25-C28
31	R	201	WVN	C11-C19-C22-C26
36	J	104	II0	C31-C33-C35-C39
36	O	203	II0	C31-C33-C35-C39
36	c	613	II0	C32-C34-C36-C40
36	a	318	II0	C32-C34-C36-C40
36	m	615	II0	C32-C34-C36-C40
36	m	616	II0	C32-C34-C36-C40
36	f	614	II0	C32-C34-C36-C40
36	i	320	II0	C32-C34-C36-C40
36	d	313	II0	C32-C34-C36-C40
36	d	316	II0	C31-C33-C35-C39
36	g	316	II0	C32-C34-C36-C40
37	O	204	IHT	C18-C22-C23-C27
37	O	204	IHT	C31-C34-C35-C38
37	c	616	IHT	C31-C34-C35-C38
37	a	317	IHT	C18-C22-C23-C27
37	a	317	IHT	C30-C32-C33-C37
37	m	617	IHT	C18-C22-C23-C27
37	k	618	IHT	C30-C32-C33-C37
37	k	618	IHT	C31-C34-C35-C38
37	j	616	IHT	C18-C22-C23-C27
28	B	814	CLA	O1A-CGA-O2A-C1
28	O	206	CLA	O1A-CGA-O2A-C1
28	k	606	CLA	O1A-CGA-O2A-C1
28	k	610	CLA	O1A-CGA-O2A-C1
28	n	608	CLA	O1A-CGA-O2A-C1
35	c	619	LMG	O10-C28-O8-C9
28	l	306	CLA	C13-C15-C16-C17
28	f	609	CLA	C15-C16-C17-C18
28	f	613	CLA	C10-C11-C12-C13
28	h	304	CLA	O1D-CGD-O2D-CED
28	B	831	CLA	CBD-CGD-O2D-CED
38	e	609	KC2	CAA-CBA-CGA-O1A
28	B	809	CLA	O1D-CGD-O2D-CED
28	A	805	CLA	CBA-CGA-O2A-C1
28	A	832	CLA	CBA-CGA-O2A-C1
28	j	610	CLA	CBA-CGA-O2A-C1
35	O	205	LMG	C29-C28-O8-C9
28	A	802	CLA	C5-C6-C7-C8

Continued on next page...

Continued from previous page...

Mol	Chain	Res	Type	Atoms
28	A	841	CLA	C15-C16-C17-C18
28	B	836	CLA	C13-C15-C16-C17
28	B	838	CLA	C5-C6-C7-C8
28	b	606	CLA	C10-C11-C12-C13
28	b	611	CLA	C5-C6-C7-C8
28	m	606	CLA	C5-C6-C7-C8
28	l	303	CLA	C10-C11-C12-C13
28	l	303	CLA	C15-C16-C17-C18
28	k	604	CLA	C13-C15-C16-C17
28	f	609	CLA	C5-C6-C7-C8
30	i	318	LHG	C7-C8-C9-C10
28	B	839	CLA	O1D-CGD-O2D-CED
28	B	803	CLA	C4C-C3C-CAC-CBC
28	B	836	CLA	C10-C11-C12-C13
28	F	201	CLA	C5-C6-C7-C8
28	b	603	CLA	C5-C6-C7-C8
28	b	604	CLA	C5-C6-C7-C8
28	b	604	CLA	C13-C15-C16-C17
28	b	611	CLA	C8-C10-C11-C12
28	m	603	CLA	C15-C16-C17-C18
28	e	606	CLA	C15-C16-C17-C18
28	e	607	CLA	C5-C6-C7-C8
28	l	305	CLA	C10-C11-C12-C13
28	f	602	CLA	C13-C15-C16-C17
28	f	607	CLA	C15-C16-C17-C18
29	A	842	PQN	C18-C20-C21-C22
29	A	842	PQN	C25-C26-C27-C28
28	A	818	CLA	C2C-C3C-CAC-CBC
32	b	618	LMT	C7-C8-C9-C10
30	a	301	LHG	C7-C8-C9-C10
30	l	317	LHG	C23-C24-C25-C26
30	f	619	LHG	C23-C24-C25-C26
30	g	321	LHG	C25-C26-C27-C28
28	e	603	CLA	CBD-CGD-O2D-CED
28	A	826	CLA	C5-C6-C7-C8
28	b	603	CLA	C8-C10-C11-C12
28	b	607	CLA	C13-C15-C16-C17
28	h	306	CLA	C15-C16-C17-C18
28	e	604	CLA	C5-C6-C7-C8
28	e	611	CLA	C5-C6-C7-C8
28	A	826	CLA	CBA-CGA-O2A-C1
28	A	828	CLA	CBA-CGA-O2A-C1

Continued on next page...

Continued from previous page...

Mol	Chain	Res	Type	Atoms
28	e	607	CLA	CBA-CGA-O2A-C1
28	A	822	CLA	O1D-CGD-O2D-CED
28	A	852	CLA	O1D-CGD-O2D-CED
28	h	313	CLA	O1D-CGD-O2D-CED
28	e	602	CLA	O1D-CGD-O2D-CED
28	B	830	CLA	C2-C1-O2A-CGA
28	h	301	CLA	C2-C1-O2A-CGA
28	B	819	CLA	C5-C6-C7-C8
28	B	841	CLA	C13-C15-C16-C17
28	c	604	CLA	C13-C15-C16-C17
28	a	308	CLA	C15-C16-C17-C18
28	b	610	CLA	C5-C6-C7-C8
28	e	610	CLA	C5-C6-C7-C8
28	e	610	CLA	C10-C11-C12-C13
28	f	613	CLA	C15-C16-C17-C18
28	i	305	CLA	C5-C6-C7-C8
35	F	205	LMG	C10-C11-C12-C13
28	B	834	CLA	CBD-CGD-O2D-CED
28	c	602	CLA	CBD-CGD-O2D-CED
28	f	607	CLA	CBD-CGD-O2D-CED
30	n	619	LHG	C8-C7-O7-C5
30	d	317	LHG	C24-C25-C26-C27
28	A	832	CLA	O1D-CGD-O2D-CED
28	A	810	CLA	C11-C10-C8-C7
28	A	812	CLA	C6-C7-C8-C10
28	A	818	CLA	C11-C12-C13-C15
28	A	818	CLA	C12-C13-C15-C16
28	A	825	CLA	C11-C12-C13-C15
28	A	836	CLA	C6-C7-C8-C10
28	A	838	CLA	C11-C12-C13-C15
28	A	839	CLA	C11-C12-C13-C15
28	B	802	CLA	C11-C10-C8-C7
28	B	805	CLA	C11-C12-C13-C15
28	B	807	CLA	C11-C10-C8-C7
28	B	811	CLA	C11-C10-C8-C7
28	L	203	CLA	C12-C13-C15-C16
28	a	308	CLA	C11-C12-C13-C15
28	a	312	CLA	C6-C7-C8-C10
28	b	603	CLA	C12-C13-C15-C16
28	b	608	CLA	C11-C10-C8-C7
28	b	610	CLA	C11-C10-C8-C7
28	b	611	CLA	C6-C7-C8-C10

Continued on next page...

Continued from previous page...

Mol	Chain	Res	Type	Atoms
28	h	301	CLA	C11-C12-C13-C15
28	h	306	CLA	C6-C7-C8-C10
28	e	605	CLA	C12-C13-C15-C16
28	e	606	CLA	C11-C12-C13-C15
28	l	303	CLA	C6-C7-C8-C10
28	k	604	CLA	C11-C12-C13-C15
28	n	607	CLA	C6-C7-C8-C10
28	n	607	CLA	C11-C12-C13-C15
28	Q	302	CLA	C12-C13-C15-C16
28	A	838	CLA	C3-C5-C6-C7
28	l	306	CLA	C3-C5-C6-C7
28	B	838	CLA	O1A-CGA-O2A-C1
28	F	202	CLA	O1A-CGA-O2A-C1
30	g	321	LHG	O10-C23-O8-C6
31	K	104	WVN	C32-C36-C39-C40
31	s	207	WVN	C25-C28-C30-C33
31	h	309	WVN	C25-C28-C30-C33
36	c	615	II0	C25-C29-C31-C33
36	e	613	II0	C25-C29-C31-C33
36	l	314	II0	C26-C30-C32-C34
36	i	313	II0	C26-C30-C32-C34
36	i	314	II0	C26-C30-C32-C34
36	i	317	II0	C25-C29-C31-C33
36	i	320	II0	C25-C29-C31-C33
36	d	315	II0	C26-C30-C32-C34
36	g	317	II0	C25-C29-C31-C33
36	g	318	II0	C25-C29-C31-C33
37	O	204	IHT	C26-C29-C31-C34
37	k	618	IHT	C35-C38-C41-C40
37	j	616	IHT	C23-C27-C30-C32
28	b	611	CLA	C2A-CAA-CBA-CGA
28	g	322	CLA	C2A-CAA-CBA-CGA
28	A	827	CLA	O1D-CGD-O2D-CED
28	B	816	CLA	O1D-CGD-O2D-CED
28	B	826	CLA	O1D-CGD-O2D-CED
28	B	835	CLA	O1D-CGD-O2D-CED
28	F	202	CLA	O1D-CGD-O2D-CED
28	a	308	CLA	O1D-CGD-O2D-CED
28	b	607	CLA	O1D-CGD-O2D-CED
28	e	610	CLA	O1D-CGD-O2D-CED
28	k	605	CLA	O1D-CGD-O2D-CED
28	d	301	CLA	O1D-CGD-O2D-CED

Continued on next page...

Continued from previous page...

Mol	Chain	Res	Type	Atoms
28	g	307	CLA	O1D-CGD-O2D-CED
28	A	802	CLA	C8-C10-C11-C12
28	A	807	CLA	C8-C10-C11-C12
28	B	833	CLA	C13-C15-C16-C17
28	O	202	CLA	C5-C6-C7-C8
28	l	305	CLA	C8-C10-C11-C12
28	g	322	CLA	C5-C6-C7-C8
28	A	801	CLA	O1A-CGA-O2A-C1
28	A	822	CLA	O1A-CGA-O2A-C1
28	A	837	CLA	O1A-CGA-O2A-C1
28	f	612	CLA	O1A-CGA-O2A-C1
28	B	808	CLA	CBD-CGD-O2D-CED
28	B	824	CLA	CBD-CGD-O2D-CED
28	s	202	CLA	CBD-CGD-O2D-CED
28	a	303	CLA	CBD-CGD-O2D-CED
28	O	206	CLA	C10-C11-C12-C13
28	m	604	CLA	C15-C16-C17-C18
28	m	608	CLA	C13-C15-C16-C17
28	e	604	CLA	C13-C15-C16-C17
28	f	608	CLA	O1D-CGD-O2D-CED
28	j	605	CLA	O1D-CGD-O2D-CED
28	k	605	CLA	C4C-C3C-CAC-CBC
30	e	617	LHG	C7-C8-C9-C10
34	B	843	DGD	C1B-C2B-C3B-C4B
28	j	609	CLA	O1D-CGD-O2D-CED
30	m	619	LHG	O2-C2-C3-O3
30	e	617	LHG	O2-C2-C3-O3
30	f	619	LHG	O2-C2-C3-O3
30	n	619	LHG	O9-C7-O7-C5
28	e	604	CLA	C3-C5-C6-C7
28	B	816	CLA	C8-C10-C11-C12
28	B	824	CLA	C13-C15-C16-C17
28	b	607	CLA	C15-C16-C17-C18
28	b	610	CLA	C10-C11-C12-C13
28	h	306	CLA	C10-C11-C12-C13
28	f	610	CLA	C15-C16-C17-C18
28	g	305	CLA	C13-C15-C16-C17
28	h	306	CLA	CBA-CGA-O2A-C1
28	k	614	CLA	CBA-CGA-O2A-C1
28	g	306	CLA	CBA-CGA-O2A-C1
28	A	840	CLA	O1A-CGA-O2A-C1
28	B	822	CLA	O1A-CGA-O2A-C1

Continued on next page...

Continued from previous page...

Mol	Chain	Res	Type	Atoms
28	B	826	CLA	O1A-CGA-O2A-C1
28	f	601	CLA	O1A-CGA-O2A-C1
28	f	603	CLA	O1A-CGA-O2A-C1
30	e	617	LHG	C23-C24-C25-C26
32	a	320	LMT	O1'-C1-C2-C3
28	A	829	CLA	C8-C10-C11-C12
28	A	835	CLA	C15-C16-C17-C18
28	F	201	CLA	C15-C16-C17-C18
28	c	612	CLA	C8-C10-C11-C12
28	b	608	CLA	C13-C15-C16-C17
28	m	608	CLA	C15-C16-C17-C18
28	f	602	CLA	C10-C11-C12-C13
28	j	610	CLA	C10-C11-C12-C13
28	n	607	CLA	C15-C16-C17-C18
28	J	103	CLA	O1D-CGD-O2D-CED
28	a	313	CLA	O1D-CGD-O2D-CED
28	n	604	CLA	CBD-CGD-O2D-CED
28	A	826	CLA	O1A-CGA-O2A-C1
28	e	607	CLA	O1A-CGA-O2A-C1
28	f	609	CLA	O1A-CGA-O2A-C1
35	c	619	LMG	C11-C10-O7-C8
28	b	607	CLA	C4C-C3C-CAC-CBC
28	A	841	CLA	C8-C10-C11-C12
28	b	604	CLA	C10-C11-C12-C13
28	k	604	CLA	C5-C6-C7-C8
28	k	608	CLA	C8-C10-C11-C12
28	f	604	CLA	C8-C10-C11-C12
28	f	608	CLA	C15-C16-C17-C18
28	f	613	CLA	C8-C10-C11-C12
30	A	849	LHG	C3-O3-P-O6
30	A	849	LHG	C4-O6-P-O3
30	c	618	LHG	C4-O6-P-O3
30	c	620	LHG	C4-O6-P-O3
30	a	301	LHG	C3-O3-P-O6
30	e	617	LHG	C4-O6-P-O3
30	l	317	LHG	C3-O3-P-O6
30	k	620	LHG	C3-O3-P-O6
30	i	318	LHG	C3-O3-P-O6
30	j	617	LHG	C4-O6-P-O3
30	g	301	LHG	C3-O3-P-O6
30	g	321	LHG	C3-O3-P-O6
30	g	321	LHG	C4-O6-P-O3

Continued on next page...

Continued from previous page...

Mol	Chain	Res	Type	Atoms
30	n	619	LHG	C3-O3-P-O6
28	s	203	CLA	C3-C5-C6-C7
28	f	613	CLA	C3-C5-C6-C7
28	A	838	CLA	CBA-CGA-O2A-C1
28	L	203	CLA	CBA-CGA-O2A-C1
28	i	302	CLA	CBA-CGA-O2A-C1
28	h	307	CLA	O1D-CGD-O2D-CED
30	l	317	LHG	C11-C10-C9-C8
28	A	829	CLA	C15-C16-C17-C18
28	e	606	CLA	C13-C15-C16-C17
35	b	621	LMG	C4-C5-C6-O5
28	a	310	CLA	O2A-C1-C2-C3
30	m	619	LHG	C1-C2-C3-O3
30	e	617	LHG	C1-C2-C3-O3
30	f	619	LHG	C1-C2-C3-O3
28	b	611	CLA	C4-C3-C5-C6
28	B	806	CLA	C5-C6-C7-C8
28	i	308	CLA	O1D-CGD-O2D-CED
28	A	817	CLA	C2A-CAA-CBA-CGA
28	L	202	CLA	C2A-CAA-CBA-CGA
28	a	303	CLA	C2A-CAA-CBA-CGA
28	b	602	CLA	C2A-CAA-CBA-CGA
28	m	604	CLA	C2A-CAA-CBA-CGA
28	k	610	CLA	C2A-CAA-CBA-CGA
28	k	614	CLA	C2A-CAA-CBA-CGA
28	d	306	CLA	C2A-CAA-CBA-CGA
28	n	604	CLA	C11-C12-C13-C14
32	a	320	LMT	O5B-C5B-C6B-O6B
28	A	809	CLA	CBA-CGA-O2A-C1
28	l	305	CLA	CBA-CGA-O2A-C1
28	a	312	CLA	C8-C10-C11-C12
28	g	322	CLA	C2C-C3C-CAC-CBC
28	j	610	CLA	O1A-CGA-O2A-C1
28	b	608	CLA	C15-C16-C17-C18
31	F	203	WVN	C32-C36-C39-C40
31	F	204	WVN	C22-C26-C29-C31
36	l	313	II0	C25-C29-C31-C33
36	k	621	II0	C36-C40-C42-C41
36	g	316	II0	C26-C30-C32-C34
36	n	618	II0	C25-C29-C31-C33
37	c	616	IHT	C26-C29-C31-C34
37	a	317	IHT	C23-C27-C30-C32

Continued on next page...

Continued from previous page...

Mol	Chain	Res	Type	Atoms
30	b	619	LHG	C23-C24-C25-C26
28	s	208	CLA	O1D-CGD-O2D-CED
28	l	304	CLA	O1D-CGD-O2D-CED
28	A	809	CLA	C5-C6-C7-C8
28	O	206	CLA	C13-C15-C16-C17
28	b	611	CLA	C3-C5-C6-C7
28	k	609	CLA	C3-C5-C6-C7
30	A	843	LHG	C11-C12-C13-C14
30	a	301	LHG	C9-C10-C11-C12
30	m	619	LHG	C29-C30-C31-C32
30	e	617	LHG	C28-C29-C30-C31
30	e	617	LHG	C30-C31-C32-C33
38	k	611	KC2	C2A-CAA-CBA-CGA
38	k	612	KC2	C2A-CAA-CBA-CGA
38	k	613	KC2	C2A-CAA-CBA-CGA
28	B	801	CLA	C16-C17-C18-C20
28	s	203	CLA	C16-C17-C18-C19
28	d	303	CLA	C16-C17-C18-C19
30	b	619	LHG	C11-C10-C9-C8
30	e	617	LHG	C9-C10-C11-C12
30	f	619	LHG	C26-C27-C28-C29
35	L	209	LMG	C18-C19-C20-C21
35	b	621	LMG	C21-C22-C23-C24
28	B	801	CLA	O1D-CGD-O2D-CED
28	f	605	CLA	O1D-CGD-O2D-CED
35	L	209	LMG	O9-C10-O7-C8
35	c	619	LMG	O9-C10-O7-C8
28	B	836	CLA	C5-C6-C7-C8
28	m	606	CLA	C13-C15-C16-C17
28	e	606	CLA	C5-C6-C7-C8
30	k	620	LHG	C28-C29-C30-C31
32	A	850	LMT	C7-C8-C9-C10
35	J	105	LMG	C13-C14-C15-C16
28	B	811	CLA	O1D-CGD-O2D-CED
28	l	308	CLA	O1D-CGD-O2D-CED
35	O	205	LMG	O10-C28-O8-C9
30	f	619	LHG	C10-C11-C12-C13
35	b	621	LMG	C12-C13-C14-C15
28	A	812	CLA	O1D-CGD-O2D-CED
28	A	818	CLA	O1D-CGD-O2D-CED
30	A	849	LHG	C11-C10-C9-C8
32	a	320	LMT	C6-C7-C8-C9

Continued on next page...

Continued from previous page...

Mol	Chain	Res	Type	Atoms
35	Q	301	LMG	C14-C15-C16-C17
28	A	805	CLA	C3-C5-C6-C7
28	A	802	CLA	O1D-CGD-O2D-CED
28	b	602	CLA	O1D-CGD-O2D-CED
35	Q	301	LMG	C2-C1-O1-C7
39	i	301	LMU	C2'-C1'-O1'-C1
30	n	619	LHG	C24-C23-O8-C6
28	m	603	CLA	C5-C6-C7-C8
28	e	611	CLA	C13-C15-C16-C17
28	g	322	CLA	C8-C10-C11-C12
28	A	805	CLA	O1A-CGA-O2A-C1
28	A	828	CLA	O1A-CGA-O2A-C1
28	B	833	CLA	C16-C17-C18-C19
28	b	611	CLA	C16-C17-C18-C19
28	b	611	CLA	C2-C3-C5-C6
28	A	808	CLA	C6-C7-C8-C9
28	A	810	CLA	C11-C10-C8-C9
28	A	836	CLA	C11-C12-C13-C14
28	A	841	CLA	C14-C13-C15-C16
28	B	801	CLA	C11-C10-C8-C9
28	B	801	CLA	C11-C12-C13-C14
28	B	802	CLA	C11-C10-C8-C9
28	B	817	CLA	C14-C13-C15-C16
28	B	838	CLA	C11-C10-C8-C9
28	F	201	CLA	C6-C7-C8-C9
28	b	611	CLA	C14-C13-C15-C16
28	m	608	CLA	C11-C10-C8-C9
28	n	607	CLA	C11-C12-C13-C14
30	L	208	LHG	C14-C15-C16-C17
30	c	620	LHG	C28-C29-C30-C31
35	L	209	LMG	C19-C20-C21-C22
28	e	605	CLA	C5-C6-C7-C8
29	B	842	PQN	C25-C26-C27-C28
38	n	611	KC2	CAA-CBA-CGA-O2A
28	A	808	CLA	C2A-CAA-CBA-CGA
28	A	828	CLA	C2A-CAA-CBA-CGA
28	B	814	CLA	C2A-CAA-CBA-CGA
28	B	815	CLA	C2A-CAA-CBA-CGA
28	B	825	CLA	C2A-CAA-CBA-CGA
28	B	840	CLA	C2A-CAA-CBA-CGA
28	f	613	CLA	C2A-CAA-CBA-CGA
28	A	832	CLA	O1A-CGA-O2A-C1

Continued on next page...

Continued from previous page...

Mol	Chain	Res	Type	Atoms
31	A	845	WVN	C20-C23-C25-C27
31	A	847	WVN	C20-C23-C25-C27
31	L	201	WVN	C20-C23-C25-C27
31	h	309	WVN	C11-C19-C22-C24
36	O	203	II0	C31-C33-C35-C37
36	h	310	II0	C32-C34-C36-C38
36	h	312	II0	C31-C33-C35-C37
36	m	616	II0	C32-C34-C36-C38
36	k	615	II0	C32-C34-C36-C38
36	d	315	II0	C31-C33-C35-C37
37	b	615	IHT	C30-C32-C33-C36
37	n	617	IHT	C30-C32-C33-C36
30	f	619	LHG	C17-C18-C19-C20
30	J	106	LHG	O1-C1-C2-C3
30	L	208	LHG	O1-C1-C2-C3
30	b	619	LHG	O1-C1-C2-C3
30	m	619	LHG	O1-C1-C2-C3
30	e	617	LHG	O1-C1-C2-C3
30	l	317	LHG	O1-C1-C2-C3
30	f	619	LHG	O1-C1-C2-C3
30	g	301	LHG	O1-C1-C2-C3
31	A	845	WVN	C20-C23-C25-C28
31	F	204	WVN	C11-C19-C22-C26
31	F	204	WVN	C29-C31-C32-C36
31	L	201	WVN	C20-C23-C25-C28
31	K	102	WVN	C11-C19-C22-C26
36	h	310	II0	C32-C34-C36-C40
36	h	312	II0	C31-C33-C35-C39
36	i	313	II0	C32-C34-C36-C40
36	d	315	II0	C31-C33-C35-C39
37	b	615	IHT	C30-C32-C33-C37
37	n	617	IHT	C30-C32-C33-C37
28	A	839	CLA	C10-C11-C12-C13
28	a	306	CLA	C15-C16-C17-C18
30	b	620	LHG	C8-C7-O7-C5
30	m	619	LHG	C8-C7-O7-C5
35	L	209	LMG	C11-C10-O7-C8
35	b	621	LMG	C33-C34-C35-C36
30	c	620	LHG	C7-C8-C9-C10
35	F	205	LMG	C11-C12-C13-C14
35	L	209	LMG	C32-C33-C34-C35
35	b	621	LMG	C22-C23-C24-C25

Continued on next page...

Continued from previous page...

Mol	Chain	Res	Type	Atoms
35	Q	301	LMG	C11-C12-C13-C14
28	A	809	CLA	O1A-CGA-O2A-C1
28	A	835	CLA	C16-C17-C18-C19
28	a	306	CLA	C16-C17-C18-C19
28	n	610	CLA	C16-C17-C18-C19
28	n	610	CLA	C16-C17-C18-C20
35	Q	301	LMG	O6-C1-O1-C7
39	i	301	LMU	O5'-C1'-O1'-C1
30	f	619	LHG	C11-C10-C9-C8
32	b	618	LMT	C4-C5-C6-C7
39	i	301	LMU	C4-C5-C6-C7
28	A	823	CLA	O1D-CGD-O2D-CED
28	f	604	CLA	O1D-CGD-O2D-CED
32	b	618	LMT	C3-C4-C5-C6
35	b	621	LMG	C28-C29-C30-C31
28	A	839	CLA	C5-C6-C7-C8
28	B	806	CLA	C15-C16-C17-C18
28	L	203	CLA	O1A-CGA-O2A-C1
28	k	614	CLA	O1A-CGA-O2A-C1
28	i	302	CLA	O1A-CGA-O2A-C1
35	L	209	LMG	C34-C35-C36-C37
28	B	805	CLA	CBA-CGA-O2A-C1
28	A	839	CLA	O1D-CGD-O2D-CED
28	c	601	CLA	O1D-CGD-O2D-CED
28	l	309	CLA	O1D-CGD-O2D-CED
28	j	602	CLA	O1D-CGD-O2D-CED
28	A	813	CLA	C3A-C2A-CAA-CBA
28	A	814	CLA	C3A-C2A-CAA-CBA
28	A	816	CLA	C3A-C2A-CAA-CBA
28	A	831	CLA	C3A-C2A-CAA-CBA
28	A	834	CLA	C3A-C2A-CAA-CBA
28	A	841	CLA	C3A-C2A-CAA-CBA
28	B	811	CLA	C3A-C2A-CAA-CBA
28	B	812	CLA	C3A-C2A-CAA-CBA
28	B	831	CLA	C3A-C2A-CAA-CBA
28	B	832	CLA	C3A-C2A-CAA-CBA
28	B	839	CLA	C3A-C2A-CAA-CBA
28	O	202	CLA	C3A-C2A-CAA-CBA
28	s	202	CLA	C3A-C2A-CAA-CBA
28	s	203	CLA	C3A-C2A-CAA-CBA
28	c	601	CLA	C3A-C2A-CAA-CBA
28	a	307	CLA	C3A-C2A-CAA-CBA

Continued on next page...

Continued from previous page...

Mol	Chain	Res	Type	Atoms
28	a	308	CLA	C3A-C2A-CAA-CBA
28	b	612	CLA	C3A-C2A-CAA-CBA
28	h	305	CLA	C3A-C2A-CAA-CBA
28	h	307	CLA	C3A-C2A-CAA-CBA
28	m	613	CLA	C3A-C2A-CAA-CBA
28	e	607	CLA	C3A-C2A-CAA-CBA
28	k	606	CLA	C3A-C2A-CAA-CBA
28	k	607	CLA	C3A-C2A-CAA-CBA
28	f	605	CLA	C3A-C2A-CAA-CBA
28	i	309	CLA	C3A-C2A-CAA-CBA
28	j	606	CLA	C3A-C2A-CAA-CBA
28	j	608	CLA	C3A-C2A-CAA-CBA
28	g	306	CLA	C3A-C2A-CAA-CBA
28	n	601	CLA	C3A-C2A-CAA-CBA
28	n	603	CLA	C3A-C2A-CAA-CBA
28	n	604	CLA	C3A-C2A-CAA-CBA
32	a	320	LMT	C2-C1-O1'-C1'
30	e	617	LHG	C27-C28-C29-C30
28	d	303	CLA	O1D-CGD-O2D-CED
28	h	306	CLA	O1A-CGA-O2A-C1
28	B	812	CLA	C11-C12-C13-C15
28	B	823	CLA	C16-C17-C18-C19
28	B	833	CLA	C16-C17-C18-C20
28	n	604	CLA	C11-C12-C13-C15
30	f	619	LHG	C31-C32-C33-C34
28	n	605	CLA	O1D-CGD-O2D-CED
35	F	205	LMG	C7-C8-C9-O8
28	g	309	CLA	CBD-CGD-O2D-CED
32	A	850	LMT	C3-C4-C5-C6
28	B	840	CLA	C2C-C3C-CAC-CBC
28	g	306	CLA	O1A-CGA-O2A-C1
28	g	322	CLA	C10-C11-C12-C13
28	A	840	CLA	C4-C3-C5-C6
28	b	605	CLA	C4-C3-C5-C6
28	e	606	CLA	C4-C3-C5-C6
28	i	303	CLA	CBA-CGA-O2A-C1
28	A	828	CLA	C2-C3-C5-C6
28	B	819	CLA	C2-C3-C5-C6
28	e	606	CLA	C2-C3-C5-C6
28	l	305	CLA	C2-C3-C5-C6
30	c	620	LHG	C8-C7-O7-C5
30	J	106	LHG	C12-C13-C14-C15

Continued on next page...

Continued from previous page...

Mol	Chain	Res	Type	Atoms
30	A	844	LHG	O1-C1-C2-O2
30	c	620	LHG	O1-C1-C2-O2
30	l	317	LHG	O1-C1-C2-O2
30	b	619	LHG	C32-C33-C34-C35
28	A	838	CLA	O1A-CGA-O2A-C1
30	l	317	LHG	C7-C8-C9-C10
28	A	829	CLA	C5-C6-C7-C8
35	c	619	LMG	C35-C36-C37-C38
28	L	203	CLA	C3-C5-C6-C7
28	l	306	CLA	C2C-C3C-CAC-CBC
30	e	617	LHG	C11-C12-C13-C14
35	J	105	LMG	C20-C21-C22-C23
30	m	619	LHG	O9-C7-O7-C5
38	m	611	KC2	CAA-CBA-CGA-O2A
32	A	850	LMT	C1-C2-C3-C4
28	e	607	CLA	C2-C1-O2A-CGA
28	k	614	CLA	C2-C1-O2A-CGA
28	d	304	CLA	C2-C1-O2A-CGA
28	O	206	CLA	C2C-C3C-CAC-CBC
35	n	620	LMG	C17-C18-C19-C20
28	B	817	CLA	C13-C15-C16-C17
28	b	607	CLA	C5-C6-C7-C8
28	g	309	CLA	C5-C6-C7-C8
39	i	301	LMU	C1-C2-C3-C4
28	A	832	CLA	C4C-C3C-CAC-CBC
28	A	839	CLA	C16-C17-C18-C20
28	b	611	CLA	C16-C17-C18-C20
30	a	319	LHG	C23-C24-C25-C26
28	A	836	CLA	CBD-CGD-O2D-CED
28	d	305	CLA	CBD-CGD-O2D-CED
31	A	845	WVN	C15-C13-C20-C23
31	A	846	WVN	C06-C13-C20-C23
31	A	846	WVN	C15-C13-C20-C23
31	A	847	WVN	C15-C13-C20-C23
31	A	848	WVN	C15-C13-C20-C23
31	B	844	WVN	C15-C13-C20-C23
31	J	102	WVN	C15-C13-C20-C23
31	L	205	WVN	C15-C13-C20-C23
31	M	101	WVN	C06-C13-C20-C23
31	K	104	WVN	C06-C13-C20-C23
31	s	205	WVN	C15-C13-C20-C23
31	s	207	WVN	C06-C13-C20-C23

Continued on next page...

Continued from previous page...

Mol	Chain	Res	Type	Atoms
31	s	207	WVN	C15-C13-C20-C23
31	e	615	WVN	C06-C13-C20-C23
31	l	301	WVN	C15-C13-C20-C23
37	O	204	IHT	C10-C07-C18-C22
37	a	317	IHT	C02-C07-C18-C22
37	n	617	IHT	C10-C07-C18-C22
28	m	608	CLA	C4C-C3C-CAC-CBC
28	c	606	CLA	O1D-CGD-O2D-CED
28	A	817	CLA	CBA-CGA-O2A-C1
28	m	612	CLA	CBA-CGA-O2A-C1
28	a	308	CLA	C5-C6-C7-C8
28	b	605	CLA	C10-C11-C12-C13
28	k	609	CLA	C8-C10-C11-C12
28	B	805	CLA	O1A-CGA-O2A-C1
28	b	606	CLA	C14-C13-C15-C16
30	c	620	LHG	C31-C32-C33-C34
28	c	608	CLA	C13-C15-C16-C17
28	l	306	CLA	C5-C6-C7-C8
30	A	849	LHG	C9-C10-C11-C12
30	J	106	LHG	C29-C30-C31-C32
28	B	819	CLA	C4-C3-C5-C6
28	l	305	CLA	C4-C3-C5-C6
28	A	802	CLA	C11-C12-C13-C15
28	A	812	CLA	C2-C3-C5-C6
28	A	824	CLA	C11-C12-C13-C15
28	A	827	CLA	C12-C13-C15-C16
28	A	831	CLA	C11-C12-C13-C15
28	A	839	CLA	C12-C13-C15-C16
28	A	840	CLA	C2-C3-C5-C6
28	A	840	CLA	C6-C7-C8-C10
28	A	854	CLA	C11-C10-C8-C7
28	B	806	CLA	C6-C7-C8-C10
28	B	808	CLA	C11-C12-C13-C15
28	B	815	CLA	C11-C10-C8-C7
28	B	817	CLA	C6-C7-C8-C10
28	B	817	CLA	C12-C13-C15-C16
28	B	822	CLA	C11-C12-C13-C15
28	B	830	CLA	C6-C7-C8-C10
28	B	837	CLA	C11-C12-C13-C15
28	B	838	CLA	C11-C10-C8-C7
28	B	839	CLA	C11-C10-C8-C7
28	F	201	CLA	C11-C10-C8-C7

Continued on next page...

Continued from previous page...

Mol	Chain	Res	Type	Atoms
28	s	203	CLA	C12-C13-C15-C16
28	s	206	CLA	C12-C13-C15-C16
28	a	312	CLA	C11-C12-C13-C15
28	b	610	CLA	C12-C13-C15-C16
28	h	307	CLA	C6-C7-C8-C10
28	m	608	CLA	C11-C10-C8-C7
28	e	610	CLA	C11-C12-C13-C15
28	e	611	CLA	C11-C10-C8-C7
28	k	608	CLA	C12-C13-C15-C16
28	k	609	CLA	C11-C12-C13-C15
28	f	602	CLA	C12-C13-C15-C16
28	f	608	CLA	C12-C13-C15-C16
28	f	613	CLA	C12-C13-C15-C16
28	j	613	CLA	C11-C12-C13-C15
28	d	303	CLA	C12-C13-C15-C16
28	g	308	CLA	C6-C7-C8-C10
28	g	322	CLA	C6-C7-C8-C10
28	i	303	CLA	O1A-CGA-O2A-C1
30	n	619	LHG	O10-C23-O8-C6
28	j	610	CLA	C4C-C3C-CAC-CBC
28	A	818	CLA	C13-C15-C16-C17
28	A	840	CLA	C10-C11-C12-C13
28	a	308	CLA	C8-C10-C11-C12
28	f	610	CLA	C8-C10-C11-C12
31	B	848	WVN	C22-C26-C29-C31
36	m	614	II0	C26-C30-C32-C34
36	e	616	II0	C35-C39-C41-C42
36	f	618	II0	C35-C39-C41-C42
36	n	614	II0	C36-C40-C42-C41
37	O	204	IHT	C35-C38-C41-C40
37	f	617	IHT	C23-C27-C30-C32
37	g	319	IHT	C35-C38-C41-C40
28	s	203	CLA	C16-C17-C18-C20
28	h	306	CLA	C16-C17-C18-C20
28	g	309	CLA	C16-C17-C18-C19
28	B	836	CLA	O1D-CGD-O2D-CED
35	F	205	LMG	O6-C5-C6-O5
30	c	620	LHG	O9-C7-O7-C5
30	b	620	LHG	O9-C7-O7-C5
30	g	301	LHG	C7-C8-C9-C10
28	O	202	CLA	CBA-CGA-O2A-C1
28	a	313	CLA	CBA-CGA-O2A-C1

Continued on next page...

Continued from previous page...

Mol	Chain	Res	Type	Atoms
30	l	317	LHG	C10-C11-C12-C13
30	f	619	LHG	C19-C20-C21-C22
30	f	619	LHG	C35-C36-C37-C38
28	A	815	CLA	C2A-CAA-CBA-CGA
28	B	801	CLA	C2A-CAA-CBA-CGA
28	B	837	CLA	C2A-CAA-CBA-CGA
28	O	201	CLA	C2A-CAA-CBA-CGA
28	k	602	CLA	C2A-CAA-CBA-CGA
28	f	610	CLA	C2A-CAA-CBA-CGA
28	B	804	CLA	C10-C11-C12-C13
30	g	301	LHG	C24-C25-C26-C27
30	c	620	LHG	C23-C24-C25-C26
28	b	603	CLA	O1D-CGD-O2D-CED
28	g	304	CLA	O1D-CGD-O2D-CED
28	b	603	CLA	C10-C11-C12-C13
28	f	607	CLA	C10-C11-C12-C13
38	m	611	KC2	C2C-C3C-CAC-CBC
38	d	311	KC2	C2C-C3C-CAC-CBC
38	g	312	KC2	C2C-C3C-CAC-CBC
38	g	313	KC2	C2C-C3C-CAC-CBC
28	j	604	CLA	C3-C5-C6-C7
28	B	806	CLA	C16-C17-C18-C19
28	B	837	CLA	C16-C17-C18-C19
28	B	836	CLA	C8-C10-C11-C12
28	b	605	CLA	C15-C16-C17-C18
30	i	318	LHG	C27-C28-C29-C30
30	k	620	LHG	C23-C24-C25-C26
30	L	208	LHG	C8-C7-O7-C5
30	J	106	LHG	C9-C10-C11-C12
30	c	620	LHG	C26-C27-C28-C29
38	l	310	KC2	C4C-C3C-CAC-CBC
38	j	611	KC2	C4C-C3C-CAC-CBC
38	d	310	KC2	C4C-C3C-CAC-CBC
38	g	312	KC2	C4B-C3B-CAB-CBB
38	g	312	KC2	C4C-C3C-CAC-CBC
28	B	813	CLA	C8-C10-C11-C12
28	m	610	CLA	C5-C6-C7-C8
28	Q	302	CLA	C15-C16-C17-C18
28	A	809	CLA	CBD-CGD-O2D-CED
28	h	301	CLA	CBD-CGD-O2D-CED
28	O	202	CLA	O1A-CGA-O2A-C1
30	L	208	LHG	O9-C7-O7-C5

Continued on next page...

Continued from previous page...

Mol	Chain	Res	Type	Atoms
28	B	808	CLA	C3-C5-C6-C7
30	A	849	LHG	C16-C17-C18-C19
30	c	620	LHG	O7-C5-C6-O8
35	F	205	LMG	O7-C8-C9-O8
35	O	205	LMG	O6-C5-C6-O5
28	n	603	CLA	CBA-CGA-O2A-C1
29	A	842	PQN	C26-C27-C28-C29
30	m	619	LHG	C26-C27-C28-C29
28	A	839	CLA	C8-C10-C11-C12
28	j	604	CLA	C5-C6-C7-C8
28	A	828	CLA	C4-C3-C5-C6
28	b	605	CLA	C2-C3-C5-C6
36	a	315	II0	C10-C22-C24-C26
36	l	312	II0	C09-C21-C23-C25
36	d	315	II0	C09-C21-C23-C25
36	g	317	II0	C09-C21-C23-C25
28	A	802	CLA	C11-C12-C13-C14
28	A	806	CLA	C6-C7-C8-C9
28	A	810	CLA	C11-C12-C13-C14
28	A	812	CLA	C6-C7-C8-C9
28	A	818	CLA	C11-C12-C13-C14
28	A	838	CLA	C11-C12-C13-C14
28	A	839	CLA	C11-C12-C13-C14
28	A	852	CLA	C11-C10-C8-C9
28	B	805	CLA	C11-C12-C13-C14
28	B	807	CLA	C11-C10-C8-C9
28	B	808	CLA	C11-C12-C13-C14
28	B	815	CLA	C11-C10-C8-C9
28	B	822	CLA	C11-C12-C13-C14
28	B	833	CLA	C14-C13-C15-C16
28	B	835	CLA	C6-C7-C8-C9
28	s	203	CLA	C14-C13-C15-C16
28	a	309	CLA	C14-C13-C15-C16
28	a	312	CLA	C6-C7-C8-C9
28	b	610	CLA	C11-C12-C13-C14
28	b	610	CLA	C14-C13-C15-C16
28	b	611	CLA	C6-C7-C8-C9
28	h	301	CLA	C11-C12-C13-C14
28	a	304	CLA	O1D-CGD-O2D-CED
30	c	618	LHG	C5-C6-O8-C23
28	j	601	CLA	CBD-CGD-O2D-CED
32	A	850	LMT	O5'-C5'-C6'-O6'

Continued on next page...

Continued from previous page...

Mol	Chain	Res	Type	Atoms
32	a	320	LMT	O5'-C5'-C6'-O6'
30	b	619	LHG	C13-C14-C15-C16
28	A	806	CLA	C8-C10-C11-C12
28	B	813	CLA	C3-C5-C6-C7
28	A	851	CLA	C2A-CAA-CBA-CGA
28	e	602	CLA	C2A-CAA-CBA-CGA
28	e	607	CLA	C2A-CAA-CBA-CGA
28	l	308	CLA	C2A-CAA-CBA-CGA
28	i	302	CLA	C2A-CAA-CBA-CGA
28	R	203	CLA	C2A-CAA-CBA-CGA
35	L	209	LMG	C36-C37-C38-C39
28	L	207	CLA	CBA-CGA-O2A-C1
31	F	204	WVN	C30-C33-C34-C38
31	s	207	WVN	C20-C23-C25-C27
31	i	316	WVN	C11-C19-C22-C24
36	h	311	II0	C31-C33-C35-C37
36	m	618	II0	C31-C33-C35-C37
36	f	618	II0	C31-C33-C35-C37
37	b	616	IHT	C30-C32-C33-C36
37	g	319	IHT	C31-C34-C35-C39
28	e	603	CLA	O1D-CGD-O2D-CED
28	s	203	CLA	C5-C6-C7-C8
31	s	207	WVN	C20-C23-C25-C28
31	e	615	WVN	C11-C19-C22-C26
31	i	316	WVN	C11-C19-C22-C26
36	j	614	II0	C32-C34-C36-C40
37	b	616	IHT	C30-C32-C33-C37
28	A	817	CLA	O1A-CGA-O2A-C1
28	m	612	CLA	O1A-CGA-O2A-C1
28	l	305	CLA	O1A-CGA-O2A-C1
28	A	804	CLA	C1A-C2A-CAA-CBA
28	A	808	CLA	C1A-C2A-CAA-CBA
28	A	814	CLA	C1A-C2A-CAA-CBA
28	A	818	CLA	C1A-C2A-CAA-CBA
28	A	822	CLA	C1A-C2A-CAA-CBA
28	A	830	CLA	C1A-C2A-CAA-CBA
28	A	833	CLA	C1A-C2A-CAA-CBA
28	A	834	CLA	C1A-C2A-CAA-CBA
28	A	837	CLA	C1A-C2A-CAA-CBA
28	A	840	CLA	C1A-C2A-CAA-CBA
28	A	841	CLA	C1A-C2A-CAA-CBA
28	A	854	CLA	C1A-C2A-CAA-CBA

Continued on next page...

Continued from previous page...

Mol	Chain	Res	Type	Atoms
28	B	804	CLA	C1A-C2A-CAA-CBA
28	B	811	CLA	C1A-C2A-CAA-CBA
28	B	812	CLA	C1A-C2A-CAA-CBA
28	B	816	CLA	C1A-C2A-CAA-CBA
28	B	819	CLA	C1A-C2A-CAA-CBA
28	B	824	CLA	C1A-C2A-CAA-CBA
28	B	828	CLA	C1A-C2A-CAA-CBA
28	B	830	CLA	C1A-C2A-CAA-CBA
28	B	836	CLA	C1A-C2A-CAA-CBA
28	B	839	CLA	C1A-C2A-CAA-CBA
28	L	207	CLA	C1A-C2A-CAA-CBA
28	s	202	CLA	C1A-C2A-CAA-CBA
28	c	602	CLA	C1A-C2A-CAA-CBA
28	c	608	CLA	C1A-C2A-CAA-CBA
28	a	303	CLA	C1A-C2A-CAA-CBA
28	a	307	CLA	C1A-C2A-CAA-CBA
28	a	310	CLA	C1A-C2A-CAA-CBA
28	b	602	CLA	C1A-C2A-CAA-CBA
28	b	612	CLA	C1A-C2A-CAA-CBA
28	h	302	CLA	C1A-C2A-CAA-CBA
28	h	307	CLA	C1A-C2A-CAA-CBA
28	h	308	CLA	C1A-C2A-CAA-CBA
28	m	609	CLA	C1A-C2A-CAA-CBA
28	m	613	CLA	C1A-C2A-CAA-CBA
28	e	602	CLA	C1A-C2A-CAA-CBA
28	l	308	CLA	C1A-C2A-CAA-CBA
28	l	311	CLA	C1A-C2A-CAA-CBA
28	k	601	CLA	C1A-C2A-CAA-CBA
28	k	602	CLA	C1A-C2A-CAA-CBA
28	k	614	CLA	C1A-C2A-CAA-CBA
28	f	605	CLA	C1A-C2A-CAA-CBA
28	i	302	CLA	C1A-C2A-CAA-CBA
28	i	303	CLA	C1A-C2A-CAA-CBA
28	i	311	CLA	C1A-C2A-CAA-CBA
28	j	601	CLA	C1A-C2A-CAA-CBA
28	j	606	CLA	C1A-C2A-CAA-CBA
28	d	307	CLA	C1A-C2A-CAA-CBA
28	g	303	CLA	C1A-C2A-CAA-CBA
28	n	608	CLA	C1A-C2A-CAA-CBA
28	B	830	CLA	C16-C17-C18-C19
28	B	837	CLA	C16-C17-C18-C20
28	a	306	CLA	C16-C17-C18-C20

Continued on next page...

Continued from previous page...

Mol	Chain	Res	Type	Atoms
28	e	606	CLA	C16-C17-C18-C19
38	f	611	KC2	CAA-CBA-CGA-O2A
38	j	611	KC2	CAA-CBA-CGA-O2A
32	b	618	LMT	C2-C3-C4-C5
35	c	619	LMG	C38-C39-C40-C41
31	l	301	WVN	C22-C26-C29-C31
36	h	312	II0	C26-C30-C32-C34
36	e	612	II0	C25-C29-C31-C33
36	k	615	II0	C26-C30-C32-C34
36	i	313	II0	C25-C29-C31-C33
36	i	315	II0	C25-C29-C31-C33
36	d	313	II0	C36-C40-C42-C41
28	B	822	CLA	C5-C6-C7-C8
28	j	610	CLA	C5-C6-C7-C8
28	Q	302	CLA	C5-C6-C7-C8
30	f	619	LHG	C4-O6-P-O3
30	d	317	LHG	C3-O3-P-O6
30	d	317	LHG	C4-O6-P-O3
28	f	609	CLA	C3-C5-C6-C7
28	B	836	CLA	C15-C16-C17-C18
30	g	301	LHG	O6-C4-C5-C6
30	J	106	LHG	C33-C34-C35-C36
30	f	619	LHG	C7-C8-C9-C10
28	A	818	CLA	C8-C10-C11-C12
28	l	311	CLA	C8-C10-C11-C12
28	n	609	CLA	C13-C15-C16-C17
28	B	806	CLA	C16-C17-C18-C20
28	f	601	CLA	O1D-CGD-O2D-CED
35	b	621	LMG	C14-C15-C16-C17
28	a	312	CLA	C15-C16-C17-C18
28	A	841	CLA	CBD-CGD-O2D-CED
28	b	602	CLA	CBA-CGA-O2A-C1
28	B	813	CLA	C4-C3-C5-C6
28	e	607	CLA	C4-C3-C5-C6
28	J	103	CLA	C3A-C2A-CAA-CBA
35	F	205	LMG	C19-C20-C21-C22
28	b	611	CLA	C10-C11-C12-C13
28	m	609	CLA	O1A-CGA-O2A-C1
30	l	317	LHG	C9-C10-C11-C12
35	J	105	LMG	C18-C19-C20-C21
28	f	604	CLA	C16-C17-C18-C19
28	B	815	CLA	O1D-CGD-O2D-CED

Continued on next page...

Continued from previous page...

Mol	Chain	Res	Type	Atoms
28	c	602	CLA	O1D-CGD-O2D-CED
28	c	612	CLA	C3-C5-C6-C7
30	L	208	LHG	C4-C5-C6-O8
30	m	619	LHG	C4-C5-C6-O8
30	k	620	LHG	C4-C5-C6-O8
35	O	205	LMG	C7-C8-C9-O8
35	n	620	LMG	C7-C8-C9-O8
28	B	822	CLA	C8-C10-C11-C12
28	m	604	CLA	C10-C11-C12-C13
30	g	301	LHG	C30-C31-C32-C33
35	F	205	LMG	C15-C16-C17-C18
28	B	814	CLA	CBD-CGD-O2D-CED
28	B	835	CLA	C10-C11-C12-C13
28	i	307	CLA	C5-C6-C7-C8
30	J	106	LHG	C15-C16-C17-C18
30	e	617	LHG	C31-C32-C33-C34
28	n	613	CLA	CAA-CBA-CGA-O2A
28	n	603	CLA	O1A-CGA-O2A-C1
28	m	604	CLA	C2C-C3C-CAC-CBC
30	f	619	LHG	C27-C28-C29-C30
35	Q	301	LMG	C17-C18-C19-C20
28	b	609	CLA	CBA-CGA-O2A-C1
30	J	106	LHG	O1-C1-C2-O2
30	a	319	LHG	C31-C32-C33-C34
38	d	310	KC2	CAA-CBA-CGA-O2A
28	j	610	CLA	C8-C10-C11-C12
28	Q	302	CLA	C10-C11-C12-C13
35	L	209	LMG	C22-C23-C24-C25
38	s	201	KC2	C2A-CAA-CBA-CGA
38	s	204	KC2	C2A-CAA-CBA-CGA
28	B	801	CLA	C16-C17-C18-C19
28	B	814	CLA	C6-C7-C8-C10
28	B	836	CLA	C16-C17-C18-C20
28	B	820	CLA	CBA-CGA-O2A-C1
28	B	829	CLA	CBA-CGA-O2A-C1
28	s	208	CLA	CBA-CGA-O2A-C1
28	m	609	CLA	CBA-CGA-O2A-C1
30	c	620	LHG	C24-C23-O8-C6
28	n	602	CLA	CBD-CGD-O2D-CED
30	c	620	LHG	C9-C10-C11-C12
30	a	319	LHG	C19-C20-C21-C22
28	c	605	CLA	C2A-CAA-CBA-CGA

Continued on next page...

Continued from previous page...

Mol	Chain	Res	Type	Atoms
28	e	610	CLA	C2A-CAA-CBA-CGA
28	A	832	CLA	C2-C1-O2A-CGA
28	F	202	CLA	C2-C1-O2A-CGA
28	l	306	CLA	O1D-CGD-O2D-CED
30	g	301	LHG	C25-C26-C27-C28
28	B	829	CLA	O1D-CGD-O2D-CED
28	f	607	CLA	O1D-CGD-O2D-CED
32	a	320	LMT	C4-C5-C6-C7
28	k	609	CLA	CBA-CGA-O2A-C1
28	d	304	CLA	CBA-CGA-O2A-C1
30	J	106	LHG	C24-C23-O8-C6
28	a	313	CLA	O1A-CGA-O2A-C1
28	B	838	CLA	CAA-CBA-CGA-O2A
28	A	839	CLA	C16-C17-C18-C19
28	f	604	CLA	C16-C17-C18-C20
35	n	620	LMG	C18-C19-C20-C21
28	b	606	CLA	C5-C6-C7-C8
30	A	849	LHG	C10-C11-C12-C13
28	s	202	CLA	O1D-CGD-O2D-CED
28	L	207	CLA	O1A-CGA-O2A-C1
28	k	602	CLA	C4C-C3C-CAC-CBC
28	B	804	CLA	CAA-CBA-CGA-O2A
32	A	850	LMT	C4'-C5'-C6'-O6'
30	m	619	LHG	O7-C5-C6-O8
35	Q	301	LMG	O7-C8-C9-O8
28	A	841	CLA	C10-C11-C12-C13
28	m	608	CLA	C16-C17-C18-C20
28	B	834	CLA	O1D-CGD-O2D-CED
35	c	619	LMG	C29-C30-C31-C32
28	l	303	CLA	C4-C3-C5-C6
30	c	620	LHG	C10-C11-C12-C13
28	A	806	CLA	C6-C7-C8-C10
28	A	807	CLA	C12-C13-C15-C16
28	A	810	CLA	C11-C12-C13-C15
28	A	812	CLA	C11-C12-C13-C15
28	A	817	CLA	C11-C10-C8-C7
28	A	826	CLA	C12-C13-C15-C16
28	A	829	CLA	C11-C10-C8-C7
28	A	831	CLA	C12-C13-C15-C16
28	A	835	CLA	C6-C7-C8-C10
28	A	838	CLA	C11-C10-C8-C7
28	A	852	CLA	C11-C10-C8-C7

Continued on next page...

Continued from previous page...

Mol	Chain	Res	Type	Atoms
28	B	802	CLA	C11-C12-C13-C15
28	B	816	CLA	C11-C10-C8-C7
28	B	821	CLA	C6-C7-C8-C10
28	B	833	CLA	C12-C13-C15-C16
28	B	835	CLA	C6-C7-C8-C10
28	F	201	CLA	C11-C12-C13-C15
28	O	206	CLA	C6-C7-C8-C10
28	s	202	CLA	C11-C10-C8-C7
28	c	608	CLA	C11-C10-C8-C7
28	c	612	CLA	C11-C12-C13-C15
28	a	306	CLA	C6-C7-C8-C10
28	a	309	CLA	C11-C12-C13-C15
28	a	309	CLA	C12-C13-C15-C16
28	b	604	CLA	C11-C12-C13-C15
28	b	605	CLA	C12-C13-C15-C16
28	b	607	CLA	C12-C13-C15-C16
28	b	610	CLA	C11-C12-C13-C15
28	e	606	CLA	C6-C7-C8-C10
28	e	606	CLA	C11-C10-C8-C7
28	e	607	CLA	C11-C10-C8-C7
28	e	611	CLA	C6-C7-C8-C10
28	l	305	CLA	C12-C13-C15-C16
28	l	309	CLA	C11-C12-C13-C15
28	f	607	CLA	C11-C12-C13-C15
28	f	608	CLA	C11-C12-C13-C15
28	f	610	CLA	C6-C7-C8-C10
28	f	613	CLA	C6-C7-C8-C10
28	i	305	CLA	C11-C10-C8-C7
28	j	604	CLA	C12-C13-C15-C16
28	g	309	CLA	C12-C13-C15-C16
28	n	607	CLA	C12-C13-C15-C16
28	n	610	CLA	C12-C13-C15-C16
28	Q	302	CLA	C6-C7-C8-C10
29	A	842	PQN	C21-C22-C23-C25
28	a	308	CLA	CAA-CBA-CGA-O2A
28	g	306	CLA	CAA-CBA-CGA-O2A
28	A	804	CLA	C14-C13-C15-C16
28	A	805	CLA	C11-C10-C8-C9
28	A	818	CLA	C14-C13-C15-C16
28	A	824	CLA	C11-C10-C8-C9
28	A	825	CLA	C11-C10-C8-C9
28	A	825	CLA	C11-C12-C13-C14

Continued on next page...

Continued from previous page...

Mol	Chain	Res	Type	Atoms
28	A	825	CLA	C14-C13-C15-C16
28	A	829	CLA	C11-C10-C8-C9
28	A	831	CLA	C14-C13-C15-C16
28	A	835	CLA	C6-C7-C8-C9
28	A	854	CLA	C6-C7-C8-C9
28	B	802	CLA	C6-C7-C8-C9
28	B	802	CLA	C14-C13-C15-C16
28	B	806	CLA	C11-C10-C8-C9
28	B	811	CLA	C11-C10-C8-C9
28	B	812	CLA	C6-C7-C8-C9
28	B	816	CLA	C11-C10-C8-C9
28	B	817	CLA	C11-C12-C13-C14
28	B	821	CLA	C6-C7-C8-C9
28	B	836	CLA	C11-C12-C13-C14
28	B	839	CLA	C11-C10-C8-C9
28	O	206	CLA	C6-C7-C8-C9
28	s	202	CLA	C6-C7-C8-C9
28	s	202	CLA	C11-C12-C13-C14
28	s	203	CLA	C6-C7-C8-C9
28	c	612	CLA	C11-C12-C13-C14
28	a	306	CLA	C6-C7-C8-C9
28	a	308	CLA	C11-C12-C13-C14
28	b	604	CLA	C11-C12-C13-C14
28	h	306	CLA	C6-C7-C8-C9
28	h	307	CLA	C11-C10-C8-C9
28	e	607	CLA	C11-C12-C13-C14
28	e	610	CLA	C6-C7-C8-C9
28	e	611	CLA	C6-C7-C8-C9
28	e	611	CLA	C14-C13-C15-C16
28	l	305	CLA	C14-C13-C15-C16
28	k	608	CLA	C11-C12-C13-C14
28	k	609	CLA	C11-C12-C13-C14
28	f	610	CLA	C6-C7-C8-C9
28	f	613	CLA	C6-C7-C8-C9
28	f	613	CLA	C14-C13-C15-C16
28	i	307	CLA	C6-C7-C8-C9
28	j	604	CLA	C14-C13-C15-C16
28	j	613	CLA	C6-C7-C8-C9
28	d	303	CLA	C11-C12-C13-C14
28	g	305	CLA	C11-C10-C8-C9
28	Q	302	CLA	C6-C7-C8-C9
28	Q	302	CLA	C14-C13-C15-C16

Continued on next page...

Continued from previous page...

Mol	Chain	Res	Type	Atoms
29	A	842	PQN	C21-C22-C23-C24
28	A	829	CLA	CBA-CGA-O2A-C1
28	h	301	CLA	CBA-CGA-O2A-C1
28	g	311	CLA	CBA-CGA-O2A-C1
28	a	308	CLA	C10-C11-C12-C13
28	l	305	CLA	C2A-CAA-CBA-CGA
28	f	602	CLA	C2A-CAA-CBA-CGA
28	n	610	CLA	C2A-CAA-CBA-CGA
30	J	106	LHG	C25-C26-C27-C28
35	J	105	LMG	C41-C42-C43-C44
28	B	833	CLA	CBD-CGD-O2D-CED
31	L	206	WVN	C20-C23-C25-C27
31	l	301	WVN	C20-C23-C25-C27
37	f	617	IHT	C18-C22-C23-C25
28	A	812	CLA	C16-C17-C18-C20
28	m	604	CLA	C16-C17-C18-C20
28	m	606	CLA	C16-C17-C18-C20
30	L	208	LHG	C35-C36-C37-C38
30	n	619	LHG	C12-C13-C14-C15
31	K	104	WVN	C20-C23-C25-C28
31	s	205	WVN	C20-C23-C25-C28
31	R	201	WVN	C20-C23-C25-C28
36	e	613	II0	C31-C33-C35-C39
36	f	618	II0	C31-C33-C35-C39
36	i	317	II0	C32-C34-C36-C40
37	f	617	IHT	C18-C22-C23-C27
28	k	608	CLA	C13-C15-C16-C17
30	g	301	LHG	C8-C7-O7-C5
28	n	602	CLA	CBA-CGA-O2A-C1
28	A	835	CLA	C13-C15-C16-C17
28	B	802	CLA	C5-C6-C7-C8
28	c	612	CLA	C10-C11-C12-C13
28	a	311	CLA	C15-C16-C17-C18
28	f	609	CLA	C10-C11-C12-C13
38	i	319	KC2	CAA-CBA-CGA-O1A
35	Q	301	LMG	C15-C16-C17-C18
28	m	608	CLA	C16-C17-C18-C19
28	B	835	CLA	C8-C10-C11-C12
30	J	106	LHG	O6-C4-C5-C6
30	e	617	LHG	O6-C4-C5-C6
30	n	619	LHG	O6-C4-C5-C6
30	a	301	LHG	C27-C28-C29-C30

Continued on next page...

Continued from previous page...

Mol	Chain	Res	Type	Atoms
30	b	619	LHG	C24-C25-C26-C27
28	B	825	CLA	CBA-CGA-O2A-C1
28	B	836	CLA	CBA-CGA-O2A-C1
28	A	806	CLA	C15-C16-C17-C18
28	A	829	CLA	C10-C11-C12-C13
35	c	619	LMG	C31-C32-C33-C34
28	a	303	CLA	O1D-CGD-O2D-CED
28	l	309	CLA	C10-C11-C12-C13
28	l	309	CLA	C14-C13-C15-C16
28	B	829	CLA	O1A-CGA-O2A-C1
28	b	608	CLA	C16-C17-C18-C19
28	c	612	CLA	C2A-CAA-CBA-CGA
28	A	806	CLA	CBA-CGA-O2A-C1
28	A	812	CLA	CBA-CGA-O2A-C1
28	e	602	CLA	CBA-CGA-O2A-C1
30	f	619	LHG	C24-C23-O8-C6
28	B	808	CLA	O1D-CGD-O2D-CED
28	A	802	CLA	C3A-C2A-CAA-CBA
28	A	805	CLA	C3A-C2A-CAA-CBA
28	A	809	CLA	C3A-C2A-CAA-CBA
28	A	830	CLA	C3A-C2A-CAA-CBA
28	B	808	CLA	C3A-C2A-CAA-CBA
28	B	836	CLA	C3A-C2A-CAA-CBA
28	c	611	CLA	C3A-C2A-CAA-CBA
28	g	310	CLA	C3A-C2A-CAA-CBA
28	B	831	CLA	O1D-CGD-O2D-CED
36	c	615	II0	C36-C40-C42-C41
36	a	315	II0	C26-C30-C32-C34
36	e	613	II0	C26-C30-C32-C34
36	j	614	II0	C25-C29-C31-C33
36	d	314	II0	C36-C40-C42-C41
35	c	619	LMG	C39-C40-C41-C42
28	A	841	CLA	C13-C15-C16-C17
28	e	604	CLA	C8-C10-C11-C12
30	c	620	LHG	O10-C23-O8-C6
30	k	620	LHG	C30-C31-C32-C33
35	b	621	LMG	C36-C37-C38-C39
28	b	603	CLA	CBA-CGA-O2A-C1
28	h	307	CLA	CBA-CGA-O2A-C1
28	k	603	CLA	CBA-CGA-O2A-C1
28	g	307	CLA	CBA-CGA-O2A-C1
28	n	604	CLA	CBA-CGA-O2A-C1

Continued on next page...

Continued from previous page...

Mol	Chain	Res	Type	Atoms
30	f	619	LHG	C14-C15-C16-C17
35	Q	301	LMG	C30-C31-C32-C33
29	A	842	PQN	C15-C16-C17-C18
30	c	618	LHG	C4-C5-C6-O8
30	a	319	LHG	C4-C5-C6-O8
30	b	620	LHG	C4-C5-C6-O8
30	e	617	LHG	C4-C5-C6-O8
30	f	619	LHG	C4-C5-C6-O8
30	g	321	LHG	C4-C5-C6-O8
30	g	301	LHG	O9-C7-O7-C5
30	f	619	LHG	C32-C33-C34-C35
30	b	619	LHG	C28-C29-C30-C31
28	h	301	CLA	O2A-C1-C2-C3
28	R	203	CLA	CAA-CBA-CGA-O2A
30	m	619	LHG	C27-C28-C29-C30
28	A	852	CLA	C8-C10-C11-C12
28	B	825	CLA	C4-C3-C5-C6
28	i	307	CLA	C4-C3-C5-C6
28	a	312	CLA	C16-C17-C18-C20
28	h	306	CLA	C16-C17-C18-C19
28	e	610	CLA	C16-C17-C18-C19
28	B	836	CLA	C4C-C3C-CAC-CBC
30	L	208	LHG	C32-C33-C34-C35
28	B	824	CLA	O1D-CGD-O2D-CED
30	b	620	LHG	C4-O6-P-O3
30	m	619	LHG	C3-O3-P-O6
30	i	318	LHG	C4-O6-P-O3
28	i	302	CLA	CAA-CBA-CGA-O2A
30	L	208	LHG	C23-C24-C25-C26
30	J	106	LHG	O10-C23-O8-C6
28	A	809	CLA	O1D-CGD-O2D-CED
28	d	305	CLA	O1D-CGD-O2D-CED
28	B	803	CLA	C2A-CAA-CBA-CGA
28	B	838	CLA	C8-C10-C11-C12
30	J	106	LHG	O6-C4-C5-O7
30	e	617	LHG	O6-C4-C5-O7
28	m	606	CLA	CBA-CGA-O2A-C1
28	n	613	CLA	CBA-CGA-O2A-C1
28	A	829	CLA	O1A-CGA-O2A-C1
28	b	609	CLA	O1A-CGA-O2A-C1
28	d	304	CLA	O1A-CGA-O2A-C1
28	A	806	CLA	C16-C17-C18-C20

Continued on next page...

Continued from previous page...

Mol	Chain	Res	Type	Atoms
28	B	812	CLA	C11-C12-C13-C14
28	B	830	CLA	C16-C17-C18-C20
28	O	206	CLA	C16-C17-C18-C19
28	a	312	CLA	C16-C17-C18-C19
28	b	604	CLA	C16-C17-C18-C19
28	m	606	CLA	C16-C17-C18-C19
28	e	606	CLA	C16-C17-C18-C20
28	f	607	CLA	C16-C17-C18-C20
28	f	608	CLA	C16-C17-C18-C20
28	g	309	CLA	C16-C17-C18-C20
29	A	842	PQN	C26-C27-C28-C30
28	b	610	CLA	C15-C16-C17-C18
28	A	812	CLA	O1A-CGA-O2A-C1
28	b	602	CLA	O1A-CGA-O2A-C1
28	h	301	CLA	O1A-CGA-O2A-C1
28	k	609	CLA	O1A-CGA-O2A-C1
28	n	602	CLA	O1A-CGA-O2A-C1
28	n	604	CLA	O1A-CGA-O2A-C1
30	L	208	LHG	O7-C5-C6-O8
30	k	620	LHG	O7-C5-C6-O8
30	g	321	LHG	O7-C5-C6-O8
28	A	836	CLA	O1D-CGD-O2D-CED
28	j	601	CLA	O1D-CGD-O2D-CED
28	A	801	CLA	CAA-CBA-CGA-O2A
28	A	832	CLA	C2C-C3C-CAC-CBC
30	J	106	LHG	C11-C10-C9-C8
30	n	619	LHG	C27-C28-C29-C30
31	J	101	WVN	C22-C26-C29-C31
36	m	618	II0	C35-C39-C41-C42
28	B	814	CLA	C6-C7-C8-C9
28	b	608	CLA	C16-C17-C18-C20
30	J	106	LHG	C16-C17-C18-C19
28	A	807	CLA	CBD-CGD-O2D-CED
30	a	319	LHG	C1-C2-C3-O3
30	k	620	LHG	C1-C2-C3-O3
35	b	621	LMG	C13-C14-C15-C16
28	B	804	CLA	C2-C1-O2A-CGA
28	B	836	CLA	C2-C1-O2A-CGA
28	j	603	CLA	C2-C1-O2A-CGA
28	n	604	CLA	O1D-CGD-O2D-CED
30	d	317	LHG	C27-C28-C29-C30
28	g	311	CLA	O1A-CGA-O2A-C1

Continued on next page...

Continued from previous page...

Mol	Chain	Res	Type	Atoms
28	A	808	CLA	C11-C12-C13-C14
28	A	820	CLA	C11-C10-C8-C9
28	B	803	CLA	C6-C7-C8-C9
28	B	805	CLA	C14-C13-C15-C16
28	B	812	CLA	C11-C10-C8-C9
28	B	835	CLA	C11-C10-C8-C9
28	B	836	CLA	C14-C13-C15-C16
28	b	606	CLA	C6-C7-C8-C9
28	h	306	CLA	C11-C12-C13-C14
28	m	603	CLA	C11-C10-C8-C9
28	m	606	CLA	C11-C12-C13-C14
28	m	608	CLA	C14-C13-C15-C16
28	e	604	CLA	C6-C7-C8-C9
28	e	606	CLA	C11-C12-C13-C14
28	l	306	CLA	C14-C13-C15-C16
28	l	309	CLA	C11-C12-C13-C14
28	i	305	CLA	C11-C10-C8-C9
28	j	613	CLA	C11-C12-C13-C14
28	d	303	CLA	C11-C10-C8-C9
28	g	309	CLA	C11-C10-C8-C9
28	n	610	CLA	C11-C12-C13-C14
29	B	842	PQN	C16-C17-C18-C19
28	L	204	CLA	CBA-CGA-O2A-C1
30	a	319	LHG	C15-C16-C17-C18
28	Q	302	CLA	C13-C15-C16-C17
28	m	612	CLA	C4-C3-C5-C6
28	k	601	CLA	C4-C3-C5-C6
28	f	606	CLA	C4-C3-C5-C6
28	f	612	CLA	C4-C3-C5-C6
30	A	849	LHG	C5-C4-O6-P
38	m	611	KC2	C1A-C2A-CAA-CBA
38	g	312	KC2	C1A-C2A-CAA-CBA
28	B	810	CLA	C2A-CAA-CBA-CGA
28	n	609	CLA	C2A-CAA-CBA-CGA
28	A	812	CLA	C16-C17-C18-C19
28	B	810	CLA	C6-C7-C8-C10
28	B	823	CLA	C16-C17-C18-C20
28	B	839	CLA	C16-C17-C18-C19
28	b	604	CLA	C16-C17-C18-C20
31	A	845	WVN	C06-C13-C20-C23
37	a	317	IHT	C10-C07-C18-C22
35	Q	301	LMG	C31-C32-C33-C34

Continued on next page...

Continued from previous page...

Mol	Chain	Res	Type	Atoms
28	d	303	CLA	CAA-CBA-CGA-O2A
28	g	307	CLA	CAA-CBA-CGA-O2A
30	a	319	LHG	C14-C15-C16-C17
35	J	105	LMG	C42-C43-C44-C45
31	A	847	WVN	C29-C31-C32-C36
31	F	203	WVN	C29-C31-C32-C36
36	a	314	II0	C32-C34-C36-C40
30	J	106	LHG	C34-C35-C36-C37
30	a	301	LHG	C14-C15-C16-C17
28	B	802	CLA	C16-C17-C18-C20
28	B	811	CLA	C16-C17-C18-C20
28	e	610	CLA	C16-C17-C18-C20
28	d	303	CLA	C16-C17-C18-C20
30	L	208	LHG	C7-C8-C9-C10
28	g	309	CLA	O1D-CGD-O2D-CED
30	L	208	LHG	O6-C4-C5-C6
28	A	812	CLA	C12-C13-C15-C16
28	A	816	CLA	C11-C10-C8-C7
28	A	824	CLA	C11-C10-C8-C7
28	A	825	CLA	C11-C10-C8-C7
28	A	827	CLA	C11-C12-C13-C15
28	A	838	CLA	C12-C13-C15-C16
28	A	840	CLA	C12-C13-C15-C16
28	A	852	CLA	C11-C12-C13-C15
28	A	854	CLA	C6-C7-C8-C10
28	B	801	CLA	C11-C10-C8-C7
28	B	802	CLA	C6-C7-C8-C10
28	B	803	CLA	C6-C7-C8-C10
28	B	805	CLA	C12-C13-C15-C16
28	B	806	CLA	C11-C10-C8-C7
28	B	811	CLA	C12-C13-C15-C16
28	B	812	CLA	C6-C7-C8-C10
28	B	812	CLA	C11-C10-C8-C7
28	B	817	CLA	C11-C12-C13-C15
28	B	821	CLA	C12-C13-C15-C16
28	B	835	CLA	C11-C10-C8-C7
28	B	836	CLA	C6-C7-C8-C10
28	B	836	CLA	C11-C12-C13-C15
28	B	836	CLA	C12-C13-C15-C16
28	L	203	CLA	C6-C7-C8-C10
28	O	202	CLA	C11-C10-C8-C7
28	s	202	CLA	C6-C7-C8-C10

Continued on next page...

Continued from previous page...

Mol	Chain	Res	Type	Atoms
28	s	202	CLA	C11-C12-C13-C15
28	s	203	CLA	C6-C7-C8-C10
28	c	608	CLA	C12-C13-C15-C16
28	a	308	CLA	C11-C10-C8-C7
28	a	308	CLA	C12-C13-C15-C16
28	a	312	CLA	C12-C13-C15-C16
28	b	603	CLA	C11-C12-C13-C15
28	b	604	CLA	C6-C7-C8-C10
28	b	605	CLA	C6-C7-C8-C10
28	b	607	CLA	C11-C12-C13-C15
28	b	610	CLA	C6-C7-C8-C10
28	h	306	CLA	C11-C12-C13-C15
28	m	602	CLA	C6-C7-C8-C10
28	m	603	CLA	C11-C10-C8-C7
28	m	606	CLA	C11-C12-C13-C15
28	m	608	CLA	C12-C13-C15-C16
28	e	604	CLA	C6-C7-C8-C10
28	e	605	CLA	C11-C10-C8-C7
28	e	607	CLA	C2-C3-C5-C6
28	e	607	CLA	C11-C12-C13-C15
28	e	610	CLA	C6-C7-C8-C10
28	l	305	CLA	C11-C10-C8-C7
28	l	307	CLA	C6-C7-C8-C10
28	l	309	CLA	C6-C7-C8-C10
28	k	604	CLA	C12-C13-C15-C16
28	f	607	CLA	C12-C13-C15-C16
28	f	608	CLA	C11-C10-C8-C7
28	f	613	CLA	C11-C12-C13-C15
28	i	307	CLA	C6-C7-C8-C10
28	j	604	CLA	C11-C10-C8-C7
28	j	610	CLA	C11-C10-C8-C7
28	j	613	CLA	C6-C7-C8-C10
28	d	303	CLA	C11-C10-C8-C7
28	d	303	CLA	C11-C12-C13-C15
28	g	305	CLA	C11-C10-C8-C7
28	g	308	CLA	C11-C10-C8-C7
28	n	604	CLA	C6-C7-C8-C10
28	n	607	CLA	C11-C10-C8-C7
28	n	609	CLA	C12-C13-C15-C16
28	n	610	CLA	C11-C12-C13-C15
28	A	841	CLA	O1D-CGD-O2D-CED
28	e	610	CLA	C8-C10-C11-C12

Continued on next page...

Continued from previous page...

Mol	Chain	Res	Type	Atoms
31	A	848	WVN	C25-C28-C30-C33
31	J	101	WVN	C34-C37-C40-C39
36	a	314	II0	C26-C30-C32-C34
36	b	613	II0	C26-C30-C32-C34
36	b	614	II0	C25-C29-C31-C33
36	b	614	II0	C26-C30-C32-C34
36	h	310	II0	C36-C40-C42-C41
36	m	615	II0	C25-C29-C31-C33
36	k	616	II0	C26-C30-C32-C34
36	k	616	II0	C36-C40-C42-C41
36	k	621	II0	C35-C39-C41-C42
36	f	615	II0	C25-C29-C31-C33
36	i	320	II0	C26-C30-C32-C34
36	j	614	II0	C36-C40-C42-C41
36	j	615	II0	C35-C39-C41-C42
36	d	316	II0	C36-C40-C42-C41
36	n	616	II0	C26-C30-C32-C34
37	g	319	IHT	C33-C37-C40-C41
28	A	835	CLA	C16-C17-C18-C20
28	g	305	CLA	C2C-C3C-CAC-CBC
28	A	807	CLA	C2A-CAA-CBA-CGA
28	l	306	CLA	C2A-CAA-CBA-CGA
30	l	317	LHG	C8-C7-O7-C5
38	i	310	KC2	CAA-CBA-CGA-O2A
28	A	826	CLA	C3-C5-C6-C7
28	B	820	CLA	O1A-CGA-O2A-C1
28	B	839	CLA	C16-C17-C18-C20
28	m	610	CLA	C6-C7-C8-C9
28	B	813	CLA	C5-C6-C7-C8
35	F	205	LMG	C32-C33-C34-C35
35	Q	301	LMG	C4-C5-C6-O5
28	B	802	CLA	C15-C16-C17-C18
28	c	604	CLA	C5-C6-C7-C8
28	a	312	CLA	C5-C6-C7-C8
28	A	810	CLA	CAD-CBD-CGD-O2D
28	A	819	CLA	CAD-CBD-CGD-O2D
28	A	830	CLA	CAD-CBD-CGD-O2D
28	A	834	CLA	CAD-CBD-CGD-O2D
28	B	818	CLA	CAD-CBD-CGD-O2D
28	B	840	CLA	CAD-CBD-CGD-O2D
28	F	201	CLA	CAD-CBD-CGD-O2D
28	L	207	CLA	CAD-CBD-CGD-O2D

Continued on next page...

Continued from previous page...

Mol	Chain	Res	Type	Atoms
28	K	101	CLA	CAD-CBD-CGD-O2D
28	a	304	CLA	CAD-CBD-CGD-O2D
28	a	312	CLA	CAD-CBD-CGD-O2D
28	a	313	CLA	CAD-CBD-CGD-O2D
28	b	608	CLA	CAD-CBD-CGD-O2D
28	b	610	CLA	CAD-CBD-CGD-O2D
28	e	603	CLA	CAD-CBD-CGD-O2D
28	e	611	CLA	CAD-CBD-CGD-O2D
28	l	302	CLA	CAD-CBD-CGD-O2D
28	l	306	CLA	CAD-CBD-CGD-O2D
28	k	603	CLA	CAD-CBD-CGD-O2D
28	k	610	CLA	CAD-CBD-CGD-O2D
28	i	304	CLA	CAD-CBD-CGD-O2D
28	i	307	CLA	CAD-CBD-CGD-O2D
28	j	604	CLA	CAD-CBD-CGD-O2D
28	d	306	CLA	CAD-CBD-CGD-O2D
28	R	203	CLA	CAD-CBD-CGD-O2D
28	Q	302	CLA	CAD-CBD-CGD-O2D
30	e	617	LHG	C6-C5-O7-C7
38	j	611	KC2	CAD-CBD-CGD-O2D
38	g	314	KC2	C2C-C3C-CAC-CBC
30	l	317	LHG	O9-C7-O7-C5
28	B	805	CLA	C15-C16-C17-C18
28	h	313	CLA	C5-C6-C7-C8
30	a	301	LHG	C24-C23-O8-C6
28	B	807	CLA	C4-C3-C5-C6
28	B	811	CLA	C4-C3-C5-C6
28	B	824	CLA	C4-C3-C5-C6
28	b	607	CLA	C4-C3-C5-C6
28	B	836	CLA	C16-C17-C18-C19
28	m	610	CLA	C6-C7-C8-C10
28	l	303	CLA	C16-C17-C18-C20
28	B	807	CLA	C2-C3-C5-C6
28	B	824	CLA	C2-C3-C5-C6
30	L	208	LHG	C2-C3-O3-P
30	e	617	LHG	C2-C3-O3-P
30	n	619	LHG	C5-C4-O6-P
35	Q	301	LMG	C7-C8-C9-O8
28	a	311	CLA	CBD-CGD-O2D-CED
28	s	208	CLA	O1A-CGA-O2A-C1
28	b	603	CLA	O1A-CGA-O2A-C1
28	h	307	CLA	O1A-CGA-O2A-C1

Continued on next page...

Continued from previous page...

Mol	Chain	Res	Type	Atoms
28	g	307	CLA	O1A-CGA-O2A-C1
30	L	208	LHG	O6-C4-C5-O7
30	b	620	LHG	O6-C4-C5-O7
30	n	619	LHG	O6-C4-C5-O7
28	L	202	CLA	O2A-C1-C2-C3
28	B	808	CLA	C16-C17-C18-C19
28	B	811	CLA	C16-C17-C18-C19
28	m	604	CLA	C16-C17-C18-C19
30	c	620	LHG	O2-C2-C3-O3
28	A	807	CLA	CHA-CBD-CGD-O1D
28	A	812	CLA	CHA-CBD-CGD-O1D
28	A	813	CLA	CHA-CBD-CGD-O1D
28	A	818	CLA	CHA-CBD-CGD-O2D
28	A	823	CLA	CHA-CBD-CGD-O1D
28	A	824	CLA	CHA-CBD-CGD-O1D
28	A	832	CLA	CHA-CBD-CGD-O1D
28	A	832	CLA	CHA-CBD-CGD-O2D
28	A	838	CLA	CHA-CBD-CGD-O1D
28	A	838	CLA	CHA-CBD-CGD-O2D
28	A	854	CLA	CHA-CBD-CGD-O1D
28	A	854	CLA	CHA-CBD-CGD-O2D
28	B	807	CLA	CHA-CBD-CGD-O1D
28	B	811	CLA	CHA-CBD-CGD-O1D
28	B	821	CLA	CHA-CBD-CGD-O1D
28	B	821	CLA	CHA-CBD-CGD-O2D
28	B	833	CLA	CHA-CBD-CGD-O1D
28	B	841	CLA	CHA-CBD-CGD-O1D
28	L	202	CLA	CHA-CBD-CGD-O1D
28	s	202	CLA	CHA-CBD-CGD-O1D
28	a	309	CLA	CHA-CBD-CGD-O1D
28	b	602	CLA	CHA-CBD-CGD-O1D
28	b	602	CLA	CHA-CBD-CGD-O2D
28	b	604	CLA	CHA-CBD-CGD-O1D
28	b	604	CLA	CHA-CBD-CGD-O2D
28	b	608	CLA	CHA-CBD-CGD-O1D
28	h	308	CLA	CHA-CBD-CGD-O1D
28	h	308	CLA	CHA-CBD-CGD-O2D
28	m	601	CLA	CHA-CBD-CGD-O1D
28	m	604	CLA	CHA-CBD-CGD-O1D
28	f	605	CLA	CHA-CBD-CGD-O1D
28	i	306	CLA	CHA-CBD-CGD-O1D
28	j	605	CLA	CHA-CBD-CGD-O1D

Continued on next page...

Continued from previous page...

Mol	Chain	Res	Type	Atoms
28	j	605	CLA	CHA-CBD-CGD-O2D
28	d	302	CLA	CHA-CBD-CGD-O1D
28	d	302	CLA	CHA-CBD-CGD-O2D
28	d	304	CLA	CHA-CBD-CGD-O1D
28	d	312	CLA	CHA-CBD-CGD-O1D
28	d	312	CLA	CHA-CBD-CGD-O2D
28	g	309	CLA	CHA-CBD-CGD-O1D
28	g	309	CLA	CHA-CBD-CGD-O2D
28	g	310	CLA	CHA-CBD-CGD-O1D
28	R	203	CLA	CHA-CBD-CGD-O1D
38	f	611	KC2	CHA-CBD-CGD-O1D
38	d	310	KC2	CHA-CBD-CGD-O1D
38	d	310	KC2	CHA-CBD-CGD-O2D
38	n	612	KC2	CHA-CBD-CGD-O1D
38	n	612	KC2	CHA-CBD-CGD-O2D
28	B	801	CLA	C3-C5-C6-C7
28	B	825	CLA	O1A-CGA-O2A-C1
28	e	602	CLA	O1A-CGA-O2A-C1
28	m	604	CLA	C4C-C3C-CAC-CBC
30	c	618	LHG	O7-C5-C6-O8
30	f	619	LHG	O7-C5-C6-O8
30	g	301	LHG	O7-C5-C6-O8
28	k	602	CLA	CBA-CGA-O2A-C1
28	m	606	CLA	O1A-CGA-O2A-C1
28	h	307	CLA	CAA-CBA-CGA-O2A
28	B	810	CLA	C6-C7-C8-C9
28	g	322	CLA	C16-C17-C18-C20
28	j	610	CLA	C2C-C3C-CAC-CBC
28	b	603	CLA	C3-C5-C6-C7
28	n	610	CLA	C3-C5-C6-C7
28	e	604	CLA	C4-C3-C5-C6
35	F	205	LMG	C23-C24-C25-C26
35	L	209	LMG	C17-C18-C19-C20
28	B	836	CLA	O1A-CGA-O2A-C1
28	k	603	CLA	O1A-CGA-O2A-C1
28	n	613	CLA	O1A-CGA-O2A-C1
30	f	619	LHG	O10-C23-O8-C6
28	B	811	CLA	C2-C3-C5-C6
28	B	813	CLA	C2-C3-C5-C6
28	b	607	CLA	C2-C3-C5-C6
28	A	807	CLA	O1D-CGD-O2D-CED
28	B	814	CLA	O1D-CGD-O2D-CED

Continued on next page...

Continued from previous page...

Mol	Chain	Res	Type	Atoms
36	c	617	II0	C09-C21-C23-C25
36	b	613	II0	C10-C22-C24-C26
36	m	618	II0	C10-C22-C24-C26
36	e	612	II0	C10-C22-C24-C26
36	f	615	II0	C09-C21-C23-C25
36	i	313	II0	C09-C21-C23-C25
36	i	314	II0	C10-C22-C24-C26
36	i	315	II0	C09-C21-C23-C25
36	i	317	II0	C10-C22-C24-C26
36	j	615	II0	C10-C22-C24-C26
36	d	313	II0	C09-C21-C23-C25
36	d	316	II0	C10-C22-C24-C26
36	g	316	II0	C10-C22-C24-C26
36	g	318	II0	C09-C21-C23-C25
36	n	615	II0	C10-C22-C24-C26
36	n	616	II0	C09-C21-C23-C25
28	s	203	CLA	C15-C16-C17-C18
28	A	837	CLA	C14-C13-C15-C16
28	A	840	CLA	C14-C13-C15-C16
28	B	805	CLA	C11-C10-C8-C9
28	B	824	CLA	C6-C7-C8-C9
28	B	832	CLA	C11-C10-C8-C9
28	c	612	CLA	C11-C10-C8-C9
28	c	612	CLA	C14-C13-C15-C16
28	e	604	CLA	C11-C12-C13-C14
28	k	604	CLA	C14-C13-C15-C16
28	n	607	CLA	C6-C7-C8-C9
28	n	607	CLA	C11-C10-C8-C9
28	A	806	CLA	O1A-CGA-O2A-C1
28	a	311	CLA	O1D-CGD-O2D-CED
28	h	301	CLA	O1D-CGD-O2D-CED
30	b	620	LHG	C9-C10-C11-C12
30	d	317	LHG	C28-C29-C30-C31
28	h	301	CLA	CAA-CBA-CGA-O2A
31	K	104	WVN	C20-C23-C25-C27
31	R	201	WVN	C20-C23-C25-C27
31	R	201	WVN	C30-C33-C34-C38
37	b	616	IHT	C18-C22-C23-C25
37	m	617	IHT	C30-C32-C33-C36
37	R	204	IHT	C18-C22-C23-C25
28	k	609	CLA	C15-C16-C17-C18
31	L	206	WVN	C20-C23-C25-C28

Continued on next page...

Continued from previous page...

Mol	Chain	Res	Type	Atoms
31	l	301	WVN	C20-C23-C25-C28
31	R	201	WVN	C30-C33-C34-C37
36	e	616	II0	C32-C34-C36-C40
37	b	616	IHT	C18-C22-C23-C27
37	g	319	IHT	C31-C34-C35-C38
37	R	204	IHT	C18-C22-C23-C27
28	B	826	CLA	C1A-C2A-CAA-CBA
28	L	203	CLA	C1A-C2A-CAA-CBA
28	b	606	CLA	C1A-C2A-CAA-CBA
28	k	609	CLA	C1A-C2A-CAA-CBA
28	f	613	CLA	C1A-C2A-CAA-CBA
28	j	602	CLA	C1A-C2A-CAA-CBA
28	j	608	CLA	C1A-C2A-CAA-CBA
28	g	308	CLA	C1A-C2A-CAA-CBA
28	h	301	CLA	C16-C17-C18-C20
28	f	613	CLA	C16-C17-C18-C20
28	g	322	CLA	C15-C16-C17-C18
28	h	303	CLA	C2-C1-O2A-CGA
28	l	311	CLA	CBA-CGA-O2A-C1
30	b	619	LHG	C9-C10-C11-C12
36	c	614	II0	C25-C29-C31-C33
37	m	617	IHT	C23-C27-C30-C32
30	A	844	LHG	C3-O3-P-O6
28	L	204	CLA	O1A-CGA-O2A-C1
30	A	843	LHG	C4-O6-P-O5
30	A	849	LHG	C3-O3-P-O4
30	J	106	LHG	C3-O3-P-O4
30	L	208	LHG	C4-O6-P-O5
30	c	618	LHG	C4-O6-P-O5
30	c	620	LHG	C3-O3-P-O5
30	c	620	LHG	C4-O6-P-O5
30	a	301	LHG	C3-O3-P-O5
30	m	619	LHG	C4-O6-P-O4
30	e	617	LHG	C4-O6-P-O5
30	l	317	LHG	C3-O3-P-O5
30	i	318	LHG	C3-O3-P-O5
30	i	318	LHG	C4-O6-P-O5
30	j	617	LHG	C4-O6-P-O5
30	d	317	LHG	C3-O3-P-O5
30	d	317	LHG	C4-O6-P-O4
30	g	321	LHG	C3-O3-P-O5
30	n	619	LHG	C3-O3-P-O5

Continued on next page...

Continued from previous page...

Mol	Chain	Res	Type	Atoms
28	A	807	CLA	C16-C17-C18-C20
28	O	206	CLA	C16-C17-C18-C20
28	f	608	CLA	C16-C17-C18-C19
28	f	609	CLA	C16-C17-C18-C20
30	b	619	LHG	C30-C31-C32-C33
28	m	608	CLA	CBA-CGA-O2A-C1
28	l	303	CLA	CBA-CGA-O2A-C1
30	b	620	LHG	O6-C4-C5-C6
30	f	619	LHG	O6-C4-C5-C6
38	l	310	KC2	CAA-CBA-CGA-O1A
30	J	106	LHG	C14-C15-C16-C17
30	l	317	LHG	C26-C27-C28-C29
28	A	804	CLA	CAD-CBD-CGD-O1D
28	A	813	CLA	CAD-CBD-CGD-O1D
28	A	814	CLA	CAD-CBD-CGD-O1D
28	A	854	CLA	CAD-CBD-CGD-O1D
28	B	841	CLA	CAD-CBD-CGD-O1D
28	a	306	CLA	CAD-CBD-CGD-O1D
28	b	601	CLA	C2-C3-C5-C6
28	b	604	CLA	CAD-CBD-CGD-O1D
28	h	308	CLA	CAD-CBD-CGD-O1D
28	h	308	CLA	C2-C3-C5-C6
28	m	609	CLA	C2-C3-C5-C6
28	i	306	CLA	CAD-CBD-CGD-O1D
28	j	605	CLA	CAD-CBD-CGD-O1D
28	j	612	CLA	C2-C3-C5-C6
28	d	305	CLA	C2-C3-C5-C6
28	g	305	CLA	CAD-CBD-CGD-O1D
28	g	309	CLA	CAD-CBD-CGD-O1D
28	R	203	CLA	C2-C3-C5-C6
28	n	603	CLA	C2-C3-C5-C6
28	m	604	CLA	C8-C10-C11-C12
28	A	854	CLA	C3-C5-C6-C7
28	s	202	CLA	CBA-CGA-O2A-C1
28	l	311	CLA	O1A-CGA-O2A-C1
28	A	803	CLA	C6-C7-C8-C10
28	A	806	CLA	C16-C17-C18-C19
28	s	206	CLA	C4-C3-C5-C6
28	A	809	CLA	C6-C7-C8-C10
28	A	816	CLA	C12-C13-C15-C16
28	A	817	CLA	C11-C12-C13-C15
28	A	828	CLA	C12-C13-C15-C16

Continued on next page...

Continued from previous page...

Mol	Chain	Res	Type	Atoms
28	A	837	CLA	C12-C13-C15-C16
28	A	838	CLA	C6-C7-C8-C10
28	A	852	CLA	C12-C13-C15-C16
28	B	804	CLA	C11-C12-C13-C15
28	B	807	CLA	C12-C13-C15-C16
28	B	813	CLA	C11-C10-C8-C7
28	B	824	CLA	C6-C7-C8-C10
28	B	825	CLA	C2-C3-C5-C6
28	B	830	CLA	C11-C10-C8-C7
28	B	832	CLA	C11-C10-C8-C7
28	B	837	CLA	C11-C10-C8-C7
28	B	839	CLA	C6-C7-C8-C10
28	B	839	CLA	C11-C12-C13-C15
28	F	201	CLA	C12-C13-C15-C16
28	O	206	CLA	C11-C12-C13-C15
28	O	206	CLA	C12-C13-C15-C16
28	s	206	CLA	C11-C12-C13-C15
28	c	612	CLA	C11-C10-C8-C7
28	a	306	CLA	C11-C10-C8-C7
28	a	311	CLA	C6-C7-C8-C10
28	b	608	CLA	C12-C13-C15-C16
28	e	604	CLA	C11-C12-C13-C15
28	e	605	CLA	C11-C12-C13-C15
28	e	611	CLA	C11-C12-C13-C15
28	l	303	CLA	C11-C12-C13-C15
28	k	604	CLA	C6-C7-C8-C10
28	k	608	CLA	C11-C10-C8-C7
28	f	607	CLA	C6-C7-C8-C10
28	f	613	CLA	C3A-C2A-CAA-CBA
28	j	610	CLA	C6-C7-C8-C10
28	g	308	CLA	C11-C12-C13-C15
28	n	610	CLA	C6-C7-C8-C10
28	Q	302	CLA	C11-C12-C13-C15
30	f	619	LHG	O6-C4-C5-O7
30	g	301	LHG	O6-C4-C5-O7
31	A	845	WVN	C05-C02-C11-C19
31	B	846	WVN	C05-C02-C11-C19
31	B	848	WVN	C05-C02-C11-C19
31	J	101	WVN	C05-C02-C11-C19
31	J	102	WVN	C05-C02-C11-C19
31	L	201	WVN	C05-C02-C11-C19
31	M	101	WVN	C05-C02-C11-C19

Continued on next page...

Continued from previous page...

Mol	Chain	Res	Type	Atoms
31	s	207	WVN	C05-C02-C11-C19
31	e	615	WVN	C05-C02-C11-C19
31	R	202	WVN	C05-C02-C11-C19
30	b	619	LHG	C29-C30-C31-C32
35	L	209	LMG	C41-C42-C43-C44
31	I	101	WVN	C34-C37-C40-C39
31	J	101	WVN	C32-C36-C39-C40
36	k	616	II0	C35-C39-C41-C42
28	B	815	CLA	CAA-CBA-CGA-O2A
28	B	841	CLA	CAA-CBA-CGA-O2A
28	j	610	CLA	CAA-CBA-CGA-O2A
28	B	833	CLA	O1D-CGD-O2D-CED
35	n	620	LMG	C22-C23-C24-C25
28	s	202	CLA	O1A-CGA-O2A-C1
30	c	620	LHG	C30-C31-C32-C33
30	e	617	LHG	C10-C11-C12-C13
28	k	601	CLA	C2A-CAA-CBA-CGA
28	k	606	CLA	C2A-CAA-CBA-CGA
28	j	601	CLA	C2A-CAA-CBA-CGA
30	c	620	LHG	C4-C5-C6-O8
35	Q	301	LMG	O1-C7-C8-C9
30	b	620	LHG	O7-C5-C6-O8
30	e	617	LHG	O7-C5-C6-O8
28	m	610	CLA	C4C-C3C-CAC-CBC
30	a	319	LHG	C10-C11-C12-C13
28	d	306	CLA	CBA-CGA-O2A-C1
35	c	619	LMG	C34-C35-C36-C37
28	g	305	CLA	C15-C16-C17-C18
29	A	842	PQN	C20-C21-C22-C23
28	l	311	CLA	C5-C6-C7-C8
28	f	608	CLA	C13-C15-C16-C17
29	B	842	PQN	C20-C21-C22-C23
28	A	818	CLA	C4-C3-C5-C6
28	Q	302	CLA	CBA-CGA-O2A-C1
35	J	105	LMG	C37-C38-C39-C40
28	A	806	CLA	C11-C12-C13-C14
28	A	816	CLA	C11-C10-C8-C9
28	B	804	CLA	C11-C12-C13-C14
28	B	822	CLA	C11-C10-C8-C9
28	L	203	CLA	C14-C13-C15-C16
28	a	309	CLA	C11-C12-C13-C14
28	b	603	CLA	C11-C12-C13-C14

Continued on next page...

Continued from previous page...

Mol	Chain	Res	Type	Atoms
28	b	603	CLA	C14-C13-C15-C16
28	b	607	CLA	C11-C12-C13-C14
28	b	610	CLA	C11-C10-C8-C9
28	m	602	CLA	C6-C7-C8-C9
28	e	605	CLA	C14-C13-C15-C16
28	e	607	CLA	C6-C7-C8-C9
28	l	303	CLA	C14-C13-C15-C16
28	l	305	CLA	C11-C10-C8-C9
28	l	305	CLA	C11-C12-C13-C14
28	l	306	CLA	C11-C12-C13-C14
28	k	604	CLA	C11-C12-C13-C14
28	f	608	CLA	C11-C12-C13-C14
28	d	306	CLA	O1A-CGA-O2A-C1
30	f	619	LHG	C34-C35-C36-C37
28	A	807	CLA	C16-C17-C18-C19
28	A	804	CLA	CAA-CBA-CGA-O2A
28	f	613	CLA	CAA-CBA-CGA-O2A
31	L	206	WVN	C28-C30-C33-C34
35	J	105	LMG	C31-C32-C33-C34
28	A	840	CLA	C16-C17-C18-C20
28	L	203	CLA	C16-C17-C18-C19
30	L	208	LHG	O2-C2-C3-O3
30	A	843	LHG	C10-C11-C12-C13
28	A	817	CLA	CAA-CBA-CGA-O2A
30	c	618	LHG	C25-C26-C27-C28
28	m	608	CLA	O1A-CGA-O2A-C1
30	a	301	LHG	O10-C23-O8-C6
28	a	306	CLA	C13-C15-C16-C17
28	l	309	CLA	C8-C10-C11-C12
28	A	821	CLA	C1-C2-C3-C4
28	B	828	CLA	C1-C2-C3-C4
28	d	305	CLA	CAA-CBA-CGA-O2A
28	e	606	CLA	C8-C10-C11-C12
30	g	301	LHG	C6-C5-O7-C7
28	e	601	CLA	C2A-CAA-CBA-CGA
28	e	604	CLA	C2A-CAA-CBA-CGA
28	f	601	CLA	C2A-CAA-CBA-CGA
28	g	305	CLA	C2A-CAA-CBA-CGA
28	A	802	CLA	C2-C1-O2A-CGA
28	Q	302	CLA	C2-C1-O2A-CGA
28	l	306	CLA	C4C-C3C-CAC-CBC
28	c	602	CLA	C2C-C3C-CAC-CBC

Continued on next page...

Continued from previous page...

Mol	Chain	Res	Type	Atoms
30	a	301	LHG	C5-C4-O6-P
31	F	203	WVN	C34-C37-C40-C39
28	A	817	CLA	C16-C17-C18-C19
28	A	838	CLA	C5-C6-C7-C8
28	A	821	CLA	O2A-C1-C2-C3
28	F	201	CLA	C4-C3-C5-C6
28	f	603	CLA	CBD-CGD-O2D-CED
31	J	102	WVN	C06-C13-C20-C23
37	b	616	IHT	C02-C07-C18-C22
28	e	605	CLA	O1A-CGA-O2A-C1
28	s	203	CLA	C10-C11-C12-C13
28	m	608	CLA	C5-C6-C7-C8
28	n	602	CLA	O1D-CGD-O2D-CED
28	b	610	CLA	C16-C17-C18-C19
28	e	605	CLA	C16-C17-C18-C19
28	f	607	CLA	C16-C17-C18-C19
30	J	106	LHG	C30-C31-C32-C33
28	A	854	CLA	C2A-CAA-CBA-CGA
35	O	205	LMG	O7-C8-C9-O8
30	A	843	LHG	C3-O3-P-O6
30	c	618	LHG	C3-O3-P-O6
30	c	620	LHG	C3-O3-P-O6
30	a	319	LHG	C3-O3-P-O6
30	b	619	LHG	C4-O6-P-O3
30	b	620	LHG	C3-O3-P-O6
30	k	620	LHG	C4-O6-P-O3
30	g	301	LHG	C4-O6-P-O3
28	a	310	CLA	O1D-CGD-O2D-CED
28	A	801	CLA	C16-C17-C18-C20
30	g	301	LHG	C31-C32-C33-C34
28	e	605	CLA	CBA-CGA-O2A-C1
34	B	843	DGD	C2A-C1A-O1G-C1G
28	A	808	CLA	C6-C7-C8-C10
28	A	808	CLA	C12-C13-C15-C16
28	A	818	CLA	C2-C3-C5-C6
28	A	832	CLA	C11-C12-C13-C15
28	B	803	CLA	C11-C10-C8-C7
28	e	604	CLA	C11-C10-C8-C7
28	e	605	CLA	C6-C7-C8-C10
28	l	303	CLA	C2-C3-C5-C6
28	l	303	CLA	C12-C13-C15-C16
28	l	306	CLA	C12-C13-C15-C16

Continued on next page...

Continued from previous page...

Mol	Chain	Res	Type	Atoms
28	k	608	CLA	C11-C12-C13-C15
34	B	843	DGD	C8B-C9B-CAB-CBB
28	f	604	CLA	C2C-C3C-CAC-CBC
28	A	812	CLA	C14-C13-C15-C16
28	A	836	CLA	C6-C7-C8-C9
28	A	852	CLA	C11-C12-C13-C14
28	B	837	CLA	C11-C10-C8-C9
28	F	201	CLA	C14-C13-C15-C16
28	O	206	CLA	C11-C12-C13-C14
28	a	306	CLA	C11-C10-C8-C9
28	a	311	CLA	C6-C7-C8-C9
28	b	604	CLA	C6-C7-C8-C9
28	b	610	CLA	C6-C7-C8-C9
28	l	303	CLA	C11-C12-C13-C14
28	l	307	CLA	C6-C7-C8-C9
28	l	309	CLA	C6-C7-C8-C9
28	k	604	CLA	C6-C7-C8-C9
28	f	608	CLA	C14-C13-C15-C16
28	j	610	CLA	C11-C10-C8-C9
28	j	613	CLA	C11-C10-C8-C9
28	g	308	CLA	C11-C10-C8-C9
28	g	309	CLA	C14-C13-C15-C16
28	n	610	CLA	C6-C7-C8-C9
36	h	312	II0	C35-C39-C41-C42
36	h	312	II0	C36-C40-C42-C41
36	m	618	II0	C26-C30-C32-C34
36	i	313	II0	C35-C39-C41-C42
28	f	609	CLA	C16-C17-C18-C19
28	A	820	CLA	C2C-C3C-CAC-CBC
30	m	619	LHG	C10-C11-C12-C13
28	a	308	CLA	C13-C15-C16-C17
28	j	613	CLA	C5-C6-C7-C8
30	L	208	LHG	C33-C34-C35-C36
30	f	619	LHG	C11-C12-C13-C14
28	Q	302	CLA	O1A-CGA-O2A-C1
31	F	203	WVN	C30-C33-C34-C38
28	A	803	CLA	C6-C7-C8-C9
28	K	101	CLA	CBA-CGA-O2A-C1
30	n	619	LHG	O1-C1-C2-C3
30	f	619	LHG	C2-C3-O3-P
30	J	106	LHG	C27-C28-C29-C30
28	m	608	CLA	C2C-C3C-CAC-CBC

Continued on next page...

Continued from previous page...

Mol	Chain	Res	Type	Atoms
28	b	606	CLA	C12-C13-C15-C16
30	b	619	LHG	O1-C1-C2-O2
28	e	604	CLA	C2-C3-C5-C6
28	B	809	CLA	CBA-CGA-O2A-C1
28	B	835	CLA	CBA-CGA-O2A-C1
38	i	319	KC2	C2B-C3B-CAB-CBB
28	B	840	CLA	O1A-CGA-O2A-C1
28	k	602	CLA	O1A-CGA-O2A-C1
30	k	620	LHG	C11-C12-C13-C14
28	A	824	CLA	C8-C10-C11-C12
28	s	206	CLA	C5-C6-C7-C8
28	a	306	CLA	CBD-CGD-O2D-CED
28	b	604	CLA	C2A-CAA-CBA-CGA
28	i	305	CLA	C2A-CAA-CBA-CGA
28	b	610	CLA	C16-C17-C18-C20
31	A	847	WVN	C22-C26-C29-C31
31	F	204	WVN	C25-C28-C30-C33
31	I	101	WVN	C32-C36-C39-C40
31	i	316	WVN	C32-C36-C39-C40
31	i	316	WVN	C34-C37-C40-C39
36	b	614	II0	C35-C39-C41-C42
36	m	615	II0	C35-C39-C41-C42
36	l	314	II0	C25-C29-C31-C33
36	l	316	II0	C35-C39-C41-C42
36	k	615	II0	C35-C39-C41-C42
36	g	316	II0	C36-C40-C42-C41
36	n	616	II0	C35-C39-C41-C42
37	m	617	IHT	C33-C37-C40-C41
28	B	840	CLA	C3-C5-C6-C7
30	d	317	LHG	C7-C8-C9-C10
28	B	820	CLA	CBD-CGD-O2D-CED
30	A	849	LHG	C24-C25-C26-C27
28	A	854	CLA	C16-C17-C18-C20
28	B	808	CLA	C16-C17-C18-C20
28	m	606	CLA	CAA-CBA-CGA-O2A
38	m	611	KC2	C4C-C3C-CAC-CBC
38	i	319	KC2	C4B-C3B-CAB-CBB
38	g	314	KC2	C4C-C3C-CAC-CBC
28	A	841	CLA	C4-C3-C5-C6
30	J	106	LHG	C32-C33-C34-C35
28	A	805	CLA	C2-C1-O2A-CGA
28	A	833	CLA	C2-C1-O2A-CGA

Continued on next page...

Continued from previous page...

Mol	Chain	Res	Type	Atoms
28	b	612	CLA	C2-C1-O2A-CGA
28	e	606	CLA	C2-C1-O2A-CGA
28	k	606	CLA	C2-C1-O2A-CGA
28	k	610	CLA	C2-C1-O2A-CGA
28	g	322	CLA	C4C-C3C-CAC-CBC
30	b	619	LHG	C27-C28-C29-C30
28	B	805	CLA	C10-C11-C12-C13
28	A	840	CLA	C16-C17-C18-C19
28	h	306	CLA	C2A-CAA-CBA-CGA
28	k	607	CLA	C2A-CAA-CBA-CGA
28	k	609	CLA	C2A-CAA-CBA-CGA
28	i	312	CLA	C2A-CAA-CBA-CGA
28	d	303	CLA	C2A-CAA-CBA-CGA
28	a	306	CLA	O1D-CGD-O2D-CED
30	a	319	LHG	C29-C30-C31-C32
35	L	209	LMG	C37-C38-C39-C40
28	A	812	CLA	C3A-C2A-CAA-CBA
28	A	840	CLA	C3A-C2A-CAA-CBA
28	B	840	CLA	C3A-C2A-CAA-CBA
28	s	206	CLA	C3A-C2A-CAA-CBA
28	c	606	CLA	C3A-C2A-CAA-CBA
28	a	311	CLA	C3A-C2A-CAA-CBA
28	e	608	CLA	C3A-C2A-CAA-CBA
28	g	308	CLA	C3A-C2A-CAA-CBA
28	n	613	CLA	C3A-C2A-CAA-CBA
28	A	816	CLA	C8-C10-C11-C12
28	B	819	CLA	C6-C7-C8-C9
28	s	202	CLA	C16-C17-C18-C20
28	i	312	CLA	CAA-CBA-CGA-O2A
35	c	619	LMG	C14-C15-C16-C17
31	I	101	WVN	C22-C26-C29-C31
31	L	201	WVN	C22-C26-C29-C31
37	a	317	IHT	C26-C29-C31-C34
28	R	203	CLA	CBA-CGA-O2A-C1
32	b	618	LMT	O1'-C1-C2-C3
35	F	205	LMG	C14-C15-C16-C17
36	b	614	II0	C10-C22-C24-C26
36	b	617	II0	C09-C21-C23-C25
36	l	316	II0	C10-C22-C24-C26
36	k	617	II0	C10-C22-C24-C26
36	f	615	II0	C10-C22-C24-C26
36	d	316	II0	C09-C21-C23-C25

Continued on next page...

Continued from previous page...

Mol	Chain	Res	Type	Atoms
36	g	320	II0	C10-C22-C24-C26
32	A	850	LMT	C2-C3-C4-C5
28	A	826	CLA	C11-C12-C13-C14
28	A	841	CLA	C6-C7-C8-C9
28	B	807	CLA	C11-C12-C13-C14
28	B	835	CLA	C11-C12-C13-C14
28	B	837	CLA	C6-C7-C8-C9
28	a	306	CLA	C14-C13-C15-C16
28	a	309	CLA	C6-C7-C8-C9
28	b	603	CLA	C6-C7-C8-C9
28	b	604	CLA	C11-C10-C8-C9
28	h	313	CLA	C6-C7-C8-C9
28	e	605	CLA	C6-C7-C8-C9
28	i	305	CLA	C6-C7-C8-C9
28	i	307	CLA	C11-C10-C8-C9
35	L	209	LMG	C29-C28-O8-C9
31	A	846	WVN	C24-C22-C26-C29
31	B	846	WVN	C24-C22-C26-C29
31	J	101	WVN	C24-C22-C26-C29
36	l	313	II0	C38-C36-C40-C42
37	b	616	IHT	C25-C23-C27-C30
37	g	319	IHT	C25-C23-C27-C30
32	a	302	LMT	C1-C2-C3-C4
28	n	609	CLA	C3-C5-C6-C7
28	c	604	CLA	C2A-CAA-CBA-CGA
28	k	604	CLA	C2A-CAA-CBA-CGA
28	s	202	CLA	C8-C10-C11-C12
32	A	850	LMT	C6-C7-C8-C9
32	a	320	LMT	C5-C6-C7-C8
28	A	801	CLA	C16-C17-C18-C19
28	A	837	CLA	C16-C17-C18-C20
28	b	603	CLA	C16-C17-C18-C20
28	A	825	CLA	CBA-CGA-O2A-C1
28	j	613	CLA	CBA-CGA-O2A-C1
31	B	846	WVN	C29-C31-C32-C35
31	L	201	WVN	C29-C31-C32-C35
36	b	614	II0	C32-C34-C36-C38
36	e	616	II0	C32-C34-C36-C38
36	n	618	II0	C32-C34-C36-C38
28	g	306	CLA	CAA-CBA-CGA-O1A
28	B	806	CLA	C3-C5-C6-C7
37	m	617	IHT	C30-C32-C33-C37

Continued on next page...

Continued from previous page...

Mol	Chain	Res	Type	Atoms
35	Q	301	LMG	C9-C8-O7-C10
28	e	611	CLA	C4-C3-C5-C6
28	A	812	CLA	C1A-C2A-CAA-CBA
28	B	808	CLA	C1A-C2A-CAA-CBA
28	a	311	CLA	C1A-C2A-CAA-CBA
28	h	301	CLA	C1A-C2A-CAA-CBA
28	B	802	CLA	CAA-CBA-CGA-O2A
28	A	825	CLA	C6-C7-C8-C10
28	A	829	CLA	C6-C7-C8-C10
28	A	836	CLA	C11-C12-C13-C15
28	A	840	CLA	C11-C12-C13-C15
28	A	851	CLA	C11-C10-C8-C7
28	b	611	CLA	C11-C12-C13-C15
28	h	313	CLA	C12-C13-C15-C16
28	m	603	CLA	C12-C13-C15-C16
30	L	208	LHG	C12-C13-C14-C15
28	B	801	CLA	C13-C15-C16-C17
30	J	106	LHG	C17-C18-C19-C20
36	k	615	II0	C36-C40-C42-C41
36	i	313	II0	C36-C40-C42-C41
28	i	306	CLA	CAA-CBA-CGA-O2A
28	K	101	CLA	O1A-CGA-O2A-C1
34	B	843	DGD	O1A-C1A-O1G-C1G
28	B	807	CLA	C16-C17-C18-C20
32	a	302	LMT	C4-C5-C6-C7
28	s	202	CLA	C3-C5-C6-C7
28	A	835	CLA	C2A-CAA-CBA-CGA
28	l	303	CLA	C2A-CAA-CBA-CGA
28	m	603	CLA	C13-C15-C16-C17
28	Q	303	CLA	CAA-CBA-CGA-O2A
30	l	317	LHG	C25-C26-C27-C28
28	g	305	CLA	C4C-C3C-CAC-CBC
28	A	854	CLA	C16-C17-C18-C19
28	f	604	CLA	C4C-C3C-CAC-CBC
28	B	822	CLA	C10-C11-C12-C13
28	e	610	CLA	C15-C16-C17-C18
28	f	607	CLA	C5-C6-C7-C8
28	f	608	CLA	C10-C11-C12-C13
35	b	621	LMG	C16-C17-C18-C19
31	A	846	WVN	C19-C22-C26-C29
31	B	846	WVN	C19-C22-C26-C29
31	J	101	WVN	C19-C22-C26-C29

Continued on next page...

Continued from previous page...

Mol	Chain	Res	Type	Atoms
36	l	313	II0	C34-C36-C40-C42
37	b	616	IHT	C22-C23-C27-C30
37	g	319	IHT	C22-C23-C27-C30
35	J	105	LMG	O1-C7-C8-O7
28	k	614	CLA	C2C-C3C-CAC-CBC
35	n	620	LMG	C15-C16-C17-C18
31	B	846	WVN	C25-C28-C30-C33
31	F	204	WVN	C34-C37-C40-C39
36	g	317	II0	C26-C30-C32-C34
37	n	617	IHT	C33-C37-C40-C41
28	f	603	CLA	O1D-CGD-O2D-CED
28	n	613	CLA	CAA-CBA-CGA-O1A
35	O	205	LMG	O6-C1-O1-C7
28	f	612	CLA	C4C-C3C-CAC-CBC
28	f	608	CLA	C3-C5-C6-C7
28	A	816	CLA	C2-C1-O2A-CGA
28	L	204	CLA	C2-C1-O2A-CGA
28	a	303	CLA	C2-C1-O2A-CGA
28	b	601	CLA	C2-C1-O2A-CGA
28	l	306	CLA	C2-C1-O2A-CGA
28	i	306	CLA	C2-C1-O2A-CGA
28	d	302	CLA	C2-C1-O2A-CGA
28	A	841	CLA	C2-C3-C5-C6
28	e	611	CLA	C2-C3-C5-C6
28	j	606	CLA	CAA-CBA-CGA-O2A
28	A	816	CLA	C11-C12-C13-C14
28	m	608	CLA	C6-C7-C8-C9
28	l	306	CLA	C11-C10-C8-C9
28	A	824	CLA	C13-C15-C16-C17
28	e	605	CLA	C15-C16-C17-C18
28	B	809	CLA	O1A-CGA-O2A-C1
28	R	203	CLA	O1A-CGA-O2A-C1
35	L	209	LMG	O10-C28-O8-C9
30	a	319	LHG	C33-C34-C35-C36
30	g	301	LHG	C11-C10-C9-C8
35	J	105	LMG	C19-C20-C21-C22
28	B	833	CLA	C5-C6-C7-C8
28	k	606	CLA	C4-C3-C5-C6
28	j	612	CLA	C4-C3-C5-C6
28	d	305	CLA	C4-C3-C5-C6
28	n	603	CLA	C4-C3-C5-C6
38	j	611	KC2	C1A-C2A-CAA-CBA

Continued on next page...

Continued from previous page...

Mol	Chain	Res	Type	Atoms
30	b	619	LHG	C18-C19-C20-C21
28	c	606	CLA	C2A-CAA-CBA-CGA
28	a	304	CLA	C2A-CAA-CBA-CGA
28	a	313	CLA	C2A-CAA-CBA-CGA
28	b	607	CLA	C2A-CAA-CBA-CGA
28	d	304	CLA	C2A-CAA-CBA-CGA
28	l	303	CLA	O1A-CGA-O2A-C1
31	I	101	WVN	C06-C13-C20-C23
31	L	201	WVN	C06-C13-C20-C23
31	R	202	WVN	C15-C13-C20-C23
37	m	617	IHT	C02-C07-C18-C22
37	f	617	IHT	C10-C07-C18-C22
28	B	837	CLA	C15-C16-C17-C18
30	b	620	LHG	C25-C26-C27-C28
28	Q	303	CLA	CAA-CBA-CGA-O1A
28	A	840	CLA	C15-C16-C17-C18
28	a	310	CLA	CBD-CGD-O2D-CED
30	a	301	LHG	O1-C1-C2-C3
31	K	104	WVN	C22-C26-C29-C31
31	l	315	WVN	C34-C37-C40-C39
30	a	319	LHG	C24-C25-C26-C27
28	F	202	CLA	C4-C3-C5-C6
28	a	303	CLA	C4-C3-C5-C6
28	a	309	CLA	C4-C3-C5-C6
31	B	847	WVN	C30-C33-C34-C37
36	k	615	II0	C32-C34-C36-C40
36	n	618	II0	C32-C34-C36-C40
28	j	613	CLA	O1A-CGA-O2A-C1
28	l	307	CLA	C5-C6-C7-C8
34	B	843	DGD	C5D-C6D-O5D-C1E
28	j	605	CLA	CAA-CBA-CGA-O2A
35	c	619	LMG	C32-C33-C34-C35
28	l	306	CLA	C16-C17-C18-C19
30	c	620	LHG	O6-C4-C5-O7
35	L	209	LMG	C11-C12-C13-C14
28	j	605	CLA	CAA-CBA-CGA-O1A
28	j	613	CLA	C16-C17-C18-C19
35	L	209	LMG	C39-C40-C41-C42
28	c	608	CLA	C15-C16-C17-C18
28	O	202	CLA	C4-C3-C5-C6
28	B	838	CLA	CAA-CBA-CGA-O1A
28	A	816	CLA	C11-C12-C13-C15

Continued on next page...

Continued from previous page...

Mol	Chain	Res	Type	Atoms
28	A	824	CLA	C2-C3-C5-C6
28	A	826	CLA	C6-C7-C8-C10
28	B	802	CLA	C12-C13-C15-C16
28	B	837	CLA	C6-C7-C8-C10
28	c	612	CLA	C12-C13-C15-C16
28	h	306	CLA	C12-C13-C15-C16
28	l	305	CLA	C11-C12-C13-C15
28	f	613	CLA	C11-C10-C8-C7
28	i	307	CLA	C2-C3-C5-C6
28	g	305	CLA	C11-C12-C13-C15
28	g	308	CLA	C8-C10-C11-C12
30	m	619	LHG	O1-C1-C2-O2
30	g	301	LHG	O1-C1-C2-O2
28	f	608	CLA	O1A-CGA-O2A-C1
28	B	802	CLA	C16-C17-C18-C19
28	B	817	CLA	C16-C17-C18-C20
28	L	203	CLA	C16-C17-C18-C20
35	O	205	LMG	C28-C29-C30-C31
28	e	604	CLA	O1A-CGA-O2A-C1
28	R	203	CLA	CAA-CBA-CGA-O1A
28	B	824	CLA	C15-C16-C17-C18
28	h	306	CLA	C13-C15-C16-C17
28	B	807	CLA	C16-C17-C18-C19
30	f	619	LHG	C25-C26-C27-C28
28	A	819	CLA	CAA-CBA-CGA-O2A
28	B	817	CLA	CBA-CGA-O2A-C1
28	B	840	CLA	CBA-CGA-O2A-C1
28	a	304	CLA	CBA-CGA-O2A-C1
28	e	604	CLA	CBA-CGA-O2A-C1
28	a	309	CLA	C8-C10-C11-C12
28	B	805	CLA	CAA-CBA-CGA-O2A
28	A	812	CLA	C3-C5-C6-C7
28	A	802	CLA	C4-C3-C5-C6
28	A	827	CLA	C4-C3-C5-C6
28	c	608	CLA	CAA-CBA-CGA-O2A
28	l	307	CLA	CAA-CBA-CGA-O2A
35	c	619	LMG	C17-C18-C19-C20
35	c	619	LMG	C24-C25-C26-C27
28	l	309	CLA	C12-C13-C15-C16
28	A	816	CLA	C14-C13-C15-C16
28	A	817	CLA	C11-C12-C13-C14
28	A	828	CLA	C14-C13-C15-C16

Continued on next page...

Continued from previous page...

Mol	Chain	Res	Type	Atoms
28	A	831	CLA	C11-C12-C13-C14
28	A	832	CLA	C11-C12-C13-C14
28	B	803	CLA	C11-C12-C13-C14
28	B	804	CLA	C6-C7-C8-C9
28	B	813	CLA	C11-C10-C8-C9
28	B	817	CLA	C6-C7-C8-C9
28	h	301	CLA	C11-C10-C8-C9
28	e	607	CLA	C14-C13-C15-C16
28	e	611	CLA	C11-C10-C8-C9
28	l	306	CLA	C6-C7-C8-C9
28	k	608	CLA	C14-C13-C15-C16
28	f	613	CLA	C13-C15-C16-C17
30	k	620	LHG	C7-C8-C9-C10
28	i	302	CLA	CAA-CBA-CGA-O1A
28	A	851	CLA	C3A-C2A-CAA-CBA
28	B	814	CLA	C3A-C2A-CAA-CBA
28	a	313	CLA	C3A-C2A-CAA-CBA
28	b	610	CLA	C3A-C2A-CAA-CBA
28	f	601	CLA	C3A-C2A-CAA-CBA
30	b	619	LHG	O2-C2-C3-O3
28	B	835	CLA	O1A-CGA-O2A-C1
28	A	812	CLA	CAA-CBA-CGA-O2A
28	B	827	CLA	CAA-CBA-CGA-O2A
28	n	610	CLA	CAA-CBA-CGA-O2A
28	A	806	CLA	CAD-CBD-CGD-O2D
28	A	824	CLA	CAD-CBD-CGD-O2D
28	A	826	CLA	CAD-CBD-CGD-O2D
28	B	812	CLA	CAD-CBD-CGD-O2D
28	B	822	CLA	CAD-CBD-CGD-O2D
28	B	832	CLA	CAD-CBD-CGD-O2D
28	F	202	CLA	CAD-CBD-CGD-O2D
28	J	103	CLA	CAD-CBD-CGD-O2D
28	L	202	CLA	CAD-CBD-CGD-O2D
28	O	202	CLA	CAD-CBD-CGD-O2D
28	c	604	CLA	CAD-CBD-CGD-O2D
28	c	605	CLA	CAD-CBD-CGD-O2D
28	b	606	CLA	CAD-CBD-CGD-O2D
28	b	611	CLA	CAD-CBD-CGD-O2D
28	m	601	CLA	CAD-CBD-CGD-O2D
28	e	602	CLA	CAD-CBD-CGD-O2D
28	e	604	CLA	CAD-CBD-CGD-O2D
28	e	606	CLA	CAD-CBD-CGD-O2D

Continued on next page...

Continued from previous page...

Mol	Chain	Res	Type	Atoms
28	e	607	CLA	CAD-CBD-CGD-O2D
28	l	304	CLA	CAD-CBD-CGD-O2D
28	l	305	CLA	CAD-CBD-CGD-O2D
28	l	308	CLA	CAD-CBD-CGD-O2D
28	f	604	CLA	CAD-CBD-CGD-O2D
28	f	605	CLA	CAD-CBD-CGD-O2D
28	f	606	CLA	CAD-CBD-CGD-O2D
28	f	608	CLA	CAD-CBD-CGD-O2D
28	f	609	CLA	CAD-CBD-CGD-O2D
28	f	612	CLA	CAD-CBD-CGD-O2D
28	i	308	CLA	CAD-CBD-CGD-O2D
28	i	309	CLA	CAD-CBD-CGD-O2D
28	i	312	CLA	CAD-CBD-CGD-O2D
28	j	603	CLA	CAD-CBD-CGD-O2D
28	j	612	CLA	CAD-CBD-CGD-O2D
28	j	613	CLA	CAD-CBD-CGD-O2D
28	d	308	CLA	CAD-CBD-CGD-O2D
28	d	309	CLA	CAD-CBD-CGD-O2D
28	g	304	CLA	CAD-CBD-CGD-O2D
28	n	603	CLA	CAD-CBD-CGD-O2D
28	n	604	CLA	CAD-CBD-CGD-O2D
28	n	606	CLA	CAD-CBD-CGD-O2D
28	n	609	CLA	CAD-CBD-CGD-O2D
38	m	611	KC2	CAD-CBD-CGD-O2D
38	g	312	KC2	CAD-CBD-CGD-O2D
28	s	202	CLA	C16-C17-C18-C19
28	m	606	CLA	C15-C16-C17-C18
35	c	619	LMG	C4-C5-C6-O5
28	l	309	CLA	C5-C6-C7-C8
28	a	311	CLA	C2-C1-O2A-CGA
28	s	203	CLA	CAA-CBA-CGA-O2A
28	c	606	CLA	CAA-CBA-CGA-O2A
28	m	608	CLA	CAA-CBA-CGA-O2A
28	k	606	CLA	CAA-CBA-CGA-O2A
30	A	844	LHG	O7-C7-C8-C9
30	f	619	LHG	O7-C7-C8-C9
35	F	205	LMG	C24-C25-C26-C27
28	j	613	CLA	C3-C5-C6-C7
28	F	202	CLA	C2-C3-C5-C6
28	h	306	CLA	C2-C3-C5-C6
28	A	828	CLA	CAA-CBA-CGA-O2A
28	h	303	CLA	CAA-CBA-CGA-O2A

Continued on next page...

Continued from previous page...

Mol	Chain	Res	Type	Atoms
28	l	304	CLA	CAA-CBA-CGA-O2A
28	g	308	CLA	CAA-CBA-CGA-O2A
28	g	315	CLA	CAA-CBA-CGA-O2A
30	J	106	LHG	O7-C7-C8-C9
31	F	204	WVN	C30-C33-C34-C37
36	b	614	II0	C32-C34-C36-C40
36	h	311	II0	C31-C33-C35-C39
28	m	610	CLA	C2C-C3C-CAC-CBC
28	B	840	CLA	CAA-CBA-CGA-O2A
28	j	603	CLA	CAA-CBA-CGA-O2A
28	A	804	CLA	O2A-C1-C2-C3
28	A	809	CLA	O2A-C1-C2-C3
28	A	824	CLA	O2A-C1-C2-C3
28	A	826	CLA	O2A-C1-C2-C3
28	A	827	CLA	O2A-C1-C2-C3
28	A	838	CLA	O2A-C1-C2-C3
28	A	841	CLA	O2A-C1-C2-C3
28	B	829	CLA	O2A-C1-C2-C3
28	B	830	CLA	O2A-C1-C2-C3
28	B	840	CLA	O2A-C1-C2-C3
28	m	612	CLA	O2A-C1-C2-C3
28	l	304	CLA	O2A-C1-C2-C3
28	f	613	CLA	O2A-C1-C2-C3
28	d	302	CLA	O2A-C1-C2-C3
28	g	304	CLA	O2A-C1-C2-C3
28	n	613	CLA	O2A-C1-C2-C3
28	l	302	CLA	C2-C1-O2A-CGA
35	n	620	LMG	C32-C33-C34-C35
28	B	806	CLA	C2A-CAA-CBA-CGA
28	A	801	CLA	CAA-CBA-CGA-O1A
28	a	308	CLA	CAA-CBA-CGA-O1A
28	d	303	CLA	CAA-CBA-CGA-O1A
28	A	825	CLA	O1A-CGA-O2A-C1
28	j	604	CLA	C2C-C3C-CAC-CBC
28	A	841	CLA	C16-C17-C18-C20
28	e	605	CLA	C16-C17-C18-C20
30	b	620	LHG	C11-C12-C13-C14
30	k	620	LHG	O2-C2-C3-O3
28	A	807	CLA	CHA-CBD-CGD-O2D
28	A	812	CLA	CHA-CBD-CGD-O2D
28	A	813	CLA	CHA-CBD-CGD-O2D
28	A	821	CLA	CHA-CBD-CGD-O2D

Continued on next page...

Continued from previous page...

Mol	Chain	Res	Type	Atoms
28	A	823	CLA	CHA-CBD-CGD-O2D
28	A	826	CLA	CHA-CBD-CGD-O1D
28	A	830	CLA	CHA-CBD-CGD-O2D
28	A	840	CLA	CHA-CBD-CGD-O1D
28	A	840	CLA	CHA-CBD-CGD-O2D
28	B	802	CLA	CHA-CBD-CGD-O2D
28	B	807	CLA	CHA-CBD-CGD-O2D
28	B	811	CLA	CHA-CBD-CGD-O2D
28	B	827	CLA	CHA-CBD-CGD-O1D
28	B	833	CLA	CHA-CBD-CGD-O2D
28	B	839	CLA	CHA-CBD-CGD-O1D
28	B	839	CLA	CHA-CBD-CGD-O2D
28	B	841	CLA	CHA-CBD-CGD-O2D
28	s	202	CLA	CHA-CBD-CGD-O2D
28	s	206	CLA	CHA-CBD-CGD-O1D
28	s	206	CLA	CHA-CBD-CGD-O2D
28	s	208	CLA	CHA-CBD-CGD-O2D
28	a	309	CLA	CHA-CBD-CGD-O2D
28	b	601	CLA	CHA-CBD-CGD-O1D
28	b	601	CLA	CHA-CBD-CGD-O2D
28	b	607	CLA	CHA-CBD-CGD-O1D
28	h	304	CLA	CHA-CBD-CGD-O1D
28	h	304	CLA	CHA-CBD-CGD-O2D
28	h	313	CLA	CHA-CBD-CGD-O1D
28	m	602	CLA	CHA-CBD-CGD-O1D
28	m	602	CLA	CHA-CBD-CGD-O2D
28	m	604	CLA	CHA-CBD-CGD-O2D
28	m	605	CLA	CHA-CBD-CGD-O1D
28	m	608	CLA	CHA-CBD-CGD-O1D
28	m	608	CLA	CHA-CBD-CGD-O2D
28	e	606	CLA	CHA-CBD-CGD-O2D
28	f	604	CLA	CHA-CBD-CGD-O1D
28	i	306	CLA	CHA-CBD-CGD-O2D
28	j	601	CLA	CHA-CBD-CGD-O2D
28	j	602	CLA	CHA-CBD-CGD-O1D
28	j	602	CLA	CHA-CBD-CGD-O2D
28	d	304	CLA	CHA-CBD-CGD-O2D
28	d	305	CLA	CHA-CBD-CGD-O1D
28	d	305	CLA	CHA-CBD-CGD-O2D
28	g	308	CLA	CHA-CBD-CGD-O2D
28	g	310	CLA	CHA-CBD-CGD-O2D
28	g	315	CLA	CHA-CBD-CGD-O1D

Continued on next page...

Continued from previous page...

Mol	Chain	Res	Type	Atoms
28	n	607	CLA	CHA-CBD-CGD-O1D
28	n	607	CLA	CHA-CBD-CGD-O2D
28	n	610	CLA	CHA-CBD-CGD-O2D
28	Q	302	CLA	CHA-CBD-CGD-O2D
31	A	845	WVN	C32-C36-C39-C40
31	l	315	WVN	C32-C36-C39-C40
37	O	204	IHT	C23-C27-C30-C32
38	s	201	KC2	CHA-CBD-CGD-O1D
38	k	613	KC2	CHA-CBD-CGD-O1D
38	f	611	KC2	CHA-CBD-CGD-O2D
28	L	202	CLA	CAA-CBA-CGA-O2A
28	c	605	CLA	CAA-CBA-CGA-O2A
28	c	612	CLA	CAA-CBA-CGA-O2A
28	i	311	CLA	CAA-CBA-CGA-O2A
28	j	607	CLA	CAA-CBA-CGA-O2A
28	f	608	CLA	CBA-CGA-O2A-C1
28	A	812	CLA	C8-C10-C11-C12
28	c	609	CLA	CAA-CBA-CGA-O2A
35	L	209	LMG	C23-C24-C25-C26
28	A	836	CLA	CAA-CBA-CGA-O2A
28	m	604	CLA	CAA-CBA-CGA-O2A
28	e	603	CLA	CAA-CBA-CGA-O2A
30	b	620	LHG	O7-C7-C8-C9
30	i	318	LHG	C26-C27-C28-C29
28	A	819	CLA	CAA-CBA-CGA-O1A
28	B	836	CLA	CAA-CBA-CGA-O2A
28	h	308	CLA	CAA-CBA-CGA-O2A
28	e	607	CLA	CAA-CBA-CGA-O2A
28	f	603	CLA	CAA-CBA-CGA-O2A
30	i	318	LHG	O8-C23-C24-C25
30	j	617	LHG	O8-C23-C24-C25
30	m	619	LHG	C31-C32-C33-C34
28	j	613	CLA	C2A-CAA-CBA-CGA
28	g	310	CLA	C2A-CAA-CBA-CGA
28	e	601	CLA	CAA-CBA-CGA-O2A
30	e	617	LHG	O1-C1-C2-O2
30	f	619	LHG	O1-C1-C2-O2
28	A	841	CLA	C5-C6-C7-C8
29	B	842	PQN	C13-C15-C16-C17
28	e	605	CLA	C4-C3-C5-C6
35	J	105	LMG	C34-C35-C36-C37
28	A	827	CLA	C2-C3-C5-C6

Continued on next page...

Continued from previous page...

Mol	Chain	Res	Type	Atoms
28	A	852	CLA	C2-C3-C5-C6
28	B	804	CLA	C12-C13-C15-C16
28	B	822	CLA	C11-C10-C8-C7
28	l	311	CLA	C6-C7-C8-C10
28	i	307	CLA	C11-C12-C13-C15
28	A	841	CLA	C16-C17-C18-C19
28	l	303	CLA	C16-C17-C18-C19
36	c	613	II0	C10-C22-C24-C26
36	d	314	II0	C09-C21-C23-C25
30	i	318	LHG	C5-C4-O6-P
28	c	609	CLA	CAA-CBA-CGA-O1A
28	A	838	CLA	C6-C7-C8-C9
28	A	840	CLA	C6-C7-C8-C9
28	A	840	CLA	C11-C12-C13-C14
28	B	830	CLA	C6-C7-C8-C9
28	B	830	CLA	C11-C10-C8-C9
28	s	206	CLA	C11-C12-C13-C14
28	h	313	CLA	C11-C10-C8-C9
28	m	603	CLA	C14-C13-C15-C16
28	l	303	CLA	C6-C7-C8-C9
28	f	613	CLA	C11-C10-C8-C9
28	i	307	CLA	C11-C12-C13-C14
28	g	322	CLA	C6-C7-C8-C9
28	Q	302	CLA	C11-C12-C13-C14
29	B	842	PQN	C21-C22-C23-C24
36	k	615	II0	C25-C29-C31-C33
30	n	619	LHG	C32-C33-C34-C35
35	Q	301	LMG	C28-C29-C30-C31
28	B	817	CLA	C16-C17-C18-C19
28	m	609	CLA	C2A-CAA-CBA-CGA
28	f	604	CLA	C2A-CAA-CBA-CGA
28	B	840	CLA	CAA-CBA-CGA-O1A
28	B	811	CLA	C2C-C3C-CAC-CBC
30	L	208	LHG	C11-C10-C9-C8
30	m	619	LHG	C30-C31-C32-C33
30	m	619	LHG	C25-C26-C27-C28
28	c	608	CLA	CAA-CBA-CGA-O1A
31	s	205	WVN	C30-C33-C34-C37
36	a	316	II0	C31-C33-C35-C39
28	m	603	CLA	CBA-CGA-O2A-C1
28	j	606	CLA	O1D-CGD-O2D-CED
28	A	815	CLA	C1A-C2A-CAA-CBA

Continued on next page...

Continued from previous page...

Mol	Chain	Res	Type	Atoms
28	A	829	CLA	C1A-C2A-CAA-CBA
28	A	851	CLA	C1A-C2A-CAA-CBA
28	c	611	CLA	C1A-C2A-CAA-CBA
28	a	313	CLA	C1A-C2A-CAA-CBA
28	e	611	CLA	C1A-C2A-CAA-CBA
28	l	302	CLA	C1A-C2A-CAA-CBA
28	l	306	CLA	C1A-C2A-CAA-CBA
28	f	601	CLA	C1A-C2A-CAA-CBA
28	j	605	CLA	C1A-C2A-CAA-CBA
28	n	609	CLA	C1A-C2A-CAA-CBA
28	g	308	CLA	C16-C17-C18-C20
28	A	812	CLA	CAA-CBA-CGA-O1A
28	f	601	CLA	C4C-C3C-CAC-CBC
28	n	610	CLA	C4C-C3C-CAC-CBC
30	c	618	LHG	C27-C28-C29-C30
30	b	619	LHG	C10-C11-C12-C13
28	A	803	CLA	C2-C1-O2A-CGA
28	l	308	CLA	C2-C1-O2A-CGA
28	A	836	CLA	C8-C10-C11-C12
28	A	828	CLA	CAA-CBA-CGA-O1A
28	B	804	CLA	CAA-CBA-CGA-O1A
28	B	805	CLA	CAA-CBA-CGA-O1A
28	h	303	CLA	CAA-CBA-CGA-O1A
28	l	304	CLA	CAA-CBA-CGA-O1A
28	g	308	CLA	CAA-CBA-CGA-O1A
28	n	610	CLA	CAA-CBA-CGA-O1A
30	A	844	LHG	O9-C7-C8-C9
30	J	106	LHG	O9-C7-C8-C9
30	b	620	LHG	O9-C7-C8-C9
28	j	608	CLA	CAA-CBA-CGA-O2A
35	b	621	LMG	C7-C8-C9-O8
28	d	302	CLA	CAA-CBA-CGA-O2A
35	J	105	LMG	O8-C28-C29-C30
28	j	602	CLA	C2A-CAA-CBA-CGA
28	l	311	CLA	C15-C16-C17-C18
35	c	619	LMG	C12-C13-C14-C15
28	h	306	CLA	C4-C3-C5-C6
28	m	608	CLA	C8-C10-C11-C12
28	s	203	CLA	CAA-CBA-CGA-O1A
28	c	605	CLA	CAA-CBA-CGA-O1A
28	l	307	CLA	CAA-CBA-CGA-O1A
30	f	619	LHG	O9-C7-C8-C9

Continued on next page...

Continued from previous page...

Mol	Chain	Res	Type	Atoms
30	j	617	LHG	O10-C23-C24-C25
28	F	201	CLA	C2-C3-C5-C6
35	n	620	LMG	C29-C30-C31-C32
30	a	319	LHG	C3-O3-P-O5
30	b	619	LHG	C4-O6-P-O5
30	b	620	LHG	C3-O3-P-O5
30	b	620	LHG	C4-O6-P-O5
30	m	619	LHG	C3-O3-P-O5
28	L	202	CLA	CAA-CBA-CGA-O1A
28	c	606	CLA	CAA-CBA-CGA-O1A
28	m	608	CLA	CAA-CBA-CGA-O1A
28	j	603	CLA	CAA-CBA-CGA-O1A
31	J	101	WVN	C15-C13-C20-C23
28	B	820	CLA	O1D-CGD-O2D-CED
28	j	604	CLA	C4C-C3C-CAC-CBC
28	A	840	CLA	C8-C10-C11-C12
28	e	606	CLA	C10-C11-C12-C13
28	i	305	CLA	C8-C10-C11-C12
28	B	827	CLA	CAA-CBA-CGA-O1A
28	m	604	CLA	CAA-CBA-CGA-O1A
28	e	607	CLA	CAA-CBA-CGA-O1A
28	i	311	CLA	CAA-CBA-CGA-O1A
28	g	315	CLA	CAA-CBA-CGA-O1A
28	j	601	CLA	CAA-CBA-CGA-O2A
30	c	618	LHG	O7-C7-C8-C9
28	h	306	CLA	C5-C6-C7-C8
28	j	604	CLA	C2A-CAA-CBA-CGA
28	e	603	CLA	CAA-CBA-CGA-O1A
28	g	307	CLA	CAA-CBA-CGA-O1A
38	c	610	KC2	CAA-CBA-CGA-O2A
28	A	854	CLA	C10-C11-C12-C13
28	c	612	CLA	CAA-CBA-CGA-O1A
28	m	603	CLA	C4-C3-C5-C6
28	f	601	CLA	C2-C1-O2A-CGA
35	n	620	LMG	C14-C15-C16-C17
28	A	812	CLA	CAD-CBD-CGD-O1D
28	A	852	CLA	CAD-CBD-CGD-O1D
28	B	811	CLA	CAD-CBD-CGD-O1D
28	B	825	CLA	CAD-CBD-CGD-O1D
28	B	827	CLA	CAD-CBD-CGD-O1D
28	B	833	CLA	CAD-CBD-CGD-O1D
28	B	839	CLA	CAD-CBD-CGD-O1D

Continued on next page...

Continued from previous page...

Mol	Chain	Res	Type	Atoms
28	L	203	CLA	CAD-CBD-CGD-O1D
28	s	202	CLA	CAD-CBD-CGD-O1D
28	c	601	CLA	C2-C3-C5-C6
28	b	607	CLA	CAD-CBD-CGD-O1D
28	b	611	CLA	CAD-CBD-CGD-O1D
28	h	313	CLA	CAD-CBD-CGD-O1D
28	m	604	CLA	CAD-CBD-CGD-O1D
28	m	605	CLA	CAD-CBD-CGD-O1D
28	f	603	CLA	C2-C3-C5-C6
28	f	604	CLA	CAD-CBD-CGD-O1D
28	j	606	CLA	CAD-CBD-CGD-O1D
28	d	304	CLA	CAD-CBD-CGD-O1D
28	g	315	CLA	CAD-CBD-CGD-O1D
28	n	608	CLA	C2-C3-C5-C6
28	n	613	CLA	C2-C3-C5-C6
28	A	836	CLA	CAA-CBA-CGA-O1A
28	h	308	CLA	CAA-CBA-CGA-O1A
28	d	302	CLA	CAA-CBA-CGA-O1A
28	A	824	CLA	CAA-CBA-CGA-O2A
28	b	609	CLA	CAA-CBA-CGA-O2A
28	A	808	CLA	C14-C13-C15-C16
28	B	821	CLA	C11-C10-C8-C9
28	l	311	CLA	C6-C7-C8-C9
30	c	620	LHG	C11-C10-C9-C8
35	n	620	LMG	C37-C38-C39-C40
28	B	819	CLA	CAA-CBA-CGA-O2A
28	B	830	CLA	CAA-CBA-CGA-O2A
28	a	303	CLA	CAA-CBA-CGA-O2A
28	m	610	CLA	CAA-CBA-CGA-O2A
28	b	604	CLA	C8-C10-C11-C12
28	j	608	CLA	CAA-CBA-CGA-O1A
28	B	810	CLA	C2C-C3C-CAC-CBC
28	A	808	CLA	CAA-CBA-CGA-O2A
28	k	601	CLA	CAA-CBA-CGA-O2A
28	k	610	CLA	CAA-CBA-CGA-O2A
35	Q	301	LMG	O6-C5-C6-O5
28	A	825	CLA	C8-C10-C11-C12
35	c	619	LMG	C13-C14-C15-C16
28	f	603	CLA	CAA-CBA-CGA-O1A
28	A	852	CLA	C4-C3-C5-C6
28	B	802	CLA	C4-C3-C5-C6
28	h	313	CLA	C4-C3-C5-C6

Continued on next page...

Continued from previous page...

Mol	Chain	Res	Type	Atoms
28	A	801	CLA	C12-C13-C15-C16
28	A	802	CLA	C11-C10-C8-C7
28	A	808	CLA	C11-C12-C13-C15
28	A	824	CLA	C12-C13-C15-C16
28	A	841	CLA	C6-C7-C8-C10
28	B	807	CLA	C6-C7-C8-C10
28	L	203	CLA	C11-C12-C13-C15
28	s	206	CLA	C2-C3-C5-C6
28	c	612	CLA	C2-C3-C5-C6
28	a	303	CLA	C2-C3-C5-C6
28	a	309	CLA	C6-C7-C8-C10
28	a	312	CLA	C3A-C2A-CAA-CBA
28	h	306	CLA	C11-C10-C8-C7
28	h	313	CLA	C11-C10-C8-C7
28	k	601	CLA	C3A-C2A-CAA-CBA
28	g	309	CLA	C11-C12-C13-C15
31	A	848	WVN	C05-C02-C11-C19
28	B	836	CLA	CAA-CBA-CGA-O1A
28	A	833	CLA	CAA-CBA-CGA-O2A
28	L	204	CLA	CAA-CBA-CGA-O2A
28	K	101	CLA	CAA-CBA-CGA-O2A
28	a	306	CLA	CAA-CBA-CGA-O2A
28	a	311	CLA	CAA-CBA-CGA-O2A
28	e	604	CLA	CAA-CBA-CGA-O2A
28	l	308	CLA	CAA-CBA-CGA-O2A
28	k	604	CLA	CAA-CBA-CGA-O2A
30	A	843	LHG	O7-C7-C8-C9
35	c	619	LMG	C40-C41-C42-C43
28	A	816	CLA	CBA-CGA-O2A-C1
35	c	619	LMG	C10-C11-C12-C13
31	B	846	WVN	C20-C23-C25-C28
36	d	314	II0	C31-C33-C35-C39
28	a	303	CLA	CAA-CBA-CGA-O1A
28	m	610	CLA	CAA-CBA-CGA-O1A
28	j	607	CLA	CAA-CBA-CGA-O1A
35	J	105	LMG	O10-C28-C29-C30
36	i	314	II0	C36-C40-C42-C41
37	f	617	IHT	C33-C37-C40-C41
30	c	618	LHG	C10-C11-C12-C13
28	g	308	CLA	C16-C17-C18-C19
28	B	825	CLA	CAA-CBA-CGA-O2A
28	e	611	CLA	CAA-CBA-CGA-O2A

Continued on next page...

Continued from previous page...

Mol	Chain	Res	Type	Atoms
28	i	308	CLA	CAA-CBA-CGA-O2A
35	b	621	LMG	O8-C28-C29-C30
28	b	603	CLA	C13-C15-C16-C17
28	A	833	CLA	CAA-CBA-CGA-O1A
28	b	609	CLA	CAA-CBA-CGA-O1A
28	e	604	CLA	CAA-CBA-CGA-O1A
28	e	611	CLA	CAA-CBA-CGA-O1A
28	A	807	CLA	CBA-CGA-O2A-C1
28	s	206	CLA	CAA-CBA-CGA-O2A
28	h	302	CLA	CAA-CBA-CGA-O2A
28	g	305	CLA	CAA-CBA-CGA-O2A
30	f	619	LHG	C18-C19-C20-C21
28	A	810	CLA	C10-C11-C12-C13
28	b	611	CLA	C15-C16-C17-C18
28	a	311	CLA	CAA-CBA-CGA-O1A
28	k	610	CLA	CAA-CBA-CGA-O1A
28	B	828	CLA	CBD-CGD-O2D-CED
28	A	818	CLA	C2A-CAA-CBA-CGA
28	f	609	CLA	C2A-CAA-CBA-CGA
28	j	610	CLA	C2A-CAA-CBA-CGA
30	d	317	LHG	C25-C26-C27-C28
28	e	605	CLA	C10-C11-C12-C13
28	f	601	CLA	C2C-C3C-CAC-CBC
28	A	808	CLA	CAA-CBA-CGA-O1A
28	l	308	CLA	CAA-CBA-CGA-O1A
30	A	843	LHG	O9-C7-C8-C9
28	c	603	CLA	CAA-CBA-CGA-O2A
28	i	303	CLA	CAA-CBA-CGA-O2A
28	i	307	CLA	CAA-CBA-CGA-O2A
28	B	835	CLA	C15-C16-C17-C18

There are no ring outliers.

108 monomers are involved in 236 short contacts:

Mol	Chain	Res	Type	Clashes	Symm-Clashes
28	A	851	CLA	3	0
28	B	831	CLA	2	0
31	K	102	WVN	1	0
28	A	810	CLA	2	0
30	A	843	LHG	1	0
29	A	842	PQN	1	0
28	A	832	CLA	2	0

Continued on next page...

Continued from previous page...

Mol	Chain	Res	Type	Clashes	Symm-Clashes
28	A	823	CLA	3	0
29	B	842	PQN	1	0
30	A	844	LHG	1	0
30	J	106	LHG	6	0
28	A	840	CLA	2	0
28	A	804	CLA	2	0
28	B	806	CLA	1	0
28	A	807	CLA	5	0
28	B	805	CLA	3	0
28	A	830	CLA	1	0
28	F	201	CLA	3	0
28	A	809	CLA	3	0
28	A	854	CLA	6	0
28	A	819	CLA	1	0
30	A	849	LHG	3	0
28	O	206	CLA	8	0
35	J	105	LMG	2	0
28	A	836	CLA	6	0
28	A	838	CLA	4	0
28	B	804	CLA	2	0
28	B	835	CLA	6	0
28	A	802	CLA	8	0
35	L	209	LMG	4	0
28	B	820	CLA	1	0
28	A	827	CLA	2	0
28	B	802	CLA	3	0
28	B	827	CLA	2	0
28	B	817	CLA	3	0
31	B	846	WVN	1	0
28	B	830	CLA	4	0
28	A	808	CLA	1	0
31	I	101	WVN	2	0
28	A	803	CLA	2	0
28	B	819	CLA	1	0
28	B	808	CLA	1	0
28	L	204	CLA	3	0
28	B	836	CLA	3	0
28	Q	302	CLA	7	0
28	K	101	CLA	1	0
28	A	835	CLA	4	0
28	A	837	CLA	3	0
28	F	202	CLA	1	0

Continued on next page...

Continued from previous page...

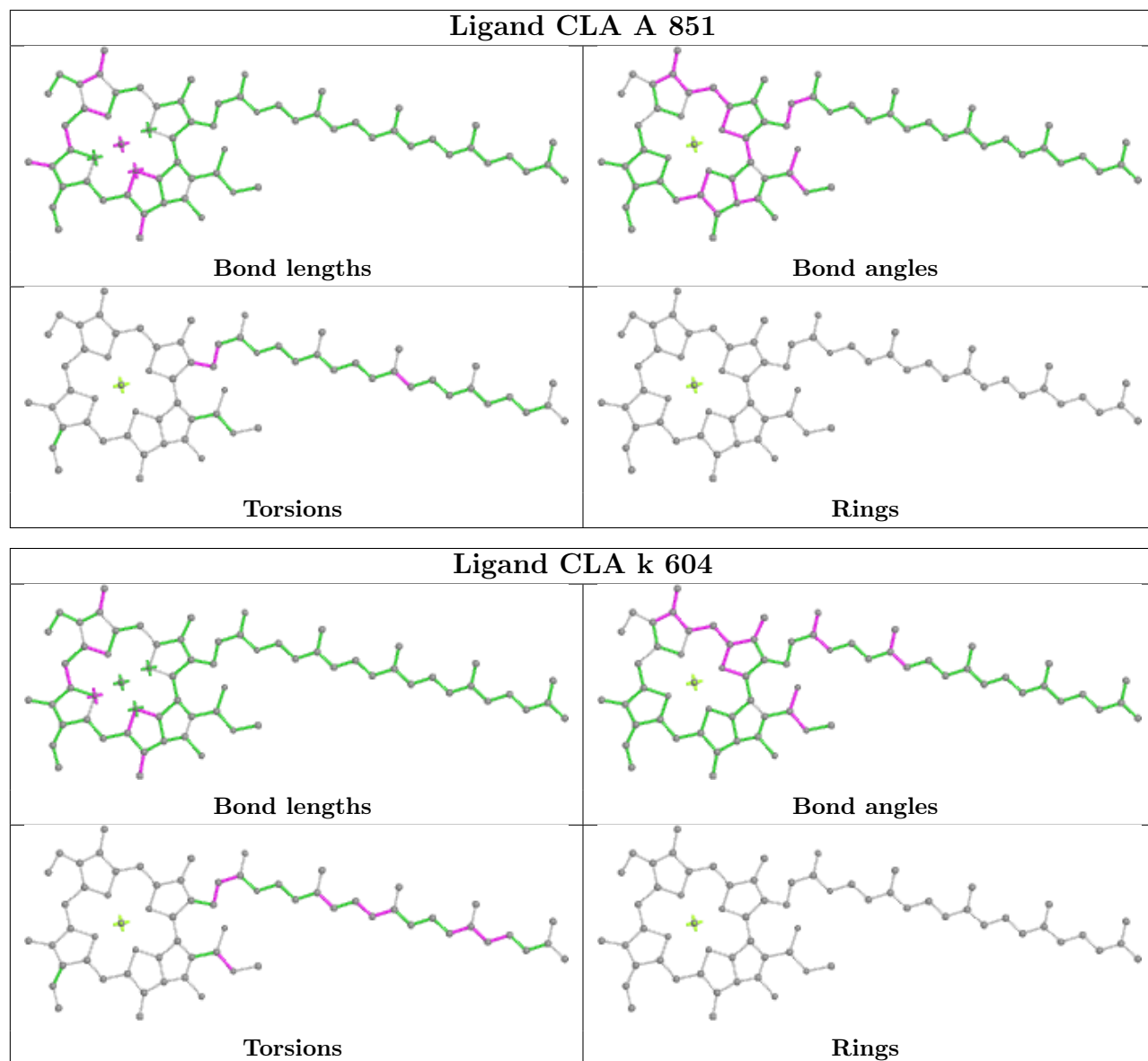
Mol	Chain	Res	Type	Clashes	Symm-Clashes
28	B	815	CLA	5	0
28	A	831	CLA	3	0
31	A	846	WVN	1	0
28	A	820	CLA	4	0
35	Q	301	LMG	4	0
28	O	201	CLA	1	0
31	L	206	WVN	1	0
28	O	202	CLA	4	0
28	A	814	CLA	1	0
28	B	840	CLA	2	0
28	B	833	CLA	3	0
28	B	811	CLA	3	0
28	B	821	CLA	4	0
35	F	205	LMG	3	0
30	L	208	LHG	2	0
28	L	202	CLA	2	0
28	A	824	CLA	4	0
28	A	817	CLA	3	0
28	A	834	CLA	2	0
28	A	801	CLA	5	0
28	A	815	CLA	1	0
28	A	841	CLA	5	0
28	B	801	CLA	5	0
28	A	826	CLA	3	0
28	B	841	CLA	3	0
28	L	203	CLA	5	0
28	A	829	CLA	2	0
28	A	839	CLA	5	0
28	B	839	CLA	3	0
31	R	202	WVN	7	0
28	R	203	CLA	1	0
32	A	850	LMT	2	0
28	B	810	CLA	1	0
31	A	848	WVN	1	0
28	A	813	CLA	1	0
28	B	837	CLA	4	0
31	A	847	WVN	3	0
28	A	828	CLA	4	0
28	B	824	CLA	3	0
28	A	811	CLA	2	0
28	A	806	CLA	4	0
28	A	812	CLA	1	0

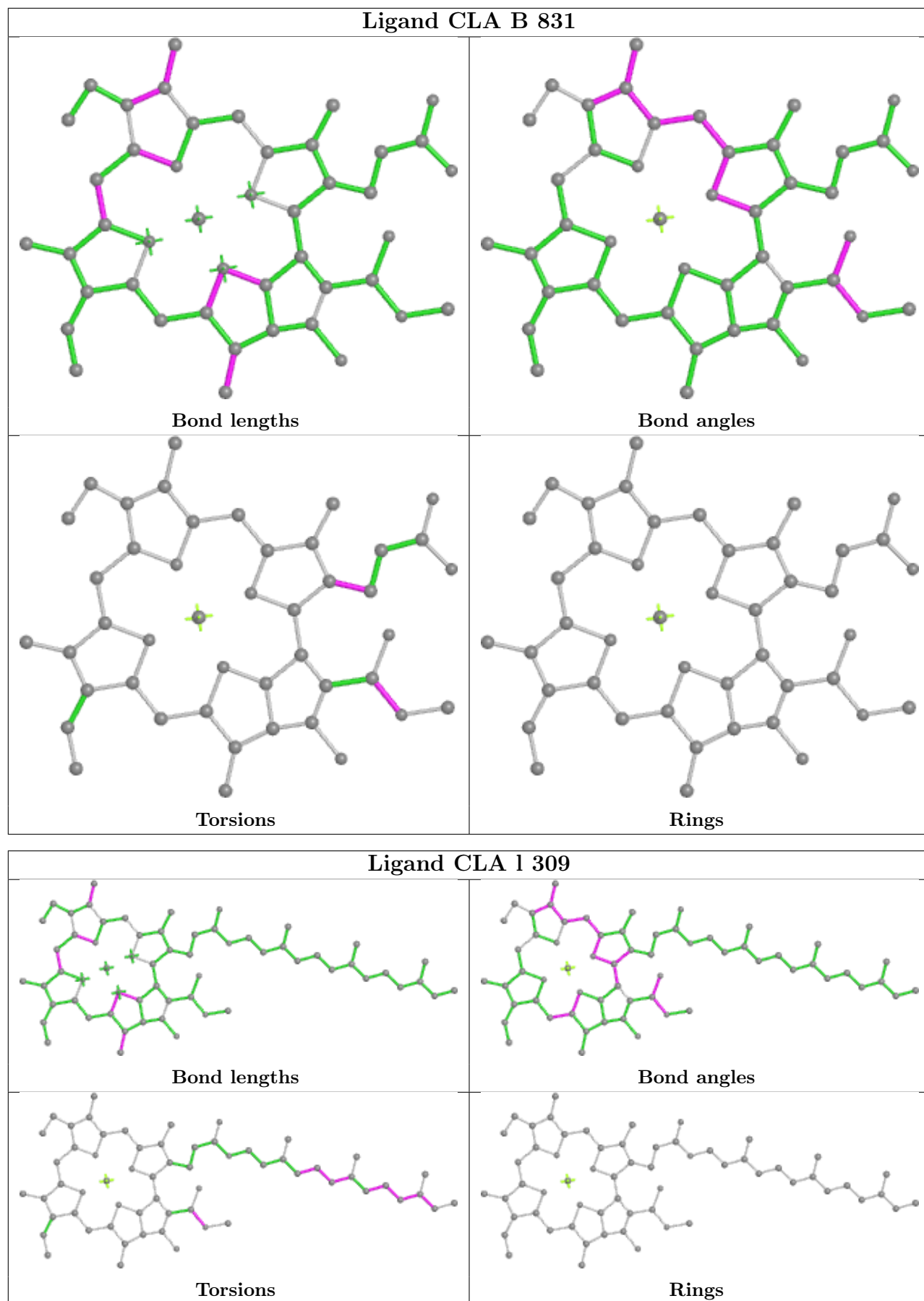
Continued on next page...

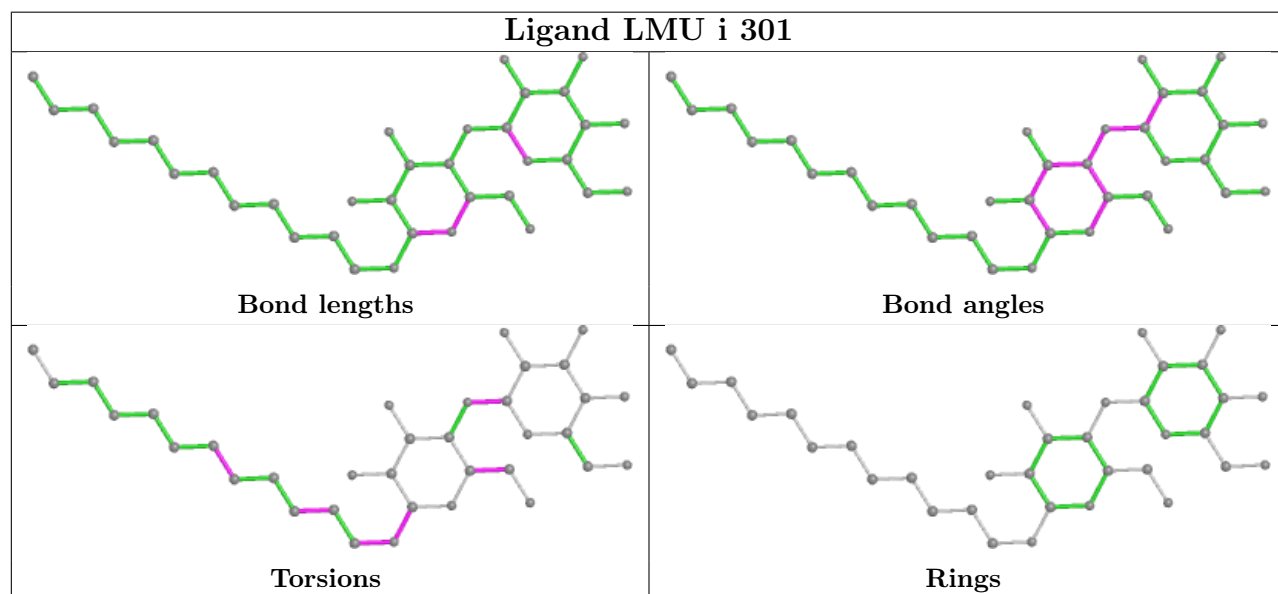
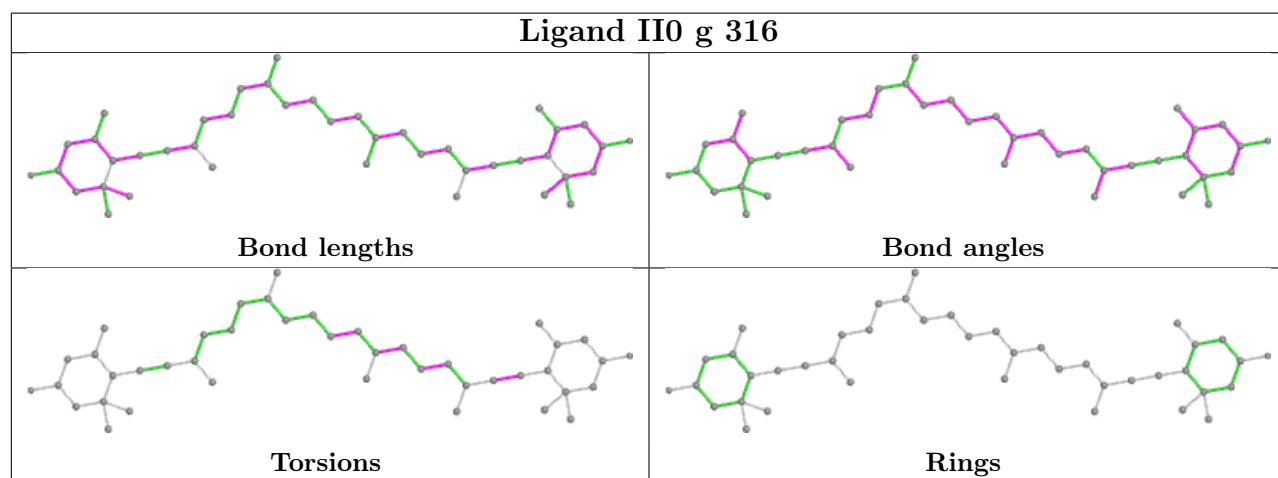
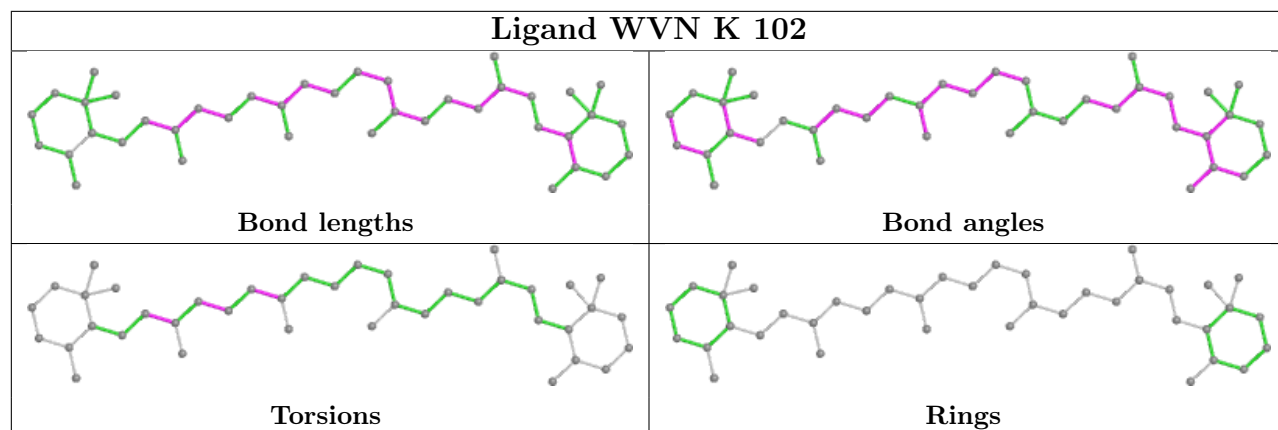
Continued from previous page...

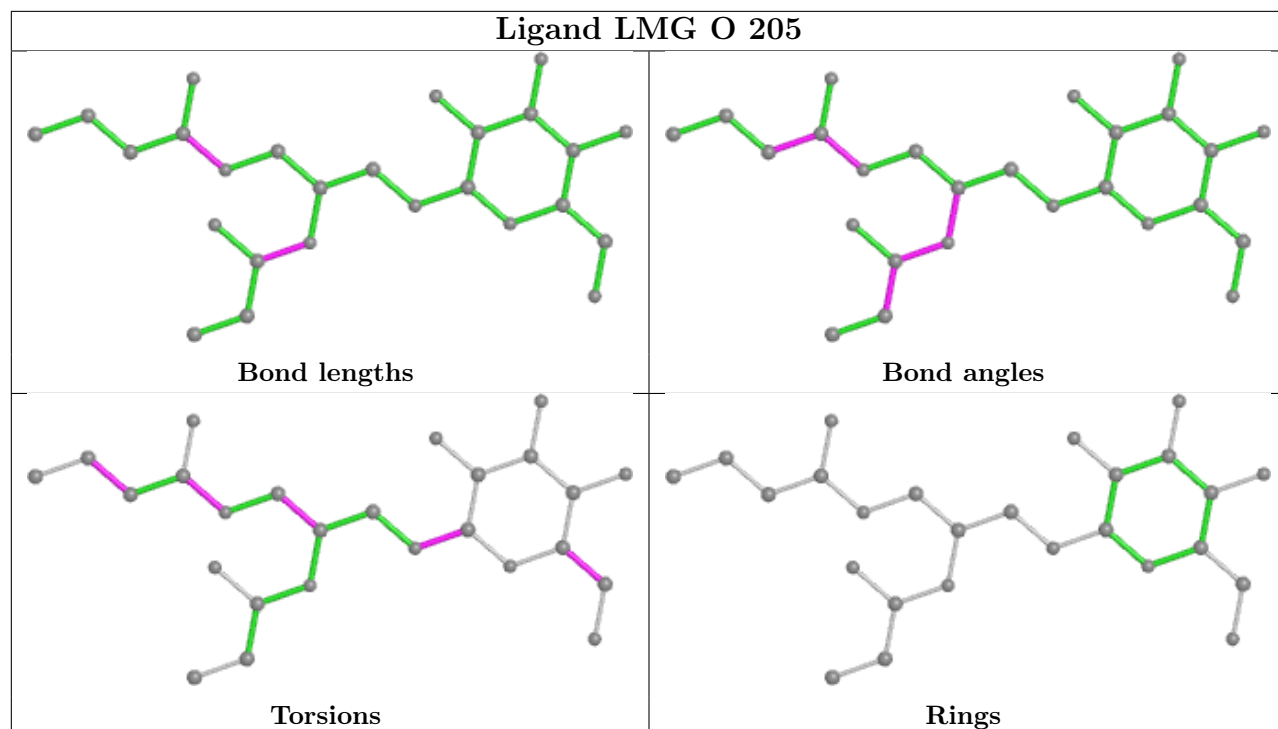
Mol	Chain	Res	Type	Clashes	Symm-Clashes
28	A	821	CLA	3	0
28	A	852	CLA	2	0
28	A	818	CLA	3	0
28	B	814	CLA	1	0
28	A	816	CLA	3	0
31	J	101	WVN	1	0
28	B	832	CLA	4	0
28	B	803	CLA	5	0
28	B	813	CLA	8	0
28	B	825	CLA	2	0
28	A	822	CLA	2	0
28	B	822	CLA	5	0
28	B	807	CLA	2	0
34	B	843	DGD	2	0
28	L	207	CLA	2	0
28	B	823	CLA	2	0
28	B	834	CLA	2	0

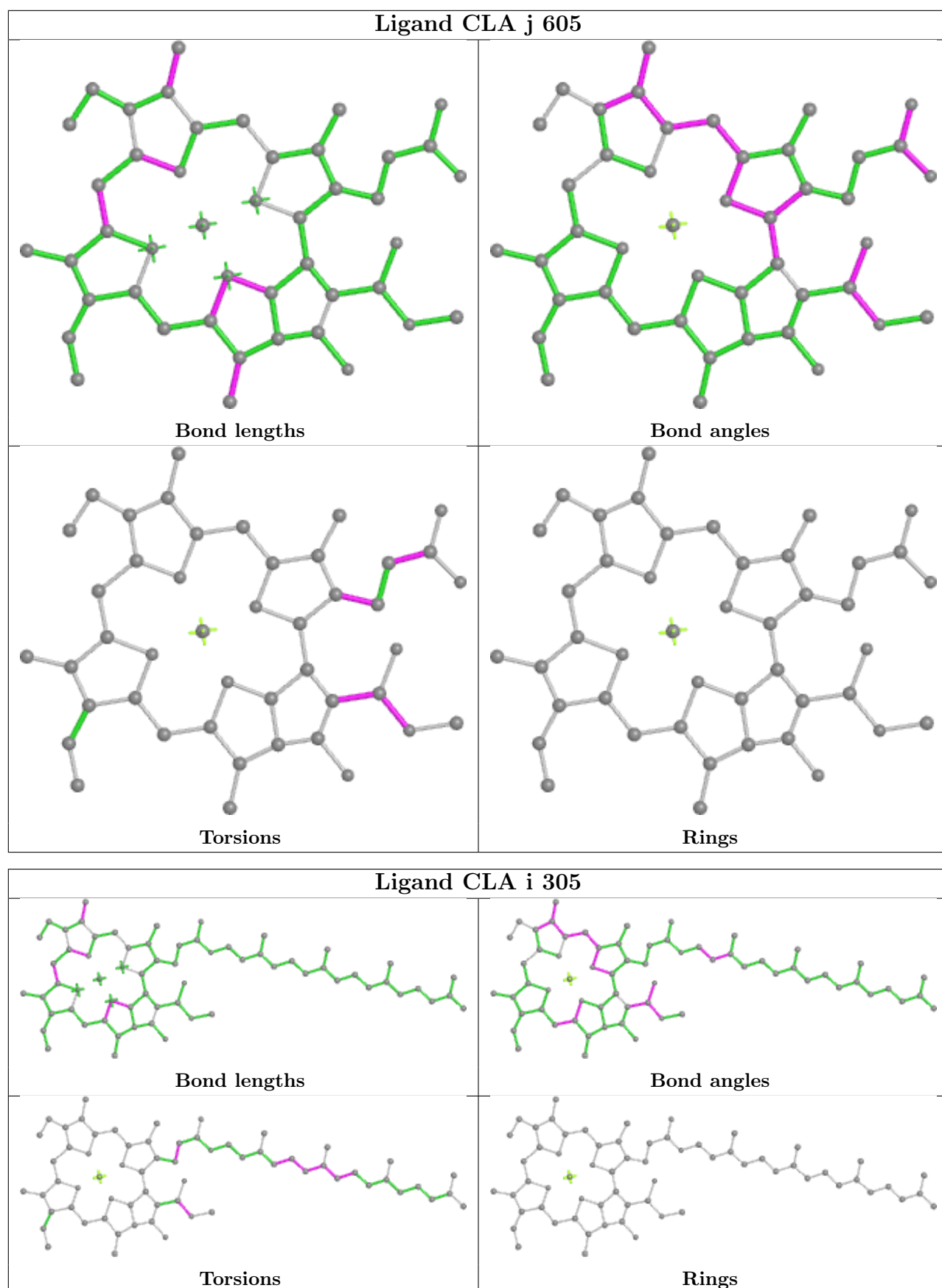
The following is a two-dimensional graphical depiction of Mogul quality analysis of bond lengths, bond angles, torsion angles, and ring geometry for all instances of the Ligand of Interest. In addition, ligands with molecular weight > 250 and outliers as shown on the validation Tables will also be included. For torsion angles, if less than 5% of the Mogul distribution of torsion angles is within 10 degrees of the torsion angle in question, then that torsion angle is considered an outlier. Any bond that is central to one or more torsion angles identified as an outlier by Mogul will be highlighted in the graph. For rings, the root-mean-square deviation (RMSD) between the ring in question and similar rings identified by Mogul is calculated over all ring torsion angles. If the average RMSD is greater than 60 degrees and the minimal RMSD between the ring in question and any Mogul-identified rings is also greater than 60 degrees, then that ring is considered an outlier. The outliers are highlighted in purple. The color gray indicates Mogul did not find sufficient equivalents in the CSD to analyse the geometry.

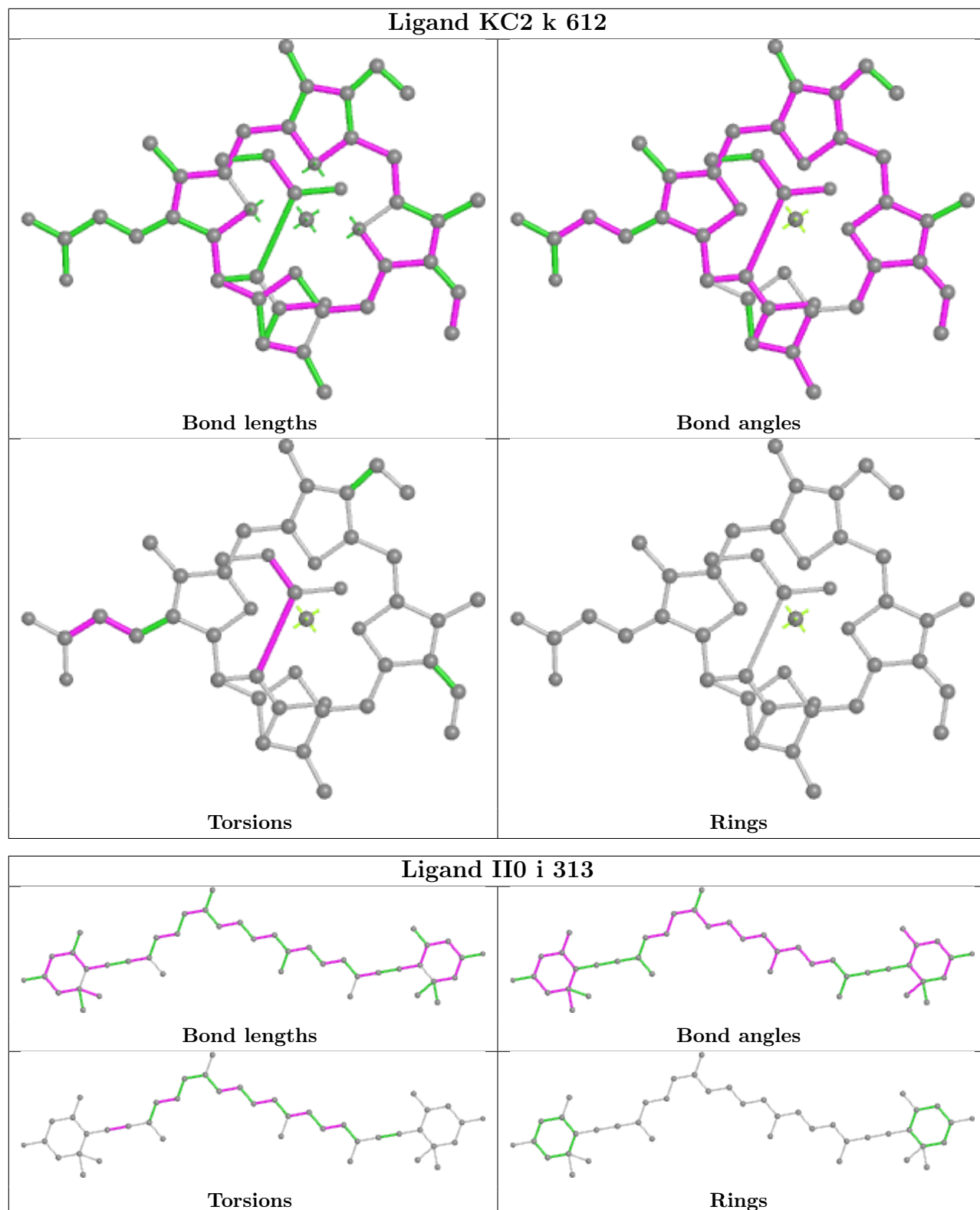


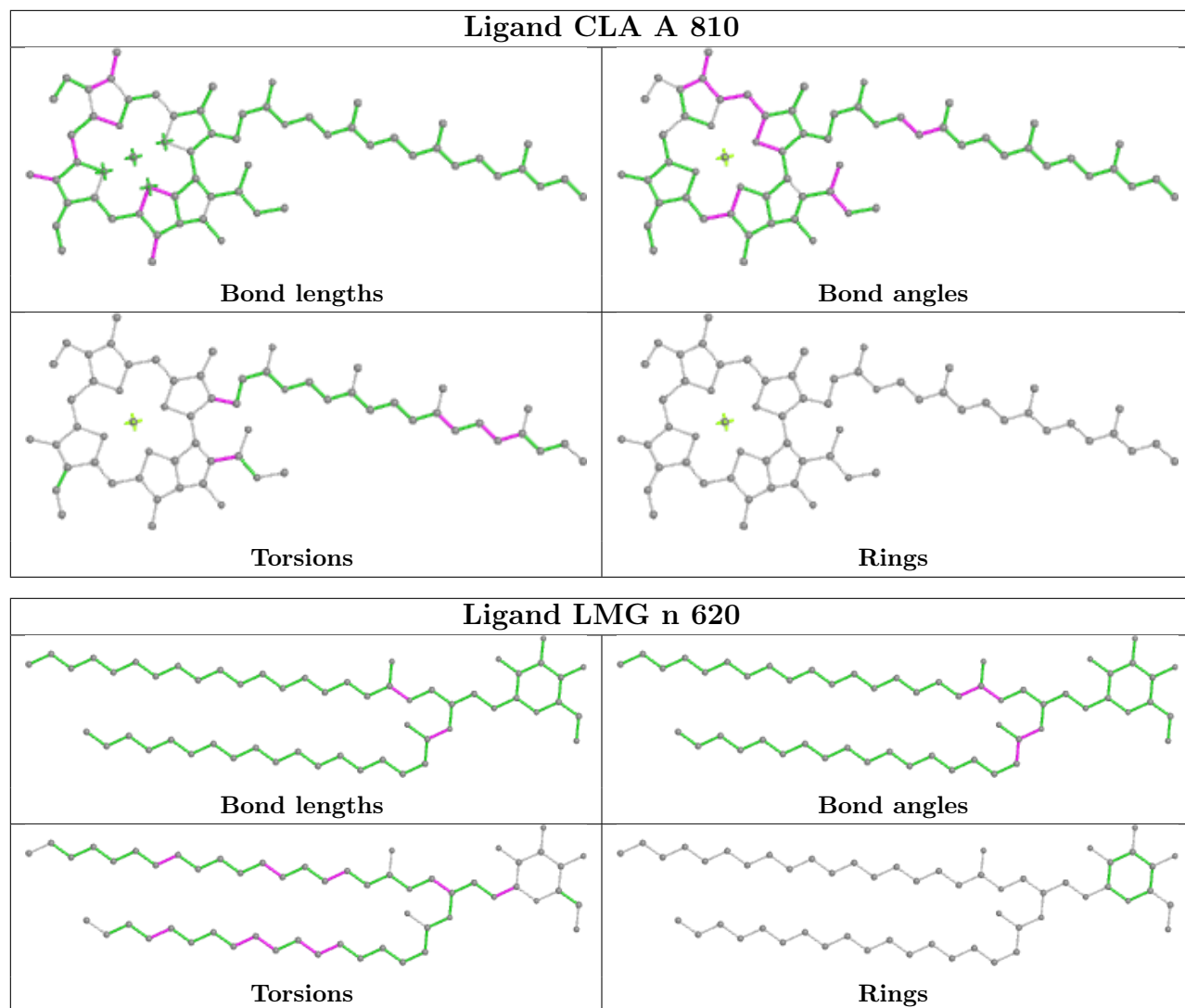


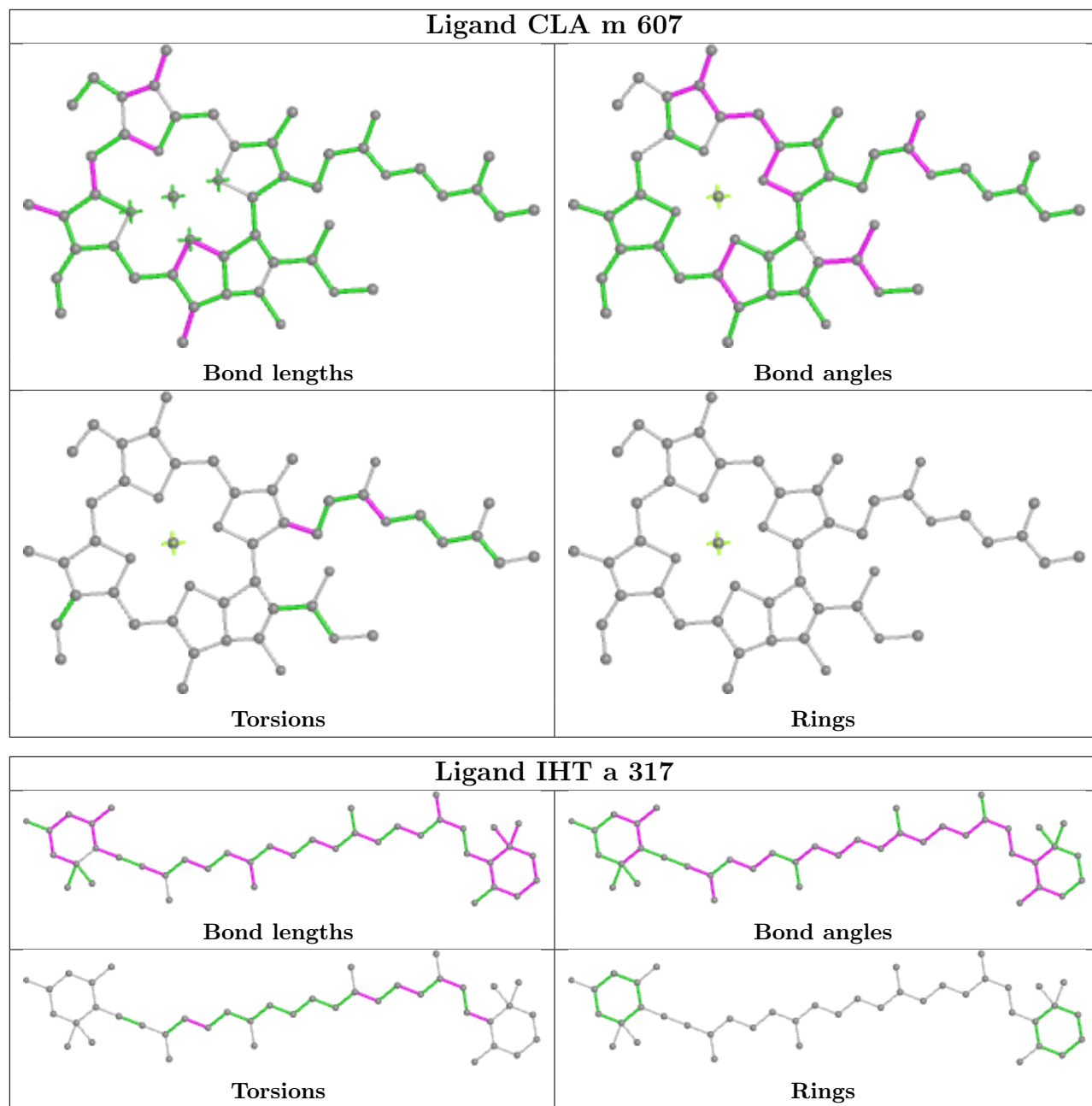


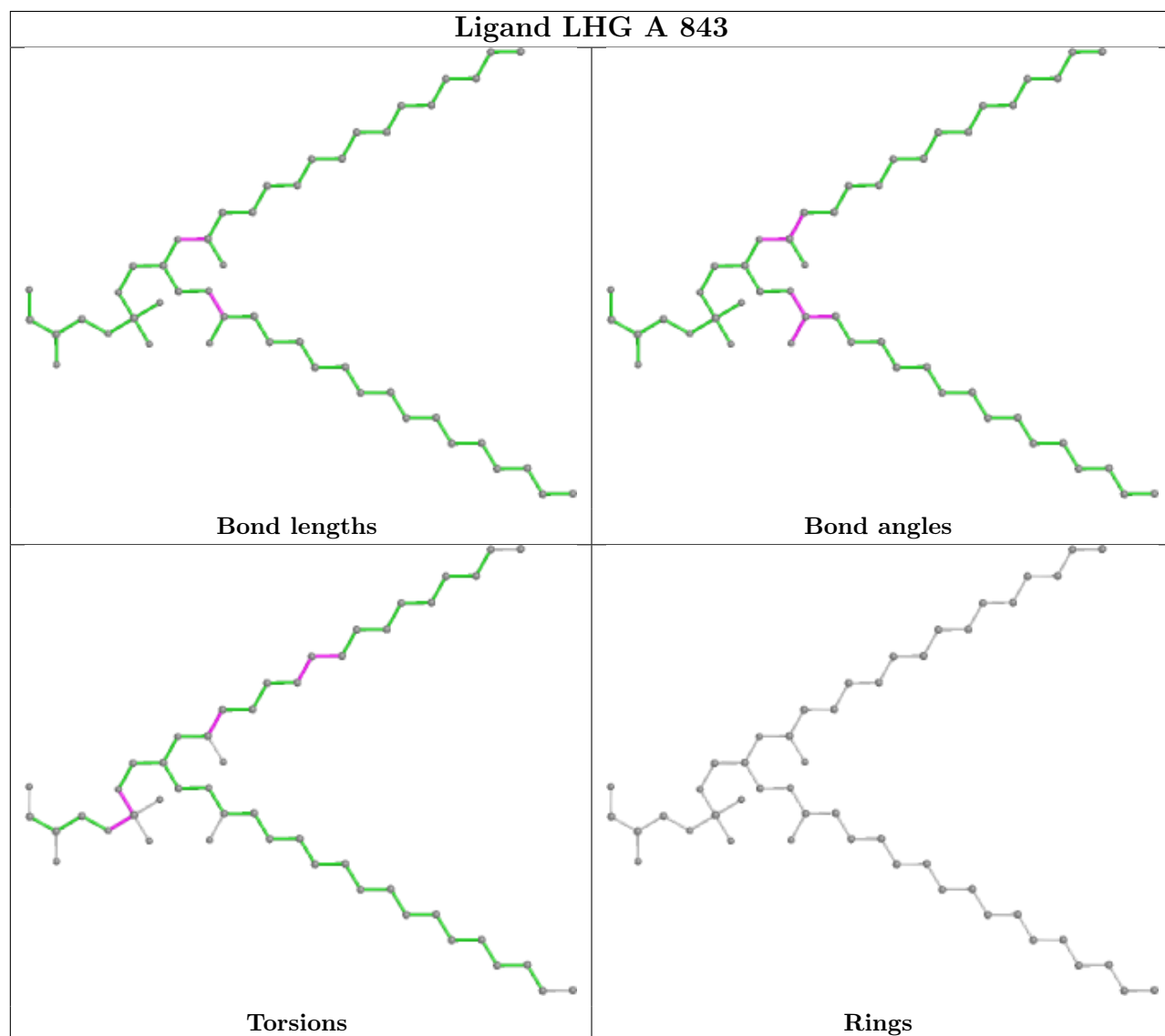
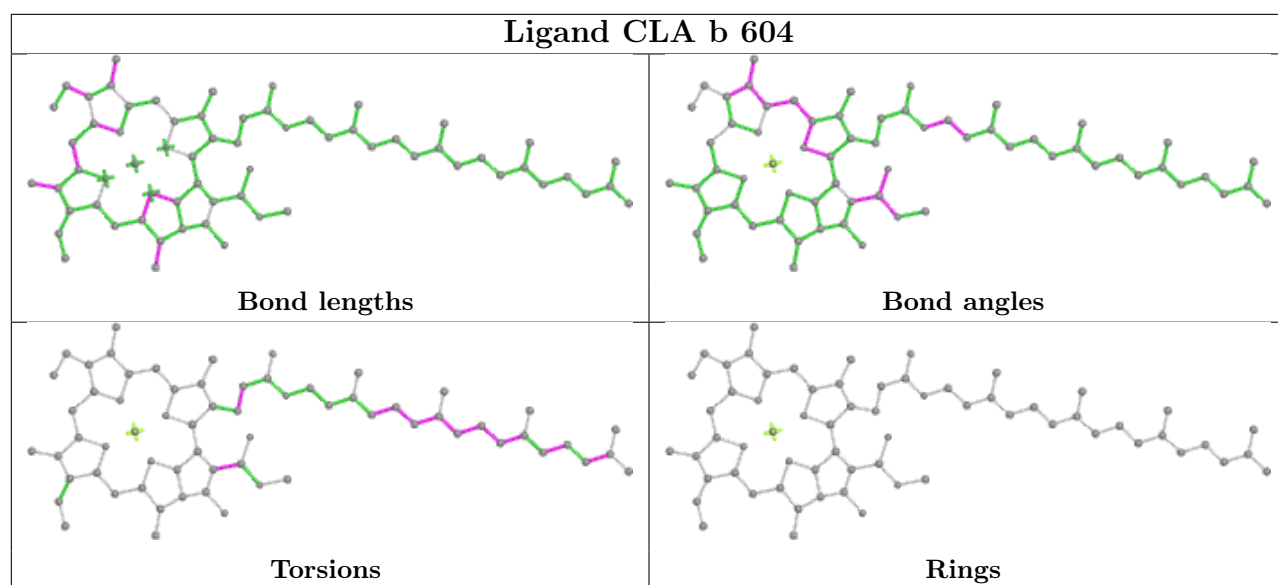


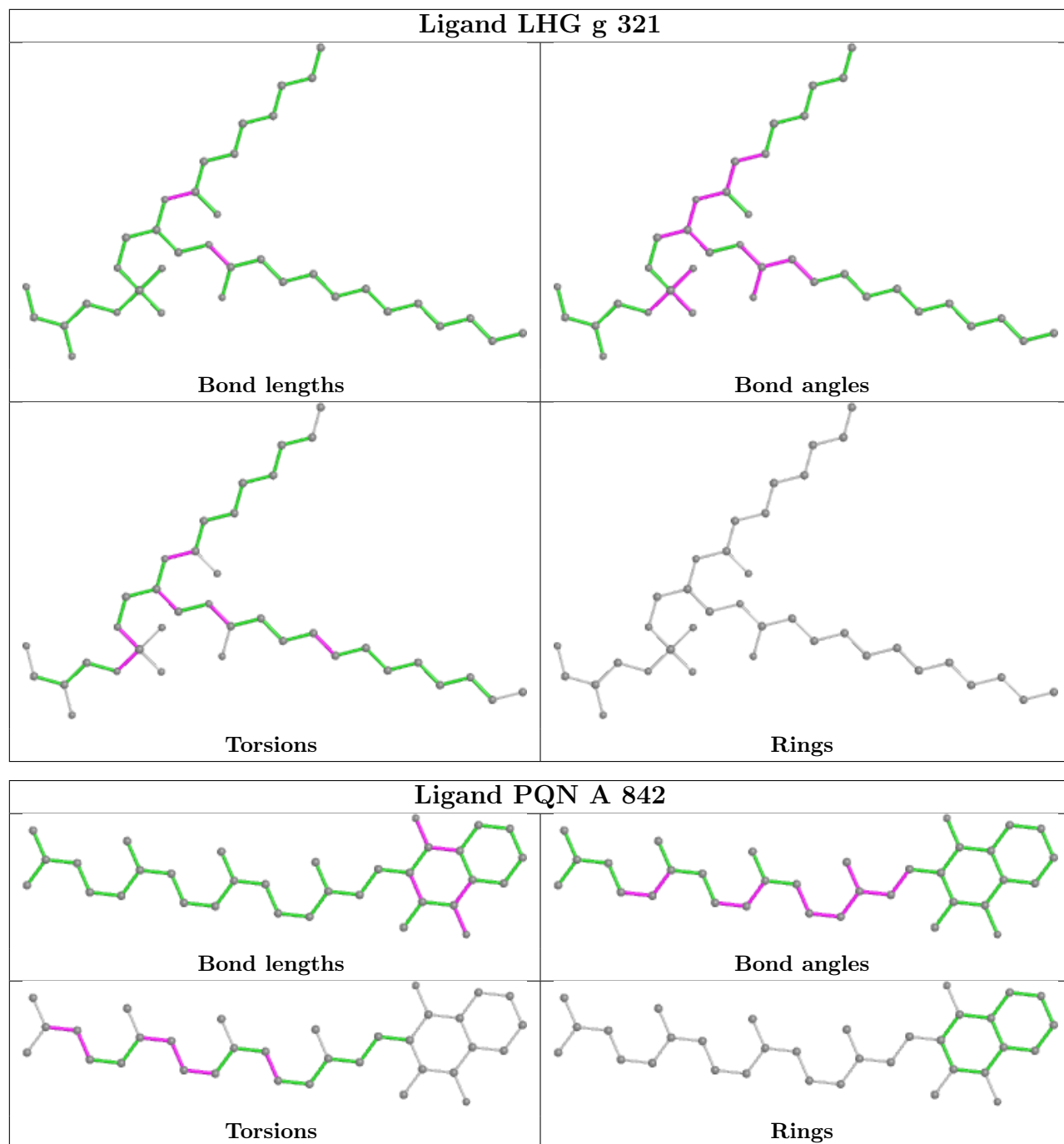


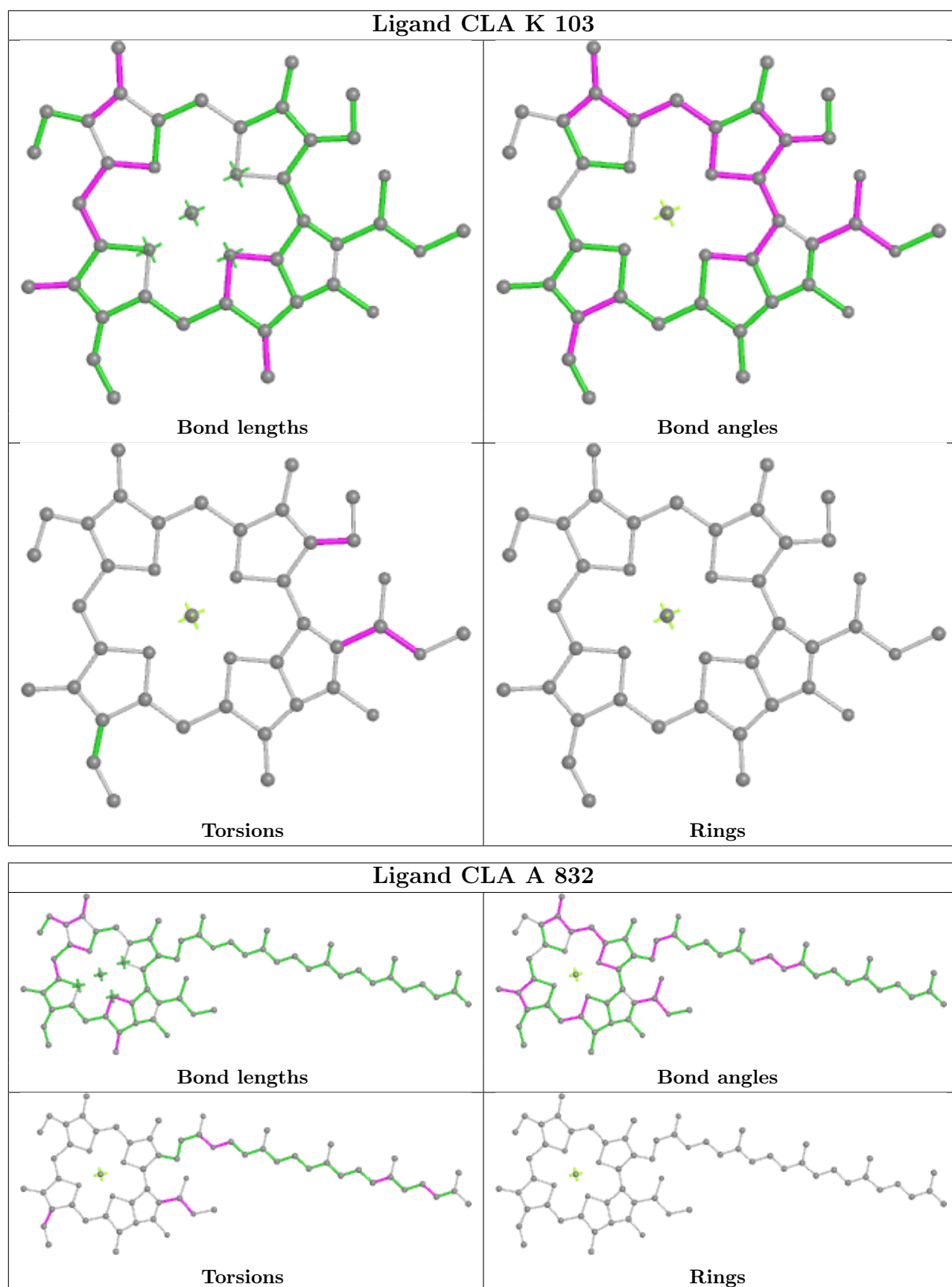


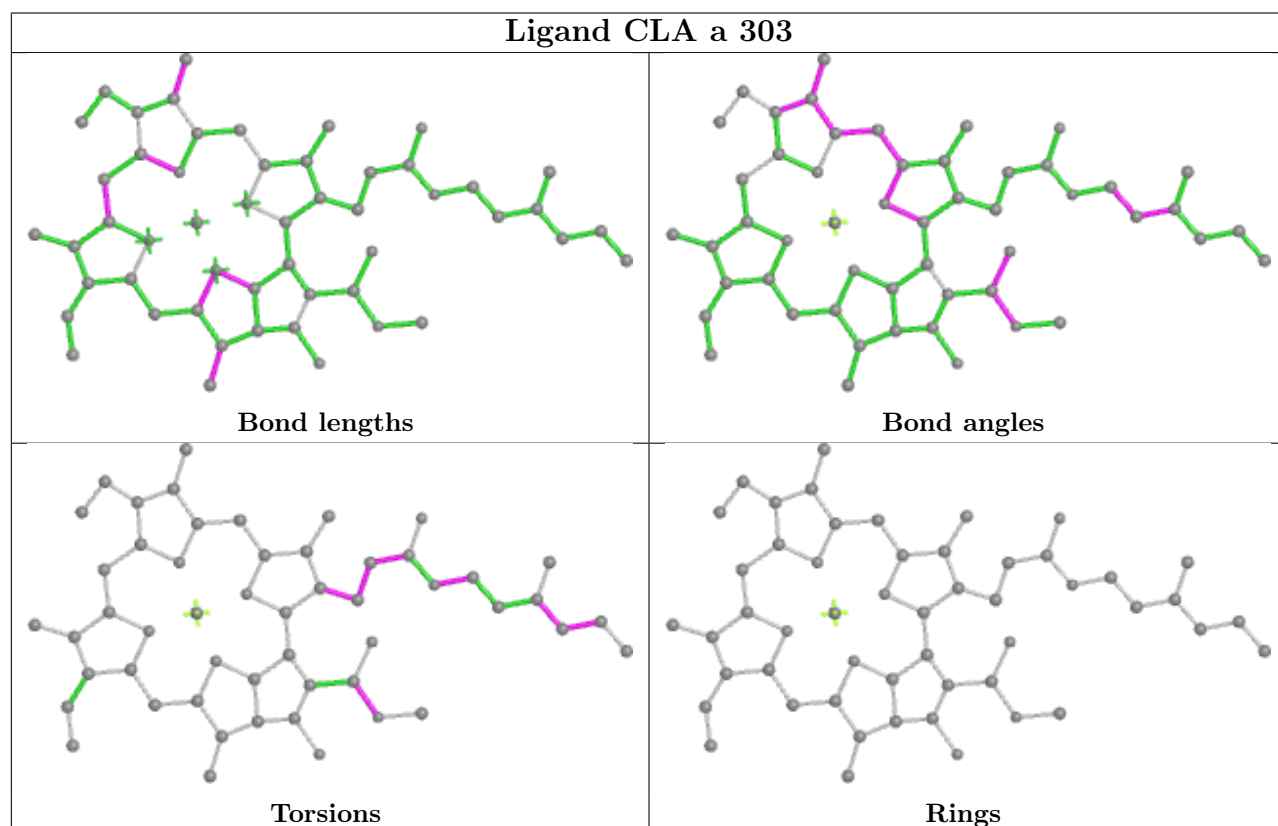
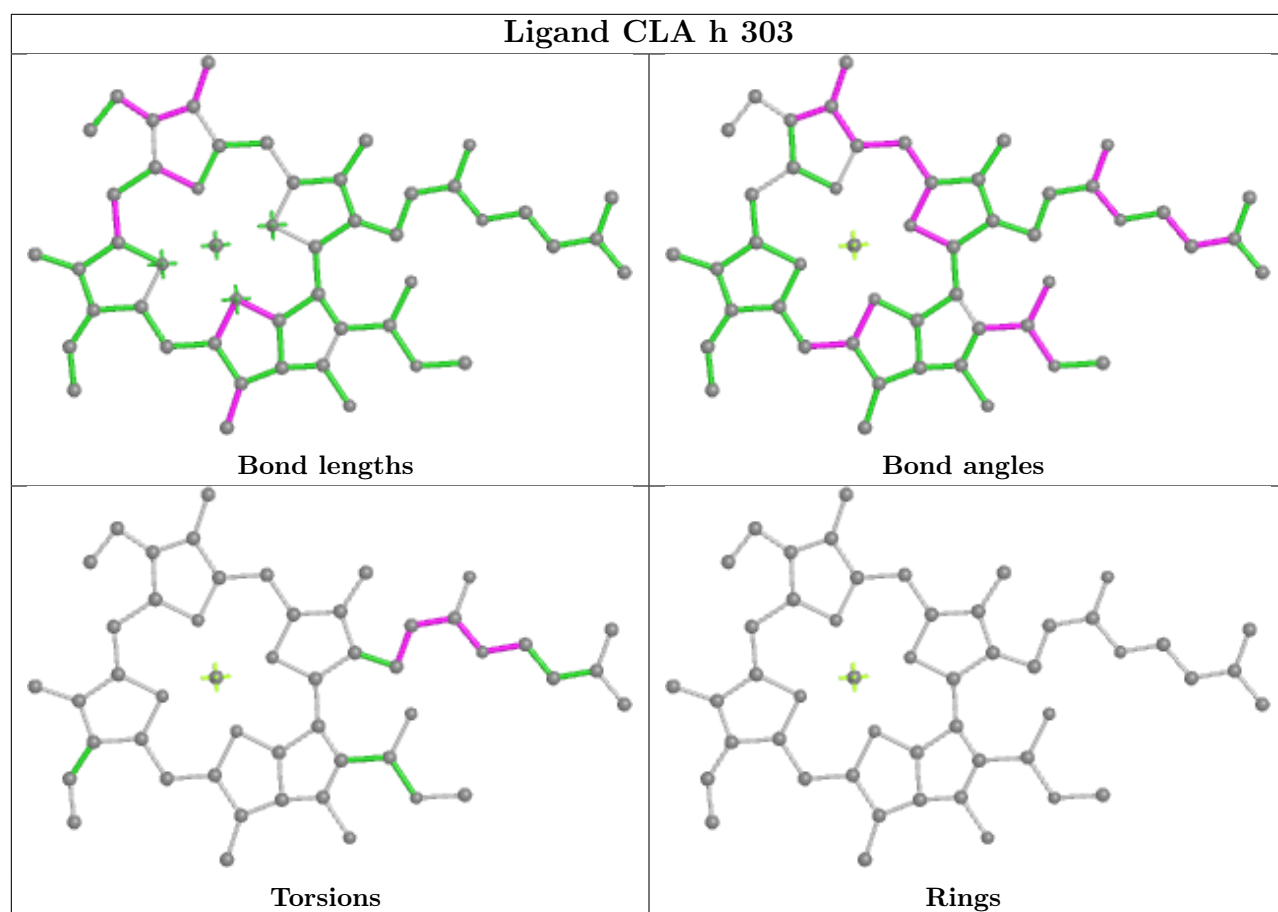


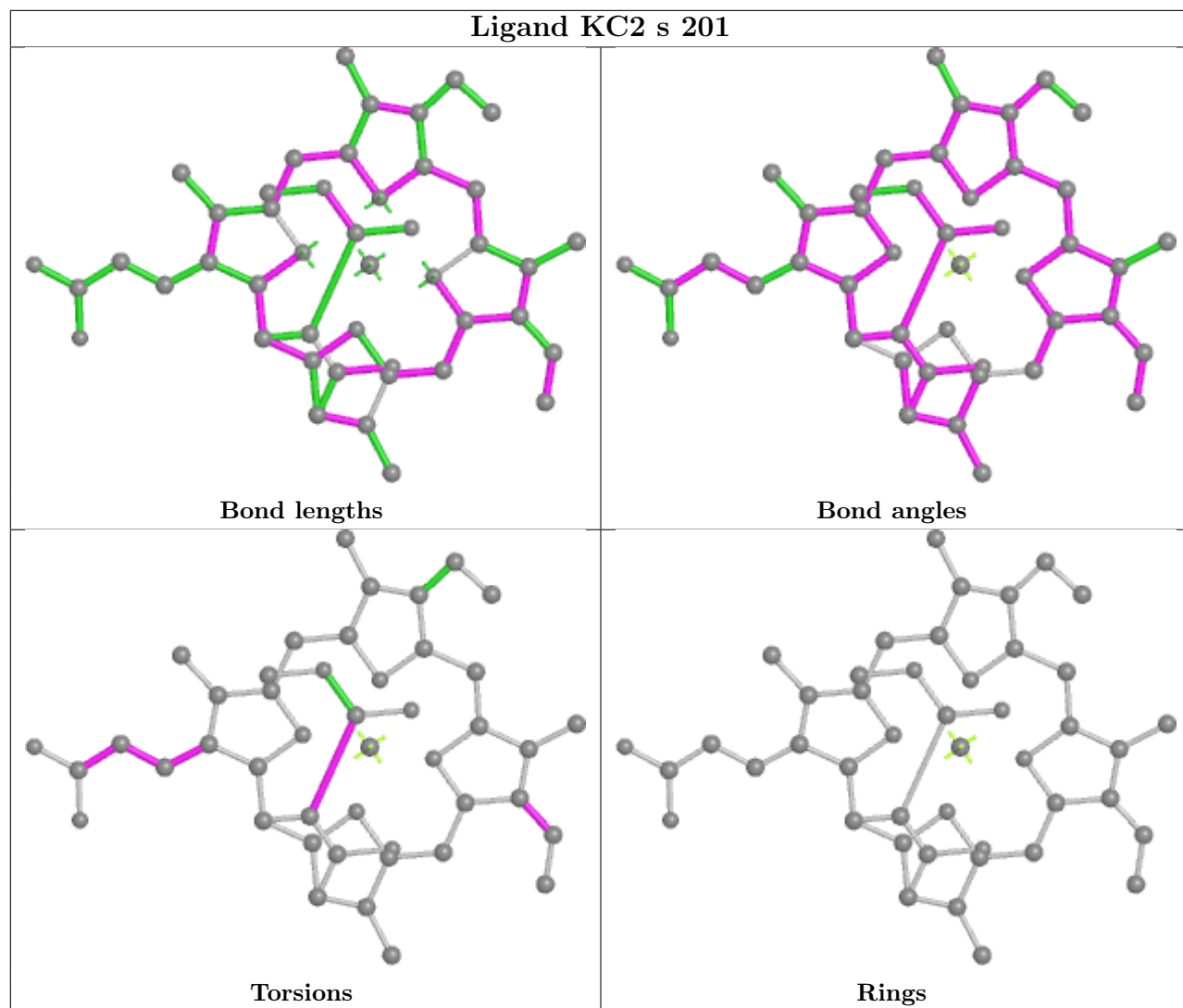


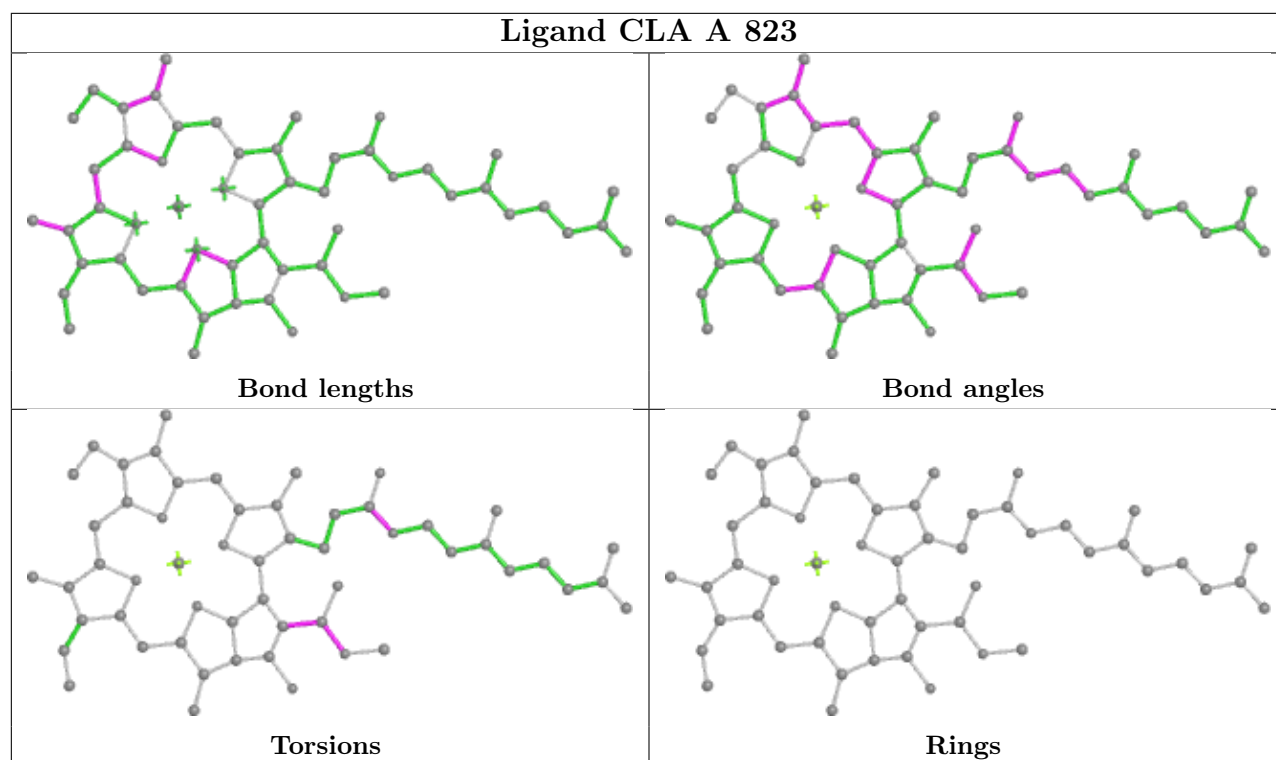
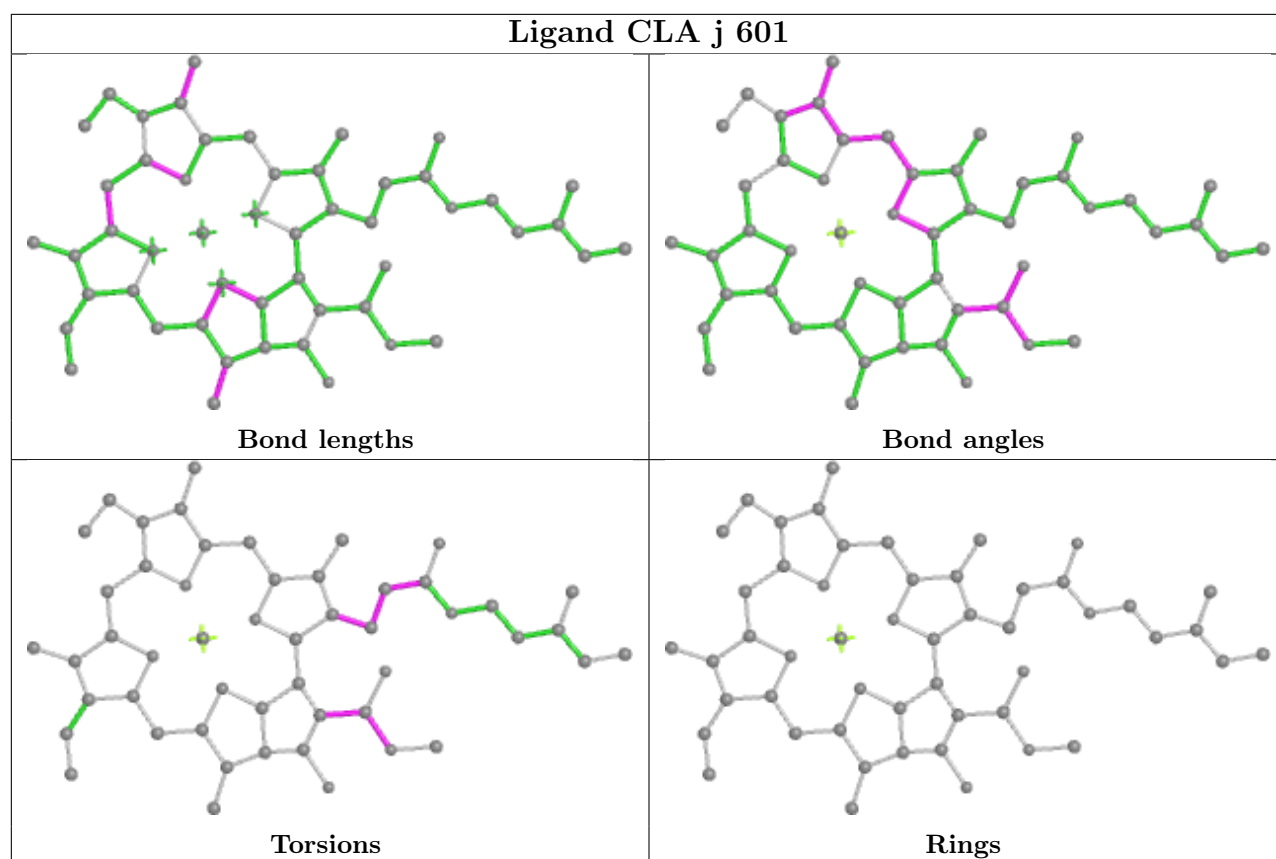


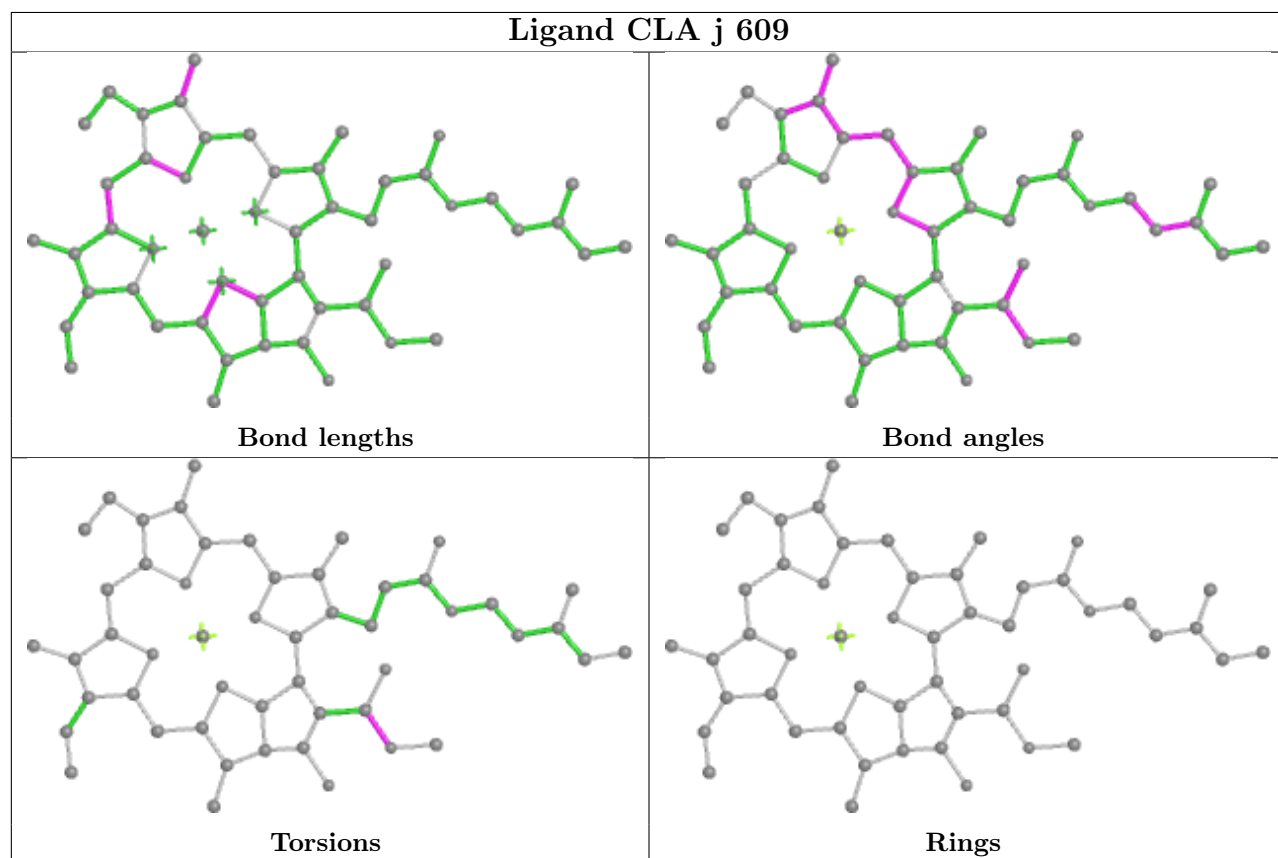
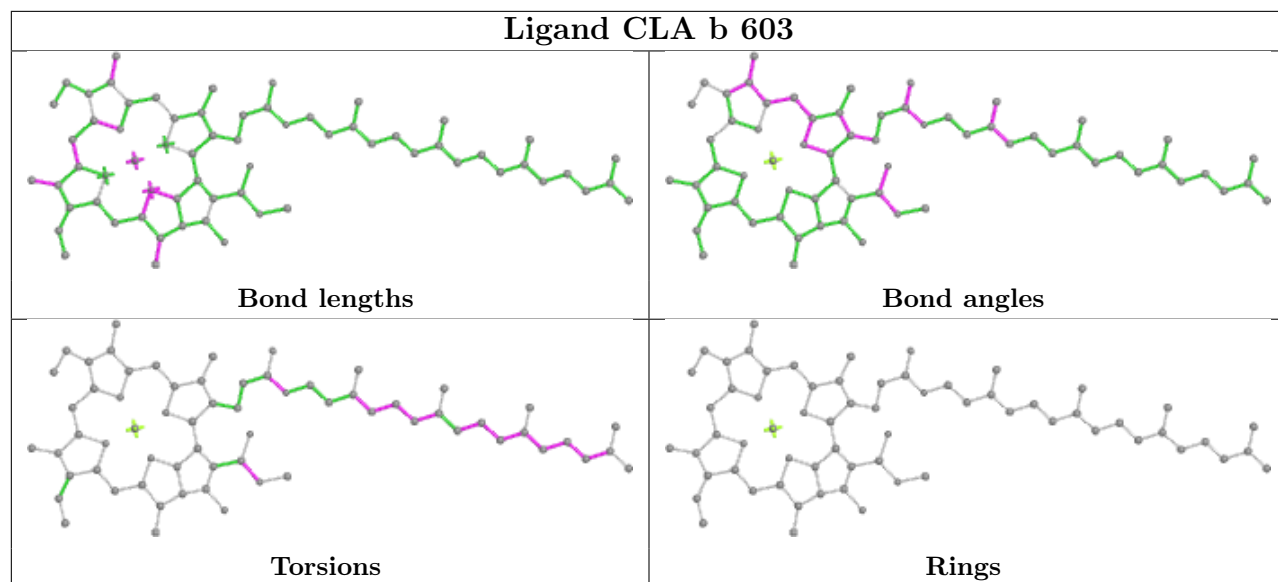


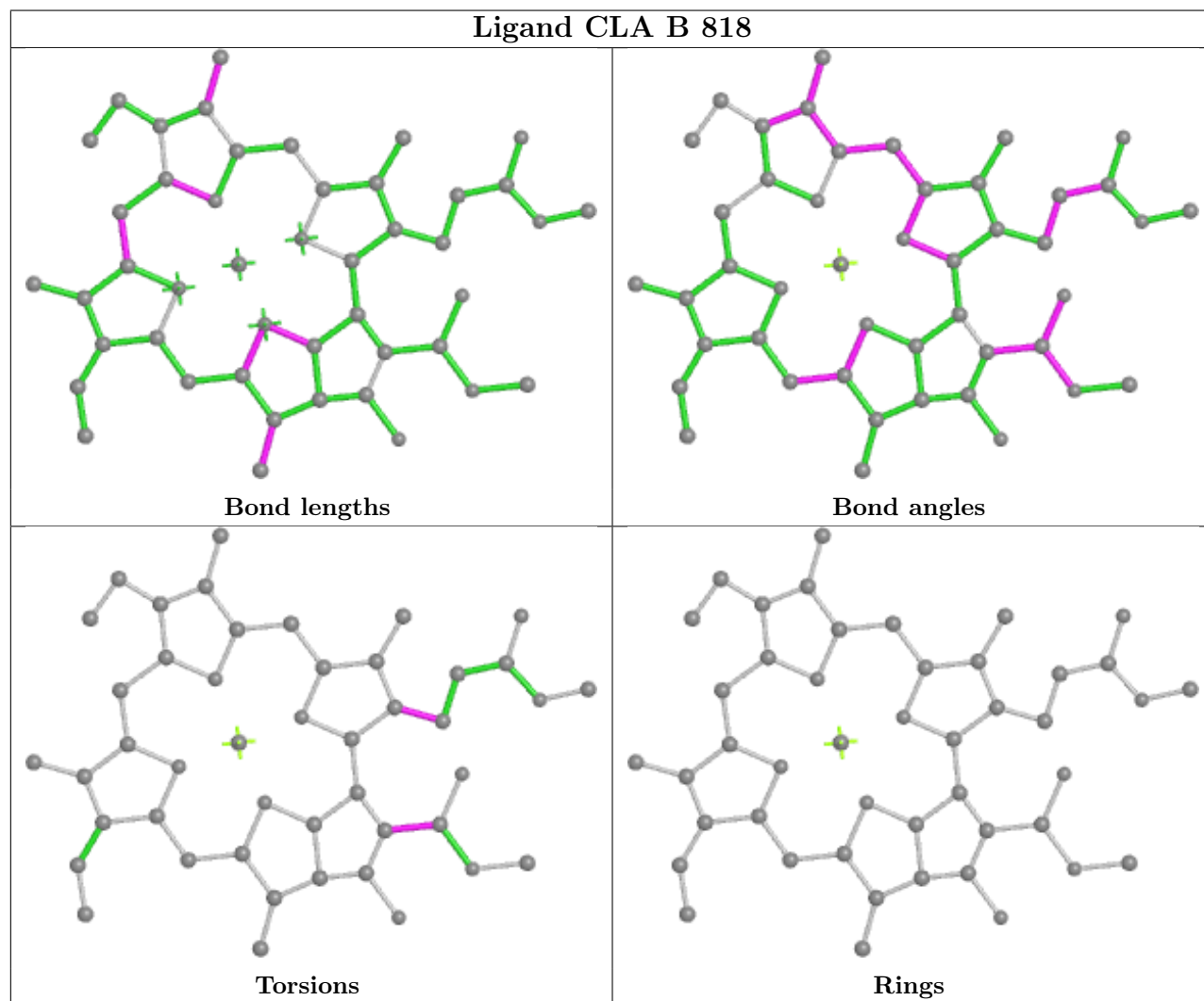
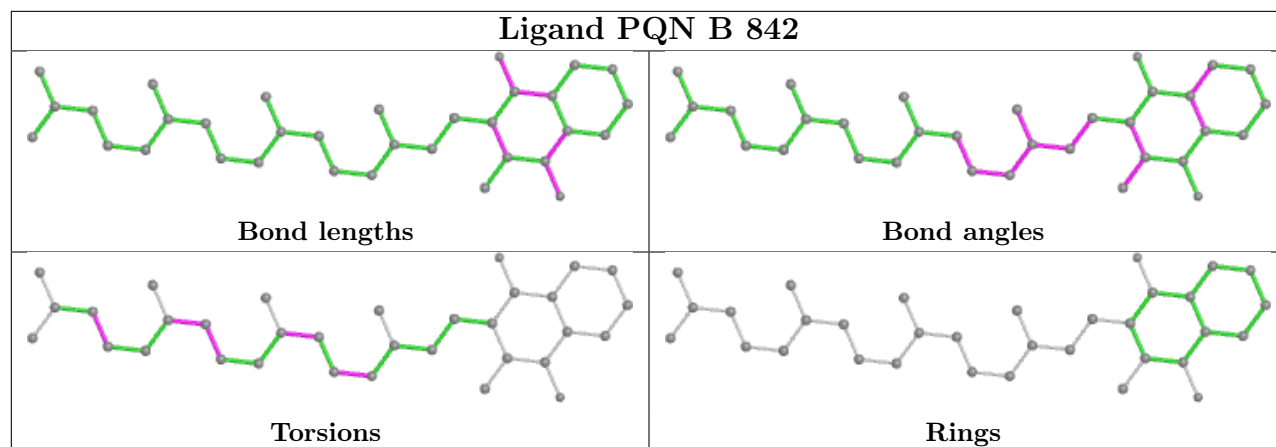


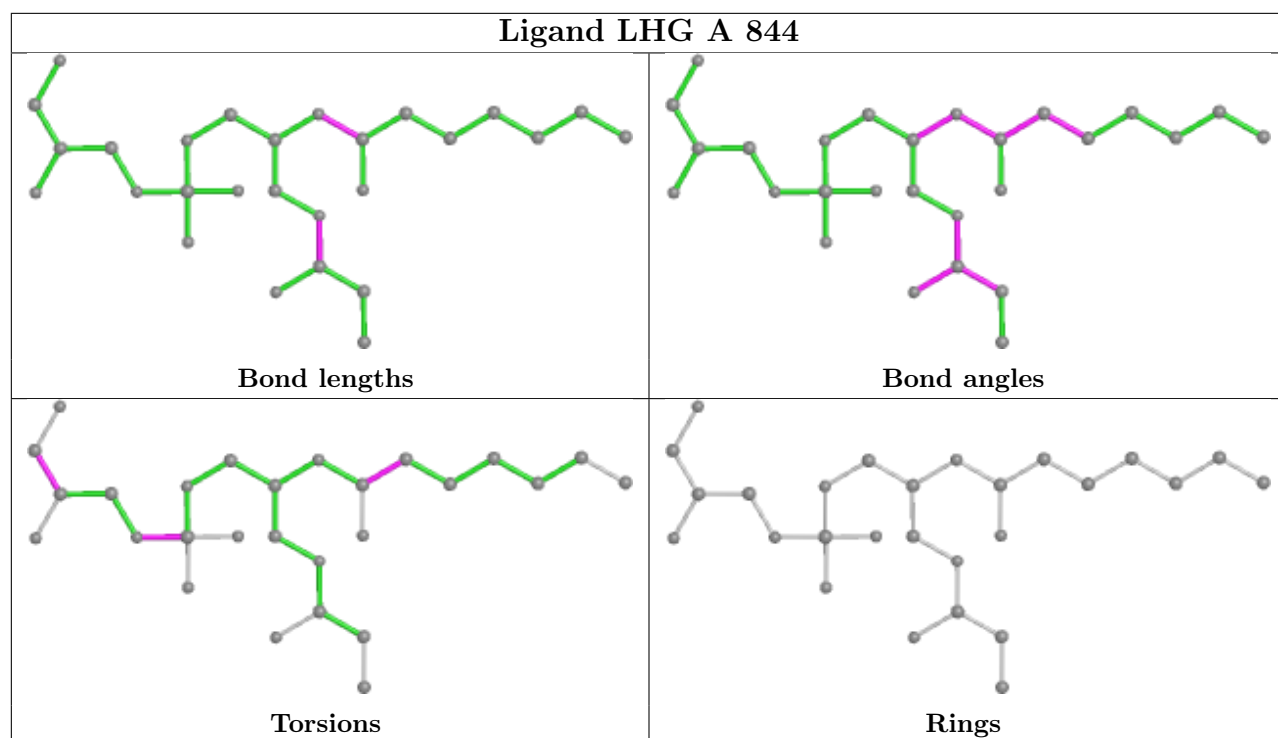
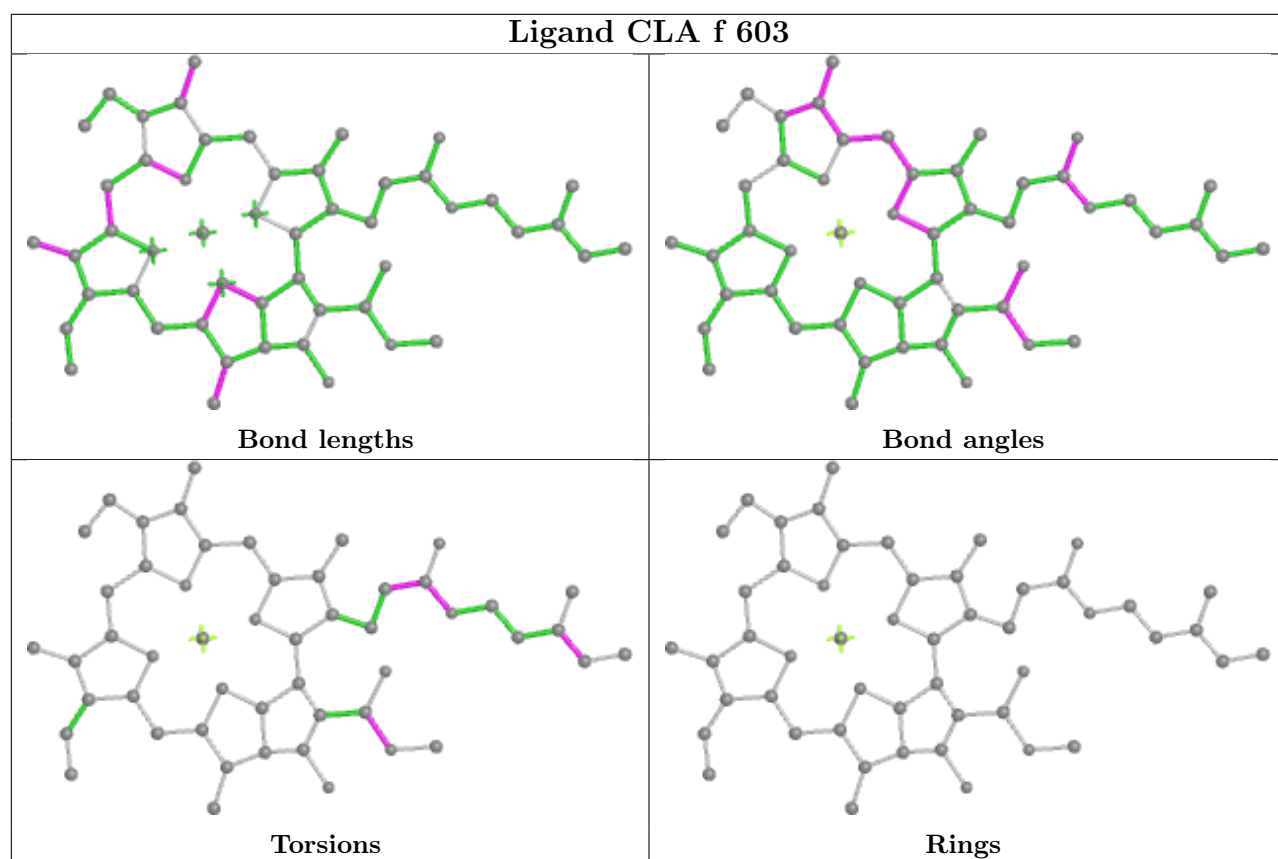


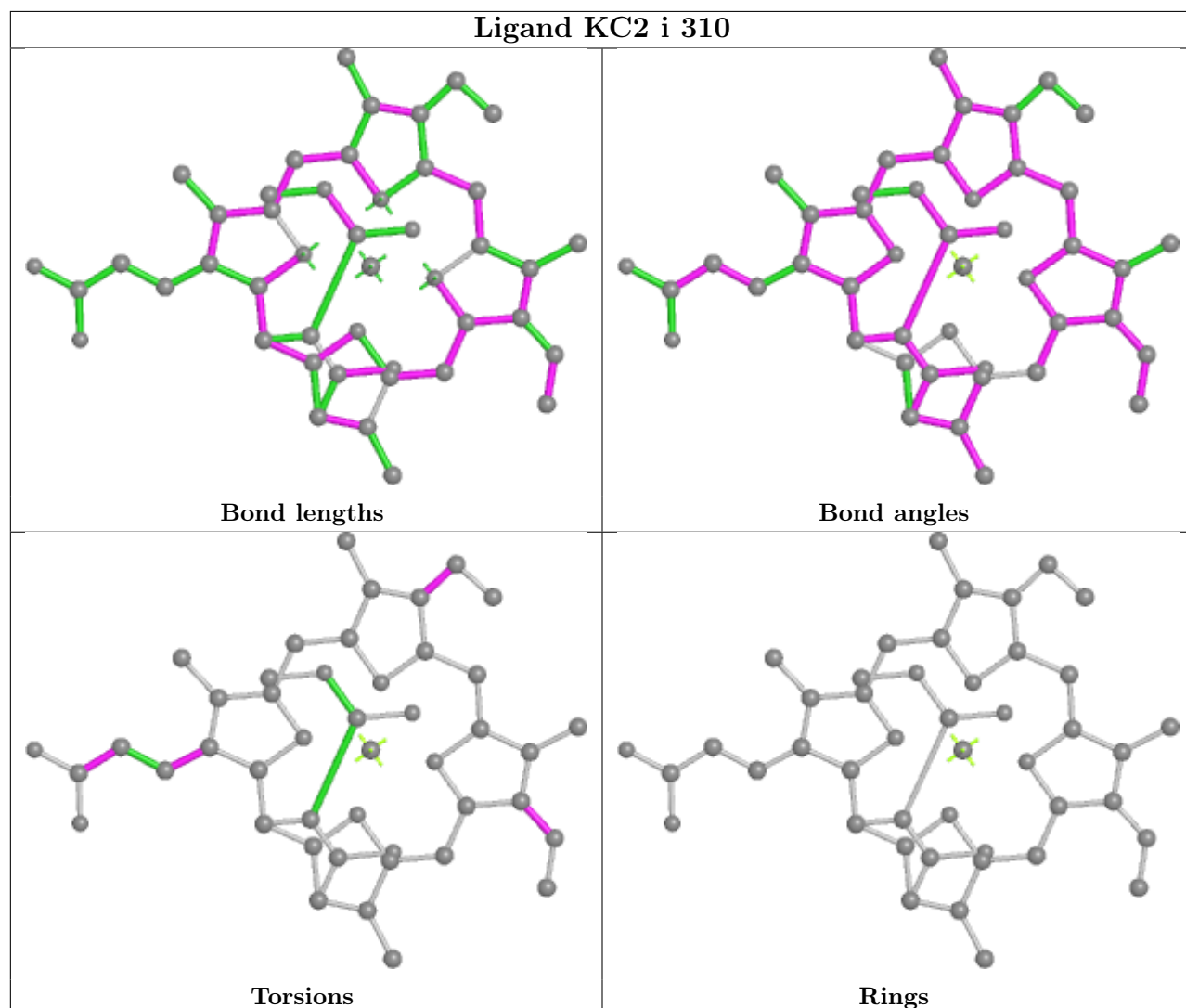
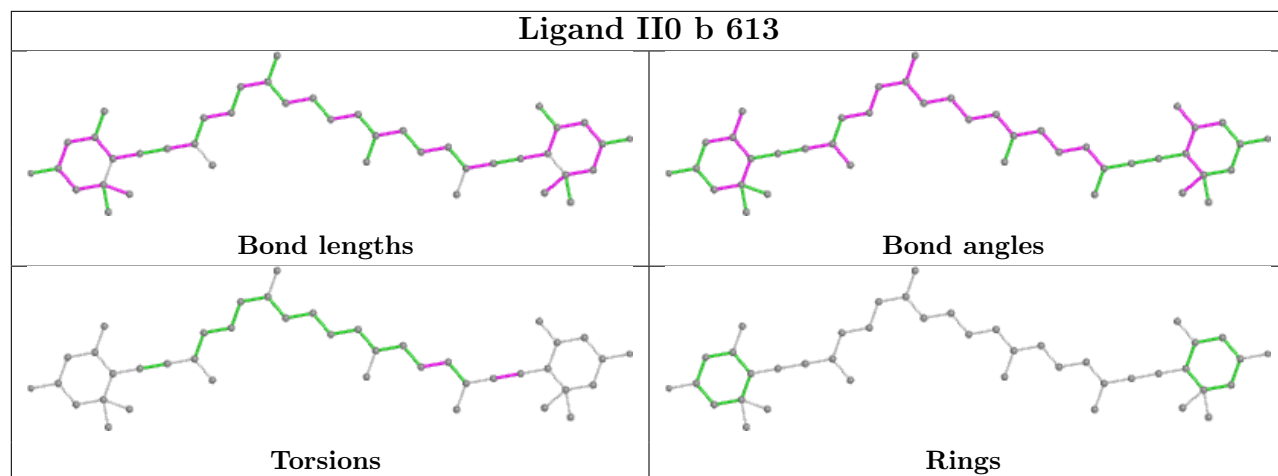


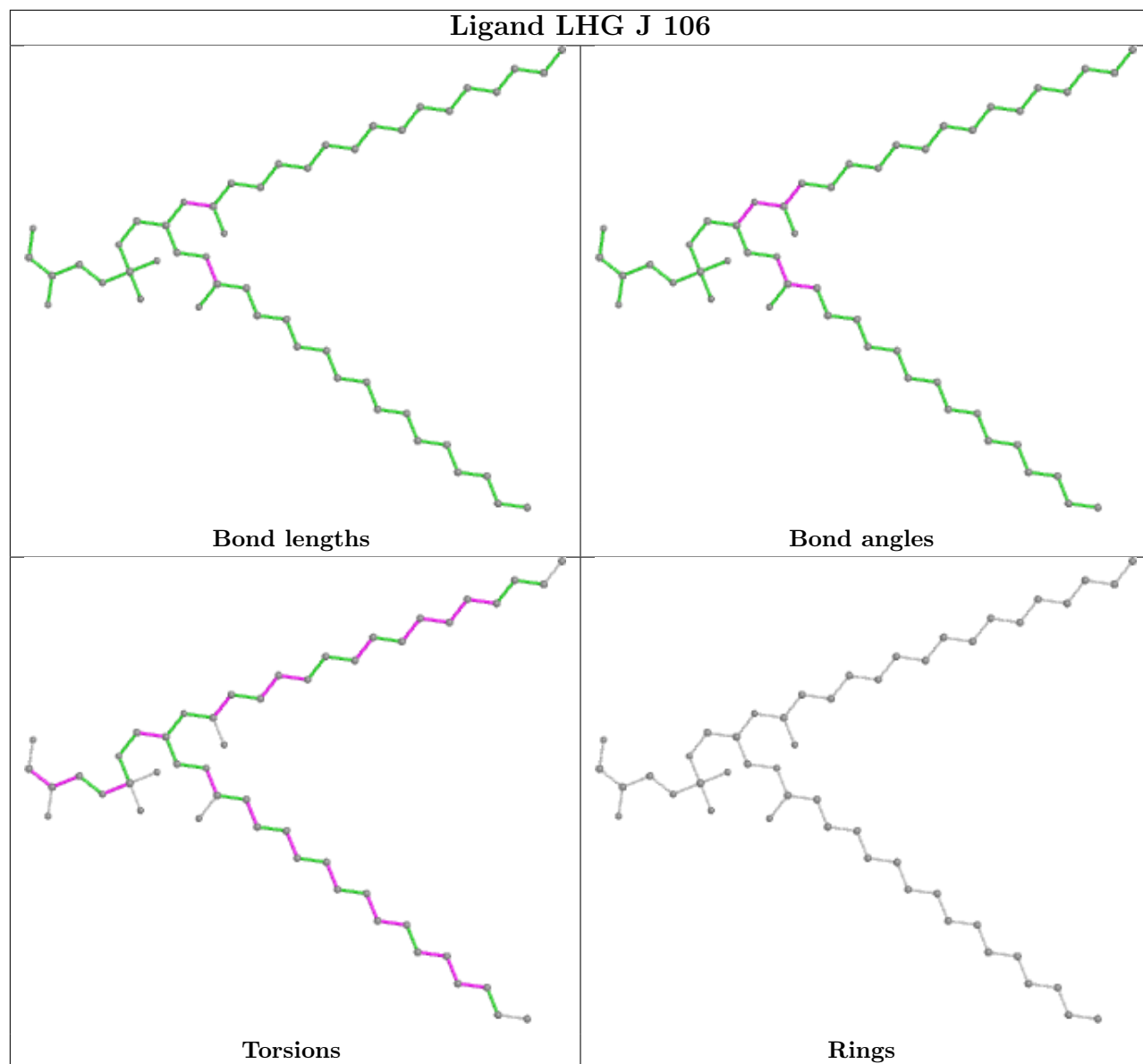


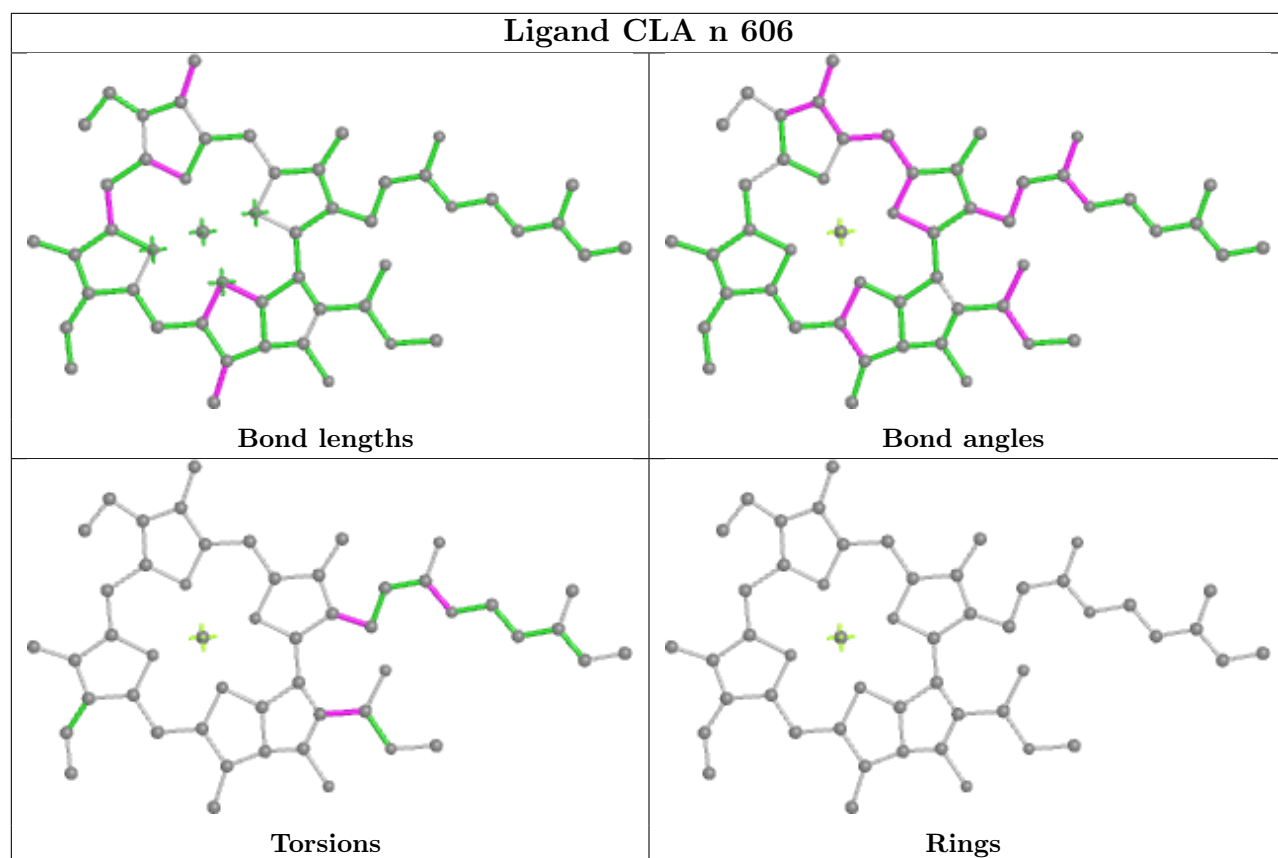
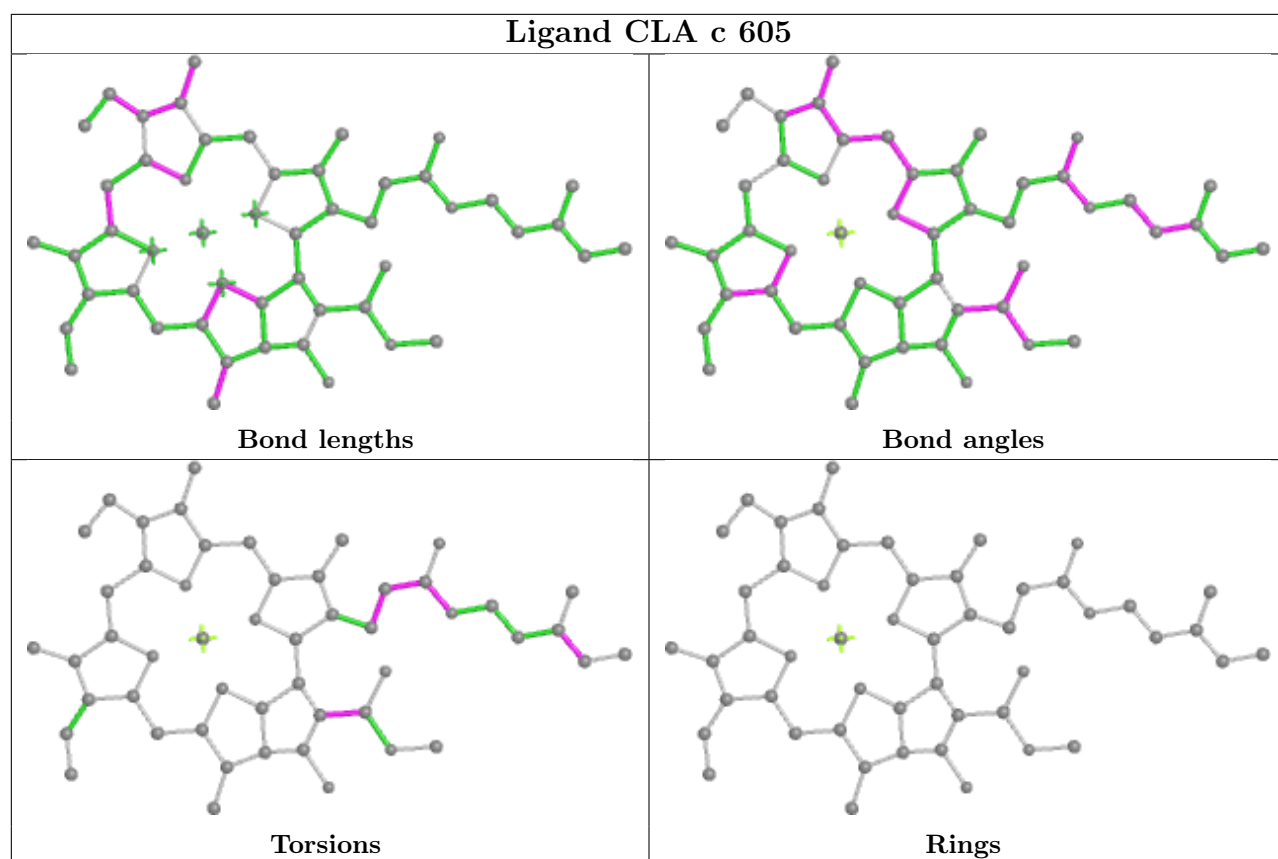


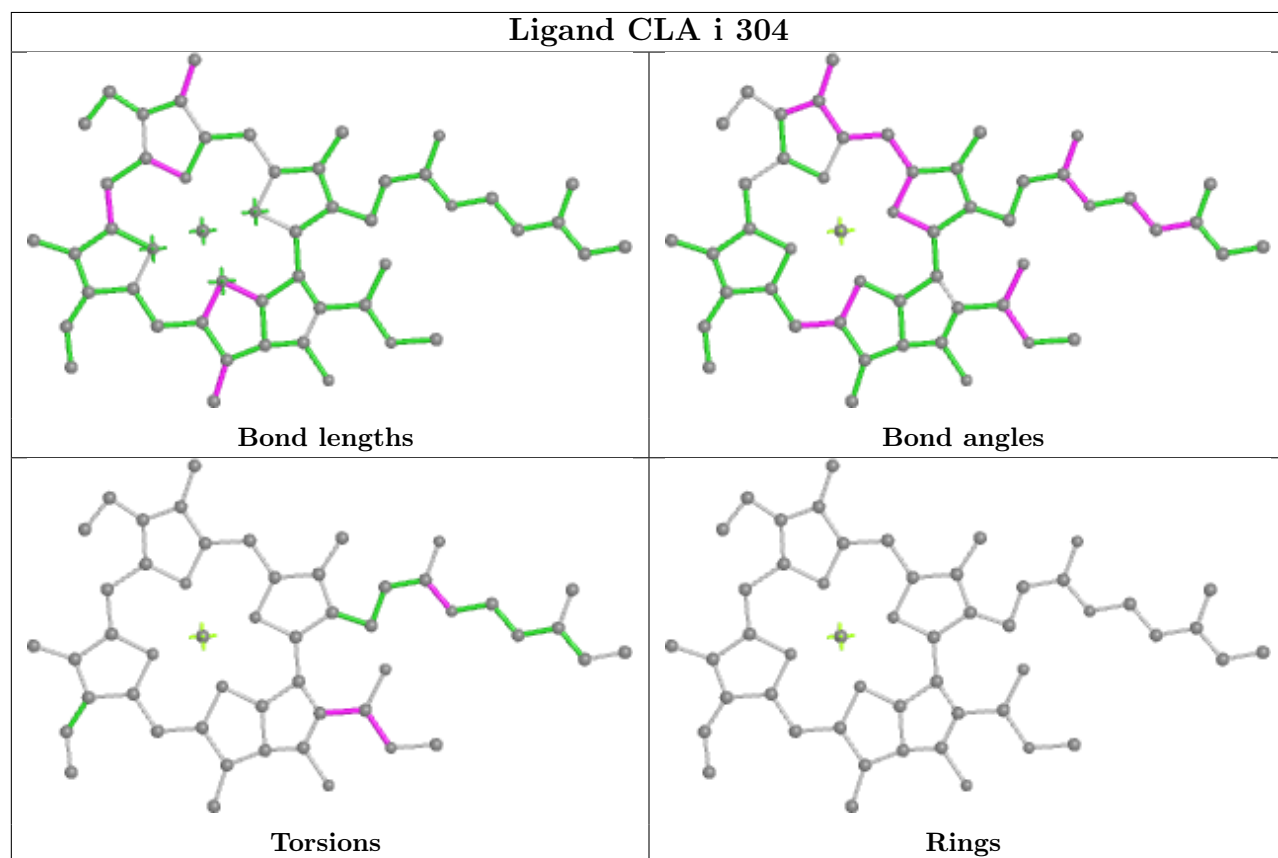
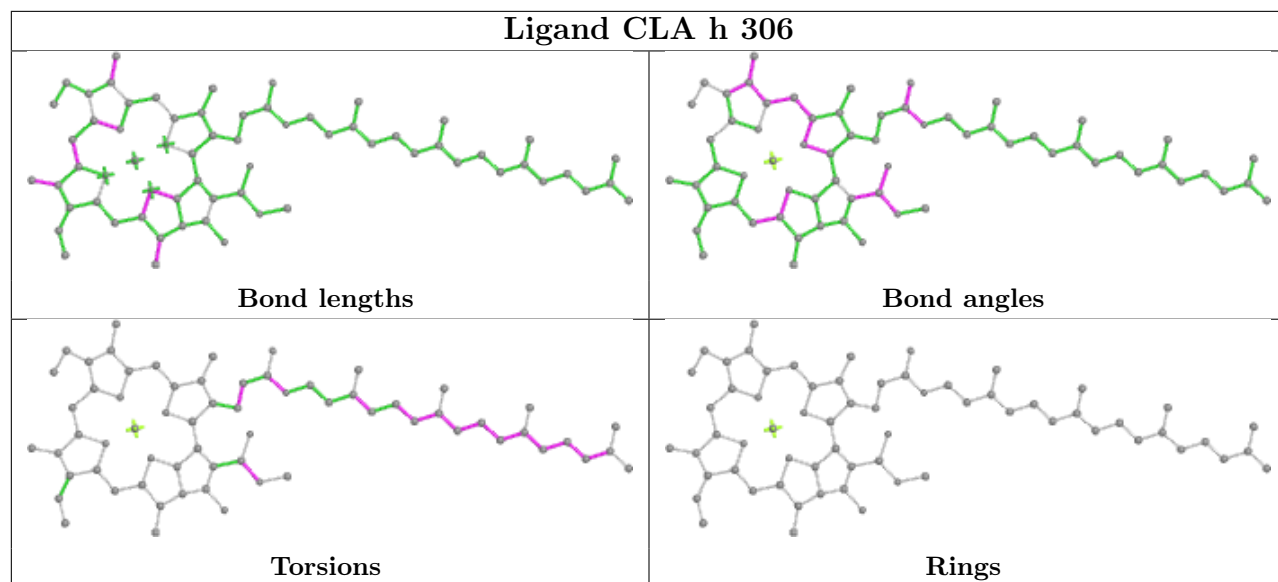


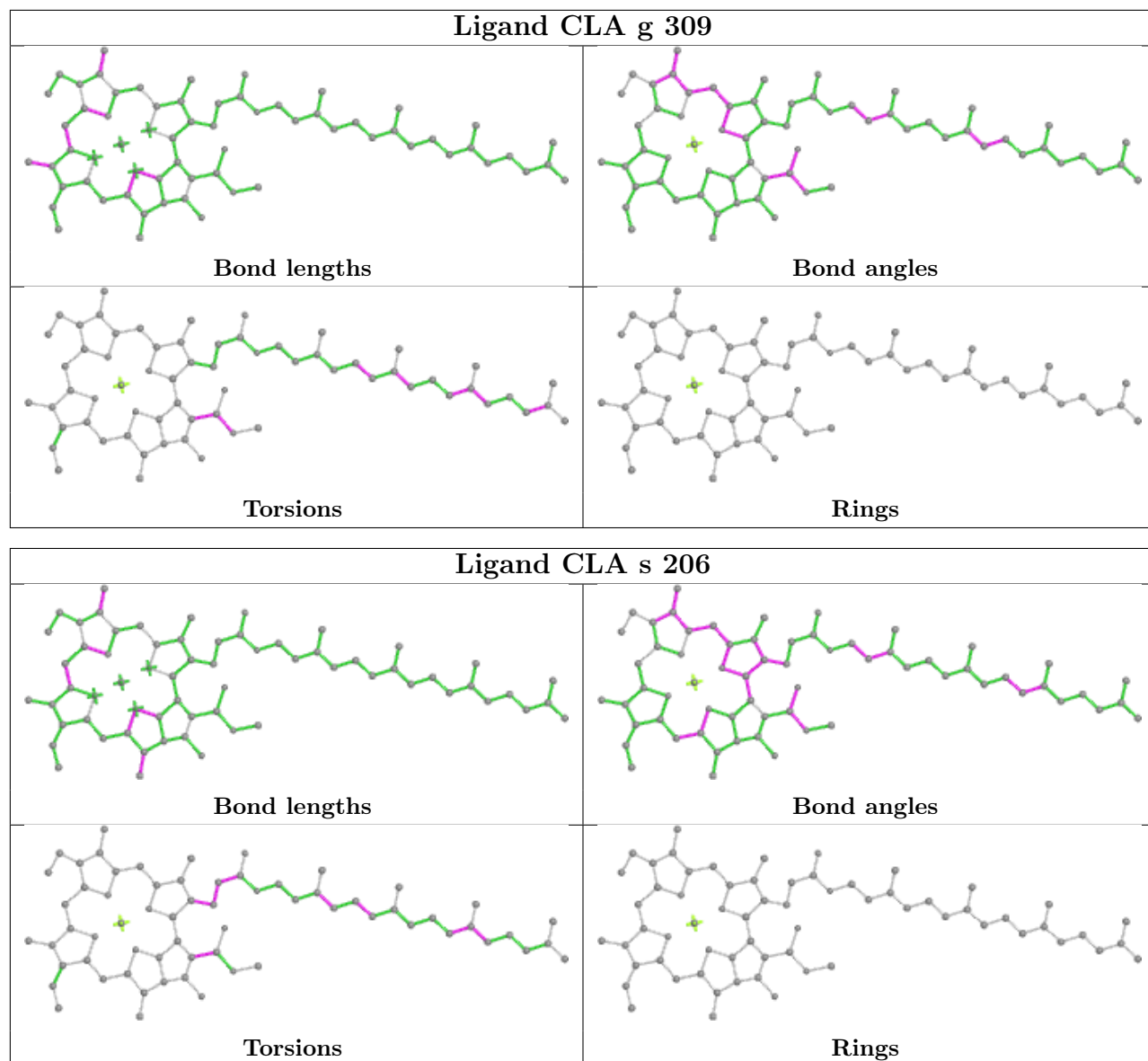


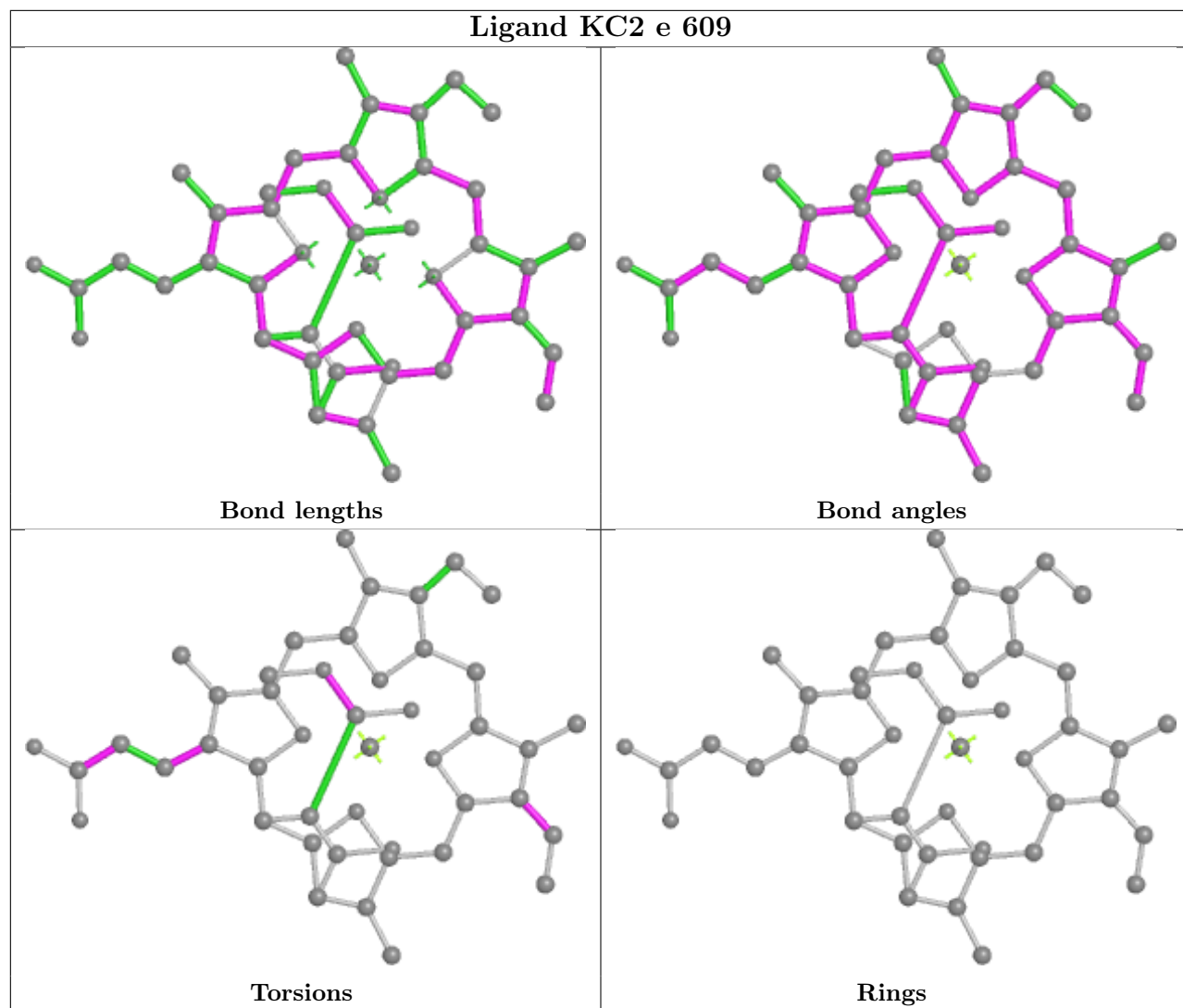


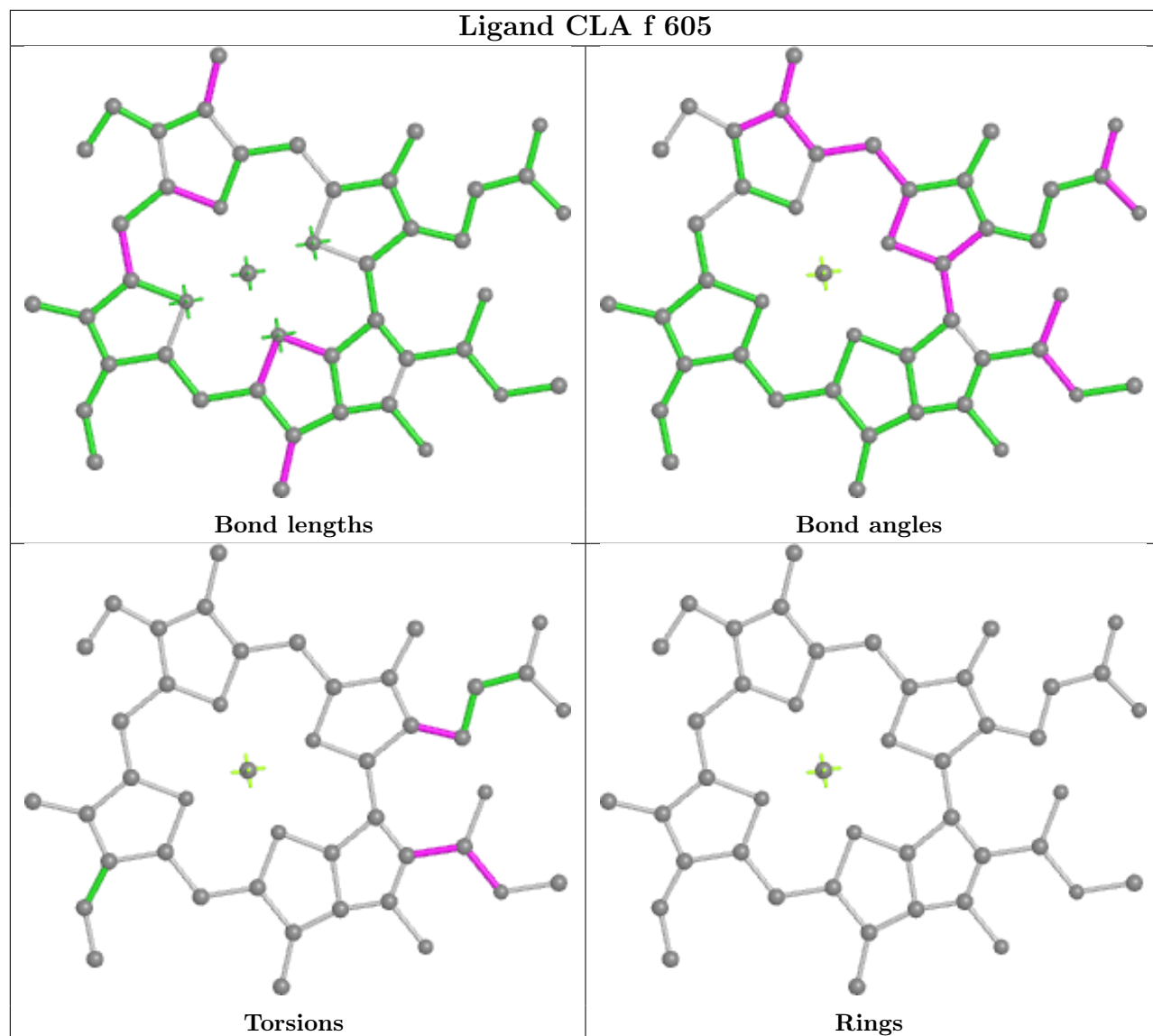


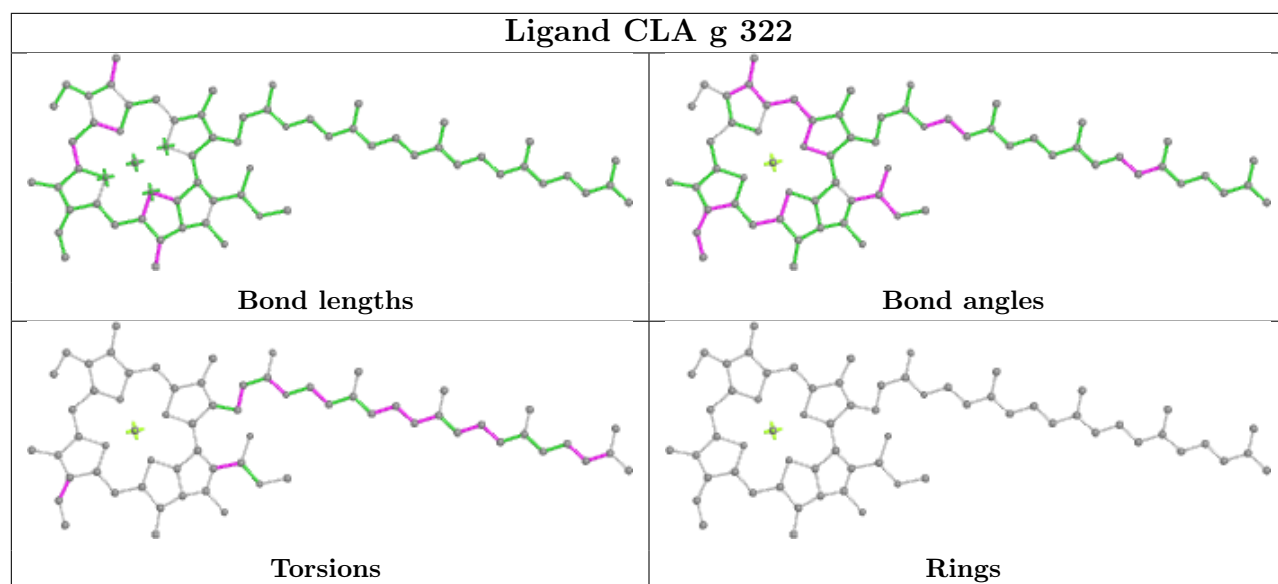
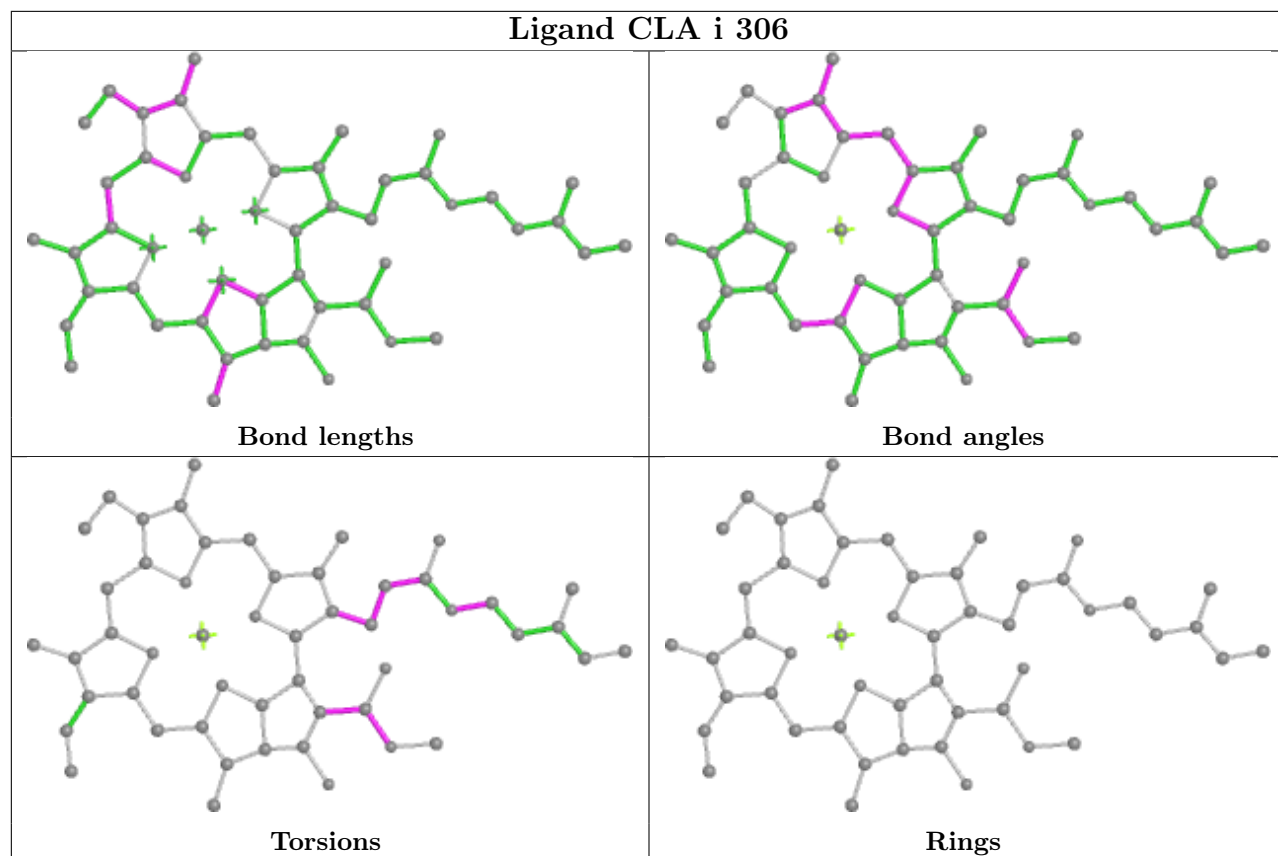


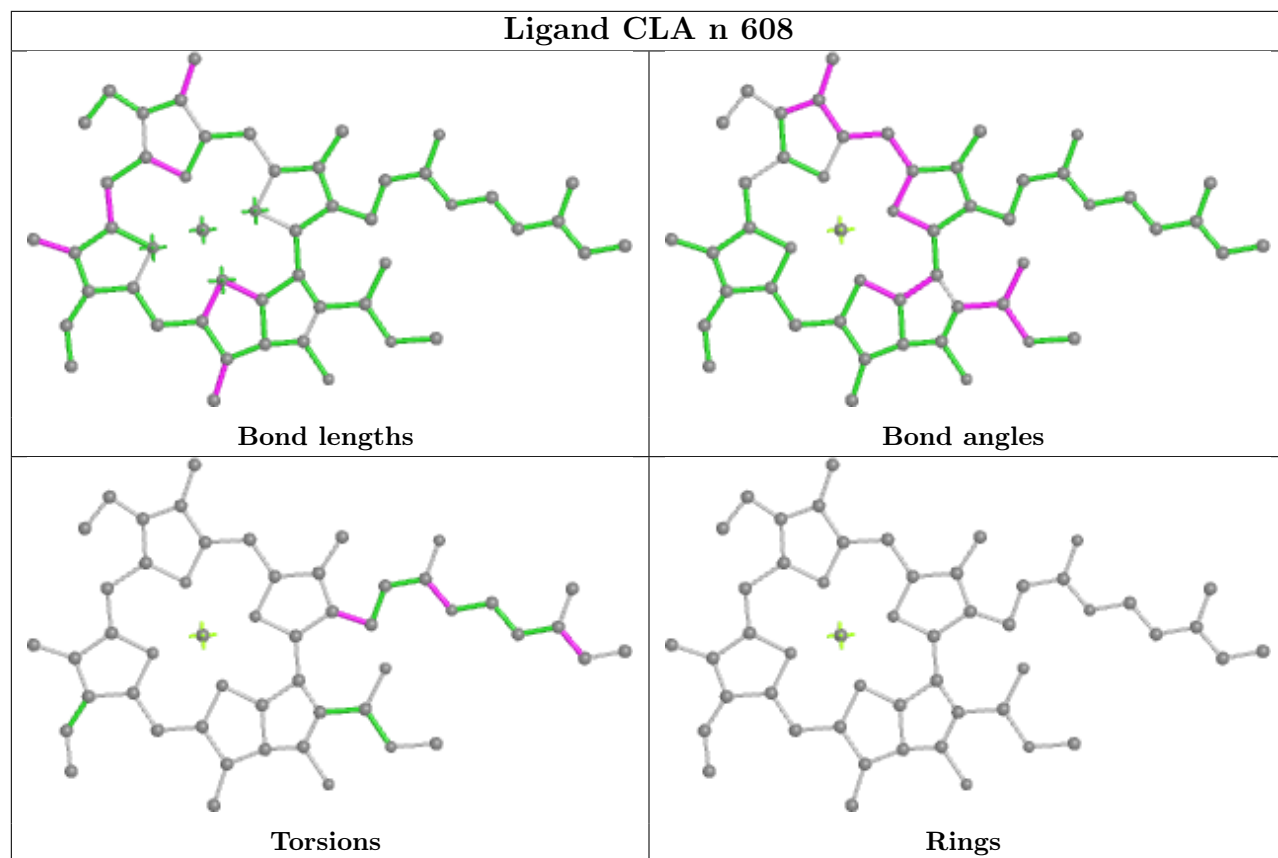


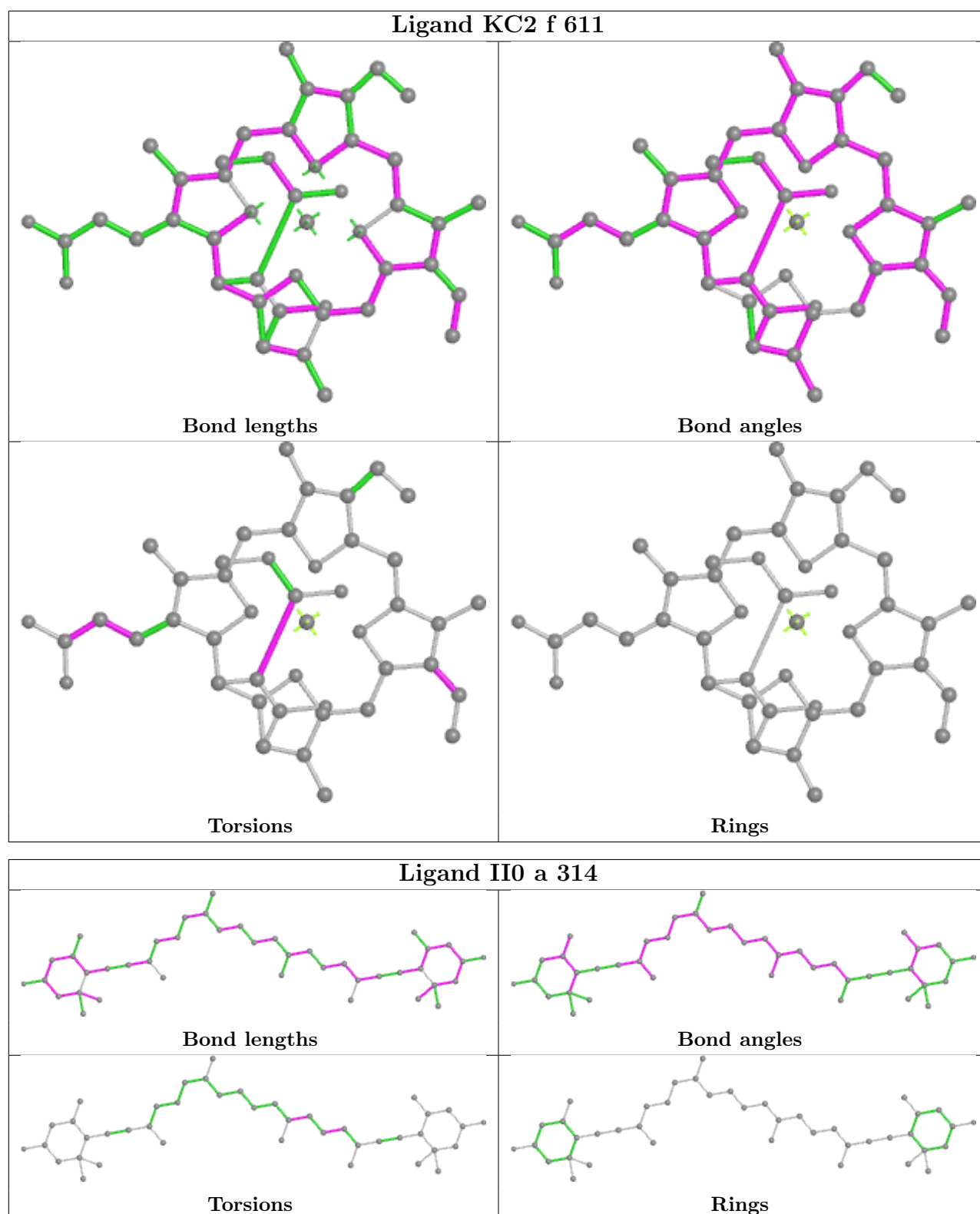


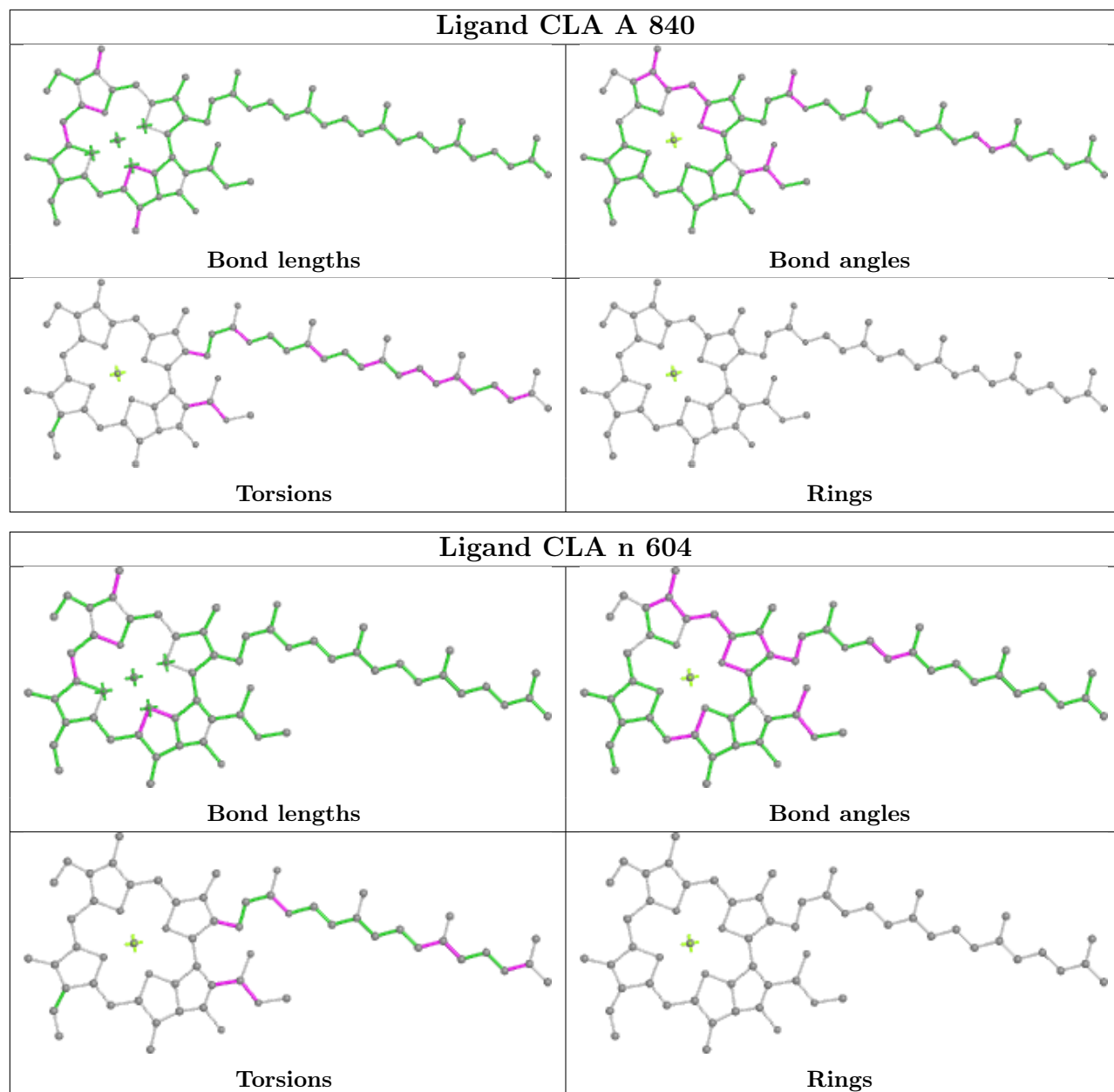


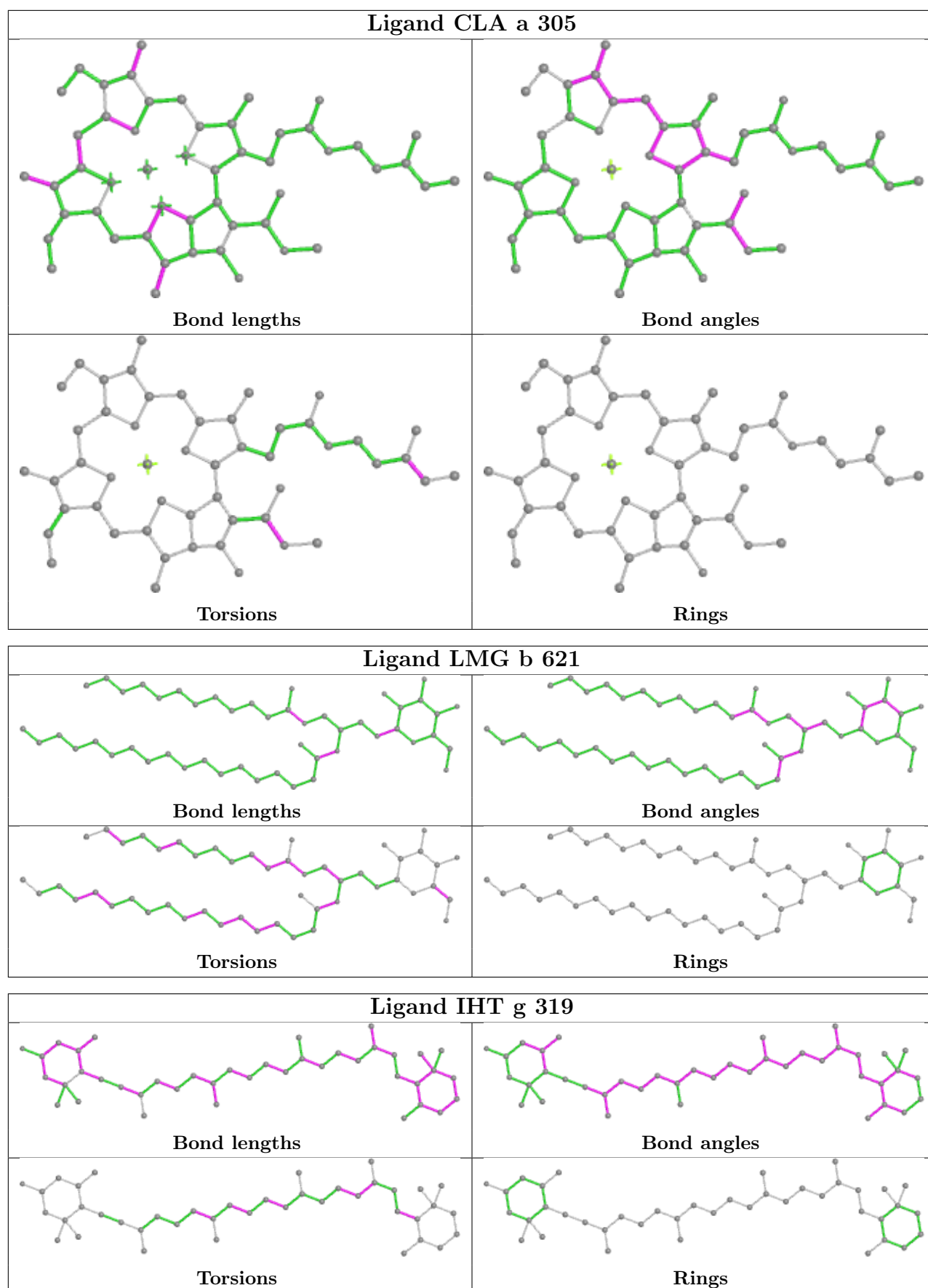


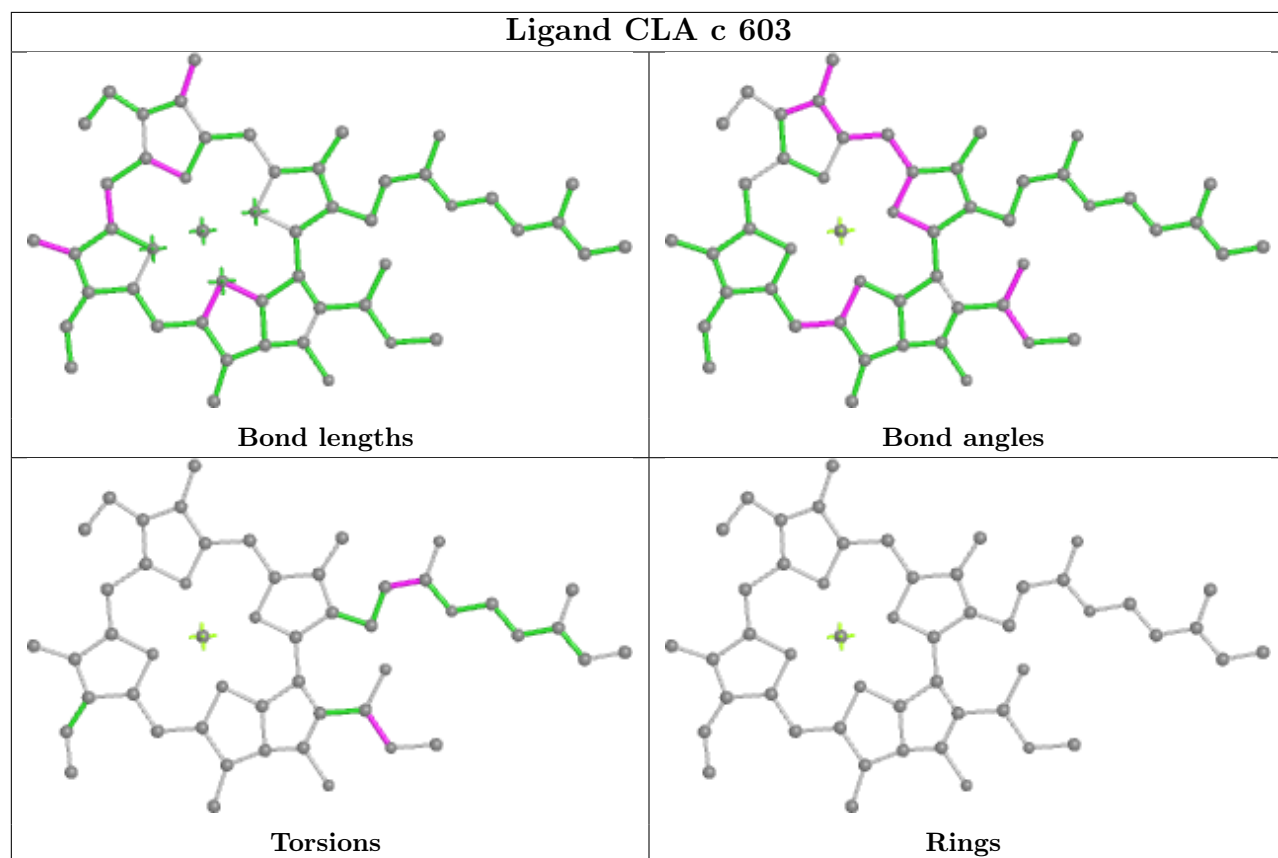
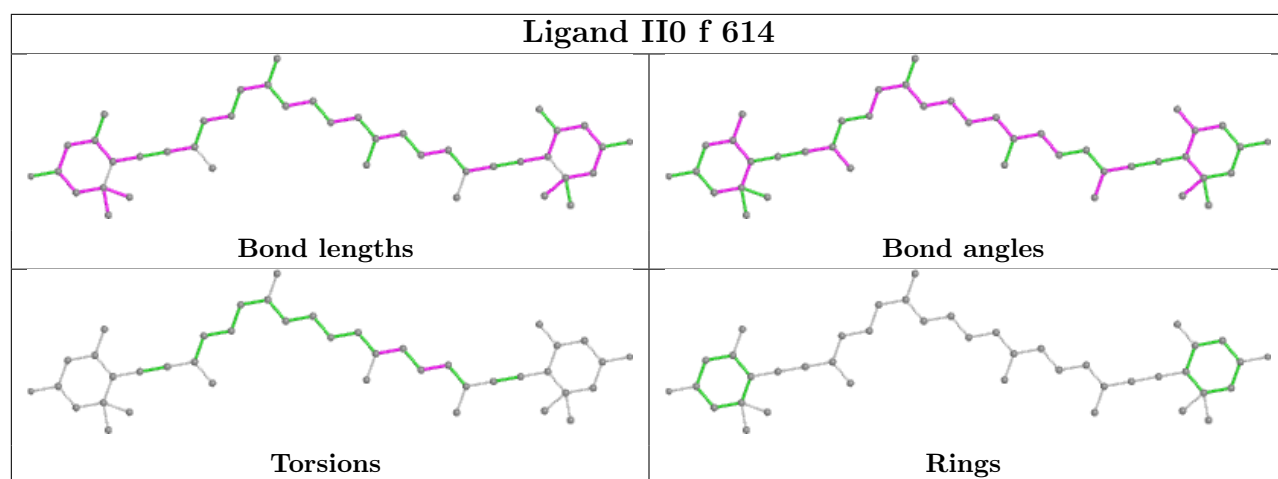


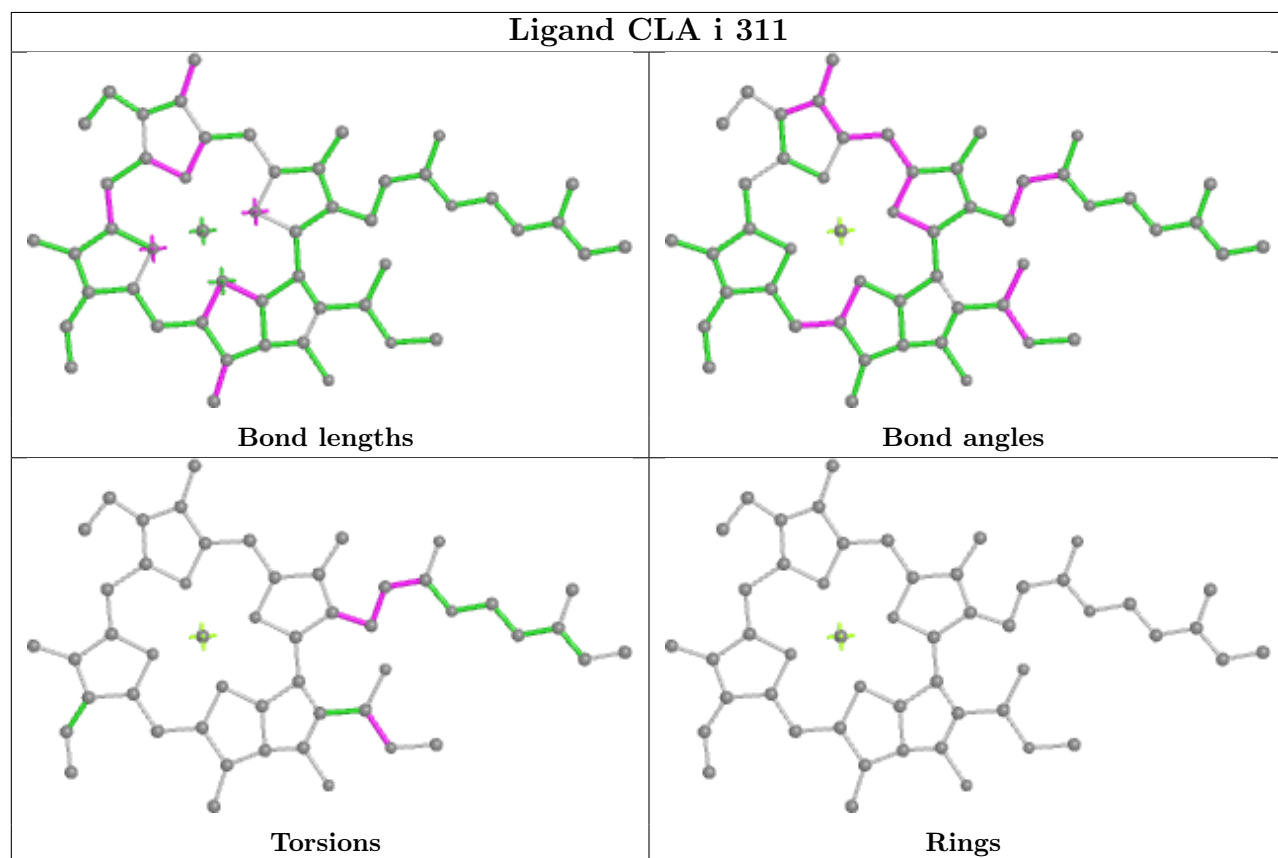
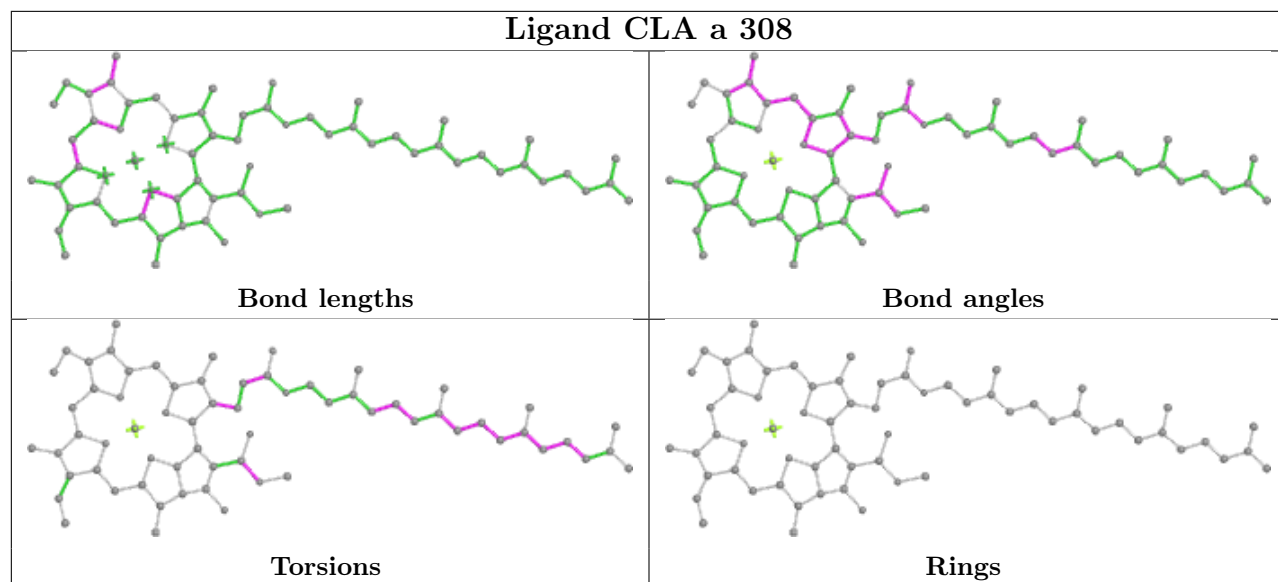


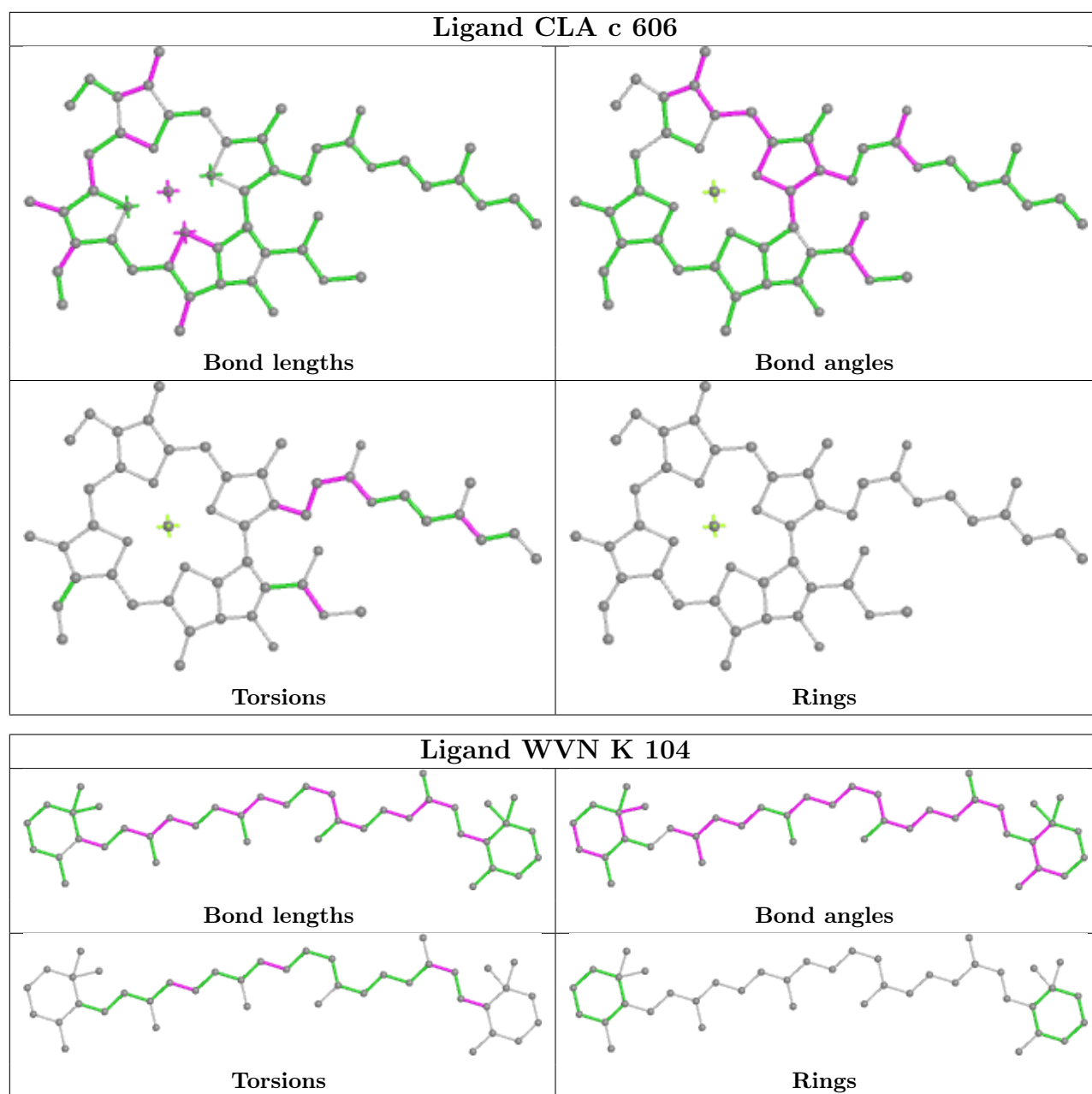


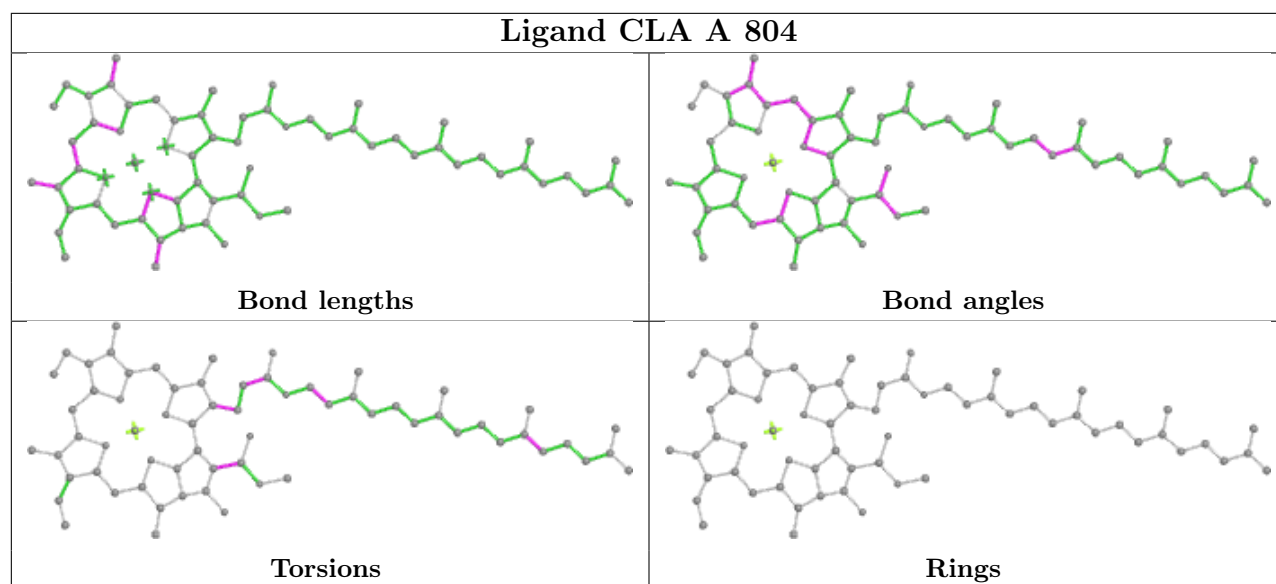
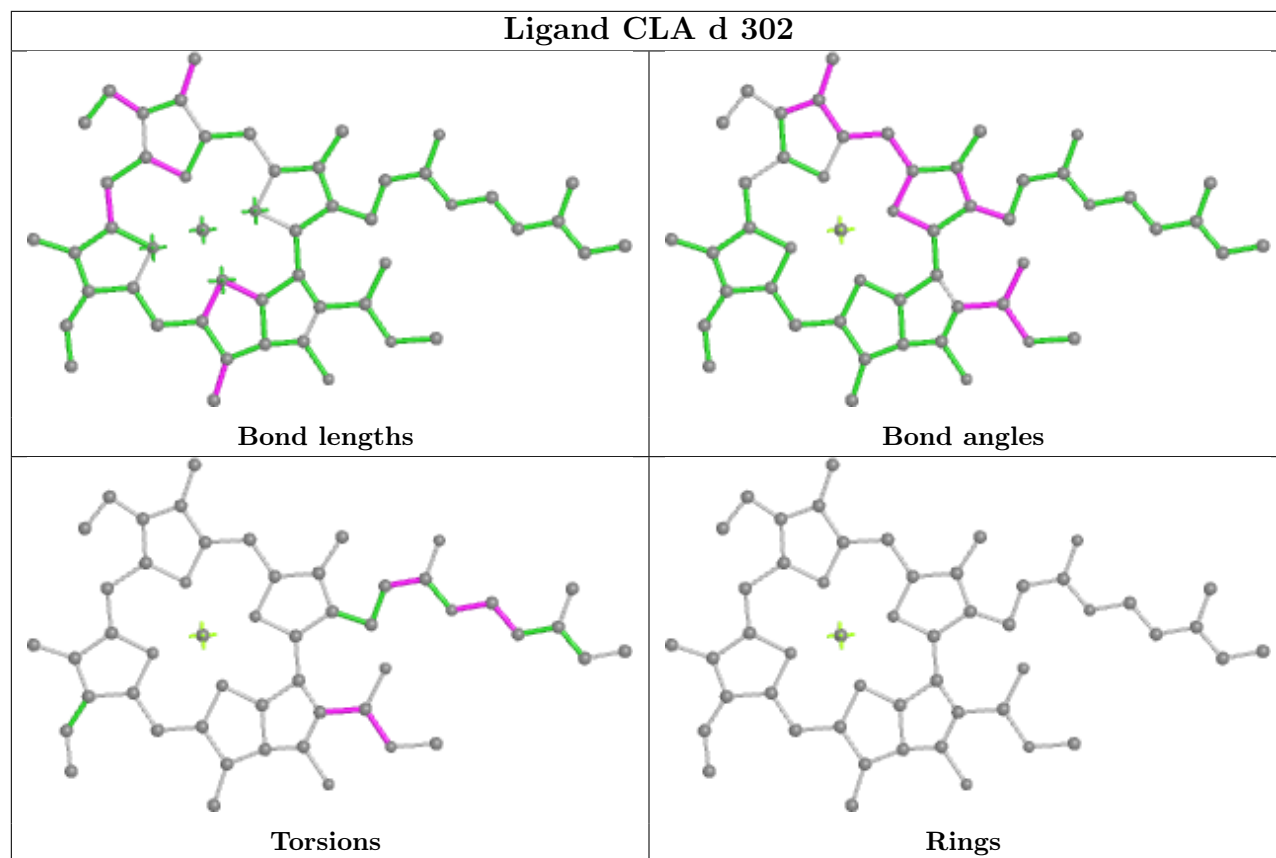


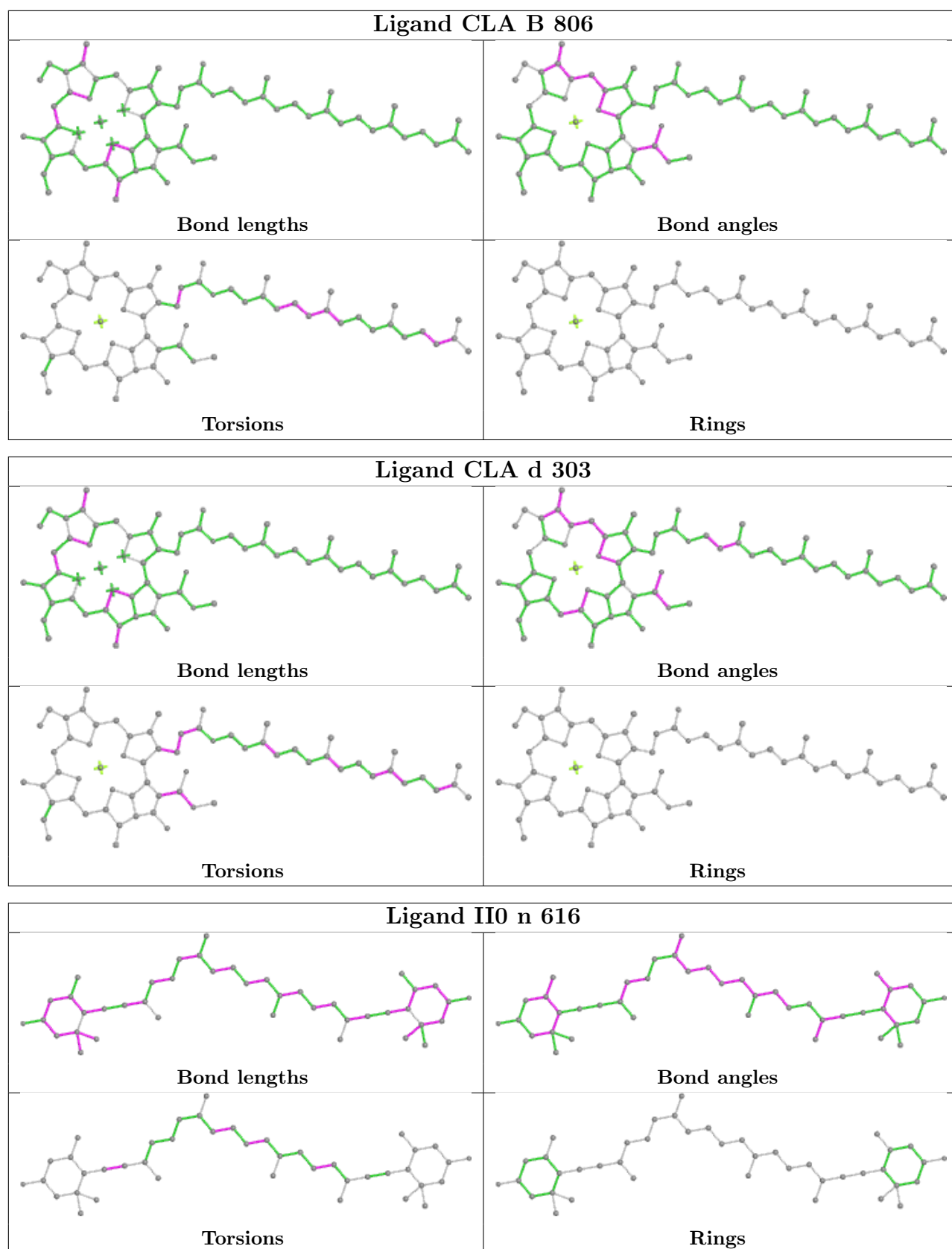


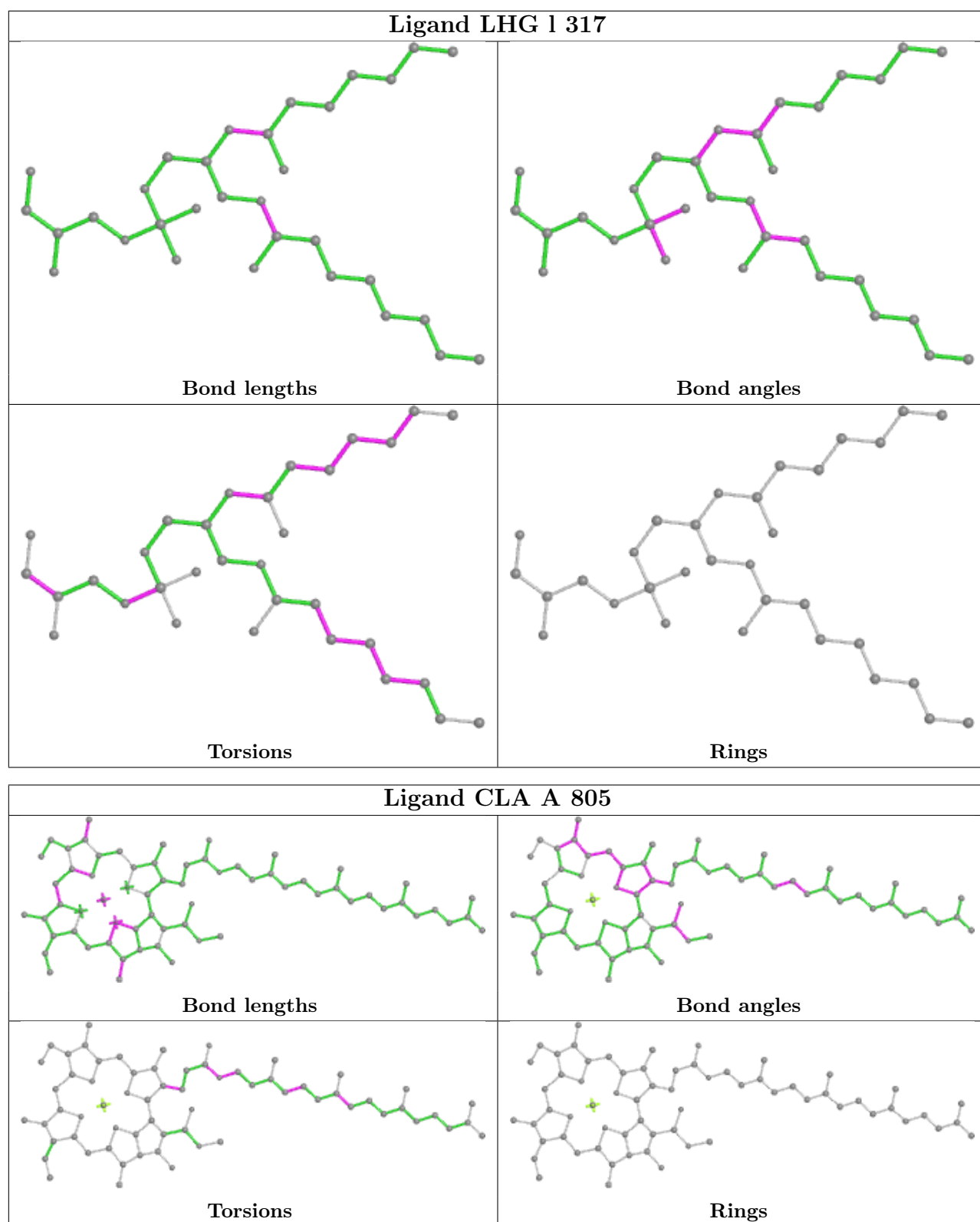


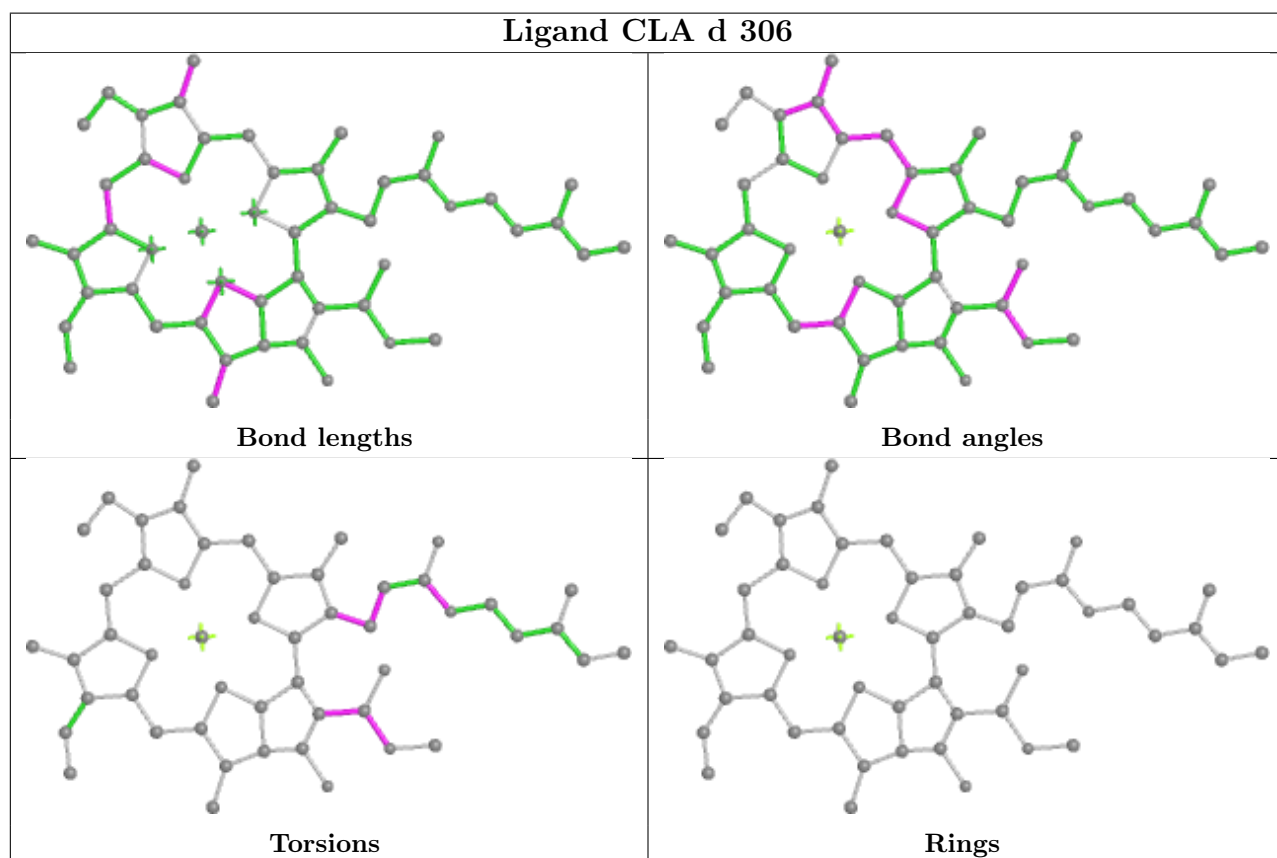
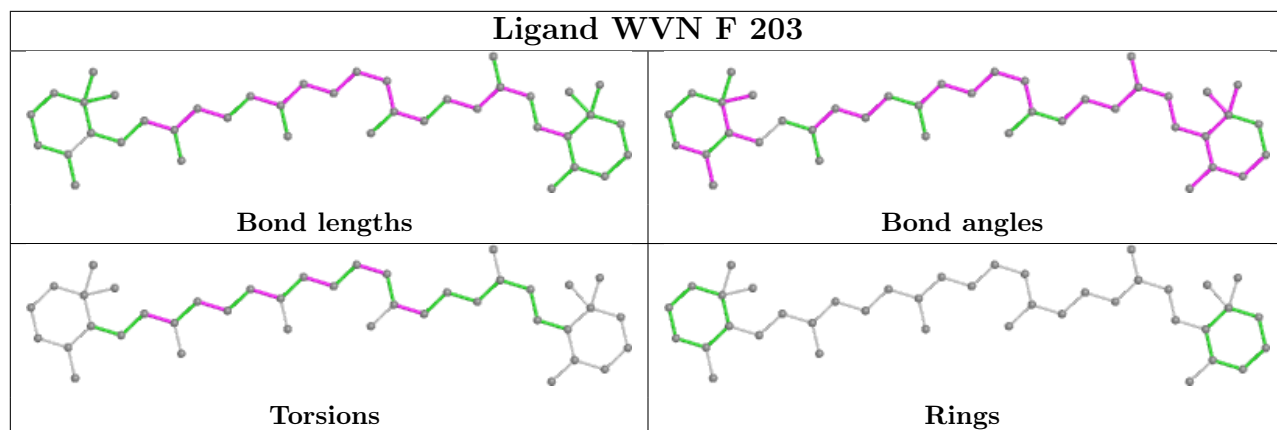


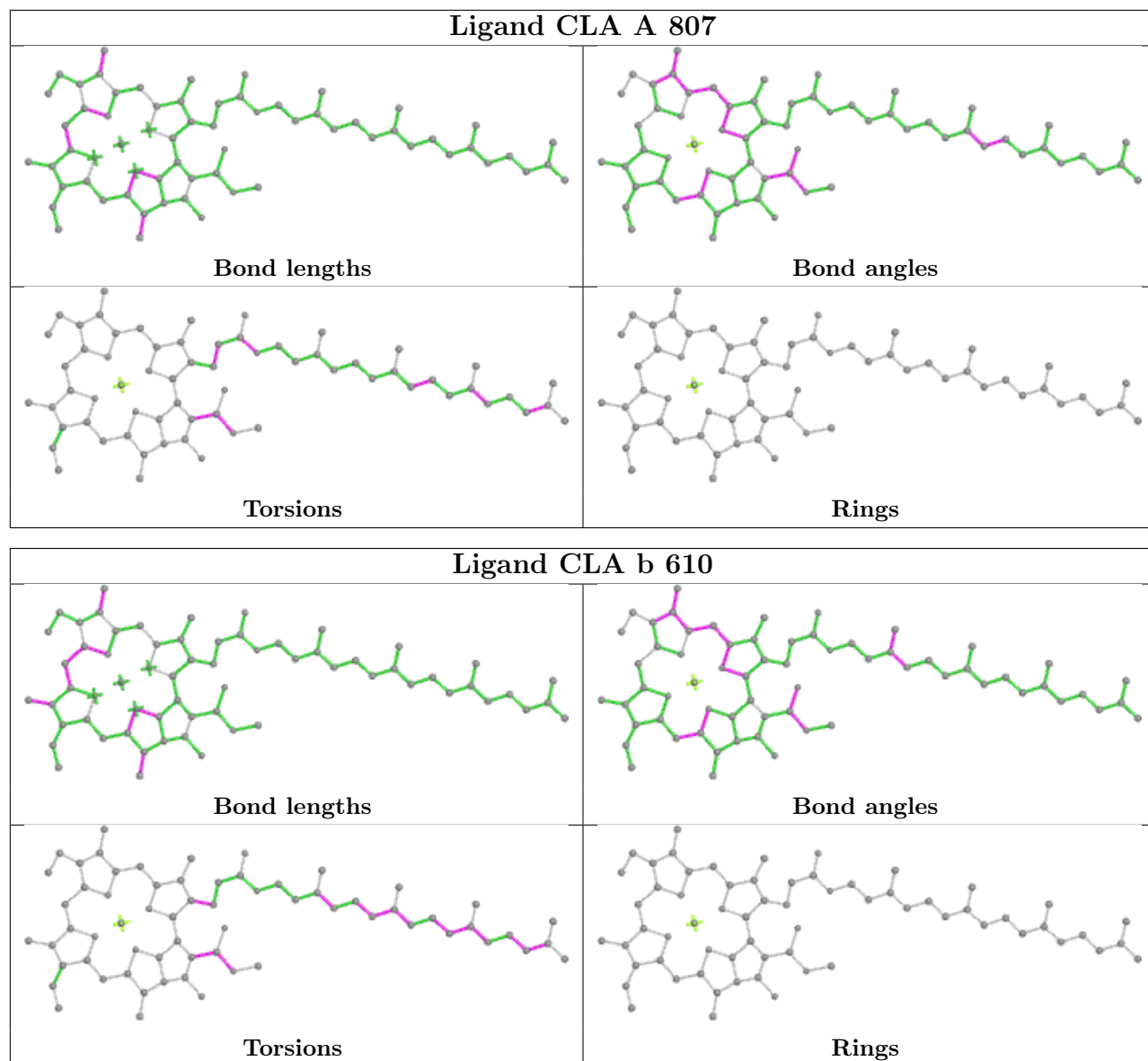


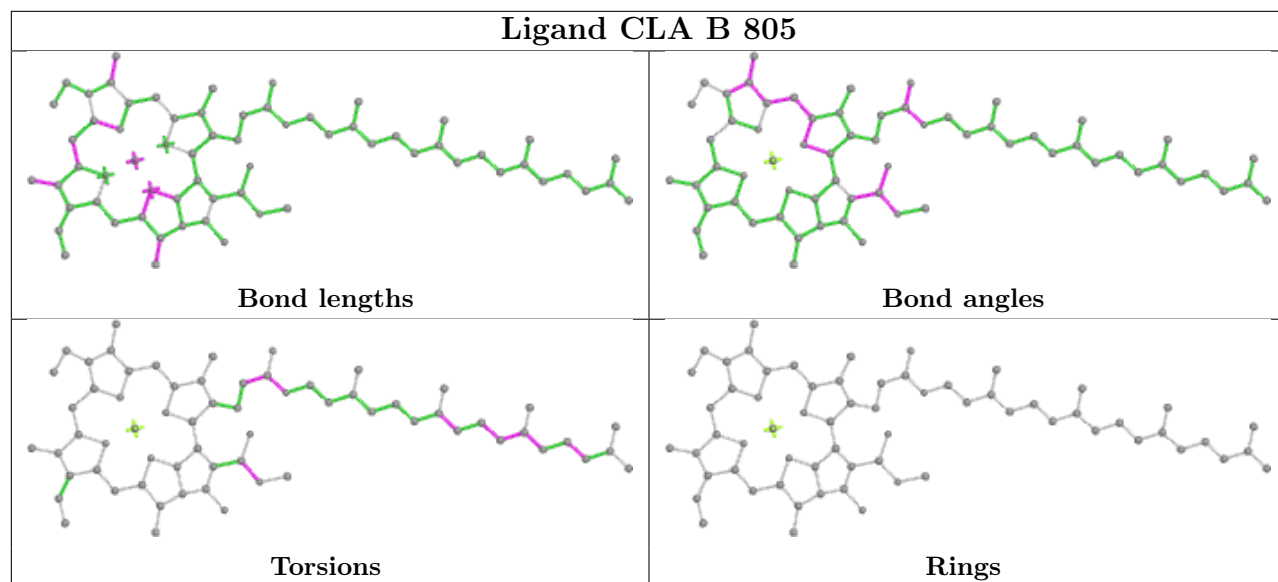
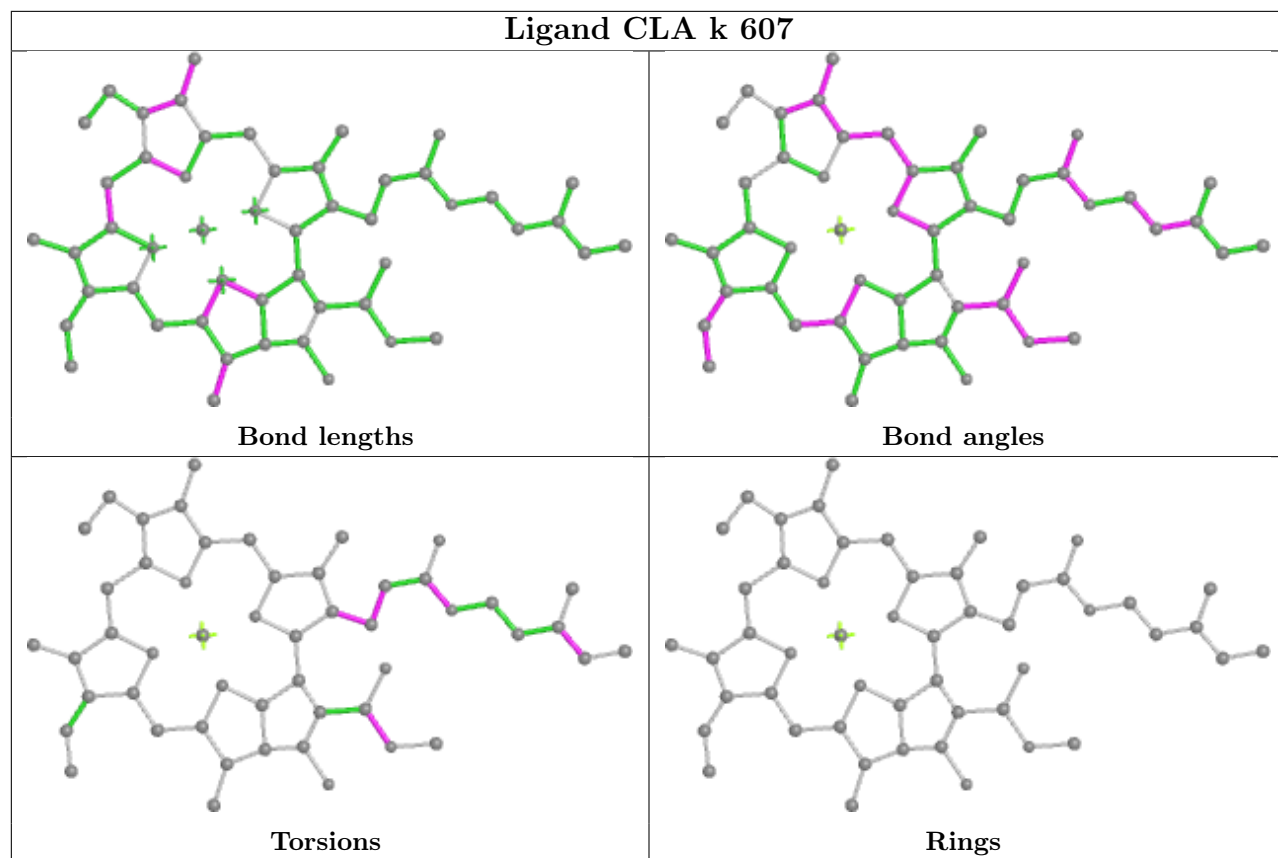


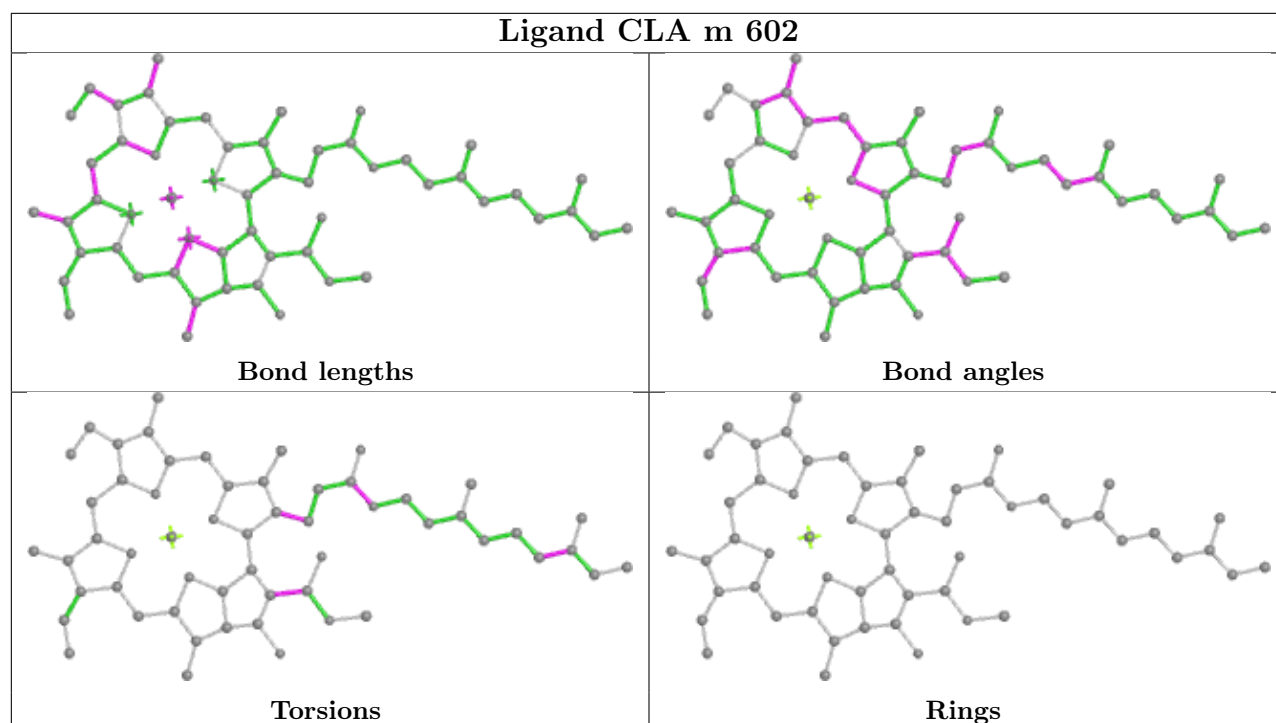
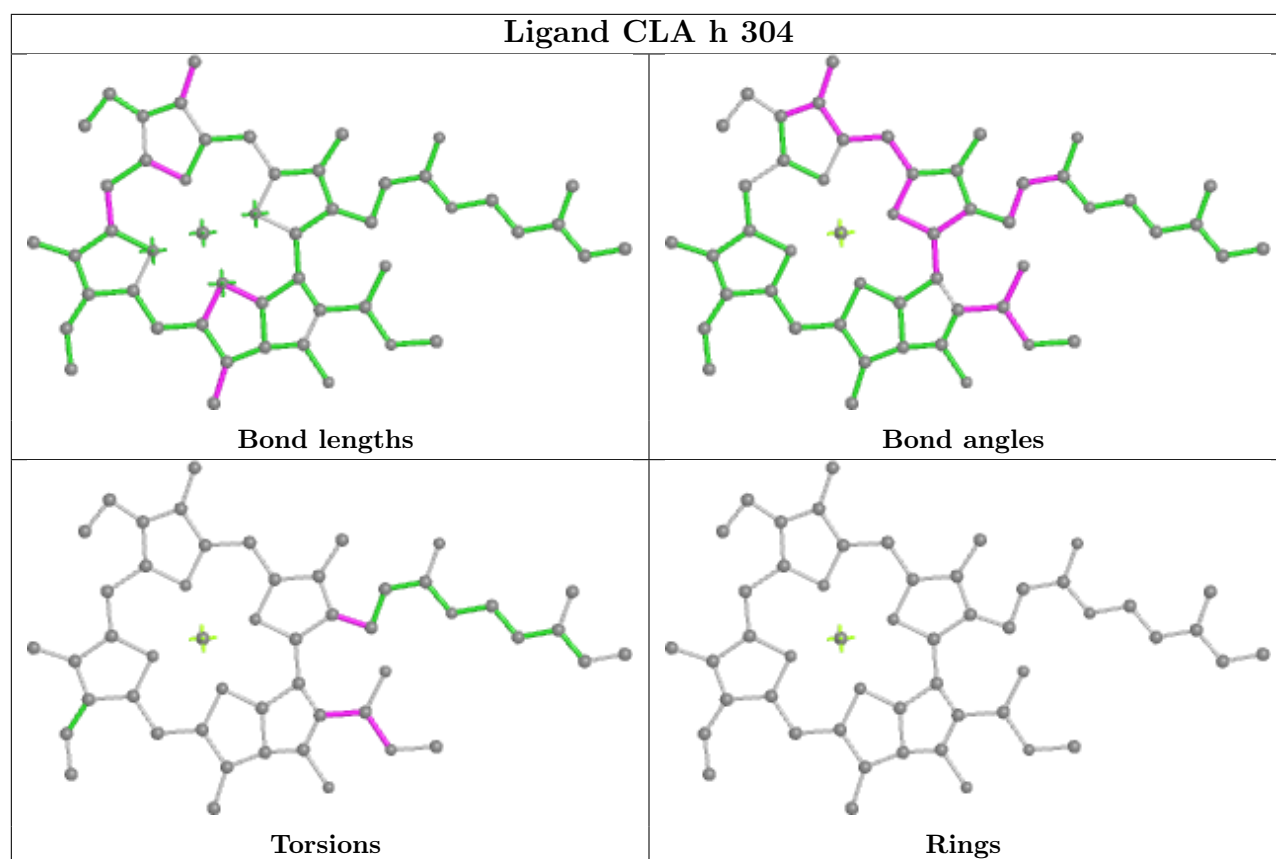


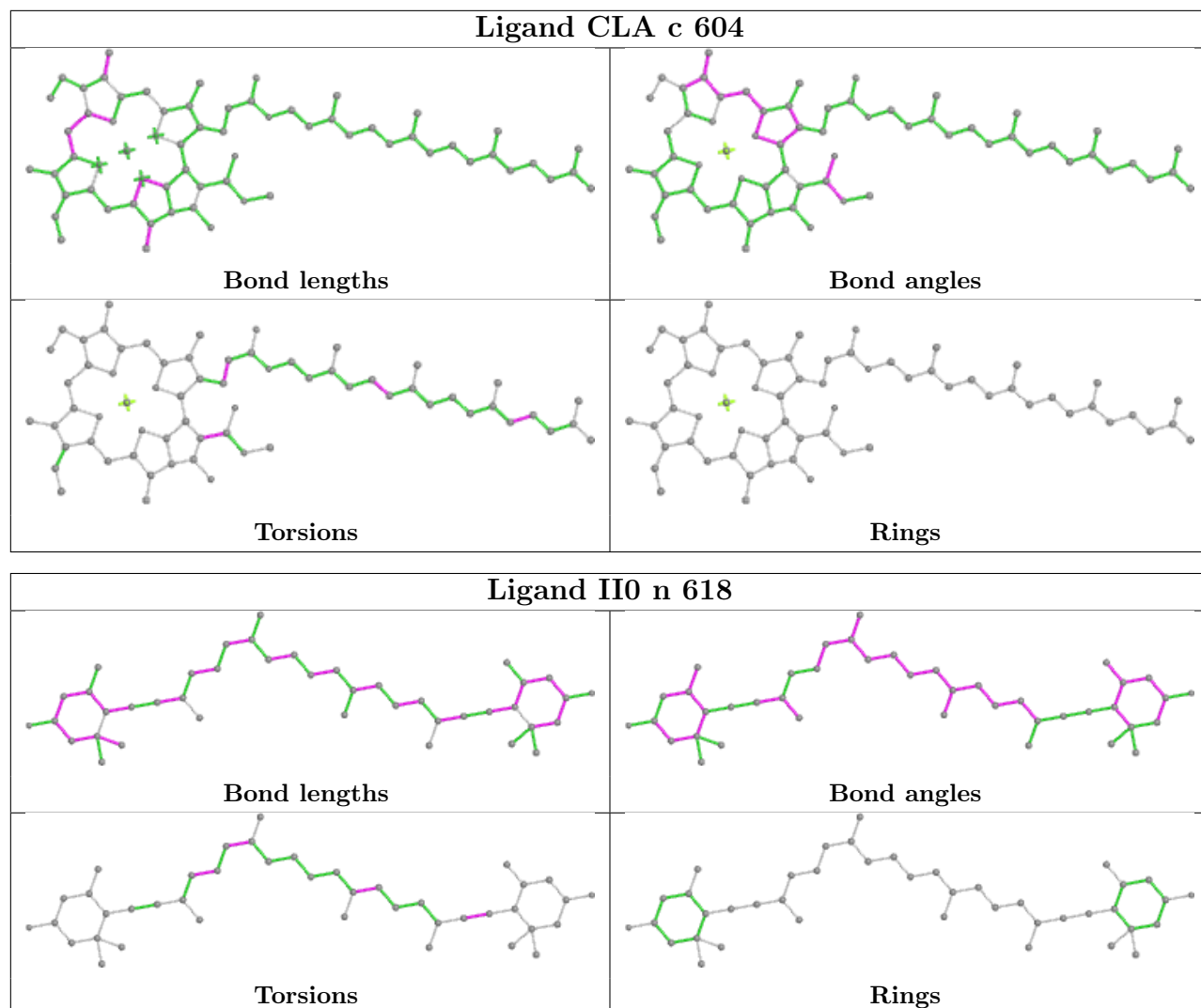


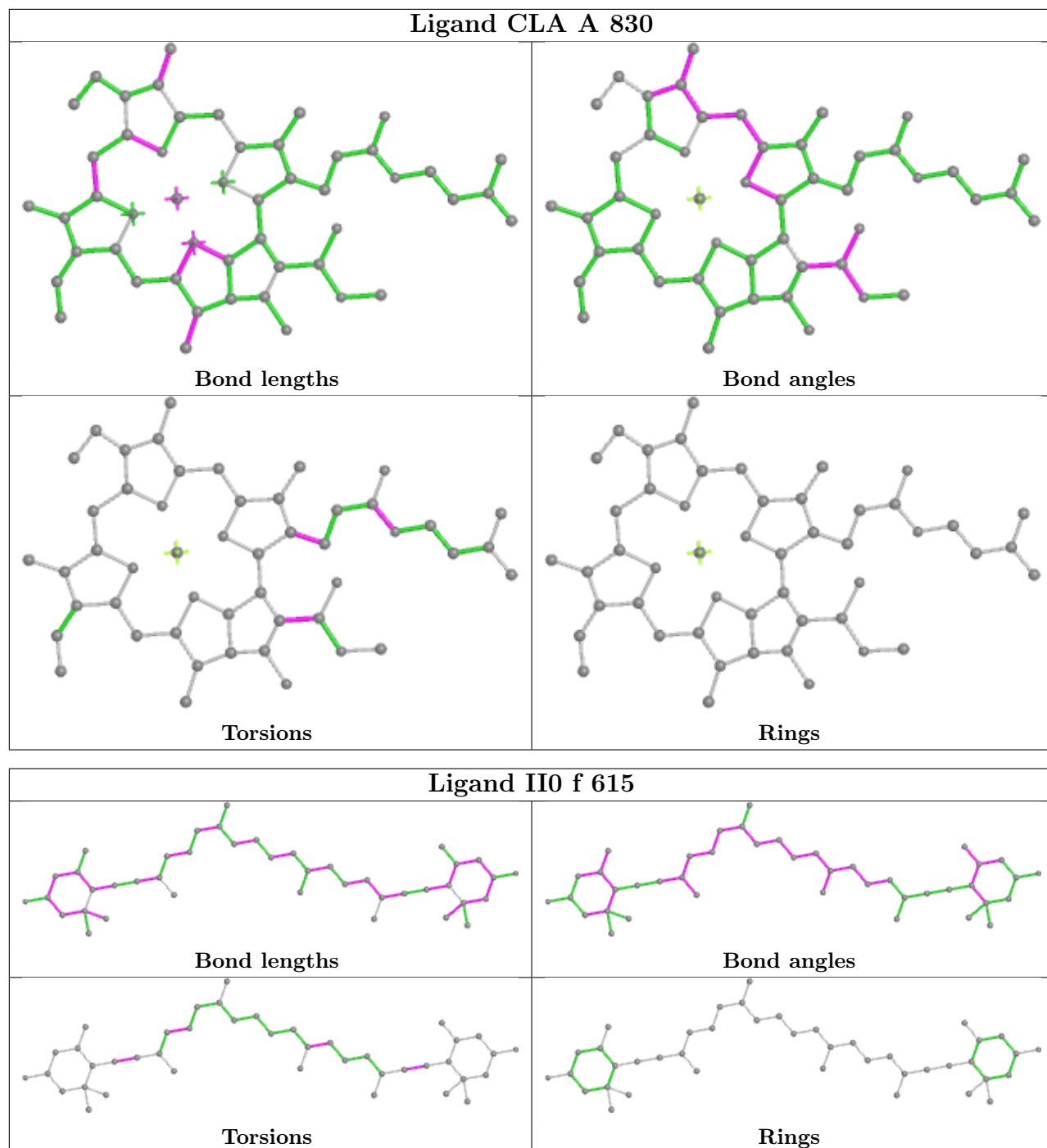


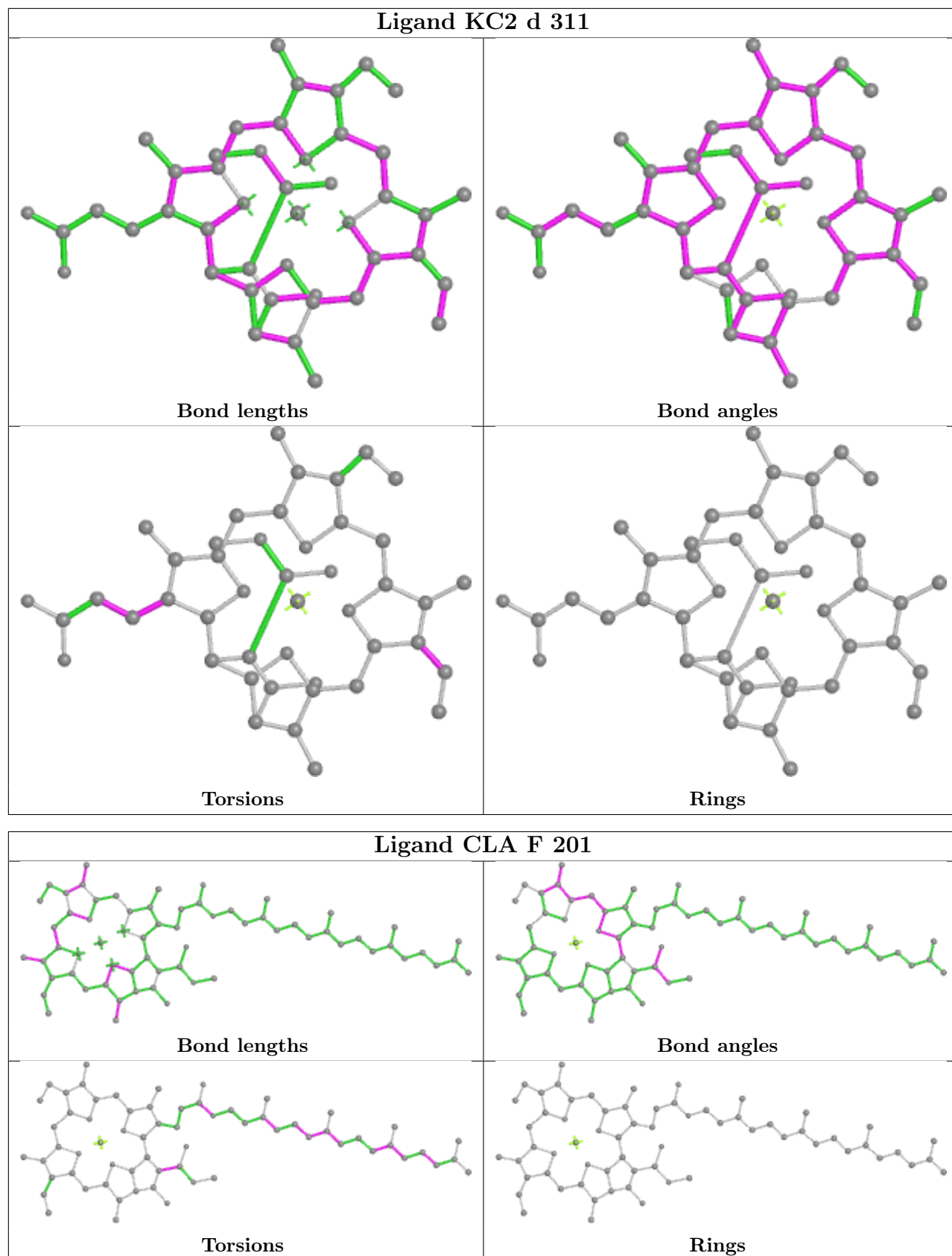


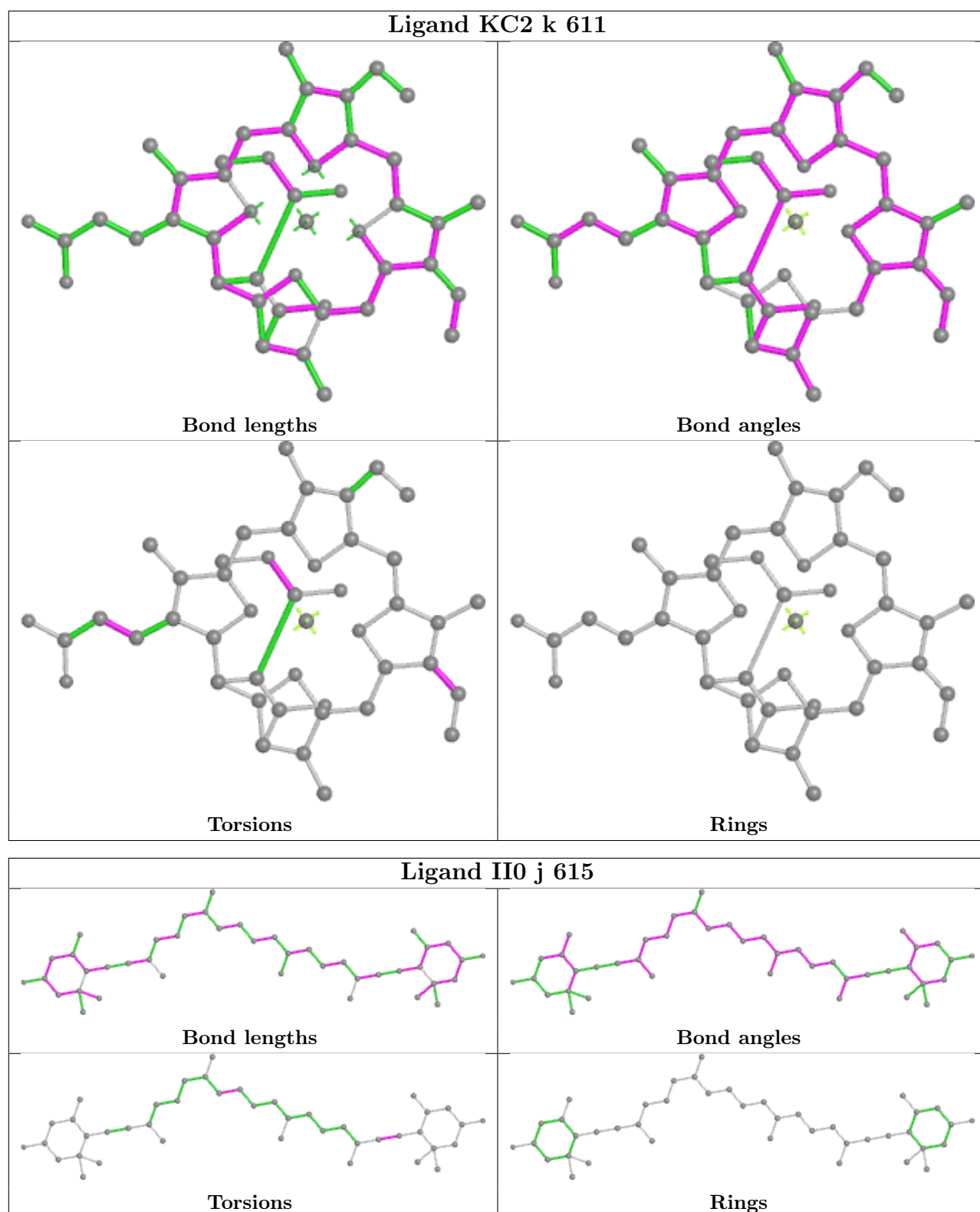


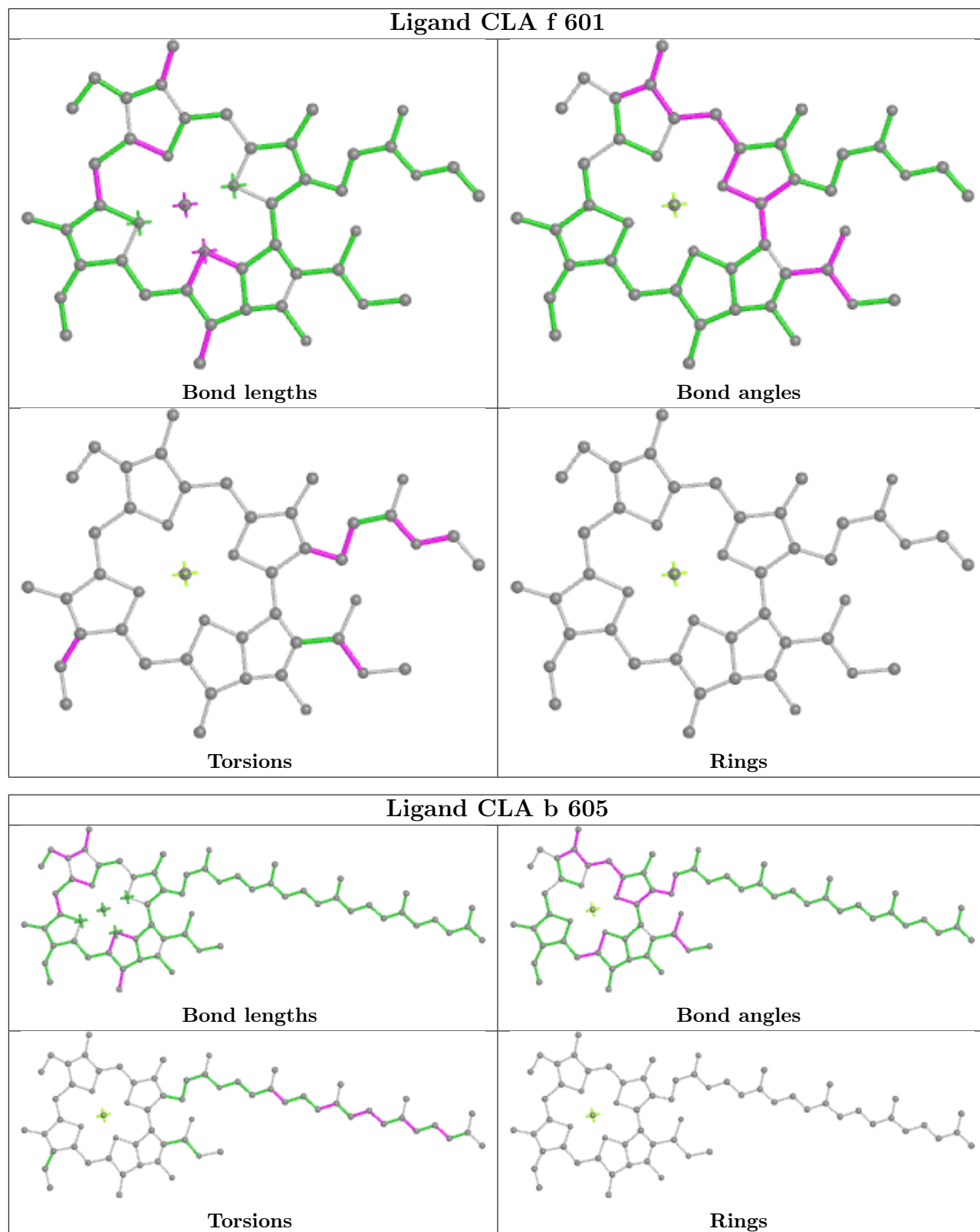


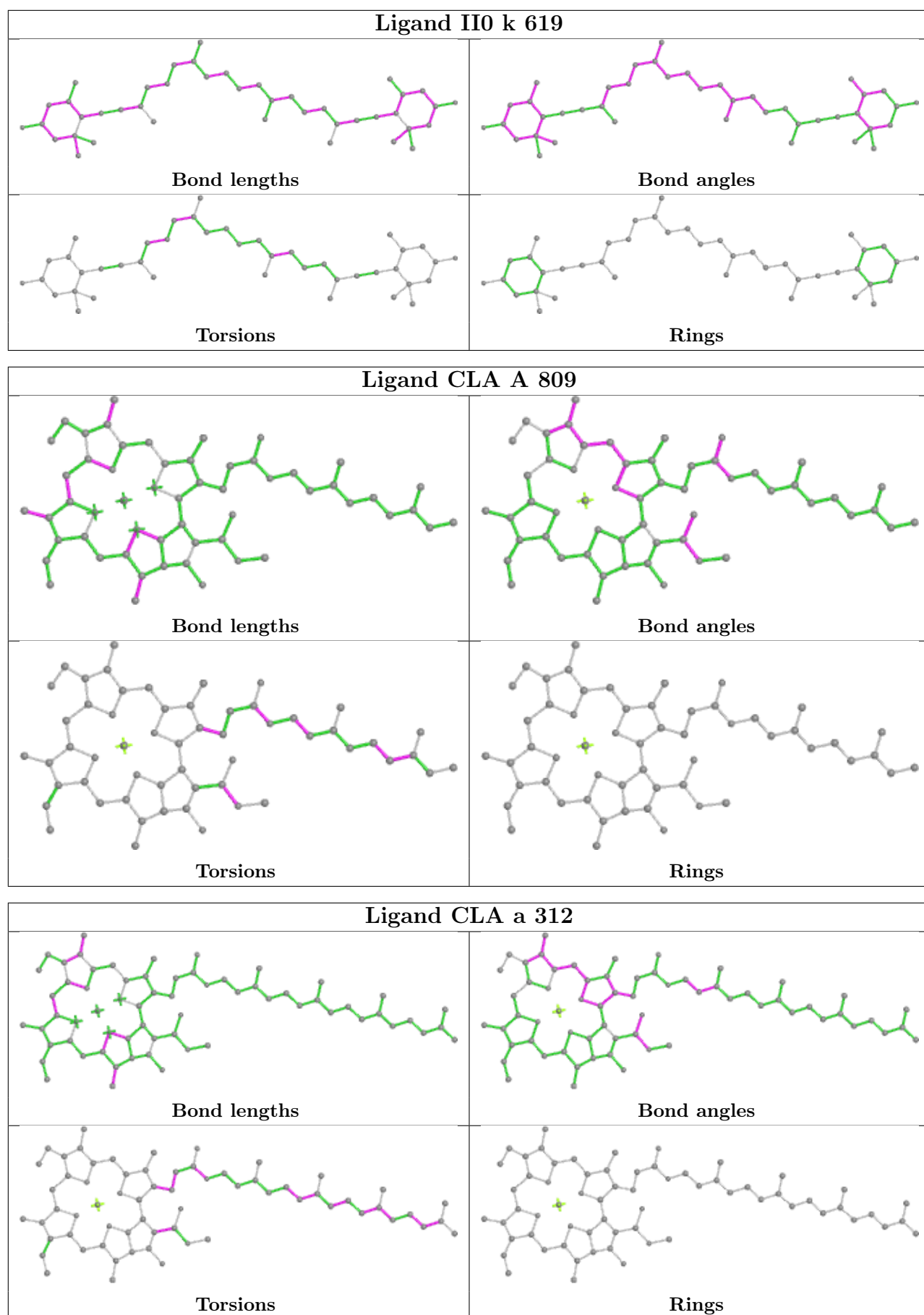


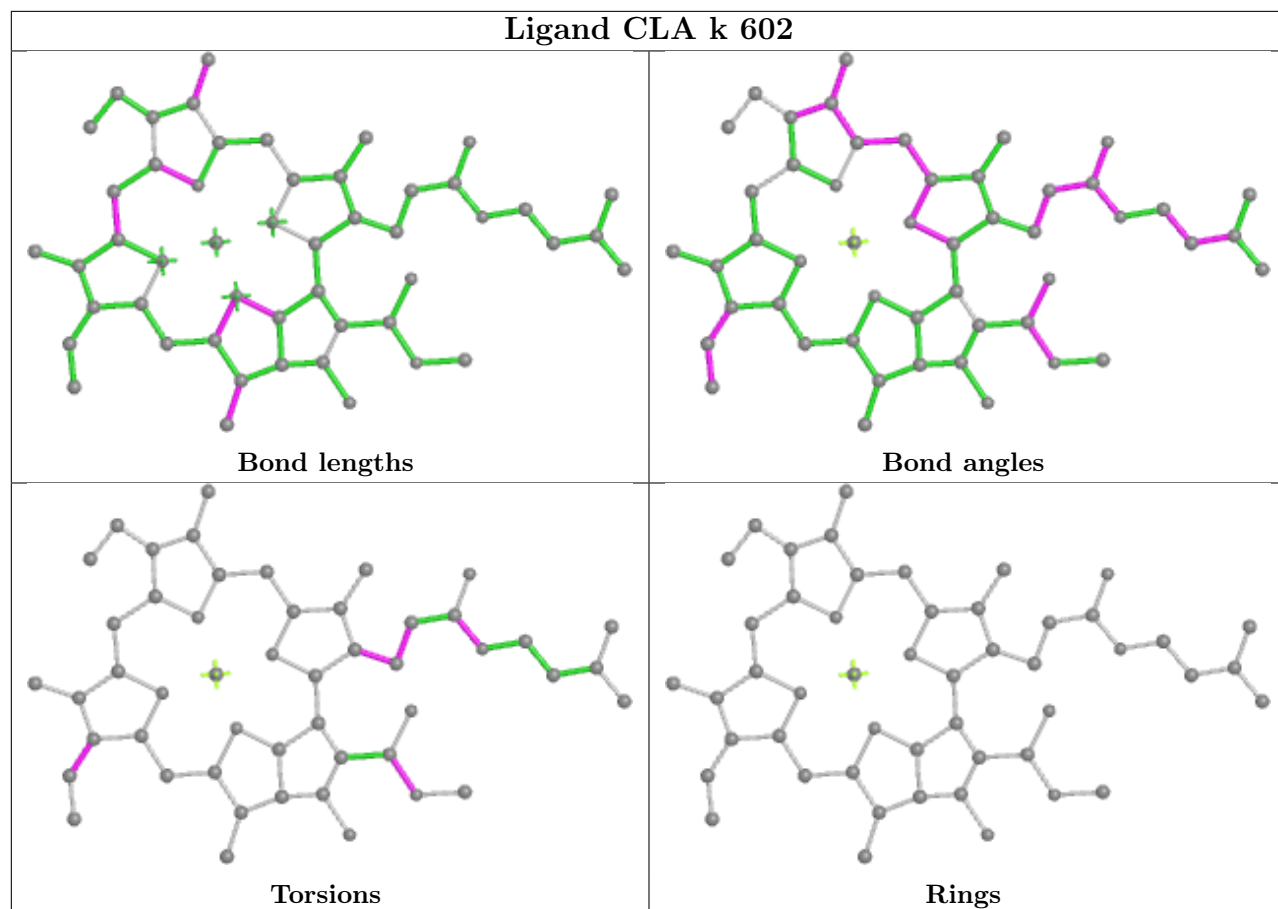


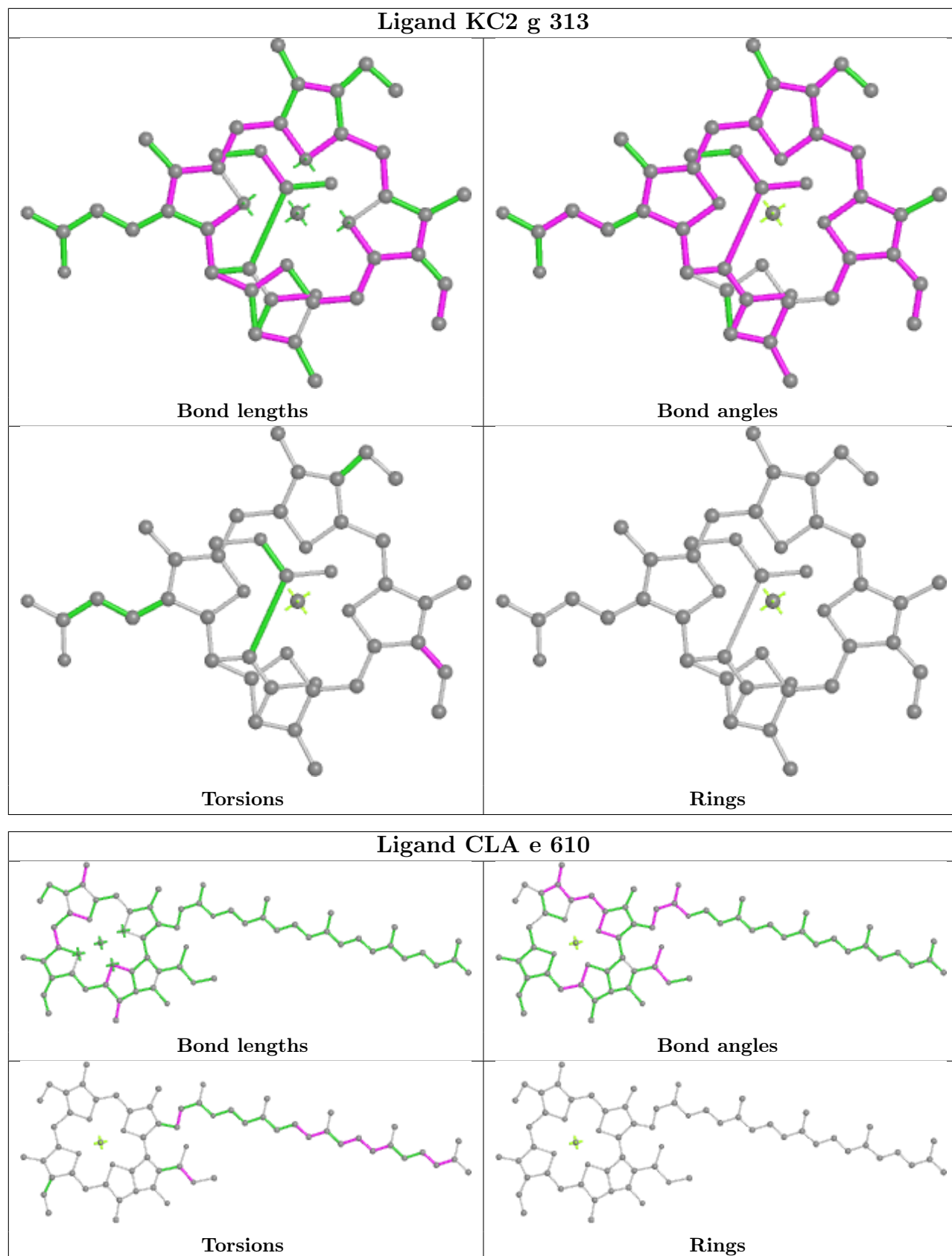


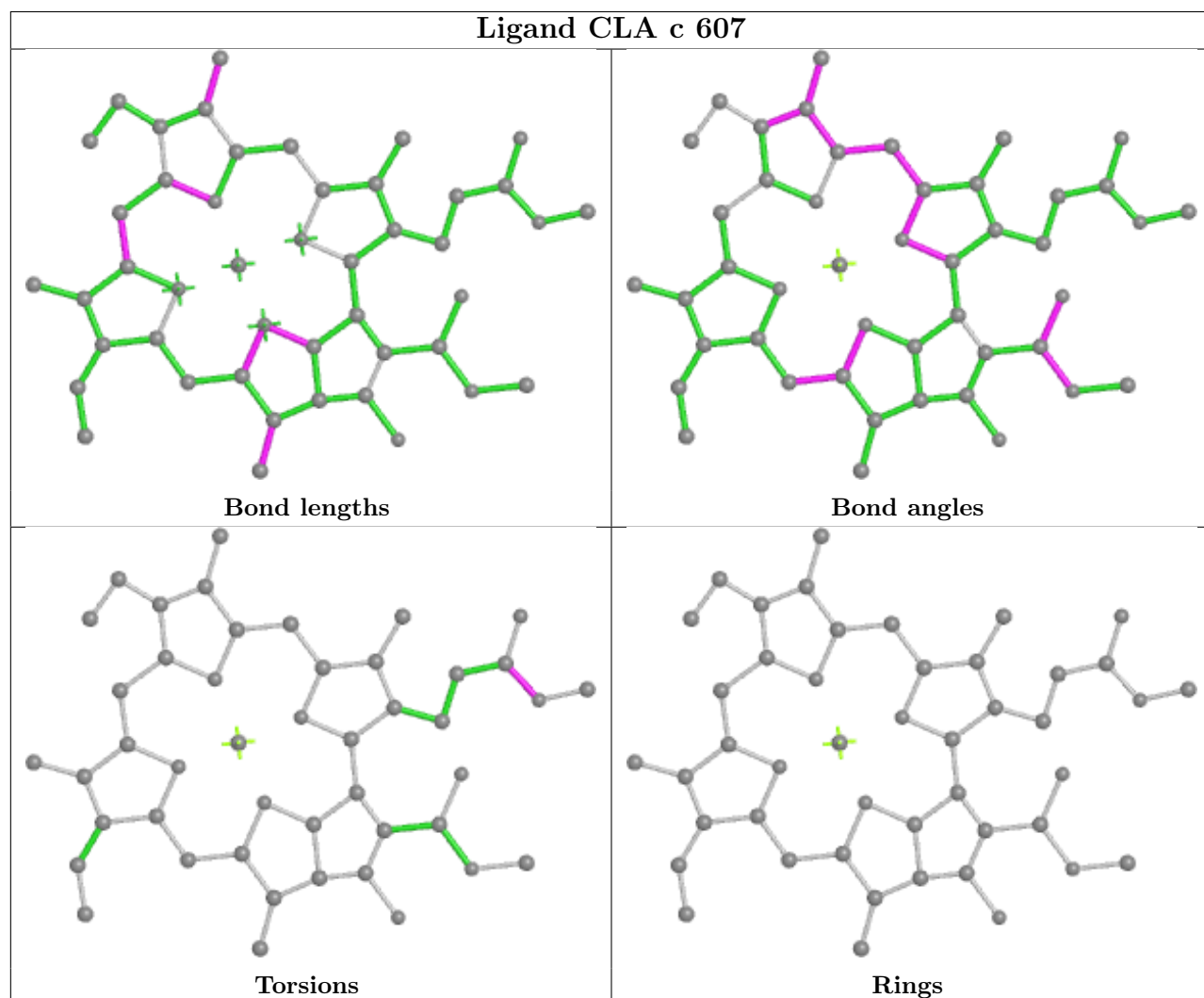
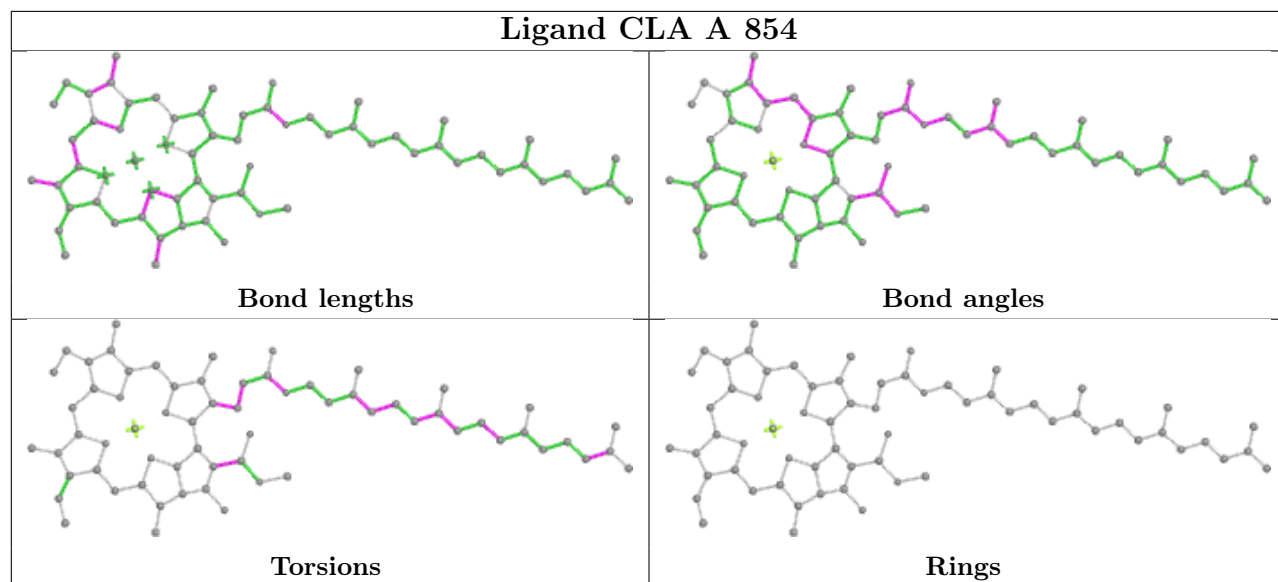


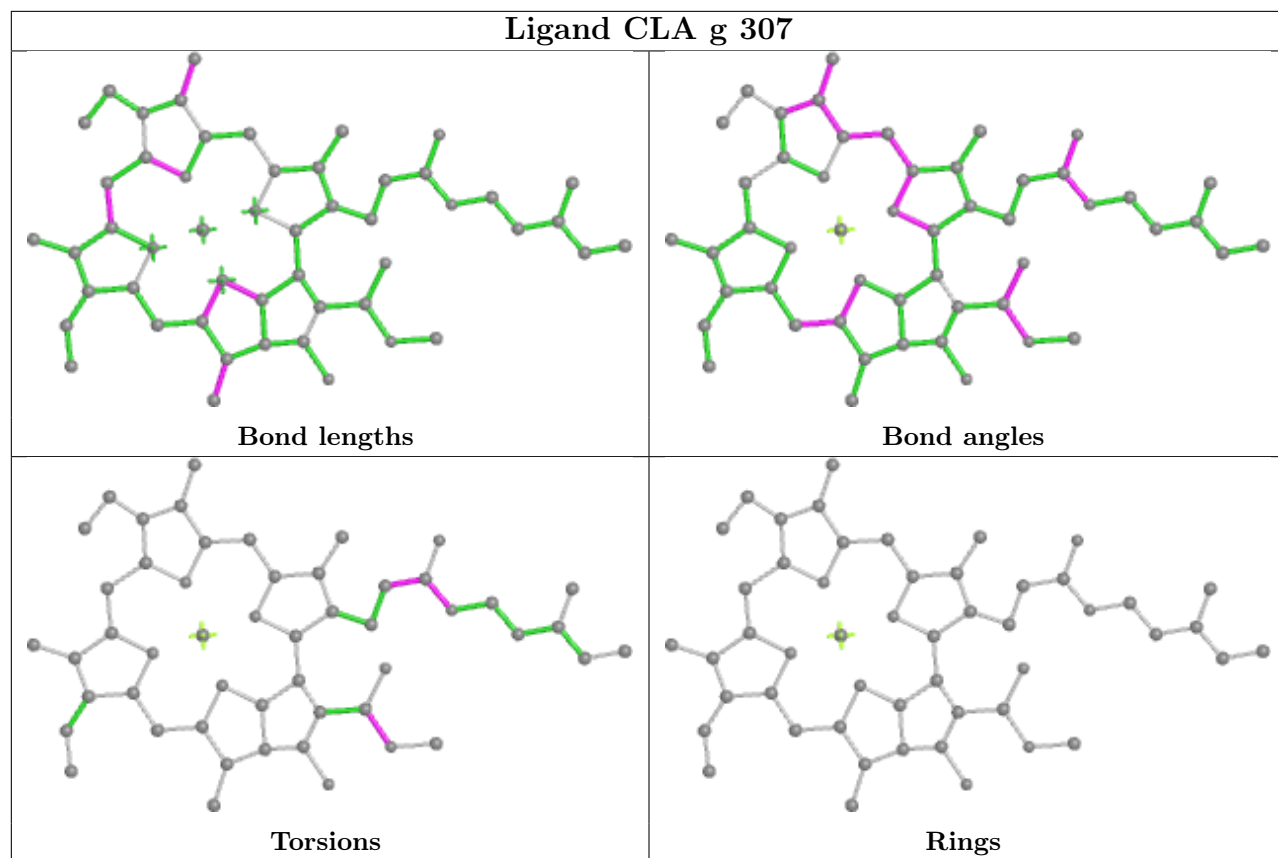


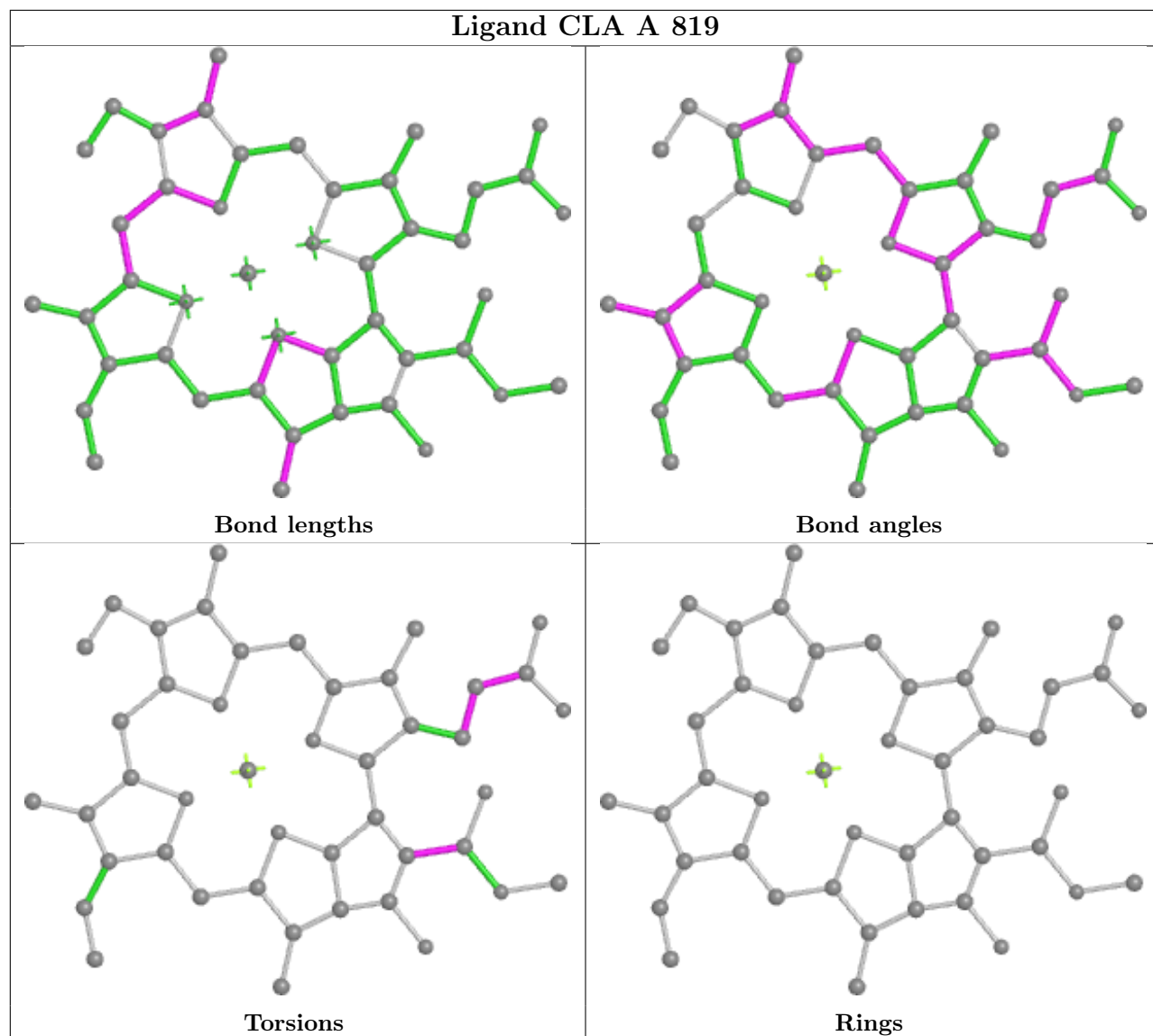


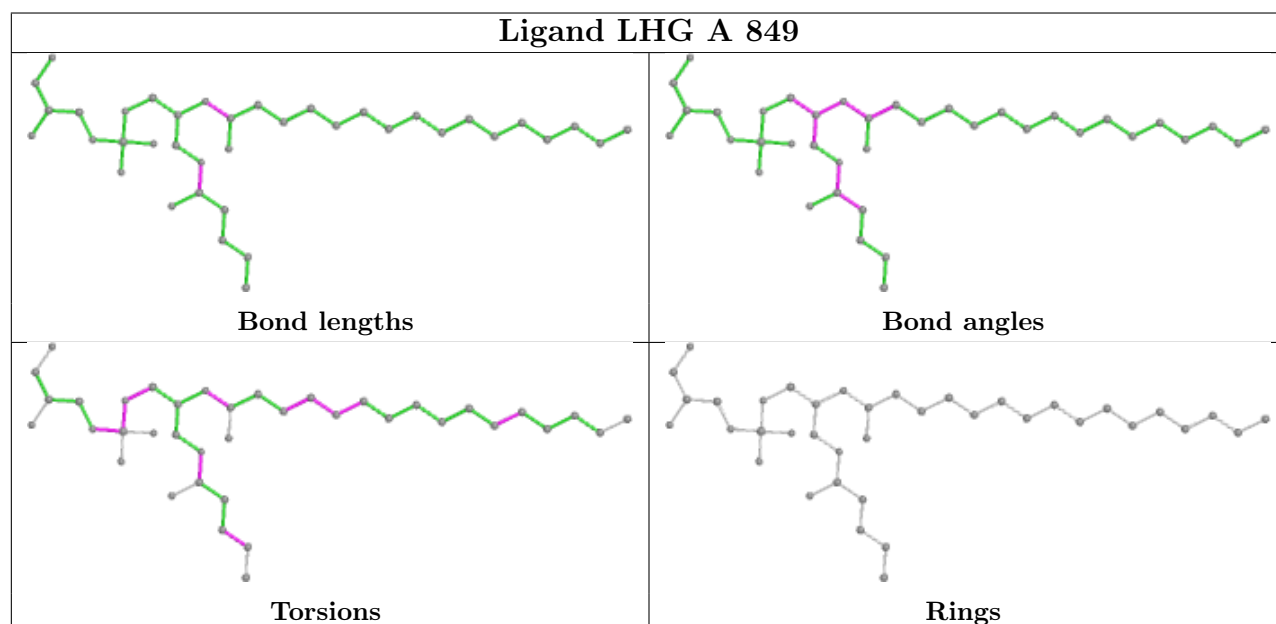
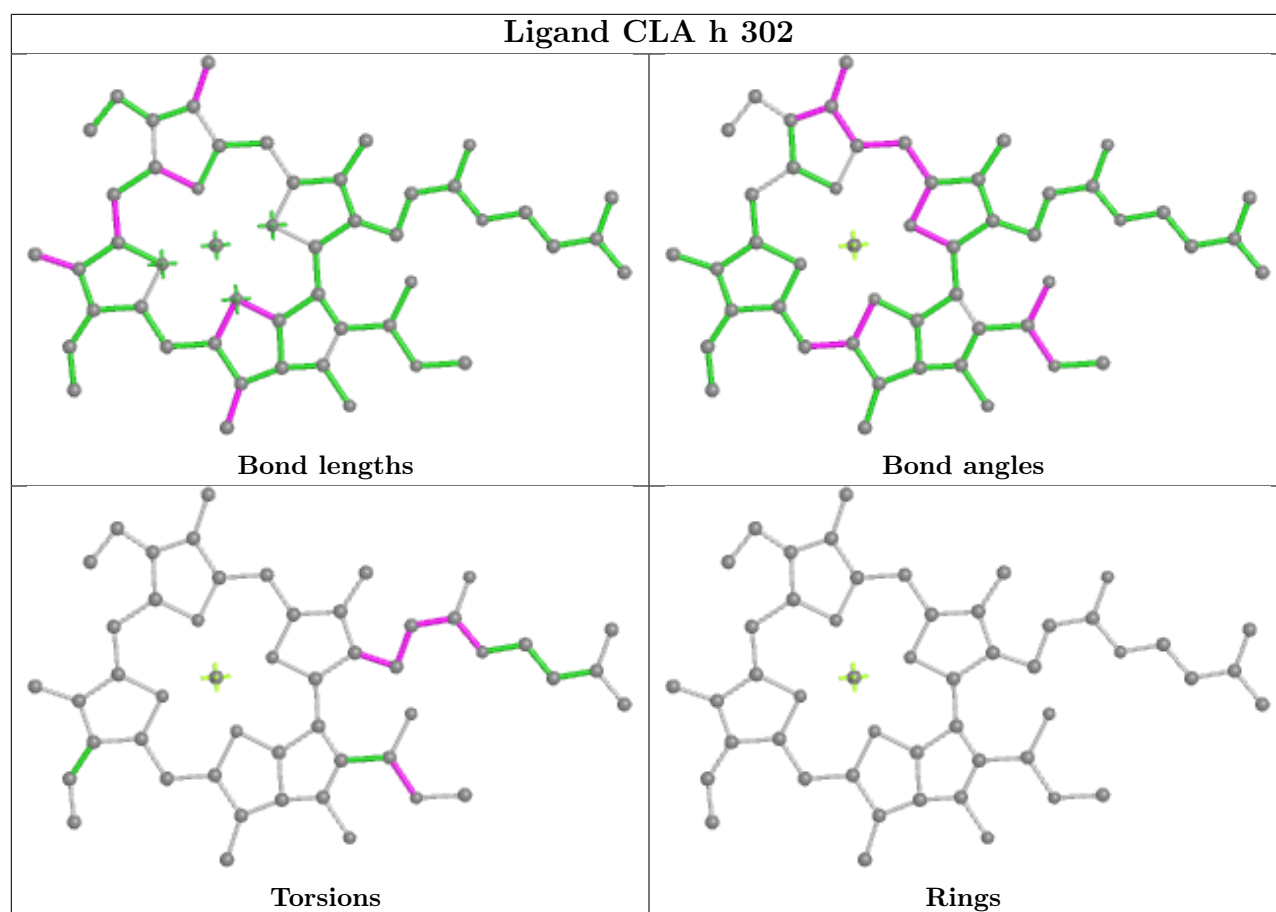


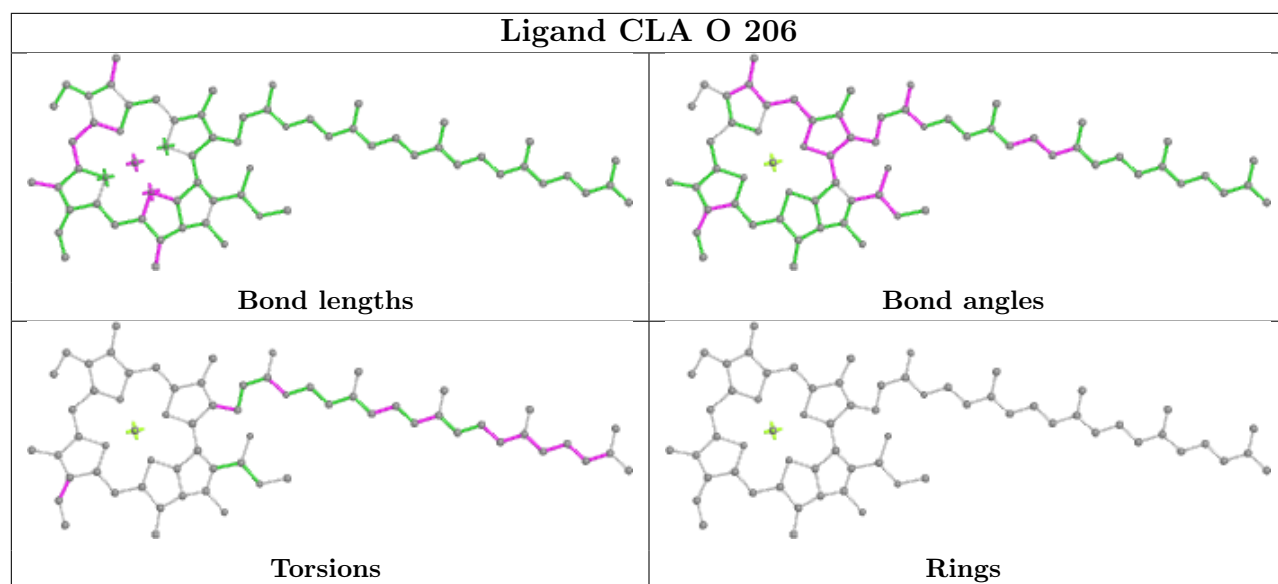
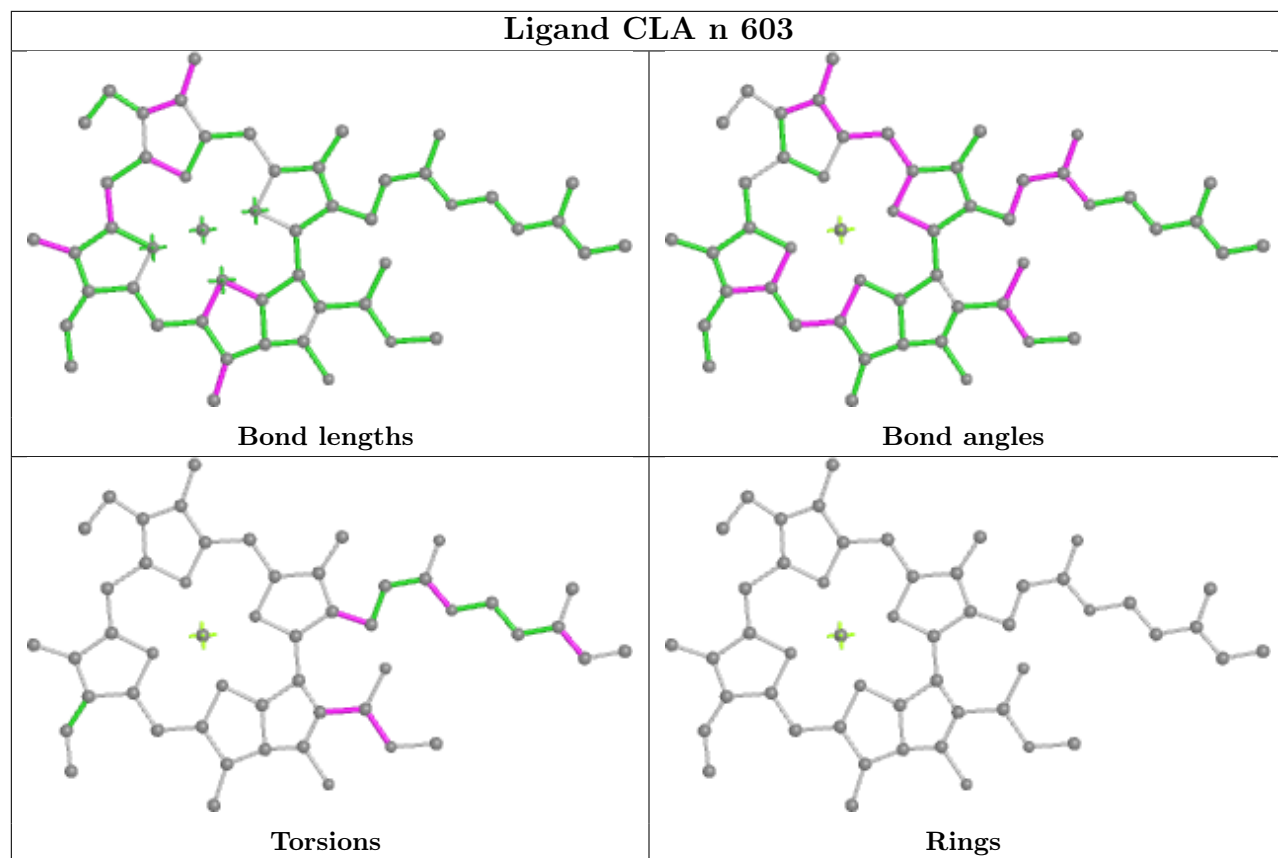


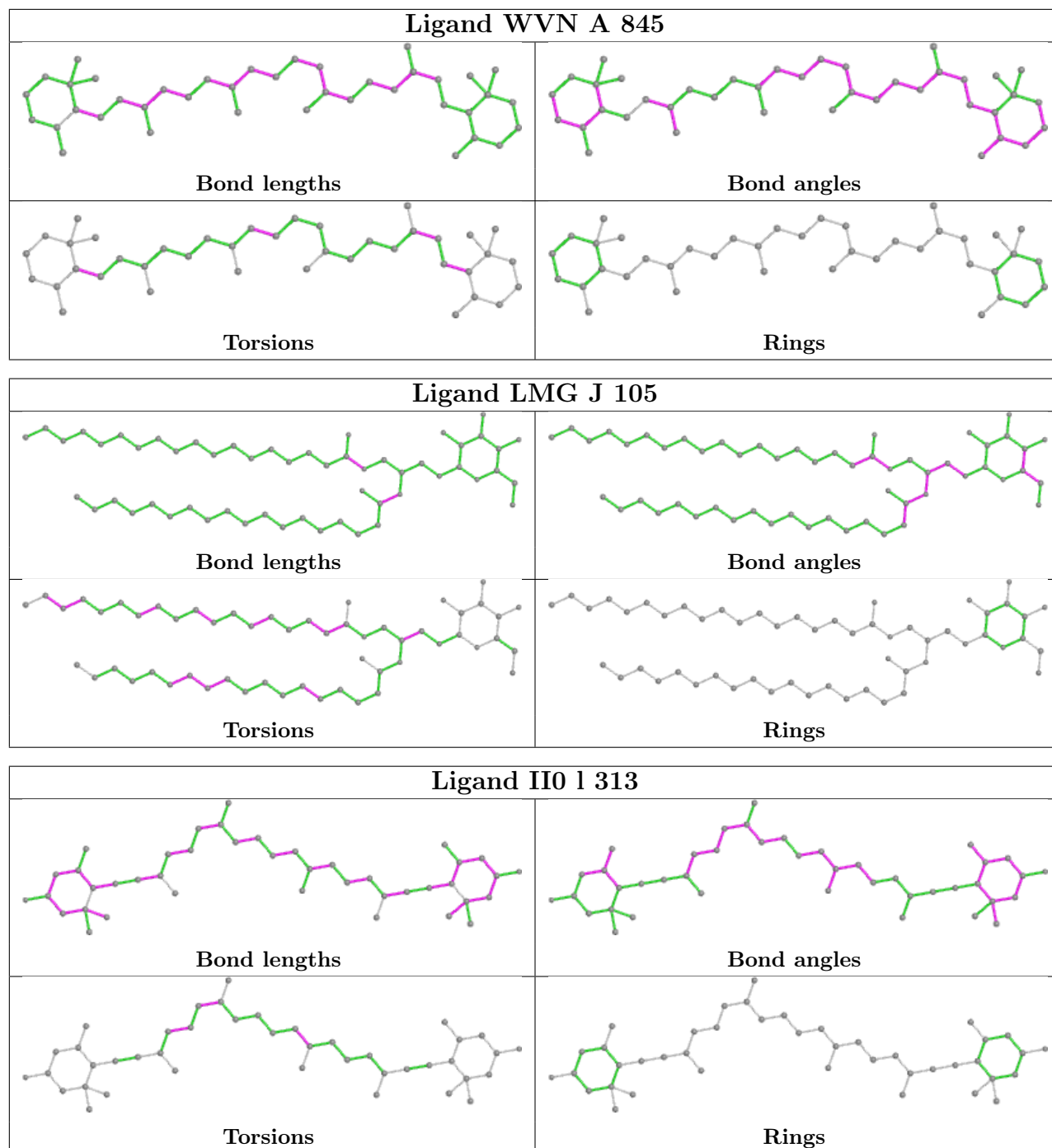


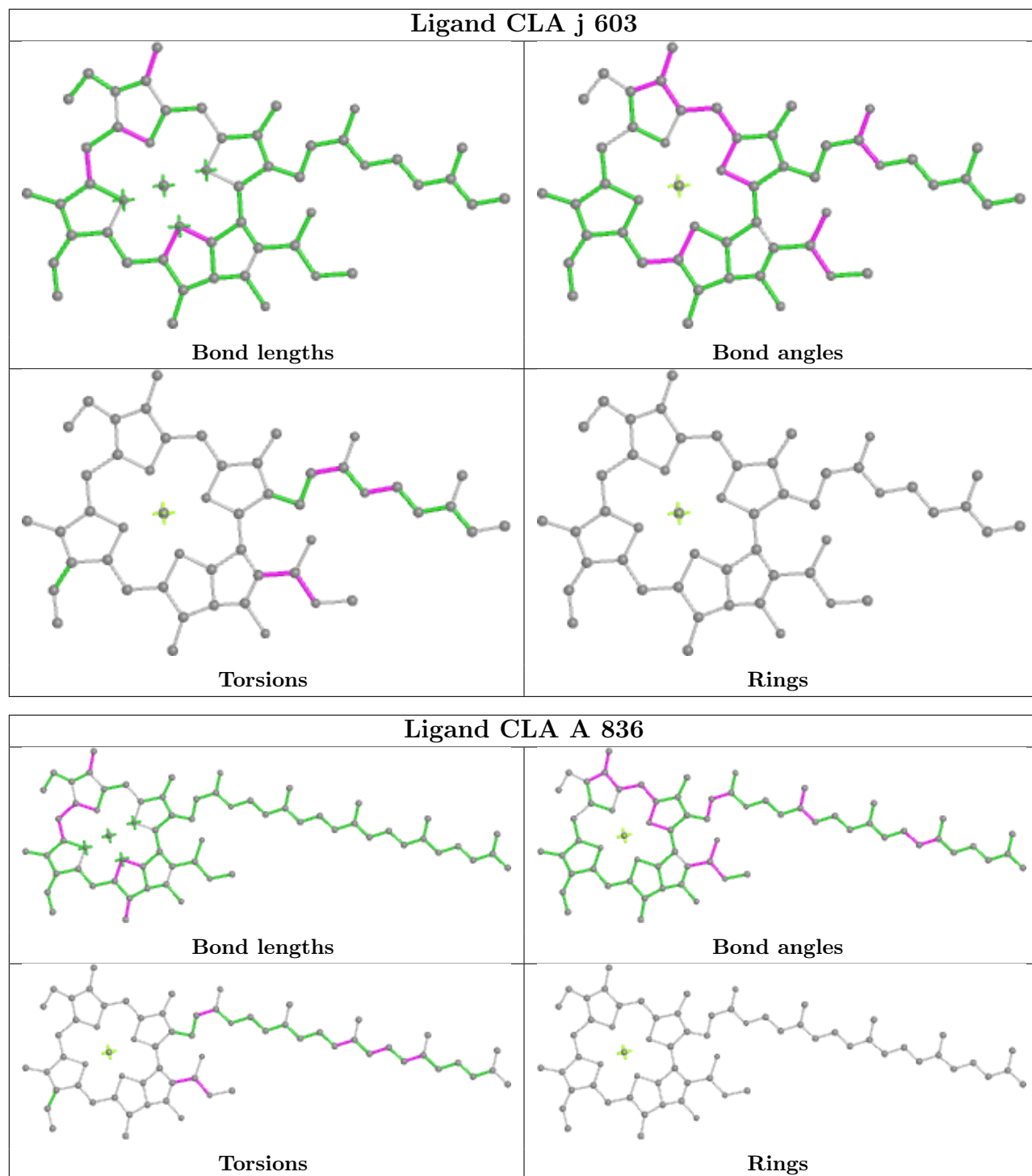


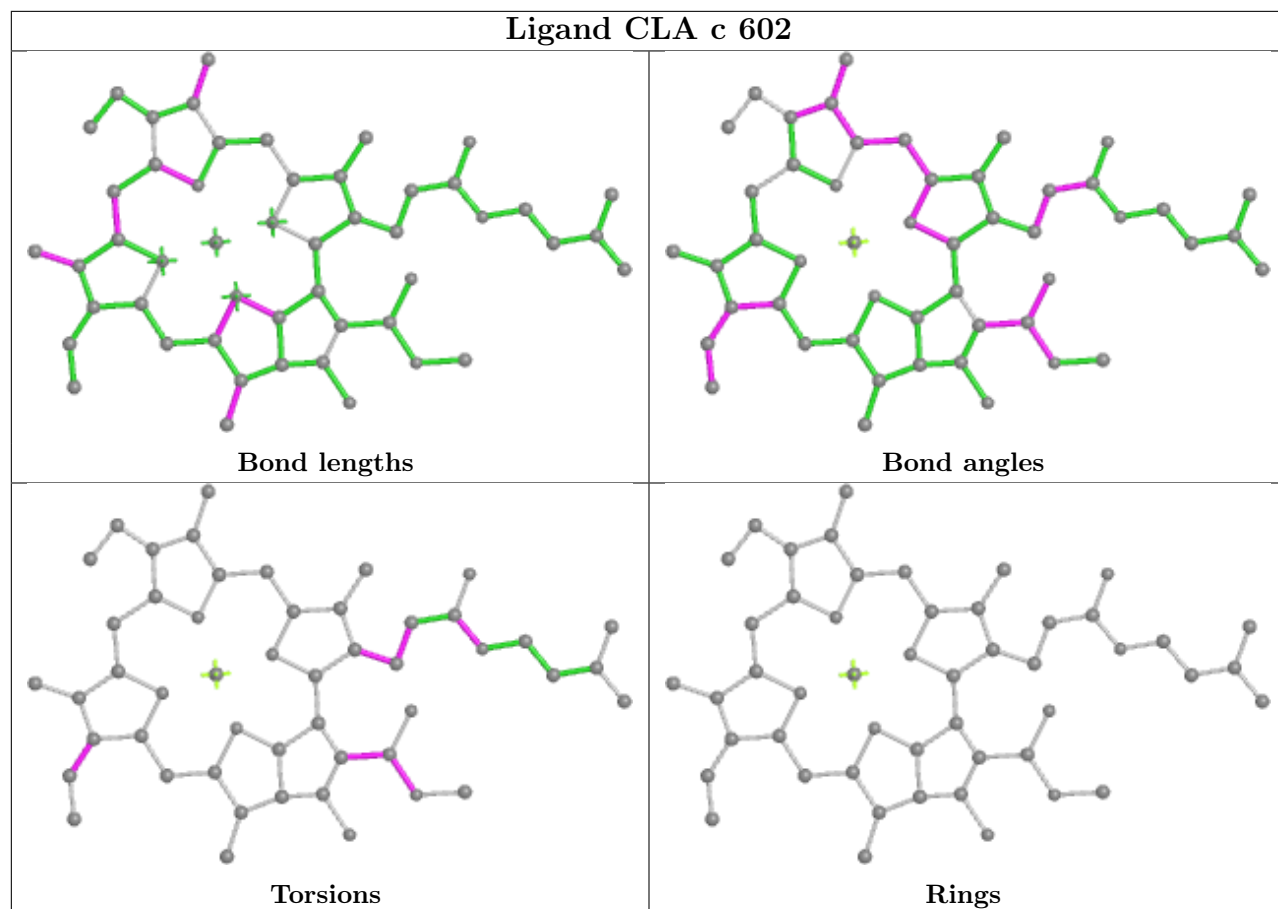


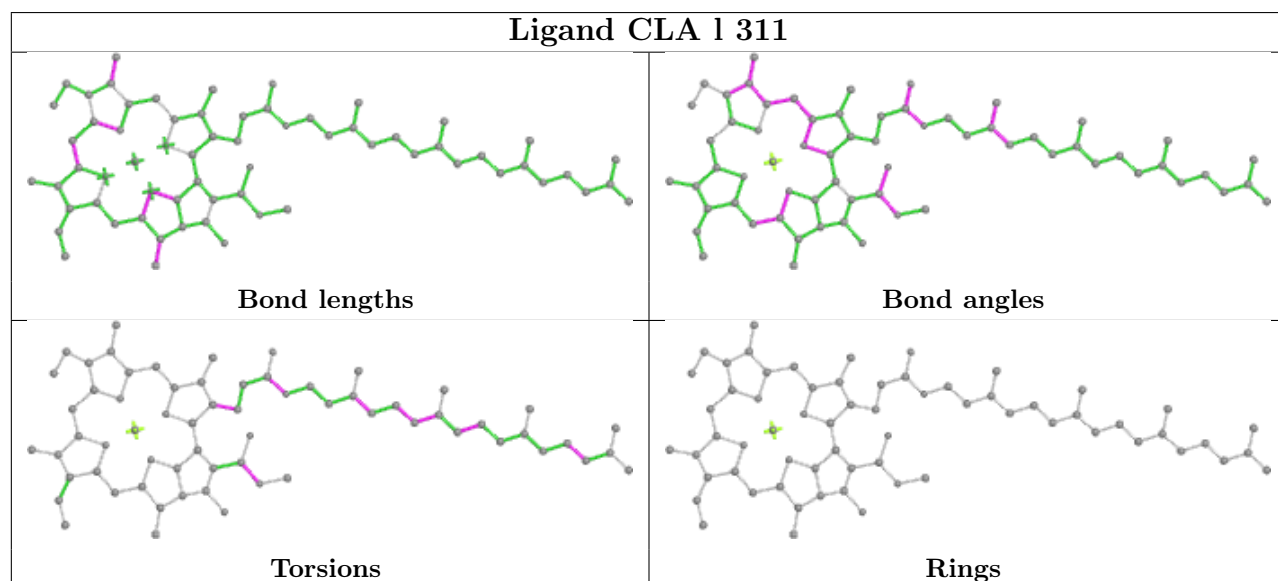
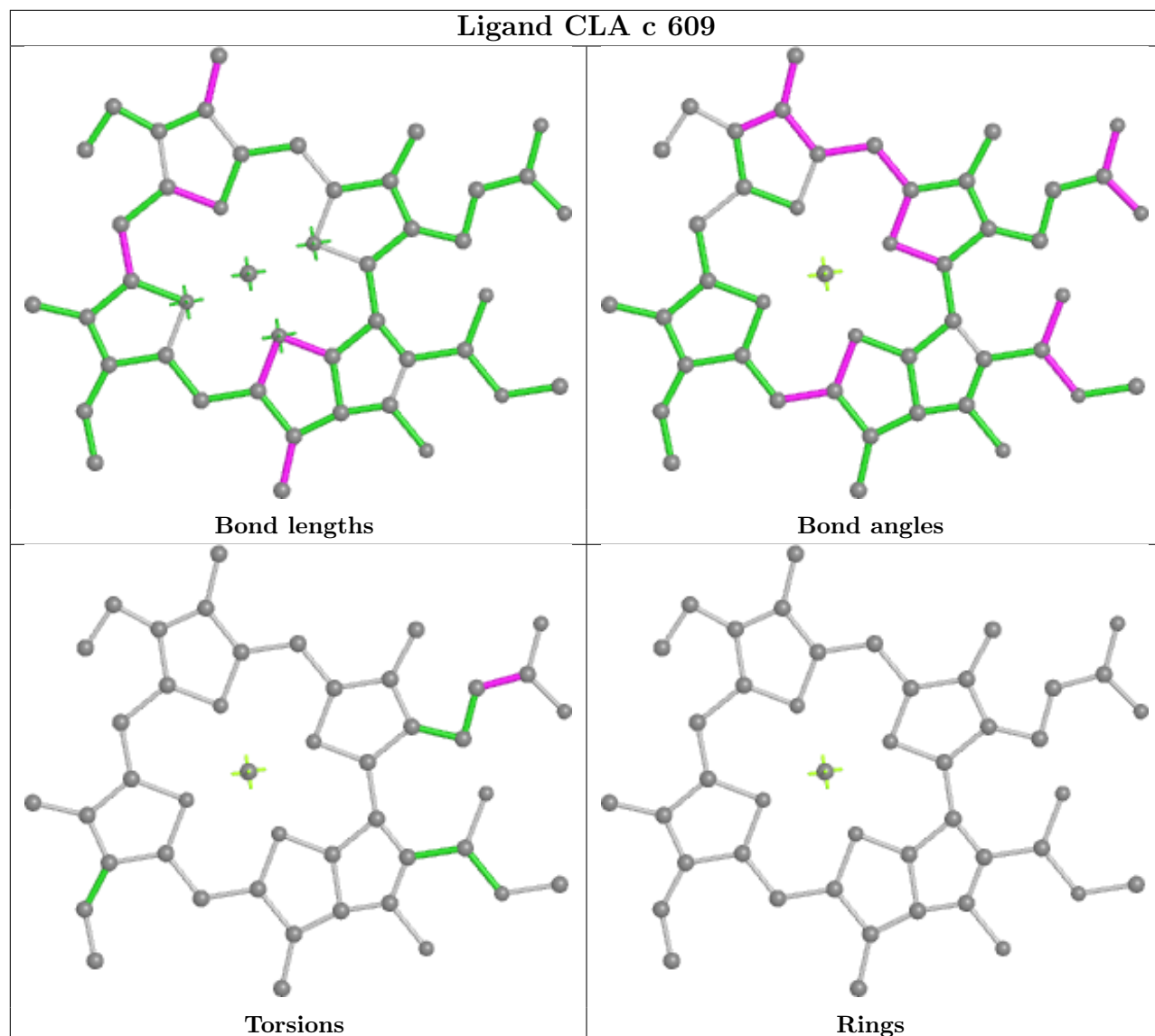


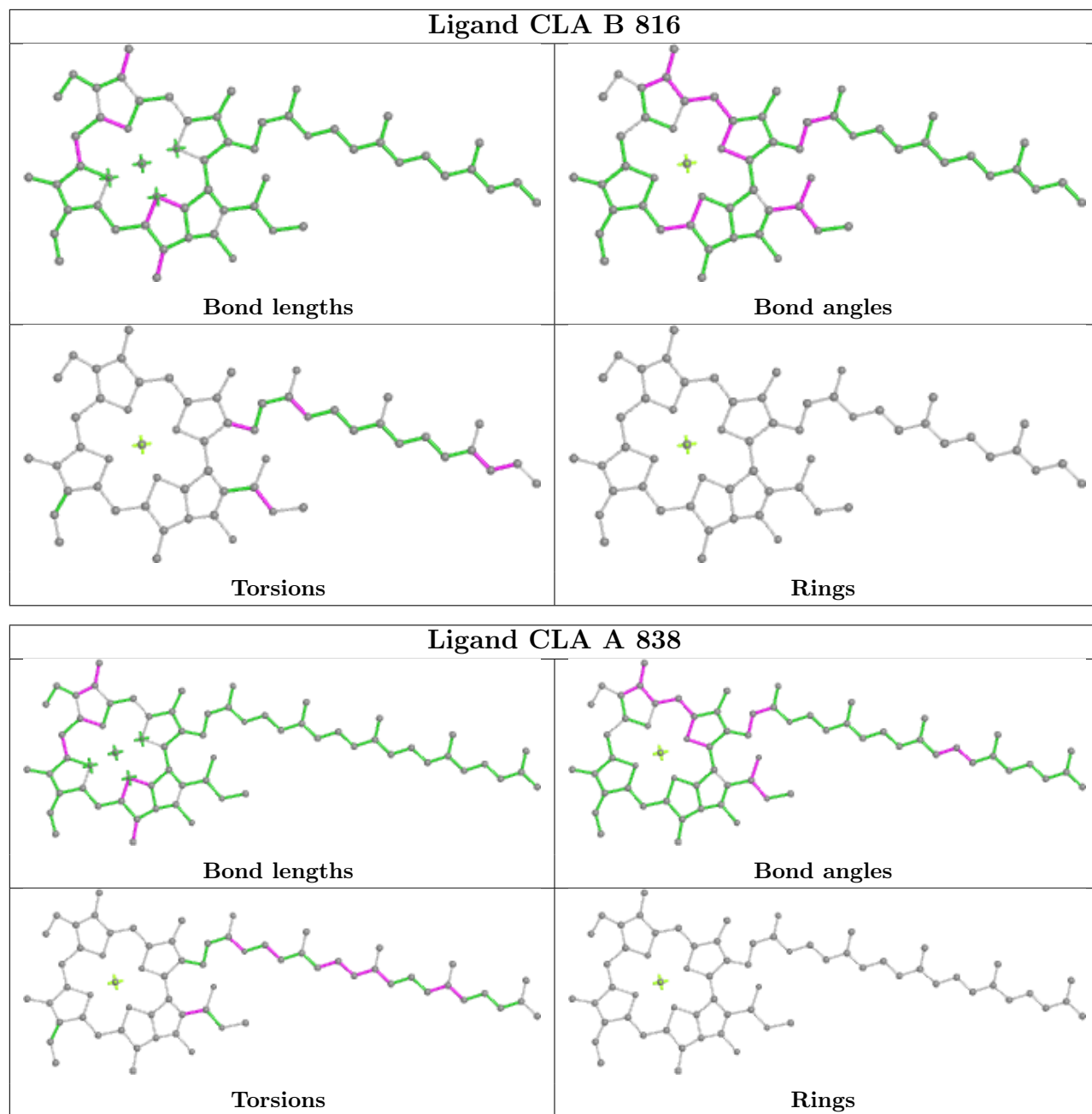


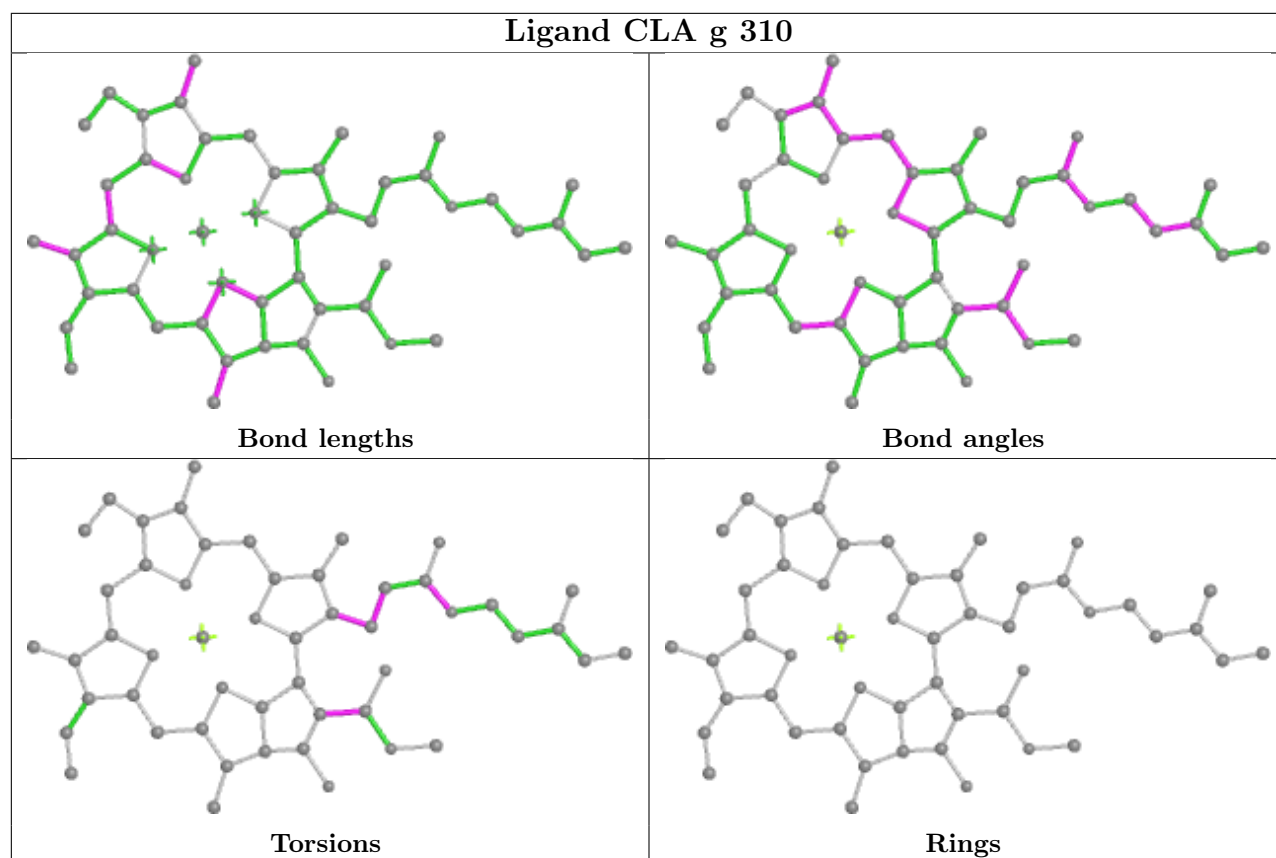
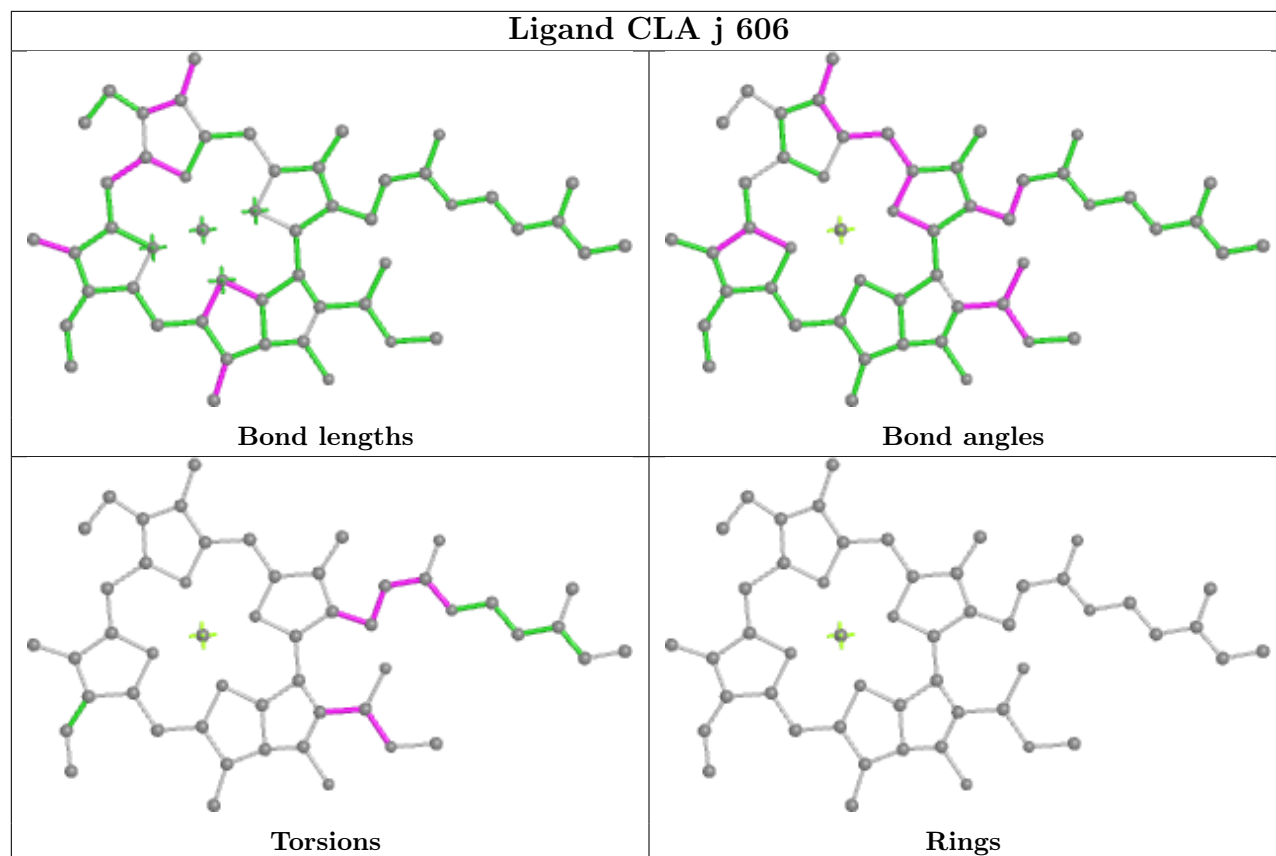


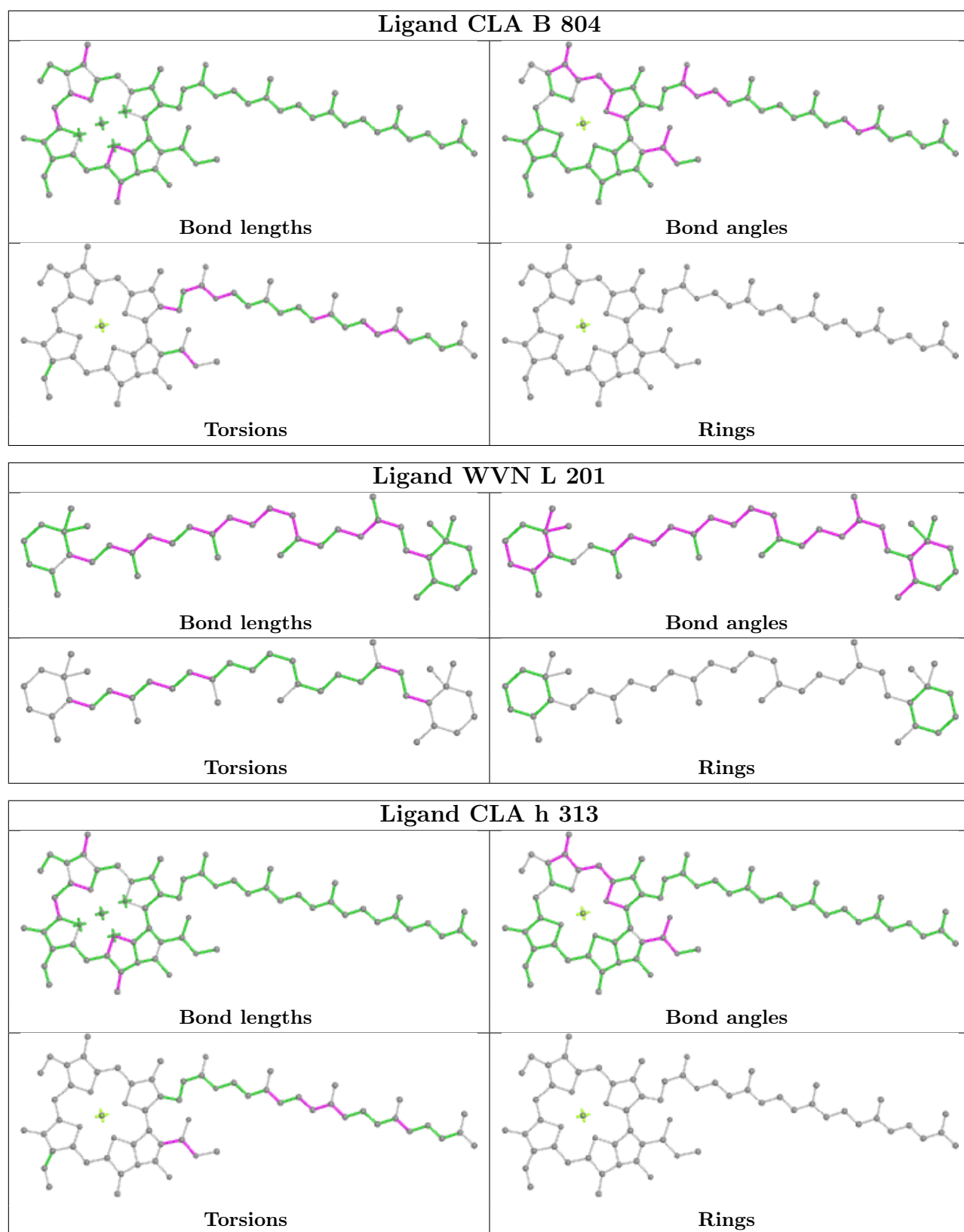


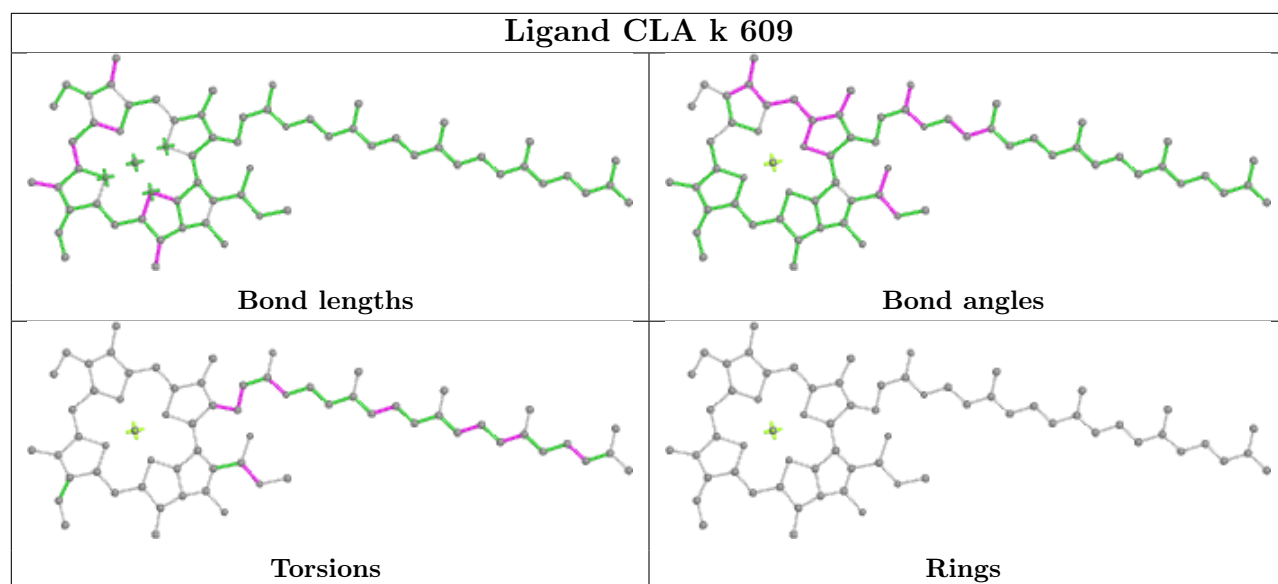
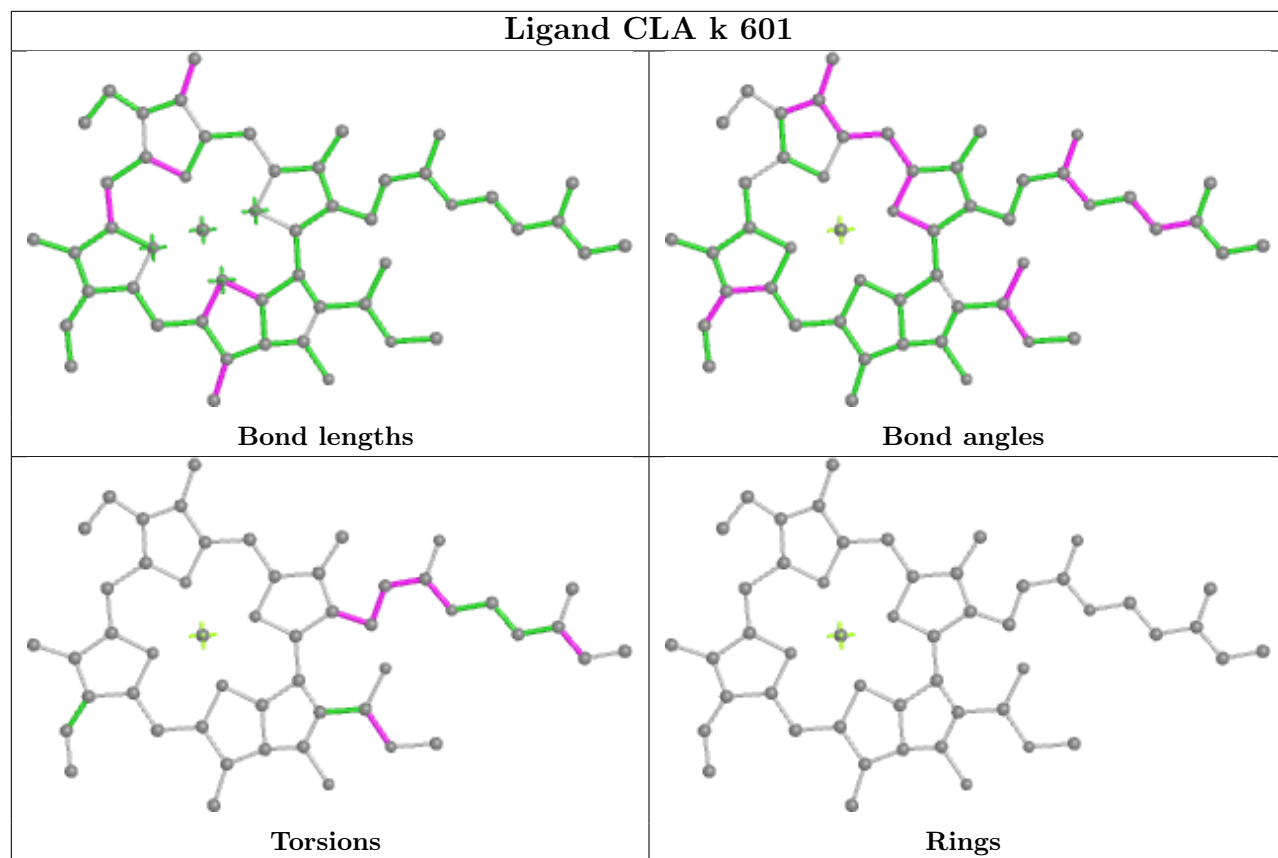


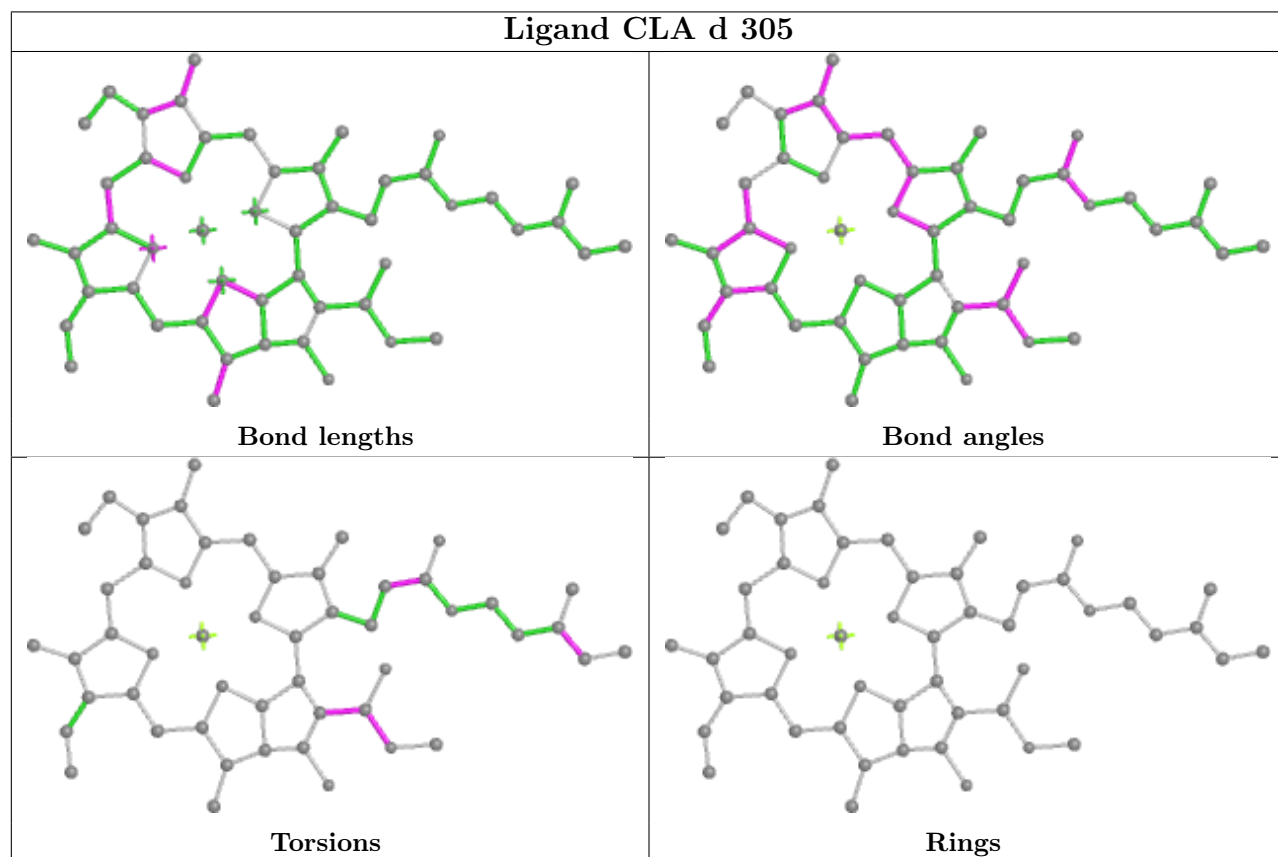
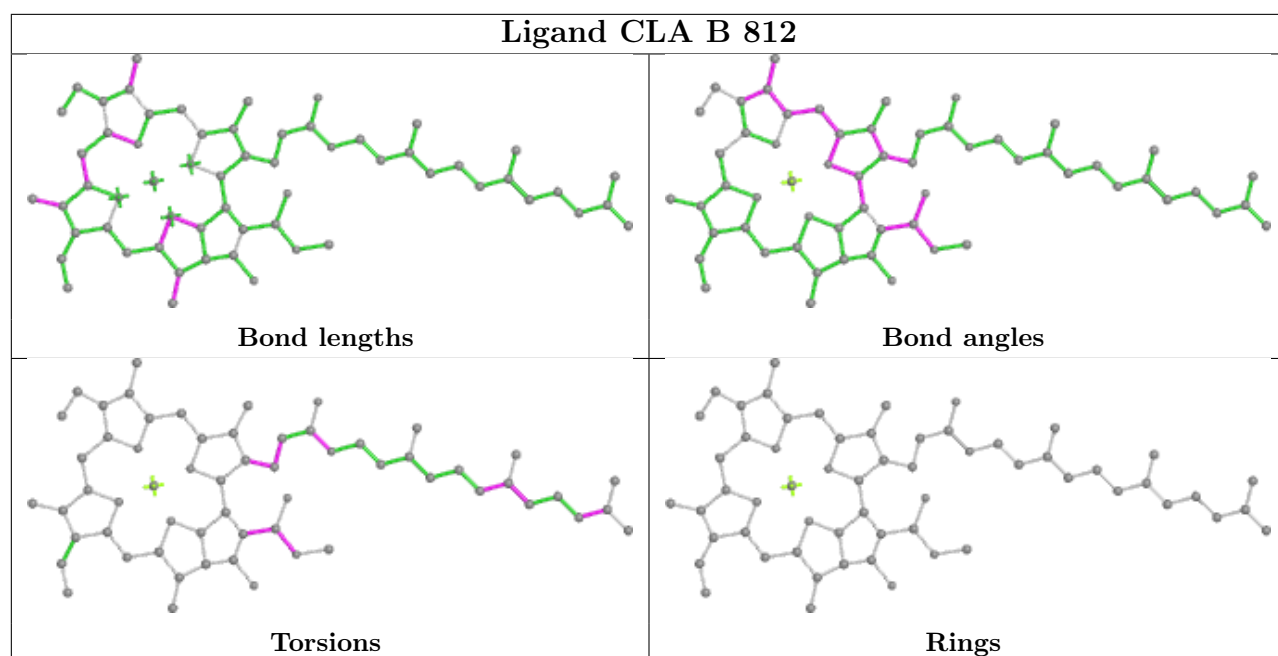





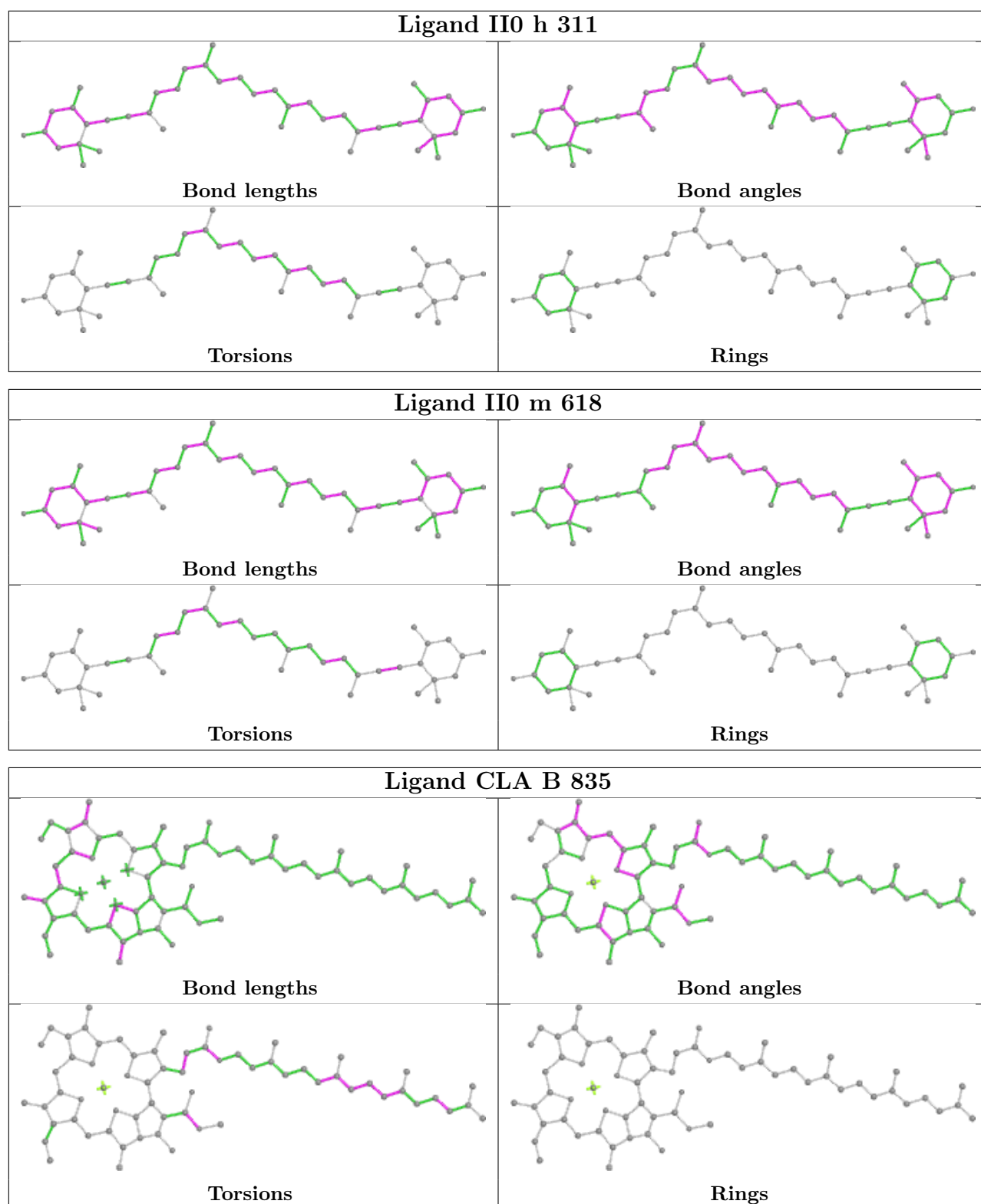


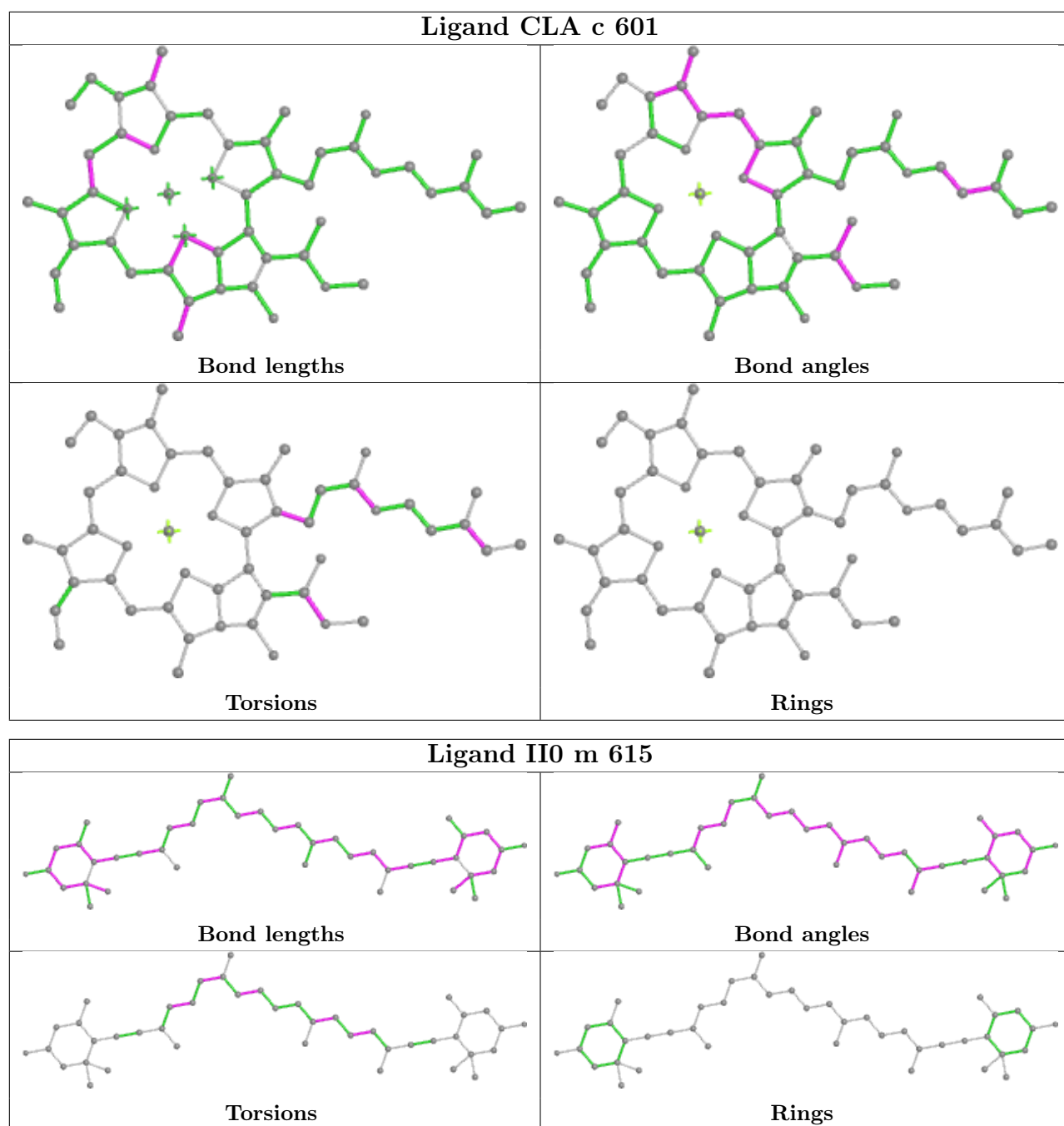


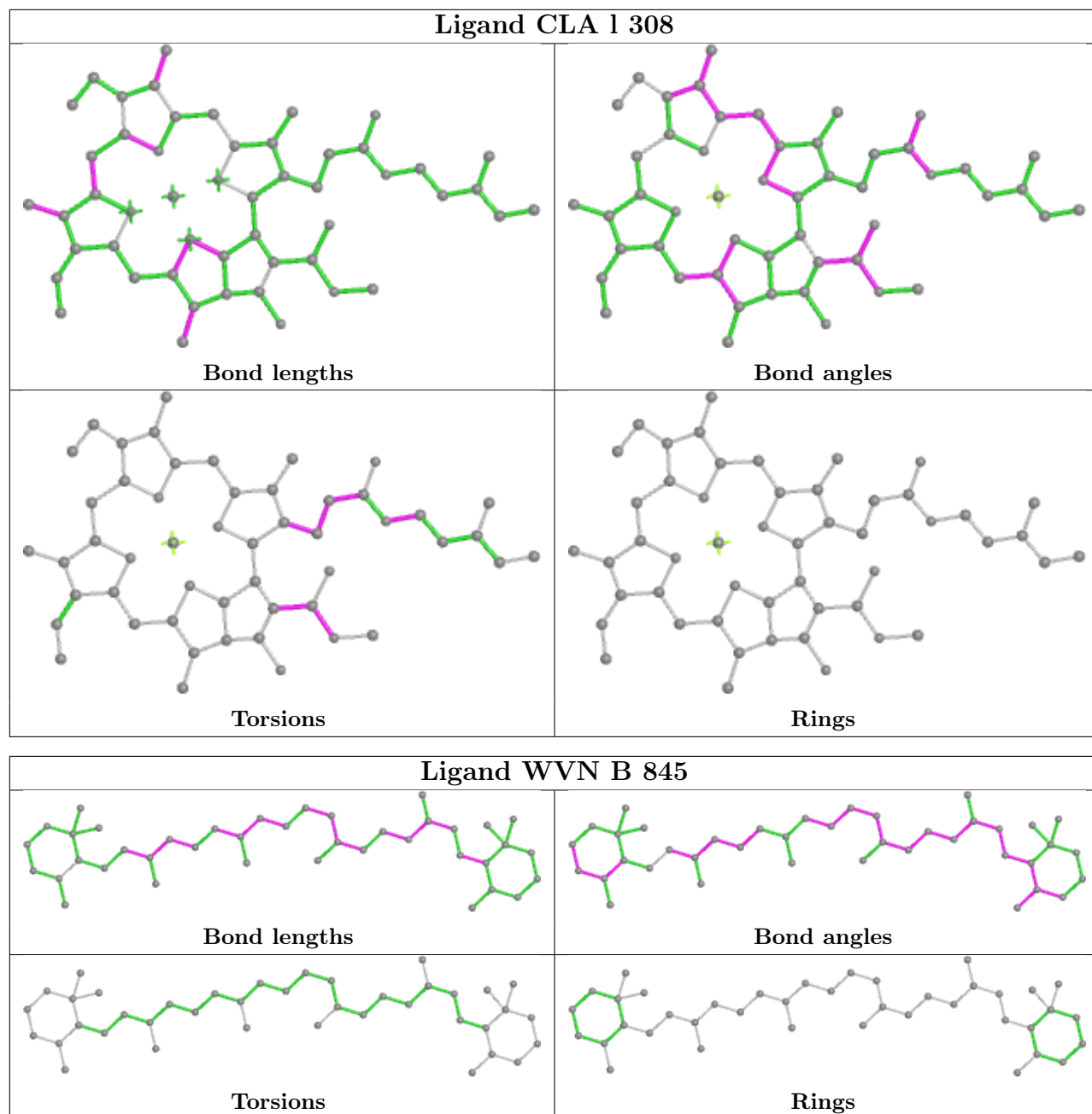


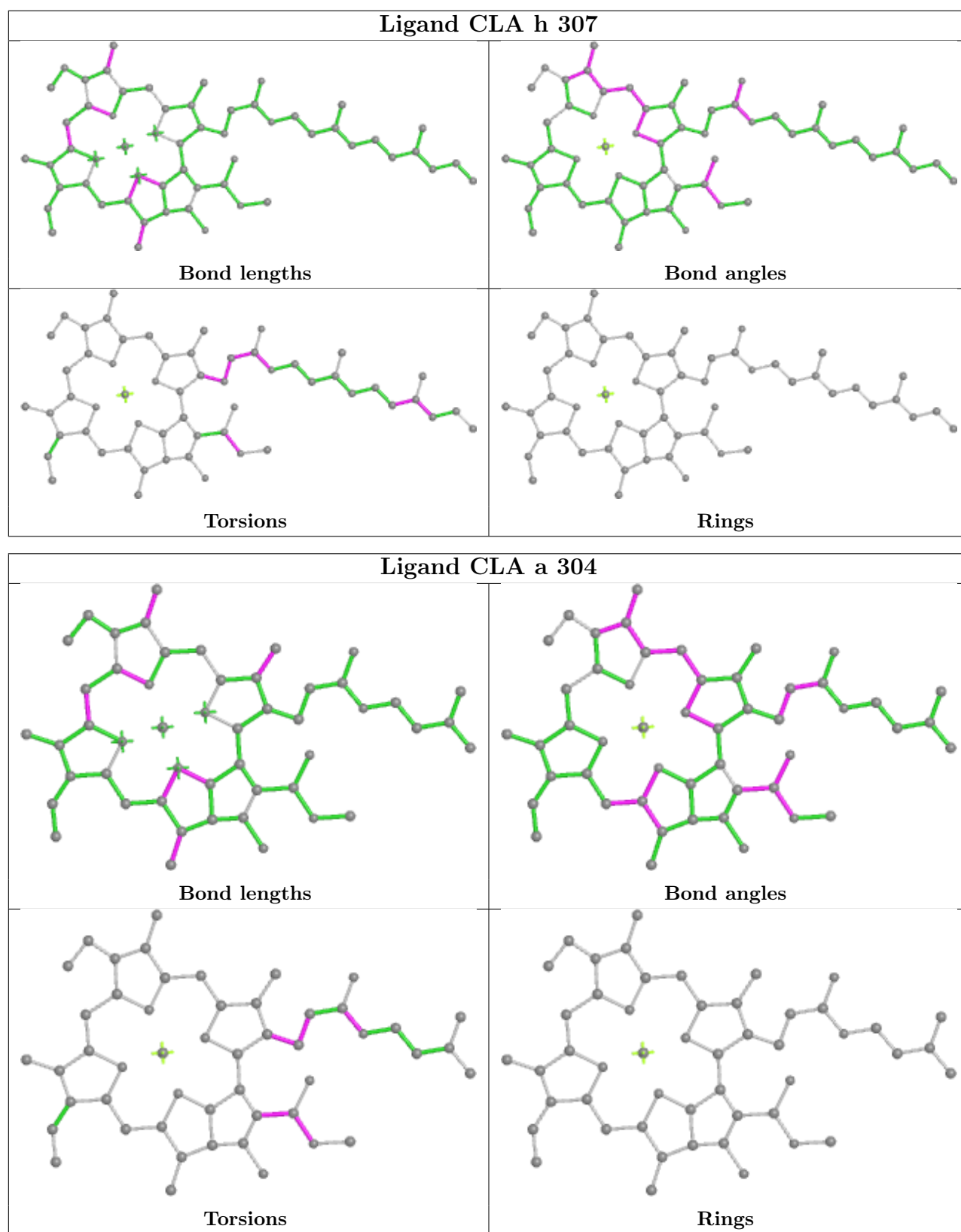


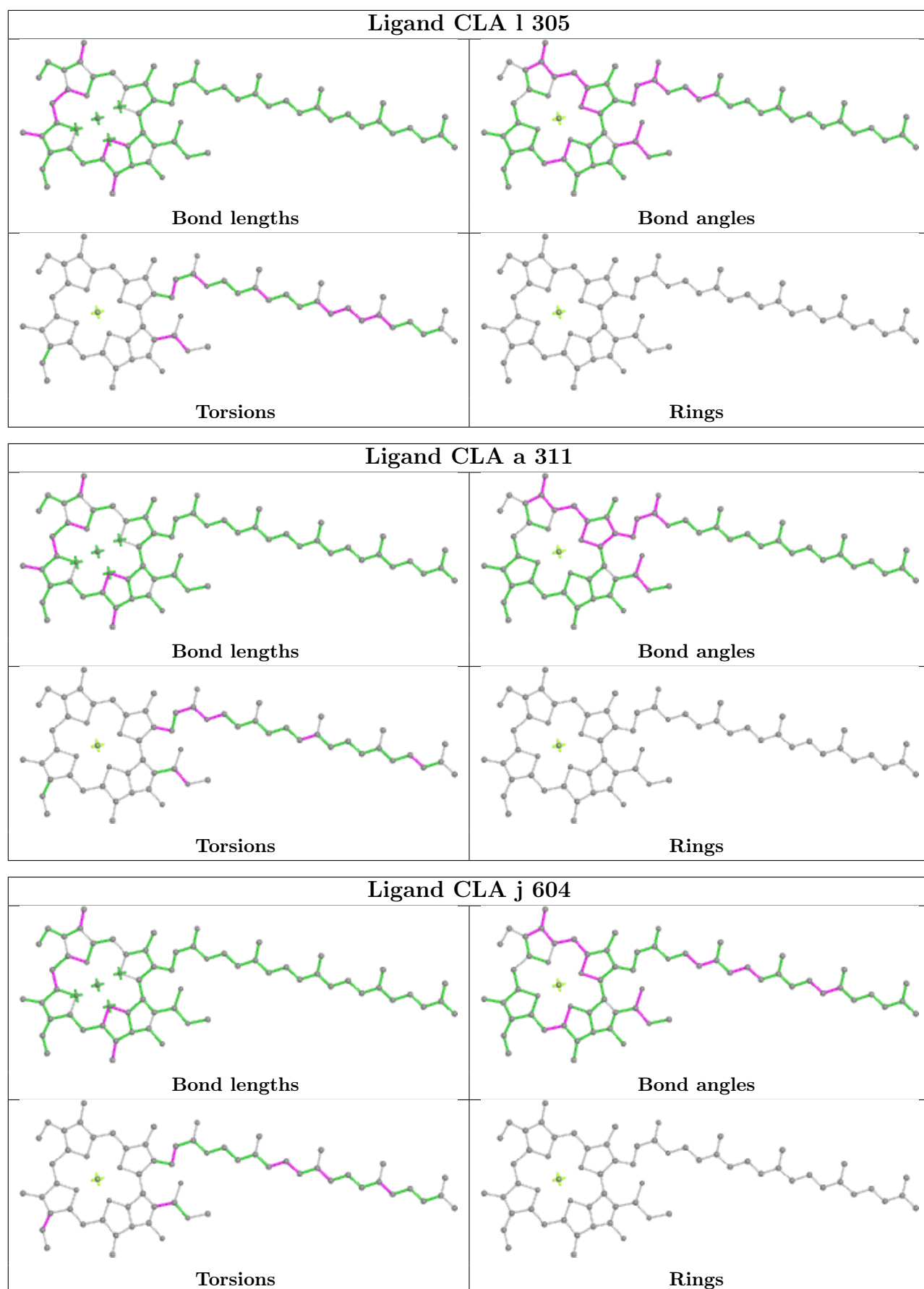


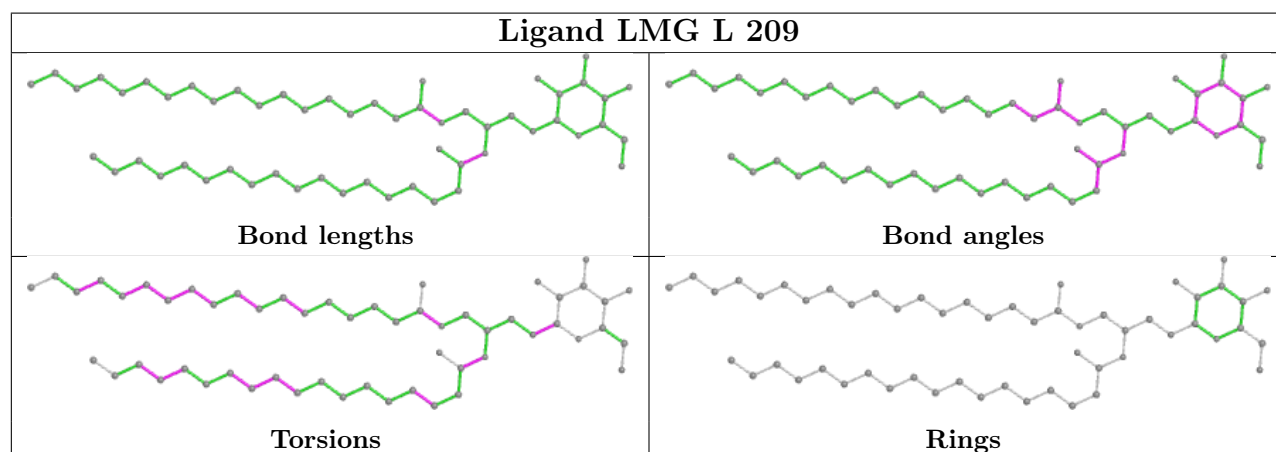
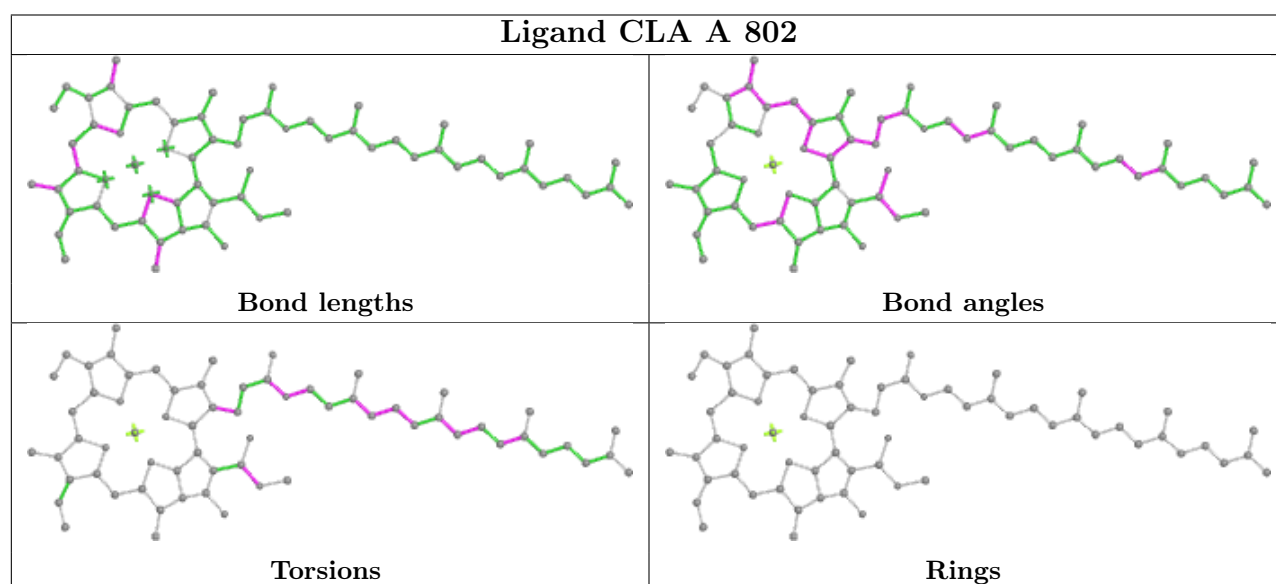
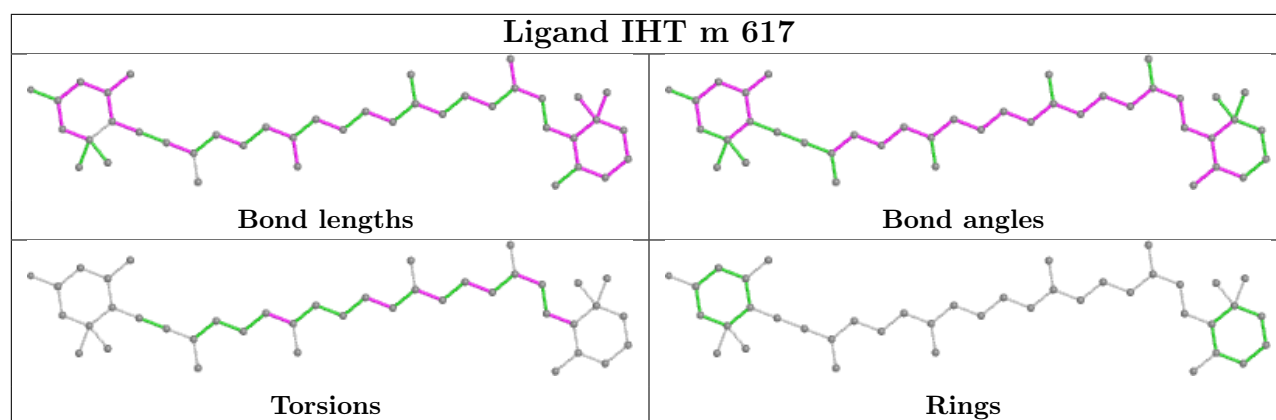


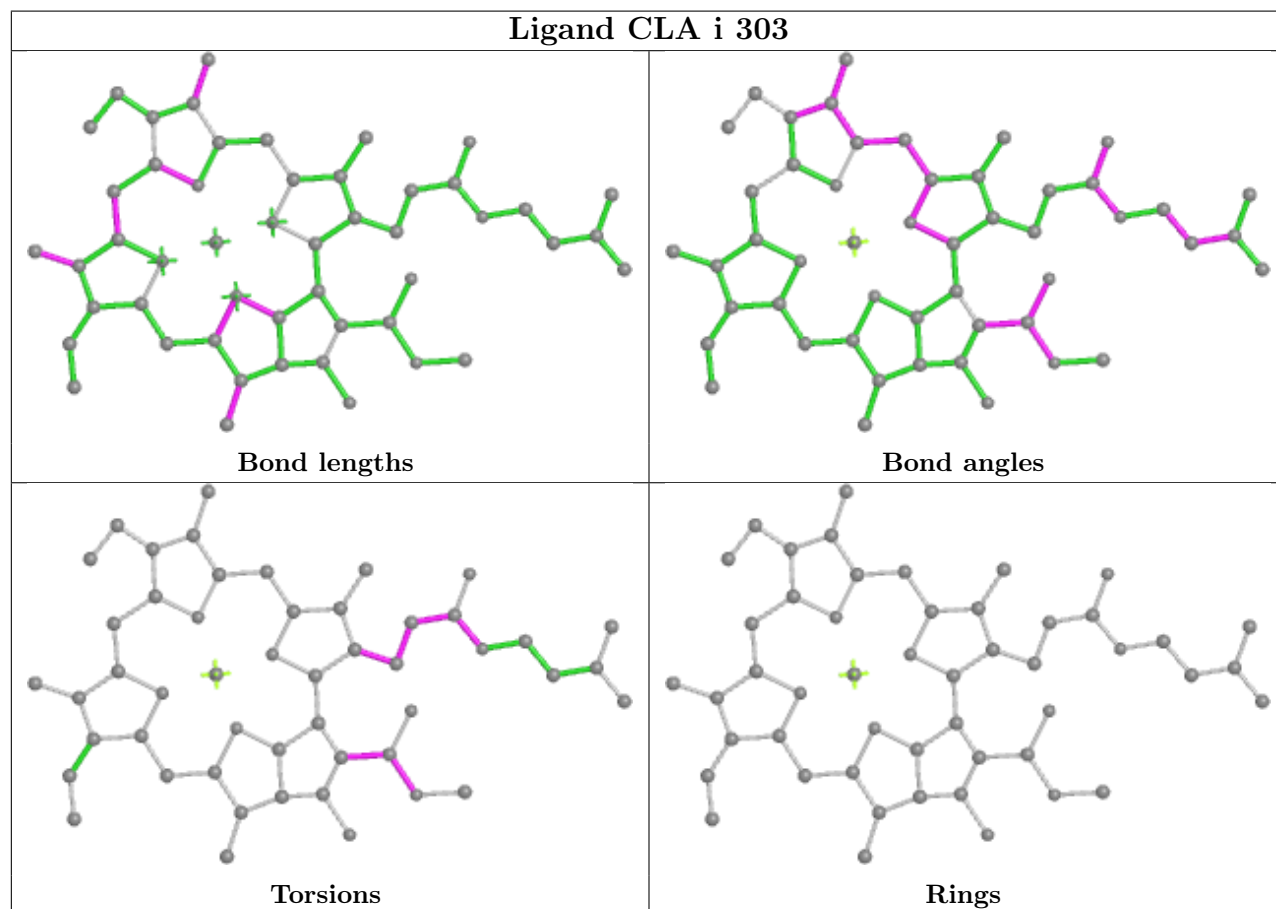
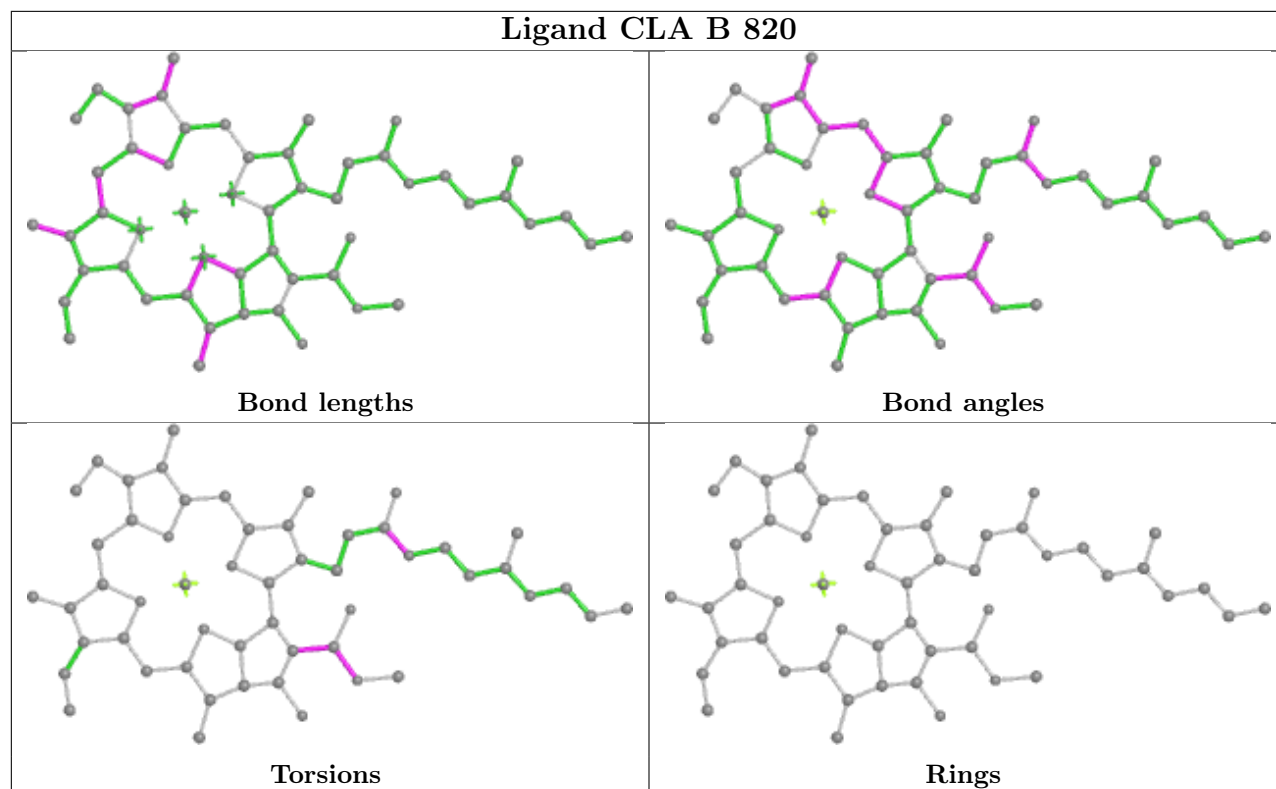


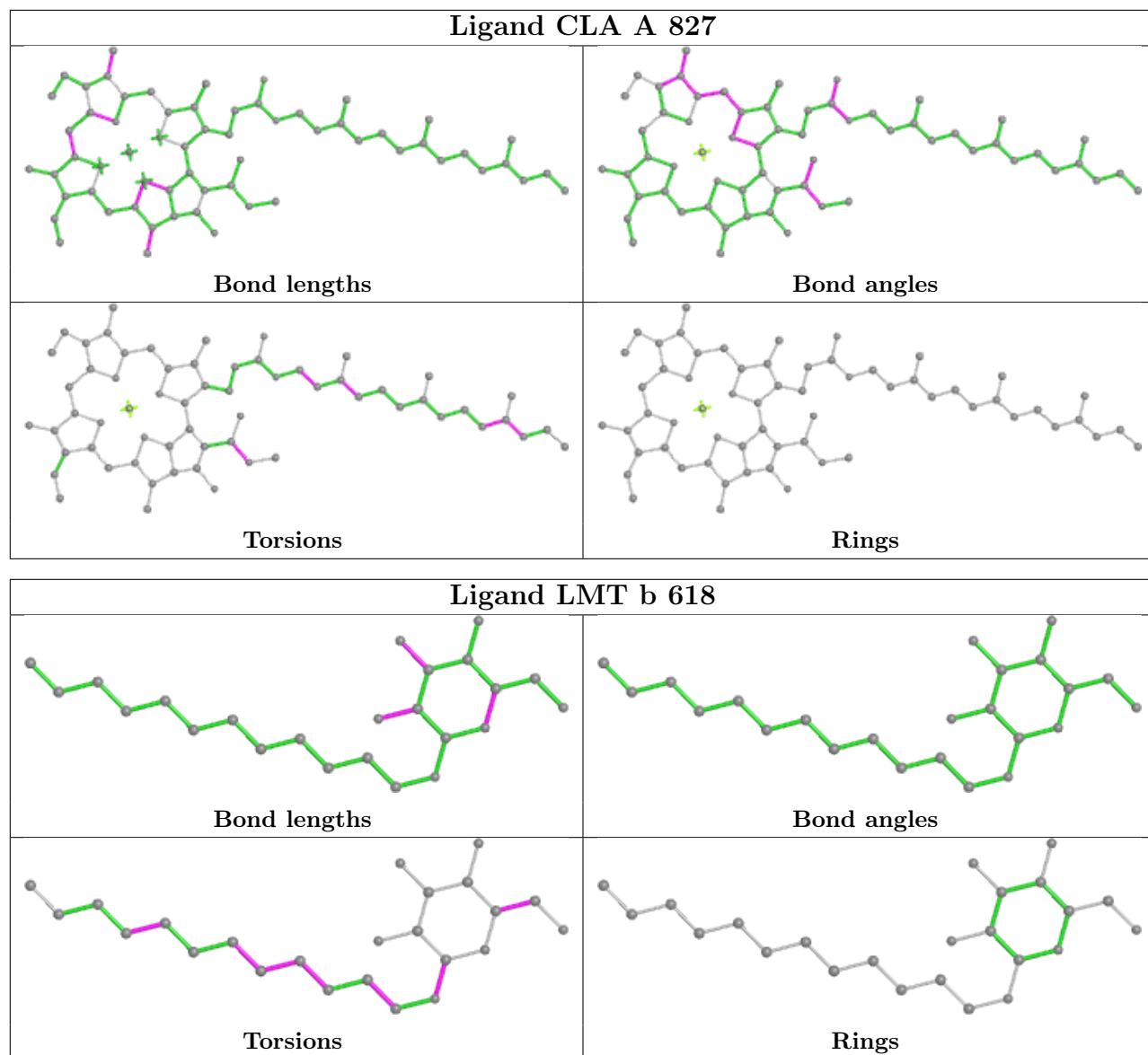


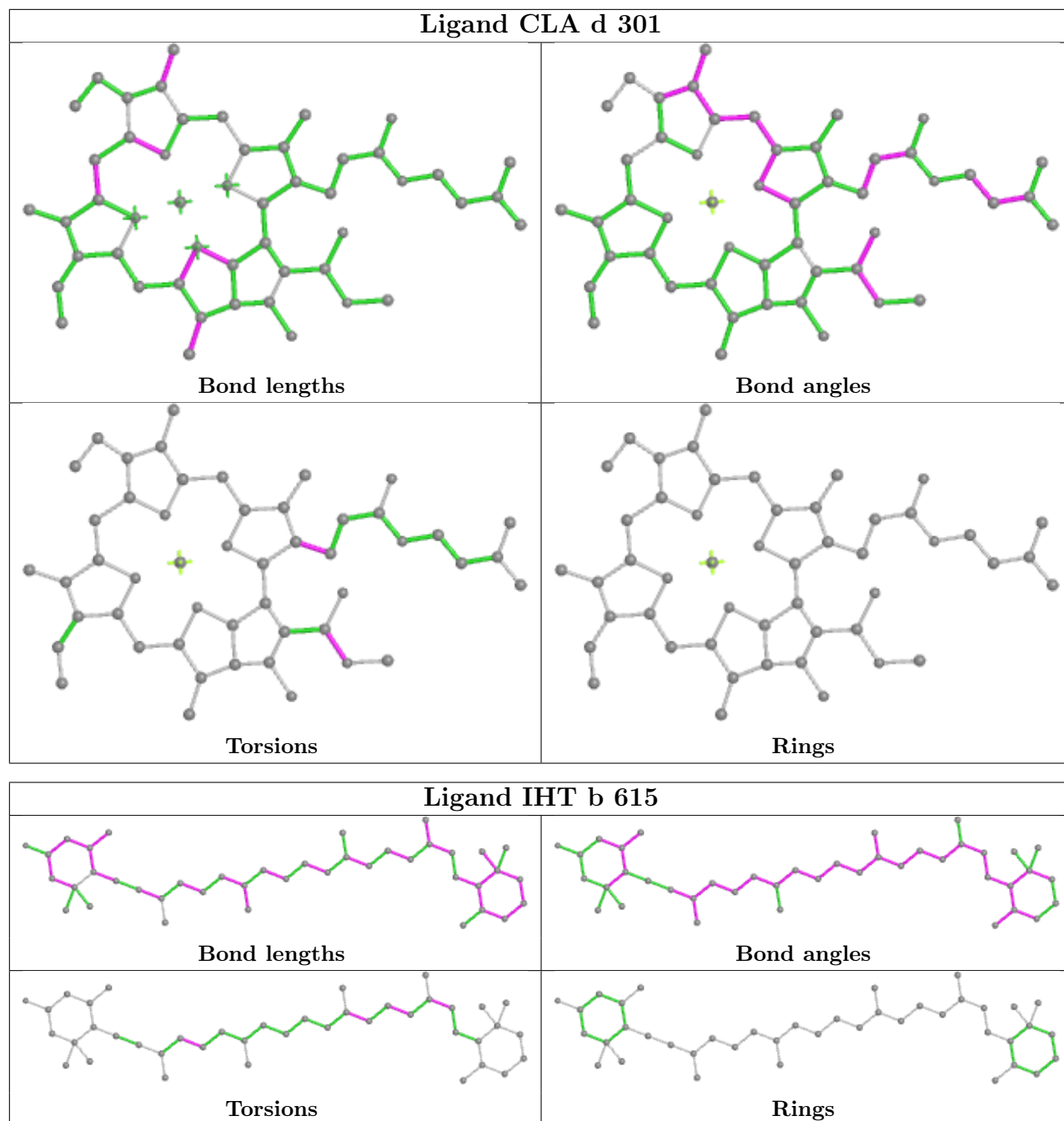


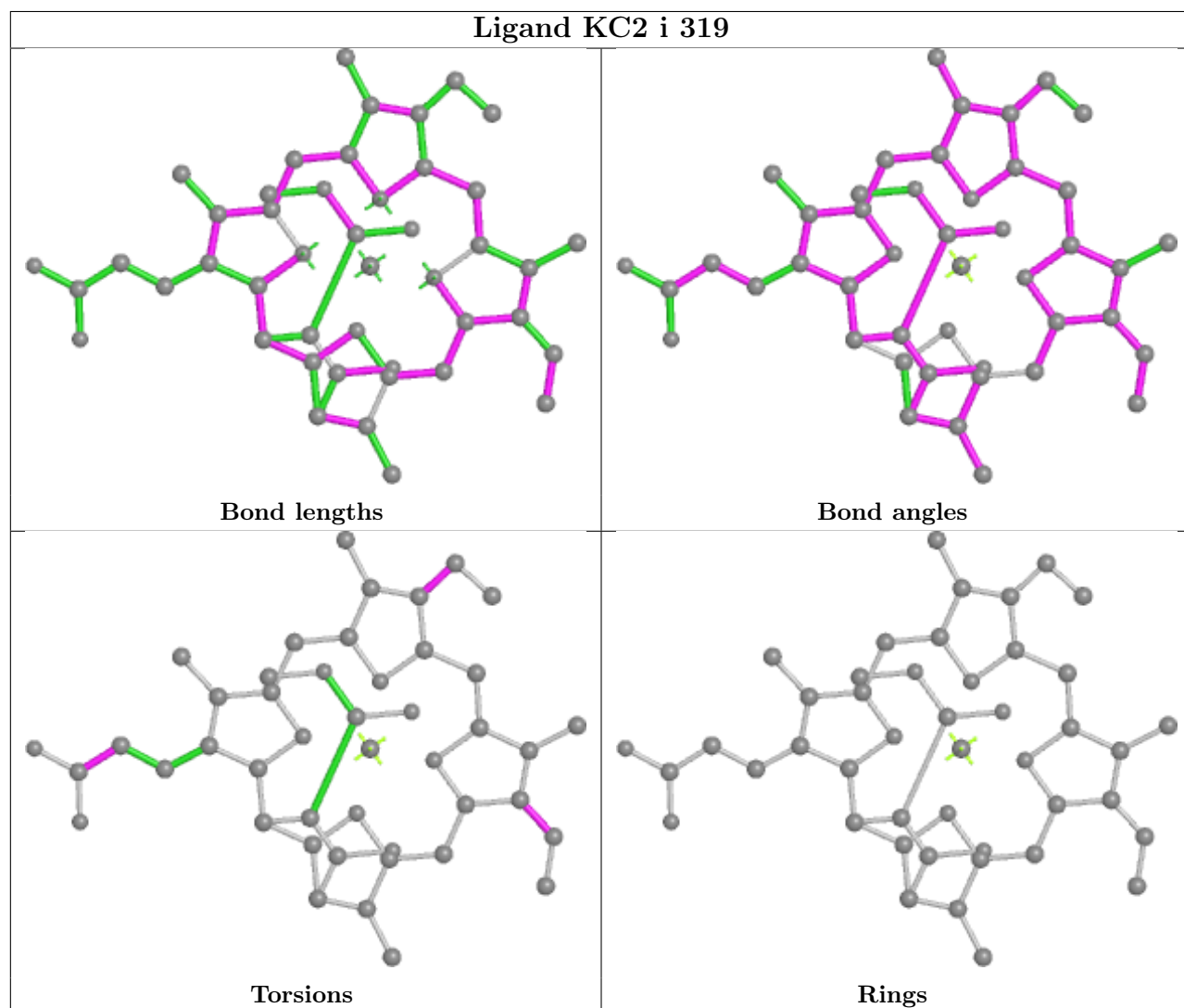
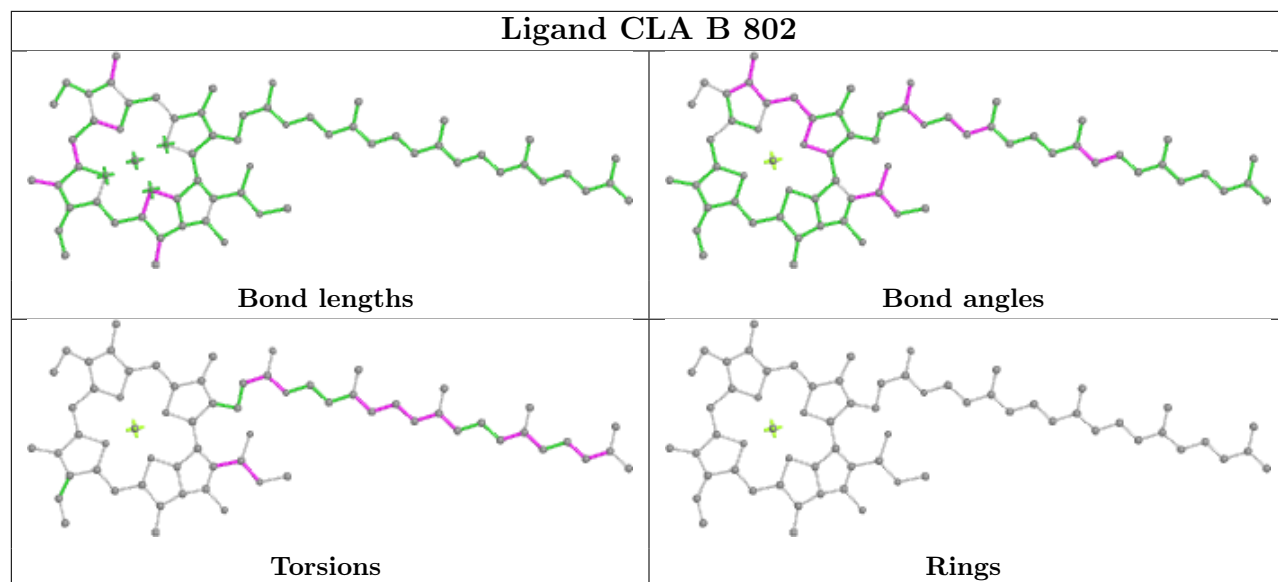


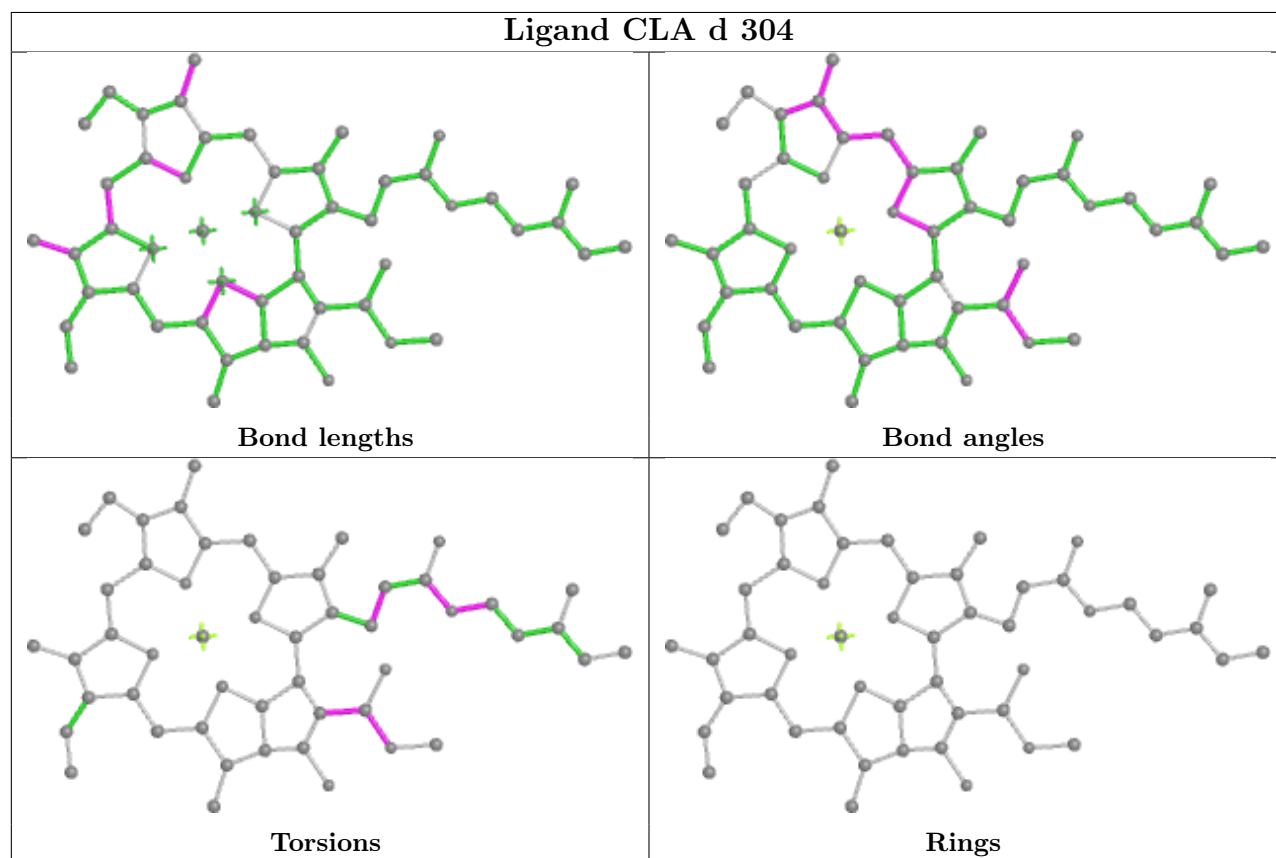
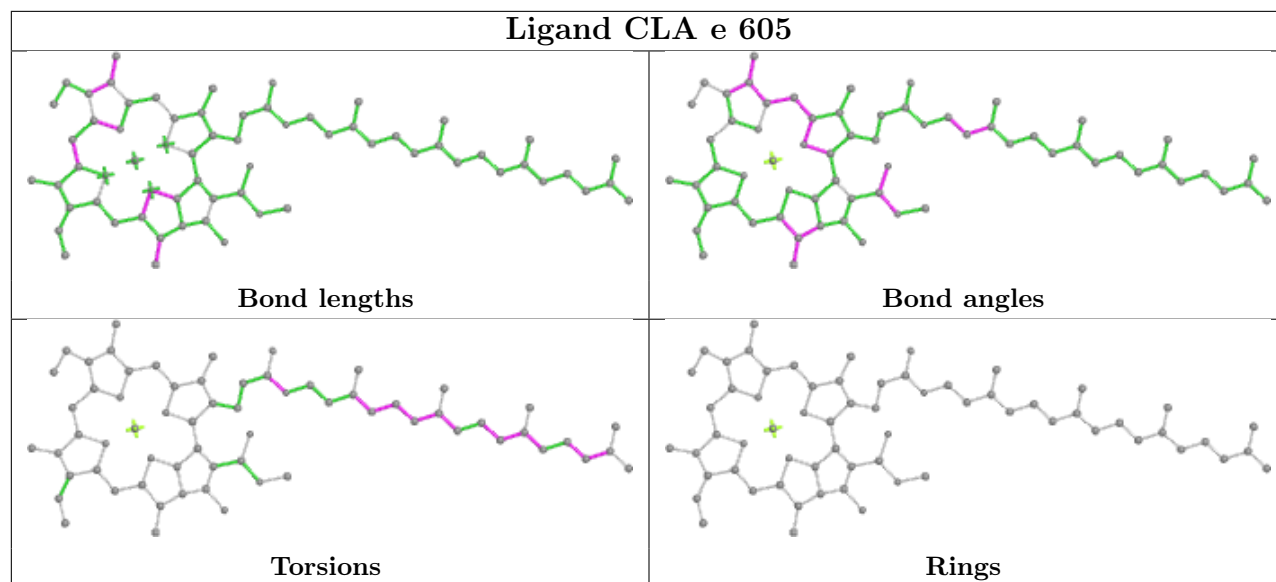


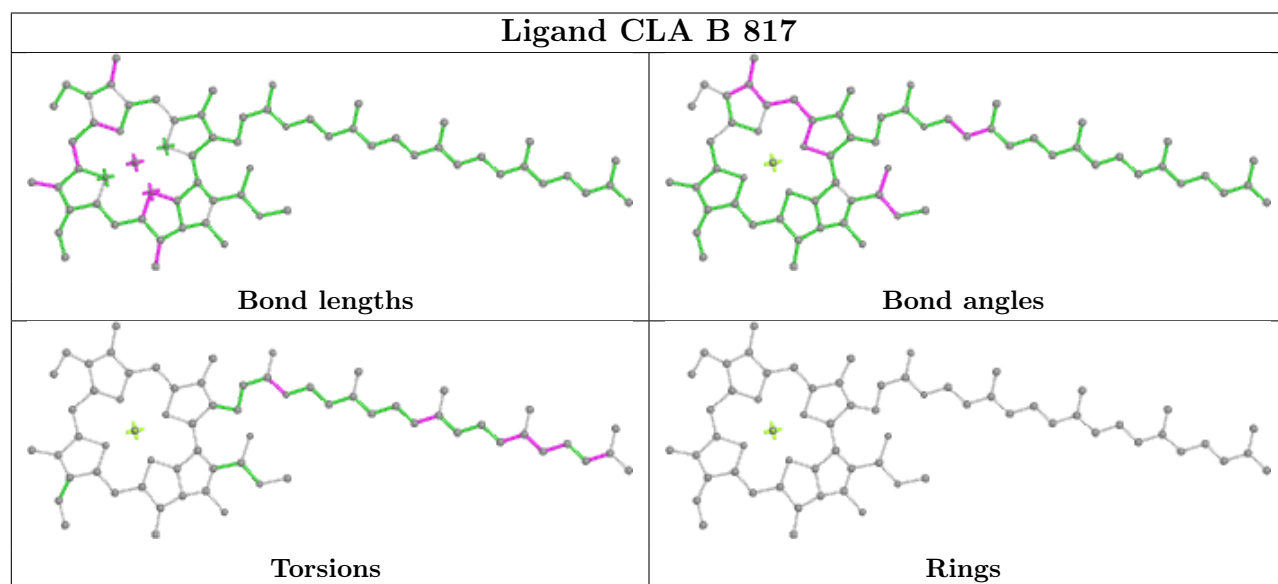
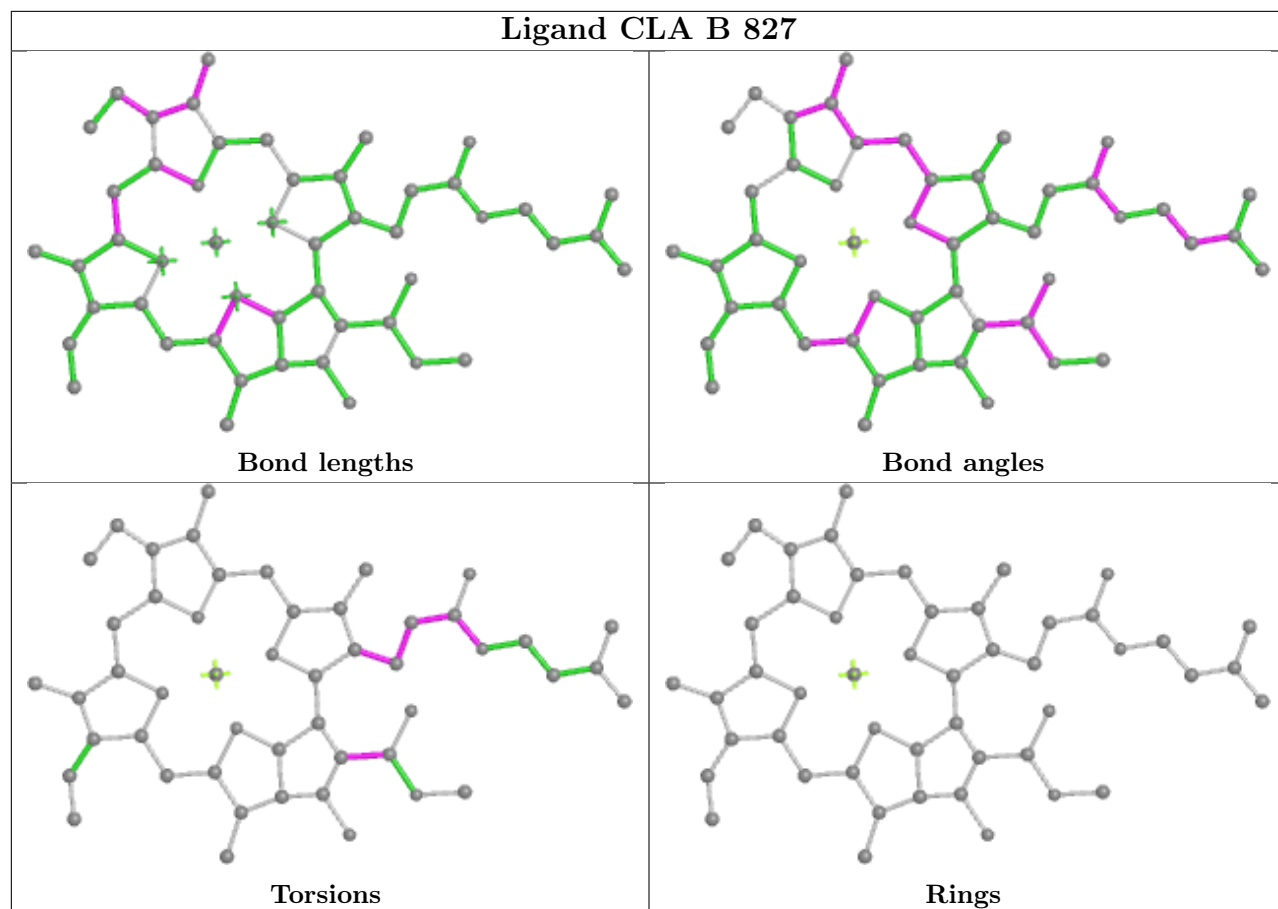


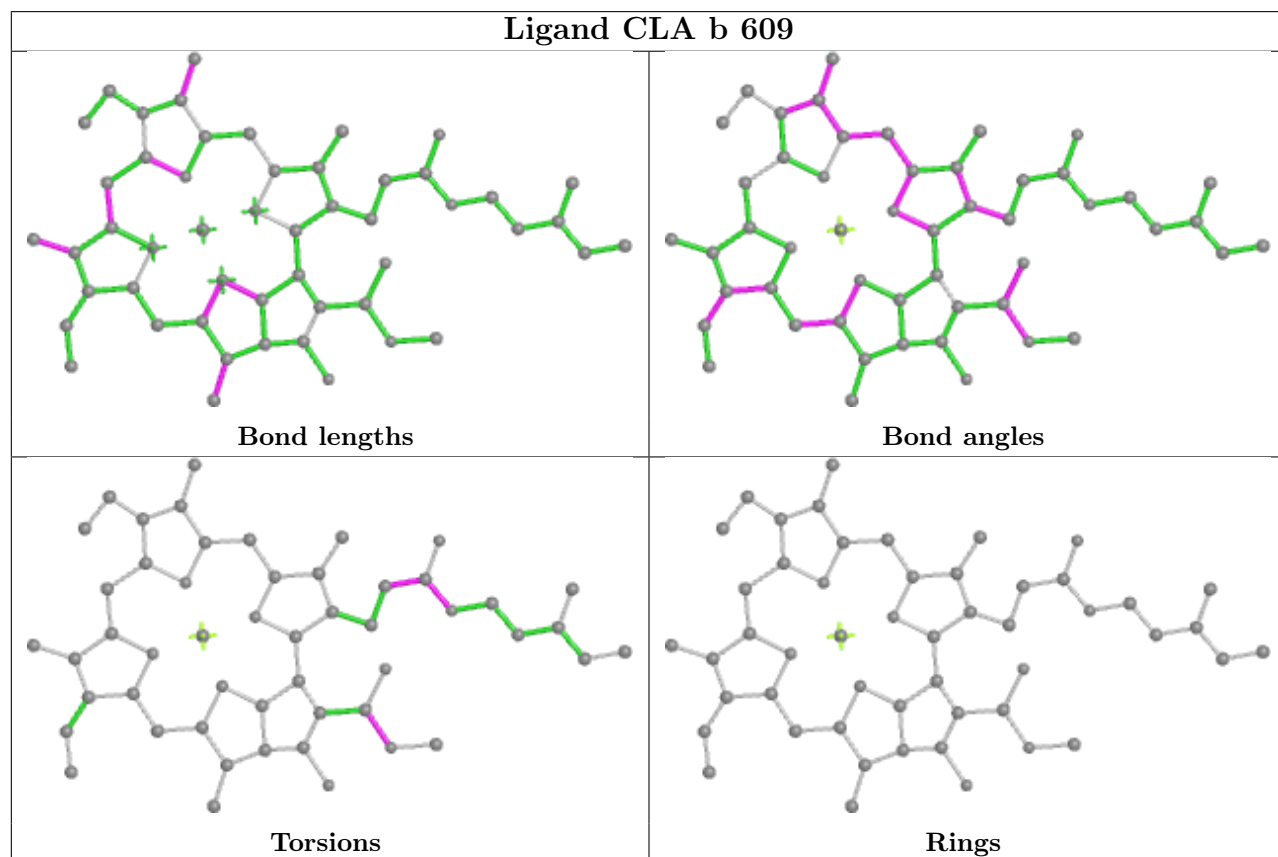
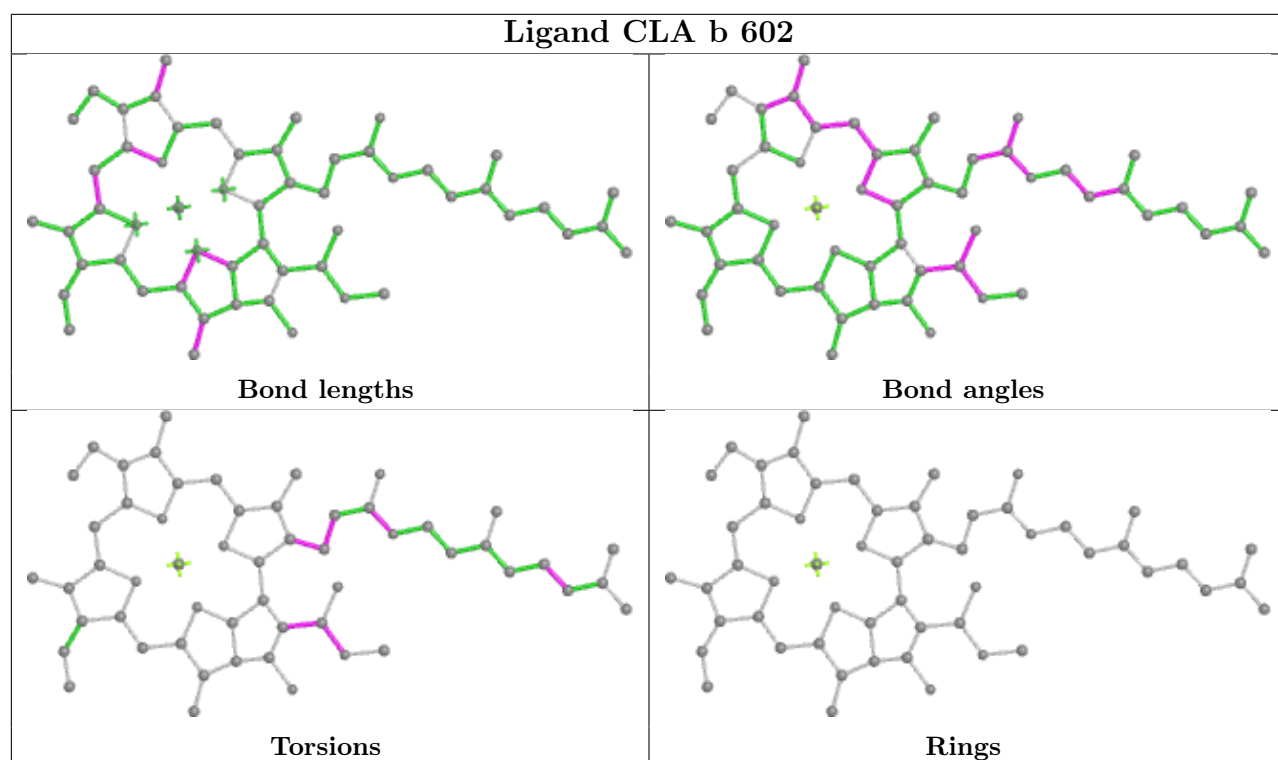


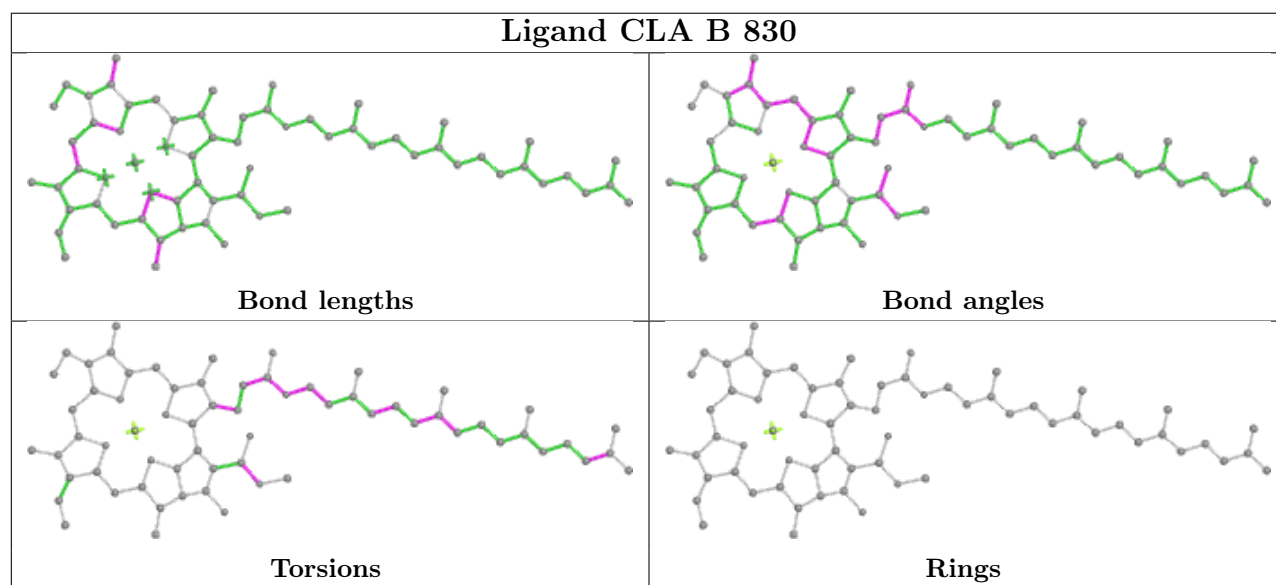
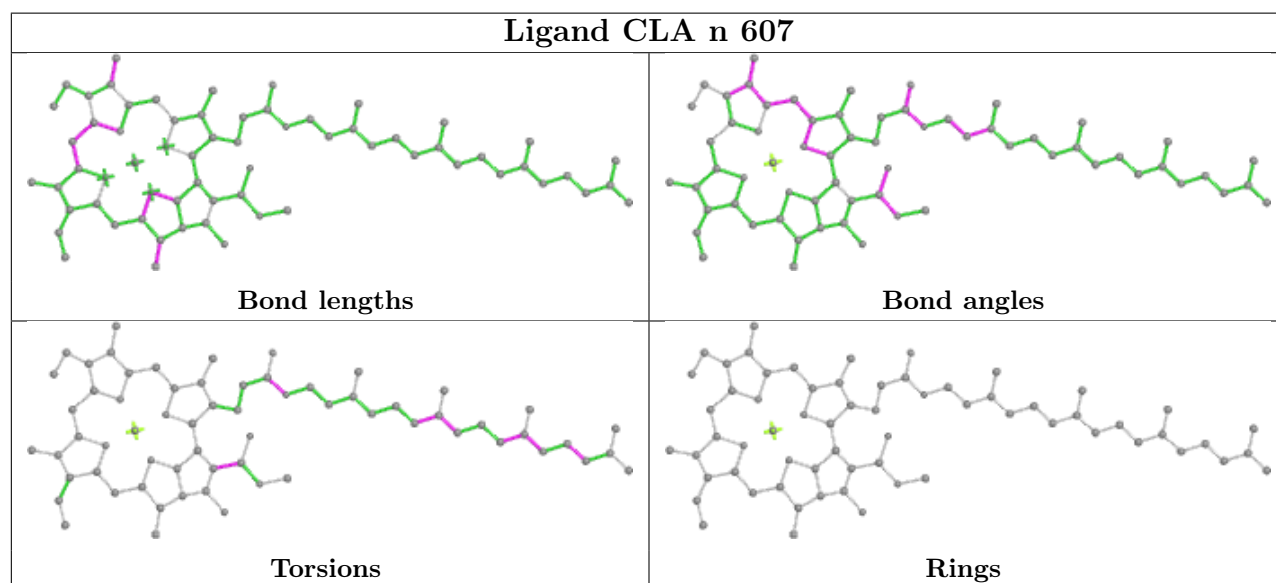
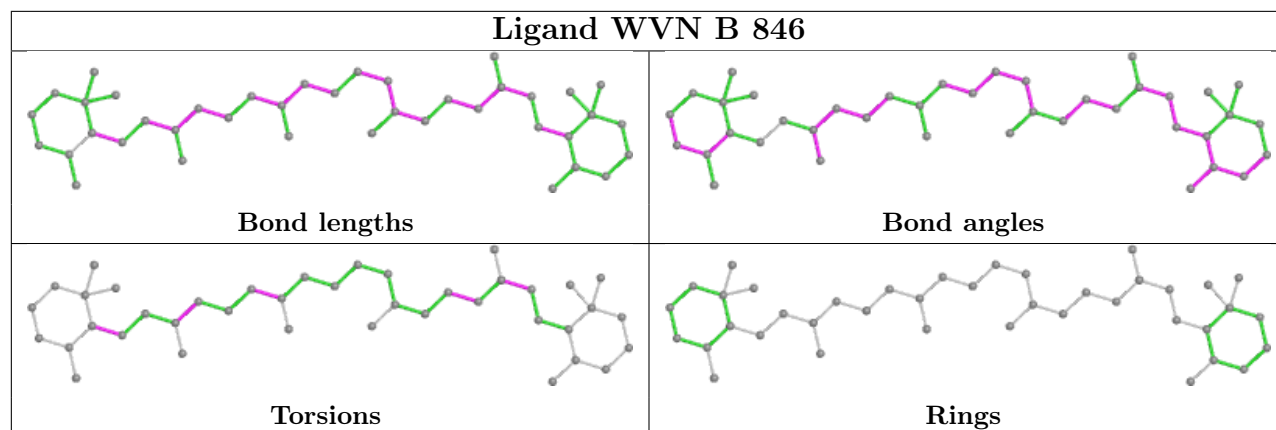


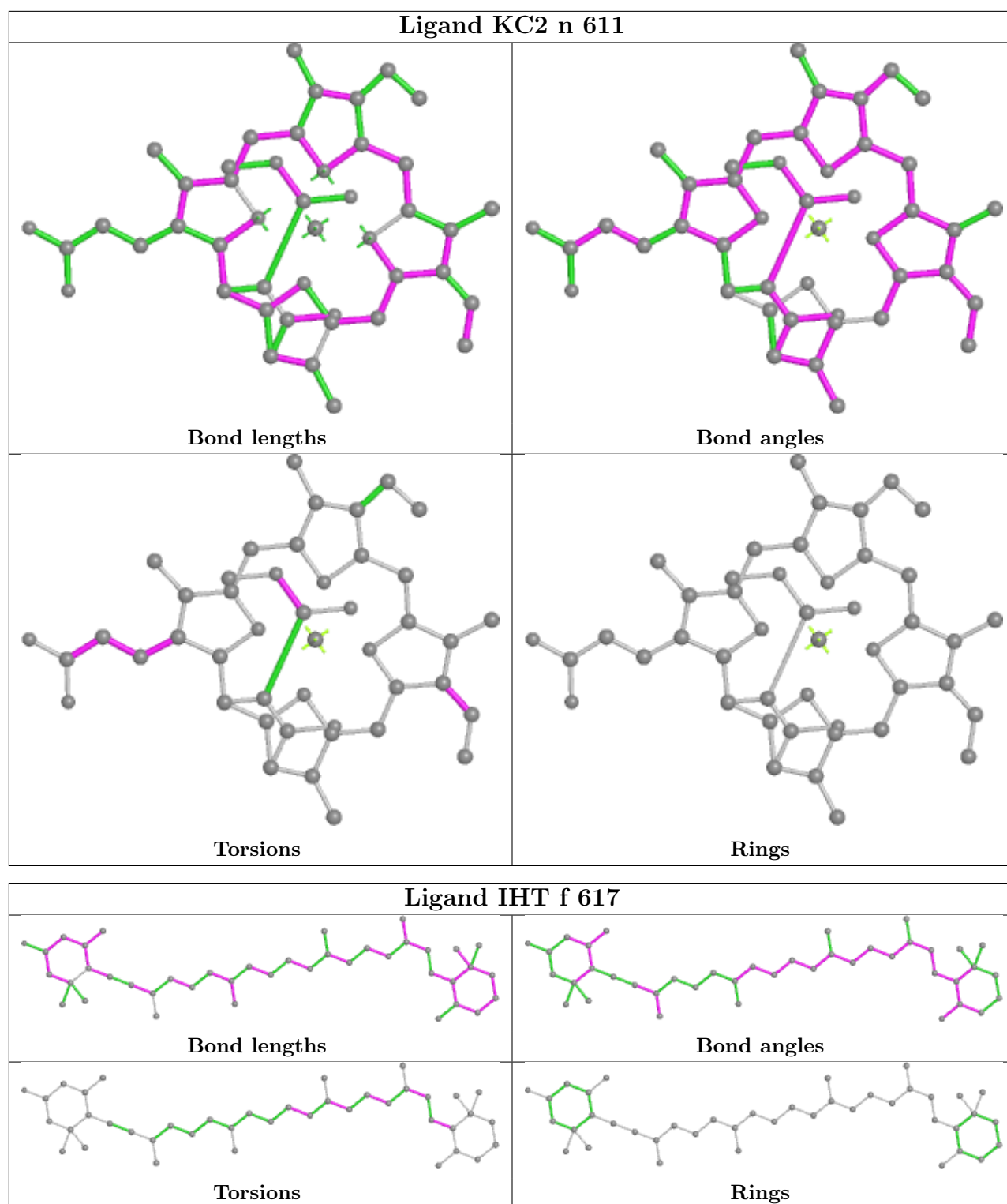


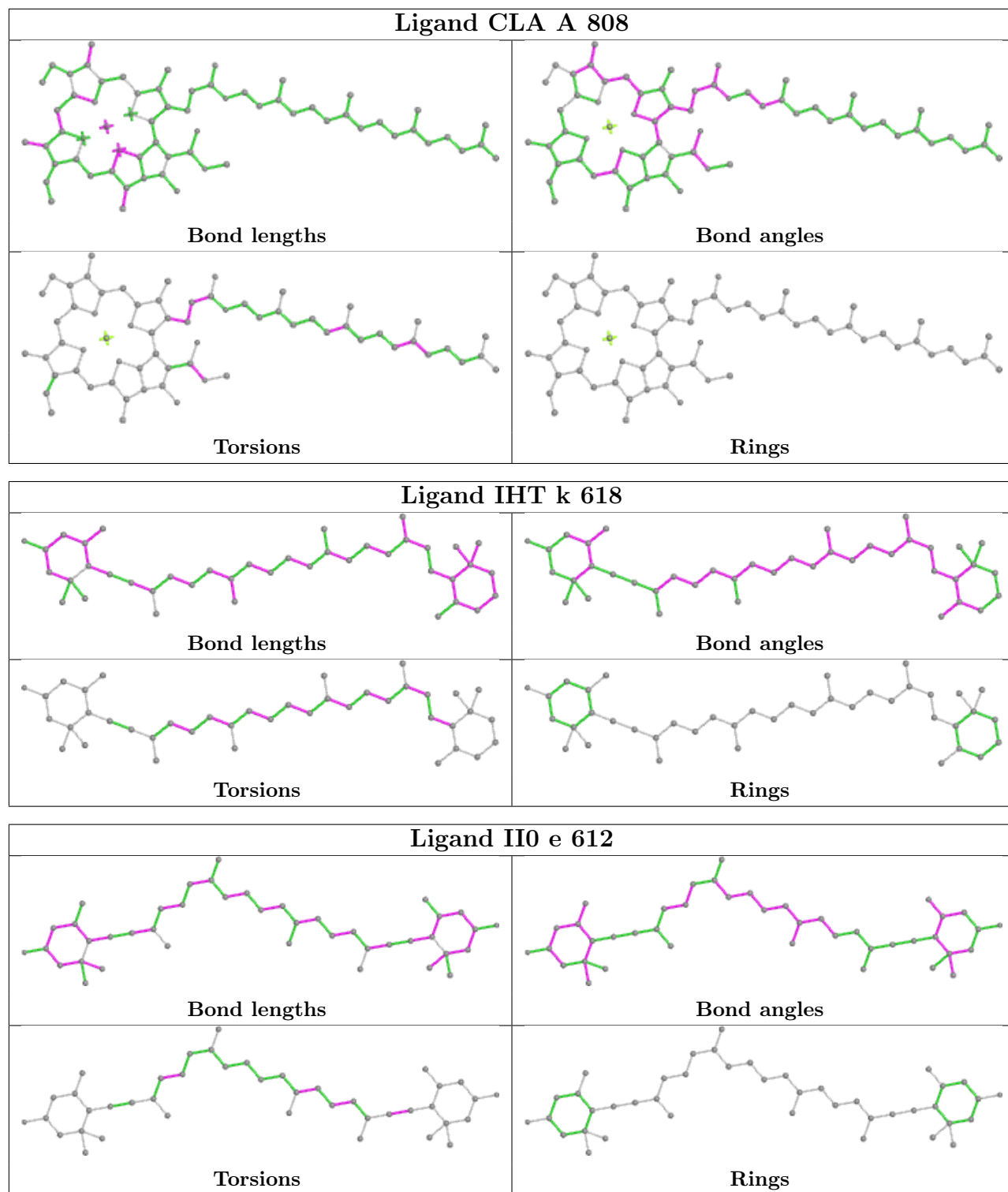


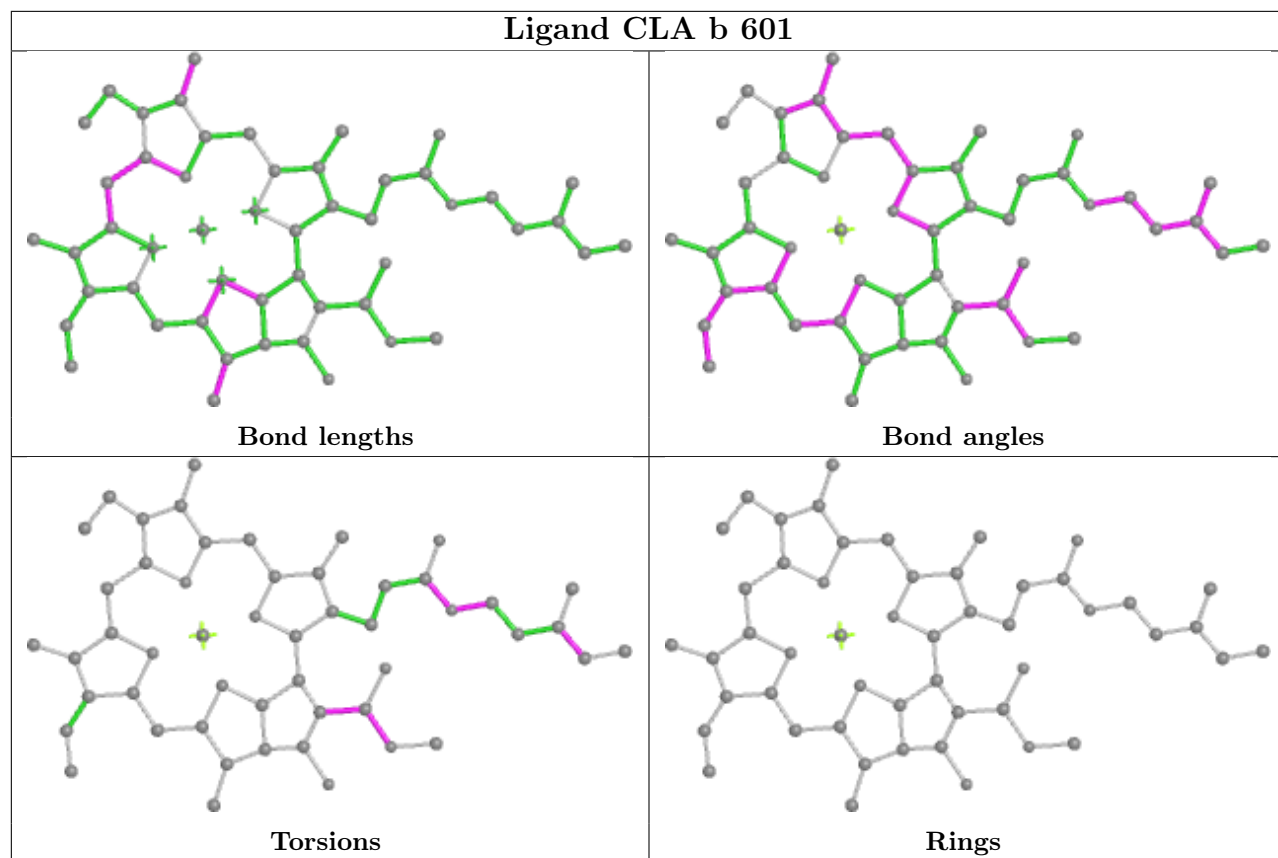


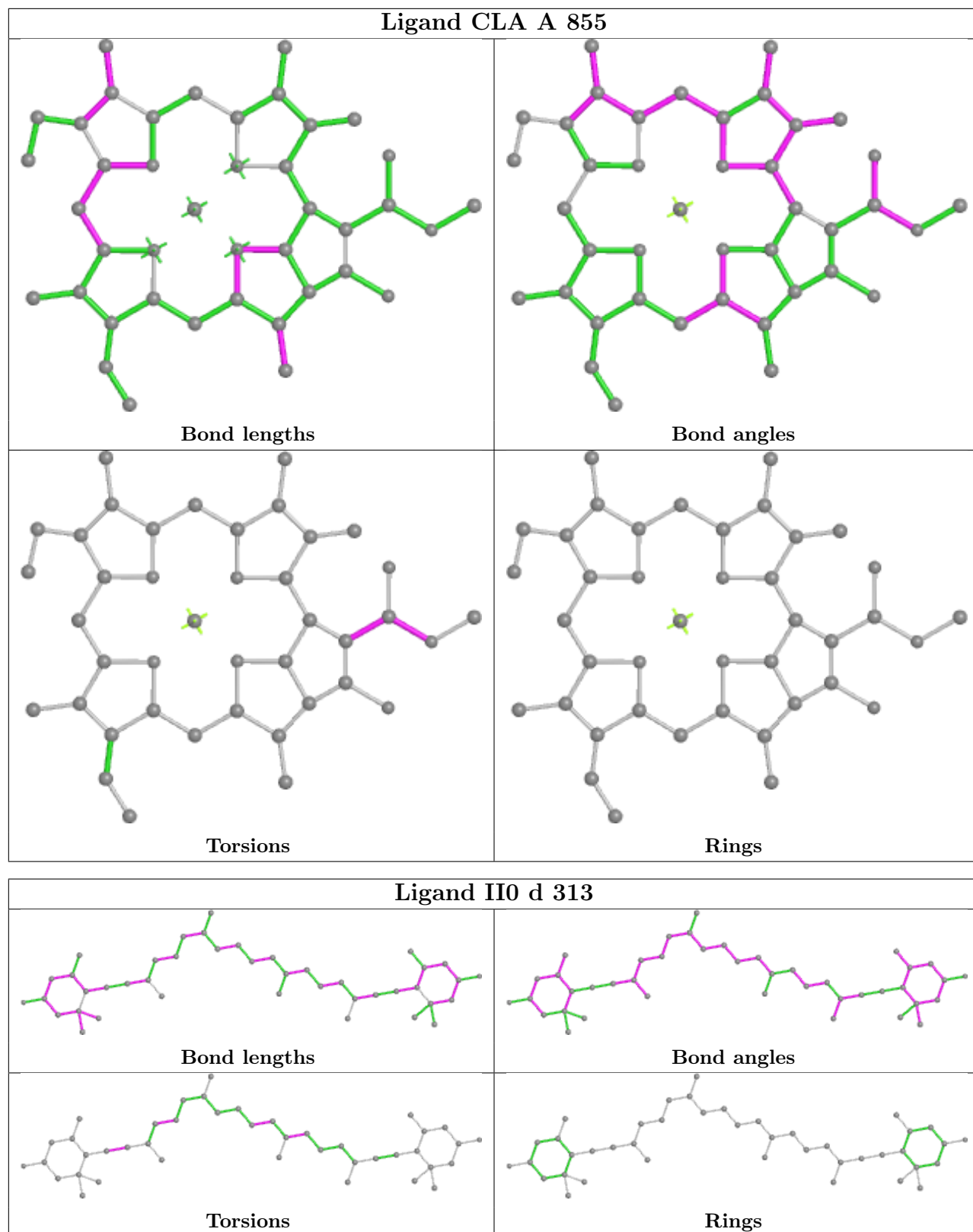


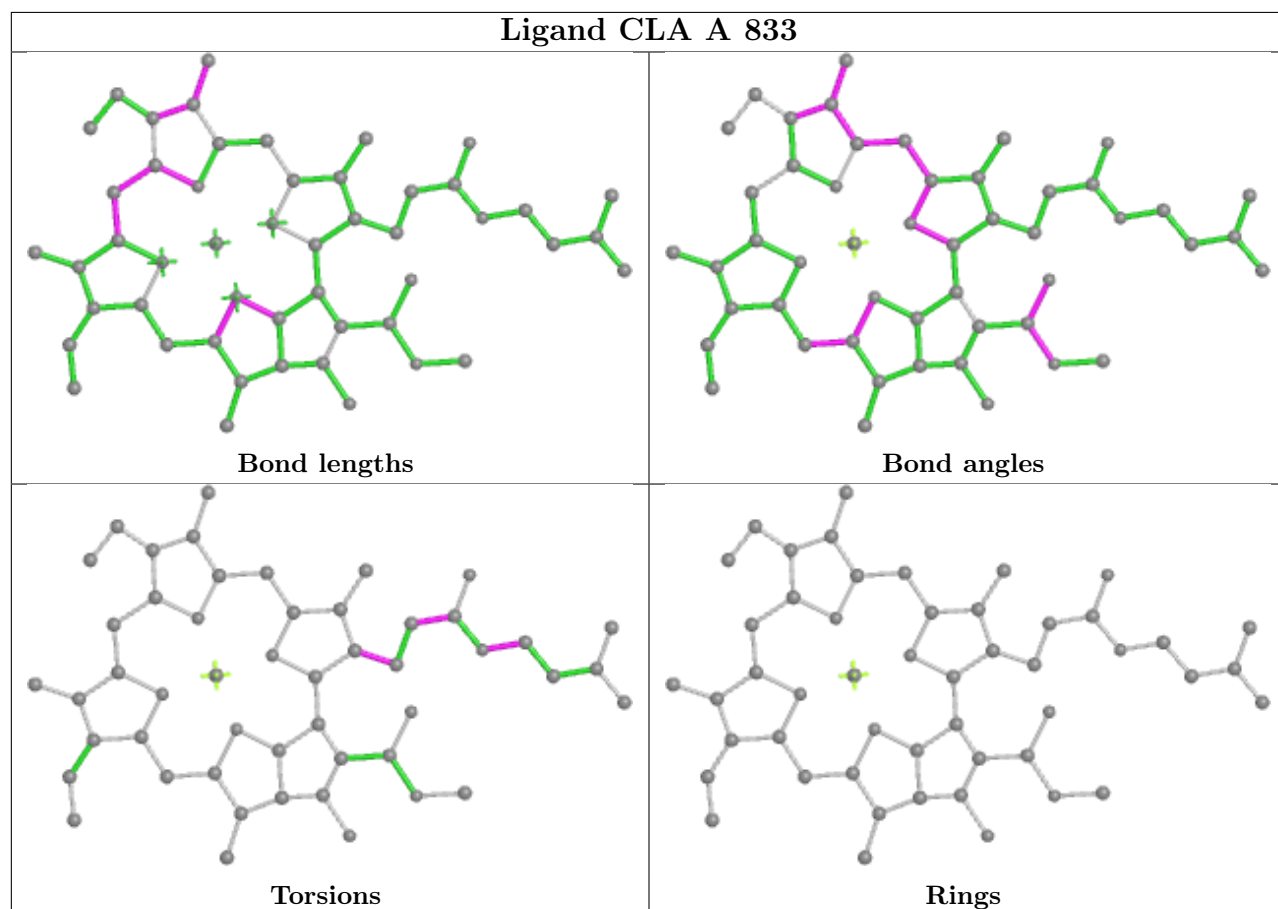
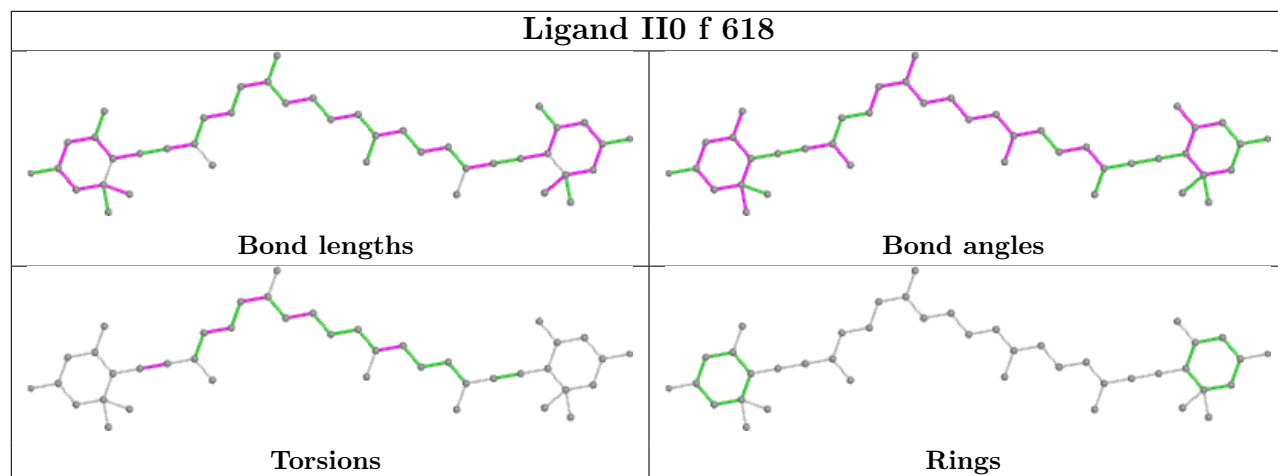


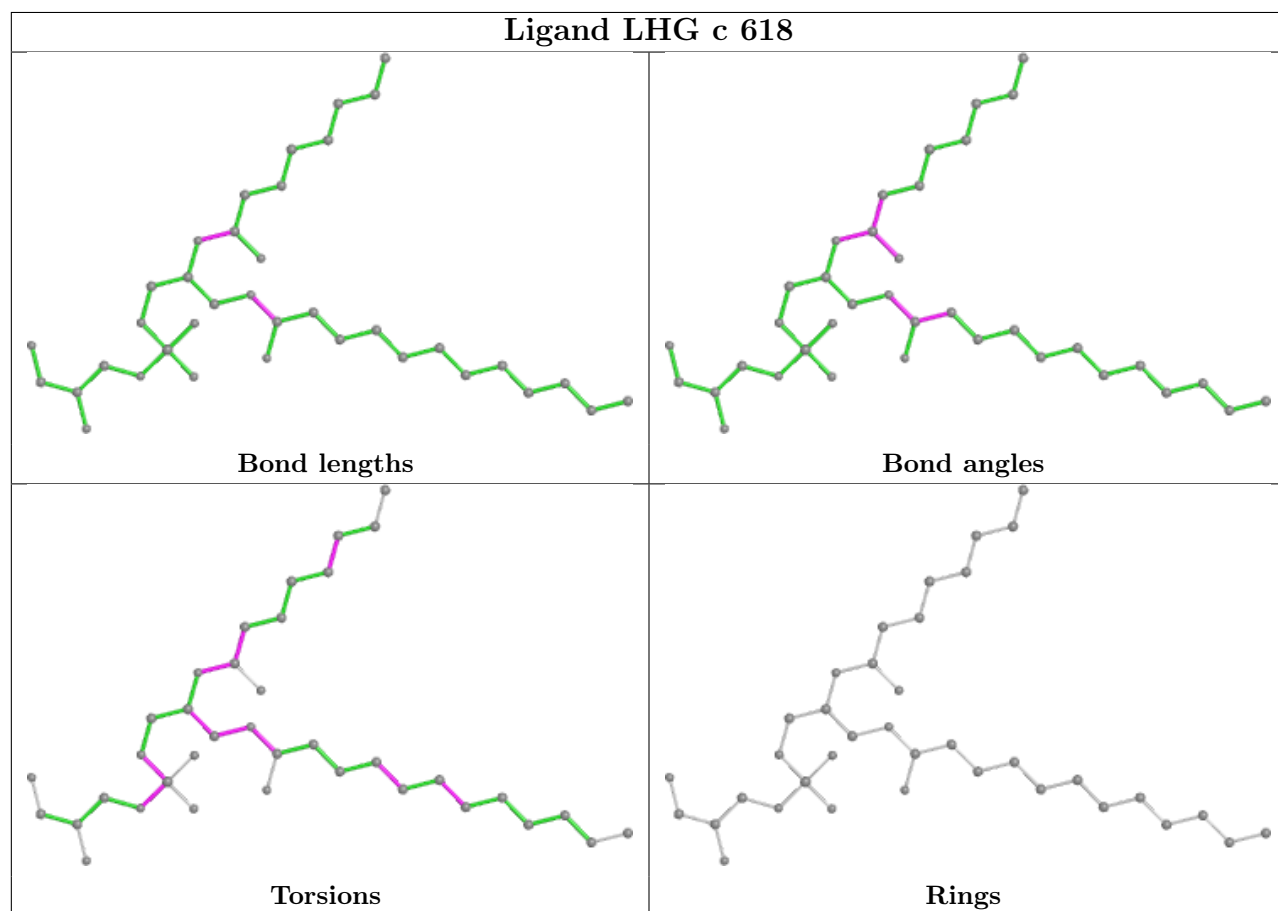
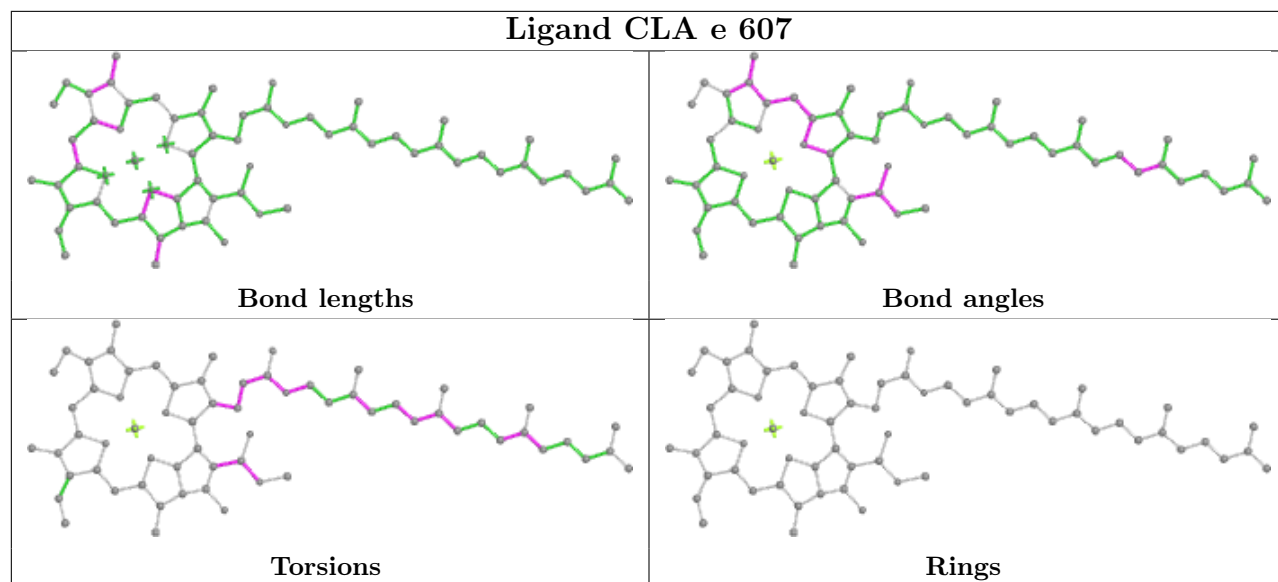


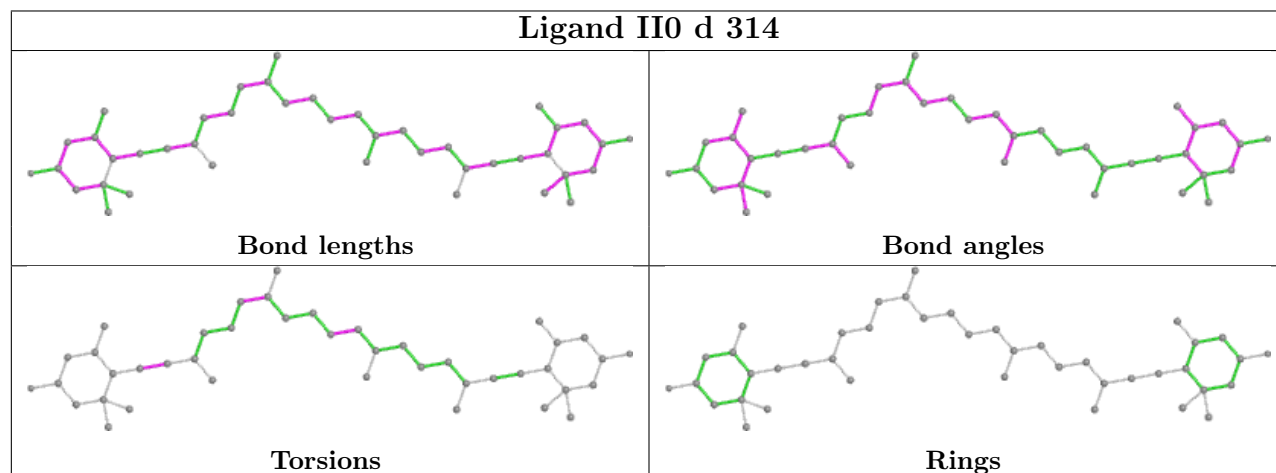
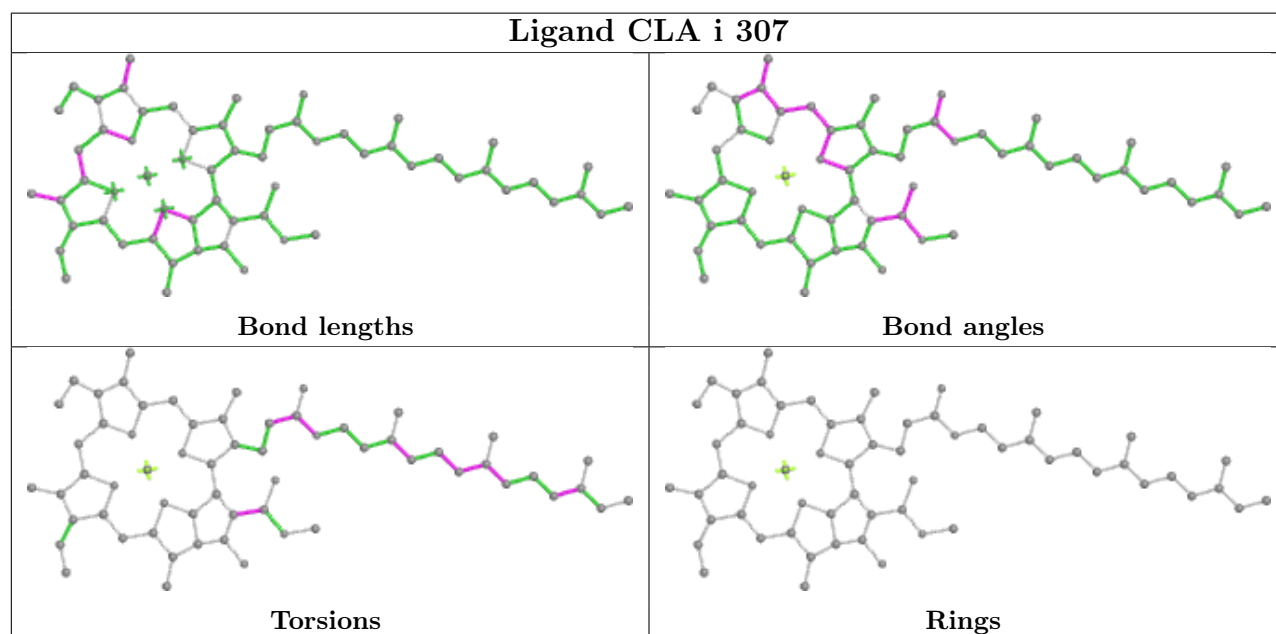
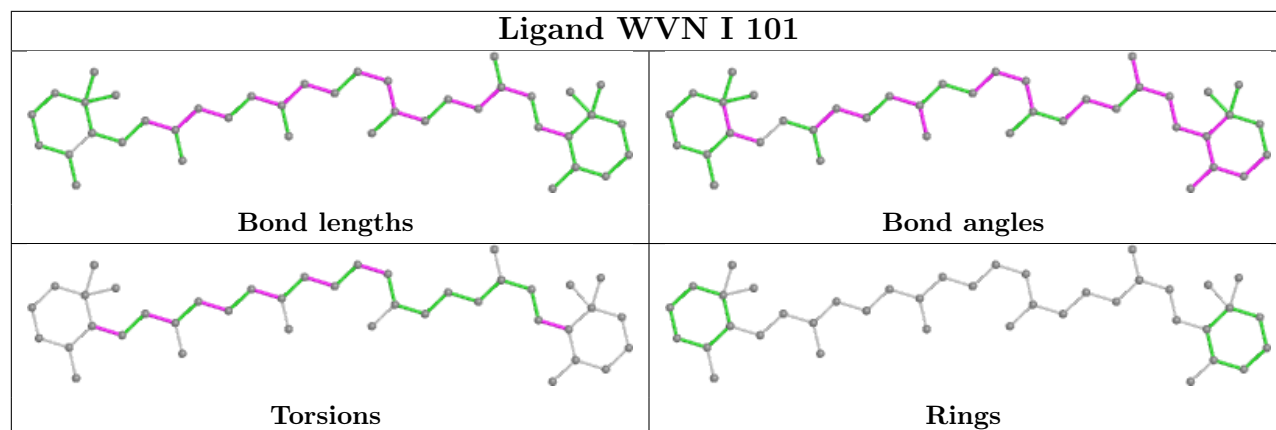


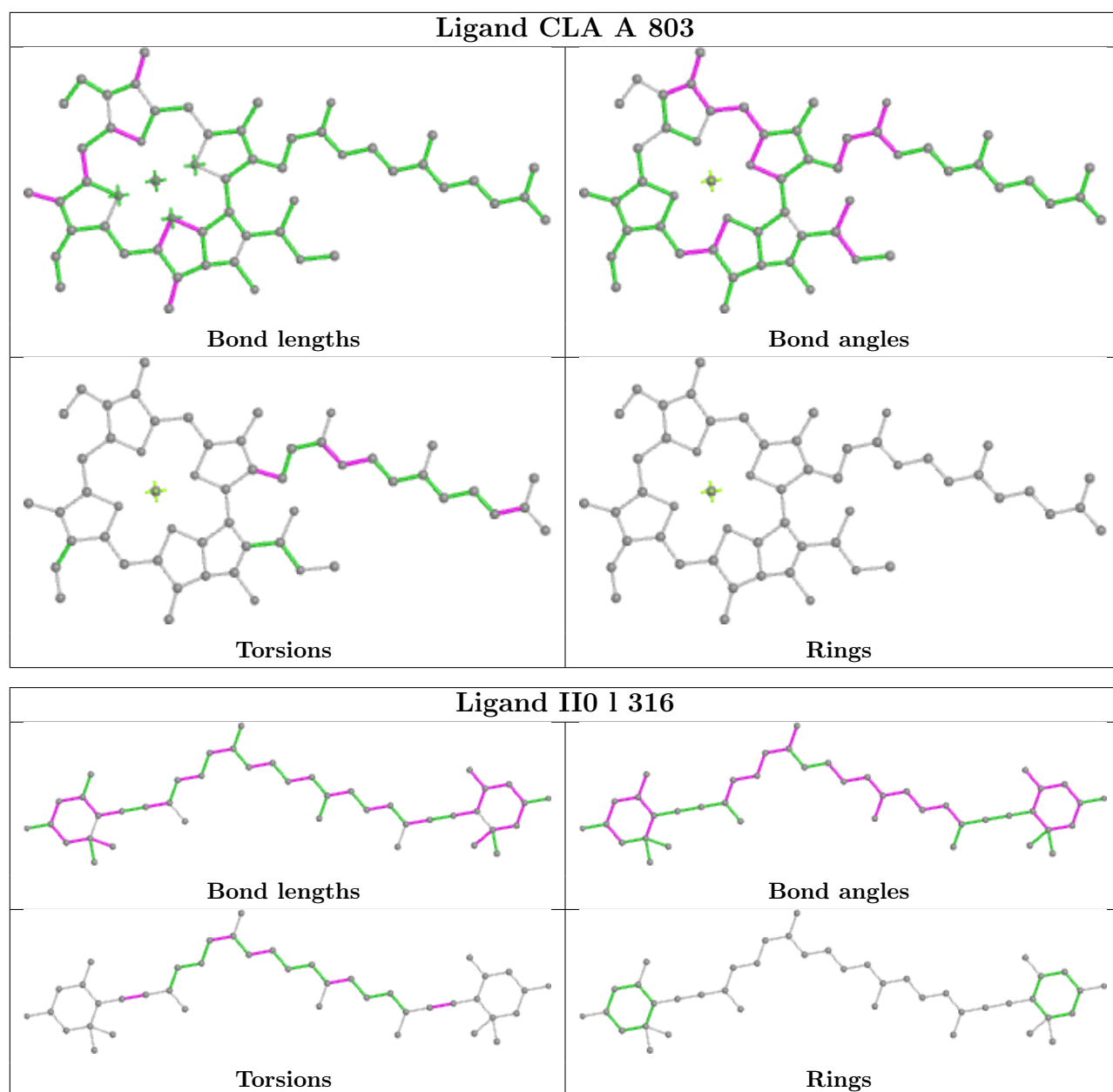


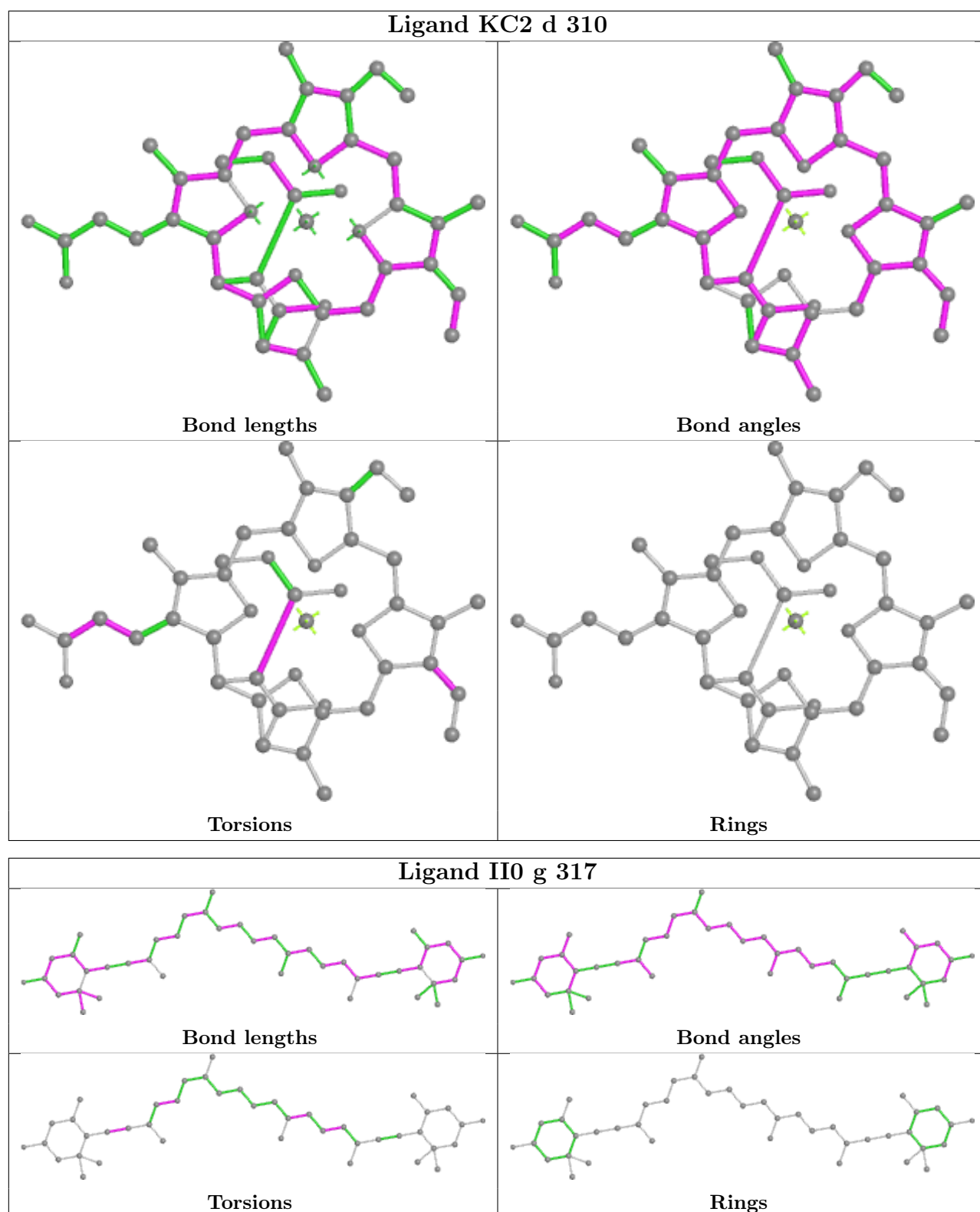


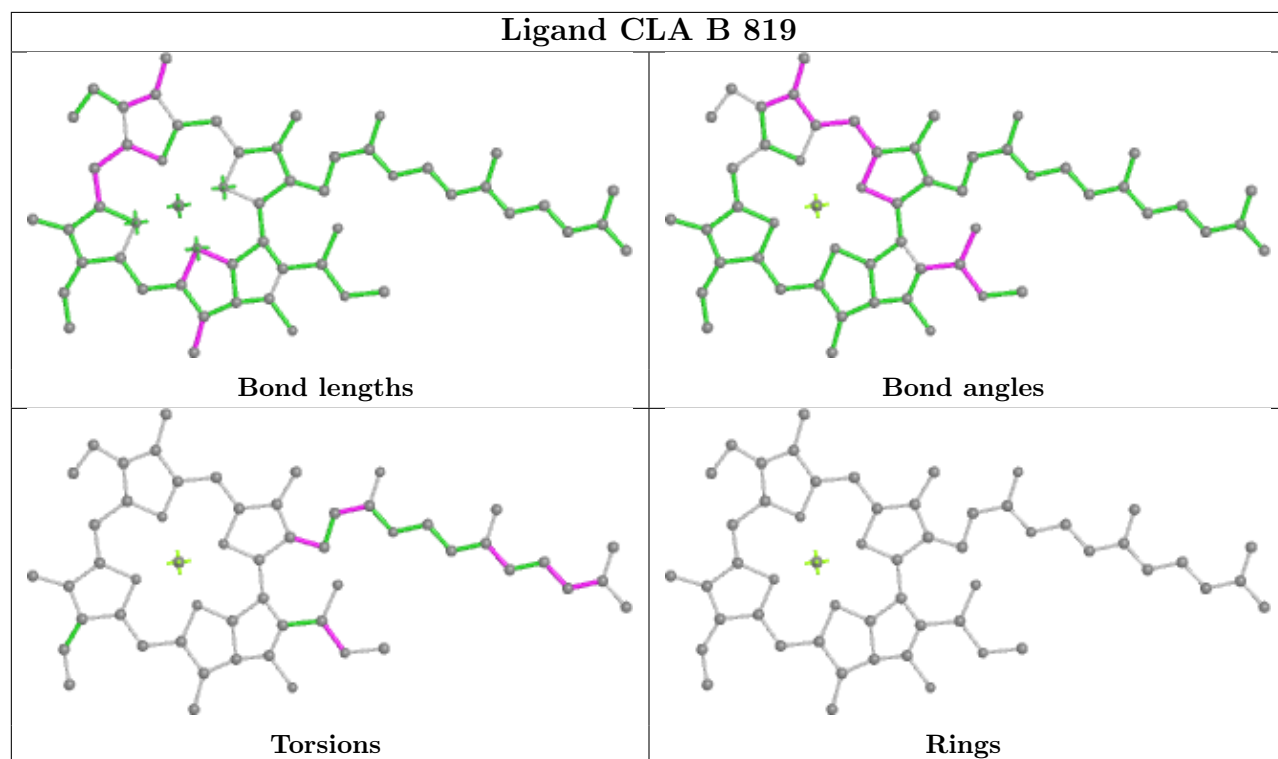
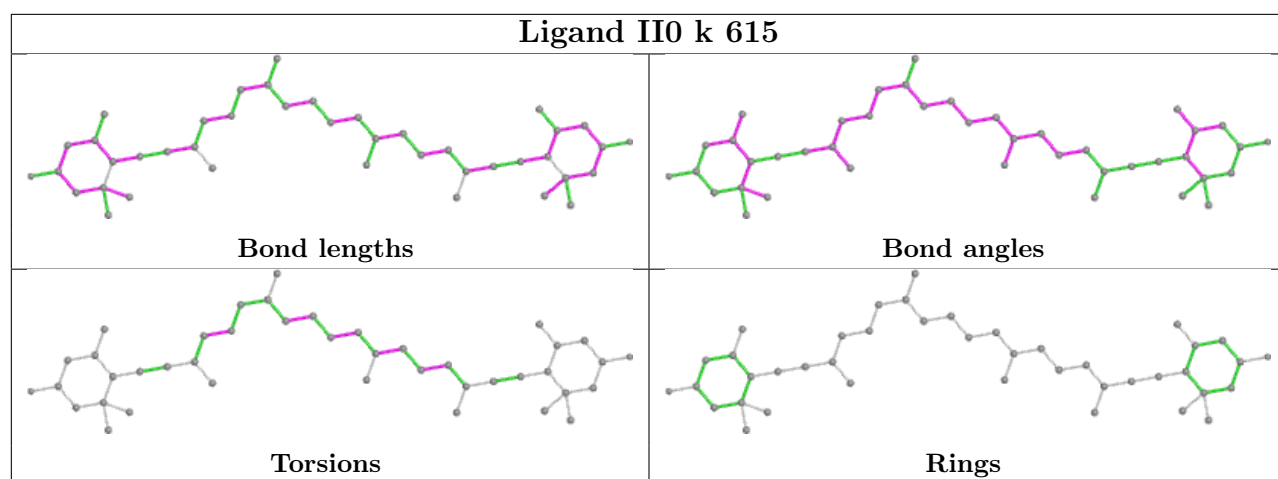


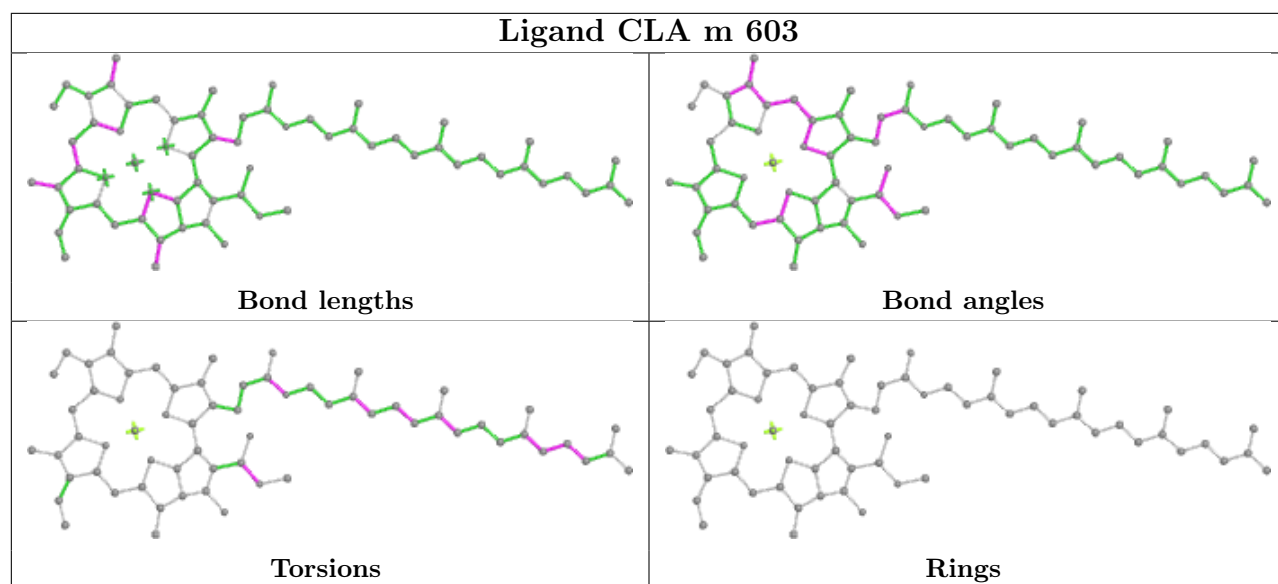
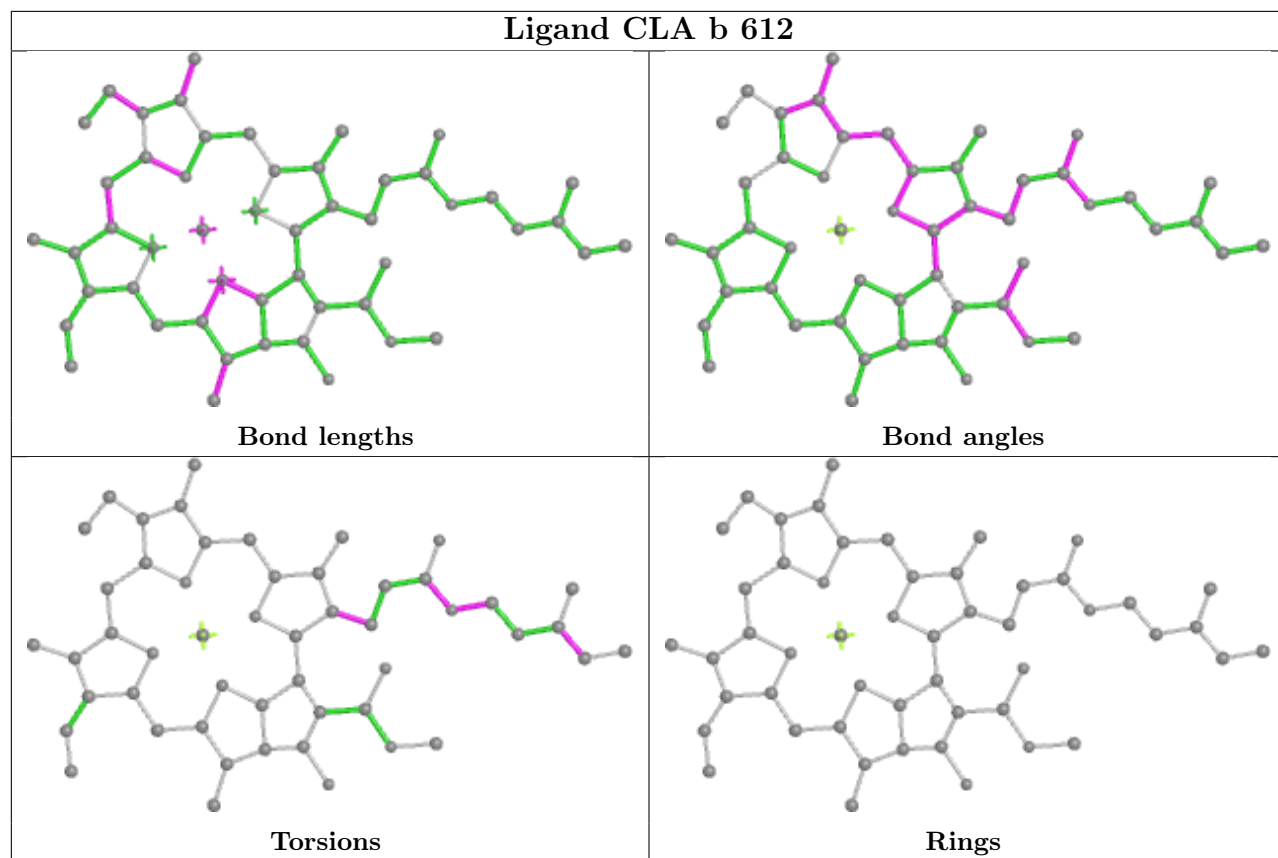


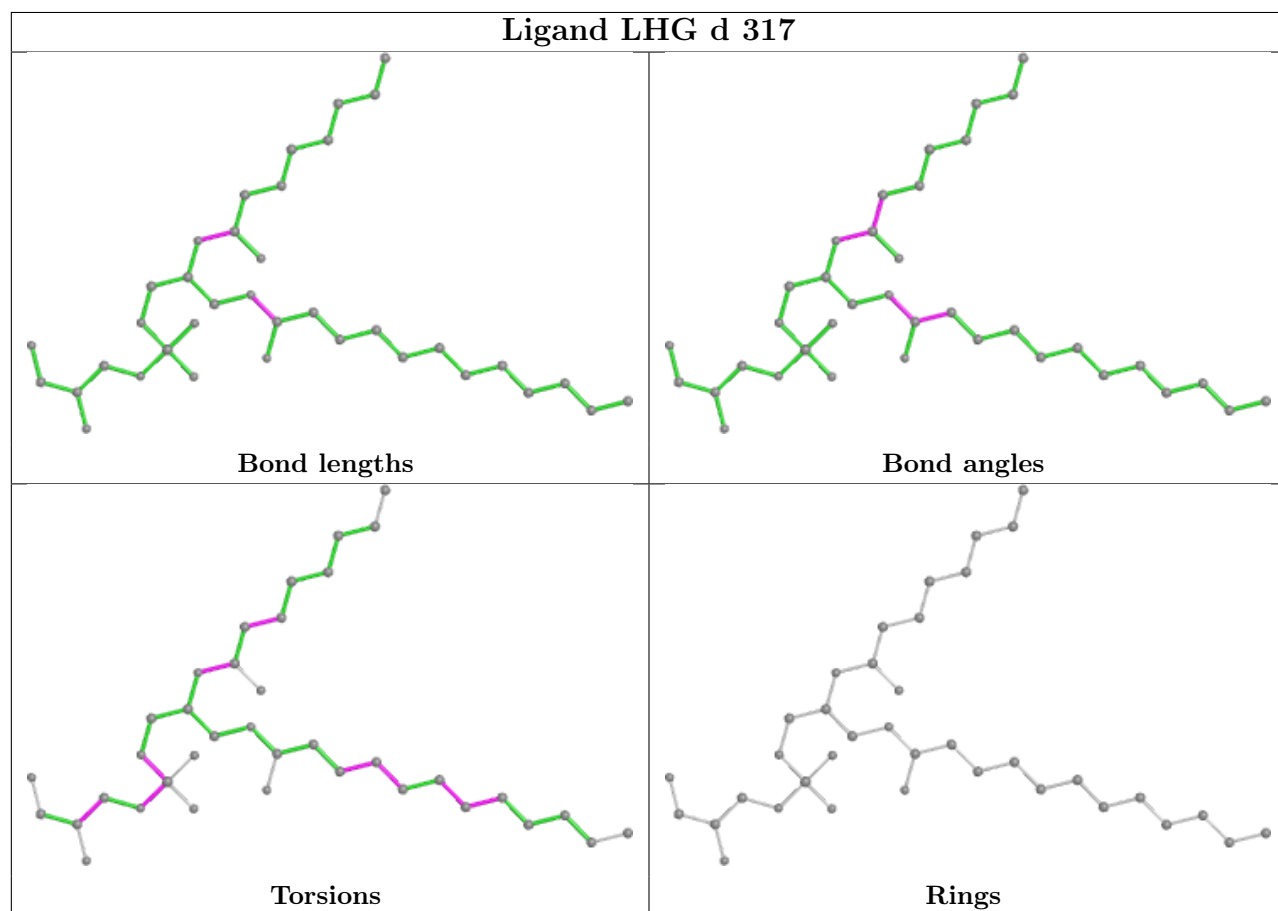
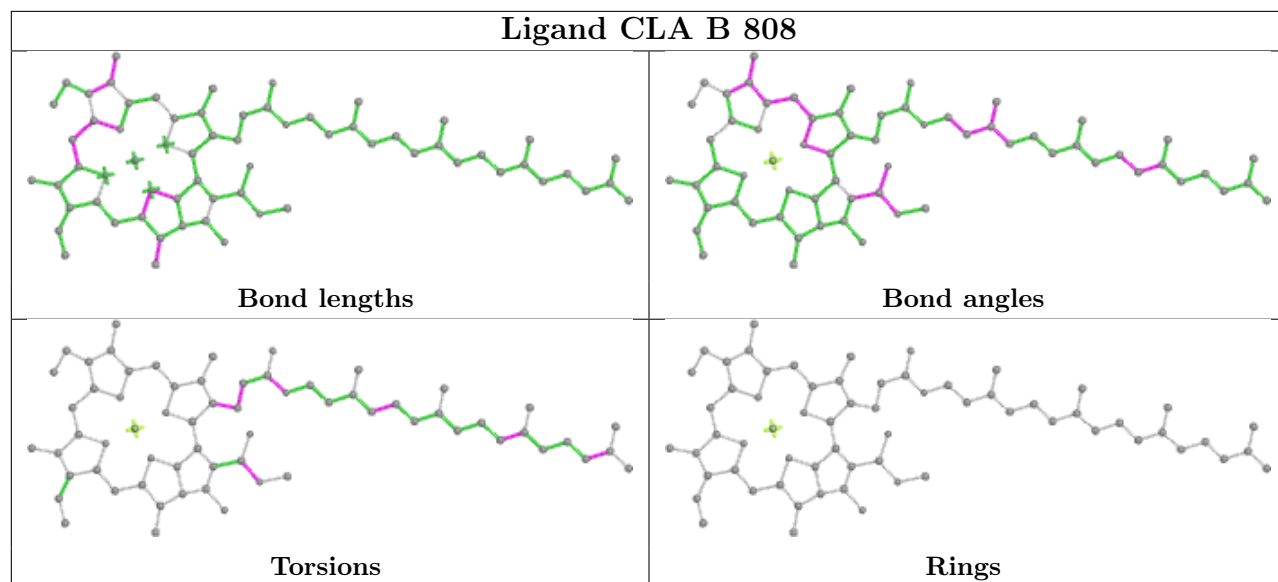


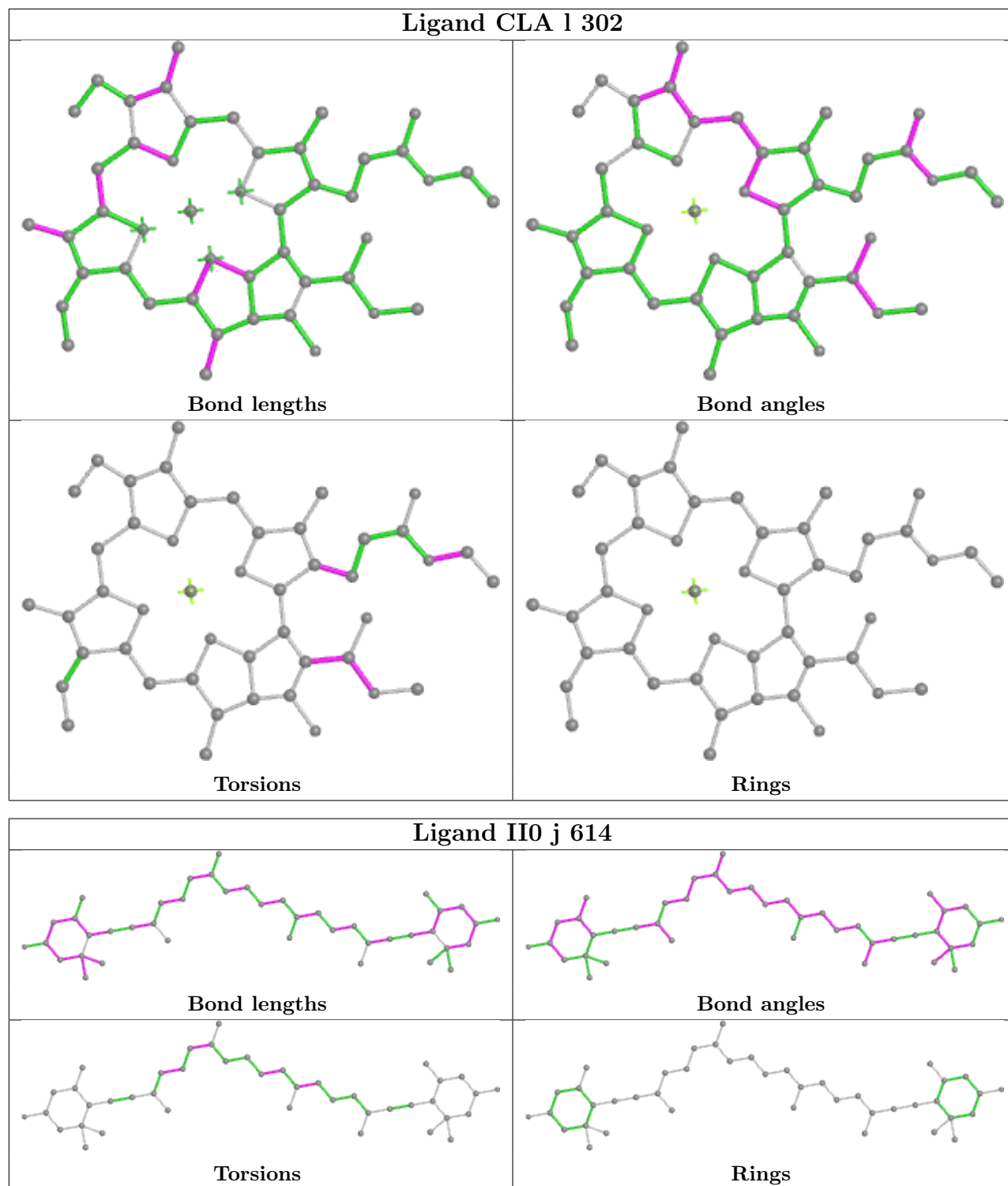


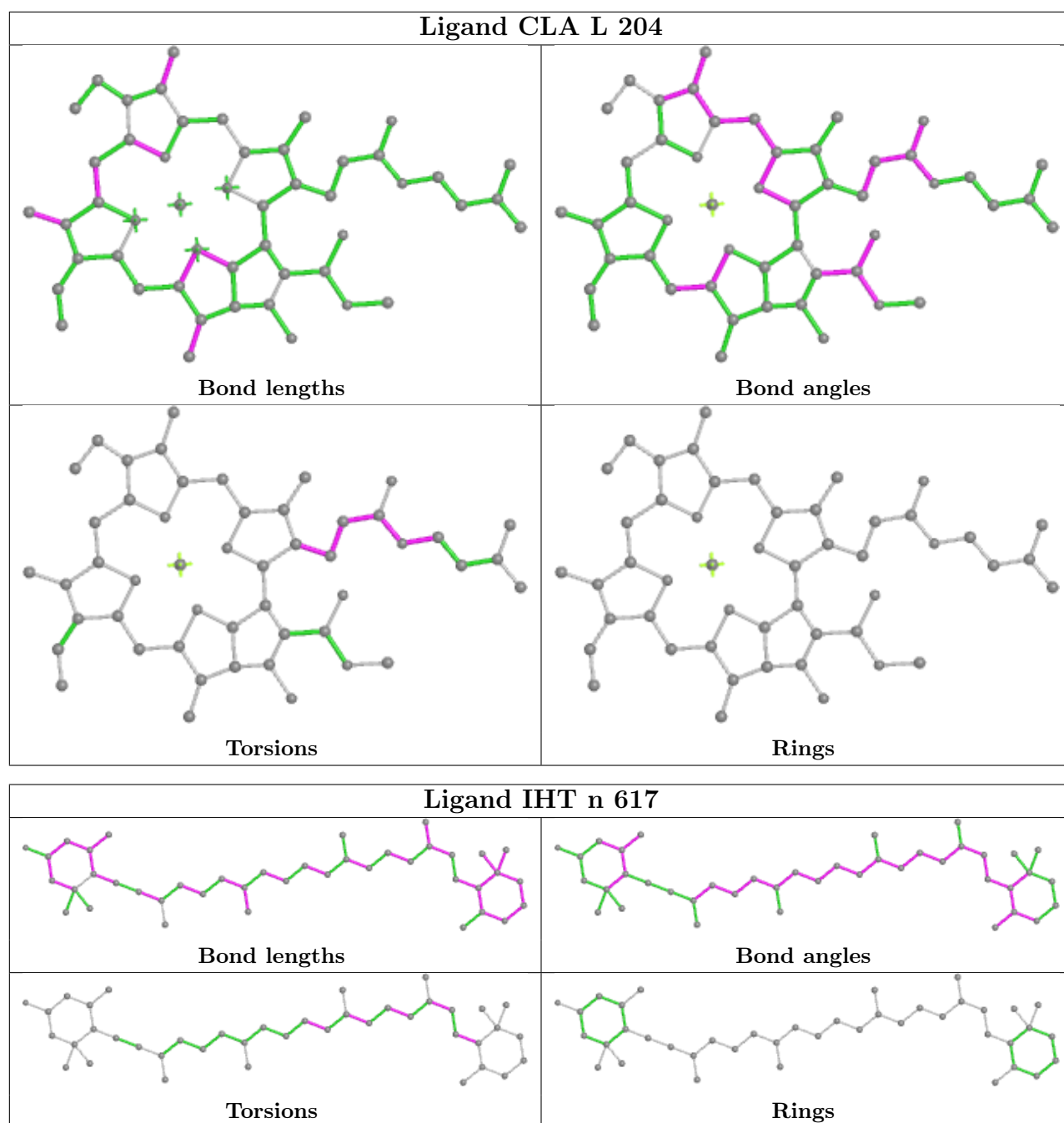


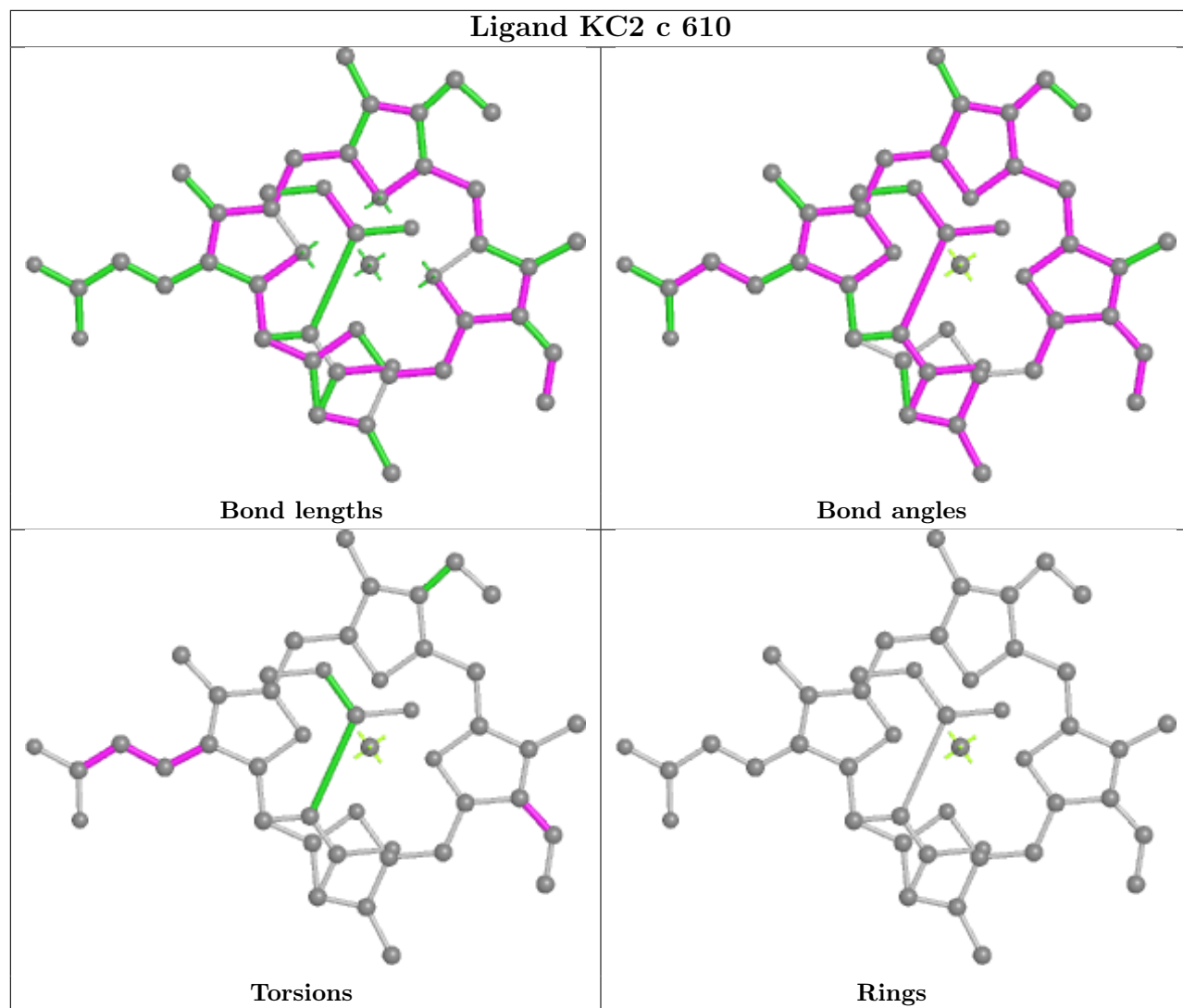


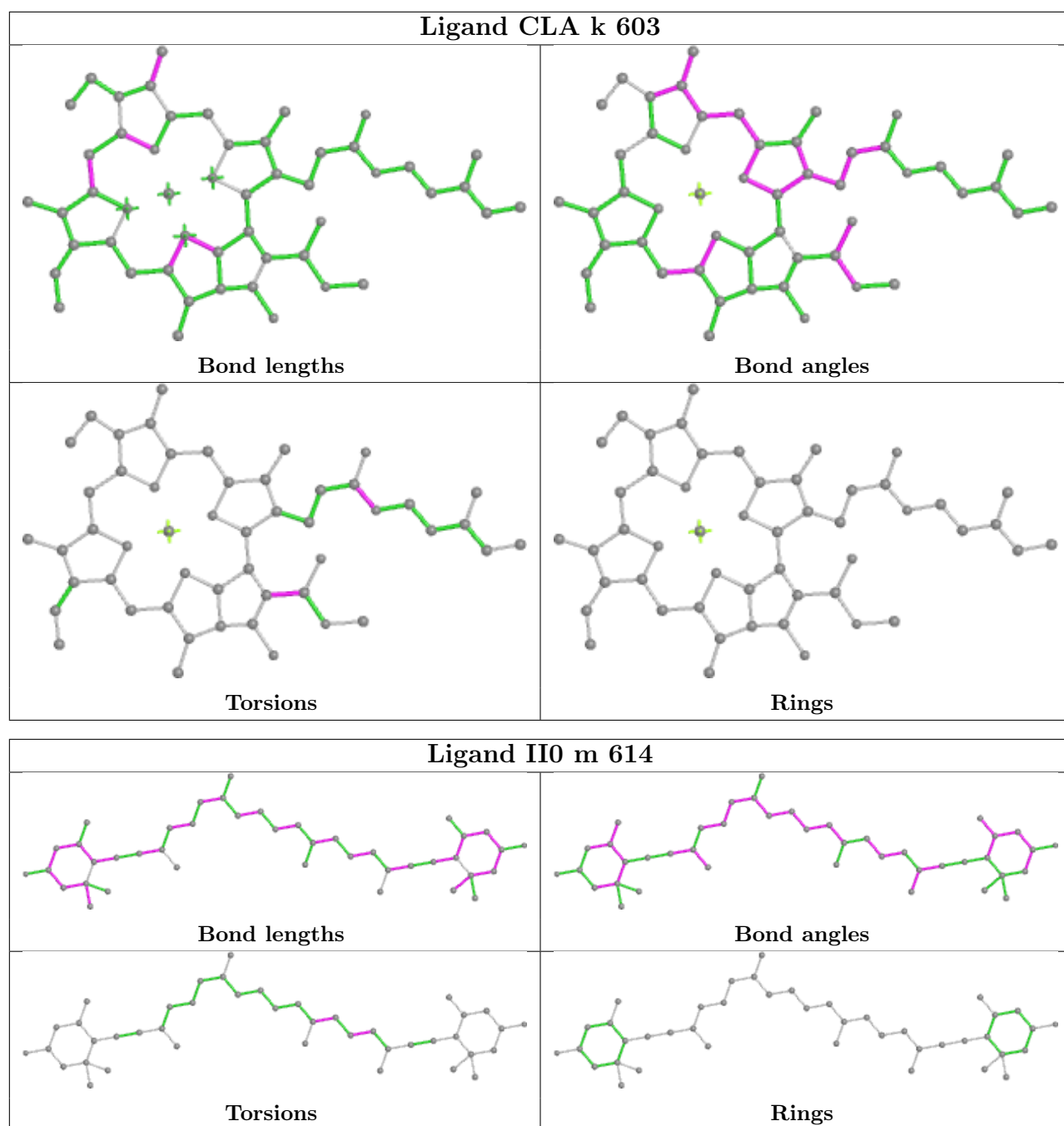


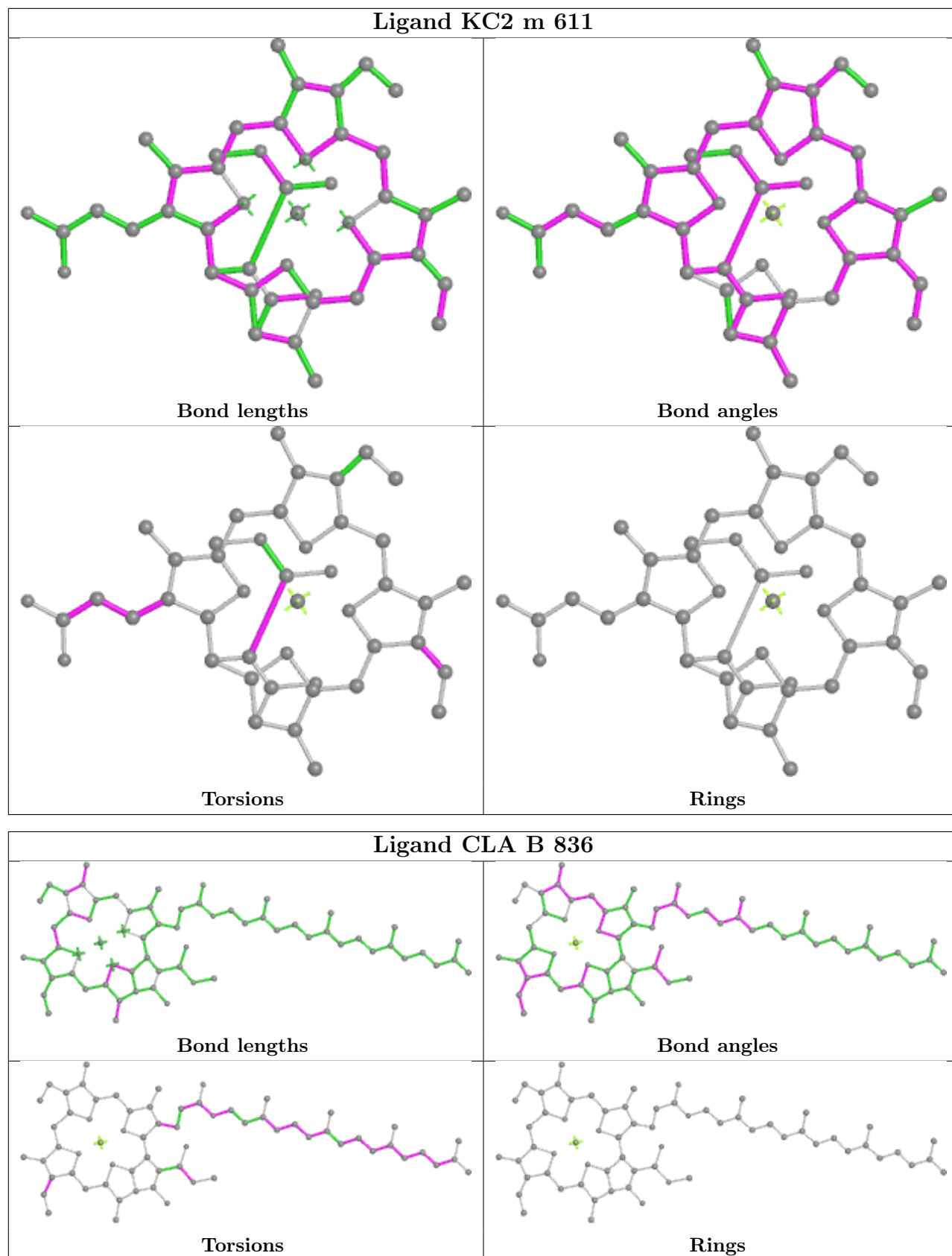


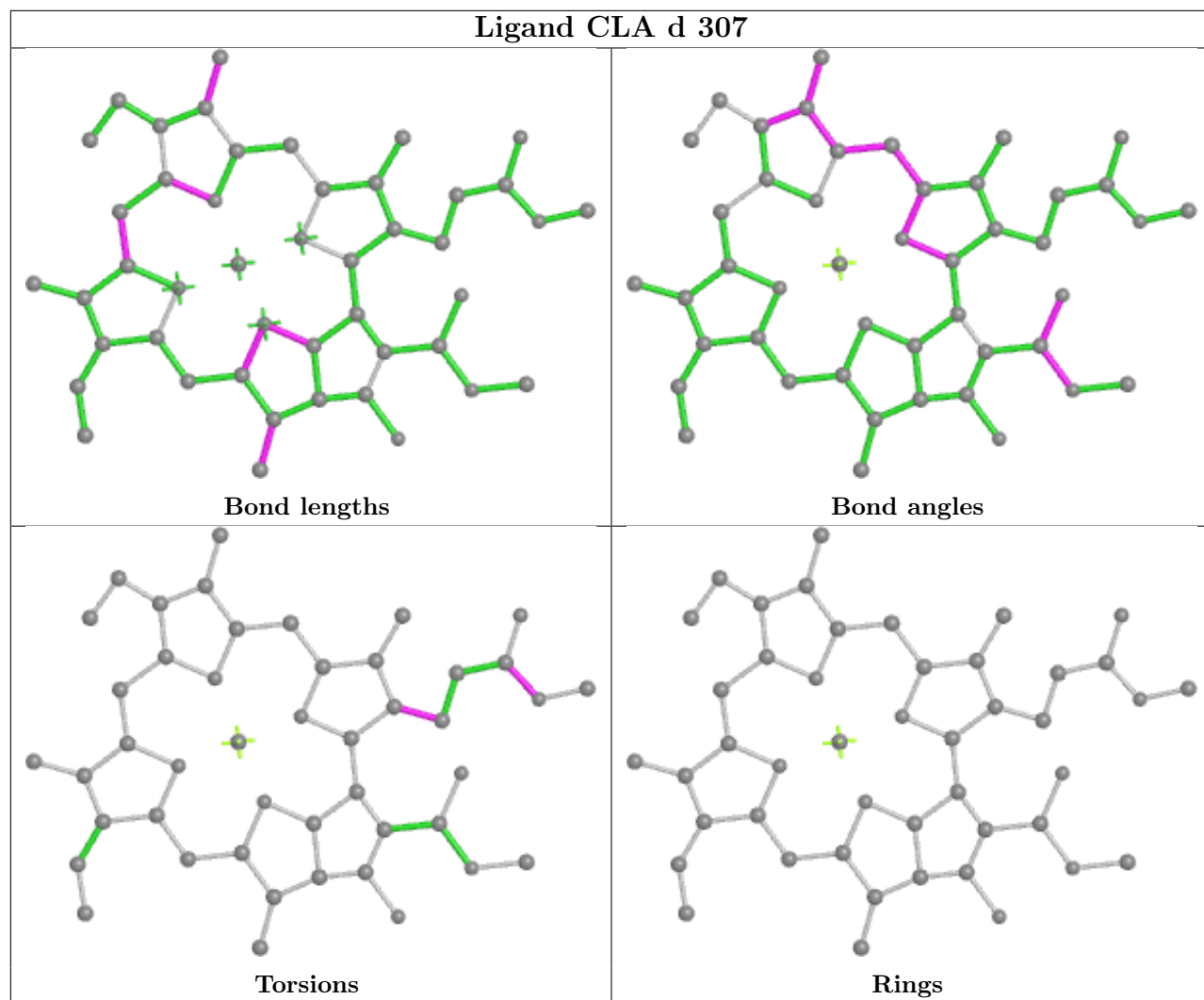


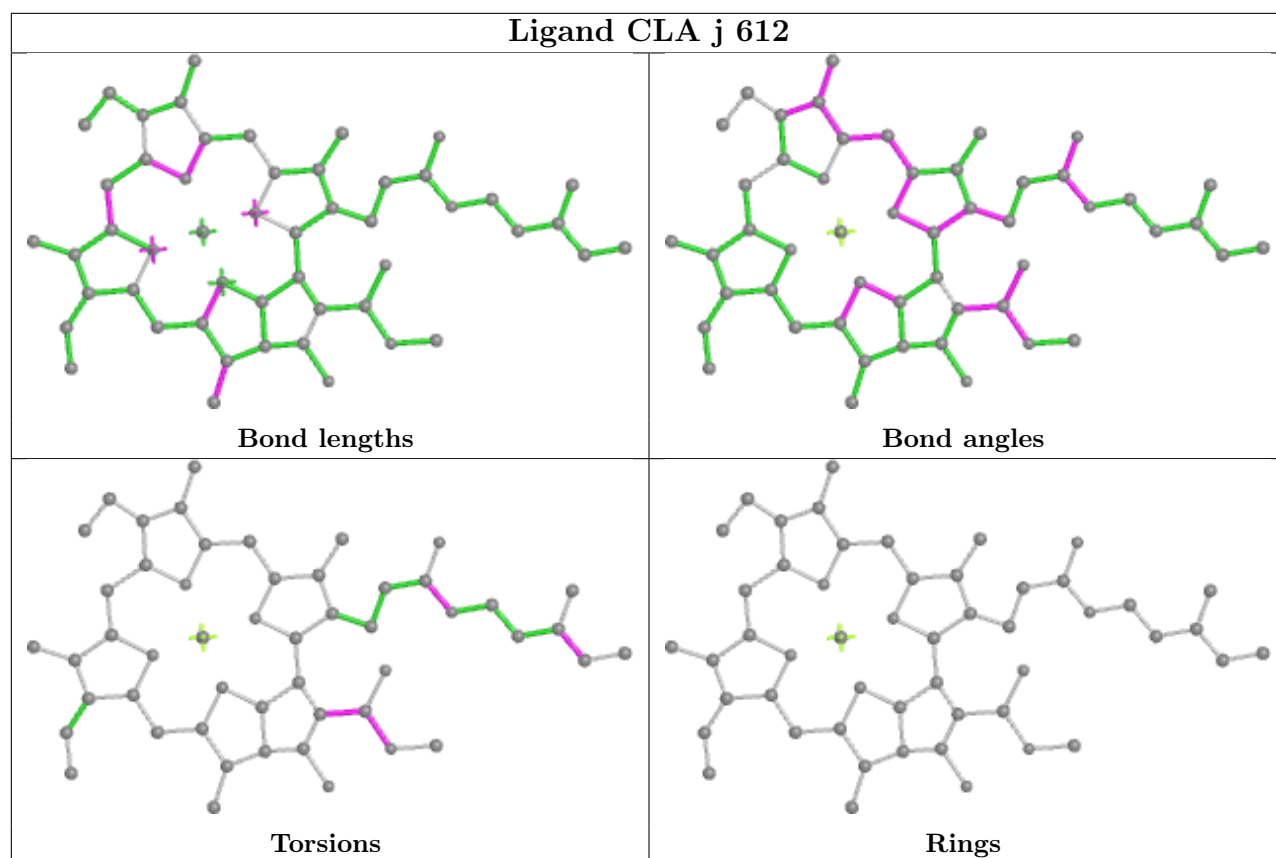
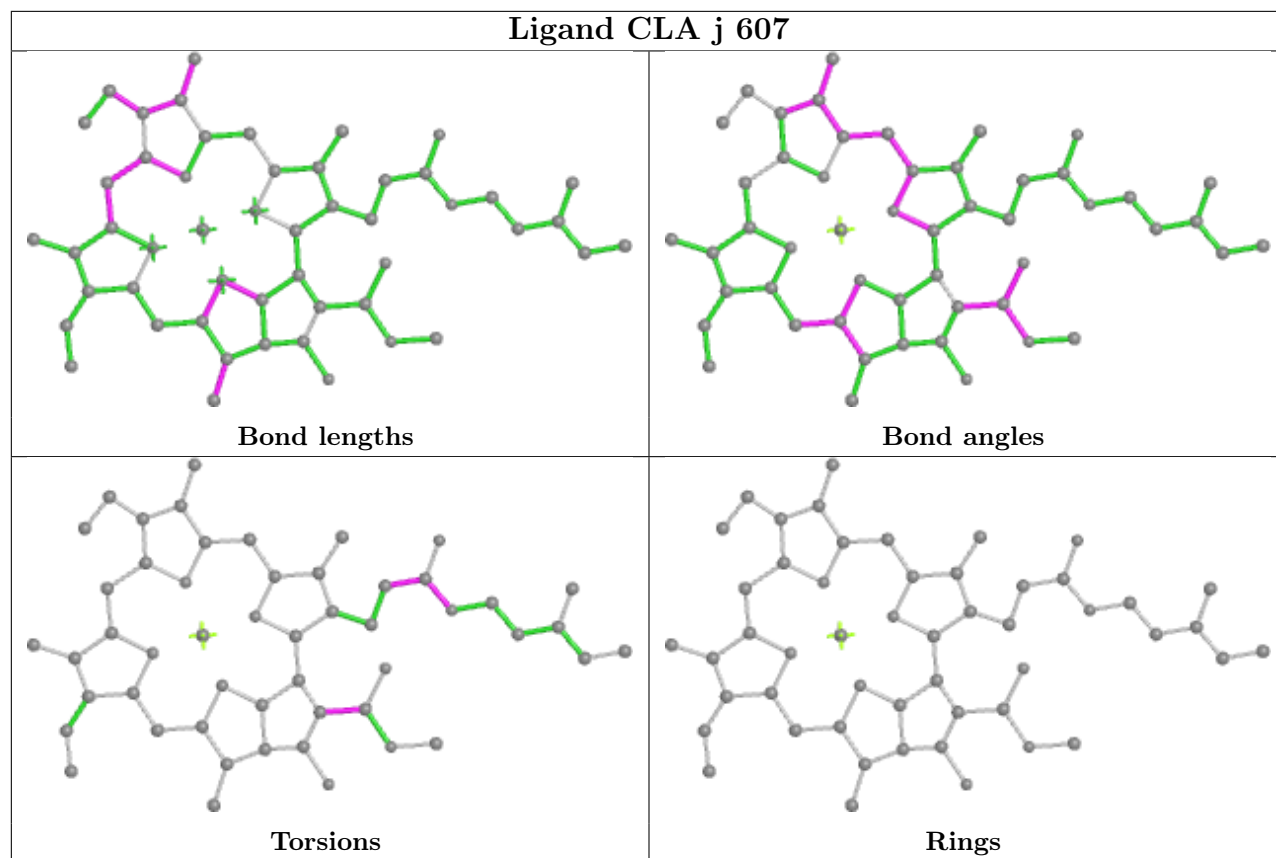


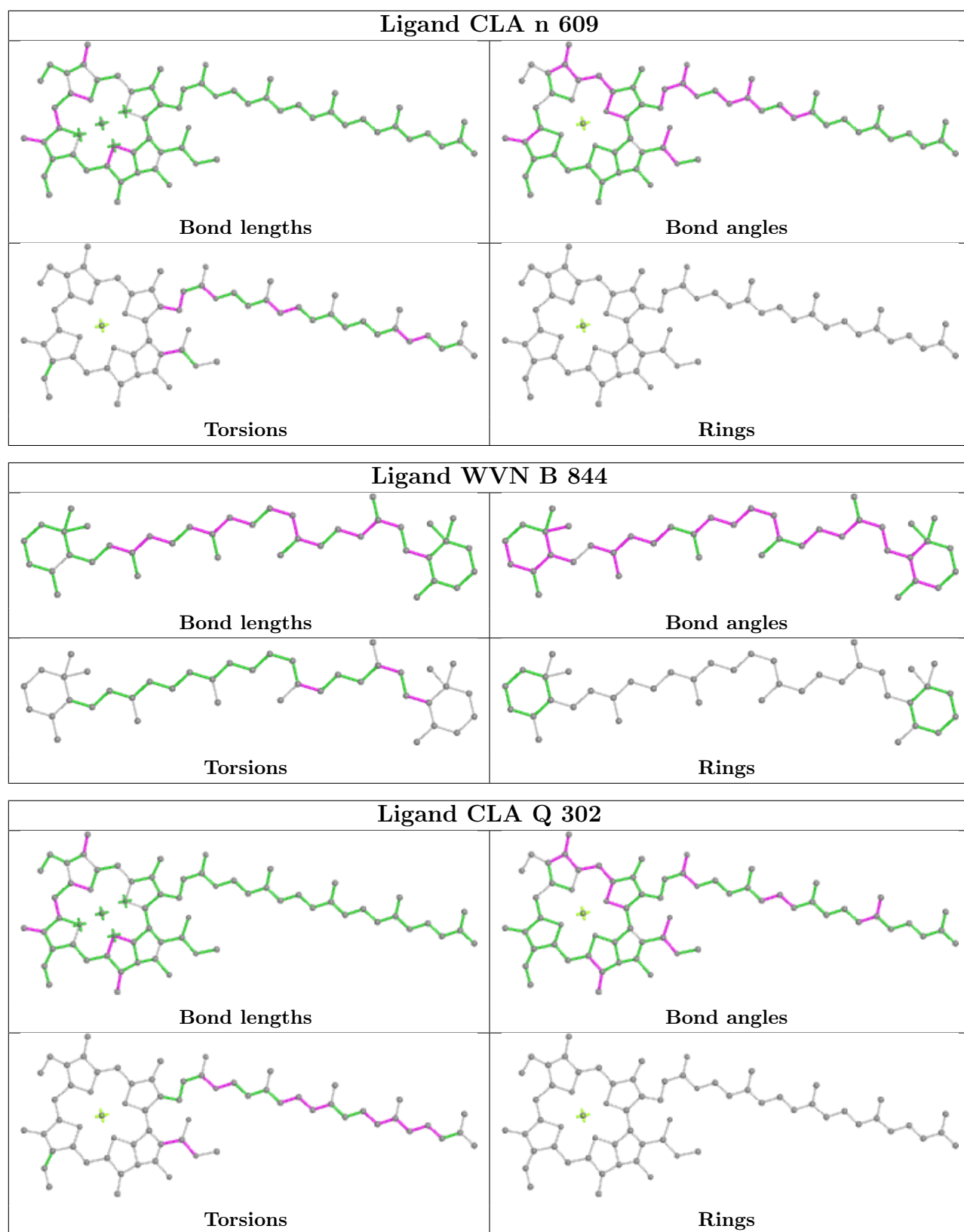


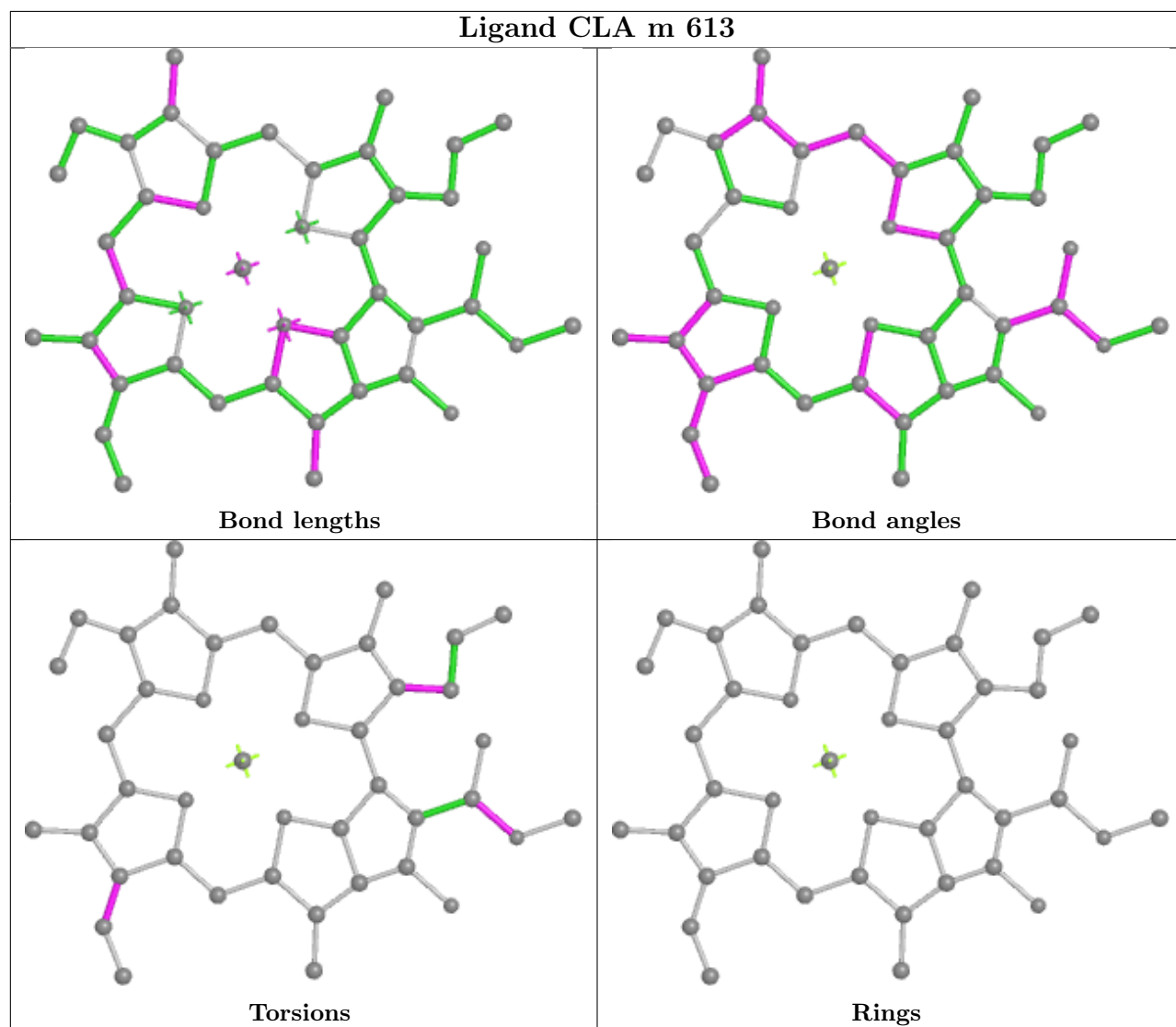
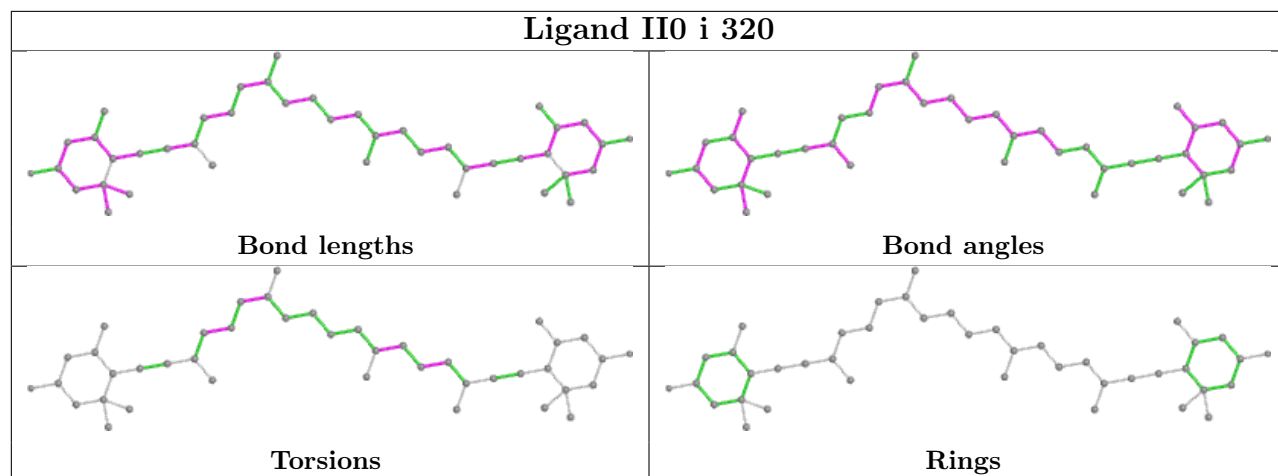


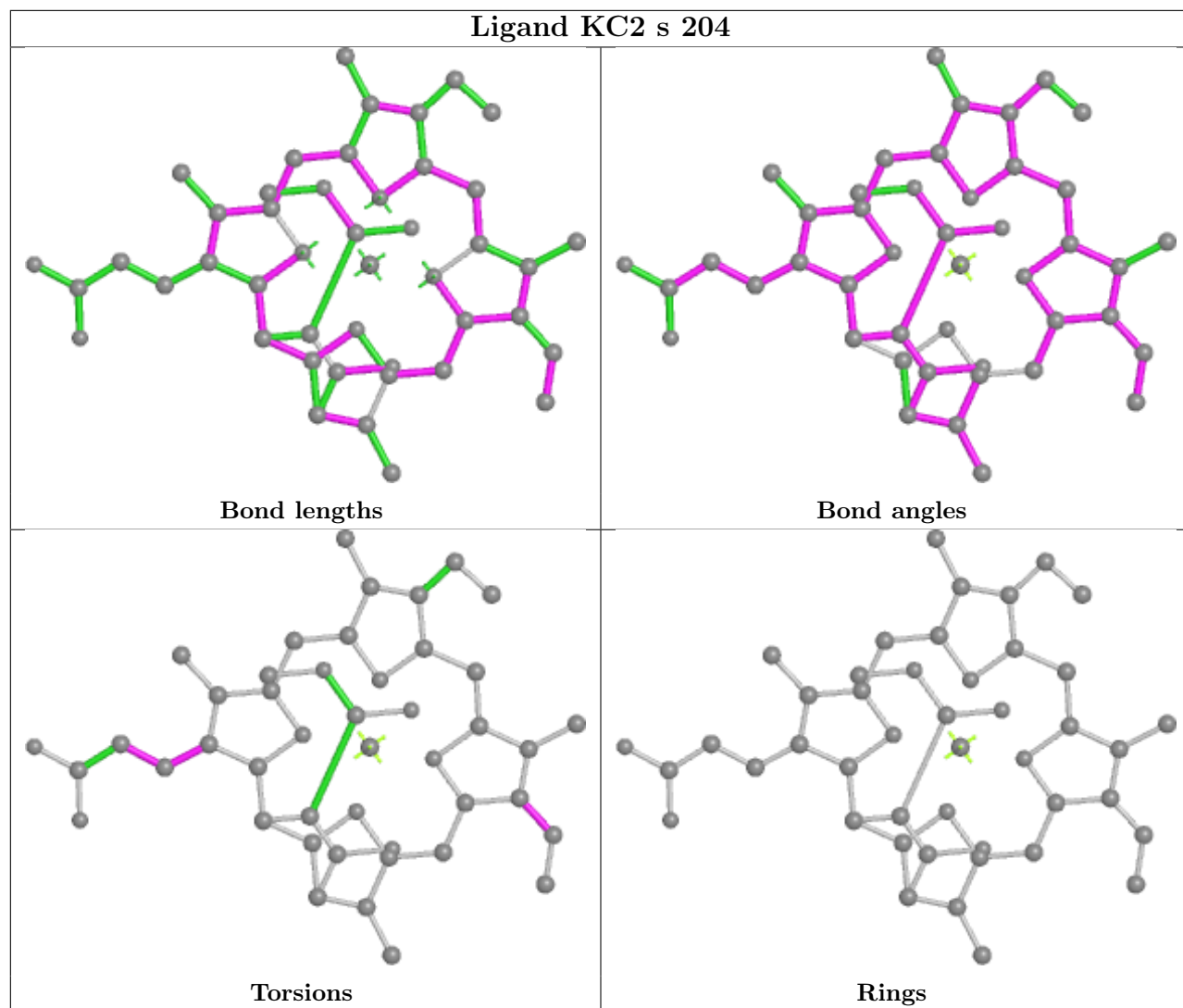


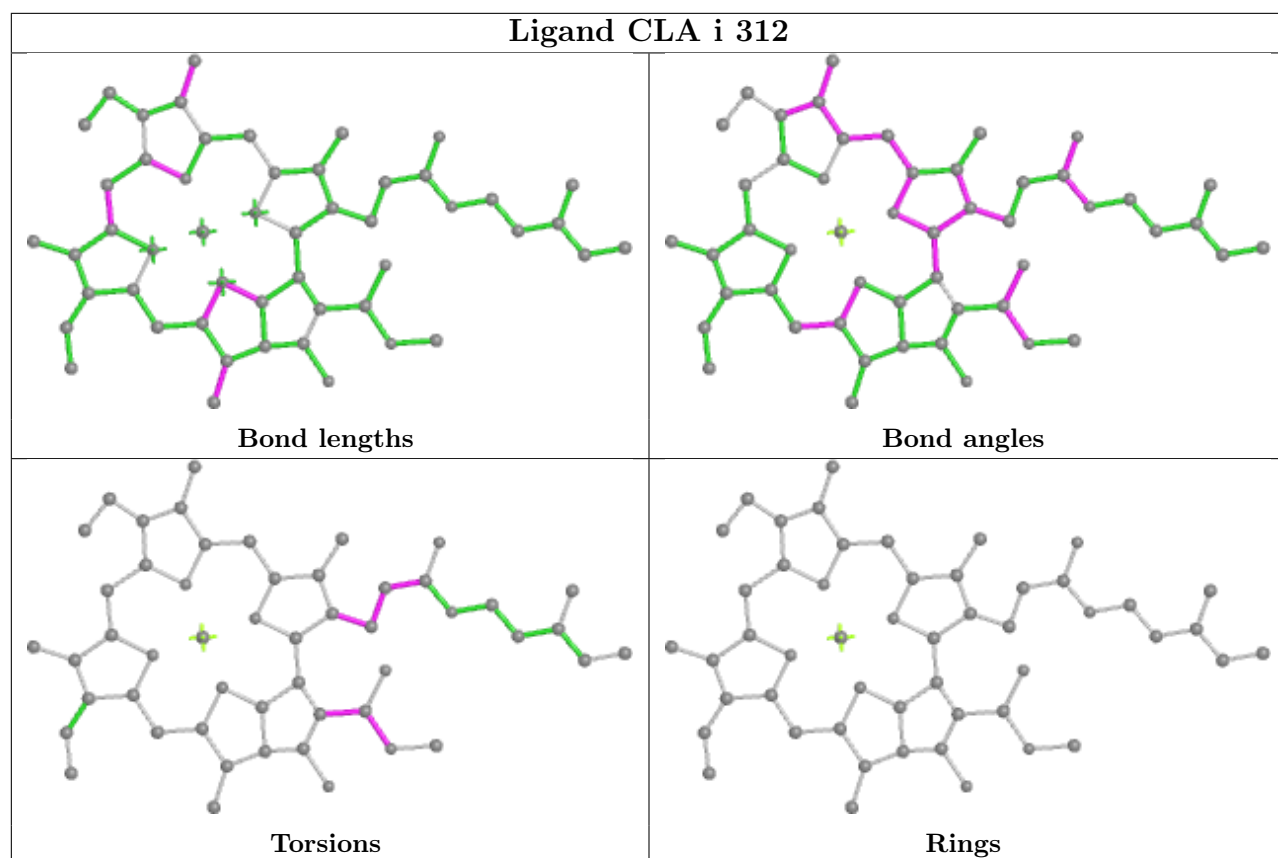
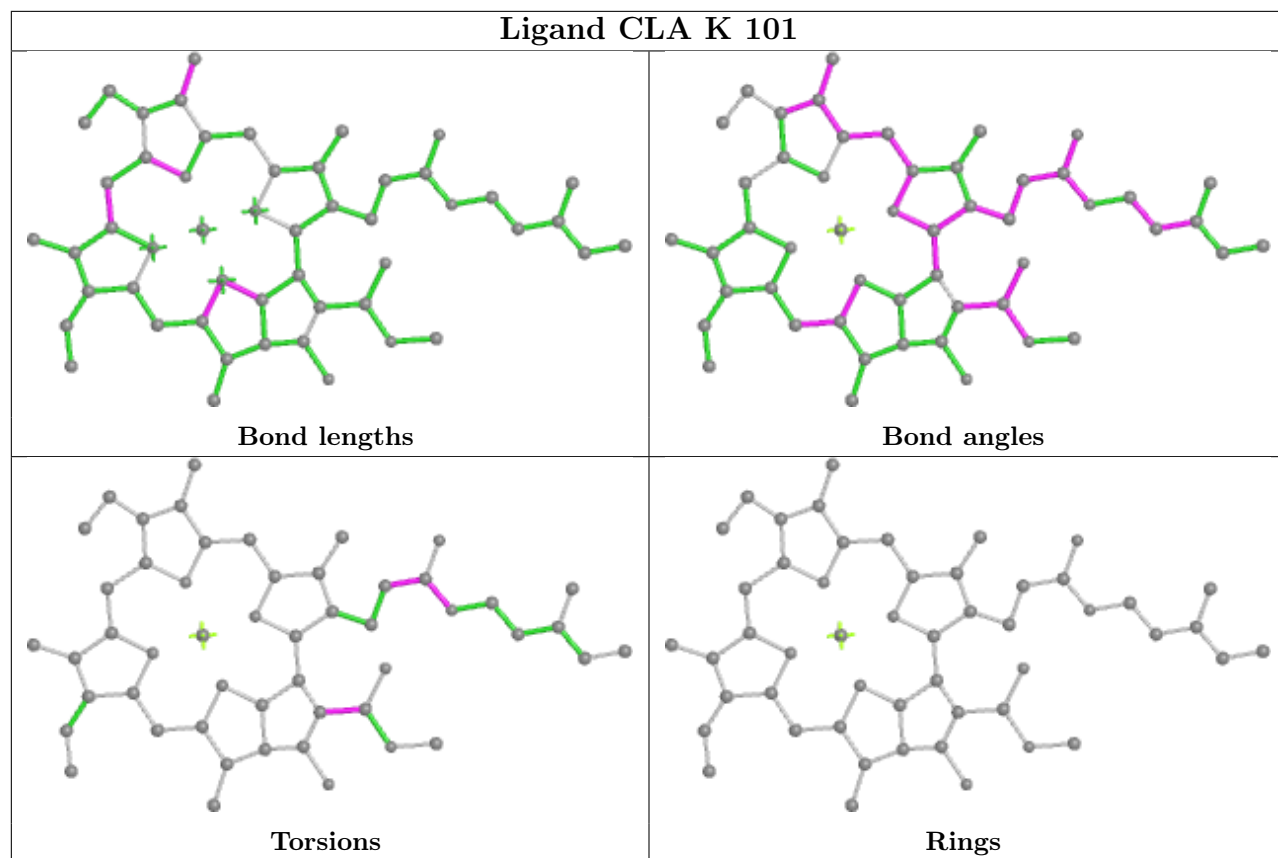


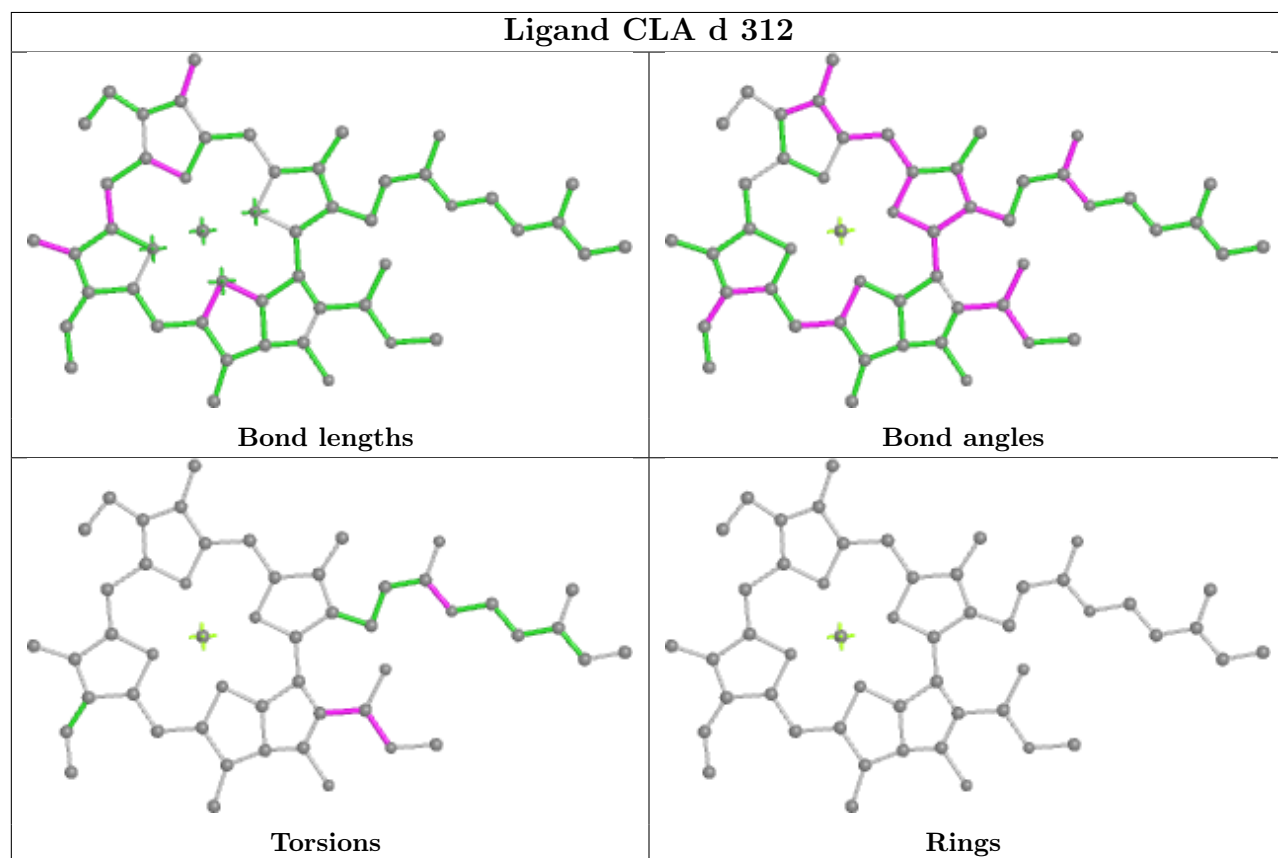
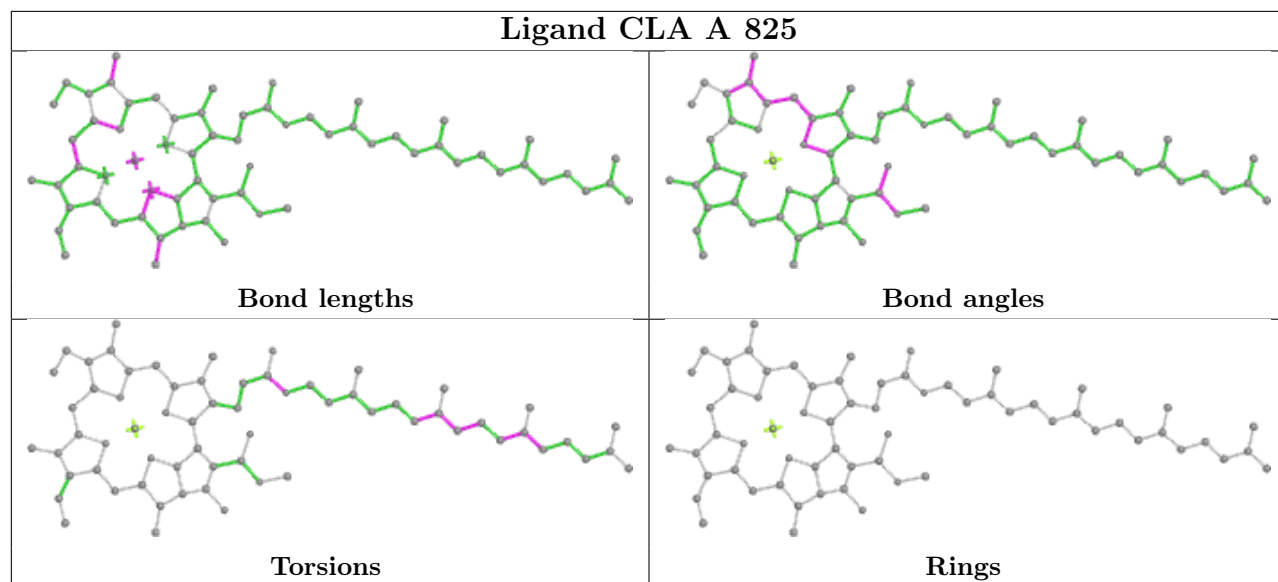


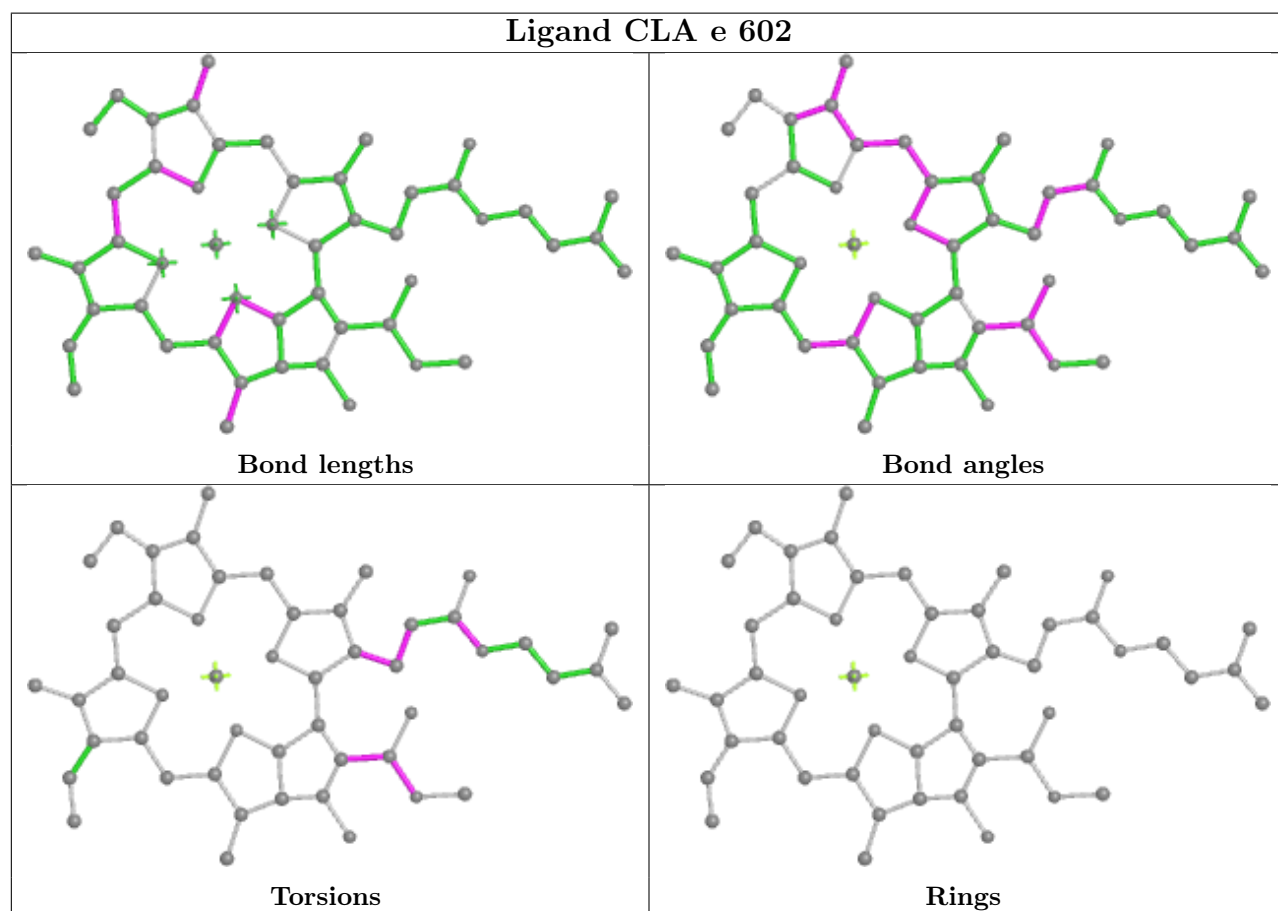
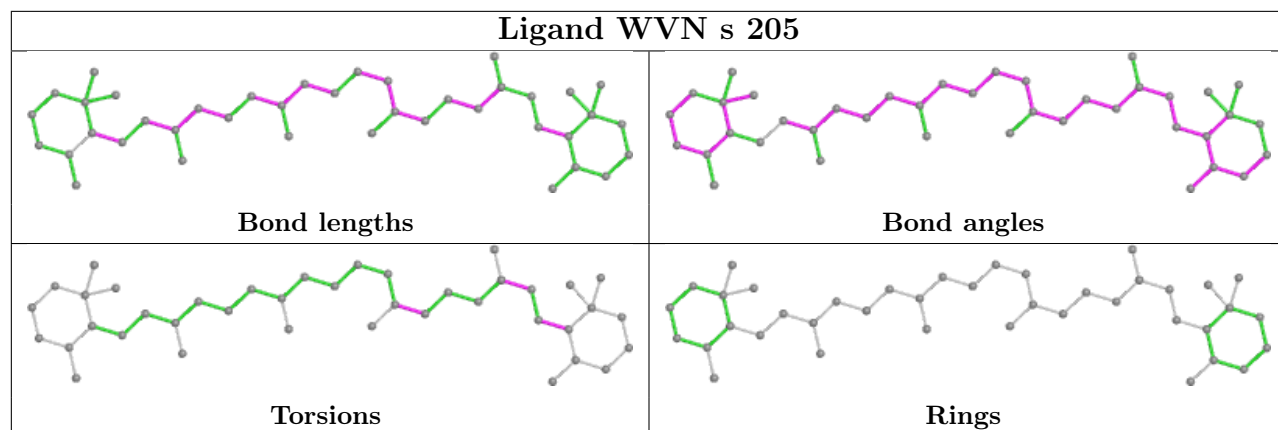


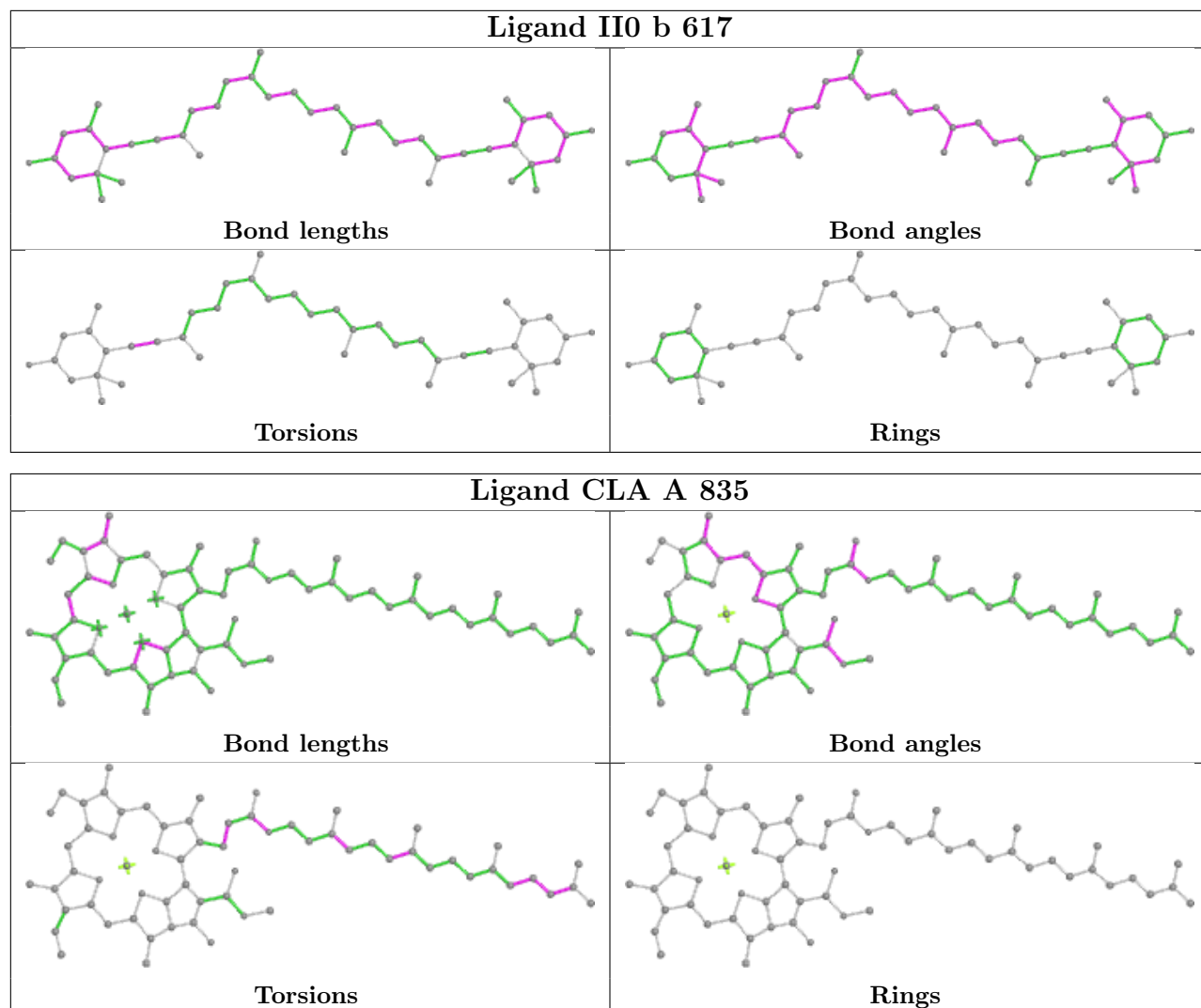


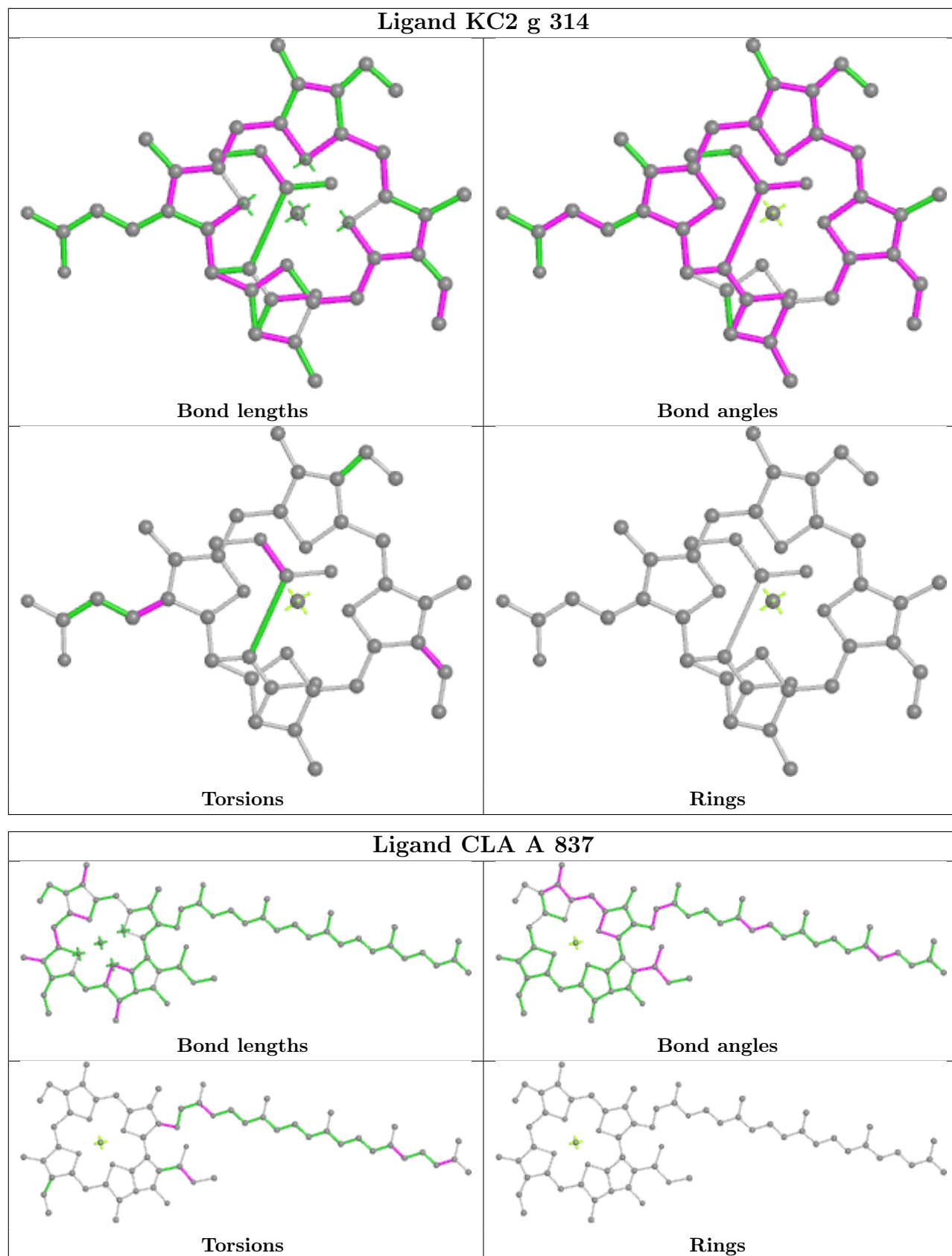


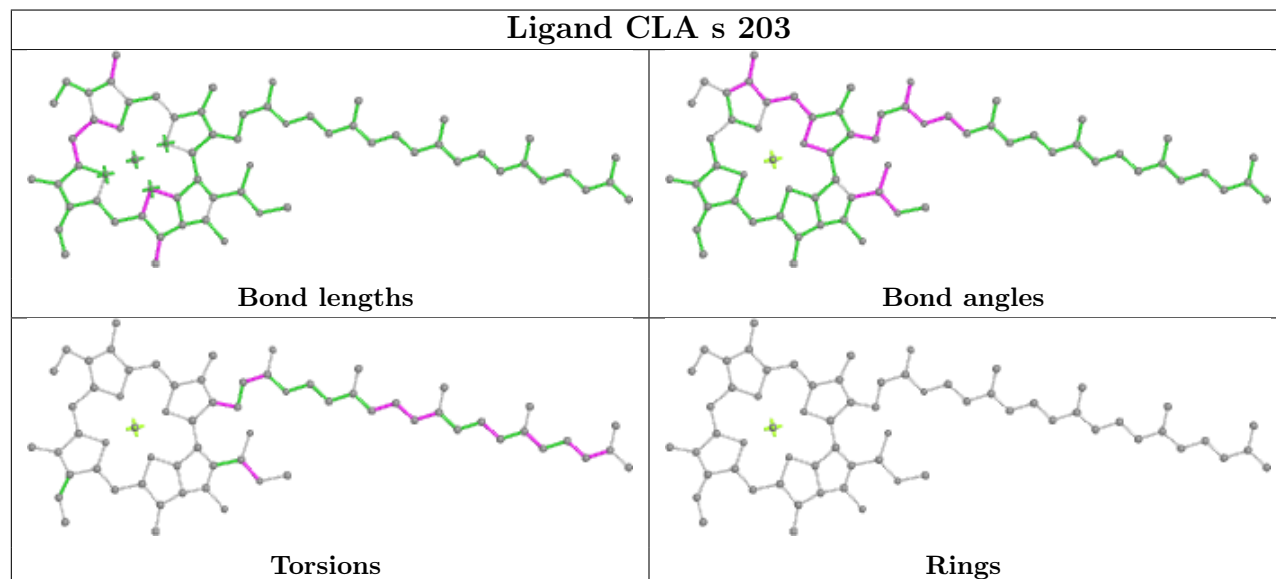
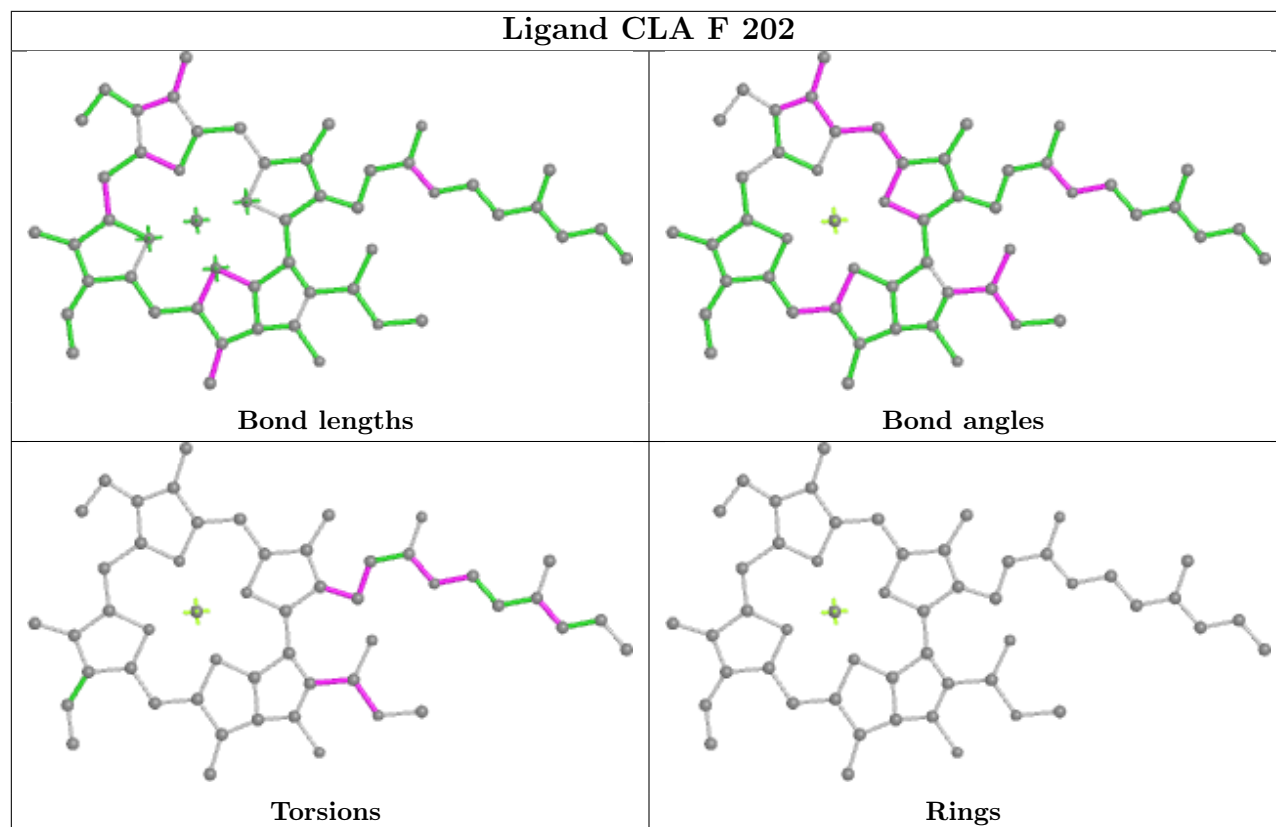


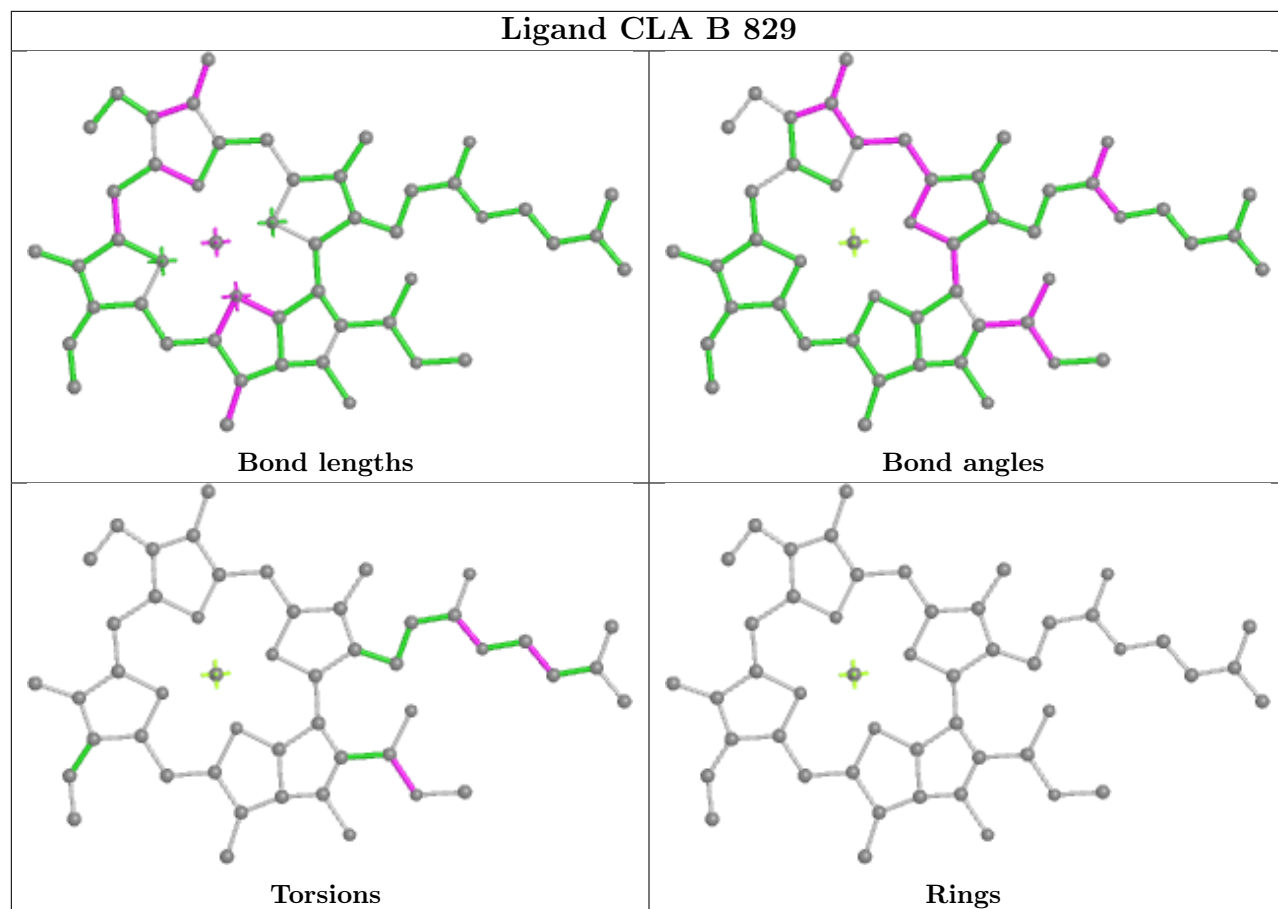


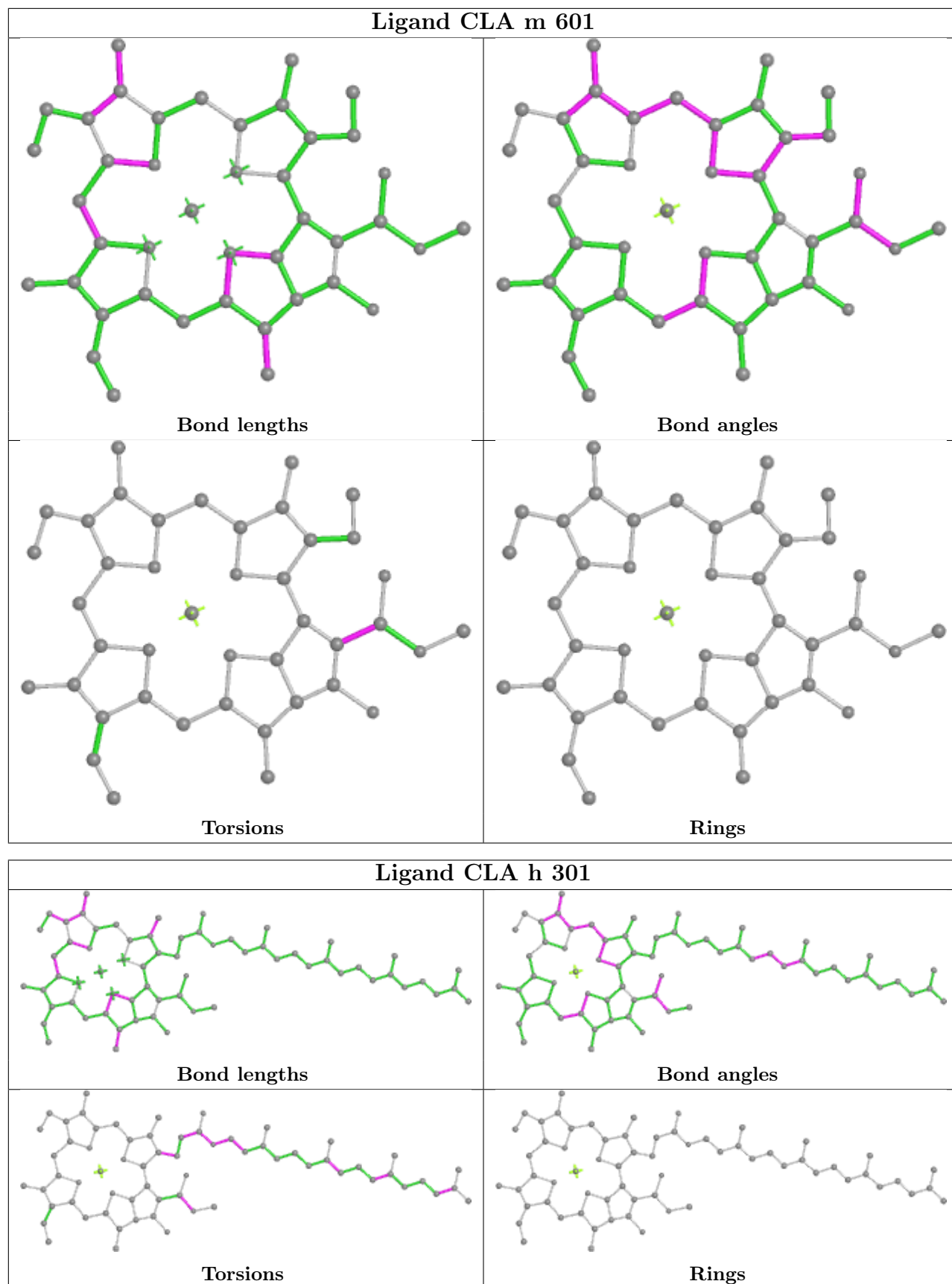


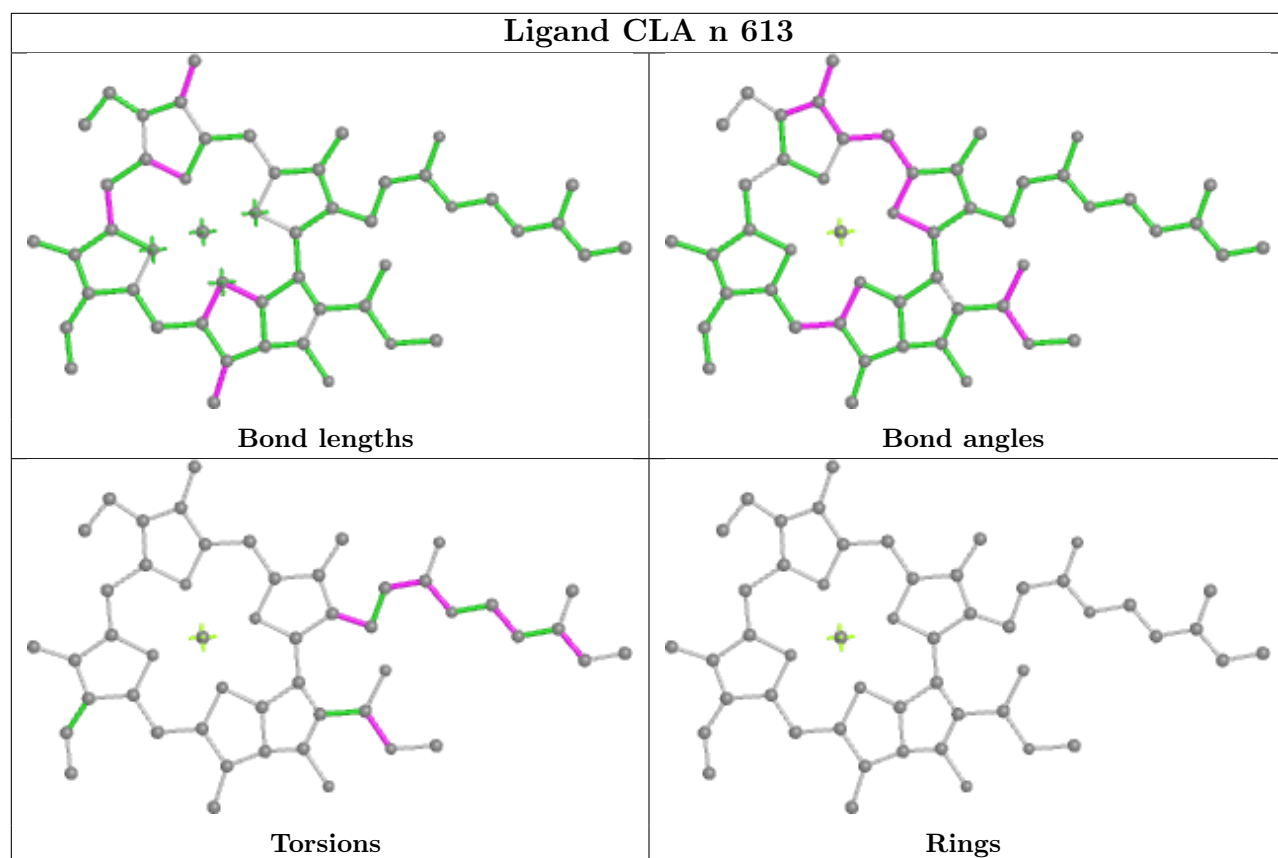
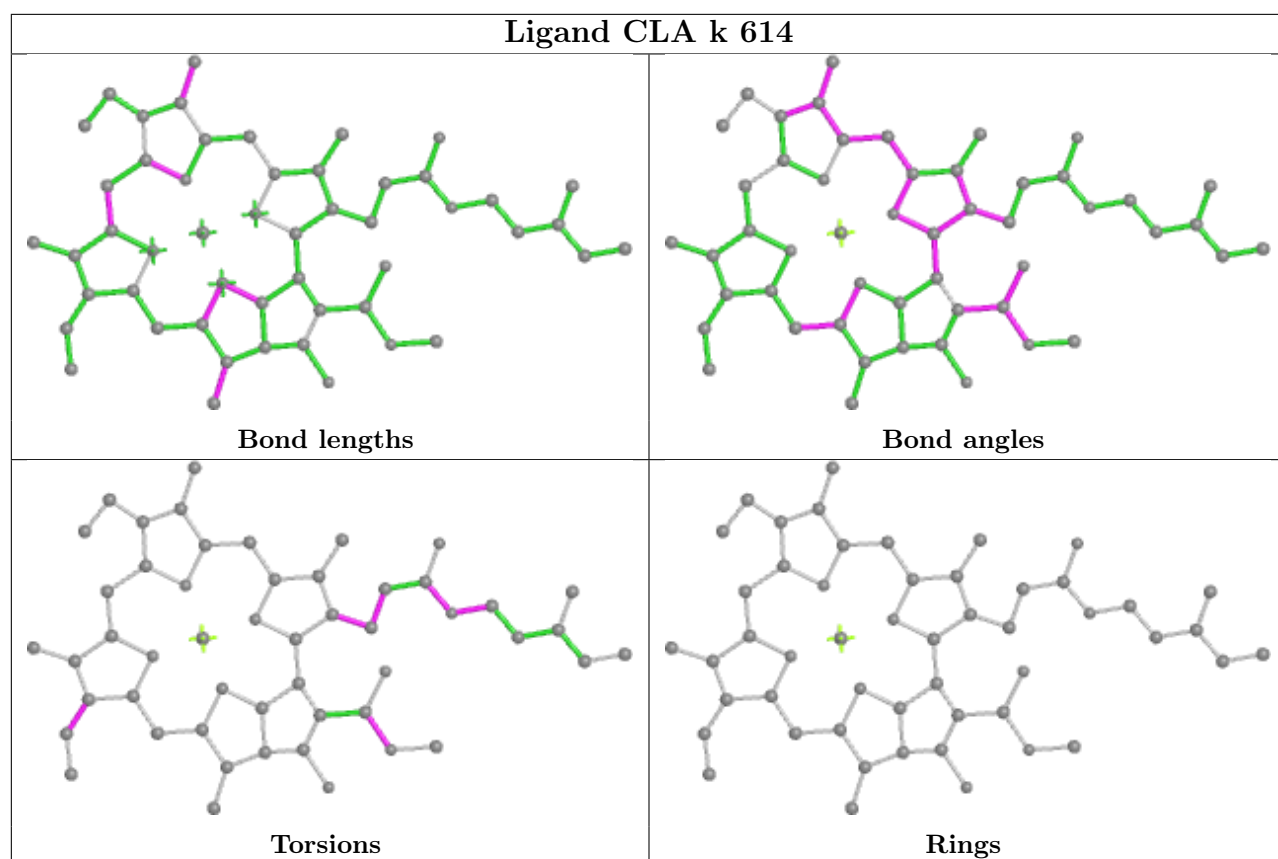


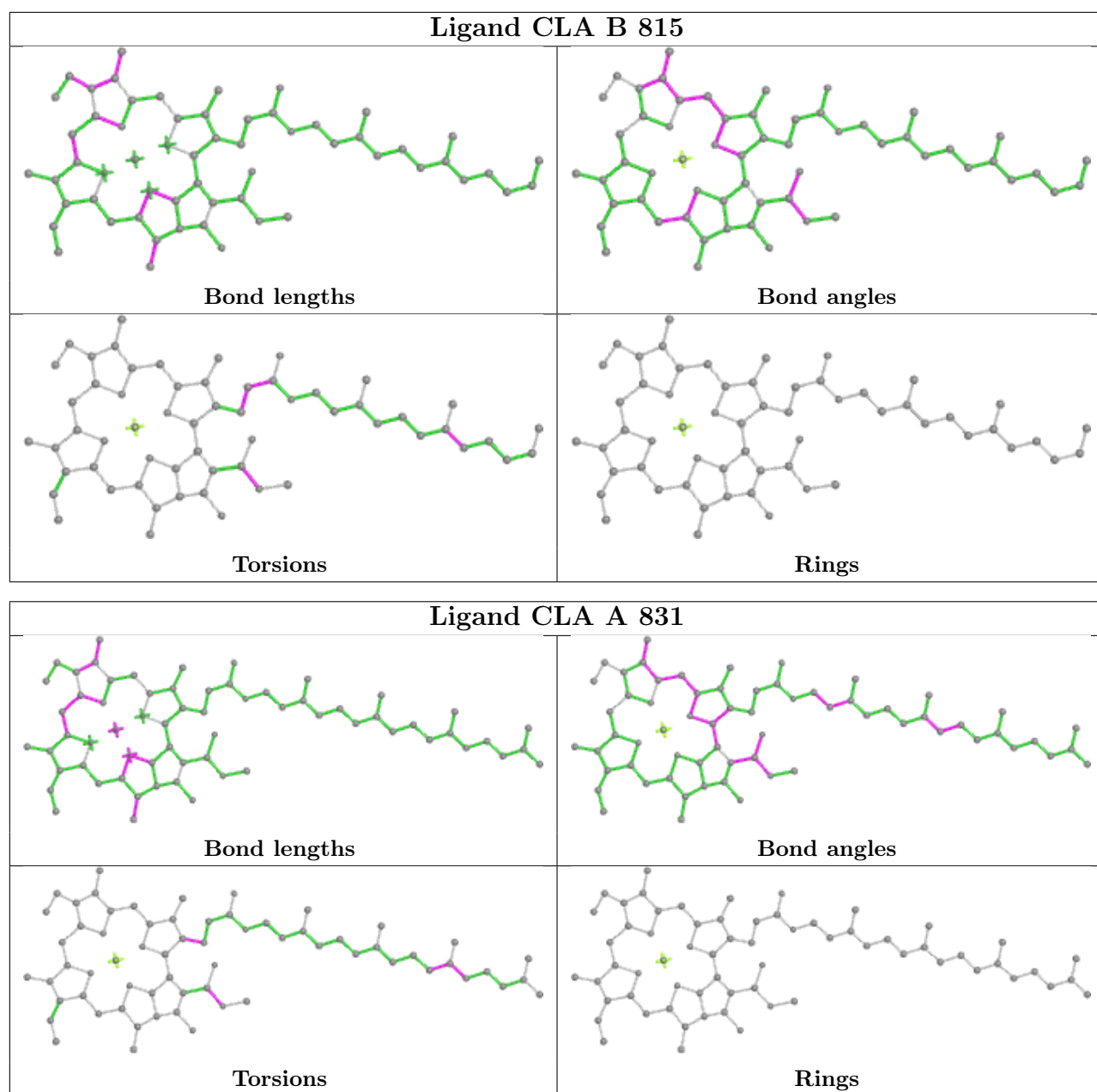


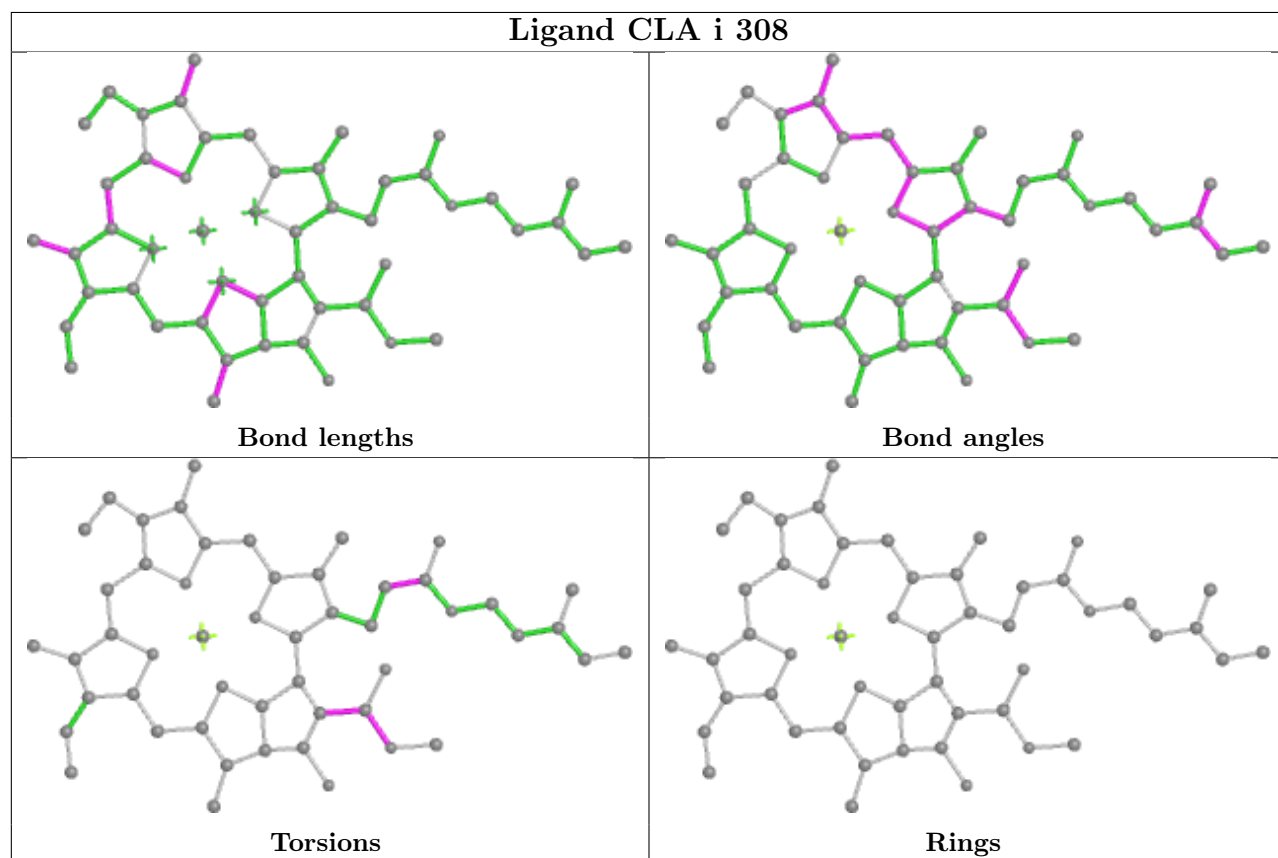
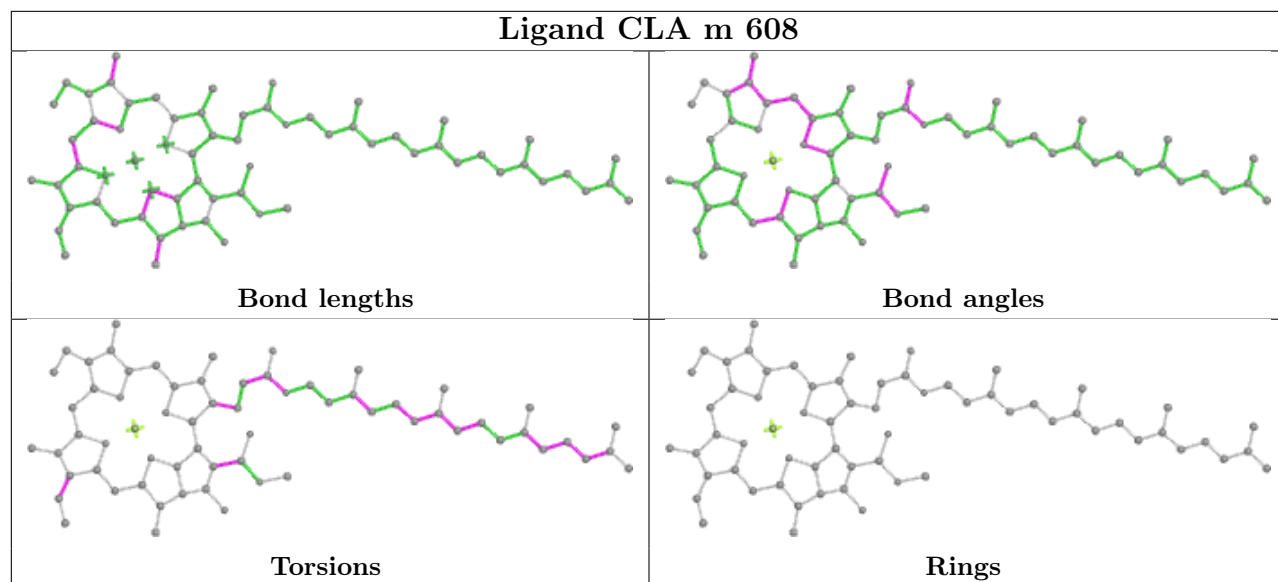


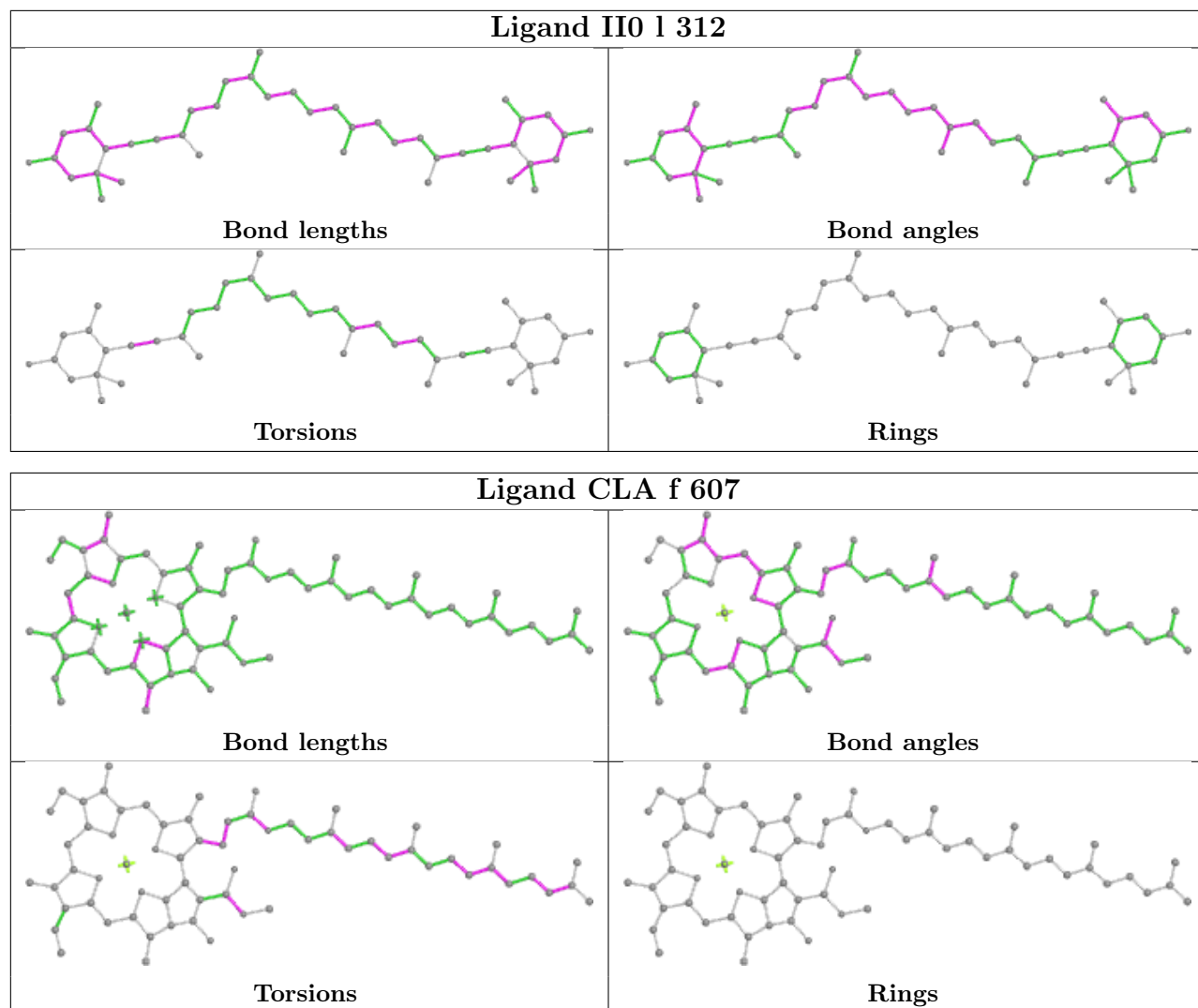


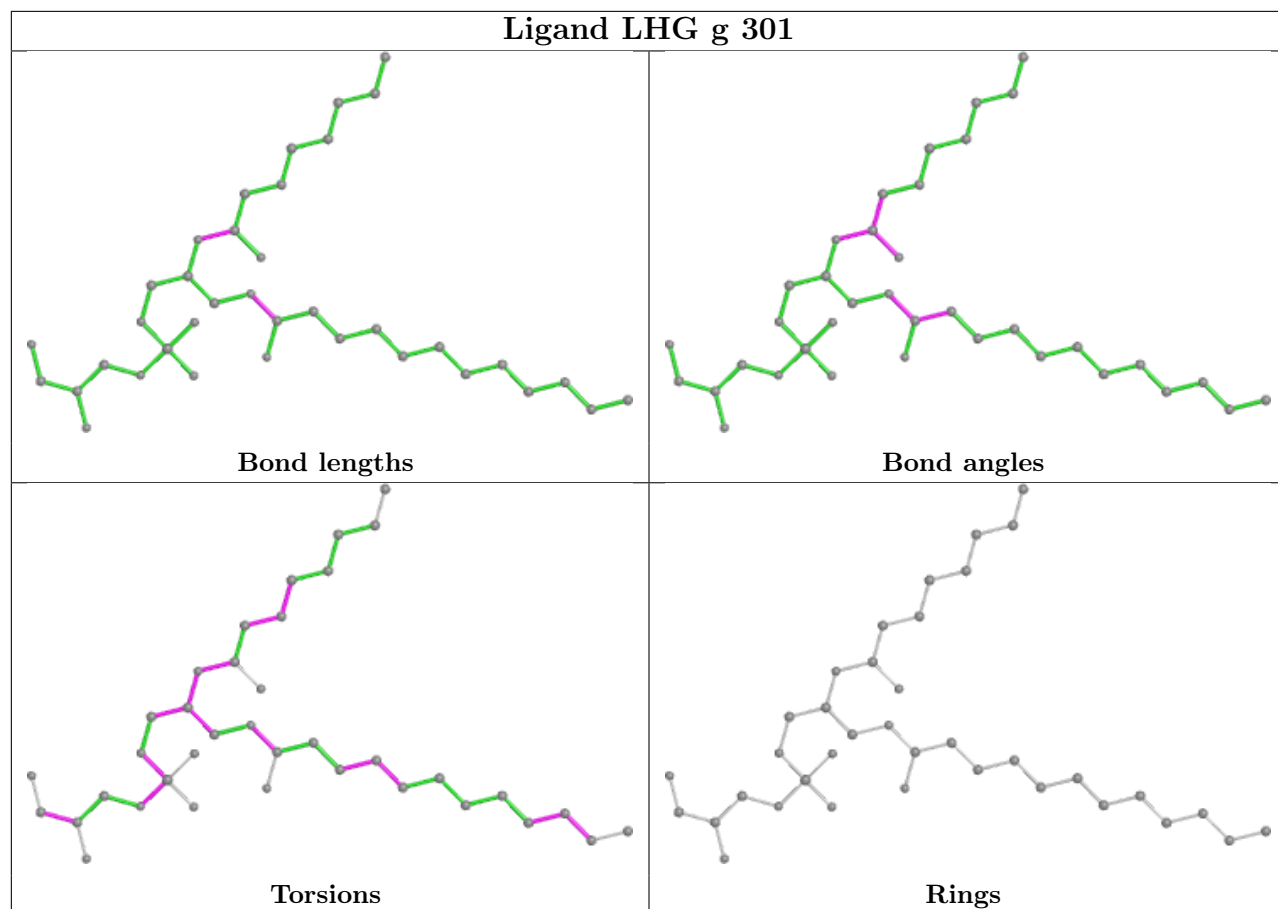


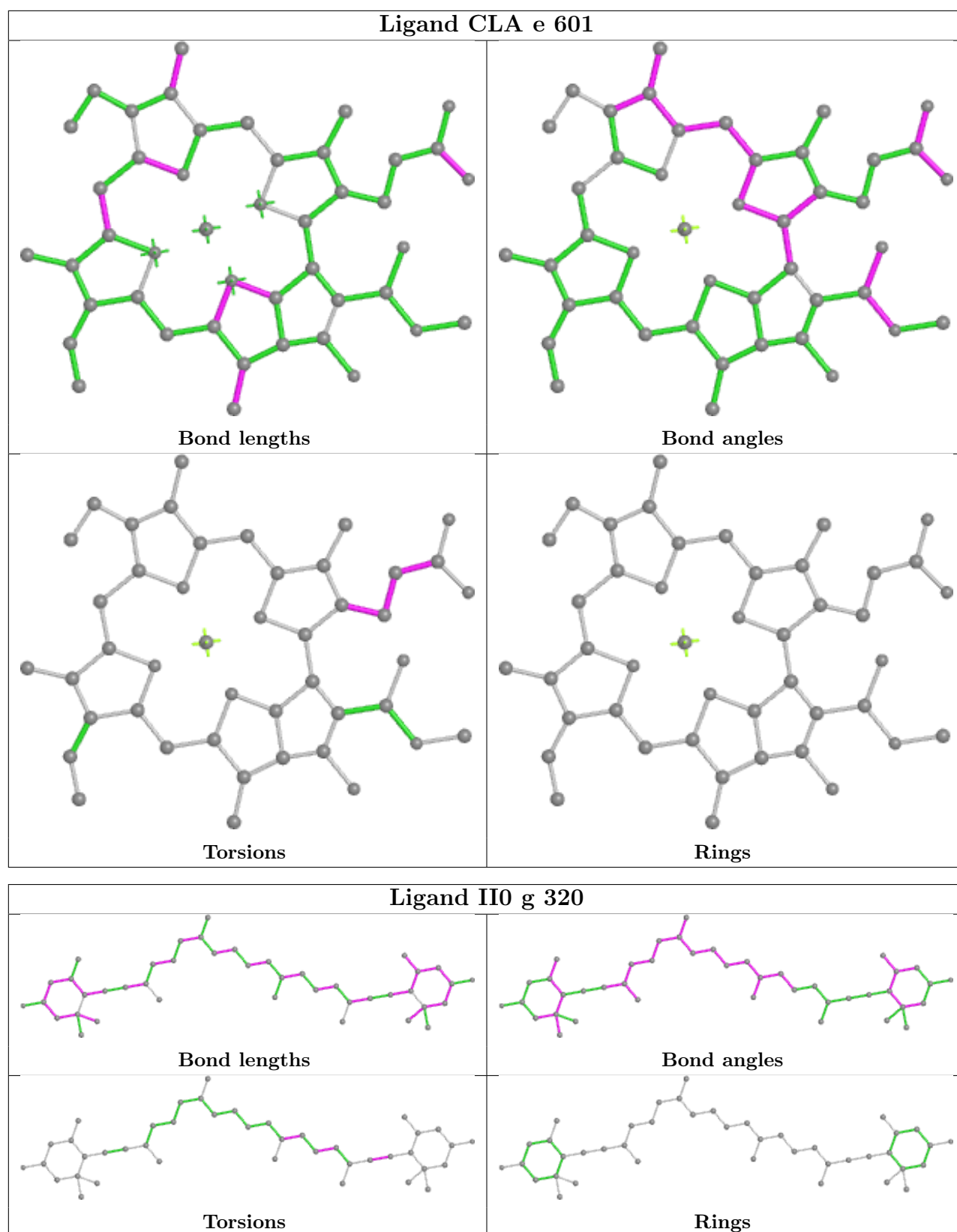


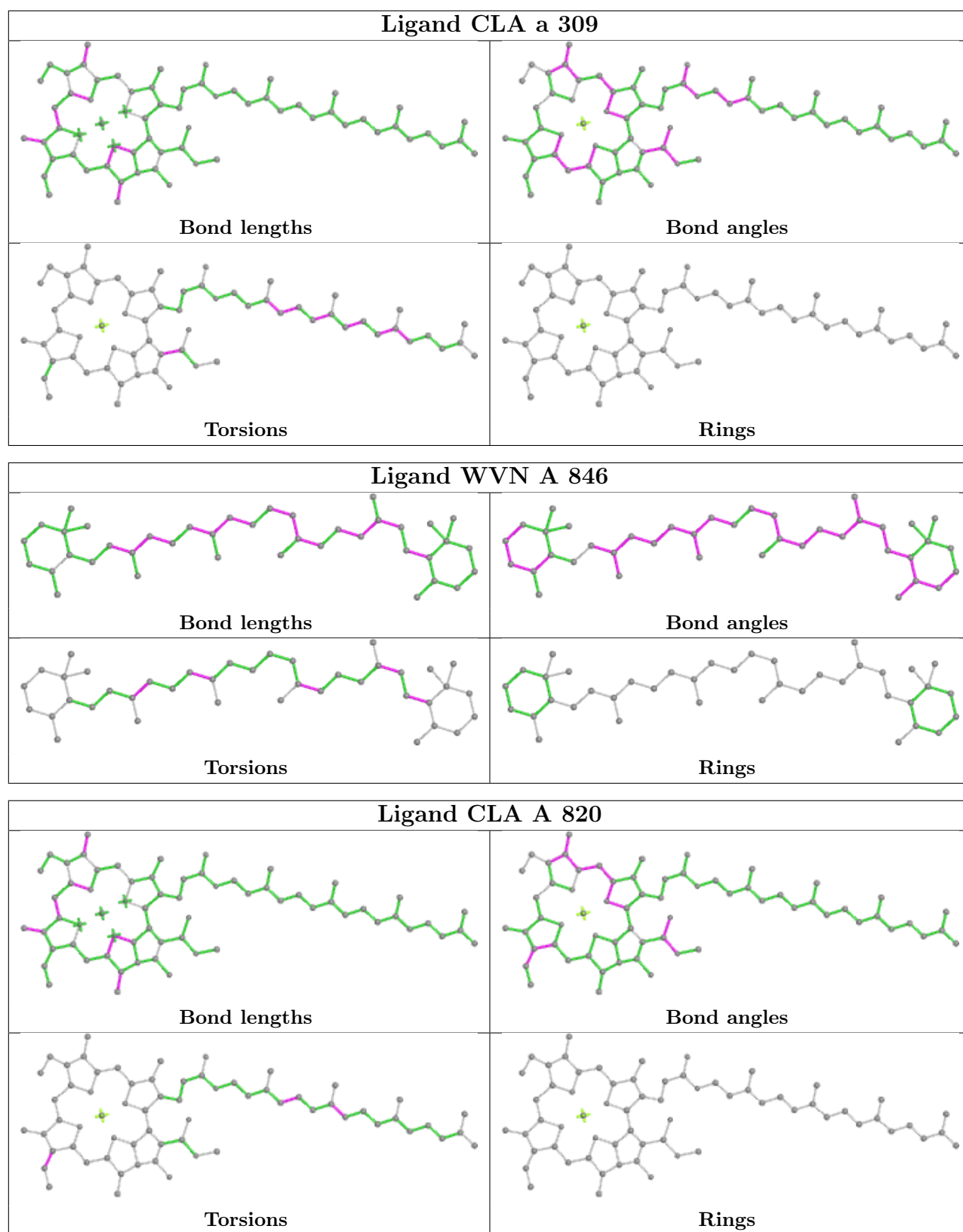


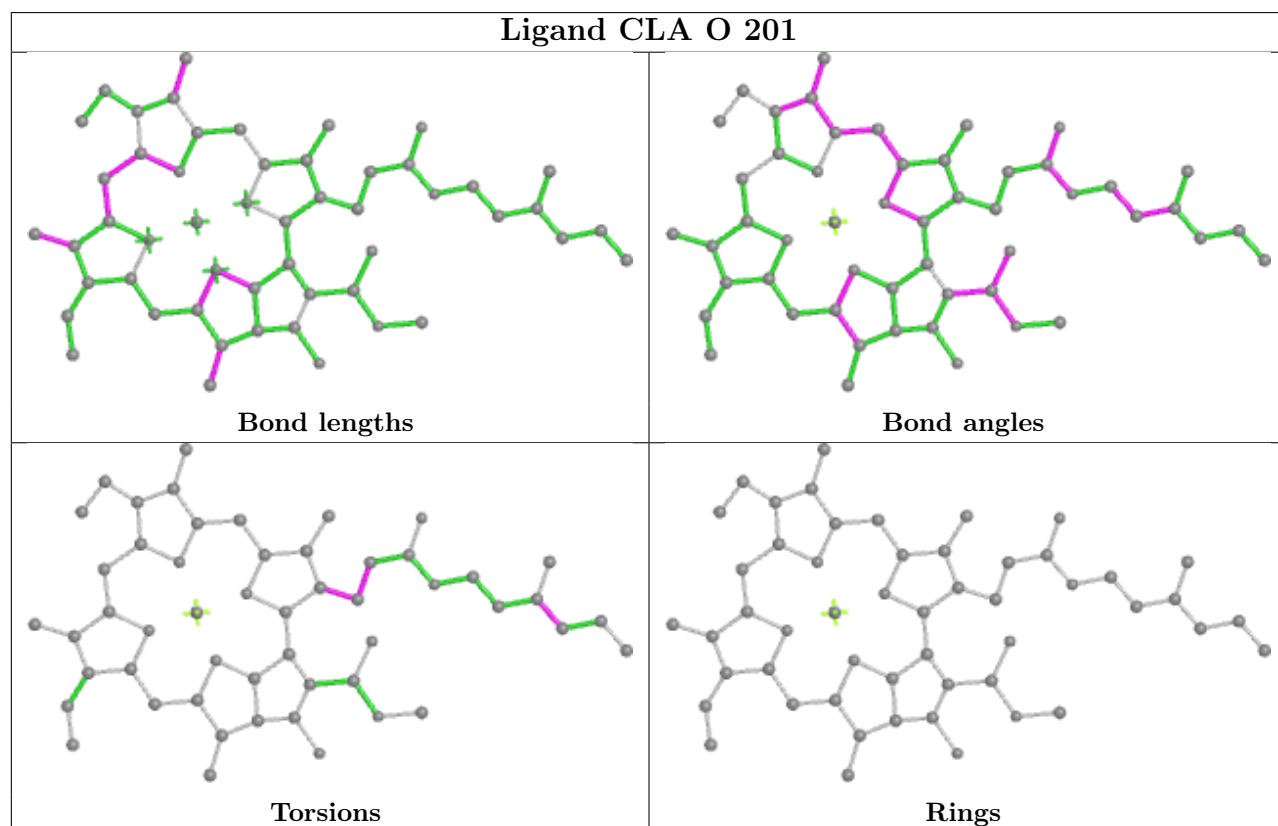
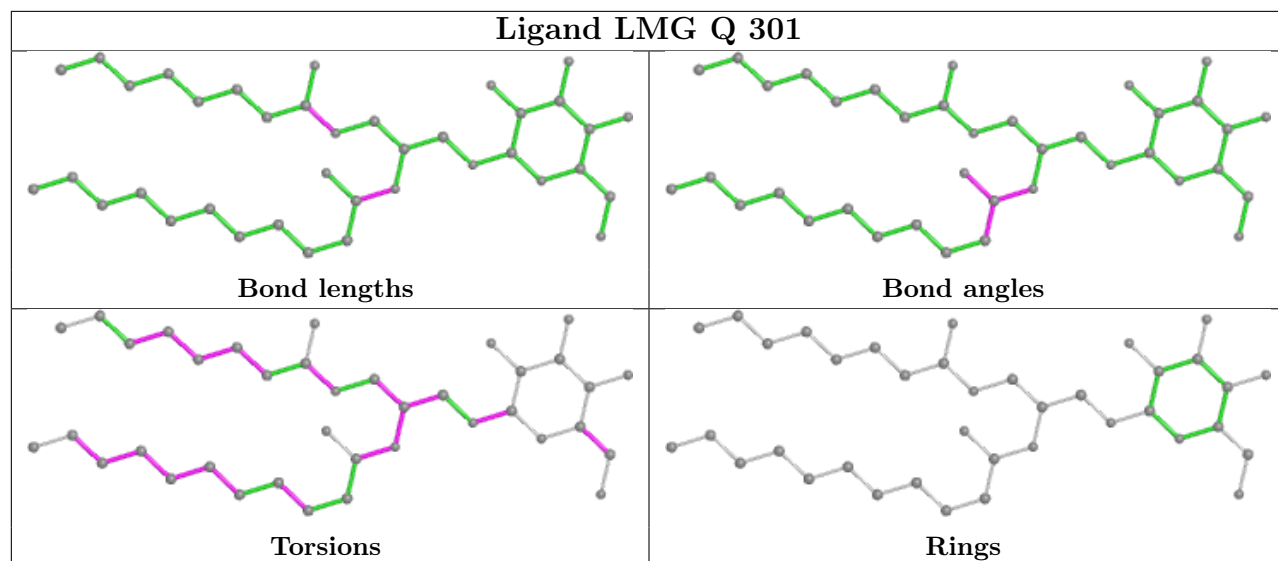


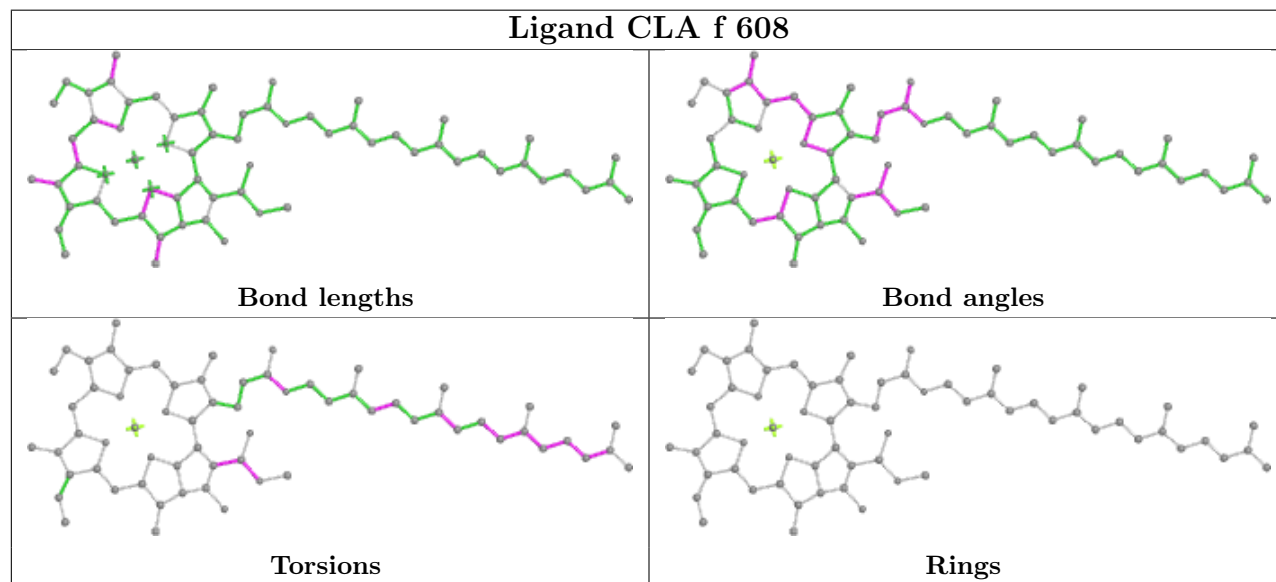
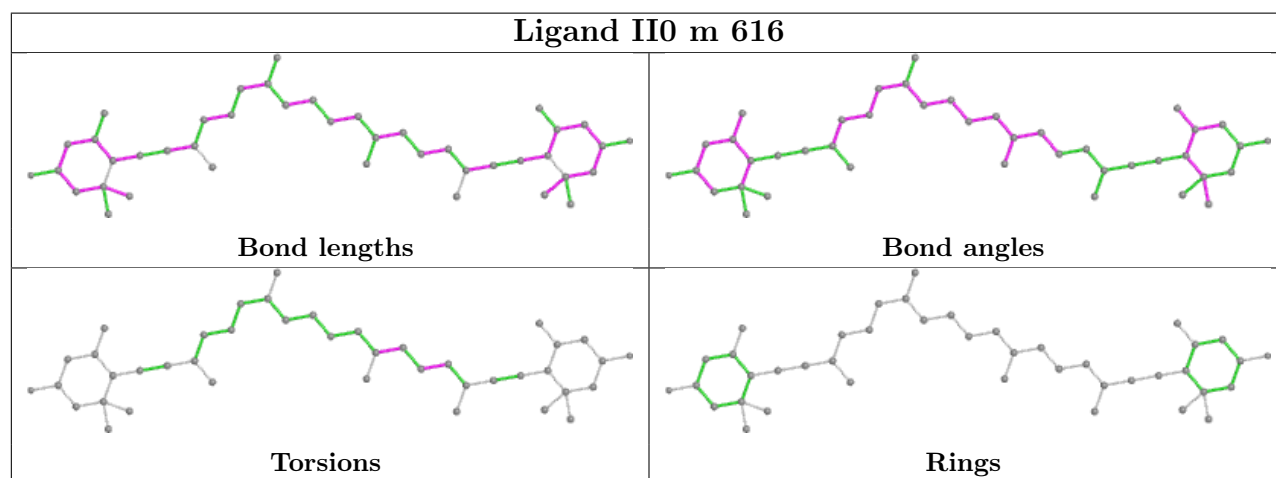
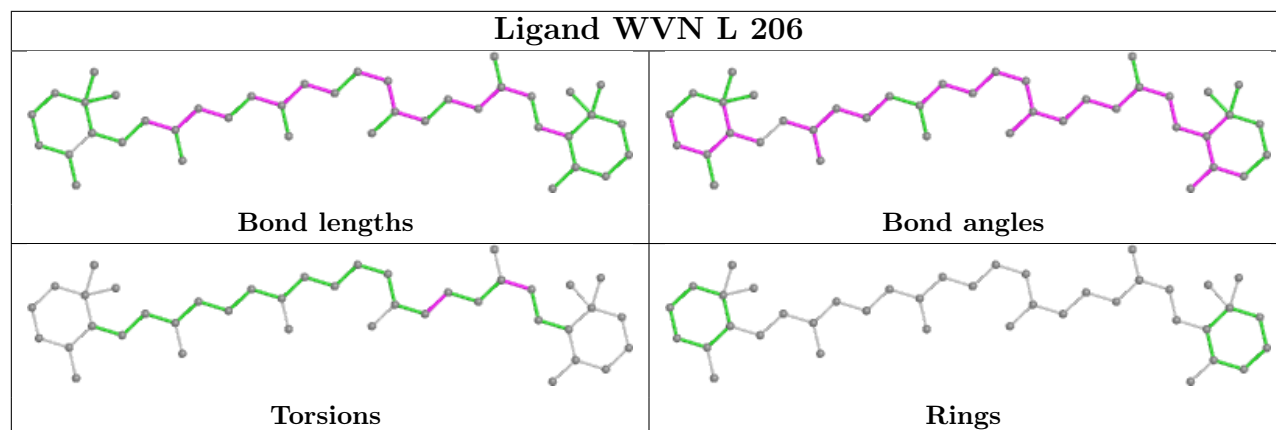


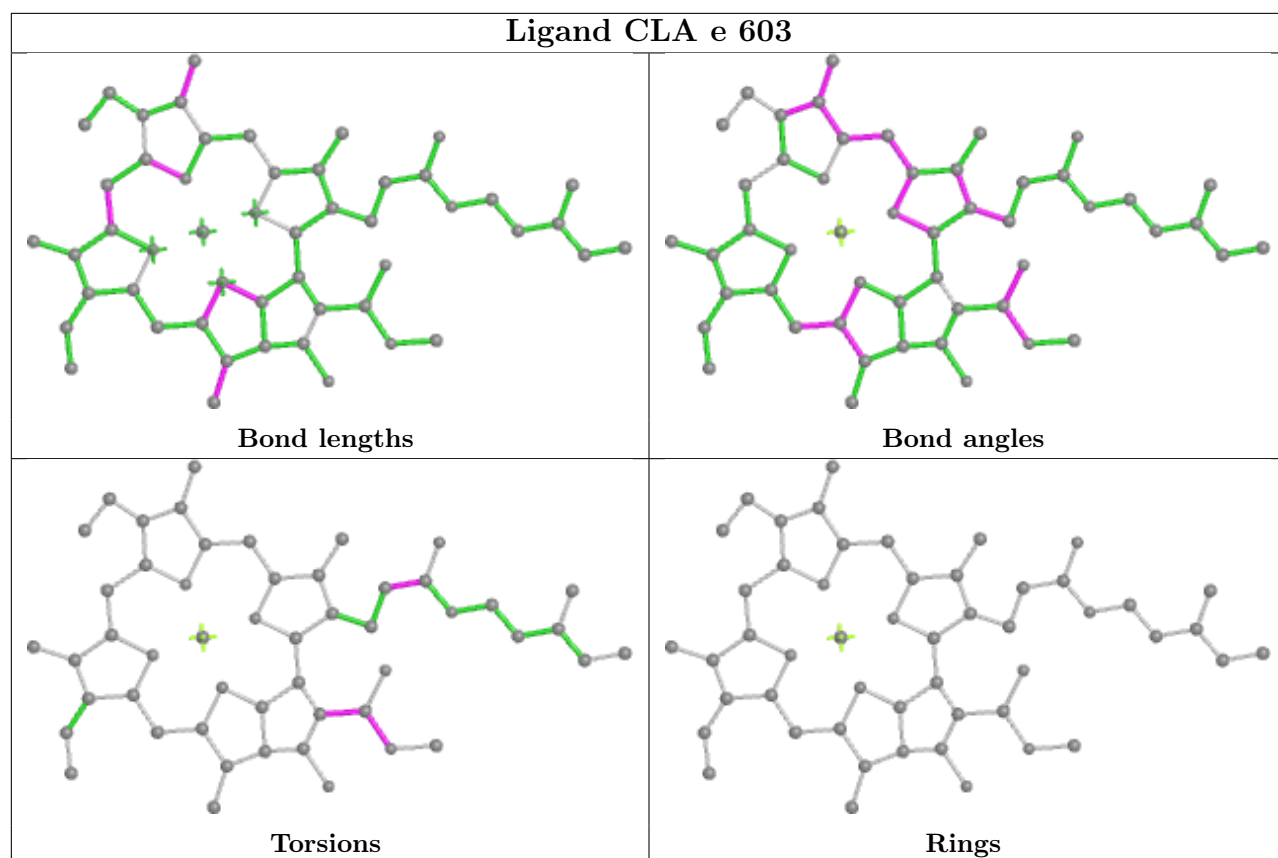
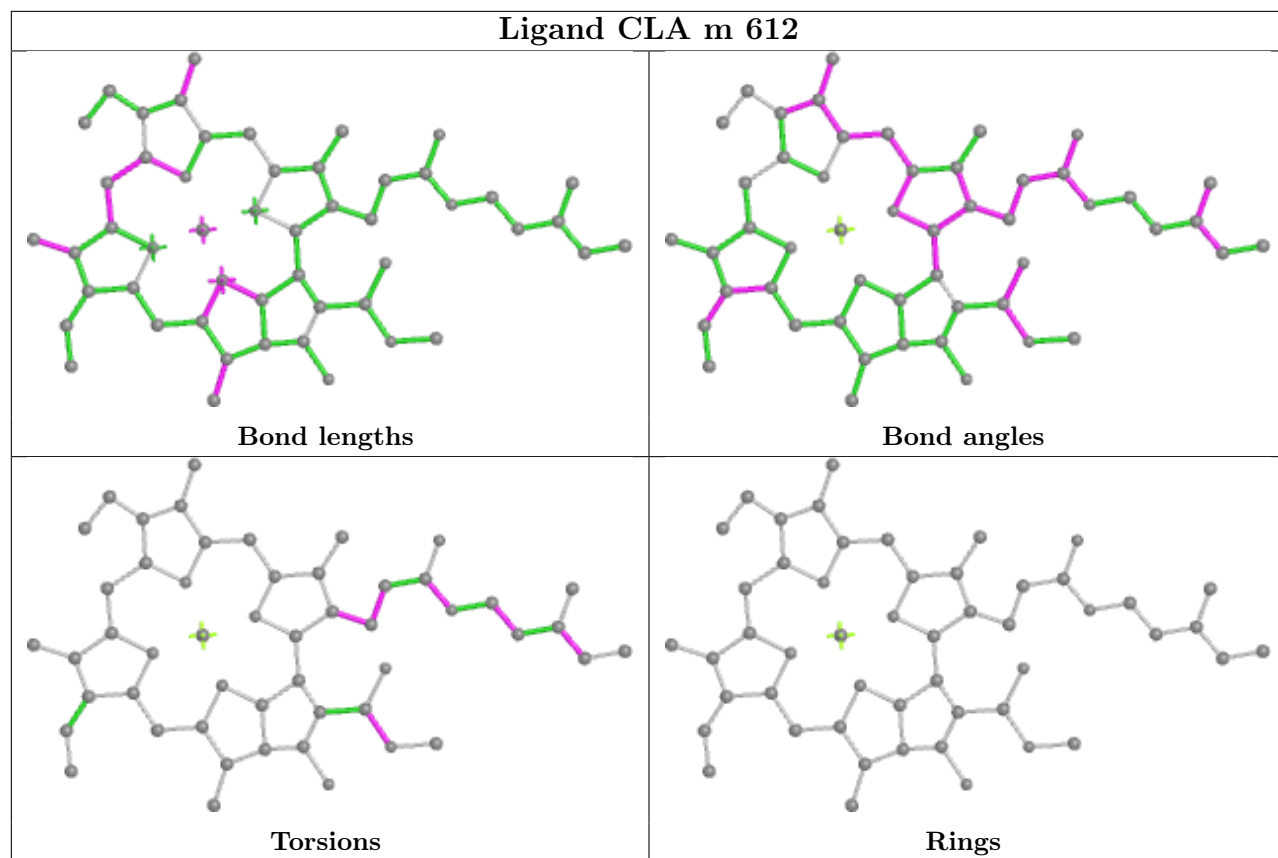


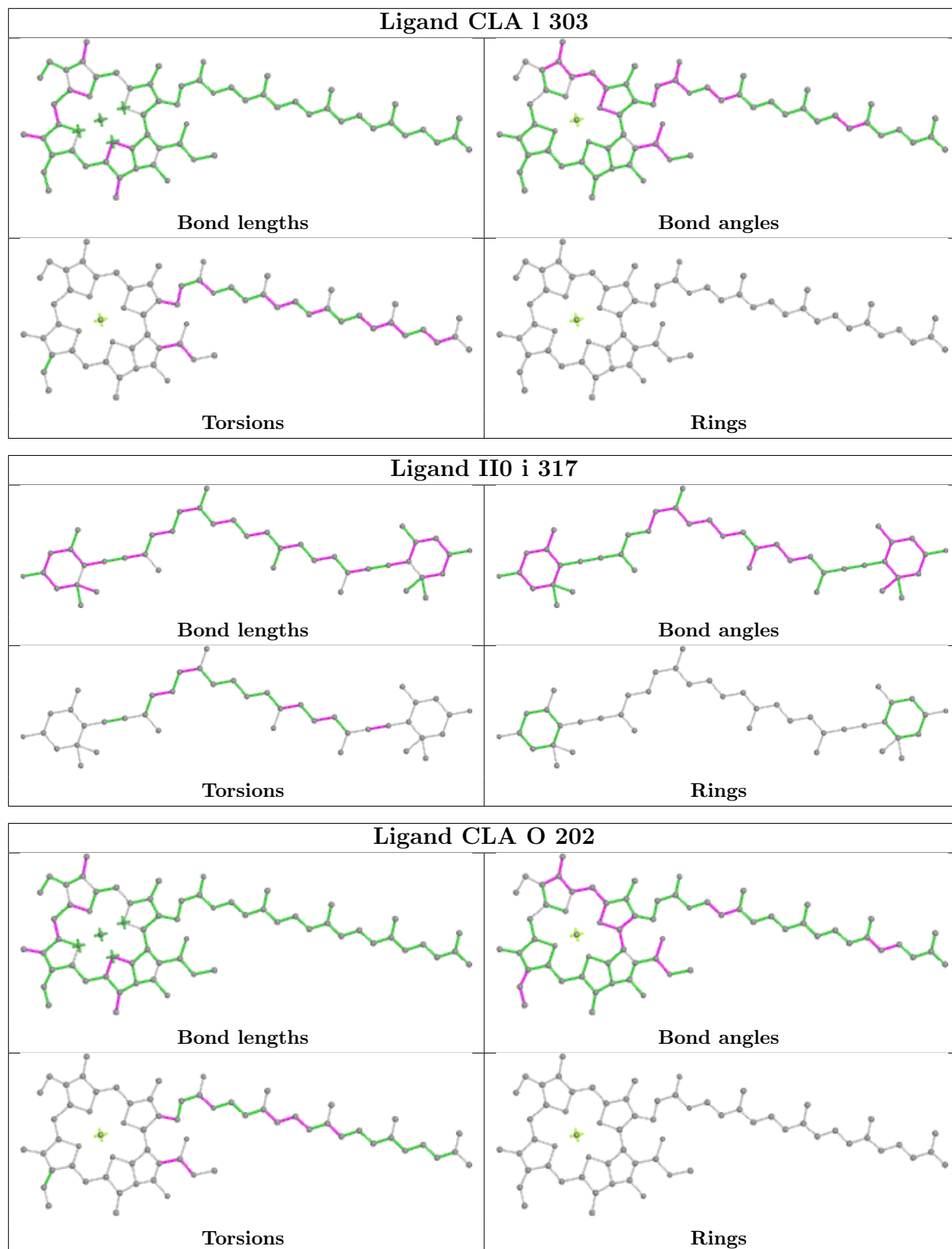


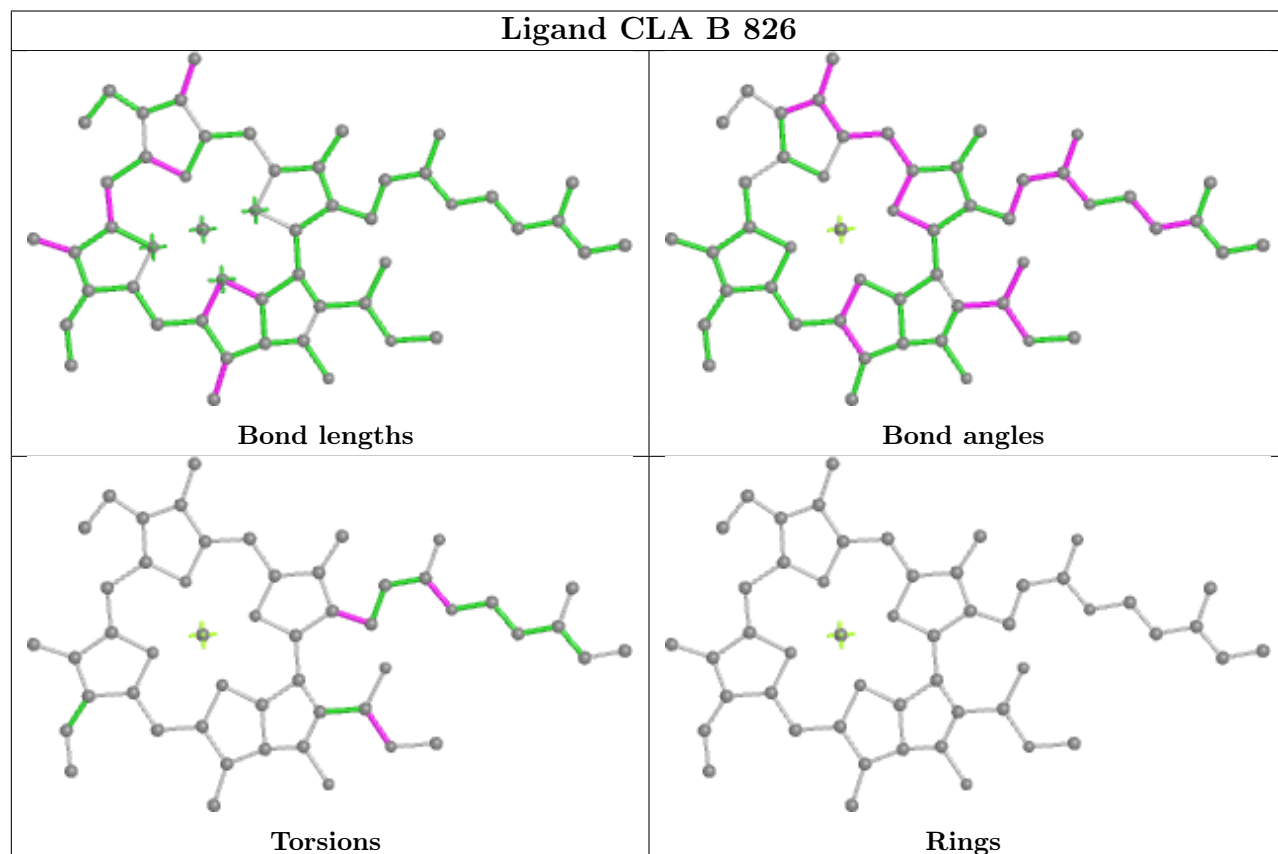
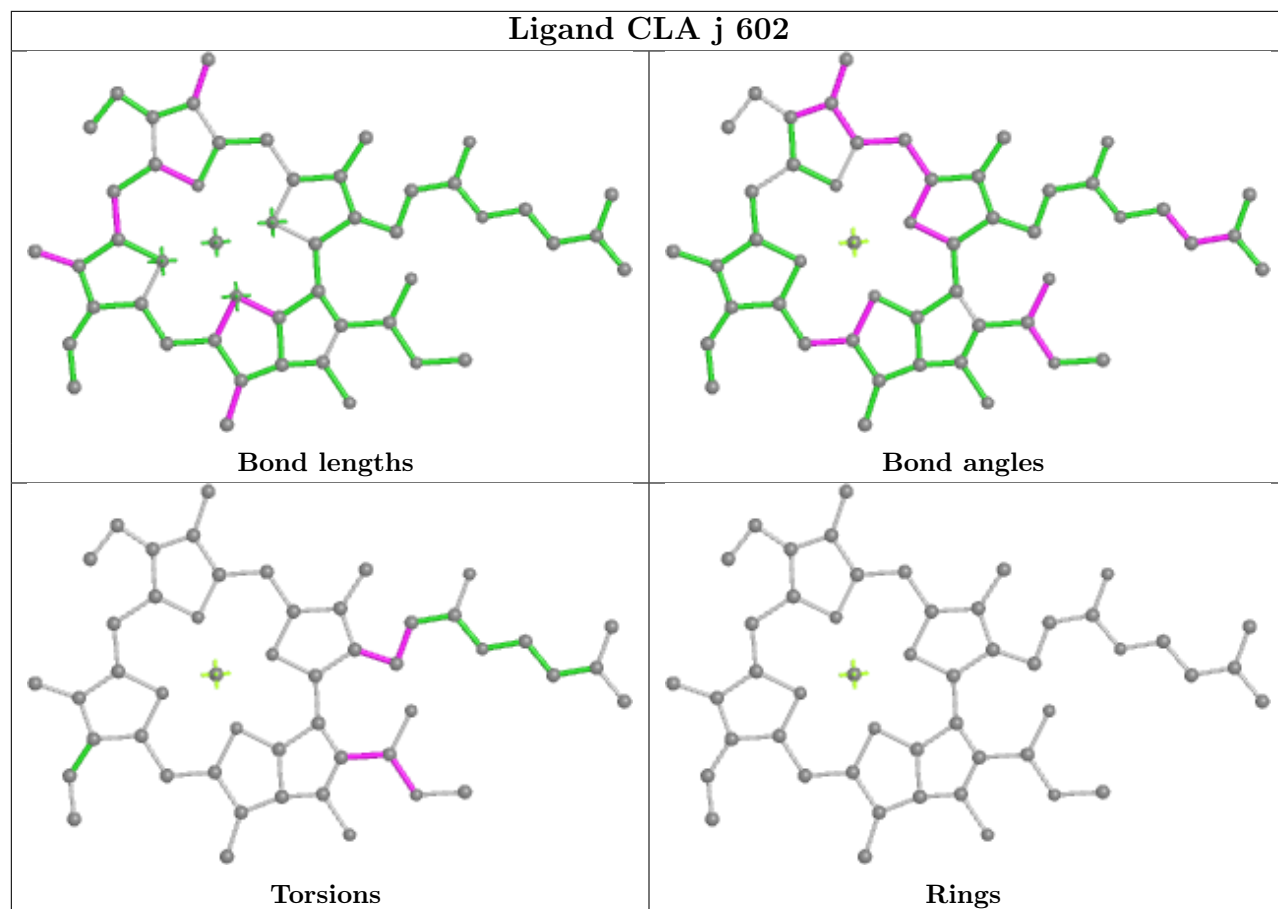


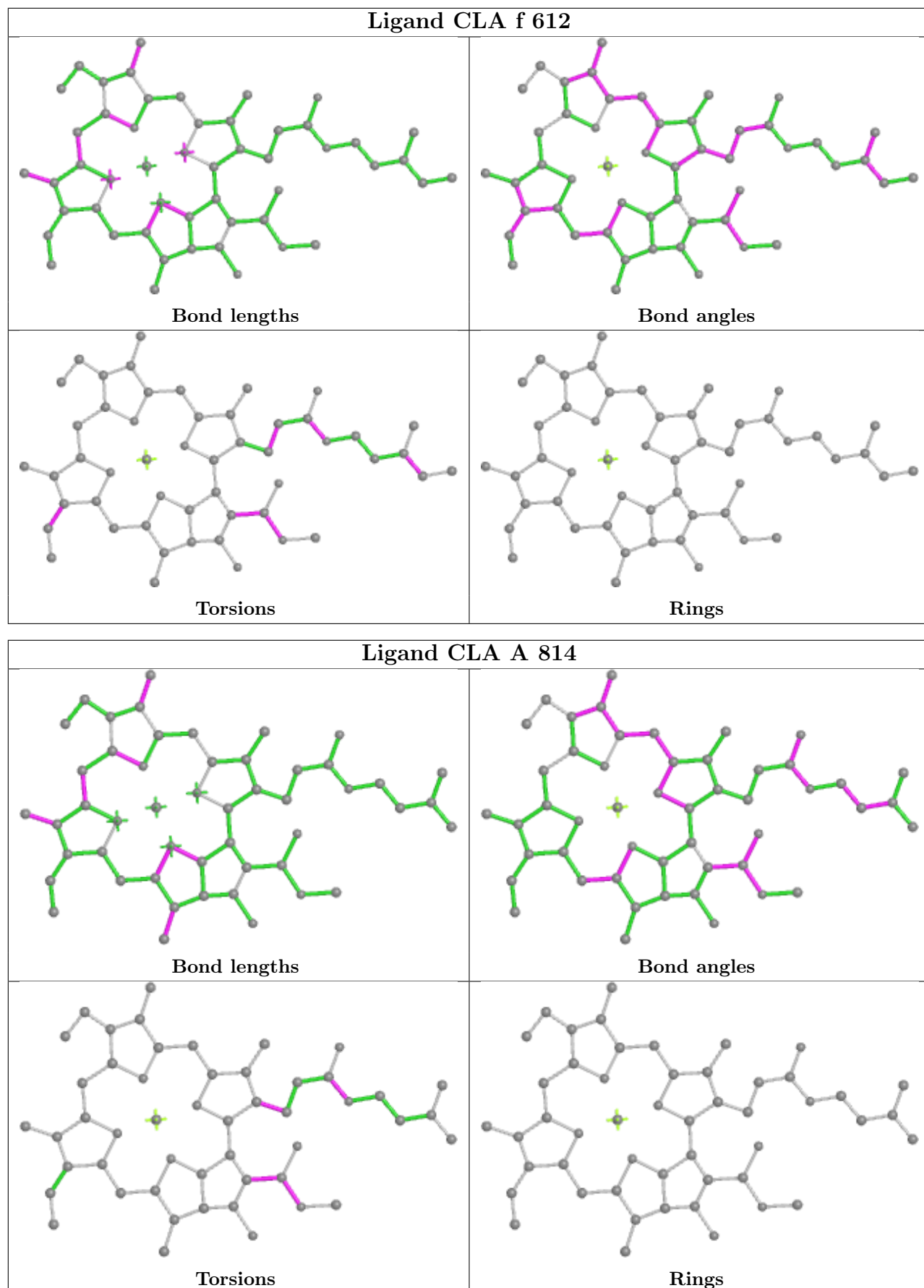


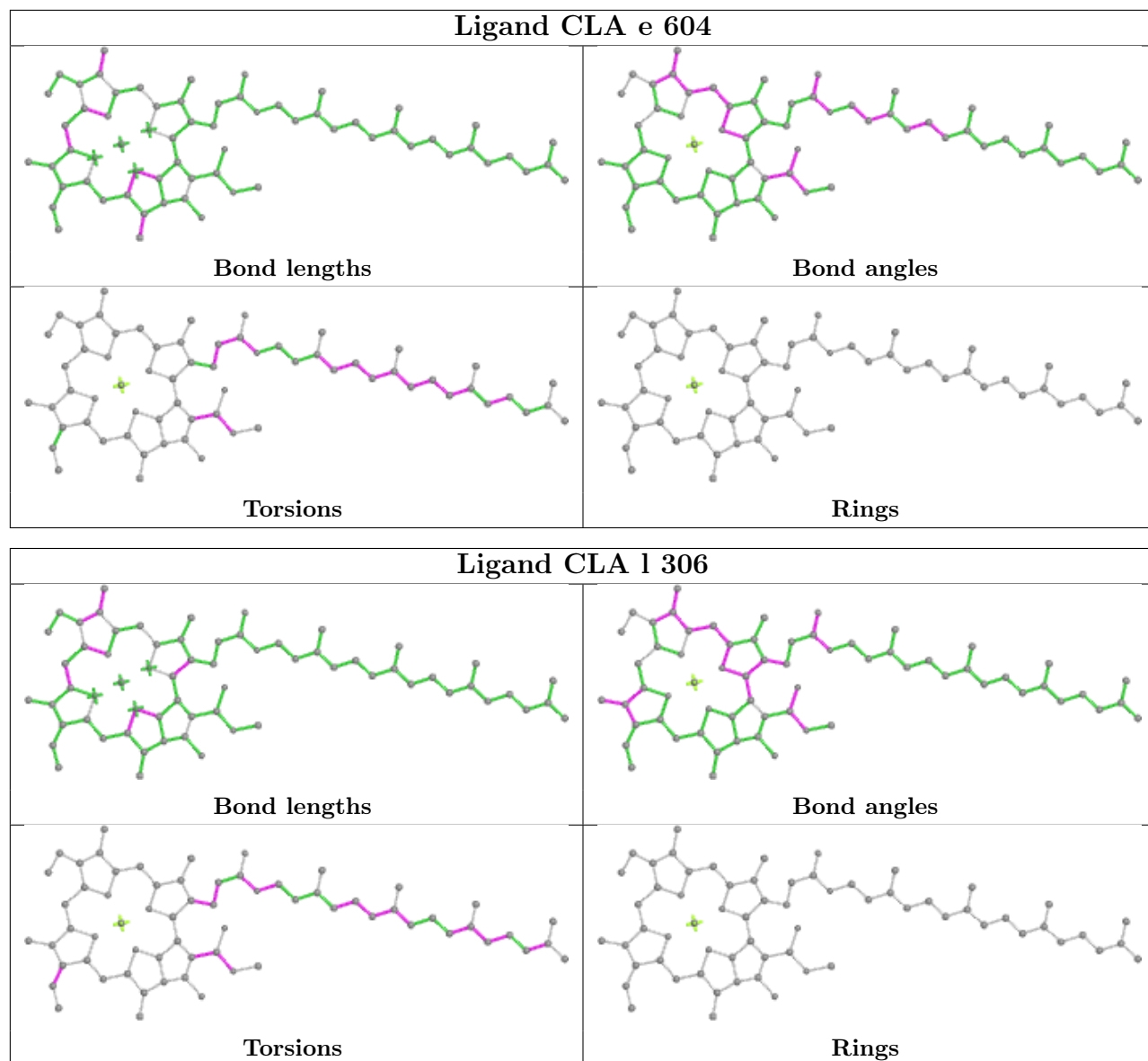


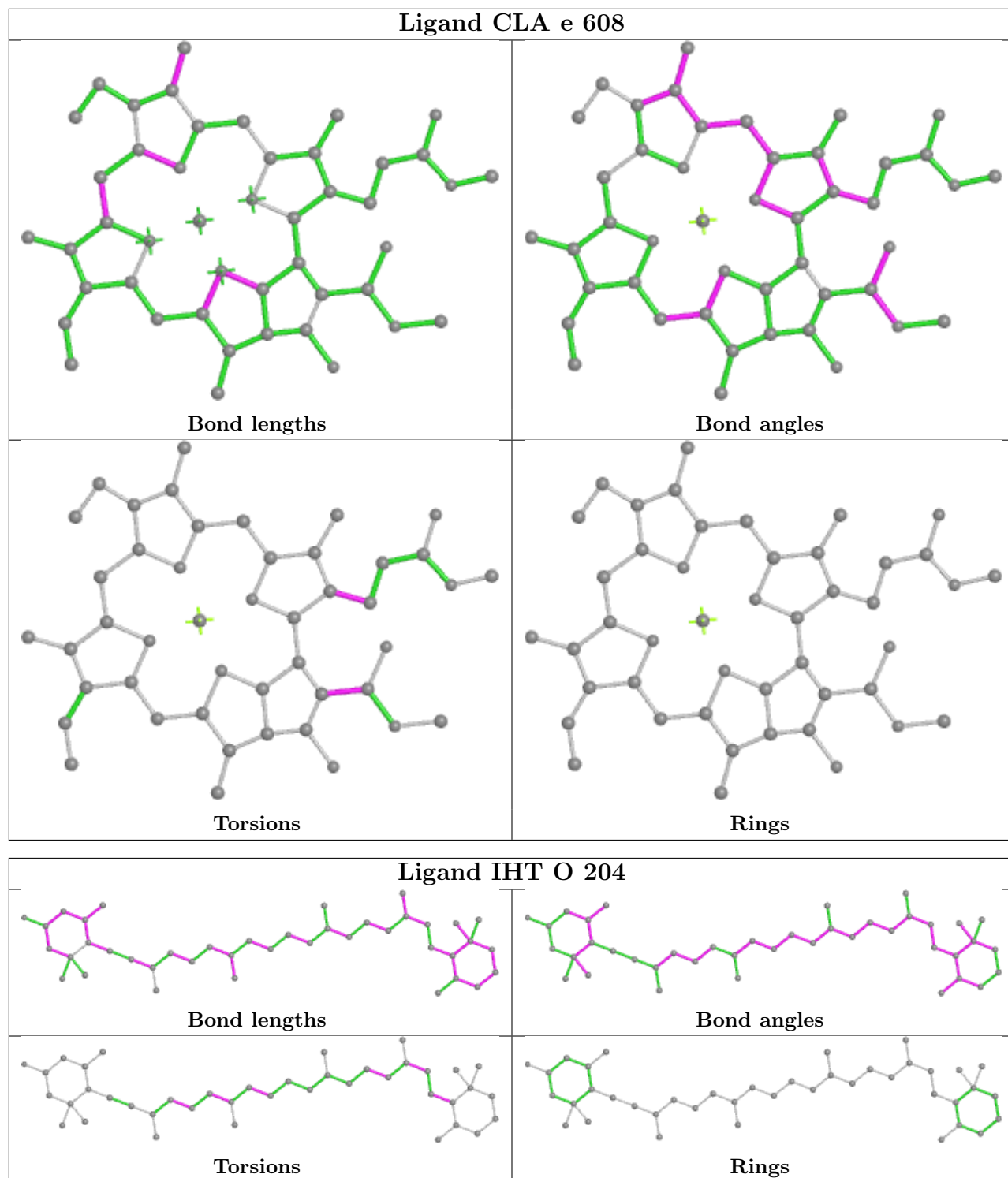


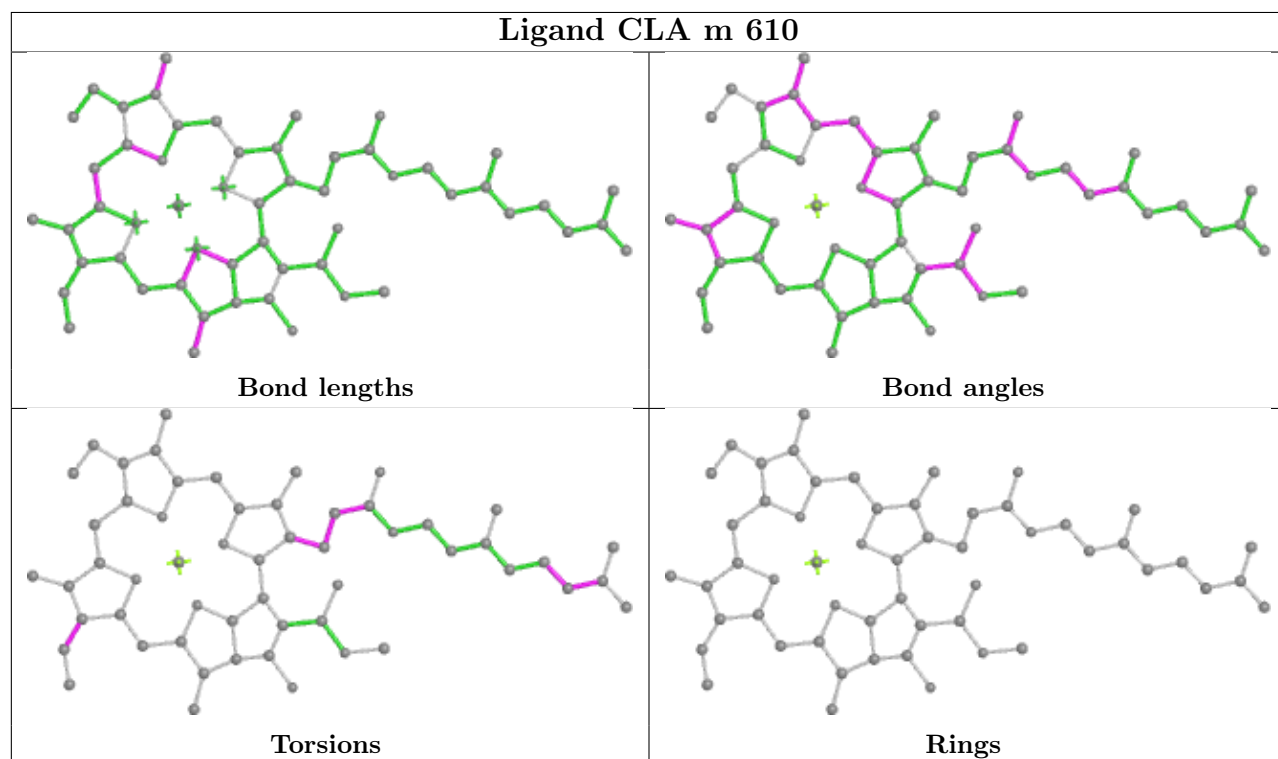
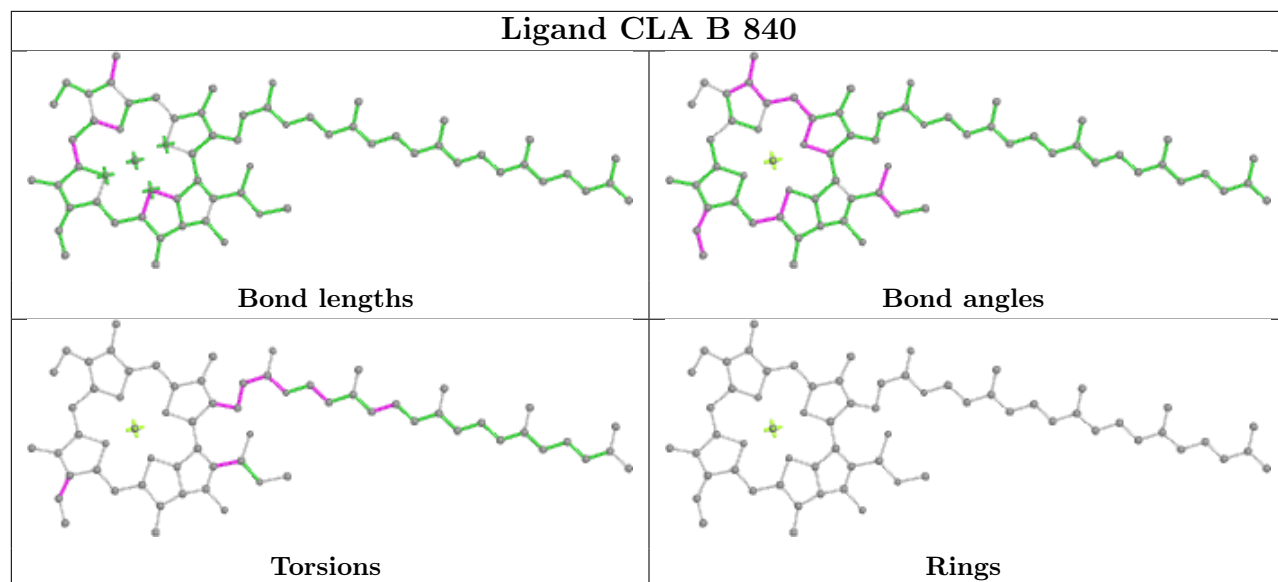


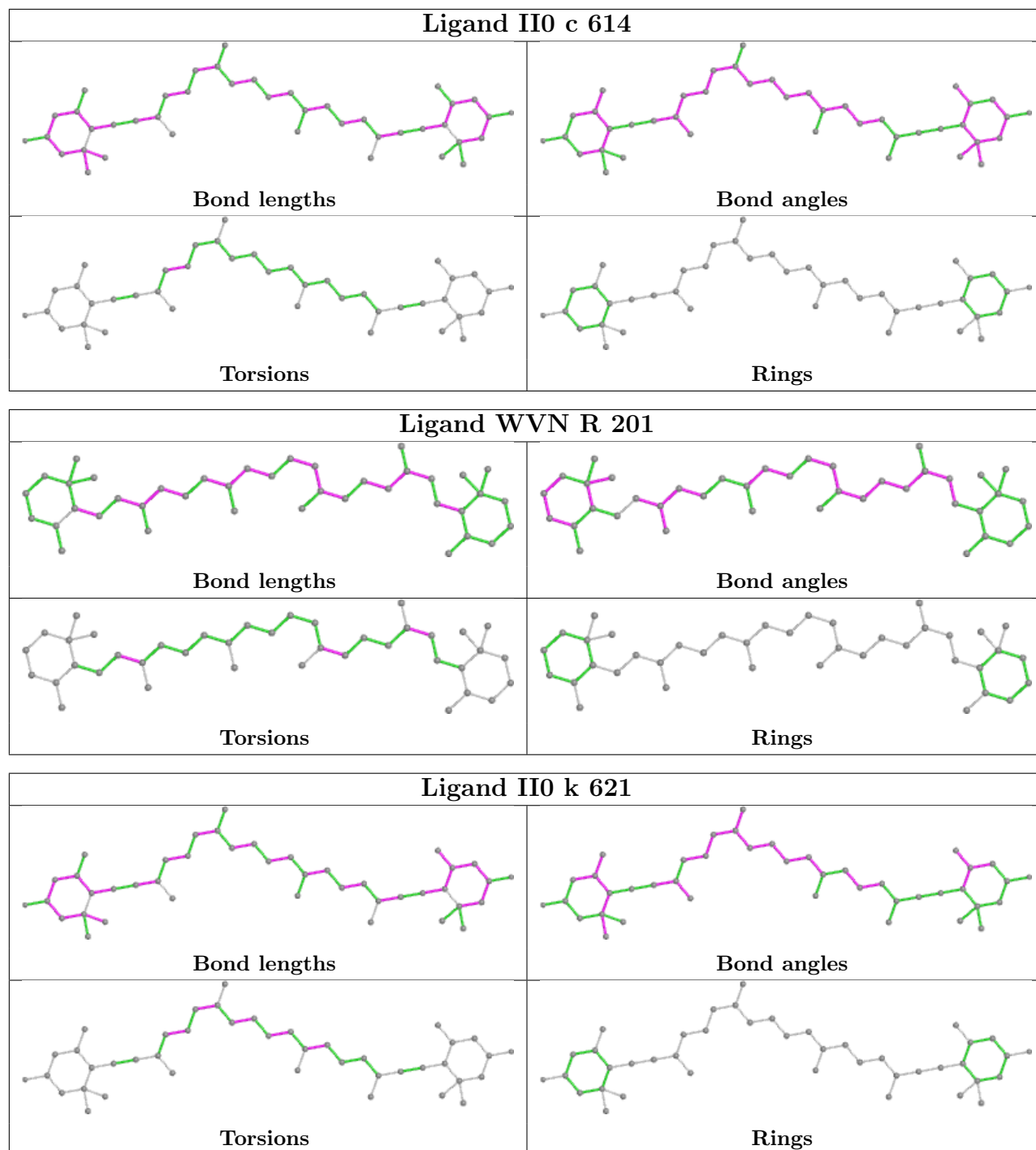


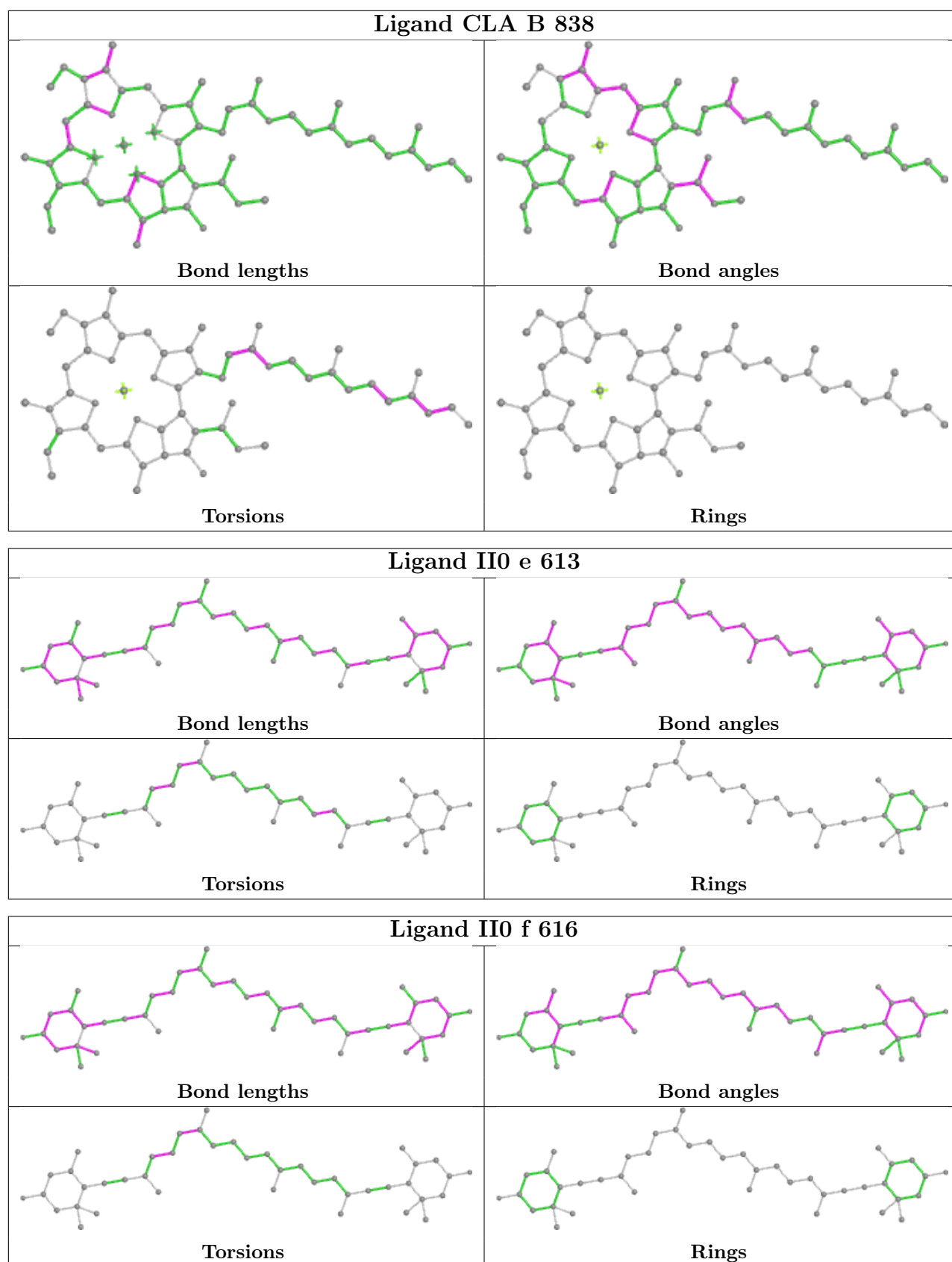


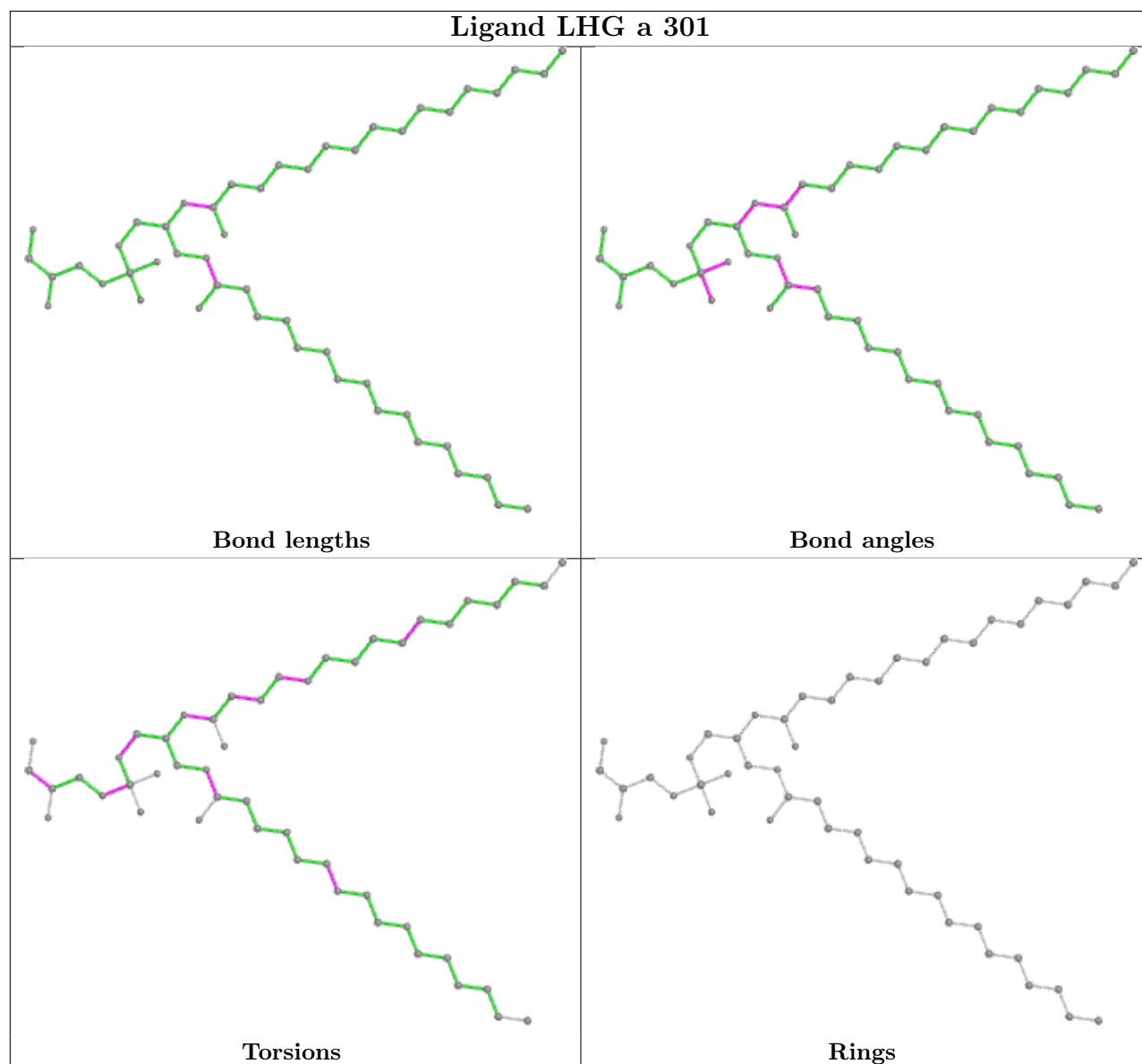
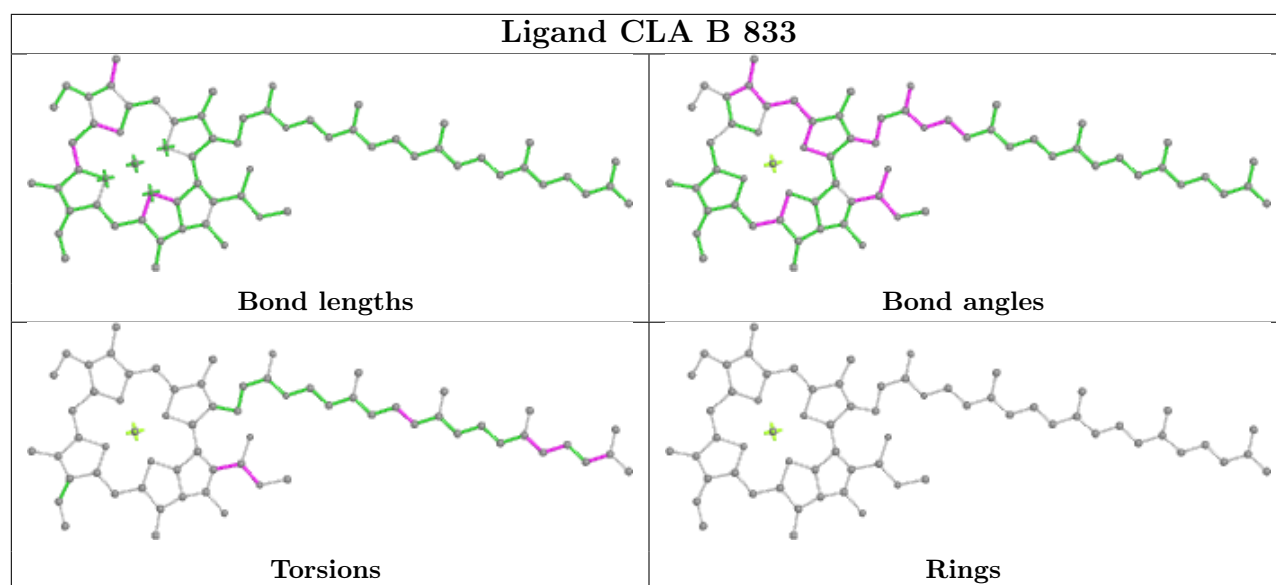


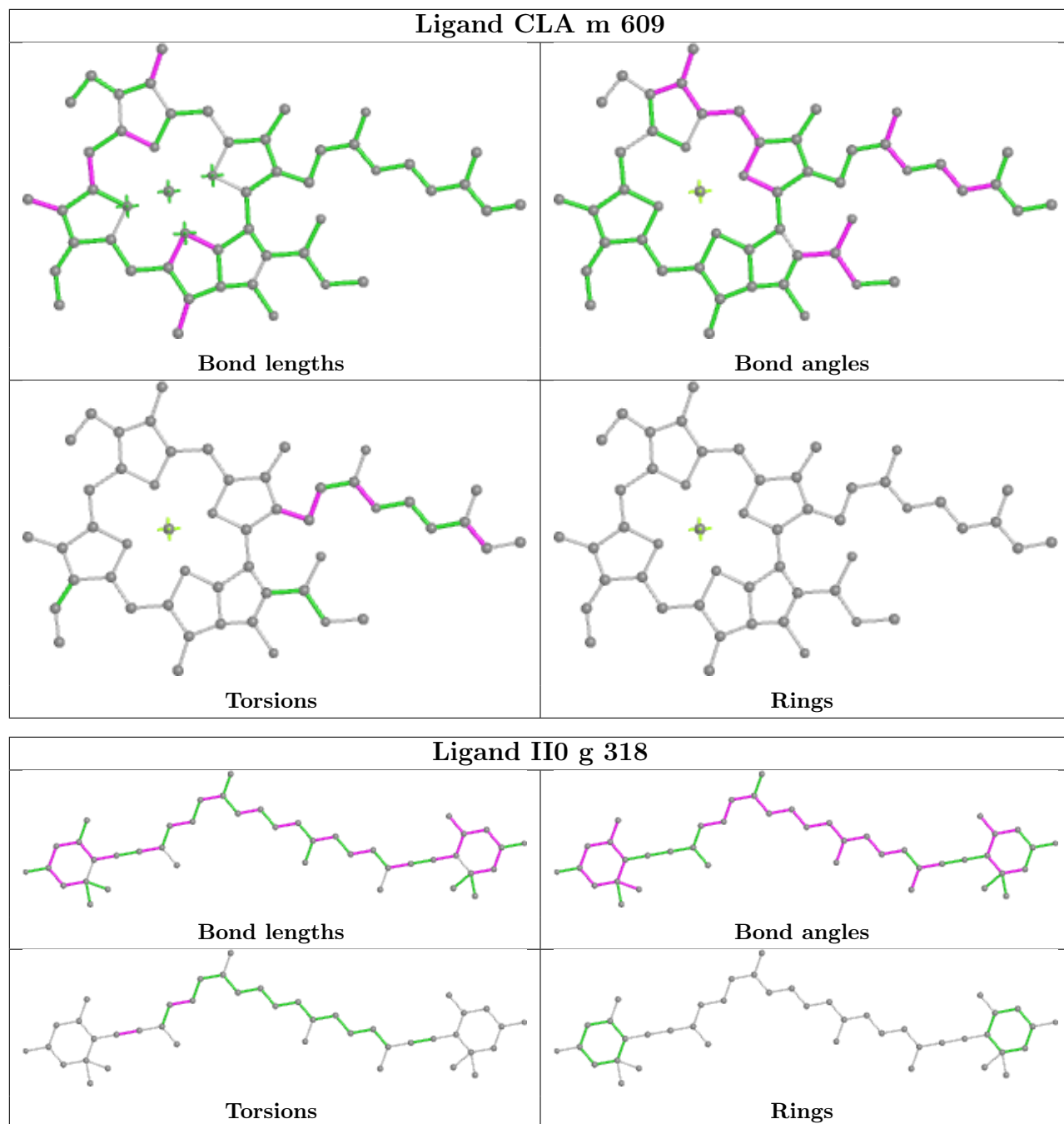


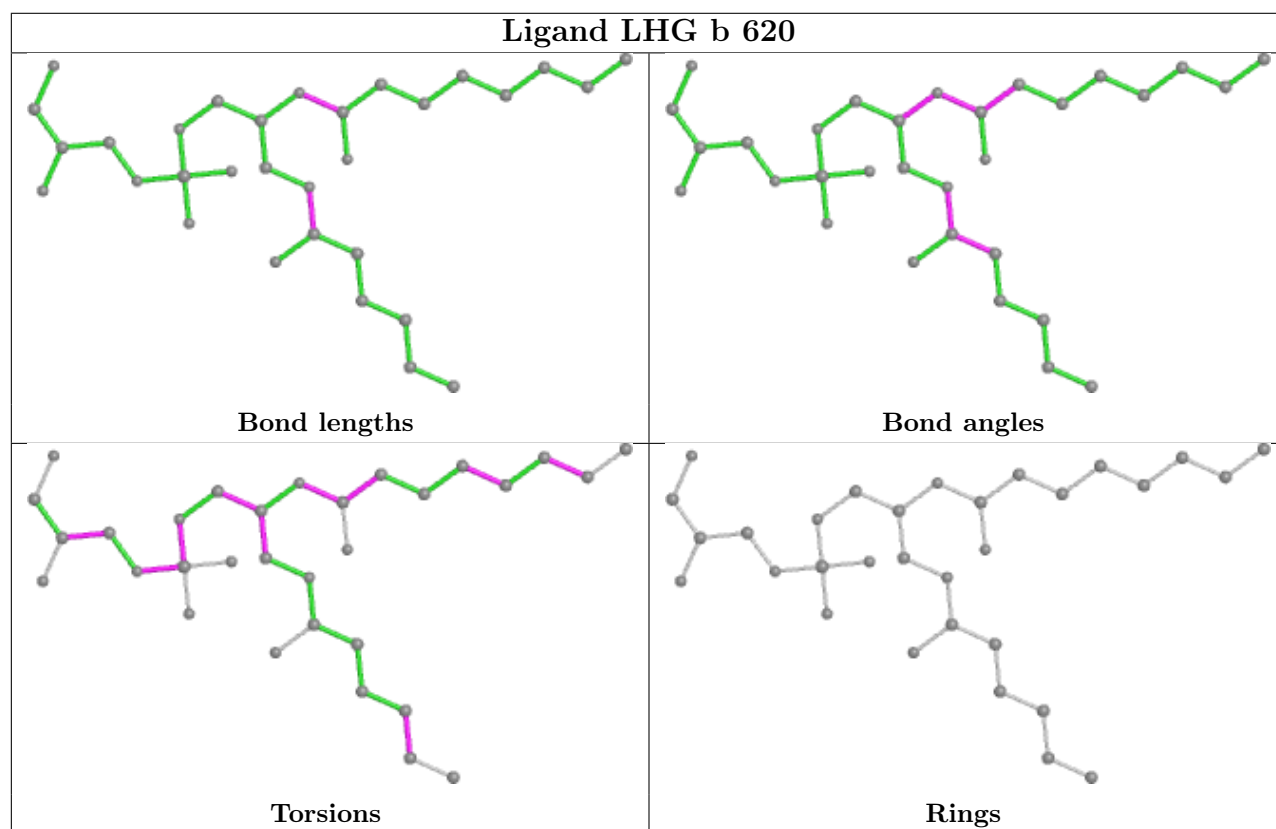
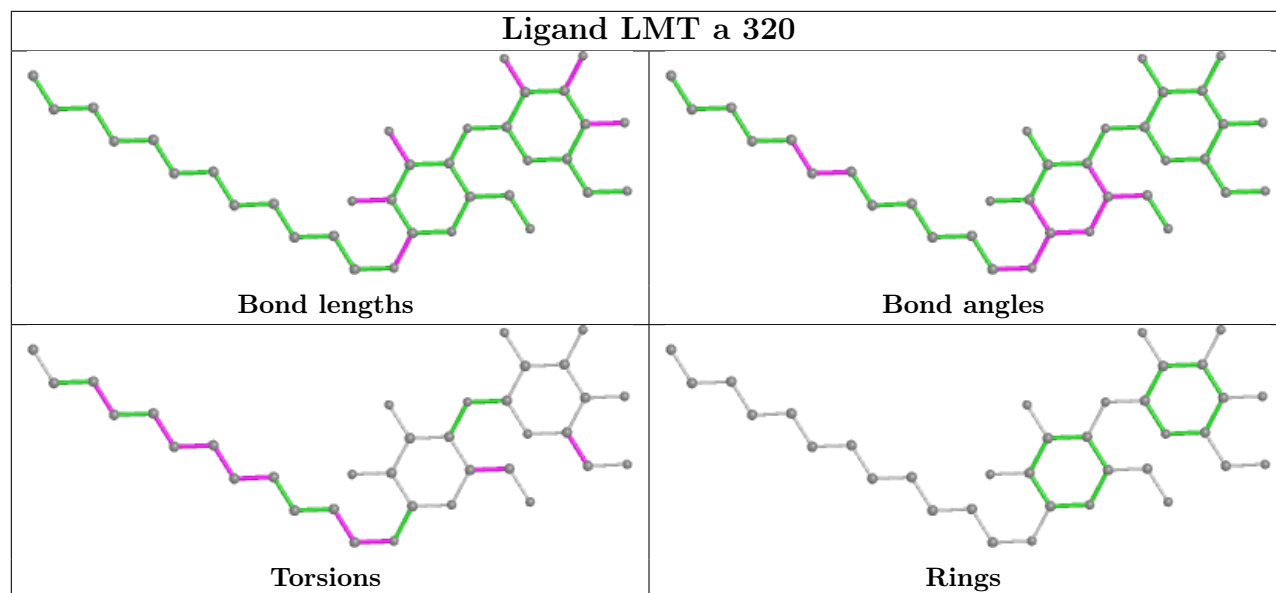


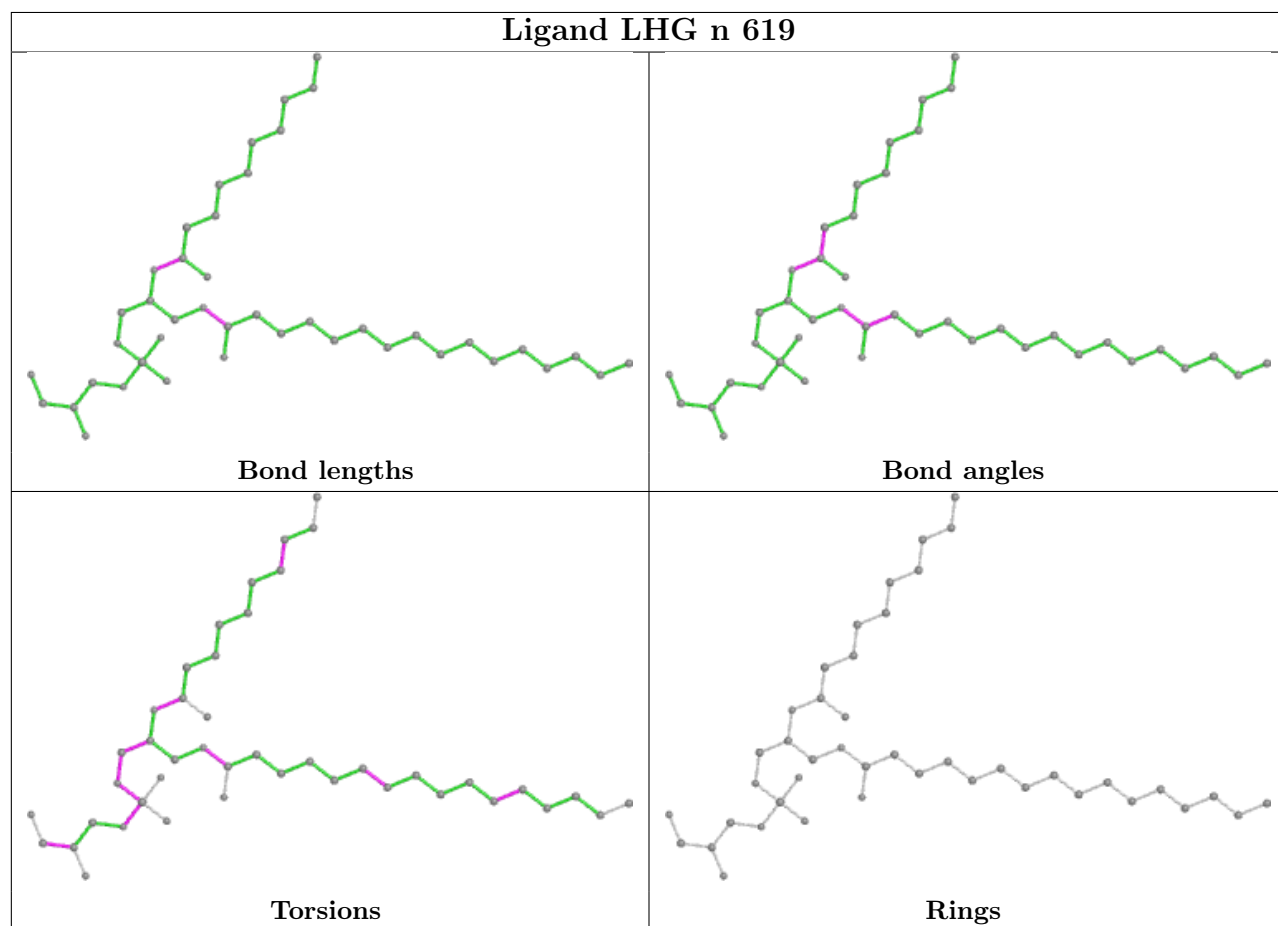
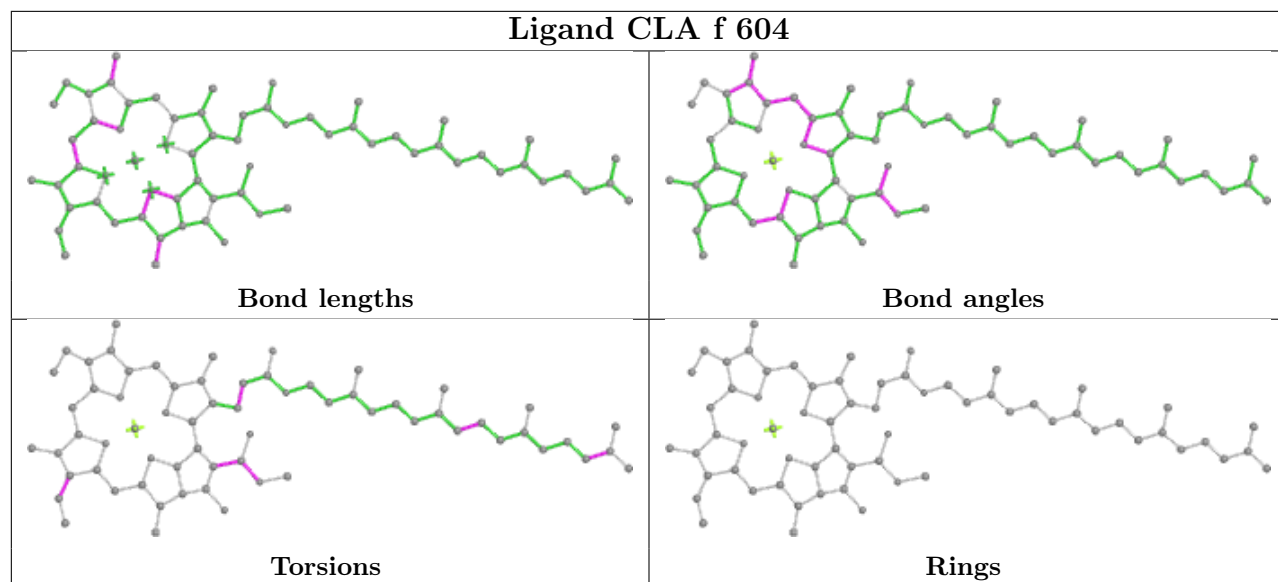


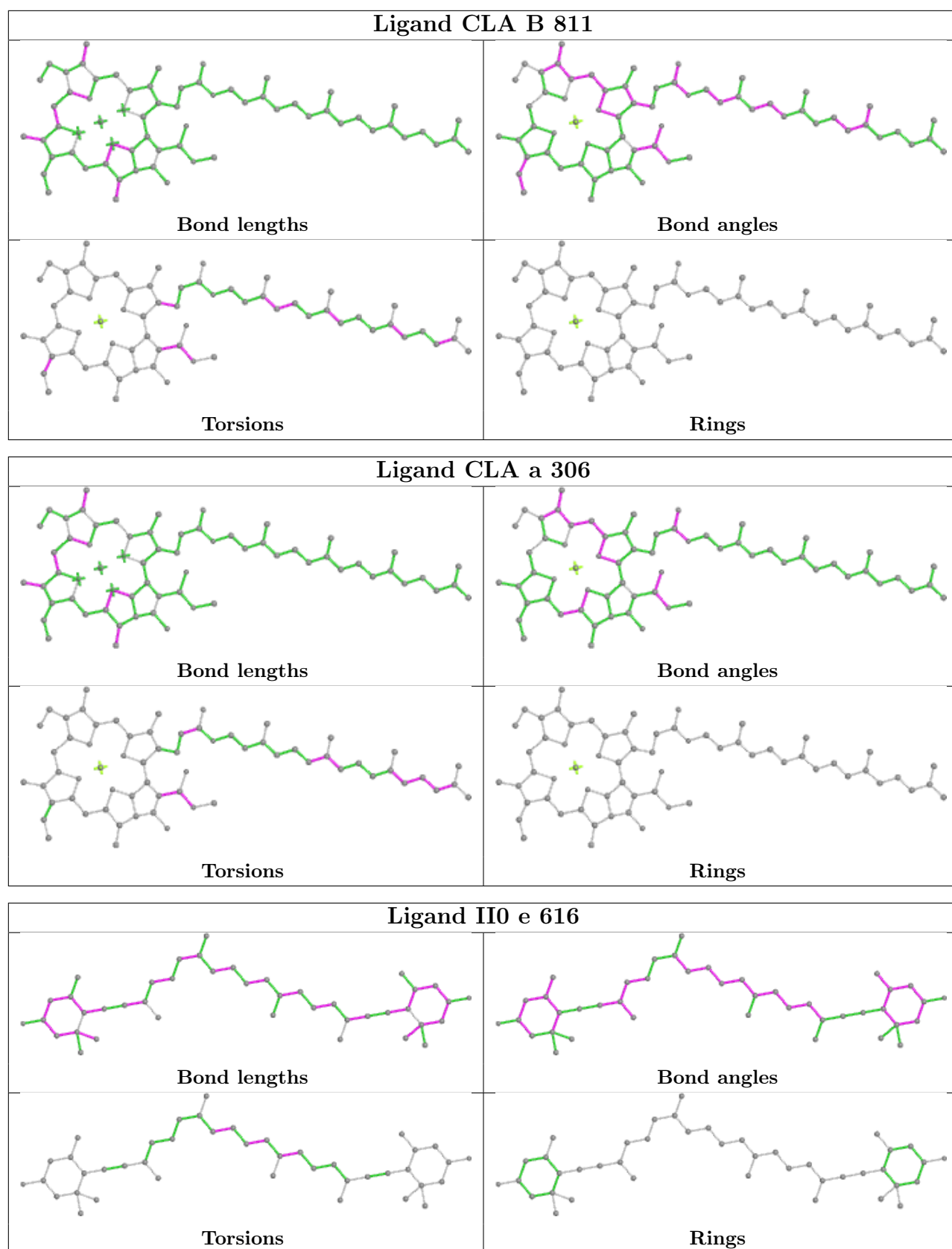


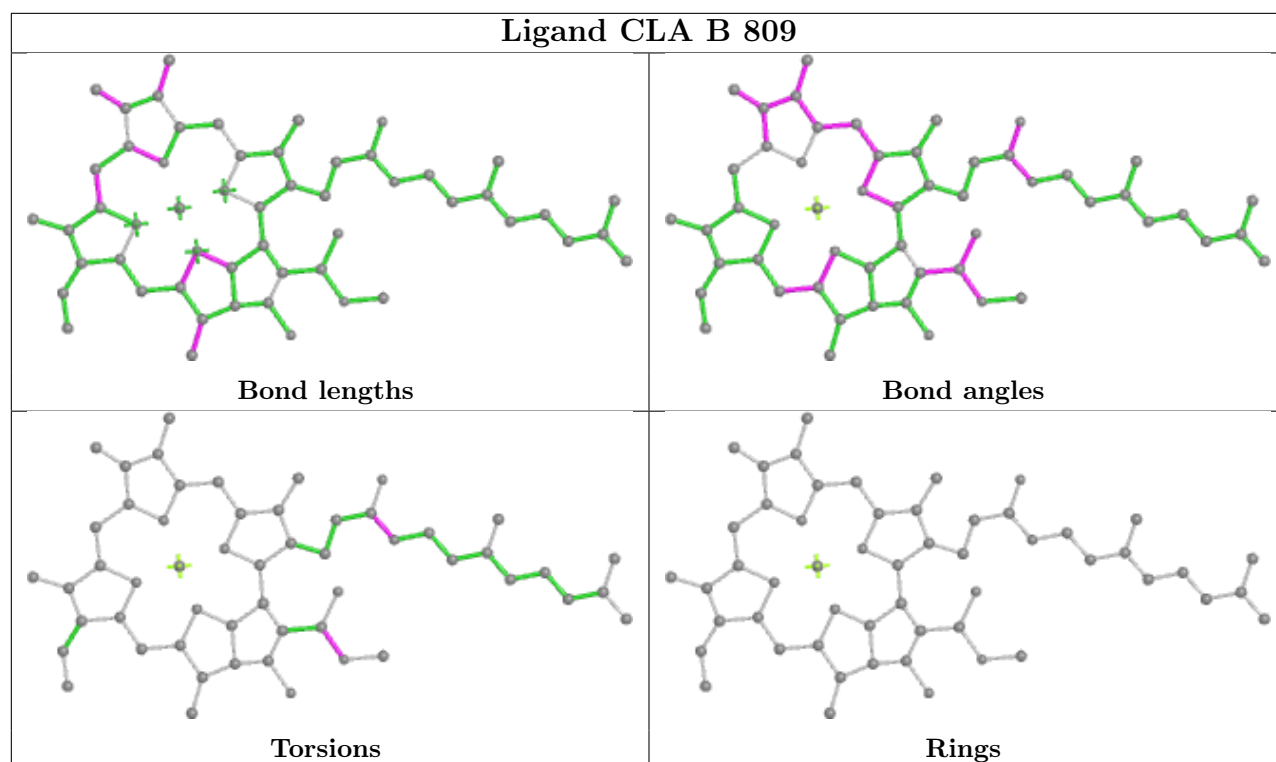
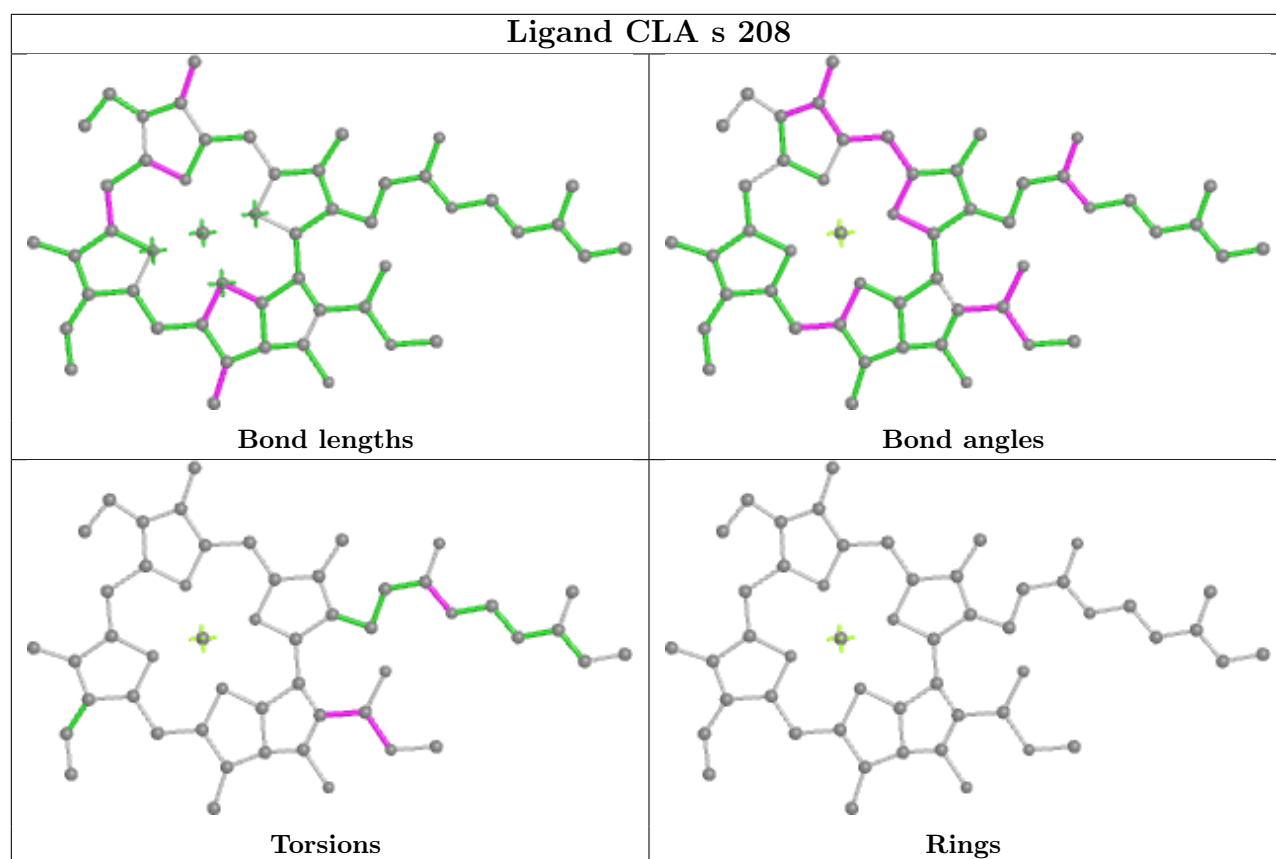


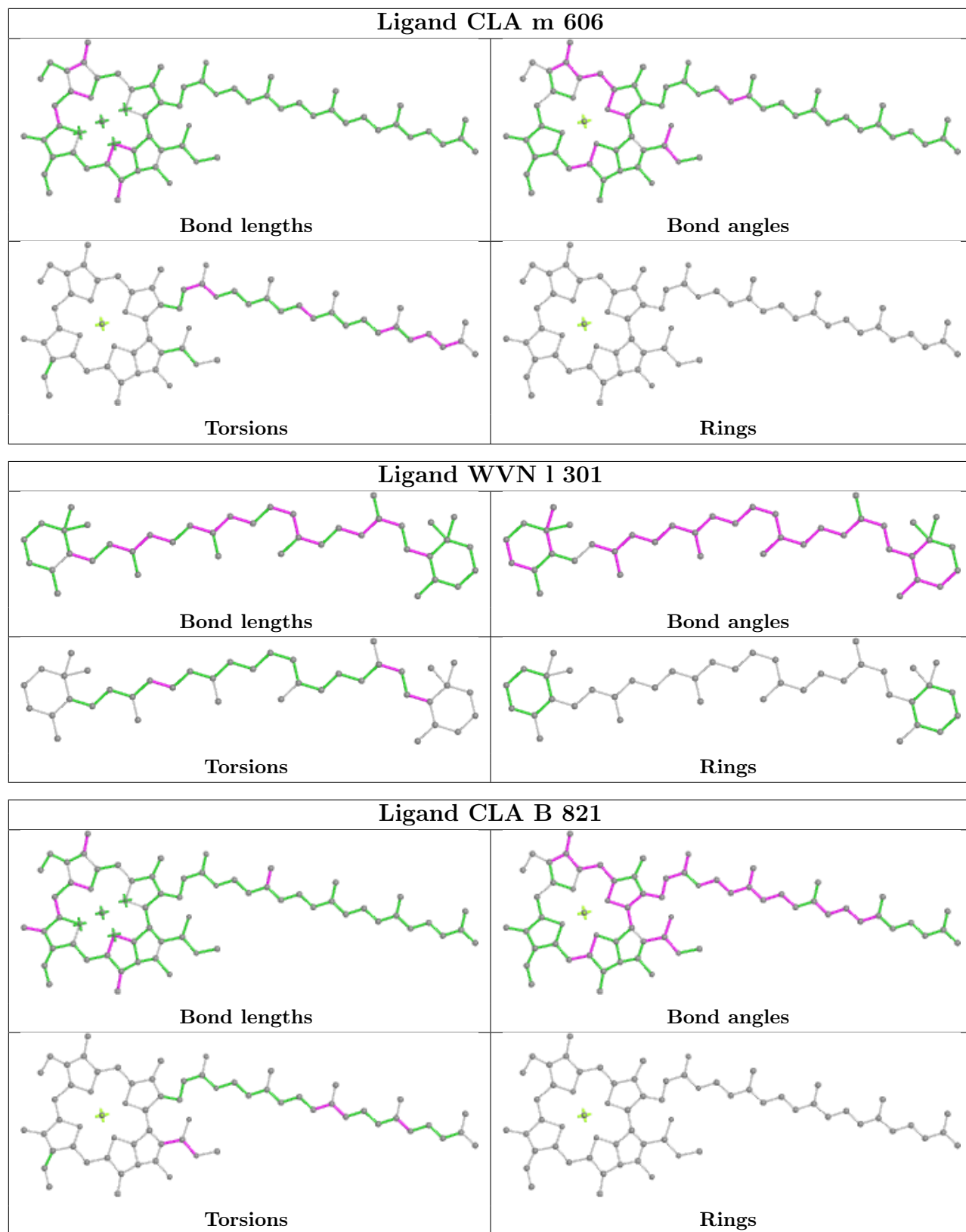


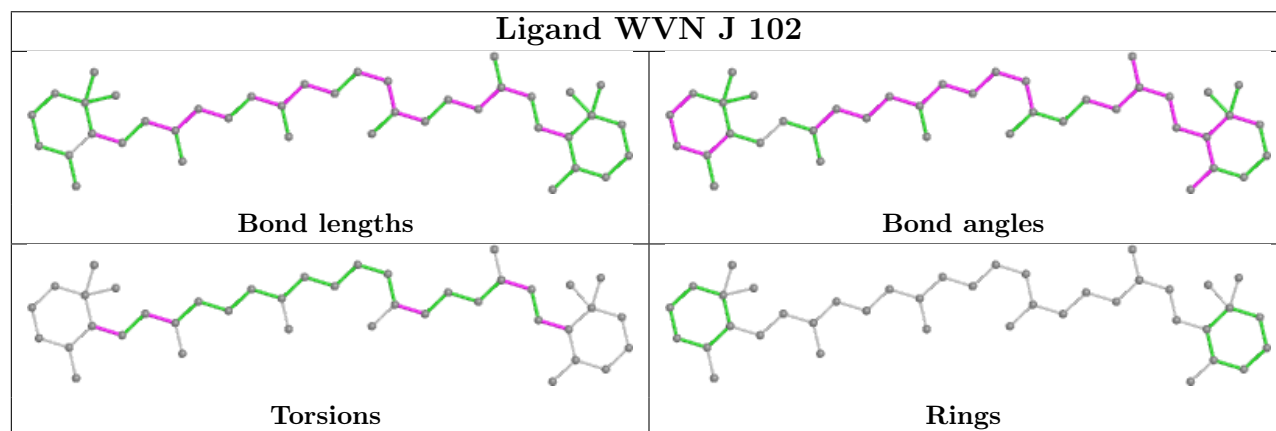
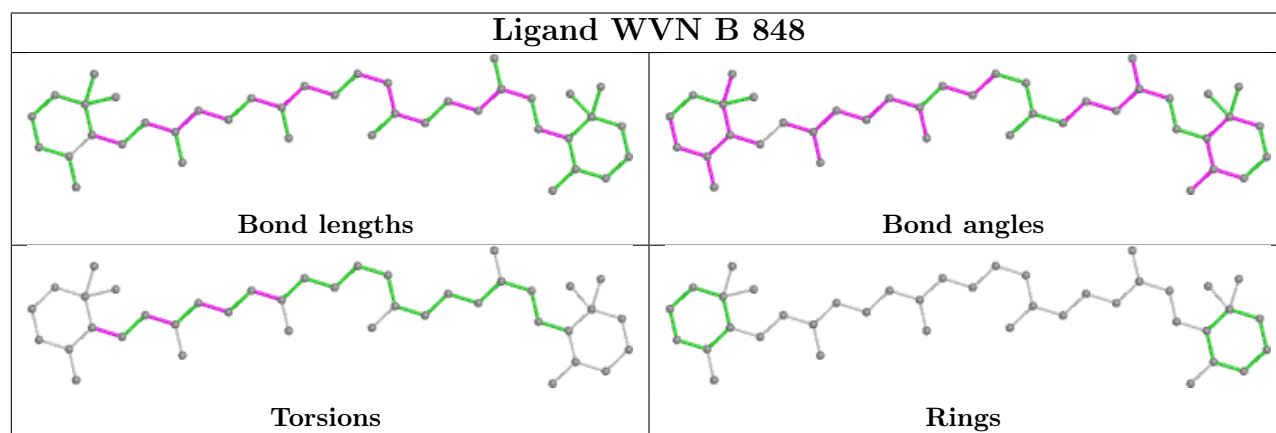
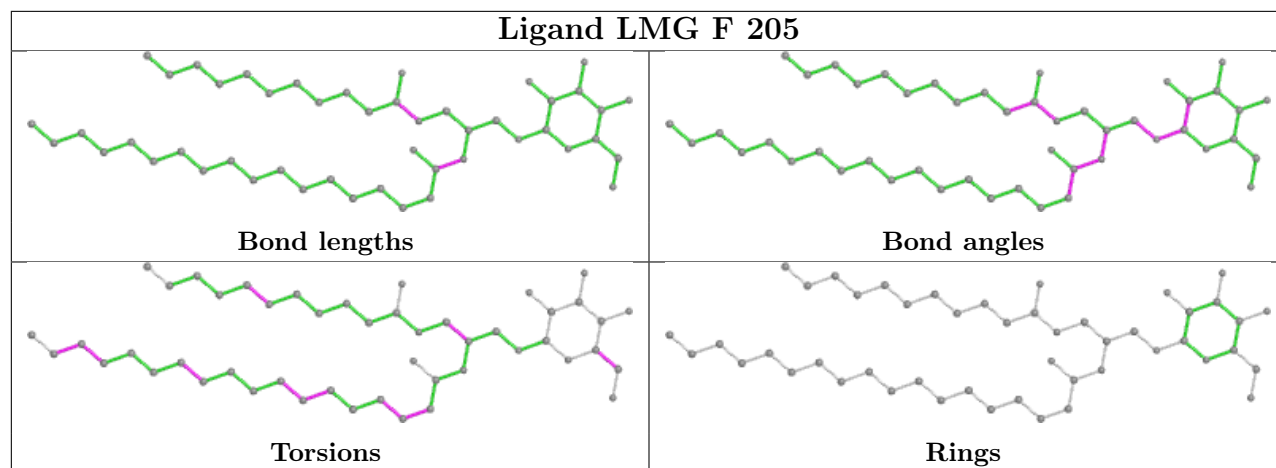


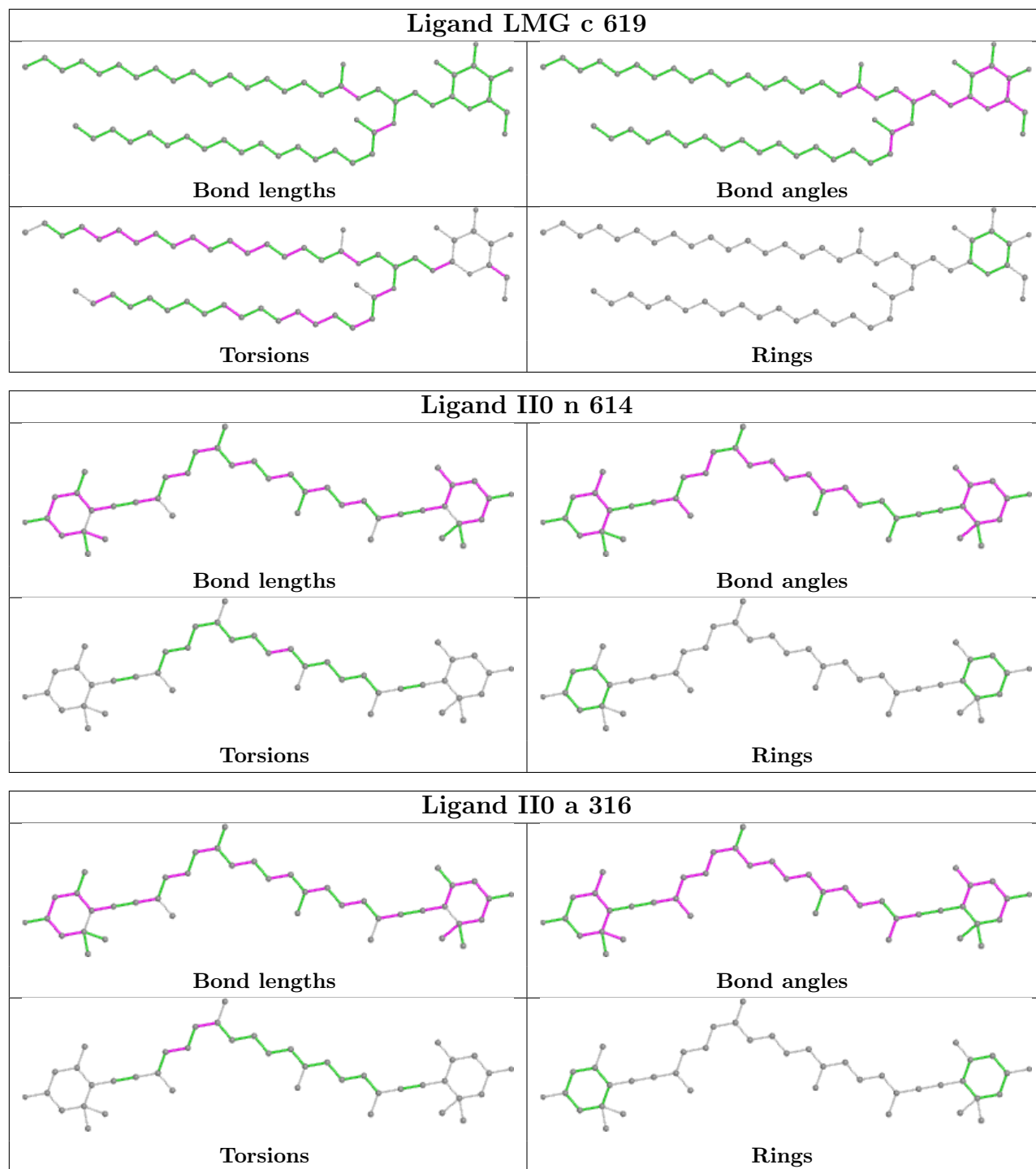


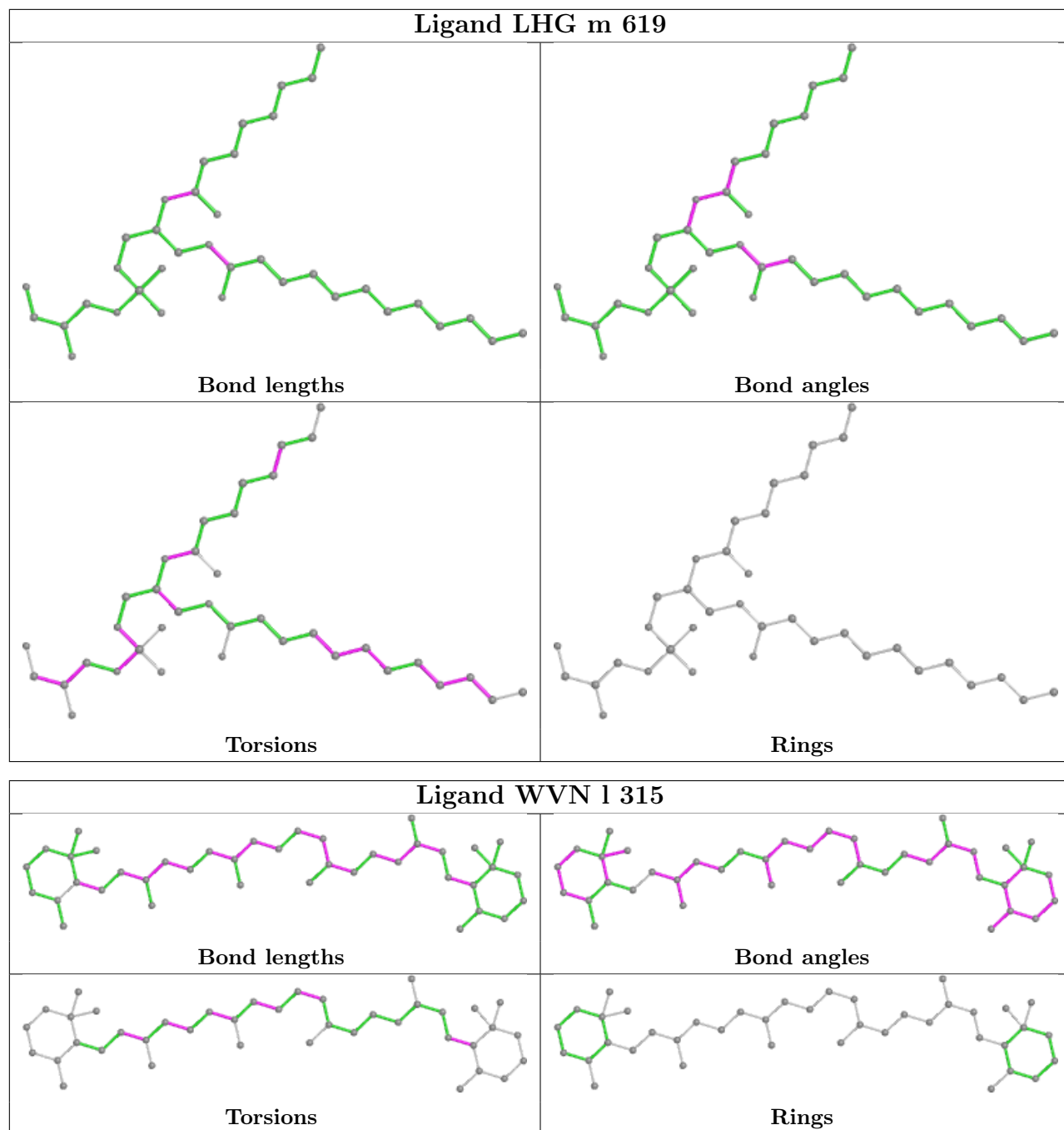


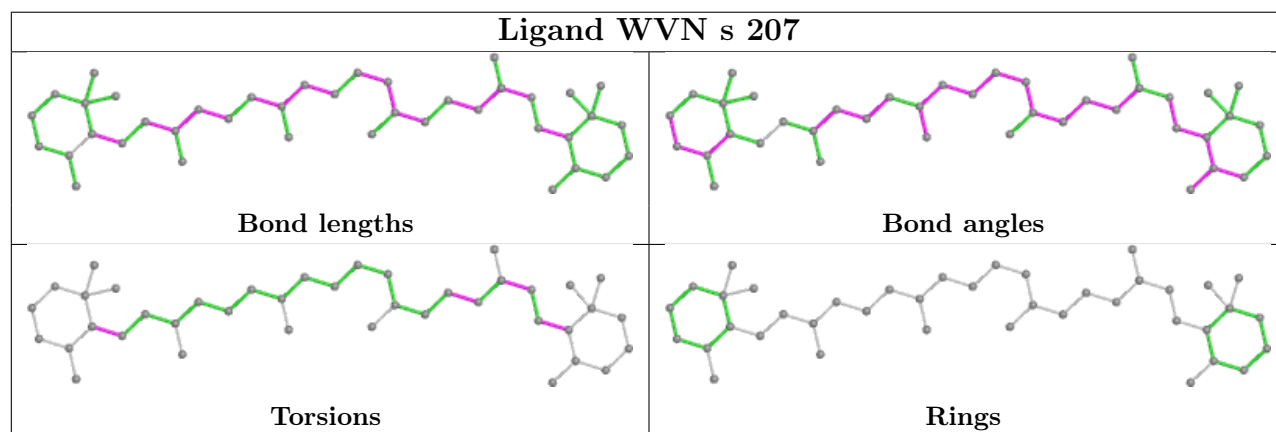
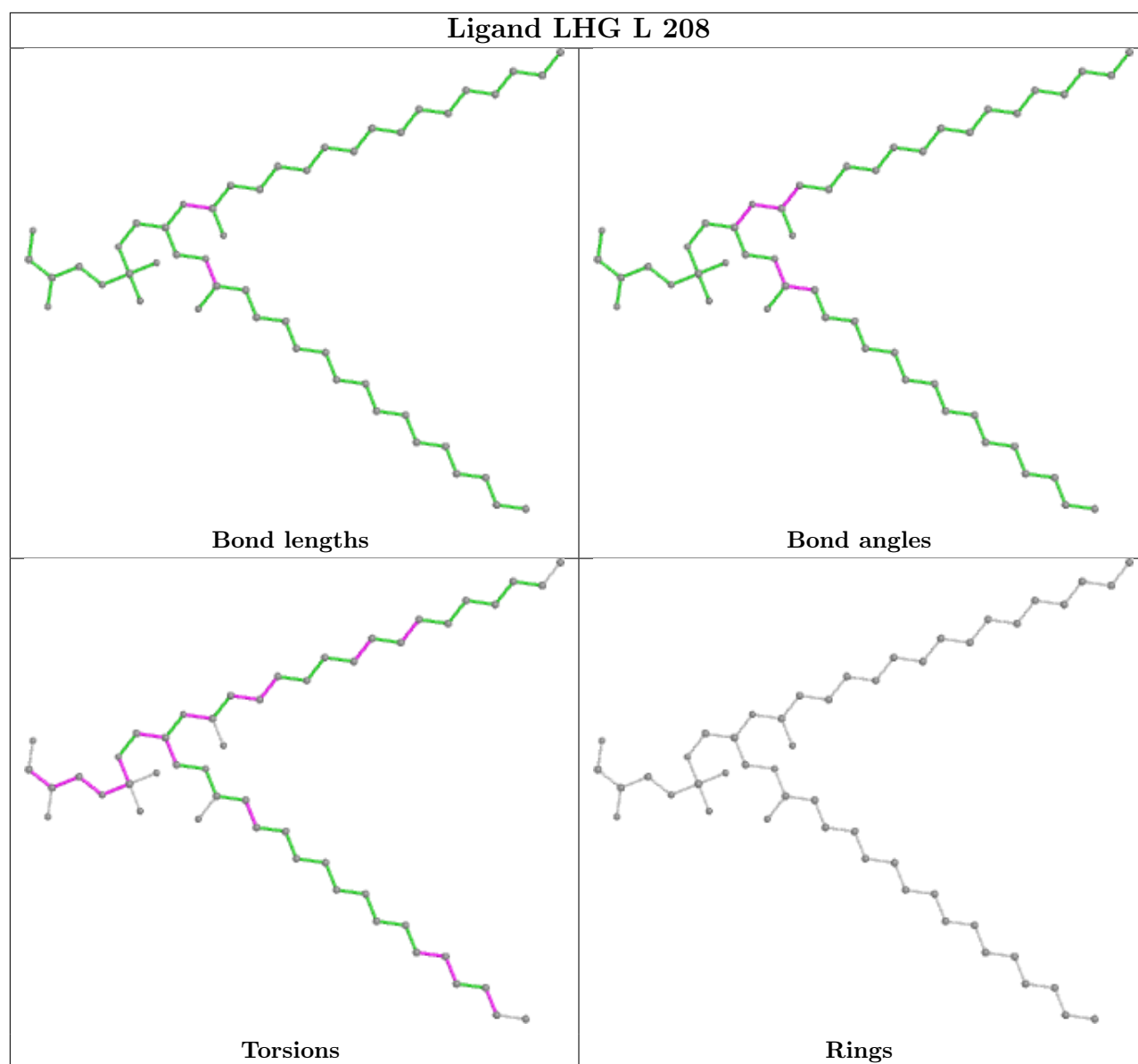


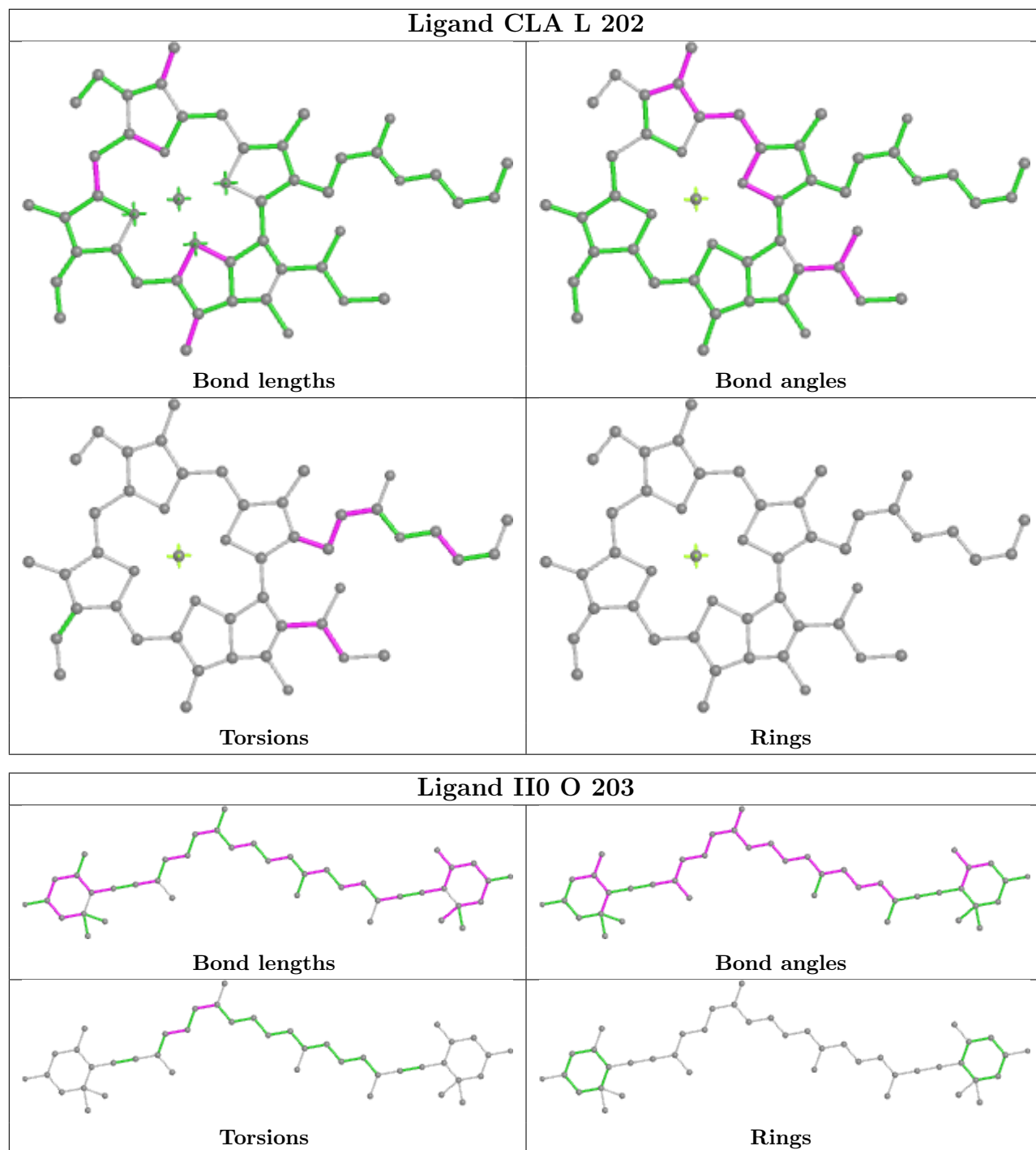


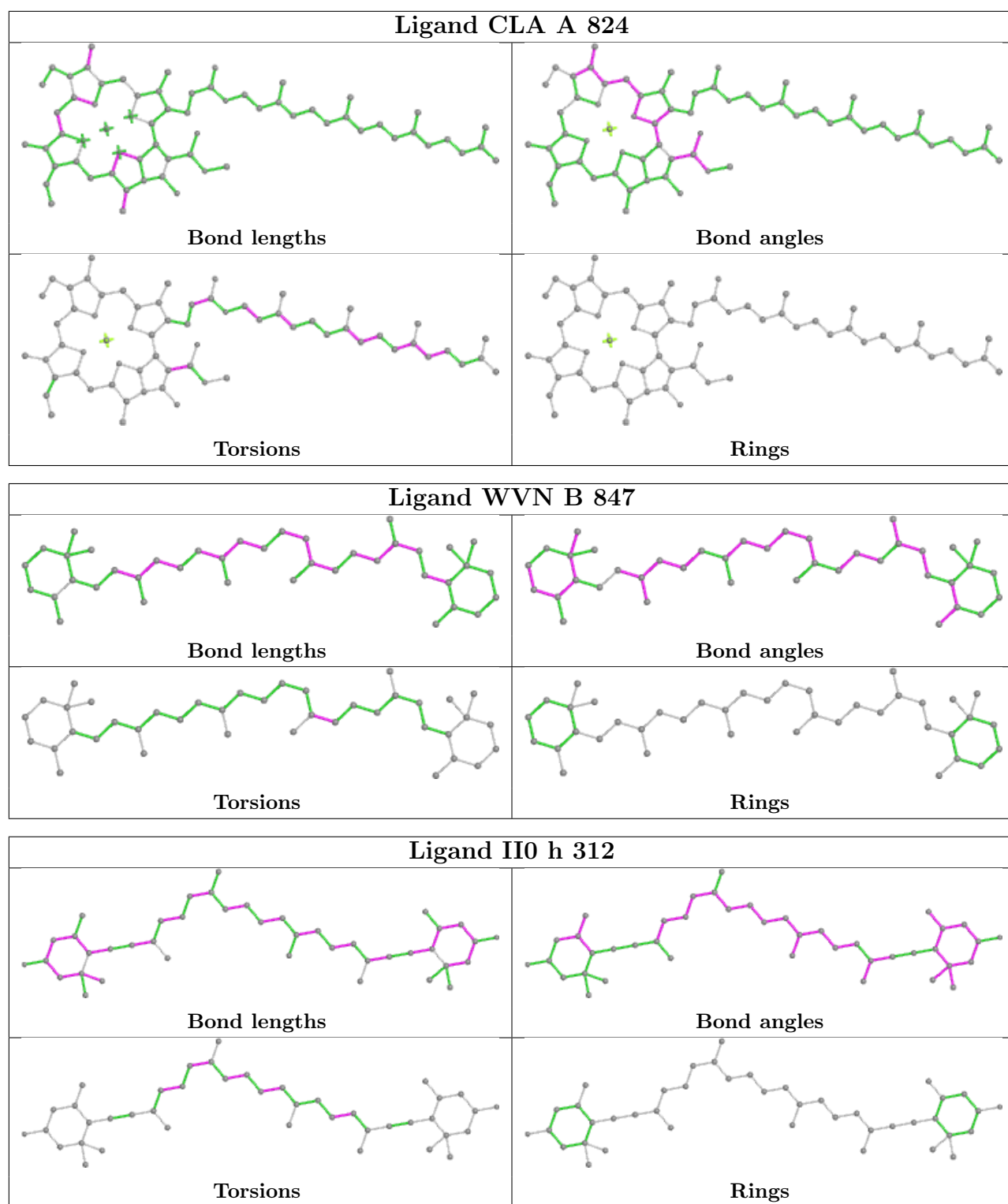


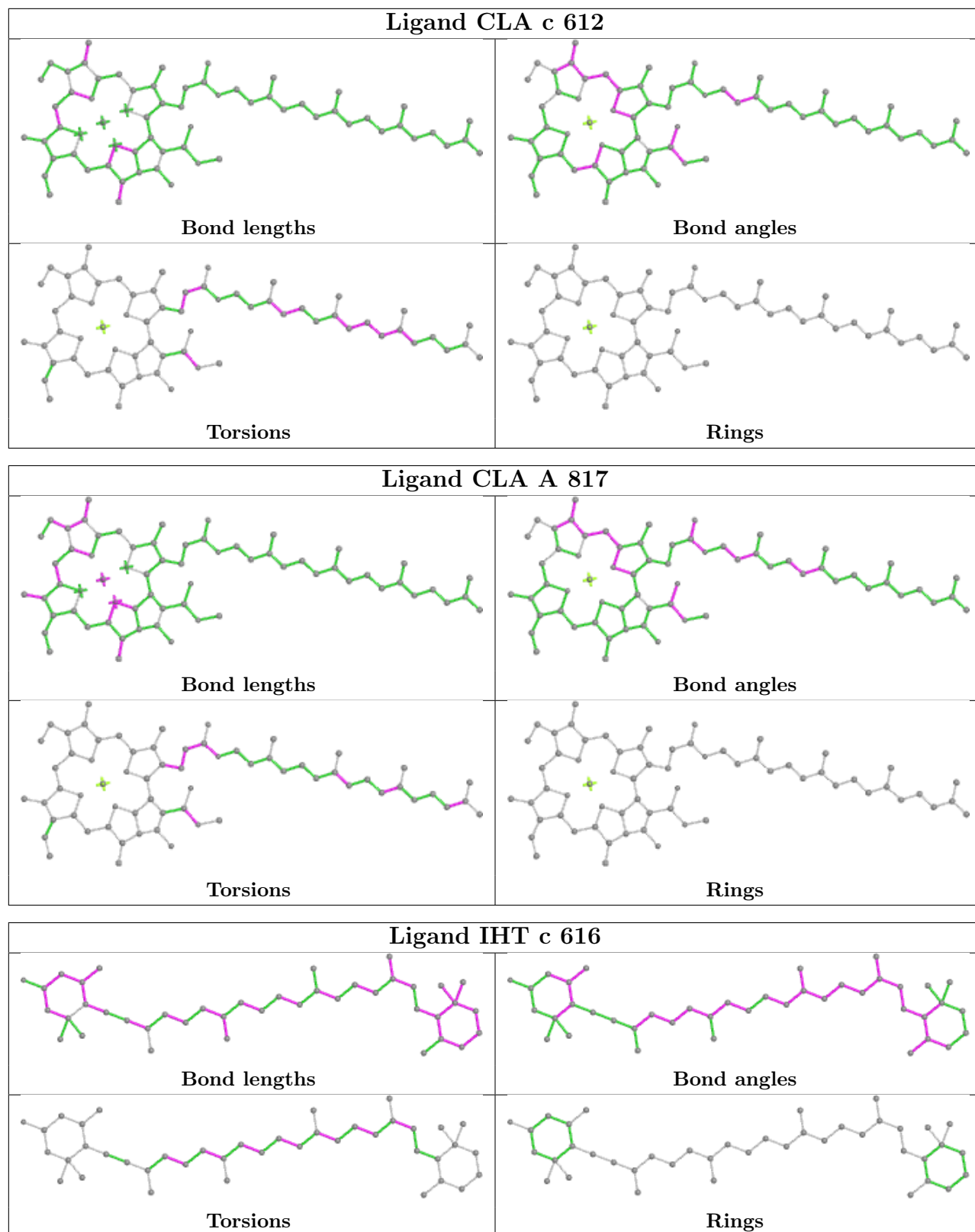


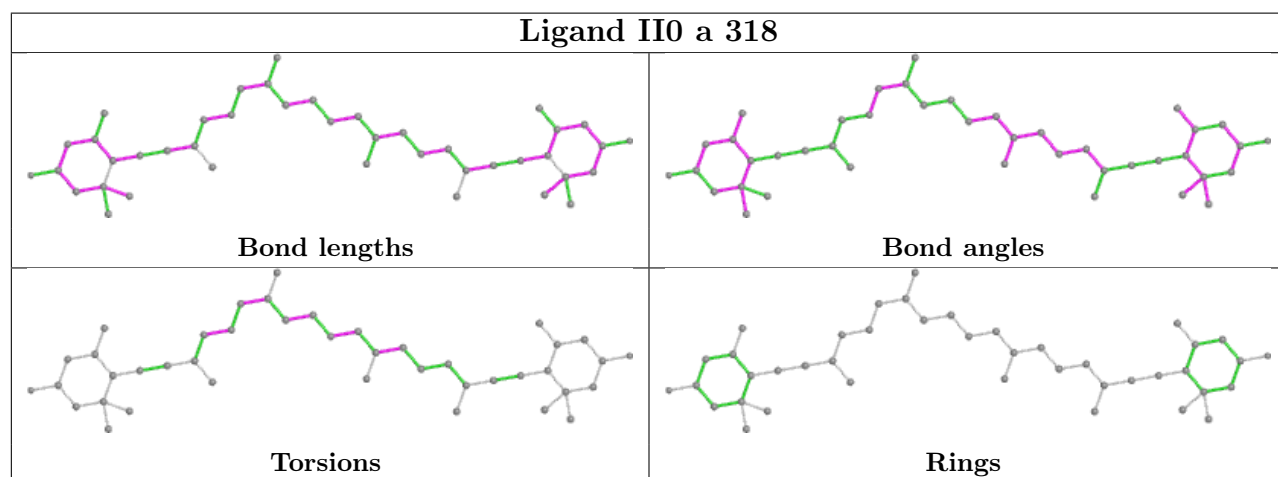
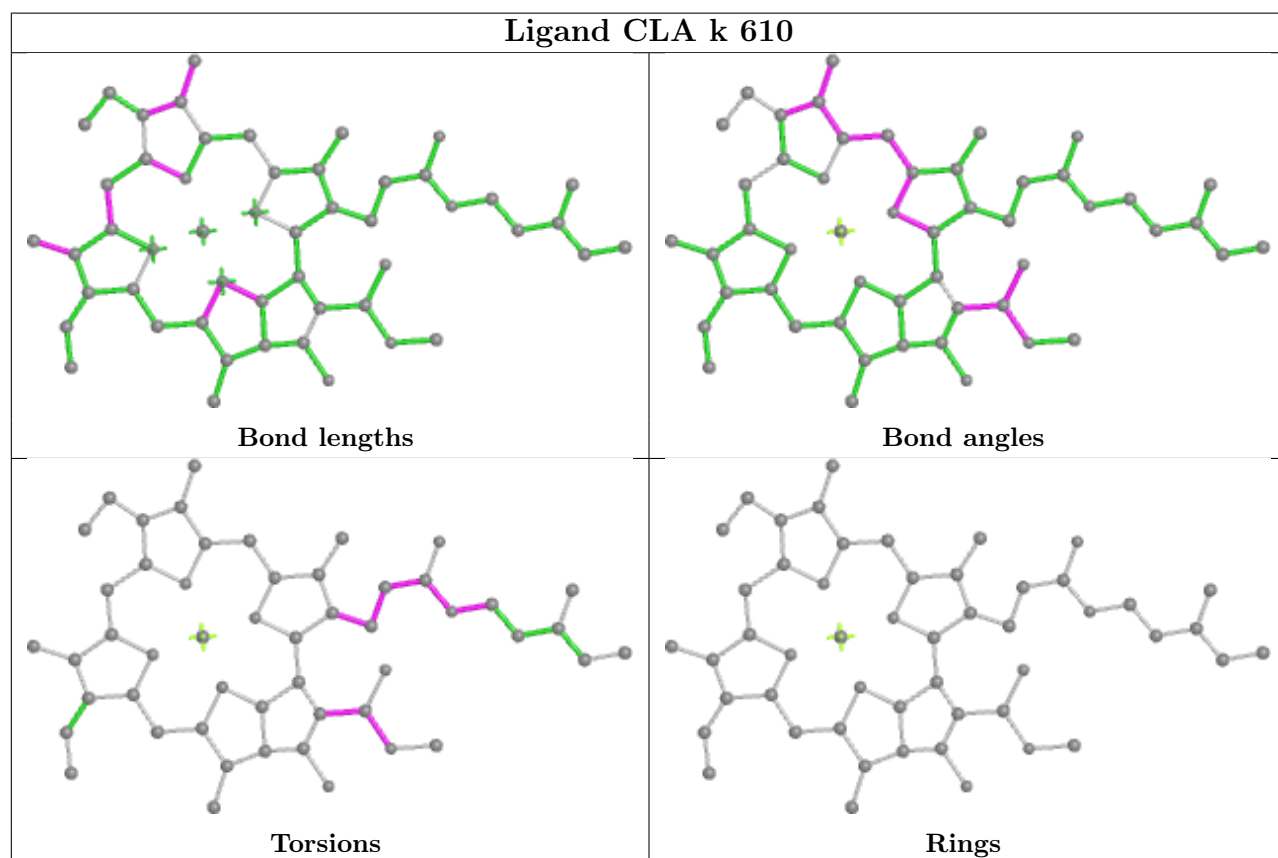
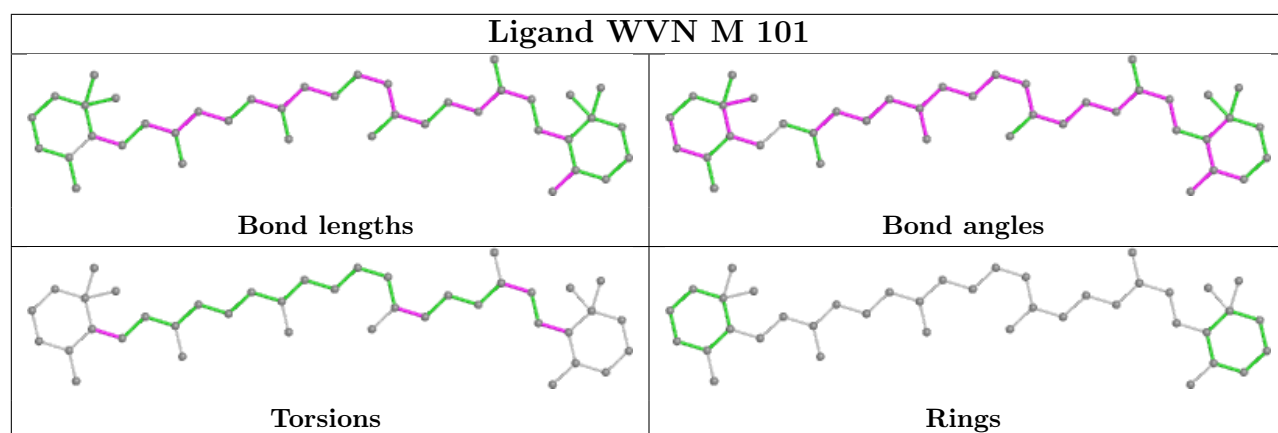


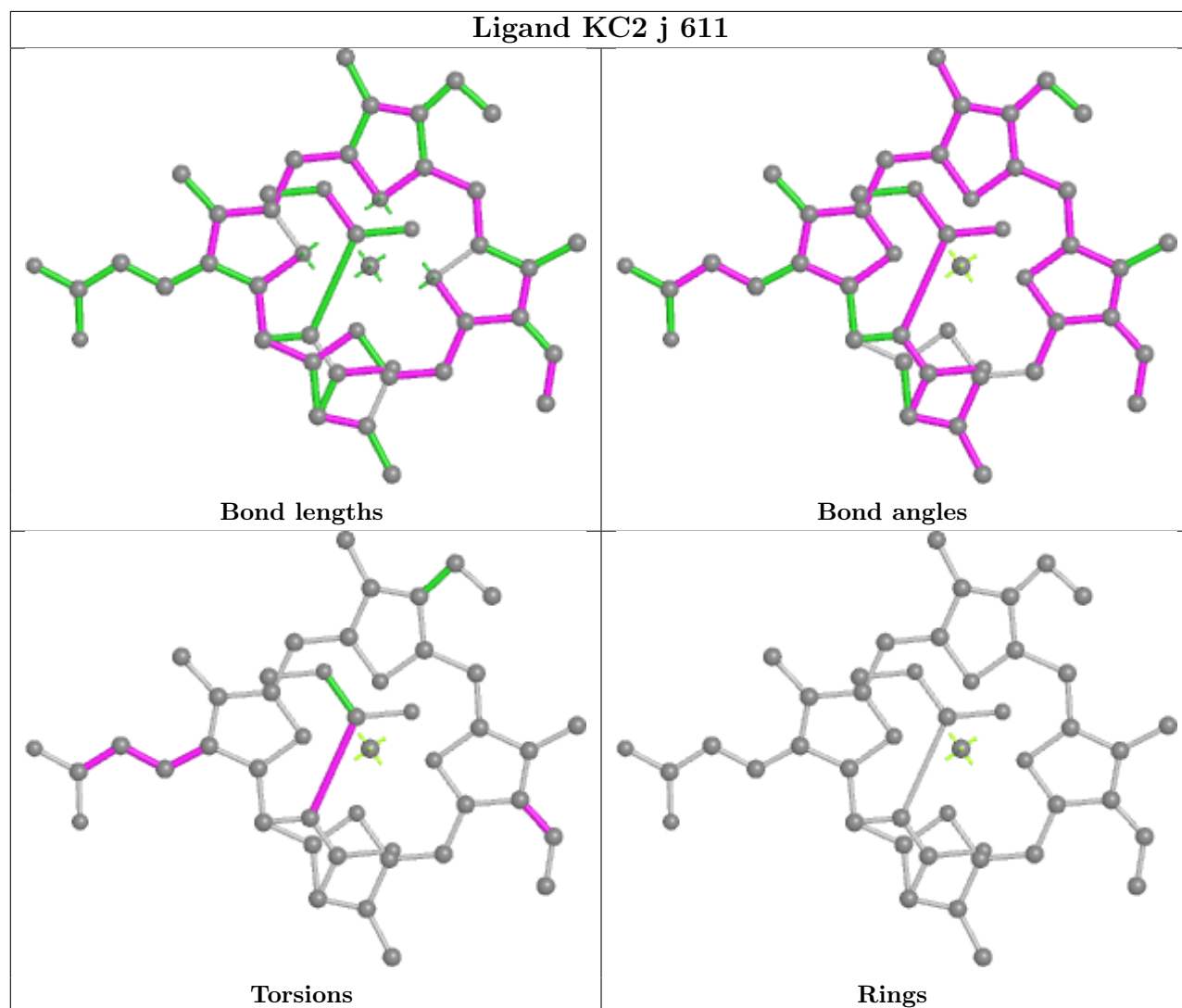
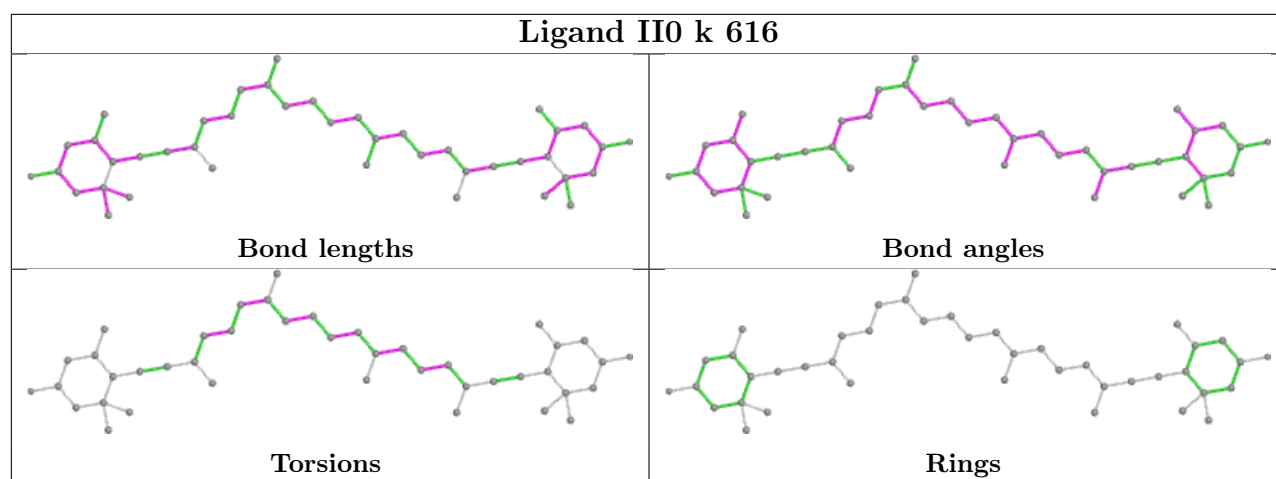


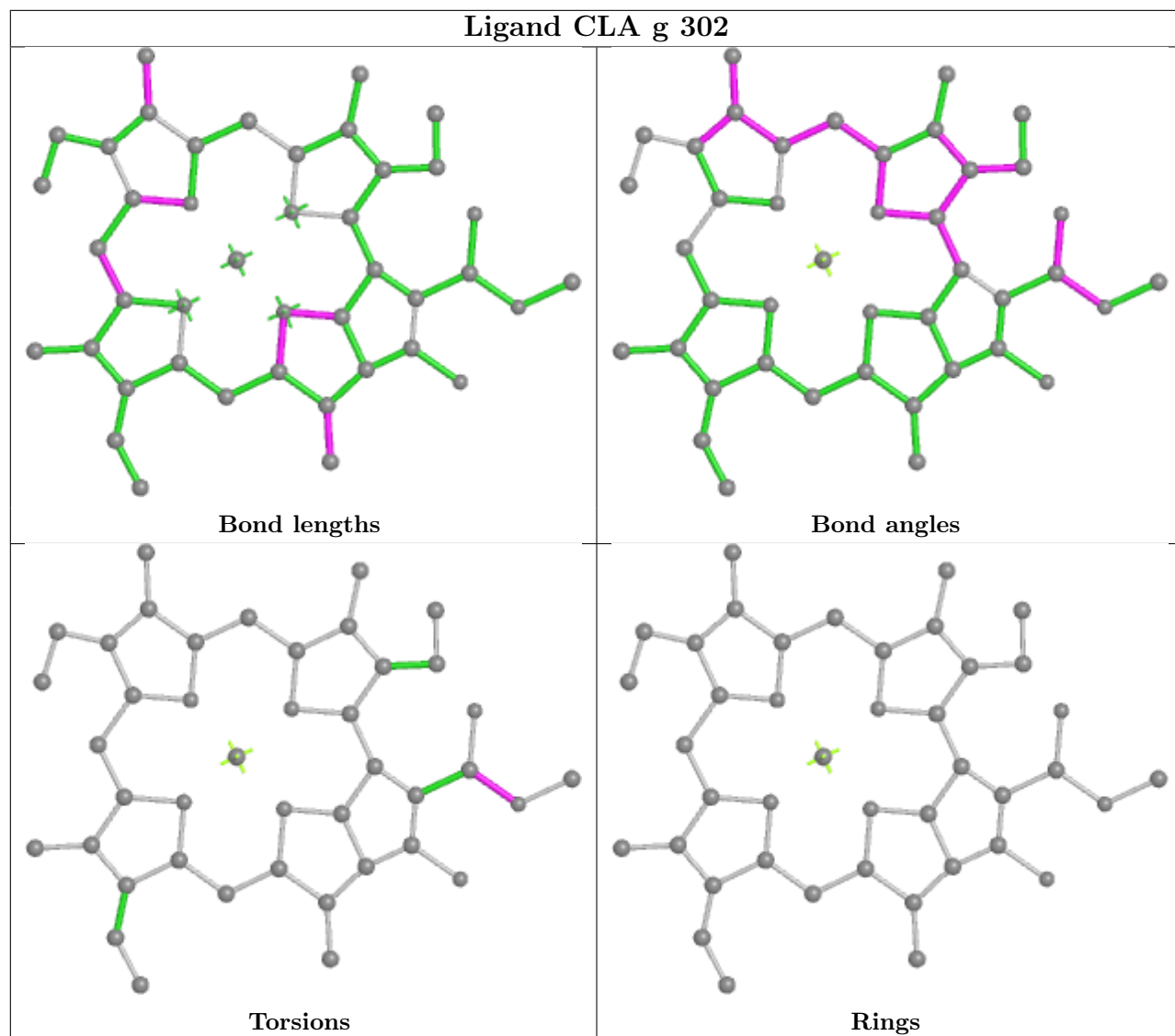


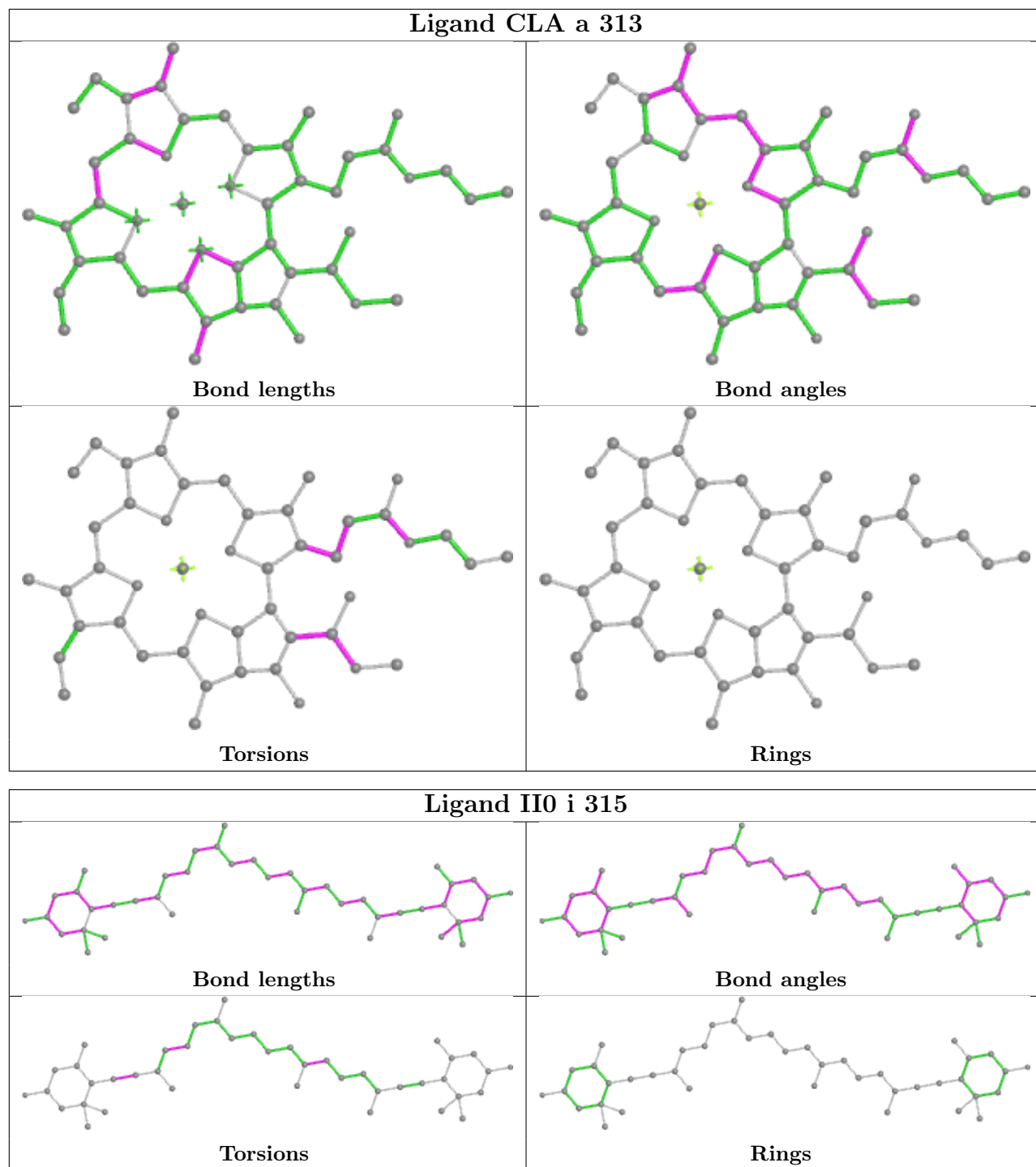


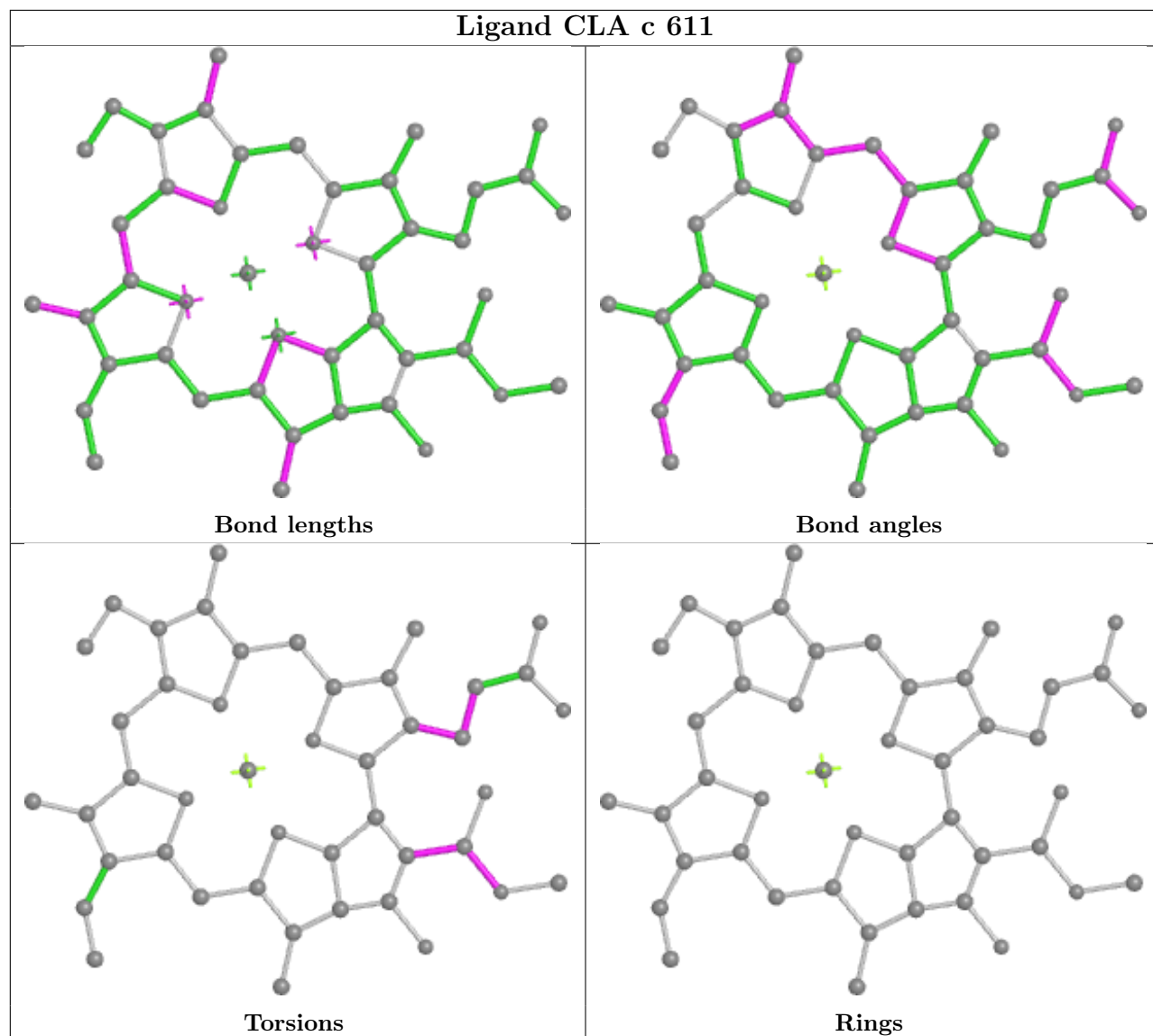


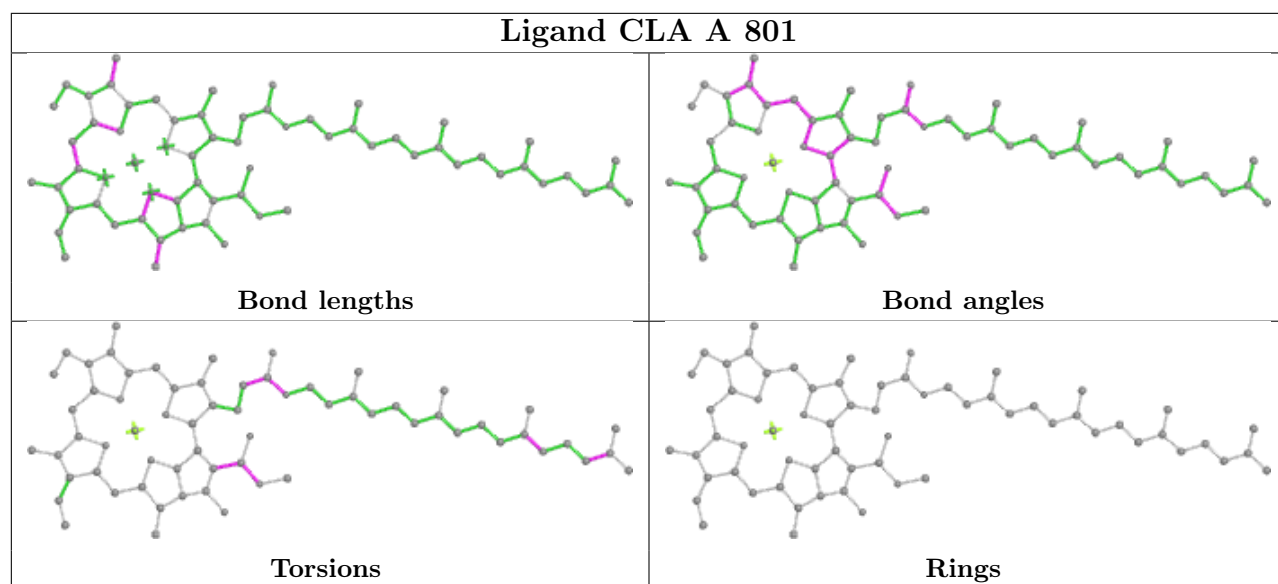
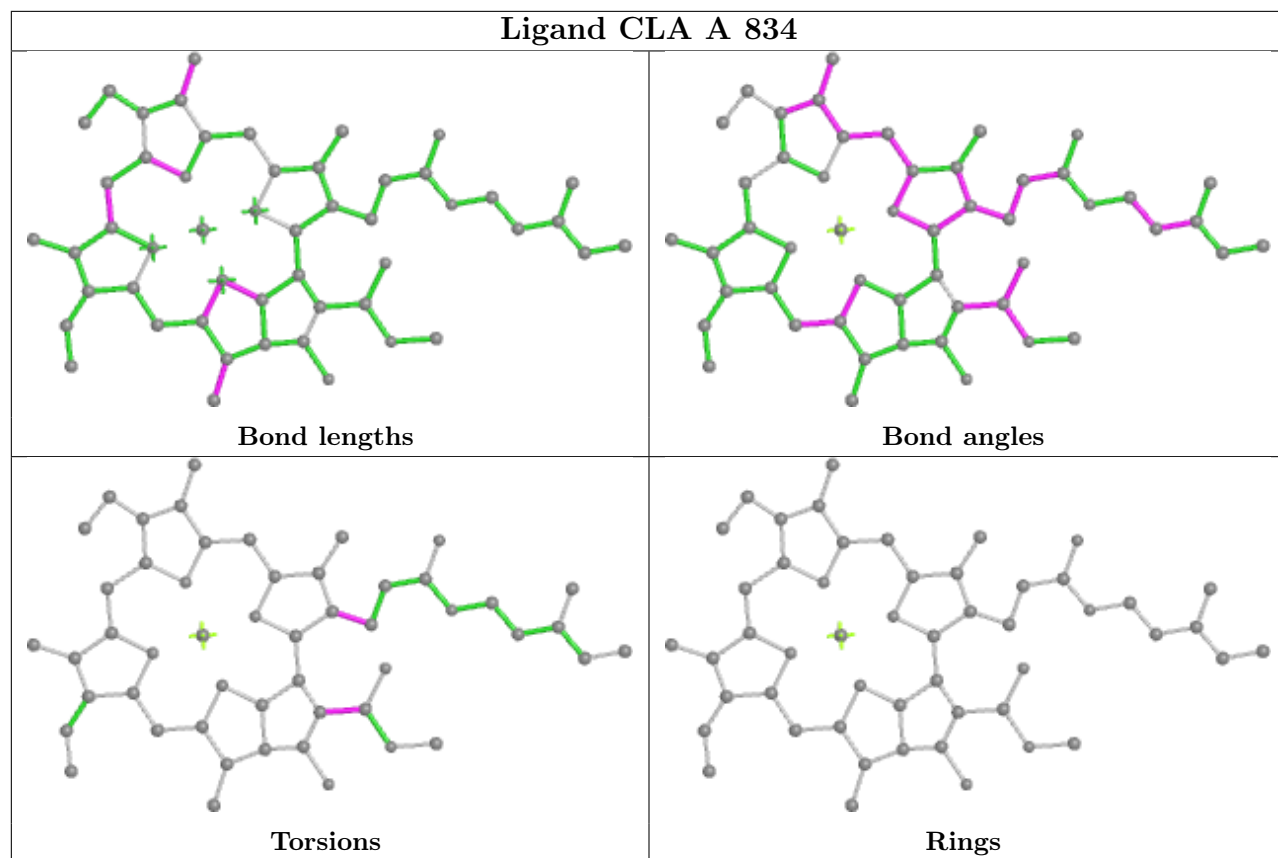


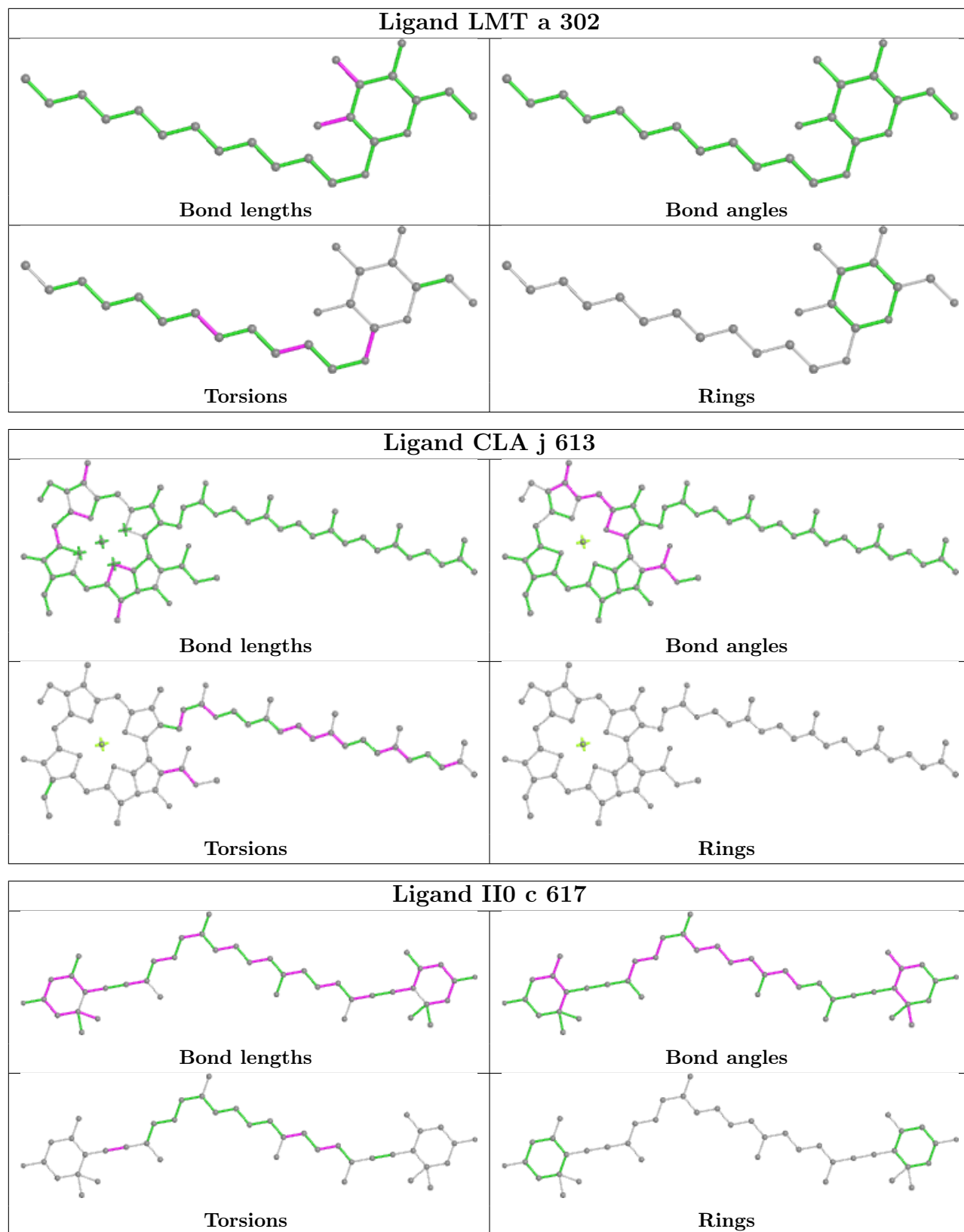


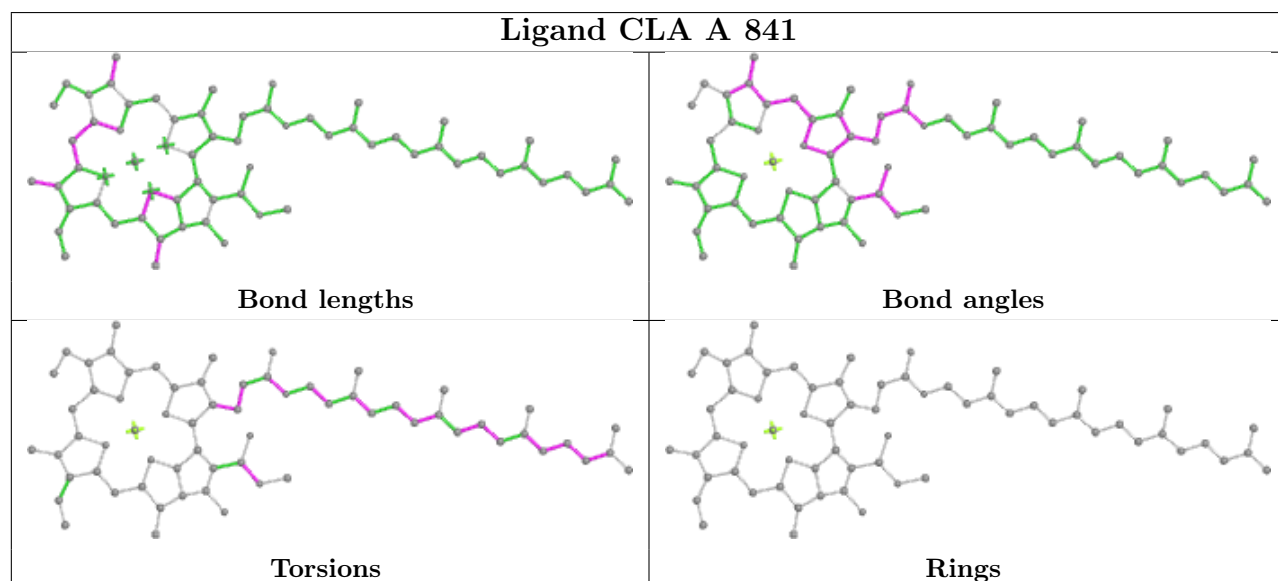
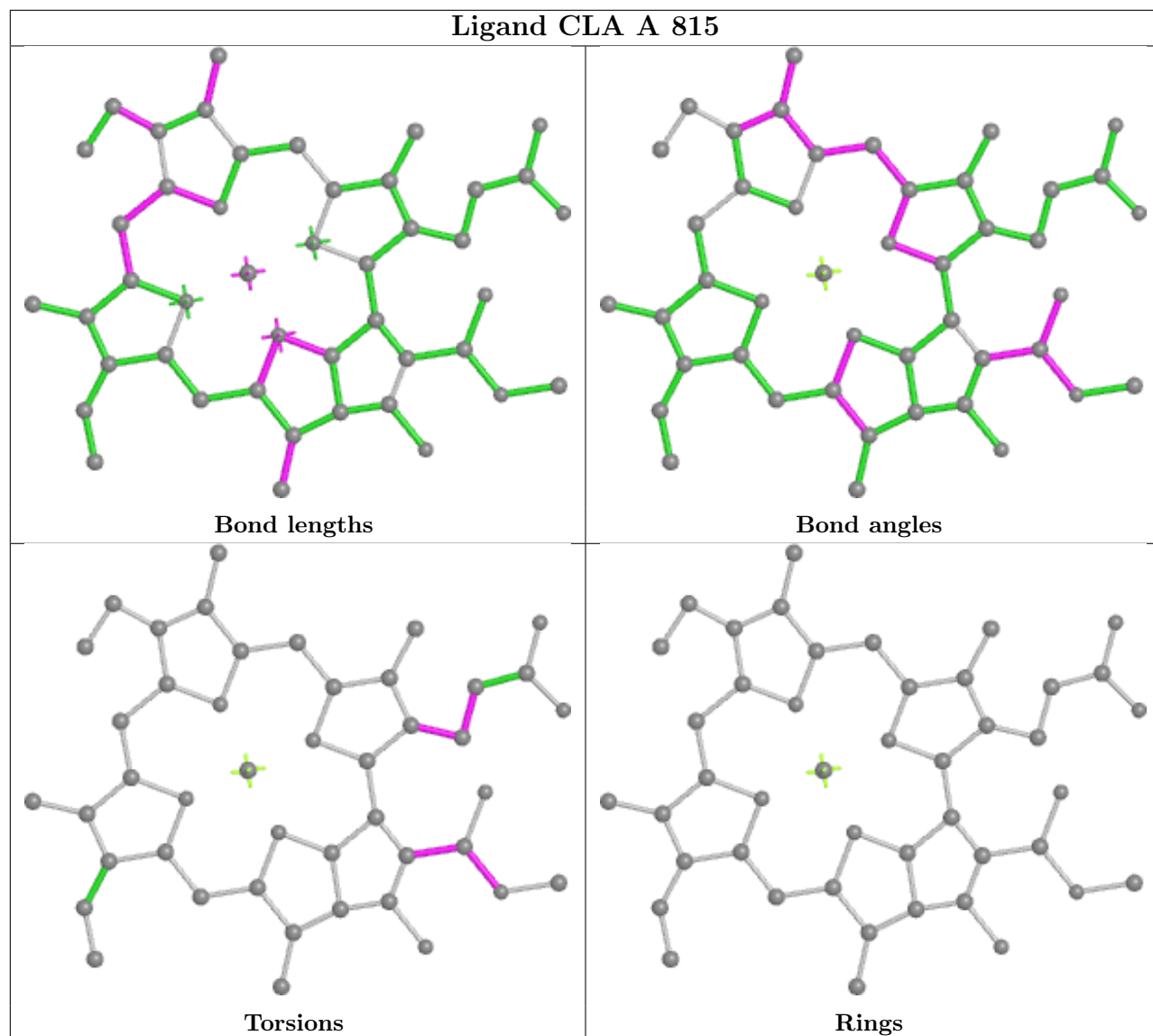


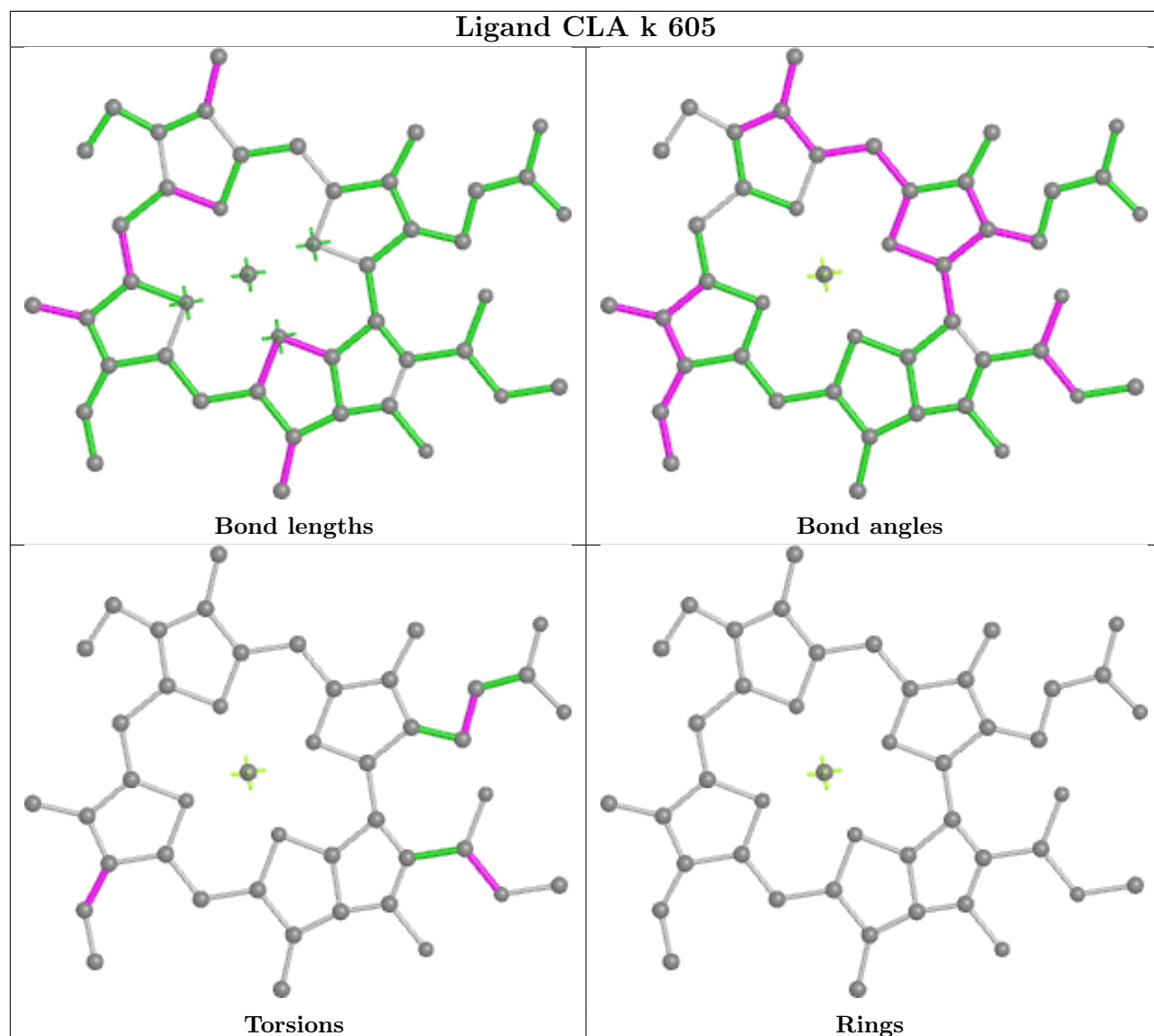
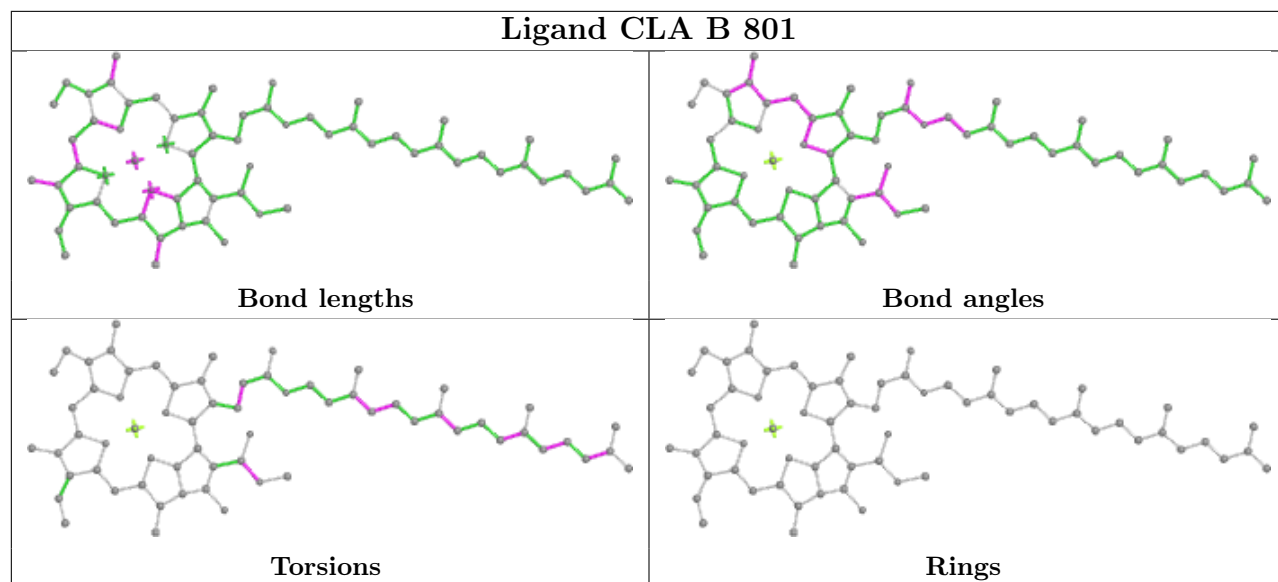


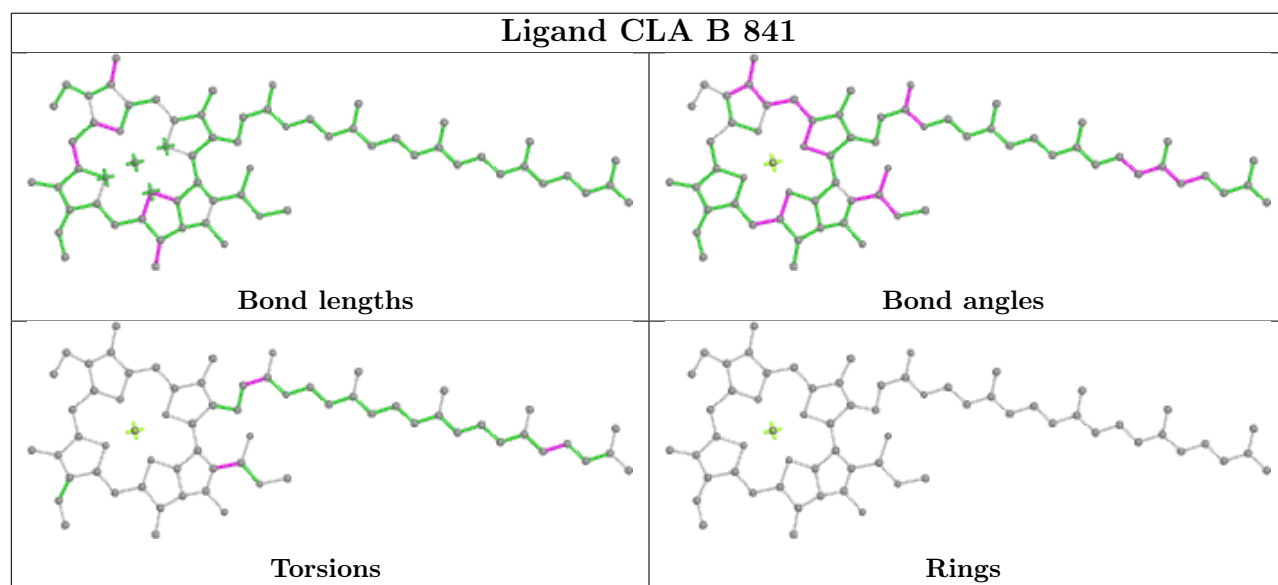
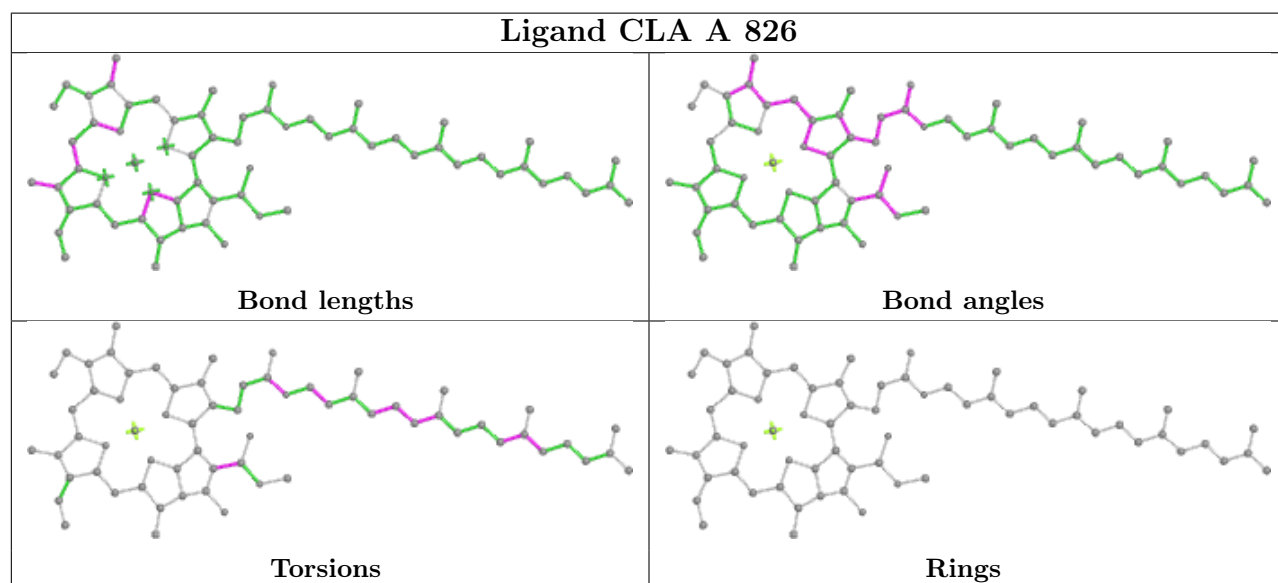
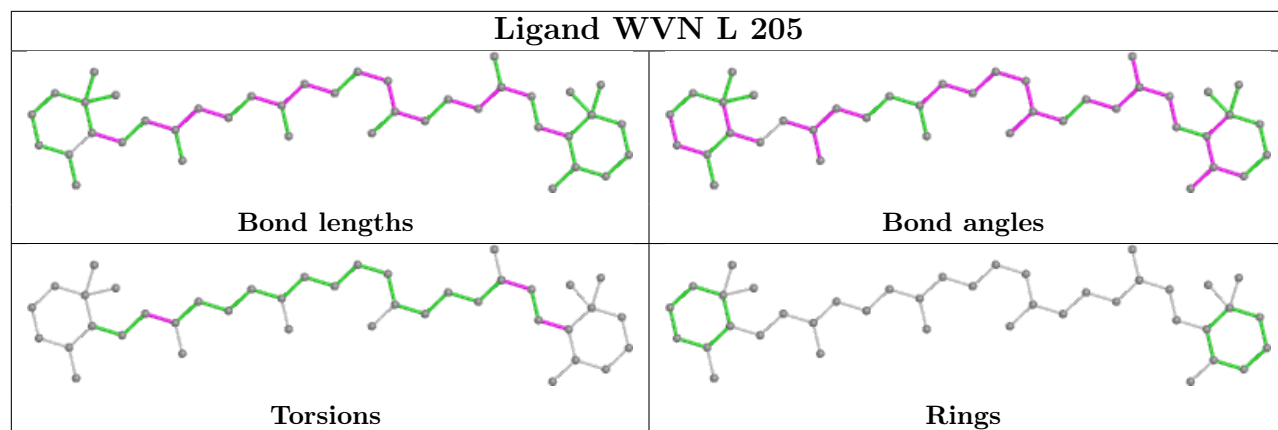


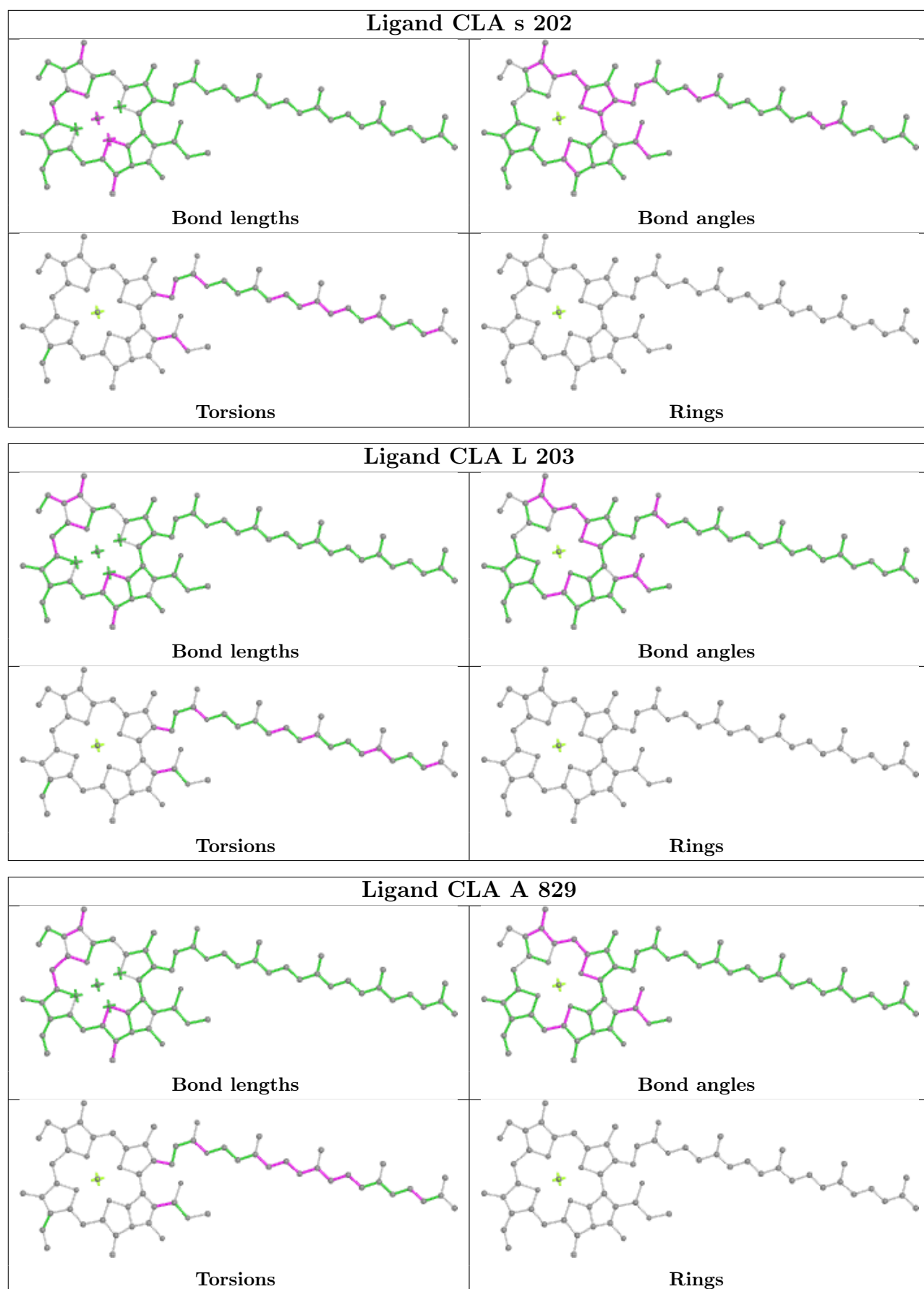


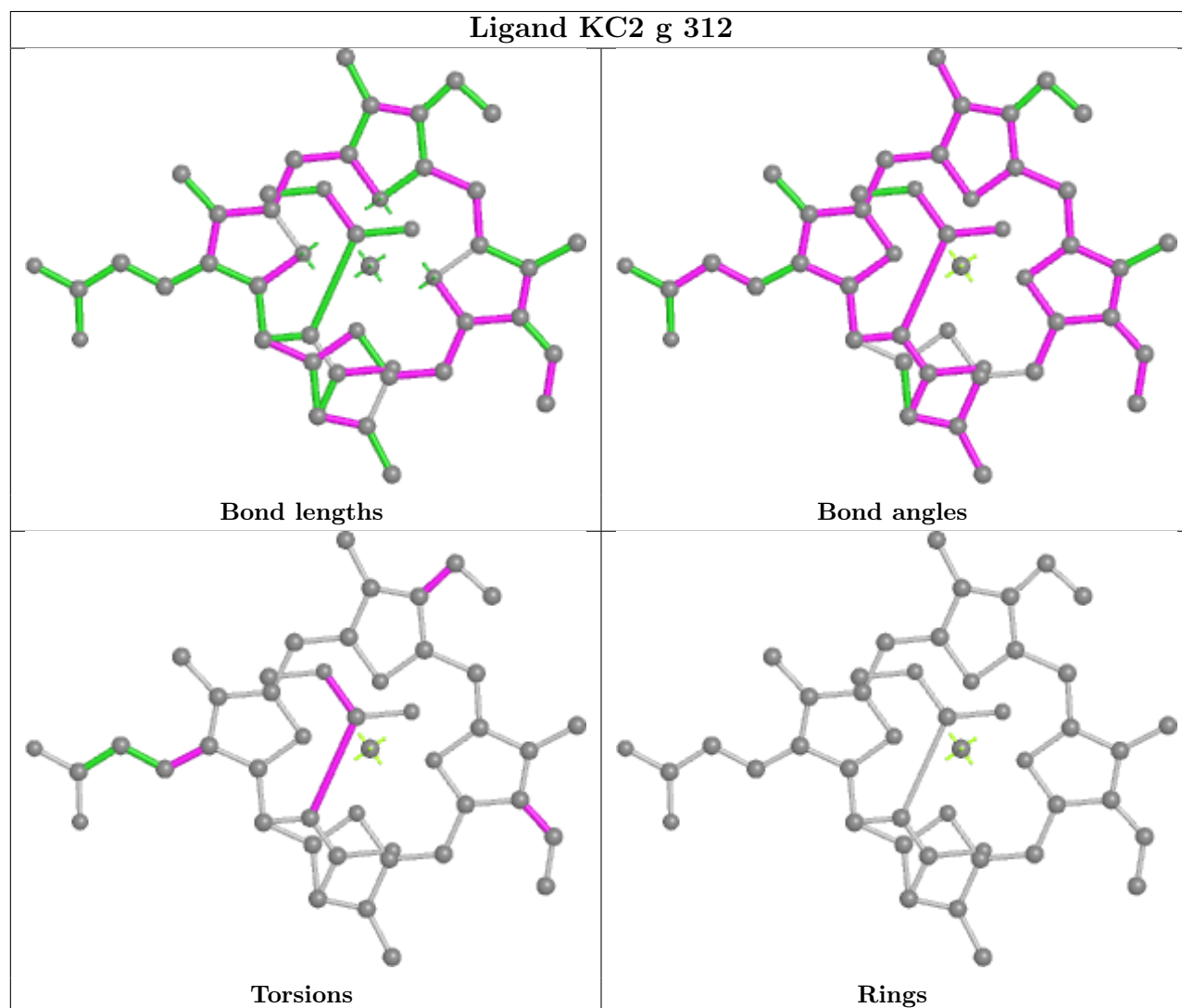
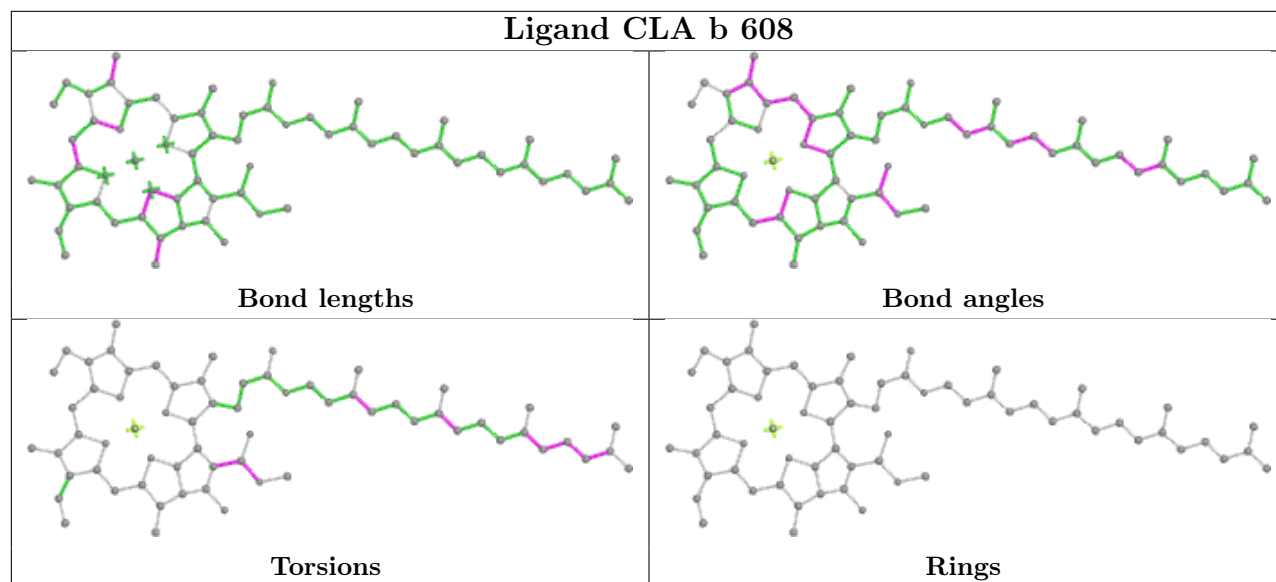


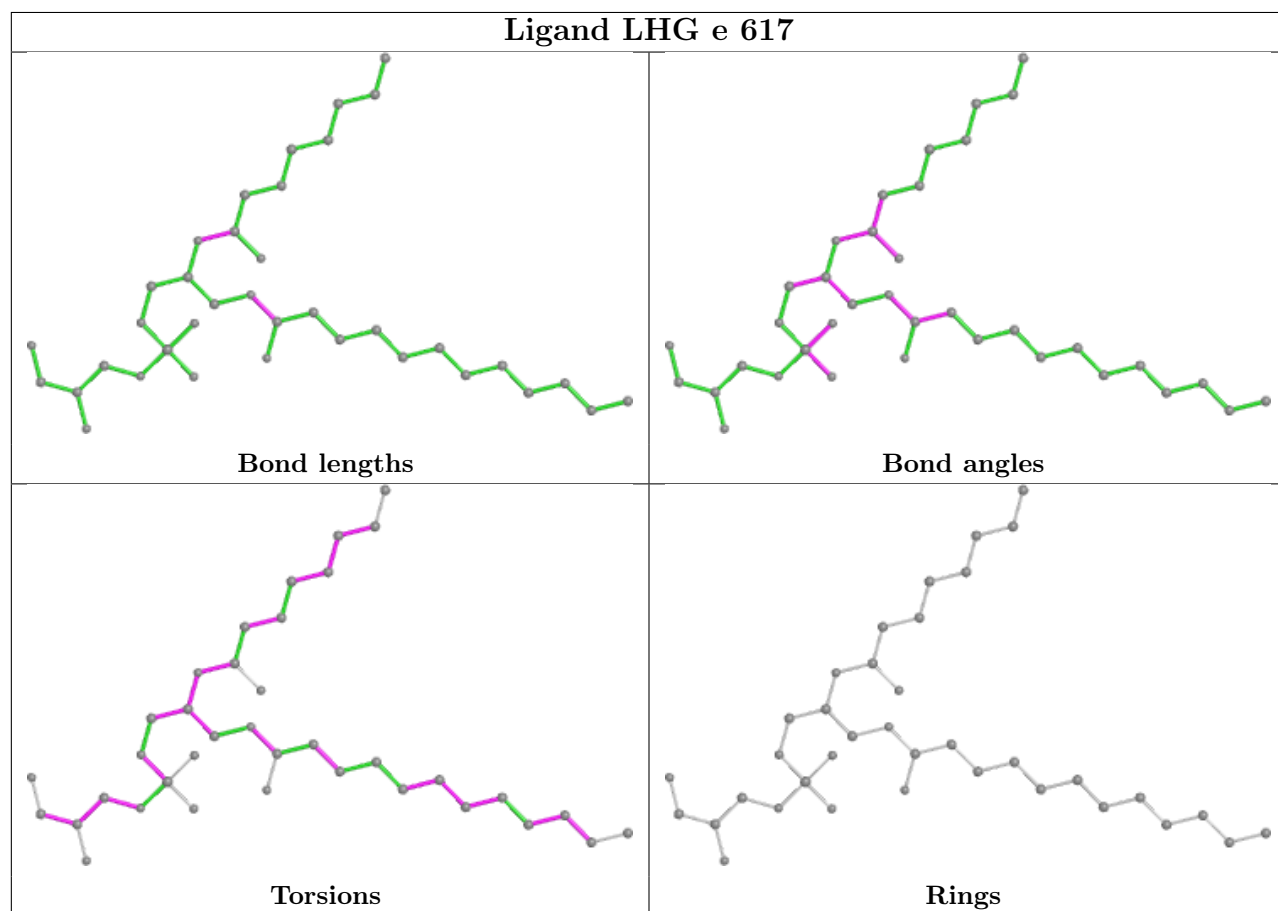
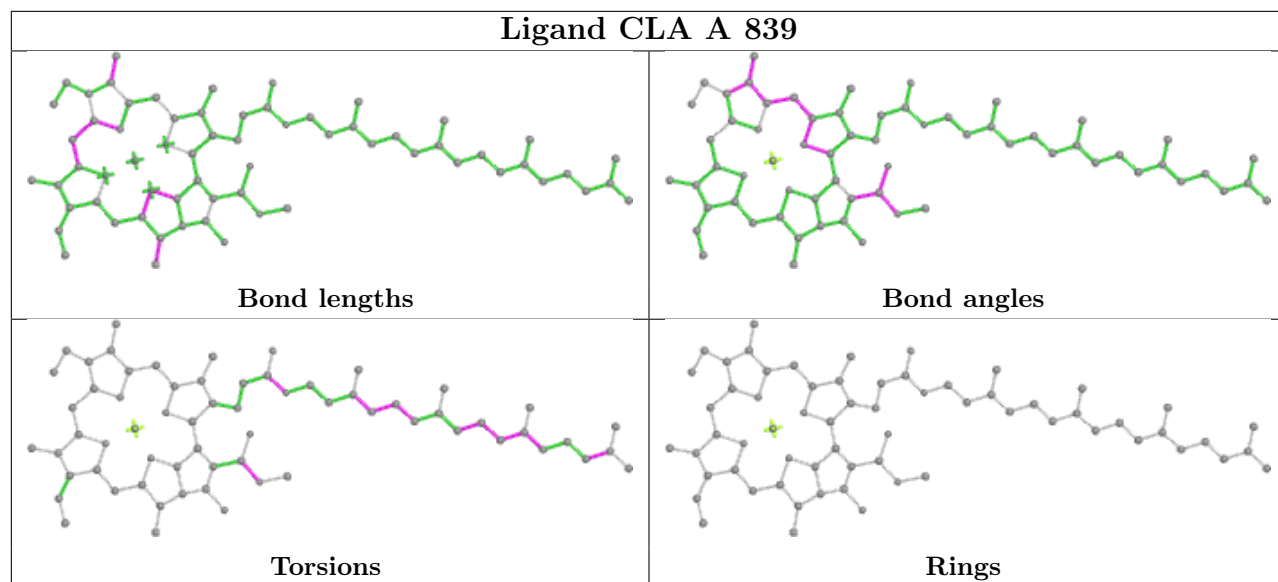


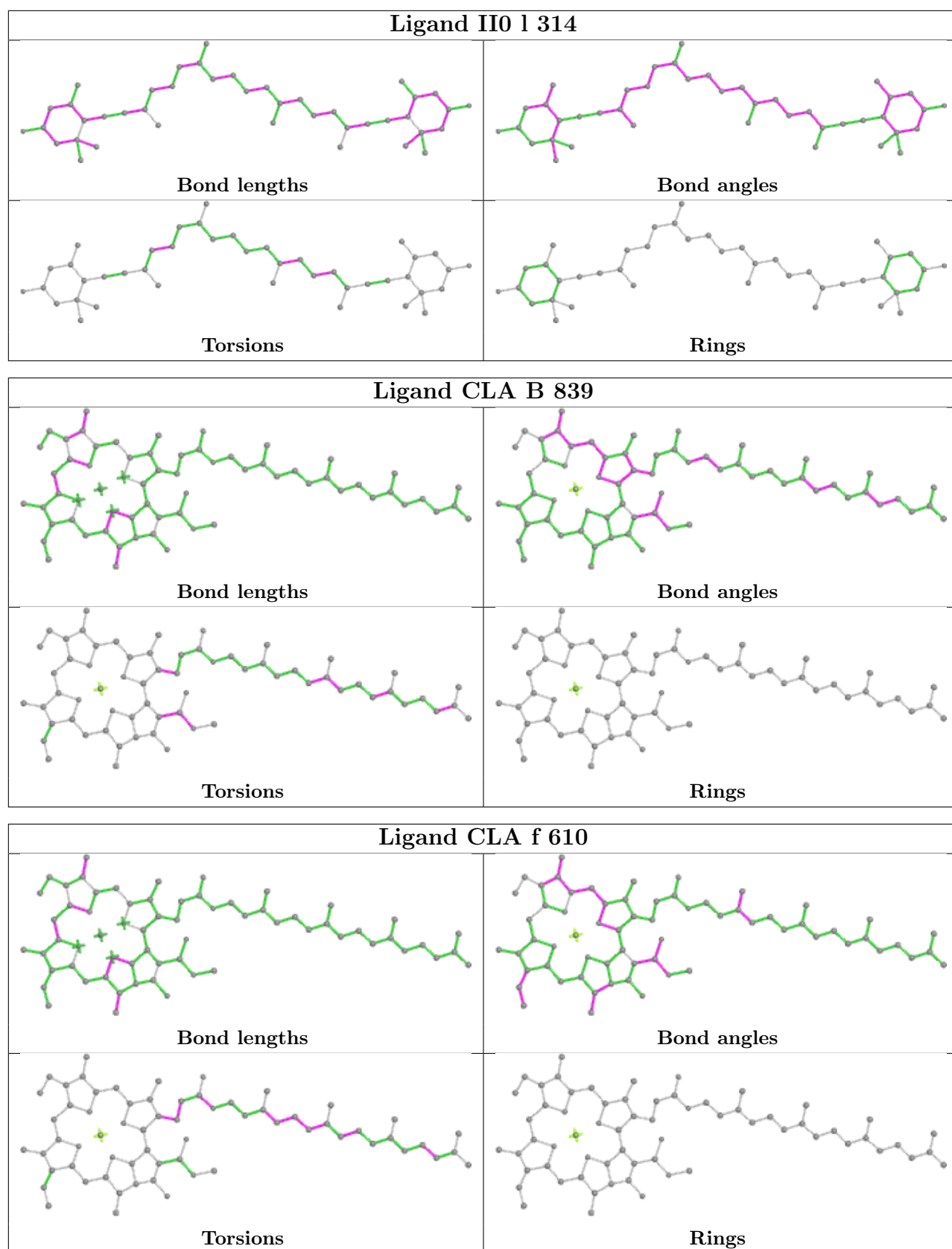


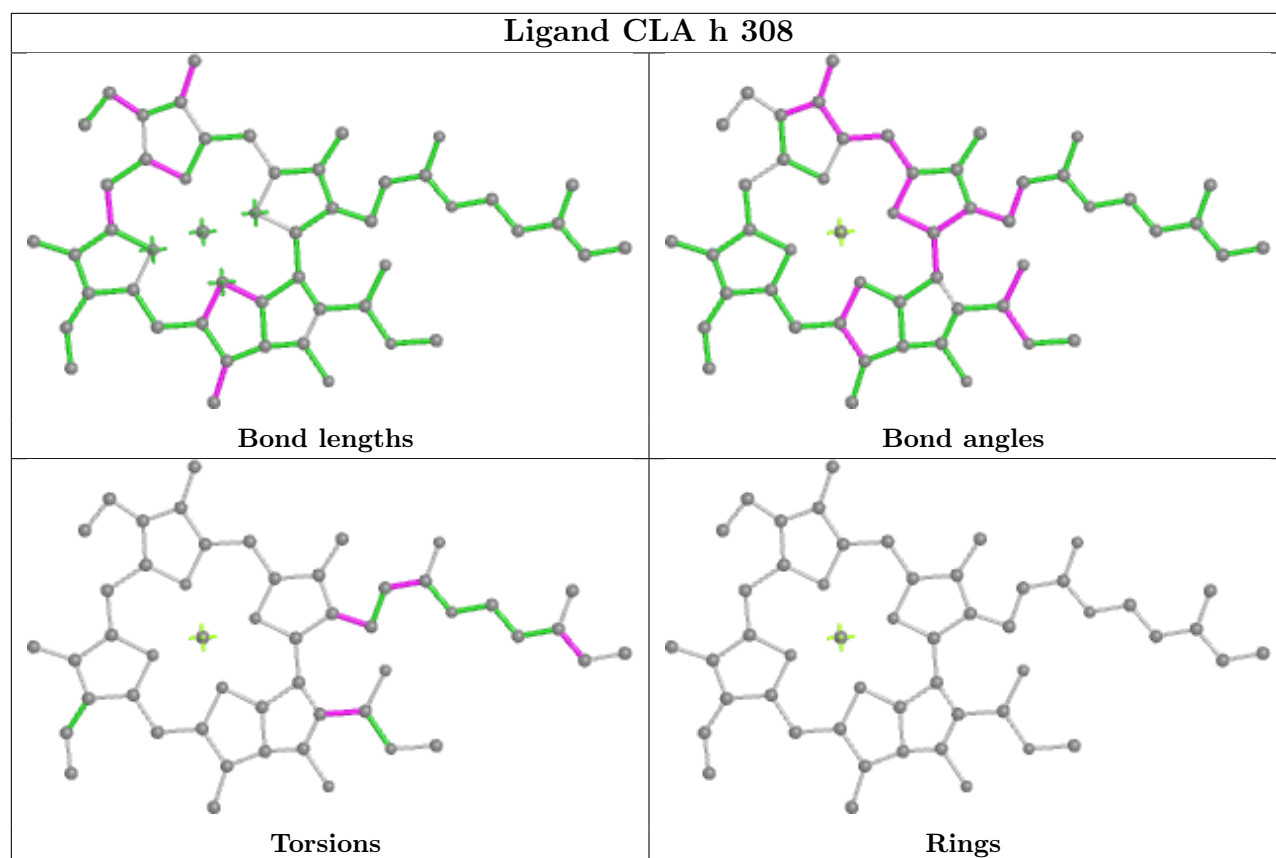
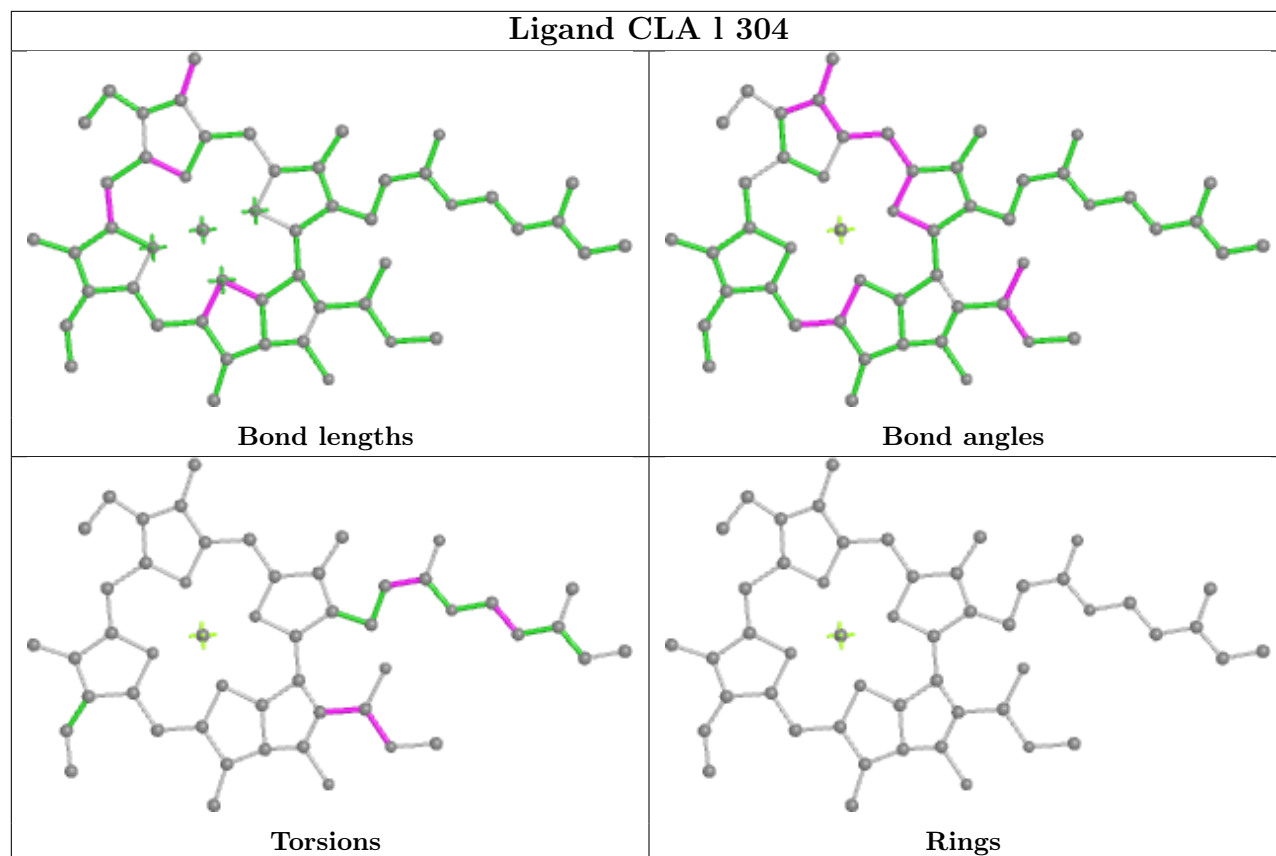


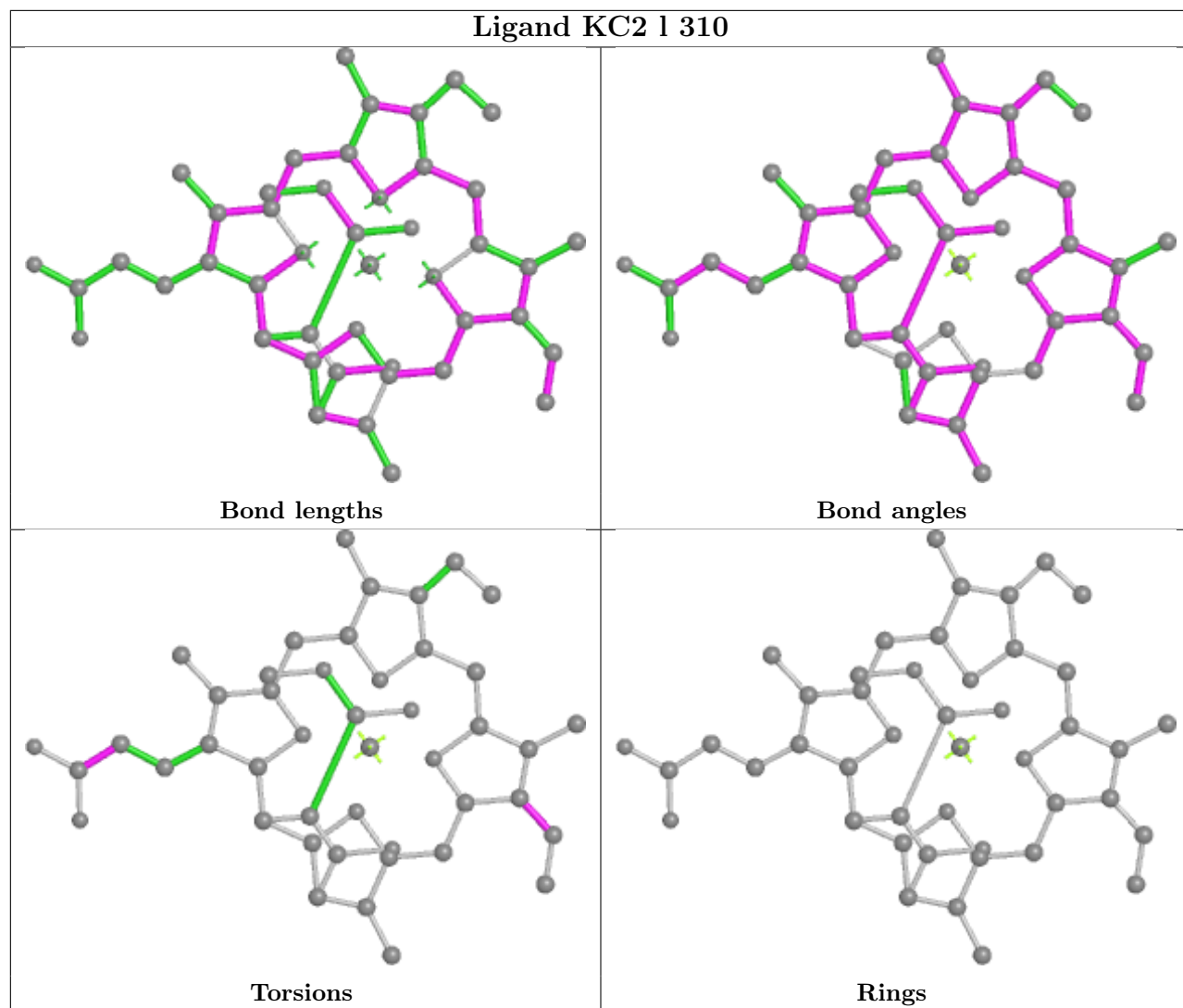


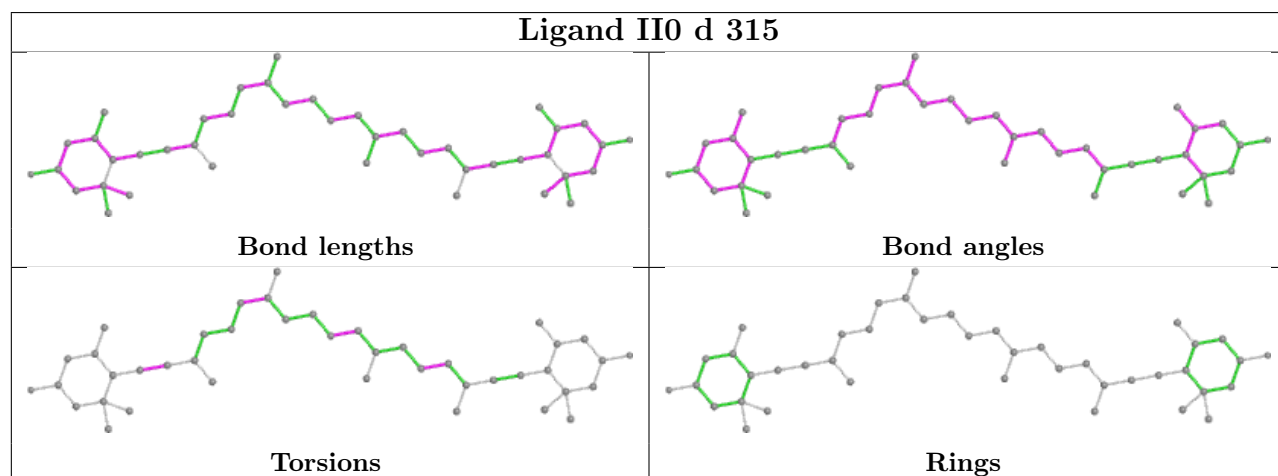
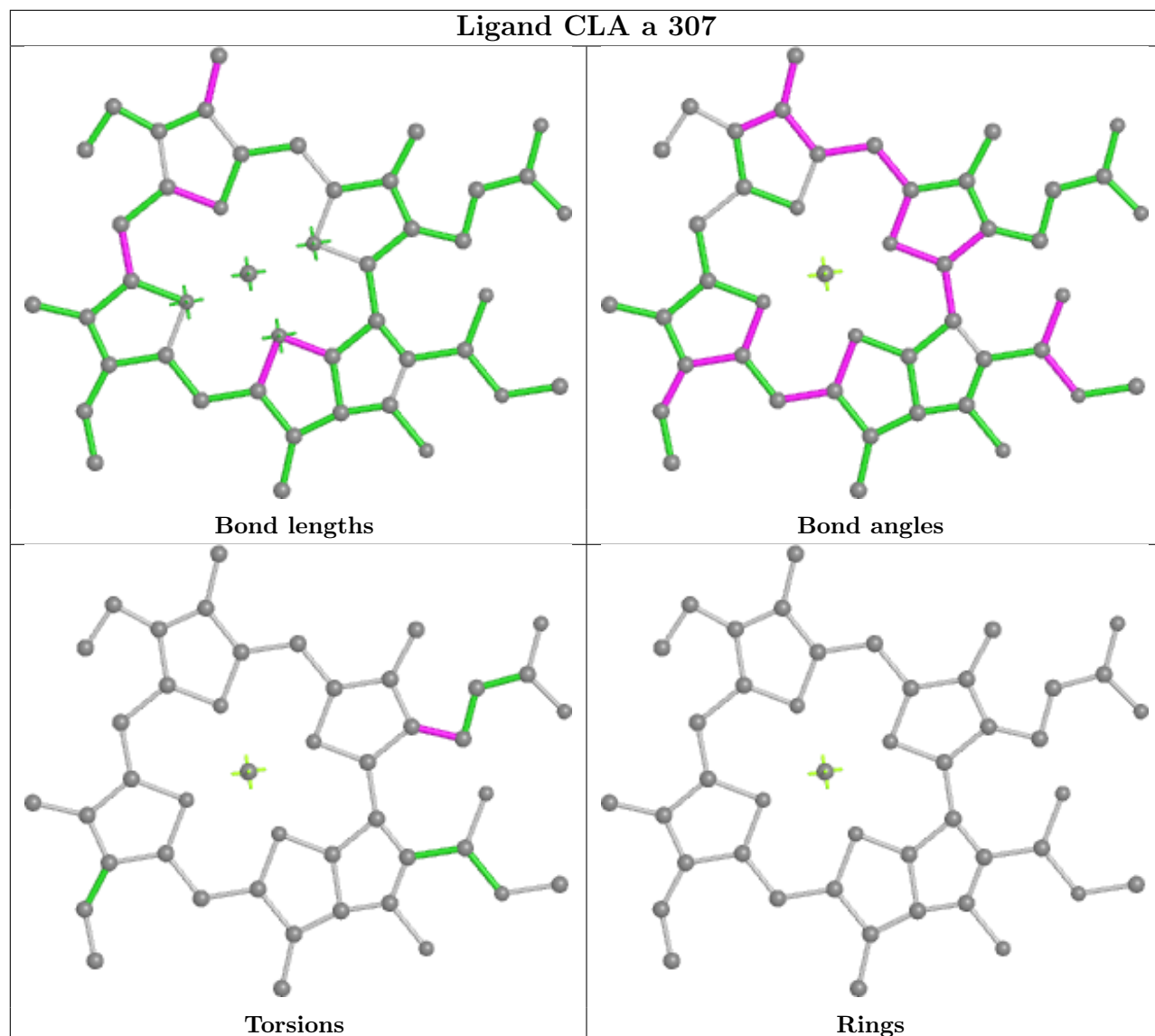


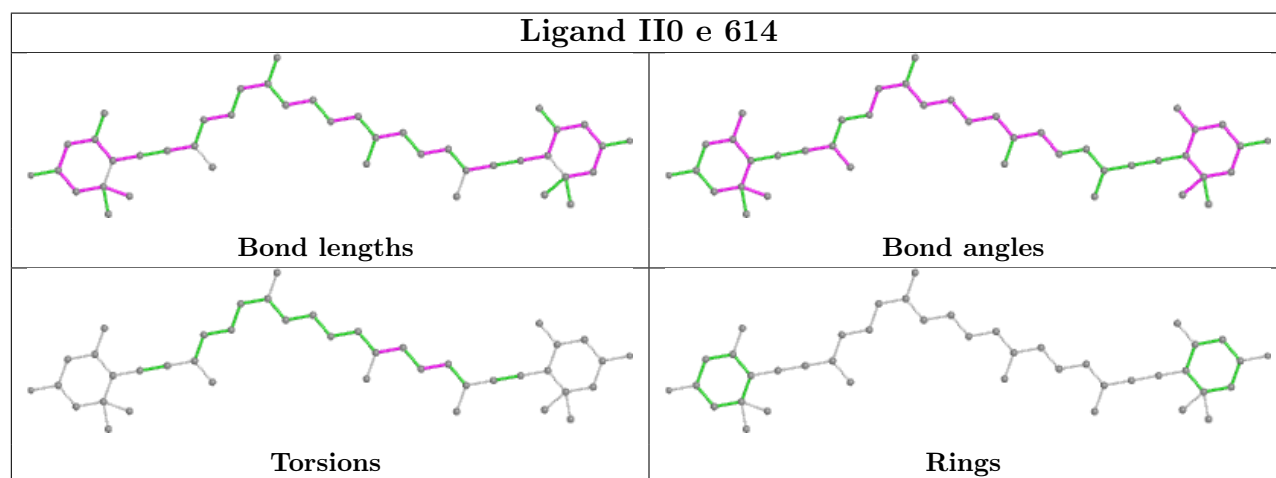
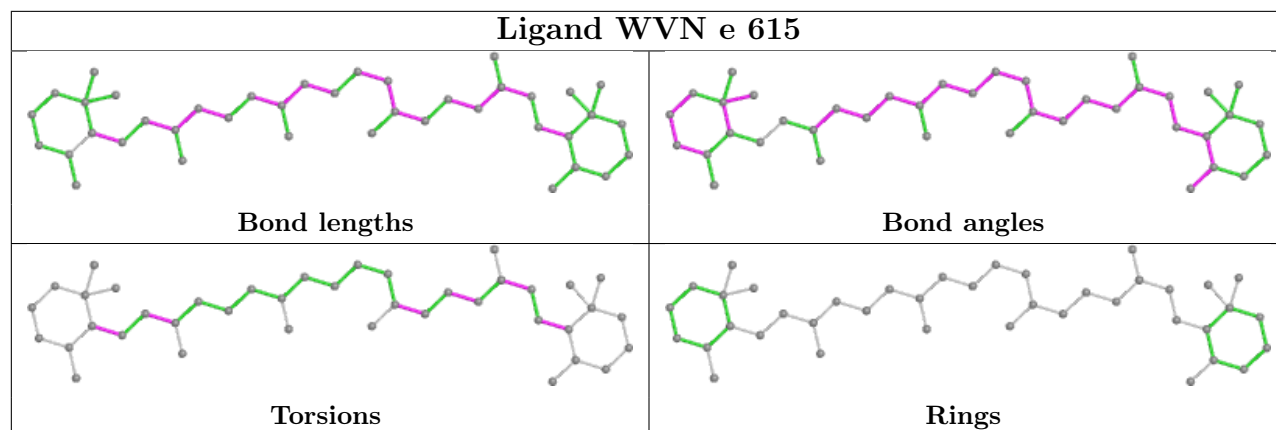


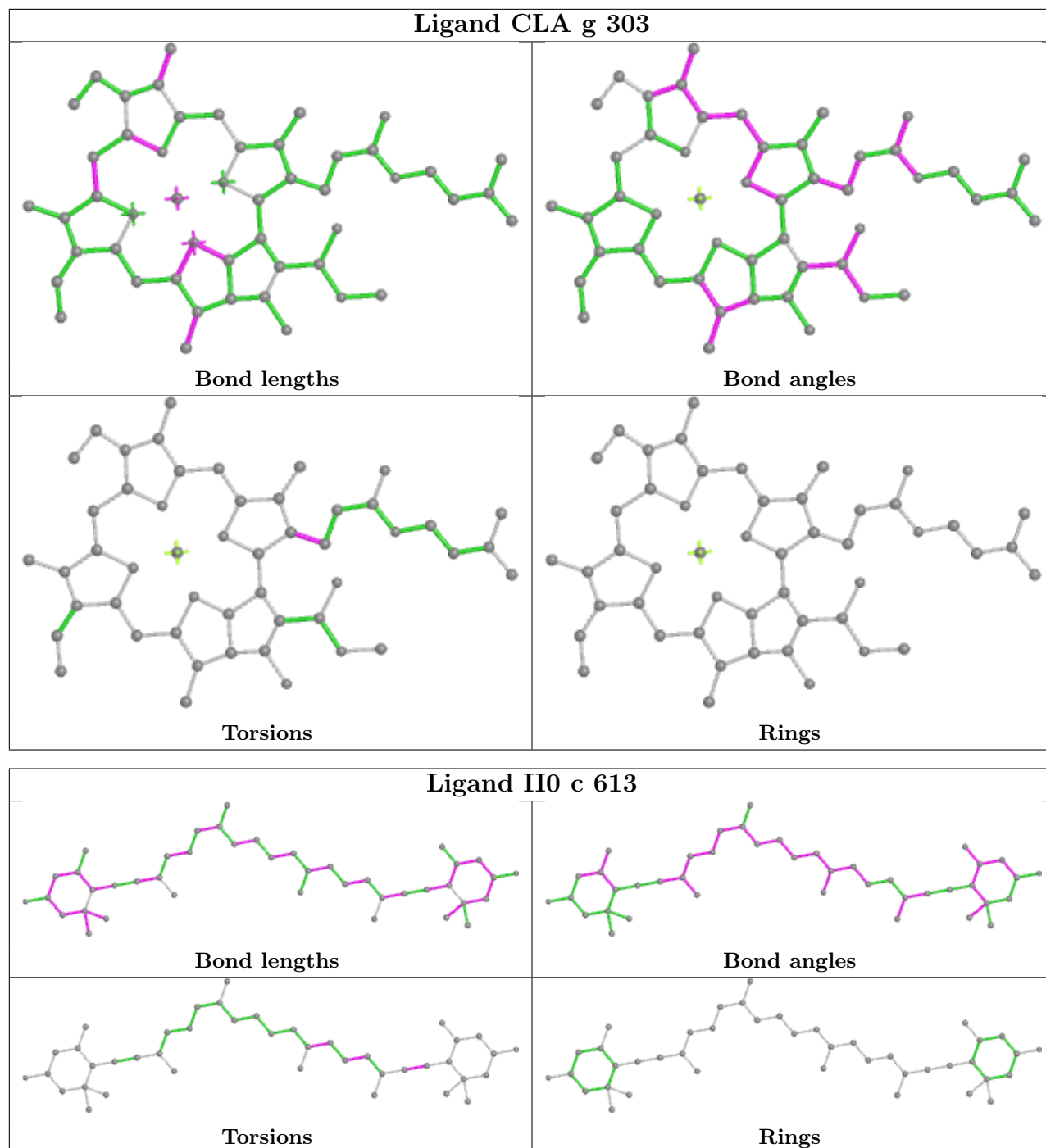


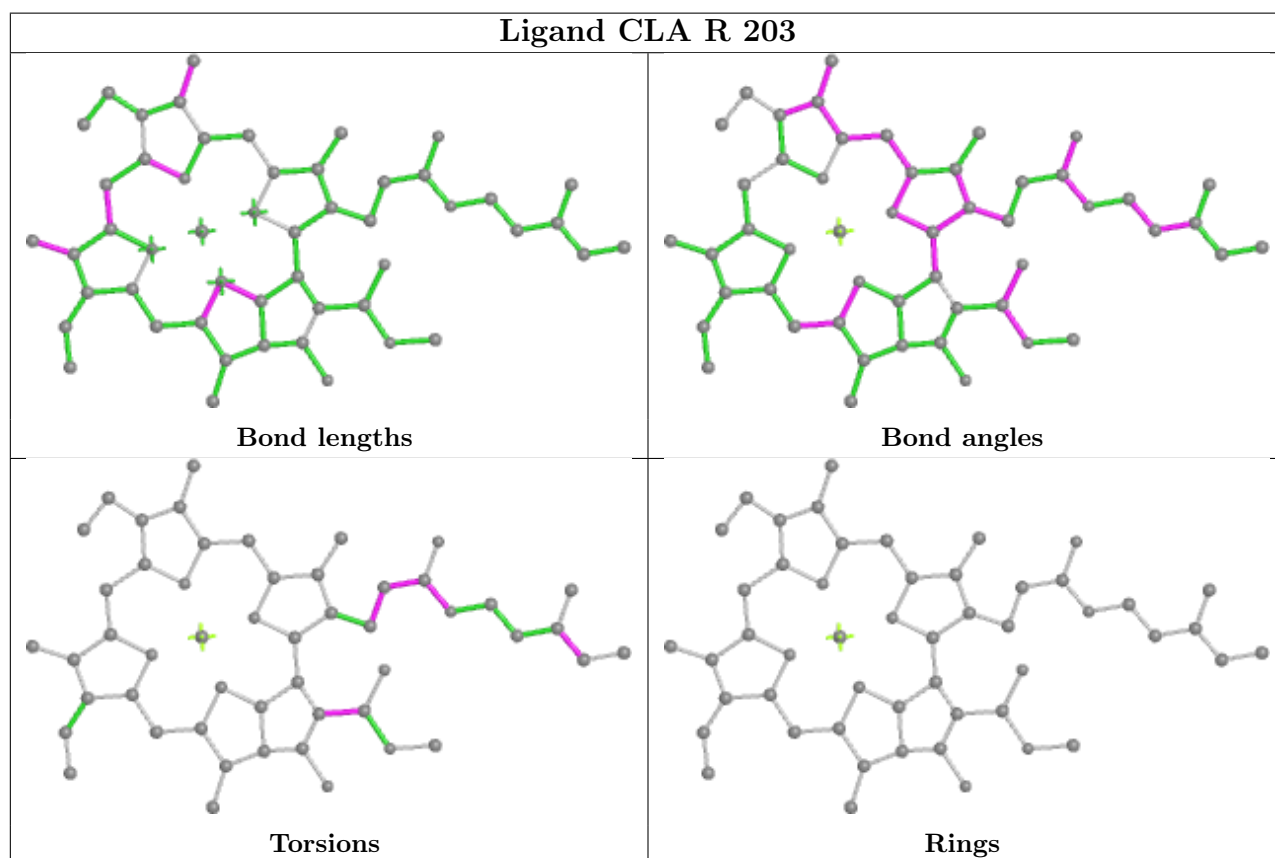
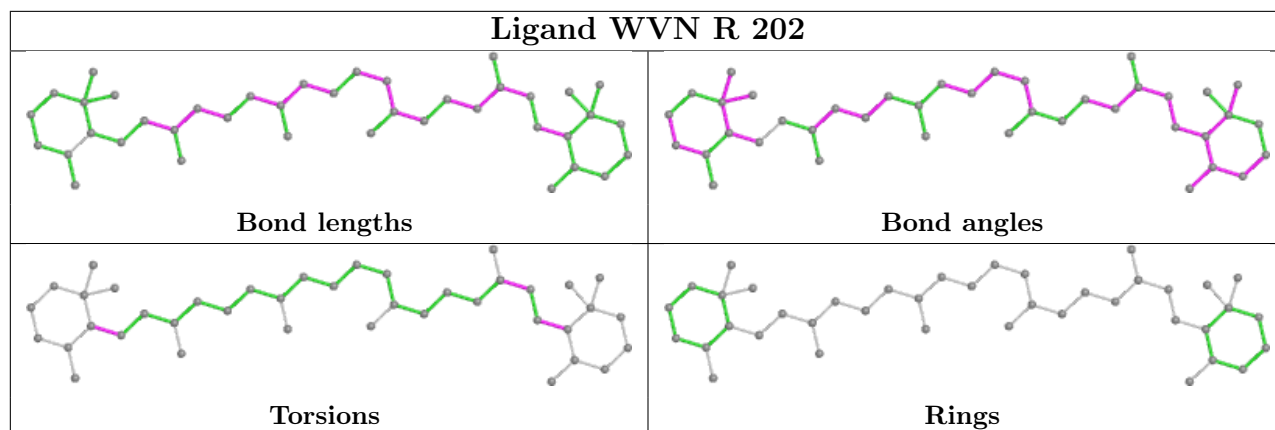


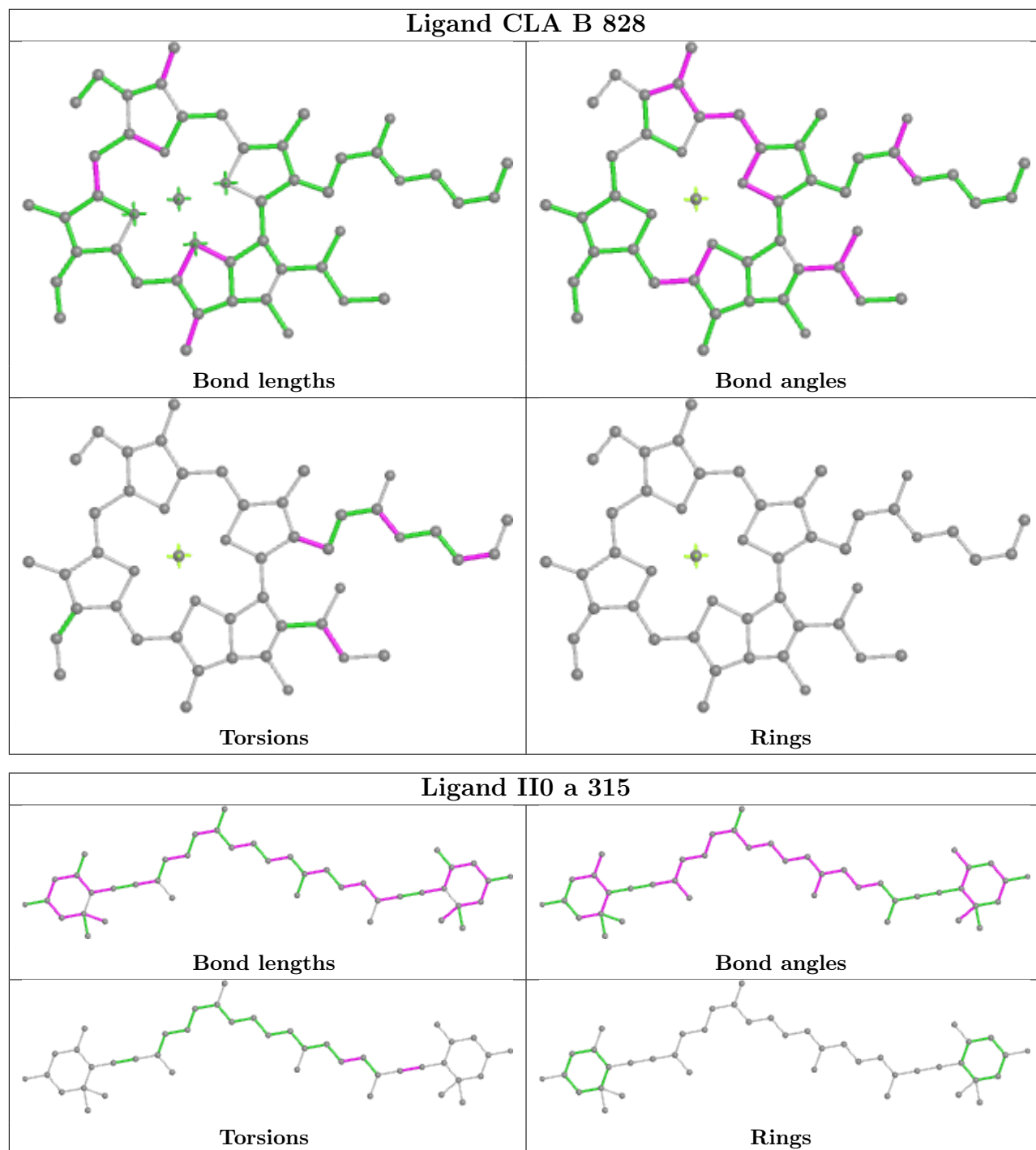


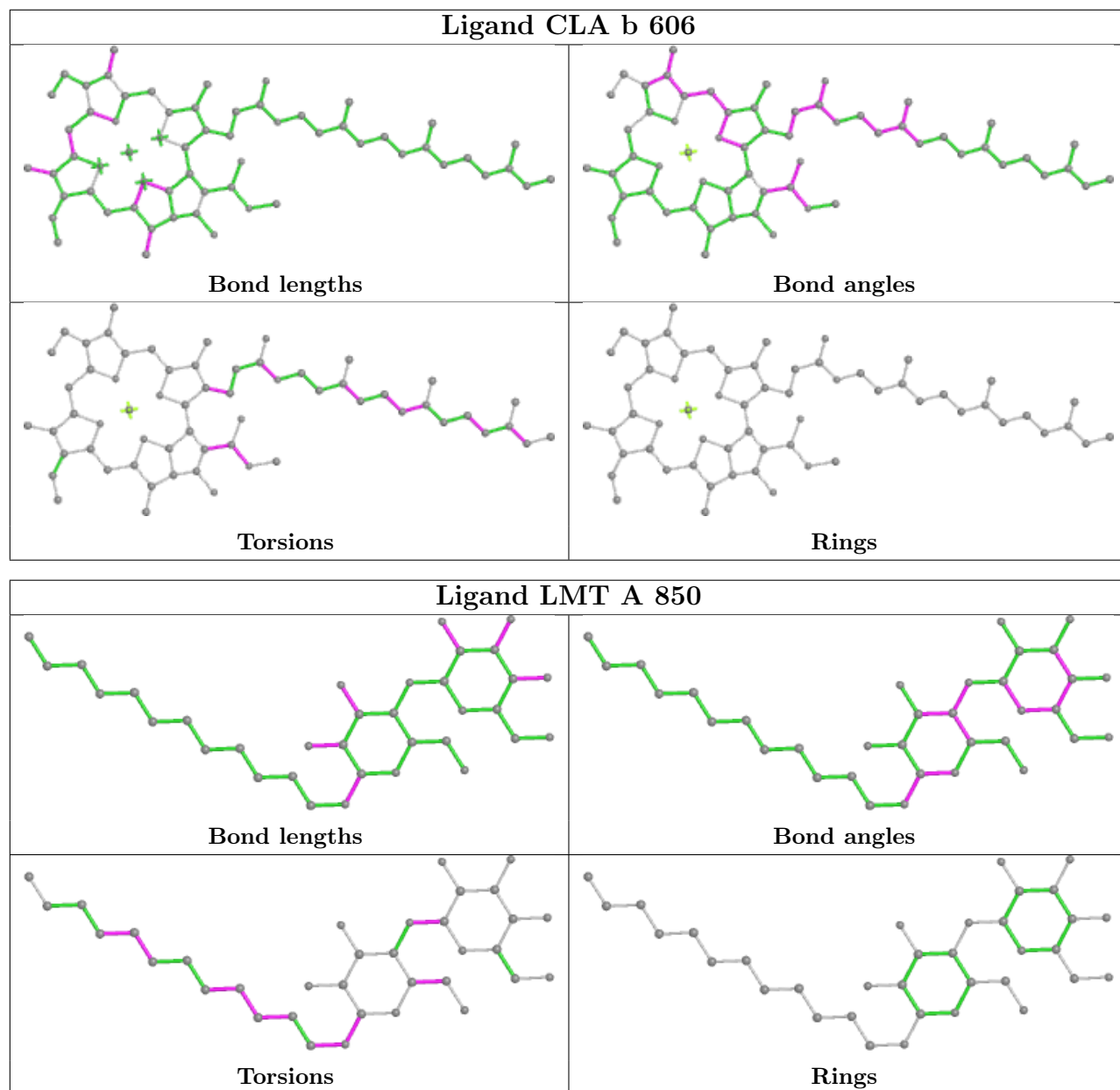


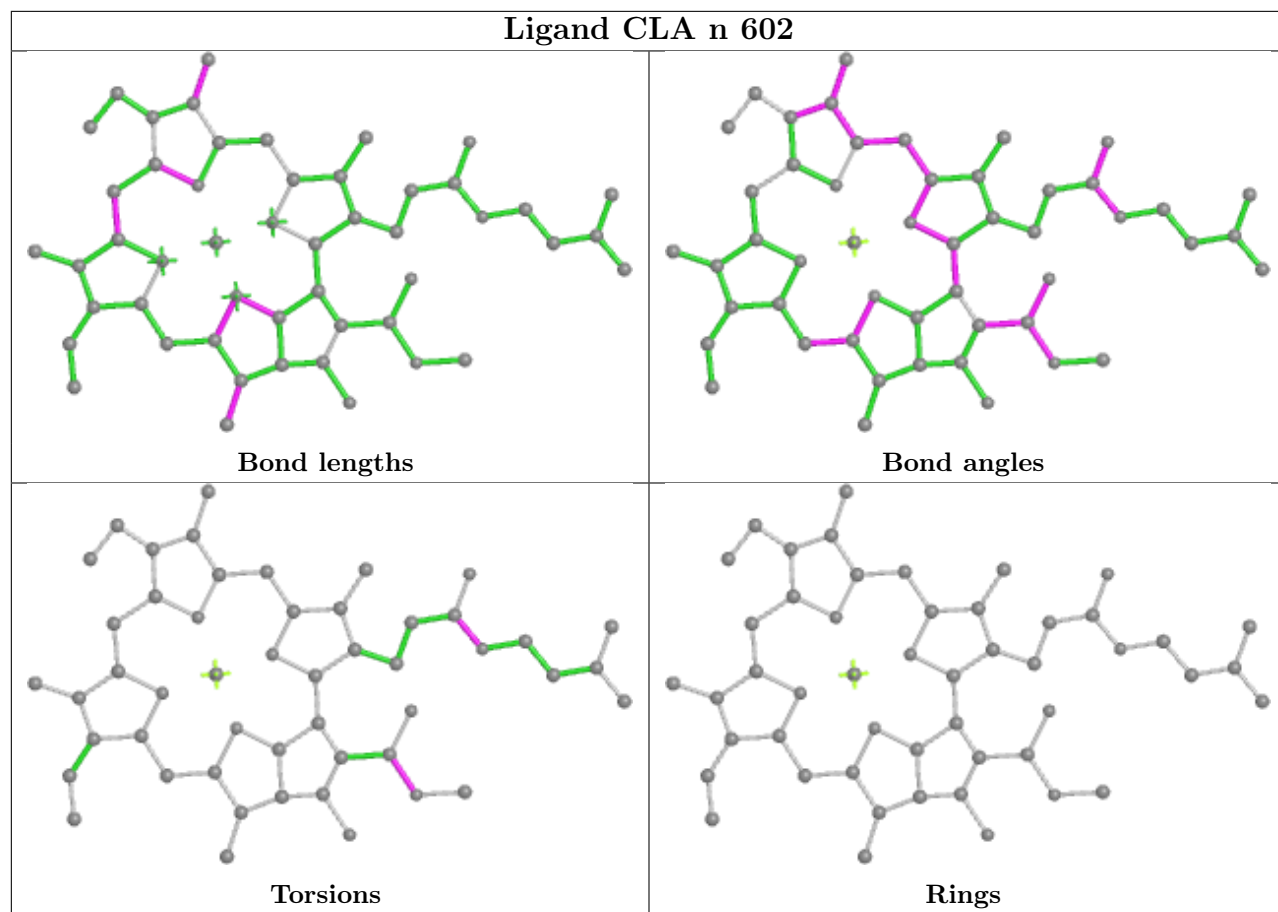


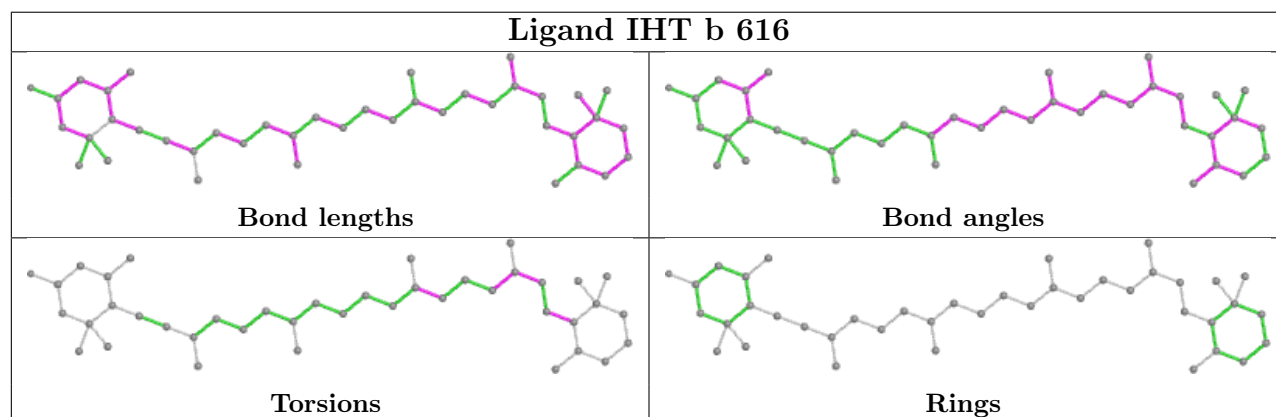
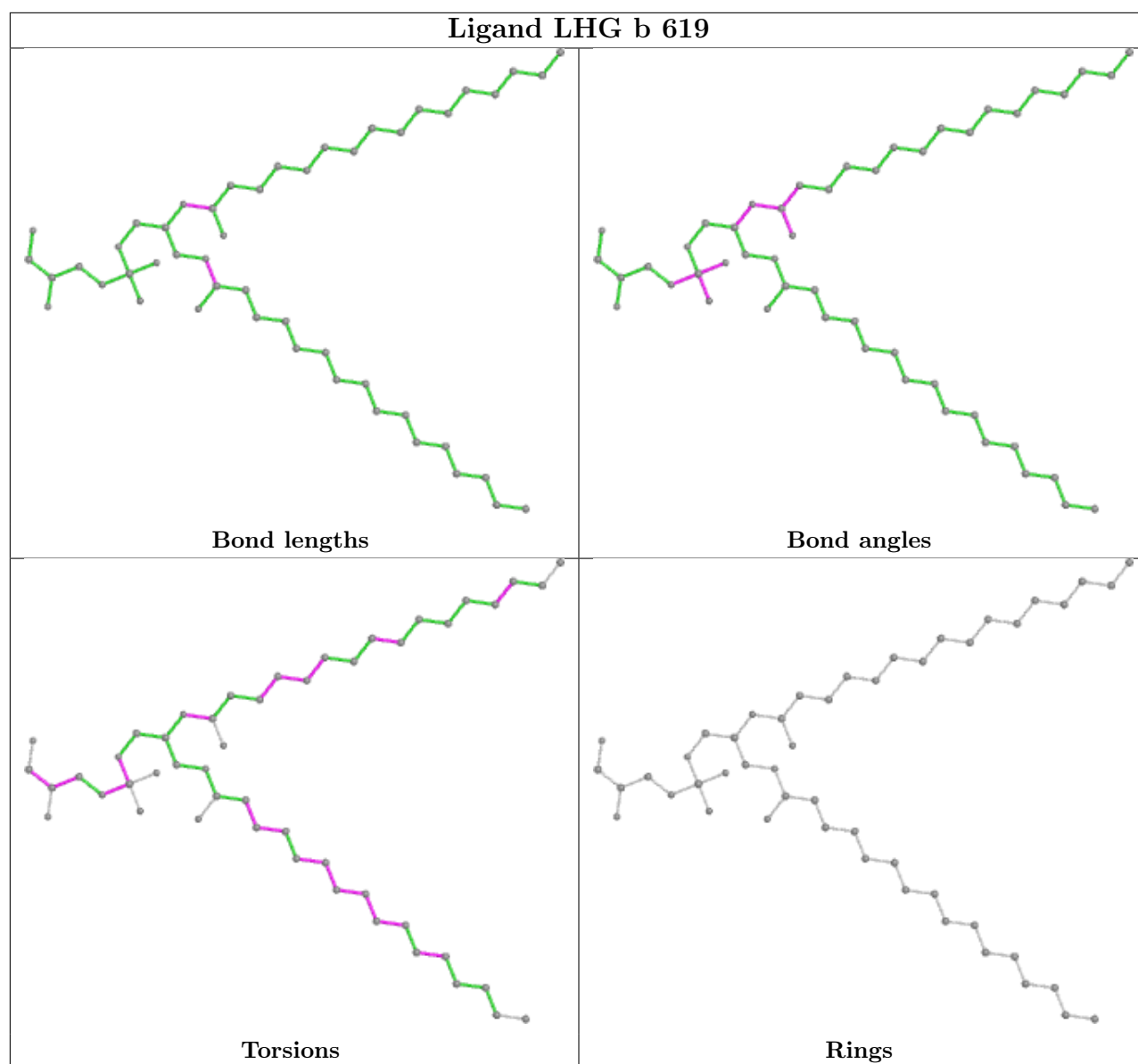


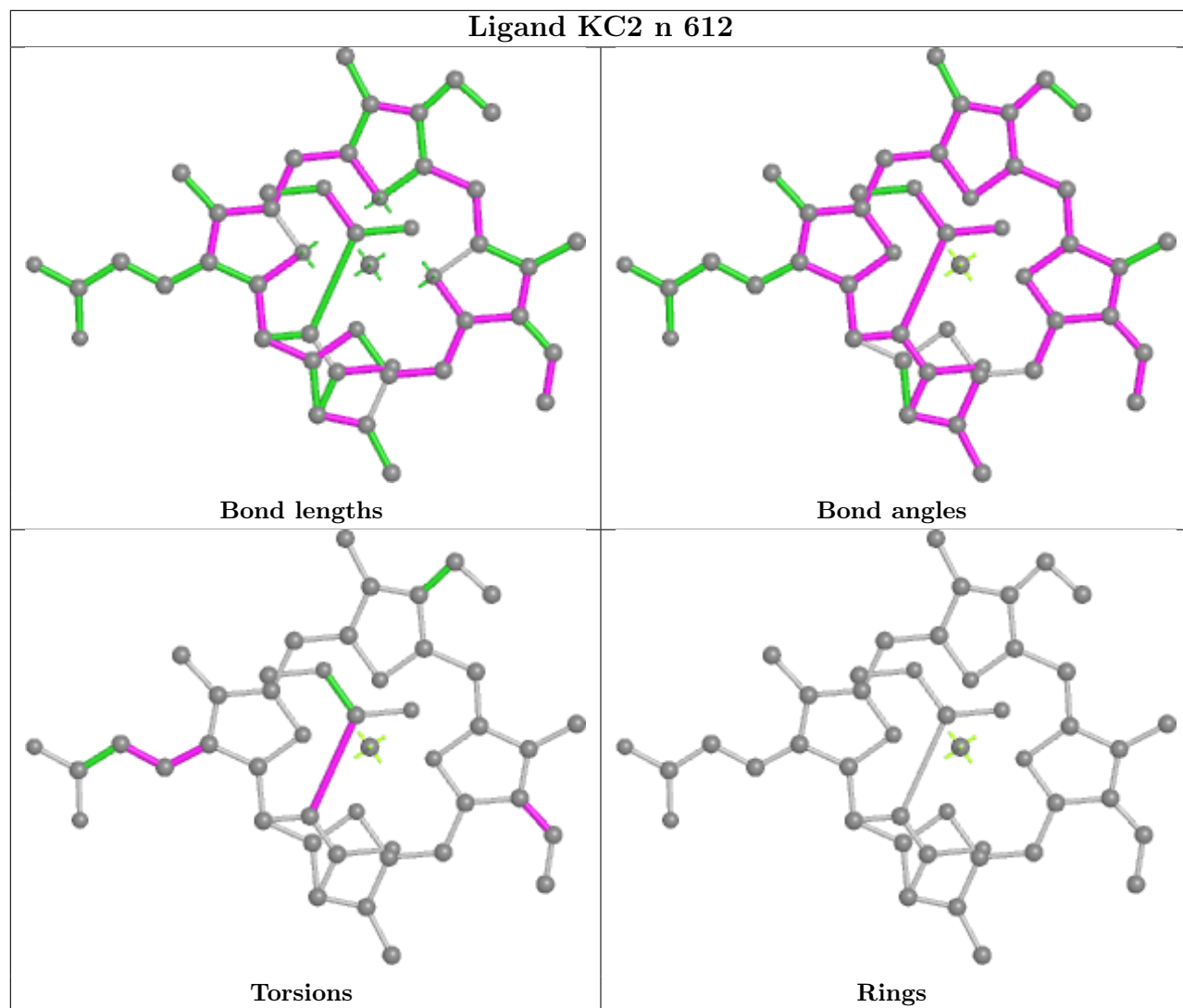


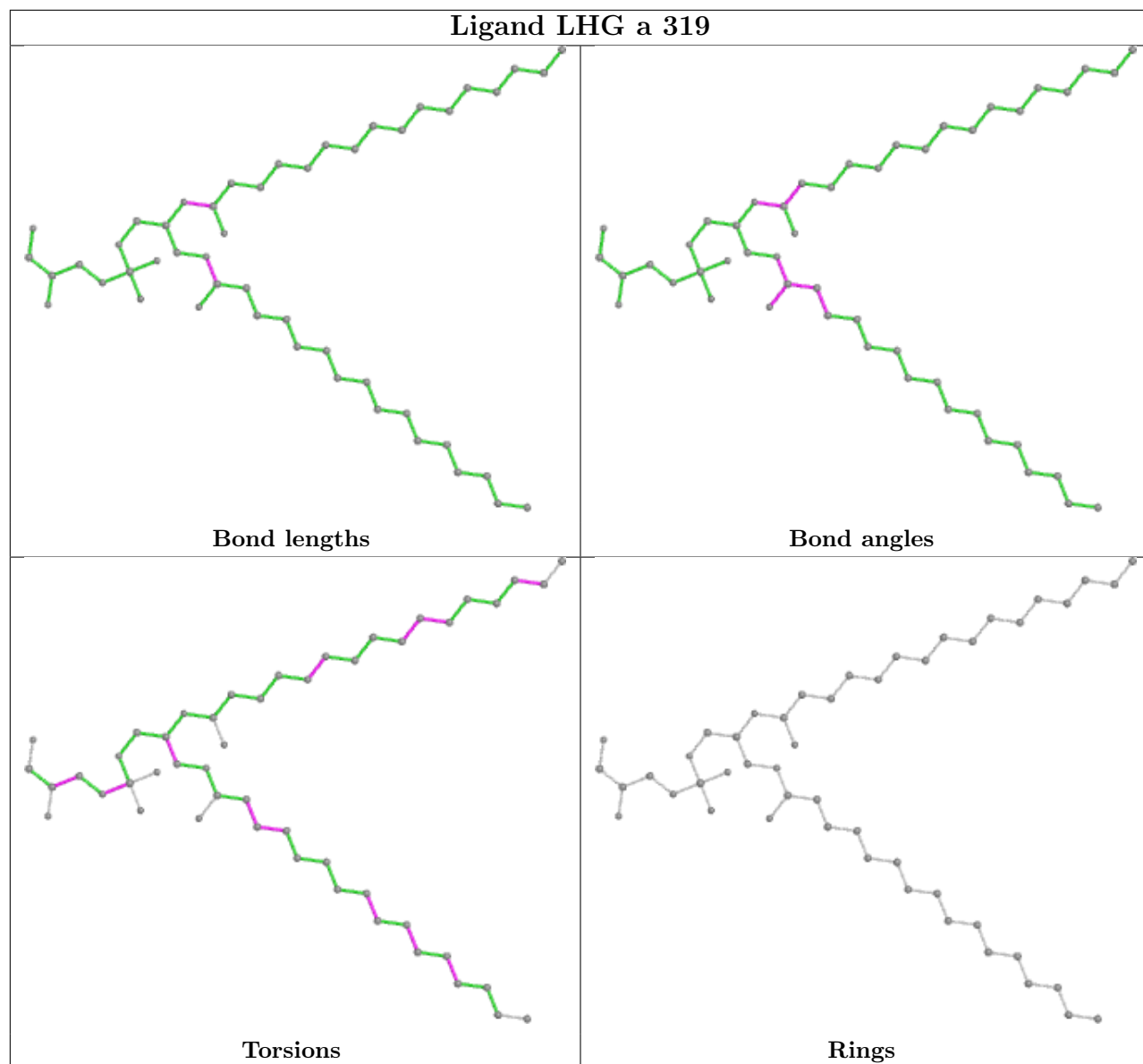


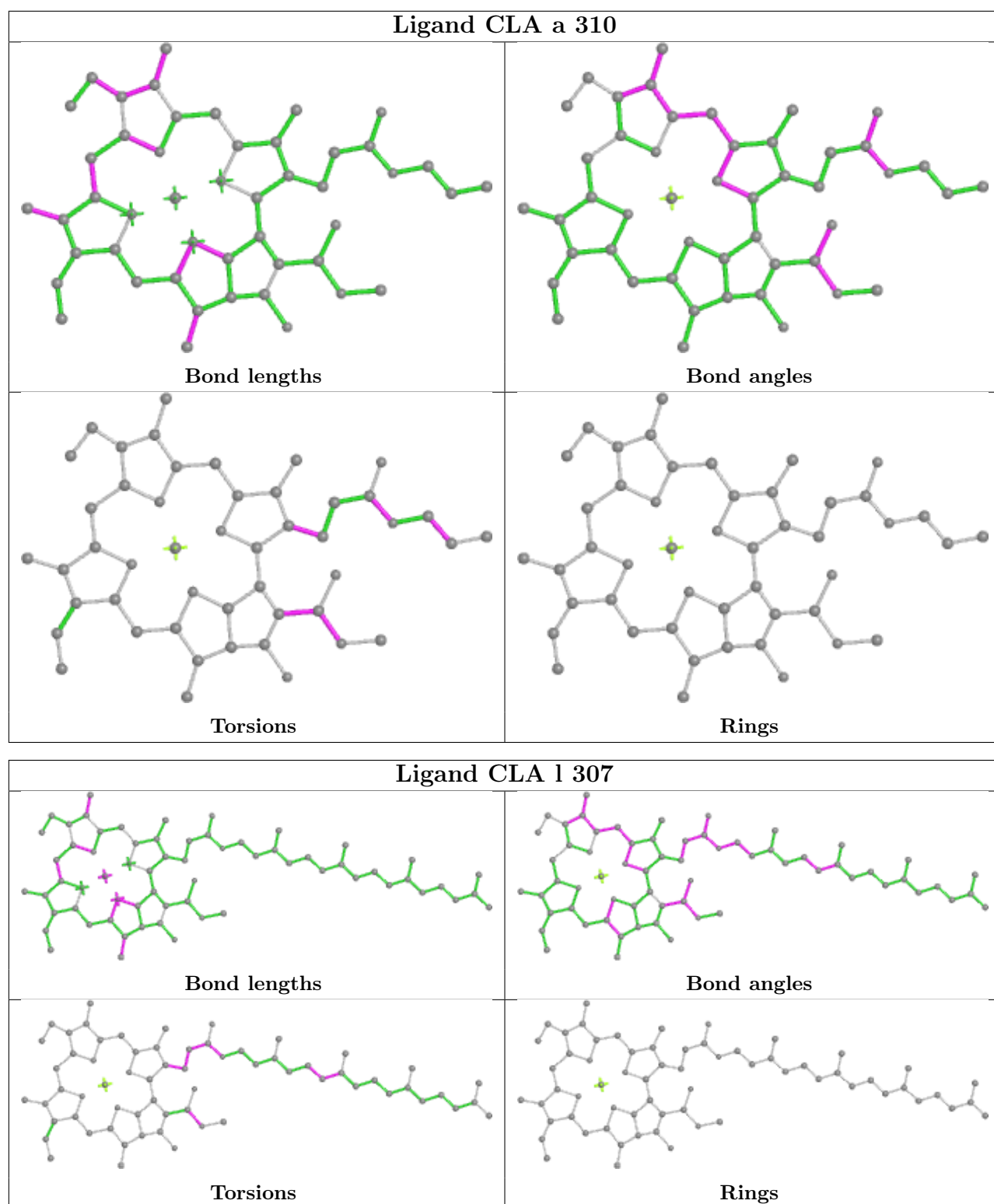


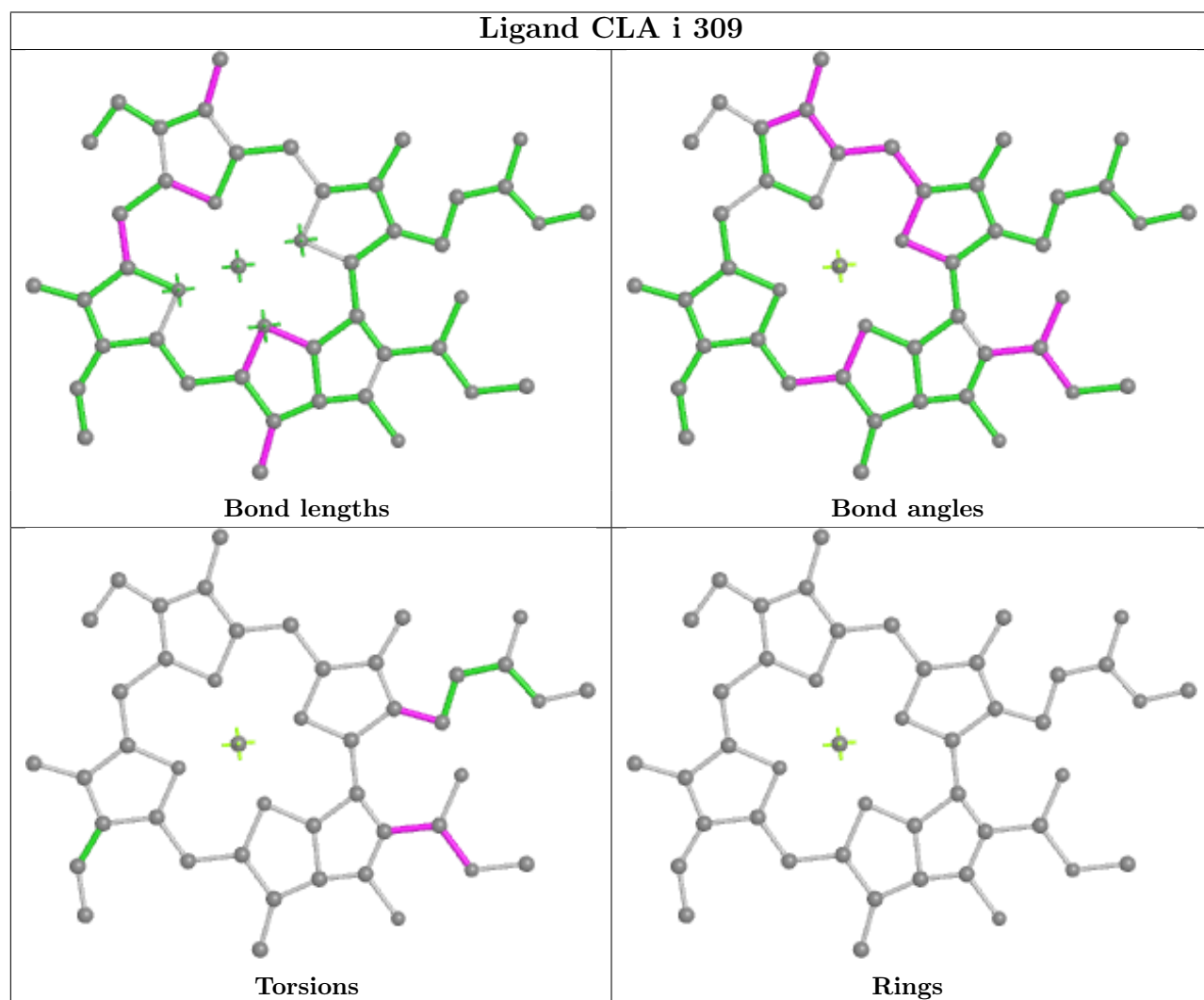
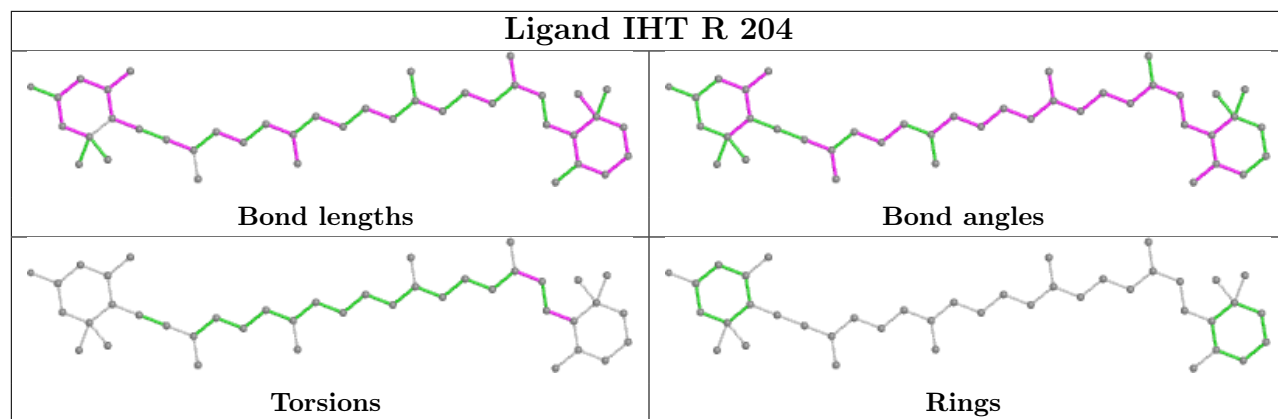


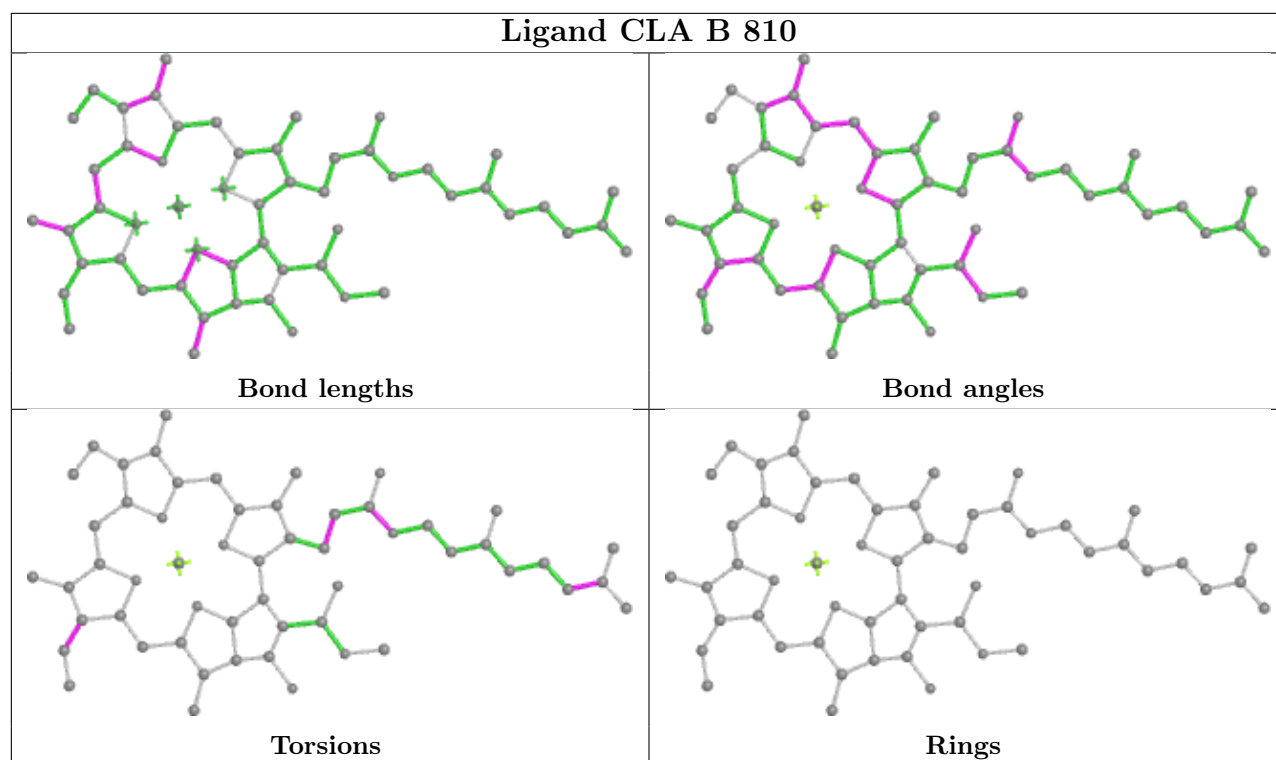
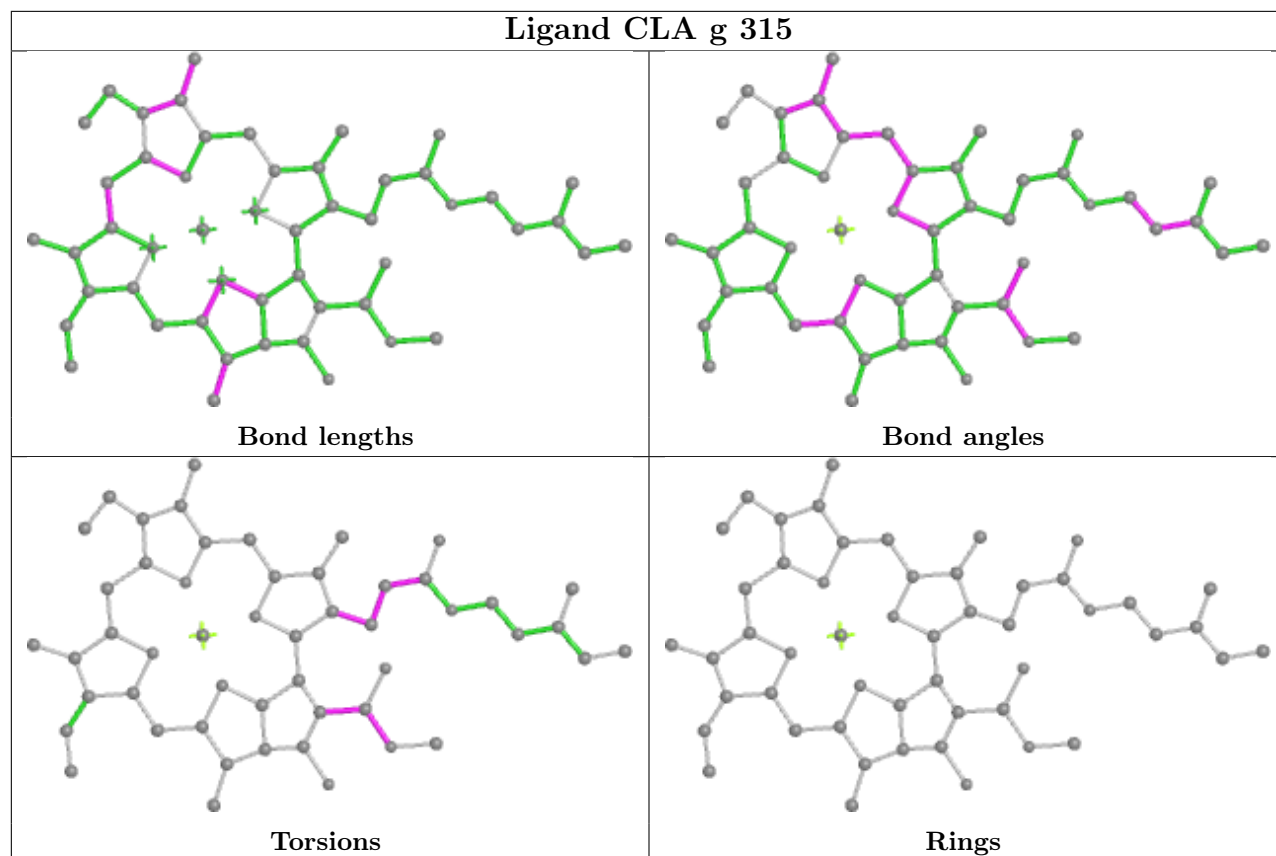


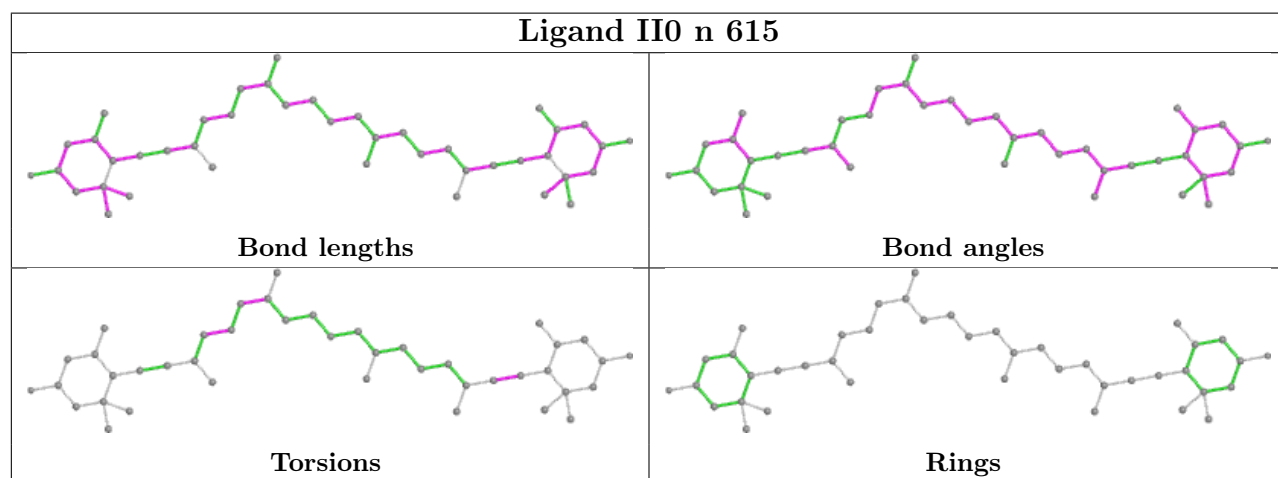
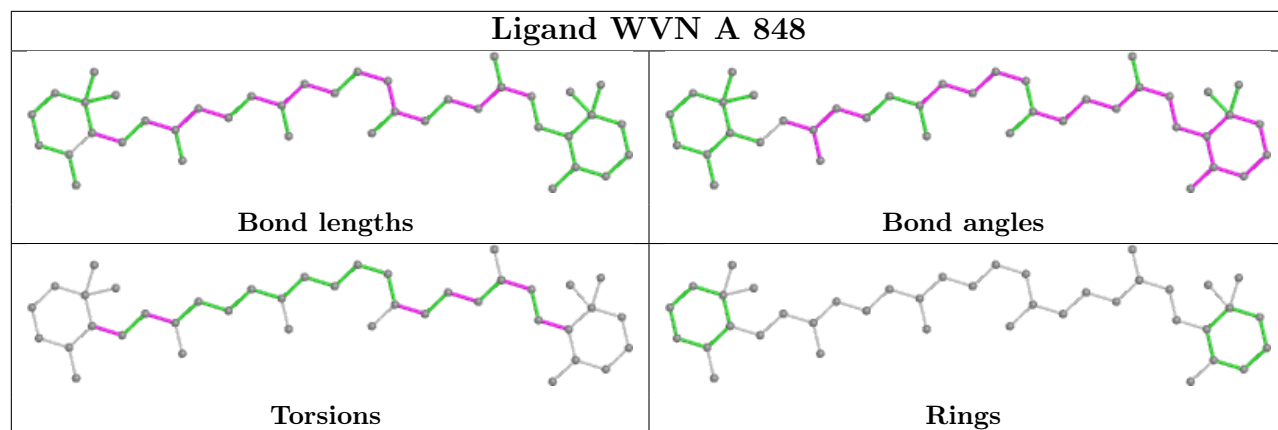


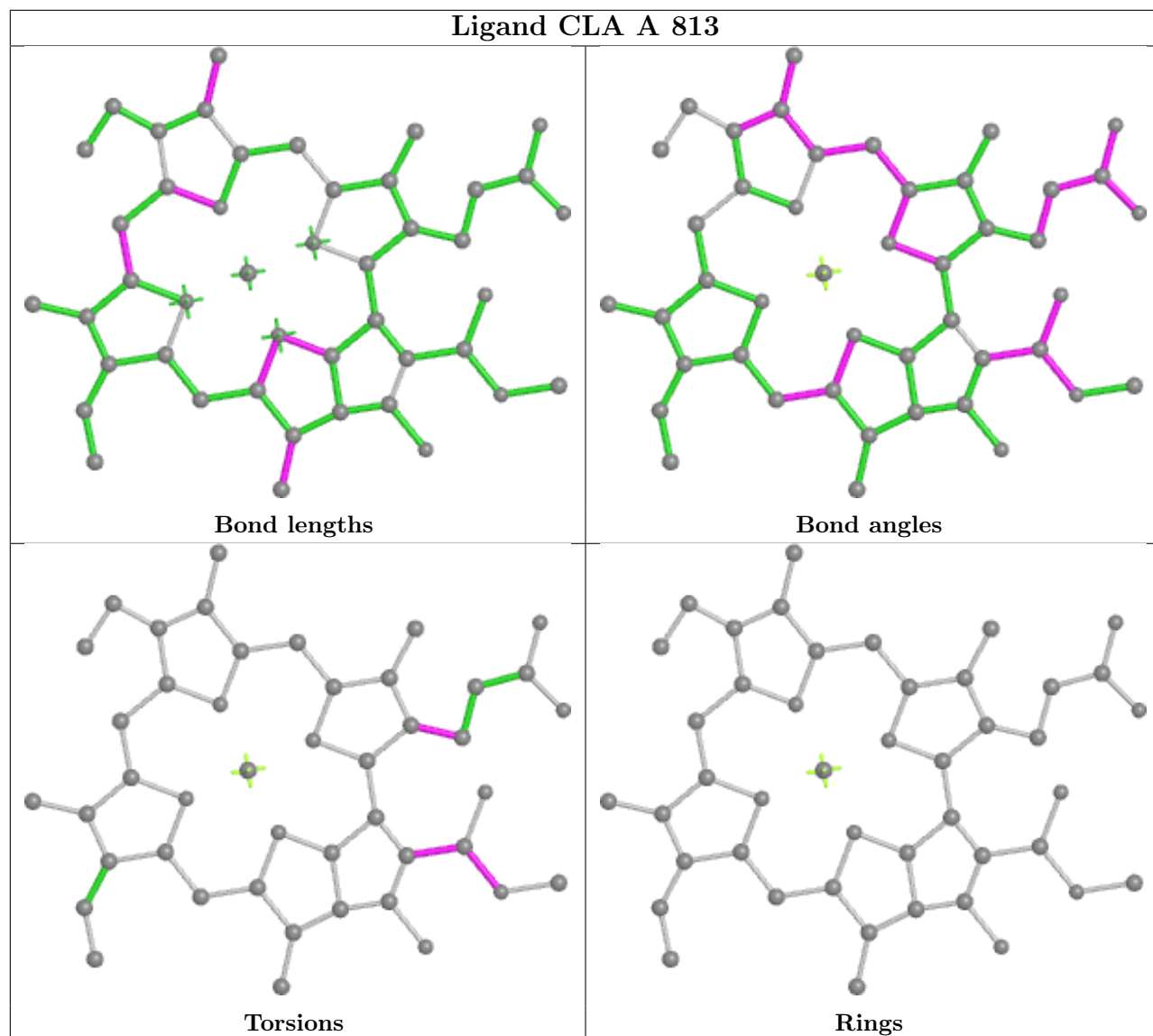


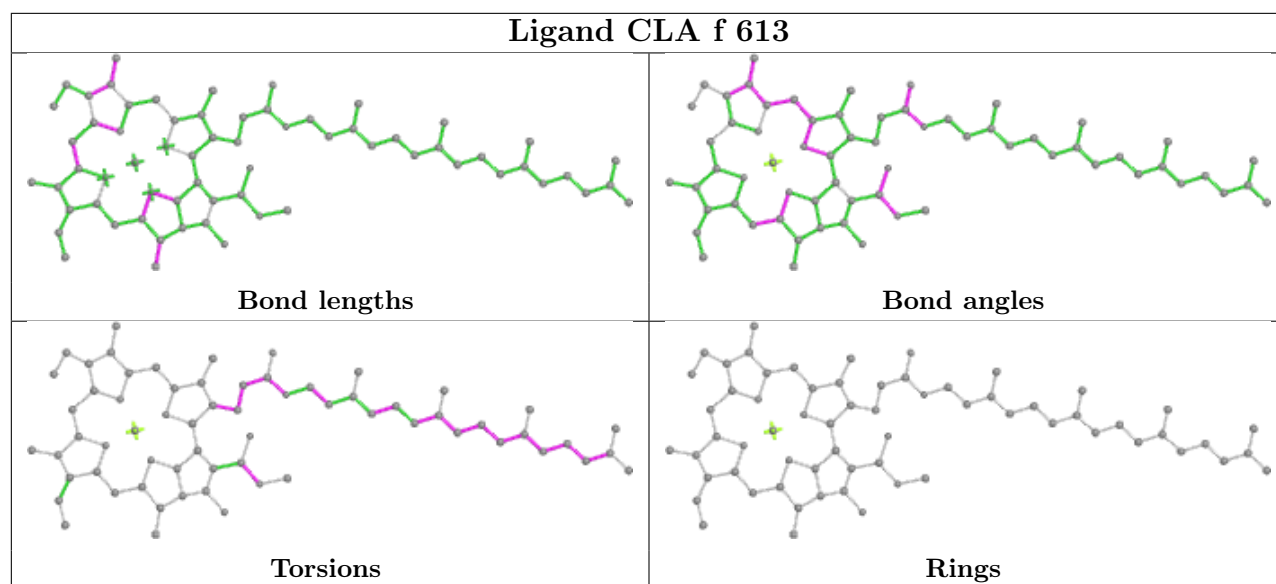
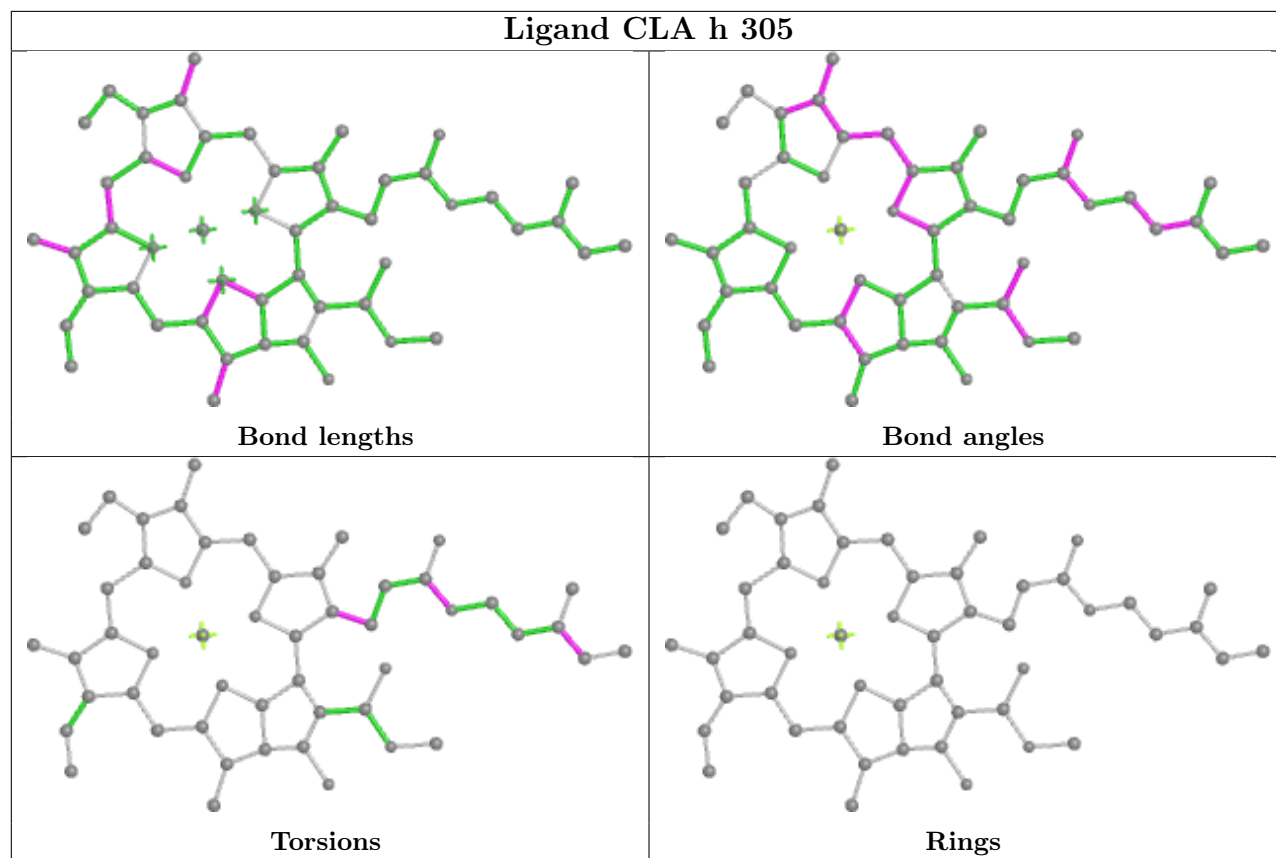


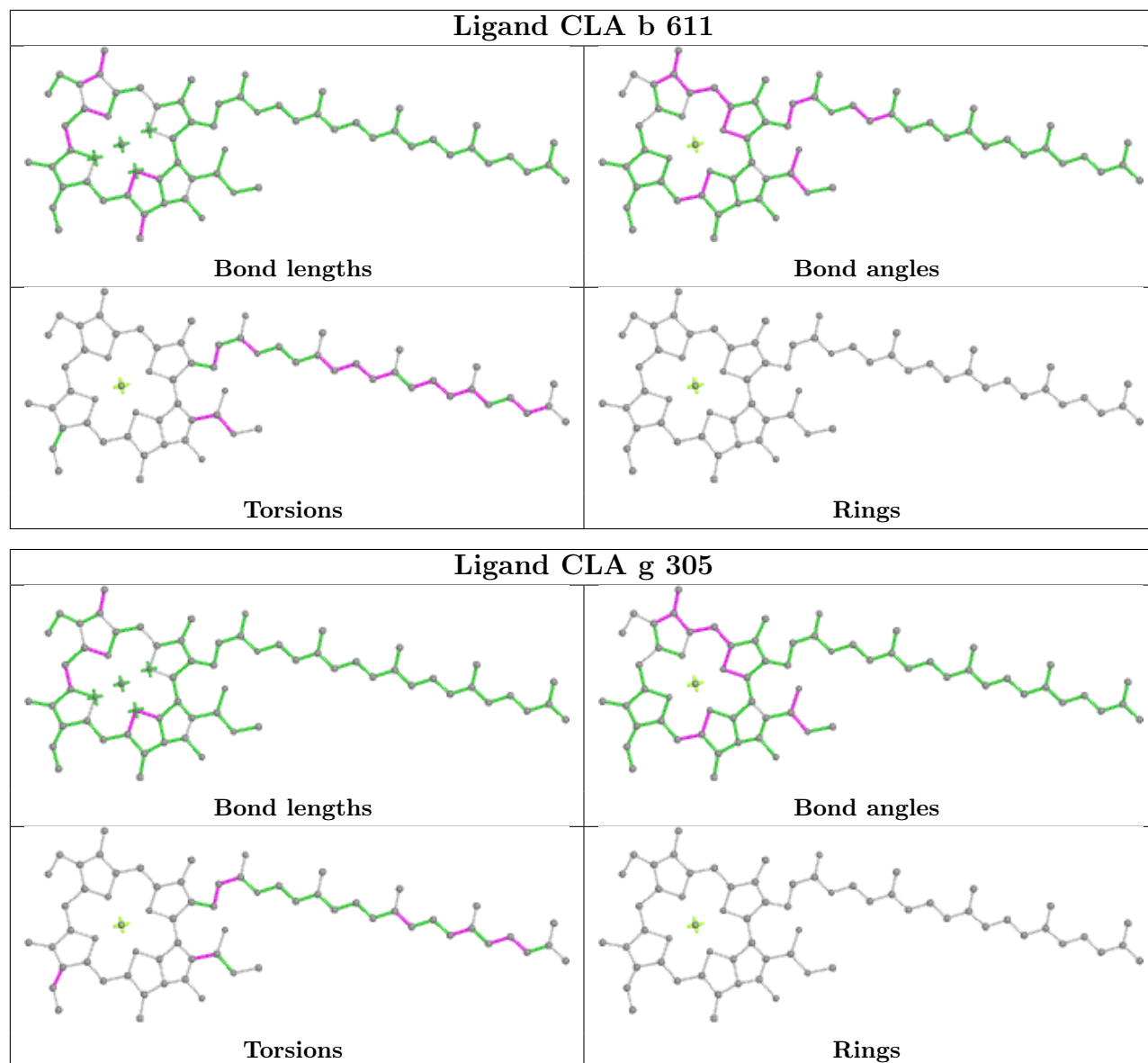


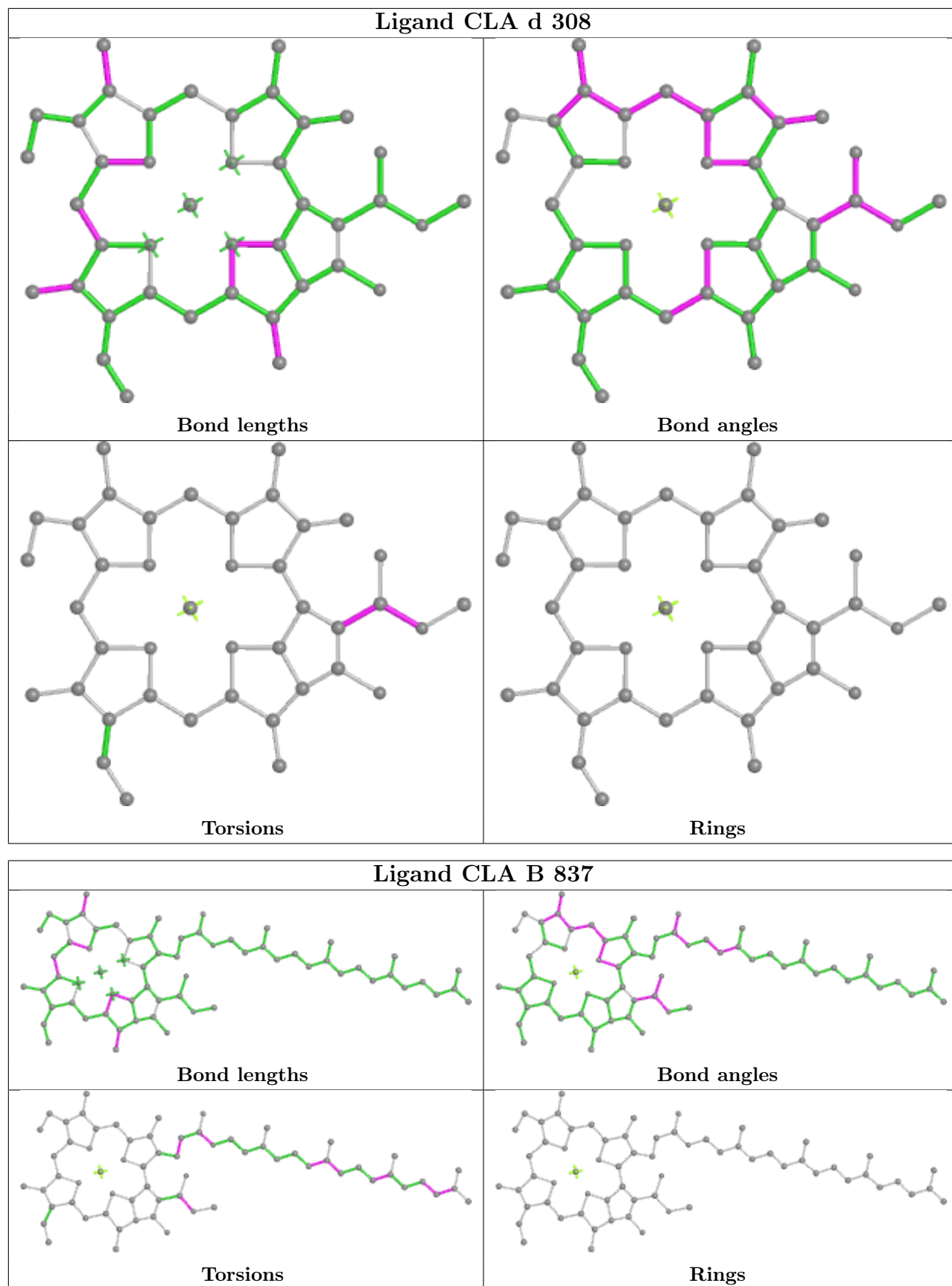


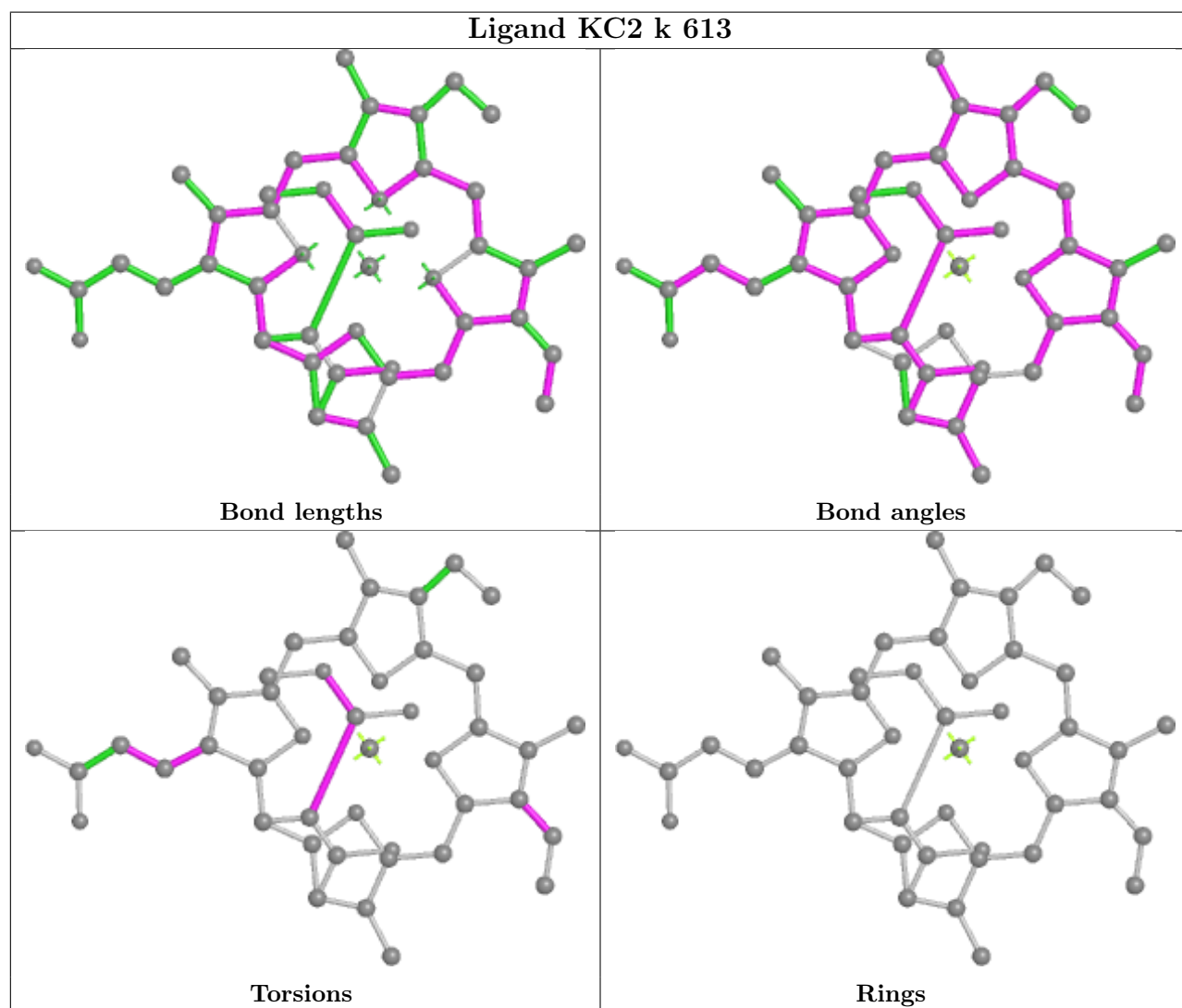
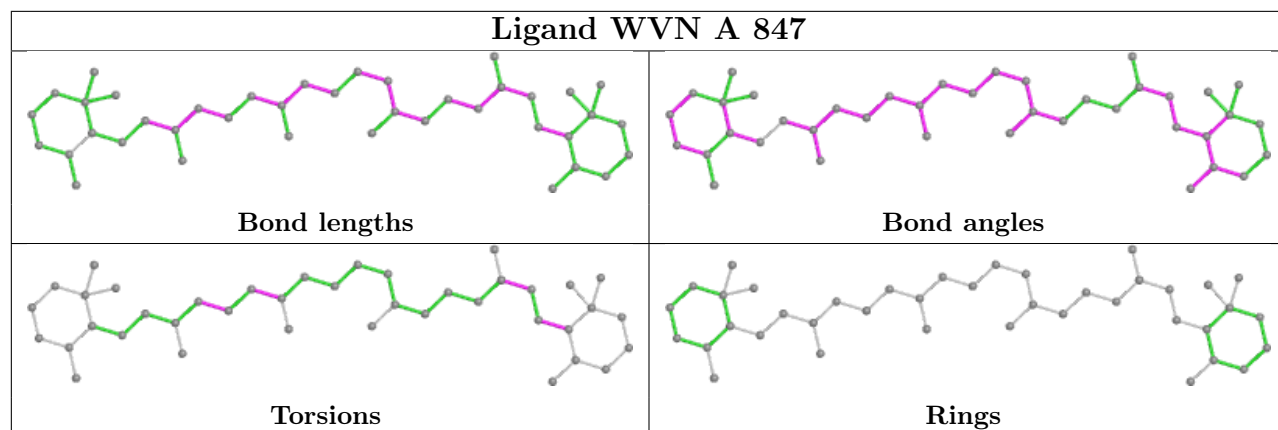


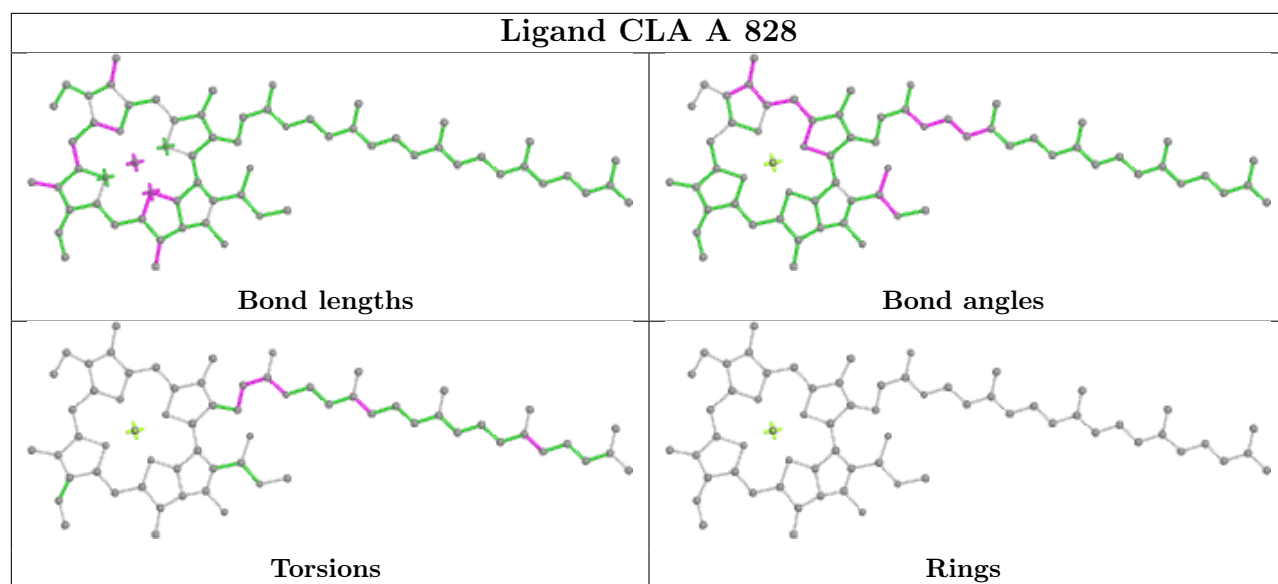
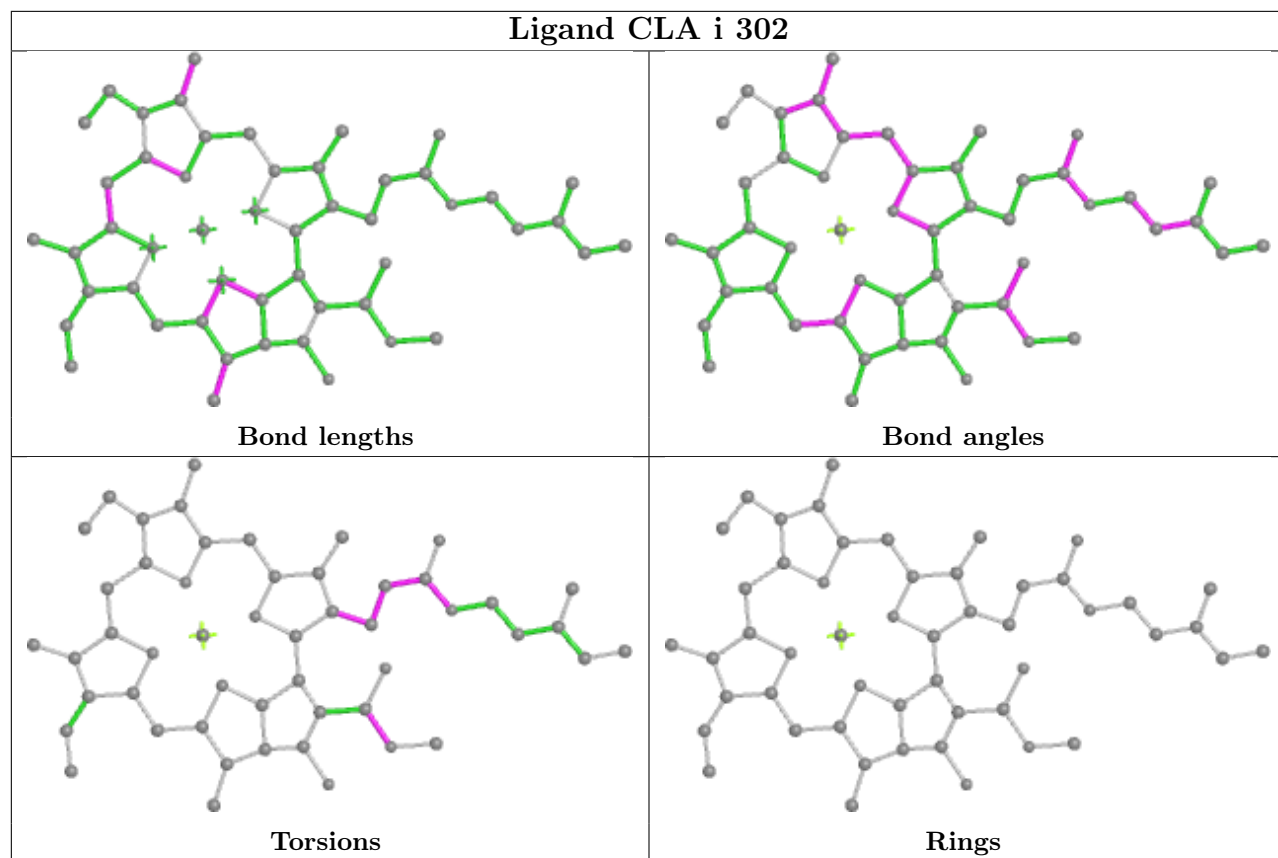


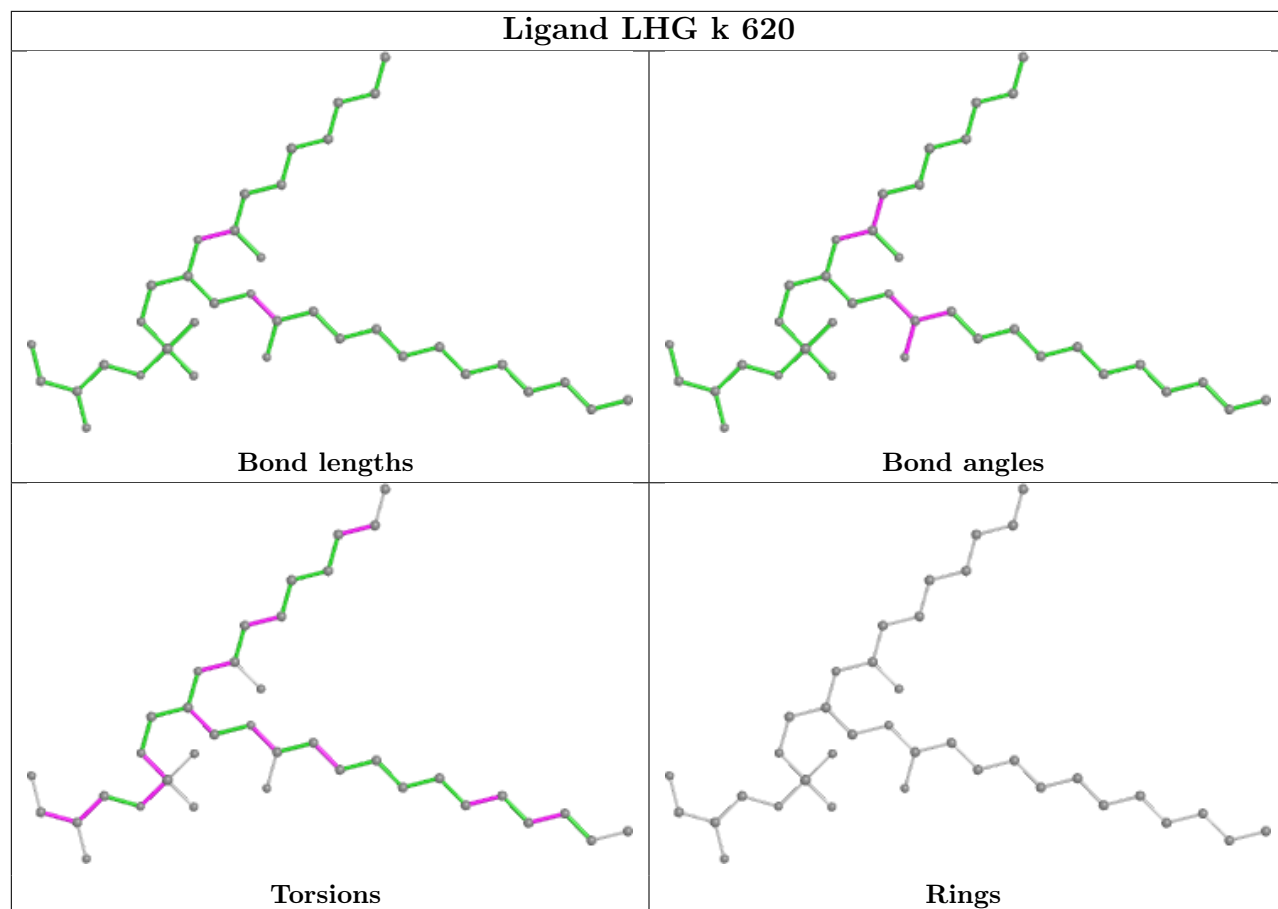


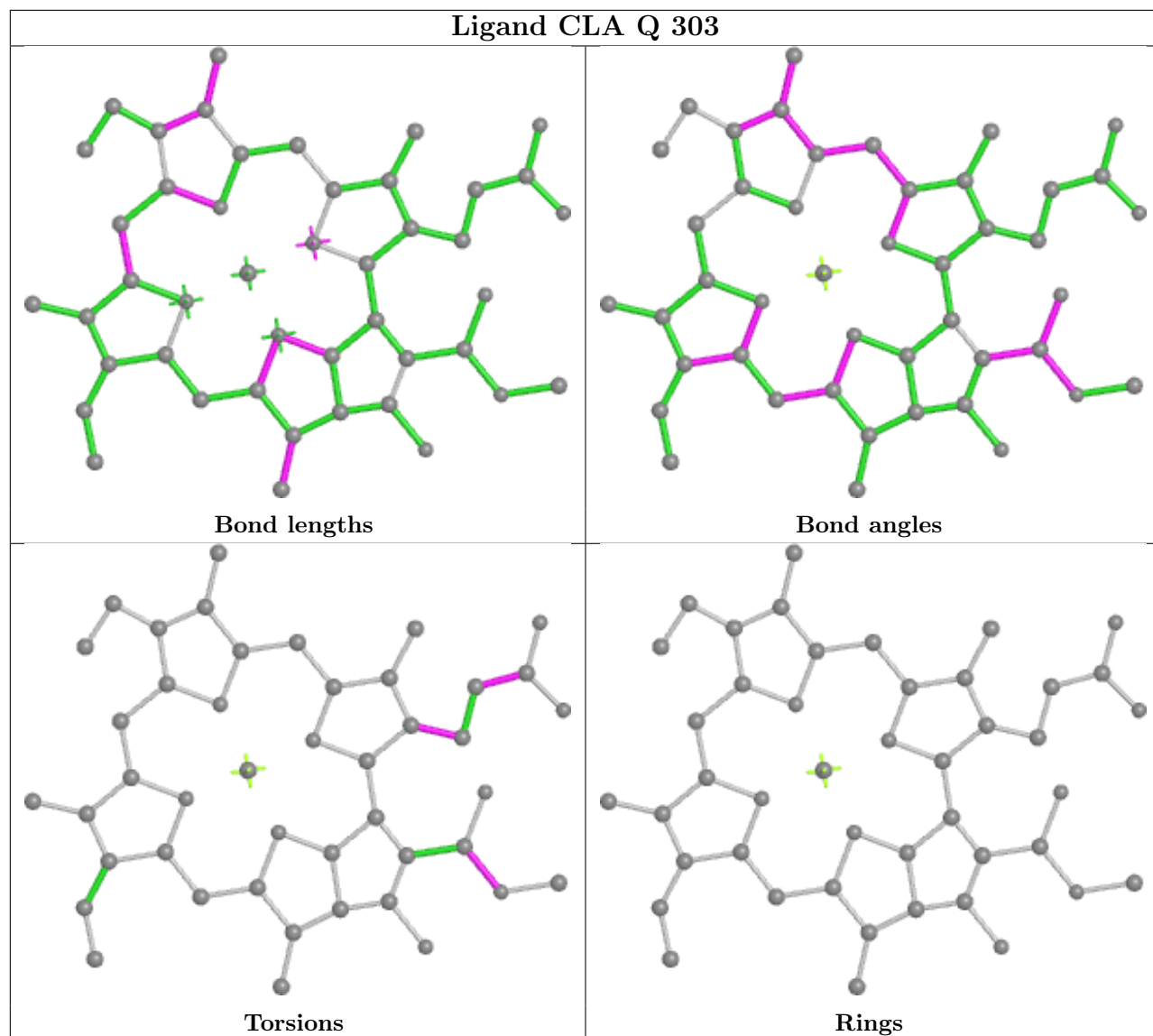


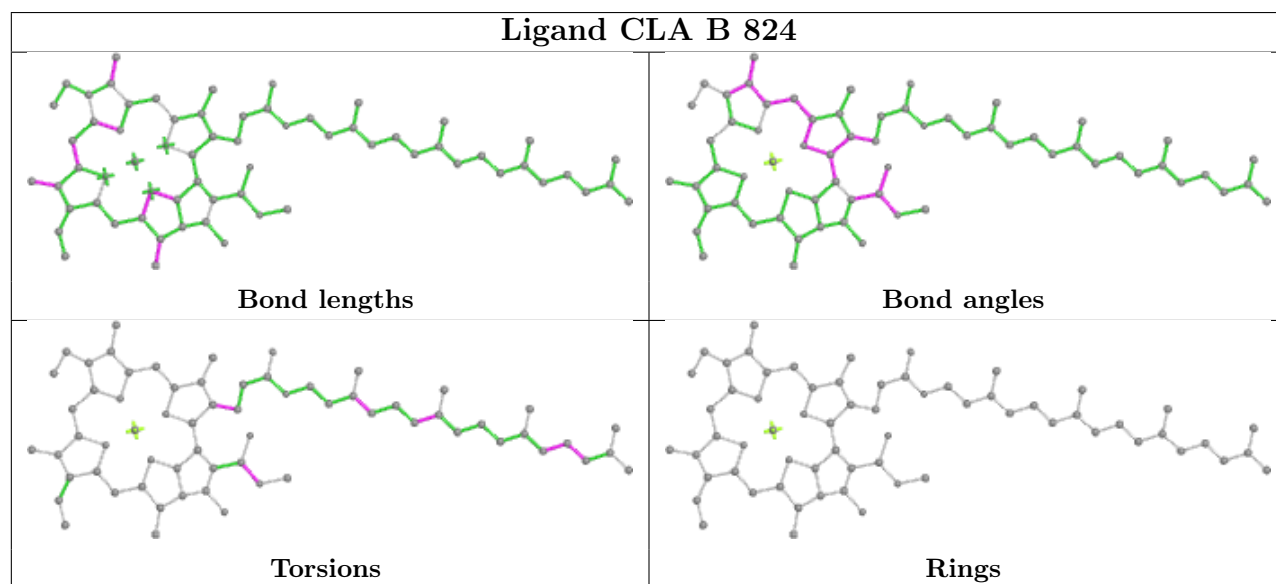
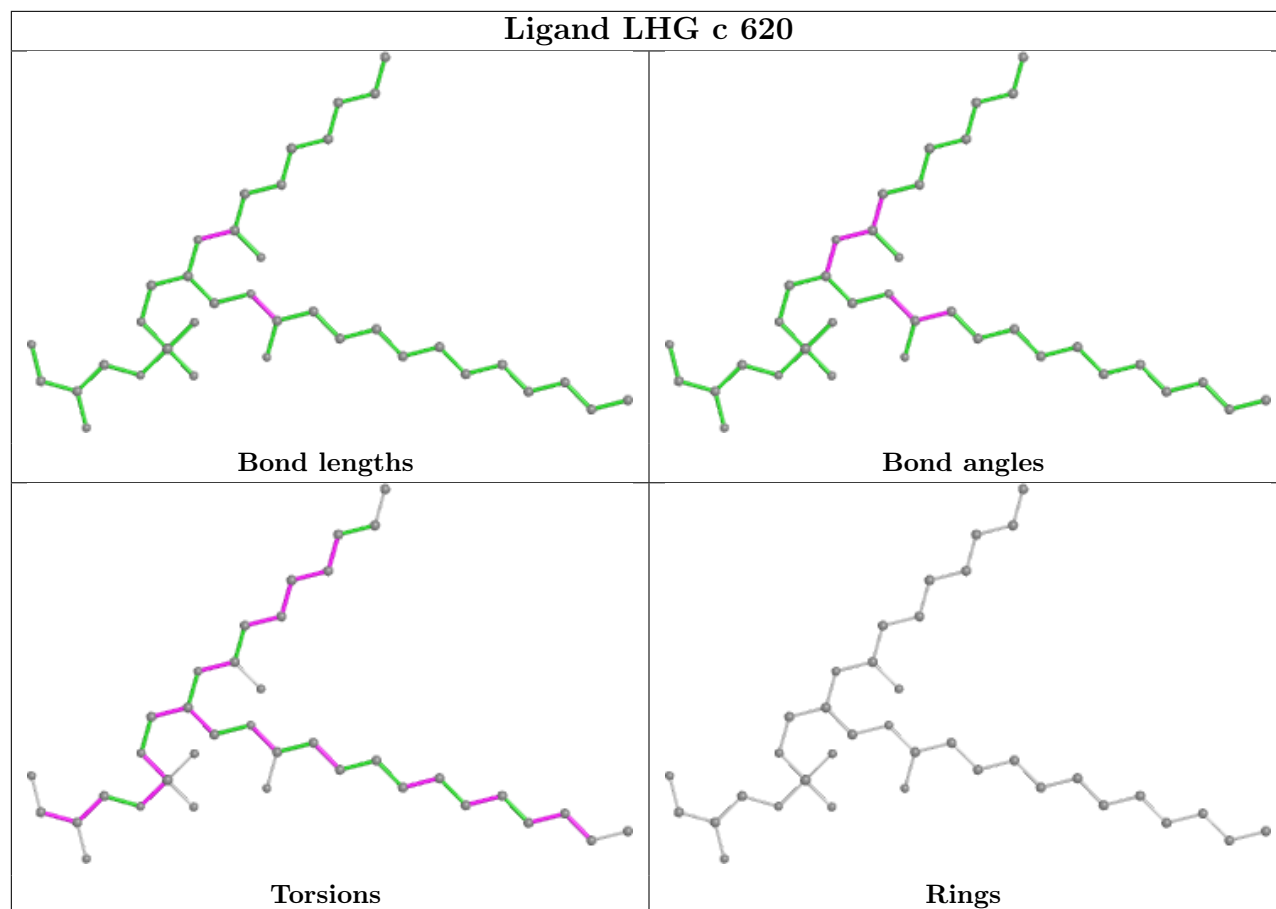


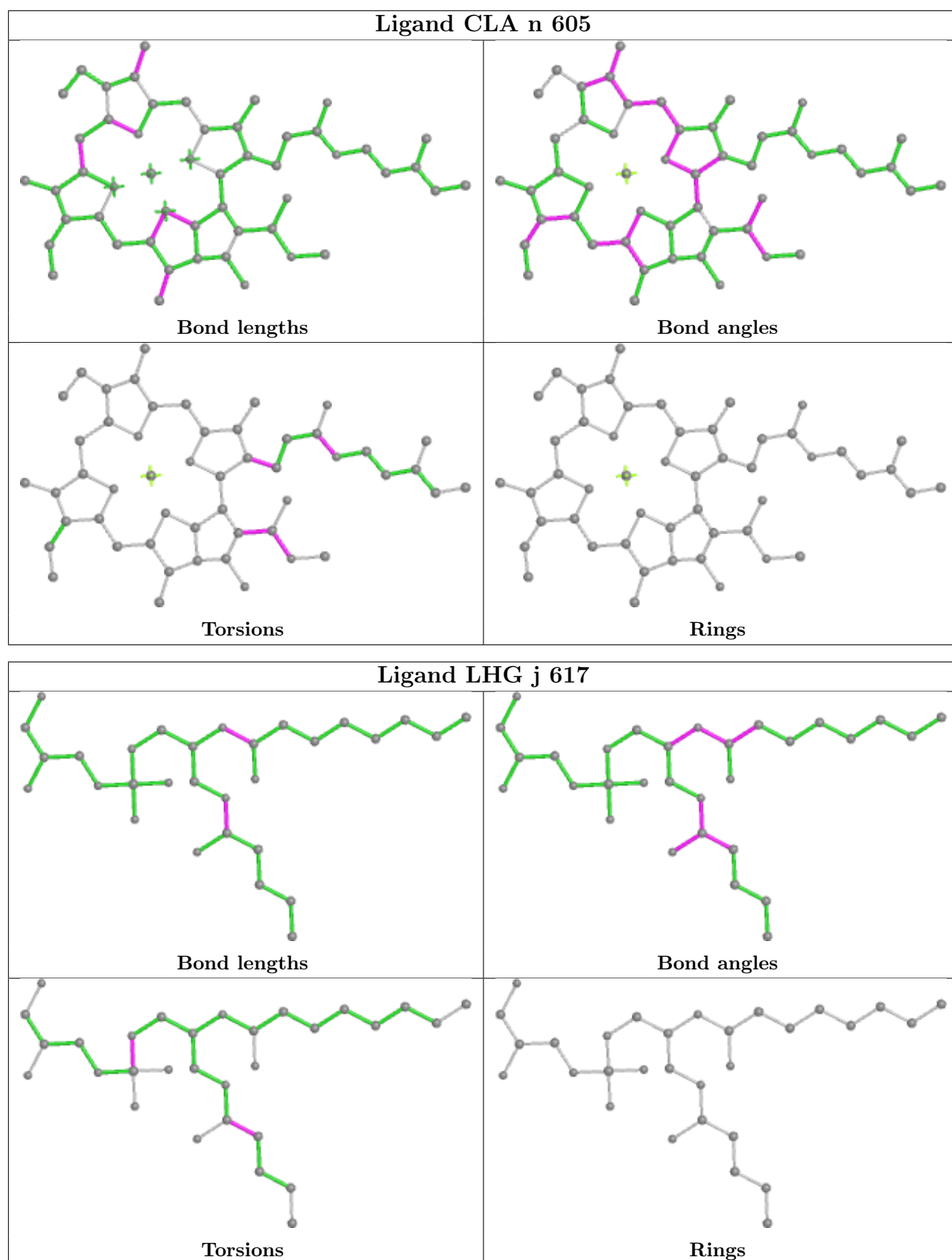


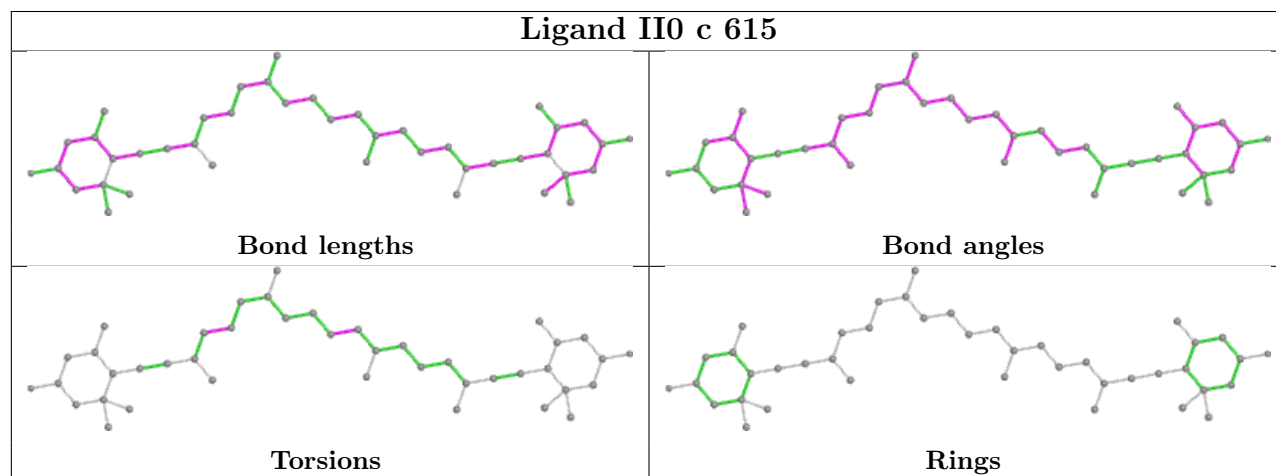
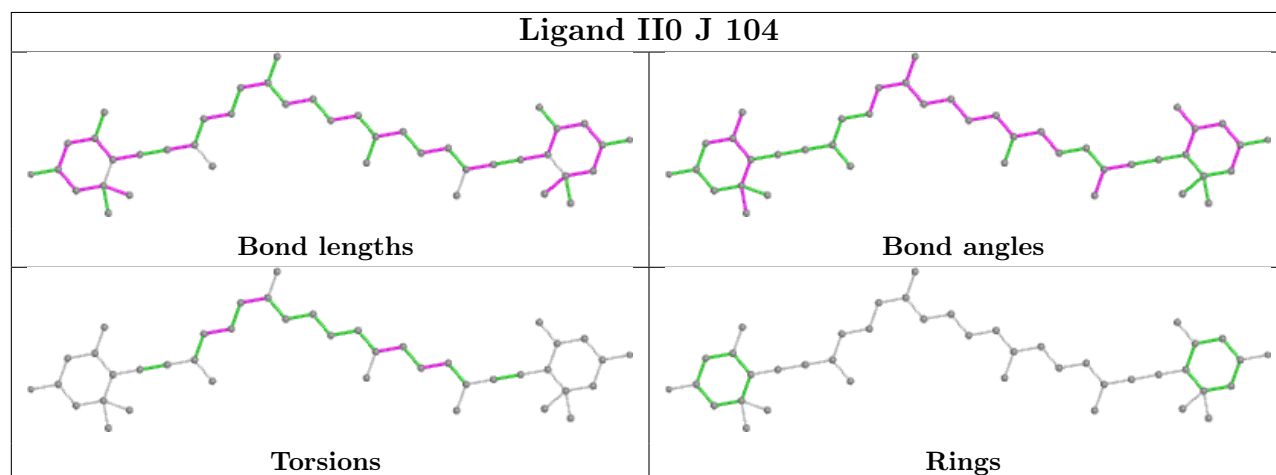
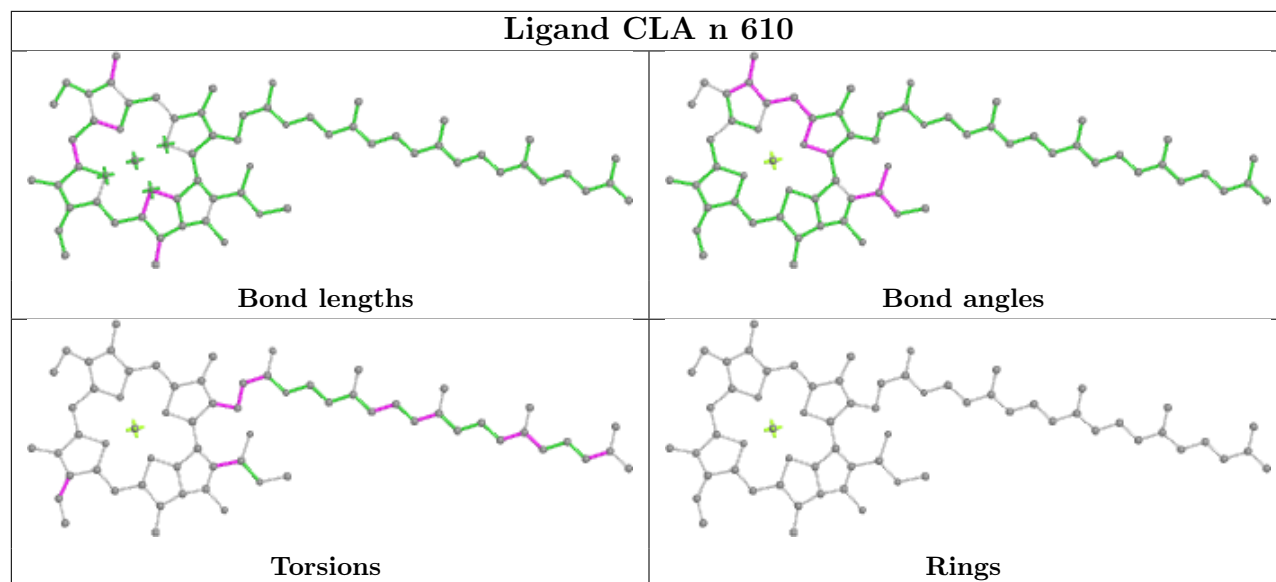


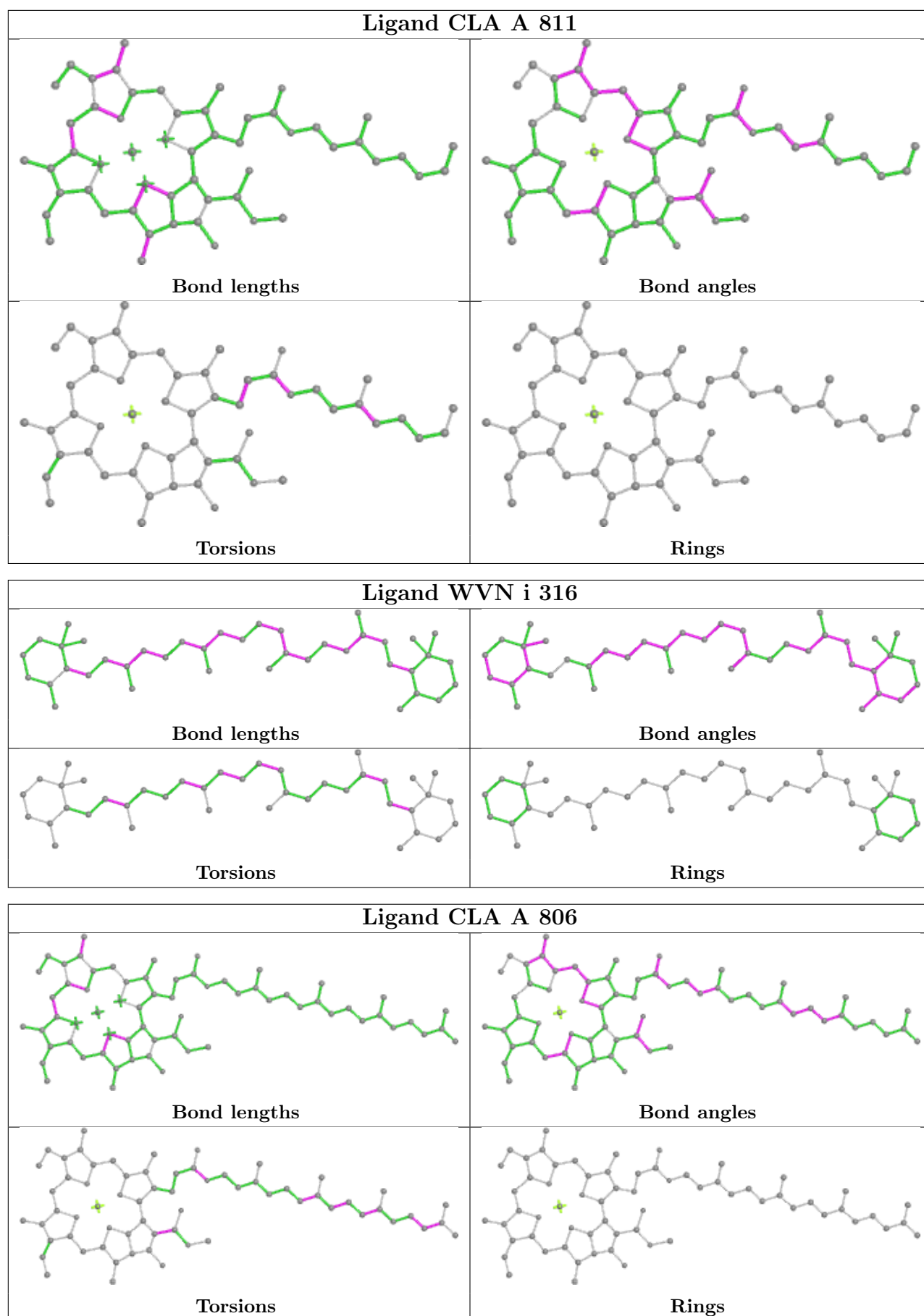


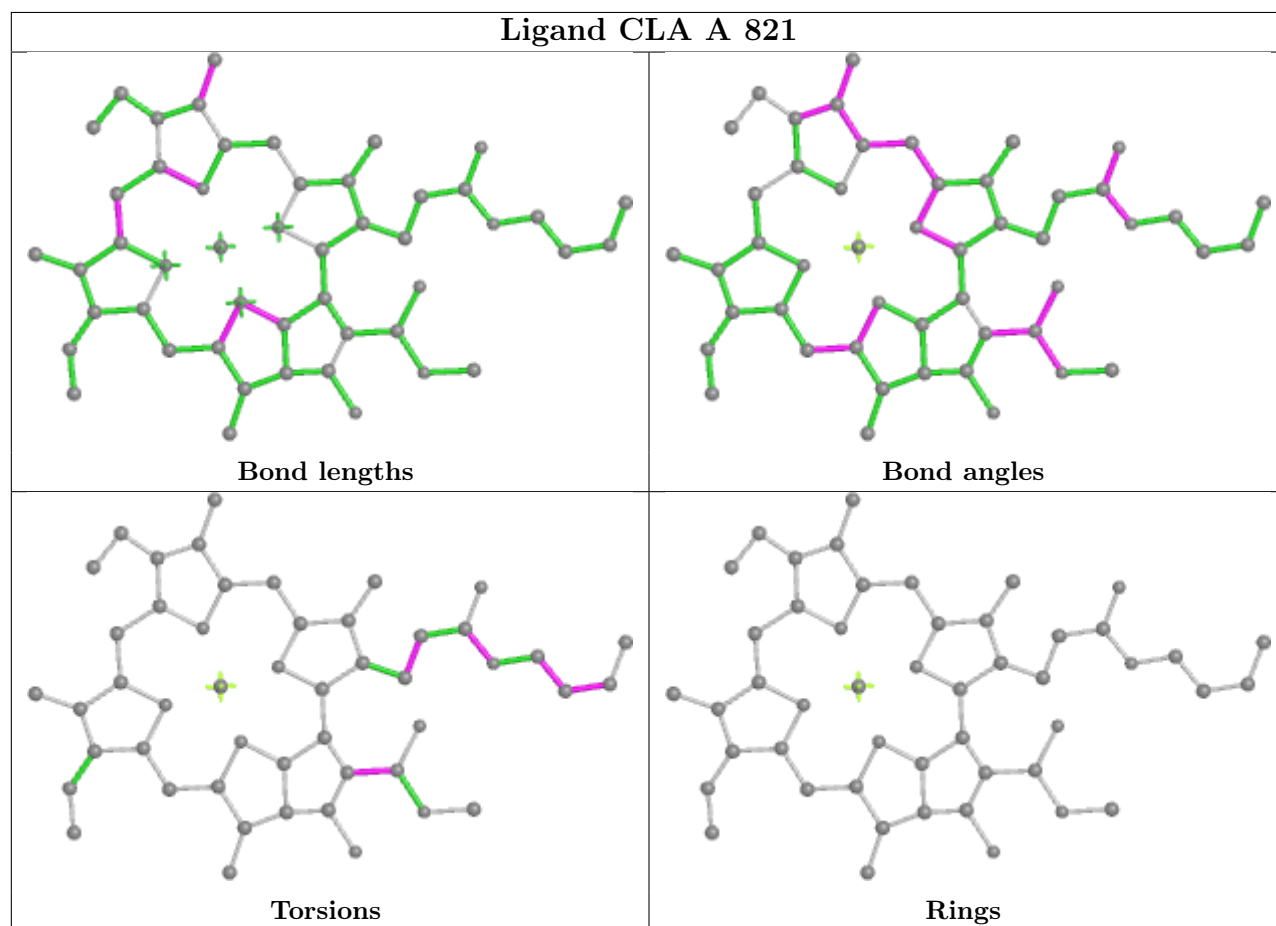
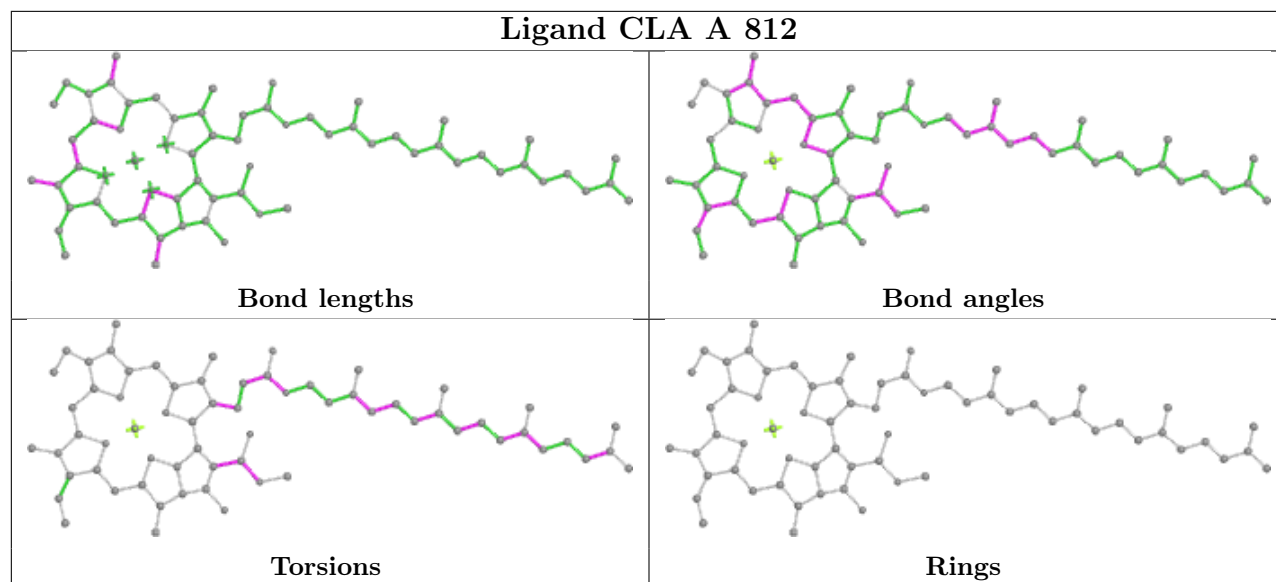


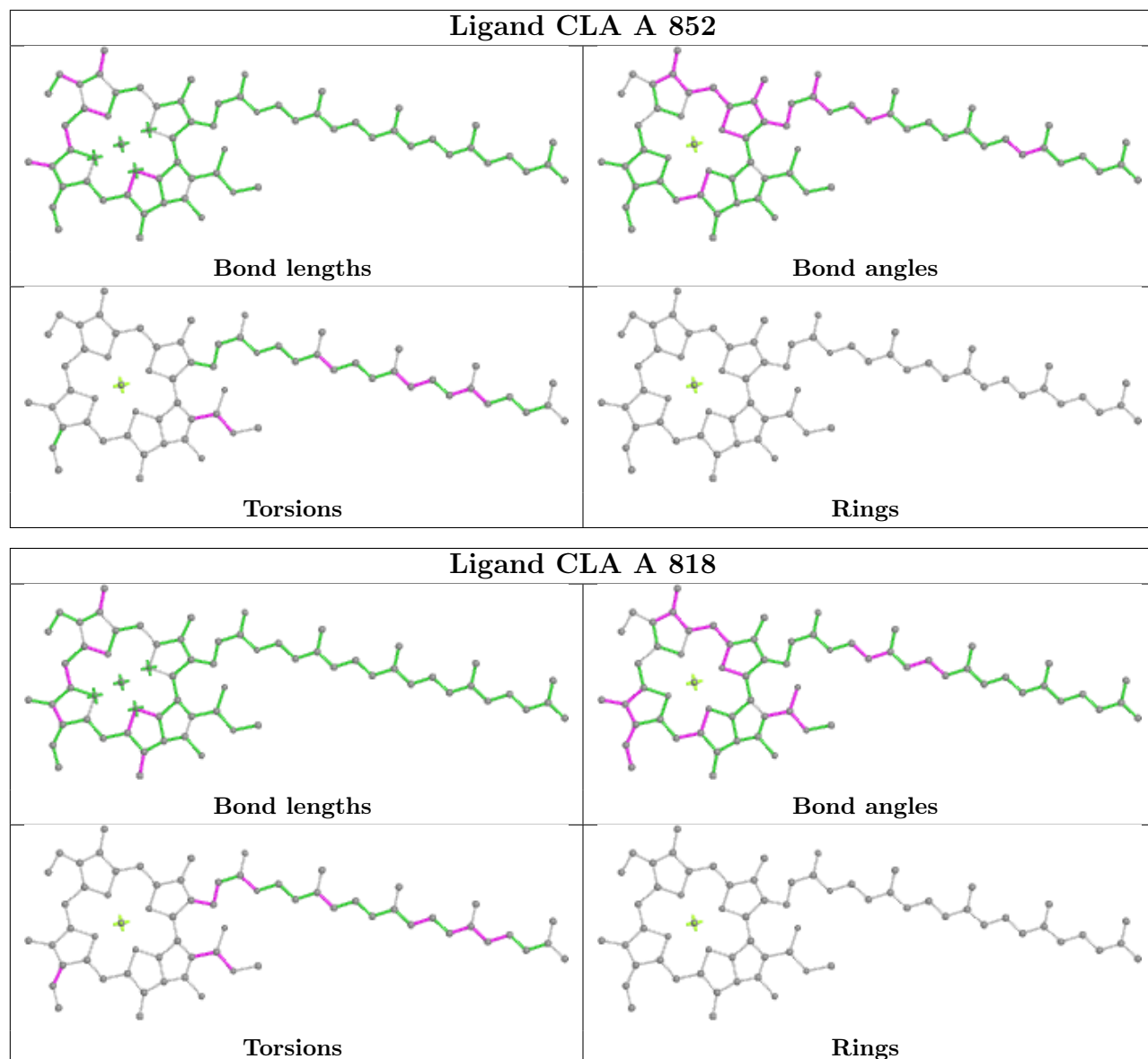


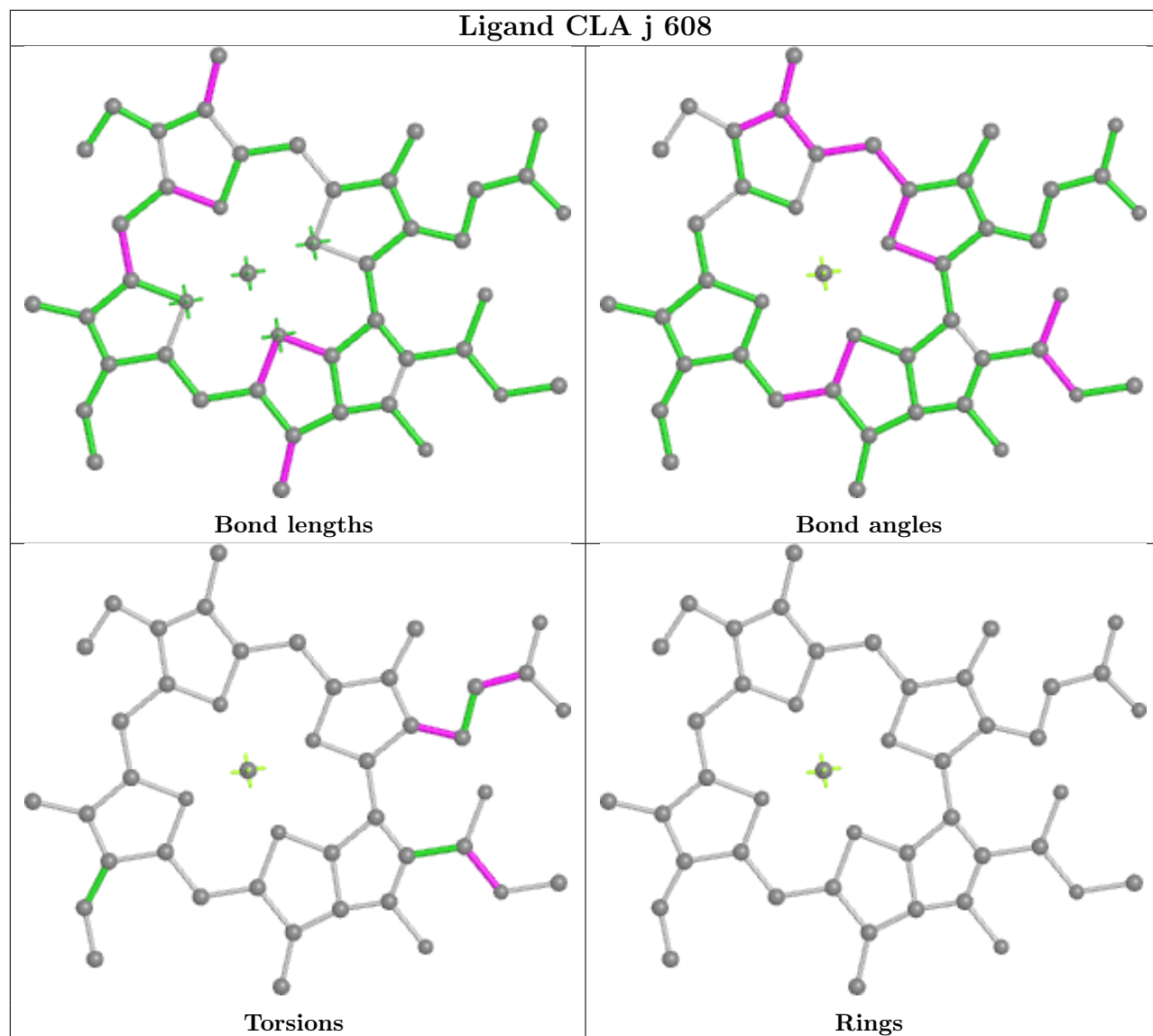


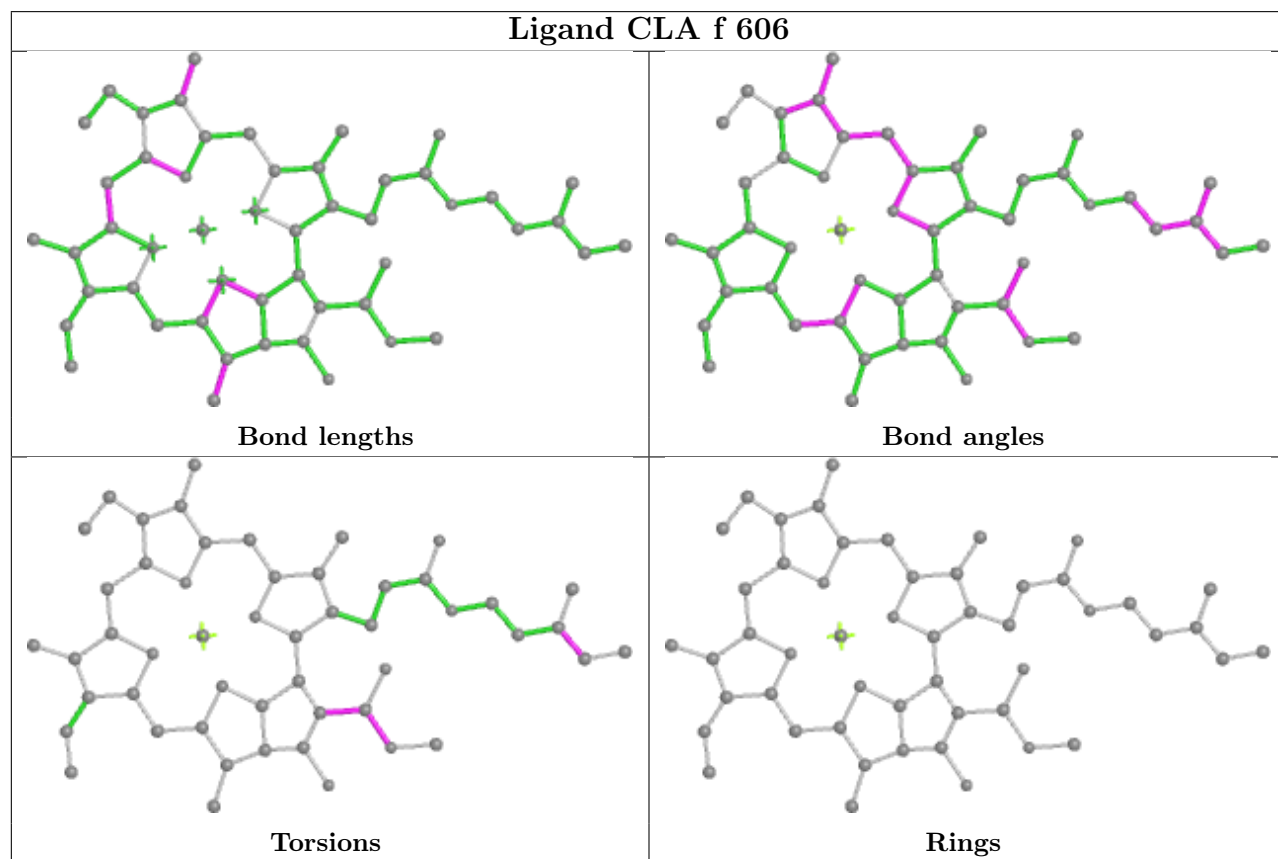
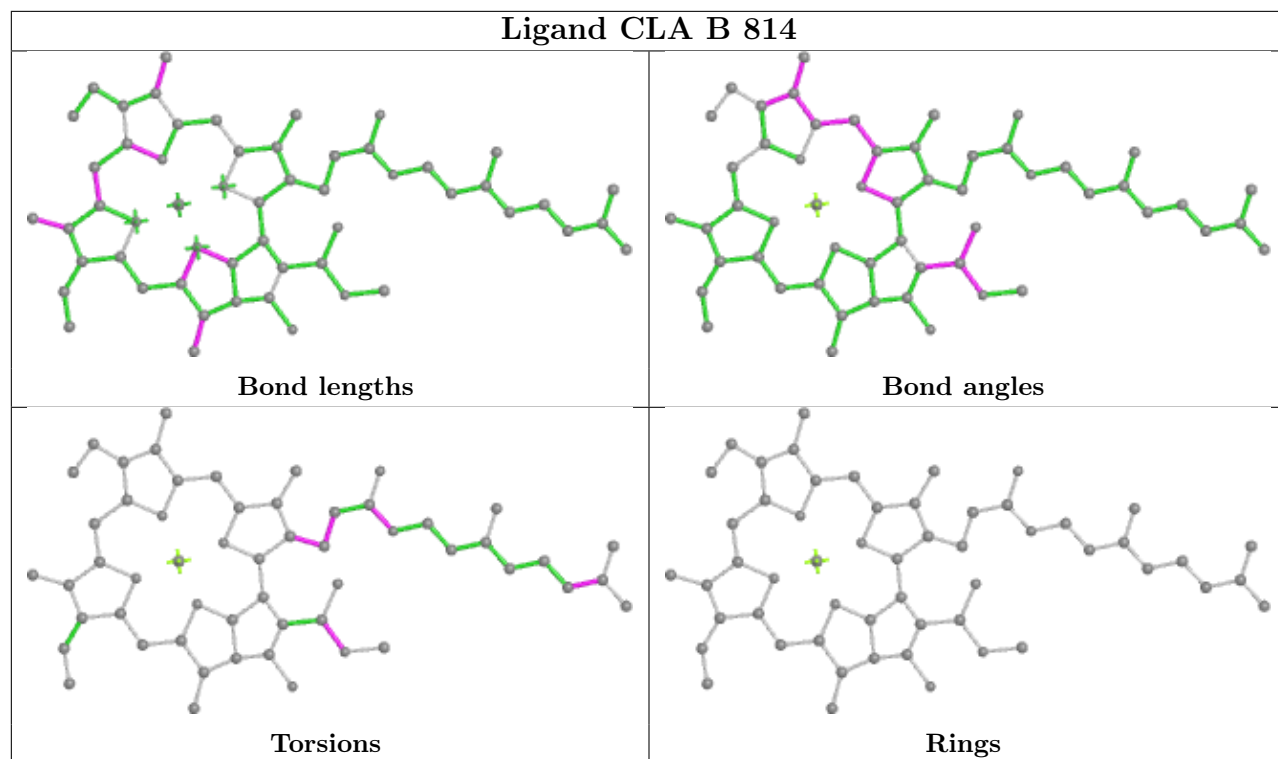


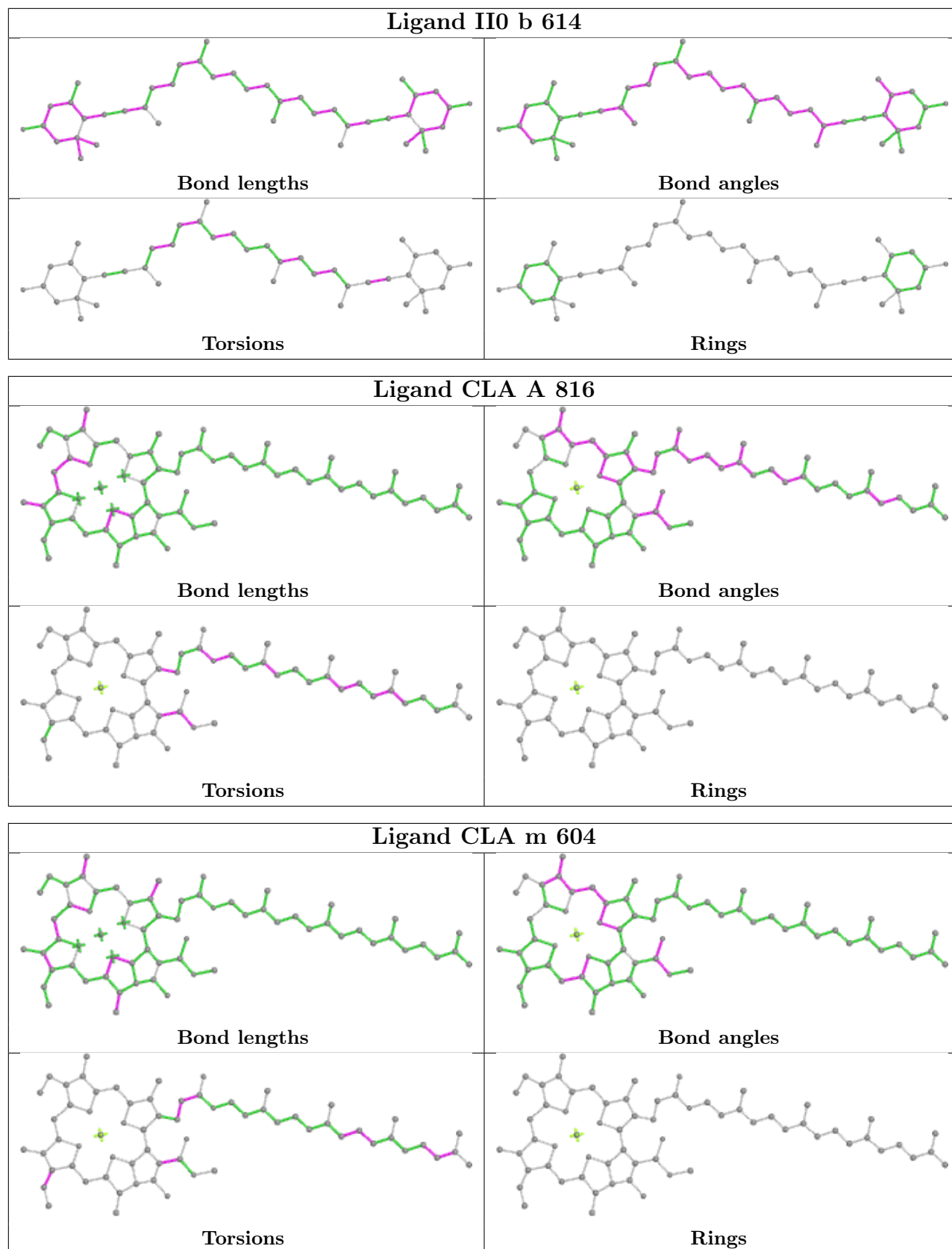


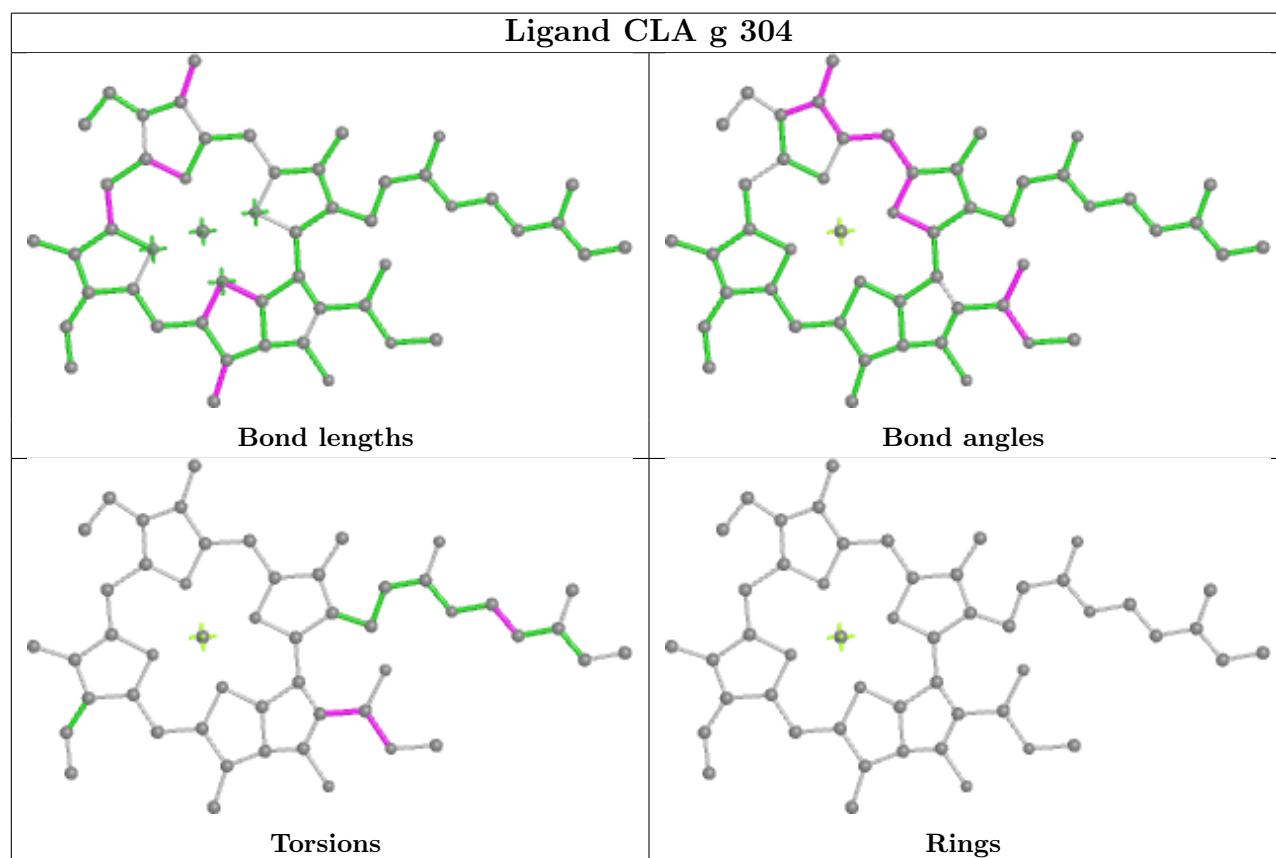
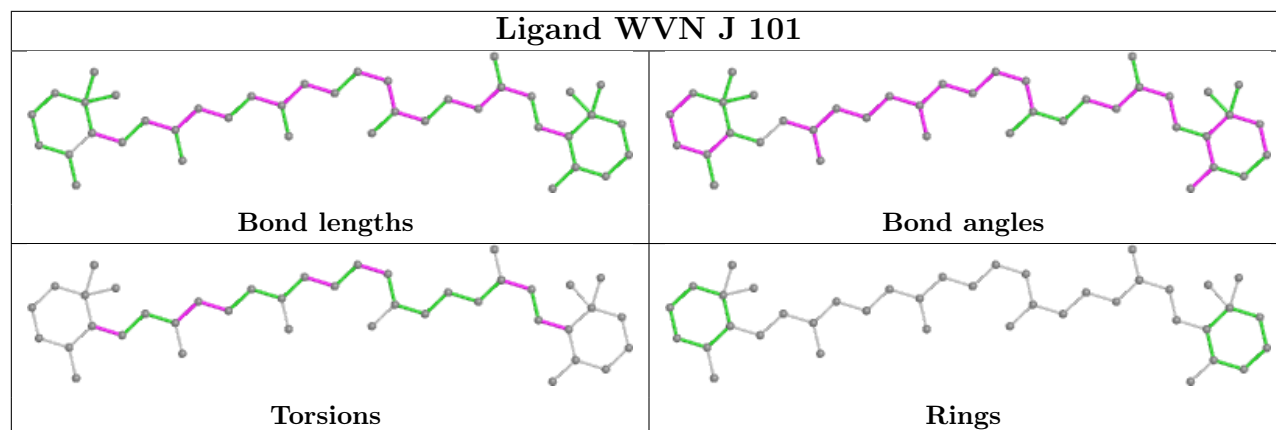


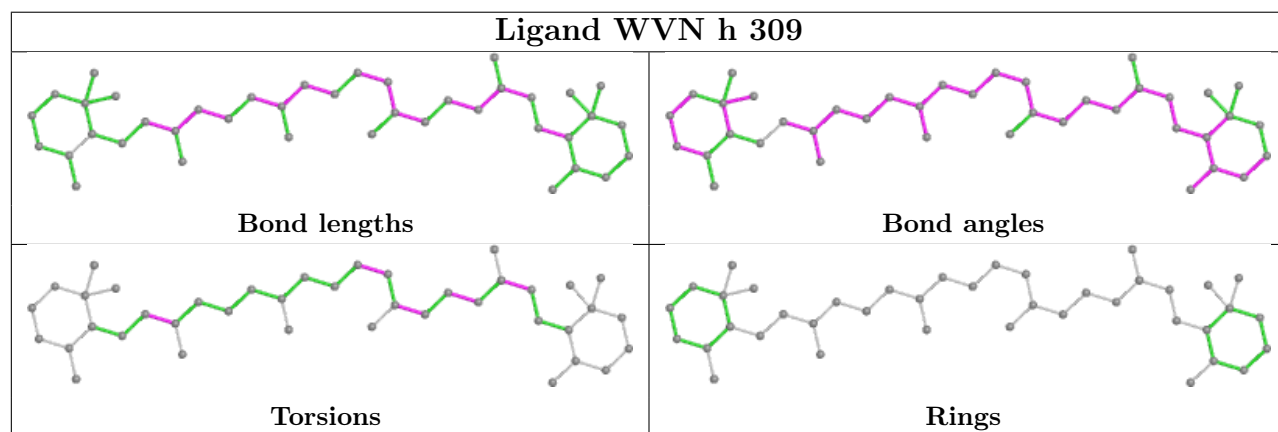
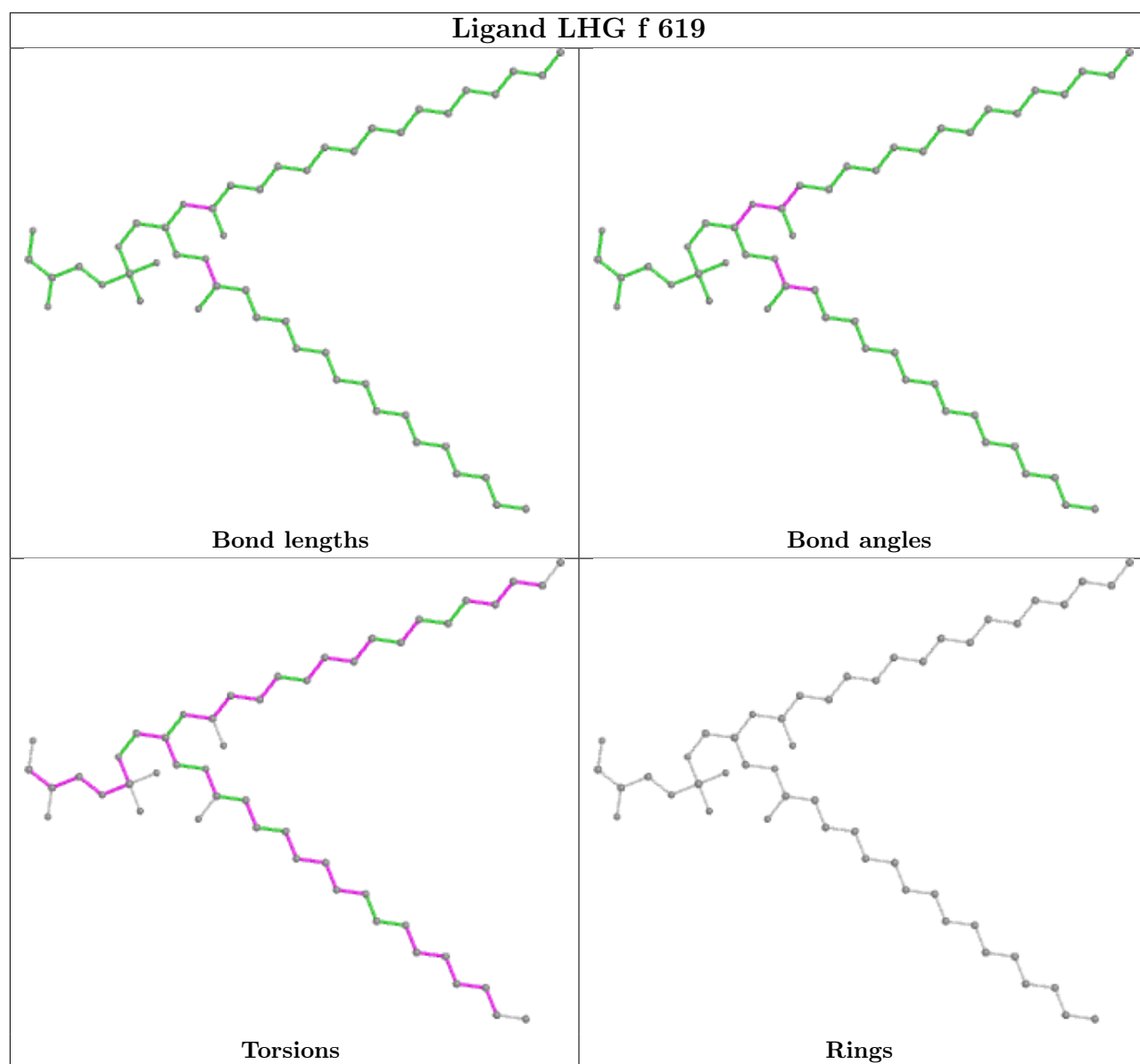


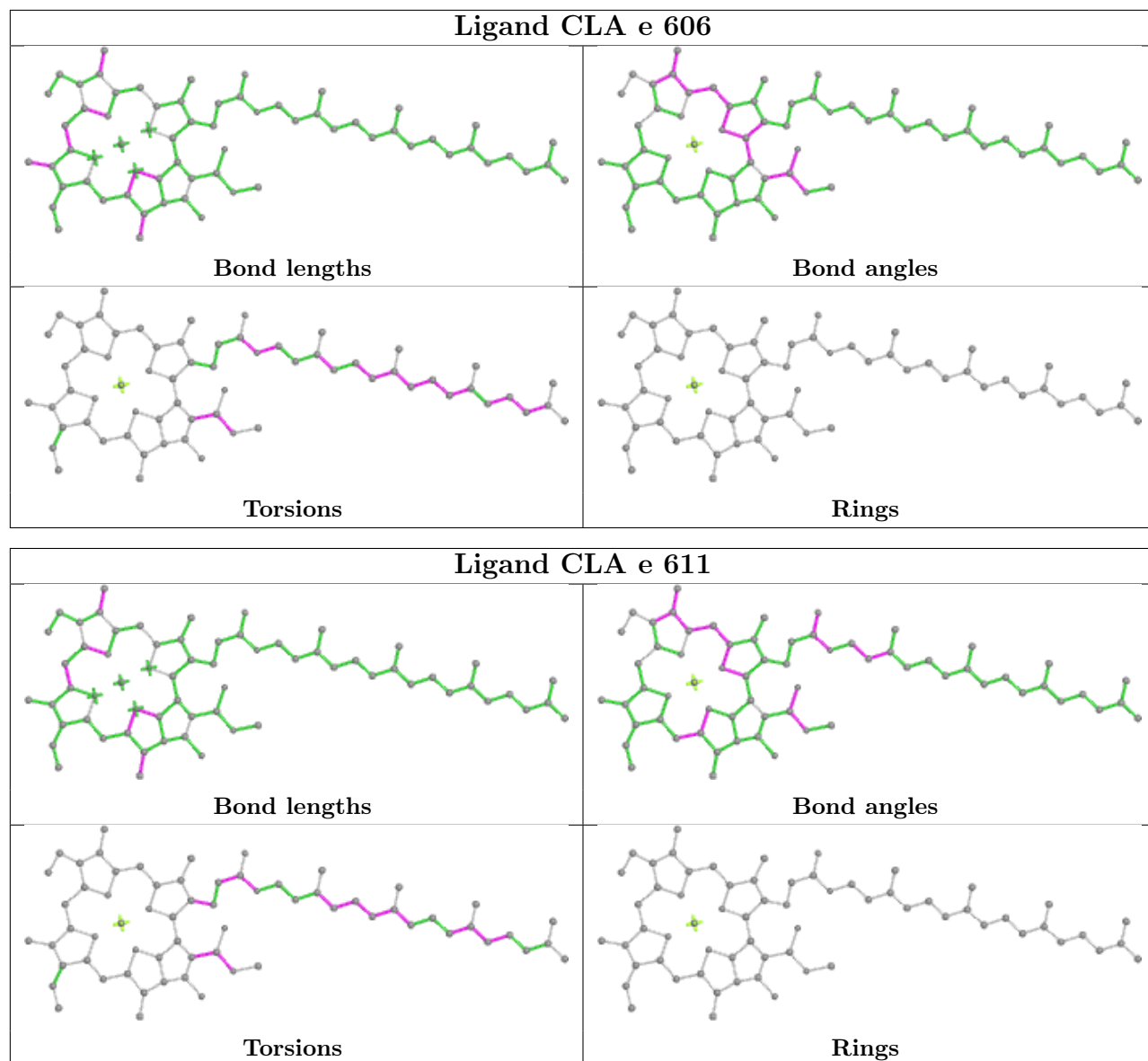


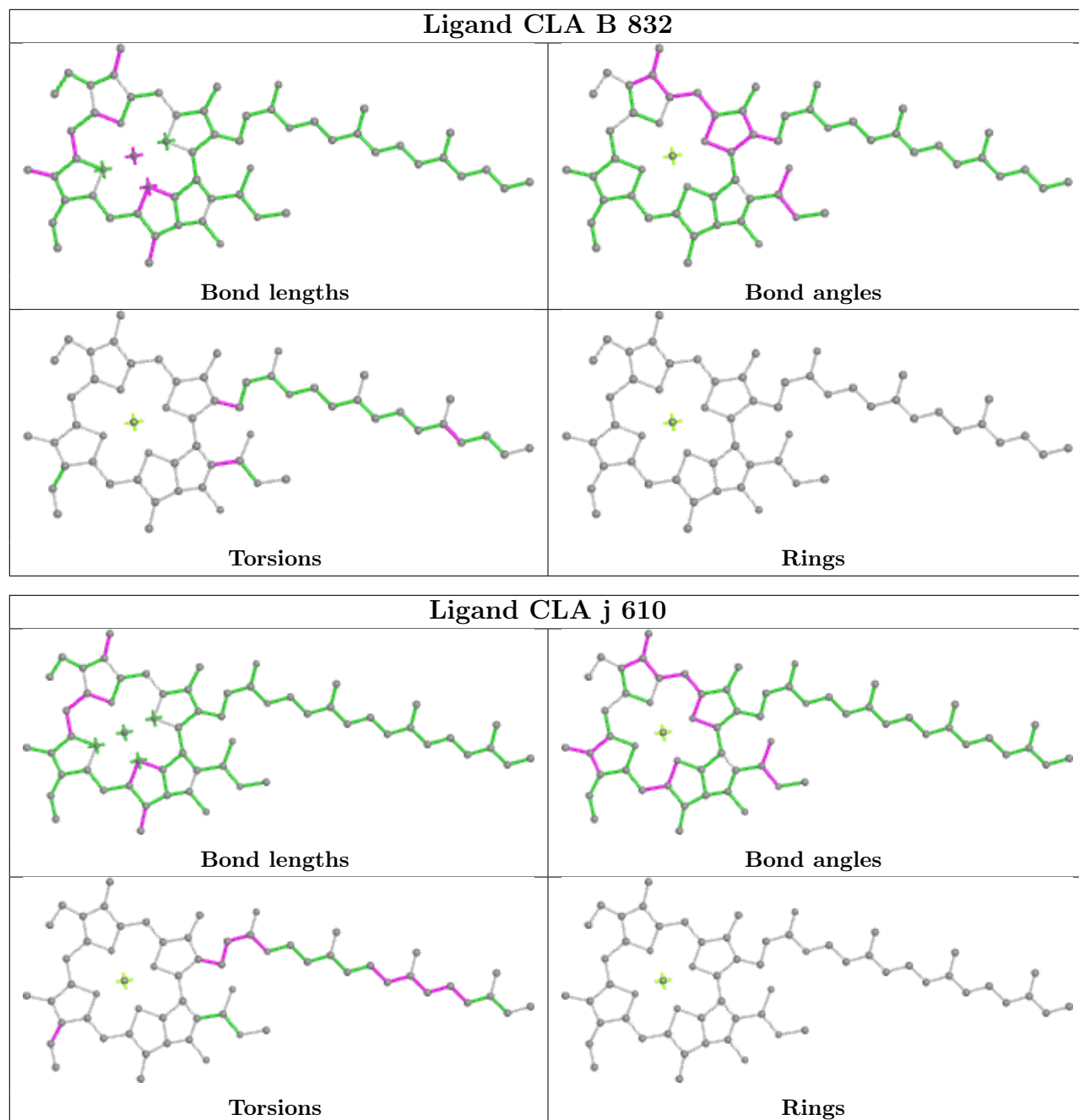


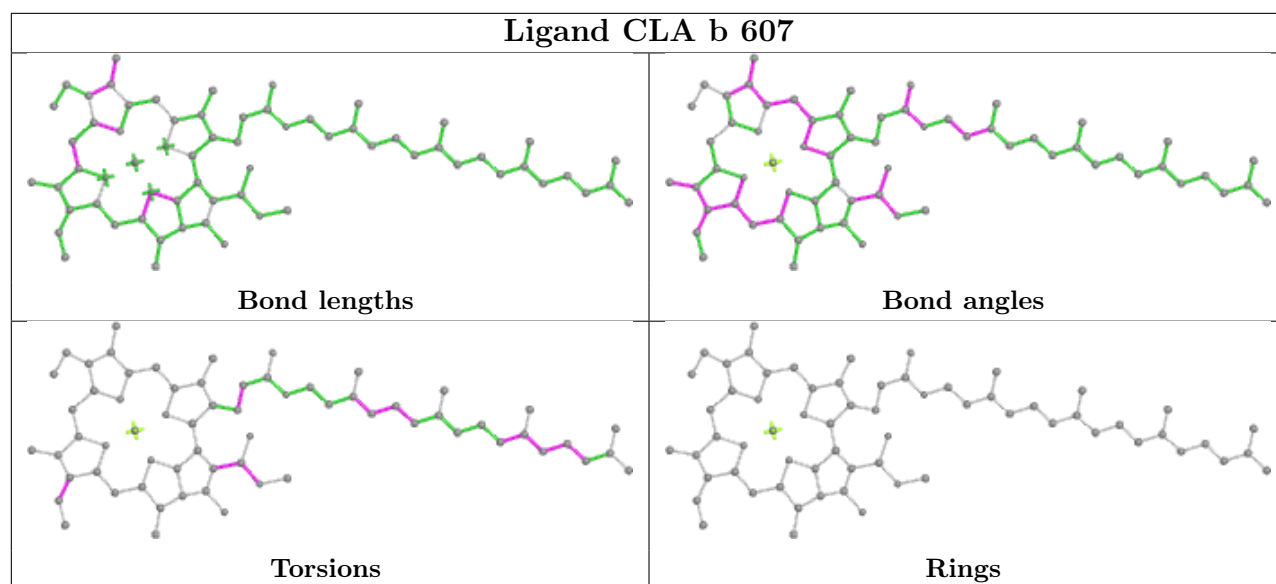
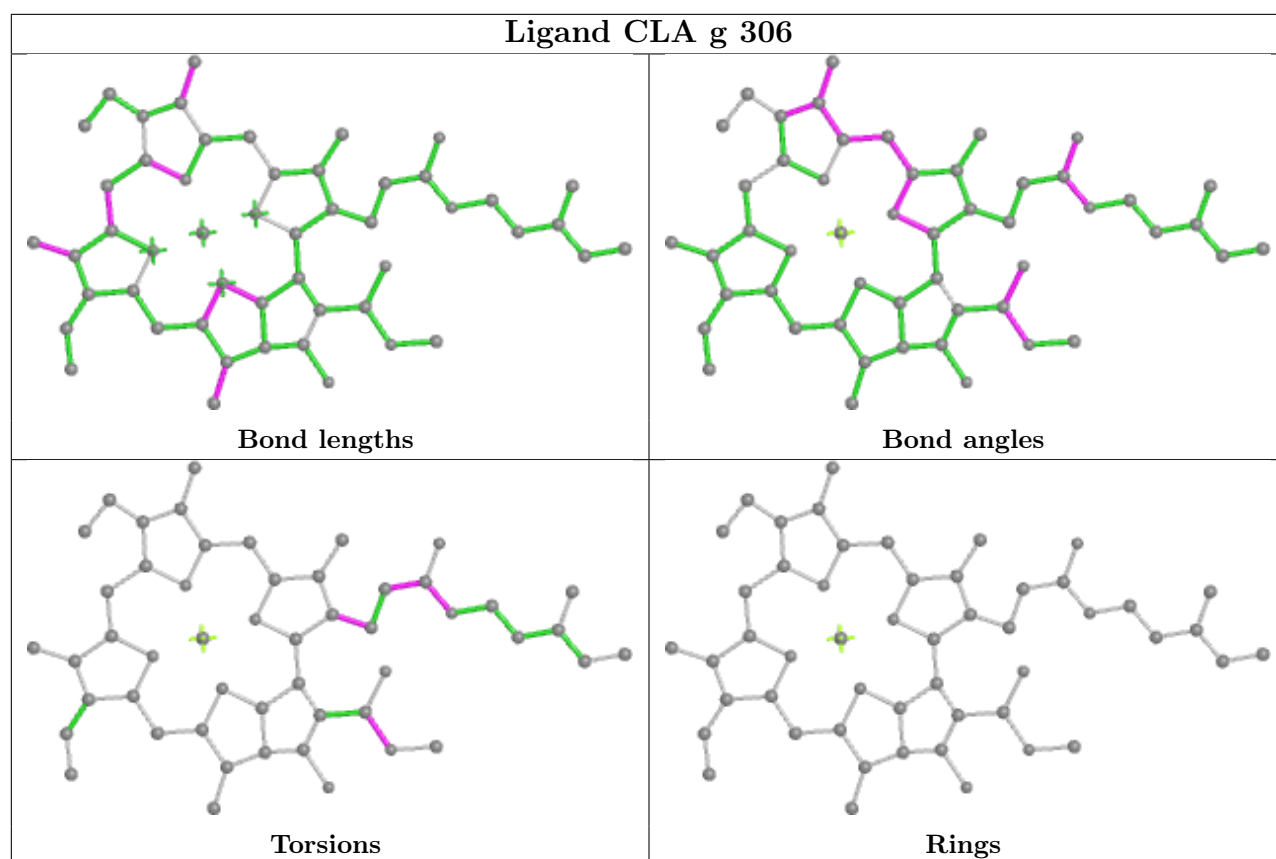


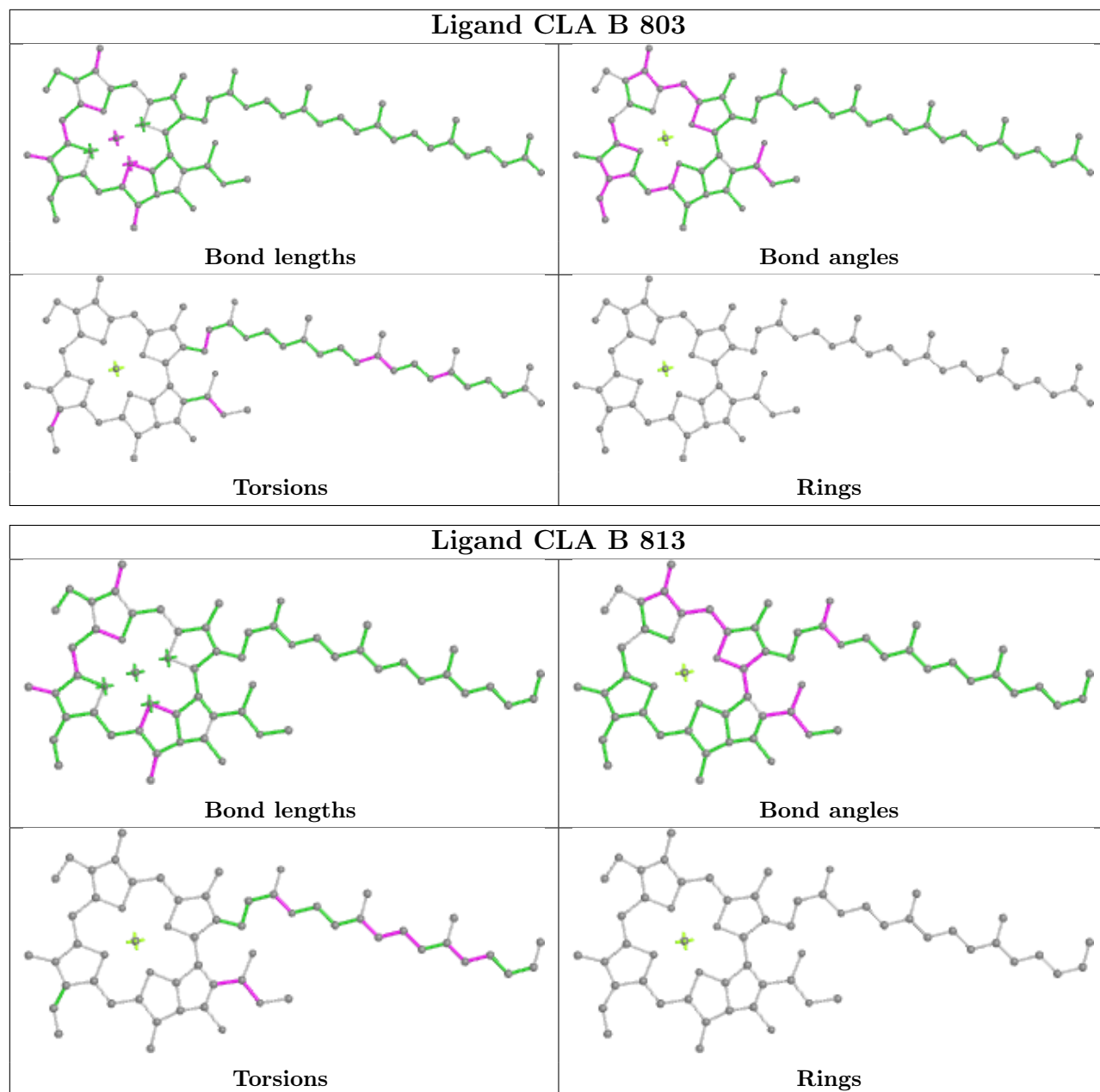


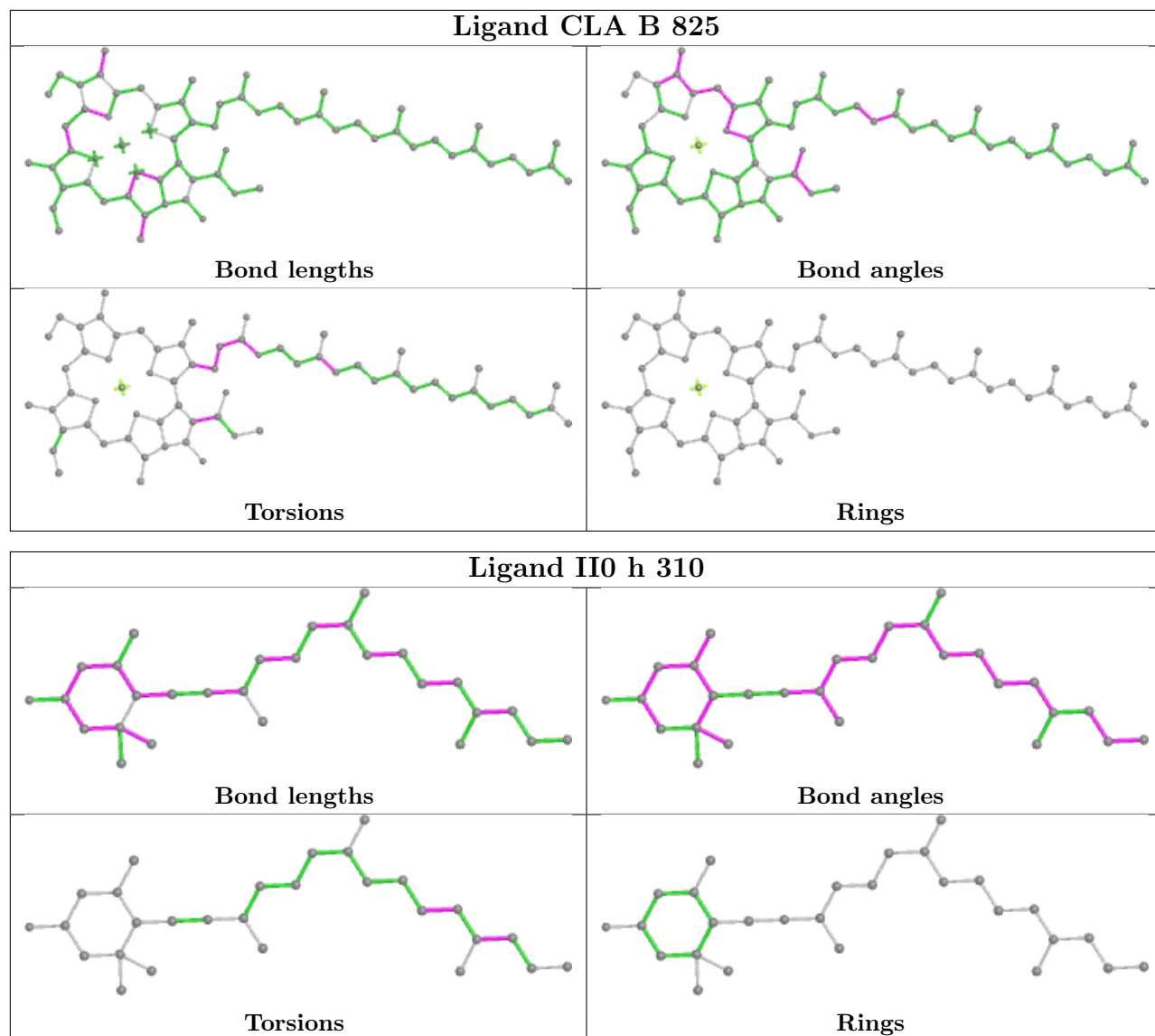


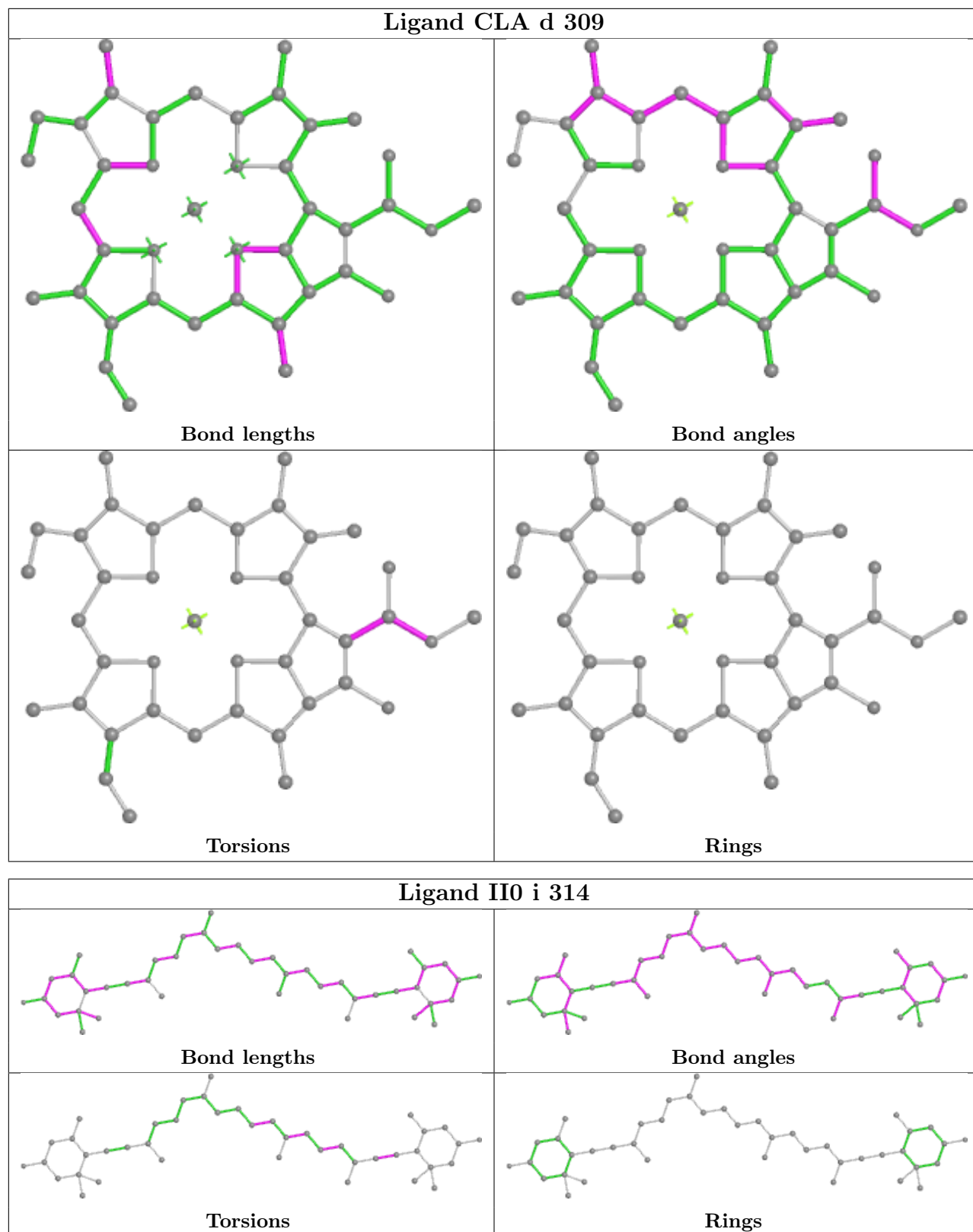


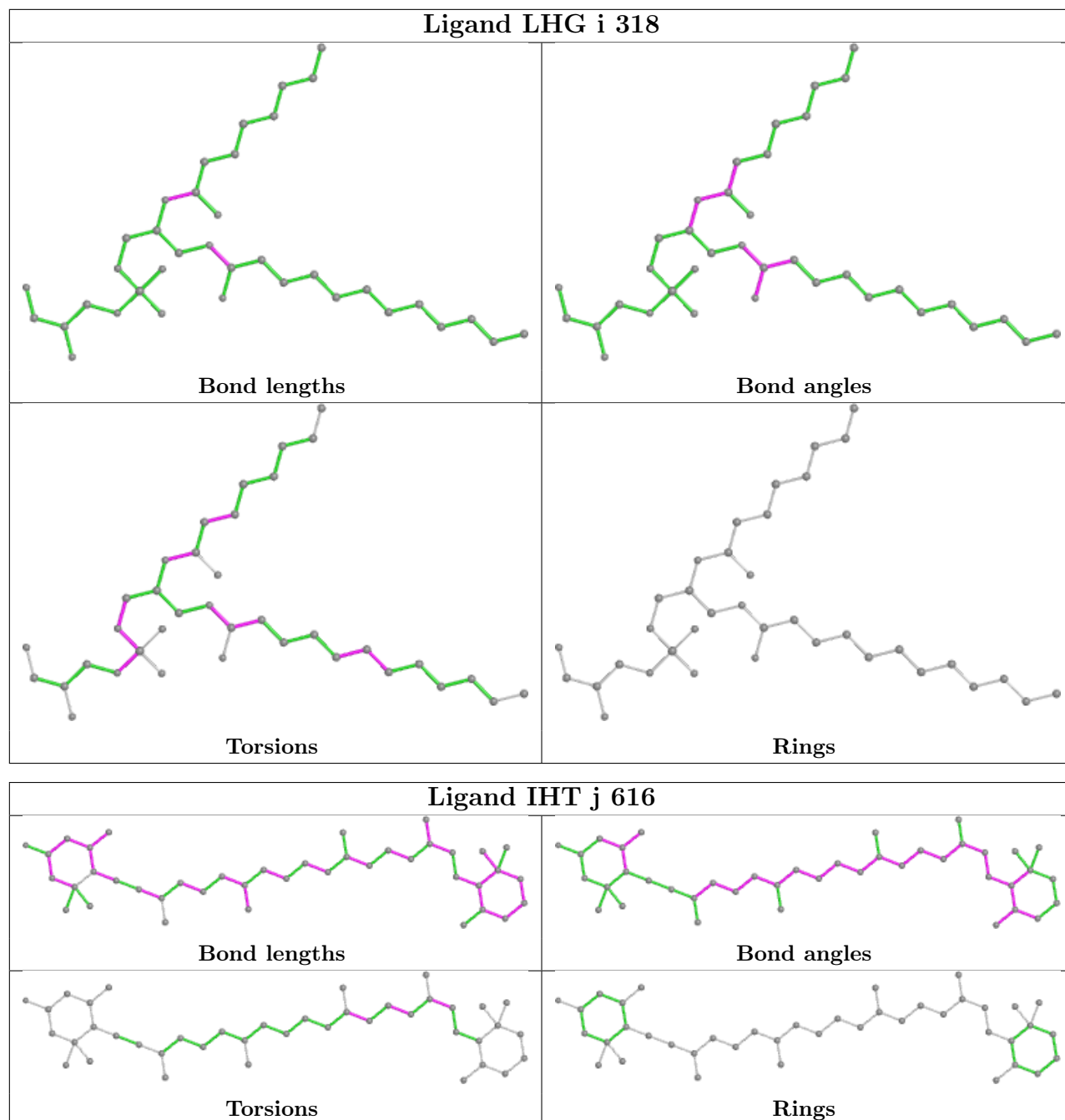


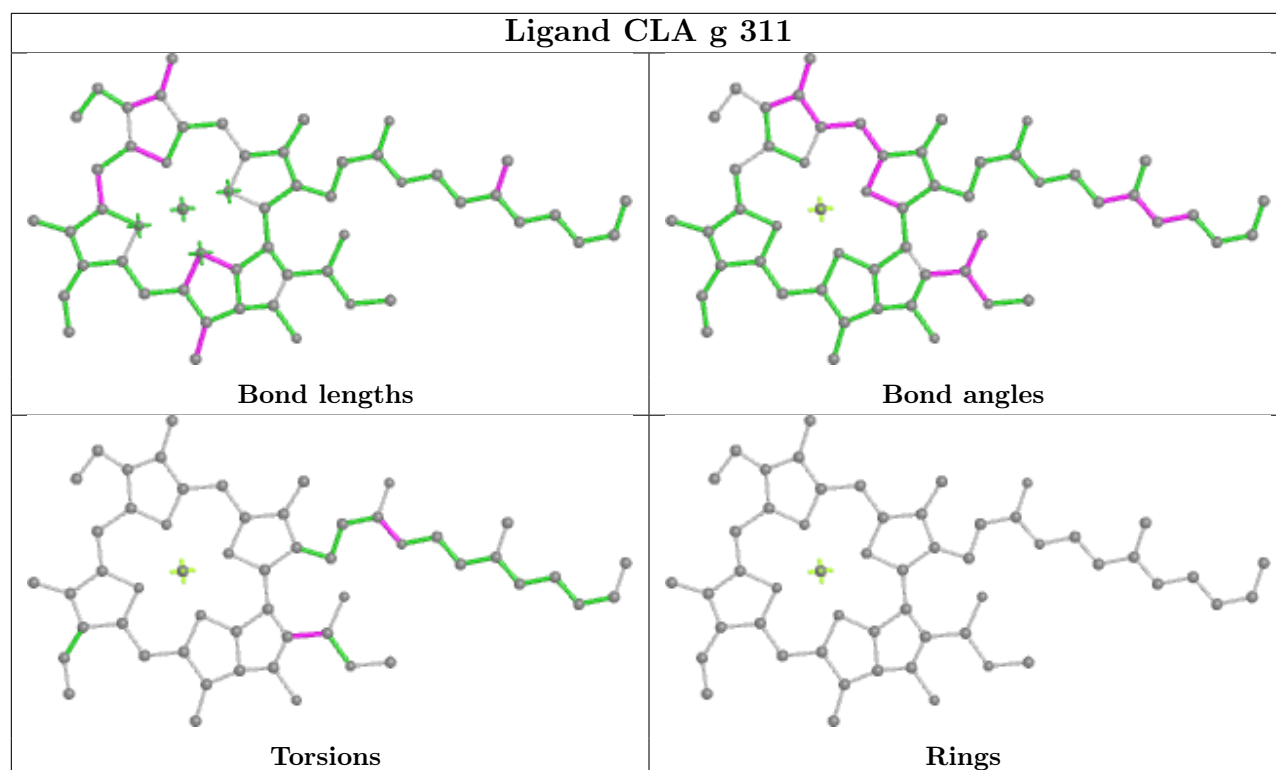
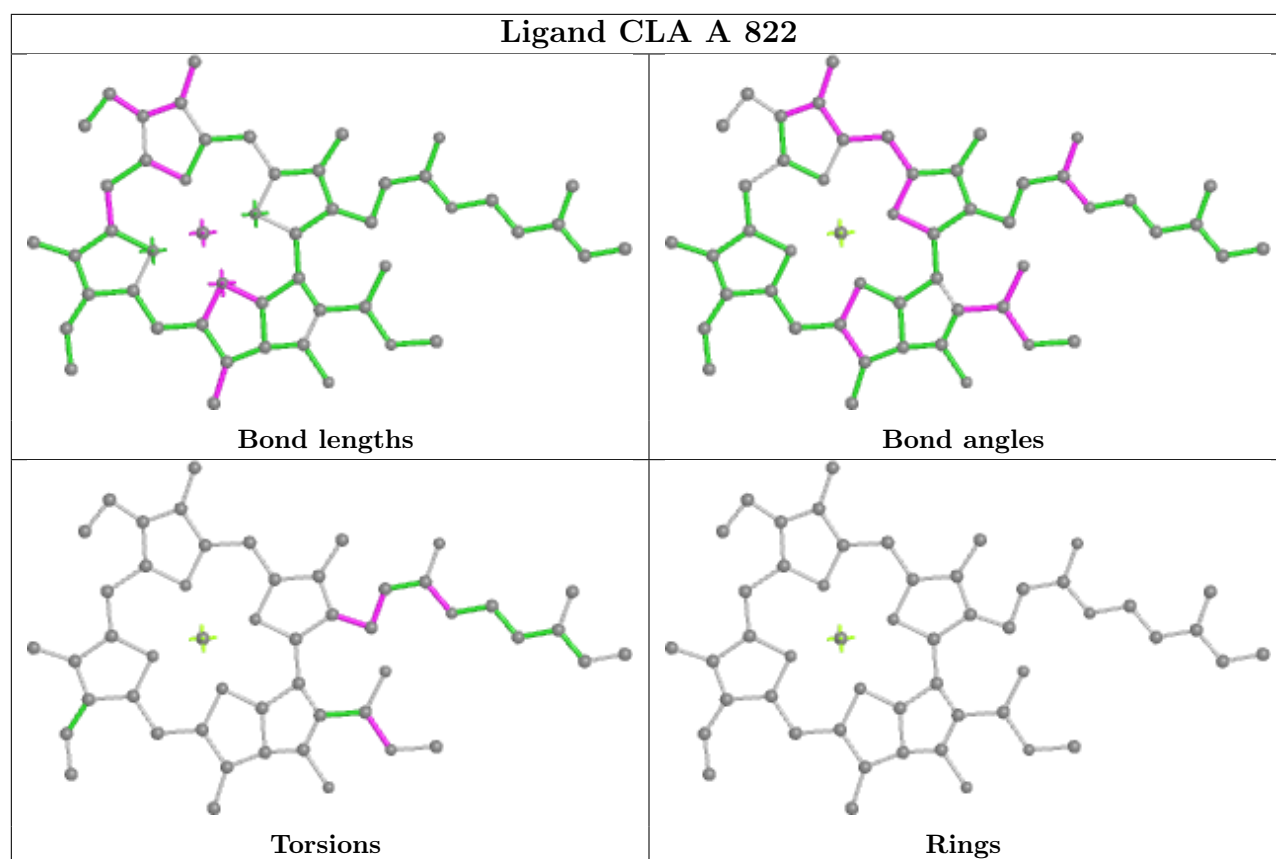


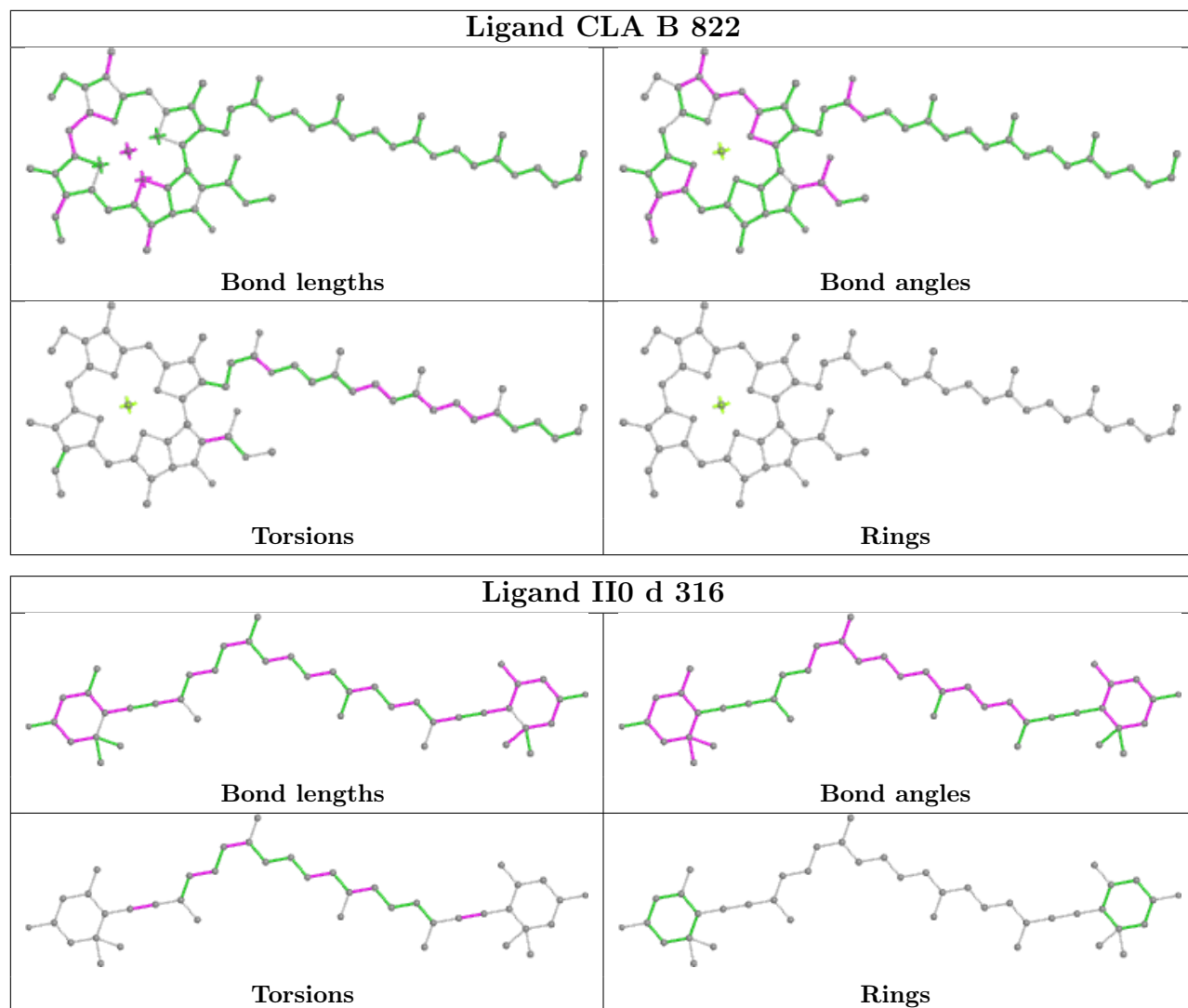


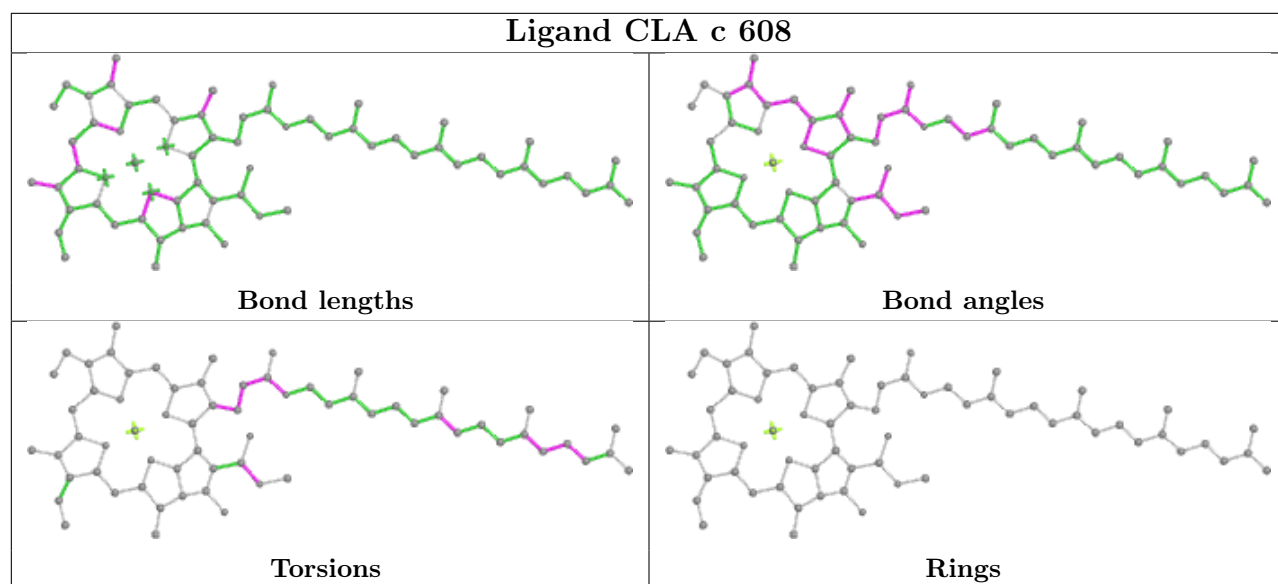
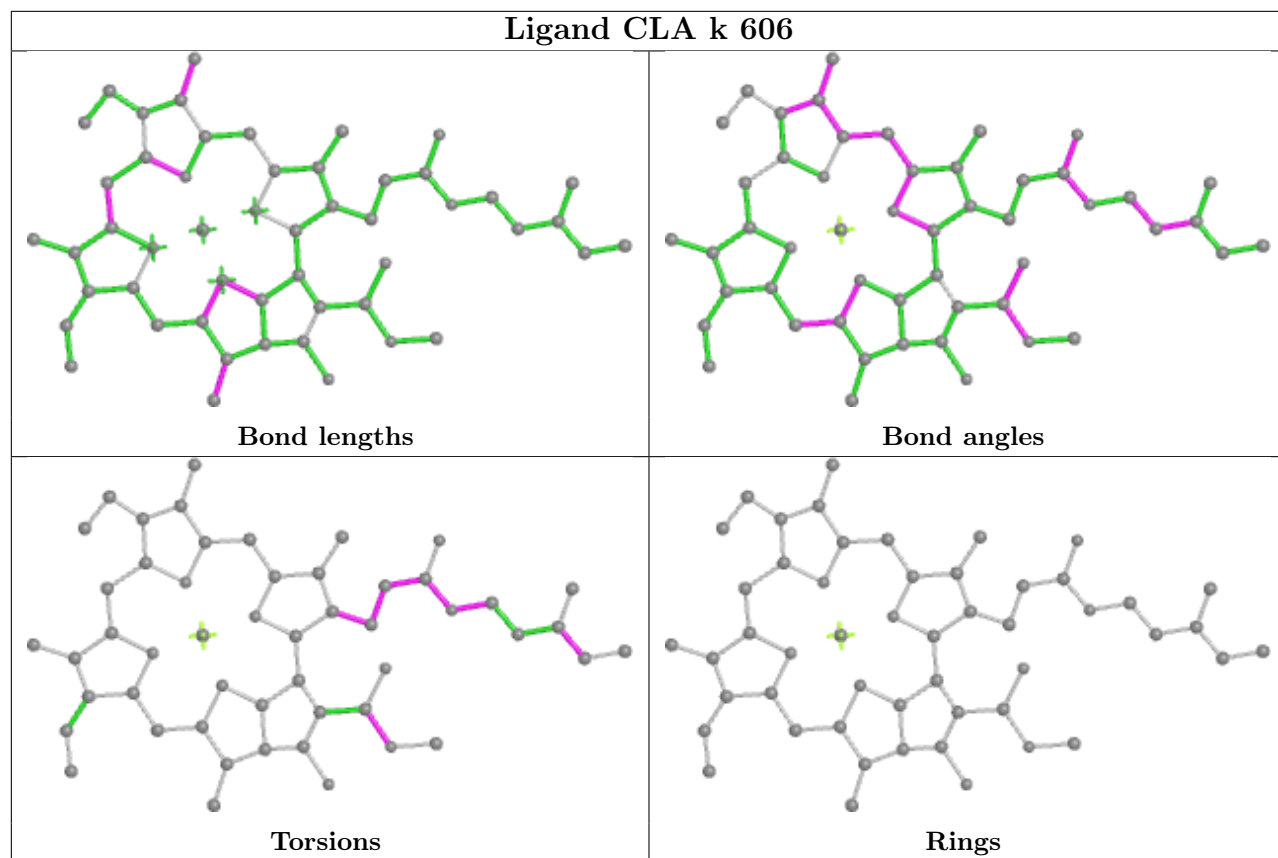


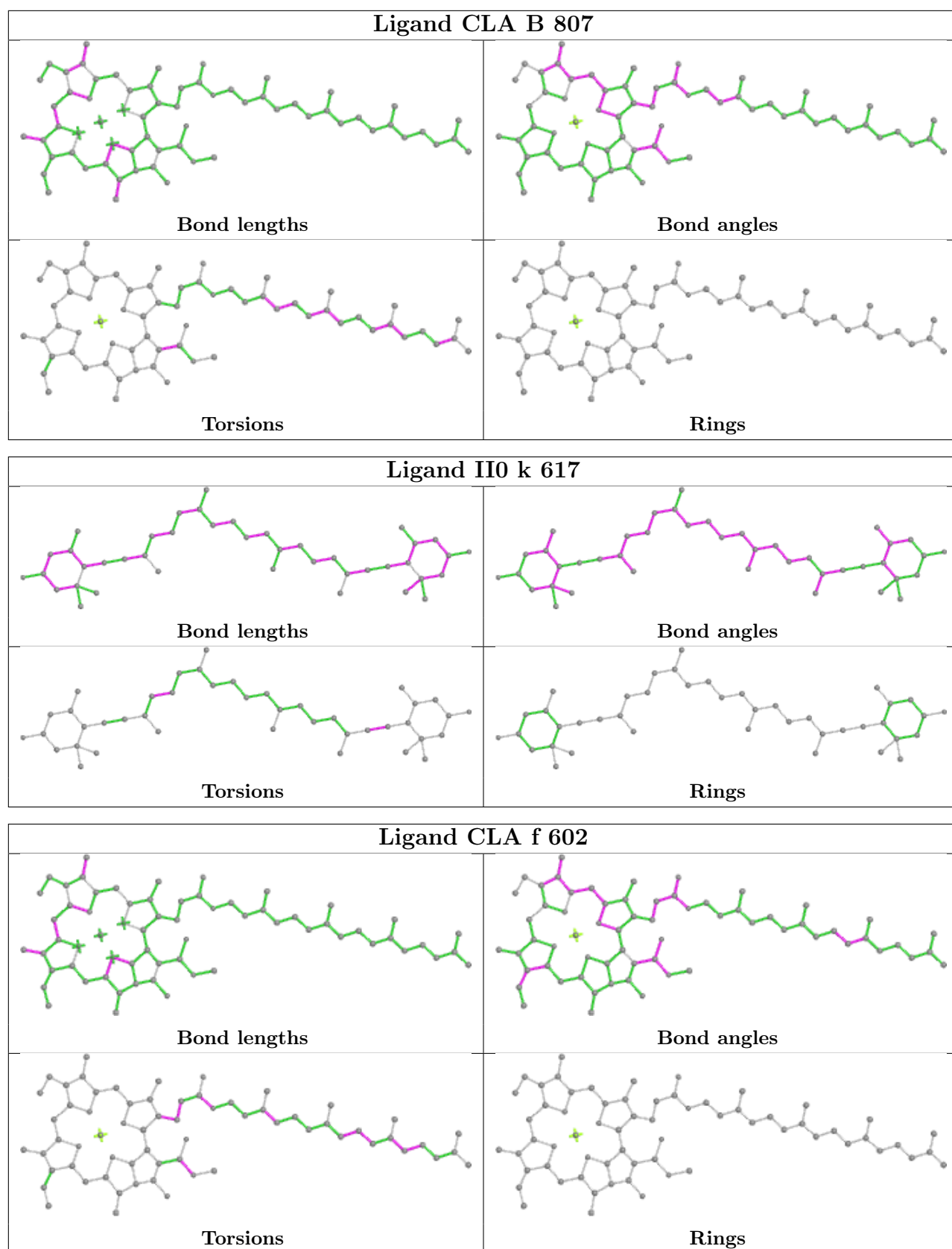


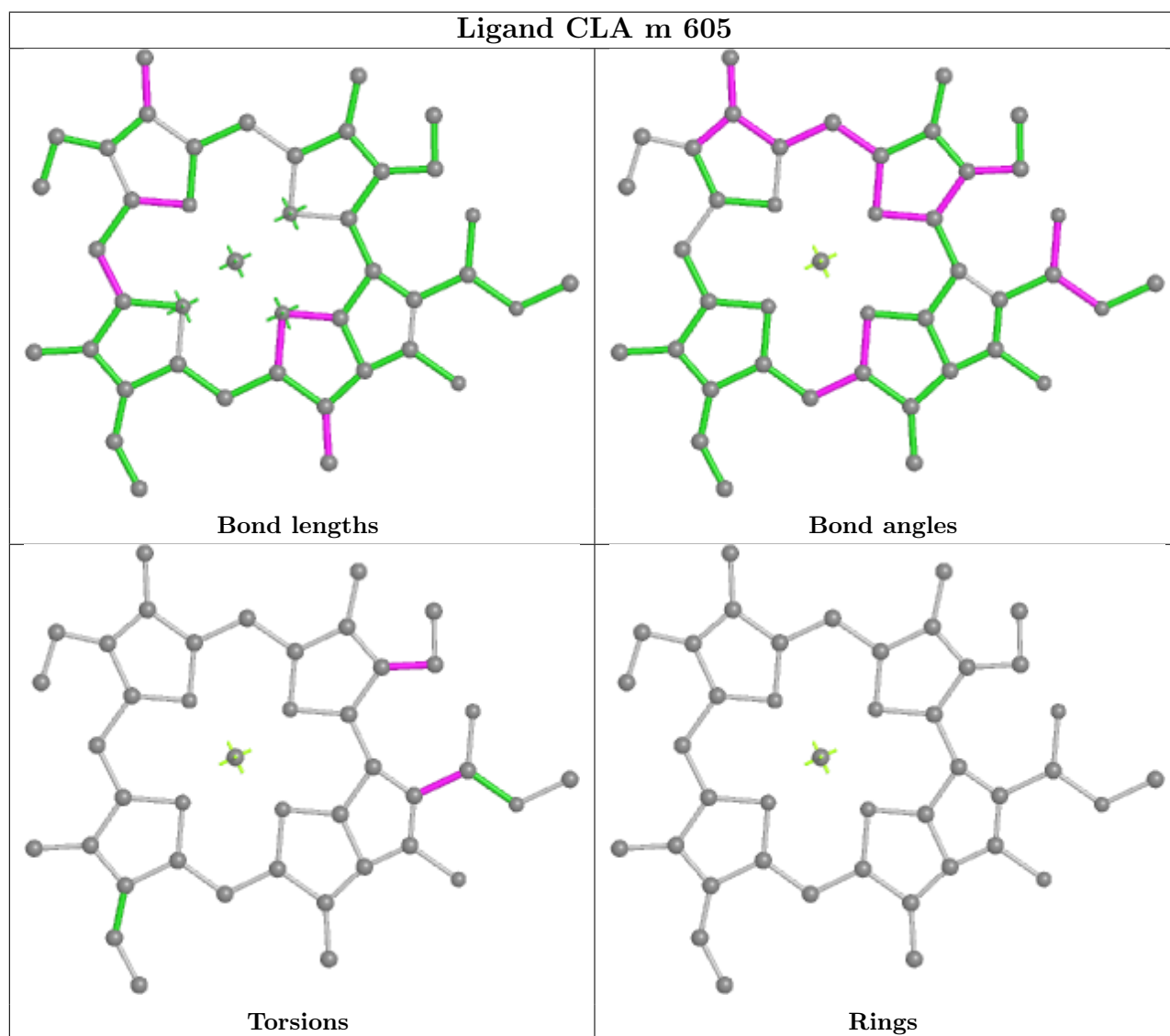
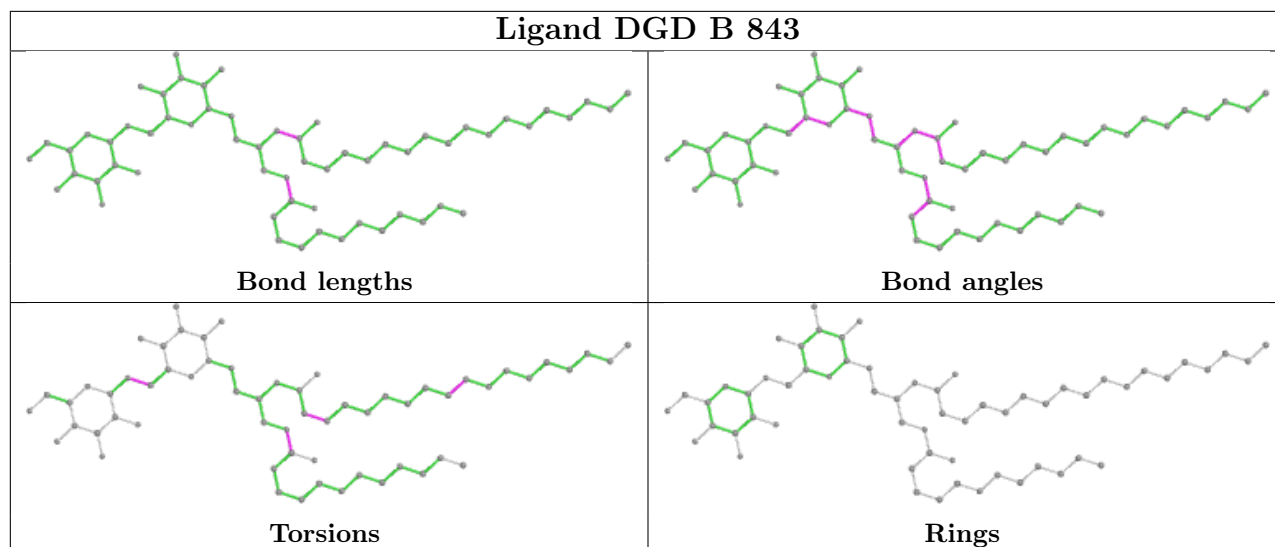


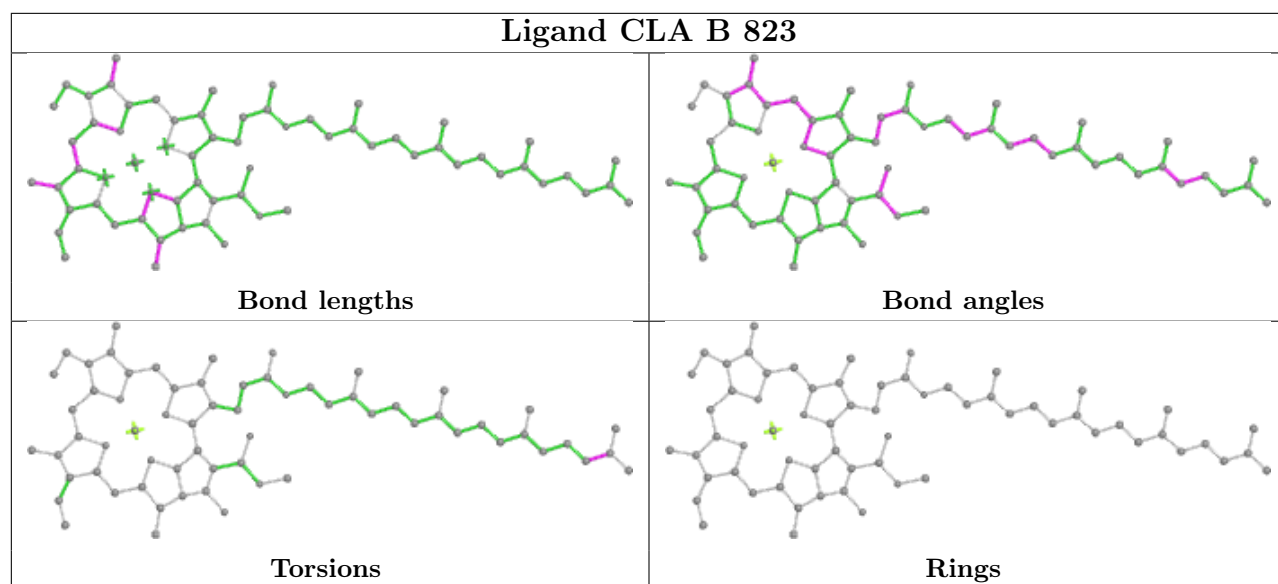
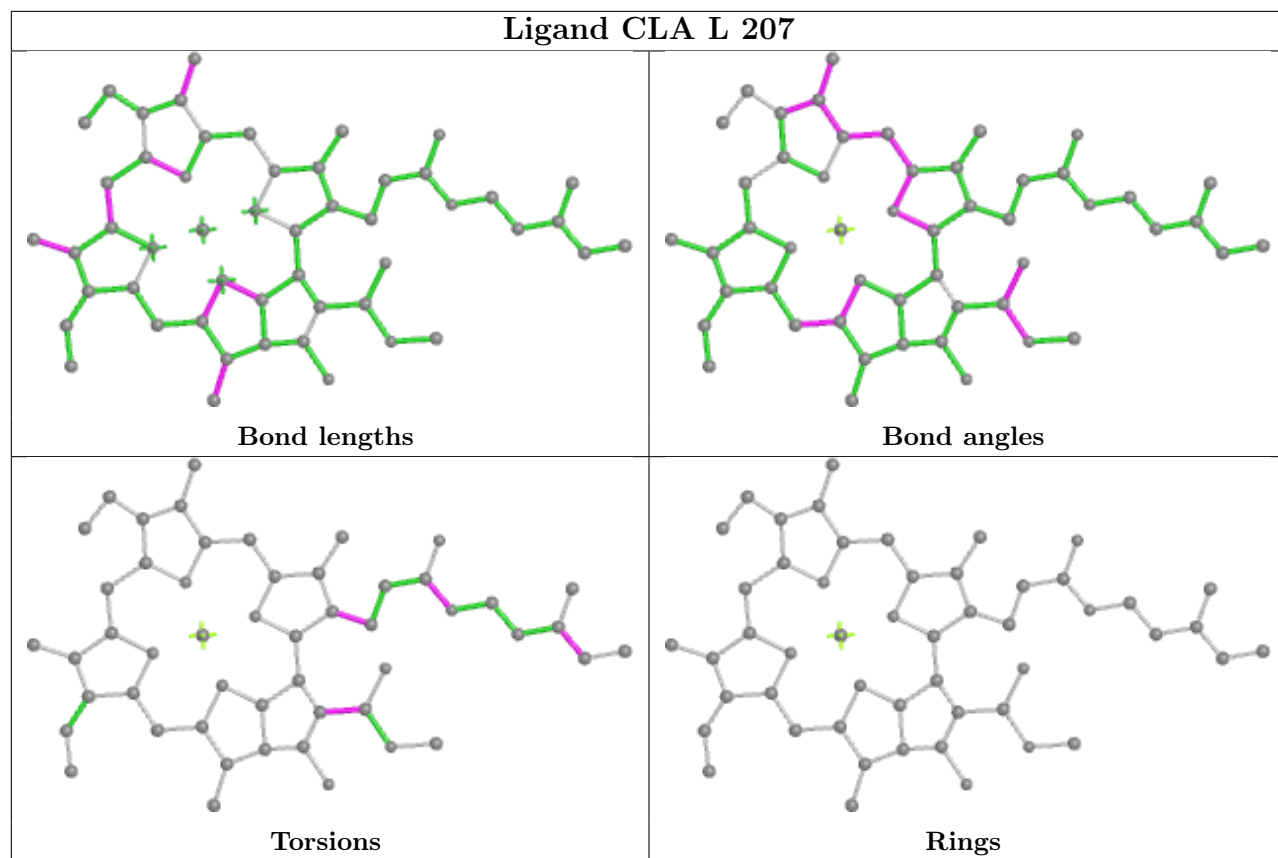


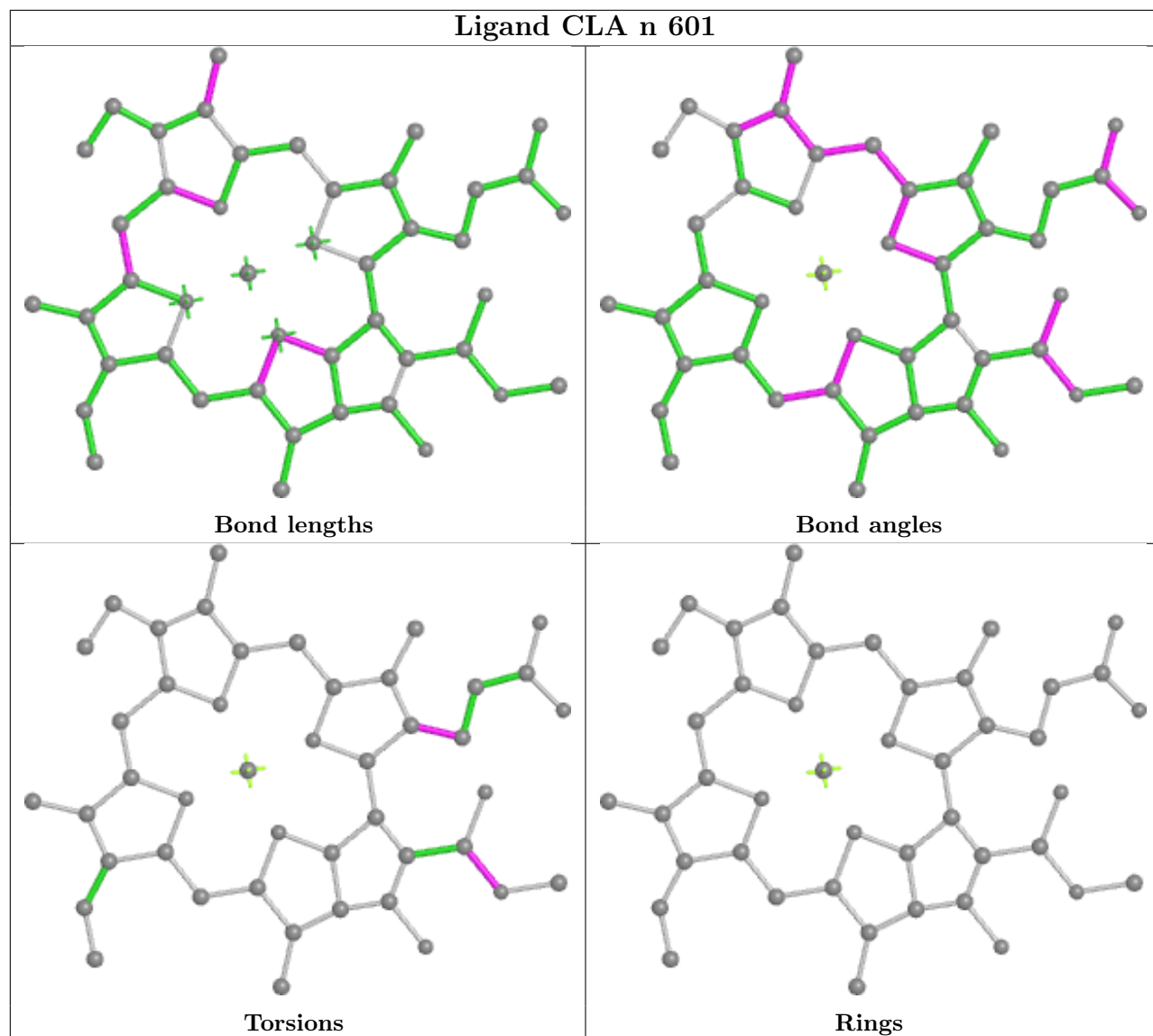


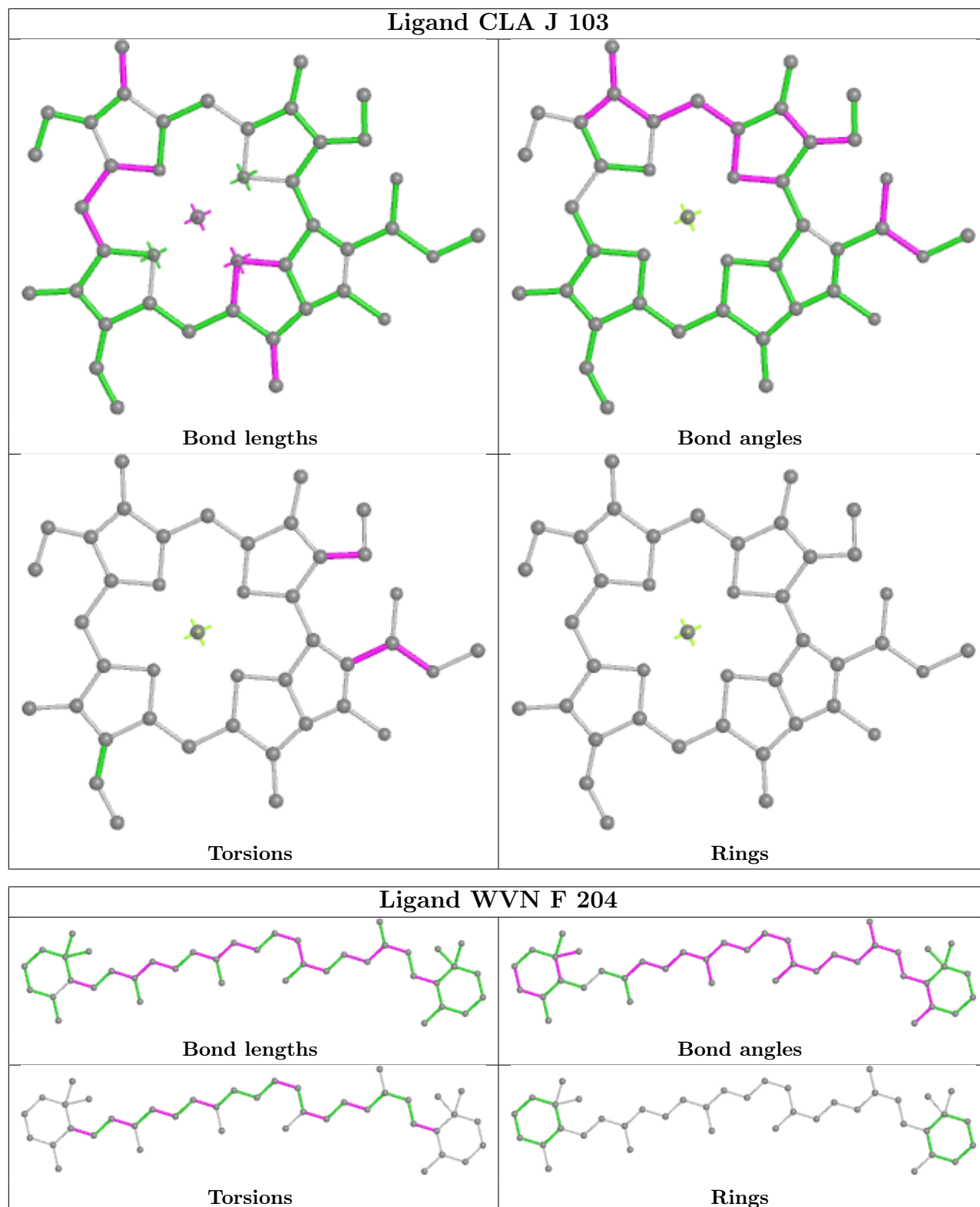


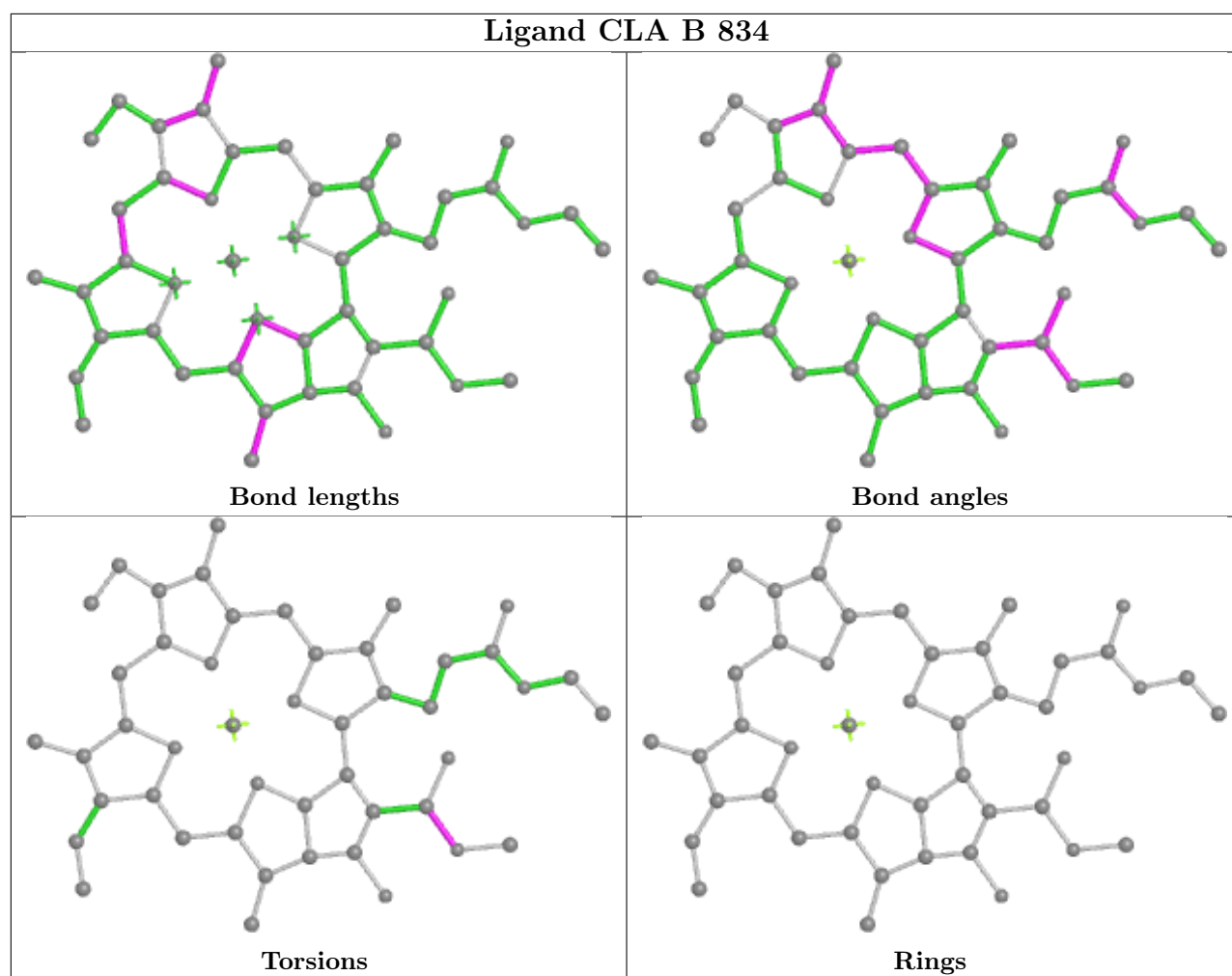












5.7 Other polymers [i](#)

There are no such residues in this entry.

5.8 Polymer linkage issues [i](#)

There are no chain breaks in this entry.

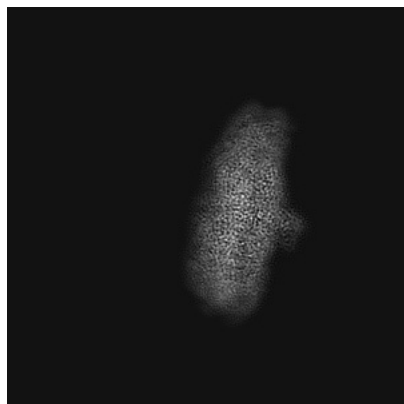
6 Map visualisation [i](#)

This section contains visualisations of the EMDB entry EMD-37642. These allow visual inspection of the internal detail of the map and identification of artifacts.

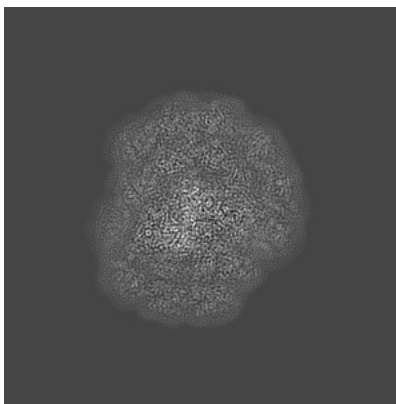
Images derived from a raw map, generated by summing the deposited half-maps, are presented below the corresponding image components of the primary map to allow further visual inspection and comparison with those of the primary map.

6.1 Orthogonal projections [i](#)

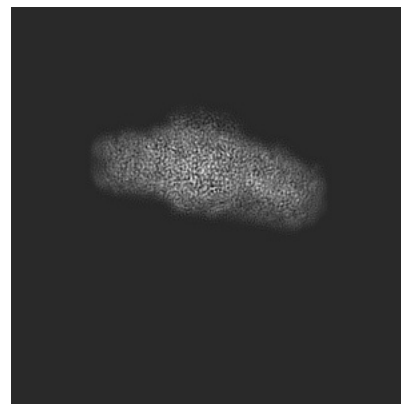
6.1.1 Primary map



X

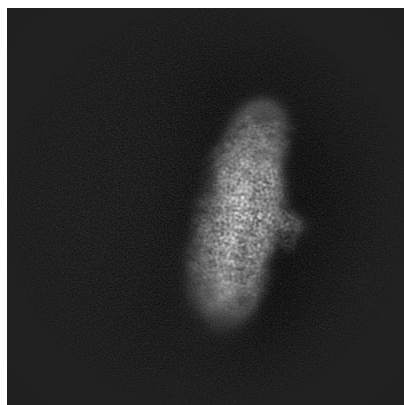


Y

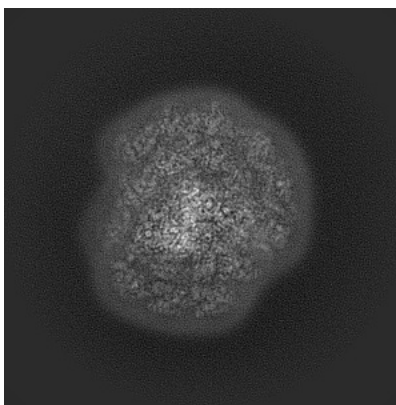


Z

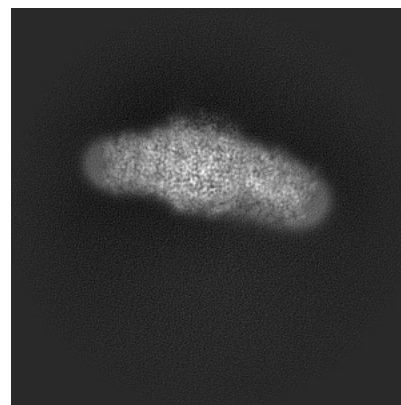
6.1.2 Raw map



X



Y




Z


The images above show the map projected in three orthogonal directions.

6.2 Central slices [i](#)


6.2.1 Primary map



X Index: 180

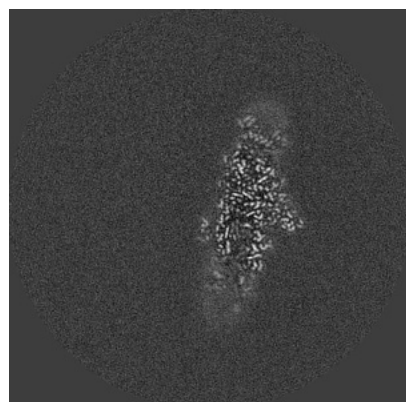


Y Index: 180

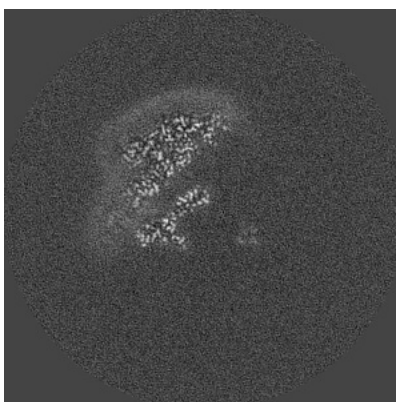


Z Index: 180

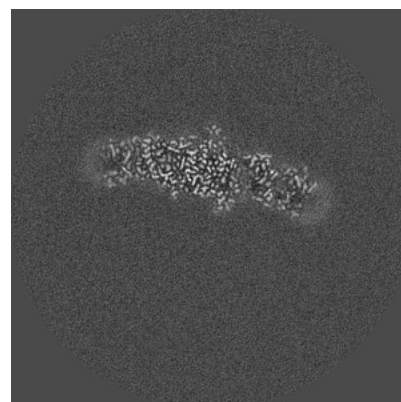
6.2.2 Raw map



X Index: 180



Y Index: 180

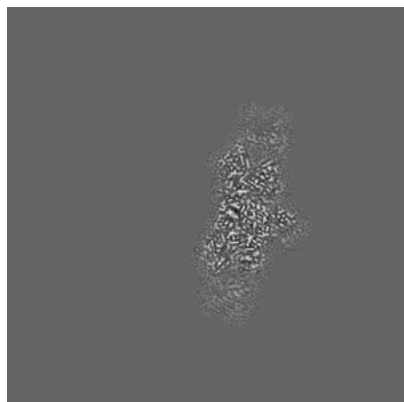


Z Index: 180


The images above show central slices of the map in three orthogonal directions.

6.3 Largest variance slices [i](#)


6.3.1 Primary map



X Index: 165

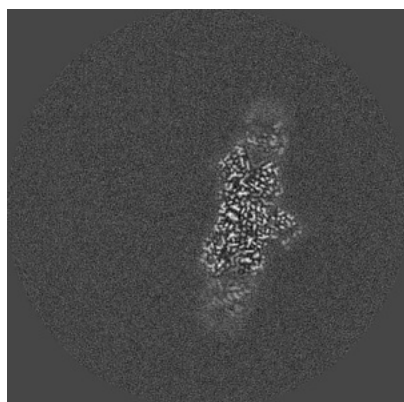


Y Index: 211

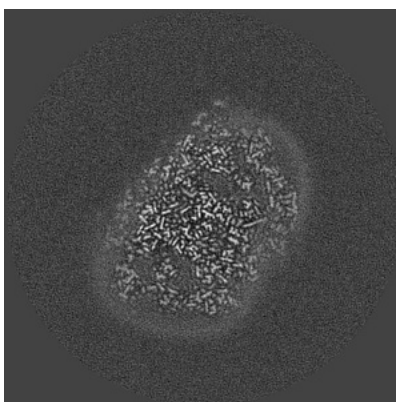


Z Index: 170

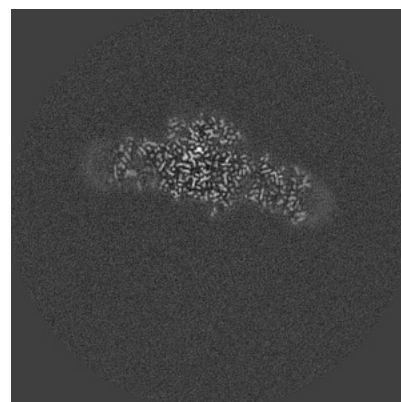
6.3.2 Raw map



X Index: 165



Y Index: 216

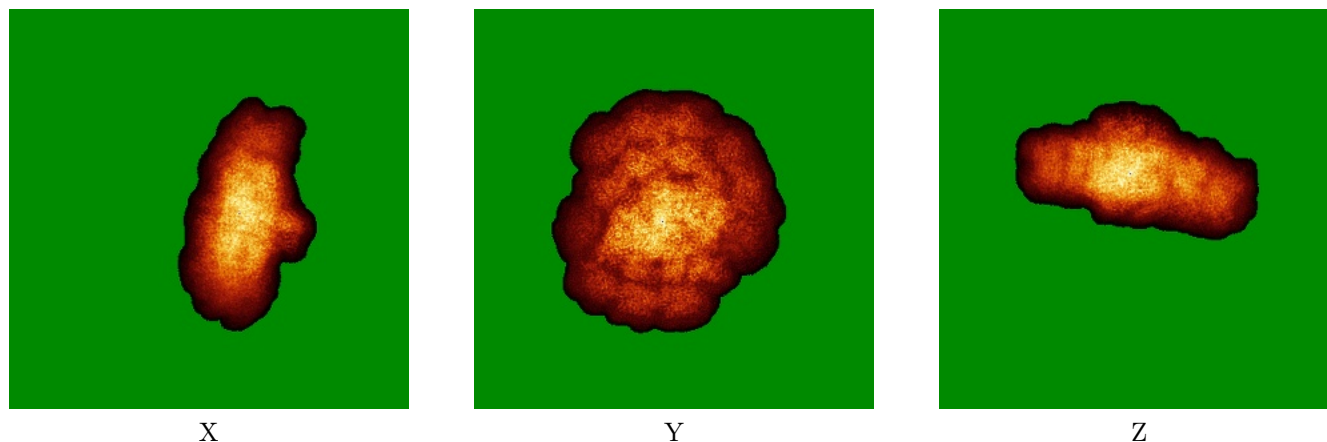


Z Index: 170


The images above show the largest variance slices of the map in three orthogonal directions.

6.4 Orthogonal standard-deviation projections (False-color) [i](#)

6.4.1 Primary map




6.4.2 Raw map



The images above show the map standard deviation projections with false color in three orthogonal directions. Minimum values are shown in green, max in blue, and dark to light orange shades represent small to large values respectively.

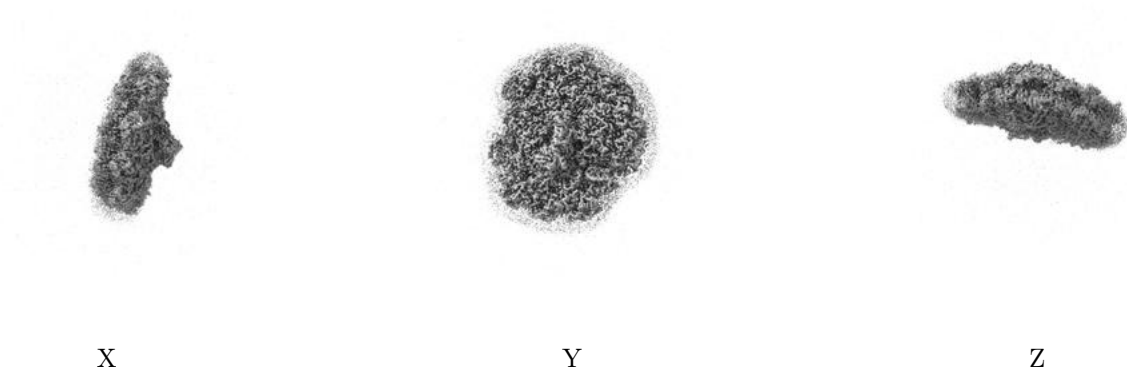
6.5 Orthogonal surface views [i](#)

6.5.1 Primary map



The images above show the 3D surface view of the map at the recommended contour level 0.032. These images, in conjunction with the slice images, may facilitate assessment of whether an appropriate contour level has been provided.

6.5.2 Raw map



These images show the 3D surface of the raw map. The raw map's contour level was selected so that its surface encloses the same volume as the primary map does at its recommended contour level.

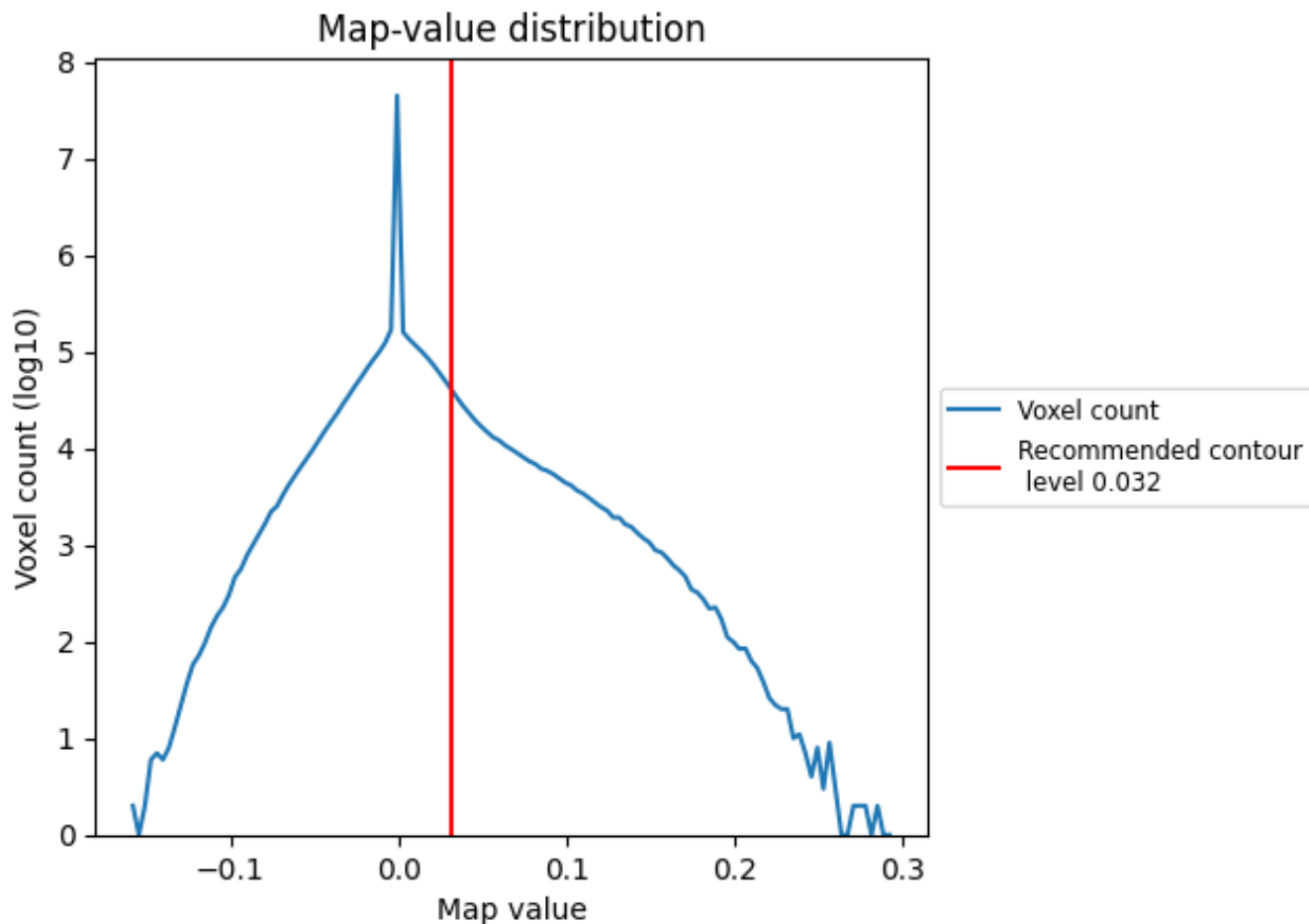
6.6 Mask visualisation [i](#)

This section was not generated. No masks/segmentation were deposited.

7 Map analysis [i](#)

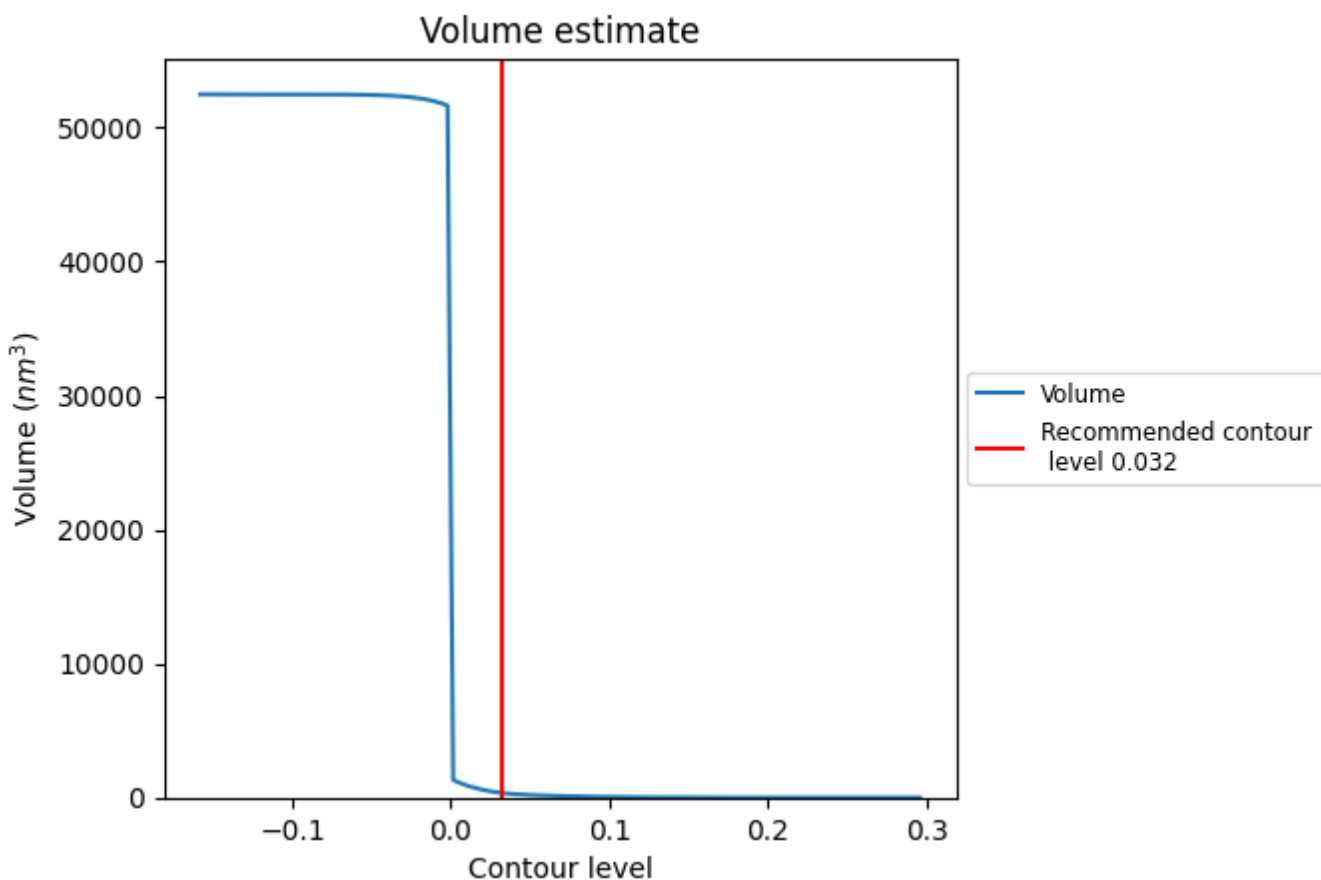
This section contains the results of statistical analysis of the map.

7.1 Map-value distribution [i](#)



The map-value distribution is plotted in 128 intervals along the x-axis. The y-axis is logarithmic. A spike in this graph at zero usually indicates that the volume has been masked.

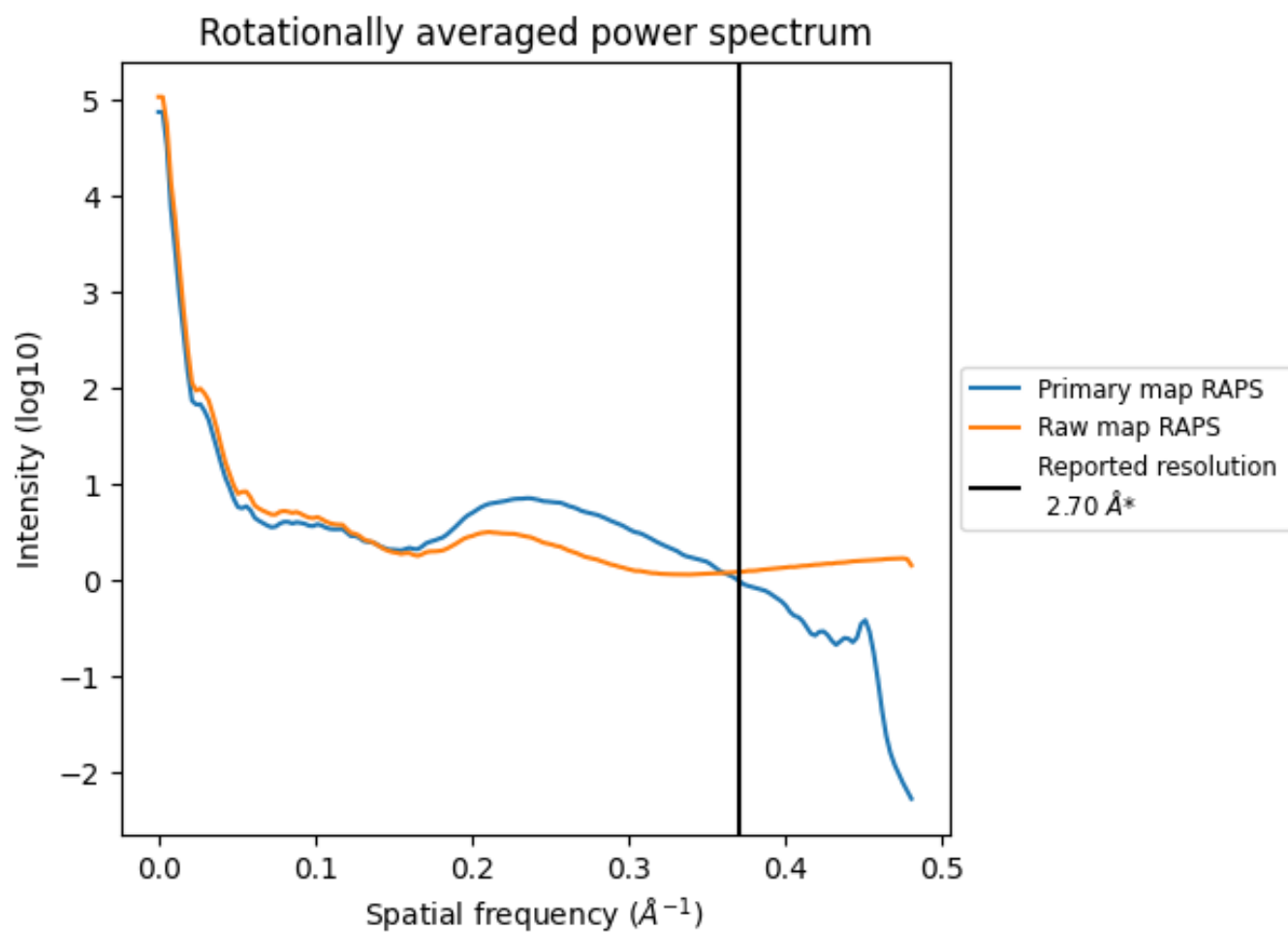
7.2 Volume estimate [i](#)



The volume at the recommended contour level is 349 nm³; this corresponds to an approximate mass of 315 kDa.

The volume estimate graph shows how the enclosed volume varies with the contour level. The recommended contour level is shown as a vertical line and the intersection between the line and the curve gives the volume of the enclosed surface at the given level.

7.3 Rotationally averaged power spectrum i

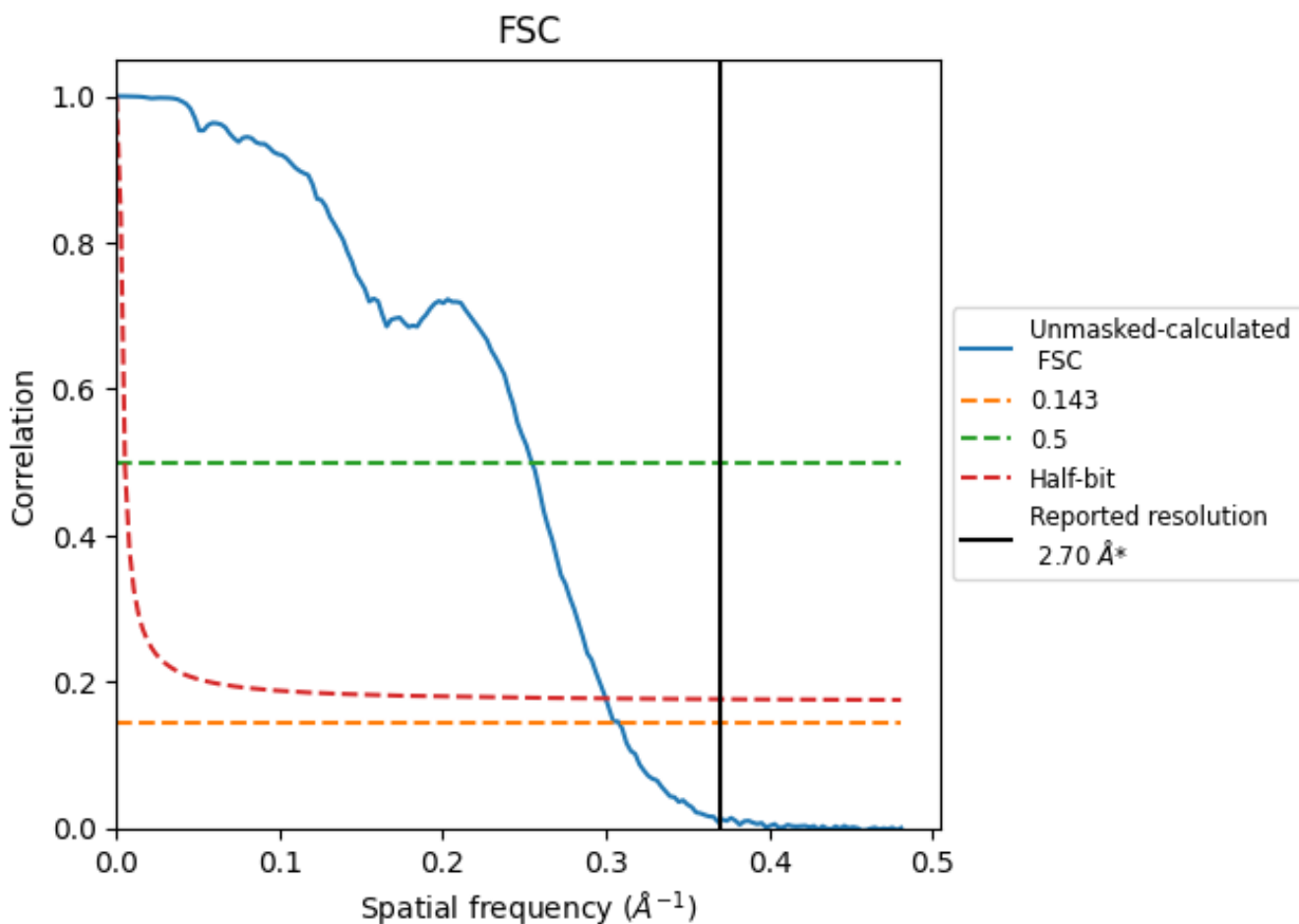


*Reported resolution corresponds to spatial frequency of 0.370 Å⁻¹

8 Fourier-Shell correlation [i](#)

Fourier-Shell Correlation (FSC) is the most commonly used method to estimate the resolution of single-particle and subtomogram-averaged maps. The shape of the curve depends on the imposed symmetry, mask and whether or not the two 3D reconstructions used were processed from a common reference. The reported resolution is shown as a black line. A curve is displayed for the half-bit criterion in addition to lines showing the 0.143 gold standard cut-off and 0.5 cut-off.

8.1 FSC [i](#)



*Reported resolution corresponds to spatial frequency of 0.370 Å⁻¹

8.2 Resolution estimates [i](#)


Resolution estimate (Å)	Estimation criterion (FSC cut-off)		
	0.143	0.5	Half-bit
Reported by author	2.70	-	-
Author-provided FSC curve	-	-	-
Unmasked-calculated*	3.25	3.93	3.34

*Resolution estimate based on FSC curve calculated by comparison of deposited half-maps. The value from deposited half-maps intersecting FSC 0.143 CUT-OFF 3.25 differs from the reported value 2.7 by more than 10 %

9 Map-model fit [i](#)

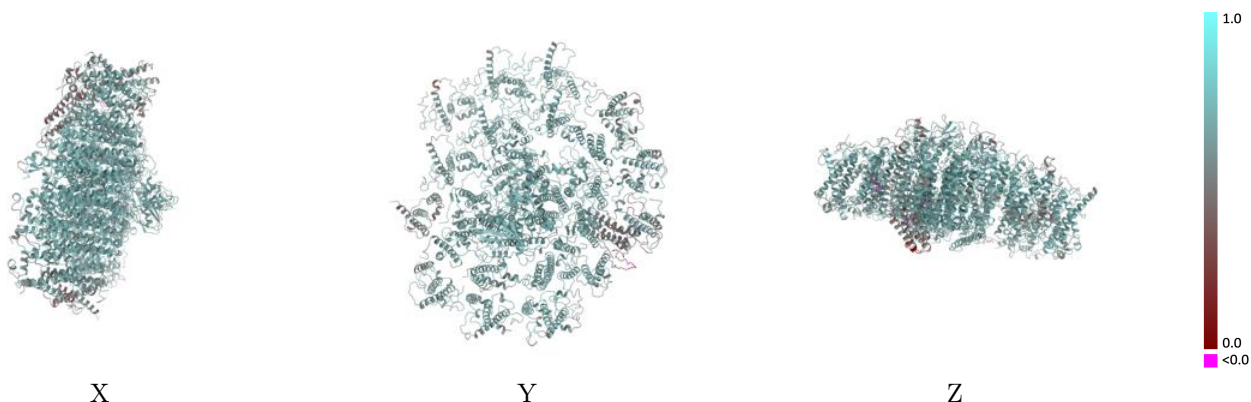
This section contains information regarding the fit between EMDB map EMD-37642 and PDB model 8WM6. Per-residue inclusion information can be found in section [3](#) on page [41](#).

9.1 Map-model overlay [i](#)



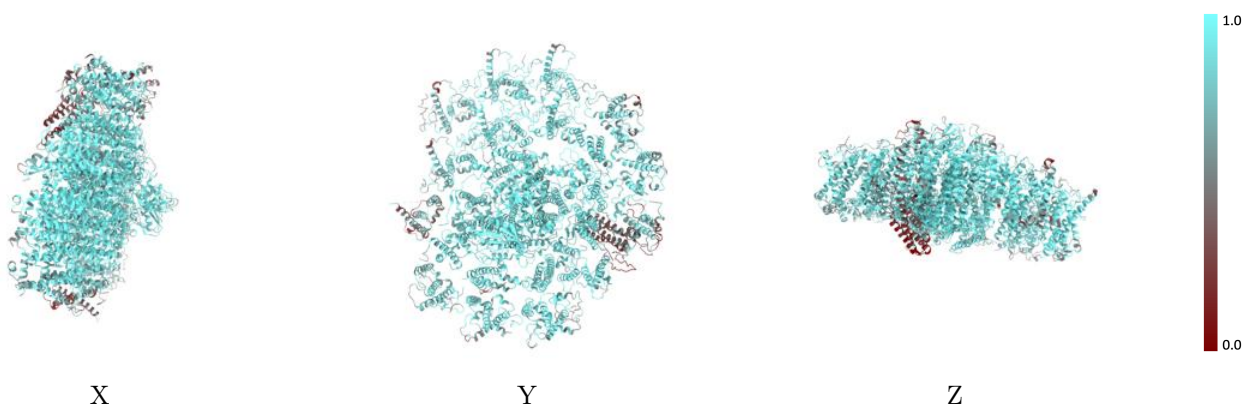
The images above show the 3D surface view of the map at the recommended contour level 0.032 at 50% transparency in yellow overlaid with a ribbon representation of the model coloured in blue. These images allow for the visual assessment of the quality of fit between the atomic model and the map.

9.2 Q-score mapped to coordinate model [i](#)



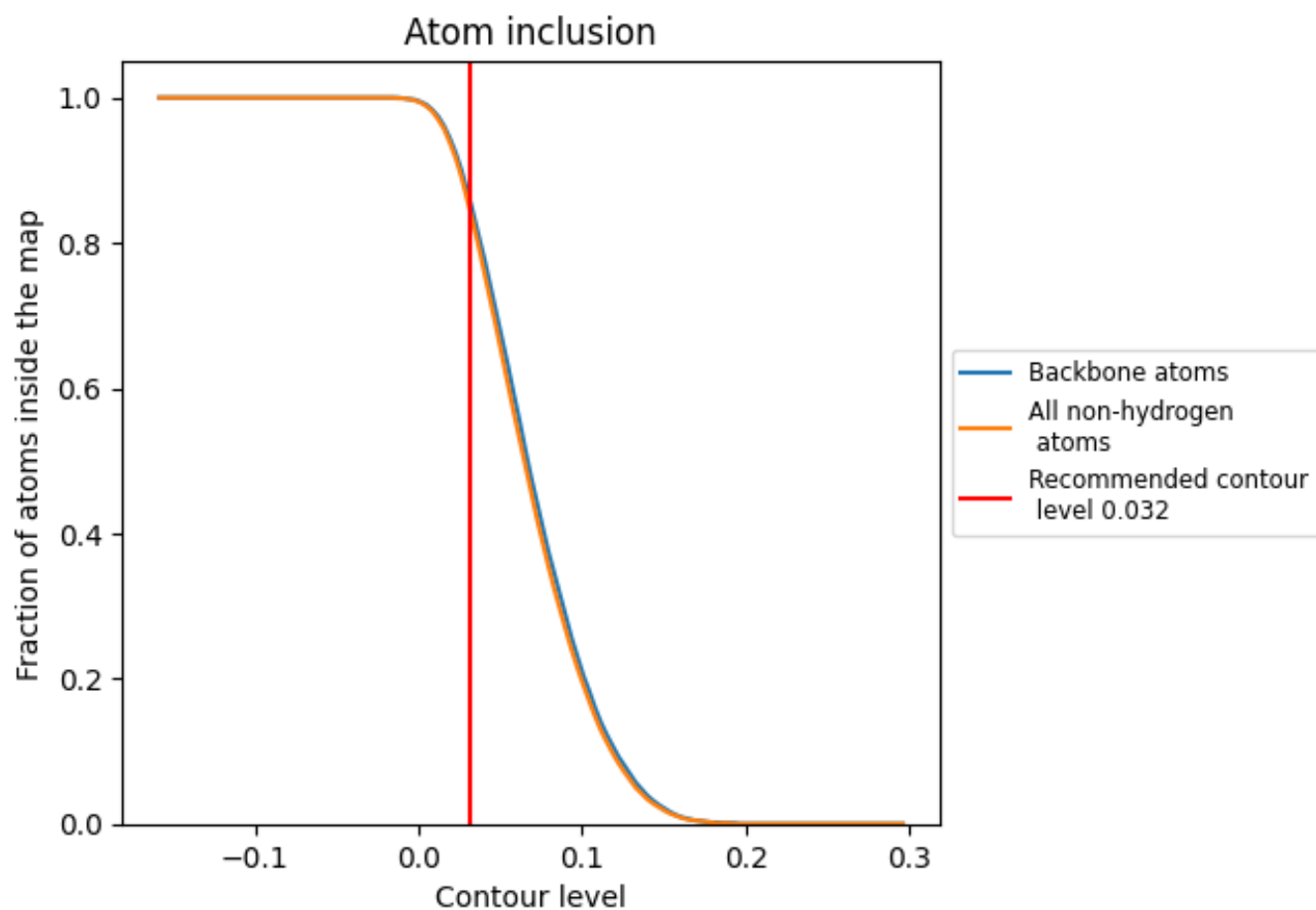
The images above show the model with each residue coloured according to its Q-score. This shows their resolvability in the map with higher Q-score values reflecting better resolvability. Please note: Q-score is calculating the resolvability of atoms, and thus high values are only expected at resolutions at which atoms can be resolved. Low Q-score values may therefore be expected for many entries.

9.3 Atom inclusion mapped to coordinate model [i](#)



The images above show the model with each residue coloured according to its atom inclusion. This shows to what extent they are inside the map at the recommended contour level (0.032).





























































9.4 Atom inclusion [i](#)



At the recommended contour level, 85% of all backbone atoms, 84% of all non-hydrogen atoms, are inside the map.

9.5 Map-model fit summary

The table lists the average atom inclusion at the recommended contour level (0.032) and Q-score for the entire model and for each chain.

Chain	Atom inclusion	Q-score
All	 0.8410	 0.6190
A	 0.9560	 0.6740
B	 0.9620	 0.6780
C	 0.9610	 0.6650
D	 0.8910	 0.6380
E	 0.8590	 0.6300
F	 0.9250	 0.6600
I	 0.9570	 0.6610
J	 0.9210	 0.6630
K	 0.8700	 0.6330
L	 0.9100	 0.6530
M	 0.9480	 0.6580
O	 0.8770	 0.6260
Q	 0.2720	 0.3930
R	 0.9240	 0.6520
a	 0.9190	 0.6430
b	 0.8960	 0.6360
c	 0.7960	 0.5960
d	 0.5010	 0.4930
e	 0.7280	 0.5650
f	 0.8040	 0.6020
g	 0.7870	 0.6040
h	 0.8440	 0.6090
i	 0.6260	 0.5310
j	 0.8130	 0.6040
k	 0.7010	 0.5440
l	 0.8460	 0.6150
m	 0.8580	 0.6220
n	 0.7180	 0.5690
s	 0.8770	 0.6320

